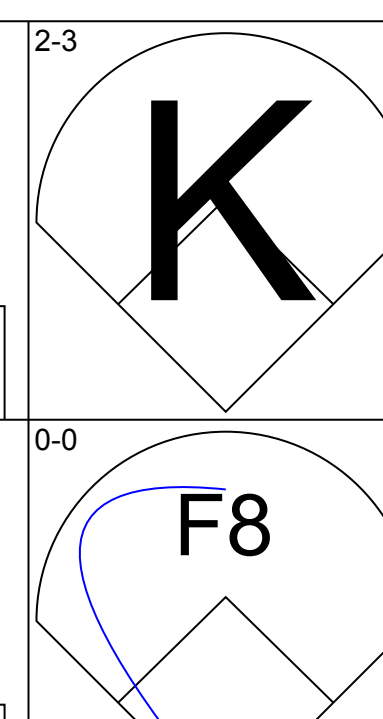
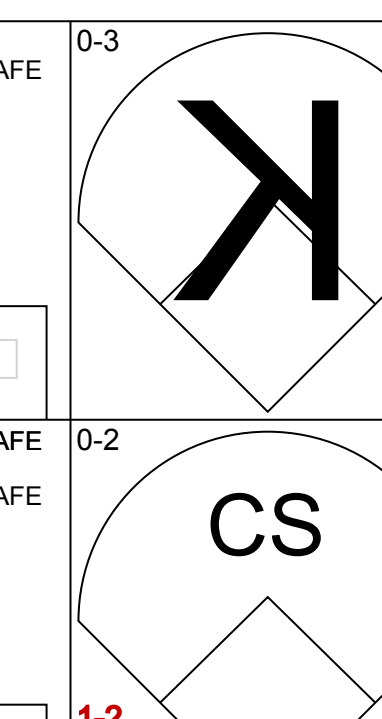
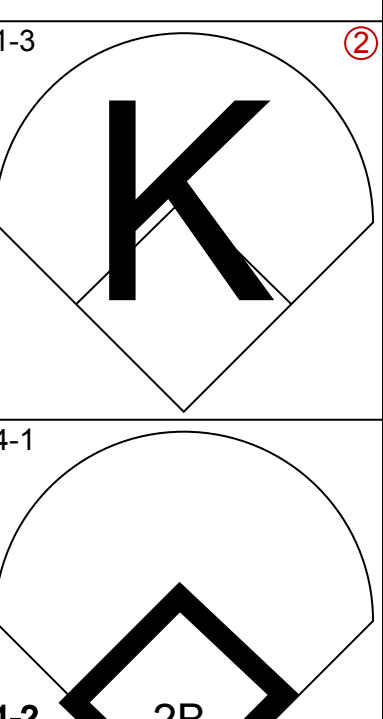
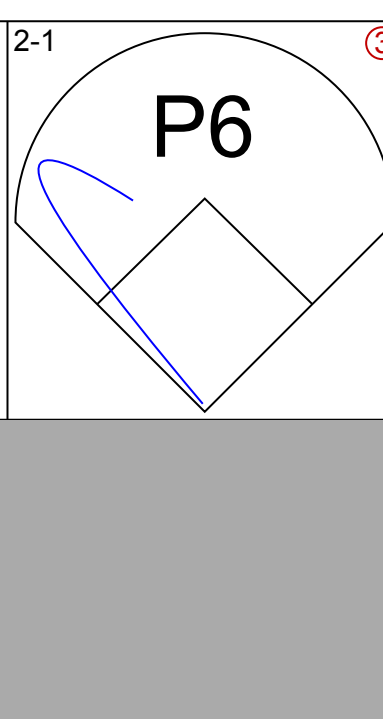
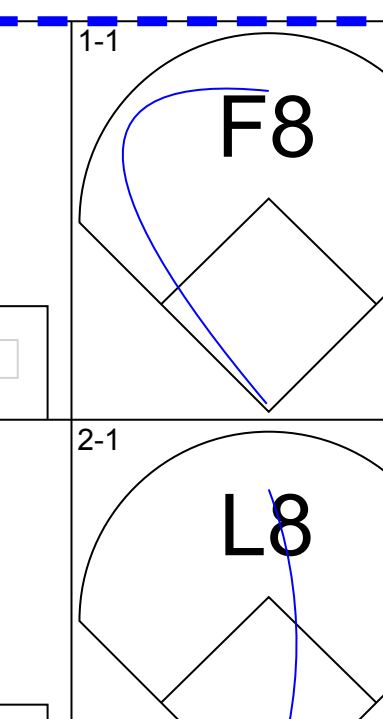
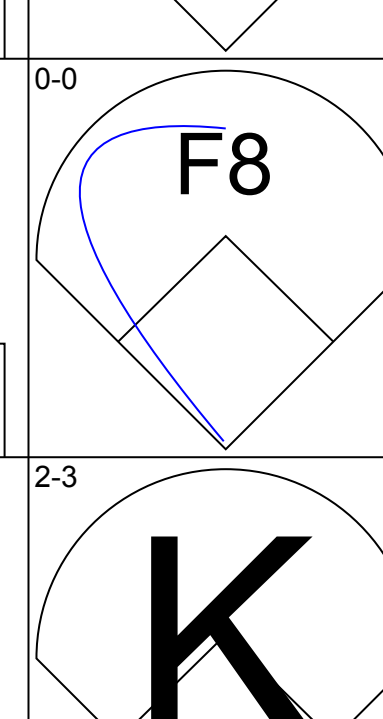
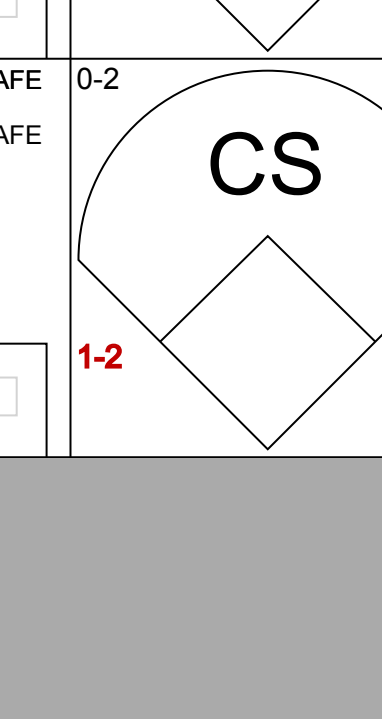
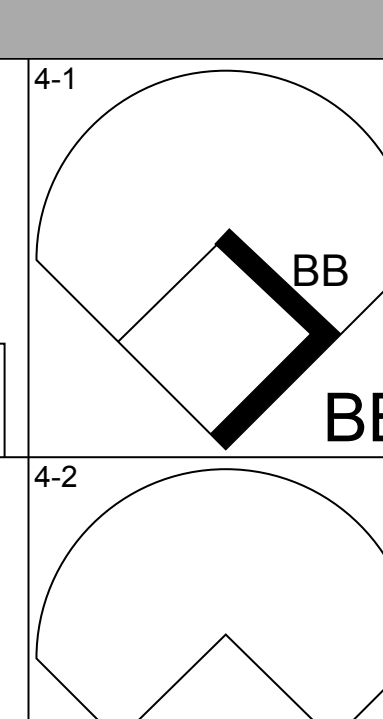
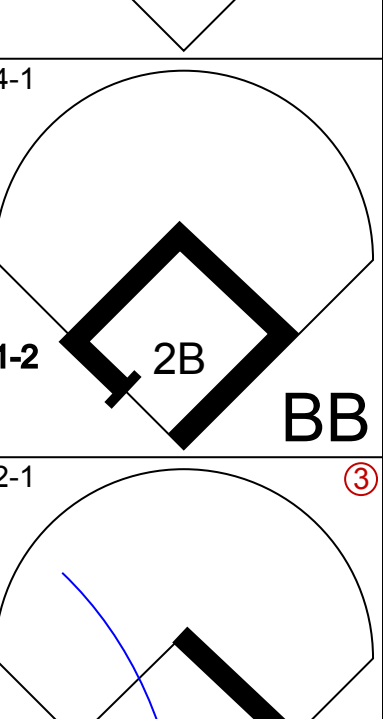
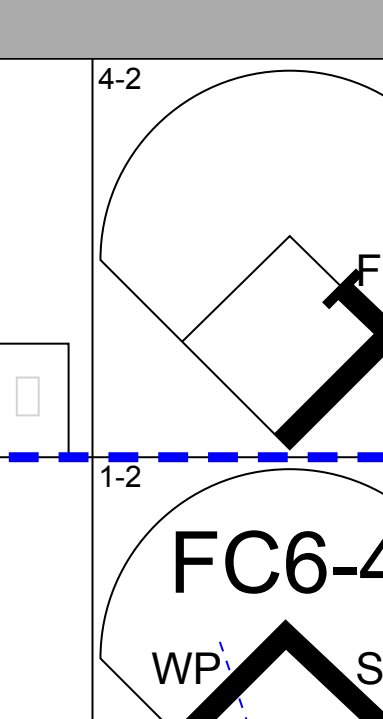
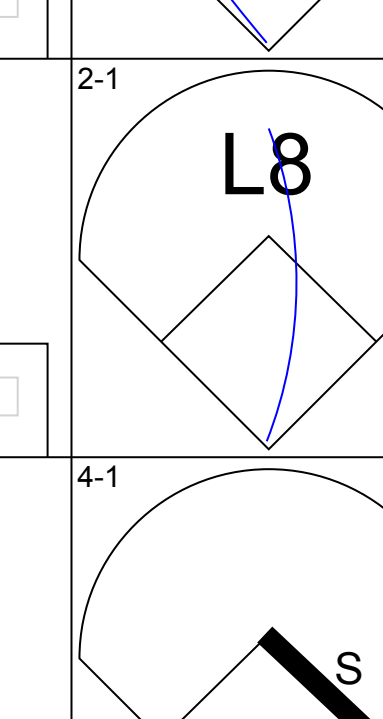
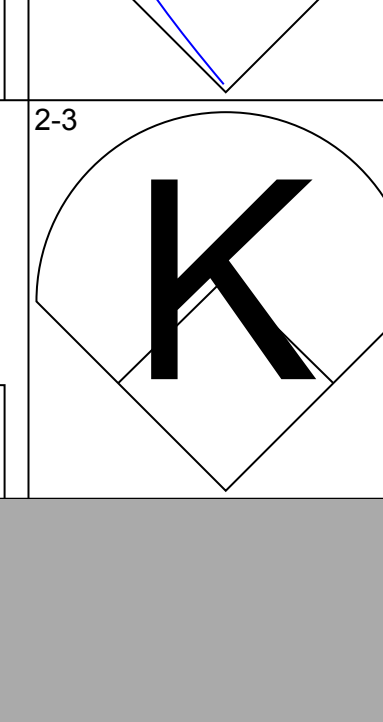
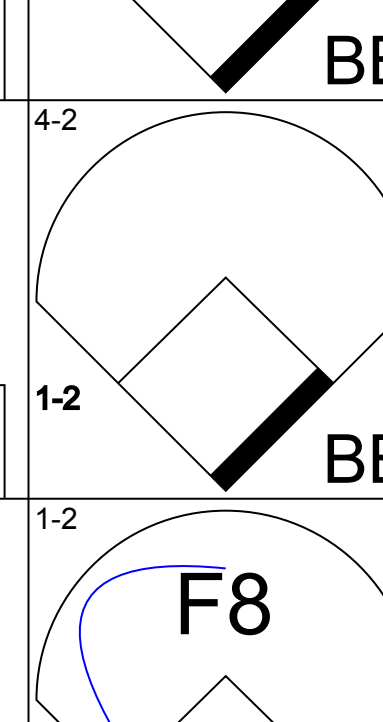
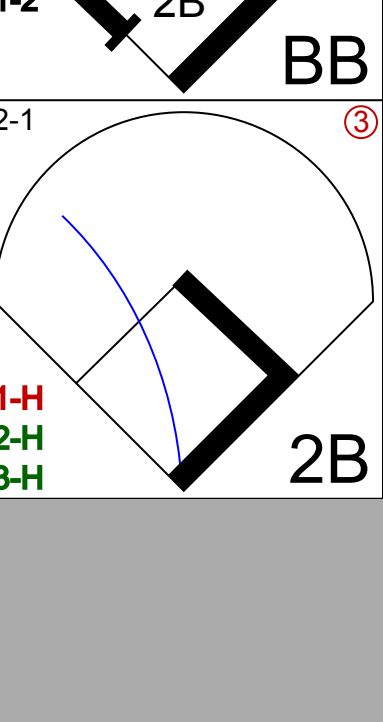
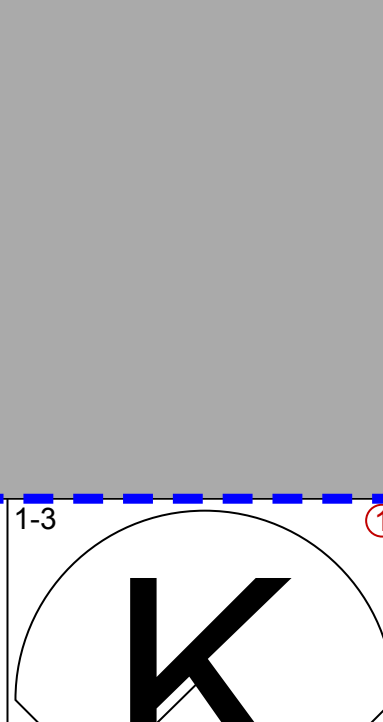
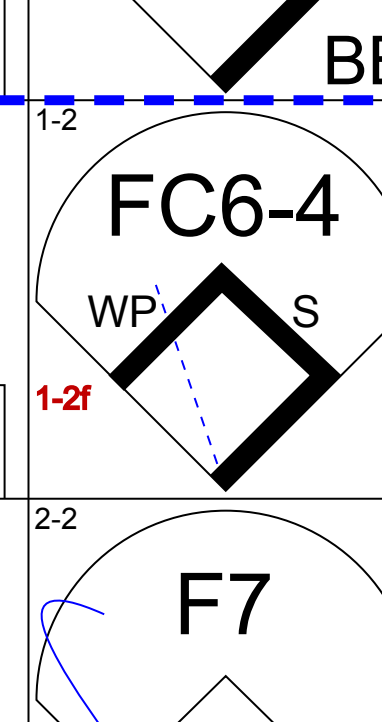
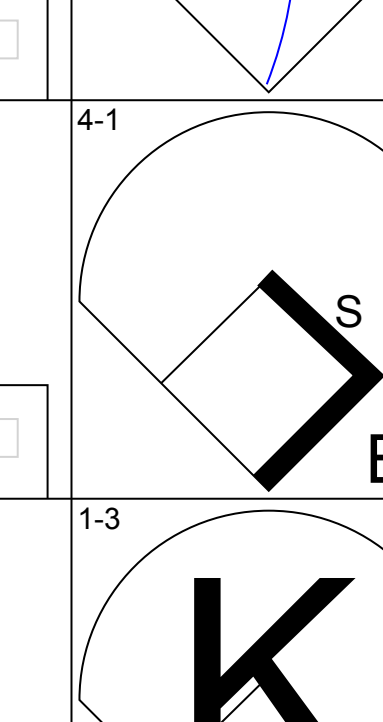
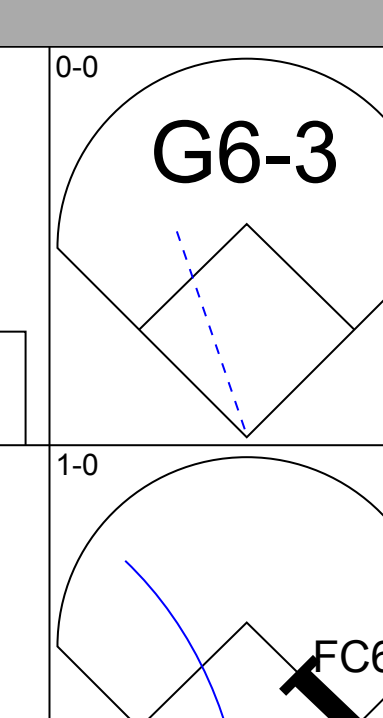
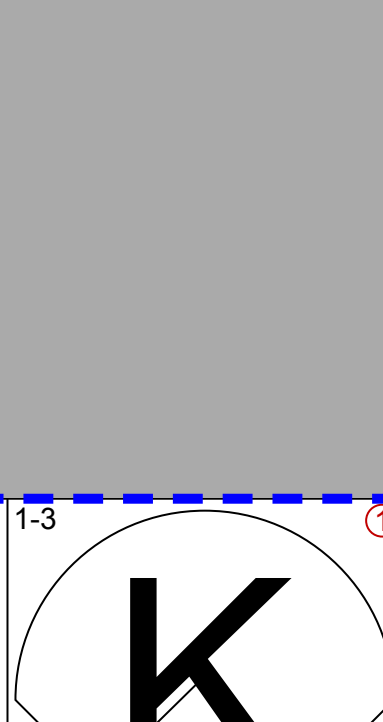
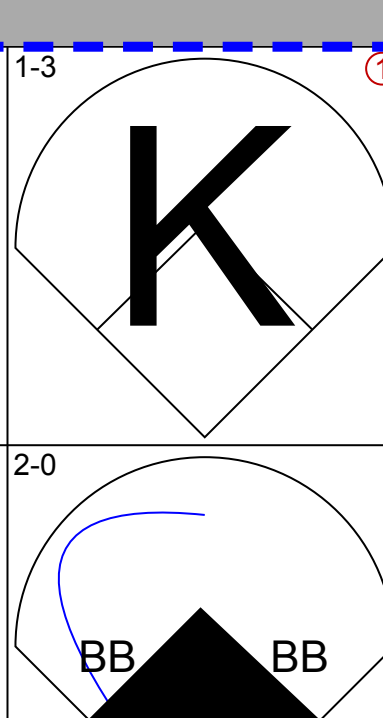
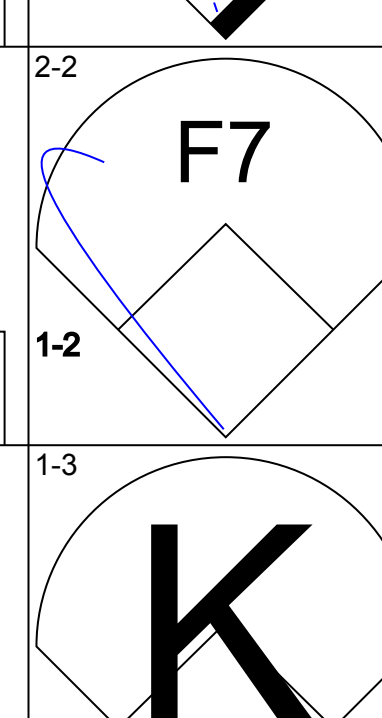
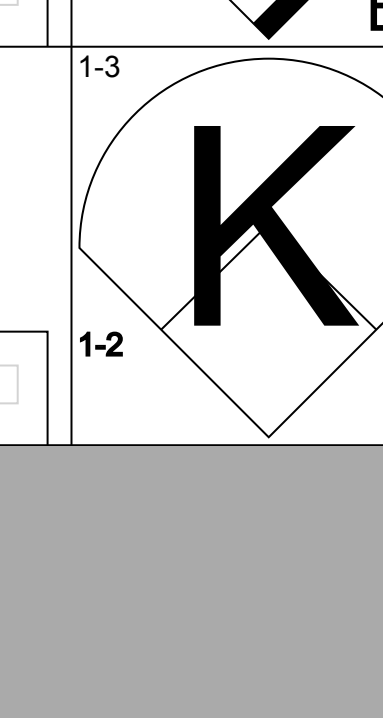
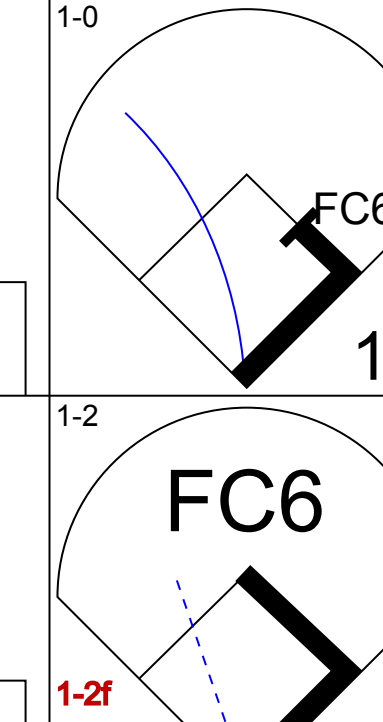
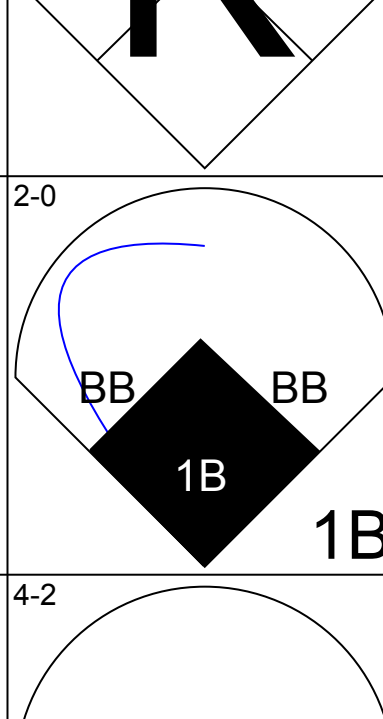
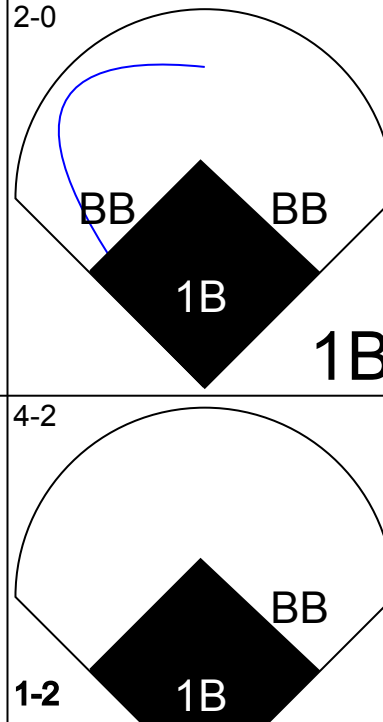
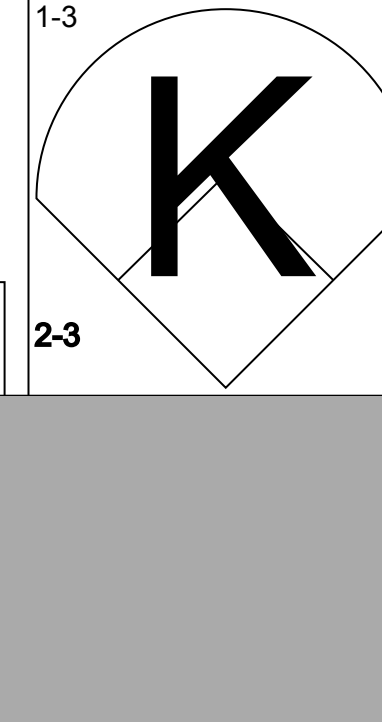
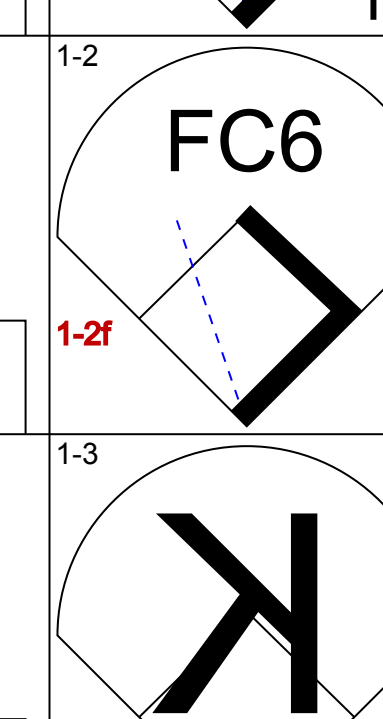
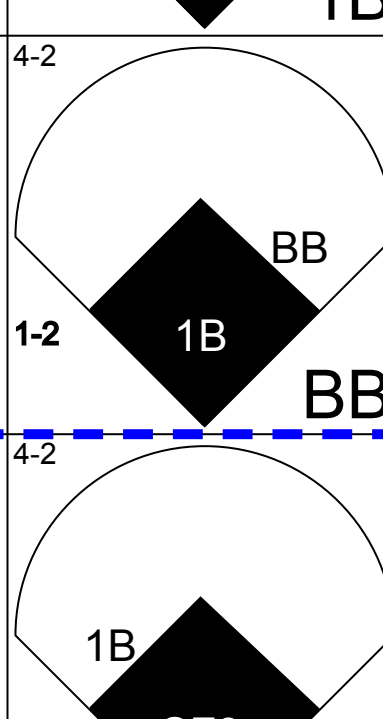
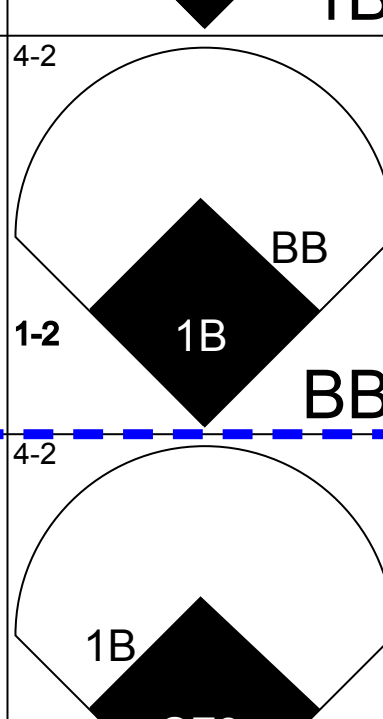
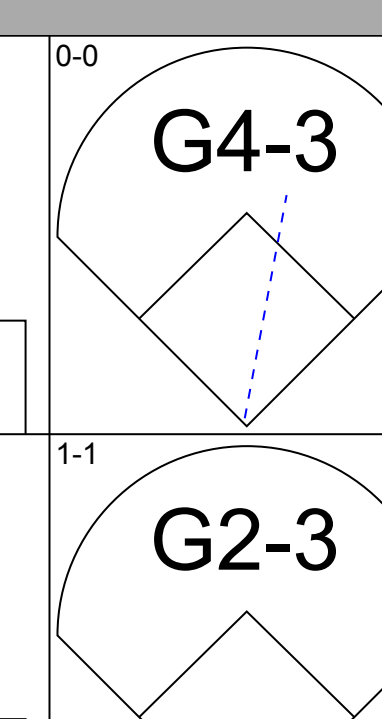
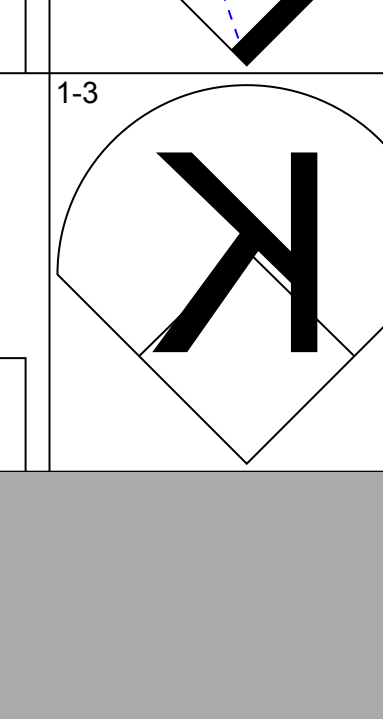
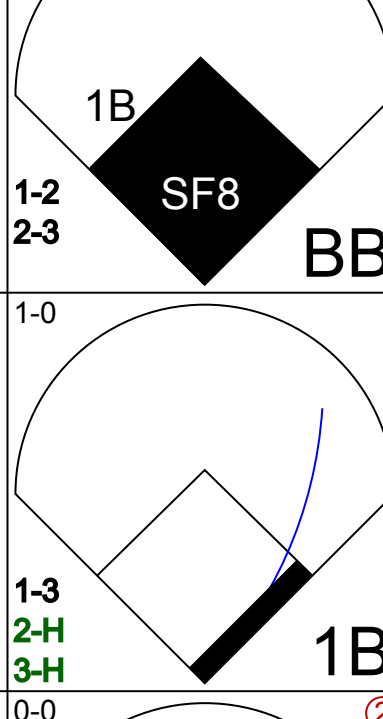
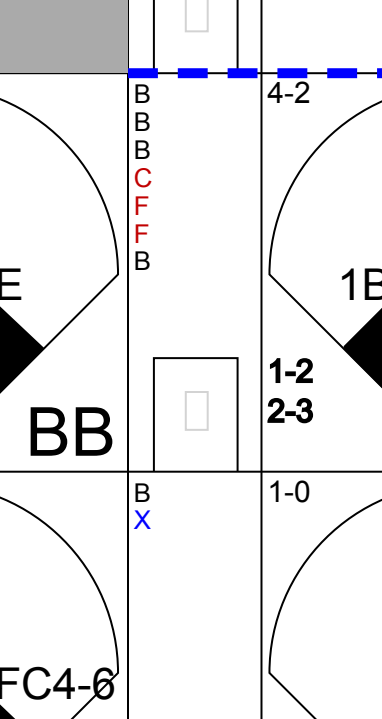
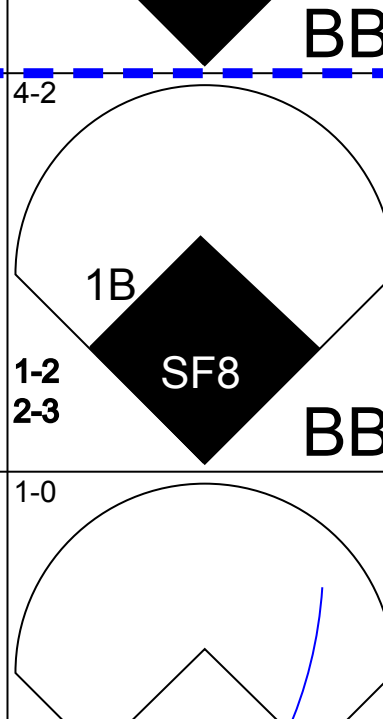
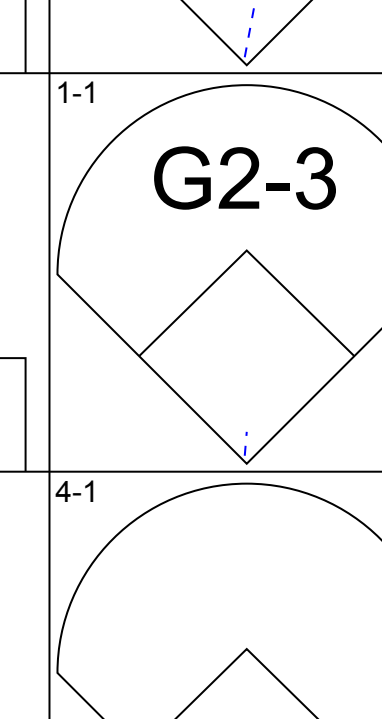
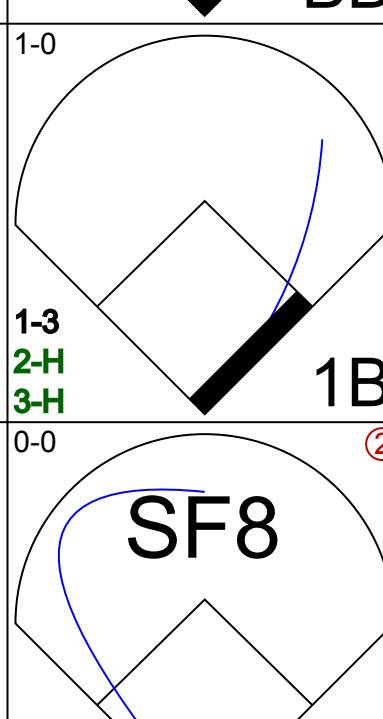
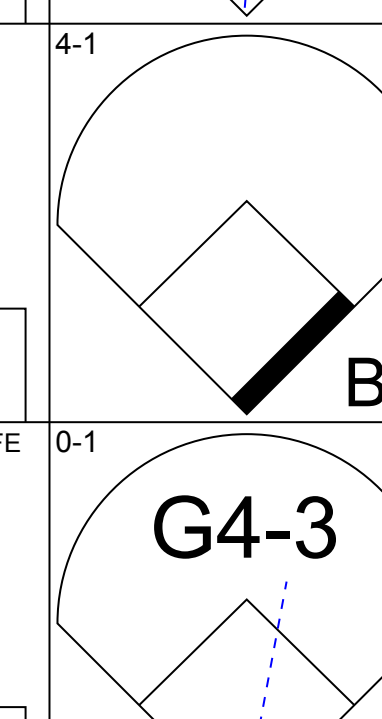
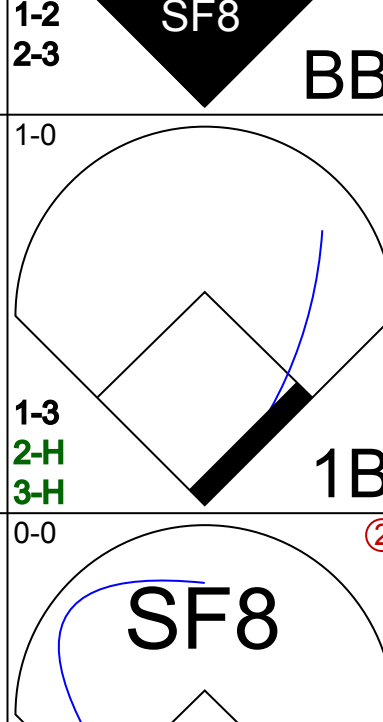
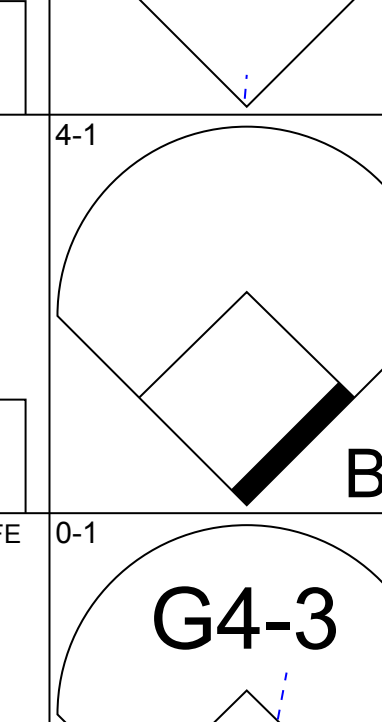
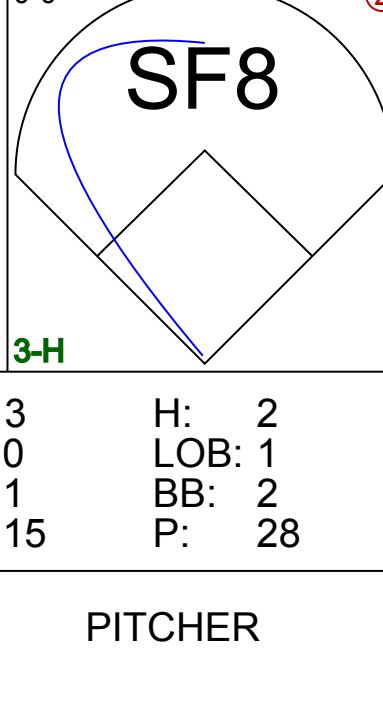
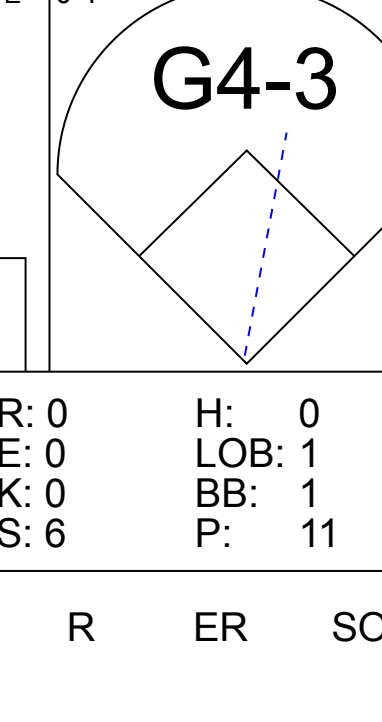
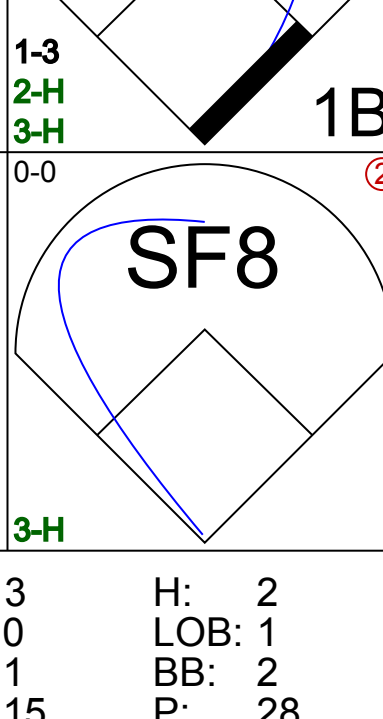
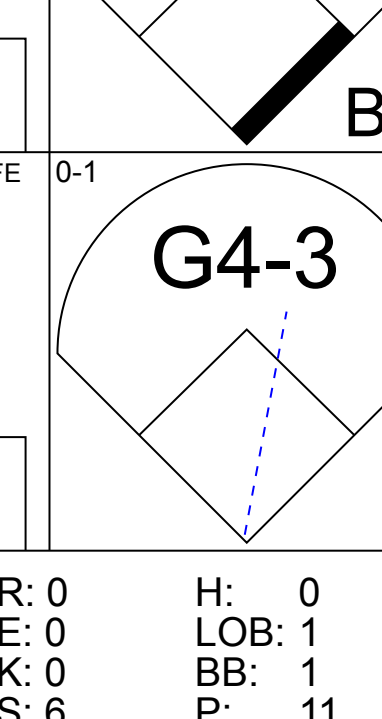


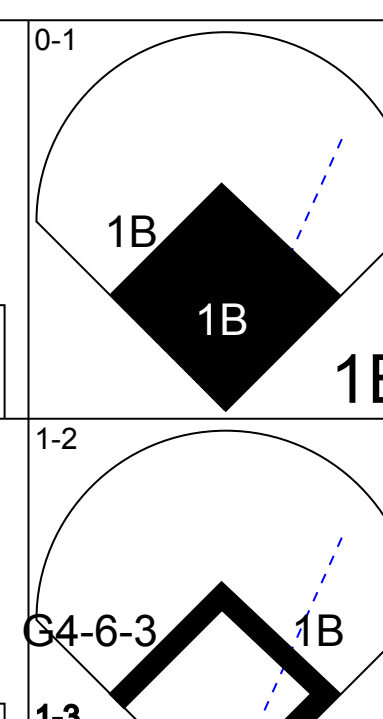
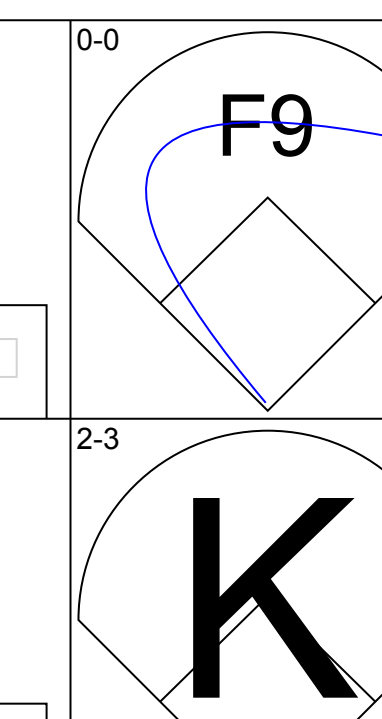
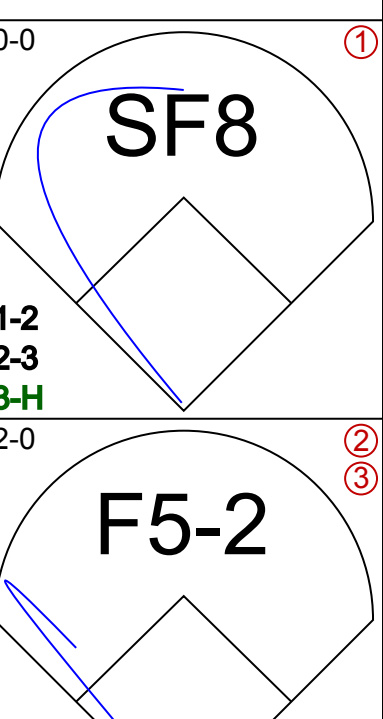
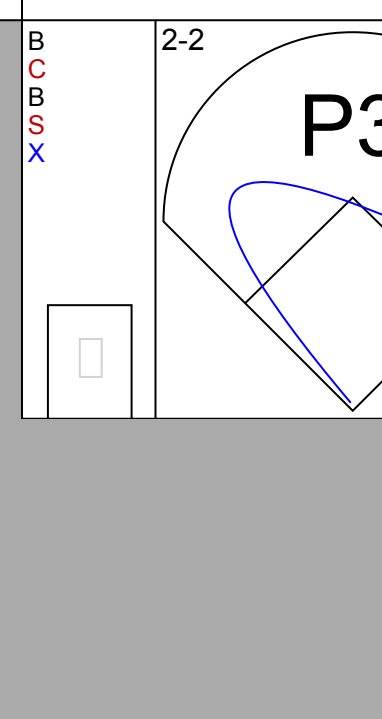
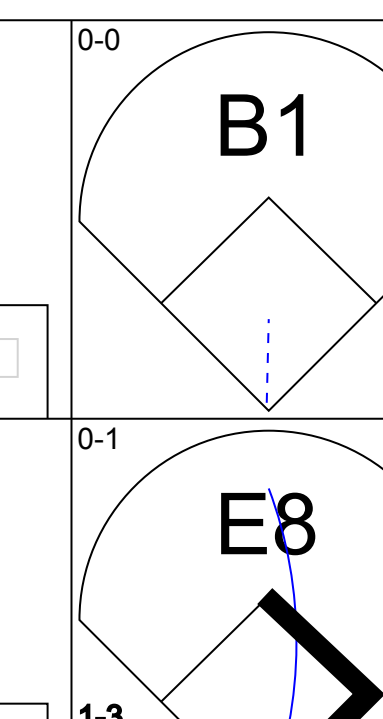
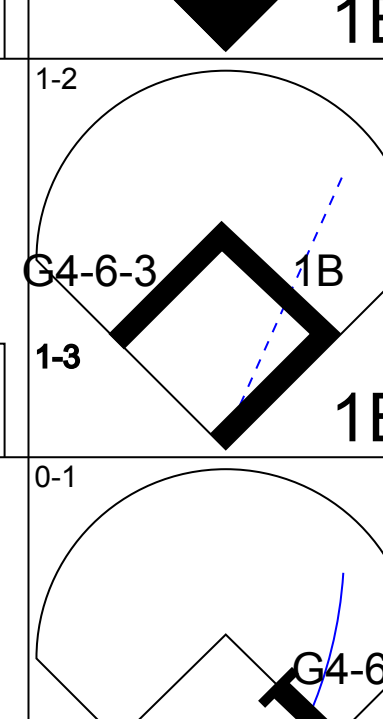
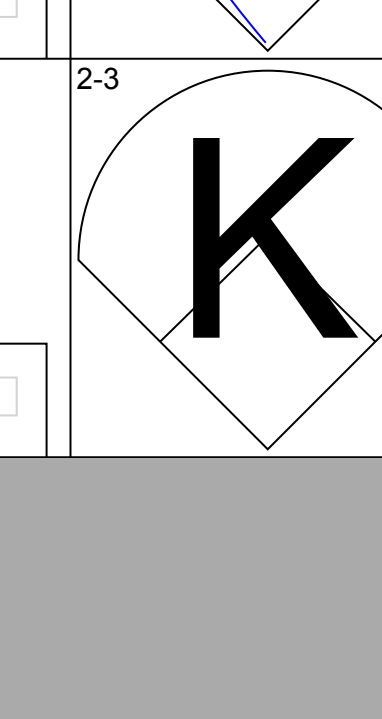
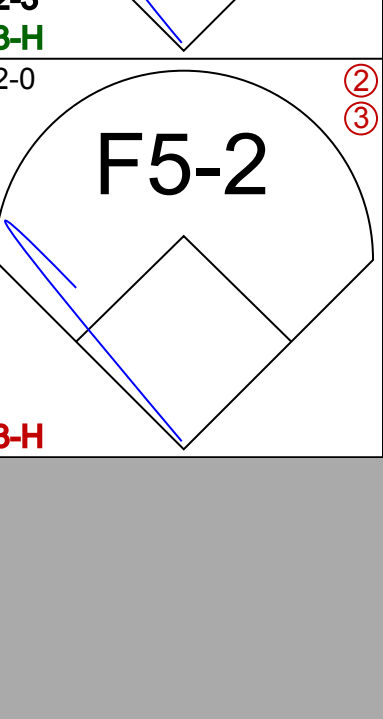
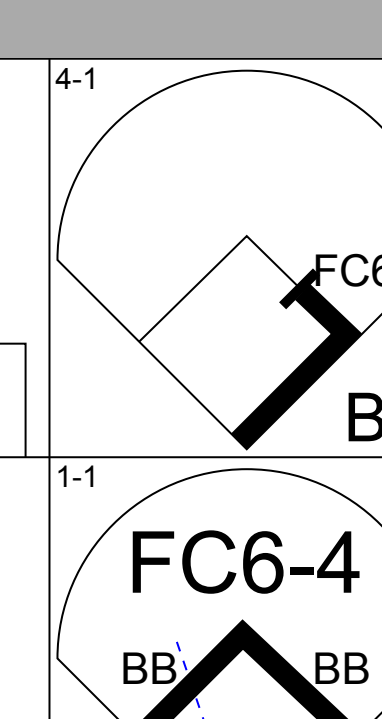
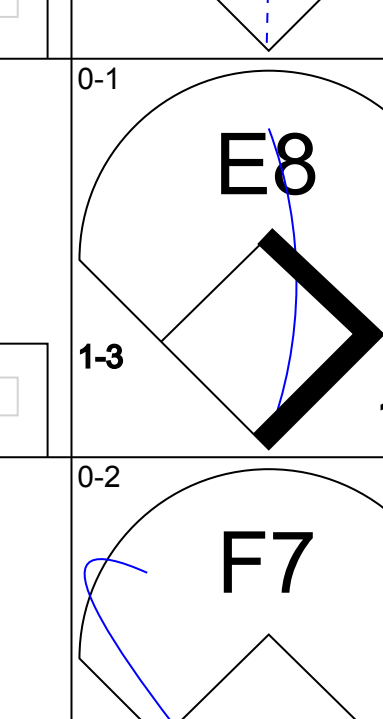
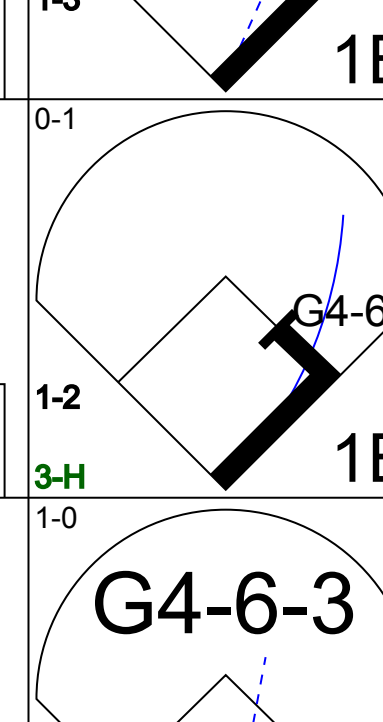
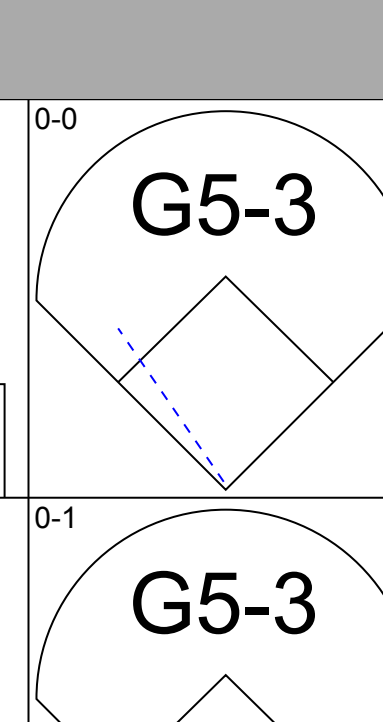
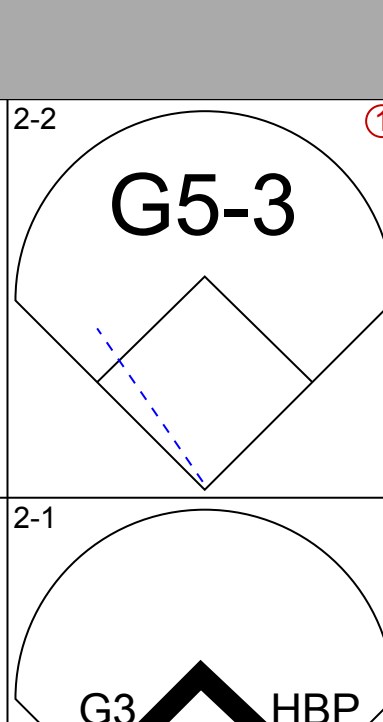
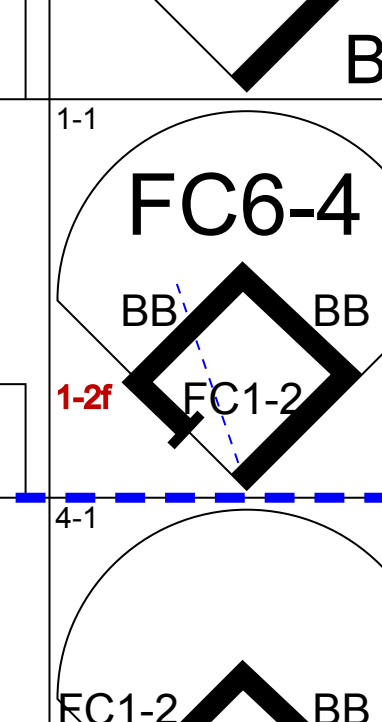
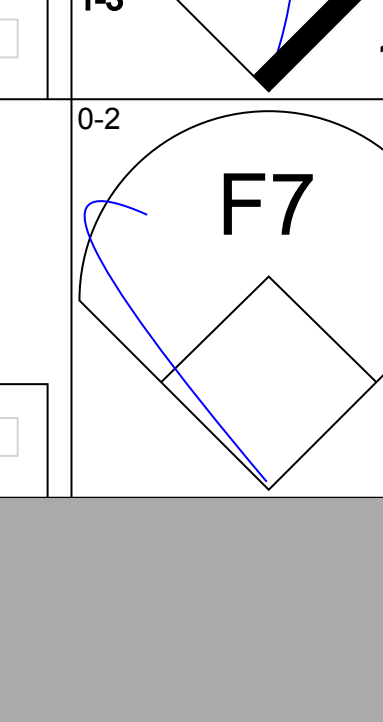
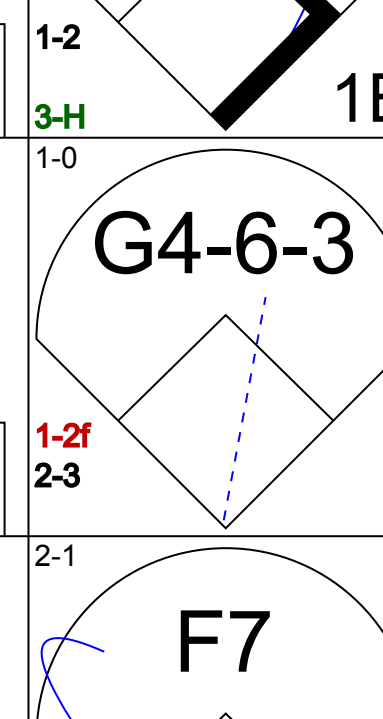
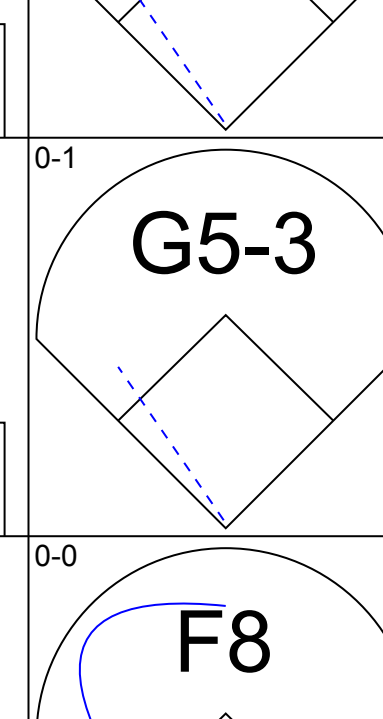
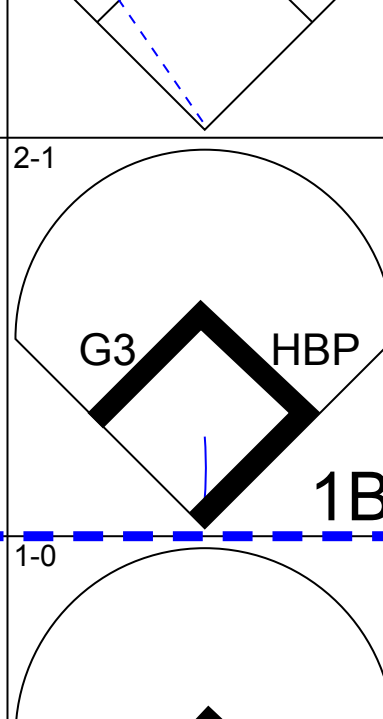
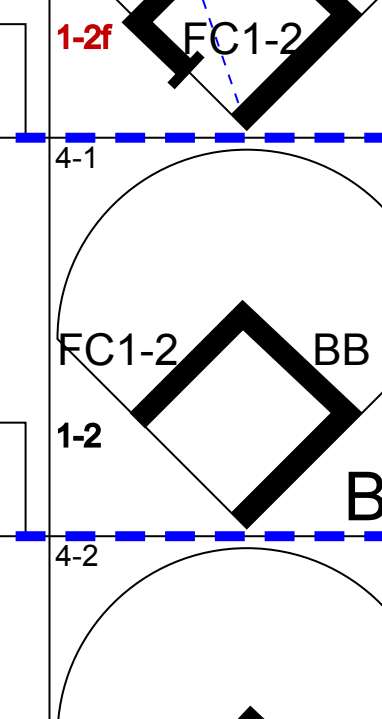
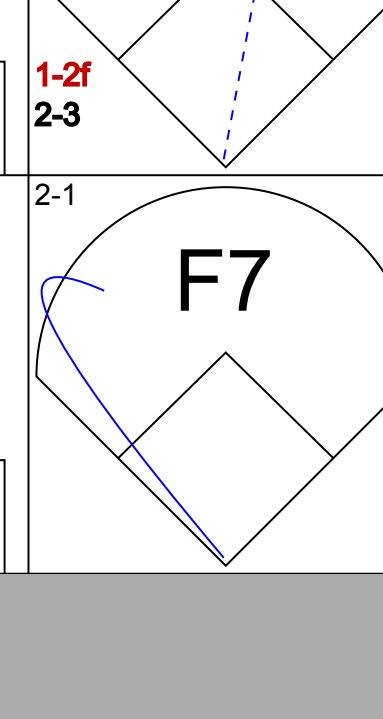
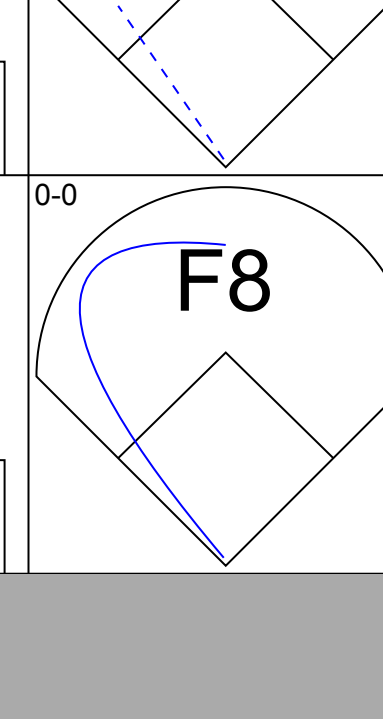
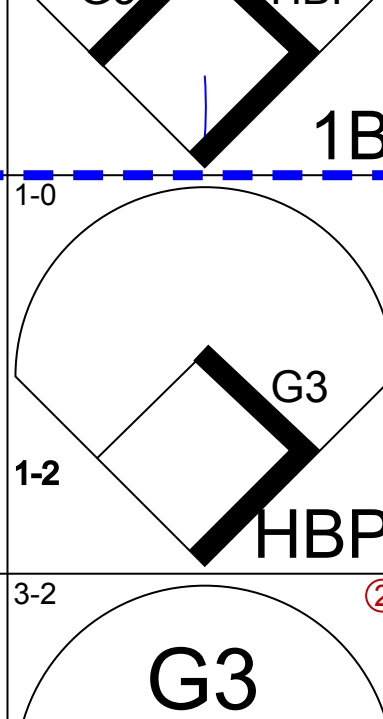
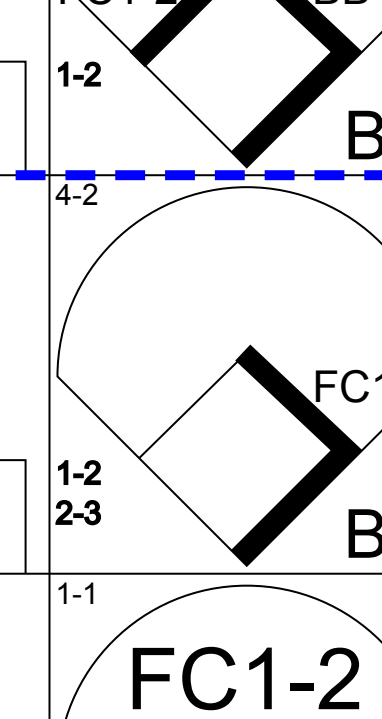
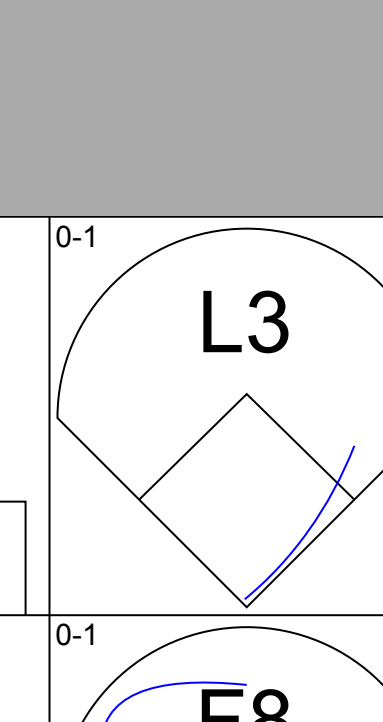
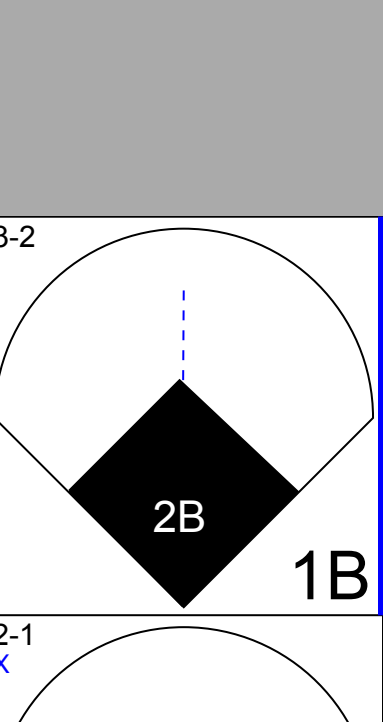
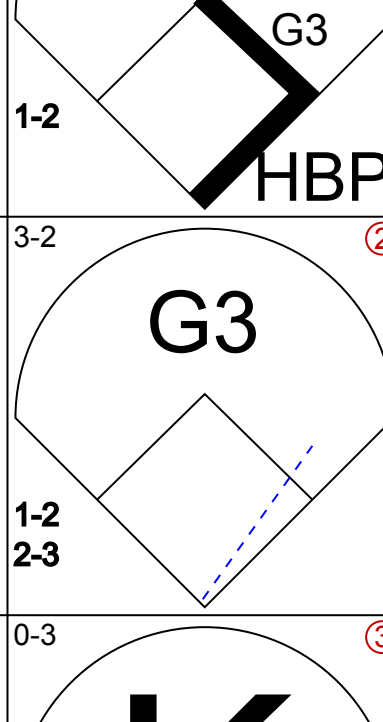
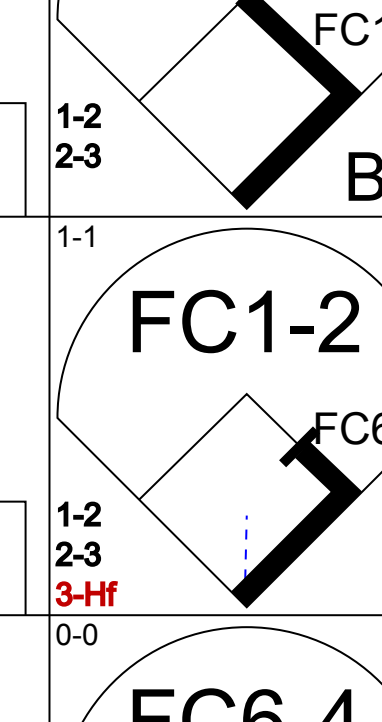
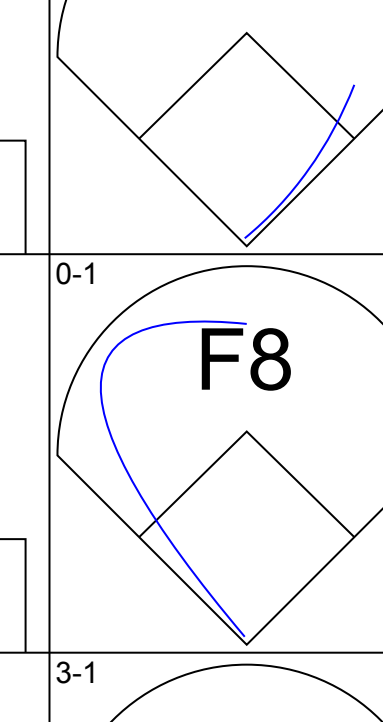
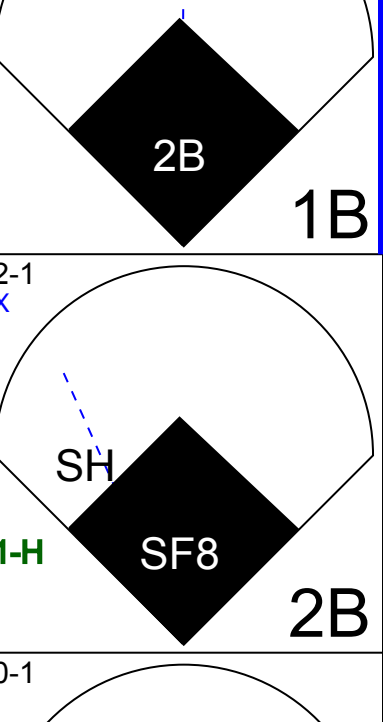
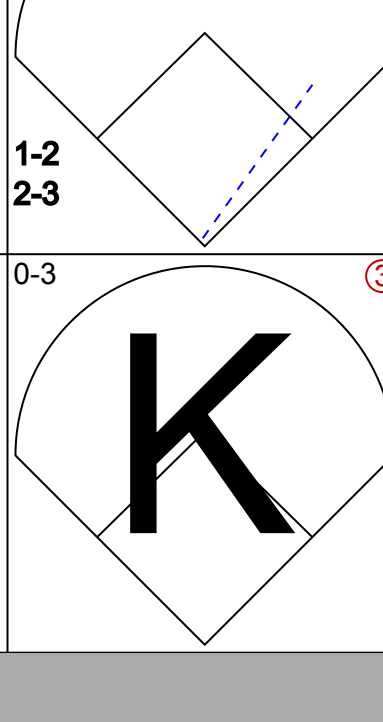
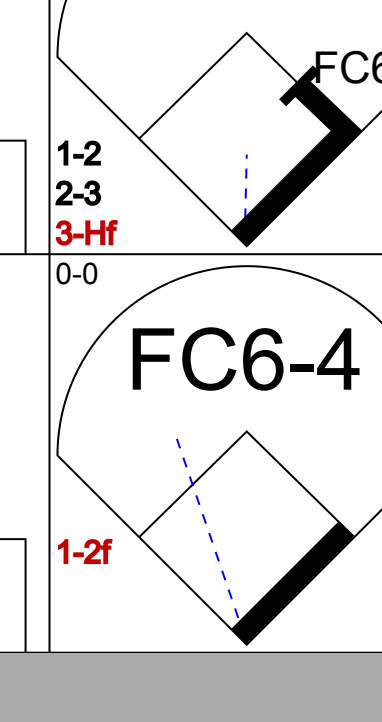
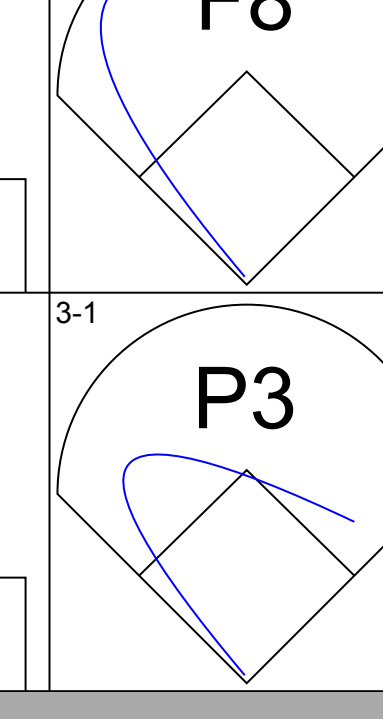
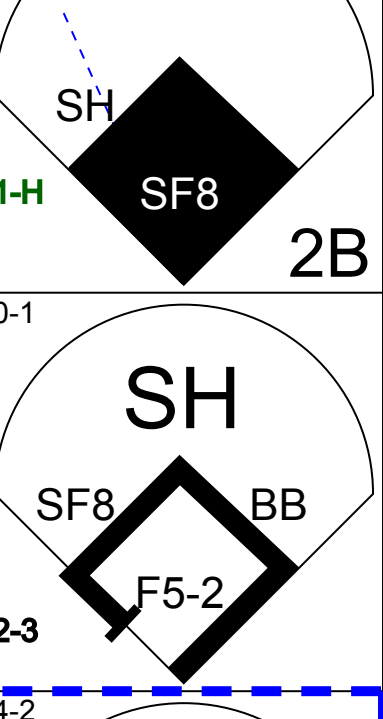
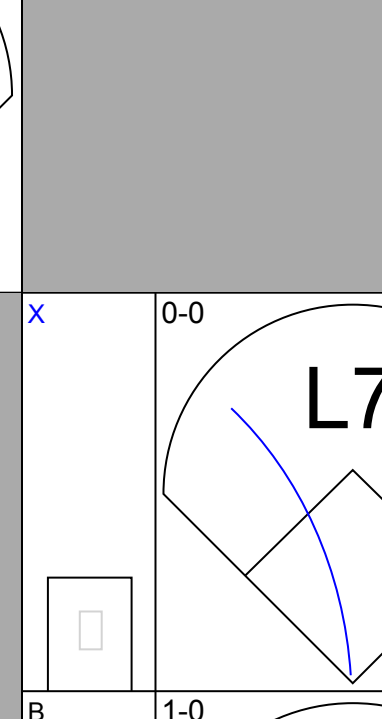
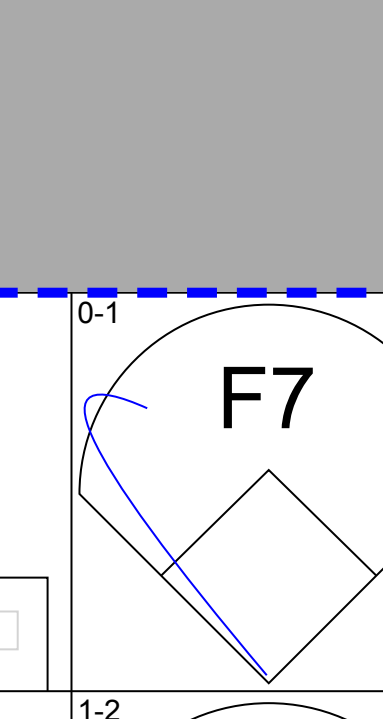
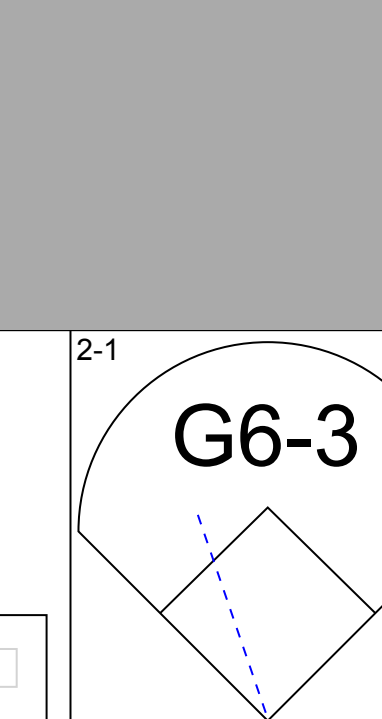
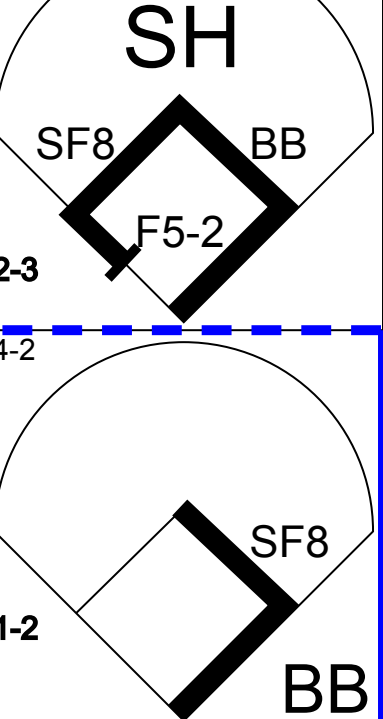
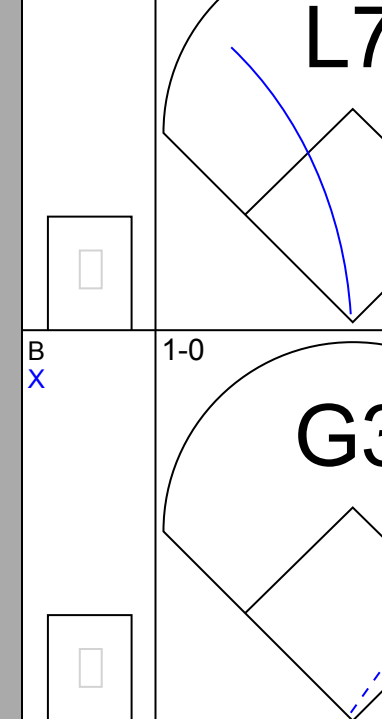
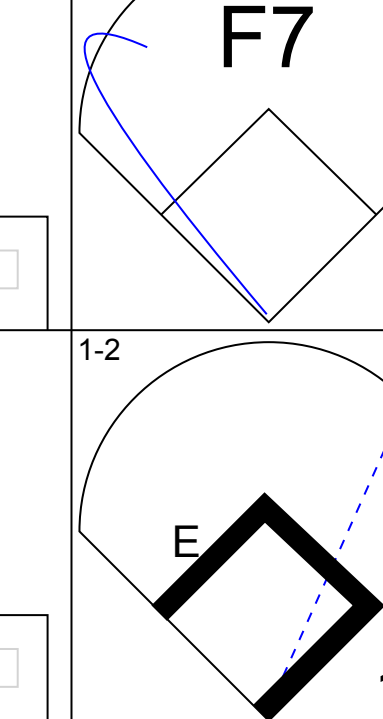
# Milwaukee Brewers - 1990

Batter	1	2	3	4	5	6	7	8	9	AB	R	H	RBI	BB	SO	LOB	TOP										
Gary Sheffield, R (1.5)	L8		G5-3		F9			F9		4	0	0	0	0	0	2	<b>Milwaukee Brewers @ Chicago White Sox</b> Comiskey Park, Chicago, IL Mon Apr 09 1990, 4:33 AM EDT Att: 40,008 - Cloudy - 51 F										
B.J. Surhoff, L (1.2)	K		2B				K	G4-3		4	0	1	1	0	2	0											
Robin Yount, R (1.8)	F9		K				G1-3 WP BB	F9		3	0	0	0	1	1	1											
Dave Parker, L (1.10)		G3-1 1B			F8		G1-3		K	4	0	1	0	0	1	1											
Rob Deer, R (1.9)	P6				K		K		K	4	0	0	0	0	3	2											
Greg Brock, L (1.3)	G3-1				K			P6		4	0	0	0	0	1	1											
Glenn Braggs, R (1.7)	G4-3				G5-3			FC4-6 HBP		2	0	0	0	0	0	1											
Edgar Diaz, R (1.6)			SH1-3 2B 1B				FC4-6			3	1	2	0	0	0	1											
Billy Bates, L (1.4)			SH1-3		F8		G1-3			2	0	0	0	0	0	2											
<b>Inning Stats</b>	R: 0 E: 0 K: 1 S: 5	H: 0 LOB: 0 BB: 0 P: 8	R: 0 E: 0 K: 0 S: 9	H: 1 LOB: 1 BB: 0 P: 14	R: 1 E: 0 K: 1 S: 12	H: 2 LOB: 1 BB: 0 P: 18	R: 0 E: 0 K: 2 S: 7	H: 0 LOB: 0 BB: 0 P: 12	R: 0 E: 0 K: 0 S: 6	H: 1 LOB: 1 BB: 0 P: 10	R: 0 E: 0 K: 2 S: 10	H: 0 LOB: 1 BB: 1 P: 18	R: 0 E: 0 K: 0 S: 9	H: 0 LOB: 0 BB: 0 P: 12	R: 0 E: 0 K: 0 S: 6	H: 0 LOB: 0 BB: 0 P: 11		R: 0 E: 0 K: 2 S: 11	H: 0 LOB: 0 BB: 0 P: 16	1B: 3 2B: 1 3B: 0 HR: 0	SF: 0 SAC: 1 DP: 0 HBP: 1	WP: 1 PB: 0 SB: 1 CS: 0	PA: 33				
<b>PITCHER</b>	IP	WLS	BF	H	R	ER	SO	BB	IBB	HBP	BLK	WP	HR	S	P	ERA	WHIP										
Melido Perez, R (1.1)	6.0		23	4	1	1	6	1	0	0	0	1	0	49	80	1.50	0.833										
Scott Radinsky, L (7.1)	0.1	1	0	0	0	0	0	0	0	0	0	0	0	1	2	0.00	0.000										
Barry Jones, R (7.1)	1.2	W	6	0	0	0	0	0	0	1	0	0	0	14	21	0.00	0.000										
Wayne Edwards, L (9.1)	0.1		1	0	0	0	1	0	0	0	0	0	0	5	8	0.00	0.000										
Bobby Thigpen, R (9.1)	0.2	S	2	0	0	0	1	0	0	0	0	0	0	6	8	0.00	0.000										

Batter	1	2	3	4	5	6	7	8	9	AB	R	H	RBI	BB	SO	LOB	BOTTOM										
Lance Johnson, L (1.8)	F9		B1-3		G3			FC4-6 1B		4	0	1	0	0	0	1	<b>Milwaukee Brewers @ Chicago White Sox</b> Comiskey Park, Chicago, IL Mon Apr 09 1990, 4:33 AM EDT Att: 40,008 - Cloudy - 51 F										
Scott Fletcher, R (1.4)	G6-3		F9		F8		SF9			3	0	0	1	0	0	0											
Ivan Calderon, R (1.7)	G6-3		S 1B		F9		FC4-6			4	0	1	0	0	0	2											
Greg Walker, L (1.10)		F7						G6-3		2	0	0	0	0	1	1											
Ron Kittle, R (6. PH)			K				P4			2	0	0	0	0	0	0											
Carlton Fisk, R (1.2)		1B 2B			G1-3		G1-3		L4	4	0	2	0	0	0	0											
Carlos Martinez, R (1.3)		G5-3			L4		G5-3		L8	4	0	0	0	0	0	2											
Robin Ventura, L (1.5)		1B BB			F7		FC2-5 SH BB			1	0	0	0	2	0	1											
Sammy Sosa, R (1.9)		F7			F7		SH 1B FC2-5 SF9			2	1	1	0	0	0	1											
Ozzie Guillen, L (1.6)		F7			WP 3B		FC2-5 SF9 1B			3	1	1	0	0	0	5											
<b>Inning Stats</b>	R: 0 E: 0 K: 0 S: 6	H: 2 LOB: 3 BB: 1 P: 27	R: 0 E: 0 K: 1 S: 9	H: 1 LOB: 1 BB: 0 P: 12	R: 0 E: 0 K: 0 S: 8	H: 1 LOB: 1 BB: 0 P: 11	R: 1 E: 0 K: 0 S: 10	H: 1 LOB: 0 BB: 0 P: 16	R: 0 E: 0 K: 0 S: 3	H: 0 LOB: 0 BB: 0 P: 3	R: 1 E: 0 K: 0 S: 12	H: 1 LOB: 2 BB: 1 P: 21	R: 0 E: 0 K: 0 S: 6	H: 0 LOB: 0 BB: 0 P: 8	1B: 4 2B: 1 3B: 1 HR: 0	SF: 1 SAC: 1 DP: 0 HBP: 0	WP: 2 PB: 0 SB: 1 CS: 0	PA: 33									
<b>PITCHER</b>	IP	WLS	BF	H	R	ER	SO	BB	IBB	HBP	BLK	WP	HR	S	P	ERA	WHIP										
Chris Bosio, R (1.1)	5.0		21	5	1	1	1	1	0	0	0	2	0	49	77	1.80	1.200										
Tony Fossas, L (6.1)	2.0	L	9	1	1	1	0	1	0	0	0	0	0	15	24	4.50	1.000										
Chuck Crim, R (8.1)	1.0		3	0	0	0	0	0	0	0	0	0	0	6	8	0.00	0.000										



Batter	1	2	3	4	5	6	7	8	9	AB	R	H	RBI	BB	SO	LOB	TOP											
Sammy Sosa, R OBP: 0.143, SLG: 0.143										5	0	0	0	0	3	4	<b>Chicago White Sox @ Milwaukee Brewers</b> Milwaukee County Stadium, Milwaukee, WI Tue Apr 10 1990, 4:33 AM EDT Att: 50,294 - Sunny - 43 F											
Scott Fletcher, R (1, 4)										2	0	0	0	3	0	0												
Ivan Calderon, R OBP: 0.444, SLG: 0.429 Dave Gallagher, R (9, 7)										3	0	1	2	2	1	1												
Ron Kittle, R (1, 10)										5	0	0	0	0	2	4												
Carlton Fisk, R OBP: 0.500, SLG: 0.625										4	1	2	0	0	1	3												
Carlos Martinez, R (1, 3)										3	1	0	0	1	0	3												
Robin Ventura, L (1, 5)										2	2	0	0	2	1	1												
Lance Johnson, L OBP: 0.375, SLG: 0.286										3	0	1	2	1	0	1												
Ozzie Guillen, L OBP: 0.286, SLG: 0.667										3	1	1	1	0	0	3												
<b>Inning Stats</b>	R: 0 E: 0 K: 2 S: 7	H: 0 LOB: 0 BB: 0 P: 11	R: 0 E: 1 K: 1 S: 8	H: 1 LOB: 1 BB: 0 P: 11	R: 0 E: 0 K: 1 S: 9	H: 1 LOB: 0 BB: 0 P: 9	R: 0 E: 0 K: 0 S: 13	H: 0 LOB: 2 BB: 2 P: 26	R: 2 E: 1 K: 1 S: 15	H: 1 LOB: 2 BB: 2 P: 28	R: 3 E: 0 K: 1 S: 15	H: 2 LOB: 1 BB: 2 P: 28	R: 0 E: 0 K: 1 S: 11	H: 0 LOB: 1 BB: 1 P: 19	R: 0 E: 0 K: 0 S: 6	H: 0 LOB: 1 BB: 1 P: 11		R: 0 E: 0 K: 1 S: 8	H: 0 LOB: 1 BB: 1 P: 16	1B: 4 2B: 1 3B: 0 HR: 0	SF: 1 SAC: 0 DP: 0 HBP: 0	WP: 1 PB: 1 SB: 0 CS: 3	PA: 41					
<b>PITCHER</b>	IP	WLS	BF	H	R	ER	SO	BB	IBB	HBP	BLK	WP	HR	S	P	ERA	WHIP											
Teddy Higuera, L ERA: 54.0	(1, 1)	5.0	L	21	3	2	0	5	4	0	0	0	0	0	7	14	0.00	1.400										
Tom Flier, R ERA: 54.0	(6, 1)	0.1	L	3	1	2	2	1	1	0	0	0	0	0	7	14	54.00	6.000										
Paul Mirabella, L ERA: 13.5	(6, 1)	0.2		5	1	1	1	0	2	0	0	0	0	10	20	13.50	4.500											
Don August, R ERA:	(7, 1)	2.0		7	0	0	0	1	1	0	0	0	1	0	15	24	0.00	0.500										
Dan Plesac, L ERA:	(9, 1)	1.0		4	0	0	0	1	1	0	0	0	0	0	8	16	0.00	1.000										

Batter	1	2	3	4	5	6	7	8	9	AB	R	H	RBI	BB	SO	LOB	BOTTOM										
Gary Sheffield, R OBP: 0.111, SLG: 0.125										4	1	1	1	0	0	1	<b>Chicago White Sox @ Milwaukee Brewers</b> Milwaukee County Stadium, Milwaukee, WI Tue Apr 10 1990, 4:33 AM EDT Att: 50,294 - Sunny - 43 F										
B.J. Surhoff, L OBP: 0.444, SLG: 0.500										4	0	2	0	1	1	3											
Robin Yount, R OBP: 0.222, SLG: 0.125										5	0	1	1	0	0	3											
Dave Parker, L OBP: 0.375, SLG: 0.286 Darryl Hamilton, L (8, PR)										3	0	1	0	1	0	2											
Rob Deer, R (1, 9)										2	0	0	0	1	0	1											
Greg Brock, L OBP: 0.167, SLG: 0.167 Mike Felder, S (5, PR) Terry Francona, L (6, 3)										2	0	1	0	0	0	0											
Glenn Braggs, R OBP: 0.286, SLG: 0.333										4	1	1	1	0	1	5											
Edgar Diaz, R OBP: 0.333, SLG: 0.333										3	0	0	0	0	0	0											
Billy Bates, L Greg Vaughn, R (5, PH) Dale Sveum, S OBP: 0.500, SLG: 0.500										1	0	0	0	0	0	0											
<b>Inning Stats</b>	R: 1 E: 0 K: 0 S: 10	H: 3 LOB: 1 BB: 0 P: 14	R: 0 E: 0 K: 0 S: 6	H: 0 LOB: 0 BB: 0 P: 9	R: 0 E: 0 K: 1 S: 6	H: 0 LOB: 0 BB: 0 P: 10	R: 0 E: 0 K: 0 S: 4	H: 0 LOB: 0 BB: 0 P: 4	R: 2 E: 1 K: 0 S: 12	H: 2 LOB: 2 BB: 1 P: 22	R: 0 E: 0 K: 1 S: 11	H: 1 LOB: 0 BB: 0 P: 19	R: 0 E: 0 K: 0 S: 5	H: 0 LOB: 3 BB: 3 P: 23	R: 0 E: 1 K: 0 S: 12	H: 2 LOB: 2 BB: 0 P: 13		1B: 7 2B: 2 3B: 0 HR: 0	SF: 1 SAC: 1 DP: 2 HBP: 1	WP: 0 PB: 0 SB: 0 CS: 0	PA: 39						
<b>PITCHER</b>	IP	WLS	BF	H	R	ER	SO	BB	IBB	HBP	BLK	WP	HR	S	P	ERA	WHIP										
Eric King, R ERA: 6.75	(1, 1)	4.0	W	17	5	3	3	1	0	0	0	0	0	9	19	0.00	1.500										
Scott Radinsky, L ERA:	(5, 1)	1.1	W	5	1	0	0	0	1	0	0	0	0	14	26	0.00	0.500										
Donn Pall, R ERA:	(6, 1)	2.0		8	0	0	0	1	1	0	1	0	0	1	5	∞	∞										
Wayne Edwards, L ERA:	(8, 1)	0.0		1	0	0	0	0	1	0	0	0	0	1	5	∞	∞										
Barry Jones, R ERA:	(8, 1)	0.2		3	0	0	0	0	1	0	0	0	0	5	10	0.00	1.500										









Batter	1	2	3	4	5	6	7	8	9	AB	R	H	RBI	BB	SO	LOB	TOP			
Gary Sheffield, R OBP: 0.300, SLG: 0.389	(1, 5) 1-3 K		(1, 0) G6-4-3		(1, 2) 1-2 2-3 1B		(1, 0) L7		(0, 1) 1B	5	0	2	0	0	1	3	<b>Milwaukee Brewers @ Boston Red Sox</b> Fenway Park, Boston, MA Sat Apr 14 1990, 3:33 AM EDT Att: 31,571 - Sunny - 58 F			
Billy Bates, L OBP: 0.154, SLG: 0.182	(1, 4) 1-3 K			(3, 2) G6-3	(2, 0) SF7		(1, 3) K		(3, 2) L7	4	0	0	1	0	2	3				
Robin Yount, R OBP: 0.300, SLG: 0.222	(1, 8) 2-1 1B			(0, 1) L4	(3, 3) K		(2, 1) K		(1, 3) K	5	0	2	1	0	2	3				
Dave Parker, L OBP: 0.412, SLG: 0.400	(1, 10) 3-1 G6-3			(3, 1) 1B		(0, 0) P6	(0, 0) F9			4	0	1	0	0	0	3				
Rob Deer, R OBP: 0.294, SLG: 0.308	(1, 9) 1-3 K			(3, 3) K		(1, 3) K		(1, 3) K		4	0	0	0	0	4	1				
Greg Brock, L OBP: 0.357, SLG: 0.333	(1, 3) 1-1 P4				(1, 0) G4-3 1B	(1, 1) HBP		(1, 2) G3-1		3	1	1	0	0	0	0				
Greg Vaughn, R OBP: 0.250, SLG: 0.167	(1, 7) 2-3 K				(0, 0) G4-3	(1, 3) K		(0, 1) 1B		3	0	0	0	0	2	2				
Mike Felder, S OBP: 1.000, SLG: 1.000	(6, 7) 1-3 K				(2, 3) 1B					1	0	1	0	0	0	0				
Edgar Diaz, R OBP: 0.462, SLG: 0.462	(1, 6) 1-3 K				(1, 0) 1B HBP		(0, 1) 1B	(2, 2) F9		3	2	2	1	0	1	0				
Glenn Braggs, R OBP: 0.269, SLG: 0.286	(8, PH) 4-2 G6-4-3				(3, H) SF7 1B		(1, 2) 1B	(1, 2) 1B		1	0	0	0	0	0	1				
Gus Polidor, R OBP: 0.375, SLG: 0.385	(7, PR) 4-2 G6-4-3				(1, 2) 1B		(1, 2) 1B		(0, 1) G3	1	0	0	0	0	0	0				
Charlie O'Brien, R OBP: 1.000, SLG: 1.000	(7, PR) 4-2 G6-4-3									1	0	0	0	0	0	0				
B.J. Surhoff, L OBP: 0.375, SLG: 0.385	(7, 2) 4-2 G6-4-3									1	0	0	0	0	0	0				
<b>Inning Stats</b>	R: 0 E: 0 K: 2 S: 10	H: 1 LOB: 1 BB: 0 P: 17	R: 0 E: 0 K: 2 S: 9	H: 0 LOB: 0 BB: 0 P: 13	R: 0 E: 0 K: 1 S: 6	H: 0 LOB: 0 BB: 1 P: 12	R: 0 E: 0 K: 1 S: 13	H: 1 LOB: 1 BB: 0 P: 22	R: 0 E: 0 K: 2 S: 9	H: 0 LOB: 1 BB: 0 P: 12	R: 1 E: 0 K: 1 S: 12	H: 3 LOB: 2 BB: 0 P: 16	R: 0 E: 0 K: 1 S: 11	H: 1 LOB: 1 BB: 0 P: 15	R: 0 E: 0 K: 1 S: 10	H: 1 LOB: 1 BB: 0 P: 14	1B: 9 2B: 1 3B: 0 HR: 0	SF: 1 SAC: 0 DP: 1 HBP: 2	WP: 0 PB: 0 SB: 1 CS: 0	PA: 39
<b>PITCHER</b>	IP WLS BF H R ER SO BB IBB HBP BLK WP HR S P ERA WHIP																			
Roger Clemens, R ERA: 3.38	(1, 1) 6.2 W 30 8 3 3 10 1 0 2 0 0 0 70 113 4.05 1.350																			
Rob Murphy, L ERA: 4.75	(7, 1) 1.0 4 1 0 0 1 0 0 0 0 0 0 9 11 0.00 1.000																			
Lee Smith, R ERA:	(8, 1) 1.1 S 5 1 0 0 1 0 0 0 0 0 0 13 19 0.00 0.750																			

Batter	1	2	3	4	5	6	7	8	9	AB	R	H	RBI	BB	SO	LOB	BOTTOM			
Wade Boggs, L OBP: 0.467, SLG: 0.423	(1, 5) 2-2 G3-1 SH3 1B		(1, 2) F8		(3, 2) G4-3	(1, 2) BB 1B		(3, 2) L7		5	0	2	1	0	0	1	<b>Milwaukee Brewers @ Boston Red Sox</b> Fenway Park, Boston, MA Sat Apr 14 1990, 3:33 AM EDT Att: 31,571 - Sunny - 58 F			
Marty Barrett, R OBP: 0.482, SLG: 0.350	(1, 4) 2-0 SH3		(4, 1) 1B		(3, 2) L9-4	(4, 1) BB				1	0	0	0	2	0	1				
Mike Greenwell, L OBP: 0.393, SLG: 0.304	(1, 7) 2-0 G3-1		(0, 1) 1B		(2, 3) K					4	0	1	0	0	1	4				
Ellis Burks, R OBP: 0.286, SLG: 0.308	(1, 8) 2-3 K				(1, 2) G5-3	(4, 2) 1B 2B BB	(0, 1) L5			3	1	0	0	1	1	1				
Dwight Evans, R OBP: 0.444, SLG: 0.577	(1, 10) 1-1 G4-3				(1, 3) K	(2, 1) 2B 1B 1B	(1, 1) G5-3			4	1	1	0	0	1	0				
Billy Jo Robidoux, L OBP: 0.474, SLG: 0.786	(1, 3) 1-3 K				(4, 2) FC6-4	(1, 1) 1B SH 2B	(0, 0) 2B			2	1	1	1	1	1	0				
Carlos Quintana, R OBP: 0.600, SLG: 1.000	(7, PH) (8, 3) FC4-6				(1, 2) FC6-4	(1, 3) SH 2B				1	0	1	0	0	0	0				
Tony Peña, R OBP: 0.333, SLG: 0.524	(1, 2) 2-2 L8				(2, 1) FC6-4	(0, 0) 1B SH 1B	(2, 3) K			4	1	1	1	0	1	4				
Luis Rivera, R OBP: 0.267, SLG: 0.429	(1, 6) 3-2 FC4-6				(1, 2) FC6-4	(3, H) SH 1B		(1, 0) L9		3	0	0	1	0	0	3				
Kevin Romine, R OBP: 0.267, SLG: 0.429	(5, PH) (6, 9) (7, 9) F8				(0, 1) F8	(4, 2) L9-4 G4-3		(0, 0) G4-3		1	0	0	0	0	0	0				
Danny Heep, L OBP: 0.267, SLG: 0.429	(5, PH) (6, 9) (7, 9) F8									0	0	0	0	1	0	0				
Randy Kutcher, R OBP: 0.267, SLG: 0.429	(6, PH) (7, 9) F8									2	0	0	0	0	0	2				
<b>Inning Stats</b>	R: 0 E: 0 K: 1 S: 11	H: 1 LOB: 1 BB: 0 P: 19	R: 0 E: 0 K: 1 S: 14	H: 0 LOB: 1 BB: 0 P: 21	R: 0 E: 0 K: 0 S: 8	H: 1 LOB: 2 BB: 1 P: 13	R: 0 E: 0 K: 1 S: 14	H: 0 LOB: 2 BB: 1 P: 23	R: 0 E: 0 K: 1 S: 11	H: 4 LOB: 3 BB: 2 P: 21	R: 4 E: 1 K: 1 S: 19	H: 4 LOB: 2 BB: 1 P: 34	R: 0 E: 0 K: 1 S: 9	H: 1 LOB: 1 BB: 0 P: 12	R: 0 E: 0 K: 0 S: 6	H: 0 LOB: 0 BB: 0 P: 10	1B: 5 2B: 3 3B: 0 HR: 0	SF: 0 SAC: 2 DP: 1 HBP: 0	WP: 2 PB: 0 SB: 0 CS: 0	PA: 37
<b>PITCHER</b>	IP WLS BF H R ER SO BB IBB HBP BLK WP HR S P ERA WHIP																			
Chris Bosio, R ERA: 0.9	(1, 1) 5.0 20 2 0 0 3 3 0 0 0 0 0 10 18 0.00 1.000																			
Don August, R ERA: 11.97	(6, 1) 0.1 L 5 3 4 3 0 1 0 0 0 0 0 0 10 18 81.00 12.000																			
Tony Fossas, L ERA: 2.7	(6, 1) 0.2 5 1 0 0 1 1 0 0 0 0 0 9 16 0.00 3.000																			
Bill Krueger, L ERA:	(7, 1) 2.0 7 1 0 0 1 0 0 0 0 0 0 15 22 0.00 0.500																			

AB	35
R	3
H	10
RBI	3
BB	1
SO	12
LOB	16



AB	30
R	4
H	7
RBI	4
BB	5
SO	5
LOB	16





Batter	1	2	3	4	5	6	7	8	9	AB	R	H	RBI	BB	SO	LOB	TOP										
Mike Felder, S OBP: 0.286, SLG: 0.333 (1, 9)	G3	2B	FC6-4		P5	P4		SF8		5	0	1	2	0	0	5	<b>Milwaukee Brewers @ Boston Red Sox</b> Fenway Park, Boston, MA Mon Apr 16 1990, 3:33 AM EDT Att: 35,478 - Sunny - 59 F										
Gary Sheffield, R OBP: 0.308, SLG: 0.458 Charlie O'Brien, R OBP: 1.000, SLG: 1.000 (1, 5) (8, 2)	G4-3	2B		P4	G6-3	G4-3		3B	2B	6	1	2	3	0	0	3											
B.J. Surhoff, L OBP: 0.364, SLG: 0.444 (1, 2) (8, 5)	G4-3	L4		S	2B	BB	E5	G6-3	1B	3B	5	3	1	2	1	0		2									
Robin Yount, R OBP: 0.360, SLG: 0.238 Darryl Hamilton, L OBP: 1.000, SLG: 1.000 (7, PR) (7, 8)		G6-3		F8		2B	1B	HBP	FC6-4	1B	3	1	1	0	1	0		1									
Dave Parker, L OBP: 0.524, SLG: 0.684 Glenn Braggs, R OBP: 0.200, SLG: 0.222 (1, 10) (6, PR)		2B	2B	1B	1B	2B	1B	2B	2B	1B	4	3	4	2	0	0		0									
Greg Brock, L OBP: 0.500, SLG: 0.625 Terry Francona, L (1, 3) (6, PR)		HBP	2B	1B	2B	2B	1B	2B	1B	2B	4	3	4	3	0	0		0									
Greg Vaughn, R OBP: 0.429, SLG: 0.545 (1, 7)	K		1B	BB	2B	2B	1B	2B	1B	2B	5	1	3	2	1	2		1									
Edgar Diaz, R OBP: 0.556, SLG: 0.529 Gus Polidor, R (1, 6) (8, 6)	1B	HBP	2B	BB	1B	2B	1B	2B	1B	1B	4	2	3	3	1	0		1									
Dale Sveum, S OBP: 0.375, SLG: 0.167 (1, 4)	1B	2B	HBP		G4-3	L7		2B	3B	BB	4	2	0	0	1	1		5									
<b>Inning Stats</b>	R: 0 E: 0 K: 0 S: 6	H: 0 LOB: 0 BB: 0 P: 7	R: 4 E: 0 K: 1 S: 22	H: 4 LOB: 2 BB: 1 P: 41	R: 2 E: 0 K: 1 S: 15	H: 3 LOB: 2 BB: 2 P: 28	R: 3 E: 0 K: 0 S: 16	H: 3 LOB: 1 BB: 1 P: 28	R: 0 E: 0 K: 0 S: 9	H: 0 LOB: 0 BB: 0 P: 13	R: 4 E: 1 K: 0 S: 17	H: 4 LOB: 3 BB: 0 P: 27	R: 0 E: 0 K: 0 S: 7	H: 1 LOB: 1 BB: 0 P: 11	R: 5 E: 0 K: 0 S: 25	H: 5 LOB: 1 BB: 1 P: 36		R: 0 E: 0 K: 1 S: 6	H: 0 LOB: 0 BB: 0 P: 10	1B: 10 2B: 9 3B: 1 HR: 0	SF: 1 SAC: 0 DP: 0 HBP: 2	WP: 1 PB: 0 SB: 1 CS: 1	PA: 54				
<b>PITCHER</b>	IP	WLS	BF	H	R	ER	SO	BB	IBB	HBP	BLK	WP	HR	S	P	ERA	WHIP										
Mike Boddicker, R ERA: 9.82 (1, 1)	2.1	L	15	6	6	6	1	2	0	1	0	0	0	34	59	23.14	3.429										
Dennis Lamp, R ERA: 5.4 (3, 1)	1.1		10	4	3	3	1	2	0	0	0	0	0	23	42	20.25	4.500										
Dana Kiecker, R ERA: 8.44 (4, 1)	1.1		9	3	4	3	0	0	0	1	0	0	0	22	32	20.25	2.250										
Mike Rochford, L ERA: 18.0 (6, 1)	2.1		13	5	4	4	0	1	0	0	0	1	0	30	48	15.43	2.571										
John Leister, R ERA: 4.76 (8, 1)	1.2		7	2	1	1	1	0	0	0	0	0	0	14	20	5.40	1.200										

Batter	1	2	3	4	5	6	7	8	9	AB	R	H	RBI	BB	SO	LOB	BOTTOM										
Wade Boggs, L OBP: 0.371, SLG: 0.414 Randy Kutcher, R (1, 5) (9, 5)			K		F8			FC6-4	1B	3	0	1	0	1	1	2	<b>Milwaukee Brewers @ Boston Red Sox</b> Fenway Park, Boston, MA Mon Apr 16 1990, 3:33 AM EDT Att: 35,478 - Sunny - 59 F										
Marty Barrett, R OBP: 0.400, SLG: 0.292 Jody Reed, R OBP: 0.300, SLG: 0.278 (1, 4) (9, 4)	L4		F7		G5-3			F7		4	0	0	0	0	0	4											
Mike Greenwell, L OBP: 0.375, SLG: 0.269 (1, 7)	P6		P5		FC6-4	BB		F7		3	0	0	0	1	0	4											
Ellis Burks, R OBP: 0.281, SLG: 0.300 (1, 8)	F8				F7			FC6-4		4	0	1	0	0	0	3											
Dwight Evans, R OBP: 0.387, SLG: 0.500 (1, 10)		K		L5		FC6-4		K		4	0	0	0	0	2	2											
Tony Peña, R OBP: 0.333, SLG: 0.500 John Marzano, R (1, 2) (8, 2)	G4-3		K				BB	F9		3	0	1	0	0	1	1											
Kevin Romine, R OBP: 0.211, SLG: 0.333 (1, 9)	G3		P2		F9		1B	G5-3		4	0	0	0	0	0	2											
Carlos Quintana, R OBP: 0.500, SLG: 0.714 (1, 3)			E5		P3		BB	G5-4-3		2	0	0	0	1	0	0											
Luis Rivera, R (1, 6)					F9			G5-4-3		2	0	0	0	1	0	2											
<b>Inning Stats</b>	R: 0 E: 0 K: 0 S: 6	H: 0 LOB: 1 BB: 1 P: 12	R: 0 E: 0 K: 1 S: 8	H: 0 LOB: 0 BB: 0 P: 10	R: 0 E: 1 K: 1 S: 15	H: 0 LOB: 2 BB: 1 P: 24	R: 0 E: 0 K: 1 S: 9	H: 1 LOB: 1 BB: 0 P: 11	R: 0 E: 0 K: 0 S: 5	H: 0 LOB: 0 BB: 0 P: 9	R: 0 E: 0 K: 0 S: 4	H: 0 LOB: 1 BB: 1 P: 9	R: 0 E: 0 K: 0 S: 7	H: 1 LOB: 1 BB: 1 P: 15	R: 0 E: 0 K: 0 S: 7	H: 1 LOB: 1 BB: 0 P: 10		R: 0 E: 0 K: 1 S: 9	H: 0 LOB: 0 BB: 0 P: 13	1B: 3 2B: 0 3B: 0 HR: 0	SF: 0 SAC: 0 DP: 1 HBP: 0	WP: 0 PB: 0 SB: 0 CS: 0	PA: 34				
<b>PITCHER</b>	IP	WLS	BF	H	R	ER	SO	BB	IBB	HBP	BLK	WP	HR	S	P	ERA	WHIP										
Teddy Higuera, L ERA: (1, 1)	6.1	W	26	2	0	0	3	4	0	0	0	0	0	9	13	0.00	0.947										
Tom Flier, R ERA: 9.0 (7, 1)	1.2		5	1	0	0	0	0	0	0	0	0	0	9	13	0.00	0.600										
Dan Plesac, L ERA: (9, 1)	1.0		3	0	0	0	1	0	0	0	0	0	0	9	13	0.00	0.000										












Batter	1	2	3	4	5	6	7	8	9	AB	R	H	RBI	BB	SO	LOB	TOP					
<b>Billy Bates, L</b> OBP: 0.261, SLG: 0.211 (1, 4)	4-0 2B 1B BB	2-3 K		1-1 G4-3		0-0 E8 SF7 1B	1-0 G4-3			4	2	1	0	1	1	3	<b>Milwaukee Brewers @ Texas Rangers</b> Arlington Stadium, Arlington, TX Thu Apr 19 1990, 8:05 PM EDT Att: 11,505 - Unknown - 70 F					
<b>B.J. Surhoff, L</b> OBP: 0.323, SLG: 0.538 (1, 5)	1-2 1B G4-6-3 2B		2-1 G3-1		2-0 HR	1-0 SF7		0-0 F7	4	2	2	2	0	0	0							
<b>Robin Yount, R</b> OBP: 0.447, SLG: 0.387 <b>Darryl Hamilton, L</b> OBP: 1.000, SLG: 1.000 (7, 7)	2-2 G4-6-3 1B		2-0 SF8		4-1 G4-6-3 BB	3-H F8		4-2 2B BB	3	1	2	1	1	0	0							
<b>Dave Parker, L</b> OBP: 0.429, SLG: 0.548 <b>Terry Francona, L</b> (8, PR)	1-2 G4-6-3		1-2 SF8		1-0 G4-6-3		2-0 G3-1	2-0 G3 2B	4	0	1	2	0	0	2							
<b>Greg Brock, L</b> OBP: 0.483, SLG: 0.478 (1, 3)	1-1 F8		3-1 BB 1B		4-0 BB	3-1 BB	4-1 2B FC6-4 BB	1-2 G3	3	1	1	0	2	0	1							
<b>Greg Vaughn, R</b> OBP: 0.482, SLG: 0.714 <b>Mike Felder, S</b> OBP: 0.250, SLG: 0.200 (7, 8)		1-2 HR	4-0 BB 1B		2-2 P6		2-1 FC6-4 1B 2B	0-0 G1	3	2	2	1	1	0	1							
<b>Rob Deer, R</b> OBP: 0.370, SLG: 0.316 (1, 9)		1-1 F7	1-1 P4			2-2 1B E 1B	4-0 FC6-4 IBB		2-3 K	4	1	1	0	1	2							
<b>Edgar Diaz, R</b> OBP: 0.455, SLG: 0.419 (1, 6)		1-0 1B		1-0 G6-3		1-1 E 1B	0-2 FC6-4 1B	1-2 G3-1	5	1	2	1	0	0	2							
<b>Charlie O'Brien, R</b> OBP: 0.385, SLG: 0.200 (1, 2)		1-3 K		2-1 F8		0-0 F7	2-1 1-2 2-3 3-H 1B	1-2 G6-3	5	0	1	1	0	1	3							
<b>Inning Stats</b>	R: 2 E: 0 K: 0 S: 14	H: 2 LOB: 0 BB: 1 P: 23	R: 1 E: 0 K: 2 S: 16	H: 2 LOB: 1 BB: 0 P: 22	R: 1 E: 0 K: 0 S: 11	H: 2 LOB: 2 BB: 1 P: 24	R: 0 E: 0 K: 0 S: 5	H: 0 LOB: 0 BB: 0 P: 9	R: 1 E: 0 K: 0 S: 6	H: 1 LOB: 1 BB: 2 P: 19	R: 3 E: 1 K: 0 S: 11	H: 3 LOB: 0 BB: 0 P: 16	R: 2 E: 0 K: 0 S: 10	H: 2 LOB: 2 BB: 2 P: 25	R: 1 E: 0 K: 0 S: 8	H: 1 LOB: 2 BB: 1 P: 15		R: 0 E: 0 K: 1 S: 10	H: 0 LOB: 0 BB: 0 P: 14	1B: 7 2B: 3 3B: 1 HR: 2	SF: 2 SAC: 0 DP: 2 HBP: 0	WP: 0 PB: 0 SB: 1 CS: 0
<b>PITCHER</b>	IP WLS BF H R ER SO BB IBB HBP BLK WP HR S P ERA WHIP	IP WLS BF H R ER SO BB IBB HBP BLK WP HR S P ERA WHIP																				
<b>Bobby Witt, R</b> ERA: 5.91 (1, 1)	4.0 L 21 7 5 5 2 3 0 0 0 0 2 48 86 11.25 2.500																					
<b>Brian Bohanon, L</b> ERA: 8.0 (5, 1)	2.0 9 3 3 1 0 1 0 0 0 0 0 0 15 27 4.50 2.000																					
<b>Ramon Manon, R</b> ERA: 13.5 (7, 1)	2.0 12 3 3 3 0 2 1 0 0 0 0 0 18 40 13.50 2.500																					
<b>Kenny Rogers, L</b> ERA: 5.4 (9, 1)	1.0 3 0 0 0 0 1 0 0 0 0 0 0 10 14 0.00 0.000																					
Batter	1	2	3	4	5	6	7	8	9	AB	R	H	RBI	BB	SO	LOB	BOTTOM					
<b>Gary Pettis, S</b> OBP: 0.424, SLG: 0.385 <b>Cecil Espy, S</b> OBP: 0.200, SLG: 0.111 (1, 8)	0-1 B1			1-2 1B 1B		2-2 G4-3			1-0 G4-3 G6-3 1B	3	0	1	0	0	0	0	<b>Milwaukee Brewers @ Texas Rangers</b> Arlington Stadium, Arlington, TX Thu Apr 19 1990, 8:05 PM EDT Att: 11,505 - Unknown - 70 F					
<b>Rafael Palmeiro, L</b> OBP: 0.447, SLG: 0.606 <b>Mike Stanley, R</b> OBP: 0.231, SLG: 0.167 (1, 3)	1-3 K			2-2 G1-6-3 1B			0-0 P6		3-2 G6-3	3	0	1	0	0	1	0						
<b>Julio Franco, R</b> OBP: 0.214, SLG: 0.200 (1, 4)	0-2 G1-3			0-1 F8			1-1 F9		1-1 G4-3	4	0	0	0	0	0	3						
<b>Ruben Sierra, S</b> OBP: 0.310, SLG: 0.450 (1, 9)		1-2 F9		1-1 G1-6-3			0-0 1-5-3		0-1 F9	4	0	0	0	0	0	3						
<b>Harold Baines, L</b> OBP: 0.273, SLG: 0.323 (1, 10)		0-1 4-3			0-0 4-3			1-0 G4-3 BB 1B		3	0	1	0	0	0	0						
<b>Pete Incaviglia, R</b> OBP: 0.368, SLG: 0.600 <b>Thad Bosley, L</b> (8, PH) (9, 7)		3-3 K			3-2 P4			0-3 K		2	0	0	0	0	1	0						
<b>Geno Petralli, L</b> OBP: 0.190 <b>Jack Daugherty, S</b> (8, PH) (9, 3)				0-0 G3-1		1-1 F8		4-2 G4-3 BB		2	0	0	0	0	0	0						
<b>Steve Buechele, R</b> OBP: 0.345, SLG: 0.480 <b>Jeff Huson, L</b> OBP: 0.389, SLG: 0.286 (8, 5)				2-1 F9			0-1 F7		0-2 G4-3	2	0	0	0	0	0	0						
<b>Jeff Kunkel, R</b> OBP: 0.200, SLG: 0.174 (1, 6)				3-3 K			1-3 K		0-0 G1-3	3	0	0	0	0	2	2						
<b>Inning Stats</b>	R: 0 E: 0 K: 1 S: 8	H: 0 LOB: 0 BB: 0 P: 9	R: 0 E: 0 K: 1 S: 8	H: 0 LOB: 0 BB: 0 P: 12	R: 0 E: 0 K: 1 S: 6	H: 0 LOB: 0 BB: 0 P: 11	R: 0 E: 0 K: 0 S: 10	H: 2 LOB: 1 BB: 0 P: 14	R: 0 E: 0 K: 0 S: 7	H: 0 LOB: 0 BB: 0 P: 11	R: 0 E: 0 K: 1 S: 8	H: 0 LOB: 0 BB: 0 P: 11	R: 0 E: 0 K: 0 S: 4	H: 0 LOB: 0 BB: 0 P: 5	R: 0 E: 0 K: 1 S: 11	H: 1 LOB: 2 BB: 1 P: 16		R: 0 E: 0 K: 0 S: 8	H: 1 LOB: 1 BB: 0 P: 13	1B: 4 2B: 0 3B: 0 HR: 0	SF: 0 SAC: 0 DP: 1 HBP: 0	WP: 0 PB: 0 SB: 0 CS: 0
<b>PITCHER</b>	IP WLS BF H R ER SO BB IBB HBP BLK WP HR S P ERA WHIP	IP WLS BF H R ER SO BB IBB HBP BLK WP HR S P ERA WHIP																				
<b>Chris Bosio, R</b> ERA: 0.47 (1, 1)	9.0 W 31 4 0 0 5 1 0 0 0 0 0 70 102 0.00 0.556																					

AB	36
R	11
H	13
RBI	8
BB	7
SO	3
LOB	16



livebaseballscores.com



Batter	1	2	3	4	5	6	7	8	9	AB	R	H	RBI	BB	SO	LOB	TOP					
Wade Boggs, L (1,5) OBP: 0.326, SLG: 0.333	G6-3		F7			G6-4-3 BB		G6-3		3	0	0	0	1	0	2	<b>Boston Red Sox @ Milwaukee Brewers</b> Milwaukee County Stadium, Milwaukee, WI Fri Apr 20 1990, 8:05 PM EDT Att: 15,334 - Unknown - 58 F <a href="http://livebaseballscorecards.com">livebaseballscorecards.com</a>					
Marty Barrett, R (1,4) OBP: 0.310, SLG: 0.206	G5-3		G4-3			G6-4-3 1-2		F9		4	0	0	0	0	0	3						
Ellis Burks, R (1,8) OBP: 0.273, SLG: 0.268	K			G5-3		K		F7		4	0	0	0	0	2	0						
Mike Greenwell, L (1,7) OBP: 0.341, SLG: 0.222		G3		G4-3			P6	G4-3		4	0	0	0	0	0	0						
Dwight Evans, R (1,10) OBP: 0.357, SLG: 0.410		G1-3		P4			K			3	0	0	0	0	1	0						
Billy Jo Robidoux, L (1,3) OBP: 0.380, SLG: 0.550 Carlos Quintana, R (7,PH) OBP: 0.545, SLG: 0.867		G4-3			F7		FC5-4 1B			2	0	0	0	0	0	0						
Tony Peña, R (1,2) OBP: 0.400, SLG: 0.571								FC5-4 1-2		3	0	2	0	0	0	1						
Jody Reed, R (1,6) OBP: 0.258, SLG: 0.276								K		3	0	1	0	0	1	1						
Randy Kutcher, R (1,9) OBP: 0.500, SLG: 0.714 Danny Heep, L (8,PH) (8,9)				G5-3				F8		2	0	0	0	0	1	3						
<b>Inning Stats</b>	R: 0 E: 0 K: 1 S: 8	H: 0 LOB: 0 BB: 0 P: 13	R: 0 E: 0 K: 0 S: 5	H: 0 LOB: 0 BB: 0 P: 8	R: 0 E: 0 K: 0 S: 10	H: 2 LOB: 2 BB: 0 P: 14	R: 0 E: 0 K: 0 S: 3	H: 0 LOB: 0 BB: 0 P: 7	R: 0 E: 0 K: 1 S: 8	H: 1 LOB: 1 BB: 0 P: 11	R: 0 E: 0 K: 1 S: 5	H: 0 LOB: 0 BB: 1 P: 12	R: 0 E: 0 K: 1 S: 9	H: 1 LOB: 1 BB: 0 P: 13	R: 0 E: 0 K: 1 S: 8	H: 0 LOB: 0 BB: 0 P: 15	R: 0 E: 0 K: 0 S: 3	H: 0 LOB: 0 BB: 0 P: 4	1B: 2 2B: 2 3B: 0 HR: 0	SF: 0 SAC: 0 DP: 1 HBP: 0	WP: 0 PB: 0 SB: 0 CS: 0	PA: 31
<b>PITCHER</b>	IP	WLS	BF	H	R	ER	SO	BB	IBB	HBP	BLK	WP	HR	S	P	ERA	WHIP					
Tom Filer, R (1,1) ERA: 2.25	6.0	W	21	3	0	0	3	1	0	0	0	0	0	39	65	0.00	0.667					
Tony Fossas, L (7,1) ERA: 4.05	1.0		4	1	0	0	1	0	0	0	0	0	0	9	13	0.00	1.000					
Chuck Crim, R (8,1) ERA: 3.86	2.0	S	6	0	0	0	1	0	0	0	0	0	0	11	19	0.00	0.000					

Batter	1	2	3	4	5	6	7	8	9	AB	R	H	RBI	BB	SO	LOB	BOTTOM				
Gary Sheffield, R (1,5) OBP: 0.324, SLG: 0.394 Mike Felder, S (8,FR) (9,7)	P4				K			SH1-4 1B		4	0	1	0	0	2	1	<b>Boston Red Sox @ Milwaukee Brewers</b> Milwaukee County Stadium, Milwaukee, WI Fri Apr 20 1990, 8:05 PM EDT Att: 15,334 - Unknown - 58 F <a href="http://livebaseballscorecards.com">livebaseballscorecards.com</a>				
B.J. Surhoff, L (1,2) OBP: 0.294, SLG: 0.483	L9		F8		G4-3			SH1-4		3	0	0	0	0	0	0					
Robin Yount, R (1,8) OBP: 0.452, SLG: 0.364	G5-3				G5-3			1B 1B IBB		2	1	0	0	2	0	0					
Dave Parker, L (1,10) OBP: 0.436, SLG: 0.543 Darryl Hamilton, L (8,FR) OBP: 1.000, SLG: 1.000		G4-3						1B CS 1B		4	0	2	1	0	1	0					
Greg Brock, L (1,3) OBP: 0.485, SLG: 0.462		2B HR BB		F7				1B 2-H 1B		3	1	1	1	1	0	2					
Greg Vaughn, R (1,7) OBP: 0.433, SLG: 0.680 Gus Polidor, R (9,5)								1-3 2-H 1B		4	1	1	0	0	2	4					
Rob Deer, R (1,9) OBP: 0.367, SLG: 0.455								K		3	1	1	3	0	1	0					
Edgar Diaz, R (1,6) OBP: 0.444, SLG: 0.412								F7		3	0	1	0	0	0	0					
Billy Bates, L (1,4) OBP: 0.231, SLG: 0.182								G4-3		3	0	0	0	0	0	1					
<b>Inning Stats</b>	R: 0 E: 0 K: 0 S: 5	H: 0 LOB: 0 BB: 0 P: 8	R: 3 E: 0 K: 1 S: 20	H: 3 LOB: 1 BB: 1 P: 33	R: 0 E: 0 K: 1 S: 14	H: 1 LOB: 2 BB: 1 P: 23	R: 0 E: 0 K: 1 S: 5	H: 0 LOB: 0 BB: 0 P: 9	R: 0 E: 0 K: 1 S: 6	H: 0 LOB: 0 BB: 0 P: 8	R: 0 E: 0 K: 0 S: 5	H: 0 LOB: 0 BB: 0 P: 9	R: 0 E: 0 K: 1 S: 10	H: 3 LOB: 2 BB: 1 P: 21	R: 2 E: 0 K: 1 S: 10	H: 3 LOB: 2 BB: 1 P: 21	1B: 5 2B: 2 3B: 0 HR: 1	SF: 0 SAC: 1 DP: 1 HBP: 0	WP: 0 PB: 0 SB: 0 CS: 1	PA: 33	
<b>PITCHER</b>	IP	WLS	BF	H	R	ER	SO	BB	IBB	HBP	BLK	WP	HR	S	P	ERA	WHIP				
Mike Boddicker, R (1,1) ERA: 6.91	7.0	L	27	4	3	3	5	2	0	0	0	0	1	61	99	3.86	0.857				
Rob Murphy, L (8,1) ERA: 7.27	1.0		6	3	2	2	1	0	1	0	0	0	0	10	21	18.00	3.000				



Batter	1	2	3	4	5	6	7	8	9	AB	R	H	RBI	BB	SO	LOB	TOP					
Wade Boggs, L OBP: 0.392, SLG: 0.302										4	0	0	0	0	1	1						
Marty Barrett, R OBP: 0.283, SLG: 0.184										4	0	0	0	0	1	1						
Ellis Burks, R OBP: 0.250, SLG: 0.244										4	0	0	0	0	1	0						
Kevin Romine, R OBP: 0.261, SLG: 0.364										4	0	2	0	0	1	0						
Dwight Evans, R OBP: 0.326, SLG: 0.372										4	0	0	0	0	2	2						
Tony Peña, R OBP: 0.395, SLG: 0.553										3	0	1	0	0	0	1						
Carlos Quintana, R OBP: 0.500, SLG: 0.583										3	0	1	0	0	1	3						
Jody Reed, R OBP: 0.265, SLG: 0.258										2	0	0	0	1	0	1						
Randy Kutcher, R OBP: 0.385, SLG: 0.500										3	0	0	0	0	1	1						
<b>Inning Stats</b>	R: 0 H: 0 E: 0 K: 3 S: 10	H: 0 R: 0 ER: 0 LOB: 0 BB: 0 P: 16	R: 0 H: 1 E: 0 K: 0 S: 7	H: 1 R: 0 ER: 0 LOB: 1 BB: 0 P: 8	R: 0 H: 0 E: 0 K: 1 S: 11	H: 0 R: 0 ER: 0 LOB: 0 BB: 0 P: 15	R: 0 H: 0 E: 0 K: 1 S: 5	H: 0 R: 0 ER: 0 LOB: 0 BB: 0 P: 6	R: 0 H: 1 E: 0 K: 0 S: 8	H: 1 R: 0 ER: 0 LOB: 1 BB: 0 P: 14	R: 0 H: 0 E: 0 K: 0 S: 4	H: 0 R: 0 ER: 0 LOB: 0 BB: 0 P: 7	R: 0 H: 2 E: 0 K: 2 S: 10	H: 2 R: 0 ER: 0 LOB: 2 BB: 0 P: 12	R: 0 H: 0 E: 0 K: 0 S: 6	H: 0 R: 0 ER: 0 LOB: 1 BB: 1 P: 12	R: 0 H: 0 E: 0 K: 1 S: 8	H: 0 R: 0 ER: 0 LOB: 0 BB: 0 P: 11	1B: 4 2B: 0 3B: 0 HR: 0	SF: 0 SAC: 0 DP: 0 HBP: 0	WP: 0 PB: 0 SB: 0 CS: 0	PA: 32
<b>PITCHER</b> Teddy Higuera, L ERA:	IP: 9.0 WLS: W BF: 32 H: 4 R: 0 ER: 0 SO: 8 BB: 1 IBB: 0 HBP: 0 BLK: 0 WP: 0 HR: 0 S: 69 P: 101 ERA: 0.00 WHIP: 0.556															<b>PITCHER</b>						

**Boston Red Sox @ Milwaukee Brewers**  
Milwaukee County Stadium, Milwaukee, WI

AB 31  
R 0  
H 4  
RBI 0  
BB 1  
SO 8  
LOB 10



WP: 0 PA: 32  
PB: 0  
SB: 0  
CS: 0

Sat Apr 21 1990, 4:33 AM EDT  
Att: 19,391 - Sunny - 66 F

Batter	1	2	3	4	5	6	7	8	9	AB	R	H	RBI	BB	SO	LOB	BOTTOM			
Gary Sheffield, R OBP: 0.333, SLG: 0.400 Gus Polidor, R										2	0	1	1	0	0	0				
B.J. Surhoff, L OBP: 0.289, SLG: 0.455										4	1	1	0	0	0	2				
Robin Yount, R OBP: 0.413, SLG: 0.324										4	0	0	0	0	1	1				
Dave Parker, L OBP: 0.429, SLG: 0.526										3	0	1	1	0	1	0				
Greg Brock, L OBP: 0.444, SLG: 0.414										3	0	0	0	0	1	1				
Greg Vaughn, R OBP: 0.394, SLG: 0.607 Mike Felder, S										3	0	0	0	0	1	0				
Rob Deer, R OBP: 0.333, SLG: 0.490										3	0	0	0	0	0	0				
Edgar Diaz, R OBP: 0.462, SLG: 0.400										1	1	0	0	1	0	0				
Billy Bates, L OBP: 0.207, SLG: 0.160										3	0	0	0	0	0	2				
<b>Inning Stats</b>	R: 1 H: 2 E: 0 K: 0 S: 11	H: 2 R: 3 ER: 2 LOB: 1 BB: 0 P: 22	R: 1 H: 1 E: 2 K: 0 S: 14	H: 1 R: 0 ER: 1 LOB: 2 BB: 1 P: 25	R: 0 H: 0 E: 0 K: 1 S: 8	H: 0 R: 0 ER: 0 LOB: 0 BB: 0 P: 16	R: 0 H: 0 E: 0 K: 0 S: 6	H: 0 R: 0 ER: 0 LOB: 0 BB: 0 P: 9	R: 0 H: 0 E: 0 K: 1 S: 4	H: 0 R: 0 ER: 0 LOB: 0 BB: 0 P: 7	R: 0 H: 0 E: 0 K: 1 S: 6	H: 0 R: 0 ER: 0 LOB: 0 BB: 0 P: 10	R: 0 H: 0 E: 0 K: 1 S: 6	H: 0 R: 0 ER: 0 LOB: 1 BB: 0 P: 8	R: 0 H: 0 E: 0 K: 1 S: 9	H: 0 R: 0 ER: 0 LOB: 0 BB: 0 P: 13	1B: 3 2B: 0 3B: 0 HR: 0	SF: 0 SAC: 0 DP: 0 HBP: 1	WP: 0 PB: 0 SB: 1 CS: 0	PA: 30
<b>PITCHER</b> Eric Hetzel, R ERA: 1.5 Greg Harris, R ERA: 1.5 Jeff Reardon, R ERA:	IP: 6.0 WLS: L BF: 23 H: 3 R: 2 ER: 1 SO: 2 BB: 1 IBB: 0 HBP: 0 BLK: 0 WP: 0 HR: 0 S: 49 P: 89 ERA: 1.50 WHIP: 0.667															<b>PITCHER</b>				

**Boston Red Sox @ Milwaukee Brewers**  
Milwaukee County Stadium, Milwaukee, WI

AB 28  
R 2  
H 3  
RBI 2  
BB 1  
SO 4  
LOB 6



WP: 0 PA: 30  
PB: 0  
SB: 1  
CS: 0

Sat Apr 21 1990, 4:33 AM EDT  
Att: 19,391 - Sunny - 66 F







Batter	1	2	3	4	5	6	7	8	9	AB	R	H	RBI	BB	SO	LOB	TOP										
<b>Gerald Perry, L</b> (1, 10) OBP: 0.327, SLG: 0.327	G1-3		1B		G4-3		E6		G1-3	5	1	1	2	0	0	2	<b>Kansas City Royals @ Milwaukee Brewers</b> Milwaukee County Stadium, Milwaukee, WI Tue Apr 24 1990, 8:05 PM EDT Att: 10,925 - Unknown - 74 F <a href="http://livebaseballscorecards.com">livebaseballscorecards.com</a>										
<b>Kevin Seitzer, R</b> (1, 5) OBP: 0.246, SLG: 0.236	G1-3		F8		2B		P4		F9	4	0	0	0	1	0	4											
<b>George Brett, L</b> (1, 3) OBP: 0.316, SLG: 0.275	G4-3		1B				G4-3			3	0	1	0	1	0	1											
<b>Bo Jackson, R</b> (1, 7) OBP: 0.382, SLG: 0.451		K	1B		K				G3-1	4	0	1	1	0	2	2											
<b>Jim Eisenreich, L</b> (1, 9) OBP: 0.264, SLG: 0.392	G3-1		CS		L6		K		K	4	0	0	0	0	2	2											
<b>Willie Wilson, S</b> (1, 8) OBP: 0.500, SLG: 0.684	L6				F8		K			4	0	1	0	0	1	0											
<b>Kurt Stillwell, S</b> (1, 6) OBP: 0.450, SLG: 0.514			2B		1B		F7		G3	3	1	1	0	0	0	1											
<b>Frank White, R</b> (1, 4) OBP: 0.200, SLG: 0.297			2B		1B		G1-3		G1-3	3	1	2	0	0	0	0											
<b>Bill Pecota, R</b> (9, PR)			2B		1B				G4-3	0	0	0	0	0	0	0											
<b>Bob Boone, R</b> (1, 2) OBP: 0.375, SLG: 0.296			F8		K		G6-3		G4-3	4	0	0	0	0	1	5											
<b>Inning Stats</b>	R: 0 E: 0 K: 0 S: 6	H: 0 LOB: 0 BB: 0 P: 11	R: 0 E: 0 K: 1 S: 5	H: 0 LOB: 0 BB: 0 P: 6	R: 3 E: 0 K: 0 S: 12	H: 4 LOB: 1 BB: 1 P: 24	R: 0 E: 0 K: 1 S: 8	H: 1 LOB: 2 BB: 0 P: 11	R: 0 E: 0 K: 1 S: 8	H: 0 LOB: 0 BB: 0 P: 11	R: 0 E: 0 K: 1 S: 13	H: 0 LOB: 1 BB: 0 P: 16	R: 0 E: 0 K: 1 S: 12	H: 1 LOB: 1 BB: 0 P: 17	R: 0 E: 0 K: 0 S: 4	H: 0 LOB: 2 BB: 0 P: 7	1B: 4 2B: 3 HR: 0	SF: 0 SAC: 0 DP: 0 HBP: 2	WP: 0 PB: 0 SB: 0 CS: 1	PA: 39							
<b>PITCHER</b>	IP	WLS	BF	H	R	ER	SO	BB	IBB	HBP	BLK	WP	HR	S	P	ERA	WHIP										
<b>Chris Bosio, R</b> (1, 1) ERA: 1.38	7.0	W	30	6	3	3	5	2	0	1	0	0	0	64	100	3.86	1.143										
<b>Chuck Cim, R</b> (8, 1) ERA: 3.49	1.0		5	1	0	0	1	0	0	1	0	0	0	12	18	0.00	1.000										
<b>Tony Fossas, L</b> (9, 1) ERA: 3.24	1.0		3	0	0	0	0	0	0	0	0	0	0	4	6	0.00	0.000										

Batter	1	2	3	4	5	6	7	8	9	AB	R	H	RBI	BB	SO	LOB	BOTTOM										
<b>Gary Sheffield, R</b> (1, 5) OBP: 0.349, SLG: 0.410	F8				G4-3		F8			4	0	2	3	0	0	0	<b>Kansas City Royals @ Milwaukee Brewers</b> Milwaukee County Stadium, Milwaukee, WI Tue Apr 24 1990, 8:05 PM EDT Att: 10,925 - Unknown - 74 F <a href="http://livebaseballscorecards.com">livebaseballscorecards.com</a>										
<b>Darryl Hamilton, L</b> (7, PR) OBP: 0.667, SLG: 0.500		1B					1B			0	0	0	0	0	0	0											
<b>Gus Polidor, R</b> (8, 5)										0	0	0	0	0	0	0											
<b>Edgar Diaz, R</b> (1, 6) OBP: 0.426, SLG: 0.357	2B	G6-3			1B		L9			3	1	1	0	1	0	3											
<b>Robin Yount, R</b> (1, 8) OBP: 0.382, SLG: 0.326	1B		L9		L9		F8			4	1	1	0	0	0	3											
<b>Dave Parker, L</b> (1, 10) OBP: 0.412, SLG: 0.533	HR		F7				G3			3	1	1	3	1	0	3											
<b>Greg Brock, L</b> (1, 3) OBP: 0.386, SLG: 0.343	P5		G4-3				G4-3		G3-1	4	0	0	0	0	0	1											
<b>Greg Vaughn, R</b> (1, 7) OBP: 0.359, SLG: 0.529	G6-3				F9		K		G4-3	3	0	0	0	0	1	0											
<b>Mike Felder, S</b> (8, 7) OBP: 0.286, SLG: 0.182										1	0	0	0	0	0	0											
<b>Glenn Braggs, R</b> (1, 9) OBP: 0.316, SLG: 0.267			G4-3				SH		FC5-4	2	2	1	0	1	1	0											
<b>Rob Deer, R</b> (8, 9) OBP: 0.368, SLG: 0.370			1B		K		2B		HBP	0	0	0	0	0	0	0											
<b>Charlie O'Brien, R</b> (1, 2) OBP: 0.250, SLG: 0.118	G4-3		F8				SH		FC5-4	3	1	0	0	0	0	2											
<b>Dale Sveum, S</b> (1, 4) OBP: 0.357, SLG: 0.300							2B		1B	3	0	1	1	0	0	1											
<b>Billy Bates, L</b> (7, PR) OBP: 0.206, SLG: 0.138	P5				L3		1B		2B	0	1	0	0	0	0	0											
<b>Inning Stats</b>	R: 3 E: 0 K: 0 S: 12	H: 2 LOB: 1 BB: 1 P: 21	R: 1 E: 0 K: 0 S: 11	H: 1 LOB: 1 BB: 1 P: 25	R: 0 E: 0 K: 0 S: 5	H: 0 LOB: 0 BB: 0 P: 7	R: 0 E: 0 K: 1 S: 9	H: 0 LOB: 0 BB: 0 P: 11	R: 0 E: 0 K: 1 S: 8	H: 0 LOB: 0 BB: 1 P: 16	R: 3 E: 0 K: 0 S: 12	H: 3 LOB: 3 BB: 0 P: 16	R: 0 E: 0 K: 0 S: 5	H: 0 LOB: 1 BB: 0 P: 8	1B: 3 2B: 3 3B: 0 HR: 1	SF: 0 SAC: 1 DP: 0 HBP: 1	WP: 0 PB: 0 SB: 1 CS: 1	PA: 35									
<b>PITCHER</b>	IP	WLS	BF	H	R	ER	SO	BB	IBB	HBP	BLK	WP	HR	S	P	ERA	WHIP										
<b>Richard Dotson, R</b> (1, 1) ERA: 5.4	6.0	L	25	5	5	5	2	3	0	0	0	0	0	53	93	7.50	1.333										
<b>Jeff Montgomery, R</b> (7, 1) ERA: 3.27	2.0		10	2	2	2	0	0	0	1	0	0	0	16	22	9.00	1.000										



Batter	1	2	3	4	5	6	7	8	9	AB	R	H	RBI	BB	SO	LOB	TOP			
<b>Gerald Perry, L</b> OBP: 0.356, SLG: 0.346 (1, 10)										3	0	2	0	1	0	0	<b>Kansas City Royals @ Milwaukee Brewers</b> <b>Milwaukee County Stadium, Milwaukee, WI</b> Wed Apr 25 1990, 8:05 PM EDT Att. 12,445 - Sunny - 83 F <a href="http://livebaseballscorecards.com">livebaseballscorecards.com</a>			
<b>Kevin Seitzer, R</b> OBP: 0.262, SLG: 0.254 (1, 5)										4	0	2	0	0	0	1				
<b>Pat Tabler, R</b> OBP: 0.176, SLG: 0.235 (1, 7)										4	0	1	0	0	0	5				
<b>George Brett, L</b> OBP: 0.295, SLG: 0.255 (1, 3)										4	0	0	0	0	2	5				
<b>Willie Wilson, S</b> OBP: 0.457, SLG: 0.619 (1, 8)										4	0	0	0	0	0	4				
<b>Kurt Stillwell, S</b> OBP: 0.432, SLG: 0.474 (1, 6)										3	0	0	0	1	1	1				
<b>Bob Boone, R</b> OBP: 0.361, SLG: 0.267 (1, 2)										3	0	0	0	1	0	1				
<b>Steve Jeltz, S</b> (1, 4)										3	0	0	0	0	0	3				
<b>Frank White, R</b> OBP: 0.195, SLG: 0.289 (9, PH)										1	0	0	0	0	1	0				
<b>Gary Thurman, R</b> (1, 9)										3	0	0	0	0	0	0				
<b>Inning Stats</b>	R: 0 E: 0 K: 0 S: 8	H: 1 LOB: 1 BB: 1 P: 14	R: 0 E: 0 K: 1 S: 13	H: 0 LOB: 1 BB: 0 P: 18	R: 0 E: 0 K: 0 S: 7	H: 1 LOB: 1 BB: 0 P: 12	R: 0 E: 0 K: 1 S: 8	H: 0 LOB: 2 BB: 2 P: 20	R: 0 E: 0 K: 1 S: 9	H: 1 LOB: 0 BB: 0 P: 11	R: 0 E: 0 K: 0 S: 5	H: 0 LOB: 0 BB: 0 P: 7	R: 0 E: 1 K: 1 S: 16	H: 2 LOB: 2 BB: 0 P: 22	R: 0 E: 0 K: 1 S: 8	H: 0 LOB: 0 BB: 0 P: 10	1B: 5 2B: 1 3B: 0 HR: 0	SF: 0 SAC: 0 DP: 2 HBP: 0	WP: 1 PB: 0 SB: 1 CS: 0	PA: 35
<b>PITCHER</b>	IP WLS BF H R ER SO BB IBB HBP BLK WP HR S P ERA WHIP																			
<b>Tom Filer, R</b> ERA: 1.29 (1, 1)	6.0 W 24 3 0 0 3 3 0 0 0 0 1 0 52 87 0.00 1.000																			
<b>Chuck Cmm, R</b> ERA: 3.19 (7, 1)	1.0 6 2 0 0 0 0 0 0 0 0 0 0 13 18 0.00 2.000																			
<b>Dan Plesac, L</b> ERA: 2.57 (8, 1)	2.0 S 5 0 0 0 1 0 0 0 0 0 0 0 16 21 0.00 0.000																			

Batter	1	2	3	4	5	6	7	8	9	AB	R	H	RBI	BB	SO	LOB	BOTTOM			
<b>Gary Sheffield, R</b> OBP: 0.326, SLG: 0.381 (1, 5)										3	0	0	0	0	0	0	<b>Kansas City Royals @ Milwaukee Brewers</b> <b>Milwaukee County Stadium, Milwaukee, WI</b> Wed Apr 25 1990, 8:05 PM EDT Att. 12,445 - Sunny - 83 F <a href="http://livebaseballscorecards.com">livebaseballscorecards.com</a>			
<b>Billy Bates, L</b> OBP: 0.206, SLG: 0.138 (9, 4)										0	0	0	0	0	0	0				
<b>Edgar Diaz, R</b> OBP: 0.400, SLG: 0.333 (1, 6)										3	0	0	0	0	1	0				
<b>Robin Yount, R</b> OBP: 0.362, SLG: 0.306 (1, 8)										3	0	0	0	0	0	0				
<b>Dave Parker, L</b> OBP: 0.426, SLG: 0.583 (1, 10)										3	1	2	0	0	1	0				
<b>Greg Brock, L</b> OBP: 0.362, SLG: 0.324 (1, 3)										2	0	0	1	0	0	1				
<b>Greg Vaughn, R</b> OBP: 0.333, SLG: 0.486 (1, 7)										3	0	0	0	0	0	0				
<b>Mike Felder, S</b> OBP: 0.286, SLG: 0.182 (8, 7)										0	0	0	0	0	0	0				
<b>Glenn Braggs, R</b> OBP: 0.316, SLG: 0.278 (1, 9)										3	0	1	0	0	0	0				
<b>Rob Deer, R</b> OBP: 0.368, SLG: 0.370 (9, 9)										0	0	0	0	0	0	0				
<b>Charlie O'Brien, R</b> OBP: 0.261, SLG: 0.150 (1, 2)										3	0	1	0	0	2	1				
<b>Dale Sveum, S</b> OBP: 0.294, SLG: 0.231 (1, 4)										3	0	0	0	0	0	2				
<b>Gus Polidor, R</b> (9, 5)										0	0	0	0	0	0	0				
<b>Inning Stats</b>	R: 0 E: 0 K: 0 S: 7	H: 0 LOB: 0 BB: 0 P: 13	R: 1 E: 0 K: 0 S: 8	H: 1 LOB: 0 BB: 0 P: 13	R: 0 E: 0 K: 0 S: 9	H: 1 LOB: 0 BB: 0 P: 16	R: 0 E: 0 K: 0 S: 8	H: 1 LOB: 1 BB: 0 P: 11	R: 0 E: 0 K: 1 S: 8	H: 1 LOB: 1 BB: 0 P: 9	R: 0 E: 0 K: 1 S: 12	H: 0 LOB: 0 BB: 0 P: 16	R: 0 E: 0 K: 1 S: 7	H: 0 LOB: 0 BB: 0 P: 11	R: 0 E: 0 K: 1 S: 7	H: 0 LOB: 0 BB: 0 P: 14	1B: 3 2B: 0 3B: 1 HR: 0	SF: 1 SAC: 0 DP: 1 HBP: 0	WP: 0 PB: 0 SB: 0 CS: 0	PA: 27
<b>PITCHER</b>	IP WLS BF H R ER SO BB IBB HBP BLK WP HR S P ERA WHIP																			
<b>Bret Saberhagen, R</b> ERA: 3.55 (1, 1)	8.0 L 27 4 1 1 4 0 0 0 0 0 0 0 66 103 1.12 0.500																			



Batter	1	2	3	4	5	6	7	8	9	AB	R	H	RBI	BB	SO	LOB	TOP										
Kevin Seitzer, R (1, 5) OBP: 0.242, SLG: 0.234	1-1 G6-3	0-1 G4-3		2-0 G5-3			1-1 G1-6-3		3-2 F9	5	0	0	0	0	0	5	<b>Kansas City Royals @ Milwaukee Brewers</b> Milwaukee County Stadium, Milwaukee, WI Thu Apr 26 1990, 4:33 AM EDT Att: 11,817 - Cloudy - 82 F										
Kurt Stillwell, S (1, 6) OBP: 0.449, SLG: 0.558	1-1 WP 2B		1-1 G4-3 SF8 2B		2-2 F7		2-2 1B 2B		1-3 K	5	2	3	0	0	1	0											
Pat Tabler, R (1, 7) OBP: 0.238, SLG: 0.286	1-0 F9		0-0 G4-3		1-2 CS 1B		2-2 1B			4	0	2	1	0	0	2											
George Brett, L (1, 10) OBP: 0.292, SLG: 0.246	4-2 2-3 BB		0-0 SF8		1-0 F9		2-3 K			2	0	0	1	1	1	2											
Gerald Perry, L (1, 3) OBP: 0.349, SLG: 0.339	1-3 K		0-0 FC4 1B		2-2 CS		0-1 F8		2-2 F8	4	0	1	0	0	1	2											
Willie Wilson, S (1, 8) OBP: 0.440, SLG: 0.578		4-1 FC4 CI BB	0-0 FC4				2-2 P7		2-2 G5-3	3	0	0	0	1	0	1											
Mike Macfarlane, R (1, 2) OBP: 0.353, SLG: 0.529 Rey Palacios, R (8, PR) (8, 2)		0-1 CI FC4		0-1 2B			1-1 1B		0-1 FC4-6 1B	3	0	3	0	0	0	0											
Frank White, R (1, 4) OBP: 0.178, SLG: 0.262 Steve Jeltz, S (8, 4)		2-3 K		0-0 G6-3			0-0 G1-3		1-1 FC4-6	4	0	0	0	0	1	5											
Gary Thurman, R (1, 9) OBP: 0.286, SLG: 0.167	1-0 FC4		1-1 G5-3				0-0 G1-6-3 1B		4-1 CS BB	3	0	1	0	1	0	3											
<b>Inning Stats</b>	R: 0 H: 1 E: 0 K: 1 S: 10	L: 1 LOB: 2 BB: 1 P: 18	R: 0 H: 0 E: 1 K: 1 S: 9	L: 0 LOB: 2 BB: 1 P: 16	R: 1 H: 2 E: 0 K: 0 S: 6	L: 2 LOB: 1 BB: 0 P: 7	R: 0 H: 1 E: 0 K: 0 S: 6	L: 1 LOB: 0 BB: 0 P: 9	R: 0 H: 1 E: 0 K: 0 S: 9	L: 0 LOB: 1 BB: 0 P: 15	R: 0 H: 1 E: 0 K: 1 S: 13	L: 1 LOB: 0 BB: 0 P: 20	R: 0 H: 3 E: 0 K: 1 S: 13	L: 1 LOB: 1 BB: 0 P: 15	R: 0 H: 0 E: 0 K: 1 S: 9	L: 0 LOB: 0 BB: 1 P: 17		1B: 6 2B: 4 3B: 0 HR: 0	SF: 1 SAC: 0 DP: 1 HBP: 0	WP: 1 PB: 0 SB: 0 CS: 2	PA: 39						
<b>PITCHER</b>	IP	WLS	BF	H	R	ER	SO	BB	IBB	HBP	BLK	WP	HR	S	P	ERA	WHIP										
Mark Knudson, R (1, 1) ERA: 3.09	6.2	W	29	8	2	2	2	2	0	0	0	1	0	56	87	2.70	1.500										
Tony Fossas, L (7, 1) ERA: 2.79	1.1		6	2	0	0	1	0	0	0	0	0	0	17	26	0.00	1.500										
Dan Plesac, L (9, 1) ERA: 2.25	1.0	S	3	0	0	0	1	1	0	0	0	0	0	9	17	0.00	1.000										

Batter	1	2	3	4	5	6	7	8	9	AB	R	H	RBI	BB	SO	LOB	BOTTOM										
Gary Sheffield, R (1, 5) OBP: 0.320, SLG: 0.391	1-0 F9		0-0 2B	1-2 FC6-4			0-0 G6-4-3			4	0	1	0	0	0	3	<b>Kansas City Royals @ Milwaukee Brewers</b> Milwaukee County Stadium, Milwaukee, WI Thu Apr 26 1990, 4:33 AM EDT Att: 11,817 - Cloudy - 82 F										
Edgar Diaz, R (1, 6) OBP: 0.389, SLG: 0.327	3-3 K		1-2 G6-3		2-1 CS 1B		3-2 G3-1			4	0	1	0	0	1	1											
Robin Yount, R (1, 8) OBP: 0.395, SLG: 0.302	3-2 1B		3-0 F9		2-3 K		2-3 K		2-3 K	4	0	1	0	0	2	2											
Dave Parker, L (1, 10) OBP: 0.397, SLG: 0.538	1-3 K			0-3 K		0-0 G4-3		2-3 K		4	0	0	0	0	3	1											
B.J. Surhoff, L (1, 2) OBP: 0.310, SLG: 0.472		0-1 WP SF9 2B		4-0 1B 2B BB		1-1 F9				2	2	1	0	1	0	0											
Greg Vaughn, R (1, 7) OBP: 0.333, SLG: 0.475 Mike Felder, S (7, 7)		2-3 K		1-0 F9		1-2 CS 1B		1-2 CS 1B		3	0	1	0	0	1	2											
Glenn Braggs, R (1, 9) OBP: 0.320, SLG: 0.300 Greg Brock, L (7, 3)		0-0 SF9		2-1 2B 1B		2-3 K		2-3 K		2	1	1	1	0	1	1											
Rob Deer, R (1, 3) OBP: 0.366, SLG: 0.400 (7, 9)		3-H 2-2 G1-3		0-0 2B		1-H 3-H 2B		1-3 K		3	0	1	2	0	1	0											
Dale Sveum, S (1, 4) OBP: 0.350, SLG: 0.267 Billy Bates, L (7, PR) (8, 4)			1-3 K		4-1 FC6-4 BB		1-1 G6-4-3 1B			2	0	1	0	1	1	0											
<b>Inning Stats</b>	R: 0 H: 1 E: 0 K: 2 S: 11	L: 1 LOB: 0 BB: 0 P: 19	R: 1 H: 1 E: 0 K: 1 S: 9	L: 1 LOB: 0 BB: 0 P: 13	R: 0 H: 1 E: 0 K: 1 S: 8	L: 1 LOB: 1 BB: 0 P: 13	R: 2 H: 2 E: 0 K: 1 S: 11	L: 2 LOB: 2 BB: 2 P: 23	R: 0 H: 1 E: 0 K: 1 S: 7	L: 1 LOB: 0 BB: 0 P: 11	R: 0 H: 1 E: 0 K: 1 S: 8	L: 1 LOB: 0 BB: 0 P: 12	R: 0 H: 1 E: 0 K: 1 S: 6	L: 1 LOB: 1 BB: 0 P: 8	R: 0 H: 0 E: 0 K: 2 S: 13	L: 0 LOB: 0 BB: 0 P: 20		1B: 5 2B: 3 3B: 0 HR: 0	SF: 1 SAC: 0 DP: 1 HBP: 0	WP: 1 PB: 0 SB: 0 CS: 2	PA: 31						
<b>PITCHER</b>	IP	WLS	BF	H	R	ER	SO	BB	IBB	HBP	BLK	WP	HR	S	P	ERA	WHIP										
Mark Gubicza, R (1, 1) ERA: 6.38	8.0	L	31	8	3	3	10	2	0	0	0	1	0	73	119	3.38	1.250										







Batter	1	2	3	4	5	6	7	8	9	AB	R	H	RBI	BB	SO	LOB	TOP										
Paul Moltzer, R OBP: 0.333, SLG: 0.444 (1, 10)	K		SH1-3 HR 1B	G1-3			L7		K	5	1	1	1	0	2	1											
Edgar Diaz, R OBP: 0.361, SLG: 0.304 (1, 6)	G1-3		SH1-3 1-2		G4-3		BB 1B			3	0	1	0	0	0	0											
Gary Sheffield, R OBP: 0.356, SLG: 0.385 (1, 5)	CS HBP		HR BB		L5		BB 1-2 BB			1	1	0	0	2	0	0											
Robin Yount, R OBP: 0.366, SLG: 0.387 (1, 8)	CS	P3	HR		FC6-4 1B		F9			4	1	2	3	0	0	2											
Greg Vaughn, R OBP: 0.321, SLG: 0.458 (1, 7)		K	P7		FC6-4 1-2			L4		4	0	0	0	0	1	1											
Rob Deer, R OBP: 0.400, SLG: 0.559 (1, 3)	2B			HR		G5-4-3 1B		G5-3		4	1	3	1	0	0	0											
Glenn Braggs, R OBP: 0.303, SLG: 0.286 (1, 9)	F7			5-3		P6		G6-3		4	0	0	0	0	0	2											
Charlie O'Brien, R OBP: 0.259, SLG: 0.208 (1, 2)			1B 2B	F8		G5-4-3 1-2			K2-3	4	1	1	0	0	1	1											
Dale Sveum, S OBP: 0.360, SLG: 0.263 (1, 4)			K		1B				K	4	0	1	0	0	3	1											
<b>Inning Stats</b>	R: 0 E: 0 K: 1 S: 7	H: 0 LOB: 0 BB: 0 P: 11	R: 0 E: 0 K: 1 S: 10	H: 1 LOB: 1 BB: 0 P: 16	R: 4 E: 0 K: 1 S: 17	H: 3 LOB: 0 BB: 1 P: 31	R: 1 E: 0 K: 0 S: 10	H: 2 LOB: 1 BB: 0 P: 17	R: 0 E: 0 K: 0 S: 9	H: 1 LOB: 0 BB: 0 P: 13	R: 0 E: 0 K: 1 S: 8	H: 1 LOB: 2 BB: 1 P: 19	R: 0 E: 0 K: 0 S: 5	H: 0 LOB: 0 BB: 0 P: 7	R: 0 E: 0 K: 3 S: 12	H: 0 LOB: 0 BB: 0 P: 17	1B: 5 2B: 2 3B: 0 HR: 2	SF: 0 SAC: 1 DP: 1 HBP: 1	WP: 0 PB: 0 SB: 0 CS: 1	PA: 38							
<b>PITCHER</b>	IP	WLS	BF	H	R	ER	SO	BB	IBB	HBP	BLK	WP	HR	S	P	ERA	WHIP										
Frank Tanana, L ERA: 6.29 (1, 1)	7.0	W	31	9	5	5	4	2	0	1	0	0	2	66	115	6.43	1.571										
Mike Henneman, R ERA: 1.46 (8, 1)	1.0		3	0	0	0	0	0	0	0	0	0	0	5	7	0.00	0.000										
Urbano Lugo, R ERA: 4.85 (9, 1)	1.0		3	0	0	0	3	0	0	0	0	0	0	12	17	0.00	0.000										

Milwaukee Brewers @ Detroit Tigers  
Tiger Stadium, Detroit, MI  
Sat Apr 28, 1990, 7:05 PM EDT  
Att: 15,829 - Unknown - 72 F

AB 33  
R 5  
H 9  
RBI 5  
BB 2  
SO 7  
LOB 8



Batter	1	2	3	4	5	6	7	8	9	AB	R	H	RBI	BB	SO	LOB	BOTTOM										
Tony Phillips, S OBP: 0.267, SLG: 0.284 (1, 5)	K		P7		B2-3	P7	E5	F8		6	0	0	0	0	1	4											
Alan Trammell, R OBP: 0.398, SLG: 0.486 (1, 6)	F8		3B		1B 2B	L3	IBB	1B		5	1	3	1	1	0	1											
Lou Whitaker, L OBP: 0.333, SLG: 0.339 (1, 4)			K		FC6-4 1B			G4-3		5	1	3	1	0	1	3											
Johnny Paredes, R OBP: 0.222, SLG: 0.125 (6, PH) (9, 4)	1B				2B	P5				1	0	0	0	0	0	2											
Gary Ward, R OBP: 0.361, SLG: 0.415 (1, 7)	P9		G6-3		HR		BB FC3-4 1B	HR 1B		3	1	0	0	1	0	3											
Kenny Williams, R OBP: 0.398, SLG: 0.250 (7, PR) (8, 7)					1-2 HR		BB FC3-4 BB			1	2	1	0	0	0	0											
Lloyd Moseby, L OBP: 0.394, SLG: 0.424 (1, 8)		K		1B BB	HR 1B		FC3-4 2B 1B	K		4	2	2	0	1	2	1											
Cecil Fielder, R OBP: 0.333, SLG: 0.556 (1, 3)		P8			HR		FC3-4 BB	HR		4	2	2	6	1	0	1											
Chet Lemon, R OBP: 0.280, SLG: 0.318 (1, 9)		HBP BB			FC5-4 1B	P5	FC3-4 2B	HR		4	2	2	2	1	0	2											
Tracy Jones, R OBP: 0.429, SLG: 0.533 (1, 10)								HR		1	0	0	0	0	1	2											
Larry Sheets, L OBP: 0.388, SLG: 0.432 (6, PH) (7, PH)					K		G1-3 E	1B 1B		1	0	0	0	0	0	0											
Ed Romero, R OBP: 0.500, SLG: 0.600 (7, PH)		HBP					G1-3	1B 1B		2	2	2	2	0	0	0											
Mike Heath, R OBP: 0.462, SLG: 0.611 (1, 2)		K		FC5-4			G1-3	1B		5	0	2	0	0	1	6											
<b>Inning Stats</b>	R: 0 E: 0 K: 1 S: 9	H: 1 LOB: 1 BB: 0 P: 14	R: 0 E: 0 K: 2 S: 14	H: 0 LOB: 2 BB: 1 P: 25	R: 0 E: 0 K: 1 S: 9	H: 1 LOB: 1 BB: 0 P: 13	R: 0 E: 0 K: 1 S: 9	H: 1 LOB: 2 BB: 1 P: 16	R: 4 E: 0 K: 0 S: 12	H: 4 LOB: 0 BB: 0 P: 22	R: 0 E: 0 K: 0 S: 8	H: 1 LOB: 1 BB: 0 P: 13	R: 5 E: 1 K: 0 S: 18	H: 3 LOB: 2 BB: 3 P: 37	R: 4 E: 0 K: 1 S: 19	H: 6 LOB: 2 BB: 0 P: 28	1B: 9 2B: 3 3B: 2 HR: 3	SF: 0 SAC: 0 DP: 0 HBP: 1	WP: 0 PB: 0 SB: 1 CS: 0	PA: 48							
<b>PITCHER</b>	IP	WLS	BF	H	R	ER	SO	BB	IBB	HBP	BLK	WP	HR	S	P	ERA	WHIP										
Paul Mirabella, L ERA: 6.14 (1, 1)	4.2		24	7	4	4	4	2	0	1	0	0	0	50	84	7.71	1.929										
Don August, R ERA: 12.27 (5, 1)	1.1	L	7	2	2	2	0	1	0	0	0	0	0	13	25	13.50	2.250										
Tony Fossas, L ERA: 6.94 (7, 1)	2.0		17	8	7	6	1	1	1	0	0	0	2	35	59	27.00	4.500										

Milwaukee Brewers @ Detroit Tigers  
Tiger Stadium, Detroit, MI  
Sat Apr 28, 1990, 7:05 PM EDT  
Att: 15,829 - Unknown - 72 F

AB 42  
R 13  
H 17  
RBI 12  
BB 5  
SO 6  
LOB 25





Batter	1	2	3	4	5	6	7	8	9	AB	R	H	RBI	BB	SO	LOB	TOP								
<b>Paul Moltzer, R</b> OBP: 0.308, SLG: 0.615 (1, 4)	G5-3		HR		F8		FC5-2			4	1	1	2	0	0	2									
<b>Gary Sheffield, R</b> OBP: 0.333, SLG: 0.357 (1, 5)	G5-3		F9			G5-3	F7			4	0	0	0	0	0	2									
<b>Robin Yount, R</b> OBP: 0.347, SLG: 0.364 (1, 8)	5-3		G5-3			F8-6-3		F7		4	0	0	0	0	0	0									
<b>Dave Parker, L</b> OBP: 0.373, SLG: 0.533 (1, 10)					P5			F9		4	0	1	0	0	1	0									
<b>Greg Brock, L</b> OBP: 0.407, SLG: 0.409 (1, 3)										3	0	2	0	0	1	1									
<b>Mike Felder, S</b> OBP: 0.333, SLG: 0.250 (7, PR) (7, 9)										1	1	1	0	0	0	0									
<b>Rob Deer, R</b> OBP: 0.388, SLG: 0.514 (1, 9) (7, 3)										3	1	0	0	1	0	3									
<b>B.J. Surhoff, L</b> OBP: 0.320, SLG: 0.442 (1, 2)										4	1	1	1	0	2	1									
<b>Glenn Braggs, R</b> OBP: 0.333, SLG: 0.452 (1, 7)										3	1	2	2	0	0	0									
<b>Darryl Hamilton, L</b> OBP: 0.500, SLG: 0.333 (8, 7)										1	0	0	0	0	0	0									
<b>Edgar Diaz, R</b> OBP: 0.359, SLG: 0.305 (1, 6)										3	1	1	1	0	1	0									
<b>Inning Stats</b>	R: 0 E: 0 K: 0 S: 5	H: 0 LOB: 0 BB: 0 P: 9	R: 0 E: 0 K: 1 S: 9	H: 1 LOB: 1 BB: 0 P: 15	R: 2 E: 0 K: 0 S: 12	H: 2 LOB: 0 BB: 0 P: 18	R: 0 E: 0 K: 0 S: 13	H: 1 LOB: 0 BB: 0 P: 19	R: 1 E: 0 K: 1 S: 10	H: 1 LOB: 0 BB: 0 P: 16	R: 0 E: 0 K: 1 S: 9	H: 0 LOB: 0 BB: 0 P: 12	R: 3 E: 0 K: 0 S: 16	H: 3 LOB: 2 BB: 1 P: 25	R: 0 E: 0 K: 0 S: 6	H: 1 LOB: 1 BB: 0 P: 7	R: 0 E: 0 K: 2 S: 9	H: 0 LOB: 0 BB: 0 P: 10	1B: 5 2B: 2 3B: 0 HR: 2	SF: 0 SAC: 1 DP: 0 HBP: 0	WP: 0 PB: 0 SB: 0 CS: 1	PA: 37			
<b>PITCHER</b>	IP	WLS	BF	H	R	ER	SO	BB	IBB	HBP	BLK	WP	HR	S	P	ERA	WHIP								
<b>Dan Petry, R</b> ERA: 3.2 (1, 1)	6.0	L	24	6	5	5	3	1	0	0	0	0	2	64	101	7.50	1.167								
<b>Paul Gibson, L</b> ERA: 5.4 (7, 1)	0.0		1	1	0	0	0	0	0	0	0	0	0	3	3	∞	∞								
<b>Ed Nunez, R</b> ERA: 2.6 (7, 1)	3.0		11	2	1	1	2	0	0	0	0	0	0	22	27	3.00	0.667								

Milwaukee Brewers @ Detroit Tigers  
Tiger Stadium, Detroit, MI  
Sun Apr 29 1990, 3:33 AM EDT  
Att: 15,186 - Unknown - 65 F

AB 34  
R 6  
H 9  
RBI 6  
BB 1  
SO 5  
LOB 9



Batter	1	2	3	4	5	6	7	8	9	AB	R	H	RBI	BB	SO	LOB	BOTTOM								
<b>Tony Phillips, S</b> OBP: 0.256, SLG: 0.271 (1, 5)	L8		K			P9	K			4	0	0	0	0	2	2									
<b>Alan Trammell, R</b> OBP: 0.391, SLG: 0.468 (1, 6)	F7		6-3					K		3	1	0	0	1	1	1									
<b>Lou Whitaker, L</b> OBP: 0.315, SLG: 0.317 (1, 4)	P6									4	0	0	0	0	0	1									
<b>Matt Nokes, L</b> OBP: 0.320, SLG: 0.340 (1, 2)										4	0	2	0	0	0	0									
<b>Lloyd Moseby, L</b> OBP: 0.406, SLG: 0.435 (1, 8)										3	0	2	1	0	0	1									
<b>Kenny Williams, R</b> OBP: 0.350, SLG: 0.235 (9, PH)										1	0	0	0	0	0	0									
<b>Cecil Fielder, R</b> OBP: 0.316, SLG: 0.522 (1, 10)										4	0	0	0	0	1	4									
<b>Larry Sheets, L</b> OBP: 0.362, SLG: 0.490 (1, 7)										3	0	0	0	0	0	1									
<b>Tracy Jones, R</b> OBP: 0.444, SLG: 0.548 (9, PH)										1	0	1	0	0	0	0									
<b>Gary Ward, R</b> OBP: 0.369, SLG: 0.421 (1, 9)										4	0	2	0	0	1	0									
<b>Dave Bergman, L</b> OBP: 0.294, SLG: 0.200 (1, 3)										2	0	0	0	0	0	1									
<b>Ed Romero, R</b> OBP: 0.429, SLG: 0.500 (9, PH)										1	0	0	0	0	0	2									
<b>Inning Stats</b>	R: 0 E: 0 K: 0 S: 5	H: 1 LOB: 1 BB: 0 P: 8	R: 0 E: 0 K: 1 S: 8	H: 1 LOB: 0 BB: 0 P: 12	R: 0 E: 1 K: 1 S: 9	H: 0 LOB: 1 BB: 0 P: 15	R: 0 E: 0 K: 0 S: 8	H: 1 LOB: 1 BB: 0 P: 14	R: 0 E: 0 K: 1 S: 7	H: 0 LOB: 0 BB: 0 P: 8	R: 1 E: 0 K: 0 S: 13	H: 2 LOB: 2 BB: 1 P: 23	R: 0 E: 0 K: 1 S: 9	H: 1 LOB: 1 BB: 0 P: 14	R: 0 E: 0 K: 1 S: 10	H: 0 LOB: 0 BB: 0 P: 13	R: 0 E: 0 K: 0 S: 11	H: 2 LOB: 2 BB: 0 P: 17	1B: 7 2B: 0 3B: 0 HR: 0	SF: 0 SAC: 1 DP: 0 HBP: 0	WP: 0 PB: 0 SB: 1 CS: 0	PA: 36			
<b>PITCHER</b>	IP	WLS	BF	H	R	ER	SO	BB	IBB	HBP	BLK	WP	HR	S	P	ERA	WHIP								
<b>Chris Bosio, R</b> ERA: 1.39 (1, 1)	6.1	W	26	5	1	1	3	1	0	0	0	0	0	55	87	1.42	0.947								
<b>Bill Wegman, R</b> ERA: (7, 1)	1.2		5	0	0	0	2	0	0	0	0	0	0	14	20	0.00	0.000								
<b>Dan Plesac, L</b> ERA: 2.0 (9, 1)	1.0		5	2	0	0	0	0	0	0	0	0	0	11	17	0.00	2.000								

Milwaukee Brewers @ Detroit Tigers  
Tiger Stadium, Detroit, MI  
Sun Apr 29 1990, 3:33 AM EDT  
Att: 15,186 - Unknown - 65 F

AB 34  
R 1  
H 7  
RBI 1  
BB 1  
SO 5  
LOB 13





Batter	1	2	3	4	5	6	7	8	9	AB	R	H	RBI	BB	SO	LOB	TOP		
Paul Moltzer, R (1, 4) Billy Bates, L (9, 4) G6-3			F9		K		P6		1B E IBB	4	1	0	0	1	1	0			
Gary Sheffield, R (1, 5) Gus Poldor, R (7, 5) P2			F8		G6-3 1B		G4-3		FC6-4 E 1B 1-3 2-H	4	0	1	0	0	0	0			
Robin Yount, R (1, 8) Dave Parker, L (1, 10) F8			CS BB		G6-3		1B		E5 FC6-4 1-2 3-H	4	1	2	2	1	0	2			
Dave Parker, L (1, 10) F8			CS		F7		G3		FC6-4 1-2 2-3	5	0	0	0	0	0	4			
Greg Brock, L (1, 3) E5			G6-3		E5 WP E 1B		HR		G4-3 F7	5	2	2	1	0	0	2			
Greg Vaughn, R (1, 7) Mike Felder, S (8, 7) 2B			2B BB		F7		G4-3 WP 1B		G5-3	3	1	1	0	1	0	1			
B.J. Surhoff, L (1, 2) SAFE 1-H			2B		E6 2-H		G4-3		F9	4	0	1	1	0	0	1			
Glenn Braggs, R (1, 9) Darryl Hamilton, L (9, 7) F7			F7		FC6-4 IBB		K		G4-3 1B	3	1	1	0	1	1	2			
Edgar Diaz, R (1, 6) G4-3			G4-3		FC6-4 1-2		6-3		G4-3 1-2	4	0	0	0	0	0	5			
<b>Inning Stats</b>	R: 1 E: 0 K: 0 S: 6	H: 1 LOB: 0 BB: 0 P: 9	R: 1 E: 0 K: 0 S: 9	H: 1 LOB: 1 BB: 1 P: 14	R: 0 E: 0 K: 0 S: 5	H: 0 LOB: 0 BB: 1 P: 13	R: 1 E: 2 K: 0 S: 5	H: 1 LOB: 2 BB: 1 P: 13	R: 0 E: 0 K: 1 S: 9	H: 2 LOB: 1 BB: 0 P: 17	R: 0 E: 0 K: 0 S: 7	H: 1 LOB: 1 BB: 0 P: 10	R: 0 E: 0 K: 0 S: 9	H: 0 LOB: 0 BB: 0 P: 15	R: 2 E: 1 K: 0 S: 11	H: 2 LOB: 2 BB: 1 P: 17	1B: 6 2B: 1 3B: 0 HR: 2	SF: 0 SAC: 0 DP: 0 HBP: 0	WP: 2 PA: 42 PB: 0 SB: 1 CS: 1
<b>PITCHER</b>	IP WLS BF H R ER SO BB IBB HBP BLK WP HR S P ERA WHIP	IP WLS BF H R ER SO BB IBB HBP BLK WP HR S P ERA WHIP	IP WLS BF H R ER SO BB IBB HBP BLK WP HR S P ERA WHIP	IP WLS BF H R ER SO BB IBB HBP BLK WP HR S P ERA WHIP	IP WLS BF H R ER SO BB IBB HBP BLK WP HR S P ERA WHIP	IP WLS BF H R ER SO BB IBB HBP BLK WP HR S P ERA WHIP	IP WLS BF H R ER SO BB IBB HBP BLK WP HR S P ERA WHIP	IP WLS BF H R ER SO BB IBB HBP BLK WP HR S P ERA WHIP	IP WLS BF H R ER SO BB IBB HBP BLK WP HR S P ERA WHIP	IP WLS BF H R ER SO BB IBB HBP BLK WP HR S P ERA WHIP	IP WLS BF H R ER SO BB IBB HBP BLK WP HR S P ERA WHIP	IP WLS BF H R ER SO BB IBB HBP BLK WP HR S P ERA WHIP	IP WLS BF H R ER SO BB IBB HBP BLK WP HR S P ERA WHIP	IP WLS BF H R ER SO BB IBB HBP BLK WP HR S P ERA WHIP	IP WLS BF H R ER SO BB IBB HBP BLK WP HR S P ERA WHIP	IP WLS BF H R ER SO BB IBB HBP BLK WP HR S P ERA WHIP	IP WLS BF H R ER SO BB IBB HBP BLK WP HR S P ERA WHIP	IP WLS BF H R ER SO BB IBB HBP BLK WP HR S P ERA WHIP	IP WLS BF H R ER SO BB IBB HBP BLK WP HR S P ERA WHIP

Milwaukee Brewers @ Detroit Tigers  
Tiger Stadium, Detroit, MI  
Mon Apr 30 1990, 7:05 PM EDT  
Att: 10,466 - Unknown - 70 F

AB 37  
R 6  
H 9  
RBI 5  
BB 4  
SO 2  
LOB 17



Batter	1	2	3	4	5	6	7	8	9	AB	R	H	RBI	BB	SO	LOB	BOTTOM		
Tony Phillips, S (1, 5) F8			G4-3		F9				G4-6-3 1-2	4	0	0	0	0	0	1			
Alan Trammell, R (1, 6) BB			1B				P5		FC4-6 1B	3	0	2	0	1	0	0			
Lou Whitaker, L (1, 4) K			K				F9		FC4-6 1-2	4	0	0	0	0	2	3			
Matt Nokes, L (1, 2) P4							FC4-6 1B		G3	4	0	2	0	0	0	1			
Lloyd Moseby, L (1, 8) G4-3 G5-3 1B			FC4-6 CS 1-2		F7				F8	4	0	1	0	0	0	2			
Cecil Fielder, R (1, 3) G5-3			G5-3				G5-3		HR	3	1	1	1	1	0	1			
Larry Sheets, L (1, 7) G4-3			G4-3		P6		L7		1B	4	0	1	0	0	0	2			
Kenny Williams, R (1, 9) Mark Salas, L (9, PH) 5-3					P2		4-3		L3	3	0	0	0	0	0	1			
Dave Bergman, L (1, 10) F8					K				G4-6-3 1B	3	0	1	0	0	1	0			
<b>Inning Stats</b>	R: 0 E: 0 K: 1 S: 5	H: 0 LOB: 1 BB: 1 P: 12	R: 0 E: 0 K: 0 S: 6	H: 1 LOB: 1 BB: 0 P: 9	R: 0 E: 0 K: 1 S: 9	H: 1 LOB: 1 BB: 0 P: 17	R: 0 E: 0 K: 0 S: 7	H: 1 LOB: 1 BB: 1 P: 14	R: 0 E: 0 K: 0 S: 9	H: 1 LOB: 0 BB: 0 P: 12	R: 0 E: 0 K: 0 S: 3	H: 0 LOB: 0 BB: 0 P: 4	R: 0 E: 0 K: 0 S: 10	H: 2 LOB: 1 BB: 0 P: 12	R: 1 E: 0 K: 0 S: 12	H: 2 LOB: 1 BB: 0 P: 20	1B: 7 2B: 0 3B: 0 HR: 1	SF: 0 SAC: 0 DP: 1 HBP: 0	WP: 0 PA: 35 PB: 0 SB: 0 CS: 1
<b>PITCHER</b>	IP WLS BF H R ER SO BB IBB HBP BLK WP HR S P ERA WHIP	IP WLS BF H R ER SO BB IBB HBP BLK WP HR S P ERA WHIP	IP WLS BF H R ER SO BB IBB HBP BLK WP HR S P ERA WHIP	IP WLS BF H R ER SO BB IBB HBP BLK WP HR S P ERA WHIP	IP WLS BF H R ER SO BB IBB HBP BLK WP HR S P ERA WHIP	IP WLS BF H R ER SO BB IBB HBP BLK WP HR S P ERA WHIP	IP WLS BF H R ER SO BB IBB HBP BLK WP HR S P ERA WHIP	IP WLS BF H R ER SO BB IBB HBP BLK WP HR S P ERA WHIP	IP WLS BF H R ER SO BB IBB HBP BLK WP HR S P ERA WHIP	IP WLS BF H R ER SO BB IBB HBP BLK WP HR S P ERA WHIP	IP WLS BF H R ER SO BB IBB HBP BLK WP HR S P ERA WHIP	IP WLS BF H R ER SO BB IBB HBP BLK WP HR S P ERA WHIP	IP WLS BF H R ER SO BB IBB HBP BLK WP HR S P ERA WHIP	IP WLS BF H R ER SO BB IBB HBP BLK WP HR S P ERA WHIP	IP WLS BF H R ER SO BB IBB HBP BLK WP HR S P ERA WHIP	IP WLS BF H R ER SO BB IBB HBP BLK WP HR S P ERA WHIP	IP WLS BF H R ER SO BB IBB HBP BLK WP HR S P ERA WHIP	IP WLS BF H R ER SO BB IBB HBP BLK WP HR S P ERA WHIP	IP WLS BF H R ER SO BB IBB HBP BLK WP HR S P ERA WHIP

Milwaukee Brewers @ Detroit Tigers  
Tiger Stadium, Detroit, MI  
Mon Apr 30 1990, 7:05 PM EDT  
Att: 10,466 - Unknown - 70 F

AB 33  
R 1  
H 8  
RBI 1  
BB 2  
SO 3  
LOB 12






Batter	1	2	3	4	5	6	7	8	9	AB	R	H	RBI	BB	SO	LOB	TOP					
<b>Paul Moltzer, R</b> OBP: 0.261, SLG: 0.409 (1, 4)	L9	G1-3		FC4-6		HR		F7		5	1	1	0	0	0	2						
<b>Gary Sheffield, R</b> OBP: 0.333, SLG: 0.400 <b>Gus Poldor, R</b> OBP: 0.111, SLG: 0.111 (9, 5)	1B	G6-3		F9		HR			K	5	2	2	2	0	1	2						
<b>Robin Yount, R</b> OBP: 0.365, SLG: 0.413 (1, 8)	HR	K				G6-3			L4	5	1	2	0	0	1	0						
<b>Dave Parker, L</b> OBP: 0.364, SLG: 0.500 (1, 10)	HR								G3	5	1	3	1	0	1	0						
<b>Greg Brock, L</b> OBP: 0.381, SLG: 0.434 (1, 3)	K			F7		P5			G1-3	4	0	0	0	0	1	5						
<b>Greg Vaughn, R</b> OBP: 0.344, SLG: 0.527 <b>Mike Felder, S</b> OBP: 0.333, SLG: 0.250 (7, PR) (7, 7) (8, 9)	HR			F8		K				4	1	2	3	0	1	3						
<b>B.J. Surhoff, L</b> OBP: 0.328, SLG: 0.440 (1, 2)	BB					P6				3	0	1	0	1	1	3						
<b>Glenn Braggs, R</b> OBP: 0.364, SLG: 0.447 <b>Darryl Hamilton, L</b> OBP: 0.500, SLG: 0.333 (8, 7)	1B			K				F9		4	0	2	0	0	1	1						
<b>Edgar Diaz, R</b> OBP: 0.333, SLG: 0.284 (1, 6)	G3							G6-3		0	0	0	0	0	0	0						
<b>Inning Stats</b>	R: 4 E: 0 K: 1 S: 16	H: 5 LOB: 2 BB: 1 P: 28	R: 0 E: 0 K: 1 S: 7	H: 0 LOB: 0 BB: 0 P: 13	R: 0 E: 0 K: 0 S: 11	H: 1 LOB: 0 BB: 0 P: 17	R: 0 E: 0 K: 1 S: 14	H: 2 LOB: 2 BB: 0 P: 24	R: 0 E: 0 K: 1 S: 12	H: 2 LOB: 2 BB: 0 P: 16	R: 2 E: 0 K: 1 S: 12	H: 3 LOB: 0 BB: 0 P: 15	R: 0 E: 0 K: 2 S: 9	H: 1 LOB: 1 BB: 0 P: 13	R: 0 E: 0 K: 0 S: 6	H: 0 LOB: 0 BB: 0 P: 7	R: 0 E: 0 K: 1 S: 7	H: 0 LOB: 0 BB: 0 P: 11	1B: 11 2B: 1 3B: 0 HR: 2	SF: 0 SAC: 0 DP: 0 HBP: 0	WP: 0 PB: 0 SB: 1 CS: 2	PA: 40
<b>PITCHER</b>	IP	WLS	BF	H	R	ER	SO	BB	IBB	HBP	BLK	WP	HR	S	P	ERA	WHIP					
<b>Bret Saberhagen, R</b> ERA: 4.6 (1, 1)	6.0	L	30	13	6	6	5	1	0	0	0	0	2	72	113	9.00	2.333					
<b>Larry McWilliams, L</b> ERA: 9.55 (7, 1)	1.0		4	1	0	0	2	0	0	0	0	0	0	9	13	0.00	1.000					
<b>Steve Farr, R</b> ERA: 2.77 (8, 1)	2.0		6	0	0	0	1	0	0	0	0	0	0	13	18	0.00	0.000					

**Milwaukee Brewers @ Kansas City Royals**  
Royals Stadium, Kansas City, MO  
Tue May 01 1990, 8:05 PM EDT  
Att: 20,052 - Unknown - 56 F


AB 39  
R 6  
H 14  
RBI 6  
BB 1  
SO 8  
LOB 19



Batter	1	2	3	4	5	6	7	8	9	AB	R	H	RBI	BB	SO	LOB	BOTTOM					
<b>Willie Wilson, S</b> OBP: 0.403, SLG: 0.483 (1, 8)	G6-3	BB		K			P4		K	5	1	1	0	0	2	4						
<b>Kevin Seitzer, R</b> OBP: 0.259, SLG: 0.256 (1, 5)	BB	1B				B2-3			K	4	0	1	0	1	2	4						
<b>George Brett, L</b> OBP: 0.289, SLG: 0.243 (1, 3)	P4					G3		F7		5	0	1	2	0	0	5						
<b>Bo Jackson, R</b> OBP: 0.397, SLG: 0.429 (1, 7)	FC5-4	K				P3				3	0	0	0	1	2	2						
<b>Mike Macfarlane, R</b> OBP: 0.333, SLG: 0.467 (1, 10)	FC5-4								G5-3	4	0	1	0	0	1	2						
<b>Jim Eisenreich, L</b> OBP: 0.263, SLG: 0.400 (1, 9)		SH3		G4-6-3			G1-3		F8	4	1	1	0	0	0	1						
<b>Kurt Stillwell, S</b> OBP: 0.439, SLG: 0.583 (1, 6)		SH3		F7			F9			3	1	1	0	0	0	0						
<b>Bob Boone, R</b> OBP: 0.396, SLG: 0.341 <b>Rey Palacios, R</b> (9, PR)		BB								4	1	3	1	0	1	0						
<b>Terry Shumpert, R</b> OBP: 0.333, SLG: 0.333 <b>Gerald Perry, L</b> OBP: 0.352, SLG: 0.333 <b>Pat Tabler, R</b> OBP: 0.324, SLG: 0.290 <b>Steve Jeltz, S</b> OBP: 0.143, SLG: 0.120 (9, PR)		1B								3	0	1	0	0	0	1						
<b>Inning Stats</b>	R: 0 E: 0 K: 0 S: 14	H: 1 LOB: 2 BB: 1 P: 22	R: 3 E: 0 K: 1 S: 10	H: 4 LOB: 2 BB: 1 P: 15	R: 0 E: 0 K: 0 S: 7	H: 1 LOB: 0 BB: 0 P: 10	R: 0 E: 0 K: 2 S: 12	H: 0 LOB: 0 BB: 0 P: 18	R: 0 E: 0 K: 0 S: 7	H: 0 LOB: 0 BB: 0 P: 11	R: 0 E: 0 K: 1 S: 8	H: 0 LOB: 0 BB: 0 P: 10	R: 0 E: 0 K: 1 S: 9	H: 2 LOB: 2 BB: 0 P: 14	R: 0 E: 0 K: 1 S: 5	H: 0 LOB: 0 BB: 0 P: 6	R: 1 E: 0 K: 2 S: 18	H: 3 LOB: 2 BB: 0 P: 26	1B: 9 2B: 2 3B: 0 HR: 0	SF: 0 SAC: 1 DP: 1 HBP: 0	WP: 0 PB: 0 SB: 0 CS: 0	PA: 39
<b>PITCHER</b>	IP	WLS	BF	H	R	ER	SO	BB	IBB	HBP	BLK	WP	HR	S	P	ERA	WHIP					
<b>Teddy Higuera, L</b> ERA: 0.99 (1, 1)	7.0	W	30	8	3	3	5	2	0	0	0	0	0	67	100	3.86	1.429					
<b>Chuck Crim, R</b> ERA: 3.0 (8, 1)	1.0		5	2	1	1	1	0	0	0	0	0	0	9	12	9.00	2.000					
<b>Dan Plesac, L</b> ERA: 1.8 (9, 1)	1.0	S	4	1	0	0	2	0	0	0	0	0	0	14	20	0.00	1.000					

**Milwaukee Brewers @ Kansas City Royals**  
Royals Stadium, Kansas City, MO  
Tue May 01 1990, 8:05 PM EDT  
Att: 20,052 - Unknown - 56 F

AB 36  
R 4  
H 11  
RBI 4  
BB 2  
SO 8  
LOB 19









Batter	1	2	3	4	5	6	7	8	9	AB	R	H	RBI	BB	SO	LOB	TOP										
Dan Gladden, R OBP: 0.333, SLG: 0.425	2-1 FC6-5 PB 1B		1-0 FC5-2 WP 2B	3-3 K2-3			1-2 FC6-4 S 1B	2-3 K		5	1	2	0	0	2	4											
Gene Larkin, S OBP: 0.396, SLG: 0.450	2-3 K		4-1 WP FC5-2 SF9 BB		1-1 G3		0-2 G6-3		4-2 2B BB	3	1	0	0	2	1	2											
Kirby Puckett, R OBP: 0.359, SLG: 0.438	1-0 FC6-5		0-0 FC5-2 SF9 WP 2B		0-1 G6-3			0-0 G6-3	3-2 L6 2B	5	1	1	0	0	0	4											
Kent Hrbek, L OBP: 0.483, SLG: 0.563 John Moses, S OBP: 0.333, SLG: 0.300	0-2 P6		1-2 2-3 3-H SF9		1-1 F9			4-0 1B BB 1B	3-2 L6 2B	2	0	0	1	1	0	1											
Gary Gaetti, R OBP: 0.348, SLG: 0.487		0-0 G1-3	0-2 2B			1-1 E5 L4-3		4-2 1B 1B BB	2-1 F8	4	1	1	1	1	0	1											
Fred Manrique, R OBP: 0.271, SLG: 0.404 Al Newman, S OBP: 0.308, SLG: 0.298		0-2 G6-3	0-0 P6			3-2 L4-3		0-1 1B HR		4	1	1	0	0	0	2											
Randy Bush, L OBP: 0.260, SLG: 0.386 Carmen Castillo, R OBP: 0.176, SLG: 0.152 Shane Mack, R OBP: 0.500, SLG: 0.565		1-1 HR		0-0 G4-3 1B		0-1 F8		2-2 1B HR 1B		3	1	2	1	0	0	0											
Brian Harper, R OBP: 0.329, SLG: 0.522		2-1 F8		0-0 G4-3			1-1 L5	1-0 HR		4	1	1	4	0	0	1											
Greg Gagne, R OBP: 0.388, SLG: 0.478			1-2 2B FC5-2 1B		0-1 P2		1-1 FC6-4 1B	2-3 K		4	0	2	0	0	1	3											
<b>Inning Stats</b>	R: 0 E: 0 K: 1 S: 11	H: 1 LOB: 1 BB: 0 P: 16	R: 1 E: 0 K: 0 S: 10	H: 1 LOB: 0 BB: 0 P: 13	R: 3 E: 0 K: 0 S: 14	H: 3 LOB: 1 BB: 1 P: 22	R: 0 E: 0 K: 1 S: 7	H: 1 LOB: 1 BB: 0 P: 10	R: 0 E: 1 K: 0 S: 7	H: 0 LOB: 0 BB: 0 P: 11	R: 0 E: 0 K: 0 S: 8	H: 1 LOB: 1 BB: 0 P: 10	R: 5 E: 0 K: 2 S: 19	H: 3 LOB: 2 BB: 2 P: 34	R: 0 E: 0 K: 0 S: 12	H: 1 LOB: 1 BB: 1 P: 24	1B: 6 2B: 5 3B: 0 HR: 2	SF: 1 SAC: 0 DP: 2 HBP: 0	WP: 1 PB: 1 SB: 1 CS: 0	PA: 41							
<b>PITCHER</b>	IP	WLS	BF	H	R	ER	SO	BB	IBB	HBP	BLK	WP	HR	S	P	ERA	WHIP										
Chris Bosio, R ERA: 2.09	(1, 1)	6.1	27	7	4	4	2	1	0	0	0	1	1	59	86	5.68	1.263										
Chuck Cmm, R ERA: 4.5	(7, 1)	1.0	L	6	1	3	3	0	0	0	0	0	0	11	19	27.00	3.000										
Dan Plesac, L ERA: 3.0	(8, 1)	0.2	A	2	2	2	2	0	0	0	0	0	1	12	19	27.00	3.000										
Tony Fossas, L ERA: 6.39	(9, 1)	1.0		4	1	0	0	0	1	0	0	0	0	12	24	0.00	2.000										

Minnesota Twins @ Milwaukee Brewers  
Milwaukee County Stadium, Milwaukee, WI

AB 36  
R 9  
H 11  
RBI 8  
BB 4  
SO 4  
LOB 20



Sat May 05 1990, 8:05 PM EDT  
Att: 35,002 - Unknown - 58 F

Batter	1	2	3	4	5	6	7	8	9	AB	R	H	RBI	BB	SO	LOB	BOTTOM										
Paul Molitor, R OBP: 0.250, SLG: 0.355	0-0 G4-3		3-2 E2 CS	2-2 P3		1-1 F8			1-3 K	5	0	0	0	0	1	1											
Gary Sheffield, R OBP: 0.380, SLG: 0.429 Dale Sveum, S OBP: 0.310, SLG: 0.217	4-2 S 1B BB		1-2 1B 1B				0-1 K		2-1 G3	1	1	1	0	1	0	0											
Robin Yount, R OBP: 0.362, SLG: 0.446	1-2 P3		2-1 L6			0-1 E4 SF8 2B		1-3 K		4	1	1	0	0	1	2											
Dave Parker, L OBP: 0.349, SLG: 0.474	3-1 1B 2H 1B		1-1 1B 1B			3-1 SF8		0-1 G3		3	0	2	2	0	0	0											
Greg Brock, L OBP: 0.389, SLG: 0.468	3-1 1B		0-2 1B			1-1 P2		2-1 G1-3		4	0	2	1	0	0	0											
Greg Vaughn, R OBP: 0.319, SLG: 0.476	3-3 K		1-2 P6			0-1 B3		1-0 P3		4	0	0	0	0	1	4											
B.J. Surhoff, L OBP: 0.348, SLG: 0.439		2-2 L7		2-1 F7		3-2 HR 1B		4-2 BB		3	1	1	0	1	0	0											
Rob Deer, R OBP: 0.386, SLG: 0.622		3-3 K		2-2 F7		0-1 HR		2-3 K		4	1	1	2	0	2	1											
Edgar Diaz, R OBP: 0.333, SLG: 0.288 Mike Felder, S OBP: 0.294, SLG: 0.214		2-2 P4		0-0 1B		1-0 G5-3		2-2 L6		3	0	1	0	0	0	0											
<b>Inning Stats</b>	R: 1 E: 0 K: 1 S: 16	H: 2 LOB: 2 BB: 1 P: 30	R: 0 E: 0 K: 1 S: 9	H: 0 LOB: 0 BB: 0 P: 16	R: 1 E: 1 K: 0 S: 17	H: 3 LOB: 2 BB: 0 P: 26	R: 0 E: 0 K: 0 S: 9	H: 1 LOB: 1 BB: 0 P: 15	R: 1 E: 1 K: 1 S: 9	H: 1 LOB: 0 BB: 0 P: 14	R: 2 E: 0 K: 0 S: 14	H: 2 LOB: 0 BB: 0 P: 19	R: 0 E: 0 K: 1 S: 9	H: 0 LOB: 1 BB: 1 P: 18	R: 0 E: 0 K: 1 S: 10	H: 0 LOB: 0 BB: 0 P: 15	1B: 7 2B: 1 3B: 0 HR: 1	SF: 1 SAC: 0 DP: 0 HBP: 0	WP: 0 PB: 0 SB: 1 CS: 1	PA: 38							
<b>PITCHER</b>	IP	WLS	BF	H	R	ER	SO	BB	IBB	HBP	BLK	WP	HR	S	P	ERA	WHIP										
Roy Smith, R ERA: 5.79	(1, 1)	5.0		23	7	3	2	3	1	0	0	0	0	60	101	3.60	1.600										
John Candelaria, L ERA: 3.1	(6, 1)	2.0	W	8	2	2	2	1	0	0	0	0	1	20	26	9.00	1.000										
Gary Wayne, L ERA:	(8, 1)	1.0		4	0	0	0	1	1	0	0	0	0	9	18	0.00	1.000										
Terry Leach, R ERA:	(9, 1)	1.0		3	0	0	0	1	0	0	0	0	0	10	15	0.00	0.000										

Minnesota Twins @ Milwaukee Brewers  
Milwaukee County Stadium, Milwaukee, WI

AB 35  
R 5  
H 9  
RBI 5  
BB 2  
SO 6  
LOB 8



Sat May 05 1990, 8:05 PM EDT  
Att: 35,002 - Unknown - 58 F









Batter	1	2	3	4	5	6	7	8	9	AB	R	H	RBI	BB	SO	LOB	TOP								
Tony Phillips, S OBP: 0.238, SLG: 0.256 (1, 5)	G4-3		G4-3		G6-3		L4		F8	5	0	0	0	0	0	4	<b>Detroit Tigers @ Milwaukee Brewers</b> <b>Milwaukee County Stadium, Milwaukee, WI</b> Mon May 07 1990, 8:05 PM EDT Att: 10,892 - Unknown - 76 F								
Alan Trammell, R OBP: 0.380, SLG: 0.439 (1, 6)	G5-3		F9		CS			1B		4	0	2	1	0	0	1									
Lou Whitaker, L OBP: 0.330, SLG: 0.294 (1, 4)	1B				L8			1B		4	1	2	0	0	0	1									
Lloyd Moseby, L OBP: 0.374, SLG: 0.463 (1, 8)	K				G3-1		G4-3	G5-3		4	0	0	0	0	1	3									
Cecil Fielder, R OBP: 0.358, SLG: 0.681 Kenny Williams, R OBP: 0.265, SLG: 0.226 (8, PR) (8, 7)		L9		HR		K		1B		4	1	2	2	0	1	0									
Matt Nokes, L OBP: 0.308, SLG: 0.339 Tracy Jones, R OBP: 0.357, SLG: 0.471 (1, 10) (8, PH)	L3				1B		K	L4		3	0	1	0	0	1	0									
Larry Sheets, L OBP: 0.328, SLG: 0.407 Gary Ward, R OBP: 0.333, SLG: 0.373 (7, PH) (7, 7) (8, 3)	P6				G3		F7		G4-6-3	2	0	0	0	0	0	1									
Chet Lemon, R OBP: 0.315, SLG: 0.477 (1, 9)			G4-3		HR		F9		G4-6-3	4	1	1	1	0	0	1									
Mike Heath, R OBP: 0.424, SLG: 0.536 (1, 2)			G4-3		1B				1B	4	1	4	0	0	0	0									
<b>Inning Stats</b>	R: 0 E: 0 K: 1 S: 8	H: 1 LOB: 1 BB: 0 P: 12	R: 0 E: 0 K: 0 S: 3	H: 0 LOB: 0 BB: 0 P: 3	R: 0 E: 0 K: 0 S: 11	H: 1 LOB: 1 BB: 0 P: 18	R: 1 E: 0 K: 0 S: 9	H: 2 LOB: 1 BB: 0 P: 15	R: 2 E: 0 K: 0 S: 11	H: 3 LOB: 0 BB: 0 P: 18	R: 0 E: 0 K: 2 S: 7	H: 0 LOB: 0 BB: 0 P: 11	R: 0 E: 0 K: 0 S: 7	H: 1 LOB: 1 BB: 0 P: 12	R: 1 E: 0 K: 0 S: 9	H: 3 LOB: 1 BB: 0 P: 12		R: 0 E: 0 K: 0 S: 10	H: 2 LOB: 1 BB: 0 P: 14	1B: 10 2B: 2 3B: 0 HR: 2	SF: 0 SAC: 0 DP: 2 HBP: 0	WP: 0 PB: 0 SB: 0 CS: 1	PA: 37		
<b>PITCHER</b>	IP	WLS	BF	H	R	ER	SO	BB	IBB	HBP	BLK	WP	HR	S	P	ERA	WHIP								
Mark Knudson, R ERA: 2.92 (1, 1)	4.1		20	7	3	3	1	0	0	0	0	0	2	41	64	6.23	1.615								
Bill Krueger, L ERA: 3.5 (5, 1)	3.1	W	11	3	1	1	2	0	0	0	0	0	0	21	34	2.70	0.900								
Chuck Crim, R ERA: 4.5 (8, 1)	0.0		1	1	0	0	0	0	0	0	0	0	0	1	1	∞	∞								
Tony Fossas, L ERA: 6.23 (8, 1)	0.1		1	0	0	0	0	0	0	0	0	0	0	2	2	0.00	0.000								
Dan Plesac, L ERA: 2.77 (9, 1)	1.0	S	4	2	0	0	0	0	0	0	0	0	0	10	14	0.00	2.000								

Batter	1	2	3	4	5	6	7	8	9	AB	R	H	RBI	BB	SO	LOB	BOTTOM								
Paul Molitor, R OBP: 0.275, SLG: 0.342 (1, 4)	G3		FC6-4		HR		F7			3	1	1	0	1	0	1	<b>Detroit Tigers @ Milwaukee Brewers</b> <b>Milwaukee County Stadium, Milwaukee, WI</b> Mon May 07 1990, 8:05 PM EDT Att: 10,892 - Unknown - 76 F								
B.J. Surhoff, L OBP: 0.324, SLG: 0.446 (1, 2)	E8		F8		HR		L8			4	1	1	3	0	0	2									
Robin Yount, R OBP: 0.333, SLG: 0.407 (1, 8)	P9		FC6-4		F9		L9			4	0	0	0	0	0	3									
Dave Parker, L OBP: 0.340, SLG: 0.447 (1, 10)	P6				E5		L9			3	1	1	0	1	0	1									
Greg Brock, L OBP: 0.388, SLG: 0.449 (1, 3)		G5-4-3		L7		F9		FC4-6		3	0	0	0	1	0	3									
Greg Vaughn, R OBP: 0.301, SLG: 0.448 Mike Felder, S OBP: 0.294, SLG: 0.214 (1, 7) (9, 7)	G5-4-3				F7		FC5-4		P5	4	0	0	0	0	0	3									
Rob Deer, R OBP: 0.391, SLG: 0.640 (1, 9)		CS		HR			G4-3		G1-3	2	1	1	2	2	0	0									
Edgar Diaz, R OBP: 0.341, SLG: 0.291 (1, 6)	CS		F8		G4-3		G4-3		G3	3	0	0	0	1	0	1									
Dale Sveum, S OBP: 0.313, SLG: 0.200 (1, 5)			F9				P4			2	1	0	0	1	0	2									
<b>Inning Stats</b>	R: 0 E: 1 K: 0 S: 6	H: 0 LOB: 1 BB: 0 P: 9	R: 0 E: 0 K: 0 S: 5	H: 0 LOB: 2 BB: 2 P: 13	R: 0 E: 0 K: 0 S: 7	H: 0 LOB: 2 BB: 2 P: 16	R: 2 E: 0 K: 0 S: 11	H: 2 LOB: 0 BB: 0 P: 17	R: 3 E: 1 K: 0 S: 13	H: 2 LOB: 1 BB: 1 P: 24	R: 0 E: 0 K: 0 S: 9	H: 0 LOB: 1 BB: 1 P: 16	R: 0 E: 0 K: 0 S: 4	H: 0 LOB: 1 BB: 1 P: 11	R: 0 E: 0 K: 0 S: 6	H: 0 LOB: 0 BB: 0 P: 6		1B: 2 2B: 0 3B: 0 HR: 2	SF: 0 SAC: 0 DP: 1 HBP: 0	WP: 0 PB: 0 SB: 1 CS: 1	PA: 36				
<b>PITCHER</b>	IP	WLS	BF	H	R	ER	SO	BB	IBB	HBP	BLK	WP	HR	S	P	ERA	WHIP								
Jack Morris, R ERA: 5.96 (1, 1)	8.0	L	35	4	5	5	0	7	0	0	0	0	2	61	112	5.62	1.375								



Batter	1	2	3	4	5	6	7	8	9	AB	R	H	RBI	BB	SO	LOB	TOP				
Tony Phillips, S OBP: 0.237, SLG: 0.278 (1,5)	F8		L8	HR			6-3		K	5	1	1	2	0	1	1	<b>Detroit Tigers @ Milwaukee Brewers</b> Milwaukee County Stadium, Milwaukee, WI Tue May 08 1990, 8:05 PM EDT Att: 10,891 - Unknown - 75 F  <b>AB 37</b> <b>R 5</b> <b>H 11</b> <b>RBI 5</b> <b>BB 0</b> <b>SO 4</b> <b>LOB 10</b> 				
Alan Trammell, R OBP: 0.376, SLG: 0.432 (1,6)	1-3			1B			F8			4	0	1	0	0	0	0					
Lou Whitaker, L OBP: 0.318, SLG: 0.281 (1,4)	F8		F9						F7	4	0	0	0	0	0	1					
Lloyd Moseby, L OBP: 0.358, SLG: 0.442 (1,8)		L3	G3						6-3	4	0	0	0	0	1	1					
Cecil Fielder, R OBP: 0.364, SLG: 0.714 (1,3)		HR					5-3		F8	4	1	2	1	0	0	0					
Matt Nokes, L OBP: 0.328, SLG: 0.406 (6, PH)										2	1	2	1	0	0	0					
Tracy Jones, R OBP: 0.351, SLG: 0.462 (6, PH)										1	0	0	0	0	0	0					
Dave Bergman, L OBP: 0.276, SLG: 0.259 (6, PH)	FC6-4 1B			HR					L6	1	0	0	0	0	0	0					
Larry Sheets, L OBP: 0.359, SLG: 0.439 (1,7)										3	1	3	0	0	0	0					
Kenny Williams, R OBP: 0.257, SLG: 0.219 (9, PH)	FC6-4 1B			2B 1B					G6-4-3 1B	1	0	0	0	0	1	0					
Chet Lemon, R OBP: 0.311, SLG: 0.470 (1,9)	FC6-4									1	0	0	0	0	0	2					
Gary Ward, R OBP: 0.322, SLG: 0.359 (3,9)	FC5-4			L4					G6-4-3	3	0	0	0	0	0	2					
Mike Heath, R OBP: 0.429, SLG: 0.550 (1,2)	FC5-4									4	1	2	1	0	1	2					
<b>Inning Stats</b>	R: 0 E: 0 K: 0 S: 3	H: 0 LOB: 0 BB: 0 P: 3	R: 1 E: 0 K: 0 S: 6	H: 3 LOB: 2 BB: 0 P: 6	R: 0 E: 0 K: 0 S: 4	H: 1 LOB: 1 BB: 0 P: 4	R: 4 E: 0 K: 0 S: 7	H: 4 LOB: 0 BB: 0 P: 7	R: 0 E: 0 K: 0 S: 5	H: 1 LOB: 0 BB: 0 P: 3	R: 0 E: 0 K: 0 S: 5	H: 0 LOB: 0 BB: 0 P: 5	R: 0 E: 0 K: 0 S: 4	H: 1 LOB: 1 BB: 0 P: 4	R: 0 E: 0 K: 2 S: 8	H: 1 LOB: 1 BB: 0 P: 8		1B: 6 2B: 2 3B: 0 HR: 3	SF: 0 SAC: 0 DP: 1 HBP: 0	WP: 0 PB: 0 SB: 0 CS: 0	PA: 37
<b>PITCHER</b>	IP WLS BF H R ER SO BB IBB HBP BLK WP HR S P ERA WHIP	IP WLS BF H R ER SO BB IBB HBP BLK WP HR S P ERA WHIP	IP WLS BF H R ER SO BB IBB HBP BLK WP HR S P ERA WHIP	IP WLS BF H R ER SO BB IBB HBP BLK WP HR S P ERA WHIP	IP WLS BF H R ER SO BB IBB HBP BLK WP HR S P ERA WHIP	IP WLS BF H R ER SO BB IBB HBP BLK WP HR S P ERA WHIP	IP WLS BF H R ER SO BB IBB HBP BLK WP HR S P ERA WHIP	IP WLS BF H R ER SO BB IBB HBP BLK WP HR S P ERA WHIP	IP WLS BF H R ER SO BB IBB HBP BLK WP HR S P ERA WHIP	IP WLS BF H R ER SO BB IBB HBP BLK WP HR S P ERA WHIP	IP WLS BF H R ER SO BB IBB HBP BLK WP HR S P ERA WHIP	IP WLS BF H R ER SO BB IBB HBP BLK WP HR S P ERA WHIP	IP WLS BF H R ER SO BB IBB HBP BLK WP HR S P ERA WHIP	IP WLS BF H R ER SO BB IBB HBP BLK WP HR S P ERA WHIP	IP WLS BF H R ER SO BB IBB HBP BLK WP HR S P ERA WHIP	IP WLS BF H R ER SO BB IBB HBP BLK WP HR S P ERA WHIP					
Jaime Navarro, R ERA: 6.43 (1,1)	4.0	20	8	5	5	0	0	0	0	0	0	0	0	0	0	0	11.25	2.000			
Paul Mirabella, L ERA: 3.75 (5,1)	3.2	12	2	0	0	2	0	0	0	0	0	0	0	0	0	0	0.00	0.545			
Chuck Crim, R ERA: 4.41 (8,1)	0.1	1	0	0	0	0	0	0	0	0	0	0	0	0	0	0	0.00	0.000			
Dan Plesac, L ERA: 2.57 (9,1)	1.0	4	1	0	0	2	0	0	0	0	0	0	0	0	0	0	0.00	1.000			

Batter	1	2	3	4	5	6	7	8	9	AB	R	H	RBI	BB	SO	LOB	BOTTOM				
Paul Molitor, R OBP: 0.273, SLG: 0.405 (1,4)	K			4-3					F7	4	1	1	1	0	1	0	<b>Detroit Tigers @ Milwaukee Brewers</b> Milwaukee County Stadium, Milwaukee, WI Tue May 08 1990, 8:05 PM EDT Att: 10,891 - Unknown - 75 F  <b>AB 30</b> <b>R 7</b> <b>H 8</b> <b>RBI 7</b> <b>BB 3</b> <b>SO 3</b> <b>LOB 8</b> 				
Dale Sveum, S OBP: 0.333, SLG: 0.276 (1,5)	F9			1B					F8	4	2	2	0	0	0	0					
Robin Yount, R OBP: 0.330, SLG: 0.400 (1,8)	6-3			1B					F8	4	1	1	0	0	0	1					
Rob Deer, R OBP: 0.412, SLG: 0.692 (1,9)				HR					6-3	2	1	1	3	2	0	0					
Greg Brock, L OBP: 0.393, SLG: 0.458 (1,3)	FC6-4 2B			HR					SF9	3	1	2	1	0	0	1					
Greg Vaughn, R OBP: 0.299, SLG: 0.429 (1,10)	2B 4-3 BB			G6-4-3 1B					F8	3	1	0	0	1	0	3					
Glenn Braggs, R OBP: 0.327, SLG: 0.413 (1,7)										4	0	1	1	0	0	1					
Mike Felder, S OBP: 0.294, SLG: 0.214 (9,7)	4-3 1-3 2-H			F7					P4	0	0	0	0	0	0	0					
B.J. Surhoff, L OBP: 0.312, SLG: 0.426 (1,2)	4-3								F8	3	0	0	1	0	0	1					
Edgar Diaz, R OBP: 0.330, SLG: 0.280 (1,6)	K								L4	3	0	0	0	0	2	1					
<b>Inning Stats</b>	R: 0 E: 0 K: 1 S: 5	H: 0 LOB: 0 BB: 0 P: 5	R: 2 E: 0 K: 1 S: 6	H: 1 LOB: 1 BB: 2 P: 14	R: 4 E: 0 K: 0 S: 7	H: 5 LOB: 0 BB: 0 P: 7	R: 0 E: 0 K: 1 S: 5	H: 0 LOB: 0 BB: 0 P: 5	R: 1 E: 0 K: 0 S: 4	H: 1 LOB: 1 BB: 1 P: 8	R: 0 E: 0 K: 0 S: 3	H: 0 LOB: 0 BB: 0 P: 3	R: 0 E: 0 K: 0 S: 3	H: 0 LOB: 0 BB: 0 P: 3	R: 0 E: 0 K: 0 S: 4	H: 1 LOB: 1 BB: 0 P: 4		1B: 4 2B: 2 3B: 0 HR: 2	SF: 1 SAC: 0 DP: 1 HBP: 0	WP: 0 PB: 0 SB: 0 CS: 0	PA: 34
<b>PITCHER</b>	IP WLS BF H R ER SO BB IBB HBP BLK WP HR S P ERA WHIP	IP WLS BF H R ER SO BB IBB HBP BLK WP HR S P ERA WHIP	IP WLS BF H R ER SO BB IBB HBP BLK WP HR S P ERA WHIP	IP WLS BF H R ER SO BB IBB HBP BLK WP HR S P ERA WHIP	IP WLS BF H R ER SO BB IBB HBP BLK WP HR S P ERA WHIP	IP WLS BF H R ER SO BB IBB HBP BLK WP HR S P ERA WHIP	IP WLS BF H R ER SO BB IBB HBP BLK WP HR S P ERA WHIP	IP WLS BF H R ER SO BB IBB HBP BLK WP HR S P ERA WHIP	IP WLS BF H R ER SO BB IBB HBP BLK WP HR S P ERA WHIP	IP WLS BF H R ER SO BB IBB HBP BLK WP HR S P ERA WHIP	IP WLS BF H R ER SO BB IBB HBP BLK WP HR S P ERA WHIP	IP WLS BF H R ER SO BB IBB HBP BLK WP HR S P ERA WHIP	IP WLS BF H R ER SO BB IBB HBP BLK WP HR S P ERA WHIP	IP WLS BF H R ER SO BB IBB HBP BLK WP HR S P ERA WHIP	IP WLS BF H R ER SO BB IBB HBP BLK WP HR S P ERA WHIP	IP WLS BF H R ER SO BB IBB HBP BLK WP HR S P ERA WHIP					
Frank Tanana, L ERA: 6.29 (1,1)	2.0	13	5	6	6	2	0	0	0	0	0	0	0	0	0	0		27.00	3.500		
Paul Gibson, L ERA: 3.92 (3,1)	5.0	17	2	1	1	1	0	1	0	0	0	0	0	0	0	0		1.80	0.400		
Jerry Don Gleaton, L ERA: 0.46 (8,1)	0.1	1	0	0	0	0	0	0	0	0	0	0	0	0	0	0		0.00	0.000		
Urbano Lugo, R ERA: 7.17 (8,1)	0.2	3	1	0	0	0	0	0	0	0	0	0	0	0	0	0	0.00	1.500			



Batter	1	2	3	4	5	6	7	8	9	AB	R	H	RBI	BB	SO	LOB	TOP
Tony Phillips, S OBP: 0.244, SLG: 0.285	F7		FC4-6 1B		G6-4-3 1B			G5-3		4	0	2	0	0	0	0	<b>Detroit Tigers @ Milwaukee Brewers</b> Milwaukee County Stadium, Milwaukee, WI Wed May 09 1990, 4:33 AM EDT Att: 10,780 - Overcast - 50 F
Gary Ward, R OBP: 0.308, SLG: 0.341	G6-3		K		G6-4-3			G6-3		4	0	0	0	0	1	2	
Lou Whitaker, L OBP: 0.327, SLG: 0.326	HR		FC4-6 1B		G3					3	1	2	1	0	0	0	
Lloyd Moseby, L OBP: 0.367, SLG: 0.477 Kenny Williams, R OBP: 0.257, SLG: 0.219	HR		FC4-6		G6-3 BB					2	1	1	1	1	0	2	
Cecil Fielder, R OBP: 0.354, SLG: 0.693	K		K		G6-3					3	0	0	0	0	2	3	
Matt Nokes, L OBP: 0.329, SLG: 0.418		G4-3 2B		K			G4-3			3	0	1	0	0	1	0	
Larry Sheets, L OBP: 0.343, SLG: 0.417	G4-3		G4-3		G3					3	0	0	0	0	0	1	
Mike Heath, R OBP: 0.409, SLG: 0.524	L1		L5		L4-3					3	0	0	0	0	0	1	
Ed Romero, R OBP: 0.308, SLG: 0.273	G6-3		E9		L7					3	0	0	0	0	0	1	
<b>Inning Stats</b>	R: 2 H: 2 E: 0 K: 1 S: 13	H: 2 LOB: 0 BB: 0 P: 16	R: 0 H: 1 E: 0 K: 0 S: 8	H: 1 LOB: 1 BB: 0 P: 11	R: 0 H: 2 E: 0 K: 2 S: 14	H: 2 LOB: 2 BB: 0 P: 18	R: 0 H: 0 E: 0 K: 1 S: 10	H: 0 LOB: 0 BB: 0 P: 13	R: 0 H: 1 E: 1 K: 0 S: 6	H: 0 LOB: 0 BB: 1 P: 11	R: 0 H: 0 E: 0 K: 0 S: 6	H: 0 LOB: 0 BB: 0 P: 7	R: 0 H: 0 E: 0 K: 0 S: 8	H: 0 LOB: 0 BB: 0 P: 10			
<b>PITCHER</b> Chris Bosio, R ERA: 2.12	IP: 8.0 WLS: L BF: 29 H: 6 R: 2 ER: 2 SO: 4 BB: 1 IBB: 0 HBP: 0 BLK: 0 WP: 0 HR: 2 S: 71 P: 100 ERA: 2.25 WHIP: 0.875																


AB	28
R	2
H	6
RBI	2
BB	1
SO	4
LOB	10



WP	0	PA	29
PB	0		
SB	0		
CS	0		

Batter	1	2	3	4	5	6	7	8	9	AB	R	H	RBI	BB	SO	LOB	BOTTOM
Paul Molitor, R OBP: 0.271, SLG: 0.413	L5	L5		2B			F9			4	0	1	0	0	0	2	<b>Detroit Tigers @ Milwaukee Brewers</b> Milwaukee County Stadium, Milwaukee, WI Wed May 09 1990, 4:33 AM EDT Att: 10,780 - Overcast - 50 F
Dale Sveum, S OBP: 0.325, SLG: 0.250	BB 2B	G5-3		K			F8			3	1	0	0	1	1	3	
Robin Yount, R OBP: 0.345, SLG: 0.408	2B BB		FC4-6 1B		K		1B			3	0	2	0	1	1	0	
Dave Parker, L OBP: 0.347, SLG: 0.449	K		FC4-6 1B		1B		L8			4	0	2	0	0	1	3	
Greg Brock, L OBP: 0.386, SLG: 0.461	2B		FC4-6		F9		G6-3			4	0	1	1	0	0	3	
Rob Deer, R OBP: 0.389, SLG: 0.643	K		P4		K		L5			4	0	0	0	0	2	5	
B.J. Surhoff, L OBP: 0.296, SLG: 0.403		E6 1B	G4-3		F8		L7			4	0	0	0	0	0	2	
Glenn Braggs, R OBP: 0.309, SLG: 0.388		L8		P2		K				3	0	0	0	0	1	1	
Edgar Diaz, R OBP: 0.330, SLG: 0.282		1B		P6		K				3	0	1	0	0	1	0	
<b>Inning Stats</b>	R: 1 H: 1 E: 0 K: 2 S: 9	H: 1 LOB: 2 BB: 2 P: 20	R: 0 H: 1 E: 1 K: 0 S: 13	H: 1 LOB: 2 BB: 0 P: 21	R: 0 H: 2 E: 0 K: 0 S: 10	H: 2 LOB: 2 BB: 0 P: 14	R: 0 H: 1 E: 0 K: 1 S: 9	H: 1 LOB: 1 BB: 0 P: 13	R: 0 H: 1 E: 0 K: 2 S: 8	H: 0 LOB: 0 BB: 0 P: 11	R: 0 H: 1 E: 0 K: 0 S: 10	H: 1 LOB: 1 BB: 0 P: 15	R: 0 H: 0 E: 0 K: 0 S: 7	H: 0 LOB: 0 BB: 0 P: 10			
<b>PITCHER</b> Dan Petry, R ERA: 2.48 Mike Henneman, R ERA: 2.04	IP: 6.0 WLS: W BF: 27 H: 6 R: 1 ER: 1 SO: 7 BB: 2 IBB: 0 HBP: 0 BLK: 0 WP: 0 HR: 0 S: 58 P: 95 ERA: 1.50 WHIP: 1.333																

AB	32
R	1
H	7
RBI	1
BB	2
SO	7
LOB	19



WP	0	PA	34
PB	0		
SB	0		
CS	0		



Batter	1	2	3	4	5	6	7	8	9	AB	R	H	RBI	BB	SO	LOB	TOP									
Paul Moltitor, R OBP: 0.321, SLG: 0.529	0-2 HR		0-0 1B SF9	1-1 2B		2-0 L7			2-0 1B	5	2	4	2	0	0	0										
Dale Sveum, S OBP: 0.311, SLG: 0.243 Gus Poldior, R OBP: 0.111, SLG: 0.111	1-0 L1		0-2 1B FC6-4	1-3 2B		2-2 G4-3			3-3 K	5	1	1	0	0	2	2										
Robin Yount, R OBP: 0.348, SLG: 0.400	4-2 G6-3 BB		0-1 SF9	0-0 F9			1-1 F7		4-0 FC6 IBB	2	0	0	1	2	0	1										
Dave Parker, L OBP: 0.363, SLG: 0.484 Greg Vaughn, R OBP: 0.295, SLG: 0.423	0-0 G6-3		0-0 FC6-4 BB 1B		0-1 SF8 3B		1-0 CS 1B		1-2 FC6	4	1	3	0	0	0	1										
Rob Deer, R OBP: 0.382, SLG: 0.610 Darryl Hamilton, L OBP: 0.500, SLG: 0.333	1-1 F7		4-2 FC6-4 BB 1B		0-2 F8		0-3 K			3	0	0	0	1	1	3										
Greg Brock, L OBP: 0.380, SLG: 0.468		2-0 G3 SF8 2B	3-2 FC6-4 BB 1B		0-1 SF8		1-2 CS		3-2 F8	3	1	1	2	0	0	2										
Glenn Braggs, R OBP: 0.305, SLG: 0.377 Mike Felder, S OBP: 0.294, SLG: 0.214	0-0 G3		0-1 L9		0-0 1B				0-2 L5-3	4	0	1	0	0	0	3										
B.J. Surhoff, L OBP: 0.294, SLG: 0.400	0-0 SF8			1-0 S 2B 1B		2-0 G6-3			1-3 K	3	1	1	1	0	1	1										
Edgar Diaz, R OBP: 0.316, SLG: 0.270	1-2 G6-3			1-2 L3			0-1 L9		0-1 G4-3	4	0	0	0	0	0	1										
<b>Inning Stats</b>	R: 1 E: 0 K: 0 S: 10	H: 1 LOB: 1 BB: 1 P: 16	R: 1 E: 0 K: 0 S: 6	H: 1 LOB: 0 BB: 0 P: 9	R: 2 E: 0 K: 0 S: 16	H: 3 LOB: 2 BB: 1 P: 23	R: 1 E: 0 K: 1 S: 12	H: 2 LOB: 1 BB: 0 P: 16	R: 1 E: 0 K: 0 S: 9	H: 2 LOB: 1 BB: 0 P: 11	R: 0 E: 0 K: 0 S: 6	H: 0 LOB: 0 BB: 0 P: 10	R: 0 E: 0 K: 1 S: 10	H: 1 LOB: 1 BB: 0 P: 12	R: 0 E: 0 K: 1 S: 9	H: 0 LOB: 0 BB: 0 P: 13	R: 0 E: 0 K: 1 S: 10	H: 1 LOB: 2 BB: 1 P: 19	1B: 7 2B: 2 3B: 1 HR: 1	SF: 3 SAC: 0 DP: 0 HBP: 0	WP: 0 PB: 0 SB: 2 CS: 1	PA: 41				
<b>PITCHER</b>	IP	WLS	BF	H	R	ER	SO	BB	IBB	HBP	BLK	WP	HR	S	P	ERA	WHIP									
Allan Anderson, L ERA: 5.06	(1, 1)	3.0	L	16	5	4	4	0	2	0	0	0	0	1	32	48	12.00	2.333								
Tim Drummond, R ERA: 4.4	(4, 1)	3.2		16	5	2	2	2	0	0	0	0	0	0	35	47	4.91	1.364								
Gary Wayne, L ERA:	(7, 1)	1.1		3	0	0	0	1	0	0	0	0	0	11	15	0.00	0.000									
Terry Leach, R ERA: 1.47	(9, 1)	1.0		5	1	0	0	1	0	1	0	0	0	10	19	0.00	1.000									

Milwaukee Brewers @ Minnesota Twins  
Hubert H. Humphrey Metrodome, Minneapolis, MN

AB 34  
R 6  
H 11  
RBI 6  
BB 3  
SO 4  
LOB 16



WP: 0 PA: 41  
PB: 0  
SB: 2  
CS: 1

Batter	1	2	3	4	5	6	7	8	9	AB	R	H	RBI	BB	SO	LOB	BOTTOM								
Dan Gladden, R OBP: 0.362, SLG: 0.477	2-2 F7		0-0 2B		0-0 1B				0-0 FC6-4	5	0	3	0	0	0	1									
Randy Bush, L OBP: 0.258, SLG: 0.364	0-1 G4-3		1-0 G4-3		0-1 G4-3				1-2 E1	4	0	1	0	0	0	3									
Kirby Puckett, R OBP: 0.350, SLG: 0.426	0-0 1B			3-2 L9		1-0 G4-3 G6-3 2B			1-3 K	4	1	2	0	0	1	2									
Kent Hrbek, L OBP: 0.462, SLG: 0.549	2-0 L8			2-1 L4-3		1-1 G4-3			0-0 F7	4	0	0	0	0	0	2									
Gary Gaetti, R OBP: 0.343, SLG: 0.479		2-2 L7		2-3 K		1-1 G6-3			0-2 G6-3	4	0	0	1	0	1	0									
Fred Manrique, R OBP: 0.239, SLG: 0.362		1-3 K			1-0 F8 1B 2B				0-0 F8	4	1	1	0	0	1	0									
Jim Dwyer, L OBP: 0.278, SLG: 0.133 John Moses, S OBP: 0.370, SLG: 0.318		3-1 P3			2-2 F8				0-0 G6-3	2	0	0	0	0	0	1									
Brian Harper, R OBP: 0.318, SLG: 0.469			0-2 P1		0-1 1B				4-1 FC6-4 BB	3	0	1	1	1	0	1									
Greg Gagne, R OBP: 0.366, SLG: 0.457 Gene Larkin, S OBP: 0.385, SLG: 0.421			0-3 K		3-3 K				1-3 K	3	1	0	0	0	2	2									
<b>Inning Stats</b>	R: 0 E: 0 K: 0 S: 7	H: 1 LOB: 1 BB: 0 P: 11	R: 0 E: 0 K: 1 S: 8	H: 0 LOB: 0 BB: 0 P: 14	R: 0 E: 0 K: 1 S: 9	H: 1 LOB: 1 BB: 0 P: 10	R: 0 E: 0 K: 1 S: 9	H: 0 LOB: 0 BB: 0 P: 16	R: 1 E: 0 K: 0 S: 13	H: 3 LOB: 2 BB: 0 P: 17	R: 1 E: 0 K: 0 S: 7	H: 1 LOB: 0 BB: 0 P: 12	R: 1 E: 1 K: 1 S: 11	H: 3 LOB: 3 BB: 0 P: 13	R: 0 E: 0 K: 0 S: 7	H: 0 LOB: 0 BB: 0 P: 7	R: 0 E: 0 K: 1 S: 6	H: 0 LOB: 1 BB: 1 P: 11	1B: 6 2B: 3 3B: 0 HR: 0	SF: 0 SAC: 0 DP: 0 HBP: 0	WP: 0 PB: 0 SB: 0 CS: 0	PA: 37			
<b>PITCHER</b>	IP	WLS	BF	H	R	ER	SO	BB	IBB	HBP	BLK	WP	HR	S	P	ERA	WHIP								
Bill Wegman, R ERA: 1.59	(1, 1)	5.0	W	21	6	2	2	4	0	0	0	0	0	7	11	0.00	1.000								
Bill Krueger, L ERA: 3.27	(6, 1)	1.0		4	1	1	0	0	0	0	0	0	0	7	11	0.00	1.000								
Chuck Crim, R ERA: 3.93	(7, 1)	2.0		8	2	0	0	1	0	0	0	0	0	17	19	0.00	1.000								
Dan Plesac, L ERA: 2.4	(9, 1)	1.0	S	4	0	0	0	1	1	0	0	0	0	6	11	0.00	1.000								

Milwaukee Brewers @ Minnesota Twins  
Hubert H. Humphrey Metrodome, Minneapolis, MN

AB 36  
R 3  
H 9  
RBI 2  
BB 1  
SO 6  
LOB 13



WP: 0 PA: 37  
PB: 0  
SB: 0  
CS: 0







Batter	1	2	3	4	5	6	7	8	9	AB	R	H	RBI	BB	SO	LOB	TOP					
Paul Moltzer, R OBP: 0.317, SLG: 0.500 (1, 10)	F9			F8		F8		FC6-4		5	0	1	1	0	0	3	<b>Milwaukee Brewers @ Minnesota Twins</b> Hubert H. Humphrey Metrodome, Minneapolis, MN Sun May 13 1990, 4:33 AM EDT Att: 24,123 - Dome - 69 F <a href="http://livebaseballscorecards.com">livebaseballscorecards.com</a>					
Gary Sheffield, R OBP: 0.371, SLG: 0.405 (1, 5)	G4-3	P3		G4-6-3		L8		L1		5	0	0	0	0	0	2						
Robin Yount, R OBP: 0.344, SLG: 0.385 (1, 8)	2B	BB		E6		G1-3		G1-3		4	2	2	0	1	0	0						
Rob Deer, R OBP: 0.395, SLG: 0.619 (1, 3)	1-H	2B		P6		L4		E		4	1	2	1	1	0	1						
Greg Vaughn, R OBP: 0.299, SLG: 0.423 (1, 7)	K			SF7		FC6-4		E7		3	1	1	2	1	1	3						
Glenn Braggs, R OBP: 0.336, SLG: 0.452 (1, 9)		HR		F8		F8		1B		5	1	3	2	0	0	3						
Dale Sveum, S OBP: 0.319, SLG: 0.237 (6, PH)	F8									1	0	0	0	1	0	0						
Mike Felder, S OBP: 0.333, SLG: 0.214 (6, PH)										0	0	0	0	1	0	0						
Gus Polidor, R OBP: 0.100, SLG: 0.100 (6, PH)										1	0	0	0	0	1	0						
Dave Parker, L OBP: 0.370, SLG: 0.485 (9, PH)										1	0	1	0	0	0	0						
Darryl Hamilton, L OBP: 0.500, SLG: 0.333 (9, PH)										0	0	0	0	0	0	0						
Charlie O'Brien, R OBP: 0.235, SLG: 0.226 (9, PH)										4	1	1	0	0	0	3						
B.J. Surhoff, L OBP: 0.311, SLG: 0.413 (9, PH)	2B			L4		B2		L8		1	0	0	0	0	0	2						
Edgar Diaz, R OBP: 0.330, SLG: 0.309 (1, 6)	P3					K		FC6-4		4	0	2	0	0	1	2						
<b>Inning Stats</b>	R: 1 E: 0 K: 1 S: 11	H: 1 LOB: 1 BB: 1 P: 20	R: 2 E: 0 K: 0 S: 16	H: 3 LOB: 1 BB: 0 P: 20	R: 1 E: 1 K: 0 S: 13	H: 2 LOB: 2 BB: 1 P: 22	R: 0 E: 0 K: 0 S: 9	H: 1 LOB: 1 BB: 0 P: 10	R: 0 E: 0 K: 0 S: 10	H: 0 LOB: 1 BB: 1 P: 18	R: 0 E: 0 K: 1 S: 8	H: 0 LOB: 1 BB: 1 P: 15	R: 0 E: 0 K: 0 S: 12	H: 1 LOB: 2 BB: 1 P: 18	R: 0 E: 0 K: 1 S: 8	H: 1 LOB: 0 BB: 0 P: 14		R: 2 E: 1 K: 0 S: 13	H: 4 LOB: 2 BB: 0 P: 22	1B: 8 2B: 4 3B: 0 HR: 1	SF: 1 SAC: 0 DP: 1 HBP: 0	WP: 1 PB: 0 SB: 1 CS: 0
<b>PITCHER</b>	IP WLS BF H R ER SO BB IBB HBP BLK WP HR S P ERA WHIP																					
David West, L ERA: 4.7 (1, 1)	2.0	12	5	4	4	1	1	0	0	0	0	0	1	0	28	41	18.00	3.000				
Tim Drummond, R ERA: 3.53 (3, 1)	3.0	12	2	0	0	0	2	0	0	0	1	0	31	49	0.00	1.333						
Juan Berenguer, R ERA: 3.32 (6, 1)	2.0	W	9	1	0	0	1	2	0	0	0	0	0	20	33	0.00	1.500					
Gary Wayne, L ERA: (8, 1)	1.0	4	1	0	0	1	0	0	0	0	0	0	8	14	0.00	1.000						
Terry Leach, R ERA: 2.37 (9, 1)	0.2	6	4	2	2	0	0	0	0	0	0	0	10	18	27.00	6.000						


Batter	1	2	3	4	5	6	7	8	9	AB	R	H	RBI	BB	SO	LOB	BOTTOM					
Al Newman, S OBP: 0.306, SLG: 0.323 (1, 4)	1B	SF9		FC1-2-5		E		F8		3	2	1	1	1	0	1	<b>Milwaukee Brewers @ Minnesota Twins</b> Hubert H. Humphrey Metrodome, Minneapolis, MN Sun May 13 1990, 4:33 AM EDT Att: 24,123 - Dome - 69 F <a href="http://livebaseballscorecards.com">livebaseballscorecards.com</a>					
John Moses, S OBP: 0.379, SLG: 0.333 (1, 7)	1B	P3		G6-3		E7		F8		2	1	1	0	0	0	0						
Shane Mack, R OBP: 0.488, SLG: 0.529 (4, PH)	G1-3									3	1	1	2	0	0	1						
Kirby Puckett, R OBP: 0.371, SLG: 0.456 (5, 7)	1B									2	1	1	1	3	0	1						
Kent Hrbek, L OBP: 0.435, SLG: 0.511 (1, 10)	G1-3			BLK		F9		F8		2	1	1	1	3	0	1						
Kent Hrbek, L OBP: 0.435, SLG: 0.511 (1, 10)	FC3-6	1B		F9		F9		F8		4	0	1	2	0	0	3						
Gary Gaetti, R OBP: 0.345, SLG: 0.471 (1, 5)	1B			K		F7		P4		4	0	1	0	0	1	2						
Randy Bush, L OBP: 0.271, SLG: 0.371 (8, 3)	FC3-6			G5-3		G5-3		1B		3	0	1	1	0	0	3						
Gene Larkin, S OBP: 0.388, SLG: 0.446 (1, 3)	FC6-4			G3-1						3	1	1	0	0	0	3						
Dan Gladden, R OBP: 0.364, SLG: 0.482 (7, PH)	1B					SH1-3		1B		1	0	1	0	0	0	0						
Greg Gagne, R OBP: 0.361, SLG: 0.471 (1, 6)		G6-3				SH1-3		F9		3	0	1	0	0	0	2						
Junior Ortiz, R OBP: 0.227, SLG: 0.286 (1, 2)				G1-6-3						2	1	1	0	0	0	1						
Brian Harper, R OBP: 0.330, SLG: 0.471 (6, PH)	E7					BB		K		1	1	0	0	1	1	2						
<b>Inning Stats</b>	R: 2 E: 0 K: 0 S: 17	H: 4 LOB: 2 BB: 0 P: 23	R: 1 E: 1 K: 0 S: 9	H: 1 LOB: 0 BB: 0 P: 14	R: 1 E: 1 K: 1 S: 9	H: 1 LOB: 1 BB: 1 P: 14	R: 0 E: 0 K: 0 S: 6	H: 1 LOB: 1 BB: 0 P: 8	R: 0 E: 0 K: 0 S: 6	H: 1 LOB: 1 BB: 0 P: 7	R: 4 E: 1 K: 0 S: 8	H: 2 LOB: 3 BB: 3 P: 23	R: 0 E: 0 K: 1 S: 11	H: 1 LOB: 2 BB: 0 P: 18	R: 0 E: 0 K: 0 S: 8	H: 0 LOB: 1 BB: 1 P: 16		R: 0 E: 0 K: 0 S: 13	H: 7 LOB: 4 3B: 1 HR: 0	SF: 2 SAC: 1 DP: 1 HBP: 1	WP: 0 PB: 0 SB: 0 CS: 0	PA: 40
<b>PITCHER</b>	IP WLS BF H R ER SO BB IBB HBP BLK WP HR S P ERA WHIP																					
Jaime Navarro, R ERA: 6.61 (1, 1)	3.1	18	7	4	3	1	1	0	0	1	1	0	0	0	37	54	8.10	2.400				
Bill Krueger, L ERA: 4.51 (4, 1)	2.2	L	13	3	4	3	0	1	2	0	0	0	0	18	35	10.12	1.500					
Paul Mirabella, L ERA: 3.21 (7, 1)	2.0	9	1	0	0	1	1	0	1	0	0	0	0	19	34	0.00	1.000					




Batter	1	2	3	4	5	6	7	8	9	AB	R	H	RBI	BB	SO	LOB	TOP					
Luis Polonia, L (1, 10) OBP: 0.266, SLG: 0.344	F6		F8		G4-3		SF8	FC6-4		4	0	0	1	0	0	2	<b>California Angels @ Milwaukee Brewers</b> Milwaukee County Stadium, Milwaukee, WI Tue May 15 1990, 8:05 PM EDT Att: 8,327 - Unknown - 46 F					
Donnie Hill, S (1, 6) OBP: 0.345, SLG: 0.392	L7		F9		G3		G5-3		L9	5	0	0	0	0	0	0						
Chili Davis, S (1, 7) Max Venable, L (8, 7) OBP: 0.290, SLG: 0.414	G4-3			1B FC4-6	G3			K	1B G5-3	4	1	1	0	0	1	0						
Wally Joyner, L (1, 3) Rick Schu, R (8, PR) OBP: 0.250, SLG: 0.233		F7		1B FC4-6		G4-3			2B HBP	3	0	1	0	0	0	0						
Dante Bichette, R (1, 9) OBP: 0.319, SLG: 0.449		F7		P4		K		P4	G5-3	5	0	0	1	0	1	4						
Johnny Ray, S (1, 4) OBP: 0.273, SLG: 0.282		E5		FC4-6				E5	G4-3	5	1	1	1	0	0	3						
Devon White, S (1, 8) OBP: 0.240, SLG: 0.328				G3						3	1	1	2	1	1	2						
Lance Parrish, R (1, 2) OBP: 0.312, SLG: 0.483							K			4	1	2	1	0	2	2						
Jack Howell, L (1, 5) OBP: 0.321, SLG: 0.430			F8							4	2	3	2	0	0	0						
<b>Inning Stats</b>	R: 0 E: 0 K: 0 S: 7	H: 0 LOB: 0 BB: 0 P: 10	R: 0 E: 1 K: 1 S: 9	H: 0 LOB: 2 BB: 1 P: 20	R: 0 E: 0 K: 0 S: 5	H: 0 LOB: 0 BB: 0 P: 7	R: 1 E: 0 K: 0 S: 11	H: 2 LOB: 1 BB: 0 P: 13	R: 2 E: 0 K: 2 S: 8	H: 2 LOB: 0 BB: 0 P: 8	R: 0 E: 0 K: 2 S: 8	H: 1 LOB: 1 BB: 0 P: 11	R: 1 E: 0 K: 1 S: 9	H: 1 LOB: 0 BB: 0 P: 14	R: 3 E: 1 K: 1 S: 22	H: 3 LOB: 2 BB: 0 P: 28	R: 1 E: 0 K: 0 S: 10	H: 2 LOB: 1 BB: 0 P: 13	1B: 7 2B: 2 3B: 1 HR: 1	SF: 1 SAC: 0 DP: 0 HBP: 1	WP: 0 PB: 0 SB: 0 CS: 0	PA: 42
<b>PITCHER</b>	IP WLS BF H R ER SO BB IBB HBP BLK WP HR S P ERA WHIP																					
Chris Bosio, R (1, 1) ERA: 2.48	7.2 L 36 9 7 4 5 1 0 1 0 0 0 1 78 110 4.70 1.304																					
Tony Fossas, L (8, 1) ERA: 5.93	0.1 1 0 0 0 0 0 0 0 0 0 0 0 1 1 0.00 0.000																					
Tom Flier, R (9, 1) ERA: 1.8	1.0 5 2 1 1 0 0 0 0 0 0 0 0 0 10 13 9.00 2.000																					

Batter	1	2	3	4	5	6	7	8	9	AB	R	H	RBI	BB	SO	LOB	BOTTOM					
Paul Molitor, R (1, 4) OBP: 0.324, SLG: 0.508	L8		F9			FC6-4		1B	G6-3	5	1	2	0	0	0	2	<b>California Angels @ Milwaukee Brewers</b> Milwaukee County Stadium, Milwaukee, WI Tue May 15 1990, 8:05 PM EDT Att: 8,327 - Unknown - 46 F					
Gary Sheffield, R (1, 5) OBP: 0.366, SLG: 0.398	P4			G1-3		FC6-4	1B			4	1	1	0	0	0	1						
Robin Yount, R (1, 8) OBP: 0.357, SLG: 0.416	K			SF7		FC6-4	1B			4	1	3	1	0	1	0						
Dave Parker, L (1, 10) OBP: 0.357, SLG: 0.471				SF7		FC6-4		K		3	0	0	1	0	2	4						
Rob Deer, R (1, 9) OBP: 0.388, SLG: 0.591				G5-3				K		3	0	0	0	1	2	2						
Greg Brock, L (1, 3) OBP: 0.360, SLG: 0.437			G4-3					G4-3		4	0	1	0	0	1	4						
Glenn Braggs, R (1, 7) OBP: 0.361, SLG: 0.453										2	0	1	0	2	1	0						
B.J. Surhoff, L (1, 2) OBP: 0.309, SLG: 0.405										4	0	1	0	0	1	3						
Edgar Diaz, R (1, 6) Darryl Hamilton, L (8, PH) OBP: 0.400, SLG: 0.250										3	0	0	0	0	1	2						
										1	0	0	0	0	0	1						
<b>Inning Stats</b>	R: 0 E: 0 K: 1 S: 9	H: 0 LOB: 0 BB: 0 P: 14	R: 0 E: 0 K: 2 S: 8	H: 0 LOB: 0 BB: 0 P: 10	R: 0 E: 0 K: 1 S: 8	H: 1 LOB: 1 BB: 1 P: 17	R: 1 E: 0 K: 0 S: 7	H: 1 LOB: 0 BB: 0 P: 11	R: 0 E: 0 K: 0 S: 10	H: 1 LOB: 1 BB: 1 P: 19	R: 1 E: 0 K: 1 S: 14	H: 2 LOB: 2 BB: 1 P: 24	R: 0 E: 0 K: 2 S: 9	H: 0 LOB: 0 BB: 0 P: 15	R: 1 E: 0 K: 2 S: 17	H: 3 LOB: 2 BB: 0 P: 23	R: 0 E: 0 K: 0 S: 8	H: 1 LOB: 1 BB: 0 P: 13	1B: 7 2B: 1 3B: 1 HR: 0	SF: 1 SAC: 0 DP: 1 HBP: 0	WP: 0 PB: 1 SB: 0 CS: 1	PA: 37
<b>PITCHER</b>	IP WLS BF H R ER SO BB IBB HBP BLK WP HR S P ERA WHIP																					
Mark Langston, L (1, 1) ERA: 3.33	7.0 W 29 7 3 2 7 3 0 0 0 0 0 0 0 120 2.57 1.429																					
Mark Eichhorn, R (8, 1) ERA: 1.92	2.0 8 2 0 0 2 0 0 0 0 0 0 0 0 19 26 0.00 1.000																					



Batter	1	2	3	4	5	6	7	8	9	AB	R	H	RBI	BB	SO	LOB	TOP									
<b>Brian Downing, R</b> OBP: 0.282, SLG: 0.349 (1, 10)	F9		G5-4-3 BB		P2		HR		F8	4	1	1	2	1	0	2	<b>California Angels @ Milwaukee Brewers</b> <b>Milwaukee County Stadium, Milwaukee, WI</b> Wed May 16 1990, 8:05 PM EDT Att: 12,461 - Unknown  <b>AB 39</b> <b>R 5</b> <b>H 13</b> <b>RBI 4</b> <b>BB 1</b> <b>SO 2</b> <b>LOB 17</b> 									
<b>Rick Schu, R</b> OBP: 0.243, SLG: 0.314 (1, 5) (4, 3)	G5-3		G5-4-3 1-2 2-3 1-2		P3		HR		L5	5	1	1	1	0	0	4										
<b>Chili Davis, S</b> OBP: 0.322, SLG: 0.402 <b>Max Venable, L</b> OBP: 0.333, SLG: 0.452 (1, 7) (6, 7)	G6-3			P3		K			1B	3	0	0	0	0	1	0										
<b>Wally Joyner, L</b> OBP: 0.375, SLG: 0.395 <b>John Orton, R</b> OBP: 0.250, SLG: 0.273 (1, 3) (4, 2)		F8		G4-3		P9		G5-3	L9	2	0	0	0	0	0	0										
<b>Dante Bichette, R</b> OBP: 0.324, SLG: 0.458 (1, 9)		K		1B 2B		1B			G6-3	4	1	2	0	0	1	0										
<b>Johnny Ray, S</b> OBP: 0.283, SLG: 0.293 (1, 4)	F8			FC5-4 2H 1B		F9			G4-3 1B	4	0	2	1	0	0	1										
<b>Devon White, S</b> OBP: 0.248, SLG: 0.333 (1, 8)			BB 1B	FC5-4 1-2 1B			HR 1B		G4-3	4	1	2	0	0	0	2										
<b>Lance Parrish, R</b> OBP: 0.309, SLG: 0.477 <b>Mark McLemore, S</b> OBP: 0.212, SLG: 0.188 (1, 2) (4, 6)			F8		L9 PB 2B		F9		G4-3	1	0	0	0	0	0	1										
<b>Kent Anderson, R</b> OBP: 0.338, SLG: 0.299 (1, 6) (4, 5)			BB 1B		L9		F8		1B	4	0	2	0	0	0	2										
<b>Inning Stats</b>	R: 0 E: 0 K: 0 S: 6	H: 0 LOB: 0 BB: 0 P: 11	R: 0 E: 0 K: 1 S: 8	H: 0 LOB: 0 BB: 0 P: 13	R: 0 E: 0 K: 2 S: 12	H: 2 LOB: 2 BB: 1 P: 22	R: 1 E: 0 K: 0 S: 13	H: 2 LOB: 1 BB: 0 P: 17	R: 1 E: 0 K: 0 S: 5	H: 1 LOB: 0 BB: 0 P: 10	R: 0 E: 0 K: 1 S: 10	H: 1 LOB: 1 BB: 0 P: 13	R: 3 E: 0 K: 0 S: 12	H: 4 LOB: 1 BB: 0 P: 15	R: 0 E: 0 K: 0 S: 6	H: 1 LOB: 1 BB: 0 P: 11		R: 0 E: 0 K: 0 S: 6	H: 2 LOB: 2 BB: 0 P: 9	1B: 9 2B: 2 3B: 0 HR: 2	SF: 0 SAC: 0 DP: 1 HBP: 0	WP: 0 PB: 1 CS: 0	PA: 40			
<b>PITCHER</b>	IP	WLS	BF	H	R	ER	SO	BB	IBB	HBP	BLK	WP	HR	S	P	ERA		WHIP								
<b>Teddy Higuera, L</b> ERA: 2.23 (1, 1)	7.0	W	31	10	5	4	2	1	0	0	0	0	2	66	101	5.14		1.571								
<b>Tony Fossas, L</b> ERA: 5.92 (8, 1)	1.0		4	1	0	0	0	0	0	0	0	0	0	6	11	0.00		1.000								
<b>Chuck Crim, R</b> ERA: 4.5 (9, 1)	1.0		5	2	0	0	0	0	0	0	0	0	0	6	9	0.00	2.000									

Batter	1	2	3	4	5	6	7	8	9	AB	R	H	RBI	BB	SO	LOB	BOTTOM									
<b>Paul Moltzer, R</b> OBP: 0.333, SLG: 0.500 <b>Gus Polidor, R</b> OBP: 0.083, SLG: 0.083 (1, 4) (6, 4)	FC5-2 2B 1B	1B 2B BB	F8		P9		G6-3		G5-3	3	1	1	0	1	0	0	<b>California Angels @ Milwaukee Brewers</b> <b>Milwaukee County Stadium, Milwaukee, WI</b> Wed May 16 1990, 8:05 PM EDT Att: 12,461 - Unknown  <b>AB 33</b> <b>R 13</b> <b>H 9</b> <b>RBI 9</b> <b>BB 10</b> <b>SO 3</b> <b>LOB 24</b> 									
<b>Gary Sheffield, R</b> OBP: 0.378, SLG: 0.432 (1, 5)	FC1-5-2 2B	F9	K			E SF7 1B			2B	5	1	3	0	0	1	2										
<b>Robin Yount, R</b> OBP: 0.356, SLG: 0.414 <b>Mike Felder, S</b> OBP: 0.300, SLG: 0.188 (1, 8) (6, 8)	FC1-5-2 FC5-2 PB	2B SF8 1B	K			G3			L9	3	2	1	1	0	1	2										
<b>Rob Deer, R</b> OBP: 0.404, SLG: 0.603 <b>Darryl Hamilton, L</b> OBP: 0.500, SLG: 0.250 (1, 9) (6, PR) (7, 9)	FC5-2 PB	BB 3B 2B		G4-6-3 BB		BB E BB			BB	2	2	1	1	2	0	2										
<b>Greg Brock, L</b> OBP: 0.362, SLG: 0.422 (1, 3)	BB PB 1B BB	BB 3B BB		G4-6-3 1-2		E6 E BB			G3	3	2	0	0	2	0	5										
<b>Glenn Braggs, R</b> OBP: 0.377, SLG: 0.462 (1, 10)	BB PB 1B BB	SF8				SF7			FC4-6 1B	1	1	1	2	1	0	0										
<b>Greg Vaughn, R</b> OBP: 0.315, SLG: 0.420 (1, 7)	1H 2H 3H 1B	BB 3B BB			P5		E BB		FC4-6 E	3	2	1	2	2	0	2										
<b>Charlie O'Brien, R</b> OBP: 0.231, SLG: 0.278 (1, 2)	K	1H 2H 3H 3B			P8		E5		E6 G5-3	5	0	1	3	0	1	3										
<b>Edgar Diaz, R</b> OBP: 0.315, SLG: 0.288 (1, 6)		BB 1B BB			F9		F9		G5-3	4	1	0	0	1	0	5										
<b>Inning Stats</b>	R: 4 E: 0 K: 1 S: 14	H: 3 LOB: 1 BB: 2 P: 32	R: 6 E: 0 K: 0 S: 15	H: 3 LOB: 4 BB: 4 P: 34	R: 0 E: 0 K: 2 S: 9	H: 0 LOB: 0 BB: 0 P: 13	R: 0 E: 0 K: 0 S: 8	H: 0 LOB: 1 BB: 1 P: 16	R: 0 E: 0 K: 0 S: 7	H: 0 LOB: 0 BB: 0 P: 10	R: 2 E: 2 K: 0 S: 17	H: 1 LOB: 3 BB: 2 P: 35	R: 0 E: 0 K: 0 S: 6	H: 1 LOB: 2 BB: 1 P: 13	R: 1 E: 2 K: 0 S: 11	H: 1 LOB: 1 BB: 0 P: 15		1B: 5 2B: 3 3B: 1 HR: 0	SF: 2 SAC: 0 DP: 1 HBP: 1	WP: 0 PB: 2 CS: 0	PA: 46					
<b>PITCHER</b>	IP	WLS	BF	H	R	ER	SO	BB	IBB	HBP	BLK	WP	HR	S	P	ERA		WHIP								
<b>Jim Abbott, L</b> ERA: 6.31 (1, 1)	1.1	L	13	5	8	7	1	4	0	0	0	0	0	21	47	47.25		6.750								
<b>Mark Clear, R</b> ERA: 5.87 (2, 1)	4.0		18	2	4	2	2	4	0	1	0	0	0	37	68	4.50		1.500								
<b>Scott Bailes, L</b> ERA: 3.57 (6, 1)	2.2		15	2	1	0	0	2	0	0	0	0	0	29	53	0.00	1.500									



Batter	1	2	3	4	5	6	7	8	9	AB	R	H	RBI	BB	SO	LOB	TOP											
Luis Polonia, L OBP: 0.265, SLG: 0.338 Donnie Hill, S OBP: 0.339, SLG: 0.385	1-2 BB FC5-4 1B	2-2 G6-3			1-0 F8		2-2 G6-3		1-2 F8	4	1	1	0	0	0	2												
Max Venable, L OBP: 0.333, SLG: 0.441 Brian Downing, R OBP: 0.278, SLG: 0.344 Devon White, S OBP: 0.249, SLG: 0.333 Rick Schu, R OBP: 0.237, SLG: 0.306	1-1 FC5-4 BB 1B		0-0 F8		2-1 G4-3		2-1 F9		0-3 K	3	0	1	0	0	0	0												
Wally Joyner, L OBP: 0.378, SLG: 0.402	4-2 FC5-4 BB 1B		1-2 1B 2B		3-2 L7		1-2 G4-3			3	1	1	0	1	0	1												
Chili Davis, S OBP: 0.327, SLG: 0.400	2-3 K		0-1 2H 1B		4-2 FC5-4 BB				2-1 G6-3	3	0	1	1	1	1	3												
Dante Bichette, R OBP: 0.315, SLG: 0.444	2-2 FC5-4		0-2 F7		0-0 FC5-4 1B				2-0 G5-3	4	1	0	1	0	0	4												
Johnny Ray, S OBP: 0.281, SLG: 0.291	0-1 P6		3-2 G6-3		1-2 E7 1B				1-1 BB 1B	4	0	1	0	0	0	4												
Lance Parrish, R OBP: 0.316, SLG: 0.473		3-2 G5-3		3-2 G5-3		1-1 FC4-6 1B		4-2 BB		3	0	1	1	1	0	0												
Jack Howell, L OBP: 0.321, SLG: 0.438 Dave Winfield, R OBP: 0.265, SLG: 0.355		3-1 S 2B		1-0 G4-3		2-1 FC4-6		1-0 G6-3		3	0	1	0	0	0	1												
Kent Anderson, R OBP: 0.333, SLG: 0.310		2-3 K		1-2 G5-3					1-1 F9 2B	4	0	1	0	0	1	1												
<b>Inning Stats</b>	R: 1 E: 0 K: 1 S: 17	H: 2 LOB: 2 BB: 1 P: 26	R: 0 E: 0 K: 1 S: 11	H: 1 LOB: 1 BB: 0 P: 21	R: 1 E: 0 K: 0 S: 12	H: 2 LOB: 1 BB: 0 P: 16	R: 0 E: 0 K: 0 S: 8	H: 0 LOB: 0 BB: 0 P: 13	R: 0 E: 0 K: 0 S: 7	H: 1 LOB: 1 BB: 1 P: 20	R: 0 E: 0 K: 0 S: 10	H: 1 LOB: 2 BB: 0 P: 18	R: 0 E: 0 K: 0 S: 8	H: 1 LOB: 2 BB: 1 P: 18	R: 0 E: 0 K: 1 S: 11	H: 0 LOB: 0 BB: 0 P: 14	1B: 5 2B: 3 3B: 0 HR: 0	SF: 0 SAC: 0 DP: 0 HBP: 0	WP: 0 PB: 0 SB: 1 CS: 0	PA: 38								
<b>PITCHER</b>	IP	WLS	BF	H	R	ER	SO	BB	IBB	HBP	BLK	WP	HR	S	P	ERA	WHIP											
Mark Knudson, R ERA: 2.87	(1, 1)	6.0		27	7	3	2	2	2	0	0	0	0	0	69	112	3.00	1.500										
Paul Mirabella, L ERA: 2.87	(7, 1)	1.2	W	7	1	0	0	0	1	0	0	0	0	0	15	29	0.00	1.200										
Chuck Crim, R ERA: 4.43	(8, 1)	0.1		1	0	0	0	0	0	0	0	0	0	1	2	0.00	0.000											
Dan Plesac, L ERA: 2.25	(9, 1)	1.0	S	3	0	0	0	1	0	0	0	0	0	11	14	0.00	0.000											

California Angels @ Milwaukee Brewers  
Milwaukee County Stadium, Milwaukee, WI

AB 35  
R 3  
H 8  
RBI 3  
BB 3  
SO 3  
LOB 19



Thu May 17, 1990, 4:33 AM EDT  
Att: 18,612 - Overcast - 51 F

Batter	1	2	3	4	5	6	7	8	9	AB	R	H	RBI	BB	SO	LOB	BOTTOM											
Paul Molitor, R OBP: 0.351, SLG: 0.500	4-2 CS BB		1-1 G1-3		3-3 K		1-1 1B 1B	0-0 1B 1B		4	1	2	0	1	1	0												
Gary Sheffield, R OBP: 0.378, SLG: 0.441	0-1 F8		0-0 F9 2B		1-0 P4		0-0 1B 1B	0-1 P4		5	1	2	0	0	0	3												
Robin Yount, R OBP: 0.353, SLG: 0.408	1-1 F9		3-1 F9		3-2 G1-3		1-2 1B SF7 1B			4	1	1	1	0	0	2												
Dave Parker, L OBP: 0.371, SLG: 0.481		2-2 HR 1B	1-1 G3		0-1 BB BB 1B		0-0 1B 1B	1-3 2H 1B		4	1	3	1	0	0	1												
Greg Brock, L OBP: 0.367, SLG: 0.424		0-0 HR 1B		2-2 G4-3		4-1 BB BB	2-2 SF7			2	1	1	1	1	0	0												
Rob Deer, R OBP: 0.387, SLG: 0.569		1-3 K		2-3 K		0-3 K	2-3 K			4	0	0	0	0	4	5												
B.J. Surhoff, L OBP: 0.306, SLG: 0.391		1-0 F9		2-0 E4		4-1 BB		2-2 G4-3		3	0	0	0	1	0	2												
Greg Vaughn, R OBP: 0.313, SLG: 0.447 Mike Felder, S OBP: 0.300, SLG: 0.188		0-0 HR		0-1 F8		2-1 P6		0-0 G6-3		4	1	1	3	0	0	4												
Bill Spiers, L Edgar Diaz, R OBP: 0.321, SLG: 0.288		0-1 G4-3			1-3 K		0-0 F7	4-0 1B BB		3	0	0	0	0	1	0												
<b>Inning Stats</b>	R: 0 E: 0 K: 0 S: 8	H: 0 LOB: 0 BB: 1 P: 13	R: 3 E: 0 K: 1 S: 11	H: 3 LOB: 0 BB: 0 P: 15	R: 0 E: 0 K: 0 S: 7	H: 1 LOB: 1 BB: 0 P: 12	R: 0 E: 1 K: 1 S: 10	H: 0 LOB: 1 BB: 0 P: 16	R: 0 E: 0 K: 2 S: 9	H: 0 LOB: 0 BB: 0 P: 14	R: 0 E: 0 K: 1 S: 16	H: 1 LOB: 3 BB: 2 P: 29	R: 3 E: 0 K: 1 S: 14	H: 4 LOB: 1 BB: 0 P: 20	R: 0 E: 0 K: 0 S: 8	H: 1 LOB: 2 BB: 1 P: 14	1B: 8 2B: 1 3B: 0 HR: 1	SF: 1 SAC: 0 DP: 0 HBP: 0	WP: 0 PB: 0 SB: 0 CS: 1	PA: 38								
<b>PITCHER</b>	IP	WLS	BF	H	R	ER	SO	BB	IBB	HBP	BLK	WP	HR	S	P	ERA	WHIP											
Bert Blyleven, R ERA: 5.11	(1, 1)	6.0		26	5	3	3	5	3	0	0	0	0	0	8	10	81.00	12.000										
Willie Fraser, R ERA: 15.88	(7, 1)	0.1	L	5	4	3	3	0	0	0	0	0	0	0	8	10	81.00	12.000										
Scott Bailes, L ERA: 3.32	(7, 1)	1.1		5	0	0	0	1	1	0	0	0	0	11	21	0.00	0.750											
Mark Eichhorn, R ERA: 1.8	(8, 1)	0.1		2	1	0	0	0	0	0	0	0	0	3	3	0.00	3.000											

California Angels @ Milwaukee Brewers  
Milwaukee County Stadium, Milwaukee, WI

AB 33  
R 6  
H 10  
RBI 6  
BB 4  
SO 6  
LOB 17



Thu May 17, 1990, 4:33 AM EDT  
Att: 18,612 - Overcast - 51 F



Batter	1	2	3	4	5	6	7	8	9	AB	R	H	RBI	BB	SO	LOB	TOP			
Rickey Henderson, R OBP: 0.428, SLG: 0.575 (1, 7)										3	0	2	0	1	1	0	<b>Oakland Athletics @ Milwaukee Brewers</b> Milwaukee County Stadium, Milwaukee, WI Fri May 18 1990, 8:05 PM EDT Att: 23,580 - Unknown - 68 F			
Carney Lansford, R OBP: 0.348, SLG: 0.379 (1, 5)										4	0	1	0	0	0	3				
Jose Canseco, R OBP: 0.429, SLG: 0.629 (1, 9)										4	0	0	0	0	2	3				
Mark McGwire, R OBP: 0.401, SLG: 0.552 (1, 3)										3	0	0	0	1	0	1				
Ken Phelps, L OBP: 0.333, SLG: 0.256 (1, 10)										3	0	0	0	1	0	0				
Dave Henderson, R OBP: 0.308, SLG: 0.368 (1, 8)										4	0	0	0	0	1	3				
Ron Hassey, L OBP: 0.333, SLG: 0.434 Jamie Quirk, L OBP: 0.182, SLG: 0.200 (1, 2) (6, 2)										2	0	1	0	0	0	0				
Walt Weiss, S OBP: 0.317, SLG: 0.378 (1, 6)										3	0	2	0	0	0	1				
Willie Randolph, R OBP: 0.347, SLG: 0.327 (1, 4)										3	0	0	0	0	0	3				
<b>Inning Stats</b>	R: 0 E: 0 K: 2 S: 9	H: 0 LOB: 0 BB: 0 P: 9	R: 0 E: 0 K: 0 S: 5	H: 0 LOB: 0 BB: 0 P: 8	R: 0 E: 0 K: 0 S: 5	H: 1 LOB: 0 BB: 0 P: 8	R: 0 E: 0 K: 1 S: 12	H: 2 LOB: 2 BB: 2 P: 25	R: 0 E: 0 K: 0 S: 9	H: 1 LOB: 2 BB: 1 P: 15	R: 0 E: 0 K: 1 S: 10	H: 1 LOB: 1 BB: 0 P: 15	R: 0 E: 0 K: 0 S: 9	H: 1 LOB: 1 BB: 0 P: 15	R: 0 E: 0 K: 0 S: 11	H: 0 LOB: 0 BB: 0 P: 16		1B: 4 2B: 2 3B: 0 HR: 0	SF: 0 SAC: 0 DP: 1 HBP: 0	WP: 0 PB: 0 SB: 1 CS: 0
<b>PITCHER</b> Bill Wegman, R ERA: 0.89 (1, 1)	IP: 9.0 WLS: W BF: 34 H: 6 R: 0 ER: 0 SO: 4 BB: 3 IBB: 0 HBP: 0 BLK: 0 WP: 0 HR: 0 S: 79 P: 125 ERA: 0.00 WHIP: 1.000																			

Batter	1	2	3	4	5	6	7	8	9	AB	R	H	RBI	BB	SO	LOB	BOTTOM			
Paul Moltor, R OBP: 0.333, SLG: 0.474 (1, 4)										4	0	0	0	0	0	0	<b>Oakland Athletics @ Milwaukee Brewers</b> Milwaukee County Stadium, Milwaukee, WI Fri May 18 1990, 8:05 PM EDT Att: 23,580 - Unknown - 68 F			
Gary Sheffield, R OBP: 0.393, SLG: 0.458 (1, 5)										3	2	2	0	1	0	0				
Robin Yount, R OBP: 0.343, SLG: 0.395 (1, 8)										4	0	0	0	0	1	3				
Dave Parker, L OBP: 0.375, SLG: 0.500 (1, 10)										4	1	2	2	0	0	1				
Greg Brock, L OBP: 0.363, SLG: 0.411 (1, 3)										3	1	0	0	1	0	1				
Rob Deer, R OBP: 0.392, SLG: 0.560 (1, 9)										3	1	1	0	1	2	0				
B.J. Surhoff, L OBP: 0.324, SLG: 0.490 (1, 2)										3	0	2	2	1	0	0				
Greg Vaughn, R OBP: 0.313, SLG: 0.437 Mike Felder, S OBP: 0.300, SLG: 0.188 (1, 7) (8, 7)										2	0	0	0	1	0	2				
Bill Spiers, L (1, 6)										0	0	0	0	0	0	0				
<b>Inning Stats</b>	R: 0 E: 0 K: 0 S: 7	H: 0 LOB: 0 BB: 0 P: 11	R: 0 E: 0 K: 1 S: 5	H: 0 LOB: 0 BB: 0 P: 8	R: 0 E: 0 K: 0 S: 2	H: 0 LOB: 0 BB: 1 P: 7	R: 3 E: 0 K: 0 S: 21	H: 3 LOB: 3 BB: 3 P: 43	R: 1 E: 0 K: 0 S: 10	H: 2 LOB: 1 BB: 0 P: 16	R: 1 E: 0 K: 1 S: 9	H: 2 LOB: 0 BB: 0 P: 15	R: 0 E: 0 K: 1 S: 10	H: 0 LOB: 1 BB: 1 P: 19	R: 0 E: 0 K: 1 S: 6	H: 0 LOB: 0 BB: 0 P: 11		1B: 4 2B: 3 3B: 0 HR: 0	SF: 0 SAC: 0 DP: 2 HBP: 0	WP: 0 PB: 1 SB: 1 CS: 0
<b>PITCHER</b> Mike Moore, R ERA: 4.74 Joe Klimk, L ERA: 3.12 Mike Norris, R ERA: 4.91 (1, 1) (5, 1) (7, 1)	IP: 4.2 WLS: L BF: 22 H: 5 R: 4 ER: 4 SO: 4 BB: 4 IBB: 0 HBP: 0 BLK: 0 WP: 0 HR: 0 S: 43 P: 82 ERA: 7.71 WHIP: 1.929																			







Batter	1	2	3	4	5	6	7	8	9	AB	R	H	RBI	BB	SO	LOB	TOP					
<b>Felix Jose, S</b> OBP: 0.298, SLG: 0.407 (1, 7)										4	0	0	0	0	2	1	<b>Oakland Athletics @ Milwaukee Brewers</b> <b>Milwaukee County Stadium, Milwaukee, WI</b> Sun May 20 1990, 4:33 AM EDT Att: 39,301 - Overcast - 47 F <a href="http://livebaseballscorecards.com">livebaseballscorecards.com</a>					
<b>Carney Lansford, R</b> OBP: 0.348, SLG: 0.387 (1, 5)										4	0	1	1	0	0	0						
<b>Jose Canseco, R</b> OBP: 0.423, SLG: 0.606 (1, 9)										3	0	0	0	1	1	1						
<b>Terry Steinbach, R</b> OBP: 0.250, SLG: 0.333 (1, 2)										4	0	0	0	0	0	1						
<b>Mark McGwire, R</b> OBP: 0.386, SLG: 0.531 (1, 3)										3	1	1	0	0	1	0						
<b>Ken Phelps, L</b> OBP: 0.316, SLG: 0.239 (1, 10)										3	0	0	0	0	1	1						
<b>Dave Henderson, R</b> OBP: 0.315, SLG: 0.381 (1, 8)										3	0	1	1	0	0	0						
<b>Walt Weiss, S</b> OBP: 0.316, SLG: 0.373 (1, 6)										3	0	1	0	0	1	1						
<b>Mike Gallego, R</b> OBP: 0.250, SLG: 0.286 (1, 4)										3	1	1	0	0	1	1						
<b>Inning Stats</b>	R: 0 E: 0 K: 1 S: 9	H: 1 LOB: 0 BB: 0 P: 15	R: 0 E: 0 K: 0 S: 5	H: 0 LOB: 0 BB: 0 P: 7	R: 0 E: 0 K: 2 S: 7	H: 0 LOB: 0 BB: 0 P: 10	R: 0 E: 0 K: 2 S: 8	H: 0 LOB: 0 BB: 0 P: 12	R: 0 E: 0 K: 1 S: 7	H: 0 LOB: 0 BB: 0 P: 11	R: 0 E: 0 K: 0 S: 5	H: 1 LOB: 0 BB: 0 P: 7	R: 0 E: 0 K: 0 S: 4	H: 0 LOB: 0 BB: 0 P: 6	R: 1 E: 0 K: 0 S: 6	H: 2 LOB: 1 BB: 0 P: 10	R: 1 E: 1 K: 0 S: 15	H: 1 LOB: 1 BB: 1 P: 23	1B: 3 2B: 2 3B: 0 HR: 0	SF: 0 SAC: 0 DP: 1 HBP: 0	WP: 0 PB: 0 SB: 0 CS: 1	PA: 32
<b>PITCHER</b> <b>Chris Bosio, R</b> ERA: 2.27 (1, 1)	IP: 9.0 WLS: W BF: 31 H: 5 R: 2 ER: 1 SO: 7 BB: 1 IBB: 0 HBP: 0 BLK: 0 WP: 0 HR: 0 S: 66 P: 101 ERA: 1.00 WHIP: 0.667															<b>PITCHER</b>						

Batter	1	2	3	4	5	6	7	8	9	AB	R	H	RBI	BB	SO	LOB	BOTTOM			
<b>Paul Molitor, R</b> OBP: 0.341, SLG: 0.463 (1, 4)										3	1	2	0	1	0	0	<b>Oakland Athletics @ Milwaukee Brewers</b> <b>Milwaukee County Stadium, Milwaukee, WI</b> Sun May 20 1990, 4:33 AM EDT Att: 39,301 - Overcast - 47 F <a href="http://livebaseballscorecards.com">livebaseballscorecards.com</a>			
<b>Gary Sheffield, R</b> OBP: 0.395, SLG: 0.451 (1, 5)										3	1	0	0	1	0	2				
<b>Robin Yount, R</b> OBP: 0.347, SLG: 0.388 (1, 8)										2	1	0	0	2	1	1				
<b>Dave Parker, L</b> OBP: 0.367, SLG: 0.479 (1, 10)										3	0	1	2	1	1	1				
<b>Greg Brock, L</b> OBP: 0.339, SLG: 0.379 (1, 3)										4	0	0	0	0	0	3				
<b>Glenn Braggs, R</b> OBP: 0.353, SLG: 0.425 <b>Mike Felder, S</b> OBP: 0.286, SLG: 0.176 (9, 7)										4	0	0	0	0	1	0				
<b>B.J. Surhoff, L</b> OBP: 0.336, SLG: 0.463 (1, 2)										4	1	3	1	0	0	0				
<b>Rob Deer, R</b> OBP: 0.386, SLG: 0.538 (1, 9)										3	0	0	0	1	3	1				
<b>Bill Spiers, L</b> OBP: 0.100, SLG: 0.100 (1, 6)										4	1	1	0	0	0	3				
<b>Inning Stats</b>	R: 0 E: 0 K: 0 S: 9	H: 1 LOB: 1 BB: 1 P: 17	R: 0 E: 0 K: 0 S: 10	H: 1 LOB: 2 BB: 1 P: 17	R: 0 E: 0 K: 0 S: 11	H: 1 LOB: 2 BB: 1 P: 21	R: 5 E: 0 K: 2 S: 19	H: 3 LOB: 1 BB: 3 P: 35	R: 0 E: 0 K: 1 S: 11	H: 0 LOB: 0 BB: 0 P: 18	R: 0 E: 0 K: 0 S: 7	H: 0 LOB: 0 BB: 0 P: 9	R: 0 E: 0 K: 2 S: 8	H: 0 LOB: 0 BB: 0 P: 12	R: 0 E: 0 K: 1 S: 11	H: 1 LOB: 1 BB: 0 P: 16	1B: 4 2B: 2 3B: 0 HR: 1	SF: 0 SAC: 0 DP: 1 HBP: 0	WP: 2 PB: 0 SB: 2 CS: 0	PA: 36
<b>PITCHER</b> <b>Scott Sanderson, R</b> ERA: 3.19 <b>Rick Honeycutt, L</b> ERA: 1.13 <b>Todd Burns, R</b> ERA: 2.84 (7, 1) (8, 1)	IP: 6.0 WLS: L BF: 29 H: 6 R: 5 ER: 5 SO: 3 BB: 6 IBB: 0 HBP: 0 BLK: 0 WP: 2 HR: 1 S: 67 P: 117 ERA: 7.50 WHIP: 2.000															<b>PITCHER</b>				



Batter	1	2	3	4	5	6	7	8	9	AB	R	H	RBI	BB	SO	LOB	TOP										
<b>Harold Reynolds, S</b> (1,4) OBP: 0.293, SLG: 0.299	G4-3		F8		F8			K	1B 2B	5	1	1	2	0	1	1	<b>Seattle Mariners @ Milwaukee Brewers</b> Milwaukee County Stadium, Milwaukee, WI Mon May 21 1990, 8:05 PM EDT Att: 12,456 - Unknown										
<b>Henry Cotto, R</b> (1,7) OBP: 0.308, SLG: 0.351	G5-3		FC4-6 1B			K		1B	2B 1B	5	1	3	1	0	1	0											
<b>Alvin Davis, L</b> (1,3) OBP: 0.435, SLG: 0.456	F9		FC4-6 1-2			K		1B	P5	5	0	1	0	0	1	2											
<b>Jeffrey Leonard, R</b> (1,10) OBP: 0.284, SLG: 0.419		FC6-4 1B	F9			F8		SF9	2B 2B	4	1	2	2	0	0	1											
<b>Ken Griffey Jr., L</b> (1,8) OBP: 0.422, SLG: 0.599		F7		P6			K	K	HR 2B	5	1	1	1	0	2	3											
<b>Edgar Martinez, R</b> (1,5) OBP: 0.436, SLG: 0.565		FC6-4 BB		F9			G6-3		1B HR	4	2	2	2	1	0	0											
<b>Darnell Coles, R</b> (1,9) OBP: 0.241, SLG: 0.317		FC6-4 BB		K			3B		2B F8	5	1	2	1	0	1	2											
<b>Brian Giles, R</b> (1,6) OBP: 0.342, SLG: 0.594					K		G5-3		2B BB	2	1	0	0	2	1	1											
<b>Scott Bradley, L</b> (1,2) OBP: 0.269, SLG: 0.317		F8			F7			1B SF9 BB	K	3	1	0	0	1	1	5											
<b>Inning Stats</b>	R: 0 E: 0 K: 0 S: 7	H: 0 LOB: 0 BB: 0 P: 11	R: 0 E: 0 K: 0 S: 12	H: 1 LOB: 3 BB: 2 P: 25	R: 0 E: 0 K: 0 S: 6	H: 1 LOB: 1 BB: 0 P: 8	R: 0 E: 0 K: 1 S: 13	H: 0 LOB: 0 BB: 0 P: 17	R: 0 E: 0 K: 2 S: 8	H: 0 LOB: 0 BB: 0 P: 14	R: 0 E: 0 K: 1 S: 10	H: 1 LOB: 1 BB: 0 P: 15	R: 1 E: 0 K: 2 S: 10	H: 2 LOB: 2 BB: 1 P: 20	R: 8 E: 0 K: 1 S: 31	H: 7 LOB: 0 BB: 1 P: 50	1B: 6 2B: 4 3B: 1 HR: 1	SF: 1 SAC: 0 DP: 0 HBP: 0	WP: 0 PB: 0 SB: 1 CS: 0	PA: 43							
<b>PITCHER</b>	IP	WLS	BF	H	R	ER	SO	BB	IBB	HBP	BLK	WP	HR	S	P	ERA	WHIP										
<b>Teddy Higuera, L</b> (1,1) ERA: 1.94	6.0		22	2	0	0	4	2	0	0	0	0	0	53	85	0.00	0.667										
<b>Tony Fossas, L</b> (7,1) ERA: 5.09	1.0		5	1	1	1	1	1	0	0	0	0	0	11	20	9.00	2.000										
<b>Chuck Crim, R</b> (8,1) ERA: 4.35	0.1		2	1	0	0	1	0	0	0	0	0	0	4	6	0.00	3.000										
<b>Dan Plesac, L</b> (8,1) ERA: 5.71	1.1	L	12	7	7	7	2	1	0	0	0	0	0	31	50	47.25	6.000										
<b>Paul Mirabella, L</b> (9,1) ERA: 3.39	0.1		2	1	1	1	0	0	0	0	0	0	1	5	9	27.00	3.000										

Batter	1	2	3	4	5	6	7	8	9	AB	R	H	RBI	BB	SO	LOB	BOTTOM										
<b>Paul Moltor, R</b> (1,4) OBP: 0.333, SLG: 0.448	L6		P6			BB 2H 1B		G6-3	G4-3	5	0	1	1	0	0	1	<b>Seattle Mariners @ Milwaukee Brewers</b> Milwaukee County Stadium, Milwaukee, WI Mon May 21 1990, 8:05 PM EDT Att: 12,456 - Unknown										
<b>Gary Sheffield, R</b> (1,5) OBP: 0.398, SLG: 0.462	G6-3			G5-4-3 1B		P6		2B	2B	4	1	2	0	0	0	1											
<b>Robin Yount, R</b> (1,8) OBP: 0.351, SLG: 0.382	G5-3			G5-4-3 1-2		BB BB		2B	HBP	2	1	0	0	1	0	1											
<b>Dave Parker, L</b> (1,10) OBP: 0.371, SLG: 0.483		G4-3		G1-3		BB		2B		3	0	1	2	1	0	0											
<b>Rob Deer, R</b> (8, PR) OBP: 0.386, SLG: 0.538						BB		2B		0	0	0	0	0	0	0											
<b>Greg Brock, L</b> (1,3) OBP: 0.328, SLG: 0.364		K			G6-3	P6		P5		4	0	0	0	0	1	4											
<b>Glenn Braggs, R</b> (1,9) OBP: 0.352, SLG: 0.461					G5-3			G4-3		3	1	1	1	0	1	0											
<b>Darryl Hamilton, L</b> (8,7) OBP: 0.375, SLG: 0.167		HR								1	0	0	0	0	0	1											
<b>B.J. Surhoff, L</b> (1,2) OBP: 0.324, SLG: 0.444		G4-3			F7				G1-3	4	0	0	0	0	1	0											
<b>Greg Vaughn, R</b> (1,7) OBP: 0.324, SLG: 0.462						SH1-4 1B BB				1	1	0	0	1	0	0											
<b>Mike Felder, S</b> (7,7) OBP: 0.346, SLG: 0.222										1	0	1	0	1	0	0											
<b>Bill Spiers, L</b> (1,6) OBP: 0.077, SLG: 0.077				G3-1		SH1-4 1-2		F7		3	0	0	0	0	1	2											
<b>Inning Stats</b>	R: 0 E: 0 K: 0 S: 6	H: 0 LOB: 0 BB: 0 P: 11	R: 1 E: 0 K: 1 S: 8	H: 1 LOB: 0 BB: 0 P: 14	R: 0 E: 0 K: 0 S: 6	H: 0 LOB: 0 BB: 0 P: 10	R: 0 E: 0 K: 0 S: 5	H: 1 LOB: 0 BB: 0 P: 10	R: 0 E: 0 K: 2 S: 11	H: 1 LOB: 1 BB: 3 P: 23	R: 0 E: 0 K: 2 S: 11	H: 1 LOB: 1 BB: 0 P: 17	R: 2 E: 0 K: 0 S: 11	H: 2 LOB: 1 BB: 0 P: 20	R: 0 E: 0 K: 1 S: 8	H: 0 LOB: 1 BB: 1 P: 17	1B: 3 2B: 2 3B: 0 HR: 1	SF: 0 SAC: 1 DP: 1 HBP: 1	WP: 0 PB: 0 SB: 1 CS: 0	PA: 37							
<b>PITCHER</b>	IP	WLS	BF	H	R	ER	SO	BB	IBB	HBP	BLK	WP	HR	S	P	ERA	WHIP										
<b>Brian Holman, R</b> (1,1) ERA: 3.47	7.1		31	4	4	4	3	3	0	1	0	0	0	13	28	0.00	0.600										
<b>Bryan Clark, L</b> (8,1) ERA: 1.29	1.2	W	6	0	0	0	1	1	0	0	0	0	0	13	28	0.00	0.600										

AB	38
R	9
H	12
RBI	9
BB	4
SO	8
LOB	15



AB	31
R	4
H	6
RBI	4
BB	4
SO	4
LOB	10









Batter	1	2	3	4	5	6	7	8	9	AB	R	H	RBI	BB	SO	LOB	TOP								
Paul Molitor, R OBP: 0.356, SLG: 0.468 (1, 4)										4	1	2	0	0	0	2	<b>Milwaukee Brewers @ Oakland Athletics</b> Oakland-Alameda County Coliseum, Oakland, CA Wed May 23 1990, 7:05 PM PDT Att: 31,730 - Unknown - 60 F <a href="http://livebaseballscorecards.com">livebaseballscorecards.com</a>								
Gary Sheffield, R OBP: 0.384, SLG: 0.438 (1, 5)										4	0	0	0	0	0	4									
Robin Yount, R OBP: 0.340, SLG: 0.367 (1, 8)										4	1	1	1	0	1										
Dave Parker, L OBP: 0.354, SLG: 0.453 (1, 10)										4	0	0	1	0	0										
Greg Brock, L OBP: 0.318, SLG: 0.351 (1, 3)										4	0	0	0	0	0										
Glenn Briggs, R OBP: 0.354, SLG: 0.446 (1, 9)										4	1	1	0	0	0										
B.J. Surhoff, L OBP: 0.330, SLG: 0.441 (1, 2)										3	2	1	0	1	0										
Mike Felder, S OBP: 0.323, SLG: 0.200 (1, 7)										4	0	1	0	0	0	2									
Bill Spiers, L OBP: 0.176, SLG: 0.235 (1, 6)										3	0	1	3	0	0	1									
<b>Inning Stats</b>	R: 2 E: 0 K: 0 S: 12	H: 2 LOB: 0 BB: 0 P: 19	R: 0 E: 0 K: 0 S: 6	H: 0 LOB: 0 BB: 0 P: 7	R: 0 E: 0 K: 0 S: 7	H: 1 LOB: 1 BB: 0 P: 10	R: 0 E: 0 K: 0 S: 3	H: 0 LOB: 0 BB: 0 P: 6	R: 1 E: 0 K: 0 S: 9	H: 2 LOB: 1 BB: 0 P: 18	R: 0 E: 0 K: 0 S: 6	H: 0 LOB: 0 BB: 0 P: 12	R: 2 E: 0 K: 0 S: 12	H: 2 LOB: 1 BB: 1 P: 21	R: 0 E: 0 K: 0 S: 7	H: 0 LOB: 0 BB: 0 P: 11	R: 0 E: 0 K: 0 S: 5	H: 0 LOB: 0 BB: 0 P: 9	1B: 6 2B: 1 3B: 0 HR: 0	SF: 0 SAC: 0 DP: 0 HBP: 0	WP: 0 PB: 0 SB: 3 CS: 0	PA: 35			
<b>PITCHER</b>	IP	WLS	BF	H	R	ER	SO	BB	IBB	HBP	BLK	WP	HR	S	P	ERA	WHIP								
Mike Moore, R ERA: 4.79 (1, 1)	7.0	W	29	7	5	4	0	1	0	0	0	0	0	55	93	5.14	1.143								
Joe Klimk, L ERA: 2.79 (8, 1)	1.0		3	0	0	0	1	0	0	0	0	0	0	7	11	0.00	0.000								
Todd Burns, R ERA: 2.63 (9, 1)	1.0		3	0	0	0	0	0	0	0	0	0	0	5	9	0.00	0.000								

Batter	1	2	3	4	5	6	7	8	9	AB	R	H	RBI	BB	SO	LOB	BOTTOM								
Rickey Henderson, R OBP: 0.447, SLG: 0.588 (1, 7)										3	2	2	3	2	0	0	<b>Milwaukee Brewers @ Oakland Athletics</b> Oakland-Alameda County Coliseum, Oakland, CA Wed May 23 1990, 7:05 PM PDT Att: 31,730 - Unknown - 60 F <a href="http://livebaseballscorecards.com">livebaseballscorecards.com</a>								
Lance Blankenship, R OBP: 0.266, SLG: 0.099 (9, 7)										0	0	0	0	0	0	0									
Carney Lansford, R OBP: 0.351, SLG: 0.365 (1, 5)										4	0	1	1	1	0	2									
Jose Canseco, R OBP: 0.432, SLG: 0.641 (1, 10)										2	1	0	1	2	0	3									
Mark McGwire, R OBP: 0.380, SLG: 0.492 (1, 3)										1	2	0	0	4	0	1									
Dave Henderson, R OBP: 0.314, SLG: 0.437 (1, 8)										5	3	3	4	0	0	4									
Felix Jose, S OBP: 0.292, SLG: 0.395 (1, 9)										5	0	1	1	0	1	0									
Terry Steinbach, R OBP: 0.250, SLG: 0.336 (1, 2)										4	1	1	1	0	1	0									
Jamie Quirk, L OBP: 0.182, SLG: 0.200 (9, 2)										0	0	0	0	0	0	0									
Walt Weiss, S OBP: 0.319, SLG: 0.363 (1, 6)										4	2	1	0	0	0	1									
Mike Gallego, R OBP: 0.253, SLG: 0.286 (1, 4)										4	1	2	1	0	1	1									
<b>Inning Stats</b>	R: 1 E: 0 K: 0 S: 11	H: 1 LOB: 1 BB: 1 P: 18	R: 4 E: 0 K: 0 S: 15	H: 4 LOB: 0 BB: 0 P: 21	R: 3 E: 1 K: 2 S: 20	H: 2 LOB: 3 BB: 3 P: 44	R: 2 E: 0 K: 1 S: 15	H: 2 LOB: 1 BB: 1 P: 26	R: 0 E: 0 K: 0 S: 8	H: 0 LOB: 0 BB: 2 P: 19	R: 0 E: 0 K: 0 S: 5	H: 0 LOB: 0 BB: 0 P: 9	R: 0 E: 0 K: 0 S: 5	H: 0 LOB: 0 BB: 1 P: 11	R: 2 E: 0 K: 0 S: 8	H: 1 LOB: 0 BB: 1 P: 13	R: 0 E: 0 K: 0 S: 5	H: 0 LOB: 0 BB: 0 P: 11	1B: 6 2B: 2 3B: 0 HR: 3	SF: 2 SAC: 0 DP: 2 HBP: 0	WP: 0 PB: 0 SB: 0 CS: 0	PA: 43			
<b>PITCHER</b>	IP	WLS	BF	H	R	ER	SO	BB	IBB	HBP	BLK	WP	HR	S	P	ERA	WHIP								
Bill Wegman, R ERA: 3.52 (1, 1)	2.2	L	18	7	8	7	2	0	0	0	0	0	1	40	67	23.62	3.375								
Bill Krueger, L ERA: 4.84 (3, 1)	5.1		25	4	4	4	1	7	0	0	0	0	1	47	94	6.75	2.062								









Batter	1	2	3	4	5	6	7	8	9	10	11	12	13	AB	R	H	RBI	BB	SO	LOB	TOP									
Paul Molitor, R OBP: 0.327, SLG: 0.427 (1, 4)	L5		K		G6-3			K	K		G5-3			6	0	0	0	0	3	2										
Gary Sheffield, R OBP: 0.373, SLG: 0.430 (1, 5)	K			K		G3-1		1B	F7		G5-3			6	1	1	0	0	2	0										
Robin Yount, R OBP: 0.339, SLG: 0.365 (1, 8)	L5			BB	BB	F8		FC5-4	1B		G2-3		F7	6	1	2	2	0	0	0										
Dave Parker, L OBP: 0.342, SLG: 0.438 Darryl Hamilton, L OBP: 0.500, SLG: 0.500 (10, PR)		G4-3		K		F8		FC3	FC5-4		2B		CS	5	0	1	0	0	1	2										
Rob Deer, R OBP: 0.396, SLG: 0.535 (1, 3)	K			BB	BB	F8		E7	FC5-4		1B		1B	5	1	3	0	1	1	2										
Glenn Braggs, R OBP: 0.349, SLG: 0.418 (1, 9)	P5			BB	BB	F8		G3	BB		1B		1B	4	0	1	2	2	0	1										
Greg Vaughn, R OBP: 0.330, SLG: 0.452 Bill Spiers, L OBP: 0.136, SLG: 0.182 (8, 6)				BB	P9			K	FC5-4		1B		1B	2	0	0	0	2	1	3										
Charlie O'Brien, R OBP: 0.212, SLG: 0.245 (1, 2)	K			BB	F7			G5-3	FC5-4		F6		P2	6	0	0	0	0	1	7										
Edgar Diaz, R OBP: 0.320, SLG: 0.270 Mike Felder, S OBP: 0.289, SLG: 0.167 (8, 7)	K			BB	P9			2B	1B		L8		P5	2	0	0	0	0	1	1										
<b>Inning Stats</b>	R: 0 E: 0 K: 1 S: 8	H: 0 LOB: 0 BB: 0 P: 13	R: 0 E: 0 K: 1 S: 10	H: 0 LOB: 0 BB: 0 P: 14	R: 0 E: 0 K: 3 S: 13	H: 0 LOB: 1 BB: 1 P: 20	R: 0 E: 0 K: 2 S: 16	H: 1 LOB: 3 BB: 2 P: 30	R: 0 E: 0 K: 0 S: 3	H: 0 LOB: 0 BB: 0 P: 3	R: 0 E: 0 K: 0 S: 7	H: 0 LOB: 0 BB: 0 P: 7	R: 1 E: 1 K: 1 S: 9	H: 1 LOB: 0 BB: 0 P: 14	R: 3 E: 1 K: 1 S: 17	H: 3 LOB: 3 BB: 2 P: 29	R: 0 E: 0 K: 1 S: 6	H: 0 LOB: 0 BB: 0 P: 11	R: 0 E: 0 K: 1 S: 12	H: 2 LOB: 3 BB: 1 P: 21	R: 0 E: 0 K: 0 S: 9	H: 0 LOB: 0 BB: 0 P: 10	R: 0 E: 0 K: 0 S: 11	H: 2 LOB: 1 BB: 0 P: 16	R: 0 E: 0 K: 0 S: 8	H: 0 LOB: 0 BB: 0 P: 13	1B: 7 2B: 2 3B: 0 HR: 0	SF: 0 SAC: 0 DP: 0 HBP: 0	W/P: 0 PB: 0 SB: 0 CS: 1	PA: 54
<b>PITCHER</b>	IP WLS BF H R ER SO BB IBB HBP BLK WP HR S P ERA WHIP	7.1 30 4 4 2 9 4 0 0 0 0 0 0 72 112 2.46 1.091	1.2 8 1 0 0 1 1 0 0 0 0 0 0 17 29 0.00 1.200	4.0 W 16 4 0 0 1 0 1 0 0 0 0 40 60 0.00 1.000	<b>PITCHER</b>																									

Milwaukee Brewers @ California Angels  
Anaheim Stadium, Anaheim, CA  
Fri May 25 1990, 10:05 PM EDT  
Att. 26,925 - Unknown - 64 F

AB 48  
R 4  
H 9  
RBI 4  
BB 6  
SO 11  
LOB 21



Batter	1	2	3	4	5	6	7	8	9	10	11	12	13	AB	R	H	RBI	BB	SO	LOB	BOTTOM									
Luis Polonia, L OBP: 0.290, SLG: 0.341 (1, 10)	F8		G4-3		K			1B		G6-3			K	6	0	1	0	0	2	0										
Devon White, S OBP: 0.294, SLG: 0.349 (1, 8)	G6-4-3		HR		F8			P4			K		E	6	2	3	0	0	1	1										
Chili Davis, S OBP: 0.320, SLG: 0.393 Dante Bichette, R OBP: 0.307, SLG: 0.442 (8, 7)	G6-4-3		HR		F9			L7			1B		E	3	1	1	2	0	0	1										
Wally Joyner, L OBP: 0.400, SLG: 0.474 (1, 3)		G3-1		F7		L8		G1-3			F7		E1	6	0	0	0	0	0	3										
Dave Winfield, R OBP: 0.297, SLG: 0.383 (1, 9)	G6-3			HR		F8		F8		G6-3		F9		5	1	1	1	0	0	1										
Johnny Ray, S OBP: 0.290, SLG: 0.327 (1, 4)	BB		G4-3		L8			G1-3			G4-3		G4-3	5	0	1	0	0	0	0										
Lance Parrish, R OBP: 0.331, SLG: 0.463 (1, 2)	BB		HR		G4-6-3			K			BB		BB	2	1	1	1	3	1	0										
Rick Schu, R OBP: 0.220, SLG: 0.283 (1, 5)	K		L6		K			L7			L9		L9	5	0	0	0	0	2	4										
Gary Disarcina, R OBP: 0.158, SLG: 0.059 (1, 6)	K		G6-3		G4-6-3			K			G4-3		G4-3	5	0	0	0	0	2	2										
<b>Inning Stats</b>	R: 0 E: 0 K: 0 S: 11	H: 1 LOB: 0 BB: 0 P: 14	R: 0 E: 0 K: 1 S: 14	H: 1 LOB: 2 BB: 1 P: 22	R: 2 E: 0 K: 1 S: 15	H: 2 LOB: 0 BB: 0 P: 22	R: 2 E: 0 K: 0 S: 12	H: 2 LOB: 0 BB: 0 P: 18	R: 0 E: 0 K: 1 S: 10	H: 0 LOB: 0 BB: 1 P: 15	R: 0 E: 0 K: 0 S: 6	H: 0 LOB: 0 BB: 0 P: 9	R: 0 E: 0 K: 1 S: 11	H: 0 LOB: 0 BB: 0 P: 15	R: 0 E: 0 K: 0 S: 7	H: 1 LOB: 1 BB: 0 P: 10	R: 0 E: 0 K: 1 S: 6	H: 0 LOB: 0 BB: 0 P: 10	R: 0 E: 0 K: 1 S: 6	H: 0 LOB: 0 BB: 0 P: 8	R: 0 E: 0 K: 1 S: 13	H: 1 LOB: 1 BB: 0 P: 17	R: 0 E: 0 K: 0 S: 10	H: 0 LOB: 1 BB: 1 P: 17	R: 1 E: 2 K: 1 S: 4	H: 1 LOB: 1 BB: 1 P: 9	1B: 5 2B: 1 3B: 0 HR: 3	SF: 0 SAC: 0 DP: 2 HBP: 0	W/P: 0 PB: 0 SB: 0 CS: 0	PA: 49
<b>PITCHER</b>	IP WLS BF H R ER SO BB IBB HBP BLK WP HR S P ERA WHIP	9.0 34 7 4 4 5 2 0 0 0 0 0 3 92 135 4.00 1.000	3.0 11 1 0 0 2 1 0 0 0 0 0 29 42 0.00 0.667	0.1 L 4 1 1 0 1 0 1 0 0 0 0 4 9 0.00 3.000	<b>PITCHER</b>																									

Milwaukee Brewers @ California Angels  
Anaheim Stadium, Anaheim, CA  
Fri May 25 1990, 10:05 PM EDT  
Att. 26,925 - Unknown - 64 F

AB 45  
R 5  
H 9  
RBI 4  
BB 4  
SO 8  
LOB 13






Batter	1	2	3	4	5	6	7	8	9	AB	R	H	RBI	BB	SO	LOB	TOP			
Paul Moltzer, R OBP: 0.333, SLG: 0.434	4-0 1B FC4-6 BB		0-0 2B			G6-3		3-2 L9		3	1	1	0	1	0	0	<b>Milwaukee Brewers @ California Angels</b> Anaheim Stadium, Anaheim, CA Sat May 26 1990, 10:05 PM EDT Att: 33,574 - Unknown			
Gary Sheffield, R OBP: 0.377, SLG: 0.432	0-1 FC4-6 1B		1-1 F9			3-1 2B WP 1B		0-0 P4		4	1	2	0	0	0	1				
Robin Yount, R OBP: 0.337, SLG: 0.368	1-0 P4		1-2 G5-3			0-1 WP SF8 2B		2-1 G6-3		4	1	1	0	0	0	3				
Dave Parker, L OBP: 0.340, SLG: 0.450	0-0 FC4-6 1-2 3-H			0-0 G1-3		3-2 SF8		1-0 3B		3	0	1	2	0	0	1				
Rob Deer, R OBP: 0.383, SLG: 0.511	0-3 K			1-1 P8		0-0 G6-3		3-3 K		4	0	0	0	0	2	2				
Greg Brock, L OBP: 0.301, SLG: 0.331		2-2 G3-1		2-3 K			0-1 P5		0-1 F7		4	0	0	0	0	1				
B.J. Surhoff, L OBP: 0.328, SLG: 0.431		3-1 G4-3			3-2 P4		1-2 F7			3	0	0	0	0	0	0				
Darryl Hamilton, L OBP: 0.385, SLG: 0.364		1-1 F7			0-0 F8		2-0 G3			3	0	0	0	0	0	0				
Bill Spiers, L OBP: 0.120, SLG: 0.160			2-2 G6-3		2-3 K		1-0 P5			3	0	0	0	0	1	0				
<b>Inning Stats</b>	R: 1 E: 0 K: 1 S: 7	H: 1 LOB: 1 BB: 1 P: 12	R: 0 E: 0 K: 0 S: 7	H: 0 LOB: 0 BB: 0 P: 13	R: 0 E: 0 K: 1 S: 9	H: 1 LOB: 1 BB: 0 P: 13	R: 0 E: 0 K: 1 S: 6	H: 0 LOB: 0 BB: 0 P: 9	R: 0 E: 0 K: 1 S: 9	H: 0 LOB: 0 BB: 0 P: 14	R: 2 E: 0 K: 0 S: 9	H: 2 LOB: 0 BB: 0 P: 16	R: 0 E: 0 K: 0 S: 6	H: 0 LOB: 0 BB: 0 P: 9	R: 0 E: 0 K: 1 S: 5	H: 1 LOB: 1 BB: 0 P: 15	1B: 2 2B: 2 3B: 1 HR: 0	SF: 1 SAC: 0 DP: 0 HBP: 0	WP: 1 PB: 0 SB: 0 CS: 0	PA: 33
<b>PITCHER</b> Bert Blyleven, R ERA: 4.6	IP: 9.0 WLS: W BF: 33 H: 5 R: 3 ER: 3 SO: 4 BB: 1 IBB: 0 HBP: 0 BLK: 0 WP: 1 HR: 0 S: 67 P: 110 ERA: 3.00 WHIP: 0.667																			

Batter	1	2	3	4	5	6	7	8	9	AB	R	H	RBI	BB	SO	LOB	BOTTOM			
Max Venable, L OBP: 0.370, SLG: 0.524	2-2 1B 1B	1-0 HR		1-2 E1 BB 1B G4-6-3	0-2 G4-3		2-2 2B			5	3	3	1	0	0	0	<b>Milwaukee Brewers @ California Angels</b> Anaheim Stadium, Anaheim, CA Sat May 26 1990, 10:05 PM EDT Att: 33,574 - Unknown			
Johnny Ray, S OBP: 0.302, SLG: 0.339	0-2 1B 2B	3-2 G6-3		2-1 G4-6-3 E 1B		3-2 2B 1B	2-2 P3			5	3	3	0	0	0	1				
Devon White, S OBP: 0.293, SLG: 0.359	0-1 2B 1B		1-1 G1-3	4-1 G4-6-3 BB		0-1 1B 2B	1-3 K			4	2	2	1	1	1	1				
Wally Joyner, L OBP: 0.395, SLG: 0.466	2-3 K		0-2 P6	1-2 G4-6-3		1-1 1B	1-2 F7			5	0	1	2	0	1	4				
Chili Davis, S OBP: 0.346, SLG: 0.410	0-0 F9 2B		3-2 1B 1B	4-0 E BB		4-2 BB	0-1 G6-4-3 1B			3	1	3	2	2	0	0				
Dante Bichette, R OBP: 0.304, SLG: 0.434	2-2 F9		1-0 1B 2B 1B	2-2 E9		2-3 K	0-0 G6-4-3			5	1	1	0	0	1	5				
Rick Schu, R OBP: 0.231, SLG: 0.280	2-1 G6-3		2-1 2B 1B	1-3 L4		1-0 P9				4	0	1	1	0	0	5				
John Orton, R OBP: 0.235, SLG: 0.313		0-0 F7	0-0 2B		0-0 G6-3	3-3 K				4	0	1	1	0	1	2				
Gary Disarcina, R OBP: 0.130, SLG: 0.048		1-1 G4-3	0-0 G6-3		0-3 K		2-2 G6-3			4	0	0	0	0	1	2				
<b>Inning Stats</b>	R: 3 E: 0 K: 1 S: 20	H: 4 LOB: 1 BB: 0 P: 28	R: 1 E: 0 K: 0 S: 7	H: 1 LOB: 0 BB: 0 P: 12	R: 2 E: 0 K: 0 S: 14	H: 4 LOB: 2 BB: 0 P: 21	R: 2 E: 2 K: 0 S: 16	H: 1 LOB: 2 BB: 2 P: 33	R: 0 E: 0 K: 1 S: 7	H: 0 LOB: 0 BB: 0 P: 7	R: 2 E: 0 K: 2 S: 23	H: 3 LOB: 2 BB: 1 P: 37	R: 0 E: 0 K: 1 S: 15	H: 1 LOB: 1 BB: 0 P: 22	R: 0 E: 0 K: 0 S: 6	H: 1 LOB: 0 BB: 0 P: 7	1B: 10 2B: 4 3B: 0 HR: 1	SF: 0 SAC: 0 DP: 2 HBP: 0	WP: 0 PB: 0 SB: 0 CS: 0	PA: 42
<b>PITCHER</b> Mark Knudson, R ERA: 3.62 Tom Edens, R ERA: 9.0 Bill Krueger, L ERA: 4.26	IP: 3.0 WLS: L BF: 18 H: 9 R: 6 ER: 6 SO: 1 BB: 2 IBB: 0 HBP: 0 BLK: 0 WP: 0 HR: 1 S: 41 P: 61 ERA: 18.00 WHIP: 3.000																			


AB	31
R	3
H	5
RBI	2
BB	1
SO	4
LOB	8





Batter	1	2	3	4	5	6	7	8	9	AB	R	H	RBI	BB	SO	LOB	TOP								
Paul Moltzer, R OBP: 0.328, SLG: 0.418 (1, 10)	F9		K		P5			FC5-4 BB	F9	4	0	0	0	1	1	3	<b>Milwaukee Brewers @ California Angels</b> Anaheim Stadium, Anaheim, CA Sun May 27 1990, 6:33 AM EDT Att: 35,466 - Sunny - 68 F								
Edgar Diaz, R OBP: 0.317, SLG: 0.270 (1, 4)	FC5-4 1B		G5-3		G6-3			F9		4	0	1	0	0	0	2									
Gary Sheffield, R OBP: 0.373, SLG: 0.434 (1, 5)	FC5-4 1-2				P3			FC5-4 1-2		4	1	1	0	0	0	2									
Robin Yount, R OBP: 0.335, SLG: 0.365 (1, 8)	K				E8 1B 2B			E6 1B		4	1	1	1	0	1	2									
Dave Parker, L OBP: 0.350, SLG: 0.458 (1, 3)					F8 G6-4-3 1B			G5-3 1B		4	1	3	1	0	0	0									
Glenn Braggs, R OBP: 0.336, SLG: 0.400 (1, 7)	F8				P4			F8		4	0	0	0	0	0	4									
B.J. Surhoff, L OBP: 0.325, SLG: 0.425 (1, 2)					G6-4-3 1-2			L7		4	0	1	1	0	0	1									
Rob Deer, R OBP: 0.378, SLG: 0.500 (1, 9)					G6-3			K		4	0	1	0	0	1	0									
Bill Spiers, L OBP: 0.138, SLG: 0.143 (1, 6)					G4-3			P4		3	0	0	0	1	0	2									
<b>Inning Stats</b>	R: 0 E: 0 K: 1 S: 8	H: 1 LOB: 1 BB: 0 P: 10	R: 0 E: 0 K: 0 S: 5	H: 0 LOB: 0 BB: 0 P: 8	R: 0 E: 0 K: 1 S: 11	H: 0 LOB: 1 BB: 1 P: 19	R: 2 E: 1 K: 0 S: 11	H: 3 LOB: 0 BB: 0 P: 15	R: 0 E: 0 K: 0 S: 6	H: 0 LOB: 0 BB: 0 P: 9	R: 0 E: 1 K: 0 S: 11	H: 1 LOB: 2 BB: 0 P: 13	R: 0 E: 0 K: 1 S: 9	H: 0 LOB: 0 BB: 0 P: 11	R: 0 E: 0 K: 0 S: 6	H: 0 LOB: 1 BB: 1 P: 12		R: 1 E: 0 K: 0 S: 11	H: 3 LOB: 2 BB: 0 P: 17	1B: 7 2B: 1 3B: 0 HR: 0	SF: 0 SAC: 0 DP: 1 HBP: 0	WP: 0 PB: 0 SB: 1 CS: 0	PA: 37		
<b>PITCHER</b>	IP	WLS	BF	H	R	ER	SO	BB	IBB	HBP	BLK	WP	HR	S	P	ERA	WHIP								
Chuck Finley, L ERA: 2.31 (1, 1)	8.1	W	34	7	3	2	3	2	0	0	0	0	0	73	107	2.16	1.080								
Mark Eichhorn, R ERA: 1.56 (9, 1)	0.2		3	1	0	0	0	0	0	0	0	0	0	5	7	0.00	1.500								

Batter	1	2	3	4	5	6	7	8	9	AB	R	H	RBI	BB	SO	LOB	BOTTOM								
Max Venable, L OBP: 0.367, SLG: 0.511 (1, 7)	G4-3		E4 F8 1B		L4			SH1-4 1-2 2-3		3	0	1	0	0	0	0	<b>Milwaukee Brewers @ California Angels</b> Anaheim Stadium, Anaheim, CA Sun May 27 1990, 6:33 AM EDT Att: 35,466 - Sunny - 68 F								
Johnny Ray, S OBP: 0.316, SLG: 0.372 (1, 4)	L9-3 1B		F8 2-3		HR		HR IBB			3	2	2	1	1	0	1									
Devon White, S OBP: 0.292, SLG: 0.369 (1, 8)	L9-3 1-2		K		3B		K			4	0	1	0	0	2	5									
Wally Joyner, L OBP: 0.392, SLG: 0.479 (1, 3)			K		P5		HR			4	1	1	4	0	1	2									
Chili Davis, S OBP: 0.349, SLG: 0.412 (1, 10)			F9		F9		L8			4	1	2	0	0	0	0									
Dave Winfield, R OBP: 0.287, SLG: 0.378 (1, 9)	HR 1B		K		G6-4-3 1B		K			4	0	1	0	0	2	2									
Lance Parrish, R OBP: 0.336, SLG: 0.491 (1, 2)	K		HR		F9		F9			4	1	2	2	0	0	1									
Donnie Hill, S OBP: 0.341, SLG: 0.410 (1, 5)	E3		L8		L8		SH1-4 HR 1B			4	1	1	0	0	0	2									
Gary Disarcina, R OBP: 0.111, SLG: 0.040 (1, 6)	G1-3		G6-3		G6-3		E1 SH1-4 HR			4	1	0	0	0	0	3									
<b>Inning Stats</b>	R: 0 E: 0 K: 0 S: 6	H: 1 LOB: 0 BB: 0 P: 8	R: 2 E: 1 K: 1 S: 14	H: 2 LOB: 1 BB: 0 P: 20	R: 0 E: 1 K: 2 S: 11	H: 1 LOB: 1 BB: 0 P: 17	R: 0 E: 0 K: 0 S: 6	H: 1 LOB: 1 BB: 0 P: 10	R: 1 E: 0 K: 0 S: 12	H: 2 LOB: 0 BB: 0 P: 18	R: 0 E: 0 K: 0 S: 8	H: 1 LOB: 0 BB: 0 P: 12	R: 4 E: 1 K: 1 S: 8	H: 2 LOB: 1 BB: 1 P: 17	R: 0 E: 0 K: 1 S: 10	H: 1 LOB: 1 BB: 0 P: 13		1B: 7 2B: 1 3B: 1 HR: 3	SF: 0 SAC: 1 DP: 2 HBP: 0	WP: 0 PB: 0 SB: 0 CS: 0	PA: 36				
<b>PITCHER</b>	IP	WLS	BF	H	R	ER	SO	BB	IBB	HBP	BLK	WP	HR	S	P	ERA	WHIP								
Bill Wegman, R ERA: 3.88 (1, 1)	6.1	L	29	9	6	4	3	0	1	0	0	0	0	60	94	5.68	1.421								
Tony Fossas, L ERA: 5.95 (7, 1)	0.2		3	1	1	0	1	0	0	0	0	0	1	5	8	0.00	1.500								
Dan Plesac, L ERA: 5.4 (8, 1)	1.0		4	1	0	0	1	0	0	0	0	0	0	10	13	0.00	1.000								





Batter	1	2	3	4	5	6	7	8	9	AB	R	H	RBI	BB	SO	LOB	TOP					
Paul Moltzer, R OBP: 0.331, SLG: 0.443 (1, 4)	G6-3		FC4-6 1B		K		HR		F8	5	1	2	2	0	1	0	<b>Milwaukee Brewers @ Seattle Mariners</b> The Kingdome, Seattle, WA Mon May 28 1990, 10:05 PM EDT Att: 22,495 - Dome					
B.J. Surhoff, L OBP: 0.315, SLG: 0.410 (1, 2)	F9		FC4-6 1-2f			G6-3	B1-3			4	0	0	0	0	0	1						
Robin Yount, R OBP: 0.328, SLG: 0.356 (1, 8)	G1-4-3			P4		F8	G5-3			4	0	0	0	0	0	0						
Dave Parker, L OBP: 0.354, SLG: 0.476 (1, 10)		G1-4-3		K		HR		FC4-6 BB		3	1	1	1	1	1	0						
Darryl Hamilton, L OBP: 0.365, SLG: 0.364 (8, PR)										0	0	0	0	0	0	0						
Glenn Braggs, R OBP: 0.351, SLG: 0.408 (1, 7)		S BB		1B 1B		S 1B		K		3	0	2	0	1	1	1						
Greg Brock, L OBP: 0.307, SLG: 0.331 (1, 3)		P5		1B		1-2 1B		FC4-6 1-2f		3	0	1	0	1	0	2						
Rob Deer, R OBP: 0.366, SLG: 0.480 (1, 9)	F7			K		K		G4-3		4	0	0	0	0	2	6						
Bill Spiers, L OBP: 0.152, SLG: 0.156 (1, 6)			G4-3		L4		FC4-6 1B		L7	4	0	1	0	0	0	0						
Edgar Diaz, R OBP: 0.313, SLG: 0.265 (1, 5)			K		G4-3		FC4-6 HR		P4	2	0	0	0	0	1	0						
Mike Felder, S OBP: 0.275, SLG: 0.156 (7, PH)										2	1	0	0	0	0	1						
<b>Inning Stats</b>	R: 0 E: 0 K: 0 S: 5	H: 0 LOB: 0 BB: 0 P: 8	R: 0 E: 0 K: 0 S: 7	H: 0 LOB: 1 BB: 1 P: 16	R: 0 E: 0 K: 1 S: 8	H: 1 LOB: 0 BB: 0 P: 11	R: 0 E: 0 K: 2 S: 14	H: 2 LOB: 2 BB: 0 P: 21	R: 0 E: 0 K: 1 S: 7	H: 0 LOB: 0 BB: 0 P: 10	R: 1 E: 0 K: 1 S: 10	H: 2 LOB: 2 BB: 1 P: 17	R: 2 E: 0 K: 0 S: 15	H: 2 LOB: 0 BB: 0 P: 20	R: 0 E: 0 K: 1 S: 10	H: 0 LOB: 1 BB: 1 P: 16	R: 0 E: 0 K: 0 S: 4	H: 0 LOB: 0 BB: 0 P: 7	1B: 5 2B: 0 3B: 0 HR: 2	SF: 0 SAC: 0 DP: 0 HBP: 0	WP: 0 PB: 0 SB: 2 CS: 0	PA: 37
<b>PITCHER</b>	IP WLS BF H R ER SO BB IBB HBP BLK WP HR S P ERA WHIP	6.1 W 28 7 3 3 5 2 0 0 0 0 2 61 98 4.26 1.421	0.1 1 0 0 0 0 0 0 0 0 0 0 0 1 1 0.00 0.000	1.1 5 0 0 0 1 1 0 0 0 0 0 0 14 20 0.00 0.750	1.0 S 3 0 0 0 0 0 0 0 0 0 0 4 7 0.00 0.000	<b>PITCHER</b>										IP WLS BF H R ER SO BB IBB HBP BLK WP HR S P ERA WHIP						

AB	34
R	3
H	7
RBI	3
BB	3
SO	6
LOB	11



Batter	1	2	3	4	5	6	7	8	9	AB	R	H	RBI	BB	SO	LOB	BOTTOM			
Harold Reynolds, S OBP: 0.298, SLG: 0.318 (1, 4)	K		SF8		1-3 1B 2B		K			3	1	1	1	0	2	0	<b>Milwaukee Brewers @ Seattle Mariners</b> The Kingdome, Seattle, WA Mon May 28 1990, 10:05 PM EDT Att: 22,495 - Dome			
Greg Britley, L OBP: 0.285, SLG: 0.372 (1, 7)	F8		F7 1B		L1-3 1B		G5-3			2	0	1	0	0	0	0				
Darnell Coles, R OBP: 0.227, SLG: 0.293 (5, PH)			1B		L1-3 1B					2	0	1	2	0	0	0				
Alvin Davis, L OBP: 0.427, SLG: 0.457 (1, 3)	FC6-4 1B		1B		L1-3 1-2		1B			4	0	3	1	0	0	1				
Jeffrey Leonard, R OBP: 0.271, SLG: 0.383 (1, 10)	FC6-4 1-2f		F7		G6-3		L4			4	0	0	0	0	0	4				
Ken Griffey Jr., L OBP: 0.401, SLG: 0.563 (1, 8)		P8	G4-3			CS BB		G4-3		3	0	0	0	1	0	2				
Edgar Martinez, R OBP: 0.414, SLG: 0.537 (1, 5)		G6-4-3 BB		F8		G5-3 1-2f		L7		3	0	0	0	1	0	1				
Henry Cotto, R OBP: 0.330, SLG: 0.343 (1, 9)		G6-4-3 1-2f		F8		E9		G6-3		4	0	0	0	0	0	1				
Scott Bradley, L OBP: 0.268, SLG: 0.312 (1, 2)			1B SF8 2B		G4-3		FC6 IBB			2	1	1	0	1	0	0				
Mike Brumley, S OBP: 0.256, SLG: 0.299 (1, 6)			1B 1B			FC6				3	2	2	0	0	0	2				
<b>Inning Stats</b>	R: 0 E: 0 K: 1 S: 10	H: 1 LOB: 1 BB: 0 P: 18	R: 0 E: 0 K: 0 S: 4	H: 0 LOB: 1 BB: 1 P: 10	R: 0 E: 0 K: 0 S: 15	H: 4 LOB: 0 BB: 0 P: 25	R: 0 E: 0 K: 0 S: 7	H: 0 LOB: 0 BB: 0 P: 9	R: 2 E: 0 K: 0 S: 12	H: 3 LOB: 0 BB: 0 P: 19	R: 0 E: 1 K: 0 S: 8	H: 0 LOB: 2 BB: 2 P: 20	R: 0 E: 0 K: 1 S: 9	H: 1 LOB: 1 BB: 0 P: 11	R: 0 E: 0 K: 0 S: 7	H: 0 LOB: 0 BB: 0 P: 10	1B: 7 2B: 3 3B: 0 HR: 0	SF: 1 SAC: 0 DP: 2 HBP: 0	WP: 0 PB: 0 SB: 1 CS: 1	PA: 34
<b>PITCHER</b>	IP WLS BF H R ER SO BB IBB HBP BLK WP HR S P ERA WHIP	4.0 L 19 7 4 4 1 1 0 0 0 0 0 11 21 0.00 2.000	1.0 4 1 0 0 0 1 0 0 0 0 0 0 16 26 0.00 0.500	2.0 8 1 0 0 1 0 0 0 0 0 0 0 1 1 0.00 0.000	0.1 1 0 0 0 0 0 0 0 0 0 0 0 6 9 0.00 0.000	<b>PITCHER</b>										IP WLS BF H R ER SO BB IBB HBP BLK WP HR S P ERA WHIP				





Batter	1	2	3	4	5	6	7	8	9	AB	R	H	RBI	BB	SO	LOB	TOP					
Paul Moltitor, R OBP: 0.333, SLG: 0.467	(1, 4) K		(0, 1) HR		(3, 2) G3		(0, 0) 1B BLK PB	(0, 1) G5-3		5	2	2	1	0	1	2						
Mike Felder, S OBP: 0.311, SLG: 0.216	(1, 7) G1-3		(0, 0) 1B		(0, 0) 1B		(1, 1) FC3-6 BLK		(1, 1) G1-3	5	0	3	1	0	0	0						
Robin Yount, R OBP: 0.330, SLG: 0.354	(1, 8) L8		(1, 0) L8		(2, 3) K		(4, 2) FC3-6		(1, 2) 1B	4	1	1	0	1	1	2						
Dave Parker, L OBP: 0.361, SLG: 0.477		(2, 1) G6-3 1B		(2, 3) K	(4, 0) FC5-4		(0, 0) FC3-6		(0, 0) 1B	4	1	2	0	1	1	2						
Glenn Braggs, R OBP: 0.347, SLG: 0.396	(1, 9) G6-3		(2, 1) HBP BB	(4, 2) HBP BB	(2, 1) FC5-4		(3, 3) K		(0, 0) 1B	3	0	0	0	1	1	5						
Darryl Hamilton, L OBP: 0.429, SLG: 0.417	(9, PH) G6-3		(1, 2) 1B	(1, 2) HBP BB	(1, 2) FC5-4		(1, 2) K		(1, 2) 1B	1	0	1	1	0	0	0						
Rob Deer, R OBP: 0.399, SLG: 0.461	(1, 3) P6		(3, 2) P6	(4, 1) HBP BB		(2, 3) K			(1, 3) K	4	0	0	0	1	3	5						
Greg Brock, L OBP: 0.307, SLG: 0.331	(9, 3) P6			(1, 2) HBP BB						0	0	0	0	0	0	0						
Charlie O'Brien, R OBP: 0.246, SLG: 0.283	(1, 2) K		(2, 3) K	(3, 1) K	(1, 2) HBP		(1, 2) 2B		(0, 2) G6-3	4	0	2	1	0	1	1						
Edgar Diaz, R OBP: 0.308, SLG: 0.261	(1, 5) P4		(3, 2) P4	(2, 2) G1-2-3		(3, 1) F8		(4, 1) S	(4, 0) IBB	2	0	0	0	0	0	3						
B.J. Surhoff, L OBP: 0.323, SLG: 0.407	(6, PH) P4			(2, 2) G1-2-3						1	0	0	0	2	0	1						
Bill Spiers, L OBP: 0.158, SLG: 0.162	(1, 6) G3-1		(2, 0) G3-1		(1, 0) 1B		(0, 1) L8		(1, 1) L8	5	1	1	0	0	1	5						
Inning Stats	R: 0 E: 0 K: 1 S: 9	H: 0 LOB: 0 BB: 0 P: 14	R: 0 E: 0 K: 1 S: 10	H: 1 LOB: 1 BB: 0 P: 19	R: 1 E: 0 K: 0 S: 8	H: 2 LOB: 1 BB: 0 P: 14	R: 0 E: 0 K: 1 S: 11	H: 0 LOB: 2 BB: 2 P: 26	R: 1 E: 1 K: 1 S: 10	H: 2 LOB: 2 BB: 1 P: 22	R: 0 E: 0 K: 1 S: 10	H: 1 LOB: 1 BB: 0 P: 16	R: 1 E: 0 K: 2 S: 16	H: 2 LOB: 2 BB: 1 P: 25	R: 0 E: 0 K: 0 S: 8	H: 0 LOB: 1 BB: 1 P: 15	R: 2 E: 0 K: 2 S: 16	H: 4 LOB: 3 BB: 1 P: 24	1B: 10 2B: 1 3B: 0 HR: 1	SF: 0 SAC: 0 DP: 1 HBP: 1	WP: 0 PB: 1 SB: 2 CS: 0	PA: 45
PITCHER	IP WLS BF H R ER SO BB IBB HBP BLK WP HR S P ERA WHIP																					
Matt Young, L ERA: 4.82	(1, 1) 4.1 20 5 2 1 3 2 0 1 0 0 1 43 82 2.08 1.615																					
Bill Swift, R ERA: 2.7	(5, 1) 1.2 10 3 1 0 2 1 1 0 1 0 0 20 39 0.00 2.400																					
Keith Comstock, L ERA: 1.65	(7, 1) 0.1 1 0 0 0 0 0 0 0 0 0 0 1 1 0.00 0.000																					
Michael Jackson, R ERA: 4.13	(7, 1) 2.0 L 8 1 1 1 2 1 0 0 0 0 0 23 36 4.50 1.000																					
Bryan Clark, L ERA: 3.66	(9, 1) 0.0 1 1 0 0 0 0 0 0 0 0 0 1 1 ∞ ∞																					
PITCHER	IP WLS BF H R ER SO BB IBB HBP BLK WP HR S P ERA WHIP																					
Mike Schooler, R ERA: 1.5	(9, 1) 0.2 5 2 1 1 2 0 1 0 0 0 0 10 16 13.50 3.000																					

Batter	1	2	3	4	5	6	7	8	9	AB	R	H	RBI	BB	SO	LOB	BOTTOM					
Harold Reynolds, S OBP: 0.295, SLG: 0.315	(1, 4) F9 1B	(0, 0) F7		(2, 2) F7			(2, 1) F9		(2, 2) L1-5	5	1	1	0	0	0	3						
Greg Britley, L OBP: 0.294, SLG: 0.376	(1, 7) F8	(3, 1) F8			(0, 1) G6-3		(2, 1) G4-3		(3, 1) K	4	0	1	0	0	0	1						
Dave Cochrane, S OBP: 0.125, SLG: 0.125	(9, PH) F8									1	0	0	0	0	1	1						
Alvin Davis, L OBP: 0.423, SLG: 0.448	(1, 3) FC4 1B	(2, 0) G3-1			(4, 2) WP 1B		(1, 0) F8			3	2	0	0	1	0	2						
Jeffrey Leonard, R OBP: 0.271, SLG: 0.380	(1, 10) F9		(1, 2) F7		(2, 2) 1B				(1, 1) G5-3	4	0	1	1	0	0	2						
Ken Griffey Jr., L OBP: 0.398, SLG: 0.556	(1, 8) 1B BB		(2, 2) G6-3		(1, 0) L9				(1, 3) K2-3	4	0	1	1	0	1	1						
Edgar Martinez, R OBP: 0.416, SLG: 0.533	(1, 5) 1B		(2, 2) F7		(1, 1) G1-3				(3, 2) 1B	3	0	1	0	1	0	1						
Henry Cotto, R OBP: 0.345, SLG: 0.359	(1, 9) 1B				(0, 0) G5-3		(1, 0) CS S		(1, 3) K	4	0	3	1	0	1	1						
Scott Bradley, L OBP: 0.259, SLG: 0.300	(1, 2) G4-3				(1, 1) G5-3				(1, 1) 1B	3	0	0	0	0	1	5						
Brian Giles, R OBP: 0.382, SLG: 0.625	(9, PH) G4-3									1	0	1	0	0	0	0						
Matt Sinatro, R OBP: 0.273, SLG: 0.273	(9, FR) G4-3									0	0	0	0	0	0	0						
Mike Brumley, S OBP: 0.250, SLG: 0.291	(1, 6) P5		(2, 0) P5		(1, 1) F7		(2, 2) G4-3		(0, 2) 1B	3	0	0	0	0	0	2						
Darnell Coles, R OBP: 0.235, SLG: 0.301	(9, PH) P5									1	0	1	0	0	0	0						
Inning Stats	R: 2 E: 1 K: 0 S: 22	H: 3 LOB: 3 BB: 1 P: 36	R: 0 E: 0 K: 0 S: 4	H: 1 LOB: 0 BB: 0 P: 10	R: 0 E: 0 K: 0 S: 9	H: 0 LOB: 0 BB: 0 P: 14	R: 0 E: 0 K: 0 S: 8	H: 1 LOB: 1 BB: 0 P: 12	R: 1 E: 0 K: 0 S: 10	H: 1 LOB: 1 BB: 1 P: 18	R: 0 E: 0 K: 1 S: 7	H: 1 LOB: 0 BB: 0 P: 10	R: 0 E: 0 K: 0 S: 5	H: 0 LOB: 0 BB: 0 P: 10	R: 0 E: 0 K: 2 S: 11	H: 1 LOB: 1 BB: 0 P: 17	R: 0 E: 0 K: 1 S: 13	H: 2 LOB: 2 BB: 0 P: 18	1B: 9 2B: 2 3B: 0 HR: 0	SF: 0 SAC: 0 DP: 1 HBP: 0	WP: 3 PB: 0 SB: 1 CS: 1	PA: 38
PITCHER	IP WLS BF H R ER SO BB IBB HBP BLK WP HR S P ERA WHIP																					
Mark Knudson, R ERA: 3.5	(1, 1) 4.1 22 6 3 1 0 2 0 0 0 0 0 50 85 2.08 1.846																					
Bill Krueger, L ERA: 3.77	(5, 1) 3.1 11 2 0 0 2 0 0 0 0 0 0 23 38 0.00 0.600																					
Chuck Crim, R ERA: 3.65	(8, 1) 0.1 W 1 0 0 0 1 0 0 0 0 0 0 3 4 0.00 0.000																					
Dan Plesac, L ERA: 5.12	(9, 1) 1.0 S 4 2 0 0 1 0 0 0 0 1 0 13 18 0.00 2.000																					

Milwaukee Brewers @ Seattle Mariners  
The Kingdome, Seattle, WA  
Tue May 29 1990, 10:05 PM EDT  
Att: 8,210 - Dome

AB 38  
R 5  
H 12  
RBI 4  
BB 6  
SO 9  
LOB 26



Milwaukee Brewers @ Seattle Mariners  
The Kingdome, Seattle, WA  
Tue May 29 1990, 10:05 PM EDT  
Att: 8,210 - Dome

AB 36  
R 3  
H 10  
RBI 3  
BB 2  
SO 4  
LOB 19





Batter	1	2	3	4	5	6	7	8	9	AB	R	H	RBI	BB	SO	LOB	TOP										
Paul Moltor, R OBP: 0.338, SLG: 0.459 (1,4)	L7		G3-1														2 0 0 0 2 0 0										
Mike Felder, S OBP: 0.286, SLG: 0.195 (1,7)	L8			E1	L5												4 0 0 0 0 0 4										
Robin Yount, R OBP: 0.333, SLG: 0.353 (1,8)	F8																3 1 1 0 1 1 0										
Dave Parker, L OBP: 0.365, SLG: 0.484 (1,10)																	4 0 2 1 0 0 1										
Greg Brock, L OBP: 0.299, SLG: 0.320 (1,3)																	4 0 0 0 0 1 3										
B.J. Surhoff, L OBP: 0.314, SLG: 0.393 (1,5)																	4 0 0 0 0 1 2										
Darryl Hamilton, L OBP: 0.412, SLG: 0.357 (1,9)																	2 0 0 0 1 0 2										
Glenn Braggs, R OBP: 0.345, SLG: 0.392 (9, PH)																	1 0 0 0 0 0 0										
Charlie O'Brien, R OBP: 0.267, SLG: 0.278 (1,2)																	1 0 0 0 2 1 0										
Rob Deer, R OBP: 0.357, SLG: 0.456 (9, PH)																	1 0 0 0 0 1 0										
Bill Spiers, L OBP: 0.171, SLG: 0.154 (1,6)																	2 0 0 0 1 0 1										
<b>Inning Stats</b>	R: 0 E: 0 K: 0 S: 6	H: 0 LOB: 0 BB: 0 P: 12	R: 0 E: 0 K: 1 S: 11	H: 1 LOB: 1 BB: 0 P: 18	R: 0 E: 0 K: 1 S: 14	H: 0 LOB: 0 BB: 0 P: 20	R: 0 E: 1 K: 0 S: 10	H: 1 LOB: 1 BB: 0 P: 18	R: 0 E: 0 K: 0 S: 12	H: 0 LOB: 3 BB: 4 P: 30	R: 1 E: 0 K: 1 S: 10	H: 1 LOB: 1 BB: 1 P: 16	R: 0 E: 0 K: 0 S: 5	H: 0 LOB: 0 BB: 2 P: 13	R: 0 E: 0 K: 1 S: 6	H: 0 LOB: 0 BB: 0 P: 10	R: 0 E: 0 K: 1 S: 7	H: 0 LOB: 0 BB: 0 P: 10	1B: 2 2B: 1 3B: 0 HR: 0	SF: 0 SAC: 0 DP: 1 HBP: 0	WP: 0 PB: 0 CS: 3	PA: 35					
<b>PITCHER</b>	IP	WLS	BF	H	R	ER	SO	BB	IBB	HBP	BLK	WP	HR	S	P	ERA	WHIP										
Brent Knackert, R ERA: 3.0 (1,1)	3.0		11	1	0	0	2	0	0	0	0	0	0	34	55	0.00	0.333										
Bryan Clark, L ERA: 3.27 (4,1)	1.2	W	8	1	0	0	0	4	0	0	0	0	0	14	37	0.00	3.000										
Gene Harris, R ERA: 6.59 (5,1)	2.1		10	1	1	1	1	3	0	0	0	0	0	20	35	3.86	1.714										
Keith Comstock, L ERA: 1.53 (8,1)	1.1		4	0	0	0	1	0	0	0	0	0	0	8	12	0.00	0.000										
Mike Scholter, R ERA: 1.46 (9,1)	0.2	S	2	0	0	0	1	0	0	0	0	0	0	5	8	0.00	0.000										

Milwaukee Brewers @ Seattle Mariners  
The Kingdome, Seattle, WA  
Wed May 30 1990, 10:05 PM EDT  
Att: 10,481 - Dome

AB 28  
R 1  
H 3  
RBI 1  
BB 7  
SO 5  
LOB 13



Batter	1	2	3	4	5	6	7	8	9	AB	R	H	RBI	BB	SO	LOB	BOTTOM										
Harold Reynolds, S OBP: 0.304, SLG: 0.323 (1,4)	F8		E5														4 0 3 0 0 0 0										
Greg Britley, L OBP: 0.293, SLG: 0.372 (1,7)	G4-3		G4-3														4 0 1 0 0 0 2										
Alvin Davis, L OBP: 0.415, SLG: 0.438 (1,3)	G5-3																4 0 0 0 0 0 2										
Jeffrey Leonard, R OBP: 0.271, SLG: 0.393 (1,10)																	4 1 1 1 0 2 0										
Ken Griffey Jr., L OBP: 0.400, SLG: 0.560 (1,8)																	4 1 2 0 0 0 0										
Edgar Martinez, R OBP: 0.418, SLG: 0.532 (1,5)																	4 0 2 0 0 1 1										
Henry Cotto, R OBP: 0.345, SLG: 0.358 (1,9)																	3 0 1 0 0 1 3										
Scott Bradley, L OBP: 0.261, SLG: 0.301 (1,2)																	3 0 1 1 0 1 2										
Mike Brumley, S OBP: 0.244, SLG: 0.283 (1,6)																	3 0 0 0 0 0 2										
<b>Inning Stats</b>	R: 0 E: 0 K: 0 S: 5	H: 2 LOB: 2 BB: 0 P: 9	R: 0 E: 0 K: 2 S: 14	H: 1 LOB: 1 BB: 0 P: 21	R: 2 E: 0 K: 1 S: 19	H: 4 LOB: 2 BB: 0 P: 29	R: 0 E: 0 K: 0 S: 7	H: 1 LOB: 0 BB: 0 P: 12	R: 0 E: 0 K: 0 S: 7	H: 1 LOB: 1 BB: 0 P: 11	R: 0 E: 0 K: 0 S: 7	H: 2 LOB: 2 BB: 0 P: 11	R: 0 E: 0 K: 2 S: 7	H: 0 LOB: 0 BB: 0 P: 8	R: 0 E: 0 K: 2 S: 7	H: 0 LOB: 0 BB: 0 P: 8	1B: 9 2B: 1 3B: 0 HR: 1	SF: 0 SAC: 0 DP: 1 HBP: 0	WP: 0 PB: 0 CS: 0	PA: 33							
<b>PITCHER</b>	IP	WLS	BF	H	R	ER	SO	BB	IBB	HBP	BLK	WP	HR	S	P	ERA	WHIP										
Chris Bosio, R ERA: 2.46 (1,1)	8.0	L	33	11	2	2	5	0	0	0	0	0	1	71	110	2.25	1.375										

Milwaukee Brewers @ Seattle Mariners  
The Kingdome, Seattle, WA  
Wed May 30 1990, 10:05 PM EDT  
Att: 10,481 - Dome

AB 33  
R 2  
H 11  
RBI 2  
BB 0  
SO 5  
LOB 12









Batter	1	2	3	4	5	6	7	8	9	AB	R	H	RBI	BB	SO	LOB	TOP										
<b>Mike Felder, S</b> OBP: 0.322, SLG: 0.224 (1, 7)	G5-3	E6		K			G3			4	0	0	0	1	1	4	<b>Milwaukee Brewers @ Toronto Blue Jays</b> SkyDome, Toronto, ON Sat Jun 02 1990, 3:33 AM EDT Att: 49,553 - Dome										
<b>Robin Yount, R</b> OBP: 0.327, SLG: 0.343 (1, 8)	G4-3				G6-3	FC6-4		F9		5	0	1	0	0	0	5											
<b>Paul Molitor, R</b> OBP: 0.343, SLG: 0.477 (1, 4)	F7				F8			HR		5	1	2	1	0	1	1											
<b>Dave Parker, L</b> OBP: 0.372, SLG: 0.497 (1, 10)	G4-3			P5				HR		3	2	1	1	2	0	1											
<b>Glenn Braggs, R</b> OBP: 0.336, SLG: 0.381 <b>Edgar Diaz, R</b> OBP: 0.311, SLG: 0.258 (6, 5)			F9	K		P4				3	0	0	0	0	1	0											
<b>B.J. Surhoff, L</b> OBP: 0.322, SLG: 0.420 (6, 2)		G4-3								4	0	1	0	0	0	0											
<b>Greg Brock, L</b> OBP: 0.305, SLG: 0.328 (1, 3)										4	1	2	0	1	1	2											
<b>Bill Spiers, L</b> OBP: 0.240, SLG: 0.234 (1, 6)										4	2	2	1	1	0	3											
<b>Charlie O'Brien, R</b> OBP: 0.277, SLG: 0.293 <b>Rob Deer, R</b> OBP: 0.366, SLG: 0.462 (6, PH) (6, 9)										2	0	1	0	0	1	2											
<b>Inning Stats</b>	R: 0 E: 0 K: 0 S: 11	H: 1 LOB: 1 BB: 0 P: 16	R: 2 E: 1 K: 0 S: 14	H: 3 LOB: 2 BB: 0 P: 23	R: 0 E: 0 K: 2 S: 11	H: 0 LOB: 0 BB: 0 P: 16	R: 0 E: 0 K: 2 S: 13	H: 1 LOB: 2 BB: 1 P: 21	R: 1 E: 0 K: 0 S: 6	H: 1 LOB: 0 BB: 0 P: 9	R: 0 E: 0 K: 1 S: 11	H: 1 LOB: 3 BB: 2 P: 23	R: 4 E: 1 K: 0 S: 11	H: 2 LOB: 1 BB: 3 P: 27	R: 0 E: 0 K: 0 S: 4	H: 1 LOB: 1 BB: 1 P: 10		R: 0 E: 0 K: 0 S: 8	H: 1 LOB: 0 BB: 0 P: 12	1B: 6 2B: 4 3B: 0 HR: 2	SF: 0 SAC: 1 DP: 1 HBP: 0	WP: 0 PB: 1 SB: 1 CS: 1	PA: 45				
<b>PITCHER</b>	IP	WLS	BF	H	R	ER	SO	BB	IBB	HBP	BLK	WP	HR	S	P	ERA	WHIP										
<b>John Cerutti, L</b> ERA: 4.34 (1, 1)	5.2		26	7	3	2	5	1	0	0	0	0	1	61	93	3.18	1.412										
<b>Jim Acker, R</b> ERA: 2.5 (6, 1)	0.1	6	1	3	3	0	4	0	0	0	0	0	1	9	27	81.00	15.000										
<b>David Wells, L</b> ERA: 2.87 (7, 1)	0.2	L	3	0	0	0	0	1	0	0	0	0	0	2	7	0.00	1.500										
<b>Duane Ward, R</b> ERA: 3.76 (7, 1)	1.1	6	2	1	0	0	0	0	1	0	0	0	0	9	18	0.00	1.500										
<b>Paul Kilgus, L</b> ERA: 9.0 (9, 1)	1.0	3	1	0	0	0	0	0	0	0	0	0	0	8	12	0.00	1.000										

Batter	1	2	3	4	5	6	7	8	9	AB	R	H	RBI	BB	SO	LOB	BOTTOM										
<b>Junior Felix, S</b> OBP: 0.389, SLG: 0.583 (1, 9)	L5	K	F9							5	1	1	0	0	1	3	<b>Milwaukee Brewers @ Toronto Blue Jays</b> SkyDome, Toronto, ON Sat Jun 02 1990, 3:33 AM EDT Att: 49,553 - Dome										
<b>Tony Fernandez, S</b> OBP: 0.348, SLG: 0.354 (1, 6)	HR	WP								4	1	3	1	1	0	0											
<b>Kelly Gruber, R</b> OBP: 0.371, SLG: 0.600 (1, 5)	HR	FC6-4								4	1	1	2	1	1	2											
<b>George Bell, R</b> OBP: 0.308, SLG: 0.425 (1, 7)	HR	FC6-4								4	1	1	0	1	0	3											
<b>Fred McGriff, L</b> OBP: 0.389, SLG: 0.423 <b>Tom Lawless, R</b> (9, PR) (1, 3)	HR									4	2	2	2	1	0	2											
<b>John Olerud, L</b> OBP: 0.367, SLG: 0.384 (1, 10)	BB									0	0	0	0	0	0	0											
<b>Greg Myers, L</b> OBP: 0.306, SLG: 0.323 <b>Pat Borders, R</b> OBP: 0.317, SLG: 0.559 (9, PH) (1, 2)										5	0	2	0	0	2	1											
<b>Greg Myers, L</b> OBP: 0.306, SLG: 0.323 <b>Pat Borders, R</b> OBP: 0.317, SLG: 0.559 (9, PH) (1, 2)										3	0	0	0	1	2	2											
<b>Nelson Liriano, S</b> OBP: 0.290, SLG: 0.333 (1, 4)	G6-4-3									1	0	0	0	0	0	1											
<b>Mookie Wilson, S</b> OBP: 0.285, SLG: 0.299 (1, 8)										4	0	3	1	0	0	2											
<b>Inning Stats</b>	R: 4 E: 0 K: 0 S: 17	H: 5 LOB: 1 BB: 1 P: 31	R: 0 E: 0 K: 1 S: 10	H: 2 LOB: 2 BB: 1 P: 19	R: 1 E: 0 K: 1 S: 11	H: 3 LOB: 0 BB: 0 P: 15	R: 0 E: 0 K: 1 S: 7	H: 0 LOB: 2 BB: 2 P: 18	R: 0 E: 0 K: 1 S: 9	H: 1 LOB: 1 BB: 0 P: 15	R: 1 E: 0 K: 0 S: 9	H: 2 LOB: 1 BB: 0 P: 13	R: 0 E: 0 K: 1 S: 5	H: 1 LOB: 0 BB: 0 P: 11	R: 0 E: 0 K: 0 S: 5	H: 0 LOB: 0 BB: 0 P: 7	R: 0 E: 0 K: 1 S: 7	H: 0 LOB: 1 BB: 1 P: 13	1B: 10 2B: 1 3B: 1 HR: 2	SF: 0 SAC: 0 DP: 1 HBP: 0	WP: 1 PB: 0 SB: 0 CS: 2	PA: 43					
<b>PITCHER</b>	IP	WLS	BF	H	R	ER	SO	BB	IBB	HBP	BLK	WP	HR	S	P	ERA	WHIP										
<b>Bill Wegman, R</b> ERA: 4.85 (1, 1)	0.1		5	1	1	2	3	0	0	0	0	1	0	26	49	3.38	3.000										
<b>Bill Krueger, L</b> ERA: 3.73 (4, 1)	2.2	14	5	1	1	2	1	0	0	0	0	0	0	22	37	3.38	1.500										
<b>Tom Edens, R</b> ERA: 4.05 (6, 1)	2.0	W	7	1	0	0	1	0	0	0	0	0	0	15	21	0.00	0.500										
<b>Chuck Crim, R</b> ERA: 3.19 (8, 1)	0.2	2	0	0	0	0	0	0	0	0	0	0	0	4	5	0.00	0.000										



Batter	1	2	3	4	5	6	7	8	9	AB	R	H	RBI	BB	SO	LOB	TOP			
<b>Mike Felder, S</b> OBP: 0.344, SLG: 0.264 (1, 7)										4	0	2	1	1	0	0	<b>Milwaukee Brewers @ Toronto Blue Jays</b> <b>SkyDome, Toronto, ON</b> Sun Jun 03 1990, 3:33 AM EDT Att: 49,702 - Dome			
<b>Robin Yount, R</b> OBP: 0.324, SLG: 0.335 (1, 8)										4	0	0	0	1	2	4				
<b>Paul Molitor, R</b> OBP: 0.345, SLG: 0.471 (1, 4)										4	1	1	0	1	1	2				
<b>Dave Parker, L</b> OBP: 0.378, SLG: 0.518 (1, 10)										5	1	3	1	0	0	2				
<b>B.J. Surhoff, L</b> OBP: 0.325, SLG: 0.419 (1, 5)										5	1	2	0	0	1	3				
<b>Greg Brock, L</b> OBP: 0.306, SLG: 0.328 <b>Rob Deer, R</b> OBP: 0.368, SLG: 0.457 (7, PH) (7, 3)										3	0	1	0	0	0	0				
<b>Bill Spiers, L</b> OBP: 0.299, SLG: 0.224 (1, 6)										2	1	0	1	2	0	4				
<b>Darryl Hamilton, L</b> OBP: 0.435, SLG: 0.400 <b>Glenn Braggs, R</b> OBP: 0.355, SLG: 0.377 (7, PH) (7, 9)										3	0	2	1	0	0	1				
<b>Charlie O'Brien, R</b> OBP: 0.261, SLG: 0.274 (1, 2)										4	0	0	0	0	0	4				
<b>Inning Stats</b>	R: 0 E: 0 K: 1 S: 12	H: 1 LOB: 1 BB: 0 P: 20	R: 0 E: 0 K: 0 S: 7	H: 0 LOB: 1 BB: 1 P: 15	R: 0 E: 0 K: 0 S: 5	H: 0 LOB: 0 BB: 0 P: 9	R: 2 E: 0 K: 1 S: 16	H: 4 LOB: 2 BB: 0 P: 22	R: 0 E: 0 K: 1 S: 10	H: 2 LOB: 2 BB: 1 P: 18	R: 1 E: 0 K: 0 S: 12	H: 2 LOB: 2 BB: 1 P: 18	R: 1 E: 0 K: 1 S: 18	H: 1 LOB: 2 BB: 1 P: 30	R: 0 E: 0 K: 1 S: 11	H: 0 LOB: 1 BB: 1 P: 18		1B: 9 2B: 2 3B: 0 HR: 1	SF: 0 SAC: 0 DP: 1 HBP: 1	WP: 0 PB: 0 CS: 3
<b>PITCHER</b>	IP WLS BF H R ER SO BB IBB HBP BLK WP HR S P ERA WHIP																			
<b>Dave Stieb, R</b> ERA: 2.61 <b>Frank Willis, R</b> ERA: 6.97 <b>Paul Kilgus, L</b> ERA: 8.74 <b>Tom Henke, R</b> ERA: 2.0	(1, 1) (7, 1) (7, 1) (7, 1)	6.0 0.1 0.1 2.1	W 3 2 S	29 1 0 8	H 9 3 1 0 0	R 3 1 0 0	ER 3 1 0 0	SO 3 1 0 2	BB 3 1 0 1	IBB 0 0 0 0	HBP 0 0 1 0	BLK 0 0 0 0	WP 0 0 0 0	HR 1 4 6 24	S 62 9 11 35	P 102 9 11 35	ERA 4.50 27.00 0.00 0.00	WHIP 2.000 6.000 0.000 0.857		

Batter	1	2	3	4	5	6	7	8	9	AB	R	H	RBI	BB	SO	LOB	BOTTOM			
<b>Junior Felix, S</b> OBP: 0.385, SLG: 0.571 (1, 9)										5	0	1	0	0	0	1	<b>Milwaukee Brewers @ Toronto Blue Jays</b> <b>SkyDome, Toronto, ON</b> Sun Jun 03 1990, 3:33 AM EDT Att: 49,702 - Dome			
<b>Tony Fernandez, S</b> OBP: 0.353, SLG: 0.370 (1, 6)										5	2	3	0	0	1	0				
<b>Kelly Gruber, R</b> OBP: 0.372, SLG: 0.595 (1, 5)										5	1	2	1	0	0	2				
<b>George Bell, R</b> OBP: 0.312, SLG: 0.441 (1, 7)										4	2	2	1	0	0	3				
<b>Fred McGriff, L</b> OBP: 0.392, SLG: 0.424 (1, 3)										2	1	1	2	1	0	1				
<b>John Olerud, L</b> OBP: 0.386, SLG: 0.383 (1, 10)										3	0	1	0	0	1	2				
<b>Pat Borders, R</b> OBP: 0.315, SLG: 0.574 (1, 2)										4	1	1	2	0	0	4				
<b>Nelson Liriano, S</b> OBP: 0.297, SLG: 0.333 (1, 4)										3	0	1	1	1	0	0				
<b>Mookie Wilson, S</b> OBP: 0.284, SLG: 0.294 (1, 8)										3	0	0	0	1	0	2				
<b>Inning Stats</b>	R: 2 E: 0 K: 1 S: 16	H: 3 LOB: 1 BB: 0 P: 23	R: 0 E: 0 K: 0 S: 12	H: 0 LOB: 1 BB: 1 P: 21	R: 1 E: 1 K: 0 S: 9	H: 3 LOB: 2 BB: 0 P: 13	R: 0 E: 0 K: 0 S: 12	H: 2 LOB: 0 BB: 0 P: 19	R: 2 E: 0 K: 0 S: 14	H: 2 LOB: 1 BB: 1 P: 24	R: 0 E: 0 K: 0 S: 4	H: 0 LOB: 0 BB: 0 P: 6	R: 2 E: 0 K: 0 S: 17	H: 2 LOB: 1 BB: 1 P: 31	R: 0 E: 0 K: 1 S: 6	H: 0 LOB: 0 BB: 0 P: 9		1B: 9 2B: 0 3B: 1 HR: 2	SF: 1 SAC: 1 DP: 1 HBP: 0	WP: 0 PB: 0 CS: 0
<b>PITCHER</b>	IP WLS BF H R ER SO BB IBB HBP BLK WP HR S P ERA WHIP																			
<b>Mark Knudson, R</b> ERA: 3.99 <b>Paul Mirabella, L</b> ERA: 3.63 <b>Tom Edens, R</b> ERA: 3.24	(1, 1) (5, 1) (7, 1)	4.2 1.2 1.2	L	26 7 6	H 10 1 1	R 5 2 0	ER 5 2 0	SO 5 0 1	BB 2 1 0	IBB 0 0 0	HBP 0 0 0	BLK 0 0 0	WP 0 0 0	HR 1 15 18	S 57 27 28	P 91 27 28	ERA 9.64 10.80 0.00	WHIP 2.571 1.200 0.600		



Batter	1	2	3	4	5	6	7	8	9	AB	R	H	RBI	BB	SO	LOB	TOP										
Phil Bradley, R (1, 7) OBP: 0.337, SLG: 0.299	F9	G4-3	F9			F9		1-H		5	0	3	2	0	0	3	<p><b>Baltimore Orioles @ Milwaukee Brewers</b> Milwaukee County Stadium, Milwaukee, WI</p> <p>Mon Jun 04 1990, 8:05 PM EDT Att: 12,022 - Unknown - 62 F</p> <p>livebaseballscorecards.com</p>										
Steve Finley, L (1, 8) OBP: 0.395, SLG: 0.333	K	G4-3		G4-3		K		FC6-4		3	0	0	1	0	1	2											
Brad Komminsk, R (6, PH) OBP: 0.404, SLG: 0.404								1B		2	0	1	0	0	1	3											
Cal Ripken Jr., R (1, 6) OBP: 0.339, SLG: 0.378		P4		P3		SF8		FC6-4		3	0	0	1	1	0	3											
Mickey Tettleton, S (1, 2) OBP: 0.375, SLG: 0.413	G3			K		F9				4	0	1	0	1	1	3											
Joe Orsulak, L (1, 9) OBP: 0.384, SLG: 0.510		1B	FC5-4					G4-6-3		5	2	1	0	0	1	2											
Randy Milligan, R (1, 3) OBP: 0.410, SLG: 0.401	F9	1B	1B	1B		L6		G3		5	0	1	0	0	0	1											
Greg Walker, L (1, 10) OBP: 0.276, SLG: 0.390	1B	1B	1B	1B		K		F9		2	1	1	0	0	1	0											
Bob Melvin, R (7, PH) OBP: 0.276, SLG: 0.390										1	0	0	0	0	0	0											
Craig Worthington, R (1, 5) OBP: 0.309, SLG: 0.335	1B	1B	1B	1B		SH		K		3	2	2	2	1	1	0											
Billy Ripken, R (1, 4) OBP: 0.299, SLG: 0.320	G4-3	1B	1B	1B		SH		1B		3	1	2	0	0	0	3											
<b>Inning Stats</b>	R: 0 E: 0 K: 1 S: 11	H: 0 LOB: 1 BB: 1 P: 21	R: 3 E: 0 K: 0 S: 19	H: 5 LOB: 0 BB: 0 P: 26	R: 1 E: 0 K: 0 S: 11	H: 1 LOB: 3 BB: 2 P: 26	R: 0 E: 0 K: 1 S: 7	H: 0 LOB: 0 BB: 0 P: 10	R: 0 E: 0 K: 1 S: 8	H: 0 LOB: 0 BB: 0 P: 11	R: 1 E: 1 K: 1 S: 12	H: 2 LOB: 2 BB: 0 P: 18	R: 0 E: 0 K: 1 S: 7	H: 0 LOB: 0 BB: 0 P: 10	R: 1 E: 0 K: 1 S: 14	H: 3 LOB: 1 BB: 0 P: 18	R: 0 E: 0 K: 0 S: 7	H: 1 LOB: 0 BB: 0 P: 9	1B: 12 2B: 0 3B: 0 HR: 0	SF: 1 SAC: 1 DP: 1 HBP: 1	WP: 0 PB: 0 SB: 0 CS: 0	PA: 42					
<b>PITCHER</b>	IP	WLS	BF	H	R	ER	SO	BB	IBB	HBP	BLK	WP	HR	S	P	ERA	WHIP										
Chris Bosio, R (1, 1) ERA: 2.83	2.1		17	6	4	4	1	3	0	1	0	0	0	39	69	15.43	3.857										
Bill Krueger, L (3, 1) ERA: 3.25	4.2	L	17	2	1	0	4	0	0	0	0	0	0	36	53	0.00	0.429										
Chuck Crim, R (8, 1) ERA: 3.26	2.0		8	4	1	1	1	0	0	0	1	0	0	21	27	4.50	2.000										

Batter	1	2	3	4	5	6	7	8	9	AB	R	H	RBI	BB	SO	LOB	BOTTOM										
Mike Felder, S (1, 7) OBP: 0.348, SLG: 0.263	F9			F8	FC6-4			G2-3		4	1	1	0	1	0	3	<p><b>Baltimore Orioles @ Milwaukee Brewers</b> Milwaukee County Stadium, Milwaukee, WI</p> <p>Mon Jun 04 1990, 8:05 PM EDT Att: 12,022 - Unknown - 62 F</p> <p>livebaseballscorecards.com</p>										
Robin Yount, R (1, 8) OBP: 0.321, SLG: 0.328	BB	1B		K		P4		F8		4	0	0	0	1	1	2											
Paul Molitor, R (1, 4) OBP: 0.353, SLG: 0.486	F9			1B	2B	G5-3		2B		4	1	2	0	1	0	2											
Dave Parker, L (1, 10) OBP: 0.374, SLG: 0.506	E7			F7	K	K		CS		4	0	0	0	1	2	3											
Gary Sheffield, R (1, 5) OBP: 0.395, SLG: 0.447				1B	1B	1B		CS		3	1	3	1	2	0	0											
B.J. Surhoff, L (1, 2) OBP: 0.323, SLG: 0.414	K			P5	1B	SH		P6		4	1	1	0	0	1	6											
Greg Brock, L (1, 3) OBP: 0.302, SLG: 0.319	P5			K	1B	P6		P5		4	0	0	0	1	1	8											
Darryl Hamilton, L (1, 9) OBP: 0.393, SLG: 0.360		F7		L8	FC6-4	L4		K		5	0	1	2	0	1	3											
Bill Spiers, L (1, 6) OBP: 0.259, SLG: 0.212	P4			BB	B2	K				3	0	0	0	1	1	4											
<b>Inning Stats</b>	R: 1 E: 1 K: 1 S: 19	H: 0 LOB: 3 BB: 3 P: 38	R: 0 E: 0 K: 0 S: 11	H: 1 LOB: 1 BB: 0 P: 16	R: 0 E: 0 K: 1 S: 14	H: 1 LOB: 2 BB: 1 P: 20	R: 0 E: 0 K: 1 S: 9	H: 0 LOB: 1 BB: 1 P: 17	R: 3 E: 0 K: 1 S: 17	H: 4 LOB: 2 BB: 1 P: 29	R: 0 E: 0 K: 1 S: 10	H: 0 LOB: 0 BB: 0 P: 15	R: 0 E: 1 K: 1 S: 11	H: 1 LOB: 2 BB: 0 P: 17	R: 0 E: 0 K: 0 S: 12	H: 1 LOB: 1 BB: 1 P: 22	R: 0 E: 0 K: 1 S: 9	H: 0 LOB: 1 BB: 1 P: 15	1B: 6 2B: 2 3B: 0 HR: 0	SF: 0 SAC: 1 DP: 0 HBP: 0	WP: 0 PB: 0 SB: 1 CS: 1	PA: 45					
<b>PITCHER</b>	IP	WLS	BF	H	R	ER	SO	BB	IBB	HBP	BLK	WP	HR	S	P	ERA	WHIP										
Pete Harnisch, R (1, 1) ERA: 4.03	4.1		26	6	4	3	4	6	0	0	0	0	0	25	38	0.00	0.375										
Joe Price, L (5, 1) ERA: 3.67	2.2	W	10	1	0	0	2	0	0	0	0	0	0	12	22	0.00	2.000										
Mark Williamson, R (8, 1) ERA: 1.69	1.0		4	1	0	0	0	1	0	0	0	0	0	9	15	0.00	1.000										
Gregg Olson, R (9, 1) ERA: 0.28	1.0	S	4	0	0	0	1	1	0	0	0	0	0	9	15	0.00	1.000										



Batter	1	2	3	4	5	6	7	8	9	AB	R	H	RBI	BB	SO	LOB	TOP				
Phil Bradley, R (1, 7) OBP: 0.333, SLG: 0.297	F8		G3			K		FC5-4 1B HR	G6-4-3	5	1	1	0	0	1	2	<b>Baltimore Orioles @ Milwaukee Brewers</b> Milwaukee County Stadium, Milwaukee, WI Tue Jun 05 1990, 8:05 PM EDT Att: 16,255 - Unknown - 63 F				
Steve Finley, L (1, 8) OBP: 0.311, SLG: 0.333	F8		F7-2 BB			K		FC5-4 1B		3	0	1	0	1	1	0					
Cal Ripken Jr., R (1, 6) OBP: 0.338, SLG: 0.372	G5-3		BB IBB			F8		FC5-4 HR		3	1	0	0	1	0	2					
Mickey Tettleton, S (1, 2)		G3	BB			1B		HR		3	1	2	4	1	0	0					
Joe Orsulak, L (1, 9) OBP: 0.383, SLG: 0.506		BB 1B	F7-2			P5		BB		3	0	1	0	0	0	4					
Brad Komminsk, R (8, PH) OBP: 0.414, SLG: 0.404		BB 1B	3-H			L8		BB		0	0	0	0	1	0	0					
Randy Milligan, R (1, 3) OBP: 0.402, SLG: 0.391	G6-3					L8		L8		4	0	0	0	0	0	3					
Greg Walker, L (1, 10) OBP: 0.357, SLG: 0.250		BB				F9		F8		1	0	0	0	1	1	0					
Bob Melvin, R (7, PH) OBP: 0.271, SLG: 0.382						F9		F8		2	0	0	0	0	0	1					
Craig Worthington, R (1, 5) OBP: 0.308, SLG: 0.333	G3-1		G6-3			L9		G6-4-3 1B		4	0	1	0	0	0	2					
Billy Ripken, R (1, 4) OBP: 0.299, SLG: 0.315			S BB			G5-3		F9		2	1	0	0	1	0	0					
Chris Hoiles, R (9, PH)						G6-3		F9		1	0	0	0	0	0	1					
<b>Inning Stats</b>	R: 0 E: 0 K: 0 S: 9	H: 0 LOB: 0 BB: 0 P: 14	R: 0 E: 0 K: 0 S: 11	H: 1 LOB: 2 BB: 1 P: 20	R: 1 E: 0 K: 0 S: 7	H: 0 LOB: 2 BB: 4 P: 24	R: 0 E: 0 K: 1 S: 8	H: 0 LOB: 0 BB: 0 P: 13	R: 0 E: 0 K: 2 S: 7	H: 1 LOB: 1 BB: 0 P: 9	R: 0 E: 0 K: 0 S: 8	H: 0 LOB: 0 BB: 0 P: 16	R: 0 E: 0 K: 0 S: 6	H: 0 LOB: 0 BB: 0 P: 8	R: 3 E: 0 K: 0 S: 19	H: 3 LOB: 1 BB: 1 P: 32	R: 0 E: 0 K: 0 S: 7	H: 1 LOB: 0 BB: 0 P: 9	1B: 5 2B: 1 3B: 0 HR: 1	SF: 0 SAC: 0 DP: 2 HBP: 0	WP: 0 PA: 37 PB: 0 SB: 3 CS: 0
<b>PITCHER</b>	IP WLS BF H R ER SO BB IBB HBP BLK WP HR S P ERA WHIP																				
Jaime Navarro, R (1, 1) ERA: 6.1	6.0 W 24 2 1 1 3 4 1 0 0 0 0 0 50 96 1.50 1.000																				
Tony Fossas, L (7, 1) ERA: 6.17	1.1 7 3 3 3 0 0 0 0 0 0 1 19 27 20.25 2.250																				
Chuck Crim, R (8, 1) ERA: 3.09	1.2 S 6 1 0 0 0 1 0 0 0 0 0 0 13 22 0.00 1.200																				


Batter	1	2	3	4	5	6	7	8	9	AB	R	H	RBI	BB	SO	LOB	BOTTOM		
Mike Felder, S (1, 7) OBP: 0.351, SLG: 0.274	G4-3		1-2 2-3 1B			FC1-6 1B		G6-3		5	0	2	0	0	0	0	<b>Baltimore Orioles @ Milwaukee Brewers</b> Milwaukee County Stadium, Milwaukee, WI Tue Jun 05 1990, 8:05 PM EDT Att: 16,255 - Unknown - 63 F		
Robin Yount, R (1, 8) OBP: 0.318, SLG: 0.326	L8		SF8			FC1-6 BB		F8		4	0	1	1	0	0	2			
Paul Molitor, R (1, 4) OBP: 0.490, SLG: 0.490	G6-3		G2-3			BB		G5-3		3	1	1	0	1	0	2			
Edgar Diaz, R (8, 4) OBP: 0.308, SLG: 0.256						BLK SF7 2B		G5-3		1	0	0	0	0	0	1			
Dave Parker, L (1, 10) OBP: 0.366, SLG: 0.497		G3				L8		SF7		3	0	0	1	0	0	2			
Gary Sheffield, R (1, 5) OBP: 0.397, SLG: 0.444		K				1B SF7 1B		P3		3	1	1	0	1	1	0			
B.J. Surhoff, L (1, 2) OBP: 0.333, SLG: 0.444		K				HR		F9 BB		4	1	3	1	0	1	0			
Greg Brock, L (1, 3) OBP: 0.301, SLG: 0.319			SF7			F8		F9		3	1	1	1	0	0	2			
Darryl Hamilton, L (1, 9) OBP: 0.375, SLG: 0.379			F6			G3-1		K		4	1	1	0	0	1	4			
Bill Spiers, L (1, 6) OBP: 0.274, SLG: 0.268			SF8 1B			G4-3		F7		4	1	2	1	0	0	0			
<b>Inning Stats</b>	R: 0 E: 0 K: 0 S: 8	H: 0 LOB: 0 BB: 0 P: 12	R: 0 E: 0 K: 2 S: 7	H: 0 LOB: 0 BB: 0 P: 14	R: 1 E: 0 K: 0 S: 13	H: 3 LOB: 2 BB: 0 P: 19	R: 1 E: 0 K: 0 S: 14	H: 2 LOB: 1 BB: 0 P: 20	R: 0 E: 0 K: 0 S: 8	H: 1 LOB: 2 BB: 1 P: 14	R: 3 E: 1 K: 0 S: 18	H: 3 LOB: 1 BB: 0 P: 27	R: 1 E: 0 K: 1 S: 11	H: 2 LOB: 2 BB: 1 P: 22	R: 0 E: 0 K: 0 S: 9	H: 1 LOB: 1 BB: 0 P: 10	1B: 8 2B: 2 3B: 1 HR: 1	SF: 3 SAC: 0 DP: 0 HBP: 0	WP: 0 PA: 39 PB: 0 SB: 2 CS: 0
<b>PITCHER</b>	IP WLS BF H R ER SO BB IBB HBP BLK WP HR S P ERA WHIP																		
Jay Tibbs, R (1, 1) ERA: 5.25	3.1 L 14 4 2 2 2 0 0 0 0 0 0 31 49 7.71 2.571																		
Kevin Hickey, L (4, 1) ERA: 4.5	2.1 13 5 3 2 0 1 0 0 0 0 1 31 49 7.71 2.571																		
Brian Holton, R (6, 1) ERA: 4.55	2.1 12 3 1 1 1 1 0 0 1 0 0 25 39 3.86 1.714																		




Batter	1	2	3	4	5	6	7	8	9	AB	R	H	RBI	BB	SO	LOB	TOP								
<b>Phil Bradley, R</b> OBP: 0.329, SLG: 0.289 (1, 7)	F7		G4-3	HBP		F9		E5 SH SF7	FC5-4	5	1	0	0	0	0	1	<b>Baltimore Orioles @ Milwaukee Brewers</b> Milwaukee County Stadium, Milwaukee, WI Wed Jun 06 1990, 8:05 PM EDT Att: 15,016 - Overcast - 75 F								
<b>Billy Ripken, R</b> OBP: 0.298, SLG: 0.313 (1, 4)	F8		G6-3	K				SH SF7		4	0	1	0	0	1	2									
<b>Cal Ripken Jr., R</b> OBP: 0.339, SLG: 0.378 (1, 6)	F8			1B	2B	1B	F8	K		5	2	2	0	0	1	3									
<b>Mickey Tettleton, S</b> OBP: 0.394, SLG: 0.445 (5, 2)		1B 1B BB		CS G5-4-3	2B	1B		SF7		2	1	2	2	2	0	0									
<b>Randy Milligan, R</b> OBP: 0.407, SLG: 0.400 (1, 3)		1B	G5-4-3	1B	1B			K		4	0	2	2	1	1	2									
<b>Brag Komminsk, R</b> OBP: 0.413, SLG: 0.392 (5, 9)		1B		1B	K		F9			4	1	1	0	1	1	4									
<b>Craig Worthington, R</b> OBP: 0.315, SLG: 0.354 (1, 5)				1B	1B		L6			4	2	2	1	1	1	3									
<b>Bob Melvin, R</b> OBP: 0.273, SLG: 0.381 (1, 2)				1B	1B			HR		3	1	1	1	0	1	5									
<b>Steve Finley, L</b> OBP: 0.307, SLG: 0.329 (5, 8)	G6-3			2B	K		F8		F7	2	0	0	0	0	0	0									
<b>Chris Hoiles, R</b> OBP: 0.333, SLG: 0.500 (1, 10)			P1	1B	F7		F9		FC5-4	5	0	2	2	0	0	2									
<b>Brady Anderson, L</b> OBP: 0.356, SLG: 0.245 (9, PR)				1B	2B					0	0	0	0	0	0	0									
<b>Inning Stats</b>	R: 0 E: 0 K: 0 S: 4	H: 0 LOB: 0 BB: 0 P: 5	R: 0 E: 0 K: 1 S: 10	H: 2 LOB: 2 BB: 1 P: 18	R: 0 E: 0 K: 0 S: 6	H: 0 LOB: 0 BB: 0 P: 7	R: 4 E: 0 K: 1 S: 20	H: 5 LOB: 2 BB: 1 P: 37	R: 2 E: 0 K: 2 S: 11	H: 3 LOB: 2 BB: 1 P: 23	R: 0 E: 0 K: 0 S: 12	H: 1 LOB: 3 BB: 2 P: 25	R: 0 E: 0 K: 0 S: 8	H: 0 LOB: 0 BB: 0 P: 10	R: 1 E: 2 K: 2 S: 10	H: 0 LOB: 1 BB: 0 P: 15	R: 1 E: 0 K: 0 S: 6	H: 2 LOB: 1 BB: 0 P: 9	1B: 9 2B: 3 HR: 1	SF: 1 SAC: 1 DP: 1 HBP: 1	WP: 0 PB: 0 SB: 0 CS: 1	PA: 46			
<b>PITCHER</b>	IP	WLS	BF	H	R	ER	SO	BB	IBB	HBP	BLK	WP	HR	S	P	ERA	WHIP								
<b>Teddy Higuera, L</b> ERA: 1.79 (1, 1)	3.0		11	2	0	0	1	1	0	0	0	0	0	20	30	0.00	1.000								
<b>Tom Edens, R</b> ERA: 7.0 (4, 1)	0.2	6	4	4	4	0	1	0	0	0	0	0	0	13	24	54.00	7.500								
<b>Mike Capel, R</b> ERA: 54.0 (4, 1)	0.1	5	3	2	2	1	0	0	0	1	0	0	0	10	19	54.00	9.000								
<b>Bill Krueger, L</b> ERA: 3.07 (5, 1)	5.0	L	24	4	2	1	4	2	1	0	0	0	1	44	76	1.80	1.200								

Batter	1	2	3	4	5	6	7	8	9	AB	R	H	RBI	BB	SO	LOB	BOTTOM								
<b>Mike Felder, S</b> OBP: 0.367, SLG: 0.328 (1, 7)	HR	G6-3		BLK			1B	FC4-6		5	2	3	1	0	0	1	<b>Baltimore Orioles @ Milwaukee Brewers</b> Milwaukee County Stadium, Milwaukee, WI Wed Jun 06 1990, 8:05 PM EDT Att: 15,016 - Overcast - 75 F								
<b>Robin Yount, R</b> OBP: 0.324, SLG: 0.354 (1, 8)	HR		G4-3	F9			1B	K		5	2	3	3	0	1	2									
<b>Paul Molitor, R</b> OBP: 0.352, SLG: 0.486 (1, 4)	G4-3		G4-3		G6-3		K		G6-3	5	0	1	0	0	1	2									
<b>Dave Parker, L</b> OBP: 0.367, SLG: 0.494 (1, 10)	K		G4-3	CS	K		FC6-4		K	5	0	2	1	0	3	1									
<b>Gary Sheffield, R</b> OBP: 0.391, SLG: 0.443 (1, 5)	G4-3		F7		2B		K		K	5	0	1	0	0	2	4									
<b>Rob Deer, R</b> OBP: 0.385, SLG: 0.444 (1, 3)	FC5-4			F7	G5-3		FC6-4			3	0	0	0	1	0	3									
<b>Greg Brock, L</b> OBP: 0.301, SLG: 0.319 (9, 3)	BB									0	0	0	0	0	0	0									
<b>Glenn Braggs, R</b> OBP: 0.339, SLG: 0.385 (1, 9)	FC5-4			2B		P2		SH2-4		3	2	1	0	1	0	2									
<b>B.J. Surhoff, L</b> OBP: 0.327, SLG: 0.435 (1, 2)		G4-3		K		G6-3		SH2-4		3	0	0	0	0	1	1									
<b>Bill Spiers, L</b> OBP: 0.288, SLG: 0.300 (1, 6)		G1-3		1B		F9		FC4-6		4	1	2	2	0	0	0									
<b>Inning Stats</b>	R: 2 E: 0 K: 1 S: 16	H: 3 LOB: 2 BB: 1 P: 27	R: 0 E: 0 K: 0 S: 8	H: 0 LOB: 0 BB: 0 P: 15	R: 1 E: 0 K: 0 S: 7	H: 2 LOB: 0 BB: 0 P: 11	R: 2 E: 0 K: 1 S: 14	H: 3 LOB: 1 BB: 0 P: 24	R: 0 E: 0 K: 0 S: 8	H: 1 LOB: 1 BB: 0 P: 12	R: 0 E: 0 K: 0 S: 4	H: 0 LOB: 0 BB: 0 P: 6	R: 1 E: 0 K: 2 S: 14	H: 3 LOB: 2 BB: 0 P: 20	R: 1 E: 0 K: 1 S: 10	H: 1 LOB: 1 BB: 1 P: 15	R: 0 E: 0 K: 2 S: 11	H: 0 LOB: 0 BB: 0 P: 16	1B: 5 2B: 7 HR: 1	SF: 0 SAC: 1 DP: 0 HBP: 0	WP: 0 PB: 0 SB: 1 CS: 1	PA: 41			
<b>PITCHER</b>	IP	WLS	BF	H	R	ER	SO	BB	IBB	HBP	BLK	WP	HR	S	P	ERA	WHIP								
<b>Jeff Ballard, L</b> ERA: 4.5 (1, 1)			27	4	2	2	3	1	0	0	0	0	0	24	35	9.00	2.500								
<b>Mark Williamson, R</b> ERA: 2.12 (7, 1)	2.0	W	11	4	2	2	3	1	0	0	0	0	0	11	16	0.00	0.000								
<b>Gregg Olson, R</b> ERA: 0.27 (9, 1)	1.0	S	3	0	0	0	2	0	0	0	0	0	0	11	16	0.00	0.000								



Batter	1	2	3	4	5	6	7	8	9	AB	R	H	RBI	BB	SO	LOB	TOP										
Phil Bradley, R OBP: 0.330, SLG: 0.284 Steve Finley, L OBP: 0.307, SLG: 0.329	F9		G4-3				G4-3		K	3	1	0	0	2	1	0	<b>Baltimore Orioles @ Milwaukee Brewers</b> Milwaukee County Stadium, Milwaukee, WI Thu Jun 07 1990, 4:33 AM EDT Att: 20,362 - Unknown - 80 F										
Joe Orsulak, L OBP: 0.376, SLG: 0.497	G3-1		L6				G4-6-3		F9	5	0	1	2	0	0	1											
Cal Ripken Jr., R OBP: 0.342, SLG: 0.385	F7						G6-3		F7	4	1	2	1	0	0	0											
Mickey Tettleton, S OBP: 0.391, SLG: 0.440									F7	4	0	1	0	0	1	3											
Randy Milligan, R OBP: 0.404, SLG: 0.399									F7	3	0	1	1	0	0	3											
Craig Worthington, R OBP: 0.319, SLG: 0.370									SF9	3	1	1	1	1	0	1											
Bob Melvin, R OBP: 0.272, SLG: 0.376									HR	4	0	1	0	0	1	2											
Brad Komminsk, R OBP: 0.403, SLG: 0.382									1B	4	1	1	0	0	1	3											
Billy Ripken, R OBP: 0.297, SLG: 0.311									F9	4	1	1	0	0	0	0											
<b>Inning Stats</b>	R: 0 E: 0 K: 0 S: 10	H: 0 LOB: 0 BB: 0 P: 13	R: 0 E: 0 K: 0 S: 7	H: 1 LOB: 2 BB: 1 P: 16	R: 0 E: 0 K: 0 S: 10	H: 0 LOB: 0 BB: 0 P: 13	R: 0 E: 0 K: 1 S: 10	H: 1 LOB: 1 BB: 0 P: 15	R: 3 E: 0 K: 0 S: 18	H: 4 LOB: 2 BB: 1 P: 29	R: 0 E: 0 K: 1 S: 7	H: 0 LOB: 0 BB: 0 P: 11	R: 0 E: 0 K: 0 S: 6	H: 0 LOB: 0 BB: 1 P: 14	R: 2 E: 0 K: 1 S: 14	H: 3 LOB: 1 BB: 0 P: 23		R: 0 E: 0 K: 1 S: 6	H: 0 LOB: 0 BB: 0 P: 9	1B: 7 2B: 1 HR: 1	SF: 1 SAC: 0 DP: 1 HBP: 0	WP: 0 PB: 0 SB: 0 CS: 0	PA: 38				
<b>PITCHER</b>	IP	WLS	BF	H	R	ER	SO	BB	IBB	HBP	BLK	WP	HR	S	P	ERA	WHIP										
Paul Mirabella, L ERA: 4.05	4.1	L	19	4	3	3	1	2	0	0	0	0	0	48	78	6.23	1.385										
Tony Fossas, L ERA: 6.09	0.1		3	2	0	0	0	0	0	0	0	0	0	4	5	0.00	6.000										
Tom Edens, R ERA: 5.56	2.1		7	0	0	0	1	1	0	0	0	0	0	16	28	0.00	0.429										
Randy Veres, R ERA: 18.0	1.0		6	3	2	2	1	0	0	0	0	0	1	14	23	18.00	3.000										
Dan Plesac, L ERA: 4.71	1.0		3	0	0	0	1	0	0	0	0	0	0	6	9	0.00	0.000										

Batter	1	2	3	4	5	6	7	8	9	AB	R	H	RBI	BB	SO	LOB	BOTTOM										
Mike Felder, S OBP: 0.349, SLG: 0.310	K		F7				G4-3		F7	4	0	0	0	0	1	2	<b>Baltimore Orioles @ Milwaukee Brewers</b> Milwaukee County Stadium, Milwaukee, WI Thu Jun 07 1990, 4:33 AM EDT Att: 20,362 - Unknown - 80 F										
Robin Yount, R OBP: 0.327, SLG: 0.357	BB		1B				G5-3		F8	4	0	2	0	0	0	2											
Paul Molitor, R OBP: 0.355, SLG: 0.507	F7		1B				F8		HR	4	1	2	2	0	0	1											
Dave Parker, L OBP: 0.365, SLG: 0.486	BB		G3				G6-3		F7	3	0	0	0	1	0	2											
Gary Sheffield, R OBP: 0.381, SLG: 0.431	K						F8		F7	4	0	0	0	0	1	2											
B.J. Surhoff, L OBP: 0.319, SLG: 0.424			G3				G3-1		G4-3	4	0	0	0	0	0	0											
Greg Brock, L OBP: 0.300, SLG: 0.324	F9						G4-3		2B	4	0	1	0	0	0	0											
Darryl Hamilton, L OBP: 0.333, SLG: 0.333	G3						G3-1		G4-3	4	0	0	0	0	0	1											
Bill Spiers, L OBP: 0.304, SLG: 0.333	F8						G4-3		HR	3	1	2	0	0	0	0											
<b>Inning Stats</b>	R: 0 E: 0 K: 2 S: 11	H: 1 LOB: 2 BB: 1 P: 19	R: 0 E: 0 K: 0 S: 6	H: 0 LOB: 0 BB: 0 P: 9	R: 0 E: 0 K: 0 S: 9	H: 2 LOB: 0 BB: 0 P: 13	R: 0 E: 0 K: 0 S: 7	H: 0 LOB: 0 BB: 0 P: 12	R: 0 E: 0 K: 0 S: 5	H: 1 LOB: 1 BB: 0 P: 7	R: 0 E: 0 K: 0 S: 6	H: 0 LOB: 0 BB: 0 P: 9	R: 0 E: 0 K: 0 S: 9	H: 0 LOB: 0 BB: 0 P: 13	R: 2 E: 0 K: 0 S: 12	H: 2 LOB: 0 BB: 0 P: 22		R: 0 E: 0 K: 0 S: 10	H: 1 LOB: 1 BB: 0 P: 16	1B: 4 2B: 2 HR: 1	SF: 0 SAC: 0 DP: 0 HBP: 0	WP: 0 PB: 0 SB: 0 CS: 0	PA: 35				
<b>PITCHER</b>	IP	WLS	BF	H	R	ER	SO	BB	IBB	HBP	BLK	WP	HR	S	P	ERA	WHIP										
Dave Johnson, R ERA: 4.04	7.2	W	30	6	2	2	2	1	0	0	0	0	0	63	101	2.35	0.913										
Kevin Hickey, L ERA: 4.4	0.1		1	0	0	0	0	0	0	0	0	0	0	2	3	0.00	0.000										
Gregg Olson, R ERA: 0.26	1.0	S	4	1	0	0	0	0	0	0	0	0	0	10	16	0.00	1.000										



Batter	1	2	3	4	5	6	7	8	9	AB	R	H	RBI	BB	SO	LOB	TOP										
Junior Felix, S OBP: 0.386, SLG: 0.560	0-3 K		2-0 G4-6-3 1B			0-0 F8		2-0 G4-3 HR 2B	4-1 1B FC4 BB	4	2	2	0	1	1	0											
Tony Fernandez, S OBP: 0.372, SLG: 0.408	4-0 CS BB		1-0 G4-6-3 1-2			2-3 K		3-2 G4-3	1-2 FC4 1B 1B	4	1	1	1	1	1	2											
Kelly Gruber, R OBP: 0.382, SLG: 0.623	1-1 1-2 HR 1B			1-1 P4		0-1 HR		4-0 HR IBB	2-0 1B 1B	4	4	3	1	1	0	0											
George Bell, R OBP: 0.321, SLG: 0.484	0-1 1-H HR			1-1 F8		0-2 WP 1B		1-2 HR	0-1 FC4 1B	5	3	3	6	0	0	2											
Fred McGriff, L OBP: 0.391, SLG: 0.455	0-3 K			4-0 BB		1-0 1B		0-1 G4-3	1-3 K	4	0	1	1	1	2	3											
John Olerud, L OBP: 0.383, SLG: 0.381		2-1 G4-3		0-2 P4		3-2 F7		0-0 2B	1-1 G6-4-3 1B	4	0	1	0	0	0	2											
Glenallen Hill, R OBP: 0.277, SLG: 0.419									1-3 2-H 3-H 1B	1	0	1	2	0	0	0											
Greg Myers, L OBP: 0.297		0-0 L4				1-2 F9		4-2 BB	2-2 G6-4-3	3	0	0	0	0	0	0											
Pat Borders, R OBP: 0.311, SLG: 0.556									1-2 1-2	1	0	0	0	1	0	2											
Nelson Liriano, S OBP: 0.294, SLG: 0.336		2-2 G4-3				2-2 F8		0-1 P6	1-3 K	4	0	0	0	0	1	2											
Mookie Wilson, S OBP: 0.300, SLG: 0.327			2-3 K			1-0 F8		2-0 G3	2-1 1B	4	1	1	0	0	1	0											
<b>Inning Stats</b>	R: 2 E: 0 K: 2 S: 10	H: 2 LOB: 0 BB: 1 P: 15	R: 0 E: 0 K: 0 S: 6	H: 0 LOB: 0 BB: 0 P: 10	R: 0 E: 0 K: 1 S: 6	H: 1 LOB: 0 BB: 0 P: 11	R: 0 E: 0 K: 0 S: 7	H: 0 LOB: 1 BB: 1 P: 13	R: 0 E: 0 K: 0 S: 7	H: 0 LOB: 0 BB: 0 P: 11	R: 2 E: 0 K: 1 S: 16	H: 3 LOB: 1 BB: 0 P: 22	R: 0 E: 0 K: 0 S: 4	H: 0 LOB: 0 BB: 0 P: 6	R: 3 E: 0 K: 1 S: 21	H: 3 LOB: 2 BB: 2 P: 36	R: 4 E: 1 K: 1 S: 19	H: 4 LOB: 1 BB: 1 P: 31	1B: 8 2B: 2 3B: 0 HR: 3	SF: 0 SAC: 0 DP: 2 HBP: 0	WP: 1 PB: 0 CS: 1	PA: 43					
<b>PITCHER</b>	IP	WLS	BF	H	R	ER	SO	BB	IBB	HBP	BLK	WP	HR	S	P	ERA	WHIP										
Mark Knudson, R ERA: 4.11	7.0		27	6	4	4	4	2	0	0	0	1	2	56	88	5.14	1.143										
Chuck Cim, R ERA: 3.99	0.2	L	6	3	3	3	0	0	1	0	0	0	1	12	22	40.50	4.500										
Dan Plesac, L ERA: 4.64	0.1		2	0	0	0	1	1	0	0	0	0	0	9	14	0.00	3.000										
Mike Capel, R ERA: 135.0	0.0		4	3	4	3	0	1	0	0	0	0	0	8	16	∞	∞										
Tony Fossas, L ERA: 5.94	1.0		4	1	0	0	1	0	0	0	0	0	0	11	15	0.00	1.000										

Toronto Blue Jays @ Milwaukee Brewers  
Milwaukee County Stadium, Milwaukee, WI

AB 38  
R 11  
H 13  
RBI 11  
BB 5  
SO 6  
LOB 13



WP: 1 PA: 43  
PB: 0  
CS: 1

Batter	1	2	3	4	5	6	7	8	9	AB	R	H	RBI	BB	SO	LOB	BOTTOM										
Paul Molitor, R OBP: 0.357, SLG: 0.506	0-1 G6-3		0-0 BB 2B 1B			1-1 F8		1-1 SF9	0-0 1B 1B	4	1	2	1	0	0	0											
Gary Sheffield, R OBP: 0.382, SLG: 0.426	2-1 B5-3		4-1 2B 1-2 2-3 BB			3-1 F8		1-0 3-H 1B 1B	0-1 P4	4	1	1	0	1	0	1											
Robin Yount, R OBP: 0.333, SLG: 0.359	4-2 BB		2-3 K			4-2 BB		0-0 SF9	0-0 1B	2	0	1	1	2	1	3											
Dave Parker, L OBP: 0.365, SLG: 0.487	3-3 K		2-1 1-3 2-H 3-H 2B			0-0 G4-3		1-2 3-H 1B IBB	1-1 F7	4	0	1	2	1	1	4											
Rob Deer, R OBP: 0.366, SLG: 0.442		3-1 P3	1-3 K			1-1 G6-4-3 1B		2-1 1-2 2-H 1B	1-2 P6	5	0	2	1	0	1	4											
Glenn Braggs, R OBP: 0.326, SLG: 0.372		2-3 K		2-1 F8		2-2 G6-4-3		0-1 G1-3		4	0	0	0	0	1	3											
Greg Brock, L OBP: 0.299, SLG: 0.318	0-1 F7			4-2 FC5-4 BB		2-2 F8		0-3 K		3	0	0	0	1	1	0											
Charlie O'Brien, R OBP: 0.254, SLG: 0.266			1-1 G6-3		0-0 FC5-4		0-2 1B SF9 1B	3-1 G4-3		2	0	0	0	0	0	1											
B.J. Surhoff, L OBP: 0.321, SLG: 0.425				1-2 BB						2	1	1	0	0	0	0											
Bill Spiers, L OBP: 0.315, SLG: 0.343			0-2 BB 1B 2B 1B		1-1 G4-3		1-0 1B SF9 1B	0-3 K		4	2	2	0	0	1	1											
<b>Inning Stats</b>	R: 0 E: 0 K: 1 S: 10	H: 0 LOB: 1 BB: 1 P: 19	R: 0 E: 0 K: 1 S: 8	H: 0 LOB: 0 BB: 0 P: 13	R: 2 E: 0 K: 2 S: 18	H: 3 LOB: 2 BB: 1 P: 28	R: 0 E: 0 K: 0 S: 8	H: 0 LOB: 1 BB: 1 P: 15	R: 0 E: 0 K: 0 S: 10	H: 1 LOB: 0 BB: 0 P: 15	R: 3 E: 0 K: 0 S: 15	H: 4 LOB: 2 BB: 1 P: 23	R: 0 E: 0 K: 2 S: 9	H: 0 LOB: 0 BB: 0 P: 12	R: 0 E: 0 K: 0 S: 10	H: 2 LOB: 2 BB: 0 P: 12	1B: 9 2B: 1 3B: 0 HR: 0	SF: 2 SAC: 0 DP: 1 HBP: 0	WP: 0 PB: 0 SB: 0 CS: 0	PA: 41							
<b>PITCHER</b>	IP	WLS	BF	H	R	ER	SO	BB	IBB	HBP	BLK	WP	HR	S	P	ERA	WHIP										
John Cerutti, L ERA: 4.21	6.0		25	4	2	2	4	4	2	0	0	0	0	13	21	40.50	6.000										
Duane Ward, R ERA: 4.15	0.2	W	7	4	3	3	0	0	1	0	0	0	0	2	2	0.00	0.000										
Tom Gilles, R ERA: 6.75	0.1		1	0	0	0	0	0	0	0	0	0	0	2	2	0.00	0.000										
Tom Henke, R ERA: 1.86	2.0	S	8	2	0	0	2	0	0	0	0	0	0	19	24	0.00	1.000										

Toronto Blue Jays @ Milwaukee Brewers  
Milwaukee County Stadium, Milwaukee, WI

AB 34  
R 5  
H 10  
RBI 5  
BB 5  
SO 6  
LOB 17



WP: 0 PA: 41  
PB: 0  
SB: 0  
CS: 0



Batter	1	2	3	4	5	6	7	8	9	AB	R	H	RBI	BB	SO	LOB	TOP									
<b>Junior Felix, S</b> OBP: 0.382, SLG: 0.548 (1, 9)	G6-3	BB		G4-3		G1-3		K		4	0	0	0	1	1	2										
<b>Tony Fernandez, S</b> OBP: 0.369, SLG: 0.401 (1, 6)	G4-3	FC3-6-2				K	G4-3		PB 1B FC6 BB	4	1	0	0	1	1	2										
<b>Kelly Gruber, R</b> OBP: 0.387, SLG: 0.620 (1, 5)	BB			G3 G5-3		G6-4-3		K	FC6 PB SF7 1B	4	1	2	0	1	1	1										
<b>George Bell, R</b> OBP: 0.326, SLG: 0.485 (1, 7)	BB			G5-3		S 1B	G6-3		FC6 1B IBB	4	1	2	0	1	0	1										
<b>Fred McGriff, L</b> OBP: 0.387, SLG: 0.444 (1, 3)	G4-3			G3		1B BB		G4-3	FC6	4	0	0	1	1	0	5										
<b>John Olerud, L</b> OBP: 0.394, SLG: 0.384 (1, 10)		SH1-4 1B		F7		1-3 2-H 1B		G4-3	SF7	4	1	2	2	0	0	1										
<b>Greg Myers, L</b> OBP: 0.303, SLG: 0.367 (1, 2)		SH1-4 2B 1B				L5		1B 2B	G4-3	5	3	3	1	0	0	3										
<b>Manuel Lee, S</b> OBP: 0.320, SLG: 0.474 (1, 4)		SH1-4		G4-3				1B		3	0	1	1	0	0	0										
<b>Mookie Wilson, S</b> OBP: 0.304, SLG: 0.335 (1, 8)		FC3-4 2B		P3				1B		4	0	2	2	0	0	0										
<b>Inning Stats</b>	R: 0 E: 0 K: 0 S: 11	H: 1 LOB: 2 BB: 1 P: 21	R: 2 E: 0 K: 0 S: 7	H: 3 LOB: 1 BB: 1 P: 15	R: 0 E: 0 K: 0 S: 7	H: 1 LOB: 0 BB: 0 P: 10	R: 1 E: 0 K: 0 S: 10	H: 1 LOB: 0 BB: 0 P: 14	R: 1 E: 1 K: 1 S: 16	H: 2 LOB: 2 BB: 0 P: 24	R: 0 E: 0 K: 0 S: 5	H: 0 LOB: 0 BB: 0 P: 6	R: 0 E: 0 K: 1 S: 9	H: 0 LOB: 0 BB: 0 P: 13	R: 1 E: 0 K: 1 S: 16	H: 3 LOB: 2 BB: 0 P: 19	R: 2 E: 0 K: 0 S: 19	H: 1 LOB: 1 BB: 2 P: 34	1B: 9 2B: 3 3B: 0 HR: 1	SF: 1 SAC: 1 DP: 2 HBP: 0	WP: 0 PB: 1 SB: 1 CS: 0	PA: 43				
<b>PITCHER</b>	IP	WLS	BF	H	R	ER	SO	BB	IBB	HBP	BLK	WP	HR	S	P	ERA	WHIP									
<b>Chris Bosio, R</b> ERA: 3.09	(1, 1)	7.2	L	36	11	5	5	2	3	0	0	0	0	1	77	118	5.87	1.826								
<b>Dan Plesac, L</b> ERA: 5.16	(8, 1)	1.1		7	1	2	2	1	1	1	0	0	0	0	23	38	13.50	1.500								

Toronto Blue Jays @ Milwaukee Brewers  
Milwaukee County Stadium, Milwaukee, WI  
Sat Jun 09 1990, 8:05 PM EDT  
Att: 46,612 - Unknown - 73 F

livebaseballscores.com

AB 36  
R 7  
H 12  
RBI 7  
BB 5  
SO 3  
LOB 15



Batter	1	2	3	4	5	6	7	8	9	AB	R	H	RBI	BB	SO	LOB	BOTTOM								
<b>Mike Felder, S</b> OBP: 0.345, SLG: 0.307 (1, 7)	F9		SH1-3			G1-3			G6-3	4	0	1	0	0	0	0									
<b>Robin Yount, R</b> OBP: 0.336, SLG: 0.355 (1, 8)	FC5-4 BB		E9		F7					2	0	0	0	1	0	2									
<b>Paul Molitor, R</b> OBP: 0.349, SLG: 0.497 (1, 4)	FC5-4 1-2		SF7		CS	F7	F8			3	0	0	1	0	0	2									
<b>Dave Parker, L</b> OBP: 0.363, SLG: 0.482 (1, 10)	F8		K			1B 2B 1B	P5			4	1	1	0	0	1	3									
<b>Gary Sheffield, R</b> OBP: 0.379, SLG: 0.421 (1, 5)		K		F8		1B 2B 1B		F7		4	1	1	0	0	1	0									
<b>B.J. Surhoff, L</b> OBP: 0.331, SLG: 0.436 (1, 2)		G4-3 HBP		G4-3		2B 1B		G3-1		3	0	2	0	0	0	0									
<b>Greg Brock, L</b> OBP: 0.298, SLG: 0.323 (1, 3)		G4-3		G4-3		2B		G3		4	0	1	2	0	0	2									
<b>Darryl Hamilton, L</b> OBP: 0.300, SLG: 0.297 (1, 9)		G5-3		K		G2-3			F7	4	0	0	0	0	1	4									
<b>Bill Spiers, L</b> OBP: 0.312, SLG: 0.338 (1, 6)			E SF7 1B		G5-3	G6-3			F8	4	1	1	0	0	0	2									
<b>Inning Stats</b>	R: 0 E: 0 K: 0 S: 7	H: 0 LOB: 1 BB: 1 P: 12	R: 0 E: 0 K: 1 S: 9	H: 0 LOB: 0 BB: 0 P: 15	R: 1 E: 1 K: 1 S: 8	H: 1 LOB: 1 BB: 0 P: 13	R: 0 E: 0 K: 1 S: 7	H: 1 LOB: 0 BB: 0 P: 9	R: 0 E: 0 K: 0 S: 10	H: 1 LOB: 0 BB: 0 P: 15	R: 2 E: 0 K: 0 S: 13	H: 4 LOB: 2 BB: 0 P: 17	R: 0 E: 0 K: 0 S: 6	H: 0 LOB: 1 BB: 0 P: 8	R: 0 E: 0 K: 0 S: 7	H: 0 LOB: 0 BB: 0 P: 10	R: 0 E: 0 K: 0 S: 12	H: 0 LOB: 0 BB: 0 P: 15	1B: 5 2B: 2 3B: 0 HR: 0	SF: 1 SAC: 1 DP: 0 HBP: 2	WP: 0 PB: 0 SB: 0 CS: 1	PA: 38			
<b>PITCHER</b>	IP	WLS	BF	H	R	ER	SO	BB	IBB	HBP	BLK	WP	HR	S	P	ERA	WHIP								
<b>Dave Stieb, R</b> ERA: 2.57	(1, 1)	8.0	W	34	7	3	2	3	1	0	0	0	0	67	99	2.25	1.000								
<b>Tom Henke, R</b> ERA: 1.8	(9, 1)	1.0		3	0	0	0	0	0	0	0	0	0	12	15	0.00	0.000								

Toronto Blue Jays @ Milwaukee Brewers  
Milwaukee County Stadium, Milwaukee, WI  
Sat Jun 09 1990, 8:05 PM EDT  
Att: 46,612 - Unknown - 73 F

livebaseballscores.com

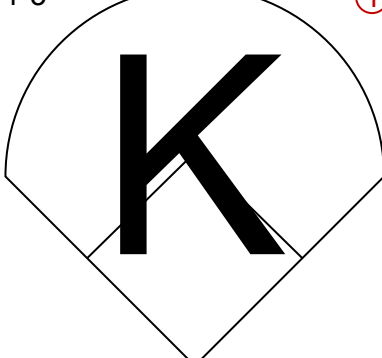
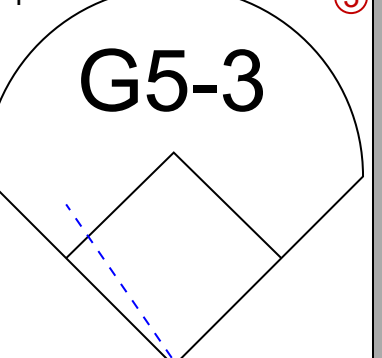
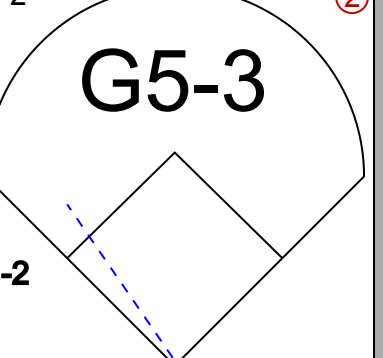
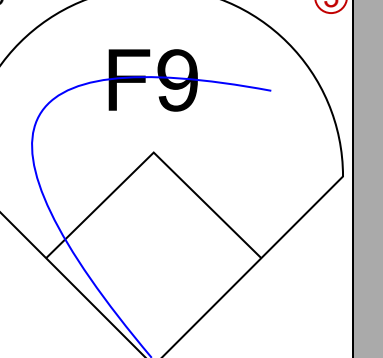
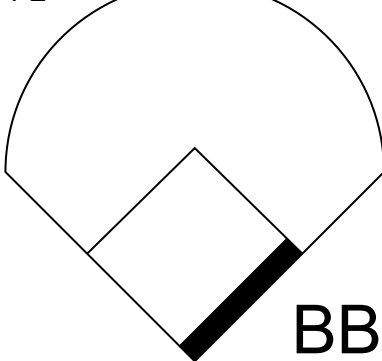
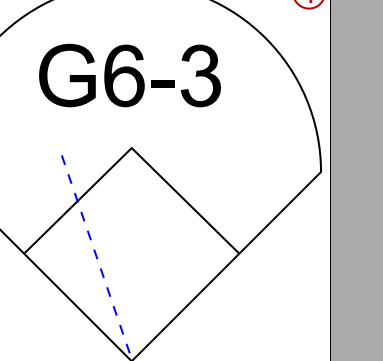
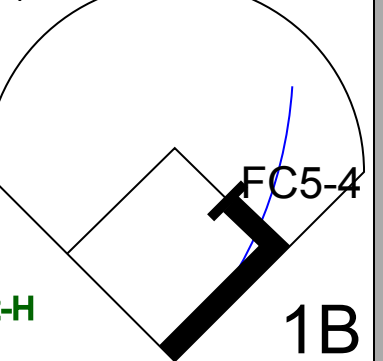
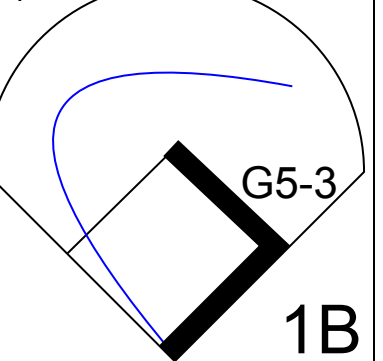
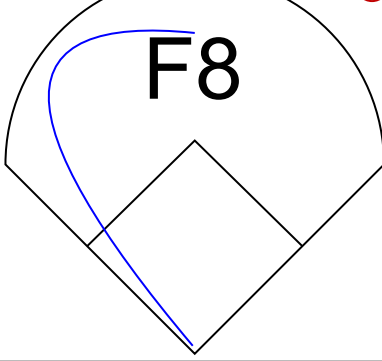
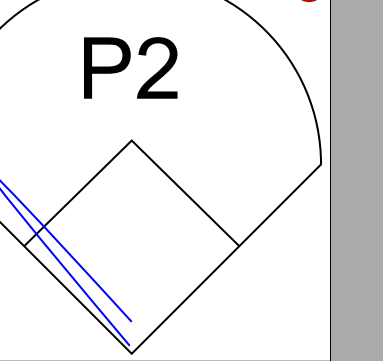
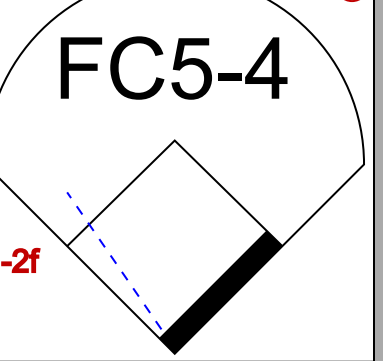
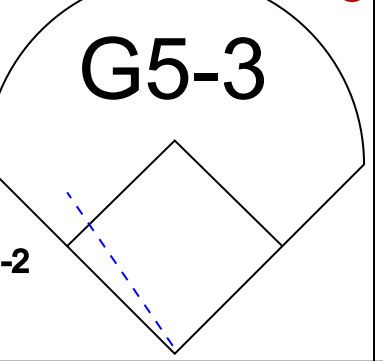
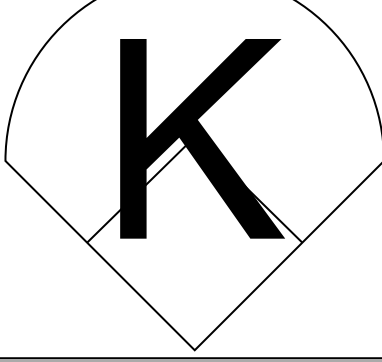
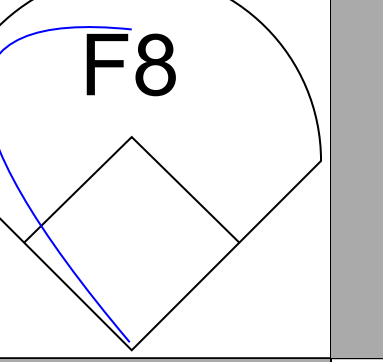
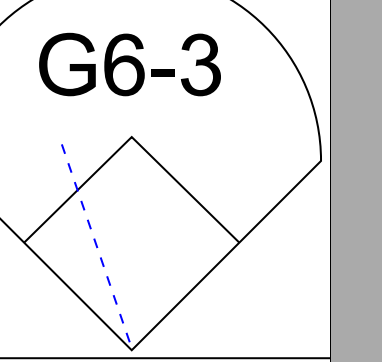
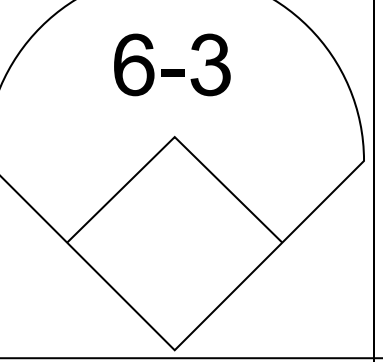
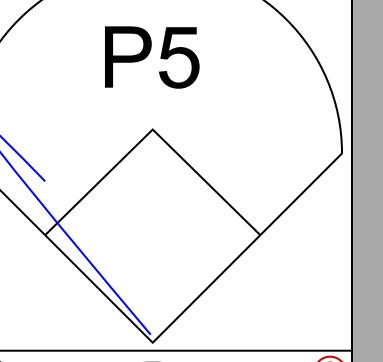
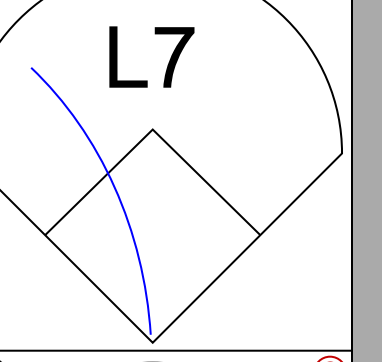
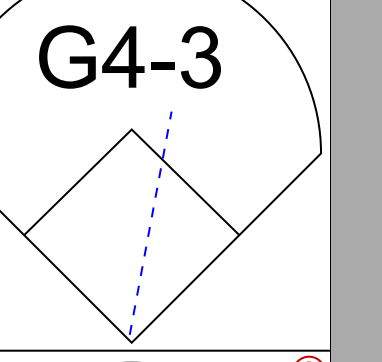
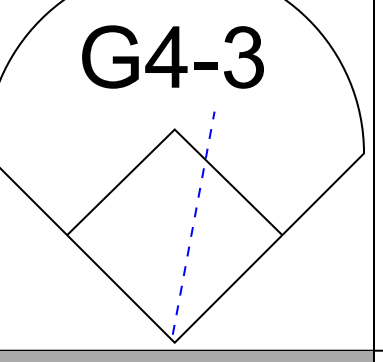
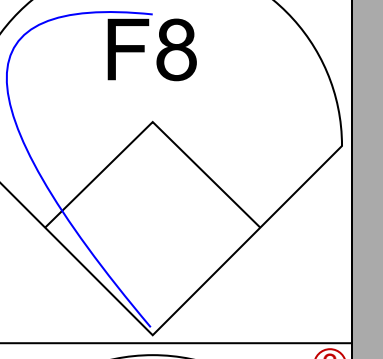
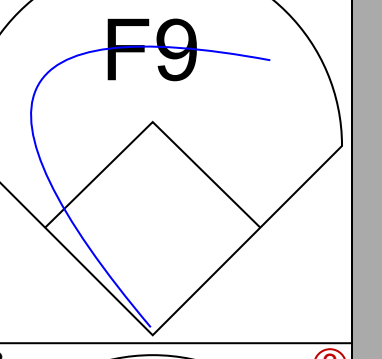
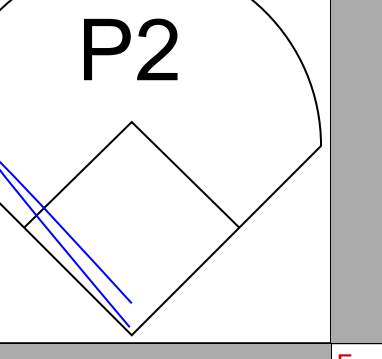
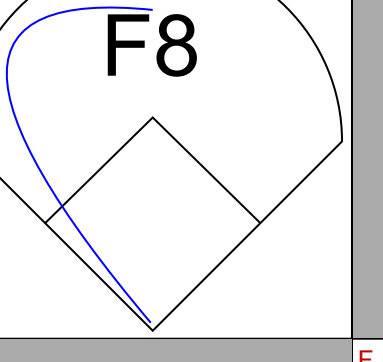
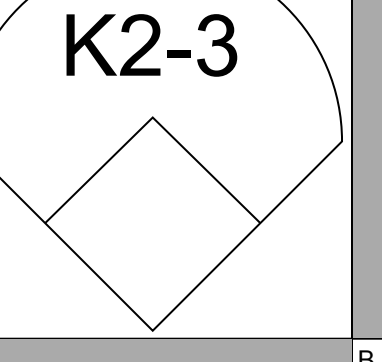
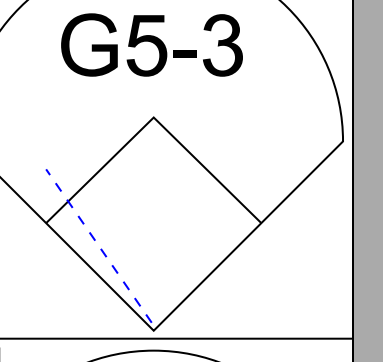

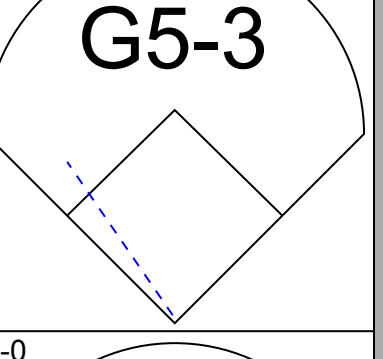
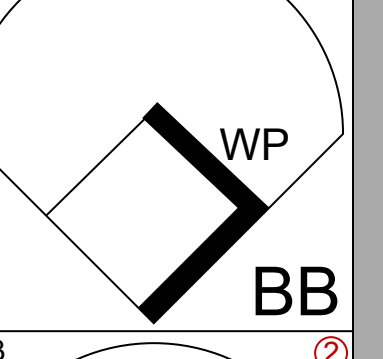
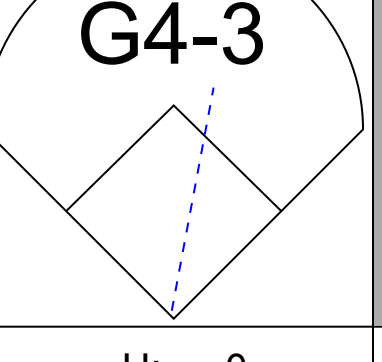
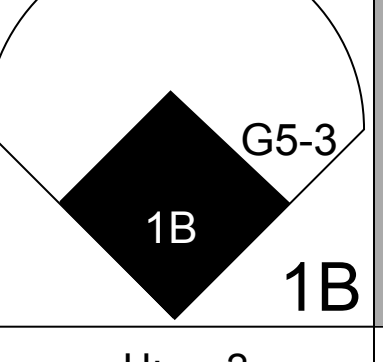

AB 32  
R 3  
H 7  
RBI 3  
BB 1  
SO 3  
LOB 15

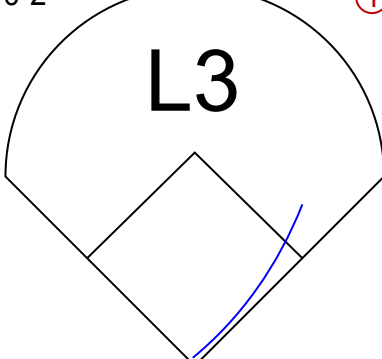
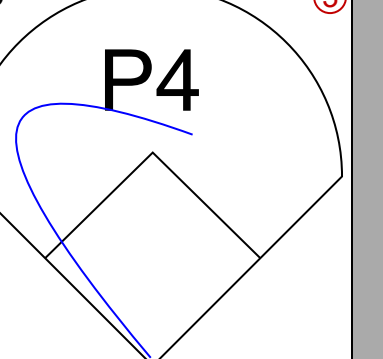
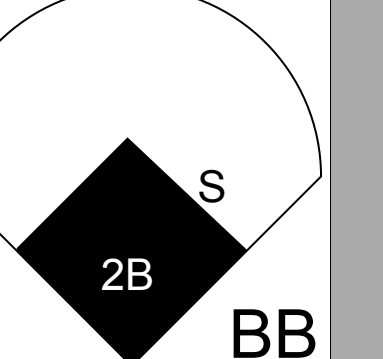

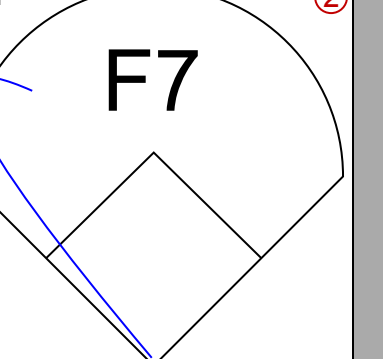
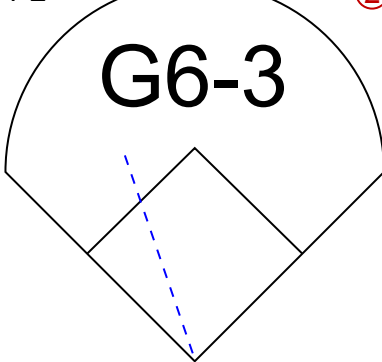
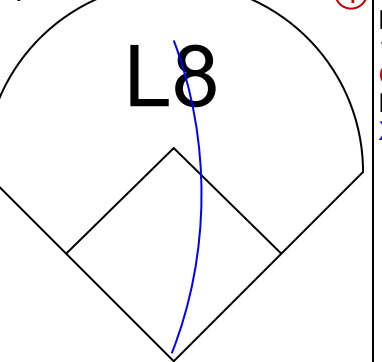
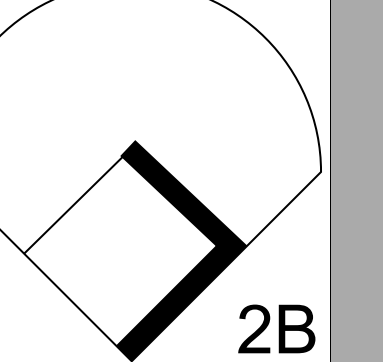
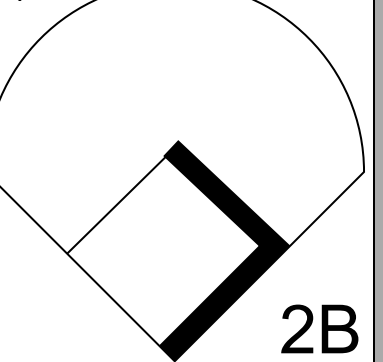
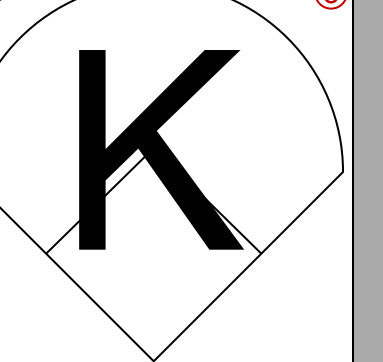
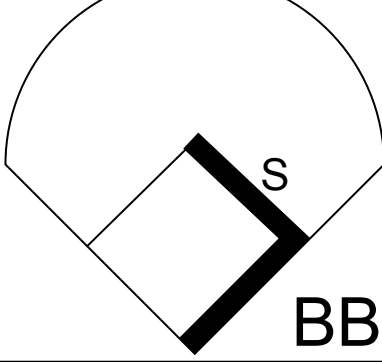
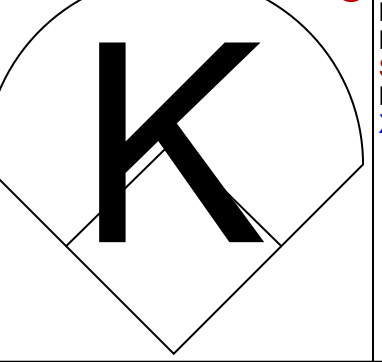
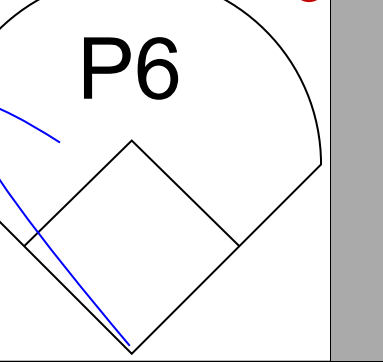
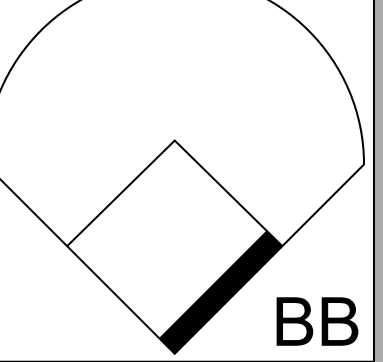
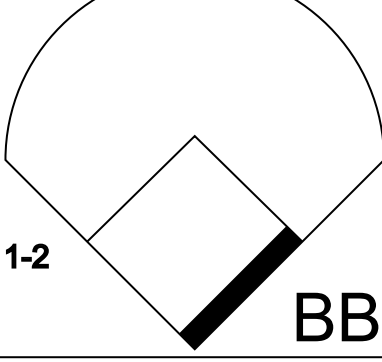
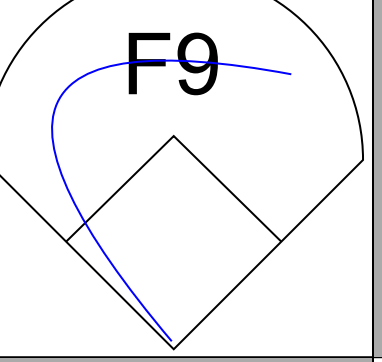
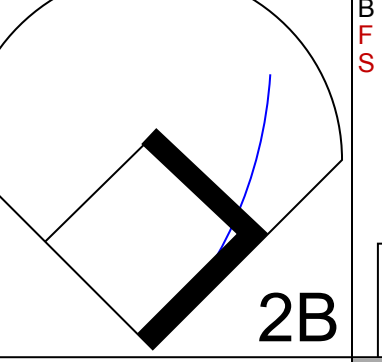
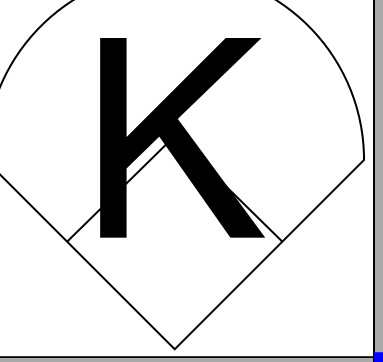
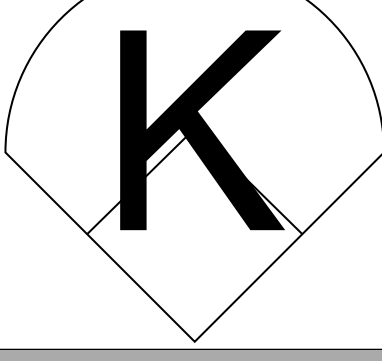
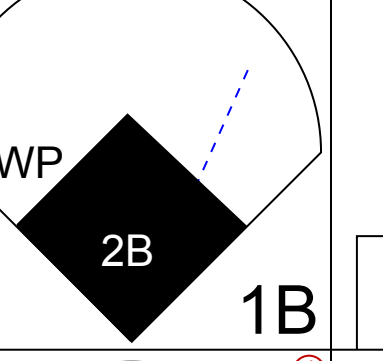
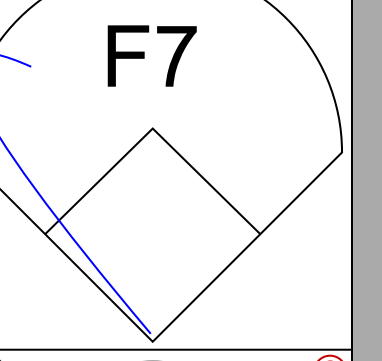
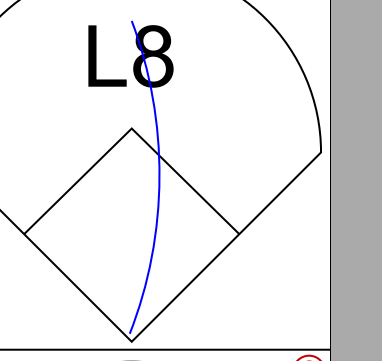
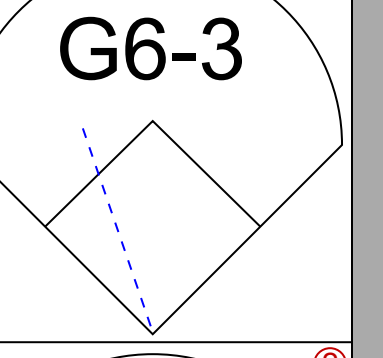
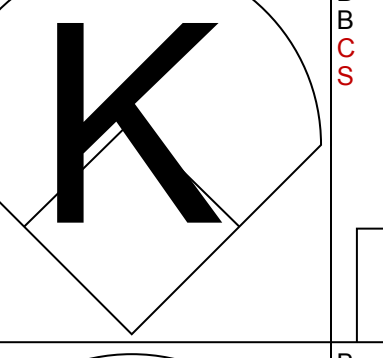
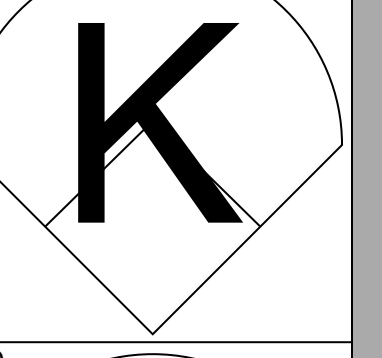
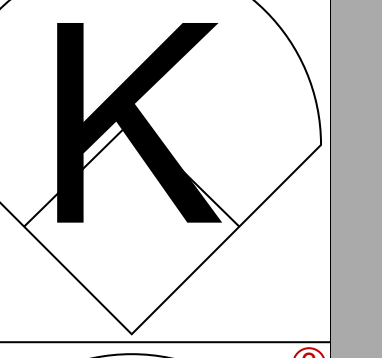
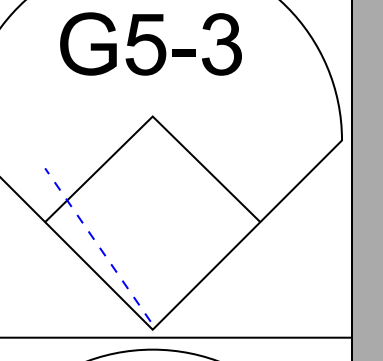
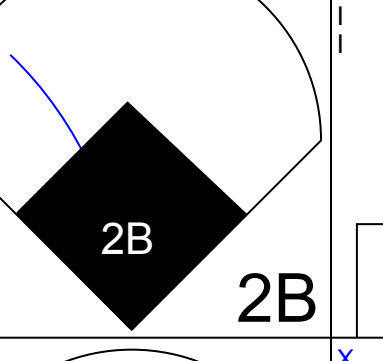
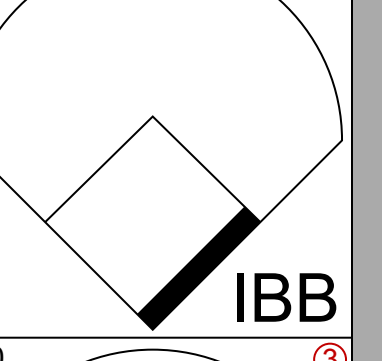
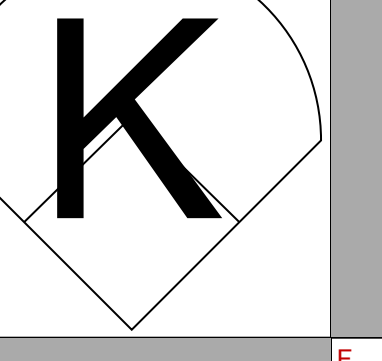
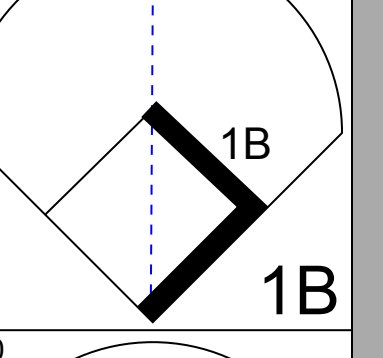
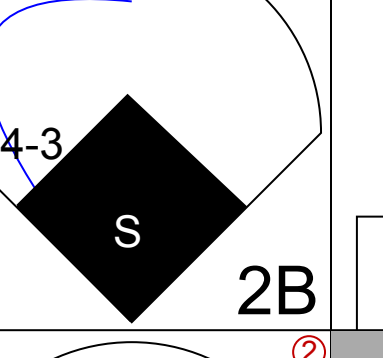
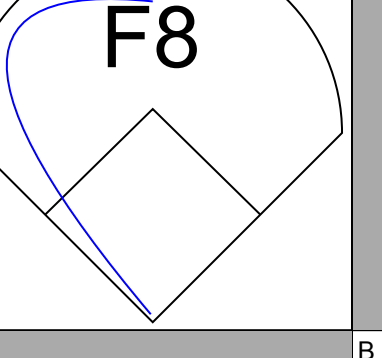

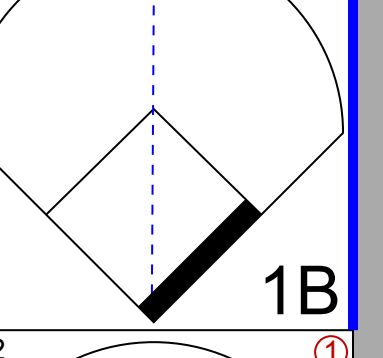
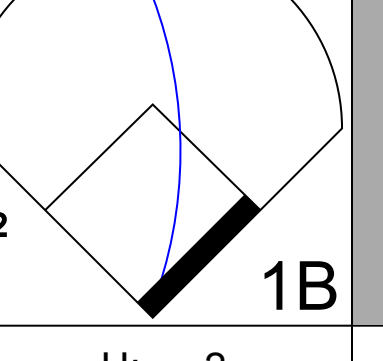
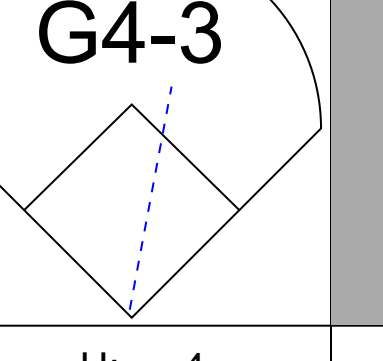
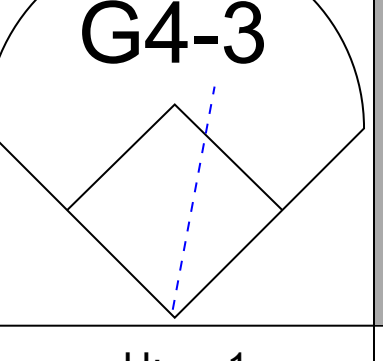
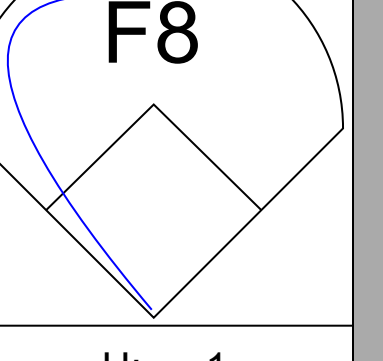








Batter	1	2	3	4	5	6	7	8	9	AB	R	H	RBI	BB	SO	LOB	TOP					
Junior Felix, S OBP: 0.383, SLG: 0.541 (1, 9)										4	0	0	0	0	1	2	<p>Toronto Blue Jays @ Milwaukee Brewers Milwaukee County Stadium, Milwaukee, WI Mon Jun 11 1990, 8:05 PM EDT Att: 17,701 - Unknown - 71 F</p> <p>livebaseballscores.com</p>					
Tony Fernandez, S OBP: 0.376, SLG: 0.403 (1, 6)										3	0	2	1	1	0	0						
Kelly Gruber, R OBP: 0.373, SLG: 0.598 (1, 5)										4	0	0	0	0	0	3						
George Bell, R OBP: 0.327, SLG: 0.483 (1, 7)										4	0	0	0	0	1	2						
Fred McGriff, L OBP: 0.378, SLG: 0.425 (1, 3)										4	0	0	0	0	0	1						
Pat Borders, R OBP: 0.304, SLG: 0.543 (1, 2)										3	0	0	0	0	0	0						
Glenallen Hill, R OBP: 0.267, SLG: 0.404 (1, 10)										3	0	0	0	0	1	0						
Manuel Lee, S OBP: 0.315, SLG: 0.447 (1, 4)										2	0	0	0	1	1	0						
Mookie Wilson, S OBP: 0.311, SLG: 0.348 (1, 8)										3	1	1	0	0	1	1						
<b>Inning Stats</b>	R: 0 E: 0 K: 2 S: 12	H: 0 LOB: 1 BB: 1 P: 18	R: 0 E: 0 K: 0 S: 4	H: 0 LOB: 0 BB: 0 P: 7	R: 0 E: 0 K: 1 S: 8	H: 0 LOB: 0 BB: 0 P: 12	R: 0 E: 0 K: 0 S: 6	H: 0 LOB: 0 BB: 0 P: 10	R: 0 E: 0 K: 0 S: 9	H: 0 LOB: 0 BB: 0 P: 13	R: 1 E: 0 K: 0 S: 10	H: 2 LOB: 1 BB: 0 P: 17	R: 0 E: 0 K: 0 S: 6	H: 0 LOB: 0 BB: 0 P: 10	R: 0 E: 0 K: 1 S: 8	H: 0 LOB: 1 BB: 1 P: 13	R: 0 E: 0 K: 0 S: 9	H: 1 LOB: 1 BB: 0 P: 15	1B: 3 2B: 0 3B: 0 HR: 0	SF: 0 SAC: 0 DP: 0 HBP: 0	WP: 1 PB: 0 SB: 0 CS: 0	PA: 32
<b>PITCHER</b>	IP WLS BF H R ER SO BB IBB HBP BLK WP HR S P ERA WHIP	8.0 W 28 2 1 1 5 2 0 0 0 1 0 63 100 1.12 0.500	1.0 S 4 1 0 0 0 0 0 0 0 0 0 9 15 0.00 1.000	<b>PITCHER</b>												IP WLS BF H R ER SO BB IBB HBP BLK WP HR S P ERA WHIP						
Bill Krueger, L ERA: 2.76 (1, 1)																						
Dan Plesac, L ERA: 4.94 (9, 1)																						

Batter	1	2	3	4	5	6	7	8	9	AB	R	H	RBI	BB	SO	LOB	BOTTOM	
Paul Molitor, R OBP: 0.337, SLG: 0.473 (1, 4)										4	1	0	0	1	1	3	<p>Toronto Blue Jays @ Milwaukee Brewers Milwaukee County Stadium, Milwaukee, WI Mon Jun 11 1990, 8:05 PM EDT Att: 17,701 - Unknown - 71 F</p> <p>livebaseballscores.com</p>	
Gary Sheffield, R OBP: 0.376, SLG: 0.429 (1, 5)										5	0	2	1	0	1	1		
Robin Yount, R OBP: 0.333, SLG: 0.345 (1, 8)										2	0	0	0	2	1	1		
Dave Parker, L OBP: 0.368, SLG: 0.485 (1, 10)										3	0	1	0	1	1	2		
B.J. Surhoff, L OBP: 0.333, SLG: 0.439 (1, 2)										4	1	1	0	0	1	3		
Rob Deer, R OBP: 0.363, SLG: 0.421 (1, 9)										4	0	0	0	0	3	2		
Greg Brock, L OBP: 0.302, SLG: 0.329 (1, 3)										3	1	1	1	1	1	0		
Greg Vaughn, R OBP: 0.359, SLG: 0.485 (8, PR) Mike Felder, S OBP: 0.326, SLG: 0.288 (9, 7)										4	1	3	1	0	0	2		
Bill Spiers, L OBP: 0.309, SLG: 0.333 (1, 6)										4	0	1	0	0	0	2		
<b>Inning Stats</b>	R: 0 E: 0 K: 1 S: 13	H: 0 LOB: 2 BB: 2 P: 23	R: 0 E: 0 K: 0 S: 9	H: 2 LOB: 2 BB: 0 P: 12	R: 0 E: 0 K: 1 S: 7	H: 0 LOB: 0 BB: 0 P: 9	R: 4 E: 0 K: 1 S: 17	H: 4 LOB: 1 BB: 1 P: 29	R: 0 E: 0 K: 2 S: 10	H: 1 LOB: 2 BB: 1 P: 18	R: 0 E: 0 K: 2 S: 13	H: 0 LOB: 0 BB: 0 P: 20	R: 0 E: 0 K: 1 S: 12	H: 1 LOB: 1 BB: 0 P: 18	1B: 4 2B: 5 3B: 0 HR: 0	SF: 0 SAC: 0 DP: 0 HBP: 0	WP: 2 PB: 0 SB: 3 CS: 0	PA: 38
<b>PITCHER</b>	IP WLS BF H R ER SO BB IBB HBP BLK WP HR S P ERA WHIP	3.2 L 20 2 0 0 3 1 1 0 0 0 0 21 41 0.00 1.286	2.0 7 1 0 0 3 0 0 0 0 0 0 0 25 38 0.00 0.500	<b>PITCHER</b>												IP WLS BF H R ER SO BB IBB HBP BLK WP HR S P ERA WHIP		
Willie Blair, R ERA: 5.2 (1, 1)																		
Jim Acker, R ERA: 2.9 (4, 1)																		
Paul Kilgus, L ERA: 6.06 (7, 1)																		







Batter	1	2	3	4	5	6	7	8	9	AB	R	H	RBI	BB	SO	LOB	TOP									
Paul Moltzer, R OBP: 0.345, SLG: 0.474 Edgar Diaz, R OBP: 0.307, SLG: 0.256	2-1 1B SF7	4-2 FC5-4 BB		1-3 K		1-2 F9		1-0 E5 SF7 1B		4	2	2	0	1	1	0										
Gary Sheffield, R OBP: 0.367, SLG: 0.426	3-2 F7	0-0 P5		2-2 F7			1-1 1B	0-0 SF7		4	0	1	1	0	0	4										
Robin Yount, R OBP: 0.332, SLG: 0.343	1-2 SF7 1B	0-0 FC5-4			0-0 G5-3		1-2 HR 1B	2-3 K		5	1	2	0	0	1	3										
Dave Parker, L OBP: 0.365, SLG: 0.490 Darryl Hamilton, L OBP: 0.300, SLG: 0.297	1-2 SF7		0-0 F7		0-2 P8		1-2 HR		2-2 2B 1B	4	1	2	3	0	0	0										
B.J. Surhoff, L OBP: 0.347, SLG: 0.477	3-2 F9		0-1 HR 1B		1-0 2B		3-2 S 1B		1-0 1-3 2B	5	1	4	0	0	0	1										
Rob Deer, R OBP: 0.356, SLG: 0.434		3-2 F8	2-2 P6		4-0 IBB		2-3 K		2-3 K	4	0	0	0	1	2	5										
Greg Brock, L OBP: 0.313, SLG: 0.345		1-1 HBP 2B 1B	2-0 HR		2-1 L1-3		4-0 IBB		4-0 G5-4-3 IBB	3	2	2	2	2	0	2										
Greg Vaughn, R OBP: 0.360, SLG: 0.472		1-2 2B HBP	2-0 G6-3			1-3 K	0-2 G4-3		1-2 G5-4-3	4	0	0	0	0	1	5										
Bill Spiers, L OBP: 0.326, SLG: 0.366		0-2 1-3 2-H 2B		0-0 F8		1-2 L9		2-0 P5		4	0	1	1	0	0	0										
<b>Inning Stats</b>	R: 1 E: 0 K: 0 S: 18	H: 2 LOB: 1 BB: 0 P: 28	R: 1 E: 0 K: 0 S: 17	H: 2 LOB: 3 BB: 1 P: 26	R: 2 E: 0 K: 0 S: 10	H: 2 LOB: 0 BB: 0 P: 16	R: 0 E: 0 K: 1 S: 7	H: 0 LOB: 0 BB: 0 P: 10	R: 0 E: 0 K: 0 S: 10	H: 1 LOB: 2 BB: 1 P: 14	R: 0 E: 0 K: 1 S: 10	H: 0 LOB: 0 BB: 0 P: 13	R: 2 E: 0 K: 1 S: 18	H: 4 LOB: 2 BB: 1 P: 30	R: 1 E: 1 K: 1 S: 6	H: 1 LOB: 0 BB: 0 P: 11	R: 0 E: 0 K: 1 S: 12	H: 2 LOB: 3 BB: 1 P: 22	1B: 9 2B: 3 3B: 0 HR: 2	SF: 2 SAC: 0 DP: 1 HBP: 1	WP: 0 PB: 0 SB: 1 CS: 0	PA: 44				
<b>PITCHER</b>	IP	WLS	BF	H	R	ER	SO	BB	IBB	HBP	BLK	WP	HR	S	P	ERA	WHIP									
Dave Johnson, R ERA: 4.38	(1, 1)	3.0	L	17	6	4	4	0	1	0	1	0	0	1	45	70	12.00	2.333								
Joe Price, L ERA: 3.3	(4, 1)	3.0		11	1	0	0	2	0	1	0	0	0	0	24	37	0.00	0.333								
Jose Bautista, R ERA: 2.79	(7, 1)	3.0		16	7	3	2	3	0	2	0	0	0	1	36	63	6.00	2.333								

Milwaukee Brewers @ Baltimore Orioles  
Memorial Stadium, Baltimore, MD  
Wed Jun 13 1990, 7:05 PM EDT  
Att: 27,825 - Unknown - 83 F

AB	37
R	7
H	14
RBI	7
BB	4
SO	5
LOB	20



Batter	1	2	3	4	5	6	7	8	9	AB	R	H	RBI	BB	SO	LOB	BOTTOM									
Phil Bradley, R OBP: 0.354, SLG: 0.324	0-2 G5-4-3 1B			0-2 BB S 1B	4-1 1-2 BB		2-2 G6-3		0-1 G1-3	4	1	2	0	1	0	2										
Joe Orsulak, L OBP: 0.362, SLG: 0.469	1-2 P4			2-0 F7	0-0 L9			1-1 S 1B G3-1		4	1	1	0	0	0	4										
Randy Milligan, R OBP: 0.421, SLG: 0.500	0-0 G5-4-3			4-0 1B BB 1-2 BB		1-0 F8 2B		1-0 G3-1 S 1B		3	0	2	0	1	0	1										
Mickey Tettleton, S OBP: 0.388, SLG: 0.440		3-3 K		4-2 1B BB		0-0 F8		3-3 K		3	0	0	0	1	2	3										
Craig Worthington, R OBP: 0.316, SLG: 0.355		3-2 F8		1-2 G6-3 1B		0-3 K		1-0 G3-1		4	0	1	2	0	1	2										
Cal Ripken Jr., R OBP: 0.328, SLG: 0.364		1-1 G5-3		1-2 G6-3		1-1 G4-3		2-3 3-H G1-3		4	0	0	0	0	0	5										
Bob Melvin, R OBP: 0.272, SLG: 0.375			3-2 P3		1-0 F9		0-0 G5-3 1B		1-3 K	4	0	1	0	0	1	0										
Brad Komminsk, R OBP: 0.410, SLG: 0.446			1-1 G5-3		1-2 S 1B		3-3 K		4-2 G4-3 BB	3	0	1	0	1	1	1										
Billy Ripken, R OBP: 0.294, SLG: 0.327 Rene Gonzales, R OBP: 0.297, SLG: 0.281			0-0 F7		2-1 F7		1-2 G5-3		0-0 G4-3	3	0	0	0	0	0	2										
1	0	0	0	1	0	0	0	1	0	0	0	0	0	0	1											
<b>Inning Stats</b>	R: 0 E: 0 K: 0 S: 7	H: 1 LOB: 0 BB: 0 P: 8	R: 0 E: 0 K: 1 S: 9	H: 0 LOB: 0 BB: 0 P: 16	R: 0 E: 0 K: 0 S: 6	H: 0 LOB: 0 BB: 0 P: 10	R: 1 E: 0 K: 0 S: 12	H: 2 LOB: 2 BB: 2 P: 23	R: 0 E: 0 K: 1 S: 7	H: 1 LOB: 1 BB: 0 P: 9	R: 0 E: 0 K: 1 S: 15	H: 1 LOB: 1 BB: 0 P: 21	R: 1 E: 0 K: 1 S: 9	H: 2 LOB: 1 BB: 0 P: 17	R: 0 E: 0 K: 1 S: 8	H: 0 LOB: 1 BB: 1 P: 13	1B: 7 2B: 1 3B: 0 HR: 0	SF: 0 SAC: 0 DP: 2 HBP: 0	WP: 0 PB: 0 SB: 4 CS: 0	PA: 37						
<b>PITCHER</b>	IP	WLS	BF	H	R	ER	SO	BB	IBB	HBP	BLK	WP	HR	S	P	ERA	WHIP									
Teddy Higuera, L ERA: 1.78	(1, 1)			1	0	0	0	0	0	0	0	0	0	58	96	1.35	1.200									
Mark Knudson, R ERA: 3.89	(1, 1)	6.2	W	26	5	1	1	3	3	0	0	0	0	0	17	30	4.50	1.500								
Randy Veres, R ERA: 6.0	(8, 1)	2.0		9	2	1	1	2	1	0	0	0	0	0	0	0										

Milwaukee Brewers @ Baltimore Orioles  
Memorial Stadium, Baltimore, MD  
Wed Jun 13 1990, 7:05 PM EDT  
Att: 27,825 - Unknown - 83 F

AB	33
R	2
H	8
RBI	2
BB	4
SO	5
LOB	21









Batter	1	2	3	4	5	6	7	8	9	AB	R	H	RBI	BB	SO	LOB	TOP									
Paul Moltor, R OBP: 0.340, SLG: 0.462	G5-3		BLK 1B		G5-3		G6-3			4	1	1	0	0	0	0	<b>Milwaukee Brewers @ Cleveland Indians</b> Cleveland Municipal Stadium, Cleveland, OH Fri Jun 15 1990, 7:05 PM EDT Att: 63,546 - Unknown - 75 F									
Jim Gantner, L OBP: 0.250, SLG: 0.500	2B		K		P6		G4-3			4	0	1	0	0	1	1										
Robin Yount, R OBP: 0.332, SLG: 0.338	G5-3		2-H 1B		BB			G5-3		3	0	1	1	1	0	1										
Dave Parker, L OBP: 0.360, SLG: 0.493	G4-3		P5		K			G4-3		4	0	0	0	0	1	3										
B.J. Surhoff, L OBP: 0.337, SLG: 0.459		G3		S 1B		G6-3		G6-3		4	0	1	0	0	0	0										
Rob Deer, R OBP: 0.357, SLG: 0.456	HR		F7		K				K	4	1	1	1	0	2	1										
Greg Brock, L OBP: 0.320, SLG: 0.360	G5-3		BB		F7				2B	3	0	1	0	1	0	0										
Greg Vaughn, R OBP: 0.353, SLG: 0.482	K		K				HR		G1-3	4	1	1	1	0	2	3										
Bill Spiers, L OBP: 0.320, SLG: 0.367			F8		G4-3		G4-3		F8	4	0	0	0	0	0	3										
<b>Inning Stats</b>	R: 0 E: 0 K: 0 S: 5	H: 1 LOB: 1 BB: 0 P: 9	R: 1 E: 0 K: 1 S: 8	H: 1 LOB: 0 BB: 0 P: 15	R: 1 E: 0 K: 1 S: 15	H: 2 LOB: 1 BB: 0 P: 24	R: 0 E: 0 K: 1 S: 9	H: 1 LOB: 2 BB: 1 P: 15	R: 0 E: 0 K: 1 S: 7	H: 0 LOB: 1 BB: 1 P: 14	R: 0 E: 0 K: 0 S: 6	H: 0 LOB: 0 BB: 0 P: 7	R: 1 E: 0 K: 0 S: 9	H: 1 LOB: 0 BB: 0 P: 14	R: 0 E: 0 K: 0 S: 7	H: 0 LOB: 0 BB: 0 P: 11		R: 0 E: 0 K: 1 S: 10	H: 1 LOB: 1 BB: 0 P: 15	1B: 3 2B: 2 3B: 0 HR: 2	SF: 0 SAC: 0 DP: 0 HBP: 0	WP: 0 PB: 0 SB: 1 CS: 0	PA: 36			
<b>PITCHER</b>	IP	WLS	BF	H	R	ER	SO	BB	IBB	HBP	BLK	WP	HR	S	P	ERA	WHIP									
Tom Candiotti, R ERA: 3.99	(1, 1)	8.1	W	34	7	3	3	6	2	0	0	1	0	2	70	116	3.24	1.080								
Doug Jones, R ERA: 1.41	(9, 1)	0.2	S	2	0	0	0	0	0	0	0	0	0	6	8	0.00	0.000									

Batter	1	2	3	4	5	6	7	8	9	AB	R	H	RBI	BB	SO	LOB	BOTTOM								
Mitch Webster, S OBP: 0.284, SLG: 0.414	2B	1B		SH5-3		G6-3				3	1	2	1	0	0	0	<b>Milwaukee Brewers @ Cleveland Indians</b> Cleveland Municipal Stadium, Cleveland, OH Fri Jun 15 1990, 7:05 PM EDT Att: 63,546 - Unknown - 75 F								
Jerry Browne, S OBP: 0.269, SLG: 0.271	2B	P6		G6-3		G4-3				4	1	1	1	0	0	3									
Sandy Alomar Jr., R OBP: 0.339, SLG: 0.423	G5-3	G6-3		2-H 1B		G6-3				4	0	1	1	0	0	3									
Candy Maldonado, R OBP: 0.346, SLG: 0.495	2B		L8	F8		G5-3				4	0	1	1	0	0	1									
Chris James, R OBP: 0.307, SLG: 0.409	G1-3		3B	1B		G3		FC5-4 1B		4	1	2	0	0	0	1									
Brook Jacoby, R OBP: 0.356, SLG: 0.477	G6-3		3B	BB		FC6		FC5-4 1-2		3	0	1	1	1	0	2									
Cory Snyder, R OBP: 0.280, SLG: 0.439		FC1-5 1B	K		K			F8		4	0	1	0	0	2	2									
Tom Brookens, R OBP: 0.298, SLG: 0.326		E5 1B	F7		FC6			P4		4	1	0	0	0	0	3									
Felix Fermin, R OBP: 0.243, SLG: 0.280		FC1-5 1B		SH5-3 1B		G6-3		G6-3		4	1	1	0	0	0	2									
<b>Inning Stats</b>	R: 2 E: 0 K: 0 S: 12	H: 3 LOB: 1 BB: 0 P: 16	R: 1 E: 1 K: 0 S: 11	H: 2 LOB: 2 BB: 0 P: 16	R: 1 E: 0 K: 1 S: 9	H: 2 LOB: 1 BB: 0 P: 12	R: 1 E: 0 K: 0 S: 8	H: 2 LOB: 1 BB: 0 P: 13	R: 0 E: 0 K: 1 S: 10	H: 0 LOB: 1 BB: 1 P: 17	R: 0 E: 0 K: 0 S: 7	H: 0 LOB: 0 BB: 0 P: 13	R: 0 E: 0 K: 0 S: 8	H: 1 LOB: 1 BB: 0 P: 12	R: 0 E: 0 K: 0 S: 5	H: 0 LOB: 0 BB: 0 P: 7		R: 0 E: 0 K: 0 S: 5	H: 0 LOB: 0 BB: 0 P: 7	1B: 7 2B: 2 3B: 1 HR: 0	SF: 0 SAC: 1 DP: 0 HBP: 0	WP: 0 PB: 0 SB: 0 CS: 0	PA: 36		
<b>PITCHER</b>	IP	WLS	BF	H	R	ER	SO	BB	IBB	HBP	BLK	WP	HR	S	P	ERA	WHIP								
Dennis Powell, L ERA: 9.45	(1, 1)	3.2	L	21	9	5	4	1	0	0	0	0	0	26	45	0.00	0.600								
Tom Edens, R ERA: 6.0	(4, 1)	3.1		12	1	0	0	1	1	0	0	0	0	5	7	0.00	0.000								
Randy Veres, R ERA: 5.14	(8, 1)	1.0		3	0	0	0	0	0	0	0	0	0	5	7	0.00	0.000								



Batter	1	2	3	4	5	6	7	8	9	AB	R	H	RBI	BB	SO	LOB	TOP					
Paul Moltzer, R OBP: 0.346, SLG: 0.476 (1, 4)	P4			HR		2B			E1	5	3	3	2	0	0	1	<b>Milwaukee Brewers @ Cleveland Indians</b> Cleveland Municipal Stadium, Cleveland, OH Sat Jun 16 1990, 7:05 PM EDT Att: 15,497 - Unknown - 72 F					
Gary Sheffield, R OBP: 0.371, SLG: 0.446 (1, 5)	K			HR		2B	G5-3		SH5-4	4	1	2	3	0	1	1						
Robin Yount, R OBP: 0.331, SLG: 0.336 Mike Felder, S OBP: 0.330, SLG: 0.293 (8, 8)	G6-3			L9		F9		2B	1B	4	1	1	0	0	0	1						
Dave Parker, L OBP: 0.357, SLG: 0.491 (1, 10)		G4-3		L1		F9		1B	F8	5	0	1	1	0	0	4						
Rob Deer, R OBP: 0.353, SLG: 0.447 (1, 9)		F8		P3				2B		5	0	1	2	0	1	1						
Greg Vaughn, R OBP: 0.350, SLG: 0.470 Darryl Hamilton, L OBP: 0.293, SLG: 0.289 (8, 7)					K		K	FC5-4	F7	3	0	0	0	1	3	0						
Greg Brock, L OBP: 0.319, SLG: 0.364 (1, 3)			K		K		2B			4	1	1	0	0	3	2						
Charlie O'Brien, R OBP: 0.253, SLG: 0.254 (1, 2)			F9		G6-3		2B	FC5-4		3	1	0	0	1	0	2						
Bill Spiers, L OBP: 0.327, SLG: 0.383 (1, 6)			G3			L7	2B		SH5-4	4	2	2	1	0	0	0						
Inning Stats	R: 0 E: 0 K: 1 S: 9	H: 0 LOB: 0 BB: 0 P: 12	R: 0 E: 0 K: 1 S: 5	H: 0 LOB: 0 BB: 0 P: 6	R: 0 E: 0 K: 1 S: 8	H: 0 LOB: 0 BB: 0 P: 10	R: 2 E: 0 K: 0 S: 12	H: 2 LOB: 0 BB: 0 P: 19	R: 0 E: 0 K: 2 S: 10	H: 0 LOB: 0 BB: 0 P: 12	R: 1 E: 0 K: 0 S: 8	H: 2 LOB: 1 BB: 0 P: 11	R: 3 E: 0 K: 1 S: 15	H: 3 LOB: 1 BB: 1 P: 25	R: 1 E: 0 K: 2 S: 22	H: 2 LOB: 2 BB: 1 P: 37		R: 2 E: 1 K: 0 S: 15	H: 3 LOB: 2 BB: 0 P: 26	1B: 5 2B: 6 HR: 1	SF: 0 SAC: 1 HBP: 0	WP: 0 PB: 0 CS: 0
PITCHER	IP	WLS	BF	H	R	ER	SO	BB	IBB	HBP	BLK	WP	HR	S	P	ERA	WHIP					
Greg Swindell, L ERA: 5.47 (1, 1)	6.2		27	6	6	6	6	0	1	0	0	0	1	65	93	8.10	0.900					
Cecilio Guante, R ERA: 3.82 (7, 1)	0.2		6	3	1	1	1	1	0	0	0	0	0	17	29	13.50	6.000					
Jeff Kaiser, L ERA: (8, 1)	0.2		2	0	0	0	1	0	0	0	0	0	0	7	10	0.00	0.000					
Doug Jones, R ERA: 1.36 (9, 1)	1.0	W	7	3	2	0	0	0	0	0	0	0	0	15	26	0.00	3.000					

Batter	1	2	3	4	5	6	7	8	9	AB	R	H	RBI	BB	SO	LOB	BOTTOM					
Mitch Webster, S OBP: 0.286, SLG: 0.414 (1, 8)	F9				G5-3					5	0	2	1	0	0	0	<b>Milwaukee Brewers @ Cleveland Indians</b> Cleveland Municipal Stadium, Cleveland, OH Sat Jun 16 1990, 7:05 PM EDT Att: 15,497 - Unknown - 72 F					
Jerry Browne, S OBP: 0.272, SLG: 0.275 (1, 4)	B5-3		G1-6-3			P4			SH5-4	4	2	1	0	1	0	1						
Chris James, R OBP: 0.301, SLG: 0.400 (1, 10)	P4		G6-3			G4-3		G6-3	SH5-4	4	0	0	0	0	0	1						
Candy Maldonado, R OBP: 0.351, SLG: 0.498 (1, 7)		G6-3		1B		F8		1B	FC1-6	3	2	1	0	2	0	0						
Brook Jacoby, R OBP: 0.357, SLG: 0.475 (1, 3)		F9		G6-4-3		P2		1B	FC1-6	5	1	2	3	0	0	1						
Cory Snyder, R OBP: 0.284, SLG: 0.438 (1, 9)					G6-4-3			1B		3	1	1	0	1	0	3						
Tom Brookens, R OBP: 0.314, SLG: 0.340 (1, 5)						L7		2B		4	1	2	2	0	1	1						
Joel Skinner, R OBP: 0.231, SLG: 0.243 Sandy Alomar Jr., R OBP: 0.346, SLG: 0.423 (7, PH) (8, 2)					G6-3			1B		2	0	0	0	0	0	2						
Felix Fermin, R OBP: 0.246, SLG: 0.284 Carlos Baerga, S OBP: 0.258, SLG: 0.310 (7, PH) (8, 6)								2B		0	1	0	0	2	0	0						
Inning Stats	R: 0 E: 0 K: 0 S: 6	H: 2 LOB: 2 BB: 0 P: 9	R: 0 E: 0 K: 0 S: 7	H: 2 LOB: 2 BB: 0 P: 12	R: 1 E: 0 K: 0 S: 11	H: 2 LOB: 0 BB: 0 P: 16	R: 1 E: 0 K: 1 S: 7	H: 2 LOB: 0 BB: 0 P: 13	R: 0 E: 0 K: 0 S: 4	H: 0 LOB: 0 BB: 0 P: 5	R: 0 E: 0 K: 0 S: 6	H: 0 LOB: 2 BB: 2 P: 7	R: 0 E: 0 K: 0 S: 15	H: 0 LOB: 2 BB: 2 P: 28	R: 7 E: 1 K: 0 S: 19	H: 5 LOB: 2 BB: 2 P: 42		R: 1 E: 0 K: 0 S: 4	H: 0 LOB: 2 BB: 2 P: 14	1B: 8 2B: 3 HR: 0	SF: 0 SAC: 1 HBP: 0	WP: 0 PB: 0 CS: 0
PITCHER	IP	WLS	BF	H	R	ER	SO	BB	IBB	HBP	BLK	WP	HR	S	P	ERA	WHIP					
Bill Krueger, L ERA: 2.75 (1, 1)	6.2		25	6	2	2	1	1	0	0	0	0	0	51	78	2.70	1.050					
Chuck Crim, R ERA: 3.75 (7, 1)	1.0		8	2	4	4	0	2	0	0	0	0	0	18	41	36.00	4.000					
Dan Plesac, L ERA: 6.31 (8, 1)	0.0		4	3	3	0	0	1	0	0	0	0	0	6	13	∞	∞					
Bob Sebra, R ERA: 5.06 (8, 1)	1.0	L	4	0	1	1	0	1	1	0	0	0	0	4	14	9.00	1.000					



Batter	1	2	3	4	5	6	7	8	9	AB	R	H	RBI	BB	SO	LOB	TOP										
Mike Felder, S OBP: 0.320, SLG: 0.282	1-1 B5-3		0-1 SH1-4		0-0 G5-3		1-0 P9			3	0	0	0	0	0	1	<b>Milwaukee Brewers @ Cleveland Indians</b> Cleveland Municipal Stadium, Cleveland, OH Sun Jun 17 1990, 3:33 AM EDT Att: 22,963 - Overcast - 85 F										
Gary Sheffield, R OBP: 0.368, SLG: 0.461	0-3 K		1-1 SF8			3-2 F7	1-1 HR			3	1	1	3	0	1	0											
Robin Yount, R OBP: 0.333, SLG: 0.349	4-1 BB		3-H G4-3			2-2 HR	1-3 K			3	1	1	1	1	1	1											
Dave Parker, L OBP: 0.355, SLG: 0.487	1-2 G3			2-1 F7		0-1 1B		0-0 F7		4	0	1	0	0	0	1											
Rob Deer, R OBP: 0.350, SLG: 0.441		0-1 F7		1-0 FC6-4		3-2 P2		0-1 P4		4	0	1	0	0	0	1											
Greg Vaughn, R OBP: 0.348, SLG: 0.463		2-1 G5-3		0-0 FC6-4		1-1 1B		1-1 G6-3		4	0	1	0	0	0	1											
B.J. Surhoff, L OBP: 0.330, SLG: 0.449		1-0 L8		2-0 G5-3		1-0 G4-3			1-3 K	4	0	0	0	0	1	3											
Edgar Diaz, R OBP: 0.312, SLG: 0.258			1-0 SH1-4		0-1 G4-3		4-2 FC3-6		1-0 F7	3	1	1	0	1	0	0											
Bill Spiers, L OBP: 0.324, SLG: 0.378			2-1 SH1-4		2-3 K		1-2 FC3-6		1-3 K	4	1	1	0	0	2	1											
<b>Inning Stats</b>	R: 0 E: 0 K: 1 S: 10	H: 0 LOB: 1 BB: 1 P: 16	R: 0 E: 0 K: 0 S: 5	H: 0 LOB: 0 BB: 0 P: 8	R: 1 E: 0 K: 0 S: 8	H: 2 LOB: 1 BB: 0 P: 12	R: 0 E: 0 K: 0 S: 5	H: 1 LOB: 1 BB: 0 P: 10	R: 0 E: 0 K: 1 S: 6	H: 0 LOB: 0 BB: 0 P: 8	R: 1 E: 0 K: 0 S: 25	H: 3 LOB: 2 BB: 0 P: 35	R: 2 E: 0 K: 1 S: 9	H: 1 LOB: 0 BB: 1 P: 16	R: 0 E: 0 K: 0 S: 5	H: 0 LOB: 0 BB: 0 P: 6		R: 0 E: 0 K: 2 S: 7	H: 0 LOB: 0 BB: 0 P: 10	1B: 5 2B: 0 3B: 0 HR: 2	SF: 1 SAC: 1 DP: 0 HBP: 0	WP: 0 PB: 0 CS: 0	PA: 36				
<b>PITCHER</b>	IP	WLS	BF	H	R	ER	SO	BB	IBB	HBP	BLK	WP	HR	S	P	ERA	WHIP										
Bud Black, L ERA: 2.82	6.0	W	25	6	2	2	2	1	0	0	0	0	1	59	89	3.00	1.167										
Sergio Valdez, R ERA: 5.44	1.0		5	1	2	2	1	1	0	0	0	0	1	9	16	18.00	2.000										
Jesse Orosco, L ERA: 3.38	2.0		6	0	0	0	2	0	0	0	0	0	0	12	16	0.00	0.000										

Batter	1	2	3	4	5	6	7	8	9	AB	R	H	RBI	BB	SO	LOB	BOTTOM										
Stan Jefferson, S OBP: 0.226, SLG: 0.152	3-2 G3			1-0 SF8		2-2 F9		1-0 1B		4	1	1	1	0	1	1	<b>Milwaukee Brewers @ Cleveland Indians</b> Cleveland Municipal Stadium, Cleveland, OH Sun Jun 17 1990, 3:33 AM EDT Att: 22,963 - Overcast - 85 F										
Jerry Browne, S OBP: 0.275, SLG: 0.275	2-2 F9	3-1 G5-3		3-H E			1-0 HR	2-0 P4		4	2	1	0	1	0	3											
Chris James, R OBP: 0.303, SLG: 0.400	1-1 BB		3-2 G4-3	1-1 E1		0-0 L7	1-1 1B	2-H 1B		5	0	2	2	0	0	1											
Candy Maldonado, R OBP: 0.352, SLG: 0.507	4-1 FC4-6		3-3 K	1-H L7		2-2 HR	1-0 P4			4	1	1	2	1	1	2											
Brook Jacoby, R OBP: 0.354, SLG: 0.483	2-1 FC4-6		0-0 F7		2-2 G5-3		1-2 HR	2-0 P3		5	1	1	1	0	0	3											
Cory Snyder, R OBP: 0.288, SLG: 0.467		0-1 HR		2-0 F9	1-2 G6-3		0-1 HR			4	2	2	2	0	0	0											
Keith Hernandez, L OBP: 0.294, SLG: 0.255		0-1 1B		3-2 HR	0-1 G3-1		2-0 G3			1	1	1	0	0	0	0											
Carlos Baerga, S OBP: 0.260, SLG: 0.336										3	1	1	1	0	0	0											
Joel Skinner, R OBP: 0.256, SLG: 0.268		0-1 FC1-6		0-1 2B		0-3 K	0-0 G4-3			4	1	2	1	0	1	0											
Felix Fermin, R OBP: 0.253, SLG: 0.297		0-0 FC1-6		1-SAFE SF8		1-2 G3		3-1 2B		4	2	2	0	0	0	1											
<b>Inning Stats</b>	R: 0 E: 0 K: 0 S: 13	H: 1 LOB: 2 BB: 1 P: 25	R: 2 E: 0 K: 1 S: 12	H: 3 LOB: 1 BB: 0 P: 18	R: 0 E: 0 K: 1 S: 9	H: 0 LOB: 0 BB: 0 P: 15	R: 4 E: 1 K: 0 S: 17	H: 3 LOB: 1 BB: 1 P: 28	R: 0 E: 0 K: 0 S: 8	H: 0 LOB: 0 BB: 0 P: 11	R: 0 E: 0 K: 1 S: 10	H: 0 LOB: 0 BB: 0 P: 13	R: 4 E: 0 K: 0 S: 14	H: 4 LOB: 0 BB: 0 P: 20	R: 2 E: 0 K: 0 S: 8	H: 3 LOB: 1 BB: 0 P: 18	1B: 6 2B: 3 3B: 0 HR: 5	SF: 1 SAC: 0 DP: 0 HBP: 0	WP: 0 PB: 0 CS: 0	PA: 41							
<b>PITCHER</b>	IP	WLS	BF	H	R	ER	SO	BB	IBB	HBP	BLK	WP	HR	S	P	ERA	WHIP										
Ron Robinson, R ERA: 4.76	3.1	L	18	7	5	4	2	1	0	0	0	0	0	25	37	0.00	0.375										
Tom Edens, R ERA: 5.09	2.2		10	0	1	0	1	1	0	0	0	0	2	10	14	81.00	9.000										
Paul Mirabella, L ERA: 4.6	0.1		4	3	3	3	0	0	0	0	0	0	2	10	14	81.00	9.000										
Randy Veres, R ERA: 7.27	1.2		9	4	3	3	0	0	0	0	0	0	1	12	24	16.20	2.400										

AB	32
R	4
H	7
RBI	4
BB	2
SO	5
LOB	9



AB	38
R	12
H	14
RBI	10
BB	2
SO	3
LOB	11






Batter	1	2	3	4	5	6	7	8	9	AB	R	H	RBI	BB	SO	LOB	TOP										
<b>Roberto Kelly, R</b> OBP: 0.324, SLG: 0.384 (1, 8)	L7		F7		FC6-4 1B			F9	FC5	5	0	1	0	0	0	4	<b>New York Yankees @ Milwaukee Brewers</b> Milwaukee County Stadium, Milwaukee, WI Mon Jun 18 1990, 8:05 PM EDT Att: 18,389 - Unknown - 73 F										
<b>Steve Sax, R</b> OBP: 0.323, SLG: 0.322 (1, 4)	1B		BB		FC6-4 1-2			E		3	1	2	0	1	0	1											
<b>Don Mattingly, L</b> OBP: 0.309, SLG: 0.366 (1, 3)	P6		L6			P6		E9		4	0	0	0	0	0	2											
<b>Mel Hall, L</b> OBP: 0.253, SLG: 0.439 (8, PH) <b>Steve Balboni, R</b> OBP: 0.300, SLG: 0.393 (8, PH)	K		F7			G4-3		K		3	0	0	0	0	1	2											
<b>Jesse Barfield, R</b> OBP: 0.343, SLG: 0.497 (1, 9)						G3-1			K	4	1	1	0	0	2	0											
<b>Matt Nokes, L</b> OBP: 0.305, SLG: 0.408 (9, PH) <b>Randy Velarde, R</b> OBP: 0.263, SLG: 0.278 (9, PH)									1B FC1-2 BB	3	0	1	0	0	0	0											
<b>Jim Leyritz, R</b> OBP: 0.250, SLG: 0.292 (1, 5)									1B	4	0	1	0	0	0	1											
<b>Alvaro Espinoza, R</b> OBP: 0.230, SLG: 0.244 (9, PR) <b>Claude Washington, L</b> OBP: 0.193, SLG: 0.228 (9, PR)									1B	4	0	2	0	0	0	0											
<b>Deion Sanders, L</b> OBP: 0.198, SLG: 0.203 (1, 7) <b>Bob Geren, R</b> OBP: 0.266, SLG: 0.336 (9, PH)									1B	3	0	1	0	0	0	1											
<b>Inning Stats</b>	R: 0 E: 0 K: 1 S: 12	H: 1 LOB: 1 BB: 0 P: 21	R: 1 E: 0 K: 0 S: 11	H: 3 LOB: 1 BB: 0 P: 17	R: 0 E: 0 K: 0 S: 8	H: 0 LOB: 1 BB: 1 P: 15	R: 0 E: 0 K: 1 S: 6	H: 0 LOB: 0 BB: 0 P: 12	R: 0 E: 0 K: 0 S: 9	H: 1 LOB: 1 BB: 0 P: 14	R: 0 E: 0 K: 0 S: 6	H: 0 LOB: 0 BB: 0 P: 7	R: 0 E: 0 K: 0 S: 5	H: 0 LOB: 0 BB: 0 P: 9	R: 1 E: 1 K: 1 S: 14	H: 2 LOB: 1 BB: 0 P: 23		R: 0 E: 0 K: 1 S: 16	H: 2 LOB: 3 BB: 1 P: 28	1B: 7 2B: 2 3B: 0 HR: 0	SF: 0 SAC: 0 DP: 1 HBP: 0	WP: 0 PB: 0 SB: 1 CS: 1	PA: 37				
<b>PITCHER</b>	IP	WLS	BF	H	R	ER	SO	BB	IBB	HBP	BLK	WP	HR	S	P	ERA	WHIP										
<b>Mark Knudson, R</b> ERA: 3.6 (1, 1)	7.2	W	30	7	2	1	2	1	0	0	0	0	0	68	115	1.17	1.043										
<b>Dan Plesac, L</b> ERA: 6.15 (8, 1)	0.2	S	5	2	0	0	2	1	0	0	0	0	0	13	21	0.00	4.500										
<b>Chuck Crim, R</b> ERA: 3.68 (9, 1)	0.2	S	2	0	0	0	0	0	0	0	0	0	0	6	10	0.00	0.000										

Batter	1	2	3	4	5	6	7	8	9	AB	R	H	RBI	BB	SO	LOB	BOTTOM										
<b>Mike Felder, S</b> OBP: 0.337, SLG: 0.303 (9, 7)	BB 1B	G6-3 WP 1B		G6-3			1B			4	1	3	0	0	0	0	<b>New York Yankees @ Milwaukee Brewers</b> Milwaukee County Stadium, Milwaukee, WI Mon Jun 18 1990, 8:05 PM EDT Att: 18,389 - Unknown - 73 F										
<b>Gary Sheffield, R</b> OBP: 0.376, SLG: 0.470 (1, 5)	1B BB	G6-3			G4-3 2B		G6-3 1B			3	1	2	0	1	0	1											
<b>Robin Yount, R</b> OBP: 0.332, SLG: 0.348 (1, 8)	1B 2-H	P6			G4-3		G6-3 1-2			4	0	1	1	0	0	4											
<b>Dave Parker, L</b> OBP: 0.353, SLG: 0.482 (1, 10)	SF9 1B		P6		K		G4-3			4	1	1	1	0	1	1											
<b>B.J. Surhoff, L</b> OBP: 0.329, SLG: 0.450 (1, 2)	FC3-2-5-3 SF9 1B		G3		G4-3		P6 2B			4	1	1	0	0	0	3											
<b>Greg Vaughn, R</b> OBP: 0.338, SLG: 0.452 (1, 7) <b>Darryl Hamilton, L</b> OBP: 0.293, SLG: 0.289 (9, 9)	SF9		E5				F9		P6	3	0	0	1	0	0	1											
<b>Greg Brock, L</b> OBP: 0.324, SLG: 0.369 (1, 3)	1B		G3-1							3	0	2	1	0	0	1											
<b>Bill Spiers, L</b> OBP: 0.315, SLG: 0.366 (1, 6)	G1-3				G4-3		G3-6-3 1B			3	0	0	0	0	0	2											
<b>Jim Gantner, L</b> OBP: 0.143, SLG: 0.286 (1, 4)	L1				G6-3		G3			3	0	0	0	0	0	0											
<b>Inning Stats</b>	R: 4 E: 0 K: 0 S: 13	H: 4 LOB: 1 BB: 1 P: 23	R: 0 E: 0 K: 0 S: 8	H: 1 LOB: 0 BB: 0 P: 15	R: 0 E: 1 K: 0 S: 9	H: 0 LOB: 1 BB: 0 P: 13	R: 0 E: 0 K: 0 S: 6	H: 0 LOB: 0 BB: 0 P: 9	R: 0 E: 0 K: 0 S: 4	H: 1 LOB: 1 BB: 0 P: 8	R: 0 E: 0 K: 0 S: 6	H: 2 LOB: 1 BB: 0 P: 8	R: 0 E: 0 K: 0 S: 6	H: 1 LOB: 0 BB: 0 P: 10	1B: 8 2B: 2 3B: 0 HR: 0	SF: 1 SAC: 0 DP: 2 HBP: 0		WP: 1 PB: 0 SB: 1 CS: 0	PA: 33								
<b>PITCHER</b>	IP	WLS	BF	H	R	ER	SO	BB	IBB	HBP	BLK	WP	HR	S	P	ERA	WHIP										
<b>Tim Leary, R</b> ERA: 3.0 (1, 1)	8.0	L	33	10	4	4	1	1	0	0	0	1	0	61	99	4.50	1.375										




Batter	1	2	3	4	5	6	7	8	9	AB	R	H	RBI	BB	SO	LOB	TOP					
<b>Roberto Kelly, R</b> OBP: 0.321, SLG: 0.380 (1, 8)	F9		1B	K			F8		L5	5	0	1	0	0	1	3	<b>New York Yankees @ Milwaukee Brewers</b> Milwaukee County Stadium, Milwaukee, WI Tue Jun 19 1990, 8:05 PM EDT Att: 21,268 - Unknown - 64 F					
<b>Steve Sax, R</b> OBP: 0.320, SLG: 0.321 (1, 4)	K		SF9		FC3-6		G6-3		K	4	0	1	1	0	2	1						
<b>Don Mattingly, L</b> OBP: 0.310, SLG: 0.366 (1, 3)	F8		1B		FC3-6		1B		G1-3	5	1	2	1	0	0	1						
<b>Mel Hall, L</b> OBP: 0.253, SLG: 0.452 (1, 10)		P6	L8		HR		P5			4	1	1	2	0	0	3						
<b>Jesse Barfield, R</b> OBP: 0.341, SLG: 0.492 (1, 9)		FC4-6	F9		K		F7			4	0	1	0	0	1	2						
<b>Matt Nokes, L</b> OBP: 0.297, SLG: 0.397 (1, 2)	FC4-6				L7		L3		G3	4	0	0	0	0	0	1						
<b>Jim Leyritz, R</b> OBP: 0.286, SLG: 0.296 (1, 5)	K		FC4-6		1B		K		BB	3	0	1	0	1	2	1						
<b>Alvaro Espinoza, R</b> OBP: 0.235, SLG: 0.256 (1, 6)			SF9		FC4-6		F8		K	4	1	2	0	0	1	1						
<b>Deion Sanders, L</b> OBP: 0.212, SLG: 0.221 (1, 7)			SF9		FC4-6		B1-3		WP	3	2	1	0	1	0	2						
<b>Inning Stats</b>	R: 0 E: 0 K: 1 S: 8	H: 0 LOB: 0 BB: 0 P: 11	R: 0 E: 0 K: 1 S: 11	H: 1 LOB: 1 BB: 0 P: 16	R: 2 E: 0 K: 0 S: 8	H: 3 LOB: 2 BB: 1 P: 16	R: 0 E: 0 K: 1 S: 8	H: 2 LOB: 2 BB: 0 P: 8	R: 2 E: 0 K: 1 S: 11	H: 2 LOB: 0 BB: 0 P: 16	R: 0 E: 0 K: 1 S: 6	H: 0 LOB: 0 BB: 0 P: 10	R: 0 E: 0 K: 0 S: 8	H: 1 LOB: 1 BB: 0 P: 13	R: 0 E: 0 K: 1 S: 8	H: 0 LOB: 1 BB: 1 P: 15	R: 1 E: 0 K: 0 S: 8	H: 1 LOB: 0 BB: 0 P: 13	1B: 7 2B: 2 3B: 0 HR: 1	SF: 1 SAC: 0 DP: 0 HBP: 0	WP: 2 PB: 0 SB: 0 CS: 0	PA: 39
<b>PITCHER</b>	IP	WLS	BF	H	R	ER	SO	BB	IBB	HBP	BLK	WP	HR	S	P	ERA	WHIP					
<b>Chris Bosio, R</b> ERA: 3.51 (1, 1)	8.0	L	35	9	4	4	6	2	0	0	0	0	1	68	105	4.50	1.375					
<b>Bob Sebra, R</b> ERA: 8.0 (9, 1)	0.2		3	1	1	1	1	0	0	0	0	1	0	6	9	13.50	1.500					
<b>Paul Mirabella, L</b> ERA: 4.55 (9, 1)	0.1		1	0	0	0	0	0	0	0	0	1	0	2	4	0.00	0.000					

AB	36
R	5
H	10
RBI	4
BB	2
SO	7
LOB	15



Batter	1	2	3	4	5	6	7	8	9	AB	R	H	RBI	BB	SO	LOB	BOTTOM					
<b>Mike Felder, S</b> OBP: 0.333, SLG: 0.312 (1, 9)	1B		F9			F9		G6-3		4	0	1	0	0	0	1	<b>New York Yankees @ Milwaukee Brewers</b> Milwaukee County Stadium, Milwaukee, WI Tue Jun 19 1990, 8:05 PM EDT Att: 21,268 - Unknown - 64 F					
<b>Gary Sheffield, R</b> OBP: 0.373, SLG: 0.465 (1, 5)			K			L7		P5		4	0	1	0	0	1	1						
<b>Robin Yount, R</b> OBP: 0.331, SLG: 0.343 (1, 8)	K				P3	G5-3		G3-6-3		3	0	0	0	1	1	2						
<b>Dave Parker, L</b> OBP: 0.348, SLG: 0.474 (1, 10)	P7				F8		G4-3		G3-6-3	4	0	0	0	0	0	3						
<b>Greg Vaughn, R</b> OBP: 0.338, SLG: 0.465 (1, 7)	CS	P3		K2-3		G4-3		G3-6-3		3	1	1	0	0	1	0						
<b>Greg Brock, L</b> OBP: 0.324, SLG: 0.368 (1, 3)		L4			2B	G4-3				3	0	1	1	0	0	0						
<b>Charlie O'Brien, R</b> OBP: 0.256, SLG: 0.271 (1, 2)		F8			1B		K			3	0	1	0	0	1	0						
<b>Bill Spiers, L</b> OBP: 0.306, SLG: 0.356 (1, 6)			F8			P7		K		3	0	0	0	0	1	2						
<b>Edgar Diaz, R</b> OBP: 0.315, SLG: 0.262 (1, 4)						F7-2		F7		2	0	1	0	0	0	2						
<b>Dale Sveum, S</b> OBP: 0.313, SLG: 0.231 (8, PH) (9, 4)										1	0	0	0	0	0	0						
<b>Inning Stats</b>	R: 0 E: 0 K: 1 S: 6	H: 2 LOB: 1 BB: 0 P: 8	R: 0 E: 0 K: 0 S: 5	H: 0 LOB: 0 BB: 0 P: 7	R: 0 E: 0 K: 1 S: 8	H: 1 LOB: 1 BB: 0 P: 14	R: 0 E: 0 K: 1 S: 7	H: 0 LOB: 0 BB: 0 P: 10	R: 0 E: 0 K: 0 S: 6	H: 2 LOB: 1 BB: 0 P: 10	R: 0 E: 0 K: 0 S: 5	H: 0 LOB: 0 BB: 0 P: 9	R: 1 E: 0 K: 1 S: 11	H: 1 LOB: 0 BB: 0 P: 17	R: 0 E: 0 K: 1 S: 9	H: 0 LOB: 0 BB: 0 P: 12	R: 0 E: 0 K: 0 S: 6	H: 0 LOB: 0 BB: 1 P: 12	1B: 3 2B: 3 3B: 1 HR: 0	SF: 0 SAC: 0 DP: 2 HBP: 0	WP: 0 PB: 0 SB: 1 CS: 1	PA: 32
<b>PITCHER</b>	IP	WLS	BF	H	R	ER	SO	BB	IBB	HBP	BLK	WP	HR	S	P	ERA	WHIP					
<b>Chuck Cary, L</b> ERA: 4.21 (1, 1)	6.0	W	21	5	0	0	3	0	0	0	0	0	0	20	29	4.50	0.500					
<b>Lee Guetterman, L</b> ERA: 2.09 (7, 1)	2.0		7	1	1	1	2	0	0	0	0	0	0	6	12	0.00	1.000					
<b>Alan Mills, R</b> ERA: 2.0 (9, 1)	1.0		3	0	0	0	0	1	0	0	0	0	0	6	12	0.00	1.000					

AB	30
R	1
H	6
RBI	1
BB	1
SO	5
LOB	11





Batter	1	2	3	4	5	6	7	8	9	AB	R	H	RBI	BB	SO	LOB	TOP										
<b>Roberto Kelly, R</b> OBP: 0.319, SLG: 0.388 (1, 8)	F9		G5-3		K			K	HR	5	1	1	1	0	2	0	<b>New York Yankees @ Milwaukee Brewers</b> Milwaukee County Stadium, Milwaukee, WI Wed Jun 20 1990, 4:33 AM EDT Att: 29,795 - Cloudy - 70 F										
<b>Steve Sax, R</b> OBP: 0.326, SLG: 0.324 (1, 4)	S G3 1B			1B	G6-3			2B G4-3	G6-3	4	2	2	0	1	0	0											
<b>Don Mattingly, L</b> OBP: 0.313, SLG: 0.372 (1, 3)	G3			1B				G4-3 1B		4	2	2	0	0	0	1											
<b>Steve Balboni, R</b> OBP: 0.291, SLG: 0.379 (1, 10)	G6-3			K				G4-3		3	0	0	0	0	1	3											
<b>Matt Nokes, L</b> OBP: 0.295, SLG: 0.395 (8, PH)				K				F7		1	0	0	1	0	0	1											
<b>Jesse Barfield, R</b> OBP: 0.344, SLG: 0.490 (1, 9)		G4-6-3 BB		K				1B		3	0	1	1	1	2	2											
<b>Mel Hall, L</b> OBP: 0.258, SLG: 0.453 (1, 7)	F7			1B				B3		4	0	2	1	0	0	1											
<b>Jim Leyritz, R</b> OBP: 0.281, SLG: 0.290 (1, 5)	G4-6-3			1B				F8	F7	4	0	1	1	0	0	3											
<b>Bob Geren, R</b> OBP: 0.265, SLG: 0.333 (1, 2)			K	K				FC5-4 1B	K	4	0	1	0	0	3	2											
<b>Alvaro Espinoza, R</b> OBP: 0.233, SLG: 0.253 (1, 6)			K		G5-3			FC5-4	G5-3	2	0	0	0	0	1	0											
<b>Mike Blowers, R</b> OBP: 0.265, SLG: 0.330 (7, PH)										1	0	0	0	0	0	1											
<b>Wayne Tolleson, S</b> OBP: 0.167, SLG: 0.261 (7, 6)										1	0	0	0	0	0	0											
<b>Inning Stats</b>	R: 0 E: 0 K: 0 S: 8	H: 1 LOB: 1 BB: 0 P: 19	R: 0 E: 0 K: 0 S: 3	H: 0 LOB: 0 BB: 1 P: 7	R: 0 E: 0 K: 2 S: 9	H: 0 LOB: 0 BB: 0 P: 13	R: 2 E: 0 K: 3 S: 18	H: 4 LOB: 2 BB: 0 P: 23	R: 0 E: 0 K: 1 S: 7	H: 0 LOB: 0 BB: 0 P: 9	R: 0 E: 0 K: 0 S: 5	H: 1 LOB: 1 BB: 0 P: 7	R: 2 E: 0 K: 1 S: 16	H: 3 LOB: 2 BB: 1 P: 26	R: 1 E: 0 K: 1 S: 9	H: 1 LOB: 0 BB: 0 P: 13	1B: 8 2B: 1 3B: 0 HR: 1	SF: 0 SAC: 0 DP: 1 HBP: 0	WP: 0 PB: 0 SB: 1 CS: 1	PA: 38							
<b>PITCHER</b>	IP	WLS	BF	H	R	ER	SO	BB	IBB	HBP	BLK	WP	HR	S	P	ERA	WHIP										
<b>Dennis Powell, L</b> ERA: 7.07 (1, 1)	7.1		30	7	4	4	8	2	0	0	0	0	0	65	104	4.91	1.227										
<b>Chuck Cnm, R</b> ERA: 3.76 (8, 1)	1.2	L	8	3	1	1	1	0	0	0	0	0	1	18	26	5.40	1.800										



Batter	1	2	3	4	5	6	7	8	9	AB	R	H	RBI	BB	SO	LOB	BOTTOM										
<b>Bill Spiers, L</b> OBP: 0.310, SLG: 0.358 (1, 6)	CS 1B		SH 1B	CS	K			SH3-4	K	2	1	1	0	0	1	0	<b>New York Yankees @ Milwaukee Brewers</b> Milwaukee County Stadium, Milwaukee, WI Wed Jun 20 1990, 4:33 AM EDT Att: 29,795 - Cloudy - 70 F										
<b>Dale Sveum, S</b> OBP: 0.306, SLG: 0.225 (9, PH)										1	0	0	0	0	1	1											
<b>Gary Sheffield, R</b> OBP: 0.374, SLG: 0.461 (1, 5)	P6		S 1B		S BB			P6	G4-3	4	1	1	2	1	0	4											
<b>Robin Yount, R</b> OBP: 0.330, SLG: 0.342 (1, 8)	G4-3		K		P3					4	0	1	0	0	1	2											
<b>Dave Parker, L</b> OBP: 0.350, SLG: 0.475 (1, 10)			FC5-4 1B		K			G6-3		4	0	2	1	0	1	1											
<b>Greg Brock, L</b> OBP: 0.318, SLG: 0.360 (1, 3)	F9		FC5-4		G4-3			G4-3		4	0	0	0	0	0	2											
<b>Rob Deer, R</b> OBP: 0.354, SLG: 0.435 (1, 9)	F7		F8		FC4-6 BB					2	0	0	0	2	0	2											
<b>B.J. Surhoff, L</b> OBP: 0.327, SLG: 0.446 (1, 2)	F7		CS 1B		FC4-6			F7		4	0	1	0	0	0	3											
<b>Greg Vaughn, R</b> OBP: 0.338, SLG: 0.462 (1, 7)			S 1B		P6				G5-3	3	1	1	0	0	0	2											
<b>Mike Felder, S</b> OBP: 0.330, SLG: 0.309 (8, 7)			SH 1B							1	0	0	0	0	0	0											
<b>Jim Gantner, L</b> OBP: 0.364, SLG: 0.455 (1, 4)			SH 1B		L9					4	1	3	0	0	0	1											
<b>Darryl Hamilton, L</b> OBP: 0.293, SLG: 0.289 (9, PR)			SH 1B							0	0	0	0	0	0	0											
<b>Inning Stats</b>	R: 0 E: 0 K: 0 S: 8	H: 1 LOB: 0 BB: 0 P: 11	R: 0 E: 0 K: 0 S: 10	H: 1 LOB: 0 BB: 0 P: 19	R: 4 E: 1 K: 1 S: 17	H: 4 LOB: 1 BB: 0 P: 30	R: 0 E: 0 K: 0 S: 5	H: 1 LOB: 0 BB: 0 P: 13	R: 0 E: 0 K: 2 S: 10	H: 0 LOB: 1 BB: 1 P: 19	R: 0 E: 0 K: 0 S: 6	H: 0 LOB: 1 BB: 1 P: 11	R: 0 E: 0 K: 0 S: 5	H: 2 LOB: 2 BB: 0 P: 9	R: 0 E: 0 K: 0 S: 8	H: 0 LOB: 1 BB: 1 P: 15	R: 0 E: 0 K: 1 S: 13	H: 1 LOB: 2 BB: 0 P: 21	1B: 10 2B: 0 3B: 0 HR: 0	SF: 0 SAC: 2 DP: 0 HBP: 0	WP: 0 PB: 0 SB: 3 CS: 2	PA: 39					
<b>PITCHER</b>	IP	WLS	BF	H	R	ER	SO	BB	IBB	HBP	BLK	WP	HR	S	P	ERA	WHIP										
<b>Jimmy Jones, R</b> ERA: 3.46 (1, 1)	2.1		13	6	4	3	1	0	0	0	0	0	0	28	57	0.00	1.000										
<b>Greg Cadaret, L</b> ERA: 5.09 (3, 1)	4.0		15	2	0	0	2	2	0	0	0	0	0	2	4	0.00	1.500										
<b>Alan Mills, R</b> ERA: 1.93 (7, 1)	0.2	W	2	1	0	0	0	0	0	0	0	0	0	2	4	0.00	1.500										
<b>Lee Guetterman, L</b> ERA: 1.99 (8, 1)	2.0		8	1	0	0	1	1	0	0	0	0	0	21	36	0.00	1.000										



Batter	1	2	3	4	5	6	7	8	9	AB	R	H	RBI	BB	SO	LOB	TOP								
Jerry Browne, S OBP: 0.290, SLG: 0.300 (1, 4)	F8	K		1B		G4-3		1-1	L3	6	0	2	0	0	1	3	<b>Cleveland Indians @ Milwaukee Brewers</b> Milwaukee County Stadium, Milwaukee, WI Fri Jun 22, 1990, 8:05 PM EDT Att: 26,420 - Unknown - 62 F <a href="http://livebaseballscorecards.com">livebaseballscorecards.com</a>								
Felix Fermin, R OBP: 0.283, SLG: 0.316 Ken Phelps, L OBP: 0.321, SLG: 0.261 (1, 6) (8, FH) (8, 3)	L8	G3-1		1B		G6-3		1-1	P6	4	0	1	0	0	0	2									
Carlos Baerga, S OBP: 0.270, SLG: 0.331 (1, 5) (8, 6)	G6-3		G6-3	P6			1-1	F7	P8	5	0	0	0	0	0	4									
Candy Maldonado, R OBP: 0.347, SLG: 0.498 (1, 7)		1B HBP			E5 FC4-6 BB		0-0	1B	G5-3	4	3	2	1	0	0	2									
Chris James, R OBP: 0.317, SLG: 0.411 (1, 10)	1B SF8 1B		1B	BB	FC4-6 BB		1-2	P2		3	2	0	2	0	1										
Brook Jacoby, R OBP: 0.351, SLG: 0.484 (1, 3) (8, 5)	SF8 1B		G5-4-3	1B	P3		1-1	1B	F9	5	1	3	1	0	0	3									
Cory Snyder, R OBP: 0.289, SLG: 0.471 (1, 9)	1B SF8 1B		G5-4-3	1B	FC4-6 FC5-4		2-2	1B	SF8	4	0	2	2	0	0	4									
Sandy Alomar Jr., R OBP: 0.335, SLG: 0.408 (1, 2)	SF8			P2	FC5-4		0-1	F9	3B 1B	4	1	1	1	0	0	4									
Mitch Webster, S OBP: 0.295, SLG: 0.426 (1, 8)	1B		G3		G4-3		0-2	1B	3B 1B	5	0	3	2	0	0	0									
<b>Inning Stats</b>	R: 0 E: 0 K: 0 S: 7	H: 0 LOB: 0 BB: 0 P: 13	R: 3 E: 0 K: 1 S: 13	H: 4 LOB: 2 BB: 0 P: 19	R: 1 E: 0 K: 0 S: 7	H: 2 LOB: 1 BB: 1 P: 15	R: 0 E: 0 K: 0 S: 10	H: 2 LOB: 2 BB: 0 P: 15	R: 0 E: 1 K: 0 S: 12	H: 0 LOB: 2 BB: 1 P: 21	R: 0 E: 0 K: 0 S: 6	H: 0 LOB: 0 BB: 0 P: 10	R: 1 E: 0 K: 0 S: 14	H: 3 LOB: 2 BB: 0 P: 19	R: 0 E: 0 K: 0 S: 11	H: 2 LOB: 1 BB: 0 P: 17		R: 2 E: 0 K: 0 S: 12	H: 3 LOB: 1 BB: 0 P: 20	1B: 13 2B: 1 3B: 1 HR: 1	SF: 2 SAC: 0 DP: 1 HBP: 1	WP: 0 PB: 0 SB: 0 CS: 0	PA: 46		
<b>PITCHER</b>	IP	WLS	BF	H	R	ER	SO	BB	IBB	HBP	BLK	WP	HR	S	P	ERA	WHIP								
Bill Krueger, L ERA: 3.26 (1, 1)	2.1		15	6	4	0	1	1	0	0	0	0	1	24	43	15.43	3.000								
Tom Edens, R ERA: 4.22 (3, 1)	3.2	W	14	2	0	0	0	1	0	0	0	0	0	31	50	0.00	0.818								
Bob Sebra, R ERA: 7.27 (7, 1)	2.2		16	8	3	3	0	0	0	0	0	0	0	34	50	10.12	3.000								
Dan Plesac, L ERA: 6.08 (9, 1)	0.1	S	1	0	0	0	0	0	0	0	0	0	0	3	6	0.00	0.000								

Batter	1	2	3	4	5	6	7	8	9	AB	R	H	RBI	BB	SO	LOB	BOTTOM								
Mike Felder, S OBP: 0.324, SLG: 0.296 (1, 9) (8, 7)	G6-3	G6-3	L9			G3		4-2		4	0	0	1	1	0	3	<b>Cleveland Indians @ Milwaukee Brewers</b> Milwaukee County Stadium, Milwaukee, WI Fri Jun 22, 1990, 8:05 PM EDT Att: 26,420 - Unknown - 62 F <a href="http://livebaseballscorecards.com">livebaseballscorecards.com</a>								
Gary Sheffield, R OBP: 0.365, SLG: 0.451 (1, 5)	G5-3	F7		K		SF7		2-3	BB	4	0	0	1	0	2	2									
Robin Yount, R OBP: 0.331, SLG: 0.344 (1, 8)	L7		HR	G1-3		3-H		0-1	L7	4	1	1	0	1	0	2									
Dave Parker, L OBP: 0.355, SLG: 0.492 (1, 10)		2B	HR	K		4-0		0-0	G4-3	4	2	2	2	1	1	2									
Rob Deer, R OBP: 0.351, SLG: 0.427 (1, 3) (8, 9)		2B 3B	G4-3		K	P5		1-2		3	1	0	0	1	1	2									
Greg Vaughn, R OBP: 0.342, SLG: 0.478 Greg Brock, L OBP: 0.318, SLG: 0.360 (1, 7) (8, 3)	3B	G1-3	1B	2B	G6-3		2-3	K		4	2	2	1	0	1	0									
Jim Gantner, L OBP: 0.400, SLG: 0.429 (1, 4)	3B	G1-3		1B		G4-3		1-2	G4-3	3	1	1	0	1	0	1									
Charlie O'Brien, R OBP: 0.268, SLG: 0.311 (1, 2)	G6-3	3B	1B		G5-3		1-3	K		4	1	2	4	0	1	1									
Edgar Diaz, R OBP: 0.327, SLG: 0.286 (1, 6)	K		1B			SF7		4-0	BB	3	1	2	0	1	1	1									
<b>Inning Stats</b>	R: 0 E: 0 K: 0 S: 5	H: 0 LOB: 0 BB: 0 P: 6	R: 5 E: 0 K: 1 S: 13	H: 3 LOB: 2 BB: 2 P: 24	R: 3 E: 0 K: 0 S: 19	H: 4 LOB: 1 BB: 1 P: 35	R: 0 E: 0 K: 2 S: 9	H: 0 LOB: 0 BB: 0 P: 15	R: 0 E: 0 K: 1 S: 8	H: 1 LOB: 1 BB: 0 P: 14	R: 1 E: 0 K: 0 S: 12	H: 2 LOB: 2 BB: 1 P: 20	R: 0 E: 0 K: 2 S: 9	H: 0 LOB: 0 BB: 0 P: 13	R: 0 E: 0 K: 1 S: 8	H: 0 LOB: 2 BB: 2 P: 18		1B: 3 2B: 4 3B: 2 HR: 1	SF: 1 SAC: 0 DP: 0 HBP: 0	WP: 0 PB: 0 SB: 0 CS: 0	PA: 40				
<b>PITCHER</b>	IP	WLS	BF	H	R	ER	SO	BB	IBB	HBP	BLK	WP	HR	S	P	ERA	WHIP								
Bud Black, L ERA: 3.45 (1, 1)	2.2	L	16	5	8	8	1	3	0	0	0	0	0	31	55	27.00	3.000								
Cecilio Guante, R ERA: 3.67 (3, 1)	3.0		15	5	1	1	3	0	1	0	0	0	0	32	55	3.00	1.667								
Rudy Seanez, R ERA: 5.23 (6, 1)	2.1		9	0	0	0	3	2	0	0	0	0	0	20	35	0.00	0.857								













Batter	1	2	3	4	5	6	7	8	9	AB	R	H	RBI	BB	SO	LOB	TOP								
<b>Jerry Browne, S</b> OBP: 0.298, SLG: 0.301	G3		FC3-6		L7		FC2-6	1B FC3-6		5	1	2	0	0	0	1	<b>Cleveland Indians @ Milwaukee Brewers</b> Milwaukee County Stadium, Milwaukee, WI Mon Jun 25 1990, 8:05 PM EDT Att: 17,275 - Unknown - 86 F								
<b>Mitch Webster, S</b> OBP: 0.291, SLG: 0.411	B5-3		L3			FC5-4	FC2-6	L3		5	1	1	0	0	0	3									
<b>Dion James, L</b> OBP: 0.336, SLG: 0.338	G3-1			HR		FC5-4	BB	FC3-6		4	2	2	1	1	1	1									
<b>Chris James, R</b> OBP: 0.333, SLG: 0.424		1B		K		FC5-4	BB	FC3-6		4	2	1	1	1	1	3									
<b>Ken Phelps, L</b> OBP: 0.330, SLG: 0.272	L7		L3	P3		FC5-4	BB	FC3-6		4	2	1	0	1	1	3									
<b>Brook Jacoby, R</b> OBP: 0.383, SLG: 0.500	K			HR		FC5-4	BB	FC3-6		5	2	4	5	0	1	1									
<b>Cory Snyder, R</b> OBP: 0.286, SLG: 0.467	G5-3			G6-3		FC5-4	BB	FC3-6		5	0	1	2	0	0	3									
<b>Sandy Alomar Jr., R</b> OBP: 0.335, SLG: 0.399			K		P3	L7		G6-4-3		4	0	0	0	1	1	1									
<b>Felix Fermin, R</b> OBP: 0.262, SLG: 0.311				FC3-6	G6-3		G5-3			4	0	1	0	0	0	3									
<b>Inning Stats</b>	R: 0 E: 0 K: 0 S: 5	H: 0 LOB: 0 BB: 0 P: 10	R: 0 E: 0 K: 1 S: 13	H: 1 LOB: 1 BB: 0 P: 20	R: 0 E: 0 K: 1 S: 10	H: 1 LOB: 1 BB: 0 P: 14	R: 2 E: 0 K: 1 S: 11	H: 1 LOB: 0 BB: 1 P: 17	R: 0 E: 0 K: 0 S: 5	H: 0 LOB: 0 BB: 0 P: 7	R: 3 E: 0 K: 1 S: 17	H: 4 LOB: 1 BB: 0 P: 22	R: 4 E: 1 K: 0 S: 19	H: 3 LOB: 3 BB: 3 P: 34	R: 1 E: 0 K: 1 S: 9	H: 2 LOB: 1 BB: 0 P: 13	R: 0 E: 0 K: 0 S: 4	H: 1 LOB: 0 BB: 0 P: 7	1B: 10 2B: 1 3B: 1 HR: 1	SF: 0 SAC: 0 DP: 1 HBP: 0	WP: 0 PB: 0 SB: 1 CS: 0	PA: 44			
<b>PITCHER</b>	IP	WLS	BF	H	R	ER	SO	BB	IBB	HBP	BLK	WP	HR	S	P	ERA	WHIP								
<b>Chris Bosio, R</b> ERA: 3.95	6.2	L	31	9	8	8	4	2	0	0	0	0	1	67	101	10.80	1.650								
<b>Paul Mirabella, L</b> ERA: 4.4	0.0		1	0	0	0	0	1	0	0	0	0	0	2	6	∞	∞								
<b>Bob Sebra, R</b> ERA: 6.97	0.1		4	1	1	0	0	1	0	0	0	0	0	11	17	0.00	6.000								
<b>Chuck Crim, R</b> ERA: 3.7	1.0		5	2	1	1	1	0	0	0	0	0	0	9	13	9.00	2.000								
<b>Dan Plesac, L</b> ERA: 5.65	1.0		3	1	0	0	0	0	0	0	0	0	0	4	7	0.00	1.000								

Batter	1	2	3	4	5	6	7	8	9	AB	R	H	RBI	BB	SO	LOB	BOTTOM								
<b>Bill Spiers, L</b> OBP: 0.303, SLG: 0.383	G4-3				G3			F8		4	0	0	0	0	0	2	<b>Cleveland Indians @ Milwaukee Brewers</b> Milwaukee County Stadium, Milwaukee, WI Mon Jun 25 1990, 8:05 PM EDT Att: 17,275 - Unknown - 86 F								
<b>Mike Felder, S</b> OBP: 0.327, SLG: 0.300		G6-3						F8		1	0	0	0	0	0	2									
<b>Gary Sheffield, R</b> OBP: 0.361, SLG: 0.440	G5-3		G6		L7			K		4	0	0	0	0	1	0									
<b>Robin Yount, R</b> OBP: 0.337, SLG: 0.359	L8		F9			L7		G6-3		4	0	0	0	0	0	0									
<b>Dave Parker, L</b> OBP: 0.358, SLG: 0.510		HR	1B			P5		G3		4	1	2	1	0	0	0									
<b>Greg Brock, L</b> OBP: 0.323, SLG: 0.362		HR	G4-3			G6-3		HR	BB	3	2	1	0	1	0	1									
<b>Rob Deer, R</b> OBP: 0.348, SLG: 0.472		HR			K			HR		4	2	3	4	0	1	0									
<b>B.J. Surhoff, L</b> OBP: 0.326, SLG: 0.437		K			G4-3			F7		4	0	1	0	0	1	1									
<b>Darryl Hamilton, L</b> OBP: 0.273, SLG: 0.268		E4			B4-3			F8		3	0	0	0	0	0	1									
<b>Greg Vaughn, R</b> OBP: 0.339, SLG: 0.472								E1		1	0	0	0	0	0	1									
<b>Jim Gantner, L</b> OBP: 0.458, SLG: 0.368		G6-3			G4-3			K		3	0	1	0	0	0	1									
<b>Dale Sveum, S</b> OBP: 0.314, SLG: 0.262										1	0	0	0	0	1	2									
<b>Inning Stats</b>	R: 0 E: 0 K: 0 S: 9	H: 4 LOB: 0 BB: 0 P: 11	R: 3 E: 1 K: 1 S: 19	H: 4 LOB: 1 BB: 0 P: 30	R: 0 E: 0 K: 1 S: 10	H: 1 LOB: 1 BB: 0 P: 13	R: 0 E: 0 K: 1 S: 6	H: 0 LOB: 0 BB: 0 P: 8	R: 0 E: 0 K: 0 S: 7	H: 0 LOB: 0 BB: 0 P: 11	R: 0 E: 0 K: 0 S: 5	H: 0 LOB: 0 BB: 0 P: 9	R: 0 E: 0 K: 1 S: 7	H: 1 LOB: 1 BB: 0 P: 20	R: 0 E: 0 K: 1 S: 9	H: 0 LOB: 2 BB: 1 P: 30	R: 2 E: 1 K: 1 S: 15	H: 2 LOB: 2 BB: 1 P: 30	1B: 4 2B: 1 3B: 0 HR: 3	SF: 0 SAC: 0 DP: 1 HBP: 0	WP: 0 PB: 1 SB: 0 CS: 0	PA: 37			
<b>PITCHER</b>	IP	WLS	BF	H	R	ER	SO	BB	IBB	HBP	BLK	WP	HR	S	P	ERA	WHIP								
<b>Tom Candiotti, R</b> ERA: 3.83	8.1	W	34	8	5	5	3	1	0	0	0	0	3	80	127	5.40	1.080								
<b>Jesse Orosco, L</b> ERA: 4.55	0.2		3	0	0	0	1	0	0	0	0	0	0	9	14	0.00	0.000								

AB 40  
R 10  
H 13  
RBI 9  
BB 4  
SO 5  
LOB 19



AB 36  
R 5  
H 8  
RBI 5  
BB 1  
SO 4  
LOB 11





Batter	1	2	3	4	5	6	7	8	9	AB	R	H	RBI	BB	SO	LOB	TOP			
<b>Bill Spiers, L</b> OBP: 0.302, SLG: 0.378 (1, 6)	F8		K		G4-6-3		K			4	0	1	0	0	2	2	<b>Milwaukee Brewers @ New York Yankees</b> Yankee Stadium, Bronx, NY Tue Jun 26 1990, 7:05 PM EDT Att: 25,802 - Unknown - 70 F			
<b>Gary Sheffield, R</b> OBP: 0.363, SLG: 0.441 (1, 5)	CS		1B		G4-6-3			G5-3		4	0	2	0	0	0	2				
<b>Robin Yount, R</b> OBP: 0.332, SLG: 0.354 (1, 8)	F7		L9					F8		4	0	0	0	0	0	3				
<b>Dave Parker, L</b> OBP: 0.360, SLG: 0.520 (1, 10)	CS	HR			F7			G6-3		3	1	1	1	1	0	0				
<b>Greg Brock, L</b> OBP: 0.322, SLG: 0.360 (1, 3)		1B			P4			L9		4	0	1	0	0	0	1				
<b>Rob Deer, R</b> OBP: 0.342, SLG: 0.461 (1, 9)			K		K			F9		4	0	0	0	0	3	2				
<b>B.J. Surhoff, L</b> OBP: 0.329, SLG: 0.438 (1, 2)		G6-3						F9		4	1	2	0	0	0	1				
<b>Greg Vaughn, R</b> OBP: 0.333, SLG: 0.463 (1, 7)					P3			K		3	0	0	0	0	1	1				
<b>Jim Gantner, L</b> OBP: 0.519, SLG: 0.429 (1, 4)			1B		1B			S		2	0	2	1	1	0	0	<b>Brewers</b>			
<b>Inning Stats</b>	R: 0 E: 0 K: 0 S: 8	H: 1 LOB: 0 BB: 0 P: 14	R: 1 E: 0 K: 1 S: 8	H: 2 LOB: 0 BB: 0 P: 12	R: 0 E: 0 K: 1 S: 9	H: 2 LOB: 2 BB: 0 P: 15	R: 0 E: 0 K: 1 S: 7	H: 0 LOB: 0 BB: 0 P: 12	R: 1 E: 0 K: 0 S: 7	H: 3 LOB: 1 BB: 0 P: 10	R: 0 E: 0 K: 0 S: 6	H: 0 LOB: 1 BB: 1 P: 13	R: 0 E: 0 K: 0 S: 4	H: 0 LOB: 0 BB: 0 P: 5	R: 0 E: 0 K: 1 S: 9	H: 1 LOB: 1 BB: 0 P: 16		1B: 8 2B: 0 3B: 0 HR: 1	SF: 0 SAC: 1 DP: 2 HBP: 0	WP: 0 PB: 0 SB: 1 CS: 1
<b>PITCHER</b>	IP	WLS	BF	H	R	ER	SO	BB	IBB	HBP	BLK	WP	HR	S	P	ERA	WHIP			
<b>Andy Hawkins, R</b> ERA: 6.49 (1, 1)	6.2	L	27	8	2	2	4	2	0	0	0	0	1	52	90	2.70	1.500			
<b>Lee Guetterman, L</b> ERA: 2.06 (7, 1)	2.1	W	8	1	0	0	2	0	0	0	0	0	0	17	26	0.00	0.429			

Batter	1	2	3	4	5	6	7	8	9	AB	R	H	RBI	BB	SO	LOB	BOTTOM		
<b>Roberto Kelly, R</b> OBP: 0.330, SLG: 0.387 (1, 8)	E5				G6-3			SH1-4		3	2	1	1	1	0	1	<b>Milwaukee Brewers @ New York Yankees</b> Yankee Stadium, Bronx, NY Tue Jun 26 1990, 7:05 PM EDT Att: 25,802 - Unknown - 70 F		
<b>Steve Sax, R</b> OBP: 0.331, SLG: 0.335 (1, 4)	G6-3				P4			F7		4	0	0	0	0	0	4			
<b>Don Mattingly, L</b> OBP: 0.305, SLG: 0.356 (1, 3)	SF7				G4-3			SH1-3		2	0	0	1	2	0	0			
<b>Steve Balboni, R</b> OBP: 0.318, SLG: 0.422 (1, 10)	1B				K			SH1-3		3	0	2	2	2	1	0			
<b>Jesse Barfield, R</b> OBP: 0.340, SLG: 0.468 (1, 9)	1B				K			SF8		4	0	1	1	0	1	3			
<b>Mel Hall, L</b> OBP: 0.265, SLG: 0.472 (1, 7)	G4-3				L1					4	0	1	0	0	1	3			
<b>Deion Sanders, L</b> OBP: 0.200, SLG: 0.207 (8, FR) (9, 7)										1	1	0	0	0	0	2			
<b>Jim Leyritz, R</b> OBP: 0.365, SLG: 0.380 (1, 5)					G6-3					4	1	3	0	0	0	0			
<b>Bob Geren, R</b> OBP: 0.271, SLG: 0.351 (1, 2)										2	1	1	0	1	0	1			
<b>Matt Nokes, L</b> OBP: 0.305, SLG: 0.456 (8, PH) (9, 2)										1	1	1	3	0	0	0			
<b>Alvaro Espinoza, R</b> OBP: 0.236, SLG: 0.260 (1, 6)					B5-3					4	2	2	0	0	0	3	<b>Yankees</b>		
<b>Inning Stats</b>	R: 1 E: 1 K: 0 S: 12	H: 1 LOB: 2 BB: 1 P: 23	R: 1 E: 0 K: 0 S: 8	H: 2 LOB: 1 BB: 1 P: 15	R: 0 E: 0 K: 1 S: 6	H: 0 LOB: 1 BB: 1 P: 12	R: 0 E: 0 K: 0 S: 9	H: 1 LOB: 0 BB: 0 P: 12	R: 0 E: 0 K: 1 S: 8	H: 0 LOB: 0 BB: 0 P: 9	R: 1 E: 0 K: 0 S: 7	H: 2 LOB: 2 BB: 1 P: 12	R: 5 E: 0 K: 0 S: 14	H: 5 LOB: 2 BB: 2 P: 27	1B: 9 2B: 2 3B: 0 HR: 1	SF: 2 SAC: 2 DP: 1 HBP: 0		WP: 0 PB: 0 SB: 1 CS: 0	PA: 42
<b>PITCHER</b>	IP	WLS	BF	H	R	ER	SO	BB	IBB	HBP	BLK	WP	HR	S	P	ERA	WHIP		
<b>Dennis Powell, L</b> ERA: 5.66 (1, 1)	6.2	L	31	7	3	2	3	4	0	0	0	0	0	58	93	2.70	1.650		
<b>Chuck Cnm, R</b> ERA: 4.64 (7, 1)	1.1		11	5	5	5	0	1	1	0	0	0	1	15	29	33.75	4.500		



Batter	1	2	3	4	5	6	7	8	9	AB	R	H	RBI	BB	SO	LOB	TOP										
<b>Jim Gantner, L</b> OBP: 0.438, SLG: 0.346 (1, 4)	G4-3		G4-3		L3		G4-3		F8	5	0	0	0	0	0	2	<b>Milwaukee Brewers @ New York Yankees</b> Yankee Stadium, Bronx, NY Wed Jun 27 1990, 7:05 PM EDT Att: 18,652 - Unknown										
<b>Gary Sheffield, R</b> OBP: 0.360, SLG: 0.440 (1, 5)	G4-3			G6-3		G3 1B 2B	K		P4	5	1	1	0	0	1												
<b>Robin Yount, R</b> OBP: 0.331, SLG: 0.350 (1, 8)	G6-3			1B 2B BB		G3	F9			3	1	0	0	1	0												
<b>Dave Parker, L</b> OBP: 0.366, SLG: 0.523 (1, 10)		G6-4-3 1B		2B SF8 1B		G6-3 HR 1B		L6		4	2	3	1	0	0												
<b>Greg Brock, L</b> OBP: 0.325, SLG: 0.365 (1, 3)	G6-4-3			SF8 1-3 2B		G6-3		CS BB BB		3	0	1	1	1	0	2											
<b>Rob Deer, R</b> OBP: 0.345, SLG: 0.479 <b>Darryl Hamilton, L</b> OBP: 0.273, SLG: 0.268 (1, 9) (9, 9)	K			SF8				CS 1B BB		2	1	1	3	1	1	0											
<b>B.J. Surhoff, L</b> OBP: 0.332, SLG: 0.439 (1, 2)			G4-3	G6-3		2B 1B		CS BB		0	0	0	0	0	0	0											
<b>Greg Vaughn, R</b> OBP: 0.331, SLG: 0.464 <b>Mike Felder, S</b> OBP: 0.327, SLG: 0.300 (1, 7) (9, 7)			F9		K			CS 1B BB	G1-3	4	0	1	0	0	1	0											
<b>Bill Spiers, L</b> OBP: 0.308, SLG: 0.382 (1, 6)				G4-3		K				0	0	0	0	0	0	0											
<b>Inning Stats</b>	R: 0 E: 0 K: 0 S: 7	H: 0 LOB: 0 BB: 0 P: 9	R: 0 E: 0 K: 1 S: 9	H: 1 LOB: 0 BB: 0 P: 12	R: 0 E: 0 K: 0 S: 7	H: 1 LOB: 1 BB: 0 P: 11	R: 2 E: 0 K: 0 S: 10	H: 2 LOB: 1 BB: 1 P: 17	R: 0 E: 0 K: 1 S: 7	H: 0 LOB: 0 BB: 0 P: 9	R: 3 E: 0 K: 1 S: 17	H: 5 LOB: 2 BB: 0 P: 24	R: 0 E: 0 K: 1 S: 6	H: 0 LOB: 0 BB: 0 P: 9	R: 0 E: 0 K: 0 S: 11	H: 1 LOB: 2 BB: 2 P: 23		R: 0 E: 0 K: 0 S: 7	H: 1 LOB: 1 BB: 0 P: 12	1B: 7 2B: 3 3B: 0 HR: 1	SF: 1 SAC: 0 DP: 1 HBP: 0	WP: 0 PB: 0 CS: 1	PA: 38				
<b>PITCHER</b>	IP	WLS	BF	H	R	ER	SO	BB	IBB	HBP	BLK	WP	HR	S	P	ERA	WHIP										
<b>Jimmy Jones, R</b> ERA: 4.82 (1, 1)	5.2	L	24	7	5	5	2	1	0	0	0	0	1	49	69	7.94	1.412										
<b>Greg Cadaret, L</b> ERA: 4.85 (6, 1)	2.1		10	3	0	0	2	2	0	0	0	0	0	25	45	0.00	2.143										
<b>Alan Mills, R</b> ERA: 1.96 (9, 1)	1.0		4	1	0	0	0	0	0	0	0	0	0	7	12	0.00	1.000										

Batter	1	2	3	4	5	6	7	8	9	AB	R	H	RBI	BB	SO	LOB	BOTTOM										
<b>Roberto Kelly, R</b> OBP: 0.324, SLG: 0.380 (1, 8)	G6-3			F7	FC6-4 BB		K		K	5	0	0	0	0	2	5	<b>Milwaukee Brewers @ New York Yankees</b> Yankee Stadium, Bronx, NY Wed Jun 27 1990, 7:05 PM EDT Att: 18,652 - Unknown										
<b>Steve Sax, R</b> OBP: 0.336, SLG: 0.337 (1, 4)	CS 1B			1B 1B	1B BB			L9	FC1-2 1B	4	1	2	0	1	0	3											
<b>Don Mattingly, L</b> OBP: 0.310, SLG: 0.360 (1, 3)	F7			1B 1B	L6			1B WP 1B	1B	5	0	3	2	0	0	4											
<b>Steve Balboni, R</b> OBP: 0.316, SLG: 0.416 <b>Matt Nokes, L</b> OBP: 0.304, SLG: 0.453 (1, 10) (9, PH)	CS	F8		1B		G5-3		F8	G4-3	4	0	1	1	0	0	1											
<b>Jesse Barfield, R</b> OBP: 0.343, SLG: 0.482 (1, 9)			K	L9			HR			1	0	0	0	0	0	2											
<b>Mel Hall, L</b> OBP: 0.260, SLG: 0.463 (1, 7)	F7			K		G6-3			P2	4	0	0	0	0	1	4											
<b>Jim Leyritz, R</b> OBP: 0.375, SLG: 0.497 (1, 5)			G6-3		FC1-5-6 2B	G6-3				4	0	2	0	0	0	0											
<b>Bob Geren, R</b> OBP: 0.270, SLG: 0.355 <b>Wayne Tolleson, S</b> OBP: 0.160, SLG: 0.250 (1, 2) (9, PR)	P6			FC1-5-6 1B		G4-3			FC1-2 1B 2B	4	0	1	0	0	0	0											
<b>Alvaro Espinoza, R</b> OBP: 0.242, SLG: 0.261 <b>Deion Sanders, L</b> OBP: 0.200, SLG: 0.207 (1, 6) (9, PR)	G1-3			1B	FC6-4 1B	G4-3			FC1-2 1B BB	3	0	1	0	1	0	0											
<b>Inning Stats</b>	R: 0 E: 0 K: 0 S: 5	H: 1 LOB: 0 BB: 0 P: 8	R: 0 E: 0 K: 1 S: 6	H: 0 LOB: 0 BB: 0 P: 9	R: 0 E: 0 K: 0 S: 8	H: 0 LOB: 0 BB: 0 P: 11	R: 1 E: 0 K: 1 S: 13	H: 3 LOB: 2 BB: 0 P: 21	R: 0 E: 0 K: 0 S: 9	H: 2 LOB: 3 BB: 1 P: 17	R: 1 E: 0 K: 0 S: 8	H: 1 LOB: 0 BB: 0 P: 15	R: 0 E: 0 K: 1 S: 7	H: 0 LOB: 0 BB: 0 P: 8	R: 0 E: 0 K: 0 S: 9	H: 2 LOB: 2 BB: 0 P: 14		R: 2 E: 0 K: 1 S: 16	H: 3 LOB: 2 BB: 1 P: 30	1B: 9 2B: 2 3B: 0 HR: 1	SF: 0 SAC: 0 DP: 0 HBP: 0	WP: 1 PB: 0 CS: 1	PA: 41				
<b>PITCHER</b>	IP	WLS	BF	H	R	ER	SO	BB	IBB	HBP	BLK	WP	HR	S	P	ERA	WHIP										
<b>Bill Krueger, L</b> ERA: 3.15 (1, 1)	7.2	W	31	8	2	2	3	1	0	0	0	0	1	62	98	2.35	1.174										
<b>Bob Sebra, R</b> ERA: 6.97 (8, 1)	0.0		1	1	0	0	0	0	0	0	0	0	0	2	3	∞	∞										
<b>Paul Mirabella, L</b> ERA: 4.35 (8, 1)	0.1		1	0	0	0	0	0	0	0	0	0	0	1	2	0.00	0.000										
<b>Dan Plesac, L</b> ERA: 6.28 (9, 1)	0.0		3	2	2	2	0	1	0	0	0	0	0	7	16	∞	∞										
<b>Chuck Crim, R</b> ERA: 4.53 (9, 1)	1.0	S	4	1	0	0	1	0	0	0	0	0	0	9	14	0.00	1.000										



Batter	1	2	3	4	5	6	7	8	9	AB	R	H	RBI	BB	SO	LOB	TOP			
Mike Felder, S (1, 7) OBP: 0.325, SLG: 0.298	F9			G6-3				G6-3		4	0	1	0	0	0	0	<b>Milwaukee Brewers @ New York Yankees</b> Yankee Stadium, Bronx, NY Thu Jun 28 1990, 3:33 AM EDT Att: 23,643 - Sunny - 86 F			
Gary Sheffield, R (1, 5) OBP: 0.358, SLG: 0.450	F9			F8			F9		HR	4	1	1	1	0	0	1				
Robin Yount, R (1, 8) OBP: 0.333, SLG: 0.350	G6-3			BB					F9	3	0	1	0	1	0	0				
Dave Parker, L (1, 10) OBP: 0.364, SLG: 0.517				BB					E4	3	0	0	0	1	0	2				
Greg Brock, L (1, 3) OBP: 0.324, SLG: 0.362	F7			BB					G4-3	4	0	1	0	0	0	3				
Rob Deer, R (1, 9) OBP: 0.348, SLG: 0.483	P3									3	1	1	0	1	0	1				
B.J. Surhoff, L (1, 2) OBP: 0.326, SLG: 0.431				G6-3					P4	4	0	0	0	0	0	4				
Jim Gantner, L (1, 4) OBP: 0.400, SLG: 0.310				G3-1						3	0	0	1	0	0	0				
Bill Spiers, L (1, 6) OBP: 0.303, SLG: 0.376				G4-3						2	0	0	0	0	0	0				
Greg Vaughn, R (8, PH) OBP: 0.329, SLG: 0.461				G4-3						1	0	0	0	0	0	0				
Edgar Diaz, R (8, 6) OBP: 0.333, SLG: 0.296										0	0	0	0	0	0	0				
<b>Inning Stats</b>	R: 0 E: 0 K: 0 S: 6	H: 0 LOB: 0 BB: 0 P: 10	R: 0 E: 0 K: 0 S: 5	H: 0 LOB: 0 BB: 0 P: 6	R: 0 E: 0 K: 0 S: 5	H: 0 LOB: 0 BB: 0 P: 6	R: 0 E: 0 K: 0 S: 9	H: 0 LOB: 2 BB: 2 P: 20	R: 1 E: 0 K: 0 S: 7	H: 1 LOB: 0 BB: 0 P: 10	R: 0 E: 0 K: 0 S: 12	H: 2 LOB: 1 BB: 0 P: 18	R: 0 E: 0 K: 0 S: 4	H: 0 LOB: 0 BB: 0 P: 6	R: 1 E: 1 K: 0 S: 9	H: 1 LOB: 2 BB: 1 P: 18	1B: 3 2B: 1 3B: 0 HR: 1	SF: 0 SAC: 0 DP: 2 HBP: 0	WP: 0 PB: 0 CS: 0	PA: 34
<b>PITCHER</b>	IP WLS BF H R ER SO BB IBB HBP BLK WP HR S P ERA WHIP																			
Tim Leary, R (1, 1) ERA: 3.38	7.0	25	4	1	1	0	2	0	0	0	0	0	0	0	0	53	82	1.29	0.857	
Lee Guetterman, L (8, 1) ERA: 2.02	1.0	3	0	0	0	0	0	0	0	0	0	0	0	0	4	6	0.00	0.000		
Dave Righetti, L (9, 1) ERA: 4.5	1.0	W	6	1	1	1	0	0	1	0	0	0	0	1	9	18	9.00	1.000		

Batter	1	2	3	4	5	6	7	8	9	AB	R	H	RBI	BB	SO	LOB	BOTTOM					
Roberto Kelly, R (1, 8) OBP: 0.323, SLG: 0.381	2B							K		4	1	1	0	0	2	1	<b>Milwaukee Brewers @ New York Yankees</b> Yankee Stadium, Bronx, NY Thu Jun 28 1990, 3:33 AM EDT Att: 23,643 - Sunny - 86 F					
Steve Sax, R (1, 4) OBP: 0.334, SLG: 0.333	B1			L3						3	0	0	0	1	0	1						
Don Mattingly, L (1, 3) OBP: 0.309, SLG: 0.358	F7			F9						4	0	1	0	0	0	3						
Mel Hall, L (1, 7) OBP: 0.264, SLG: 0.469	2B			1B						4	1	2	1	0	0	3						
Matt Nokes, L (1, 10) OBP: 0.304, SLG: 0.451	2B			L7						3	0	1	1	0	0	2						
Steve Balboni, R (9, PH) OBP: 0.321, SLG: 0.421										1	0	1	0	0	0	0						
Deion Sanders, L (9, PR) OBP: 0.200, SLG: 0.207	1B									0	1	0	0	0	0	0						
Jesse Barfield, R (1, 9) OBP: 0.342, SLG: 0.477										2	0	0	0	1	0	0						
Jim Leyritz, R (1, 5) OBP: 0.350, SLG: 0.379	G5-3			P2						4	0	0	0	0	0	4						
Bob Geren, R (1, 2) OBP: 0.270, SLG: 0.352				K						4	0	1	1	0	1	0						
Alvaro Espinoza, R (1, 6) OBP: 0.243, SLG: 0.272	F7									3	0	1	0	0	0	0						
<b>Inning Stats</b>	R: 2 E: 0 K: 0 S: 16	H: 3 LOB: 2 BB: 1 P: 24	R: 0 E: 0 K: 1 S: 6	H: 0 LOB: 0 BB: 0 P: 8	R: 0 E: 0 K: 0 S: 6	H: 1 LOB: 1 BB: 0 P: 12	R: 0 E: 0 K: 1 S: 6	H: 0 LOB: 0 BB: 0 P: 11	R: 0 E: 0 K: 0 S: 5	H: 0 LOB: 0 BB: 0 P: 8	R: 0 E: 0 K: 0 S: 4	H: 1 LOB: 0 BB: 0 P: 7	R: 0 E: 0 K: 0 S: 3	H: 0 LOB: 0 BB: 0 P: 4	R: 0 E: 0 K: 1 S: 12	H: 1 LOB: 2 BB: 1 P: 22	R: 1 E: 0 K: 0 S: 5	H: 2 LOB: 1 BB: 0 P: 8	1B: 5 2B: 2 3B: 1 HR: 0	SF: 0 SAC: 1 DP: 1 HBP: 0	WP: 0 PB: 0 CS: 0	PA: 35
<b>PITCHER</b>	IP WLS BF H R ER SO BB IBB HBP BLK WP HR S P ERA WHIP																					
Mark Knudson, R (1, 1) ERA: 3.94	7.1	29	6	2	2	3	1	1	0	0	0	0	0	53	90	2.46	0.955					
Dan Plesac, L (8, 1) ERA: 6.14	0.2	2	0	0	0	0	0	0	0	0	0	0	5	6	0.00	0.000						
Bob Sebra, R (9, 1) ERA: 7.36	0.2	L	4	2	1	1	0	0	0	0	0	0	5	8	13.50	3.000						



Batter	1	2	3	4	5	6	7	8	9	AB	R	H	RBI	BB	SO	LOB	TOP										
Mike Felder, S OBP: 0.331, SLG: 0.292	4-0 S BB		1-0 L8		4-0 G5-4-3 BB		1-2 F9			2	0	0	0	2	0	2	<b>Milwaukee Brewers @ Seattle Mariners</b> The Kingdome, Seattle, WA Fri Jun 29 1990, 10:05 PM EDT Att: 13,685 - Dome										
Gary Sheffield, R OBP: 0.352, SLG: 0.444	3-1 L8		1-2 SF8		0-1 G5-4-3		1-1 G5-3			3	0	0	1	0	0	3											
Robin Yount, R OBP: 0.335, SLG: 0.349	1-2 P4		2-3 3-H 4-0 BB		2-0 1B 1B		1-2 G4-3			3	1	1	0	1	0	1											
Dave Parker, L OBP: 0.363, SLG: 0.513	2-3 K		0-0 G3		1-1 G6-3 1B		1-1 G1-3			4	0	1	0	0	1	3											
Rob Deer, R OBP: 0.346, SLG: 0.477		2-3 K		0-1 P4		0-0 G6-3 1B		1-1 G5-3		4	0	1	1	0	1	0											
Greg Vaughn, R OBP: 0.322, SLG: 0.449		0-0 P6		3-2 F7		1-0 G6-3		1-1 F9		4	0	0	0	0	0	2											
Dale Sveum, S OBP: 0.271, SLG: 0.244		1-0 F9		1-3 K		1-2 G4-3		1-1 1B		3	0	0	0	0	1	1											
B.J. Surhoff, L OBP: 0.329, SLG: 0.434										1	0	1	0	0	0	0											
Charlie O'Brien, R OBP: 0.271, SLG: 0.312			0-0 SF8 1B		1-1 L6		3-2 P6		0-3 K	3	1	1	0	0	0	0											
Greg Brock, L OBP: 0.322, SLG: 0.361										1	0	0	0	0	1	1											
Edgar Diaz, R OBP: 0.340, SLG: 0.299			3-1 E8 SF8 1B		4-0 BB		3-1 G4-3			2	0	1	0	1	0	0											
<b>Inning Stats</b>	R: 0 E: 0 K: 1 S: 8	H: 0 LOB: 1 BB: 1 P: 18	R: 0 E: 0 K: 1 S: 6	H: 0 LOB: 0 BB: 0 P: 9	R: 1 E: 1 K: 0 S: 8	H: 2 LOB: 2 BB: 1 P: 17	R: 0 E: 0 K: 1 S: 9	H: 0 LOB: 0 BB: 0 P: 13	R: 0 E: 0 K: 0 S: 4	H: 0 LOB: 1 BB: 2 P: 13	R: 1 E: 0 K: 0 S: 8	H: 3 LOB: 1 BB: 0 P: 13	R: 0 E: 0 K: 0 S: 12	H: 0 LOB: 0 BB: 0 P: 19	R: 0 E: 0 K: 0 S: 7	H: 0 LOB: 0 BB: 0 P: 10	R: 0 E: 0 K: 1 S: 12	H: 1 LOB: 1 BB: 0 P: 15	1B: 6 2B: 0 3B: 0 HR: 0	SF: 1 SAC: 0 DP: 2 HBP: 0	WP: 0 PB: 0 SB: 1 CS: 0	PA: 35					
<b>PITCHER</b>	IP	WLS	BF	H	R	ER	SO	BB	IBB	HBP	BLK	WP	HR	S	P	ERA	WHIP										
Randy Johnson, L ERA: 3.72	7.0	W	28	5	2	2	3	4	0	0	0	0	0	55	102	2.57	1.286										
Michael Jackson, R ERA: 3.24	1.0		3	0	0	0	0	0	0	0	0	0	0	7	10	0.00	0.000										
Mike Schooler, R ERA: 1.82	1.0	S	4	1	0	0	1	0	0	0	0	0	0	12	15	0.00	1.000										

Batter	1	2	3	4	5	6	7	8	9	AB	R	H	RBI	BB	SO	LOB	BOTTOM										
Harold Reynolds, S OBP: 0.327, SLG: 0.329	4-1 2B SF7 BB		1-0 L9	4-2 FC5-4 BB		4-1 BB		1-0 G5-3		2	1	0	0	3	0	0	<b>Milwaukee Brewers @ Seattle Mariners</b> The Kingdome, Seattle, WA Fri Jun 29 1990, 10:05 PM EDT Att: 13,685 - Dome										
Henry Cotto, R OBP: 0.348, SLG: 0.392	0-3 K		1-1 FC4-6 1B	1-2 FC5-4		0-0 P6		0-0 WP 3B		5	1	2	0	0	1	6											
Ken Griffey Jr., L OBP: 0.399, SLG: 0.519	1-1 SF7 2B		1-1 FC4-6 1B	2-0 F9		3-2 F8		2-2 G4-3		5	0	1	0	0	0	2											
Jeffrey Leonard, R OBP: 0.271, SLG: 0.346	3-0 SF7		2-2 1B	0-0 F8		2-2 E5 2B		2-2 2B		4	1	2	1	0	0	0											
Pete O'Brien, L OBP: 0.261, SLG: 0.252	1-2 G3		2-0 P4	1-1 2B		2-1 F8		1-1 G4-3		5	0	1	0	0	0	5											
Edgar Martinez, R OBP: 0.412, SLG: 0.461		0-1 P3		2-2 FC5-4 1B		1-1 P2		4-2 2B BB		3	1	1	0	1	0	1											
Tracy Jones, R OBP: 0.303, SLG: 0.404		1-2 CS 1B		1-2 FC5-4		1-0 F7		1-0 2B		4	0	2	2	0	0	1											
Scott Bradley, L OBP: 0.257, SLG: 0.293		4-2 BB		4-1 BB		0-1 G3-1		4-0 IBB		1	0	0	0	3	0	0											
Dave Valle, R OBP: 0.325, SLG: 0.410		1-2 BB		1-2 BB		1-0 IBB				0	0	0	0	0	0	0											
Jeff Schaefer, R OBP: 0.250, SLG: 0.282		3-0 B1		1-0 F8		0-0 BB 1B		1-0 G6-3		4	0	1	0	0	0	5											
<b>Inning Stats</b>	R: 1 E: 0 K: 1 S: 11	H: 1 LOB: 1 BB: 1 P: 19	R: 0 E: 0 K: 0 S: 10	H: 1 LOB: 1 BB: 1 P: 18	R: 0 E: 0 K: 0 S: 9	H: 2 LOB: 3 BB: 0 P: 16	R: 0 E: 0 K: 0 S: 11	H: 1 LOB: 2 BB: 2 P: 23	R: 0 E: 0 K: 0 S: 6	H: 1 LOB: 1 BB: 0 P: 10	R: 0 E: 0 K: 0 S: 7	H: 1 LOB: 2 BB: 1 P: 12	R: 2 E: 1 K: 0 S: 17	H: 1 LOB: 2 BB: 2 P: 34	R: 1 E: 0 K: 0 S: 10	H: 2 LOB: 1 BB: 0 P: 16	1B: 5 2B: 4 3B: 1 HR: 0	SF: 1 SAC: 0 DP: 0 HBP: 0	WP: 1 PB: 0 SB: 0 CS: 1	PA: 41							
<b>PITCHER</b>	IP	WLS	BF	H	R	ER	SO	BB	IBB	HBP	BLK	WP	HR	S	P	ERA	WHIP										
Ron Robinson, R ERA: 3.67	6.1		31	7	2	2	1	5	0	0	0	0	0	64	113	2.84	1.895										
Paul Mirabella, L ERA: 4.31	0.1		1	0	0	0	0	0	0	0	0	0	0	2	4	0.00	0.000										
Chuck Crim, R ERA: 4.87	0.2	L	6	2	2	1	0	1	1	0	0	0	0	7	18	13.50	4.500										
Dan Plesac, L ERA: 6.0	0.2		3	1	0	0	0	0	0	0	0	1	0	8	13	0.00	1.500										



Batter	1	2	3	4	5	6	7	8	9	AB	R	H	RBI	BB	SO	LOB	TOP					
Jim Gantner, L (1,4) OBP: 0.385, SLG: 0.303	G1-3		F8			HR		G6-3		4	1	1	0	0	0	0	<b>Milwaukee Brewers @ Seattle Mariners</b> The Kingdome, Seattle, WA Sat Jun 30 1990, 10:05 PM EDT Att: 26,746 - Dome					
Gary Sheffield, R (1,5) OBP: 0.350, SLG: 0.441 Edgar Diaz, R (8,5) OBP: 0.340, SLG: 0.299	1B		F9			F7		G6-3		4	0	1	0	0	0	1						
Robin Yount, R (1,8) OBP: 0.338, SLG: 0.363	1B				G6-3	HR		F8		4	1	2	2	0	0	0						
Dave Parker, L (1,10) OBP: 0.358, SLG: 0.506	L6				G3-1	L8		K		4	0	0	0	0	1	2						
Greg Brock, L (1,3) OBP: 0.321, SLG: 0.358	G4-3				E1	G4-3		G3-1		4	0	1	0	0	0	2						
Rob Deer, R (1,9) OBP: 0.341, SLG: 0.469		K			F9					3	0	0	0	0	2	1						
B.J. Surhoff, L (1,2) OBP: 0.325, SLG: 0.428 Charlie O'Brien, R (8,2) OBP: 0.271, SLG: 0.312	L7				G4-3			F9		3	0	0	0	0	0	0						
Greg Vaughn, R (1,7) OBP: 0.317, SLG: 0.440	K				K			F8		3	0	0	0	0	2	0						
Bill Spiers, L (1,6) OBP: 0.296, SLG: 0.367					F8			G4-3		3	0	0	0	0	1	0						
<b>Inning Stats</b>	R: 0 H: 2 E: 0 K: 0 S: 11	H: 2 LOB: 2 BB: 0 P: 16	R: 0 H: 0 E: 0 K: 2 S: 9	H: 0 LOB: 0 BB: 0 P: 13	R: 0 H: 0 E: 0 K: 0 S: 4	H: 0 LOB: 0 BB: 0 P: 5	R: 0 H: 1 E: 1 K: 0 S: 6	H: 1 LOB: 1 BB: 0 P: 9	R: 0 H: 0 E: 0 K: 1 S: 6	H: 0 LOB: 0 BB: 0 P: 9	R: 2 H: 2 E: 0 K: 0 S: 9	H: 2 LOB: 0 BB: 0 P: 14	R: 0 H: 0 E: 0 K: 1 S: 7	H: 0 LOB: 0 BB: 0 P: 12	R: 0 H: 0 E: 0 K: 1 S: 10	H: 0 LOB: 0 BB: 0 P: 13	R: 0 H: 0 E: 0 K: 1 S: 7	H: 0 LOB: 0 BB: 0 P: 8	1B: 4 2B: 0 3B: 0 HR: 1	SF: 0 SAC: 0 DP: 0 HBP: 0	WP: 0 PB: 0 CS: 0	PA: 32
<b>PITCHER</b> Erik Hanson, R (1,1) ERA: 4.19	IP: 9.0 WLS: W BF: 32 H: 5 R: 2 ER: 2 SO: 6 BB: 0 IBB: 0 HBP: 0 BLK: 0 WP: 0 HR: 1 S: 69 P: 99 ERA: 2.00 WHIP: 0.556																					

Batter	1	2	3	4	5	6	7	8	9	AB	R	H	RBI	BB	SO	LOB	BOTTOM			
Harold Reynolds, S (1,4) OBP: 0.329, SLG: 0.329	2B	G4-3						G4-3		3	2	1	0	1	0	1	<b>Milwaukee Brewers @ Seattle Mariners</b> The Kingdome, Seattle, WA Sat Jun 30 1990, 10:05 PM EDT Att: 26,746 - Dome			
Henry Cotto, R (1,9) OBP: 0.351, SLG: 0.400	1B				L9			K		4	1	2	1	0	1	1				
Ken Griffey Jr., L (1,8) OBP: 0.400, SLG: 0.519	HR							K		4	1	2	2	0	1	2				
Jeffrey Leonard, R (1,10) OBP: 0.274, SLG: 0.368	HR				G3-1			HR		4	2	2	3	0	1	1				
Edgar Martinez, R (1,5) OBP: 0.413, SLG: 0.463					K			G5-3		3	0	1	0	0	1	1				
Tracy Jones, R (1,7) OBP: 0.302, SLG: 0.396 Greg Briley, L (8,FR) OBP: 0.305, SLG: 0.379	G6-4-3				P2			P4		3	0	0	0	0	0	1				
Pete O'Brien, L (1,3) OBP: 0.268, SLG: 0.268	L7				G1			G4-3		4	0	2	0	0	0	0				
Dave Valle, R (1,2) OBP: 0.317, SLG: 0.397					P4			G5-3		4	0	0	0	0	0	4				
Jeff Schaefer, R (1,6) OBP: 0.256, SLG: 0.268 Brian Giles, R (8,PH) OBP: 0.346, SLG: 0.444	1B	G4-3			F9			F8		2	0	0	0	1	0	1				
<b>Inning Stats</b>	R: 4 H: 3 E: 0 K: 0 S: 10	H: 3 LOB: 0 BB: 1 P: 20	R: 0 H: 1 E: 0 K: 0 S: 16	H: 1 LOB: 2 BB: 1 P: 25	R: 0 H: 0 E: 0 K: 1 S: 9	H: 0 LOB: 0 BB: 0 P: 13	R: 0 H: 0 E: 0 K: 0 S: 5	H: 0 LOB: 0 BB: 0 P: 7	R: 1 H: 2 E: 0 K: 1 S: 17	H: 2 LOB: 1 BB: 0 P: 24	R: 0 H: 1 E: 0 K: 0 S: 9	H: 1 LOB: 0 BB: 0 P: 15	R: 0 H: 0 E: 0 K: 2 S: 9	H: 0 LOB: 0 BB: 0 P: 13	R: 1 H: 3 E: 0 K: 0 S: 9	H: 3 LOB: 2 BB: 0 P: 15	1B: 5 2B: 3 3B: 0 HR: 2	SF: 0 SAC: 0 DP: 2 HBP: 2	WP: 0 PB: 0 CS: 0	PA: 36
<b>PITCHER</b> Teddy Higuera, L (1,1) ERA: 2.37 Tom Edens, R (6,1) ERA: 4.89 Paul Mirabella, L (7,1) ERA: 4.26 Bob Sebra, R (8,1) ERA: 8.18 Randy Veres, R (8,1) ERA: 5.4	IP: 5.0 WLS: L BF: 23 H: 6 R: 5 ER: 5 SO: 2 BB: 0 IBB: 0 HBP: 0 BLK: 0 WP: 0 HR: 1 S: 15 P: 23 ERA: 9.00 WHIP: 1.600																			



Batter	1	2	3	4	5	6	7	8	9	10	11	12	AB	R	H	RBI	BB	SO	LOB	TOP						
<b>Jim Gantner, L</b> OBP: 0.396, SLG: 0.282 (1, 4)													6	0	1	1	0	1	3							
<b>Gary Sheffield, R</b> OBP: 0.358, SLG: 0.451 (1, 5)													6	0	4	2	0	0	1							
<b>Robin Yount, R</b> OBP: 0.339, SLG: 0.361 (1, 8)													4	0	1	0	1	0	2							
<b>Dave Parker, L</b> OBP: 0.354, SLG: 0.496 (1, 10)													5	0	0	0	1	0	4							
<b>Greg Brock, L</b> OBP: 0.315, SLG: 0.350 (1, 3)													5	0	0	0	0	6								
<b>Rob Deer, R</b> OBP: 0.338, SLG: 0.459 (1, 9)													4	0	0	0	1	2	0							
<b>Darryl Hamilton, L</b> OBP: 0.292, SLG: 0.311 (10, PH)													4	2	2	0	0	0	0							
<b>Greg Vaughn, R</b> OBP: 0.315, SLG: 0.438 (10, 7)													1	0	0	0	0	1	3							
<b>Charlie O'Brien, R</b> OBP: 0.270, SLG: 0.309 (1, 2)													4	1	1	0	0	0	0							
<b>Bill Spiers, L</b> OBP: 0.350, SLG: 0.371 (1, 6)													4	2	2	2	0	0	0							
<b>Inning Stats</b>	R: 0 E: 0 K: 0 S: 10	H: 1 LOB: 2 BB: 1 P: 16	R: 0 E: 0 K: 0 S: 6	H: 0 LOB: 0 BB: 0 P: 10	R: 1 E: 1 K: 0 S: 10	H: 1 LOB: 0 BB: 0 P: 19	R: 0 E: 0 K: 0 S: 8	H: 0 LOB: 0 BB: 0 P: 11	R: 0 E: 0 K: 0 S: 8	H: 0 LOB: 0 BB: 0 P: 10	R: 3 E: 0 K: 1 S: 16	H: 4 LOB: 1 BB: 0 P: 22	R: 0 E: 0 K: 1 S: 9	H: 0 LOB: 0 BB: 0 P: 12	R: 1 E: 0 K: 0 S: 7	H: 1 LOB: 0 BB: 0 P: 11	R: 0 E: 0 K: 1 S: 9	H: 1 LOB: 3 BB: 2 P: 19	R: 0 E: 0 K: 1 S: 5	H: 1 LOB: 0 BB: 0 P: 8	R: 0 E: 0 K: 0 S: 8	H: 0 LOB: 0 BB: 0 P: 12	1B: 9 2B: 2 3B: 0 HR: 0	SF: 1 SAC: 2 DP: 0 HBP: 0	WP: 0 PB: 0 SB: 0 CS: 1	PA: 51
<b>PITCHER</b>	IP WLS BF H R ER SO BB IBB HBP BLK WP HR S P ERA WHIP	IP WLS BF H R ER SO BB IBB HBP BLK WP HR S P ERA WHIP	<b>PITCHER Keith Comstock, L</b> ERA: 1.98 IP: 2.1 WLS: 7 BF: 1 H: 0 R: 0 ER: 0 SO: 2 BB: 0 IBB: 0 HBP: 0 BLK: 0 WP: 0 HR: 0 S: 16 P: 23 ERA: 0.00 WHIP: 0.429																							
<b>Brian Holman, R</b> ERA: 4.2	(1, 1)	6.1	27	7	4	3	1	0	0	0	0	0	0	0	0	2	3	0.00	0.000							
<b>Russ Swan, L</b> ERA: 2.73	(7, 1)	0.1	1	0	0	0	0	0	0	0	0	0	0	0	0	2	3	0.00	0.000							
<b>Michael Jackson, R</b> ERA: 3.14	(7, 1)	1.1	5	1	0	0	1	0	0	0	0	0	0	0	11	14	0.00	0.750								
<b>Mike Schooler, R</b> ERA: 1.98	(9, 1)	1.2	8	2	1	1	0	0	0	0	0	0	0	0	11	21	5.40	1.200								
<b>Bill Swift, R</b> ERA: 1.88	(10, 1)	0.0	1	0	0	0	0	1	0	0	0	0	0	0	2	6	∞	∞								

Milwaukee Brewers @ Seattle Mariners  
The Kingdom, Seattle, WA

Sun Jul 01 1990, 6:33 AM EDT  
Att. 17,225 - Dome

AB 43  
R 5  
H 11  
RBI 5  
BB 3  
SO 4  
LOB 19



Batter	1	2	3	4	5	6	7	8	9	10	11	12	AB	R	H	RBI	BB	SO	LOB	BOTTOM								
<b>Harold Reynolds, S</b> OBP: 0.332, SLG: 0.333 (1, 4)													5	1	2	0	1	0	1									
<b>Henry Cotto, R</b> OBP: 0.352, SLG: 0.397 (1, 9)													4	1	1	0	0	0	3									
<b>Ken Griffey Jr., L</b> OBP: 0.462, SLG: 0.522 (1, 8)													6	2	3	1	0	1	3									
<b>Jeffrey Leonard, R</b> OBP: 0.275, SLG: 0.367 (1, 7)													6	0	2	2	0	0	2									
<b>Edgar Martinez, R</b> OBP: 0.408, SLG: 0.458 (1, 5)													5	1	1	1	0	1	1									
<b>Tracy Jones, R</b> OBP: 0.303, SLG: 0.390 (1, 10)													5	1	1	0	0	1	0									
<b>Pete O'Brien, L</b> OBP: 0.271, SLG: 0.280 (1, 3)													4	0	0	0	2	0	5									
<b>Dave Valle, R</b> OBP: 0.317, SLG: 0.395 (1, 2)														3	0	1	0	0	1									
<b>Scott Bradley, L</b> OBP: 0.262, SLG: 0.299 (8, PH)													1	0	1	1	0	0	0									
<b>Matt Sinafro, R</b> OBP: 0.424, SLG: 0.379 (9, 2)													1	0	0	1	1	0	0									
<b>Jeff Schaefer, R</b> OBP: 0.239, SLG: 0.250 (8, PH)													3	0	0	0	0	2										
<b>Greg Biley, L</b> OBP: 0.305, SLG: 0.379 (8, PH)													0	0	0	0	0	0	0									
<b>Brian Giles, R</b> OBP: 0.349, SLG: 0.440 (9, 6)													1	0	0	0	1	1	2									
<b>Inning Stats</b>	R: 2 E: 0 K: 0 S: 9	H: 5 LOB: 2 BB: 0 P: 15	R: 0 E: 0 K: 1 S: 10	H: 1 LOB: 2 BB: 1 P: 20	R: 0 E: 0 K: 1 S: 11	H: 0 LOB: 0 BB: 0 P: 16	R: 0 E: 0 K: 0 S: 8	H: 0 LOB: 0 BB: 0 P: 14	R: 2 E: 0 K: 0 S: 9	H: 2 LOB: 0 BB: 0 P: 16	R: 0 E: 0 K: 0 S: 8	H: 0 LOB: 0 BB: 0 P: 14	R: 0 E: 0 K: 0 S: 7	H: 0 LOB: 0 BB: 0 P: 12	R: 1 E: 1 K: 2 S: 16	H: 1 LOB: 2 BB: 1 P: 30	R: 0 E: 0 K: 0 S: 10	H: 1 LOB: 1 BB: 0 P: 17	R: 0 E: 0 K: 0 S: 6	H: 0 LOB: 0 BB: 0 P: 8	R: 0 E: 0 K: 0 S: 10	H: 0 LOB: 1 BB: 1 P: 18	R: 1 E: 0 K: 0 S: 10	H: 2 LOB: 3 BB: 1 P: 19	1B: 10 2B: 2 3B: 0 HR: 0	SF: 1 SAC: 1 DP: 0 HBP: 2	WP: 1 PB: 0 SB: 1 CS: 1	PA: 53
<b>PITCHER</b>	IP WLS BF H R ER SO BB IBB HBP BLK WP HR S P ERA WHIP	IP WLS BF H R ER SO BB IBB HBP BLK WP HR S P ERA WHIP	<b>PITCHER Dennis Powell, L</b> ERA: 5.14 IP: 7.0 WLS: 30 BF: 8 H: 4 R: 4 ER: 3 SO: 2 BB: 1 IBB: 0 HBP: 1 BLK: 0 WP: 0 HR: 0 S: 62 P: 107 ERA: 5.14 WHIP: 1.429																									
<b>Chuck Crim, R</b> ERA: 4.8	(8, 1)	0.2	5	1	0	0	1	1	0	0	0	0	0	0	13	25	0.00	3.000										
<b>Dan Plesac, L</b> ERA: 5.57	(8, 1)	2.1	8	1	0	0	1	0	0	0	0	0	0	0	19	30	0.00	0.429										
<b>Paul Mirabella, L</b> ERA: 4.36	(11, 1)	1.1	L	7	2	1	1	0	1	0	0	0	0	0	15	25	6.75	2.250										
<b>Tom Edens, R</b> ERA: 4.81	(12, 1)	0.1	3	0	0	0	0	1	0	1	0	0	1	0	5	12	0.00	3.000										

Milwaukee Brewers @ Seattle Mariners  
The Kingdom, Seattle, WA

Sun Jul 01 1990, 6:33 AM EDT  
Att. 17,225 - Dome

AB 44  
R 6  
H 12  
RBI 6  
BB 5  
SO 5  
LOB 20





Batter	1	2	3	4	5	6	7	8	9	AB	R	H	RBI	BB	SO	LOB	TOP		
Rickey Henderson, R OBP: 0.441, SLG: 0.584 (1, 10)	1-2 WP SF4 1B		4-1 FC6-4 BB		2-3 K FC6-4 1-2			0-0 P3		4	1	1	0	1	1	3			
Dave Henderson, R OBP: 0.315, SLG: 0.485 (1, 8)	1-2 F8		1-2 F9		1-3 K		2-1 1B		4-2 G5-3 BB BB	4	0	1	0	1	1	2			
Carney Lansford, R OBP: 0.329, SLG: 0.336 (1, 5)	1-0 WP 1B		0-0 FC6-4 1-2		0-0 F9		2-1 P4		0-0 F7	5	0	1	0	0	0	3			
Mark McGwire, R OBP: 0.367, SLG: 0.506 (1, 3)	1-1 SF4 2-H 2-H		1-3 K		0-0 1B 2B		1-1 F8		4-2 G5-3 BB	3	1	1	1	1	1	2			
Jose Canseco, R OBP: 0.403, SLG: 0.604 Steve Howard, R OBP: 0.265, SLG: 0.333 (1, 9) (8, 9)	1-2 F8			0-1 F9		3-2 F8		1-1 F9	2-2 G5-3	4	0	0	0	0	0	3			
Felix Jose, S OBP: 0.272, SLG: 0.352 (1, 7)		0-0 G6-3		4-1 G4-3 2B BB		1-2 F8		1-2 E FC6-4 2B	0-2 P5	4	2	1	0	1	0	3			
Jamie Quirk, L OBP: 0.313, SLG: 0.464 (1, 2)		0-0 P7		1-2 G4-3		2-1 2-H 3B 1B		2-3 K		4	1	1	1	0	1	2			
Willie Randolph, R OBP: 0.329, SLG: 0.333 (1, 4)		1-1 1B		2-1 3-H 2B		1-1 2-H 3B		4-0 FC6-4 IBB		3	0	3	2	1	0	0			
Mike Gallego, R OBP: 0.279, SLG: 0.295 (1, 6)		1-0 P4		0-0 F9		2-2 FC6-4 HBP		2-2 FC6-4 1-2 3-H		3	0	0	1	0	0	3			
<b>Inning Stats</b>	R: 1 E: 0 K: 0 S: 13	H: 2 LOB: 1 BB: 0 P: 18	R: 0 E: 0 K: 0 S: 5	H: 1 LOB: 1 BB: 0 P: 7	R: 0 E: 0 K: 1 S: 8	H: 0 LOB: 1 BB: 1 P: 14	R: 1 E: 0 K: 0 S: 9	H: 1 LOB: 1 BB: 1 P: 16	R: 0 E: 0 K: 2 S: 16	H: 3 LOB: 2 BB: 0 P: 27	R: 0 E: 0 K: 0 S: 8	H: 1 LOB: 1 BB: 0 P: 14	R: 1 E: 1 K: 1 S: 14	H: 1 LOB: 1 BB: 1 P: 22	R: 0 E: 0 K: 0 S: 13	H: 0 LOB: 2 BB: 2 P: 23	1B: 5 2B: 3 3B: 1 HR: 0	SF: 1 SAC: 0 DP: 0 HBP: 1	WP: 1 PA: 42 PB: 0 SB: 1 CS: 0
<b>PITCHER</b>	IP WLS BF H R ER SO	IP WLS BF H R ER SO	IP WLS BF H R ER SO	IP WLS BF H R ER SO	IP WLS BF H R ER SO	IP WLS BF H R ER SO	IP WLS BF H R ER SO	IP WLS BF H R ER SO	IP WLS BF H R ER SO	IP WLS BF H R ER SO	IP WLS BF H R ER SO	IP WLS BF H R ER SO	IP WLS BF H R ER SO	IP WLS BF H R ER SO	IP WLS BF H R ER SO	IP WLS BF H R ER SO	ERA WHIP	ERA WHIP	
Bill Krueger, L ERA: 3.41 (1, 1)	5.2 L 26 7 4 4 3																6.35 1.588		
Tom Edens, R ERA: 4.56 (6, 1)	1.1 6 1 0 0 0																0.00 0.750		
Paul Mirabella, L ERA: 4.24 (8, 1)	1.0 5 1 1 0 1																0.00 1.000		
Randy Veres, R ERA: 4.97 (9, 1)	1.0 5 0 0 0 0																0.00 2.000		

Oakland Athletics @ Milwaukee Brewers  
Milwaukee County Stadium, Milwaukee, WI  
Tue Jul 03 1990, 8:05 PM EDT  
Att: 36,623 - Unknown - 92 F


AB 35  
R 5  
H 9  
RBI 5  
BB 5  
SO 4  
LOB 23



Batter	1	2	3	4	5	6	7	8	9	AB	R	H	RBI	BB	SO	LOB	BOTTOM		
Jim Gantner, L OBP: 0.333, SLG: 0.262 Mike Felder, S OBP: 0.328, SLG: 0.290 (1, 4) (7, PH) (8, 9)	0-0 G4-3				2-2 G1-6-3 1-2				0-3 K	3	0	0	0	0	1	2			
Gary Sheffield, R OBP: 0.352, SLG: 0.443 (1, 5)	3-1 G5-3		0-1 G6-3		0-0 G5-3		3-2 G1-3			4	0	0	0	0	0	2			
Robin Yount, R OBP: 0.340, SLG: 0.361 (1, 8)	1-1 PB 1B		0-2 G3-1		1-1 F8		4-0 CS BB			3	0	1	0	1	0	0			
Dave Parker, L OBP: 0.356, SLG: 0.500 (1, 10)	0-0 PB 1B		1-2 G4-3		0-0 2B		1-3 K			4	0	2	0	0	1	1			
Rob Deer, R OBP: 0.345, SLG: 0.459 (1, 9) (8, 3)	4-2 BB			1-0 1B		4-1 G5-4-3 BB		3-3 K		2	0	1	0	2	1	1			
Greg Vaughn, R OBP: 0.308, SLG: 0.427 (1, 7)	1-1 L7			3-2 P5		0-0 G5-4-3 1-2		3-2 L5		4	0	0	0	0	0	6			
Dale Sveum, S OBP: 0.310, SLG: 0.271 (1, 3) (8, 6)		1-2 SH1-3 2B		2-2 F9		4-2 1B BB		2-1 P8		3	0	1	0	1	0	1			
Charlie O'Brien, R OBP: 0.261, SLG: 0.298 (1, 2)		0-1 SH1-3		0-0 L9		3-2 L9		0-2 F7		3	0	0	0	0	0	2			
Bill Spiers, L OBP: 0.303, SLG: 0.373 Edgar Diaz, R OBP: 0.344, SLG: 0.303 (1, 6) (7, PH) (8, 4)		2-0 F8		0-0 G1-6-3 1B		2-1 1B		1-2 1B		2	0	1	0	0	0	1			
<b>Inning Stats</b>	R: 0 E: 0 K: 0 S: 12	H: 2 LOB: 3 BB: 1 P: 21	R: 0 E: 0 K: 1 S: 10	H: 1 LOB: 0 BB: 0 P: 15	R: 0 E: 0 K: 0 S: 10	H: 0 LOB: 0 BB: 0 P: 11	R: 0 E: 0 K: 0 S: 11	H: 1 LOB: 1 BB: 0 P: 17	R: 0 E: 0 K: 0 S: 5	H: 1 LOB: 1 BB: 1 P: 10	R: 0 E: 0 K: 1 S: 16	H: 1 LOB: 2 BB: 1 P: 28	R: 0 E: 0 K: 2 S: 7	H: 0 LOB: 0 BB: 1 P: 15	R: 0 E: 0 K: 0 S: 8	H: 0 LOB: 0 BB: 0 P: 13	1B: 5 2B: 2 3B: 0 HR: 0	SF: 0 SAC: 1 DP: 2 HBP: 0	WP: 0 PA: 35 PB: 1 SB: 0 CS: 1
<b>PITCHER</b>	IP WLS BF H R ER SO	IP WLS BF H R ER SO	IP WLS BF H R ER SO	IP WLS BF H R ER SO	IP WLS BF H R ER SO	IP WLS BF H R ER SO	IP WLS BF H R ER SO	IP WLS BF H R ER SO	IP WLS BF H R ER SO	IP WLS BF H R ER SO	IP WLS BF H R ER SO	IP WLS BF H R ER SO	IP WLS BF H R ER SO	IP WLS BF H R ER SO	IP WLS BF H R ER SO	IP WLS BF H R ER SO	ERA WHIP	ERA WHIP	
Curt Young, L ERA: 4.52 (1, 1)	5.1 W 22 6 0 0 1																0.00 1.312		
Todd Burns, R ERA: 2.79 (6, 1)	1.0 4 0 0 0 0																0.00 2.000		
Rick Honeycutt, L ERA: 1.89 (7, 1)	0.2 3 1 0 0 1																0.00 1.500		
Gene Nelson, R ERA: 1.3 (8, 1)	2.0 6 0 0 0 2																0.00 0.500		

Oakland Athletics @ Milwaukee Brewers  
Milwaukee County Stadium, Milwaukee, WI  
Tue Jul 03 1990, 8:05 PM EDT  
Att: 36,623 - Unknown - 92 F

AB 30  
R 0  
H 7  
RBI 0  
BB 4  
SO 4  
LOB 18





Batter	1	2	3	4	5	6	7	8	9	AB	R	H	RBI	BB	SO	LOB	TOP					
Rickey Henderson, R OBP: 0.438, SLG: 0.579 Steve Howard, R OBP: 0.306, SLG: 0.371	1-1 F7		1-3 K					0-0 2B 1B		2	0	0	0	0	1	0						
Dave Henderson, R OBP: 0.311, SLG: 0.479 Mike Gallego, R OBP: 0.283, SLG: 0.305	1-0 G4-3		2-2 F8					1-1 1B		3	0	0	0	0	1	2						
Carney Lansford, R OBP: 0.329, SLG: 0.333 Reggie Harris, R Rick Honeycutt, L Joe Klink, L	4-2 BB			0-2 G5-3				3-2 F7		2	0	0	0	1	0	2						
Mark McGwire, R OBP: 0.366, SLG: 0.502 Ron Hassey, L OBP: 0.239, SLG: 0.258	4-2 BB			2-2 F8				2-3 K		2	0	0	0	1	1	0						
Jose Canseco, R OBP: 0.401, SLG: 0.597	1-2 G3-1			1-3 K				0-0 FC3-6 1B		4	0	1	0	0	2	2						
Felix Jose, S OBP: 0.277, SLG: 0.356		2-2 L4-3 1B			0-0 L6			1-1 1B		4	0	2	0	0	0	1						
Jamie Quirk, L OBP: 0.306, SLG: 0.438		2-2 L4-3			1-0 G4-3			2-0 1B		4	0	1	0	0	0	2						
Walt Weiss, S OBP: 0.341, SLG: 0.360		2-1 F8			0-0 G4-3			1-0 F7		3	0	0	0	0	0	0						
Willie Randolph, R OBP: 0.329, SLG: 0.333			2-1 G5-3					0-0 G4-3		3	0	1	0	0	0	0						
<b>Inning Stats</b>	R: 0 E: 0 K: 0 S: 12	H: 0 LOB: 2 BB: 2 P: 23	R: 0 E: 0 K: 0 S: 10	H: 1 LOB: 0 BB: 0 P: 16	R: 0 E: 0 K: 1 S: 8	H: 0 LOB: 0 BB: 0 P: 13	R: 0 E: 0 K: 1 S: 9	H: 0 LOB: 0 BB: 0 P: 12	R: 0 E: 0 K: 0 S: 3	H: 0 LOB: 0 BB: 0 P: 4	R: 0 E: 0 K: 1 S: 11	H: 2 LOB: 1 BB: 0 P: 18	R: 0 E: 0 K: 2 S: 9	H: 2 LOB: 2 BB: 0 P: 15	R: 1 E: 0 K: 0 S: 9	H: 2 LOB: 1 BB: 0 P: 14	R: 0 E: 0 K: 0 S: 5	H: 1 LOB: 1 BB: 0 P: 7	1B: 7 2B: 2 3B: 0 HR: 0	SF: 0 SAC: 0 DP: 2 HBP: 0	WP: 0 PB: 0 SB: 1 CS: 0	PA: 34
<b>PITCHER</b> Ron Robinson, R ERA: 3.29	IP: 9.0 WLS: W BF: 34 H: 8 R: 1 ER: 1 SO: 5 BB: 2 IBB: 0 HBP: 0 BLK: 0 WP: 0 HR: 0 S: 76 P: 122 ERA: 1.00 WHIP: 1.111											<b>PITCHER</b>	IP: WLS: BF: H: R: ER: SO: BB: IBB: HBP: BLK: WP: HR: S: P: ERA: WHIP:									

Oakland Athletics @ Milwaukee Brewers  
Milwaukee County Stadium, Milwaukee, WI  
Wed Jul 04 1990, 8:05 PM EDT  
Att: 15,030 - Unknown - 97 F

AB 32  
R 1  
H 8  
RBI 1  
BB 2  
SO 5  
LOB 10



Batter	1	2	3	4	5	6	7	8	9	AB	R	H	RBI	BB	SO	LOB	BOTTOM					
Jim Gantner, L OBP: 0.321, SLG: 0.255	0-0 F9 1B		1-2 L6					3-2 G5-3		5	1	1	0	0	0	2						
Gary Sheffield, R OBP: 0.348, SLG: 0.438 Edgar Diaz, R OBP: 0.344, SLG: 0.303	3-1 F9 1B			1-0 F8				1-0 G6-3		5	0	1	0	0	0	0						
Robin Yount, R OBP: 0.339, SLG: 0.366	0-1 F9		0-1 G4-3					0-0 F9		4	1	1	0	0	0	2						
Dave Parker, L OBP: 0.358, SLG: 0.511	1-1 SF7		1-1 HR					0-1 F7		2	1	1	2	0	0	0						
Greg Brock, L OBP: 0.321, SLG: 0.352	4-2 BB		1-0 1B					3-1 FC5-4 1B		2	1	1	1	1	0	1						
Rob Deer, R OBP: 0.343, SLG: 0.452 Darryl Hamilton, L OBP: 0.292, SLG: 0.311	3-1 F7		0-0 F6					0-1 FC5-4 WP		3	0	0	0	1	0	4						
B.J. Surhoff, L OBP: 0.328, SLG: 0.429		1-2 HR		0-0 2B				2-2 F6		4	1	2	0	0	0	3						
Greg Vaughn, R OBP: 0.312, SLG: 0.452 Mike Felder, S OBP: 0.326, SLG: 0.290		0-1 HR		3-1 2B				1-3 K		4	1	2	3	0	1	1						
Bill Spiers, L OBP: 0.301, SLG: 0.391		1-2 HR		0-1 F6				3-2 F8		4	1	1	1	0	0	2						
<b>Inning Stats</b>	R: 1 E: 0 K: 0 S: 12	H: 2 LOB: 2 BB: 1 P: 23	R: 3 E: 0 K: 0 S: 13	H: 3 LOB: 0 BB: 0 P: 15	R: 2 E: 0 K: 0 S: 11	H: 3 LOB: 2 BB: 0 P: 17	R: 1 E: 0 K: 0 S: 8	H: 1 LOB: 2 BB: 1 P: 18	R: 0 E: 0 K: 0 S: 9	H: 0 LOB: 0 BB: 0 P: 14	R: 0 E: 0 K: 0 S: 5	H: 0 LOB: 0 BB: 0 P: 5	R: 0 E: 0 K: 1 S: 15	H: 1 LOB: 1 BB: 0 P: 21	R: 0 E: 0 K: 0 S: 8	H: 0 LOB: 0 BB: 0 P: 12	R: 0 E: 0 K: 0 S: 4	H: 0 LOB: 0 BB: 0 P: 7	1B: 5 2B: 1 3B: 1 HR: 3	SF: 1 SAC: 0 DP: 0 HBP: 2	WP: 3 PB: 0 SB: 0 CS: 0	PA: 38
<b>PITCHER</b> Dave Stewart, R ERA: 2.93 Mike Norris, R ERA: 3.0 Reggie Harris, R Joe Klink, L ERA: 3.0	IP: 2.1 WLS: L BF: 17 H: 8 R: 6 ER: 6 SO: 0 BB: 1 IBB: 0 HBP: 1 BLK: 0 WP: 1 HR: 3 S: 31 P: 49 ERA: 23.14 WHIP: 3.857											<b>PITCHER</b>	IP: WLS: BF: H: R: ER: SO: BB: IBB: HBP: BLK: WP: HR: S: P: ERA: WHIP:									

Oakland Athletics @ Milwaukee Brewers  
Milwaukee County Stadium, Milwaukee, WI  
Wed Jul 04 1990, 8:05 PM EDT  
Att: 15,030 - Unknown - 97 F

AB 33  
R 7  
H 10  
RBI 7  
BB 2  
SO 1  
LOB 15





Batter	1	2	3	4	5	6	7	8	9	AB	R	H	RBI	BB	SO	LOB	TOP								
Rickey Henderson, R OBP: 0.438, SLG: 0.589	2-3 K		1-3 K			2-0 1-H HR		2-1 FC1-4 1B		4	1	2	2	0	2	0									
Dave Henderson, R OBP: 0.307, SLG: 0.472	1-2 P5			0-1 G5-3		0-2 E7 E		2-0 FC1-4 1-2f		4	1	0	0	0	0	1									
Carney Lansford, R OBP: 0.325, SLG: 0.329	1-1 F7			0-0 L5		2-2 G5-3		0-3 K		4	0	0	0	0	1	1									
Mark McGwire, R OBP: 0.362, SLG: 0.494		2-2 F9		2-3 K		2-1 G5-3		2-2 F9		4	0	0	0	0	1	1									
Jose Canseco, R OBP: 0.395, SLG: 0.586		1-3 K			3-3 K		0-0 G6-3		1-3 K	4	0	0	0	0	3	0									
Steve Howard, R OBP: 0.300, SLG: 0.342		4-0 BB			3-3 K		2-1 P4		2-3 K	3	0	0	0	1	2	0									
Ron Hassey, L OBP: 0.261, SLG: 0.254		0-3 K			3-3 K		4-2 FC5 BB		3-3 K	2	0	0	0	1	2	1									
Willie Randolph, R OBP: 0.328, SLG: 0.332										1	0	0	0	0	1	0									
Walt Weiss, S OBP: 0.344, SLG: 0.361			1-1 G6-4-3 1B			3-3 K		4-2 BB		2	0	1	0	1	1	0									
Mike Gallego, R OBP: 0.278, SLG: 0.300			0-1 G6-4-3 1-2f			3-1 E5 HR		0-0 FC5 2-3f		3	1	0	0	0	0	3									
<b>Inning Stats</b>	R: 0 E: 0 K: 1 S: 8	H: 0 LOB: 0 BB: 0 P: 12	R: 0 E: 0 K: 2 S: 9	H: 0 LOB: 1 BB: 1 P: 16	R: 0 E: 0 K: 1 S: 7	H: 1 LOB: 0 BB: 0 P: 9	R: 0 E: 0 K: 1 S: 6	H: 0 LOB: 0 BB: 0 P: 8	R: 0 E: 0 K: 3 S: 10	H: 0 LOB: 0 BB: 0 P: 19	R: 3 E: 2 K: 1 S: 15	H: 1 LOB: 0 BB: 0 P: 27	R: 0 E: 0 K: 0 S: 8	H: 0 LOB: 2 BB: 2 P: 18	R: 0 E: 0 K: 1 S: 9	H: 1 LOB: 1 BB: 0 P: 15	R: 0 E: 0 K: 3 S: 9	H: 0 LOB: 0 BB: 0 P: 15	1B: 2 2B: 0 3B: 0 HR: 1	SF: 0 SAC: 0 DP: 1 HBP: 0	WP: 0 PB: 0 SB: 1 CS: 0	PA: 34			
<b>PITCHER</b>	IP	WLS	BF	H	R	ER	SO	BB	IBB	HBP	BLK	WP	HR	S	P	ERA	WHIP								
Teddy Higuera, L ERA: 2.26	7.0	W	27	2	3	1	9	3	0	0	0	0	1	63	109	1.29	0.714								
Chuck Cmm, R ERA: 4.53	1.2		6	1	0	0	3	0	0	0	0	0	0	15	24	0.00	0.600								
Dan Plesac, L ERA: 5.51	0.1	S	1	0	0	0	1	0	0	0	0	0	0	3	6	0.00	0.000								

Oakland Athletics @ Milwaukee Brewers  
Milwaukee County Stadium, Milwaukee, WI  
Thu Jul 05 1990, 4:33 AM EDT  
Att: 31,022 - Sunny - 81 F


AB 31  
R 3  
H 3  
RBI 2  
BB 3  
SO 13  
LOB 7



Batter	1	2	3	4	5	6	7	8	9	AB	R	H	RBI	BB	SO	LOB	BOTTOM								
Jim Gantner, L OBP: 0.333, SLG: 0.245	2-1 G4-3		4-2 1B BB	1-1 F8			4-0 FC5-4 BB			2	0	0	0	2	0	2									
Gary Sheffield, R OBP: 0.352, SLG: 0.451	2-0 HR		0-2 G6-4-3 1-2 2-H 1B		2-1 F7		1-2 FC5-4 CS			4	1	2	2	0	0	1									
Robin Yount, R OBP: 0.335, SLG: 0.361	0-1 G5-3		0-0 G6-4-3 1-2f		1-1 P2		0-0 CS	1-0 F7		4	0	0	0	0	0	2									
Dave Parker, L OBP: 0.356, SLG: 0.507	1-1 F7			3-2 HR 1B		1-1 F8		0-2 F9		4	1	1	0	0	0	0									
Greg Brock, L OBP: 0.324, SLG: 0.368		0-0 F7		1-0 HR		2-1 G3		1-0 FC5-4 1B		4	1	2	2	0	0	0									
Rob Deer, R OBP: 0.338, SLG: 0.443		2-3 K		0-3 K		1-2 G5-3		1-0 FC5-4 1-2f		4	0	0	0	0	2	1									
B.J. Surhoff, L OBP: 0.332, SLG: 0.430		1-0 P1		4-2 WP BB BB		0-1 1B				2	0	1	0	1	0	0									
Greg Vaughn, R OBP: 0.307, SLG: 0.444			0-0 F7	2-3 K		2-2 F7				3	0	0	0	0	1	2									
Mike Fielder, S OBP: 0.326, SLG: 0.290										0	0	0	0	0	0	0									
Bill Spiers, L OBP: 0.309, SLG: 0.400			2-2 1B 2B	4-1 WP BB			1-3 K			2	1	1	0	1	1	0									
<b>Inning Stats</b>	R: 1 E: 0 K: 0 S: 7	H: 1 LOB: 0 BB: 0 P: 12	R: 0 E: 0 K: 1 S: 5	H: 0 LOB: 0 BB: 0 P: 8	R: 1 E: 0 K: 0 S: 10	H: 2 LOB: 1 BB: 1 P: 16	R: 2 E: 0 K: 2 S: 15	H: 2 LOB: 2 BB: 2 P: 30	R: 0 E: 0 K: 0 S: 6	H: 0 LOB: 0 BB: 0 P: 10	R: 0 E: 0 K: 0 S: 10	H: 1 LOB: 1 BB: 0 P: 15	R: 0 E: 0 K: 1 S: 8	H: 0 LOB: 0 BB: 1 P: 14	R: 0 E: 0 K: 0 S: 6	H: 1 LOB: 1 BB: 0 P: 9	R: 0 E: 0 K: 3 S: 9	H: 0 LOB: 0 BB: 0 P: 15	1B: 4 2B: 1 3B: 0 HR: 2	SF: 0 SAC: 0 DP: 1 HBP: 0	WP: 1 PB: 0 SB: 0 CS: 1	PA: 34			
<b>PITCHER</b>	IP	WLS	BF	H	R	ER	SO	BB	IBB	HBP	BLK	WP	HR	S	P	ERA	WHIP								
Bob Welch, R ERA: 2.91	3.0	L	14	5	4	4	1	1	0	0	0	0	2	26	44	12.00	2.000								
Todd Burns, R ERA: 2.53	4.1		12	1	0	0	2	2	0	0	0	1	0	27	47	0.00	1.000								
Rick Honeycutt, L ERA: 1.78	7.1		7	1	0	0	1	1	0	0	0	0	0	14	23	0.00	1.000								

Oakland Athletics @ Milwaukee Brewers  
Milwaukee County Stadium, Milwaukee, WI  
Thu Jul 05 1990, 4:33 AM EDT  
Att: 31,022 - Sunny - 81 F

AB 29  
R 4  
H 7  
RBI 4  
BB 4  
SO 4  
LOB 8





Batter	1	2	3	4	5	6	7	8	9	10	11	12	13	14	15	16	AB	R	H	RBI	BB	SO	LOB	TOP					
Brian Downing, R OBP: 0.321, SLG: 0.393	E4 BB 1B	G3 E 1B	G6-3		G6-3		E6 G6-4-3		G5-2-3			K			F8		7	2	0	0	1	1	6	<b>California Angels @ Milwaukee Brewers</b> Milwaukee County Stadium, Milwaukee, WI Fri Jul 06 1990, 8:05 PM EDT Att. 25,244 - Unknown					
Johnny Ray, S OBP: 0.307, SLG: 0.349	1B	G3 1B					G6-4-3					L5			G5-3		8	2	4	0	0	0	2						
Wally Joyner, L OBP: 0.355, SLG: 0.406	L3	G3													G1-3		8	0	0	0	0	0	7						
Dave Winfield, R OBP: 0.310, SLG: 0.435	F7	E6 FC6-4													P6		8	2	2	2	0	0	4						
Chili Davis, S OBP: 0.363, SLG: 0.428	1B	FC6-4														1B SH3-4		3	1	0	0	1	1		4				
Max Venable, L OBP: 0.354, SLG: 0.440	1B															SH3-4		3	0	1	0	0	0		0				
Lance Parrish, R OBP: 0.336, SLG: 0.504	1B															1B		3	0	0	1	2	0		2				
Luis Polonia, L OBP: 0.339, SLG: 0.367																1B		3	0	1	0	0	0		1				
Bill Schroeder, R OBP: 0.250, SLG: 0.250	BB															1B		3	0	1	0	0	0		1				
Dante Bichette, R OBP: 0.324, SLG: 0.411	1B															1B		7	1	3	3	1	0		1				
Jack Howell, L OBP: 0.307, SLG: 0.366	F7															1B		7	1	1	0	1	2	5					
Dick Schofield, R OBP: 0.302, SLG: 0.220																		7	0	2	0	1	1	3					
<b>Inning Stats</b>	R: 3 E: 1 K: 0 S: 17	H: 2 LOB: 2 BB: 2 P: 35	R: 1 E: 1 K: 0 S: 14	H: 1 LOB: 2 BB: 1 P: 18	R: 1 E: 1 K: 0 S: 9	H: 1 LOB: 1 BB: 0 P: 19	R: 0 E: 1 K: 0 S: 17	H: 1 LOB: 2 BB: 0 P: 27	R: 0 E: 0 K: 0 S: 17	H: 0 LOB: 0 BB: 0 P: 13	R: 0 E: 0 K: 0 S: 6	H: 0 LOB: 0 BB: 0 P: 13	R: 0 E: 0 K: 1 S: 7	H: 0 LOB: 0 BB: 0 P: 12	R: 0 E: 0 K: 0 S: 9	H: 0 LOB: 0 BB: 0 P: 10	R: 1 E: 0 K: 0 S: 9	H: 3 LOB: 2 BB: 0 P: 15	1B: 12 2B: 1 3B: 0 HR: 1	SF: 0 SAC: 1 DP: 3 HBP: 0	WP: 0 PB: 0 CS: 0	PA: 72	<b>California Angels @ Milwaukee Brewers</b> Milwaukee County Stadium, Milwaukee, WI Fri Jul 06 1990, 8:05 PM EDT Att. 25,244 - Unknown						
<b>PITCHER</b>	IP 2.1	WLS 17	BF 4	H 5	R 0	ER 0	SO 3	BB 0	IBB 0	HBP 0	BLK 0	WP 0	HR 0	S 35	P 62	ERA 0.00	WHIP 3.000												
Dennis Powell, L ERA: 5.1	2.1	17	4	5	0	0	3	0	0	0	0	0	0	35	62	0.00	3.000												
Jaime Navarro, R ERA: 6.29	4.0	20	5	3	1	1	0	0	0	0	0	0	0	1	53	81	2.25	1.250											
Paul Mirabella, L ERA: 4.04	1.2	4	0	0	0	0	0	0	0	0	0	0	0	0	8	16	0.00	0.000											
Dan Plesac, L ERA: 5.14	2.1	9	1	0	0	0	2	1	0	0	0	0	0	0	17	37	0.00	1.286											
Chuck Crim, R ERA: 4.29	3.2	13	1	0	0	4	1	0	0	0	0	0	0	0	31	47	0.00	0.545											
<b>PITCHER</b>	IP 15.1	WLS 2.0	BF 9	H 3	R 1	ER 1	SO 0	BB 0	IBB 0	HBP 0	BLK 0	WP 0	HR 0	S 13	P 25	ERA 4.50	WHIP 1.500												
Tom Edens, R ERA: 4.50	15.1	2.0	9	3	1	1	0	0	0	0	0	0	0	13	25	4.50	1.500												

Batter	1	2	3	4	5	6	7	8	9	10	11	12	13	14	15	16	AB	R	H	RBI	BB	SO	LOB	BOTTOM				
Jim Gantner, L OBP: 0.339, SLG: 0.245	FC5-4 BB	G6-3																						<b>California Angels @ Milwaukee Brewers</b> Milwaukee County Stadium, Milwaukee, WI Fri Jul 06 1990, 8:05 PM EDT Att. 25,244 - Unknown				
Mike Fielder, S OBP: 0.326, SLG: 0.290	1B																											
Bill Spiers, L OBP: 0.303, SLG: 0.392	BB																											
Gary Sheffield, R OBP: 0.352, SLG: 0.447	FC5-4 BB																											
Robin Yount, R OBP: 0.331, SLG: 0.354	FC5-4 1B																											
Dave Parker, L OBP: 0.352, SLG: 0.502	K																											
Rob Deer, R OBP: 0.336, SLG: 0.431	1B																											
Greg Brock, L OBP: 0.323, SLG: 0.370	1B																											
Greg Vaughn, R OBP: 0.307, SLG: 0.438	L4																											
B.J. Surhoff, L OBP: 0.335, SLG: 0.427																												
Edgar Diaz, R OBP: 0.346, SLG: 0.306																												
Dale Sveum, S OBP: 0.302, SLG: 0.264																												
<b>Inning Stats</b>	R: 2 E: 0 K: 1 S: 17	H: 1 LOB: 2 BB: 3 P: 33	R: 0 E: 0 K: 0 S: 7	H: 0 LOB: 0 BB: 0 P: 10	R: 0 E: 0 K: 1 S: 6	H: 0 LOB: 0 BB: 0 P: 7	R: 0 E: 0 K: 1 S: 8	H: 1 LOB: 1 BB: 0 P: 15	R: 2 E: 0 K: 0 S: 7	H: 3 LOB: 1 BB: 0 P: 8	R: 0 E: 0 K: 0 S: 8	H: 1 LOB: 2 BB: 1 P: 17	R: 0 E: 0 K: 0 S: 7	H: 0 LOB: 0 BB: 0 P: 11	R: 0 E: 0 K: 1 S: 4	H: 0 LOB: 0 BB: 0 P: 6	R: 0 E: 0 K: 0 S: 7	H: 0 LOB: 1 BB: 1 P: 11	R: 0 E: 0 K: 1 S: 7	H: 0 LOB: 0 BB: 0 P: 12	R: 0 E: 0 K: 0 S: 7	H: 0 LOB: 0 BB: 0 P: 10	R: 0 E: 0 K: 0 S: 7	H: 0 LOB: 0 BB: 0 P: 12	1B: 10 2B: 2 3B: 0 HR: 0	SF: 0 SAC: 0 DP: 0 HBP: 0	WP: 0 PB: 0 CS: 0	PA: 65
<b>PITCHER</b>	IP 7.2	WLS 3.1	BF 35	H 8	R 7	ER 7	SO 4	BB 5	IBB 0	HBP 0	BLK 0	WP 0	HR 0	S 71	P 122	ERA 8.22	WHIP 1.696											
Mark Langston, L ERA: 3.71	7.2	3.1	35	8	7	7	4	5	0	0	0	0	0	71	122	8.22	1.696											
Mark Eichhorn, R ERA: 1.71	1.1	7	3	1	1	0	0	0	0	0	0	0	0	16	25	6.75	2.250											
Willie Fraser, R ERA: 4.6	5.0	17	1	0	0	1	1	0	0	0	0	0	0	33	54	0.00	0.400											
Greg Minton, R ERA: 15.1	2.0	W	6	0	0	0	1	0	0	0	0	0	0	14	24	0.00	0.000											











Batter	1	2	3	4	5	6	7	8	9	10	11	12	13	AB	R	H	RBI	BB	SO	LOB										
<b>Jim Gantner, L</b> OBP: 0.360, SLG: 0.319 (1, 4)	F8		1B HR		L7			F8	SH1-3 1B		G4-3		1B	7	1	3	2	0	0	0										
<b>Gary Sheffield, R</b> OBP: 0.364, SLG: 0.463 (1, 5)	F8		1B HR					BB BB BB	SH1-3			1B CS	1B	5	2	3	0	1	1	1										
<b>Robin Yount, R</b> OBP: 0.339, SLG: 0.361 (1, 8)	1B S		1B HR		F9			BB BB 1B	G6-4-3 BB			1B SAFE SAFE SAFE	P6	4	2	2	3	2	0	2										
<b>Dave Parker, L</b> OBP: 0.353, SLG: 0.505 (1, 10)	F9		1B CS			G3-1		BB 1B	G6-4-3			1B SAFE SAFE SAFE	K	5	1	1	0	1	1	4										
<b>Greg Brock, L</b> OBP: 0.322, SLG: 0.367 (8, PH) <b>Rob Deer, R</b> OBP: 0.333, SLG: 0.431 (8, 3)		F9	1B SAFE SAFE SAFE		L9			1B 2B BB		F9			F9	3	0	0	0	0	1	1										
<b>Greg Vaughn, R</b> OBP: 0.306, SLG: 0.430 (8, 7) <b>Mike Fetters, S</b> OBP: 0.328, SLG: 0.288 (8, 7)		G4-3 S 1B			K			1B 2B 1B					S 1B	4	1	2	2	0	1	0										
<b>B.J. Surhoff, L</b> OBP: 0.342, SLG: 0.428 (1, 2)	G4-3		K		K			1B 2B		F7			1B 1B	5	2	1	2	1	1	1										
<b>Darryl Hamilton, L</b> OBP: 0.322, SLG: 0.393 (1, 9)	F8		L4				F8	1B					1B S 1B	6	1	2	2	0	1	1										
<b>Bill Spiers, L</b> OBP: 0.299, SLG: 0.387 (1, 6) <b>Dale Sveum, S</b> OBP: 0.286, SLG: 0.250 (11, PH) <b>Edgar Diaz, R</b> OBP: 0.350, SLG: 0.311 (13, 6)			L8		K		P5	1B					1B S 1B	4	0	0	0	0	2	1										
<b>Inning Stats</b>	R: 0 E: 0 K: 0 S: 12	H: 1 LOB: 1 BB: 0 P: 18	R: 0 E: 0 K: 0 S: 9	H: 1 LOB: 1 BB: 0 P: 14	R: 3 E: 0 K: 1 S: 16	H: 4 LOB: 1 BB: 0 P: 23	R: 0 E: 0 K: 2 S: 13	H: 0 LOB: 0 BB: 0 P: 18	R: 0 E: 0 K: 1 S: 11	H: 1 LOB: 1 BB: 0 P: 15	R: 0 E: 0 K: 0 S: 5	H: 0 LOB: 0 BB: 0 P: 8	R: 0 E: 0 K: 0 S: 8	H: 0 LOB: 0 BB: 0 P: 15	R: 6 E: 0 K: 1 S: 18	H: 3 LOB: 0 BB: 4 P: 38	R: 0 E: 0 K: 0 S: 6	H: 1 LOB: 1 BB: 1 P: 10	R: 0 E: 0 K: 1 S: 8	H: 0 LOB: 0 BB: 0 P: 12	R: 0 E: 0 K: 2 S: 9	H: 0 LOB: 0 BB: 0 P: 14	R: 0 E: 0 K: 1 S: 6	H: 1 LOB: 0 BB: 0 P: 7	R: 3 E: 0 K: 2 S: 24	H: 3 LOB: 1 BB: 1 P: 35	1B: 13 2B: 2 3B: 0 HR: 1	SF: 0 SAC: 1 DP: 2 HBP: 0	W/P: 0 PB: 0 SB: 5 CS: 2	PA: 56
<b>PITCHER</b>	IP	WLS	BF	H	R	ER	SO	BB	IBB	HBP	BLK	WP	HR	S	P	ERA	WHIP													
<b>Jack McDowell, R</b> ERA: 4.25 (1, 1)	7.1		30	7	5	5	4	2	0	0	0	0	1	82	127	6.14	1.227													
<b>Scott Radinsky, L</b> ERA: 2.65 (8, 1)	0.0		2	0	0	0	0	2	0	0	0	0	0	2	10															
<b>Barry Jones, R</b> ERA: 2.39 (8, 1)	2.2		11	4	4	4	2	1	0	0	0	0	0	22	34	13.50	1.875													
<b>Ken Patterson, L</b> ERA: 4.24 (11, 1)	1.0		4	1	0	0	2	0	0	0	0	0	0	10	15	0.00	1.000													
<b>Donn Pall, R</b> ERA: 3.38 (12, 1)	1.2	L	7	2	3	3	2	0	1	0	0	0	0	23	32	16.20	1.200													
<b>PITCHER</b>	IP	WLS	BF	H	R	ER	SO	BB	IBB	HBP	BLK	WP	HR	S	P	ERA	WHIP													
<b>Wayne Edwards, L</b> ERA: 3.05 (13, 1)	0.1		2	1	0	0	1	0	0	0	0	0	0	6	9	0.00	3.000													

Milwaukee Brewers @ Chicago White Sox  
Comiskey Park, Chicago, IL  
Wed Jul 11 1990, 4:33 AM EDT  
Att. 40,666 - Cloudy - 68 F

AB	49
R	12
H	15
RBI	12
BB	6
SO	11
LOB	13



Batter	1	2	3	4	5	6	7	8	9	10	11	12	13	AB	R	H	RBI	BB	SO	LOB										
<b>Lance Johnson, L</b> OBP: 0.316, SLG: 0.333 (1, 8)	1B 2B	G4-3	L8		FC6-4			B1-3			1B 1B		F7	7	1	2	0	0	0	2										
<b>Robin Ventura, L</b> OBP: 0.314, SLG: 0.298 (1, 5) <b>Dave Gallagher, R</b> OBP: 0.333, SLG: 0.352 (11, PH) <b>Craig Grebeck, R</b> OBP: 0.153, SLG: 0.143 (12, 5)	F7	F8		G1-3		G4-3		G4-3			F9			5	0	0	0	0	0	1										
<b>Ivan Calderon, R</b> OBP: 0.359, SLG: 0.441 (1, 10)	1B 2B 1B	1B SAFE SAFE SAFE		G6-3		1B SAFE SAFE SAFE		G5-3			1B SAFE SAFE SAFE			1	0	0	0	0	0	1										
<b>Ron Kittle, R</b> OBP: 0.308, SLG: 0.490 (1, 3)	1B 2B 1B		G5-3	K		K		G6-3			F8			6	1	1	0	0	2	2										
<b>Carlton Fisk, R</b> OBP: 0.376, SLG: 0.411 (1, 2)	1B 2B BB		1B 3B BB		P6		G3-1 2B		F9				K	4	2	1	0	2	1	0										
<b>Steve Lyons, L</b> OBP: 0.253, SLG: 0.264 (1, 7)	2B 1B		1B SAFE SAFE SAFE		B1		G3-1			G1-3			K	6	0	1	1	0	2	2										
<b>Scott Fletcher, R</b> OBP: 0.316, SLG: 0.327 (1, 4)	1B 2B		1B SAFE SAFE SAFE		G5-3		G5-3			G6-3			G4-3	6	2	3	2	0	0	1										
<b>Sammy Sosa, R</b> OBP: 0.299, SLG: 0.461 (1, 9)	F9		1B SAFE SAFE SAFE		1B		P6			K				6	2	2	3	0	2	3										
<b>Ozzie Guillen, L</b> OBP: 0.339, SLG: 0.385 (1, 6)	G1-3		1B SAFE SAFE SAFE		2B 3B		E5 FC6-4		F7				K	6	0	1	1	0	2	2										
<b>Inning Stats</b>	R: 4 E: 0 K: 0 S: 18	H: 5 LOB: 2 BB: 1 P: 26	R: 0 E: 0 K: 1 S: 12	H: 0 LOB: 0 BB: 0 P: 19	R: 3 E: 0 K: 1 S: 16	H: 3 LOB: 1 BB: 0 P: 27	R: 0 E: 0 K: 1 S: 9	H: 0 LOB: 0 BB: 0 P: 11	R: 2 E: 1 K: 0 S: 10	H: 2 LOB: 1 BB: 0 P: 15	R: 0 E: 0 K: 2 S: 12	H: 0 LOB: 0 BB: 0 P: 17	R: 0 E: 0 K: 0 S: 5	H: 1 LOB: 1 BB: 0 P: 8	R: 0 E: 0 K: 0 S: 6	H: 0 LOB: 0 BB: 0 P: 9	R: 0 E: 0 K: 0 S: 9	H: 0 LOB: 0 BB: 0 P: 13	R: 0 E: 0 K: 1 S: 7	H: 0 LOB: 0 BB: 0 P: 9	R: 0 E: 0 K: 1 S: 8	H: 2 LOB: 2 BB: 0 P: 12	R: 0 E: 0 K: 2 S: 8	H: 0 LOB: 0 BB: 0 P: 12	R: 0 E: 0 K: 2 S: 11	H: 0 LOB: 0 BB: 0 P: 15	1B: 7 2B: 4 3B: 2 HR: 0	SF: 0 SAC: 0 DP: 0 HBP: 0	W/P: 0 PB: 0 SB: 0 CS: 0	PA: 55
<b>PITCHER</b>	IP	WLS	BF	H	R	ER	SO	BB	IBB	HBP	BLK	WP	HR	S	P	ERA	WHIP													
<b>Ron Robinson, R</b> ERA: 4.11 (1, 1)	2.2		18	8	7	7	3	2	0	0	0	0	0	42	67	23.62	3.750													
<b>Jaime Navarro, R</b> ERA: 5.94 (3, 1)	3.1		13	2	2	1	3	0	0	0	0	0	0	35	48	2.70	0.600													
<b>Chuck Crim, R</b> ERA: 3.98 (7, 1)	4.0		13	1	0	0	1	0	0	0	0	0	0	27	39	0.00	0.250													
<b>Dan Plesac, L</b> ERA: 4.74 (11, 1)	3.0	W	11	2	0	0	5	0	0	0	0	0	0	27	39	0.00	0.667													

Milwaukee Brewers @ Chicago White Sox  
Comiskey Park, Chicago, IL  
Wed Jul 11 1990, 4:33 AM EDT  
Att. 40,666 - Cloudy - 68 F

AB	53
R	9
H	13
RBI	8
BB	2
SO	11
LOB	14





Batter	1	2	3	4	5	6	7	8	9	AB	R	H	RBI	BB	SO	LOB	TOP									
<b>Jim Gantner, L</b> OBP: 0.369, SLG: 0.311 (1, 4) X	0-0 G6-4-3 1B		1-2 G4-3		0-0 F7		3-2 L7		2-2 G6-3	5	0	1	0	0	0	2										
<b>Gary Sheffield, R</b> OBP: 0.359, SLG: 0.456 (1, 5) X	0-0 G6-4-3 1-2		0-0 F8		0-0 FC6-4 1-2			1-1 F8		4	0	0	0	0	0	2										
<b>Robin Yount, R</b> OBP: 0.338, SLG: 0.357 (1, 8) B C X	2-1 G6-3		1-3 K		1-3 K			4-1 G4-6-3 BB		3	0	0	0	1	2	0										
<b>Dave Parker, L</b> OBP: 0.355, SLG: 0.508 (1, 10) B C X		2-0 BB 1B		3-2 P1		0-0 G3 2B		1-1 G4-6-3 1-2		4	0	2	0	0	0	1										
<b>Greg Brock, L</b> OBP: 0.329, SLG: 0.368 (1, 3) B B B B		4-0 BB 1-2 BB		0-0 1B		0-1 G3 2-3		4-1 2B HR BB		2	1	1	0	2	0	1										
<b>Greg Vaughn, R</b> OBP: 0.316, SLG: 0.450 (1, 7) B B C B X		4-1 1-2 2-3 BB		2-0 1B		2-1 G6-3		2-1 1-3 HR 2B		3	1	2	0	1	0	1										
<b>B.J. Surhoff, L</b> OBP: 0.341, SLG: 0.423 (1, 2) C B X		1-1 F9		1-1 G1-3			4-2 BB	1-1 P6		3	0	0	0	1	0	6										
<b>Rob Deer, R</b> OBP: 0.332, SLG: 0.441 (1, 9) B X		1-0 P3			0-0 F8		3-2 F9	3-2 HR		4	1	1	3	0	0	4										
<b>Bill Spiers, L</b> OBP: 0.299, SLG: 0.382 <b>Dale Sveum, S</b> OBP: 0.282, SLG: 0.246 (9, PH)	0-0 F7				4-0 FC6-4 BB		1-3 K	2-3 HR K		2	0	0	0	1	1	4										
<b>Inning Stats</b>	R: 0 E: 0 K: 0 S: 4	H: 1 LOB: 0 BB: 0 P: 6	R: 0 E: 0 K: 0 S: 6	H: 1 LOB: 3 BB: 2 P: 18	R: 0 E: 0 K: 1 S: 7	H: 0 LOB: 0 BB: 0 P: 9	R: 0 E: 0 K: 0 S: 7	H: 2 LOB: 1 BB: 0 P: 13	R: 0 E: 0 K: 1 S: 3	H: 1 LOB: 1 BB: 0 P: 7	R: 0 E: 0 K: 1 S: 8	H: 0 LOB: 1 BB: 0 P: 11	R: 0 E: 0 K: 1 S: 13	H: 0 LOB: 1 BB: 1 P: 24	R: 0 E: 0 K: 0 S: 5	H: 0 LOB: 0 BB: 1 P: 11	R: 3 E: 0 K: 1 S: 26	H: 2 LOB: 0 BB: 1 P: 41	1B: 3 2B: 2 3B: 1 HR: 1	SF: 0 SAC: 0 DP: 2 HBP: 0	WP: 0 PB: 0 SB: 0 CS: 0	PA: 37				
<b>PITCHER</b>	IP	WLS	BF	H	R	ER	SO	BB	IBB	HBP	BLK	WP	HR	S	P	ERA	WHIP									
<b>Mike Moore, R</b> ERA: 4.02 <b>Rick Honeycutt, L</b> ERA: 3.15 <b>Dennis Eckersley, R</b> ERA: 0.48	(1, 1)	8.0	W	33	6	2	2	3	6	0	0	0	0	0	56	108	2.25	1.500								
	(9, 1)	0.1		2	1	1	1	0	0	0	0	0	0	1	8	12	27.00	3.000								
	(9, 1)	0.2	S	2	0	0	0	1	0	0	0	0	0	0	15	20	0.00	0.000								

Milwaukee Brewers @ Oakland Athletics  
Oakland-Alameda County Coliseum, Oakland, CA

Thu Jul 12 1990, 7:05 PM PDT  
Att: 31,055 - Unknown - 75 F

AB 31  
R 3  
H 7  
RBI 3  
BB 6  
SO 4  
LOB 21



Batter	1	2	3	4	5	6	7	8	9	AB	R	H	RBI	BB	SO	LOB	BOTTOM									
<b>Rickey Henderson, R</b> OBP: 0.443, SLG: 0.600 (1, 7) F B C X	2-2 F8			4-1 2B 1B BB	1-0 S 1B		2-2 G5-3			3	1	1	1	1	0	0										
<b>Willie Randolph, R</b> OBP: 0.332, SLG: 0.332 (1, 4) X	0-0 F8			2-1 1B 2B	1-0 3-H BB 1B		2-2 S 1B HBP			3	2	2	0	0	0	0										
<b>Jose Canseco, R</b> OBP: 0.391, SLG: 0.610 (1, 10) X	0-0 F8			3-1 FC6-4 2B 1B	1-0 P3		1-3 K			4	1	1	2	0	1	3										
<b>Dave Henderson, R</b> OBP: 0.325, SLG: 0.467 (1, 8) B C X		1-1 G1-5-3		0-0 FC6-4 1B	4-2 1-2 2-3 BB		0-2 1B			3	0	2	1	1	0	0										
<b>Mark McGwire, R</b> OBP: 0.356, SLG: 0.491 (1, 3) S B B C X		2-3 K		0-0 FC6-4 1-2 2-3	3-3 K		2-2 F9			4	0	0	0	0	2	6										
<b>Felix Jose, S</b> OBP: 0.285, SLG: 0.367 (1, 9) C X		0-1 F9		2-2 SF9		1-0 G1-3		2-3 K		3	0	0	1	0	1	0										
<b>Jamie Quirk, L</b> OBP: 0.367, SLG: 0.533 (1, 2) F B X			1-1 P3	0-2 P4		0-0 FC4-6 1B		2-3 K		4	0	1	0	0	1	1										
<b>Walt Weiss, S</b> OBP: 0.330, SLG: 0.347 (1, 6) B B X			1-1 F9		1-2 G4-3 1B 2B		1-0 FC4-6		1-2 F8	4	1	1	0	0	0	1										
<b>Mike Gallego, R</b> OBP: 0.263, SLG: 0.282 (1, 5) B B X			2-0 G5-3		0-0 G4-3		2-1 P2			3	0	0	0	0	0	2										
<b>Inning Stats</b>	R: 0 E: 0 K: 0 S: 5	H: 0 LOB: 0 BB: 0 P: 7	R: 0 E: 0 K: 1 S: 8	H: 0 LOB: 0 BB: 0 P: 11	R: 0 E: 0 K: 0 S: 5	H: 0 LOB: 0 BB: 0 P: 9	R: 3 E: 0 K: 0 S: 14	H: 3 LOB: 1 BB: 1 P: 24	R: 1 E: 0 K: 1 S: 13	H: 3 LOB: 3 BB: 1 P: 24	R: 0 E: 0 K: 0 S: 5	H: 1 LOB: 0 BB: 0 P: 9	R: 1 E: 0 K: 1 S: 14	H: 1 LOB: 1 BB: 0 P: 21	R: 0 E: 0 K: 2 S: 9	H: 0 LOB: 0 BB: 0 P: 14	1B: 6 2B: 2 3B: 0 HR: 0	SF: 1 SAC: 0 DP: 0 HBP: 1	WP: 0 PB: 0 SB: 0 CS: 0	PA: 35						
<b>PITCHER</b>	IP	WLS	BF	H	R	ER	SO	BB	IBB	HBP	BLK	WP	HR	S	P	ERA	WHIP									
<b>Teddy Higuera, L</b> ERA: 2.83 <b>Randy Veres, R</b> ERA: 4.34 <b>Paul Mirabella, L</b> ERA: 3.82	(1, 1)	4.1	L	20	6	4	4	1	1	0	0	0	0	0	39	61	8.31	1.615								
	(5, 1)	2.2		12	2	1	1	2	1	0	1	0	0	0	25	44	3.38	1.125								
	(8, 1)	1.0		3	0	0	0	2	0	0	0	0	0	9	14	0.00	0.000									

Milwaukee Brewers @ Oakland Athletics  
Oakland-Alameda County Coliseum, Oakland, CA

Thu Jul 12 1990, 7:05 PM PDT  
Att: 31,055 - Unknown - 75 F

AB 31  
R 5  
H 8  
RBI 5  
BB 2  
SO 5  
LOB 13





Batter	1	2	3	4	5	6	7	8	9	AB	R	H	RBI	BB	SO	LOB	TOP			
<b>Jim Gantner, L</b> OBP: 0.371, SLG: 0.308 (1, 4)										4	1	1	0	1	0	1				
<b>Gary Sheffield, R</b> OBP: 0.359, SLG: 0.455 (1, 5)										5	0	2	0	0	0	1				
<b>Robin Yount, R</b> OBP: 0.342, SLG: 0.362 (1, 8)										4	0	2	0	1	0	2				
<b>Dave Parker, L</b> OBP: 0.355, SLG: 0.516 (1, 10)										3	1	1	2	1	0	2				
<b>Greg Brock, L</b> OBP: 0.330, SLG: 0.363 (1, 3)										3	0	0	0	2	1	4				
<b>Greg Vaughn, R</b> OBP: 0.315, SLG: 0.443 <b>Mike Felder, S</b> OBP: 0.325, SLG: 0.288 (8, 7)										3	0	0	0	1	0	1				
<b>B.J. Surhoff, L</b> OBP: 0.343, SLG: 0.422 (1, 2)										3	0	1	0	1	0	3				
<b>Rob Deer, R</b> OBP: 0.327, SLG: 0.433 <b>Darryl Hamilton, L</b> OBP: 0.322, SLG: 0.393 (8, 9)										4	0	0	0	0	2	3				
<b>Bill Spiers, L</b> OBP: 0.298, SLG: 0.379 (1, 6)										4	0	1	0	0	0	1				
<b>Inning Stats</b>	R: 0 H: 1 E: 0 K: 0 S: 12	H: 1 LOB: 1 BB: 1 P: 18	R: 0 H: 0 E: 0 K: 1 S: 6	H: 0 LOB: 0 BB: 1 P: 13	R: 0 H: 0 E: 0 K: 0 S: 6	H: 0 LOB: 2 BB: 2 P: 16	R: 0 H: 2 E: 0 K: 1 S: 9	H: 2 LOB: 2 BB: 0 P: 13	R: 1 H: 1 E: 1 K: 0 S: 18	H: 1 LOB: 1 BB: 1 P: 33	R: 1 H: 2 E: 0 K: 1 S: 10	H: 2 LOB: 2 BB: 1 P: 18	R: 0 H: 1 E: 0 K: 0 S: 9	H: 1 LOB: 2 BB: 1 P: 14	R: 0 H: 1 E: 0 K: 0 S: 7	H: 1 LOB: 2 BB: 1 P: 17	1B: 6 2B: 1 3B: 0 HR: 1	SF: 1 SAC: 0 DP: 1 HBP: 0	WP: 0 PA: 41 SB: 0 CS: 0	
<b>PITCHER</b>	IP	WLS	BF	H	R	ER	SO	BB	IBB	HBP	BLK	WP	HR	S	P	ERA	WHIP			
<b>Dave Stewart, R</b> ERA: 2.87 (1, 1)	8.0	L	36	7	2	2	3	6	0	0	0	0	1	76	137	2.25	1.625			
<b>Todd Burns, R</b> ERA: 2.48 (9, 1)	0.2		4	1	0	0	0	0	1	0	0	0	0	4	11	0.00	1.500			
<b>Joe Klink, L</b> ERA: 2.66 (9, 1)	0.1		1	0	0	0	0	0	0	0	0	0	0	3	6	0.00	0.000			

Milwaukee Brewers @ Oakland Athletics  
Oakland-Alameda County Coliseum, Oakland, CA

AB 33  
R 2  
H 8  
RBI 2  
BB 7  
SO 3  
LOB 18



WP: 0 PA: 41  
SB: 0  
CS: 0

Fri Jul 13 1990, 7:05 PM PDT  
Att: 39,200 - Unknown - 70 F

Batter	1	2	3	4	5	6	7	8	9	AB	R	H	RBI	BB	SO	LOB	BOTTOM			
<b>Rickey Henderson, R</b> OBP: 0.441, SLG: 0.595 (1, 10)										4	0	1	0	0	0	0				
<b>Willie Randolph, R</b> OBP: 0.327, SLG: 0.327 (1, 4)										4	0	0	0	0	0	1				
<b>Jose Canseco, R</b> OBP: 0.389, SLG: 0.602 (1, 9)										3	0	0	0	1	0	0				
<b>Dave Henderson, R</b> OBP: 0.333, SLG: 0.481 (1, 8)										4	0	4	0	0	0	0				
<b>Mark McGwire, R</b> OBP: 0.352, SLG: 0.484 (1, 3)										4	0	0	0	0	2	5				
<b>Felix Jose, S</b> OBP: 0.284, SLG: 0.362 (1, 7)										3	0	0	0	1	1	1				
<b>Jamie Quirk, L</b> OBP: 0.358, SLG: 0.510 (1, 2)										4	0	1	0	0	2	3				
<b>Walt Weiss, S</b> OBP: 0.329, SLG: 0.346 (1, 6)										4	0	1	0	0	0	0				
<b>Mike Gallego, R</b> OBP: 0.260, SLG: 0.277 (1, 5)										3	0	0	0	0	0	2				
<b>Inning Stats</b>	R: 0 H: 1 E: 0 K: 0 S: 11	H: 2 LOB: 1 BB: 0 P: 14	R: 0 H: 0 E: 0 K: 0 S: 9	H: 0 LOB: 0 BB: 0 P: 14	R: 0 H: 1 E: 0 K: 2 S: 12	H: 1 LOB: 1 BB: 0 P: 21	R: 0 H: 1 E: 0 K: 1 S: 12	H: 1 LOB: 2 BB: 1 P: 20	R: 0 H: 0 E: 0 K: 0 S: 6	H: 0 LOB: 0 BB: 0 P: 10	R: 0 H: 1 E: 0 K: 0 S: 7	H: 1 LOB: 1 BB: 0 P: 13	R: 0 H: 0 E: 0 K: 2 S: 10	H: 0 LOB: 0 BB: 0 P: 13	1B: 5 2B: 2 3B: 0 HR: 0	SF: 0 SAC: 0 DP: 1 HBP: 0	WP: 1 PA: 35 SB: 1 CS: 0			
<b>PITCHER</b>	IP	WLS	BF	H	R	ER	SO	BB	IBB	HBP	BLK	WP	HR	S	P	ERA	WHIP			
<b>Mark Knudson, R</b> ERA: 3.58 (1, 1)	9.0	W	35	7	0	0	5	2	0	0	0	1	0	83	140	0.00	1.000			

Milwaukee Brewers @ Oakland Athletics  
Oakland-Alameda County Coliseum, Oakland, CA

AB 33  
R 0  
H 7  
RBI 0  
BB 2  
SO 5  
LOB 12



WP: 1 PA: 35  
SB: 1  
CS: 0

Fri Jul 13 1990, 7:05 PM PDT  
Att: 39,200 - Unknown - 70 F



Batter	1	2	3	4	5	6	7	8	9	AB	R	H	RBI	BB	SO	LOB	TOP
Jim Gantner, L (1,4) OBP: 0.366, SLG: 0.296	G3		S BB		F7		G4-3			3	0	0	0	1	0	0	<b>Milwaukee Brewers @ Oakland Athletics</b> Oakland-Alameda County Coliseum, Oakland, CA Sat Jul 14 1990, 3:33 AM PDT Att: 43,612 - Sunny
Gary Sheffield, R (1,5) OBP: 0.361, SLG: 0.463	F7		F7		G6-3			E 2B	4	1	2	0	0	0	0	1	
Robin Yount, R (1,8) OBP: 0.338, SLG: 0.358	F9		F9		K			P5	4	0	0	0	0	0	1	3	
Dave Parker, L (1,10) OBP: 0.354, SLG: 0.511	K			E 1B BB		G3-1		F8	3	0	0	0	1	1	2		
Greg Brock, L (1,3) OBP: 0.336, SLG: 0.369		CS BB 1B		E 1B				E5	4	0	3	0	0	0	0	0	
Dale Sveum, S (8, PR) OBP: 0.282, SLG: 0.246						FC4-6 1B		2H	0	0	0	0	0	0	0	0	
Greg Vaughn, R (1,7) OBP: 0.314, SLG: 0.436		CS BB		K		FC4-6		L5	3	0	0	0	1	1	4		
B.J. Surhoff, L (1,2) OBP: 0.336, SLG: 0.415		K		K		G3		G3-1	4	0	0	0	0	2	5		
Darryl Hamilton, L (1,9) OBP: 0.317, SLG: 0.373		K					G4-3	L9	3	0	0	0	1	1	1		
Bill Spiers, L (1,6) OBP: 0.291, SLG: 0.370			K	F7			K	K	4	0	0	0	0	3	3		
<b>Inning Stats</b>	R: 0 H: 1 E: 0 K: 1 S: 9	H: 1 R: 0 ER: 0 SO: 14	H: 1 R: 0 ER: 0 SO: 22	H: 0 R: 0 ER: 0 SO: 22	H: 1 R: 0 ER: 1 SO: 16	H: 0 R: 0 ER: 0 SO: 9	H: 1 R: 0 ER: 0 SO: 6	H: 0 R: 0 ER: 0 SO: 7	H: 1 R: 1 ER: 1 SO: 14	H: 0 R: 0 ER: 0 SO: 10	H: 0 R: 0 ER: 0 SO: 13	1B: 3 2B: 3 3B: 0 HR: 0	SF: 0 SAC: 0 DP: 1 HBP: 0	WP: 0 PB: 0 SB: 1 CS: 2	PA: 36	<b>AB 32</b> <b>R 1</b> <b>H 5</b> <b>RBI 0</b> <b>BB 4</b> <b>SO 9</b> <b>LOB 19</b>	
<b>PITCHER</b>	IP WLS BF H R ER SO BB IBB HBP BLK WP HR S P ERA WHIP																
Bob Welch, R (1,1) ERA: 2.75	7.1 W 30 5 1 0 8 4 0 0 0 0 0 0 77 128 0.00 1.227																
Rick Honeycutt, L (8,1) ERA: 3.11	0.1 2 0 0 0 0 0 0 0 0 0 0 0 7 10 0.00 0.000																
Dennis Eckersley, R (8,1) ERA: 0.47	1.1 S 4 0 0 0 1 0 0 0 0 0 0 0 12 15 0.00 0.000																

Batter	1	2	3	4	5	6	7	8	9	AB	R	H	RBI	BB	SO	LOB	BOTTOM
Rickey Henderson, R (1,7) OBP: 0.436, SLG: 0.587	F9		G3-1			G6-4-3		F8		4	0	0	0	0	0	1	<b>Milwaukee Brewers @ Oakland Athletics</b> Oakland-Alameda County Coliseum, Oakland, CA Sat Jul 14 1990, 3:33 AM PDT Att: 43,612 - Sunny
Willie Randolph, R (1,4) OBP: 0.326, SLG: 0.325	F9					G4-3		F8	1	0	0	0	0	0	0	0	
Jamie Quirk, L (2,5) OBP: 0.339, SLG: 0.481				K					3	0	0	0	0	1	0		
Jose Canseco, R (1,9) OBP: 0.388, SLG: 0.611				K			G4-3		3	1	1	1	0	1	0		
Dave Henderson, R (1,8) OBP: 0.333, SLG: 0.480	F9			F5				E 1B 1B	3	1	1	0	0	0	0		
Mark McGwire, R (1,3) OBP: 0.349, SLG: 0.478		F9				G3-1		F8	3	0	0	0	0	0	1		
Steve Howard, R (1,10) OBP: 0.306, SLG: 0.333		K			G4-3 2B			E 1B IBB	2	1	1	0	1	1	0		
Ron Hassey, L (1,2) OBP: 0.270, SLG: 0.267		F7			G4-3			E4	3	0	0	0	0	0	3		
Walt Weiss, S (1,6) OBP: 0.329, SLG: 0.346			G6-3		G5-3				3	0	1	2	0	0	1		
Mike Gallego, R (1,5) OBP: 0.261, SLG: 0.275			F9			G6-4-3 BB		F8	2	0	0	0	1	0	0		
<b>Inning Stats</b>	R: 1 H: 1 E: 0 K: 0 S: 9	H: 0 R: 0 ER: 0 SO: 8	H: 0 R: 0 ER: 0 SO: 13	H: 0 R: 0 ER: 0 SO: 9	H: 0 R: 0 ER: 0 SO: 10	H: 1 R: 0 ER: 0 SO: 4	H: 0 R: 0 ER: 0 SO: 3	H: 2 R: 2 ER: 1 SO: 8	H: 0 R: 0 ER: 0 SO: 7	1B: 2 2B: 1 3B: 0 HR: 1	SF: 0 SAC: 0 DP: 1 HBP: 0	WP: 0 PB: 0 SB: 0 CS: 0	PA: 29	<b>AB 27</b> <b>R 3</b> <b>H 4</b> <b>RBI 3</b> <b>BB 2</b> <b>SO 3</b> <b>LOB 6</b>			
<b>PITCHER</b>	IP WLS BF H R ER SO BB IBB HBP BLK WP HR S P ERA WHIP																
Bill Krueger, L (1,1) ERA: 3.67	7.0 L 26 4 3 1 3 1 0 0 0 0 0 0 45 79 0.00 0.714																
Chuck Crim, R (8,1) ERA: 3.9	1.0 3 0 0 0 0 0 0 0 0 0 0 0 6 7 0.00 0.000																





Batter	1	2	3	4	5	6	7	8	9	AB	R	H	RBI	BB	SO	LOB	TOP					
Mike Felder, S OBP: 0.323, SLG: 0.287	1-0 L9 S 1B		1-2 F8		1-0 L7			1-1 G3		4	0	1	0	0	0	1						
Robin Yount, R OBP: 0.334, SLG: 0.353	3-2 L9		1-3 K		2-1 G6-3			1-1 P6		4	0	0	0	0	1	2						
Gary Sheffield, R OBP: 0.360, SLG: 0.460	0-0 P3		2-2 P2		2-2 F7			3-2 1B		4	0	1	0	0	0	2						
Dave Parker, L OBP: 0.353, SLG: 0.508	0-1 P5			0-0 1B 1B				0-0 L9		4	0	1	0	0	0	2						
Greg Vaughn, R OBP: 0.313, SLG: 0.447		0-0 HR		1-0 P5				2-2 G5-3		4	1	1	1	0	0	1						
Rob Deer, R OBP: 0.330, SLG: 0.439		1-0 P3		2-1 1B 1-2 1B				1-1 2B		4	0	2	0	0	1	0						
Jim Gantner, L OBP: 0.361, SLG: 0.294		2-2 G5-3		0-0 1B 1-3 2-H 1B				0-2 G1-3		4	0	1	0	0	1	1						
Charlie O'Brien, R OBP: 0.263, SLG: 0.289		4-1 FC6-4 BB		0-0 G4-3				0-2 L7		3	0	0	0	1	1	3						
Edgar Diaz, R OBP: 0.349, SLG: 0.311		0-0 FC6-4			2-1 WP 1B					3	0	1	0	0	1	1						
<b>Inning Stats</b>	R: 0 E: 0 K: 0 S: 8	H: 1 LOB: 1 BB: 0 P: 12	R: 1 E: 0 K: 0 S: 7	H: 1 LOB: 1 BB: 1 P: 14	R: 0 E: 0 K: 1 S: 10	H: 0 LOB: 0 BB: 0 P: 14	R: 0 E: 0 K: 0 S: 6	H: 3 LOB: 2 BB: 0 P: 9	R: 0 E: 0 K: 1 S: 9	H: 0 LOB: 0 BB: 0 P: 15	R: 0 E: 0 K: 3 S: 9	H: 0 LOB: 0 BB: 0 P: 13	R: 0 E: 0 K: 0 S: 9	H: 1 LOB: 1 BB: 0 P: 14	R: 0 E: 0 K: 0 S: 12	H: 1 LOB: 1 BB: 0 P: 15	1B: 6 2B: 1 3B: 0 HR: 1	SF: 0 SAC: 0 DP: 0 HBP: 0	WP: 1 PB: 0 SB: 1 CS: 0	PA: 35		
<b>PITCHER</b>	IP WLS BF H R ER SO BB IBB HBP BLK WP HR S P ERA WHIP	IP WLS BF H R ER SO BB IBB HBP BLK WP HR S P ERA WHIP	IP WLS BF H R ER SO BB IBB HBP BLK WP HR S P ERA WHIP	IP WLS BF H R ER SO BB IBB HBP BLK WP HR S P ERA WHIP	IP WLS BF H R ER SO BB IBB HBP BLK WP HR S P ERA WHIP	IP WLS BF H R ER SO BB IBB HBP BLK WP HR S P ERA WHIP	IP WLS BF H R ER SO BB IBB HBP BLK WP HR S P ERA WHIP	IP WLS BF H R ER SO BB IBB HBP BLK WP HR S P ERA WHIP	IP WLS BF H R ER SO BB IBB HBP BLK WP HR S P ERA WHIP	IP WLS BF H R ER SO BB IBB HBP BLK WP HR S P ERA WHIP	IP WLS BF H R ER SO BB IBB HBP BLK WP HR S P ERA WHIP	IP WLS BF H R ER SO BB IBB HBP BLK WP HR S P ERA WHIP	IP WLS BF H R ER SO BB IBB HBP BLK WP HR S P ERA WHIP	IP WLS BF H R ER SO BB IBB HBP BLK WP HR S P ERA WHIP	IP WLS BF H R ER SO BB IBB HBP BLK WP HR S P ERA WHIP	IP WLS BF H R ER SO BB IBB HBP BLK WP HR S P ERA WHIP	IP WLS BF H R ER SO BB IBB HBP BLK WP HR S P ERA WHIP	IP WLS BF H R ER SO BB IBB HBP BLK WP HR S P ERA WHIP	IP WLS BF H R ER SO BB IBB HBP BLK WP HR S P ERA WHIP	IP WLS BF H R ER SO BB IBB HBP BLK WP HR S P ERA WHIP	IP WLS BF H R ER SO BB IBB HBP BLK WP HR S P ERA WHIP	
Curt Young, L ERA: 3.93	8.0	W	31	7	1	1	5	1	0	0	0	0	0	0	0	0	1	1	66	106	1.12	1.000
Gene Nelson, R ERA: 1.13	0.1	2	1	0	0	0	0	0	0	0	0	0	0	0	0	0	0	0	4	7	0.00	3.000
Rick Honeycutt, L ERA: 3.05	0.2	S	2	0	0	0	0	0	0	0	0	0	0	0	0	0	0	0	8	8	0.00	0.000

Milwaukee Brewers @ Oakland Athletics  
Oakland-Alameda County Coliseum, Oakland, CA

Sun Jul 15 1990, 3:33 AM PDT  
Att: 43,797 - Unknown - 73 F

AB 34  
R 1  
H 8  
RBI 1  
BB 1  
SO 5  
LOB 13



Batter	1	2	3	4	5	6	7	8	9	AB	R	H	RBI	BB	SO	LOB	BOTTOM				
Walt Weiss, S OBP: 0.325, SLG: 0.341	1-0 G4-3				1-1 L1			0-1 G6-3		4	0	0	0	0	0	0					
Doug Jennings, L OBP: 0.281, SLG: 0.304	3-2 HR				0-0 G3			4-2 CS BB		3	1	1	0	1	1	0					
Jose Canseco, R OBP: 0.383, SLG: 0.602	0-0 E9 HR				1-1 G5-3			0-3 K		4	1	0	0	0	1	2					
Dave Henderson, R OBP: 0.335, SLG: 0.477	4-2 HR BB				4-0 BB			0-3 K		2	1	0	0	2	1	1					
Mark McGwire, R OBP: 0.346, SLG: 0.473	0-3 K				2-1 P2			0-3 K		3	0	0	0	0	2	4					
Felix Jose, S OBP: 0.294, SLG: 0.380	0-0 HR				4-2 SH1-3 BB			4-2 BB		1	1	1	4	2	0	0					
Jamie Quirk, L OBP: 0.328, SLG: 0.463	1-1 L7				0-0 SH1-3			2-3 K		2	0	0	0	0	1	1					
Lance Blankenship, R OBP: 0.176, SLG: 0.067		1-0 P6			0-3 K			1-2 G5-3		3	0	0	0	0	1	1					
Mike Gallego, R OBP: 0.257, SLG: 0.270		0-0 F9			1-3 K			1-1 B2-3		3	0	0	0	0	1	1					
<b>Inning Stats</b>	R: 4 E: 1 K: 1 S: 13	H: 2 LOB: 0 BB: 1 P: 22	R: 0 E: 0 K: 0 S: 4	H: 0 LOB: 0 BB: 0 P: 7	R: 0 E: 0 K: 1 S: 7	H: 0 LOB: 1 BB: 1 P: 15	R: 0 E: 1 K: 2 S: 10	H: 0 LOB: 1 BB: 1 P: 15	R: 0 E: 0 K: 0 S: 5	H: 0 LOB: 0 BB: 0 P: 7	R: 0 E: 0 K: 2 S: 11	H: 0 LOB: 1 BB: 1 P: 16	R: 0 E: 0 K: 0 S: 7	H: 0 LOB: 0 BB: 0 P: 9	R: 0 E: 0 K: 2 S: 8	H: 0 LOB: 0 BB: 1 P: 12	1B: 0 2B: 1 3B: 0 HR: 1	SF: 0 SAC: 1 DP: 0 HBP: 0	WP: 0 PB: 0 SB: 0 CS: 1	PA: 31	
<b>PITCHER</b>	IP WLS BF H R ER SO BB IBB HBP BLK WP HR S P ERA WHIP	IP WLS BF H R ER SO BB IBB HBP BLK WP HR S P ERA WHIP	IP WLS BF H R ER SO BB IBB HBP BLK WP HR S P ERA WHIP	IP WLS BF H R ER SO BB IBB HBP BLK WP HR S P ERA WHIP	IP WLS BF H R ER SO BB IBB HBP BLK WP HR S P ERA WHIP	IP WLS BF H R ER SO BB IBB HBP BLK WP HR S P ERA WHIP	IP WLS BF H R ER SO BB IBB HBP BLK WP HR S P ERA WHIP	IP WLS BF H R ER SO BB IBB HBP BLK WP HR S P ERA WHIP	IP WLS BF H R ER SO BB IBB HBP BLK WP HR S P ERA WHIP	IP WLS BF H R ER SO BB IBB HBP BLK WP HR S P ERA WHIP	IP WLS BF H R ER SO BB IBB HBP BLK WP HR S P ERA WHIP	IP WLS BF H R ER SO BB IBB HBP BLK WP HR S P ERA WHIP	IP WLS BF H R ER SO BB IBB HBP BLK WP HR S P ERA WHIP	IP WLS BF H R ER SO BB IBB HBP BLK WP HR S P ERA WHIP	IP WLS BF H R ER SO BB IBB HBP BLK WP HR S P ERA WHIP	IP WLS BF H R ER SO BB IBB HBP BLK WP HR S P ERA WHIP	IP WLS BF H R ER SO BB IBB HBP BLK WP HR S P ERA WHIP	IP WLS BF H R ER SO BB IBB HBP BLK WP HR S P ERA WHIP	IP WLS BF H R ER SO BB IBB HBP BLK WP HR S P ERA WHIP	IP WLS BF H R ER SO BB IBB HBP BLK WP HR S P ERA WHIP	IP WLS BF H R ER SO BB IBB HBP BLK WP HR S P ERA WHIP
Chris Bosio, R ERA: 3.78	5.0	L	21	2	4	0	4	3	0	0	0	0	0	0	0	0	1	39	66	0.00	1.000
Jaime Navarro, R ERA: 5.63	3.0	10	0	0	0	4	2	0	0	0	0	0	0	0	0	0	0	26	37	0.00	0.667

Milwaukee Brewers @ Oakland Athletics  
Oakland-Alameda County Coliseum, Oakland, CA

Sun Jul 15 1990, 3:33 AM PDT  
Att: 43,797 - Unknown - 73 F

AB 25  
R 4  
H 2  
RBI 4  
BB 5  
SO 8  
LOB 10





Batter	1	2	3	4	5	6	7	8	9	AB	R	H	RBI	BB	SO	LOB	TOP					
Jim Gantner, L (1,4) OBP: 0.363, SLG: 0.292	L6		1-3			1B	1B		6-3	4	1	1	0	1	0	2	<b>Milwaukee Brewers @ California Angels</b> Anaheim Stadium, Anaheim, CA Mon Jul 16 1990, 10:05 PM EDT Att: 24,643 - Unknown					
Robin Yount, R (1,8) OBP: 0.336, SLG: 0.355	K			F9		1B	1B			4	0	2	1	0	1	0						
Gary Sheffield, R (1,5) OBP: 0.358, SLG: 0.457	5-3			F7		1B	1B			4	0	1	1	0	0	2						
Dave Parker, L (1,10) OBP: 0.352, SLG: 0.503		F7		PO		K			L3	3	0	0	0	1	1	2						
Greg Vaughn, R (1,7) OBP: 0.311, SLG: 0.441 Mike Felder, S (8,7) OBP: 0.323, SLG: 0.287	F9			PO	FC3-6	K			5-3	3	0	0	0	1	1	2						
Greg Brock, L (1,3) OBP: 0.331, SLG: 0.364	F4					K			4-3	4	0	0	0	0	1	1						
Rob Deer, R (1,9) OBP: 0.332, SLG: 0.453			K		FC3-6		HR			4	1	2	1	0	1	1						
B.J. Surhoff, L (1,2) OBP: 0.333, SLG: 0.409			4-3		F4		K		FC4-6	4	0	0	0	0	1	2						
Bill Spiers, L (1,6) OBP: 0.296, SLG: 0.373						4-3			K	4	1	2	0	0	1	1						
<b>Inning Stats</b>	R: 0 E: 0 K: 1 S: 5	H: 0 LOB: 0 BB: 0 P: 5	R: 0 E: 0 K: 0 S: 3	H: 0 LOB: 0 BB: 0 P: 3	R: 0 E: 0 K: 1 S: 6	H: 1 LOB: 1 BB: 0 P: 6	R: 0 E: 0 K: 0 S: 2	H: 0 LOB: 0 BB: 1 P: 6	R: 0 E: 0 K: 1 S: 5	H: 0 LOB: 1 BB: 1 P: 9	R: 1 E: 0 K: 2 S: 10	H: 3 LOB: 2 BB: 0 P: 10	R: 2 E: 0 K: 1 S: 8	H: 3 LOB: 2 BB: 1 P: 12	R: 0 E: 0 K: 0 S: 3	H: 0 LOB: 0 BB: 0 P: 3		R: 0 E: 0 K: 1 S: 6	H: 1 LOB: 1 BB: 0 P: 6	1B: 7 2B: 0 3B: 0 HR: 1	SF: 0 SAC: 0 DP: 0 HBP: 0	WP: 0 PB: 0 SB: 1 CS: 0
<b>PITCHER</b> Mark Langston, L (1,1) ERA: 3.57	IP: 9.0 WLS: L BF: 37 H: 8 R: 3 ER: 3 SO: 7 BB: 3 IBB: 0 HBP: 0 BLK: 0 WP: 0 HR: 1 S: 48 P: 60 ERA: 3.00 WHIP: 1.222															<b>PITCHER</b>						

Batter	1	2	3	4	5	6	7	8	9	AB	R	H	RBI	BB	SO	LOB	BOTTOM					
Luis Polonia, L (1,8) OBP: 0.345, SLG: 0.385	F8				F7			4-3		4	0	1	0	0	0	1	<b>Milwaukee Brewers @ California Angels</b> Anaheim Stadium, Anaheim, CA Mon Jul 16 1990, 10:05 PM EDT Att: 24,643 - Unknown					
Johnny Ray, S (1,10) OBP: 0.305, SLG: 0.337	F9			1B	F5			1B		4	0	1	0	0	0	2						
Dave Winfield, R (1,9) OBP: 0.303, SLG: 0.436						F6		F4		4	1	2	0	0	0	1						
Lance Parrish, R (1,2) OBP: 0.368, SLG: 0.520	5-3					F8				4	0	2	0	0	0	1						
Lee Stevens, L (1,3) OBP: 0.750, SLG: 1.000									K	4	0	3	1	0	1	2						
Donnie Hill, S (1,4) OBP: 0.311, SLG: 0.335		G3							F8	4	0	1	0	0	0	3						
Dante Bichette, R (1,7) OBP: 0.271, SLG: 0.408		4-3							F5	4	0	0	0	0	1	2						
Jack Howell, L (1,5) OBP: 0.310, SLG: 0.371					F7					3	0	1	0	1	0	0						
Dick Schofield, R (1,6) OBP: 0.286, SLG: 0.200 Brian Downing, R (8,PH) OBP: 0.314, SLG: 0.440					F8				K	2	0	0	0	0	1	0						
<b>Inning Stats</b>	R: 0 E: 0 K: 0 S: 4	H: 1 LOB: 1 BB: 0 P: 4	R: 0 E: 0 K: 0 S: 3	H: 1 LOB: 0 BB: 0 P: 3	R: 0 E: 0 K: 0 S: 4	H: 1 LOB: 1 BB: 0 P: 4	R: 1 E: 0 K: 0 S: 5	H: 3 LOB: 1 BB: 0 P: 5	R: 0 E: 0 K: 0 S: 4	H: 1 LOB: 1 BB: 0 P: 4	R: 0 E: 0 K: 0 S: 4	H: 2 LOB: 2 BB: 0 P: 4	R: 0 E: 0 K: 2 S: 7	H: 0 LOB: 0 BB: 0 P: 7	R: 0 E: 0 K: 1 S: 7	H: 2 LOB: 2 BB: 0 P: 7		R: 0 E: 0 K: 1 S: 5	H: 0 LOB: 1 BB: 1 P: 9	1B: 8 2B: 3 3B: 0 HR: 0	SF: 0 SAC: 1 DP: 1 HBP: 0	WP: 0 PB: 0 SB: 0 CS: 1
<b>PITCHER</b> Ron Robinson, R (1,1) ERA: 3.82 Chuck Crim, R (8,1) ERA: 3.89 Dan Plesac, L (8,1) ERA: 4.58	IP: 7.1 WLS: W BF: 29 H: 10 R: 1 ER: 1 SO: 2 BB: 0 IBB: 0 HBP: 0 BLK: 0 WP: 0 HR: 0 S: 33 P: 33 ERA: 1.23 WHIP: 1.364															<b>PITCHER</b>						



Batter	1	2	3	4	5	6	7	8	9	AB	R	H	RBI	BB	SO	LOB	TOP			
Jim Gantner, L (1,4) OBP: 0.349, SLG: 0.280 Edgar Diaz, R (8,4) OBP: 0.349, SLG: 0.311	P6		G3		P6			F8		4	0	0	0	0	0	1	<b>Milwaukee Brewers @ California Angels</b> Anaheim Stadium, Anaheim, CA Tue Jul 17 1990, 10:05 PM EDT Att: 27,363 - Unknown			
Robin Yount, R (1,8) OBP: 0.335, SLG: 0.354 Darryl Hamilton, L (8,8) OBP: 0.317, SLG: 0.373	K			FC6-4 1B		F9		G4-3		4	1	1	0	0	1	0				
Gary Sheffield, R (1,5) OBP: 0.360, SLG: 0.457 Dale Sveum, S (8,5) OBP: 0.282, SLG: 0.246	PO 1B			E6 FC6-4		E5 G4-6-3		1B		4	0	2	0	0	0	1				
Dave Parker, L (1,10) OBP: 0.348, SLG: 0.497	PO 1-2	G5-3		FC6-4 1B		G4-6-3 1-2		G3		4	0	0	0	0	0	4				
Greg Vaughn, R (1,7) OBP: 0.306, SLG: 0.432		F8		K		G6-3		G5-3		4	0	0	0	0	1	2				
Greg Brock, L (1,3) OBP: 0.330, SLG: 0.362	F7			1B		E5		G4-3		4	0	1	1	0	0	0				
Rob Deer, R (1,9) OBP: 0.335, SLG: 0.452			K		F9		BB	1B		3	0	1	0	1	1	2				
B.J. Surhoff, L (1,2) OBP: 0.329, SLG: 0.402			G4-3		F8		P6	F9		4	0	0	0	0	0	3				
Bill Spiers, L (1,6) OBP: 0.297, SLG: 0.372			1B		G4-3		G3			3	0	1	0	0	0	2				
<b>Inning Stats</b>	R: 0 E: 0 K: 1 S: 5	H: 1 LOB: 0 BB: 0 P: 7	R: 0 E: 0 K: 0 S: 4	H: 0 LOB: 0 BB: 0 P: 6	R: 0 E: 0 K: 1 S: 10	H: 1 LOB: 1 BB: 0 P: 13	R: 1 E: 1 K: 1 S: 9	H: 2 LOB: 2 BB: 0 P: 11	R: 0 E: 0 K: 0 S: 7	H: 0 LOB: 0 BB: 0 P: 12	R: 0 E: 1 K: 0 S: 11	H: 0 LOB: 2 BB: 1 P: 20	R: 0 E: 0 K: 0 S: 11	H: 1 LOB: 1 BB: 0 P: 17	R: 0 E: 0 K: 0 S: 11	H: 1 LOB: 1 BB: 0 P: 13		1B: 6 2B: 0 3B: 0 HR: 0	SF: 0 SAC: 0 DP: 1 HBP: 0	WP: 0 PB: 0 SB: 0 CS: 0
<b>PITCHER</b>	IP	WLS	BF	H	R	ER	SO	BB	IBB	HBP	BLK	WP	HR	S	P	ERA	WHIP			
Kirk McCaskill, R (1,1) ERA: 2.76 Willie Fraser, R (8,1) ERA: 4.46	7.0	W	27	4	1	0	3	1	0	0	0	0	0	51	75	0.00	0.714			
	2.0		8	2	0	0	0	0	0	0	0	0	0	22	30	0.00	1.000			

Batter	1	2	3	4	5	6	7	8	9	AB	R	H	RBI	BB	SO	LOB	BOTTOM			
Luis Polonia, L (1,8) OBP: 0.342, SLG: 0.380	K		E3 1B 2B	G4-3		K		1B		5	1	1	0	0	2	1	<b>Milwaukee Brewers @ California Angels</b> Anaheim Stadium, Anaheim, CA Tue Jul 17 1990, 10:05 PM EDT Att: 27,363 - Unknown			
Johnny Ray, S (1,4) OBP: 0.304, SLG: 0.335 Jack Howell, L (8,5) OBP: 0.308, SLG: 0.369	G4-3		1B 2B		F7	F7		F9		4	1	1	0	0	0	0				
Dave Winfield, R (1,9) OBP: 0.306, SLG: 0.437	1B		2B 1B		K		G4-3			4	0	2	1	0	1	0				
Lance Parrish, R (1,2) OBP: 0.370, SLG: 0.523	F7		2B 1B		1B 1B		G6-3			4	1	2	2	0	0	1				
Brian Downing, R (1,10) OBP: 0.325, SLG: 0.469		1B 1B	FC6-2-5 FC6-4		1B HR		HR			4	2	3	1	0	0	2				
Lee Stevens, L (1,3) OBP: 0.625, SLG: 0.750	1B		K		HR 1B		K			4	1	2	1	0	2	2				
Dante Bichette, R (1,7) OBP: 0.271, SLG: 0.417	P5		FC6-4		HR 1B			K		4	1	1	3	0	1	4				
Donnie Hill, S (1,5) OBP: 0.306, SLG: 0.328	G5-4-3				K		G5-3			4	0	0	0	0	1	2				
Dick Schofield, R (1,6) OBP: 0.292, SLG: 0.203			1B 1B		K		G3			3	1	1	0	1	1	0				
<b>Inning Stats</b>	R: 0 E: 0 K: 1 S: 10	H: 1 LOB: 1 BB: 0 P: 14	R: 0 E: 0 K: 0 S: 13	H: 2 LOB: 1 BB: 0 P: 16	R: 3 E: 1 K: 1 S: 22	H: 3 LOB: 2 BB: 1 P: 32	R: 0 E: 0 K: 2 S: 7	H: 0 LOB: 0 BB: 0 P: 9	R: 4 E: 0 K: 1 S: 12	H: 4 LOB: 0 BB: 0 P: 18	R: 0 E: 0 K: 1 S: 8	H: 0 LOB: 0 BB: 0 P: 9	R: 1 E: 0 K: 1 S: 9	H: 1 LOB: 0 BB: 0 P: 12	R: 0 E: 0 K: 1 S: 13	H: 2 LOB: 2 BB: 0 P: 20		1B: 10 2B: 1 3B: 0 HR: 2	SF: 0 SAC: 0 DP: 1 HBP: 0	WP: 0 PB: 0 SB: 0 CS: 0
<b>PITCHER</b>	IP	WLS	BF	H	R	ER	SO	BB	IBB	HBP	BLK	WP	HR	S	P	ERA	WHIP			
Teddy Higuera, L (1,1) ERA: 3.16 Tom Edens, R (6,1) ERA: 3.96	5.0	L	26	10	7	6	5	1	0	0	0	0	1	64	89	10.80	2.200			
	3.0		12	3	1	1	3	0	0	0	0	0	1	30	41	3.00	1.000			



Batter	1	2	3	4	5	6	7	8	9	AB	R	H	RBI	BB	SO	LOB	TOP					
Mike Felder, S OBP: 0.313, SLG: 0.277 (1, 9)	G6-3		B1-3		P2			G6-3		4	0	0	0	0	0	0	<b>Milwaukee Brewers @ California Angels</b> Anaheim Stadium, Anaheim, CA Wed Jul 18 1990, 6:33 AM EDT Att: 36,000 - Sunny - 83 F					
Robin Yount, R OBP: 0.337, SLG: 0.355 (1, 8)	1B		G6-3			1B		K		4	1	2	0	0	1	0						
Gary Sheffield, R OBP: 0.362, SLG: 0.458 (1, 5)	1B		G4-3			L9		1B		4	1	2	0	0	0	1						
Dave Parker, L OBP: 0.350, SLG: 0.497 (1, 10)	1B			G3		K		1B		4	0	2	2	0	1	1						
Greg Vaughn, R OBP: 0.301, SLG: 0.424 Greg Brock, L OBP: 0.330, SLG: 0.362 (1, 7) (8, 3)	F7-4			P5		G6-3		K		4	0	0	0	0	1	4						
Rob Deer, R OBP: 0.337, SLG: 0.466 (1, 3) (8, 9)		HR		1B				G1-3		4	1	2	1	0	0	0						
Dale Sveum, S OBP: 0.267, SLG: 0.231 (1, 4)	G5-3			L7				G6-3		4	0	0	0	0	0	1						
Charlie O'Brien, R OBP: 0.252, SLG: 0.277 (1, 2)			P3		L8			E6		4	0	0	0	0	0	0						
Edgar Diaz, R OBP: 0.343, SLG: 0.305 (1, 6)	F4			G6-3				G5-3		3	0	0	0	0	0	1						
<b>Inning Stats</b>	R: 2 E: 0 K: 0 S: 9	H: 3 LOB: 0 BB: 0 P: 11	R: 1 E: 0 K: 0 S: 5	H: 1 LOB: 0 BB: 0 P: 8	R: 0 E: 0 K: 0 S: 6	H: 0 LOB: 0 BB: 0 P: 7	R: 0 E: 0 K: 0 S: 12	H: 1 LOB: 1 BB: 0 P: 21	R: 0 E: 0 K: 1 S: 10	H: 0 LOB: 0 BB: 0 P: 14	R: 0 E: 0 K: 0 S: 7	H: 1 LOB: 1 BB: 0 P: 11	R: 0 E: 1 K: 0 S: 11	H: 0 LOB: 1 BB: 0 P: 17	R: 0 E: 0 K: 0 S: 10	H: 2 LOB: 2 BB: 0 P: 13		R: 0 E: 0 K: 0 S: 5	H: 0 LOB: 0 BB: 0 P: 5	1B: 7 2B: 1 3B: 0 HR: 1	SF: 0 SAC: 0 DP: 1 HBP: 0	WP: 0 PB: 1 SB: 0 CS: 0
<b>PITCHER</b> Jim Abbott, L ERA: 4.19 (1, 1)	IP: 9.0 WLS: L BF: 35	H: 8 R: 3 ER: 2 SO: 3	BB: 0 IBB: 0 HBP: 0 BLK: 0	WP: 0 HR: 1 S: 75 P: 107	ERA: 2.00 WHIP: 0.889	<b>PITCHER</b>										IP: 9.0 WLS: L BF: 35	H: 8 R: 3 ER: 2 SO: 3	BB: 0 IBB: 0 HBP: 0 BLK: 0	WP: 0 HR: 1 S: 75 P: 107	ERA: 2.00 WHIP: 0.889		

Batter	1	2	3	4	5	6	7	8	9	AB	R	H	RBI	BB	SO	LOB	BOTTOM					
Luis Polonia, L OBP: 0.345, SLG: 0.382 (1, 7)	G4-3			G6-3		1B		K		4	1	2	0	0	1	0	<b>Milwaukee Brewers @ California Angels</b> Anaheim Stadium, Anaheim, CA Wed Jul 18 1990, 6:33 AM EDT Att: 36,000 - Sunny - 83 F					
Max Venable, L OBP: 0.354, SLG: 0.437 (1, 8)	G6-4-3			G6-3		1B		K		4	0	2	0	0	1	1						
Dave Winfield, R OBP: 0.305, SLG: 0.435 (1, 9)	G6-4-3			1B		SF7				3	0	1	1	0	0	1						
Lee Stevens, L OBP: 0.417, SLG: 0.500 (1, 3)		P4		P4		L7		K		4	0	0	0	0	1	2						
Brian Downing, R OBP: 0.323, SLG: 0.463 (1, 10)		F7			P6		G6-3		1B	4	0	1	0	0	0	0						
Johnny Ray, S OBP: 0.307, SLG: 0.352 (1, 4)		L7			HR		1B		F4	4	1	2	1	0	0	1						
Jack Howell, L OBP: 0.304, SLG: 0.363 Lance Parrish, R OBP: 0.370, SLG: 0.523 (1, 5) (9, 2)			K		F7		K			3	0	0	0	0	2	1						
Dick Schofield, R OBP: 0.293, SLG: 0.207 (1, 6)			G4-3		F8		F9			3	0	1	0	0	0	1						
Ron Tingley, R Donnie Hill, S OBP: 0.304, SLG: 0.327 (1, 2) (8, PH) (9, 5)			G4-3			K		G5-3		2	0	0	0	0	1	1						
<b>Inning Stats</b>	R: 0 E: 0 K: 0 S: 7	H: 1 LOB: 0 BB: 0 P: 11	R: 0 E: 0 K: 0 S: 5	H: 0 LOB: 0 BB: 0 P: 10	R: 0 E: 0 K: 1 S: 9	H: 1 LOB: 0 BB: 0 P: 12	R: 0 E: 0 K: 0 S: 6	H: 2 LOB: 1 BB: 0 P: 8	R: 1 E: 0 K: 0 S: 6	H: 1 LOB: 0 BB: 0 P: 9	R: 1 E: 0 K: 1 S: 12	H: 2 LOB: 1 BB: 0 P: 20	R: 0 E: 0 K: 1 S: 9	H: 1 LOB: 1 BB: 0 P: 13	R: 0 E: 0 K: 2 S: 9	H: 0 LOB: 0 BB: 0 P: 17		R: 0 E: 0 K: 1 S: 10	H: 1 LOB: 1 BB: 0 P: 12	1B: 8 2B: 0 3B: 0 HR: 1	SF: 1 SAC: 0 DP: 3 HBP: 0	WP: 0 PB: 0 SB: 0 CS: 0
<b>PITCHER</b> Mark Knudson, R ERA: 3.54 Paul Mirabella, L ERA: 3.66 Dan Plesac, L ERA: 4.46 (1, 1) (7, 1) (9, 1)	IP: 6.1 WLS: W BF: 23	H: 7 R: 2 ER: 2 SO: 2	BB: 0 IBB: 0 HBP: 0 BLK: 0	WP: 0 HR: 1 S: 47 P: 73	ERA: 2.84 WHIP: 1.105	<b>PITCHER</b>										IP: 6.1 WLS: W BF: 23	H: 7 R: 2 ER: 2 SO: 2	BB: 0 IBB: 0 HBP: 0 BLK: 0	WP: 0 HR: 1 S: 47 P: 73	ERA: 2.84 WHIP: 1.105		

AB	35
R	3
H	8
RBI	3
BB	0
SO	3
LOB	8



AB	32
R	2
H	9
RBI	2
BB	0
SO	6
LOB	8





Batter	1	2	3	4	5	6	7	8	9	AB	R	H	RBI	BB	SO	LOB	TOP					
<b>Harold Reynolds, S</b> OBP: 0.345, SLG: 0.338 (1, 4)	G6-3		G5-3				K			3	0	0	0	1	1	1	<b>Seattle Mariners @ Milwaukee Brewers</b> Milwaukee County Stadium, Milwaukee, WI Thu Jul 19 1990, 8:05 PM EDT Att: 17,845 - Unknown - 72 F					
<b>Henry Cotto, R</b> OBP: 0.312, SLG: 0.361 (1, 8)	F8						F8		K	4	0	1	0	0	1	2						
<b>Alvin Davis, L</b> OBP: 0.391, SLG: 0.393 (1, 10)	G5-3						K		BLK 1B	4	0	1	0	0	1	1						
<b>Jeffrey Leonard, R</b> OBP: 0.265, SLG: 0.354 (1, 7)							F9		G5-3	4	0	1	0	0	0	2						
<b>Edgar Martinez, R</b> OBP: 0.399, SLG: 0.441 (1, 5)							1B		F8	4	0	2	0	0	1	2						
<b>Pete O'Brien, L</b> OBP: 0.305, SLG: 0.307 (1, 3)							G4-3			4	0	0	0	0	0	4						
<b>Dave Valle, R</b> OBP: 0.297, SLG: 0.352 (1, 2)							F9			3	0	0	0	0	1	1						
<b>Scott Bradley, L</b> OBP: 0.275, SLG: 0.299 (0, PH)	K						F7		FC6-4 1B	1	0	1	0	0	0	0						
<b>Greg Briley, L</b> OBP: 0.300, SLG: 0.361 (1, 9)							G4-3		F7	4	0	0	0	0	1	1						
<b>Omar Vizquel, S</b> OBP: 0.313, SLG: 0.387 (1, 6)							G4-3		FC6-4	3	0	1	0	1	0	1						
<b>Inning Stats</b>	R: 0 E: 0 K: 0 S: 7	H: 0 LOB: 0 BB: 0 P: 10	R: 0 E: 0 K: 2 S: 8	H: 1 LOB: 1 BB: 0 P: 16	R: 0 E: 0 K: 1 S: 8	H: 0 LOB: 0 BB: 0 P: 13	R: 0 E: 0 K: 0 S: 17	H: 2 LOB: 2 BB: 0 P: 28	R: 0 E: 0 K: 0 S: 10	H: 0 LOB: 2 BB: 2 P: 24	R: 0 E: 0 K: 1 S: 11	H: 1 LOB: 1 BB: 0 P: 14	R: 0 E: 0 K: 1 S: 11	H: 1 LOB: 1 BB: 0 P: 17	R: 0 E: 0 K: 1 S: 12	H: 1 LOB: 1 BB: 0 P: 18	R: 0 E: 0 K: 0 S: 7	H: 1 LOB: 1 BB: 0 P: 10	1B: 7 2B: 0 3B: 0 HR: 0	SF: 0 SAC: 0 DP: 0 HBP: 0	WP: 0 PB: 0 SB: 0 CS: 0	PA: 36
<b>PITCHER</b>	IP	WLS	BF	H	R	ER	SO	BB	IBB	HBP	BLK	WP	HR	S	P	ERA	WHIP					
<b>Bill Krueger, L</b> ERA: 3.45 (1, 1)	5.0	W	20	3	0	0	3	2	0	0	0	0	0	50	91	0.00	1.000					
<b>Jaime Navarro, R</b> ERA: 5.25 (6, 1)	4.0	S	16	4	0	0	3	0	0	0	1	0	0	41	59	0.00	1.000					

Batter	1	2	3	4	5	6	7	8	9	AB	R	H	RBI	BB	SO	LOB	BOTTOM					
<b>Mike Felder, S</b> OBP: 0.314, SLG: 0.303 (1, 9)	HR		K				SH1-3		FC5-4	3	1	1	1	0	1	3	<b>Seattle Mariners @ Milwaukee Brewers</b> Milwaukee County Stadium, Milwaukee, WI Thu Jul 19 1990, 8:05 PM EDT Att: 17,845 - Unknown - 72 F					
<b>Robin Yount, R</b> OBP: 0.333, SLG: 0.351 (1, 8)	K						P3		G4-3	4	0	0	0	0	1	1						
<b>Gary Sheffield, R</b> OBP: 0.364, SLG: 0.457 (1, 5)	L4						G1-3		F8	3	0	1	0	1	0	0						
<b>Dave Parker, L</b> OBP: 0.346, SLG: 0.491 (1, 10)	E5						G1-3		G6-3	4	1	0	0	0	1	3						
<b>Greg Vaughn, R</b> OBP: 0.304, SLG: 0.437 (1, 7)	HR						G3		P5	3	2	1	2	1	0	1						
<b>Rob Deer, R</b> OBP: 0.332, SLG: 0.458 (1, 3)	P4						G6-3		K	4	0	0	0	0	2	1						
<b>Charlie O'Brien, R</b> OBP: 0.252, SLG: 0.276 (1, 2)							P6		F7	4	0	1	0	0	0	0						
<b>Jim Gantner, L</b> OBP: 0.349, SLG: 0.281 (1, 4)							G5-3		K	3	0	1	0	0	1	2						
<b>Edgar Diaz, R</b> OBP: 0.343, SLG: 0.306 (1, 6)							SH1-3		E5	3	0	1	0	0	0	2						
<b>Inning Stats</b>	R: 3 E: 1 K: 1 S: 10	H: 2 LOB: 0 BB: 0 P: 13	R: 0 E: 0 K: 1 S: 14	H: 1 LOB: 1 BB: 0 P: 18	R: 0 E: 0 K: 0 S: 6	H: 1 LOB: 1 BB: 0 P: 8	R: 0 E: 0 K: 0 S: 5	H: 0 LOB: 0 BB: 0 P: 6	R: 0 E: 0 K: 1 S: 7	H: 1 LOB: 2 BB: 1 P: 14	R: 1 E: 1 K: 2 S: 18	H: 1 LOB: 2 BB: 1 P: 29	R: 0 E: 0 K: 0 S: 7	H: 0 LOB: 0 BB: 0 P: 9	R: 0 E: 0 K: 1 S: 5	H: 0 LOB: 0 BB: 0 P: 8	R: 0 E: 0 K: 0 S: 5	H: 0 LOB: 0 BB: 0 P: 8	1B: 4 2B: 0 3B: 0 HR: 2	SF: 0 SAC: 1 DP: 0 HBP: 0	WP: 0 PB: 0 SB: 2 CS: 0	PA: 34
<b>PITCHER</b>	IP	WLS	BF	H	R	ER	SO	BB	IBB	HBP	BLK	WP	HR	S	P	ERA	WHIP					
<b>Randy Johnson, L</b> ERA: 3.5 (1, 1)	8.0	L	34	6	4	1	6	1	1	0	0	0	2	72	105	1.12	0.875					

AB	34
R	0
H	7
RBI	0
BB	2
SO	6
LOB	15



AB	31
R	4
H	6
RBI	3
BB	2
SO	6
LOB	13





Batter	1	2	3	4	5	6	7	8	9	AB	R	H	RBI	BB	SO	LOB	TOP		
<b>Harold Reynolds, S</b> OBP: 0.348, SLG: 0.342 (1, 4)										5	1	3	1	0	0	1	<b>Seattle Mariners @ Milwaukee Brewers</b> Milwaukee County Stadium, Milwaukee, WI Fri Jul 20 1990, 8:05 PM EDT Att: 27,522 - Unknown - 78 F		
<b>Greg Britley, L</b> OBP: 0.302, SLG: 0.356 (1, 9)										3	0	0	0	2	2	2			
<b>Ken Griffey Jr., L</b> OBP: 0.392, SLG: 0.496 (1, 8)										4	1	0	0	1	0	5			
<b>Alvin Davis, L</b> OBP: 0.394, SLG: 0.407 <b>Henry Cotto, R</b> OBP: 0.311, SLG: 0.360 (8, PH)										3	1	2	1	0	0	2			
<b>Jeffrey Leonard, R</b> OBP: 0.265, SLG: 0.353 (1, 7)										4	0	1	2	0	1	1			
<b>Pete O'Brien, L</b> OBP: 0.304, SLG: 0.302 (1, 3)										3	0	0	0	1	0	1			
<b>Edgar Martinez, R</b> OBP: 0.400, SLG: 0.445 <b>Jeff Schaefer, R</b> OBP: 0.200, SLG: 0.208 (9, PR)										4	1	2	0	0	2	1			
<b>Scott Bradley, L</b> OBP: 0.276, SLG: 0.299 (1, 2)										3	0	1	1	0	0	0			
<b>Omar Vizquel, S</b> OBP: 0.333, SLG: 0.400 (1, 6)										4	1	2	1	0	0	1			
<b>Inning Stats</b>	R: 2 E: 0 K: 1 S: 13	H: 2 LOB: 1 BB: 1 P: 23	R: 0 E: 0 K: 1 S: 7	H: 0 LOB: 0 BB: 0 P: 10	R: 0 E: 0 K: 0 S: 6	H: 3 LOB: 1 BB: 0 P: 15	R: 0 E: 0 K: 2 S: 4	H: 1 LOB: 1 BB: 1 P: 10	R: 0 E: 0 K: 0 S: 8	H: 1 LOB: 2 BB: 1 P: 14	R: 0 E: 0 K: 0 S: 7	H: 0 LOB: 0 BB: 0 P: 11	R: 2 E: 0 K: 1 S: 11	H: 3 LOB: 2 BB: 0 P: 16	1B: 9 2B: 2 3B: 0 HR: 1	SF: 0 SAC: 1 DP: 2 HBP: 0		WP: 1 PB: 0 SB: 1 CS: 2	PA: 39
<b>PITCHER</b>	IP	WLS	BF	H	R	ER	SO	BB	IBB	HBP	BLK	WP	HR	S	P	ERA	WHIP		
<b>Chris Bosio, R</b> ERA: 3.89	6.0		25	7	4	4	4	3	0	0	0	1	1	52	89	6.00	1.667		
<b>Paul Mirabella, L</b> ERA: 3.57	1.0		5	1	0	0	0	1	0	0	0	0	0	8	14	0.00	2.000		
<b>Randy Veres, R</b> ERA: 4.95	1.1	L	7	3	2	2	0	0	0	0	0	0	0	13	20	13.50	2.250		
<b>Dan Plesac, L</b> ERA: 4.39	0.2		2	0	0	0	1	0	0	0	0	0	0	5	7	0.00	0.000		

Batter	1	2	3	4	5	6	7	8	9	AB	R	H	RBI	BB	SO	LOB	BOTTOM					
<b>Mike Felder, S</b> OBP: 0.310, SLG: 0.299 (1, 9)										5	1	1	0	0	1	3	<b>Seattle Mariners @ Milwaukee Brewers</b> Milwaukee County Stadium, Milwaukee, WI Fri Jul 20 1990, 8:05 PM EDT Att: 27,522 - Unknown - 78 F					
<b>Robin Yount, R</b> OBP: 0.337, SLG: 0.358 (1, 8)										5	1	3	0	0	1	1						
<b>Gary Sheffield, R</b> OBP: 0.365, SLG: 0.455 (1, 5)										3	1	1	1	1	0	2						
<b>Dave Parker, L</b> OBP: 0.347, SLG: 0.500 (1, 10)										4	1	2	2	0	0	3						
<b>Greg Vaughn, R</b> OBP: 0.305, SLG: 0.435 (1, 7)										3	0	1	0	0	0	2						
<b>Greg Brock, L</b> OBP: 0.329, SLG: 0.358 (1, 3)										3	0	0	0	1	1	1						
<b>B.J. Surhoff, L</b> OBP: 0.326, SLG: 0.402 (1, 2)										3	0	1	1	0	0	0						
<b>Jim Cantner, L</b> OBP: 0.354, SLG: 0.283 (1, 4)										3	0	1	0	1	0	2						
<b>Bill Spiers, L</b> OBP: 0.290, SLG: 0.364 (1, 6)										4	0	0	0	0	1	3						
<b>Inning Stats</b>	R: 1 E: 0 K: 0 S: 10	H: 3 LOB: 1 BB: 0 P: 15	R: 0 E: 0 K: 1 S: 9	H: 1 LOB: 2 BB: 1 P: 16	R: 2 E: 0 K: 0 S: 10	H: 3 LOB: 0 BB: 0 P: 13	R: 0 E: 0 K: 0 S: 5	H: 0 LOB: 0 BB: 0 P: 8	R: 0 E: 0 K: 1 S: 9	H: 1 LOB: 1 BB: 0 P: 14	R: 0 E: 0 K: 1 S: 7	H: 0 LOB: 0 BB: 0 P: 10	R: 0 E: 0 K: 1 S: 8	H: 1 LOB: 1 BB: 0 P: 9	R: 1 E: 0 K: 0 S: 9	H: 1 LOB: 2 BB: 2 P: 24		R: 0 E: 0 K: 0 S: 8	H: 0 LOB: 0 BB: 0 P: 13	1B: 8 2B: 1 3B: 0 HR: 1	SF: 1 SAC: 1 DP: 1 HBP: 0	WP: 1 PB: 0 SB: 0 CS: 1
<b>PITCHER</b>	IP	WLS	BF	H	R	ER	SO	BB	IBB	HBP	BLK	WP	HR	S	P	ERA	WHIP					
<b>Bill Swift, R</b> ERA: 2.21	6.1		27	9	3	3	3	1	0	0	1	1	0	53	79	4.26	1.579					
<b>Michael Jackson, R</b> ERA: 3.75	0.2		3	0	1	1	1	1	0	0	0	0	0	6	11	13.50	1.500					
<b>Keith Comstock, L</b> ERA: 1.56	1.0	W	5	1	0	0	0	0	1	0	0	0	0	8	19	0.00	1.000					
<b>Mike Scholer, R</b> ERA: 2.11	1.0	S	3	0	0	0	0	0	0	0	0	0	0	8	13	0.00	0.000					



Batter	1	2	3	4	5	6	7	8	9	AB	R	H	RBI	BB	SO	LOB	TOP										
Harold Reynolds, S (1,4) OBP: 0.347, SLG: 0.341 Mike Brumley, S (8,4) OBP: 0.267, SLG: 0.312	F9		FC6-4 G3		FC1-2 SF9 1B		F8		F8	4	1	1	0	0	0	2											
Greg Britley, L (1,9) OBP: 0.304, SLG: 0.371	F8		G3		SF9 FC1-2 1B		HR		K	5	1	2	2	0	1	1											
Ken Griffey Jr., L (1,8) OBP: 0.389, SLG: 0.492	K		G3-4-1		FC1-2 1B		1B		P5	5	0	1	0	0	1	4											
Alvin Davis, L (1,10) OBP: 0.392, SLG: 0.404					G4-3 SF9		F8			2	0	0	1	1	0	1											
Jeffrey Leonard, R (1,7) OBP: 0.268, SLG: 0.355 Henry Cotto, R (7,PH) OBP: 0.314, SLG: 0.363					BB 1B		K			3	0	2	0	0	1	2											
Pete O'Brien, L (1,3) OBP: 0.299, SLG: 0.295					1B		1B			1	0	1	0	0	0	0											
Pete O'Brien, L (1,3) OBP: 0.299, SLG: 0.295	P3				F9		F8			4	0	0	0	0	0	5											
Edgar Martinez, R (1,5) OBP: 0.370, SLG: 0.446 Jeff Schaefer, R (7,5) OBP: 0.196, SLG: 0.204					G4-6-3 BB 1B		F9		P3	2	0	1	0	1	0	0											
Dave Valle, R (1,2) OBP: 0.291, SLG: 0.344 Matt Sinatro, R (8,2) OBP: 0.425, SLG: 0.387					G4-6-3 BB		P5		P5	4	0	0	0	0	0	5											
Omar Vizquel, S (1,6) OBP: 0.375, SLG: 0.436					P3		P5		P5	0	0	0	0	0	0	0											
					G4-6-3 1B		1B FC1-2 1B		G4-3 HR 1B	4	1	3	0	0	0	0											
<b>Inning Stats</b>	R: 0 E: 0 K: 1 S: 9	H: 0 LOB: 0 BB: 0 P: 16	R: 0 E: 0 K: 0 S: 12	H: 1 LOB: 2 BB: 2 P: 23	R: 0 E: 0 K: 0 S: 10	H: 1 LOB: 1 BB: 0 P: 14	R: 0 E: 0 K: 0 S: 12	H: 2 LOB: 2 BB: 0 P: 24	R: 1 E: 0 K: 1 S: 11	H: 3 LOB: 2 BB: 0 P: 20	R: 0 E: 0 K: 0 S: 8	H: 0 LOB: 0 BB: 0 P: 10	R: 2 E: 0 K: 0 S: 16	H: 4 LOB: 2 BB: 0 P: 28	R: 0 E: 0 K: 1 S: 6	H: 0 LOB: 0 BB: 0 P: 10	R: 0 E: 0 K: 1 S: 5	H: 0 LOB: 0 BB: 0 P: 9	1B: 10 2B: 0 3B: 0 HR: 1	SF: 1 SAC: 0 DP: 1 HBP: 0	WP: 0 PB: 0 SB: 0 CS: 0	PA: 39					
<b>PITCHER</b>	IP	WLS	BF	H	R	ER	SO	BB	IBB	HBP	BLK	WP	HR	S	P	ERA	WHIP										
Ron Robinson, R (1,1) ERA: 3.69	5.0	W	23	7	1	1	2	2	0	0	0	0	0	54	97	1.80	1.800										
Tom Edens, R (6,1) ERA: 4.21	1.1		6	2	2	2	0	0	0	0	0	0	1	14	22	13.50	1.500										
Paul Mirabella, L (7,1) ERA: 3.54	0.1		2	1	0	0	0	0	0	0	0	0	0	6	9	0.00	3.000										
Chuck Crim, R (7,1) ERA: 3.88	0.0		1	1	0	0	0	0	0	0	0	0	0	2	3	∞	∞										
Randy Veres, R (7,1) ERA: 4.43	2.1	S	7	0	0	0	1	0	0	0	0	0	0	13	23	0.00	0.000										

Seattle Mariners @ Milwaukee Brewers  
Milwaukee County Stadium, Milwaukee, WI

AB 36  
R 3  
H 11  
RBI 3  
BB 2  
SO 3  
LOB 20



WP: 0  
PB: 0  
SB: 0  
CS: 0  
PA: 39

Batter	1	2	3	4	5	6	7	8	9	AB	R	H	RBI	BB	SO	LOB	BOTTOM										
Mike Felder, S (1,9) OBP: 0.313, SLG: 0.303	G5-3			1B 2B 1B	K	G4-3				5	1	2	0	0	1	3											
Robin Yount, R (1,8) OBP: 0.336, SLG: 0.357 Darryl Hamilton, L (8,8) OBP: 0.313, SLG: 0.367	K			2B G4-3 1B		L7	F8	G6-3		4	1	1	0	0	1	0											
Gary Sheffield, R (1,5) OBP: 0.370, SLG: 0.464 Dale Sveum, S (9,5) OBP: 0.267, SLG: 0.231	L8			G4-3 HR 2B		S 2B 2B	HR HBP			3	3	2	1	0	0	0											
Dave Parker, L (1,10) OBP: 0.349, SLG: 0.497				G4-3		2B 1B IBB	HR BB			2	2	0	1	2	0	1											
Greg Vaughn, R (1,7) OBP: 0.312, SLG: 0.473				HR		1B 2B	HR			4	3	3	6	0	1	0											
Greg Brock, L (1,3) OBP: 0.328, SLG: 0.354	G6-3			G4-3		G3-1 1B IBB	K			3	0	0	0	1	1	0											
B.J. Surhoff, L (1,2) OBP: 0.330, SLG: 0.403				G3-1		G3-1 1B	F8			4	0	2	2	0	0	0											
Jim Gantner, L (1,4) OBP: 0.359, SLG: 0.284 Edgar Diaz, R (8,PR) OBP: 0.343, SLG: 0.306				K		G5-6-3 BB	G3-1 1B	G6-4-3 1B		3	0	1	0	1	1	3											
Bill Spiers, L (1,6) OBP: 0.289, SLG: 0.358				G4-3		G5-6-3 BB	G6-4-3 1B			3	0	0	0	1	0	2											
<b>Inning Stats</b>	R: 0 E: 0 K: 1 S: 10	H: 0 LOB: 0 BB: 0 P: 17	R: 0 E: 0 K: 1 S: 7	H: 0 LOB: 0 BB: 0 P: 8	R: 0 E: 0 K: 1 S: 8	H: 1 LOB: 0 BB: 0 P: 13	R: 4 E: 0 K: 0 S: 13	H: 4 LOB: 0 BB: 0 P: 23	R: 0 E: 0 K: 1 S: 6	H: 0 LOB: 0 BB: 1 P: 12	R: 3 E: 0 K: 0 S: 16	H: 3 LOB: 3 BB: 3 P: 33	R: 3 E: 0 K: 1 S: 12	H: 1 LOB: 0 BB: 1 P: 19	R: 0 E: 0 K: 0 S: 11	H: 2 LOB: 1 BB: 0 P: 17	1B: 6 2B: 4 3B: 0 HR: 2	SF: 0 SAC: 0 DP: 3 HBP: 1	WP: 0 PB: 0 SB: 2 CS: 1	PA: 38							
<b>PITCHER</b>	IP	WLS	BF	H	R	ER	SO	BB	IBB	HBP	BLK	WP	HR	S	P	ERA	WHIP										
Erik Hanson, R (1,1) ERA: 4.2	5.1	L	25	8	7	7	4	1	2	0	0	0	1	53	93	11.81	1.688										
Brent Knackert, R (6,1) ERA: 5.04	2.2		13	3	3	3	1	2	0	1	0	0	1	30	49	10.12	1.875										

Seattle Mariners @ Milwaukee Brewers  
Milwaukee County Stadium, Milwaukee, WI

AB 32  
R 10  
H 11  
RBI 10  
BB 5  
SO 5  
LOB 10




WP: 0  
PB: 0  
SB: 2  
CS: 1  
PA: 38




Batter	1	2	3	4	5	6	7	8	9	AB	R	H	RBI	BB	SO	LOB	TOP										
<b>Harold Reynolds, S</b> (1,4) OBP: 0.348, SLG: 0.342	L5	1-3 2-H 1B				2-1 CS 1B		2-2 FC4 G6-3		4	0	2	1	0	0	1	<b>Seattle Mariners @ Milwaukee Brewers</b> Milwaukee County Stadium, Milwaukee, WI Sun Jul 22 1990, 4:33 AM EDT Att: 37,638 - Overcast - 75 F										
<b>Greg Britley, L</b> (1,7) OBP: 0.303, SLG: 0.369	1-0 PB 1B	F7			1-3 K		1-1 G6-3			4	1	1	0	0	1	4											
<b>Ken Griffey Jr., L</b> (1,8) OBP: 0.390, SLG: 0.492	1-3 K			1-0 G4-3		0-2 2B 1B		1-1 SH1-3 1B		4	1	2	0	0	1	1											
<b>Henry Cotto, R</b> (1,9) OBP: 0.318, SLG: 0.370	2-2 2H 1B			2-1 P6		1-0 1B 1B		1-1 SH1-3		3	1	2	1	0	0	0											
<b>Alvin Davis, L</b> (1,10) OBP: 0.393, SLG: 0.404	2-2 G3			3-3 K		1-2 F8 1B		4-0 G6-4-3 IBB		3	0	1	1	1	1	1											
<b>Pete O'Brien, L</b> (1,3) OBP: 0.302, SLG: 0.299		1-0 FC1-5 1B		1-3 K		0-0 1-2 1-3 3-H 1B		2-1 G6-4-3		4	0	2	1	0	1	2											
<b>Dave Valle, R</b> (1,2) OBP: 0.290, SLG: 0.341		0-1 FC1-5 1B		1-1 L7		2-1 F8		2-2 P5		4	1	1	0	0	0	2											
<b>Omar Vizquel, S</b> (1,6) OBP: 0.341, SLG: 0.395		1-0 FC1-5 1B		2-3 K		0-1 L1-3		0-0 F7		4	0	0	0	0	1	4											
<b>Mike Brumley, S</b> (1,5) OBP: 0.266, SLG: 0.310		0-3 K				2-3 K		2-3 K		4	0	1	0	0	3	2											
<b>Jeff Schaefer, R</b> (9,5) OBP: 0.196, SLG: 0.204						1-1 FC4 1B				0	0	0	0	0	0	0											
<b>Inning Stats</b>	R: 1 E: 0 K: 1 S: 14	H: 2 LOB: 1 BB: 0 P: 20	R: 1 E: 0 K: 1 S: 13	H: 3 LOB: 2 BB: 0 P: 18	R: 0 E: 0 K: 1 S: 6	H: 0 LOB: 0 BB: 0 P: 12	R: 0 E: 0 K: 2 S: 9	H: 0 LOB: 0 BB: 0 P: 13	R: 0 E: 0 K: 2 S: 10	H: 1 LOB: 0 BB: 0 P: 14	R: 2 E: 0 K: 0 S: 14	H: 4 LOB: 1 BB: 0 P: 18	R: 0 E: 0 K: 0 S: 7	H: 1 LOB: 0 BB: 0 P: 11	R: 0 E: 0 K: 0 S: 6	H: 1 LOB: 1 BB: 1 P: 14	R: 0 E: 0 K: 1 S: 7	H: 0 LOB: 0 BB: 0 P: 11	1B: 11 2B: 2 3B: 0 HR: 0	SF: 0 SAC: 1 DP: 3 HBP: 0	WP: 0 PB: 1 SB: 1 CS: 1	PA: 36					
<b>PITCHER</b>	IP	WLS	BF	H	R	ER	SO	BB	IBB	HBP	BLK	WP	HR	S	P	ERA	WHIP										
<b>Teddy Higuera, L</b> (1,1) ERA: 3.29	5.0	L	24	10	4	3	7	0	0	0	0	0	0	62	89	5.40	2.000										
<b>Jaime Navarro, R</b> (6,1) ERA: 5.0	3.0		9	2	0	0	0	0	1	0	0	0	0	17	31	0.00	0.667										
<b>Dan Plesac, L</b> (9,1) ERA: 4.29	1.0		3	0	0	0	1	0	0	0	0	0	0	7	11	0.00	0.000										

Batter	1	2	3	4	5	6	7	8	9	AB	R	H	RBI	BB	SO	LOB	BOTTOM										
<b>Mike Felder, S</b> (1,9) OBP: 0.305, SLG: 0.294	G5-3		G4-3			1-2 E5 HR		3-1 P5		4	1	0	0	0	0	0	<b>Seattle Mariners @ Milwaukee Brewers</b> Milwaukee County Stadium, Milwaukee, WI Sun Jul 22 1990, 4:33 AM EDT Att: 37,638 - Overcast - 75 F										
<b>Robin Yount, R</b> (1,8) OBP: 0.337, SLG: 0.365	G4-3			4-2 FC5-4 BB		1-0 1-H HR		2-2 G5-3		3	1	1	2	1	0	0											
<b>Gary Sheffield, R</b> (1,5) OBP: 0.368, SLG: 0.461	G6-3			2-0 FC5-4 WP		0-1 B2-3		0-2 FC4-6 1B		4	0	1	0	0	0	1											
<b>Dave Parker, L</b> (1,10) OBP: 0.351, SLG: 0.506		0-1 HR		0-1 F7		3-2 1B		0-0 FC4-6 S		4	1	2	1	0	0	2											
<b>Darryl Hamilton, L</b> (9, PR) OBP: 0.313, SLG: 0.367								1-2 S		0	0	0	0	0	0	0											
<b>Greg Vaughn, R</b> (1,7) OBP: 0.311, SLG: 0.466		2-0 G6-3		1-3 K		1-3 K2-3		4-1 BB		3	0	0	0	1	2	2											
<b>B.J. Surhoff, L</b> (1,2) OBP: 0.326, SLG: 0.397		1-0 B2-3				0-1 G3-1		2-0 P6		4	0	0	0	0	0	2											
<b>Rob Deer, R</b> (1,3) OBP: 0.332, SLG: 0.454			2-3 K			0-1 P4		4-2 G6-3 BB		2	0	0	0	1	1	0											
<b>Greg Brock, L</b> (9, PH) OBP: 0.327, SLG: 0.352										1	0	0	0	0	0	2											
<b>Jim Gantner, L</b> (1,4) OBP: 0.350, SLG: 0.276					0-0 G3-1		0-0 P4		2-1 G6-3		3	0	0	0	0	1											
<b>Bill Spiers, L</b> (1,6) OBP: 0.285, SLG: 0.352			1-2 F7			1-0 G4-3		2-2 G4-3		3	0	0	0	0	0	0											
<b>Inning Stats</b>	R: 0 E: 0 K: 0 S: 6	H: 0 LOB: 0 BB: 0 P: 10	R: 1 E: 0 K: 1 S: 8	H: 1 LOB: 0 BB: 0 P: 13	R: 0 E: 0 K: 0 S: 7	H: 0 LOB: 0 BB: 0 P: 11	R: 0 E: 0 K: 1 S: 9	H: 0 LOB: 1 BB: 1 P: 16	R: 0 E: 0 K: 1 S: 5	H: 0 LOB: 0 BB: 0 P: 5	R: 2 E: 1 K: 1 S: 14	H: 2 LOB: 1 BB: 0 P: 21	R: 0 E: 0 K: 0 S: 6	H: 0 LOB: 0 BB: 1 P: 14	R: 0 E: 0 K: 0 S: 9	H: 0 LOB: 0 BB: 0 P: 16	R: 0 E: 0 K: 1 S: 11	H: 1 LOB: 2 BB: 1 P: 15	1B: 2 2B: 0 3B: 0 HR: 2	SF: 0 SAC: 0 DP: 1 HBP: 0	WP: 1 PB: 0 SB: 1 CS: 0	PA: 34					
<b>PITCHER</b>	IP	WLS	BF	H	R	ER	SO	BB	IBB	HBP	BLK	WP	HR	S	P	ERA	WHIP										
<b>Brian Holman, R</b> (1,1) ERA: 4.01	7.2	W	28	3	3	2	3	2	0	0	0	0	0	61	101	2.35	0.652										
<b>Mike Schooler, R</b> (8,1) ERA: 2.05	1.1	S	6	1	0	0	0	1	0	0	0	0	0	14	20	0.00	1.500										



Batter	1	2	3	4	5	6	7	8	9	AB	R	H	RBI	BB	SO	LOB	TOP			
Jody Reed, R OBP: 0.378, SLG: 0.437 Marty Barrett, R OBP: 0.297, SLG: 0.248	0-0 2B		2-3 K		1-0 FC4-6 E			0-1 F9		3	0	1	0	0	1	2	<b>Boston Red Sox @ Milwaukee Brewers</b> Milwaukee County Stadium, Milwaukee, WI Mon Jul 23 1990, 8:05 PM EDT Att: 20,980 - Unknown - 76 F  <b>AB 34</b> <b>R 0</b> <b>H 6</b> <b>RBI 0</b> <b>BB 0</b> <b>SO 3</b> <b>LOB 18</b> 			
Tim Lincecum, R OBP: 0.286, SLG: 0.423	0-1 L9		1-2 F9		0-0 E4			1-2 2B		4	0	1	0	0	0	3				
Wade Boggs, L OBP: 0.398, SLG: 0.423	2-1 L7		3-2 G4-3		2-2 L6			3-2 F8		4	0	0	0	0	0	5				
Mike Greenwell, L OBP: 0.346, SLG: 0.341	2-1 F7			3-2 G6-3				0-1 F8		4	0	0	0	0	0	2				
Carlos Quintana, R OBP: 0.361, SLG: 0.416		0-1 FC5-4 1B		2-2 2B				0-0 F9		4	0	2	0	0	0	0				
Tom Brunansky, R OBP: 0.343, SLG: 0.410 Randy Kutcher, R OBP: 0.371, SLG: 0.404		1-1 FC5-4 FC6-4 1-2F		2-0 L6				0-3 K		3	0	0	0	0	1	2				
Tony Peña, R OBP: 0.366, SLG: 0.345 John Marzano, R OBP: 0.292, SLG: 0.326		0-0 FC6-4 1-2F		3-2 F9				1-0 G3		3	0	0	0	0	0	2				
Billy Jo Robidoux, L OBP: 0.300, SLG: 0.357		1-2 L7			0-0 FC4-6 1B			2-3 K		3	0	1	0	0	1	1				
Kevin Romine, R OBP: 0.324, SLG: 0.412			2-1 1B		0-0 P5			0-0 G6-3		3	0	1	0	0	0	1				
<b>Inning Stats</b>	R: 0 E: 0 K: 0 S: 7	H: 1 LOB: 1 BB: 0 P: 11	R: 0 E: 0 K: 0 S: 8	H: 1 LOB: 1 BB: 0 P: 10	R: 0 E: 0 K: 1 S: 12	H: 1 LOB: 1 BB: 0 P: 20	R: 0 E: 0 K: 0 S: 11	H: 1 LOB: 1 BB: 0 P: 21	R: 0 E: 1 K: 0 S: 10	H: 0 LOB: 2 BB: 0 P: 13	R: 0 E: 0 K: 1 S: 5	H: 0 LOB: 0 BB: 0 P: 8	R: 0 E: 0 K: 0 S: 9	H: 1 LOB: 1 BB: 0 P: 13	R: 0 E: 0 K: 0 S: 7	H: 0 LOB: 0 BB: 0 P: 10		1B: 3 2B: 3 3B: 0 HR: 0	SF: 0 SAC: 0 DP: 0 HBP: 0	WP: 0 PB: 0 SB: 0 CS: 0
<b>PITCHER</b> Mark Knudson, R ERA: 3.27	IP: 9.0 WLS: W BF: 34 H: 6 R: 0 ER: 0 SO: 3 BB: 0 IBB: 0 HBP: 0 BLK: 0 WP: 0 HR: 0 S: 75 P: 112 ERA: 0.00 WHIP: 0.667															<b>PITCHER</b>				

Batter	1	2	3	4	5	6	7	8	9	AB	R	H	RBI	BB	SO	LOB	BOTTOM			
Jim Gantner, L OBP: 0.344, SLG: 0.273 Dale Sveum, S OBP: 0.276, SLG: 0.231	0-0 G5-3	0-0 F8		2-0 2B 1B	1-1 G6-4-3 1-2F	1-0 F8		4-2 BB		5	1	1	0	0	0	3	<b>Boston Red Sox @ Milwaukee Brewers</b> Milwaukee County Stadium, Milwaukee, WI Mon Jul 23 1990, 8:05 PM EDT Att: 20,980 - Unknown - 76 F  <b>AB 43</b> <b>R 13</b> <b>H 21</b> <b>RBI 13</b> <b>BB 5</b> <b>SO 5</b> <b>LOB 21</b> 			
Robin Yount, R OBP: 0.339, SLG: 0.378 Darryl Hamilton, L OBP: 0.318, SLG: 0.371	1-2 G5-3		1-1 HR	1-0 2B 1B 3-H	2-2 F8		1-2 1B G1-3 1B	0-0 F7		4	2	2	3	0	0	0				
Gary Sheffield, R OBP: 0.366, SLG: 0.467 Charlie O'Brien, R OBP: 0.250, SLG: 0.273	0-1 HR		1-3 K	2-1 F7		1-1 P5	0-0 G1-3	2-2 G4-3		5	1	1	1	0	1	2				
Dave Parker, L OBP: 0.356, SLG: 0.507	1-0 F8		4-2 1B BB	4-0 2B 1B IBB		2-2 BB 1B 1B	0-1 1B 1B		3	2	2	0	2	0	0	0				
Greg Vaughn, R OBP: 0.316, SLG: 0.474		3-0 1B 2B 1B	2-3 K	1-1 1B 2B		3-3 K	2-1 1B		5	1	3	2	0	2	2	2				
Greg Brock, L OBP: 0.334, SLG: 0.358		0-1 2B 1B	3-2 1B	4-2 1B BB		1-1 1B BB	1-2 1B	1-3 K		4	2	3	0	1	1	2				
Rob Deer, R OBP: 0.337, SLG: 0.455		2-1 F9	0-1 G6-3	2-2 1B		4-2 1B BB	0-1 1B		4	1	2	1	1	0	4	4				
B.J. Surhoff, L OBP: 0.327, SLG: 0.401		1 SAFE 1 SAFE 1 SAFE	3-1 1B 2B		0-2 P5		1-0 F8		5	1	2	2	0	1	6	6				
Bill Spiers, L OBP: 0.296, SLG: 0.362 Edgar Diaz, R OBP: 0.345, SLG: 0.308		1-3 3-H	3-1 1B	1-1 1B 2B	0-0 G6-4-3 1B	0-2 1B BB	1-0 F8		3	1	3	2	0	0	0	0				
<b>Inning Stats</b>	R: 1 E: 0 K: 0 S: 7	H: 4 LOB: 0 BB: 0 P: 9	R: 3 E: 0 K: 0 S: 10	H: 4 LOB: 0 BB: 0 P: 21	R: 1 E: 0 K: 2 S: 16	H: 2 LOB: 2 BB: 1 P: 27	R: 4 E: 0 K: 1 S: 17	H: 5 LOB: 3 BB: 2 P: 36	R: 0 E: 0 K: 0 S: 6	H: 1 LOB: 0 BB: 0 P: 9	R: 3 E: 0 K: 1 S: 18	H: 4 LOB: 2 BB: 1 P: 31	R: 1 E: 0 K: 1 S: 14	H: 4 LOB: 3 BB: 0 P: 19	R: 0 E: 0 K: 0 S: 11	H: 0 LOB: 1 BB: 1 P: 17		1B: 16 2B: 3 3B: 0 HR: 2	SF: 0 SAC: 0 DP: 1 HBP: 0	WP: 0 PB: 0 SB: 0 CS: 0
<b>PITCHER</b> Mike Boddicker, R ERA: 3.99 Dennis Lamp, R ERA: 3.51 Jeff Gray, R ERA: 5.91	IP: 3.1 WLS: L BF: 19 H: 8 R: 5 ER: 5 SO: 2 BB: 2 IBB: 1 HBP: 0 BLK: 0 WP: 0 HR: 0 S: 37 P: 65 ERA: 16.88 WHIP: 3.750															<b>PITCHER</b>				



Batter	1	2	3	4	5	6	7	8	9	10	AB	R	H	RBI	BB	SO	LOB							
Jody Reed, R OBP: 0.378, SLG: 0.435 (1, 4)											4	2	1	0	1	0	1							
Tim Naehring, R OBP: 0.333, SLG: 0.433 (1, 6)											4	1	2	0	1	0	1							
Wade Boggs, L OBP: 0.398, SLG: 0.428 (1, 5)											5	1	2	3	0	0	2							
Carlos Quintana, R OBP: 0.362, SLG: 0.416 (1, 3) (6, 9)											5	0	2	0	0	0	2							
Mike Greenwell, L OBP: 0.341, SLG: 0.343 (1, 7)											4	0	2	1	0	0	0							
Tom Brunansky, R OBP: 0.341, SLG: 0.404 (1, 10)											4	0	0	0	1	2	3							
John Marzano, R OBP: 0.264, SLG: 0.294 (1, 2)											5	0	0	0	0	2	7							
Kevin Romine, R OBP: 0.345, SLG: 0.420 (1, 8)											3	1	2	0	1	0	0							
Randy Kutcher, R OBP: 0.359, SLG: 0.389 Billy Jo Robidoux, L OBP: 0.294, SLG: 0.349 (6, PH) (6, 3)											2	0	0	0	0	0	1							
Ellis Burks, R OBP: 0.349, SLG: 0.492 Tony Peña, R OBP: 0.302, SLG: 0.343 (9, PH) (9, 3)											1	0	0	0	0	1	1							
											1	0	0	0	0	1	2							
<b>Inning Stats</b>	R: 1 E: 0 K: 0 S: 15	H: 4 LOB: 3 BB: 1 P: 29	R: 0 E: 0 K: 0 S: 6	H: 1 LOB: 0 BB: 0 P: 9	R: 1 E: 0 K: 1 S: 14	H: 2 LOB: 2 BB: 1 P: 20	R: 0 E: 0 K: 0 S: 3	H: 0 LOB: 3 BB: 0 P: 7	R: 0 E: 0 K: 0 S: 4	H: 0 LOB: 0 BB: 0 P: 6	R: 0 E: 1 K: 2 S: 11	H: 0 LOB: 1 BB: 1 P: 19	R: 1 E: 0 K: 0 S: 8	H: 1 LOB: 0 BB: 1 P: 19	R: 0 E: 0 K: 1 S: 9	H: 0 LOB: 0 BB: 0 P: 11	R: 2 E: 0 K: 1 S: 10	H: 2 LOB: 1 BB: 0 P: 13	R: 0 E: 0 K: 2 S: 13	H: 1 LOB: 2 BB: 0 P: 16	1B: 10 2B: 0 3B: 1 HR: 0	SF: 0 SAC: 0 DP: 3 HBP: 2	WP: 1 PB: 0 SB: 1 CS: 0	PA: 45
<b>PITCHER</b>	IP 5.0	WLS 0.2	BF 4	H 0	R 0	ER 0	SO 1	BB 1	IBB 0	HBP 0	BLK 0	WP 0	HR 0	S 7	P 42	ERA 3.60	WHIP 1.600							
Bill Krueger, L ERA: 3.48 (1, 1)	0.2	4	0	0	0	1	1	0	0	0	0	0	0	7	13	0.00	1.500							
Tony Fossas, L ERA: 5.68 (6, 1)	2.1	8	1	1	1	2	1	0	0	0	0	0	0	21	36	3.86	0.857							
Jaime Navarro, R ERA: 4.96 (6, 1)	2.0	W	11	3	2	2	3	0	0	2	0	0	0	23	29	9.00	1.500							
Dan Plesac, L ERA: 4.5 (9, 1)																								

**TOP**

**Boston Red Sox @ Milwaukee Brewers**  
Milwaukee County Stadium, Milwaukee, WI

Tue Jul 24 1990, 8:05 PM EDT  
Att: 24,718 - Unknown - 78 F

livebaseballscorecards.com

AB 39  
R 5  
H 11  
RBI 4  
BB 4  
SO 7  
LOB 22

Batter	1	2	3	4	5	6	7	8	9	10	AB	R	H	RBI	BB	SO	LOB							
Jim Gantner, L OBP: 0.331, SLG: 0.261 (1, 4)											5	0	0	0	0	0	5							
Robin Yount, R OBP: 0.337, SLG: 0.381 (1, 8)											5	2	1	0	0	0	1							
Gary Sheffield, R OBP: 0.366, SLG: 0.464 (1, 5)											4	0	1	0	1	0	1							
Dave Parker, L OBP: 0.357, SLG: 0.504 (1, 10)											4	0	1	1	1	1	1							
Greg Vaughn, R OBP: 0.519, SLG: 0.474 Darryl Hamilton, L OBP: 0.328, SLG: 0.381 (1, 7) (9, 7)											4	1	2	1	0	1	2							
Greg Brock, L OBP: 0.333, SLG: 0.360 (1, 3)											4	0	1	0	0	1	3							
Rob Deer, R OBP: 0.339, SLG: 0.451 Mike Felder, S OBP: 0.309, SLG: 0.299 (1, 9) (9, 9)											2	1	0	0	2	0	1							
B.J. Surhoff, L OBP: 0.329, SLG: 0.400 (1, 2)											3	1	1	0	1	0	5							
Bill Spiers, L OBP: 0.305, SLG: 0.372 (1, 6)											3	0	2	3	1	0	1							
<b>Inning Stats</b>	R: 0 E: 0 K: 0 S: 9	H: 0 LOB: 0 BB: 0 P: 13	R: 3 E: 1 K: 2 S: 20	H: 2 LOB: 1 BB: 1 P: 28	R: 0 E: 0 K: 0 S: 7	H: 0 LOB: 0 BB: 0 P: 14	R: 0 E: 0 K: 0 S: 4	H: 0 LOB: 0 BB: 0 P: 6	R: 0 E: 0 K: 0 S: 8	H: 1 LOB: 1 BB: 1 P: 11	R: 1 E: 0 K: 0 S: 10	H: 2 LOB: 3 BB: 2 P: 22	R: 1 E: 0 K: 1 S: 13	H: 3 LOB: 2 BB: 0 P: 19	R: 0 E: 0 K: 0 S: 8	H: 1 LOB: 2 BB: 2 P: 15	R: 0 E: 0 K: 0 S: 5	H: 0 LOB: 0 BB: 0 P: 9	R: 1 E: 0 K: 0 S: 3	H: 2 LOB: 1 BB: 0 P: 3	1B: 8 2B: 2 3B: 1 HR: 0	SF: 0 SAC: 1 DP: 3 HBP: 0	WP: 1 PB: 0 SB: 1 CS: 0	PA: 43
<b>PITCHER</b>	IP 6.2	WLS 0.0	BF 1	H 1	R 0	ER 0	SO 2	BB 3	IBB 0	HBP 0	BLK 0	WP 1	HR 0	S 66	P 104	ERA 1.35	WHIP 1.500							
Greg Harris, R ERA: 3.13 (7, 1)	0.0	1	1	0	0	0	0	0	0	0	0	0	0	2	4	∞	∞							
Rob Murphy, L ERA: 6.30 (7, 1)	2.2	L	12	3	1	1	1	1	1	0	1	0	0	19	32	3.38	1.500							
Jerry Reed, R ERA: 3.72 (7, 1)																								

**BOTTOM**

**Boston Red Sox @ Milwaukee Brewers**  
Milwaukee County Stadium, Milwaukee, WI

Tue Jul 24 1990, 8:05 PM EDT  
Att: 24,718 - Unknown - 78 F

livebaseballscorecards.com

AB 36  
R 6  
H 11  
RBI 6  
BB 6  
SO 3  
LOB 20



Batter	1	2	3	4	5	6	7	8	9	AB	R	H	RBI	BB	SO	LOB	TOP			
Jody Reed, R OBP: 0.379, SLG: 0.432 (1, 4)	G4-3		F7							2	0	0	0	2	0	0	<b>Boston Red Sox @ Milwaukee Brewers</b> Milwaukee County Stadium, Milwaukee, WI Wed Jul 25 1990, 4:33 AM EDT Att: 35,948 - Sunny - 82 F			
Tim Lincecum, R OBP: 0.324, SLG: 0.394 (1, 5)	F8									3	0	0	0	1	1	4				
Wade Boggs, L OBP: 0.394, SLG: 0.423 (1, 10)	G4-3		G1-3							4	0	0	0	0	1	1				
Mike Greenwell, L OBP: 0.353, SLG: 0.347 (1, 7)										4	1	3	0	0	0	0				
Carlos Quintana, R OBP: 0.367, SLG: 0.433 (1, 3)										3	1	2	2	1	0	1				
Tom Brunansky, R OBP: 0.340, SLG: 0.401 (1, 9)										3	0	0	0	1	0	4				
Tony Peña, R OBP: 0.301, SLG: 0.340 (1, 2)										3	0	0	0	1	1	2				
Kevin Romine, R OBP: 0.342, SLG: 0.423 (1, 8)										4	0	1	0	0	1	1				
Luis Rivera, R OBP: 0.264, SLG: 0.308 (1, 6)										4	0	1	0	0	2	1				
<b>Inning Stats</b>	R: 0 E: 0 K: 0 S: 7	H: 0 LOB: 0 BB: 0 P: 11	R: 2 E: 0 K: 1 S: 10	H: 2 LOB: 0 BB: 1 P: 19	R: 0 E: 0 K: 1 S: 9	H: 0 LOB: 1 BB: 1 P: 17	R: 0 E: 0 K: 1 S: 10	H: 1 LOB: 1 BB: 0 P: 16	R: 0 E: 0 K: 2 S: 13	H: 1 LOB: 1 BB: 1 P: 22	R: 0 E: 0 K: 0 S: 8	H: 1 LOB: 2 BB: 1 P: 15	R: 0 E: 1 K: 1 S: 7	H: 1 LOB: 1 BB: 0 P: 7	R: 0 E: 0 K: 0 S: 7	H: 0 LOB: 0 BB: 1 P: 17	1B: 3 2B: 3 3B: 0 HR: 1	SF: 0 SAC: 0 DP: 3 HBP: 0	WP: 0 PB: 0 SB: 1 CS: 0	PA: 36
<b>PITCHER</b>	IP	WLS	BF	H	R	ER	SO	BB	IBB	HBP	BLK	WP	HR	S	P	ERA	WHIP			
Chris Bosio, R ERA: 3.82 (1, 1)	7.0	L	29	6	2	2	5	4	1	0	0	0	1	65	116	2.57	1.429			
Tony Fossas, L ERA: 5.54 (8, 1)	0.2		3	1	0	0	1	0	0	0	0	0	0	5	5	0.00	1.500			
Randy Veres, R ERA: 4.18 (8, 1)	1.1		4	0	0	0	0	1	0	0	0	0	0	9	19	0.00	0.750			

Batter	1	2	3	4	5	6	7	8	9	AB	R	H	RBI	BB	SO	LOB	BOTTOM					
Mike Felder, S OBP: 0.301, SLG: 0.291 (1, 9)	G1-3									4	0	0	0	0	0	1	<b>Boston Red Sox @ Milwaukee Brewers</b> Milwaukee County Stadium, Milwaukee, WI Wed Jul 25 1990, 4:33 AM EDT Att: 35,948 - Sunny - 82 F					
Robin Yount, R OBP: 0.337, SLG: 0.378 (1, 8)	K									3	0	0	0	1	2	0						
Gary Sheffield, R OBP: 0.368, SLG: 0.464 (1, 5)	CS									4	0	2	0	0	0	2						
Dave Parker, L OBP: 0.354, SLG: 0.500 (1, 10)	CS									3	0	0	0	0	1	1						
Greg Vaughn, R OBP: 0.316, SLG: 0.468 (1, 7)										3	0	0	0	0	1	0						
Greg Brock, L OBP: 0.330, SLG: 0.356 (1, 3)										3	0	0	0	0	0	0						
Bill Spiers, L OBP: 0.300, SLG: 0.366 (1, 6)										3	0	0	0	0	2	0						
Charlie O'Brien, R OBP: 0.245, SLG: 0.267 (1, 2)										2	0	0	0	0	1	0						
B.J. Surhoff, L OBP: 0.326, SLG: 0.359 (8, PH) (9, 2)										1	0	0	0	0	0	0						
Edgar Diaz, R OBP: 0.345, SLG: 0.309 (1, 4)										3	0	1	0	0	2	0						
<b>Inning Stats</b>	R: 0 E: 0 K: 1 S: 8	H: 1 LOB: 0 BB: 0 P: 13	R: 0 E: 0 K: 1 S: 8	H: 0 LOB: 0 BB: 0 P: 12	R: 0 E: 0 K: 3 S: 9	H: 0 LOB: 0 BB: 0 P: 11	R: 0 E: 0 K: 1 S: 8	H: 1 LOB: 1 BB: 0 P: 12	R: 0 E: 0 K: 1 S: 6	H: 0 LOB: 0 BB: 0 P: 8	R: 0 E: 0 K: 0 S: 13	H: 1 LOB: 2 BB: 1 P: 21	R: 0 E: 0 K: 1 S: 8	H: 0 LOB: 0 BB: 0 P: 9	R: 0 E: 0 K: 1 S: 9	H: 0 LOB: 0 BB: 0 P: 13	R: 0 E: 0 K: 0 S: 8	H: 0 LOB: 0 BB: 0 P: 10	1B: 3 2B: 0 3B: 0 HR: 0	SF: 0 SAC: 0 DP: 0 HBP: 0	WP: 0 PB: 0 SB: 0 CS: 1	PA: 31
<b>PITCHER</b>	IP	WLS	BF	H	R	ER	SO	BB	IBB	HBP	BLK	WP	HR	S	P	ERA	WHIP					
Roger Clemens, R ERA: 2.33 (1, 1)	9.0	W	30	3	0	0	9	1	0	0	0	0	0	77	109	0.00	0.444					

AB	30
R	2
H	7
RBI	2
BB	6
SO	6
LOB	14



AB	29
R	0
H	3
RBI	0
BB	1
SO	9
LOB	4





Batter	1	2	3	4	5	6	7	8	9	AB	R	H	RBI	BB	SO	LOB	TOP									
Mike Felder, S OBP: 0.304, SLG: 0.290	1-1 B2		3-2 G4-6-3		1-1 B1		4-0 BB		1-2 1B	4	0	1	0	1	0	1	<b>Milwaukee Brewers @ Chicago White Sox</b> Comiskey Park, Chicago, IL Fri Jul 27 1990, 8:05 PM EDT Att: 35,569 - Unknown - 78 F									
Robin Yount, R OBP: 0.340, SLG: 0.379	2-2 S 2B		2-1 G5-3		4-2 1B BB		0-3 K		2-1 1B	4	2	2	1	1	1	3										
Gary Sheffield, R OBP: 0.371, SLG: 0.470	0-2 1-H 2B		0-0 2-H 1B		2-2 1B 1B		1-1 L5		0-2 P2	5	0	3	2	0	0	4										
Dave Parker, L OBP: 0.353, SLG: 0.497	0-0 F7		1-3 K		0-0 PO 1B				0-1 G6-3	4	0	1	1	0	1	2										
Greg Vaughn, R OBP: 0.311, SLG: 0.460	2-3 K			0-3 K	1-1 PO	1-2 F7		1-3 K		4	0	0	0	0	3	1										
Greg Brock, L OBP: 0.326, SLG: 0.351		3-2 F7		3-3 K		3-2 G3-1		0-2 P6		4	0	0	0	0	1	0										
B.J. Surhoff, L OBP: 0.330, SLG: 0.398		0-2 P5		4-2 BB		2-0 F8		0-2 1B		3	0	1	0	1	0	0										
Jim Gantner, L OBP: 0.328, SLG: 0.254		0-1 G4-3		2-2 F7		3-2 G3		4-0 1B BB		3	1	0	0	1	0	1										
Bill Spiers, L OBP: 0.304, SLG: 0.369			0-0 G4-6-3 1B		0-0 P2		2-1 BB 1B		2-2 F8	4	1	2	0	0	0	1										
<b>Inning Stats</b>	R: 1 E: 0 K: 1 S: 12	H: 2 LOB: 1 BB: 0 P: 17	R: 0 E: 0 K: 0 S: 9	H: 0 LOB: 0 BB: 0 P: 12	R: 1 E: 0 K: 1 S: 10	H: 2 LOB: 1 BB: 0 P: 16	R: 0 E: 0 K: 2 S: 15	H: 0 LOB: 1 BB: 1 P: 24	R: 1 E: 0 K: 0 S: 10	H: 2 LOB: 1 BB: 1 P: 18	R: 0 E: 0 K: 0 S: 12	H: 0 LOB: 0 BB: 0 P: 18	R: 0 E: 0 K: 1 S: 14	H: 1 LOB: 2 BB: 1 P: 24	R: 0 E: 0 K: 1 S: 8	H: 0 LOB: 0 BB: 0 P: 9	R: 1 E: 0 K: 0 S: 15	H: 3 LOB: 2 BB: 1 P: 24	1B: 9 2B: 1 3B: 0 HR: 0	SF: 0 SAC: 0 DP: 0 HBP: 0	WP: 0 PB: 0 SB: 1 CS: 0	PA: 40				
<b>PITCHER</b>	IP	WLS	BF	H	R	ER	SO	BB	IBB	HBP	BLK	WP	HR	S	P	ERA	WHIP									
Jack McDowell, R ERA: 4.17	(1, 1)	6.1	W	28	7	3	3	4	3	0	0	0	0	0	77	123	4.26	1.579								
Barry Jones, R ERA: 2.04	(7, 1)	1.2		5	0	0	0	2	0	0	0	0	0	13	15	0.00	0.000									
Bobby Thigpen, R ERA: 2.03	(9, 1)	1.0		6	3	1	1	0	1	0	0	0	0	15	24	9.00	4.000									

Batter	1	2	3	4	5	6	7	8	9	AB	R	H	RBI	BB	SO	LOB	BOTTOM								
Lance Johnson, L OBP: 0.323, SLG: 0.343	2-1 S 2B			1-1 FC6 1B		2-3 K				4	1	3	1	0	1	0	<b>Milwaukee Brewers @ Chicago White Sox</b> Comiskey Park, Chicago, IL Fri Jul 27 1990, 8:05 PM EDT Att: 35,569 - Unknown - 78 F								
Robin Ventura, L OBP: 0.317, SLG: 0.315	0-0 F8	0-1 L8		2-1 FC6 1B		2-1 L8				4	0	0	0	0	0	4									
Ivan Calderon, R OBP: 0.357, SLG: 0.432	1-1 S 2B		1-2 G5-3		4-0 HR BB		1-1 P4			3	2	1	1	1	0	0									
Dan Pasqua, L OBP: 0.374, SLG: 0.588	1-1 P4		1-3 K		2-0 HR		2-2 G1-3			4	1	1	2	0	1	1									
Carlton Fisk, R OBP: 0.377, SLG: 0.416	2-2 2-H HR		1-1 L7		0-1 L8		2-2 G5-3			4	1	1	1	0	0	0									
Ron Kittle, R OBP: 0.307, SLG: 0.464	1-2 P4			1-0 1B FC4-6 2B		1-0 G5-3 1B				3	1	2	0	0	0	0									
Steve Lyons, L OBP: 0.263, SLG: 0.278					1-2 S 1B					1	0	0	0	0	0	0									
Scott Fletcher, R OBP: 0.314, SLG: 0.330		2-1 P4		1-1 FC4-6 1B		1-0 G5-3		0-0 1B		4	0	2	0	0	0	1									
Sammy Sosa, R OBP: 0.286, SLG: 0.423		0-1 S 1B		0-0 FC4-6 1B		3-2 G6-3		2-0 L4		4	1	1	1	0	0	3									
Ozzie Guillen, L OBP: 0.333, SLG: 0.365		3-1 F8		1-1 F8		0-0 F7		1-2 F9		4	0	0	0	0	0	3									
<b>Inning Stats</b>	R: 3 E: 0 K: 0 S: 15	H: 3 LOB: 0 BB: 0 P: 22	R: 1 E: 0 K: 0 S: 9	H: 2 LOB: 1 BB: 0 P: 16	R: 0 E: 0 K: 1 S: 8	H: 0 LOB: 0 BB: 0 P: 11	R: 1 E: 0 K: 0 S: 10	H: 3 LOB: 2 BB: 0 P: 16	R: 2 E: 0 K: 0 S: 8	H: 2 LOB: 1 BB: 1 P: 19	R: 0 E: 0 K: 1 S: 6	H: 0 LOB: 0 BB: 0 P: 10	R: 0 E: 0 K: 0 S: 10	H: 0 LOB: 0 BB: 0 P: 15	R: 0 E: 0 K: 0 S: 6	H: 1 LOB: 1 BB: 0 P: 9	R: 0 E: 0 K: 0 S: 15	H: 3 LOB: 2 BB: 1 P: 24	1B: 7 2B: 2 3B: 0 HR: 2	SF: 0 SAC: 0 DP: 0 HBP: 0	WP: 0 PB: 0 SB: 3 CS: 0	PA: 36			
<b>PITCHER</b>	IP	WLS	BF	H	R	ER	SO	BB	IBB	HBP	BLK	WP	HR	S	P	ERA	WHIP								
Ron Robinson, R ERA: 4.08	(1, 1)	3.2	L	19	8	5	5	1	0	0	0	0	0	40	61	12.27	2.182								
Paul Mirabella, L ERA: 3.51	(4, 1)	0.1		1	0	0	0	0	0	0	0	0	0	2	4	0.00	0.000								
Tom Edens, R ERA: 4.24	(5, 1)	4.0		16	3	2	2	1	1	0	0	0	1	30	53	4.50	1.000								

AB	35
R	4
H	10
RBI	4
BB	4
SO	6
LOB	13



AB	35
R	7
H	11
RBI	6
BB	1
SO	2
LOB	12





Batter	1	2	3	4	5	6	7	8	9	AB	R	H	RBI	BB	SO	LOB	TOP					
Darryl Hamilton, L (1,9) Mike Felder, S (8,7) OBP: 0.329, SLG: 0.394 (8, FH) OBP: 0.307, SLG: 0.293	F7		K			SH 1B 2B		SH1-4 1B	B1-3	3	1	1	0	0	1	0	<b>Milwaukee Brewers @ Chicago White Sox</b> Comiskey Park, Chicago, IL Sat Jul 28 1990, 4:33 AM EDT Att: 40,268 - Sunny					
Robin Yount, R (1,8) OBP: 0.338, SLG: 0.377	K			K		SH 1B 2-3		SH SH1-4		2	0	0	0	0	2	0						
Gary Sheffield, R (1,5) OBP: 0.374, SLG: 0.480	G5-3							SH1-4		3	1	2	2	0	0	0						
Dave Parker, L (1,10) OBP: 0.352, SLG: 0.493		F8		F8		P2				3	0	0	0	1	0	2						
Greg Vaughn, R (1,7) Dale Sveum, S (8,3) OBP: 0.310, SLG: 0.456 (8, PH) OBP: 0.276, SLG: 0.231				G4-3		K		SF8		2	0	0	1	1	1	2						
Greg Brock, L (1,3) Rob Deer, R (8,9) OBP: 0.326, SLG: 0.362 (8, PH) OBP: 0.338, SLG: 0.449										3	1	1	1	0	0	3						
B.J. Surhoff, L (1,2) OBP: 0.329, SLG: 0.396										1	0	0	0	0	2							
Jim Gantner, L (1,4) OBP: 0.326, SLG: 0.248										4	0	1	0	0	0	1						
Bill Spiers, L (1,6) OBP: 0.299, SLG: 0.362										3	0	0	0	1	0	1						
										4	0	1	0	0	0	2						
<b>Inning Stats</b>	R: 0 E: 0 K: 1 S: 12	H: 0 LOB: 0 BB: 0 P: 17	R: 0 E: 0 K: 0 S: 8	H: 0 LOB: 1 BB: 1 P: 16	R: 0 E: 0 K: 1 S: 4	H: 0 LOB: 0 BB: 1 P: 9	R: 1 E: 0 K: 1 S: 8	H: 1 LOB: 0 BB: 0 P: 14	R: 1 E: 0 K: 0 S: 8	H: 1 LOB: 0 BB: 0 P: 12	R: 1 E: 1 K: 1 S: 11	H: 2 LOB: 2 BB: 0 P: 17	R: 0 E: 0 K: 0 S: 4	H: 0 LOB: 0 BB: 0 P: 6	R: 1 E: 0 K: 0 S: 7	H: 1 LOB: 2 BB: 1 P: 16	R: 0 E: 0 K: 1 S: 11	H: 1 LOB: 1 BB: 0 P: 14	1B: 3 2B: 1 3B: 0 HR: 2	SF: 1 SAC: 3 DP: 1 HBP: 0	WP: 0 PB: 0 CS: 1	PA: 37
<b>PITCHER</b>	IP WLS BF H R ER SO BB IBB HBP BLK WP HR S P ERA WHIP																					
Melido Perez, R (1,1) ERA: 3.9	5.0	21	4	3	3	3	2	0	0	0	0	0	0	0	12	18	5.40	1.200				
Ken Patterson, L (6,1) ERA: 3.91	2.0	7	1	1	1	1	0	0	0	0	0	0	0	0	4	9	4.50	0.500				
Donn Pall, R (8,1) ERA: 3.15	0.2	4	0	0	0	0	0	1	0	0	0	0	0	0	4	9	0.00	0.000				
Scott Radinsky, L (8,1) ERA: 3.2	1.1	W 5	1	0	0	0	0	0	0	0	0	0	0	12	17	0.00	0.750					

Batter	1	2	3	4	5	6	7	8	9	AB	R	H	RBI	BB	SO	LOB	BOTTOM					
Sammy Sosa, R (1,9) OBP: 0.291, SLG: 0.438										3	2	2	1	1	0	0	<b>Milwaukee Brewers @ Chicago White Sox</b> Comiskey Park, Chicago, IL Sat Jul 28 1990, 4:33 AM EDT Att: 40,268 - Sunny					
Robin Ventura, L (1,5) OBP: 0.314, SLG: 0.311										4	0	0	0	0	1	3						
Ivan Calderon, R (1,7) OBP: 0.358, SLG: 0.439										4	1	2	1	0	0	0						
Dan Pasqua, L (1,10) OBP: 0.376, SLG: 0.584										3	0	1	1	0	1	1						
Carlos Martinez, R (1,3) Lance Johnson, L (8,8) OBP: 0.251, SLG: 0.322 (8, PH) OBP: 0.322, SLG: 0.342										3	0	0	0	0	0	3						
Ron Karkovics, R (1,2) Rodney McCray, R (9, FR)										4	0	1	0	0	2	2						
Scott Fletcher, R (1,4) OBP: 0.317, SLG: 0.332										0	1	2	0	0	0	0						
Dave Gallagher, R (1,8) Steve Lyons, L (9,3) Carlton Fisk, R (9, PH) OBP: 0.311, SLG: 0.314 (8, PH) OBP: 0.283, SLG: 0.278 (8, PH) OBP: 0.379, SLG: 0.416										2	0	0	0	0	0	0						
Ozzie Guillen, L (1,6) OBP: 0.332, SLG: 0.363										4	0	1	2	0	0	1						
										4	1	2	0	0	0	0						
<b>Inning Stats</b>	R: 2 E: 0 K: 1 S: 15	H: 3 LOB: 1 BB: 0 P: 23	R: 0 E: 0 K: 0 S: 8	H: 0 LOB: 0 BB: 0 P: 10	R: 1 E: 0 K: 2 S: 13	H: 2 LOB: 1 BB: 0 P: 22	R: 0 E: 0 K: 0 S: 5	H: 0 LOB: 0 BB: 0 P: 8	R: 0 E: 0 K: 1 S: 12	H: 0 LOB: 1 BB: 0 P: 17	R: 0 E: 0 K: 0 S: 6	H: 1 LOB: 2 BB: 1 P: 13	R: 0 E: 0 K: 0 S: 6	H: 0 LOB: 0 BB: 0 P: 9	R: 2 E: 0 K: 0 S: 7	H: 3 LOB: 2 BB: 1 P: 15	1B: 5 2B: 2 3B: 1 HR: 1	SF: 0 SAC: 1 DP: 0 HBP: 1	WP: 0 PB: 0 CS: 0	PA: 36		
<b>PITCHER</b>	IP WLS BF H R ER SO BB IBB HBP BLK WP HR S P ERA WHIP																					
Teddy Higuera, L (1,1) ERA: 3.34	7.0	29	6	3	3	4	0	0	0	0	0	0	0	0	64	100	3.86	0.857				
Jaime Navarro, R (8,1) ERA: 4.89	1.0	3	0	0	0	0	0	0	0	0	0	0	0	6	9	0.00	0.000					
Dan Plesac, L (9,1) ERA: 4.91	0.0	L 4	3	2	2	0	1	0	0	0	0	0	0	7	15	∞	∞					

AB 30  
R 4  
H 6  
RBI 4  
BB 3  
SO 4  
LOB 14



AB 32  
R 5  
H 9  
RBI 5  
BB 2  
SO 4  
LOB 10













Batter	1	2	3	4	5	6	7	8	9	AB	R	H	RBI	BB	SO	LOB	TOP								
<b>Jeff Huson, L</b> (1, 6) <small>OBP: 0.344, SLG: 0.327</small> <b>Jack Daugherty, S</b> (9, PH) <small>OBP: 0.356, SLG: 0.437</small> <b>Gary Green, R</b> (9, 6) <small>OBP: 0.188, SLG: 0.133</small>	G1-3			F9			G4-3		HR	4	0	1	2	0	0	0									
<b>Julio Franco, R</b> (1, 4) <small>OBP: 0.376, SLG: 0.413</small>	L9			G6-3						5	1	1	4	0	1	1									
<b>Rafael Palmeiro, L</b> (1, 3) <small>OBP: 0.365, SLG: 0.485</small>	K			F8						5	0	2	0	0	2	0									
<b>Ruben Sierra, S</b> (1, 9) <small>OBP: 0.328, SLG: 0.432</small>										5	2	3	0	0	0	0									
<b>Harold Baines, L</b> (1, 10) <small>OBP: 0.385, SLG: 0.475</small>	G3-1									5	1	1	0	0	0	3									
<b>Pete Incaviglia, R</b> (1, 7) <small>OBP: 0.318, SLG: 0.458</small>	P4									3	2	2	2	1	0	0									
<b>Geno Petralli, L</b> (1, 2) <small>OBP: 0.332, SLG: 0.273</small>										2	1	0	1	1	0	1									
<b>Steve Buechele, R</b> (1, 5) <small>OBP: 0.314, SLG: 0.364</small>										4	2	2	1	0	0	0									
<b>Gary Pettis, S</b> (1, 8) <small>OBP: 0.322, SLG: 0.343</small>										3	1	0	0	0	0	2									
<b>Inning Stats</b>	R: 0 E: 0 K: 1 S: 6	H: 0 LOB: 0 BB: 0 P: 8	R: 0 E: 0 K: 0 S: 6	H: 0 LOB: 0 BB: 0 P: 6	R: 0 E: 0 K: 0 S: 7	H: 0 LOB: 0 BB: 0 P: 13	R: 0 E: 0 K: 0 S: 8	H: 0 LOB: 0 BB: 0 P: 10	R: 4 E: 0 K: 0 S: 14	H: 4 LOB: 1 BB: 1 P: 23	R: 1 E: 0 K: 0 S: 11	H: 3 LOB: 1 BB: 0 P: 16	R: 0 E: 0 K: 0 S: 8	H: 0 LOB: 0 BB: 0 P: 12	R: 0 E: 0 K: 1 S: 8	H: 2 LOB: 1 BB: 0 P: 14	R: 6 E: 1 K: 1 S: 14	H: 4 LOB: 0 BB: 1 P: 23	1B: 8 2B: 1 3B: 2 HR: 2	SF: 1 SAC: 1 DP: 1 HBP: 0	WP: 0 PB: 0 SB: 0 CS: 0	PA: 41			
<b>PITCHER</b>	IP	WLS	BF	H	R	ER	SO	BB	IBB	HBP	BLK	WP	HR	S	P	ERA	WHIP								
Chris Bosio, R (1, 1) ERA: 4.0	5.1	L	22	6	5	5	1	1	0	0	0	0	0	46	70	8.44	1.312								
Paul Mirabella, L (6, 1) ERA: 3.53	2.2		12	4	2	2	1	1	0	0	0	0	1	25	39	6.75	1.875								
Mark Knudson, R (9, 1) ERA: 3.43	0.0		2	1	0	0	0	0	0	0	0	0	0	2	3	∞	∞								
Tony Fossas, L (9, 1) ERA: 6.11	1.0		5	2	4	3	1	0	0	0	0	0	1	9	13	27.00	2.000								

Texas Rangers @ Milwaukee Brewers  
Milwaukee County Stadium, Milwaukee, WI  
Tue Jul 31 1990, 8:05 PM EDT  
Att: 51,533 - Unknown

AB 37  
R 11  
H 13  
RBI 11  
BB 2  
SO 3  
LOB 7



Batter	1	2	3	4	5	6	7	8	9	AB	R	H	RBI	BB	SO	LOB	BOTTOM								
<b>Paul Moltzer, R</b> (1, 3) <small>OBP: 0.355, SLG: 0.482</small>	K									5	2	3	0	0	2	1									
<b>Robin Yount, R</b> (1, 8) <small>OBP: 0.342, SLG: 0.378</small>	G5-3									5	1	1	1	0	1	3									
<b>Gary Sheffield, R</b> (1, 5) <small>OBP: 0.368, SLG: 0.468</small>	K									4	0	0	0	0	1	3									
<b>Dave Parker, L</b> (1, 10) <small>OBP: 0.352, SLG: 0.491</small>										4	0	1	0	0	0	1									
<b>Greg Vaughn, R</b> (1, 7) <small>OBP: 0.299, SLG: 0.438</small>										4	0	0	0	0	2	2									
<b>Jim Gantner, L</b> (1, 4) <small>OBP: 0.333, SLG: 0.256</small>										3	0	2	1	1	0	0									
<b>Mike Felder, S</b> (1, 9) <small>OBP: 0.308, SLG: 0.310</small>										3	0	0	0	1	0	4									
<b>Charlie O'Brien, R</b> (1, 2) <small>OBP: 0.237, SLG: 0.266</small> <b>Darryl Hamilton, L</b> (9, PH) <small>OBP: 0.315, SLG: 0.377</small>										3	0	0	0	0	1	1									
<b>Bill Spiers, L</b> (1, 6) <small>OBP: 0.291, SLG: 0.351</small>										4	0	0	0	0	1	2									
<b>Inning Stats</b>	R: 0 E: 0 K: 2 S: 13	H: 0 LOB: 0 BB: 0 P: 17	R: 0 E: 0 K: 0 S: 15	H: 0 LOB: 1 BB: 1 P: 24	R: 1 E: 0 K: 0 S: 12	H: 2 LOB: 1 BB: 0 P: 13	R: 0 E: 0 K: 1 S: 14	H: 2 LOB: 1 BB: 0 P: 17	R: 0 E: 0 K: 2 S: 14	H: 0 LOB: 0 BB: 0 P: 19	R: 0 E: 0 K: 1 S: 8	H: 0 LOB: 0 BB: 0 P: 11	R: 0 E: 0 K: 2 S: 11	H: 0 LOB: 1 BB: 1 P: 20	R: 2 E: 2 K: 0 S: 17	H: 2 LOB: 2 BB: 0 P: 27	R: 0 E: 0 K: 0 S: 9	H: 1 LOB: 1 BB: 0 P: 12	1B: 6 2B: 0 3B: 1 HR: 0	SF: 0 SAC: 0 DP: 0 HBP: 0	WP: 1 PB: 0 SB: 1 CS: 0	PA: 38			
<b>PITCHER</b>	IP	WLS	BF	H	R	ER	SO	BB	IBB	HBP	BLK	WP	HR	S	P	ERA	WHIP								
Nolan Ryan, R (1, 1) ERA: 3.83	7.2	W	33	6	3	1	8	2	0	0	0	0	0	103	146	1.17	1.043								
Brad Amsberg, R (8, 1) ERA: 1.29	1.1	S	5	1	0	0	0	0	0	0	0	0	0	10	14	0.00	0.750								

Texas Rangers @ Milwaukee Brewers  
Milwaukee County Stadium, Milwaukee, WI  
Tue Jul 31 1990, 8:05 PM EDT  
Att: 51,533 - Unknown

AB 36  
R 3  
H 7  
RBI 2  
BB 2  
SO 8  
LOB 17









Batter	1	2	3	4	5	6	7	8	9	AB	R	H	RBI	BB	SO	LOB	TOP			
Phil Bradley, R (1, 7) OBP: 0.351, SLG: 0.344	5-3			F9	K			CS 1B		4	0	1	0	0	1	1	<b>Chicago White Sox @ Milwaukee Brewers</b> Milwaukee County Stadium, Milwaukee, WI Thu Aug 02 1990, 8:05 PM EDT Sunny - 81 F			
Robin Ventura, L (1, 5) OBP: 0.315, SLG: 0.313	P6			HR 1B			3-1	K		4	1	1	0	0	1	1				
Ivan Calderon, R (1, 10) OBP: 0.357, SLG: 0.451	F9			HR			F9		G3 WP FC 1B	4	2	2	2	0	0	0				
Carlton Fisk, R (1, 2) OBP: 0.382, SLG: 0.448		K		HR					G3	4	1	2	1	0	1	1				
Frank Thomas, R (1, 3) Steve Lyons, L (9, PR) OBP: 0.263, SLG: 0.289 (9, 4)	F8			P4					FC	4	0	0	1	0	0	1				
Sammy Sosa, R (1, 9) OBP: 0.282, SLG: 0.423	K			K					FC 5-3	0	0	0	0	0	0	0				
Lance Johnson, L (1, 8) OBP: 0.317, SLG: 0.333				K			B1-3		5-3	4	0	0	0	0	2	1				
Craig Grebeck, R (1, 4) Dan Pasqua, L (9, PH) Carlos Martinez, R (9, PH) OBP: 0.143, SLG: 0.133 (9, PH) OBP: 0.392, SLG: 0.561 (9, PH) OBP: 0.254, SLG: 0.327 (9, 3)			G3				4-3		4-3	3	0	1	0	1	0	0				
Ozzie Guillen, L (1, 6) OBP: 0.334, SLG: 0.360									4-3	3	0	0	0	0	0	1				
<b>Inning Stats</b>	R: 0 E: 0 K: 0 S: 3	H: 0 LOB: 0 BB: 0 P: 3	R: 0 E: 0 K: 2 S: 7	H: 0 LOB: 0 BB: 0 P: 7	R: 0 E: 0 K: 1 S: 5	H: 0 LOB: 0 BB: 0 P: 5	R: 3 E: 0 K: 1 S: 8	H: 3 LOB: 0 BB: 0 P: 8	R: 0 E: 0 K: 1 S: 6	H: 1 LOB: 1 BB: 0 P: 6	R: 0 E: 0 K: 0 S: 4	H: 0 LOB: 0 BB: 0 P: 4	R: 0 E: 0 K: 0 S: 3	H: 0 LOB: 0 BB: 0 P: 3	R: 0 E: 0 K: 1 S: 5	H: 1 LOB: 2 BB: 1 P: 9		1B: 5 2B: 0 3B: 0 HR: 2	SF: 0 SAC: 0 DP: 0 HBP: 0	WP: 1 PB: 0 SB: 0 CS: 1
<b>PITCHER</b>	IP	WLS	BF	H	R	ER	SO	BB	IBB	HBP	BLK	WP	HR	S	P	ERA	WHIP			
Teddy Higuera, L (1, 1) ERA: 3.34	8.0		29	6	3	3	6	0	0	0	0	0	2	41	41	3.38	0.750			
Randy Veres, R (9, 1) ERA: 5.11	0.2	L	5	1	1	1	0	0	1	0	0	1	0	4	8	13.50	1.500			
Dan Plesac, L (9, 1) ERA: 4.63	0.1		1	0	0	0	0	0	0	0	0	0	0	1	1	0.00	0.000			

Batter	1	2	3	4	5	6	7	8	9	AB	R	H	RBI	BB	SO	LOB	BOTTOM			
Jim Gantner, L (1, 4) OBP: 0.316, SLG: 0.241	P3		F7		F8		F8			4	0	0	0	0	0	0	<b>Chicago White Sox @ Milwaukee Brewers</b> Milwaukee County Stadium, Milwaukee, WI Thu Aug 02 1990, 8:05 PM EDT Sunny - 81 F			
Robin Yount, R (1, 8) OBP: 0.345, SLG: 0.375	FC5-4 BB		FC6-4 HBP		HR 1B			SH1-3 S SF8 BB		1	2	1	0	2	0	0				
Gary Sheffield, R (1, 5) OBP: 0.369, SLG: 0.473	FC5-4 1-2		FC6-4 1-2		HR			SH1-3		3	1	1	2	0	0	2				
Dave Parker, L (1, 10) OBP: 0.345, SLG: 0.482	1-3		K		K			SF8		3	0	0	1	0	2	2				
Greg Vaughn, R (1, 7) OBP: 0.295, SLG: 0.431		K		K			F8	P2		4	0	0	0	0	2	0				
Greg Brock, L (1, 3) OBP: 0.326, SLG: 0.361		5-3		1B			4-3		K	4	0	1	0	0	1	0				
Rob Deer, R (1, 9) OBP: 0.341, SLG: 0.456				F7			F7		5-3	4	0	1	0	0	0	1				
B.J. Surhoff, L (1, 2) OBP: 0.329, SLG: 0.389					4-3					2	0	0	0	2	0	1				
Mike Felder, S (9, PR) OBP: 0.306, SLG: 0.308							6-3			0	0	0	0	0	0	0				
Bill Spiers, L (1, 6) Paul Mollitor, R (9, PH) OBP: 0.291, SLG: 0.351 (9, PH) OBP: 0.356, SLG: 0.490							4-3		K	3	0	1	0	0	0	0				
<b>Inning Stats</b>	R: 0 E: 0 K: 0 S: 3	H: 0 LOB: 1 BB: 1 P: 7	R: 0 E: 0 K: 1 S: 6	H: 2 LOB: 2 BB: 1 P: 10	R: 0 E: 0 K: 1 S: 5	H: 0 LOB: 1 BB: 0 P: 6	R: 0 E: 0 K: 1 S: 6	H: 1 LOB: 1 BB: 0 P: 6	R: 2 E: 0 K: 1 S: 7	H: 2 LOB: 0 BB: 0 P: 7	R: 0 E: 0 K: 0 S: 3	H: 0 LOB: 0 BB: 0 P: 3	R: 0 E: 0 K: 0 S: 3	H: 0 LOB: 0 BB: 1 P: 7	R: 0 E: 0 K: 2 S: 7	H: 0 LOB: 1 BB: 1 P: 11	1B: 4 2B: 0 3B: 0 HR: 1	SF: 1 SAC: 1 DP: 0 HBP: 1	WP: 0 PB: 0 SB: 1 CS: 0	PA: 36
<b>PITCHER</b>	IP	WLS	BF	H	R	ER	SO	BB	IBB	HBP	BLK	WP	HR	S	P	ERA	WHIP			
Alex Fernandez, R (1, 1) ERA: 2.57	7.0		28	5	2	2	4	2	0	1	0	0	0	33	42	2.57	1.000			
Barry Jones, R (8, 1) ERA: 2.11	1.0	W	4	0	1	1	0	1	0	0	0	0	0	3	7	9.00	1.000			
Bobby Thigpen, R (9, 1) ERA: 1.95	1.0	S	4	0	0	0	2	1	0	0	0	0	0	7	11	0.00	1.000			







Batter	1	2	3	4	5	6	7	8	9	AB	R	H	RBI	BB	SO	LOB	TOP										
Lance Johnson, L (1, 8) OBP: 0.312, SLG: 0.330	1-1 G3		1-1 F7			1-1 B1-3		0-3 K		4	0	0	0	0	1	2											
Robin Ventura, L (1, 5) OBP: 0.313, SLG: 0.311	0-0 G5-3			1-0 F7			0-1 F8	2-1 HR		4	1	1	0	0	0	0											
Ivan Calderon, R (1, 10) OBP: 0.357, SLG: 0.460	2-0 G5-3			0-0 P4			0-0 FC5-4 1B	0-0 HR		4	2	2	3	0	0	0											
Dan Pasqua, L (1, 7) OBP: 0.365, SLG: 0.557		0-3 K		0-1 G4-3			1-0 FC5-4 1B	0-1 G4-3		3	0	1	0	0	1	0											
Phil Bradley, R (7, PR) OBP: 0.349, SLG: 0.342										1	0	0	0	0	0	0											
Carlton Fisk, R (1, 2) OBP: 0.377, SLG: 0.442		3-2 G4-3			1-3 K		2-1 FC5-4 3B	0-0 P4		4	1	0	0	0	1	2											
Frank Thomas, R (1, 3) OBP: 0.143, SLG: 0.429		1-2 F8			2-2 F9		1-0 1B		0-0 G4-3 SH1-4 1B	3	1	1	2	0	0	0											
Craig Grebeck, R (7, 4) OBP: 0.156, SLG: 0.148							1-0 3B			1	0	1	0	0	0	0											
Steve Lyons, L (1, 4) OBP: 0.271, SLG: 0.299			1-1 F7		1-2 G6-3		1-2 1B		0-0 SH1-4 1B	3	0	1	1	0	0	0											
Sammy Sosa, R (1, 9) OBP: 0.276, SLG: 0.419			0-0 G4-3			2-2 F7	1-1 F9		0-0 G4-3	4	0	0	0	0	0	2											
Ozzie Guillen, L (1, 6) OBP: 0.338, SLG: 0.364			2-2 2B			2-1 F7		0-1 HR	1-3 K	4	1	2	0	0	1	1											
<b>Inning Stats</b>	R: 0 E: 0 K: 0 S: 4	H: 0 LOB: 0 BB: 0 P: 7	R: 0 E: 0 K: 1 S: 10	H: 0 LOB: 0 BB: 0 P: 14	R: 0 E: 0 K: 0 S: 8	H: 1 LOB: 1 BB: 0 P: 12	R: 0 E: 0 K: 0 S: 4	H: 0 LOB: 0 BB: 0 P: 5	R: 0 E: 0 K: 1 S: 9	H: 0 LOB: 0 BB: 0 P: 13	R: 0 E: 0 K: 0 S: 7	H: 0 LOB: 0 BB: 0 P: 12	R: 3 E: 0 K: 0 S: 12	H: 4 LOB: 1 BB: 0 P: 18	R: 3 E: 0 K: 1 S: 12	H: 3 LOB: 0 BB: 0 P: 14	R: 0 E: 0 K: 1 S: 6	H: 1 LOB: 1 BB: 0 P: 7	1B: 6 2B: 1 3B: 1 HR: 1	SF: 0 SAC: 1 DP: 0 HBP: 0	WP: 0 PB: 0 SB: 0 CS: 0	PA: 36					
<b>PITCHER</b>	IP	WLS	BF	H	R	ER	SO	BB	IBB	HBP	BLK	WP	HR	S	P	ERA	WHIP										
Mark Knudson, R (1, 1) ERA: 3.45	7.0	L	26	5	3	3	2	0	0	0	0	0	0	54	81	3.86	0.714										
Tony Fossas, L (8, 1) ERA: 6.44	0.1		3	2	2	2	1	0	0	0	0	0	0	8	10	54.00	6.000										
Randy Veres, R (8, 1) ERA: 5.19	1.1		6	2	1	1	0	0	0	0	0	0	1	7	7	6.75	1.500										
Paul Mirabella, L (9, 1) ERA: 3.57	0.1		1	0	0	0	1	0	0	0	0	0	0	3	4	0.00	0.000										

Chicago White Sox @ Milwaukee Brewers  
Milwaukee County Stadium, Milwaukee, WI  
Fri Aug 03 1990, 8:05 PM EDT  
Att: 24,402 - Unknown


AB 35  
R 6  
H 9  
RBI 6  
BB 0  
SO 4  
LOB 7



Batter	1	2	3	4	5	6	7	8	9	AB	R	H	RBI	BB	SO	LOB	BOTTOM										
Paul Molitor, R (1, 3) OBP: 0.359, SLG: 0.488	1-1 F9		1-1 G1-6-3		1-2 CS	1-0 L8		3-2 F9		4	0	0	0	0	0	1											
Robin Yount, R (1, 8) OBP: 0.343, SLG: 0.379	2-1 F8		3-3 K			1-2 S 1B		1-1 HR		4	1	2	1	0	1	0											
Gary Sheffield, R (1, 5) OBP: 0.366, SLG: 0.466	0-3 K			0-0 F8		1-2 F9		2-2 F9		4	0	0	0	0	1	1											
Dave Parker, L (1, 10) OBP: 0.343, SLG: 0.477		1-1 SH2-4 1B		0-1 E3		2-2 G4-3		2-1 G3		4	1	1	0	0	0	1											
Rob Deer, R (1, 9) OBP: 0.345, SLG: 0.459		2-1 SH2-4 1B		0-0 FC6		2-2 FC4-6 1B		1-2 F8		4	0	2	0	0	0	1											
B.J. Surhoff, L (1, 2) OBP: 0.326, SLG: 0.387		0-0 SH2-4		0-1 L3		0-1 FC4-6		2-2 1B		3	0	1	0	0	0	2											
Mike Felder, S (1, 7) OBP: 0.296, SLG: 0.298		1-1 SF8		3-1 F7		2-3 K		1-2 G5-3		3	0	0	1	0	1	2											
Bill Spiers, L (1, 6) OBP: 0.286, SLG: 0.344		3-H G6-3		0-0 G1-3		1-0 G1-3				3	0	0	0	0	0	2											
Edgar Diaz, R (1, 4) OBP: 0.346, SLG: 0.300			0-0 G1-6-3 1B		4-1 CS BB			1-2 G6-3		2	0	1	0	1	0	0											
<b>Inning Stats</b>	R: 0 E: 0 K: 1 S: 7	H: 2 LOB: 1 BB: 0 P: 10	R: 1 E: 0 K: 0 S: 10	H: 2 LOB: 1 BB: 0 P: 14	R: 0 E: 0 K: 1 S: 6	H: 1 LOB: 0 BB: 0 P: 10	R: 0 E: 1 K: 0 S: 6	H: 0 LOB: 1 BB: 0 P: 6	R: 0 E: 0 K: 0 S: 7	H: 0 LOB: 0 BB: 1 P: 14	R: 0 E: 0 K: 0 S: 11	H: 1 LOB: 1 BB: 0 P: 16	R: 0 E: 0 K: 1 S: 11	H: 1 LOB: 1 BB: 0 P: 16	R: 1 E: 0 K: 0 S: 12	H: 1 LOB: 0 BB: 0 P: 19	R: 0 E: 0 K: 0 S: 11	H: 1 LOB: 1 BB: 0 P: 17	1B: 6 2B: 0 3B: 0 HR: 1	SF: 1 SAC: 1 DP: 1 HBP: 0	WP: 0 PB: 0 SB: 1 CS: 1	PA: 35					
<b>PITCHER</b>	IP	WLS	BF	H	R	ER	SO	BB	IBB	HBP	BLK	WP	HR	S	P	ERA	WHIP										
Greg Hibbard, L (1, 1) ERA: 2.85	9.0	W	34	7	2	2	3	1	0	0	0	0	1	81	122	2.00	0.889										

Chicago White Sox @ Milwaukee Brewers  
Milwaukee County Stadium, Milwaukee, WI  
Fri Aug 03 1990, 8:05 PM EDT  
Att: 24,402 - Unknown

AB 31  
R 2  
H 7  
RBI 2  
BB 1  
SO 3  
LOB 10





Batter	1	2	3	4	5	6	7	8	9	AB	R	H	RBI	BB	SO	LOB	TOP								
<b>Phil Bradley, R</b> OBP: 0.353, SLG: 0.344 (1, 7)										4	1	2	0	1	0	1	<b>Chicago White Sox @ Milwaukee Brewers</b> Milwaukee County Stadium, Milwaukee, WI Sat Aug 04 1990, 8:05 PM EDT Att: 52,198 - Cloudy - 78 F								
<b>Robin Ventura, L</b> OBP: 0.312, SLG: 0.310 (1, 5)										5	0	1	2	0	0	4									
<b>Ivan Calderon, R</b> OBP: 0.355, SLG: 0.465 (1, 10)										4	1	1	2	0	1	3									
<b>Carlton Fisk, R</b> OBP: 0.375, SLG: 0.435 (1, 2)										4	1	0	0	1	2	2									
<b>Frank Thomas, R</b> OBP: 0.300, SLG: 0.444 (1, 3)										2	2	1	0	1	0	0									
<b>Steve Lyons, L</b> OBP: 0.270, SLG: 0.297 (6, 3)										1	0	0	0	0	0	0									
<b>Carlos Martinez, R</b> OBP: 0.253, SLG: 0.325 (9, PH)										1	0	0	0	0	0	0									
<b>Sammy Sosa, R</b> OBP: 0.280, SLG: 0.429 (1, 9)										5	2	2	3	0	1	1									
<b>Lance Johnson, L</b> OBP: 0.314, SLG: 0.332 (1, 8)										4	1	2	1	0	0	1									
<b>Craig Grebeck, R</b> OBP: 0.162, SLG: 0.143 (1, 4)										2	1	0	1	0	0	1									
<b>Ozzie Guillen, L</b> OBP: 0.338, SLG: 0.364 (1, 6)										3	0	1	0	0	0	1									
<b>Inning Stats</b>	R: 0 E: 0 K: 1 S: 6	H: 1 LOB: 1 BB: 0 P: 6	R: 1 E: 1 K: 0 S: 5	H: 1 LOB: 1 BB: 0 P: 5	R: 0 E: 1 K: 0 S: 3	H: 0 LOB: 0 BB: 0 P: 3	R: 1 E: 0 K: 0 S: 5	H: 2 LOB: 1 BB: 0 P: 5	R: 0 E: 1 K: 0 S: 4	H: 1 LOB: 1 BB: 0 P: 4	R: 6 E: 0 K: 1 S: 8	H: 3 LOB: 1 BB: 3 P: 21	R: 0 E: 0 K: 1 S: 5	H: 0 LOB: 0 BB: 0 P: 5	R: 0 E: 0 K: 0 S: 4	H: 1 LOB: 1 BB: 0 P: 4	R: 1 E: 0 K: 1 S: 6	H: 1 LOB: 0 BB: 0 P: 6	1B: 7 2B: 1 3B: 0 HR: 2	SF: 2 SAC: 1 DP: 1 HBP: 1	WP: 1 PB: 0 SB: 2 CS: 0	PA: 42			
<b>PITCHER</b>	IP	WLS	BF	H	R	ER	SO	BB	IBB	HBP	BLK	WP	HR	S	P	ERA	WHIP								
<b>Bill Krueger, L</b> ERA: 3.56 (1, 1)	5.0	L	23	5	4	3	1	2	0	0	0	1	0	23	31	5.40	1.400								
<b>Tom Edens, R</b> ERA: 4.11 (6, 1)	3.0		15	4	4	4	2	0	1	1	0	0	1	17	22	12.00	1.333								
<b>Dan Plesac, L</b> ERA: 4.72 (9, 1)	1.0		4	1	1	1	1	0	0	0	0	0	1	6	6	9.00	1.000								

Batter	1	2	3	4	5	6	7	8	9	AB	R	H	RBI	BB	SO	LOB	BOTTOM								
<b>Paul Moltzer, R</b> OBP: 0.364, SLG: 0.495 (1, 3)										5	1	3	2	0	0	2	<b>Chicago White Sox @ Milwaukee Brewers</b> Milwaukee County Stadium, Milwaukee, WI Sat Aug 04 1990, 8:05 PM EDT Att: 52,198 - Cloudy - 78 F								
<b>B.J. Surhoff, L</b> OBP: 0.329, SLG: 0.388 (1, 2)										5	1	2	2	0	0	3									
<b>Gary Sheffield, R</b> OBP: 0.363, SLG: 0.461 (1, 5)										4	0	0	0	0	0	2									
<b>Dave Parker, L</b> OBP: 0.345, SLG: 0.477 (1, 10)										4	1	2	0	0	0	1									
<b>Robin Yount, R</b> OBP: 0.340, SLG: 0.376 (1, 8)										4	0	0	1	0	0	2									
<b>Rob Deer, R</b> OBP: 0.340, SLG: 0.452 (1, 9)										4	0	0	0	0	1	0									
<b>Darryl Hamilton, L</b> OBP: 0.325, SLG: 0.373 (1, 7)										3	1	1	0	1	0	0									
<b>Jim Gantner, L</b> OBP: 0.313, SLG: 0.248 (1, 4)										4	1	1	0	0	0	3									
<b>Bill Spiers, L</b> OBP: 0.290, SLG: 0.356 (1, 6)										4	1	2	0	0	0	3									
<b>Inning Stats</b>	R: 0 E: 0 K: 0 S: 4	H: 1 LOB: 1 BB: 0 P: 4	R: 0 E: 0 K: 0 S: 3	H: 0 LOB: 0 BB: 0 P: 3	R: 1 E: 0 K: 0 S: 4	H: 2 LOB: 0 BB: 0 P: 4	R: 0 E: 0 K: 0 S: 3	H: 1 LOB: 0 BB: 0 P: 3	R: 1 E: 1 K: 1 S: 8	H: 2 LOB: 2 BB: 0 P: 8	R: 0 E: 0 K: 0 S: 3	H: 0 LOB: 0 BB: 0 P: 3	R: 0 E: 0 K: 0 S: 3	H: 0 LOB: 0 BB: 0 P: 3	R: 4 E: 2 K: 0 S: 8	H: 4 LOB: 2 BB: 1 P: 12		R: 0 E: 0 K: 0 S: 3	H: 1 LOB: 0 BB: 0 P: 3	1B: 9 2B: 1 3B: 1 HR: 0	SF: 0 SAC: 0 DP: 1 HBP: 0	WP: 0 PB: 0 SB: 0 CS: 2	PA: 39		
<b>PITCHER</b>	IP	WLS	BF	H	R	ER	SO	BB	IBB	HBP	BLK	WP	HR	S	P	ERA	WHIP								
<b>Adam Peterson, R</b> ERA: 3.52 (1, 1)	7.0	W	27	7	3	2	1	0	0	0	0	0	0	29	29	2.57	1.000								
<b>Ken Patterson, L</b> ERA: 4.25 (8, 1)	0.1		4	3	1	1	0	0	0	0	0	0	0	4	4	27.00	9.000								
<b>Barry Jones, R</b> ERA: 2.08 (8, 1)	0.1		3	0	2	1	0	1	0	0	0	0	0	2	6	27.00	3.000								
<b>Bobby Thigpen, R</b> ERA: 1.87 (8, 1)	1.1	S	4	1	0	0	0	0	0	0	0	0	0	4	4	0.00	0.750								



Batter	1	2	3	4	5	6	7	8	9	AB R H RBI BB SO LOB	TOP									
<b>Phil Bradley, R</b> OBP: 0.356, SLG: 0.350 (1, 7)	F8 S 2B BB		F7		G6-3		SF7 2B		G3 1B	4 1 2 0 1 0 0	<b>Chicago White Sox @ Milwaukee Brewers</b> Milwaukee County Stadium, Milwaukee, WI Sun Aug 05 1990, 4:33 AM EDT Att: 51,597 - Overcast - 66 F									
<b>Robin Ventura, L</b> OBP: 0.308, SLG: 0.306 (1, 5)	F8		K		F7		SF7		G3	4 0 0 1 0 1 2										
<b>Ivan Calderon, R</b> OBP: 0.357, SLG: 0.468 (1, 10)	BB 3H 2B				WP S 1B		F8 F3			4 1 2 1 0 0 1										
<b>Frank Thomas, R</b> OBP: 0.357, SLG: 0.500 <b>Carlos Martinez, R</b> OBP: 0.253, SLG: 0.325 (8, 3)	4-1 SAFE BB				F9		G4-3		G6-3 2B	3 0 1 0 1 0 1 0 0 0 0 0 0 0										
<b>Sammy Sosa, R</b> OBP: 0.280, SLG: 0.426 (1, 9)	2-3 BB				G4-3		G4-3		G6-3	3 1 0 0 1 0 2										
<b>Ron Karkovics, R</b> OBP: 0.336, SLG: 0.442 (1, 2)			K		K				G6-3 BB	3 1 1 0 1 2 2										
<b>Lance Johnson, L</b> OBP: 0.316, SLG: 0.340 (1, 8)			K		FC5-4 1B		3B 1B		G6-3	4 1 2 3 0 1 2										
<b>Craig Grebeck, R</b> OBP: 0.153, SLG: 0.134 (1, 4)			G5-3		FC5-4 1B		G6-3		G5-3	4 0 0 0 0 0 2										
<b>Ozzie Guillen, L</b> OBP: 0.337, SLG: 0.362 (1, 6)			G1-3				G6-3		G5-3	4 1 1 1 0 0 0										
<b>Inning Stats</b>	R: 1 E: 0 K: 0 S: 14	H: 1 LOB: 1 BB: 2 P: 25	R: 0 E: 0 K: 2 S: 9	H: 0 LOB: 0 BB: 0 P: 14	R: 0 E: 0 K: 1 S: 13	H: 0 LOB: 0 BB: 0 P: 18	R: 2 E: 0 K: 1 S: 12	H: 2 LOB: 1 BB: 1 P: 22	R: 0 E: 0 K: 0 S: 6	H: 0 LOB: 0 BB: 0 P: 9		R: 3 E: 0 K: 0 S: 14	H: 4 LOB: 1 BB: 0 P: 21	R: 0 E: 0 K: 0 S: 12	H: 1 LOB: 1 BB: 0 P: 23	R: 0 E: 0 K: 0 S: 7	H: 1 LOB: 1 BB: 0 P: 15	1B: 5 2B: 3 3B: 1 HR: 0	SF: 1 SAC: 0 DP: 1 HBP: 0	WP: 1 PB: 0 SB: 3 CS: 0
<b>PITCHER</b>	IP WLS BF H R ER SO BB IBB HBP BLK WP HR S P ERA WHIP											<b>PITCHER</b>	IP WLS BF H R ER SO BB IBB HBP BLK WP HR S P ERA WHIP							
<b>Dennis Powell, L</b> ERA: 5.7 (1, 1)	6.1 L 28 7 6 6 4 3 0 0 0 0 0 0 69 110 8.53 1.579																			
<b>Mark Lee, L</b> ERA: (7, 1)	1.2 6 1 0 0 0 1 0 0 0 0 0 0 16 29 0.00 1.200																			
<b>Randy Veres, R</b> ERA: 5.0 (9, 1)	1.0 4 1 0 0 0 0 0 0 0 0 0 0 7 15 0.00 1.000																			

Batter	1	2	3	4	5	6	7	8	9	AB R H RBI BB SO LOB	BOTTOM									
<b>Paul Moltzer, R</b> OBP: 0.358, SLG: 0.486 (1, 4)	G1-3		G4-3		F8				F7	4 0 0 0 0 0 2	<b>Chicago White Sox @ Milwaukee Brewers</b> Milwaukee County Stadium, Milwaukee, WI Sun Aug 05 1990, 4:33 AM EDT Att: 51,597 - Overcast - 66 F									
<b>B.J. Surhoff, L</b> OBP: 0.328, SLG: 0.392 (1, 2)	1-0 SAFE SF9 3B		F9				G4-3		F7	4 1 1 0 0 0 0										
<b>Robin Yount, R</b> OBP: 0.339, SLG: 0.374 (1, 8)	0-0 SAFE SF9				F9		G4-3		G4-1 BB	2 0 0 1 1 0 0										
<b>Dave Parker, L</b> OBP: 0.344, SLG: 0.477 (1, 10)	0-0 SAFE G3				P6		1-0 2B		G4-1	4 0 1 0 0 0 1										
<b>Rob Deer, R</b> OBP: 0.336, SLG: 0.446 (1, 9)			F7		P6		3-2 L8		F2	4 0 0 0 0 0 2										
<b>Greg Brock, L</b> OBP: 0.321, SLG: 0.355 (1, 3)	1-0 SAFE G4-3				F9		F9		F9	4 0 0 0 0 0 1										
<b>Darryl Hamilton, L</b> OBP: 0.325, SLG: 0.372 (1, 7)	1-2 SAFE 1B				F7		G6-3			3 0 1 0 0 0 0										
<b>Jim Gantner, L</b> OBP: 0.313, SLG: 0.250 (1, 5)	1-1 SAFE G4-3				1B		G1-3			3 0 1 0 0 0 1										
<b>Bill Spiers, L</b> OBP: 0.291, SLG: 0.356 (1, 6)			G3						F9	3 0 1 0 0 0 0										
<b>Inning Stats</b>	R: 1 E: 0 K: 0 S: 4	H: 1 LOB: 0 BB: 0 P: 5	R: 0 E: 0 K: 0 S: 9	H: 1 LOB: 0 BB: 0 P: 12	R: 0 E: 0 K: 0 S: 7	H: 0 LOB: 0 BB: 0 P: 9	R: 0 E: 0 K: 0 S: 9	H: 2 LOB: 2 BB: 0 P: 11	R: 0 E: 0 K: 0 S: 8	H: 1 LOB: 1 BB: 0 P: 13		R: 0 E: 0 K: 0 S: 8	H: 0 LOB: 0 BB: 0 P: 9	R: 0 E: 0 K: 0 S: 7	H: 0 LOB: 0 BB: 0 P: 8	R: 0 E: 0 K: 0 S: 6	H: 0 LOB: 1 BB: 1 P: 14	1B: 3 2B: 1 3B: 1 HR: 0	SF: 1 SAC: 0 DP: 0 HBP: 0	WP: 0 PB: 0 SB: 0 CS: 0
<b>PITCHER</b>	IP WLS BF H R ER SO BB IBB HBP BLK WP HR S P ERA WHIP											<b>PITCHER</b>	IP WLS BF H R ER SO BB IBB HBP BLK WP HR S P ERA WHIP							
<b>Jack McDowell, R</b> ERA: 4.22 (1, 1)	9.0 W 33 5 1 1 0 1 0 0 0 0 0 0 67 91 1.00 0.667																			







Batter	1	2	3	4	5	6	7	8	9	AB	R	H	RBI	BB	SO	LOB	TOP					
Paul Moltzer, R OBP: 0.357, SLG: 0.489 (1, 3)										4	0	1	1	0	2	1	<b>Milwaukee Brewers @ Minnesota Twins</b> Hubert H. Humphrey Metrodome, Minneapolis, MN Tue Aug 07 1990, 8:05 PM EDT Att: 23,426 - Dome - 70 F					
Robin Yount, R OBP: 0.341, SLG: 0.379 (1, 8)										3	1	1	1	1	2	0						
Gary Sheffield, R OBP: 0.360, SLG: 0.455 (1, 5)										3	0	1	1	1	0	1						
Dave Parker, L OBP: 0.346, SLG: 0.477 (1, 10)										4	1	1	0	0	1	2						
Rob Deer, R OBP: 0.337, SLG: 0.452 Mike Felder, S OBP: 0.296, SLG: 0.298 (9, 9)										3	1	1	2	1	1	0						
Greg Vaughn, R OBP: 0.280, SLG: 0.423 Darryl Hamilton, L OBP: 0.333, SLG: 0.378 (9, 7)										4	0	0	0	0	0	1						
Jim Gantner, L OBP: 0.322, SLG: 0.271 (1, 4)										4	0	2	0	0	0	1						
Charlie O'Brien, R OBP: 0.240, SLG: 0.261 (1, 2)										4	0	1	0	0	1	1						
Edgar Diaz, R OBP: 0.349, SLG: 0.310 (1, 6)										4	2	2	0	0	0	2						
<b>Inning Stats</b>	R: 0 E: 0 K: 1 S: 6	H: 0 LOB: 0 BB: 1 P: 12	R: 2 E: 0 K: 1 S: 9	H: 2 LOB: 0 BB: 0 P: 12	R: 0 E: 0 K: 1 S: 8	H: 0 LOB: 0 BB: 0 P: 13	R: 0 E: 0 K: 1 S: 6	H: 0 LOB: 0 BB: 0 P: 7	R: 0 E: 0 K: 0 S: 6	H: 1 LOB: 0 BB: 0 P: 9	R: 1 E: 0 K: 1 S: 8	H: 2 LOB: 1 BB: 1 P: 15	R: 0 E: 0 K: 0 S: 6	H: 0 LOB: 0 BB: 1 P: 13	R: 2 E: 0 K: 1 S: 14	H: 3 LOB: 1 BB: 0 P: 20		R: 0 E: 0 K: 1 S: 11	H: 2 LOB: 2 BB: 0 P: 13	1B: 7 2B: 2 3B: 0 HR: 1	SF: 0 SAC: 0 DP: 1 HBP: 0	WP: 0 PB: 0 CS: 2
<b>PITCHER</b>	IP WLS BF H R ER SO BB IBB HBP BLK WP HR S P ERA WHIP																					
Mark Guthrie, L ERA: 4.61 Terry Leach, R ERA: 2.6 (8, 1)	7.2 L 29 7 5 5 6 3 0 0 0 0 0 1 61 98 5.87 1.304																					

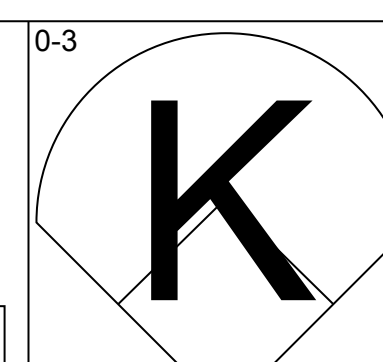
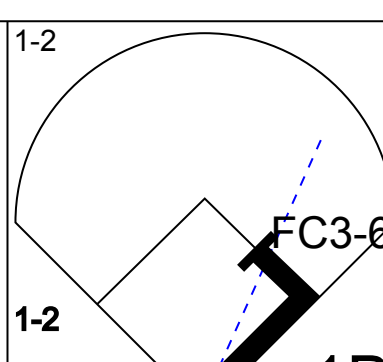
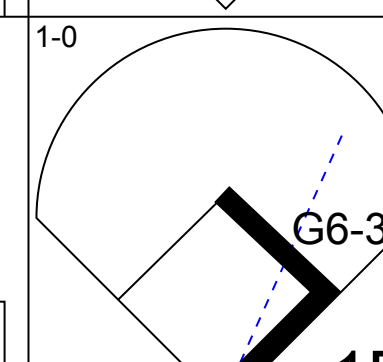
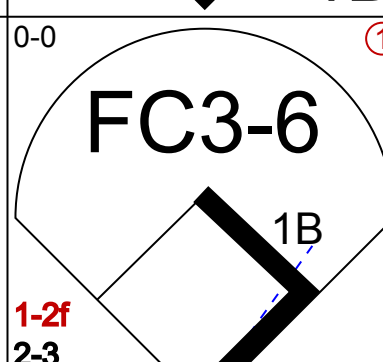
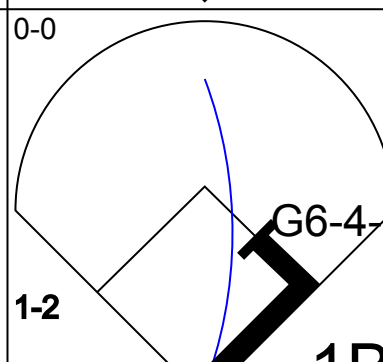
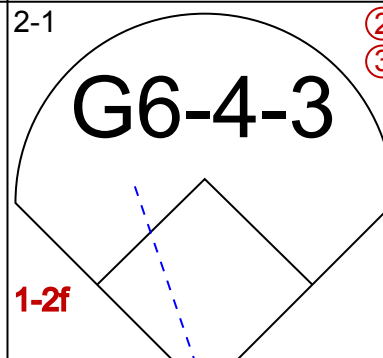
AB	33
R	5
H	10
RBI	5
BB	3
SO	7
LOB	9



Batter	1	2	3	4	5	6	7	8	9	AB	R	H	RBI	BB	SO	LOB	BOTTOM			
Nelson Liriano, S OBP: 0.290, SLG: 0.290 (1, 4)										4	1	1	0	0	1	2	<b>Milwaukee Brewers @ Minnesota Twins</b> Hubert H. Humphrey Metrodome, Minneapolis, MN Tue Aug 07 1990, 8:05 PM EDT Att: 23,426 - Dome - 70 F			
Randy Bush, L OBP: 0.380, SLG: 0.481 Dan Gladden, R OBP: 0.318, SLG: 0.377 (8, PH) (9, 7)										3	1	1	2	0	0	0				
Kirby Puckett, R OBP: 0.371, SLG: 0.475 (1, 8)										4	0	0	0	0	3	0				
Gary Gaetti, R OBP: 0.294, SLG: 0.413 (1, 5)										4	1	1	0	0	1	0				
Kent Hrbek, L OBP: 0.390, SLG: 0.490 John Moses, S OBP: 0.305, SLG: 0.283 (9, PR) (9, 7)										2	0	0	1	1	0	0				
Brian Harper, R OBP: 0.357, SLG: 0.463 (1, 2)										4	0	0	0	0	0	2				
Gene Larkin, S OBP: 0.344, SLG: 0.396 (1, 10)										3	0	1	0	0	0	0				
Shane Mack, R OBP: 0.381, SLG: 0.450 (9, 9)										2	0	0	0	1	1	0				
Greg Gagne, R OBP: 0.272, SLG: 0.355 Al Newman, S OBP: 0.297, SLG: 0.290 (8, PH) (9, 6)										2	0	0	0	0	1	0				
<b>Inning Stats</b>	R: 0 E: 0 K: 1 S: 10	H: 0 LOB: 0 BB: 0 P: 14	R: 0 E: 0 K: 0 S: 6	H: 0 LOB: 0 BB: 0 P: 10	R: 0 E: 0 K: 0 S: 4	H: 0 LOB: 0 BB: 0 P: 9	R: 0 E: 0 K: 1 S: 8	H: 0 LOB: 0 BB: 0 P: 9	R: 0 E: 0 K: 2 S: 9	H: 0 LOB: 0 BB: 0 P: 8	R: 3 E: 0 K: 1 S: 12	H: 3 LOB: 0 BB: 0 P: 21	R: 0 E: 0 K: 1 S: 13	H: 1 LOB: 2 BB: 1 P: 22	R: 0 E: 1 K: 0 S: 13	H: 0 LOB: 2 BB: 1 P: 23		1B: 2 2B: 1 3B: 1 HR: 1	SF: 1 SAC: 1 DP: 1 HBP: 0	WP: 0 PB: 1 CS: 0
<b>PITCHER</b>	IP WLS BF H R ER SO BB IBB HBP BLK WP HR S P ERA WHIP																			
Jaime Navarro, R ERA: 4.87 Paul Mirabella, L ERA: 3.5 Tom Edens, R ERA: 4.06 (8, 1) (9, 1)	1.0 W 5 0 0 0 1 1 0 0 0 0 0 0 13 24 0.00 1.000																			



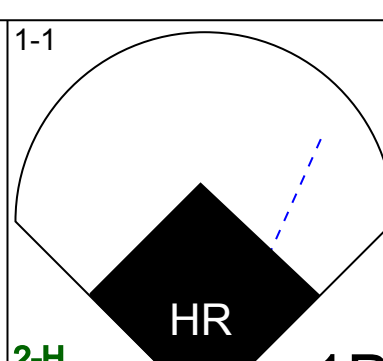
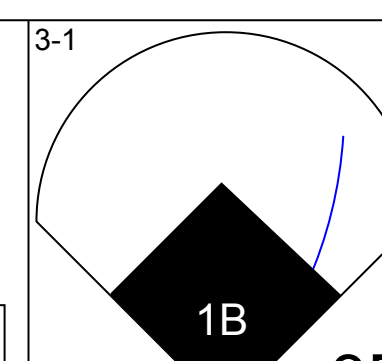
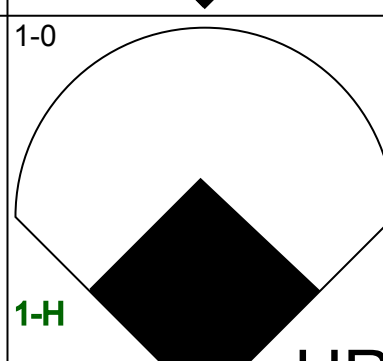
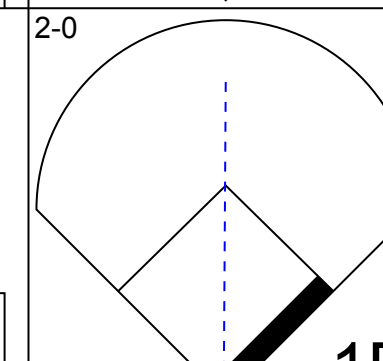
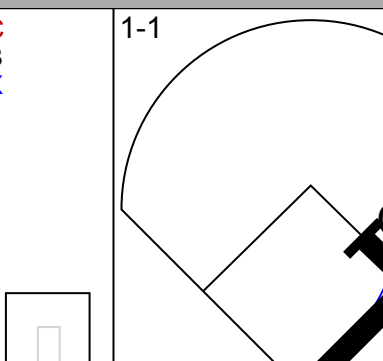
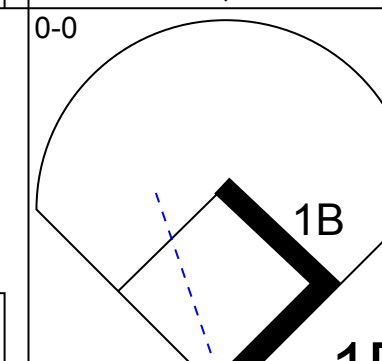
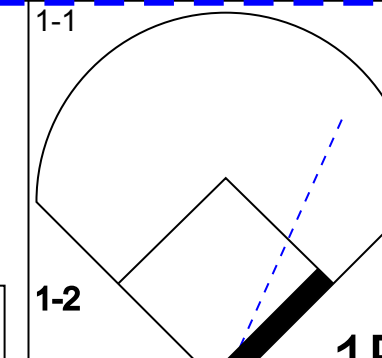
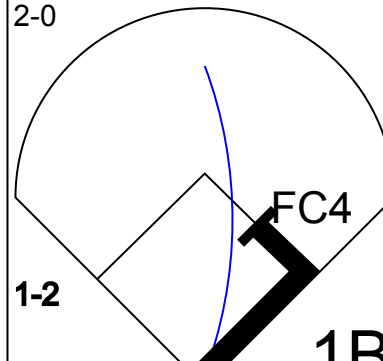






Batter	1	2	3	4	5	6	7	8	9	AB	R	H	RBI	BB	SO	LOB	TOP				
Paul Mollitor, R OBP: 0.356, SLG: 0.485			G6-3					G5-4-3		4	0	1	0	0	1	1					
B.J. Surhoff, L OBP: 0.334, SLG: 0.395			L5						F8	4	0	1	0	0	0	2					
Gary Sheffield, R OBP: 0.361, SLG: 0.454	G6-3			G5-3					F9 1B E HBP	3	1	1	1	0	0	1					
Dave Parker, L OBP: 0.345, SLG: 0.474 Mike Felder, S OBP: 0.296, SLG: 0.298	G4-3			F7					F9 1B E S	4	0	1	0	0	0	3					
Robin Yount, R OBP: 0.338, SLG: 0.375		F9		F8			K		F9	4	0	0	0	0	1	2					
Rob Deer, R OBP: 0.336, SLG: 0.448		K			L5		G2-3		F9	3	0	0	0	1	1	0					
Darryl Hamilton, L OBP: 0.344, SLG: 0.381 Greg Brock, L OBP: 0.320, SLG: 0.354							G3-1		E6 BB	2	0	1	0	1	0	0					
Jim Cantner, L OBP: 0.322, SLG: 0.268									E6	1	0	0	0	0	0	2					
Bill Spiers, L OBP: 0.286, SLG: 0.349										2	0	0	0	1	1	2					
Inning Stats	R: 0 E: 0 K: 1 S: 8	H: 1 LOB: 1 BB: 0 P: 10	R: 0 E: 0 K: 1 S: 12	H: 0 LOB: 1 BB: 1 P: 21	R: 0 E: 0 K: 0 S: 9	H: 0 LOB: 0 BB: 0 P: 12	R: 0 E: 0 K: 0 S: 4	H: 0 LOB: 0 BB: 0 P: 5	R: 0 E: 0 K: 1 S: 7	H: 1 LOB: 0 BB: 0 P: 7	R: 0 E: 0 K: 1 S: 9	H: 0 LOB: 0 BB: 0 P: 14	R: 0 E: 0 K: 1 S: 6	H: 0 LOB: 0 BB: 1 P: 14	R: 1 E: 1 K: 0 S: 15	H: 1 LOB: 2 BB: 1 P: 27	1B: 6 2B: 0 3B: 0 HR: 0	SF: 0 SAC: 0 DP: 2 HBP: 1	WP: 0 PB: 0 SB: 1 CS: 0	PA: 34	
PITCHER	IP	WLS	BF	H	R	ER	SO	BB	IBB	HBP	BLK	WP	HR	S	P	ERA	WHIP				
Scott Erickson, R ERA: 3.17	7.0	W	26	5	1	1	4	2	0	0	0	0	0	57	84	1.29	1.000				
Rick Aguilera, R ERA: 2.99	2.0	S	8	1	1	0	1	1	0	1	0	0	0	21	37	0.00	1.000				

Milwaukee Brewers @ Minnesota Twins  
Hubert H. Humphrey Metrodome, Minneapolis, MN  
Wed Aug 08 1990, 8:05 PM EDT  
Att: 23,748 - Dome - 70 F

AB 30  
R 2  
H 6  
RBI 1  
BB 3  
SO 5  
LOB 14



Batter	1	2	3	4	5	6	7	8	9	AB	R	H	RBI	BB	SO	LOB	BOTTOM				
Nelson Liriano, S OBP: 0.294, SLG: 0.303	L3			F7						4	2	2	1	0	0	1					
Randy Bush, L OBP: 0.357, SLG: 0.500 John Moses, S OBP: 0.305, SLG: 0.283	F8			F9			G4-3			4	1	1	2	0	0	2					
Kirby Puckett, R OBP: 0.374, SLG: 0.478			G6-3							4	0	3	1	0	0	0					
Kent Hrbek, L OBP: 0.391, SLG: 0.490	F7		F9 1B			F7				4	0	2	0	0	0	2					
Gary Gaetti, R OBP: 0.293, SLG: 0.411		G6-3				P4	P4			4	0	1	0	0	0	3					
Gene Larkin, S OBP: 0.343, SLG: 0.397			F9			CS	L9		F7	4	0	1	0	0	0	2					
Junior Ortiz, R OBP: 0.409, SLG: 0.433			FC4			G1-6-3				2	0	0	0	2	0	2					
Shane Mack, R OBP: 0.374, SLG: 0.440	G4-1				G6-3		F8		F9	4	0	0	0	0	0	3					
Greg Gagne, R OBP: 0.275, SLG: 0.360							G5-3		E6	4	1	2	0	0	0	1					
Inning Stats	R: 0 E: 0 K: 0 S: 10	H: 1 LOB: 1 BB: 0 P: 19	R: 0 E: 0 K: 0 S: 7	H: 1 LOB: 1 BB: 1 P: 14	R: 3 E: 0 K: 0 S: 10	H: 5 LOB: 2 BB: 0 P: 15	R: 0 E: 0 K: 0 S: 9	H: 1 LOB: 1 BB: 0 P: 15	R: 0 E: 0 K: 0 S: 5	H: 0 LOB: 0 BB: 0 P: 13	R: 1 E: 0 K: 0 S: 12	H: 3 LOB: 2 BB: 0 P: 21	R: 0 E: 1 K: 0 S: 6	H: 0 LOB: 2 BB: 1 P: 13	1B: 8 2B: 2 3B: 1 HR: 1	SF: 0 SAC: 0 DP: 0 HBP: 0	WP: 0 PB: 0 SB: 0 CS: 3	PA: 37			
PITCHER	IP	WLS	BF	H	R	ER	SO	BB	IBB	HBP	BLK	WP	HR	S	P	ERA	WHIP				
Mark Knudson, R ERA: 3.54	6.2	L	30	11	4	4	0	1	0	0	0	0	0	2	3	∞	∞				
Mark Lee, L ERA:	0.0		1	1	0	0	0	0	0	0	0	0	0	2	4	0.00	0.000				
Randy Veres, R ERA: 4.94	0.1		1	0	0	0	0	0	0	0	0	0	0	2	4	0.00	0.000				
Dan Plesac, L ERA: 4.62	1.0		4	0	0	0	0	1	0	0	0	0	0	6	13	0.00	1.000				

Milwaukee Brewers @ Minnesota Twins  
Hubert H. Humphrey Metrodome, Minneapolis, MN  
Wed Aug 08 1990, 8:05 PM EDT  
Att: 23,748 - Dome - 70 F

AB 34  
R 4  
H 12  
RBI 4  
BB 2  
SO 0  
LOB 16





Batter	1	2	3	4	5	6	7	8	9	AB	R	H	RBI	BB	SO	LOB	TOP				
Paul Moltzer, R OBP: 0.354, SLG: 0.481 (1, 3)										4	0	1	0	0	0	2	<b>Milwaukee Brewers @ Kansas City Royals</b> Royals Stadium, Kansas City, MO Fri Aug 10 1990, 8:05 PM EDT Cloudy - 80 F				
B.J. Surhoff, L OBP: 0.331, SLG: 0.390 (1, 2)										4	1	0	0	0	0	2					
Gary Sheffield, R OBP: 0.357, SLG: 0.449 (1, 5)										4	0	0	0	0	1	2					
Dave Parker, L OBP: 0.346, SLG: 0.473 Greg Vaughn, R OBP: 0.290, SLG: 0.423 (8, PR)										3	1	1	0	1	0	0					
Robin Yount, R OBP: 0.340, SLG: 0.376 (1, 8)										4	1	2	2	0	1	0					
Darryl Hamilton, L OBP: 0.340, SLG: 0.375 (1, 7)										4	1	1	1	0	0	0					
Mike Felder, S OBP: 0.301, SLG: 0.309 (1, 9)										4	0	2	2	0	0	0					
Jim Gantner, L OBP: 0.320, SLG: 0.267 (1, 4)										4	0	1	0	0	1	2					
Bill Spiers, L OBP: 0.286, SLG: 0.348 (1, 6)										4	1	1	0	0	0	2					
<b>Inning Stats</b>	R: 0 E: 0 K: 0 S: 5	H: 1 LOB: 0 BB: 0 P: 7	R: 0 E: 0 K: 1 S: 8	H: 0 LOB: 0 BB: 12	R: 0 E: 0 K: 0 S: 9	H: 1 LOB: 1 BB: 0 P: 16	R: 0 E: 0 K: 0 S: 6	H: 0 LOB: 0 BB: 0 P: 8	R: 0 E: 0 K: 0 S: 7	H: 0 LOB: 0 BB: 0 P: 9	R: 3 E: 0 K: 2 S: 19	H: 4 LOB: 1 BB: 0 P: 26	R: 2 E: 1 K: 0 S: 9	H: 2 LOB: 2 BB: 1 P: 18	R: 0 E: 0 K: 0 S: 10	H: 1 LOB: 1 BB: 0 P: 16	1B: 8 2B: 1 3B: 0 HR: 0	SF: 0 SAC: 0 DP: 1 HBP: 0	WP: 0 PB: 0 CS: 0	PA: 36	
<b>PITCHER</b>	IP WLS BF H R ER SO BB IBB HBP BLK WP HR S P ERA WHIP																				
Andy McGaffigan, R ERA: 3.5 (1, 1)	6.2	25	6	3	3	2	0	0	0	0	0	0	60	85	4.05	0.900					
Mel Stottlemyre, R ERA: 5.29 (7, 1)	0.1	2	1	1	0	1	0	0	0	0	0	0	5	10	0.00	3.000					
Jeff Montgomery, R ERA: 2.35 (8, 1)	2.0	9	2	1	0	0	0	1	0	0	0	0	17	30	0.00	1.000					

Batter	1	2	3	4	5	6	7	8	9	AB	R	H	RBI	BB	SO	LOB	BOTTOM				
Kevin Seitzer, R OBP: 0.348, SLG: 0.383 (1, 5)										4	1	1	0	1	0	1	<b>Milwaukee Brewers @ Kansas City Royals</b> Royals Stadium, Kansas City, MO Fri Aug 10 1990, 8:05 PM EDT Cloudy - 80 F				
Jim Eisenreich, L OBP: 0.349, SLG: 0.406 (1, 7)										3	4	2	0	2	0	0					
George Brett, L OBP: 0.377, SLG: 0.479 (1, 3)										5	0	4	4	0	0	2					
Danny Tartabull, R OBP: 0.311, SLG: 0.442 Willie Wilson, S OBP: 0.336, SLG: 0.361 (8, 7)										3	0	1	1	1	2	4					
Pat Tabler, R OBP: 0.344, SLG: 0.370 Bill Pecota, R OBP: 0.350, SLG: 0.390 (7, PR)										3	0	1	1	0	0	4					
Mike Macfarlane, R OBP: 0.322, SLG: 0.405 (1, 2)										2	0	0	0	1	0	0					
Kurt Stillwell, S OBP: 0.323, SLG: 0.370 (1, 6)										4	0	1	0	0	0	2					
Frank White, R OBP: 0.273, SLG: 0.327 Gerald Perry, L OBP: 0.327, SLG: 0.380 (8, PR)										3	0	0	0	1	0	3					
Brian McRae, S OBP: 0.333, SLG: 0.600 (1, 8)										3	0	0	0	0	0	0					
<b>Inning Stats</b>	R: 2 E: 0 K: 1 S: 15	H: 4 LOB: 3 BB: 1 P: 32	R: 1 E: 1 K: 0 S: 13	H: 1 LOB: 2 BB: 1 P: 25	R: 0 E: 0 K: 0 S: 6	H: 0 LOB: 0 BB: 0 P: 9	R: 1 E: 0 K: 0 S: 13	H: 2 LOB: 2 BB: 1 P: 25	R: 0 E: 0 K: 0 S: 5	H: 0 LOB: 0 BB: 0 P: 7	R: 0 E: 0 K: 1 S: 12	H: 1 LOB: 1 BB: 1 P: 26	R: 0 E: 0 K: 0 S: 9	H: 1 LOB: 1 BB: 0 P: 12	R: 2 E: 0 K: 0 S: 8	H: 1 LOB: 1 BB: 2 P: 20	1B: 7 2B: 2 3B: 1 HR: 0	SF: 1 SAC: 2 DP: 0 HBP: 0	WP: 1 PB: 0 SB: 0 CS: 1	PA: 40	
<b>PITCHER</b>	IP WLS BF H R ER SO BB IBB HBP BLK WP HR S P ERA WHIP																				
Bill Krueger, L ERA: 3.66 (1, 1)	2.0	14	5	3	2	1	2	0	0	0	0	0	28	53	2.70	1.200					
Randy Veres, R ERA: 4.7 (3, 1)	3.1	14	2	1	1	0	2	0	0	0	0	0	29	53	2.70	1.200					
Mark Lee, L ERA: (6, 1)	1.2	6	2	0	0	1	0	0	0	0	0	0	16	26	0.00	1.200					
Tom Edens, R ERA: 4.18 (8, 1)	0.2	3	0	1	1	0	1	0	0	0	0	0	4	10	13.50	1.500					
Dan Plesac, L ERA: 4.78 (8, 1)	0.1	3	1	1	1	0	1	0	0	0	0	0	4	10	27.00	6.000					



Batter	1	2	3	4	5	6	7	8	9	AB	R	H	RBI	BB	SO	LOB	TOP					
Paul Molitor, R OBP: 0.352, SLG: 0.477 (1, 4)										4	0	1	1	0	1	1	<b>Milwaukee Brewers @ Kansas City Royals</b> Royals Stadium, Kansas City, MO Fri Aug 10 1990, 8:05 PM EDT Att: 37,110 - Unknown - 70 F					
B.J. Surhoff, L OBP: 0.327, SLG: 0.385 (1, 2)										4	1	0	0	0	1	3						
Gary Sheffield, R OBP: 0.354, SLG: 0.444 (1, 5)										4	0	0	0	0	0	1						
Dave Parker, L OBP: 0.346, SLG: 0.471 (1, 10)										4	0	1	0	0	0	1						
Robin Yount, R OBP: 0.339, SLG: 0.373 (1, 8)										3	0	0	0	1	0	0						
Rob Deer, R OBP: 0.335, SLG: 0.445 (1, 9)										4	1	1	0	0	2	2						
Greg Brock, L OBP: 0.322, SLG: 0.356 (1, 3)										4	1	2	0	0	0	2						
Greg Vaughn, R OBP: 0.286, SLG: 0.417 (1, 7)										4	0	0	0	0	2	5						
Edgar Diaz, R OBP: 0.345, SLG: 0.307 (1, 6)										2	1	0	1	0	0	1						
Darryl Hamilton, L OBP: 0.347, SLG: 0.375 (7, PH)										0	0	0	0	1	0	0						
Bill Spiers, L OBP: 0.285, SLG: 0.346 (7, 6)										1	0	0	0	0	0	0						
<b>Inning Stats</b>	R: 0 E: 0 K: 2 S: 15	H: 0 LOB: 0 BB: 0 P: 17	R: 0 E: 0 K: 0 S: 10	H: 1 LOB: 2 BB: 1 P: 19	R: 0 E: 0 K: 0 S: 6	H: 0 LOB: 0 BB: 0 P: 8	R: 0 E: 0 K: 0 S: 6	H: 0 LOB: 0 BB: 0 P: 10	R: 4 E: 2 K: 0 S: 18	H: 3 LOB: 1 BB: 0 P: 27	R: 0 E: 0 K: 2 S: 9	H: 1 LOB: 1 BB: 0 P: 16	R: 0 E: 0 K: 0 S: 7	H: 0 LOB: 1 BB: 1 P: 13	R: 0 E: 0 K: 1 S: 8	H: 0 LOB: 0 BB: 0 P: 13	R: 0 E: 0 K: 1 S: 9	H: 0 LOB: 0 BB: 0 P: 15	1B: 5 2B: 0 3B: 0 HR: 0	SF: 0 SAC: 0 DP: 0 HBP: 0	WP: 0 PB: 0 SB: 1 CS: 1	PA: 36
<b>PITCHER</b>	IP WLS BF H R ER SO BB IBB HBP BLK WP HR S P ERA WHIP																					
Storm Davis, R ERA: 5.06 (1, 1)	5.0 W 22 4 4 1 2 1 0 0 0 0 0 55 81 1.80 1.000																					
Steve Crawford, R ERA: 3.27 (6, 1)	4.0 S 14 1 0 0 4 1 0 0 0 0 0 33 57 0.00 0.500																					

Batter	1	2	3	4	5	6	7	8	9	AB	R	H	RBI	BB	SO	LOB	BOTTOM			
Kevin Seitzer, R OBP: 0.349, SLG: 0.390 (1, 5)										5	1	2	3	0	0	2	<b>Milwaukee Brewers @ Kansas City Royals</b> Royals Stadium, Kansas City, MO Fri Aug 10 1990, 8:05 PM EDT Att: 37,110 - Unknown - 70 F			
Bill Pecota, R OBP: 0.357, SLG: 0.420 (1, 4)										4	2	2	2	1	0	2				
George Brett, L OBP: 0.379, SLG: 0.481 (1, 3)										5	1	3	1	0	2	2				
Danny Tartabull, R OBP: 0.308, SLG: 0.436 (1, 9)										5	0	1	0	0	1	4				
Pat Tabler, R OBP: 0.345, SLG: 0.371 (1, 10)										5	0	2	0	0	1	3				
Jim Eisenreich, L OBP: 0.349, SLG: 0.404 (1, 7)										4	1	1	0	1	0	2				
Willie Wilson, S OBP: 0.339, SLG: 0.362 (1, 8)										5	1	2	1	0	1	3				
Kurt Stillwell, S OBP: 0.326, SLG: 0.374 (1, 6)										4	1	2	1	1	0	2				
Bob Boone, R OBP: 0.347, SLG: 0.298 (1, 2)										3	2	1	0	2	0	4				
<b>Inning Stats</b>	R: 0 E: 0 K: 1 S: 14	H: 2 LOB: 2 BB: 0 P: 20	R: 3 E: 0 K: 2 S: 13	H: 3 LOB: 2 BB: 2 P: 23	R: 0 E: 0 K: 0 S: 9	H: 1 LOB: 1 BB: 0 P: 14	R: 3 E: 0 K: 0 S: 18	H: 4 LOB: 1 BB: 0 P: 26	R: 0 E: 0 K: 1 S: 12	H: 1 LOB: 2 BB: 1 P: 21	R: 1 E: 0 K: 0 S: 14	H: 2 LOB: 3 BB: 2 P: 29	R: 1 E: 0 K: 1 S: 9	H: 1 LOB: 0 BB: 0 P: 15	R: 1 E: 0 K: 0 S: 12	H: 2 LOB: 1 BB: 0 P: 18		1B: 11 2B: 3 3B: 1 HR: 1	SF: 0 SAC: 0 DP: 0 HBP: 0	WP: 1 PB: 0 SB: 1 CS: 0
<b>PITCHER</b>	IP WLS BF H R ER SO BB IBB HBP BLK WP HR S P ERA WHIP																			
Dennis Powell, L ERA: 6.64 (1, 1)	3.0 L 21 10 6 0 0 1 1 0 0 0 0 0 19 31 0.00 1.000																			
Tom Edens, R ERA: 4.02 (4, 1)	2.0 8 1 0 0 1 1 0 0 0 0 0 0 11 26 13.50 6.000																			
Paul Mirabella, L ERA: 3.64 (6, 1)	0.2 6 2 1 1 0 2 0 0 0 0 0 1 12 18 6.75 0.750																			
Chuck Crim, R ERA: 3.95 (6, 1)	1.1 5 1 1 1 1 0 0 0 0 0 0 1 12 18 9.00 2.000																			
Dan Plesac, L ERA: 4.86 (8, 1)	1.0 5 2 1 1 0 0 0 0 0 0 0 0 12 18 9.00 2.000																			







Batter	1	2	3	4	5	6	7	8	9	AB	R	H	RBI	BB	SO	LOB	TOP			
Paul Molitor, R OBP: 0.351, SLG: 0.474 (1, 3)	G5-3		FC4-6 1B			P4		F7		4	0	1	1	0	0	0	<b>Milwaukee Brewers @ Kansas City Royals</b> Royals Stadium, Kansas City, MO Sun Aug 12 1990, 4:33 AM EDT Att: 27,408 - Cloudy - 74 F			
Mike Felder, S OBP: 0.316, SLG: 0.333 (1, 9)	CS 1B		FC4-6			P5		F9		4	0	1	0	0	0	1				
Gary Sheffield, R OBP: 0.350, SLG: 0.442 (1, 5)	F8			F8		P4		F8		4	0	0	0	0	0	1				
Dave Parker, L OBP: 0.345, SLG: 0.466 (1, 10)		K		F8		F8		F8		4	0	0	0	0	1	0				
Robin Yount, R OBP: 0.339, SLG: 0.372 (1, 8)	F9			K		G6-3		G6-3		3	0	0	0	0	1	0				
B.J. Surhoff, L OBP: 0.327, SLG: 0.385 (1, 2)					G6-3					3	0	1	0	0	1	0				
Darryl Hamilton, L OBP: 0.357, SLG: 0.378 (1, 7)			G4-6-3 1B BB					F9		2	1	1	0	1	0	1				
Jim Gantner, L OBP: 0.323, SLG: 0.284 (1, 4)						F7		G4-1		3	0	1	0	0	0	1				
Bill Spiers, L OBP: 0.281, SLG: 0.342 (1, 6)			G4-6-3			G4-3		K		3	0	0	0	0	1	3				
<b>Inning Stats</b>	R: 0 E: 0 K: 0 S: 7	H: 1 LOB: 0 BB: 0 P: 8	R: 0 E: 0 K: 2 S: 8	H: 0 LOB: 0 BB: 0 P: 12	R: 1 E: 0 K: 0 S: 7	H: 2 LOB: 1 BB: 1 P: 16	R: 0 E: 0 K: 1 S: 8	H: 0 LOB: 0 BB: 0 P: 11	R: 0 E: 0 K: 0 S: 6	H: 1 LOB: 1 BB: 0 P: 6	R: 0 E: 0 K: 0 S: 9	H: 1 LOB: 1 BB: 0 P: 14	R: 0 E: 0 K: 1 S: 6	H: 0 LOB: 0 BB: 0 P: 7	R: 0 E: 0 K: 0 S: 8	H: 0 LOB: 0 BB: 0 P: 8	1B: 5 2B: 0 3B: 0 HR: 0	SF: 0 SAC: 0 DP: 1 HBP: 0	WP: 0 PB: 0 SB: 0 CS: 1	PA: 31
<b>PITCHER</b> Tom Gordon, R ERA: 3.81 (1, 1)	IP: 9.0 WLS: W BF: 31 H: 5 R: 1 ER: 1 SO: 4 BB: 1 IBB: 0 HBP: 0 BLK: 0 WP: 0 HR: 0 S: 65 P: 91 ERA: 1.00 WHIP: 0.667																			

Batter	1	2	3	4	5	6	7	8	9	AB	R	H	RBI	BB	SO	LOB	BOTTOM			
Kevin Seitzer, R OBP: 0.352, SLG: 0.394 (1, 5)	2B 1B	G6-3		1B SF9		F9				4	2	2	0	0	0	0	<b>Milwaukee Brewers @ Kansas City Royals</b> Royals Stadium, Kansas City, MO Sun Aug 12 1990, 4:33 AM EDT Att: 27,408 - Cloudy - 74 F			
Kurt Stillwell, S OBP: 0.327, SLG: 0.377 (1, 6)	P6		K			P3				4	1	1	0	0	1	1				
Steve Jeltz, S OBP: 0.174, SLG: 0.185 (8, 6)				HR						0	0	0	0	0	0	0				
George Brett, L OBP: 0.374, SLG: 0.476 (1, 10)	1B 2B		F7	SF9		F8				3	1	1	1	0	0	0				
Danny Tartabull, R OBP: 0.310, SLG: 0.448 (1, 9)	K					K				4	2	2	2	0	2	2				
Gerald Perry, L OBP: 0.330, SLG: 0.383 (1, 3)	1B					K				4	1	2	1	0	2	0				
Jim Eisenreich, L OBP: 0.351, SLG: 0.404 (1, 7)						K				3	0	1	1	1	1	0				
Frank White, R OBP: 0.272, SLG: 0.325 (1, 4)	G4-3					K				4	0	1	1	0	2	2				
Bob Boone, R OBP: 0.343, SLG: 0.287 (1, 2)		F7				G5-3				3	0	0	0	1	1	2				
Brian McRae, S OBP: 0.261, SLG: 0.409 (1, 8)		B5				G6-3				4	0	0	0	0	1	1				
<b>Inning Stats</b>	R: 2 E: 0 K: 1 S: 10	H: 4 LOB: 2 BB: 0 P: 13	R: 0 E: 0 K: 0 S: 4	H: 0 LOB: 0 BB: 0 P: 6	R: 2 E: 1 K: 2 S: 16	H: 3 LOB: 2 BB: 1 P: 24	R: 3 E: 0 K: 2 S: 13	H: 3 LOB: 0 BB: 0 P: 21	R: 0 E: 0 K: 1 S: 9	H: 0 LOB: 0 BB: 0 P: 9	R: 0 E: 0 K: 0 S: 5	H: 0 LOB: 0 BB: 0 P: 9	R: 0 E: 0 K: 2 S: 7	H: 0 LOB: 0 BB: 0 P: 11	R: 0 E: 0 K: 2 S: 10	H: 0 LOB: 1 BB: 1 P: 14	1B: 8 2B: 1 3B: 0 HR: 1	SF: 1 SAC: 0 DP: 0 HBP: 0	WP: 0 PB: 0 SB: 0 CS: 0	PA: 36
<b>PITCHER</b> Jaime Navarro, R ERA: 5.29 (1, 1)	IP: 3.2 WLS: L BF: 22 H: 10 R: 7 ER: 6 SO: 4 BB: 1 IBB: 0 HBP: 0 BLK: 0 WP: 0 HR: 1 S: 40 P: 60 ERA: 14.73 WHIP: 3.000																			
Mark Lee, L ERA: (4, 1)	2.1 WLS: 7 BF: 0 H: 0 R: 0 ER: 0 SO: 2 BB: 0 IBB: 0 HBP: 0 BLK: 0 WP: 0 HR: 0 S: 17 P: 22 ERA: 0.00 WHIP: 0.000																			
Dan Plesac, L ERA: 4.67 (7, 1)	2.0 WLS: 7 BF: 0 H: 0 R: 0 ER: 0 SO: 4 BB: 1 IBB: 0 HBP: 0 BLK: 0 WP: 0 HR: 0 S: 17 P: 25 ERA: 0.00 WHIP: 0.500																			

AB	30
R	1
H	5
RBI	1
BB	1
SO	4
LOB	7

AB	33
R	7
H	10
RBI	6
BB	2
SO	10
LOB	8

WP: 0	PA: 36
PB: 0	
SB: 0	
CS: 0	







Batter	1	2	3	4	5	6	7	8	9	AB	R	H	RBI	BB	SO	LOB	TOP			
<b>Paul Moltzer, R</b> OBP: 0.359, SLG: 0.478 (1, 3)	 3B	 1B						 BB		3	1	1	0	2	0	3				
<b>Robin Yount, R</b> OBP: 0.337, SLG: 0.369 (1, 8)					 1B		 1B			4	1	2	1	0	1	4				
<b>Gary Sheffield, R</b> OBP: 0.358, SLG: 0.458 (6, PR)				 1B		 1B	 1H	 2B		4	2	3	1	1	0	0				
<b>Bill Spiers, L</b> OBP: 0.278, SLG: 0.338 (8, 6)										0	0	0	0	0	0	0				
<b>Dave Parker, L</b> OBP: 0.346, SLG: 0.465 (1, 10)	 1B						 2-3			5	1	1	0	0	1	7				
<b>Rob Deer, R</b> OBP: 0.341, SLG: 0.479 (9, PR)	 2B								 1B L8	4	1	2	4	0	2	1				
<b>Darryl Hamilton, L</b> OBP: 0.364, SLG: 0.385 (9, 7)										0	0	0	0	0	0	0				
<b>Greg Vaughn, R</b> OBP: 0.282, SLG: 0.421 (1, 7)							 1-2		 1-2	5	1	1	1	0	0	2				
<b>Mike Felder, S</b> OBP: 0.310, SLG: 0.328 (9, 9)										0	0	0	0	0	0	0				
<b>Jim Gantner, L</b> OBP: 0.328, SLG: 0.287 (1, 4)				 1B		 BB			 1-1	4	0	1	0	1	0	2				
<b>Charlie O'Brien, R</b> OBP: 0.231, SLG: 0.250 (1, 2)								 G6-3 E	 1B	4	0	1	0	0	2	1				
<b>Edgar Diaz, R</b> OBP: 0.346, SLG: 0.304 (8, 5)		 BB						 1-3		3	0	0	0	2	0	4				
<b>Inning Stats</b>	R: 2 E: 0 K: 0 S: 11	H: 3 LOB: 1 BB: 0 P: 12	R: 0 E: 0 K: 1 S: 8	H: 0 LOB: 2 BB: 2 P: 19	R: 0 E: 0 K: 1 S: 9	H: 1 LOB: 0 BB: 1 P: 11	R: 0 E: 0 K: 1 S: 9	H: 1 LOB: 2 BB: 1 P: 15	R: 2 E: 0 K: 1 S: 13	H: 3 LOB: 1 BB: 0 P: 19	R: 3 E: 0 K: 0 S: 13	H: 3 LOB: 0 BB: 0 P: 19	R: 0 E: 2 K: 1 S: 19	H: 0 LOB: 3 BB: 2 P: 27	R: 0 E: 0 K: 1 S: 14	H: 1 LOB: 2 BB: 0 P: 18	1B: 7 2B: 2 3B: 1 HR: 2	SF: 2 SAC: 1 DP: 0 HBP: 0	WP: 2 PB: 0 SB: 0 CS: 3	PA: 45
<b>PITCHER</b>	IP WLS BF H R ER SO BB IBB HBP BLK WP HR S P ERA WHIP																			
<b>Steve Searcy, L</b> ERA: 6.53 (1, 1)	6.2 L 33 11 7 7 4 3 1 0 0 1 2 66 102 9.45 2.100																			
<b>Ed Nunez, R</b> ERA: 1.7 (7, 1)	2.1 12 1 0 0 2 2 0 0 0 1 0 34 46 0.00 1.286																			

Milwaukee Brewers @ Detroit Tigers  
Tiger Stadium, Detroit, MI  
Wed Aug 15 1990, 7:05 PM EDT  
Att: 15,957 - Unknown - 80 F

AB 36  
R 7  
H 12  
RBI 7  
BB 6  
SO 6  
LOB 24



Batter	1	2	3	4	5	6	7	8	9	AB	R	H	RBI	BB	SO	LOB	BOTTOM					
<b>Lou Whitaker, L</b> OBP: 0.342, SLG: 0.406 (1, 4)	 1B		 BB							4	1	1	0	1	1	4						
<b>Tony Phillips, S</b> OBP: 0.353, SLG: 0.337 (1, 9)			 1-2				 2H			5	0	3	1	0	1	1						
<b>Alan Trammell, R</b> OBP: 0.390, SLG: 0.442 (1, 6)			 1B							4	0	2	1	1	0	2						
<b>Dave Bergman, L</b> OBP: 0.354, SLG: 0.365 (7, PH)			 1-2							3	0	0	0	0	0	3						
<b>Cecil Fielder, R</b> OBP: 0.392, SLG: 0.582 (8, 3)										1	0	0	0	0	0	2						
<b>Lloyd Moseby, L</b> OBP: 0.342, SLG: 0.408 (1, 8)				 2B						4	1	1	0	0	0	2						
<b>Larry Sheets, L</b> OBP: 0.330, SLG: 0.449 (6, PH)				 2B						2	0	0	0	0	0	1						
<b>Darnell Coles, R</b> OBP: 0.273, SLG: 0.300 (8, PH)				 2B						1	0	0	0	0	0	0						
<b>John Shelby, S</b> OBP: 0.293, SLG: 0.344 (8, PH)				 2B						1	0	0	0	0	0	0						
<b>Gary Ward, R</b> OBP: 0.317, SLG: 0.380 (1, 7)				 2B						4	0	1	1	0	1	0						
<b>Travis Fryman, R</b> OBP: 0.336, SLG: 0.495 (1, 5)										4	0	0	0	0	0	2						
<b>Mike Heath, R</b> OBP: 0.326, SLG: 0.419 (1, 2)						 2B			 BB	3	1	1	0	1	0	2						
<b>Inning Stats</b>	R: 0 E: 0 K: 0 S: 12	H: 1 LOB: 2 BB: 1 P: 21	R: 0 E: 0 K: 1 S: 7	H: 0 LOB: 0 BB: 0 P: 12	R: 1 E: 0 K: 0 S: 7	H: 2 LOB: 1 BB: 1 P: 13	R: 1 E: 1 K: 1 S: 12	H: 2 LOB: 2 BB: 0 P: 20	R: 0 E: 0 K: 0 S: 8	H: 0 LOB: 0 BB: 0 P: 14	R: 0 E: 0 K: 0 S: 9	H: 0 LOB: 0 BB: 0 P: 12	R: 1 E: 0 K: 0 S: 10	H: 3 LOB: 2 BB: 0 P: 17	R: 0 E: 0 K: 0 S: 4	H: 0 LOB: 0 BB: 0 P: 7	R: 0 E: 0 K: 0 S: 12	H: 1 LOB: 2 BB: 1 P: 22	1B: 7 2B: 2 3B: 0 HR: 0	SF: 0 SAC: 0 DP: 0 HBP: 0	WP: 0 PB: 0 SB: 1 CS: 0	PA: 39
<b>PITCHER</b>	IP WLS BF H R ER SO BB IBB HBP BLK WP HR S P ERA WHIP																					
<b>Tom Edens, R</b> ERA: 4.06 (5, 1)	4.0 W 11 3 1 1 1 0 0 0 0 0 0 24 39 3.38 1.125																					
<b>Paul Mirabella, L</b> ERA: 3.62 (7, 1)	2.0 8 1 0 0 0 1 0 0 0 0 0 18 32 0.00 1.000																					
<b>Chuck Crim, R</b> ERA: 3.65 (9, 1)	0.1 S 1 0 0 0 0 0 0 0 0 0 0 1 1 0.00 0.000																					

Milwaukee Brewers @ Detroit Tigers  
Tiger Stadium, Detroit, MI  
Wed Aug 15 1990, 7:05 PM EDT  
Att: 15,957 - Unknown - 80 F

AB 36  
R 3  
H 9  
RBI 3  
BB 3  
SO 3  
LOB 19









Batter	1	2	3	4	5	6	7	8	9	AB	R	H	RBI	BB	SO	LOB	TOP						
<b>Kevin Seitzer, R</b> OBP: 0.345, SLG: 0.383 (1, 5)	G6-3		G6-3			G5-3		K		4	0	0	0	0	1	0	<b>Kansas City Royals @ Milwaukee Brewers</b> Milwaukee County Stadium, Milwaukee, WI Fri Aug 17 1990, 8:05 PM EDT Att: 27,523 - Unknown <a href="http://livebaseballscorecards.com">livebaseballscorecards.com</a>						
<b>Bill Pecota, R</b> OBP: 0.343, SLG: 0.391 (8, 4)	G5-3		K			F7			G6-3 1B	3	0	0	0	1	0	1							
<b>Brian McRae, S</b> OBP: 0.333, SLG: 0.452 (9, PH)			K							1	0	1	0	0	0	0							
<b>George Brett, L</b> OBP: 0.376, SLG: 0.478 (1, 10)	HR		P2			P7			G6-3	4	1	1	1	0	0	1							
<b>Danny Tartabull, R</b> OBP: 0.316, SLG: 0.450 (1, 9)	BB					G6-4-3 1B			G5-3	3	0	2	0	1	0	1							
<b>Pat Tabler, R</b> OBP: 0.338, SLG: 0.368 (1, 3)	K					G6-4-3			G5-3	3	0	0	0	0	1	3							
<b>Gerald Perry, L</b> OBP: 0.335, SLG: 0.388 (9, PH)									L9	1	0	0	0	0	0	1							
<b>Jim Eisenreich, L</b> OBP: 0.346, SLG: 0.404 (1, 7)						F7				3	0	0	0	0	1	1							
<b>Willie Wilson, S</b> OBP: 0.343, SLG: 0.360 (1, 8)						F8				3	0	1	0	0	0	1							
<b>Frank White, R</b> OBP: 0.259, SLG: 0.309 (8, PH)						F9				2	0	0	0	0	0	1							
<b>Kurt Stillwell, S</b> OBP: 0.319, SLG: 0.367 (8, 6)						2B				1	0	0	0	0	0	0							
<b>Bob Boone, R</b> OBP: 0.337, SLG: 0.281 (8, PH)						F7			P5	1	0	0	0	0	0	0							
<b>Mike Macfarlane, R</b> OBP: 0.316, SLG: 0.393 (8, 2)						P5				2	0	0	0	0	0	1							
<b>Mike Macfarlane, R</b> OBP: 0.316, SLG: 0.393 (8, 2)						F8			L7	1	0	0	0	0	0	0							
<b>Inning Stats</b>	R: 1 E: 0 K: 1 S: 14	H: 1 LOB: 1 BB: 1 P: 23	R: 0 E: 0 K: 0 S: 5	H: 1 LOB: 1 BB: 0 P: 10	R: 0 E: 0 K: 1 S: 9	H: 0 LOB: 0 BB: 0 P: 14	R: 0 E: 0 K: 0 S: 7	H: 1 LOB: 0 BB: 0 P: 10	R: 0 E: 0 K: 0 S: 3	H: 0 LOB: 0 BB: 0 P: 5	R: 0 E: 0 K: 0 S: 5	H: 0 LOB: 0 BB: 0 P: 6	R: 0 E: 0 K: 1 S: 14	H: 1 LOB: 1 BB: 0 P: 18	R: 0 E: 0 K: 1 S: 8	H: 0 LOB: 0 BB: 0 P: 8	R: 0 E: 0 K: 0 S: 9	H: 1 LOB: 1 BB: 0 P: 14	1B: 2 2B: 2 3B: 0 HR: 1	SF: 0 SAC: 0 DP: 1 HBP: 0	WP: 0 PB: 0 SB: 0 CS: 0	PA: 32	
<b>PITCHER</b>	IP	WLS	BF	H	R	ER	SO	BB	IBB	HBP	BLK	WP	HR	S	P	ERA	WHIP						
<b>Teddy Higuera, L</b> ERA: 3.2	(1, 1)	7.0	W	25	4	1	1	3	1	0	0	0	0	1	57	86	1.29	0.714					
<b>Chuck Cmm, R</b> ERA: 3.55	(8, 1)	1.2		6	1	0	0	1	0	0	0	0	0	0	16	21	0.00	0.600					
<b>Dan Plesac, L</b> ERA: 4.5	(9, 1)	0.1	S	1	0	0	0	0	0	0	0	0	0	0	1	1	0.00	0.000					

Batter	1	2	3	4	5	6	7	8	9	AB	R	H	RBI	BB	SO	LOB	BOTTOM						
<b>Paul Molitor, R</b> OBP: 0.366, SLG: 0.477 (1, 3)	K		G4-3 WP BB					K		3	0	1	0	1	2	0	<b>Kansas City Royals @ Milwaukee Brewers</b> Milwaukee County Stadium, Milwaukee, WI Fri Aug 17 1990, 8:05 PM EDT Att: 27,523 - Unknown <a href="http://livebaseballscorecards.com">livebaseballscorecards.com</a>						
<b>B.J. Surhoff, L</b> OBP: 0.328, SLG: 0.382 (1, 2)			G4-3			G4-3		G1-3		4	0	1	1	0	0	3							
<b>Gary Sheffield, R</b> OBP: 0.358, SLG: 0.455 (1, 5)			G1-4-6-3			P5				4	0	2	0	0	0	2							
<b>Dave Parker, L</b> OBP: 0.344, SLG: 0.460 (1, 10)						F7			G6-4-3 1B	4	0	1	0	0	0	1							
<b>Robin Yount, R</b> OBP: 0.335, SLG: 0.371 (1, 8)						F7			F7	4	0	1	0	0	0	1							
<b>Rob Deer, R</b> OBP: 0.345, SLG: 0.495 (7, PR)						F8			1B	4	0	0	0	0	2	3							
<b>Mike Felder, S</b> OBP: 0.308, SLG: 0.326 (8, 9)						G6-4-3			K	3	1	2	1	0	1	0							
<b>Mike Felder, S</b> OBP: 0.308, SLG: 0.326 (8, 9)						K				0	0	0	0	0	0	0							
<b>Darryl Hamilton, L</b> OBP: 0.377, SLG: 0.498 (1, 7)						HR			SH1 1B	2	0	0	0	0	0	0							
<b>Darryl Hamilton, L</b> OBP: 0.377, SLG: 0.498 (1, 7)						L6				2	0	0	0	0	0	0							
<b>Jim Gantner, L</b> OBP: 0.328, SLG: 0.289 (1, 4)						L3			SH1	3	0	1	0	0	1	2							
<b>Bill Spiers, L</b> OBP: 0.278, SLG: 0.333 (1, 6)									G6-3	2	1	0	0	1	2	3							
<b>Bill Spiers, L</b> OBP: 0.278, SLG: 0.333 (1, 6)						K			K	2	1	0	0	1	1	3							
<b>Inning Stats</b>	R: 0 E: 0 K: 1 S: 8	H: 1 LOB: 0 BB: 0 P: 9	R: 1 E: 0 K: 1 S: 13	H: 1 LOB: 0 BB: 0 P: 19	R: 1 E: 0 K: 1 S: 11	H: 0 LOB: 1 BB: 2 P: 23	R: 0 E: 0 K: 1 S: 6	H: 0 LOB: 0 BB: 0 P: 10	R: 0 E: 0 K: 0 S: 7	H: 2 LOB: 2 BB: 0 P: 9	R: 0 E: 0 K: 0 S: 7	H: 1 LOB: 0 BB: 0 P: 11	R: 0 E: 0 K: 1 S: 6	H: 1 LOB: 2 BB: 0 P: 11	R: 0 E: 0 K: 2 S: 14	H: 2 LOB: 2 BB: 0 P: 18	R: 0 E: 0 K: 0 S: 9	H: 1 LOB: 1 BB: 0 P: 14	1B: 7 2B: 0 3B: 0 HR: 1	SF: 0 SAC: 1 DP: 2 HBP: 0	WP: 1 PB: 0 SB: 1 CS: 0	PA: 32	
<b>PITCHER</b>	IP	WLS	BF	H	R	ER	SO	BB	IBB	HBP	BLK	WP	HR	S	P	ERA	WHIP						
<b>Tom Gordon, R</b> ERA: 3.72	(1, 1)	8.0	L	32	8	2	2	7	2	0	0	0	1	1	72	110	2.25	1.250					







Batter	1	2	3	4	5	6	7	8	9	AB	R	H	RBI	BB	SO	LOB	TOP			
Kevin Seitzer, R (1, 5) OBP: 0.344, SLG: 0.378	1-1 G6-3		2-1 FC6-4			0-3 K		2-2 F9		4	0	0	0	0	1	2				
Brian McRae, S (1, 8) OBP: 0.349, SLG: 0.463	0-2 G3-1		2-2 P7			1-0 B4-3			1-2 F9	4	0	0	0	0	0	2				
George Brett, L (1, 3) OBP: 0.377, SLG: 0.483	0-1 HR			2-2 G4-3		0-1 2-H 1B		2-1 F9		4	1	2	2	0	0	0				
Danny Tartabull, R (1, 9) OBP: 0.320, SLG: 0.447	2-1 F8			1-2 G6-3		1-3 K		1-3 K		4	0	0	0	0	2	1				
Gerald Perry, L (1, 10) OBP: 0.331, SLG: 0.382		2-1 G6-3		0-0 F7			0-1 G4-3			3	0	0	0	0	0	0				
Jim Eisenreich, L (1, 7) OBP: 0.344, SLG: 0.401		0-0 G1-6-3 1B			2-3 K		1-0 F7			3	0	1	0	0	1	0				
Kurt Stillwell, S (1, 6) OBP: 0.318, SLG: 0.365		0-0 G1-6-3			0-0 L8		1-0 G4-3			3	0	0	0	0	0	1				
Mike Macfarlane, R (1, 2) OBP: 0.317, SLG: 0.400			4-0 FC4-6 BB		0-0 P2			2-3 K		2	0	0	0	1	1	0				
Bill Pecota, R (1, 4) OBP: 0.344, SLG: 0.388			1-2 FC4-6 FC6-4			1-1 E3 B4-3 1B		0-0 P7		3	1	0	0	0	0	1				
<b>Inning Stats</b>	R: 1 E: 0 K: 0 S: 9	H: 1 LOB: 0 BB: 0 P: 12	R: 0 E: 0 K: 0 S: 4	H: 1 LOB: 0 BB: 0 P: 6	R: 0 E: 0 K: 0 S: 8	H: 0 LOB: 1 BB: 1 P: 17	R: 0 E: 0 K: 0 S: 7	H: 0 LOB: 0 BB: 0 P: 10	R: 0 E: 0 K: 1 S: 5	H: 0 LOB: 0 BB: 0 P: 7	R: 0 E: 0 K: 0 S: 4	H: 0 LOB: 0 BB: 0 P: 6	R: 0 E: 0 K: 1 S: 7	H: 0 LOB: 0 BB: 0 P: 11	R: 0 E: 0 K: 1 S: 8	H: 0 LOB: 0 BB: 0 P: 12	1B: 2 2B: 0 3B: 0 HR: 1	SF: 0 SAC: 0 DP: 1 HBP: 0	WP: 0 PB: 0 SB: 0 CS: 0	PA: 31
<b>PITCHER</b> Mark Knudson, R (1, 1) ERA: 3.71	IP: 9.0 WLS: W BF: 31 H: 3 R: 2 ER: 1 SO: 5 BB: 1 IBB: 0 HBP: 0 BLK: 0 WP: 0 HR: 1 S: 63 P: 95 ERA: 1.00 WHIP: 0.444															<b>PITCHER</b>				

**Kansas City Royals @ Milwaukee Brewers**  
 Milwaukee County Stadium, Milwaukee, WI  
 Sun Aug 19 1990, 4:33 AM EDT  
 Att. 26,257 - Cloudy

AB 30  
 R 2  
 H 3  
 RBI 2  
 BB 1  
 SO 5  
 LOB 7



Batter	1	2	3	4	5	6	7	8	9	AB	R	H	RBI	BB	SO	LOB	BOTTOM	
Paul Molitor, R (1, 3) OBP: 0.368, SLG: 0.483	1-1 G3		1-0 S 2B 1B	4-1 1B BB		1-3 K		4-1 SF8 BB		3	2	1	0	2	1	0		
B.J. Surhoff, L (1, 2) OBP: 0.326, SLG: 0.380	1-2 G1-3		1-0 P4	0-0 1B		0-1 G4-3		0-0 SF8 BB		4	0	1	3	0	0	1		
Gary Sheffield, R (1, 5) OBP: 0.357, SLG: 0.453	0-0 F8		3-2 F7	0-1 1B		2-1 G5-3		1-2 2-3 3-H 1-0 P4		5	0	1	1	0	0	3		
Dave Parker, L (1, 10) OBP: 0.343, SLG: 0.458		0-1 P6	0-0 2-H 2B	0-0 F8			2-3 K			4	0	1	1	0	1	2		
Robin Yount, R (1, 8) OBP: 0.331, SLG: 0.367		0-1 F8	0-1 L8	0-0 L9			0-2 L4			4	0	0	0	0	0	3		
Darryl Hamilton, L (1, 7) OBP: 0.386, SLG: 0.415		2-2 1B S 1B		1-0 E9 1B	3-2 S 1B		1-1 G3			4	2	2	0	0	0	0		
Mike Felder, S (1, 9) OBP: 0.317, SLG: 0.335		1-1 1B		2-2 WP S 1B	2-2 P5			0-0 E SF8 1B		4	2	3	1	0	0	1		
Jim Gantner, L (1, 4) OBP: 0.327, SLG: 0.288		1-0 1B		1-1 F9	1-1 F7			3-2 G4-3		4	0	1	1	0	0	3		
Bill Spiers, L (1, 6) OBP: 0.281, SLG: 0.329		1-0 L8		4-0 WP 1B BB	2-1 G1-3			4-2 SF8 S BB		2	1	0	0	2	0	3		
<b>Inning Stats</b>	R: 0 E: 0 K: 0 S: 6	H: 0 LOB: 0 BB: 0 P: 8	R: 1 E: 0 K: 0 S: 12	H: 3 LOB: 2 BB: 0 P: 17	R: 1 E: 0 K: 0 S: 11	H: 2 LOB: 1 BB: 0 P: 15	R: 4 E: 1 K: 0 S: 14	H: 3 LOB: 2 BB: 2 P: 27	R: 0 E: 0 K: 1 S: 7	H: 1 LOB: 1 BB: 0 P: 19	R: 0 E: 0 K: 1 S: 12	H: 0 LOB: 0 BB: 0 P: 15	R: 0 E: 0 K: 1 S: 9	H: 1 LOB: 2 BB: 2 P: 21	1B: 9 2B: 1 3B: 0 HR: 0	SF: 1 SAC: 0 DP: 0 HBP: 0	WP: 1 PB: 0 SB: 5 CS: 0	PA: 39
<b>PITCHER</b> Andy McGaffigan, R (1, 1) ERA: 3.74 Steve Farr, R (4, 1) ERA: 2.09 Israel Sanchez, L (8, 1) ERA: 10.8 Steve Crawford, R (8, 1) ERA: 3.09	IP: 3.1 WLS: L BF: 20 H: 7 R: 6 ER: 5 SO: 0 BB: 2 IBB: 0 HBP: 0 BLK: 0 WP: 0 HR: 0 S: 39 P: 63 ERA: 13.50 WHIP: 2.700															<b>PITCHER</b>		

**Kansas City Royals @ Milwaukee Brewers**  
 Milwaukee County Stadium, Milwaukee, WI  
 Sun Aug 19 1990, 4:33 AM EDT  
 Att. 26,257 - Cloudy

AB 34  
 R 7  
 H 10  
 RBI 7  
 BB 4  
 SO 2  
 LOB 16





Batter	1	2	3	4	5	6	7	8	9	AB	R	H	RBI	BB	SO	LOB	TOP			
Alex Cole, L OBP: 0.438, SLG: 0.380										4	1	1	0	0	0	1				
Jerry Browne, S OBP: 0.338, SLG: 0.357										3	1	1	0	0	1	0				
Dion James, L OBP: 0.354, SLG: 0.382										4	0	1	1	0	0	1				
Candy Maldonado, R OBP: 0.327, SLG: 0.438										4	0	1	0	0	1	2				
Chris James, R OBP: 0.352, SLG: 0.459										4	0	3	1	0	0	1				
Mitch Webster, S OBP: 0.291, SLG: 0.432										0	0	0	0	0	0	0				
Brook Jacoby, R OBP: 0.365, SLG: 0.432										4	1	1	0	0	1	4				
Cory Snyder, R OBP: 0.274, SLG: 0.416										4	0	1	0	0	1	3				
Sandy Alomar Jr., R OBP: 0.316, SLG: 0.391										2	0	0	0	0	0	0				
Felix Fermin, R OBP: 0.275, SLG: 0.304										3	0	0	0	0	0	2				
<b>Inning Stats</b>	R: 1 E: 0 K: 0 S: 13	H: 2 LOB: 1 BB: 0 P: 21	R: 1 E: 0 K: 0 S: 16	H: 2 LOB: 1 BB: 0 P: 22	R: 0 E: 0 K: 1 S: 9	H: 0 LOB: 0 BB: 0 P: 14	R: 0 E: 0 K: 0 S: 9	H: 1 LOB: 0 BB: 0 P: 13	R: 0 E: 0 K: 2 S: 15	H: 2 LOB: 1 BB: 0 P: 20	R: 0 E: 0 K: 1 S: 8	H: 0 LOB: 0 BB: 0 P: 11	R: 0 E: 0 K: 0 S: 7	H: 0 LOB: 0 BB: 0 P: 12	R: 0 E: 0 K: 0 S: 4	H: 2 LOB: 2 BB: 0 P: 6	1B: 8 2B: 1 3B: 0 HR: 0	SF: 0 SAC: 2 DP: 2 HBP: 0	WP: 0 PB: 0 SB: 1 CS: 1	PA: 34
<b>PITCHER</b>	IP WLS BF H R ER SO BB IBB HBP BLK WP HR S P ERA WHIP																			
Tom Edens, R ERA: 4.12	(1, 1) 5.2 W 23 7 3 3 2 0 0 0 0 0 0 0 67 97 4.76 1.235																			
Jaime Navarro, R ERA: 5.71	(6, 1) 0.1 1 0 0 0 1 0 0 0 0 0 0 0 3 3 0.00 0.000																			
Chuck Crim, R ERA: 3.39	(7, 1) 3.0 S 10 2 0 0 1 0 0 0 0 0 0 0 19 29 0.00 0.667																			

Cleveland Indians @ Milwaukee Brewers  
Milwaukee County Stadium, Milwaukee, WI  
Mon Aug 20 1990, 8:05 PM EDT  
Att: 11,427 - Unknown - 67 F

AB	32
R	3
H	9
RBI	2
BB	0
SO	4
LOB	14



Batter	1	2	3	4	5	6	7	8	9	AB	R	H	RBI	BB	SO	LOB	BOTTOM			
Paul Moltor, R OBP: 0.370, SLG: 0.484										4	1	2	0	0	1	4				
B.J. Surhoff, L OBP: 0.328, SLG: 0.382										4	0	2	0	0	0	2				
Gary Sheffield, R OBP: 0.354, SLG: 0.448										4	1	0	0	0	1	4				
Dave Parker, L OBP: 0.344, SLG: 0.465										4	1	2	3	0	0	2				
Robin Yount, R OBP: 0.333, SLG: 0.365										2	1	0	0	2	1	1				
Rob Deer, R OBP: 0.338, SLG: 0.483										4	0	0	0	0	2	4				
Mike Felder, S OBP: 0.317, SLG: 0.335										0	0	0	0	0	0	0				
Greg Vaughn, R OBP: 0.279, SLG: 0.415										4	0	0	0	0	1	1				
Edgar Diaz, R OBP: 0.346, SLG: 0.304										0	0	0	0	0	0	0				
Jim Gantner, L OBP: 0.330, SLG: 0.293										4	0	2	0	0	0	0				
Bill Spiers, L OBP: 0.281, SLG: 0.328										1	0	0	1	0	0	1				
Darryl Hamilton, L OBP: 0.383, SLG: 0.411										1	0	0	0	0	0	0				
<b>Inning Stats</b>	R: 2 E: 0 K: 1 S: 14	H: 2 LOB: 0 BB: 0 P: 22	R: 0 E: 1 K: 2 S: 14	H: 0 LOB: 1 BB: 0 P: 23	R: 0 E: 0 K: 0 S: 10	H: 1 LOB: 1 BB: 0 P: 15	R: 1 E: 0 K: 1 S: 17	H: 1 LOB: 2 BB: 1 P: 26	R: 1 E: 0 K: 1 S: 13	H: 2 LOB: 1 BB: 0 P: 20	R: 0 E: 0 K: 0 S: 8	H: 1 LOB: 1 BB: 0 P: 16	R: 0 E: 0 K: 1 S: 10	H: 1 LOB: 2 BB: 1 P: 19	R: 0 E: 0 K: 0 S: 3	H: 0 LOB: 0 BB: 0 P: 5	1B: 7 2B: 0 3B: 0 HR: 1	SF: 1 SAC: 0 DP: 1 HBP: 1	WP: 0 PB: 0 SB: 3 CS: 0	PA: 36
<b>PITCHER</b>	IP WLS BF H R ER SO BB IBB HBP BLK WP HR S P ERA WHIP																			
Bud Black, L ERA: 3.67	(1, 1) 2.0 L 19 5 2 1 2 1 0 1 0 0 0 0 48 77 2.25 1.500																			
Steve Olin, R ERA: 4.61	(3, 1) 4.0 19 5 2 1 2 1 0 1 0 0 0 0 7 14 0.00 1.500																			
Jesse Orosco, L ERA: 3.78	(7, 1) 0.2 4 1 0 0 0 0 0 1 0 0 0 0 6 10 0.00 0.000																			
Colby Ward, R ERA: 3.2	(7, 1) 1.1 4 0 0 0 1 0 0 0 0 0 0 0 6 10 0.00 0.000																			

Cleveland Indians @ Milwaukee Brewers  
Milwaukee County Stadium, Milwaukee, WI  
Mon Aug 20 1990, 8:05 PM EDT  
Att: 11,427 - Unknown - 67 F

AB	32
R	4
H	8
RBI	4
BB	2
SO	6
LOB	19









Batter	1	2	3	4	5	6	7	8	9	AB	R	H	RBI	BB	SO	LOB	TOP									
Jerry Browne, S OBP: 0.334, SLG: 0.361	G5-3		G3		SF3			F8		3	0	0	1	0	0	0										
Tom Brookens, R OBP: 0.287, SLG: 0.310 Jeff Manto, R OBP: 0.333, SLG: 0.194	K			FC1-6 BB	K			HR		3	1	1	1	1	2	0										
Mitch Webster, S OBP: 0.288, SLG: 0.427	F8			FC1-6 1B		G4-3		F7		4	1	0	0	0	0	1										
Candy Maldonado, R OBP: 0.330, SLG: 0.438		FC4-6 1B		1B BB		F7		1B SH5-4 1B		3	1	2	0	1	0	0										
Chris James, R OBP: 0.349, SLG: 0.454 Alex Cole, L OBP: 0.431, SLG: 0.375	FC4-6 FC6-4			1B		G6-3		SH5-4		3	0	1	1	0	0	1										
Carlos Baerga, S OBP: 0.297, SLG: 0.325	FC6-4			1B			F8	G5-3 1B		4	0	1	0	0	1	3										
Cory Snyder, R OBP: 0.271, SLG: 0.412	F8			K			F9	G5-3		4	0	0	0	0	1	5										
Joel Skinner, R OBP: 0.305, SLG: 0.343			K		SH5-4 SF3 2B		P5	1B		4	1	2	1	0	1	0										
Felix Fermin, R OBP: 0.276, SLG: 0.304	P4			SH5-4				F9	G4-3	3	0	0	0	0	0	2										
<b>Inning Stats</b>	R: 0 E: 0 K: 1 S: 7	H: 0 LOB: 0 BB: 0 P: 12	R: 0 E: 0 K: 0 S: 10	H: 1 LOB: 1 BB: 0 P: 14	R: 0 E: 0 K: 1 S: 11	H: 0 LOB: 0 BB: 0 P: 13	R: 1 E: 0 K: 2 S: 18	H: 1 LOB: 2 BB: 2 P: 30	R: 1 E: 0 K: 1 S: 7	H: 1 LOB: 0 BB: 0 P: 10	R: 0 E: 0 K: 0 S: 5	H: 0 LOB: 0 BB: 0 P: 7	R: 0 E: 0 K: 0 S: 6	H: 0 LOB: 0 BB: 0 P: 9	R: 1 E: 0 K: 0 S: 8	H: 1 LOB: 0 BB: 0 P: 13	R: 1 E: 0 K: 0 S: 12	H: 3 LOB: 2 BB: 0 P: 14	1B: 5 2B: 1 3B: 0 HR: 1	SF: 1 SAC: 2 DP: 0 HBP: 0	WP: 0 PB: 0 SB: 1 CS: 1	PA: 36				
<b>PITCHER</b>	IP	WLS	BF	H	R	ER	SO	BB	IBB	HBP	BLK	WP	HR	S	P	ERA	WHIP									
Teddy Higuera, L ERA: 3.28 Chuck Cnn, R ERA: 3.36	(1, 1)	8.1	L	33	6	4	4	5	2	0	0	0	0	0	7	113	4.32	0.960								

Cleveland Indians @ Milwaukee Brewers  
Milwaukee County Stadium, Milwaukee, WI  
Wed Aug 22 1990, 4:33 AM EDT  
Att: 20,547 - Sunny - 72 F

AB 31  
R 4  
H 7  
RBI 4  
BB 2  
SO 5  
LOB 12



Batter	1	2	3	4	5	6	7	8	9	AB	R	H	RBI	BB	SO	LOB	BOTTOM								
Paul Molitor, R OBP: 0.372, SLG: 0.493	E6				CS 1B			F8		5	0	3	0	0	0	0									
B.J. Surhoff, L OBP: 0.326, SLG: 0.379	G6-3		G3		K		1B	F8		5	0	1	0	0	1	3									
Gary Sheffield, R OBP: 0.348, SLG: 0.440	P6			F7		K	P2			4	0	0	0	0	1	3									
Dave Parker, L OBP: 0.346, SLG: 0.474		F8		HR		1B	G3			4	1	2	0	0	0	3									
Robin Yount, R OBP: 0.330, SLG: 0.368		K		HR		F9		F8		4	1	1	2	0	1	1									
Rob Deer, R OBP: 0.341, SLG: 0.494		2B		K		1B		FC4-6 HBP		3	0	2	0	0	1	0									
Greg Brock, L OBP: 0.325, SLG: 0.353	F8			S BB		K		FC4-6		3	0	0	0	1	1	4									
Darryl Hamilton, L OBP: 0.383, SLG: 0.411			P3	F8		1B SH3-4 1B		G3		4	0	1	0	0	0	2									
Bill Spiers, L OBP: 0.278, SLG: 0.324	G4-3				F7		SH3-4		F4	3	0	0	0	0	0	0									
<b>Inning Stats</b>	R: 0 E: 1 K: 0 S: 8	H: 0 LOB: 0 BB: 0 P: 11	R: 0 E: 0 K: 1 S: 14	H: 1 LOB: 1 BB: 0 P: 21	R: 0 E: 0 K: 0 S: 4	H: 1 LOB: 1 BB: 0 P: 4	R: 2 E: 0 K: 1 S: 15	H: 2 LOB: 1 BB: 1 P: 25	R: 0 E: 0 K: 2 S: 10	H: 2 LOB: 2 BB: 0 P: 13	R: 0 E: 0 K: 0 S: 11	H: 3 LOB: 3 BB: 0 P: 17	R: 0 E: 0 K: 0 S: 10	H: 0 LOB: 1 BB: 0 P: 14	R: 0 E: 0 K: 0 S: 8	H: 0 LOB: 0 BB: 0 P: 10	1B: 6 2B: 4 3B: 0 HR: 1	SF: 0 SAC: 1 DP: 2 HBP: 1	WP: 0 PB: 0 SB: 1 CS: 1	PA: 38					
<b>PITCHER</b>	IP	WLS	BF	H	R	ER	SO	BB	IBB	HBP	BLK	WP	HR	S	P	ERA	WHIP								
Tom Candiotti, R ERA: 3.25 Doug Jones, R ERA: 1.29	(1, 1)	7.0	W	31	10	2	2	0	0	0	0	0	0	18	24	0.00	0.000								

Cleveland Indians @ Milwaukee Brewers  
Milwaukee County Stadium, Milwaukee, WI  
Wed Aug 22 1990, 4:33 AM EDT  
Att: 20,547 - Sunny - 72 F

AB 35  
R 2  
H 10  
RBI 2  
BB 1  
SO 5  
LOB 16





Batter	1	2	3	4	5	6	7	8	9	AB	R	H	RBI	BB	SO	LOB	TOP											
Paul Moltor, R OBP: 0.369, SLG: 0.488	1-3 K		3-2 F7		0-0 F8	0-0 G5-3		0-1 1B		5	0	1	0	0	1	0												
Jim Gantner, L OBP: 0.344, SLG: 0.310	1-0 1B		0-0 G3		2-0 1B	1-2 E1		0-0 1B		5	2	3	0	0	0	0												
Gary Sheffield, R OBP: 0.353, SLG: 0.443	1-1 1B		4-2 BB		2-2 1B	1-2 1B		0-1 G5-4-3		4	2	3	0	1	0	2												
Dave Parker, L OBP: 0.347, SLG: 0.480	0-0 E8		2-0 G4-3		0-1 1B	2-2 F8				5	2	2	4	0	0	3												
Robin Yount, R OBP: 0.329, SLG: 0.365	0-1 G4-3				0-1 F9	4-1 2B				3	1	0	0	1	0	1												
Mike Felder, S OBP: 0.315, SLG: 0.333	2-3 1B				3-2 BB					1	0	0	0	0	0	0												
Rob Deer, R OBP: 0.342, SLG: 0.505	1-1 F9				2-2 HR	1-3 2B				5	1	2	2	0	1	0												
Darryl Hamilton, L OBP: 0.387, SLG: 0.414		1-0 G4-3			0-0 1B	2-0 L8				4	0	2	0	0	0	1												
Charlie O'Brien, R OBP: 0.248, SLG: 0.256		1-3 K			0-1 1B	1-0 P4				4	0	1	0	0	1	2												
Bill Spiers, L OBP: 0.274, SLG: 0.319	1-1 F7				0-0 G4-6-3	0-1 G4-3				4	0	0	0	0	0	2												
<b>Inning Stats</b>	R: 3 E: 1 K: 1 S: 11	H: 3 LOB: 0 BB: 0 P: 15	R: 0 E: 0 K: 0 S: 7	H: 0 LOB: 0 BB: 0 P: 10	R: 0 E: 0 K: 0 S: 10	H: 0 LOB: 1 BB: 1 P: 19	R: 1 E: 0 K: 0 S: 9	H: 3 LOB: 1 BB: 0 P: 11	R: 4 E: 1 K: 0 S: 15	H: 4 LOB: 1 BB: 0 P: 28	R: 0 E: 1 K: 1 S: 16	H: 1 LOB: 2 BB: 0 P: 20	R: 0 E: 0 K: 1 S: 10	H: 1 LOB: 1 BB: 0 P: 15	R: 0 E: 0 K: 0 S: 8	H: 2 LOB: 1 BB: 0 P: 10	R: 0 E: 0 K: 0 S: 5	H: 0 LOB: 0 BB: 0 P: 9	1B: 11 2B: 1 3B: 0 HR: 2	SF: 0 SAC: 0 DP: 2 HBP: 0	WP: 1 PB: 0 SB: 1 CS: 0	PA: 42						
<b>PITCHER</b>	IP	WLS	BF	H	R	ER	SO	BB	IBB	HBP	BLK	WP	HR	S	P	ERA	WHIP											
Mike Witt, R ERA: 3.63	(1, 1)	4.1	L	23	9	8	7	2	2	0	0	0	1	2	47	72	14.54	2.538										
Jeff Robinson, R ERA: 3.49	(5, 1)	1.2		8	2	0	0	0	0	0	0	0	0	0	21	31	0.00	1.200										
Jimmy Jones, R ERA: 6.0	(7, 1)	3.0		11	3	0	0	1	0	0	0	0	0	0	23	34	0.00	1.000										

Milwaukee Brewers @ New York Yankees  
Yankee Stadium, Bronx, NY

AB 40  
R 8  
H 14  
RBI 6  
BB 2  
SO 3  
LOB 11



Thu Aug 23 1990, 7:05 PM EDT  
Att: 18,729 - Unknown - 70 F

Batter	1	2	3	4	5	6	7	8	9	AB	R	H	RBI	BB	SO	LOB	BOTTOM											
Roberto Kelly, R OBP: 0.330, SLG: 0.432	1-1 1B		0-1 G4-3		0-1 FC4					4	1	1	0	0	1	0												
Steve Sax, R OBP: 0.305, SLG: 0.312	3-2 BLK		3-1 1B		2-2 FC4					4	0	2	0	0	0	1												
Oscar Azocar, L OBP: 0.291, SLG: 0.423	1-2 F9		0-0 F8		0-0 G4-6-3					4	0	0	0	0	0	3												
Mel Hall, L OBP: 0.276, SLG: 0.444	1-3 K				1-1 L8					4	0	2	0	0	1	1												
Kevin Maas, L OBP: 0.375, SLG: 0.606	1-3 K				1-0 1B					3	1	0	0	0	2	3												
Matt Nokes, L OBP: 0.317, SLG: 0.389					0-0 F9					4	0	1	0	0	0	1												
Jesse Barfield, R OBP: 0.343, SLG: 0.444					3-2 G1-3					4	0	1	1	0	0	1												
Jim Leyritz, R OBP: 0.343, SLG: 0.360					1-0 G6-3					4	0	1	0	0	0	2												
Alvaro Espinoza, R OBP: 0.250, SLG: 0.275					0-2 G5-3					3	0	0	0	0	0	2												
Rick Cerone, R OBP: 0.359, SLG: 0.444					1-0 G4-3					1	0	0	0	0	0	1												
<b>Inning Stats</b>	R: 1 E: 1 K: 2 S: 17	H: 1 LOB: 1 BB: 0 P: 24	R: 0 E: 0 K: 0 S: 6	H: 0 LOB: 0 BB: 0 P: 10	R: 0 E: 0 K: 0 S: 8	H: 1 LOB: 1 BB: 0 P: 11	R: 1 E: 0 K: 0 S: 9	H: 2 LOB: 2 BB: 0 P: 13	R: 0 E: 0 K: 0 S: 6	H: 1 LOB: 1 BB: 0 P: 8	R: 0 E: 0 K: 1 S: 8	H: 0 LOB: 0 BB: 0 P: 11	R: 0 E: 0 K: 1 S: 8	H: 1 LOB: 1 BB: 0 P: 9	R: 0 E: 0 K: 0 S: 9	H: 1 LOB: 1 BB: 0 P: 12	1B: 7 2B: 1 3B: 0 HR: 0	SF: 0 SAC: 0 DP: 1 HBP: 1	WP: 0 PB: 0 SB: 1 CS: 0	PA: 36								
<b>PITCHER</b>	IP	WLS	BF	H	R	ER	SO	BB	IBB	HBP	BLK	WP	HR	S	P	ERA	WHIP											
Jaime Navarro, R ERA: 5.27	(1, 1)	9.0	W	36	8	2	1	4	0	0	1	0	0	0	79	110	1.00	0.889										

Milwaukee Brewers @ New York Yankees  
Yankee Stadium, Bronx, NY

AB 35  
R 2  
H 8  
RBI 1  
BB 0  
SO 4  
LOB 15



Thu Aug 23 1990, 7:05 PM EDT  
Att: 18,729 - Unknown - 70 F








Batter	1	2	3	4	5	6	7	8	9	AB	R	H	RBI	BB	SO	LOB	TOP										
Paul Moltzer, R OBP: 0.374, SLG: 0.488	1-0 BB 1B SF9		3-2 G5-3			1-1 FC1-5 BB 1B		0-0 E5	1-1 1-2 2-H 1B	5	1	3	1	0	0	0											
Mike Felder, S OBP: 0.317, SLG: 0.332	0-0 SF9 BB 1B		3-1 L9			4-0 CS FC1-5 BB		1-1 G3	0-0 G6-3	4	0	1	0	1	0	3											
Gary Sheffield, R OBP: 0.356, SLG: 0.439	4-1 1-2 2-3 BB		1-1 P6			0-1 FC1-5 1-2 2-SF			0-0 P1	3	0	0	0	1	0	2											
Dave Parker, L OBP: 0.345, SLG: 0.477	0-0 SF9			2-2 F8		1-1 P3			1-1 BB HR 1B	3	0	1	1	0	0	2											
Darryl Hamilton, L OBP: 0.375, SLG: 0.400	2-3 3-H									0	1	0	0	0	0	0											
Robin Yount, R OBP: 0.328, SLG: 0.361	1-3 K			2-2 F9		0-0 CS	2-0 G5-3		4-2 HR BB	3	1	0	0	1	1	2											
Rob Deer, R OBP: 0.335, SLG: 0.493	0-2 F7			2-3 K		2-3 K			2-3 K	4	0	0	0	0	3	4											
Chuck Crim, R										0	0	0	0	0	0	0											
Greg Brock, L OBP: 0.324, SLG: 0.361		1-1 G1-3			0-0 F8		0-0 G3		0-1 HR	4	1	1	3	0	0	0											
Charlie O'Brien, R OBP: 0.255, SLG: 0.257		4-0 BB			0-2 G5-3			0-3 K	0-1 1B 1B	3	1	1	0	1	1	0											
Edgar Diaz, R OBP: 0.344, SLG: 0.304		2-1 G4-6-3			1-1 G4-3			1-2 P6	1-2 1B	4	0	1	0	0	0	1											
<b>Inning Stats</b>	R: 1 E: 0 K: 1 S: 10	H: 2 LOB: 2 BB: 1 P: 16	R: 0 E: 0 K: 0 S: 4	H: 0 LOB: 0 BB: 1 P: 11	R: 0 E: 0 K: 0 S: 7	H: 0 LOB: 0 BB: 0 P: 14	R: 0 E: 0 K: 1 S: 10	H: 0 LOB: 0 BB: 0 P: 16	R: 0 E: 0 K: 0 S: 6	H: 1 LOB: 1 BB: 1 P: 12	R: 0 E: 0 K: 1 S: 6	H: 0 LOB: 0 BB: 0 P: 10	R: 0 E: 1 K: 1 S: 9	H: 0 LOB: 1 BB: 0 P: 11	R: 4 E: 0 K: 1 S: 17	H: 5 LOB: 2 BB: 1 P: 26	1B: 7 2B: 0 3B: 0 HR: 1	SF: 1 SAC: 0 DP: 1 HBP: 0	WP: 0 PB: 0 SB: 1 CS: 1	PA: 39							
<b>PITCHER</b>	IP	WLS	BF	H	R	ER	SO	BB	IBB	HBP	BLK	WP	HR	S	P	ERA	WHIP										
Dave LaPoint, L ERA: 4.21	(1, 1)	8.0	29	3	1	1	4	3	0	0	0	0	0	58	97	1.12	0.750										
Dave Righetti, L ERA: 4.09	(9, 1)	0.2	L 7	4	4	4	1	1	0	0	0	0	1	14	22	54.00	7.500										
Lee Guetterman, L ERA: 2.89	(9, 1)	0.1	2	1	0	0	0	0	0	0	0	0	0	3	4	0.00	3.000										

Milwaukee Brewers @ New York Yankees  
Yankee Stadium, Bronx, NY  
Sat Aug 25 1990, 3:33 AM EDT  
Att: 24,433 - Cloudy - 79 F


AB 33  
R 5  
H 8  
RBI 5  
BB 4  
SO 5  
LOB 14



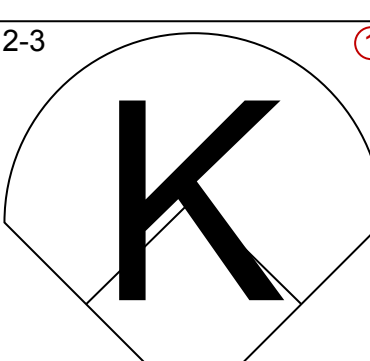
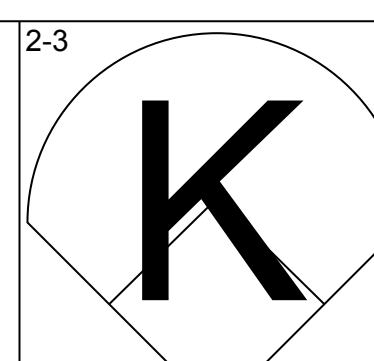
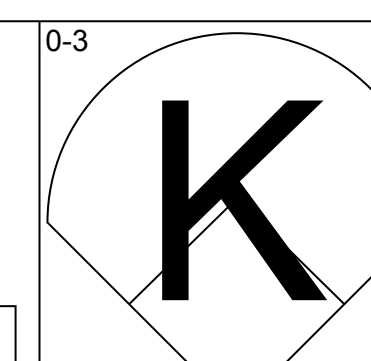
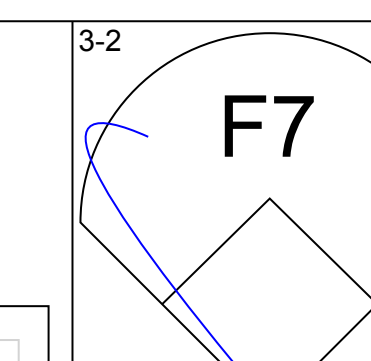
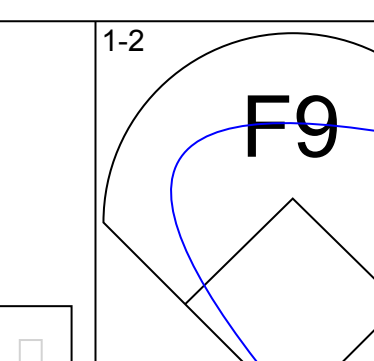
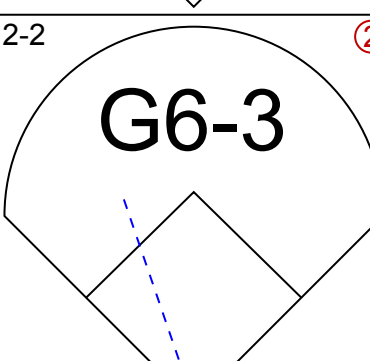
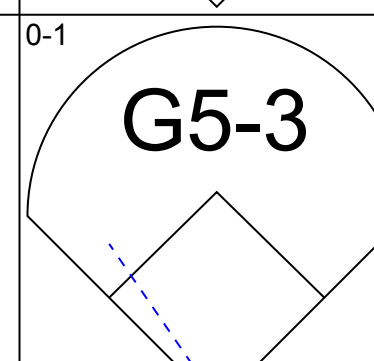
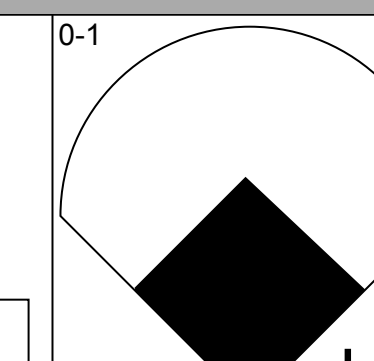
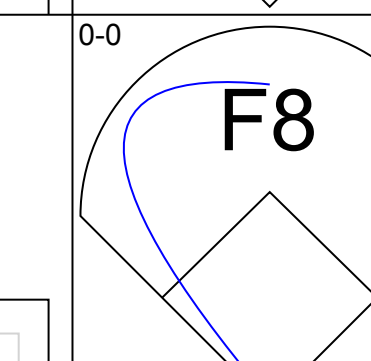
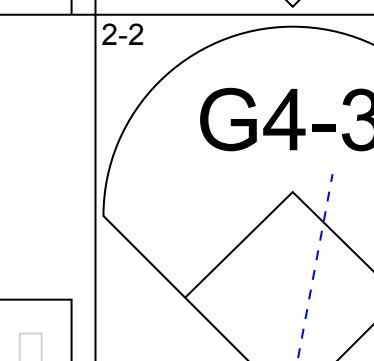
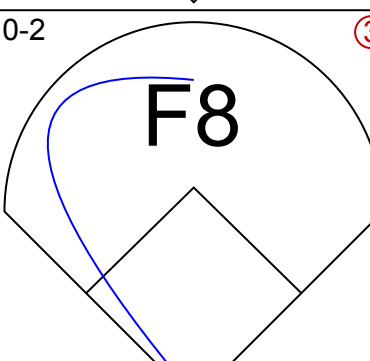
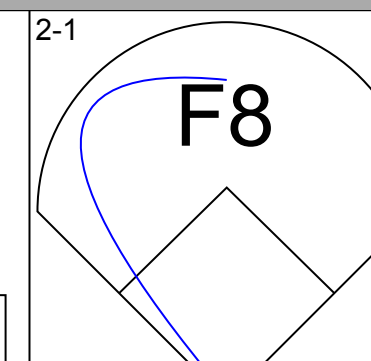
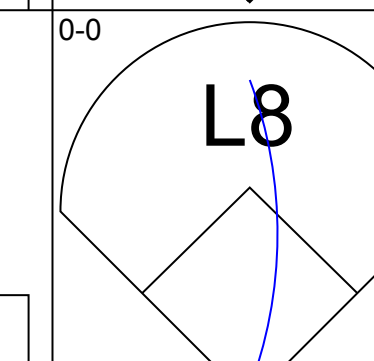
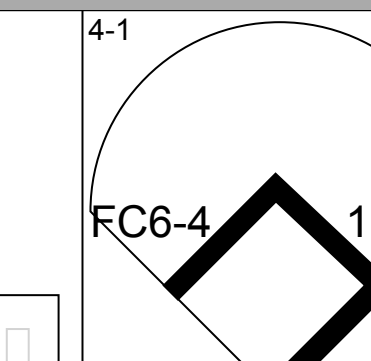
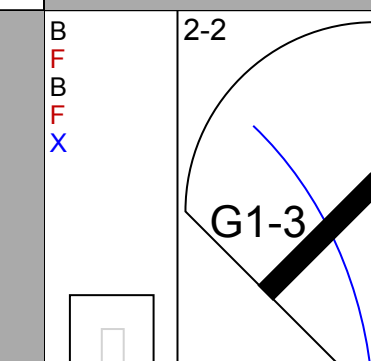
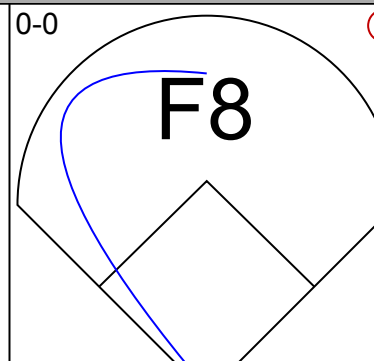
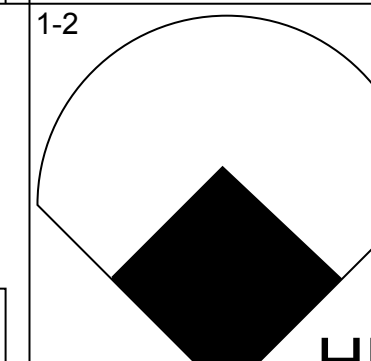
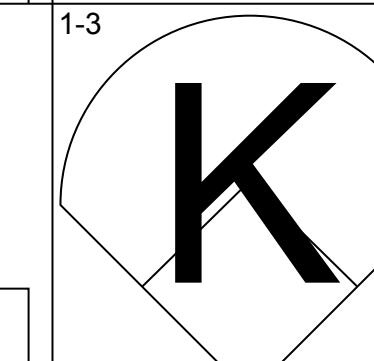
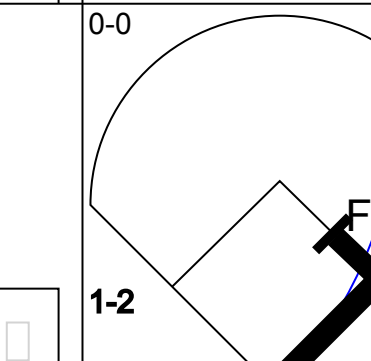
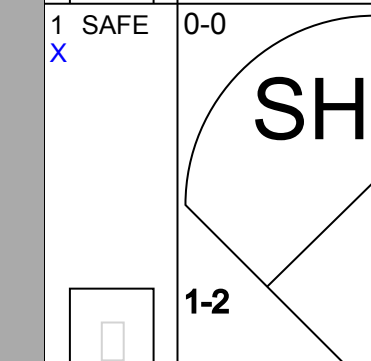
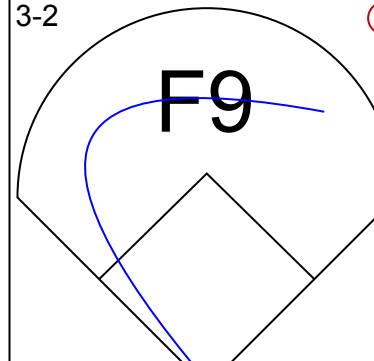
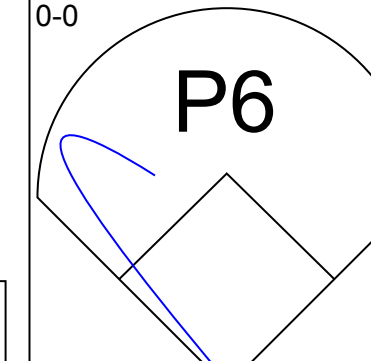
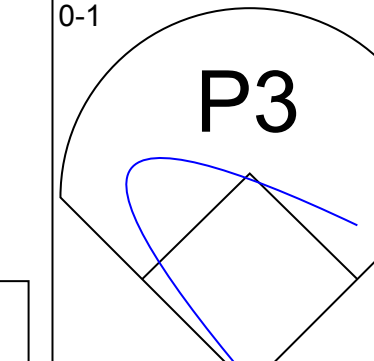
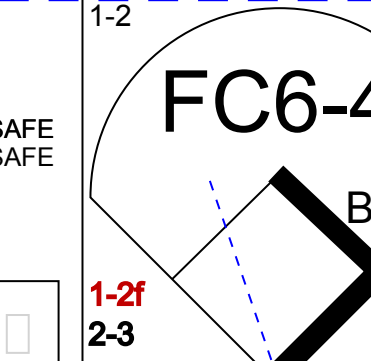
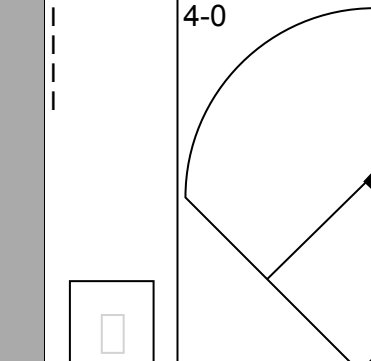
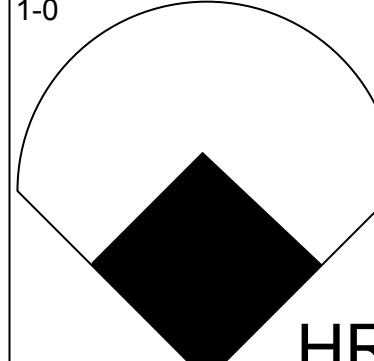
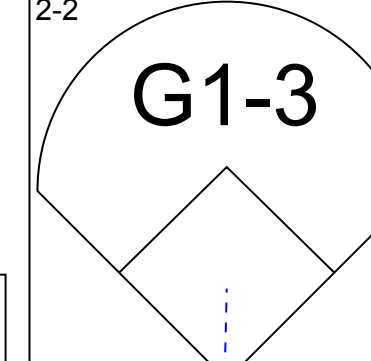
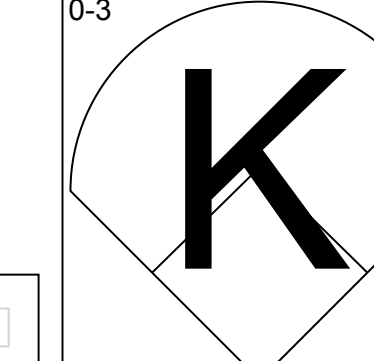
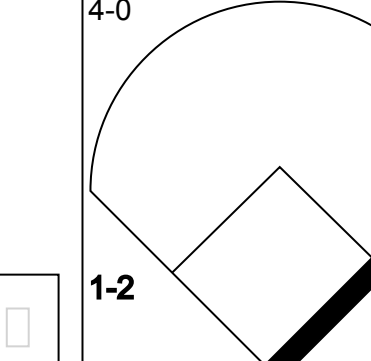
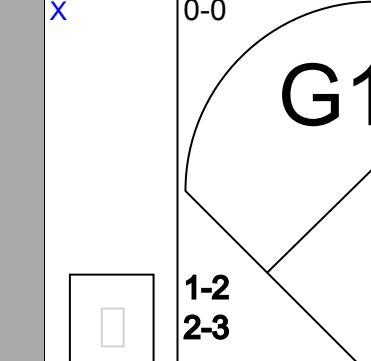

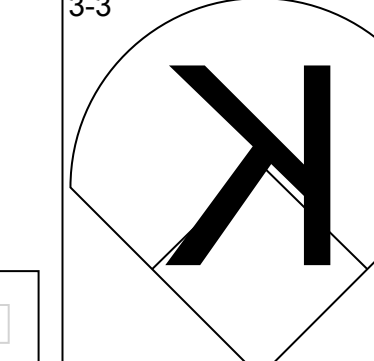
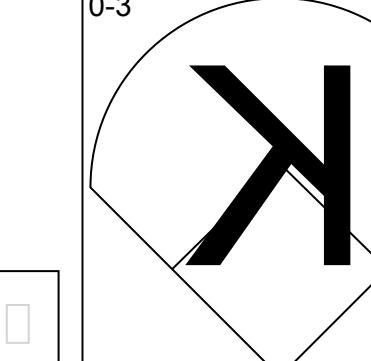
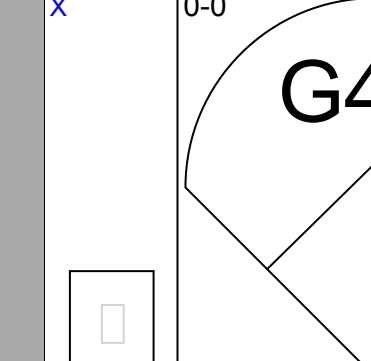
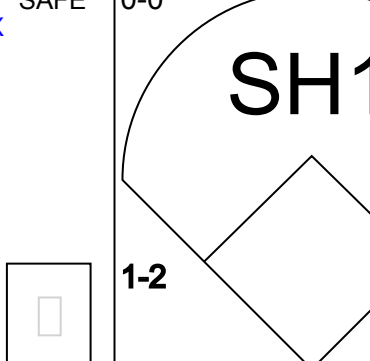
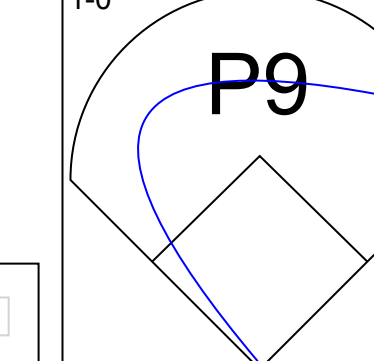
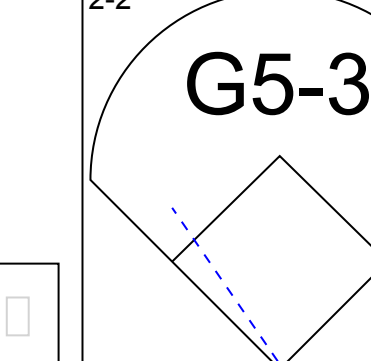
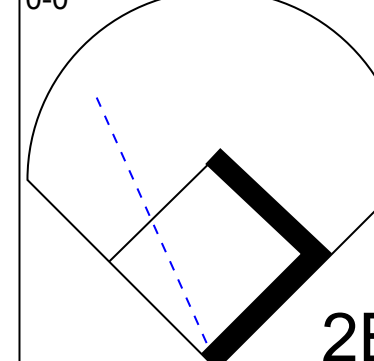
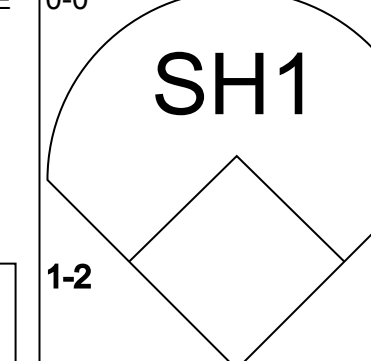


Batter	1	2	3	4	5	6	7	8	9	AB	R	H	RBI	BB	SO	LOB	BOTTOM										
Roberto Kelly, R OBP: 0.332, SLG: 0.438	2-2 HR		2-2 CS 1B		0-1 F8		1-1 F7		0-0 G5-3	5	1	2	2	0	0	5											
Oscar Azocar, L OBP: 0.283, SLG: 0.404	0-0 F9		4-2 BB		1-3 K			0-0 B4-3		3	0	0	0	1	1	1											
Kevin Maas, L OBP: 0.345, SLG: 0.595	1-3 K		0-0 P4			1-3 K		2-2 1B		3	0	0	0	0	2	1											
Steve Balboni, R OBP: 0.308, SLG: 0.411										1	0	1	0	0	0	0											
Mel Hall, L OBP: 0.277, SLG: 0.440	2-1 L6			4-2 FC1-6 BB		1-2 G4-3		1-2 F7		2	0	0	0	1	0	0											
Jesse Barfield, R OBP: 0.339, SLG: 0.438										1	0	0	0	0	0	1											
Matt Nokes, L OBP: 0.313, SLG: 0.384		1-1 F9		1-0 FC1-6		0-0 L7		1-0 L6		3	0	0	0	0	0	1											
Bob Geren, R OBP: 0.267, SLG: 0.356										1	0	0	0	0	0	1											
Rick Cerone, R OBP: 0.352, SLG: 0.433		1-3 K		2-2 F8			3-2 G6-3		1-2 F8 1B SF8 1B	4	1	1	0	0	1	1											
Jim Leyritz, R OBP: 0.345, SLG: 0.364		1-0 F7		3-3 K			0-0 SH1-3 2B		1-1 1B	3	0	1	0	0	1	1											
Wayne Tolleson, S OBP: 0.234, SLG: 0.237										0	0	0	0	0	0	0											
Randy Velarde, R OBP: 0.268, SLG: 0.266										1	0	1	0	0	0	0											
Alvaro Espinoza, R OBP: 0.249, SLG: 0.277			1-0 1B 2B		0-1 G4-3		0-0 SH1-3		0-2 F8	3	1	1	0	0	0	2											
Steve Sax, R OBP: 0.306, SLG: 0.314			2-3 K		1-0 S 2B		4-2 BB		0-1 SF8	2	0	1	1	1	1	1											
<b>Inning Stats</b>	R: 1 E: 0 K: 1 S: 10	H: 1 LOB: 0 BB: 0 P: 15	R: 0 E: 0 K: 1 S: 7	H: 0 LOB: 0 BB: 0 P: 10	R: 1 E: 0 K: 1 S: 13	H: 2 LOB: 1 BB: 1 P: 20	R: 0 E: 0 K: 1 S: 10	H: 0 LOB: 1 BB: 1 P: 20	R: 0 E: 0 K: 1 S: 8	H: 1 LOB: 3 BB: 1 P: 10	R: 0 E: 0 K: 0 S: 7	H: 0 LOB: 0 BB: 0 P: 9	R: 0 E: 0 K: 0 S: 10	H: 1 LOB: 3 BB: 1 P: 18	R: 0 E: 0 K: 0 S: 8	H: 1 LOB: 0 BB: 0 P: 12	R: 1 E: 0 K: 0 S: 13	H: 2 LOB: 1 BB: 0 P: 15	1B: 4 2B: 3 3B: 0 HR: 1	SF: 1 SAC: 1 DP: 0 HBP: 0	WP: 0 PB: 0 SB: 1 CS: 1	PA: 37					
<b>PITCHER</b>	IP	WLS	BF	H	R	ER	SO	BB	IBB	HBP	BLK	WP	HR	S	P	ERA	WHIP										
Tom Edens, R ERA: 3.97	(1, 1)	7.0	28	5	2	2	6	3	0	0	0	0	0	4	6	0.00	3.000										
Paul Mirabella, L ERA: 3.5	(8, 1)	0.1	2	1	0	0	0	0	0	0	0	0	0	4	6	0.00	3.000										
Randy Veres, R ERA: 4.0	(8, 1)	0.1	1	0	0	0	0	0	0	0	0	0	0	3	4	0.00	0.000										
Mark Lee, L ERA: 1.38	(8, 1)	0.1	W 1	0	0	0	0	0	0	0	0	0	0	1	2	0.00	0.000										
Chuck Crim, R ERA: 3.41	(9, 1)	1.0	S 5	2	1	1	0	0	0	0	0	0	0	13	15	9.00	2.000										

Milwaukee Brewers @ New York Yankees  
Yankee Stadium, Bronx, NY  
Sat Aug 25 1990, 3:33 AM EDT  
Att: 24,433 - Cloudy - 79 F

AB 32  
R 3  
H 8  
RBI 3  
BB 3  
SO 6  
LOB 15





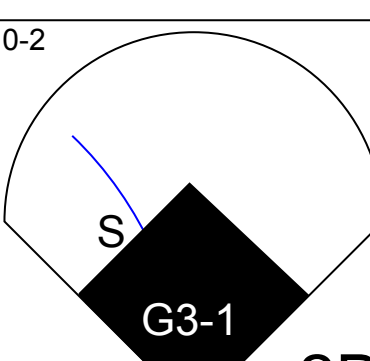
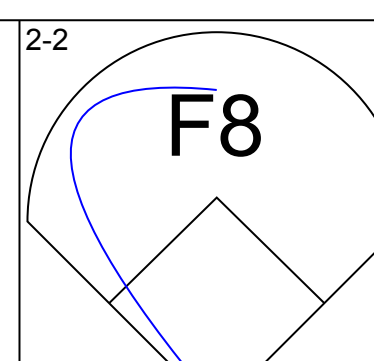
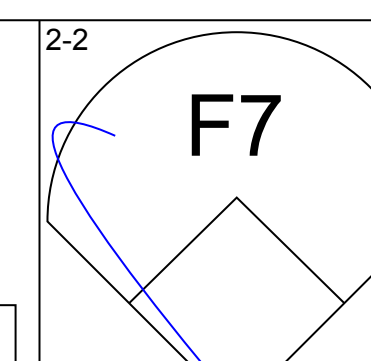
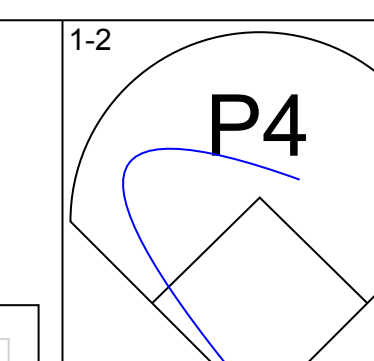
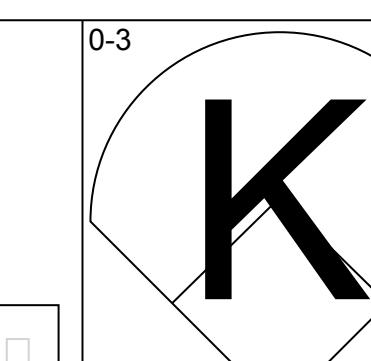
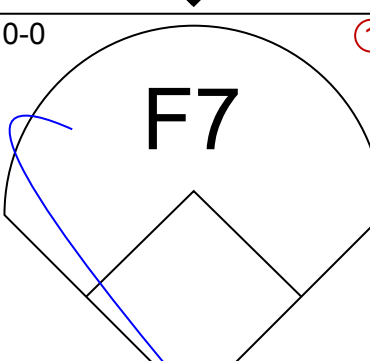
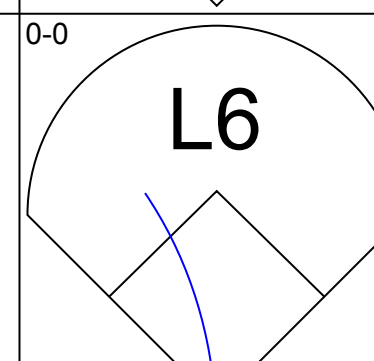
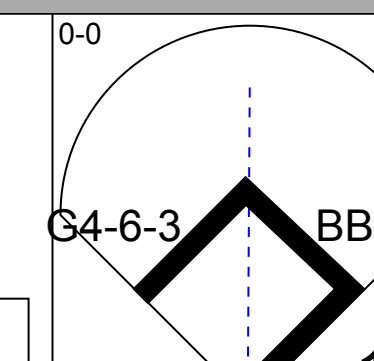
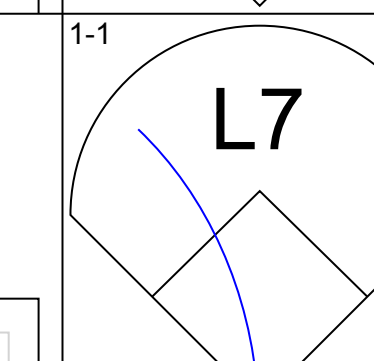
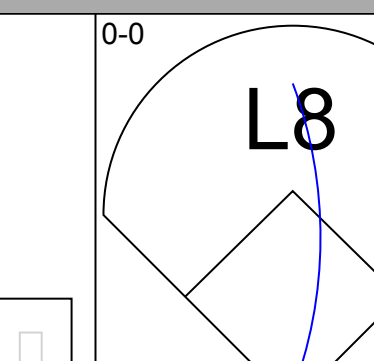
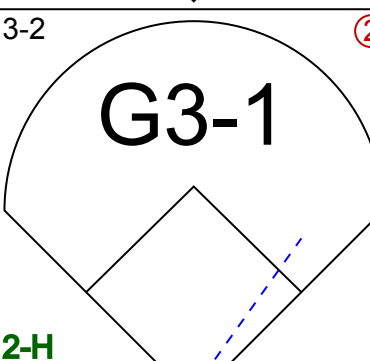
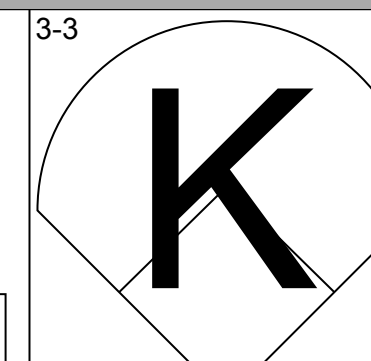
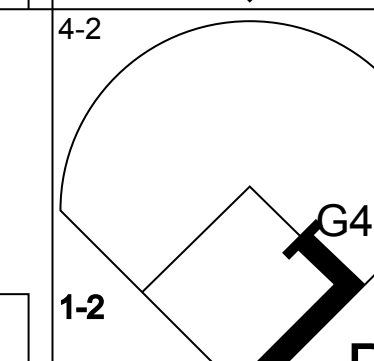
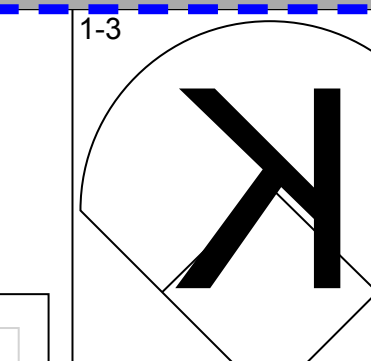
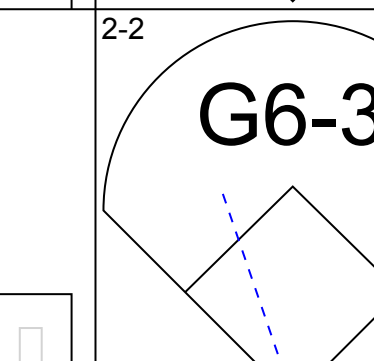
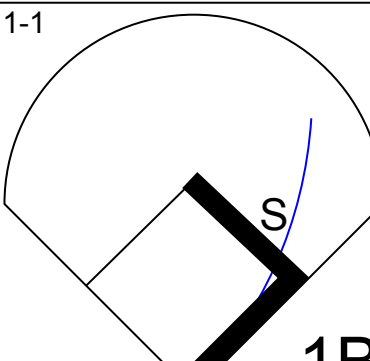
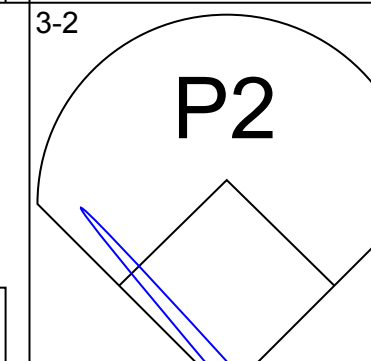
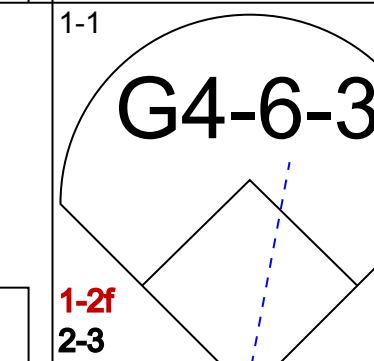
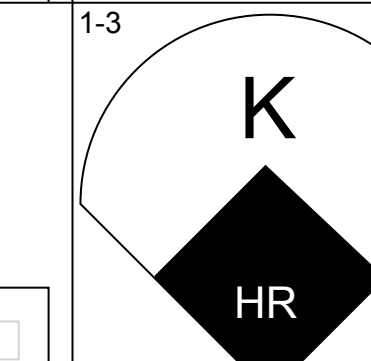
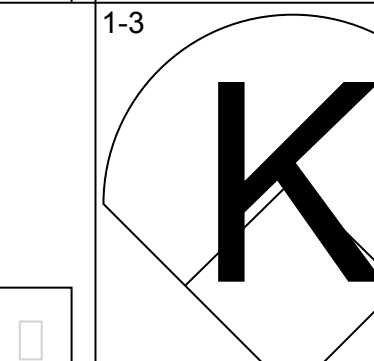
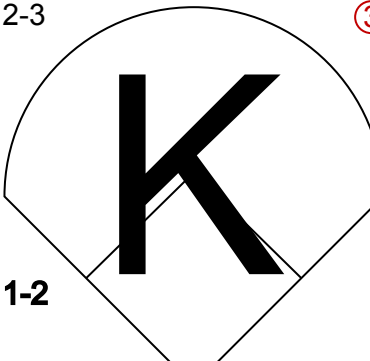
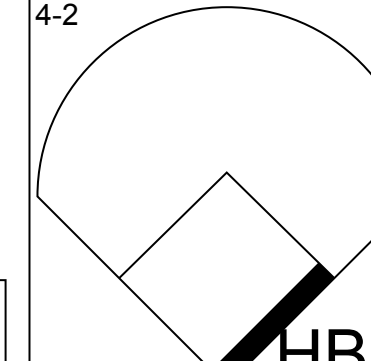
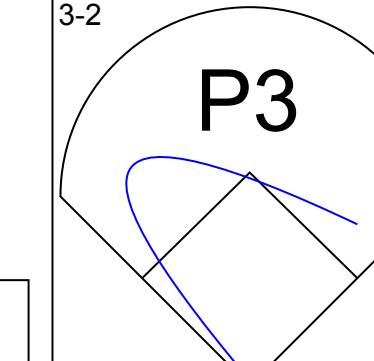
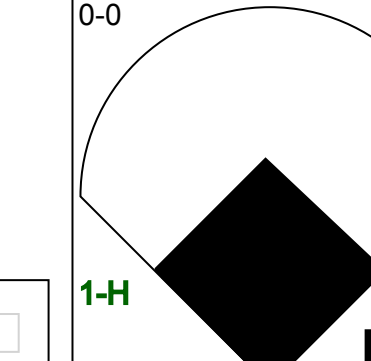
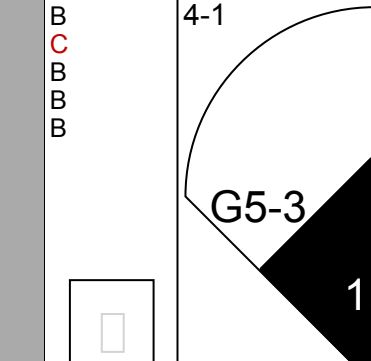
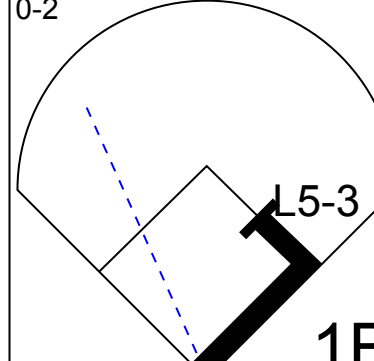
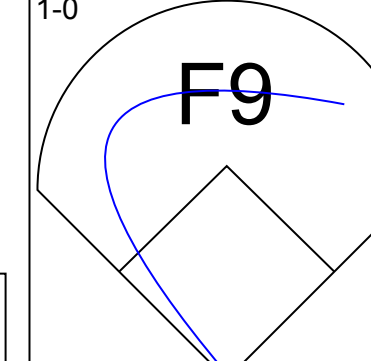
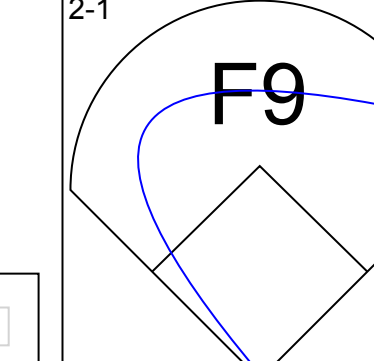
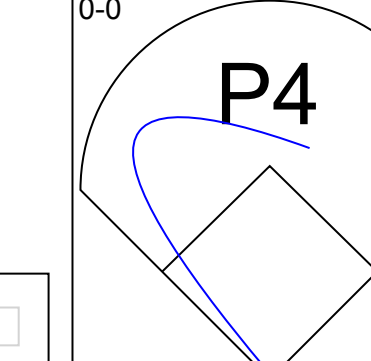
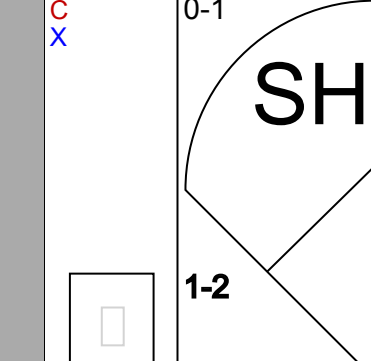

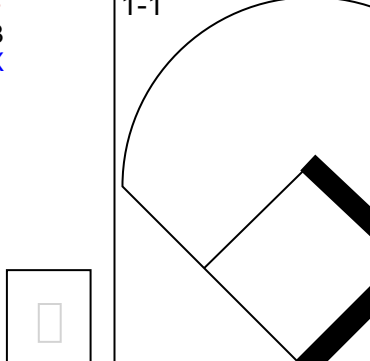
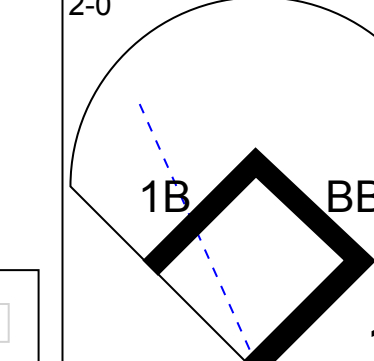
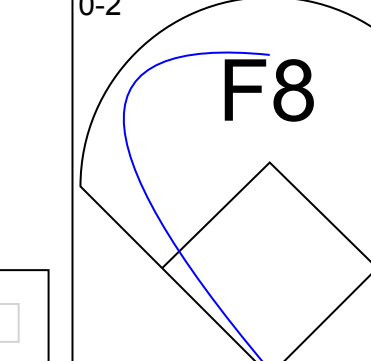
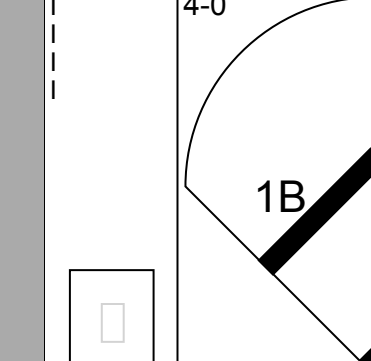
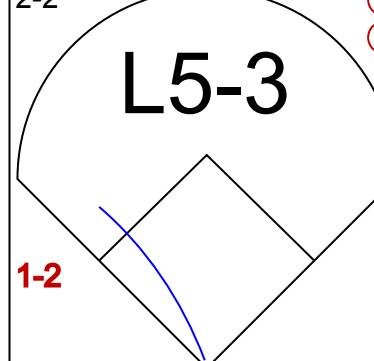
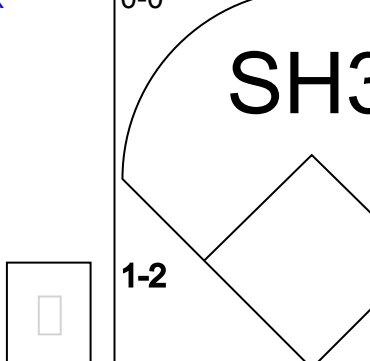
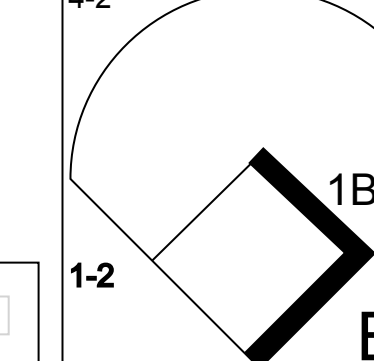
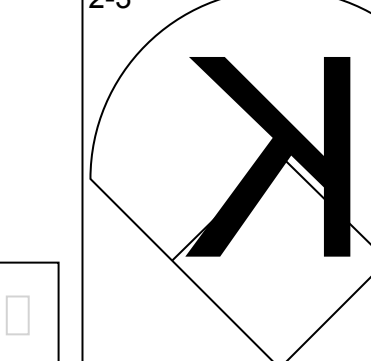

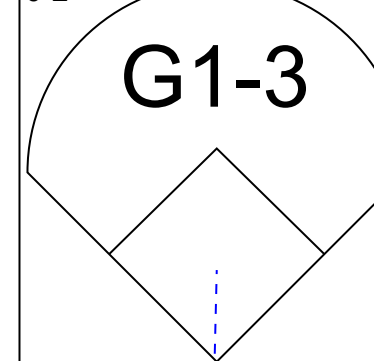
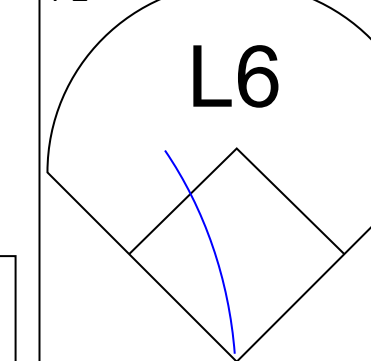
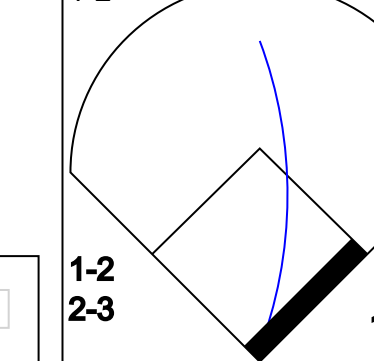
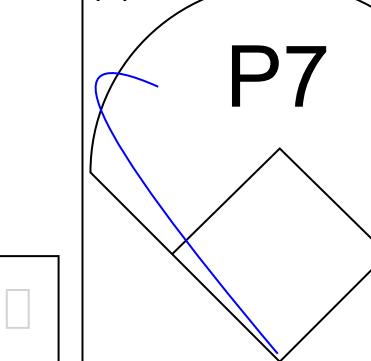
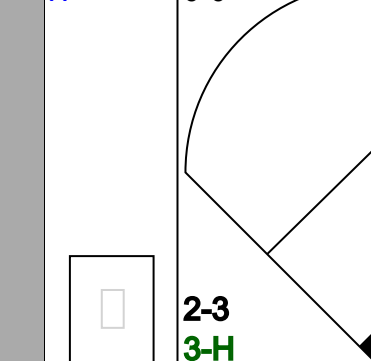
Batter	1	2	3	4	5	6	7	8	9	10	11	AB	R	H	RBI	BB	SO	LOB	TOP						
Paul Molitor, R OBP: 0.369, SLG: 0.480 (1, 4)												5	0	0	0	0	3	2							
Mike Felder, S OBP: 0.315, SLG: 0.344 (1, 7) (9, 9)												5	1	1	1	0	0	1							
Gary Sheffield, R OBP: 0.356, SLG: 0.437 (1, 5)													4	0	1	0	1	0	0						
Dave Parker, L OBP: 0.347, SLG: 0.483 Greg Vaughn, R OBP: 0.276, SLG: 0.410 (9, PR)												4	1	2	1	0	1	0							
Robin Yount, R OBP: 0.327, SLG: 0.357 (1, 8)												4	0	0	0	1	0	2							
Rob Deer, R OBP: 0.337, SLG: 0.500 Darryl Hamilton, L OBP: 0.372, SLG: 0.397 (9, PR)												3	1	1	1	1	1	0							
Greg Brock, L OBP: 0.322, SLG: 0.358 (1, 3)												5	0	1	0	0	2	5							
Charlie O'Brien, R OBP: 0.256, SLG: 0.266 (1, 2)												3	0	1	0	0	0	3							
Edgar Diaz, R OBP: 0.338, SLG: 0.297 (1, 6)													4	0	0	0	1	2							
<b>Inning Stats</b>	R: 0 E: 0 K: 1 S: 11	H: 0 LOB: 0 BB: 0 P: 15	R: 1 E: 0 K: 0 S: 7	H: 1 LOB: 0 BB: 0 P: 11	R: 0 E: 0 K: 2 S: 9	H: 1 LOB: 1 BB: 0 P: 11	R: 1 E: 0 K: 0 S: 9	H: 1 LOB: 0 BB: 0 P: 14	R: 0 E: 0 K: 1 S: 10	H: 0 LOB: 0 BB: 0 P: 13	R: 1 E: 0 K: 2 S: 8	H: 0 LOB: 0 BB: 0 P: 12	R: 0 E: 0 K: 0 S: 7	H: 0 LOB: 0 BB: 0 P: 11	R: 0 E: 0 K: 1 S: 12	H: 1 LOB: 3 BB: 2 P: 23	R: 0 E: 0 K: 0 S: 7	H: 0 LOB: 0 BB: 0 P: 11	R: 0 E: 0 K: 0 S: 6	H: 1 LOB: 2 BB: 1 P: 12	1B: 3 2B: 1 3B: 0 HR: 3	SF: 0 SAC: 2 DP: 0 HBP: 0	WP: 0 PB: 0 SB: 0 CS: 0	PA: 43	
<b>PITCHER</b>	IP ERA WLS BF H R ER SO BB IBB HBP BLK WP HR S P ERA WHIP	IP ERA WLS BF H R ER SO BB IBB HBP BLK WP HR S P ERA WHIP	IP ERA WLS BF H R ER SO BB IBB HBP BLK WP HR S P ERA WHIP	IP ERA WLS BF H R ER SO BB IBB HBP BLK WP HR S P ERA WHIP	IP ERA WLS BF H R ER SO BB IBB HBP BLK WP HR S P ERA WHIP	IP ERA WLS BF H R ER SO BB IBB HBP BLK WP HR S P ERA WHIP	IP ERA WLS BF H R ER SO BB IBB HBP BLK WP HR S P ERA WHIP	IP ERA WLS BF H R ER SO BB IBB HBP BLK WP HR S P ERA WHIP	IP ERA WLS BF H R ER SO BB IBB HBP BLK WP HR S P ERA WHIP	IP ERA WLS BF H R ER SO BB IBB HBP BLK WP HR S P ERA WHIP	IP ERA WLS BF H R ER SO BB IBB HBP BLK WP HR S P ERA WHIP	IP ERA WLS BF H R ER SO BB IBB HBP BLK WP HR S P ERA WHIP	IP ERA WLS BF H R ER SO BB IBB HBP BLK WP HR S P ERA WHIP	IP ERA WLS BF H R ER SO BB IBB HBP BLK WP HR S P ERA WHIP	IP ERA WLS BF H R ER SO BB IBB HBP BLK WP HR S P ERA WHIP	IP ERA WLS BF H R ER SO BB IBB HBP BLK WP HR S P ERA WHIP	IP ERA WLS BF H R ER SO BB IBB HBP BLK WP HR S P ERA WHIP	IP ERA WLS BF H R ER SO BB IBB HBP BLK WP HR S P ERA WHIP	IP ERA WLS BF H R ER SO BB IBB HBP BLK WP HR S P ERA WHIP	IP ERA WLS BF H R ER SO BB IBB HBP BLK WP HR S P ERA WHIP	IP ERA WLS BF H R ER SO BB IBB HBP BLK WP HR S P ERA WHIP	IP ERA WLS BF H R ER SO BB IBB HBP BLK WP HR S P ERA WHIP	IP ERA WLS BF H R ER SO BB IBB HBP BLK WP HR S P ERA WHIP	IP ERA WLS BF H R ER SO BB IBB HBP BLK WP HR S P ERA WHIP	IP ERA WLS BF H R ER SO BB IBB HBP BLK WP HR S P ERA WHIP
Chuck Cary, L ERA: 4.06 Jeff Robinson, R ERA: 3.48 Lee Guetterman, L ERA: 2.79	(1, 1) (9, 1) (9, 1)	8.0 0.1 2.2	WLS 2 W	BF 31 10	H 6 1	R 3 0	ER 3 0	SO 7 0	BB 1 0	IBB 0 1	HBP 0 0	BLK 0 0	WP 0 0	HR 3 0	S 72 19	P 103 31	ERA 3.38 0.00	WHIP 0.875 3.000	0.00 0.375						

Milwaukee Brewers @ New York Yankees  
Yankee Stadium, Bronx, NY  
Sun Aug 26 1990, 3:33 AM EDT  
Att: 31,045 - Sunny

livebaseballscores.com

AB 38  
R 3  
H 7  
RBI 3  
BB 3  
SO 8  
LOB 17



Batter	1	2	3	4	5	6	7	8	9	10	11	AB	R	H	RBI	BB	SO	LOB	BOTTOM						
Roberto Kelly, R OBP: 0.331, SLG: 0.438 (1, 8)												5	1	1	0	0	1	4							
Oscar Azocar, L OBP: 0.260, SLG: 0.398 (1, 7)												5	0	1	0	0	0	4							
Matt Nokes, L OBP: 0.313, SLG: 0.381 Randy Velarde, R OBP: 0.264, SLG: 0.262 (8, PH)												2	0	0	1	1	1	0							
Kevin Maas, L OBP: 0.367, SLG: 0.582 (1, 3)												5	1	1	0	0	2	2							
Jesse Barfield, R OBP: 0.342, SLG: 0.445 (1, 9)												3	2	1	2	1	1	2							
Rick Carone, R OBP: 0.348, SLG: 0.426 (1, 2)													4	0	1	0	0	1							
Jim Levritz, R OBP: 0.350, SLG: 0.366 (1, 5)												4	0	2	0	1	0	1							
Alvaro Espinoza, R OBP: 0.249, SLG: 0.276 Mel Hall, L OBP: 0.277, SLG: 0.440 Steve Balboni, R OBP: 0.311, SLG: 0.411 Wayne Tolleson, S OBP: 0.227, SLG: 0.230 (8, 6)												1	0	0	0	0	0	1							
Steve Sax, R OBP: 0.307, SLG: 0.315 (1, 4)												5	0	2	1	0	0	1							
<b>Inning Stats</b>	R: 1 E: 0 K: 1 S: 15	H: 2 LOB: 1 BB: 0 P: 21	R: 0 E: 0 K: 0 S: 10	H: 1 LOB: 0 BB: 0 P: 13	R: 0 E: 0 K: 0 S: 7	H: 0 LOB: 0 BB: 0 P: 9	R: 0 E: 0 K: 1 S: 9	H: 0 LOB: 1 BB: 0 P: 20	R: 0 E: 0 K: 0 S: 10	H: 1 LOB: 1 BB: 1 P: 18	R: 2 E: 0 K: 2 S: 11	H: 1 LOB: 0 BB: 0 P: 13	R: 0 E: 0 K: 2 S: 8	H: 0 LOB: 0 BB: 0 P: 11	R: 0 E: 0 K: 1 S: 7	H: 0 LOB: 0 BB: 0 P: 10	R: 1 E: 0 K: 0 S: 6	H: 1 LOB: 2 BB: 2 P: 14	1B: 7 2B: 2 3B: 0 HR: 1	SF: 0 SAC: 2 DP: 2 HBP: 1	WP: 0 PB: 1 SB: 2 CS: 0	PA: 45			
<b>PITCHER</b>	IP ERA WLS BF H R ER SO BB IBB HBP BLK WP HR S P ERA WHIP	IP ERA WLS BF H R ER SO BB IBB HBP BLK WP HR S P ERA WHIP	IP ERA WLS BF H R ER SO BB IBB HBP BLK WP HR S P ERA WHIP	IP ERA WLS BF H R ER SO BB IBB HBP BLK WP HR S P ERA WHIP	IP ERA WLS BF H R ER SO BB IBB HBP BLK WP HR S P ERA WHIP	IP ERA WLS BF H R ER SO BB IBB HBP BLK WP HR S P ERA WHIP	IP ERA WLS BF H R ER SO BB IBB HBP BLK WP HR S P ERA WHIP	IP ERA WLS BF H R ER SO BB IBB HBP BLK WP HR S P ERA WHIP	IP ERA WLS BF H R ER SO BB IBB HBP BLK WP HR S P ERA WHIP	IP ERA WLS BF H R ER SO BB IBB HBP BLK WP HR S P ERA WHIP	IP ERA WLS BF H R ER SO BB IBB HBP BLK WP HR S P ERA WHIP	IP ERA WLS BF H R ER SO BB IBB HBP BLK WP HR S P ERA WHIP	IP ERA WLS BF H R ER SO BB IBB HBP BLK WP HR S P ERA WHIP	IP ERA WLS BF H R ER SO BB IBB HBP BLK WP HR S P ERA WHIP	IP ERA WLS BF H R ER SO BB IBB HBP BLK WP HR S P ERA WHIP	IP ERA WLS BF H R ER SO BB IBB HBP BLK WP HR S P ERA WHIP	IP ERA WLS BF H R ER SO BB IBB HBP BLK WP HR S P ERA WHIP	IP ERA WLS BF H R ER SO BB IBB HBP BLK WP HR S P ERA WHIP	IP ERA WLS BF H R ER SO BB IBB HBP BLK WP HR S P ERA WHIP	IP ERA WLS BF H R ER SO BB IBB HBP BLK WP HR S P ERA WHIP	IP ERA WLS BF H R ER SO BB IBB HBP BLK WP HR S P ERA WHIP	IP ERA WLS BF H R ER SO BB IBB HBP BLK WP HR S P ERA WHIP	IP ERA WLS BF H R ER SO BB IBB HBP BLK WP HR S P ERA WHIP	IP ERA WLS BF H R ER SO BB IBB HBP BLK WP HR S P ERA WHIP	IP ERA WLS BF H R ER SO BB IBB HBP BLK WP HR S P ERA WHIP
Ron Robinson, R ERA: 3.76 Paul Mirabella, L ERA: 3.6 Chuck Cirm, R ERA: 3.35 Dan Plesac, L ERA: 4.35	(1, 1) (7, 1) (7, 1) (8, 1)	6.1 0.0 0.2 3.2	WLS 1 3 L	BF 25 3 16	H 1 0 2	R 1 0 3	ER 1 0 2	SO 2 0 5	BB 1 1 1	IBB 0 0 0	HBP 0 0 0	BLK 0 0 0	WP 0 0 0	HR 0 0 1	S 64 8 32	P 102 6 11 48	ERA 3.76 1.500 4.91	WHIP 1.105 1.500 0.818							

Milwaukee Brewers @ New York Yankees  
Yankee Stadium, Bronx, NY  
Sun Aug 26 1990, 3:33 AM EDT  
Att: 31,045 - Sunny

livebaseballscores.com

AB 38  
R 4  
H 9  
RBI 4  
BB 4  
SO 7  
LOB 18





Batter	1	2	3	4	5	6	7	8	9	AB	R	H	RBI	BB	SO	LOB	TOP					
Paul Moltzer, R OBP: 0.367, SLG: 0.484	F8			G6-3 3B		G3		G5-3		4	1	1	0	0	0	1						
Jim Gantner, L OBP: 0.336, SLG: 0.312	G4-3			G6-3		F8		F7		4	0	0	1	0	0	1						
Gary Sheffield, R OBP: 0.355, SLG: 0.434	F7			CS BB		E6		L8		3	0	0	0	1	0	0						
Dave Parker, L OBP: 0.344, SLG: 0.479				F7		K				4	0	0	0	0	1	2						
Robin Yount, R OBP: 0.328, SLG: 0.359	P5			CS		FC6-4 1B		G5-3		4	0	2	0	0	0	0						
Rob Deer, R OBP: 0.336, SLG: 0.497	L6					F7		E 1B		4	1	1	0	0	1	2						
B.J. Surhoff, L OBP: 0.328, SLG: 0.382				F7		FC6-4 1-2		E2 2B		3	1	1	1	1	0	1						
Darryl Hamilton, L OBP: 0.361, SLG: 0.384				F9		F7		G6-3		4	0	0	0	0	0	3						
Bill Spiers, L OBP: 0.276, SLG: 0.323				F9		G3 E 2B		P3		3	1	1	0	0	0	0						
<b>Inning Stats</b>	R: 0 E: 0 K: 0 S: 6	H: 0 LOB: 0 BB: 0 P: 9	R: 0 E: 0 K: 0 S: 6	H: 0 LOB: 0 BB: 0 P: 9	R: 0 E: 0 K: 0 S: 5	H: 0 LOB: 0 BB: 0 P: 8	R: 1 E: 0 K: 0 S: 6	H: 1 LOB: 0 BB: 1 P: 12	R: 0 E: 0 K: 0 S: 4	H: 1 LOB: 1 BB: 0 P: 7	R: 1 E: 1 K: 1 S: 12	H: 1 LOB: 1 BB: 0 P: 18	R: 2 E: 1 K: 0 S: 9	H: 2 LOB: 2 BB: 0 P: 14	R: 0 E: 0 K: 0 S: 5	H: 0 LOB: 0 BB: 0 P: 8	R: 0 E: 0 K: 1 S: 8	H: 1 LOB: 2 BB: 1 P: 15	1B: 3 2B: 2 3B: 1 HR: 0	SF: 0 SAC: 0 DP: 0 HBP: 0	WP: 1 PB: 0 CS: 1	PA: 36
<b>PITCHER</b>	IP	WLS	BF	H	R	ER	SO	BB	IBB	HBP	BLK	WP	HR	S	P	ERA	WHIP					
Frank Wills, R ERA: 4.46	(1, 1)	5.0	17	2	1	1	0	1	0	0	0	0	0	27	45	1.80	0.600					
Jim Acker, R ERA: 3.46	(6, 1)	4.0	L 18	4	3	1	2	1	0	0	0	1	0	34	55	2.25	1.250					

**Milwaukee Brewers @ Toronto Blue Jays**  
**SkyDome, Toronto, ON**  
 Mon Aug 27 1990, 7:05 PM EDT  
 Att: 49,892 - Unknown - 80 F

AB 33  
 R 4  
 H 6  
 RBI 2  
 BB 2  
 SO 2  
 LOB 10



Batter	1	2	3	4	5	6	7	8	9	AB	R	H	RBI	BB	SO	LOB	BOTTOM					
Mookie Wilson, S OBP: 0.306, SLG: 0.357	G4-3	G5-3			P3		G4-3			4	0	0	0	0	0	3						
Tony Fernandez, S OBP: 0.343, SLG: 0.368				1B BB	K		G1-3			3	0	1	0	1	1	2						
Kelly Gruber, R OBP: 0.314, SLG: 0.475	P4			G6-4-3 1B	K			G5-3		4	0	1	0	0	1	2						
Fred McGriff, L OBP: 0.408, SLG: 0.539	G1-3			F7		G1-3		P5		4	0	0	0	0	0	3						
Pat Borders, R OBP: 0.329, SLG: 0.523				K	G6-4-3 1-2			K		3	0	0	0	1	2	2						
Glenallen Hill, R OBP: 0.287, SLG: 0.461				2B 1B	K		P3		L6	4	1	1	0	0	1	1						
Kenny Williams, R OBP: 0.203, SLG: 0.189				K 2B	K		L7		G4-3	4	1	1	1	0	1	1						
Manuel Lee, S OBP: 0.270, SLG: 0.338				K 2B	K		G4-3 1B		K	4	0	2	1	0	2	0						
Junior Felix, S OBP: 0.340, SLG: 0.449				K			K			2	0	0	0	1	2	2						
<b>Inning Stats</b>	R: 0 E: 0 K: 0 S: 7	H: 1 LOB: 1 BB: 0 P: 8	R: 2 E: 0 K: 2 S: 16	H: 3 LOB: 1 BB: 0 P: 22	R: 0 E: 0 K: 3 S: 10	H: 1 LOB: 1 BB: 1 P: 19	R: 0 E: 0 K: 3 S: 10	H: 0 LOB: 0 BB: 0 P: 13	R: 0 E: 0 K: 2 S: 9	H: 0 LOB: 1 BB: 1 P: 16	R: 0 E: 0 K: 0 S: 9	H: 0 LOB: 1 BB: 1 P: 17	R: 0 E: 0 K: 1 S: 10	H: 1 LOB: 1 BB: 0 P: 12	R: 0 E: 0 K: 1 S: 5	H: 0 LOB: 0 BB: 0 P: 7	R: 0 E: 0 K: 1 S: 10	H: 0 LOB: 0 BB: 0 P: 13	1B: 4 2B: 2 3B: 0 HR: 0	SF: 0 SAC: 0 DP: 1 HBP: 0	WP: 0 PB: 0 CS: 0	PA: 35
<b>PITCHER</b>	IP	WLS	BF	H	R	ER	SO	BB	IBB	HBP	BLK	WP	HR	S	P	ERA	WHIP					
Teddy Higuera, L ERA: 3.19	(1, 1)	9.0	W 35	6	2	2	10	3	0	0	0	0	0	86	127	2.00	1.000					

**Milwaukee Brewers @ Toronto Blue Jays**  
**SkyDome, Toronto, ON**  
 Mon Aug 27 1990, 7:05 PM EDT  
 Att: 49,892 - Unknown - 80 F

AB 32  
 R 2  
 H 6  
 RBI 2  
 BB 3  
 SO 10  
 LOB 16





Batter	1	2	3	4	5	6	7	8	9	AB	R	H	RBI	BB	SO	LOB	TOP										
Paul Moltzer, R OBP: 0.365, SLG: 0.479 (1, 3)	F7		F7				L3		L5	5	0	1	1	0	0	1	<b>Milwaukee Brewers @ Toronto Blue Jays</b> SkyDome, Toronto, ON Tue Aug 28 1990, 7:05 PM EDT Att: 49,871 - Unknown										
Jim Gantner, L OBP: 0.329, SLG: 0.305 (1, 4)	P5		G6-3				G6-3		G3-1	5	0	0	0	0	0	2											
Gary Sheffield, R OBP: 0.354, SLG: 0.432 (1, 5)	G1-3									4	1	1	0	0	0	0											
Dave Parker, L OBP: 0.347, SLG: 0.496 (1, 10)										4	2	3	3	0	1	0											
Robin Yount, R OBP: 0.327, SLG: 0.358 (1, 8)										4	1	1	0	0	0	1											
Rob Deer, R OBP: 0.337, SLG: 0.494 (1, 9)										2	1	0	0	2	2	1											
B.J. Surhoff, L OBP: 0.330, SLG: 0.384 (1, 2)										3	0	1	2	1	0	1											
Darryl Hamilton, L OBP: 0.366, SLG: 0.389 (1, 7)										1	0	1	0	0	0	0											
Greg Vaughn, R OBP: 0.260, SLG: 0.416 (4, 7)										3	1	2	0	0	0	1											
Bill Spiers, L OBP: 0.272, SLG: 0.319 (1, 6)										4	0	0	0	0	0	2											
<b>Inning Stats</b>	R: 0 E: 0 K: 0 S: 6	H: 0 LOB: 0 BB: 0 P: 8	R: 1 E: 1 K: 1 S: 9	H: 2 LOB: 2 BB: 1 P: 16	R: 0 E: 0 K: 0 S: 7	H: 0 LOB: 0 BB: 0 P: 10	R: 0 E: 0 K: 2 S: 11	H: 1 LOB: 1 BB: 0 P: 16	R: 1 E: 0 K: 0 S: 7	H: 2 LOB: 1 BB: 0 P: 12	R: 2 E: 0 K: 0 S: 19	H: 2 LOB: 0 BB: 0 P: 30	R: 0 E: 0 K: 0 S: 7	H: 0 LOB: 0 BB: 0 P: 8	R: 2 E: 0 K: 0 S: 9	H: 2 LOB: 0 BB: 0 P: 16	R: 0 E: 0 K: 0 S: 6	H: 1 LOB: 1 BB: 0 P: 9	1B: 5 2B: 3 3B: 0 HR: 2	SF: 0 SAC: 0 DP: 1 HBP: 0	WP: 1 PB: 0 CS: 1	PA: 38					
<b>PITCHER</b>	IP	WLS	BF	H	R	ER	SO	BB	IBB	HBP	BLK	WP	HR	S	P	ERA	WHIP										
Dave Stieb, R ERA: 3.07 (1, 1)	7.0	L	29	7	4	4	3	2	0	0	0	1	1	66	100	5.14	1.286										
John Cerutti, L ERA: 4.89 (8, 1)	1.0		5	2	2	2	0	1	0	0	0	0	1	9	16	18.00	3.000										
Tom Henke, R ERA: 1.91 (9, 1)	1.0		4	1	0	0	0	0	0	0	0	0	0	6	9	0.00	1.000										

Batter	1	2	3	4	5	6	7	8	9	AB	R	H	RBI	BB	SO	LOB	BOTTOM										
Mookie Wilson, S OBP: 0.303, SLG: 0.353 (1, 8)	G6-3		FC6-4							4	0	0	1	0	0	1	<b>Milwaukee Brewers @ Toronto Blue Jays</b> SkyDome, Toronto, ON Tue Aug 28 1990, 7:05 PM EDT Att: 49,871 - Unknown										
Tony Fernandez, S OBP: 0.344, SLG: 0.371 (1, 6)			F7							4	0	2	0	0	0	1											
Kelly Gruber, R OBP: 0.314, SLG: 0.473 (1, 5)										4	0	1	0	0	0	2											
Fred McGriff, L OBP: 0.407, SLG: 0.536 (1, 3)										4	0	1	0	0	1	1											
John Olerud, L OBP: 0.362, SLG: 0.443 (1, 10)										4	1	2	0	0	0	2											
Junior Felix, S OBP: 0.337, SLG: 0.444 (1, 9)										4	0	0	0	0	3	3											
Pat Borders, R OBP: 0.328, SLG: 0.519 (1, 2)										4	0	1	1	0	0	1											
Manuel Lee, S OBP: 0.271, SLG: 0.336 (1, 4)										2	1	0	0	1	2	1											
Glenallen Hill, R OBP: 0.287, SLG: 0.459 (1, 7)										3	0	1	0	0	0	0											
<b>Inning Stats</b>	R: 0 E: 0 K: 0 S: 10	H: 1 LOB: 0 BB: 0 P: 13	R: 0 E: 0 K: 1 S: 8	H: 1 LOB: 0 BB: 0 P: 9	R: 1 E: 0 K: 0 S: 14	H: 1 LOB: 1 BB: 1 P: 19	R: 0 E: 0 K: 2 S: 12	H: 1 LOB: 0 BB: 0 P: 16	R: 0 E: 0 K: 1 S: 5	H: 0 LOB: 0 BB: 0 P: 7	R: 0 E: 0 K: 0 S: 5	H: 0 LOB: 0 BB: 0 P: 7	R: 1 E: 0 K: 2 S: 16	H: 2 LOB: 1 BB: 0 P: 22	R: 0 E: 0 K: 0 S: 11	H: 1 LOB: 1 BB: 0 P: 15		R: 0 E: 0 K: 0 S: 10	H: 1 LOB: 1 BB: 0 P: 15	1B: 6 2B: 2 3B: 0 HR: 0	SF: 0 SAC: 0 DP: 1 HBP: 0	WP: 0 PB: 1 CS: 1	PA: 35				
<b>PITCHER</b>	IP	WLS	BF	H	R	ER	SO	BB	IBB	HBP	BLK	WP	HR	S	P	ERA	WHIP										
Jaime Navarro, R ERA: 4.99 (1, 1)	9.0	W	34	8	2	2	6	1	0	0	0	0	0	91	123	2.00	1.000										



Batter	1	2	3	4	5	6	7	8	9	AB	R	H	RBI	BB	SO	LOB	TOP					
Paul Moltor, R OBP: 0.369, SLG: 0.495 (1, 3)										4	2	3	2	0	0	0	<b>Milwaukee Brewers @ Toronto Blue Jays</b> SkyDome, Toronto, ON Wed Aug 29 1990, 3:33 AM EDT Att: 49,909 - Sunny					
Jim Gantner, L OBP: 0.323, SLG: 0.299 (1, 4)										4	0	0	0	0	0	2						
Gary Sheffield, R OBP: 0.351, SLG: 0.429 (1, 5)										4	0	0	0	0	2	2						
Dave Parker, L OBP: 0.346, SLG: 0.494 (1, 10)										4	0	1	0	0	2	0						
Robin Yount, R OBP: 0.325, SLG: 0.355 (1, 8)										4	0	0	0	0	1	1						
Rob Deer, R OBP: 0.334, SLG: 0.489 (1, 9)										4	0	0	0	0	3	1						
Greg Vaughn, R OBP: 0.280, SLG: 0.415 (1, 7)										3	0	1	0	0	0	1						
Charlie O'Brien, R OBP: 0.253, SLG: 0.262 (7, PH)										2	0	0	0	0	0	1						
B.J. Surhoff, L OBP: 0.292, SLG: 0.383 (7, 2)										1	0	0	0	0	0	0						
Edgar Diaz, R OBP: 0.339, SLG: 0.299 (7, PH)										2	1	1	0	0	0	0						
Bill Spiers, L OBP: 0.271, SLG: 0.317 (7, 6)										1	0	0	0	0	0	0						
<b>Inning Stats</b>	R: 1 E: 1 K: 1 S: 11	H: 2 LOB: 1 BB: 0 P: 17	R: 0 E: 0 K: 1 S: 6	H: 1 LOB: 0 BB: 0 P: 10	R: 0 E: 0 K: 1 S: 10	H: 1 LOB: 1 BB: 0 P: 15	R: 0 E: 1 K: 2 S: 11	H: 0 LOB: 0 BB: 0 P: 16	R: 2 E: 0 K: 0 S: 12	H: 2 LOB: 0 BB: 0 P: 18	R: 0 E: 0 K: 1 S: 13	H: 0 LOB: 0 BB: 0 P: 20	R: 0 E: 0 K: 0 S: 6	H: 0 LOB: 0 BB: 0 P: 8	R: 0 E: 0 K: 1 S: 9	H: 0 LOB: 0 BB: 0 P: 13	R: 0 E: 0 K: 1 S: 8	H: 0 LOB: 0 BB: 0 P: 10	1B: 4 2B: 1 3B: 0 HR: 1	SF: 0 SAC: 0 DP: 1 HBP: 0	WP: 0 PB: 0 CS: 0	PA: 33
<b>PITCHER</b>	IP WLS BF H R ER SO BB IBB HBP BLK WP HR S P ERA WHIP	IP WLS BF H R ER SO BB IBB HBP BLK WP HR S P ERA WHIP																				
Jimmy Key, L ERA: 4.37 (1, 1)	6.0 W 24 6 3 2 6 0 0 0 0 0 1 63 96 3.00 1.000	3.0 S 9 0 0 0 2 0 0 0 0 0 0 23 31 0.00 0.000																				
Duane Ward, R ERA: 3.23 (7, 1)																						

Batter	1	2	3	4	5	6	7	8	9	AB	R	H	RBI	BB	SO	LOB	BOTTOM			
Mookie Wilson, S OBP: 0.305, SLG: 0.357 (1, 8)										4	2	2	0	0	0	1	<b>Milwaukee Brewers @ Toronto Blue Jays</b> SkyDome, Toronto, ON Wed Aug 29 1990, 3:33 AM EDT Att: 49,909 - Sunny			
Tony Fernandez, S OBP: 0.345, SLG: 0.380 (1, 6)										4	1	2	3	0	0	2				
Kelly Gruber, R OBP: 0.312, SLG: 0.470 (1, 5)										3	0	0	1	0	0	1				
Fred McGriff, L OBP: 0.408, SLG: 0.538 (1, 3)										4	0	2	0	0	0	1				
John Olerud, L OBP: 0.358, SLG: 0.437 (1, 10)										4	0	0	0	0	1	2				
Greg Myers, L OBP: 0.301, SLG: 0.355 (1, 2)										4	1	1	0	0	0	2				
Junior Felix, S OBP: 0.338, SLG: 0.450 (1, 9)										4	2	2	0	0	1	1				
Manuel Lee, S OBP: 0.277, SLG: 0.341 (1, 4)										4	1	3	3	0	1	0				
Glenallen Hill, R OBP: 0.283, SLG: 0.451 (1, 7)										4	0	0	0	0	2	3				
<b>Inning Stats</b>	R: 1 E: 0 K: 0 S: 9	H: 1 LOB: 0 BB: 0 P: 16	R: 1 E: 0 K: 1 S: 12	H: 2 LOB: 1 BB: 0 P: 19	R: 0 E: 0 K: 0 S: 11	H: 1 LOB: 0 BB: 0 P: 17	R: 5 E: 0 K: 1 S: 14	H: 5 LOB: 0 BB: 0 P: 21	R: 0 E: 0 K: 0 S: 7	H: 1 LOB: 1 BB: 0 P: 11	R: 0 E: 0 K: 1 S: 11	H: 1 LOB: 1 BB: 0 P: 19	R: 0 E: 0 K: 0 S: 8	H: 1 LOB: 1 BB: 0 P: 13	R: 0 E: 0 K: 2 S: 8	H: 0 LOB: 0 BB: 0 P: 12		1B: 6 2B: 5 3B: 0 HR: 1	SF: 1 SAC: 0 DP: 0 HBP: 0	WP: 1 PB: 0 CS: 0
<b>PITCHER</b>	IP WLS BF H R ER SO BB IBB HBP BLK WP HR S P ERA WHIP	IP WLS BF H R ER SO BB IBB HBP BLK WP HR S P ERA WHIP																		
Mark Knudson, R ERA: 3.8 (1, 1)	3.2 L 19 4 1 1 1 0 0 0 0 0 1 29 47 2.70 1.200	1.0 3 0 0 0 2 0 0 0 0 0 0 0 8 12 0.00 0.000																		
Paul Mirabella, L ERA: 3.54 (4, 1)																				
Randy Veres, R ERA: 3.89 (8, 1)																				



Batter	1	2	3	4	5	6	7	8	9	AB	R	H	RBI	BB	SO	LOB	TOP					
Steve Finley, L (1, 9) OBP: 0.314, SLG: 0.327	1-1 F8		1-2 1B		1-2 1B		1-1 G1-3			4	0	2	0	0	0	0						
Brady Anderson, L (1, 8) OBP: 0.369, SLG: 0.380	0-1 G6-3		1-2 1B		2-1 F8			2-2 G4-3		4	0	1	0	0	0	1						
Cal Ripken Jr., R (1, 6) OBP: 0.358, SLG: 0.432	0-1 F4		0-0 L6		0-0 F7			0-0 G3		4	0	1	0	0	0	3						
Sam Horn, L (1, 10)		0-1 1B	0-1 1B		2-3 K			1-1 G3		4	1	2	0	0	1	2						
Mickey Tettleton, S (1, 3) OBP: 0.374, SLG: 0.366		2-2 F9	1-3 K		3-1 G3-1			1-0 F7		4	0	0	0	0	1	5						
Joe Orsulak, L (1, 7) OBP: 0.341, SLG: 0.408		1-1 F7	0-0 F9		1-2 F9			1-2 P3		4	0	0	0	0	0	4						
Craig Worthington, R (1, 5) OBP: 0.319, SLG: 0.317		2-2 1B			0-0 F7			0-0 F8		4	0	1	0	0	0	0						
Bob Melvin, R (1, 2) OBP: 0.249, SLG: 0.328		3-2 1B			1-0 G6-3			1-0 G5-3		4	0	1	1	0	0	0						
Billy Ripken, R (1, 4) OBP: 0.335, SLG: 0.364		1-3 K			0-1 L4			1-1 G5-3		3	0	0	0	0	1	2						
<b>Inning Stats</b>	R: 0 E: 0 K: 0 S: 6	H: 0 LOB: 0 BB: 0 P: 7	R: 1 E: 0 K: 1 S: 20	H: 3 LOB: 2 BB: 0 P: 28	R: 0 E: 0 K: 1 S: 14	H: 3 LOB: 3 BB: 0 P: 17	R: 0 E: 0 K: 0 S: 4	H: 0 LOB: 0 BB: 0 P: 5	R: 0 E: 0 K: 1 S: 9	H: 1 LOB: 1 BB: 0 P: 14	R: 0 E: 0 K: 0 S: 9	H: 0 LOB: 0 BB: 0 P: 13	R: 0 E: 0 K: 0 S: 5	H: 0 LOB: 0 BB: 0 P: 8	R: 0 E: 0 K: 0 S: 8	H: 1 LOB: 1 BB: 0 P: 12	R: 0 E: 0 K: 0 S: 6	H: 0 LOB: 0 BB: 0 P: 10	1B: 8 2B: 0 3B: 0 HR: 0	SF: 0 SAC: 0 DP: 0 HBP: 0	WP: 0 PB: 0 SB: 0 CS: 0	PA: 35
<b>PITCHER</b> Ron Robinson, R (1, 1) ERA: 3.6	IP: 9.0 WLS: W BF: 35 H: 8 R: 1 ER: 1 SO: 3 BB: 0 IBB: 0 HBP: 0 BLK: 0 WP: 0 HR: 0 S: 81 P: 114 ERA: 1.00 WHIP: 0.889															<b>PITCHER</b>						

**Baltimore Orioles @ Milwaukee Brewers**  
**Milwaukee County Stadium, Milwaukee, WI**  
 Fri Aug 31 1990, 8:05 PM EDT  
 Att: 16,735 - Unknown - 74 F

livebaseballscores.com

**AB 35**  
**R 1**  
**H 8**  
**RBI 1**  
**BB 0**  
**SO 3**  
**LOB 17**



Batter	1	2	3	4	5	6	7	8	9	AB	R	H	RBI	BB	SO	LOB	BOTTOM			
Paul Molitor, R (1, 5) OBP: 0.365, SLG: 0.489	0-1 G5-3		1-0 G6-3		2-0 F9		1-3 K			4	0	0	0	0	1	3				
Jim Gantner, L (1, 4) OBP: 0.326, SLG: 0.303	2-2 E		0-1 G1-3		0-0 G4-3		1-1 CS		1-1 1B	4	0	2	0	0	0	0				
Robin Yount, R (1, 8) OBP: 0.324, SLG: 0.354	1-2 F8				2-0 SH		2-0 G5-3		0-1 F9	4	1	1	0	0	0	2				
Dave Parker, L (1, 10) OBP: 0.349, SLG: 0.496	1-1 E8				1-2 E		1-1 P6		0-2 1B	4	1	3	0	0	0	1				
B.J. Surhoff, L (1, 2) OBP: 0.332, SLG: 0.385	1-1 F7				0-0 SH		0-0 1B		0-0 1B	3	1	2	0	0	0	2				
Rob Deer, R (1, 9) OBP: 0.333, SLG: 0.484		0-1 L5			4-2 1B		1-3 K		2-3 K	3	0	0	0	1	2	4				
Mike Felder, S (8, 9) OBP: 0.315, SLG: 0.344					1-3 SF7					0	0	0	0	0	0	0				
Greg Brock, L (1, 3) OBP: 0.321, SLG: 0.368		2-1 F9			0-1 SF8		2-0 HR		2-1 P2	3	1	1	2	0	0	0				
Greg Vaughn, R (1, 7) OBP: 0.277, SLG: 0.411		3-2 G6-3			1-0 SF7		1-1 G6-3		2-3 K	3	0	0	1	0	1	0				
Bill Spiers, L (1, 6) OBP: 0.274, SLG: 0.320					2-2 G3-1		1-2 CS		0-1 F8	4	0	2	0	0	0	0				
<b>Inning Stats</b>	R: 0 E: 1 K: 0 S: 12	H: 2 LOB: 2 BB: 0 P: 17	R: 0 E: 0 K: 0 S: 7	H: 0 LOB: 0 BB: 0 P: 12	R: 0 E: 0 K: 0 S: 7	H: 0 LOB: 0 BB: 0 P: 10	R: 3 E: 1 K: 0 S: 15	H: 3 LOB: 2 BB: 1 P: 26	R: 0 E: 0 K: 1 S: 9	H: 2 LOB: 2 BB: 0 P: 13	R: 1 E: 0 K: 1 S: 11	H: 2 LOB: 0 BB: 0 P: 17	R: 0 E: 0 K: 1 S: 12	H: 2 LOB: 2 BB: 0 P: 15	R: 0 E: 0 K: 1 S: 8	H: 0 LOB: 0 BB: 0 P: 12	1B: 10 2B: 0 3B: 0 HR: 1	SF: 2 SAC: 1 DP: 0 HBP: 0	WP: 0 PB: 0 SB: 0 CS: 1	PA: 37
<b>PITCHER</b> John Mitchell, R (1, 1) ERA: 4.56	IP: 5.1 WLS: L BF: 27 H: 9 R: 4 ER: 2 SO: 1 BB: 1 IBB: 0 HBP: 0 BLK: 0 WP: 0 HR: 1 S: 56 P: 88 ERA: 3.38 WHIP: 1.875															<b>PITCHER</b>				
Jose Bautista, R (6, 1) ERA: 3.66	0.2	1	0	0	0	1	0	0	0	0	0	5	7	0.00	0.000					
Joe Price, L (7, 1) ERA: 3.83	2.0	8	2	0	0	2	0	0	0	0	0	20	27	0.00	1.000					

**Baltimore Orioles @ Milwaukee Brewers**  
**Milwaukee County Stadium, Milwaukee, WI**  
 Fri Aug 31 1990, 8:05 PM EDT  
 Att: 16,735 - Unknown - 74 F

livebaseballscores.com

**AB 32**  
**R 4**  
**H 11**  
**RBI 3**  
**BB 1**  
**SO 4**  
**LOB 12**





Batter	1	2	3	4	5	6	7	8	9	AB	R	H	RBI	BB	SO	LOB	TOP			
Mike Devereaux, R (1, 8) OBP: 0.299, SLG: 0.380	F9		F7		SH5-4 2B		1-2 1B	G6-3		5	0	2	0	0	0	2	<p><b>Baltimore Orioles @ Milwaukee Brewers</b> Milwaukee County Stadium, Milwaukee, WI</p> <p>Sat Sep 01 1990, 8:05 PM EDT Att: 18,601 - Unknown - 84 F</p> <p>livebaseballscores.com</p>			
Joe Orsulak, L (1, 7) OBP: 0.341, SLG: 0.406	4-1 1B		L6		SH5-4		F8		4-2 BB	2	0	0	0	1	0	2				
Dave Gallagher, R (9, FH) OBP: 0.302, SLG: 0.321	BB				2-3				BB	0	0	0	0	1	0	0				
Cal Ripken Jr., R (1, 6) OBP: 0.355, SLG: 0.428	P5		P3		G6-3		F7		0-3 K	5	0	0	0	0	1	5				
Ron Kittle, R (1, 10) OBP: 0.299, SLG: 0.452	0-1 1-3 1B				2-0 HR		L7		1-1 G5-3	5	1	2	1	0	0	2				
Mickey Tettleton, S (1, 3) OBP: 0.373, SLG: 0.364	2-1 L8				1-1 E5 1B				3-2 G5-4-3 1B	4	1	1	0	0	1	2				
Tim Lincecum, R (1, 4) OBP: 0.333, SLG: 0.394		1-0 P4			1-2 P5		0-0 P3		2-3 K	4	0	0	0	0	1	2				
Craig Worthington, R (1, 5) OBP: 0.320, SLG: 0.322		2-1 G5-3			1-0 1-2 1B		0-2 F9		0-1 1-3 1B	4	1	2	0	0	0	0				
Bob Melvin, R (1, 2) OBP: 0.250, SLG: 0.328		0-0			1-0 F9				0-1 1B	3	0	1	0	0	0	2				
Sam Horn, L (8, FH) OBP: 0.343, SLG: 0.453									2-H 3-H 1B	1	0	1	2	0	0	0				
Jeff McKnight, S (8, FR) OBP: 0.440, SLG: 0.381		1-3 1B								0	0	0	0	0	0	0				
Steve Finley, L (1, 9) OBP: 0.316, SLG: 0.329		0-2 L7			1-2 G5-3		0-1 1B		0-1 1B	4	0	2	0	0	0	3				
<b>Inning Stats</b>	R: 0 E: 0 K: 0 S: 9	H: 1 LOB: 2 BB: 1 P: 17	R: 0 E: 0 K: 0 S: 7	H: 1 LOB: 1 BB: 0 P: 10	R: 0 E: 0 K: 0 S: 5	H: 0 LOB: 0 BB: 0 P: 8	R: 1 E: 1 K: 0 S: 13	H: 2 LOB: 2 BB: 0 P: 20	R: 0 E: 0 K: 1 S: 4	H: 0 LOB: 0 BB: 0 P: 10	R: 0 E: 0 K: 0 S: 8	H: 2 LOB: 2 BB: 0 P: 9	R: 2 E: 0 K: 1 S: 19	H: 4 LOB: 2 BB: 0 P: 28	R: 0 E: 0 K: 1 S: 10	H: 0 LOB: 0 BB: 1 P: 16	1B: 8 2B: 2 3B: 0 HR: 1	SF: 0 SAC: 1 DP: 1 HBP: 0	WP: 0 PB: 0 SB: 0 CS: 0	PA: 40
<b>PITCHER</b>	IP WLS BF H R ER SO BB IBB HBP BLK WP HR S P ERA WHIP	7.2 W 34 9 3 3 2 1 0 0 0 0 1 65 100 3.52 1.304	0.1 3 2 0 0 0 0 0 0 0 0 0 0 7 10 0.00 6.000	1.0 S 3 0 0 0 1 1 0 0 0 0 0 10 16 0.00 1.000	<b>PITCHER</b>															
Teddy Higuera, L (1, 1) ERA: 3.21																				
Chuck Cmm, R (8, 1) ERA: 3.39																				
Dan Plesac, L (9, 1) ERA: 4.28																				

Batter	1	2	3	4	5	6	7	8	9	AB	R	H	RBI	BB	SO	LOB	BOTTOM			
Paul Moltor, R (1, 5) OBP: 0.366, SLG: 0.497	F8		F7		S 1B BB		HR			3	2	1	1	1	0	1	<p><b>Baltimore Orioles @ Milwaukee Brewers</b> Milwaukee County Stadium, Milwaukee, WI</p> <p>Sat Sep 01 1990, 8:05 PM EDT Att: 18,601 - Unknown - 84 F</p> <p>livebaseballscores.com</p>			
Jim Gantner, L (1, 4) OBP: 0.321, SLG: 0.297	1-2 E5		2-0 G4-3		3-1 F8		2-3 F7			4	0	0	0	0	0	3				
Robin Yount, R (1, 8) OBP: 0.324, SLG: 0.353	1-2 P9				0-0 G6-3		3-2 G4-3			4	0	1	2	0	0	0				
Dave Parker, L (1, 10) OBP: 0.350, SLG: 0.495		2-2 G4-3 S 1B			4-2 FC5-4 1B BB		0-0 G6-3		1-1 G4-3	3	1	1	0	1	0	1				
B.J. Surhoff, L (1, 2) OBP: 0.331, SLG: 0.384		2-0 G4-3			0-0 FC5-4 1B		1-0 G4-3		1-0 G4-3	4	0	1	0	0	0	1				
Rob Deer, R (1, 9) OBP: 0.330, SLG: 0.479		1-3			1-2 FC5-4 1B		0-0 P2		2-3 K	4	0	0	1	0	1	2				
Greg Brock, L (1, 3) OBP: 0.322, SLG: 0.365		3-H K			1-3 K		4-2 BB			2	0	0	0	1	2	2				
Greg Vaughn, R (1, 7) OBP: 0.274, SLG: 0.407					0-0 B5-3		3-1 E6 FC2-6 1B			3	0	0	0	0	0	1				
Mike Felder, S (9, 7) OBP: 0.315, SLG: 0.344										0	0	0	0	0	0	0				
Bill Spiers, L (1, 6) OBP: 0.275, SLG: 0.320					0-2 1B		0-1 F8			3	1	1	0	0	0	1				
<b>Inning Stats</b>	R: 0 E: 1 K: 0 S: 9	H: 0 LOB: 0 BB: 0 P: 11	R: 1 E: 0 K: 1 S: 11	H: 1 LOB: 0 BB: 0 P: 18	R: 0 E: 0 K: 0 S: 7	H: 1 LOB: 1 BB: 0 P: 11	R: 0 E: 0 K: 1 S: 9	H: 1 LOB: 2 BB: 1 P: 14	R: 2 E: 0 K: 0 S: 9	H: 1 LOB: 1 BB: 1 P: 19	R: 0 E: 0 K: 0 S: 6	H: 0 LOB: 1 BB: 1 P: 14	R: 1 E: 0 K: 0 S: 8	H: 1 LOB: 0 BB: 0 P: 9	R: 0 E: 0 K: 1 S: 6	H: 0 LOB: 0 BB: 0 P: 10	1B: 4 2B: 0 3B: 0 HR: 1	SF: 0 SAC: 0 DP: 0 HBP: 0	WP: 0 PB: 0 SB: 3 CS: 0	PA: 33
<b>PITCHER</b>	IP WLS BF H R ER SO BB IBB HBP BLK WP HR S P ERA WHIP	7.0 L 30 5 4 2 2 3 0 0 0 0 0 6 10 0.00 0.000	<b>PITCHER</b>																	
Ben McDonald, R (1, 1) ERA: 2.78																				
Curt Schilling, R (8, 1) ERA: 1.27																				



Batter	1	2	3	4	5	6	7	8	9	AB	R	H	RBI	BB	SO	LOB	TOP					
Steve Finley, L (1, 9) OBP: 0.315, SLG: 0.329	2-1 F8		1-2 G3-1		1-2 G4-3			0-0 FC6-4 1B		4	0	1	0	0	0	0	<b>Baltimore Orioles @ Milwaukee Brewers</b> Milwaukee County Stadium, Milwaukee, WI Sun Sep 02 1990, 4:33 AM EDT Att: 18,396 - Sunny - 81 F					
Brady Anderson, L (1, 7) OBP: 0.366, SLG: 0.377	2-2 G6-3		2-3 K			1-0 G1-3		0-0 FC6-4 1B		4	0	1	0	0	1	0						
Cal Ripken Jr., R (1, 6) OBP: 0.354, SLG: 0.425	4-0 FC4-6 BB		0-2 G4-3			2-2 G6-3		1-2 FC6-4		3	0	0	0	1	0	2						
Sam Horn, L (1, 10) OBP: 0.336, SLG: 0.443	0-0 FC4-6 1-2			3-3 K		0-1 G4-3		1-3 K		4	0	0	0	0	2	3						
Mickey Tettleton, S (1, 2) OBP: 0.370, SLG: 0.361		3-3 K		2-0 F7			3-2 G3		0-0 F8		4	0	0	0	0	1		0				
Craig Worthington, R (1, 5) OBP: 0.322, SLG: 0.326		2-1 L7		1-2 2B			1-0 G6-3		2-1 E9 1B		4	1	2	0	0	0		0				
Mike Devereaux, R (1, 8) OBP: 0.305, SLG: 0.399		0-1 1B		2-0 F9			0-1 2B		1-0 2H HR		4	1	3	2	0	0		1				
Billy Ripken, R (1, 4) OBP: 0.335, SLG: 0.364		0-0 FC6			0-0 B5-3		1-2 F9		1-2 G4-3		3	0	1	0	0	0		1				
Joe Orsulak, L (9, PH) OBP: 0.340, SLG: 0.405		1-2 1B								1	0	0	0	0	0	0		0				
Jeff McKnight, S (1, 3) OBP: 0.379, SLG: 0.320		2-2 FC6 1-2			0-0 P8			2-2 L7	1-2 P2	4	0	0	0	0	0	2						
<b>Inning Stats</b>	R: 0 E: 0 K: 0 S: 7	H: 0 LOB: 1 BB: 1 P: 15	R: 0 E: 0 K: 1 S: 12	H: 2 LOB: 2 BB: 0 P: 19	R: 0 E: 0 K: 1 S: 12	H: 0 LOB: 0 BB: 0 P: 15	R: 0 E: 0 K: 1 S: 9	H: 1 LOB: 1 BB: 0 P: 17	R: 0 E: 0 K: 0 S: 5	H: 0 LOB: 0 BB: 0 P: 6	R: 0 E: 0 K: 0 S: 6	H: 0 LOB: 0 BB: 0 P: 9	R: 0 E: 0 K: 0 S: 9	H: 1 LOB: 1 BB: 0 P: 14	R: 0 E: 0 K: 1 S: 11	H: 2 LOB: 2 BB: 0 P: 15	R: 2 E: 1 K: 0 S: 11	H: 2 LOB: 0 BB: 0 P: 16	1B: 5 2B: 2 3B: 0 HR: 1	SF: 0 SAC: 0 DP: 0 HBP: 0	WP: 0 PB: 0 SB: 0 CS: 0	PA: 36
<b>PITCHER</b>	IP WLS BF H R ER SO BB IBB HBP BLK WP HR S P ERA WHIP																					
Jaime Navarro, R (1, 1) ERA: 4.78	8.1 W 34 8 2 2 4 1 0 0 0 0 1 75 117 2.16 1.080																					
Chuck Cnn, R (9, 1) ERA: 3.33	0.2 S 2 0 0 0 0 0 0 0 0 0 0 7 9 0.00 0.000																					

Batter	1	2	3	4	5	6	7	8	9	AB	R	H	RBI	BB	SO	LOB	BOTTOM					
Paul Moltor, R (1, 4) OBP: 0.362, SLG: 0.491	3-1 G6-3		2-0 F9		1-0 L7	0-0 P3				4	0	0	0	0	0	1	<b>Baltimore Orioles @ Milwaukee Brewers</b> Milwaukee County Stadium, Milwaukee, WI Sun Sep 02 1990, 4:33 AM EDT Att: 18,396 - Sunny - 81 F					
Jim Gantner, L (1, 5) OBP: 0.320, SLG: 0.293	3-1 F8		1-2 F7		1-1 1B E HBP		1-1 P6			3	1	0	0	0	0	0						
Robin Yount, R (1, 8) OBP: 0.322, SLG: 0.350	2-1 G6-3		2-2 P6		2-2 F7		1-2 L7			4	0	0	0	0	0	1						
Dave Parker, L (1, 10) OBP: 0.351, SLG: 0.495		1-3 K		2-0 SH5-4 1B SF9 1B	0-0 E 1B		0-3 K			4	1	2	0	0	2	0						
B.J. Surhoff, L (1, 2) OBP: 0.337, SLG: 0.389		4-2 BB 1B WP BB		1-0 SF9 SH5-4 1B	1-0 E9 1B		0-1 G5-4-3 1B			3	1	3	1	1	0	0						
Greg Vaughn, R (1, 7) OBP: 0.275, SLG: 0.406		2-1 WP BB 1B		0-0 SH5-4 1-2 2-3	1-0 F8		0-0 G5-4-3 1-2			3	0	1	0	0	0	3						
Greg Brock, L (1, 3) OBP: 0.321, SLG: 0.374		1-3 K		0-0 SF9 2-3 3-H		0-0 F9		1-0 HR		3	1	1	2	0	1	2						
Mike Felder, S (1, 9) OBP: 0.318, SLG: 0.340		4-0 WP BB 1-2 2-3		4-0 BB		2-3 K		0-0 L4		2	0	0	0	2	1	0						
Bill Spiers, L (1, 6) OBP: 0.275, SLG: 0.318		1-3 K 1-2 2-3 3-H		0-0 G4-3		4-0 BB				2	0	0	0	1	1	4						
<b>Inning Stats</b>	R: 0 E: 0 K: 0 S: 6	H: 0 LOB: 0 BB: 0 P: 14	R: 1 E: 0 K: 3 S: 16	H: 1 LOB: 2 BB: 2 P: 29	R: 0 E: 0 K: 0 S: 7	H: 0 LOB: 0 BB: 0 P: 12	R: 1 E: 0 K: 0 S: 5	H: 2 LOB: 2 BB: 1 P: 12	R: 1 E: 1 K: 0 S: 9	H: 2 LOB: 2 BB: 0 P: 15	R: 0 E: 0 K: 1 S: 5	H: 0 LOB: 1 BB: 1 P: 11	R: 0 E: 0 K: 1 S: 8	H: 0 LOB: 0 BB: 0 P: 10	R: 1 E: 0 K: 0 S: 5	H: 2 LOB: 0 BB: 0 P: 6		R: 1 E: 0 K: 0 S: 5	H: 2 LOB: 0 BB: 0 P: 6	1B: 6 2B: 0 3B: 0 HR: 1	SF: 1 SAC: 1 DP: 1 HBP: 1	WP: 1 PB: 0 SB: 0 CS: 0
<b>PITCHER</b>	IP WLS BF H R ER SO BB IBB HBP BLK WP HR S P ERA WHIP																					
Jose Mesa, R (1, 1) ERA: 6.39	6.0 L 28 3 3 3 4 1 0 1 0 0 1 48 93 4.50 1.500																					
Jeff Ballard, L (7, 1) ERA: 5.12	2.0 7 2 1 1 1 0 0 0 0 0 0 1 13 16 4.50 1.000																					







Batter	1	2	3	4	5	6	7	8	9	AB	R	H	RBI	BB	SO	LOB	TOP										
<b>Pedro Munoz, R</b> OBP: 0.375, SLG: 0.400 (1, 9)	G6-3		2B						1B	4	2	2	0	1	1	1	<b>Minnesota Twins @ Milwaukee Brewers</b> Milwaukee County Stadium, Milwaukee, WI Mon Sep 03 1990, 4:38 AM EDT Att: 17,110 - Cloudy - 77 F										
<b>Al Newman, S</b> OBP: 0.299, SLG: 0.290 (9, 6)	G5-3		P4		F7		F8		2B	5	0	1	1	0	0	4											
<b>Gary Gaetti, R</b> OBP: 0.278, SLG: 0.387 (1, 5)	K		E		K				2B	5	1	3	2	0	2	1											
<b>Brian Harper, R</b> OBP: 0.343, SLG: 0.457 (8, PR)		G6-3	E5						2B	4	2	2	0	0	0	2											
<b>Dan Gladden, R</b> OBP: 0.312, SLG: 0.370 (6, PR)									1B	0	2	0	0	1	0	0											
<b>Kent Hrbek, L</b> OBP: 0.380, SLG: 0.486 (1, 3)	G6-3		P5						2B	5	1	1	0	0	0	7											
<b>Shane Mack, R</b> OBP: 0.375, SLG: 0.446 (1, 8)									1B	4	0	3	5	1	0	0											
<b>Carmen Castillo, R</b> OBP: 0.238, SLG: 0.246 (6, PH)									2B	2	0	1	1	0	0	0											
<b>John Moses, S</b> OBP: 0.307, SLG: 0.272 (6, 7)									1B	3	0	0	0	0	1	6											
<b>Junior Ortiz, R</b> OBP: 0.393, SLG: 0.403 (1, 2)									2B	4	0	1	0	1	1	4											
<b>Scott Leius, R</b> OBP: 0.333, SLG: 0.333 (9, PH)									1B	3	0	1	0	0	0	1											
<b>Kirby Puckett, R</b> OBP: 0.377, SLG: 0.474 (9, PR)									1B	1	0	1	0	0	0	0											
<b>Nelson Liriano, S</b> OBP: 0.297, SLG: 0.308 (9, 4)									1B	1	1	0	0	0	0	2											
<b>Inning Stats</b>	R: 0 E: 0 K: 1 S: 6	H: 0 LOB: 0 BB: 0 P: 10	R: 1 E: 0 K: 0 S: 12	H: 2 LOB: 1 BB: 1 P: 22	R: 1 E: 1 K: 0 S: 11	H: 3 LOB: 2 BB: 0 P: 16	R: 0 E: 0 K: 1 S: 5	H: 0 LOB: 0 BB: 0 P: 7	R: 0 E: 0 K: 1 S: 6	H: 0 LOB: 1 BB: 1 P: 13	R: 1 E: 0 K: 0 S: 8	H: 2 LOB: 0 BB: 0 P: 13	R: 0 E: 0 K: 1 S: 10	H: 1 LOB: 1 BB: 0 P: 16	R: 1 E: 0 K: 1 S: 14	H: 3 LOB: 2 BB: 0 P: 17	R: 5 E: 0 K: 0 S: 20	H: 5 LOB: 2 BB: 2 P: 33	1B: 11 2B: 6 3B: 0 HR: 0	SF: 0 SAC: 0 DP: 1 HBP: 0	WP: 1 PB: 0 SB: 2 CS: 1	PA: 45					
<b>PITCHER</b>	IP	WLS	BF	H	R	ER	SO	BB	IBB	HBP	BLK	WP	HR	S	P	ERA	WHIP										
<b>Bill Krueger, L</b> ERA: 3.73 (1, 1)	5.1		24	7	3	3	3	2	0	0	0	0	0	47	78	5.06	1.688										
<b>Randy Veres, R</b> ERA: 3.72 (6, 1)	1.2		5	1	0	0	1	0	0	0	0	1	0	11	19	0.00	0.600										
<b>Chuck Crim, R</b> ERA: 3.41 (8, 1)	1.0		6	3	1	1	1	0	0	0	0	0	0	14	17	9.00	3.000										
<b>Dan Plesac, L</b> ERA: 4.99 (9, 1)	0.1	L	7	5	5	5	0	0	1	0	0	0	0	14	21	135.00	15.000										
<b>Paul Mirabella, L</b> ERA: 2.5 (9, 1)	0.2		3	0	0	0	0	1	0	0	0	0	0	6	12	0.00	1.500										

Batter	1	2	3	4	5	6	7	8	9	AB	R	H	RBI	BB	SO	LOB	BOTTOM										
<b>Paul Moltor, R</b> OBP: 0.359, SLG: 0.486 (1, 4)	G6-3		K						F9	5	0	2	2	0	1	0	<b>Minnesota Twins @ Milwaukee Brewers</b> Milwaukee County Stadium, Milwaukee, WI Mon Sep 03 1990, 4:38 AM EDT Att: 17,110 - Cloudy - 77 F										
<b>Robin Yount, R</b> OBP: 0.319, SLG: 0.347 (1, 8)	F7		K		F8		P4		F8	5	0	0	0	0	1	2											
<b>Gary Sheffield, R</b> OBP: 0.349, SLG: 0.423 (1, 5)	E1		F7		F7				G5-3	4	2	0	0	1	0	1											
<b>Dave Parker, L</b> OBP: 0.350, SLG: 0.491 (1, 10)									1B	4	0	1	0	0	1	1											
<b>B.J. Surhoff, L</b> OBP: 0.339, SLG: 0.390 (1, 2)									1B	4	1	2	2	0	1	0											
<b>Greg Vaughn, R</b> OBP: 0.275, SLG: 0.407 (1, 7)									1B	4	0	2	1	0	1	2											
<b>Greg Brock, L</b> OBP: 0.323, SLG: 0.377 (1, 3)									2B	3	0	1	0	1	0	1											
<b>Mike Felder, S</b> OBP: 0.326, SLG: 0.348 (1, 9)									1B	4	2	3	0	0	0	2											
<b>Bill Spiers, L</b> OBP: 0.273, SLG: 0.316 (1, 6)									1B	2	0	0	0	0	1	2											
<b>Rob Deer, R</b> OBP: 0.327, SLG: 0.474 (7, PH)									1B	1	0	0	0	0	1	1											
<b>Edgar Diaz, R</b> OBP: 0.338, SLG: 0.299 (8, 6)									1B	1	0	0	0	0	0	2											
<b>Inning Stats</b>	R: 1 E: 1 K: 0 S: 10	H: 2 LOB: 2 BB: 0 P: 16	R: 0 E: 0 K: 0 S: 6	H: 2 LOB: 0 BB: 0 P: 12	R: 0 E: 0 K: 2 S: 10	H: 0 LOB: 0 BB: 0 P: 14	R: 0 E: 0 K: 2 S: 10	H: 1 LOB: 1 BB: 0 P: 19	R: 1 E: 0 K: 1 S: 11	H: 2 LOB: 1 BB: 0 P: 17	R: 0 E: 0 K: 1 S: 7	H: 0 LOB: 0 BB: 0 P: 14	R: 1 E: 0 K: 1 S: 11	H: 2 LOB: 1 BB: 0 P: 18	R: 2 E: 0 K: 0 S: 14	H: 2 LOB: 2 BB: 2 P: 32	R: 0 E: 0 K: 0 S: 12	H: 0 LOB: 0 BB: 0 P: 21	1B: 8 2B: 3 3B: 0 HR: 0	SF: 0 SAC: 0 DP: 1 HBP: 0	WP: 0 PB: 1 SB: 3 CS: 0	PA: 39					
<b>PITCHER</b>	IP	WLS	BF	H	R	ER	SO	BB	IBB	HBP	BLK	WP	HR	S	P	ERA	WHIP										
<b>Paul Abbott, R</b> ERA: 7.27 (1, 1)	5.0		21	7	2	1	2	0	0	0	0	0	0	16	30	5.40	1.200										
<b>Gary Wayne, L</b> ERA: 4.59 (6, 1)	1.2		7	2	1	1	2	0	0	0	0	0	0	6	13	13.50	1.500										
<b>Terry Leach, R</b> ERA: 2.89 (7, 1)	0.2		3	0	1	1	0	1	0	0	0	0	0	6	13	13.50	1.500										
<b>Rick Aguilera, R</b> ERA: 2.55 (8, 1)	1.2	W	8	2	1	1	0	0	1	0	0	0	0	22	42	5.40	1.200										

AB 41  
R 9  
H 16  
RBI 9  
BB 4  
SO 5  
LOB 28



AB 37  
R 5  
H 11  
RBI 5  
SO 7  
LOB 14









Batter	1	2	3	4	5	6	7	8	9	AB	R	H	RBI	BB	SO	LOB	TOP				
<b>Pedro Munoz, R</b> OBP: 0.370, SLG: 0.385 (1, 9)										5	1	0	0	0	1	3	<b>Minnesota Twins @ Milwaukee Brewers</b> <b>Milwaukee County Stadium, Milwaukee, WI</b> Wed Sep 05 1990, 8:05 PM EDT Att: 10,232 - Unknown - 78 F				
<b>Nelson Liriano, S</b> OBP: 0.306, SLG: 0.320 (1, 4)										4	1	2	0	0	0	1					
<b>Kirby Puckett, R</b> OBP: 0.378, SLG: 0.474 (1, 7)										4	1	1	1	0	0	2					
<b>Kent Hrbek, L</b> OBP: 0.382, SLG: 0.489 (1, 3)										4	0	2	1	0	0	0					
<b>Gary Gaetti, R</b> OBP: 0.285, SLG: 0.395 (1, 5)										3	0	2	1	0	0	1					
<b>Brian Harper, R</b> OBP: 0.342, SLG: 0.456 (1, 2)										4	0	2	0	0	0	2					
<b>Shane Mack, R</b> OBP: 0.378, SLG: 0.454 (1, 8)										4	1	2	0	0	2	3					
<b>Paul Sorrento, L</b> OBP: 0.266, SLG: 0.351 (1, 10)										4	0	1	1	0	0	2					
<b>Greg Gagne, R</b> OBP: 0.290, SLG: 0.382 (1, 6)										4	0	1	0	0	0	2					
<b>Inning Stats</b>	R: 2 E: 1 K: 0 S: 13	H: 2 LOB: 1 BB: 0 P: 19	R: 0 E: 0 K: 0 S: 8	H: 1 LOB: 1 BB: 0 P: 9	R: 1 E: 0 K: 1 S: 14	H: 3 LOB: 2 BB: 0 P: 19	R: 0 E: 0 K: 1 S: 7	H: 0 LOB: 0 BB: 0 P: 14	R: 0 E: 0 K: 1 S: 10	H: 1 LOB: 1 BB: 0 P: 18	R: 0 E: 0 K: 0 S: 7	H: 1 LOB: 0 BB: 0 P: 10	R: 0 E: 0 K: 0 S: 7	H: 2 LOB: 2 BB: 0 P: 10	R: 1 E: 0 K: 0 S: 6	H: 2 LOB: 0 BB: 0 P: 7	1B: 10 2B: 4 3B: 1 HR: 0	SF: 1 SAC: 0 DP: 3 HBP: 0	WP: 0 PB: 0 SB: 1 CS: 0	PA: 37	
<b>PITCHER</b>	IP	WLS	BF	H	R	ER	SO	BB	IBB	HBP	BLK	WP	HR	S	P	ERA	WHIP				
<b>Ron Robinson, R</b> ERA: 3.52	(1, 1)	8.0	W	33	11	3	2	3	0	0	0	0	0	72	107	2.25	1.375				
<b>Chuck Cmm, R</b> ERA: 3.48	(9, 1)	1.0		4	2	1	1	0	0	0	0	0	0	6	7	9.00	2.000				

Batter	1	2	3	4	5	6	7	8	9	AB	R	H	RBI	BB	SO	LOB	BOTTOM				
<b>Paul Mollitor, R</b> OBP: 0.353, SLG: 0.485 (1, 3)										5	1	1	3	0	0	1	<b>Minnesota Twins @ Milwaukee Brewers</b> <b>Milwaukee County Stadium, Milwaukee, WI</b> Wed Sep 05 1990, 8:05 PM EDT Att: 10,232 - Unknown - 78 F				
<b>Jim Gantner, L</b> OBP: 0.321, SLG: 0.293 (1, 4)										4	0	1	0	1	0	1					
<b>Gary Sheffield, R</b> OBP: 0.350, SLG: 0.421 (1, 5)										4	0	1	1	0	0	1					
<b>Dave Parker, L</b> OBP: 0.350, SLG: 0.490										3	0	1	0	1	0	2					
<b>George Canale, L</b> (8, PR)										0	0	0	0	0	0	0					
<b>Robin Yount, R</b> OBP: 0.320, SLG: 0.346 (1, 8)										4	1	1	0	0	0	4					
<b>B.J. Surhoff, L</b> OBP: 0.340, SLG: 0.388 (1, 2)										3	1	2	0	1	0	0					
<b>Greg Vaughn, R</b> OBP: 0.280, SLG: 0.429 (1, 7)										4	2	3	2	0	0	1					
<b>Mike Felder, S</b> OBP: 0.321, SLG: 0.343										3	0	0	0	0	1	3					
<b>Greg Brock, L</b> OBP: 0.326, SLG: 0.375										0	0	0	0	1	0	0					
<b>Rob Deer, R</b> OBP: 0.326, SLG: 0.471 (9, 9)										0	1	0	0	0	0	0					
<b>Bill Spiers, L</b> OBP: 0.274, SLG: 0.316 (1, 6)										4	1	1	0	0	0	3					
<b>Inning Stats</b>	R: 0 E: 0 K: 0 S: 7	H: 0 LOB: 0 BB: 0 P: 11	R: 0 E: 0 K: 0 S: 10	H: 2 LOB: 2 BB: 0 P: 18	R: 1 E: 0 K: 1 S: 9	H: 1 LOB: 1 BB: 0 P: 14	R: 0 E: 0 K: 1 S: 9	H: 2 LOB: 2 BB: 0 P: 15	R: 1 E: 0 K: 0 S: 11	H: 1 LOB: 0 BB: 0 P: 15	R: 0 E: 0 K: 0 S: 5	H: 0 LOB: 0 BB: 0 P: 6	R: 5 E: 0 K: 0 S: 12	H: 3 LOB: 1 BB: 3 P: 26	1B: 7 2B: 2 3B: 0 HR: 2	SF: 0 SAC: 0 DP: 0 HBP: 0	WP: 1 PB: 0 SB: 1 CS: 2	PA: 38			
<b>PITCHER</b>	IP	WLS	BF	H	R	ER	SO	BB	IBB	HBP	BLK	WP	HR	S	P	ERA	WHIP				
<b>Roy Smith, R</b> ERA: 4.84	(1, 1)	6.0		27	8	2	2	1	0	0	0	0	0	9	14	3.00	1.500				
<b>Juan Berenguer, R</b> ERA: 3.66	(7, 1)	1.0		5	1	2	2	0	1	0	0	0	0	9	14	18.00	2.000				
<b>Gary Wayne, L</b> ERA: 4.81	(8, 1)	0.1	L	1	0	0	0	0	1	0	0	0	0	4	0.00	3.000					
<b>Rick Aguilera, R</b> ERA: 2.97	(8, 1)	0.2		5	2	3	3	0	0	1	0	0	1	8	14	40.50	3.000				







Batter	1	2	3	4	5	6	7	8	9	AB	R	H	RBI	BB	SO	LOB	TOP										
Mitt Cuyler, S OBP: 0.333, SLG: 0.250	0-1 5-3		4-0 1-2 BB		0-0 G4-6-3			0-0 1B	0-2 1-3	4	0	1	0	1	0	3	<b>Detroit Tigers @ Milwaukee Brewers</b> Milwaukee County Stadium, Milwaukee, WI Sat Sep 08 1990, 8:05 PM EDT Att: 35,299 - Unknown - 73 F										
Lou Whitaker, L OBP: 0.340, SLG: 0.407	1-1 F8		1-1 F7			0-0 F8		2-1 F8		4	0	0	0	0	0	3											
Alan Trammell, R OBP: 0.390, SLG: 0.471 Tony Phillips, S OBP: 0.362, SLG: 0.349	1-2 1-3		1-2 F7			1-1 G3		4-0 FC5-4 BB		2	0	0	0	0	0	2											
Cecil Fielder, R OBP: 0.390, SLG: 0.617		1-1 F8		2-1 4-3		1-2 4-3		0-0 FC5-4 BB		4	0	0	0	0	0	2											
Lloyd Moseby, L OBP: 0.335, SLG: 0.407		1-0 F5		1-1 F8			0-0 1B		1-0 2B 1B	4	1	2	0	0	0	0											
Dave Bergman, L OBP: 0.373, SLG: 0.377		0-1 1B		2-2 4-3			3-1 F6		1-2 L8	4	0	1	0	0	0	2											
Larry Sheets, L OBP: 0.319, SLG: 0.421		3-2 F8			2-1 1B 2B		0-0 F7		1-0 F6	4	1	1	0	0	0	3											
Travis Fryman, R OBP: 0.362, SLG: 0.476			2-2 G6-3		2-2 G4-6-3 1B		0-3 K		1-0 1B 2B	4	0	2	2	0	1	1											
Mark Salas, L OBP: 0.329, SLG: 0.428 Mike Heath, R OBP: 0.329, SLG: 0.411			0-0 1B		2-2 P2			0-0 4-3	1-1 2-3 1B	4	0	2	0	0	0	1											
<b>Inning Stats</b>	R: 0 E: 0 K: 0 S: 8	H: 0 LOB: 0 BB: 0 P: 10	R: 0 E: 0 K: 0 S: 8	H: 1 LOB: 1 BB: 1 P: 13	R: 0 E: 0 K: 0 S: 10	H: 1 LOB: 2 BB: 1 P: 18	R: 0 E: 0 K: 0 S: 7	H: 0 LOB: 0 BB: 0 P: 12	R: 1 E: 0 K: 0 S: 9	H: 2 LOB: 0 BB: 0 P: 15	R: 0 E: 0 K: 1 S: 6	H: 0 LOB: 0 BB: 0 P: 8	R: 0 E: 1 K: 1 S: 7	H: 1 LOB: 1 BB: 0 P: 10	R: 0 E: 1 K: 0 S: 5	H: 1 LOB: 2 BB: 1 P: 11		R: 1 E: 0 K: 0 S: 11	H: 3 LOB: 2 BB: 0 P: 16	1B: 7 2B: 2 3B: 0 HR: 0	SF: 0 SAC: 0 DP: 1 HBP: 0	WP: 0 PB: 0 SB: 0 CS: 0	PA: 37				
<b>PITCHER</b>	IP	WLS	BF	H	R	ER	SO	BB	IBB	HBP	BLK	WP	HR	S	P	ERA	WHIP										
Jaime Navarro, R ERA: 4.59	(1, 1)	8.2	W	36	9	2	2	1	2	0	0	0	0	68	110	2.08	1.269										
Julio Machado, R ERA: 3.12	(9, 1)	0.1	S	1	0	0	0	0	0	0	0	0	0	3	3	0.00	0.000										

Batter	1	2	3	4	5	6	7	8	9	AB	R	H	RBI	BB	SO	LOB	BOTTOM										
Paul Molitor, R OBP: 0.356, SLG: 0.486 Greg Brock, L OBP: 0.326, SLG: 0.375	1-2 F8	2-2 1B		0-0 G5-4-3			0-0 G6-4-3 1B			4	0	2	0	0	0	1	<b>Detroit Tigers @ Milwaukee Brewers</b> Milwaukee County Stadium, Milwaukee, WI Sat Sep 08 1990, 8:05 PM EDT Att: 35,299 - Unknown - 73 F										
Jim Gantner, L OBP: 0.323, SLG: 0.295	2-2 G4-3 1B	2-1 CS	1-1 HR 1B		0-1 S 1B		1-1 G6-4-3 1B			4	1	3	0	0	0	1											
Gary Sheffield, R OBP: 0.350, SLG: 0.420	4-1 G4-3 BB		2-2 F7		1-0 F8		3-1 2B			3	0	1	0	1	0	2											
Dave Parker, L OBP: 0.349, SLG: 0.487	0-1 G4-3		0-0 F7		3-3 K		0-0 F6			4	0	0	0	0	1	5											
Robin Yount, R OBP: 0.320, SLG: 0.353	3-2 F7		4-0 HR IBB		2-1 F7			3-1 2B		3	1	1	0	1	0	3											
B.J. Surhoff, L OBP: 0.340, SLG: 0.392		4-1 1B BB	1-0 HR			1-0 5-3		1-2 F8		3	2	1	3	1	0	1											
Greg Vaughn, R OBP: 0.277, SLG: 0.420		2-0 L7	0-2 E6 CS			0-0 6-3		2-1 F8		4	0	0	0	0	0	2											
Rob Deer, R OBP: 0.327, SLG: 0.476		2-2 1B	2-0 CS		0-0 F8			1-0 F9		4	1	2	1	0	0	1											
Bill Spiers, L OBP: 0.278, SLG: 0.320	1-0 1B			1-2 G5-4-3 1B		2-3 K				3	0	2	1	0	1	0											
<b>Inning Stats</b>	R: 0 E: 0 K: 0 S: 13	H: 1 LOB: 2 BB: 1 P: 23	R: 1 E: 0 K: 0 S: 11	H: 3 LOB: 1 BB: 1 P: 24	R: 3 E: 1 K: 0 S: 15	H: 2 LOB: 0 BB: 1 P: 25	R: 0 E: 0 K: 0 S: 5	H: 1 LOB: 0 BB: 0 P: 6	R: 0 E: 0 K: 1 S: 10	H: 1 LOB: 1 BB: 0 P: 16	R: 1 E: 0 K: 1 S: 8	H: 1 LOB: 0 BB: 0 P: 11	R: 0 E: 0 K: 0 S: 6	H: 2 LOB: 1 BB: 0 P: 10	R: 0 E: 0 K: 0 S: 8	H: 1 LOB: 1 BB: 0 P: 15		1B: 8 2B: 2 3B: 0 HR: 2	SF: 0 SAC: 0 DP: 2 HBP: 0	WP: 0 PB: 0 SB: 3 CS: 2	PA: 37						
<b>PITCHER</b>	IP	WLS	BF	H	R	ER	SO	BB	IBB	HBP	BLK	WP	HR	S	P	ERA	WHIP										
Walt Terrell, R ERA: 5.62	(1, 1)	6.2	L	30	11	5	5	2	2	0	0	0	0	2	67	6.75	1.950										
Paul Gibson, L ERA: 3.15	(7, 1)	0.2		3	1	0	0	0	0	0	0	0	0	6	10	0.00	1.500										
Clay Parker, R ERA: 4.02	(8, 1)	0.2		2	0	0	0	0	0	0	0	0	0	3	6	0.00	0.000										





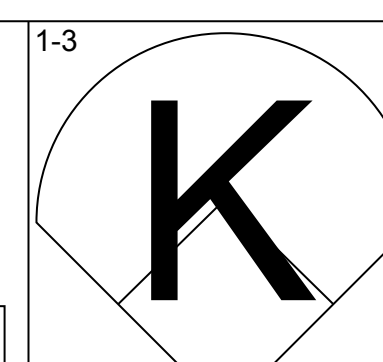
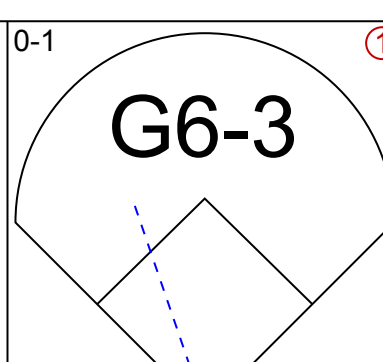
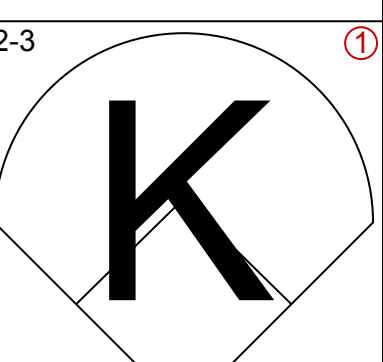
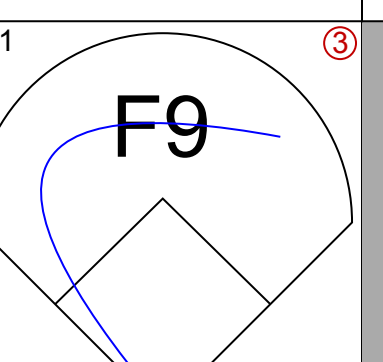
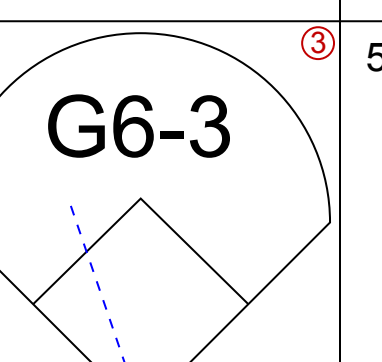
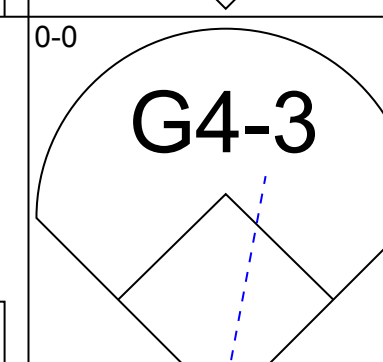
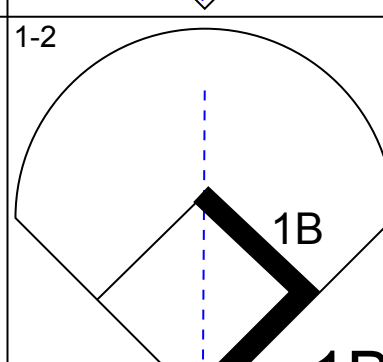
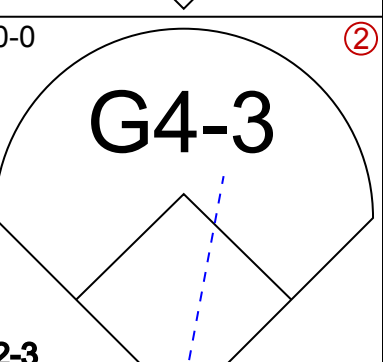

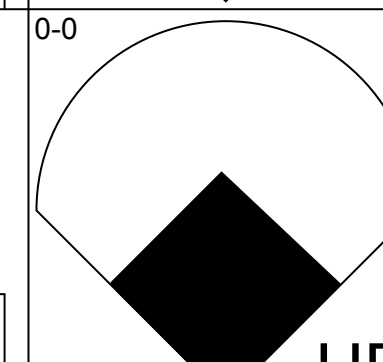
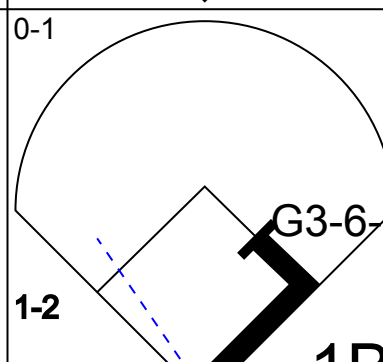
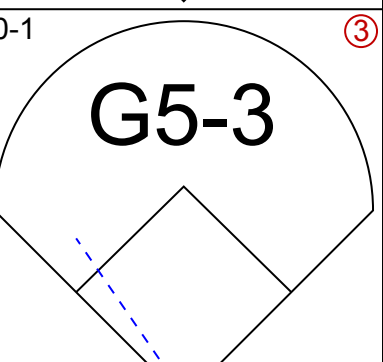

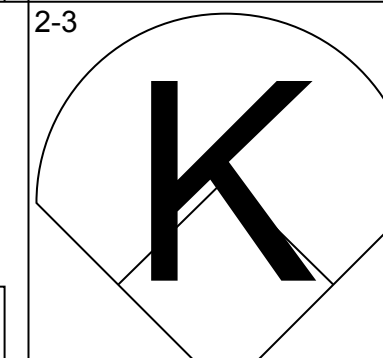
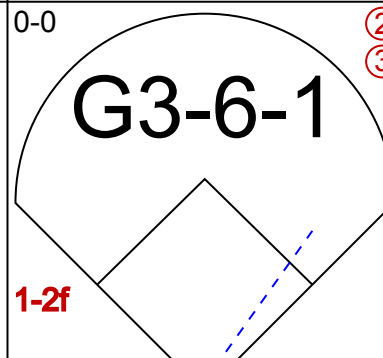
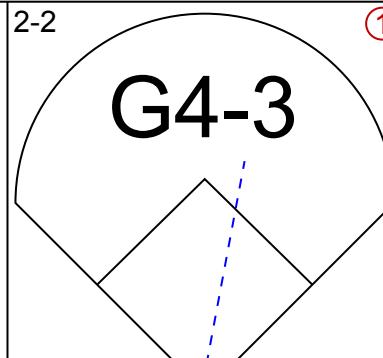

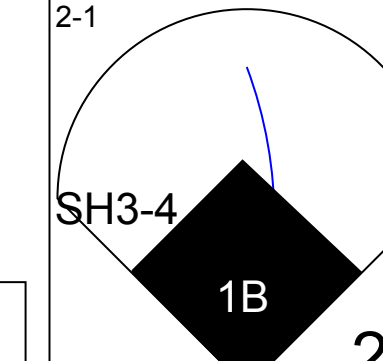
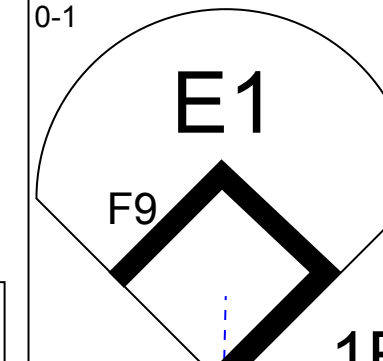
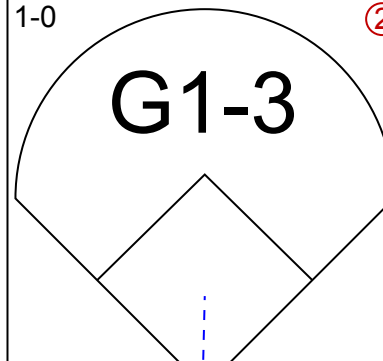
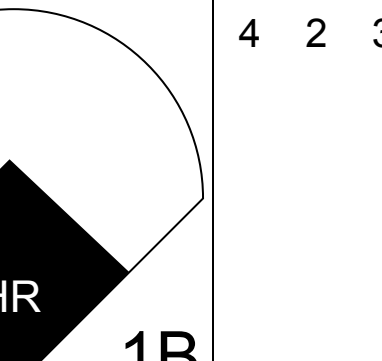
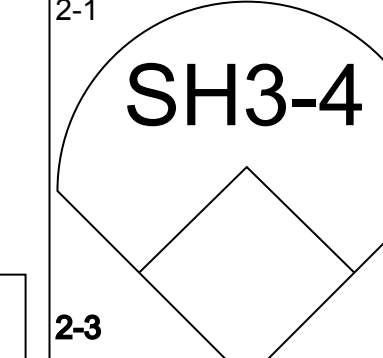
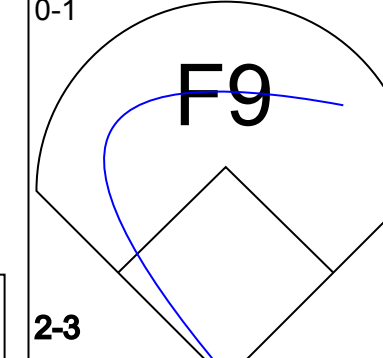
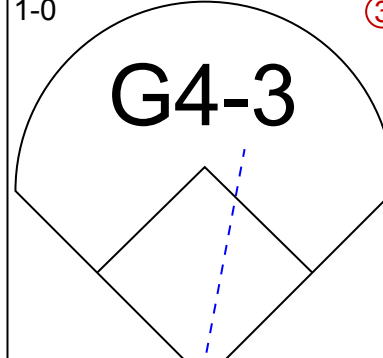
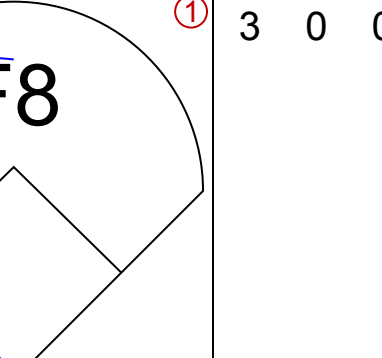
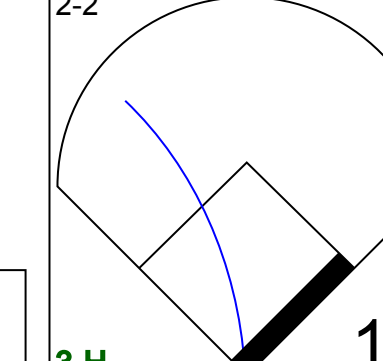
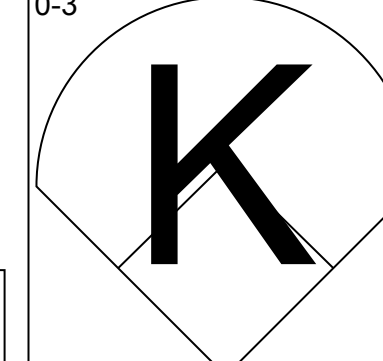
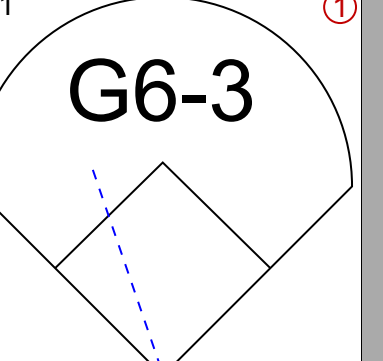
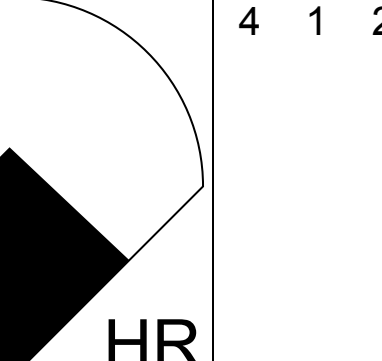
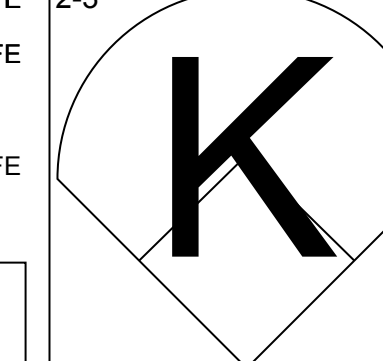
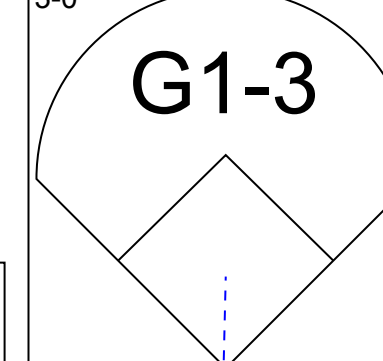
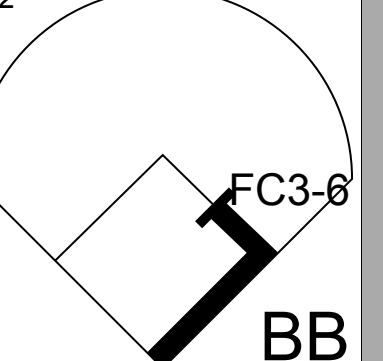
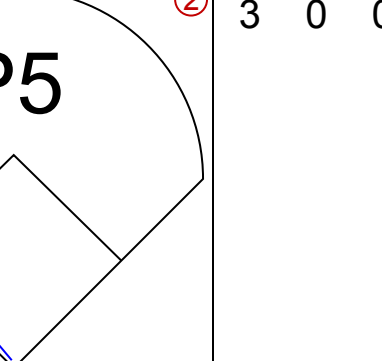
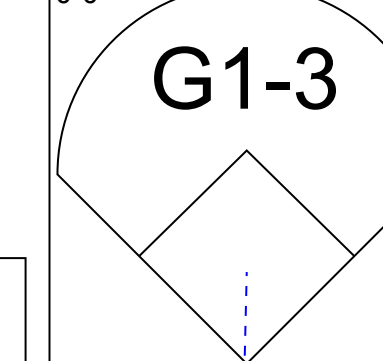
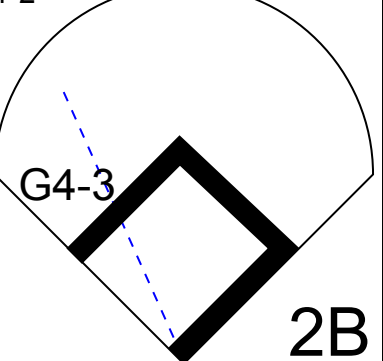
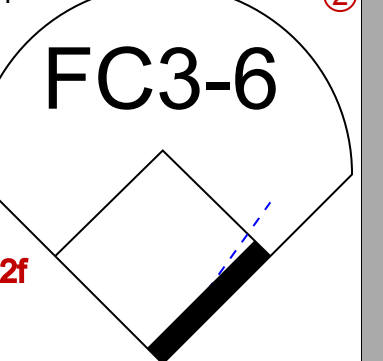
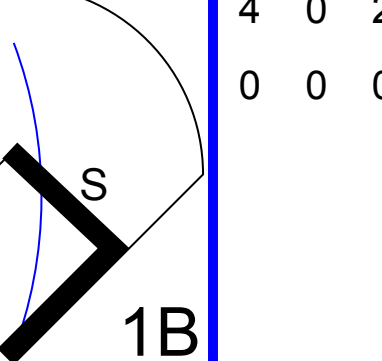
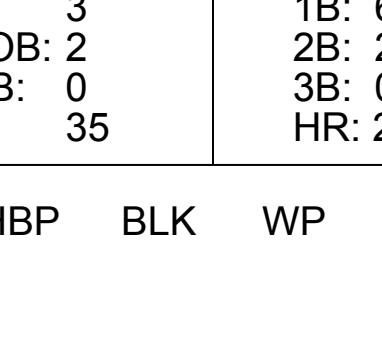
Batter	1	2	3	4	5	6	7	8	9	AB	R	H	RBI	BB	SO	LOB	TOP										
Tony Phillips, S OBP: 0.382, SLG: 0.349 Darnell Coles, R OBP: 0.271, SLG: 0.288	G6-3			G6-3		F9-3 1B			L5	3	0	1	0	0	0	0	<b>Detroit Tigers @ Milwaukee Brewers</b> Milwaukee County Stadium, Milwaukee, WI Sun Sep 09 1990, 4:33 AM EDT Att: 22,561 - Sunny - 80 F										
Lou Whitaker, L OBP: 0.359, SLG: 0.405	G4-3			2B F9-2 BB		F9-3 1-2 2-3 3-H				3	0	0	0	1	0	4											
Travis Fryman, R OBP: 0.365, SLG: 0.500	G5-3			1-3 2B		1-1 HR			P6	4	1	2	1	0	0	0											
Cecil Fielder, R OBP: 0.388, SLG: 0.612		F9		1-1 F9-2		3-0 P3			K	4	0	0	0	0	1	2											
Gary Ward, R OBP: 0.322, SLG: 0.391 Lloyd Moseby, L OBP: 0.334, SLG: 0.406	G1-6-3				P3				G6-3	2	1	0	0	1	0	0											
Chet Lemon, R OBP: 0.395, SLG: 0.385	F8				0-1 2B 1B					4	2	2	0	0	0	0											
Mike Heath, R OBP: 0.330, SLG: 0.415 Dave Bergman, L OBP: 0.369, SLG: 0.373			K		0-1 F9 1-H 2B				K	2	0	1	1	0	1	0											
Rich Rowland, R OBP: 0.429, SLG: 0.400	G6-3			1-1 G6-3		1-1 F9				3	1	1	0	1	0	1											
Mitt Cuyler, S OBP: 0.385, SLG: 0.364	P3			2-1 P3		0-0 P3				3	0	1	2	1	0	1											
<b>Inning Stats</b>	R: 0 E: 0 K: 0 S: 6	H: 0 LOB: 0 BB: 0 P: 10	R: 0 E: 0 K: 0 S: 7	H: 0 LOB: 0 BB: 0 P: 13	R: 0 E: 0 K: 1 S: 9	H: 0 LOB: 0 BB: 1 P: 13	R: 0 E: 0 K: 0 S: 8	H: 1 LOB: 1 BB: 1 P: 15	R: 1 E: 0 K: 0 S: 9	H: 2 LOB: 1 BB: 0 P: 11	R: 1 E: 0 K: 0 S: 6	H: 2 LOB: 0 BB: 0 P: 11	R: 2 E: 0 K: 1 S: 14	H: 2 LOB: 1 BB: 3 P: 32	R: 0 E: 0 K: 1 S: 10	H: 0 LOB: 0 BB: 0 P: 19		R: 1 E: 0 K: 1 S: 9	H: 2 LOB: 1 BB: 0 P: 12	1B: 4 2B: 7 3B: 0 HR: 1	SF: 0 SAC: 0 DP: 3 HBP: 0	WP: 0 PB: 0 SB: 2 CS: 0	PA: 37				
<b>PITCHER</b>	IP	WLS	BF	H	R	ER	SO	BB	IBB	HBP	BLK	WP	HR	S	P	ERA	WHIP										
Bill Krueger, L ERA: 3.85	6.0	L	24	6	4	4	1	2	0	0	0	0	1	48	80	6.00	1.333										
Randy Veres, R ERA: 3.57	0.1		3	0	0	0	1	1	1	0	0	0	0	4	15	0.00	3.000										
Paul Mirabella, L ERA: 3.99	0.2		2	1	0	0	0	0	0	0	0	0	0	7	10	0.00	1.500										
Chuck Crim, R ERA: 3.33	1.0		3	0	0	0	1	0	0	0	0	0	0	10	19	0.00	0.000										
Narciso Elvira, L ERA: 9.0	1.0		5	2	1	1	1	0	0	0	0	0	0	9	12	9.00	2.000										

Batter	1	2	3	4	5	6	7	8	9	AB	R	H	RBI	BB	SO	LOB	BOTTOM										
Paul Moltor, R OBP: 0.358, SLG: 0.483	FC4-6 BB		F7		S SH1-4 BB		G6-4-3			2	0	0	0	2	0	2	<b>Detroit Tigers @ Milwaukee Brewers</b> Milwaukee County Stadium, Milwaukee, WI Sun Sep 09 1990, 4:33 AM EDT Att: 22,561 - Sunny - 80 F										
Jim Gantner, L OBP: 0.323, SLG: 0.296	FC4-6 1-2		1-0 BB		0-0 SH1-4				F8	3	0	1	0	0	0	1											
Gary Sheffield, R OBP: 0.349, SLG: 0.417	P5		4-2 BB		3-3 K				K	3	0	0	0	1	2	2											
Dave Parker, L OBP: 0.347, SLG: 0.483	G3		0-0 L5		2-1 G6-3				K	4	0	0	0	0	1	5											
Robin Yount, R OBP: 0.320, SLG: 0.354		K		1-0 1B 2B		2-1 P3			G5-3	4	0	1	0	0	1	0											
B.J. Surhoff, L OBP: 0.344, SLG: 0.394		G5-4-3 BB		0-0 S 1B		1-0 F8			BB 1B	3	0	2	0	1	0	0											
Greg Vaughn, R OBP: 0.277, SLG: 0.416	G5-4-3 1-2		1-0 P4		3-2 P4		1-3 K			3	0	0	0	1	1	3											
Rob Deer, R OBP: 0.329, SLG: 0.475			1-0 G6-3		4-0 G4-6-3 IBB				P5	3	0	1	0	1	0	2											
Bill Spiers, L OBP: 0.278, SLG: 0.320 Greg Brock, L OBP: 0.325, SLG: 0.373			3-2 1B		0-0 G4-6-3		1-3 K		G1	3	0	1	0	0	1	4											
<b>Inning Stats</b>	R: 0 E: 0 K: 0 S: 5	H: 0 LOB: 1 BB: 1 P: 11	R: 0 E: 0 K: 1 S: 5	H: 0 LOB: 1 BB: 1 P: 11	R: 0 E: 0 K: 0 S: 11	H: 2 LOB: 3 BB: 1 P: 21	R: 0 E: 0 K: 0 S: 8	H: 2 LOB: 2 BB: 1 P: 15	R: 0 E: 0 K: 1 S: 7	H: 0 LOB: 1 BB: 1 P: 16	R: 0 E: 0 K: 1 S: 7	H: 0 LOB: 0 BB: 0 P: 11	R: 0 E: 0 K: 1 S: 6	H: 1 LOB: 0 BB: 0 P: 8	R: 0 E: 0 K: 2 S: 9	H: 0 LOB: 0 BB: 0 P: 11		R: 0 E: 0 K: 0 S: 14	H: 1 LOB: 2 BB: 1 P: 21	1B: 5 2B: 1 3B: 0 HR: 0	SF: 0 SAC: 1 DP: 3 HBP: 0	WP: 0 PB: 0 SB: 2 CS: 0	PA: 36				
<b>PITCHER</b>	IP	WLS	BF	H	R	ER	SO	BB	IBB	HBP	BLK	WP	HR	S	P	ERA	WHIP										
Scott Aldred, L ERA: 1.6	5.0	W	22	4	0	0	2	4	1	0	0	0	0	36	74	0.00	1.600										
Ed Nunez, R ERA: 1.6	4.0	S	14	2	0	0	4	1	0	0	0	0	0	36	51	0.00	0.750										

AB	33
R	5
H	9
RBI	5
BB	4
SO	4
LOB	11

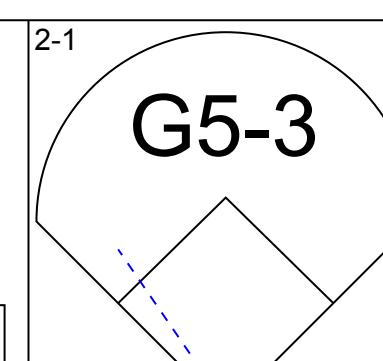
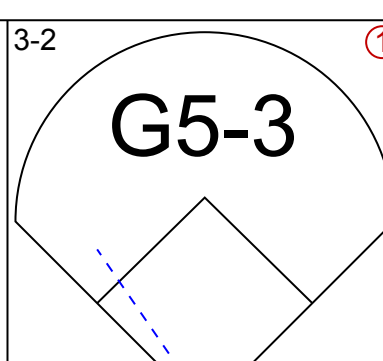

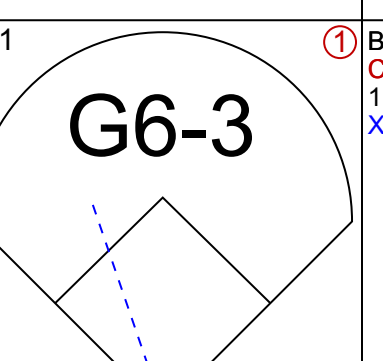

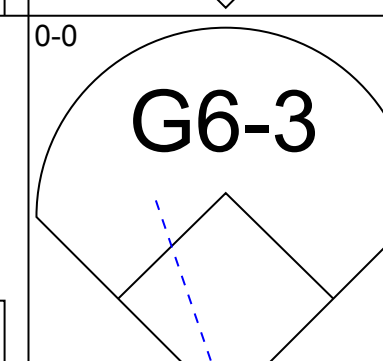
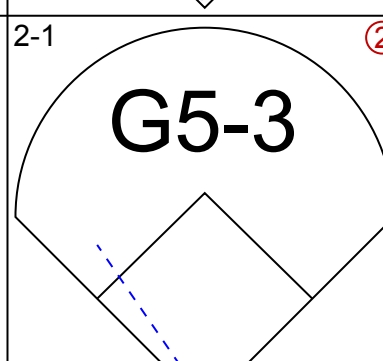

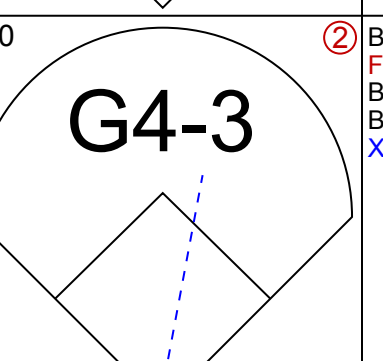

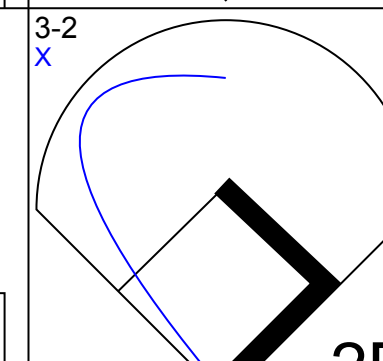
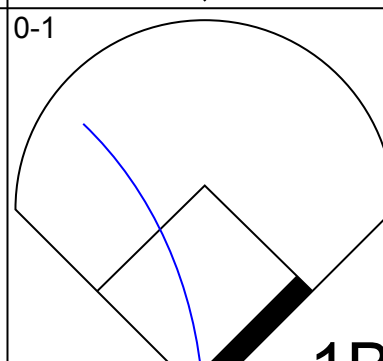

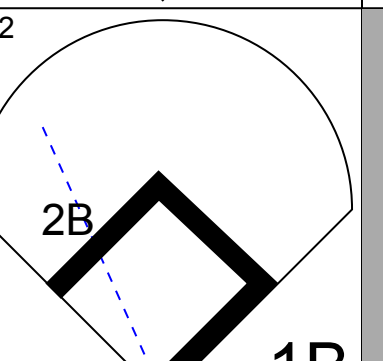

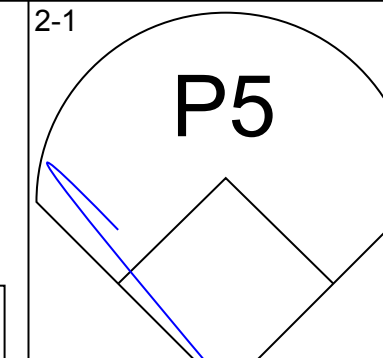
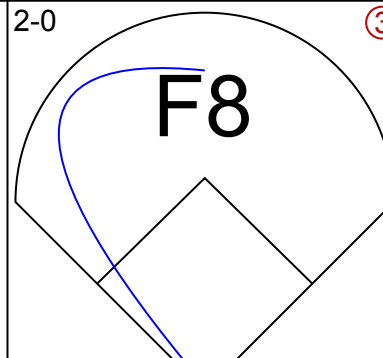
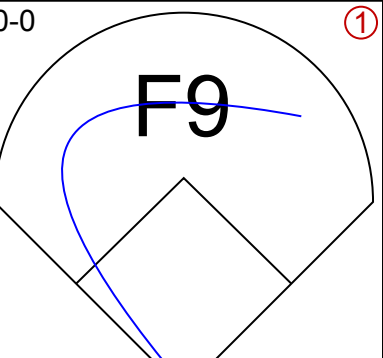
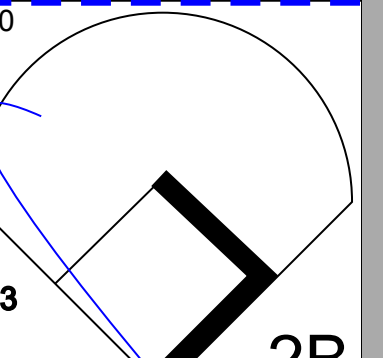
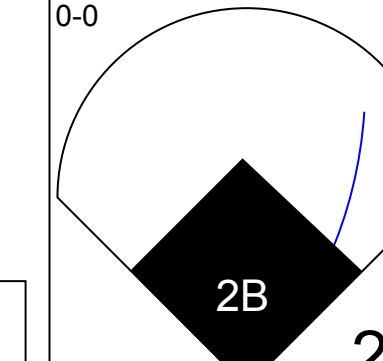
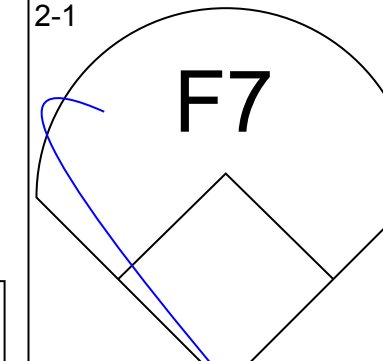
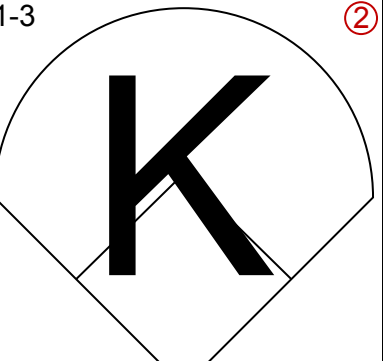

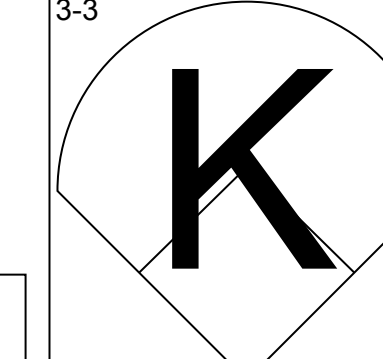
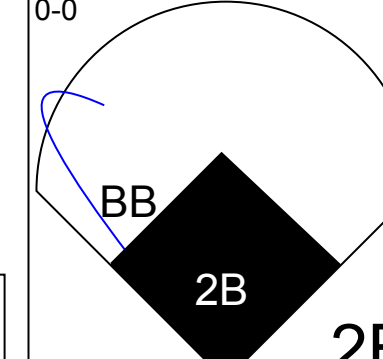
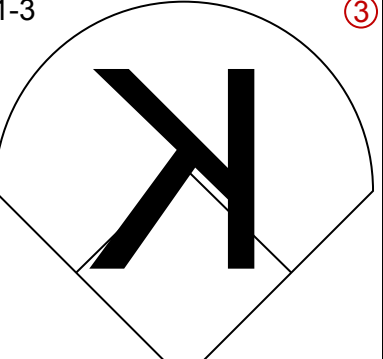
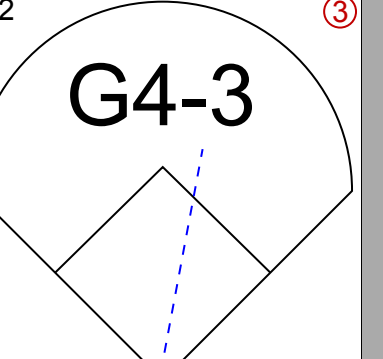
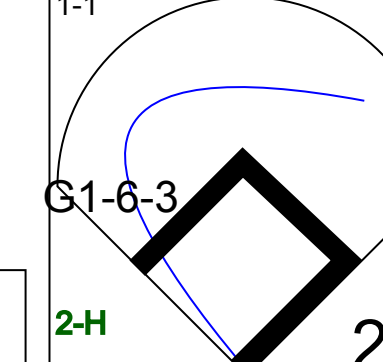
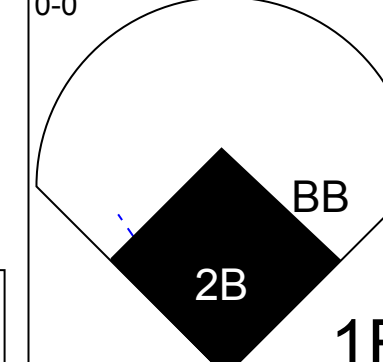



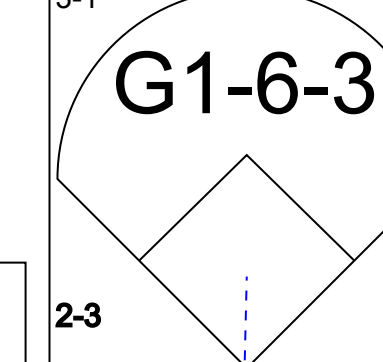
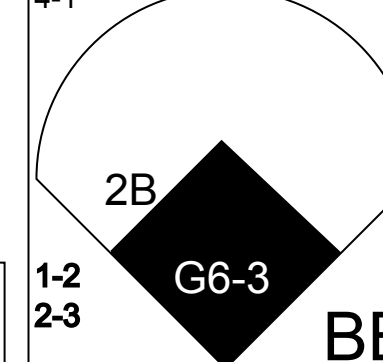



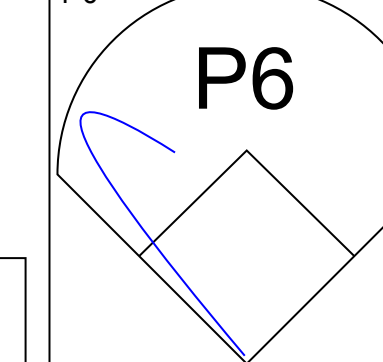
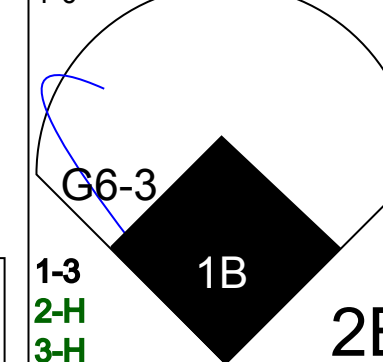






Batter	1	2	3	4	5	6	7	8	9	AB	R	H	RBI	BB	SO	LOB	TOP					
Paul Molitor, R OBP: 0.353, SLG: 0.476 (1, 3)										5	0	0	0	0	2	3	<b>Milwaukee Brewers @ Boston Red Sox</b> Fenway Park, Boston, MA Mon Sep 10 1990, 7:05 PM EDT Cloudy					
Jim Gantner, L OBP: 0.322, SLG: 0.295 (1, 4)										4	0	1	0	0	0	1						
Gary Sheffield, R OBP: 0.350, SLG: 0.424 (1, 5)										4	1	2	1	0	0	1						
Dave Parker, L OBP: 0.344, SLG: 0.479 (1, 10)										4	0	0	0	0	1	2						
Robin Yount, R OBP: 0.323, SLG: 0.359 (1, 8)										4	2	3	0	0	0	0						
B.J. Surhoff, L OBP: 0.342, SLG: 0.391 (1, 2)										3	0	0	0	0	0	2						
Greg Vaughn, R OBP: 0.280, SLG: 0.427 (1, 7)										4	1	2	3	0	1	1						
Rob Deer, R OBP: 0.328, SLG: 0.471 (1, 9)										3	0	0	0	1	1	2						
Bill Spiers, L OBP: 0.281, SLG: 0.326 (1, 6)										4	0	2	0	0	0	2						
Mike Felder, S OBP: 0.321, SLG: 0.343 (9, PR)										0	0	0	0	0	0	0						
<b>Inning Stats</b>	R: 1 E: 0 K: 2 S: 8	H: 1 LOB: 0 BB: 0 P: 11	R: 1 E: 0 K: 1 S: 12	H: 2 LOB: 1 BB: 0 P: 20	R: 0 E: 0 K: 0 S: 8	H: 2 LOB: 1 BB: 0 P: 9	R: 0 E: 0 K: 1 S: 8	H: 1 LOB: 1 BB: 0 P: 11	R: 0 E: 0 K: 0 S: 9	H: 0 LOB: 0 BB: 0 P: 12	R: 0 E: 0 K: 0 S: 5	H: 0 LOB: 0 BB: 0 P: 9	R: 0 E: 0 K: 0 S: 9	H: 0 LOB: 1 BB: 1 P: 20	R: 0 E: 0 K: 0 S: 6	H: 0 LOB: 0 BB: 0 P: 8	R: 2 E: 0 K: 0 S: 24	H: 3 LOB: 2 BB: 0 P: 35	1B: 6 2B: 2 3B: 0 HR: 2	SF: 0 SAC: 1 DP: 1 HBP: 0	WP: 0 PB: 0 SB: 1 CS: 0	PA: 37
<b>PITCHER</b>	IP	WLS	BF	H	R	ER	SO	BB	IBB	HBP	BLK	WP	HR	S	P	ERA	WHIP					
Greg Harris, R ERA: 3.37 (1, 1)	7.0	W	28	7	2	2	5	1	0	0	0	0	1	59	92	2.57	1.143					
Jeff Gray, R ERA: 4.22 (8, 1)	2.0	S	9	3	2	2	0	0	0	0	0	0	1	30	43	9.00	1.500					

AB	35
R	4
H	10
RBI	4
BB	1
SO	5
LOB	14



Batter	1	2	3	4	5	6	7	8	9	AB	R	H	RBI	BB	SO	LOB	BOTTOM				
Jody Reed, R OBP: 0.397, SLG: 0.409 (1, 4)										5	0	0	1	0	0	2	<b>Milwaukee Brewers @ Boston Red Sox</b> Fenway Park, Boston, MA Mon Sep 10 1990, 7:05 PM EDT Cloudy				
Carlos Quintana, R OBP: 0.365, SLG: 0.400 (1, 3)										5	0	1	1	0	0	2					
Wade Boggs, L OBP: 0.396, SLG: 0.424 (1, 5)										4	0	3	0	0	0	1					
Ellis Burks, R OBP: 0.364, SLG: 0.513 (1, 8)										4	0	1	0	0	0	2					
Mike Greenwell, L OBP: 0.363, SLG: 0.410 (1, 7)										3	1	1	0	1	1	0					
Tom Brunansky, R OBP: 0.336, SLG: 0.394 (1, 9)										4	1	1	0	0	2	4					
Mike Marshall, R OBP: 0.298, SLG: 0.442 (1, 10)										4	1	2	1	0	0	0					
Tony Peña, R OBP: 0.312, SLG: 0.329 (1, 2)										3	1	0	0	1	1	1					
Luis Rivera, R OBP: 0.278, SLG: 0.357 (1, 6)										4	1	2	2	0	1	1					
<b>Inning Stats</b>	R: 0 E: 0 K: 0 S: 12	H: 1 LOB: 1 BB: 0 P: 19	R: 1 E: 0 K: 1 S: 10	H: 2 LOB: 1 BB: 0 P: 18	R: 0 E: 0 K: 0 S: 8	H: 1 LOB: 1 BB: 0 P: 15	R: 4 E: 0 K: 0 S: 15	H: 4 LOB: 1 BB: 1 P: 28	R: 0 E: 0 K: 2 S: 9	H: 0 LOB: 0 BB: 0 P: 11	R: 0 E: 0 K: 1 S: 6	H: 0 LOB: 0 BB: 0 P: 9	R: 0 E: 0 K: 0 S: 12	H: 2 LOB: 3 BB: 1 P: 22	R: 0 E: 1 K: 1 S: 10	H: 1 LOB: 2 BB: 0 P: 18	1B: 5 2B: 6 3B: 0 HR: 0	SF: 0 SAC: 0 DP: 0 HBP: 0	WP: 0 PB: 0 SB: 0 CS: 0	PA: 38	
<b>PITCHER</b>	IP	WLS	BF	H	R	ER	SO	BB	IBB	HBP	BLK	WP	HR	S	P	ERA	WHIP				
Mark Knudson, R ERA: 4.12 (1, 1)	3.2	L	20	8	5	5	1	1	0	0	0	0	0	24	33	0.00	0.333				
Mark Lee, L ERA: 1.13 (4, 1)	3.0		10	1	0	0	3	0	0	0	0	0	0	15	30	0.00	1.500				
Julio Machado, R ERA: 3.0 (7, 1)	1.1		8	2	0	0	1	0	1	0	0	0	0	0	0	0.00	1.500				





Batter	1	2	3	4	5	6	7	8	9	AB	R	H	RBI	BB	SO	LOB	TOP									
Paul Moltitor, R OBP: 0.349, SLG: 0.471 Jim Gantner, L OBP: 0.322, SLG: 0.295	F9		F8					F9		4	0	0	0	0	1	2	<b>Milwaukee Brewers @ Boston Red Sox</b> Fenway Park, Boston, MA Mon Sep 10 1990, 7:05 PM EDT Att: 28,757 - Unknown - 71 F									
B.J. Surhoff, L OBP: 0.339, SLG: 0.388	G6-3			F7		G3		G5-3		4	0	0	0	0	0	0										
Gary Sheffield, R OBP: 0.350, SLG: 0.423	L7			G6-3		P6			2B 1B	4	1	1	0	0	0	0										
Dave Parker, L OBP: 0.345, SLG: 0.487 George Canale, L OBP: 0.324, SLG: 0.360		HR		F6		L3			2B 2B	4	1	2	1	0	0	0										
Robin Yount, R OBP: 0.324, SLG: 0.360		K				1B S G4-3 1B			G1-3	4	2	2	0	0	1	2										
Greg Brock, L OBP: 0.327, SLG: 0.373	G1-3					P3			2B G4-3 IBB	3	1	1	0	1	0	1										
Greg Vaughn, R OBP: 0.283, SLG: 0.430						PO SH1-3 1B			G4-3 2B	2	0	1	2	1	1	0										
Mike Felder, S OBP: 0.320, SLG: 0.343				G1-3		G4-3 1B BB			G4-3 2B	3	0	1	2	0	0	1										
Bill Spiers, L OBP: 0.278, SLG: 0.321			F9			G4-3 1B			G4-3	4	0	0	1	0	0	4										
<b>Inning Stats</b>	R: 0 E: 0 K: 0 S: 6	H: 0 LOB: 0 BB: 0 P: 9	R: 1 E: 0 K: 2 S: 8	H: 1 LOB: 0 BB: 0 P: 12	R: 0 E: 0 K: 0 S: 7	H: 0 LOB: 0 BB: 0 P: 9	R: 0 E: 0 K: 0 S: 6	H: 0 LOB: 0 BB: 0 P: 6	R: 1 E: 0 K: 1 S: 12	H: 2 LOB: 2 BB: 1 P: 18	R: 0 E: 0 K: 0 S: 6	H: 0 LOB: 0 BB: 0 P: 9	R: 1 E: 0 K: 0 S: 7	H: 2 LOB: 0 BB: 0 P: 10	R: 0 E: 0 K: 0 S: 7	H: 0 LOB: 0 BB: 0 P: 10		R: 3 E: 0 K: 0 S: 14	H: 3 LOB: 2 BB: 1 P: 27	1B: 5 2B: 2 3B: 0 HR: 1	SF: 1 SAC: 1 DP: 0 HBP: 0	WP: 0 PB: 0 SB: 1 CS: 0	PA: 37			
<b>PITCHER</b>	IP	WLS	BF	H	R	ER	SO	BB	IBB	HBP	BLK	WP	HR	S	P	ERA	WHIP									
Dana Kiecker, R ERA: 4.32	(1, 1)	8.0	L	30	6	4	4	3	1	0	0	0	0	1	61	88	4.50	0.875								
Rob Murphy, L ERA: 8.46	(9, 1)	0.0		1	1	0	0	0	0	0	0	0	0	1	1	∞	∞									
Daryl Irvine, R ERA: 5.84	(9, 1)	1.0	S	5	1	2	2	0	0	1	0	0	0	0	11	21	18.00	1.000								

Batter	1	2	3	4	5	6	7	8	9	AB	R	H	RBI	BB	SO	LOB	BOTTOM									
Jody Reed, R OBP: 0.365, SLG: 0.406	G5-3	L8			F9		P4			4	0	0	0	0	0	3	<b>Milwaukee Brewers @ Boston Red Sox</b> Fenway Park, Boston, MA Mon Sep 10 1990, 7:05 PM EDT Att: 28,757 - Unknown - 71 F									
Carlos Quintana, R OBP: 0.368, SLG: 0.404	G6-3 2B		K		1B BB		1B			3	0	2	0	1	1	0										
Wade Boggs, L OBP: 0.396, SLG: 0.426	G6-3		G5-3 2B		1B		F8			4	0	2	0	0	0	2										
Ellis Burks, R OBP: 0.362, SLG: 0.509	K		G5-3		G5-3			G6-3		4	0	0	0	0	1	4										
Mike Greenwell, L OBP: 0.360, SLG: 0.406		G5-3	F7		L8		G6-3			4	0	0	0	0	0	1										
Tom Brunansky, R OBP: 0.335, SLG: 0.392		BB 1B BB	L8		L8		F7			3	0	0	0	1	0	0										
Mike Marshall, R OBP: 0.302, SLG: 0.456		BB 1B	K		HR			F9		4	1	2	1	0	1	0										
John Marzano, R OBP: 0.284, SLG: 0.293 Danny Heep, L OBP: 0.275, SLG: 0.242		BB 1B BB	L7		G5-3			G4-3		2	0	0	0	1	0	0										
Marty Barrett, R OBP: 0.294, SLG: 0.252 Phil Planter, L OBP: 0.357, SLG: 0.111		BB	K		G4-3		F9		K	3	0	0	0	0	1	3										
<b>Inning Stats</b>	R: 0 E: 0 K: 1 S: 11	H: 1 LOB: 1 BB: 0 P: 17	R: 0 E: 0 K: 1 S: 12	H: 1 LOB: 3 BB: 2 P: 23	R: 0 E: 0 K: 1 S: 10	H: 1 LOB: 1 BB: 0 P: 16	R: 0 E: 0 K: 1 S: 7	H: 0 LOB: 0 BB: 0 P: 10	R: 0 E: 0 K: 0 S: 9	H: 1 LOB: 2 BB: 1 P: 19	R: 1 E: 0 K: 0 S: 5	H: 1 LOB: 0 BB: 0 P: 8	R: 0 E: 0 K: 0 S: 7	H: 1 LOB: 1 BB: 0 P: 11	R: 0 E: 0 K: 0 S: 5	H: 0 LOB: 0 BB: 0 P: 8		R: 0 E: 0 K: 1 S: 10	H: 0 LOB: 0 BB: 0 P: 12	1B: 3 2B: 2 3B: 0 HR: 1	SF: 0 SAC: 0 DP: 0 HBP: 0	WP: 0 PB: 0 SB: 0 CS: 0	PA: 36			
<b>PITCHER</b>	IP	WLS	BF	H	R	ER	SO	BB	IBB	HBP	BLK	WP	HR	S	P	ERA	WHIP									
Tom Edens, R ERA: 3.78	(1, 1)	6.0	W	26	5	1	1	4	3	0	0	0	0	0	54	93	1.50	1.333								
Chuck Cnm, R ERA: 3.2	(7, 1)	3.0	S	10	1	0	0	1	0	0	0	0	0	22	31	0.00	0.333									





Batter	1	2	3	4	5	6	7	8	9	AB	R	H	RBI	BB	SO	LOB	TOP										
Paul Moltitor, R OBP: 0.345, SLG: 0.464 Greg Brock, L OBP: 0.327, SLG: 0.373	G5-3		G5-3		G5-3		K		F8	5	0	0	0	0	1	3											
Jim Gantner, L OBP: 0.321, SLG: 0.294	G3			F9		1B	L7			4	1	1	0	0	0	1											
Gary Sheffield, R OBP: 0.351, SLG: 0.422	G4-3			1B		SH4-3 1B SF9 BB		F9		3	1	1	0	1	0	0											
Dave Parker, L OBP: 0.346, SLG: 0.487		G3		P5		SF9 SH4-3 1B		HR		4	1	2	1	0	0	1											
Robin Yount, R OBP: 0.326, SLG: 0.366				F9		SH4-3		HR		2	1	1	2	1	0	1											
B.J. Surhoff, L OBP: 0.338, SLG: 0.386	F9					SF9		G4-3		2	0	0	1	1	0	1											
Greg Vaughn, R OBP: 0.360, SLG: 0.425 Mike Felder, S OBP: 0.320, SLG: 0.343	G5-3			FC6-4 BB		K		F8		4	0	0	0	0	1	3											
Rob Deer, R OBP: 0.325, SLG: 0.466			F8		F7		P6		P2	4	0	0	0	0	0	1											
Bill Spiers, L OBP: 0.277, SLG: 0.320			K				E1		K	4	0	1	0	0	2	0											
<b>Inning Stats</b>	R: 0 H: 0 E: 0 K: 0 S: 7	H: 0 LOB: 0 BB: 0 P: 8	R: 0 H: 0 E: 0 K: 0 S: 9	H: 0 LOB: 1 BB: 1 P: 18	R: 0 H: 0 E: 0 K: 1 S: 10	H: 0 LOB: 0 BB: 0 P: 14	R: 0 H: 1 E: 0 K: 0 S: 8	H: 1 LOB: 1 BB: 0 P: 12	R: 0 H: 1 E: 0 K: 1 S: 11	H: 1 LOB: 2 BB: 1 P: 20	R: 2 H: 2 E: 0 K: 1 S: 16	H: 2 LOB: 1 BB: 1 P: 26	R: 0 H: 0 E: 1 K: 1 S: 11	H: 0 LOB: 0 BB: 0 P: 13	R: 2 H: 2 E: 0 K: 0 S: 9	H: 2 LOB: 0 BB: 0 P: 14	R: 0 H: 0 E: 0 K: 1 S: 9	H: 0 LOB: 0 BB: 0 P: 15	1B: 5 2B: 0 3B: 0 HR: 1	SF: 1 ZB: 0 SAC: 1 DP: 0 HBP: 0	WP: 0 PB: 0 SB: 3 CS: 0	PA: 37					
<b>PITCHER</b>	IP	WLS	BF	H	R	ER	SO	BB	IBB	HBP	BLK	WP	HR	S	P	ERA	WHIP										
Dennis Lamp, R ERA: 4.1	(1, 1)	5.0	21	3	2	2	1	3	0	0	0	0	0	48	81	3.60	1.200										
Wes Gardner, R ERA: 5.19	(6, 1)	3.0	L	13	3	2	2	0	0	0	0	0	1	33	44	6.00	1.000										
Larry Andersen, R ERA: 1.75	(9, 1)	1.0		3	0	0	0	1	0	0	0	0	0	9	15	0.00	0.000										

Milwaukee Brewers @ Boston Red Sox  
Fenway Park, Boston, MA  
Tue Sep 11 1990, 7:05 PM EDT  
Att: 27,778 - Unknown - 68 F

AB 32  
R 4  
H 6  
RBI 4  
BB 3  
SO 4  
LOB 11



Batter	1	2	3	4	5	6	7	8	9	AB	R	H	RBI	BB	SO	LOB	BOTTOM										
Jody Reed, R OBP: 0.367, SLG: 0.405	G1-6-3 1B		G6-3						G6-4-3	3	0	1	0	2	0	1											
Carlos Quintana, R OBP: 0.365, SLG: 0.400	F8		L1		P3		FC5			4	0	0	0	0	0	5											
Wade Boggs, L OBP: 0.395, SLG: 0.426	G1-6-3			1B	CS		F8		K	4	1	1	0	0	1	1											
Ellis Burks, R OBP: 0.359, SLG: 0.505	G3			E4 1B FC6-4		G6-3		G5-3		4	1	0	0	0	0	2											
Mike Greenwell, L OBP: 0.361, SLG: 0.407			F9		FC6-4 1B		F8		1B	4	0	2	1	0	0	0											
Tom Brunansky, R OBP: 0.336, SLG: 0.393				CS	FC6-4 1B		K		1B	4	0	2	1	0	1	1											
Mike Marshall, R OBP: 0.301, SLG: 0.450				1B	P1		G6-3		K	3	0	0	0	0	1	3											
Tony Peña, R OBP: 0.313, SLG: 0.329			P3		P5				G6-4-3 1B	3	0	1	0	1	0	2											
Luis Rivera, R OBP: 0.278, SLG: 0.354			P4						P3	3	0	0	0	1	1	1											
<b>Inning Stats</b>	R: 0 H: 1 E: 0 K: 0 S: 11	H: 1 LOB: 1 BB: 0 P: 17	R: 0 H: 1 E: 0 K: 0 S: 7	H: 1 LOB: 0 BB: 0 P: 9	R: 0 H: 0 E: 0 K: 0 S: 10	H: 0 LOB: 0 BB: 0 P: 16	R: 2 H: 2 E: 1 K: 0 S: 11	H: 2 LOB: 1 BB: 0 P: 17	R: 0 H: 0 E: 0 K: 1 S: 8	H: 0 LOB: 0 BB: 1 P: 16	R: 0 H: 0 E: 0 K: 0 S: 5	H: 0 LOB: 0 BB: 0 P: 9	R: 0 H: 0 E: 0 K: 1 S: 14	H: 0 LOB: 3 BB: 3 P: 32	R: 0 H: 2 E: 0 K: 2 S: 17	H: 2 LOB: 2 BB: 0 P: 23	R: 0 H: 1 E: 0 K: 0 S: 3	H: 1 LOB: 0 BB: 0 P: 3	1B: 6 2B: 1 3B: 0 HR: 0	SF: 0 ZB: 1 SAC: 0 DP: 1 HBP: 1	WP: 0 PB: 0 SB: 1 CS: 2	PA: 38					
<b>PITCHER</b>	IP	WLS	BF	H	R	ER	SO	BB	IBB	HBP	BLK	WP	HR	S	P	ERA	WHIP										
Ron Robinson, R ERA: 3.41	(1, 1)	7.0	W	29	4	2	1	2	4	0	1	0	0	66	116	1.29	1.143										
Dan Plesac, L ERA: 4.63	(8, 1)	2.0	S	8	3	0	0	2	0	0	0	0	0	20	26	0.00	1.500										

Milwaukee Brewers @ Boston Red Sox  
Fenway Park, Boston, MA  
Tue Sep 11 1990, 7:05 PM EDT  
Att: 27,778 - Unknown - 68 F

AB 32  
R 2  
H 7  
RBI 2  
BB 4  
SO 4  
LOB 16





Batter	1	2	3	4	5	6	7	8	9	AB	R	H	RBI	BB	SO	LOB	TOP					
Paul Molitor, R OBP: 0.344, SLG: 0.468 (1, 3)	G5-3		P4			E		K		4	1	1	0	0	1	0	<b>Milwaukee Brewers @ Boston Red Sox</b> Fenway Park, Boston, MA Wed Sep 12 1990, 7:05 PM EDT Att: 29,098 - Unknown - 76 F					
Jim Gantner, L OBP: 0.320, SLG: 0.302 (1, 4)	3B		F7			E3		G6-3		4	0	1	1	0	0							
Gary Sheffield, R OBP: 0.350, SLG: 0.421 (1, 5)	FC1-5-2				G6-3	F7			1B	4	0	1	0	0	2							
Dave Parker, L OBP: 0.347, SLG: 0.487 (1, 10)	K				1B				G1-6-3	4	0	2	0	0	1	2						
Robin Yount, R OBP: 0.325, SLG: 0.365 (1, 8)		G4-3			F9				G1-6-3	4	0	1	0	0	0	3						
Rob Deer, R OBP: 0.322, SLG: 0.461 (1, 9)		P6			L5					4	0	0	0	0	0	2						
B.J. Surhoff, L OBP: 0.336, SLG: 0.385 (1, 2)					F8					3	0	1	0	0	0	0						
Tim McIntosh, R (7, 2)						F8				0	0	0	0	0	0	0						
Greg Vaughn, R OBP: 0.277, SLG: 0.421 (1, 7)					F7					3	0	0	0	0	1	1						
Bill Spiers, L OBP: 0.275, SLG: 0.317 (1, 6)					G1-3					3	0	0	0	0	0	0						
<b>Inning Stats</b>	R: 0 E: 0 K: 1 S: 9	H: 1 LOB: 1 BB: 0 P: 11	R: 0 E: 0 K: 1 S: 9	H: 1 LOB: 1 BB: 0 P: 13	R: 0 E: 0 K: 0 S: 5	H: 0 LOB: 0 BB: 0 P: 5	R: 0 E: 0 K: 0 S: 7	H: 1 LOB: 1 BB: 0 P: 8	R: 0 E: 0 K: 0 S: 8	H: 0 LOB: 0 BB: 0 P: 14	R: 1 E: 1 K: 0 S: 14	H: 2 LOB: 1 BB: 0 P: 23	R: 0 E: 0 K: 0 S: 6	H: 0 LOB: 0 BB: 0 P: 10	R: 0 E: 0 K: 1 S: 6	H: 0 LOB: 0 BB: 0 P: 8	R: 0 E: 0 K: 0 S: 8	H: 2 LOB: 1 BB: 0 P: 15	1B: 5 2B: 0 3B: 2 HR: 0	SF: 0 SAC: 0 DP: 2 HBP: 0	WP: 0 PB: 0 CS: 0	PA: 33
<b>PITCHER</b> Mike Boddicker, R ERA: 3.38 (1, 1)	IP: 9.0 WLS: W BF: 33 H: 7 R: 1 ER: 1 SO: 3 BB: 0 IBB: 0 HBP: 0 BLK: 0 WP: 0 HR: 0 S: 72 P: 107 ERA: 1.00 WHIP: 0.778											<b>PITCHER</b>	IP: 9.0 WLS: W BF: 33 H: 7 R: 1 ER: 1 SO: 3 BB: 0 IBB: 0 HBP: 0 BLK: 0 WP: 0 HR: 0 S: 72 P: 107 ERA: 1.00 WHIP: 0.778									

Batter	1	2	3	4	5	6	7	8	9	AB	R	H	RBI	BB	SO	LOB	BOTTOM			
Jody Reed, R OBP: 0.369, SLG: 0.404 (1, 4)	F8			FC5-4						2	1	0	0	2	0	1	<b>Milwaukee Brewers @ Boston Red Sox</b> Fenway Park, Boston, MA Wed Sep 12 1990, 7:05 PM EDT Att: 29,098 - Unknown - 76 F			
Carlos Quintana, R OBP: 0.368, SLG: 0.403 (1, 3)	P4									5	1	3	1	0	0	1				
Wade Boggs, L OBP: 0.395, SLG: 0.428 (1, 5)	1B									5	1	2	1	0	0	6				
Ellis Burks, R OBP: 0.362, SLG: 0.507 (1, 8)	1B									4	0	3	2	0	0	0				
Mike Greenwell, L OBP: 0.360, SLG: 0.406 (1, 7)	F8									4	0	1	0	0	0	2				
Tom Brunansky, R OBP: 0.336, SLG: 0.391 (1, 9)										4	1	1	0	0	2	3				
Mike Marshall, R OBP: 0.296, SLG: 0.443 (1, 10)										4	0	0	0	0	2	2				
Tony Peña, R OBP: 0.317, SLG: 0.332 (1, 2)										3	2	2	0	1	0	0				
Luis Rivera, R OBP: 0.278, SLG: 0.352 (1, 6)										4	0	1	2	0	0	2				
<b>Inning Stats</b>	R: 1 E: 0 K: 0 S: 8	H: 2 LOB: 1 BB: 0 P: 13	R: 2 E: 1 K: 1 S: 16	H: 4 LOB: 2 BB: 1 P: 26	R: 0 E: 0 K: 1 S: 5	H: 0 LOB: 0 BB: 0 P: 8	R: 0 E: 0 K: 1 S: 8	H: 0 LOB: 1 BB: 1 P: 17	R: 1 E: 1 K: 0 S: 12	H: 3 LOB: 1 BB: 0 P: 19	R: 2 E: 0 K: 0 S: 11	H: 3 LOB: 2 BB: 1 P: 20	R: 0 E: 0 K: 1 S: 10	H: 1 LOB: 1 BB: 0 P: 15	R: 0 E: 1 K: 0 S: 9	H: 0 LOB: 2 BB: 0 P: 15		1B: 12 2B: 1 3B: 0 HR: 0	SF: 0 SAC: 0 DP: 2 HBP: 1	WP: 3 PB: 0 CS: 0
<b>PITCHER</b> Teddy Higuera, L ERA: 3.56 (1, 1)	IP: 6.0 WLS: L BF: 30 H: 12 R: 6 ER: 5 SO: 3 BB: 3 IBB: 0 HBP: 0 BLK: 0 WP: 2 HR: 0 S: 60 P: 103 ERA: 7.50 WHIP: 2.500											<b>PITCHER</b>	IP: 6.0 WLS: L BF: 30 H: 12 R: 6 ER: 5 SO: 3 BB: 3 IBB: 0 HBP: 0 BLK: 0 WP: 2 HR: 0 S: 60 P: 103 ERA: 7.50 WHIP: 2.500							
<b>PITCHER</b> Kevin Brown, L ERA: (7, 1)	IP: 2.0 WLS: 9 BF: 1 H: 0 R: 0 ER: 0 SO: 1 BB: 0 IBB: 0 HBP: 1 BLK: 0 WP: 1 HR: 0 S: 19 P: 30 ERA: 0.00 WHIP: 0.500											<b>PITCHER</b>	IP: 2.0 WLS: 9 BF: 1 H: 0 R: 0 ER: 0 SO: 1 BB: 0 IBB: 0 HBP: 1 BLK: 0 WP: 1 HR: 0 S: 19 P: 30 ERA: 0.00 WHIP: 0.500							



Batter	1	2	3	4	5	6	7	8	9	10	AB	R	H	RBI	BB	SO	LOB										
Paul Molitor, R OBP: 0.343, SLG: 0.471 Dale Sveum, S OBP: 0.252, SLG: 0.233	(1,4) X 0-1 P2		X 0-0 3B		X 0-1 L6			X 0-0 G6-3		X 0-2 P4	4	0	1	0	0	0	1										
Jim Gantner, L OBP: 0.318, SLG: 0.297	(1,5) B 2-1 G3		X 0-0 F8			0-3 K		B 4-0 HBP BB		X 3-2 G3-1	4	0	0	0	1	1	1										
Robin Yount, R OBP: 0.327, SLG: 0.372	(1,8) C 0-3 K			1-3 K		0-1 HR		B 3-2 HBP		X 2-1 1B	4	1	2	1	0	2	0										
Dave Parker, L OBP: 0.346, SLG: 0.484	(1,10) X 1-2 P7			4-2 1B BB		0-3 K		B 0-3 K		X 0-0 G1-3	4	0	0	0	1	2	4										
Greg Brock, L OBP: 0.329, SLG: 0.373	(1,3) B 4-2 BB			2-2 1B		1-2 G3		B 1-2 G3-1			3	0	1	0	1	0	3										
Rob Deer, R OBP: 0.322, SLG: 0.458 Mike Felder, S OBP: 0.320, SLG: 0.343	(1,9) B 2-3 K			2-3 1B		2-3 K		S 2-3 K		B 4-0 S BB	3	0	0	0	1	3	3										
B.J. Surhoff, L OBP: 0.335, SLG: 0.381	(1,2) B 3-1 P4			1-1 F8				B 3-3 K		P 1-0 F7	4	0	0	0	0	1	4										
Greg Vaughn, R OBP: 0.274, SLG: 0.416	(1,7) S 3-2 G5-3			X 0-0 G5-3				B 2-3 K		1 SAFE 1 SAFE 1 SAFE 1 SAFE 0-3 K	4	0	0	0	0	2	1										
Bill Spiers, L OBP: 0.275, SLG: 0.316	(1,6) B 1-0 L9			X 0-3 K				B 1-2 HBP G6-3 1B		B 3-2 F9	4	0	1	0	0	1	2										
<b>Inning Stats</b>	R: 0 E: 0 K: 1 S: 7	H: 0 LOB: 0 BB: 0 P: 9	R: 0 E: 0 K: 1 S: 11	H: 0 LOB: 1 BB: 1 P: 21	R: 0 E: 0 K: 0 S: 7	H: 1 LOB: 1 BB: 0 P: 11	R: 0 E: 0 K: 2 S: 16	H: 1 LOB: 2 BB: 1 P: 26	R: 0 E: 0 K: 1 S: 6	H: 0 LOB: 0 BB: 0 P: 6	R: 1 E: 0 K: 2 S: 11	H: 1 LOB: 0 BB: 0 P: 12	R: 0 E: 0 K: 3 S: 9	H: 0 LOB: 0 BB: 0 P: 16	R: 0 E: 0 K: 1 S: 15	H: 1 LOB: 3 BB: 1 P: 24	R: 0 E: 0 K: 1 S: 9	H: 0 LOB: 2 BB: 0 P: 16	R: 0 E: 0 K: 0 S: 10	H: 1 LOB: 1 BB: 0 P: 15	1B: 3 2B: 0 3B: 1 HR: 1	SF: 0 SAC: 0 DP: 0 HBP: 1	WP: 0 PB: 0 SB: 1 CS: 0	PA: 40			
<b>PITCHER</b>	IP 8.0	WLS 3	BF 32	H 4	R 1	ER 1	SO 11	BB 3	IBB 0	HBP 1	BLK 0	WP 0	HR 1	S 82	P 125	ERA 1.12	WHIP 0.875										
Nolan Ryan, R ERA: 3.36	(1,1)																										
Brad Arnsberg, R ERA: 1.74	(9,1)	0.2	3	0	0	0	1	1	0	0	0	0	0	5	9	0.00	1.500										
Kenny Rogers, L ERA: 3.33	(9,1)	1.1	W	5	1	0	0	0	0	0	0	0	0	14	22	0.00	0.750										

**Milwaukee Brewers @ Texas Rangers**  
Arlington Stadium, Arlington, TX  
Fri Sep 14 1990, 8:05 PM EDT  
Att: 23,865 - Unknown - 91 F

livebaseballscorecards.com

AB	35
R	1
H	5
RBI	1
BB	4
SO	12
LOB	19



Batter	1	2	3	4	5	6	7	8	9	10	AB	R	H	RBI	BB	SO	LOB										
Jeff Huson, L OBP: 0.323, SLG: 0.286	(1,6) C 1-1 G3			X 3-2 F9		X 2-0 G3		X 1-2 1B			4	0	1	1	0	0	0										
Julio Franco, R OBP: 0.384, SLG: 0.400	(1,4) C 1-1 F9			X 2-1 G4-3		B 2-1 FC6 1B		B 2-1 1B		X 1-2 2-H 1B	4	0	2	0	0	0	0										
Rafael Palmeiro, L OBP: 0.366, SLG: 0.476	(1,3) B 2-2 L8			X 1-1 1B		B 1-0 F9		X 2-2 P5			4	0	1	0	0	0	4										
Ruben Sierra, S OBP: 0.327, SLG: 0.436	(1,9) X 0-0 G6-3			X 0-3 K		F 0-1 FC6 WP		B 2-1 P2		X 1-3 K	4	0	0	0	0	1	2										
Jack Daugherty, S OBP: 0.355, SLG: 0.446 John Russell, R OBP: 0.325, SLG: 0.353	(1,10) B 2-2 F7			C 3-2 G1-3		C 1-2 SAFE G4-3		C 1-2 SAFE K		X 1-3 K	3	0	0	0	0	0	1										
Pete Incaviglia, R OBP: 0.308, SLG: 0.414	(1,7) C 3-2 F9			C 1-3 K				B 2-1 P2		X 0-2 G3	4	0	0	0	0	1	0										
Geno Petralli, L OBP: 0.353, SLG: 0.302 Gary Pettis, S OBP: 0.327, SLG: 0.331 Chad Kreuter, S	(1,2) B 3-1 F7			B 2-3 K				X 0-0 1B 1B		C 1-3 K	3	0	1	0	0	1	0										
Juan Gonzalez, R OBP: 0.320, SLG: 0.653	(1,8) B 1-1 F8			X 0-1 G6-3				C SAFE 1-1 1B 1B		X 2-0 HR	4	1	2	1	0	0	0										
Steve Buechele, R OBP: 0.306, SLG: 0.346 Kevin Reimer, L OBP: 0.348, SLG: 0.463 Gary Green, R OBP: 0.247, SLG: 0.250	(1,5) B 3-2 G5-3			X 3-2 G5-3				B 1-0 F7			2	0	0	0	0	0	0										
<b>Inning Stats</b>	R: 0 E: 0 K: 0 S: 7	H: 0 LOB: 0 BB: 0 P: 11	R: 0 E: 0 K: 0 S: 8	H: 0 LOB: 0 BB: 0 P: 13	R: 0 E: 0 K: 0 S: 9	H: 0 LOB: 0 BB: 0 P: 16	R: 0 E: 0 K: 1 S: 12	H: 1 LOB: 1 BB: 0 P: 18	R: 0 E: 0 K: 2 S: 11	H: 0 LOB: 0 BB: 0 P: 17	R: 0 E: 0 K: 0 S: 7	H: 0 LOB: 0 BB: 0 P: 12	R: 0 E: 0 K: 0 S: 9	H: 1 LOB: 1 BB: 0 P: 13	R: 1 E: 0 K: 0 S: 15	H: 4 LOB: 3 BB: 0 P: 23	R: 0 E: 0 K: 1 S: 9	H: 0 LOB: 0 BB: 0 P: 12	R: 1 E: 0 K: 1 S: 4	H: 1 LOB: 0 BB: 0 P: 7	1B: 6 2B: 0 3B: 0 HR: 1	SF: 0 SAC: 0 DP: 0 HBP: 0	WP: 1 PB: 0 SB: 0 CS: 0	PA: 35			
<b>PITCHER</b>	IP 7.2	WLS 4	BF 29	H 6	R 1	ER 1	SO 3	BB 0	IBB 0	HBP 0	BLK 0	WP 1	HR 0	S 75	P 118	ERA 1.17	WHIP 0.783										
Jaime Navarro, R ERA: 4.38	(1,1)																										
Dan Plesac, L ERA: 4.73	(8,1)	1.1	4	0	0	0	1	0	0	0	0	0	0	12	17	0.00	0.000										
Chuck Crim, R ERA: 3.3	(10,1)	0.1	L	2	1	1	1	0	0	0	0	0	0	1	4	27.00	3.000										

**Milwaukee Brewers @ Texas Rangers**  
Arlington Stadium, Arlington, TX  
Fri Sep 14 1990, 8:05 PM EDT  
Att: 23,865 - Unknown - 91 F

livebaseballscorecards.com

AB	35
R	2
H	7
RBI	2
BB	0
SO	5
LOB	9





Batter	1	2	3	4	5	6	7	8	9	AB	R	H	RBI	BB	SO	LOB	TOP			
<b>Paul Moltzer, R</b> OBP: 0.349, SLG: 0.480 (1, 4)										5	1	4	1	0	0	2				
<b>Jim Gantner, L</b> OBP: 0.316, SLG: 0.292 (1, 5)										4	1	0	0	1	1	3				
<b>Robin Yount, R</b> OBP: 0.330, SLG: 0.376 (1, 8)										5	0	3	1	0	1	1				
<b>Dave Parker, L</b> OBP: 0.347, SLG: 0.482 (1, 10)										2	0	0	1	0	0	0				
<b>Greg Brock, L</b> OBP: 0.325, SLG: 0.367 (1, 3)										5	0	0	0	0	1	7				
<b>Rob Deer, R</b> OBP: 0.323, SLG: 0.455 (1, 9)										4	0	1	0	1	1	0				
<b>B.J. Surhoff, L</b> OBP: 0.336, SLG: 0.388 (1, 2)										3	0	2	0	1	0	2				
<b>Greg Vaughn, R</b> OBP: 0.272, SLG: 0.411 (1, 7)										4	0	0	0	0	1	4				
<b>Bill Spiers, L</b> OBP: 0.275, SLG: 0.317 (1, 6)										3	1	1	0	0	0	3				
<b>Mike Felder, S</b> OBP: 0.319, SLG: 0.341 (8, PH)										1	0	0	0	0	0	0				
<b>Edgar Diaz, R</b> OBP: 0.338, SLG: 0.299 (8, 6)										0	0	0	0	0	0	0				
<b>Inning Stats</b>	R: 2 E: 0 K: 0 S: 14	H: 2 LOB: 2 BB: 2 P: 30	R: 1 E: 1 K: 2 S: 15	H: 3 LOB: 3 BB: 0 P: 22	R: 0 E: 0 K: 0 S: 8	H: 1 LOB: 1 BB: 0 P: 12	R: 0 E: 0 K: 0 S: 9	H: 2 LOB: 2 BB: 0 P: 14	R: 0 E: 0 K: 0 S: 14	H: 0 LOB: 0 BB: 0 P: 8	R: 0 E: 0 K: 1 S: 8	H: 1 LOB: 1 BB: 0 P: 14	R: 0 E: 1 K: 1 S: 8	H: 1 LOB: 1 BB: 0 P: 12	R: 0 E: 0 K: 1 S: 7	H: 0 LOB: 0 BB: 0 P: 9	1B: 7 2B: 3 3B: 1 HR: 0	SF: 1 SAC: 0 DP: 1 HBP: 2	WP: 0 PB: 0 SB: 1 CS: 0	PA: 42
<b>PITCHER</b>	IP	WLS	BF	H	R	ER	SO	BB	IBB	HBP	BLK	WP	HR	S	P	ERA	WHIP			
<b>Gerald Alexander, R</b> ERA: 10.8 (1, 1)	1.2		13	5	3	3	2	2	0	1	0	0	0	26	49	16.20	4.200			
<b>Jamie Moyer, L</b> ERA: 4.5 (2, 1)	2.1	W	12	4	0	0	1	1	0	1	0	0	0	23	38	0.00	2.143			
<b>Gary Mielke, R</b> ERA: 4.1 (5, 1)	3.0		10	1	0	0	1	0	0	0	0	0	0	26	38	0.00	0.333			
<b>Mike Jeffcoat, L</b> ERA: 4.6 (8, 1)	2.0	S	7	1	0	0	2	0	0	0	0	0	0	15	21	0.00	0.500			

Milwaukee Brewers @ Texas Rangers  
Arlington Stadium, Arlington, TX  
Sat Sep 15 1990, 8:05 PM EDT  
Att: 37,906 - Unknown - 93 F

AB 36  
R 3  
H 11  
RBI 3  
BB 3  
SO 5  
LOB 22



Batter	1	2	3	4	5	6	7	8	9	AB	R	H	RBI	BB	SO	LOB	BOTTOM			
<b>Jeff Huson, L</b> OBP: 0.326, SLG: 0.290 (1, 6)										5	2	3	0	0	1	0				
<b>Julio Franco, R</b> OBP: 0.394, SLG: 0.405 (1, 4)										4	2	1	2	1	1	2				
<b>Rafael Palmeiro, L</b> OBP: 0.364, SLG: 0.473 (1, 3)										4	1	0	0	1	0	0				
<b>Ruben Sierra, S</b> OBP: 0.328, SLG: 0.436 (1, 9)										4	0	2	1	0	0	2				
<b>Jack Daugherty, S</b> OBP: 0.357, SLG: 0.447 (1, 10)										4	0	2	2	0	0	1				
<b>Pete Incaviglia, R</b> OBP: 0.301, SLG: 0.414 (1, 7)										3	1	1	0	1	0	4				
<b>Geno Petralli, L</b> OBP: 0.351, SLG: 0.299 (1, 2)										3	0	0	0	1	0	5				
<b>Juan Gonzalez, R</b> OBP: 0.315, SLG: 0.660 (1, 8)										4	0	1	1	0	2	1				
<b>Jeff Kunkel, R</b> OBP: 0.231, SLG: 0.296 (1, 5)										4	0	0	0	0	2	2				
<b>Inning Stats</b>	R: 2 E: 0 K: 0 S: 11	H: 2 LOB: 2 BB: 2 P: 24	R: 3 E: 1 K: 0 S: 19	H: 4 LOB: 2 BB: 0 P: 28	R: 0 E: 0 K: 2 S: 14	H: 1 LOB: 2 BB: 1 P: 26	R: 0 E: 0 K: 0 S: 5	H: 1 LOB: 2 BB: 1 P: 14	R: 0 E: 0 K: 1 S: 7	H: 0 LOB: 0 BB: 0 P: 13	R: 1 E: 0 K: 0 S: 8	H: 2 LOB: 1 BB: 0 P: 14	R: 0 E: 0 K: 1 S: 7	H: 0 LOB: 0 BB: 0 P: 14	1B: 8 2B: 0 3B: 1 HR: 1	SF: 0 SAC: 0 DP: 0 HBP: 0	WP: 0 PB: 0 SB: 2 CS: 0	PA: 39		
<b>PITCHER</b>	IP	WLS	BF	H	R	ER	SO	BB	IBB	HBP	BLK	WP	HR	S	P	ERA	WHIP			
<b>Tom Edens, R</b> ERA: 4.14 (1, 1)	1.2	L	12	4	0	4	0	2	0	0	0	0	0	23	44	21.60	3.600			
<b>Kevin Brown, L</b> ERA: 3.0 (2, 1)	3.1		16	4	0	0	4	1	1	0	0	0	0	35	64	0.00	1.500			
<b>Julio Machado, R</b> ERA: 3.0 (6, 1)	3.0		11	2	1	1	2	0	0	0	0	0	0	22	41	3.00	0.667			

Milwaukee Brewers @ Texas Rangers  
Arlington Stadium, Arlington, TX  
Sat Sep 15 1990, 8:05 PM EDT  
Att: 37,906 - Unknown - 93 F

AB 35  
R 6  
H 10  
RBI 6  
BB 4  
SO 6  
LOB 17









Batter	1	2	3	4	5	6	7	8	9	AB	R	H	RBI	BB	SO	LOB	TOP				
<b>Paul Moltzer, R</b> OBP: 0.353, SLG: 0.481 (1, 3)	0-0 SH3 6-3 2B	1-2 FC6 HBP			3-1 G3 1B		0-0 F9			3	1	2	0	0	0	0					
<b>Jim Gantner, L</b> OBP: 0.315, SLG: 0.292 (1, 4)	0-0 SH3 2-3	1-0 FC6			1-0 G3		0-0 F8			3	0	0	0	0	0	3					
<b>Robin Yount, R</b> OBP: 0.330, SLG: 0.375 (1, 8)	0-0 6-3			1-0 G4-3 1B	1-1 F7		1-3 K			4	0	1	1	0	1	1					
<b>Dave Parker, L</b> OBP: 0.349, SLG: 0.483 (1, 10)	0-0 1B			1-0 G4-3	4-2 BB		0-0 F7			3	0	1	0	1	0	1					
<b>Rob Deer, R</b> OBP: 0.322, SLG: 0.453 (1, 9)	0-3 K			1-1 F3	0-3 K		1-1 1B			4	0	1	0	0	2	4					
<b>B.J. Surhoff, L</b> OBP: 0.337, SLG: 0.386 (1, 2)		0-2 G6-3	1-2 P3		0-0 G6-3		3-3 K			4	0	0	0	0	1	2					
<b>Darryl Hamilton, L</b> OBP: 0.345, SLG: 0.366 (1, 7)		1-0 G1-3		3-3 K	1-0 G4-3		0-0 G4-3			4	0	0	0	0	1	0					
<b>Bill Spiers, L</b> OBP: 0.272, SLG: 0.312 (1, 6)		0-0 S 1B		0-0 P6	2-2 G6-3		1-2 F9			4	1	1	0	0	0	0					
<b>Dale Sveum, S</b> OBP: 0.272, SLG: 0.247 (1, 5)		3-2 HBP 1B		0-0 G3		2-2 G1-3		1-1 P3		4	0	1	1	0	0	0					
<b>Inning Stats</b>	R: 1 E: 0 K: 1 S: 7	H: 2 LOB: 1 BB: 0 P: 7	R: 1 E: 0 K: 0 S: 11	H: 2 LOB: 2 BB: 0 P: 17	R: 0 E: 0 K: 0 S: 7	H: 1 LOB: 1 BB: 0 P: 11	R: 0 E: 0 K: 1 S: 5	H: 0 LOB: 0 BB: 0 P: 8	R: 0 E: 0 K: 0 S: 12	H: 0 LOB: 0 BB: 0 P: 8	R: 0 E: 0 K: 0 S: 7	H: 0 LOB: 1 BB: 0 P: 9	R: 0 E: 0 K: 2 S: 9	H: 1 LOB: 1 BB: 0 P: 14	R: 0 E: 0 K: 0 S: 6	H: 0 LOB: 0 BB: 0 P: 8	1B: 6 2B: 1 3B: 0 HR: 0	SF: 0 SAC: 1 DP: 0 HBP: 1	WP: 0 PA: 36 CS: 1		
<b>PITCHER</b>	IP	WLS	BF	H	R	ER	SO	BB	IBB	HBP	BLK	WP	HR	S	P	ERA	WHIP				
<b>Steve Olin, R</b> ERA: 3.78 (1, 1)	7.0	W	29	6	2	2	3	1	0	1	0	0	0	54	81	2.57	1.000				
<b>Doug Jones, R</b> ERA: 2.77 (8, 1)	2.0	S	7	1	0	0	2	0	0	0	0	0	0	15	22	0.00	0.500				

Milwaukee Brewers @ Cleveland Indians  
Cleveland Municipal Stadium, Cleveland, OH  
Mon Sep 17 1990, 7:05 PM EDT  
Att: 3,972 - Unknown

AB 33  
R 2  
H 7  
RBI 2  
BB 1  
SO 5  
LOB 11



Batter	1	2	3	4	5	6	7	8	9	AB	R	H	RBI	BB	SO	LOB	BOTTOM				
<b>Alex Cole, L</b> OBP: 0.388, SLG: 0.392 (1, 8)	0-0 S SH1-3 BLK 1B	3-3 K			0-2 G1-3		4-2 E SF9 BB			3	2	1	0	1	1	2					
<b>Jerry Browne, S</b> OBP: 0.350, SLG: 0.376 (1, 4)	0-0 SH1-3		2-1 G6-3 1B		2-2 1B		0-1 E5 SF9 1B			3	0	3	0	0	0	0					
<b>Mitch Webster, S</b> OBP: 0.290, SLG: 0.424 (1, 7)	2-2 E S 1B		2-1 G6-3		0-0 F9		4-0 BB			3	0	1	0	1	0	2					
<b>Candy Maldonado, R</b> OBP: 0.334, SLG: 0.450 (1, 9)	1-3 K		1-0 F9		1-1 F9		1-2 SF9			3	0	0	1	0	1	3					
<b>Chris James, R</b> OBP: 0.349, SLG: 0.450 (1, 10)	1-1 F9		0-0 F7		0-1 SH G6-4-3 2B		0-0 P5			4	1	1	0	0	0	4					
<b>Sandy Alomar Jr., R</b> OBP: 0.320, SLG: 0.394 (1, 2)		3-1 F8 1B 1B		0-0 P3		0-0 SH G6-4-3		1-1 L7		3	1	1	0	0	0	2					
<b>Brook Jacoby, R</b> OBP: 0.363, SLG: 0.425 (1, 5)		1-2 1B F8 1B		1-0 L7 1B		1-2 G6-4-3		0-0 P4		4	0	2	0	0	0	1					
<b>Jeff Manto, R</b> OBP: 0.333, SLG: 0.178 (1, 3)		0-0 F8		1-1 L7		4-1 BB		2-3 K		3	0	0	0	1	1	3					
<b>Felix Fermin, R</b> OBP: 0.285, SLG: 0.303 (1, 6)		0-2 CS 1B		0-0 F9		0-2 P4		0-0 G6-3		4	0	1	1	0	0	2					
<b>Inning Stats</b>	R: 1 E: 0 K: 1 S: 10	H: 2 LOB: 1 BB: 0 P: 14	R: 1 E: 0 K: 1 S: 14	H: 3 LOB: 0 BB: 0 P: 21	R: 0 E: 0 K: 0 S: 6	H: 1 LOB: 1 BB: 0 P: 11	R: 0 E: 0 K: 0 S: 5	H: 1 LOB: 1 BB: 0 P: 7	R: 0 E: 0 K: 0 S: 11	H: 1 LOB: 1 BB: 0 P: 14	R: 1 E: 1 K: 0 S: 10	H: 1 LOB: 1 BB: 1 P: 15	R: 1 E: 1 K: 0 S: 11	H: 1 LOB: 2 BB: 2 P: 21	R: 0 E: 0 K: 1 S: 6	H: 0 LOB: 0 BB: 0 P: 8	1B: 9 2B: 2 3B: 0 HR: 0	SF: 1 SAC: 2 DP: 2 HBP: 0	WP: 0 PA: 36 CS: 1		
<b>PITCHER</b>	IP	WLS	BF	H	R	ER	SO	BB	IBB	HBP	BLK	WP	HR	S	P	ERA	WHIP				
<b>Teddy Higuera, L</b> ERA: 3.81 (1, 1)	8.0	L	36	10	4	4	3	3	0	0	1	0	0	73	111	4.50	1.625				

Milwaukee Brewers @ Cleveland Indians  
Cleveland Municipal Stadium, Cleveland, OH  
Mon Sep 17 1990, 7:05 PM EDT  
Att: 3,972 - Unknown

AB 30  
R 4  
H 10  
RBI 2  
BB 3  
SO 3  
LOB 19





Batter	1	2	3	4	5	6	7	8	9	AB	R	H	RBI	BB	SO	LOB	TOP			
Paul Moltzer, R OBP: 0.351, SLG: 0.476 (1, 3)	G6-3			G6-3		F9			G6-3	4	0	0	0	1	0	0	<b>Milwaukee Brewers @ Cleveland Indians</b> Cleveland Municipal Stadium, Cleveland, OH Tue Sep 18 1990, 7:05 PM EDT Att. 4,082 - Unknown - 60 F			
Jim Gantner, L OBP: 0.313, SLG: 0.294 (1, 4)	1B			K			G1-3		G5-3	5	1	1	0	0	1	2				
Robin Yount, R OBP: 0.332, SLG: 0.374 (1, 8)	1B			1B			F8			3	1	1	0	2	0	0				
Dave Parker, L OBP: 0.351, SLG: 0.484 (1, 10)	1B			1B			K		G4-3	5	1	3	1	0	1	1				
Rob Deer, R OBP: 0.319, SLG: 0.449 (1, 9)	K			P4			F7		F8	4	0	0	0	0	1	5				
B.J. Surhoff, L OBP: 0.338, SLG: 0.385 (8, 5)	G3-1			1B			F7		1B	3	0	1	1	1	0	3				
Greg Vaughn, R OBP: 0.277, SLG: 0.418 (1, 7)				1B			L7		1B	4	0	3	1	0	0	1				
Dale Sveum, S OBP: 0.260, SLG: 0.235 (8, 6)				K			K		F8	4	0	0	0	0	3	5				
Edgar Diaz, R OBP: 0.333, SLG: 0.294 (8, PH)				K			G6-3		G4-3	3	0	0	0	0	2	3				
Greg Brock, L OBP: 0.324, SLG: 0.366 (8, 2)				K						1	0	0	0	0	0	2				
Tim McIntosh, R (8, 2)										0	0	0	0	0	0	0				
<b>Inning Stats</b>	R: 1 E: 0 K: 1 S: 17	H: 2 LOB: 2 BB: 1 P: 31	R: 0 E: 0 K: 2 S: 9	H: 1 LOB: 2 BB: 1 P: 17	R: 2 E: 0 K: 2 S: 13	H: 4 LOB: 2 BB: 0 P: 20	R: 0 E: 0 K: 1 S: 7	H: 0 LOB: 0 BB: 0 P: 10	R: 0 E: 0 K: 0 S: 9	H: 1 LOB: 1 BB: 0 P: 13	R: 0 E: 0 K: 1 S: 6	H: 0 LOB: 0 BB: 0 P: 9	R: 0 E: 0 K: 0 S: 11	H: 1 LOB: 2 BB: 1 P: 19	R: 0 E: 0 K: 0 S: 13	H: 0 LOB: 1 BB: 1 P: 21	1B: 7 2B: 2 3B: 0 HR: 0	SF: 0 SAC: 0 DP: 0 HBP: 0	WP: 0 PB: 0 CS: 0	PA: 40
<b>PITCHER</b>	IP WLS BF H R ER SO BB IBB HBP BLK WP HR S P ERA WHIP																			
Charles Nagy, R ERA: 6.75 (1, 1)	7.1 W 34 9 3 3 8 3 0 0 0 0 0 0 77 127 3.68 1.636																			
Doug Jones, R ERA: 2.71 (8, 1)	1.2 S 6 0 0 0 0 1 0 0 0 0 0 0 16 25 0.00 0.600																			

AB	36
R	3
H	9
RBI	3
BB	4
SO	8
LOB	22



Batter	1	2	3	4	5	6	7	8	9	AB	R	H	RBI	BB	SO	LOB	BOTTOM			
Alex Cole, L OBP: 0.379, SLG: 0.382 (1, 8)	F8			G4-3		G6-3			L8	5	0	0	0	0	0	7	<b>Milwaukee Brewers @ Cleveland Indians</b> Cleveland Municipal Stadium, Cleveland, OH Tue Sep 18 1990, 7:05 PM EDT Att. 4,082 - Unknown - 60 F			
Jerry Browne, S OBP: 0.354, SLG: 0.382 (1, 4)	FC6-4			G5-3		1B		2B	BB	3	1	2	2	2	0	0				
Mitch Webster, S OBP: 0.291, SLG: 0.424 (1, 7)	FC6-4			1B		S		P6	F8	5	2	2	0	0	0	5				
Candy Maldonado, R OBP: 0.337, SLG: 0.453 (7, PR)	FC4-6			1B		G5-3		SH1-3	1B	4	0	3	0	0	0	1				
Stan Jefferson, S OBP: 0.299, SLG: 0.353 (1, 10)	1B			1B		1-3		SH1-3	1B	1	1	0	0	0	0	0				
Sandy Alomar Jr., R OBP: 0.322, SLG: 0.398 (1, 2)	FC4-6			SF8		E		SH1-3	BB	3	1	2	2	0	0	2				
Brook Jacoby, R OBP: 0.385, SLG: 0.424 (1, 5)				F7		2B		1B	BB	3	1	1	0	2	0	2				
Turner Ward, S OBP: 0.400, SLG: 0.632 (1, 9)				L7		G1-3		F9	1B	5	1	2	1	0	1	3				
Jeff Manto, R OBP: 0.369, SLG: 0.229 (1, 3)	1B			1B		P2		SH3-4	BB	3	1	2	1	2	0	1				
Felix Fermin, R OBP: 0.287, SLG: 0.305 (1, 6)	1B			G1-3		G1-3		SH3-4	BB	4	0	2	1	0	0	3				
<b>Inning Stats</b>	R: 0 E: 0 K: 0 S: 12	H: 1 LOB: 2 BB: 1 P: 21	R: 0 E: 0 K: 0 S: 10	H: 3 LOB: 0 BB: 0 P: 15	R: 1 E: 0 K: 0 S: 7	H: 2 LOB: 1 BB: 0 P: 10	R: 0 E: 0 K: 0 S: 7	H: 1 LOB: 1 BB: 0 P: 13	R: 2 E: 0 K: 0 S: 12	H: 3 LOB: 1 BB: 0 P: 22	R: 1 E: 0 K: 0 S: 6	H: 1 LOB: 1 BB: 1 P: 15	R: 3 E: 0 K: 0 S: 13	H: 3 LOB: 3 BB: 3 P: 29	R: 1 E: 0 K: 1 S: 15	H: 2 LOB: 2 BB: 1 P: 24	1B: 12 2B: 4 3B: 0 HR: 0	SF: 1 SAC: 2 DP: 0 HBP: 0	WP: 0 PB: 0 CS: 0	PA: 45
<b>PITCHER</b>	IP WLS BF H R ER SO BB IBB HBP BLK WP HR S P ERA WHIP																			
Bill Krueger, L ERA: 3.93 (1, 1)	4.1 L 9 2 3 3 0 1 0 0 0 0 0 0 14 30 13.50 1.500																			
Don August, R ERA: 6.55 (7, 1)	0.0 4 2 0 0 0 1 1 0 0 0 0 0 6 15 ∞ ∞																			
Chuck Crim, R ERA: 3.44 (7, 1)	1.2 9 2 2 2 1 2 0 0 0 0 0 0 20 34 10.80 2.400																			









Batter	1	2	3	4	5	6	7	8	9	AB	R	H	RBI	BB	SO	LOB	TOP					
Mike Felder, S OBP: 0.321, SLG: 0.344	P6		P5			G3		1B	K	5	0	1	0	0	1	1						
B.J. Surhoff, L OBP: 0.336, SLG: 0.381	CS		G6-3			P5		1B	P8	4	0	1	0	1	0	1						
Paul Molitor, R OBP: 0.351, SLG: 0.472	K		G4-3			BB		P6		3	0	0	0	1	1	3						
Dave Parker, L OBP: 0.352, SLG: 0.479		1B				F7		K		4	1	1	0	0	2	3						
Greg Brock, L OBP: 0.320, SLG: 0.364	K					F8		G3		4	0	0	0	0	1	3						
Greg Vaughn, R OBP: 0.279, SLG: 0.424	F8					P3		F9		3	1	1	1	1	0	1						
Darryl Hamilton, L Rob Deer, R OBP: 0.319, SLG: 0.448	FC6-4					F7		1B	1B	3	0	2	0	0	0	0						
Jim Gantner, L OBP: 0.316, SLG: 0.300	F8					K		P7		4	0	1	0	0	1	4						
Bill Spiers, L OBP: 0.269, SLG: 0.309	FC6-4					F9		K		3	0	0	1	0	1	4						
<b>Inning Stats</b>	R: 0 E: 0 K: 1 S: 7	H: 0 LOB: 1 BB: 1 P: 16	R: 1 E: 0 K: 1 S: 18	H: 2 LOB: 2 BB: 1 P: 27	R: 0 E: 0 K: 0 S: 8	H: 0 LOB: 0 BB: 0 P: 12	R: 0 E: 0 K: 1 S: 6	H: 0 LOB: 0 BB: 0 P: 8	R: 0 E: 0 K: 1 S: 11	H: 0 LOB: 0 BB: 0 P: 13	R: 0 E: 0 K: 0 S: 5	H: 0 LOB: 1 BB: 1 P: 11	R: 0 E: 1 K: 1 S: 8	H: 1 LOB: 2 BB: 0 P: 10	R: 0 E: 0 K: 1 S: 13	H: 2 LOB: 2 BB: 0 P: 18	R: 2 E: 0 K: 1 S: 9	H: 3 LOB: 1 BB: 0 P: 15	1B: 7 2B: 1 3B: 0 HR: 1	SF: 1 SAC: 0 DP: 1 HBP: 0	WP: 0 PB: 0 SB: 0 CS: 1	PA: 38
<b>PITCHER</b>	IP	WLS	BF	H	R	ER	SO	BB	IBB	HBP	BLK	WP	HR	S	P	ERA	WHIP					
Pete Harnisch, R ERA: 4.34	7.0	W	29	5	1	1	5	3	0	0	0	0	0	68	103	1.29	1.143					
Jose Bautista, R ERA: 3.33	0.1		1	0	0	0	0	0	0	0	0	0	0	2	3	0.00	0.000					
Jeff Ballard, L ERA: 5.03	0.2		3	1	1	1	1	0	0	0	0	0	1	7	10	13.50	1.500					
Gregg Olson, R ERA: 2.42	1.0	S	5	2	1	1	1	0	0	0	0	0	0	8	14	9.00	2.000					

Milwaukee Brewers @ Baltimore Orioles  
Memorial Stadium, Baltimore, MD  
Fri Sep 21 1990, 7:05 PM EDT  
Att: 34,646 - Unknown - 71 F

AB 34  
R 3  
H 8  
RBI 2  
BB 3  
SO 7  
LOB 20



Batter	1	2	3	4	5	6	7	8	9	AB	R	H	RBI	BB	SO	LOB	BOTTOM				
Steve Finley, L OBP: 0.314, SLG: 0.340	G4-3		G3-1		E4			G6-3		4	1	0	0	0	0	1					
Brady Anderson, L OBP: 0.342, SLG: 0.330	G4-3		SF9		IBB			P2		2	0	0	1	1	0	0					
Cal Ripken Jr., R OBP: 0.343, SLG: 0.410	G5-3		F8		SF8-2-5-4-6			G5-3		3	0	0	1	0	0	0					
Sam Horn, L OBP: 0.343, SLG: 0.486	G4-3				K			G6-4-3		2	0	0	0	1	1	0					
Leo Gomez, R OBP: 0.333, SLG: 0.167					F8			G6-4-3		2	0	0	0	1	0	1					
Joe Orsulak, L OBP: 0.343, SLG: 0.398			K		G3			F7		3	0	0	0	0	1	1					
David Segui, S OBP: 0.324, SLG: 0.389	G4-3							G3		3	0	1	0	0	0	1					
Chris Hoiles, R OBP: 0.250, SLG: 0.300								P4		3	2	2	0	0	0	0					
Billy Ripken, R OBP: 0.332, SLG: 0.374								P5		3	2	1	1	0	0	2					
<b>Inning Stats</b>	R: 0 E: 0 K: 0 S: 6	H: 0 LOB: 0 BB: 0 P: 9	R: 0 E: 0 K: 1 S: 10	H: 0 LOB: 1 BB: 1 P: 17	R: 2 E: 0 K: 0 S: 8	H: 2 LOB: 0 BB: 0 P: 14	R: 0 E: 0 K: 1 S: 8	H: 0 LOB: 0 BB: 0 P: 13	R: 3 E: 1 K: 0 S: 11	H: 2 LOB: 0 BB: 1 P: 21	R: 0 E: 0 K: 0 S: 8	H: 0 LOB: 0 BB: 1 P: 14	R: 0 E: 0 K: 0 S: 7	H: 0 LOB: 0 BB: 0 P: 11	R: 0 E: 0 K: 0 S: 8	H: 0 LOB: 0 BB: 0 P: 15	1B: 3 2B: 2 3B: 0 HR: 0	SF: 2 SAC: 0 DP: 2 HBP: 0	WP: 0 PB: 0 SB: 0 CS: 0	PA: 30	
<b>PITCHER</b>	IP	WLS	BF	H	R	ER	SO	BB	IBB	HBP	BLK	WP	HR	S	P	ERA	WHIP				
Ron Robinson, R ERA: 3.4	8.0	L	30	4	5	2	2	2	1	0	0	0	0	66	114	2.25	0.750				

Milwaukee Brewers @ Baltimore Orioles  
Memorial Stadium, Baltimore, MD  
Fri Sep 21 1990, 7:05 PM EDT  
Att: 34,646 - Unknown - 71 F

AB 25  
R 5  
H 4  
RBI 3  
BB 3  
SO 2  
LOB 6





Batter	1	2	3	4	5	6	7	8	9	AB	R	H	RBI	BB	SO	LOB	TOP										
Mike Felder, S OBP: 0.323, SLG: 0.347 (1, 8)	G3-1		FC5-4 BB		F8 2B		G3		K	4	0	1	0	1	1	2	<b>Milwaukee Brewers @ Baltimore Orioles</b> Memorial Stadium, Baltimore, MD Sat Sep 22 1990, 7:05 PM EDT Att: 27,215 - Unknown - 75 F										
B.J. Surhoff, L OBP: 0.335, SLG: 0.379 (1, 2)	CS 1B		P5		F8		G4-3			4	0	1	1	0	0	3											
Paul Molitor, R OBP: 0.348, SLG: 0.468 (1, 4)	F9		FC5-4		K		L8			4	0	0	0	0	1	4											
Dave Parker, L OBP: 0.347, SLG: 0.476 (1, 10)		K		2B G6-3 BB		L8		G3		3	1	0	0	1	1	0											
Greg Brock, L OBP: 0.324, SLG: 0.369 (1, 3)	1B BB		G6-3 2B		FC4-6 1B		F7			3	0	2	0	1	0	0											
Greg Vaughn, R OBP: 0.281, SLG: 0.428 (1, 7)	1-2 1B		G5-3		FC4-6 1-2		2B			4	0	2	0	0	0	3											
Darryl Hamilton, L OBP: 0.316, SLG: 0.364 (8, PH) Rob Deer, R OBP: 0.319, SLG: 0.447 (8, 9)	F9		G6-3		F8		P3			3	0	0	1	0	0	4											
Jim Cantner, L OBP: 0.317, SLG: 0.303 (1, 5)	P3		L9				1B G4-3 2B		G1-3	4	1	1	0	0	0	3											
Bill Spiers, L OBP: 0.268, SLG: 0.308 (1, 6)			F7		G3		G4-3 WP 1B		G6-3	4	0	1	0	0	0	0											
<b>Inning Stats</b>	R: 0 E: 0 K: 0 S: 8	H: 1 LOB: 0 BB: 0 P: 15	R: 0 E: 0 K: 1 S: 9	H: 1 LOB: 2 BB: 1 P: 17	R: 0 E: 0 K: 0 S: 4	H: 0 LOB: 1 BB: 1 P: 12	R: 1 E: 0 K: 0 S: 9	H: 1 LOB: 1 BB: 0 P: 15	R: 0 E: 0 K: 0 S: 9	H: 1 LOB: 1 BB: 0 P: 11	R: 0 E: 0 K: 0 S: 8	H: 1 LOB: 1 BB: 0 P: 13	R: 1 E: 0 K: 0 S: 13	H: 2 LOB: 1 BB: 0 P: 17	R: 0 E: 0 K: 0 S: 8	H: 1 LOB: 1 BB: 0 P: 12		R: 0 E: 0 K: 1 S: 10	H: 0 LOB: 0 BB: 0 P: 17	1B: 4 2B: 4 3B: 0 HR: 0	SF: 0 SAC: 0 DP: 0 HBP: 0	WP: 1 PB: 0 SB: 0 CS: 1	PA: 37				
<b>PITCHER</b>	IP	WLS	BF	H	R	ER	SO	BB	IBB	HBP	BLK	WP	HR	S	P	ERA	WHIP										
Dave Johnson, R ERA: 4.3 (1, 1)	6.0	W	27	7	2	2	2	3	0	0	0	0	0	50	88	3.00	1.667										
Danny Boone, L ERA: 4.3 (7, 1)	1.2		6	1	0	0	0	0	0	0	0	1	0	15	18	0.00	0.600										
Jose Bautista, R ERA: 3.28 (8, 1)	0.1		1	0	0	0	0	0	0	0	0	0	0	3	6	0.00	0.000										
Kevin Hickey, L ERA: 5.47 (9, 1)	1.0	S	3	0	0	0	1	0	0	0	0	0	0	10	17	0.00	0.000										

Batter	1	2	3	4	5	6	7	8	9	AB	R	H	RBI	BB	SO	LOB	BOTTOM										
Steve Finley, L OBP: 0.312, SLG: 0.337 (1, 9)	G3		G6-3		K		L1			4	0	0	0	0	1	1	<b>Milwaukee Brewers @ Baltimore Orioles</b> Memorial Stadium, Baltimore, MD Sat Sep 22 1990, 7:05 PM EDT Att: 27,215 - Unknown - 75 F										
Billy Ripken, R OBP: 0.332, SLG: 0.375 (1, 4)	E7 2B		K		F9		F8			4	0	1	0	0	1	0											
Leo Gomez, R OBP: 0.316, SLG: 0.133 (8, PR) Juan Bell, R OBP: 0.327, SLG: 0.320 (9, 5)	G6-3		G4-3		L9		2B BB			3	0	0	0	1	0	1											
Cal Ripken Jr., R OBP: 0.344, SLG: 0.413 (1, 6)	G5-3			1B HR 1B		E6		2B		4	1	2	0	0	0	1											
Chris Hoiles, R OBP: 0.250, SLG: 0.286 (1, 2)		E5 1B FC3-2		L4		F9		IBB		3	0	0	0	1	0	2											
David Segui, S OBP: 0.321, SLG: 0.384 (1, 3)		FC3-2 1B		F9		K		L6		4	0	1	0	0	1	5											
Bob Melvin, R OBP: 0.261, SLG: 0.339 (1, 10)		FC3-2		HR 1B		F7		L8		4	1	1	0	0	0	6											
Mike Devereaux, R OBP: 0.297, SLG: 0.377 (1, 8)		L8		HR				L1 SH1-3 BB		2	1	1	3	1	0	2											
Brady Anderson, L OBP: 0.339, SLG: 0.327 (1, 7)	G3-1		G3					SH1-3		2	0	0	0	0	0	2											
<b>Inning Stats</b>	R: 0 E: 1 K: 0 S: 12	H: 1 LOB: 1 BB: 0 P: 23	R: 0 E: 1 K: 0 S: 11	H: 1 LOB: 2 BB: 0 P: 19	R: 0 E: 0 K: 1 S: 7	H: 0 LOB: 0 BB: 0 P: 12	R: 3 E: 0 K: 0 S: 14	H: 3 LOB: 0 BB: 0 P: 20	R: 0 E: 0 K: 1 S: 5	H: 0 LOB: 0 BB: 0 P: 6	R: 0 E: 1 K: 1 S: 6	H: 0 LOB: 1 BB: 0 P: 9	R: 0 E: 0 K: 0 S: 4	H: 0 LOB: 0 BB: 1 P: 9	R: 0 E: 0 K: 0 S: 15	H: 1 LOB: 3 BB: 2 P: 29		1B: 3 2B: 2 3B: 0 HR: 1	SF: 0 SAC: 1 DP: 0 HBP: 0	WP: 0 PB: 0 SB: 0 CS: 0	PA: 34						
<b>PITCHER</b>	IP	WLS	BF	H	R	ER	SO	BB	IBB	HBP	BLK	WP	HR	S	P	ERA	WHIP										
Kevin Brown, L ERA: 1.88 (1, 1)	7.0	L	28	5	3	3	3	1	0	0	0	0	0	59	98	3.86	0.857										
Julio Machado, R ERA: 2.99 (8, 1)	0.1		4	1	0	0	0	1	1	0	0	0	0	11	22	0.00	6.000										
Mark Lee, L ERA: 1.08 (8, 1)	0.2		2	0	0	0	0	0	0	0	0	0	0	4	7	0.00	0.000										



Batter	1	2	3	4	5	6	7	8	9	10	AB	R	H	RBI	BB	SO	LOB	TOP			
Paul Molitor, R OBP: 0.346, SLG: 0.464 (1, 4)											5	0	1	0	0	0	2				
Mike Felder, S OBP: 0.325, SLG: 0.347 (1, 8)											3	0	1	0	1	0	1				
B.J. Surhoff, L OBP: 0.333, SLG: 0.376 (1, 2)											4	0	0	0	0	0	4				
Dave Parker, L OBP: 0.346, SLG: 0.475 George Canale, L OBP: 1.000, SLG: 2.000 (1, 10) (9, PR)										4	0	1	0	0	0	2					
Greg Brock, L OBP: 0.321, SLG: 0.365 (1, 3)										4	0	0	0	0	0	1					
Greg Vaughn, R OBP: 0.281, SLG: 0.434 (1, 7)										4	1	1	1	0	0	1					
Darryl Hamilton, L OBP: 0.344, SLG: 0.364 Rob Deer, R OBP: 0.318, SLG: 0.446 (1, 9) (10, PH) (10, 9)											3	0	1	0	0	0					
Jim Gantner, L OBP: 0.316, SLG: 0.300 (1, 5)											3	0	0	0	1	0	1				
Bill Spiers, L OBP: 0.269, SLG: 0.309 (1, 6)											3	0	1	0	0	0	1				
<b>Inning Stats</b>	R: 0 E: 0 K: 0 S: 13	H: 1 LOB: 1 BB: 0 P: 19	R: 1 E: 0 K: 0 S: 6	H: 1 LOB: 0 BB: 0 P: 11	R: 0 E: 0 K: 0 S: 4	H: 0 LOB: 0 BB: 0 P: 5	R: 0 E: 0 K: 0 S: 8	H: 0 LOB: 0 BB: 0 P: 12	R: 0 E: 0 K: 0 S: 5	H: 1 LOB: 1 BB: 0 P: 16	R: 0 E: 0 K: 0 S: 5	H: 0 LOB: 0 BB: 0 P: 5	R: 0 E: 0 K: 0 S: 12	H: 0 LOB: 2 BB: 2 P: 26	R: 0 E: 0 K: 1 S: 6	H: 1 LOB: 1 BB: 0 P: 9	R: 0 E: 0 K: 1 S: 13	H: 1 LOB: 1 BB: 0 P: 22	1B: 5 2B: 0 3B: 0 HR: 1	SF: 0 SAC: 1 DP: 1 HBP: 0	WP: 0 PA: 37
<b>PITCHER</b>	IP WLS BF H R ER SO BB IBB HBP BLK WP HR S P ERA WHIP	9.0 33 5 1 0 0 2 0 0 0 0 1 72 118 1.00 0.778	1.0 4 1 0 0 1 0 0 0 0 0 0 13 22 0.00 1.000																		

Milwaukee Brewers @ Baltimore Orioles  
Memorial Stadium, Baltimore, MD  
Sun Sep 23 1990, 3:33 AM EDT  
Att: 29,907 - Cloudy - 67 F

livebaseballscorecards.com

AB 34  
R 1  
H 6  
RBI 1  
BB 2  
SO 1  
LOB 13

Batter	1	2	3	4	5	6	7	8	9	10	AB	R	H	RBI	BB	SO	LOB	BOTTOM			
Steve Finley, L OBP: 0.309, SLG: 0.334 (1, 9)											4	0	0	0	0	2	0				
Billy Ripken, R OBP: 0.333, SLG: 0.378 (1, 4)										3	1	1	0	1	0	0					
Leo Gomez, R OBP: 0.375, SLG: 0.250 (1, 5)										5	0	3	0	0	1	3					
Cal Ripken Jr., R OBP: 0.345, SLG: 0.411 (1, 6)										4	0	1	0	1	1	5					
Chris Hoiles, R OBP: 0.250, SLG: 0.286 Bob Melvin, R OBP: 0.260, SLG: 0.336 (1, 2) (1, PH) (2, 2)											0	0	0	0	0	0					
Mickey Tettleton, S OBP: 0.372, SLG: 0.359 (1, 10)											3	0	0	0	1	1	1				
David Segui, S OBP: 0.310, SLG: 0.369 (1, 3)											4	0	0	0	0	2					
Mike Devereaux, R OBP: 0.299, SLG: 0.385 (1, 8)										3	1	1	1	1	1	1					
Brady Anderson, L OBP: 0.337, SLG: 0.325 (1, 7)										4	0	1	0	0	0	1					
<b>Inning Stats</b>	R: 0 E: 0 K: 1 S: 11	H: 2 LOB: 2 BB: 0 P: 13	R: 0 E: 0 K: 0 S: 7	H: 0 LOB: 1 BB: 1 P: 14	R: 0 E: 0 K: 1 S: 9	H: 1 LOB: 1 BB: 0 P: 11	R: 0 E: 0 K: 1 S: 7	H: 0 LOB: 0 BB: 1 P: 13	R: 1 E: 0 K: 1 S: 12	H: 2 LOB: 2 BB: 0 P: 17	R: 0 E: 0 K: 0 S: 8	H: 0 LOB: 1 BB: 1 P: 16	R: 0 E: 0 K: 0 S: 10	H: 1 LOB: 2 BB: 0 P: 18	R: 0 E: 0 K: 2 S: 10	H: 0 LOB: 0 BB: 0 P: 15	R: 1 E: 0 K: 1 S: 6	H: 1 LOB: 1 BB: 1 P: 14	1B: 5 2B: 1 3B: 0 HR: 1	SF: 1 SAC: 2 DP: 1 HBP: 0	WP: 0 PA: 41
<b>PITCHER</b>	IP WLS BF H R ER SO BB IBB HBP BLK WP HR S P ERA WHIP	9.2 41 7 2 2 8 4 1 0 0 0 1 85 137 1.86 1.138																			

Milwaukee Brewers @ Baltimore Orioles  
Memorial Stadium, Baltimore, MD  
Sun Sep 23 1990, 3:33 AM EDT  
Att: 29,907 - Cloudy - 67 F

livebaseballscorecards.com

AB 33  
R 2  
H 7  
RBI 2  
BB 5  
SO 8  
LOB 15



Batter	1	2	3	4	5	6	7	8	9	AB	R	H	RBI	BB	SO	LOB	TOP																							
Mookie Wilson, S OBP: 0.300, SLG: 0.359 Kenny Williams, R OBP: 0.218, SLG: 0.212	G3-1		G6-3		G3	G6-3		FC4-6		4	0	0	0	0	0	1	Toronto Blue Jays @ Milwaukee Brewers Milwaukee County Stadium, Milwaukee, WI Mon Sep 24 1990, 8:05 PM EDT Att: 8,769 - Unknown - 63 F																							
Tony Fernandez, S OBP: 0.345, SLG: 0.384	K		1B		2B		E5	FC6-4		5	2	2	0	0	1	2																								
Kelly Gruber, R OBP: 0.333, SLG: 0.522	F9		1B		2B		L5	F8		4	1	1	1	1	0	1																								
Fred McGriff, L OBP: 0.403, SLG: 0.538		2B	K		F8		G4-6-3	1B		3	2	0	0	2	1	4																								
George Bell, R OBP: 0.303, SLG: 0.428	G4-3		1B		2B			2B		5	1	5	2	0	0	0																								
Rob Ducey, L OBP: 0.397, SLG: 0.408	K		K		K			SF9		4	1	1	2	0	3	5																								
Mark Whiten, S OBP: 0.295, SLG: 0.354	G4-3				G4-3			K		5	1	1	2	0	1	3																								
Greg Myers, L OBP: 0.297, SLG: 0.343	L6				G4-3			FC4-6		3	0	0	0	1	0	1																								
Manuel Lee, S OBP: 0.280, SLG: 0.330			1B		G4-3			FC4-6		4	1	2	1	0	0	0																								
<b>Inning Stats</b>	R: 0 E: 0 K: 1 S: 11	H: 0 LOB: 0 BB: 0 P: 13	R: 1 E: 0 K: 1 S: 13	H: 1 LOB: 1 BB: 1 P: 22	R: 2 E: 0 K: 2 S: 15	H: 4 LOB: 2 BB: 0 P: 24	R: 0 E: 0 K: 0 S: 5	H: 0 LOB: 0 BB: 0 P: 9	R: 2 E: 0 K: 1 S: 12	H: 2 LOB: 1 BB: 1 P: 23	R: 1 E: 0 K: 0 S: 14	H: 1 LOB: 0 BB: 0 P: 21	R: 0 E: 1 K: 0 S: 5	H: 0 LOB: 0 BB: 0 P: 11	R: 2 E: 0 K: 1 S: 16	H: 3 LOB: 2 BB: 1 P: 27	R: 1 E: 0 K: 0 S: 5	H: 1 LOB: 1 BB: 1 P: 13	1B: 8 2B: 3 3B: 0 HR: 1	SF: 1 SAC: 0 DP: 1 HBP: 0	WP: 0 PB: 0 SB: 4 CS: 0	PA: 43																		
<b>PITCHER</b>	IP	WLS	BF	H	R	ER	SO	BB	IBB	HBP	BLK	WP	HR	S	P	ERA	WHIP	<b>PITCHER</b>				IP	WLS	BF	H	R	ER	SO	BB	IBB	HBP	BLK	WP	HR	S	P	ERA	WHIP		
Jaime Navarro, R ERA: 4.68	4.2	L	23	7	5	5	4	2	0	0	0	0	0	1	22	37	9.64	1.929																						
Paul Mirabella, L ERA: 3.99	2.1		8	1	1	1	1	0	0	0	0	0	0	1	22	37	3.86	0.429																						
Chuck Crim, R ERA: 3.61	1.1		8	3	2	2	1	1	0	0	0	0	0	0	17	28	13.50	3.000																						
Narciso Elvira, L ERA: 10.13	0.0		1	0	0	0	0	1	0	0	0	0	0	0	4	∞	∞	∞																						
Julio Machado, R ERA: 2.93	0.2		3	1	1	1	0	0	0	0	0	0	0	0	4	8	13.50	1.500																						

AB	38
R	9
H	12
RBI	8
BB	4
SO	6
LOB	19



Batter	1	2	3	4	5	6	7	8	9	AB	R	H	RBI	BB	SO	LOB	BOTTOM																							
Paul Molitor, R OBP: 0.342, SLG: 0.459	G6-3		P3		FC5-4		P3		K	5	0	0	0	0	1	2	Toronto Blue Jays @ Milwaukee Brewers Milwaukee County Stadium, Milwaukee, WI Mon Sep 24 1990, 8:05 PM EDT Att: 8,769 - Unknown - 63 F																							
Jim Gantner, L OBP: 0.321, SLG: 0.305	1B				G3			1B	P4	5	1	3	0	0	0	2																								
Robin Yount, R OBP: 0.330, SLG: 0.371	F9				K		F9	1B	FC6-4	5	1	1	0	0	1	3																								
Dave Parker, L OBP: 0.344, SLG: 0.472	F8				K		P3	K		4	0	0	0	0	2	4																								
Greg Vaughn, R OBP: 0.280, SLG: 0.432	K						F9	SF7		2	0	0	1	1	1	0																								
B.J. Surhoff, L OBP: 0.334, SLG: 0.377	K				G1-3		HR	1B	1B	4	1	2	0	0	1	2																								
Rob Deer, R OBP: 0.319, SLG: 0.445	F8				1B		K	1B		3	1	1	1	1	1	1																								
Dale Sveum, S OBP: 0.270, SLG: 0.281			F9		FC3-6		HR	F9		4	1	2	2	0	0	2																								
Bill Spiers, L OBP: 0.269, SLG: 0.308	F8				FC3-6		G3		FC6-4	4	0	1	1	0	0	1																								
<b>Inning Stats</b>	R: 0 E: 0 K: 0 S: 6	H: 1 LOB: 1 BB: 0 P: 9	R: 0 E: 0 K: 2 S: 11	H: 0 LOB: 0 BB: 0 P: 14	R: 0 E: 0 K: 0 S: 8	H: 0 LOB: 0 BB: 0 P: 9	R: 0 E: 0 K: 2 S: 12	H: 1 LOB: 2 BB: 1 P: 19	R: 1 E: 0 K: 0 S: 8	H: 1 LOB: 1 BB: 1 P: 16	R: 0 E: 0 K: 0 S: 6	H: 0 LOB: 0 BB: 0 P: 11	R: 2 E: 0 K: 1 S: 15	H: 2 LOB: 0 BB: 0 P: 21	R: 2 E: 0 K: 1 S: 20	H: 4 LOB: 2 BB: 0 P: 30	R: 0 E: 0 K: 1 S: 12	H: 1 LOB: 1 BB: 0 P: 16	1B: 9 2B: 0 3B: 0 HR: 1	SF: 1 SAC: 0 DP: 0 HBP: 0	WP: 0 PB: 0 SB: 0 CS: 0	PA: 39																		
<b>PITCHER</b>	IP	WLS	BF	H	R	ER	SO	BB	IBB	HBP	BLK	WP	HR	S	P	ERA	WHIP	<b>PITCHER</b>				IP	WLS	BF	H	R	ER	SO	BB	IBB	HBP	BLK	WP	HR	S	P	ERA	WHIP		
Jimmy Key, L ERA: 4.14	7.0	W	28	5	3	3	5	2	0	0	0	0	0	15	22	27.00	4.500																							
John Candalaria, L ERA: 3.87	0.2		5	3	2	2	1	0	0	0	0	0	0	0	15	22	27.00	4.500																						
Tom Henke, R ERA: 1.91	1.1	S	6	2	0	0	1	0	0	0	0	0	0	0	17	24	0.00	1.500																						

AB	36
R	5
H	10
RBI	5
BB	2
SO	7
LOB	17





Batter	1	2	3	4	5	6	7	8	9	AB	R	H	RBI	BB	SO	LOB	TOP																							
Mookie Wilson, S OBP: 0.299, SLG: 0.356	G3	2B		G6-3		FC6-4		F7		4	0	0	0	1	0	3	<b>Toronto Blue Jays @ Milwaukee Brewers</b> Milwaukee County Stadium, Milwaukee, WI Tue Sep 25 1990, 8:05 PM EDT Att: 8,576 - Unknown - 70 F <a href="http://livebaseballscorecards.com">livebaseballscorecards.com</a>																							
Tony Fernandez, S OBP: 0.347, SLG: 0.388	G3	2B				FC5-4				5	0	3	1	0	1	0																								
Kelly Gruber, R OBP: 0.332, SLG: 0.521										5	0	1	0	0	1	4																								
Fred McGriff, L OBP: 0.402, SLG: 0.534										4	0	0	0	1	1	2																								
George Bell, R OBP: 0.301, SLG: 0.425										4	0	0	0	0	0	4																								
Pat Borders, R OBP: 0.323, SLG: 0.511										4	1	1	0	0	1	0																								
Mark Whiten, S OBP: 0.315, SLG: 0.369										2	2	2	1	1	0	0																								
Kenny Williams, R OBP: 0.219, SLG: 0.226										4	1	1	1	0	2	2																								
Manuel Lee, S OBP: 0.283, SLG: 0.337										4	0	2	1	0	1	2																								
<b>Inning Stats</b>	R: 0 E: 0 K: 0 S: 10	H: 1 LOB: 2 BB: 1 P: 16	R: 2 E: 0 K: 2 S: 14	H: 3 LOB: 2 BB: 1 P: 25	R: 0 E: 0 K: 0 S: 7	H: 0 LOB: 0 BB: 0 P: 11	R: 0 E: 0 K: 0 S: 5	H: 0 LOB: 1 BB: 1 P: 15	R: 0 E: 0 K: 1 S: 6	H: 1 LOB: 1 BB: 0 P: 9	R: 1 E: 0 K: 1 S: 10	H: 2 LOB: 1 BB: 0 P: 16	R: 0 E: 0 K: 0 S: 8	H: 1 LOB: 1 BB: 0 P: 14	R: 1 E: 0 K: 2 S: 13	H: 2 LOB: 1 BB: 0 P: 19	R: 0 E: 0 K: 1 S: 8	H: 0 LOB: 0 BB: 0 P: 13	1B: 5 2B: 2 3B: 3 HR: 0	SF: 1 SAC: 0 DP: 0 HBP: 0	WP: 0 PB: 0 SB: 2 CS: 0	PA: 40																		
<b>PITCHER</b>	IP	WLS	BF	H	R	ER	SO	BB	IBB	HBP	BLK	WP	HR	S	P	ERA	WHIP	<b>PITCHER</b>				IP	WLS	BF	H	R	ER	SO	BB	IBB	HBP	BLK	WP	HR	S	P	ERA	WHIP		
Bill Krueger, L ERA: 3.96	(1, 1)	6.0	W	28	7	3	3	4	3	0	0	0	0	0	52	92	4.50	1.667																						
Mark Lee, L ERA: 1.45	(7, 1)	2.0		9	3	1	1	2	0	0	0	0	0	0	21	33	4.50	1.500																						
Dan Plesac, L ERA: 4.57	(9, 1)	1.0		3	0	0	0	1	0	0	0	0	0	0	8	13	0.00	0.000																						

Batter	1	2	3	4	5	6	7	8	9	AB	R	H	RBI	BB	SO	LOB	BOTTOM																							
Paul Molitor, R OBP: 0.341, SLG: 0.457	P5		FC5-4							4	1	1	0	0	0	2	<b>Toronto Blue Jays @ Milwaukee Brewers</b> Milwaukee County Stadium, Milwaukee, WI Tue Sep 25 1990, 8:05 PM EDT Att: 8,576 - Unknown - 70 F <a href="http://livebaseballscorecards.com">livebaseballscorecards.com</a>																							
Jim Gantner, L OBP: 0.324, SLG: 0.306	F8									2	2	1	0	1	0	0																								
Robin Yount, R OBP: 0.332, SLG: 0.381	G6-3									4	3	3	3	0	0	0																								
Dave Parker, L OBP: 0.342, SLG: 0.468										4	1	0	0	0	0	3																								
Greg Vaughn, R OBP: 0.283, SLG: 0.434										3	0	1	1	1	0	0																								
Mike Felder, S OBP: 0.325, SLG: 0.347										0	1	0	0	0	0	0																								
B.J. Surhoff, L OBP: 0.333, SLG: 0.381										3	0	1	4	0	0	0																								
Rob Deer, R OBP: 0.317, SLG: 0.441										4	0	0	0	0	1	3																								
Dale Sveum, S OBP: 0.279, SLG: 0.275										2	0	0	0	2	1	0																								
Edgar Diaz, R OBP: 0.336, SLG: 0.295										4	0	1	0	0	0	3																								
<b>Inning Stats</b>	R: 0 E: 0 K: 0 S: 5	H: 0 LOB: 0 BB: 0 P: 6	R: 0 E: 0 K: 0 S: 8	H: 0 LOB: 0 BB: 0 P: 10	R: 0 E: 0 K: 1 S: 11	H: 1 LOB: 1 BB: 0 P: 17	R: 2 E: 0 K: 0 S: 9	H: 2 LOB: 0 BB: 0 P: 18	R: 0 E: 0 K: 0 S: 6	H: 0 LOB: 0 BB: 0 P: 8	R: 3 E: 0 K: 0 S: 11	H: 3 LOB: 1 BB: 0 P: 20	R: 0 E: 0 K: 0 S: 9	H: 0 LOB: 0 BB: 1 P: 16	R: 3 E: 0 K: 1 S: 18	H: 2 LOB: 2 BB: 3 P: 37	R: 0 E: 0 K: 1 S: 18	H: 0 LOB: 0 BB: 0 P: 16	1B: 4 2B: 2 3B: 1 HR: 1	SF: 1 SAC: 1 DP: 0 HBP: 0	WP: 1 PB: 0 SB: 1 CS: 1	PA: 36																		
<b>PITCHER</b>	IP	WLS	BF	H	R	ER	SO	BB	IBB	HBP	BLK	WP	HR	S	P	ERA	WHIP	<b>PITCHER</b>				IP	WLS	BF	H	R	ER	SO	BB	IBB	HBP	BLK	WP	HR	S	P	ERA	WHIP		
Bud Black, L ERA: 3.67	(1, 1)	5.2	L	24	6	5	5	0	0	0	0	0	0	0	48	74	7.94	1.059																						
Duane Ward, R ERA: 3.31	(6, 1)	1.1		6	1	2	2	0	2	0	0	0	0	0	15	29	13.50	2.250																						
John Candelaria, L ERA: 3.95	(8, 1)	0.2		4	1	1	1	1	0	1	0	0	1	0	10	20	13.50	1.500																						
Al Leiter, L ERA:	(8, 1)	0.1		2	0	0	0	0	1	0	0	0	0	0	4	9	0.00	3.000																						

AB	36
R	4
H	10
RBI	4
BB	3
SO	7
LOB	17



AB	30
R	8
H	8
RBI	8
BB	4
SO	2
LOB	11





Batter	1	2	3	4	5	6	7	8	9	AB	R	H	RBI	BB	SO	LOB	TOP					
Mookie Wilson, S OBP: 0.298, SLG: 0.354	G6-3		P4				F8			3	0	0	0	1	0	2						
Tony Fernandez, S OBP: 0.346, SLG: 0.387	F8		G4-3					P4		4	0	1	0	0	0	2						
Rance Mulliniks, L OBP: 0.415, SLG: 0.389	G3			G3-1	FC4-6			F9		4	0	0	0	0	0	3						
Fred McGriff, L OBP: 0.401, SLG: 0.532				F8				F8		4	0	1	0	0	0	0						
George Bell, R OBP: 0.301, SLG: 0.424				F9				P4		4	0	1	0	0	0	1						
Rob Ducey, L OBP: 0.387, SLG: 0.396					G3			F9		4	0	1	0	0	1	2						
Greg Myers, L OBP: 0.292, SLG: 0.337										4	0	0	0	0	0	1						
Mark Whiten, S OBP: 0.326, SLG: 0.379										3	0	2	0	0	0	0						
Manuel Lee, S OBP: 0.283, SLG: 0.339										3	0	1	0	0	0	1						
<b>Inning Stats</b>	R: 0 E: 0 K: 0 S: 4	H: 0 LOB: 0 BB: 0 P: 8	R: 0 E: 0 K: 1 S: 7	H: 1 LOB: 0 BB: 0 P: 12	R: 0 E: 0 K: 2 S: 12	H: 2 LOB: 2 BB: 0 P: 18	R: 0 E: 0 K: 0 S: 11	H: 1 LOB: 1 BB: 0 P: 18	R: 0 E: 0 K: 1 S: 10	H: 2 LOB: 3 BB: 1 P: 19	R: 0 E: 0 K: 0 S: 12	H: 1 LOB: 1 BB: 0 P: 16	R: 0 E: 0 K: 0 S: 4	H: 0 LOB: 0 BB: 0 P: 7	R: 0 E: 0 K: 0 S: 6	H: 0 LOB: 0 BB: 0 P: 13	R: 0 E: 0 K: 0 S: 5	H: 0 LOB: 0 BB: 0 P: 8	1B: 6 2B: 1 3B: 0 HR: 0	SF: 0 SAC: 0 DP: 0 HBP: 0	WP: 0 PB: 0 SB: 0 CS: 1	PA: 34
<b>PITCHER</b> Ron Robinson, R ERA: 3.22	IP: 9.0 WLS: W BF: 34 H: 7 R: 0 ER: 0 SO: 1 BB: 1 IBB: 0 HBP: 0 BLK: 0 WP: 0 HR: 0 S: 71 P: 119 ERA: 0.00 WHIP: 0.889											<b>PITCHER</b>	IP: 9.0 WLS: W BF: 34 H: 7 R: 0 ER: 0 SO: 1 BB: 1 IBB: 0 HBP: 0 BLK: 0 WP: 0 HR: 0 S: 71 P: 119 ERA: 0.00 WHIP: 0.889									

Toronto Blue Jays @ Milwaukee Brewers  
Milwaukee County Stadium, Milwaukee, WI  
Wed Sep 26 1990, 8:05 PM EDT  
Att: 8,804 - Unknown - 70 F

AB 33  
R 0  
H 7  
RBI 0  
BB 1  
SO 1  
LOB 12



Batter	1	2	3	4	5	6	7	8	9	AB	R	H	RBI	BB	SO	LOB	BOTTOM			
Paul Molitor, R OBP: 0.343, SLG: 0.464	HR									4	1	2	1	0	1	1				
Greg Brock, L OBP: 0.320, SLG: 0.364		F7						P4		1	0	0	0	0	0	2				
Jim Gantner, L OBP: 0.325, SLG: 0.309	F7		G4-3		FC3-6					4	1	1	0	1	0	2				
Robin Yount, R OBP: 0.318, SLG: 0.381										4	0	2	2	1	1	2				
Darryl Hamilton, L OBP: 0.344, SLG: 0.364			K		F7					0	0	0	0	0	0	0				
Dave Parker, L OBP: 0.341, SLG: 0.466	FC4-6		K							5	0	1	0	0	1	5				
Greg Vaughn, R OBP: 0.280, SLG: 0.429	FC5-4									4	0	0	0	0	2	2				
B.J. Surhoff, L OBP: 0.335, SLG: 0.382										4	2	2	0	0	0	1				
Rob Deer, R OBP: 0.318, SLG: 0.441										4	0	2	0	0	0	1				
Mike Felder, S OBP: 0.325, SLG: 0.347										0	1	0	0	0	0	0				
Dale Sveum, S OBP: 0.278, SLG: 0.277										3	1	1	2	0	2	2				
Edgar Diaz, R OBP: 0.339, SLG: 0.299										4	0	2	1	0	0	1				
<b>Inning Stats</b>	R: 1 E: 0 K: 0 S: 8	H: 1 LOB: 1 BB: 1 P: 17	R: 1 E: 1 K: 0 S: 9	H: 1 LOB: 1 BB: 0 P: 13	R: 0 E: 0 K: 2 S: 7	H: 0 LOB: 0 BB: 0 P: 10	R: 0 E: 0 K: 1 S: 6	H: 0 LOB: 0 BB: 0 P: 10	R: 0 E: 0 K: 1 S: 12	H: 2 LOB: 2 BB: 0 P: 16	R: 0 E: 0 K: 1 S: 14	H: 2 LOB: 2 BB: 0 P: 20	R: 1 E: 0 K: 1 S: 9	H: 2 LOB: 1 BB: 0 P: 11	R: 3 E: 0 K: 1 S: 18	H: 5 LOB: 3 BB: 1 P: 26	1B: 11 2B: 1 3B: 0 HR: 1	SF: 1 SAC: 0 DP: 0 HBP: 0	WP: 1 PB: 0 SB: 0 CS: 0	PA: 40
<b>PITCHER</b> David Wells, L ERA: 3.05	IP: 7.0 WLS: L BF: 31 H: 8 R: 3 ER: 2 SO: 6 BB: 1 IBB: 0 HBP: 0 BLK: 0 WP: 0 HR: 1 S: 65 P: 97 ERA: 2.57 WHIP: 1.286											<b>PITCHER</b>	IP: 7.0 WLS: L BF: 31 H: 8 R: 3 ER: 2 SO: 6 BB: 1 IBB: 0 HBP: 0 BLK: 0 WP: 0 HR: 1 S: 65 P: 97 ERA: 2.57 WHIP: 1.286							
Frank Wills, R ERA: 4.89	0.1	5	4	3	3	1	0	0	0	0	0	10	11	81.00	12.000					
John Cerutti, L ERA: 4.76	0.1	2	0	0	0	0	1	0	0	0	1	0	4	8	0.00	3.000				
Jim Acker, R ERA: 3.89	0.1	2	1	0	0	0	0	0	0	0	0	4	7	0.00	3.000					

Toronto Blue Jays @ Milwaukee Brewers  
Milwaukee County Stadium, Milwaukee, WI  
Wed Sep 26 1990, 8:05 PM EDT  
Att: 8,804 - Unknown - 70 F

AB 37  
R 6  
H 13  
RBI 6  
BB 2  
SO 7  
LOB 19






Batter	1	2	3	4	5	6	7	8	9	AB	R	H	RBI	BB	SO	LOB	TOP			
<b>Jim Gantner, L</b> OBP: 0.330, SLG: 0.321	1-0 1B	0-0 1B		1-1 CS			1-1 G1-3			4	1	3	1	0	0	1				
<b>Bill Spillers, L</b> OBP: 0.266, SLG: 0.307	0-0 CS	2-3 3H 1B		3-1 CS	0-2 P5		0-1 G4-3			4	0	1	1	0	1	3				
<b>Robin Yount, R</b> OBP: 0.334, SLG: 0.379	3-3 1B	4-0 1B		1-1 F9				3-2 G6-3		3	0	0	0	1	1	1				
<b>Dave Parker, L</b> OBP: 0.338, SLG: 0.463	1-3 K	1-2 G1-3		1-0 G4-3				2-3 K		4	0	0	0	0	2	3				
<b>Greg Vaughn, R</b> OBP: 0.279, SLG: 0.425		4-1 BB 1B 2B	0-3 K		1-1 F9			3-3 K		3	1	0	0	1	2	0				
<b>B.J. Surhoff, L</b> OBP: 0.332, SLG: 0.379		0-0 P6	0-0 F8		0-2 G4-3			1-2 L6		4	0	0	0	0	0	1				
<b>Rob Deer, R</b> OBP: 0.318, SLG: 0.439		1-0 BB 1B	3-1 G5-3		1-2 F9			1-1 P4		4	1	1	0	0	0	0				
<b>George Canale, L</b> OBP: 0.400, SLG: 0.500		4-1 2B 1B BB		1-0 G1-3			0-0 G1-3		2-3 K	3	1	0	0	1	1	0				
<b>Dale Sveum, S</b> OBP: 0.288, SLG: 0.309		2-2 1B 2B	2-3 K		1-1 2B					3	0	2	2	0	1	0				
<b>Inning Stats</b>	R: 1 E: 0 K: 2 S: 10	H: 2 LOB: 0 BB: 0 P: 15	R: 3 E: 0 K: 1 S: 19	H: 3 LOB: 3 BB: 3 P: 37	R: 0 E: 0 K: 1 S: 6	H: 0 LOB: 0 BB: 0 P: 9	R: 0 E: 0 K: 1 S: 7	H: 1 LOB: 0 BB: 0 P: 14	R: 0 E: 0 K: 0 S: 8	H: 0 LOB: 0 BB: 0 P: 10	R: 0 E: 0 K: 0 S: 7	H: 1 LOB: 1 BB: 0 P: 9	R: 0 E: 0 K: 2 S: 11	H: 0 LOB: 0 BB: 0 P: 19	R: 0 E: 0 K: 1 S: 8	H: 0 LOB: 0 BB: 0 P: 12	1B: 4 2B: 3 3B: 1 HR: 0	SF: 0 SAC: 0 DP: 1 HBP: 0	WP: 0 PB: 0 SB: 1 CS: 2	PA: 36
<b>PITCHER</b>	IP	WLS	BF	H	R	ER	SO	BB	IBB	HBP	BLK	WP	HR	S	P	ERA	WHIP			
<b>Melido Perez, R</b> ERA: 4.69	(1, 1)	1.1	9	4	4	4	2	2	0	0	0	0	0	17	33	27.00	4.500			
<b>Wayne Edwards, L</b> ERA: 3.25	(2, 1)	5.2	W	20	3	0	0	3	0	1	0	0	0	47	70	0.00	0.529			
<b>Barry Jones, R</b> ERA: 2.25	(8, 1)	1.0	S	3	0	0	0	2	0	0	0	0	0	11	19	0.00	0.000			
<b>Bobby Thigpen, R</b> ERA: 1.91	(9, 1)	1.0	S	3	0	0	0	1	0	0	0	0	0	8	12	0.00	0.000			

**Milwaukee Brewers @ Chicago White Sox**  
Comiskey Park, Chicago, IL  
Thu Sep 27 1990, 8:05 PM EDT  
Att: 29,818 - Unknown - 74 F


AB 32  
R 4  
H 7  
RBI 4  
BB 3  
SO 8  
LOB 9



Batter	1	2	3	4	5	6	7	8	9	AB	R	H	RBI	BB	SO	LOB	BOTTOM			
<b>Ivan Calderon, R</b> OBP: 0.331, SLG: 0.429	1-0 G6-3	1-0 SF8		4-2 FC5-4 BB		0-2 G3		2-3 K		3	0	0	1	1	1	2				
<b>Lance Johnson, L</b> OBP: 0.315, SLG: 0.342	0-0 G3-1	0-0 FC4-6 1B		0-1 FC5-4		1-2 2-3 F7				4	0	1	0	0	0	3				
<b>Carlton Fisk, R</b> OBP: 0.378, SLG: 0.454	4-2 1B BB	0-0 FC4-6			1-0 F9		2-2 FC5-4 BB 1B			3	1	1	0	1	0	1				
<b>Rodney McCray, R</b> (7, PR)										0	0	0	0	0	0	0				
<b>Frank Thomas, R</b> OBP: 0.470, SLG: 0.544	1-1 E9 2B 1B		1-0 HR		2-3 K		4-1 FC5-4 BB			3	2	2	1	1	1	0				
<b>Sammy Sosa, R</b> OBP: 0.282, SLG: 0.407	3-2 2B		0-0 F7		1-3 K		0-3 K			4	0	1	1	0	2	2				
<b>Ron Karkovics, R</b> OBP: 0.304, SLG: 0.409	2-1 F7		1-0 P6			0-1 1B S 1B	0-0 FC5-4			4	1	1	0	0	0	3				
<b>Robin Ventura, L</b> OBP: 0.326, SLG: 0.322		4-1 WP BB G4-3 BB	1-1 G4-1		0-1 1B S 1B	0-1 FC1-5 1B	2-0 P5			3	1	1	0	1	0	2				
<b>Scott Fletcher, R</b> OBP: 0.303, SLG: 0.316		4-0 G4-3 WP SF8 BB		0-1 G5-3		1-0 G3 FC1-5 1B	2-2 G4-3			3	1	1	1	1	0	0				
<b>Ozzie Guillen, L</b> OBP: 0.308, SLG: 0.339		1-0 G4-3		1-1 G1-3		3-3 FC1-5 G3	0-1 G3-1			4	0	0	1	0	0	3				
<b>Inning Stats</b>	R: 2 E: 1 K: 0 S: 11	H: 2 LOB: 1 BB: 1 P: 22	R: 2 E: 0 K: 0 S: 5	H: 1 LOB: 1 BB: 2 P: 15	R: 1 E: 0 K: 0 S: 5	H: 1 LOB: 0 BB: 0 P: 8	R: 0 E: 0 K: 0 S: 8	H: 0 LOB: 1 BB: 1 P: 13	R: 0 E: 0 K: 2 S: 8	H: 0 LOB: 0 BB: 0 P: 12	R: 1 E: 0 K: 0 S: 12	H: 3 LOB: 2 BB: 0 P: 17	R: 0 E: 0 K: 1 S: 9	H: 1 LOB: 2 BB: 1 P: 17	R: 0 E: 0 K: 1 S: 9	H: 0 LOB: 0 BB: 0 P: 13	1B: 6 2B: 1 3B: 0 HR: 1	SF: 1 SAC: 0 DP: 0 HBP: 0	WP: 1 PB: 0 SB: 1 CS: 0	PA: 37
<b>PITCHER</b>	IP	WLS	BF	H	R	ER	SO	BB	IBB	HBP	BLK	WP	HR	S	P	ERA	WHIP			
<b>Kevin Brown, L</b> ERA: 3.38	(1, 1)	1.2	L	15	4	2	2	1	0	0	0	0	1	27	40	5.40	1.500			
<b>Tom Edens, R</b> ERA: 4.19	(2, 1)	3.1	L	15	4	2	2	1	0	0	0	0	1	27	40	5.40	1.500			
<b>Paul Mirabella, L</b> ERA: 3.97	(6, 1)	0.1		1	0	0	0	0	0	0	0	0	0	2	4	0.00	0.000			
<b>Julio Machado, R</b> ERA: 2.66	(6, 1)	2.2		10	1	0	0	2	1	0	0	0	0	23	37	0.00	0.750			

**Milwaukee Brewers @ Chicago White Sox**  
Comiskey Park, Chicago, IL  
Thu Sep 27 1990, 8:05 PM EDT  
Att: 29,818 - Unknown - 74 F

AB 31  
R 6  
H 8  
RBI 5  
BB 5  
SO 4  
LOB 16









Batter	1	2	3	4	5	6	7	8	9	AB	R	H	RBI	BB	SO	LOB	TOP				
<b>Roberto Kelly, R</b> OBP: 0.323, SLG: 0.422 (1, 8)	G4-3		HBP		P4		K			3	0	0	0	0	1	3					
<b>Steve Sax, R</b> OBP: 0.313, SLG: 0.323 (1, 4)	G4-6-3 1B		P5			P3		F8		4	0	1	0	0	0	3					
<b>Don Mattingly, L</b> OBP: 0.309, SLG: 0.338 (1, 3)	G4-6-3 1-2		G4-3			F9		F7		4	0	0	0	0	0	4					
<b>Kevin Maas, L</b> OBP: 0.367, SLG: 0.535 (1, 10)		F7		P6		P2		1B		4	0	1	0	0	0	0					
<b>Matt Nokes, L</b> OBP: 0.308, SLG: 0.375 (1, 2)		F7		P5			1B G4-3 1B	F9		4	1	1	0	0	0	1					
<b>Jesse Barfield, R</b> OBP: 0.361, SLG: 0.461 (1, 9)	K			F8			G4-3 1-3 1B		F8	4	0	1	0	0	1	0					
<b>Hensley Meulens, R</b> OBP: 0.359, SLG: 0.507 (1, 7)			G6-3		WP 1B		G4-3 1-2 BB	K		3	0	1	0	1	1	0	AB 33				
<b>Randy Velarde, R</b> OBP: 0.280, SLG: 0.333 (1, 5)			HBP 1B		P2		K	P2		4	0	1	0	0	1	4	R 1				
<b>Alvaro Espinoza, R</b> OBP: 0.258, SLG: 0.275 (1, 6)			HBP 1B				G4-3			3	0	2	1	0	0	2	H 8				
<b>Inning Stats</b>	R: 0 E: 0 K: 0 S: 7	H: 1 LOB: 0 BB: 0 P: 8	R: 0 E: 0 K: 1 S: 8	H: 0 LOB: 0 BB: 0 P: 11	R: 0 E: 0 K: 0 S: 12	H: 2 LOB: 3 BB: 0 P: 17	R: 0 E: 0 K: 0 S: 5	H: 0 LOB: 0 BB: 0 P: 8	R: 0 E: 0 K: 0 S: 6	H: 2 LOB: 1 BB: 0 P: 9	R: 0 E: 0 K: 0 S: 7	H: 0 LOB: 0 BB: 0 P: 13	R: 1 E: 0 K: 2 S: 11	H: 2 LOB: 2 BB: 1 P: 19	R: 0 E: 0 K: 0 S: 4	H: 1 LOB: 1 BB: 0 P: 6	R: 0 E: 0 K: 1 S: 9	H: 0 LOB: 0 BB: 0 P: 15	1B: 8 2B: 0 3B: 0 HR: 0	SF: 0 SAC: 0 DP: 1 HBP: 1	WP: 1 PA: 35 CS: 0
<b>PITCHER</b> <b>Jaime Navarro, R</b> ERA: 4.46 (1, 1)	IP: 9.0 WLS: W BF: 35 H: 8 R: 1 ER: 1 SO: 4 BB: 1 IBB: 0 HBP: 1 BLK: 0 WP: 1 HR: 0 S: 69 P: 106 ERA: 1.00 WHIP: 1.000															<b>PITCHER</b>					

**New York Yankees @ Milwaukee Brewers**  
Milwaukee County Stadium, Milwaukee, WI  
Sat Sep 29 1990, 4:33 AM EDT  
Att: 16,531 - Overcast - 55 F

AB	33
R	1
H	8
RBI	1
BB	1
SO	4
LOB	17



Batter	1	2	3	4	5	6	7	8	9	AB	R	H	RBI	BB	SO	LOB	BOTTOM		
<b>Mike Felder, S</b> OBP: 0.323, SLG: 0.343 (1, 8)	G3	FC4 1B G5-3		FC4-6 G6-3 WP 2B				G4-3		5	2	1	1	0	0	3			
<b>Jim Gantner, L</b> OBP: 0.331, SLG: 0.318 (1, 4)	F8	G5-3 1B		G6-3		L7				4	0	1	0	0	0	2			
<b>B.J. Surhoff, L</b> OBP: 0.333, SLG: 0.379 (1, 2)	BB	G5-3		2B		F9				3	0	1	2	1	0	1			
<b>Dave Parker, L</b> OBP: 0.334, SLG: 0.457 (1, 10)	K	K		G4-3		G4-3				4	0	0	0	0	2	3			
<b>Rob Deer, R</b> OBP: 0.317, SLG: 0.437 (1, 9)		BB 1B 3B BB		1B 2B		F7		K		3	2	1	0	1	1	0			
<b>Greg Brock, L</b> OBP: 0.324, SLG: 0.368 (1, 3)		F7				G3-1				4	0	2	1	0	0	1			
<b>George Canale, L</b> OBP: 0.400, SLG: 0.500 (8, FR)				G3-6-3 1B				G3-1 1B 2B		0	1	0	0	0	0	0			
<b>Darryl Hamilton, L</b> OBP: 0.342, SLG: 0.361 (1, 7)		G3-6-3 BB 1B 3B		G3-1		G3-1		L8		4	1	1	0	0	0	2	AB 34		
<b>Dale Sveum, S</b> OBP: 0.286, SLG: 0.291 (1, 5)		BB 3B		G4-3		L7		G3-1		3	1	0	0	1	0	1	R 8		
<b>Bill Spiers, L</b> OBP: 0.274, SLG: 0.318 (1, 6)		FC4 3B				F7				4	1	3	4	0	0	0	H 10		
<b>Inning Stats</b>	R: 0 E: 0 K: 1 S: 8	H: 0 LOB: 1 BB: 1 P: 20	R: 5 E: 0 K: 1 S: 15	H: 3 LOB: 1 BB: 2 P: 25	R: 1 E: 0 K: 0 S: 15	H: 2 LOB: 0 BB: 0 P: 24	R: 1 E: 0 K: 0 S: 8	H: 2 LOB: 1 BB: 0 P: 15	R: 0 E: 0 K: 0 S: 7	H: 0 LOB: 0 BB: 0 P: 13	R: 0 E: 0 K: 0 S: 5	H: 1 LOB: 0 BB: 0 P: 7	R: 0 E: 0 K: 1 S: 5	H: 0 LOB: 0 BB: 0 P: 7	R: 1 E: 0 K: 0 S: 8	H: 2 LOB: 2 BB: 0 P: 14	1B: 6 2B: 3 3B: 1 HR: 0	SF: 0 SAC: 0 DP: 1 HBP: 0	WP: 1 PA: 37 CS: 0
<b>PITCHER</b> <b>Mike Witt, R</b> ERA: 4.0 (1, 1)	IP: 2.0 WLS: L BF: 15 H: 5 R: 6 ER: 6 SO: 2 BB: 3 IBB: 0 HBP: 0 BLK: 0 WP: 0 HR: 0 S: 29 P: 55 ERA: 27.00 WHIP: 4.000															<b>PITCHER</b>			
<b>John Habyan, R</b> ERA: 2.25 (3, 1)	IP: 4.0 WLS: L BF: 14 H: 3 R: 1 ER: 1 SO: 0 BB: 0 IBB: 0 HBP: 0 BLK: 0 WP: 1 HR: 0 S: 32 P: 49 ERA: 2.25 WHIP: 0.750															<b>PITCHER</b>			
<b>Rich Monteleone, R</b> ERA: 10.38 (7, 1)	IP: 2.0 WLS: L BF: 8 H: 2 R: 1 ER: 1 SO: 1 BB: 0 IBB: 0 HBP: 0 BLK: 0 WP: 0 HR: 0 S: 13 P: 21 ERA: 4.50 WHIP: 1.000															<b>PITCHER</b>			

**New York Yankees @ Milwaukee Brewers**  
Milwaukee County Stadium, Milwaukee, WI  
Sat Sep 29 1990, 4:33 AM EDT  
Att: 16,531 - Overcast - 55 F

AB	34
R	8
H	10
RBI	8
BB	3
SO	3
LOB	13





Batter	1	2	3	4	5	6	7	8	9	AB	R	H	RBI	BB	SO	LOB	TOP										
<b>Roberto Kelly, R</b> OBP: 0.324, SLG: 0.421 (1, 8)										4	2	1	0	0	1	0	<b>New York Yankees @ Milwaukee Brewers</b> Milwaukee County Stadium, Milwaukee, WI Sun Sep 30, 1990, 4:33 AM EDT Att: 10,622 - Sunny - 55 F										
<b>Steve Sax, R</b> OBP: 0.315, SLG: 0.328 (1, 4)										4	2	3	1	0	0	1											
<b>Don Mattingly, L</b> OBP: 0.313, SLG: 0.340 (1, 10)										3	1	2	3	1	0	1											
<b>Steve Balboni, R</b> OBP: 0.288, SLG: 0.410 <b>Kevin Maas, L</b> OBP: 0.306, SLG: 0.530 (5, PH) (5, 3)										2	0	0	0	0	1	1											
<b>Jesse Barfield, R</b> OBP: 0.362, SLG: 0.462 (1, 9)										5	0	2	3	0	1	1											
<b>Hensley Meulens, R</b> OBP: 0.348, SLG: 0.479 <b>Oscar Azocar, L</b> OBP: 0.257, SLG: 0.355 (9, 7)										4	0	0	0	1	0	2											
<b>Randy Velarde, R</b> OBP: 0.279, SLG: 0.332 (1, 5)										4	0	1	0	0	1	4											
<b>Bob Geren, R</b> OBP: 0.259, SLG: 0.326 (1, 2)										2	1	0	0	1	1	1											
<b>Alvaro Espinoza, R</b> OBP: 0.259, SLG: 0.275 <b>Wayne Tolleson, S</b> OBP: 0.210, SLG: 0.169 (6, PH) (6, 6)										1	1	0	0	0	0	1											
<b>Inning Stats</b>	R: 1 E: 0 K: 1 S: 13	H: 1 LOB: 1 BB: 0 P: 20	R: 0 E: 1 K: 0 S: 6	H: 0 LOB: 1 BB: 0 P: 9	R: 0 E: 0 K: 1 S: 7	H: 0 LOB: 0 BB: 0 P: 12	R: 0 E: 0 K: 1 S: 7	H: 0 LOB: 0 BB: 0 P: 13	R: 4 E: 0 K: 1 S: 19	H: 3 LOB: 3 BB: 3 P: 39	R: 0 E: 0 K: 2 S: 10	H: 0 LOB: 0 BB: 0 P: 16	R: 1 E: 0 K: 1 S: 10	H: 1 LOB: 0 BB: 0 P: 16	R: 0 E: 0 K: 1 S: 9	H: 1 LOB: 1 BB: 0 P: 10		R: 1 E: 0 K: 0 S: 8	H: 2 LOB: 2 BB: 1 P: 20	1B: 7 2B: 2 3B: 0 HR: 0	SF: 2 SAC: 0 DP: 1 HBP: 3	WP: 0 PB: 0 SB: 2 CS: 1	PA: 42				
<b>PITCHER</b>	IP	WLS	BF	H	R	ER	SO	BB	IBB	HBP	BLK	WP	HR	S	P	ERA	WHIP										
<b>Bill Krueger, L</b> ERA: 3.98 <b>Tom Edens, R</b> ERA: 4.45 <b>Julio Machado, R</b> ERA: 2.58 <b>Mark Lee, L</b> ERA: 2.11 <b>Chuck Crim, R</b> ERA: 3.51	(1, 1)	1.2	8	1	1	1	1	0	0	2	0	0	0	16	26	5.40	0.600										
	(2, 1)	3.0	13	3	4	4	2	1	0	1	0	0	0	29	48	12.00	1.333										
	(5, 1)	1.1	7	1	0	0	2	2	0	0	0	0	0	17	35	0.00	2.250										
	(7, 1)	2.2	12	3	2	2	2	1	0	0	0	0	0	25	41	6.75	1.500										
	(9, 1)	0.1	2	1	0	0	0	0	0	0	0	0	0	2	5	0.00	3.000										

Batter	1	2	3	4	5	6	7	8	9	AB	R	H	RBI	BB	SO	LOB	BOTTOM										
<b>Jim Gantner, L</b> OBP: 0.330, SLG: 0.321 (1, 4)										4	0	1	0	0	0	2	<b>New York Yankees @ Milwaukee Brewers</b> Milwaukee County Stadium, Milwaukee, WI Sun Sep 30, 1990, 4:33 AM EDT Att: 10,622 - Sunny - 55 F										
<b>B.J. Surhoff, L</b> OBP: 0.331, SLG: 0.376 (1, 2)										4	0	0	0	0	0	1											
<b>Robin Yount, R</b> OBP: 0.334, SLG: 0.377 (1, 8)										4	0	1	0	0	1	1											
<b>Dave Parker, L</b> OBP: 0.332, SLG: 0.454 (1, 10)										4	0	0	0	0	0	1											
<b>Greg Vaughn, R</b> OBP: 0.281, SLG: 0.438 (1, 7)										4	2	2	1	0	0	0											
<b>Darryl Hamilton, L</b> OBP: 0.333, SLG: 0.351 (1, 9)										4	0	0	0	0	0	1											
<b>George Canale, L</b> OBP: 0.250, SLG: 0.286 (1, 3)										3	0	0	0	0	2	1											
<b>Dale Sveum, S</b> OBP: 0.287, SLG: 0.292 (1, 5)										3	0	1	1	0	1	0											
<b>Bill Spiers, L</b> OBP: 0.274, SLG: 0.318 (1, 6)										3	0	1	0	0	0	0											
<b>Inning Stats</b>	R: 0 E: 0 K: 0 S: 6	H: 1 LOB: 1 BB: 0 P: 11	R: 1 E: 0 K: 0 S: 11	H: 3 LOB: 2 BB: 0 P: 21	R: 0 E: 0 K: 0 S: 4	H: 0 LOB: 0 BB: 0 P: 8	R: 1 E: 0 K: 1 S: 9	H: 1 LOB: 0 BB: 0 P: 11	R: 0 E: 0 K: 0 S: 7	H: 1 LOB: 1 BB: 0 P: 8	R: 0 E: 0 K: 0 S: 5	H: 0 LOB: 0 BB: 0 P: 9	R: 0 E: 0 K: 2 S: 9	H: 0 LOB: 0 BB: 0 P: 14	R: 0 E: 0 K: 1 S: 5	H: 0 LOB: 0 BB: 0 P: 6		R: 0 E: 0 K: 0 S: 6	H: 0 LOB: 0 BB: 0 P: 11	1B: 3 2B: 2 3B: 0 HR: 1	SF: 0 SAC: 0 DP: 0 HBP: 0	WP: 0 PB: 0 SB: 0 CS: 0	PA: 33				
<b>PITCHER</b>	IP	WLS	BF	H	R	ER	SO	BB	IBB	HBP	BLK	WP	HR	S	P	ERA	WHIP										
<b>Dave Eiland, R</b> ERA: 3.56 <b>Greg Cadaret, L</b> ERA: 4.15	(1, 1)	5.0	21	6	2	2	1	0	0	0	0	0	0	25	40	0.00	0.000										
	(6, 1)	4.0	12	0	0	0	3	0	0	0	0	0	0	25	40	0.00	0.000										






Batter	1	2	3	4	5	6	7	8	9	AB	R	H	RBI	BB	SO	LOB	TOP			
<b>Kevin Belcher, R</b> OBP: 0.273, SLG: 0.300 (1, 8)										5	1	1	0	0	1	2	<b>Texas Rangers @ Milwaukee Brewers</b> Milwaukee County Stadium, Milwaukee, WI Mon Oct 01 1990, 8:05 PM EDT Att. 7,484 - Unknown - 58 F			
<b>Julio Franco, R</b> OBP: 0.395, SLG: 0.406 (1, 4)										3	1	2	2	1	0	0				
<b>Rafael Palmeiro, L</b> OBP: 0.363, SLG: 0.472 (1, 3)										4	0	2	0	0	0	2				
<b>Ruben Sierra, S</b> OBP: 0.332, SLG: 0.429 (1, 9)										4	0	0	1	0	0	4				
<b>Kevin Reimer, L</b> OBP: 0.327, SLG: 0.424 (1, 10)										4	0	0	0	0	1	2				
<b>Pete Incaviglia, R</b> OBP: 0.304, SLG: 0.423 (1, 7)										3	0	0	0	1	1	0				
<b>Geno Petralli, L</b> OBP: 0.356, SLG: 0.300 (1, 2)										3	0	0	0	1	0	1				
<b>Scott Coolbaugh, R</b> OBP: 0.262, SLG: 0.263 <b>Steve Buechele, R</b> OBP: 0.295, SLG: 0.340 (1, 5) (7, 5)										3	0	0	0	0	1	2				
<b>Jeff Huson, L</b> OBP: 0.320, SLG: 0.280 (1, 6)										4	1	2	1	0	0	1				
<b>Inning Stats</b>	R: 1 E: 0 K: 0 S: 7	H: 2 LOB: 0 BB: 0 P: 16	R: 0 E: 0 K: 0 S: 8	H: 0 LOB: 1 BB: 1 P: 16	R: 1 E: 0 K: 0 S: 10	H: 2 LOB: 1 BB: 0 P: 16	R: 0 E: 0 K: 0 S: 4	H: 0 LOB: 0 BB: 0 P: 9	R: 0 E: 0 K: 2 S: 8	H: 1 LOB: 0 BB: 0 P: 12	R: 0 E: 0 K: 1 S: 6	H: 0 LOB: 1 BB: 1 P: 14	R: 1 E: 0 K: 1 S: 8	H: 1 LOB: 1 BB: 0 P: 16	R: 1 E: 1 K: 0 S: 13	H: 2 LOB: 1 BB: 0 P: 23		1B: 6 2B: 2 3B: 0 HR: 0	SF: 0 SAC: 0 DP: 0 HBP: 0	WP: 0 PB: 0 SB: 2 CS: 0
<b>PITCHER</b> <b>Ron Robinson, R</b> ERA: 3.26 (1, 1)	IP: 9.0 WLS: L BF: 37 H: 8 R: 4 ER: 4 SO: 4 BB: 3 IBB: 0 HBP: 0 BLK: 0 WP: 0 HR: 0 S: 71 P: 133 ERA: 4.00 WHIP: 1.222															<b>PITCHER</b>				

Batter	1	2	3	4	5	6	7	8	9	AB	R	H	RBI	BB	SO	LOB	BOTTOM					
<b>Darryl Hamilton, L</b> OBP: 0.335, SLG: 0.353 <b>Tim McIntosh, R</b> OBP: 0.200, SLG: 0.800 <b>Greg Brock, L</b> OBP: 0.324, SLG: 0.368 (1, 7) (8, FH) (9, 3)										2	1	1	0	0	1	0	<b>Texas Rangers @ Milwaukee Brewers</b> Milwaukee County Stadium, Milwaukee, WI Mon Oct 01 1990, 8:05 PM EDT Att. 7,484 - Unknown - 58 F					
<b>Jim Gantner, L</b> OBP: 0.327, SLG: 0.316 (1, 4)										4	0	0	1	0	0	1						
<b>Robin Yount, R</b> OBP: 0.335, SLG: 0.379 (1, 8)										3	0	1	0	1	0	1						
<b>Dave Parker, L</b> OBP: 0.330, SLG: 0.451 (1, 10)										4	0	0	0	0	2	2						
<b>Rob Deer, R</b> OBP: 0.316, SLG: 0.438 (8, 3) (9, 9)										4	1	1	0	0	1	2						
<b>B.J. Surhoff, L</b> OBP: 0.328, SLG: 0.373 (1, 2)											4	0	0	0	1	2						
<b>George Canale, L</b> OBP: 0.200, SLG: 0.222 <b>Greg Vaughn, R</b> OBP: 0.283, SLG: 0.438 <b>Mike Felder, S</b> OBP: 0.323, SLG: 0.343 (1, 3) (7, FH) (7, PR) (8, 9) (9, 7)										2	0	0	0	0	1	0						
<b>Dale Sveum, S</b> OBP: 0.280, SLG: 0.284 (1, 5)										3	0	0	0	0	1	1						
<b>Bill Spiers, L</b> OBP: 0.275, SLG: 0.318 (1, 6)										3	0	1	0	0	0	0						
<b>Inning Stats</b>	R: 1 E: 1 K: 1 S: 14	H: 1 LOB: 0 BB: 0 P: 22	R: 0 E: 0 K: 1 S: 9	H: 0 LOB: 0 BB: 0 P: 15	R: 0 E: 0 K: 2 S: 8	H: 0 LOB: 0 BB: 0 P: 11	R: 0 E: 0 K: 1 S: 10	H: 0 LOB: 1 BB: 1 P: 18	R: 0 E: 0 K: 1 S: 7	H: 0 LOB: 0 BB: 0 P: 8	R: 0 E: 0 K: 0 S: 9	H: 1 LOB: 1 BB: 0 P: 18	R: 1 E: 1 K: 1 S: 9	H: 1 LOB: 1 BB: 1 P: 20	R: 0 E: 0 K: 1 S: 8	H: 0 LOB: 0 BB: 0 P: 12		R: 0 E: 0 K: 0 S: 10	H: 1 LOB: 1 BB: 0 P: 11	1B: 2 2B: 2 3B: 0 HR: 0	SF: 0 SAC: 1 DP: 0 HBP: 0	WP: 0 PB: 0 SB: 0 CS: 1
<b>PITCHER</b> <b>Bobby Witt, R</b> ERA: 3.36 <b>Mike Jeffcoat, L</b> ERA: 4.42 <b>Jeff Russell, R</b> ERA: 4.26 (1, 1) (7, 1) (9, 1)	IP: 6.0 WLS: W BF: 8 H: 2 R: 1 ER: 1 SO: 2 BB: 1 IBB: 0 HBP: 0 BLK: 0 WP: 0 HR: 0 S: 17 P: 32 ERA: 0.00 WHIP: 1.000															<b>PITCHER</b>						


livebaseballscores.com

AB 34  
R 4  
H 8  
RBI 4  
BB 3  
SO 4  
LOB 14





livebaseballscores.com

AB 30  
R 2  
H 4  
RBI 1  
BB 2  
SO 8  
LOB 9







Batter	1	2	3	4	5	6	7	8	9	AB	R	H	RBI	BB	SO	LOB	TOP								
<b>Julio Franco, R</b> OBP: 0.384, SLG: 0.403 (1, 4)	G5-3			F9		F9		F9		3	0	0	0	1	0	2	<b>Texas Rangers @ Milwaukee Brewers</b> Milwaukee County Stadium, Milwaukee, WI Tue Oct 02 1990, 8:05 PM EDT Alt: 8,936 - Unknown - 60 F  livebaseballscorecards.com  <b>AB 30</b> <b>R 0</b> <b>H 3</b> <b>RBI 0</b> <b>BB 1</b> <b>SO 5</b> <b>LOB 4</b> 								
<b>Rafael Palmeiro, L</b> OBP: 0.360, SLG: 0.469 (1, 3)	G5-3			L9		P3		F7		4	0	0	0	0	0	1									
<b>Ruben Sierra, S</b> OBP: 0.332, SLG: 0.428 (1, 9)	G6-3			FC6-4 1B			P4	F9		4	0	1	0	0	0	0									
<b>Pete Incaviglia, R</b> OBP: 0.302, SLG: 0.420 (1, 7)		G6-3		FC6-4 1-2			P2	G5-3		4	0	0	0	0	0	1									
<b>Mike Stanley, R</b> OBP: 0.350, SLG: 0.333 (1, 2)		F9			F9		G4-3			3	0	0	0	0	0	0									
<b>Bill Haselman, R</b> OBP: 0.100, SLG: 0.100 (1, 10)		G6-3						K		2	0	0	0	0	1	0									
<b>Gary Pettis, S</b> OBP: 0.331, SLG: 0.335 (8, PH)								K		1	0	0	0	0	1	0									
<b>Kevin Belcher, R</b> OBP: 0.231, SLG: 0.250 (1, 8)				K				G4-3		2	0	0	0	0	2	0									
<b>Jack Daugherty, S</b> OBP: 0.347, SLG: 0.435 (8, PH)										1	0	0	0	0	0	0									
<b>Steve Buechele, R</b> OBP: 0.295, SLG: 0.340 (8, 5)										0	0	0	0	0	0	0									
<b>Scott Coolbaugh, R</b> OBP: 0.259, SLG: 0.260 (1, 5)				G4-3			F9			2	0	0	0	0	0	0									
<b>Kevin Reimer, L</b> OBP: 0.333, SLG: 0.430 (8, PH)								1B		1	0	1	0	0	0	0									
<b>Jeff Kunkel, R</b> OBP: 0.224, SLG: 0.284 (8, 8)								1B		0	0	0	0	0	0	0									
<b>Gary Green, R</b> OBP: 0.261, SLG: 0.256 (1, 6)				K						2	0	0	0	0	1	0									
<b>Geno Petralli, L</b> OBP: 0.358, SLG: 0.302 (8, PH)										1	0	1	0	0	0	0									
<b>Jeff Huson, L</b> OBP: 0.320, SLG: 0.280 (8, 6)								1B		0	0	0	0	0	0	0									
<b>Inning Stats</b>	R: 0 E: 0 K: 0 S: 11	H: 0 LOB: 0 BB: 0 P: 14	R: 0 E: 0 K: 0 S: 6	H: 0 LOB: 0 BB: 0 P: 12	R: 0 E: 0 K: 2 S: 9	H: 0 LOB: 0 BB: 0 P: 14	R: 0 E: 0 K: 0 S: 8	H: 1 LOB: 1 BB: 0 P: 13	R: 0 E: 0 K: 2 S: 9	H: 0 LOB: 0 BB: 0 P: 14	R: 0 E: 0 K: 0 S: 8	H: 0 LOB: 1 BB: 1 P: 15	R: 0 E: 0 K: 0 S: 6	H: 0 LOB: 0 BB: 0 P: 11	R: 0 E: 0 K: 1 S: 13	H: 2 LOB: 2 BB: 0 P: 19	R: 0 E: 0 K: 0 S: 10	H: 0 LOB: 0 BB: 0 P: 14	1B: 3 2B: 0 3B: 0 HR: 0	SF: 0 SAC: 0 DP: 0 HBP: 0	WP: 0 PB: 0 SB: 0 CS: 0	PA: 31			
<b>PITCHER</b>	IP	WLS	BF	H	R	ER	SO	BB	IBB	HBP	BLK	WP	HR	S	P	ERA	WHIP								
<b>Kevin Brown, L</b> ERA: 2.35 (1, 1)	7.0	W	23	1	0	0	4	1	0	0	0	0	0	57	93	0.00	0.286								
<b>Chuck Cim, R</b> ERA: 3.57 (8, 1)	1.0		5	2	0	0	1	0	0	0	0	0	0	13	19	0.00	2.000								
<b>Dan Plesac, L</b> ERA: 4.43 (9, 1)	1.0	S	3	0	0	0	0	0	0	0	0	0	0	10	14	0.00	0.000								

Batter	1	2	3	4	5	6	7	8	9	AB	R	H	RBI	BB	SO	LOB	BOTTOM								
<b>Mike Felder, S</b> OBP: 0.327, SLG: 0.348 (1, 7)	F8		SH2-3							3	0	2	0	0	0	0	<b>Texas Rangers @ Milwaukee Brewers</b> Milwaukee County Stadium, Milwaukee, WI Tue Oct 02 1990, 8:05 PM EDT Alt: 8,936 - Unknown - 60 F  livebaseballscorecards.com  <b>AB 31</b> <b>R 1</b> <b>H 9</b> <b>RBI 1</b> <b>BB 3</b> <b>SO 4</b> <b>LOB 17</b> 								
<b>Jim Gantner, L</b> OBP: 0.326, SLG: 0.319 (1, 4)	K		1B		G3-6-3		FC3-6			4	0	1	1	0	1	2									
<b>Robin Yount, R</b> OBP: 0.338, SLG: 0.380 (1, 8)			2B				FC5-4			3	0	2	0	1	0	1									
<b>Darryl Hamilton, L</b> OBP: 0.335, SLG: 0.353 (9, 7)			FC6-4				FC5-4			0	0	0	0	0	0	0									
<b>Rob Deer, R</b> OBP: 0.314, SLG: 0.433 (1, 9)	F7		1B				FC5-4			4	0	0	0	0	1	4									
<b>Greg Vaughn, R</b> OBP: 0.280, SLG: 0.433 (1, 10)			K		FC6-4					4	0	0	0	0	1	2									
<b>B.J. Surhoff, L</b> OBP: 0.331, SLG: 0.374 (1, 2)							P6			4	0	0	0	0	1	2									
<b>B.J. Surhoff, L</b> OBP: 0.331, SLG: 0.374 (1, 2)							G3-1			3	0	2	0	1	0	0									
<b>Dale Sveum, S</b> OBP: 0.287, SLG: 0.292 (1, 5)										4	0	2	0	0	0	2									
<b>Bill Spiers, L</b> OBP: 0.272, SLG: 0.315 (1, 6)										4	0	0	0	0	0	5									
<b>George Canale, L</b> OBP: 0.231, SLG: 0.182 (1, 3)										2	1	0	0	1	1	1									
<b>Inning Stats</b>	R: 0 E: 0 K: 1 S: 12	H: 0 LOB: 1 BB: 1 P: 22	R: 0 E: 0 K: 1 S: 9	H: 1 LOB: 0 BB: 0 P: 15	R: 1 E: 0 K: 1 S: 12	H: 2 LOB: 2 BB: 1 P: 21	R: 0 E: 0 K: 0 S: 5	H: 1 LOB: 1 BB: 0 P: 18	R: 0 E: 0 K: 0 S: 8	H: 2 LOB: 1 BB: 0 P: 11	R: 0 E: 0 K: 0 S: 8	H: 1 LOB: 1 BB: 0 P: 13	R: 0 E: 0 K: 0 S: 8	H: 1 LOB: 1 BB: 0 P: 11	R: 0 E: 0 K: 0 S: 11	H: 1 LOB: 2 BB: 1 P: 17	R: 0 E: 0 K: 0 S: 10	H: 0 LOB: 0 BB: 0 P: 14	1B: 8 2B: 1 3B: 0 HR: 0	SF: 0 SAC: 1 DP: 1 HBP: 0	WP: 0 PB: 0 SB: 1 CS: 0	PA: 35			
<b>PITCHER</b>	IP	WLS	BF	H	R	ER	SO	BB	IBB	HBP	BLK	WP	HR	S	P	ERA	WHIP								
<b>Kenny Rogers, L</b> ERA: 3.13 (1, 1)	6.0	L	26	7	1	1	4	2	0	0	0	0	0	57	100	1.50	1.500								
<b>Mike Jeffcoat, L</b> ERA: 4.39 (7, 1)	0.2		3	1	0	0	0	0	0	0	0	0	0	6	9	0.00	1.500								
<b>Brad Arnsberg, R</b> ERA: 2.17 (7, 1)	1.0		5	1	0	0	0	1	0	0	0	0	0	11	17	0.00	2.000								
<b>John Barfield, L</b> ERA: 4.12 (8, 1)	0.1		1	0	0	0	0	0	0	0	0	0	0	2	2	0.00	0.000								



Batter	1	2	3	4	5	6	7	8	9	AB	R	H	RBI	BB	SO	LOB	TOP					
Kevin Belcher, R (1, 8) OBP: 0.235, SLG: 0.200 Gary Pettis, S (9, PH) OBP: 0.332, SLG: 0.335	K	K		F9			1B BB			3	0	0	0	1	2	3	<p>Texas Rangers @ Milwaukee Brewers Milwaukee County Stadium, Milwaukee, WI Wed Oct 03 1990, 8:05 PM EDT Att. 7,182 - Unknown - 66 F</p> <p>livebaseballscores.com</p> <p>AB 33 R 3 H 7 RBI 3 BB 6 SO 12 LOB 16</p> 					
Julio Franco, R (1, 4) OBP: 0.383, SLG: 0.402 Jeff Kunkel, R (3, 4) OBP: 0.221, SLG: 0.280	F8	G3-1		F8			K		F8	2	0	0	0	0	0	3						
Rafael Palmeiro, L (1, 3) OBP: 0.361, SLG: 0.468	1B			K		L3	SH1-3 1B		L9	5	0	2	0	0	1	1						
Ruben Sierra, S (1, 9) OBP: 0.303, SLG: 0.426 Steve Buechele, R (5, 4) OBP: 0.294, SLG: 0.339	P4			G6-3		G5-3	SH1-3		K	3	0	0	0	0	0	1						
John Russell, R (1, 7) OBP: 0.331, SLG: 0.352		P6		2B 1B			K			4	1	2	0	0	1	2						
Scott Coolbaugh, R (1, 5) OBP: 0.284, SLG: 0.267		BB 2B		1B 2B		F7			K	3	2	1	0	1	1	1						
Bill Haselman, R (1, 10) OBP: 0.214, SLG: 0.154		2B BB		1B			K		K	3	0	1	2	1	2	0						
Chad Kreuter, S (1, 2) OBP: 0.290, SLG: 0.091		2B		L5		F8			BB	3	0	1	1	1	0	1						
Gary Green, R (1, 6) OBP: 0.263, SLG: 0.250 Geno Petralli, L (8, PH) OBP: 0.357, SLG: 0.302 Jeff Huson, L (8, 6) OBP: 0.320, SLG: 0.280						K			K	2	0	0	0	1	2	0						
										1	0	0	0	0	1	1						
										0	0	0	0	0	0	0						
<b>Inning Stats</b>	R: 0 E: 0 K: 1 S: 9	H: 1 LOB: 1 BB: 0 P: 13	R: 1 E: 0 K: 1 S: 13	H: 1 LOB: 3 BB: 3 P: 31	R: 2 E: 0 K: 1 S: 14	H: 3 LOB: 1 BB: 0 P: 20	R: 0 E: 0 K: 1 S: 7	H: 0 LOB: 0 BB: 0 P: 8	R: 0 E: 0 K: 0 S: 5	H: 1 LOB: 1 BB: 0 P: 9	R: 0 E: 0 K: 2 S: 10	H: 0 LOB: 0 BB: 0 P: 13	R: 0 E: 0 K: 2 S: 15	H: 1 LOB: 2 BB: 1 P: 24	R: 0 E: 0 K: 3 S: 19	H: 0 LOB: 1 BB: 1 P: 28	R: 0 E: 0 K: 1 S: 11	H: 0 LOB: 1 BB: 1 P: 16	1B: 5 2B: 2 3B: 0 HR: 0	SF: 0 SAC: 1 DP: 0 HBP: 0	WP: 0 PB: 0 SB: 0 CS: 0	PA: 40
<b>PITCHER</b>	IP WLS BF H R ER SO BB IBB HBP BLK WP HR S P ERA WHIP	7.0 W 32 7 3 3 8 4 0 0 0 0 0 0 73 118 3.86 1.571	2.0 S 8 0 0 0 4 2 0 0 0 0 0 0 30 44 0.00 1.000																			
Teddy Higuera, L (1, 1) ERA: 3.76																						
Julio Machado, R (8, 1) ERA: 2.47																						

Batter	1	2	3	4	5	6	7	8	9	AB	R	H	RBI	BB	SO	LOB	BOTTOM			
Mike Felder, S (1, 8) OBP: 0.330, SLG: 0.359	SF9 1B		G3		F7		1B 3B			4	2	2	1	0	0	2	<p>Texas Rangers @ Milwaukee Brewers Milwaukee County Stadium, Milwaukee, WI Wed Oct 03 1990, 8:05 PM EDT Att. 7,182 - Unknown - 66 F</p> <p>livebaseballscores.com</p> <p>AB 32 R 6 H 8 RBI 6 BB 2 SO 3 LOB 13</p> 			
Jim Gantner, L (1, 4) OBP: 0.326, SLG: 0.319	P8			G6-3		2B 1B	1B BB			3	2	1	0	1	0	1				
Robin Yount, R (1, 10) OBP: 0.337, SLG: 0.380	SF9			P4		P3	1B		1B	3	0	1	2	0	0	1				
Rob Deer, R (1, 9) OBP: 0.313, SLG: 0.432	K2-3			F9		L5	1B		1B	4	0	1	1	0	1	1				
B.J. Surhoff, L (1, 2) OBP: 0.331, SLG: 0.376		L9			E6 1B		2B		F8	4	1	1	1	0	0	2				
Darryl Hamilton, L (1, 7) OBP: 0.333, SLG: 0.346		L8			1B BB		G5-3		L7	3	0	0	0	1	0	1				
Dale Sveum, S (1, 5) OBP: 0.278, SLG: 0.282		G4-3			P5		F9		K	4	0	0	0	0	1	2				
Bill Spiers, L (1, 6) OBP: 0.274, SLG: 0.317				G5-3		1B	BLK 3B 1B		G3-1	4	1	2	1	0	0	0				
George Canale, L (1, 3) OBP: 0.200, SLG: 0.154 Greg Vaughn, R (7, PH) OBP: 0.260, SLG: 0.432 Greg Brock, L (8, 3) OBP: 0.324, SLG: 0.368				K		F7			F9	2	0	0	0	0	1	2				
										1	0	0	0	0	0	1				
										0	0	0	0	0	0	0				
<b>Inning Stats</b>	R: 1 E: 0 K: 1 S: 13	H: 1 LOB: 0 BB: 0 P: 21	R: 0 E: 0 K: 0 S: 5	H: 0 LOB: 0 BB: 0 P: 9	R: 0 E: 0 K: 1 S: 6	H: 0 LOB: 0 BB: 0 P: 10	R: 0 E: 0 K: 0 S: 7	H: 0 LOB: 0 BB: 0 P: 7	R: 1 E: 1 K: 0 S: 12	H: 1 LOB: 2 BB: 1 P: 24	R: 1 E: 0 K: 0 S: 15	H: 2 LOB: 1 BB: 0 P: 23	R: 3 E: 0 K: 0 S: 11	H: 4 LOB: 2 BB: 1 P: 21	R: 0 E: 0 K: 1 S: 8	H: 0 LOB: 0 BB: 0 P: 9	1B: 6 2B: 1 3B: 1 HR: 0	SF: 1 SAC: 0 DP: 0 HBP: 0	WP: 0 PB: 0 SB: 1 CS: 0	PA: 35
<b>PITCHER</b>	IP WLS BF H R ER SO BB IBB HBP BLK WP HR S P ERA WHIP	6.0 L 5 2 3 3 0 1 0 0 0 0 0 0 6 12 40.50 4.500	0.2 L 3 2 0 0 0 0 0 0 0 0 0 0 5 9 0.00 6.000	1.0 L 3 0 0 0 1 0 0 0 0 0 0 0 8 9 0.00 0.000																
Scott Chiamparino, R (1, 1) ERA: 2.63																				
John Barfield, L (7, 1) ERA: 4.67																				
Brad Arnsberg, R (7, 1) ERA: 2.15																				
Joe Bltker, R (8, 1) ERA: 2.25																				