

Milwaukee Brewers - 1991

Batter	1	2	3	4	5	6	7	8	9	AB	R	H	RBI	BB	SO	LOB	TOP								
Paul Moltzer, R OBP: 0.500, SLG: 0.500 (1, 10)										4	1	2	1	0	1	2									
Robin Yount, R OBP: 0.500, SLG: 1.250 (1, 8)										4	1	2	2	0	0	2									
Gary Sheffield, R OBP: 0.500, SLG: 0.500 (1, 5)										4	1	2	1	0	0	2									
Franklin Stubbs, L OBP: 0.500, SLG: 0.750 Darryl Hamilton, L (8, PR) Greg Brock, L (8, 3)										4	0	2	1	0	2	1									
Candy Maldonado, R (1, 7)										3	0	0	0	1	2	2									
Dante Bichette, R (1, 9)										4	0	0	0	0	3	3									
B.J. Surhoff, L (1, 2)										4	0	0	0	0	0	0									
Jim Gantner, L (1, 4)										4	0	0	0	0	3	0									
Bill Spiers, L OBP: 0.750, SLG: 0.667 (1, 6)										3	2	2	0	1	0	0									
Inning Stats	R: 2 E: 0 K: 1 S: 16	H: 3 LOB: 1 BB: 0 P: 23	R: 1 E: 0 K: 1 S: 10	H: 2 LOB: 1 BB: 0 P: 16	R: 0 E: 0 K: 2 S: 7	H: 0 LOB: 0 BB: 0 P: 12	R: 0 E: 0 K: 2 S: 8	H: 0 LOB: 0 BB: 0 P: 12	R: 2 E: 0 K: 1 S: 14	H: 2 LOB: 1 BB: 1 P: 24	R: 0 E: 0 K: 0 S: 5	H: 0 LOB: 0 BB: 1 P: 9	R: 0 E: 0 K: 1 S: 11	H: 2 LOB: 2 BB: 0 P: 14	R: 0 E: 0 K: 2 S: 11	H: 1 LOB: 1 BB: 0 P: 15	R: 0 E: 0 K: 0 S: 6	H: 0 LOB: 0 BB: 0 P: 11	1B: 8 2B: 2 3B: 0 HR: 1	SF: 0 SAC: 0 DP: 2 HBP: 0	WP: 0 PB: 0 SB: 3 CS: 1	PA: 36			
PITCHER	IP	WLS	BF	H	R	ER	SO	BB	IBB	HBP	BLK	WP	HR	S	P	ERA	WHIP								
Nolan Ryan, R ERA: 6.43 (1, 1)	7.0	L	30	9	5	5	9	2	0	0	0	0	1	71	110	6.43	1.571								
John Barfield, L ERA: (8, 1)	0.0	1	1	0	0	0	0	0	0	0	0	0	0	5	8	∞	∞								
Rich Gossage, R ERA: (8, 1)	1.0	2	0	0	0	2	0	0	0	0	0	0	0	6	7	0.00	0.000								
Mike Jeffcoat, L ERA: (9, 1)	1.0	3	0	0	0	0	0	0	0	0	0	0	0	6	11	0.00	0.000								

Milwaukee Brewers @ Texas Rangers
Arlington Stadium, Arlington, TX
Mon Apr 08 1991, 8:05 PM EDT
Att: 40,560 - Sunny - 93 F

AB 34
R 5
H 10
RBI 5
BB 2
SO 11
LOB 12



Batter	1	2	3	4	5	6	7	8	9	AB	R	H	RBI	BB	SO	LOB	BOTTOM								
Julio Franco, R (1, 4)										4	0	0	0	0	0	1									
Jack Daugherty, S Tony Scruggs, R (8, PH) (9, 7)										3	0	0	0	0	0	0									
Rafael Palmeiro, L OBP: 0.500, SLG: 1.250 (1, 3)										4	1	2	1	0	0	0									
Ruben Sierra, S OBP: 0.750, SLG: 1.750 (1, 9)										4	2	3	1	0	0	2									
Kevin Reimer, L OBP: 0.250, SLG: 1.000 (1, 10)										4	1	1	2	0	0	1									
Geno Petralli, L Mike Stanley, R (6, PH) (7, 2) Chad Kreuter, S (9, PR)										2	0	0	0	0	1	0									
Steve Buechele, R OBP: 0.333, SLG: 0.667 (1, 5)										3	0	1	0	0	2	0									
Jeff Huson, L Mario Diaz, R (7, PH) (8, 6) Denny Walling, L (9, PH)										2	0	0	0	0	1	1									
Gary Pettis, S OBP: 0.250, SLG: 0.250 (1, 8)										4	0	1	0	0	1	2									
Inning Stats	R: 0 E: 0 K: 0 S: 7	H: 0 LOB: 0 BB: 0 P: 13	R: 2 E: 0 K: 2 S: 13	H: 2 LOB: 0 BB: 0 P: 23	R: 0 E: 1 K: 0 S: 11	H: 1 LOB: 2 BB: 0 P: 18	R: 0 E: 0 K: 1 S: 7	H: 1 LOB: 0 BB: 0 P: 14	R: 0 E: 0 K: 0 S: 6	H: 0 LOB: 0 BB: 0 P: 8	R: 1 E: 0 K: 0 S: 10	H: 1 LOB: 0 BB: 0 P: 15	R: 0 E: 0 K: 1 S: 8	H: 1 LOB: 1 BB: 0 P: 13	R: 0 E: 0 K: 0 S: 10	H: 2 LOB: 0 BB: 0 P: 15	R: 0 E: 1 K: 2 S: 12	H: 0 LOB: 2 BB: 0 P: 19	1B: 3 2B: 2 3B: 0 HR: 3	SF: 0 SAC: 1 DP: 1 HBP: 0	WP: 0 PB: 0 SB: 1 CS: 0	PA: 36			
PITCHER	IP	WLS	BF	H	R	ER	SO	BB	IBB	HBP	BLK	WP	HR	S	P	ERA	WHIP								
Mark Knudson, R ERA: 5.06 (6, 1)	1.1	5	1	0	0	1	0	0	0	0	0	0	0	8	11	0.00	0.750								
Chuck Crim, R ERA: (7, 1)	0.1	1	0	0	0	0	0	0	0	0	0	0	0	2	5	0.00	0.000								
Dan Plesac, L ERA: 9.0 (8, 1)	1.0	4	2	1	1	0	0	0	0	0	0	0	1	10	15	9.00	2.000								
Ed Nunez, R ERA: (9, 1)	1.0	S	4	0	0	0	2	0	0	0	0	0	0	12	19	0.00	0.000								

Milwaukee Brewers @ Texas Rangers
Arlington Stadium, Arlington, TX
Mon Apr 08 1991, 8:05 PM EDT
Att: 40,560 - Sunny - 93 F

AB 35
R 4
H 8
RBI 4
BB 0
SO 6
LOB 9



Batter	1	2	3	4	5	6	7	8	9	AB	R	H	RBI	BB	SO	LOB	TOP				
Paul Moltor, R OBP: 0.444, SLG: 0.375 (1, 10)	G6-3	G1-3		1B			1B BB		G6-3	4	0	1	0	1	0	1					
Robin Yount, R OBP: 0.500, SLG: 0.875 Darryl Hamilton, L (7, 8)	1B 2B		L4	G4-3			1B		K	4	1	2	0	0	0	1					
Gary Sheffield, R OBP: 0.500, SLG: 0.429 (1, 5)	2B	1B			G4-3				K	3	1	1	0	1	1	2					
Franklin Stubbs, L OBP: 0.250, SLG: 0.375 (1, 3)	P5		L8		G3-1				F8	4	0	0	0	0	0	5					
Candy Maldonado, R OBP: 0.429, SLG: 0.400 Greg Vaughn, R OBP: 1.000, SLG: 4.000 (1, 7) (6, 7)	2B			2B WP	F9				HR	2	1	1	2	1	0	0					
Dante Bichette, R OBP: 0.125, SLG: 0.250 (1, 9)	G5-3			2B WP SF8	G5-3				K	4	1	1	0	0	1	1					
B.J. Surhoff, L (1, 2)		F7		F7	L8				G4-3	4	0	0	0	0	0	1					
Jim Gantner, L OBP: 0.125, SLG: 0.286 (1, 4)				SF8	G3				K	3	0	1	1	0	1	0					
Bill Spiers, L OBP: 0.500, SLG: 0.857 Dale Sveum, S (9, 6)	L7			HR					G1-3	4	1	1	1	0	1	1					
										0	0	0	0	0	0	0					
Inning Stats	R: 2 E: 0 K: 0 S: 15	H: 3 LOB: 1 BB: 0 P: 22	R: 0 E: 0 K: 0 S: 6	H: 1 LOB: 1 BB: 0 P: 8	R: 0 E: 0 K: 0 S: 4	H: 0 LOB: 0 BB: 1 P: 10	R: 3 E: 0 K: 0 S: 14	H: 3 LOB: 1 BB: 1 P: 26	R: 0 E: 0 K: 0 S: 4	H: 0 LOB: 0 BB: 0 P: 7	R: 0 E: 0 K: 2 S: 14	H: 1 LOB: 2 BB: 1 P: 27	R: 1 E: 0 K: 2 S: 13	H: 1 LOB: 0 BB: 0 P: 18	R: 0 E: 0 K: 1 S: 12	H: 0 LOB: 0 BB: 0 P: 16	1B: 4 2B: 3 3B: 0 HR: 2	SF: 1 SAC: 0 DP: 0 HBP: 0	WP: 1 PB: 0 SB: 0 CS: 1	PA: 38	
PITCHER	IP WLS BF H R ER SO BB IBB HBP BLK WP HR S P ERA WHIP	IP WLS BF H R ER SO BB IBB HBP BLK WP HR S P ERA WHIP	IP WLS BF H R ER SO BB IBB HBP BLK WP HR S P ERA WHIP	IP WLS BF H R ER SO BB IBB HBP BLK WP HR S P ERA WHIP	IP WLS BF H R ER SO BB IBB HBP BLK WP HR S P ERA WHIP	IP WLS BF H R ER SO BB IBB HBP BLK WP HR S P ERA WHIP	IP WLS BF H R ER SO BB IBB HBP BLK WP HR S P ERA WHIP	IP WLS BF H R ER SO BB IBB HBP BLK WP HR S P ERA WHIP	IP WLS BF H R ER SO BB IBB HBP BLK WP HR S P ERA WHIP	IP WLS BF H R ER SO BB IBB HBP BLK WP HR S P ERA WHIP	IP WLS BF H R ER SO BB IBB HBP BLK WP HR S P ERA WHIP	IP WLS BF H R ER SO BB IBB HBP BLK WP HR S P ERA WHIP	IP WLS BF H R ER SO BB IBB HBP BLK WP HR S P ERA WHIP	IP WLS BF H R ER SO BB IBB HBP BLK WP HR S P ERA WHIP	IP WLS BF H R ER SO BB IBB HBP BLK WP HR S P ERA WHIP	IP WLS BF H R ER SO BB IBB HBP BLK WP HR S P ERA WHIP	IP WLS BF H R ER SO BB IBB HBP BLK WP HR S P ERA WHIP	IP WLS BF H R ER SO BB IBB HBP BLK WP HR S P ERA WHIP	IP WLS BF H R ER SO BB IBB HBP BLK WP HR S P ERA WHIP	IP WLS BF H R ER SO BB IBB HBP BLK WP HR S P ERA WHIP	IP WLS BF H R ER SO BB IBB HBP BLK WP HR S P ERA WHIP

Milwaukee Brewers @ Texas Rangers
Arlington Stadium, Arlington, TX
Wed Apr 10 1991, 8:05 PM EDT
Att: 15,293 - Cloudy - 75 F

AB 34
R 6
H 9
RBI 5
BB 3
SO 5
LOB 12



Batter	1	2	3	4	5	6	7	8	9	AB	R	H	RBI	BB	SO	LOB	BOTTOM				
Julio Franco, R OBP: 0.125, SLG: 0.125 (1, 4)	P9		G6-3		F9				P4	4	0	1	0	0	0	0					
Jeff Huson, L (1, 6)	G4-3		G6-3						DI BB	2	0	0	0	2	0	1					
Rafael Palmeiro, L OBP: 0.375, SLG: 0.750 (1, 3)	1B		G3		G3-6-1				K	4	0	1	0	0	1	3					
Ruben Sierra, S OBP: 0.625, SLG: 1.250 (1, 9)	F7			FC3-6 1B	L9				2B	4	0	2	0	0	0	1					
Kevin Reimer, L OBP: 0.143, SLG: 0.571 John Russell, R (9, PH)		K2-3		K					K	3	0	0	0	0	3	1					
Denny Walling, L Mike Stanley, R (9, PH)		K2-3		FC3-6					K	2	0	0	0	0	1	1					
Geno Petralli, L OBP: 0.333, SLG: 0.333 Chad Kreuter, S (4, 2)				1B	F8				G5-3	1	0	1	0	0	0	0					
Steve Buechele, R OBP: 0.167, SLG: 0.333 (1, 5)				K	G4-3				FC6-4	3	0	0	0	0	1	2					
Gary Pettis, S OBP: 0.143, SLG: 0.143 (1, 8)					G3				G3	3	0	0	0	0	0	0					
Inning Stats	R: 0 E: 0 K: 0 S: 11	H: 1 LOB: 1 BB: 0 P: 20	R: 0 E: 0 K: 3 S: 14	H: 1 LOB: 1 BB: 0 P: 17	R: 0 E: 0 K: 1 S: 9	H: 1 LOB: 1 BB: 0 P: 14	R: 0 E: 0 K: 0 S: 7	H: 0 LOB: 0 BB: 0 P: 10	R: 0 E: 0 K: 0 S: 4	H: 0 LOB: 1 BB: 1 P: 10	R: 0 E: 0 K: 1 S: 8	H: 0 LOB: 1 BB: 0 P: 11	R: 0 E: 0 K: 1 S: 9	H: 0 LOB: 1 BB: 1 P: 16	R: 0 E: 0 K: 2 S: 11	H: 1 LOB: 1 BB: 0 P: 12	1B: 4 2B: 1 3B: 0 HR: 0	SF: 0 SAC: 0 DP: 1 HBP: 1	WP: 0 PB: 0 SB: 0 CS: 0	PA: 34	
PITCHER	IP WLS BF H R ER SO BB IBB HBP BLK WP HR S P ERA WHIP	IP WLS BF H R ER SO BB IBB HBP BLK WP HR S P ERA WHIP	IP WLS BF H R ER SO BB IBB HBP BLK WP HR S P ERA WHIP	IP WLS BF H R ER SO BB IBB HBP BLK WP HR S P ERA WHIP	IP WLS BF H R ER SO BB IBB HBP BLK WP HR S P ERA WHIP	IP WLS BF H R ER SO BB IBB HBP BLK WP HR S P ERA WHIP	IP WLS BF H R ER SO BB IBB HBP BLK WP HR S P ERA WHIP	IP WLS BF H R ER SO BB IBB HBP BLK WP HR S P ERA WHIP	IP WLS BF H R ER SO BB IBB HBP BLK WP HR S P ERA WHIP	IP WLS BF H R ER SO BB IBB HBP BLK WP HR S P ERA WHIP	IP WLS BF H R ER SO BB IBB HBP BLK WP HR S P ERA WHIP	IP WLS BF H R ER SO BB IBB HBP BLK WP HR S P ERA WHIP	IP WLS BF H R ER SO BB IBB HBP BLK WP HR S P ERA WHIP	IP WLS BF H R ER SO BB IBB HBP BLK WP HR S P ERA WHIP	IP WLS BF H R ER SO BB IBB HBP BLK WP HR S P ERA WHIP	IP WLS BF H R ER SO BB IBB HBP BLK WP HR S P ERA WHIP	IP WLS BF H R ER SO BB IBB HBP BLK WP HR S P ERA WHIP	IP WLS BF H R ER SO BB IBB HBP BLK WP HR S P ERA WHIP	IP WLS BF H R ER SO BB IBB HBP BLK WP HR S P ERA WHIP	IP WLS BF H R ER SO BB IBB HBP BLK WP HR S P ERA WHIP	IP WLS BF H R ER SO BB IBB HBP BLK WP HR S P ERA WHIP

Milwaukee Brewers @ Texas Rangers
Arlington Stadium, Arlington, TX
Wed Apr 10 1991, 8:05 PM EDT
Att: 15,293 - Cloudy - 75 F

AB 31
R 0
H 5
RBI 0
BB 2
SO 8
LOB 14



Batter	1	2	3	4	5	6	7	8	9	AB	R	H	RBI	BB	SO	LOB	TOP					
Paul Moltor, R OBP: 0.407, SLG: 0.440 (1, 10)	L3		1B			G4-3			F7	4	0	1	0	0	0	0						
Willie Randolph, R OBP: 0.417, SLG: 0.222 (1, 4)	G1-3 BB		F8			G6-3			K	3	0	0	0	1	1	1						
Gary Sheffield, R OBP: 0.231, SLG: 0.208 (1, 5)	G1-3				G6-3				F8	4	0	0	0	0	0	1						
Robin Yount, R OBP: 0.320, SLG: 0.440 Darryl Hamilton, L (7, 8)	F9				1B				G5-3	3	0	1	0	0	0	1						
										0	0	0	0	0	0	0						
Dante Bichette, R OBP: 0.280, SLG: 0.417 (1, 9)		G6-3			L8				G5-3	3	0	0	0	0	0	1						
Greg Brock, L OBP: 0.300, SLG: 0.125 (1, 3)		L6			K				L4	3	0	0	0	0	1	1						
Greg Vaughn, R OBP: 0.167, SLG: 0.417 (1, 7)									P2	3	0	0	0	0	1	0						
B.J. Surhoff, L (1, 2)			G3-1						G6-4-3 BB	2	0	0	0	1	1	0						
Bill Spiers, L OBP: 0.381, SLG: 0.842 Dale Sveum, S (7, 6)			F9						G6-4-3 1-2	2	0	0	0	0	1	0						
										1	0	0	0	0	0	1						
Inning Stats	R: 0 E: 0 K: 0 S: 11	H: 0 LOB: 1 BB: 1 P: 21	R: 0 E: 0 K: 1 S: 8	H: 0 LOB: 2 BB: 0 P: 10	R: 0 E: 0 K: 0 S: 7	H: 1 LOB: 1 BB: 0 P: 12	R: 0 E: 0 K: 1 S: 12	H: 1 LOB: 1 BB: 0 P: 18	R: 0 E: 0 K: 2 S: 9	H: 0 LOB: 0 BB: 0 P: 17	R: 0 E: 0 K: 0 S: 5	H: 0 LOB: 0 BB: 0 P: 6	R: 0 E: 0 K: 0 S: 5	H: 0 LOB: 0 BB: 0 P: 6	R: 0 E: 0 K: 0 S: 10	H: 0 LOB: 0 BB: 1 P: 17	R: 0 E: 0 K: 1 S: 6	H: 0 LOB: 0 BB: 0 P: 10	1B: 2 2B: 0 3B: 0 HR: 0	SF: 0 SAC: 0 DP: 1 HBP: 0	WP: 0 PB: 0 CS: 0	PA: 30
PITCHER Jimmy Key, L ERA: 1.2 (1, 1)	IP: 9.0 WLS: W BF: 30 H: 2 R: 0 ER: 0 SO: 5 BB: 2 IBB: 0 HBP: 0 BLK: 0 WP: 0 HR: 0 S: 73 P: 117 ERA: 0.00 WHIP: 0.444															PITCHER	IP: 9.0 WLS: W BF: 30 H: 2 R: 0 ER: 0 SO: 5 BB: 2 IBB: 0 HBP: 0 BLK: 0 WP: 0 HR: 0 S: 73 P: 117 ERA: 0.00 WHIP: 0.444					

Milwaukee Brewers @ Toronto Blue Jays
SkyDome, Toronto, ON
Sun Apr 14 1991, 3:33 AM EDT
Att: 47,136 - Dome - 70 F

AB 28
R 0
H 2
RBI 0
BB 2
SO 5
LOB 6

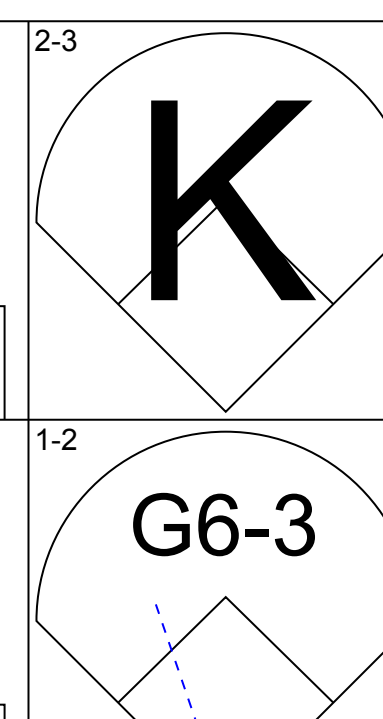
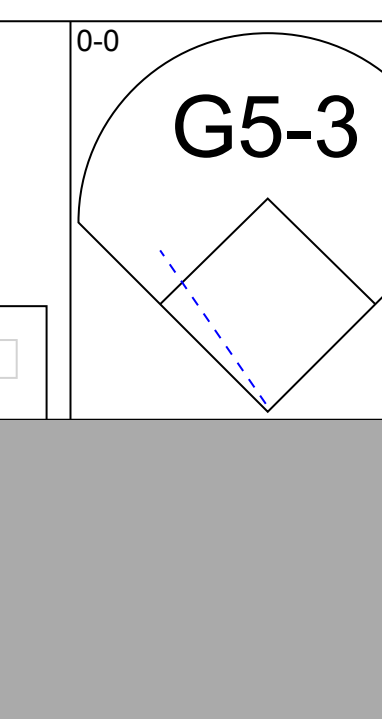
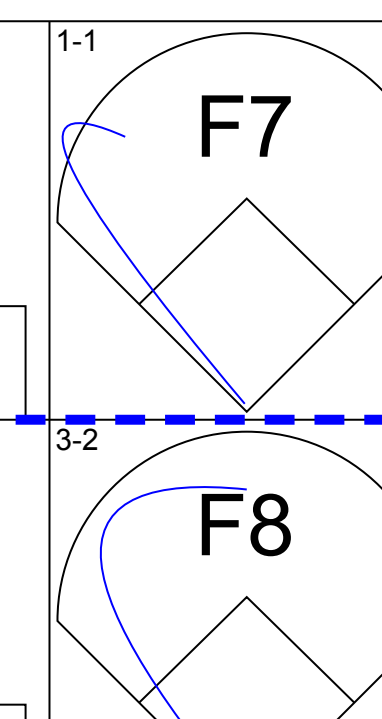
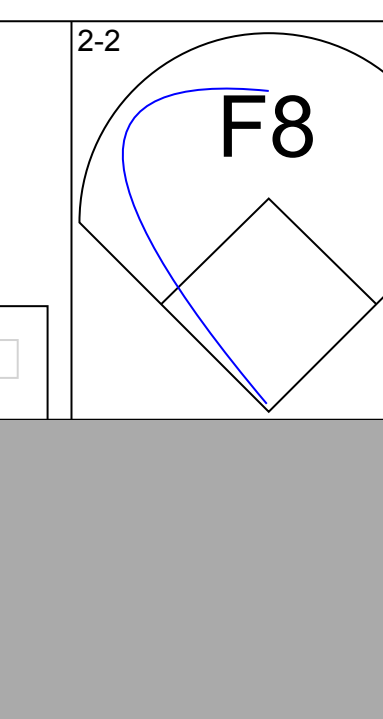
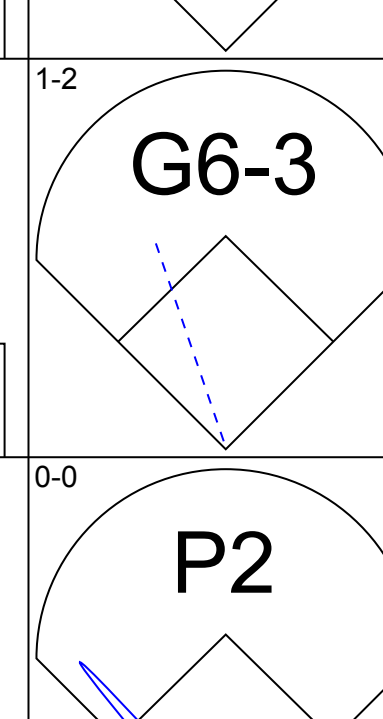
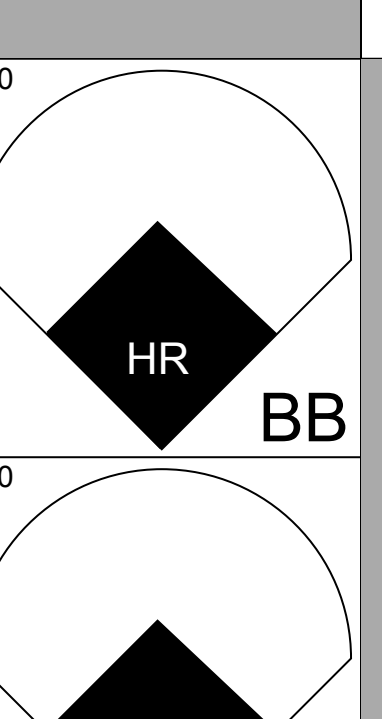
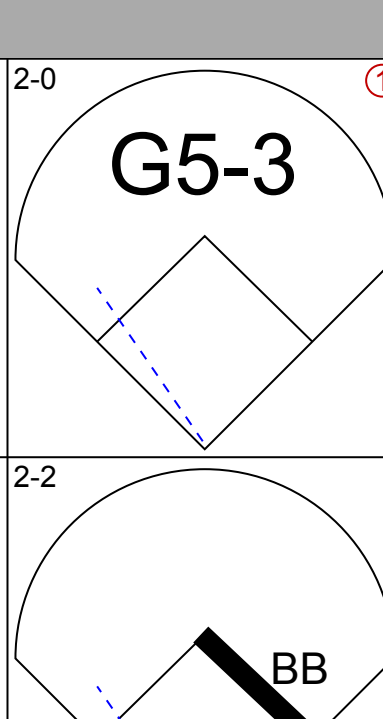
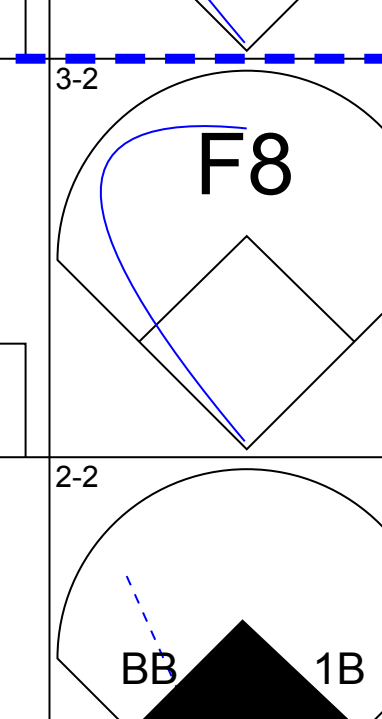
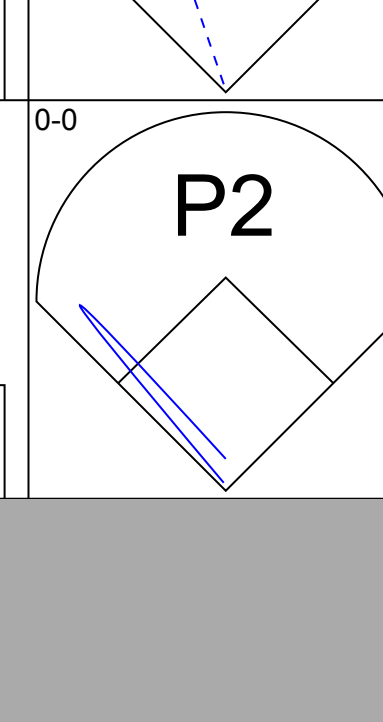
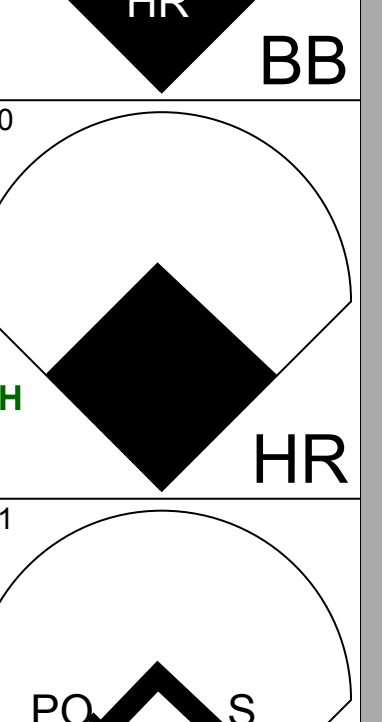
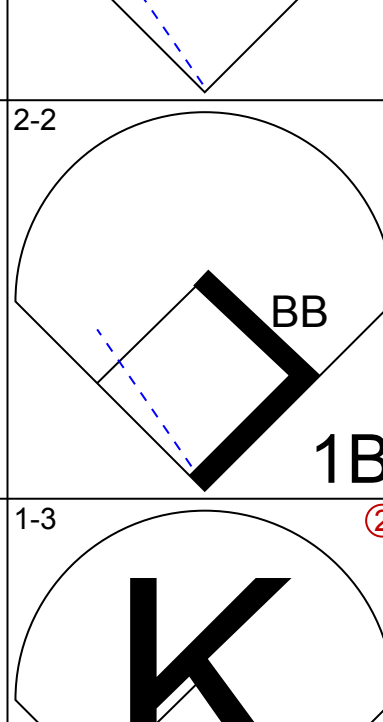
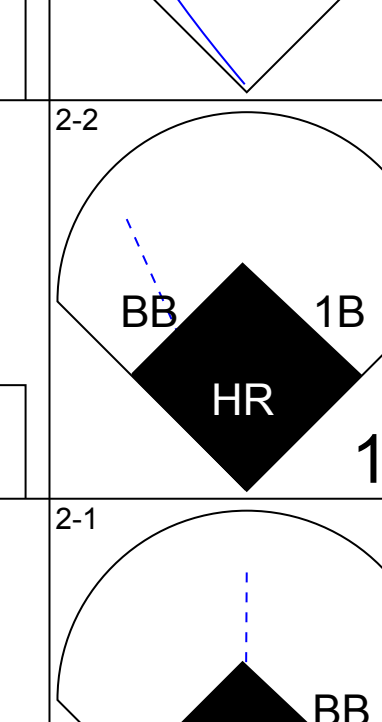

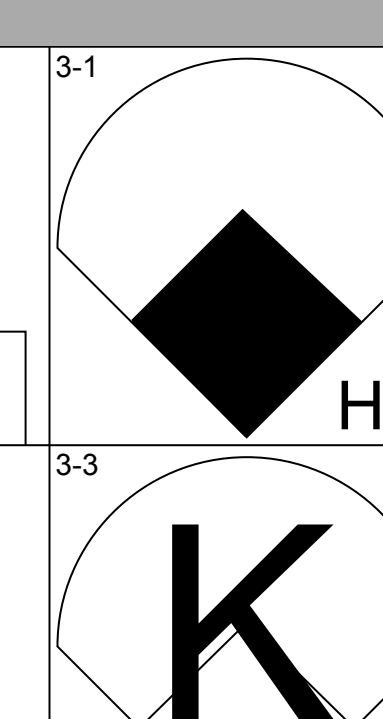
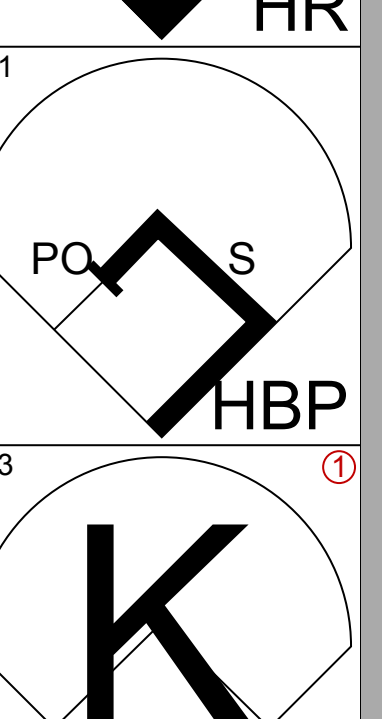
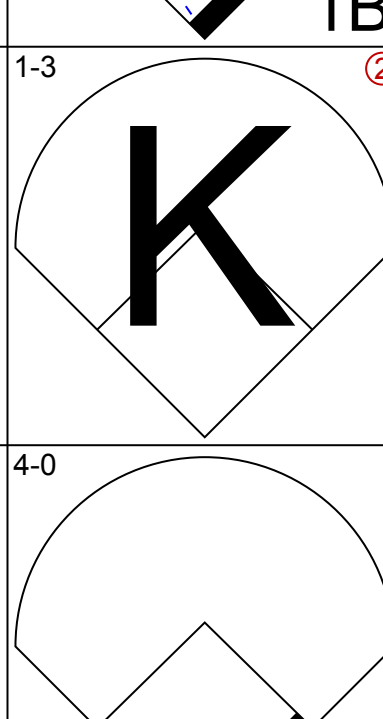
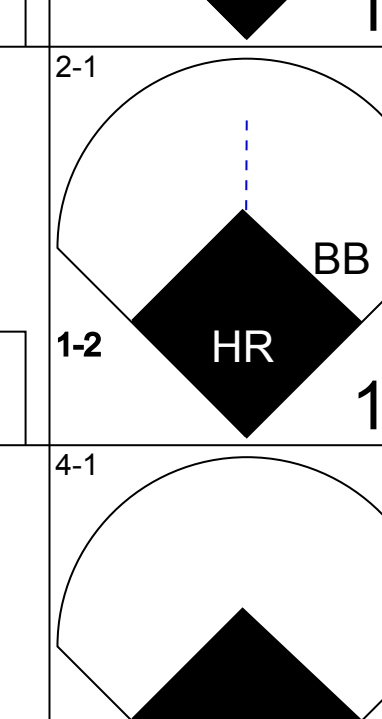


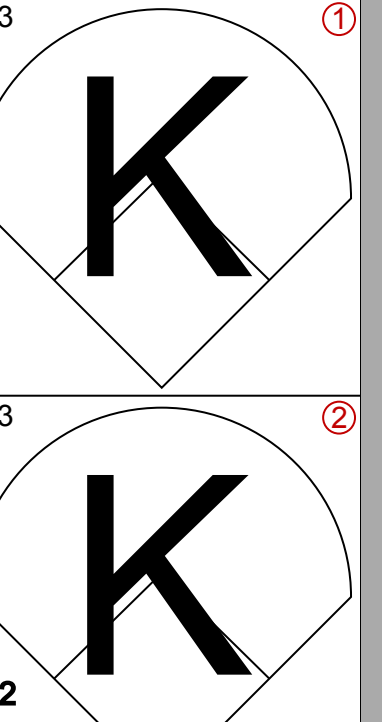
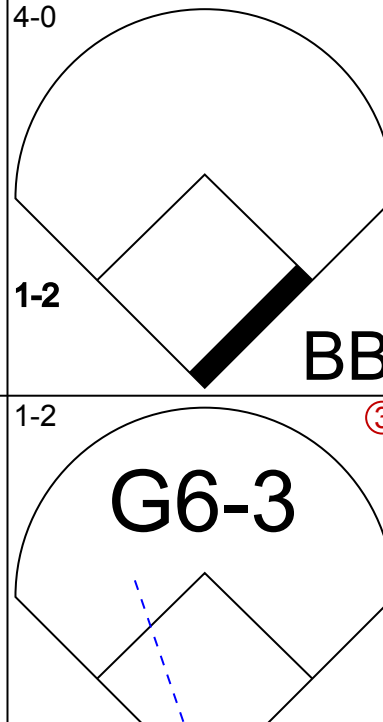
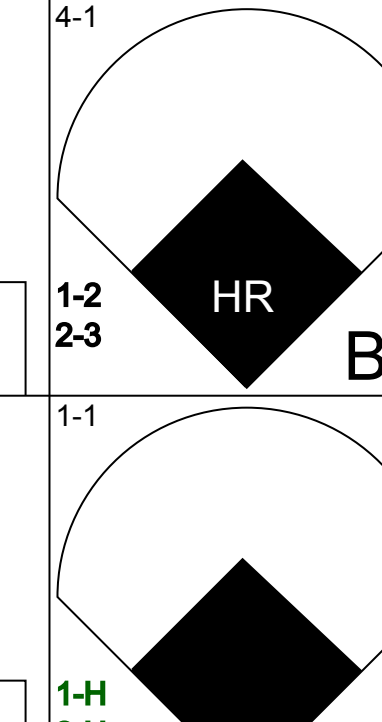


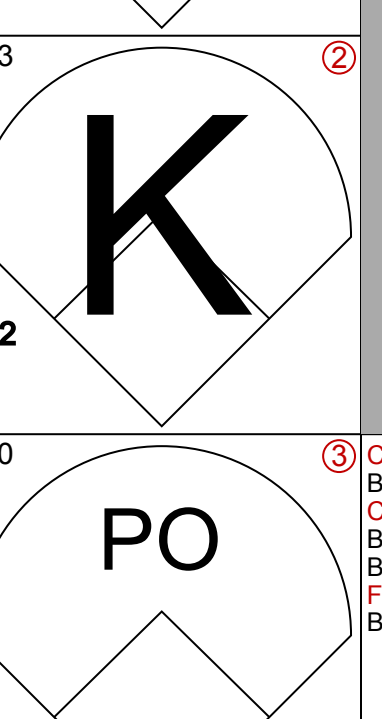
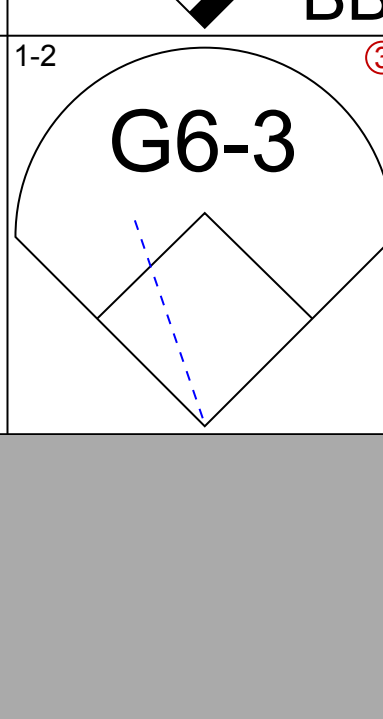
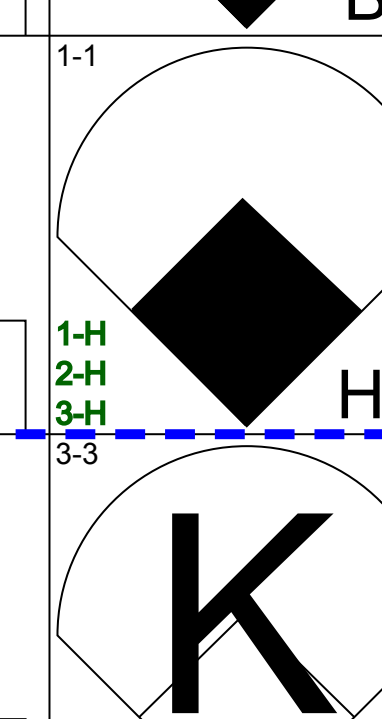

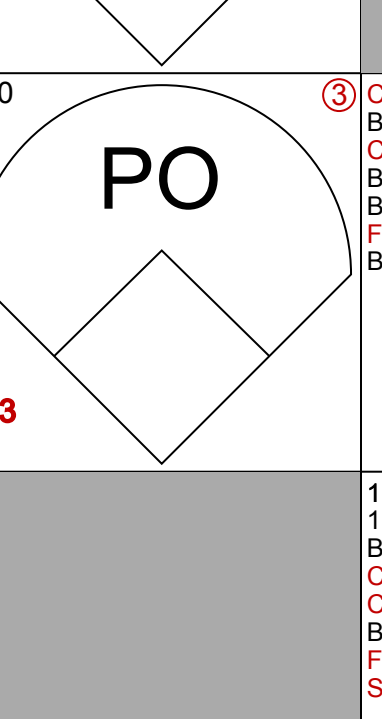

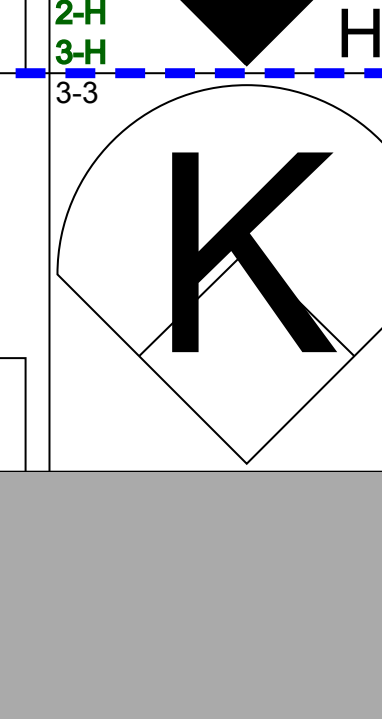
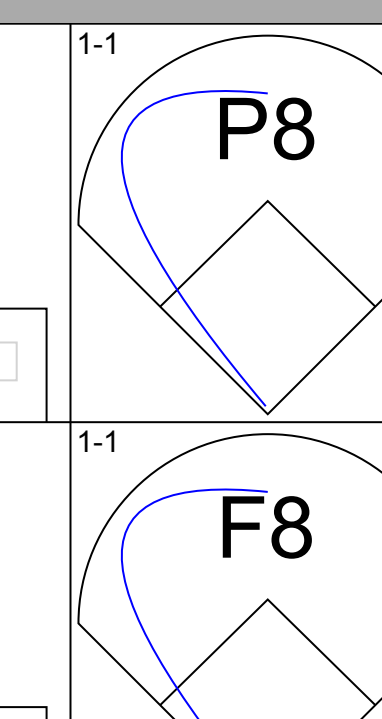


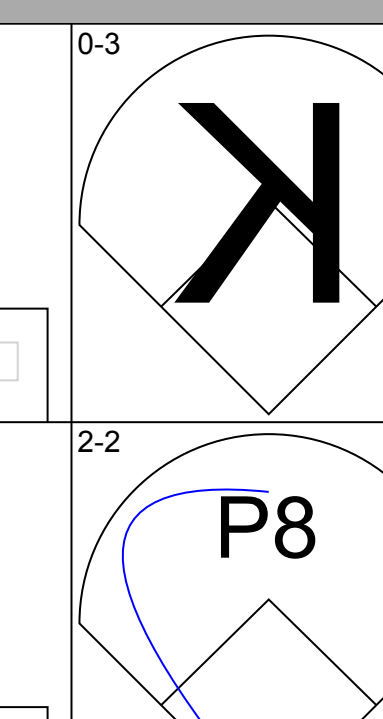
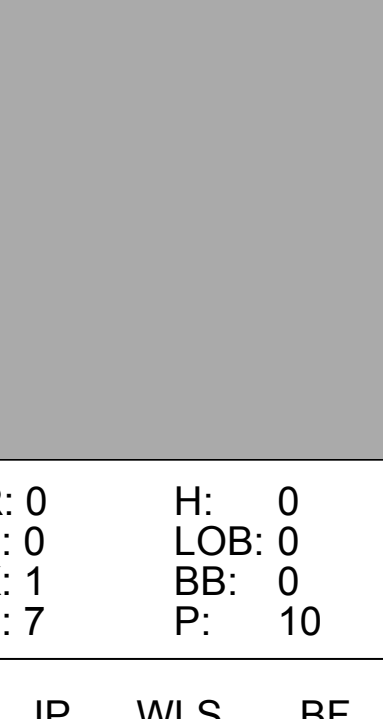
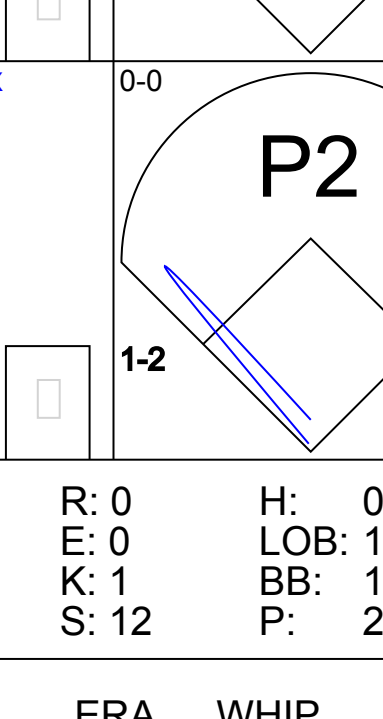
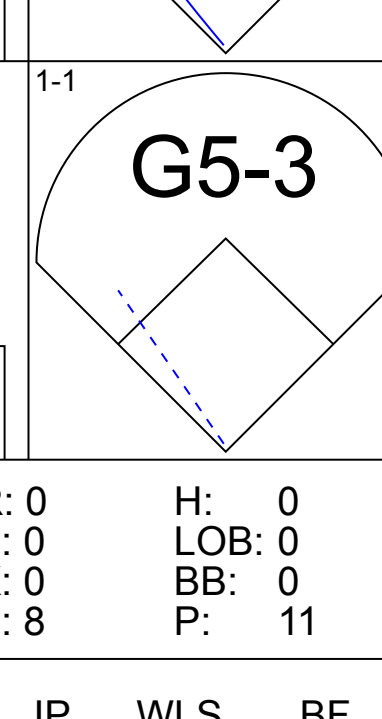
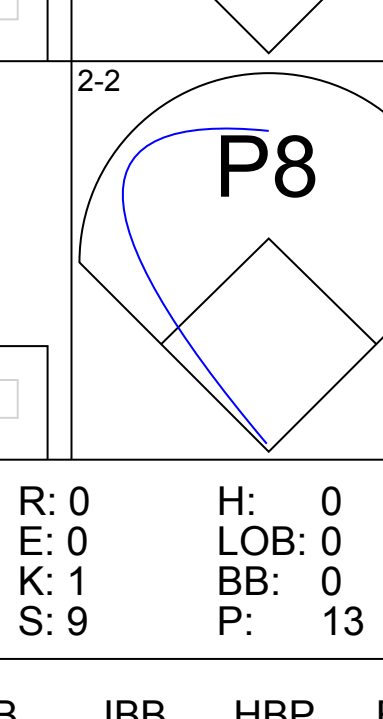


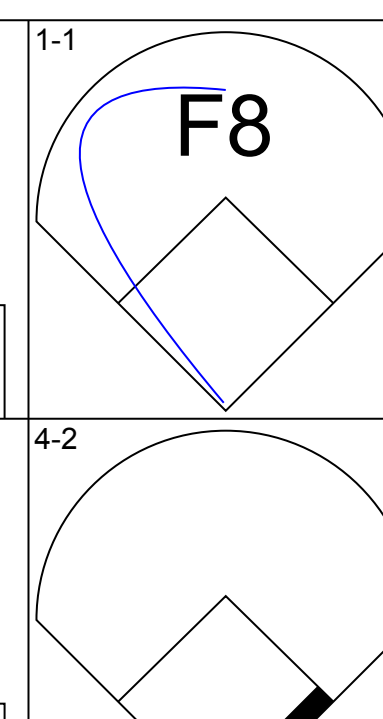
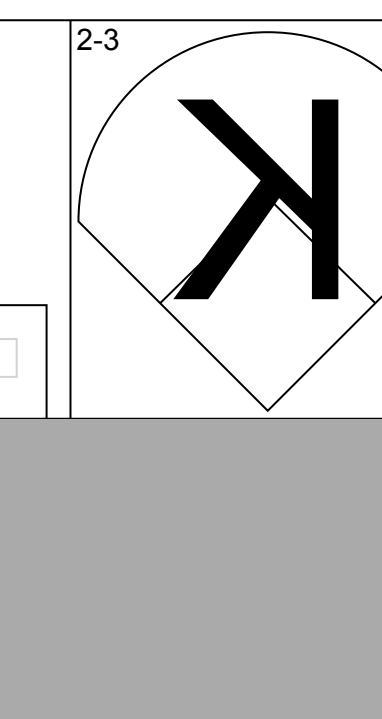
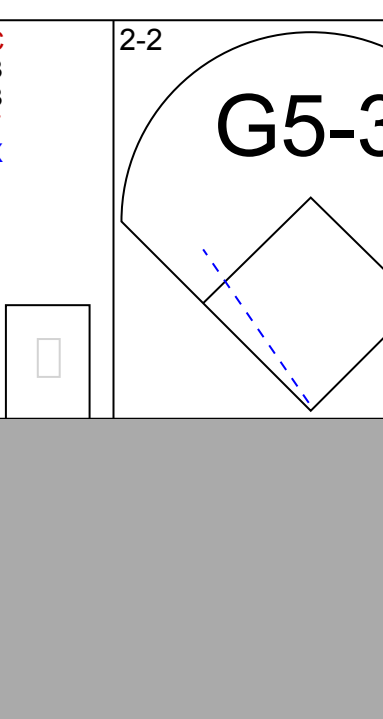
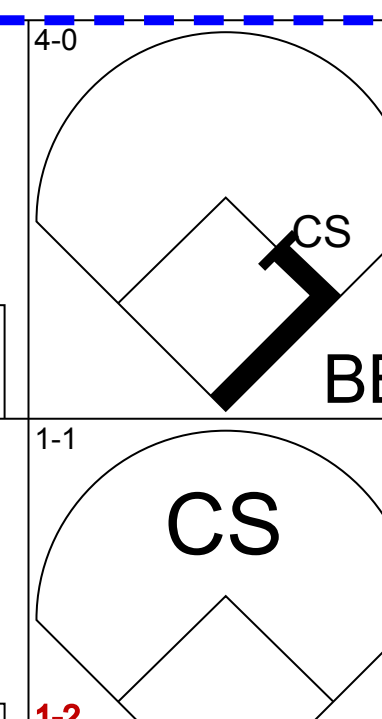
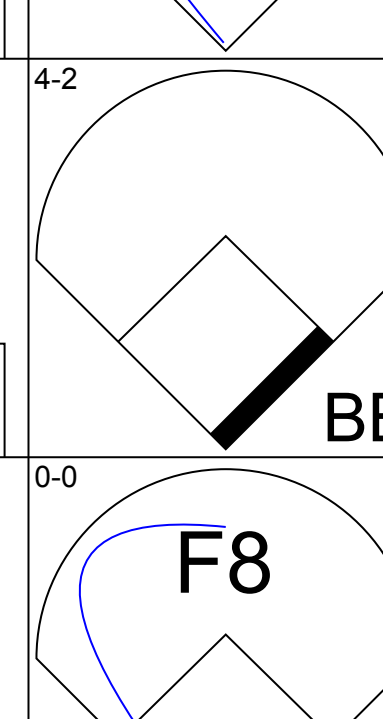
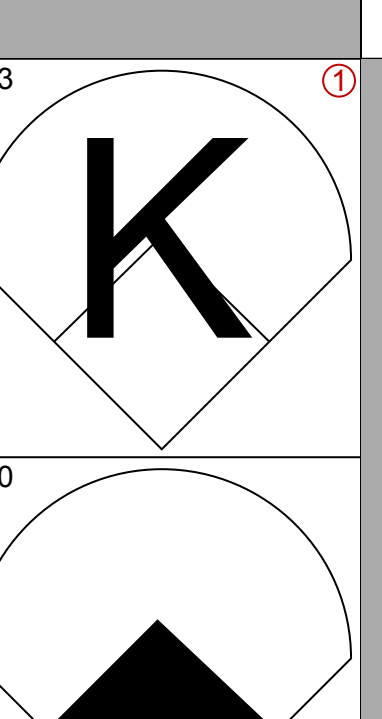
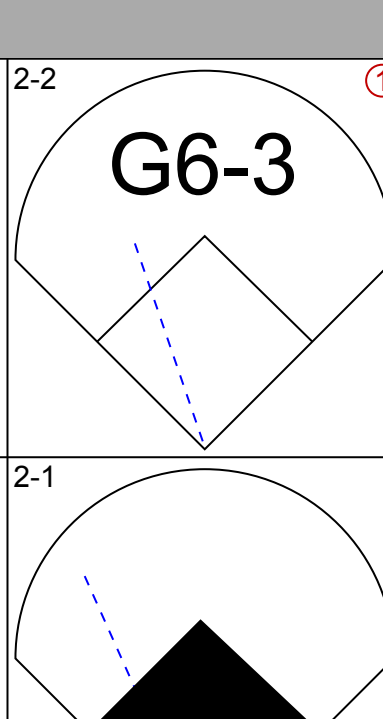
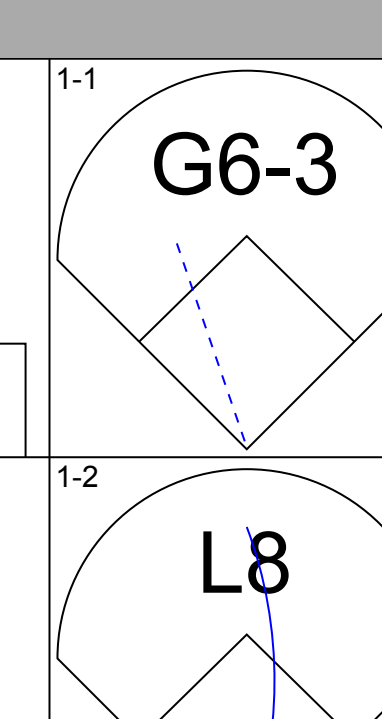

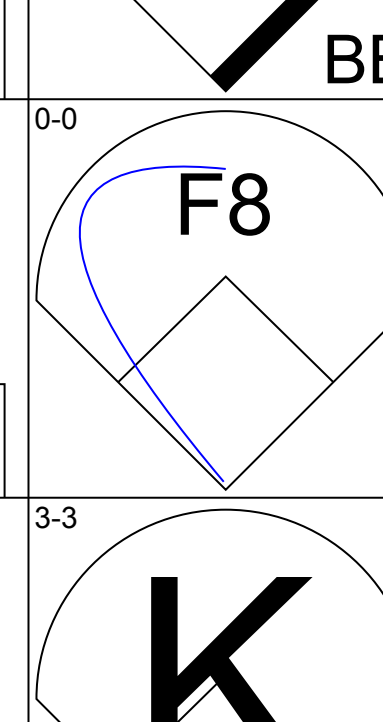
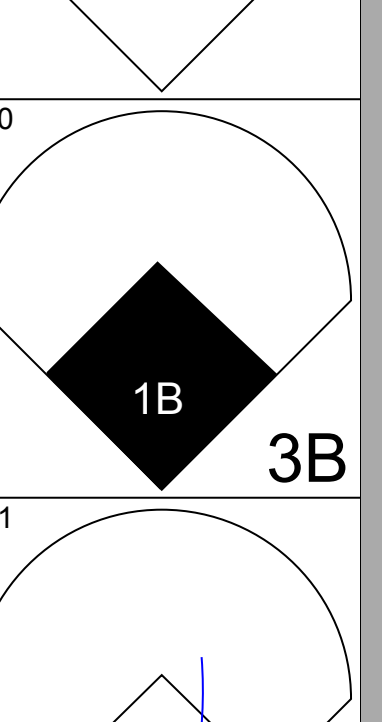
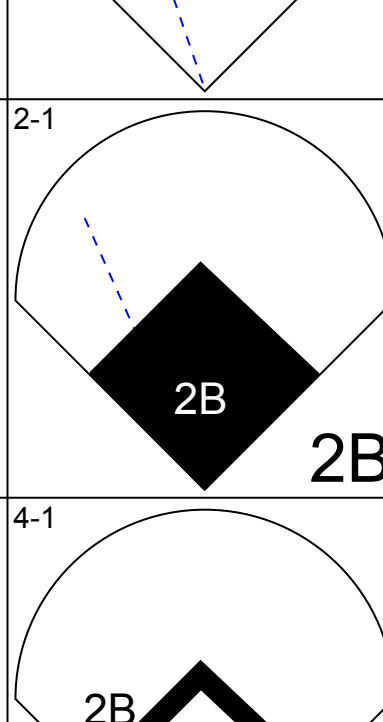
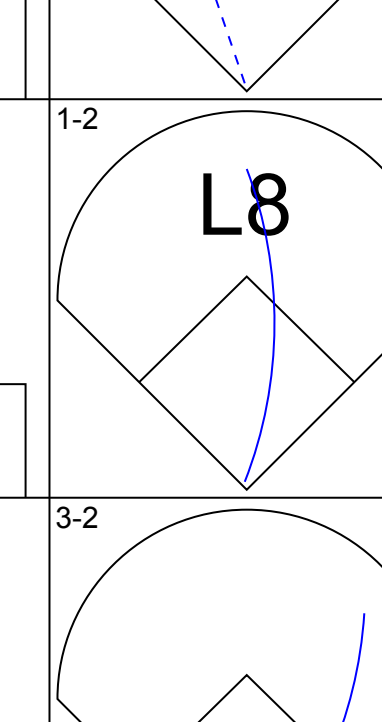
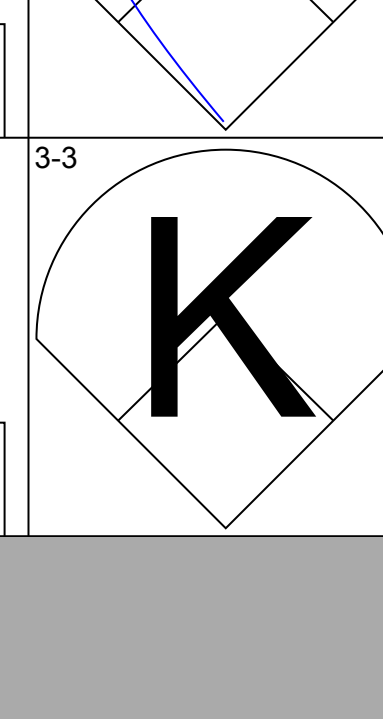
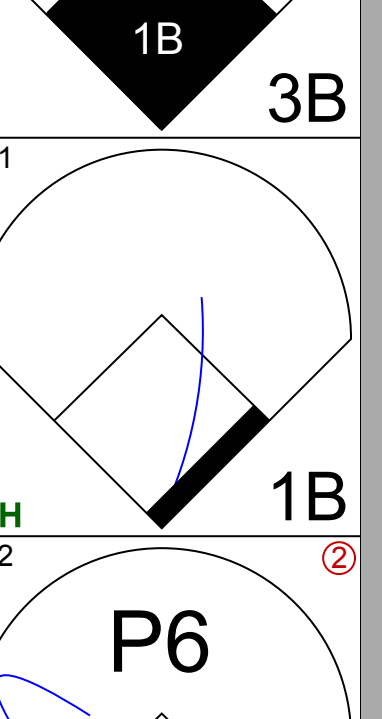
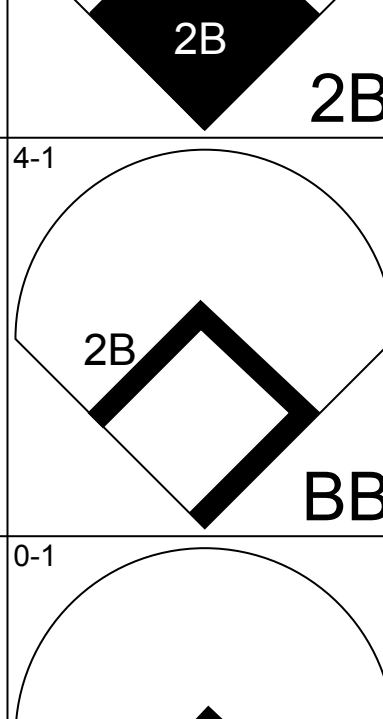
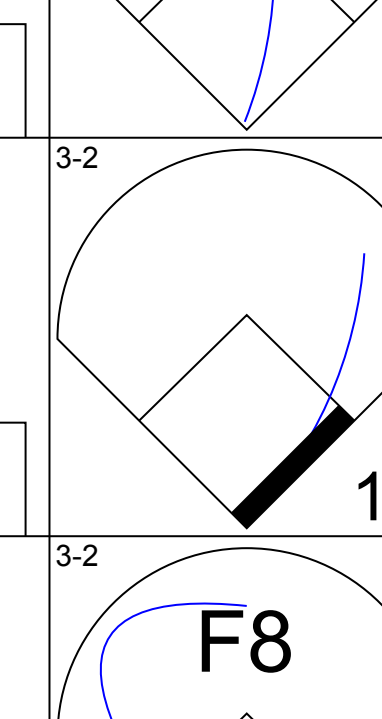
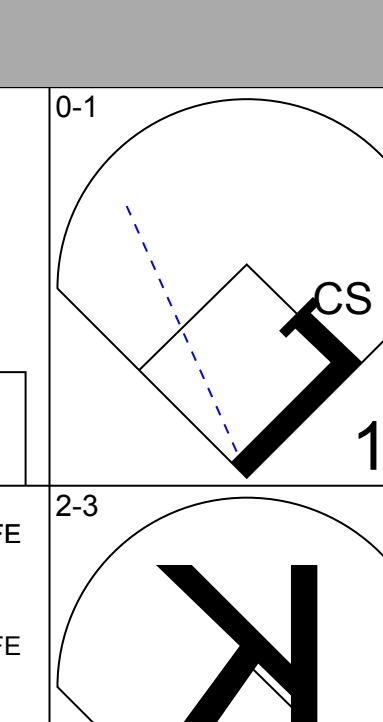
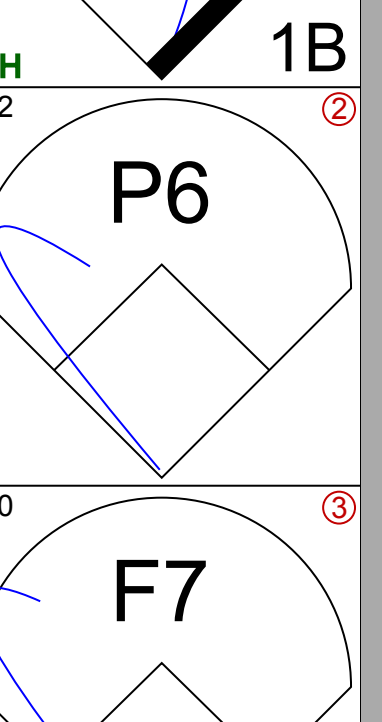
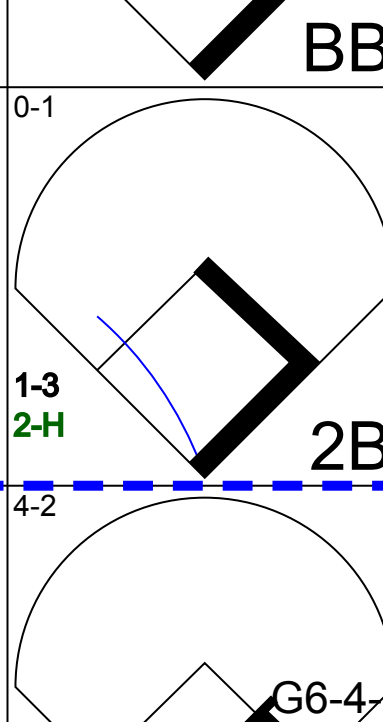
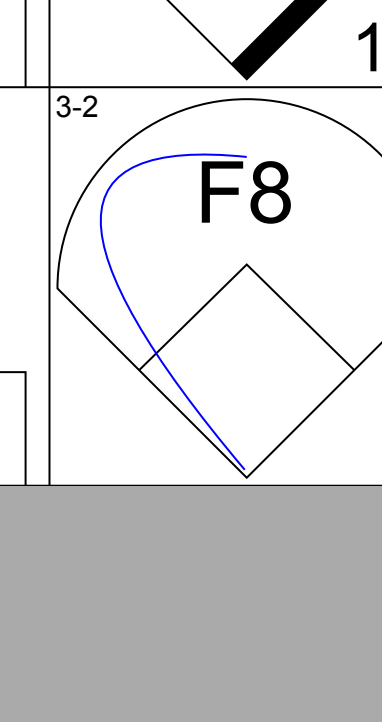
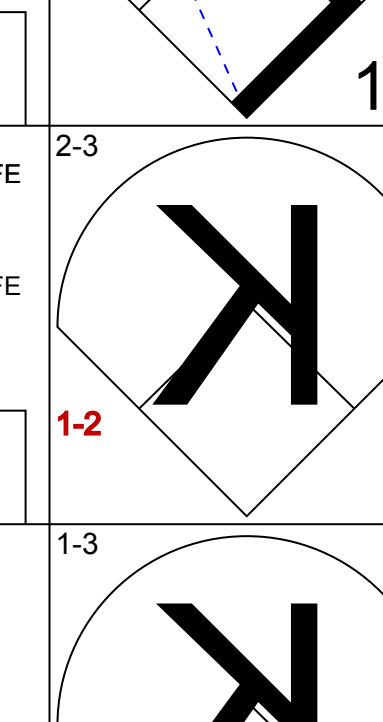
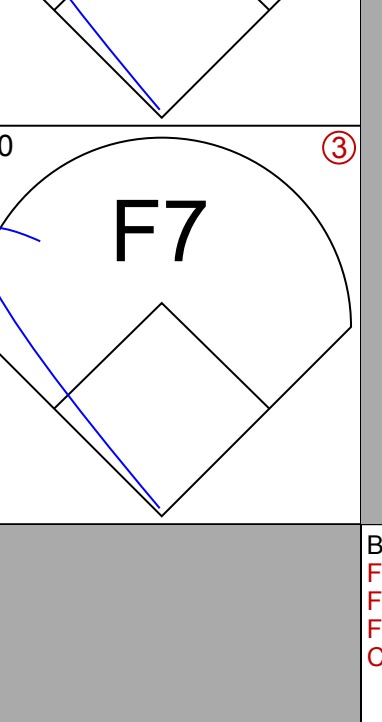
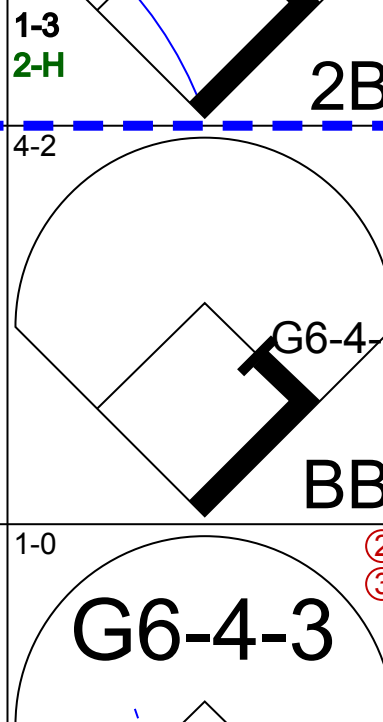
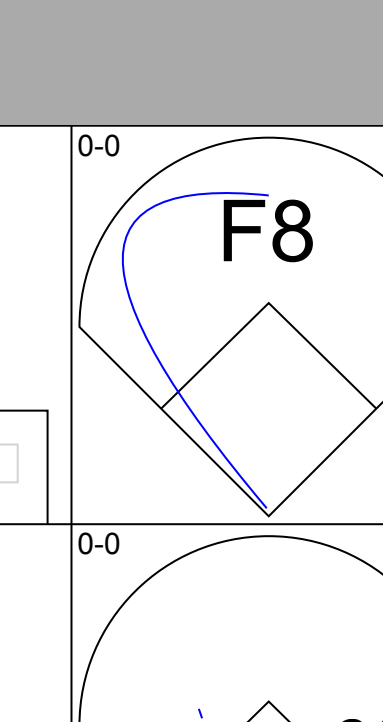
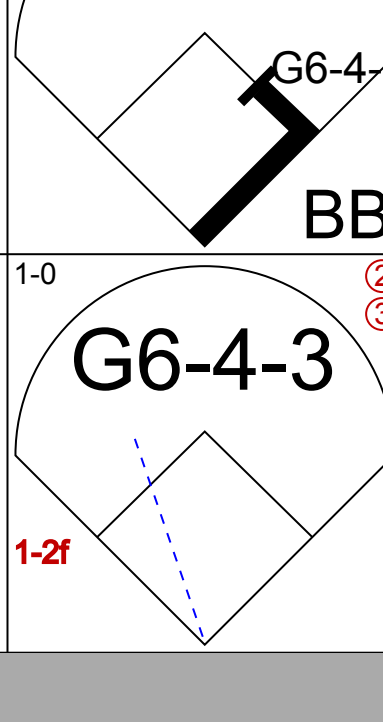
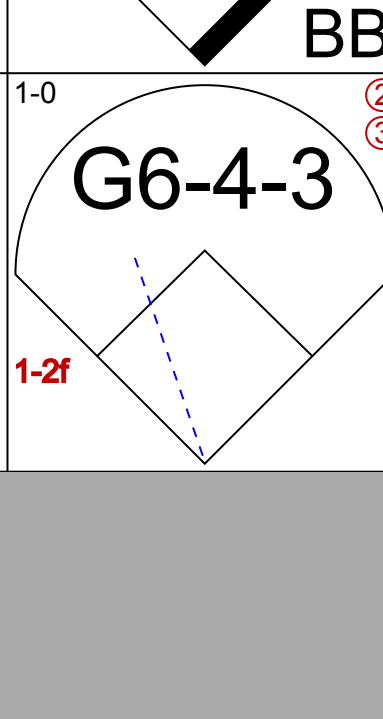
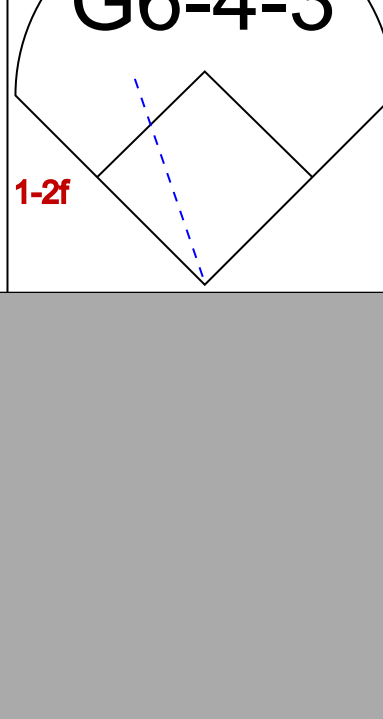
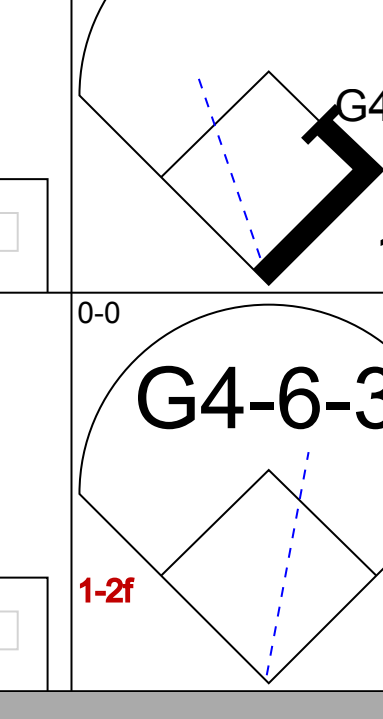
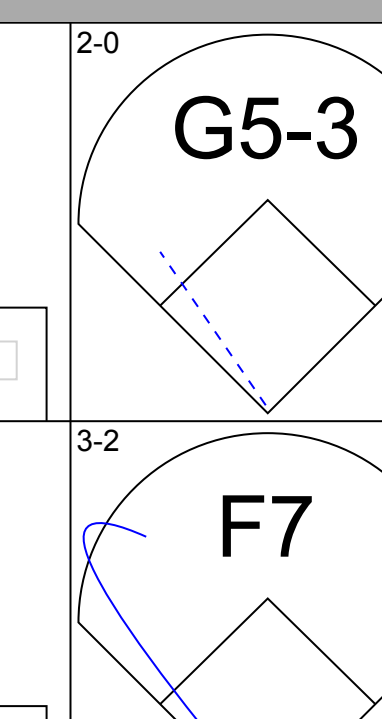
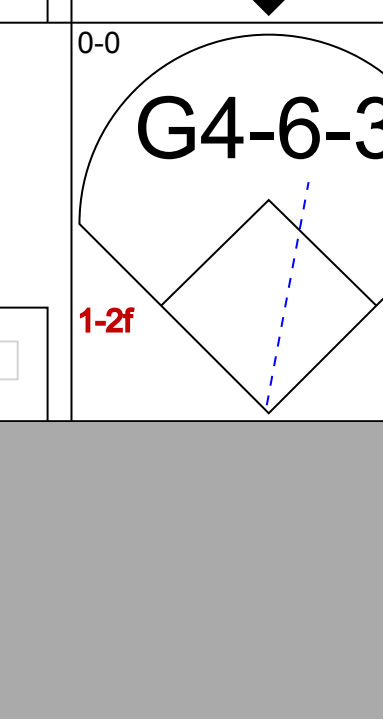
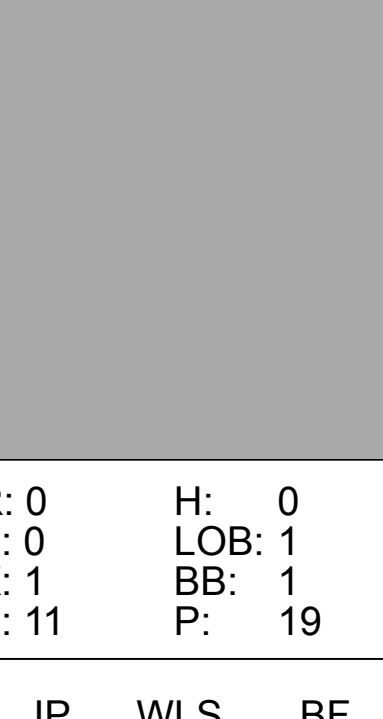
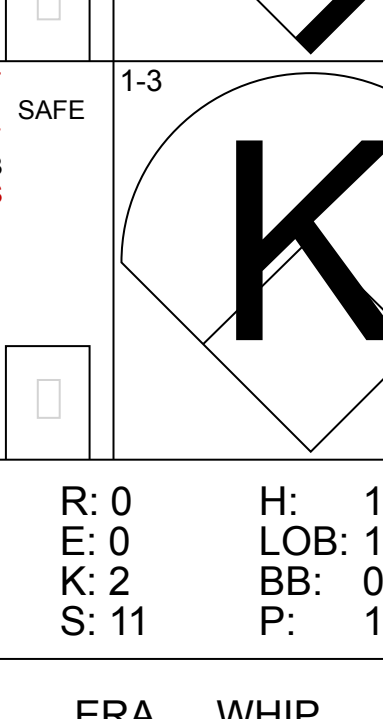
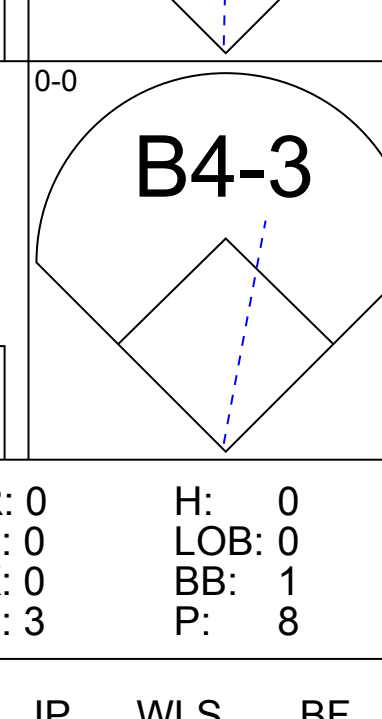
Batter	1	2	3	4	5	6	7	8	9	AB	R	H	RBI	BB	SO	LOB	BOTTOM						
Devon White, S OBP: 0.355, SLG: 0.600 (1, 8)	G6-3	WP 1B 2B	G3-1			K				5	2	3	0	1	0								
Roberto Alomar, S OBP: 0.414, SLG: 0.391 (1, 4)	K	P2			G4-3					5	0	1	1	0	1	1							
Kelly Gruber, R OBP: 0.387, SLG: 0.407 (1, 5)	HR	WP 1B BB			WP 1B					4	2	3	1	1	1	1							
Joe Carter, R OBP: 0.387, SLG: 0.655 (1, 10)		1B BB			K					4	0	2	0	1	2	2							
John Olerud, L OBP: 0.346, SLG: 0.364 (1, 3)		2B BB			1-2 2-3					4	0	0	0	1	3	7							
John Olerud, L OBP: 0.346, SLG: 0.364 (1, 3)					P5					4	0	0	0	1	3	7							
Mark Whiten, S OBP: 0.380, SLG: 0.455 (1, 9)		1B								4	1	2	2	0	1	2							
Greg Myers, L OBP: 0.350, SLG: 0.333 (1, 2)										4	1	1	0	0	2	4							
Manuel Lee, S OBP: 0.423, SLG: 0.429 (1, 6)		SH WP 1B 2B								3	2	1	0	0	2	0							
Mookie Wilson, S OBP: 0.143, SLG: 0.167 (1, 7)		WP 2B 1B								4	1	1	1	0	1	1							
										4	1	1	1	0	1	1							
Inning Stats	R: 1 E: 0 K: 2 S: 15	H: 2 LOB: 1 BB: 0 P: 26	R: 6 E: 0 K: 1 S: 20	H: 5 LOB: 2 BB: 2 P: 38	R: 0 E: 0 K: 2 S: 9	H: 0 LOB: 0 BB: 0 P: 13	R: 0 E: 0 K: 1 S: 14	H: 1 LOB: 1 BB: 0 P: 22	R: 0 E: 0 K: 3 S: 10	H: 0 LOB: 0 BB: 0 P: 15	R: 0 E: 0 K: 1 S: 6	H: 0 LOB: 0 BB: 0 P: 7	R: 0 E: 0 K: 2 S: 14	H: 1 LOB: 2 BB: 1 P: 22	R: 2 E: 0 K: 2 S: 19	H: 4 LOB: 2 BB: 0 P: 25	R: 0 E: 0 K: 2 S: 6	H: 0 LOB: 0 BB: 0 P: 7	1B: 7 2B: 5 3B: 0 HR: 1	SF: 0 SAC: 1 DP: 0 HBP: 0	WP: 3 PB: 0 CS: 0	PA: 41	
PITCHER Don August, R ERA: 54.0 Julio Machado, R ERA: 10.38 Darren Holmes, R ERA: Dan Plesac, L ERA: 9.0 (1, 1)	IP: 1.0 WLS: L BF: 10 H: 6 R: 6 ER: 6 SO: 2 BB: 0 IBB: 0 HBP: 0 BLK: 0 WP: 1 HR: 1 S: 23 P: 40 ERA: 54.00 WHIP: 6.000	(2, 1)	3.0 13 2 1 1 4 2 0 0 0 2 0 35 59 3.00 1.333	(5, 1)	3.0 11 1 0 0 6 1 0 0 0 0 0 30 44 0.00 0.667	(8, 1)	1.0 7 4 2 2 2 0 0 0 0 0 0 19 25 18.00 4.000															PITCHER	IP: 1.0 WLS: L BF: 10 H: 6 R: 6 ER: 6 SO: 2 BB: 0 IBB: 0 HBP: 0 BLK: 0 WP: 1 HR: 1 S: 23 P: 40 ERA: 54.00 WHIP: 6.000

Milwaukee Brewers @ Toronto Blue Jays
SkyDome, Toronto, ON
Sun Apr 14 1991, 3:33 AM EDT
Att: 47,136 - Dome - 70 F

AB 37
R 9
H 13
RBI 8
BB 3
SO 14
LOB 18



Batter	1	2	3	4	5	6	7	8	9	AB	R	H	RBI	BB	SO	LOB	TOP			
Mike Devereaux, R OBP: 0.211, SLG: 0.333 (1, 8)										5	0	0	0	0	1	1	Baltimore Orioles @ Milwaukee Brewers Milwaukee County Stadium, Milwaukee, WI Mon Apr 15 1991, 4:33 AM EDT Att: 50,058 - Cloudy - 55 F			
Randy Milligan, R OBP: 0.320, SLG: 0.111 Brady Anderson, L OBP: 0.625, SLG: 0.600 (1, 7) (8, 7)										3	1	0	0	1	0	0				
Cal Ripken Jr., R OBP: 0.560, SLG: 1.000 (1, 6)										4	2	3	2	0	0	0				
Glenn Davis, R OBP: 0.360, SLG: 0.476 (1, 3)										3	2	2	1	0	1	1				
Dwight Evans, R OBP: 0.278, SLG: 0.188 (1, 9)										2	1	0	0	2	2	1				
Sam Horn, L OBP: 0.200, SLG: 0.571 (1, 10)										4	1	1	4	0	2	3				
Craig Worthington, R OBP: 0.273, SLG: 0.368 (1, 5)										3	0	0	0	1	1	0				
Chris Hoiles, R OBP: 0.125, SLG: 0.067 (1, 2)										4	0	0	0	0	2	1				
Billy Ripken, R OBP: 0.167, SLG: 0.118 (1, 4)										4	0	0	0	0	0	1				
Inning Stats	R: 0 E: 0 K: 1 S: 7	H: 0 LOB: 0 BB: 0 P: 10	R: 1 E: 0 K: 2 S: 11	H: 1 LOB: 0 BB: 0 P: 23	R: 0 E: 0 K: 0 S: 5	H: 0 LOB: 0 BB: 0 P: 7	R: 2 E: 0 K: 2 S: 10	H: 1 LOB: 1 BB: 1 P: 22	R: 0 E: 0 K: 1 S: 12	H: 0 LOB: 1 BB: 1 P: 21	R: 0 E: 0 K: 0 S: 8	H: 0 LOB: 0 BB: 0 P: 11	R: 4 E: 0 K: 1 S: 18	H: 3 LOB: 0 BB: 1 P: 34	R: 0 E: 0 K: 1 S: 9	H: 0 LOB: 0 BB: 0 P: 13		1B: 3 2B: 0 3B: 0 HR: 3	SF: 0 SAC: 0 DP: 0 HBP: 1	WP: 0 PB: 2 SB: 1 CS: 0
PITCHER	IP WLS BF H R ER SO BB IBB HBP BLK WP HR S P ERA WHIP																			
Chris Bosio, R ERA: 1.8 (1, 1)	7.0 L 27 3 3 3 7 3 0 1 0 0 0 2 65 116 3.86 0.857																			
Chuck Crim, R ERA: 8.44 (8, 1)	0.2 5 2 3 3 0 1 0 0 0 0 0 0 11 23 40.50 4.500																			
Ed Nunez, R ERA: 4.15 (8, 1)	1.1 5 1 1 1 2 0 0 0 0 0 0 1 16 24 6.75 0.750																			

Batter	1	2	3	4	5	6	7	8	9	AB	R	H	RBI	BB	SO	LOB	BOTTOM			
Paul Moltzer, R OBP: 0.387, SLG: 0.393 (1, 10)										3	0	0	0	1	1	1	Baltimore Orioles @ Milwaukee Brewers Milwaukee County Stadium, Milwaukee, WI Mon Apr 15 1991, 4:33 AM EDT Att: 50,058 - Cloudy - 55 F			
Robin Yount, R OBP: 0.310, SLG: 0.393 (1, 8)										3	0	0	0	1	1	0				
Gary Sheffield, R OBP: 0.267, SLG: 0.357 (1, 5)										4	2	2	0	0	0	1				
Greg Brock, L OBP: 0.429, SLG: 0.273 (1, 3)										3	0	2	1	1	1	1				
Dante Bichette, R OBP: 0.310, SLG: 0.464 (1, 9)										4	0	2	1	0	0	2				
Darryl Hamilton, L (1, 7)										2	0	0	0	0	1	2				
Greg Vaughn, R OBP: 0.214, SLG: 0.385 (6, PH) (7, 7)										1	0	0	0	1	0	0				
Jim Gantner, L OBP: 0.214, SLG: 0.385 (1, 4)										2	0	0	0	0	2	0				
Willie Randolph, R OBP: 0.429, SLG: 0.273 (6, PH) (7, 4)										2	0	1	0	0	0	3				
B.J. Surhoff, L OBP: 0.091, SLG: 0.048 (1, 2)										4	0	1	0	0	0	1				
Bill Spiers, L OBP: 0.333, SLG: 0.727 (1, 6)										3	0	0	0	0	1	1				
Inning Stats	R: 0 E: 0 K: 1 S: 11	H: 0 LOB: 1 BB: 1 P: 19	R: 0 E: 0 K: 2 S: 10	H: 1 LOB: 0 BB: 0 P: 13	R: 0 E: 0 K: 1 S: 7	H: 0 LOB: 0 BB: 0 P: 14	R: 1 E: 0 K: 1 S: 11	H: 2 LOB: 1 BB: 0 P: 15	R: 0 E: 0 K: 0 S: 11	H: 1 LOB: 1 BB: 0 P: 16	R: 1 E: 0 K: 0 S: 3	H: 2 LOB: 2 BB: 1 P: 8	R: 0 E: 0 K: 0 S: 12	H: 1 LOB: 1 BB: 0 P: 20	R: 0 E: 0 K: 0 S: 3	H: 1 LOB: 0 BB: 0 P: 3	1B: 5 2B: 3 3B: 1 HR: 0	SF: 0 SAC: 0 DP: 3 HBP: 0	WP: 0 PB: 0 SB: 0 CS: 2	PA: 36
PITCHER	IP WLS BF H R ER SO BB IBB HBP BLK WP HR S P ERA WHIP																			
Jose Mesa, R ERA: 3.18 (1, 1)	5.1 W 23 6 2 2 7 2 0 0 0 0 0 5 58 93 3.38 1.500																			
Mike Flanagan, L ERA: (6, 1)	1.1 4 0 0 0 0 1 0 0 0 0 0 0 5 10 0.00 0.750																			
Mark Williamson, R ERA: (7, 1)	2.1 S 8 2 0 0 0 1 0 0 0 0 0 0 16 29 0.00 1.286																			

Batter	1	2	3	4	5	6	7	8	9	10	11	AB	R	H	RBI	BB	SO	LOB	TOP			
Brady Anderson, L OBP: 0.462, SLG: 0.400	G6-3 1B	F8		K		K			B4-3			5	1	1	0	0	2	4				
Joe Orsulak, L OBP: 0.167, SLG: 0.091	F9		S 1B HBP	P7			F9			G3		5	1	1	0	0	0	1				
Cal Ripken Jr., R OBP: 0.486, SLG: 0.793	G6-3		S 1B HBP		G3		P3			P7		4	1	0	0	0	0	1				
Glenn Davis, R OBP: 0.371, SLG: 0.393	1B BB		L7		P2		P2			G4-3		4	0	0	0	1	0	2				
Dwight Evans, R Mike Devereaux, R OBP: 0.167, SLG: 0.261			1B BB		G5-3			P2			BB	3	0	1	1	2	0	0				
Sam Horn, L OBP: 0.304, SLG: 0.500	K							F7			P6	4	0	1	2	1	1	3				
Leo Gomez, R OBP: 0.333, SLG: 0.231		F9		K		F9		G6-3			K	5	0	0	0	0	2	4				
Bob Melvin, R Ernie Whitt, L OBP: 0.143, SLG: 0.143		K		K							P5	4	0	1	0	0	3	2				
Billy Ripken, R OBP: 0.240, SLG: 0.174						G5-3 1B						3	0	1	0	1	1	2				
Inning Stats	R: 1 E: 0 K: 1 S: 14	H: 2 LOB: 2 BB: 1 P: 26	R: 0 E: 0 K: 1 S: 9	H: 1 LOB: 1 BB: 0 P: 13	R: 2 E: 1 K: 2 S: 19	H: 2 LOB: 2 BB: 1 P: 33	R: 0 E: 0 K: 1 S: 8	H: 0 LOB: 0 BB: 0 P: 14	R: 0 E: 0 K: 0 S: 8	H: 1 LOB: 2 BB: 1 P: 16	R: 0 E: 0 K: 0 S: 9	H: 0 LOB: 0 BB: 0 P: 13	R: 0 E: 0 K: 2 S: 7	H: 0 LOB: 0 BB: 0 P: 7	R: 0 E: 0 K: 0 S: 7	H: 0 LOB: 0 BB: 0 P: 14	R: 0 E: 0 K: 1 S: 11	H: 0 LOB: 1 BB: 1 P: 16	1B: 6 2B: 0 3B: 0 HR: 0	SF: 0 SAC: 0 DP: 0 HBP: 1	WP: 0 PB: 0 SB: 3 CS: 1	PA: 44
PITCHER	IP WLS BF H R ER SO BB IBB HBP BLK WP HR S P ERA WHIP	IP WLS BF H R ER SO BB IBB HBP BLK WP HR S P ERA WHIP																				
Mark Knudson, R ERA: 7.04	2.1	3.0	4.2	1.0	2.1	3.0	4.2	1.0	2.1	3.0	4.2	1.0	2.1	3.0	4.2	1.0	2.1	3.0	4.2			
Julio Machado, R ERA: 6.14	3.1	3.0	4.2	1.0	2.1	3.0	4.2	1.0	2.1	3.0	4.2	1.0	2.1	3.0	4.2	1.0	2.1	3.0	4.2			
Darren Holmes, R ERA: 6.14	6.1	4.2	1.0	2.1	3.0	4.2	1.0	2.1	3.0	4.2	1.0	2.1	3.0	4.2	1.0	2.1	3.0	4.2	1.0			
Ed Nunez, R ERA: 3.38	11.1	1.0	2.1	3.0	4.2	1.0	2.1	3.0	4.2	1.0	2.1	3.0	4.2	1.0	2.1	3.0	4.2	1.0	2.1			

Baltimore Orioles @ Milwaukee Brewers
 Milwaukee County Stadium, Milwaukee, WI
 Thu Apr 18 1991, 4:33 AM EDT
 Att: 7,693 - Cloudy - 46 F

livebaseballscores.com

AB 38
 R 3
 H 6
 RBI 3
 BB 5
 SO 9
 LOB 20

Batter	1	2	3	4	5	6	7	8	9	10	11	AB	R	H	RBI	BB	SO	LOB	BOTTOM			
Paul Molitor, R OBP: 0.381, SLG: 0.421	G4-3 2B		2B G6-3 1B		P3		2B BB		G6-3		F7	5	2	2	0	1	0	1				
Robin Yount, R OBP: 0.333, SLG: 0.514	G4-3		E 2B				F8		E HBP			5	2	3	1	0	0	2				
Gary Sheffield, R OBP: 0.308, SLG: 0.500	K		G6-3					G1-6-3 IBB		F8		4	0	1	2	1	1	3				
Franklin Stubbs, L OBP: 0.208, SLG: 0.261	G3		E3		G1-6-3				E3		FC5-4	4	0	0	0	1	0	5				
Dante Bichette, R OBP: 0.263, SLG: 0.378		F9	G1-3			G6-3	K		FC5-4			5	0	0	0	0	1	5				
Willie Randolph, R OBP: 0.412, SLG: 0.231												2	0	0	0	1	0	0				
Jim Gantner, L OBP: 0.250, SLG: 0.333												2	0	0	0	0	0	0				
Greg Vaughn, R OBP: 0.283, SLG: 0.353		L6										4	0	1	0	1	0	1				
B.J. Surhoff, L OBP: 0.097, SLG: 0.067		G4-3										5	0	0	0	0	1	3				
Bill Spiers, L OBP: 0.273, SLG: 0.548			G3-1									5	0	0	0	0	1	1				
Inning Stats	R: 0 E: 0 K: 1 S: 9	H: 1 LOB: 1 BB: 0 P: 15	R: 0 E: 0 K: 0 S: 8	H: 0 LOB: 1 BB: 1 P: 15	R: 2 E: 1 K: 0 S: 12	H: 2 LOB: 1 BB: 2 P: 20	R: 0 E: 0 K: 1 S: 6	H: 0 LOB: 0 BB: 0 P: 9	R: 0 E: 1 K: 0 S: 7	H: 1 LOB: 2 BB: 1 P: 13	R: 0 E: 0 K: 0 S: 7	H: 1 LOB: 1 BB: 0 P: 10	R: 0 E: 1 K: 0 S: 8	H: 0 LOB: 2 BB: 0 P: 11	R: 0 E: 0 K: 0 S: 6	H: 0 LOB: 0 BB: 0 P: 8	R: 1 E: 0 K: 0 S: 5	H: 1 LOB: 0 BB: 1 P: 8	1B: 2 2B: 4 3B: 0 HR: 1	SF: 0 SAC: 0 DP: 1 HBP: 1	WP: 0 PB: 0 SB: 2 CS: 0	PA: 47
PITCHER	IP WLS BF H R ER SO BB IBB HBP BLK WP HR S P ERA WHIP	IP WLS BF H R ER SO BB IBB HBP BLK WP HR S P ERA WHIP																				
Jeff Ballard, L ERA: 6.0	6.1	1.0	3.0	4.2	1.0	2.1	3.0	4.2	1.0	2.1	3.0	4.2	1.0	2.1	3.0	4.2	1.0	2.1	3.0			
Mark Williamson, R ERA: 6.0	7.1	1.0	3.0	4.2	1.0	2.1	3.0	4.2	1.0	2.1	3.0	4.2	1.0	2.1	3.0	4.2	1.0	2.1	3.0			
Mike Flanagan, L ERA: 6.0	8.1	3.0	1.0	2.1	3.0	4.2	1.0	2.1	3.0	4.2	1.0	2.1	3.0	4.2	1.0	2.1	3.0	4.2	1.0			
Jose Bautista, R ERA: 20.77	11.1	0.1	1.0	2.1	3.0	4.2	1.0	2.1	3.0	4.2	1.0	2.1	3.0	4.2	1.0	2.1	3.0	4.2	1.0			

Baltimore Orioles @ Milwaukee Brewers
 Milwaukee County Stadium, Milwaukee, WI
 Thu Apr 18 1991, 4:33 AM EDT
 Att: 7,693 - Cloudy - 46 F


livebaseballscores.com

AB 41
 R 4
 H 7
 RBI 3
 BB 5
 SO 4
 LOB 21

Batter	1	2	3	4	5	6	7	8	9	AB	R	H	RBI	BB	SO	LOB	TOP					
Devon White, S OBP: 0.390, SLG: 0.579										4	1	2	1	1	0	2	Toronto Blue Jays @ Milwaukee Brewers Milwaukee County Stadium, Milwaukee, WI Sat Apr 20 1991, 4:33 AM EDT Att: 13,545 - Cloudy - 42 F					
Roberto Alomar, S OBP: 0.365, SLG: 0.378										5	0	1	0	0	1	5						
Rance Mulliniks, L OBP: 0.355, SLG: 0.423										3	1	1	1	2	0	1						
Joe Carter, R OBP: 0.340, SLG: 0.480										4	1	1	0	1	0	1						
John Olerud, L OBP: 0.372, SLG: 0.579										5	0	1	1	0	0	3						
Mark Whiten, S OBP: 0.311, SLG: 0.368										2	0	0	1	1	0	0						
Greg Myers, L OBP: 0.294, SLG: 0.355										4	1	1	0	0	0	4						
Manuel Lee, S OBP: 0.356, SLG: 0.297										3	0	0	0	1	0	1						
Rene Gonzales, R OBP: 0.500, SLG: 0.333										3	0	1	0	1	0	0						
Inning Stats	R: 1 E: 0 K: 0 S: 15	H: 3 LOB: 3 BB: 1 P: 28	R: 0 E: 0 K: 0 S: 9	H: 1 LOB: 1 BB: 0 P: 13	R: 0 E: 0 K: 0 S: 4	H: 0 LOB: 0 BB: 0 P: 10	R: 0 E: 0 K: 0 S: 7	H: 1 LOB: 2 BB: 1 P: 17	R: 2 E: 0 K: 0 S: 15	H: 1 LOB: 1 BB: 2 P: 27	R: 0 E: 0 K: 0 S: 5	H: 0 LOB: 0 BB: 0 P: 8	R: 0 E: 0 K: 0 S: 4	H: 1 LOB: 0 BB: 0 P: 6	R: 1 E: 1 K: 1 S: 13	H: 1 LOB: 3 BB: 2 P: 23	R: 0 E: 0 K: 0 S: 3	H: 0 LOB: 0 BB: 1 P: 7	1B: 6 2B: 2 3B: 0 HR: 0	SF: 1 SAC: 0 DP: 2 HBP: 0	WP: 0 PB: 0 SB: 0 CS: 0	PA: 41
PITCHER	IP	WLS	BF	H	R	ER	SO	BB	IBB	HBP	BLK	WP	HR	S	P	ERA	WHIP					
Chris Bosio, R ERA: 2.45	(1, 1)	7.0	L	31	7	3	3	0	4	0	0	0	0	0	59	109	3.86	1.571				
Mark Lee, L ERA:	(8, 1)	0.2		4	1	1	0	0	0	0	0	0	0	7	8	0.00	1.500					
Ed Nunez, R ERA:	(8, 1)	0.1		3	0	0	0	1	2	0	0	0	0	6	15	0.00	6.000					
Chuck Crim, R ERA: 8.1	(9, 1)	1.0		3	0	0	0	0	1	0	0	0	0	3	7	0.00	1.000					


Batter	1	2	3	4	5	6	7	8	9	AB	R	H	RBI	BB	SO	LOB	BOTTOM					
Paul Molitor, R OBP: 0.360, SLG: 0.478										4	1	1	0	0	1	2	Toronto Blue Jays @ Milwaukee Brewers Milwaukee County Stadium, Milwaukee, WI Sat Apr 20 1991, 4:33 AM EDT Att: 13,545 - Cloudy - 42 F					
Willie Randolph, R OBP: 0.425, SLG: 0.294										4	0	2	0	0	0	0						
Gary Sheffield, R OBP: 0.304, SLG: 0.488										3	1	1	0	0	1	2						
Robin Yount, R OBP: 0.340, SLG: 0.545										3	0	1	1	0	0	1						
Dante Bichette, R OBP: 0.217, SLG: 0.318											3	0	0	1	0	2						
Greg Vaughn, R OBP: 0.261, SLG: 0.300											3	0	0	0	1	1						
Rick Dempsey, R OBP: 0.125, SLG: 0.500											3	0	0	0	0	1		2				
B.J. Surhoff, L OBP: 0.143, SLG: 0.118											1	0	0	0	1	0						
Darryl Hamilton, L OBP: 0.316, SLG: 0.250											3	0	1	0	0	0						
Dale Sveum, S OBP: 0.261, SLG: 0.300											3	0	0	0	2	2						
Inning Stats	R: 1 E: 0 K: 1 S: 11	H: 2 LOB: 1 BB: 0 P: 21	R: 0 E: 0 K: 0 S: 6	H: 0 LOB: 0 BB: 0 P: 7	R: 0 E: 0 K: 1 S: 8	H: 0 LOB: 0 BB: 0 P: 13	R: 1 E: 0 K: 1 S: 13	H: 2 LOB: 1 BB: 0 P: 18	R: 0 E: 0 K: 2 S: 11	H: 0 LOB: 0 BB: 0 P: 19	R: 0 E: 0 K: 0 S: 5	H: 1 LOB: 1 BB: 0 P: 6	R: 0 E: 0 K: 0 S: 6	H: 1 LOB: 2 BB: 1 P: 13	R: 0 E: 0 K: 0 S: 5	H: 0 LOB: 0 BB: 0 P: 8	R: 0 E: 0 K: 2 S: 12	H: 0 LOB: 0 BB: 0 P: 16	1B: 4 2B: 2 3B: 0 HR: 0	SF: 2 SAC: 1 DP: 0 HBP: 0	WP: 0 PB: 0 SB: 0 CS: 0	PA: 34
PITCHER	IP	WLS	BF	H	R	ER	SO	BB	IBB	HBP	BLK	WP	HR	S	P	ERA	WHIP					
Jimmy Key, L ERA: 1.64	(1, 1)	7.0	W	28	6	2	2	5	1	0	0	0	0	60	97	2.57	1.000					
Jim Acker, R ERA: 0.93	(8, 1)	1.0		3	0	0	0	0	0	0	0	0	0	5	8	0.00	0.000					
Duane Ward, R ERA: 4.7	(9, 1)	1.0	S	3	0	0	0	2	0	0	0	0	0	12	16	0.00	0.000					

AB	33
R	4
H	8
RBI	4
BB	7
SO	1
LOB	17



WP	0
PB	0
SB	0
CS	0

AB	30
R	2
H	6
RBI	2
BB	1
SO	7
LOB	12



WP	0
PB	0
SB	0
CS	0

Batter	1	2	3	4	5	6	7	8	9	AB	R	H	RBI	BB	SO	LOB	TOP										
Jack Daugherty, S OBP: 0.143, SLG: 0.083 Nick Capra, R	L6			G3	SF9		SH2-3	G4-3		3	0	0	1	0	0	2											
Geno Petralli, L OBP: 0.300, SLG: 0.269	F7			FC4-6 BB	2B	3B	F9		K	4	1	1	1	1	1	1											
Rafael Palmeiro, L OBP: 0.340, SLG: 0.532	G6-3			FC4-6 2B	2B			2B 1B BB	E 1B	4	2	2	1	1	0	1											
Ruben Sierra, S OBP: 0.327, SLG: 0.532		G3-1		3-2 1-H 2B	FC6 BB			1B SF6 2B	F8	4	1	2	1	1	0	1											
Julio Franco, R OBP: 0.204, SLG: 0.271	L9-6 S 1B			F9	FC6			BLK 1B 1B	E5	5	1	2	1	0	0	4											
Kevin Reimer, L OBP: 0.290, SLG: 0.444	L9-6				P2		K	SF6	K	4	0	0	1	0	2	3											
Steve Buechele, R OBP: 0.286, SLG: 0.447			F9		HR		F9	1B BB		3	1	1	1	1	0	0											
Jeff Huson, L OBP: 0.344, SLG: 0.333			G4-1		2B SF9 1B		K	1B		4	1	2	1	0	1	0											
Gary Pettis, S OBP: 0.471, SLG: 0.385			K		3B 2B			CS SH2-3 1B	K	4	1	2	0	0	2	2											
Inning Stats	R: 0 E: 0 K: 0 S: 9	H: 0 LOB: 0 BB: 0 P: 14	R: 0 E: 0 K: 0 S: 8	H: 1 LOB: 0 BB: 0 P: 12	R: 0 E: 0 K: 1 S: 8	H: 0 LOB: 0 BB: 0 P: 12	R: 1 E: 0 K: 0 S: 9	H: 1 LOB: 1 BB: 1 P: 19	R: 4 E: 0 K: 2 S: 25	H: 5 LOB: 2 BB: 1 P: 40	R: 0 E: 0 K: 2 S: 7	H: 0 LOB: 0 BB: 0 P: 9	R: 0 E: 0 K: 0 S: 10	H: 1 LOB: 0 BB: 0 P: 16	R: 3 E: 0 K: 1 S: 19	H: 3 LOB: 2 BB: 2 P: 33	R: 0 E: 1 K: 2 S: 15	H: 1 LOB: 2 BB: 0 P: 23	1B: 6 2B: 5 3B: 1 HR: 1	SF: 2 SAC: 1 DP: 1 HBP: 0	WP: 0 PA: 42 PB: 0 SB: 1 CS: 1						
PITCHER	IP	WLS	BF	H	R	ER	SO	BB	IBB	HBP	BLK	WP	HR	S	P	ERA	WHIP										
Mark Knudson, R ERA: 8.03	4.2	L	21	7	5	5	1	1	0	0	0	0	1	50	82	9.64	1.714										
Darren Holmes, R ERA: 2.38	2.1		8	1	0	0	2	1	0	0	0	0	0	26	40	0.00	0.857										
Ed Nunez, R ERA: 5.87	2.0		13	4	3	3	3	2	0	0	1	0	0	34	56	13.50	3.000										

Texas Rangers @ Milwaukee Brewers
Milwaukee County Stadium, Milwaukee, WI
Wed Apr 24 1991, 8:05 PM EDT
Att: 9,822 - Sunny - 58 F


AB 35
R 8
H 12
RBI 8
BB 4
SO 6
LOB 14



Batter	1	2	3	4	5	6	7	8	9	AB	R	H	RBI	BB	SO	LOB	BOTTOM										
Darryl Hamilton, L OBP: 0.324, SLG: 0.241	G6-3		F8			G4-3		G6-3		4	0	0	0	0	0	2											
Jim Gantner, L OBP: 0.270, SLG: 0.303	G6-3		2B			F8		F8		4	0	1	1	0	0	0											
Gary Sheffield, R OBP: 0.317, SLG: 0.426	FC6-4 1B		G5-3			G5-3		G4-6-3 1B		4	0	2	0	0	0	1											
Robin Yount, R OBP: 0.323, SLG: 0.593	FC6-4			K		L9		G4-6-3		4	0	0	0	0	1	2											
Franklin Stubbs, L OBP: 0.268, SLG: 0.316		L8		F8		F8		F8		3	0	0	0	0	0	0											
Dante Bichette, R OBP: 0.237, SLG: 0.321		G5-3		F8		G4-3				3	0	0	0	0	0	0											
Greg Vaughn, R OBP: 0.314, SLG: 0.467		G5-3			K			HR		3	1	1	1	0	1	0											
B.J. Surhoff, L OBP: 0.106, SLG: 0.087			L7		G6-3			F7		3	0	0	0	0	0	0											
Rick Dempsey, R OBP: 0.125, SLG: 0.500					G4-3			G6-3 1B		0	0	0	0	0	0	0											
Bill Spiers, L OBP: 0.313, SLG: 0.465			2B BB		G4-3					2	1	1	0	1	0	0											
Inning Stats	R: 0 E: 0 K: 0 S: 4	H: 1 LOB: 1 BB: 0 P: 7	R: 0 E: 0 K: 0 S: 6	H: 0 LOB: 0 BB: 0 P: 11	R: 1 E: 0 K: 0 S: 8	H: 1 LOB: 1 BB: 1 P: 15	R: 0 E: 0 K: 1 S: 9	H: 0 LOB: 0 BB: 0 P: 14	R: 0 E: 0 K: 1 S: 9	H: 0 LOB: 0 BB: 0 P: 12	R: 0 E: 0 K: 0 S: 5	H: 0 LOB: 0 BB: 0 P: 6	R: 1 E: 0 K: 0 S: 11	H: 2 LOB: 0 BB: 0 P: 18	R: 0 E: 0 K: 0 S: 4	H: 1 LOB: 0 BB: 0 P: 8	1B: 3 2B: 1 3B: 0 HR: 1	SF: 0 SAC: 0 DP: 2 HBP: 0	WP: 0 PA: 31 PB: 0 SB: 0 CS: 0								
PITCHER	IP	WLS	BF	H	R	ER	SO	BB	IBB	HBP	BLK	WP	HR	S	P	ERA	WHIP										
Kevin Brown, R ERA: 3.86	8.0	W	28	4	2	2	2	1	0	0	0	0	0	4	95	2.25	0.625										
Brad Amsberg, R ERA: 5.14	1.0		3	1	0	0	0	0	0	0	0	0	0	4	8	0.00	1.000										

Texas Rangers @ Milwaukee Brewers
Milwaukee County Stadium, Milwaukee, WI
Wed Apr 24 1991, 8:05 PM EDT
Att: 9,822 - Sunny - 58 F

AB 30
R 2
H 5
RBI 2
BB 1
SO 2
LOB 5



Batter	1	2	3	4	5	6	7	8	9	AB	R	H	RBI	BB	SO	LOB	TOP									
Paul Moltis, R OBP: 0.373, SLG: 0.473 (1, 10)										5	0	3	1	0	1	1	Milwaukee Brewers @ Baltimore Orioles Memorial Stadium, Baltimore, MD Fri Apr 26 1991, 7:05 PM EDT Att: 28,657 - Cloudy - 73 F									
Jim Gantner, L OBP: 0.244, SLG: 0.270 (1, 4)										4	0	0	0	0	1	3										
Gary Sheffield, R OBP: 0.319, SLG: 0.419 (1, 5)										4	1	1	0	1	0	2										
Robin Yount, R OBP: 0.352, SLG: 0.636 (1, 8)										4	1	2	0	1	0	2										
Franklin Stubbs, L OBP: 0.280, SLG: 0.311 (1, 3)										4	0	1	1	0	1	2										
Dante Bichette, R OBP: 0.254, SLG: 0.344 (1, 9)										4	0	1	1	0	0	1										
Greg Vaughn, R OBP: 0.372, SLG: 0.722 Darryl Hamilton, L OBP: 0.324, SLG: 0.241 (8, 7)										2	2	1	1	2	1	0										
B.J. Surhoff, L OBP: 0.120, SLG: 0.102 (1, 2)										3	1	1	0	0	0	3										
Bill Spiers, L OBP: 0.314, SLG: 0.457 (1, 6)										3	0	1	1	0	0	3										
Inning Stats	R: 0 E: 0 K: 0 S: 9	H: 2 LOB: 1 BB: 0 P: 13	R: 0 E: 0 K: 1 S: 8	H: 0 LOB: 0 BB: 0 P: 14	R: 0 E: 0 K: 1 S: 8	H: 0 LOB: 0 BB: 0 P: 10	R: 1 E: 0 K: 0 S: 8	H: 1 LOB: 1 BB: 1 P: 15	R: 2 E: 0 K: 0 S: 12	H: 3 LOB: 1 BB: 0 P: 16	R: 0 E: 0 K: 0 S: 5	H: 0 LOB: 0 BB: 0 P: 9	R: 1 E: 0 K: 1 S: 12	H: 1 LOB: 1 BB: 1 P: 20	R: 1 E: 0 K: 0 S: 13	H: 3 LOB: 3 BB: 1 P: 27		R: 0 E: 0 K: 1 S: 11	H: 1 LOB: 2 BB: 1 P: 18	1B: 8 2B: 3 3B: 0 HR: 1	SF: 1 SAC: 3 DP: 1 HBP: 0	WP: 0 PB: 0 SB: 0 CS: 0	PA: 41			
PITCHER	IP	WLS	BF	H	R	ER	SO	BB	IBB	HBP	BLK	WP	HR	S	P	ERA	WHIP									
Jose Mesa, R ERA: 3.33 Paul Kilgus, L ERA: 2.57 Mark Williamson, R ERA: 2.0 Mike Flanagan, L ERA: 0.69	6.0	L	25	6	4	4	2	2	0	0	0	0	0	1	51	82	6.00	1.333								

Batter	1	2	3	4	5	6	7	8	9	AB	R	H	RBI	BB	SO	LOB	BOTTOM								
Mike Devereaux, R OBP: 0.326, SLG: 0.475 (1, 8)										3	2	2	2	1	0	1	Milwaukee Brewers @ Baltimore Orioles Memorial Stadium, Baltimore, MD Fri Apr 26 1991, 7:05 PM EDT Att: 28,657 - Cloudy - 73 F								
Joe Orsulak, L OBP: 0.257, SLG: 0.353 Chris Hoiles, R OBP: 0.143, SLG: 0.111 (9, PH)										4	0	0	0	0	1	3									
Cal Ripken Jr., R OBP: 0.400, SLG: 0.596 (1, 6)										4	0	0	0	0	0	3									
Dwight Evans, R OBP: 0.404, SLG: 0.316 (1, 9)										3	0	1	0	1	0	0									
Leo Gomez, R OBP: 0.355, SLG: 0.333 (1, 10)										3	1	1	0	1	0	1									
Randy Milligan, R OBP: 0.333, SLG: 0.250 (1, 3)										4	1	1	0	0	2	3									
Craig Worthington, R OBP: 0.298, SLG: 0.278 Sam Horn, L OBP: 0.278, SLG: 0.424 Tim Hallert, R OBP: 0.200, SLG: 0.800 (9, PH)										3	0	1	1	0	0	1									
Bob Melvin, R OBP: 0.167, SLG: 0.222 (1, 2)										4	0	1	0	0	0	2									
Billy Ripken, R OBP: 0.278, SLG: 0.235 (1, 4)										3	0	2	1	0	0	0									
Inning Stats	R: 1 E: 0 K: 0 S: 14	H: 1 LOB: 1 BB: 1 P: 29	R: 1 E: 0 K: 0 S: 7	H: 2 LOB: 1 BB: 0 P: 13	R: 0 E: 0 K: 1 S: 7	H: 0 LOB: 0 BB: 0 P: 10	R: 0 E: 0 K: 1 S: 6	H: 0 LOB: 0 BB: 0 P: 9	R: 0 E: 0 K: 0 S: 8	H: 1 LOB: 2 BB: 1 P: 15	R: 1 E: 0 K: 1 S: 17	H: 2 LOB: 1 BB: 0 P: 22	R: 0 E: 0 K: 0 S: 6	H: 1 LOB: 1 BB: 0 P: 10	R: 0 E: 0 K: 1 S: 13	H: 1 LOB: 2 BB: 1 P: 23		R: 1 E: 0 K: 1 S: 11	H: 1 LOB: 0 BB: 0 P: 16	1B: 5 2B: 3 3B: 0 HR: 2	SF: 0 SAC: 2 DP: 1 HBP: 0	WP: 0 PB: 0 SB: 0 CS: 1	PA: 38		
PITCHER	IP	WLS	BF	H	R	ER	SO	BB	IBB	HBP	BLK	WP	HR	S	P	ERA	WHIP								
Kevin Brown, L ERA: 5.17 Darren Holmes, R ERA: 2.09 Chuck Crim, R ERA: 5.91 Mark Lee, L ERA: 0.79 Ed Nunez, R ERA: 5.63	5.1		23	3	3	3	2	2	0	0	0	0	0	23	35	0.00	2.400								

Batter	1	2	3	4	5	6	7	8	9	AB	R	H	RBI	BB	SO	LOB	TOP
Paul Moltzer, R OBP: 0.391, SLG: 0.475 (1, 10)										4	2	2	0	1	0	1	Milwaukee Brewers @ Baltimore Orioles Memorial Stadium, Baltimore, MD Sat Apr 27 1991, 7:05 PM EDT Att: 31,488 - Cloudy - 79 F
Jim Gantner, L OBP: 0.235, SLG: 0.286 (1, 4)										5	0	1	2	0	0	3	
Gary Sheffield, R OBP: 0.324, SLG: 0.418 (1, 5)										5	1	2	2	0	0	2	
Robin Yount, R OBP: 0.368, SLG: 0.643 (1, 8)										4	0	2	1	1	1	1	
Franklin Stubbs, L OBP: 0.278, SLG: 0.292 (1, 3)										3	0	0	0	1	1	2	
Dante Bichette, R OBP: 0.239, SLG: 0.324 (1, 9)										4	0	0	0	0	1	5	
Greg Vaughn, R OBP: 0.362, SLG: 0.675 Darryl Hamilton, L OBP: 0.324, SLG: 0.241 (8, 7)										4	0	1	0	0	1	1	
B.J. Surhoff, L OBP: 0.167, SLG: 0.151 (1, 2)										4	1	3	0	0	0	1	
Bill Spiers, L OBP: 0.309, SLG: 0.440 (1, 6)										4	1	1	0	0	1	2	
Inning Stats	R: 0 E: 0 K: 0 S: 11	H: 1 LOB: 3 BB: 2 P: 21	R: 0 E: 0 K: 0 S: 9	H: 1 LOB: 1 BB: 0 P: 11	R: 0 E: 0 K: 1 S: 8	H: 1 LOB: 0 BB: 0 P: 11	R: 0 E: 0 K: 1 S: 12	H: 0 LOB: 0 BB: 0 P: 21	R: 2 E: 0 K: 0 S: 8	H: 4 LOB: 1 BB: 0 P: 8	R: 0 E: 0 K: 2 S: 11	H: 1 LOB: 1 BB: 0 P: 16	R: 3 E: 0 K: 1 S: 13	H: 3 LOB: 1 BB: 1 P: 26	1B: 10 2B: 2 3B: 0 HR: 0	SF: 0 SAC: 0 DP: 1 HBP: 0	
PITCHER	IP WLS BF H R ER SO BB IBB HBP BLK WP HR S P ERA WHIP	6.2 L 29 8 2 2 2 2 0 0 0 0 0 0 62 91 2.70 1.500	7.1 1 5 1 0 0 2 0 0 0 0 0 0 12 17 0.00 0.750	9.1 0.2 4 1 2 2 1 0 1 0 0 0 0 7 14 27.00 1.500	9.1 0.1 2 2 1 1 0 0 0 0 0 0 0 6 12 27.00 6.000	PITCHER										IP WLS BF H R ER SO BB IBB HBP BLK WP HR S P ERA WHIP	

AB	37
R	5
H	12
RBI	5
BB	3
SO	5
LOB	18



Batter	1	2	3	4	5	6	7	8	9	AB	R	H	RBI	BB	SO	LOB	BOTTOM				
Mike Devereaux, R OBP: 0.300, SLG: 0.432 (1, 8)										4	0	0	0	0	0	2	Milwaukee Brewers @ Baltimore Orioles Memorial Stadium, Baltimore, MD Sat Apr 27 1991, 7:05 PM EDT Att: 31,488 - Cloudy - 79 F				
Joe Orsulak, L OBP: 0.283, SLG: 0.351 Tim Hulett, R OBP: 0.167, SLG: 0.667 (1, 7)										3	0	1	0	0	0	0					
Cal Ripken Jr., R OBP: 0.406, SLG: 0.661 (1, 6)										4	2	2	1	0	0	1					
Dwight Evans, R OBP: 0.392, SLG: 0.333 (1, 9)										4	0	1	1	0	1	0					
Sam Horn, L OBP: 0.289, SLG: 0.429 Leo Gomez, R OBP: 0.333, SLG: 0.310 (1, 10)										2	0	1	0	0	0	0					
Randy Milligan, R OBP: 0.310, SLG: 0.229 (1, 3)										4	0	0	0	0	1	2					
Craig Worthington, R OBP: 0.273, SLG: 0.262 (1, 5)										3	0	1	0	0	0	1					
Bob Melvin, R OBP: 0.150, SLG: 0.200 Ernie Whitte, L OBP: 0.455, SLG: 0.333 (8, PH)										2	0	0	0	0	1	2					
Billy Ripken, R OBP: 0.263, SLG: 0.222 Juan Bell, R OBP: 0.182, SLG: 0.182 (8, PH)										2	0	0	0	0	1	1					
Inning Stats	R: 0 E: 0 K: 0 S: 9	H: 0 LOB: 0 BB: 0 P: 13	R: 0 E: 0 K: 0 S: 6	H: 0 LOB: 0 BB: 0 P: 12	R: 0 E: 1 K: 1 S: 11	H: 1 LOB: 1 BB: 0 P: 16	R: 0 E: 0 K: 1 S: 5	H: 1 LOB: 0 BB: 0 P: 7	R: 0 E: 0 K: 1 S: 8	H: 1 LOB: 1 BB: 0 P: 12	R: 0 E: 0 K: 1 S: 9	H: 0 LOB: 0 BB: 0 P: 14	R: 1 E: 0 K: 0 S: 9	H: 1 LOB: 0 BB: 0 P: 14	R: 0 E: 0 K: 0 S: 6	H: 1 LOB: 1 BB: 0 P: 8		R: 1 E: 0 K: 0 S: 13	H: 2 LOB: 1 BB: 0 P: 20	1B: 4 2B: 2 3B: 0 HR: 1	SF: 0 SAC: 0 DP: 1 HBP: 0
PITCHER	IP WLS BF H R ER SO BB IBB HBP BLK WP HR S P ERA WHIP	6.1 W 22 4 1 1 4 4 0 0 0 0 0 3 5 0.00 0.632	7.1 0.1 1 0 0 0 0 0 0 0 0 0 0 7 9 0.00 0.750	9.1 1.0 5 2 1 1 0 0 0 0 0 0 0 13 20 9.00 2.000	PITCHER										IP WLS BF H R ER SO BB IBB HBP BLK WP HR S P ERA WHIP						

AB	33
R	2
H	7
RBI	2
BB	0
SO	4
LOB	11



Batter	1	2	3	4	5	6	7	8	9	AB	R	H	RBI	BB	SO	LOB	TOP					
Paul Moltor, R OBP: 0.377, SLG: 0.469 (1, 10)	G4-3		SH1-3 2B	P4		F9			G1-3	5	1	1	0	0	0	1						
Jim Gantner, L OBP: 0.245, SLG: 0.311 (1, 4)	1B 2B		SH1-3	G1-3			L6			3	1	1	0	0	0	0						
Gary Sheffield, R Dale Sveum, S OBP: 0.329, SLG: 0.435 (3, 5)	K		1B 2B		F9		P3			2	1	1	1	0	1	1						
Robin Yount, R OBP: 0.388, SLG: 0.644 (1, 8)	2H 1B		1B 1B		BB BB		G6-3			3	1	2	2	1	0	0						
Franklin Stubbs, L OBP: 0.276, SLG: 0.288 (1, 3)	P4		1B		F8			K		4	0	1	0	0	1	2						
Darryl Hamilton, L OBP: 0.342, SLG: 0.250 (1, 9)		F7	1B 1B		BB SAFE 1B SAFE			F7		3	0	1	1	1	0	0						
Greg Vaughn, R OBP: 0.373, SLG: 0.659 (1, 7)		1B	1B 1B		F8			G5-3		4	0	2	0	0	0	2						
B.J. Surhoff, L OBP: 0.172, SLG: 0.158 (1, 2)		F7	1B		G4-1			G1-3		4	0	1	0	0	0	1						
Bill Spiers, L OBP: 0.305, SLG: 0.426 (1, 6)		P6		G3		G1-3			CS 1B	4	0	1	0	0	0	1						
Inning Stats	R: 1 E: 0 K: 1 S: 13	H: 2 LOB: 1 BB: 0 P: 17	R: 0 E: 0 K: 0 S: 11	H: 1 LOB: 1 BB: 0 P: 14	R: 3 E: 0 K: 0 S: 12	H: 7 LOB: 2 BB: 0 P: 16	R: 0 E: 0 K: 0 S: 9	H: 0 LOB: 0 BB: 0 P: 13	R: 0 E: 0 K: 0 S: 8	H: 0 LOB: 2 BB: 2 P: 22	R: 0 E: 0 K: 0 S: 6	H: 0 LOB: 0 BB: 0 P: 11	R: 0 E: 0 K: 1 S: 6	H: 0 LOB: 0 BB: 0 P: 11	R: 0 E: 0 K: 1 S: 6	H: 0 LOB: 0 BB: 0 P: 11	R: 0 E: 0 K: 0 S: 8	H: 1 LOB: 0 BB: 0 P: 10	1B: 8 2B: 3 3B: 0 HR: 0	SF: 0 SAC: 1 DP: 0 HBP: 0	WP: 0 PB: 0 SB: 1 CS: 1	PA: 37
PITCHER	IP	WLS	BF	H	R	ER	SO	BB	IBB	HBP	BLK	WP	HR	S	P	ERA	WHIP					
Ben McDonald, R ERA: 12.27 (1, 1)	2.2		16	9	4	4	1	0	0	0	0	0	0	35	46	13.50	3.375					
Bob Milacki, R ERA: (3, 1)	5.1	W	18	1	0	0	1	2	0	0	0	0	0	36	69	0.00	0.562					
Gregg Olson, R ERA: 1.42 (9, 1)	1.0	S	3	1	0	0	0	0	0	0	0	0	0	8	10	0.00	1.000					

Milwaukee Brewers @ Baltimore Orioles
Memorial Stadium, Baltimore, MD
Sun Apr 28 1991, 3:33 AM EDT
Att: 32,989 - Cloudy - 73 F

AB 34
R 4
H 11
RBI 4
BB 2
SO 2
LOB 8



Batter	1	2	3	4	5	6	7	8	9	AB	R	H	RBI	BB	SO	LOB	BOTTOM					
Mike Devereaux, R OBP: 0.333, SLG: 0.489 (1, 8)	SH1-3 G4-3 2B		1B 2B		S SH3-4 1B HBP		K			3	3	2	0	0	1	0						
Brady Anderson, L OBP: 0.409, SLG: 0.250 (1, 7)	SH1-3		G5-3		SH3-4		B1-3			2	0	0	0	0	0	2						
Cal Ripken Jr., R OBP: 0.426, SLG: 0.667 (1, 6)	G4-3		1B 2H 3H		G1-3 1B			F9 1B 1B		4	1	3	4	0	0	0						
Joe Orsulak, L OBP: 0.286, SLG: 0.350 (1, 9)	BB		G6-4-3 1B		G1-3			F9		3	0	1	0	1	0	2						
Leo Gomez, R OBP: 0.324, SLG: 0.303 (1, 3)	F9		G6-4-3		F9			1B 1B		4	0	1	0	0	0	4						
Randy Milligan, R OBP: 0.310, SLG: 0.229 (9, 3)			1-2F					1B 1B		0	0	0	0	0	0	0						
Sam Horn, L OBP: 0.282, SLG: 0.385 (1, 10)		G6-3		K		K		F9		4	0	0	0	0	2	2						
Craig Worthington, R OBP: 0.292, SLG: 0.302 (1, 5)		G3		G6-4-3 1B 1B		G6-3		1B 1B		4	0	2	1	0	0	0						
Ernie Whitt, L OBP: 0.400, SLG: 0.308 (1, 2)		G3		G6-4-3 1B		P6		F7		4	0	1	0	0	0	2						
Billy Ripken, R OBP: 0.268, SLG: 0.211 (1, 4)			2B 1B BB	G6-4-3		P5				2	1	0	0	1	0	2						
Inning Stats	R: 1 E: 0 K: 0 S: 14	H: 1 LOB: 1 BB: 1 P: 19	R: 0 E: 0 K: 0 S: 8	H: 0 LOB: 0 BB: 0 P: 12	R: 2 E: 0 K: 0 S: 12	H: 3 LOB: 1 BB: 1 P: 21	R: 0 E: 0 K: 1 S: 10	H: 2 LOB: 1 BB: 0 P: 15	R: 1 E: 0 K: 0 S: 6	H: 1 LOB: 1 BB: 0 P: 13	R: 0 E: 0 K: 1 S: 8	H: 0 LOB: 0 BB: 0 P: 16	R: 0 E: 0 K: 1 S: 6	H: 0 LOB: 0 BB: 0 P: 11	R: 1 E: 0 K: 0 S: 18	H: 3 LOB: 2 BB: 0 P: 27	1B: 8 2B: 2 3B: 0 HR: 0	SF: 0 SAC: 2 DP: 2 HBP: 1	WP: 0 PB: 0 SB: 1 CS: 0	PA: 35		
PITCHER	IP	WLS	BF	H	R	ER	SO	BB	IBB	HBP	BLK	WP	HR	S	P	ERA	WHIP					
Jaime Navarro, R ERA: 6.27 (1, 1)	2.1		13	4	3	3	0	2	0	0	0	0	0	30	45	11.57	2.571					
Julio Machado, R ERA: 3.99 (3, 1)	3.2		13	3	1	1	2	0	0	1	0	0	0	28	51	2.46	0.818					
Darren Holmes, R ERA: 2.4 (7, 1)	2.0	L	9	3	1	1	1	0	0	0	0	0	0	24	38	4.50	1.500					

Milwaukee Brewers @ Baltimore Orioles
Memorial Stadium, Baltimore, MD
Sun Apr 28 1991, 3:33 AM EDT
Att: 32,989 - Cloudy - 73 F

AB 30
R 5
H 10
RBI 5
BB 2
SO 3
LOB 14



Batter	1	2	3	4	5	6	7	8	9	AB	R	H	RBI	BB	SO	LOB	TOP					
Dan Gladden, R (1, 7) OBP: 0.287, SLG: 0.316										3	0	0	0	1	2	3	Minnesota Twins @ Milwaukee Brewers Milwaukee County Stadium, Milwaukee, WI Thu May 02 1991, 8:05 PM EDT Att: 8,902 - Sunny - 60 F					
Chuck Knoblauch, R (1, 4) OBP: 0.370, SLG: 0.398										4	0	1	0	0	0	1						
Kirby Puckett, R (1, 8) OBP: 0.359, SLG: 0.500										3	1	1	0	1	0	2						
Brian Harper, R (1, 2) OBP: 0.379, SLG: 0.500										3	0	1	1	1	0	1						
Gene Larkin, S (1, 9)										4	0	0	0	0	0	4						
Kent Hrbek, L (1, 3) OBP: 0.275, SLG: 0.271										3	0	0	0	1	0	0						
Carmen Castillo, R (1, 10) Al Newman, S (9, PH) OBP: 0.227, SLG: 0.200										3	0	1	0	0	0	1						
Scott Leius, R (1, 5) Randy Bush, L (9, PH) OBP: 0.276, SLG: 0.200										2	0	0	0	1	2	2						
Greg Gagne, R (1, 6) OBP: 0.349, SLG: 0.525										3	0	1	0	0	1	2						
Inning Stats	R: 0 E: 0 K: 0 S: 8	H: 0 LOB: 2 BB: 2 P: 20	R: 0 E: 0 K: 2 S: 12	H: 0 LOB: 1 BB: 1 P: 21	R: 0 E: 0 K: 0 S: 9	H: 0 LOB: 0 BB: 0 P: 15	R: 0 E: 0 K: 0 S: 9	H: 0 LOB: 0 BB: 0 P: 14	R: 0 E: 0 K: 1 S: 7	H: 0 LOB: 1 BB: 1 P: 17	R: 1 E: 0 K: 0 S: 8	H: 2 LOB: 0 BB: 0 P: 12	R: 0 E: 0 K: 0 S: 20	H: 2 LOB: 2 BB: 0 P: 29	R: 0 E: 0 K: 0 S: 8	H: 1 LOB: 1 BB: 0 P: 13		R: 0 E: 0 K: 0 S: 8	H: 0 LOB: 0 BB: 0 P: 11	1B: 4 2B: 1 3B: 1 HR: 0	SF: 0 SAC: 0 DP: 1 HBP: 0	WP: 0 PB: 0 SB: 2 CS: 1
PITCHER	IP WLS BF H R ER SO BB IBB HBP BLK WP HR S P ERA WHIP																					
Kevin Brown, L (1, 1) ERA: 4.03	6.2 W 27 4 1 1 4 5 0 0 0 0 0 0 0 0 69 123 1.35 1.350																					
Chuck Cim, R (7, 1) ERA: 3.93	2.1 S 8 1 0 0 1 0 0 0 0 0 0 0 0 0 20 29 0.00 0.429																					

Batter	1	2	3	4	5	6	7	8	9	AB	R	H	RBI	BB	SO	LOB	BOTTOM			
Paul Molitor, R (1, 10) OBP: 0.398, SLG: 0.449										4	0	2	0	0	1	0	Minnesota Twins @ Milwaukee Brewers Milwaukee County Stadium, Milwaukee, WI Thu May 02 1991, 8:05 PM EDT Att: 8,902 - Sunny - 60 F			
Jim Gantner, L (1, 5) OBP: 0.284, SLG: 0.339										4	0	1	0	0	0	2				
Robin Yount, R (1, 8) OBP: 0.378, SLG: 0.563										4	1	1	0	0	1	2				
Franklin Stubbs, L (1, 3) OBP: 0.293, SLG: 0.397										3	2	1	0	1	0	0				
Greg Vaughn, R (1, 7) Darryl Hamilton, L (9, 7) OBP: 0.368, SLG: 0.593 OBP: 0.342, SLG: 0.250										2	1	1	0	1	1	1				
Dante Bichette, R (1, 9) OBP: 0.273, SLG: 0.405										3	1	1	2	0	1	2				
Willie Randolph, R (1, 4) OBP: 0.350, SLG: 0.257										4	0	2	2	0	0	1				
B.J. Surhoff, L (1, 2) OBP: 0.200, SLG: 0.154										4	0	0	0	0	0	3				
Dale Sveum, S (1, 6) OBP: 0.125, SLG: 0.045										4	0	0	0	0	1	1				
Inning Stats	R: 0 E: 0 K: 1 S: 11	H: 0 LOB: 0 BB: 0 P: 14	R: 1 E: 0 K: 1 S: 12	H: 2 LOB: 1 BB: 0 P: 19	R: 0 E: 0 K: 2 S: 12	H: 1 LOB: 1 BB: 0 P: 18	R: 0 E: 0 K: 1 S: 8	H: 1 LOB: 1 BB: 0 P: 10	R: 0 E: 0 K: 0 S: 7	H: 1 LOB: 1 BB: 0 P: 8	R: 2 E: 0 K: 0 S: 16	H: 2 LOB: 1 BB: 1 P: 28	R: 0 E: 0 K: 0 S: 8	H: 1 LOB: 1 BB: 0 P: 12	R: 2 E: 1 K: 0 S: 14	H: 1 LOB: 1 BB: 1 P: 20		1B: 5 2B: 4 3B: 0 HR: 0	SF: 1 SAC: 1 DP: 0 HBP: 0	WP: 1 PB: 0 SB: 2 CS: 0
PITCHER	IP WLS BF H R ER SO BB IBB HBP BLK WP HR S P ERA WHIP																			
Kevin Tapani, R (1, 1) ERA: 2.43	7.0 L 30 8 3 3 5 1 0 0 0 0 0 0 0 0 74 109 3.86 1.286																			
Terry Leach, R (8, 1) ERA: 5.14	1.0 6 1 2 1 0 1 0 0 0 0 0 0 0 0 14 20 9.00 2.000																			

Batter	1	2	3	4	5	6	7	8	9	AB	R	H	RBI	BB	SO	LOB	TOP						
Dan Gladden, R OBP: 0.293, SLG: 0.321	G4-3	1B FC4		G4-6-3 1B			F8		P6	5	1	2	1	0	0	1	Minnesota Twins @ Milwaukee Brewers Milwaukee County Stadium, Milwaukee, WI Fri May 03 1991, 8:05 PM EDT Att: 13,033 - Cloudy - 41 F						
Chuck Knoblauch, R OBP: 0.381, SLG: 0.432									F9	5	0	3	1	0	0	2							
Kirby Puckett, R OBP: 0.344, SLG: 0.478	G5-3	FC4 1B		F9			K			4	0	0	1	0	1	3							
Kent Hrbek, L OBP: 0.274, SLG: 0.270	P5	WP 1B					G1-3			4	0	1	0	0	0	2							
Chili Davis, S OBP: 0.420, SLG: 0.479		HR 1B					G4-3			4	1	1	0	0	1	2							
Brian Harper, R OBP: 0.371, SLG: 0.536							G6-3			4	1	1	2	0	0	0							
Gene Larkin, S OBP: 0.310, SLG: 0.357		HR		E4					F8	4	1	1	2	0	0	0							
Shane Mack, R OBP: 0.189, SLG: 0.343		F8		P3			G3		G4-3	4	0	0	0	0	0	1							
Mike Pagliarulo, L OBP: 0.192, SLG: 0.212				F8			G4-3			4	1	1	0	0	1	1							
Al Newman, S OBP: 0.269, SLG: 0.217				G4-3			G4-3			3	1	1	0	1	0	1							
Inning Stats	R: 0 E: 0 K: 0 S: 9	H: 1 LOB: 1 BB: 0 P: 17	R: 5 E: 0 K: 0 S: 27	H: 7 LOB: 2 BB: 0 P: 36	R: 0 E: 1 K: 0 S: 8	H: 0 LOB: 1 BB: 0 P: 11	R: 0 E: 0 K: 0 S: 6	H: 1 LOB: 0 BB: 0 P: 8	R: 0 E: 0 K: 0 S: 6	H: 0 LOB: 0 BB: 0 P: 11	R: 0 E: 0 K: 1 S: 8	H: 1 LOB: 1 BB: 0 P: 14	R: 0 E: 0 K: 1 S: 8	H: 0 LOB: 0 BB: 0 P: 14	R: 0 E: 0 K: 1 S: 10	H: 0 LOB: 1 BB: 1 P: 19	1B: 7 2B: 2 3B: 0 HR: 1	SF: 0 SAC: 0 DP: 1 HBP: 0	WP: 1 PB: 1 SB: 0 CS: 0	PA: 38			
PITCHER	IP WLS BF H R ER SO BB IBB HBP BLK WP HR S P ERA WHIP	8.0 W 34 10 5 5 2 0 0 0 0 1 1 78 121 5.62 1.250	1.0 S 4 0 0 0 1 1 0 0 0 0 0 10 0.00 1.000																				

AB	37
R	5
H	10
RBI	5
BB	1
SO	3
LOB	13



Batter	1	2	3	4	5	6	7	8	9	AB	R	H	RBI	BB	SO	LOB	BOTTOM					
Paul Molitor, R OBP: 0.424, SLG: 0.500	WP G5-3 1B		BB SF9 1B							4	3	4	0	0	0	0	Minnesota Twins @ Milwaukee Brewers Milwaukee County Stadium, Milwaukee, WI Fri May 03 1991, 8:05 PM EDT Att: 13,033 - Cloudy - 41 F					
Jim Gantner, L OBP: 0.296, SLG: 0.348	G1		SF9 BB G1-4-3 1B							4	1	2	1	0	0	2						
Robin Yount, R OBP: 0.373, SLG: 0.544	G5-3									3	0	0	1	1	1	1						
Franklin Stubbs, L OBP: 0.304, SLG: 0.400	K		SF9							2	1	1	1	1	1	0						
Greg Vaughn, R OBP: 0.375, SLG: 0.597			G1-4-3							3	1	1	1	1	1	1						
Darryl Hamilton, L OBP: 0.342, SLG: 0.250										0	0	0	0	0	0	0						
Dante Bichette, R OBP: 0.272, SLG: 0.420	G1-3		G5-3							4	0	1	2	0	1	2						
Willie Randolph, R OBP: 0.318, SLG: 0.231										4	0	0	0	0	2	2						
B.J. Surhoff, L OBP: 0.216, SLG: 0.149										2	0	0	0	2	0	0						
Dale Sveum, S OBP: 0.107, SLG: 0.038										4	0	0	0	0	1	4						
Inning Stats	R: 1 E: 0 K: 1 S: 12	H: 1 LOB: 0 BB: 0 P: 17	R: 0 E: 0 K: 1 S: 12	H: 1 LOB: 2 BB: 1 P: 21	R: 2 E: 0 K: 0 S: 10	H: 2 LOB: 1 BB: 1 P: 18	R: 0 E: 0 K: 0 S: 5	H: 0 LOB: 0 BB: 0 P: 6	R: 1 E: 0 K: 0 S: 8	H: 2 LOB: 0 BB: 1 P: 13	R: 0 E: 0 K: 2 S: 13	H: 0 LOB: 0 BB: 0 P: 19	R: 0 E: 0 K: 0 S: 8	H: 1 LOB: 1 BB: 0 P: 10	R: 2 E: 0 K: 3 S: 16	H: 2 LOB: 2 BB: 2 P: 29	1B: 6 2B: 2 3B: 2 HR: 0	SF: 1 SAC: 0 DP: 1 HBP: 0	WP: 1 PB: 1 SB: 0 CS: 1	PA: 37		
PITCHER	IP WLS BF H R ER SO BB IBB HBP BLK WP HR S P ERA WHIP	7.1 L 5 1 1 1 2 1 1 0 0 0 0 9 13.50 3.000																				

AB	30
R	6
H	9
RBI	6
BB	5
SO	7
LOB	12



Batter	1	2	3	4	5	6	7	8	9	AB	R	H	RBI	BB	SO	LOB	TOP				
Dan Gladden, R OBP: 0.289, SLG: 0.314	0-3 K		0-3 K		1-1 F8 BB 2H 1B		0-2 FC6-5 BB 2B		3-1 P4	5	1	1	1	0	2	1	Minnesota Twins @ Milwaukee Brewers Milwaukee County Stadium, Milwaukee, WI Sat May 04 1991, 4:33 AM EDT Att: 26,503 - Sunny - 52 F				
Chuck Knoblauch, R OBP: 0.382, SLG: 0.418	1-1 F9		0-0 G5-3		4-1 F8 BB 1-2		4-1 2B BB		3-3 K	3	1	0	0	2	1	0					
Kent Hrbek, L OBP: 0.281, SLG: 0.291	2-3 K			0-1 G3	1-0 F8		3-2 1B BB 1H 2H		0-0 2B 1B	5	2	2	2	0	1	2					
Chili Davis, S OBP: 0.430, SLG: 0.513		1-0 WP G4-3 2B		2-1 G3-1	0-0 G4-3		3-1 1B BB 2-3		3-2 1B BB 1H	5	1	3	1	0	0	2					
Randy Bush, L OBP: 0.324, SLG: 0.267		2-3 K2-3		0-0 1B		1-1 G5-4-3 1B		3-2 1B BB 1-3 CS	1-1 G4-3	5	0	3	1	0	1	2					
Junior Ortiz, R OBP: 0.387, SLG: 0.240		0-1 G4-3		1-0 1B		0-0 G5-4-3 1B		3-3 1B BB 3-H		4	0	1	1	0	1	3					
Shane Mack, R OBP: 0.244, SLG: 0.368		4-1 CS BB		0-0 P4		0-0 E5 1B		0-1 G6-3 1B		3	0	2	0	1	0	2					
Mike Pagliarulo, L OBP: 0.179, SLG: 0.196		0-1 CS		0-1 G6-3		0-1 F9		0-0 G6-3		4	0	0	0	0	0	2					
Al Newman, S OBP: 0.269, SLG: 0.217		1-2 CS			0-1 F9		1-1 L3		1-2 G6-3	0	0	0	0	0	0	0					
Greg Gagne, R OBP: 0.373, SLG: 0.619			2-2 HR		2-1 1B 2B		3-2 FC6-5 2B		0-3 K	4	2	3	1	0	1	0					
Inning Stats	R: 0 E: 0 K: 2 S: 8	H: 0 LOB: 0 BB: 0 P: 11	R: 1 E: 0 K: 1 S: 8	H: 1 LOB: 0 BB: 1 P: 15	R: 1 E: 0 K: 1 S: 9	H: 1 LOB: 0 BB: 0 P: 11	R: 0 E: 0 K: 0 S: 7	H: 2 LOB: 2 BB: 0 P: 10	R: 1 E: 0 K: 0 S: 9	H: 2 LOB: 2 BB: 1 P: 17	R: 0 E: 1 K: 0 S: 6	H: 2 LOB: 1 BB: 0 P: 8	R: 3 E: 0 K: 1 S: 22	H: 4 LOB: 2 BB: 1 P: 41	R: 0 E: 0 K: 1 S: 6	H: 1 LOB: 0 BB: 0 P: 6	R: 1 E: 0 K: 1 S: 14	H: 2 LOB: 1 BB: 0 P: 24	1B: 9 2B: 6 3B: 0 HR: 1	SF: 0 SAC: 0 DP: 3 HBP: 0	WP: 1 PA: 42 SB: 0 CS: 2
PITCHER	IP WLS BF H R ER SO BB IBB HBP BLK WP HR S P ERA WHIP																				
Chris Bosio, R ERA: 2.98	(1, 1)	6.1 L 30 10 6 6 4 3 0 0 0 0 1 1 59 94 8.53 2.053																			
Darren Holmes, R ERA: 2.08	(7, 1)	2.2 11 5 1 1 3 0 0 0 0 0 0 0 30 49 3.38 1.875																			

AB	38
R	7
H	15
RBI	7
BB	3
SO	7
LOB	14



Batter	1	2	3	4	5	6	7	8	9	AB	R	H	RBI	BB	SO	LOB	BOTTOM				
Paul Moltor, R OBP: 0.406, SLG: 0.477	1-0 G5-3			2-3 K		0-0 F9		2-2 G5-3		4	0	0	0	0	1	0	Minnesota Twins @ Milwaukee Brewers Milwaukee County Stadium, Milwaukee, WI Sat May 04 1991, 4:33 AM EDT Att: 26,503 - Sunny - 52 F				
Willie Randolph, R OBP: 0.333, SLG: 0.256	1-2 G5-3			0-0 WP 1B		2-2 1B BB		0-0 L4		4	0	2	0	0	0	0					
Robin Yount, R OBP: 0.368, SLG: 0.532	1-1 G5-3			2-0 F8		0-0 1B BB 1-2			2-3 K	4	0	1	0	0	1	1					
Franklin Stubbs, L OBP: 0.313, SLG: 0.397		1-3 K		4-2 1B BB		1-1 P3			1-1 HR 1B	3	1	1	0	1	1	2					
Greg Vaughn, R OBP: 0.382, SLG: 0.631		4-2 G4-6-3 BB		1-2 P3		2-3 K			1-2 HR	3	1	1	2	1	1	4					
Dante Bichette, R OBP: 0.281, SLG: 0.418		0-1 G4-6-3			4-0 G6-3 G3-1 BB		0-2 G3-6-3 1B		2-2 E5 HR	3	1	1	0	1	0	1					
Jim Gantner, L OBP: 0.280, SLG: 0.329			1-2 F8		1-1 G3-1		0-0 G3-6-3		0-0 F7	4	0	0	0	0	0	3					
Rick Dempsey, R OBP: 0.333, SLG: 0.611		1-2 G5-3		1-2 G6-3		0-2 F9		3-2 HR		4	1	1	2	0	0	1					
Dale Sveum, S OBP: 0.097, SLG: 0.034			3-3 K		2-1 F9			3-3 K		3	0	0	0	0	2	1					
Greg Brock, L OBP: 0.412, SLG: 0.231									2-2 G3-1	1	0	0	0	0	0	0					
Inning Stats	R: 0 E: 0 K: 0 S: 9	H: 0 LOB: 0 BB: 0 P: 12	R: 0 E: 0 K: 1 S: 8	H: 0 LOB: 0 BB: 1 P: 13	R: 0 E: 0 K: 1 S: 11	H: 0 LOB: 0 BB: 0 P: 16	R: 0 E: 0 K: 1 S: 14	H: 1 LOB: 2 BB: 1 P: 23	R: 0 E: 0 K: 0 S: 7	H: 0 LOB: 1 BB: 1 P: 14	R: 0 E: 0 K: 1 S: 11	H: 2 LOB: 2 BB: 0 P: 16	R: 0 E: 0 K: 0 S: 5	H: 1 LOB: 0 BB: 0 P: 7	R: 0 E: 0 K: 1 S: 9	H: 0 LOB: 0 BB: 0 P: 14	R: 4 E: 1 K: 1 S: 21	H: 3 LOB: 0 BB: 0 P: 32	1B: 5 2B: 0 3B: 0 HR: 2	SF: 0 SAC: 0 DP: 2 HBP: 0	WP: 1 PA: 36 SB: 0 CS: 0
PITCHER	IP WLS BF H R ER SO BB IBB HBP BLK WP HR S P ERA WHIP																				
Mark Guthrie, L ERA: 7.94	(1, 1)	6.0 W 23 3 3 0 0 4 3 0 0 0 0 0 60 94 0.00 1.000																			
Steve Bedrosian, R ERA: 4.02	(7, 1)	3.0 S 13 4 4 2 2 0 0 0 0 0 0 2 35 53 6.00 1.333																			



Batter	1	2	3	4	5	6	7	8	9	10	AB	R	H	RBI	BB	SO	LOB	
Dan Gladden, R OBP: 0.284, SLG: 0.308 (1, 7)	F8		P6			F8		1B			5	1	1	0	0	1	3	
Chuck Knoblauch, R OBP: 0.383, SLG: 0.411 (1, 4)	G5-3		FC5-4			G4-3		1B			4	1	1	1	1	0	2	
Kirby Puckett, R OBP: 0.350, SLG: 0.473 (1, 8)	G5-3				F8			1B			3	1	1	1	1	0	0	
Kent Hrbek, L OBP: 0.308, SLG: 0.280 Gene Larkin, S OBP: 0.310, SLG: 0.357 (8, 3)					F8			G1-3			3	0	0	0	1	0	3	
Chili Davis, S OBP: 0.439, SLG: 0.506 (1, 10)					G6-3						3	1	1	0	2	0	1	
Randy Bush, L OBP: 0.306, SLG: 0.250 Shane Mack, R OBP: 0.227, SLG: 0.350 (7, PH) (7, 9)					F9			K			2	0	0	0	0	0	1	
Brian Harper, R OBP: 0.368, SLG: 0.508 Scott Leius, R OBP: 0.429, SLG: 0.400 Junior Ortiz, R OBP: 0.387, SLG: 0.240 (10, PR) (10, 2)					L7			P2			5	0	1	2	0	0	2	
Mike Pagliarulo, L OBP: 0.203, SLG: 0.220 Al Newman, S OBP: 0.286, SLG: 0.240 (8, PR) (8, 5)					F9			1B			3	0	2	0	0	0	0	
Greg Gagne, R OBP: 0.366, SLG: 0.597 (1, 6)								P6			4	0	1	0	0	1	2	
Inning Stats	R: 0 E: 0 K: 0 S: 10	H: 0 LOB: 0 BB: 1 P: 16	R: 0 E: 0 K: 0 S: 7	H: 0 LOB: 0 BB: 1 P: 15	R: 0 E: 0 K: 0 S: 13	H: 2 LOB: 2 BB: 0 P: 20	R: 0 E: 0 K: 0 S: 5	H: 0 LOB: 0 BB: 0 P: 8	R: 0 E: 1 K: 0 S: 10	H: 1 LOB: 2 BB: 1 P: 19	R: 2 E: 0 K: 1 S: 15	H: 4 LOB: 3 BB: 1 P: 29	R: 0 E: 0 K: 1 S: 11	H: 1 LOB: 1 BB: 0 P: 16	R: 3 E: 2 K: 0 S: 9	H: 1 LOB: 1 BB: 2 P: 18	1B: 9 2B: 0 3B: 0 HR: 0	SF: 1 SAC: 2 DP: 0 HBP: 0

PITCHER	IP	WLS	BF	H	R	ER	SO	BB	IBB	HBP	BLK	WP	HR	S	P	ERA	WHIP
Bill Wegman, R ERA: 3.24	6.0		20	2	0	0	1	1	0	0	0	0	0	45	71	0.00	0.500
Julio Machado, R ERA: 1.2	0.1		3	1	0	0	0	1	0	0	0	0	0	6	12	0.00	6.000
Mark Lee, L ERA: 4.35	0.1		1	0	0	0	0	0	0	0	0	0	0	3	6	0.00	0.000
Chuck Crim, R ERA: 4.09	2.1		13	5	2	2	0	1	0	1	0	0	0	27	46	7.71	2.143
Ed Nunez, R ERA: 4.09	1.0	L	7	1	3	0	0	1	1	0	0	0	0	9	18	0.00	2.000


TOP

Minnesota Twins @ Milwaukee Brewers
Milwaukee County Stadium, Milwaukee, WI

Sun May 05 1991, 4:33 AM EDT
Att: 11,183 - Cloudy - 45 F

livebaseballscorecards.com

AB 36
R 5
H 9
RBI 5
BB 5
SO 3
LOB 20



WP: 0 PA: 44
PB: 0
SB: 0
CS: 1

Batter	1	2	3	4	5	6	7	8	9	10	AB	R	H	RBI	BB	SO	LOB	
Paul Molitor, R OBP: 0.416, SLG: 0.478 (1, 10)	G1-3		G5-3			BB		1B			4	1	2	0	1	0	0	
Willie Randolph, R OBP: 0.340, SLG: 0.255 (1, 4)	P4				G4-3			1B			4	0	1	0	1	0	1	
Robin Yount, R OBP: 0.373, SLG: 0.526 (1, 8)					F9			SF9			1	0	0	2	2	0	0	
Franklin Stubbs, L OBP: 0.310, SLG: 0.380 (1, 3)	P2				G4-3			1B			4	0	1	0	0	0	4	
Greg Vaughn, R OBP: 0.590, SLG: 0.632 Darryl Hamilton, L OBP: 0.333, SLG: 0.242 (8, 7)								F7			3	0	1	0	0	1	0	
Dante Bichette, R OBP: 0.270, SLG: 0.400 (1, 9)								G6-3			4	0	0	0	0	1	1	
Jim Gantner, L OBP: 0.291, SLG: 0.351 (1, 5)								G3-4-1			4	0	2	0	0	0	1	
Rick Dempsey, R OBP: 0.320, SLG: 0.545 (1, 2)								F8			4	1	1	0	0	0	2	
Dale Sveum, S OBP: 0.091, SLG: 0.032 Greg Brock, L OBP: 0.369, SLG: 0.214 Bill Spiers, L OBP: 0.328, SLG: 0.441 (8, PH) (9, 6)								F7			2	0	0	0	0	0	1	
Inning Stats	R: 0 E: 0 K: 0 S: 9	H: 0 LOB: 1 BB: 1 P: 19	R: 0 E: 0 K: 2 S: 9	H: 0 LOB: 0 BB: 0 P: 15	R: 0 E: 0 K: 0 S: 8	H: 0 LOB: 0 BB: 0 P: 14	R: 0 E: 0 K: 0 S: 5	H: 0 LOB: 0 BB: 0 P: 7	R: 0 E: 1 K: 0 S: 9	H: 1 LOB: 1 BB: 0 P: 13	R: 1 E: 0 K: 0 S: 14	H: 2 LOB: 2 BB: 1 P: 23	R: 0 E: 0 K: 0 S: 10	H: 1 LOB: 0 BB: 0 P: 14	R: 0 E: 0 K: 1 S: 6	H: 1 LOB: 0 BB: 0 P: 8	1B: 6 2B: 4 3B: 0 HR: 0	SF: 1 SAC: 0 DP: 3 HBP: 0


BOTTOM

Minnesota Twins @ Milwaukee Brewers
Milwaukee County Stadium, Milwaukee, WI

Sun May 05 1991, 4:33 AM EDT
Att: 11,183 - Cloudy - 45 F

livebaseballscorecards.com

AB 33
R 2
H 8
RBI 2
BB 4
SO 3
LOB 12



WP: 0 PA: 38
PB: 0
SB: 1
CS: 0

Batter	1	2	3	4	5	6	7	8	9	10	11	12	AB	R	H	RBI	BB	SO	LOB	TOP				
Paul Molitor, R OBP: 0.415, SLG: 0.495 (1.10)													5	1	2	0	0	0	0					
Willie Randolph, R OBP: 0.379, SLG: 0.294 (1.4)													4	0	3	1	1	0	1					
Robin Yount, R OBP: 0.374, SLG: 0.515 (1.8)													4	0	1	0	1	0	2					
Franklin Stubbs, L OBP: 0.304, SLG: 0.378 (1.3)													5	0	1	0	0	1	4					
Greg Vaughn, R OBP: 0.369, SLG: 0.603 (1.7)													5	0	1	0	0	1	6					
Dante Bichette, R OBP: 0.297, SLG: 0.380 (1.9)														5	0	0	0	0	1					
Jim Cantner, L OBP: 0.274, SLG: 0.329 (1.5)														5	0	0	0	0	0					
B.J. Surhoff, L OBP: 0.215, SLG: 0.153 (1.2)														5	0	1	0	0	0					
Bill Spiers, L OBP: 0.304, SLG: 0.406 (1.6)														5	0	0	0	0	1					
Inning Stats	R: 1 E: 0 K: 8 S: 8	H: 2 LOB: 1 BB: 17	R: 0 E: 0 K: 8 S: 8	H: 0 LOB: 0 BB: 11	R: 0 E: 0 K: 5 S: 5	H: 1 LOB: 1 BB: 11	R: 0 E: 0 K: 0 S: 5	H: 0 LOB: 0 BB: 9	R: 0 E: 0 K: 1 S: 14	H: 2 LOB: 2 BB: 18	R: 0 E: 0 K: 0 S: 4	H: 0 LOB: 0 BB: 5	R: 0 E: 0 K: 6 S: 9	H: 1 LOB: 0 BB: 8	R: 0 E: 0 K: 0 S: 9	H: 1 LOB: 1 BB: 12	R: 0 E: 1 K: 1 S: 9	H: 2 LOB: 2 BB: 11	R: 0 E: 0 K: 0 S: 8	H: 1 LOB: 1 BB: 12	1B: 8 2B: 0 3B: 1 HR: 0	SF: 0 SAC: 0 DP: 1 HBP: 0	WP: 0 PB: 0 CS: 0	PA: 46
PITCHER	IP WLS BF ERA WHIP	6 10.0 36 2.47 0.800	1 2 4 0.2 3.000	1 0 0 1.1 0.750	1 0 0 1.1 0.750	1 0 0 1.1 0.750	1 0 0 1.1 0.750	1 0 0 1.1 0.750	1 0 0 1.1 0.750	1 0 0 1.1 0.750	1 0 0 1.1 0.750	1 0 0 1.1 0.750	1 0 0 1.1 0.750	1 0 0 1.1 0.750	1 0 0 1.1 0.750	1 0 0 1.1 0.750	1 0 0 1.1 0.750	1 0 0 1.1 0.750	1 0 0 1.1 0.750	1 0 0 1.1 0.750	1 0 0 1.1 0.750	1 0 0 1.1 0.750	1 0 0 1.1 0.750	1 0 0 1.1 0.750

Milwaukee Brewers @ Chicago White Sox

Comiskey Park, Chicago, IL
Tue May 07 1991, 8:05 PM EDT
Att. 35,451 - Sunny - 57 F

AB	43
R	1
H	9
RBI	1
BB	2
SO	2
LOB	15



Batter	1	2	3	4	5	6	7	8	9	10	11	12	AB	R	H	RBI	BB	SO	LOB	BOTTOM				
Tim Lincecum, S OBP: 0.302, SLG: 0.282 (1.7)													5	1	2	0	0	1	3					
Scott Fletcher, R OBP: 0.388, SLG: 0.431 (1.4)													4	0	0	0	1	0	1					
Robin Ventura, L OBP: 0.368, SLG: 0.393 (1.5)													4	0	0	0	0	0	0					
Carlton Fisk, R OBP: 0.354, SLG: 0.347 (1.2)													4	0	1	1	1	1	1					
Joey Cora, S OBP: 0.286, SLG: 0.286 (11. PR)													0	0	0	0	0	0	0					
Ron Karkovics, R OBP: 0.323, SLG: 0.367 (12. 2)													0	0	0	0	0	0	0					
Frank Thomas, R OBP: 0.436, SLG: 0.524 (1.10)													3	0	2	0	2	0	0					
Cory Snyder, R OBP: 0.226, SLG: 0.224 (1.3)													5	0	0	0	0	4	7					
Sammy Sosa, R OBP: 0.289, SLG: 0.451 (1.9)														5	1	2	1	0	1					
Ozzie Guillen, L OBP: 0.305, SLG: 0.299 (1.6)														3	0	1	0	0	0					
Lance Johnson, L OBP: 0.272, SLG: 0.270 (1.8)														4	0	1	0	0	1					
Inning Stats	R: 1 E: 0 K: 1 S: 18	H: 2 LOB: 2 BB: 1 P: 26	R: 0 E: 0 K: 1 S: 11	H: 2 LOB: 1 BB: 0 P: 17	R: 0 E: 0 K: 1 S: 5	H: 1 LOB: 2 BB: 1 P: 19	R: 0 E: 0 K: 0 S: 5	H: 0 LOB: 0 BB: 6	R: 0 E: 0 K: 0 S: 5	H: 0 LOB: 0 BB: 0 P: 6	R: 0 E: 0 K: 1 S: 7	H: 0 LOB: 0 BB: 0 P: 10	R: 0 E: 0 K: 0 S: 4	H: 0 LOB: 0 BB: 1 P: 12	R: 0 E: 0 K: 1 S: 10	H: 1 LOB: 1 BB: 16	R: 0 E: 0 K: 1 S: 10	H: 1 LOB: 2 BB: 20	R: 0 E: 0 K: 0 S: 3	H: 1 LOB: 0 BB: 6	1B: 6 2B: 2 3B: 0 HR: 1	SF: 0 SAC: 2 DP: 2 HBP: 0	WP: 0 PB: 0 CS: 1	PA: 43
PITCHER	IP WLS BF ERA WHIP	9.0 2.0 33 3.18 2.000	6 L 10 1.1 1.500	6 1 1 1 1.500	5 1 1 2 1.500	5 1 1 2 1.500	5 1 1 2 1.500	5 1 1 2 1.500	5 1 1 2 1.500	5 1 1 2 1.500	5 1 1 2 1.500	5 1 1 2 1.500	5 1 1 2 1.500	5 1 1 2 1.500	5 1 1 2 1.500	5 1 1 2 1.500	5 1 1 2 1.500	5 1 1 2 1.500	5 1 1 2 1.500	5 1 1 2 1.500	5 1 1 2 1.500	5 1 1 2 1.500	5 1 1 2 1.500	5 1 1 2 1.500

Milwaukee Brewers @ Chicago White Sox

Comiskey Park, Chicago, IL
Tue May 07 1991, 8:05 PM EDT
Att. 35,451 - Sunny - 57 F

AB	37
R	2
H	9
RBI	2
BB	4
SO	7
LOB	13



Batter	1	2	3	4	5	6	7	8	9	AB	R	H	RBI	BB	SO	LOB	TOP					
Paul Moltis, R OBP: 0.400, SLG: 0.475 (1, 10)	F9		K2-3			K		L4		4	0	0	0	0	2	1	Milwaukee Brewers @ Chicago White Sox Comiskey Park, Chicago, IL Wed May 08 1991, 8:05 PM EDT Att: 36,026 - Cloudy - 62 F					
Jim Gantner, L OBP: 0.295, SLG: 0.361 (1, 5)	G6-3			1B		1B		2B		4	0	3	0	0	0	0						
Robin Yount, R OBP: 0.361, SLG: 0.495 (1, 8)	L7			K		F9		F8		4	0	0	0	0	1	3						
Franklin Stubbs, L OBP: 0.302, SLG: 0.372 (1, 3)		G1-3		1B		F9		F9		4	0	1	0	0	0	2						
Greg Vaughn, R OBP: 0.364, SLG: 0.623 (1, 7)	P3			K						4	1	1	1	0	2	2						
Darryl Hamilton, L OBP: 0.326, SLG: 0.243 (1, 9)	G4-3			P4			HR	G4-3		4	0	1	0	0	0	2						
Willie Randolph, R OBP: 0.355, SLG: 0.273 (1, 4)			F9		G1-3			G6-3		4	0	0	0	0	0	1						
B.J. Surhoff, L OBP: 0.232, SLG: 0.176 (1, 2)			F8		K					2	0	1	0	1	1	0						
Dale Sveum, S OBP: 0.083, SLG: 0.029 (1, 6)			F8		K			F8		3	0	0	0	0	1	2						
Inning Stats	R: 0 E: 0 K: 0 S: 4	H: 0 LOB: 0 BB: 0 P: 4	R: 0 E: 0 K: 0 S: 7	H: 0 LOB: 0 BB: 0 P: 13	R: 0 E: 0 K: 1 S: 8	H: 1 LOB: 1 BB: 0 P: 13	R: 0 E: 0 K: 2 S: 13	H: 2 LOB: 2 BB: 0 P: 17	R: 0 E: 0 K: 2 S: 11	H: 0 LOB: 0 BB: 0 P: 15	R: 0 E: 0 K: 1 S: 12	H: 1 LOB: 1 BB: 0 P: 16	R: 1 E: 0 K: 0 S: 14	H: 1 LOB: 1 BB: 1 P: 22	R: 0 E: 0 K: 0 S: 8	H: 1 LOB: 1 BB: 0 P: 12	R: 0 E: 0 K: 1 S: 9	H: 1 LOB: 0 BB: 0 P: 11	1B: 4 2B: 2 3B: 0 HR: 1	SF: 0 SAC: 0 DP: 1 HBP: 0	WP: 0 PB: 0 CS: 0	PA: 34
PITCHER Jack McDowell, R ERA: 3.16 (1, 1)	IP: 9.0 WLS: W BF: 34 H: 7 R: 1 ER: 1 SO: 7 BB: 1 IBB: 0 HBP: 0 BLK: 0 WP: 0 HR: 1 S: 86 P: 123 ERA: 1.00 WHIP: 0.889															PITCHER						

Batter	1	2	3	4	5	6	7	8	9	AB	R	H	RBI	BB	SO	LOB	BOTTOM					
Tim Raines, S OBP: 0.300, SLG: 0.281 (1, 7)	G4-3		1B		G4-6-3			B3		4	0	1	0	0	0	1	Milwaukee Brewers @ Chicago White Sox Comiskey Park, Chicago, IL Wed May 08 1991, 8:05 PM EDT Att: 36,026 - Cloudy - 62 F					
Lance Johnson, L OBP: 0.280, SLG: 0.258 (1, 8)	F8		F7		G6-3			F7		4	0	0	0	0	0	2						
Robin Ventura, L OBP: 0.364, SLG: 0.379 (1, 5)	K			B2-3		CS		F8		3	0	0	0	1	1	0						
Carlton Fisk, R OBP: 0.349, SLG: 0.342 (1, 2)		G6-3		BB		G5-3		K		4	1	1	0	0	1	1						
Dan Pasqua, L OBP: 0.277, SLG: 0.395 (1, 3)		F7		1B						4	0	1	0	0	1	1						
Joey Cora, S OBP: 0.286, SLG: 0.286 (9, PR)								BB		0	1	0	0	0	0	0						
Frank Thomas, R OBP: 0.448, SLG: 0.536 (1, 10)		G4-3		1B				BB		2	0	1	0	2	0	0						
Sammy Sosa, R OBP: 0.300, SLG: 0.446 (1, 9)			K		1B			G5-3		3	0	1	1	1	1	1						
Ozzie Guillen, L OBP: 0.302, SLG: 0.300 (1, 6)			FC6-5		F7			G5-3		3	0	1	1	0	0	3						
Scott Fletcher, R OBP: 0.386, SLG: 0.427 (1, 4)			FC6-5		G4-6-3			G4-3		3	0	1	0	0	0	2						
Inning Stats	R: 0 E: 0 K: 1 S: 6	H: 0 LOB: 0 BB: 0 P: 7	R: 0 E: 0 K: 0 S: 7	H: 0 LOB: 0 BB: 0 P: 10	R: 0 E: 0 K: 1 S: 7	H: 2 LOB: 2 BB: 0 P: 12	R: 1 E: 0 K: 0 S: 13	H: 2 LOB: 2 BB: 1 P: 22	R: 0 E: 0 K: 0 S: 6	H: 1 LOB: 0 BB: 0 P: 11	R: 0 E: 0 K: 1 S: 9	H: 0 LOB: 0 BB: 1 P: 15	R: 0 E: 0 K: 0 S: 8	H: 1 LOB: 1 BB: 0 P: 10	R: 0 E: 0 K: 0 S: 6	H: 0 LOB: 0 BB: 0 P: 9	R: 1 E: 0 K: 1 S: 11	H: 1 LOB: 2 BB: 2 P: 19	1B: 6 2B: 1 3B: 0 HR: 0	SF: 1 SAC: 0 DP: 1 HBP: 0	WP: 0 PB: 0 CS: 1	PA: 35
PITCHER Jaime Navarro, R ERA: 5.09 (1, 1)	IP: 8.2 WLS: L BF: 35 H: 7 R: 2 ER: 2 SO: 4 BB: 3 IBB: 1 HBP: 0 BLK: 0 WP: 0 HR: 0 S: 73 P: 115 ERA: 2.08 WHIP: 1.154															PITCHER						

Batter	1	2	3	4	5	6	7	8	9	AB	R	H	RBI	BB	SO	LOB	TOP					
Brian McRae, S OBP: 0.221, SLG: 0.313 (1, 8)										5	2	2	0	0	0	1	Kansas City Royals @ Milwaukee Brewers Milwaukee County Stadium, Milwaukee, WI Sat May 11 1991, 8:05 PM EDT Att: 27,372 - Sunny - 82 F					
Nelson Liriano, S OBP: 0.429, SLG: 0.429 (1, 4)										4	1	2	0	0	1	1						
Kirk Gibson, L OBP: 0.313, SLG: 0.470 (1, 10)										4	1	2	1	1	0	3						
Danny Tartabull, R OBP: 0.330, SLG: 0.437 (1, 9)										5	0	3	2	0	1	1						
Jim Eisenreich, L OBP: 0.317, SLG: 0.398 (1, 7)										3	0	0	0	1	2	4						
Mike Macfarlane, R OBP: 0.333, SLG: 0.432 (1, 2)										3	0	0	1	0	3	2						
Warren Cromartie, L Carmelo Martinez, R OBP: 0.290, SLG: 0.235 (8, 3)										3	0	0	0	0	2	2						
Kurt Stillwell, S OBP: 0.333, SLG: 0.352 (1, 6)										4	0	2	0	0	1	0						
Sean Berry, R (1, 5)										4	0	0	0	0	1	2						
Inning Stats	R: 2 H: 3 E: 0 K: 0 S: 15	H: 3 LOB: 2 BB: 1 P: 22	R: 0 H: 1 E: 0 K: 1 S: 11	H: 1 LOB: 1 BB: 0 P: 18	R: 1 H: 1 E: 0 K: 1 S: 8	H: 1 LOB: 0 BB: 0 P: 14	R: 0 H: 0 E: 0 K: 2 S: 9	H: 0 LOB: 0 BB: 0 P: 11	R: 1 H: 2 E: 0 K: 2 S: 14	H: 2 LOB: 2 BB: 1 P: 26	R: 0 H: 0 E: 0 K: 1 S: 13	H: 2 LOB: 2 BB: 0 P: 21	R: 0 H: 1 E: 0 K: 1 S: 8	H: 1 LOB: 1 BB: 0 P: 13	R: 0 H: 1 E: 0 K: 1 S: 7	H: 1 LOB: 1 BB: 0 P: 10		1B: 10 2B: 0 3B: 0 HR: 1	SF: 1 SAC: 1 DP: 0 HBP: 0	WP: 1 PB: 0 SB: 0 CS: 0	PA: 40	
PITCHER	IP WLS BF H R ER SO BB IBB HBP BLK WP HR S P ERA WHIP	IP WLS BF H R ER SO BB IBB HBP BLK WP HR S P ERA WHIP	IP WLS BF H R ER SO BB IBB HBP BLK WP HR S P ERA WHIP	IP WLS BF H R ER SO BB IBB HBP BLK WP HR S P ERA WHIP	IP WLS BF H R ER SO BB IBB HBP BLK WP HR S P ERA WHIP	IP WLS BF H R ER SO BB IBB HBP BLK WP HR S P ERA WHIP	IP WLS BF H R ER SO BB IBB HBP BLK WP HR S P ERA WHIP	IP WLS BF H R ER SO BB IBB HBP BLK WP HR S P ERA WHIP	IP WLS BF H R ER SO BB IBB HBP BLK WP HR S P ERA WHIP	IP WLS BF H R ER SO BB IBB HBP BLK WP HR S P ERA WHIP	IP WLS BF H R ER SO BB IBB HBP BLK WP HR S P ERA WHIP	IP WLS BF H R ER SO BB IBB HBP BLK WP HR S P ERA WHIP	IP WLS BF H R ER SO BB IBB HBP BLK WP HR S P ERA WHIP	IP WLS BF H R ER SO BB IBB HBP BLK WP HR S P ERA WHIP	IP WLS BF H R ER SO BB IBB HBP BLK WP HR S P ERA WHIP	IP WLS BF H R ER SO BB IBB HBP BLK WP HR S P ERA WHIP	IP WLS BF H R ER SO BB IBB HBP BLK WP HR S P ERA WHIP	IP WLS BF H R ER SO BB IBB HBP BLK WP HR S P ERA WHIP	IP WLS BF H R ER SO BB IBB HBP BLK WP HR S P ERA WHIP	IP WLS BF H R ER SO BB IBB HBP BLK WP HR S P ERA WHIP	IP WLS BF H R ER SO BB IBB HBP BLK WP HR S P ERA WHIP	
Bill Wegman, R ERA: 3.48 (1, 1)	4.1	L	22	7	4	4	4	4	2	0	0	0	0	0	0	0	1	1	50	79	8.31	2.077
Darren Holmes, R ERA: 1.89 (5, 1)	2.1	9	2	0	0	4	0	0	0	0	0	0	0	0	0	0	0	0	25	42	0.00	0.857
Dan Plesac, L ERA: 4.22 (7, 1)	1.1	5	1	0	0	2	0	0	0	0	0	0	0	0	0	0	0	0	12	19	0.00	0.750
Chuck Crim, R ERA: 4.15 (9, 1)	1.0	4	1	0	0	1	0	0	0	0	0	0	0	0	0	0	0	0	7	10	0.00	1.000

Batter	1	2	3	4	5	6	7	8	9	AB	R	H	RBI	BB	SO	LOB	BOTTOM					
Paul Moltor, R OBP: 0.373, SLG: 0.439 (1, 10)										4	0	0	0	0	0	1	Kansas City Royals @ Milwaukee Brewers Milwaukee County Stadium, Milwaukee, WI Sat May 11 1991, 8:05 PM EDT Att: 27,372 - Sunny - 82 F					
Jim Gantner, L OBP: 0.292, SLG: 0.363 (1, 5)										4	1	2	0	0	0	1						
Robin Yount, R OBP: 0.354, SLG: 0.514 (1, 8)										4	1	1	2	0	0	1						
Franklin Stubbs, L OBP: 0.288, SLG: 0.344 (1, 3)										3	0	0	0	1	2	0						
Greg Vaughn, R OBP: 0.354, SLG: 0.588 (1, 7)										4	0	1	0	0	1	1						
Willie Randolph, R OBP: 0.397, SLG: 0.274 (1, 4)										3	0	0	0	1	1	2						
Dante Bichette, R OBP: 0.250, SLG: 0.364 (1, 9)										3	0	0	0	0	2	1						
B.J. Surhoff, L OBP: 0.241, SLG: 0.190 (1, 2)										3	0	1	0	0	0	0						
Bill Spiers, L OBP: 0.301, SLG: 0.397 (1, 6)										2	0	0	0	0	2	0						
Inning Stats	R: 0 H: 1 E: 0 K: 0 S: 5	H: 1 LOB: 0 BB: 0 P: 5	R: 0 H: 0 E: 0 K: 3 S: 11	H: 0 LOB: 0 BB: 0 P: 17	R: 0 H: 0 E: 0 K: 2 S: 9	H: 0 LOB: 0 BB: 0 P: 11	R: 2 H: 3 E: 0 K: 1 S: 16	H: 3 LOB: 1 BB: 0 P: 23	R: 0 H: 0 E: 0 K: 2 S: 8	H: 0 LOB: 0 BB: 0 P: 15	R: 0 H: 0 E: 0 K: 0 S: 5	H: 0 LOB: 1 BB: 1 P: 8	R: 0 H: 0 E: 0 K: 0 S: 9	H: 0 LOB: 1 BB: 1 P: 18	R: 0 H: 1 E: 0 K: 0 S: 8	H: 1 LOB: 1 BB: 0 P: 11		R: 0 H: 0 E: 0 K: 0 S: 10	H: 0 LOB: 1 BB: 1 P: 17	1B: 3 2B: 1 3B: 0 HR: 1	SF: 0 SAC: 1 DP: 1 HBP: 0	WP: 0 PB: 0 SB: 0 CS: 0
PITCHER	IP WLS BF H R ER SO BB IBB HBP BLK WP HR S P ERA WHIP	IP WLS BF H R ER SO BB IBB HBP BLK WP HR S P ERA WHIP	IP WLS BF H R ER SO BB IBB HBP BLK WP HR S P ERA WHIP	IP WLS BF H R ER SO BB IBB HBP BLK WP HR S P ERA WHIP	IP WLS BF H R ER SO BB IBB HBP BLK WP HR S P ERA WHIP	IP WLS BF H R ER SO BB IBB HBP BLK WP HR S P ERA WHIP	IP WLS BF H R ER SO BB IBB HBP BLK WP HR S P ERA WHIP	IP WLS BF H R ER SO BB IBB HBP BLK WP HR S P ERA WHIP	IP WLS BF H R ER SO BB IBB HBP BLK WP HR S P ERA WHIP	IP WLS BF H R ER SO BB IBB HBP BLK WP HR S P ERA WHIP	IP WLS BF H R ER SO BB IBB HBP BLK WP HR S P ERA WHIP	IP WLS BF H R ER SO BB IBB HBP BLK WP HR S P ERA WHIP	IP WLS BF H R ER SO BB IBB HBP BLK WP HR S P ERA WHIP	IP WLS BF H R ER SO BB IBB HBP BLK WP HR S P ERA WHIP	IP WLS BF H R ER SO BB IBB HBP BLK WP HR S P ERA WHIP	IP WLS BF H R ER SO BB IBB HBP BLK WP HR S P ERA WHIP	IP WLS BF H R ER SO BB IBB HBP BLK WP HR S P ERA WHIP	IP WLS BF H R ER SO BB IBB HBP BLK WP HR S P ERA WHIP	IP WLS BF H R ER SO BB IBB HBP BLK WP HR S P ERA WHIP	IP WLS BF H R ER SO BB IBB HBP BLK WP HR S P ERA WHIP	IP WLS BF H R ER SO BB IBB HBP BLK WP HR S P ERA WHIP	IP WLS BF H R ER SO BB IBB HBP BLK WP HR S P ERA WHIP
Tom Gordon, R ERA: 1.03 (1, 1)	8.0	W	29	5	2	2	8	1	0	0	0	0	0	0	0	0	1	0	71	108	2.25	0.750
Jeff Montgomery, R ERA: 1.29 (9, 1)	1.0	S	4	0	0	0	0	1	0	0	0	0	0	0	0	0	0	0	10	17	0.00	1.000

Batter	1	2	3	4	5	6	7	8	9	AB	R	H	RBI	BB	SO	LOB	TOP								
Gary Thurman, R OBP: 0.303, SLG: 0.323 Brian McRae, S OBP: 0.230, SLG: 0.321										4	1	2	1	0	2	3	Kansas City Royals @ Milwaukee Brewers Milwaukee County Stadium, Milwaukee, WI Sun May 12, 1991, 4:33 AM EDT Att: 15,119 - Sunny - 86 F								
Bill Pecota, R OBP: 0.320, SLG: 0.267										4	0	1	1	0	0	1									
Kirk Gibson, L OBP: 0.316, SLG: 0.456										3	1	0	0	2	1	2									
Danny Tartabull, R OBP: 0.333, SLG: 0.435										5	1	2	1	0	1	1									
Mike Macfarlane, R OBP: 0.337, SLG: 0.435										4	0	1	0	1	0	1									
Jim Eisenreich, L OBP: 0.311, SLG: 0.388										5	0	1	2	0	0	2									
Carmelo Martinez, R OBP: 0.293, SLG: 0.222										2	1	0	0	3	0	4									
Sean Berry, R OBP: 0.111, SLG: 0.222 Kurt Stillwell, S OBP: 0.333, SLG: 0.351										2	1	1	0	0	0	1									
Terry Shumpert, R OBP: 0.240, SLG: 0.224 Terry Puhl, L OBP: 0.364, SLG: 0.125 Nelson Liriano, S OBP: 0.429, SLG: 0.429										1	0	0	0	2	0	1									
Inning Stats	R: 0 E: 0 K: 1 S: 6	H: 0 LOB: 0 BB: 0 P: 13	R: 0 E: 1 K: 0 S: 8	H: 0 LOB: 1 BB: 0 P: 9	R: 1 E: 0 K: 1 S: 12	H: 2 LOB: 1 BB: 1 P: 22	R: 0 E: 0 K: 0 S: 4	H: 0 LOB: 0 BB: 0 P: 7	R: 2 E: 1 K: 0 S: 14	H: 2 LOB: 1 BB: 1 P: 26	R: 1 E: 0 K: 2 S: 12	H: 2 LOB: 3 BB: 2 P: 26	R: 0 E: 0 K: 1 S: 5	H: 0 LOB: 0 BB: 1 P: 10	R: 0 E: 0 K: 0 S: 14	H: 1 LOB: 2 BB: 1 P: 22		R: 2 E: 0 K: 0 S: 17	H: 3 LOB: 3 BB: 2 P: 31	1B: 8 2B: 2 3B: 0 HR: 0	SF: 0 SAC: 1 DP: 0 HBP: 0	WP: 2 PB: 0 CS: 3	PA: 45		
PITCHER	IP	WLS	BF	H	R	ER	SO	BB	IBB	HBP	BLK	WP	HR	S	P	ERA	WHIP								
Kevin Brown, L ERA: 3.88	5.1	L	25	6	4	4	2	2	1	0	0	2	0	48	89	6.75	1.500								
Julio Machado, R ERA: 2.79	2.2		11	1	0	0	3	3	0	0	0	0	0	27	46	0.00	1.500								
Chuck Crim, R ERA: 4.91	0.1		5	2	2	2	0	1	1	0	0	0	0	11	22	54.00	9.000								
Mark Lee, L ERA: 1.45	0.2		3	1	0	0	0	0	0	0	0	0	0	6	9	0.00	1.500								


Batter	1	2	3	4	5	6	7	8	9	AB	R	H	RBI	BB	SO	LOB	BOTTOM								
Paul Moltzer, R OBP: 0.374, SLG: 0.438										5	0	2	1	0	0	2	Kansas City Royals @ Milwaukee Brewers Milwaukee County Stadium, Milwaukee, WI Sun May 12, 1991, 4:33 AM EDT Att: 15,119 - Sunny - 86 F								
Jim Gantner, L OBP: 0.287, SLG: 0.354										5	0	1	0	0	0	4									
Gary Sheffield, R OBP: 0.313, SLG: 0.411										4	0	0	0	0	1	2									
Robin Yount, R OBP: 0.359, SLG: 0.539										4	2	2	1	0	1	1									
Greg Vaughn, R OBP: 0.350, SLG: 0.573										4	0	1	0	0	0	1									
Greg Brock, L OBP: 0.476, SLG: 0.267 B.J. Surhoff, L OBP: 0.241, SLG: 0.190										1	1	1	0	2	0	0									
Darryl Hamilton, L OBP: 0.319, SLG: 0.244										4	1	1	1	0	0	3									
Rick Dempsey, R OBP: 0.286, SLG: 0.480 Franklin Stubbs, L OBP: 0.296, SLG: 0.340										3	0	0	0	0	0	3									
Bill Spiers, L OBP: 0.316, SLG: 0.414										2	0	1	1	1	0	0									
Inning Stats	R: 0 E: 0 K: 1 S: 8	H: 0 LOB: 0 BB: 0 P: 11	R: 1 E: 0 K: 0 S: 7	H: 2 LOB: 1 BB: 0 P: 12	R: 0 E: 0 K: 0 S: 8	H: 1 LOB: 1 BB: 0 P: 11	R: 1 E: 0 K: 0 S: 10	H: 1 LOB: 0 BB: 1 P: 17	R: 0 E: 0 K: 0 S: 6	H: 0 LOB: 0 BB: 0 P: 9	R: 0 E: 0 K: 0 S: 14	H: 3 LOB: 1 BB: 0 P: 23	R: 0 E: 0 K: 1 S: 13	H: 1 LOB: 1 BB: 0 P: 15	R: 1 E: 0 K: 0 S: 9	H: 1 LOB: 2 BB: 2 P: 18		1B: 7 2B: 1 3B: 0 HR: 1	SF: 0 SAC: 2 DP: 1 HBP: 0	WP: 0 PB: 0 CS: 1	PA: 38				
PITCHER	IP	WLS	BF	H	R	ER	SO	BB	IBB	HBP	BLK	WP	HR	S	P	ERA	WHIP								
Mike Boddicker, R ERA: 3.59	5.0	W	20	4	2	2	1	1	0	0	0	0	0	41	64	3.60	1.000								
Kevin Appier, R ERA: 3.79	2.0		9	4	1	1	0	0	0	0	0	0	0	22	35	4.50	2.000								
Jeff Montgomery, R ERA: 1.69	2.0	S	9	1	1	1	1	2	0	0	0	0	0	20	30	4.50	1.500								


Batter	1	2	3	4	5	6	7	8	9	AB	R	H	RBI	BB	SO	LOB	TOP			
Paul Moltor, R OBP: 0.362, SLG: 0.422 (1, 10)										4	0	0	0	0	2	0	Milwaukee Brewers @ Minnesota Twins Hubert H. Humphrey Metrodome, Minneapolis, MN Tue May 14 1991, 4:33 AM EDT Att. 13,395 - Dome - 70 F livebaseballscorecards.com			
Jim Gantner, L OBP: 0.295, SLG: 0.380 (1, 5)										4	1	2	0	0	1	0				
Greg Vaughn, R OBP: 0.346, SLG: 0.554 (1, 7)										3	0	0	0	1	1	1				
Robin Yount, R OBP: 0.351, SLG: 0.525 (1, 8)										3	0	0	0	0	0	3				
Greg Brock, L OBP: 0.417, SLG: 0.222 (1, 3)										3	0	0	1	0	0	1				
Dante Bichette, R OBP: 0.243, SLG: 0.355 (1, 9)										3	0	0	0	0	2	1				
Willie Randolph, R OBP: 0.356, SLG: 0.266 (1, 4)										2	0	0	0	1	0	0				
B.J. Surhoff, L OBP: 0.233, SLG: 0.183 (1, 2)										3	0	0	0	0	0	1				
Bill Spiers, L OBP: 0.304, SLG: 0.397 (1, 6)										3	0	0	0	0	1	0				
Inning Stats	R: 0 E: 0 K: 1 S: 5	H: 0 LOB: 0 BB: 0 P: 7	R: 0 E: 0 K: 1 S: 8	H: 0 LOB: 0 BB: 0 P: 9	R: 0 E: 0 K: 0 S: 4	H: 0 LOB: 0 BB: 0 P: 6	R: 0 E: 0 K: 1 S: 9	H: 1 LOB: 1 BB: 0 P: 17	R: 0 E: 0 K: 0 S: 6	H: 0 LOB: 0 BB: 0 P: 8	R: 1 E: 0 K: 1 S: 11	H: 1 LOB: 1 BB: 1 P: 19	R: 0 E: 0 K: 0 S: 8	H: 0 LOB: 0 BB: 1 P: 15	R: 0 E: 0 K: 1 S: 8	H: 0 LOB: 0 BB: 0 P: 12	1B: 0 2B: 2 3B: 0 HR: 0	SF: 0 SAC: 0 DP: 1 HBP: 0	WP: 0 PB: 0 SB: 0 CS: 0	PA: 30
PITCHER Jack Morris, R ERA: 5.06 (1, 1)	IP: 9.0 WLS: W BF: 30	H: 2 R: 1 ER: 1 SO: 7	BB: 2 IBB: 0 HBP: 0 BLK: 0	WP: 0 HR: 0 S: 68 P: 105	ERA: 1.00 WHIP: 0.444	PITCHER										IP: 9.0 WLS: W BF: 30	H: 2 R: 1 ER: 1 SO: 7	BB: 2 IBB: 0 HBP: 0 BLK: 0	WP: 0 HR: 0 S: 68 P: 105	ERA: 1.00 WHIP: 0.444

Batter	1	2	3	4	5	6	7	8	9	AB	R	H	RBI	BB	SO	LOB	BOTTOM			
Dan Gladden, R OBP: 0.320, SLG: 0.386 (1, 7)										5	0	2	0	0	1	2	Milwaukee Brewers @ Minnesota Twins Hubert H. Humphrey Metrodome, Minneapolis, MN Tue May 14 1991, 4:33 AM EDT Att. 13,395 - Dome - 70 F livebaseballscorecards.com			
Chuck Knoblauch, R OBP: 0.391, SLG: 0.424 (1, 4)										5	0	1	0	0	1	1				
Kirby Puckett, R OBP: 0.338, SLG: 0.455 (1, 8)										5	0	1	0	0	0	2				
Kent Hrbek, L OBP: 0.299, SLG: 0.302 (1, 3)										4	2	3	0	0	0	0				
Chili Davis, S OBP: 0.445, SLG: 0.610 (1, 10)										4	2	2	2	0	0	3				
Brian Harper, R OBP: 0.414, SLG: 0.580 (1, 2)										4	0	2	2	0	0	1				
Pedro Munoz, R OBP: 0.333, SLG: 0.357 (1, 9)										3	1	1	0	0	0	2				
Randy Bush, L OBP: 0.283, SLG: 0.220 (7, PH)										1	0	0	0	0	0	1				
Shane Mack, R OBP: 0.309, SLG: 0.449 (8, 9)										0	0	0	0	0	0	0				
Mike Pagliarulo, L OBP: 0.234, SLG: 0.286 (1, 5)										4	0	1	1	0	1	1				
Al Newman, S OBP: 0.305, SLG: 0.257 (9, 5)										0	0	0	0	0	0	0				
Greg Gagne, R OBP: 0.344, SLG: 0.512 (1, 6)										3	0	0	0	1	1	1				
Inning Stats	R: 0 E: 0 K: 1 S: 14	H: 2 LOB: 2 BB: 0 P: 20	R: 0 E: 0 K: 0 S: 7	H: 1 LOB: 0 BB: 0 P: 12	R: 0 E: 0 K: 1 S: 7	H: 0 LOB: 0 BB: 0 P: 8	R: 0 E: 0 K: 0 S: 7	H: 1 LOB: 1 BB: 0 P: 13	R: 0 E: 0 K: 1 S: 7	H: 1 LOB: 1 BB: 0 P: 9	R: 3 E: 0 K: 0 S: 20	H: 4 LOB: 2 BB: 1 P: 31	R: 2 E: 1 K: 0 S: 13	H: 2 LOB: 1 BB: 0 P: 24	R: 0 E: 0 K: 1 S: 12	H: 2 LOB: 2 BB: 0 P: 19	1B: 9 2B: 3 3B: 0 HR: 1	SF: 0 SAC: 0 DP: 0 HBP: 0	WP: 0 PB: 0 SB: 0 CS: 0	PA: 39
PITCHER Jaime Navarro, R ERA: 5.05 (1, 1)	IP: 5.2 WLS: L BF: 27	H: 9 R: 3 ER: 3 SO: 3	BB: 1 IBB: 0 HBP: 0 BLK: 0	WP: 0 HR: 1 S: 59 P: 88	ERA: 4.76 WHIP: 1.765	PITCHER										IP: 5.2 WLS: L BF: 27	H: 9 R: 3 ER: 3 SO: 3	BB: 1 IBB: 0 HBP: 0 BLK: 0	WP: 0 HR: 1 S: 59 P: 88	ERA: 4.76 WHIP: 1.765
Julio Machado, R ERA: 2.66 (6, 1)	IP: 1.0 WLS: L BF: 3	H: 0 R: 0 ER: 0 SO: 0	BB: 0 IBB: 0 HBP: 0 BLK: 0	WP: 0 HR: 0 S: 9 P: 16	ERA: 0.00 WHIP: 0.000	PITCHER										IP: 1.0 WLS: L BF: 3	H: 0 R: 0 ER: 0 SO: 0	BB: 0 IBB: 0 HBP: 0 BLK: 0	WP: 0 HR: 0 S: 9 P: 16	ERA: 0.00 WHIP: 0.000
Mark Lee, L ERA: 1.45 (7, 1)	IP: 0.0 WLS: L BF: 2	H: 1 R: 0 ER: 0 SO: 0	BB: 0 IBB: 0 HBP: 0 BLK: 0	WP: 0 HR: 0 S: 3 P: 5	ERA: ∞ WHIP: ∞	PITCHER										IP: 0.0 WLS: L BF: 2	H: 1 R: 0 ER: 0 SO: 0	BB: 0 IBB: 0 HBP: 0 BLK: 0	WP: 0 HR: 0 S: 3 P: 5	ERA: ∞ WHIP: ∞
Darren Holmes, R ERA: 1.78 (7, 1)	IP: 1.1 WLS: L BF: 7	H: 3 R: 2 ER: 0 SO: 1	BB: 0 IBB: 0 HBP: 0 BLK: 0	WP: 0 HR: 0 S: 16 P: 27	ERA: 0.00 WHIP: 2.250	PITCHER										IP: 1.1 WLS: L BF: 7	H: 3 R: 2 ER: 0 SO: 1	BB: 0 IBB: 0 HBP: 0 BLK: 0	WP: 0 HR: 0 S: 16 P: 27	ERA: 0.00 WHIP: 2.250

Batter	1	2	3	4	5	6	7	8	9	AB	R	H	RBI	BB	SO	LOB	TOP					
Paul Moltor, R OBP: 0.379, SLG: 0.488 (1, 10)										5	2	4	1	0	0	0	Milwaukee Brewers @ Minnesota Twins Hubert H. Humphrey Metrodome, Minneapolis, MN Wed May 15 1991, 8:05 PM EDT Att. 15,992 - Dome - 70 F livebaseballscorecards.com					
Jim Gantner, L OBP: 0.292, SLG: 0.362 (1, 5)										5	0	0	2	0	0	2						
Greg Vaughn, R OBP: 0.339, SLG: 0.531 Dante Bichette, R OBP: 0.243, SLG: 0.355 (1, 7)										4	0	0	0	1	1	1						
Robin Yount, R OBP: 0.355, SLG: 0.529 (1, 8)										3	1	1	0	1	0	0						
Greg Brock, L OBP: 0.393, SLG: 0.227 (1, 3)										4	0	1	0	0	1	4						
Darryl Hamilton, L OBP: 0.294, SLG: 0.222 (1, 9)										4	0	0	1	0	0	1						
Willie Randolph, R OBP: 0.364, SLG: 0.279 (1, 4)										4	0	2	0	0	0	0						
B.J. Surhoff, L OBP: 0.245, SLG: 0.188 (1, 2)										3	1	1	0	1	1	3						
Bill Spiers, L OBP: 0.289, SLG: 0.377 (1, 6)										4	0	0	0	0	0	4						
Inning Stats	R: 1 E: 0 K: 0 S: 6	H: 1 LOB: 0 BB: 0 P: 8	R: 0 E: 0 K: 0 S: 6	H: 0 LOB: 0 BB: 0 P: 9	R: 1 E: 0 K: 0 S: 12	H: 2 LOB: 1 BB: 0 P: 16	R: 1 E: 0 K: 0 S: 12	H: 2 LOB: 1 BB: 0 P: 19	R: 0 E: 0 K: 1 S: 14	H: 1 LOB: 3 BB: 2 P: 29	R: 0 E: 0 K: 0 S: 5	H: 0 LOB: 1 BB: 1 P: 11	R: 1 E: 0 K: 1 S: 14	H: 1 LOB: 0 BB: 0 P: 18	R: 0 E: 0 K: 1 S: 12	H: 2 LOB: 2 BB: 0 P: 21		R: 0 E: 0 K: 0 S: 9	H: 0 LOB: 0 BB: 0 P: 16	1B: 5 2B: 2 3B: 1 HR: 1	SF: 0 SAC: 0 DP: 0 HBP: 0	WP: 1 PB: 0 SB: 0 CS: 0
PITCHER	IP WLS BF H R ER SO BB IBB HBP BLK WP HR S P ERA WHIP	7.0 L 31 7 4 4 2 3 0 0 0 1 1 69 110 5.14 1.429	1.0 5 2 0 0 1 0 0 0 0 0 0 0 12 21 0.00 2.000	1.0 3 0 0 0 0 0 0 0 0 0 0 0 9 16 0.00 0.000	PITCHER										IP WLS BF H R ER SO BB IBB HBP BLK WP HR S P ERA WHIP	4.0 1 10 0 0 0 1 4 0 0 0 0 2 21 0.00 2.000						
Kevin Tapani, R ERA: 3.0 Larry Casian, L ERA: 4.96 Steve Bedrosian, R ERA: 3.2																						

Batter	1	2	3	4	5	6	7	8	9	AB	R	H	RBI	BB	SO	LOB	BOTTOM					
Dan Gladden, R OBP: 0.318, SLG: 0.381 (1, 7)										4	0	1	0	0	0	1	Milwaukee Brewers @ Minnesota Twins Hubert H. Humphrey Metrodome, Minneapolis, MN Wed May 15 1991, 8:05 PM EDT Att. 15,992 - Dome - 70 F livebaseballscorecards.com					
Chuck Knoblauch, R OBP: 0.380, SLG: 0.410 (1, 4)										4	0	0	0	0	0	2						
Kirby Puckett, R OBP: 0.328, SLG: 0.441 (1, 8)										4	0	0	0	0	0	0						
Kent Hrbek, L OBP: 0.300, SLG: 0.303 Shane Mack, R OBP: 0.304, SLG: 0.440 (9, PH)										3	0	1	0	0	0	0						
Chili Davis, S OBP: 0.432, SLG: 0.587 (1, 10)										4	0	0	0	0	0	1						
Randy Bush, L OBP: 0.286, SLG: 0.227 (1, 9)										3	1	1	0	0	1	0						
Brian Harper, R OBP: 0.422, SLG: 0.595 (1, 2)										3	1	2	1	0	0	0						
Mike Pagliarulo, L OBP: 0.238, SLG: 0.288 (1, 5)										3	0	1	0	0	0	2						
Greg Gagne, R OBP: 0.344, SLG: 0.506 (1, 6)										3	0	1	1	0	0	2						
Inning Stats	R: 0 E: 0 K: 0 S: 9	H: 0 LOB: 0 BB: 0 P: 13	R: 0 E: 0 K: 1 S: 6	H: 0 LOB: 0 BB: 0 P: 10	R: 0 E: 0 K: 0 S: 8	H: 1 LOB: 1 BB: 0 P: 15	R: 0 E: 0 K: 0 S: 5	H: 0 LOB: 0 BB: 0 P: 7	R: 1 E: 1 K: 0 S: 5	H: 2 LOB: 1 BB: 0 P: 7	R: 0 E: 0 K: 0 S: 5	H: 0 LOB: 0 BB: 0 P: 8	R: 0 E: 0 K: 0 S: 9	H: 1 LOB: 0 BB: 0 P: 14	R: 1 E: 0 K: 0 S: 6	H: 3 LOB: 1 BB: 0 P: 8		R: 0 E: 0 K: 0 S: 7	H: 0 LOB: 0 BB: 0 P: 12	1B: 6 2B: 2 3B: 0 HR: 0	SF: 0 SAC: 0 DP: 2 HBP: 0	WP: 0 PB: 0 SB: 1 CS: 0
PITCHER	IP WLS BF H R ER SO BB IBB HBP BLK WP HR S P ERA WHIP	7.1 W 27 6 2 1 1 0 0 0 0 0 0 4 7 0.00 1.000	1.0 3 1 0 0 0 0 0 0 0 0 0 0 5 8 0.00 0.000	PITCHER										IP WLS BF H R ER SO BB IBB HBP BLK WP HR S P ERA WHIP	4.0 1 10 0 0 0 0 4 7 0.00 1.000							
Chris Bosio, R ERA: 2.52 Chuck Crim, R ERA: 4.7 Dan Plesac, L ERA: 3.97																						

Batter	1	2	3	4	5	6	7	8	9	AB	R	H	RBI	BB	SO	LOB	TOP					
Paul Moltzer, R (1, 10) OBP: 0.380, SLG: 0.480 Bill Spiers, L (9, FR) OBP: 0.289, SLG: 0.377	2-2 G4-3 1B HBP		0-3 K	2-0 G5-4-3			1-0 G4-3		0-2 BB 1B	4	1	1	0	0	1	2	<p>Milwaukee Brewers @ Minnesota Twins</p> <p>Hubert H. Humphrey Metrodome, Minneapolis, MN</p> <p>Thu May 16 1991, 4:33 AM EDT</p> <p>Att: 15,182 - Dome - 70 F</p> <p>livebaseballscores.com</p> <p>AB 36 R 6 H 13 RBI 6 BB 3 SO 3 LOB 20</p> 					
Willie Randolph, R (1, 4) OBP: 0.351, SLG: 0.292	2-0 G4-3		1-2 G6-3				2-2 E G5-3 1B		4-0 G5-4-3 BB	4	0	2	1	1	0	1						
Greg Vaughn, R (1, 7) OBP: 0.351, SLG: 0.554 Darryl Hamilton, L (9, 7)	2-2 1B		2-1 1B 3B				3-H G5-3 1B		2-3 BB	5	1	3	1	0	1	4						
Robin Yount, R (1, 8) OBP: 0.357, SLG: 0.548	1-2 1B HR		2-1 1B 2B 1B				0-1 F9		0-0 G5-4-3	5	2	2	2	0	0	6						
Franklin Stubbs, L (1, 3)	0-2 G1-3		3-H 1B 2B				2-1 L4-3		3-0 P4	4	0	1	1	0	0	4						
Dante Bichette, R (1, 9) OBP: 0.252, SLG: 0.381		1-1 HR	4-0 IBB				0-1 G6-3		1-1 F9	3	1	1	1	1	0	0						
Jim Gantner, L (1, 5) OBP: 0.281, SLG: 0.358		2-1 F7	2-2 L7				1-1 L3 1B		2-0 G4-3	4	0	1	0	0	0	2						
Rick Dempsey, R (1, 2) OBP: 0.250, SLG: 0.414		0-0 L7		2-2 F8			2-0 L3		1-1 F7	4	0	0	0	0	0	1						
Dale Sveum, S (1, 6) OBP: 0.150, SLG: 0.108		1-3 K		1-0 G5-4-3 1B			3-1 G4-3 1B 2B		4-2 BB 1B BB	3	1	2	0	1	1	0						
Inning Stats	R: 2 E: 0 K: 0 S: 13	H: 2 LOB: 0 BB: 0 P: 20	R: 1 E: 0 K: 1 S: 8	H: 1 LOB: 0 BB: 0 P: 12	R: 2 E: 0 K: 1 S: 17	H: 3 LOB: 2 BB: 1 P: 30	R: 0 E: 0 K: 0 S: 5	H: 1 LOB: 0 BB: 0 P: 10	R: 0 E: 0 K: 0 S: 6	H: 1 LOB: 1 BB: 0 P: 8	R: 0 E: 1 K: 0 S: 12	H: 2 LOB: 2 BB: 0 P: 23	R: 0 E: 0 K: 0 S: 5	H: 0 LOB: 0 BB: 0 P: 9	R: 0 E: 0 K: 1 S: 11	H: 1 LOB: 3 BB: 2 P: 21	1B: 8 2B: 4 3B: 1 HR: 2	SF: 0 SAC: 0 DP: 4 HBP: 1	WP: 0 PB: 0 SB: 1 CS: 0	PA: 40		
PITCHER	IP WLS BF H R ER SO BB IBB HBP BLK WP HR S P ERA WHIP	IP WLS BF H R ER SO BB IBB HBP BLK WP HR S P ERA WHIP	IP WLS BF H R ER SO BB IBB HBP BLK WP HR S P ERA WHIP	IP WLS BF H R ER SO BB IBB HBP BLK WP HR S P ERA WHIP	IP WLS BF H R ER SO BB IBB HBP BLK WP HR S P ERA WHIP	IP WLS BF H R ER SO BB IBB HBP BLK WP HR S P ERA WHIP	IP WLS BF H R ER SO BB IBB HBP BLK WP HR S P ERA WHIP	IP WLS BF H R ER SO BB IBB HBP BLK WP HR S P ERA WHIP	IP WLS BF H R ER SO BB IBB HBP BLK WP HR S P ERA WHIP	IP WLS BF H R ER SO BB IBB HBP BLK WP HR S P ERA WHIP	IP WLS BF H R ER SO BB IBB HBP BLK WP HR S P ERA WHIP	IP WLS BF H R ER SO BB IBB HBP BLK WP HR S P ERA WHIP	IP WLS BF H R ER SO BB IBB HBP BLK WP HR S P ERA WHIP	IP WLS BF H R ER SO BB IBB HBP BLK WP HR S P ERA WHIP	IP WLS BF H R ER SO BB IBB HBP BLK WP HR S P ERA WHIP	IP WLS BF H R ER SO BB IBB HBP BLK WP HR S P ERA WHIP	IP WLS BF H R ER SO BB IBB HBP BLK WP HR S P ERA WHIP					
Alan Anderson, L (1, 1) ERA: 4.8	3.0	L	16	6	5	5	2	0	0	1	1	0	0	0	0	0	0	2	38	62	15.00	2.000
Carl Willis, R (4, 1) ERA: 4.5	3.1		12	5	1	1	0	0	0	0	0	0	0	0	0	0	0	0	22	38	2.70	1.500
Terry Leach, R (7, 1) ERA: 2.77	1.2		7	1	0	0	0	0	0	0	0	0	0	0	0	0	0	0	14	25	0.00	0.600
Rick Aguilera, R (9, 1) ERA: 1.84	1.0		5	1	0	0	1	2	0	0	0	0	0	0	0	0	0	0	11	21	0.00	3.000

Batter	1	2	3	4	5	6	7	8	9	AB	R	H	RBI	BB	SO	LOB	BOTTOM					
Greg Gagne, R (1, 6) OBP: 0.350, SLG: 0.538 Randy Bush, L (9, FH) OBP: 0.280, SLG: 0.222	1-0 HR		1-3 K				1-0 1B		3-2 P4	4	1	2	1	0	2	2	<p>Milwaukee Brewers @ Minnesota Twins</p> <p>Hubert H. Humphrey Metrodome, Minneapolis, MN</p> <p>Thu May 16 1991, 4:33 AM EDT</p> <p>Att: 15,182 - Dome - 70 F</p> <p>livebaseballscores.com</p> <p>AB 34 R 3 H 9 RBI 3 BB 1 SO 3 LOB 14</p> 					
Shane Mack, R (1, 7) OBP: 0.300, SLG: 0.415	1-2 F9 1B SF9 HBP		2-2 P3				3-1 F7		0-0 L9	3	1	0	0	0	0	2						
Kirby Puckett, R (1, 8) OBP: 0.326, SLG: 0.435	2-2 1B		2-0 L8				0-0 P6		0-2 L3	4	0	1	0	0	0	1						
Chili Davis, S (1, 10) OBP: 0.419, SLG: 0.566	1-1 F9		3-1 F7				2-1 G6-3		0-1 G4-3	4	0	0	0	0	0	2						
Brian Harper, R (1, 2) OBP: 0.415, SLG: 0.586	1-1 SF9			2-1 G6-3			0-2 P4		2-0 E7 1B	3	0	1	1	0	0	0						
Mike Pagliaro, L (1, 5) OBP: 0.250, SLG: 0.310	1-3 K			2-2 2B			3-2 1B		0-0 G6-3	4	0	2	0	0	1	2						
Pedro Munoz, R (1, 9) OBP: 0.368, SLG: 0.529		4-2 G3-6-3 BB		3-2 F9			3-2 F9		2-1 HR	3	1	1	1	1	0	2						
Gene Larkin, S (1, 3) OBP: 0.294, SLG: 0.292		2-0 G3-6-3		3-2 G1-6-3			2-1 G4-3 1B		3-2 F8	4	0	1	0	0	0	2						
Al Newman, S (1, 4) OBP: 0.302, SLG: 0.256		0-0 1B			2-1 G3-1		1-1 G4-3		1-2 G4-3	4	0	1	0	0	0	1						
Inning Stats	R: 2 E: 0 K: 1 S: 14	H: 2 LOB: 1 BB: 0 P: 21	R: 0 E: 0 K: 1 S: 8	H: 1 LOB: 1 BB: 1 P: 15	R: 0 E: 0 K: 0 S: 7	H: 0 LOB: 0 BB: 0 P: 14	R: 0 E: 0 K: 0 S: 13	H: 1 LOB: 1 BB: 0 P: 23	R: 0 E: 0 K: 0 S: 6	H: 1 LOB: 1 BB: 0 P: 12	R: 0 E: 0 K: 0 S: 12	H: 1 LOB: 1 BB: 0 P: 20	R: 0 E: 0 K: 0 S: 9	H: 1 LOB: 1 BB: 0 P: 13	R: 0 E: 1 K: 0 S: 7	H: 1 LOB: 1 BB: 0 P: 9	R: 1 E: 0 K: 0 S: 12	H: 1 LOB: 0 BB: 0 P: 21	1B: 6 2B: 1 3B: 0 HR: 2	SF: 1 SAC: 0 DP: 1 HBP: 1	WP: 0 PB: 0 SB: 0 CS: 0	PA: 37
PITCHER	IP WLS BF H R ER SO BB IBB HBP BLK WP HR S P ERA WHIP	IP WLS BF H R ER SO BB IBB HBP BLK WP HR S P ERA WHIP	IP WLS BF H R ER SO BB IBB HBP BLK WP HR S P ERA WHIP	IP WLS BF H R ER SO BB IBB HBP BLK WP HR S P ERA WHIP	IP WLS BF H R ER SO BB IBB HBP BLK WP HR S P ERA WHIP	IP WLS BF H R ER SO BB IBB HBP BLK WP HR S P ERA WHIP	IP WLS BF H R ER SO BB IBB HBP BLK WP HR S P ERA WHIP	IP WLS BF H R ER SO BB IBB HBP BLK WP HR S P ERA WHIP	IP WLS BF H R ER SO BB IBB HBP BLK WP HR S P ERA WHIP	IP WLS BF H R ER SO BB IBB HBP BLK WP HR S P ERA WHIP	IP WLS BF H R ER SO BB IBB HBP BLK WP HR S P ERA WHIP	IP WLS BF H R ER SO BB IBB HBP BLK WP HR S P ERA WHIP	IP WLS BF H R ER SO BB IBB HBP BLK WP HR S P ERA WHIP	IP WLS BF H R ER SO BB IBB HBP BLK WP HR S P ERA WHIP	IP WLS BF H R ER SO BB IBB HBP BLK WP HR S P ERA WHIP	IP WLS BF H R ER SO BB IBB HBP BLK WP HR S P ERA WHIP	IP WLS BF H R ER SO BB IBB HBP BLK WP HR S P ERA WHIP					
Bill Wegman, R (1, 1) ERA: 3.52	5.0	W	21	5	2	2	2	0	0	1	1	0	0	0	0	0	0	1	48	85	3.60	1.200
Darren Holmes, R (6, 1) ERA: 1.84	4.0	S	16	4	1	1	1	0	0	0	0	0	0	0	0	0	0	1	40	63	2.25	1.000

Batter	1	2	3	4	5	6	7	8	9	AB	R	H	RBI	BB	SO	LOB	TOP			
Paul Moltzer, R OBP: 0.378, SLG: 0.471 (1, 10)	F9		G6-3			1B SF8	1B 2-3		G4-1	5	1	3	0	0	0	0				
Jim Gantner, L OBP: 0.285, SLG: 0.356 (1, 4) (8, 5)	F8		G6-3			1B 3-1	P4		G4-1	5	0	1	0	0	0	3				
Gary Sheffield, R OBP: 0.318, SLG: 0.421 Willie Randolph, R OBP: 0.364, SLG: 0.282 (1, 5) (8, 4)	1B			F9		SF8		G5-3	K	3	0	1	1	0	0	0				
Robin Yount, R OBP: 0.362, SLG: 0.548 (1, 8)	2B			F9		3-H	F9	1B		4	1	2	0	0	0	1				
Franklin Stubbs, L OBP: 0.280, SLG: 0.336 (1, 3)	1B			F9				1B		4	0	1	0	0	0	2				
Franklin Stubbs, L OBP: 0.280, SLG: 0.336 (1, 3)	F8			P5				1B		4	0	1	0	0	0	2				
Greg Vaughn, R OBP: 0.381, SLG: 0.542 Dante Bichette, R OBP: 0.256, SLG: 0.377 (1, 7) (7, PR) (7, 9)			G6-4-3		F9		G3-1	1B	K	2	0	1	0	1	0	0				
Darryl Hamilton, L OBP: 0.322, SLG: 0.264 (1, 9) (7, 7)			G6-4-3		G4-3		1B			4	1	2	1	0	0	1				
B.J. Surhoff, L OBP: 0.233, SLG: 0.181 (1, 2)			G4-3		P2		1B		L5	4	0	0	0	0	0	4				
Dale Sveum, S OBP: 0.204, SLG: 0.222 (1, 6)						F9			K	4	0	1	2	0	2	0				
Inning Stats	R: 0 H: 2 E: 0 K: 0 S: 8	WLS: 2 BF: 12 LOB: 2 BB: 0 P: 12	R: 0 H: 0 E: 0 K: 0 S: 6	H: 0 R: 1 ER: 0 LOB: 0 BB: 1 P: 10	R: 0 H: 0 E: 0 K: 1 S: 6	H: 0 R: 0 ER: 0 LOB: 0 BB: 0 P: 7	R: 0 H: 0 E: 0 K: 0 S: 8	H: 0 R: 0 ER: 0 LOB: 0 BB: 0 P: 11	R: 0 H: 0 E: 0 K: 0 S: 9	H: 2 R: 1 ER: 1 LOB: 1 BB: 0 P: 13	R: 2 H: 4 E: 0 K: 0 S: 14	WLS: 4 BF: 23 LOB: 2 BB: 0 P: 23	R: 1 H: 3 E: 0 K: 2 S: 11	H: 3 R: 0 ER: 0 LOB: 2 BB: 0 P: 18	R: 0 H: 1 E: 0 K: 2 S: 11	H: 1 R: 0 ER: 0 LOB: 1 BB: 0 P: 15	1B: 10 2B: 2 3B: 0 HR: 0	SF: 1 SAC: 0 DP: 1 HBP: 0	WP: 0 PA: 39 PB: 0 SB: 0 CS: 0	
PITCHER	IP	WLS	BF	H	R	ER	SO	BB	IBB	HBP	BLK	WP	HR	S	P	ERA	WHIP			
Storm Davis, R ERA: 4.11 (1, 1)	6.0		22	4	1	1	1	1	0	0	0	0	0	46	64	1.50	0.833			
Kevin Appier, R ERA: 4.34 (7, 1)	1.2	W	11	6	3	3	1	0	0	0	0	0	0	22	34	16.20	3.600			
Mark Davis, L ERA: 5.0 (8, 1)	0.1	S	4	1	0	0	0	0	0	0	0	0	0	3	7	0.00	3.000			
Jeff Montgomery, R ERA: 3.44 (9, 1)	1.0		4	1	0	0	2	0	0	0	0	0	0	11	15	0.00	1.000			

Milwaukee Brewers @ Kansas City Royals
Royals Stadium, Kansas City, MO
Sat May 18 1991, 8:05 PM EDT
Att: 34,727 - Cloudy - 74 F

AB 37
R 4
H 12
RBI 4
BB 1
SO 4
LOB 14



Batter	1	2	3	4	5	6	7	8	9	AB	R	H	RBI	BB	SO	LOB	BOTTOM			
Brian McRae, S OBP: 0.264, SLG: 0.390 (1, 8)	1B	G1-3			G3		IHR			4	2	2	2	1	0	1				
Nelson Liriano, S OBP: 0.286, SLG: 0.286 Terry Puhl, L OBP: 0.400, SLG: 0.250 Terry Shumpert, R OBP: 0.217, SLG: 0.200 (1, 4) (8, PH) (9, 4)	1B	K			B1-3		G6-3	G3		4	0	1	0	0	1	1				
Jim Eisenreich, L OBP: 0.311, SLG: 0.398 (1, 7)	1B		G6-3		F7			HR		4	1	2	2	0	0	0				
Danny Tartabull, R OBP: 0.324, SLG: 0.431 (1, 9)	G5-3		G4-3			K		HR		4	1	1	1	0	1	2				
Kirk Gibson, L OBP: 0.316, SLG: 0.427 (1, 10)	BB		K2-3			F7		G1-3		3	0	0	0	1	1	0				
Warren Cromartie, L OBP: 0.314, SLG: 0.375 Carmelo Martinez, R OBP: 0.339, SLG: 0.283 (1, 3) (8, PH) (9, 3)	BB	FC1-2			G3-1		F7	HR		3	0	0	0	0	0	3				
Mike MacFarlane, R OBP: 0.336, SLG: 0.446 (1, 2)	K						F7	F9		3	0	0	0	1	1	3				
Kurt Stillwell, S OBP: 0.312, SLG: 0.333 (1, 6)		F8			F7		G3	2B		4	1	1	0	0	0	1				
Bill Pecota, R OBP: 0.359, SLG: 0.407 (1, 5)					FC6-4		IHR	2B		4	1	3	1	0	0	1				
Inning Stats	R: 1 H: 3 E: 0 K: 1 S: 12	WLS: 3 BF: 22 LOB: 3 BB: 1 P: 22	R: 0 H: 1 E: 0 K: 1 S: 8	H: 1 R: 0 ER: 0 LOB: 1 BB: 0 P: 13	R: 0 H: 0 E: 0 K: 1 S: 5	H: 0 R: 0 ER: 0 LOB: 0 BB: 1 P: 9	R: 0 H: 0 E: 0 K: 0 S: 4	H: 0 R: 0 ER: 0 LOB: 0 BB: 0 P: 6	R: 0 H: 0 E: 0 K: 1 S: 9	H: 0 R: 0 ER: 0 LOB: 0 BB: 0 P: 14	R: 2 H: 2 E: 0 K: 0 S: 8	WLS: 2 BF: 14 LOB: 0 BB: 0 P: 14	R: 4 H: 5 E: 0 K: 0 S: 26	H: 5 R: 0 ER: 0 LOB: 2 BB: 1 P: 38	R: 0 H: 1 E: 0 K: 3 S: 10	H: 1 R: 0 ER: 0 LOB: 0 BB: 0 P: 10	1B: 6 2B: 1 3B: 0 HR: 4	SF: 0 SAC: 0 DP: 0 HBP: 0	WP: 0 PA: 38 PB: 0 SB: 1 CS: 0	
PITCHER	IP	WLS	BF	H	R	ER	SO	BB	IBB	HBP	BLK	WP	HR	S	P	ERA	WHIP			
Don August, R ERA: 5.28 (1, 1)	7.0		29	6	3	3	4	2	0	0	0	0	0	54	88	3.86	1.143			
Mark Lee, L ERA: 2.94 (8, 1)	0.1	L	4	3	3	3	0	0	0	0	0	0	3	14	19	81.00	9.000			
Chuck Crim, R ERA: 4.62 (8, 1)	0.2		5	2	1	1	0	1	0	0	0	0	0	12	19	13.50	4.500			

Milwaukee Brewers @ Kansas City Royals
Royals Stadium, Kansas City, MO
Sat May 18 1991, 8:05 PM EDT
Att: 34,727 - Cloudy - 74 F


AB 35
R 7
H 11
RBI 7
BB 3
SO 4
LOB 14




Batter	1	2	3	4	5	6	7	8	9	AB	R	H	RBI	BB	SO	LOB	TOP																						
Paul Moltzer, R OBP: 0.386, SLG: 0.475 (1, 10)	G6-3		G1-3 2B 1B	FC6-4 1B			G5-3		G4-6-3 1B	5	1	3	1	0	0	0	Milwaukee Brewers @ Kansas City Royals Royals Stadium, Kansas City, MO Sun May 19 1991, 4:33 AM EDT Att: 26,483 - Cloudy - 63 F																						
Jim Gantner, L OBP: 0.273, SLG: 0.341 (1, 4) (7, 5)	G4-3		G1-3	P6			G4-3		G4-6-3 1-2f	5	0	0	0	0	0	5																							
Gary Sheffield, R OBP: 0.337, SLG: 0.436 Willie Randolph, R OBP: 0.360, SLG: 0.278 (7, PR) (7, 4)			1B 2B	FC6-4 1-2f			4-2 1B BB		G5-3	2	1	1	2	2	0	2																							
Robin Yount, R OBP: 0.365, SLG: 0.547 (1, 8)	1-2 K		1B 2H				1-0 1B			4	0	2	1	0	1	1																							
Franklin Stubbs, L OBP: 0.279, SLG: 0.333 (1, 3)		K	1-3 1B				1-0 G4-3			4	0	1	0	0	1	2																							
Dante Bichette, R OBP: 0.248, SLG: 0.364 (1, 9)		K	0-3 K				0-1 F8		F9	4	0	0	0	0	2	2																							
Darryl Hamilton, L OBP: 0.317, SLG: 0.263 (1, 7)	G3-1			S 1B			2-2 F7		G3	4	1	1	0	0	0	0																							
Rick Dempsey, R OBP: 0.250, SLG: 0.424 (1, 2)			G5-3	K			2-3 K		1-2 2B	4	0	1	0	0	2	1																							
Dale Sveum, S OBP: 0.226, SLG: 0.213 (1, 6)			G1-3 2B BB	1B BB			2-3 K		2-3 K	2	1	0	0	2	2	1																							
Inning Stats	R: 0 E: 0 K: 1 S: 7	H: 0 LOB: 1 BB: 1 P: 11	R: 0 E: 0 K: 2 S: 8	H: 0 LOB: 0 BB: 0 P: 12	R: 3 E: 0 K: 1 S: 15	H: 4 LOB: 2 BB: 1 P: 24	R: 1 E: 0 K: 1 S: 17	H: 2 LOB: 2 BB: 1 P: 26	R: 0 E: 0 K: 0 S: 6	H: 0 LOB: 0 BB: 0 P: 8	R: 0 E: 0 K: 1 S: 10	H: 1 LOB: 2 BB: 1 P: 18	R: 0 E: 0 K: 1 S: 9	H: 1 LOB: 1 BB: 0 P: 13	R: 0 E: 0 K: 0 S: 9	H: 1 LOB: 0 BB: 0 P: 16	1B: 7 2B: 2 3B: 0 HR: 0	SF: 0 SAC: 0 DP: 1 HBP: 0	WP: 0 PB: 0 CS: 2	PA: 39																			
PITCHER	IP	WLS	BF	H	R	ER	SO	BB	IBB	HBP	BLK	WP	HR	S	P	ERA	WHIP	PITCHER				IP	WLS	BF	H	R	ER	SO	BB	IBB	HBP	BLK	WP	HR	S	P	ERA	WHIP	
Mark Gubicza, R ERA: 6.3 Luis Aquino, R ERA: 5.23	(1, 1)	5.0	L	24	6	4	4	5	3	0	0	0	0	0	53	81	7.20	1.800					(6, 1)	4.0	15	3	0	0	3	1	0	0	0	0	0	42	67	0.00	1.000

Batter	1	2	3	4	5	6	7	8	9	AB	R	H	RBI	BB	SO	LOB	BOTTOM																						
Brian McRae, S OBP: 0.263, SLG: 0.380 (1, 8)	G3		K				G6-3		G6-3 BB	3	0	0	0	1	1	0	Milwaukee Brewers @ Kansas City Royals Royals Stadium, Kansas City, MO Sun May 19 1991, 4:33 AM EDT Att: 26,483 - Cloudy - 63 F																						
Nelson Liriano, S OBP: 0.353, SLG: 0.353 Terry Puhl, L OBP: 0.375, SLG: 0.231 Terry Shumpert, R OBP: 0.217, SLG: 0.200 (1, 4) (8, PH) (9, 4)	F7			FC6-4 1B			0-1 1B		G6-3 1-2 2-3	3	0	2	0	0	0	0																							
Jim Eisenreich, L OBP: 0.302, SLG: 0.385 (1, 7)	G6-3			F8			1-0 F8		2-0 F8	4	0	0	0	0	0	4																							
Danny Tartabull, R OBP: 0.329, SLG: 0.463 (1, 9)			F8 G6-3 2B	FC6-4 S 1-2f			2-3 K		3-2 HR	4	2	2	1	0	1	2																							
Kirk Gibson, L OBP: 0.307, SLG: 0.413 (1, 10)			F8	K			3-3 K		2-3 K	4	0	0	0	0	3	2																							
Carmelo Martinez, R OBP: 0.333, SLG: 0.300 (1, 3)			G6-3				1-2 F7		1-1 2B	4	0	1	1	0	0	0																							
Kurt Stillwell, S OBP: 0.302, SLG: 0.322 (1, 6)			F9				1-1 F9		1-3 K	4	0	0	0	0	1	1																							
Brent Mayne, L OBP: 0.318, SLG: 0.300 Mike Mactafane, R OBP: 0.333, SLG: 0.441 (1, 2) (9, PH)			F7				1-1 1B		2-2 FC4-6 1B	3	0	2	0	0	0	0																							
Bill Pecota, R OBP: 0.343, SLG: 0.387 (1, 5)			G6-3				2-2 P4		1-2 FC4-6 G6-3 BB 1-2f	3	0	0	0	0	0	2																							
Inning Stats	R: 0 E: 0 K: 0 S: 7	H: 0 LOB: 0 BB: 0 P: 9	R: 1 E: 0 K: 0 S: 12	H: 1 LOB: 0 BB: 0 P: 18	R: 0 E: 0 K: 1 S: 9	H: 0 LOB: 0 BB: 0 P: 15	R: 0 E: 0 K: 1 S: 12	H: 1 LOB: 1 BB: 0 P: 16	R: 0 E: 0 K: 0 S: 7	H: 1 LOB: 1 BB: 0 P: 12	R: 0 E: 0 K: 1 S: 9	H: 1 LOB: 0 BB: 0 P: 12	R: 0 E: 0 K: 1 S: 12	H: 0 LOB: 0 BB: 0 P: 17	R: 0 E: 0 K: 0 S: 10	H: 1 LOB: 2 BB: 1 P: 19	R: 1 E: 0 K: 3 S: 17	H: 2 LOB: 1 BB: 0 P: 25	1B: 4 2B: 2 3B: 0 HR: 1	SF: 0 SAC: 0 DP: 0 HBP: 0	WP: 0 PB: 0 CS: 0	PA: 35																	
PITCHER	IP	WLS	BF	H	R	ER	SO	BB	IBB	HBP	BLK	WP	HR	S	P	ERA	WHIP	PITCHER				IP	WLS	BF	H	R	ER	SO	BB	IBB	HBP	BLK	WP	HR	S	P	ERA	WHIP	
Jaime Navarro, R ERA: 4.56 Julio Machado, R ERA: 2.53	(1, 1)	8.1	W	33	7	2	2	5	1	0	0	0	0	0	87	133	2.16	0.960					(9, 1)	0.2	S	2	0	0	0	2	0	0	0	0	0	8	10	0.00	0.000

AB 35
R 4
H 9
RBI 4
BB 4
SO 8
LOB 14



AB 34
R 2
H 7
RBI 2
BB 1
SO 7
LOB 14



Batter	1	2	3	4	5	6	7	8	9	AB	R	H	RBI	BB	SO	LOB	TOP				
Darryl Hamilton, L (1,9) OBP: 0.294, SLG: 0.242	1-1 B3	0-2 HR		0-1 FC5-4 1B		0-2 G4-6-3		1-0 1B		1	0	0	0	0	0	0	Milwaukee Brewers @ Boston Red Sox Fenway Park, Boston, MA Tue May 21 1991, 7:05 PM EDT Att: 28,646 - Sunny - 80 F				
Dante Bichette, R (1,9) OBP: 0.263, SLG: 0.392										4	1	3	3	0	0	2					
Jim Gantner, L (1,4) OBP: 0.326, SLG: 0.326	2-2 G4-3	0-0 G6-3		1-0 FC5-4 1B				3-2 L7		5	0	0	0	0	0	3					
Paul Molitor, R (1,10) OBP: 0.389, SLG: 0.473	0-1 1B		1-2 BLK 1B		3-2 F9		1-0 FC6-4 1B		0-0 F8	5	1	3	0	0	0	0					
Robin Yount, R (1,8) OBP: 0.358, SLG: 0.524	2-0 E6		3-1 F9		3-2 FC6-4 1B		1-2 FC6-4		3-3 K	5	0	1	0	0	1	3					
Franklin Stubbs, L (1,7) OBP: 0.275, SLG: 0.325	1-1 G3-1		3-1 S 1B		1-3 K		0-2 P4		1-3 K	5	1	1	1	0	2	4					
Greg Brock, L (1,3) OBP: 0.375, SLG: 0.346		2-0 G1-3		0-0 F9		0-1 FC6-4		1-0 HR		4	1	1	1	0	0	2					
B.J. Surhoff, L (1,2) OBP: 0.231, SLG: 0.182		1-1 L7		0-1 1B		0-0 B1-3		0-2 G3-1		4	0	1	1	0	0	0					
Dale Sveum, S (1,5) OBP: 0.305, SLG: 0.260		4-1 1B HR BB		4-2 G4-6-3 BB		0-1 E 1B		0-0 1B		2	1	2	0	2	0	0					
Bill Spiers, L (1,6) OBP: 0.291, SLG: 0.375		2-0 HR 1B		0-1 G4-6-3		1-2 E3		1-3 K		3	1	1	0	0	0	2					
Willie Randolph, R (8,PH) OBP: 0.351, SLG: 0.265		1-3 HR 1B		1-2 G4-6-3		1-2 E3				1	0	0	0	0	1	1					
Inning Stats	R: 0 E: 1 K: 0 S: 12	H: 1 LOB: 2 BB: 0 P: 18	R: 3 E: 0 K: 0 S: 10	H: 2 LOB: 0 BB: 1 P: 19	R: 2 E: 0 K: 0 S: 10	H: 3 LOB: 1 BB: 0 P: 17	R: 0 E: 0 K: 0 S: 7	H: 1 LOB: 1 BB: 1 P: 12	R: 0 E: 0 K: 1 S: 11	H: 1 LOB: 1 BB: 0 P: 18	R: 0 E: 1 K: 0 S: 9	H: 1 LOB: 1 BB: 0 P: 10	R: 0 E: 0 K: 1 S: 13	H: 3 LOB: 2 BB: 0 P: 19	R: 0 E: 0 K: 2 S: 8	H: 0 LOB: 0 BB: 0 P: 12	1B: 11 2B: 0 3B: 0 HR: 2	SF: 0 SAC: 0 DP: 2 HBP: 0	WP: 0 PB: 0 SB: 1 CS: 0	PA: 41	
PITCHER	IP WLS BF H R ER SO	IP WLS BF H R ER SO	IP WLS BF H R ER SO	IP WLS BF H R ER SO	IP WLS BF H R ER SO	IP WLS BF H R ER SO	IP WLS BF H R ER SO	IP WLS BF H R ER SO	IP WLS BF H R ER SO	IP WLS BF H R ER SO	IP WLS BF H R ER SO	IP WLS BF H R ER SO	IP WLS BF H R ER SO	IP WLS BF H R ER SO	IP WLS BF H R ER SO	IP WLS BF H R ER SO	ERA WHIP	ERA WHIP			
Dana Kiecker, R (1,1) ERA: 5.32	3.0	4.0	2.0	3.0	2.0	3.0	3.0	3.0	3.0	15.00	2.3333										
Joe Hesketh, L (4,1) ERA: 3.63	W	17	5	1	1	1	1	1	36	52	2.25	1.500									
Tony Fossas, L (8,1) ERA: 3.86	0.1	2	1	0	0	0	0	0	4	4	0.00	3.000									
Jeff Gray, R (8,1) ERA: 1.75	0.2	3	1	0	0	1	0	0	8	13	0.00	1.500									
Jeff Reardon, R (9,1) ERA: 1.53	1.0	3	0	0	0	2	0	0	8	12	0.00	0.000									

Batter	1	2	3	4	5	6	7	8	9	AB	R	H	RBI	BB	SO	LOB	BOTTOM				
Wade Boggs, L (1,5) OBP: 0.442, SLG: 0.481	3-1 G6-3		0-0 E7 1B	4-0 2B 1B BB	0-2 G5-4-3			0-0 G4-3 FC6-4 2B		4	3	2	1	1	0	1	Milwaukee Brewers @ Boston Red Sox Fenway Park, Boston, MA Tue May 21 1991, 7:05 PM EDT Att: 28,646 - Sunny - 80 F				
Jody Read, R (1,4) OBP: 0.294, SLG: 0.231	4-2 G4-3 BB		2-2 FC1-5 E 1B	1-1 1B 2B	2-0 F7		1-2 G4-3		4	1	2	1	1	0	1						
Steve Lyons, L (1,8) OBP: 0.345, SLG: 0.556	2-2 G4-3		0-0 FC1-5 1B	1-1 G3		2-0 G4-3		4-0 FC6-4 IBB		4	1	1	0	1	0	3					
Jack Clark, R (1,10) OBP: 0.374, SLG: 0.353	0-0 L5		1-2 FC1-5 1B HR	3-3 K		2-1 G6-3		0-1 FC6-4		5	1	0	1	0	1	6					
Kevin Romine, R (8,PR) OBP: 0.156, SLG: 0.368			1-2 2-3F HR					1-2 3-H 1B		0	0	0	0	0	0	0					
Mike Greenwell, L (1,7) OBP: 0.377, SLG: 0.482		1-0 FC6-4 1B	0-1 HR 1B	1-1 S 1B		2-0 2B		4-0 IBB		4	2	4	3	1	0	0					
Tom Brunansky, R (1,9) OBP: 0.324, SLG: 0.475		2-2 F8	0-0 HR 1B	1-1 BB 1B		1-2 G3-1		2-2 F9		5	1	2	4	0	0	4					
Carlos Quintana, R (1,3) OBP: 0.369, SLG: 0.388		2-0 F9	1-3 K	4-2 BB 1B			1-1 G4-6-3 1B			3	0	1	0	1	1	2					
Tony Peña, R (1,2) OBP: 0.281, SLG: 0.352		0-0 FC6-4	2-2 HBP	1-0 L5			1-2 G4-6-3			3	0	0	0	0	0	4					
Luis Rivera, R (1,6) OBP: 0.358, SLG: 0.400					1-1 G5-4-3 1B					4	1	2	0	0	1	2					
Inning Stats	R: 0 E: 0 K: 0 S: 10	H: 0 LOB: 1 BB: 1 P: 19	R: 0 E: 0 K: 0 S: 6	H: 1 LOB: 1 BB: 0 P: 11	R: 6 E: 2 K: 1 S: 20	H: 6 LOB: 2 BB: 0 P: 28	R: 3 E: 0 K: 1 S: 14	H: 3 LOB: 2 BB: 2 P: 30	R: 0 E: 0 K: 0 S: 6	H: 1 LOB: 0 BB: 0 P: 9	R: 0 E: 0 K: 0 S: 7	H: 1 LOB: 1 BB: 0 P: 14	R: 0 E: 0 K: 1 S: 10	H: 1 LOB: 0 BB: 0 P: 14	R: 1 E: 0 K: 0 S: 9	H: 1 LOB: 2 BB: 2 P: 20	1B: 9 2B: 4 3B: 0 HR: 1	SF: 0 SAC: 0 DP: 2 HBP: 1	WP: 1 PB: 0 SB: 1 CS: 0	PA: 42	
PITCHER	IP WLS BF H R ER SO	IP WLS BF H R ER SO	IP WLS BF H R ER SO	IP WLS BF H R ER SO	IP WLS BF H R ER SO	IP WLS BF H R ER SO	IP WLS BF H R ER SO	IP WLS BF H R ER SO	IP WLS BF H R ER SO	IP WLS BF H R ER SO	IP WLS BF H R ER SO	IP WLS BF H R ER SO	IP WLS BF H R ER SO	IP WLS BF H R ER SO	IP WLS BF H R ER SO	IP WLS BF H R ER SO	ERA WHIP	ERA WHIP			
Bill Wegman, R (1,1) ERA: 5.09	2.1	L	14	6	3	3	2	2	0	1	0	0	0	0	0	0					
Jim Hunter, R (3,1) ERA: 4.91	3.1		18	6	3	3	2	2	0	1	0	0	0	0	0	0					
Dan Plesac, L (6,1) ERA: 3.55	1.1		4	1	0	0	1	0	0	0	0	0	0	0	0	0					
Chuck Crim, R (8,1) ERA: 4.78	1.0		6	1	1	1	0	0	2	0	0	0	0	0	0	0					



Batter	1	2	3	4	5	6	7	8	9	AB	R	H	RBI	BB	SO	LOB	TOP					
Paul Moltitor, R OBP: 0.392, SLG: 0.474 (1, 10)	G6-3		G6-3					FC4-6 1B		4	0	2	0	0	0	0	Milwaukee Brewers @ Boston Red Sox Fenway Park, Boston, MA Wed May 22 1991, 7:05 PM EDT Att: 33,182 - Sunny - 67 F					
Greg Brock, L OBP: 0.361, SLG: 0.333 (1, 3)	1B		F7				P4	L9		4	0	1	0	0	0	3						
Robin Yount, R OBP: 0.355, SLG: 0.517 (1, 8)	F8							FC4-6 1-2		4	0	1	0	0	0	2						
Franklin Stubbs, L OBP: 0.267, SLG: 0.315 (1, 7)	P5							F8		4	0	0	0	0	0	3						
Dante Bichette, R OBP: 0.263, SLG: 0.388 (1, 9)		K							F8	4	0	1	0	0	2	0						
B.J. Surhoff, L OBP: 0.223, SLG: 0.175 (1, 2)	G1-3								L7	4	0	0	0	0	0	1						
Jim Gantner, L OBP: 0.284, SLG: 0.346 (1, 4)										4	0	4	0	0	0	0						
Dale Sveum, S OBP: 0.302, SLG: 0.259 (1, 5)									G4-3	4	0	1	0	0	1	3						
Bill Spiers, L OBP: 0.281, SLG: 0.361 (1, 6)										3	0	0	0	0	2	3						
Inning Stats	R: 0 E: 0 K: 0 S: 8	H: 1 LOB: 1 BB: 0 P: 9	R: 0 E: 0 K: 2 S: 9	H: 1 LOB: 1 BB: 0 P: 14	R: 0 E: 0 K: 1 S: 7	H: 0 LOB: 0 BB: 0 P: 11	R: 0 E: 0 K: 0 S: 6	H: 2 LOB: 1 BB: 0 P: 8	R: 0 E: 0 K: 1 S: 11	H: 2 LOB: 2 BB: 0 P: 16	R: 0 E: 0 K: 0 S: 8	H: 0 LOB: 0 BB: 0 P: 13	R: 0 E: 0 K: 0 S: 8	H: 2 LOB: 1 BB: 0 P: 11	R: 0 E: 0 K: 0 S: 7	H: 1 LOB: 1 BB: 0 P: 12	R: 0 E: 0 K: 0 S: 8	H: 1 LOB: 1 BB: 0 P: 11	1B: 10 2B: 0 3B: 0 HR: 0	SF: 0 SAC: 0 DP: 2 HBP: 0	WP: 0 PB: 0 SB: 2 CS: 0	PA: 35
PITCHER	IP	WLS	BF	H	R	ER	SO	BB	IBB	HBP	BLK	WP	HR	S	P	ERA	WHIP					
Danny Darwin, R ERA: 5.89 Greg Harris, R ERA: 4.95	(1, 1)	5.0	W	20	6	0	4	0	0	0	0	0	0	41	58	0.00	1.200					
PITCHER	IP	WLS	BF	H	R	ER	SO	BB	IBB	HBP	BLK	WP	HR	S	P	ERA	WHIP					
	(6, 1)	4.0	S	15	4	0	1	0	0	0	0	0	0	31	47	0.00	1.000					

Batter	1	2	3	4	5	6	7	8	9	AB	R	H	RBI	BB	SO	LOB	BOTTOM				
Wade Boggs, L OBP: 0.350, SLG: 0.482 (1, 5)	G5-4-3 BB		F8					G6-4-3 1B		2	0	1	1	2	0	0	Milwaukee Brewers @ Boston Red Sox Fenway Park, Boston, MA Wed May 22 1991, 7:05 PM EDT Att: 33,182 - Sunny - 67 F				
Jody Read, R OBP: 0.257, SLG: 0.225 (1, 4)	G5-4-3 1-2		E5 WP				F8	G6-4-3 1-2		4	0	0	0	0	0	3					
Kevin Romine, R OBP: 0.217, SLG: 0.364 (1, 8)	G5-3		E1 G5-4-3					G3 1B		3	1	1	0	1	0	1					
Jack Clark, R OBP: 0.371, SLG: 0.344 (1, 10)		WP HR BB	G5-4-3 1-2					G3 1B		3	1	0	0	1	2	4					
Mike Greenwell, L OBP: 0.367, SLG: 0.468 (1, 7)	F9 1-2							G3 1-3		4	0	0	0	0	1	3					
Tom Brunansky, R OBP: 0.331, SLG: 0.504 (1, 9)								G3 1-3		3	1	2	3	0	0	0					
Carlos Quintana, R OBP: 0.361, SLG: 0.379 (1, 3)		HR	G6-3					G5-3		3	0	0	0	0	1	1					
Tony Peña, R OBP: 0.290, SLG: 0.355 (1, 2)								F7		2	1	1	0	1	0	0					
Luis Rivera, R OBP: 0.349, SLG: 0.389 (1, 6)								G6-3		2	0	0	0	0	1	1					
Inning Stats	R: 0 E: 0 K: 0 S: 12	H: 0 LOB: 0 BB: 1 P: 20	R: 2 E: 0 K: 2 S: 18	H: 2 LOB: 1 BB: 1 P: 30	R: 0 E: 2 K: 0 S: 13	H: 0 LOB: 1 BB: 0 P: 22	R: 0 E: 0 K: 0 S: 5	H: 0 LOB: 0 BB: 0 P: 10	R: 0 E: 0 K: 0 S: 5	H: 0 LOB: 1 BB: 1 P: 11	R: 1 E: 0 K: 0 S: 10	H: 2 LOB: 1 BB: 0 P: 17	R: 1 E: 0 K: 0 S: 8	H: 1 LOB: 0 BB: 1 P: 15	R: 0 E: 0 K: 2 S: 8	H: 0 LOB: 1 BB: 1 P: 16	1B: 4 2B: 1 3B: 0 HR: 1	SF: 0 SAC: 1 DP: 4 HBP: 0	WP: 2 PB: 0 SB: 1 CS: 0	PA: 32	
PITCHER	IP	WLS	BF	H	R	ER	SO	BB	IBB	HBP	BLK	WP	HR	S	P	ERA	WHIP				
Kevin Brown, L ERA: 4.6 Julio Machado, R ERA: 2.35	(1, 1)	6.1	L	28	5	4	4	0	0	0	0	0	0	12	21	0.00	0.600				
PITCHER	IP	WLS	BF	H	R	ER	SO	BB	IBB	HBP	BLK	WP	HR	S	P	ERA	WHIP				
	(7, 1)	1.2		4	0	0	0	2	1	0	0	0	0	12	21	0.00	0.600				

AB 35
R 0
H 10
RBI 0
BB 0
SO 5
LOB 15



AB 26
R 4
H 5
RBI 4
BB 5
SO 5
LOB 13



Batter	1	2	3	4	5	6	7	8	9	AB	R	H	RBI	BB	SO	LOB	TOP			
Turner Ward, S (1, 8) OBP: 0.300, SLG: 0.321	G4-3			L8		F8			G6-4-3 1B	4	0	1	0	0	0	0				
Mark Lewis, R (1, 4) OBP: 0.413, SLG: 0.460	G5-3			F7			F9		G6-4-3 1-2	4	0	0	0	0	0	1				
Carlos Baerga, S (1, 5) OBP: 0.367, SLG: 0.441	G3			1B			1B		G4-3	4	0	2	0	0	0	0				
Albert Belle, R (1, 7) OBP: 0.336, SLG: 0.533			K	K			K			3	0	0	0	0	3	2				
Beau Alford, L (1, 9) OBP: 0.394, SLG: 0.387			K		P6		F8			3	0	0	0	0	1	1				
Chris James, R (1, 10) OBP: 0.335, SLG: 0.389	G5-3				G6-3				F8	3	0	0	0	0	0	0				
Brook Jacoby, R (1, 3) OBP: 0.265, SLG: 0.340			K		G6-3				1B	3	0	1	0	0	1	0				
Joel Skinner, R (1, 2) OBP: 0.273, SLG: 0.405						P3				2	0	0	0	0	0	0				
Jerry Browne, S (8, PH) OBP: 0.221, SLG: 0.224			G1-3						K	1	0	0	0	0	1	1				
Eddie Taubensee, L (8, 2)										0	0	0	0	0	0	0				
Felix Fermin, R (1, 6) OBP: 0.266, SLG: 0.257			L4			G6-3			F9	3	0	0	0	0	0	1				
Inning Stats	R: 0 E: 0 K: 0 S: 4	H: 0 LOB: 0 BB: 0 P: 6	R: 0 E: 0 K: 2 S: 8	H: 0 LOB: 0 BB: 0 P: 10	R: 0 E: 0 K: 1 S: 9	H: 0 LOB: 0 BB: 0 P: 14	R: 0 E: 0 K: 1 S: 9	H: 1 LOB: 1 BB: 0 P: 17	R: 0 E: 0 K: 0 S: 5	H: 0 LOB: 0 BB: 0 P: 7	R: 0 E: 0 K: 0 S: 11	H: 1 LOB: 1 BB: 0 P: 14	R: 0 E: 0 K: 1 S: 10	H: 1 LOB: 1 BB: 0 P: 15	R: 0 E: 0 K: 0 S: 6	H: 1 LOB: 0 BB: 0 P: 7	1B: 4 2B: 0 3B: 0 HR: 0	SF: 0 SAC: 0 DP: 1 HBP: 0	WP: 0 PB: 0 SB: 1 CS: 1	PA: 30
PITCHER Jaime Navarro, R (1, 1) ERA: 3.86	IP: 9.0 WLS: W BF: 30 H: 4 R: 0 ER: 0 SO: 6 BB: 0 IBB: 0 HBP: 0 BLK: 0 WP: 0 HR: 0 S: 65 P: 96 ERA: 0.00 WHIP: 0.444															PITCHER				

Cleveland Indians @ Milwaukee Brewers
Milwaukee County Stadium, Milwaukee, WI
Fri May 24 1991, 8:05 PM EDT
Att: 16,598 - Sunny - 80 F


AB 30
R 0
H 4
RBI 0
BB 0
SO 6
LOB 6



Batter	1	2	3	4	5	6	7	8	9	AB	R	H	RBI	BB	SO	LOB	BOTTOM			
Paul Moltzer, R (1, 10) OBP: 0.389, SLG: 0.463	F7		L9		G6-3			G5-3		4	0	0	0	0	0	1				
Greg Brock, L (1, 3) OBP: 0.378, SLG: 0.378	2B		G4-3			F9		P5		4	0	1	0	0	0	1				
Robin Yount, R (1, 8) OBP: 0.350, SLG: 0.503	K		2-3			L4				3	0	1	1	0	1	1				
Franklin Stubbs, L (1, 7) OBP: 0.273, SLG: 0.313			3-H							2	0	0	0	1	0	1				
Matias Carrillo, L (9, 7)	BB					F9				0	0	0	0	0	0	0				
Dante Bichette, R (1, 9) OBP: 0.262, SLG: 0.401	P2					K		K		3	0	0	0	0	2	2				
B.J. Surhoff, L (1, 2) OBP: 0.242, SLG: 0.198						CS		F8		3	0	1	0	0	0	0				
Jim Gantner, L (1, 4) OBP: 0.304, SLG: 0.362						1B				3	0	1	0	0	0	1				
Dale Sveum, S (1, 5) OBP: 0.286, SLG: 0.246						F7		2B		3	0	0	0	0	0	1				
Bill Spiers, L (1, 6) OBP: 0.284, SLG: 0.352						CS		L8		3	0	0	0	0	0	1				
						1-2				3	0	0	0	0	0	1				
						E4				3	1	1	0	0	0	0				
						1B														
Inning Stats	R: 0 E: 0 K: 1 S: 12	H: 1 LOB: 2 BB: 1 P: 20	R: 0 E: 0 K: 0 S: 7	H: 0 LOB: 0 BB: 0 P: 11	R: 1 E: 1 K: 0 S: 11	H: 2 LOB: 1 BB: 0 P: 16	R: 0 E: 0 K: 1 S: 5	H: 1 LOB: 0 BB: 0 P: 9	R: 0 E: 0 K: 0 S: 8	H: 0 LOB: 0 BB: 0 P: 13	R: 0 E: 0 K: 0 S: 5	H: 0 LOB: 0 BB: 0 P: 8	R: 0 E: 0 K: 1 S: 6	H: 1 LOB: 1 BB: 0 P: 10	R: 0 E: 0 K: 0 S: 6	H: 0 LOB: 0 BB: 0 P: 11	1B: 3 2B: 2 3B: 0 HR: 0	SF: 0 SAC: 0 DP: 0 HBP: 0	WP: 0 PB: 0 SB: 0 CS: 1	PA: 30
PITCHER Rod Nichols, R (1, 1) ERA: 3.18	IP: 8.0 WLS: L BF: 29 H: 5 R: 1 ER: 0 SO: 3 BB: 1 IBB: 0 HBP: 0 BLK: 0 WP: 0 HR: 0 S: 60 P: 98 ERA: 0.00 WHIP: 0.750															PITCHER				

Cleveland Indians @ Milwaukee Brewers
Milwaukee County Stadium, Milwaukee, WI
Fri May 24 1991, 8:05 PM EDT
Att: 16,598 - Sunny - 80 F

AB 28
R 1
H 5
RBI 1
BB 1
SO 3
LOB 8



Batter	1	2	3	4	5	6	7	8	9	AB	R	H	RBI	BB	SO	LOB	TOP				
Mike Huff, R OBP: 0.407, SLG: 0.344 (1, 8)	G5-3			WP 1B		1B HR 1B		F8	F9	5	1	2	0	0	0	2	Cleveland Indians @ Milwaukee Brewers Milwaukee County Stadium, Milwaukee, WI Sat May 25 1991, 4:33 AM EDT Att: 17,664 - Cloudy - 69 F				
Mark Lewis, R OBP: 0.398, SLG: 0.442 (1, 4)	K			P4		F8		G6-3		4	0	0	0	0	1	2					
Beau Alired, L OBP: 0.388, SLG: 0.380 (1, 7)	P4			K		HR 1B		K		4	1	1	0	0	2	1					
Carlos Baerga, S OBP: 0.377, SLG: 0.464 (1, 5)		G4-1				HR 1B			WP SF8 BB	2	2	1	3	2	0	0					
Chris James, R OBP: 0.327, SLG: 0.379 (1, 10)	L8			G4-3		G4-3		K		4	0	0	0	0	1	3					
Brook Jacoby, R OBP: 0.295, SLG: 0.327 (9, PR) Luis Lopez, R (9, 3)	K							E9 BB 1B		4	0	0	0	0	2	1					
Turner Ward, S OBP: 0.298, SLG: 0.310 (1, 9)				F8		G4-3		G4-3		3	0	0	0	1	0	0					
Eddie Taubensee, L (1, 2) Jerry Browne, S OBP: 0.219, SLG: 0.224 (9, PH) Joel Skinner, R OBP: 0.273, SLG: 0.405 (9, 2)				K		K		SF8		2	0	0	0	1	2	0					
Felix Fermin, R OBP: 0.265, SLG: 0.256 (1, 6)	L6					G6-3		G5-3		4	0	1	1	0	0	1					
Inning Stats	R: 0 E: 0 K: 1 S: 8	H: 0 LOB: 0 BB: 0 P: 12	R: 0 E: 0 K: 1 S: 8	H: 0 LOB: 0 BB: 0 P: 13	R: 0 E: 0 K: 1 S: 6	H: 1 LOB: 2 BB: 1 P: 20	R: 0 E: 0 K: 2 S: 12	H: 0 LOB: 0 BB: 0 P: 18	R: 3 E: 0 K: 0 S: 10	H: 3 LOB: 1 BB: 1 P: 12	R: 0 E: 0 K: 0 S: 8	H: 0 LOB: 1 BB: 1 P: 15	R: 0 E: 0 K: 1 S: 7	H: 0 LOB: 2 BB: 2 P: 11	R: 2 E: 1 K: 1 S: 18	H: 1 LOB: 2 BB: 2 P: 33		1B: 4 2B: 0 3B: 0 HR: 1	SF: 1 SAC: 0 DP: 0 HBP: 0	WP: 2 PB: 0 SB: 0 CS: 0	PA: 37
PITCHER	IP WLS BF H R ER SO BB IBB HBP BLK WP HR S P ERA WHIP	IP WLS BF H R ER SO BB IBB HBP BLK WP HR S P ERA WHIP	IP WLS BF H R ER SO BB IBB HBP BLK WP HR S P ERA WHIP	IP WLS BF H R ER SO BB IBB HBP BLK WP HR S P ERA WHIP	IP WLS BF H R ER SO BB IBB HBP BLK WP HR S P ERA WHIP	IP WLS BF H R ER SO BB IBB HBP BLK WP HR S P ERA WHIP	IP WLS BF H R ER SO BB IBB HBP BLK WP HR S P ERA WHIP	IP WLS BF H R ER SO BB IBB HBP BLK WP HR S P ERA WHIP	IP WLS BF H R ER SO BB IBB HBP BLK WP HR S P ERA WHIP	IP WLS BF H R ER SO BB IBB HBP BLK WP HR S P ERA WHIP	IP WLS BF H R ER SO BB IBB HBP BLK WP HR S P ERA WHIP	IP WLS BF H R ER SO BB IBB HBP BLK WP HR S P ERA WHIP	IP WLS BF H R ER SO BB IBB HBP BLK WP HR S P ERA WHIP	IP WLS BF H R ER SO BB IBB HBP BLK WP HR S P ERA WHIP	IP WLS BF H R ER SO BB IBB HBP BLK WP HR S P ERA WHIP	IP WLS BF H R ER SO BB IBB HBP BLK WP HR S P ERA WHIP	IP WLS BF H R ER SO BB IBB HBP BLK WP HR S P ERA WHIP	IP WLS BF H R ER SO BB IBB HBP BLK WP HR S P ERA WHIP	IP WLS BF H R ER SO BB IBB HBP BLK WP HR S P ERA WHIP	IP WLS BF H R ER SO BB IBB HBP BLK WP HR S P ERA WHIP	IP WLS BF H R ER SO BB IBB HBP BLK WP HR S P ERA WHIP

AB	32
R	5
H	5
RBI	5
BB	4
SO	8
LOB	10



Batter	1	2	3	4	5	6	7	8	9	AB	R	H	RBI	BB	SO	LOB	BOTTOM				
Paul Moltor, R OBP: 0.383, SLG: 0.452 (1, 10)	K			F8		G6-3		WP SH1-4 2B BB	G6-3	4	1	0	0	1	1	1	Cleveland Indians @ Milwaukee Brewers Milwaukee County Stadium, Milwaukee, WI Sat May 25 1991, 4:33 AM EDT Att: 17,664 - Cloudy - 69 F				
B.J. Surhoff, L OBP: 0.234, SLG: 0.191 (1, 2)	G5-3			F7		F8		SH1-4	G4-3	4	0	0	0	0	0	1					
Robin Yount, R OBP: 0.354, SLG: 0.503 (1, 8)	1B			F9		1B		K		4	0	2	0	0	1	1					
Franklin Stubbs, L OBP: 0.279, SLG: 0.321 (1, 3)	P2			FC6-4 BB		F9		2B 2B		3	1	1	1	1	0	2					
Greg Vaughn, R OBP: 0.357, SLG: 0.541 Matias Carrillo, L (9, 7)	F9			P3		G5-3		2B		4	0	1	1	0	0	1					
Jim Gantner, L OBP: 0.309, SLG: 0.357 (1, 4)	B1-3 BB			FC6-4 1-2		F7		IBB		2	0	0	0	2	0	1					
Dante Bichette, R OBP: 0.255, SLG: 0.390 (1, 9)	B1-3			L4		P2		K		4	0	0	0	0	1	3					
Dale Sveum, S OBP: 0.297, SLG: 0.323 (1, 5)	K			L7		HR 2B		2B		4	1	2	1	0	1	1					
Bill Spiers, L OBP: 0.283, SLG: 0.348 (1, 6)	G3-1			F8		SH1-4 BB 1B		F8		4	1	1	0	0	0	1					
Inning Stats	R: 0 E: 0 K: 1 S: 11	H: 1 LOB: 1 BB: 0 P: 15	R: 0 E: 0 K: 1 S: 6	H: 0 LOB: 1 BB: 1 P: 13	R: 0 E: 0 K: 0 S: 7	H: 0 LOB: 0 BB: 0 P: 8	R: 0 E: 0 K: 0 S: 7	H: 0 LOB: 1 BB: 1 P: 12	R: 0 E: 0 K: 0 S: 8	H: 0 LOB: 0 BB: 0 P: 12	R: 0 E: 0 K: 0 S: 6	H: 1 LOB: 1 BB: 0 P: 10	R: 0 E: 0 K: 2 S: 23	H: 4 LOB: 2 BB: 2 P: 44	R: 0 E: 0 K: 0 S: 12	H: 1 LOB: 1 BB: 0 P: 16		1B: 3 2B: 3 3B: 0 HR: 1	SF: 0 SAC: 1 DP: 0 HBP: 0	WP: 1 PB: 0 SB: 0 CS: 0	PA: 38
PITCHER	IP WLS BF H R ER SO BB IBB HBP BLK WP HR S P ERA WHIP	IP WLS BF H R ER SO BB IBB HBP BLK WP HR S P ERA WHIP	IP WLS BF H R ER SO BB IBB HBP BLK WP HR S P ERA WHIP	IP WLS BF H R ER SO BB IBB HBP BLK WP HR S P ERA WHIP	IP WLS BF H R ER SO BB IBB HBP BLK WP HR S P ERA WHIP	IP WLS BF H R ER SO BB IBB HBP BLK WP HR S P ERA WHIP	IP WLS BF H R ER SO BB IBB HBP BLK WP HR S P ERA WHIP	IP WLS BF H R ER SO BB IBB HBP BLK WP HR S P ERA WHIP	IP WLS BF H R ER SO BB IBB HBP BLK WP HR S P ERA WHIP	IP WLS BF H R ER SO BB IBB HBP BLK WP HR S P ERA WHIP	IP WLS BF H R ER SO BB IBB HBP BLK WP HR S P ERA WHIP	IP WLS BF H R ER SO BB IBB HBP BLK WP HR S P ERA WHIP	IP WLS BF H R ER SO BB IBB HBP BLK WP HR S P ERA WHIP	IP WLS BF H R ER SO BB IBB HBP BLK WP HR S P ERA WHIP	IP WLS BF H R ER SO BB IBB HBP BLK WP HR S P ERA WHIP	IP WLS BF H R ER SO BB IBB HBP BLK WP HR S P ERA WHIP	IP WLS BF H R ER SO BB IBB HBP BLK WP HR S P ERA WHIP	IP WLS BF H R ER SO BB IBB HBP BLK WP HR S P ERA WHIP	IP WLS BF H R ER SO BB IBB HBP BLK WP HR S P ERA WHIP	IP WLS BF H R ER SO BB IBB HBP BLK WP HR S P ERA WHIP	IP WLS BF H R ER SO BB IBB HBP BLK WP HR S P ERA WHIP



Batter	1	2	3	4	5	6	7	8	9	10	11	12	13	14	AB	R	H	RBI	BB	SO	LOB	TOP				
Tony Phillips, S OBP: 0.393, SLG: 0.426	G6-3		G6-3		G6-3		G4-3		PB SH1-4 BB		K		G3-1	G4-3	7	0	0	0	1	1	0					
Alan Trammell, R OBP: 0.333, SLG: 0.359	P3			F9	F8				SH1-4		G4-3				6	1	1	0	1	1	0					
Rob Deer, R OBP: 0.356, SLG: 0.475											G1-3				5	2	1	0	2	2	3					
Cecil Fielder, R OBP: 0.355, SLG: 0.481	K														2	4	1	0	5	1	1					
Mickey Tettleton, S OBP: 0.400, SLG: 0.488		K													6	2	4	3	1	2	5					
Travis Fryman, R OBP: 0.285, SLG: 0.384															6	2	4	3	1	0	1					
Luis de los Santos, R OBP: 0.300, SLG: 0.179															2	0	0	0	0	1	3					
Dave Bergman, L OBP: 0.313, SLG: 0.259															1	0	0	0	0	1	2					
Mark Cuifer, S OBP: 0.380, SLG: 0.327															3	1	1	3	1	1	2					
Andy Allanson, R OBP: 0.240, SLG: 0.388				F8	F7										7	2	2	4	0	1	4					
John Shelby, S OBP: 0.315, SLG: 0.510															7	1	1	2	0	1	2					
Inning Stats	R: 0 E: 0 K: 1 S: 12	H: 1 LOB: 1 BB: 0 P: 21	R: 0 E: 0 K: 1 S: 7	H: 1 LOB: 0 BB: 0 P: 13	R: 0 E: 0 K: 0 S: 6	H: 0 LOB: 0 BB: 0 P: 9	R: 0 E: 0 K: 1 S: 16	H: 3 LOB: 0 BB: 1 P: 23	R: 0 E: 0 K: 1 S: 7	H: 0 LOB: 1 BB: 2 P: 16	R: 2 E: 0 K: 0 S: 15	H: 1 LOB: 1 BB: 2 P: 24	R: 0 E: 0 K: 1 S: 8	H: 0 LOB: 2 BB: 1 P: 21	R: 0 E: 0 K: 1 S: 7	H: 0 LOB: 1 BB: 0 P: 10	R: 0 E: 0 K: 0 S: 12	H: 1 LOB: 1 BB: 1 P: 18	R: 0 E: 0 K: 0 S: 6	H: 0 LOB: 0 BB: 0 P: 9	R: 7 E: 0 K: 2 S: 16	H: 5 LOB: 0 BB: 2 P: 29	1B: 6 2B: 5 3B: 0 HR: 3	SF: 0 SAC: 1 DP: 1 HBP: 0	WP: 1 PB: 1 SB: 1 CS: 2	PA: 65

Detroit Tigers @ Milwaukee Brewers
Milwaukee County Stadium, Milwaukee, WI
 Mon May 27 1991, 4:33 AM EDT
 Att: 27,667 - Cloudy - 82 F

AB	52
R	13
H	15
RBI	15
BB	12
SO	12
LOB	23



PITCHER	IP	WLS	BF	H	R	ER	SO	BB	IBB	HBP	BLK	WP	HR	S	P	ERA	WHIP
Kevin Brown, L ERA: 4.85	5.0		22	5	4	4	3	0	0	0	0	0	2	46	84	7.20	1.600
Julio Machado, R ERA: 3.42	2.1		12	3	4	4	3	0	0	0	0	0	2	27	47	15.43	2.571
Dan Plesac, L ERA: 3.14	1.2		7	0	0	0	2	0	0	0	0	0	0	17	30	0.00	1.200
Mark Lee, L ERA: 2.38	3.0		11	0	0	0	2	0	0	0	0	0	0	30	44	0.00	0.667
Chuck Crim, R ERA: 5.91	2.0	L	13	5	7	7	1	1	0	0	0	0	1	22	38	31.50	3.000

Batter	1	2	3	4	5	6	7	8	9	10	11	12	13	14	AB	R	H	RBI	BB	SO	LOB	BOTTOM						
Paul Molitor, R OBP: 0.394, SLG: 0.478	FC4-6 BB		SF8 1B		SH1-4 1B										7	2	4	2	1	0	3							
B.J. Surhoff, L OBP: 0.230, SLG: 0.190	FC4-6		SF8		SH1-4										1	0	0	1	0	0	1							
Rick Dempsey, R OBP: 0.292, SLG: 0.405	FC3-6 1B		SF8		SH1-4										4	0	1	1	1	1	1							
Robin Yount, R OBP: 0.347, SLG: 0.506	FC3-6 1B		P4		F9										8	0	2	1	0	1	6							
Franklin Stubbs, L OBP: 0.285, SLG: 0.317	FC3-6														4	0	0	0	3	1	6							
Gary Sheffield, R OBP: 0.337, SLG: 0.436	FC3-6														0	0	0	0	0	0	0							
Greg Brock, L OBP: 0.378, SLG: 0.378															0	0	0	0	0	0	0							
Greg Vaughn, R OBP: 0.355, SLG: 0.549	F9														6	0	1	2	1	1	7							
Jim Gantner, L OBP: 0.313, SLG: 0.353															6	0	2	0	1	0	3							
Dante Bichette, R OBP: 0.250, SLG: 0.391	P4														6	1	1	1	1	2	4							
Dale Sveum, S OBP: 0.318, SLG: 0.387	G4-6-3														7	3	3	1	0	1	4							
Bill Spiers, L OBP: 0.292, SLG: 0.374															3	2	2	0	0	0	1							
Willie Randolph, R OBP: 0.365, SLG: 0.297															3	1	2	0	1	0	0							
Inning Stats	R: 0 E: 0 K: 0 S: 19	H: 1 LOB: 2 BB: 1 P: 31	R: 0 E: 0 K: 0 S: 5	H: 1 LOB: 0 BB: 0 P: 7	R: 1 E: 0 K: 0 S: 8	H: 2 LOB: 2 BB: 1 P: 16	R: 0 E: 0 K: 0 S: 16	H: 1 LOB: 1 BB: 0 P: 23	R: 0 E: 0 K: 1 S: 9	H: 1 LOB: 2 BB: 1 P: 17	R: 4 E: 1 K: 1 S: 19	H: 5 LOB: 1 BB: 0 P: 31	R: 0 E: 0 K: 1 S: 8	H: 0 LOB: 0 BB: 0 P: 10	R: 0 E: 0 K: 1 S: 11	H: 0 LOB: 2 BB: 2 P: 18	R: 0 E: 0 K: 0 S: 10	H: 0 LOB: 0 BB: 0 P: 24	R: 0 E: 0 K: 0 S: 5	H: 1 LOB: 0 BB: 1 P: 8	R: 0 E: 0 K: 0 S: 9	H: 0 LOB: 2 BB: 2 P: 19	R: 1 E: 0 K: 0 S: 9	H: 2 LOB: 1 BB: 1 P: 19	1B: 12 2B: 4 3B: 0 HR: 2	SF: 1 SAC: 1 DP: 3 HBP: 0	WP: 0 PB: 0 SB: 1 CS: 0	PA: 66

Detroit Tigers @ Milwaukee Brewers
Milwaukee County Stadium, Milwaukee, WI
 Mon May 27 1991, 4:33 AM EDT
 Att: 27,667 - Cloudy - 82 F

AB	55
R	9
H	18
RBI	9
BB	9
SO	7
LOB	36



PITCHER	IP	WLS	BF	H	R	ER	SO	BB	IBB	HBP	BLK	WP	HR	S	P	ERA	WHIP
Bill Gullickson, R ERA: 4.76	5.0		23	6	1	1	1	2	0	0	0	0	1	11	18	108.00	12.000
Dan Patten, R ERA: 4.12	0.1		5	4	4	4	0	0	0	0	0	0	1	8	13	0.00	1.500
Steve Seay, L ERA: 6.2	0.2		3	1	0	0	1	0	0	0	0	0	1	31	49	16.20	3.000
Jerry Don Gleaton, L ERA: 4.44	1.2		10	4	3	3	2	1	0	0	0	0	1	31	49	16.20	3.000
Paul Gibson, L ERA: 2.11	3.1		12	0	0	0	3	1	1	0	0	0	0	31	56	0.00	0.300
Mike Henneman, R ERA: 1.6	3.0		13	3	1	1	0	2	0	0	0	0	1	23	46	5.00	1.667

Batter	1	2	3	4	5	6	7	8	9	AB	R	H	RBI	BB	SO	LOB	TOP								
Tony Phillips, S OBP: 0.396, SLG: 0.421 (1, 4)	F8			G3		G3		2B		4	0	1	0	0	0	0	Detroit Tigers @ Milwaukee Brewers Milwaukee County Stadium, Milwaukee, WI Tue May 28 1991, 8:05 PM EDT Att. 12,981 - Sunny - 93 F								
Milt Cuyler, S OBP: 0.347, SLG: 0.317 (1, 8)	F8			G6-3		P5		SF3		3	0	0	1	0	0										
Alan Trammell, R OBP: 0.336, SLG: 0.361 Luis de los Santos, R OBP: 0.219, SLG: 0.233 (1, 6) (6, PH) (6, 5)	K			1B		G6-3		3H		2	0	1	0	0	1										
Cecil Fielder, R OBP: 0.359, SLG: 0.482 Andy Allanson, R OBP: 0.231, SLG: 0.373 (1, 3) (6, 3)				1B				L7		2	0	1	0	0	0										
Mickey Tettleton, S OBP: 0.395, SLG: 0.480 Mark Salas, L OBP: 0.133, SLG: 0.071 (1, 2) (4, 2)	F8			G3		F8		G5-3		2	0	0	0	0	2										
Rob Deer, R OBP: 0.360, SLG: 0.493 (1, 9)	G5-3									3	1	1	1	1	1										
Dave Bergman, L OBP: 0.306, SLG: 0.258 (1, 10)				G4-3		1B				4	0	1	0	0	1										
Travis Fryman, R OBP: 0.282, SLG: 0.387 (1, 5) (6, 6)				F7		F7		1B		4	1	1	0	0	1										
John Shelby, S OBP: 0.298, SLG: 0.481 (1, 7)	G3-1					L9		K		3	0	0	0	0	2										
Inning Stats	R: 0 E: 0 K: 1 S: 9	H: 0 LOB: 0 BB: 0 P: 17	R: 0 E: 0 K: 0 S: 7	H: 0 LOB: 0 BB: 0 P: 12	R: 0 E: 0 K: 0 S: 5	H: 0 LOB: 0 BB: 0 P: 11	R: 0 E: 0 K: 0 S: 9	H: 2 LOB: 2 BB: 0 P: 18	R: 0 E: 0 K: 1 S: 11	H: 1 LOB: 1 BB: 0 P: 15	R: 0 E: 0 K: 0 S: 9	H: 0 LOB: 0 BB: 0 P: 13	R: 0 E: 0 K: 0 S: 11	H: 0 LOB: 1 BB: 1 P: 20	R: 1 E: 0 K: 1 S: 10	H: 3 LOB: 2 BB: 0 P: 20		R: 1 E: 0 K: 2 S: 14	H: 1 LOB: 0 BB: 0 P: 21	1B: 4 2B: 2 3B: 0 HR: 1	SF: 1 SAC: 0 DP: 0 HBP: 0	WP: 0 PB: 0 SB: 0 CS: 0	PA: 35		
PITCHER	IP	WLS	BF	H	R	ER	SO	BB	IBB	HBP	BLK	WP	HR	S	P	ERA	WHIP								
Don August, R ERA: 4.29 Teddy Figueroa, L ERA: 9.0	(1, 1) (8, 1)	7.0 10	W 10	25 4	3 2	0 2	2 3	1 0	0 0	0 0	0 0	0 0	0 1	61 24	106 41	0.00 9.00	0.571 2.000								

Batter	1	2	3	4	5	6	7	8	9	AB	R	H	RBI	BB	SO	LOB	BOTTOM								
Paul Molitor, R OBP: 0.389, SLG: 0.486 Greg Brock, L OBP: 0.378, SLG: 0.378 (1, 3) (7, PR) (8, 3)	HR			FC5-4		G6-3		E5		5	2	1	1	0	0	3	Detroit Tigers @ Milwaukee Brewers Milwaukee County Stadium, Milwaukee, WI Tue May 28 1991, 8:05 PM EDT Att. 12,981 - Sunny - 93 F								
Willie Randolph, R OBP: 0.380, SLG: 0.290 (1, 4)	FC6-4			1B		G4-3		K		2	2	0	0	3	1										
Gary Sheffield, R OBP: 0.351, SLG: 0.476 (1, 10)	FC6-4			HR				1B		4	3	2	3	1	0										
Robin Yount, R OBP: 0.352, SLG: 0.514 B.J. Surhoff, L OBP: 0.234, SLG: 0.195 (1, 8) (5, 8)	1B			G4-3		1B		G6-3		3	2	2	1	0	0										
Greg Vaughn, R OBP: 0.350, SLG: 0.535 (1, 7)	F7			L8		K		P3		5	1	1	1	0	1										
Dale Sveum, S OBP: 0.344, SLG: 0.436 (1, 5)	HR			HR		BB		1B		3	2	2	5	2	0										
Dante Bichette, R OBP: 0.281, SLG: 0.436 (1, 9)	HR			L6		K		HR		5	2	3	4	0	1										
Rick Dempsey, R OBP: 0.283, SLG: 0.383 (1, 2)	1B			F9		G4-3		G6-3		5	0	1	0	0	3										
Bill Spiers, L OBP: 0.300, SLG: 0.379 (1, 6)	1B			FC5-4		G4-3		G4-3		4	0	2	0	0	0										
Inning Stats	R: 5 E: 0 K: 0 S: 19	H: 6 LOB: 2 BB: 1 P: 32	R: 3 E: 0 K: 0 S: 9	H: 2 LOB: 1 BB: 1 P: 17	R: 3 E: 0 K: 0 S: 9	H: 2 LOB: 0 BB: 1 P: 18	R: 0 E: 0 K: 2 S: 10	H: 0 LOB: 1 BB: 1 P: 19	R: 0 E: 0 K: 0 S: 7	H: 0 LOB: 0 BB: 0 P: 13	R: 4 E: 0 K: 0 S: 14	H: 3 LOB: 0 BB: 1 P: 25	R: 0 E: 1 K: 1 S: 7	H: 1 LOB: 2 BB: 0 P: 10	R: 0 E: 0 K: 0 S: 6	H: 1 LOB: 1 BB: 1 P: 14		1B: 9 2B: 1 3B: 0 HR: 5	SF: 0 SAC: 0 DP: 2 HBP: 0	WP: 0 PB: 0 SB: 0 CS: 0	PA: 44				
PITCHER	IP	WLS	BF	H	R	ER	SO	BB	IBB	HBP	BLK	WP	HR	S	P	ERA	WHIP								
Frank Tanana, L ERA: 5.3 Dan Petry, R ERA: 5.18 Steve Searcy, L ERA: 8.04	(1, 1) (1, 1) (4, 1)	0.2 2.1 5.0	L 13	9 4	5 6	5 6	0 0	1 2	0 0	0 0	0 0	0 0	2 1	20 44	39 81	23.14 7.20	2.571 1.600								

AB	33
R	2
H	7
RBI	2
BB	1
SO	5
LOB	8

AB	38
R	15
H	15
RBI	15
BB	6
SO	3
LOB	16

Batter	1	2	3	4	5	6	7	8	9	AB	R	H	RBI	BB	SO	LOB	TOP					
Tony Phillips, S OBP: 0.393, SLG: 0.417 (1, 7)	G3			F8		F7		1-2		4	0	1	1	0	0	0	Detroit Tigers @ Milwaukee Brewers Milwaukee County Stadium, Milwaukee, WI Wed May 29 1991, 4:33 AM EDT Att: 21,673 - Cloudy - 81 F					
Lou Whitaker, L OBP: 0.375, SLG: 0.412 (1, 4)	K			F9		F7		1-3 3-H 1-0	SF8	3	0	0	1	0	1	0						
Alan Trammell, R OBP: 0.333, SLG: 0.364 (1, 6)	P6			2B		G5-3		3-H 0-1	G5-3	4	0	1	0	0	0	1						
Cecil Fielder, R OBP: 0.357, SLG: 0.476 (1, 10)				F8					FC3-6 1B	4	0	1	0	0	0	1						
Mickey Tettleton, S OBP: 0.385, SLG: 0.465 (1, 2)	G1-3					K			FC3-6 1B	4	0	0	0	0	1	1						
Rob Deer, R OBP: 0.352, SLG: 0.479 (1, 9)	K					G5-3			F9	4	0	0	0	0	2	1						
Dave Bergman, L OBP: 0.325, SLG: 0.314 (1, 3)				G4-3		2B			G5-3	4	1	2	0	0	0	1						
Travis Fryman, R OBP: 0.283, SLG: 0.382 (1, 5)				P3		BB			F7	2	0	0	0	1	0	1						
Mitt Cuyler, S OBP: 0.347, SLG: 0.317 (1, 8)				K		K			E1 1B SF8 1B	3	1	1	0	0	2	2						
Inning Stats	R: 0 E: 0 K: 1 S: 7	H: 0 LOB: 0 BB: 0 P: 10	R: 0 E: 0 K: 1 S: 7	H: 0 LOB: 0 BB: 0 P: 9	R: 0 E: 0 K: 1 S: 10	H: 0 LOB: 0 BB: 0 P: 13	R: 0 E: 0 K: 0 S: 8	H: 1 LOB: 1 BB: 0 P: 14	R: 0 E: 0 K: 2 S: 12	H: 1 LOB: 2 BB: 1 P: 21	R: 0 E: 0 K: 0 S: 5	H: 0 LOB: 0 BB: 0 P: 7	R: 0 E: 0 K: 1 S: 7	H: 0 LOB: 0 BB: 0 P: 11	R: 2 E: 1 K: 0 S: 12	H: 3 LOB: 1 BB: 0 P: 15	R: 0 E: 1 K: 0 S: 18	H: 1 LOB: 1 BB: 0 P: 28	1B: 4 2B: 2 3B: 0 HR: 0	SF: 1 SAC: 0 DP: 0 HBP: 0	WP: 0 PB: 0 SB: 0 CS: 0	PA: 34
PITCHER Jaime Navarro, R ERA: 3.61 (1, 1)	IP: 9.0 WLS: W BF: 34 H: 6 R: 2 ER: 2 SO: 6 BB: 1 IBB: 0 HBP: 0 BLK: 0 WP: 0 HR: 0 S: 86 P: 128 ERA: 2.00 WHIP: 0.778															PITCHER IP: WLS: BF: H: R: ER: SO: BB: IBB: HBP: BLK: WP: HR: S: P: ERA: WHIP:						

Batter	1	2	3	4	5	6	7	8	9	AB	R	H	RBI	BB	SO	LOB	BOTTOM			
Paul Moltzer, R OBP: 0.391, SLG: 0.497 (1, 3)	G6-3									4	2	2	1	0	0	0	Detroit Tigers @ Milwaukee Brewers Milwaukee County Stadium, Milwaukee, WI Wed May 29 1991, 4:33 AM EDT Att: 21,673 - Cloudy - 81 F			
Greg Brock, L OBP: 0.378, SLG: 0.378 (8, 3)				1B						0	0	0	0	0	0	0				
B.J. Surhoff, L OBP: 0.242, SLG: 0.221 (1, 2)	G3-1			3B						4	1	2	3	0	0	0				
Gary Sheffield, R OBP: 0.357, SLG: 0.471 (1, 10)				G6-4-3 1B						3	1	1	0	1	0	2				
Robin Yount, R OBP: 0.345, SLG: 0.506 (1, 8)	BB			G6-4-3 1-2						3	0	0	1	0	0	2				
Greg Vaughn, R OBP: 0.354, SLG: 0.538 (1, 7)				G4-3						3	0	0	1	0	0	2				
Jim Gantner, L OBP: 0.319, SLG: 0.359 (1, 4)				L7						3	0	2	1	0	0	0				
Dante Bichette, R OBP: 0.280, SLG: 0.428 (1, 9)				L7						3	0	0	0	1	0	3				
Dale Sveum, S OBP: 0.340, SLG: 0.439 (1, 5)				G6-4-3 BB						4	1	1	0	0	0	4				
Bill Spiers, L OBP: 0.301, SLG: 0.371 (1, 6)				G6-4-3 1-2						2	1	0	0	1	0	0				
Inning Stats	R: 0 E: 0 K: 0 S: 9	H: 0 LOB: 1 BB: 1 P: 17	R: 0 E: 0 K: 0 S: 7	H: 1 LOB: 1 BB: 1 P: 15	R: 1 E: 0 K: 0 S: 6	H: 2 LOB: 0 BB: 0 P: 8	R: 0 E: 0 K: 0 S: 7	H: 1 LOB: 1 BB: 0 P: 12	R: 4 E: 0 K: 0 S: 15	H: 3 LOB: 0 BB: 1 P: 24	R: 0 E: 0 K: 0 S: 5	H: 0 LOB: 0 BB: 0 P: 11	R: 0 E: 0 K: 0 S: 10	H: 0 LOB: 0 BB: 0 P: 14	R: 1 E: 0 K: 0 S: 11	H: 2 LOB: 2 BB: 1 P: 16	1B: 5 2B: 2 3B: 2 HR: 0	SF: 1 SAC: 1 DP: 2 HBP: 0	WP: 0 PB: 0 SB: 1 CS: 0	PA: 35
PITCHER Walt Terrell, R ERA: 4.59 (1, 1)	IP: 8.0 WLS: L BF: 35 H: 9 R: 6 ER: 6 SO: 0 BB: 4 IBB: 0 HBP: 0 BLK: 0 WP: 0 HR: 0 S: 70 P: 117 ERA: 6.75 WHIP: 1.625															PITCHER IP: WLS: BF: H: R: ER: SO: BB: IBB: HBP: BLK: WP: HR: S: P: ERA: WHIP:				

Batter	1	2	3	4	5	6	7	8	9	AB	R	H	RBI	BB	SO	LOB	TOP				
Paul Molitor, R OBP: 0.401, SLG: 0.500 (1, 3)										3	1	2	0	2	0	0	Milwaukee Brewers @ New York Yankees Yankee Stadium, Bronx, NY Fri May 31 1991, 7:05 PM EDT Att: 19,084 - Cloudy - 80 F				
B.J. Surhoff, L OBP: 0.250, SLG: 0.230 (1, 2)										4	0	2	1	0	1	1					
Gary Sheffield, R OBP: 0.353, SLG: 0.483 (1, 10)										4	0	1	1	0	1	5					
Robin Yount, R OBP: 0.343, SLG: 0.497 (1, 8)										3	0	0	0	1	0	5					
Greg Vaughn, R OBP: 0.344, SLG: 0.522 (1, 7)										4	0	0	0	0	0	7					
Jim Gantner, L OBP: 0.317, SLG: 0.357 (1, 4)										4	0	1	0	0	0	0					
Dante Bichette, R OBP: 0.254, SLG: 0.417 (1, 9)										4	0	0	0	0	2	1					
Dale Sveum, S OBP: 0.347, SLG: 0.429 (1, 5)										2	0	0	0	2	1	0					
Bill Spiers, L OBP: 0.299, SLG: 0.376 (1, 6)										4	1	1	0	0	2	2					
Inning Stats	R: 0 E: 0 K: 0 S: 11	H: 0 LOB: 2 BB: 2 P: 21	R: 0 E: 0 K: 1 S: 15	H: 0 LOB: 1 BB: 1 P: 24	R: 0 E: 0 K: 1 S: 12	H: 2 LOB: 2 BB: 0 P: 18	R: 0 E: 0 K: 0 S: 7	H: 0 LOB: 0 BB: 0 P: 8	R: 1 E: 0 K: 1 S: 12	H: 3 LOB: 2 BB: 0 P: 16	R: 0 E: 0 K: 1 S: 11	H: 1 LOB: 1 BB: 1 P: 19	R: 1 E: 0 K: 0 S: 7	H: 1 LOB: 1 BB: 1 P: 13	R: 0 E: 0 K: 2 S: 9	H: 0 LOB: 0 BB: 0 P: 12		R: 0 E: 0 K: 2 S: 7	H: 0 LOB: 0 BB: 0 P: 10	1B: 5 2B: 1 3B: 1 HR: 0	SF: 0 SAC: 1 DP: 0 HBP: 0
PITCHER	IP WLS BF H R ER SO BB IBB HBP BLK WP HR S P ERA WHIP	PITCHER IP WLS BF H R ER SO BB IBB HBP BLK WP HR S P ERA WHIP Pascual Perez, R (1, 1) 0.0 1 0 0 0 0 0 1 0 0 0 0 0 0 0 1 5 ∞ ∞ Eric Plunk, R (1, 1) 5.0 22 5 1 1 2 2 0 0 0 1 0 0 56 82 1.80 1.400 Greg Cadaret, L (6, 1) 1.1 7 2 1 1 1 2 0 0 0 0 0 0 15 28 6.75 3.000 John Habyan, R (7, 1) 1.2 5 0 0 0 2 0 0 0 0 0 0 0 12 16 0.00 0.000 Steve Howe, L (9, 1) 1.0 W 3 0 0 0 2 0 0 0 0 0 0 0 7 10 0.00 0.000																			
Batter	1	2	3	4	5	6	7	8	9	AB	R	H	RBI	BB	SO	LOB	BOTTOM				
Roberto Kelly, R OBP: 0.330, SLG: 0.395 (1, 8)										4	1	2	1	0	1	1	Milwaukee Brewers @ New York Yankees Yankee Stadium, Bronx, NY Fri May 31 1991, 7:05 PM EDT Att: 19,084 - Cloudy - 80 F				
Steve Sax, R OBP: 0.290, SLG: 0.314 (1, 4)										4	0	2	1	0	0	1					
Kevin Maas, L OBP: 0.433, SLG: 0.493 (1, 3)										4	0	0	0	0	1	2					
Mel Hall, L OBP: 0.281, SLG: 0.537 (1, 10)										4	0	0	0	0	0	0					
Matt Nokes, L OBP: 0.323, SLG: 0.520 (1, 2)										4	0	2	0	0	0	0					
Jesse Barfield, R OBP: 0.341, SLG: 0.497 (1, 9)										4	1	1	1	0	1	2					
Hensley Meulens, R OBP: 0.257, SLG: 0.340 (1, 7)										3	0	0	0	0	2	0					
Alvaro Espinoza, R OBP: 0.290, SLG: 0.356 (1, 6)										3	1	1	0	0	2	0					
Pat Kelly, R OBP: 0.278, SLG: 0.375 (1, 5)										2	0	0	0	1	0	1					
Inning Stats	R: 0 E: 0 K: 1 S: 6	H: 1 LOB: 0 BB: 0 P: 9	R: 0 E: 0 K: 0 S: 6	H: 1 LOB: 0 BB: 0 P: 11	R: 0 E: 0 K: 2 S: 11	H: 0 LOB: 1 BB: 1 P: 18	R: 0 E: 0 K: 0 S: 5	H: 0 LOB: 0 BB: 0 P: 7	R: 0 E: 0 K: 1 S: 8	H: 1 LOB: 1 BB: 0 P: 11	R: 0 E: 0 K: 1 S: 9	H: 1 LOB: 1 BB: 0 P: 11	R: 2 E: 0 K: 1 S: 13	H: 3 LOB: 1 BB: 0 P: 20	R: 1 E: 0 K: 0 S: 4	H: 1 LOB: 0 BB: 0 P: 7		1B: 4 2B: 4 3B: 0 HR: 1	SF: 0 SAC: 0 DP: 2 HBP: 0	WP: 0 PA: 33 CS: 0	
PITCHER	IP WLS BF H R ER SO BB IBB HBP BLK WP HR S P ERA WHIP	PITCHER IP WLS BF H R ER SO BB IBB HBP BLK WP HR S P ERA WHIP Chris Bosio, R (1, 1) 5.1 17 2 0 0 5 1 0 0 0 0 0 0 5 8 0.00 0.562 Darren Holmes, R (6, 1) 0.2 3 1 0 0 0 0 0 0 0 0 0 0 5 8 0.00 1.500 Mark Lee, L (7, 1) 0.2 3 1 0 0 1 0 0 0 0 0 0 0 7 9 0.00 1.500 Julio Machado, R (7, 1) 1.0 5 2 2 2 1 0 0 0 0 0 0 0 12 17 18.00 2.000 Chuck Crim, R (8, 1) 1.0 L 5 2 1 1 0 0 0 0 0 0 0 1 7 12 9.00 2.000																			

Batter	1	2	3	4	5	6	7	8	9	AB	R	H	RBI	BB	SO	LOB	TOP					
Paul Mollitor, R OBP: 0.406, SLG: 0.503 (1, 10) X										5	1	3	0	0	0	0						
Willie Randolph, R OBP: 0.407, SLG: 0.320 (1, 4) X										4	1	4	0	1	0	0						
Greg Vaughn, R OBP: 0.340, SLG: 0.511 (1, 7) X										5	1	1	1	0	0	6						
Robin Yount, R OBP: 0.340, SLG: 0.487 (1, 8) X										4	1	0	0	1	1	4						
Dante Bichette, R OBP: 0.260, SLG: 0.419 (1, 9) X										4	2	2	1	0	1	0						
Dale Sveum, S OBP: 0.343, SLG: 0.420 (1, 5) X										4	0	1	1	0	2	1						
Greg Brock, L OBP: 0.408, SLG: 0.425 (1, 3) X										3	0	2	2	1	0	0						
Rick Dempsey, R OBP: 0.263, SLG: 0.353 (1, 2) X										4	0	0	0	0	2	4						
Bill Spiers, L OBP: 0.289, SLG: 0.363 (1, 6) X										4	0	0	0	0	0	2						
Inning Stats	R: 0 E: 0 K: 1 S: 6	H: 2 LOB: 1 BB: 0 P: 11	R: 1 E: 0 K: 0 S: 11	H: 2 LOB: 1 BB: 0 P: 18	R: 2 E: 0 K: 1 S: 15	H: 3 LOB: 0 BB: 0 P: 23	R: 0 E: 0 K: 1 S: 10	H: 0 LOB: 0 BB: 0 P: 16	R: 0 E: 0 K: 1 S: 14	H: 0 LOB: 1 BB: 1 P: 23	R: 0 E: 0 K: 1 S: 12	H: 0 LOB: 0 BB: 0 P: 20	R: 0 E: 0 K: 1 S: 4	H: 0 LOB: 0 BB: 1 P: 10	R: 3 E: 0 K: 1 S: 20	H: 4 LOB: 2 BB: 1 P: 30	R: 0 E: 1 K: 0 S: 12	H: 2 LOB: 2 BB: 0 P: 16	1B: 12 2B: 1 3B: 0 HR: 0	SF: 0 SAC: 0 DP: 3 HBP: 0	WP: 0 PB: 0 CS: 1	PA: 40
PITCHER	IP	WLS	BF	H	R	ER	SO	BB	IBB	HBP	BLK	WP	HR	S	P	ERA	WHIP					
Chuck Cary, L ERA: 5.85 (1, 1)	5.0	L	21	7	3	3	3	1	0	0	0	0	0	56	91	5.40	1.600					
Greg Cadaret, L ERA: 3.45 (6, 1)	2.2		13	4	3	3	2	2	0	0	0	0	0	29	52	10.12	2.250					
John Habyan, R ERA: 2.0 (8, 1)	0.1		1	0	0	0	1	0	0	0	0	0	0	7	8	0.00	0.000					
Lee Guetterman, L ERA: 1.33 (9, 1)	1.0		5	2	0	0	0	0	0	0	0	0	0	12	16	0.00	2.000					

Milwaukee Brewers @ New York Yankees
Yankee Stadium, Bronx, NY
Sat Jun 01 1991, 3:33 AM EDT
Att: 23,599 - Cloudy - 83 F

AB 37
R 6
H 13
RBI 5
BB 3
SO 6
LOB 17



Batter	1	2	3	4	5	6	7	8	9	AB	R	H	RBI	BB	SO	LOB	BOTTOM				
Roberto Kelly, R OBP: 0.328, SLG: 0.398 (1, 8) X										4	0	1	0	0	0	1					
Steve Sax, R OBP: 0.285, SLG: 0.309 (1, 4) X										3	0	0	0	1	1	1					
Kevin Maas, L OBP: 0.424, SLG: 0.481 (1, 3) X										4	0	0	0	0	0	2					
Mel Hall, L OBP: 0.288, SLG: 0.527 (1, 10) X										2	1	0	0	2	0	1					
Matt Nokes, L OBP: 0.321, SLG: 0.512 (1, 2) X										4	1	1	1	0	0	2					
Jesse Barfield, R OBP: 0.338, SLG: 0.497 (1, 9) X										4	1	1	1	0	0	2					
Pat Sheridan, L OBP: 0.182, SLG: 0.273 (1, 7) X										3	0	0	0	0	0	0					
Hensley Meulens, R OBP: 0.264, SLG: 0.346 (9, PH) X										1	0	1	1	0	0	0					
Randy Velarde, R OBP: 0.298, SLG: 0.255 (1, 6) X										4	0	2	0	0	1	1					
Pat Kelly, R OBP: 0.256, SLG: 0.343 (1, 5) X										3	0	0	0	0	1	2					
Inning Stats	R: 0 E: 0 K: 0 S: 7	H: 1 LOB: 0 BB: 0 P: 13	R: 0 E: 0 K: 0 S: 5	H: 0 LOB: 0 BB: 0 P: 11	R: 0 E: 0 K: 0 S: 7	H: 1 LOB: 0 BB: 0 P: 11	R: 0 E: 0 K: 0 S: 9	H: 0 LOB: 2 BB: 2 P: 19	R: 0 E: 0 K: 0 S: 5	H: 0 LOB: 0 BB: 0 P: 8	R: 0 E: 0 K: 0 S: 6	H: 0 LOB: 0 BB: 0 P: 7	R: 0 E: 0 K: 1 S: 11	H: 1 LOB: 1 BB: 0 P: 17	R: 3 E: 0 K: 2 S: 19	H: 3 LOB: 1 BB: 1 P: 30	1B: 4 2B: 2 3B: 0 HR: 0	SF: 0 SAC: 0 DP: 1 HBP: 0	WP: 1 PB: 0 CS: 0	PA: 35	
PITCHER	IP	WLS	BF	H	R	ER	SO	BB	IBB	HBP	BLK	WP	HR	S	P	ERA	WHIP				
Bill Wegman, R ERA: 3.94 (1, 1)	7.0	W	24	2	0	0	0	2	0	0	0	0	0	47	82	0.00	0.571				
Darren Holmes, R ERA: 2.1 (8, 1)	1.2		9	3	3	3	2	1	0	0	0	1	0	26	42	16.20	2.400				
Dan Plesac, L ERA: 3.07 (9, 1)	0.1		2	1	0	0	1	0	0	0	1	0	0	4	5	0.00	3.000				

Milwaukee Brewers @ New York Yankees
Yankee Stadium, Bronx, NY
Sat Jun 01 1991, 3:33 AM EDT
Att: 23,599 - Cloudy - 83 F

AB 32
R 3
H 6
RBI 3
BB 3
SO 3
LOB 12



Batter	1	2	3	4	5	6	7	8	9	AB	R	H	RBI	BB	SO	LOB	TOP					
Paul Mollitor, R OBP: 0.406, SLG: 0.495 (1, 3)										3	1	0	0	2	0	2	Milwaukee Brewers @ New York Yankees Yankee Stadium, Bronx, NY Sun Jun 02 1991, 3:33 AM EDT Att: 30,507 - Cloudy - 83 F					
B.J. Surhoff, L OBP: 0.284, SLG: 0.246 (1, 2) (8, 9)										4	0	3	0	0	0	0						
Gary Sheffield, R OBP: 0.340, SLG: 0.473 (1, 10)										2	0	0	2	0	1	3						
Robin Yount, R OBP: 0.338, SLG: 0.482 (1, 8)										4	1	1	0	0	2	4						
Greg Vaughn, R OBP: 0.344, SLG: 0.510 (1, 7)										4	1	2	1	0	0	2						
Jim Gantner, L OBP: 0.310, SLG: 0.348 (1, 4) (7, 5)										4	0	0	0	0	0	4						
Dante Bichette, R OBP: 0.256, SLG: 0.412 (1, 9)										3	0	0	0	0	2	2						
Greg Brock, L OBP: 0.400, SLG: 0.415 (8, PH)										1	0	0	0	0	0							
Rick Dempsey, R OBP: 0.263, SLG: 0.353 (8, 2)										0	0	0	0	0	0							
Dale Sveum, S OBP: 0.340, SLG: 0.413 (1, 5) (7, 6)										4	0	1	1	0	1	0						
Bill Spiers, L OBP: 0.293, SLG: 0.365 (1, 6)										2	1	1	0	0	1	0						
Willie Randolph, R OBP: 0.417, SLG: 0.333 (7, PH) (7, 4)										2	0	2	0	0	0	0						
Inning Stats	R: 1 E: 1 K: 0 S: 11	H: 1 LOB: 2 BB: 1 P: 20	R: 0 E: 0 K: 2 S: 10	H: 0 LOB: 0 BB: 0 P: 13	R: 0 E: 0 K: 1 S: 7	H: 0 LOB: 0 BB: 0 P: 12	R: 2 E: 0 K: 0 S: 11	H: 3 LOB: 0 BB: 0 P: 19	R: 1 E: 0 K: 0 S: 13	H: 2 LOB: 0 BB: 0 P: 19	R: 0 E: 0 K: 2 S: 9	H: 1 LOB: 1 BB: 0 P: 16	R: 0 E: 0 K: 1 S: 16	H: 2 LOB: 3 BB: 1 P: 28	R: 0 E: 0 K: 0 S: 9	H: 0 LOB: 0 BB: 0 P: 15	R: 0 E: 0 K: 1 S: 8	H: 1 LOB: 0 BB: 0 P: 13	1B: 10 2B: 0 3B: 0 HR: 0	SF: 2 SAC: 0 DP: 1 HBP: 0	WP: 0 PB: 0 SB: 1 CS: 2	PA: 39
PITCHER	IP WLS BF H R ER SO BB IBB HBP BLK WP HR S P ERA WHIP	5.1 W 23 7 4 4 4 1 0 0 0 0 0 57 92 6.75 1.500	1.0 S 6 2 0 0 1 1 0 0 0 0 0 14 25 0.00 3.000	2.2 S 8 1 0 0 2 0 0 0 0 0 0 23 38 0.00 0.375	PITCHER										IP WLS BF H R ER SO BB IBB HBP BLK WP HR S P ERA WHIP							


Batter	1	2	3	4	5	6	7	8	9	AB	R	H	RBI	BB	SO	LOB	BOTTOM					
Steve Sax, R OBP: 0.297, SLG: 0.316 (1, 4)										5	2	3	1	0	0	0	Milwaukee Brewers @ New York Yankees Yankee Stadium, Bronx, NY Sun Jun 02 1991, 3:33 AM EDT Att: 30,507 - Cloudy - 83 F					
Alvaro Espinoza, R OBP: 0.287, SLG: 0.346 (1, 6)										4	0	0	0	1	0	3						
Roberto Kelly, R OBP: 0.335, SLG: 0.403 (1, 8)										5	3	3	0	0	0	1						
Kevin Maas, L OBP: 0.426, SLG: 0.481 (1, 3)										4	0	2	1	0	0	3						
Jesse Barfield, R OBP: 0.343, SLG: 0.500 (1, 9)										3	1	1	3	1	0	2						
Mel Hall, L OBP: 0.295, SLG: 0.535 (1, 10)										4	0	2	2	0	0	2						
Hensley Meulens, R OBP: 0.272, SLG: 0.346 (1, 7)										3	0	1	0	1	0	1						
Bob Geren, R OBP: 0.234, SLG: 0.205 (1, 2)										2	0	0	0	0	0	1						
Matt Nokes, L OBP: 0.316, SLG: 0.504 (5, PH) (6, 2)										2	0	0	0	0	0	4						
Pat Kelly, R OBP: 0.256, SLG: 0.333 (1, 5)										4	1	1	0	0	2	1						
Inning Stats	R: 2 E: 0 K: 0 S: 13	H: 3 LOB: 1 BB: 0 P: 19	R: 1 E: 0 K: 0 S: 13	H: 2 LOB: 1 BB: 0 P: 19	R: 0 E: 0 K: 0 S: 7	H: 1 LOB: 0 BB: 0 P: 12	R: 0 E: 0 K: 1 S: 10	H: 1 LOB: 1 BB: 0 P: 15	R: 3 E: 0 K: 0 S: 11	H: 5 LOB: 2 BB: 0 P: 22	R: 0 E: 0 K: 0 S: 3	H: 0 LOB: 0 BB: 0 P: 4	R: 1 E: 0 K: 0 S: 14	H: 1 LOB: 2 BB: 2 P: 30	R: 0 E: 0 K: 1 S: 14	H: 0 LOB: 1 BB: 1 P: 22	R: 0 E: 0 K: 0 S: 14	H: 0 LOB: 0 BB: 0 P: 22	1B: 11 2B: 2 3B: 0 HR: 0	SF: 0 SAC: 0 DP: 1 HBP: 0	WP: 0 PB: 0 SB: 5 CS: 0	PA: 39
PITCHER	IP WLS BF H R ER SO BB IBB HBP BLK WP HR S P ERA WHIP	4.2 L 24 11 6 6 1 0 0 0 0 0 0 12 20 6.75 1.500	1.1 S 6 2 1 1 0 0 0 0 0 0 0 9 22 0.00 0.000	1.0 S 5 0 0 0 0 1 1 0 0 0 0 14 22 0.00 1.000	PITCHER										IP WLS BF H R ER SO BB IBB HBP BLK WP HR S P ERA WHIP							


AB 33
R 4
H 10
RBI 4
BB 2
SO 7
LOB 17



AB 36
R 7
H 13
RBI 7
BB 3
SO 2
LOB 18



Batter	1	2	3	4	5	6	7	8	9	AB	R	H	RBI	BB	SO	LOB	TOP								
Paul Moltzer, R (1, 10) OBP: 0.403, SLG: 0.495	L3			P5	P6			G4-3		4	0	1	0	0	0	1	<p>Milwaukee Brewers @ Oakland Athletics Oakland-Alameda County Coliseum, Oakland, CA</p> <p>Tue Jun 04 1991, 7:05 PM PDT Att: 22,214 - Sunny - 60 F</p> <p>livebaseballscores.com</p> <p>AB 31 R 3 H 4 RBI 3 BB 4 SO 5 LOB 13</p> 								
B.J. Surhoff, L (1, 2) OBP: 0.284, SLG: 0.246	K					G4-3		G4-3		4	0	1	1	0	1										
Gary Sheffield, R (1, 5) OBP: 0.327, SLG: 0.453	F9			P3		G6-3		K		4	0	0	0	0	1	2									
Robin Yount, R (1, 8) OBP: 0.332, SLG: 0.472		F8		G1-3		G4-3		G6-3		4	0	0	0	0	2										
Greg Vaughn, R (1, 7) OBP: 0.335, SLG: 0.497		F8			G6-3		F8		E7	4	0	0	0	0	0	0									
Franklin Stubbs, L (1, 3) OBP: 0.290, SLG: 0.317							G3-1		F7	3	1	1	0	1	0	1									
Dante Bichette, R (1, 9) OBP: 0.257, SLG: 0.407										2	0	0	0	0	1	1									
Greg Brock, L (9, PH) OBP: 0.412, SLG: 0.415										0	0	0	0	1	0	0									
Bill Spiers, L (9, FR) OBP: 0.293, SLG: 0.365										0	0	0	0	0	0	0									
Jim Gantner, L (1, 4) OBP: 0.309, SLG: 0.341				G1			L6			3	1	0	0	1	1	3									
Dale Sveum, S (1, 6) OBP: 0.345, SLG: 0.421										3	1	1	2	1	1	2									
Inning Stats	R: 0 E: 0 K: 1 S: 7	H: 0 LOB: 0 BB: 7	R: 0 E: 0 K: 0 S: 10	H: 1 LOB: 0 BB: 0 P: 17	R: 0 E: 0 K: 0 S: 5	H: 0 LOB: 0 BB: 0 P: 10	R: 0 E: 0 K: 0 S: 6	H: 1 LOB: 1 BB: 0 P: 7	R: 2 E: 0 K: 1 S: 13	H: 1 LOB: 2 BB: 2 P: 24	R: 0 E: 0 K: 0 S: 6	H: 0 LOB: 0 BB: 7	R: 0 E: 0 K: 0 S: 10	H: 0 LOB: 1 BB: 0 P: 11	R: 1 E: 0 K: 1 S: 10	H: 1 LOB: 2 BB: 1 P: 21	R: 0 E: 1 K: 2 S: 16	H: 0 LOB: 2 BB: 1 P: 24	1B: 2 2B: 2 3B: 0 HR: 0	SF: 0 SAC: 0 DP: 0 HBP: 1	WP: 0 PB: 0 SB: 0 CS: 1	PA: 37			
PITCHER	IP	WLS	BF	H	R	ER	SO	BB	IBB	HBP	BLK	WP	HR	S	P	ERA	WHIP								
Bob Welch, R (1, 1) ERA: 3.85	8.0	W	31	4	3	3	3	3	0	1	0	0	0	67	104	3.38	0.875								
Dennis Eckersley, R (9, 1) ERA: 2.88	1.0	S	5	0	0	0	2	1	0	0	0	0	0	16	24	0.00	1.000								

Batter	1	2	3	4	5	6	7	8	9	AB	R	H	RBI	BB	SO	LOB	BOTTOM								
Rickey Henderson, R (1, 7) OBP: 0.400, SLG: 0.344	K			F8			G4-3			3	1	0	0	2	1	4	<p>Milwaukee Brewers @ Oakland Athletics Oakland-Alameda County Coliseum, Oakland, CA</p> <p>Tue Jun 04 1991, 7:05 PM PDT Att: 22,214 - Sunny - 60 F</p> <p>livebaseballscores.com</p> <p>AB 30 R 4 H 9 RBI 4 BB 7 SO 5 LOB 26</p> 								
Ernest Riles, L (1, 5) OBP: 0.331, SLG: 0.353	L4							P4		2	1	0	0	1	1	2									
Vance Law, R (8, PH) OBP: 0.280, SLG: 0.319										1	0	0	0	0	0	0									
Dave Henderson, R (1, 8) OBP: 0.390, SLG: 0.589	F9									5	1	1	1	0	0	4									
Harold Baines, L (1, 10) OBP: 0.411, SLG: 0.522										3	0	2	2	1	0	1									
Mark McGwire, R (1, 3) OBP: 0.381, SLG: 0.357										4	0	0	0	0	2	6									
Willie Wilson, S (1, 9) OBP: 0.275, SLG: 0.333										3	0	1	0	1	0	1									
Jamie Quirk, L (1, 2) OBP: 0.375, SLG: 0.365										3	0	3	1	0	0	0									
Walt Weiss, S (1, 6) OBP: 0.298, SLG: 0.299										2	0	0	0	2	1	4									
Lance Blankenship, R (1, 4) OBP: 0.388, SLG: 0.363										3	1	2	0	0	0	2									
Jose Canseco, R (7, PH) OBP: 0.349, SLG: 0.432										1	0	0	0	0	0	2									
Mike Gallego, R (8, 4) OBP: 0.352, SLG: 0.331										0	0	0	0	0	0	0									
Inning Stats	R: 0 E: 0 K: 1 S: 5	H: 0 LOB: 0 BB: 0 P: 7	R: 0 E: 0 K: 2 S: 12	H: 2 LOB: 2 BB: 0 P: 18	R: 2 E: 0 K: 0 S: 10	H: 2 LOB: 1 BB: 1 P: 18	R: 0 E: 0 K: 0 S: 14	H: 1 LOB: 2 BB: 1 P: 26	R: 2 E: 1 K: 1 S: 13	H: 2 LOB: 2 BB: 1 P: 24	R: 0 E: 0 K: 1 S: 14	H: 1 LOB: 2 BB: 2 P: 26	R: 0 E: 0 K: 0 S: 10	H: 0 LOB: 2 BB: 2 P: 19	R: 0 E: 0 K: 0 S: 10	H: 1 LOB: 0 BB: 0 P: 14	1B: 7 2B: 2 3B: 0 HR: 0	SF: 1 SAC: 2 DP: 0 HBP: 0	WP: 0 PB: 0 SB: 0 CS: 1	PA: 40					
PITCHER	IP	WLS	BF	H	R	ER	SO	BB	IBB	HBP	BLK	WP	HR	S	P	ERA	WHIP								
Jaime Navarro, R (1, 1) ERA: 3.56	6.0	L	32	8	4	2	5	4	1	0	0	0	0	68	119	3.00	2.000								
Mark Lee, L (7, 1) ERA: 2.19	0.1		3	0	0	0	0	2	0	0	0	0	0	6	14	0.00	6.000								
Chuck Crim, R (7, 1) ERA: 5.88	0.2		2	0	0	0	0	0	0	0	0	0	0	4	5	0.00	0.000								
Dan Plesac, L (8, 1) ERA: 2.87	1.0		3	1	0	0	0	0	0	0	0	0	0	10	14	0.00	1.000								

Batter	1	2	3	4	5	6	7	8	9	AB	R	H	RBI	BB	SO	LOB	TOP										
Paul Moltzer, R (1, 10) OBP: 0.400, SLG: 0.488	1-2 G6-3 1B HBP		1-0 G6-3		2-0 L4		3-2 P4			3	1	0	0	0	0	0	Milwaukee Brewers @ Oakland Athletics Oakland-Alameda County Coliseum, Oakland, CA Wed Jun 05 1991, 7:05 PM PDT Att: 21,271 - Sunny - 60 F										
B.J. Surhoff, L (1, 2) OBP: 0.297, SLG: 0.239	1-2 G6-3		1-0 G4-3			1-1 L5	0-1 G4-3			4	0	0	0	0	0	1											
Gary Sheffield, R (1, 5) OBP: 0.333, SLG: 0.443	2-2 P5			4-1 CS BB		4-0 BB WP		2-1 P6		2	1	0	0	2	0	1											
Robin Yount, R (1, 8) OBP: 0.339, SLG: 0.472	3-2 2H 1B			4-2 FC1-6 BB 1-2		4-2 WP BB HR		0-1 F8		2	1	1	1	2	0	0											
Greg Vaughn, R (1, 7) OBP: 0.339, SLG: 0.513	0-1 F7			4-2 FC1-6 BB		1-2 1-H 2-H HR		1-1 G6-3		3	1	1	2	1	0	1											
Franklin Stubbs, L (1, 3) OBP: 0.283, SLG: 0.309		2-1 G6-3		2-2 FC1-6		0-0 F9		1-1 F7		4	0	0	0	0	0	2											
Dante Bichette, R (1, 9) OBP: 0.257, SLG: 0.403		2-3 K		1-0 F9		0-0 1B		0-3 K		4	0	1	0	0	2	2											
Jim Gantner, L (1, 4) OBP: 0.307, SLG: 0.335		0-0 G4-3			3-2 G6-3	1-0 F8		2-2 HBP		3	0	0	0	0	0	1											
Bill Spiers, L (1, 6) OBP: 0.286, SLG: 0.356			0-0 G4-3		1-0 F7		1-3 K		2-3 K	3	0	0	0	0	1	0											
Dale Sveum, S (9, PH) OBP: 0.342, SLG: 0.417										1	0	0	0	0	1	1											
Inning Stats	R: 1 E: 0 K: 0 S: 16	H: 1 LOB: 1 BB: 0 P: 23	R: 0 E: 0 K: 1 S: 6	H: 0 LOB: 0 BB: 0 P: 10	R: 0 E: 0 K: 0 S: 3	H: 0 LOB: 0 BB: 0 P: 5	R: 0 E: 0 K: 0 S: 10	H: 0 LOB: 0 BB: 0 P: 25	R: 0 E: 0 K: 0 S: 6	H: 0 LOB: 0 BB: 0 P: 12	R: 3 E: 0 K: 0 S: 11	H: 2 LOB: 1 BB: 2 P: 22	R: 0 E: 0 K: 1 S: 10	H: 0 LOB: 0 BB: 0 P: 14	R: 0 E: 0 K: 2 S: 6	H: 0 LOB: 0 BB: 0 P: 9	R: 0 E: 0 K: 2 S: 10	H: 0 LOB: 1 BB: 0 P: 15	1B: 2 2B: 0 3B: 0 HR: 1	SF: 0 SAC: 0 DP: 0 HBP: 2	WP: 3 PB: 0 SB: 0 CS: 1	PA: 36					
PITCHER	IP	WLS	BF	H	R	ER	SO	BB	IBB	HBP	BLK	WP	HR	S	P	ERA	WHIP										
Dave Stewart, R (1, 1) ERA: 4.96	5.1	W	23	2	4	4	1	5	0	1	0	1	1	49	93	6.75	1.312										
Joe Klirk, L (6, 1) ERA: 2.57	0.1		2	1	0	0	0	0	0	0	0	0	0	2	2	0.00	3.000										
Steve Chitren, R (6, 1) ERA: 2.57	3.1	S	11	0	0	0	3	0	0	1	0	0	0	27	40	0.00	0.000										

Batter	1	2	3	4	5	6	7	8	9	AB	R	H	RBI	BB	SO	LOB	BOTTOM										
Rickey Henderson, R (1, 7) OBP: 0.412, SLG: 0.352	4-1 G6-3 BB		2-0 F8	0-2 FC3-6 1B		4-2 CS 1B BB	1-2 1B			3	1	2	0	2	0	0	Milwaukee Brewers @ Oakland Athletics Oakland-Alameda County Coliseum, Oakland, CA Wed Jun 05 1991, 7:05 PM PDT Att: 21,271 - Sunny - 60 F										
Ernest Riles, L (1, 5) OBP: 0.331, SLG: 0.352	0-0 G6-3		2-2 2B SF9 1B	0-2 FC3-6		3-1 BB 1B 1B	0-3 K			3	1	1	0	0	0	3											
Vance Law, R (6, PH) OBP: 0.288, SLG: 0.327	1-2 1-2									2	0	1	1	0	1	2											
Jose Canseco, R (1, 9) OBP: 0.353, SLG: 0.438	1-1 HR HBP		1-2 BB 2B	1-3 K		2-1 BB 1B		2-3 K		2	2	1	0	0	1	2											
Willie Wilson, S (5, 9) OBP: 0.279, SLG: 0.336			1-3 BB 2B			1-2 BB 1B				2	0	1	0	0	1	0											
Harold Baines, L (1, 10) OBP: 0.411, SLG: 0.519	4-2 HR BB		1-0 SF9	2-2 G1-3		0-0 P5		0-1 BB BB 1B		3	1	1	1	1	0	4											
Dave Henderson, R (1, 8) OBP: 0.399, SLG: 0.603	2-0 1-H 2-H HR		4-2 BB BB BB		1-2 G1-3	4-2 FC6-4 BB		4-0 BB BB		2	1	1	3	3	0	0											
Jamie Quirk, L (1, 2) OBP: 0.373, SLG: 0.355	0-3 K		4-2 BB		2-2 G5-3	0-1 FC6-4		3-2 P3		2	0	0	0	1	1	0											
Troy Aferri, R (6, 2)			1-2 2-3 BB			1-2 1-2				2	0	0	0	0	0	5											
Mark McGwire, R (1, 3) OBP: 0.386, SLG: 0.352		2-2 G6-3	4-1 1-2 2-3 BB		4-2 FC6 BB		3-3 K	4-2 BB		2	0	0	1	3	1	0											
Walt Weiss, S (1, 6) OBP: 0.288, SLG: 0.288		0-1 F7		0-1 K		2-0 FC6		1-1 G4-3	0-2 P5	5	0	0	0	0	1	7											
Mike Gallego, R (1, 4) OBP: 0.355, SLG: 0.331		2-1 F8		4-2 FC3-6 1B BB		1-0 CS BB 1B		2-0 E5 1B		3	0	1	0	1	0	0											
Inning Stats	R: 3 E: 0 K: 1 S: 10	H: 1 LOB: 2 BB: 2 P: 21	R: 0 E: 0 K: 0 S: 7	H: 0 LOB: 0 BB: 0 P: 11	R: 2 E: 0 K: 1 S: 17	H: 2 LOB: 3 BB: 3 P: 37	R: 0 E: 0 K: 1 S: 15	H: 1 LOB: 2 BB: 1 P: 22	R: 0 E: 0 K: 0 S: 9	H: 0 LOB: 1 BB: 1 P: 18	R: 1 E: 0 K: 0 S: 12	H: 3 LOB: 3 BB: 2 P: 26	R: 0 E: 1 K: 2 S: 13	H: 1 LOB: 2 BB: 0 P: 20	R: 0 E: 0 K: 1 S: 13	H: 1 LOB: 3 BB: 2 P: 26	1B: 7 2B: 1 3B: 0 HR: 1	SF: 1 SAC: 0 DP: 1 HBP: 1	WP: 0 PB: 0 SB: 0 CS: 2	PA: 44							
PITCHER	IP	WLS	BF	H	R	ER	SO	BB	IBB	HBP	BLK	WP	HR	S	P	ERA	WHIP										
Chris Bosio, R (1, 1) ERA: 2.93	3.0	L	19	4	5	5	2	6	0	1	0	0	0	26	48	3.38	1.875										
Kevin Brown, L (4, 1) ERA: 4.77	2.2		12	3	1	1	1	2	0	0	0	0	0	7	7	0.00	3.000										
Darren Holmes, R (6, 1) ERA: 2.61	1.1		7	1	0	0	2	1	0	0	0	0	0	17	28	0.00	1.500										
Mark Lee, L (8, 1) ERA: 2.16	0.1		2	1	0	0	1	0	0	0	0	0	0	5	7	0.00	3.000										
Julio Machado, R (8, 1) ERA: 3.72	0.2		4	0	0	0	0	2	0	0	0	0	0	8	19	0.00	3.000										

AB	29
R	4
H	3
RBI	3
BB	5
SO	4
LOB	9



Batter	1	2	3	4	5	6	7	8	9	AB	R	H	RBI	BB	SO	LOB	TOP			
Paul Moltitor, R (1, 10) OBP: 0.402, SLG: 0.488										4	1	2	0	0	1	4	Milwaukee Brewers @ Seattle Mariners The Kingdome, Seattle, WA Fri Jun 07 1991, 10:05 PM EDT Att: 16,968 - Dome - 70 F			
Willie Randolph, R (1, 4) OBP: 0.415, SLG: 0.333										3	0	1	0	0	1	1				
Jim Gantner, L (8, PH) OBP: 0.304, SLG: 0.327										1	0	0	0	0	0	0				
Gary Sheffield, R (1, 5) OBP: 0.317, SLG: 0.419										3	0	0	1	0	0	2				
Robin Yount, R (1, 8) OBP: 0.332, SLG: 0.456										4	0	0	0	0	1	0				
Greg Vaughn, R (1, 7) OBP: 0.335, SLG: 0.497											3	0	0	0	1	1		0		
Franklin Stubbs, L (1, 3) OBP: 0.276, SLG: 0.301											4	0	0	0	0	2		1		
Dante Bichette, R (1, 9) OBP: 0.256, SLG: 0.429											4	0	0	0	0	2		1		
Rick Dempsey, R (1, 2) OBP: 0.254, SLG: 0.340											2	0	0	0	0	0		0		
B.J. Surhoff, L (7, PH) OBP: 0.266, SLG: 0.252											0	0	0	0	1	0		0		
Dale Sveum, S (1, 6) OBP: 0.331, SLG: 0.396										2	0	0	0	1	1	2				
Inning Stats	R: 1 E: 0 K: 0 S: 10	H: 1 LOB: 0 BB: 0 P: 16	R: 0 E: 0 K: 1 S: 8	H: 0 LOB: 0 BB: 0 P: 12	R: 0 E: 0 K: 1 S: 12	H: 2 LOB: 2 BB: 0 P: 18	R: 0 E: 0 K: 1 S: 6	H: 0 LOB: 0 BB: 0 P: 10	R: 0 E: 0 K: 1 S: 7	H: 0 LOB: 1 BB: 1 P: 10	R: 0 E: 1 K: 1 S: 12	H: 0 LOB: 3 BB: 2 P: 24	R: 0 E: 0 K: 0 S: 5	H: 0 LOB: 0 BB: 0 P: 5	R: 0 E: 0 K: 2 S: 8	H: 0 LOB: 0 BB: 0 P: 11	1B: 2 2B: 1 3B: 0 HR: 0	SF: 1 SAC: 0 DP: 0 HBP: 0	WP: 0 PB: 0 SB: 1 CS: 0	PA: 34
PITCHER	IP	WLS	BF	H	R	ER	SO	BB	IBB	HBP	BLK	WP	HR	S	P	ERA	WHIP			
Bill Krueger, L ERA: 4.5	6.1	W	24	3	1	1	6	2	0	0	0	0	0	55	90	1.42	0.789			
Bill Swift, R ERA: 3.1	0.1		3	0	0	0	0	1	0	0	0	0	0	5	10	0.00	3.000			
Michael Jackson, R ERA: 1.98	2.1	S	7	0	0	0	3	0	0	0	0	0	0	16	21	0.00	0.000			

Batter	1	2	3	4	5	6	7	8	9	AB	R	H	RBI	BB	SO	LOB	BOTTOM			
Henry Cotto, R (1, 7) OBP: 0.368, SLG: 0.483										3	2	1	0	1	0	0	Milwaukee Brewers @ Seattle Mariners The Kingdome, Seattle, WA Fri Jun 07 1991, 10:05 PM EDT Att: 16,968 - Dome - 70 F			
Harold Reynolds, S (1, 4) OBP: 0.367, SLG: 0.371										3	0	1	0	0	0	1				
Ken Griffey Jr., L (1, 8) OBP: 0.371, SLG: 0.449										4	0	1	0	0	2	4				
Tracy Jones, R (1, 10) OBP: 0.338, SLG: 0.441										3	0	0	2	1	0	3				
Edgar Martinez, R (1, 5) OBP: 0.457, SLG: 0.460										3	0	1	0	0	0	2				
Jay Buhner, R (1, 9) OBP: 0.350, SLG: 0.500										3	0	0	0	0	1	3				
Alonzo Powell, R (1, 3) OBP: 0.167, SLG: 0.250										2	0	0	0	0	1	0				
Pete O'Brien, L (7, 3) OBP: 0.299, SLG: 0.401										1	0	0	0	0	0	0				
Dave Valle, R (1, 2) OBP: 0.274, SLG: 0.211										3	0	0	0	0	1	0				
Jeff Schaefer, R (1, 6) OBP: 0.220, SLG: 0.214										3	0	0	0	0	0	0				
Inning Stats	R: 1 E: 0 K: 1 S: 10	H: 2 LOB: 1 BB: 0 P: 14	R: 0 E: 0 K: 1 S: 11	H: 0 LOB: 0 BB: 0 P: 18	R: 0 E: 0 K: 2 S: 9	H: 0 LOB: 1 BB: 1 P: 18	R: 0 E: 0 K: 1 S: 7	H: 2 LOB: 2 BB: 1 P: 17	R: 0 E: 0 K: 0 S: 9	H: 0 LOB: 0 BB: 0 P: 11	R: 0 E: 1 K: 0 S: 9	H: 0 LOB: 1 BB: 0 P: 14	R: 0 E: 0 K: 0 S: 5	H: 0 LOB: 0 BB: 0 P: 5	R: 0 E: 0 K: 2 S: 8	H: 0 LOB: 0 BB: 0 P: 11	1B: 4 2B: 0 3B: 0 HR: 0	SF: 0 SAC: 1 DP: 0 HBP: 0	WP: 0 PB: 0 SB: 1 CS: 2	PA: 31
PITCHER	IP	WLS	BF	H	R	ER	SO	BB	IBB	HBP	BLK	WP	HR	S	P	ERA	WHIP			
Teddy Higuera, L ERA: 7.3	5.2	L	23	4	2	2	5	2	0	0	0	0	0	11	18	3.18	1.059			
Darren Holmes, R ERA: 2.52	1.1		6	0	0	0	0	0	0	0	0	0	0	6	10	0.00	0.000			
Dan Plesac, L ERA: 2.7	1.0		2	0	0	0	0	0	0	0	0	0	0	6	10	0.00	0.000			

Batter	1	2	3	4	5	6	7	8	9	AB	R	H	RBI	BB	SO	LOB	TOP					
Paul Moltitor, R OBP: 0.399, SLG: 0.484 (1, 10)										4	1	1	0	0	0	0	Milwaukee Brewers @ Seattle Mariners The Kingdome, Seattle, WA Sat Jun 08 1991, 10:05 PM EDT Att: 25,835 - Dome - 70 F					
B.J. Surhoff, L OBP: 0.266, SLG: 0.252 (1, 2)										4	1	1	0	0	0	0						
Gary Sheffield, R OBP: 0.307, SLG: 0.404 (1, 5)										4	0	0	0	0	1	2						
Robin Yount, R OBP: 0.330, SLG: 0.457 (1, 8)										4	0	1	2	0	1	0						
Greg Vaughn, R OBP: 0.330, SLG: 0.488 (1, 7)										3	0	0	0	0	1	1						
Franklin Stubbs, L OBP: 0.277, SLG: 0.297 (1, 3)										2	0	0	0	1	0	0						
Dante Bichette, R OBP: 0.253, SLG: 0.422 (1, 9)										3	0	0	0	0	2	2						
Jim Gantner, L OBP: 0.310, SLG: 0.333 (1, 4)										3	0	2	0	0	0	0						
Dale Sveum, S OBP: 0.322, SLG: 0.385 (1, 6)										3	0	0	0	0	0	2						
Inning Stats	R: 2 E: 0 K: 3 S: 32	H: 3 LOB: 2 BB: 1 P: 44	R: 0 E: 0 K: 0 S: 4	H: 1 LOB: 0 BB: 0 P: 5	R: 0 E: 0 K: 0 S: 5	H: 0 LOB: 0 BB: 0 P: 8	R: 0 E: 0 K: 0 S: 6	H: 0 LOB: 0 BB: 0 P: 11	R: 0 E: 0 K: 0 S: 8	H: 0 LOB: 0 BB: 0 P: 15	R: 0 E: 0 K: 1 S: 3	H: 0 LOB: 0 BB: 0 P: 5	R: 0 E: 0 K: 1 S: 8	H: 0 LOB: 0 BB: 0 P: 10	R: 0 E: 0 K: 0 S: 5	H: 1 LOB: 0 BB: 0 P: 9		R: 0 E: 0 K: 1 S: 7	H: 0 LOB: 0 BB: 0 P: 11	1B: 4 2B: 1 3B: 0 HR: 0	SF: 0 SAC: 0 DP: 2 HBP: 0	WP: 0 PB: 0 SB: 0 CS: 0
PITCHER	IP	WLS	BF	H	R	ER	SO	BB	IBB	HBP	BLK	WP	HR	S	P	ERA	WHIP					
Rich DeLucia, R ERA: 4.81 (1, 1)	6.0	W	22	4	2	2	3	1	0	0	0	0	0	58	88	3.00	0.833					
Dave Burba, R ERA: 3.35 (7, 1)	3.0	S	9	1	0	0	2	0	0	0	0	0	0	20	30	0.00	0.333					

Batter	1	2	3	4	5	6	7	8	9	AB	R	H	RBI	BB	SO	LOB	BOTTOM				
Harold Reynolds, S OBP: 0.365, SLG: 0.369 (1, 4)										4	1	1	0	0	0	1	Milwaukee Brewers @ Seattle Mariners The Kingdome, Seattle, WA Sat Jun 08 1991, 10:05 PM EDT Att: 25,835 - Dome - 70 F				
Edgar Martinez, R OBP: 0.463, SLG: 0.463 (1, 5)										3	1	2	1	0	0	0					
Ken Griffey Jr., L OBP: 0.368, SLG: 0.444 (1, 8)										2	0	0	1	1	0	1					
Tracy Jones, R OBP: 0.346, SLG: 0.458 (1, 7)										4	2	2	0	0	1	3					
Jay Buhner, R OBP: 0.350, SLG: 0.500 (8, 9)										0	0	0	0	0	0	0					
Pete O'Brien, L OBP: 0.298, SLG: 0.398 (1, 3)										4	0	1	1	0	0	2					
Alvin Davis, L OBP: 0.303, SLG: 0.352 (1, 10)										4	1	2	3	0	0	1					
Greg Briley, L OBP: 0.284, SLG: 0.271 (1, 9) (8, 7)										4	0	1	0	0	1	1					
Scott Bradley, L OBP: 0.207, SLG: 0.182 (1, 2)											2	0	0	0	0	1					
Dave Valle, R OBP: 0.277, SLG: 0.210 (7, 2)										2	0	0	0	0	0	1					
Omar Vizquel, S OBP: 0.276, SLG: 0.279 (1, 6)										2	0	0	0	0	0	1					
Inning Stats	R: 0 E: 0 K: 1 S: 7	H: 0 LOB: 2 BB: 1 P: 16	R: 0 E: 0 K: 0 S: 8	H: 0 LOB: 0 BB: 0 P: 14	R: 0 E: 0 K: 1 S: 7	H: 0 LOB: 0 BB: 0 P: 10	R: 1 E: 0 K: 0 S: 9	H: 2 LOB: 1 BB: 0 P: 17	R: 0 E: 0 K: 0 S: 6	H: 1 LOB: 1 BB: 0 P: 9	R: 3 E: 0 K: 1 S: 11	H: 3 LOB: 0 BB: 0 P: 18	R: 2 E: 0 K: 0 S: 11	H: 2 LOB: 1 BB: 0 P: 18	R: 0 E: 0 K: 0 S: 9	H: 1 LOB: 1 BB: 0 P: 16	1B: 6 2B: 3 3B: 0 HR: 1	SF: 1 SAC: 1 DP: 1 HBP: 2	WP: 0 PB: 0 SB: 0 CS: 2	PA: 35	
PITCHER	IP	WLS	BF	H	R	ER	SO	BB	IBB	HBP	BLK	WP	HR	S	P	ERA	WHIP				
Bill Wegman, R ERA: 4.08 (1, 1)	5.2	L	23	5	3	3	2	1	0	1	0	0	0	44	78	4.76	1.059				
Kevin Brown, L ERA: 5.2 (6, 1)	0.2		5	2	3	3	1	0	0	1	0	0	0	8	14	40.50	3.000				
Julio Machado, R ERA: 3.64 (7, 1)	0.2		3	1	0	0	0	0	0	0	0	0	0	7	10	0.00	1.500				
Mark Knudson, R ERA: 8.47 (8, 1)	1.0		4	1	0	0	0	0	0	0	0	0	0	9	16	0.00	1.000				

Batter	1	2	3	4	5	6	7	8	9	AB	R	H	RBI	BB	SO	LOB	TOP			
Paul Moltitor, R OBP: 0.401, SLG: 0.486 (1, 10)										3	0	1	0	1	1	0	Milwaukee Brewers @ Seattle Mariners The Kingdome, Seattle, WA Sun Jun 09 1991, 6:33 AM EDT Att: 41,397 - Dome - 70 F			
B.J. Surhoff, L OBP: 0.259, SLG: 0.245 (1, 2)										4	0	0	0	0	0	2				
Gary Sheffield, R OBP: 0.298, SLG: 0.389 (1, 5)										4	0	0	0	0	2	1				
Robin Yount, R OBP: 0.325, SLG: 0.448 (1, 8)										4	0	0	0	0	1	1				
Greg Brock, L OBP: 0.441, SLG: 0.447 (1, 3)										3	1	2	0	1	1	0				
Greg Vaughn, R OBP: 0.328, SLG: 0.482 (1, 7)										4	0	1	1	0	2	3				
Dante Bichette, R OBP: 0.252, SLG: 0.419 (1, 9)										4	0	1	0	0	0	4				
Jim Cantner, L OBP: 0.305, SLG: 0.328 (1, 4)										3	0	0	0	0	0	2				
Bill Spiers, L OBP: 0.279, SLG: 0.347 (1, 6)										3	0	0	0	0	0	0				
Inning Stats	R: 0 E: 0 K: 2 S: 11	H: 0 LOB: 0 BB: 0 P: 13	R: 1 E: 0 K: 1 S: 10	H: 2 LOB: 1 BB: 0 P: 14	R: 0 E: 0 K: 1 S: 9	H: 0 LOB: 1 BB: 1 P: 17	R: 0 E: 0 K: 1 S: 8	H: 0 LOB: 1 BB: 1 P: 13	R: 0 E: 0 K: 0 S: 8	H: 0 LOB: 0 BB: 0 P: 10	R: 0 E: 0 K: 1 S: 7	H: 1 LOB: 0 BB: 0 P: 12	R: 0 E: 0 K: 0 S: 6	H: 0 LOB: 0 BB: 0 P: 6	R: 0 E: 1 K: 0 S: 17	H: 1 LOB: 2 BB: 0 P: 23		1B: 3 2B: 2 3B: 0 HR: 0	SF: 0 SAC: 0 DP: 0 HBP: 0	WP: 0 PB: 0 SB: 0 CS: 1
PITCHER Brian Holman, R ERA: 3.38 (1, 1)	IP: 9.0 WLS: W BF: 34 H: 5 R: 1 ER: 1 SO: 7 BB: 2 IBB: 0 HBP: 0 BLK: 0 WP: 0 HR: 0 S: 83 P: 117 ERA: 1.00 WHIP: 0.778															PITCHER				

Batter	1	2	3	4	5	6	7	8	9	AB	R	H	RBI	BB	SO	LOB	BOTTOM			
Harold Reynolds, S OBP: 0.367, SLG: 0.382 (1, 4)										3	1	1	3	1	0	0	Milwaukee Brewers @ Seattle Mariners The Kingdome, Seattle, WA Sun Jun 09 1991, 6:33 AM EDT Att: 41,397 - Dome - 70 F			
Edgar Martinez, R OBP: 0.454, SLG: 0.453 (1, 5)										4	0	0	0	0	1	1				
Ken Griffey Jr., L OBP: 0.376, SLG: 0.456 (1, 8)										4	1	3	0	0	0	0				
Tracy Jones, R OBP: 0.333, SLG: 0.440 Jay Buhner, R OBP: 0.356, SLG: 0.535 (8, 9)										3	0	0	0	0	0	2				
Pete O'Brien, L OBP: 0.293, SLG: 0.390 (1, 3)										4	0	0	0	0	1	0				
Alvin Davis, L OBP: 0.313, SLG: 0.363 (1, 10)										3	1	2	0	1	1	0				
Greg Briley, L OBP: 0.270, SLG: 0.277 (8, 7)										4	0	2	0	0	0	2				
Omar Vizquel, S OBP: 0.282, SLG: 0.293 (1, 6)										4	1	2	1	0	0	2				
Dave Valle, R OBP: 0.276, SLG: 0.211 (1, 2)										4	1	1	0	0	0	4				
Inning Stats	R: 0 E: 0 K: 0 S: 9	H: 1 LOB: 1 BB: 1 P: 15	R: 0 E: 0 K: 2 S: 10	H: 1 LOB: 0 BB: 0 P: 17	R: 0 E: 0 K: 0 S: 6	H: 0 LOB: 0 BB: 0 P: 10	R: 0 E: 0 K: 1 S: 11	H: 0 LOB: 0 BB: 0 P: 16	R: 0 E: 0 K: 0 S: 10	H: 1 LOB: 2 BB: 1 P: 20	R: 0 E: 0 K: 0 S: 7	H: 1 LOB: 1 BB: 0 P: 13	R: 4 E: 0 K: 0 S: 17	H: 4 LOB: 0 BB: 0 P: 29	R: 2 E: 0 K: 0 S: 14	H: 4 LOB: 2 BB: 0 P: 22		1B: 7 2B: 3 3B: 0 HR: 2	SF: 0 SAC: 0 DP: 1 HBP: 0	WP: 0 PB: 0 SB: 0 CS: 1
PITCHER Jaime Navarro, R ERA: 3.7 Mark Lee, L ERA: 3.76 Chuck Crim, R ERA: 5.91 (8, 1)	IP: 7.0 WLS: L BF: 29 H: 8 R: 4 ER: 4 SO: 3 BB: 2 IBB: 0 HBP: 0 BLK: 0 WP: 0 HR: 1 S: 70 P: 120 ERA: 5.14 WHIP: 1.429															PITCHER				

AB	32
R	1
H	5
RBI	1
BB	2
SO	7
LOB	13



AB	34
R	6
H	12
RBI	6
BB	2
SO	3
LOB	11



Batter	1	2	3	4	5	6	7	8	9	AB	R	H	RBI	BB	SO	LOB	TOP			
Paul Moltzer, R OBP: 0.398, SLG: 0.502 (1, 3)										4	2	2	1	0	0	0	Milwaukee Brewers @ California Angels Anaheim Stadium, Anaheim, CA Tue Jun 11 1991, 10:05 PM EDT Att: 23,044 - Cloudy - 71 F			
Willie Randolph, R OBP: 0.416, SLG: 0.333 (1, 4)										3	0	1	0	1	0	0				
Gary Sheffield, R OBP: 0.286, SLG: 0.364 (1, 10)										4	0	0	0	0	0	3				
Robin Yount, R OBP: 0.335, SLG: 0.452 (1, 8)										4	0	2	1	0	1	1				
Greg Vaughn, R OBP: 0.323, SLG: 0.477 (1, 7)										4	0	0	0	0	2	3				
Dale Sveum, S OBP: 0.317, SLG: 0.376 (1, 5)										4	0	1	0	0	3	2				
Dante Bichette, R OBP: 0.297, SLG: 0.434 (1, 9)										4	1	2	1	0	0	1				
Rick Dempsey, R OBP: 0.242, SLG: 0.321 (9, PH)										3	0	0	0	0	2	1				
B.J. Surhoff, L OBP: 0.262, SLG: 0.244 (9, PH)										1	0	0	0	0	0	1				
Bill Spiers, L OBP: 0.274, SLG: 0.333 (9, PH)										3	0	0	0	0	2	0				
Franklin Stubbs, L OBP: 0.276, SLG: 0.295 (9, PH)										1	0	0	0	0	1	1				
Inning Stats	R: 1 E: 0 K: 2 S: 16	H: 2 LOB: 2 BB: 1 P: 25	R: 1 E: 0 K: 2 S: 10	H: 1 LOB: 0 BB: 0 P: 16	R: 0 E: 0 K: 1 S: 5	H: 0 LOB: 0 BB: 0 P: 7	R: 0 E: 0 K: 2 S: 13	H: 1 LOB: 1 BB: 0 P: 21	R: 1 E: 1 K: 1 S: 10	H: 2 LOB: 1 BB: 0 P: 14	R: 0 E: 0 K: 0 S: 7	H: 0 LOB: 0 BB: 0 P: 11	R: 0 E: 0 K: 0 S: 9	H: 1 LOB: 1 BB: 0 P: 12	R: 0 E: 0 K: 2 S: 14	H: 1 LOB: 1 BB: 0 P: 20	1B: 6 2B: 0 3B: 0 HR: 2	SF: 0 SAC: 0 DP: 0 HBP: 0	WP: 0 PB: 0 SB: 0 CS: 0	PA: 36
PITCHER	IP WLS BF H R ER SO BB IBB HBP BLK WP HR S P ERA WHIP																			
Mark Langston, L ERA: 3.57 (1, 1)	7.2 W 31 7 3 3 9 1 0 0 0 0 2 74 112 3.52 1.043																			
Bryan Harvey, R ERA: 1.03 (8, 1)	1.1 S 5 1 0 0 2 0 0 0 0 0 0 17 24 0.00 0.750																			

AB	35
R	3
H	8
RBI	3
BB	1
SO	11
LOB	13



Batter	1	2	3	4	5	6	7	8	9	AB	R	H	RBI	BB	SO	LOB	BOTTOM	
Luis Polonia, L OBP: 0.361, SLG: 0.384 (1, 7)										5	0	1	1	0	0	5	Milwaukee Brewers @ California Angels Anaheim Stadium, Anaheim, CA Tue Jun 11 1991, 10:05 PM EDT Att: 23,044 - Cloudy - 71 F	
Wally Joyner, L OBP: 0.402, SLG: 0.505 (1, 3)										4	0	2	0	0	0	3		
Dave Winfield, R OBP: 0.320, SLG: 0.540 (1, 9)										3	0	0	0	1	0	3		
Dave Parker, L OBP: 0.260, SLG: 0.300 (1, 10)										4	0	0	0	0	0	2		
Gary Gaetti, R OBP: 0.299, SLG: 0.416 (1, 5)										3	1	1	0	1	0	2		
Jack Howell, L OBP: 0.381, SLG: 0.404 (1, 4)										3	1	0	0	1	0	1		
Dave Gallagher, R OBP: 0.411, SLG: 0.380 (1, 8)										3	0	1	0	0	1	0		
Ron Tingley, R OBP: 0.270, SLG: 0.353 (1, 2)										1	2	1	2	2	0	0		
Dick Schofield, R OBP: 0.374, SLG: 0.331 (1, 6)										3	0	3	1	1	0	0		
Inning Stats	R: 0 E: 0 K: 0 S: 8	H: 1 LOB: 2 BB: 1 P: 15	R: 0 E: 0 K: 1 S: 14	H: 1 LOB: 2 BB: 1 P: 25	R: 0 E: 0 K: 0 S: 3	H: 1 LOB: 0 BB: 0 P: 5	R: 3 E: 0 K: 0 S: 13	H: 2 LOB: 1 BB: 2 P: 25	R: 0 E: 0 K: 0 S: 8	H: 2 LOB: 2 BB: 1 P: 17	R: 0 E: 0 K: 0 S: 5	H: 0 LOB: 0 BB: 0 P: 8	R: 0 E: 0 K: 0 S: 7	H: 1 LOB: 1 BB: 1 P: 14	1B: 8 2B: 2 3B: 0 HR: 0	SF: 0 SAC: 2 DP: 2 HBP: 0		WP: 0 PB: 0 SB: 0 CS: 0
PITCHER	IP WLS BF H R ER SO BB IBB HBP BLK WP HR S P ERA WHIP																	
Don August, R ERA: 4.92 (1, 1)	3.1 L 15 3 1 1 0 1 0 0 0 0 0 35 53 2.46 1.091																	
Kevin Brown, L ERA: 5.03 (4, 1)	0.1 3 1 0 0 0 1 0 0 0 0 0 6 12 0.00 6.000																	
Mark Knudson, R ERA: 8.31 (8, 1)	0.2 1 0 0 0 0 0 0 0 0 0 0 1 2 0.00 0.000																	

AB	29
R	4
H	9
RBI	4
BB	6
SO	1
LOB	16



Batter	1	2	3	4	5	6	7	8	9	AB	R	H	RBI	BB	SO	LOB	TOP								
Rickey Henderson, R OBP: 0.422, SLG: 0.344	4-0 FC5-4 BB		1-2 P4			3-2 1B		0-1 1B		3	3	2	0	1	0	0									
Ernest Riles, L OBP: 0.342, SLG: 0.381	0-1 FC5-4 1B		0-3 K			1-2 L4		0-1 L8		4	0	1	0	0	1	2									
Jose Canseco, R OBP: 0.355, SLG: 0.460	1-0 FC5-4			4-0 G6-3 G5-3 BB		0-0 FC6-4 1B		2-2 1B		3	1	2	3	1	0	1									
Harold Baines, L OBP: 0.419, SLG: 0.545	4-2 G6-4-3			3-2 G6-3		0-0 FC6-4 1B		2-2 F9		2	0	1	0	1	0	1									
Dave Henderson, R OBP: 0.401, SLG: 0.596	1-2 BB			1-3 G5-3		1-2 1B		1-2 F9		1	0	0	0	0	0	1									
Terry Steinbach, R OBP: 0.335, SLG: 0.436	1-0 G6-4-3			0-0 G5-3		0-0 FC6-4		0-2 L9		4	0	0	1	0	0	5									
Jamie Quirk, L OBP: 0.360, SLG: 0.342		0-0 F8		3-1 G4-3		3-2 F7				3	0	0	0	0	0	2									
Vance Law, R OBP: 0.304, SLG: 0.354				1-0 G4-3		1-0 F7				1	0	0	0	0	0	0									
Willie Wilson, S OBP: 0.272, SLG: 0.316		0-3 K		2-1 G4-3			1-3 K		4-1 BB	3	0	0	0	1	2	0									
Mike Gallego, R OBP: 0.343, SLG: 0.302		3-3 K		2-2 F9			0-2 P3		2-3 K	3	0	0	0	0	1	0									
Mark McGwire, R OBP: 0.373, SLG: 0.391										1	0	0	0	0	1	1									
Lance Blankenship, R OBP: 0.339, SLG: 0.327			0-1 L3		1-0 G5-3		3-1 G1-3		0-3 K	4	0	0	0	0	1	1									
Inning Stats	R: 1 E: 0 K: 0 S: 6	H: 1 LOB: 1 BB: 2 P: 16	R: 0 E: 0 K: 2 S: 8	H: 0 LOB: 0 BB: 1 P: 11	R: 0 E: 0 K: 1 S: 9	H: 0 LOB: 0 BB: 0 P: 10	R: 1 E: 0 K: 0 S: 7	H: 0 LOB: 0 BB: 1 P: 15	R: 0 E: 0 K: 0 S: 7	H: 0 LOB: 0 BB: 0 P: 12	R: 1 E: 0 K: 0 S: 13	H: 3 LOB: 2 BB: 0 P: 20	R: 0 E: 0 K: 1 S: 8	H: 0 LOB: 0 BB: 0 P: 12	R: 1 E: 0 K: 0 S: 14	H: 2 LOB: 1 BB: 0 P: 18	R: 0 E: 0 K: 2 S: 10	H: 0 LOB: 1 BB: 1 P: 17	1B: 6 2B: 0 3B: 0 HR: 0	SF: 0 SAC: 0 DP: 1 HBP: 0	WP: 0 PB: 0 SB: 6 CS: 0	PA: 36			
PITCHER	IP	WLS	BF	H	R	ER	SO	BB	IBB	HBP	BLK	WP	HR	S	P	ERA	WHIP								
Jaime Navarro, R ERA: 3.8	(1, 1)	7.1	W	30	6	4	4	4	3	0	0	0	0	65	105	4.91	1.227								
Dan Plesac, L ERA: 2.21	(8, 1)	1.2	S	6	0	0	0	2	1	0	0	0	0	17	26	0.00	0.600								

Oakland Athletics @ Milwaukee Brewers
Milwaukee County Stadium, Milwaukee, WI
Sat Jun 15 1991, 4:33 AM EDT
Cloudy - 80 F

AB	32
R	4
H	6
RBI	4
BB	4
SO	6
LOB	14

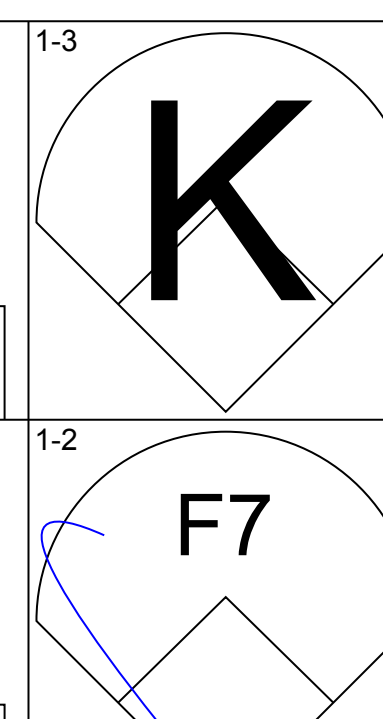
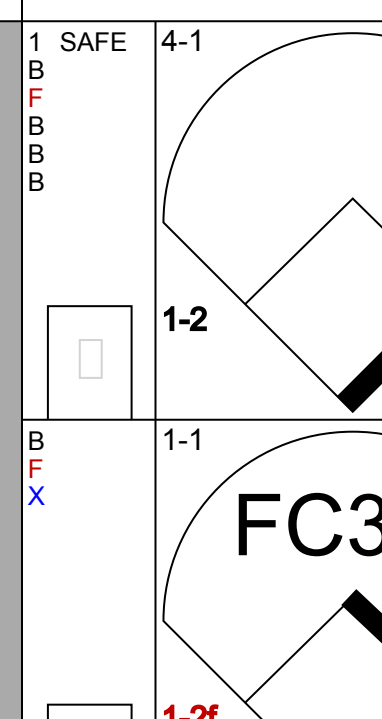
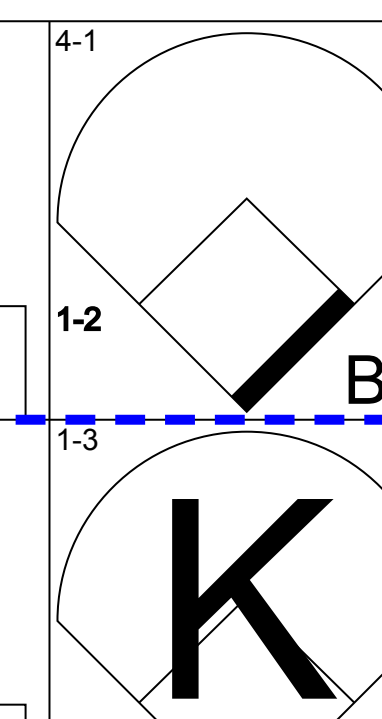
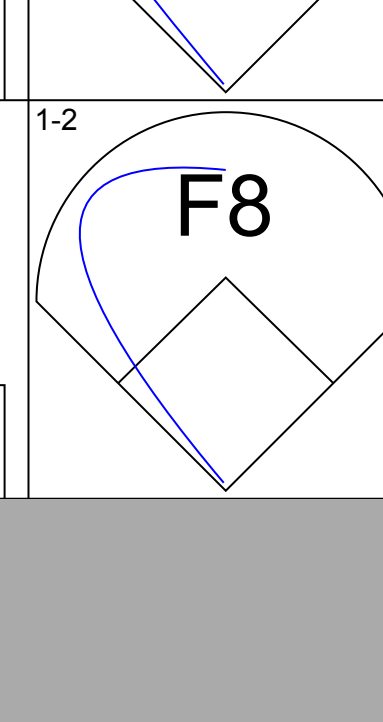

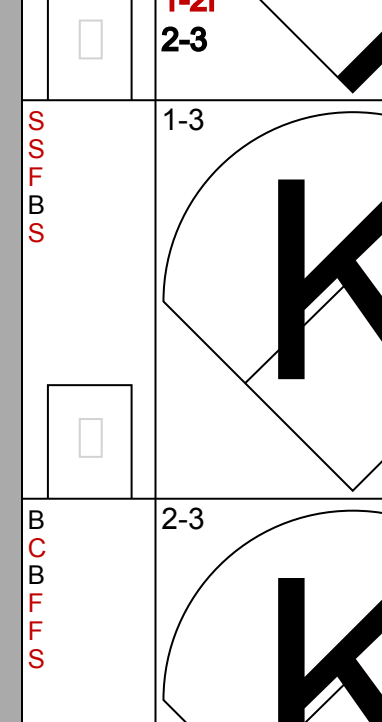



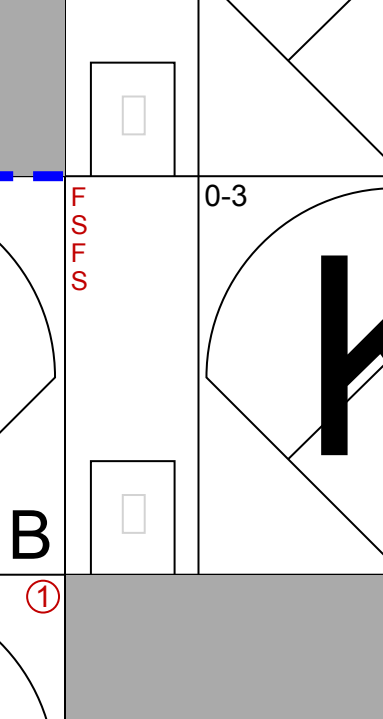
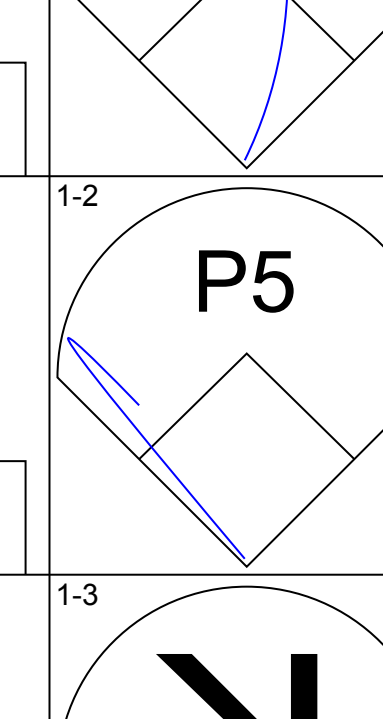
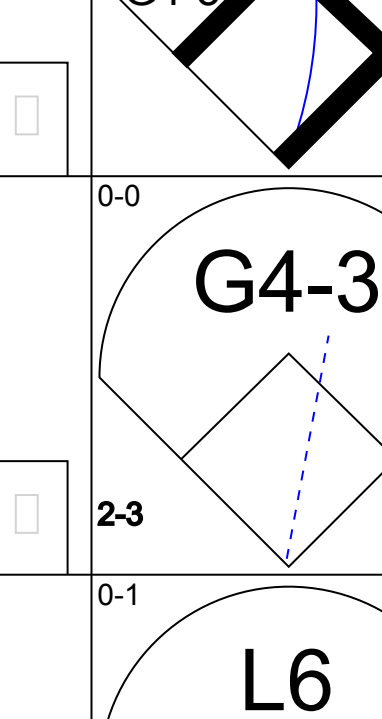

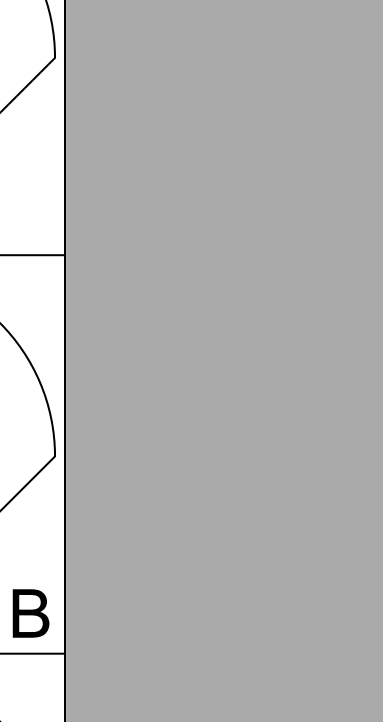
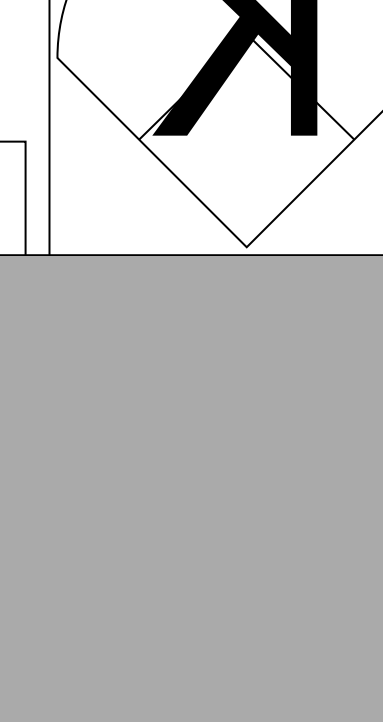
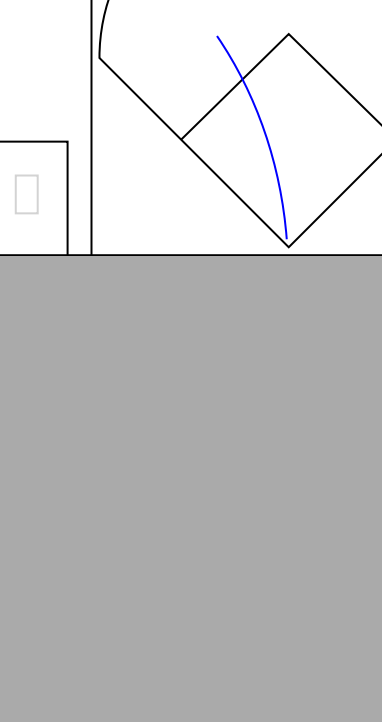
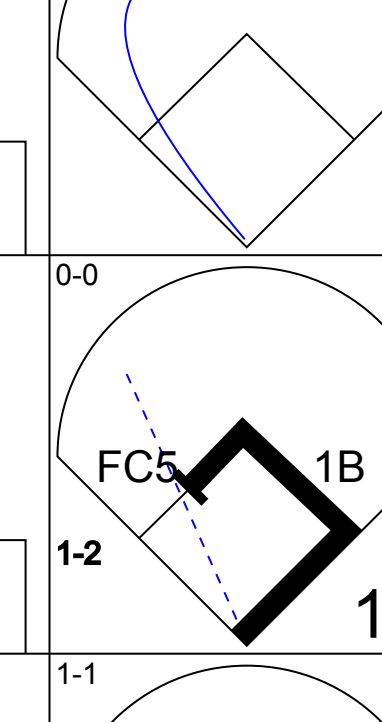
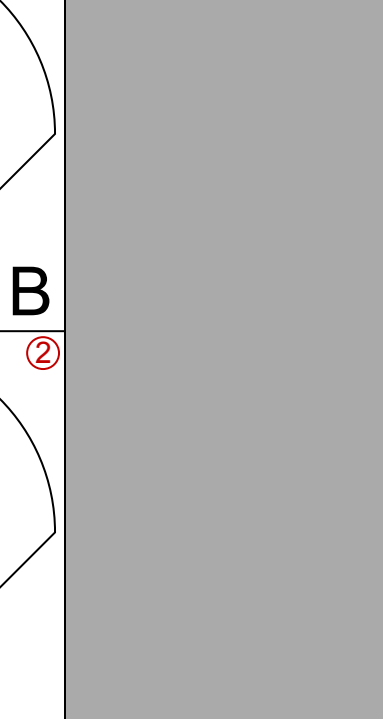

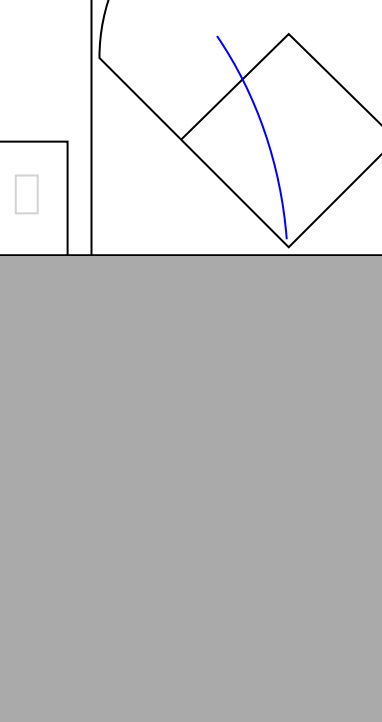
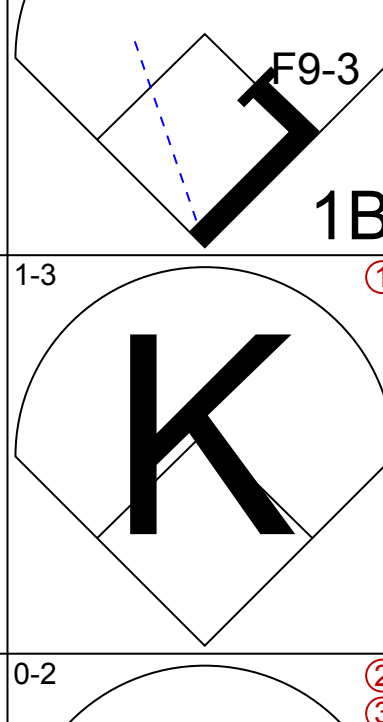
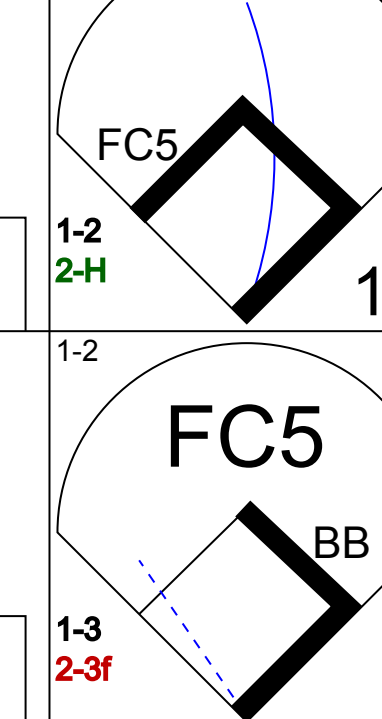
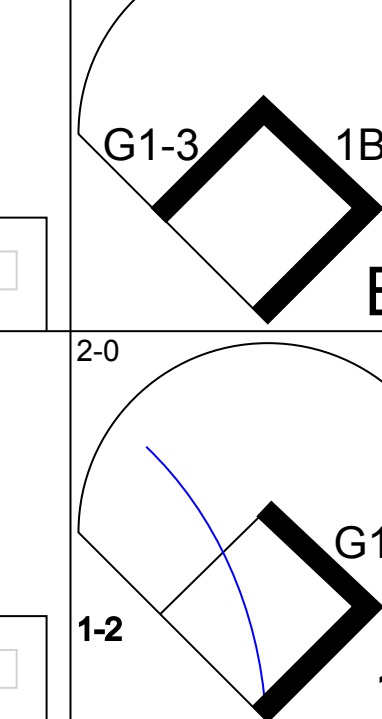
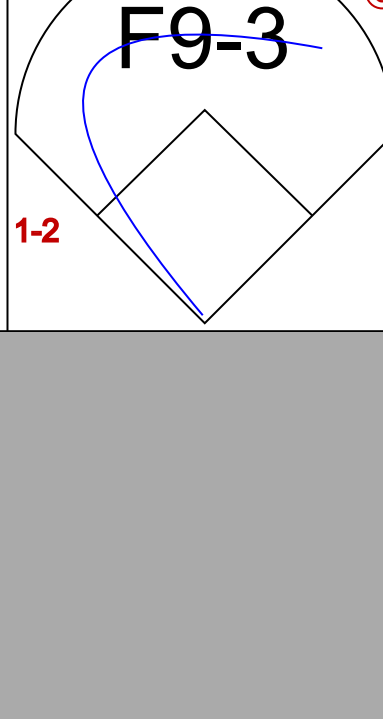
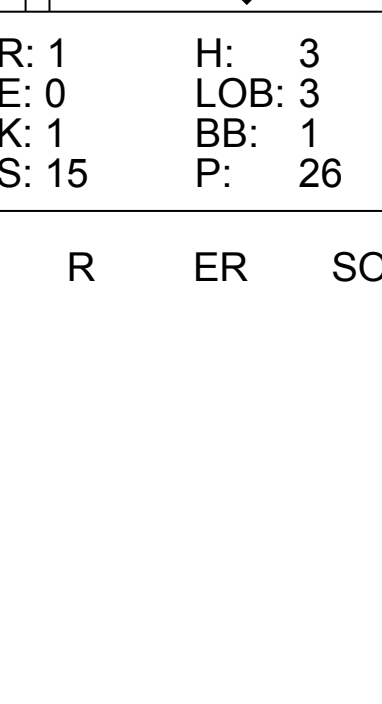
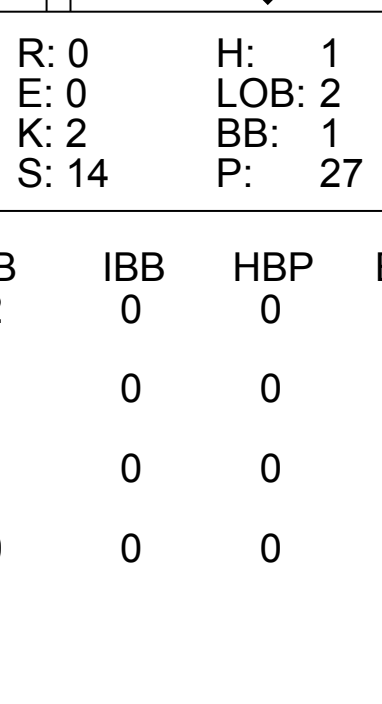
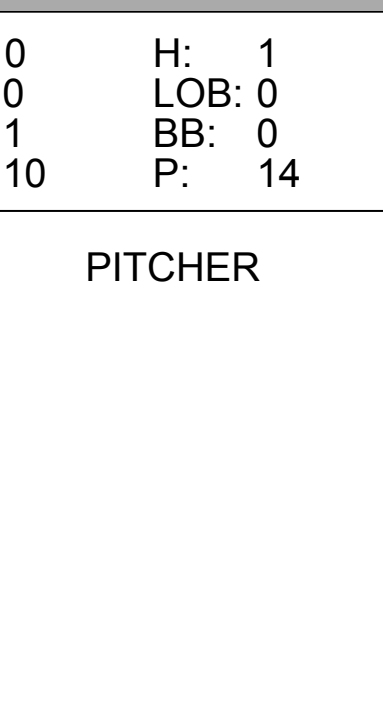


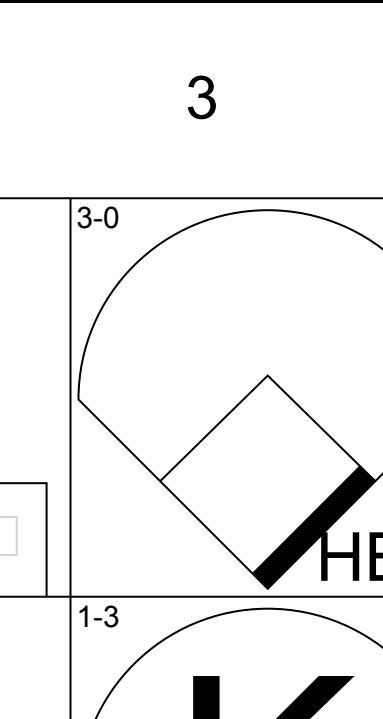
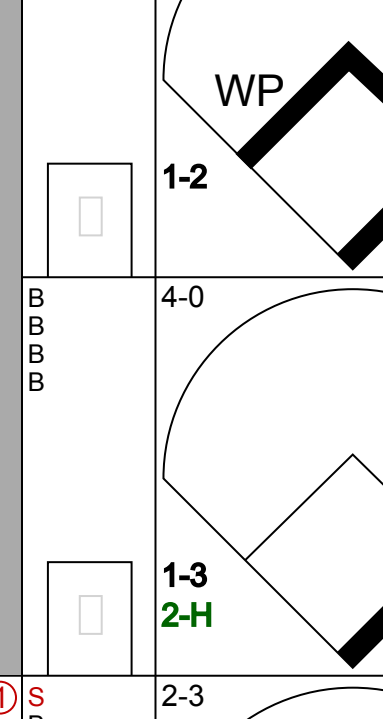
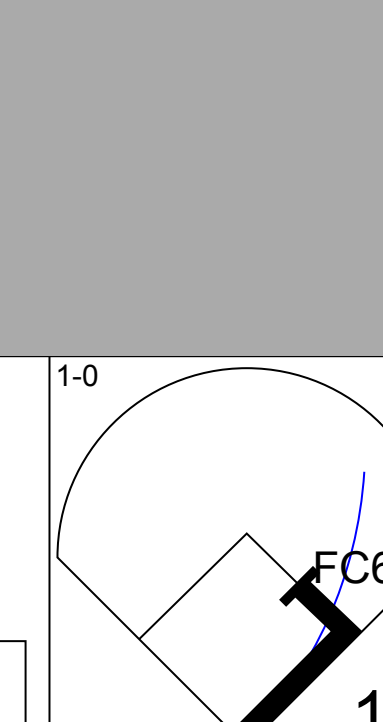


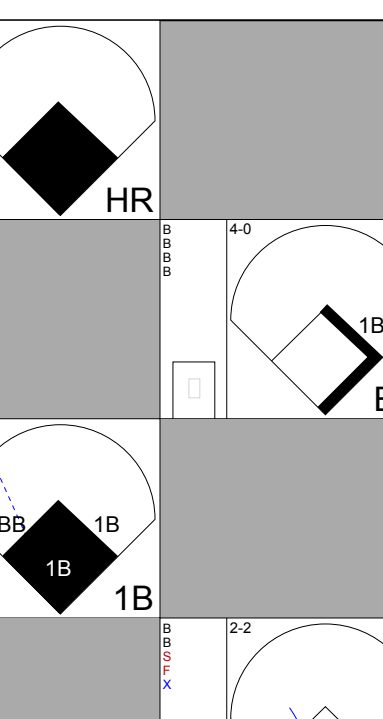
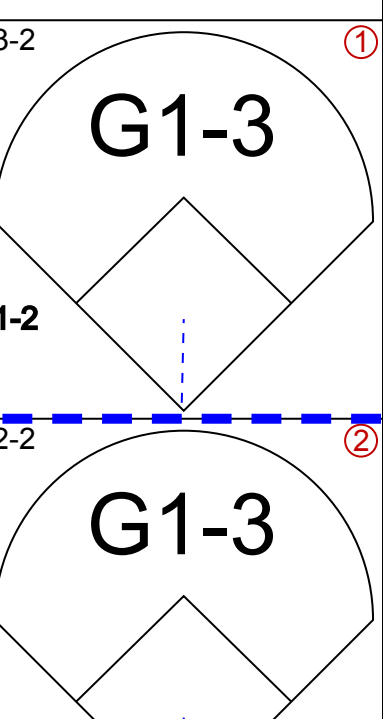
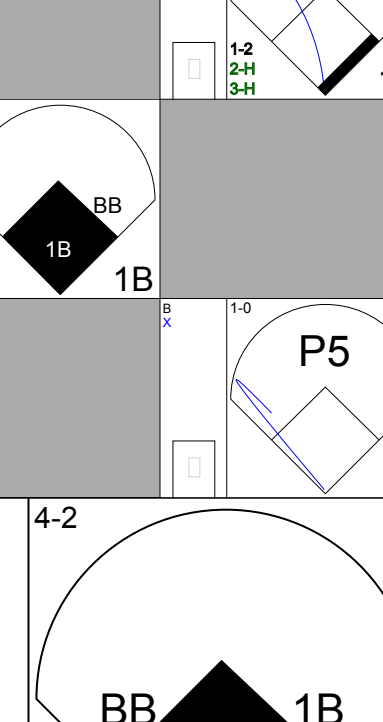

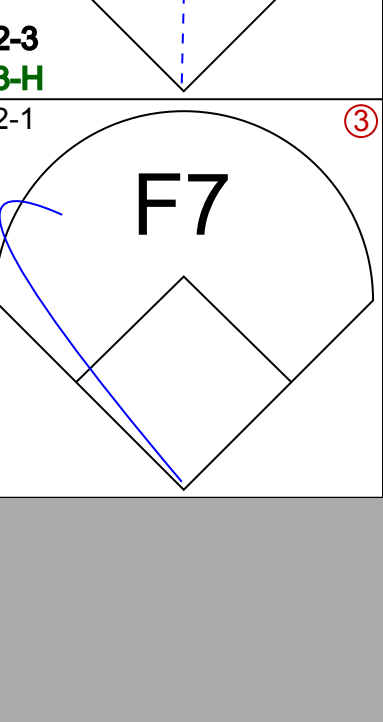
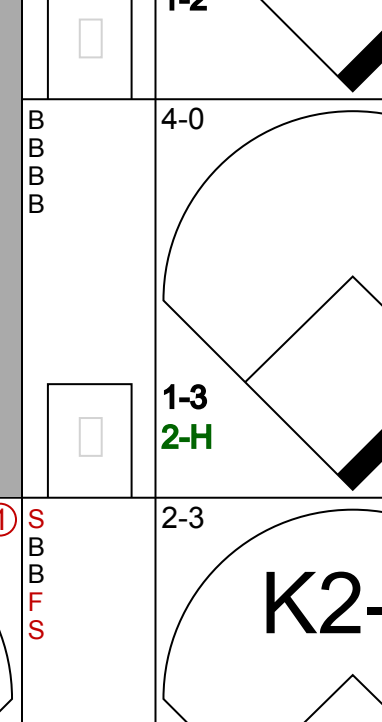

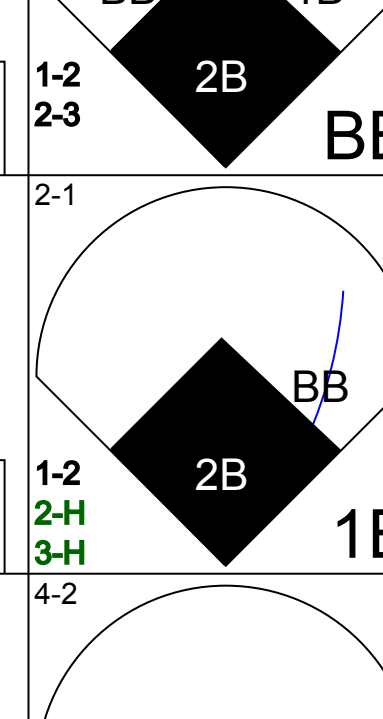
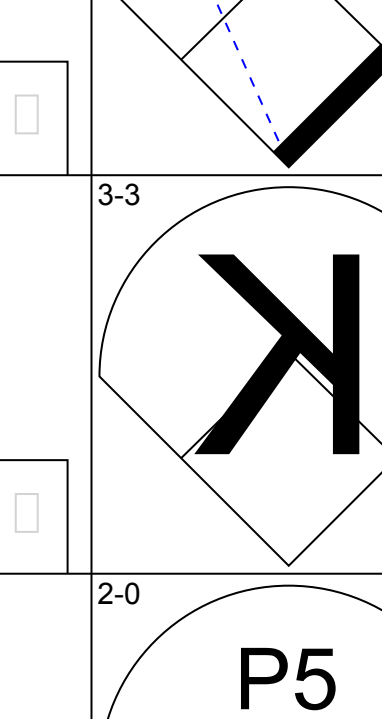


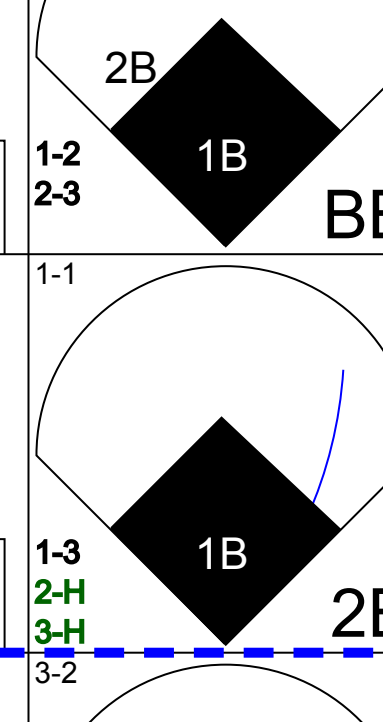
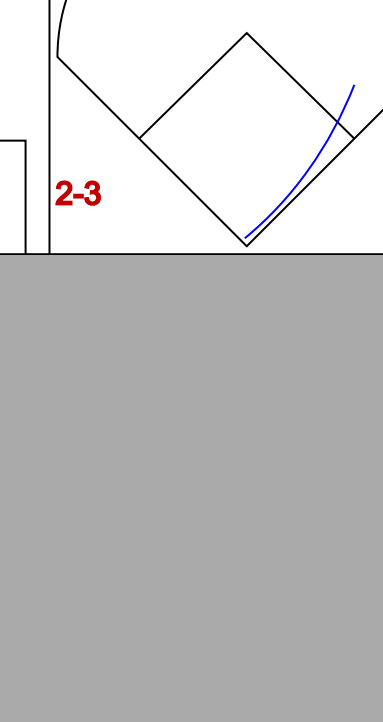
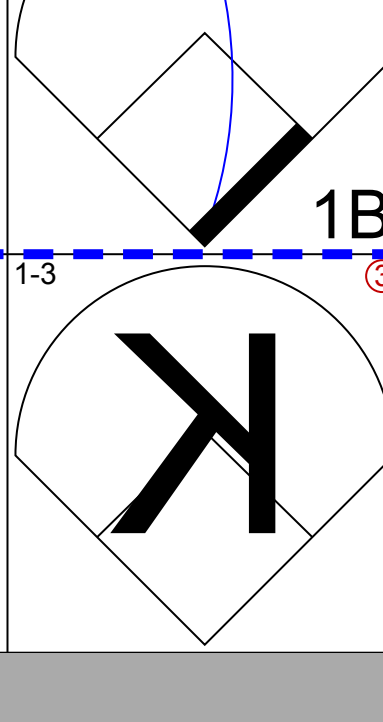
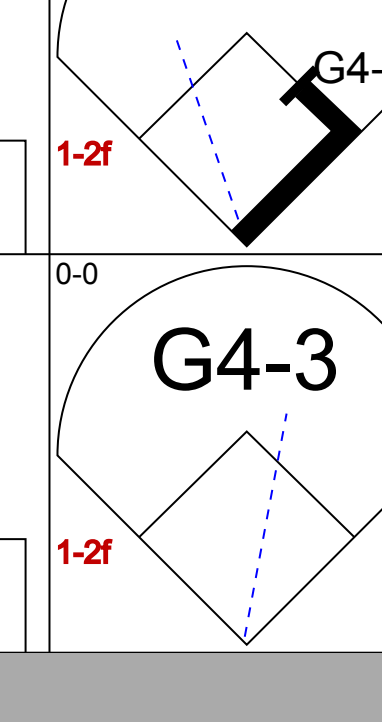
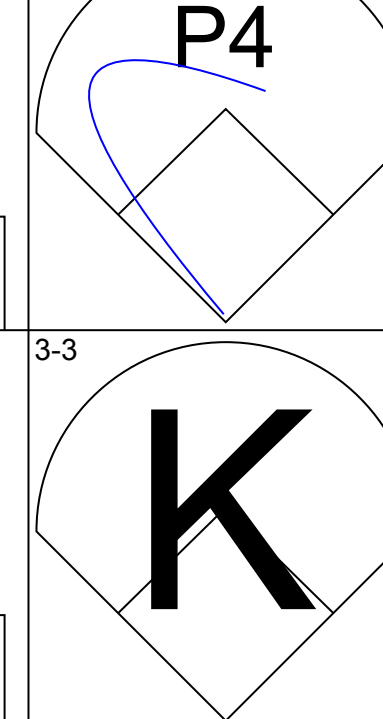

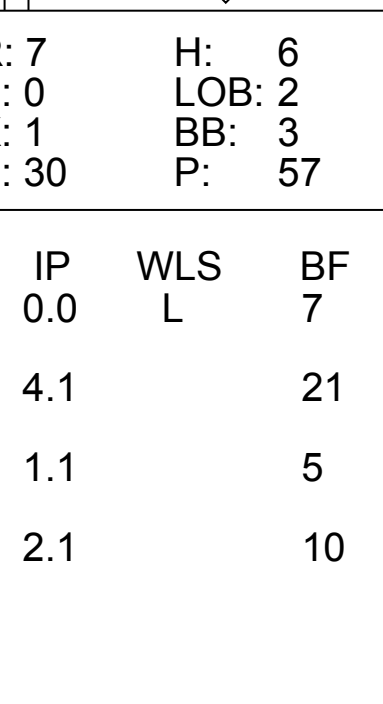
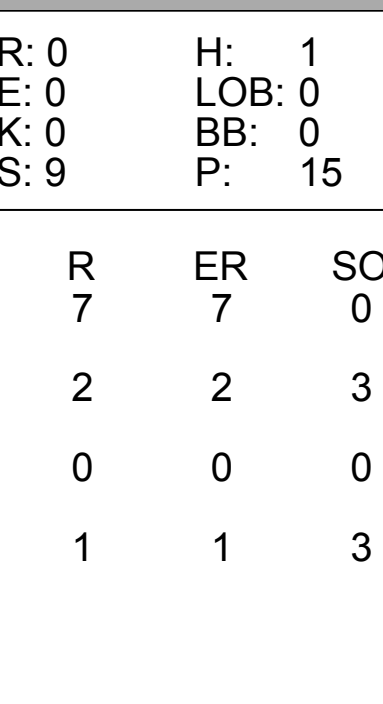
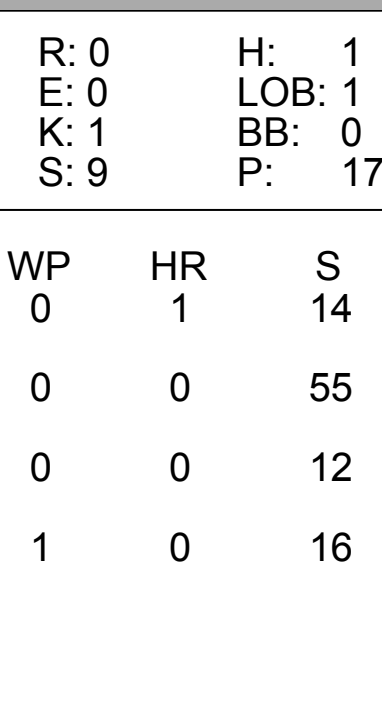
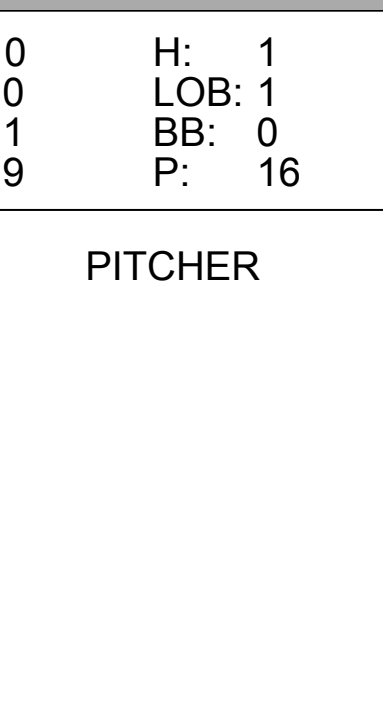
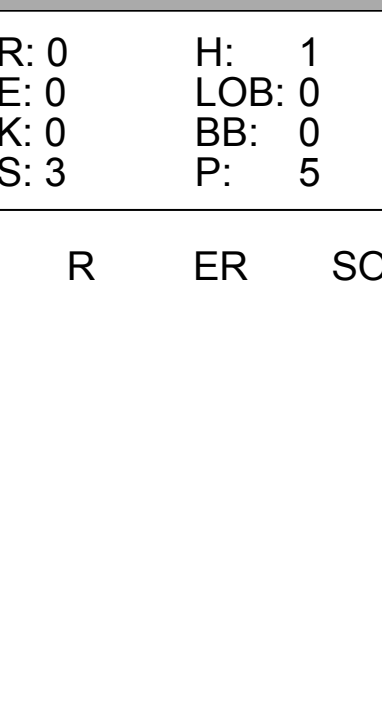
Batter	1	2	3	4	5	6	7	8	9	AB	R	H	RBI	BB	SO	LOB	BOTTOM								
Paul Molitor, R OBP: 0.396, SLG: 0.508	1-1 P6	0-0 F9			1-0 P4	3-2 F8				4	0	0	0	0	0	2									
Jim Gantner, L OBP: 0.313, SLG: 0.337	3-1 L8		1-1 SH3-1 2B		4-2 1B HR BB	0-2 G3				3	1	1	0	1	0	1									
B.J. Surhoff, L OBP: 0.267, SLG: 0.241	3-2 G4-3		0-0 SH3-1		0-1 F7		2-1 L8			3	0	0	0	0	0	1									
Robin Yount, R OBP: 0.350, SLG: 0.465		2-2 HR HBP	3-2 P9		1-0 HR 1B		1-2 G5-3			3	2	1	0	0	0	1									
Greg Vaughn, R OBP: 0.338, SLG: 0.508		2-0 HR	4-1 BB		2-0 HR		4-2 BB			2	2	2	5	2	0	0									
Franklin Stubbs, L OBP: 0.273, SLG: 0.291		2-2 F8	0-3 K		0-0 1B		1-2 K			4	0	1	0	0	2	3									
Dante Bichette, R OBP: 0.251, SLG: 0.420		4-2 G4-3 1B BB		3-2 G5-3	0-1 F7		3-2 P5			3	1	0	0	1	0	1									
Dale Sveum, S OBP: 0.304, SLG: 0.356		3-2 G4-3		3-3 K		2-3 K		0-1 G6-3		4	0	0	0	0	2	1									
Bill Spiers, L OBP: 0.273, SLG: 0.328		2-2 1B		0-3 K		1-2 E3		0-0 G3-1		4	0	1	1	0	1	0									
Inning Stats	R: 0 E: 0 K: 0 S: 7	H: 0 LOB: 0 BB: 0 P: 14	R: 3 E: 0 K: 0 S: 20	H: 2 LOB: 1 BB: 1 P: 35	R: 0 E: 0 K: 1 S: 10	H: 1 LOB: 2 BB: 1 P: 18	R: 0 E: 0 K: 2 S: 9	H: 0 LOB: 0 BB: 0 P: 15	R: 3 E: 0 K: 0 S: 12	H: 3 LOB: 1 BB: 1 P: 20	R: 0 E: 1 K: 1 S: 14	H: 0 LOB: 1 BB: 0 P: 20	R: 0 E: 0 K: 1 S: 12	H: 0 LOB: 1 BB: 1 P: 19	R: 0 E: 0 K: 0 S: 6	H: 0 LOB: 0 BB: 0 P: 9	1B: 3 2B: 1 3B: 0 HR: 2	SF: 0 SAC: 1 DP: 0 HBP: 1	WP: 0 PB: 0 SB: 2 CS: 0	PA: 36					
PITCHER	IP	WLS	BF	H	R	ER	SO	BB	IBB	HBP	BLK	WP	HR	S	P	ERA	WHIP								
Dave Stewart, R ERA: 5.47	(1, 1)	7.0	L	33	6	6	6	5	4	0	1	0	0	84	141	7.71	1.429								
Todd Burns, R ERA:	(8, 1)	1.0		3	0	0	0	0	0	0	0	0	0	6	9	0.00	0.000								

Oakland Athletics @ Milwaukee Brewers
Milwaukee County Stadium, Milwaukee, WI
Sat Jun 15 1991, 4:33 AM EDT
Cloudy - 80 F

AB	30
R	6
H	6
RBI	6
BB	4
SO	5
LOB	10



Batter	1	2	3	4	5	6	7	8	9	AB	R	H	RBI	BB	SO	LOB	TOP					
Dick Schofield, R (1, 6) OBP: 0.372, SLG: 0.316			G1-3							2	1	0	0	3	1	2	California Angels @ Milwaukee Brewers Milwaukee County Stadium, Milwaukee, WI Tue Jun 18 1991, 8:05 PM EDT Att: 17,915 - Sunny - 83 F					
Wally Joyner, L (1, 3) OBP: 0.381, SLG: 0.481										5	1	1	1	0	2	7						
Gary Gaetti, R (1, 5) OBP: 0.294, SLG: 0.398				P2						5	1	1	2	0	1	2						
Dave Winfield, R (1, 9) OBP: 0.321, SLG: 0.542										5	1	2	2	0	1	2						
Dave Parker, L (1, 10) OBP: 0.250, SLG: 0.291										5	1	1	0	0	1	1						
Dave Gallagher, R (1, 7) OBP: 0.382, SLG: 0.344										4	0	1	0	0	1	2						
Junior Felix, S (1, 8) OBP: 0.304, SLG: 0.349										4	0	1	0	0	3	1						
Luis Sojo, R (1, 4) OBP: 0.241, SLG: 0.266										3	1	2	1	1	0	1						
John Orton, R (1, 2) OBP: 0.238, SLG: 0.286										2	0	1	0	0	1	1						
Max Venable, L (7, PH) OBP: 0.260, SLG: 0.254										1	0	1	0	0	0	0						
Ron Tingley, R (7, 2) OBP: 0.231, SLG: 0.286										1	0	0	0	0	0	2						
Inning Stats	R: 0 E: 0 K: 1 S: 11	H: 0 LOB: 0 BB: 0 P: 14	R: 0 E: 0 K: 1 S: 7	H: 0 LOB: 0 BB: 0 P: 9	R: 0 E: 0 K: 2 S: 14	H: 1 LOB: 2 BB: 1 P: 27	R: 0 E: 0 K: 0 S: 7	H: 1 LOB: 1 BB: 0 P: 8	R: 5 E: 0 K: 2 S: 20	H: 4 LOB: 0 BB: 1 P: 32	R: 0 E: 0 K: 1 S: 10	H: 1 LOB: 0 BB: 0 P: 14	R: 0 E: 0 K: 2 S: 15	H: 1 LOB: 2 BB: 1 P: 23	R: 1 E: 0 K: 1 S: 15	H: 3 LOB: 3 BB: 1 P: 26	R: 0 E: 0 K: 1 S: 7	H: 0 LOB: 0 BB: 0 P: 7	1B: 8 2B: 3 3B: 0 HR: 1	SF: 0 SAC: 0 DP: 1 HBP: 0	WP: 1 PB: 0 SB: 0 CS: 0	PA: 41
PITCHER	IP	WLS	BF	H	R	ER	SO	BB	IBB	HBP	BLK	WP	HR	S	P	ERA	WHIP					
Teddy Higuera, L (1, 1) ERA: 5.79	5.0	W	23	6	5	5	6	2	0	0	0	0	1	59	90	9.00	1.600					
Julio Machado, R (6, 1) ERA: 3.21	2.0		8	2	0	0	3	1	0	0	0	1	0	25	37	0.00	1.500					
Mark Lee, L (8, 1) ERA: 3.9	0.2		6	3	1	1	0	1	0	0	0	0	0	12	22	13.50	6.000					
Dan Plesac, L (8, 1) ERA: 2.08	1.1	S	4	0	0	0	2	0	0	0	0	0	0	10	11	0.00	0.000					

Batter	1	2	3	4	5	6	7	8	9	AB	R	H	RBI	BB	SO	LOB	BOTTOM				
Paul Moltitor, R (1, 10) OBP: 0.399, SLG: 0.514										2	2	1	1	2	0	2	California Angels @ Milwaukee Brewers Milwaukee County Stadium, Milwaukee, WI Tue Jun 18 1991, 8:05 PM EDT Att: 17,915 - Sunny - 83 F				
Jim Gantner, L (1, 5) OBP: 0.319, SLG: 0.348										5	1	3	3	0	1	3					
B.J. Surhoff, L (1, 2) OBP: 0.274, SLG: 0.243										4	1	1	0	1	0	3					
Robin Yount, R (1, 8) OBP: 0.351, SLG: 0.458										4	1	1	0	1	1	2					
Darryl Hamilton, L (8, 8) OBP: 0.299, SLG: 0.268										0	0	0	0	0	0	0					
Greg Vaughn, R (1, 7) OBP: 0.352, SLG: 0.534										5	1	3	2	0	1	1					
Franklin Stubbs, L (1, 3) OBP: 0.281, SLG: 0.316										4	1	1	0	1	0	3					
Willie Randolph, R (1, 4) OBP: 0.428, SLG: 0.358										5	2	2	2	0	1	2					
Dante Bichette, R (1, 9) OBP: 0.261, SLG: 0.415										2	1	1	0	2	0	2					
Bill Spiers, L (1, 6) OBP: 0.286, SLG: 0.333										4	0	1	1	0	2	4					
Inning Stats	R: 7 E: 0 K: 1 S: 30	H: 6 LOB: 2 BB: 3 P: 57	R: 0 E: 0 K: 0 S: 9	H: 1 LOB: 0 BB: 0 P: 15	R: 0 E: 0 K: 1 S: 11	H: 1 LOB: 2 BB: 0 P: 20	R: 0 E: 0 K: 1 S: 9	H: 1 LOB: 1 BB: 0 P: 17	R: 2 E: 0 K: 0 S: 16	H: 2 LOB: 1 BB: 1 P: 29	R: 0 E: 0 K: 1 S: 9	H: 1 LOB: 1 BB: 0 P: 16	R: 1 E: 0 K: 2 S: 10	H: 1 LOB: 2 BB: 3 P: 24	R: 0 E: 0 K: 0 S: 3	H: 1 LOB: 0 BB: 0 P: 5	1B: 10 2B: 4 3B: 0 HR: 1	SF: 0 SAC: 0 DP: 2 HBP: 1	WP: 3 PB: 0 SB: 1 CS: 0	PA: 43	
PITCHER	IP	WLS	BF	H	R	ER	SO	BB	IBB	HBP	BLK	WP	HR	S	P	ERA	WHIP				
Joe Grahe, R (1, 1) ERA: 9.72	0.0	L	7	5	7	7	0	2	0	0	0	0	0	55	100	4.15	1.846				
Mike Fetters, R (1, 1) ERA: 4.15	4.1		21	6	2	2	3	2	0	1	0	0	0	12	22	0.00	0.750				
Scott Bailes, L (5, 1) ERA: 3.08	1.1		5	1	0	0	0	0	0	0	0	0	0	16	33	3.86	2.143				
Jeff Robinson, R (6, 1) ERA: 4.21	2.1		10	2	1	1	3	3	0	0	0	1	0	16	33	3.86	2.143				

Batter	1	2	3	4	5	6	7	8	9	AB	R	H	RBI	BB	SO	LOB	TOP					
Luis Polonia, L OBP: 0.391, SLG: 0.371			G1-3						G4-3	5	0	2	1	0	1	1	California Angels @ Milwaukee Brewers Milwaukee County Stadium, Milwaukee, WI Wed Jun 19 1991, 4:33 AM EDT Att: 26,512 - Sunny - 82 F					
Dick Schofield, R OBP: 0.370, SLG: 0.321					F9	F9	L3			4	0	1	0	0	0	2						
Wally Joyner, L OBP: 0.383, SLG: 0.489										4	1	2	0	0	0	1						
Dave Winfield, R OBP: 0.324, SLG: 0.539										3	0	1	0	1	0	2						
Dave Parker, L OBP: 0.254, SLG: 0.295										4	1	2	1	0	1	2						
Gary Gaetti, R OBP: 0.297, SLG: 0.400										4	1	2	0	0	1	2						
Junior Felix, S OBP: 0.302, SLG: 0.347										1	0	0	0	0	0	0						
Max Venable, L OBP: 0.263, SLG: 0.246										2	0	0	0	1	0	3						
Luis Sojo, R OBP: 0.241, SLG: 0.265										4	1	1	0	0	0	2						
Ron Tingley, R OBP: 0.232, SLG: 0.269										3	0	0	0	0	1	3						
Inning Stats	R: 0 E: 0 K: 1 S: 7	H: 1 LOB: 0 BB: 0 P: 11	R: 0 E: 0 K: 1 S: 6	H: 1 LOB: 0 BB: 0 P: 12	R: 0 E: 0 K: 0 S: 10	H: 0 LOB: 1 BB: 0 P: 17	R: 0 E: 0 K: 1 S: 9	H: 1 LOB: 1 BB: 0 P: 17	R: 2 E: 1 K: 0 S: 15	H: 3 LOB: 1 BB: 0 P: 20	R: 2 E: 0 K: 1 S: 16	H: 3 LOB: 1 BB: 1 P: 26	R: 0 E: 0 K: 0 S: 4	H: 1 LOB: 0 BB: 0 P: 7	R: 0 E: 0 K: 0 S: 12	H: 1 LOB: 1 BB: 1 P: 18	R: 0 E: 0 K: 0 S: 6	H: 0 LOB: 0 BB: 0 P: 9	1B: 8 2B: 5 3B: 0 HR: 0	SF: 0 SAC: 0 DP: 4 HBP: 1	WP: 0 PB: 0 SB: 1 CS: 0	PA: 37
PITCHER	IP	WLS	BF	H	R	ER	SO	BB	IBB	HBP	BLK	WP	HR	S	P	ERA	WHIP					
Bill Wegman, R ERA: 3.98	(1, 1)	5.1	L	24	9	4	2	3	0	0	1	0	0	59	94	3.38	1.688					
Kevin Brown, L ERA: 5.5	(6, 1)	0.0		1	0	0	0	0	1	0	0	0	0	0	4	∞	∞					
Darren Holmes, R ERA: 2.8	(6, 1)	2.2		9	2	0	0	1	1	0	0	0	0	20	30	0.00	1.125					
Chuck Crim, R ERA: 5.68	(9, 1)	1.0		3	0	0	0	0	0	0	0	0	0	6	9	0.00	0.000					

Batter	1	2	3	4	5	6	7	8	9	AB	R	H	RBI	BB	SO	LOB	BOTTOM					
Paul Molitor, R OBP: 0.401, SLG: 0.516			K						G5-3	3	0	1	0	1	1	1	California Angels @ Milwaukee Brewers Milwaukee County Stadium, Milwaukee, WI Wed Jun 19 1991, 4:33 AM EDT Att: 26,512 - Sunny - 82 F					
Willie Randolph, R OBP: 0.430, SLG: 0.352										2	0	0	0	2	0	1						
Greg Vaughn, R OBP: 0.345, SLG: 0.523										4	0	0	0	0	1	4						
Robin Yount, R OBP: 0.349, SLG: 0.455										4	1	1	0	0	1	2						
Dante Bichette, R OBP: 0.262, SLG: 0.414										3	0	1	0	0	2	0						
Greg Brock, L OBP: 0.435, SLG: 0.418										1	0	0	0	0	1	1						
Dale Sveum, S OBP: 0.301, SLG: 0.357										4	0	2	1	0	1	1						
Darryl Hamilton, L OBP: 0.296, SLG: 0.267										4	0	1	0	0	0	3						
Rick Dempsey, R OBP: 0.250, SLG: 0.323										3	0	1	0	0	1	1						
B.J. Surhoff, L OBP: 0.272, SLG: 0.241										1	0	0	0	0	1	1						
Bill Spiers, L OBP: 0.287, SLG: 0.329										2	0	0	0	1	0	3						
Inning Stats	R: 0 E: 0 K: 0 S: 4	H: 0 LOB: 1 BB: 2 P: 14	R: 0 E: 0 K: 1 S: 5	H: 1 LOB: 0 BB: 0 P: 10	R: 0 E: 0 K: 2 S: 10	H: 0 LOB: 2 BB: 2 P: 20	R: 0 E: 0 K: 2 S: 10	H: 0 LOB: 0 BB: 0 P: 14	R: 0 E: 0 K: 1 S: 13	H: 1 LOB: 0 BB: 0 P: 20	R: 0 E: 0 K: 0 S: 9	H: 1 LOB: 1 BB: 0 P: 14	R: 0 E: 0 K: 1 S: 13	H: 2 LOB: 2 BB: 0 P: 17	R: 0 E: 0 K: 0 S: 5	H: 0 LOB: 0 BB: 0 P: 8	R: 1 E: 0 K: 2 S: 16	H: 2 LOB: 1 BB: 0 P: 22	1B: 5 2B: 2 3B: 0 HR: 0	SF: 0 SAC: 0 DP: 1 HBP: 0	WP: 0 PB: 0 SB: 1 CS: 1	PA: 35
PITCHER	IP	WLS	BF	H	R	ER	SO	BB	IBB	HBP	BLK	WP	HR	S	P	ERA	WHIP					
Jim Abbott, L ERA: 3.41	(1, 1)	7.0	W	27	5	0	0	7	4	0	0	0	0	64	109	0.00	1.286					
Mark Eichhorn, R ERA: 0.73	(8, 1)	1.1		6	2	1	1	1	0	0	0	0	0	14	22	6.75	1.500					
Bryan Harvey, R ERA: 0.92	(9, 1)	0.2	S	2	0	0	0	1	0	0	0	0	0	7	8	0.00	0.000					

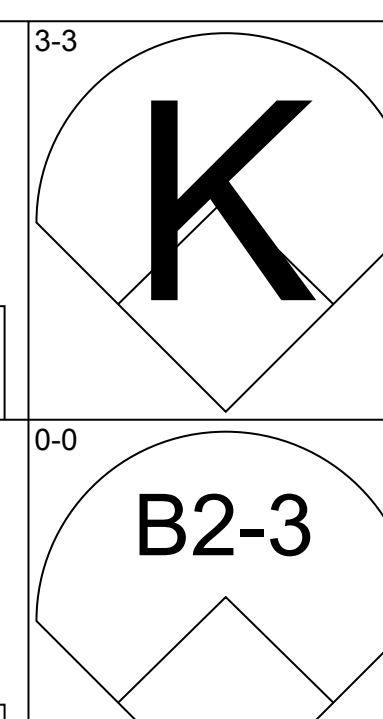
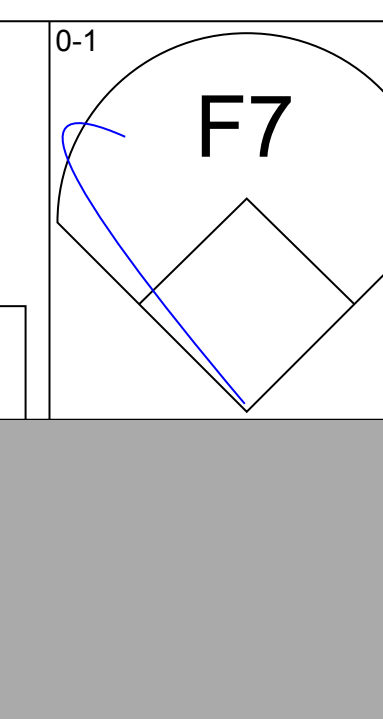
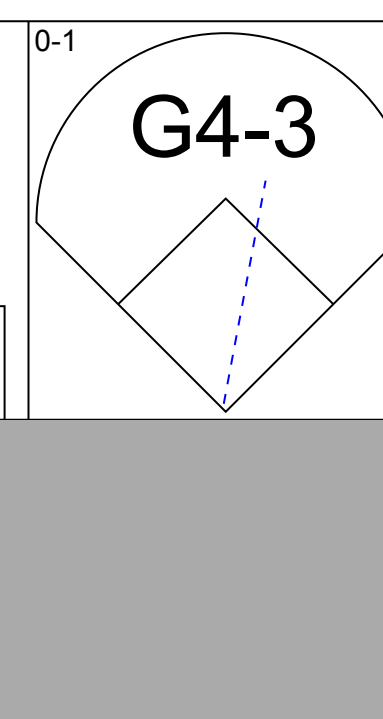
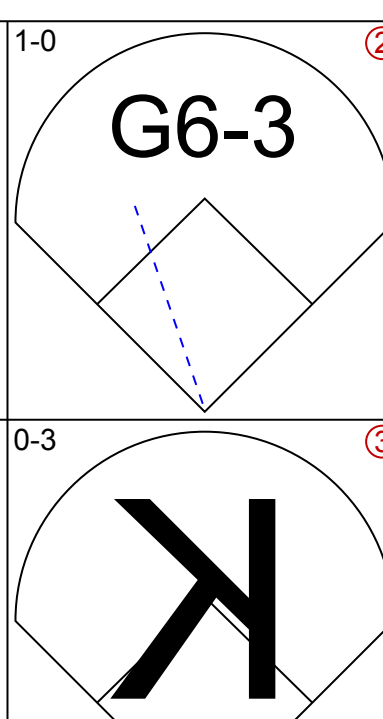
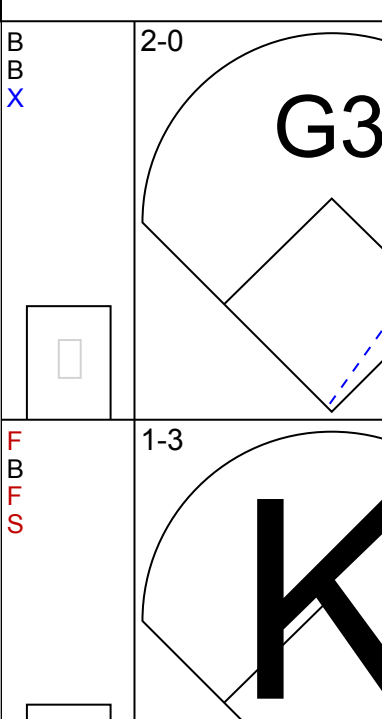
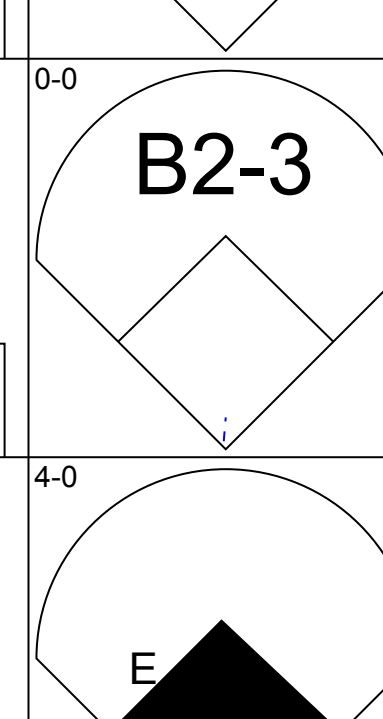
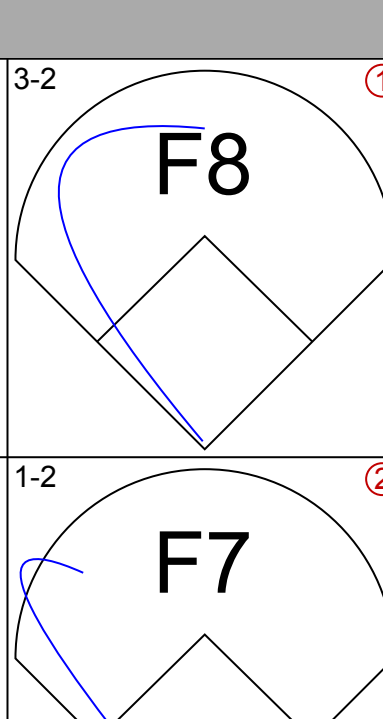
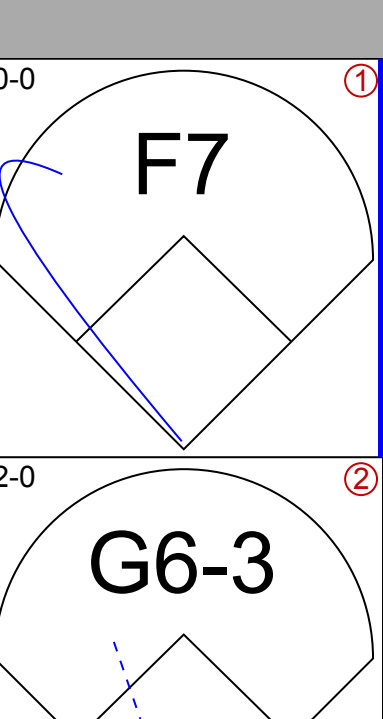

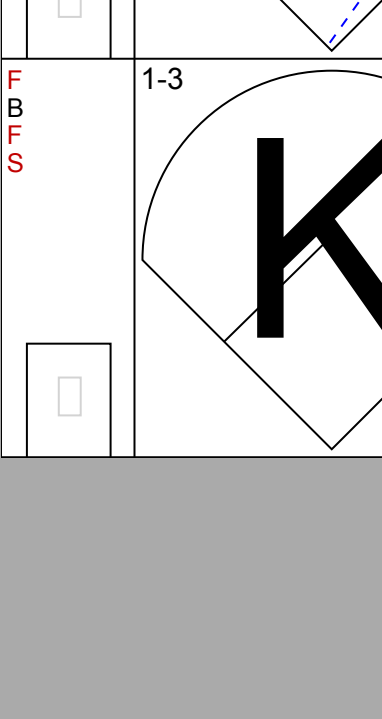
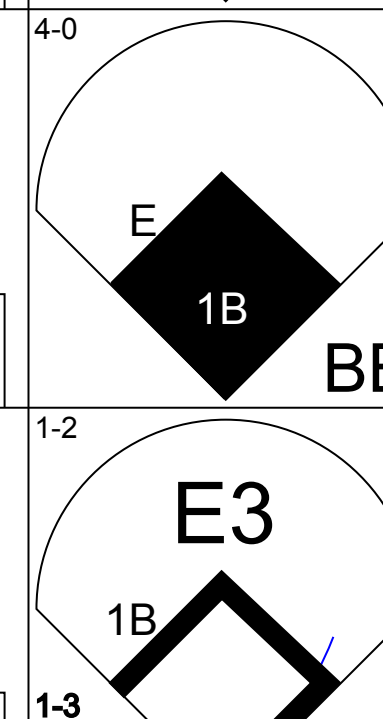
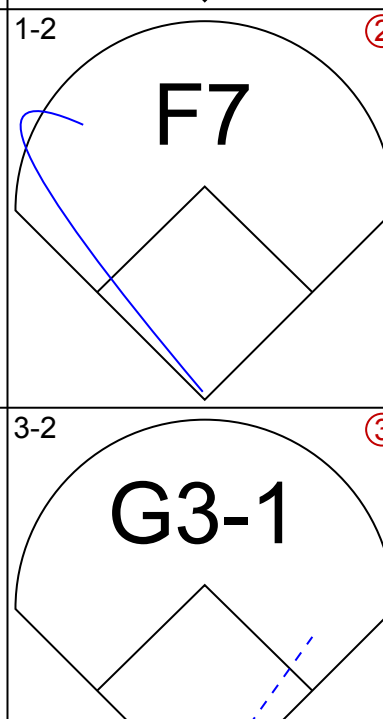
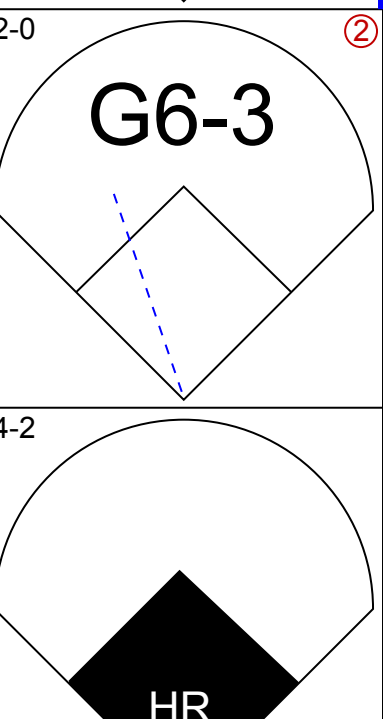
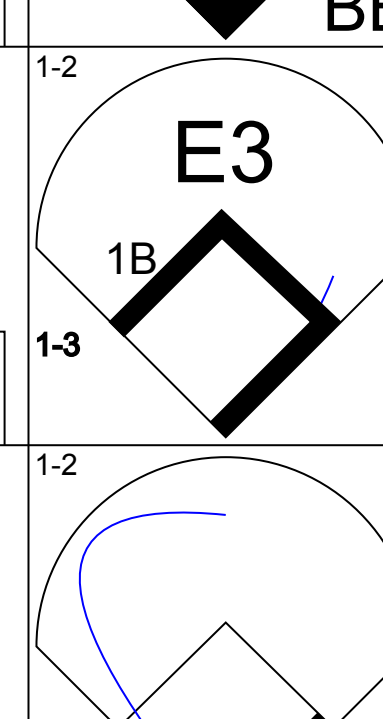
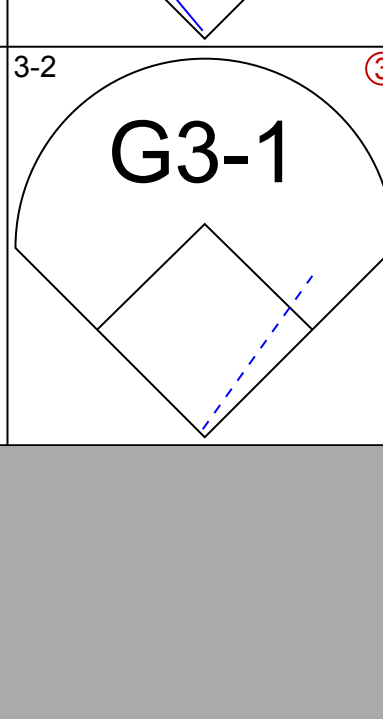
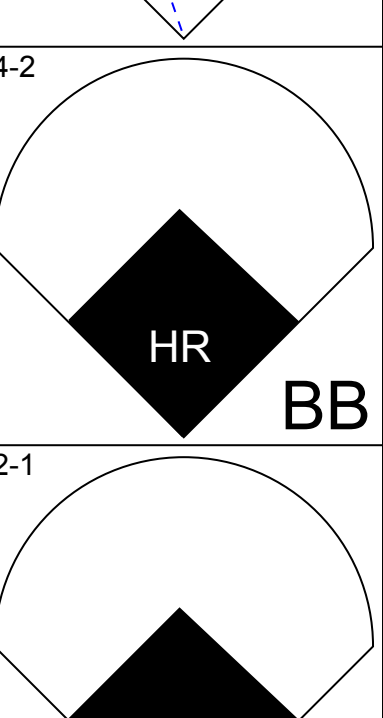
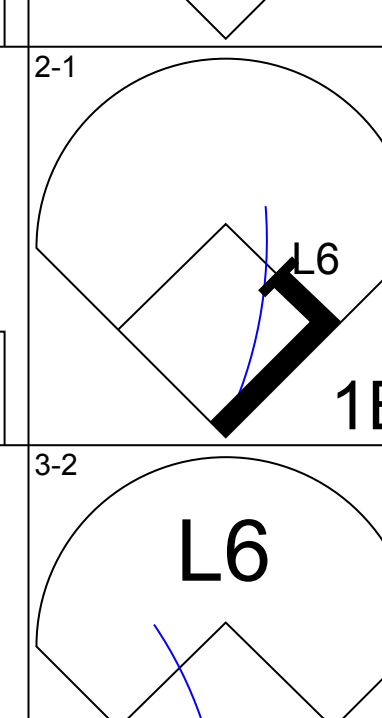
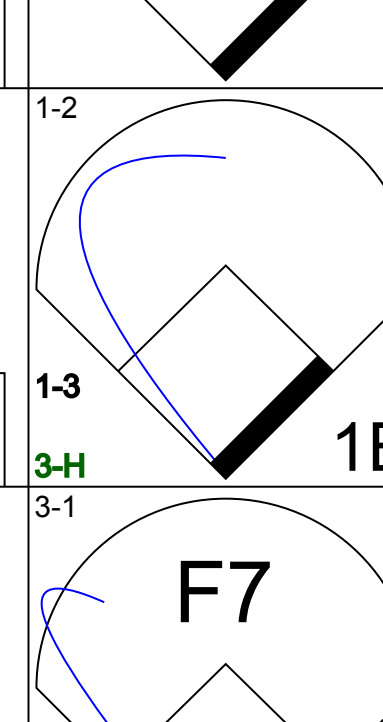
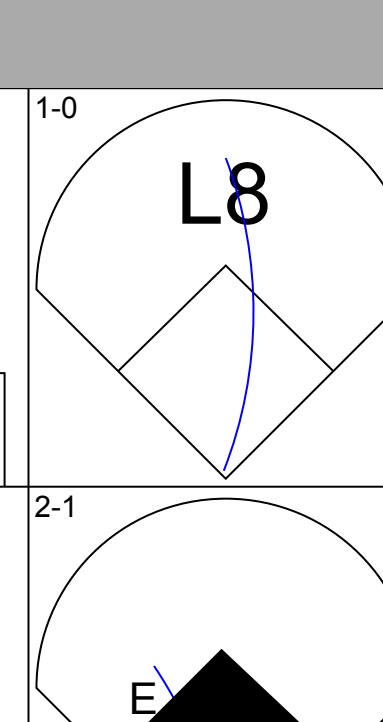

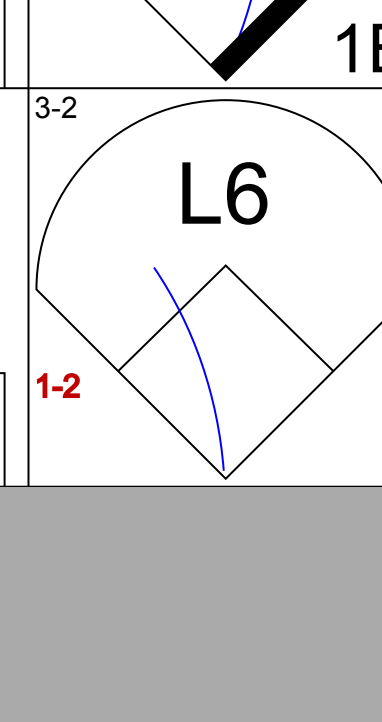
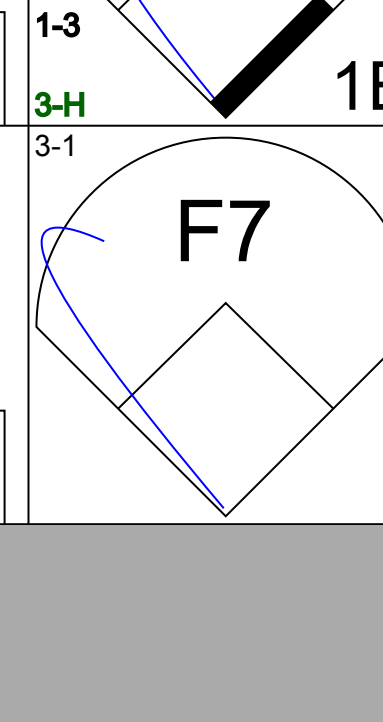
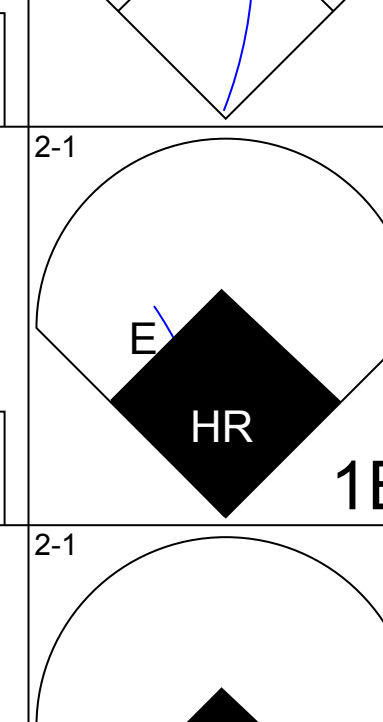
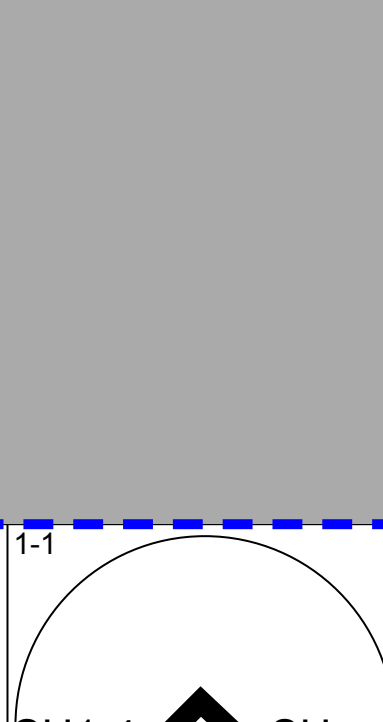

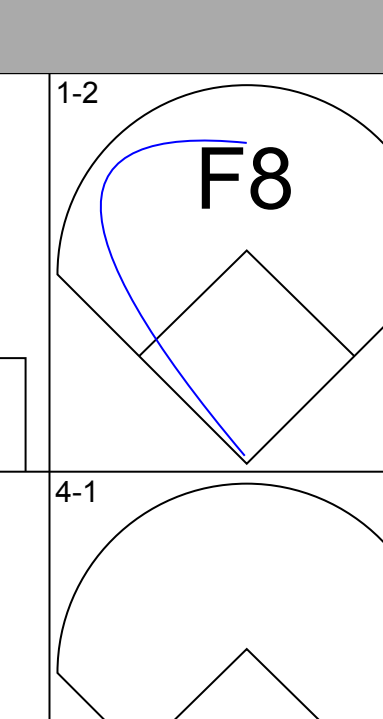
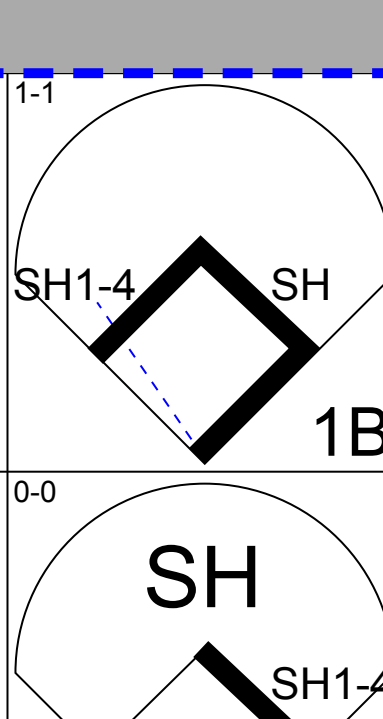
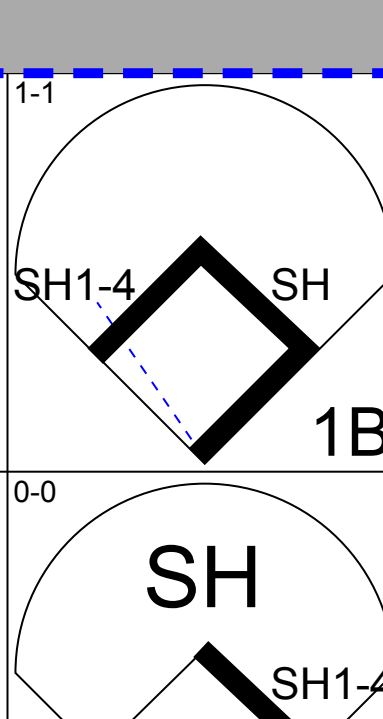
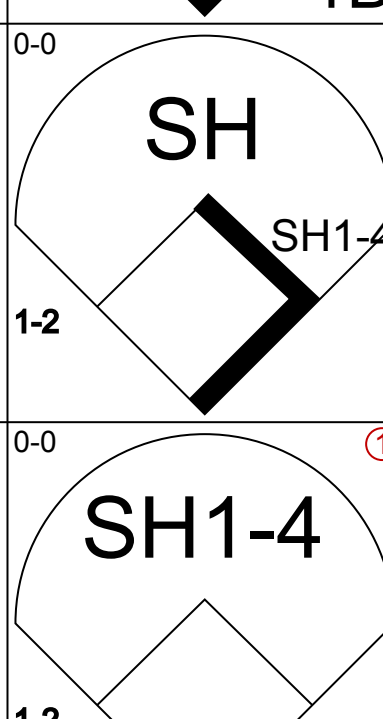
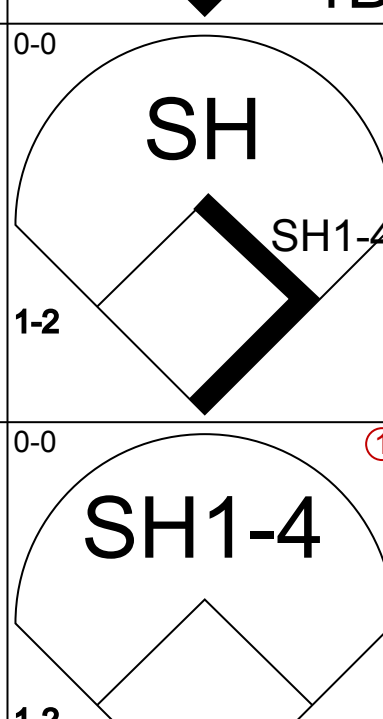
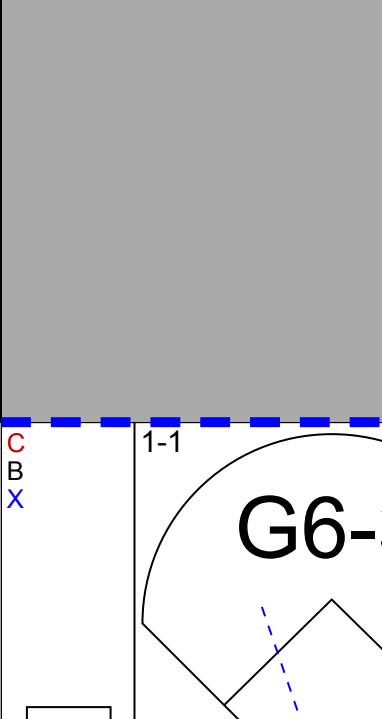
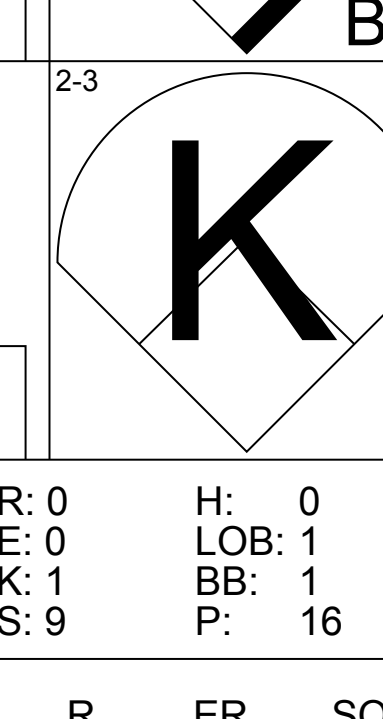
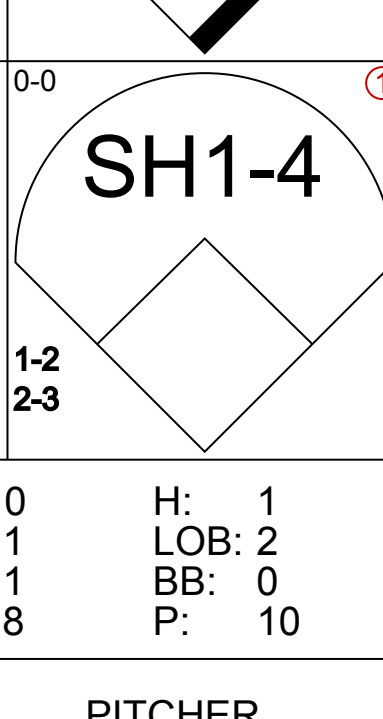
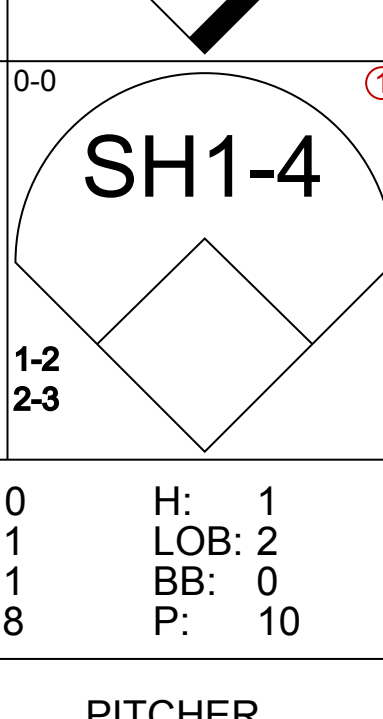
Batter	1	2	3	4	5	6	7	8	9	AB	R	H	RBI	BB	SO	LOB	TOP				
Harold Reynolds, S (1, 4) OBP: 0.375, SLG: 0.376	4-1 PB BB		4-1 G3 PB BB		3-2 G6-3			1-1 E6 FC3-6		2	0	0	0	2	0	0	Seattle Mariners @ Milwaukee Brewers Milwaukee County Stadium, Milwaukee, WI Thu Jun 20 1991, 8:05 PM EDT Att: 19,174 - Sunny - 82 F				
Greg Britley, L (1, 9) OBP: 0.288, SLG: 0.287	2-2 F9		2-1 G3			1-0 G6-3		1-3 K		4	0	0	0	0	1	3					
Ken Griffey Jr., L (1, 8) OBP: 0.383, SLG: 0.470	2-1 F7		1-3 K			1-2 G4-3		1-1 FC3-6		4	0	0	0	0	1	3					
Pete O'Brien, L (1, 3) OBP: 0.285, SLG: 0.377	0-0 G4-3		3-1 F8			3-1 F7			0-0 L7	4	0	0	0	0	0	2					
Alvin Davis, L (1, 10) OBP: 0.330, SLG: 0.377		2-1 FC5-4 1B		2-0 F8			0-1 E1 FC4-6		2-2 F8	4	0	1	0	0	0	0					
Edgar Martinez, R (1, 5) OBP: 0.434, SLG: 0.426		2-2 FC5-4 1B		1-2 G5-3			3-1 FC4-6 1B		3-2 1B	4	0	1	0	0	0	2					
Dave Cochrane, S (1, 7) OBP: 0.391, SLG: 0.409		2-3 K		1-1 G3-1			3-2 L5-3 1B		1-2 G3-1	4	0	1	0	0	1	2					
Omar Vizquel, S (1, 6) OBP: 0.272, SLG: 0.283		1-0 1B		0-2 G4-3			1-2 L5-3			3	0	1	0	0	0	2					
Dave Valle, R (1, 2) OBP: 0.257, SLG: 0.196	0-2 G1-3			1-0 G4-3				2-3 K		2	0	0	0	0	0	2					
Scott Bradley, L (8, PH) OBP: 0.268, SLG: 0.216										1	0	0	0	0	1	0					
Inning Stats	R: 0 E: 0 K: 0 S: 7	H: 0 LOB: 1 BB: 1 P: 15	R: 0 E: 0 K: 1 S: 13	H: 2 LOB: 2 BB: 0 P: 20	R: 0 E: 0 K: 1 S: 8	H: 0 LOB: 1 BB: 1 P: 18	R: 0 E: 0 K: 0 S: 6	H: 0 LOB: 0 BB: 0 P: 10	R: 0 E: 0 K: 0 S: 7	H: 0 LOB: 0 BB: 0 P: 11	R: 0 E: 1 K: 0 S: 10	H: 1 LOB: 1 BB: 0 P: 17	R: 0 E: 1 K: 2 S: 11	H: 0 LOB: 1 BB: 0 P: 16	R: 0 E: 0 K: 0 S: 12	H: 1 LOB: 1 BB: 0 P: 18	1B: 4 2B: 1 3B: 0 HR: 0	SF: 0 SAC: 0 DP: 1 HBP: 0	WP: 0 PB: 2 SB: 0 CS: 0	PA: 34	
PITCHER	IP	WLS	BF	H	R	ER	SO	BB	IBB	HBP	BLK	WP	HR	S	P	ERA	WHIP				
Jaime Navarro, R (1, 1) ERA: 3.44	9.0	W	34	4	0	0	4	2	0	0	0	0	0	81	137	0.00	0.667				

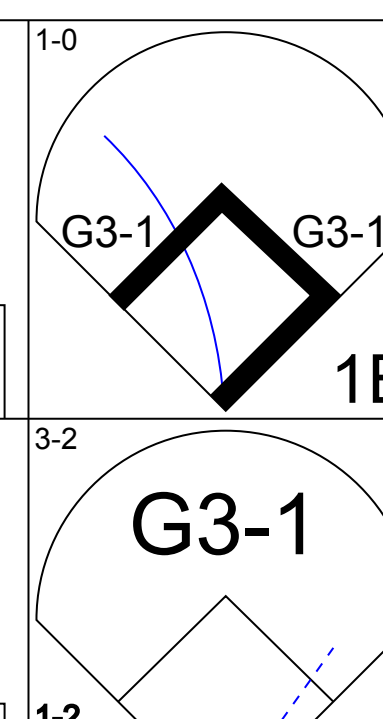
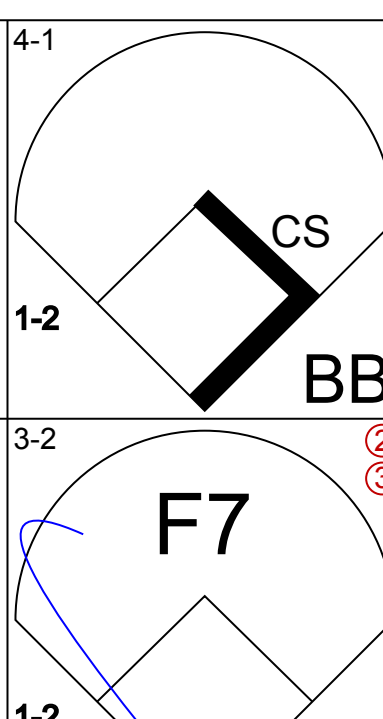
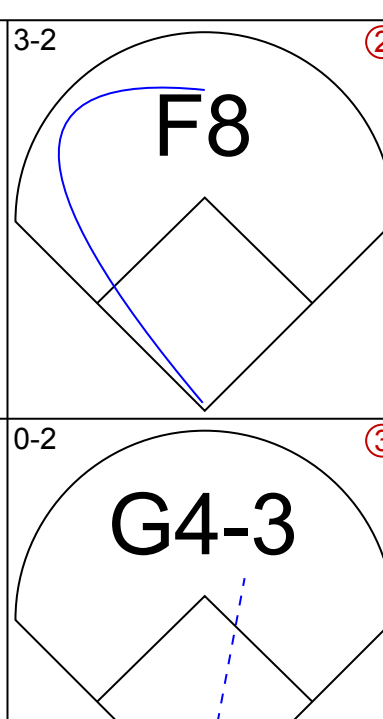
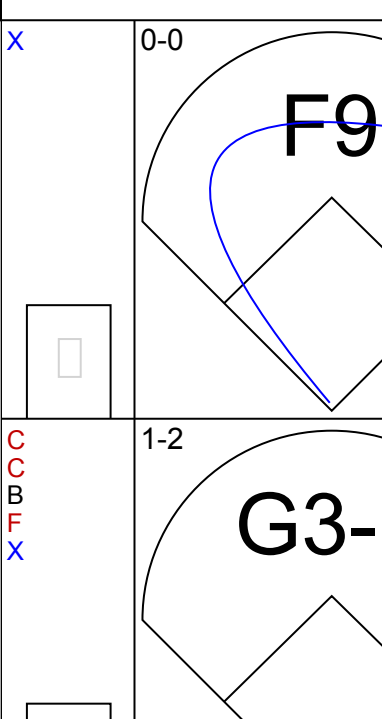
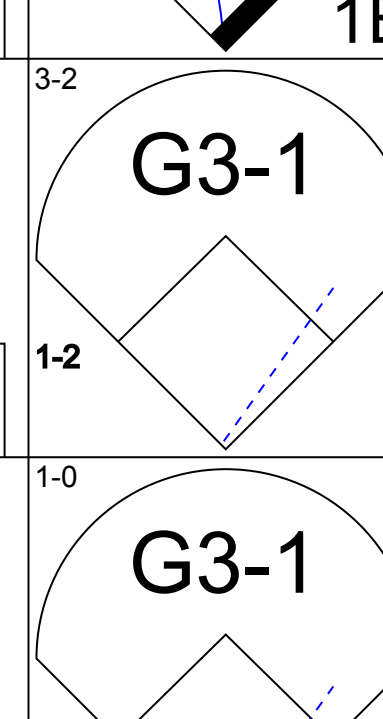
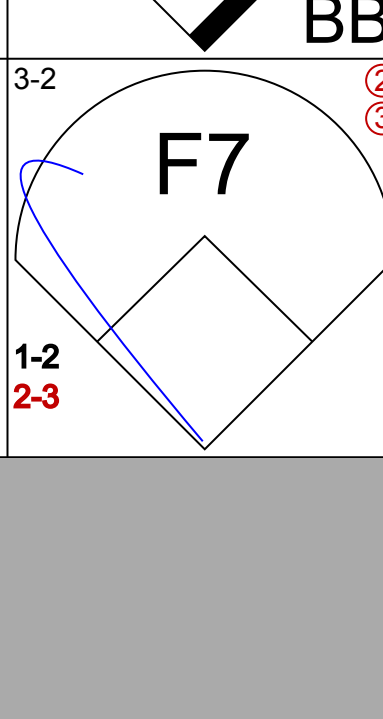
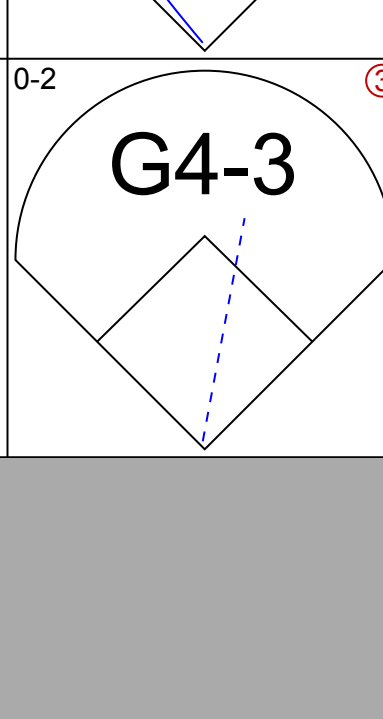
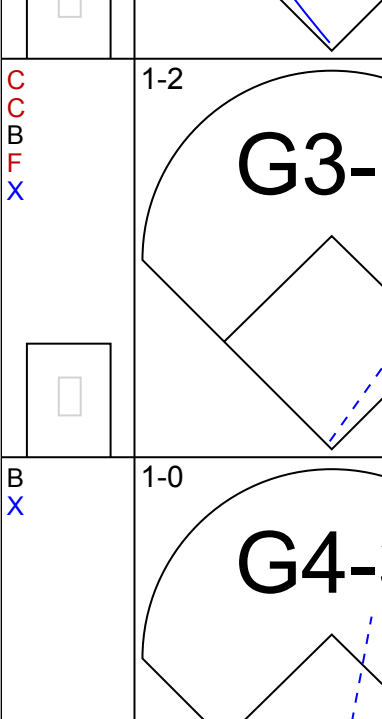
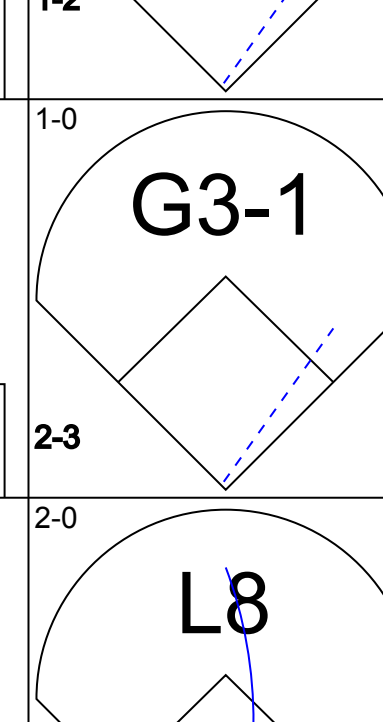
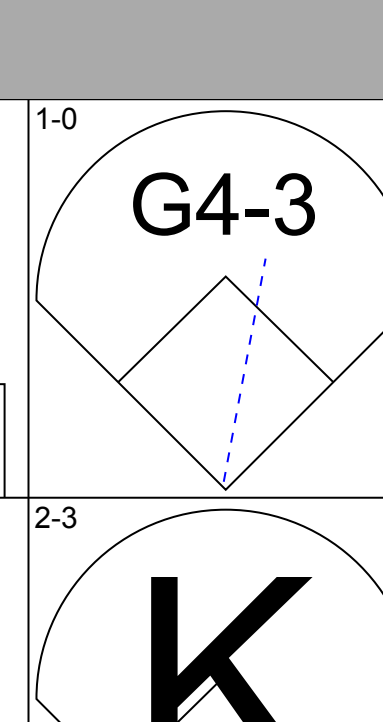
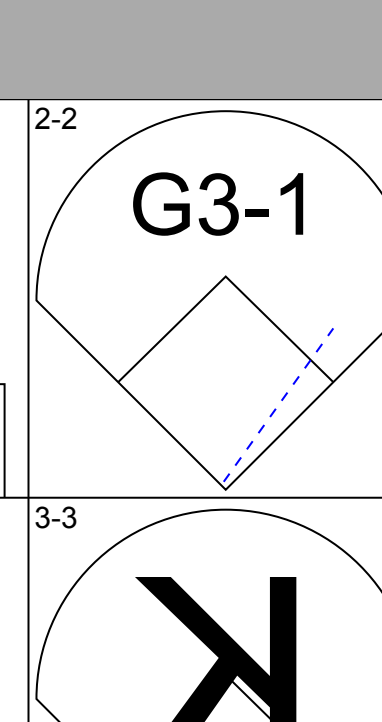
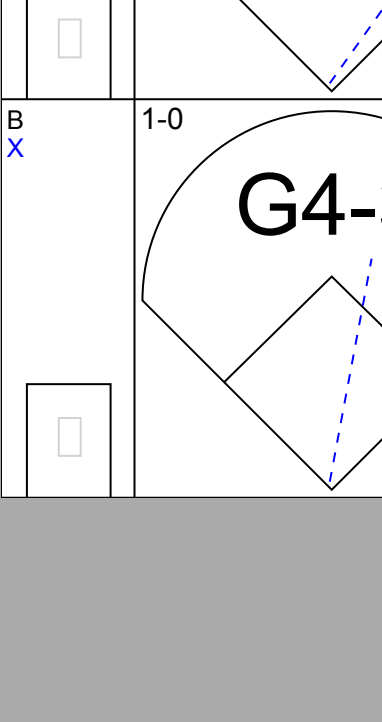
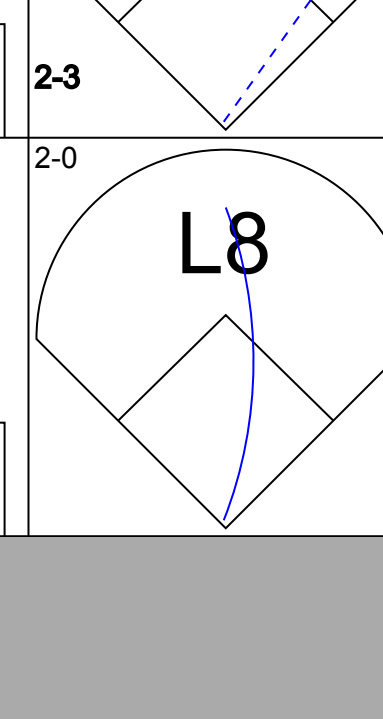
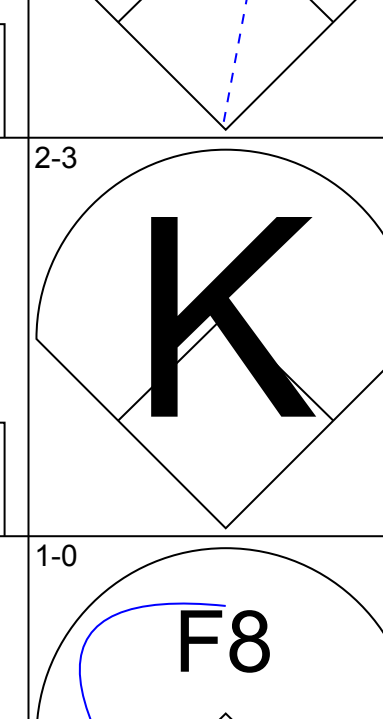
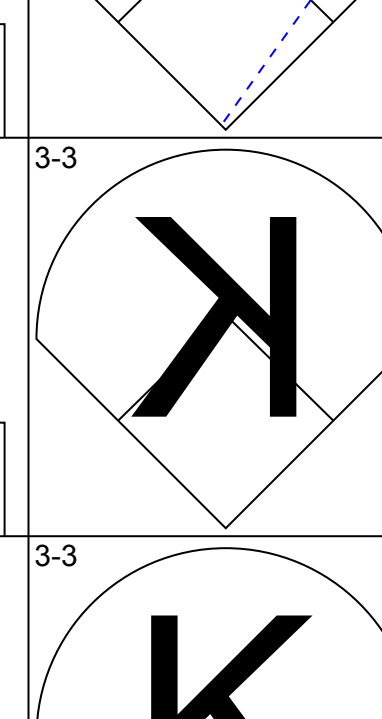
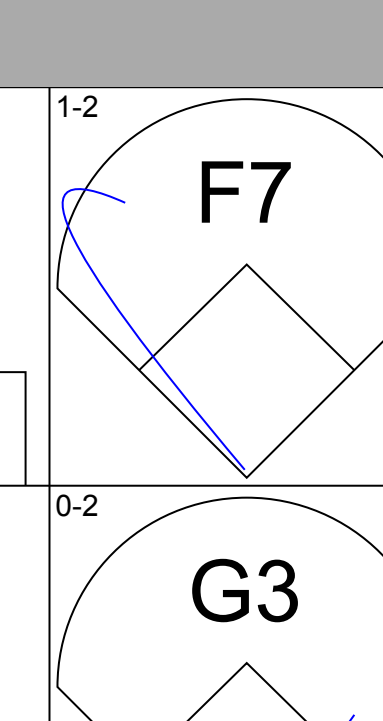
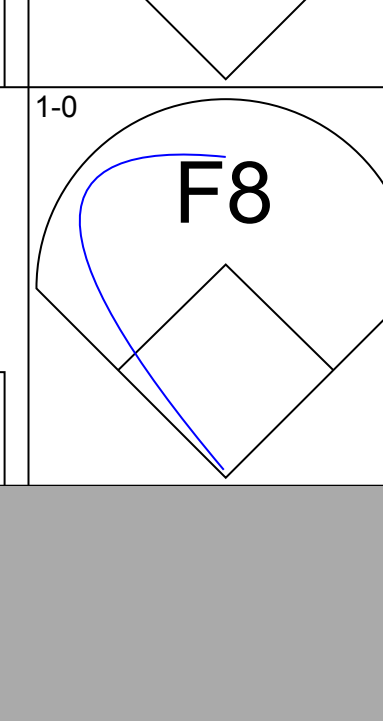
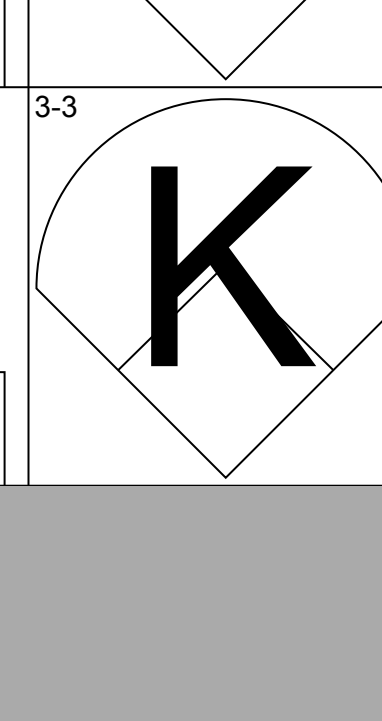
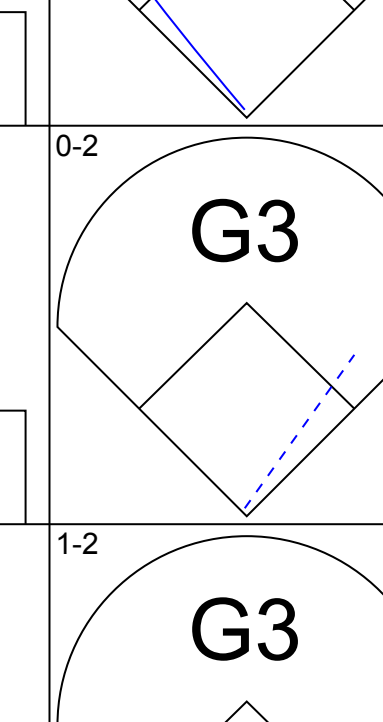
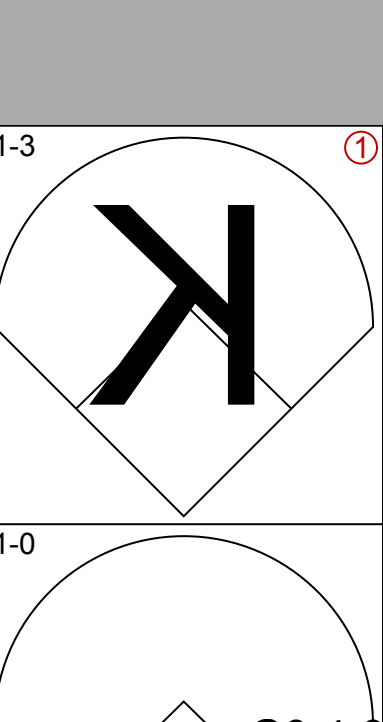
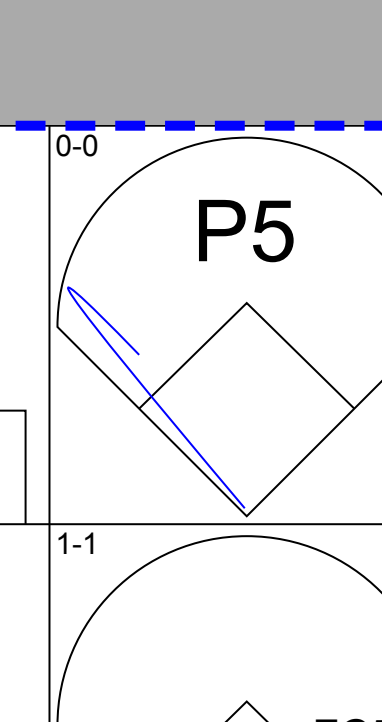
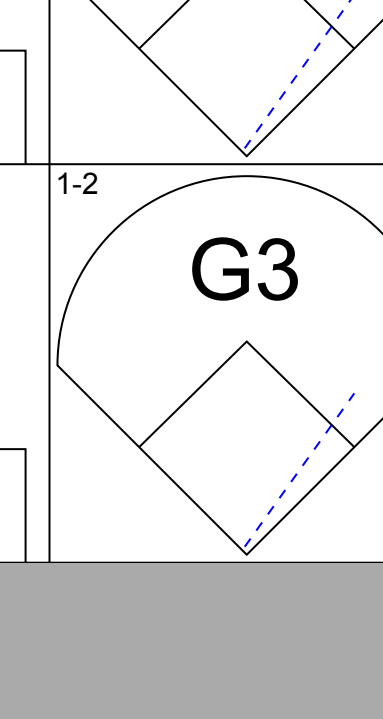
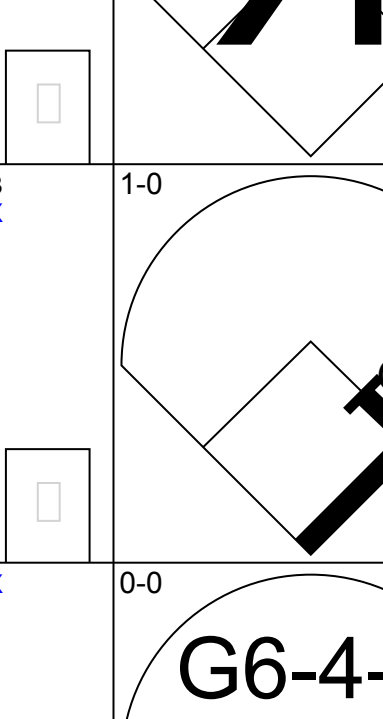
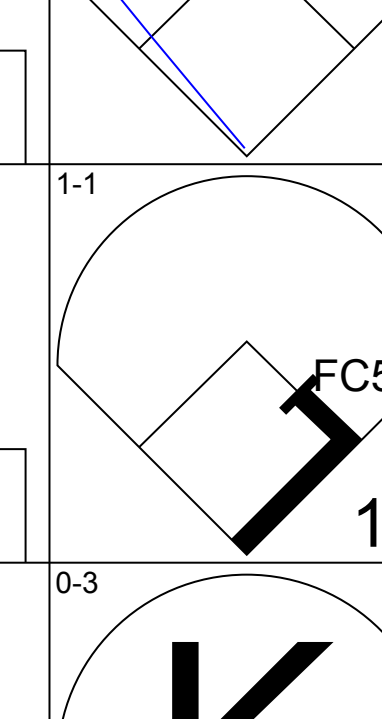
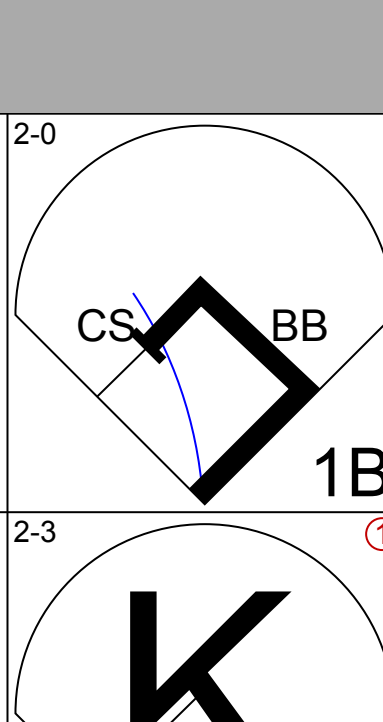
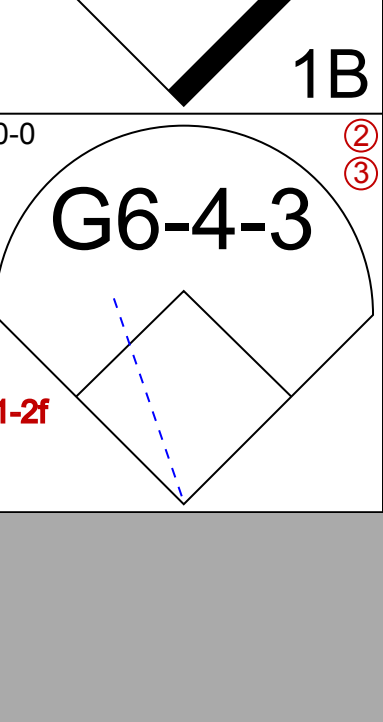
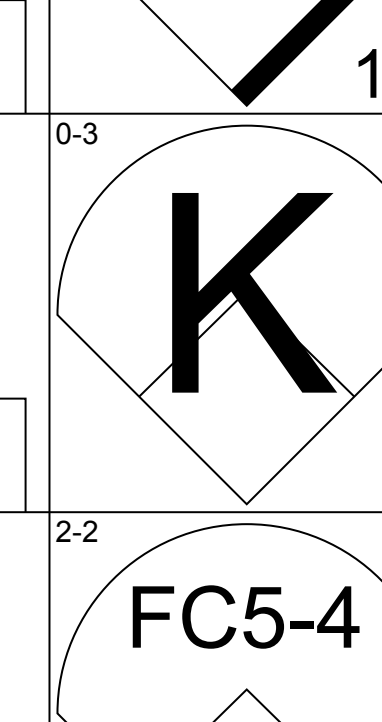
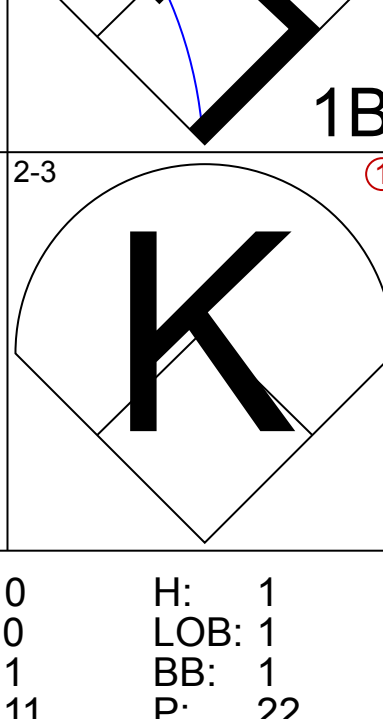
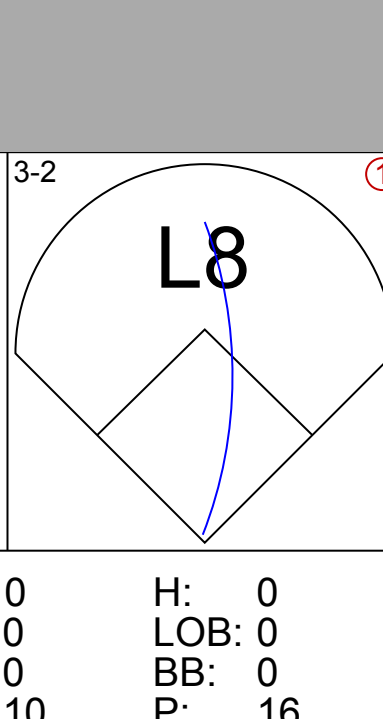
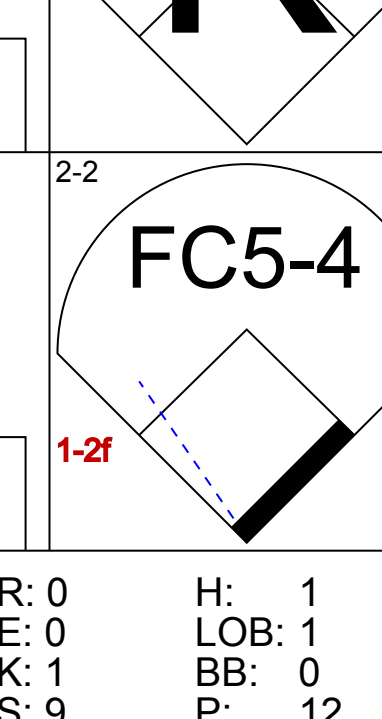
Batter	1	2	3	4	5	6	7	8	9	AB	R	H	RBI	BB	SO	LOB	BOTTOM				
Paul Moltzer, R (1, 10) OBP: 0.401, SLG: 0.510	2-2 F9	1-1 P2		4-1 L3 BB		2-1 F9		4-1 S BB		3	0	0	0	2	0	3	Seattle Mariners @ Milwaukee Brewers Milwaukee County Stadium, Milwaukee, WI Thu Jun 20 1991, 8:05 PM EDT Att: 19,174 - Sunny - 82 F				
Jim Gantner, L (1, 4) OBP: 0.312, SLG: 0.340	0-2 G6-3	1-0 F8		0-0 L3		3-1 P5		2-1 P6		5	0	0	0	0	0	7					
B.J. Surhoff, L (1, 2) OBP: 0.270, SLG: 0.240	2-1 G3-1		2-0 BB HBP G3-6-1 1B	3-3 K		1-0 G3-1		1-1 P6		5	1	1	0	0	1	3					
Robin Yount, R (1, 8) OBP: 0.346, SLG: 0.448		2-3 K	3-2 G3-6-1 BB HBP		1-2 F8		0-0 G6-3	1-1 L5		4	0	0	0	0	1	1					
Greg Vaughn, R (1, 7) OBP: 0.352, SLG: 0.523		2-2 1B	4-2 G3-6-1 BB		3-2 L8		4-2 2B BB			2	2	1	0	2	0	0					
Franklin Stubbs, L (1, 3) OBP: 0.290, SLG: 0.328	0-1 E 1B	1-3 1B	1-0 G3-6-1		4-1 BB 1B		1-2 S 2B			3	1	2	1	1	0	2					
Darryl Hamilton, L (1, 9) OBP: 0.310, SLG: 0.282	1-1 1B	1-1 1B	1-1 F7		1-1 BB 1B		4-0 S IBB			3	0	2	1	0	0	1					
Dante Bichette, R (7, PH) OBP: 0.265, SLG: 0.414	1-2 3H 1B				1-2 BB 1B					0	0	0	0	1	0	0					
Dale Sveum, S (1, 5) OBP: 0.313, SLG: 0.359	4-1 1B			3-1 BB 1B		4-2 BB 1B		2-3 K		2	0	1	0	2	1	2					
Bill Spiers, L (1, 6) OBP: 0.292, SLG: 0.333	0-2 1B			0-0 BB 1B		2-2 G3		0-0 F7		4	0	2	1	0	0	5					
Inning Stats	R: 0 E: 0 K: 0 S: 8	H: 4 LOB: 3 BB: 1 P: 30	R: 1 E: 0 K: 0 S: 9	H: 1 LOB: 1 BB: 1 P: 20	R: 0 E: 0 K: 1 S: 9	H: 2 LOB: 2 BB: 1 P: 19	R: 0 E: 0 K: 0 S: 5	H: 0 LOB: 0 BB: 0 P: 11	R: 1 E: 0 K: 1 S: 10	H: 1 LOB: 2 BB: 2 P: 21	R: 0 E: 0 K: 0 S: 7	H: 0 LOB: 1 BB: 1 P: 15	R: 0 E: 0 K: 0 S: 12	H: 1 LOB: 1 BB: 0 P: 18	1B: 8 2B: 2 3B: 0 HR: 0	SF: 0 SAC: 0 DP: 2 HBP: 1	WP: 0 PB: 0 SB: 3 CS: 0	PA: 40			
PITCHER	IP	WLS	BF	H	R	ER	SO	BB	IBB	HBP	BLK	WP	HR	S	P	ERA	WHIP				
Brian Holman, R (1, 1) ERA: 3.79	5.0	L	27	8	3	3	2	5	0	1	0	0	0	60	111	5.40	2.600				
Dave Burba, R (6, 1) ERA: 3.99	1.1		5	0	1	1	0	1	0	0	0	0	0	8	18	6.75	0.750				
Rob Murphy, L (7, 1) ERA: 1.85	0.2		4	1	0	0	1	0	1	0	0	0	0	7	14	0.00	1.500				
Calvin Jones, R (8, 1) ERA:	1.0		4	0	0	0	0	1	0	0	0	0	0	7	15	0.00	1.000				



Batter	1	2	3	4	5	6	7	8	9	AB	R	H	RBI	BB	SO	LOB	TOP		
Harold Reynolds, S OBP: 0.376, SLG: 0.378										4	1	1	0	1	0	4	Seattle Mariners @ Milwaukee Brewers Milwaukee County Stadium, Milwaukee, WI Fri Jun 21 1991, 8:05 PM EDT Att: 18,409 - Cloudy - 65 F		
Greg Britley, L OBP: 0.266, SLG: 0.284										5	1	1	1	0	2	2			
Ken Griffey Jr., L OBP: 0.380, SLG: 0.468										5	1	1	0	0	1	3			
Pete O'Brien, L OBP: 0.291, SLG: 0.381										5	1	3	2	0	0	2			
Alvin Davis, L OBP: 0.328, SLG: 0.377										5	1	1	1	0	1	2			
Edgar Martinez, R OBP: 0.427, SLG: 0.417										4	0	0	0	0	0	2			
Dave Cochrane, S OBP: 0.407, SLG: 0.400										3	0	1	1	1	0	0			
Scott Bradley, L OBP: 0.256, SLG: 0.205										4	0	0	0	0	1	3			
Omar Vizquel, S OBP: 0.282, SLG: 0.286										2	0	1	0	2	0	0			
Inning Stats	R: 2 H: 3 E: 0 K: 1 S: 15	H: 3 LOB: 1 BB: 0 P: 22	R: 0 H: 0 E: 0 K: 1 S: 6	H: 0 LOB: 0 BB: 0 P: 8	R: 0 H: 0 E: 0 K: 1 S: 7	H: 0 LOB: 0 BB: 0 P: 9	R: 0 H: 0 E: 0 K: 0 S: 5	H: 1 LOB: 1 BB: 0 P: 9	R: 0 H: 1 E: 0 K: 1 S: 9	H: 4 LOB: 1 BB: 2 P: 25	R: 0 H: 0 E: 0 K: 1 S: 11	H: 0 LOB: 2 BB: 2 P: 23	R: 0 H: 0 E: 1 K: 0 S: 13	H: 0 LOB: 1 BB: 2 P: 28	R: 0 H: 1 E: 0 K: 0 S: 7	H: 1 LOB: 1 BB: 0 P: 12	1B: 6 2B: 3 3B: 0 HR: 0	SF: 0 SAC: 0 DP: 0 HBP: 0	WP: 0 PA: 41 PB: 0 SB: 1 CS: 0
PITCHER	IP WLS BF H R ER SO BB IBB HBP BLK WP HR S P ERA WHIP																		
Chris Bosio, R ERA: 3.33	(1, 1) 6.0 L 26 8 5 5 4 0 0 0 0 0 0 0 0 58 87 7.50 1.333																		
Julio Machado, R ERA: 3.12	(7, 1) 1.0 5 0 0 0 1 2 0 0 0 0 0 0 0 11 23 0.00 2.000																		
Kevin Brown, L ERA: 5.51	(8, 1) 1.0 6 0 0 0 0 2 0 0 0 0 0 0 0 13 28 0.00 2.000																		
Chuck Crim, R ERA: 5.54	(9, 1) 1.0 4 1 0 0 0 0 0 0 0 0 0 0 0 7 12 0.00 1.000																		

Batter	1	2	3	4	5	6	7	8	9	AB	R	H	RBI	BB	SO	LOB	BOTTOM		
Paul Molitor, R OBP: 0.395, SLG: 0.502										4	0	0	0	0	3	2	Seattle Mariners @ Milwaukee Brewers Milwaukee County Stadium, Milwaukee, WI Fri Jun 21 1991, 8:05 PM EDT Att: 18,409 - Cloudy - 65 F		
Willie Randolph, R OBP: 0.425, SLG: 0.349										4	0	1	0	0	2	1			
Greg Vaughn, R OBP: 0.346, SLG: 0.512										4	0	0	0	0	1	2			
Robin Yount, R OBP: 0.345, SLG: 0.442										3	0	0	0	1	1	0			
Franklin Stubbs, L OBP: 0.289, SLG: 0.342										4	1	1	1	0	0	1			
Dante Bichette, R OBP: 0.269, SLG: 0.417										3	0	1	0	1	1	1			
B.J. Surhoff, L OBP: 0.266, SLG: 0.236										3	0	0	0	0	1	2			
Dale Sveum, S OBP: 0.314, SLG: 0.353										2	0	0	0	1	1	0			
Bill Spiers, L OBP: 0.299, SLG: 0.336										2	0	1	0	1	0	1			
Inning Stats	R: 0 H: 0 E: 0 K: 3 S: 10	H: 0 LOB: 0 BB: 0 P: 16	R: 0 H: 0 E: 0 K: 0 S: 5	H: 0 LOB: 1 BB: 1 P: 14	R: 0 H: 0 E: 0 K: 1 S: 8	H: 0 LOB: 0 BB: 1 P: 15	R: 0 H: 0 E: 0 K: 0 S: 7	H: 1 LOB: 1 BB: 0 P: 10	R: 0 H: 1 E: 0 K: 2 S: 14	H: 1 LOB: 2 BB: 1 P: 24	R: 0 H: 0 E: 0 K: 1 S: 10	H: 0 LOB: 1 BB: 1 P: 18	R: 0 H: 1 E: 0 K: 2 S: 11	H: 1 LOB: 0 BB: 0 P: 15	R: 1 H: 1 E: 0 K: 0 S: 7	H: 1 LOB: 0 BB: 0 P: 13	1B: 2 2B: 1 3B: 0 HR: 1	SF: 0 SAC: 0 DP: 1 HBP: 0	WP: 0 PA: 34 PB: 0 SB: 0 CS: 1
PITCHER	IP WLS BF H R ER SO BB IBB HBP BLK WP HR S P ERA WHIP																		
Randy Johnson, L ERA: 4.27	(1, 1) 8.0 W 29 3 0 0 10 4 0 0 0 0 0 0 0 74 128 0.00 0.875																		
Dave Burba, R ERA: 4.2	(9, 1) 1.0 4 1 1 1 0 0 0 0 0 0 0 1 7 13 9.00 1.000																		

Batter	1	2	3	4	5	6	7	8	9	AB	R	H	RBI	BB	SO	LOB	TOP				
Harold Reynolds, S OBP: 0.370, SLG: 0.371 (1, 4)										5	0	0	0	0	1	4	Seattle Mariners @ Milwaukee Brewers Milwaukee County Stadium, Milwaukee, WI Sat Jun 22 1991, 8:05 PM EDT Att: 25,260 - Cloudy - 60 F				
Greg Britley, L OBP: 0.261, SLG: 0.279 (1, 9)										3	0	0	0	0	0	0					
Alonzo Powell, R OBP: 0.139, SLG: 0.171 (6, PH) (6, 9)										2	0	0	0	0	2	2					
Ken Griffey Jr., L OBP: 0.376, SLG: 0.462 (1, 8)										3	1	0	0	1	1	0					
Pete O'Brien, L OBP: 0.294, SLG: 0.381 (1, 3)										3	1	1	0	1	0	1					
Alvin Davis, L OBP: 0.331, SLG: 0.394 (1, 10)										4	1	2	3	0	0	1					
Edgar Martinez, R OBP: 0.424, SLG: 0.414 (1, 5)										4	1	1	0	0	0	2					
Dave Cochrane, S OBP: 0.419, SLG: 0.517 (1, 7)										4	1	2	2	0	0	0					
Scott Bradley, L OBP: 0.270, SLG: 0.213 (1, 2)										2	0	1	0	1	0	0					
Omar Vizquel, S OBP: 0.278, SLG: 0.281 (1, 6)										3	0	0	0	0	1	2					
Inning Stats	R: 1 E: 1 K: 1 S: 13	H: 1 LOB: 2 BB: 1 P: 25	R: 0 E: 0 K: 1 S: 9	H: 0 LOB: 1 BB: 1 P: 16	R: 0 E: 0 K: 0 S: 11	H: 0 LOB: 0 BB: 0 P: 18	R: 2 E: 1 K: 0 S: 10	H: 3 LOB: 1 BB: 0 P: 17	R: 2 E: 0 K: 0 S: 10	H: 1 LOB: 0 BB: 1 P: 20	R: 0 E: 1 K: 1 S: 8	H: 1 LOB: 2 BB: 0 P: 10	R: 0 E: 0 K: 1 S: 7	H: 0 LOB: 0 BB: 0 P: 12	R: 0 E: 0 K: 1 S: 6	H: 0 LOB: 0 BB: 0 P: 10	1B: 5 2B: 1 3B: 0 HR: 2	SF: 0 SAC: 2 DP: 1 HBP: 0	WP: 0 PB: 0 SB: 0 CS: 0	PA: 38	
PITCHER	IP	WLS	BF	H	R	ER	SO	BB	IBB	HBP	BLK	WP	HR	S	P	ERA	WHIP				
Don August, R ERA: 4.43 (1, 1)	5.0	L	24	5	5	4	2	3	0	0	0	0	2	53	96	7.20	1.600				
Mark Lee, L ERA: 3.52 (6, 1)	3.0		11	2	0	0	2	0	0	0	0	0	0	25	39	0.00	0.667				
Darren Holmes, R ERA: 2.74 (9, 1)	1.0		3	0	0	0	1	0	0	0	0	0	0	6	10	0.00	0.000				

Batter	1	2	3	4	5	6	7	8	9	AB	R	H	RBI	BB	SO	LOB	BOTTOM				
Paul Moltzer, R OBP: 0.397, SLG: 0.500 (1, 10)										3	0	1	0	1	0	0	Seattle Mariners @ Milwaukee Brewers Milwaukee County Stadium, Milwaukee, WI Sat Jun 22 1991, 8:05 PM EDT Att: 25,260 - Cloudy - 60 F				
Jim Gantner, L OBP: 0.307, SLG: 0.333 (1, 4) (9, 5)										4	0	0	0	0	3						
B.J. Surhoff, L OBP: 0.261, SLG: 0.231 (1, 2)										4	0	0	0	0	1						
Robin Yount, R OBP: 0.341, SLG: 0.437 (1, 8)										3	0	0	0	0	2	1					
Greg Vaughn, R OBP: 0.342, SLG: 0.505 (1, 7)										3	0	0	0	0	1	0					
Franklin Stubbs, L OBP: 0.285, SLG: 0.337 (1, 3)										3	0	0	0	0	1	0					
Darryl Hamilton, L OBP: 0.322, SLG: 0.296 (1, 9)										3	0	2	0	0	0	0					
Dale Sveum, S OBP: 0.314, SLG: 0.353 (1, 5) (9, 6)										3	0	1	0	0	1	2					
Bill Spiers, L OBP: 0.295, SLG: 0.331 (1, 6) Dante Bichette, R OBP: 0.268, SLG: 0.416 (8, PH) Willie Randolph, R OBP: 0.425, SLG: 0.349 (9, 4)										2	0	0	0	0	1	1					
Inning Stats	R: 0 E: 0 K: 0 S: 6	H: 1 LOB: 1 BB: 0 P: 13	R: 0 E: 0 K: 0 S: 10	H: 0 LOB: 0 BB: 0 P: 12	R: 0 E: 0 K: 1 S: 11	H: 1 LOB: 1 BB: 1 P: 22	R: 0 E: 0 K: 1 S: 5	H: 0 LOB: 0 BB: 0 P: 9	R: 0 E: 0 K: 1 S: 5	H: 1 LOB: 0 BB: 0 P: 7	R: 0 E: 0 K: 2 S: 12	H: 0 LOB: 0 BB: 0 P: 20	R: 0 E: 0 K: 1 S: 9	H: 1 LOB: 1 BB: 0 P: 12	R: 0 E: 0 K: 0 S: 6	H: 0 LOB: 0 BB: 0 P: 8	1B: 4 2B: 0 3B: 0 HR: 0	SF: 0 SAC: 0 DP: 1 HBP: 0	WP: 0 PB: 0 SB: 0 CS: 2	PA: 30	
PITCHER	IP	WLS	BF	H	R	ER	SO	BB	IBB	HBP	BLK	WP	HR	S	P	ERA	WHIP				
Erik Hanson, R ERA: 3.45 (1, 1)	7.0	W	23	3	0	0	5	1	0	0	0	0	0	15	20	0.00	0.571				
Rob Murphy, L ERA: 1.71 (8, 1)	2.0		7	1	0	0	1	0	0	0	0	0	0	15	20	0.00	0.500				

Batter	1	2	3	4	5	6	7	8	9	10	11	12	13	AB	R	H	RBI	BB	SO	LOB	TOP	
Paul Molitor, R OBP: 0.403, SLG: 0.516 (1, 3)														6	3	3	3	0	0	2		
Daryl Hamilton, L OBP: 0.347, SLG: 0.340 (1, 9)														5	2	2	0	0	1	1		
Dante Bichette, R OBP: 0.270, SLG: 0.415 (12, 9)														3	0	1	1	0	0	0		
B.J. Surhoff, L OBP: 0.261, SLG: 0.234 (1, 2)														1	0	1	2	0	0	0		
Willie Randolph, R OBP: 0.430, SLG: 0.359 (8, PH)														3	0	1	1	0	0	0		
Rick Dempsey, R OBP: 0.247, SLG: 0.328 (8, 2)														2	0	0	0	0	0	0		
Robin Yount, R OBP: 0.334, SLG: 0.421 (1, 8)														4	0	0	1	1	1	1	0	
Greg Vaughn, R OBP: 0.333, SLG: 0.495 (1, 7)														6	0	0	0	0	0	3		
Franklin Stubbs, L OBP: 0.279, SLG: 0.344 (1, 10)														5	0	0	0	0	2	3		
Candy Maldonado, R OBP: 0.400, SLG: 0.298 (13, PH)														1	0	0	0	0	0	0		
Jim Gantner, L OBP: 0.315, SLG: 0.342 (1, 4)														5	1	2	0	0	0	0		
Dale Sveum, S OBP: 0.310, SLG: 0.340 (1, 5)														4	0	1	0	0	2	0		
Bill Spiers, L OBP: 0.292, SLG: 0.327 (1, 6)														5	1	1	0	0	0	3		
Inning Stats	R: 2 E: 0 K: 0 S: 12	H: 3 LOB: 1 BB: 0 P: 19	R: 0 E: 0 K: 0 S: 8	H: 1 LOB: 1 BB: 0 P: 11	R: 0 E: 0 K: 1 S: 7	H: 0 LOB: 0 BB: 0 P: 12	R: 0 E: 0 K: 0 S: 6	H: 0 LOB: 0 BB: 0 P: 9	R: 0 E: 0 K: 2 S: 12	H: 1 LOB: 1 BB: 0 P: 19	R: 0 E: 0 K: 0 S: 7	H: 0 LOB: 0 BB: 0 P: 8	R: 0 E: 0 K: 0 S: 6	H: 0 LOB: 0 BB: 0 P: 10	R: 0 E: 0 K: 0 S: 6	H: 0 LOB: 0 BB: 0 P: 8	R: 0 E: 0 K: 0 S: 4	H: 0 LOB: 0 BB: 0 P: 5	1B: 7 2B: 3 3B: 0 HR: 1	SF: 1 SAC: 1 DP: 0 HBP: 0	W/P: 0 PB: 0 SB: 0 CS: 0	PA: 51
PITCHER	IP	WLS	BF	H	R	ER	SO	BB	IBB	HBP	BLK	WP	HR	S	P	ERA	WHIP					
Dan Gakeler, R ERA: 4.94 (1, 1)	7.1		29	7	4	4	3	0	0	0	0	0	0	63	98	4.91	0.955					
Paul Gibson, L ERA: 3.83 (8, 1)	0.0	1	1	0	0	0	0	0	0	0	0	0	0	1	1							
Mike Henneman, R ERA: 3.18 (8, 1)	2.2	12	3	3	3	2	1	0	0	0	0	0	1	25	39	10.12	1.500					
John Cerutti, L ERA: 4.53 (11, 1)	3.0	W	9	0	0	0	1	0	0	0	0	0	0	16	23	0.00	0.000					

Milwaukee Brewers @ Detroit Tigers
Tiger Stadium, Detroit, MI
Wed Jun 26 1991, 7:05 PM EDT
Att. 13,355 - Cloudy - 86 F

AB 48
R 7
H 11
RBI 7
BB 1
SO 6
LOB 12



Batter	1	2	3	4	5	6	7	8	9	10	11	12	13	AB	R	H	RBI	BB	SO	LOB	BOTTOM							
Tony Phillips, S OBP: 0.353, SLG: 0.402 (1, 9)														7	1	1	0	0	0	3								
Lou Whitaker, L OBP: 0.360, SLG: 0.424 (1, 4)														5	1	1	2	1	0	0								
Travis Fryman, R OBP: 0.292, SLG: 0.393 (1, 6)														6	0	1	1	1	2	1								
Cecil Fielder, R OBP: 0.366, SLG: 0.498 (1, 3)														6	1	2	2	0	0	1								
Mickey Tettleton, S OBP: 0.396, SLG: 0.440 (10, PR)														3	2	2	1	1	0	1								
Skeeter Barnes, R OBP: 0.300, SLG: 0.722 (11, 2)														0	0	0	0	0	0	0								
Andy Alanson, R OBP: 0.243, SLG: 0.333 (1, 2)														1	0	1	0	0	0	0								
Rob Deer, R OBP: 0.322, SLG: 0.409 (1, 9)														6	0	2	0	0	2	2								
John Shelby, S OBP: 0.269, SLG: 0.396 (1, 7)														5	1	0	0	1	1	2								
Mark Salas, L OBP: 0.129, SLG: 0.133 (10, PH)														4	0	2	1	0	0	0								
Alan Trammell, R OBP: 0.317, SLG: 0.359 (10, PH)														2	1	1	0	0	0	3								
Milt Cuyler, S OBP: 0.306, SLG: 0.335 (1, 8)														5	1	1	0	0	0	5								
Inning Stats	R: 0 E: 0 K: 0 S: 14	H: 0 LOB: 1 BB: 1 P: 26	R: 2 E: 1 K: 0 S: 15	H: 2 LOB: 1 BB: 1 P: 25	R: 2 E: 0 K: 1 S: 11	H: 2 LOB: 0 BB: 0 P: 18	R: 0 E: 0 K: 0 S: 10	H: 1 LOB: 1 BB: 0 P: 13	R: 0 E: 0 K: 0 S: 5	H: 0 LOB: 0 BB: 0 P: 8	R: 3 E: 0 K: 0 S: 14	H: 4 LOB: 1 BB: 0 P: 26	R: 0 E: 0 K: 0 S: 7	H: 0 LOB: 0 BB: 0 P: 7	R: 0 E: 0 K: 0 S: 5	H: 0 LOB: 0 BB: 0 P: 10	R: 0 E: 0 K: 0 S: 10	H: 1 LOB: 3 BB: 1 P: 21	R: 0 E: 0 K: 1 S: 6	H: 0 LOB: 0 BB: 0 P: 11	R: 0 E: 0 K: 2 S: 10	H: 1 LOB: 1 BB: 1 P: 18	R: 1 E: 0 K: 0 S: 7	H: 2 LOB: 2 BB: 1 P: 17	1B: 10 2B: 1 3B: 0 HR: 3	SF: 1 SAC: 1 DP: 0 HBP: 1	W/P: 0 PB: 0 SB: 0 CS: 0	PA: 57
PITCHER	IP	WLS	BF	H	R	ER	SO	BB	IBB	HBP	BLK	WP	HR	S	P	ERA	WHIP											
Jaime Navarro, R ERA: 3.83 (1, 1)	6.2		31	9	7	7	2	2	0	0	0	0	0	75	126	9.45	1.650											
Chuck Crim, R ERA: 5.1 (7, 1)	2.2	12	2	0	0	0	0	1	1	0	0	0	0	23	41	0.00	0.750											
Mark Lee, L ERA: 3.24 (10, 1)	1.2	5	0	0	0	0	1	0	0	0	0	0	0	10	16	0.00	0.000											
Julio Machado, R ERA: 3.11 (12, 1)	1.2	L	9	3	1	1	2	0	1	0	0	0	0	17	35	5.40	1.800											

Milwaukee Brewers @ Detroit Tigers
Tiger Stadium, Detroit, MI
Wed Jun 26 1991, 7:05 PM EDT
Att. 13,355 - Cloudy - 86 F

AB 50
R 8
H 14
RBI 7
BB 4
SO 5
LOB 18



Batter	1	2	3	4	5	6	7	8	9	AB	R	H	RBI	BB	SO	LOB	TOP					
Paul Moltzer, R OBP: 0.403, SLG: 0.525	F7		K						SH1-4 HR	5	2	2	1	0	1	2	Milwaukee Brewers @ Detroit Tigers Tiger Stadium, Detroit, MI Thu Jun 27 1991, 7:05 PM EDT Att: 13,606 - Cloudy - 88 F					
Darryl Hamilton, L OBP: 0.343, SLG: 0.337	1B			G4-3		F7	G4-3		SH1-4	4	0	1	0	0	0	0						
B.J. Surhoff, L OBP: 0.259, SLG: 0.235	P4			F7		HR	K		SF9	4	1	1	1	0	1	1						
Robin Yount, R OBP: 0.332, SLG: 0.415	K			K		K	F8		HR	4	1	0	0	1	3	2						
Greg Vaughn, R OBP: 0.339, SLG: 0.524	G5-3				K	HR		G1-3	HR	5	2	3	5	0	1	0						
Greg Brock, L OBP: 0.419, SLG: 0.400	K				F7	1B	1B	P5	F7	5	1	1	0	0	1	1						
Willie Randolph, R OBP: 0.432, SLG: 0.358	G1-3				1B	1B	1B	G1-3		3	1	1	0	1	0	1						
Jim Cantner, L OBP: 0.318, SLG: 0.345			G3			1B	1B	G4-3		4	0	2	2	0	0	1						
Bill Spiers, L OBP: 0.297, SLG: 0.323			G3			1B	1B		SH1-4 SF9	2	1	0	0	2	0	2						
Inning Stats	R: 0 E: 0 K: 1 S: 7	H: 1 LOB: 1 BB: 0 P: 9	R: 0 E: 0 K: 1 S: 5	H: 0 LOB: 0 BB: 0 P: 7	R: 0 E: 0 K: 1 S: 6	H: 0 LOB: 0 BB: 0 P: 8	R: 0 E: 0 K: 1 S: 9	H: 0 LOB: 0 BB: 0 P: 12	R: 0 E: 0 K: 1 S: 7	H: 1 LOB: 2 BB: 1 P: 13	R: 5 E: 0 K: 1 S: 23	H: 6 LOB: 2 BB: 1 P: 40	R: 0 E: 0 K: 0 S: 9	H: 0 LOB: 0 BB: 0 P: 11	R: 0 E: 0 K: 0 S: 9	H: 1 LOB: 1 BB: 0 P: 16	R: 4 E: 0 K: 0 S: 7	H: 2 LOB: 0 BB: 2 P: 18	1B: 8 2B: 0 3B: 0 HR: 3	SF: 1 SAC: 1 DP: 0 HBP: 0	WP: 0 PB: 0 SB: 2 CS: 1	PA: 42
PITCHER	IP	WLS	BF	H	R	ER	SO	BB	IBB	HBP	BLK	WP	HR	S	P	ERA	WHIP					
Bill Gullickson, R ERA: 3.94	(1, 1)	5.2	L	26	8	5	5	6	1	0	0	0	0	2	54	79	7.94	1.588				
Mike Munoz, L ERA: 6.23	(6, 1)	2.1		9	1	0	0	1	1	0	0	0	0	0	19	37	0.00	0.857				
Steve Searcy, L ERA: 8.15	(9, 1)	0.2		4	1	2	2	0	1	0	0	0	0	4	10	27.00	3.000					
Mark Leiter, R ERA: 4.85	(9, 1)	0.1		3	1	2	2	0	0	1	0	0	0	1	3	8	54.00	3.000				

Batter	1	2	3	4	5	6	7	8	9	AB	R	H	RBI	BB	SO	LOB	BOTTOM					
Tony Phillips, S OBP: 0.377, SLG: 0.395	P4		G4-6-3		G4-3			F8		4	0	0	0	0	0	3	Milwaukee Brewers @ Detroit Tigers Tiger Stadium, Detroit, MI Thu Jun 27 1991, 7:05 PM EDT Att: 13,606 - Cloudy - 88 F					
Lou Whitaker, L OBP: 0.378, SLG: 0.418	L3		BB			G4-3		P2		3	0	0	0	1	0	1						
Travis Fryman, R OBP: 0.291, SLG: 0.391	K		K				1B	K		4	0	1	0	0	3	2						
Cecil Fielder, R OBP: 0.365, SLG: 0.493		HR		G5-3		P3		F7		3	1	0	0	1	0	1						
Mickey Tettleton, S OBP: 0.394, SLG: 0.500		K		K		F8		HR		4	1	1	1	0	2	2						
Rob Deer, R OBP: 0.321, SLG: 0.419		HR		L5			F7	K		4	1	1	2	0	1	0						
Mark Salas, L OBP: 0.316, SLG: 0.121	F7				F9		F9		P6	3	0	0	0	0	0	0						
Andy Allanson, R OBP: 0.240, SLG: 0.329										1	0	0	0	0	0	0						
John Shelby, S OBP: 0.262, SLG: 0.384	G3				K		L8			3	0	0	0	0	1	0						
Mitt Cuyler, S OBP: 0.312, SLG: 0.337			G4-6-3					E4		2	0	1	0	1	0	0						
Inning Stats	R: 0 E: 0 K: 1 S: 8	H: 0 LOB: 0 BB: 0 P: 11	R: 2 E: 0 K: 1 S: 11	H: 1 LOB: 0 BB: 1 P: 18	R: 0 E: 0 K: 1 S: 8	H: 0 LOB: 1 BB: 2 P: 16	R: 0 E: 0 K: 1 S: 12	H: 0 LOB: 0 BB: 0 P: 18	R: 0 E: 0 K: 0 S: 15	H: 1 LOB: 1 BB: 0 P: 19	R: 0 E: 0 K: 0 S: 8	H: 1 LOB: 0 BB: 0 P: 11	R: 0 E: 0 K: 0 S: 6	H: 0 LOB: 0 BB: 0 P: 10	R: 0 E: 1 K: 1 S: 8	H: 0 LOB: 1 BB: 0 P: 13	R: 1 E: 0 K: 1 S: 10	H: 1 LOB: 0 BB: 0 P: 14	1B: 2 2B: 0 3B: 0 HR: 2	SF: 0 SAC: 0 DP: 1 HBP: 0	WP: 0 PB: 0 SB: 1 CS: 0	PA: 34
PITCHER	IP	WLS	BF	H	R	ER	SO	BB	IBB	HBP	BLK	WP	HR	S	P	ERA	WHIP					
Chris Bosio, R ERA: 3.24	(1, 1)	8.0	W	30	3	2	2	6	3	0	0	0	0	1	76	116	2.25	0.750				
Dan Plesac, L ERA: 2.29	(9, 1)	1.0		4	1	1	1	1	0	0	0	0	0	1	10	14	9.00	1.000				

Batter	1	2	3	4	5	6	7	8	9	AB	R	H	RBI	BB	SO	LOB	TOP											
Steve Sax, R OBP: 0.321, SLG: 0.347	P4			S 1B		G5-3		F9		4	1	1	0	0	0	0												
Roberto Kelly, R OBP: 0.316, SLG: 0.405	K			F7		P3		P2		4	0	0	0	0	1	1												
Don Mattingly, L OBP: 0.358, SLG: 0.417	L9			WP 1B		G4-3				4	1	2	1	0	0	0												
Mel Hall, L OBP: 0.323, SLG: 0.519		F7		FC5-4 1B			F8		F8	4	0	1	1	0	0	1												
Kevin Maas, L OBP: 0.379, SLG: 0.439	K			K			1B BB		F9	3	0	0	0	1	2	2												
Jesse Barfield, R OBP: 0.303, SLG: 0.445	G5-3			FC5-4 1-2			P5		G6-3	4	0	0	0	0	0	3												
Matt Nokes, L OBP: 0.313, SLG: 0.508			F9		G4-3					3	0	1	0	0	0	0												
Alvaro Espinoza, R OBP: 0.286, SLG: 0.333			G6-3			P3				2	0	0	0	0	0	0												
Pat Sheridan, L OBP: 0.192, SLG: 0.227							G3-1			1	0	0	0	0	0	2												
Randy Velarde, R OBP: 0.320, SLG: 0.318										0	0	0	0	0	0	0												
Pat Kelly, R OBP: 0.294, SLG: 0.392			G5-3			G6-3		F9		3	0	0	0	0	0	0												
Inning Stats	R: 0 E: 0 K: 1 S: 8	H: 0 LOB: 0 BB: 0 P: 11	R: 0 E: 0 K: 1 S: 9	H: 0 LOB: 0 BB: 0 P: 15	R: 0 E: 0 K: 0 S: 5	H: 0 LOB: 0 BB: 0 P: 8	R: 2 E: 0 K: 1 S: 12	H: 3 LOB: 1 BB: 0 P: 20	R: 0 E: 0 K: 0 S: 5	H: 0 LOB: 0 BB: 0 P: 8	R: 0 E: 0 K: 0 S: 10	H: 1 LOB: 2 BB: 1 P: 21	R: 0 E: 0 K: 0 S: 6	H: 0 LOB: 0 BB: 0 P: 9	R: 0 E: 0 K: 0 S: 9	H: 1 LOB: 1 BB: 0 P: 14	1B: 5 2B: 0 3B: 0 HR: 0	SF: 0 SAC: 0 DP: 0 HBP: 0	WP: 1 PB: 0 SB: 1 CS: 0	PA: 33								
PITCHER	IP	WLS	BF	H	R	ER	SO	BB	IBB	HBP	BLK	WP	HR	S	P	ERA	WHIP											
Don August, R ERA: 4.28	(1, 1)	6.2	W	25	4	2	2	3	1	0	0	0	1	0	53	88	2.70	0.750										
Darren Holmes, R ERA: 2.85	(7, 1)	0.1		1	0	0	0	0	0	0	0	0	0	0	4	7	0.00	0.000										
Mark Lee, L ERA: 3.15	(8, 1)	1.0	S	3	0	0	0	0	0	0	0	0	0	6	9	0.00	0.000											
Dan Plesac, L ERA: 2.19	(9, 1)	1.0		4	1	0	0	0	0	0	0	0	0	9	14	0.00	1.000											

New York Yankees @ Milwaukee Brewers
 Milwaukee County Stadium, Milwaukee, WI
 Fri Jun 28 1991, 8:05 PM EDT
 Att: 19,442 - Sunny - 91 F

AB	32
R	2
H	5
RBI	2
BB	1
SO	3
LOB	9



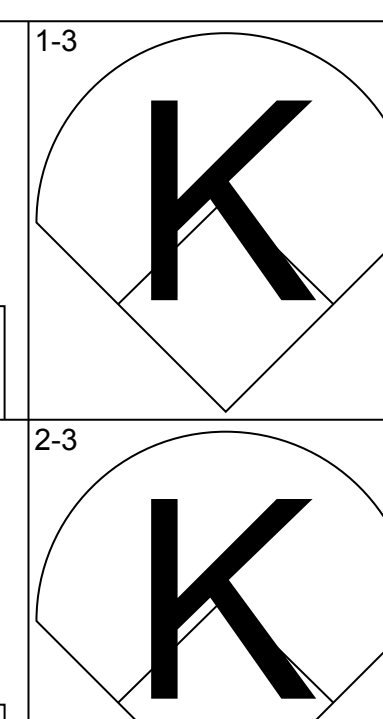
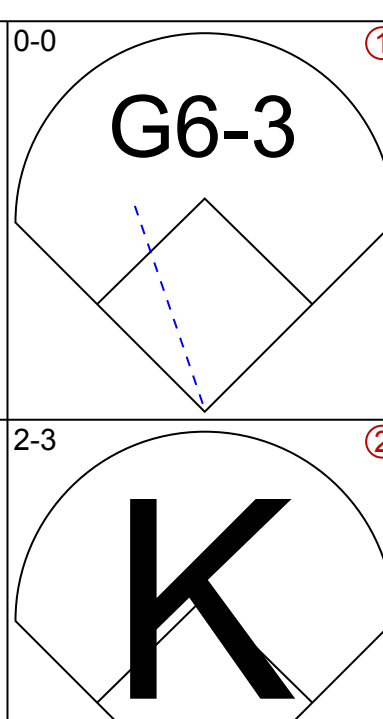
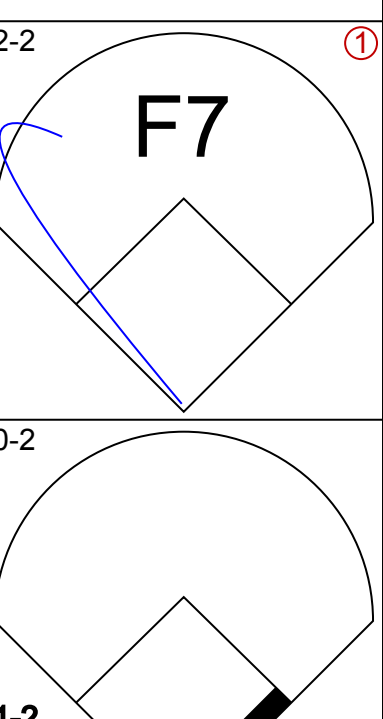
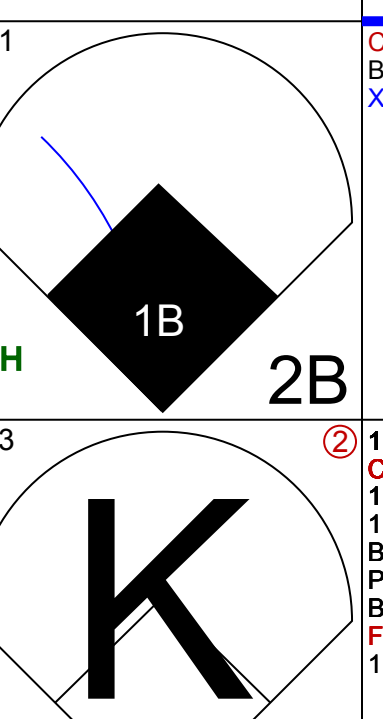
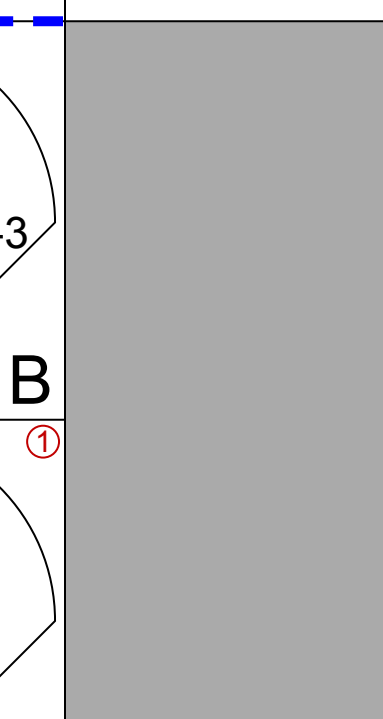
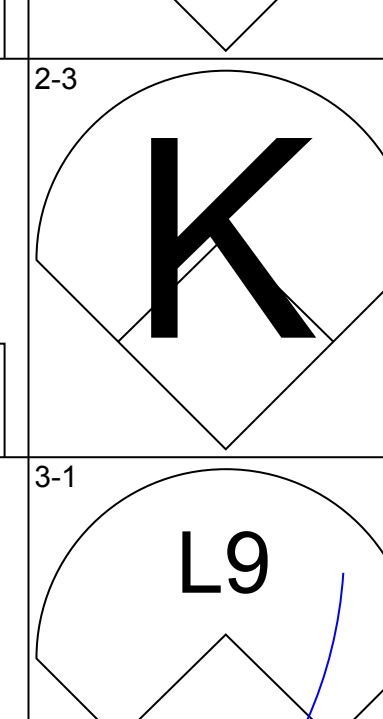
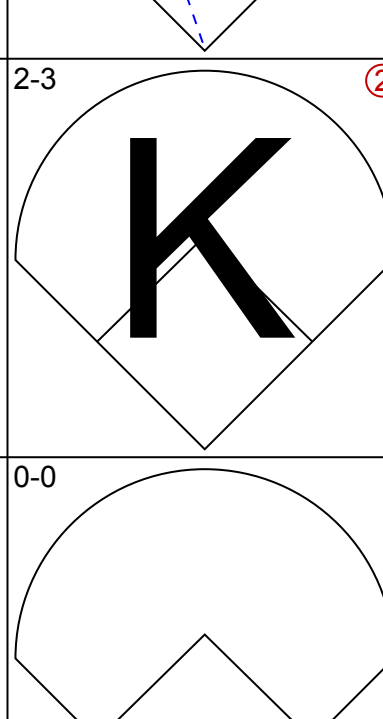
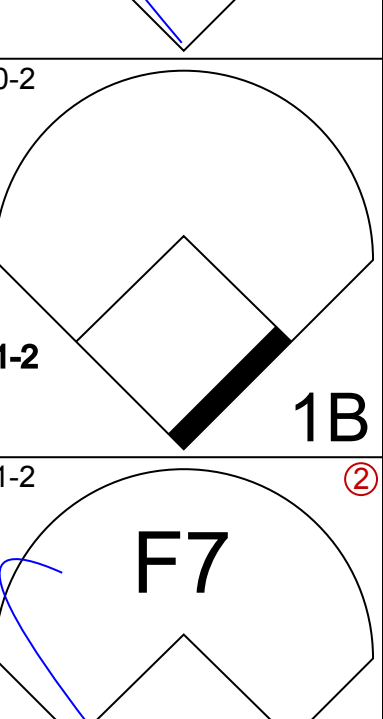
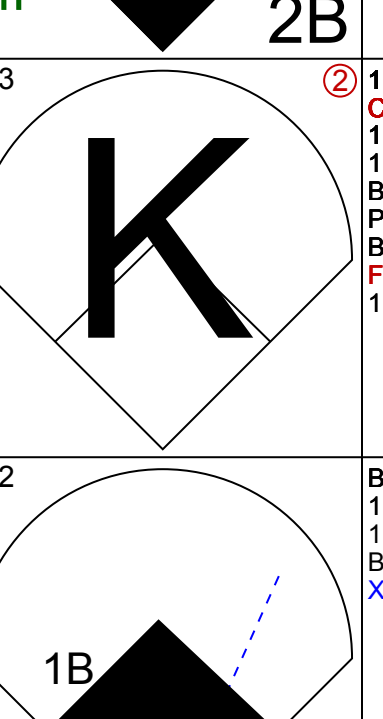
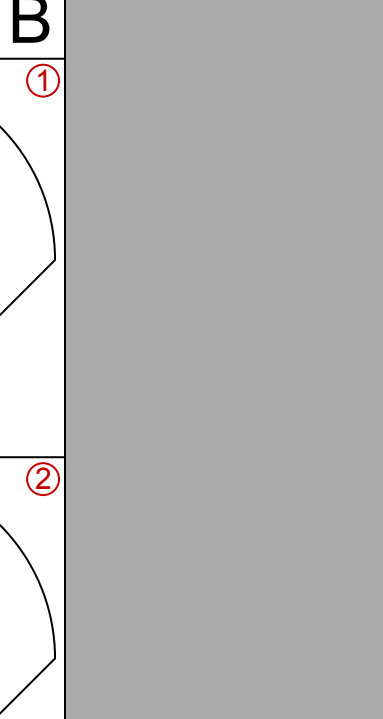
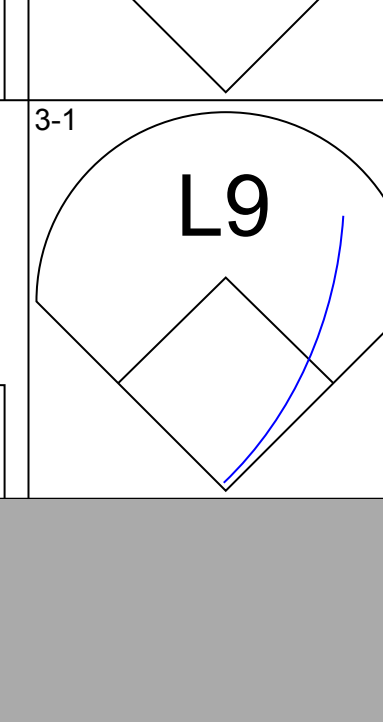
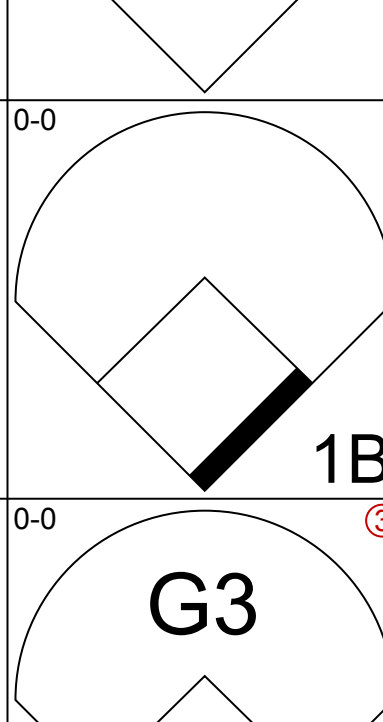
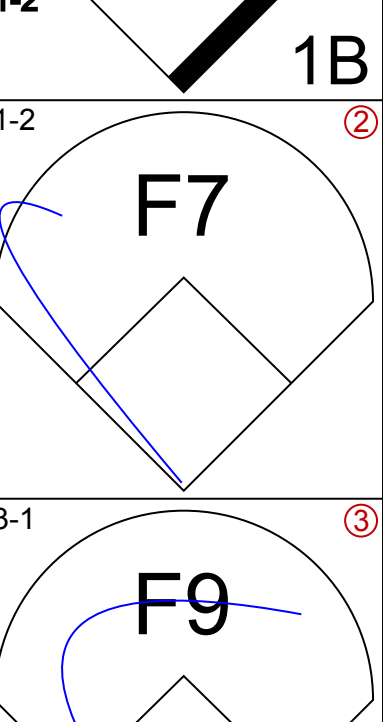
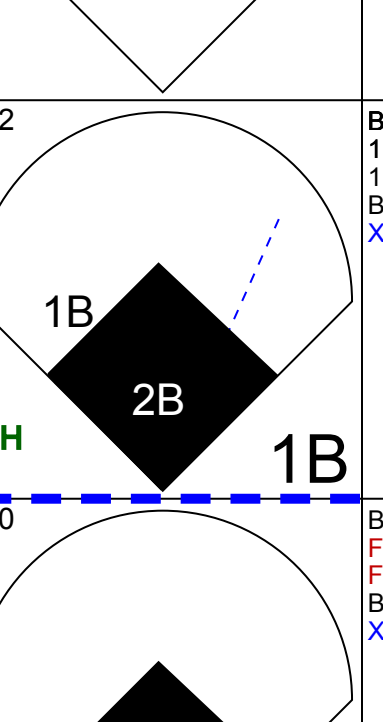
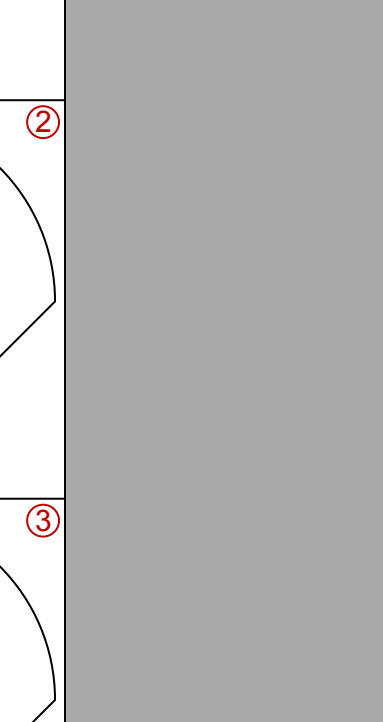
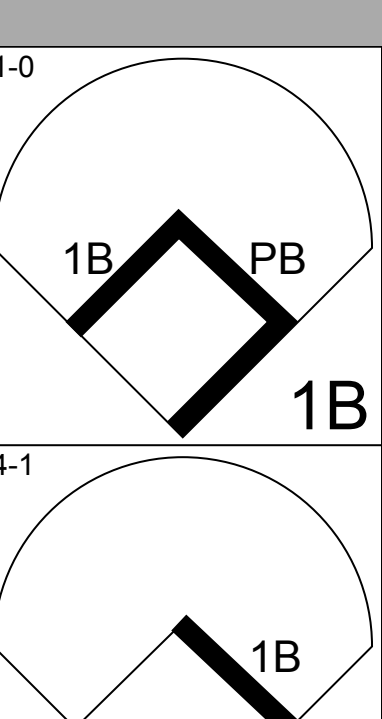
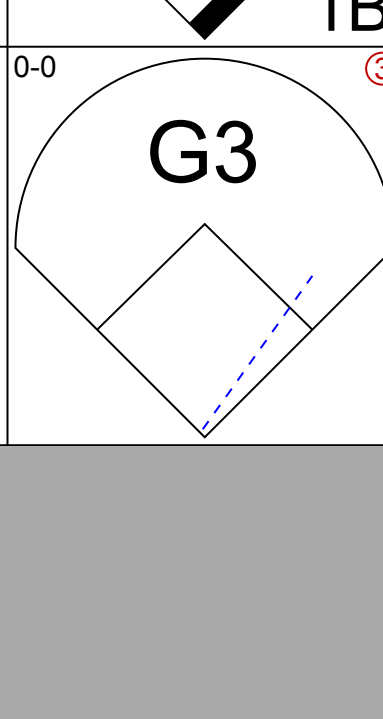
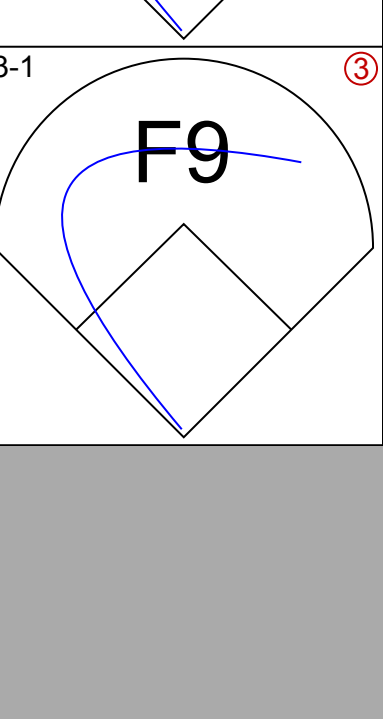
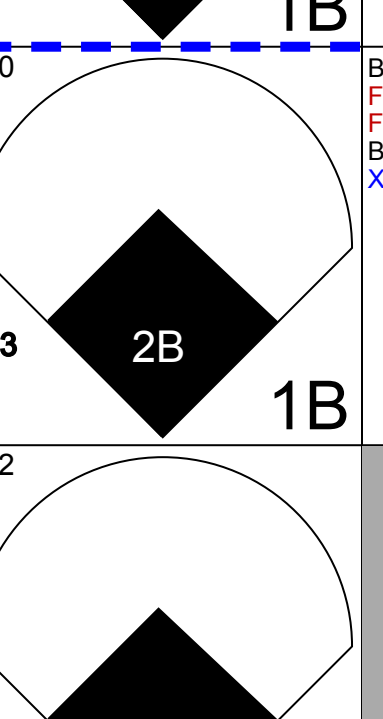
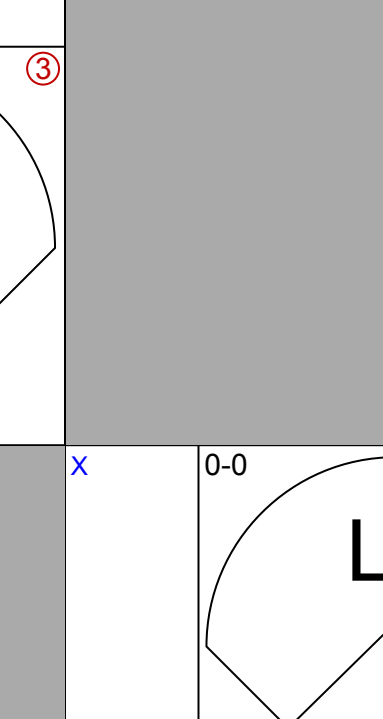
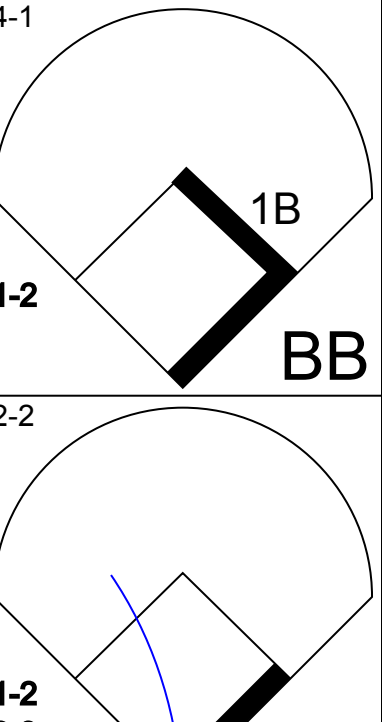
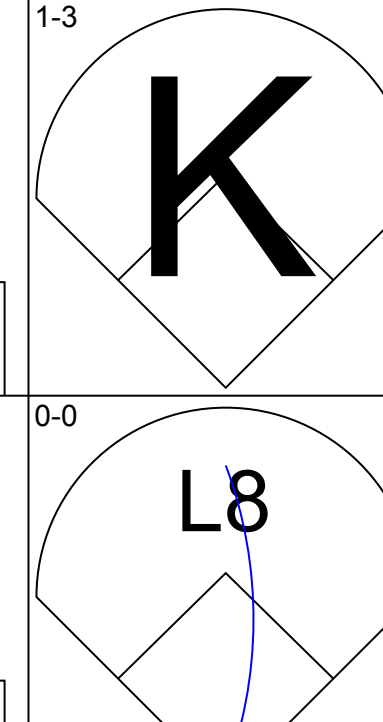
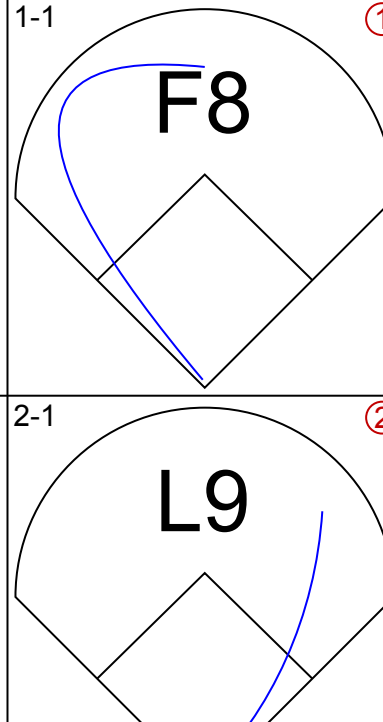

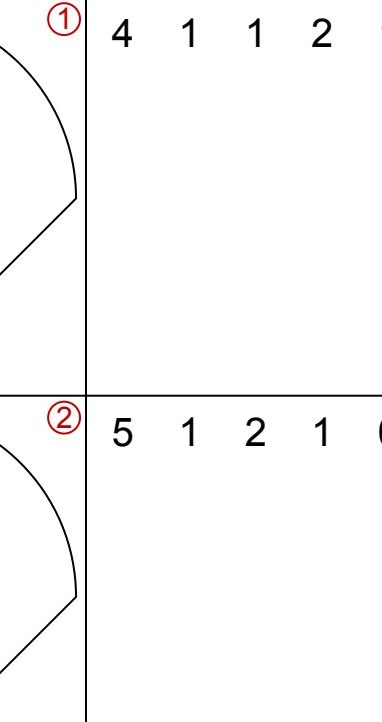
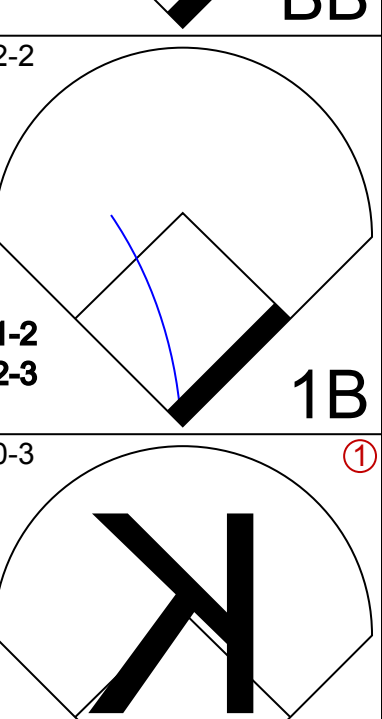
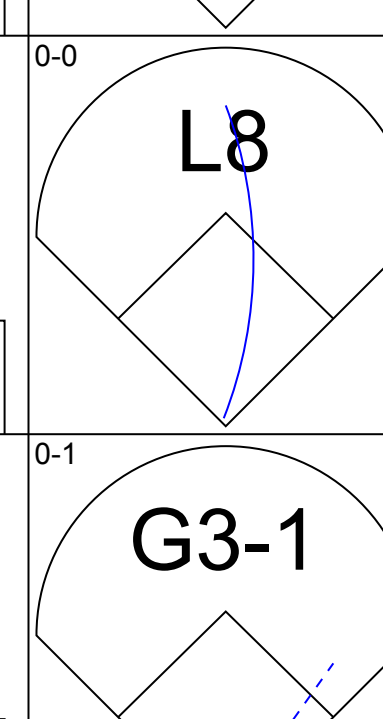
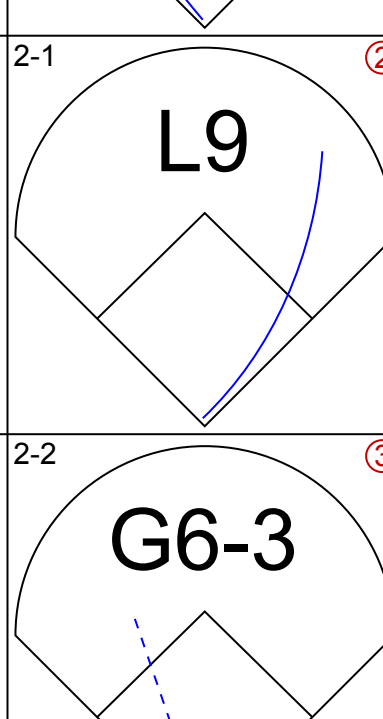

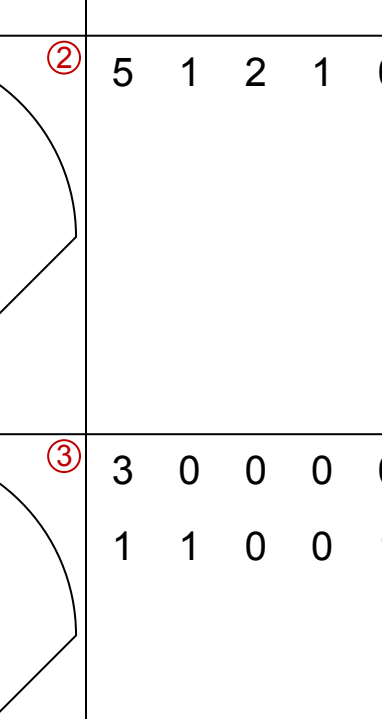
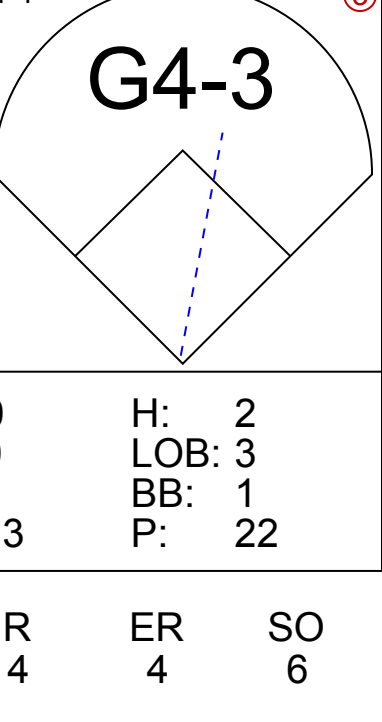



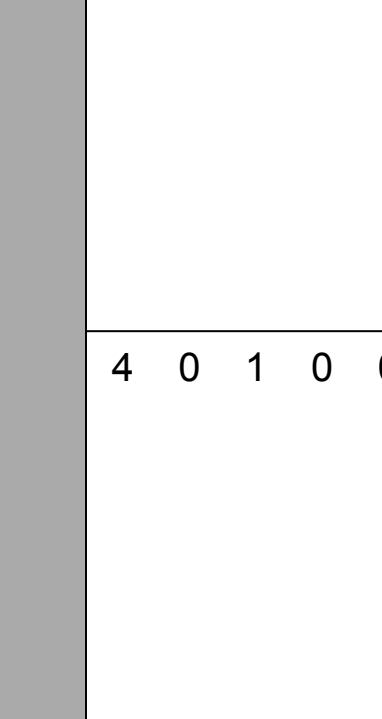

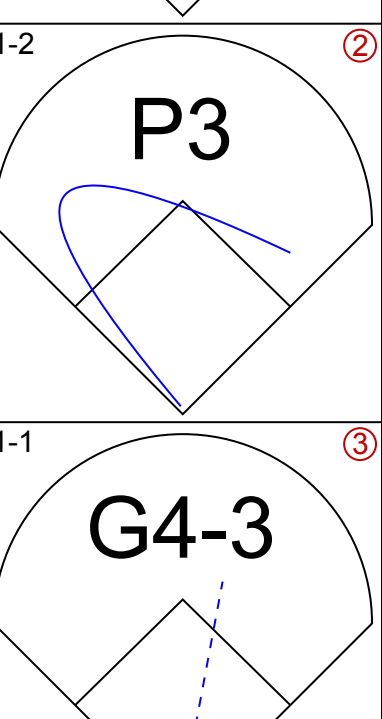
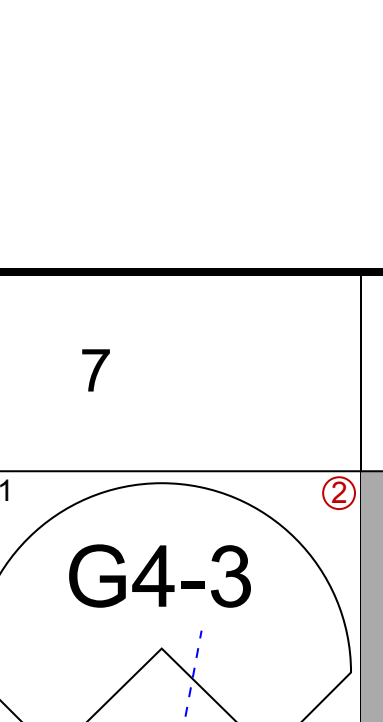
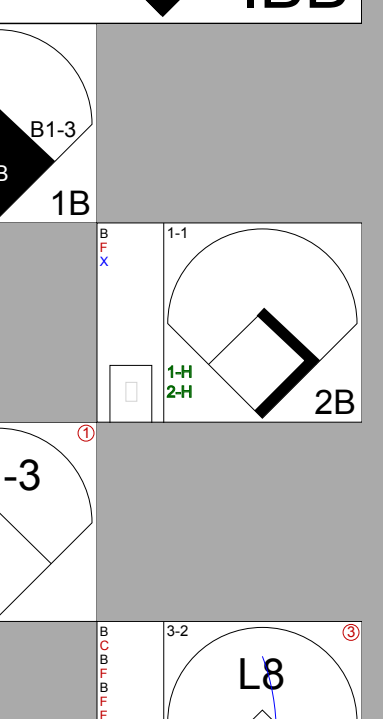
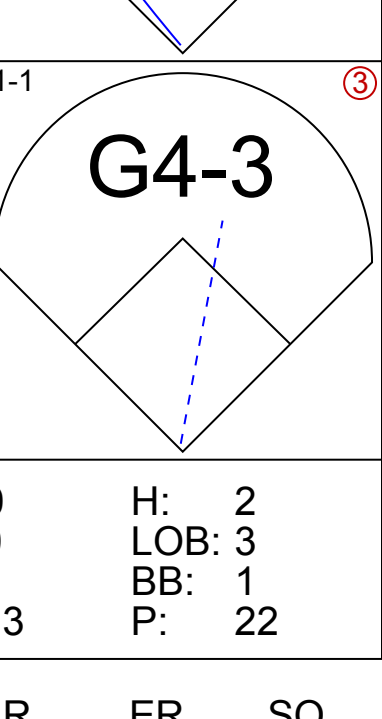
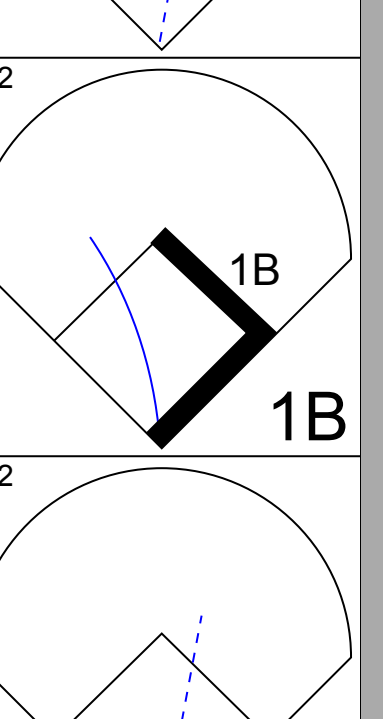
Batter	1	2	3	4	5	6	7	8	9	AB	R	H	RBI	BB	SO	LOB	BOTTOM											
Paul Molitor, R OBP: 0.404, SLG: 0.530	F9		G6-3			F8				3	1	1	1	1	0	1												
Darryl Hamilton, L OBP: 0.343, SLG: 0.347	G4-3		G6-3			CS				3	1	1	1	0	0	0												
Dante Bichette, R OBP: 0.269, SLG: 0.413						FC G6-4-3		P4		1	0	0	0	0	0	2												
B.J. Surhoff, L OBP: 0.259, SLG: 0.235	G4-3					FC G6-4-3		G4-3		4	0	1	0	0	0	1												
Robin Yount, R OBP: 0.328, SLG: 0.409		G6-3	L6			G6-4-3		E5		4	1	0	0	0	0	2												
Greg Vaughn, R OBP: 0.337, SLG: 0.524		G5-3			G5-3			P3		4	0	1	0	0	0	1												
Franklin Stubbs, L OBP: 0.280, SLG: 0.348						K				3	0	1	0	0	2	1												
Candy Maldonado, R OBP: 0.455, SLG: 0.286						K				0	1	0	0	1	0	0												
Greg Brock, L OBP: 0.419, SLG: 0.400						K		3B BB		0	0	0	0	0	0	0												
Willie Randolph, R OBP: 0.428, SLG: 0.370			G3-1			K				4	0	1	2	0	1	1												
Jim Gantner, L OBP: 0.313, SLG: 0.339					G6-3			G4-3		4	0	0	0	0	0	1												
Bill Spiers, L OBP: 0.308, SLG: 0.347										3	1	3	0	0	0	0												
Inning Stats	R: 0 E: 0 K: 0 S: 8	H: 0 LOB: 0 BB: 0 P: 16	R: 0 E: 0 K: 0 S: 7	H: 1 LOB: 1 BB: 0 P: 11	R: 2 E: 0 K: 0 S: 14	H: 3 LOB: 1 BB: 0 P: 22	R: 0 E: 0 K: 2 S: 9	H: 0 LOB: 0 BB: 0 P: 12	R: 0 E: 0 K: 0 S: 8	H: 1 LOB: 0 BB: 0 P: 10	R: 1 E: 0 K: 1 S: 10	H: 2 LOB: 1 BB: 0 P: 16	R: 0 E: 0 K: 0 S: 5	H: 1 LOB: 2 BB: 1 P: 11	R: 2 E: 1 K: 0 S: 12	H: 1 LOB: 1 BB: 1 P: 19	1B: 3 2B: 3 3B: 3 HR: 0	SF: 0 SAC: 0 DP: 1 HBP: 0	WP: 0 PB: 0 SB: 0 CS: 1	PA: 36								
PITCHER	IP	WLS	BF	H	R	ER	SO	BB	IBB	HBP	BLK	WP	HR	S	P	ERA	WHIP											
Scott Kamieniecki, R ERA: 3.1	(1, 1)	6.2	L	28	8	3	3	3	0	1	0	0	0	0	60	97	4.05	1.200										
Steve Howe, L ERA: 0.94	(7, 1)	1.0		5	0	2	0	0	1	0	0	0	0	9	14	0.00	1.000											
John Habyan, R ERA: 1.86	(8, 1)	0.1		2	1	0	0	0	0	0	0	0	0	4	6	0.00	3.000											

New York Yankees @ Milwaukee Brewers
 Milwaukee County Stadium, Milwaukee, WI
 Fri Jun 28 1991, 8:05 PM EDT
 Att: 19,442 - Sunny - 91 F

AB	33
R	5
H	9
RBI	4
BB	2
SO	3
LOB	10

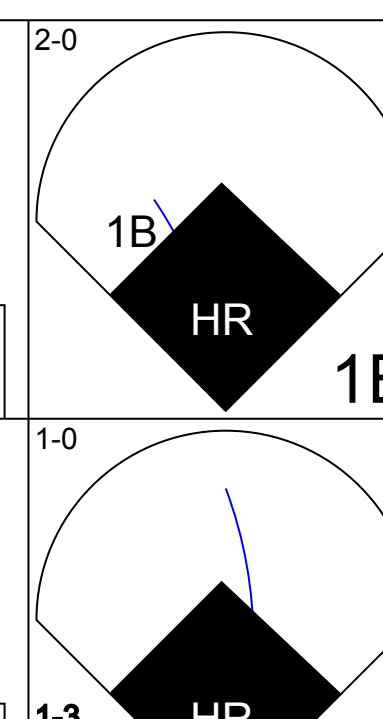
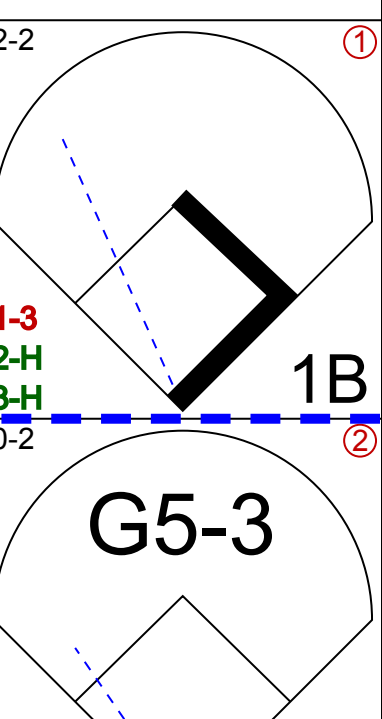
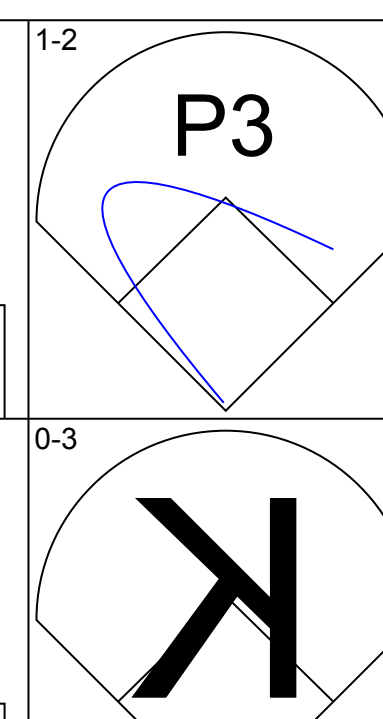
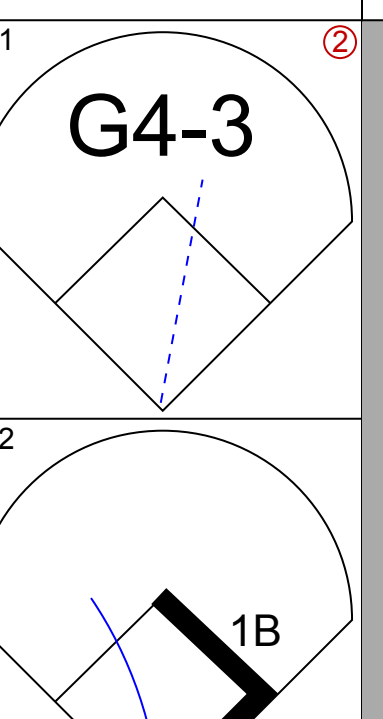
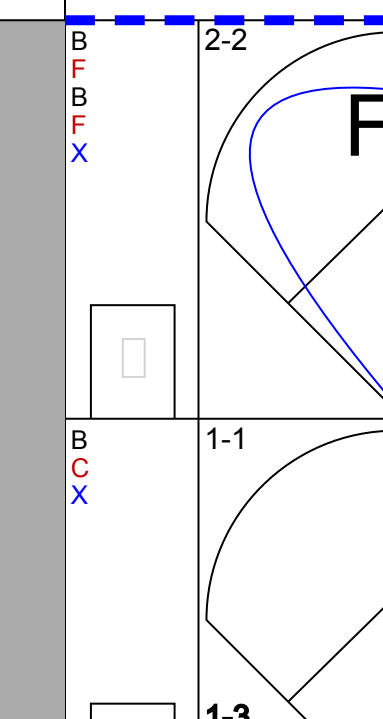
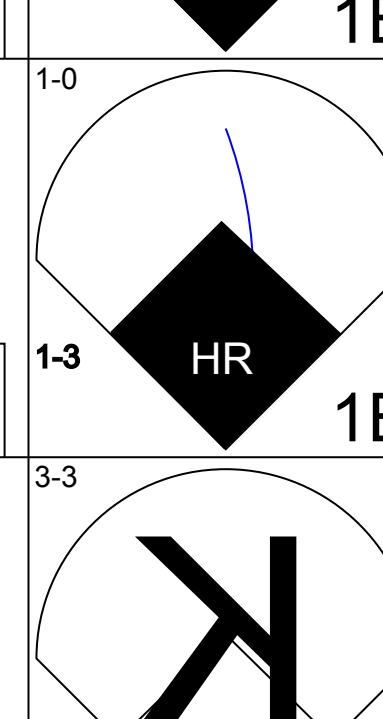
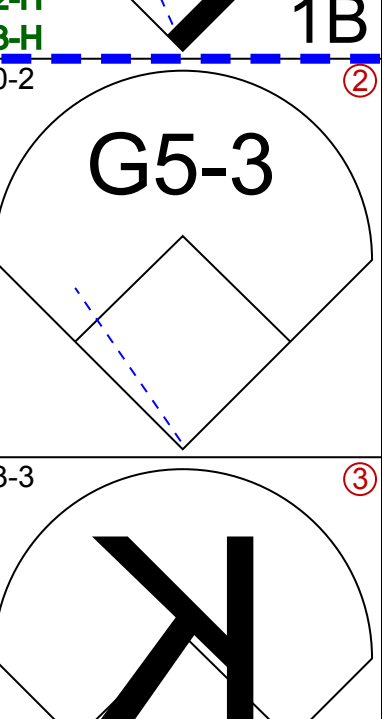

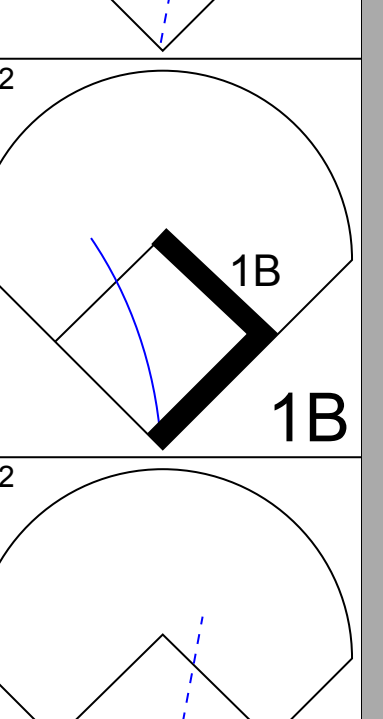
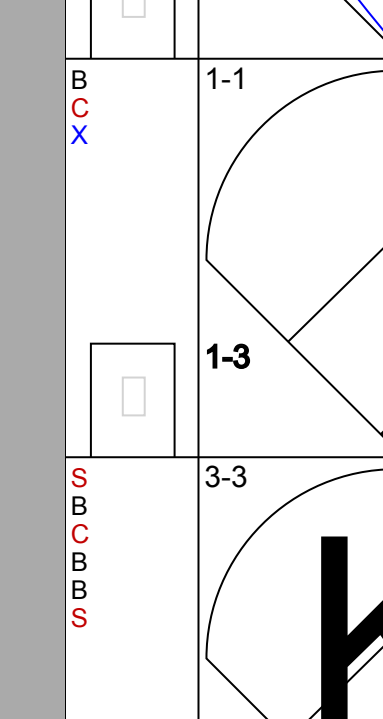
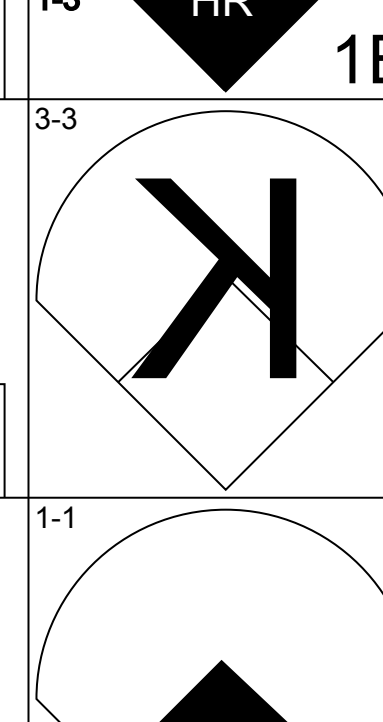
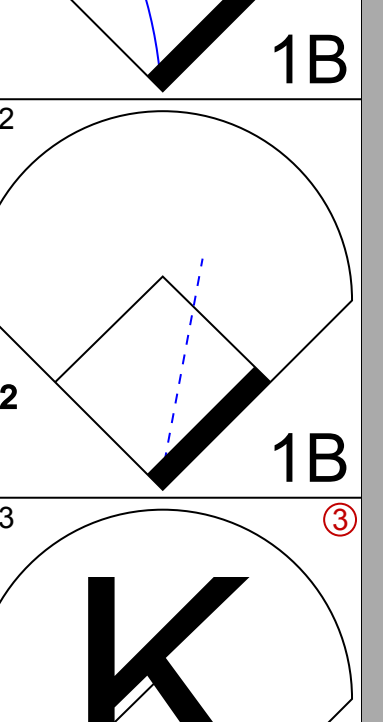
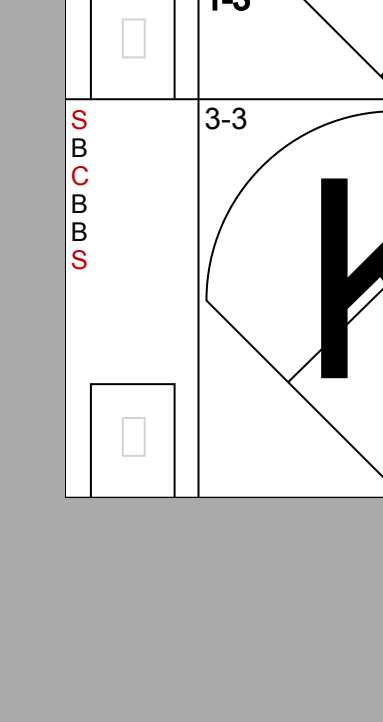
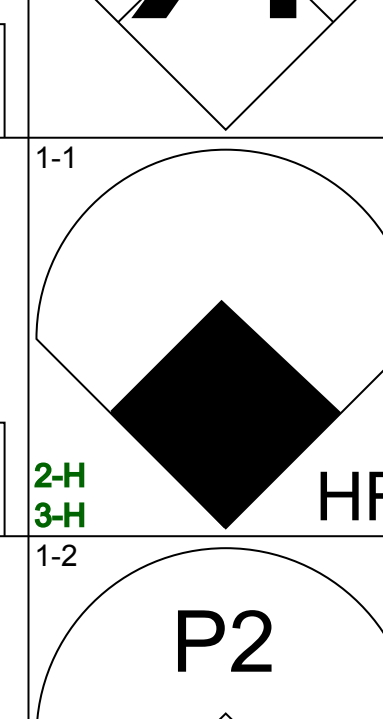

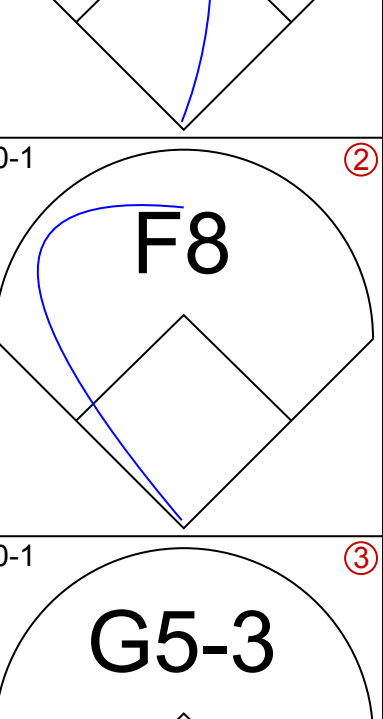

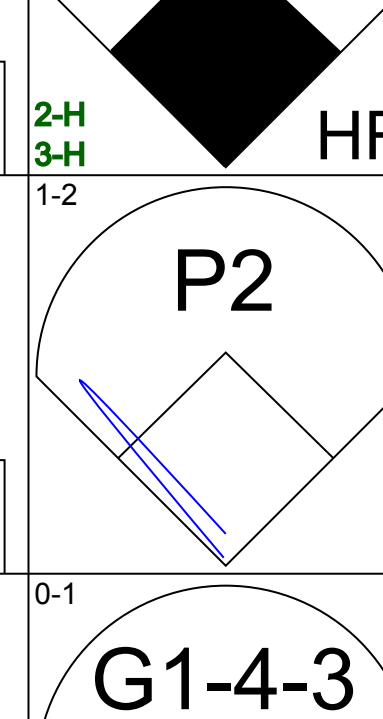
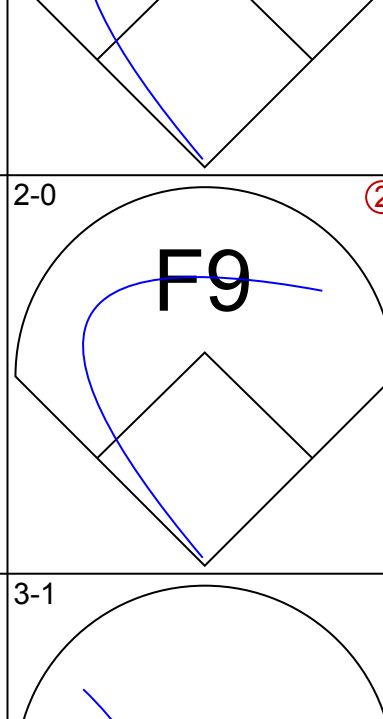
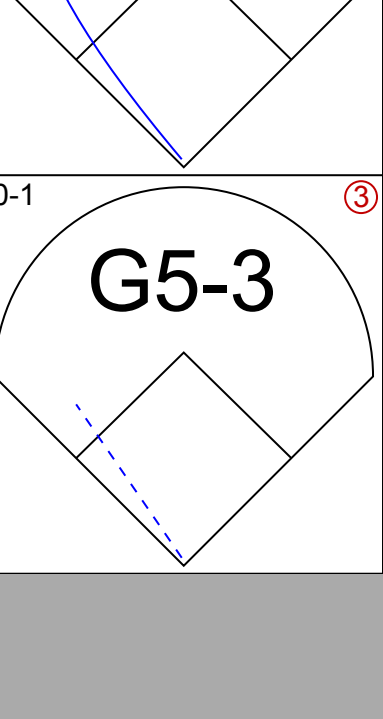

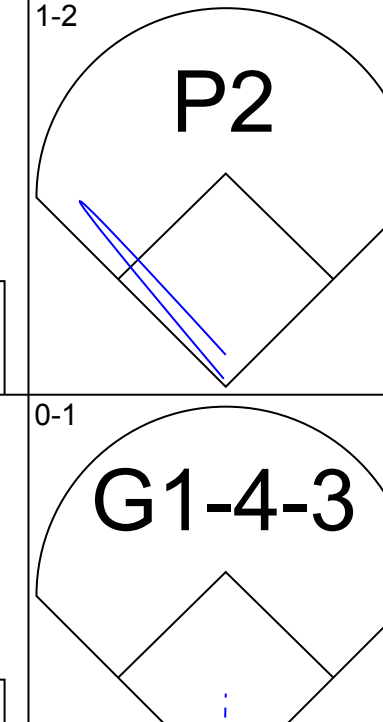
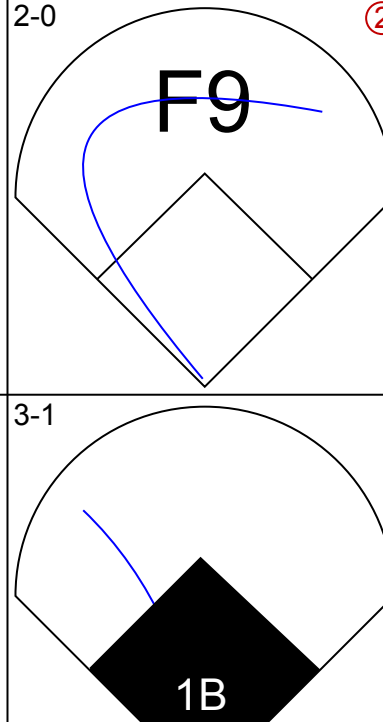
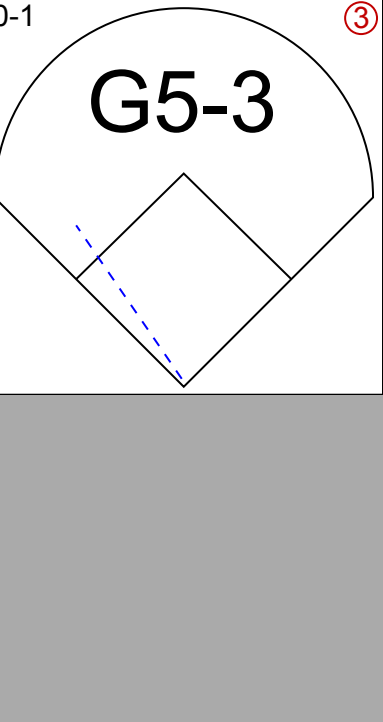



Batter	1	2	3	4	5	6	7	8	9	AB	R	H	RBI	BB	SO	LOB	TOP							
Steve Sax, R OBP: 0.328, SLG: 0.356 (1, 4)										4	2	3	0	1	0	0	New York Yankees @ Milwaukee Brewers Milwaukee County Stadium, Milwaukee, WI Sat Jun 29 1991, 8:05 PM EDT Att: 31,992 - Cloudy - 91 F							
Roberto Kelly, R OBP: 0.311, SLG: 0.398 (1, 8)										5	0	0	0	0	1	5								
Don Mattingly, L OBP: 0.359, SLG: 0.416 (1, 3)										5	2	2	0	0	0	2								
Jesse Barfield, R OBP: 0.309, SLG: 0.459 (1, 9)										4	2	2	2	1	1	2								
Kevin Maas, L OBP: 0.380, SLG: 0.448 (1, 10)										4	2	1	2	1	1	2								
Hensley Meulens, R OBP: 0.288, SLG: 0.331 (1, 7)										3	0	1	2	0	1	0								
Mel Hall, L OBP: 0.325, SLG: 0.524 (8, 7)										2	0	1	2	0	0	0								
Alvaro Espinoza, R OBP: 0.286, SLG: 0.333 (8, PH)										3	0	1	0	0	0	2								
Pat Sheridan, L OBP: 0.217, SLG: 0.304 (8, PH)										1	1	1	0	0	0	0								
Randy Velarde, R OBP: 0.320, SLG: 0.318 (8, 6)										0	0	0	0	0	0	0								
Bob Geren, R OBP: 0.243, SLG: 0.271 (8, PH)										3	0	1	0	0	1	1								
Matt Nokes, L OBP: 0.312, SLG: 0.505 (8, 2)										1	0	0	0	0	0	0								
Pat Kelly, R OBP: 0.292, SLG: 0.381 (1, 5)										3	0	0	0	1	0	2								
Inning Stats	R: 3 E: 0 K: 0 S: 11	H: 3 LOB: 1 BB: 2 P: 23	R: 0 E: 0 K: 0 S: 10	H: 2 LOB: 1 BB: 0 P: 16	R: 0 E: 0 K: 0 S: 6	H: 0 LOB: 0 BB: 0 P: 10	R: 0 E: 0 K: 2 S: 7	H: 0 LOB: 0 BB: 0 P: 8	R: 0 E: 0 K: 1 S: 9	H: 1 LOB: 2 BB: 1 P: 20	R: 0 E: 0 K: 1 S: 11	H: 1 LOB: 1 BB: 0 P: 17	R: 0 E: 0 K: 1 S: 8	H: 0 LOB: 0 BB: 0 P: 11	R: 3 E: 1 K: 0 S: 12	H: 3 LOB: 1 BB: 0 P: 19	R: 3 E: 0 K: 0 S: 13	H: 3 LOB: 1 BB: 1 P: 22	1B: 8 2B: 3 3B: 0 HR: 2	SF: 0 SAC: 0 DP: 2 HBP: 0	WP: 0 PB: 0 SB: 1 CS: 0	PA: 42		
PITCHER	IP WLS BF H R ER SO BB IBB HBP BLK WP HR S P ERA WHIP	IP WLS BF H R ER SO BB IBB HBP BLK WP HR S P ERA WHIP	IP WLS BF H R ER SO BB IBB HBP BLK WP HR S P ERA WHIP	IP WLS BF H R ER SO BB IBB HBP BLK WP HR S P ERA WHIP	IP WLS BF H R ER SO BB IBB HBP BLK WP HR S P ERA WHIP	IP WLS BF H R ER SO BB IBB HBP BLK WP HR S P ERA WHIP	IP WLS BF H R ER SO BB IBB HBP BLK WP HR S P ERA WHIP	IP WLS BF H R ER SO BB IBB HBP BLK WP HR S P ERA WHIP	IP WLS BF H R ER SO BB IBB HBP BLK WP HR S P ERA WHIP	IP WLS BF H R ER SO BB IBB HBP BLK WP HR S P ERA WHIP	IP WLS BF H R ER SO BB IBB HBP BLK WP HR S P ERA WHIP	IP WLS BF H R ER SO BB IBB HBP BLK WP HR S P ERA WHIP	IP WLS BF H R ER SO BB IBB HBP BLK WP HR S P ERA WHIP	IP WLS BF H R ER SO BB IBB HBP BLK WP HR S P ERA WHIP	IP WLS BF H R ER SO BB IBB HBP BLK WP HR S P ERA WHIP	IP WLS BF H R ER SO BB IBB HBP BLK WP HR S P ERA WHIP	IP WLS BF H R ER SO BB IBB HBP BLK WP HR S P ERA WHIP	IP WLS BF H R ER SO BB IBB HBP BLK WP HR S P ERA WHIP	IP WLS BF H R ER SO BB IBB HBP BLK WP HR S P ERA WHIP	IP WLS BF H R ER SO BB IBB HBP BLK WP HR S P ERA WHIP	IP WLS BF H R ER SO BB IBB HBP BLK WP HR S P ERA WHIP	IP WLS BF H R ER SO BB IBB HBP BLK WP HR S P ERA WHIP	IP WLS BF H R ER SO BB IBB HBP BLK WP HR S P ERA WHIP	IP WLS BF H R ER SO BB IBB HBP BLK WP HR S P ERA WHIP
Teddy Higuera, L ERA: 4.46 (1, 1)	7.0	29	7	3	3	5	3	0	0	0	0	0	0	0	0	62	105	3.86	1.429					
Julio Machado, R ERA: 3.55 (8, 1)	0.1	3	2	2	2	0	0	0	0	0	0	0	0	0	0	2	5	9	54.00	6.000				
Chuck Crim, R ERA: 5.06 (8, 1)	0.1	2	1	0	0	0	0	0	0	0	0	0	0	0	0	4	5	0.00	3.000					
Mark Lee, L ERA: 3.12 (9, 1)	1.0	L 6	3	3	3	0	1	0	0	0	0	0	0	0	0	13	22	27.00	4.000					
Dan Plesac, L ERA: 3.16 (9, 1)	1.0	L 6	3	3	3	0	1	0	0	0	0	0	0	0	0	13	22	27.00	4.000					
Batter	1	2	3	4	5	6	7	8	9	AB	R	H	RBI	BB	SO	LOB	BOTTOM							
Paul Molitor, R OBP: 0.404, SLG: 0.526 (1, 3)										4	1	1	0	1	0	2	New York Yankees @ Milwaukee Brewers Milwaukee County Stadium, Milwaukee, WI Sat Jun 29 1991, 8:05 PM EDT Att: 31,992 - Cloudy - 91 F							
Willie Randolph, R OBP: 0.433, SLG: 0.373 (1, 4)										4	1	2	1	1	0	1								
Robin Yount, R OBP: 0.330, SLG: 0.414 (1, 8)										4	2	2	2	0	0	3								
Darryl Hamilton, L OBP: 0.338, SLG: 0.343 (8, 8)										4	1	2	3	0	1	2								
Candy Maldonado, R OBP: 0.467, SLG: 0.636 (1, 10)										4	1	2	3	0	1	2								
Greg Vaughn, R OBP: 0.336, SLG: 0.519 (1, 7)										4	0	1	1	0	0	0								
Dante Bichette, R OBP: 0.285, SLG: 0.406 (1, 9)										4	0	0	0	0	1	2								
Dale Sveum, S OBP: 0.302, SLG: 0.331 (1, 5)										4	0	0	0	0	2	0								
Rick Dempsey, R OBP: 0.253, SLG: 0.333 (1, 2)										2	1	1	0	0	1	0								
B.J. Surhoff, L OBP: 0.281, SLG: 0.238 (7, PH)										2	0	1	0	0	0	0								
Bill Spiers, L OBP: 0.307, SLG: 0.341 (1, 6)										3	2	0	0	1	0	1								
Inning Stats	R: 0 E: 0 K: 0 S: 4	H: 2 LOB: 0 BB: 0 P: 8	R: 0 E: 0 K: 1 S: 6	H: 0 LOB: 0 BB: 0 P: 11	R: 3 E: 0 K: 0 S: 13	H: 3 LOB: 2 BB: 2 P: 29	R: 0 E: 0 K: 2 S: 10	H: 0 LOB: 0 BB: 0 P: 16	R: 0 E: 0 K: 1 S: 7	H: 1 LOB: 1 BB: 0 P: 8	R: 0 E: 0 K: 1 S: 7	H: 0 LOB: 0 BB: 0 P: 12	R: 5 E: 1 K: 0 S: 26	H: 4 LOB: 0 BB: 1 P: 40	R: 0 E: 0 K: 0 S: 4	H: 0 LOB: 0 BB: 0 P: 9	R: 0 E: 0 K: 1 S: 6	H: 0 LOB: 0 BB: 0 P: 8	1B: 8 2B: 1 3B: 0 HR: 1	SF: 0 SAC: 0 DP: 1 HBP: 0	WP: 1 PB: 0 SB: 0 CS: 0	PA: 39		
PITCHER	IP WLS BF H R ER SO BB IBB HBP BLK WP HR S P ERA WHIP	IP WLS BF H R ER SO BB IBB HBP BLK WP HR S P ERA WHIP	IP WLS BF H R ER SO BB IBB HBP BLK WP HR S P ERA WHIP	IP WLS BF H R ER SO BB IBB HBP BLK WP HR S P ERA WHIP	IP WLS BF H R ER SO BB IBB HBP BLK WP HR S P ERA WHIP	IP WLS BF H R ER SO BB IBB HBP BLK WP HR S P ERA WHIP	IP WLS BF H R ER SO BB IBB HBP BLK WP HR S P ERA WHIP	IP WLS BF H R ER SO BB IBB HBP BLK WP HR S P ERA WHIP	IP WLS BF H R ER SO BB IBB HBP BLK WP HR S P ERA WHIP	IP WLS BF H R ER SO BB IBB HBP BLK WP HR S P ERA WHIP	IP WLS BF H R ER SO BB IBB HBP BLK WP HR S P ERA WHIP	IP WLS BF H R ER SO BB IBB HBP BLK WP HR S P ERA WHIP	IP WLS BF H R ER SO BB IBB HBP BLK WP HR S P ERA WHIP	IP WLS BF H R ER SO BB IBB HBP BLK WP HR S P ERA WHIP	IP WLS BF H R ER SO BB IBB HBP BLK WP HR S P ERA WHIP	IP WLS BF H R ER SO BB IBB HBP BLK WP HR S P ERA WHIP	IP WLS BF H R ER SO BB IBB HBP BLK WP HR S P ERA WHIP	IP WLS BF H R ER SO BB IBB HBP BLK WP HR S P ERA WHIP	IP WLS BF H R ER SO BB IBB HBP BLK WP HR S P ERA WHIP	IP WLS BF H R ER SO BB IBB HBP BLK WP HR S P ERA WHIP	IP WLS BF H R ER SO BB IBB HBP BLK WP HR S P ERA WHIP	IP WLS BF H R ER SO BB IBB HBP BLK WP HR S P ERA WHIP	IP WLS BF H R ER SO BB IBB HBP BLK WP HR S P ERA WHIP	IP WLS BF H R ER SO BB IBB HBP BLK WP HR S P ERA WHIP
Jeff Johnson, L ERA: 4.25 (3, 1)	3.2	14	2	2	2	4	1	0	0	0	0	0	0	0	0	30	48	4.91	0.818					
Eric Plunk, R ERA: 5.57 (7, 1)	0.0	3	3	3	3	0	0	0	0	0	0	0	0	0	0	1	14	19	∞	∞				
John Habyan, R ERA: 2.56 (7, 1)	0.2	2	0	0	0	0	0	0	0	0	0	0	0	0	0	7	11	0.00	0.000					
Greg Cadaret, L ERA: 3.02 (8, 1)	1.0	W 3	0	0	0	0	0	0	0	0	0	0	0	0	0	4	9	0.00	0.000					
Lee Guetterman, L ERA: 2.15 (8, 1)	1.0	W 3	0	0	0	0	0	0	0	0	0	0	0	0	0	4	9	0.00	0.000					


Batter	1	2	3	4	5	6	7	8	9	AB	R	H	RBI	BB	SO	LOB	TOP					
Steve Sax, R OBP: 0.329, SLG: 0.360 (1,4)										5	1	2	1	0	1	1	New York Yankees @ Milwaukee Brewers Milwaukee County Stadium, Milwaukee, WI Sun Jun 30 1991, 4:33 AM EDT Att: 27,400 - Cloudy - 71 F					
Roberto Kelly, R OBP: 0.309, SLG: 0.394 (1,8)										5	0	1	0	0	3	2						
Don Mattingly, L OBP: 0.360, SLG: 0.416 (1,3)										5	1	2	1	0	0	3						
Mel Hall, L OBP: 0.327, SLG: 0.521 (1,7)										5	1	2	0	0	0	4						
Kevin Maas, L OBP: 0.380, SLG: 0.448 (1,10)										4	1	1	2	1	1	0						
Matt Nokes, L OBP: 0.314, SLG: 0.503 (1,2)										5	1	2	1	0	0	0						
Pat Sheridan, L OBP: 0.192, SLG: 0.269 (7, PH)																						
Jesse Barfield, R OBP: 0.310, SLG: 0.457 (7, 9)										3	0	0	0	0	1	3						
Alvaro Espinoza, R OBP: 0.295, SLG: 0.360 (1,6)										4	2	3	3	0	0	3						
Pat Kelly, R OBP: 0.291, SLG: 0.376 (1,5)										4	0	1	0	0	0	5						
Inning Stats	R: 0 E: 0 K: 2 S: 9	H: 0 LOB: 0 BB: 0 P: 15	R: 0 E: 0 K: 1 S: 13	H: 2 LOB: 3 BB: 1 P: 22	R: 0 E: 0 K: 1 S: 6	H: 1 LOB: 1 BB: 0 P: 8	R: 0 E: 0 K: 1 S: 6	H: 0 LOB: 0 BB: 0 P: 7	R: 1 E: 0 K: 0 S: 19	H: 3 LOB: 2 BB: 0 P: 28	R: 0 E: 0 K: 0 S: 7	H: 0 LOB: 0 BB: 0 P: 12	R: 7 E: 0 K: 1 S: 24	H: 7 LOB: 1 BB: 1 P: 40	R: 0 E: 0 K: 0 S: 10	H: 1 LOB: 1 BB: 0 P: 17	R: 0 E: 0 K: 1 S: 9	H: 0 LOB: 0 BB: 0 P: 13	1B: 10 2B: 3 HR: 1	SF: 0 SAC: 0 DP: 0 HBP: 0	WP: 1 PB: 1 CS: 0	PA: 43
PITCHER	IP	WLS	BF	H	R	ER	SO	BB	IBB	HBP	BLK	WP	HR	S	P	ERA	WHIP					
Bill Wegman, R ERA: 4.05 (1, 1)	6.2		30	9	4	4	6	1	0	0	0	0	1	72	109	5.40	1.500					
Mark Knudson, R ERA: 7.23 (7, 1)	0.0	2	2	1	1	0	0	0	0	0	0	0	0	4	7	∞	∞					
Mark Lee, L ERA: 3.6 (7, 1)	0.1	L	4	2	3	3	0	0	1	0	0	0	0	8	16	81.00	6.000					
Chuck Crim, R ERA: 4.84 (8, 1)	2.0		7	1	0	0	1	0	0	0	0	1	0	19	30	0.00	0.500					

AB	41
R	8
H	14
RBI	8
BB	2
SO	7
LOB	21



Batter	1	2	3	4	5	6	7	8	9	AB	R	H	RBI	BB	SO	LOB	BOTTOM				
Paul Molitor, R OBP: 0.404, SLG: 0.524 (1,3)										5	1	2	2	0	0	1	New York Yankees @ Milwaukee Brewers Milwaukee County Stadium, Milwaukee, WI Sun Jun 30 1991, 4:33 AM EDT Att: 27,400 - Cloudy - 71 F				
Darryl Hamilton, L OBP: 0.338, SLG: 0.343 (1, 9)										3	1	1	0	0	1	1					
Dante Bichette, R OBP: 0.271, SLG: 0.411 (7, PH)										2	0	2	0	0	0	0					
Robin Yount, R OBP: 0.328, SLG: 0.410 (8, 9)										5	0	1	0	0	3	5					
Candy Maldonado, R OBP: 0.421, SLG: 0.733 (1, 10)										4	1	1	3	0	1	2					
Greg Vaughn, R OBP: 0.331, SLG: 0.511 (1, 7)										4	0	0	0	0	1	0					
B.J. Surhoff, L OBP: 0.270, SLG: 0.252 (1, 2)										4	1	3	0	0	0	0					
Willie Randolph, R OBP: 0.435, SLG: 0.372 (1, 4)										3	1	1	1	1	0	2					
Jim Gantner, L OBP: 0.313, SLG: 0.339 (1, 5)										3	1	1	0	0	1	1					
Rick Dempsey, R OBP: 0.263, SLG: 0.343 (9, PH)										1	0	1	0	0	0	0					
Bill Spiers, L OBP: 0.307, SLG: 0.341 (9, PR)										0	0	0	0	0	0	0					
Dale Sveum, S OBP: 0.301, SLG: 0.325 (1, 6)										3	0	0	0	1	2	1					
Inning Stats	R: 3 E: 0 K: 1 S: 14	H: 3 LOB: 0 BB: 0 P: 22	R: 2 E: 0 K: 1 S: 17	H: 2 LOB: 1 BB: 2 P: 32	R: 1 E: 0 K: 1 S: 15	H: 2 LOB: 1 BB: 0 P: 25	R: 0 E: 0 K: 2 S: 9	H: 0 LOB: 0 BB: 0 P: 11	R: 0 E: 0 K: 0 S: 5	H: 1 LOB: 0 BB: 0 P: 6	R: 0 E: 0 K: 1 S: 19	H: 2 LOB: 2 BB: 0 P: 26	R: 0 E: 0 K: 1 S: 8	H: 1 LOB: 0 BB: 0 P: 9	R: 0 E: 0 K: 2 S: 13	H: 2 LOB: 2 BB: 0 P: 21	1B: 11 2B: 1 HR: 1	SF: 0 SAC: 0 DP: 2 HBP: 0	WP: 0 PB: 0 CS: 0	PA: 39	
PITCHER	IP	WLS	BF	H	R	ER	SO	BB	IBB	HBP	BLK	WP	HR	S	P	ERA	WHIP				
Tim Leary, R ERA: 6.11 (1, 1)	1.1		5	5	5	1	2	0	0	0	0	0	0	41	58	1.93	0.643				
Greg Cadaret, L ERA: 2.92 (2, 1)	4.2	W	16	3	1	1	4	0	0	0	0	0	0	24	44	0.00	1.714				
Steve Howe, L ERA: 0.87 (7, 1)	2.1		10	4	0	0	3	0	0	0	0	0	0	32	42	0.00	1.500				
Steve Farr, R ERA: 1.67 (9, 1)	0.2	S	3	1	0	0	1	0	0	0	0	0	0	8	14	0.00	1.500				

AB	37
R	6
H	13
RBI	6
BB	2
SO	9
LOB	13



Batter	1	2	3	4	5	6	7	8	9	AB	R	H	RBI	BB	SO	LOB	TOP			
Wade Boggs, L (1, 5) OBP: 0.340, SLG: 0.439										5	1	1	0	0	1	1	Boston Red Sox @ Milwaukee Brewers Milwaukee County Stadium, Milwaukee, WI Wed Jul 03 1991, 8:05 PM EDT Att: 23,935 - Cloudy - 79 F			
Jody Read, R (1, 4) OBP: 0.319, SLG: 0.353										4	1	2	0	0	1	0				
Mo Vaughn, L (1, 3) OBP: 0.321, SLG: 0.500 Kevin Romine, R (7, 9) OBP: 0.222, SLG: 0.302										2	1	0	0	1	0	1				
Jack Clark, R (1, 10) OBP: 0.354, SLG: 0.366										4	0	0	0	0	2	4				
Mike Greenwell, L (1, 7) OBP: 0.372, SLG: 0.448										4	1	2	2	0	0	0				
Carlos Quintana, R (1, 9) OBP: 0.382, SLG: 0.414										4	0	0	0	0	0	3				
Ellis Burks, R (1, 8) OBP: 0.304, SLG: 0.416										4	1	1	2	0	0	1				
Tony Peña, R (1, 2) OBP: 0.319, SLG: 0.360										4	0	1	1	0	1	2				
Luis Rivera, R (1, 6) OBP: 0.368, SLG: 0.450										4	0	0	0	0	1	1				
Inning Stats	R: 5 E: 0 K: 2 S: 23	H: 5 LOB: 1 BB: 1 P: 38	R: 0 E: 0 K: 1 S: 11	H: 0 LOB: 0 BB: 0 P: 14	R: 0 E: 0 K: 0 S: 8	H: 0 LOB: 0 BB: 0 P: 14	R: 0 E: 1 K: 0 S: 5	H: 0 LOB: 1 BB: 0 P: 7	R: 0 E: 0 K: 0 S: 7	H: 1 LOB: 1 BB: 0 P: 11	R: 0 E: 0 K: 0 S: 11	H: 1 LOB: 1 BB: 0 P: 17	R: 0 E: 0 K: 0 S: 6	H: 0 LOB: 0 BB: 0 P: 11	R: 0 E: 1 K: 2 S: 8	H: 0 LOB: 1 BB: 0 P: 12	1B: 5 2B: 2 3B: 0 HR: 0	SF: 0 SAC: 0 DP: 1 HBP: 1	WP: 0 PB: 0 CS: 0	PA: 37
PITCHER	IP WLS BF H R ER SO BB IBB HBP BLK WP HR S P ERA WHIP	8.0 L 33 7 5 5 4 1 0 0 0 0 0 79 127 5.62 1.000	1.0 4 0 0 0 2 0 0 0 0 0 0 8 12 0.00 0.000																	
Don August, R (1, 1) ERA: 4.41																				
Dan Plesac, L (9, 1) ERA: 3.04																				

Batter	1	2	3	4	5	6	7	8	9	AB	R	H	RBI	BB	SO	LOB	BOTTOM					
Paul Molitor, R (1, 3) OBP: 0.398, SLG: 0.512										4	0	0	0	0	0	0	Boston Red Sox @ Milwaukee Brewers Milwaukee County Stadium, Milwaukee, WI Wed Jul 03 1991, 8:05 PM EDT Att: 23,935 - Cloudy - 79 F					
Darryl Hamilton, L (1, 9) OBP: 0.325, SLG: 0.327										4	0	1	0	0	1	0						
Robin Yount, R (1, 8) OBP: 0.331, SLG: 0.419										4	0	2	0	0	1	1						
Candy Maldonado, R (1, 10) OBP: 0.407, SLG: 0.619										4	0	1	0	0	1	3						
Greg Vaughn, R (1, 7) OBP: 0.324, SLG: 0.498										4	1	1	0	0	3	1						
Gary Sheffield, R (1, 5) OBP: 0.285, SLG: 0.368										4	1	1	1	0	0	0						
B.J. Surhoff, L (1, 2) OBP: 0.276, SLG: 0.263										4	1	2	1	0	0	0						
Jim Cantner, L (1, 4) OBP: 0.311, SLG: 0.336 Willie Randolph, R (7, PH) OBP: 0.421, SLG: 0.357										2	0	0	0	0	0	1						
Bill Spiers, L (1, 6) OBP: 0.303, SLG: 0.333 Dante Bichette, R (7, PH) OBP: 0.274, SLG: 0.412 Dale Sveum, S (8, 6) OBP: 0.306, SLG: 0.335										1	0	0	1	0	0	0						
Inning Stats	R: 0 E: 0 K: 2 S: 13	H: 1 LOB: 1 BB: 0 P: 21	R: 0 E: 0 K: 1 S: 9	H: 0 LOB: 0 BB: 0 P: 11	R: 0 E: 0 K: 0 S: 5	H: 0 LOB: 0 BB: 0 P: 7	R: 0 E: 0 K: 0 S: 7	H: 1 LOB: 0 BB: 0 P: 9	R: 3 E: 0 K: 0 S: 15	H: 3 LOB: 0 BB: 0 P: 21	R: 0 E: 0 K: 2 S: 12	H: 1 LOB: 1 BB: 0 P: 21	R: 0 E: 0 K: 1 S: 9	H: 1 LOB: 1 BB: 0 P: 14	R: 0 E: 0 K: 0 S: 10	H: 1 LOB: 1 BB: 0 P: 12	R: 0 E: 0 K: 1 S: 7	H: 0 LOB: 0 BB: 0 P: 10	1B: 3 2B: 4 3B: 1 HR: 0	SF: 1 SAC: 0 DP: 1 HBP: 0	WP: 1 PB: 0 CS: 0	PA: 34
PITCHER	IP WLS BF H R ER SO BB IBB HBP BLK WP HR S P ERA WHIP	6.1 W 25 7 3 3 3 5 0 0 0 0 0 64 95 4.26 1.105	0.1 1 0 0 0 0 0 0 0 0 0 0 3 5 0.00 0.000	1.1 5 1 0 0 1 0 0 0 0 0 0 13 16 0.00 0.750	1.0 S 3 0 0 0 1 0 0 0 0 0 0 7 10 0.00 0.000																	
Greg Harris, R (1, 1) ERA: 4.38																						
Tony Fossas, L (7, 1) ERA: 2.63																						
Jeff Gray, R (7, 1) ERA: 2.02																						
Jeff Reardon, R (9, 1) ERA: 2.79																						

Batter	1	2	3	4	5	6	7	8	9	AB	R	H	RBI	BB	SO	LOB	TOP			
Paul Moltitor, R OBP: 0.393, SLG: 0.505	F7		F9			F8		G1-5-3		4	0	0	0	0	0	1	Milwaukee Brewers @ Cleveland Indians Cleveland Municipal Stadium, Cleveland, OH Thu Jul 04 1991, 7:05 PM EDT Att: 25,699 - Cloudy - 82 F			
Darryl Hamilton, L OBP: 0.315, SLG: 0.316	G6-3		CS	G1-4-3		G4-3		G4-3		4	0	0	0	0	0	0				
Robin Yount, R OBP: 0.333, SLG: 0.420	F9			G5-4-3 1B			0-0 2B 1B		G6-3	4	0	2	0	0	0	0				
Candy Maldonado, R OBP: 0.387, SLG: 0.560		FC5-4 1B		G5-4-3 1-2			F9		K	4	0	1	0	0	1	2				
Greg Vaughn, R OBP: 0.319, SLG: 0.490	FC5-4 1B				G6-3		F9		F9	4	0	0	0	0	0	2				
B.J. Surhoff, L OBP: 0.283, SLG: 0.273					G4-3					3	0	2	0	0	0	0				
Willie Randolph, R OBP: 0.425, SLG: 0.355							2B			1	0	0	0	2	0	2				
Jim Gantner, L OBP: 0.311, SLG: 0.336					F7		G4-3			3	0	1	0	0	0	4				
Bill Spiers, L OBP: 0.299, SLG: 0.328			FC3-6 1B			G4-3		G5-3		3	0	0	0	0	0	1				
Inning Stats	R: 0 E: 0 K: 0 S: 7	H: 0 LOB: 0 BB: 0 P: 12	R: 0 E: 0 K: 0 S: 9	H: 2 LOB: 1 BB: 0 P: 16	R: 0 E: 0 K: 0 S: 8	H: 1 LOB: 0 BB: 0 P: 12	R: 0 E: 0 K: 0 S: 7	H: 1 LOB: 0 BB: 1 P: 9	R: 0 E: 0 K: 0 S: 4	H: 0 LOB: 1 BB: 1 P: 11	R: 0 E: 0 K: 0 S: 5	H: 0 LOB: 0 BB: 0 P: 9	R: 0 E: 0 K: 0 S: 8	H: 2 LOB: 3 BB: 1 P: 16	R: 0 E: 0 K: 1 S: 6	H: 0 LOB: 0 BB: 0 P: 11	1B: 5 2B: 1 3B: 0 HR: 0	SF: 0 SAC: 0 DP: 2 HBP: 0	WP: 0 PB: 0 CS: 1	PA: 33
PITCHER Charles Nagy, R ERA: 3.57	IP: 9.0 WLS: W BF: 32 H: 6 R: 0 ER: 0 SO: 1 BB: 2 IBB: 0 HBP: 0 BLK: 0 WP: 0 HR: 0 S: 61 P: 106 ERA: 0.00 WHIP: 0.889																			

Batter	1	2	3	4	5	6	7	8	9	AB	R	H	RBI	BB	SO	LOB	BOTTOM			
Alex Cole, L OBP: 0.391, SLG: 0.344	WP S BB		SH1-4 1B		WP SH1 BB		SH1-3 1B			2	1	2	1	2	0	0	Milwaukee Brewers @ Cleveland Indians Cleveland Municipal Stadium, Cleveland, OH Thu Jul 04 1991, 7:05 PM EDT Att: 25,699 - Cloudy - 82 F			
Felix Fermin, R OBP: 0.288, SLG: 0.286	G6-4-3 BB		SH1-4		SH1		SH1-3			0	0	0	0	1	0	0				
Carlos Baerga, S OBP: 0.357, SLG: 0.427	K		G4-3 1B		BB		G6-3			3	0	1	2	1	1	3				
Albert Belle, R OBP: 0.304, SLG: 0.492	G6-4-3		G4-3		K		G6-3			4	0	0	0	0	1	6				
Reggie Jefferson, S OBP: 0.208, SLG: 0.304		G1-4-3 1B		1B	F7		K			4	0	2	0	0	1	2				
Chris James, R OBP: 0.300, SLG: 0.345	G1-4-3				F9		F7		G6-3	4	0	0	0	0	0	2				
Mark Whiten, S OBP: 0.292, SLG: 0.385	G3				FC6-4 1B		K		F8	4	0	1	0	0	1	0				
Sandy Alomar Jr., R OBP: 0.252, SLG: 0.258			1B 1B HBP		L5		L5			2	1	1	0	0	0	2				
Mark Lewis, R OBP: 0.298, SLG: 0.313			SH1-4 1B 1B		FC6-4		L5			3	1	1	0	0	0	3				
Inning Stats	R: 0 E: 0 K: 1 S: 10	H: 0 LOB: 1 BB: 2 P: 21	R: 0 E: 0 K: 0 S: 7	H: 1 LOB: 0 BB: 0 P: 13	R: 3 E: 0 K: 0 S: 11	H: 3 LOB: 0 BB: 0 P: 22	R: 0 E: 0 K: 0 S: 11	H: 2 LOB: 2 BB: 0 P: 19	R: 0 E: 0 K: 1 S: 13	H: 0 LOB: 2 BB: 2 P: 24	R: 0 E: 0 K: 1 S: 10	H: 1 LOB: 1 BB: 0 P: 14	R: 0 E: 0 K: 0 S: 9	H: 1 LOB: 1 BB: 0 P: 12	R: 0 E: 0 K: 1 S: 6	H: 0 LOB: 0 BB: 0 P: 9	1B: 7 2B: 1 3B: 0 HR: 0	SF: 0 SAC: 3 DP: 3 HBP: 1	WP: 2 PB: 0 CS: 0	PA: 34
PITCHER Jim Hunter, R ERA: 5.91 Jim Austin, R ERA Chuck Crim, R ERA: 4.63	IP: 3.1 WLS: L BF: 16 H: 6 R: 3 ER: 3 SO: 1 BB: 3 IBB: 0 HBP: 0 BLK: 0 WP: 1 HR: 0 S: 33 P: 66 ERA: 0.00 WHIP: 1.125																			

AB	30
R	0
H	6
RBI	0
BB	2
SO	1
LOB	12



Batter	1	2	3	4	5	6	7	8	9	AB	R	H	RBI	BB	SO	LOB	TOP						
Paul Moltzer, R OBP: 0.387, SLG: 0.497 (1, 10)	F9		K	FC6-4		K		G6-3		5	0	0	0	0	2	4							
Darryl Hamilton, L OBP: 0.318, SLG: 0.320 (1, 9) (9, 7)	G6-3		S		L7		1B		G3	5	0	2	0	0	0	0							
Robin Yount, R OBP: 0.331, SLG: 0.417 (1, 8)	1B		F7		G6-3		P4		F9	5	0	1	0	0	0	2							
Candy Maldonado, R OBP: 0.333, SLG: 0.467 Dante Bichette, R OBP: 0.274, SLG: 0.412 (1, 7) (9, 9)	G3			P6	G6-3		K		G1-3	5	0	0	0	0	1	2							
Franklin Stubbs, L OBP: 0.283, SLG: 0.346 (1, 3)		L9		1B		F8				3	2	2	0	1	0	0							
B.J. Surhoff, L OBP: 0.282, SLG: 0.273 (1, 2)	K					F7		F9		4	1	1	0	0	1	3							
Willie Randolph, R OBP: 0.427, SLG: 0.354 (1, 4)						F8		F7		3	1	1	0	1	0	1							
Jim Gantner, L OBP: 0.310, SLG: 0.332 (1, 5)	G6-3			E3		1B		K		3	0	0	1	1	1	2							
Bill Spiers, L OBP: 0.302, SLG: 0.333 (1, 6)			F8	SF8						3	0	2	2	0	0	0							
Inning Stats	R: 0 E: 0 K: 0 S: 10	H: 1 LOB: 1 BB: 0 P: 15	R: 0 E: 0 K: 1 S: 9	H: 1 LOB: 1 BB: 0 P: 11	R: 0 E: 0 K: 1 S: 9	H: 1 LOB: 1 BB: 0 P: 14	R: 3 E: 1 K: 0 S: 12	H: 1 LOB: 1 BB: 2 P: 20	R: 0 E: 0 K: 0 S: 9	H: 0 LOB: 0 BB: 0 P: 13	R: 1 E: 0 K: 1 S: 20	H: 2 LOB: 2 BB: 1 P: 31	R: 0 E: 0 K: 1 S: 15	H: 2 LOB: 2 BB: 0 P: 16	R: 0 E: 0 K: 1 S: 7	H: 1 LOB: 1 BB: 0 P: 9	R: 0 E: 0 K: 0 S: 11	H: 0 LOB: 0 BB: 0 P: 16	1B: 9 2B: 0 3B: 0 HR: 0	SF: 1 SAC: 0 DP: 0 HBP: 0	WP: 0 PB: 0 CS: 3	PA: 40	
PITCHER	IP	WLS	BF	H	R	ER	SO	BB	IBB	HBP	BLK	WP	HR	S	P	ERA	WHIP						
Rod Nichols, R ERA: 3.66 Jeff Shaw, R ERA: 3.79 Jesse Orosco, L ERA: 3.0 Shawn Hillegas, R ERA: 1.75	(1, 1)	5.2	L	27	6	4	2	2	3	0	0	0	0	0	62	95	3.18	1.588					

Milwaukee Brewers @ Cleveland Indians
Cleveland Municipal Stadium, Cleveland, OH

Fri Jul 05 1991, 7:05 PM EDT
Att: 13,221 - Cloudy - 82 F

AB 36
R 4
H 9
RBI 3
BB 3
SO 5
LOB 14



Batter	1	2	3	4	5	6	7	8	9	AB	R	H	RBI	BB	SO	LOB	BOTTOM						
Alex Cole, L OBP: 0.393, SLG: 0.344 (1, 8)	CS		G3-6-3			G3-1		K		3	0	1	1	1	1	2							
Felix Fermin, R OBP: 0.285, SLG: 0.284 Mike Aldrete, L OBP: 0.406, SLG: 0.426 Jerry Browne, S OBP: 0.263, SLG: 0.242 (1, 6) (8, PH) (9, 4)	L7			L6		SH3		G3		2	0	0	0	0	0	1							
Carlos Baerga, S OBP: 0.353, SLG: 0.420 (1, 5)	G4-3			G3-1		G3-1			G6-3	4	0	0	0	0	0	1							
Albert Belle, R OBP: 0.303, SLG: 0.488 (1, 7)		F7				L6			G5-3	4	0	1	0	0	0	1							
Reggie Jefferson, S OBP: 0.214, SLG: 0.407 (1, 3)				G1-3					K	4	1	1	1	0	1	1							
Chris James, R OBP: 0.297, SLG: 0.342 (1, 10)		G6-3				G4-3		F8		3	0	0	0	0	0	0							
Mark Whiten, S OBP: 0.288, SLG: 0.379 (1, 9)		F7				G6-3		F8		3	0	0	0	0	0	0							
Sandy Alomar Jr., R OBP: 0.261, SLG: 0.274 (1, 2)						F7				3	0	2	0	0	0	0							
Mark Lewis, R OBP: 0.299, SLG: 0.322 (1, 4) (9, 6)				F8					K	3	1	1	0	0	1	2							
Inning Stats	R: 0 E: 0 K: 0 S: 5	H: 0 LOB: 0 BB: 1 P: 11	R: 1 E: 0 K: 0 S: 12	H: 1 LOB: 0 BB: 0 P: 16	R: 0 E: 0 K: 0 S: 4	H: 1 LOB: 0 BB: 0 P: 6	R: 0 E: 0 K: 0 S: 9	H: 1 LOB: 1 BB: 0 P: 13	R: 0 E: 0 K: 0 S: 8	H: 0 LOB: 0 BB: 0 P: 12	R: 1 E: 0 K: 0 S: 13	H: 2 LOB: 1 BB: 0 P: 20	R: 0 E: 0 K: 0 S: 8	H: 0 LOB: 0 BB: 0 P: 11	R: 0 E: 0 K: 2 S: 11	H: 1 LOB: 1 BB: 0 P: 14	R: 0 E: 0 K: 1 S: 9	H: 0 LOB: 0 BB: 0 P: 14	1B: 3 2B: 1 3B: 1 HR: 1	SF: 0 SAC: 1 DP: 1 HBP: 0	WP: 0 PB: 0 CS: 1	PA: 32	
PITCHER	IP	WLS	BF	H	R	ER	SO	BB	IBB	HBP	BLK	WP	HR	S	P	ERA	WHIP						
Bill Wegman, R ERA: 3.82 Dan Plesac, L ERA: 2.93	(1, 1)	8.0	W	29	6	2	2	2	1	0	0	0	0	0	9	103	2.25	0.875					

Milwaukee Brewers @ Cleveland Indians
Cleveland Municipal Stadium, Cleveland, OH

Fri Jul 05 1991, 7:05 PM EDT
Att: 13,221 - Cloudy - 82 F

AB 30
R 2
H 6
RBI 2
BB 1
SO 3
LOB 9



Batter	1	2	3	4	5	6	7	8	9	AB	R	H	RBI	BB	SO	LOB	TOP					
Paul Moltzer, R (1, 10) OBP: 0.386, SLG: 0.492	G5-3			F8		F8			1B BB	3	0	0	0	1	0	0	Milwaukee Brewers @ Cleveland Indians Cleveland Municipal Stadium, Cleveland, OH Sat Jul 06 1991, 7:05 PM EDT Att: 15,461 - Sunny - 88 F livebaseballscorecards.com					
Willie Randolph, R (1, 4) OBP: 0.416, SLG: 0.346	K			F9		F8			F9	4	0	0	0	0	1	1						
Greg Vaughn, R (1, 7) OBP: 0.318, SLG: 0.486	K			K					1B	4	0	1	0	0	3	0						
Candy Maldonado, R (1, 9) OBP: 0.325, SLG: 0.471						F9			F8	4	0	1	0	0	1	2						
Dante Bichette, R (1, 8) OBP: 0.275, SLG: 0.411						K			G3-1 1B	3	0	1	0	0	2	1						
Franklin Stubbs, L (1, 3) OBP: 0.279, SLG: 0.341						G6-3			K	3	0	0	0	0	2	2						
Rick Dempsey, R (1, 2) OBP: 0.256, SLG: 0.333 B.J. Surhoff, L (8, PH) OBP: 0.281, SLG: 0.271				B5-3		G4-3			G3-1	2	0	0	0	0	0	1						
Jim Cantner, L (1, 5) OBP: 0.310, SLG: 0.332						G1-3			F7	3	0	1	0	0	0	1						
Dale Sveum, S (1, 6) OBP: 0.301, SLG: 0.329						K			K	3	0	0	0	0	3	1						
Inning Stats	R: 0 E: 0 K: 2 S: 7	H: 0 LOB: 0 BB: 0 P: 12	R: 0 E: 0 K: 3 S: 15	H: 0 LOB: 0 BB: 0 P: 19	R: 0 E: 0 K: 1 S: 6	H: 0 LOB: 0 BB: 0 P: 7	R: 0 E: 0 K: 1 S: 6	H: 0 LOB: 0 BB: 0 P: 8	R: 0 E: 0 K: 1 S: 12	H: 1 LOB: 1 BB: 0 P: 15	R: 0 E: 0 K: 1 S: 8	H: 1 LOB: 0 BB: 0 P: 9	R: 0 E: 0 K: 1 S: 10	H: 0 LOB: 0 BB: 0 P: 18	R: 0 E: 0 K: 1 S: 11	H: 1 LOB: 1 BB: 0 P: 15	R: 0 E: 0 K: 1 S: 11	H: 1 LOB: 2 BB: 1 P: 20	1B: 3 2B: 1 3B: 0 HR: 0	SF: 0 SAC: 0 DP: 0 HBP: 0	WP: 0 PB: 0 CS: 1	PA: 31
PITCHER	IP	WLS	BF	H	R	ER	SO	BB	IBB	HBP	BLK	WP	HR	S	P	ERA	WHIP					
Greg Swindell, L (1, 1) ERA: 2.89	7.0	W	22	2	0	0	10	0	0	0	0	0	0	64	88	0.00	0.286					
Shawn Hillegas, R (8, 1) ERA: 1.66	2.0	S	9	2	0	0	2	1	0	0	0	0	0	22	35	0.00	1.500					

Batter	1	2	3	4	5	6	7	8	9	AB	R	H	RBI	BB	SO	LOB	BOTTOM				
Alex Cole, L (1, 8) OBP: 0.385, SLG: 0.335	K			F8		G4-3			G6-3	4	0	0	0	0	1	1	Milwaukee Brewers @ Cleveland Indians Cleveland Municipal Stadium, Cleveland, OH Sat Jul 06 1991, 7:05 PM EDT Att: 15,461 - Sunny - 88 F livebaseballscorecards.com				
Chris James, R (1, 10) OBP: 0.300, SLG: 0.345	G6-3			FC4		1B 2B			FC3-6 HBP	3	1	1	0	0	0	1					
Carlos Baerga, S (1, 5) OBP: 0.355, SLG: 0.425						1B			FC3-6 G4-3	4	1	2	1	0	0	1					
Reggie Jefferson, S (1, 3) OBP: 0.219, SLG: 0.367	G5-3			G4-3		1B BB			G4-3	3	0	0	0	1	0	2					
Mark Whiten, S (1, 9) OBP: 0.289, SLG: 0.378				G4-3		1B			FC6-2-5-1	3	0	0	0	0	1	2					
Albert Belle, R (1, 7) OBP: 0.299, SLG: 0.481 Glenallen Hill, R (7, 7) OBP: 0.314, SLG: 0.425						K			FC6-4	0	0	0	0	0	0	0					
Sandy Alomar Jr., R (1, 2) OBP: 0.262, SLG: 0.270									FC6-4	2	0	0	0	1	0	2					
Felix Fermin, R (1, 6) OBP: 0.281, SLG: 0.279									G4-3	3	0	0	0	0	0	1					
Mark Lewis, R (1, 4) OBP: 0.299, SLG: 0.322									F7	3	0	1	0	0	0	1					
Inning Stats	R: 0 E: 0 K: 1 S: 11	H: 1 LOB: 1 BB: 0 P: 19	R: 0 E: 0 K: 0 S: 6	H: 0 LOB: 0 BB: 0 P: 9	R: 0 E: 0 K: 0 S: 8	H: 1 LOB: 1 BB: 0 P: 14	R: 0 E: 0 K: 0 S: 5	H: 0 LOB: 0 BB: 0 P: 8	R: 0 E: 0 K: 0 S: 15	H: 0 LOB: 1 BB: 1 P: 22	R: 2 E: 0 K: 0 S: 10	H: 3 LOB: 2 BB: 1 P: 21	R: 0 E: 0 K: 0 S: 5	H: 0 LOB: 0 BB: 0 P: 6	R: 0 E: 0 K: 0 S: 5	H: 0 LOB: 0 BB: 0 P: 9	1B: 3 2B: 2 3B: 0 HR: 0	SF: 0 SAC: 0 DP: 1 HBP: 1	WP: 1 PB: 0 CS: 0	PA: 31	
PITCHER	IP	WLS	BF	H	R	ER	SO	BB	IBB	HBP	BLK	WP	HR	S	P	ERA	WHIP				
Jaime Navarro, R (1, 1) ERA: 4.0	8.0	L	31	5	2	2	2	2	0	1	0	1	0	65	108	2.25	0.875				

Batter	1	2	3	4	5	6	7	8	9	AB	R	H	RBI	BB	SO	LOB	TOP					
Tim Raines, S (1, 7) OBP: 0.366, SLG: 0.369	4-2 CS BB			1-0 G3	3-1 S 1B			3-2 G4-3		3	0	1	1	1	0	0	Chicago White Sox @ Milwaukee Brewers Milwaukee County Stadium, Milwaukee, WI Thu Jul 11 1991, 8:05 PM EDT Att: 23,875 - Sunny - 79 F livebaseballscorecards.com					
Robin Ventura, L (1, 5) OBP: 0.362, SLG: 0.389	2-2 G6-3			1-2 BB 1B	2-1 F8			1-1 F7		4	0	1	0	0	0	3						
Frank Thomas, R (1, 10) OBP: 0.446, SLG: 0.514	1-2 G6-3			4-0 BB 1-2 BB				2-2 FC6-4 1B		3	0	1	0	1	1	0						
Dan Pasqua, L (1, 9) OBP: 0.346, SLG: 0.458 Warren Newson, L (7, 9) OBP: 0.405, SLG: 0.314		2-1 G1		1-1 F7				0-0 FC6-4 1-2 1B		3	0	0	0	0	0	2						
Carlton Fisk, R (1, 3) OBP: 0.322, SLG: 0.400	1-1 G4-6-3 1B			0-1 P5				1-1 G5-3		4	0	1	0	0	0	2						
Lance Johnson, L (1, 8) OBP: 0.276, SLG: 0.288	0-1 G4-6-3 1-2 1B				0-1 B2-3				1-2 G6-3	4	0	0	0	0	0	1						
Ron Karkovics, R (1, 2) OBP: 0.326, SLG: 0.366 Matt Merullo, L (9, PH) OBP: 0.289, SLG: 0.343			1-1 F7		1-0 FC1-6 2B			1-3 K		3	0	1	0	0	1	0						
Joey Cora, S (1, 4) OBP: 0.364, SLG: 0.363			1-1 F9		2-2 FC1-6 1B			4-2 FC6-4 BB		2	1	0	0	1	0	1						
Ozzie Guillen, L (1, 6) OBP: 0.272, SLG: 0.310			3-3 K		0-0 1B 1-2 1B			0-0 FC6-4 1-2 1B		3	0	1	0	0	1	1						
Inning Stats	R: 0 E: 0 K: 0 S: 10	H: 0 LOB: 0 BB: 1 P: 17	R: 0 E: 0 K: 0 S: 6	H: 1 LOB: 0 BB: 0 P: 9	R: 0 E: 0 K: 1 S: 7	H: 0 LOB: 0 BB: 0 P: 12	R: 0 E: 0 K: 0 S: 8	H: 1 LOB: 2 BB: 1 P: 15	R: 1 E: 0 K: 0 S: 11	H: 3 LOB: 2 BB: 0 P: 19	R: 0 E: 0 K: 1 S: 7	H: 0 LOB: 1 BB: 1 P: 11	R: 0 E: 0 K: 1 S: 8	H: 0 LOB: 1 BB: 1 P: 13	R: 0 E: 0 K: 0 S: 9	H: 1 LOB: 1 BB: 0 P: 15		R: 0 E: 0 K: 0 S: 6	H: 0 LOB: 0 BB: 0 P: 8	1B: 5 2B: 1 3B: 0 HR: 0	SF: 0 SAC: 0 DP: 1 HBP: 0	WP: 0 PB: 0 SB: 0 CS: 1
PITCHER Bill Wegman, R (1, 1) ERA: 3.45	IP: 9.0 WLS: W BF: 34 H: 6 R: 1 ER: 1 SO: 3 BB: 3 IBB: 0 HBP: 0 BLK: 0 WP: 0 HR: 0 S: 72 P: 119 ERA: 1.00 WHIP: 1.000															PITCHER						


Batter	1	2	3	4	5	6	7	8	9	AB	R	H	RBI	BB	SO	LOB	BOTTOM					
Paul Molitor, R (1, 10) OBP: 0.393, SLG: 0.503	1-1 F8		1-2 F8 1B	2-0 1B 2-3 3-H 1B		4-1 BB		1 SAFE 1-2 1B 1-2 1B		4	0	3	1	1	0	0	Chicago White Sox @ Milwaukee Brewers Milwaukee County Stadium, Milwaukee, WI Thu Jul 11 1991, 8:05 PM EDT Att: 23,875 - Sunny - 79 F livebaseballscorecards.com					
Darryl Hamilton, L (1, 8) OBP: 0.321, SLG: 0.313	4-0 G4-3 BB		0-1 F8 1-2 1B	1-2 1-3 3-H 1B		1 SAFE 3-1 G5-3		0-2 F8		4	0	1	1	1	0	4						
B.J. Surhoff, L (1, 2) OBP: 0.290, SLG: 0.283	0-1 G4-3 1-2 1B		1-0 G4-3	0-1 F8			4-1 1B BB	0-0 1-3 2-H 1B		4	0	1	1	1	0	4						
Franklin Stubbs, L (1, 3) OBP: 0.280, SLG: 0.341	4-2 FC5-4 BB			1-2 HBP SF9 1B	0-0 F9		1-0 P3	0-3 K		4	1	1	0	1	1	3						
Greg Vaughn, R (1, 7) OBP: 0.329, SLG: 0.494	1-1 FC5-4 1-2 1B			0-0 SF9 HBP G3 1B	0-0 L7		0-0 1-2 1B			4	1	2	0	0	0	2						
Gary Sheffield, R (1, 5) OBP: 0.291, SLG: 0.362		0-0 G5-3		2-0 G3 BB 1-2 2-3 HBP 1B	4-1 FC6-4 BB		0-2 F8			2	1	0	0	1	0	2						
Dante Bichette, R (1, 9) OBP: 0.277, SLG: 0.419		4-0 CS BB		0-2 SF9 2-3 3-H 1B G3 BB	1-1 FC6-4		3-3 K			2	0	0	1	1	1	3						
Jim Gantner, L (1, 4) OBP: 0.315, SLG: 0.341	1-2 F8			1-2 1B G3 BB		0-2 F7		0-0 G4-3		3	1	0	0	1	0	1						
Bill Spiers, L (1, 6) OBP: 0.304, SLG: 0.333	1-1 CS		2-0 G3-1	1-2 G3		3-2 F7		1-1 1B 1B		4	1	1	1	0	0	2						
Inning Stats	R: 0 E: 0 K: 0 S: 9	H: 0 LOB: 2 BB: 2 P: 19	R: 0 E: 0 K: 0 S: 5	H: 0 LOB: 1 BB: 1 P: 11	R: 0 E: 0 K: 0 S: 7	H: 1 LOB: 1 BB: 0 P: 11	R: 4 E: 0 K: 0 S: 19	H: 4 LOB: 2 BB: 1 P: 30	R: 0 E: 0 K: 0 S: 5	H: 0 LOB: 1 BB: 1 P: 10	R: 0 E: 0 K: 0 S: 9	H: 0 LOB: 1 BB: 1 P: 19	R: 0 E: 0 K: 1 S: 10	H: 1 LOB: 2 BB: 1 P: 18	R: 1 E: 0 K: 1 S: 13	H: 3 LOB: 2 BB: 0 P: 15		R: 0 E: 0 K: 0 S: 6	H: 0 LOB: 0 BB: 0 P: 8	1B: 9 2B: 0 3B: 0 HR: 0	SF: 1 SAC: 0 DP: 0 HBP: 1	WP: 0 PB: 0 SB: 0 CS: 1
PITCHER Charlie Hough, R (1, 1) ERA: 3.83 Ken Patterson, L (7, 1) ERA: 2.76	IP: 6.1 WLS: L BF: 32 H: 6 R: 4 ER: 4 SO: 4 BB: 7 IBB: 0 HBP: 0 BLK: 0 WP: 0 HR: 0 S: 57 P: 108 ERA: 5.68 WHIP: 2.053															PITCHER						

Batter	1	2	3	4	5	6	7	8	9	AB	R	H	RBI	BB	SO	LOB	TOP								
Tim Raines, S OBP: 0.363, SLG: 0.364 (1, 7)	P3			G1-3		E5 G4-6-3 2B		G6-3	S 1B BB	4	2	0	0	1	0	1									
Robin Ventura, L OBP: 0.359, SLG: 0.386 (1, 5) (9, 3)	G4-3			G4-3		G4-6-3		F8	WP 1B	5	0	1	3	0	0	1									
Frank Thomas, R OBP: 0.451, SLG: 0.521 (1, 10)	K			1B		HR 2B		1B	1B IBB	4	1	3	1	1	1	0									
Dan Pasqua, L OBP: 0.345, SLG: 0.472 Cory Snyder, R OBP: 0.226, SLG: 0.299 (8, PH) (8, 3)		F7		P6		HR		K2-3	K	3	1	1	2	0	0	1									
Matt Merullo, L OBP: 0.287, SLG: 0.340 Craig Grebeck, R OBP: 0.307, SLG: 0.413 (9, PH) (9, 5)										1	0	0	0	0	1	2									
Carlton Fisk, R OBP: 0.321, SLG: 0.398 Ron Karkovice, R OBP: 0.326, SLG: 0.366 (9, PR) (9, 2)		F8					K		E6 FC2-6	4	0	1	0	0	1	0									
Lance Johnson, L OBP: 0.275, SLG: 0.284 (1, 8)	F8					L6			FC2-6 1B 2B	4	1	0	0	0	0	2									
Sammy Sosa, R OBP: 0.241, SLG: 0.355 (1, 9)				G3-1			P2		2B 1B	4	1	1	0	0	1	0									
Joey Cora, S OBP: 0.352, SLG: 0.349 Scott Fletcher, R OBP: 0.279, SLG: 0.277 (9, PH) (9, 4)				F7		G4-3	G5-3		G3 1B 2B	3	0	0	0	0	0	0									
Ozzie Guillen, L OBP: 0.271, SLG: 0.310 (1, 6)				G5-3		WP G4-6-3 1B	P3		G3	4	1	1	0	0	0	2									
Inning Stats	R: 0 E: 0 K: 1 S: 6	H: 0 LOB: 0 BB: 0 P: 8	R: 0 E: 0 K: 0 S: 7	H: 0 LOB: 0 BB: 0 P: 13	R: 0 E: 0 K: 0 S: 12	H: 0 LOB: 0 BB: 0 P: 16	R: 0 E: 0 K: 0 S: 8	H: 1 LOB: 1 BB: 0 P: 13	R: 0 E: 0 K: 2 S: 9	H: 0 LOB: 0 BB: 0 P: 14	R: 4 E: 1 K: 0 S: 16	H: 4 LOB: 1 BB: 0 P: 25	R: 0 E: 0 K: 0 S: 7	H: 0 LOB: 0 BB: 0 P: 12	R: 0 E: 0 K: 1 S: 15	H: 1 LOB: 1 BB: 0 P: 19	R: 4 E: 1 K: 1 S: 18	H: 3 LOB: 2 BB: 2 P: 33	1B: 6 2B: 2 3B: 0 HR: 1	SF: 0 SAC: 0 DP: 0 HBP: 0	WP: 2 PB: 0 SB: 1 CS: 0	PA: 40			
PITCHER	IP	WLS	BF	H	R	ER	SO	BB	IBB	HBP	BLK	WP	HR	S	P	ERA	WHIP								
Jaime Navarro, R ERA: 3.75 Dan Plesac, L ERA: 3.0 Chuck Crim, R ERA: 4.41	(1, 1)	7.2	30	6	4	0	3	0	0	0	0	1	1	77	117	0.00	0.783								
(8, 1)	1.0	L	9	3	4	1	1	1	1	0	0	1	0	16	30	9.00	4.000								
(9, 1)	0.1	1	0	0	0	0	1	0	0	0	0	0	0	5	6	0.00	0.000								

Chicago White Sox @ Milwaukee Brewers
Milwaukee County Stadium, Milwaukee, WI
Fri Jul 12 1991, 8:05 PM EDT
Att: 24,102 - Cloudy - 79 F

livebaseballscorecards.com

AB	38
R	8
H	9
RBI	8
BB	2
SO	5
LOB	10




Batter	1	2	3	4	5	6	7	8	9	AB	R	H	RBI	BB	SO	LOB	BOTTOM								
Paul Molitor, R OBP: 0.393, SLG: 0.506 (1, 10)	1B HR BB	1B 3B		F9			P5		F8	4	2	1	1	1	0	0									
Darryl Hamilton, L OBP: 0.326, SLG: 0.313 (1, 8)	K	G3 S 1B		G3			CS BB			3	0	1	1	1	1	1									
B.J. Surhoff, L OBP: 0.289, SLG: 0.282 (1, 2)	HR 1B	G3		G6-3			P6			4	1	1	0	0	0	2									
Franklin Stubbs, L OBP: 0.276, SLG: 0.335 (1, 3)	K	K				K		K		4	0	0	0	0	4	3									
Greg Vaughn, R OBP: 0.328, SLG: 0.502 (1, 7)	HR			P6		G5-3		F9		4	1	1	3	0	0	0									
Gary Sheffield, R OBP: 0.296, SLG: 0.374 (1, 5)	2B			1B		F8		P5		4	0	2	0	0	0	0									
Candy Maldonado, R OBP: 0.304, SLG: 0.450 (1, 9)	K			K			P1-6 2B		F8	4	0	1	0	0	2	2									
Jim Gantner, L OBP: 0.318, SLG: 0.344 (1, 4)		3B 1B		1B		P1-6 2B		P5		4	1	2	0	0	0	1									
Bill Spiers, L OBP: 0.303, SLG: 0.347 (1, 6)		F8		G3		F7		HR		4	1	1	1	0	0	3									
Inning Stats	R: 3 E: 0 K: 3 S: 16	H: 3 LOB: 1 BB: 1 P: 28	R: 2 E: 0 K: 1 S: 20	H: 3 LOB: 1 BB: 0 P: 29	R: 0 E: 0 K: 1 S: 11	H: 2 LOB: 2 BB: 0 P: 17	R: 0 E: 0 K: 0 S: 6	H: 0 LOB: 0 BB: 0 P: 8	R: 0 E: 0 K: 0 S: 9	H: 0 LOB: 0 BB: 0 P: 12	R: 0 E: 0 K: 0 S: 5	H: 1 LOB: 0 BB: 0 P: 6	R: 0 E: 0 K: 0 S: 4	H: 0 LOB: 0 BB: 1 P: 10	R: 0 E: 0 K: 1 S: 8	H: 0 LOB: 0 BB: 0 P: 14	R: 1 E: 0 K: 0 S: 8	H: 1 LOB: 0 BB: 0 P: 12	1B: 5 2B: 3 3B: 1 HR: 2	SF: 0 SAC: 0 DP: 1 HBP: 0	WP: 0 PB: 0 SB: 1 CS: 1	PA: 37			
PITCHER	IP	WLS	BF	H	R	ER	SO	BB	IBB	HBP	BLK	WP	HR	S	P	ERA	WHIP								
Alex Fernandez, R ERA: 5.91 Melido Perez, R ERA: 3.29 Bobby Thigpen, R ERA: 3.7	(1, 1)	1.1	11	6	5	5	3	1	0	0	0	0	0	28	46	33.75	5.250								
(2, 1)	6.2	W	22	3	0	0	4	1	0	0	0	0	0	51	78	0.00	0.600								
(9, 1)	1.0	S	4	1	1	1	0	0	0	0	0	0	1	8	12	9.00	1.000								

Chicago White Sox @ Milwaukee Brewers
Milwaukee County Stadium, Milwaukee, WI
Fri Jul 12 1991, 8:05 PM EDT
Att: 24,102 - Cloudy - 79 F

livebaseballscorecards.com

AB	35
R	6
H	10
RBI	6
BB	2
SO	7
LOB	12




Batter	1	2	3	4	5	6	7	8	9	AB	R	H	RBI	BB	SO	LOB	TOP					
Tim Raines, S (1, 7) OBP: 0.362, SLG: 0.362	G3-1		1B			F7		F9		4	0	1	0	0	0	0	Chicago White Sox @ Milwaukee Brewers Milwaukee County Stadium, Milwaukee, WI Sat Jul 13, 1991, 8:05 PM EDT Att: 44,850 - Cloudy - 69 F					
Robin Ventura, L (1, 5) OBP: 0.361, SLG: 0.387	2B		1B			G3-1		G4-3		4	1	2	0	0	0	0						
Frank Thomas, R (1, 10) OBP: 0.448, SLG: 0.517	F7		G5-4-3			P3				4	0	1	0	0	0	3						
Dan Pasqua, L (1, 3) OBP: 0.348, SLG: 0.477	1-H					L5-3		F8		4	0	2	1	0	0	1						
Carlton Fisk, R (1, 2) OBP: 0.320, SLG: 0.393	B2-3					K		FC4-6		3	0	0	0	1	1	3						
Lance Johnson, L (1, 8) OBP: 0.272, SLG: 0.282						L5-3		FC4-6		3	1	0	0	0	0	2						
Sammy Sosa, R (1, 9) OBP: 0.240, SLG: 0.352						G5-3				2	0	0	0	0	0	0						
Warren Newson, L (7, PH) OBP: 0.419, SLG: 0.333	F9									1	0	1	1	0	0	0						
Scott Fletcher, R (1, 4) OBP: 0.276, SLG: 0.274						G5-3				2	0	0	0	0	1	0						
Joey Cora, S (7, PH) OBP: 0.346, SLG: 0.345	K					G5-3		G3-1		1	0	0	0	0	0	1						
Ozzie Guillen, L (1, 6) OBP: 0.269, SLG: 0.306						G3		G5-3		3	0	0	0	0	0	0						
Inning Stats	R: 1 E: 0 K: 0 S: 15	H: 2 LOB: 1 BB: 0 P: 25	R: 0 E: 0 K: 1 S: 7	H: 0 LOB: 0 BB: 0 P: 9	R: 0 E: 0 K: 0 S: 8	H: 2 LOB: 1 BB: 0 P: 15	R: 0 E: 0 K: 1 S: 6	H: 1 LOB: 0 BB: 0 P: 10	R: 0 E: 0 K: 0 S: 8	H: 0 LOB: 0 BB: 0 P: 13	R: 0 E: 0 K: 0 S: 4	H: 0 LOB: 0 BB: 0 P: 5	R: 1 E: 0 K: 0 S: 8	H: 1 LOB: 1 BB: 1 P: 19	R: 0 E: 0 K: 0 S: 5	H: 0 LOB: 0 BB: 0 P: 8	R: 0 E: 0 K: 0 S: 6	H: 1 LOB: 0 BB: 0 P: 8	1B: 6 2B: 2 3B: 0 HR: 0	SF: 0 SAC: 0 DP: 3 HBP: 0	WP: 0 PB: 1 SB: 1 CS: 0	PA: 32
PITCHER	IP WLS BF H R ER SO BB IBB HBP BLK WP HR S P ERA WHIP																					
Don August, R (1, 1) ERA: 4.26	7.0 W 26 6 2 2 2 1 0 0 0 0 0 0 56 96 2.57 1.000																					
Mark Lee, L (8, 1) ERA: 3.4	2.0 6 1 0 0 0 0 0 0 0 0 0 0 0 11 16 0.00 0.500																					

Batter	1	2	3	4	5	6	7	8	9	AB	R	H	RBI	BB	SO	LOB	BOTTOM			
Paul Molitor, R (1, 3) OBP: 0.396, SLG: 0.508	2B		1B			L9		G6-3		5	1	3	2	0	0	1	Chicago White Sox @ Milwaukee Brewers Milwaukee County Stadium, Milwaukee, WI Sat Jul 13, 1991, 8:05 PM EDT Att: 44,850 - Cloudy - 69 F			
Willie Randolph, R (1, 4) OBP: 0.419, SLG: 0.357	1-H		G5-4-3			G6-3				4	0	2	1	0	0	1				
Greg Vaughn, R (1, 7) OBP: 0.327, SLG: 0.498	F7		G5-3			FC5-4		K		4	0	1	0	0	1	3				
Candy Maldonado, R (1, 10) OBP: 0.300, SLG: 0.419	FC6-4					P4		P4		3	0	0	0	1	0	3				
Gary Sheffield, R (1, 5) OBP: 0.295, SLG: 0.366	L7					P6		G3-1		3	1	0	0	1	0	2				
Dante Bichette, R (1, 9) OBP: 0.280, SLG: 0.421	FC6-4					HR		G4-3		4	2	2	0	0	0	2				
Darryl Hamilton, L (1, 8) OBP: 0.324, SLG: 0.311			G1-3			K		K		4	1	1	0	0	2	2				
Rick Dempsey, R (1, 2) OBP: 0.267, SLG: 0.380	F9					HR		P6		4	2	2	3	0	0	0				
Dale Sveum, S (1, 6) OBP: 0.305, SLG: 0.335	F7					P4		G6-3		3	1	1	2	1	0	0				
Inning Stats	R: 1 E: 0 K: 0 S: 11	H: 2 LOB: 2 BB: 1 P: 21	R: 0 E: 0 K: 0 S: 8	H: 0 LOB: 0 BB: 0 P: 12	R: 0 E: 0 K: 1 S: 4	H: 1 LOB: 0 BB: 0 P: 5	R: 3 E: 0 K: 1 S: 13	H: 2 LOB: 1 BB: 1 P: 22	R: 0 E: 0 K: 0 S: 9	H: 1 LOB: 0 BB: 0 P: 14	R: 4 E: 0 K: 1 S: 20	H: 6 LOB: 2 BB: 0 P: 34	R: 0 E: 0 K: 1 S: 6	H: 0 LOB: 0 BB: 0 P: 9	R: 0 E: 0 K: 0 S: 3	H: 0 LOB: 0 BB: 1 P: 11		1B: 9 2B: 2 3B: 0 HR: 1	SF: 0 SAC: 0 DP: 2 HBP: 0	WP: 0 PB: 0 SB: 0 CS: 0
PITCHER	IP WLS BF H R ER SO BB IBB HBP BLK WP HR S P ERA WHIP																			
Greg Hibbard, L (1, 1) ERA: 4.19	5.1 L 25 8 6 6 1 2 0 0 0 0 0 0 51 86 10.12 1.875																			
Donn Pall, R (6, 1) ERA: 1.79	0.0 4 4 2 2 0 0 0 0 0 0 0 0 7 12 ∞ ∞																			
Scott Radinsky, L (6, 1) ERA: 2.48	1.2 5 0 0 0 2 0 0 0 0 0 0 0 13 19 0.00 0.000																			
Ken Patterson, L (8, 1) ERA: 2.67	1.0 3 0 0 0 0 1 0 0 0 0 0 0 3 11 0.00 1.000																			

Batter	1	2	3	4	5	6	7	8	9	AB	R	H	RBI	BB	SO	LOB	TOP					
Tim Raines, S (1, 7) <small>OBP: 0.364, SLG: 0.362</small> Sammy Sosa, R (7, 9) <small>OBP: 0.239, SLG: 0.351</small>	F7		SH1-3	BB		G3-6-3	G6-3	P4		3	1	1	2	1	0	0						
Robin Ventura, L (1, 5) <small>OBP: 0.361, SLG: 0.399</small>	P6		HR	F8		G3-6-3		G4-3		6	2	2	3	0	0	2						
Frank Thomas, R (1, 10) <small>OBP: 0.447, SLG: 0.515</small>	F9		F7	BB		BB	F8	G5-3		5	1	1	0	1	0	1						
Dan Pasqua, L (1, 3) <small>OBP: 0.357, SLG: 0.472</small>		K	HR	BB		BB	G3-1			2	2	0	0	3	1	0						
Warren Newson, L (1, 9) <small>OBP: 0.469, SLG: 0.421</small>		K	HR	BB		BB				2	3	1	4	4	1	0						
Lance Johnson, L (1, 8) <small>OBP: 0.276, SLG: 0.289</small>			L8	F7		BB				6	2	3	2	0	1	5						
Ron Karkovics, R (1, 2) <small>OBP: 0.354, SLG: 0.391</small>			FC5-4	1B		SH1-4	F8			5	1	3	2	0	0	1						
Joey Cora, S (1, 4) <small>OBP: 0.371, SLG: 0.356</small>			SH1-3	2B		SH1-4	G3-6-3	G6-4-3		3	2	2	0	1	0	2						
Ozzie Guillen, L (1, 6) Craig Grebeck, R (6, 6) <small>OBP: 0.314, SLG: 0.419</small>			SH1-3	2B		SH1-4	G3-6-3	L7		3	1	1	0	0	0	3						
Inning Stats	R: 0 E: 0 K: 0 S: 7	H: 0 LOB: 0 BB: 0 P: 13	R: 0 E: 0 K: 2 S: 10	H: 1 LOB: 1 BB: 0 P: 16	R: 5 E: 0 K: 0 S: 16	H: 4 LOB: 0 BB: 1 P: 27	R: 3 E: 0 K: 0 S: 17	H: 2 LOB: 3 BB: 3 P: 37	R: 0 E: 0 K: 0 S: 5	H: 0 LOB: 0 BB: 1 P: 10	R: 4 E: 0 K: 0 S: 17	H: 4 LOB: 2 BB: 2 P: 33	R: 1 E: 0 K: 0 S: 7	H: 1 LOB: 0 BB: 0 P: 10	R: 2 E: 0 K: 0 S: 9	H: 3 LOB: 1 BB: 1 P: 17	R: 0 E: 0 K: 1 S: 11	H: 0 LOB: 2 BB: 2 P: 23	1B: 10 2B: 3 3B: 0 HR: 2	SF: 0 SAC: 2 DP: 3 HBP: 2	WP: 0 PB: 0 CS: 0	PA: 51
PITCHER	IP	WLS	BF	H	R	ER	SO	BB	IBB	HBP	BLK	WP	HR	S	P	ERA	WHIP					
Mark Knudson, R (1, 1) <small>ERA: 7.97</small> Jim Austin, R (4, 1) <small>ERA: 9.95</small> Julio Machado, R (6, 1) <small>ERA: 3.67</small> Chuck Crim, R (7, 1) <small>ERA: 4.76</small> Dan Plesac, L (9, 1) <small>ERA: 2.9</small>	3.0	L	16	6	6	6	2	1	0	0	0	0	1	36	60	18.00	2.333					

Chicago White Sox @ Milwaukee Brewers
Milwaukee County Stadium, Milwaukee, WI
Sun Jul 14 1991, 4:33 AM EDT
Att: 31,345 - Sunny - 74 F


AB 37
R 15
H 15
RBI 14
BB 10
SO 3
LOB 15



Batter	1	2	3	4	5	6	7	8	9	AB	R	H	RBI	BB	SO	LOB	BOTTOM					
Paul Moltor, R (1, 10) <small>OBP: 0.395, SLG: 0.513</small>			G6-3			G6-3			P8	4	1	1	1	0	0	0						
Darryl Hamilton, L (1, 8) <small>OBP: 0.315, SLG: 0.302</small>	P5			E6		G5-3			L5	4	0	0	0	0	0	0						
B.J. Surhoff, L (1, 2) <small>OBP: 0.286, SLG: 0.278</small>	F8			G6-3			G3			3	0	0	0	0	0	1						
Greg Vaughn, R (1, 7) <small>OBP: 0.324, SLG: 0.493</small>	P6			K			P9			3	0	0	0	0	1	0						
Gary Sheffield, R (1, 5) <small>OBP: 0.289, SLG: 0.358</small>		L6				F8		G5-3		3	0	0	0	0	0	0						
Franklin Stubbs, L (1, 3) <small>OBP: 0.276, SLG: 0.332</small>		G4-3				BB		G4-3		2	0	0	0	1	0	0						
Dante Bichette, R (1, 9) <small>OBP: 0.277, SLG: 0.416</small>		G5-3				K		K		3	0	0	0	0	2	1						
Jim Gantner, L (1, 4) <small>OBP: 0.314, SLG: 0.340</small>			G3			L9		G1-3		3	0	0	0	0	0	1						
Bill Spiers, L (1, 6) <small>OBP: 0.299, SLG: 0.342</small>			K			G3		F8		3	0	0	0	0	1	0						
Inning Stats	R: 1 E: 0 K: 0 S: 5	H: 1 LOB: 0 BB: 0 P: 9	R: 0 E: 0 K: 0 S: 5	H: 0 LOB: 0 BB: 0 P: 6	R: 0 E: 0 K: 1 S: 9	H: 0 LOB: 0 BB: 0 P: 12	R: 0 E: 1 K: 1 S: 7	H: 0 LOB: 0 BB: 0 P: 8	R: 0 E: 0 K: 1 S: 9	H: 0 LOB: 1 BB: 1 P: 15	R: 0 E: 0 K: 0 S: 4	H: 0 LOB: 0 BB: 0 P: 6	R: 0 E: 0 K: 0 S: 5	H: 0 LOB: 0 BB: 0 P: 8	R: 0 E: 0 K: 1 S: 6	H: 0 LOB: 0 BB: 0 P: 10	R: 0 E: 0 K: 0 S: 7	H: 0 LOB: 0 BB: 0 P: 9	1B: 0 2B: 0 3B: 0 HR: 1	SF: 0 SAC: 0 DP: 1 HBP: 0	WP: 0 PB: 0 CS: 0	PA: 29
PITCHER	IP	WLS	BF	H	R	ER	SO	BB	IBB	HBP	BLK	WP	HR	S	P	ERA	WHIP					
Jack McDowell, R (1, 1) <small>ERA: 3.06</small>	9.0	W	29	1	1	1	4	1	0	0	0	0	1	57	83	1.00	0.222					

Chicago White Sox @ Milwaukee Brewers
Milwaukee County Stadium, Milwaukee, WI
Sun Jul 14 1991, 4:33 AM EDT
Att: 31,345 - Sunny - 74 F

AB 28
R 1
H 1
RBI 1
BB 1
SO 4
LOB 3



Batter	1	2	3	4	5	6	7	8	9	AB	R	H	RBI	BB	SO	LOB	TOP
Randy Bush, L OBP: 0.323, SLG: 0.372 Jarvis Brown, R OBP: 0.182, SLG: 0.182 (6, 9)	G3-1	PB 1B	G6-3			F8	K		F8 BLK 1B	3	0	1	0	0	0	0	3 1 1 0 0 1 2
Chuck Knoblauch, R OBP: 0.345, SLG: 0.349	WP E G4-3 BB	PB 1B		G4-3		1B 2B	BB		F8	4	2	2	0	2	0	1	4 2 2 0 2 0 1
Kirby Puckett, R OBP: 0.352, SLG: 0.482	E4 G4-3 WP	K		K		G4-3 2B 1B	K		1B	6	1	2	2	0	3	6	6 1 2 2 0 3 6
Kent Hrbek, L OBP: 0.363, SLG: 0.440	G4-3		BB BB FC5-4 BB	2B		G4-3	K		G4-3	5	2	1	1	1	1	6	5 2 1 1 1 1 6
Chili Davis, S OBP: 0.364, SLG: 0.507	K		FC5-4 BB FC1-2 BB	2B		2B IBB	K			3	0	1	1	2	2	1	3 0 1 1 2 2 1
Mike Pagliaro, L OBP: 0.322, SLG: 0.421		HR 1B	FC5-4 BB	G5-3		1B 2B				4	1	3	1	1	0	1	4 1 3 1 1 0 1
Shane Mack, R OBP: 0.313, SLG: 0.451		HR	FC5-4 FC1-2 HR			F9	F8		K	5	2	1	3	0	1	5	5 2 1 3 0 1 5
Junior Ortiz, R OBP: 0.311, SLG: 0.244	G6-3		FC1-2 HR			L6			P3	5	1	1	0	0	0	3	5 1 1 0 0 0 3
Greg Gagne, R OBP: 0.292, SLG: 0.381	G4-3		HR			P4			F7	4	1	1	3	1	0	0	4 1 1 3 1 0 0
Inning Stats	R: 1 H: 0 E: 1 LOB: 1 K: 1 BB: 1 S: 17 P: 27	R: 2 H: 4 E: 0 LOB: 2 K: 1 BB: 0 S: 13 P: 21	R: 4 H: 1 E: 0 LOB: 0 K: 0 BB: 3 S: 15 P: 29	R: 1 H: 2 E: 0 LOB: 1 K: 1 BB: 0 S: 17 P: 26	R: 0 H: 0 E: 0 LOB: 0 K: 0 BB: 0 S: 10 P: 14	R: 2 H: 3 E: 0 LOB: 2 K: 3 BB: 1 S: 11 P: 18	R: 0 H: 1 E: 0 LOB: 3 K: 3 BB: 2 S: 14 P: 28	R: 0 H: 1 E: 0 LOB: 1 K: 2 BB: 0 S: 9 P: 13	R: 1 H: 2 E: 0 LOB: 1 K: 0 BB: 0 S: 6 P: 9	1B: 8 SF: 0 2B: 4 SAC: 0 3B: 0 DP: 0 HR: 2 HBP: 0	WP: 1 PA: 49 PB: 1 CS: 0						
PITCHER	IP WLS BF H R ER SO BB IBB HBP BLK WP HR S P ERA WHIP																
Jim Hunter, R ERA: 8.56	3.0 L 19 5 7 6 2 4 0 0 0 0 1 2 45 77 18.00 3.000																
Doug Henry, R ERA: 4.5	2.0 8 2 1 1 1 0 0 0 0 0 0 27 40 4.50 1.000																
Mark Lee, L ERA: 3.79	0.2 6 3 2 2 0 0 0 1 0 0 0 10 17 27.00 4.500																
Julio Machado, R ERA: 3.56	1.1 7 1 0 0 3 2 0 0 0 0 0 15 29 0.00 2.250																
Chuck Crim, R ERA: 4.75	2.0 9 3 1 1 2 0 0 0 0 1 0 0 15 22 4.50 1.500																

Minnesota Twins @ Milwaukee Brewers
Milwaukee County Stadium, Milwaukee, WI
Mon Jul 15 1991, 8:05 PM EDT
Att: 16,201 - Sunny - 77 F


AB 42
R 11
H 14
RBI 11
BB 7
SO 8
LOB 25



Batter	1	2	3	4	5	6	7	8	9	AB	R	H	RBI	BB	SO	LOB	BOTTOM
Paul Molitor, R OBP: 0.395, SLG: 0.512	G6-3		G1-6-3			F7	1B G3-6-3 1B		1B	5	1	2	0	0	0	1	5 1 2 0 0 0 1
Darryl Hamilton, L OBP: 0.322, SLG: 0.305 Dante Bichette, R OBP: 0.279, SLG: 0.416 (8, 8)	G3-6-3 1B		HBP G4-3 BB			F9	G3-6-3 1B		F8	2	1	1	0	1	0	0	2 1 1 0 1 0 0
B.J. Surhoff, L OBP: 0.288, SLG: 0.281	G3-6-3		G4-3			1B	G3-6-3		1B	5	0	2	0	0	0	3	2 0 1 0 0 0 1
Greg Vaughn, R OBP: 0.325, SLG: 0.500		HR	HBP HR BB			K	P6		K	4	2	1	1	1	2	3	4 2 1 1 1 2 3
Gary Sheffield, R OBP: 0.301, SLG: 0.367		CS BB	HBP HR HBP			F9 1B 2B			F7	2	2	1	0	1	0	0	2 2 1 0 1 0 0
Franklin Stubbs, L OBP: 0.276, SLG: 0.344	F8		HR			K			P4	4	1	1	4	0	1	2	4 1 1 4 0 1 2
Candy Maldonado, R OBP: 0.296, SLG: 0.404	K		G5-3			F9			1B	4	0	1	0	0	1	2	4 0 1 0 0 1 2
Jim Gantner, L OBP: 0.315, SLG: 0.345 Willie Randolph, R OBP: 0.420, SLG: 0.358 (7, 4)			G3-1			1B			K	2	0	1	0	0	0	0	2 0 1 0 0 0 0
Bill Spiers, L OBP: 0.300, SLG: 0.340 Dale Sveum, S OBP: 0.302, SLG: 0.331 (7, 6)			G1-6-3 BB			L9			F8	2	0	0	0	0	0	1	2 0 0 0 0 0 1
Inning Stats	R: 0 H: 1 E: 0 LOB: 0 K: 0 BB: 0 S: 5 P: 7	R: 1 H: 1 E: 0 LOB: 1 K: 1 BB: 1 S: 8 P: 17	R: 0 H: 0 E: 0 LOB: 0 K: 0 BB: 1 S: 4 P: 9	R: 4 H: 2 E: 0 LOB: 1 K: 0 BB: 2 S: 12 P: 25	R: 0 H: 1 E: 0 LOB: 1 K: 1 BB: 0 S: 13 P: 22	R: 1 H: 2 E: 0 LOB: 1 K: 1 BB: 0 S: 11 P: 19	R: 1 H: 2 E: 0 LOB: 0 K: 0 BB: 0 S: 10 P: 12	R: 0 H: 1 E: 0 LOB: 1 K: 1 BB: 0 S: 9 P: 12	R: 0 H: 2 E: 0 LOB: 2 K: 1 BB: 0 S: 13 P: 17	1B: 8 SF: 0 2B: 3 SAC: 0 3B: 0 DP: 4 HR: 2 HBP: 1	WP: 0 PA: 40 PB: 0 CS: 1						
PITCHER	IP WLS BF H R ER SO BB IBB HBP BLK WP HR S P ERA WHIP																
Scott Erickson, R ERA: 2.13	4.0 5 18 4 5 5 1 4 0 1 0 0 0 26 43 9.00 2.000																
Mark Guthrie, L ERA: 5.15	2.0 W 10 4 2 2 2 0 0 0 0 0 0 26 43 9.00 2.000																
Steve Bedrosian, R ERA: 3.55	3.0 S 12 4 0 0 2 0 0 0 0 0 0 30 39 0.00 1.333																

Minnesota Twins @ Milwaukee Brewers
Milwaukee County Stadium, Milwaukee, WI
Mon Jul 15 1991, 8:05 PM EDT
Att: 16,201 - Sunny - 77 F

AB 35
R 7
H 12
RBI 6
BB 4
SO 5
LOB 15

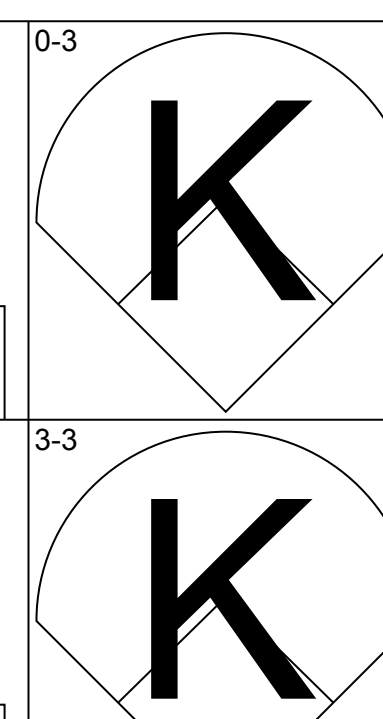
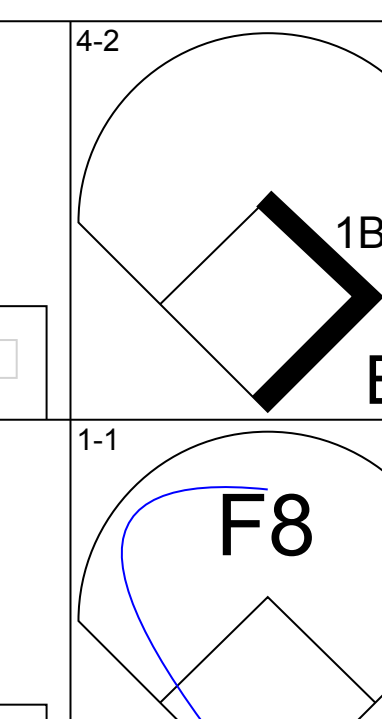
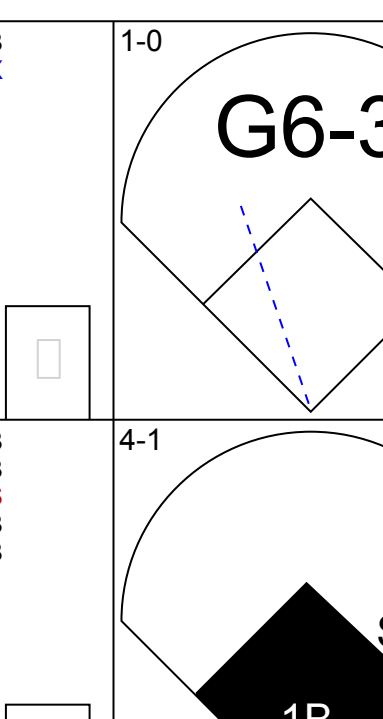
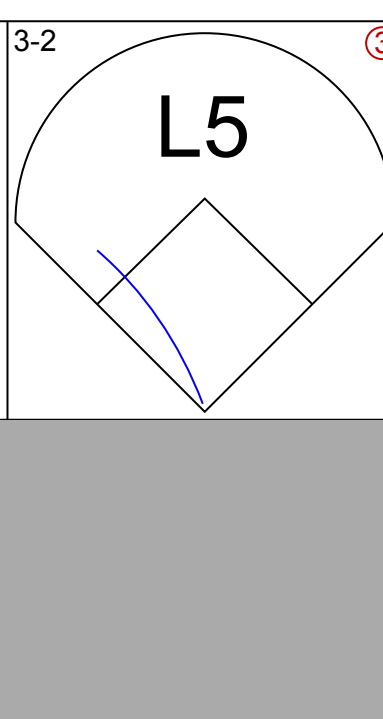
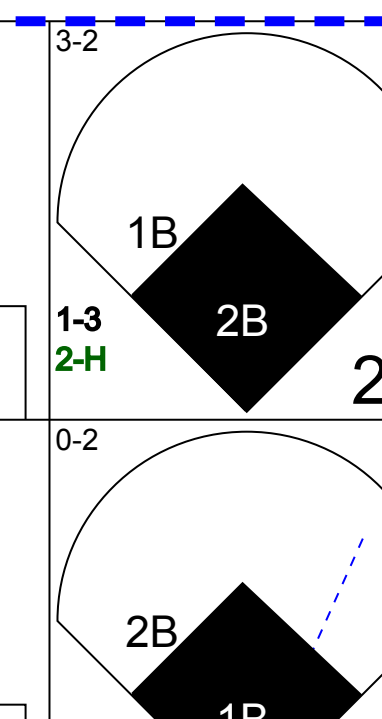
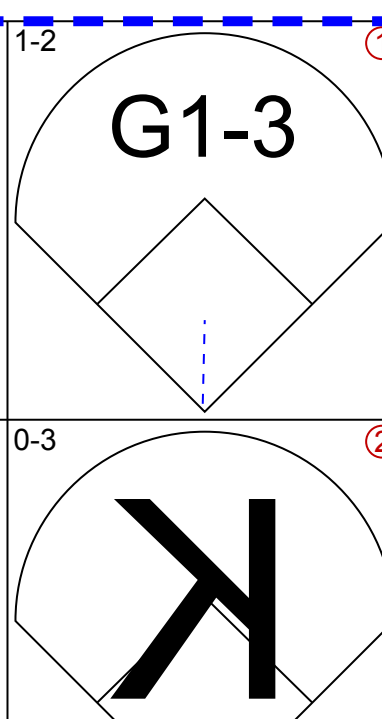
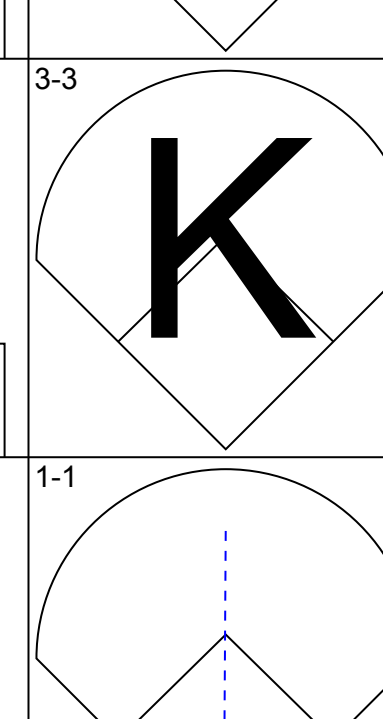
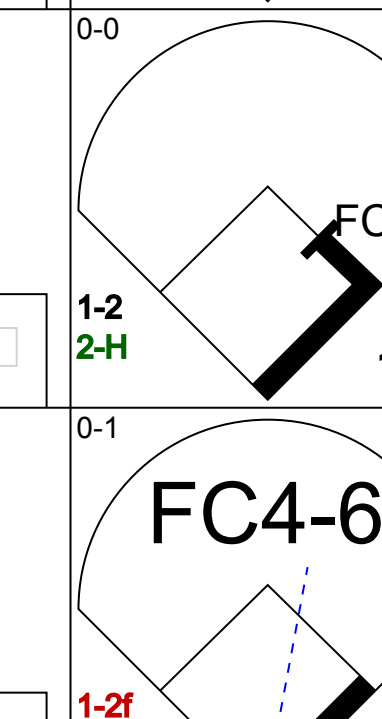
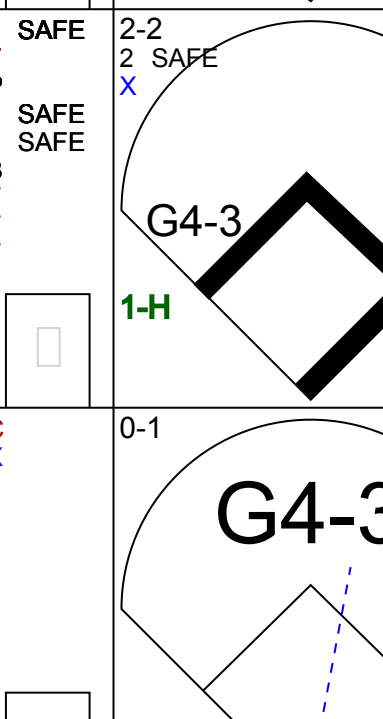
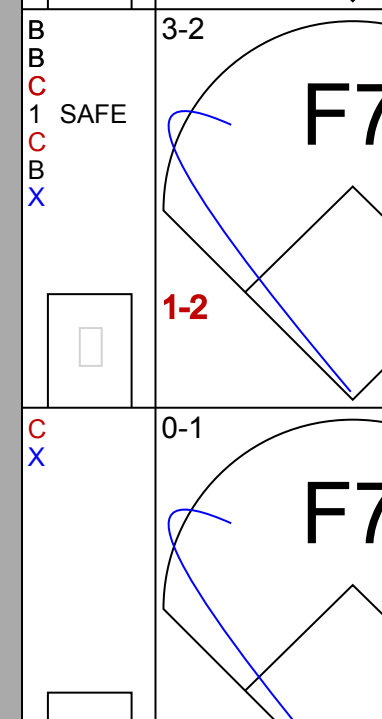
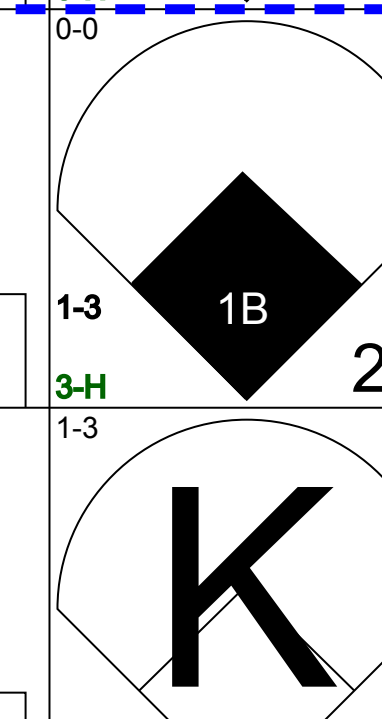
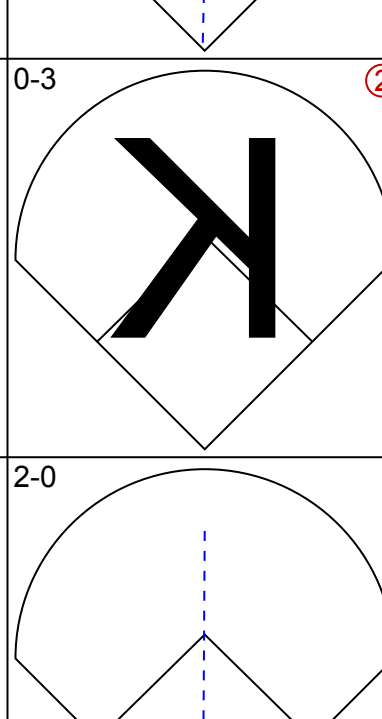
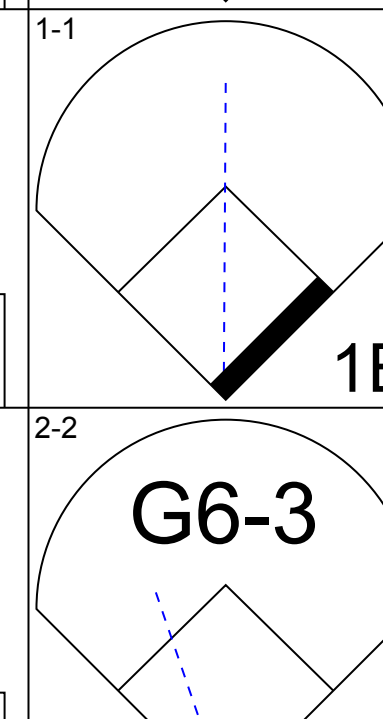

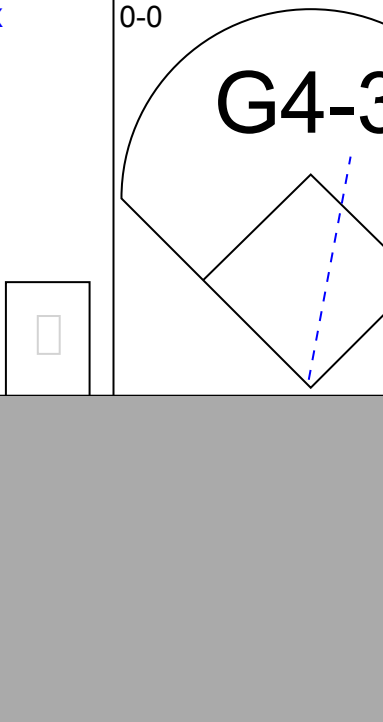

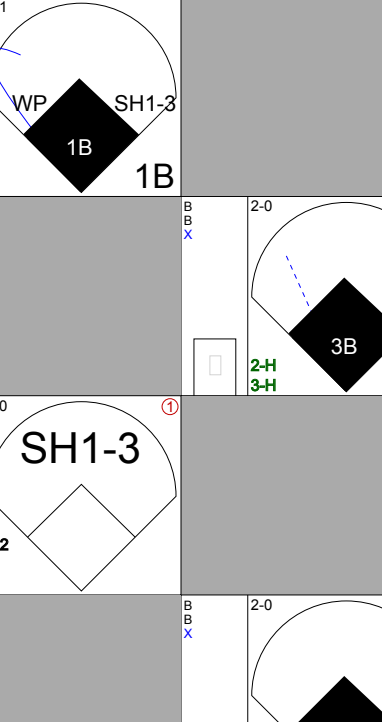
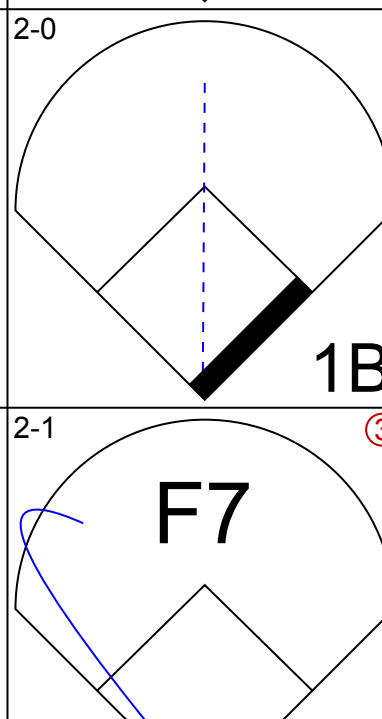
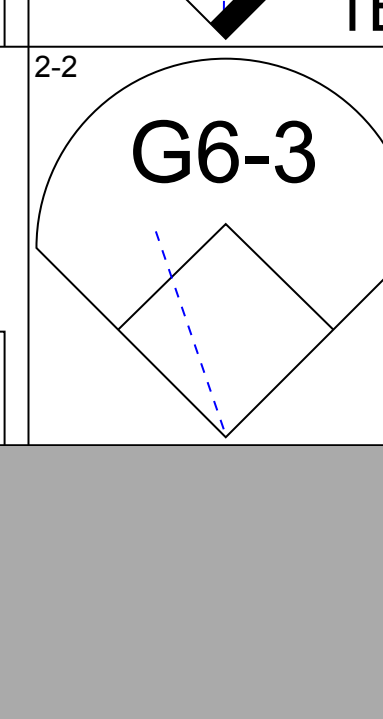
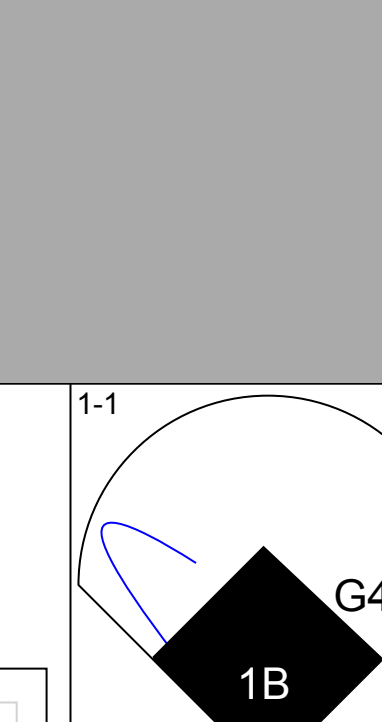


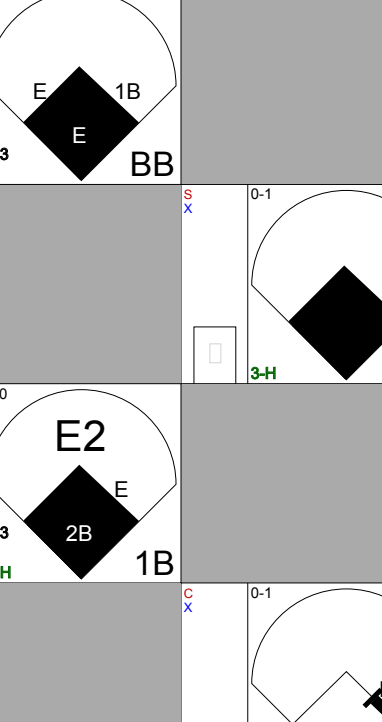
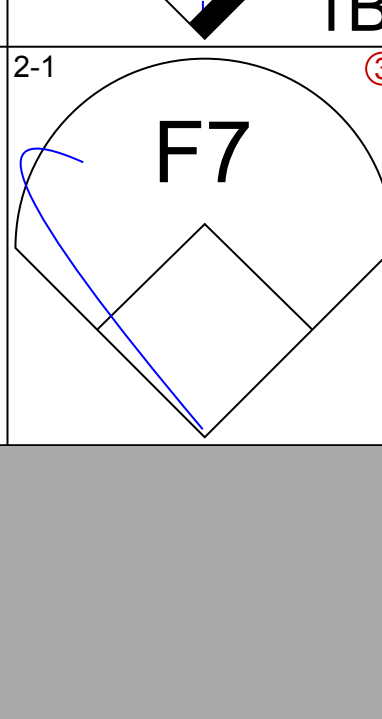
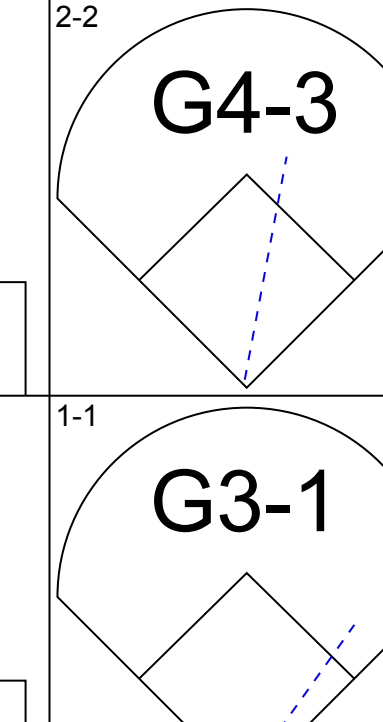
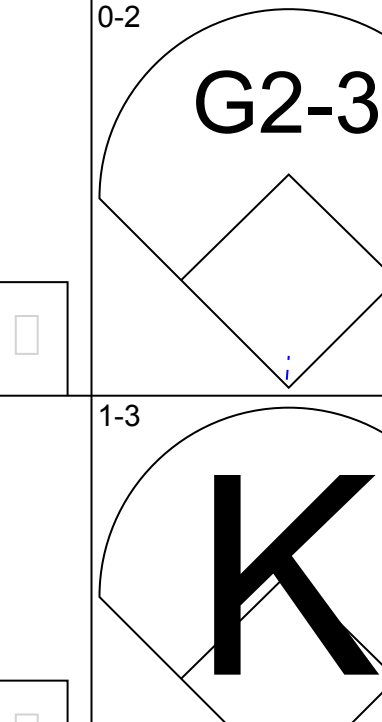
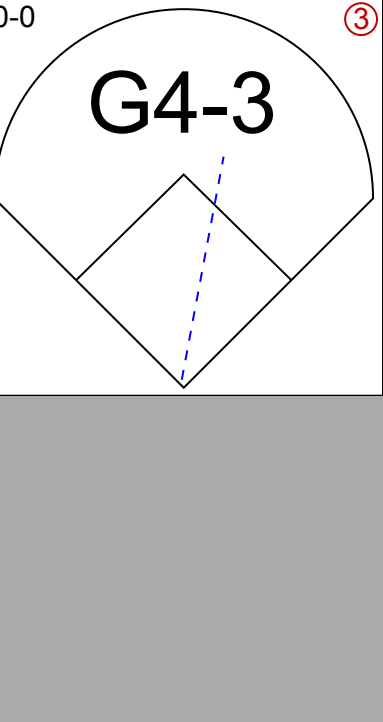
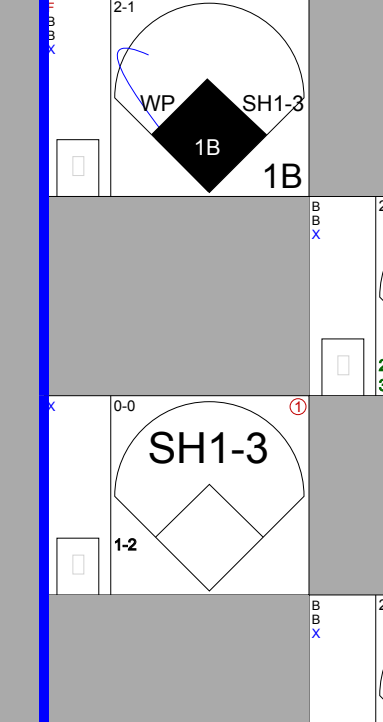
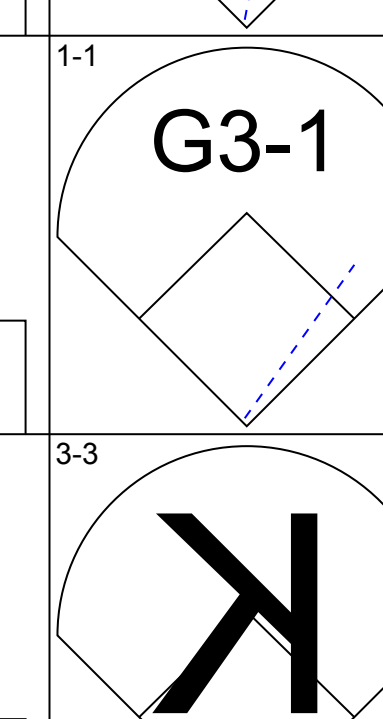
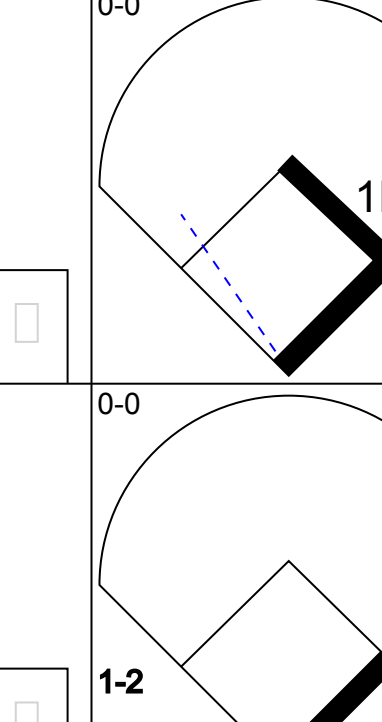
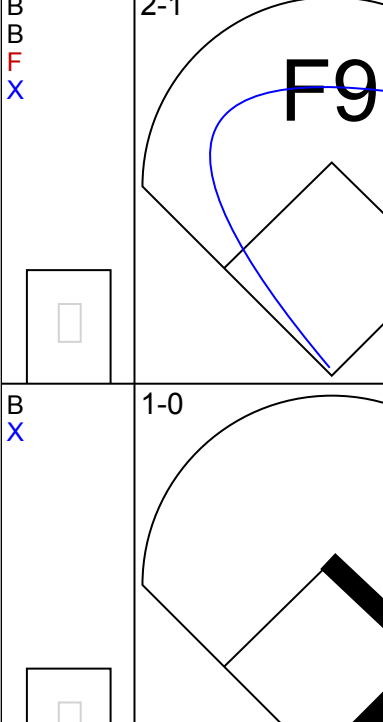
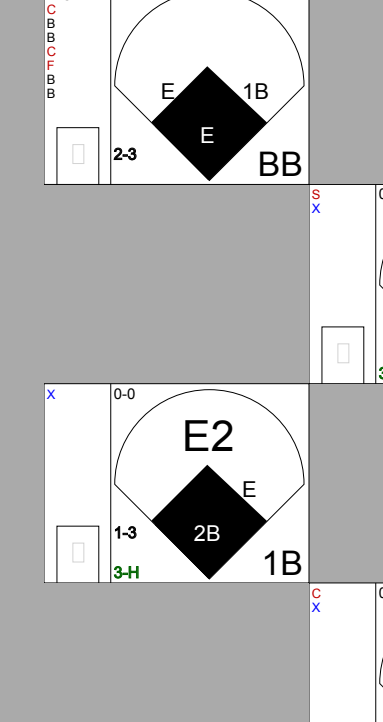

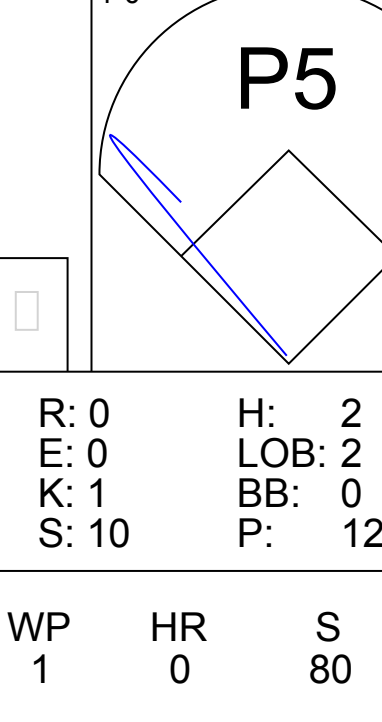
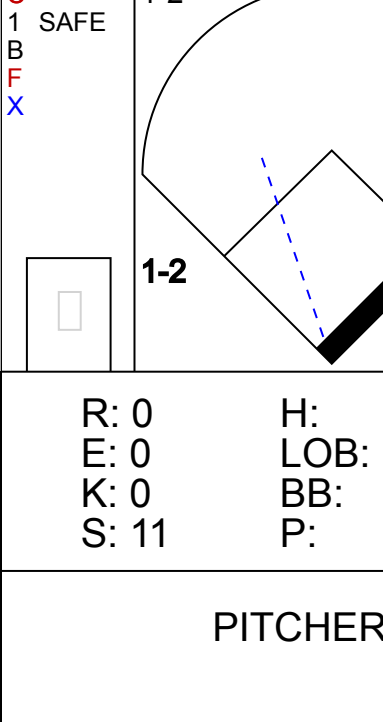
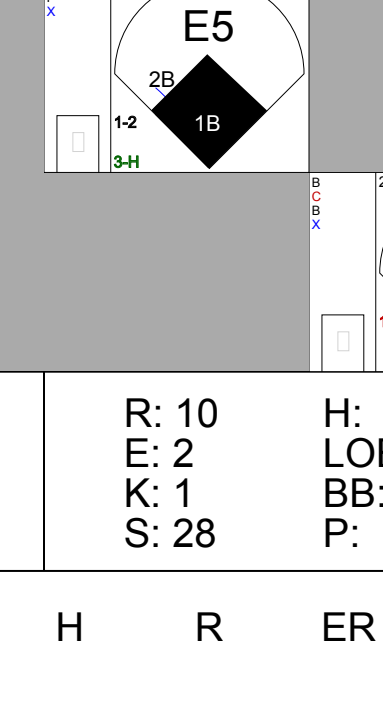
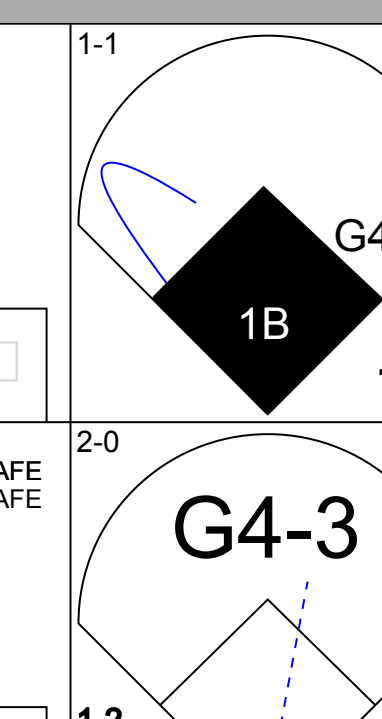
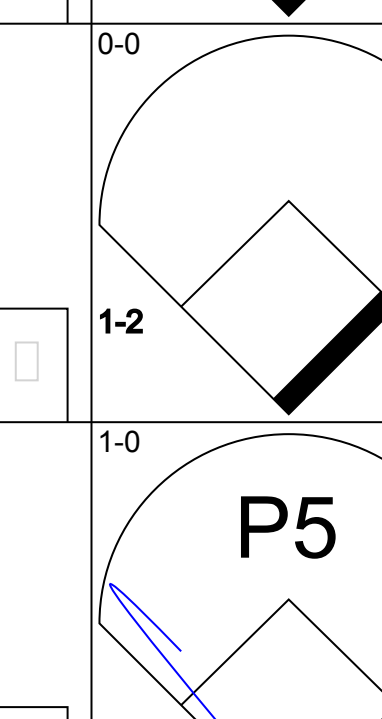
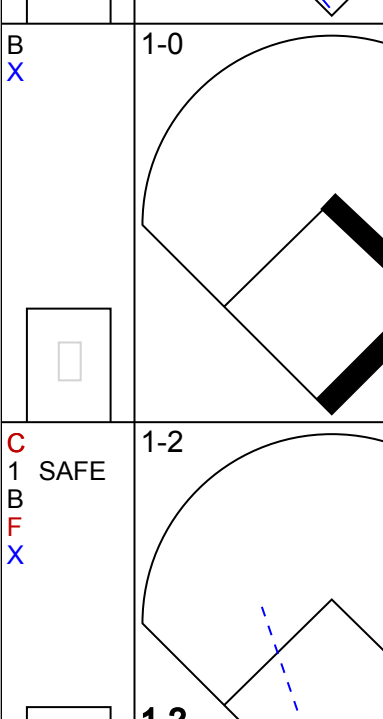
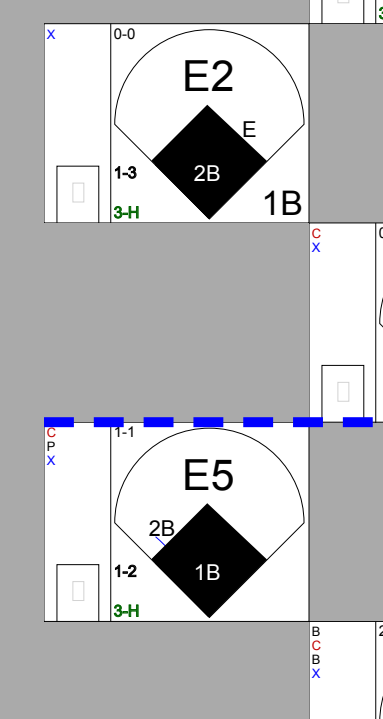
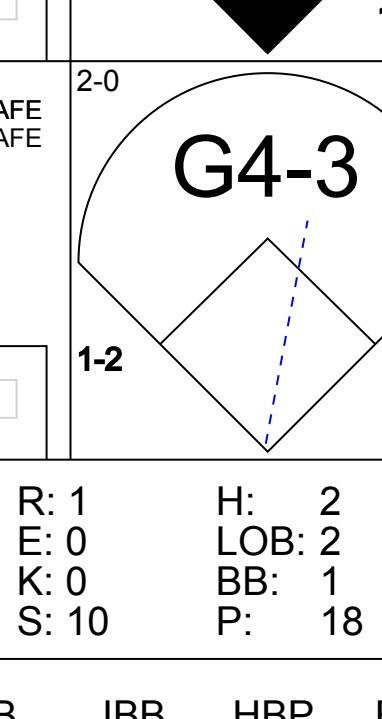
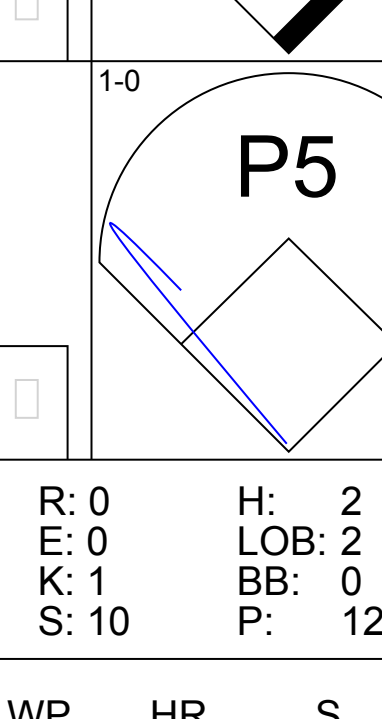
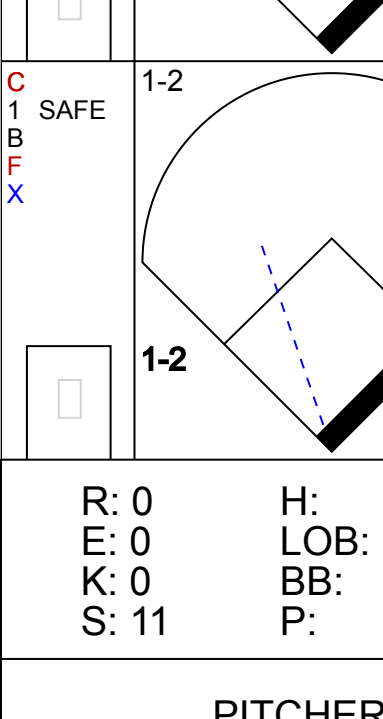
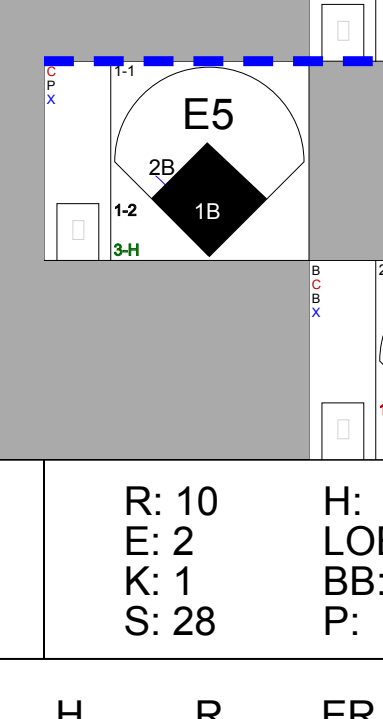


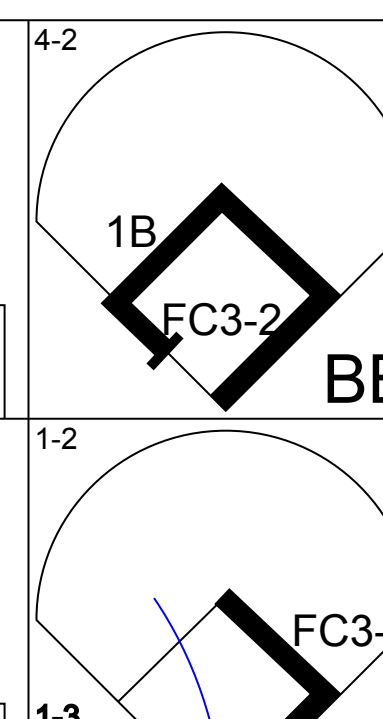
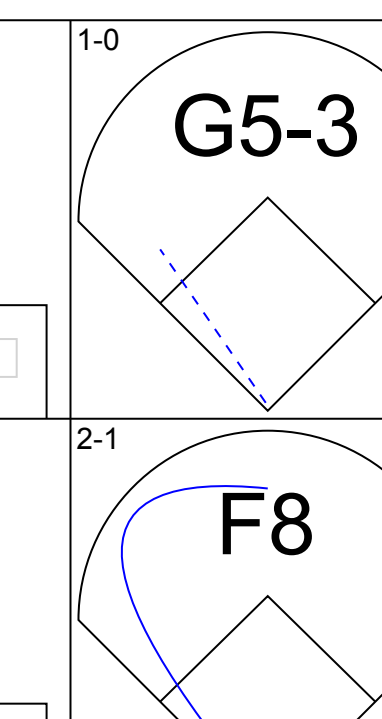
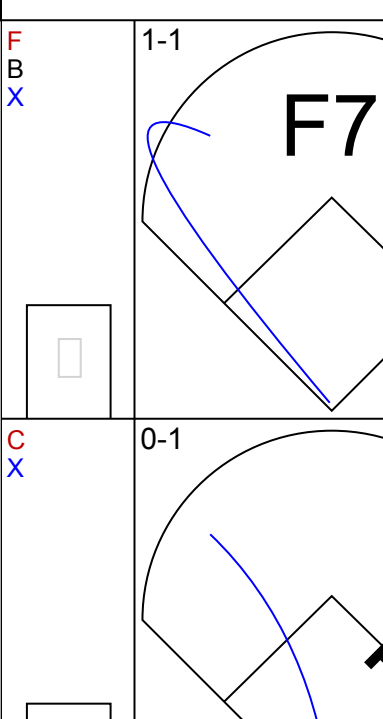
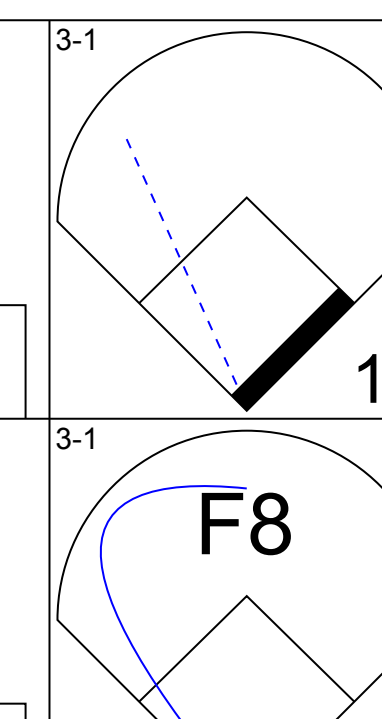
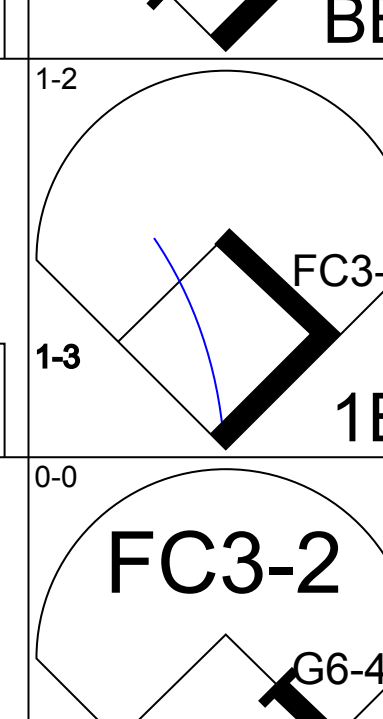

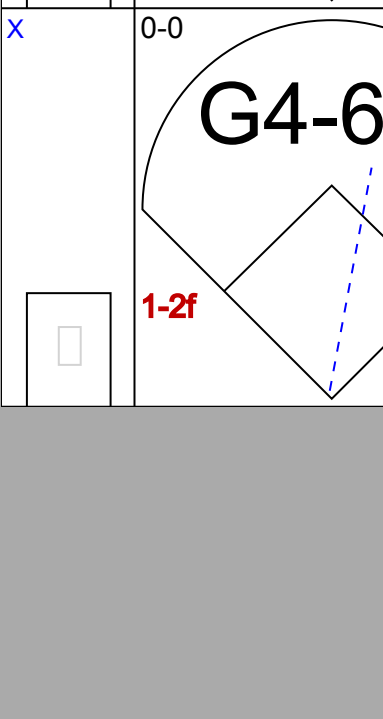

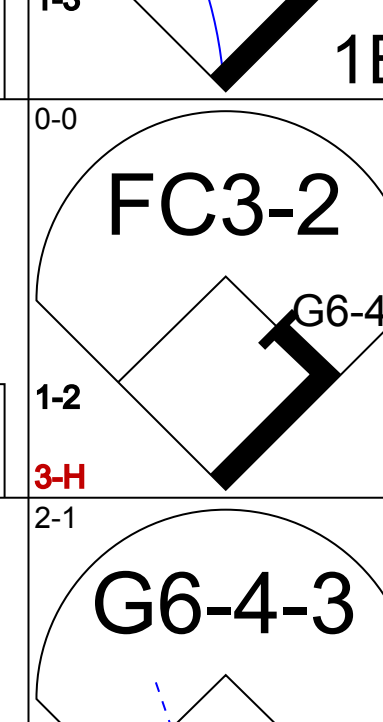
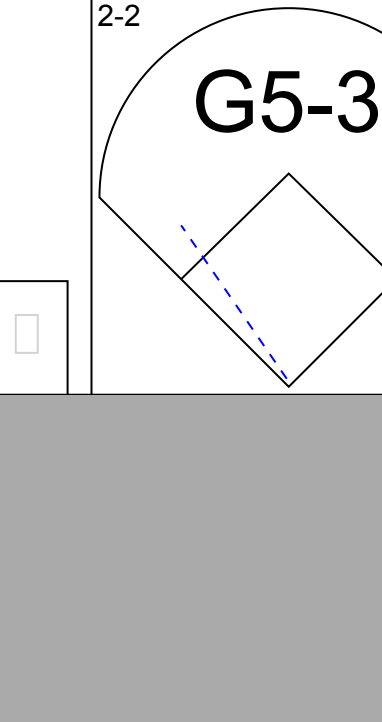

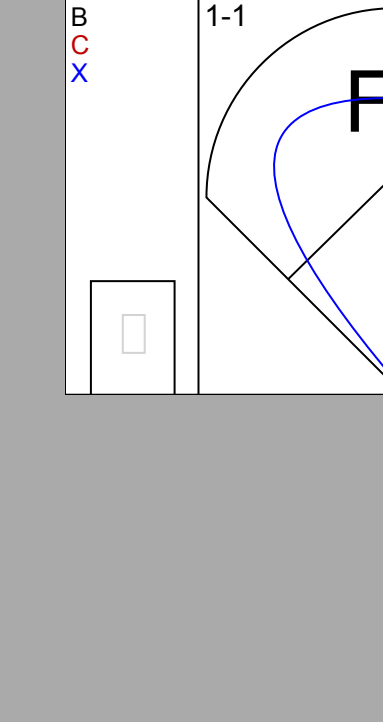
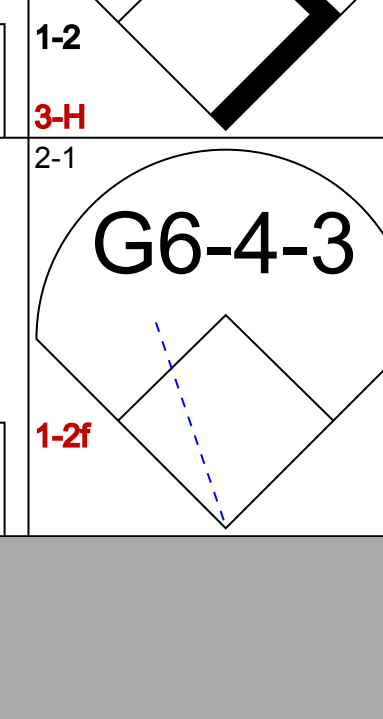

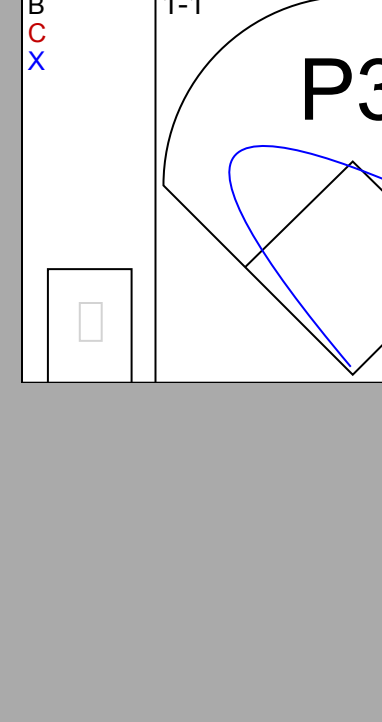

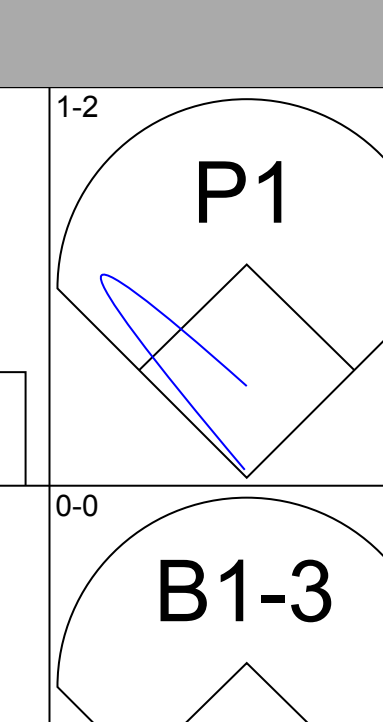
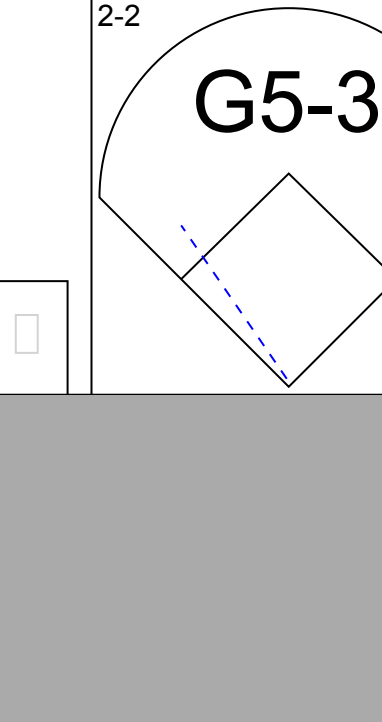
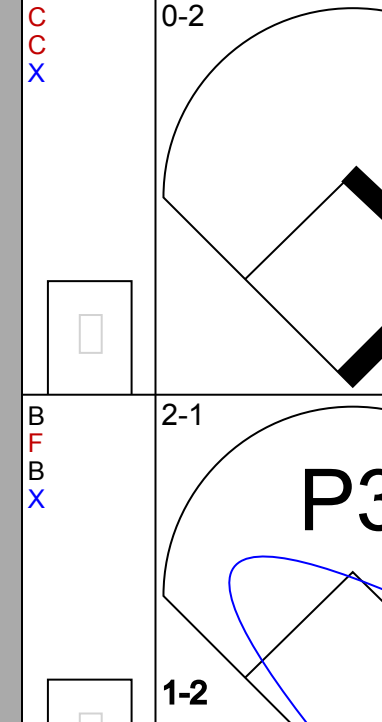
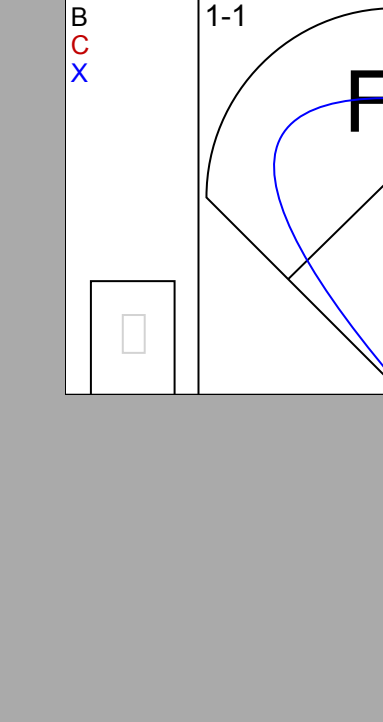
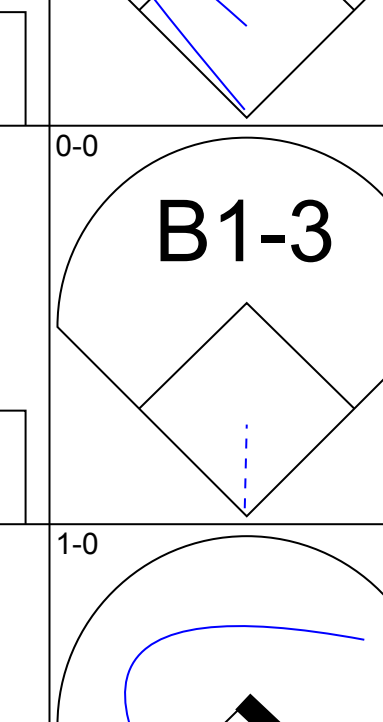
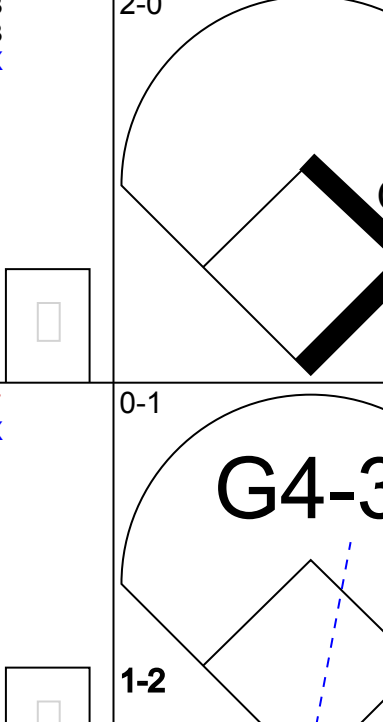
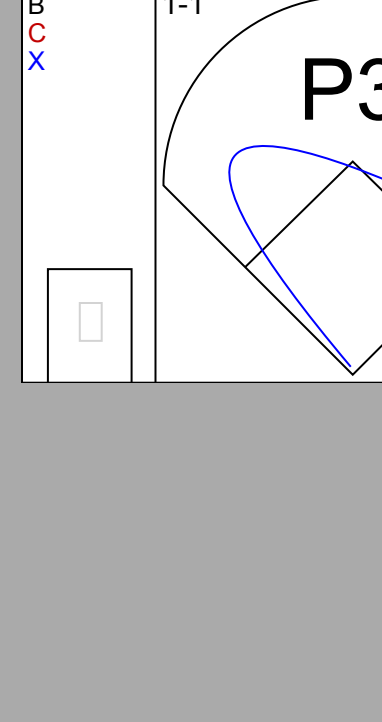
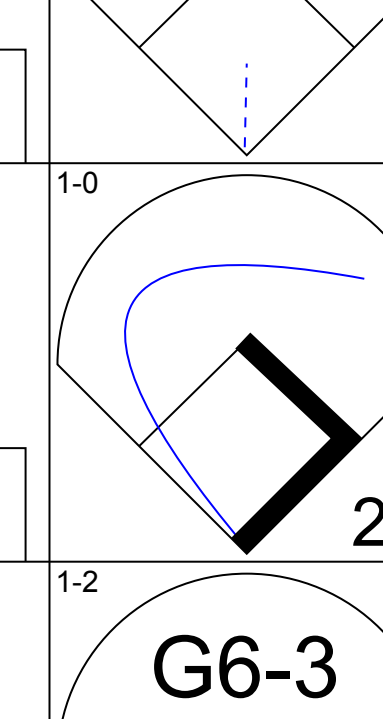
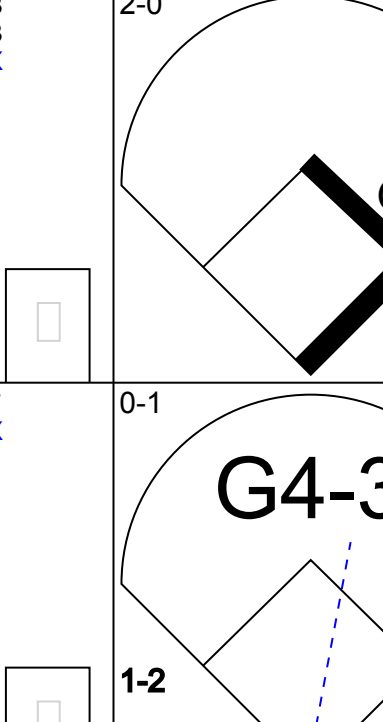
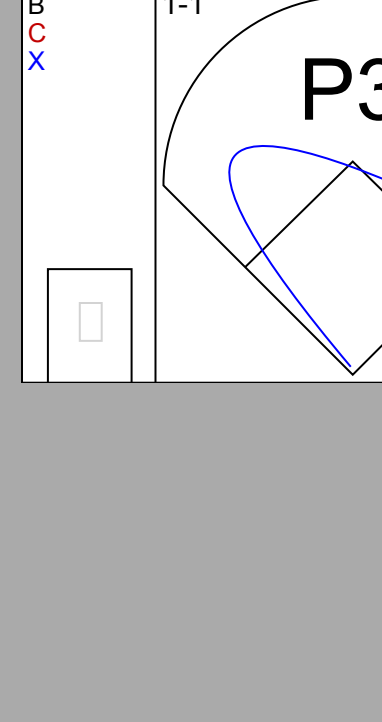
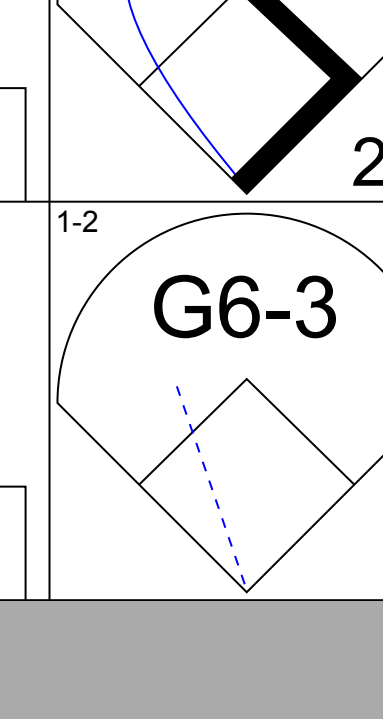
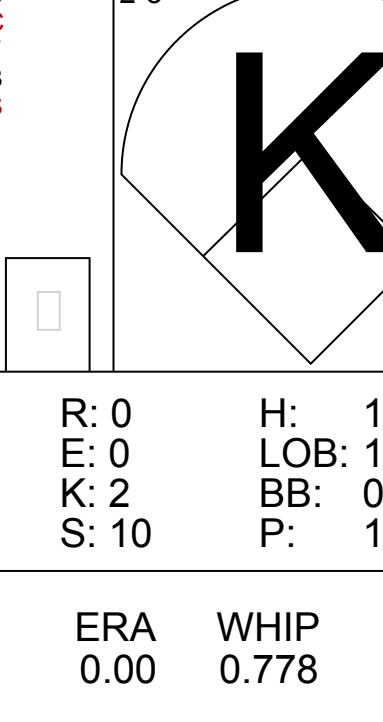
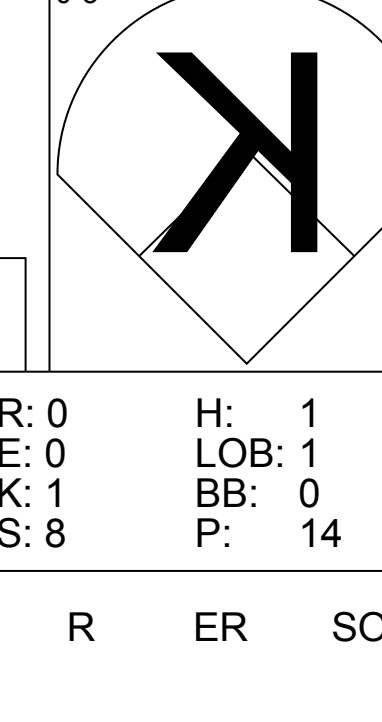
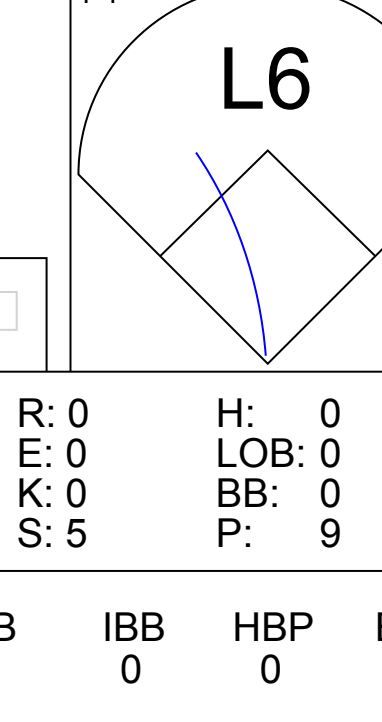
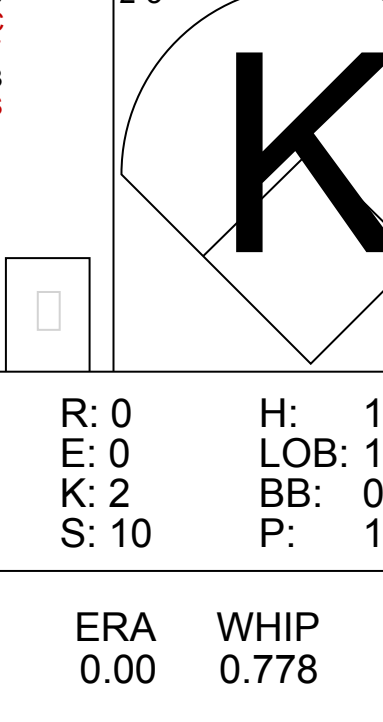
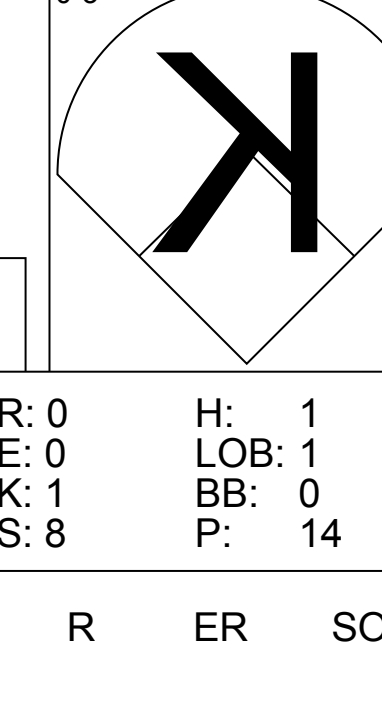
Batter	1	2	3	4	5	6	7	8	9	AB	R	H	RBI	BB	SO	LOB	TOP								
Randy Bush, L OBP: 0.327, SLG: 0.378 Rick Aguilera, R (9, 1)	F9		G3-1					G3-1		4	0	1	1	1	0	0	Minnesota Twins @ Milwaukee Brewers Milwaukee County Stadium, Milwaukee, WI Tue Jul 16 1991, 8:05 PM EDT Att: 15,954 - Sunny - 88 F								
Chuck Knoblauch, R OBP: 0.340, SLG: 0.343 (1, 4)	P6		G4-3					L9		5	0	0	0	0	1	4									
Kirby Puckett, R OBP: 0.357, SLG: 0.491 (1, 8)	P3									4	0	3	0	0	0	0									
Kent Hrbek, L OBP: 0.358, SLG: 0.433 (1, 3)		G4-3								4	0	0	0	0	0	3									
Chili Davis, S OBP: 0.363, SLG: 0.502 Jarvis Brown, R OBP: 0.182, SLG: 0.182 (9, PR) (9, 9)										3	0	0	0	1	1	2									
Brian Harper, R OBP: 0.357, SLG: 0.487 (1, 2)										4	1	2	2	0	0	1									
Mike Pagliarulo, L OBP: 0.327, SLG: 0.425 Scott Leius, R OBP: 0.353, SLG: 0.316 (9, PH) (9, 5)										3	0	2	0	0	0	0									
Shane Mack, R OBP: 0.312, SLG: 0.444 (1, 7)										3	0	0	0	1	0	3									
Greg Gagne, R OBP: 0.292, SLG: 0.379 (1, 6)										4	1	1	0	0	1	3									
Inning Stats	R: 0 E: 0 K: 0 S: 4	H: 0 LOB: 0 BB: 0 P: 5	R: 0 E: 0 K: 1 S: 9	H: 2 LOB: 2 BB: 0 P: 14	R: 0 E: 0 K: 0 S: 11	H: 0 LOB: 0 BB: 0 P: 15	R: 0 E: 0 K: 0 S: 7	H: 1 LOB: 1 BB: 0 P: 9	R: 1 E: 0 K: 1 S: 12	H: 2 LOB: 1 BB: 0 P: 16	R: 0 E: 0 K: 0 S: 3	H: 1 LOB: 1 BB: 0 P: 4	R: 0 E: 0 K: 0 S: 6	H: 1 LOB: 1 BB: 0 P: 9	R: 0 E: 0 K: 0 S: 5	H: 1 LOB: 1 BB: 0 P: 8		R: 2 E: 0 K: 1 S: 15	H: 2 LOB: 2 BB: 3 P: 31	1B: 6 2B: 3 3B: 0 HR: 1	SF: 0 SAC: 0 DP: 1 HBP: 0	WP: 0 PB: 0 SB: 0 CS: 0	PA: 38		
PITCHER	IP	WLS	BF	H	R	ER	SO	BB	IBB	HBP	BLK	WP	HR	S	P	ERA	WHIP								
Chris Bosio, R ERA: 3.12 Chuck Cnm, R ERA: 4.7 Dan Plesac, L ERA: 3.45 Doug Henry, R ERA: 3.0	7.0	0.2	3	1	0	0	0	0	0	0	0	0	0	3	5	1.29	1.000								
	0.1	5	2	2	2	0	2	0	0	0	0	0	1	7	18	54.00	12.000								
	1.0	W	3	0	0	0	1	1	0	0	0	0	0	10	16	0.00	1.000								

Batter	1	2	3	4	5	6	7	8	9	AB	R	H	RBI	BB	SO	LOB	BOTTOM								
Paul Molitor, R OBP: 0.395, SLG: 0.513 (1, 10)	SH1-4 SF8 1B		G4-3					G4-3		5	2	2	1	0	0	1	Minnesota Twins @ Milwaukee Brewers Milwaukee County Stadium, Milwaukee, WI Tue Jul 16 1991, 8:05 PM EDT Att: 15,954 - Sunny - 88 F								
Darryl Hamilton, L OBP: 0.344, SLG: 0.319 (1, 8)	SF8 SH1-4 1B									3	0	3	1	2	0	0									
B.J. Surhoff, L OBP: 0.288, SLG: 0.282 (1, 2)	SH1-4									3	0	1	1	0	0	2									
Greg Vaughn, R OBP: 0.321, SLG: 0.495 (1, 7)	SF8									3	0	0	1	0	1	3									
Gary Sheffield, R OBP: 0.299, SLG: 0.364 (1, 5)	G6-3									4	0	1	0	0	0	1									
Franklin Stubbs, L OBP: 0.276, SLG: 0.342 (1, 3)										4	0	1	0	0	1	2									
Candy Maldonado, R OBP: 0.281, SLG: 0.380 Dante Bichette, R OBP: 0.278, SLG: 0.415 (7, 9)										3	0	0	0	0	0	1									
Jim Gantner, L OBP: 0.314, SLG: 0.343 (1, 4)										4	1	1	0	0	0	0									
Bill Spiers, L OBP: 0.300, SLG: 0.338 (1, 6)										4	1	1	0	0	2	1									
Inning Stats	R: 1 E: 0 K: 0 S: 11	H: 2 LOB: 1 BB: 0 P: 17	R: 0 E: 0 K: 0 S: 6	H: 0 LOB: 0 BB: 0 P: 7	R: 0 E: 0 K: 1 S: 10	H: 1 LOB: 1 BB: 0 P: 17	R: 0 E: 0 K: 0 S: 7	H: 1 LOB: 1 BB: 0 P: 10	R: 1 E: 0 K: 2 S: 14	H: 2 LOB: 2 BB: 1 P: 22	R: 0 E: 0 K: 1 S: 9	H: 0 LOB: 0 BB: 0 P: 12	R: 0 E: 0 K: 0 S: 4	H: 0 LOB: 0 BB: 0 P: 7	R: 0 E: 0 K: 0 S: 9	H: 1 LOB: 2 BB: 1 P: 14		R: 2 E: 0 K: 0 S: 9	H: 3 LOB: 1 BB: 0 P: 17	1B: 9 2B: 1 3B: 0 HR: 0	SF: 1 SAC: 1 DP: 0 HBP: 0	WP: 1 PB: 0 SB: 1 CS: 0	PA: 38		
PITCHER	IP	WLS	BF	H	R	ER	SO	BB	IBB	HBP	BLK	WP	HR	S	P	ERA	WHIP								
Kevin Tapani, R ERA: 3.16 Rick Aguilera, R ERA: 3.02	8.0	L	5	3	2	2	0	0	0	0	0	1	0	9	17	27.00	4.500								

Batter	1	2	3	4	5	6	7	8	9	AB	R	H	RBI	BB	SO	LOB	TOP			
Henry Cotto, R OBP: 0.339, SLG: 0.431	E5 G4-3 G3		G5-3			K		G1-3		4	1	0	0	0	1	1	Seattle Mariners @ Milwaukee Brewers Milwaukee County Stadium, Milwaukee, WI Wed Jul 17 1991, 8:05 PM EDT Att: 16,059 - Sunny - 86 F			
Harold Reynolds, S OBP: 0.336, SLG: 0.341	G4-3			G3		G3		BB		3	0	0	0	1	0					
Ken Griffey Jr., L OBP: 0.363, SLG: 0.443	G3			S 1B		1B		K		4	0	2	1	0	1	2				
Pete O'Brien, L OBP: 0.295, SLG: 0.398	G4-3			F9		G4-3			G3-1	4	0	0	0	0	2					
Alvin Davis, L OBP: 0.317, SLG: 0.357		G3		F7			F8		G4-3	4	0	0	0	0	1					
Edgar Martinez, R OBP: 0.399, SLG: 0.433		K			L9		K		G5-3	4	0	0	0	0	2	0				
Tracy Jones, R OBP: 0.340, SLG: 0.455		G1-3			G6-3		G1-3			3	0	0	0	0	0	0				
Scott Bradley, L OBP: 0.300, SLG: 0.273			F7		1B			G1-3 1B		3	0	2	0	0	0	0				
Omar Vizquel, S OBP: 0.288, SLG: 0.275			G6-3		F9			F9		3	0	0	0	0	2					
Inning Stats	R: 1 E: 1 K: 0 S: 8	H: 0 LOB: 0 BB: 0 P: 12	R: 0 E: 0 K: 1 S: 7	H: 0 LOB: 0 BB: 0 P: 12	R: 0 E: 0 K: 0 S: 6	H: 0 LOB: 0 BB: 0 P: 8	R: 0 E: 0 K: 0 S: 9	H: 1 LOB: 1 BB: 0 P: 16	R: 0 E: 0 K: 0 S: 12	H: 1 LOB: 1 BB: 0 P: 22	R: 0 E: 0 K: 1 S: 9	H: 0 LOB: 0 BB: 0 P: 13	R: 0 E: 0 K: 1 S: 6	H: 1 LOB: 2 BB: 1 P: 12	R: 0 E: 0 K: 0 S: 6	H: 0 LOB: 0 BB: 0 P: 8	1B: 4 2B: 0 3B: 0 HR: 0	SF: 0 SAC: 0 DP: 0 HBP: 0	WP: 0 PB: 0 SB: 1 CS: 0	PA: 33
PITCHER Bill Wegman, R ERA: 3.06	IP: 9.0 WLS: W BF: 33	H: 4 R: 1 ER: 0 SO: 4	BB: 1 IBB: 0 HBP: 0 BLK: 0	WP: 0 HR: 0 S: 69 P: 110	ERA: 0.00 WHIP: 0.556	PITCHER										IP: 9.0 WLS: W BF: 33	H: 4 R: 1 ER: 0 SO: 4	BB: 1 IBB: 0 HBP: 0 BLK: 0	WP: 0 HR: 0 S: 69 P: 110	ERA: 0.00 WHIP: 0.556

Batter	1	2	3	4	5	6	7	8	9	AB	R	H	RBI	BB	SO	LOB	BOTTOM			
Paul Moltzer, R OBP: 0.397, SLG: 0.511	L7		G4-3 SF7 1B	BB BB	F9		BB			3	1	1	0	2	0	3	Seattle Mariners @ Milwaukee Brewers Milwaukee County Stadium, Milwaukee, WI Wed Jul 17 1991, 8:05 PM EDT Att: 16,059 - Sunny - 86 F			
Willie Randolph, R OBP: 0.424, SLG: 0.354	BB		G4-3	BB		F9	BB			2	0	0	2	3	0	1				
Candy Maldonado, R OBP: 0.306, SLG: 0.385	BB		SF7 BB	SF8		FC5-4 BB 1B	F7			2	0	1	1	2	0	2				
Greg Vaughn, R OBP: 0.319, SLG: 0.489	K		SF7	F7		FC5-4 BB		G6-3		3	0	0	1	1	1	4				
Gary Sheffield, R OBP: 0.302, SLG: 0.356	F7		FC6-4 BB	BB 1B		FC5-4 BB	G6-3			3	0	0	0	2	0	4				
Dante Bichette, R OBP: 0.280, SLG: 0.412		K	FC6-4		F9	BB	BB	S 3B 1B		4	1	1	0	1	1	3				
Darryl Hamilton, L OBP: 0.346, SLG: 0.336		K		F9		G4-3		BB 1B 3B		5	1	2	1	0	1	3				
Rick Dempsey, R OBP: 0.297, SLG: 0.390		K		WP BB BB		BB	CS 1B	BB 1B		3	1	2	1	2	1	0				
Dale Sveum, S OBP: 0.304, SLG: 0.325			1B G4-3 BB	BB WP SF8 BB	P6			G3		3	2	0	0	2	1	5				
Inning Stats	R: 0 E: 0 K: 1 S: 10	H: 0 LOB: 2 BB: 2 P: 21	R: 0 E: 0 K: 3 S: 9	H: 0 LOB: 0 BB: 0 P: 13	R: 2 E: 0 K: 0 S: 14	H: 1 LOB: 2 BB: 3 P: 29	R: 2 E: 0 K: 0 S: 12	H: 0 LOB: 2 BB: 4 P: 33	R: 0 E: 0 K: 0 S: 15	H: 1 LOB: 3 BB: 2 P: 27	R: 0 E: 0 K: 0 S: 11	H: 1 LOB: 2 BB: 2 P: 22	R: 0 E: 0 K: 1 S: 11	H: 3 LOB: 1 BB: 0 P: 19	R: 2 E: 0 K: 0 S: 12	H: 0 LOB: 0 BB: 0 P: 19	1B: 6 2B: 1 3B: 1 HR: 0	SF: 2 SAC: 0 DP: 1 HBP: 0	WP: 1 PB: 0 SB: 2 CS: 1	PA: 45
PITCHER Randy Johnson, L ERA: 3.87 Michael Jackson, R ERA: 3.54 Russ Swan, L ERA: 2.79 Mike Schooler, R ERA: 5.4	IP: 4.0 WLS: L BF: 23	H: 1 R: 4 ER: 4 SO: 4	BB: 10 IBB: 0 HBP: 0 BLK: 0	WP: 1 HR: 0 S: 48 P: 103	ERA: 9.00 WHIP: 2.750	PITCHER										IP: 4.0 WLS: L BF: 23	H: 1 R: 4 ER: 4 SO: 4	BB: 10 IBB: 0 HBP: 0 BLK: 0	WP: 1 HR: 0 S: 48 P: 103	ERA: 9.00 WHIP: 2.750

Batter	1	2	3	4	5	6	7	8	9	AB	R	H	RBI	BB	SO	LOB	TOP										
Edgar Martinez, R OBP: 0.398, SLG: 0.432 (1, 5)										5	1	1	1	1	1	2	Seattle Mariners @ Milwaukee Brewers Milwaukee County Stadium, Milwaukee, WI Thu Jul 18 1991, 4:33 AM EDT Att: 26,621 - Cloudy - 90 F										
Harold Reynolds, S OBP: 0.339, SLG: 0.341 Jeff Schaefer, R OBP: 0.247, SLG: 0.322 (1, 4) (8, 4)										3	2	1	1	2	1	2											
Ken Griffey Jr., L OBP: 0.371, SLG: 0.455 (1, 8)										6	1	5	3	0	0	1											
Pete O'Brien, L OBP: 0.290, SLG: 0.391 (1, 3)										6	0	0	0	0	1	8											
Alvin Davis, L OBP: 0.316, SLG: 0.356 Greg Briley, L OBP: 0.247, SLG: 0.258 Tracy Jones, R OBP: 0.347, SLG: 0.461 (1, 10) (8, PR) (8, PH)										4	0	1	0	0	0	1											
Dave Cochrane, S OBP: 0.322, SLG: 0.363 Henry Cotto, R OBP: 0.343, SLG: 0.448 (1, 7) (8, PH)										3	0	0	0	0	1	0											
Jay Buhner, R OBP: 0.327, SLG: 0.500 (1, 9)										4	2	2	2	1	1	0											
Omar Vizquel, S OBP: 0.302, SLG: 0.291 (1, 6)										5	2	5	1	0	0	0											
Dave Valle, R OBP: 0.243, SLG: 0.213 (1, 2)										5	1	1	1	0	0	5											
Inning Stats	R: 0 E: 0 K: 2 S: 11	H: 1 LOB: 1 BB: 0 P: 17	R: 0 E: 0 K: 1 S: 9	H: 0 LOB: 0 BB: 0 P: 15	R: 1 E: 0 K: 0 S: 10	H: 2 LOB: 2 BB: 1 P: 18	R: 0 E: 0 K: 1 S: 10	H: 2 LOB: 2 BB: 0 P: 12	R: 1 E: 0 K: 0 S: 11	H: 1 LOB: 1 BB: 1 P: 17	R: 0 E: 0 K: 0 S: 11	H: 2 LOB: 2 BB: 0 P: 20	R: 0 E: 0 K: 0 S: 8	H: 0 LOB: 0 BB: 1 P: 15	R: 10 E: 2 K: 1 S: 28	H: 9 LOB: 1 BB: 1 P: 44		R: 0 E: 0 K: 1 S: 9	H: 1 LOB: 1 BB: 0 P: 14	1B: 14 2B: 2 3B: 1 HR: 1	SF: 0 SAC: 1 DP: 0 HBP: 0	WP: 1 PB: 0 CS: 1	PA: 49				
PITCHER	IP	WLS	BF	H	R	ER	SO	BB	IBB	HBP	BLK	WP	HR	S	P	ERA	WHIP										
Jaime Navarro, R ERA: 3.89 Darren Holmes, R ERA: 4.41 Mark Lee, L ERA: 4.65 Dan Plesac, L ERA: 3.41 Jim Austin, R ERA: 8.59	(1, 1)	7.1	L 36	10	6	6	4	4	0	0	0	1	0	80	130	7.36	1.909										

Batter	1	2	3	4	5	6	7	8	9	AB	R	H	RBI	BB	SO	LOB	BOTTOM										
Paul Moltitor, R OBP: 0.398, SLG: 0.510 (1, 10)										3	0	1	0	1	0	0	Seattle Mariners @ Milwaukee Brewers Milwaukee County Stadium, Milwaukee, WI Thu Jul 18 1991, 4:33 AM EDT Att: 26,621 - Cloudy - 90 F										
Darryl Hamilton, L OBP: 0.349, SLG: 0.340 (1, 8)										4	0	2	0	0	0	1											
B.J. Surhoff, L OBP: 0.284, SLG: 0.277 (1, 2)										4	0	0	0	0	0	3											
Candy Maldonado, R OBP: 0.288, SLG: 0.357 (1, 7)										4	0	0	0	0	1	2											
Gary Sheffield, R OBP: 0.301, SLG: 0.353 (1, 5)										4	0	1	0	0	0	0											
Franklin Stubbs, L OBP: 0.272, SLG: 0.338 (1, 3)										3	0	0	0	0	1	1											
Dante Bichette, R OBP: 0.284, SLG: 0.419 (1, 9)										3	0	2	0	0	0	1											
Jim Gantner, L OBP: 0.311, SLG: 0.340 (1, 4)										3	0	0	0	0	0	2											
Bill Spiers, L OBP: 0.296, SLG: 0.333 (1, 6)										3	0	0	0	0	2	1											
Inning Stats	R: 0 E: 0 K: 0 S: 8	H: 1 LOB: 1 BB: 1 P: 15	R: 0 E: 0 K: 0 S: 8	H: 1 LOB: 0 BB: 0 P: 11	R: 0 E: 0 K: 0 S: 5	H: 0 LOB: 0 BB: 0 P: 9	R: 0 E: 0 K: 0 S: 5	H: 0 LOB: 0 BB: 0 P: 8	R: 0 E: 0 K: 2 S: 10	H: 1 LOB: 1 BB: 0 P: 17	R: 0 E: 0 K: 0 S: 5	H: 1 LOB: 0 BB: 0 P: 6	R: 0 E: 0 K: 0 S: 8	H: 1 LOB: 1 BB: 0 P: 11	R: 0 E: 0 K: 1 S: 8	H: 1 LOB: 1 BB: 0 P: 14		R: 0 E: 0 K: 1 S: 6	H: 0 LOB: 0 BB: 0 P: 10	1B: 5 2B: 1 3B: 0 HR: 0	SF: 0 SAC: 0 DP: 2 HBP: 0	WP: 1 PB: 0 CS: 0	PA: 32				
PITCHER	IP	WLS	BF	H	R	ER	SO	BB	IBB	HBP	BLK	WP	HR	S	P	ERA	WHIP										
Erik Hanson, R ERA: 3.53	(1, 1)	9.0	W 32	6	0	0	4	1	0	0	0	1	0	63	101	0.00	0.778										

AB	44
R	12
H	18
RBI	12
BB	4
SO	6
LOB	19



Batter	1	2	3	4	5	6	7	8	9	10	AB	R	H	RBI	BB	SO	LOB	TOP								
Paul Molitor, R OBP: 0.401, SLG: 0.512 (1, 3)	FC4-6 BB	FC5		G5-3					L9		4	0	1	1	1	0	3	Milwaukee Brewers @ Chicago White Sox Comiskey Park, Chicago, IL Sat Jul 20 1991, 8:05 PM EDT Att. 40,583 - Cloudy - 96 F AB 37 R 6 H 12 RBI 6 BB 7 SO 0 LOB 20								
Darryl Hamilton, L OBP: 0.337, SLG: 0.325 Dante Bichette, R OBP: 0.282, SLG: 0.415 (7, 8)	FC4-6 1B		P4	B1-3			G5-4-3 BB		P2		3	1	0	0	1	0	1									
Gary Sheffield, R OBP: 0.303, SLG: 0.354 (1, 5)	F7		F9			G6-3	G5-4-3 1-2f		G5-4-3 CS 1B		5	0	1	1	0	0	2									
Greg Vaughn, R OBP: 0.322, SLG: 0.486 (1, 7)	1B		1B			G6-3			CS 1B	4-0	4	0	2	1	1	0	0									
B.J. Surhoff, L OBP: 0.261, SLG: 0.277 (1, 10)	P3		F7			F9			SH1-3 1B	0-0	4	0	1	0	0	0	2									
Candy Maldonado, R OBP: 0.296, SLG: 0.361 (1, 9)						G6-3 1B				0-0	5	1	2	0	0	0	2									
Jim Gantner, L OBP: 0.314, SLG: 0.342 Willie Randolph, R OBP: 0.425, SLG: 0.352 (8, PH) (8, 4)		G6-3		1B		1B	1B		G5-3		3	2	2	0	0	0	1									
Rick Dempsey, R OBP: 0.299, SLG: 0.372 (1, 2)						1B	1B				1	0	0	0	1	0	1									
Bill Spiers, L OBP: 0.314, SLG: 0.372 (1, 6)											3	0	0	0	2	0	4									
											4	2	3	3	1	0	3									
Inning Stats	R: 1 E: 1 K: 0 S: 13	H: 1 LOB: 1 BB: 1 P: 23	R: 0 E: 0 K: 0 S: 8	H: 1 LOB: 2 BB: 2 P: 17	R: 0 E: 0 K: 0 S: 6	H: 1 LOB: 1 BB: 0 P: 8	R: 3 E: 0 K: 0 S: 10	H: 3 LOB: 0 BB: 0 P: 12	R: 0 E: 0 K: 0 S: 6	H: 0 LOB: 0 BB: 0 P: 10	R: 1 E: 0 K: 0 S: 12	H: 3 LOB: 2 BB: 0 P: 15	R: 0 E: 0 K: 0 S: 4	H: 0 LOB: 0 BB: 1 P: 8	R: 0 E: 0 K: 0 S: 11	H: 1 LOB: 1 BB: 0 P: 13	R: 1 E: 0 K: 0 S: 10	H: 2 LOB: 0 BB: 0 P: 14	R: 0 E: 0 K: 0 S: 13	H: 0 LOB: 3 BB: 3 P: 26	1B: 10 2B: 1 3B: 0 HR: 1	SF: 0 SAC: 1 DP: 2 HBP: 0	WP: 0 PB: 0 SB: 1 CS: 1	PA: 46		
PITCHER	IP WLS BF H R ER SO BB IBB HBP BLK WP HR S P ERA WHIP	IP WLS BF H R ER SO BB IBB HBP BLK WP HR S P ERA WHIP	IP WLS BF H R ER SO BB IBB HBP BLK WP HR S P ERA WHIP	IP WLS BF H R ER SO BB IBB HBP BLK WP HR S P ERA WHIP	IP WLS BF H R ER SO BB IBB HBP BLK WP HR S P ERA WHIP	IP WLS BF H R ER SO BB IBB HBP BLK WP HR S P ERA WHIP	IP WLS BF H R ER SO BB IBB HBP BLK WP HR S P ERA WHIP	IP WLS BF H R ER SO BB IBB HBP BLK WP HR S P ERA WHIP	IP WLS BF H R ER SO BB IBB HBP BLK WP HR S P ERA WHIP	IP WLS BF H R ER SO BB IBB HBP BLK WP HR S P ERA WHIP	IP WLS BF H R ER SO BB IBB HBP BLK WP HR S P ERA WHIP	IP WLS BF H R ER SO BB IBB HBP BLK WP HR S P ERA WHIP	IP WLS BF H R ER SO BB IBB HBP BLK WP HR S P ERA WHIP	IP WLS BF H R ER SO BB IBB HBP BLK WP HR S P ERA WHIP	IP WLS BF H R ER SO BB IBB HBP BLK WP HR S P ERA WHIP	IP WLS BF H R ER SO BB IBB HBP BLK WP HR S P ERA WHIP	IP WLS BF H R ER SO BB IBB HBP BLK WP HR S P ERA WHIP	IP WLS BF H R ER SO BB IBB HBP BLK WP HR S P ERA WHIP	IP WLS BF H R ER SO BB IBB HBP BLK WP HR S P ERA WHIP	IP WLS BF H R ER SO BB IBB HBP BLK WP HR S P ERA WHIP	IP WLS BF H R ER SO BB IBB HBP BLK WP HR S P ERA WHIP	IP WLS BF H R ER SO BB IBB HBP BLK WP HR S P ERA WHIP	IP WLS BF H R ER SO BB IBB HBP BLK WP HR S P ERA WHIP	IP WLS BF H R ER SO BB IBB HBP BLK WP HR S P ERA WHIP	IP WLS BF H R ER SO BB IBB HBP BLK WP HR S P ERA WHIP	IP WLS BF H R ER SO BB IBB HBP BLK WP HR S P ERA WHIP
Ramon Garcia, R ERA: 4.76 Melido Perez, R ERA: 3.19 Scott Radinsky, L ERA: 2.56 Bobby Thigpen, R ERA: 3.86 (1, 1) (4, 1) (8, 1) (9, 1)	3.1 4.0 0.2 2.0	WLS 18 3 9	BF 6 15 3 1	H 4 1 1	R 3 1 1	ER 0 1 1	SO 0 0 0	BB 3 1 0	IBB 0 0 0	HBP 0 0 0	BLK 0 0 0	WP 0 0 0	HR 1 0 0	S 34 46 7 20	P 56 46 8 36	ERA 8.10 2.25 13.50 0.00	WHIP 2.700 1.250 1.500 1.500									

Batter	1	2	3	4	5	6	7	8	9	10	AB	R	H	RBI	BB	SO	LOB	BOTTOM								
Tim Raines, S OBP: 0.362, SLG: 0.347 (1, 7)	K		L8			1B 2B BB		FC3-6 BB	E8 1B	F7		4	2	0	0	2	1	Milwaukee Brewers @ Chicago White Sox Comiskey Park, Chicago, IL Sat Jul 20 1991, 8:05 PM EDT Att. 40,583 - Cloudy - 96 F AB 39 R 7 H 11 RBI 7 BB 6 SO 5 LOB 25								
Robin Ventura, L OBP: 0.369, SLG: 0.436 (1, 5) (9, 3)	BB BB					F7	FC3-6					4	2	2	2	1	0									
Frank Thomas, R OBP: 0.444, SLG: 0.522 (1, 10)	F9		G5-3			2B 1B	K		2B SF8 1B		5	2	2	0	0	1	4									
Dan Pasqua, L OBP: 0.365, SLG: 0.489 Mike Huff, R OBP: 0.365, SLG: 0.338 (8, PR) (9, 9)						1B 1B	K		F8	SF8 2B		4	1	2	1	1	2									
Warren Newson, L OBP: 0.419, SLG: 0.367 Craig Grebeck, R OBP: 0.317, SLG: 0.457 (8, PH) (9, 5)						1B 2B	F7	1B 2B	F8	SF8 2B		0	0	0	0	0	0									
Lance Johnson, L OBP: 0.277, SLG: 0.287 (1, 8)												3	0	1	2	1	3									
Ron Karkovics, R OBP: 0.328, SLG: 0.345 Matt Merullo, L OBP: 0.292, SLG: 0.336 (7, PH) (8, 2)												0	0	0	0	0	0									
Joey Cora, S OBP: 0.365, SLG: 0.359 Ron Kittle, R OBP: 0.275, SLG: 0.272 (1, 4) (7, PH) (8, 4)												2	0	1	1	1	0									
Ozzie Guillen, L OBP: 0.271, SLG: 0.306 (1, 6)												1	0	0	0	0	0									
Inning Stats	R: 0 E: 0 K: 2 S: 9	H: 0 LOB: 2 BB: 2 P: 23	R: 0 E: 0 K: 1 S: 8	H: 0 LOB: 0 BB: 0 P: 13	R: 0 E: 0 K: 0 S: 9	H: 0 LOB: 1 BB: 0 P: 18	R: 1 E: 0 K: 0 S: 12	H: 3 LOB: 2 BB: 0 P: 21	R: 2 E: 0 K: 1 S: 13	H: 3 LOB: 2 BB: 1 P: 22	R: 0 E: 1 K: 0 S: 7	H: 0 LOB: 2 BB: 1 P: 15	R: 3 E: 1 K: 0 S: 19	H: 3 LOB: 2 BB: 0 P: 26	R: 0 E: 0 K: 0 S: 11	H: 1 LOB: 1 BB: 0 P: 14	R: 1 E: 0 K: 0 S: 3		H: 1 LOB: 0 BB: 0 P: 5	1B: 8 2B: 2 3B: 0 HR: 1	SF: 1 SAC: 0 DP: 0 HBP: 1	WP: 0 PB: 0 SB: 2 CS: 0	PA: 47			
PITCHER	IP WLS BF H R ER SO BB IBB HBP BLK WP HR S P ERA WHIP	IP WLS BF H R ER SO BB IBB HBP BLK WP HR S P ERA WHIP	IP WLS BF H R ER SO BB IBB HBP BLK WP HR S P ERA WHIP	IP WLS BF H R ER SO BB IBB HBP BLK WP HR S P ERA WHIP	IP WLS BF H R ER SO BB IBB HBP BLK WP HR S P ERA WHIP	IP WLS BF H R ER SO BB IBB HBP BLK WP HR S P ERA WHIP	IP WLS BF H R ER SO BB IBB HBP BLK WP HR S P ERA WHIP	IP WLS BF H R ER SO BB IBB HBP BLK WP HR S P ERA WHIP	IP WLS BF H R ER SO BB IBB HBP BLK WP HR S P ERA WHIP	IP WLS BF H R ER SO BB IBB HBP BLK WP HR S P ERA WHIP	IP WLS BF H R ER SO BB IBB HBP BLK WP HR S P ERA WHIP	IP WLS BF H R ER SO BB IBB HBP BLK WP HR S P ERA WHIP	IP WLS BF H R ER SO BB IBB HBP BLK WP HR S P ERA WHIP	IP WLS BF H R ER SO BB IBB HBP BLK WP HR S P ERA WHIP	IP WLS BF H R ER SO BB IBB HBP BLK WP HR S P ERA WHIP	IP WLS BF H R ER SO BB IBB HBP BLK WP HR S P ERA WHIP	IP WLS BF H R ER SO BB IBB HBP BLK WP HR S P ERA WHIP	IP WLS BF H R ER SO BB IBB HBP BLK WP HR S P ERA WHIP	IP WLS BF H R ER SO BB IBB HBP BLK WP HR S P ERA WHIP	IP WLS BF H R ER SO BB IBB HBP BLK WP HR S P ERA WHIP	IP WLS BF H R ER SO BB IBB HBP BLK WP HR S P ERA WHIP	IP WLS BF H R ER SO BB IBB HBP BLK WP HR S P ERA WHIP	IP WLS BF H R ER SO BB IBB HBP BLK WP HR S P ERA WHIP	IP WLS BF H R ER SO BB IBB HBP BLK WP HR S P ERA WHIP	IP WLS BF H R ER SO BB IBB HBP BLK WP HR S P ERA WHIP	IP WLS BF H R ER SO BB IBB HBP BLK WP HR S P ERA WHIP
Jim Hunter, R ERA: 7.71 Mark Lee, L ERA: 4.97 Chuck Crim, R ERA: 4.72 Dan Plesac, L ERA: 3.51 (1, 1) (6, 1) (6, 1) (8, 1)	5.0 0.2 1.2 1.2	WLS 25 4 8	BF 6 10 8	H 3 2 3	R 0 3 1	ER 0 0 1	SO 4 1 1	BB 0 0 0	IBB 0 0 0	HBP 1 0 0	BLK 0 0 0	WP 0 0 0	HR 0 0 1	S 51 7 22	P 97 16 38 29	ERA 5.40 0.00 5.40 5.40	WHIP 1.800 3.000 1.800 1.800									

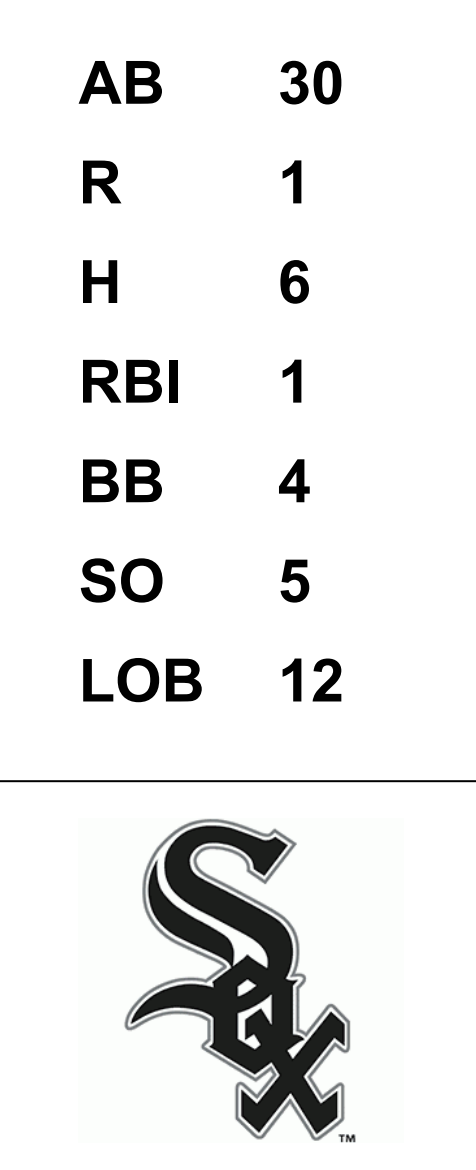
Batter	1	2	3	4	5	6	7	8	9	AB	R	H	RBI	BB	SO	LOB	TOP
Paul Moltzer, R OBP: 0.400, SLG: 0.508 (1, 10)	F7		K2-3			K		FC5-4 BB		3	0	0	0	1	2	0	Milwaukee Brewers @ Chicago White Sox Comiskey Park, Chicago, IL Sun Jul 21 1991, 4:33 AM EDT Att: 41,207 - Cloudy - 84 F
B.J. Surhoff, L OBP: 0.277, SLG: 0.273 (1, 2)	P8			K		F7		FC5-4		4	0	0	0	0	1	1	
Gary Sheffield, R OBP: 0.296, SLG: 0.346 (1, 5)	P4			L7		G5-3		F7		4	0	0	0	0	0	1	
Greg Vaughn, R OBP: 0.324, SLG: 0.497 (1, 7)		HR		P4			SH1-4 BB G4-3 1B		P3	4	2	2	1	0	0	0	
Franklin Stubbs, L OBP: 0.272, SLG: 0.332 (1, 3)		K					G4-3 SH1-4 BB		P4	3	0	1	0	1	1	0	
Dante Bichette, R OBP: 0.279, SLG: 0.410 (1, 8)		G5-3				P5	SH1-4		G4-3	3	0	0	0	0	0	1	
Candy Maldonado, R OBP: 0.284, SLG: 0.344 (1, 9)		K				P2	G4-3			3	0	0	1	0	1	2	
Willie Randolph, R OBP: 0.424, SLG: 0.348 (1, 4)			G5-3				2-3 3-H 2-2 F8			2	0	0	0	1	0	1	
Bill Spiers, L OBP: 0.310, SLG: 0.367 (1, 6)			F8			G4-3		E1 CS		3	0	0	0	0	0	2	

Inning Stats	R	H	E	LOB	P	R	H	E	LOB	P	R	H	E	LOB	P	R	H	E	LOB	P	R	H	E	LOB	P	R	H	E	LOB	P	1B	2B	3B	SF	DP	HBP	WP	HR	S	P	ERA	WHIP	WP	PA
PITCHER	IP	WLS	BF	H	R	ER	SO	BB	IBB	HBP	BLK	WP	HR	S	P	ERA	WHIP											ERA	WHIP															
Charlie Hough, R ERA: 3.65 (1, 1)	7.0	L	26	3	2	2	5	2	0	0	0	0	1	67	107	2.57	0.714											2.57	0.714															
Ken Patterson, L ERA: 2.43 (8, 1)	0.1		2	0	0	0	0	1	0	0	0	0	0	2	6	0.00	3.000											0.00	3.000															
Scott Radinsky, L ERA: 2.45 (8, 1)	1.2		5	0	0	0	0	0	0	0	0	0	0	9	11	0.00	0.000											0.00	0.000															

Batter	1	2	3	4	5	6	7	8	9	AB	R	H	RBI	BB	SO	LOB	BOTTOM
Tim Raines, S OBP: 0.361, SLG: 0.343 (1, 7)	G3-1		F7			G3		S 1B FC2 BB		3	0	0	0	1	0	0	Milwaukee Brewers @ Chicago White Sox Comiskey Park, Chicago, IL Sun Jul 21 1991, 4:33 AM EDT Att: 41,207 - Cloudy - 84 F
Robin Ventura, L OBP: 0.373, SLG: 0.440 (1, 5)	BB 1B		B2-3			G3-6-3 1B		FC2 BB 1B		4	1	3	0	0	0	0	
Frank Thomas, R OBP: 0.443, SLG: 0.517 (1, 10)	K		K			G3-6-3 1-2		FC2 BB		3	0	0	0	1	2	2	
Dan Pasqua, L OBP: 0.367, SLG: 0.486 (1, 3)	1B BB		G6-3			FC2-6 1B		FC2		3	0	1	0	1	0	3	
Warren Newson, L OBP: 0.415, SLG: 0.365 (1, 9)	F7		F7			FC2-6 1-2		SH3-4 BB		3	0	1	1	0	0	1	
Mike Huff, R OBP: 0.369, SLG: 0.338 (7, PR) (8, 9)	1B					F7				0	0	0	0	1	0	0	
Lance Johnson, L OBP: 0.277, SLG: 0.293 (1, 8)	F8		2-1 3B			F7		SH3-4		3	0	1	0	0	0	3	
Ron Karkovics, R OBP: 0.317, SLG: 0.333 (1, 2)	K		2-1		K	F8		F7		2	0	0	0	0	2	0	
Matt Merullo, L OBP: 0.287, SLG: 0.330 (7, PH) (8, 2)										2	0	0	0	0	0	2	
Joey Cora, S OBP: 0.356, SLG: 0.349 (1, 4)	G3-1		G4-3			F8		K		3	0	0	0	0	0	0	
Carlton Fisk, R OBP: 0.324, SLG: 0.396 (9, PH)										1	0	0	0	0	1	1	
Ozzie Guillen, L OBP: 0.269, SLG: 0.303 (1, 6)	L4		P5			F7				3	0	0	0	0	0	0	

Inning Stats	R	H	E	LOB	P	R	H	E	LOB	P	R	H	E	LOB	P	R	H	E	LOB	P	R	H	E	LOB	P	R	H	E	LOB	P	1B	2B	3B	SF	DP	HBP	WP	HR	S	P	ERA	WHIP	WP	PA
PITCHER	IP	WLS	BF	H	R	ER	SO	BB	IBB	HBP	BLK	WP	HR	S	P	ERA	WHIP											ERA	WHIP															
Chris Bosio, R ERA: 2.96 (1, 1)	9.0	W	36	6	1	1	5	4	0	0	0	0	0	70	127	1.00	1.111											1.00	1.111															

AB	R	H	RBI	BB	SO	LOB
29	2	3	2	3	5	8



Batter	1	2	3	4	5	6	7	8	9	AB	R	H	RBI	BB	SO	LOB	TOP				
Paul Moltzer, R OBP: 0.395, SLG: 0.501 (1, 10)	G4-3		F8		K		K		K	5	0	0	0	0	3	3	Milwaukee Brewers @ Chicago White Sox Comiskey Park, Chicago, IL Mon Jul 22 1991, 8:05 PM EDT Att: 42,295 - Cloudy - 98 F				
Willie Randolph, R OBP: 0.418, SLG: 0.343 Jim Gantner, L OBP: 0.316, SLG: 0.344 (8, PH)	F9		G5-3		F7					3	0	0	0	0	0	0					
Gary Sheffield, R OBP: 0.290, SLG: 0.337 (1, 5)	G6-3		G4-3		L6				F7	4	0	0	0	0	0	1					
Greg Vaughn, R OBP: 0.323, SLG: 0.492 (1, 7)					F7				P4	3	0	0	0	1	0	1					
Candy Maldonado, R OBP: 0.295, SLG: 0.343 (1, 9)									F9	3	2	1	0	1	0	1					
Dante Bichette, R OBP: 0.276, SLG: 0.408 (1, 8)					K				G4-6-3	4	1	1	0	0	1	4					
Franklin Stubbs, L OBP: 0.275, SLG: 0.335 (1, 3)					E3				G3	4	1	2	1	0	0	3					
Rick Dempsey, R OBP: 0.313, SLG: 0.379 B.J. Surhoff, L OBP: 0.276, SLG: 0.276 (9, PH)									SH1-4	1	0	1	1	1	0	0					
Dale Sveum, S OBP: 0.305, SLG: 0.331 Bill Spiers, L OBP: 0.309, SLG: 0.365 (9, PH)					G4-3				G3	3	0	1	2	0	0	2					
Inning Stats	R: 0 E: 0 K: 0 S: 5	H: 0 LOB: 0 BB: 0 P: 8	R: 2 E: 0 K: 0 S: 8	H: 2 LOB: 2 BB: 2 P: 20	R: 0 E: 0 K: 0 S: 5	H: 0 LOB: 0 BB: 0 P: 9	R: 2 E: 1 K: 1 S: 11	H: 2 LOB: 1 BB: 1 P: 21	R: 0 E: 0 K: 0 S: 5	H: 0 LOB: 0 BB: 0 P: 9	R: 0 E: 1 K: 1 S: 7	H: 1 LOB: 1 BB: 0 P: 11	R: 0 E: 0 K: 0 S: 5	H: 1 LOB: 1 BB: 0 P: 7	R: 0 E: 0 K: 1 S: 9	H: 2 LOB: 2 BB: 0 P: 11		1B: 7 2B: 1 3B: 0 HR: 0	SF: 0 SAC: 1 DP: 1 HBP: 0	WP: 1 PB: 0 SB: 1 CS: 0	PA: 37
PITCHER	IP	WLS	BF	H	R	ER	SO	BB	IBB	HBP	BLK	WP	HR	S	P	ERA	WHIP				
Greg Hibbard, L ERA: 4.12 Melido Perez, R ERA: 3.15 Scott Radinsky, L ERA: 2.41 Bobby Thigpen, R ERA: 3.77	(1, 1)	6.0	W	25	5	4	3	2	3	0	0	0	0	45	82	4.50	1.333				

Batter	1	2	3	4	5	6	7	8	9	AB	R	H	RBI	BB	SO	LOB	BOTTOM				
Tim Raines, S OBP: 0.357, SLG: 0.339 (1, 7)	G4-3	G3			F8	G4-3				4	0	0	0	0	0	3	Milwaukee Brewers @ Chicago White Sox Comiskey Park, Chicago, IL Mon Jul 22 1991, 8:05 PM EDT Att: 42,295 - Cloudy - 98 F				
Robin Ventura, L OBP: 0.372, SLG: 0.441 (1, 5)					G4-3				G3-1	4	1	1	0	0	0	1					
Frank Thomas, R OBP: 0.438, SLG: 0.511 (1, 10)	F9				G5-3				F8	4	0	0	0	0	0	1					
Dan Pasqua, L OBP: 0.369, SLG: 0.498 (7, 3)					G3-1				G4-3	3	1	1	1	1	0	0					
Carlton Fisk, R OBP: 0.323, SLG: 0.393 (1, 2)					G6-3				F9	4	0	1	1	0	1	0					
Ron Kittle, R OBP: 0.250, SLG: 0.250 Lance Johnson, L OBP: 0.279, SLG: 0.295 (6, FR)					F8				FC6-4	3	0	1	0	0	0	2					
Craig Grebeck, R OBP: 0.315, SLG: 0.449 (1, 4)									G6-3	4	3	1	0	0	0	2					
Mike Huff, R OBP: 0.370, SLG: 0.347 (7, 9)									SH1-3	2	0	1	0	0	1	0					
Ozzie Guillen, L OBP: 0.272, SLG: 0.307 (1, 6)									G3	3	0	2	2	0	0	0					
Inning Stats	R: 1 E: 0 K: 0 S: 11	H: 2 LOB: 2 BB: 1 P: 24	R: 1 E: 1 K: 0 S: 11	H: 1 LOB: 1 BB: 0 P: 16	R: 0 E: 0 K: 0 S: 8	H: 0 LOB: 0 BB: 0 P: 14	R: 1 E: 1 K: 1 S: 9	H: 1 LOB: 0 BB: 0 P: 13	R: 0 E: 0 K: 0 S: 5	H: 0 LOB: 0 BB: 0 P: 12	R: 2 E: 0 K: 0 S: 12	H: 4 LOB: 2 BB: 0 P: 12	R: 0 E: 0 K: 0 S: 4	H: 0 LOB: 0 BB: 0 P: 9	R: 0 E: 0 K: 1 S: 8	H: 1 LOB: 0 BB: 0 P: 14		1B: 6 2B: 2 3B: 0 HR: 1	SF: 0 SAC: 1 DP: 0 HBP: 0	WP: 1 PB: 0 SB: 0 CS: 1	PA: 34
PITCHER	IP	WLS	BF	H	R	ER	SO	BB	IBB	HBP	BLK	WP	HR	S	P	ERA	WHIP				
Bill Wegman, R ERA: 3.09	(1, 1)	8.0	L	34	9	5	3	2	1	0	0	0	1	68	114	3.38	1.250				



Batter	1	2	3	4	5	6	7	8	9	AB	R	H	RBI	BB	SO	LOB	TOP			
Paul Moltzer, R (1, 10) OBP: 0.394, SLG: 0.496	2-1 F9 1B S HBP	4-0 SF8 1B BB		2-0 G6-3			3-2 G5-4-3 1B			2	1	1	0	1	0	0	Milwaukee Brewers @ Kansas City Royals Royals Stadium, Kansas City, MO Wed Jul 24 1991, 8:05 PM EDT Att: 26,620 - Sunny - 78 F			
Willie Randolph, R (1, 4) OBP: 0.419, SLG: 0.344	1-2 F S BLK	1-0 SF8 1B		0-0 F9			0-1 G5-4-3			4	1	2	1	0	0	1				
B.J. Surhoff, L (1, 2) OBP: 0.281, SLG: 0.283	3-2 F9	2-1 SF8			1-2 F8			1-1 G4-3		3	0	0	1	0	0	2				
Greg Vaughn, R (1, 7) OBP: 0.321, SLG: 0.482	3-3 K	1-3 K			3-3 K			3-2 F9		4	0	0	0	0	3	4				
Franklin Stubbs, L (1, 3) OBP: 0.284, SLG: 0.353	4-2 BLK BB		3-1 G6-3		3-2 CS 1B			2-1 F9		3	0	1	0	1	0	0				
Gary Sheffield, R (1, 5) OBP: 0.277, SLG: 0.320	3-2 G6-3		0-0 G6-3		1-1 CS	0-2 F8		0-2 F7		4	0	0	0	0	0	1				
Dante Bichette, R (1, 9) OBP: 0.282, SLG: 0.408		1-1 G5-3	0-0 S 1B			0-3 K		0-2 G3-1		4	0	1	0	0	1	0				
Darryl Hamilton, L (1, 8) OBP: 0.335, SLG: 0.319		4-2 2B 1B BB	1-2 K		1-3 K			1-2 F7		3	1	0	0	1	2	1				
Bill Spiers, L (1, 6) OBP: 0.312, SLG: 0.371		0-0 1B SF8 2B		3-2 F7			2-2 F7			3	1	1	0	0	0	0				
Inning Stats	R: 2 E: 0 K: 1 S: 18	H: 1 LOB: 1 BB: 1 P: 34	R: 2 E: 0 K: 1 S: 11	H: 2 LOB: 2 BB: 2 P: 24	R: 0 E: 0 K: 1 S: 7	H: 1 LOB: 1 BB: 0 P: 13	R: 0 E: 0 K: 0 S: 6	H: 0 LOB: 0 BB: 0 P: 11	R: 0 E: 0 K: 2 S: 10	H: 0 LOB: 0 BB: 0 P: 11	R: 0 E: 0 K: 0 S: 9	H: 1 LOB: 0 BB: 0 P: 14	R: 0 E: 0 K: 0 S: 7	H: 0 LOB: 0 BB: 0 P: 13	R: 0 E: 0 K: 0 S: 9	H: 0 LOB: 0 BB: 0 P: 10		1B: 5 2B: 1 3B: 0 HR: 0	SF: 1 SAC: 0 DP: 1 HBP: 1	WP: 0 PB: 0 CS: 3
PITCHER	IP WLS BF H R ER SO BB IBB HBP BLK WP HR S P ERA WHIP	6.0 W 6 5 4 3 6 3 0 1 1 0 0 62 111 4.50 1.333	2.0 W 6 1 0 0 0 0 0 0 0 0 0 16 27 0.00 0.500	1.0 S 3 0 0 0 0 0 0 0 0 0 0 9 10 0.00 0.000	PITCHER															

Batter	1	2	3	4	5	6	7	8	9	AB	R	H	RBI	BB	SO	LOB	BOTTOM			
Brian McRae, S (1, 8) OBP: 0.288, SLG: 0.372	1-0 G3	1-1 L4		1-2 F8 BB 1B	2-3 K			1-0 BLK 1B		5	1	2	0	0	1	4	Milwaukee Brewers @ Kansas City Royals Royals Stadium, Kansas City, MO Wed Jul 24 1991, 8:05 PM EDT Att: 26,620 - Sunny - 78 F			
Kirk Gibson, L (1, 7) OBP: 0.328, SLG: 0.428	1-1 FC1-4 1B	1-1 G3		1-2 BB		2-1 F7		0-0 1B SF7 1B		4	1	2	1	1	0	2				
Gary Thurman, R (9, 7) OBP: 0.301, SLG: 0.359				1-2 BB				1-H SF7 1B		0	0	0	0	0	0	0				
George Brett, L (1, 10) OBP: 0.331, SLG: 0.426	1-0 FC1-4 2B		0-0 BB 1B	2-3 F8		1-0 G4-3 2B		2-1 SF7 1B		5	3	3	0	0	0	3				
Jim Eisenreich, L (1, 9) OBP: 0.331, SLG: 0.380	1-0 2B 1B		4-0 SH5-4 1B G4-3 BB	1-1 G1-3		3-0 G4-3		1-0 SF7		3	1	1	1	1	0	3				
Todd Benzinger, S (1, 3) OBP: 0.286, SLG: 0.354	1-0 1-3 2B		2-0 G4-3 SH5-4 1B	2-0 1B 1B		4-1 BB		1-2 3-H 1B		4	1	4	3	1	0	0				
Bill Peotta, R (1, 5) OBP: 0.349, SLG: 0.414	1-2 G4-3		1-0 SH5-4	1-2 SH5-4 1B	1-2 SH5-4 1B	0-2 L8		1-1 F7		4	0	1	0	0	0	5				
Brent Mayne, L (1, 2) OBP: 0.339, SLG: 0.317		2-2 E BB 1B	1-0 G4-3	1-2 SH5-4 1B	1-0 SH5-4 1B		2-2 F9	1-2 G4-3		5	0	2	2	0	0	2				
Terry Shumpert, R (1, 4) OBP: 0.268, SLG: 0.320		1-2 F8	1-2 P3	0-0 SH5-4			0-0 F7			3	0	0	0	0	0	2				
David Howard, S (1, 6) OBP: 0.241, SLG: 0.162		4-1 E BB		0-0 F8	1-0 P5		0-0 F7			3	0	0	0	1	0	2				
Inning Stats	R: 1 E: 0 K: 0 S: 9	H: 3 LOB: 2 BB: 0 P: 15	R: 0 E: 1 K: 0 S: 11	H: 1 LOB: 1 BB: 1 P: 20	R: 2 E: 0 K: 0 S: 6	H: 2 LOB: 1 BB: 1 P: 14	R: 0 E: 0 K: 0 S: 9	H: 1 LOB: 2 BB: 1 P: 15	R: 1 E: 0 K: 1 S: 11	H: 3 LOB: 2 BB: 0 P: 18	R: 0 E: 0 K: 0 S: 8	H: 1 LOB: 1 BB: 1 P: 18	R: 0 E: 0 K: 0 S: 6	H: 0 LOB: 0 BB: 0 P: 8	R: 3 E: 0 K: 0 S: 17	H: 4 LOB: 1 BB: 0 P: 24	1B: 13 2B: 2 3B: 0 HR: 0	SF: 1 SAC: 2 DP: 0 HBP: 0	WP: 0 PB: 0 CS: 0	PA: 43
PITCHER	IP WLS BF H R ER SO BB IBB HBP BLK WP HR S P ERA WHIP	4.0 L 11 4 0 0 1 1 0 0 0 0 0 19 34 0.00 0.667	3.0 L 7 4 3 3 0 0 0 0 0 1 0 0 17 24 27.00 4.000	PITCHER																

Batter	1	2	3	4	5	6	7	8	9	AB	R	H	RBI	BB	SO	LOB	TOP				
Paul Moltzer, R OBP: 0.391, SLG: 0.491 (1, 10)	G5-3		G4-3			F8		K		4	0	0	0	0	1	1					
Darryl Hamilton, L OBP: 0.339, SLG: 0.323 (1, 8)	L3			FC3-6 1B					L7	4	0	2	0	0	0	0					
B.J. Surhoff, L OBP: 0.280, SLG: 0.282 (1, 5)	E4			FC3-6 1B					G6-3	4	0	1	0	0	1	1					
Franklin Stubbs, L OBP: 0.280, SLG: 0.348 (1, 3)	G6-3			FC3-6 1B					G4-3	4	0	0	0	0	0	3					
Candy Maldonado, R OBP: 0.279, SLG: 0.311 (1, 7) (8, 9)		F8		P4						3	0	0	0	0	0	2					
Bill Spiers, L OBP: 0.308, SLG: 0.366 (1, 6)	K			F7						3	0	0	0	0	1	2					
Dante Bichette, R OBP: 0.404, SLG: 0.494 Willie Randolph, R OBP: 0.419, SLG: 0.344 (1, 9) (8, 4)	G6-3					G4-3		K		3	0	0	0	0	1	0					
Rick Dempsey, R OBP: 0.314, SLG: 0.378 (1, 2)			G6-3			F9				3	0	1	0	0	0	0					
Dale Sveum, S OBP: 0.302, SLG: 0.328 Greg Vaughn, R OBP: 0.320, SLG: 0.481 (1, 4) (8, PH) (8, 7)			L6			K		P6		2	0	0	0	0	1	0					
Inning Stats	R: 0 E: 1 K: 0 S: 11	H: 0 LOB: 1 BB: 0 P: 18	R: 0 E: 0 K: 1 S: 11	H: 0 LOB: 0 BB: 0 P: 16	R: 0 E: 0 K: 0 S: 7	H: 2 LOB: 2 BB: 0 P: 12	R: 0 E: 0 K: 1 S: 10	H: 0 LOB: 0 BB: 0 P: 14	R: 0 E: 0 K: 1 S: 8	H: 1 LOB: 0 BB: 0 P: 13	R: 0 E: 0 K: 0 S: 7	H: 0 LOB: 0 BB: 0 P: 12	R: 0 E: 0 K: 2 S: 10	H: 1 LOB: 1 BB: 0 P: 18	R: 0 E: 0 K: 0 S: 7	H: 0 LOB: 0 BB: 0 P: 11	1B: 4 2B: 0 3B: 0 HR: 0	SF: 0 SAC: 0 DP: 0 HBP: 0	WP: 0 PB: 0 CS: 1	PA: 31	
PITCHER	IP	WLS	BF	H	R	ER	SO	BB	IBB	HBP	BLK	WP	HR	S	P	ERA	WHIP				
Luis Aquino, R ERA: 2.69 Jeff Montgomery, R ERA: 4.01	(1, 1) (9, 1)	8.0 S	28 3	4 0	0 0	0 0	5 0	0 0	0 0	0 0	0 0	0 0	0 0	70 7	112 11	0.00 0.00	0.500 0.000				

Milwaukee Brewers @ Kansas City Royals
Royals Stadium, Kansas City, MO
Thu Jul 25 1991, 8:05 PM EDT
Att: 30,309 - Cloudy - 81 F

AB 31
R 0
H 4
RBI 0
BB 0
SO 5
LOB 10



Batter	1	2	3	4	5	6	7	8	9	AB	R	H	RBI	BB	SO	LOB	BOTTOM				
Brian McRae, S OBP: 0.288, SLG: 0.373 (1, 8)	K2-3		G1-3							4	0	1	0	0	1	1					
Kirk Gibson, L OBP: 0.330, SLG: 0.429 Gary Thurman, R OBP: 0.301, SLG: 0.359 (1, 7) (9, 7)	S 1B			K			G4-3			4	0	2	0	0	1	1					
George Brett, L OBP: 0.330, SLG: 0.422 (1, 10)	L7			1B BB			P4			3	1	0	0	1	1	3					
Jim Eisenreich, L OBP: 0.330, SLG: 0.378 (1, 9)	G3-1			HBP 1B			F7			4	1	1	0	0	0	3					
Todd Benzinger, S OBP: 0.286, SLG: 0.354 (1, 3)		F7		1B FC1-2 1B						3	0	1	1	0	0	0					
Bill Peacock, R OBP: 0.348, SLG: 0.410 (1, 5)		G6-3		FC1-2 HBP						2	0	0	0	0	0	0					
Brent Mayne, L OBP: 0.339, SLG: 0.318 (1, 2)		G3-1		FC1-2 1B						3	0	1	1	0	0	0					
Terry Shumpert, R OBP: 0.268, SLG: 0.318 (1, 4)			L5		FC1-2					2	0	0	0	0	0	3					
David Howard, S OBP: 0.235, SLG: 0.158 (1, 6)			F9		F8			SH3-4		2	0	0	0	0	0	3					
Inning Stats	R: 0 E: 0 K: 1 S: 9	H: 1 LOB: 1 BB: 0 P: 18	R: 0 E: 0 K: 0 S: 5	H: 0 LOB: 0 BB: 0 P: 7	R: 0 E: 0 K: 0 S: 11	H: 0 LOB: 0 BB: 0 P: 17	R: 2 E: 0 K: 1 S: 18	H: 3 LOB: 3 BB: 1 P: 28	R: 0 E: 0 K: 0 S: 5	H: 1 LOB: 1 BB: 0 P: 8	R: 0 E: 0 K: 0 S: 4	H: 0 LOB: 0 BB: 0 P: 5	R: 0 E: 0 K: 0 S: 8	H: 0 LOB: 0 BB: 0 P: 14	R: 0 E: 0 K: 1 S: 8	H: 1 LOB: 0 BB: 0 P: 11	1B: 5 2B: 1 3B: 0 HR: 0	SF: 0 SAC: 1 DP: 1 HBP: 2	WP: 0 PB: 0 CS: 1	PA: 31	
PITCHER	IP	WLS	BF	H	R	ER	SO	BB	IBB	HBP	BLK	WP	HR	S	P	ERA	WHIP				
Jim Hunter, R ERA: 7.15 Dan Plesac, L ERA: 3.13	(1, 1) (5, 1)	4.0 L	19 12	5 1	2 0	2 0	2 1	2 0	2 0	2 1	0 0	0 0	0 0	24 24	36 36	0.00 0.00	1.500 0.250				

Milwaukee Brewers @ Kansas City Royals
Royals Stadium, Kansas City, MO
Thu Jul 25 1991, 8:05 PM EDT
Att: 30,309 - Cloudy - 81 F

AB 27
R 2
H 6
RBI 2
BB 1
SO 3
LOB 14



Batter	1	2	3	4	5	6	7	8	9	AB	R	H	RBI	BB	SO	LOB	TOP										
Paul Moltzer, R (1.10) OBP: 0.389, SLG: 0.491	G4-3			G6-3		G6-3		K		4	1	1	1	0	1	0	Milwaukee Brewers @ Minnesota Twins Hubert H. Humphrey Metrodome, Minneapolis, MN Fri Jul 26 1991, 8:05 PM EDT Att: 39,211 - Dome - 70 F livebaseballscorecards.com										
Darryl Hamilton, L (1.8) OBP: 0.337, SLG: 0.333	F7			G4-3		G4-3		F8		4	1	1	1	0	0												
B.J. Surhoff, L (1.2) OBP: 0.280, SLG: 0.282	L6			G4-3		G4-3		K		4	0	1	1	0	1												
Greg Vaughn, R (1.7) OBP: 0.316, SLG: 0.474		F9		G1-3		K		F8		4	0	0	0	0	1												
Franklin Stubbs, L (1.3) OBP: 0.281, SLG: 0.347		P6			F8-3		K			3	0	1	0	0	1												
Candy Maldonado, R (1.9) OBP: 0.261, SLG: 0.299		F8			K		K			3	0	0	0	0	2												
Jim Gantner, L (1.4) OBP: 0.313, SLG: 0.341			F8		F8-3		G1-6-3			3	0	0	0	0	1												
Bill Spiers, L (1.6) OBP: 0.305, SLG: 0.362		G4-3				K		G5-3		3	0	0	0	0	1												
Dale Sveum, S (1.5) OBP: 0.302, SLG: 0.333			G3					G4-3		3	1	1	0	0	0												
Inning Stats	R: 0 E: 0 K: 0 S: 8	H: 0 LOB: 0 BB: 0 P: 13	R: 0 E: 0 K: 0 S: 5	H: 0 LOB: 0 BB: 0 P: 9	R: 0 E: 0 K: 0 S: 8	H: 1 LOB: 1 BB: 0 P: 11	R: 0 E: 0 K: 0 S: 13	H: 1 LOB: 1 BB: 0 P: 20	R: 0 E: 0 K: 1 S: 7	H: 1 LOB: 2 BB: 0 P: 8	R: 3 E: 0 K: 2 S: 15	H: 3 LOB: 0 BB: 0 P: 22	R: 0 E: 0 K: 2 S: 7	H: 0 LOB: 0 BB: 0 P: 12	R: 0 E: 0 K: 1 S: 9	H: 0 LOB: 0 BB: 0 P: 13	R: 0 E: 0 K: 1 S: 9	H: 0 LOB: 0 BB: 0 P: 13	1B: 2 2B: 3 3B: 1 HR: 0	SF: 0 SAC: 0 DP: 1 HBP: 0	WP: 0 PB: 0 SB: 0 CS: 0	PA: 31					
PITCHER	IP	WLS	BF	H	R	ER	SO	BB	IBB	HBP	BLK	WP	HR	S	P	ERA	WHIP										
Kevin Tapani, R (1.1) ERA: 3.05	8.0	W	28	5	3	3	6	0	0	0	0	0	0	72	108	3.38	0.625										
Rick Aguilera, R (9.1) ERA: 2.96	1.0	S	3	0	0	0	1	0	0	0	0	0	0	9	13	0.00	0.000										

Batter	1	2	3	4	5	6	7	8	9	AB	R	H	RBI	BB	SO	LOB	BOTTOM										
Dan Gladden, R (1.7) OBP: 0.327, SLG: 0.382	K	FC6-4		B1-3				G6-3		5	0	1	3	0	1	2	Milwaukee Brewers @ Minnesota Twins Hubert H. Humphrey Metrodome, Minneapolis, MN Fri Jul 26 1991, 8:05 PM EDT Att: 39,211 - Dome - 70 F livebaseballscorecards.com										
Randy Bush, L (1.9) OBP: 0.336, SLG: 0.392								SH4-3		3	0	1	0	1	2	0											
Jarvis Brown, R (7. PR) OBP: 0.235, SLG: 0.235								SH4-3		0	1	0	0	0	0	0											
Kirby Puckett, R (1.8) OBP: 0.373, SLG: 0.501	BB							G4-3		4	1	2	0	1	1	3											
Kent Hrbek, L (1.3) OBP: 0.358, SLG: 0.429	F7							F8		3	0	0	0	2	0	5											
Chili Davis, S (1.10) OBP: 0.369, SLG: 0.525								F8		3	1	2	2	1	0	2											
Brian Harper, R (1.2) OBP: 0.345, SLG: 0.456								2B		3	0	1	1	1	0	6											
Mike Pagliarulo, L (1.5) OBP: 0.335, SLG: 0.427								G4-6-3		4	0	2	0	0	0	2											
Chuck Knoblauch, R (6. PR) OBP: 0.340, SLG: 0.332								G1-3		0	1	0	0	0	0	0											
Greg Gagne, R (1.6) OBP: 0.292, SLG: 0.379								SH		3	1	1	0	0	1	2											
Al Newman, S (1.4) OBP: 0.273, SLG: 0.232								SH		3	1	0	0	0	0	3											
Inning Stats	R: 0 E: 0 K: 2 S: 9	H: 0 LOB: 1 BB: 1 P: 16	R: 1 E: 0 K: 1 S: 13	H: 2 LOB: 2 BB: 1 P: 22	R: 1 E: 0 K: 1 S: 10	H: 2 LOB: 2 BB: 1 P: 18	R: 0 E: 0 K: 0 S: 4	H: 1 LOB: 0 BB: 0 P: 5	R: 0 E: 0 K: 1 S: 12	H: 1 LOB: 2 BB: 2 P: 23	R: 0 E: 0 K: 0 S: 9	H: 0 LOB: 0 BB: 0 P: 13	R: 1 E: 0 K: 0 S: 9	H: 2 LOB: 3 BB: 1 P: 19	R: 3 E: 1 K: 0 S: 13	H: 2 LOB: 2 BB: 0 P: 18	R: 3 E: 1 K: 0 S: 13	H: 2 LOB: 2 BB: 0 P: 18	1B: 7 2B: 2 3B: 0 HR: 1	SF: 0 SAC: 3 DP: 2 HBP: 0	WP: 0 PB: 0 SB: 0 CS: 0	PA: 40					
PITCHER	IP	WLS	BF	H	R	ER	SO	BB	IBB	HBP	BLK	WP	HR	S	P	ERA	WHIP										
Chris Bosio, R (1.1) ERA: 3.02	6.1	L	30	7	3	3	5	6	0	0	0	0	0	61	106	4.26	2.053										
Darren Holmes, R (7.1) ERA: 5.3	0.2	L	7	3	3	2	0	0	0	0	0	0	0	13	22	27.00	4.500										
Doug Henry, R (8.1) ERA: 3.6	1.0		3	0	0	0	0	0	0	0	0	0	0	5	6	0.00	0.000										

Batter	1	2	3	4	5	6	7	8	9	AB	R	H	RBI	BB	SO	LOB	TOP				
Paul Moltor, R OBP: 0.389, SLG: 0.492	2-1 FC6-4 1B		3-3 K		0-0 2B		0-2 F8	0-1 F9		5	0	2	0	0	1	2					
Willie Randolph, R OBP: 0.419, SLG: 0.347	2-3 K		4-1 BB		2-1 P5		0-0 E9	3-2 G4-3		4	0	1	0	1	1	2					
Greg Vaughn, R OBP: 0.315, SLG: 0.468	3-1 L7		2-3 K		4-2 BB		3-1 P3	1-3 K		4	0	0	0	1	2	3					
Dante Bichette, R OBP: 0.281, SLG: 0.404	0-0 FC6-4			3-2 SH1-3 SF9 1B	1-3 K			0-0 HR	2-2 G4-3	5	2	2	0	0	1	3					
Candy Maldonado, R OBP: 0.283, SLG: 0.358		3-2 G5-3		3-1 SF9 SH1-3 1B		1-0 FC4-6 1B		3-1 HR		4	1	3	2	0	0	0					
Darryl Hamilton, L OBP: 0.337, SLG: 0.333		3-3 K		1-1 SH1-3		0-0 FC4-6 1B		2-2 F8 1B		3	0	1	0	0	1	1					
Dale Sveum, S OBP: 0.306, SLG: 0.356		3-2 HR		2-1 SF9		1-3 K		1-0 1B		3	1	2	2	0	1	1					
Rick Dempsey, R OBP: 0.302, SLG: 0.362		3-2 P3		2-3 F9		1-3 K		1-1 P2		4	0	0	0	0	1	4					
Bill Spiers, L OBP: 0.300, SLG: 0.356			3-3 K		2-2 F8		1-0 P5	0-0 F8		4	0	0	0	0	1	2					
Inning Stats	R: 0 E: 0 K: 1 S: 8	H: 1 LOB: 1 BB: 0 P: 15	R: 1 E: 0 K: 1 S: 21	H: 1 LOB: 0 BB: 0 P: 33	R: 0 E: 0 K: 3 S: 10	H: 0 LOB: 1 BB: 1 P: 22	R: 1 E: 0 K: 0 S: 19	H: 2 LOB: 1 BB: 0 P: 30	R: 0 E: 0 K: 2 S: 13	H: 1 LOB: 1 BB: 0 P: 11	R: 0 E: 1 K: 0 S: 7	H: 1 LOB: 1 BB: 0 P: 11	R: 2 E: 0 K: 0 S: 12	H: 4 LOB: 2 BB: 0 P: 19	R: 0 E: 0 K: 1 S: 9	H: 0 LOB: 0 BB: 0 P: 15	1B: 7 2B: 2 3B: 0 HR: 2	SF: 1 SAC: 1 DP: 0 HBP: 0	WP: 0 PB: 0 SB: 0 CS: 0	PA: 40	
PITCHER	IP WLS BF H R ER SO BB IBB HBP BLK WP HR S P ERA WHIP	IP WLS BF H R ER SO BB IBB HBP BLK WP HR S P ERA WHIP	IP WLS BF H R ER SO BB IBB HBP BLK WP HR S P ERA WHIP	IP WLS BF H R ER SO BB IBB HBP BLK WP HR S P ERA WHIP	IP WLS BF H R ER SO BB IBB HBP BLK WP HR S P ERA WHIP	IP WLS BF H R ER SO BB IBB HBP BLK WP HR S P ERA WHIP	IP WLS BF H R ER SO BB IBB HBP BLK WP HR S P ERA WHIP	IP WLS BF H R ER SO BB IBB HBP BLK WP HR S P ERA WHIP	IP WLS BF H R ER SO BB IBB HBP BLK WP HR S P ERA WHIP	IP WLS BF H R ER SO BB IBB HBP BLK WP HR S P ERA WHIP	IP WLS BF H R ER SO BB IBB HBP BLK WP HR S P ERA WHIP	IP WLS BF H R ER SO BB IBB HBP BLK WP HR S P ERA WHIP	IP WLS BF H R ER SO BB IBB HBP BLK WP HR S P ERA WHIP	IP WLS BF H R ER SO BB IBB HBP BLK WP HR S P ERA WHIP	IP WLS BF H R ER SO BB IBB HBP BLK WP HR S P ERA WHIP	IP WLS BF H R ER SO BB IBB HBP BLK WP HR S P ERA WHIP	IP WLS BF H R ER SO BB IBB HBP BLK WP HR S P ERA WHIP	IP WLS BF H R ER SO BB IBB HBP BLK WP HR S P ERA WHIP	IP WLS BF H R ER SO BB IBB HBP BLK WP HR S P ERA WHIP	IP WLS BF H R ER SO BB IBB HBP BLK WP HR S P ERA WHIP	IP WLS BF H R ER SO BB IBB HBP BLK WP HR S P ERA WHIP
Denny Neagle, L ERA: 6.0	(1, 1)	3.0	14	4	2	2	5	1	0	0	0	0	0	0	0	0	1	46	83	6.00	1.667
Paul Abbott, R ERA: 3.43	(4, 1)	4.0	18	5	2	2	3	1	0	0	0	0	0	0	0	0	1	43	67	4.50	1.500
Mark Guthrie, L ERA: 4.94	(8, 1)	0.2	4	2	0	0	0	0	0	0	0	0	0	0	0	0	7	11	0.00	3.000	
Carl Willis, R ERA: 2.36	(8, 1)	1.1	W	4	0	0	0	1	0	0	0	0	0	0	0	0	0	11	17	0.00	0.000

Milwaukee Brewers @ Minnesota Twins
Hubert H. Humphrey Metrodome, Minneapolis, MN

AB 36
R 4
H 11
RBI 4
BB 2
SO 9
LOB 18



WP: 0 PA: 40
PB: 0
SB: 0
CS: 0

Sat Jul 27 1991, 8:05 PM EDT
Att: 47,632 - Dome - 70 F

Batter	1	2	3	4	5	6	7	8	9	AB	R	H	RBI	BB	SO	LOB	BOTTOM					
Dan Gladden, R OBP: 0.329, SLG: 0.394	0-1 2B G4-3 1B		0-0 F8	1-3 K			3-3 K		2-2 HR	5	2	3	0	2	2							
Chuck Knoblauch, R OBP: 0.347, SLG: 0.348	2-0 G4-3 SF8 2B		1-0 S		4-0 G1-6-3 BB		0-0 3B			3	1	3	0	1	0	0						
Kirby Puckett, R OBP: 0.369, SLG: 0.496	0-0 G4-3		1-2 G5-3		1-0 G1-6-3		0-0 G5-3			4	0	0	1	0	0	4						
Kent Hrbek, L OBP: 0.360, SLG: 0.430	2-3 SF8		4-1 1B FC BB		0-1 G3-1			2-0 G4-6-3 1B		2	1	1	1	1	0	0						
Chili Davis, S OBP: 0.368, SLG: 0.522	1-1 G6-3		1-1 E FC5 1B		2-3 K		2-0 G4-6-3		1-2 G5-3	4	1	1	0	0	1	1						
Brian Harper, R OBP: 0.344, SLG: 0.453		1-1 G1-6-3		0-1 FC5 E 1B		3-2 F7		1-2 G5-3		4	0	1	0	0	0	0						
Mike Pagliarulo, L OBP: 0.333, SLG: 0.423	2-1 F8		1-1 FC FC5 1B		2-2 WP 1B			2-1 G3-1		4	0	1	1	0	0	2						
Shane Mack, R OBP: 0.332, SLG: 0.447	1-1 L8		0-0 FC5		1-3 K2-3			0-0 1B HR		4	1	1	1	0	1	3						
Greg Gagne, R OBP: 0.289, SLG: 0.375			2-3 K		2-0 P4			0-1 1B HR		3	0	0	0	0	1	2						
Randy Bush, L OBP: 0.342, SLG: 0.398										1	0	1	0	0	0	0						
Al Newman, S OBP: 0.273, SLG: 0.232										0	1	0	0	0	0	0						
Inning Stats	R: 2 E: 0 K: 0 S: 7	H: 2 LOB: 0 BB: 0 P: 12	R: 0 E: 0 K: 0 S: 6	H: 0 LOB: 0 BB: 0 P: 10	R: 0 E: 0 K: 1 S: 8	H: 1 LOB: 1 BB: 0 P: 12	R: 2 E: 0 K: 1 S: 13	H: 2 LOB: 2 BB: 1 P: 22	R: 0 E: 0 K: 0 S: 3	H: 0 LOB: 0 BB: 1 P: 8	R: 0 E: 0 K: 2 S: 16	H: 1 LOB: 1 BB: 0 P: 24	R: 0 E: 0 K: 1 S: 6	H: 1 LOB: 1 BB: 0 P: 11	R: 0 E: 0 K: 0 S: 6	H: 1 LOB: 0 BB: 0 P: 11	R: 3 E: 0 K: 0 S: 8	H: 3 LOB: 1 BB: 0 P: 12	1B: 8 2B: 1 3B: 1 HR: 1	SF: 1 SAC: 0 DP: 2 HBP: 0	WP: 1 PB: 0 SB: 1 CS: 0	PA: 37
PITCHER	IP WLS BF H R ER SO BB IBB HBP BLK WP HR S P ERA WHIP	IP WLS BF H R ER SO BB IBB HBP BLK WP HR S P ERA WHIP	IP WLS BF H R ER SO BB IBB HBP BLK WP HR S P ERA WHIP	IP WLS BF H R ER SO BB IBB HBP BLK WP HR S P ERA WHIP	IP WLS BF H R ER SO BB IBB HBP BLK WP HR S P ERA WHIP	IP WLS BF H R ER SO BB IBB HBP BLK WP HR S P ERA WHIP	IP WLS BF H R ER SO BB IBB HBP BLK WP HR S P ERA WHIP	IP WLS BF H R ER SO BB IBB HBP BLK WP HR S P ERA WHIP	IP WLS BF H R ER SO BB IBB HBP BLK WP HR S P ERA WHIP	IP WLS BF H R ER SO BB IBB HBP BLK WP HR S P ERA WHIP	IP WLS BF H R ER SO BB IBB HBP BLK WP HR S P ERA WHIP	IP WLS BF H R ER SO BB IBB HBP BLK WP HR S P ERA WHIP	IP WLS BF H R ER SO BB IBB HBP BLK WP HR S P ERA WHIP	IP WLS BF H R ER SO BB IBB HBP BLK WP HR S P ERA WHIP	IP WLS BF H R ER SO BB IBB HBP BLK WP HR S P ERA WHIP	IP WLS BF H R ER SO BB IBB HBP BLK WP HR S P ERA WHIP	IP WLS BF H R ER SO BB IBB HBP BLK WP HR S P ERA WHIP	IP WLS BF H R ER SO BB IBB HBP BLK WP HR S P ERA WHIP	IP WLS BF H R ER SO BB IBB HBP BLK WP HR S P ERA WHIP	IP WLS BF H R ER SO BB IBB HBP BLK WP HR S P ERA WHIP	IP WLS BF H R ER SO BB IBB HBP BLK WP HR S P ERA WHIP	
Bill Wegman, R ERA: 3.48	(1, 1)	8.1	L	37	11	7	7	5	2	0	0	0	0	0	1	1	73	122	7.56	1.560		

Milwaukee Brewers @ Minnesota Twins
Hubert H. Humphrey Metrodome, Minneapolis, MN

AB 34
R 7
H 11
RBI 7
BB 2
SO 5
LOB 14



WP: 1 PA: 37
PB: 0
SB: 1
CS: 0

Sat Jul 27 1991, 8:05 PM EDT
Att: 47,632 - Dome - 70 F

Batter	1	2	3	4	5	6	7	8	9	AB	R	H	RBI	BB	SO	LOB	TOP				
Paul Moltzer, R OBP: 0.395, SLG: 0.497 (1, 10)										6	2	5	0	0	0	2					
Darryl Hamilton, L OBP: 0.352, SLG: 0.356 (1, 8)										6	3	5	1	0	0	1					
B.J. Surhoff, L OBP: 0.278, SLG: 0.279 (1, 2)										6	0	1	3	0	0	6					
Candy Maldonado, R OBP: 0.296, SLG: 0.402 (1, 7)										6	1	3	3	0	2	4					
Franklin Stubbs, L OBP: 0.285, SLG: 0.360 (1, 3)										5	1	2	2	1	2	5					
Dante Bichette, R OBP: 0.285, SLG: 0.409 (1, 9)										6	1	3	0	0	1	2					
Jim Gantner, L OBP: 0.318, SLG: 0.350 (1, 4)										4	2	2	0	1	0	1					
Dale Sveum, S OBP: 0.308, SLG: 0.361 (1, 5)										3	1	1	1	0	1	4					
Bill Spiers, L OBP: 0.294, SLG: 0.350 (1, 6)										4	0	0	1	0	1	4					
Inning Stats	R: 2 E: 0 K: 1 S: 15	H: 4 LOB: 3 BB: 1 P: 24	R: 3 E: 0 K: 0 S: 19	H: 3 LOB: 1 BB: 1 P: 29	R: 3 E: 0 K: 2 S: 13	H: 4 LOB: 2 BB: 0 P: 20	R: 0 E: 0 K: 0 S: 11	H: 1 LOB: 1 BB: 0 P: 13	R: 0 E: 0 K: 1 S: 13	H: 2 LOB: 2 BB: 0 P: 18	R: 0 E: 0 K: 1 S: 6	H: 2 LOB: 1 BB: 0 P: 9	R: 3 E: 0 K: 0 S: 9	H: 4 LOB: 1 BB: 0 P: 13	R: 0 E: 0 K: 2 S: 10	H: 1 LOB: 1 BB: 0 P: 16	1B: 15 2B: 5 3B: 0 HR: 2	SF: 2 SAC: 0 DP: 1 HBP: 1	WP: 0 PB: 0 SB: 3 CS: 0	PA: 51	
PITCHER	IP	WLS	BF	H	R	ER	SO	BB	IBB	HBP	BLK	WP	HR	S	P	ERA	WHIP				
Jack Morris, R ERA: 3.89 (1, 1)	2.2	L	20	9	8	8	2	2	0	1	0	0	1	41	65	27.00	4.125				
Terry Leach, R ERA: 3.07 (3, 1)	4.1		20	8	0	0	3	0	0	0	0	0	0	43	58	0.00	1.846				
Steve Bedrosian, R ERA: 3.57 (8, 1)	1.0		7	4	3	3	0	0	0	0	0	0	1	9	13	27.00	4.000				
Rick Aguilera, R ERA: 2.8 (9, 1)	1.0		4	1	0	0	2	0	0	0	0	0	0	10	16	0.00	1.000				

Milwaukee Brewers @ Minnesota Twins
Hubert H. Humphrey Metrodome, Minneapolis, MN

AB 46
R 11
H 22
RBI 11
BB 2
SO 7
LOB 29



WP: 0 PA: 51
PB: 0
SB: 3
CS: 0

Sun Jul 28 1991, 4:33 AM EDT
Att: 47,524 - Dome - 70 F

Batter	1	2	3	4	5	6	7	8	9	AB	R	H	RBI	BB	SO	LOB	BOTTOM				
Dan Gladden, R OBP: 0.333, SLG: 0.402 (1, 7)										5	0	3	1	0	0	0					
Chuck Knoblauch, R OBP: 0.345, SLG: 0.345 (1, 4)										5	0	1	1	0	1	3					
Kirby Puckett, R OBP: 0.367, SLG: 0.492 (1, 8)										3	0	0	0	0	1	1					
Randy Bush, L OBP: 0.336, SLG: 0.390 (7, 9)										2	0	0	0	0	1	1					
Kent Hrbek, L OBP: 0.362, SLG: 0.429 (8, PR)										3	0	1	0	1	0	1					
Scott Leius, R OBP: 0.393, SLG: 0.427 (9, 8)										0	0	0	0	0	0	0					
Brian Harper, R OBP: 0.344, SLG: 0.452 (1, 2)										3	0	1	0	0	0	1					
Junior Ortiz, R OBP: 0.316, SLG: 0.253 (7, 2)										1	0	0	0	0	0	1					
Mike Pagliaro, L OBP: 0.332, SLG: 0.417 (1, 5)										3	0	0	0	1	1	3					
Shane Mack, R OBP: 0.335, SLG: 0.457 (7, 8)										4	1	2	0	0	0	4					
Gene Larkin, S OBP: 0.349, SLG: 0.351 (1, 10)										4	0	1	0	0	0	1					
Al Newman, S OBP: 0.272, SLG: 0.232 (1, 6)										4	1	1	0	0	1	2					
Inning Stats	R: 0 E: 0 K: 1 S: 11	H: 1 LOB: 0 BB: 0 P: 16	R: 0 E: 0 K: 0 S: 6	H: 1 LOB: 1 BB: 0 P: 8	R: 0 E: 0 K: 1 S: 7	H: 0 LOB: 0 BB: 0 P: 9	R: 0 E: 0 K: 1 S: 12	H: 1 LOB: 2 BB: 0 P: 17	R: 0 E: 0 K: 0 S: 8	H: 1 LOB: 1 BB: 0 P: 14	R: 0 E: 0 K: 0 S: 5	H: 1 LOB: 1 BB: 0 P: 5	R: 1 E: 0 K: 1 S: 12	H: 2 LOB: 2 BB: 2 P: 24	R: 1 E: 0 K: 1 S: 13	H: 2 LOB: 1 BB: 0 P: 19	1B: 8 2B: 1 3B: 1 HR: 0	SF: 0 SAC: 0 DP: 1 HBP: 0	WP: 1 PB: 0 SB: 1 CS: 0	PA: 39	
PITCHER	IP	WLS	BF	H	R	ER	SO	BB	IBB	HBP	BLK	WP	HR	S	P	ERA	WHIP				
Jaime Navarro, R ERA: 3.94 (1, 1)	9.0	W	39	10	2	2	5	2	0	0	0	1	0	86	129	2.00	1.333				

Milwaukee Brewers @ Minnesota Twins
Hubert H. Humphrey Metrodome, Minneapolis, MN

AB 37
R 2
H 10
RBI 2
BB 2
SO 5
LOB 18



WP: 1 PA: 39
PB: 0
SB: 1
CS: 0

Sun Jul 28 1991, 4:33 AM EDT
Att: 47,524 - Dome - 70 F

Batter	1	2	3	4	5	6	7	8	9	AB	R	H	RBI	BB	SO	LOB	TOP										
Brian McRae, S OBP: 0.298, SLG: 0.378 (1, 8)										5	1	4	1	0	0	1	Kansas City Royals @ Milwaukee Brewers Milwaukee County Stadium, Milwaukee, WI Wed Jul 31 1991, 8:05 PM EDT Att: 15,941 - Sunny - 88 F										
Kirk Gibson, L OBP: 0.327, SLG: 0.413 Gary Thurman, R OBP: 0.310, SLG: 0.368 (1, 7) (8, 7)										3	1	1	0	0	1	2											
George Brett, L OBP: 0.329, SLG: 0.410 (1, 10)										5	1	1	1	0	0	5											
Jim Eisenreich, L OBP: 0.332, SLG: 0.373 (1, 9)										3	1	1	1	1	0	0											
Todd Benzinger, S OBP: 0.298, SLG: 0.359 (1, 3)										3	0	2	0	0	0	1											
Bill Pecota, R OBP: 0.356, SLG: 0.407 (1, 5)										3	0	0	1	1	1	4											
Brent Mayne, L OBP: 0.339, SLG: 0.316 (1, 2)										4	0	2	1	0	1	2											
Terry Shumpert, R OBP: 0.272, SLG: 0.319 (1, 4)										5	1	1	0	0	0	6											
David Howard, S OBP: 0.248, SLG: 0.239 (1, 6)										3	0	2	0	0	0	0											
Inning Stats	R: 0 E: 0 K: 0 S: 7	H: 1 LOB: 0 BB: 0 P: 9	R: 0 E: 0 K: 0 S: 11	H: 2 LOB: 2 BB: 0 P: 19	R: 4 E: 0 K: 0 S: 14	H: 5 LOB: 1 BB: 0 P: 21	R: 1 E: 0 K: 0 S: 10	H: 2 LOB: 1 BB: 0 P: 14	R: 0 E: 0 K: 1 S: 9	H: 0 LOB: 0 BB: 1 P: 15	R: 0 E: 0 K: 1 S: 7	H: 1 LOB: 0 BB: 0 P: 8	R: 0 E: 0 K: 0 S: 8	H: 1 LOB: 2 BB: 1 P: 17	R: 0 E: 0 K: 1 S: 7	H: 2 LOB: 1 BB: 0 P: 11	1B: 11 2B: 4 3B: 0 HR: 0	SF: 0 SAC: 1 DP: 3 HBP: 2	WP: 1 PB: 0 CS: 1 SB: 2	PA: 40							
PITCHER	IP	WLS	BF	H	R	ER	SO	BB	IBB	HBP	BLK	WP	HR	S	P	ERA	WHIP										
Chris Bosio, R ERA: 3.24 (1, 1)	2.2	L	16	8	4	4	0	0	0	0	0	0	0	31	47	13.50	3.000										
Darren Holmes, R ERA: 5.4 (3, 1)	0.2		4	2	1	1	0	0	0	0	0	1	0	6	8	13.50	3.000										
Mark Lee, L ERA: 4.05 (4, 1)	4.1		15	2	0	0	3	1	1	1	0	0	0	36	54	0.00	0.692										
Chuck Crim, R ERA: 5.08 (8, 1)	0.1		3	2	0	0	0	0	0	0	0	0	0	4	5	0.00	6.000										
Doug Henry, R ERA: 3.0 (9, 1)	1.0		2	0	0	0	1	0	0	0	0	0	0	5	9	0.00	0.000										

Batter	1	2	3	4	5	6	7	8	9	AB	R	H	RBI	BB	SO	LOB	BOTTOM										
Paul Moltzer, R OBP: 0.396, SLG: 0.494 (1, 10)										5	0	1	0	0	1	1	Kansas City Royals @ Milwaukee Brewers Milwaukee County Stadium, Milwaukee, WI Wed Jul 31 1991, 8:05 PM EDT Att: 15,941 - Sunny - 88 F										
Darryl Hamilton, L OBP: 0.356, SLG: 0.370 (1, 8)										5	1	2	0	0	0	1											
B.J. Surhoff, L OBP: 0.283, SLG: 0.289 (1, 2)										4	2	3	0	0	0	1											
Candy Maldonado, R OBP: 0.304, SLG: 0.429 (1, 7)										4	0	2	2	0	0	3											
Franklin Stubbs, L OBP: 0.281, SLG: 0.364 (1, 3)										4	0	0	0	0	1	5											
Dante Bichette, R OBP: 0.284, SLG: 0.408 (1, 9)										4	1	2	1	0	0	1											
Jim Gantner, L OBP: 0.319, SLG: 0.354 (1, 4)										4	0	2	1	0	1	1											
Dale Sveum, S OBP: 0.306, SLG: 0.356 (1, 5)										4	0	0	0	0	1	4											
Bill Spiers, L OBP: 0.294, SLG: 0.345 (1, 6)										4	0	0	0	0	0	1											
Inning Stats	R: 1 E: 0 K: 1 S: 10	H: 2 LOB: 1 BB: 0 P: 18	R: 0 E: 0 K: 1 S: 8	H: 0 LOB: 0 BB: 0 P: 12	R: 0 E: 0 K: 1 S: 7	H: 0 LOB: 0 BB: 0 P: 8	R: 1 E: 0 K: 1 S: 15	H: 2 LOB: 1 BB: 0 P: 21	R: 0 E: 0 K: 0 S: 5	H: 0 LOB: 0 BB: 0 P: 5	R: 0 E: 0 K: 0 S: 6	H: 1 LOB: 1 BB: 0 P: 9	R: 1 E: 0 K: 0 S: 12	H: 2 LOB: 1 BB: 0 P: 16	R: 1 E: 0 K: 0 S: 13	H: 4 LOB: 3 BB: 0 P: 17	R: 0 E: 0 K: 0 S: 5	H: 1 LOB: 0 BB: 0 P: 7	1B: 7 2B: 5 3B: 0 HR: 0	SF: 0 SAC: 0 DP: 1 HBP: 0	WP: 0 PB: 0 CS: 0	PA: 38					
PITCHER	IP	WLS	BF	H	R	ER	SO	BB	IBB	HBP	BLK	WP	HR	S	P	ERA	WHIP										
Luis Aquino, R ERA: 2.8 (1, 1)	6.1	W	26	7	3	3	4	0	0	0	0	0	0	59	83	4.26	1.105										
Storm Davis, R ERA: 3.73 (7, 1)	1.1		7	3	1	1	0	0	0	0	0	0	0	12	17	6.75	2.250										
Jeff Montgomery, R ERA: 3.86 (8, 1)	1.1	S	5	2	0	0	0	0	0	0	0	0	0	10	13	0.00	1.500										


Batter	1	2	3	4	5	6	7	8	9	10	11	AB	R	H	RBI	BB	SO	LOB	TOP											
Brian McRae, S OBP: 0.299, SLG: 0.378	G4-3		F7		G6-4-3 1B		F7	F7				6	0	2	0	0	0	0												
Kirk Gibson, L OBP: 0.397, SLG: 0.408	G3		G3		G6-4-3 BB		P4		F8	G4-3		4	0	0	0	2	1	1												
Gary Thurman, R OBP: 0.310, SLG: 0.368												0	0	0	0	0	0	0												
George Brett, L OBP: 0.335, SLG: 0.429	1B				G6-3 1B				G4-3			6	2	4	1	0	0	3												
Jim Eisenreich, L OBP: 0.336, SLG: 0.373	1B				G6-3							5	0	2	0	1	0	2												
Todd Benzinger, S OBP: 0.299, SLG: 0.358	K								F8			6	1	2	1	0	1	6												
Bill Peota, R OBP: 0.350, SLG: 0.404					F9							4	0	1	0	2	1	1												
Kurt Stillwell, S OBP: 0.311, SLG: 0.357												6	1	3	0	0	2	7												
Tim Spehr, R OBP: 0.500, SLG: 0.600												3	0	0	0	0	1	5												
Brent Mayne, L OBP: 0.338, SLG: 0.342												3	1	1	3	0	1	2												
Terry Shumpert, R OBP: 0.275, SLG: 0.316												2	1	0	0	1	0	2												
Warren Cromartie, L OBP: 0.405, SLG: 0.465												1	0	0	0	0	0	0												
David Howard, S OBP: 0.243, SLG: 0.234												2	0	0	0	0	1	2												
Inning Stats	R: 0 E: 0 K: 1 S: 11	H: 2 LOB: 2 BB: 0 P: 16	R: 0 E: 0 K: 0 S: 6	H: 1 LOB: 0 BB: 0 P: 9	R: 0 E: 0 K: 0 S: 7	H: 0 LOB: 0 BB: 0 P: 10	R: 1 E: 0 K: 0 S: 11	H: 3 LOB: 2 BB: 0 P: 15	R: 1 E: 0 K: 0 S: 12	H: 1 LOB: 1 BB: 2 P: 23	R: 0 E: 0 K: 2 S: 15	H: 0 LOB: 2 BB: 1 P: 23	R: 0 E: 0 K: 0 S: 14	H: 2 LOB: 0 BB: 0 P: 20	R: 2 E: 0 K: 1 S: 12	H: 2 LOB: 0 BB: 0 P: 20	R: 0 E: 0 K: 1 S: 13	H: 0 LOB: 3 BB: 3 P: 28	R: 0 E: 0 K: 3 S: 10	H: 1 LOB: 1 BB: 0 P: 14	R: 2 E: 1 K: 0 S: 13	H: 3 LOB: 2 BB: 2 P: 24	1B: 11 2B: 2 3B: 0 HR: 2	SF: 0 SAC: 0 DP: 2 HBP: 0	WP: 1 PB: 0 SB: 0 CS: 0	PA: 54				
PITCHER	IP WLS BF H R ER SO BB IBB HBP BLK WP HR S P ERA WHIP	IP WLS BF H R ER SO BB IBB HBP BLK WP HR S P ERA WHIP															IP WLS BF H R ER SO BB IBB HBP BLK WP HR S P ERA WHIP													
Jim Hunter, R ERA: 6.51	1.0	3	0	0	0	2	0	0	0	0	0	0	0	13	16	0.00	0.000													
Chuck Crim, R ERA: 4.99	2.0	11	4	2	2	1	1	0	0	0	0	1	28	46	9.00	2.500														
Julio Machado, R ERA: 4.07	2.0	9	1	0	0	4	2	0	0	0	0	0	21	36	4.00	1.500														
Doug Henry, R ERA: 2.25	1.0	L	7	3	2	1	0	0	0	0	0	0	1	13	24	9.00	3.000													
Darren Holmes, R ERA: 5.46																														

Kansas City Royals @ Milwaukee Brewers
Milwaukee County Stadium, Milwaukee, WI

Thu Aug 01 1991, 4:33 AM EDT
Att: 20,631 - Cloudy - 83 F

livebaseballscorecards.com

AB 48
R 6
H 15
RBI 5
BB 6
SO 8
LOB 31



Batter	1	2	3	4	5	6	7	8	9	10	11	AB	R	H	RBI	BB	SO	LOB	BOTTOM											
Paul Molitor, R OBP: 0.395, SLG: 0.491	F7	G6-3		G6-3								6	0	2	0	0	0	1												
Darryl Hamilton, L OBP: 0.362, SLG: 0.383												4	2	2	0	1	0	2												
Robin Yount, R OBP: 0.336, SLG: 0.421												4	1	3	1	0	0	0												
Dante Bichette, R OBP: 0.285, SLG: 0.409												2	0	1	0	0	0	1												
Candy Maldonado, R OBP: 0.306, SLG: 0.448												5	1	1	2	1	2	5												
Greg Vaughn, R OBP: 0.311, SLG: 0.463												0	0	0	0	0	0	0												
B.J. Surhoff, L OBP: 0.284, SLG: 0.293												6	0	2	1	0	0	3												
Franklin Stubbs, L OBP: 0.282, SLG: 0.372												5	1	1	1	1	2	4												
Jim Gantner, L OBP: 0.324, SLG: 0.358												5	0	3	0	0	0	2												
Willie Randolph, R OBP: 0.418, SLG: 0.354												5	0	2	0	0	2	2												
Bill Spiers, L OBP: 0.292, SLG: 0.340												4	0	0	0	1	1	4												
Inning Stats	R: 3 E: 1 K: 0 S: 17	H: 4 LOB: 1 BB: 1 P: 26	R: 0 E: 0 K: 1 S: 8	H: 0 LOB: 0 BB: 0 P: 11	R: 0 E: 0 K: 1 S: 7	H: 2 LOB: 1 BB: 0 P: 10	R: 1 E: 0 K: 0 S: 7	H: 2 LOB: 1 BB: 0 P: 13	R: 0 E: 0 K: 1 S: 9	H: 2 LOB: 2 BB: 1 P: 19	R: 0 E: 0 K: 0 S: 10	H: 0 LOB: 0 BB: 0 P: 14	R: 0 E: 0 K: 1 S: 11	H: 1 LOB: 1 BB: 0 P: 13	R: 0 E: 0 K: 1 S: 8	H: 1 LOB: 1 BB: 0 P: 12	R: 0 E: 0 K: 1 S: 11	H: 2 LOB: 2 BB: 0 P: 16	R: 1 E: 1 K: 1 S: 14	H: 3 LOB: 3 BB: 1 P: 25	1B: 12 2B: 3 3B: 1 HR: 2	SF: 0 SAC: 1 DP: 2 HBP: 0	WP: 0 PB: 0 SB: 0 CS: 0	PA: 51						
PITCHER	IP WLS BF H R ER SO BB IBB HBP BLK WP HR S P ERA WHIP	IP WLS BF H R ER SO BB IBB HBP BLK WP HR S P ERA WHIP															IP WLS BF H R ER SO BB IBB HBP BLK WP HR S P ERA WHIP													
Mike Boddicker, R ERA: 4.04	2.1	9	2	0	0	1	1	0	0	0	0	0	22	34	0.00	1.286														
Mike Magnante, L ERA: 3.07	3.0	W	13	4	0	0	3	0	0	0	0	0	30	41	0.00	1.333														
Tom Gordon, R ERA: 4.16	1.0	S	6	1	1	0	1	1	0	0	0	0	14	25	0.00	2.000														
Jeff Montgomery, R ERA: 3.79																														

Kansas City Royals @ Milwaukee Brewers
Milwaukee County Stadium, Milwaukee, WI

Thu Aug 01 1991, 4:33 AM EDT
Att: 20,631 - Cloudy - 83 F

livebaseballscorecards.com

AB 46
R 5
H 17
RBI 5
BB 4
SO 7
LOB 24




Batter	1	2	3	4	5	6	7	8	9	AB	R	H	RBI	BB	SO	LOB	TOP										
Brian Downing, R (1, 10) OBP: 0.381, SLG: 0.449	0-1 G6-3	0-1 FC5		1-3 K			1-1 HR	0-0 P3		5	1	1	1	0	1	6	Texas Rangers @ Milwaukee Brewers Milwaukee County Stadium, Milwaukee, WI Sun Aug 04 1991, 4:33 AM EDT Att: 28,464 - Cloudy - 68 F										
Julio Franco, R (1, 4) OBP: 0.407, SLG: 0.465	2-1 1B		2-2 F9	1-0 L9			3-1 F8 1B		2-2 G6-3	5	1	2	0	0	0	3											
Rafael Palmeiro, L (1, 3) OBP: 0.403, SLG: 0.568	3-1 1B		1-3 K		3-1 G3-1		2-0 F8		1-1 G4-3	5	0	1	0	0	1	1											
Ruben Sierra, S (1, 9) OBP: 0.361, SLG: 0.489	1-3 K		1-0 1B		0-1 2B		3-1 HBP 1B		4-1 BB	4	0	3	1	1	1	2											
Kevin Reimer, L (1, 7) OBP: 0.328, SLG: 0.437 Steve Buechele, R (7, PR) OBP: 0.336, SLG: 0.455	1-1 G4-3		2-0 G4-3		3-2 L8		1-0 G6-4-3 HBP		1-0 F9	3	0	0	0	0	0	4											
Juan Gonzalez, R (1, 8) OBP: 0.363, SLG: 0.529		2-2 F8		1-2 L7	3-2 G5-3		2-2 G6-4-3			4	0	0	0	0	0	3											
Dean Palmer, R (1, 5) OBP: 0.316, SLG: 0.442		2-2 F7		4-1 1B BB		2-3 K		1-1 G1-3 1B		3	0	1	0	1	1	0											
Ivan Rodriguez, R (1, 2) OBP: 0.316, SLG: 0.368		3-2 FC5 1B		1-0 BB	0-3 K		1 SAFE 0-0 P2			4	0	2	0	0	1	1											
Jeff Huson, L (1, 6) OBP: 0.313, SLG: 0.310		2-0 FC5 1B		4-2 BB	1-2 BB		1 SAFE 2-2 G1-3			3	0	1	0	1	0	1											
Inning Stats	R: 0 H: 2 E: 0 K: 1 S: 11	H: 2 LOB: 2 BB: 0 P: 18	R: 0 H: 2 E: 0 K: 0 S: 12	H: 2 LOB: 2 BB: 0 P: 21	R: 0 H: 1 E: 0 K: 1 S: 9	LOB: 1 BB: 0 P: 15	R: 0 H: 1 E: 0 K: 1 S: 11	LOB: 3 BB: 2 P: 23	R: 0 H: 0 E: 0 K: 2 S: 10	H: 0 LOB: 0 BB: 0 P: 12	R: 2 H: 3 E: 0 K: 0 S: 10	H: 3 LOB: 2 BB: 0 P: 22	R: 0 H: 1 E: 0 K: 0 S: 8	H: 1 LOB: 1 BB: 0 P: 10	R: 0 H: 0 E: 0 K: 0 S: 7	H: 0 LOB: 1 BB: 1 P: 15		1B: 9 2B: 1 3B: 0 HR: 1	SF: 0 SAC: 0 DP: 1 HBP: 1	WP: 0 PB: 0 SB: 0 CS: 0	PA: 41						
PITCHER	IP	WLS	BF	H	R	ER	SO	BB	IBB	HBP	BLK	WP	HR	S	P	ERA	WHIP										
Chris Bosio, R (1, 1) ERA: 3.22	6.1		32	10	2	2	5	2	0	1	0	0	1	69	125	2.84	1.895										
Chuck Cnm, R (7, 1) ERA: 5.17	2.2	W	9	1	0	0	0	1	0	0	0	0	0	18	30	0.00	0.750										



AB	37
R	2
H	11
RBI	2
BB	3
SO	5
LOB	22



Batter	1	2	3	4	5	6	7	8	9	AB	R	H	RBI	BB	SO	LOB	BOTTOM										
Paul Molitor, R (1, 10) OBP: 0.389, SLG: 0.485	0-0 G4-3		3-1 F8		1-1 G5-3		1-1 1B		0-1 2B 1B	5	1	2	1	0	0	1	Texas Rangers @ Milwaukee Brewers Milwaukee County Stadium, Milwaukee, WI Sun Aug 04 1991, 4:33 AM EDT Att: 28,464 - Cloudy - 68 F										
Willie Randolph, R (1, 4) OBP: 0.424, SLG: 0.370	1-2 F8		1 SAFE 2-1 1B		1-2 G5-3		2-1 G5-3		0-1 2B	5	0	2	1	0	0	1											
Darryl Hamilton, L (1, 8) OBP: 0.367, SLG: 0.393 Robin Yount, R (8, PH) OBP: 0.333, SLG: 0.415	2-1 PB 1B		2-2 1B		2-2 2B			0-0 G6-3		3	0	3	0	0	0	0											
Greg Vaughn, R (1, 7) OBP: 0.312, SLG: 0.453	3-2 P5		1-1 F7		1-1 P7			1-1 P2		4	0	0	0	0	0	4											
Franklin Stubbs, L (1, 3) OBP: 0.282, SLG: 0.370		2-1 F8		3-2 G3-1		1-2 G5-3		2-1 1B		4	0	1	0	0	0	0											
Dante Bichette, R (1, 9) OBP: 0.284, SLG: 0.403		0-0 G6-3		4-1 S 1B BB		3-2 F8		0-0 F8		3	1	0	0	1	0	1											
B.J. Surhoff, L (1, 2) OBP: 0.284, SLG: 0.295		3-2 2B		3-1 1H 1B		1-1 F7			2-2 E7 SH1-3 1B	4	1	2	1	0	0	0											
Jim Gantner, L (1, 5) OBP: 0.316, SLG: 0.349		3-2 G3		1 SAFE 1-3 K			0-0 G3-1		0-1 SH1-3	3	0	0	0	0	1	2											
Dale Sveum, S (1, 6) OBP: 0.300, SLG: 0.343 Candy Maldonado, R (8, PH) OBP: 0.299, SLG: 0.417			4-2 CS BB		0-3 K		1-2 L5		1-1 G6-3	2	0	0	0	1	1	1											
Inning Stats	R: 0 H: 1 E: 0 K: 0 S: 9	H: 1 LOB: 0 BB: 0 P: 15	R: 0 H: 1 E: 0 K: 0 S: 9	H: 1 LOB: 0 BB: 0 P: 17	R: 0 H: 2 E: 0 K: 0 S: 17	LOB: 2 BB: 1 P: 29	R: 1 H: 1 E: 0 K: 2 S: 14	LOB: 1 BB: 1 P: 25	R: 0 H: 0 E: 0 K: 0 S: 8	H: 0 LOB: 0 BB: 0 P: 13	R: 0 H: 1 E: 0 K: 0 S: 8	H: 1 LOB: 1 BB: 0 P: 12	R: 0 H: 1 E: 0 K: 0 S: 6	H: 1 LOB: 1 BB: 0 P: 9	R: 2 H: 2 E: 1 K: 0 S: 11	H: 2 LOB: 1 BB: 0 P: 14		1B: 7 2B: 3 3B: 0 HR: 0	SF: 0 SAC: 1 DP: 0 HBP: 0	WP: 0 PB: 1 SB: 1 CS: 1	PA: 38						
PITCHER	IP	WLS	BF	H	R	ER	SO	BB	IBB	HBP	BLK	WP	HR	S	P	ERA	WHIP										
Oil Can Boyd, R (1, 1) ERA: 3.84	6.0		25	6	1	1	2	2	0	0	0	0	0	68	115	1.50	1.333										
Mike Jefferat, L (7, 1) ERA: 3.21	1.0		4	1	0	0	0	0	0	0	0	0	0	8	12	0.00	1.000										
Rich Gossage, R (8, 1) ERA: 4.19	0.2		2	0	0	0	0	0	0	0	0	0	0	3	4	0.00	0.000										
Jeff Russell, R (8, 1) ERA: 3.02	1.0	L	7	3	2	0	0	0	0	0	0	0	0	14	19	0.00	3.000										

AB	35
R	3
H	10
RBI	3
BB	2
SO	2
LOB	11



Batter	1	2	3	4	5	6	7	8	9	AB	R	H	RBI	BB	SO	LOB	TOP										
Paul Moltzer, R OBP: 0.385, SLG: 0.479 (1, 10)	L5	F9	F9			G3		K		5	0	0	0	0	1	5	Milwaukee Brewers @ Baltimore Orioles Memorial Stadium, Baltimore, MD Mon Aug 05 1991, 7:05 PM EDT Att: 25,824 - Sunny - 85 F										
Willie Randolph, R OBP: 0.424, SLG: 0.367 (1, 4)	BB	2B		G6-3		F8		G6-3		4	0	1	0	1	0	1											
Darryl Hamilton, L OBP: 0.368, SLG: 0.398 (1, 9)	F8			K		G6-3			2B	5	1	2	2	0	1	2											
Robin Yount, R OBP: 0.340, SLG: 0.426 (1, 8)	BB								1B	4	0	3	1	1	1	2											
Franklin Stubbs, L OBP: 0.283, SLG: 0.379 (1, 3)	G4-3					G3			BB	4	1	1	1	1	0	4											
Greg Vaughn, R OBP: 0.310, SLG: 0.447 (1, 7)		G6-3		HR					BB	4	1	0	0	1	1	3											
B.J. Surhoff, L OBP: 0.282, SLG: 0.297 (1, 2)		1B		F8		K		E3	F8	5	1	1	0	0	1	3											
Jim Gantner, L OBP: 0.315, SLG: 0.345 (1, 5)		2B		G3		P4		P3		3	1	0	0	1	0	2											
Dale Sveum, S OBP: 0.308, SLG: 0.353 (1, 6)		2B						K		3	1	2	2	1	1	1											
Inning Stats	R: 0 E: 0 K: 0 S: 11	H: 1 LOB: 2 BB: 1 P: 17	R: 3 E: 0 K: 1 S: 17	H: 3 LOB: 2 BB: 2 P: 31	R: 2 E: 0 K: 1 S: 9	H: 2 LOB: 1 BB: 1 P: 24	R: 0 E: 0 K: 1 S: 12	H: 1 LOB: 1 BB: 0 P: 22	R: 0 E: 0 K: 1 S: 6	H: 0 LOB: 0 BB: 0 P: 6	R: 0 E: 0 K: 1 S: 8	H: 0 LOB: 1 BB: 1 P: 13	R: 0 E: 1 K: 2 S: 12	H: 0 LOB: 1 BB: 0 P: 18	R: 1 E: 0 K: 0 S: 5	H: 2 LOB: 2 BB: 1 P: 16		1B: 4 2B: 5 3B: 0 HR: 1	SF: 0 SAC: 0 DP: 0 HBP: 0	WP: 0 PB: 0 SB: 0 CS: 1	PA: 43						
PITCHER	IP	WLS	BF	H	R	ER	SO	BB	IBB	HBP	BLK	WP	HR	S	P	ERA	WHIP										
Roy Smith, R ERA: 5.32 (1, 1)	1.2		11	3	3	3	0	3	0	0	0	0	0	23	43	16.20	3.600										
Stacy Jones, R ERA: 3.39 (2, 1)	3.1		16	4	2	2	3	2	0	0	0	0	1	33	62	5.40	1.800										
Todd Frohwrth, R ERA: 1.85 (6, 1)	2.0		6	1	0	0	1	0	0	0	0	0	0	14	18	0.00	0.500										
Jim Poole, L ERA: 2.53 (8, 1)	0.2		3	0	0	0	1	0	0	0	0	0	0	8	12	0.00	0.000										
Mark Williamson, R ERA: 4.55 (8, 1)	1.1	L	7	2	1	1	1	1	0	0	0	0	0	9	22	6.75	2.250										
Batter	1	2	3	4	5	6	7	8	9	AB	R	H	RBI	BB	SO	LOB	BOTTOM										
Mike Devereaux, R OBP: 0.328, SLG: 0.433 (1, 8)	G5-4-3			G3		F7		F7	FC	4	0	1	0	1	0	2	Milwaukee Brewers @ Baltimore Orioles Memorial Stadium, Baltimore, MD Mon Aug 05 1991, 7:05 PM EDT Att: 25,824 - Sunny - 85 F										
Brady Anderson, L OBP: 0.329, SLG: 0.300 (1, 7)	FC			G3					P6	4	1	1	1	1	0	4											
Tim Lincecum, R OBP: 0.261, SLG: 0.344 (9, 5)								BB	BB	0	0	0	0	0	0	0											
Cal Ripken Jr., R OBP: 0.376, SLG: 0.560 (1, 6)	G5-4-3			L8		G1-3			G3-1	4	0	0	0	1	0	5											
Sam Horn, L OBP: 0.338, SLG: 0.485 (1, 10)	F7			G4-3		G4-3		L8		3	0	0	0	0	0	1											
Dwight Evans, R OBP: 0.394, SLG: 0.377 (7, PH)									G6-3	2	0	0	0	0	0	2											
Randy Milligan, R OBP: 0.378, SLG: 0.429 (1, 3)		F9				G5-3			FC6-4	4	1	2	0	1	0	0											
Chito Martinez, L OBP: 0.330, SLG: 0.488 (1, 9)		WP						F9	F8	4	1	1	0	1	1	4											
Leo Gomez, R OBP: 0.309, SLG: 0.365 (1, 5)		G5-3								3	0	1	0	0	0	3											
Joe Orsulak, L OBP: 0.292, SLG: 0.328 (6, PH)				P2					FC6-4	2	1	1	0	0	0	1											
Chris Hoiles, R OBP: 0.323, SLG: 0.401 (1, 2)		G5-3							1B	4	1	2	2	0	1	2											
Juan Bell, R OBP: 0.197, SLG: 0.250 (1, 4)									SF9	3	0	2	2	0	1	1											
Inning Stats	R: 0 E: 1 K: 0 S: 11	H: 1 LOB: 1 BB: 0 P: 15	R: 0 E: 0 K: 0 S: 12	H: 1 LOB: 1 BB: 0 P: 17	R: 0 E: 0 K: 0 S: 7	H: 1 LOB: 1 BB: 1 P: 14	R: 3 E: 0 K: 0 S: 13	H: 3 LOB: 1 BB: 1 P: 25	R: 1 E: 0 K: 2 S: 9	H: 1 LOB: 0 BB: 0 P: 16	R: 0 E: 0 K: 2 S: 9	H: 1 LOB: 1 BB: 0 P: 15	R: 0 E: 0 K: 0 S: 14	H: 0 LOB: 3 BB: 3 P: 33	R: 1 E: 1 K: 0 S: 11	H: 2 LOB: 2 BB: 0 P: 19		R: 0 E: 0 K: 1 S: 10	H: 1 LOB: 1 BB: 0 P: 12	1B: 5 2B: 4 3B: 1 HR: 1	SF: 1 SAC: 0 DP: 1 HBP: 0	WP: 1 PB: 0 SB: 0 CS: 0	PA: 43				
PITCHER	IP	WLS	BF	H	R	ER	SO	BB	IBB	HBP	BLK	WP	HR	S	P	ERA	WHIP										
Don August, R ERA: 4.92 (1, 1)	5.1		25	8	4	4	0	2	0	0	0	0	0	12	24	6.75	1.875										
Julio Machado, R ERA: 3.51 (6, 1)	1.0		5	0	0	0	2	2	0	0	0	0	0	3	6	0.00	0.000										
Mark Lee, L ERA: 4.02 (7, 1)	0.1		1	0	0	0	0	0	0	0	0	0	0	3	6	0.00	0.000										
Doug Henry, R ERA: 2.61 (7, 1)	1.1	W	8	2	1	1	0	1	0	0	0	0	0	16	31	6.75	2.250										
Ed Nunez, R ERA: 5.79 (9, 1)	1.0	S	4	1	0	0	1	0	0	0	0	0	0	10	12	0.00	1.000										

Batter	1	2	3	4	5	6	7	8	9	AB	R	H	RBI	BB	SO	LOB	TOP			
Paul Moltzer, R OBP: 0.390, SLG: 0.484 (1, 10)										4	2	3	1	1	0	1	Milwaukee Brewers @ Baltimore Orioles Memorial Stadium, Baltimore, MD Tue Aug 06 1991, 7:05 PM EDT Att: 25,883 - Sunny - 83 F			
Willie Randolph, R OBP: 0.425, SLG: 0.367 Dale Sveum, S OBP: 0.306, SLG: 0.351 (6, 4)										3	0	1	2	1	0	2				
Darryl Hamilton, L OBP: 0.372, SLG: 0.402 Greg Vaughn, R OBP: 0.309, SLG: 0.445 (6, 7)										3	0	2	0	0	0	0				
Robin Yount, R OBP: 0.338, SLG: 0.422 (1, 8)										5	0	1	0	0	0	5				
Franklin Stubbs, L OBP: 0.280, SLG: 0.375 (1, 3)										3	0	0	1	0	2	2				
Candy Maldonado, R OBP: 0.289, SLG: 0.402 (1, 7)										4	0	0	0	0	1	3				
B.J. Surhoff, L OBP: 0.285, SLG: 0.306 (1, 2)										4	2	2	0	0	0	0				
Jim Gantner, L OBP: 0.315, SLG: 0.345 Rick Dempsey, R OBP: 0.306, SLG: 0.351 (1, 5)										3	0	1	1	0	0	1				
Bill Spiers, L OBP: 0.296, SLG: 0.344 Dante Bichette, R OBP: 0.284, SLG: 0.402 (8, 5)										3	1	2	0	0	0	1				
Inning Stats	R: 1 E: 0 K: 0 S: 10	H: 2 LOB: 2 BB: 1 P: 17	R: 0 E: 0 K: 0 S: 10	H: 1 LOB: 1 BB: 0 P: 19	R: 0 E: 0 K: 0 S: 7	H: 1 LOB: 1 BB: 0 P: 12	R: 1 E: 0 K: 0 S: 14	H: 2 LOB: 2 BB: 1 P: 25	R: 0 E: 0 K: 1 S: 6	H: 0 LOB: 0 BB: 0 P: 7	R: 0 E: 0 K: 1 S: 6	H: 1 LOB: 0 BB: 0 P: 11	R: 0 E: 0 K: 0 S: 5	H: 0 LOB: 0 BB: 0 P: 10	R: 0 E: 0 K: 0 S: 9	H: 1 LOB: 1 BB: 0 P: 15		1B: 10 2B: 1 3B: 1 HR: 0	SF: 1 SAC: 0 DP: 1 HBP: 0	WP: 0 PB: 0 SB: 2 CS: 0
PITCHER	IP WLS BF H R ER SO BB IBB HBP BLK WP HR S P ERA WHIP	IP WLS BF H R ER SO BB IBB HBP BLK WP HR S P ERA WHIP																		
Dave Johnson, R ERA: 7.99 (1, 1)	6.0 W 30 10 5 5 2 1 1 0 0 0 0 62 106 7.50 1.833																			
Mike Flanagan, L ERA: 1.94 (7, 1)	2.0 L 6 1 0 0 1 0 0 0 0 0 0 11 21 0.00 0.500																			
Mark Williamson, R ERA: 4.48 (9, 1)	1.0 L 4 1 0 0 0 0 0 0 0 0 0 9 15 0.00 1.000																			

Batter	1	2	3	4	5	6	7	8	9	AB	R	H	RBI	BB	SO	LOB	BOTTOM			
Mike Devereaux, R OBP: 0.331, SLG: 0.441 (1, 8)										4	1	3	4	0	1	1	Milwaukee Brewers @ Baltimore Orioles Memorial Stadium, Baltimore, MD Tue Aug 06 1991, 7:05 PM EDT Att: 25,883 - Sunny - 83 F			
Joe Orsulak, L OBP: 0.296, SLG: 0.333 (1, 7)										4	2	2	0	1	0	2				
Cal Ripken Jr., R OBP: 0.376, SLG: 0.561 Tim Lincecum, R OBP: 0.261, SLG: 0.344 (1, 6)										5	0	2	3	0	0	2				
Sam Horn, L OBP: 0.339, SLG: 0.479 (1, 10)										3	1	0	0	2	2	1				
Randy Milligan, R OBP: 0.378, SLG: 0.429 (1, 3)										5	0	2	2	0	1	1				
Chito Martinez, L OBP: 0.333, SLG: 0.516 (1, 9)										5	2	2	1	0	2	3				
Leo Gomez, R OBP: 0.310, SLG: 0.363 (1, 5)										4	1	1	0	1	1	0				
Chris Hoiles, R OBP: 0.329, SLG: 0.419 (1, 2)										5	3	3	1	0	0	3				
Juan Bell, R OBP: 0.213, SLG: 0.260 (1, 4)										3	2	2	1	1	0	1				
Inning Stats	R: 0 E: 0 K: 0 S: 8	H: 1 LOB: 0 BB: 0 P: 12	R: 0 E: 0 K: 0 S: 10	H: 1 LOB: 0 BB: 0 P: 15	R: 1 E: 0 K: 1 S: 12	H: 3 LOB: 2 BB: 0 P: 15	R: 0 E: 0 K: 1 S: 22	H: 3 LOB: 1 BB: 1 P: 38	R: 0 E: 0 K: 1 S: 8	H: 0 LOB: 0 BB: 0 P: 11	R: 0 E: 0 K: 1 S: 10	H: 0 LOB: 0 BB: 0 P: 14	R: 3 E: 0 K: 2 S: 21	H: 5 LOB: 3 BB: 1 P: 33	R: 0 E: 0 K: 0 S: 9	H: 1 LOB: 1 BB: 0 P: 15		1B: 10 2B: 5 3B: 1 HR: 1	SF: 1 SAC: 0 DP: 2 HBP: 0	WP: 0 PB: 1 SB: 0 CS: 0
PITCHER	IP WLS BF H R ER SO BB IBB HBP BLK WP HR S P ERA WHIP	IP WLS BF H R ER SO BB IBB HBP BLK WP HR S P ERA WHIP																		
Jim Hunter, R ERA: 7.26 (1, 1)	3.1 L 10 4 5 5 2 2 0 0 0 0 1 29 64 13.50 2.700																			
Chuck Crim, R ERA: 5.77 (4, 1)	1.1 L 6 4 5 5 2 2 0 0 0 0 0 29 53 33.75 4.500																			
Darren Holmes, R ERA: 5.79 (5, 1)	2.2 L 12 4 3 3 3 0 0 0 0 0 0 33 48 10.12 1.500																			
Mark Lee, L ERA: 3.97 (8, 1)	0.2 L 5 2 0 0 1 1 0 0 0 0 0 13 19 0.00 4.500																			

Batter	1	2	3	4	5	6	7	8	9	AB	R	H	RBI	BB	SO	LOB	TOP					
Paul Moltzer, R (1, 10) OBP: 0.390, SLG: 0.487	0-1 3B		2-2 G4-3		1 SAFE 0-1 1B		0-0 P4		0-0 G1-3	5	1	2	0	0	0	0	Milwaukee Brewers @ Baltimore Orioles Memorial Stadium, Baltimore, MD Wed Aug 07 1991, 7:05 PM EDT Att: 24,239 - Cloudy - 81 F					
Willie Randolph, R (1, 4) OBP: 0.432, SLG: 0.374	4-0 G6-4-3 BB		2-2 FC4 1B		0-0 1B 1-2 2-H 1B		0-0 FC6-4 1B		0-2 G4-3	4	0	3	1	1	0	0						
Darryl Hamilton, L (1, 9) OBP: 0.370, SLG: 0.399	2-2 F8		1-0 FC4 FC5-4 1-2		1-1 1B 1-3 2-H 1B		1-0 L6			4	1	1	1	0	0	4						
Robin Yount, R (1, 8) OBP: 0.337, SLG: 0.420	0-0 G6-4-3 1-2		0-1 FC5-4 1-2		2-1 1B 1-H 1B		2-1 FC6-4 1-2			4	0	1	1	0	0	4						
Franklin Stubbs, L (1, 3) OBP: 0.280, SLG: 0.371		4-1 F9 1B BB		0-1 G6-3		2-0 E3 1-3		0-1 G4-3		3	1	0	0	1	0	1						
Candy Maldonado, R (1, 7) OBP: 0.288, SLG: 0.396		1-2 F9 1-3		2-1 G4-3		1-0 F7		3-2 WP 1B		4	0	1	0	0	0	3						
B.J. Surhoff, L (1, 2) OBP: 0.284, SLG: 0.305		1-1 1B 3-H		1-1 G6-3		2-2 F8		1-3 K		4	0	1	1	0	1	1						
Jim Gantner, L (1, 5) OBP: 0.312, SLG: 0.341		0-0 F7			2-3 K		2-0 F9		2-3 K	4	0	0	0	0	2	2						
Bill Spiers, L (1, 6) OBP: 0.296, SLG: 0.342		1-1 F7			2-0 1B 1B		2-2 G4-3		0-1 L9	4	1	1	0	0	0	1						
Inning Stats	R: 0 E: 0 K: 0 S: 7	H: 1 LOB: 1 BB: 1 P: 13	R: 1 E: 0 K: 0 S: 9	H: 1 LOB: 1 BB: 1 P: 16	R: 0 E: 0 K: 0 S: 12	H: 1 LOB: 1 BB: 0 P: 17	R: 0 E: 0 K: 0 S: 6	H: 0 LOB: 0 BB: 0 P: 9	R: 3 E: 1 K: 1 S: 14	H: 5 LOB: 2 BB: 0 P: 24	R: 0 E: 0 K: 0 S: 9	H: 0 LOB: 0 BB: 0 P: 15	R: 0 E: 0 K: 0 S: 5	H: 1 LOB: 1 BB: 0 P: 8	R: 0 E: 0 K: 2 S: 13	H: 1 LOB: 1 BB: 0 P: 19		R: 0 E: 0 K: 0 S: 7	H: 0 LOB: 0 BB: 0 P: 7	1B: 9 2B: 0 3B: 1 HR: 0	SF: 0 SAC: 0 DP: 1 HBP: 0	WP: 1 PB: 0 SB: 2 CS: 0
PITCHER	IP WLS BF H R ER SO BB IBB HBP BLK WP HR S P ERA WHIP	7.1 L 33 10 4 4 1 1 2 0 0 0 0 0 67 110 4.91 1.636	1.0 3 0 0 0 2 0 0 0 0 1 0 10 13 0.00 0.000	0.2 2 0 0 0 0 0 0 0 0 0 0 5 5 0.00 0.000											ERA WHIP							
Ben McDonald, R (1, 1) ERA: 5.27											4.91	1.636										
Jim Poole, L (8, 1) ERA: 2.31											0.00	0.000										
Todd Frohwirth, R (9, 1) ERA: 1.82											0.00	0.000										

AB	36
R	4
H	10
RBI	4
BB	2
SO	3
LOB	16



Batter	1	2	3	4	5	6	7	8	9	AB	R	H	RBI	BB	SO	LOB	BOTTOM					
Mike Devereaux, R (1, 8) OBP: 0.330, SLG: 0.438	0-1 G6-3		1-2 G4-3		0-1 G5-3		2-1 1B		1-1 F9	5	0	1	0	0	0	2	Milwaukee Brewers @ Baltimore Orioles Memorial Stadium, Baltimore, MD Wed Aug 07 1991, 7:05 PM EDT Att: 24,239 - Cloudy - 81 F					
Joe Orsulak, L (1, 7) OBP: 0.295, SLG: 0.332	1-0 G3-1		2-3 F8		2-1 FC3-6 1B 2-H		0-0 G3			4	0	1	1	0	0	2						
Cal Ripken Jr., R (1, 6) OBP: 0.375, SLG: 0.560	1-0 G6-3		1-1 2B 3-H		0-0 FC3-6 1-2		0-0 B1-3			4	0	1	1	0	0	1						
Dwight Evans, R (1, 10) OBP: 0.391, SLG: 0.374		0-1 P6	1-1 G5-3		2-3 K		0-0 BB 1B			4	0	1	0	0	1	2						
Randy Milligan, R (1, 3) OBP: 0.381, SLG: 0.428		0-0 FC5-4 1B		1-3 K		1-0 F9		4-0 FC6-4 BB		3	0	1	0	1	1	0						
Chito Martinez, L (1, 9) OBP: 0.330, SLG: 0.511		0-0 FC5-4 1B 1-2		2-2 F9		0-2 G5-3		1-2 F9		1	0	0	0	0	0	1						
Brady Anderson, L (4, 7) OBP: 0.324, SLG: 0.295										3	0	0	0	0	0	2						
Leo Gomez, R (1, 5) OBP: 0.313, SLG: 0.365		0-1 1B 1-2		1-1 1B		0-0 G5-3		0-0 FC6-4 1-2		4	0	2	0	0	0	2						
Chris Hoiles, R (1, 2) OBP: 0.324, SLG: 0.412		1-0 L7		2-0 F9		0-3 K		0-1 P2		4	0	0	0	0	1	3						
Juan Bell, R (1, 4) OBP: 0.221, SLG: 0.281			0-0 G4-3 2B 2B		0-1 1B 2B		0-2 F9		3-1 L8	4	2	2	0	0	0	0						
Inning Stats	R: 0 E: 0 K: 0 S: 4	H: 0 LOB: 0 BB: 0 P: 6	R: 0 E: 0 K: 0 S: 7	H: 2 LOB: 2 BB: 0 P: 8	R: 1 E: 0 K: 0 S: 9	H: 2 LOB: 1 BB: 0 P: 13	R: 0 E: 0 K: 1 S: 9	H: 1 LOB: 1 BB: 0 P: 15	R: 1 E: 0 K: 1 S: 12	H: 2 LOB: 1 BB: 0 P: 16	R: 0 E: 0 K: 0 S: 5	H: 0 LOB: 0 BB: 0 P: 6	R: 0 E: 0 K: 1 S: 13	H: 1 LOB: 1 BB: 0 P: 15	R: 0 E: 0 K: 0 S: 7	H: 1 LOB: 2 BB: 1 P: 12	R: 0 E: 0 K: 0 S: 6	H: 0 LOB: 0 BB: 0 P: 10	1B: 6 2B: 3 3B: 0 HR: 0	SF: 0 SAC: 0 DP: 0 HBP: 0	WP: 0 PB: 0 SB: 0 CS: 0	PA: 37
PITCHER	IP WLS BF H R ER SO BB IBB HBP BLK WP HR S P ERA WHIP	9.0 W 37 9 2 2 3 1 0 0 0 0 0 72 101 2.00 1.111											ERA WHIP									



Batter	1	2	3	4	5	6	7	8	9	AB	R	H	RBI	BB	SO	LOB	TOP				
Paul Moltor, R OBP: 0.390, SLG: 0.493 (1, 3)	L7	1-2							G6-3	5	1	2	1	0	0	1	Milwaukee Brewers @ Baltimore Orioles Memorial Stadium, Baltimore, MD Thu Aug 08 1991, 7:05 PM EDT Att: 27,079 - Cloudy - 85 F				
Willie Randolph, R OBP: 0.430, SLG: 0.376 (1, 4)	HR	1-1							G6-3	4	1	1	0	0	0	2					
Darryl Hamilton, L OBP: 0.368, SLG: 0.410 (1, 8)	HR								G1-3	4	1	1	2	0	0	0					
Robin Yount, R OBP: 0.333, SLG: 0.415 (1, 10)	G4-3								K	4	0	0	0	0	1	0					
Greg Vaughn, R OBP: 0.308, SLG: 0.451 (1, 7)	F9								F8	4	1	1	1	0	0	0					
Dante Bichette, R OBP: 0.280, SLG: 0.397 (1, 9)									G6-3	4	0	0	0	0	2	0					
B.J. Surhoff, L OBP: 0.290, SLG: 0.312 (1, 2)									1B	3	2	2	0	1	0	0					
Jim Gantner, L OBP: 0.311, SLG: 0.340 (1, 5)	G4-3								FC3-6	4	0	1	0	0	0	2					
Bill Spiers, L OBP: 0.295, SLG: 0.341 (1, 6)	1B								FC3-6	4	0	1	2	0	1	1					
Inning Stats	R: 2 E: 0 K: 0 S: 12	H: 2 LOB: 0 BB: 0 P: 16	R: 1 E: 0 K: 1 S: 15	H: 3 LOB: 2 BB: 0 P: 23	R: 1 E: 0 K: 1 S: 11	H: 1 LOB: 0 BB: 0 P: 14	R: 0 E: 0 K: 1 S: 9	H: 0 LOB: 0 BB: 0 P: 16	R: 1 E: 0 K: 0 S: 10	H: 1 LOB: 0 BB: 0 P: 14	R: 0 E: 0 K: 0 S: 6	H: 0 LOB: 0 BB: 0 P: 11	R: 0 E: 0 K: 1 S: 5	H: 0 LOB: 0 BB: 0 P: 7	R: 1 E: 0 K: 0 S: 11	H: 1 LOB: 1 BB: 1 P: 21	1B: 4 2B: 2 3B: 0 HR: 3	SF: 0 SAC: 0 DP: 0 HBP: 0	WP: 0 PB: 0 SB: 1 CS: 0	PA: 37	
PITCHER	IP	WLS	BF	H	R	ER	SO	BB	IBB	HBP	BLK	WP	HR	S	P	ERA	WHIP				
Bob Milacki, R ERA: 4.34 (1, 1)	7.0	L	29	8	5	5	3	0	0	0	0	0	3	71	106	6.43	1.143				
Mark Williamson, R ERA: 4.41 (8, 1)	1.0		3	0	0	0	1	0	0	0	0	0	0	5	7	0.00	0.000				
Gregg Olson, R ERA: 3.38 (9, 1)	1.0	S	3	1	1	1	0	1	0	0	0	0	0	11	21	9.00	2.000				

AB	36
R	6
H	9
RBI	6
BB	1
SO	4
LOB	6



Batter	1	2	3	4	5	6	7	8	9	AB	R	H	RBI	BB	SO	LOB	BOTTOM				
Mike Devereaux, R OBP: 0.328, SLG: 0.438 (1, 8)	F8								F8	5	0	1	0	0	0	1	Milwaukee Brewers @ Baltimore Orioles Memorial Stadium, Baltimore, MD Thu Aug 08 1991, 7:05 PM EDT Att: 27,079 - Cloudy - 85 F				
Brady Anderson, L OBP: 0.318, SLG: 0.288 (1, 7)	F7								G3	4	0	0	0	0	1	2					
Cal Ripken Jr., R OBP: 0.376, SLG: 0.566 (1, 6)	F9								HR	4	2	2	1	0	0	0					
Sam Horn, L OBP: 0.342, SLG: 0.496 (1, 10)									HR	4	2	2	2	0	0	0					
Randy Milligan, R OBP: 0.378, SLG: 0.426 (1, 3)	L9								F9	4	0	1	1	0	0	0					
Joe Orsulak, L OBP: 0.301, SLG: 0.335 (1, 9)	FC5-4								F7	3	0	2	0	1	0	0					
Leo Gomez, R OBP: 0.309, SLG: 0.359 (1, 5)	FC5-4								F8	4	0	0	0	0	1	4					
Chris Hoiles, R OBP: 0.322, SLG: 0.409 (1, 2)									K	4	0	1	0	0	2	0					
Juan Bell, R OBP: 0.215, SLG: 0.273 (1, 4)	G3-1								F7	4	0	0	0	0	0	1					
Inning Stats	R: 0 E: 0 K: 0 S: 5	H: 0 LOB: 0 BB: 0 P: 10	R: 0 E: 0 K: 1 S: 7	H: 1 LOB: 1 BB: 0 P: 10	R: 0 E: 0 K: 1 S: 7	H: 0 LOB: 0 BB: 0 P: 12	R: 1 E: 0 K: 1 S: 9	H: 2 LOB: 1 BB: 1 P: 18	R: 0 E: 0 K: 0 S: 8	H: 1 LOB: 1 BB: 0 P: 16	R: 0 E: 0 K: 0 S: 6	H: 1 LOB: 1 BB: 0 P: 7	R: 2 E: 0 K: 0 S: 9	H: 2 LOB: 0 BB: 0 P: 15	R: 0 E: 0 K: 1 S: 8	H: 0 LOB: 0 BB: 0 P: 11	1B: 5 2B: 2 3B: 0 HR: 2	SF: 0 SAC: 0 DP: 0 HBP: 0	WP: 1 PB: 0 SB: 0 CS: 0	PA: 37	
PITCHER	IP	WLS	BF	H	R	ER	SO	BB	IBB	HBP	BLK	WP	HR	S	P	ERA	WHIP				
Bill Wegman, R ERA: 3.57 (1, 1)	7.0	W	31	9	4	4	3	1	0	0	0	0	2	54	92	5.14	1.429				
Doug Henry, R ERA: 2.35 (8, 1)	1.0		3	0	0	0	0	0	0	0	0	0	0	6	8	0.00	0.000				
Ed Nunez, R ERA: 5.4 (9, 1)	1.0	S	3	0	0	0	1	0	0	0	0	0	0	8	11	0.00	0.000				

AB	36
R	4
H	9
RBI	4
BB	1
SO	4
LOB	8



Batter	1	2	3	4	5	6	7	8	9	AB	R	H	RBI	BB	SO	LOB	TOP								
Paul Moltzer, R OBP: 0.395, SLG: 0.499										5	4	4	1	1	0	2									
Willie Randolph, R OBP: 0.435, SLG: 0.380										3	1	2	1	2	0	2									
Darryl Hamilton, L OBP: 0.383, SLG: 0.404										6	0	1	0	0	0	9									
Robin Yount, R OBP: 0.336, SLG: 0.421										5	0	2	3	1	1	4									
Greg Vaughn, R OBP: 0.304, SLG: 0.446										4	0	0	1	0	2	3									
B.J. Surhoff, L OBP: 0.291, SLG: 0.311										4	1	1	0	1	0	4									
Dante Bichette, R OBP: 0.279, SLG: 0.394										5	1	1	0	0	1	2									
Jim Cantner, L OBP: 0.318, SLG: 0.345										4	1	3	0	1	0	1									
Bill Spiers, L OBP: 0.300, SLG: 0.347										4	2	2	3	1	0	2									
Inning Stats	R: 1 E: 1 K: 1 S: 13	H: 3 LOB: 2 BB: 0 P: 19	R: 0 E: 0 K: 0 S: 10	H: 1 LOB: 2 BB: 1 P: 22	R: 0 E: 0 K: 0 S: 5	H: 0 LOB: 0 BB: 0 P: 9	R: 5 E: 0 K: 1 S: 18	H: 5 LOB: 1 BB: 1 P: 29	R: 0 E: 0 K: 0 S: 14	H: 0 LOB: 2 BB: 2 P: 26	R: 1 E: 0 K: 0 S: 12	H: 2 LOB: 2 BB: 1 P: 19	R: 3 E: 0 K: 0 S: 18	H: 4 LOB: 1 BB: 0 P: 31	R: 0 E: 0 K: 1 S: 5	H: 0 LOB: 0 BB: 0 P: 7	R: 0 E: 0 K: 1 S: 10	H: 1 LOB: 3 BB: 2 P: 24	1B: 13 2B: 2 3B: 1 HR: 0	SF: 2 SAC: 0 DP: 0 HBP: 0	WP: 3 PB: 0 SB: 1 CS: 1	PA: 49			
PITCHER	IP	WLS	BF	H	R	ER	SO	BB	IBB	HBP	BLK	WP	HR	S	P	ERA	WHIP								
Jose Guzman, R ERA: 3.1	3.1		20	8	6	6	1	2	0	0	0	1	0	40	69	16.20	3.000								
Gerald Alexander, R ERA: 3.89	1.2	L	9	3	1	1	1	2	0	0	0	0	0	24	43	5.40	3.000								
Mike Jeffcoat, L ERA: 3.43	1.1		7	2	2	2	0	1	0	0	0	0	0	15	23	13.50	2.250								
Wayne Rosenthal, R ERA: 4.75	1.2		8	3	1	1	1	0	0	0	0	1	0	17	30	5.40	1.800								
Kenny Rogers, L ERA: 6.26	1.0		5	0	0	0	1	1	1	0	0	0	0	9	21	0.00	1.000								

Milwaukee Brewers @ Texas Rangers
Arlington Stadium, Arlington, TX
Fri Aug 09 1991, 8:05 PM EDT
Att: 35,009 - Cloudy - 92 F

AB 40
R 10
H 16
RBI 9
BB 7
SO 4
LOB 29



Batter	1	2	3	4	5	6	7	8	9	AB	R	H	RBI	BB	SO	LOB	BOTTOM								
Rafael Palmeiro, L OBP: 0.408, SLG: 0.572										5	1	3	3	0	0	1									
Ivan Rodriguez, R OBP: 0.304, SLG: 0.359										5	1	1	1	0	2	1									
Ruben Sierra, S OBP: 0.363, SLG: 0.505										5	1	3	2	0	1	0									
Kevin Reimer, L OBP: 0.327, SLG: 0.437										2	0	0	0	1	2	0									
Mike Stanley, R OBP: 0.345, SLG: 0.388										1	0	0	0	0	0	1									
Gary Pettis, S OBP: 0.345, SLG: 0.277										1	0	0	0	0	0	2									
Juan Gonzalez, R OBP: 0.363, SLG: 0.533										4	1	1	0	0	0	0									
Brian Downing, R OBP: 0.381, SLG: 0.446										3	1	0	0	1	0	2									
Steve Buechele, R OBP: 0.335, SLG: 0.449										4	0	1	0	0	0	1									
Mario Diaz, R OBP: 0.297, SLG: 0.309										2	1	0	1	0	1	2									
Julio Franco, R OBP: 0.408, SLG: 0.462										2	0	0	0	0	0	1									
José Hernández, R OBP: 1.000, SLG: 1.000										2	2	2	1	1	0	0									
Geno Petralli, L OBP: 0.312, SLG: 0.286										1	0	0	0	0	0	0									
Inning Stats	R: 0 E: 0 K: 2 S: 10	H: 0 LOB: 0 BB: 0 P: 13	R: 3 E: 0 K: 0 S: 13	H: 4 LOB: 2 BB: 1 P: 20	R: 0 E: 0 K: 1 S: 7	H: 0 LOB: 0 BB: 0 P: 10	R: 0 E: 0 K: 0 S: 6	H: 0 LOB: 0 BB: 0 P: 9	R: 3 E: 0 K: 2 S: 14	H: 3 LOB: 0 BB: 0 P: 22	R: 0 E: 0 K: 0 S: 6	H: 0 LOB: 0 BB: 0 P: 14	R: 2 E: 0 K: 1 S: 18	H: 2 LOB: 1 BB: 1 P: 27	R: 0 E: 0 K: 0 S: 7	H: 0 LOB: 1 BB: 1 P: 16	R: 0 E: 0 K: 0 S: 14	H: 2 LOB: 2 BB: 0 P: 22	1B: 7 2B: 2 3B: 0 HR: 2	SF: 0 SAC: 0 DP: 0 HBP: 0	WP: 0 PB: 1 SB: 0 CS: 0	PA: 40			
PITCHER	IP	WLS	BF	H	R	ER	SO	BB	IBB	HBP	BLK	WP	HR	S	P	ERA	WHIP								
Chris Bosio, R ERA: 3.5	5.0	W	22	7	6	6	5	1	0	0	0	0	1	50	74	10.80	1.600								
Julio Machado, R ERA: 4.02	1.2		8	2	2	2	1	1	0	0	0	0	1	22	37	10.80	1.800								
Mark Lee, L ERA: 3.94	0.1		1	0	0	0	0	0	0	0	0	0	0	2	4	0.00	0.000								
Doug Henry, R ERA: 2.1	1.0		4	0	0	0	0	1	0	0	0	0	0	7	16	0.00	1.000								
Ed Nunez, R ERA: 5.06	1.0	S	5	2	0	0	0	0	0	0	0	0	0	14	22	0.00	2.000								

Milwaukee Brewers @ Texas Rangers
Arlington Stadium, Arlington, TX
Fri Aug 09 1991, 8:05 PM EDT
Att: 35,009 - Cloudy - 92 F

AB 37
R 8
H 11
RBI 8
BB 3
SO 6
LOB 11




Batter	1	2	3	4	5	6	7	8	9	AB	R	H	RBI	BB	SO	LOB	TOP					
Paul Moltor, R OBP: 0.399, SLG: 0.503 George Canale, L (9, 3)	0-2 FC4-6 1B		0-0 G6-3 2B		3-2 1-3 3-H 1B		4-0 BB 1B IBB		2-3 K	4	1	3	1	1	1	0	Milwaukee Brewers @ Texas Rangers Arlington Stadium, Arlington, TX Sat Aug 10 1991, 8:05 PM EDT Att: 41,286 - Cloudy - 92 F					
Willie Randolph, R OBP: 0.431, SLG: 0.373	1-0 F9		1-0 G6-3		0-3 K		4-0 1B BB	0-3 K	4	0	0	1	1	2	4							
Darryl Hamilton, L OBP: 0.361, SLG: 0.401	1-1 FC4-6 1-2		0-1 L7		1-1 G1-3		0-1 FC5-2-5-1 1-3 2-H 3-H 1B			4	0	1	2	0	4							
Robin Yount, R OBP: 0.332, SLG: 0.416	2-2 F9			2-2 F9		0-0 G6-3		FC5-2-5-1 1-3 3-H 1B		4	0	0	0	0	3							
Greg Vaughn, R OBP: 0.301, SLG: 0.441		2-2 P5		0-1 F8		0-0 G5-3		0-1 F7		4	0	0	0	0	2							
B.J. Surhoff, L OBP: 0.288, SLG: 0.307		0-3 K		0-0 F8		0-1 F7		3-2 L9		4	0	0	0	1	0							
Dante Bichette, R OBP: 0.279, SLG: 0.401		0-3 K			1-0 G5-3		1-1 HR	2-2 G4-3		4	1	1	1	0	1							
Jim Cantner, L OBP: 0.320, SLG: 0.347			0-0 G3		1-1 1B 1B		1-0 BB 1B SH2-3 1B	0-1 G5-3		4	2	2	0	0	0							
Bill Spiers, L OBP: 0.304, SLG: 0.351			1-1 2B G6-3 1B		1-0 1B 1B		1-0 SH2-3	1-2 G3-1		3	1	2	0	0	0							
Inning Stats	R: 0 E: 0 K: 0 S: 10	H: 1 LOB: 1 BB: 0 P: 14	R: 0 E: 0 K: 2 S: 10	H: 0 LOB: 0 BB: 0 P: 12	R: 1 E: 0 K: 0 S: 7	H: 2 LOB: 1 BB: 0 P: 9	R: 0 E: 0 K: 0 S: 8	H: 0 LOB: 0 BB: 0 P: 10	R: 1 E: 0 K: 1 S: 12	H: 3 LOB: 2 BB: 0 P: 19	R: 0 E: 0 K: 0 S: 4	H: 0 LOB: 0 BB: 0 P: 4	R: 3 E: 0 K: 0 S: 9	H: 3 LOB: 2 BB: 2 P: 21	R: 0 E: 0 K: 0 S: 8	H: 0 LOB: 0 BB: 0 P: 13	R: 0 E: 0 K: 2 S: 9	H: 0 LOB: 0 BB: 0 P: 12	1B: 7 2B: 1 3B: 0 HR: 1	SF: 0 SAC: 1 DP: 0 HBP: 0	WP: 0 PB: 0 SB: 0 CS: 0	PA: 38
PITCHER	IP WLS BF H R ER SO BB IBB HBP BLK WP HR S P ERA WHIP	6.1 L 29 8 5 5 3 1 1 0 0 0 1 55 83 7.11 1.421	0.0 1 1 0 0 0 0 0 0 0 0 0 0 2 2 ∞ ∞	2.2 8 0 0 0 2 0 0 0 0 0 0 0 20 29 0.00 0.000	PITCHER										IP WLS BF H R ER SO BB IBB HBP BLK WP HR S P ERA WHIP							

AB	35
R	5
H	9
RBI	5
BB	2
SO	5
LOB	13



Batter	1	2	3	4	5	6	7	8	9	AB	R	H	RBI	BB	SO	LOB	BOTTOM					
Brian Downing, R OBP: 0.376, SLG: 0.440	2-3 K		2-2 P6		2-3 K			2-1 F7		4	0	0	0	0	2	2	Milwaukee Brewers @ Texas Rangers Arlington Stadium, Arlington, TX Sat Aug 10 1991, 8:05 PM EDT Att: 41,286 - Cloudy - 92 F					
Rafael Palmeiro, L OBP: 0.405, SLG: 0.567	1-1 G3-1		1-0 F9		1-3 K			2-1 F8		4	0	0	0	1	2							
Ruben Sierra, S OBP: 0.360, SLG: 0.500	1-1 G5-3			1-0 G6-3		1-3 K		1-0 G3-1		4	0	0	0	1	0							
Julio Franco, R OBP: 0.407, SLG: 0.467		0-1 L9		3-2 HR		2-0 L9		3-1 L6		4	1	1	1	0	0							
Juan Gonzalez, R OBP: 0.367, SLG: 0.534		4-1 FC6-4 BB		0-0 1B		1-1 F7		0-1 1B 1B		3	1	2	0	1	0							
Steve Buechele, R OBP: 0.337, SLG: 0.450		2-2 L7		0-0 L6		2-1 FC5-4 1B		0-1 F9 1B		4	0	2	0	0	2							
Ivan Rodriguez, R OBP: 0.303, SLG: 0.356		3-1 FC6-4		1-1 G5-3		1-2 FC5-4		0-2 1-2 2-H 1B		4	0	1	1	0	3							
José Hernández, R OBP: 0.833, SLG: 1.200 Geno Petrilli, L OBP: 0.312, SLG: 0.286 Mike Stanley, R OBP: 0.343, SLG: 0.386			3-1 FC6-2 3B		1-1 1B		3-3 K		0-0 F9	3	0	2	0	0	1	1						
Gary Pettis, S OBP: 0.342, SLG: 0.275 Kevin Reimer, L OBP: 0.326, SLG: 0.435			0-0 FC6-2		2-2 F9		0-0 G4-3		1-3 K	2	0	0	0	0	2							
Dean Palmer, R OBP: 0.308, SLG: 0.430			3-H							1	0	0	0	1	2							
Inning Stats	R: 0 E: 0 K: 1 S: 9	H: 0 LOB: 0 BB: 0 P: 13	R: 0 E: 0 K: 0 S: 8	H: 0 LOB: 1 BB: 1 P: 17	R: 0 E: 0 K: 0 S: 7	H: 1 LOB: 1 BB: 0 P: 13	R: 1 E: 0 K: 0 S: 10	H: 2 LOB: 1 BB: 0 P: 15	R: 0 E: 0 K: 2 S: 12	H: 1 LOB: 1 BB: 0 P: 18	R: 0 E: 0 K: 1 S: 6	H: 0 LOB: 0 BB: 0 P: 10	R: 0 E: 0 K: 1 S: 11	H: 1 LOB: 1 BB: 0 P: 17	R: 0 E: 0 K: 0 S: 5	H: 0 LOB: 0 BB: 0 P: 10	R: 1 E: 0 K: 1 S: 14	H: 3 LOB: 2 BB: 0 P: 18	1B: 6 2B: 0 3B: 1 HR: 1	SF: 0 SAC: 0 DP: 0 HBP: 0	WP: 0 PB: 0 SB: 0 CS: 0	PA: 36
PITCHER	IP WLS BF H R ER SO BB IBB HBP BLK WP HR S P ERA WHIP	5.0 W 20 4 1 1 2 0 0 0 0 0 0 31 49 2.70 1.200	3.1 4 1 1 2 0 0 0 0 0 0 0 0 3 4 2.70 1.200	0.1 S 1 0 0 0 1 0 0 0 0 0 0 4 5 0.00 0.000	PITCHER										IP WLS BF H R ER SO BB IBB HBP BLK WP HR S P ERA WHIP							



Batter	1	2	3	4	5	6	7	8	9	10	AB	R	H	RBI	BB	SO	LOB	TOP				
Paul Molitor, R OBP: 0.401, SLG: 0.510	(1,3) F9																	4 1 2 2 1 1 2				
Willie Randolph, R OBP: 0.427, SLG: 0.367	(1,4) 1B BB																	4 1 0 0 1 0 3				
Darryl Hamilton, L OBP: 0.357, SLG: 0.397	(1,8) L8																	5 0 1 0 0 1 1				
Robin Yount, R OBP: 0.339, SLG: 0.420	(1,10) E8 1B																	4 1 3 0 1 0 0				
Greg Vaughn, R OBP: 0.302, SLG: 0.440	(1,7) G6-3																	5 0 2 0 0 1 3				
Dante Bichette, R OBP: 0.278, SLG: 0.398																		5 0 1 0 0 1 5				
Jim Cantner, L OBP: 0.318, SLG: 0.344																		5 0 1 0 0 0 2				
Rick Dempsey, R OBP: 0.316, SLG: 0.354																		2 0 1 0 1 0 1				
B.J. Surhoff, L OBP: 0.287, SLG: 0.306																		1 0 0 0 0 0 0				
Bill Spiers, L OBP: 0.307, SLG: 0.350																		3 1 1 0 1 0 1				
Inning Stats	R: 2 E: 1 K: 0 S: 10	H: 1 LOB: 0 BB: 1 P: 19	R: 0 E: 0 K: 0 S: 8	H: 1 LOB: 0 BB: 0 P: 8	R: 0 E: 0 K: 0 S: 10	H: 0 LOB: 1 BB: 1 P: 19	R: 0 E: 0 K: 0 S: 5	H: 1 LOB: 1 BB: 0 P: 7	R: 0 E: 0 K: 0 S: 9	H: 2 LOB: 2 BB: 0 P: 14	R: 0 E: 0 K: 1 S: 8	H: 0 LOB: 2 BB: 2 P: 20	R: 0 E: 0 K: 1 S: 9	H: 1 LOB: 2 BB: 1 P: 15	R: 2 E: 0 K: 0 S: 8	H: 2 LOB: 0 BB: 0 P: 14	R: 0 E: 0 K: 2 S: 11	H: 2 LOB: 2 BB: 0 P: 17	1B: 11 2B: 1 3B: 0 HR: 1	SF: 0 SAC: 0 DP: 3 HBP: 0	WP: 0 PB: 0 SB: 0 CS: 2	PA: 43
PITCHER	IP	WLS	BF	H	R	ER	SO	BB	IBB	HBP	BLK	WP	HR	S	P	ERA	WHIP					
Kevin Brown, R ERA: 4.34	(1,1) 7.1		30	8	2	0	1	4	0	0	0	0	0	60	101	0.00	1.636					
Jeff Russell, R ERA: 3.26	(8,1) 1.2		8	2	2	2	1	1	0	0	0	0	1	14	25	10.80	1.800					
Mike Jeffcoat, L ERA: 3.41	(10,1) 0.1		2	1	0	0	1	0	0	0	0	0	0	5	8	0.00	3.000					
Terry Mathews, R ERA: 5.68	(10,1) 0.1		2	1	0	0	1	0	0	0	0	0	0	4	5	0.00	3.000					
Kenny Rogers, L ERA: 6.23	(10,1) 0.1		W	1	0	0	0	0	0	0	0	0	0	2	4	0.00	0.000					

Milwaukee Brewers @ Texas Rangers
Arlington Stadium, Arlington, TX
Sun Aug 11 1991, 4:33 AM EDT
Att: 31,169 - Cloudy - 91 F

AB 38
R 4
H 12
RBI 2
BB 5
SO 4
LOB 18



Batter	1	2	3	4	5	6	7	8	9	10	AB	R	H	RBI	BB	SO	LOB	BOTTOM				
Rafael Palmeiro, L OBP: 0.400, SLG: 0.561	(1,3) F8																	5 0 0 0 0 0 3				
Julio Franco, R OBP: 0.411, SLG: 0.470	(1,4) G5-3																	4 2 3 1 1 0 0				
Ruben Sierra, S OBP: 0.361, SLG: 0.499	(1,9) K																	3 0 1 1 1 1 1				
Kevin Reimer, L OBP: 0.326, SLG: 0.434																		3 0 1 1 0 1 2				
Gary Pettis, S OBP: 0.341, SLG: 0.273																		1 0 0 0 0 0 0				
Juan Gonzalez, R OBP: 0.305, SLG: 0.529																		5 0 1 1 0 1 3				
Steve Buschele, R OBP: 0.336, SLG: 0.447																		4 0 1 0 0 0 0				
Dean Palmer, R OBP: 0.315, SLG: 0.455																		3 1 1 1 1 0 1				
Ivan Rodriguez, R OBP: 0.308, SLG: 0.359																		4 1 2 0 0 0 2				
José Hernández, R OBP: 0.625, SLG: 0.857																		2 1 0 0 0 2 2				
Geno Petralli, L OBP: 0.310, SLG: 0.283																		1 0 0 0 0 1 1				
Mario Diaz, R OBP: 0.297, SLG: 0.309																		0 0 0 0 0 0 0				
Inning Stats	R: 0 E: 0 K: 1 S: 12	H: 0 LOB: 0 BB: 0 P: 15	R: 0 E: 0 K: 1 S: 8	H: 0 LOB: 0 BB: 0 P: 13	R: 4 E: 1 K: 0 S: 13	H: 4 LOB: 1 BB: 0 P: 25	R: 0 E: 0 K: 1 S: 13	H: 1 LOB: 1 BB: 0 P: 19	R: 0 E: 0 K: 1 S: 13	H: 1 LOB: 2 BB: 0 P: 20	R: 0 E: 0 K: 0 S: 8	H: 0 LOB: 0 BB: 1 P: 12	R: 0 E: 0 K: 0 S: 7	H: 0 LOB: 0 BB: 0 P: 11	R: 0 E: 0 K: 1 S: 10	H: 3 LOB: 2 BB: 0 P: 16	R: 1 E: 0 K: 0 S: 12	H: 0 LOB: 1 BB: 0 P: 16	1B: 9 2B: 0 3B: 0 HR: 1	SF: 1 SAC: 2 DP: 1 HBP: 0	WP: 0 PB: 0 SB: 2 CS: 0	PA: 41
PITCHER	IP	WLS	BF	H	R	ER	SO	BB	IBB	HBP	BLK	WP	HR	S	P	ERA	WHIP					
Don August, R ERA: 4.81	(1,1) 6.1		29	7	4	2	5	2	0	0	0	0	0	70	112	2.84	1.421					
Mark Lee, L ERA: 3.83	(7,1) 1.0		2	0	0	0	0	0	0	0	0	0	0	5	10	0.00	0.000					
Julio Machado, R ERA: 4.04	(8,1) 2.0		L	10	3	1	1	1	0	0	0	0	0	26	37	4.50	2.000					

Milwaukee Brewers @ Texas Rangers
Arlington Stadium, Arlington, TX
Sun Aug 11 1991, 4:33 AM EDT
Att: 31,169 - Cloudy - 91 F

AB 35
R 5
H 10
RBI 5
BB 3
SO 6
LOB 15



Batter	1	2	3	4	5	6	7	8	9	AB	R	H	RBI	BB	SO	LOB	TOP										
Paul Moltzer, R OBP: 0.403, SLG: 0.512 (1, 10)	1-1 FC3-6 1B 2B	2-1 BB 1B	4-1 1B BB	0-0 P6			2-2 P3		2-2 CI 1B E	4	4	2	0	1	0	2											
Willie Randolph, R OBP: 0.432, SLG: 0.372 (1, 4)	1-1 FC3-6 1B	4-0 1B 1B WP BB	1-1 1B 1B	2-1 F9			0-0 G5-3		1-0 E7 1B 1B	5	2	3	1	1	0	2											
Darryl Hamilton, L OBP: 0.353, SLG: 0.391 (1, 8)	2-2 FC3-6 1B E	1-1 WP 1B 1B	1-0 F7		0-2 G4-3			0-3 K	1-2 G4-3	6	2	1	3	0	1	4											
Greg Vaughn, R OBP: 0.305, SLG: 0.450 (1, 7)	0-0 S 2B 1B	1-2 K	0-1 1B		0-0 G5-3			3-2 HR	3-1 P3	6	2	3	2	0	1	2											
Franklin Stubbs, L OBP: 0.280, SLG: 0.368 (1, 3)	SAFE SAFE SAFE 1-2 3-H	1-3 K	4-2 1B 2B BB	1-1 G6-3		2-1 G3-1		1-2 E3 G4-3	0-0 1B 1B	5	1	1	1	1	1	3											
B.J. Surhoff, L OBP: 0.294, SLG: 0.324 (1, 2)	1-0 2B	1-2 2B 1B		0-0 HR		1-1 G6-3		1-2 G4-3	2-2 1B 1B	6	1	4	3	0	0	1											
Dante Bichette, R OBP: 0.279, SLG: 0.398 (1, 9)	2-3 K	0-1 1B 2B		0-1 G5-3		0-0 F9		4-0 IBB	1-2 P2	5	0	1	1	1	1	3											
Jim Cantner, L OBP: 0.317, SLG: 0.342 (1, 5)		K G3		0-0 BB 1B		0-0 G1-3		0-1 F8		5	0	1	0	0	1	4											
Bill Spiers, L OBP: 0.311, SLG: 0.353 (1, 6)		1-1 1B 1B		1-0 F7		4-1 BB		1-0 G3-1	0-1 CI 1B 1B	4	2	2	0	1	0	0											
Inning Stats	R: 3 E: 1 K: 2 S: 19	H: 4 LOB: 1 BB: 0 P: 27	R: 5 E: 0 K: 2 S: 21	H: 5 LOB: 2 BB: 2 P: 37	R: 1 E: 0 K: 0 S: 9	H: 2 LOB: 2 BB: 1 P: 14	R: 1 E: 0 K: 0 S: 8	H: 2 LOB: 2 BB: 1 P: 14	R: 0 E: 0 K: 0 S: 6	H: 0 LOB: 0 BB: 0 P: 8	R: 0 E: 0 K: 0 S: 4	H: 0 LOB: 0 BB: 0 P: 5	R: 0 E: 0 K: 0 S: 5	H: 0 LOB: 0 BB: 0 P: 8	R: 1 E: 1 K: 1 S: 15	H: 1 LOB: 2 BB: 1 P: 24	R: 3 E: 2 K: 0 S: 20	H: 4 LOB: 2 BB: 0 P: 30	1B: 13 2B: 3 3B: 0 HR: 2	SF: 0 SAC: 0 DP: 0 HBP: 0	WP: 2 PB: 0 SB: 1 CS: 0	PA: 52					
PITCHER	IP	WLS	BF	H	R	ER	SO	BB	IBB	HBP	BLK	WP	HR	S	P	ERA	WHIP										
Bobby Witt, R ERA: 5.85	1.1	L	11	6	6	6	3	1	0	0	0	0	0	26	42	40.50	5.250										
Wayne Rosenthal, R ERA: 5.0	5.2		27	7	4	4	1	3	0	0	0	2	1	46	74	6.35	1.765										
Mike Jeffcoat, L ERA: 3.48	1.1		10	3	4	1	1	0	1	0	0	0	1	24	37	6.75	2.250										
Terry Mathews, R ERA: 5.49	0.2		4	2	0	0	0	0	0	0	0	0	0	11	17	0.00	3.000										

Milwaukee Brewers @ Texas Rangers
Arlington Stadium, Arlington, TX
Mon Aug 12 1991, 8:05 PM EDT
Att: 21,590 - Cloudy - 80 F

AB 46
R 14
H 18
RBI 11
BB 5
SO 5
LOB 21



Batter	1	2	3	4	5	6	7	8	9	AB	R	H	RBI	BB	SO	LOB	BOTTOM										
Rafael Palmeiro, L OBP: 0.402, SLG: 0.567 (1, 3)	1-2 G4-3			3-2 HR		2-2 1B 2B 1B	4-0 FC6-4 BB		0-0 P4	4	2	2	1	1	0	1											
Julio Franco, R OBP: 0.409, SLG: 0.468 (1, 4)	1-0 G6-3			1-1 G5-3		0-2 2B 1B	2-1 FC6-4			4	1	1	1	0	0	1											
Ruben Sierra, S OBP: 0.362, SLG: 0.501 (1, 9)	2-2 G4-3			2-1 HR 1B		1-0 2B 2B	1-0 L8			4	2	2	2	0	0	1											
Kevin Reimer, L OBP: 0.325, SLG: 0.443 (1, 7)		1-3 K		0-0 HR		0-3 K		0-1 G1-3		4	1	1	2	0	2	1											
Juan Gonzalez, R OBP: 0.361, SLG: 0.523 (1, 8)		2-0 P6		1-3 K		0-3 K		1-2 L5		4	0	0	0	0	2	1											
Steve Buechele, R OBP: 0.335, SLG: 0.448 (1, 5)		2-1 G6-3		0-1 P3		3-2 2B		1-0 F9		4	0	1	1	0	0	0											
Dean Palmer, R OBP: 0.306, SLG: 0.439 (1, 10)				1-0 G5-3		2-0 G5-3		2-3 K		4	0	0	0	0	1	1											
Ivan Rodriguez, R OBP: 0.308, SLG: 0.359				1-1 L1		0-0 F7		0-1 L9 WP FC6-4 1B		0	0	0	0	0	0	0											
Geno Petralli, L OBP: 0.315, SLG: 0.298 (3, 2)										4	1	2	0	0	0	0											
José Hernández, R OBP: 0.417, SLG: 0.545 (1, 6)				0-0 G6-3		2-1 G4-3		3-2 L9		4	0	0	0	0	0	2											
Inning Stats	R: 0 E: 0 K: 0 S: 9	H: 0 LOB: 0 BB: 0 P: 13	R: 0 E: 0 K: 1 S: 6	H: 0 LOB: 0 BB: 0 P: 11	R: 0 E: 0 K: 0 S: 4	H: 0 LOB: 0 BB: 0 P: 6	R: 3 E: 0 K: 1 S: 14	H: 3 LOB: 0 BB: 0 P: 21	R: 0 E: 0 K: 0 S: 4	H: 0 LOB: 0 BB: 0 P: 8	R: 3 E: 0 K: 3 S: 26	H: 4 LOB: 1 BB: 0 P: 34	R: 1 E: 0 K: 0 S: 9	H: 1 LOB: 1 BB: 1 P: 20	R: 0 E: 0 K: 0 S: 6	H: 0 LOB: 0 BB: 0 P: 8	R: 0 E: 0 K: 0 S: 6	H: 1 LOB: 1 BB: 0 P: 11	1B: 4 2B: 3 3B: 0 HR: 2	SF: 0 SAC: 0 DP: 0 HBP: 0	WP: 1 PB: 0 SB: 0 CS: 0	PA: 37					
PITCHER	IP	WLS	BF	H	R	ER	SO	BB	IBB	HBP	BLK	WP	HR	S	P	ERA	WHIP										
Jaime Navarro, R ERA: 4.27	6.1	W	27	8	7	7	5	1	0	0	0	0	0	69	102	9.95	1.263										
Mark Lee, L ERA: 3.93	0.0		1	0	0	0	0	1	0	0	0	0	0	4													
Doug Henry, R ERA: 1.76	2.2	S	9	1	0	0	0	0	0	0	0	0	0	15	26	0.00	0.375										

Milwaukee Brewers @ Texas Rangers
Arlington Stadium, Arlington, TX
Mon Aug 12 1991, 8:05 PM EDT
Att: 21,590 - Cloudy - 80 F

AB 36
R 7
H 9
RBI 7
BB 1
SO 5
LOB 8



Batter	1	2	3	4	5	6	7	8	9	AB	R	H	RBI	BB	SO	LOB	TOP							
Devon White, S (1, 8) OBP: 0.357, SLG: 0.447	L9			F7		G1-3		K		4	0	0	0	0	1	2								
Roberto Alomar, S (1, 4) OBP: 0.352, SLG: 0.430	G3			2B		L4			F7	4	0	1	0	0	0	0								
Joe Carter, R (1, 9) OBP: 0.355, SLG: 0.562	G3			2B			G6-3		HR	4	2	2	1	0	0	0								
John Olerud, L (1, 3) OBP: 0.339, SLG: 0.448			F7				F7		HR	4	1	2	1	0	0	0								
Kelly Gruber, R (1, 5) OBP: 0.309, SLG: 0.432	F9			2B			K		G5-3	4	0	0	0	0	1	2								
Candy Maldonado, R (1, 7) OBP: 0.298, SLG: 0.440	F9				G6-3			HR	E3	4	1	2	2	0	0	0								
Rance Mulliniks, L (1, 10) Mookie Wilson, S (8, PR) OBP: 0.345, SLG: 0.400 OBP: 0.277, SLG: 0.364			G4-3		F9			SH1-3 BB	G6-3	2	0	0	0	1	0	0								
Pat Borders, R (1, 2) OBP: 0.277, SLG: 0.330			K			G1-3		SH1-3		2	0	0	0	0	1	0								
Rene Gonzales, R (1, 6) Rob Ducey, L (8, PH) Manuel Lee, S (8, 6) OBP: 0.323, SLG: 0.301 OBP: 0.345, SLG: 0.400 OBP: 0.273, SLG: 0.275			G5-3			F7		K		2	0	0	0	0	0	0								
Inning Stats	R: 0 E: 0 K: 0 S: 9	H: 0 LOB: 0 BB: 0 P: 16	R: 0 E: 0 K: 0 S: 6	H: 0 LOB: 0 BB: 0 P: 9	R: 0 E: 0 K: 1 S: 7	H: 0 LOB: 0 BB: 0 P: 12	R: 1 E: 0 K: 0 S: 12	H: 3 LOB: 1 BB: 0 P: 17	R: 0 E: 0 K: 0 S: 5	H: 0 LOB: 0 BB: 0 P: 9	R: 0 E: 0 K: 1 S: 4	H: 0 LOB: 0 BB: 0 P: 7	R: 0 E: 0 K: 1 S: 7	H: 0 LOB: 0 BB: 0 P: 11	R: 1 E: 0 K: 2 S: 13	H: 1 LOB: 2 BB: 1 P: 25	R: 2 E: 1 K: 0 S: 14	H: 3 LOB: 1 BB: 0 P: 21	1B: 1 2B: 4 3B: 0 HR: 2	SF: 0 SAC: 1 DP: 0 HBP: 0	WP: 0 PB: 0 SB: 0 CS: 0	PA: 34		
PITCHER	IP	WLS	BF	H	R	ER	SO	BB	IBB	HBP	BLK	WP	HR	S	P	ERA	WHIP							
Bill Wegman, R (1, 1) ERA: 3.63	8.1		31	6	4	4	4	1	0	0	0	0	2	71	117	4.32	0.840							
Chuck Cim, R (9, 1) ERA: 5.96	0.2	W	3	1	0	0	0	0	0	0	0	0	0	6	10	0.00	1.500							

Toronto Blue Jays @ Milwaukee Brewers
 Milwaukee County Stadium, Milwaukee, WI
 Tue Aug 13 1991, 8:05 PM EDT
 Att: 22,996 - Sunny - 82 F

AB	32
R	4
H	7
RBI	4
BB	1
SO	4
LOB	7



Batter	1	2	3	4	5	6	7	8	9	AB	R	H	RBI	BB	SO	LOB	BOTTOM							
Paul Molitor, R (1, 10) OBP: 0.401, SLG: 0.515	G6-3		K2-3		P6		F9		HR	5	1	1	3	0	1	1								
Willie Randolph, R (1, 4) OBP: 0.429, SLG: 0.370	L5		1B		F9			G6-3		4	0	1	1	0	0	0								
Darryl Hamilton, L (1, 9) OBP: 0.355, SLG: 0.397	PB		1B		F9			K		4	0	2	0	0	1	0								
Robin Yount, R (1, 8) OBP: 0.338, SLG: 0.418	G6-3		G5-3			K		1B		4	0	1	0	0	1	3								
Greg Vaughn, R (1, 7) OBP: 0.307, SLG: 0.450		G6-3		PB	G3		K	G5-3		4	0	2	0	0	1	1								
B.J. Surhoff, L (1, 2) OBP: 0.290, SLG: 0.321		G6-3		G3		G4-3			G4-3	4	0	0	0	0	0	2								
Franklin Stubbs, L (1, 3) OBP: 0.283, SLG: 0.371		F8			BB		G4-3	SF9	2B	3	1	1	0	1	0	0								
Jim Cantner, L (1, 5) OBP: 0.316, SLG: 0.344			F8		F8		G4-3		HR	4	1	1	0	0	0	3								
Bill Spiers, L (1, 6) OBP: 0.314, SLG: 0.354			PB	S	1B	G1-3		SF9	HR	2	2	1	1	1	0	2								
Inning Stats	R: 0 E: 0 K: 0 S: 9	H: 1 LOB: 1 BB: 0 P: 15	R: 0 E: 0 K: 0 S: 6	H: 1 LOB: 0 BB: 0 P: 15	R: 1 E: 0 K: 1 S: 12	H: 3 LOB: 2 BB: 0 P: 20	R: 0 E: 0 K: 0 S: 11	H: 1 LOB: 2 BB: 1 P: 16	R: 0 E: 0 K: 2 S: 9	H: 0 LOB: 0 BB: 0 P: 14	R: 1 E: 0 K: 0 S: 9	H: 1 LOB: 0 BB: 0 P: 17	R: 0 E: 0 K: 1 S: 8	H: 1 LOB: 1 BB: 0 P: 12	R: 3 E: 0 K: 0 S: 8	H: 2 LOB: 0 BB: 1 P: 13	1B: 6 2B: 3 3B: 0 HR: 1	SF: 1 SAC: 0 DP: 1 HBP: 0	WP: 0 PB: 3 SB: 1 CS: 0	PA: 37				
PITCHER	IP	WLS	BF	H	R	ER	SO	BB	IBB	HBP	BLK	WP	HR	S	P	ERA	WHIP							
Tom Candiotti, R (1, 1) ERA: 2.38	8.0		32	8	2	2	4	1	0	0	0	0	1	73	125	2.25	1.125							
Tom Henke, R (9, 1) ERA: 3.03	0.2	L	5	2	3	3	0	1	0	0	0	0	1	8	13	40.50	4.500							

Toronto Blue Jays @ Milwaukee Brewers
 Milwaukee County Stadium, Milwaukee, WI
 Tue Aug 13 1991, 8:05 PM EDT
 Att: 22,996 - Sunny - 82 F

AB	34
R	5
H	10
RBI	5
BB	2
SO	4
LOB	12




Batter	1	2	3	4	5	6	7	8	9	AB	R	H	RBI	BB	SO	LOB	TOP										
Devon White, S OBP: 0.356, SLG: 0.445 (1, 8)										4	0	1	0	0	1	0	Toronto Blue Jays @ Milwaukee Brewers Milwaukee County Stadium, Milwaukee, WI Wed Aug 14 1991, 8:05 PM EDT Att: 19,193 - Sunny - 87 F										
Roberto Alomar, S OBP: 0.349, SLG: 0.426 (1, 4)										4	1	0	0	0	0	1											
Joe Carter, R OBP: 0.355, SLG: 0.559 (1, 9)										4	0	1	0	0	0	2											
John Olerud, L OBP: 0.340, SLG: 0.451 (1, 3)										4	1	2	1	0	1	1											
Kelly Gruber, R OBP: 0.309, SLG: 0.429 (1, 5)										4	1	1	0	0	1	1											
Candy Maldonado, R OBP: 0.297, SLG: 0.442 (1, 7)										4	0	1	1	0	0	0											
Rance Mulliniks, L OBP: 0.332, SLG: 0.351 (1, 10)										3	0	1	0	0	1	1											
Mookie Wilson, S OBP: 0.277, SLG: 0.364 (7, PR)										0	0	0	0	0	0	0											
Greg Myers, L OBP: 0.304, SLG: 0.408 (1, 2)										3	0	0	0	0	1	1											
Manuel Lee, S OBP: 0.271, SLG: 0.272 (1, 6)										3	0	0	0	0	1	0											
Inning Stats	R: 0 E: 0 K: 0 S: 7	H: 2 LOB: 1 BB: 0 P: 9	R: 0 E: 0 K: 2 S: 10	H: 0 LOB: 0 BB: 0 P: 15	R: 0 E: 0 K: 1 S: 10	H: 0 LOB: 0 BB: 0 P: 16	R: 3 E: 2 K: 0 S: 13	H: 3 LOB: 0 BB: 0 P: 21	R: 0 E: 0 K: 1 S: 6	H: 1 LOB: 1 BB: 0 P: 8	R: 0 E: 0 K: 0 S: 4	H: 1 LOB: 1 BB: 0 P: 5	R: 0 E: 1 K: 1 S: 12	H: 0 LOB: 1 BB: 0 P: 20	R: 0 E: 0 K: 1 S: 10	H: 0 LOB: 0 BB: 0 P: 15	1B: 5 2B: 2 3B: 0 HR: 0	SF: 0 SAC: 0 DP: 2 HBP: 0	WP: 0 PB: 0 SB: 0 CS: 0	PA: 33							
PITCHER	IP	WLS	BF	H	R	ER	SO	BB	IBB	HBP	BLK	WP	HR	S	P	ERA	WHIP										
Chris Bosio, R ERA: 3.39 (1, 1)	7.0	W	26	7	3	1	4	0	0	0	0	0	0	57	82	1.29	1.000										
Doug Henry, R ERA: 1.56 (8, 1)	2.0	S	7	0	0	0	2	0	0	0	0	0	0	22	35	0.00	0.000										

AB	33
R	3
H	7
RBI	2
BB	0
SO	6
LOB	7



Batter	1	2	3	4	5	6	7	8	9	AB	R	H	RBI	BB	SO	LOB	BOTTOM										
Paul Molitor, R OBP: 0.401, SLG: 0.514 (1, 3)										5	2	2	0	0	0	1	Toronto Blue Jays @ Milwaukee Brewers Milwaukee County Stadium, Milwaukee, WI Wed Aug 14 1991, 8:05 PM EDT Att: 19,193 - Sunny - 87 F										
Willie Randolph, R OBP: 0.427, SLG: 0.368 (1, 4)									4	0	1	0	0	0	1												
Robin Yount, R OBP: 0.337, SLG: 0.415 (1, 10)									2	0	0	2	1	0	0												
Greg Vaughn, R OBP: 0.307, SLG: 0.458 (1, 7)									3	1	1	2	0	0	2												
Darryl Hamilton, L OBP: 0.361, SLG: 0.400 (1, 8)										3	0	2	0	1	0	1											
Dante Bichette, R OBP: 0.278, SLG: 0.395 (1, 9)										3	1	0	0	1	1	3											
Jim Gantner, L OBP: 0.313, SLG: 0.340 (1, 5)										4	0	0	0	0	0	2											
Rick Dempsey, R OBP: 0.322, SLG: 0.359 (1, 2)										4	0	2	1	0	0	1											
Bill Spiers, L OBP: 0.316, SLG: 0.353 (1, 6)										3	1	1	0	1	1	2											
Inning Stats	R: 0 E: 0 K: 0 S: 5	H: 0 LOB: 0 BB: 0 P: 9	R: 2 E: 0 K: 0 S: 14	H: 3 LOB: 1 BB: 1 P: 22	R: 0 E: 0 K: 0 S: 7	H: 0 LOB: 1 BB: 1 P: 12	R: 0 E: 0 K: 1 S: 9	H: 1 LOB: 1 BB: 0 P: 14	R: 2 E: 0 K: 0 S: 9	H: 3 LOB: 1 BB: 0 P: 13	R: 0 E: 0 K: 1 S: 10	H: 1 LOB: 1 BB: 0 P: 16	R: 1 E: 0 K: 0 S: 16	H: 1 LOB: 2 BB: 1 P: 26	R: 0 E: 0 K: 0 S: 7	H: 0 LOB: 1 BB: 1 P: 13	1B: 8 2B: 0 3B: 0 HR: 1	SF: 2 SAC: 0 DP: 0 HBP: 0	WP: 0 PB: 0 SB: 3 CS: 0	PA: 37							
PITCHER	IP	WLS	BF	H	R	ER	SO	BB	IBB	HBP	BLK	WP	HR	S	P	ERA	WHIP										
David Wells, L ERA: 3.59 (1, 1)	6.0	L	28	8	5	2	2	2	0	0	1	0	0	55	87	7.50	1.833										
David Weathers, R ERA: 1.13 (7, 1)	1.0		5	0	0	0	0	1	0	0	0	0	0	15	25	0.00	1.000										
Bob MacDonald, L ERA: 2.48 (8, 1)	1.0		4	0	0	0	0	1	0	0	0	0	0	7	13	0.00	1.000										

AB	31
R	5
H	9
RBI	5
BB	4
SO	2
LOB	13



Batter	1	2	3	4	5	6	7	8	9	AB	R	H	RBI	BB	SO	LOB	TOP										
Devon White, S OBP: 0.354, SLG: 0.444 (1, 8)										5	0	1	0	0	1	3	Toronto Blue Jays @ Milwaukee Brewers Milwaukee County Stadium, Milwaukee, WI Thu Aug 15 1991, 4:33 AM EDT Att: 24,519 - Sunny - 84 F										
Roberto Alomar, S OBP: 0.350, SLG: 0.424 (1, 4)										3	0	0	0	2	1	2											
Joe Carter, R OBP: 0.353, SLG: 0.558 (1, 9)										5	1	1	0	0	0	4											
Candy Maldonado, R OBP: 0.295, SLG: 0.436 (1, 7)										4	1	1	0	0	0	3											
Kelly Gruber, R OBP: 0.311, SLG: 0.440 (1, 5)										3	1	1	2	1	1	0											
Ed Sprague, R OBP: 0.371, SLG: 0.429 (8, PH)										0	1	0	0	3	0	0											
John Olerud, L OBP: 0.342, SLG: 0.451 (8, 3)										0	0	0	0	1	0	0											
Pat Tabler, R OBP: 0.331, SLG: 0.287 (1, 10)										3	0	1	2	0	1	2											
Pat Borders, R OBP: 0.276, SLG: 0.325 (1, 2)										3	0	0	0	1	1	3											
Manuel Lee, S OBP: 0.273, SLG: 0.275 (1, 6)										4	0	2	0	0	0	2											
Inning Stats	R: 0 E: 0 K: 0 S: 8	H: 1 LOB: 1 BB: 1 P: 13	R: 1 E: 0 K: 1 S: 7	H: 1 LOB: 1 BB: 1 P: 13	R: 0 E: 0 K: 2 S: 11	H: 0 LOB: 0 BB: 0 P: 17	R: 2 E: 0 K: 1 S: 10	H: 2 LOB: 0 BB: 1 P: 21	R: 0 E: 0 K: 0 S: 8	H: 0 LOB: 1 BB: 1 P: 13	R: 0 E: 0 K: 0 S: 13	H: 0 LOB: 1 BB: 1 P: 23	R: 1 E: 0 K: 0 S: 6	H: 1 LOB: 2 BB: 2 P: 17	R: 0 E: 0 K: 0 S: 7	H: 1 LOB: 1 BB: 1 P: 17	1B: 3 2B: 3 3B: 0 HR: 1	SF: 1 SAC: 0 DP: 1 HBP: 0	WP: 0 PB: 0 SB: 0 CS: 2	PA: 39							
PITCHER	IP	WLS	BF	H	R	ER	SO	BB	IBB	HBP	BLK	WP	HR	S	P	ERA	WHIP										
Dan Plesac, L ERA: 3.74 (1, 1)	6.0	L	26	5	3	3	5	5	0	0	0	0	1	52	93	4.50	1.667										
Julio Machado, R ERA: 3.97 (7, 1)	1.0		3	0	0	0	0	0	0	0	0	0	0	13	19	0.00	0.000										
Chuck Crim, R ERA: 5.66 (8, 1)	0.1		3	1	1	0	0	0	1	0	0	0	0	2	8	27.00	3.000										
Mark Lee, L ERA: 3.73 (8, 1)	1.1		6	1	0	0	0	2	0	0	0	0	0	9	22	0.00	2.250										
Darren Holmes, R ERA: 5.75 (9, 1)	0.1		1	0	0	0	0	0	0	0	0	0	0	2	4	0.00	0.000										

Batter	1	2	3	4	5	6	7	8	9	AB	R	H	RBI	BB	SO	LOB	BOTTOM										
Paul Molitor, R OBP: 0.400, SLG: 0.511 (1, 10)										3	0	0	0	1	0	1	Toronto Blue Jays @ Milwaukee Brewers Milwaukee County Stadium, Milwaukee, WI Thu Aug 15 1991, 4:33 AM EDT Att: 24,519 - Sunny - 84 F										
Willie Randolph, R OBP: 0.424, SLG: 0.366 (1, 4)										4	0	1	0	0	1	2											
Darryl Hamilton, L OBP: 0.356, SLG: 0.394 (1, 9)										4	0	0	0	0	0	1											
Robin Yount, R OBP: 0.338, SLG: 0.415 (1, 8)										3	0	1	0	1	0	0											
Greg Vaughn, R OBP: 0.304, SLG: 0.453 (1, 7)										4	0	0	0	0	2	3											
B.J. Surhoff, L OBP: 0.288, SLG: 0.318 (1, 2)										3	0	0	0	0	0	1											
Franklin Stubbs, L OBP: 0.284, SLG: 0.381 (1, 3)										3	1	1	1	0	0	0											
Jim Gantner, L OBP: 0.310, SLG: 0.337 (1, 5)										3	0	0	0	0	0	0											
Bill Spiers, L OBP: 0.316, SLG: 0.353 (1, 6)										3	0	1	0	0	1	0											
Inning Stats	R: 0 E: 0 K: 1 S: 9	H: 2 LOB: 2 BB: 0 P: 16	R: 0 E: 0 K: 0 S: 7	H: 0 LOB: 0 BB: 0 P: 9	R: 0 E: 0 K: 1 S: 9	H: 1 LOB: 1 BB: 0 P: 14	R: 0 E: 0 K: 0 S: 13	H: 0 LOB: 1 BB: 1 P: 20	R: 1 E: 0 K: 0 S: 9	H: 1 LOB: 1 BB: 1 P: 17	R: 0 E: 0 K: 0 S: 5	H: 0 LOB: 0 BB: 0 P: 8	R: 0 E: 0 K: 0 S: 9	H: 0 LOB: 0 BB: 0 P: 13	R: 0 E: 0 K: 1 S: 7	H: 0 LOB: 0 BB: 0 P: 11	R: 0 E: 0 K: 1 S: 8	H: 0 LOB: 0 BB: 0 P: 13	1B: 3 2B: 1 3B: 0 HR: 1	SF: 0 SAC: 0 DP: 1 HBP: 0	WP: 0 PB: 0 SB: 0 CS: 1	PA: 32					
PITCHER	IP	WLS	BF	H	R	ER	SO	BB	IBB	HBP	BLK	WP	HR	S	P	ERA	WHIP										
Todd Stottlemyre, R ERA: 3.42 (1, 1)	7.0	W	26	4	1	1	2	2	0	0	0	0	1	61	97	1.29	0.857										
Duane Ward, R ERA: 2.66 (8, 1)	1.0		3	0	0	0	1	0	0	0	0	0	0	7	11	0.00	0.000										
Tom Henke, R ERA: 2.95 (9, 1)	1.0	S	3	0	0	0	1	0	0	0	0	0	0	8	13	0.00	0.000										

AB 30
R 4
H 7
RBI 4
BB 8
SO 5
LOB 19



AB 30
R 1
H 4
RBI 1
BB 2
SO 4
LOB 8



Batter	1	2	3	4	5	6	7	8	9	AB	R	H	RBI	BB	SO	LOB	TOP				
Mike Devereaux, R OBP: 0.318, SLG: 0.429	F9	FC3-6		K		F9			HR	5	1	1	1	0	1	4	Baltimore Orioles @ Milwaukee Brewers Milwaukee County Stadium, Milwaukee, WI Fri Aug 16 1991, 8:05 PM EDT Att: 18,050 - Cloudy - 82 F				
Brady Anderson, L OBP: 0.314, SLG: 0.276	G6-3		G4-3	G4-3			G4-3		K	5	0	0	0	0	1	2					
Cal Ripken Jr., R OBP: 0.378, SLG: 0.560	P2		P3		G1-3		1B		F7	5	0	1	0	0	0	0					
Joe Orsulak, L OBP: 0.312, SLG: 0.350		L9			G4-3					4	1	3	0	0	0	0					
Randy Milligan, R OBP: 0.378, SLG: 0.420		HR		G1-3			G6-3			3	1	1	0	1	0	3					
Chito Martinez, L OBP: 0.367, SLG: 0.625		L9			G3				K	4	1	1	0	0	1	3					
Leo Gomez, R OBP: 0.310, SLG: 0.399		HR		G4-3			F7		F8	4	1	1	3	0	0	1					
Bob Melvin, R OBP: 0.319, SLG: 0.352		FC4-6		FC			F9		K	4	0	2	1	0	1	0					
Juan Bell, R OBP: 0.204, SLG: 0.270	FC4-6			FC					K	4	0	1	0	0	1	2					
Inning Stats	R: 0 E: 0 K: 0 S: 8	H: 0 LOB: 0 BB: 0 P: 10	R: 3 E: 0 K: 0 S: 18	H: 3 LOB: 1 BB: 1 P: 28	R: 0 E: 0 K: 0 S: 13	H: 1 LOB: 1 BB: 0 P: 20	R: 1 E: 0 K: 1 S: 15	H: 2 LOB: 2 BB: 0 P: 25	R: 0 E: 0 K: 0 S: 7	H: 1 LOB: 1 BB: 0 P: 12	R: 0 E: 0 K: 0 S: 9	H: 2 LOB: 1 BB: 0 P: 13	R: 0 E: 0 K: 2 S: 7	H: 0 LOB: 0 BB: 0 P: 12	R: 1 E: 0 K: 2 S: 13	H: 1 LOB: 0 BB: 0 P: 15	1B: 6 2B: 3 3B: 0 HR: 2	SF: 0 SAC: 0 DP: 1 HBP: 0	WP: 0 PB: 0 SB: 0 CS: 0	PA: 39	
PITCHER	IP	WLS	BF	H	R	ER	SO	BB	IBB	HBP	BLK	WP	HR	S	P	ERA	WHIP				
Don August, R ERA: 4.85	6.1	W	31	10	4	4	1	1	0	0	0	0	1	71	111	5.68	1.737				
Julio Machado, R ERA: 3.95	1.2		4	0	0	0	2	0	0	0	0	0	0	11	17	0.00	0.000				
Ed Nunez, R ERA: 5.29	1.0		4	1	1	1	2	0	0	0	0	0	1	13	15	9.00	1.000				

Batter	1	2	3	4	5	6	7	8	9	AB	R	H	RBI	BB	SO	LOB	BOTTOM				
Paul Moltitor, R OBP: 0.400, SLG: 0.514	K	G6-3		1B				L4		5	1	2	3	0	1	1	Baltimore Orioles @ Milwaukee Brewers Milwaukee County Stadium, Milwaukee, WI Fri Aug 16 1991, 8:05 PM EDT Att: 18,050 - Cloudy - 82 F				
Willie Randolph, R OBP: 0.424, SLG: 0.364	B5-3	F9		1B				P4		4	0	1	0	1	0	1					
Darryl Hamilton, L OBP: 0.360, SLG: 0.406				S				K		5	1	3	1	0	1	2					
Robin Yount, R OBP: 0.338, SLG: 0.411	L7			1B						3	0	0	0	0	0	3					
Greg Vaughn, R OBP: 0.303, SLG: 0.449		BB		K				G6-3		3	1	0	0	1	1	2					
B.J. Surhoff, L OBP: 0.293, SLG: 0.326		BB						G4-3		4	2	3	1	0	0	0					
Franklin Stubbs, L OBP: 0.286, SLG: 0.380		2B		F9				K		3	1	1	1	1	1	2					
Jim Cantner, L OBP: 0.309, SLG: 0.336		K		F8				G4-3		4	1	1	0	0	1	5					
Bill Spiers, L OBP: 0.319, SLG: 0.359		G6-3		P5				G3-1		4	1	2	2	0	0	0					
Inning Stats	R: 0 E: 0 K: 1 S: 10	H: 1 LOB: 1 BB: 0 P: 15	R: 3 E: 0 K: 1 S: 14	H: 2 LOB: 2 BB: 2 P: 28	R: 1 E: 0 K: 1 S: 12	H: 2 LOB: 2 BB: 0 P: 19	R: 1 E: 0 K: 0 S: 9	H: 3 LOB: 1 BB: 0 P: 15	R: 3 E: 0 K: 0 S: 17	H: 5 LOB: 2 BB: 1 P: 29	R: 0 E: 0 K: 0 S: 9	H: 0 LOB: 0 BB: 0 P: 11	R: 0 E: 0 K: 1 S: 8	H: 0 LOB: 0 BB: 0 P: 11	R: 0 E: 0 K: 1 S: 8	H: 0 LOB: 0 BB: 0 P: 12	1B: 8 2B: 4 3B: 1 HR: 0	SF: 0 SAC: 0 DP: 1 HBP: 1	WP: 0 PB: 0 SB: 1 CS: 0	PA: 39	
PITCHER	IP	WLS	BF	H	R	ER	SO	BB	IBB	HBP	BLK	WP	HR	S	P	ERA	WHIP				
Dave Johnson, R ERA: 8.56	2.1	L	12	7	4	4	0	0	0	0	0	0	0	24	40	15.43	3.000				
Roy Smith, R ERA: 5.6	3.1		12	1	0	0	2	1	0	0	0	0	0	31	45	0.00	0.600				
Todd Frohwirth, R ERA: 1.96	5.1		12	1	0	0	2	1	0	0	0	0	0	31	45	0.00	0.600				

Batter	1	2	3	4	5	6	7	8	9	AB	R	H	RBI	BB	SO	LOB	TOP										
Brady Anderson, L (1, 8) OBP: 0.311, SLG: 0.275	G4-3	G3-1		G4-3			1B		F7	5	0	1	0	0	0	6	Baltimore Orioles @ Milwaukee Brewers Milwaukee County Stadium, Milwaukee, WI Sun Aug 18 1991, 4:33 AM EDT Att: 22,638 - Cloudy - 77 F										
Joe Orsulak, L (1, 7) OBP: 0.310, SLG: 0.349	G3-1		G6-3		G4-3		1B			4	0	1	0	0	0	0											
Cal Ripken Jr., R (1, 6) OBP: 0.381, SLG: 0.572		BB		HR	G4-3		G3			3	1	1	1	1	0	2											
Sam Horn, L (1, 10) OBP: 0.326, SLG: 0.463	P5		P3		G3-1				F9	4	0	0	0	0	0	1											
Chito Martinez, L (1, 9) OBP: 0.359, SLG: 0.622		G3-1	G4-3			K			K	4	0	0	0	0	2	0											
David Segui, S (1, 3) OBP: 0.307, SLG: 0.345					L6		F7		F8	4	0	1	0	0	0	0											
Tim Lulett, R (1, 5) OBP: 0.257, SLG: 0.339		1B					K			4	0	1	0	0	2	1											
Chris Hoiles, R (1, 2) OBP: 0.307, SLG: 0.388					FC6-4				K	4	0	1	0	0	1	1											
Billy Ripken, R (1, 4) OBP: 0.262, SLG: 0.263										3	0	2	0	0	0	0											
Dwight Evans, R (9, PH) OBP: 0.392, SLG: 0.367										1	0	1	0	0	0	0											
Juan Bell, R (9, PR) OBP: 0.202, SLG: 0.267										0	0	0	0	0	0	0											
Inning Stats	R: 0 E: 0 K: 0 S: 7	H: 0 LOB: 1 BB: 1 P: 15	R: 0 E: 0 K: 0 S: 12	H: 3 LOB: 3 BB: 0 P: 21	R: 1 E: 0 K: 0 S: 9	H: 1 LOB: 0 BB: 0 P: 13	R: 0 E: 0 K: 0 S: 13	H: 2 LOB: 2 BB: 0 P: 18	R: 0 E: 0 K: 0 S: 5	H: 0 LOB: 0 BB: 0 P: 6	R: 0 E: 0 K: 2 S: 11	H: 0 LOB: 0 BB: 0 P: 17	R: 0 E: 0 K: 0 S: 9	H: 2 LOB: 2 BB: 0 P: 12	R: 0 E: 0 K: 1 S: 5	H: 0 LOB: 0 BB: 0 P: 7	R: 0 E: 0 K: 2 S: 14	H: 1 LOB: 1 BB: 0 P: 22	1B: 8 2B: 0 3B: 0 HR: 1	SF: 0 SAC: 0 DP: 0 HBP: 0	WP: 0 PB: 0 SB: 0 CS: 0	PA: 37					
PITCHER	IP	WLS	BF	H	R	ER	SO	BB	IBB	HBP	BLK	WP	HR	S	P	ERA	WHIP										
Bill Wegman, R (1, 1) ERA: 3.46	8.0	W	33	8	1	1	3	1	0	0	0	0	1	71	109	1.12	1.125										
Doug Henry, R (9, 1) ERA: 1.45	1.0	S	4	1	0	0	2	0	0	0	0	0	0	14	22	0.00	1.000										

Batter	1	2	3	4	5	6	7	8	9	AB	R	H	RBI	BB	SO	LOB	BOTTOM										
Paul Molitor, R (1, 10) OBP: 0.397, SLG: 0.508	K		F9-5			FC6-4		L9		4	0	0	0	0	1	4	Baltimore Orioles @ Milwaukee Brewers Milwaukee County Stadium, Milwaukee, WI Sun Aug 18 1991, 4:33 AM EDT Att: 22,638 - Cloudy - 77 F										
Willie Randolph, R (1, 4) OBP: 0.434, SLG: 0.373					G4-6-3	FC6-4				1	0	0	1	3	0	1											
Darryl Hamilton, L (1, 8) OBP: 0.354, SLG: 0.397					G4-6-3			BB		4	0	0	0	0	0	5											
Greg Vaughn, R (1, 7) OBP: 0.303, SLG: 0.443					P3			P5		3	0	0	0	0	0	1											
B.J. Surhoff, L (1, 2) OBP: 0.296, SLG: 0.336										3	0	1	0	0	0	0											
Dante Bichette, R (1, 9) OBP: 0.276, SLG: 0.391										3	0	0	0	0	1	1											
Franklin Stubbs, L (1, 3) OBP: 0.283, SLG: 0.373										2	1	0	0	1	0	1											
Jim Gantner, L (1, 5) OBP: 0.312, SLG: 0.339										2	1	2	0	0	0	0											
Bill Spiers, L (1, 6) OBP: 0.324, SLG: 0.365										3	0	2	1	0	0	1											
Inning Stats	R: 0 E: 0 K: 1 S: 9	H: 0 LOB: 1 BB: 1 P: 16	R: 0 E: 0 K: 1 S: 5	H: 0 LOB: 0 BB: 0 P: 9	R: 0 E: 0 K: 0 S: 5	H: 1 LOB: 0 BB: 0 P: 7	R: 0 E: 0 K: 0 S: 6	H: 0 LOB: 0 BB: 1 P: 13	R: 0 E: 0 K: 0 S: 5	H: 1 LOB: 0 BB: 0 P: 6	R: 1 E: 0 K: 0 S: 10	H: 2 LOB: 1 BB: 0 P: 17	R: 0 E: 0 K: 0 S: 5	H: 0 LOB: 0 BB: 0 P: 7	R: 1 E: 0 K: 0 S: 9	H: 1 LOB: 2 BB: 2 P: 22		1B: 4 2B: 2 3B: 0 HR: 0	SF: 0 SAC: 1 DP: 3 HBP: 0	WP: 0 PB: 0 SB: 1 CS: 0	PA: 30						
PITCHER	IP	WLS	BF	H	R	ER	SO	BB	IBB	HBP	BLK	WP	HR	S	P	ERA	WHIP										
Bob Milacki, R (1, 1) ERA: 4.16	7.1	L	27	5	2	2	2	3	0	0	0	0	0	49	84	2.46	1.091										
Gregg Olson, R (8, 1) ERA: 3.23	0.2		3	0	0	0	0	1	0	0	0	0	0	5	13	0.00	1.500										



livebaseballscores.com

livebaseballscores.com

Batter	1	2	3	4	5	6	7	8	9	AB	R	H	RBI	BB	SO	LOB	TOP		
Paul Moltzer, R OBP: 0.398, SLG: 0.508 (1, 10)	G6-3 1-2		G5-3 0-2				1B 0-1				4	0	2	0	0	0			
Willie Randolph, R OBP: 0.432, SLG: 0.371 (1, 4)	G6-3 3-2		K 3-3				1B 2-2				4	0	1	0	0	1			
Darryl Hamilton, L OBP: 0.356, SLG: 0.398 (1, 8)	1B 2-0			K 1-3			FC6-4 1-2				4	0	2	0	0	1			
Greg Vaughn, R OBP: 0.305, SLG: 0.442 (1, 7)	BB 4-2			F8 1-0			1B 0-1				3	0	1	0	1	0			
B.J. Surhoff, L OBP: 0.295, SLG: 0.344 (1, 2)	G6-3 2-1			HR 0-0			P4 2-0				4	1	1	1	0	0			
Franklin Stubbs, L OBP: 0.286, SLG: 0.378 (1, 3)		L6 0-1		2B 1-0			FC6 2-2				4	0	2	0	0	0			
Dante Bichette, R OBP: 0.273, SLG: 0.387 (1, 9)		F8 0-1		G4-3 0-2			F9 0-1				4	0	0	0	0	1			
Jim Cantner, L OBP: 0.309, SLG: 0.335 (1, 5)		F8 3-1					F7 1-0				4	0	0	0	0	0			
Bill Spiers, L OBP: 0.321, SLG: 0.361 (1, 6)				F7 1-2			G3 0-1				3	0	0	0	0	1			
Inning Stats	R: 0 E: 0 K: 0 S: 15	H: 1 LOB: 2 BB: 1 P: 27	R: 0 E: 0 K: 0 S: 6	H: 0 LOB: 0 BB: 0 P: 9	R: 0 E: 0 K: 1 S: 10	H: 0 LOB: 0 BB: 0 P: 14	R: 1 E: 0 K: 1 S: 9	H: 2 LOB: 1 BB: 0 P: 12	R: 0 E: 0 K: 0 S: 12	H: 1 LOB: 1 BB: 0 P: 12	R: 0 E: 0 K: 1 S: 11	H: 1 LOB: 0 BB: 0 P: 15	R: 0 E: 0 K: 0 S: 7	H: 1 LOB: 0 BB: 0 P: 12	R: 0 E: 0 K: 1 S: 5	H: 1 LOB: 0 BB: 0 P: 7	1B: 7 2B: 1 3B: 0 HR: 1	SF: 0 SAC: 0 DP: 1 HBP: 0	WP: 0 PA: 35 CS: 1
PITCHER	IP	WLS	BF	H	R	ER	SO	BB	IBB	HBP	BLK	WP	HR	S	P	ERA	WHIP		
Todd Stottlemyre, R ERA: 3.33 (1, 1)	7.0	W	29	7	1	1	3	1	0	0	0	0	1	71	105	1.29	1.143		
Duane Ward, R ERA: 2.79 (8, 1)	1.0		3	1	0	0	0	0	0	0	0	0	0	7	12	0.00	1.000		
Tom Henke, R ERA: 2.72 (9, 1)	1.0	S	3	1	0	0	1	0	0	0	0	0	0	5	7	0.00	1.000		

Milwaukee Brewers @ Toronto Blue Jays
SkyDome, Toronto, ON
Tue Aug 20 1991, 7:05 PM EDT
Att: 50,311 - Dome - 70 F

AB	34
R	1
H	9
RBI	1
BB	1
SO	4
LOB	13



Batter	1	2	3	4	5	6	7	8	9	AB	R	H	RBI	BB	SO	LOB	BOTTOM		
Devon White, S OBP: 0.352, SLG: 0.442 (1, 8)	G1-3 0-0			F7 2-0			BB 4-2				3	0	0	0	1	0			
Roberto Alomar, S OBP: 0.345, SLG: 0.425 (1, 4)	K 1-3		G4-3 0-0				L3 0-0				4	0	1	0	0	1			
Joe Carter, R OBP: 0.354, SLG: 0.550 (1, 9)	1B 2-2			HBP FC6-4			G1-3 0-0				4	0	2	0	0	3			
John Olerud, L OBP: 0.347, SLG: 0.455 (1, 3)	G4-3 1-0			F9 2-2			G4-3 3-1				3	1	0	0	1	0			
Candy Maldonado, R OBP: 0.303, SLG: 0.442 (1, 7)		1B 1-2		HBP FC6-4			L5 0-1				3	1	1	0	0	0			
Kelly Gruber, R OBP: 0.308, SLG: 0.443 (1, 5)		1B 0-0		HBP FC6-4			G5-3 0-2				4	1	2	1	0	0			
Rance Mulliniks, L OBP: 0.379, SLG: 0.346 (1, 10)		1B 1-2		K 0-3			K 3-3				4	0	1	0	0	2			
Pat Borders, R OBP: 0.274, SLG: 0.330 (1, 2)		SF9 0-1					P5 0-1				3	0	0	1	0	0			
Manuel Lee, S OBP: 0.273, SLG: 0.275 (1, 6)		F7 3-1					G4-3 3-2				3	0	2	1	0	0			
Inning Stats	R: 0 E: 0 K: 1 S: 8	H: 1 LOB: 1 BB: 0 P: 12	R: 2 E: 0 K: 0 S: 14	H: 4 LOB: 2 BB: 0 P: 17	R: 0 E: 0 K: 1 S: 9	H: 1 LOB: 2 BB: 0 P: 14	R: 0 E: 0 K: 0 S: 9	H: 0 LOB: 0 BB: 0 P: 14	R: 0 E: 0 K: 1 S: 9	H: 0 LOB: 0 BB: 0 P: 12	R: 0 E: 0 K: 0 S: 6	H: 1 LOB: 2 BB: 1 P: 10	R: 1 E: 0 K: 0 S: 6	H: 1 LOB: 1 BB: 1 P: 11	1B: 8 2B: 1 3B: 1 HR: 0	SF: 1 SAC: 0 DP: 1 HBP: 1	WP: 1 PA: 35 CS: 0		
PITCHER	IP	WLS	BF	H	R	ER	SO	BB	IBB	HBP	BLK	WP	HR	S	P	ERA	WHIP		
Chris Bosio, R ERA: 3.39 (1, 1)	8.0	L	35	9	3	3	3	2	0	1	0	1	0	66	99	3.38	1.375		

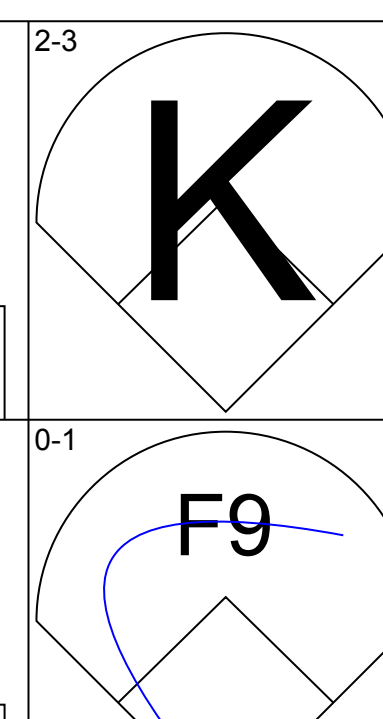
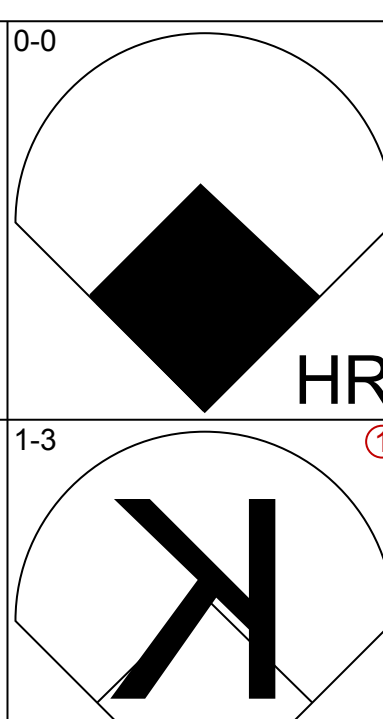
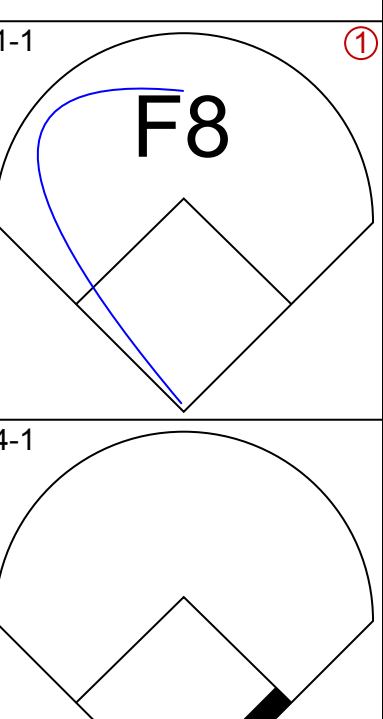
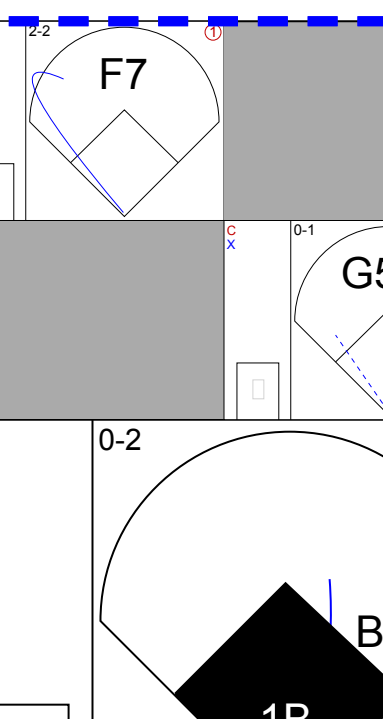
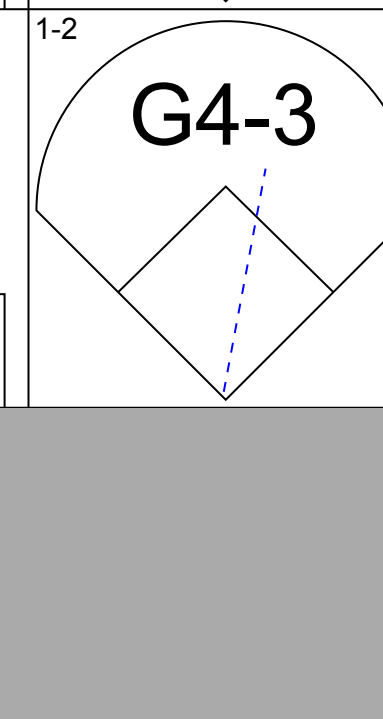
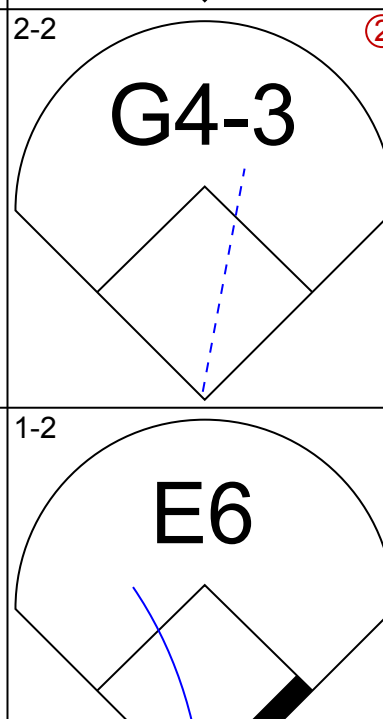
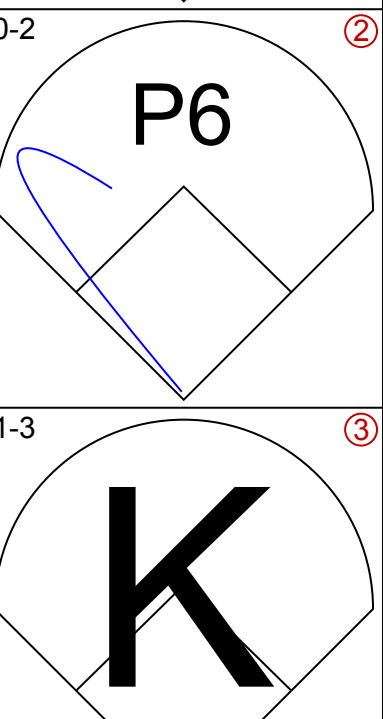
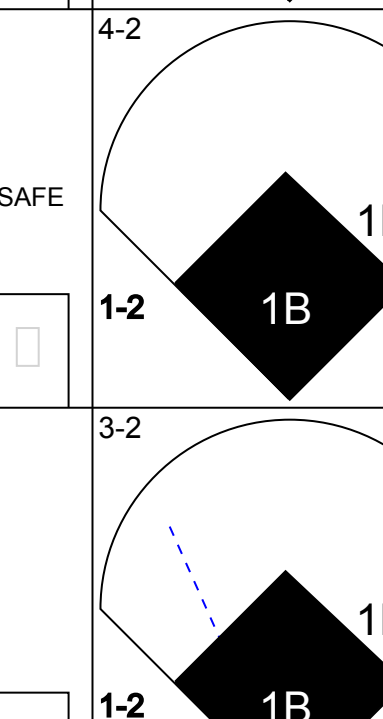
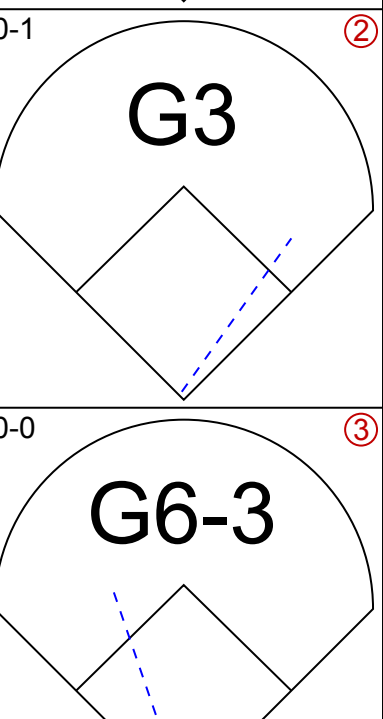

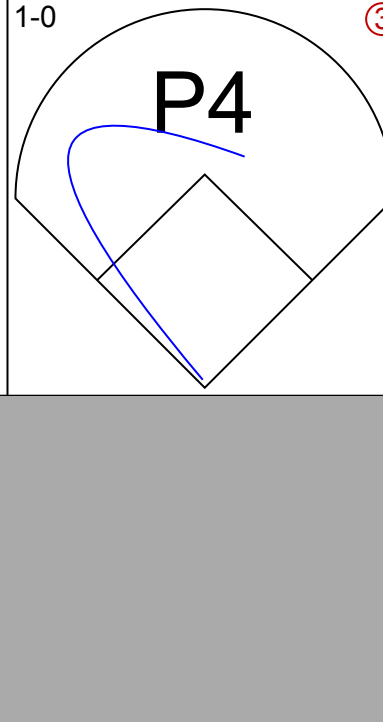

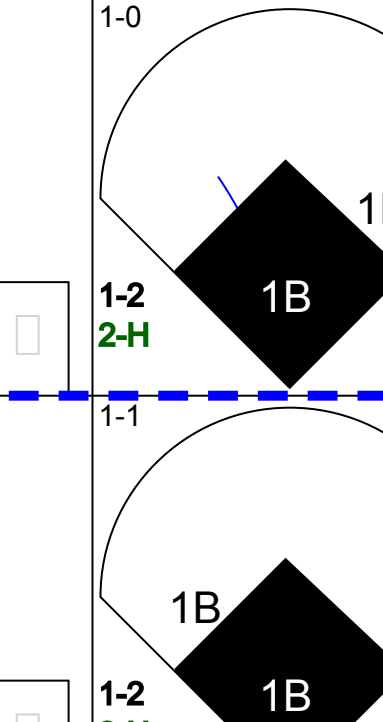

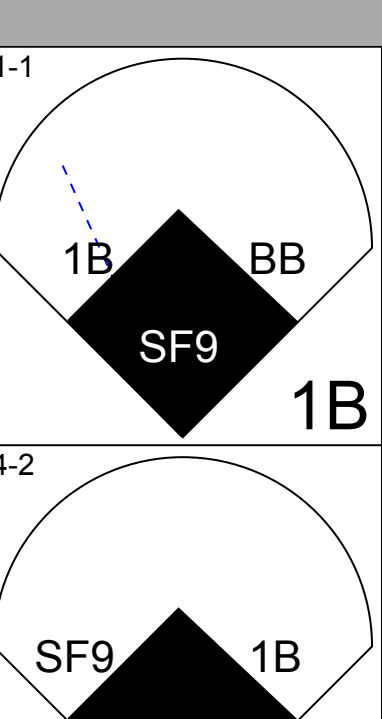
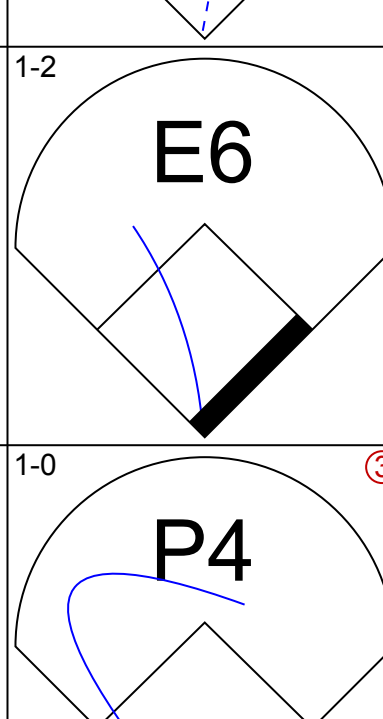
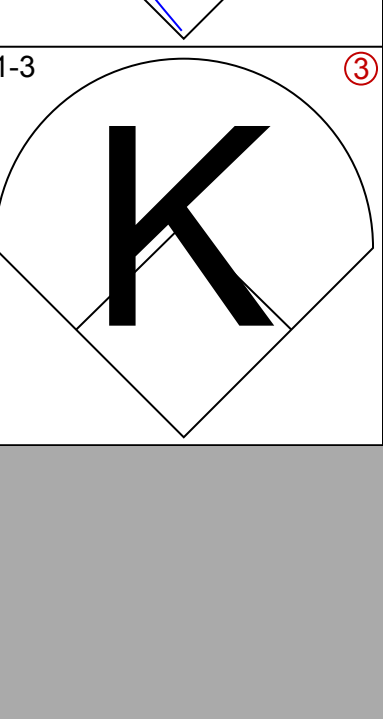
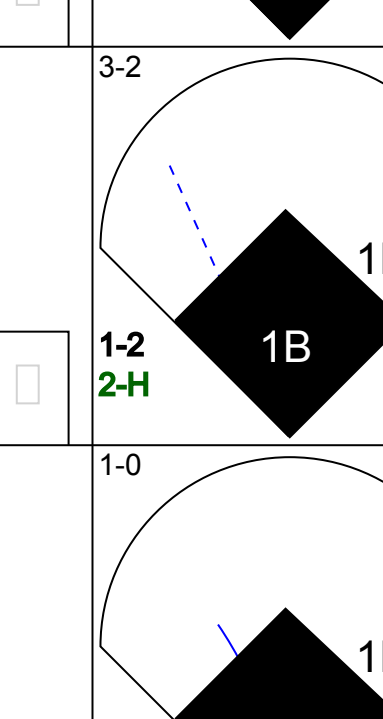
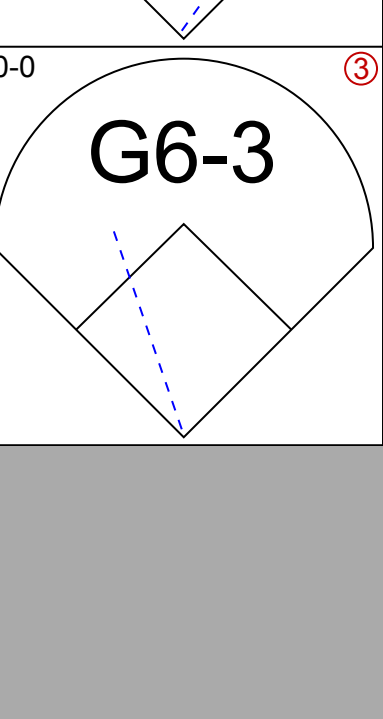
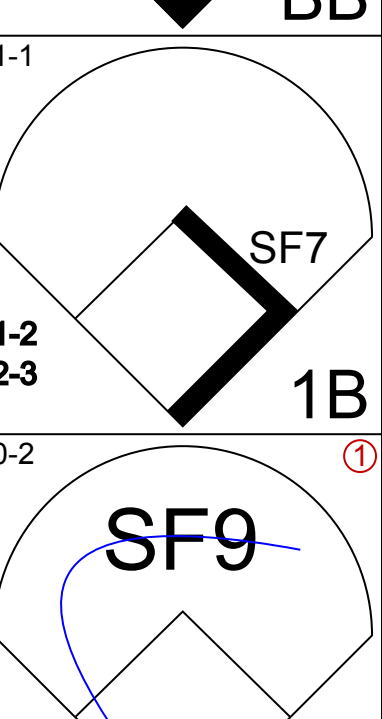

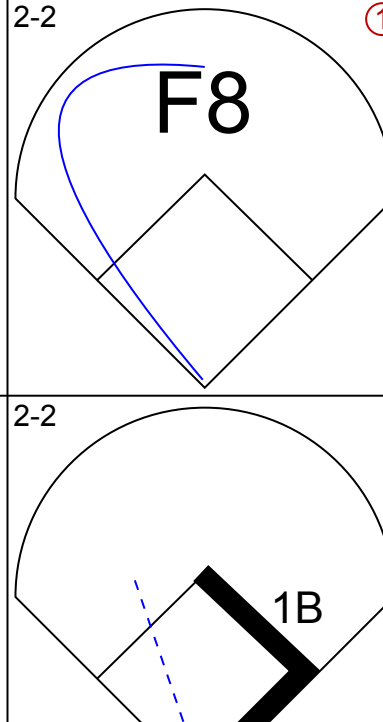
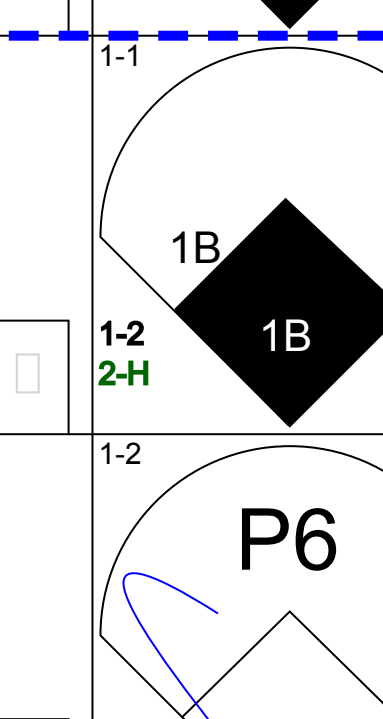
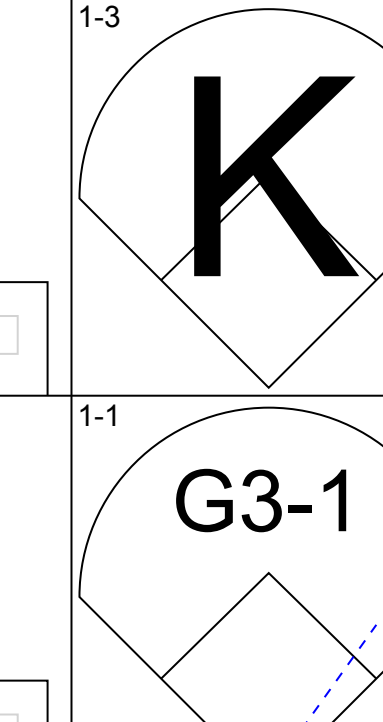
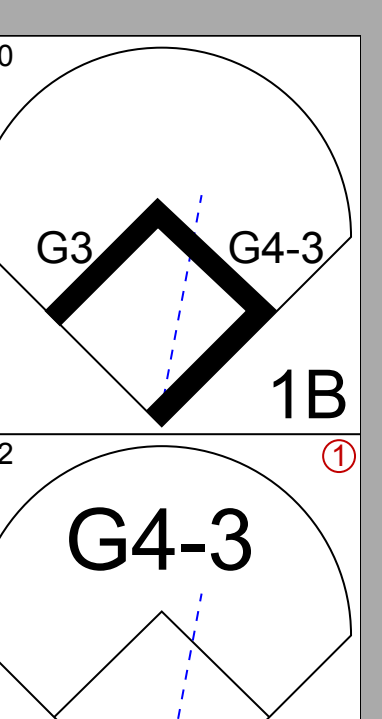

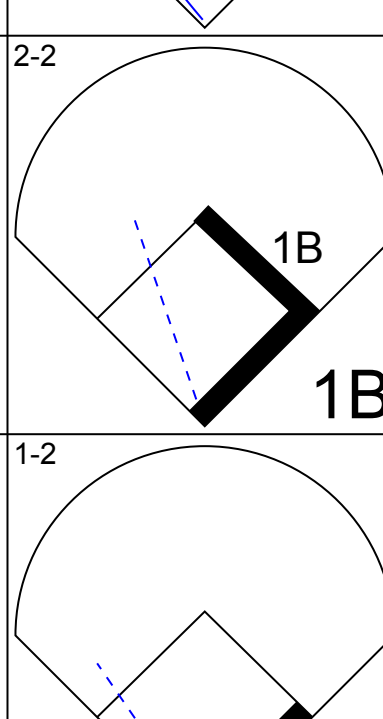
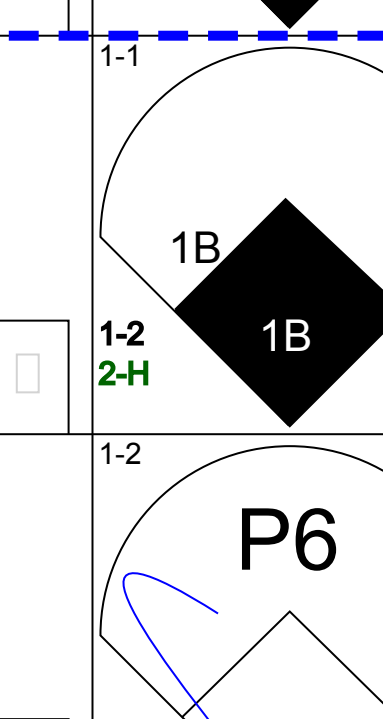
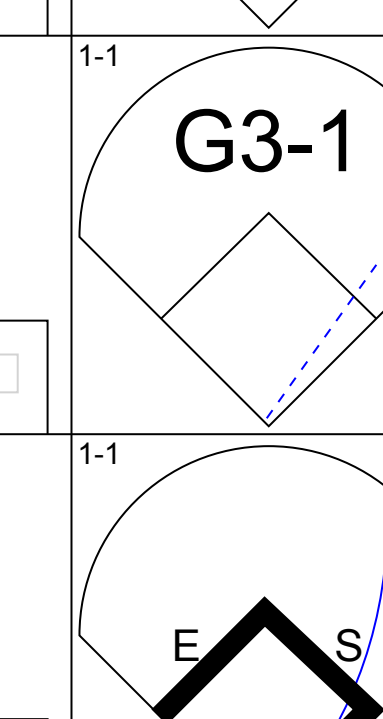
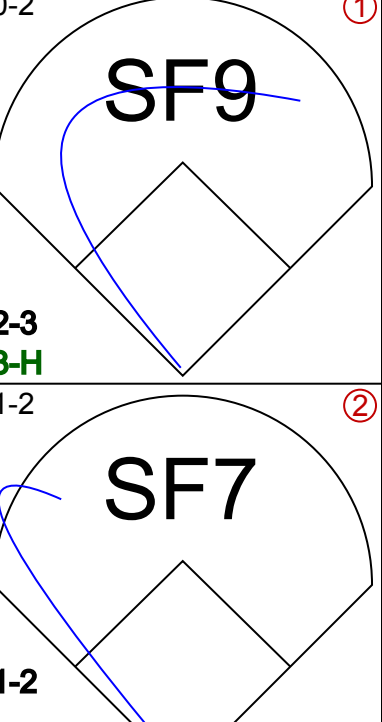


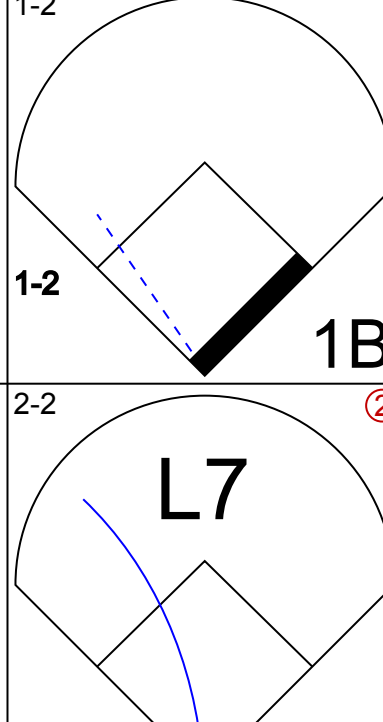
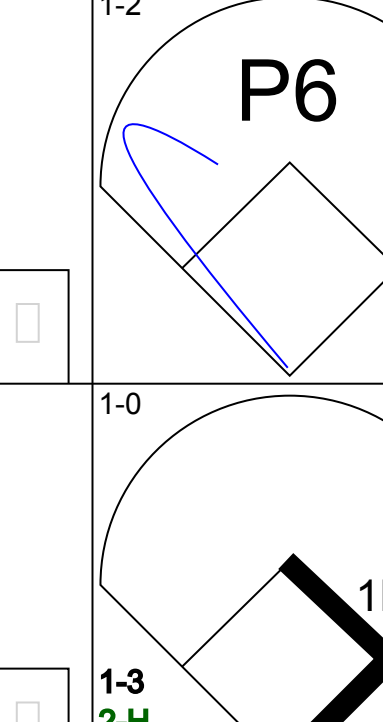
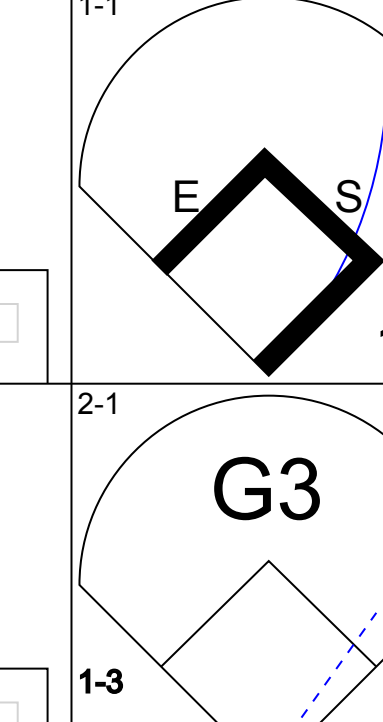
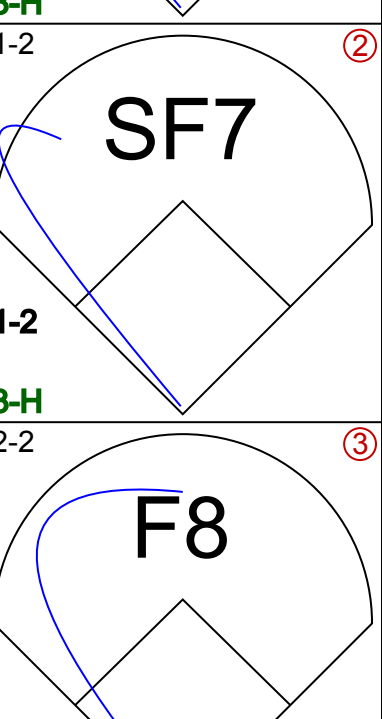


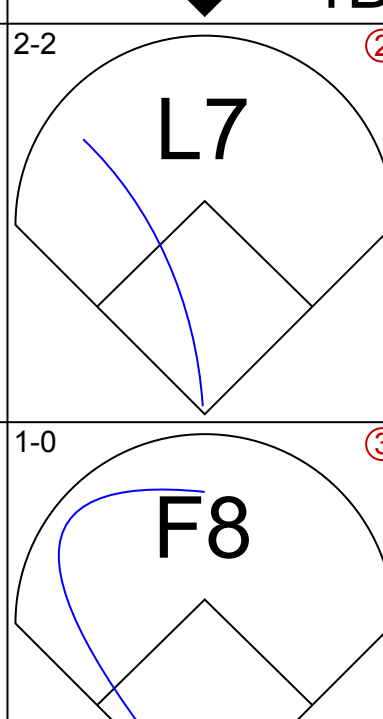

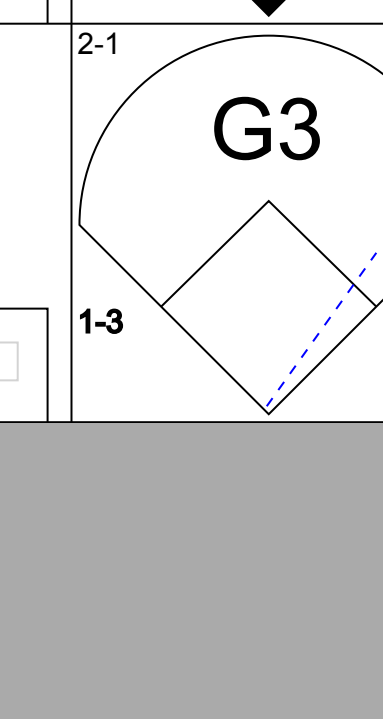
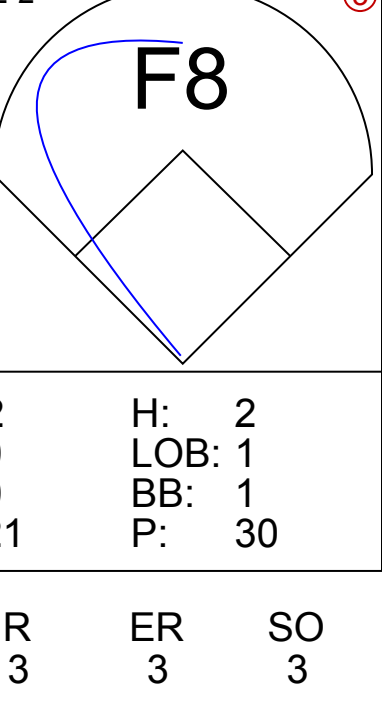
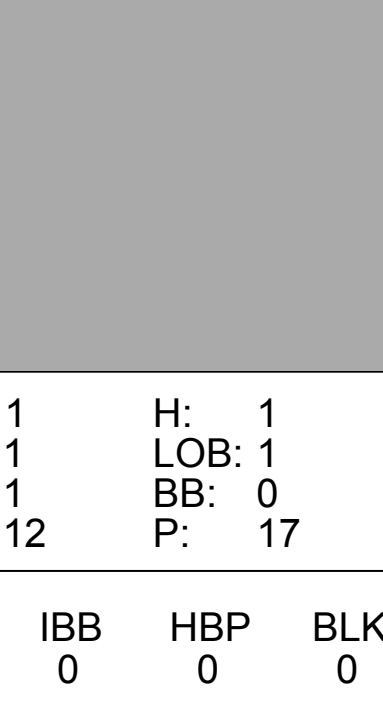
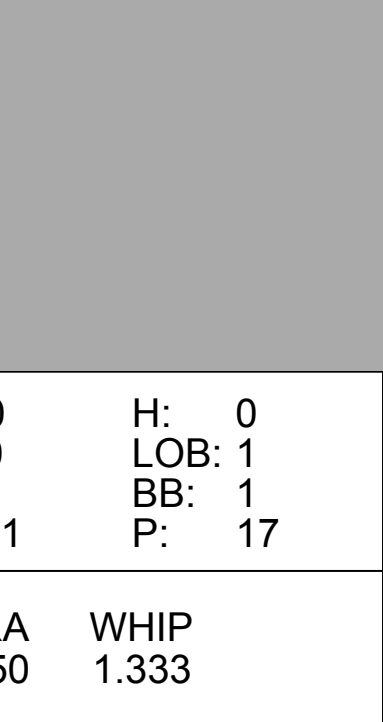
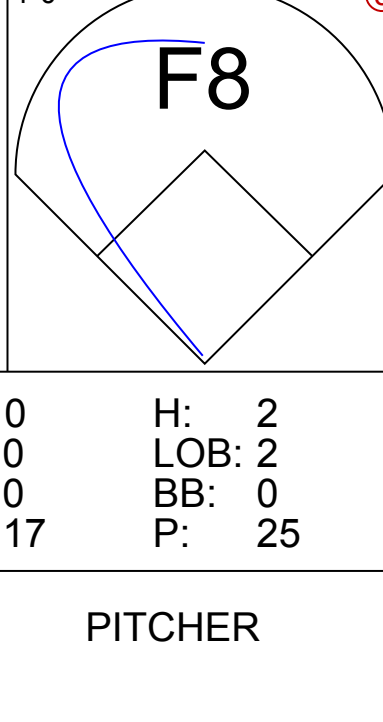
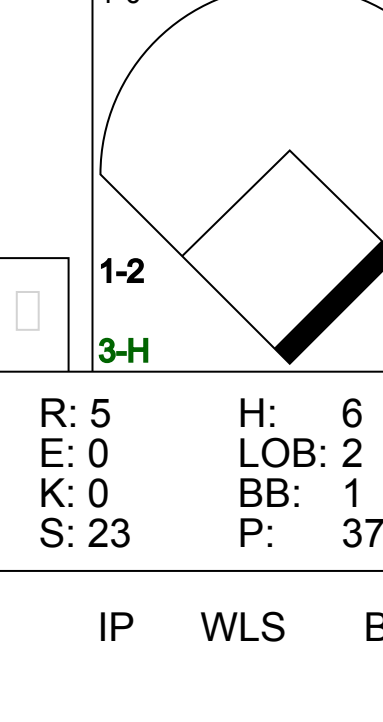
Milwaukee Brewers @ Toronto Blue Jays
SkyDome, Toronto, ON
Tue Aug 20 1991, 7:05 PM EDT
Att: 50,311 - Dome - 70 F

AB	31
R	3
H	9
RBI	3
BB	2
SO	3
LOB	18



Batter	1	2	3	4	5	6	7	8	9	AB	R	H	RBI	BB	SO	LOB	TOP										
Paul Moltzer, R OBP: 0.397, SLG: 0.506 (1, 3)	G6-3		G6-3		P4		CS 1B			4	0	1	1	0	0	4	Milwaukee Brewers @ Toronto Blue Jays SkyDome, Toronto, ON Wed Aug 21 1991, 7:05 PM EDT Att: 50,306 - Cloudy - 75 F										
Willie Randolph, R OBP: 0.433, SLG: 0.370 (1, 4)	F9		G6-3		BB		1B			3	0	1	0	1	0	2											
Robin Yount, R OBP: 0.336, SLG: 0.406 (1, 10)	G4-3		P4		F9		K			4	0	0	0	0	1	6											
Greg Vaughn, R OBP: 0.304, SLG: 0.440 (1, 7)		FC4-6 1B		K		K		K		4	0	1	0	0	3	0											
Dante Bichette, R OBP: 0.270, SLG: 0.382 (1, 9)	FC4-6 CS		G5-3		K		K			4	0	0	0	0	2	1											
Darryl Hamilton, L OBP: 0.351, SLG: 0.393 (1, 8)	P5		G4-3		F8		G4-3			4	0	0	0	0	0	1											
Jim Gantner, L OBP: 0.314, SLG: 0.340 (1, 5)			SH G6-3 1B		2B 1B		HR 1B		G6-3	4	2	3	0	0	0	0	AB 34 R 3 H 9 RBI 3 BB 1 SO 7 LOB 16										
Rick Dempsey, R OBP: 0.336, SLG: 0.411 (1, 2)			G6-3 SH 1B		1 SAFE 2B		1 SAFE HR		F8	4	1	3	2	0	0	0											
Bill Spiers, L OBP: 0.318, SLG: 0.358 (1, 6)			SH G6-3		1-2 2-3		L4		G4-3	3	0	0	0	0	1	2											
Inning Stats	R: 0 E: 0 K: 0 S: 5	H: 0 LOB: 0 BB: 0 P: 9	R: 0 E: 0 K: 0 S: 11	H: 1 LOB: 0 BB: 0 P: 15	R: 1 E: 1 K: 0 S: 8	H: 2 LOB: 2 BB: 0 P: 11	R: 0 E: 0 K: 1 S: 6	H: 0 LOB: 0 BB: 0 P: 7	R: 0 E: 0 K: 1 S: 15	H: 2 LOB: 3 BB: 1 P: 25	R: 0 E: 0 K: 2 S: 9	H: 0 LOB: 0 BB: 0 P: 14	R: 2 E: 0 K: 1 S: 19	H: 4 LOB: 1 BB: 0 P: 28	R: 0 E: 0 K: 2 S: 7	H: 0 LOB: 0 BB: 0 P: 10	R: 0 E: 0 K: 0 S: 4	H: 0 LOB: 0 BB: 0 P: 6	1B: 7 2B: 1 3B: 0 HR: 1	SF: 0 SAC: 1 DP: 0 HBP: 0	WP: 0 PB: 0 CS: 2	PA: 36					
PITCHER	IP	WLS	BF	H	R	ER	SO	BB	IBB	HBP	BLK	WP	HR	S	P	ERA	WHIP										
Jimmy Key, L ERA: 3.06 (1, 1)	6.1	L	28	8	3	3	4	1	0	0	0	0	1	65	99	4.26	1.421										
Mike Timlin, R ERA: 3.35 (7, 1)	1.2		5	1	0	0	3	0	0	0	0	0	0	15	20	0.00	0.600										
Bob MacDonald, L ERA: 2.25 (9, 1)	1.0		3	0	0	0	0	0	0	0	0	0	0	4	6	0.00	0.000										

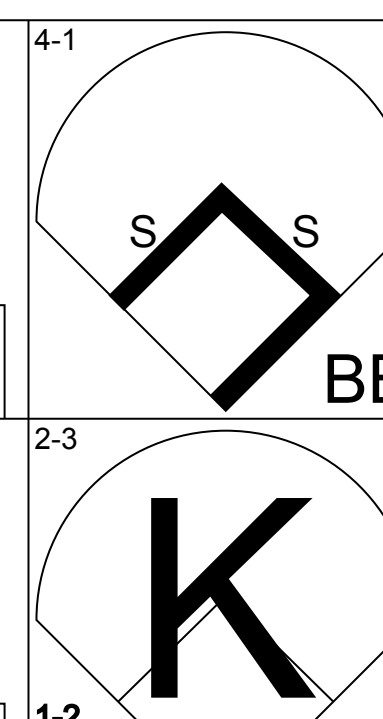
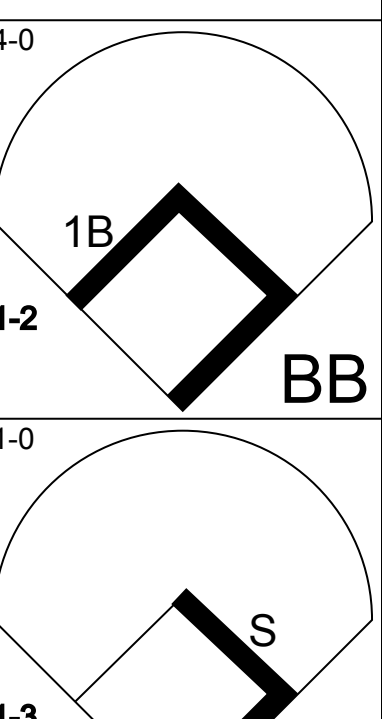
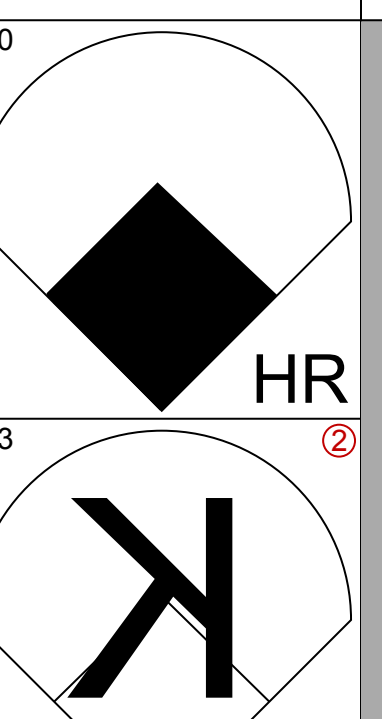
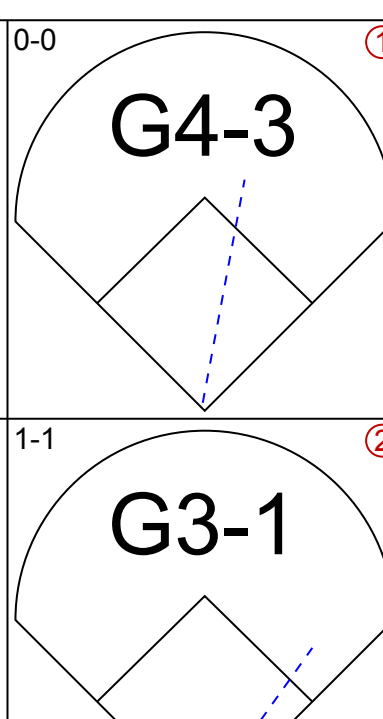
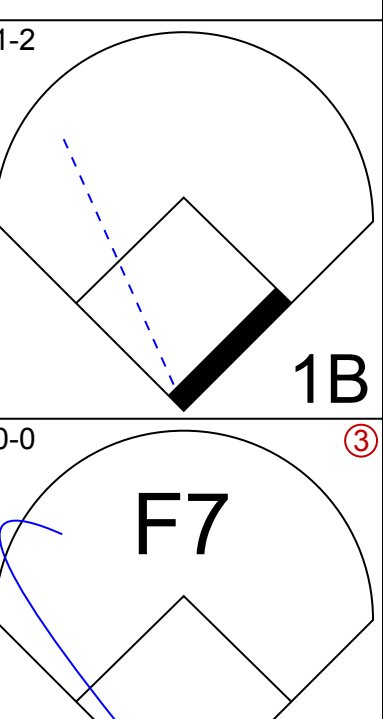
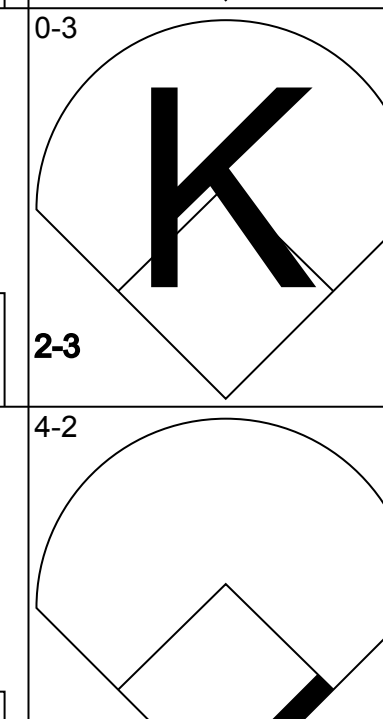
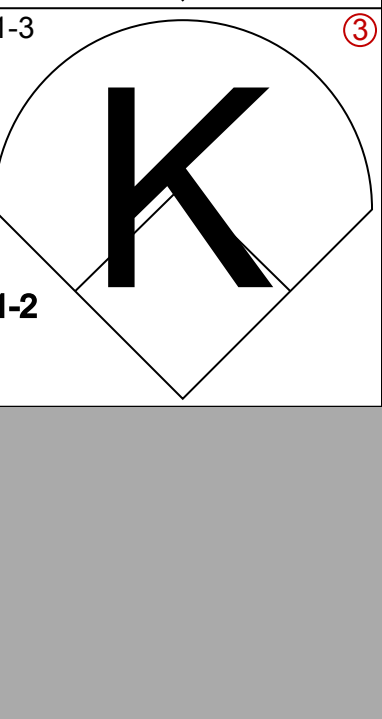
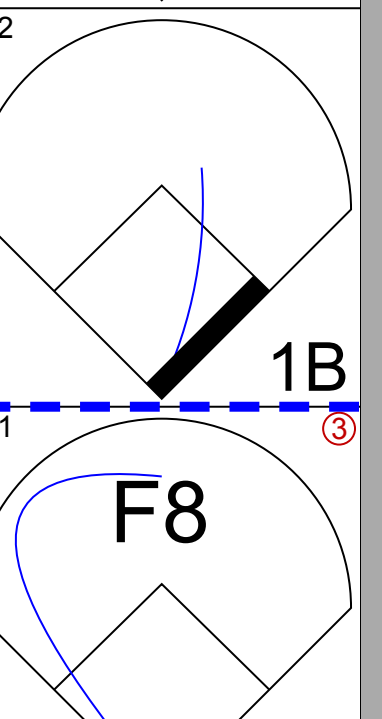
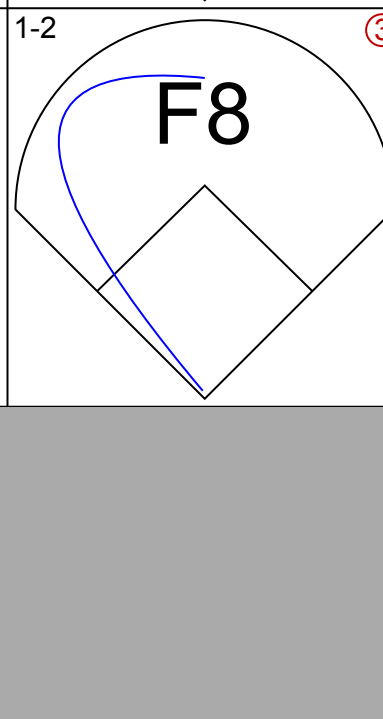

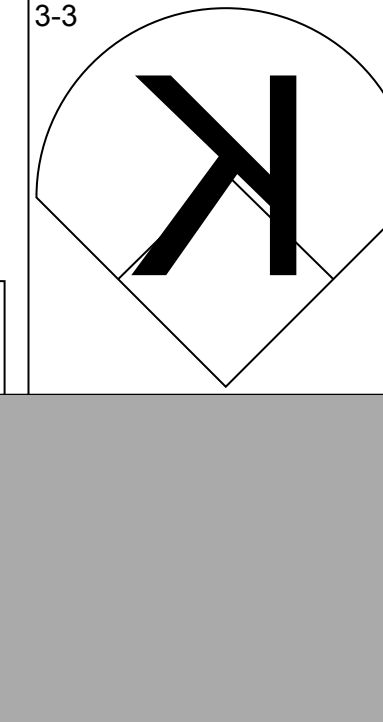
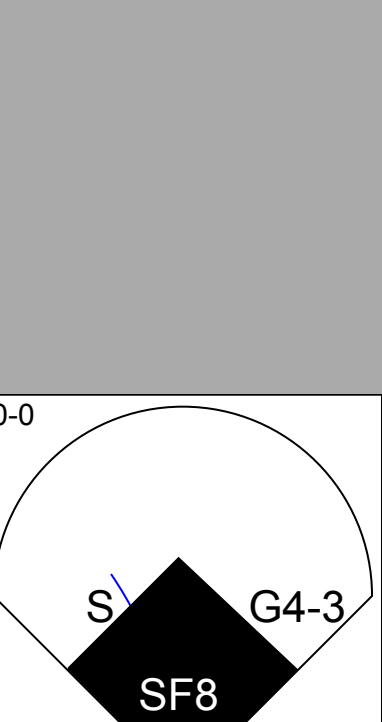




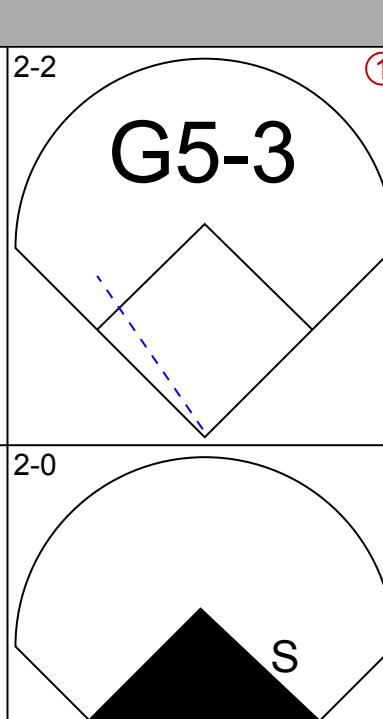
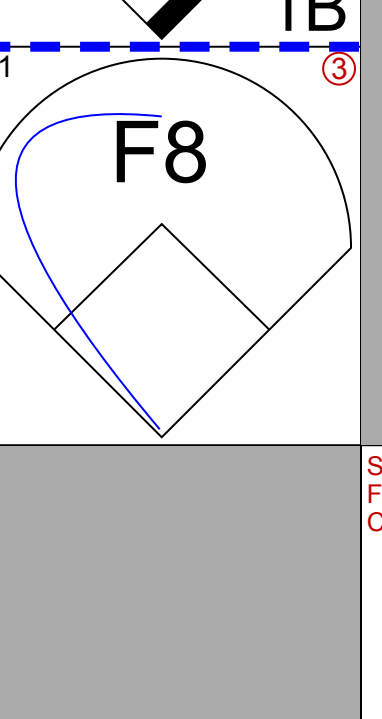
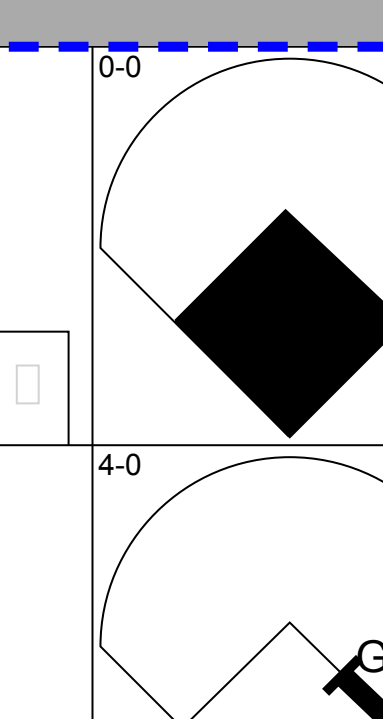
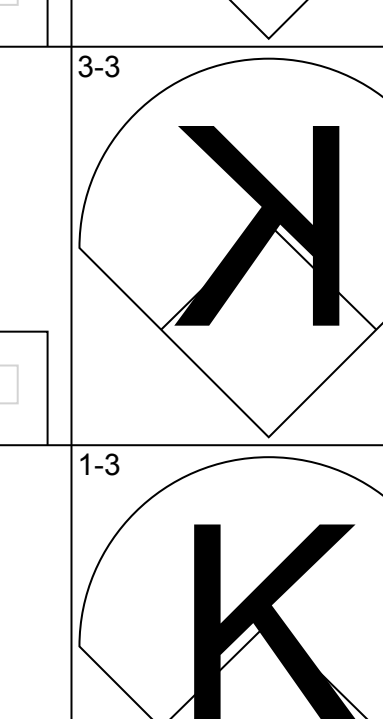

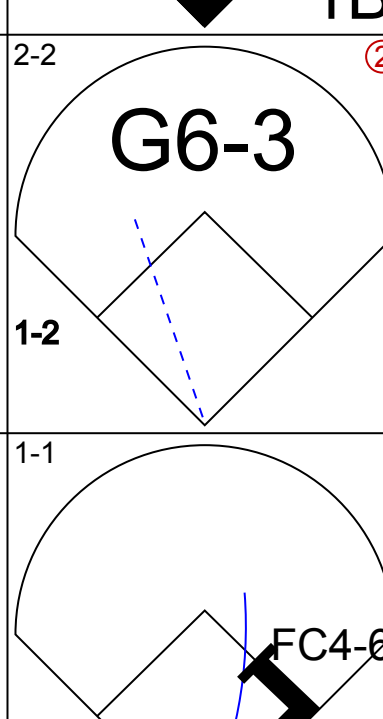
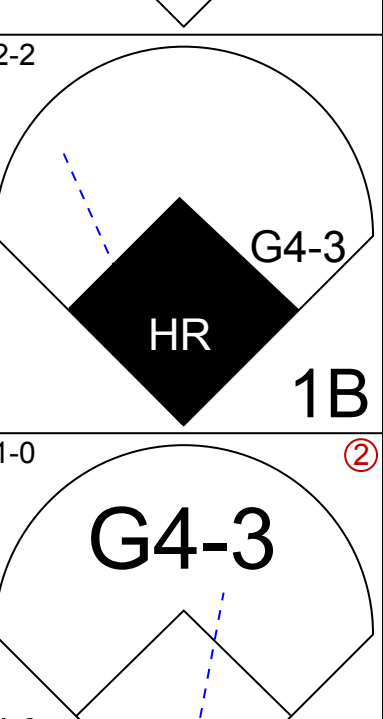
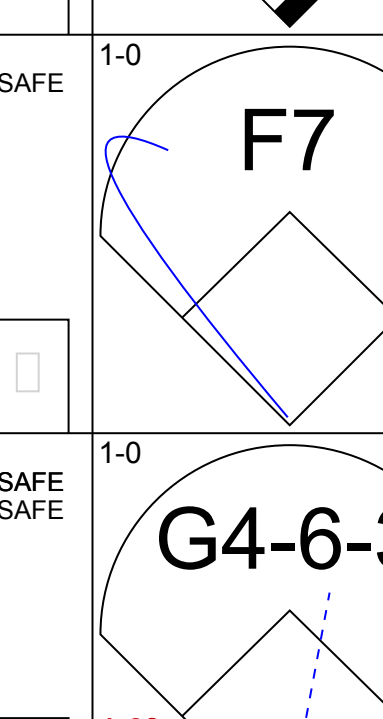

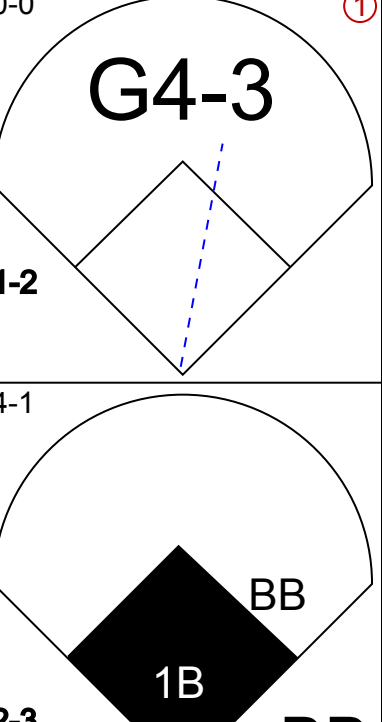
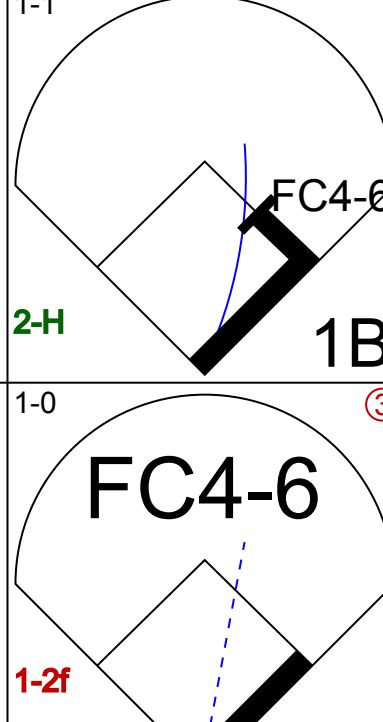


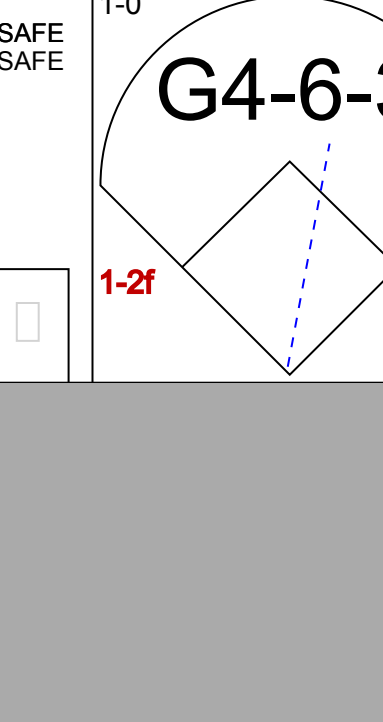
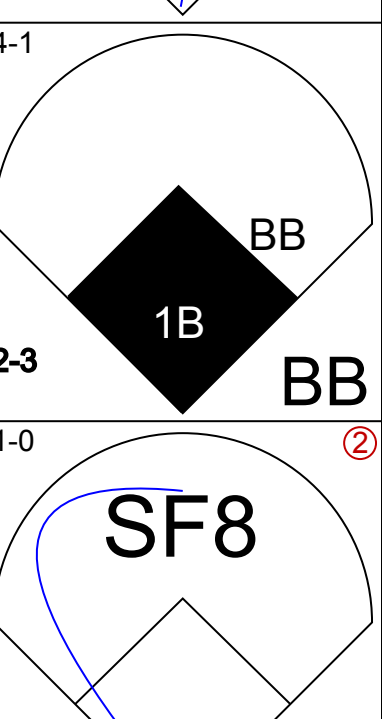
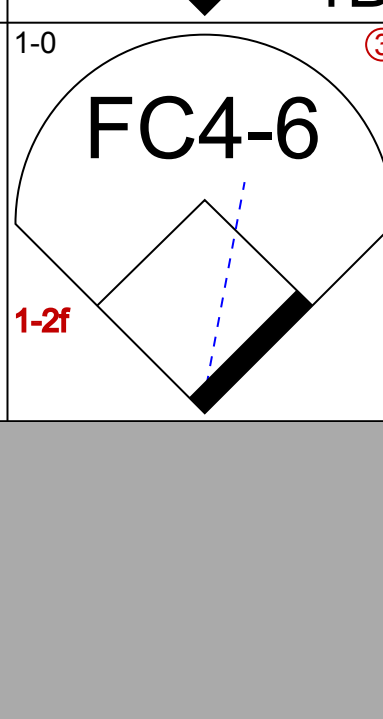
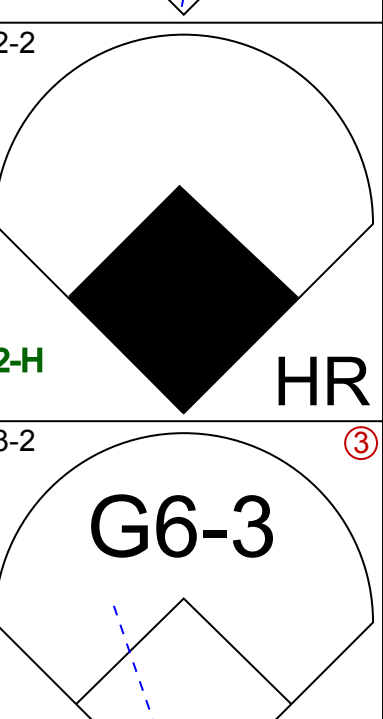

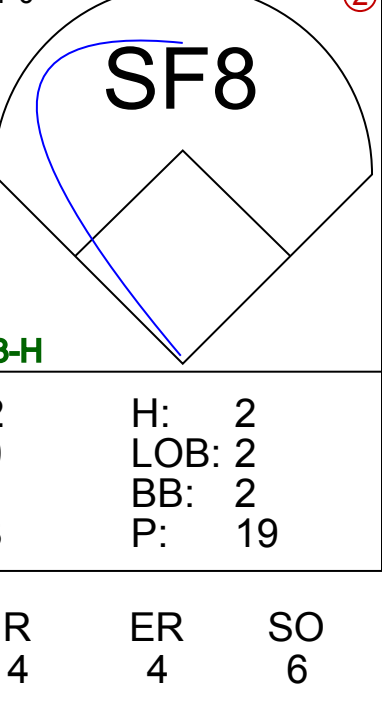

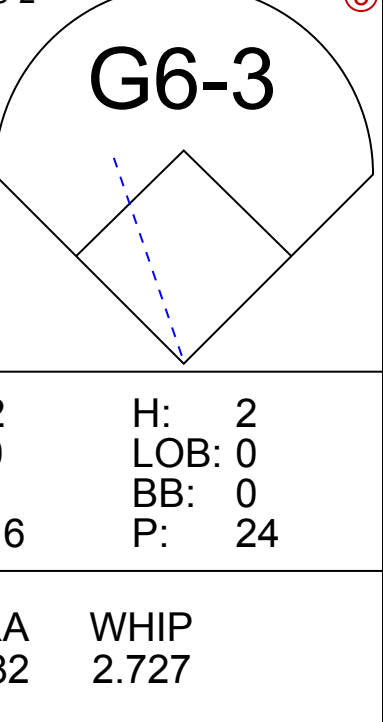
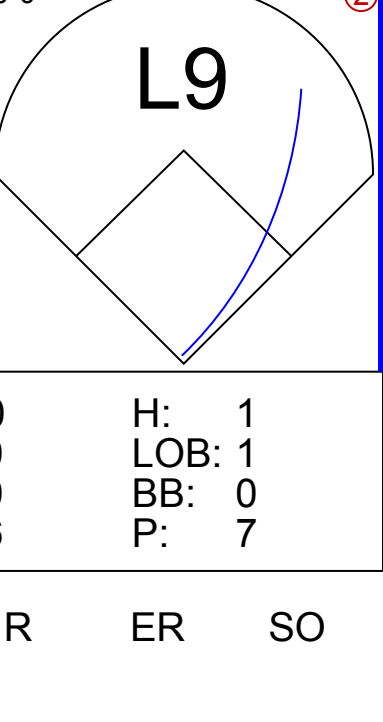
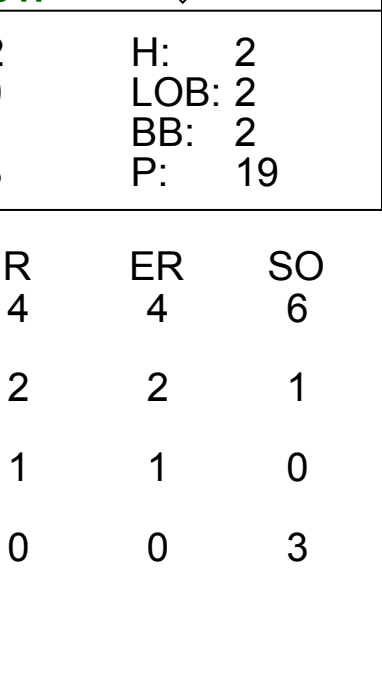
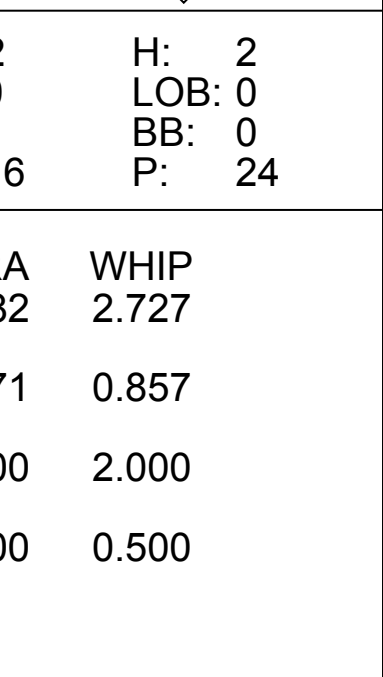
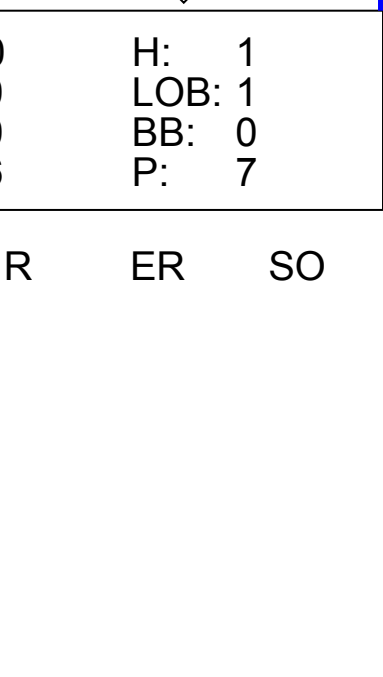
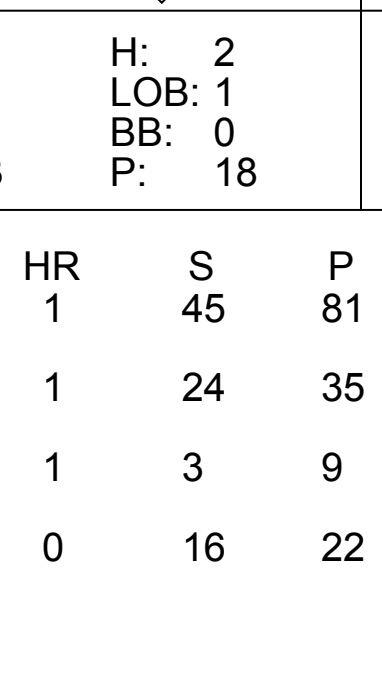
Batter	1	2	3	4	5	6	7	8	9	AB	R	H	RBI	BB	SO	LOB	BOTTOM										
Devon White, S OBP: 0.349, SLG: 0.438 (1, 8)	F9		P6			K		P5		4	0	0	0	0	1	0	Milwaukee Brewers @ Toronto Blue Jays SkyDome, Toronto, ON Wed Aug 21 1991, 7:05 PM EDT Att: 50,306 - Cloudy - 75 F										
Roberto Alomar, S OBP: 0.345, SLG: 0.423 (1, 4)	F9		G6-3		S BB		F8			3	0	0	0	1	0	0											
Joe Carter, R OBP: 0.353, SLG: 0.548 (1, 9)	F8		G6-3 1B		G6-3		G5-3		G5-3	4	0	1	0	0	0	1											
Candy Maldonado, R OBP: 0.296, SLG: 0.430 (1, 7)			K		F9		K		P3	4	0	0	0	0	2	2											
Kelly Gruber, R OBP: 0.305, SLG: 0.438 (1, 5)		F7			L6		P6			3	0	0	0	0	0	1											
Ed Sprague, R OBP: 0.367, SLG: 0.422 (1, 3)						K		G4-3		1	0	1	0	0	0	0											
John Olerud, L OBP: 0.345, SLG: 0.452 (5, FH) (6, 3)								G6-3		2	0	0	0	0	1	0											
Pat Tabler, R OBP: 0.333, SLG: 0.289 (1, 10)		L6			G5-3 BB		G6-3			2	0	0	0	1	0	1	AB 29 R 0 H 2 RBI 0 BB 2 SO 5 LOB 7										
Pat Borders, R OBP: 0.271, SLG: 0.327 (1, 2)										2	0	0	0	0	0	1											
Greg Myers, L OBP: 0.301, SLG: 0.403 (8, FH) (9, 2)			P3		G5-3		F8			1	0	0	0	0	0	0											
Manuel Lee, S OBP: 0.271, SLG: 0.273 (1, 6)		G3			K		L6			3	0	0	0	0	1	1											
Inning Stats	R: 0 E: 0 K: 0 S: 7	H: 0 LOB: 0 BB: 0 P: 9	R: 0 E: 0 K: 1 S: 10	H: 1 LOB: 0 BB: 0 P: 18	R: 0 E: 0 K: 0 S: 7	H: 0 LOB: 0 BB: 0 P: 12	R: 0 E: 0 K: 0 S: 6	H: 1 LOB: 1 BB: 0 P: 7	R: 0 E: 0 K: 2 S: 9	H: 0 LOB: 1 BB: 1 P: 14	R: 0 E: 0 K: 2 S: 12	H: 0 LOB: 1 BB: 1 P: 22	R: 0 E: 0 K: 0 S: 6	H: 0 LOB: 0 BB: 0 P: 13	R: 0 E: 0 K: 0 S: 9	H: 0 LOB: 0 BB: 0 P: 13	R: 0 E: 0 K: 0 S: 6	H: 0 LOB: 0 BB: 0 P: 11	1B: 2 2B: 0 3B: 0 HR: 0	SF: 0 SAC: 0 DP: 0 HBP: 0	WP: 0 PB: 0 CS: 0	PA: 31					
PITCHER	IP	WLS	BF	H	R	ER	SO	BB	IBB	HBP	BLK	WP	HR	S	P	ERA	WHIP										
Dan Plesac, L ERA: 3.49 (1, 1)	4.0		14	2	0	0	0	0	0	0	0	0	0	30	46	0.00	0.500										
Julio Machado, R ERA: 3.51 (5, 1)	4.0	W	14	0	0	0	4	2	0	0	0	0	0	36	62	0.00	0.500										
Ed Nunez, R ERA: 5.21 (9, 1)	1.0	S	3	0	0	0	0	0	0	0	0	0	0	6	11	0.00	0.000										

Batter	1	2	3	4	5	6	7	8	9	AB	R	H	RBI	BB	SO	LOB	TOP			
Paul Moltzer, R (1, 10) OBP: 0.395, SLG: 0.509										5	1	1	1	0	1	2				
Willie Randolph, R (1, 4) OBP: 0.432, SLG: 0.369										4	1	1	0	1	2	0				
Darryl Hamilton, L (1, 9) OBP: 0.348, SLG: 0.387										4	1	0	0	1	0	1				
Robin Yount, R (1, 8) OBP: 0.337, SLG: 0.406										5	2	2	1	0	1	1				
Greg Vaughn, R (1, 7) OBP: 0.305, SLG: 0.438										4	2	1	1	1	1	1				
B.J. Surhoff, L (1, 2) OBP: 0.302, SLG: 0.350										5	1	4	1	0	0	0				
Franklin Stubbs, L (1, 3) OBP: 0.287, SLG: 0.379										4	0	2	1	0	0	3	AB 39			
Jim Gantner, L (1, 5) OBP: 0.312, SLG: 0.339										4	0	1	2	0	0	4	R 8			
Bill Spiers, L (1, 6) OBP: 0.318, SLG: 0.356										4	0	1	1	0	0	4	H 13			
Inning Stats	R: 0 E: 0 K: 1 S: 10	H: 0 LOB: 0 BB: 0 P: 13	R: 2 E: 0 K: 0 S: 21	H: 2 LOB: 1 BB: 1 P: 30	R: 1 E: 1 K: 1 S: 12	H: 1 LOB: 1 BB: 0 P: 17	R: 0 E: 0 K: 0 S: 11	H: 1 LOB: 1 BB: 1 P: 16	R: 0 E: 0 K: 0 S: 17	H: 2 LOB: 2 BB: 0 P: 25	R: 5 E: 0 K: 0 S: 23	H: 6 LOB: 2 BB: 1 P: 37	R: 0 E: 0 K: 1 S: 7	H: 0 LOB: 0 BB: 0 P: 8	R: 0 E: 0 K: 1 S: 9	H: 1 LOB: 1 BB: 0 P: 14	1B: 12 2B: 0 3B: 0 HR: 1	SF: 2 SAC: 0 DP: 0 HBP: 0	WP: 0 PB: 0 CS: 1	PA: 44
PITCHER	IP	WLS	BF	H	R	ER	SO	BB	IBB	HBP	BLK	WP	HR	S	P	ERA	WHIP			
Juan Guzman, R (1, 1) ERA: 3.56	6.0		27	6	3	3	3	2	0	0	0	0	1	82	118	4.50	1.333			
Duane Ward, R (7, 1) ERA: 3.2	0.1	L	5	3	4	4	0	1	0	0	0	0	0	14	24	108.00	12.000			
Bob MacDonald, L (7, 1) ERA: 2.45	0.1		4	3	1	1	0	0	0	0	0	0	0	7	11	27.00	9.000			
Mike Timlin, R (7, 1) ERA: 3.25	2.1		8	1	0	0	2	0	0	0	0	0	0	18	24	0.00	0.429			

Milwaukee Brewers @ Toronto Blue Jays
SkyDome, Toronto, ON
Thu Aug 22 1991, 7:05 PM EDT
Att: 50,309 - Dome - 70 F

AB 39
R 8
H 13
RBI 8
BB 3
SO 5
LOB 16



Batter	1	2	3	4	5	6	7	8	9	AB	R	H	RBI	BB	SO	LOB	BOTTOM					
Devon White, S (1, 8) OBP: 0.353, SLG: 0.446										3	1	2	1	2	0	0						
Roberto Alomar, S (1, 4) OBP: 0.343, SLG: 0.420										5	0	1	1	0	2	2						
Joe Carter, R (1, 9) OBP: 0.352, SLG: 0.544										5	0	1	0	0	3	3						
John Olerud, L (1, 3) OBP: 0.346, SLG: 0.459										4	1	1	1	1	1	1						
Candy Maldonado, R (1, 7) OBP: 0.299, SLG: 0.426										4	1	1	0	1	3	2						
Kelly Gruber, R (1, 5) OBP: 0.307, SLG: 0.439										4	2	2	0	0	0	2						
Rance Mulliniks, L (1, 10) OBP: 0.377, SLG: 0.344										4	0	1	1	0	0	3	AB 35					
Greg Myers, L (1, 2) OBP: 0.304, SLG: 0.414										3	2	1	2	1	0	1	R 7					
Manuel Lee, S (1, 6) OBP: 0.269, SLG: 0.271										2	0	0	1	0	1	0	H 10					
Rob Ducey, L (8, PH) ERA: 7.71										1	0	0	0	0	0	0	RBI 7					
Rene Gonzales, R (9, 6) OBP: 0.320, SLG: 0.298										0	0	0	0	0	0	0	BB 5					
Inning Stats	R: 0 E: 0 K: 3 S: 12	H: 0 LOB: 2 BB: 2 P: 25	R: 2 E: 0 K: 1 S: 8	H: 2 LOB: 2 BB: 2 P: 19	R: 1 E: 0 K: 0 S: 14	H: 2 LOB: 1 BB: 0 P: 22	R: 1 E: 0 K: 2 S: 13	H: 2 LOB: 1 BB: 0 P: 18	R: 2 E: 0 K: 1 S: 16	H: 2 LOB: 0 BB: 0 P: 24	R: 0 E: 0 K: 0 S: 6	H: 0 LOB: 0 BB: 0 P: 8	R: 1 E: 0 K: 0 S: 3	H: 1 LOB: 0 BB: 1 P: 9	R: 0 E: 0 K: 0 S: 6	H: 1 LOB: 1 BB: 0 P: 7	R: 0 E: 0 K: 3 S: 10	H: 0 LOB: 0 BB: 0 P: 15	1B: 7 2B: 0 3B: 0 HR: 3	SF: 1 SAC: 0 DP: 1 HBP: 0	WP: 0 PB: 0 CS: 0	PA: 41
PITCHER	IP	WLS	BF	H	R	ER	SO	BB	IBB	HBP	BLK	WP	HR	S	P	ERA	WHIP					
Don August, R (1, 1) ERA: 5.0	3.2		21	6	4	4	6	4	0	0	0	0	1	24	35	7.71	0.857					
Mike Ignasiak, R (4, 1) ERA: 7.71	2.1	W	9	2	2	2	1	0	0	0	0	0	1	3	9	9.00	2.000					
Chuck Crim, R (7, 1) ERA: 5.71	1.0		4	1	1	1	0	1	0	0	0	0	1	3	9	9.00	2.000					
Doug Henry, R (8, 1) ERA: 1.31	2.0	S	7	1	0	0	3	0	0	0	0	0	0	16	22	0.00	0.500					

Milwaukee Brewers @ Toronto Blue Jays
SkyDome, Toronto, ON
Thu Aug 22 1991, 7:05 PM EDT
Att: 50,309 - Dome - 70 F

AB 35
R 7
H 10
RBI 7
BB 5
SO 10
LOB 14



Batter	1	2	3	4	5	6	7	8	9	AB	R	H	RBI	BB	SO	LOB	TOP								
Paul Moltitor, R OBP: 0.397, SLG: 0.514 (1, 10)										3	3	1	2	2	0	1									
Willie Randolph, R OBP: 0.339, SLG: 0.381 (1, 4)										4	3	3	3	2	0	1									
Darryl Hamilton, L OBP: 0.348, SLG: 0.387 (1, 9)										5	1	2	2	0	0	3									
Robin Yount, R OBP: 0.339, SLG: 0.410 Dante Bichette, R OBP: 0.270, SLG: 0.382 (9, 9)										6	1	3	2	0	2	3									
Greg Vaughn, R OBP: 0.308, SLG: 0.439 (1, 7)										4	1	1	1	2	1	4									
B.J. Surhoff, L OBP: 0.303, SLG: 0.351 Rick Dempsey, R OBP: 0.336, SLG: 0.411 (9, 2)										4	1	2	1	0	0	4									
Franklin Stubbs, L OBP: 0.286, SLG: 0.377 (1, 3)										5	1	1	1	0	0	5									
Jim Gantner, L OBP: 0.311, SLG: 0.337 (1, 5)										5	0	1	0	0	0	2									
Bill Spiers, L OBP: 0.322, SLG: 0.365 (1, 6)										4	2	2	0	1	0	0									
Inning Stats	R: 2 E: 0 K: 0 S: 11	H: 2 LOB: 1 BB: 1 P: 22	R: 0 E: 0 K: 0 S: 6	H: 2 LOB: 1 BB: 0 P: 11	R: 0 E: 0 K: 1 S: 12	H: 1 LOB: 3 BB: 2 P: 25	R: 0 E: 0 K: 0 S: 7	H: 0 LOB: 0 BB: 0 P: 8	R: 3 E: 1 K: 1 S: 12	H: 3 LOB: 0 BB: 0 P: 20	R: 0 E: 0 K: 0 S: 6	H: 0 LOB: 2 BB: 1 P: 14	R: 0 E: 0 K: 0 S: 10	H: 2 LOB: 2 BB: 0 P: 16	R: 3 E: 0 K: 1 S: 11	H: 2 LOB: 0 BB: 1 P: 19	R: 5 E: 1 K: 0 S: 24	H: 4 LOB: 2 BB: 2 P: 41	1B: 11 2B: 2 3B: 2 HR: 1	SF: 2 SAC: 0 DP: 0 HBP: 0	WP: 0 PB: 0 SB: 3 CS: 0	PA: 50			
PITCHER	IP	WLS	BF	H	R	ER	SO	BB	IBB	HBP	BLK	WP	HR	S	P	ERA	WHIP								
Dave Stewart, R ERA: 5.37 (1, 1)	6.0	L	29	8	5	4	2	3	1	0	0	0	1	54	100	6.00	1.833								
Curt Young, L ERA: 4.57 (7, 1)	1.1		8	3	2	2	0	1	0	0	0	0	0	14	24	13.50	3.000								
Steve Chitren, R ERA: 4.21 (8, 1)	0.2		5	2	3	3	1	1	0	0	0	0	0	9	19	40.50	4.500								
Joe Klink, L ERA: 4.3 (9, 1)	0.2		7	3	3	3	0	1	0	0	0	0	0	17	27	40.50	6.000								
Gene Nelson, R ERA: 8.62 (9, 1)	0.1		1	0	0	0	0	0	0	0	0	0	0	5	6	0.00	0.000								

Milwaukee Brewers @ Oakland Athletics
Oakland-Alameda County Coliseum, Oakland, CA
Fri Aug 23 1991, 7:05 PM PDT
Att: 30,115 - Sunny - 66 F

AB 40
R 13
H 16
RBI 12
BB 7
SO 3
LOB 23



Batter	1	2	3	4	5	6	7	8	9	AB	R	H	RBI	BB	SO	LOB	BOTTOM								
Rickey Henderson, R OBP: 0.405, SLG: 0.391 (1, 7)										2	2	1	0	2	0	0									
Dave Henderson, R OBP: 0.358, SLG: 0.503 (1, 8)										4	0	1	0	0	1	2									
Jose Canseco, R OBP: 0.358, SLG: 0.558 (1, 9)										2	1	0	0	2	1	3									
Harold Baines, L OBP: 0.385, SLG: 0.497 (1, 10)										3	1	1	3	0	0	3									
Terry Steinbach, R OBP: 0.327, SLG: 0.433 (1, 2)										4	0	1	1	0	0	3									
Jamie Quirk, L OBP: 0.314, SLG: 0.296 (1, 3)										4	0	0	0	0	0	1									
Ernest Riles, L OBP: 0.289, SLG: 0.312 (8, 6)										4	0	1	0	0	1	0									
Mike Gallego, R OBP: 0.339, SLG: 0.364 Scott Brosius, R OBP: 0.314, SLG: 0.500 (9, PH)										2	0	0	0	1	0	0									
Mike Bordick, R OBP: 0.269, SLG: 0.270 Brook Jacoby, R OBP: 0.283, SLG: 0.321 (8, 5)										2	0	0	0	0	0	2									
Inning Stats	R: 1 E: 0 K: 0 S: 5	H: 1 LOB: 1 BB: 1 P: 14	R: 0 E: 0 K: 0 S: 4	H: 0 LOB: 0 BB: 0 P: 6	R: 0 E: 0 K: 1 S: 8	H: 0 LOB: 0 BB: 1 P: 13	R: 1 E: 0 K: 0 S: 7	H: 1 LOB: 0 BB: 1 P: 16	R: 0 E: 0 K: 0 S: 10	H: 0 LOB: 0 BB: 0 P: 15	R: 0 E: 0 K: 0 S: 13	H: 1 LOB: 2 BB: 1 P: 25	R: 0 E: 0 K: 0 S: 14	H: 0 LOB: 1 BB: 1 P: 22	R: 2 E: 0 K: 1 S: 12	H: 1 LOB: 0 BB: 1 P: 21	R: 0 E: 0 K: 0 S: 7	H: 1 LOB: 1 BB: 0 P: 10	1B: 3 2B: 2 3B: 0 HR: 1	SF: 1 SAC: 0 DP: 1 HBP: 0	WP: 0 PB: 0 SB: 4 CS: 0	PA: 36			
PITCHER	IP	WLS	BF	H	R	ER	SO	BB	IBB	HBP	BLK	WP	HR	S	P	ERA	WHIP								
Jaime Navarro, R ERA: 4.02 (1, 1)	7.0	W	27	3	2	2	2	4	0	0	0	0	0	61	111	2.57	1.000								
Ed Nunez, R ERA: 5.85 (8, 1)	1.0		5	1	2	2	1	1	0	0	0	0	1	12	21	18.00	2.000								
Chuck Crim, R ERA: 5.63 (9, 1)	1.0		4	1	0	0	0	0	0	0	0	0	0	7	10	0.00	1.000								

Milwaukee Brewers @ Oakland Athletics
Oakland-Alameda County Coliseum, Oakland, CA
Fri Aug 23 1991, 7:05 PM PDT
Att: 30,115 - Sunny - 66 F

AB 30
R 4
H 5
RBI 4
BB 5
SO 3
LOB 15



Batter	1	2	3	4	5	6	7	8	9	AB	R	H	RBI	BB	SO	LOB	TOP					
Paul Moltzer, R OBP: 0.397, SLG: 0.514 (1, 10)	G6-3	F9		G5-3		F9			G4-3	4	0	1	1	1	0	2						
Willie Randolph, R OBP: 0.433, SLG: 0.375 (1, 4)	G3		F9	G4-3		F9			L9	5	0	0	0	0	0	2						
Darryl Hamilton, L OBP: 0.342, SLG: 0.380 (7, 8)	G3		F7		G1-3			G4-3	G4-3	5	0	0	0	0	0	1						
Robin Yount, R OBP: 0.338, SLG: 0.408 Dante Bichette, R OBP: 0.270, SLG: 0.382 (7, 9)		HR	G5-3		G5-3			F7		4	1	1	0	0	0	0						
Greg Vaughn, R OBP: 0.312, SLG: 0.447 (1, 7)		HR		G3				K		2	2	1	2	2	1	0						
B.J. Surhoff, L OBP: 0.302, SLG: 0.349 (1, 2)		HR		G3		P6			L9	3	0	0	0	1	0	2						
Franklin Stubbs, L OBP: 0.288, SLG: 0.376 George Canale, L (9, 3)			K	HR				G6-3		3	2	1	0	1	1	1						
Jim Gantner, L OBP: 0.313, SLG: 0.339 (1, 5)		G6-3		HR		P6				4	1	2	1	0	0	2						
Bill Spiers, L OBP: 0.324, SLG: 0.374 (1, 6)				HR		F7			K	3	1	1	3	1	1	2						
Inning Stats	R: 0 E: 0 K: 0 S: 8	H: 0 LOB: 0 BB: 0 P: 14	R: 2 E: 0 K: 1 S: 13	H: 2 LOB: 2 BB: 2 P: 25	R: 0 E: 0 K: 0 S: 6	H: 0 LOB: 0 BB: 0 P: 11	R: 4 E: 0 K: 0 S: 10	H: 2 LOB: 0 BB: 2 P: 19	R: 0 E: 0 K: 0 S: 6	H: 0 LOB: 1 BB: 1 P: 13	R: 1 E: 0 K: 0 S: 13	H: 2 LOB: 1 BB: 0 P: 16	R: 0 E: 0 K: 1 S: 10	H: 0 LOB: 0 BB: 0 P: 16	R: 0 E: 0 K: 1 S: 8	H: 1 LOB: 1 BB: 0 P: 9	R: 0 E: 0 K: 0 S: 7	H: 0 LOB: 0 BB: 1 P: 14	1B: 4 2B: 1 3B: 0 HR: 2	SF: 0 SAC: 0 DP: 1 HBP: 0	WP: 0 PB: 0 SB: 1 CS: 0	PA: 39
PITCHER	IP	WLS	BF	H	R	ER	SO	BB	IBB	HBP	BLK	WP	HR	S	P	ERA	WHIP					
Joe Slusarski, R ERA: 5.4 (1, 1)	5.2	L	28	6	7	7	1	5	0	0	0	0	2	53	94	11.12	1.941					
Eric Show, R ERA: 6.5 (6, 1)	3.1		11	1	0	0	2	1	0	0	0	0	0	28	43	0.00	0.600					

Milwaukee Brewers @ Oakland Athletics
Oakland-Alameda County Coliseum, Oakland, CA
Sat Aug 24 1991, 3:33 AM PDT
Att: 41,317 - Sunny - 70 F

AB	33
R	7
H	7
RBI	7
BB	6
SO	3
LOB	12



Batter	1	2	3	4	5	6	7	8	9	AB	R	H	RBI	BB	SO	LOB	BOTTOM					
Rickey Henderson, R OBP: 0.405, SLG: 0.391 (1, 7)	F8		S				G5-3		F8	5	0	2	0	0	0	2						
Dave Henderson, R OBP: 0.357, SLG: 0.500 (1, 8)	E4		1B			1B				3	0	0	0	1	0	1						
Jose Canseco, R OBP: 0.359, SLG: 0.557 (1, 9)	K		K			1B				3	0	1	0	1	2	4						
Harold Baines, L OBP: 0.386, SLG: 0.500 (1, 10)	G6-3		G1-3			1B				4	0	2	0	0	0	4						
Brook Jacoby, R OBP: 0.282, SLG: 0.320 (1, 5)		P4		G6-4-3		P1		G5-4-3		4	0	1	0	0	0	4						
Mark McWire, R OBP: 0.335, SLG: 0.375 (1, 3)		F9		G6-4-3		P7			F8	4	0	0	0	0	0	3						
Jamie Quirk, L OBP: 0.307, SLG: 0.289 (1, 2)		G3-1		G4-3		G6-3			G4-3	4	0	0	0	0	0	2						
Mike Gallego, R OBP: 0.338, SLG: 0.363 (1, 4)			P1			F8		F9		4	0	1	0	0	0	0						
Mike Bordick, R OBP: 0.275, SLG: 0.277 (1, 6)			1B			F7		G1-3		4	0	2	0	0	0	0						
Inning Stats	R: 0 E: 1 K: 1 S: 11	H: 0 LOB: 1 BB: 0 P: 19	R: 0 E: 0 K: 0 S: 5	H: 0 LOB: 0 BB: 0 P: 7	R: 0 E: 0 K: 1 S: 13	H: 2 LOB: 3 BB: 1 P: 22	R: 0 E: 0 K: 0 S: 10	H: 1 LOB: 0 BB: 0 P: 14	R: 0 E: 0 K: 0 S: 7	H: 1 LOB: 1 BB: 0 P: 13	R: 0 E: 0 K: 0 S: 5	H: 2 LOB: 2 BB: 0 P: 7	R: 0 E: 0 K: 0 S: 10	H: 0 LOB: 0 BB: 0 P: 15	R: 0 E: 0 K: 0 S: 9	H: 1 LOB: 1 BB: 1 P: 14	R: 0 E: 0 K: 0 S: 7	H: 2 LOB: 2 BB: 0 P: 8	1B: 8 2B: 1 3B: 0 HR: 0	SF: 0 SAC: 0 DP: 2 HBP: 0	WP: 0 PB: 0 SB: 1 CS: 0	PA: 37
PITCHER	IP	WLS	BF	H	R	ER	SO	BB	IBB	HBP	BLK	WP	HR	S	P	ERA	WHIP					
Bill Wegman, R ERA: 3.22 (1, 1)	9.0	W	37	9	0	0	2	2	0	0	0	0	0	77	119	0.00	1.222					

Milwaukee Brewers @ Oakland Athletics
Oakland-Alameda County Coliseum, Oakland, CA
Sat Aug 24 1991, 3:33 AM PDT
Att: 41,317 - Sunny - 70 F

AB	35
R	0
H	9
RBI	0
BB	2
SO	2
LOB	20



Batter	1	2	3	4	5	6	7	8	9	AB	R	H	RBI	BB	SO	LOB	TOP								
Paul Moltzer, R OBP: 0.399, SLG: 0.517 (1, 10)	0-2 SH5-3 L1-5 1B	SAFE 0-1 CS	1-0 SH3-4 1B	1-2 2B		0-1 G6-3		0-0 P7		5	1	3	0	0	0	1									
Willie Randolph, R OBP: 0.434, SLG: 0.376 (8, PH) Dale Sveum, S OBP: 0.305, SLG: 0.350 (8, 5)	SAFE 1-2 SH5-3 1B		0-0 1B SH3-4	2-0 P2		1-1 G6-3		1-1 F8		4	1	2	0	0	0	1									
Darryl Hamilton, L OBP: 0.339, SLG: 0.376 (1, 9)	0-0 SH5-3		0-0 SH3-4	1-3 K		0-3 K			1-2 F7	3	0	0	0	0	2	1									
Robin Yount, R OBP: 0.341, SLG: 0.409 (1, 8)	0-1 L1-5		1-0 1B		2-2 2B SF3 1B		1-2 G5-3		4-2 2B BB	4	3	2	1	1	0	2									
Greg Vaughn, R OBP: 0.317, SLG: 0.456 (1, 7)		2-2 E4 G4-3 3B 1B	1-1 1B		2-0 SF3 2B 2B		0-3 K		2-0 2B	5	2	4	3	0	1	0									
B.J. Surhoff, L OBP: 0.303, SLG: 0.349 (1, 2)		3-2 G4-3	1-2 BB 1B		1-1 G4-3		1-2 1B		0-3 K	5	0	2	0	0	1	4									
Franklin Stubbs, L OBP: 0.287, SLG: 0.373 (1, 3)		0-3 K	SAFE 4-1 BB 1B SAFE G4-3 BB		0-0 SF3		0-0 P2		3-2 P5	3	0	0	1	1	1	3									
Jim Cantner, L OBP: 0.317, SLG: 0.351 (8, 4)		1-0 1B	2-0 G4-3		2-3 3-H 3-2		1-2 1B			4	1	3	2	0	0	3									
Bill Spiers, L OBP: 0.323, SLG: 0.372 (1, 6)	3-H 2-2 CS 1B		1-1 G4-3		3-H 0-0 L8		1-1 F7			4	0	1	1	0	0	2									
Inning Stats	R: 0 E: 0 K: 0 S: 9	H: 2 LOB: 1 BB: 0 P: 10	R: 2 E: 1 K: 1 S: 16	H: 3 LOB: 0 BB: 0 P: 24	R: 3 E: 0 K: 0 S: 11	H: 5 LOB: 2 BB: 1 P: 21	R: 0 E: 0 K: 1 S: 9	H: 1 LOB: 1 BB: 0 P: 14	R: 2 E: 0 K: 0 S: 11	H: 3 LOB: 1 BB: 0 P: 19	R: 0 E: 0 K: 1 S: 7	H: 0 LOB: 1 BB: 0 P: 8	R: 0 E: 0 K: 1 S: 11	H: 1 LOB: 1 BB: 0 P: 13	R: 0 E: 0 K: 0 S: 8	H: 1 LOB: 1 BB: 0 P: 11	R: 1 E: 0 K: 1 S: 16	H: 1 LOB: 1 BB: 1 P: 26	1B: 12 2B: 5 3B: 1 HR: 0	SF: 1 SAC: 2 DP: 2 HBP: 0	WP: 0 PB: 0 SB: 0 CS: 1	PA: 44			
PITCHER	IP	WLS	BF	H	R	ER	SO	BB	IBB	HBP	BLK	WP	HR	S	P	ERA	WHIP								
Ron Darling, R ERA: 4.18 (1, 1)	4.2	L	26	14	7	7	2	1	0	0	0	0	0	55	87	13.50	3.214								
Gene Nelson, R ERA: 8.02 (5, 1)	2.1		8	1	0	0	2	0	0	0	0	0	0	19	22	0.00	0.429								
Joe Klink, L ERA: 4.21 (8, 1)	1.0		4	1	0	0	0	0	0	0	0	0	0	8	11	0.00	1.000								
Steve Chitren, R ERA: 4.3 (9, 1)	1.0		5	1	1	1	1	1	0	0	0	0	0	16	26	9.00	2.000								

Milwaukee Brewers @ Oakland Athletics
Oakland-Alameda County Coliseum, Oakland, CA
Sun Aug 25 1991, 3:33 AM PDT
Att: 37,624 - Cloudy - 65 F

AB 38
R 8
H 17
RBI 8
BB 2
SO 5
LOB 18



Batter	1	2	3	4	5	6	7	8	9	AB	R	H	RBI	BB	SO	LOB	BOTTOM								
Rickey Henderson, R OBP: 0.406, SLG: 0.395 (1, 7)	0-1 1B		1-3 K			1-0 G5-4-3 1B		1-2 G4-3		4	1	2	1	0	1	0									
Dave Henderson, R OBP: 0.357, SLG: 0.498 (1, 8)	2-2 G4-6-3 2H 1B		0-0 F9			1-2 G5-4-3		3-H 1-2 L7		4	0	1	1	0	0	2									
Jose Canseco, R OBP: 0.358, SLG: 0.553 (1, 9)	4-2 G4-6-3 BB			1-3 K		1-1 L9			2-3 K	3	0	0	0	1	2	1									
Harold Baines, L OBP: 0.383, SLG: 0.495 (1, 10)	0-1 G4-6-3			1-2 G4-3			0-0 G4-3		0-1 G4-3	4	0	0	0	0	0	2									
Terry Steinbach, R OBP: 0.326, SLG: 0.431 (1, 2)	2-1 G6-3			1-1 G5-3			0-1 FC5-4 1B		2-2 F9	4	0	1	0	0	0	1									
Mark McGwire, R OBP: 0.333, SLG: 0.372 (1, 3)		2-1 P4			1-2 P3		1-1 L8			3	0	0	0	0	0	1									
Brook Jacoby, R OBP: 0.280, SLG: 0.317 (1, 5)		1-0 F8			0-0 P5		0-1 FC5-4			3	0	0	0	0	0	1									
Mike Gallego, R OBP: 0.338, SLG: 0.368 (9, 6)		0-2 P2			1-0 F9			0-0 G4-3 3B		3	1	1	0	0	0	0									
Mike Bordick, R OBP: 0.278, SLG: 0.280 (8, PH) Ron Wiltmeyer, L OBP: 0.314, SLG: 0.500 (9, 4)			2-2 G6-3			0-0 G5-4-3 1B		0-3 K		2	0	1	0	0	0	0									
Inning Stats	R: 1 E: 0 K: 0 S: 11	H: 2 LOB: 1 BB: 1 P: 19	R: 0 E: 0 K: 0 S: 6	H: 0 LOB: 0 BB: 0 P: 9	R: 0 E: 0 K: 1 S: 7	H: 0 LOB: 0 BB: 0 P: 10	R: 0 E: 0 K: 1 S: 8	H: 0 LOB: 0 BB: 0 P: 11	R: 0 E: 0 K: 0 S: 6	H: 0 LOB: 0 BB: 0 P: 8	R: 0 E: 0 K: 0 S: 7	H: 2 LOB: 1 BB: 0 P: 10	R: 0 E: 0 K: 0 S: 7	H: 1 LOB: 1 BB: 0 P: 8	R: 0 E: 0 K: 1 S: 11	H: 1 LOB: 0 BB: 0 P: 13	R: 0 E: 0 K: 1 S: 8	H: 0 LOB: 0 BB: 0 P: 12	1B: 4 2B: 1 3B: 1 HR: 0	SF: 0 SAC: 0 DP: 2 HBP: 0	WP: 0 PB: 0 SB: 0 CS: 0	PA: 32			
PITCHER	IP	WLS	BF	H	R	ER	SO	BB	IBB	HBP	BLK	WP	HR	S	P	ERA	WHIP								
Chris Bosio, R ERA: 3.33 (1, 1)	8.0	W	29	6	2	2	3	1	0	0	0	0	0	63	88	2.25	0.875								
Doug Henry, R ERA: 1.25 (9, 1)	1.0		3	0	0	0	1	0	0	0	0	0	0	8	12	0.00	0.000								

Milwaukee Brewers @ Oakland Athletics
Oakland-Alameda County Coliseum, Oakland, CA
Sun Aug 25 1991, 3:33 AM PDT
Att: 37,624 - Cloudy - 65 F

AB 31
R 2
H 6
RBI 2
BB 1
SO 4
LOB 9



Batter	1	2	3	4	5	6	7	8	9	10	11	12	13	14	AB	R	H	RBI	BB	SO	LOB	TOP
Paul Molitor, R OBP: 0.390, SLG: 0.514 (1, 3)															5	1	1	0	2	1	4	
Willie Randolph, R OBP: 0.435, SLG: 0.382 (1, 4)															6	1	3	1	0	0	4	
Robin Yount, R OBP: 0.343, SLG: 0.407 (1, 8)															5	1	1	1	2	1	3	
Greg Vaughn, R OBP: 0.315, SLG: 0.449 (1, 7)															6	0	0	0	1	3	4	
Dale Sveum, S OBP: 0.304, SLG: 0.348 Franklin Stubbs, L OBP: 0.288, SLG: 0.370 (10, PH)															4	0	1	1	0	0	0	
Dante Bichette, R OBP: 0.265, SLG: 0.378 Darryl Hamilton, L OBP: 0.340, SLG: 0.377 (11, 9)															4	0	0	0	0	3	3	
Jim Gantner, L OBP: 0.313, SLG: 0.347 (1, 5)															4	0	0	1	0	0	0	
Rick Dempsey, R OBP: 0.338, SLG: 0.409 B.J. Surhoff, L OBP: 0.306, SLG: 0.352 (7, PR)															3	0	1	0	0	0	2	
Bill Spiers, L OBP: 0.326, SLG: 0.373 (1, 6)															5	0	2	0	1	0	1	
Inning Stats	R: 3 E: 0 K: 1 S: 16	H: 4 LOB: 2 BB: 1 P: 26	R: 0 E: 0 K: 0 S: 9	H: 1 LOB: 2 BB: 1 P: 18	R: 0 E: 0 K: 1 S: 6	H: 0 LOB: 0 BB: 0 P: 8	R: 0 E: 0 K: 1 S: 8	H: 0 LOB: 0 BB: 0 P: 10	R: 0 E: 0 K: 2 S: 10	H: 1 LOB: 0 BB: 0 P: 19	R: 0 E: 0 K: 0 S: 7	H: 0 LOB: 0 BB: 0 P: 12	R: 0 E: 0 K: 0 S: 7	H: 1 LOB: 1 BB: 0 P: 12	R: 0 E: 0 K: 1 S: 6	H: 0 LOB: 0 BB: 0 P: 8	R: 0 E: 0 K: 1 S: 6	H: 0 LOB: 0 BB: 0 P: 8	1B: 11 2B: 3 3B: 0 HR: 0	SF: 1 SAC: 2 DP: 2 HBP: 0	WP: 0 PB: 0 SB: 1 CS: 1	PA: 58
PITCHER	IP	WLS	BF	H	R	ER	SO	BB	IBB	HBP	BLK	WP	HR	S	P	ERA	WHIP					
Bill Krueger, R ERA: 3.52 Michael Jackson, R ERA: 2.51 Rob Murphy, L ERA: 2.38 Bill Swift, R ERA: 1.88 Russ Swan, L ERA: 2.89	(1, 1)	6.0	27	8	4	5	5	2	1	0	0	0	0	0	16	24	0.00	0.500				
PITCHER	IP	WLS	BF	H	R	ER	SO	BB	IBB	HBP	BLK	WP	HR	S	P	ERA	WHIP					
Mike Schooler, R ERA: 4.26	(13, 1)	1.1	4	0	0	1	1	0	0	0	0	0	0	3	5	0.00	6.000					


Milwaukee Brewers @ Seattle Mariners
The Kingdome, Seattle, WA
Mon-Aug 26 1991, 10:05 PM EDT
Att: 22,079 - Dome - 70 F


AB: 49
R: 12
H: 14
RBI: 4
BB: 6
SO: 8
LOB: 24

Batter	1	2	3	4	5	6	7	8	9	10	11	12	13	14	AB	R	H	RBI	BB	SO	LOB	BOTTOM		
Greg Britley, L OBP: 0.290, SLG: 0.315 (1, 7)															6	0	2	1	0	0	2			
Harold Reynolds, S OBP: 0.338, SLG: 0.341 (1, 4)															6	0	1	0	0	1	3			
Ken Griffey Jr., L OBP: 0.388, SLG: 0.532 (1, 8)															5	0	0	0	1	1	1			
Pete O'Brien, L OBP: 0.303, SLG: 0.394 (1, 10)															4	1	0	0	2	0	1			
Tino Martinez, L OBP: 0.211, SLG: 0.353 (1, 3)															5	2	1	1	1	0	2			
Jay Buhner, R OBP: 0.331, SLG: 0.541 (1, 9)															6	1	2	2	0	2	1			
Dave Cochrane, S OBP: 0.275, SLG: 0.351 Jeff Schaefer, R OBP: 0.268, SLG: 0.339 Alvin Davis, R OBP: 0.294, SLG: 0.332 Edgar Martinez, R OBP: 0.406, SLG: 0.428 (10, 5)															2	0	0	0	1	1	1			
Omar Vizquel, S OBP: 0.307, SLG: 0.295 (1, 6)															5	0	2	1	1	0	2			
Dave Valle, R OBP: 0.257, SLG: 0.246 Scott Bradley, L OBP: 0.283, SLG: 0.247 (12, PH)															4	0	0	0	0	0	3			
Inning Stats	R: 0 E: 0 K: 0 S: 7	H: 1 LOB: 0 BB: 0 P: 13	R: 0 E: 0 K: 1 S: 7	H: 0 LOB: 1 BB: 1 P: 17	R: 0 E: 0 K: 0 S: 13	H: 1 LOB: 1 BB: 3 P: 23	R: 0 E: 0 K: 1 S: 14	H: 1 LOB: 0 BB: 0 P: 28	R: 0 E: 0 K: 2 S: 11	H: 0 LOB: 0 BB: 0 P: 12	R: 1 E: 0 K: 0 S: 9	H: 1 LOB: 0 BB: 0 P: 17	R: 0 E: 0 K: 0 S: 10	H: 0 LOB: 0 BB: 0 P: 11	R: 0 E: 0 K: 0 S: 7	H: 0 LOB: 0 BB: 0 P: 11	R: 0 E: 0 K: 1 S: 6	H: 1 LOB: 1 BB: 0 P: 8	R: 0 E: 0 K: 1 S: 6	H: 0 LOB: 0 BB: 0 P: 8	1B: 6 2B: 2 3B: 1 HR: 1	SF: 1 SAC: 0 DP: 3 HBP: 0	WP: 0 PB: 0 SB: 1 CS: 1	PA: 56
PITCHER	IP	WLS	BF	H	R	ER	SO	BB	IBB	HBP	BLK	WP	HR	S	P	ERA	WHIP							
Mike Ignasiak, R ERA: 7.94 Julio Machado, R ERA: 3.53 Mark Lee, L ERA: 3.06 Chuck Crim, R ERA: 5.35 Doug Henry, R ERA: 1.54	(1, 1)	3.1	16	3	3	1	3	0	0	0	0	0	1	32	51	8.10	2.400							
PITCHER	IP	WLS	BF	H	R	ER	SO	BB	IBB	HBP	BLK	WP	HR	S	P	ERA	WHIP							
Julio Machado, R ERA: 3.53 Mark Lee, L ERA: 3.06 Chuck Crim, R ERA: 5.35 Doug Henry, R ERA: 1.54	(4, 1)	4.0	13	3	1	1	3	0	0	0	0	0	1	32	51	2.25	0.750							
Julio Machado, R ERA: 3.53 Mark Lee, L ERA: 3.06 Chuck Crim, R ERA: 5.35 Doug Henry, R ERA: 1.54	(8, 1)	1.0	3	0	0	0	0	0	0	0	0	0	0	10	14	0.00	0.000							
Julio Machado, R ERA: 3.53 Mark Lee, L ERA: 3.06 Chuck Crim, R ERA: 5.35 Doug Henry, R ERA: 1.54	(8, 1)	3.2	14	2	0	0	1	1	0	0	0	0	0	36	58	0.00	0.818							
Julio Machado, R ERA: 3.53 Mark Lee, L ERA: 3.06 Chuck Crim, R ERA: 5.35 Doug Henry, R ERA: 1.54	(13, 1)	1.2	9	1	1	1	0	2	1	0	0	0	0	17	38	5.40	1.800							

Milwaukee Brewers @ Seattle Mariners
The Kingdome, Seattle, WA
Mon-Aug 26 1991, 10:05 PM EDT
Att: 22,079 - Dome - 70 F

AB: 45
R: 5
H: 9
RBI: 5
BB: 9
SO: 5
LOB: 17

Batter	1	2	3	4	5	6	7	8	9	AB	R	H	RBI	BB	SO	LOB	TOP								
Paul Moltzer, R OBP: 0.399, SLG: 0.512 (1, 10)	L7		FC4-6 SF7 1B		F7		SAFE 3-1 1B		G6-3	5	1	2	1	0	0	0	Milwaukee Brewers @ Seattle Mariners The Kingdome, Seattle, WA Tue Aug 27 1991, 10:05 PM EDT Att: 12,067 - Dome - 70 F livebaseballscorecards.com AB 34 R 4 H 9 RBI 4 BB 4 SO 5 LOB 20 								
Willie Randolph, R OBP: 0.434, SLG: 0.380 (1, 4)	F9		FC4-6 BB		F8		3-H 2-2 1B		DI 1B	4	0	1	0	1	0	2									
Darryl Hamilton, L OBP: 0.338, SLG: 0.372 (1, 9)	G5-3		FC4-6			G5-3		1B BB	K	4	1	0	1	1	1	3									
Robin Yount, R OBP: 0.343, SLG: 0.410 (1, 8)			SF7		F9		SH3-4 1B		F7	4	0	2	1	0	0	1									
Greg Vaughn, R OBP: 0.314, SLG: 0.447 (1, 7)	P3		K		G5-3		SH3-4 1B			4	0	1	1	0	1	2									
B.J. Surhoff, L OBP: 0.309, SLG: 0.353 (1, 2)	BB				L8		1B 1B		SH3-4	2	1	1	0	1	0	0									
Franklin Stubbs, L Rick Dempsey, R George Canale, L (8, PH) (8, FR) (8, 3)	P5		K			F9		IBB		3	0	0	0	0	1	3									
Jim Cantner, L Dale Sveum, S (8, 3) (1, 5) (7, 5)	F8		G4-3			K		K		3	0	0	0	0	1	3									
Bill Spiers, L OBP: 0.328, SLG: 0.374 (1, 6)			BB FC4-6 1B		F7		1B 1B		P2	4	1	2	0	0	0	3									
Inning Stats	R: 0 E: 0 K: 0 S: 7	H: 0 LOB: 0 BB: 0 P: 12	R: 0 E: 0 K: 0 S: 13	H: 1 LOB: 2 BB: 1 P: 21	R: 2 E: 0 K: 1 S: 11	H: 2 LOB: 1 BB: 1 P: 22	R: 0 E: 0 K: 1 S: 6	H: 0 LOB: 0 BB: 0 P: 10	R: 0 E: 0 K: 0 S: 9	H: 0 LOB: 0 BB: 0 P: 10	R: 0 E: 0 K: 0 S: 11	H: 0 LOB: 0 BB: 0 P: 16	R: 1 E: 0 K: 1 S: 18	H: 3 LOB: 2 BB: 0 P: 29	R: 1 E: 0 K: 1 S: 12	H: 2 LOB: 2 BB: 2 P: 25		R: 0 E: 0 K: 1 S: 11	H: 1 LOB: 1 BB: 0 P: 15	1B: 8 2B: 1 3B: 0 HR: 0	SF: 1 SAC: 1 DP: 0 HBP: 0	WP: 0 PB: 0 SB: 1 CS: 0	PA: 40		
PITCHER	IP	WLS	BF	H	R	ER	SO	BB	IBB	HBP	BLK	WP	HR	S	P	ERA	WHIP								
Rich DeLucia, R ERA: 4.27 (1, 1)	6.2	W	27	5	3	3	3	2	0	0	0	0	0	70	110	4.05	1.050								
Calvin Jones, R ERA: 2.7 (7, 1)	0.1		5	3	1	1	0	1	0	0	0	0	0	11	21	27.00	12.000								
Rob Murphy, L ERA: 2.33 (8, 1)	1.0		4	0	0	0	1	0	1	0	0	0	0	6	14	0.00	0.000								
Michael Jackson, R ERA: 2.48 (9, 1)	1.0	S	4	1	0	0	1	0	0	0	0	0	0	11	15	0.00	1.000								

Batter	1	2	3	4	5	6	7	8	9	AB	R	H	RBI	BB	SO	LOB	BOTTOM								
Edgar Martinez, R OBP: 0.410, SLG: 0.445 (1, 5)	CS 1B	HR		G4-3		1B BB		HR		4	2	3	3	1	0	0	Milwaukee Brewers @ Seattle Mariners The Kingdome, Seattle, WA Tue Aug 27 1991, 10:05 PM EDT Att: 12,067 - Dome - 70 F livebaseballscorecards.com AB 34 R 6 H 12 RBI 6 BB 5 SO 2 LOB 21 								
Harold Reynolds, S OBP: 0.338, SLG: 0.340 (1, 4)	1B BB	F7			G3	1B		G1-3		4	0	1	1	1	0	0									
Ken Griffey Jr., L OBP: 0.402, SLG: 0.537 (1, 8)	1B		FC3-6 1B		F8 2B	FC4-6 1B		G3		5	0	4	0	0	0	0									
Pete O'Brien, L OBP: 0.300, SLG: 0.391 (1, 10)	P5		FC3-6 FC6-4		F8	FC4-6 1B				4	1	0	0	0	0	5									
Tino Martinez, L OBP: 0.217, SLG: 0.333 (1, 3)	G5-3		FC6-4 BB		F7	1B		1B		4	0	1	0	0	0	4									
Jay Buhner, R OBP: 0.335, SLG: 0.539 (1, 9)		2B BB	FC4-6 BB			G1-3 1B BB		F9		1	2	0	0	3	0	2									
Greg Biley, L OBP: 0.296, SLG: 0.325 (1, 7)		S HR 2B	FC4-6			G1-3 1B 1B		1B 1B		4	1	3	2	0	0	2									
Omar Vizquel, S OBP: 0.304, SLG: 0.291 (1, 6)		K			K			F8		4	0	0	0	0	2	5									
Dave Valle, R OBP: 0.254, SLG: 0.242 (1, 2)	G5-3				G4-3			P3		4	0	0	0	0	0	3									
Inning Stats	R: 0 E: 0 K: 0 S: 9	H: 2 LOB: 2 BB: 1 P: 22	R: 3 E: 0 K: 1 S: 14	H: 2 LOB: 1 BB: 1 P: 27	R: 0 E: 0 K: 1 S: 6	H: 0 LOB: 0 BB: 0 P: 6	R: 0 E: 0 K: 0 S: 8	H: 1 LOB: 1 BB: 0 P: 12	R: 1 E: 0 K: 0 S: 15	H: 2 LOB: 2 BB: 2 P: 25	R: 1 E: 0 K: 0 S: 10	H: 3 LOB: 2 BB: 0 P: 18	R: 1 E: 0 K: 0 S: 11	H: 1 LOB: 0 BB: 0 P: 15	R: 1 E: 0 K: 0 S: 11	H: 1 LOB: 0 BB: 0 P: 15		1B: 8 2B: 2 3B: 0 HR: 2	SF: 0 SAC: 0 DP: 0 HBP: 0	WP: 0 PB: 0 SB: 1 CS: 1	PA: 39				
PITCHER	IP	WLS	BF	H	R	ER	SO	BB	IBB	HBP	BLK	WP	HR	S	P	ERA	WHIP								
Don August, R ERA: 5.05 (1, 1)	6.0	L	29	8	4	4	2	5	0	0	0	0	0	1	61	6.00	2.167								
Mark Lee, L ERA: 3.51 (7, 1)	0.1		3	2	1	1	0	0	0	0	0	0	0	5	9	27.00	6.000								
Ed Nunez, R ERA: 5.82 (7, 1)	1.2		7	2	1	1	0	0	0	0	0	0	1	16	24	5.40	1.200								

Batter	1	2	3	4	5	6	7	8	9	AB	R	H	RBI	BB	SO	LOB	TOP										
Paul Moltzer, R OBP: 0.399, SLG: 0.510	G6-3							G5-3	1B	4	0	1	1	1	1	2	Milwaukee Brewers @ Seattle Mariners The Kingdome, Seattle, WA Wed Aug 28 1991, 10:05 PM EDT Att: 11,470 - Dome - 70 F										
Willie Randolph, R OBP: 0.434, SLG: 0.384	2B							G6-3	1B	5	0	2	1	0	1	3											
Darryl Hamilton, L OBP: 0.334, SLG: 0.368	G4-3									3	0	0	0	0	0	2											
Dante Bichette, R OBP: 0.269, SLG: 0.382	G4-3									2	1	1	0	0	1	2											
Robin Yount, R OBP: 0.342, SLG: 0.409	K							G5-3	2B	4	1	1	0	0	2	1											
B.J. Surhoff, L OBP: 0.306, SLG: 0.349	G4-3							G6-3	L4	4	0	0	0	0	0	2											
Greg Vaughn, R OBP: 0.316, SLG: 0.455	G4-3							F7	1B	4	2	2	1	0	0	0											
Jim Gantner, L OBP: 0.310, SLG: 0.343	G4-3							F9	1B	4	1	1	2	0	0	0											
Franklin Stubbs, L OBP: 0.284, SLG: 0.367	K							L9	1B	3	0	1	0	0	0	1											
Rick Dempsey, R OBP: 0.346, SLG: 0.414									FC4-6	1	0	1	1	0	0	0											
George Canale, L OBP: 0.269, SLG: 0.382									FC4-6	0	0	0	0	0	0	0											
Bill Spiers, L OBP: 0.327, SLG: 0.373	G1-3							P5	FC4-6	4	1	1	0	0	0	2											
Inning Stats	R: 0 E: 0 K: 1 S: 9	H: 1 LOB: 1 BB: 0 P: 16	R: 1 E: 0 K: 1 S: 6	H: 1 LOB: 3 BB: 0 P: 10	R: 0 E: 0 K: 1 S: 9	H: 0 LOB: 1 BB: 1 P: 17	R: 0 E: 0 K: 1 S: 6	H: 0 LOB: 0 BB: 0 P: 12	R: 0 E: 1 K: 1 S: 9	H: 2 LOB: 2 BB: 0 P: 16	R: 0 E: 0 K: 0 S: 5	H: 0 LOB: 0 BB: 0 P: 12	R: 0 E: 0 K: 0 S: 6	H: 0 LOB: 0 BB: 0 P: 11	R: 5 E: 0 K: 1 S: 21	H: 7 LOB: 2 BB: 0 P: 25	1B: 7 2B: 3 3B: 1 HR: 0	SF: 0 SAC: 0 DP: 0 HBP: 0	WP: 0 PB: 0 SB: 0 CS: 0	PA: 39							
PITCHER	IP	WLS	BF	H	R	ER	SO	BB	IBB	HBP	BLK	WP	HR	S	P	ERA	WHIP										
Brian Holman, R ERA: 3.76	7.0	W	26	4	1	1	5	1	0	0	0	0	0	50	91	1.29	0.714										
Mike Scholer, R ERA: 4.05	1.0		3	0	0	0	0	0	0	0	0	0	0	6	11	0.00	0.000										
Russ Swan, L ERA: 3.55	0.2	S	7	5	5	5	0	0	0	0	0	0	0	13	17	67.50	7.500										
Bill Swift, R ERA: 1.88	0.1	S	3	2	0	0	1	0	0	0	0	0	0	8	8	0.00	6.000										

Batter	1	2	3	4	5	6	7	8	9	AB	R	H	RBI	BB	SO	LOB	BOTTOM										
Edgar Martinez, R OBP: 0.407, SLG: 0.441	G5-3	F8	K					F9		4	0	0	0	0	2	2	Milwaukee Brewers @ Seattle Mariners The Kingdome, Seattle, WA Wed Aug 28 1991, 10:05 PM EDT Att: 11,470 - Dome - 70 F										
Jeff Schaefer, R OBP: 0.266, SLG: 0.336										1	0	0	0	0	0	0											
Harold Reynolds, S OBP: 0.340, SLG: 0.340	F8	BB								3	1	1	0	1	0	0											
Ken Griffey Jr., L OBP: 0.404, SLG: 0.544	HR	BB						G1-3		4	2	2	2	1	1	1											
Alvin Davis, L OBP: 0.296, SLG: 0.331	BB	BB								2	1	0	0	2	0	3											
Tino Martinez, L OBP: 0.296, SLG: 0.375	BB	BB								3	1	2	2	1	0	0											
Jay Buhner, R OBP: 0.337, SLG: 0.543	WP	BB								3	1	1	2	1	0	1											
Greg Briley, L OBP: 0.296, SLG: 0.324	L7	F8								4	0	1	0	0	0	3											
Omar Vizquel, S OBP: 0.301, SLG: 0.288		F8	G5-3					L4	F9	4	0	0	0	0	0	1											
Dave Valle, R OBP: 0.257, SLG: 0.254	F8	G4-3						BB		4	1	2	0	0	1	0											
Inning Stats	R: 4 E: 0 K: 0 S: 14	H: 2 LOB: 2 BB: 2 P: 29	R: 3 E: 0 K: 0 S: 13	H: 3 LOB: 3 BB: 3 P: 33	R: 0 E: 0 K: 1 S: 8	H: 0 LOB: 0 BB: 0 P: 13	R: 0 E: 0 K: 1 S: 7	H: 0 LOB: 0 BB: 0 P: 14	R: 0 E: 0 K: 1 S: 11	H: 1 LOB: 1 BB: 1 P: 25	R: 0 E: 0 K: 0 S: 7	H: 1 LOB: 1 BB: 0 P: 10	R: 0 E: 0 K: 1 S: 7	H: 1 LOB: 1 BB: 0 P: 11	1B: 5 2B: 2 3B: 1 HR: 1	SF: 0 SAC: 0 DP: 1 HBP: 1	WP: 1 PB: 0 SB: 0 CS: 0	PA: 39									
PITCHER	IP	WLS	BF	H	R	ER	SO	BB	IBB	HBP	BLK	WP	HR	S	P	ERA	WHIP										
Jaime Navarro, R ERA: 4.33	1.2	L	14	5	7	7	0	4	0	0	0	0	0	23	52	37.80	5.400										
Darren Holmes, R ERA: 5.46	3.1		11	1	0	0	2	1	0	0	0	0	0	24	45	0.00	0.600										
Julio Machado, R ERA: 3.48	1.0		6	1	0	0	1	1	0	1	0	0	0	11	25	0.00	2.000										
Chuck Crim, R ERA: 5.21	2.0		8	2	0	0	1	0	0	0	0	0	0	14	21	0.00	1.000										



Batter	1	2	3	4	5	6	7	8	9	AB	R	H	RBI	BB	SO	LOB	TOP			
Luis Polonia, L (1, 7) OBP: 0.355, SLG: 0.385	G4-3		1B			K	B2-3			3	0	0	0	1	1	2	California Angels @ Milwaukee Brewers Milwaukee County Stadium, Milwaukee, WI Fri Aug 30 1991, 8:05 PM EDT Att: 16,606 - Cloudy - 84 F			
Junior Felix, S (1, 8) OBP: 0.311, SLG: 0.354	S		G6-4-3			G3		P6		3	0	2	1	1	0	0				
Wally Joyner, L (1, 3) OBP: 0.356, SLG: 0.495	F8		G6-4-3			G3		G4-3		4	0	0	0	0	0	4				
Dave Winfield, R (1, 9) OBP: 0.320, SLG: 0.485	P3					L8		P3		4	0	0	0	0	0	2				
Dave Parker, L (1, 10) OBP: 0.283, SLG: 0.363																				
Dave Gallagher, R (9, PH) OBP: 0.358, SLG: 0.364																				
Gary Gaetti, R (1, 5) OBP: 0.297, SLG: 0.404																				
Luis Sojo, R (1, 4) OBP: 0.279, SLG: 0.326																				
Dick Schofield, R (1, 6) OBP: 0.330, SLG: 0.267																	AB 29 R 2 H 6 RBI 2 BB 2 SO 1 LOB 12			
Ron Tingley, R (1, 2) OBP: 0.252, SLG: 0.255																				
Inning Stats	R: 0 E: 0 K: 0 S: 14	H: 0 LOB: 1 BB: 1 P: 24	R: 0 E: 0 K: 0 S: 9	H: 0 LOB: 0 BB: 0 P: 13	R: 1 E: 0 K: 0 S: 8	H: 2 LOB: 1 BB: 1 P: 12	R: 0 E: 0 K: 0 S: 7	H: 0 LOB: 0 BB: 0 P: 10	R: 0 E: 0 K: 0 S: 12	H: 1 LOB: 1 BB: 0 P: 16	R: 1 E: 0 K: 0 S: 10	H: 2 LOB: 2 BB: 0 P: 17	R: 0 E: 0 K: 0 S: 4	H: 0 LOB: 0 BB: 0 P: 7	R: 0 E: 0 K: 0 S: 4	H: 1 LOB: 0 BB: 0 P: 6	1B: 5 2B: 2 3B: 0 HR: 0	SF: 0 SAC: 2 DP: 2 HBP: 1	WP: 0 PB: 0 SB: 1 CS: 0	PA: 34
PITCHER	IP WLS BF H R ER SO BB IBB HBP BLK WP HR S P ERA WHIP																			
Bill Wegman, R (1, 1) ERA: 3.18	7.0 W 28 5 2 2 1 2 0 0 0 0 0 0 0 68 108 2.57 1.000																			
Mark Lee, L (8, 1) ERA: 3.14	1.0 3 0 0 0 0 0 0 0 0 0 0 0 0 4 7 0.00 0.000																			
Julio Machado, R (9, 1) ERA: 3.42	1.0 3 1 0 0 0 0 0 0 0 0 0 0 0 4 6 0.00 1.000																			

Batter	1	2	3	4	5	6	7	8	9	AB	R	H	RBI	BB	SO	LOB	BOTTOM			
Paul Molitor, R (1, 10) OBP: 0.400, SLG: 0.509	G6-3		E5	K		WP				3	1	1	0	1	1	2	California Angels @ Milwaukee Brewers Milwaukee County Stadium, Milwaukee, WI Fri Aug 30 1991, 8:05 PM EDT Att: 16,606 - Cloudy - 84 F			
Willie Randolph, R (1, 4) OBP: 0.432, SLG: 0.382	L9		F8	L8		1B				4	0	1	1	0	0	4				
Darryl Hamilton, L (1, 9) OBP: 0.340, SLG: 0.371	G6-3		1B			WP				3	1	2	0	1	0	1				
Robin Yount, R (1, 8) OBP: 0.344, SLG: 0.408																				
B.J. Surhoff, L (1, 2) OBP: 0.303, SLG: 0.345																				
Greg Vaughn, R (1, 7) OBP: 0.319, SLG: 0.457																				
Jim Gantner, L (1, 5) OBP: 0.310, SLG: 0.345																				
Franklin Stubbs, L (1, 3) OBP: 0.289, SLG: 0.372																				
Bill Spiers, L (1, 6) OBP: 0.332, SLG: 0.381																	AB 30 R 6 H 12 RBI 5 BB 6 SO 2 LOB 14			
Inning Stats	R: 0 E: 0 K: 0 S: 7	H: 1 LOB: 0 BB: 0 P: 13	R: 0 E: 0 K: 0 S: 15	H: 1 LOB: 1 BB: 1 P: 22	R: 2 E: 1 K: 0 S: 15	H: 4 LOB: 2 BB: 0 P: 26	R: 1 E: 0 K: 1 S: 19	H: 3 LOB: 2 BB: 0 P: 27	R: 2 E: 0 K: 0 S: 9	H: 1 LOB: 0 BB: 2 P: 22	R: 1 E: 0 K: 0 S: 11	H: 2 LOB: 3 BB: 3 P: 26	R: 0 E: 0 K: 0 S: 4	H: 0 LOB: 0 BB: 0 P: 9	R: 0 E: 0 K: 1 S: 5	H: 0 LOB: 0 BB: 0 P: 6		1B: 9 2B: 2 3B: 1 HR: 0	SF: 0 SAC: 0 DP: 2 HBP: 0	WP: 2 PB: 0 SB: 0 CS: 3
PITCHER	IP WLS BF H R ER SO BB IBB HBP BLK WP HR S P ERA WHIP																			
Kirk McCaskill, R (1, 1) ERA: 4.24	3.1 L 18 9 3 3 0 1 0 0 0 0 0 0 0 13 27 8.10 3.000																			
Chris Beasley, R (4, 1) ERA: 2.7	1.2 7 1 2 2 1 2 0 0 0 0 1 0 0 13 27 10.80 1.800																			
Mike Fetters, R (6, 1) ERA: 5.12	2.0 8 2 1 1 0 3 0 0 0 0 1 0 0 15 35 4.50 2.500																			
Scott Bailes, L (8, 1) ERA: 4.25	1.0 3 0 0 0 0 1 0 0 0 0 0 0 0 5 6 0.00 0.000																			

Batter	1	2	3	4	5	6	7	8	9	AB	R	H	RBI	BB	SO	LOB	TOP					
Luis Polonia, L OBP: 0.354, SLG: 0.388 (1, 7)	G6-3		G4-6-3			1B	CS	K		4	1	1	0	0	1	1	California Angels @ Milwaukee Brewers Milwaukee County Stadium, Milwaukee, WI Sat Aug 31 1991, 8:05 PM EDT Att: 18,313 - Cloudy - 66 F					
Junior Felix, S OBP: 0.309, SLG: 0.351 (1, 8)	G6-3			F9		L8	FC4-6	K		4	1	1	1	0	1	0						
Wally Joyner, L OBP: 0.357, SLG: 0.495 (1, 3)	G3-1			1B		FC4-6	1B	G4-3		4	0	2	0	0	0	0						
Dave Winfield, R OBP: 0.317, SLG: 0.481 (1, 9)		L8		K		L8		G6-3		4	0	0	0	0	1	3						
Dave Parker, L OBP: 0.280, SLG: 0.360 (1, 10)	F7			K		FC4-6		G4-3		4	0	0	1	0	1	2						
Gary Gaetti, R OBP: 0.294, SLG: 0.401 (1, 5)	E3					G6-3		K		4	0	0	0	0	1	1						
Luis Sojo, R OBP: 0.283, SLG: 0.329 (1, 4)						FC3-6		CS		3	0	2	0	0	1	1						
Dick Schofield, R OBP: 0.327, SLG: 0.265 (1, 6)			K			FC3-6		K		3	0	0	0	0	2	2						
Ron Tingley, R OBP: 0.257, SLG: 0.260 Lance Parrish, R OBP: 0.291, SLG: 0.383 (7, PH) (7, 2)						G5-3		K		2	0	1	0	0	0	1						
Inning Stats	R: 0 E: 0 K: 0 S: 8	H: 0 LOB: 0 BB: 0 P: 14	R: 0 E: 1 K: 1 S: 7	H: 0 LOB: 1 BB: 0 P: 9	R: 0 E: 0 K: 1 S: 11	H: 1 LOB: 0 BB: 0 P: 15	R: 0 E: 0 K: 2 S: 10	H: 1 LOB: 1 BB: 0 P: 16	R: 0 E: 0 K: 0 S: 9	H: 1 LOB: 1 BB: 0 P: 10	R: 2 E: 0 K: 1 S: 13	H: 3 LOB: 1 BB: 0 P: 16	R: 0 E: 0 K: 2 S: 12	H: 1 LOB: 0 BB: 0 P: 17	R: 0 E: 0 K: 2 S: 8	H: 0 LOB: 0 BB: 0 P: 9	R: 0 E: 0 K: 0 S: 4	H: 0 LOB: 0 BB: 0 P: 8	1B: 6 2B: 0 3B: 1 HR: 0	SF: 0 SAC: 0 DP: 1 HBP: 0	WP: 0 PB: 1 SB: 0 CS: 1	PA: 34
PITCHER	IP	WLS	BF	H	R	ER	SO	BB	IBB	HBP	BLK	WP	HR	S	P	ERA	WHIP					
Chris Bosio, R ERA: 3.34 (1, 1)	5.0		20	5	2	2	4	0	0	0	0	0	0	48	67	3.60	1.000					
Mark Lee, L ERA: 3.54 (6, 1)	3.0	W	10	2	0	0	5	0	0	0	0	0	0	30	39	0.00	0.667					
Chuck Crim, R ERA: 5.14 (9, 1)	1.0		3	0	0	0	0	0	0	0	0	0	0	4	8	0.00	0.000					

Batter	1	2	3	4	5	6	7	8	9	AB	R	H	RBI	BB	SO	LOB	BOTTOM				
Paul Molitor, R OBP: 0.401, SLG: 0.509 (1, 10)	F9	F8		CS			SH5-4	1B		4	2	2	0	1	0	1	California Angels @ Milwaukee Brewers Milwaukee County Stadium, Milwaukee, WI Sat Aug 31 1991, 8:05 PM EDT Att: 18,313 - Cloudy - 66 F				
Willie Randolph, R OBP: 0.430, SLG: 0.382 (1, 4)	G4-3		1B		F9		SH5-4	SF9		3	0	1	1	0	0	1					
Darryl Hamilton, L OBP: 0.347, SLG: 0.380 (9, 8)	2B		P5		BB		2B	WP		4	2	3	2	1	0	1					
Robin Yount, R OBP: 0.347, SLG: 0.414 Dante Bichette, R OBP: 0.269, SLG: 0.382 (8, 9) (9, 9)	2B		K		BB		2B	1B		4	1	2	2	1	2	2					
B.J. Surhoff, L OBP: 0.304, SLG: 0.349 (1, 2)	2B		1B		BB		2B	K		0	0	0	0	0	0	0					
B.J. Surhoff, L OBP: 0.304, SLG: 0.349 (1, 2)	2B		1B		BB		2B	G4-3		5	0	2	1	0	0	5					
Greg Vaughn, R OBP: 0.319, SLG: 0.453 (1, 7)	K		K		BB		G6-3	G4-3		3	0	0	0	1	2	3					
Jim Gantner, L OBP: 0.311, SLG: 0.349 (1, 5)		G4-3		K		L6-4	F8			4	0	2	0	0	1	2					
Franklin Stubbs, L OBP: 0.288, SLG: 0.374 (1, 3)	G5-6-3			G3		L6-4		1B		4	1	1	0	0	0	2					
Bill Spiers, L OBP: 0.336, SLG: 0.386 (1, 6)	G4-3			CS			SH5-4	1B		4	2	3	1	0	0	1					
Inning Stats	R: 2 E: 0 K: 1 S: 11	H: 3 LOB: 1 BB: 0 P: 15	R: 0 E: 0 K: 0 S: 5	H: 1 LOB: 1 BB: 0 P: 9	R: 0 E: 0 K: 2 S: 12	H: 2 LOB: 2 BB: 0 P: 17	R: 0 E: 0 K: 1 S: 10	H: 1 LOB: 0 BB: 0 P: 16	R: 0 E: 0 K: 0 S: 9	H: 1 LOB: 2 BB: 2 P: 22	R: 0 E: 0 K: 0 S: 6	H: 1 LOB: 0 BB: 0 P: 11	R: 3 E: 0 K: 0 S: 15	H: 3 LOB: 2 BB: 2 P: 29	R: 3 E: 0 K: 1 S: 17	H: 4 LOB: 1 BB: 0 P: 27	1B: 10 2B: 7 3B: 0 HR: 0	SF: 1 SAC: 1 DP: 2 HBP: 0	WP: 2 PB: 0 SB: 0 CS: 1	PA: 42	
PITCHER	IP	WLS	BF	H	R	ER	SO	BB	IBB	HBP	BLK	WP	HR	S	P	ERA	WHIP				
Joe Grahe, R ERA: 5.79 (1, 1)	6.0	L	27	10	3	3	4	2	0	0	0	0	0	55	93	4.50	2.000				
Mark Eichhorn, R ERA: 1.35 (7, 1)	0.1		4	2	2	2	0	1	0	0	0	0	0	9	16	54.00	9.000				
Scott Bailes, L ERA: 4.6 (7, 1)	0.2		5	2	2	2	0	0	1	0	0	0	0	6	12	27.00	3.000				
Chris Beasley, R ERA: 3.06 (8, 1)	1.0		5	2	1	1	1	0	0	0	0	1	0	15	25	9.00	2.000				

Batter	1	2	3	4	5	6	7	8	9	AB	R	H	RBI	BB	SO	LOB	TOP					
Luis Polonia, L OBP: 0.353, SLG: 0.387 (1, 7)	F8		FC6-4 1B			F7			L7	4	0	1	0	0	0	1	California Angels @ Milwaukee Brewers Milwaukee County Stadium, Milwaukee, WI Sun Sep 01 1991, 4:33 AM EDT Att: 12,710 - Cloudy - 70 F					
Junior Felix, S OBP: 0.303, SLG: 0.343 (1, 8)	F7		FC6-4 1-2			G5-4-3 1-2			F7	4	0	0	0	0	0	2						
Wally Joyner, L OBP: 0.356, SLG: 0.499 (1, 3)	P6				F7		G4-3		HR	4	1	1	1	0	0	0						
Dave Winfield, R OBP: 0.315, SLG: 0.477 (1, 10)		K			G4-3		G6-3		K	4	0	0	0	0	2	0						
Gary Gaetti, R OBP: 0.292, SLG: 0.398 (1, 5)	G5-3				P3		G5-3			3	0	0	0	0	0	0						
Donnie Hill, S OBP: 0.339, SLG: 0.314 (1, 6)	1B					K			L9	3	0	1	0	0	1	0						
Lance Parrish, R OBP: 0.291, SLG: 0.382 (1, 2)	K					K			1B	3	0	1	0	0	2	1						
Dave Gallagher, R OBP: 0.353, SLG: 0.358 (1, 9)			F9		G4-3		F9		F9	3	0	0	0	0	0	1						
Luis Sojo, R OBP: 0.283, SLG: 0.327 (1, 4)			F9			G5-4-3 HBP			K	2	0	0	0	0	1	1						
Inning Stats	R: 0 E: 0 K: 0 S: 9	H: 0 LOB: 0 BB: 0 P: 12	R: 0 E: 0 K: 2 S: 9	H: 1 LOB: 1 BB: 0 P: 14	R: 0 E: 0 K: 0 S: 9	H: 1 LOB: 1 BB: 0 P: 13	R: 0 E: 0 K: 0 S: 4	H: 0 LOB: 0 BB: 0 P: 6	R: 0 E: 0 K: 2 S: 7	H: 0 LOB: 0 BB: 0 P: 11	R: 0 E: 0 K: 0 S: 6	H: 0 LOB: 0 BB: 0 P: 10	R: 0 E: 0 K: 0 S: 11	H: 0 LOB: 0 BB: 0 P: 16	R: 0 E: 0 K: 1 S: 10	H: 1 LOB: 1 BB: 0 P: 17	R: 1 E: 0 K: 1 S: 9	H: 1 LOB: 0 BB: 0 P: 12	1B: 3 2B: 0 3B: 0 HR: 1	SF: 0 SAC: 0 DP: 1 HBP: 1	WP: 0 PB: 0 SB: 0 CS: 0	PA: 31
PITCHER Jaime Navarro, R ERA: 4.18 (1, 1)	IP: 9.0 WLS: W BF: 31 H: 4 R: 1 ER: 1 SO: 6 BB: 0 IBB: 0 HBP: 1 BLK: 0 WP: 0 HR: 1 S: 74 P: 111 ERA: 1.00 WHIP: 0.444															PITCHER Jaime Navarro, R ERA: 4.18 (1, 1)	IP: 9.0 WLS: W BF: 31 H: 4 R: 1 ER: 1 SO: 6 BB: 0 IBB: 0 HBP: 1 BLK: 0 WP: 0 HR: 1 S: 74 P: 111 ERA: 1.00 WHIP: 0.444					

Batter	1	2	3	4	5	6	7	8	9	AB	R	H	RBI	BB	SO	LOB	BOTTOM					
Paul Molitor, R OBP: 0.402, SLG: 0.515 (1, 3)	1B FC6-4		G6-3		G6-3		HR			4	2	2	1	0	0	0	California Angels @ Milwaukee Brewers Milwaukee County Stadium, Milwaukee, WI Sun Sep 01 1991, 4:33 AM EDT Att: 12,710 - Cloudy - 70 F					
Willie Randolph, R OBP: 0.431, SLG: 0.383 (1, 4)	1B FC6-4				L6		G4-3			4	0	2	0	0	0	0						
Robin Yount, R OBP: 0.346, SLG: 0.412 (1, 8)	FC6-4 1B		F9			BB 1B		G5-3		4	1	1	1	0	0	2						
Greg Vaughn, R OBP: 0.316, SLG: 0.449 (1, 7)	G6-3		K		F9		K		K	4	0	0	0	0	2	3						
Dale Sveum, S OBP: 0.306, SLG: 0.346 (1, 10)	1B				F7		BB		K	3	0	1	1	1	1	0						
Dante Bichette, R OBP: 0.269, SLG: 0.381 (1, 9)	K		G4-3 1B		G4-3		K		K	3	0	1	0	0	2	3						
Jim Gantner, L OBP: 0.309, SLG: 0.346 (1, 5)			G4-3		G4-3		F7			3	0	0	0	0	0	3						
Rick Dempsey, R OBP: 0.338, SLG: 0.404 (1, 2)	K				L8		F9			3	0	0	0	0	1	1						
Bill Spiers, L OBP: 0.333, SLG: 0.382 (1, 6)	G4-3				G4-3		F8			3	0	0	0	0	0	0						
Inning Stats	R: 2 E: 0 K: 1 S: 17	H: 3 LOB: 1 BB: 0 P: 30	R: 0 E: 0 K: 1 S: 7	H: 0 LOB: 0 BB: 0 P: 12	R: 0 E: 0 K: 1 S: 11	H: 1 LOB: 1 BB: 0 P: 18	R: 0 E: 0 K: 0 S: 7	H: 1 LOB: 1 BB: 0 P: 10	R: 0 E: 0 K: 0 S: 7	H: 0 LOB: 0 BB: 0 P: 9	R: 0 E: 0 K: 1 S: 13	H: 1 LOB: 2 BB: 1 P: 23	R: 1 E: 0 K: 0 S: 9	H: 1 LOB: 0 BB: 0 P: 12	R: 0 E: 0 K: 2 S: 7	H: 0 LOB: 0 BB: 0 P: 13	R: 0 E: 0 K: 2 S: 7	H: 0 LOB: 0 BB: 0 P: 13	1B: 6 2B: 0 3B: 0 HR: 1	SF: 0 SAC: 0 DP: 0 HBP: 0	WP: 0 PB: 0 SB: 0 CS: 0	PA: 32
PITCHER Chuck Finley, L ERA: 3.79 (1, 1)	IP: 8.0 WLS: L BF: 32 H: 7 R: 3 ER: 3 SO: 6 BB: 1 IBB: 0 HBP: 0 BLK: 0 WP: 0 HR: 1 S: 78 P: 127 ERA: 3.38 WHIP: 1.000															PITCHER Chuck Finley, L ERA: 3.79 (1, 1)	IP: 8.0 WLS: L BF: 32 H: 7 R: 3 ER: 3 SO: 6 BB: 1 IBB: 0 HBP: 0 BLK: 0 WP: 0 HR: 1 S: 78 P: 127 ERA: 3.38 WHIP: 1.000					


Batter	1	2	3	4	5	6	7	8	9	AB	R	H	RBI	BB	SO	LOB	TOP			
Rickey Henderson, R OBP: 0.399, SLG: 0.401	0-3 K		2-2 1B		2-2 F9		2-1 P3		3-2 P4	5	0	1	0	0	1	0	Oakland Athletics @ Milwaukee Brewers Milwaukee County Stadium, Milwaukee, WI Tue Sep 03 1991, 8:05 PM EDT Att: 9,047 - Cloudy - 75 F			
Lance Blankenship, R OBP: 0.372, SLG: 0.325 Dann Howitt, L OBP: 1.000, SLG: 4.000	1-1 F9		2-2 SF8		3-1 1B		2-1 HR			2	0	1	1	0	0	0				
Jose Canseco, R OBP: 0.355, SLG: 0.543	1-3 K		3-H G4-3		2-3 K		0-0 F7			4	0	0	0	0	2	2				
Dave Henderson, R OBP: 0.356, SLG: 0.490		1-2 2B		4-0 1B SF8 BB	3-1 G2			1-1 1B		3	1	2	0	1	0	1				
Terry Steinbach, R OBP: 0.327, SLG: 0.422		0-2 G6-3		2-2 1B		3-3 K		0-0 F7		4	0	1	0	0	1	2				
Mark McWire, R OBP: 0.337, SLG: 0.392		2-3 K		2-3 K		4-0 FC5-4 BB		2-3 K		3	0	0	0	1	3	4				
Brook Jacoby, R OBP: 0.285, SLG: 0.326		1-1 P2		0-2 SF8		0-0 FC5-4 1-2		0-2 FC1-4-6 1-2		3	0	0	1	0	0	3				
Mike Gallego, R OBP: 0.330, SLG: 0.359			1-1 P3	0-0 1B		0-3 K		2-0 L7		4	0	1	0	0	1	1				
Mike Bordick, R OBP: 0.287, SLG: 0.270			1-1 1B SF8	3-1 B2-3			3-2 P3		0-0 F9	4	1	1	0	0	0	2				
Inning Stats	R: 0 E: 0 K: 2 S: 9	H: 0 LOB: 0 BB: 0 P: 11	R: 0 E: 0 K: 1 S: 12	H: 1 LOB: 1 BB: 0 P: 16	R: 1 E: 0 K: 0 S: 14	H: 2 LOB: 1 BB: 0 P: 22	R: 1 E: 0 K: 1 S: 15	H: 2 LOB: 2 BB: 1 P: 26	R: 0 E: 0 K: 2 S: 8	H: 0 LOB: 1 BB: 1 P: 15	R: 1 E: 0 K: 0 S: 8	H: 1 LOB: 0 BB: 0 P: 15	R: 0 E: 0 K: 1 S: 9	H: 1 LOB: 1 BB: 0 P: 12	R: 0 E: 0 K: 0 S: 5	H: 0 LOB: 0 BB: 0 P: 10	1B: 6 2B: 1 3B: 0 HR: 1	SF: 2 SAC: 0 DP: 0 HBP: 0	WP: 0 PB: 0 SB: 0 CS: 0	PA: 37
PITCHER	IP WLS BF H R ER SO BB IBB HBP BLK WP HR S P ERA WHIP	IP WLS BF H R ER SO BB IBB HBP BLK WP HR S P ERA WHIP	IP WLS BF H R ER SO BB IBB HBP BLK WP HR S P ERA WHIP	IP WLS BF H R ER SO BB IBB HBP BLK WP HR S P ERA WHIP	IP WLS BF H R ER SO BB IBB HBP BLK WP HR S P ERA WHIP	IP WLS BF H R ER SO BB IBB HBP BLK WP HR S P ERA WHIP	IP WLS BF H R ER SO BB IBB HBP BLK WP HR S P ERA WHIP	IP WLS BF H R ER SO BB IBB HBP BLK WP HR S P ERA WHIP	IP WLS BF H R ER SO BB IBB HBP BLK WP HR S P ERA WHIP	IP WLS BF H R ER SO BB IBB HBP BLK WP HR S P ERA WHIP	IP WLS BF H R ER SO BB IBB HBP BLK WP HR S P ERA WHIP	IP WLS BF H R ER SO BB IBB HBP BLK WP HR S P ERA WHIP	IP WLS BF H R ER SO BB IBB HBP BLK WP HR S P ERA WHIP	IP WLS BF H R ER SO BB IBB HBP BLK WP HR S P ERA WHIP	IP WLS BF H R ER SO BB IBB HBP BLK WP HR S P ERA WHIP	IP WLS BF H R ER SO BB IBB HBP BLK WP HR S P ERA WHIP	IP WLS BF H R ER SO BB IBB HBP BLK WP HR S P ERA WHIP			
Dan Plesac, L ERA: 3.5	(1, 1)	5.0	22	6	2	2	5	1	0	0	0	0	0	0	0	0	3.60	1.400		
Julio Machado, R ERA: 3.41	(6, 1)	3.0	12	2	1	1	3	1	0	0	0	0	0	1	25	42	3.00	1.000		
Ed Nunez, R ERA: 5.56	(9, 1)	1.0	W	3	0	0	0	0	0	0	0	0	0	0	5	10	0.00	0.000		

AB	33
R	3
H	8
RBI	3
BB	2
SO	8
LOB	15



Batter	1	2	3	4	5	6	7	8	9	AB	R	H	RBI	BB	SO	LOB	BOTTOM					
Paul Moltzer, R OBP: 0.402, SLG: 0.514	1-1 G4-3		1-3 K		2-2 F9		4-0 BB		0-0 F8	4	0	0	0	1	1	1	Oakland Athletics @ Milwaukee Brewers Milwaukee County Stadium, Milwaukee, WI Tue Sep 03 1991, 8:05 PM EDT Att: 9,047 - Cloudy - 75 F					
Willie Randolph, R OBP: 0.430, SLG: 0.382	1-1 P4		2-1 G6-3		3-1 F8		0-1 F8		0-2 FC6-4 1B	5	0	1	0	0	0	2						
Darryl Hamilton, L OBP: 0.342, SLG: 0.372	4-2 BB		0-1 G4-3		1-1 G4-3		3-3 K		2-2 FC6-4 HR	4	1	0	0	1	1	4						
Robin Yount, R OBP: 0.347, SLG: 0.416	4-1 BB			0-1 G6-3		0-1 G5-3		1-3 K	0-1 HR	4	1	1	3	1	1	0						
B.J. Surhoff, L OBP: 0.312, SLG: 0.371	0-0 G4-3			1-2 G4-3		1-0 1B		0-0 HR		4	1	2	1	0	0	2						
Greg Vaughn, R OBP: 0.315, SLG: 0.446		0-0 L5		3-1 E5 BB		3-3 K		4-0 BB		3	0	0	0	1	1	1						
Jim Gantner, L OBP: 0.312, SLG: 0.357		0-1 G4-3 2B		4-2 1B BB			0-0 HR	1-1 F7		3	1	2	1	1	0	1						
Franklin Stubbs, L OBP: 0.285, SLG: 0.370 Dante Bichette, R OBP: 0.271, SLG: 0.384 Dale Sveum, S OBP: 0.305, SLG: 0.344 George Canale, L	(1, 3)	0-1 G4-3		1-2 P5			1-3 K	0-1 F7		3	0	0	0	0	1	3						
Bill Spiers, L OBP: 0.334, SLG: 0.380	(1, 6)	3-1 P6			0-2 G3		2-2 1B		4-2 FC6-4 1B HR BB	3	1	1	0	1	0	1						
Inning Stats	R: 0 E: 0 K: 0 S: 8	H: 0 LOB: 2 BB: 2 P: 18	R: 0 E: 0 K: 0 S: 7	H: 1 LOB: 1 BB: 0 P: 10	R: 0 E: 0 K: 1 S: 7	H: 0 LOB: 0 BB: 0 P: 10	R: 0 E: 0 K: 0 S: 13	H: 0 LOB: 2 BB: 1 P: 22	R: 0 E: 0 K: 0 S: 9	H: 0 LOB: 0 BB: 0 P: 14	R: 0 E: 0 K: 1 S: 8	H: 1 LOB: 1 BB: 0 P: 13	R: 1 E: 0 K: 2 S: 15	H: 2 LOB: 2 BB: 1 P: 25	R: 1 E: 0 K: 1 S: 8	H: 1 LOB: 1 BB: 1 P: 14	R: 3 E: 0 K: 0 S: 13	H: 2 LOB: 0 BB: 1 P: 19	1B: 3 2B: 1 3B: 0 HR: 3	SF: 0 SAC: 0 DP: 0 HBP: 0	WP: 0 PB: 0 SB: 0 CS: 0	PA: 40
PITCHER	IP WLS BF H R ER SO BB IBB HBP BLK WP HR S P ERA WHIP	IP WLS BF H R ER SO BB IBB HBP BLK WP HR S P ERA WHIP	IP WLS BF H R ER SO BB IBB HBP BLK WP HR S P ERA WHIP	IP WLS BF H R ER SO BB IBB HBP BLK WP HR S P ERA WHIP	IP WLS BF H R ER SO BB IBB HBP BLK WP HR S P ERA WHIP	IP WLS BF H R ER SO BB IBB HBP BLK WP HR S P ERA WHIP	IP WLS BF H R ER SO BB IBB HBP BLK WP HR S P ERA WHIP	IP WLS BF H R ER SO BB IBB HBP BLK WP HR S P ERA WHIP	IP WLS BF H R ER SO BB IBB HBP BLK WP HR S P ERA WHIP	IP WLS BF H R ER SO BB IBB HBP BLK WP HR S P ERA WHIP	IP WLS BF H R ER SO BB IBB HBP BLK WP HR S P ERA WHIP	IP WLS BF H R ER SO BB IBB HBP BLK WP HR S P ERA WHIP	IP WLS BF H R ER SO BB IBB HBP BLK WP HR S P ERA WHIP	IP WLS BF H R ER SO BB IBB HBP BLK WP HR S P ERA WHIP	IP WLS BF H R ER SO BB IBB HBP BLK WP HR S P ERA WHIP	IP WLS BF H R ER SO BB IBB HBP BLK WP HR S P ERA WHIP						
Dave Stewart, R ERA: 5.17	(1, 1)	7.1	33	5	2	2	5	5	0	0	0	0	0	0	0	0	2.46	1.364				
Rick Honeycutt, L ERA: 3.86	(8, 1)	0.1	1	0	0	0	0	0	0	0	0	2	3	0	0	0	0.00	0.000				
Dennis Eckersley, R ERA: 2.9	(8, 1)	1.0	L	6	2	3	3	1	0	0	0	1	15	21	27	0.00	3.000					


AB	34
R	5
H	7
RBI	5
BB	6
SO	5
LOB	16



Batter	1	2	3	4	5	6	7	8	9	AB	R	H	RBI	BB	SO	LOB	TOP							
Rickey Henderson, R OBP: 0.400, SLG: 0.401	2-2 G6-4-3 1B		1-1 G6-3		1-1 L7			4-0 F8 BB		3	0	1	0	1	0	2								
Ron Wiltmeyer, L OBP: 0.381, SLG: 0.485	1-1 G6-4-3 1-2		2-3 K			0-1 G3		2-0 F8 1-3		4	0	0	0	0	1	2								
Jose Canseco, R OBP: 0.354, SLG: 0.539	4-1 BB			1-3 K		2-3 K		0-3 K		3	0	0	0	1	3	1								
Harold Baines, L OBP: 0.381, SLG: 0.485 Scott Hemond, R OBP: 0.250, SLG: 0.182	0-0 F7			2-1 G5-3		0-0 G3			4-2 FC6-4 BB	3	0	0	0	1	0	1								
Dave Henderson, R OBP: 0.356, SLG: 0.488		0-0 1B		0-0 G6-3			1-3 K		0-3 K	4	0	1	0	0	2	1								
Terry Steinbach, R OBP: 0.329, SLG: 0.421		1-0 F9			3-2 1B		3-2 1B		0-0 FC6-4 1-2	3	0	1	0	0	0	2								
Brook Jacoby, R OBP: 0.282, SLG: 0.323 Ernest Riles, L OBP: 0.287, SLG: 0.306		0-3 K			0-3 K		2-1 L6		3-2 G3-1	3	0	0	0	0	2	3								
Mike Gallego, R OBP: 0.330, SLG: 0.359		0-1 B1-3			1-1 1B		1-3 K			3	0	1	0	0	1	2								
Mike Bordick, R OBP: 0.285, SLG: 0.269 Dann Howitt, L OBP: 0.500, SLG: 2.000 Lance Blankenship, R OBP: 0.310, SLG: 0.322			1-1 P4		1-3 K			2-3 K		1	0	0	0	0	0	0								
										1	0	0	0	0	1	2								
										1	0	0	0	0	1	0								
Inning Stats	R: 0 E: 0 K: 0 S: 7	H: 1 LOB: 1 BB: 1 P: 14	R: 0 E: 0 K: 1 S: 7	H: 1 LOB: 1 BB: 0 P: 8	R: 0 E: 0 K: 1 S: 7	H: 0 LOB: 0 BB: 0 P: 11	R: 0 E: 0 K: 1 S: 6	H: 0 LOB: 0 BB: 0 P: 9	R: 0 E: 0 K: 2 S: 15	H: 2 LOB: 2 BB: 0 P: 21	R: 0 E: 0 K: 1 S: 6	H: 0 LOB: 0 BB: 0 P: 8	R: 0 E: 0 K: 2 S: 11	H: 0 LOB: 1 BB: 0 P: 18	R: 0 E: 0 K: 1 S: 7	H: 0 LOB: 1 BB: 1 P: 15	R: 0 E: 0 K: 1 S: 10	H: 0 LOB: 1 BB: 1 P: 17	1B: 4 2B: 0 3B: 0 HR: 0	SF: 0 SAC: 0 DP: 1 HBP: 1	WP: 0 PB: 0 SB: 1 CS: 0	PA: 34		
PITCHER	IP WLS BF H R ER SO BB IBB HBP BLK WP HR S P ERA WHIP	8.0 W 30 4 0 0 10 2 0 1 0 0 0 0 66 104 0.00 0.750	1.0 S 4 0 0 0 1 1 0 0 0 0 0 0 10 17 0.00 1.000																					

Oakland Athletics @ Milwaukee Brewers
Milwaukee County Stadium, Milwaukee, WI
Wed Sep 04 1991, 8:05 PM EDT
Att. 12,599 - Sunny - 75 F


AB	30
R	0
H	4
RBI	0
BB	3
SO	11
LOB	17



Batter	1	2	3	4	5	6	7	8	9	AB	R	H	RBI	BB	SO	LOB	BOTTOM						
Paul Molitor, R OBP: 0.404, SLG: 0.514	1-2 1B SF9 1B		1-1 L5		4-0 S IBB		1-1 1B	0-1 F8		4	1	2	0	1	0	3							
Willie Randolph, R OBP: 0.430, SLG: 0.383	3-2 SF9 1B		0-0 G1-3		0-3 K		1-2 1B			4	0	2	0	0	1	2							
Darryl Hamilton, L OBP: 0.338, SLG: 0.367	0-0 F7		0-3 K		1-1 G4-3		2-0 F8			4	0	0	0	0	1	6							
Robin Yount, R OBP: 0.344, SLG: 0.413	2-0 SF9			2-1 G4-3		2-3 K	2-3 K2-3			3	0	0	1	0	2	2							
B.J. Surhoff, L OBP: 0.311, SLG: 0.369	1-2 3-H G3			2-1 G4-3		2-2 G4-3		1-2 G3 1B		4	0	1	0	0	0	1							
Greg Vaughn, R OBP: 0.321, SLG: 0.457		0-0 HR		3-2 FC6 1B		4-2 BB BB		2-0 G3 1B		3	1	3	1	1	0	0							
Jim Gantner, L OBP: 0.312, SLG: 0.354	1-0 F7		1-0 FC6		2-1 FC6 1-2		4-0 BB	2-2 G3		3	0	0	0	1	0	3							
Franklin Stubbs, L OBP: 0.285, SLG: 0.368		2-3 K			2-2 S 1B		3-2 G1-3	2-2 G4-3		4	0	1	0	0	1	4							
Bill Spiers, L OBP: 0.333, SLG: 0.377		2-3 K			2-1 P3		3-2 G6-3	4-2 BB		3	0	0	0	1	1	1							
Inning Stats	R: 1 E: 0 K: 0 S: 12	H: 2 LOB: 1 BB: 0 P: 19	R: 1 E: 0 K: 2 S: 8	H: 1 LOB: 0 BB: 0 P: 13	R: 0 E: 0 K: 1 S: 7	H: 0 LOB: 0 BB: 0 P: 8	R: 0 E: 0 K: 0 S: 9	H: 1 LOB: 1 BB: 0 P: 18	R: 0 E: 0 K: 1 S: 10	H: 1 LOB: 2 BB: 1 P: 19	R: 0 E: 0 K: 1 S: 12	H: 0 LOB: 2 BB: 2 P: 27	R: 0 E: 0 K: 1 S: 13	H: 2 LOB: 2 BB: 0 P: 22	R: 0 E: 0 K: 0 S: 16	H: 2 LOB: 3 BB: 1 P: 27	1B: 8 2B: 0 3B: 0 HR: 1	SF: 1 SAC: 0 DP: 0 HBP: 0	WP: 0 PB: 0 SB: 3 CS: 0	PA: 37			
PITCHER	IP WLS BF H R ER SO BB IBB HBP BLK WP HR S P ERA WHIP	7.0 L 31 7 2 2 6 2 0 0 0 0 0 0 71 126 2.57 1.286	0.2 5 2 0 0 0 1 0 0 0 0 0 0 14 25 0.00 4.500	0.1 1 0 0 0 0 0 0 0 0 0 0 0 2 2 0.00 0.000																			

Oakland Athletics @ Milwaukee Brewers
Milwaukee County Stadium, Milwaukee, WI
Wed Sep 04 1991, 8:05 PM EDT
Att. 12,599 - Sunny - 75 F

AB	32
R	2
H	9
RBI	2
BB	4
SO	6
LOB	22



Batter	1	2	3	4	5	6	7	8	9	AB	R	H	RBI	BB	SO	LOB	TOP					
Paul Moltzer, R OBP: 0.404, SLG: 0.513 (1, 10)	F7		BB 1B		FC5 BB		FC5			3	0	1	0	1	0	2						
Willie Randolph, R OBP: 0.429, SLG: 0.380 (1, 4)	G6-3		FC3-6 BB		FC5			G5-3		3	0	0	0	1	0	2						
Darryl Hamilton, L OBP: 0.334, SLG: 0.363 (1, 9)	F8		FC3-6			F7		P5		4	0	0	0	0	0	3						
Robin Yount, R OBP: 0.343, SLG: 0.411 (1, 8)		G1-3		F9		K		CS BB		3	0	0	0	1	1	0						
Franklin Stubbs, L OBP: 0.282, SLG: 0.364 (1, 3)	F7			P3		G1-3		CS	K	4	0	0	0	0	1	0						
Greg Vaughn, R OBP: 0.318, SLG: 0.453 (1, 7)	G6-3			G6-3			F9		G4-3	4	0	0	0	0	0	0						
Jim Gantner, L OBP: 0.311, SLG: 0.360 (1, 5)			G4-3		F8		G1-3		HR	4	1	1	1	0	0	0						
Rick Dempsey, R OBP: 0.341, SLG: 0.392 (1, 2)			F8		FC5 G3 BB		FC5 WP 1B		F7	3	0	1	0	1	0	0						
Bill Spiers, L OBP: 0.336, SLG: 0.378 (1, 6)			1B		G3		FC5 BB			2	0	1	0	1	0	1						
Inning Stats	R: 0 E: 0 K: 0 S: 6	H: 0 LOB: 0 BB: 0 P: 8	R: 0 E: 0 K: 0 S: 5	H: 0 LOB: 0 BB: 0 P: 9	R: 0 E: 0 K: 0 S: 8	H: 2 LOB: 3 BB: 1 P: 16	R: 0 E: 0 K: 0 S: 6	H: 0 LOB: 0 BB: 0 P: 9	R: 0 E: 0 K: 0 S: 8	H: 0 LOB: 2 BB: 2 P: 20	R: 0 E: 0 K: 0 S: 10	H: 0 LOB: 0 BB: 0 P: 16	R: 0 E: 0 K: 0 S: 6	H: 1 LOB: 2 BB: 1 P: 10	R: 0 E: 0 K: 0 S: 10	H: 0 LOB: 0 BB: 1 P: 15	R: 1 E: 0 K: 1 S: 12	H: 1 LOB: 0 BB: 0 P: 18	1B: 3 2B: 0 3B: 0 HR: 1	SF: 0 SAC: 0 DP: 0 HBP: 0	WP: 1 PB: 0 SB: 0 CS: 1	PA: 36
PITCHER Joe Grahe, R ERA: 5.07 (1, 1)	IP: 9.0 WLS: W BF: 35 H: 4 R: 1 ER: 1 SO: 2 BB: 5 IBB: 0 HBP: 0 BLK: 0 WP: 1 HR: 1 S: 71 P: 121 ERA: 1.00 WHIP: 1.000															PITCHER						

Milwaukee Brewers @ California Angels
Anaheim Stadium, Anaheim, CA
Fri Sep 06 1991, 10:05 PM EDT
Att: 21,417 - Sunny - 69 F

AB 30
R 1
H 4
RBI 1
BB 5
SO 2
LOB 8



Batter	1	2	3	4	5	6	7	8	9	AB	R	H	RBI	BB	SO	LOB	BOTTOM					
Luis Polonia, L OBP: 0.356, SLG: 0.388 (1, 7)	K		G4-3			G6-3			1B BB	3	1	0	0	1	1	0						
Junior Felix, S OBP: 0.317, SLG: 0.362 (1, 8)	G4-3			CS BB			G1-4-3 1B		1B 1B	3	1	2	0	1	0	0						
Wally Joyner, L OBP: 0.354, SLG: 0.493 (1, 3)	F7			F7			P6		1B	4	0	1	1	0	0	2						
Dave Winfield, R OBP: 0.314, SLG: 0.471 (1, 10)		K		K			G1-4-3		1B	4	0	1	1	0	2	2						
Gary Gaetti, R OBP: 0.295, SLG: 0.400 (1, 5)	G1-3				G6-3			G1-3 G5-3 1B		3	0	1	0	0	0	0						
Lee Stevens, L OBP: 0.333, SLG: 0.333 (1, 9)		FC6-4 1B			F7			G5-3		3	0	1	0	0	0	1						
Lance Parrish, R OBP: 0.288, SLG: 0.371 (1, 2)		FC6-4			G5-3			G1-3		3	0	0	0	0	0	2						
Luis Sojo, R OBP: 0.281, SLG: 0.323 (1, 4)			K				P5		G5-3	3	0	0	0	0	1	1						
Dick Schofield, R OBP: 0.326, SLG: 0.267 (1, 6)			K				F9		F7	3	0	0	0	0	1	0						
Inning Stats	R: 0 E: 0 K: 1 S: 6	H: 0 LOB: 0 BB: 0 P: 7	R: 0 E: 0 K: 1 S: 15	H: 1 LOB: 1 BB: 0 P: 19	R: 0 E: 0 K: 2 S: 7	H: 0 LOB: 0 BB: 0 P: 7	R: 0 E: 0 K: 1 S: 5	H: 0 LOB: 0 BB: 1 P: 11	R: 0 E: 0 K: 0 S: 5	H: 0 LOB: 0 BB: 0 P: 7	R: 0 E: 0 K: 0 S: 7	H: 0 LOB: 0 BB: 0 P: 12	R: 0 E: 0 K: 0 S: 7	H: 1 LOB: 0 BB: 0 P: 8	R: 0 E: 0 K: 0 S: 10	H: 1 LOB: 1 BB: 0 P: 15	R: 2 E: 0 K: 0 S: 9	H: 3 LOB: 2 BB: 1 P: 18	1B: 6 2B: 0 3B: 0 HR: 0	SF: 0 SAC: 0 DP: 1 HBP: 0	WP: 0 PB: 0 SB: 0 CS: 1	PA: 31
PITCHER Chris Bosio, R ERA: 3.29 Doug Henry, R ERA: 1.42 (9, 1)	IP: 8.1 WLS: L BF: 30 H: 5 R: 2 ER: 2 SO: 5 BB: 2 IBB: 0 HBP: 0 BLK: 0 WP: 0 HR: 0 S: 69 P: 102 ERA: 2.16 WHIP: 0.840															PITCHER						

Milwaukee Brewers @ California Angels
Anaheim Stadium, Anaheim, CA
Fri Sep 06 1991, 10:05 PM EDT
Att: 21,417 - Sunny - 69 F


AB 29
R 2
H 6
RBI 2
BB 2
SO 5
LOB 8



Batter	1	2	3	4	5	6	7	8	9	AB	R	H	RBI	BB	SO	LOB	TOP					
Paul Moltitor, R OBP: 0.403, SLG: 0.511 (1, 3)	G6-3			CS G5-3 1B		FC6-4 1-2		P4		4	0	1	0	0	0	2	Milwaukee Brewers @ California Angels Anaheim Stadium, Anaheim, CA Sat Sep 07 1991, 10:05 PM EDT Att: 26,366 - Sunny - 67 F					
Willie Randolph, R OBP: 0.424, SLG: 0.375 (1, 4)	F9			G5-3 1-2		F8		G6-3		4	0	0	0	0	2							
Robin Yount, R OBP: 0.344, SLG: 0.410 (1, 8)	F9			BB		F8		1B		3	0	1	0	1	0							
Greg Vaughn, R OBP: 0.316, SLG: 0.449 (1, 7)		G4-3		K 2-3		G5-3		F7		4	0	0	0	1	3							
Dale Sveum, S OBP: 0.305, SLG: 0.344 (1, 10)		P2			G5-3					3	0	1	0	0	0							
B.J. Surhoff, L OBP: 0.310, SLG: 0.369 (9, PH)								K		1	0	0	0	0	1							
Dante Bichette, R OBP: 0.289, SLG: 0.381 (1, 9)		F9			P4			K		3	0	0	0	0	1							
Jim Gantner, L OBP: 0.311, SLG: 0.358 (1, 5)				G6-3		CS BB		G3-1		2	0	0	0	1	0							
Rick Dempsey, R OBP: 0.340, SLG: 0.390 (1, 2)				F8		CS		F8		3	0	1	0	0	0							
Bill Spiers, L OBP: 0.336, SLG: 0.377 (1, 6)				F7		FC1-6 FC6-4 1-2				3	0	1	0	0	1							
Inning Stats	R: 0 E: 0 K: 0 S: 8	H: 0 LOB: 0 BB: 0 P: 12	R: 0 E: 0 K: 0 S: 7	H: 0 LOB: 0 BB: 0 P: 10	R: 0 E: 0 K: 0 S: 5	H: 0 LOB: 0 BB: 0 P: 11	R: 0 E: 0 K: 1 S: 6	H: 1 LOB: 2 BB: 1 P: 15	R: 0 E: 0 K: 0 S: 4	H: 0 LOB: 0 BB: 1 P: 13	R: 0 E: 0 K: 0 S: 10	H: 1 LOB: 1 BB: 0 P: 19	R: 0 E: 0 K: 1 S: 8	H: 1 LOB: 1 BB: 0 P: 15	R: 0 E: 0 K: 0 S: 6	H: 1 LOB: 1 BB: 0 P: 10	R: 0 E: 0 K: 1 S: 11	H: 1 LOB: 1 BB: 0 P: 16	1B: 5 2B: 1 3B: 0 HR: 0	SF: 0 SAC: 0 DP: 1 HBP: 0	WP: 0 PB: 0 SB: 0 CS: 2	PA: 33
PITCHER	IP	WLS	BF	H	R	ER	SO	BB	IBB	HBP	BLK	WP	HR	S	P	ERA	WHIP					
Chuck Finley, L ERA: 3.64 (1, 1)	7.2	W	27	4	0	0	2	2	0	0	0	0	0	52	103	0.00	0.783					
Mark Eichhorn, R ERA: 1.53 (8, 1)	0.1		1	0	0	0	0	0	0	0	0	0	0	2	2	0.00	0.000					
Bryan Harvey, R ERA: 1.55 (9, 1)	1.0	S	4	1	0	0	1	0	0	0	0	0	0	11	16	0.00	1.000					

Batter	1	2	3	4	5	6	7	8	9	AB	R	H	RBI	BB	SO	LOB	BOTTOM					
Luis Polonia, L OBP: 0.355, SLG: 0.387 (1, 7)	G5-3		K		G6-3			G3 1B		4	0	1	0	0	1	0	Milwaukee Brewers @ California Angels Anaheim Stadium, Anaheim, CA Sat Sep 07 1991, 10:05 PM EDT Att: 26,366 - Sunny - 67 F					
Junior Felix, S OBP: 0.316, SLG: 0.359 (1, 8)	BB 1B		G6-3			E5 F8 FC1-2-5-1		G3		4	1	1	0	0	1							
Wally Joyner, L OBP: 0.355, SLG: 0.491 (1, 3)	BB 1B		F8			F8				2	0	0	0	2	0							
Dave Winfield, R OBP: 0.314, SLG: 0.469 (1, 10)	G1-3 1B				P4	FC1-2-5-1		L4		4	0	1	1	0	0							
Gary Gaetti, R OBP: 0.293, SLG: 0.398 (1, 5)	G1-3				F9	G6-3				3	0	0	0	0	3							
Lee Stevens, L OBP: 0.333, SLG: 0.200 (1, 9)	F8									2	0	0	0	1	1							
Shawn Abner, R OBP: 0.235, SLG: 0.309 (9, 9)					BB					0	0	0	0	0	0							
Donnie Hill, S OBP: 0.333, SLG: 0.308 (1, 4)		K			G1-3			K		3	0	0	0	0	1							
John Orton, R OBP: 0.258, SLG: 0.267 (1, 2)		K				G1-3		F9		3	0	0	0	0	1							
Gary Disarcina, R (1, 6)		G1-3				G6-3		G3		3	0	0	0	0	0							
Inning Stats	R: 1 E: 0 K: 0 S: 14	H: 2 LOB: 2 BB: 1 P: 29	R: 0 E: 0 K: 2 S: 9	H: 0 LOB: 0 BB: 0 P: 12	R: 0 E: 0 K: 1 S: 5	H: 0 LOB: 0 BB: 0 P: 7	R: 0 E: 0 K: 0 S: 4	H: 0 LOB: 1 BB: 1 P: 10	R: 0 E: 0 K: 0 S: 7	H: 0 LOB: 0 BB: 0 P: 9	R: 0 E: 1 K: 0 S: 9	H: 0 LOB: 1 BB: 0 P: 13	R: 0 E: 0 K: 1 S: 7	H: 0 LOB: 0 BB: 0 P: 10	R: 0 E: 0 K: 0 S: 10	H: 1 LOB: 2 BB: 1 P: 19	R: 0 E: 0 K: 0 S: 10	H: 1 LOB: 2 BB: 1 P: 19	1B: 3 2B: 0 3B: 0 HR: 0	SF: 0 SAC: 0 DP: 0 HBP: 0	WP: 0 PB: 0 SB: 1 CS: 0	PA: 31
PITCHER	IP	WLS	BF	H	R	ER	SO	BB	IBB	HBP	BLK	WP	HR	S	P	ERA	WHIP					
Jaime Navarro, R ERA: 4.05 (1, 1)	8.0	L	31	3	1	1	4	2	1	0	0	0	0	65	109	1.12	0.625					

AB	30
R	0
H	5
RBI	0
BB	2
SO	3
LOB	10



Batter	1	2	3	4	5	6	7	8	9	AB	R	H	RBI	BB	SO	LOB	TOP				
Paul Moltzer, R OBP: 0.404, SLG: 0.510 (1, 3)	G5-3		1B				G3			3	0	1	0	1	0	0	Milwaukee Brewers @ California Angels Anaheim Stadium, Anaheim, CA Sun Sep 08 1991, 10:05 PM EDT Att: 21,390 - Sunny - 69 F				
Willie Randolph, R OBP: 0.425, SLG: 0.375 (1, 4)	G3-1		F9				G4-3			3	0	1	0	1	0	1					
B.J. Surhoff, L OBP: 0.310, SLG: 0.367 (1, 10)	1B			G4-3	G5-3		G4-3			4	0	1	0	0	0	3					
Robin Yount, R OBP: 0.344, SLG: 0.408 (1, 8)	F9			1B		K		F7		4	0	1	0	0	1	1					
Greg Vaughn, R OBP: 0.315, SLG: 0.447 (1, 7)		K		F8			G4-3			4	0	1	0	0	1	1					
Dante Bichette, R OBP: 0.286, SLG: 0.377 (1, 9)	G1-3			E4	FC1-6		G5-3			4	0	0	0	0	0	2					
Jim Gantner, L OBP: 0.311, SLG: 0.357 (1, 5)	F7			FC4-6			F8			4	0	1	0	0	0	2					
Rick Dempsey, R OBP: 0.338, SLG: 0.381 (1, 2)			G6-3		G6-3		G6-3			3	0	0	0	1	0	0					
Bill Spiers, L OBP: 0.332, SLG: 0.373 (1, 6)	F7			F7		G4-3		K		4	0	0	0	0	1	3					
Inning Stats	R: 0 E: 0 K: 0 S: 15	H: 1 LOB: 1 BB: 0 P: 25	R: 0 E: 0 K: 1 S: 10	H: 0 LOB: 0 BB: 0 P: 14	R: 0 E: 0 K: 0 S: 6	H: 1 LOB: 1 BB: 0 P: 9	R: 0 E: 1 K: 0 S: 10	H: 1 LOB: 2 BB: 0 P: 15	R: 0 E: 0 K: 0 S: 8	H: 2 LOB: 3 BB: 1 P: 20	R: 0 E: 0 K: 0 S: 5	H: 1 LOB: 0 BB: 0 P: 8	R: 0 E: 0 K: 0 S: 3	H: 0 LOB: 0 BB: 0 P: 4	R: 0 E: 0 K: 1 S: 7	H: 0 LOB: 0 BB: 0 P: 9	1B: 6 2B: 0 3B: 0 HR: 0	SF: 0 SAC: 0 DP: 1 HBP: 0	WP: 0 PB: 0 SB: 1 CS: 0	PA: 36	
PITCHER	IP	WLS	BF	H	R	ER	SO	BB	IBB	HBP	BLK	WP	HR	S	P	ERA	WHIP				
Jim Abbott, L ERA: 2.92 (1, 1)	6.0	W	27	5	0	0	2	2	1	0	0	0	0	60	100	0.00	1.167				
Mark Eichhorn, R ERA: 1.49 (7, 1)	2.0		6	1	0	0	0	0	0	0	0	0	0	8	12	0.00	0.500				
Bryan Harvey, R ERA: 1.53 (9, 1)	1.0	S	3	0	0	0	1	0	0	0	0	0	0	7	9	0.00	0.000				

AB	33
R	0
H	6
RBI	0
BB	3
SO	3
LOB	13



Batter	1	2	3	4	5	6	7	8	9	AB	R	H	RBI	BB	SO	LOB	BOTTOM				
Dave Gallagher, R OBP: 0.348, SLG: 0.352 (1, 9)	G6-3		F9		E4		1B			4	0	1	0	0	0	1	Milwaukee Brewers @ California Angels Anaheim Stadium, Anaheim, CA Sun Sep 08 1991, 10:05 PM EDT Att: 21,390 - Sunny - 69 F				
Dick Schofield, R OBP: 0.325, SLG: 0.267 (1, 6)	F8		P4		P6-4		G4-6-3			4	0	1	0	0	0	2					
Wally Joyner, L OBP: 0.355, SLG: 0.489 (1, 3)	G5-3			F7		PB	G4-6-3			4	1	1	0	0	0	2					
Dave Winfield, R OBP: 0.313, SLG: 0.467 (8, PR)		K		F9		G5-3		CS		4	0	1	0	0	1	1					
Max Venable, L OBP: 0.292, SLG: 0.340 (9, 7)								1B		0	0	0	0	0	0	0					
Gary Gaetti, R OBP: 0.293, SLG: 0.399 (1, 5)	F8			E4			K			4	0	1	1	0	1	1					
Lance Parrish, R OBP: 0.292, SLG: 0.372 (1, 2)	1B			1B		2B		K		2	0	1	0	2	0	1					
Lee Stevens, L OBP: 0.333, SLG: 0.250 (1, 7)										3	0	1	0	0	0	4					
Bryan Harvey, R OBP: 0.333, SLG: 0.250 (9, 1)				G4-3		P5				0	0	0	0	0	0	0					
Shawn Abner, R OBP: 0.232, SLG: 0.303 (1, 8)	F9				F9		F7			3	0	0	0	0	0	4					
Luis Sojo, R OBP: 0.281, SLG: 0.323 (1, 4)			P6		P6-4		F7			3	0	1	0	0	0	0					
Inning Stats	R: 0 E: 0 K: 0 S: 8	H: 0 LOB: 0 BB: 0 P: 13	R: 0 E: 0 K: 1 S: 12	H: 2 LOB: 2 BB: 0 P: 17	R: 0 E: 0 K: 0 S: 5	H: 0 LOB: 0 BB: 0 P: 8	R: 0 E: 1 K: 0 S: 6	H: 0 LOB: 2 BB: 1 P: 16	R: 0 E: 0 K: 0 S: 16	H: 1 LOB: 1 BB: 0 P: 6	R: 1 E: 0 K: 0 S: 6	H: 2 LOB: 2 BB: 1 P: 27	R: 0 E: 0 K: 0 S: 7	H: 2 LOB: 1 BB: 0 P: 12	R: 0 E: 0 K: 1 S: 7	H: 1 LOB: 1 BB: 0 P: 13	1B: 7 2B: 2 3B: 0 HR: 0	SF: 0 SAC: 0 DP: 2 HBP: 0	WP: 0 PB: 1 SB: 0 CS: 1	PA: 33	
PITCHER	IP	WLS	BF	H	R	ER	SO	BB	IBB	HBP	BLK	WP	HR	S	P	ERA	WHIP				
Dan Plesac, L ERA: 3.2 (1, 1)	6.0	L	26	5	1	0	0	2	0	0	0	0	0	52	87	0.00	1.167				
Chuck Crim, R ERA: 5.09 (7, 1)	0.1		3	2	0	0	0	0	0	0	0	0	0	5	9	0.00	6.000				
Mark Lee, L ERA: 3.68 (7, 1)	0.2		1	0	0	0	0	0	0	0	0	0	0	1	3	0.00	0.000				
Julio Machado, R ERA: 3.36 (8, 1)	1.0		3	1	0	0	1	0	0	0	0	0	0	7	13	0.00	1.000				

AB	31
R	1
H	8
RBI	1
BB	2
SO	2
LOB	16



Batter	1	2	3	4	5	6	7	8	9	AB	R	H	RBI	BB	SO	LOB	TOP								
Alex Cole, L OBP: 0.390, SLG: 0.349 (1, 8)	G4-3		G4-3			FC4-6 1B	G3			4	1	0	0	0	0	2	Cleveland Indians @ Milwaukee Brewers Milwaukee County Stadium, Milwaukee, WI Tue Sep 10 1991, 8:05 PM EDT Att: 7,950 - Cloudy - 74 F								
Mike Aldrete, L OBP: 0.391, SLG: 0.327 (1, 7)	L4			G6-3		1B HR BB		G1-3		3	1	0	0	1	0										
Carlos Baerga, S OBP: 0.344, SLG: 0.397 (1, 4)	E6 1B			G4-3		1B HR 1B		F8		4	1	2	1	0	0										
Albert Belle, R OBP: 0.314, SLG: 0.521 (1, 10)	K			F7		1B HR 1B		G5-3		4	1	1	0	0	1										
Reggie Jefferson, S OBP: 0.197, SLG: 0.322 (1, 3)		G3			G4-6-3 1B	HR		G6-3		4	1	2	4	0	0										
Jim Thome, L OBP: 0.178, SLG: 0.286 (1, 5)	K			G4-6-3		G4-3		G4-3		4	0	0	0	0	1										
Jose Gonzalez, R OBP: 0.168, SLG: 0.218 (1, 9)	F7			G6-3			K	G1-3		4	0	0	0	0	1										
Felix Fermin, R OBP: 0.305, SLG: 0.300 (1, 6)			F7			G4-3	G6-3			3	0	0	0	0	0										
Joel Skinner, R OBP: 0.270, SLG: 0.298 (1, 2)			K			FC4-6 1B				3	0	2	0	0	1										
Inning Stats	R: 0 H: 1 E: 1 K: 1 S: 8	H: 1 LOB: 1 BB: 0 P: 13	R: 0 H: 0 E: 0 K: 1 S: 5	H: 0 LOB: 0 BB: 0 P: 7	R: 0 H: 0 E: 0 K: 1 S: 5	H: 0 LOB: 0 BB: 0 P: 8	R: 0 H: 0 E: 0 K: 0 S: 5	H: 0 LOB: 0 BB: 0 P: 6	R: 0 H: 1 E: 0 K: 0 S: 6	H: 1 LOB: 1 BB: 0 P: 10	R: 5 H: 4 E: 0 K: 0 S: 11	H: 4 LOB: 0 BB: 1 P: 20	R: 0 H: 1 E: 0 K: 1 S: 10	H: 1 LOB: 1 BB: 0 P: 16	R: 0 H: 0 E: 0 K: 0 S: 9	H: 0 LOB: 0 BB: 0 P: 11	R: 0 H: 0 E: 0 K: 0 S: 8	H: 0 LOB: 0 BB: 0 P: 12	1B: 6 2B: 0 3B: 0 HR: 1	SF: 0 SAC: 0 DP: 1 HBP: 0	WP: 0 PB: 0 SB: 0 CS: 0	PA: 34			
PITCHER	IP	WLS	BF	H	R	ER	SO	BB	IBB	HBP	BLK	WP	HR	S	P	ERA	WHIP								
Bill Wegman, R ERA: 3.15 (1, 1)	8.0	L	31	7	5	5	4	1	0	0	0	0	1	59	91	5.62	1.000								
Ed Nunez, R ERA: 5.32 (9, 1)	1.0	S	3	0	0	0	0	0	0	0	0	0	0	8	12	0.00	0.000								

Batter	1	2	3	4	5	6	7	8	9	AB	R	H	RBI	BB	SO	LOB	BOTTOM								
Paul Moltzer, R OBP: 0.404, SLG: 0.508 (1, 10)	F8		G5-3 1B		L4		G1-3			4	0	1	0	1	0	1	Cleveland Indians @ Milwaukee Brewers Milwaukee County Stadium, Milwaukee, WI Tue Sep 10 1991, 8:05 PM EDT Att: 7,950 - Cloudy - 74 F								
Willie Randolph, R OBP: 0.425, SLG: 0.374 (1, 4)	1B		G5-3					G5-3	F7	4	0	1	0	1	0	4									
B.J. Surhoff, L OBP: 0.309, SLG: 0.366 (1, 2)	1B		F9		G2-3			G3		4	0	1	0	0	0	3									
Robin Yount, R OBP: 0.341, SLG: 0.405 (1, 8)	G5-4-3			K		K		K		4	0	0	0	0	3	2									
Greg Vaughn, R OBP: 0.315, SLG: 0.447 (1, 7)		G6-3		L4		K			1B 2B	4	1	1	0	0	1	0									
Darryl Hamilton, L OBP: 0.339, SLG: 0.365 (1, 9)		G3-6-1 BB		1B		F8			G4-1 G1-6-3 1B	3	1	2	1	1	0	0									
Jim Gantner, L OBP: 0.310, SLG: 0.356 (1, 5)		G3-6-1							G1-6-3	4	0	1	0	0	0	2									
Franklin Stubbs, L OBP: 0.279, SLG: 0.360 (1, 3)			P6	P3			L9		G4-1	4	0	0	0	0	0	3									
Bill Spiers, L OBP: 0.334, SLG: 0.373 (1, 6)			G5-3 1B BB		K		E4			3	0	1	1	1	1	0									
Inning Stats	R: 0 H: 2 E: 0 K: 0 S: 9	H: 0 LOB: 1 BB: 0 P: 13	R: 0 H: 0 E: 0 K: 0 S: 6	H: 0 LOB: 1 BB: 1 P: 13	R: 0 H: 1 E: 0 K: 0 S: 9	H: 1 LOB: 2 BB: 1 P: 22	R: 0 H: 2 E: 0 K: 1 S: 12	H: 2 LOB: 2 BB: 0 P: 15	R: 0 H: 0 E: 0 K: 2 S: 11	H: 0 LOB: 0 BB: 0 P: 17	R: 0 H: 0 E: 1 K: 0 S: 11	H: 0 LOB: 1 BB: 0 P: 16	R: 0 H: 0 E: 0 K: 1 S: 9	H: 0 LOB: 0 BB: 0 P: 13	R: 2 H: 3 E: 0 K: 0 S: 14	H: 3 LOB: 2 BB: 1 P: 21	1B: 7 2B: 1 3B: 0 HR: 0	SF: 0 SAC: 0 DP: 2 HBP: 0	WP: 0 PB: 0 SB: 0 CS: 0	PA: 38					
PITCHER	IP	WLS	BF	H	R	ER	SO	BB	IBB	HBP	BLK	WP	HR	S	P	ERA	WHIP								
Doug Jones, R ERA: 6.3 (1, 1)	8.2	W	36	8	2	2	5	3	0	0	0	0	0	85	139	2.08	1.269								
Steve Olin, R ERA: 4.06 (9, 1)	0.1	S	2	0	0	0	0	1	0	0	0	0	0	4	8	0.00	3.000								

Batter	1	2	3	4	5	6	7	8	9	AB	R	H	RBI	BB	SO	LOB	TOP										
Tony Phillips, S OBP: 0.378, SLG: 0.450 (1, 6)										3	0	0	0	1	0	2	Detroit Tigers @ Milwaukee Brewers Milwaukee County Stadium, Milwaukee, WI Thu Sep 12 1991, 8:05 PM EDT Att: 9,835 - Cloudy - 70 F										
Lou Whitaker, L OBP: 0.395, SLG: 0.499 (1, 4)										3	0	0	0	1	0	0											
Lloyd Moseby, L OBP: 0.329, SLG: 0.423 Johnny Paredes, R OBP: 0.667, SLG: 0.667 (6, PH)										3	0	0	0	0	0	3											
Cecil Fielder, R OBP: 0.346, SLG: 0.530 Andy Allanson, R OBP: 0.277, SLG: 0.341 (8, 3)										4	0	2	0	0	2	1											
Mickey Tettleton, S OBP: 0.384, SLG: 0.480 Rich Rowland, R (8, 2)										2	0	0	0	1	0	2											
Pete Incaviglia, R OBP: 0.284, SLG: 0.344 (1, 10)										4	0	0	0	0	1	3											
Rob Deer, R OBP: 0.383, SLG: 0.467 Skeeter Barnes, R OBP: 0.308, SLG: 0.467 (7, PR)										2	0	0	0	1	0	1											
Scott Livingstone, L OBP: 0.383, SLG: 0.387 (1, 5)										3	0	1	0	0	1	1											
Mitt Cuyler, S OBP: 0.332, SLG: 0.337 (1, 8)										2	0	1	0	0	0	1											
Inning Stats	R: 0 E: 0 K: 0 S: 9	H: 0 LOB: 0 BB: 0 P: 15	R: 0 E: 0 K: 1 S: 8	H: 1 LOB: 1 BB: 0 P: 11	R: 0 E: 0 K: 0 S: 8	H: 1 LOB: 2 BB: 2 P: 17	R: 0 E: 0 K: 0 S: 7	H: 1 LOB: 1 BB: 0 P: 11	R: 0 E: 0 K: 1 S: 13	H: 0 LOB: 2 BB: 1 P: 21	R: 0 E: 1 K: 1 S: 10	H: 0 LOB: 2 BB: 1 P: 21	R: 0 E: 0 K: 1 S: 8	H: 0 LOB: 0 BB: 0 P: 13	R: 0 E: 0 K: 1 S: 7	H: 0 LOB: 0 BB: 0 P: 13		1B: 4 2B: 0 3B: 0 HR: 0	SF: 0 SAC: 1 DP: 2 HBP: 0	WP: 0 PB: 0 SB: 1 CS: 0	PA: 34						
PITCHER	IP	WLS	BF	H	R	ER	SO	BB	IBB	HBP	BLK	WP	HR	S	P	ERA	WHIP										
Chris Bosio, R ERA: 3.18	6.0	W	25	4	0	0	3	4	0	0	0	0	0	56	97	0.00	1.333										
Julio Machado, R ERA: 3.31	1.0		3	0	0	0	0	0	0	0	0	0	0	6	13	0.00	0.000										
Mark Lee, L ERA: 3.62	1.0		3	0	0	0	1	0	0	0	0	0	0	8	13	0.00	0.000										
Doug Henry, R ERA: 1.37	1.0		3	0	0	0	1	0	0	0	0	0	0	7	13	0.00	0.000										

Batter	1	2	3	4	5	6	7	8	9	AB	R	H	RBI	BB	SO	LOB	BOTTOM										
Paul Molitor, R OBP: 0.404, SLG: 0.507 (1, 10)										3	1	1	1	1	0	0	Detroit Tigers @ Milwaukee Brewers Milwaukee County Stadium, Milwaukee, WI Thu Sep 12 1991, 8:05 PM EDT Att: 9,835 - Cloudy - 70 F										
Willie Randolph, R OBP: 0.425, SLG: 0.375 (1, 4)										4	0	2	1	0	1	3											
B.J. Surhoff, L OBP: 0.309, SLG: 0.370 (1, 2)										4	0	1	3	0	0	3											
Robin Yount, R OBP: 0.342, SLG: 0.406 Franklin Stubbs, L OBP: 0.279, SLG: 0.360 (7, PR)										3	1	1	0	1	0	1											
Greg Vaughn, R OBP: 0.316, SLG: 0.448 (1, 7)										4	1	2	1	0	2	2											
Darryl Hamilton, L OBP: 0.336, SLG: 0.362 (8, 8)										3	0	0	0	0	0	1											
Jim Gantner, L OBP: 0.310, SLG: 0.356 (1, 5)										4	1	1	1	0	0	1											
George Canale, L Dante Bichette, R OBP: 0.287, SLG: 0.376 (7, PH)										0	0	0	0	2	0	0											
Bill Spiers, L OBP: 0.332, SLG: 0.370 (1, 6)										3	2	0	0	0	0	5											
Inning Stats	R: 0 E: 0 K: 0 S: 7	H: 1 LOB: 1 BB: 0 P: 13	R: 0 E: 0 K: 1 S: 8	H: 0 LOB: 0 BB: 0 P: 13	R: 0 E: 0 K: 0 S: 8	H: 0 LOB: 0 BB: 1 P: 16	R: 0 E: 0 K: 0 S: 7	H: 0 LOB: 0 BB: 0 P: 12	R: 0 E: 0 K: 0 S: 7	H: 1 LOB: 0 BB: 0 P: 9	R: 1 E: 0 K: 2 S: 11	H: 2 LOB: 1 BB: 1 P: 18	R: 6 E: 1 K: 2 S: 24	H: 4 LOB: 2 BB: 3 P: 44	R: 0 E: 0 K: 1 S: 7	H: 0 LOB: 0 BB: 0 P: 9		1B: 6 2B: 1 3B: 1 HR: 0	SF: 0 SAC: 1 DP: 2 HBP: 0	WP: 0 PB: 0 SB: 0 CS: 1	PA: 35						
PITCHER	IP	WLS	BF	H	R	ER	SO	BB	IBB	HBP	BLK	WP	HR	S	P	ERA	WHIP										
Mark Leiter, R ERA: 3.9	6.0	L	23	6	3	3	1	2	0	0	0	0	0	2	3	4.50	1.333										
John Cerutti, L ERA: 4.71	0.0		2	1	0	0	0	0	0	0	0	0	0	2	3	∞	∞										
Dave Haas, R ERA: 5.4	0.2		4	0	1	0	1	2	0	0	0	0	0	9	19	0.00	3.000										
Paul Gibson, L ERA: 4.87	0.1		3	1	3	2	1	1	0	0	0	0	0	9	15	54.00	6.000										
Kevin Ritz, R ERA: 13.14	1.0		3	0	0	0	1	0	0	0	0	0	0	7	9	0.00	0.000										

AB	29
R	0
H	4
RBI	0
BB	4
SO	5
LOB	14



AB	29
R	7
H	8
RBI	7
BB	5
SO	4
LOB	16



Batter	1	2	3	4	5	6	7	8	9	AB	R	H	RBI	BB	SO	LOB	TOP					
Mitt Cuyler, S OBP: 0.330, SLG: 0.336 (1, 8)			B1-3	G3		G3		K		5	0	1	0	0	1	5	Detroit Tigers @ Milwaukee Brewers Milwaukee County Stadium, Milwaukee, WI Fri Sep 13 1991, 8:05 PM EDT Att: 14,554 - Cloudy - 72 F					
Lou Whitaker, L OBP: 0.396, SLG: 0.498 (1, 4)					F7		F7		P6	5	0	2	0	0	0	0						
Tony Phillips, S OBP: 0.377, SLG: 0.446 Skeeter Barnes, R OBP: 0.313, SLG: 0.480 (7, PR) (7, 9)			F9		G3		E6			4	0	0	0	0	0	2						
Cecil Fielder, R OBP: 0.345, SLG: 0.527 (1, 10)			G5-3		K				P6	5	0	1	0	0	1	3						
Mickey Tettleton, S OBP: 0.388, SLG: 0.491 (1, 2)							G6-4-3			3	2	2	1	2	0	2						
Lloyd Moseby, L OBP: 0.331, SLG: 0.425 (1, 7)		F7		HR		G6-3		SH5-3		4	1	1	0	1	0	4						
Travis Fryman, R OBP: 0.303, SLG: 0.445 (1, 6)		F8								3	0	1	0	0	0	2						
Dave Bergman, L OBP: 0.351, SLG: 0.371 (1, 3)						L8				2	0	1	1	2	0	2						
Scott Livingstone, L OBP: 0.358, SLG: 0.381 (1, 5)		G3-1								4	0	1	1	0	0	5						
Inning Stats	R: 0 E: 0 K: 0 S: 9	H: 2 LOB: 1 BB: 0 P: 12	R: 0 E: 0 K: 0 S: 12	H: 0 LOB: 2 BB: 2 P: 20	R: 0 E: 0 K: 0 S: 5	H: 1 LOB: 1 BB: 0 P: 10	R: 1 E: 0 K: 0 S: 14	H: 2 LOB: 2 BB: 1 P: 23	R: 0 E: 0 K: 1 S: 5	H: 0 LOB: 0 BB: 0 P: 6	R: 1 E: 0 K: 0 S: 14	H: 3 LOB: 2 BB: 0 P: 26	R: 0 E: 1 K: 0 S: 10	H: 1 LOB: 2 BB: 1 P: 16	R: 1 E: 0 K: 1 S: 11	H: 1 LOB: 1 BB: 1 P: 19		R: 0 E: 0 K: 0 S: 9	H: 1 LOB: 2 BB: 1 P: 19	1B: 7 2B: 3 3B: 0 HR: 1	SF: 0 SAC: 1 DP: 1 HBP: 0	WP: 0 PB: 0 SB: 2 CS: 1
PITCHER	IP WLS BF H R ER SO BB IBB HBP BLK WP HR S P ERA WHIP	IP WLS BF H R ER SO BB IBB HBP BLK WP HR S P ERA WHIP	IP WLS BF H R ER SO BB IBB HBP BLK WP HR S P ERA WHIP	IP WLS BF H R ER SO BB IBB HBP BLK WP HR S P ERA WHIP	IP WLS BF H R ER SO BB IBB HBP BLK WP HR S P ERA WHIP	IP WLS BF H R ER SO BB IBB HBP BLK WP HR S P ERA WHIP	IP WLS BF H R ER SO BB IBB HBP BLK WP HR S P ERA WHIP	IP WLS BF H R ER SO BB IBB HBP BLK WP HR S P ERA WHIP	IP WLS BF H R ER SO BB IBB HBP BLK WP HR S P ERA WHIP	IP WLS BF H R ER SO BB IBB HBP BLK WP HR S P ERA WHIP	IP WLS BF H R ER SO BB IBB HBP BLK WP HR S P ERA WHIP	IP WLS BF H R ER SO BB IBB HBP BLK WP HR S P ERA WHIP	IP WLS BF H R ER SO BB IBB HBP BLK WP HR S P ERA WHIP	IP WLS BF H R ER SO BB IBB HBP BLK WP HR S P ERA WHIP	IP WLS BF H R ER SO BB IBB HBP BLK WP HR S P ERA WHIP	IP WLS BF H R ER SO BB IBB HBP BLK WP HR S P ERA WHIP	IP WLS BF H R ER SO BB IBB HBP BLK WP HR S P ERA WHIP	IP WLS BF H R ER SO BB IBB HBP BLK WP HR S P ERA WHIP	IP WLS BF H R ER SO BB IBB HBP BLK WP HR S P ERA WHIP			
Jaime Navarro, R ERA: 4.01 (1, 1)	6.1	31	9	2	2	1	3	0	0	0	0	0	0	0	0	110	2.84	1.895				
Mark Lee, L ERA: 3.73 (7, 1)	0.2	L	2	0	1	1	0	1	0	0	0	0	0	0	4	9	13.50	1.500				
Chuck Crim, R ERA: 4.96 (8, 1)	2.0		9	2	0	0	1	0	1	0	0	0	0	0	18	32	0.00	1.000				

Batter	1	2	3	4	5	6	7	8	9	AB	R	H	RBI	BB	SO	LOB	BOTTOM					
Paul Molitor, R OBP: 0.403, SLG: 0.505 (1, 10)			K		F9		F7			4	1	1	0	0	1	2	Detroit Tigers @ Milwaukee Brewers Milwaukee County Stadium, Milwaukee, WI Fri Sep 13 1991, 8:05 PM EDT Att: 14,554 - Cloudy - 72 F					
Willie Randolph, R OBP: 0.426, SLG: 0.379 (1, 4)					K		F8			4	1	2	1	0	1	1						
B.J. Surhoff, L OBP: 0.306, SLG: 0.366 (1, 2)			G4-3			E6		G6-3		4	0	0	0	0	0	3						
Robin Yount, R OBP: 0.341, SLG: 0.405 (1, 8)					G5-3					4	0	1	1	0	0	0						
Greg Vaughn, R OBP: 0.316, SLG: 0.447 (1, 7)						SH5-4				3	0	1	0	0	0	1						
Darryl Hamilton, L OBP: 0.336, SLG: 0.360 Dante Bichette, R OBP: 0.267, SLG: 0.375 (9, PH)			F9		FC				P4	2	0	0	0	1	0	1						
Jim Gantner, L OBP: 0.309, SLG: 0.353 (1, 5)										1	0	0	0	0	0	0						
George Canale, L (1, 3)										3	0	0	0	0	1	3						
Dale Sveum, S OBP: 0.304, SLG: 0.342 (9, PH)			L3		G6-4-3		K		K	1	0	0	0	0	1	0						
Bill Spiers, L OBP: 0.334, SLG: 0.371 (1, 6)										2	0	1	0	0	0	0						
Inning Stats	R: 2 E: 0 K: 0 S: 12	H: 2 LOB: 0 BB: 0 P: 19	R: 0 E: 0 K: 0 S: 8	H: 0 LOB: 0 BB: 0 P: 10	R: 0 E: 0 K: 1 S: 10	H: 2 LOB: 1 BB: 0 P: 12	R: 0 E: 1 K: 0 S: 11	H: 1 LOB: 2 BB: 1 P: 19	R: 0 E: 0 K: 1 S: 5	H: 0 LOB: 0 BB: 0 P: 8	R: 0 E: 0 K: 0 S: 7	H: 1 LOB: 2 BB: 1 P: 12	R: 0 E: 0 K: 1 S: 7	H: 0 LOB: 0 BB: 0 P: 8	R: 0 E: 1 K: 0 S: 5	H: 0 LOB: 0 BB: 0 P: 8	R: 0 E: 0 K: 1 S: 8	H: 0 LOB: 0 BB: 0 P: 14	1B: 5 2B: 2 3B: 0 HR: 0	SF: 0 SAC: 1 DP: 4 HBP: 1	WP: 1 PB: 0 SB: 0 CS: 0	PA: 35
PITCHER	IP WLS BF H R ER SO BB IBB HBP BLK WP HR S P ERA WHIP	IP WLS BF H R ER SO BB IBB HBP BLK WP HR S P ERA WHIP	IP WLS BF H R ER SO BB IBB HBP BLK WP HR S P ERA WHIP	IP WLS BF H R ER SO BB IBB HBP BLK WP HR S P ERA WHIP	IP WLS BF H R ER SO BB IBB HBP BLK WP HR S P ERA WHIP	IP WLS BF H R ER SO BB IBB HBP BLK WP HR S P ERA WHIP	IP WLS BF H R ER SO BB IBB HBP BLK WP HR S P ERA WHIP	IP WLS BF H R ER SO BB IBB HBP BLK WP HR S P ERA WHIP	IP WLS BF H R ER SO BB IBB HBP BLK WP HR S P ERA WHIP	IP WLS BF H R ER SO BB IBB HBP BLK WP HR S P ERA WHIP	IP WLS BF H R ER SO BB IBB HBP BLK WP HR S P ERA WHIP	IP WLS BF H R ER SO BB IBB HBP BLK WP HR S P ERA WHIP	IP WLS BF H R ER SO BB IBB HBP BLK WP HR S P ERA WHIP	IP WLS BF H R ER SO BB IBB HBP BLK WP HR S P ERA WHIP	IP WLS BF H R ER SO BB IBB HBP BLK WP HR S P ERA WHIP	IP WLS BF H R ER SO BB IBB HBP BLK WP HR S P ERA WHIP	IP WLS BF H R ER SO BB IBB HBP BLK WP HR S P ERA WHIP	IP WLS BF H R ER SO BB IBB HBP BLK WP HR S P ERA WHIP	IP WLS BF H R ER SO BB IBB HBP BLK WP HR S P ERA WHIP			
Bill Gullickson, R ERA: 4.15 (9, 1)	1.0	S	3	0	0	0	1	0	0	0	0	8	14	0.00	0.000							

Batter	1	2	3	4	5	6	7	8	9	AB	R	H	RBI	BB	SO	LOB	TOP									
Mitt Cuyler, S OBP: 0.333, SLG: 0.338 (1, 8)	P5		1B BB		3B 2B		F9		1B BB	3	2	1	0	2	0	1										
Skeeter Barnes, R OBP: 0.326, SLG: 0.512 Lloyd Moseby, L OBP: 0.333, SLG: 0.427 (9, PH)	S 2B		FC5-4 1B		SF7 3B		FC6-4		1B 1B	4	1	3	1	0	0	1										
Alan Trammell, R OBP: 0.313, SLG: 0.368 (1, 6)	G5-3		FC5-4		SF7			K	FC5-4 1B	4	0	1	2	0	1	3										
Cecil Fielder, R OBP: 0.344, SLG: 0.530 (1, 3)	F8			HR	G4-3			K	FC5-4 1B	5	1	1	1	0	1	3										
Travis Fryman, R OBP: 0.302, SLG: 0.443 (1, 5)	F8			1B			G6-3			4	0	1	0	0	0	0										
Rob Deer, R OBP: 0.314, SLG: 0.381 (1, 9)	F9			F8			P4		CS BB	3	0	0	0	1	0	1										
Pete Incaviglia, R OBP: 0.283, SLG: 0.343 (1, 10)	F9			K			G6-3		BB 1B	4	1	1	0	0	1	1										
Andy Allanson, R OBP: 0.271, SLG: 0.333 Mickey Tettleton, S OBP: 0.390, SLG: 0.492 (9, PH)			L7		K			K	BB 1B	3	0	0	0	0	2	1										
Johnny Paredes, R OBP: 0.444, SLG: 0.444 Lou Whitaker, L OBP: 0.395, SLG: 0.496 (9, PH)			F7				F9	E6 FC6-4	BB 1B	3	0	0	0	0	0	0										
Inning Stats	R: 0 E: 0 K: 0 S: 8	H: 1 LOB: 1 BB: 0 P: 14	R: 0 E: 0 K: 0 S: 5	H: 0 LOB: 0 BB: 0 P: 8	R: 0 E: 0 K: 0 S: 10	H: 1 LOB: 2 BB: 1 P: 18	R: 1 E: 0 K: 2 S: 13	H: 2 LOB: 1 BB: 0 P: 20	R: 2 E: 0 K: 0 S: 11	H: 2 LOB: 0 BB: 0 P: 18	R: 0 E: 0 K: 0 S: 5	H: 0 LOB: 0 BB: 0 P: 7	R: 0 E: 0 K: 1 S: 9	H: 0 LOB: 0 BB: 0 P: 15	R: 0 E: 0 K: 2 S: 7	H: 0 LOB: 0 BB: 0 P: 13	R: 3 E: 0 K: 1 S: 16	H: 4 LOB: 2 BB: 2 P: 32	1B: 6 2B: 2 3B: 1 HR: 1	SF: 1 SAC: 0 DP: 0 HBP: 0	WP: 0 PB: 0 SB: 1 CS: 1	PA: 40				
PITCHER	IP	WLS	BF	H	R	ER	SO	BB	IBB	HBP	BLK	WP	HR	S	P	ERA	WHIP									
Dan Plesac, L ERA: 3.22 Julio Machado, R ERA: 3.55 Chuck Crim, R ERA: 4.94	(1, 1)	8.0	L	32	6	3	3	5	1	0	0	0	0	1	68	113	3.38	0.875								
(9, 1)	0.2	5	2	3	3	1	2	0	0	0	0	0	0	10	25	40.50	6.000									
(9, 1)	0.1	3	2	0	0	0	0	0	0	0	0	0	0	6	7	0.00	6.000									

Detroit Tigers @ Milwaukee Brewers
 Milwaukee County Stadium, Milwaukee, WI
 Sat Sep 14 1991, 8:05 PM EDT
 Att: 26,644 - Cloudy - 76 F

AB 36
R 6
H 10
RBI 6
BB 3
SO 6
LOB 13



Batter	1	2	3	4	5	6	7	8	9	AB	R	H	RBI	BB	SO	LOB	BOTTOM									
Paul Molitor, R OBP: 0.402, SLG: 0.504 (1, 3)	G5-3		G5-3		K		G5-3		2B 2B	5	1	1	0	0	1	3										
Willie Randolph, R OBP: 0.423, SLG: 0.380 (1, 4)	2B		F9		FC6-4		G5-3		G5-3	5	0	1	0	0	0	4										
B.J. Surhoff, L OBP: 0.307, SLG: 0.368 (1, 10)	BB		G3-1				L4		2B	4	0	1	1	1	1	0										
Robin Yount, R OBP: 0.340, SLG: 0.403 (1, 8)	F7			FC5-4 1B			L9		G6-3	5	0	1	0	0	0	3										
Greg Vaughn, R OBP: 0.318, SLG: 0.453 (1, 7)	P3			L7			HR		BB	3	1	1	1	1	0	3										
Dante Bichette, R OBP: 0.284, SLG: 0.371 (1, 9)			F9		FC5-4		F7		F9	4	0	0	0	0	0	2										
Jim Gantner, L OBP: 0.311, SLG: 0.354 (1, 5)			G4-3		FC5-4				2B PB	4	1	2	0	0	0	1										
Rick Dempsey, R OBP: 0.345, SLG: 0.378 Darryl Hamilton, L OBP: 0.338, SLG: 0.365 (9, PH)			E5				FC6-4		PB SF7	1	0	0	0	2	0	0										
Dale Sveum, S OBP: 0.300, SLG: 0.339 (1, 6)			K				P2		SF7	2	0	0	1	0	1	2										
Inning Stats	R: 0 E: 0 K: 0 S: 10	H: 1 LOB: 2 BB: 1 P: 20	R: 0 E: 1 K: 1 S: 10	H: 0 LOB: 1 BB: 0 P: 20	R: 0 E: 0 K: 0 S: 7	H: 0 LOB: 0 BB: 0 P: 12	R: 0 E: 0 K: 0 S: 11	H: 1 LOB: 1 BB: 0 P: 16	R: 0 E: 0 K: 1 S: 10	H: 0 LOB: 1 BB: 1 P: 19	R: 1 E: 0 K: 0 S: 7	H: 1 LOB: 0 BB: 0 P: 11	R: 0 E: 0 K: 0 S: 8	H: 1 LOB: 2 BB: 1 P: 14	R: 0 E: 0 K: 1 S: 7	H: 0 LOB: 1 BB: 1 P: 15	R: 3 E: 0 K: 0 S: 16	H: 4 LOB: 1 BB: 0 P: 26	1B: 3 2B: 4 3B: 0 HR: 1	SF: 1 SAC: 1 DP: 0 HBP: 0	WP: 0 PB: 1 SB: 0 CS: 0	PA: 40				
PITCHER	IP	WLS	BF	H	R	ER	SO	BB	IBB	HBP	BLK	WP	HR	S	P	ERA	WHIP									
Scott Aldred, L ERA: 6.11 Jerry Don Gleason, L ERA: 3.97 Dan Gakeler, R ERA: 5.62 Jeff Kaiser, L ERA: 3.86 Mike Hemerman, R ERA: 2.92	(1, 1)	6.0	W	24	3	1	1	2	2	0	0	0	0	0	55	98	1.50	0.833								
(7, 1)	0.1	3	1	0	0	0	0	1	0	0	0	0	0	5	9	0.00	6.000									
(7, 1)	1.2	6	0	0	0	1	1	0	0	0	0	0	0	10	20	0.00	0.600									
(9, 1)	0.0	1	1	1	1	0	0	0	0	0	0	0	0	3	5	=	=									
(9, 1)	1.0	6	3	2	2	0	0	0	0	0	0	0	0	13	21	18.00	3.000									

Detroit Tigers @ Milwaukee Brewers
 Milwaukee County Stadium, Milwaukee, WI
 Sat Sep 14 1991, 8:05 PM EDT
 Att: 26,644 - Cloudy - 76 F

AB 34
R 4
H 8
RBI 3
BB 4
SO 3
LOB 18



Batter	1	2	3	4	5	6	7	8	9	AB	R	H	RBI	BB	SO	LOB	TOP							
Mitt Cuyler, S OBP: 0.333, SLG: 0.337	1-0 L3 1B		2-2 G5-3			0-0 G4-3		1-1 E4 FC4-6		4	0	1	0	0	0	1								
Lou Whitaker, L OBP: 0.392, SLG: 0.491	2-1 L3 1-2		0-1 F9			1-2 G4-3		2-1 FC4-6 1-2		4	0	0	1	0	0	2								
Alan Trammell, R OBP: 0.315, SLG: 0.370	0-1 P3				1-1 G6-4-3 1B		0-1 FC6-4 1B		0-1 F9		4	0	2	0	0	1								
Cecil Fielder, R OBP: 0.343, SLG: 0.533		3-1 HR		1-0 G6-4-3 1-2		2-0 FC6-4 1-2			0-2 F8		4	1	1	1	0	2								
Mickey Tettleton, S OBP: 0.390, SLG: 0.491		4-2 BB BB		3-2 1B			2-3 K		2-1 F8		3	0	1	0	1	1	0							
Lloyd Moseby, L OBP: 0.332, SLG: 0.424		0-0 F8		1-2 F9			0-0 G3-1		3-2 1B 1B		4	1	1	0	0	2								
Dave Bergman, L OBP: 0.354, SLG: 0.370		4-1 G4-6-3 BB			0-1 G6-3		1-0 G4-1		3-2 1B 1-2 1B		3	0	1	0	1	0	0							
Shawn Hare, L OBP: 0.304, SLG: 0.444		3-2 G4-6-3			3-2 F7			1-1 P4	3-2 1-3 2-H 1B		3	0	0	0	0	2								
Scott Livingstone, L OBP: 0.387, SLG: 0.390			0-0 1B					1-1 FC4-6 1B		3	1	2	0	0	0	0								
Tony Phillips, S OBP: 0.376, SLG: 0.445									0-3 K		1	0	0	0	1	2								
Inning Stats	R: 0 E: 0 K: 0 S: 5	H: 1 LOB: 0 BB: 0 P: 8	R: 1 E: 0 K: 0 S: 11	H: 1 LOB: 1 BB: 2 P: 25	R: 0 E: 0 K: 0 S: 6	H: 1 LOB: 0 BB: 0 P: 8	R: 0 E: 0 K: 0 S: 9	H: 2 LOB: 1 BB: 0 P: 15	R: 0 E: 0 K: 0 S: 8	H: 0 LOB: 0 BB: 0 P: 11	R: 0 E: 0 K: 0 S: 7	H: 1 LOB: 1 BB: 0 P: 10	R: 0 E: 0 K: 1 S: 5	H: 0 LOB: 0 BB: 0 P: 8	R: 1 E: 1 K: 0 S: 10	H: 1 LOB: 1 BB: 0 P: 15	R: 1 E: 0 K: 1 S: 24	H: 3 LOB: 2 BB: 0 P: 35	1B: 9 2B: 1 3B: 0 HR: 1	SF: 0 SAC: 0 DP: 3 HBP: 0	WP: 0 PB: 0 SB: 0 CS: 0	PA: 36		
PITCHER	IP WLS BF H R ER SO BB IBB HBP BLK WP HR S P ERA WHIP	8.2 W 34 9 3 2 1 2 0 0 0 0 1 73 120 2.08 1.269	0.1 S 2 1 0 0 1 0 0 0 0 0 0 12 15 0.00 3.000																					

Detroit Tigers @ Milwaukee Brewers
Milwaukee County Stadium, Milwaukee, WI
Sun Sep 15 1991, 4:33 AM EDT
Att: 13,296 - Cloudy - 85 F

AB	34
R	3
H	10
RBI	3
BB	2
SO	2
LOB	12

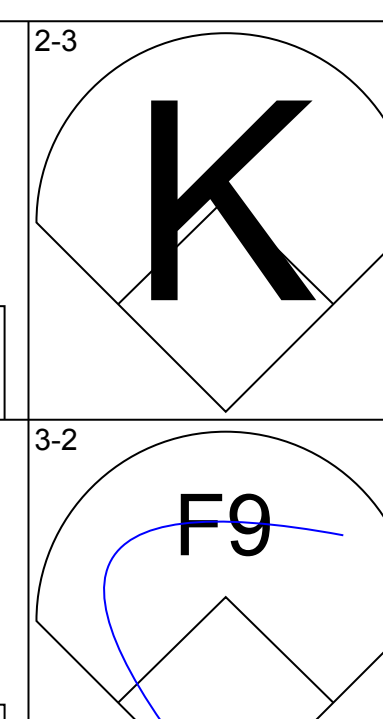
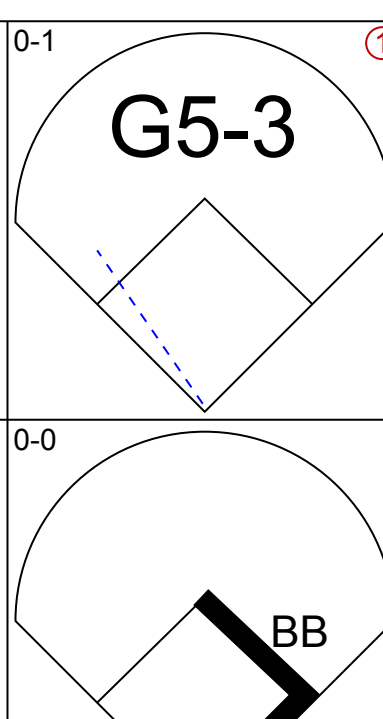
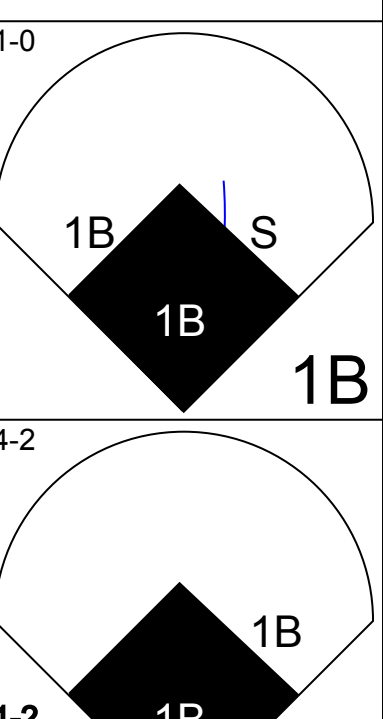
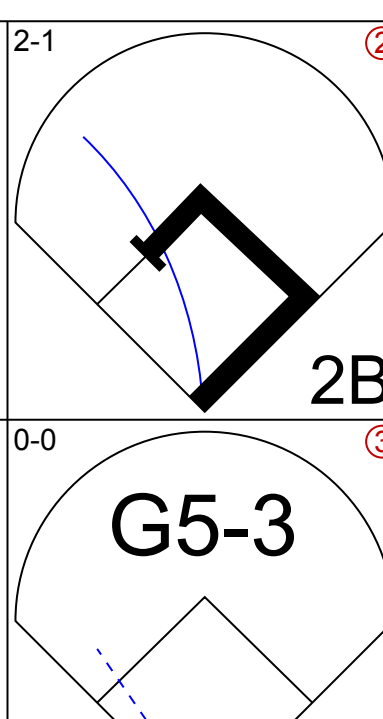
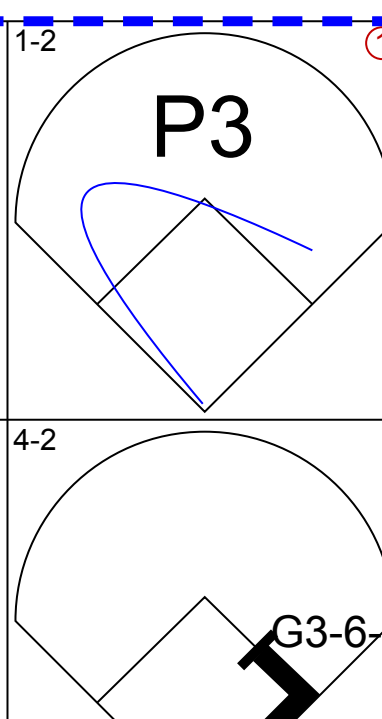
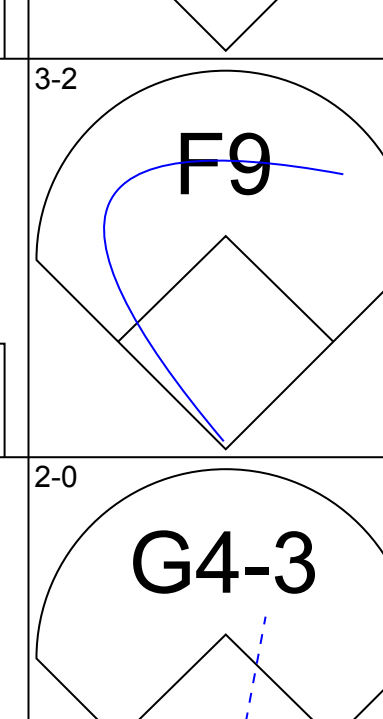
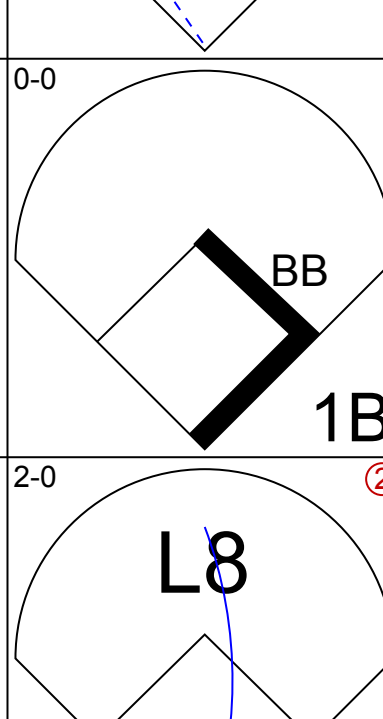
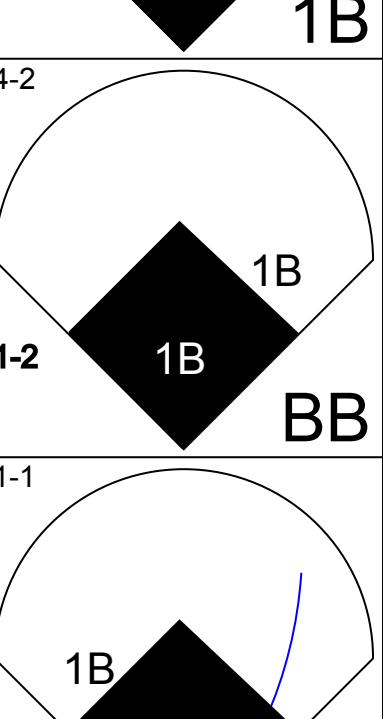
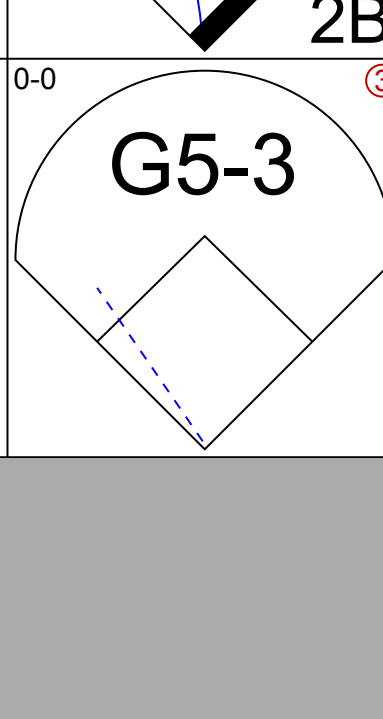
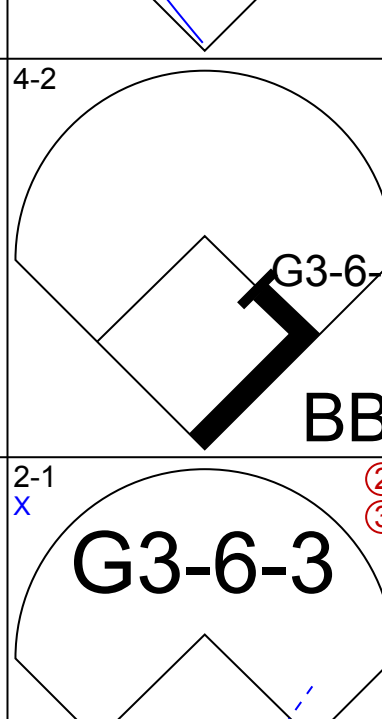
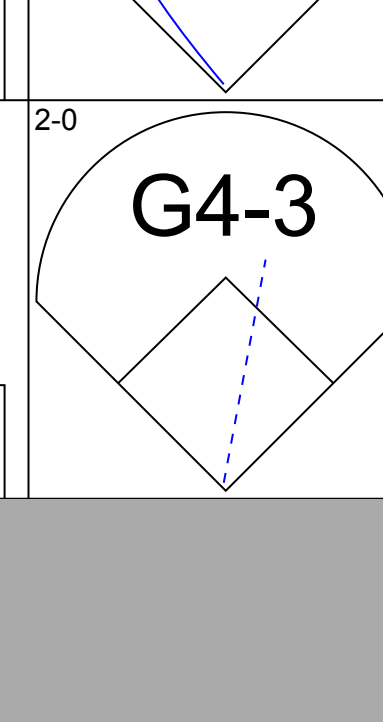
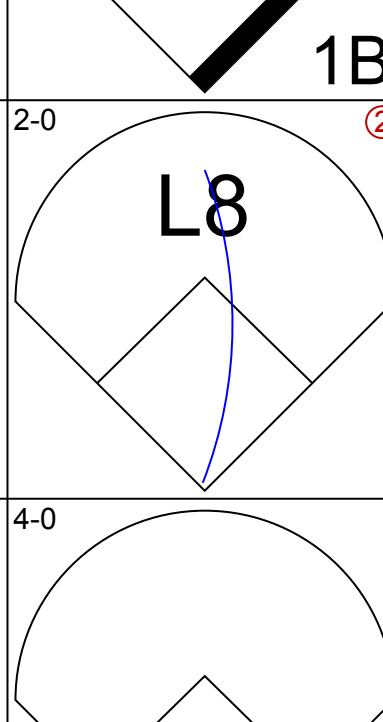
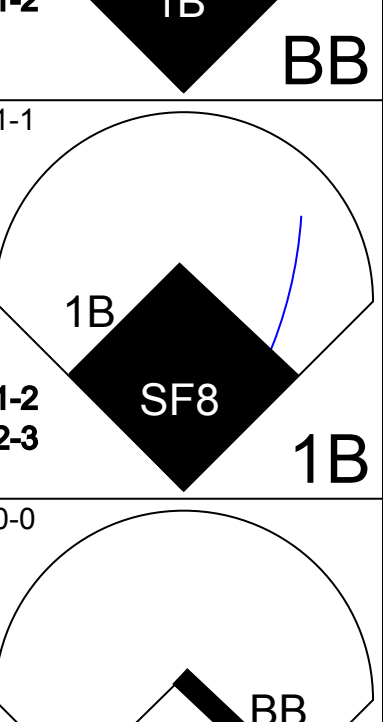
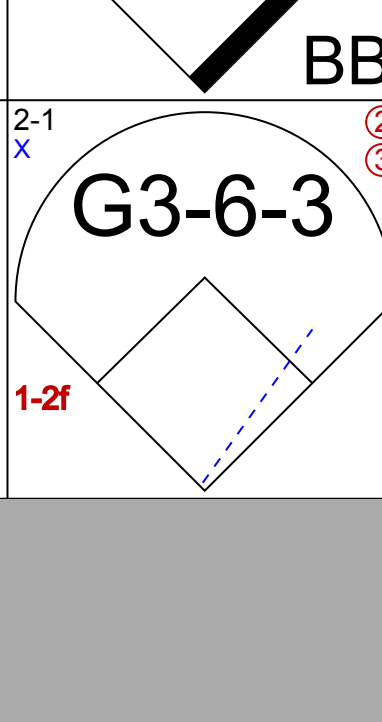
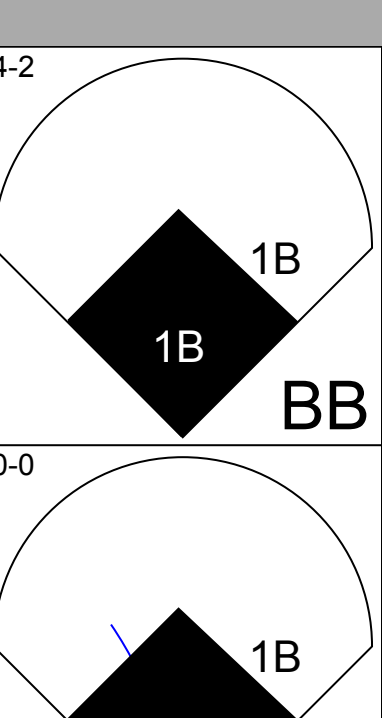
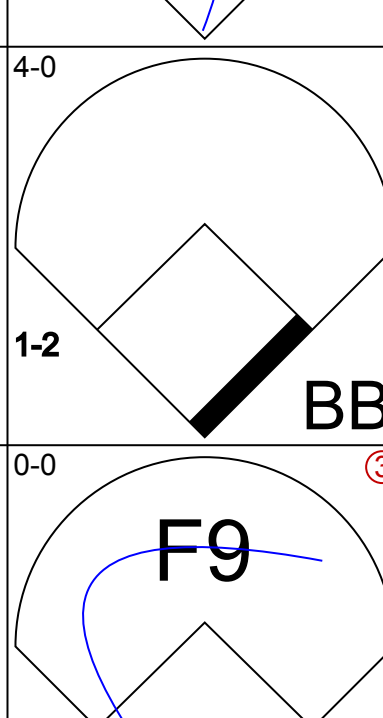
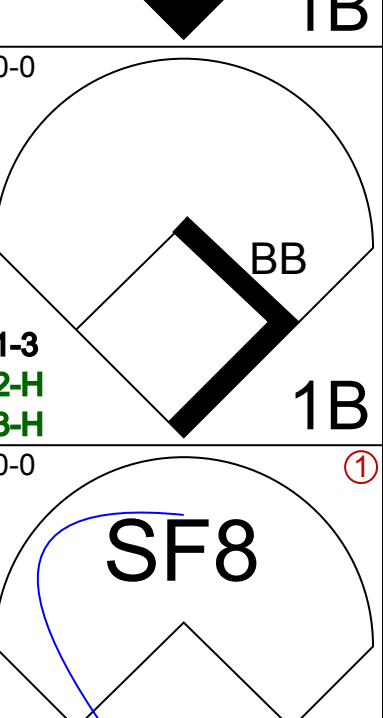


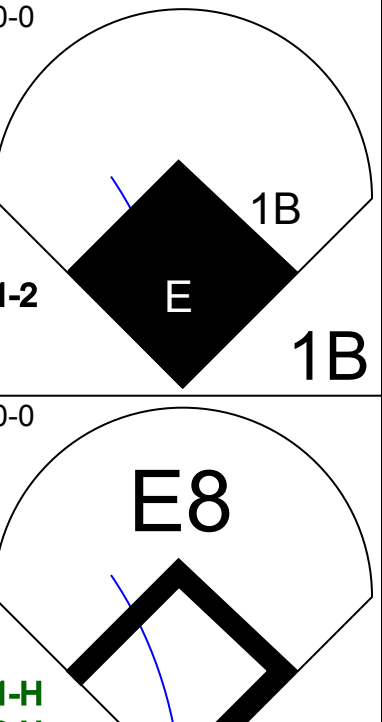
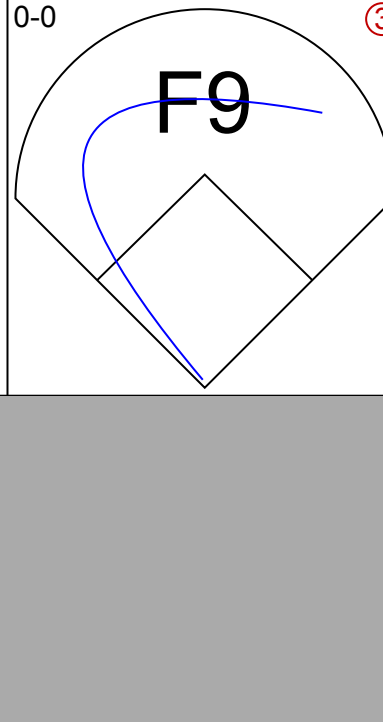
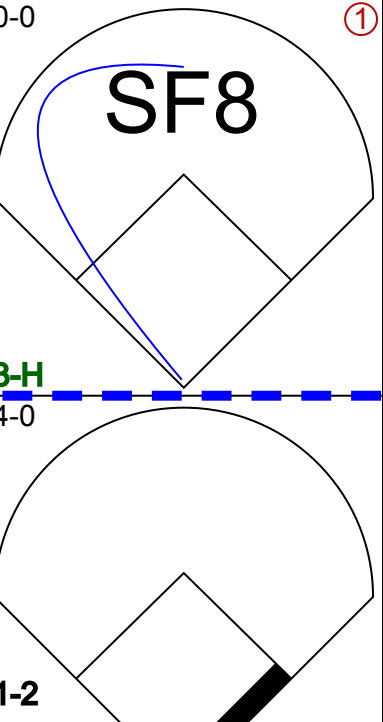


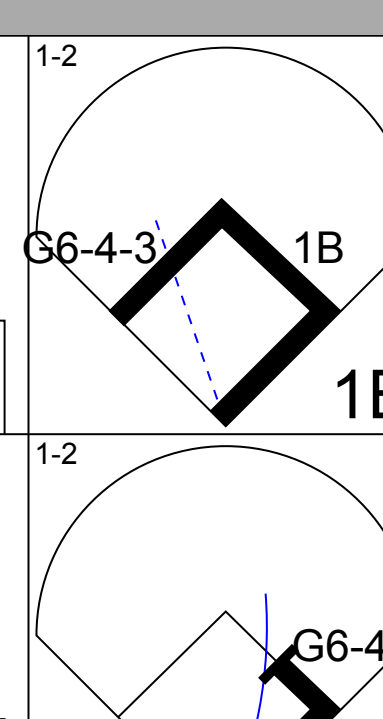



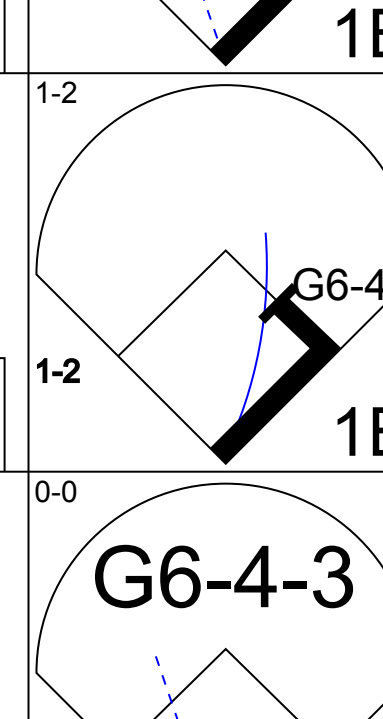



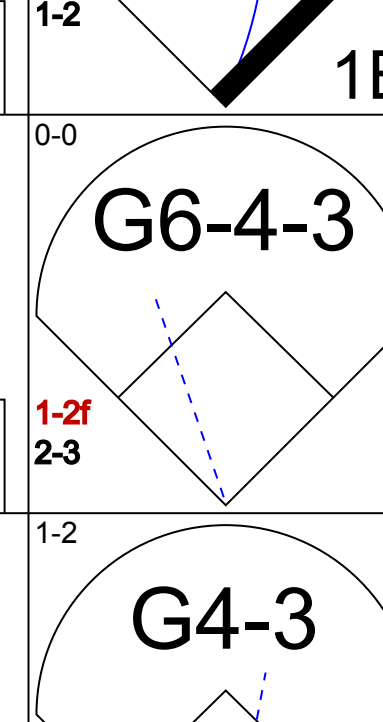



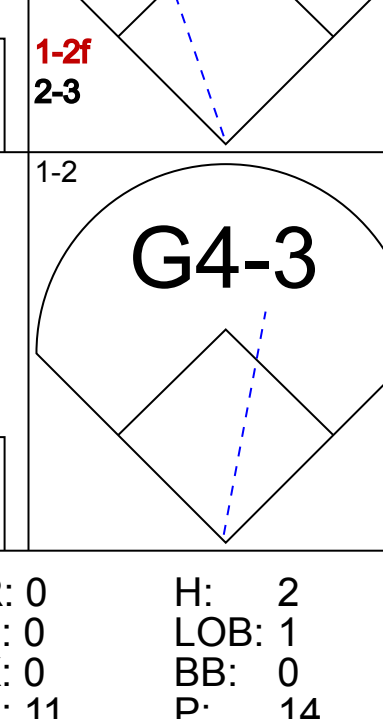
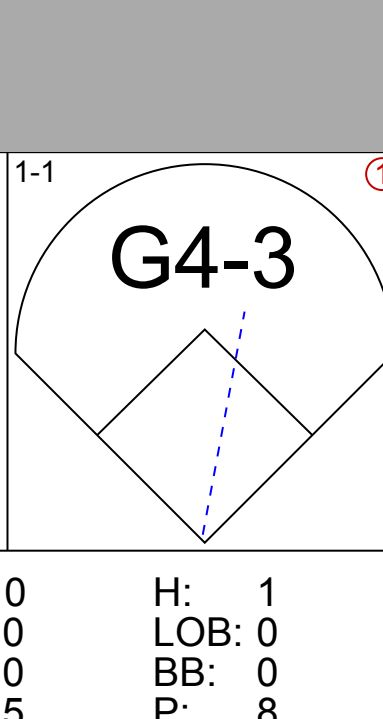



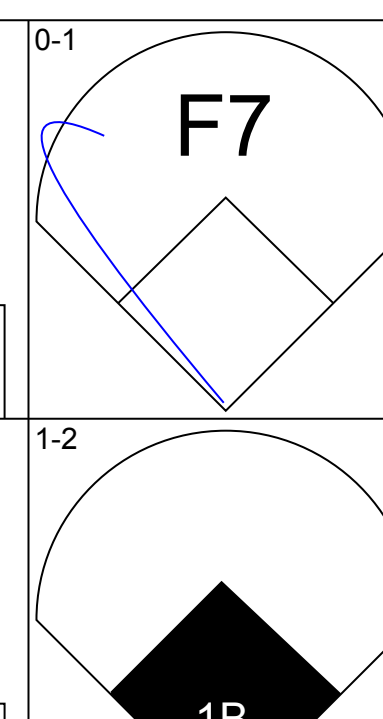
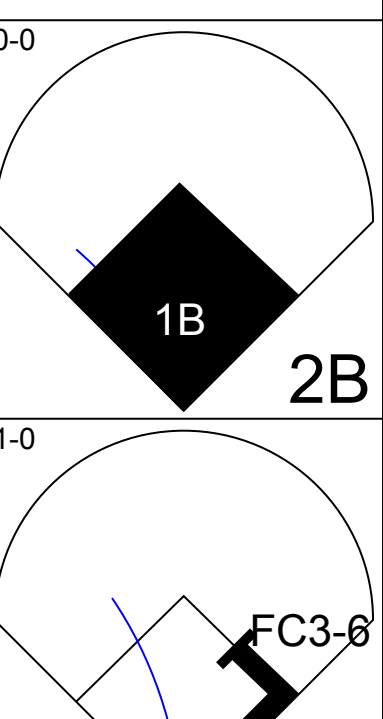
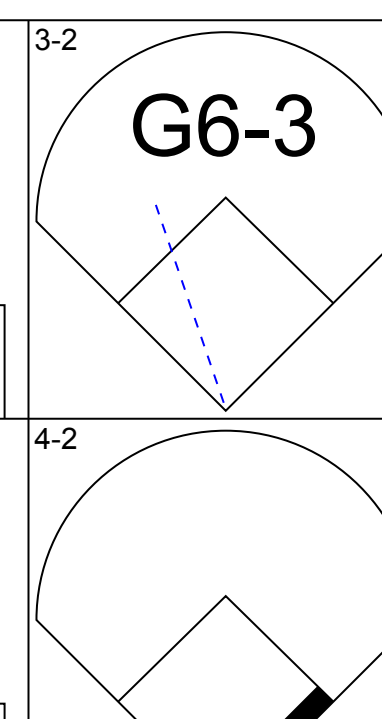
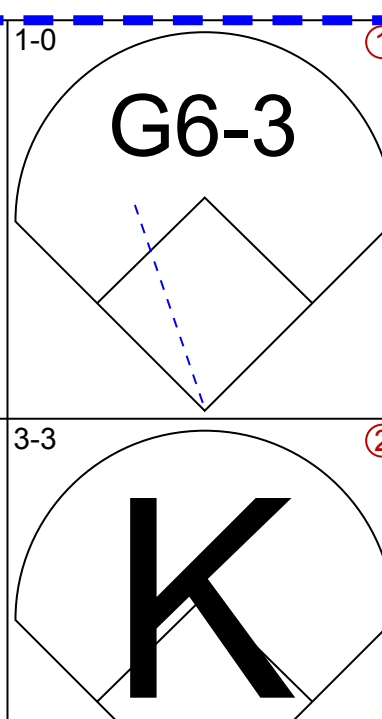
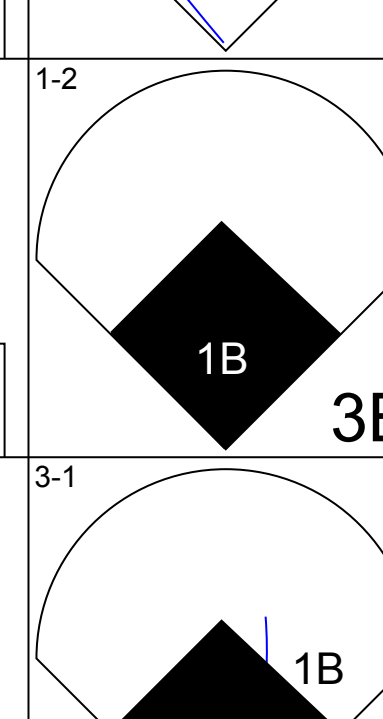
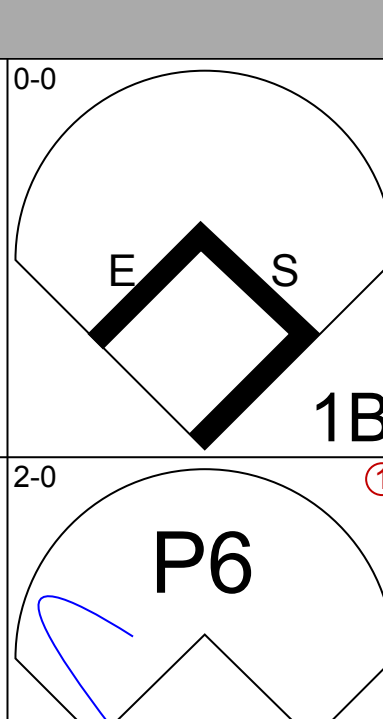
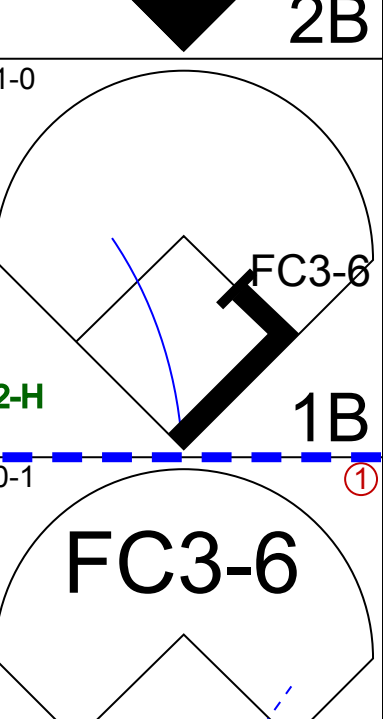
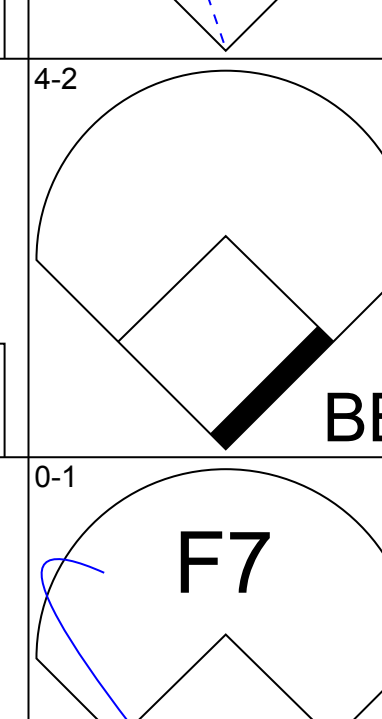
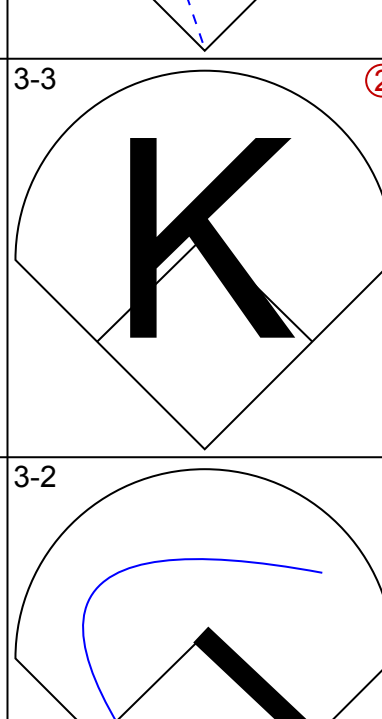
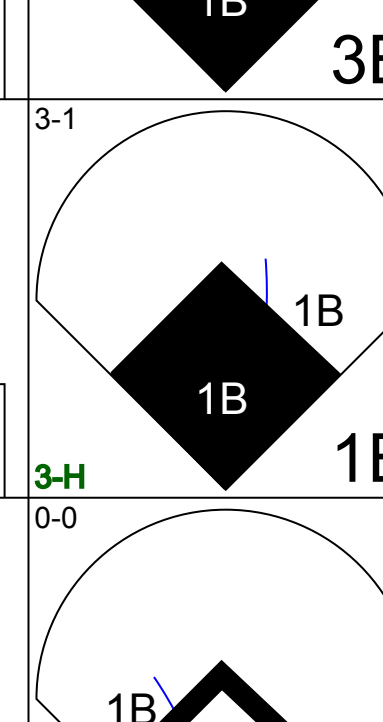
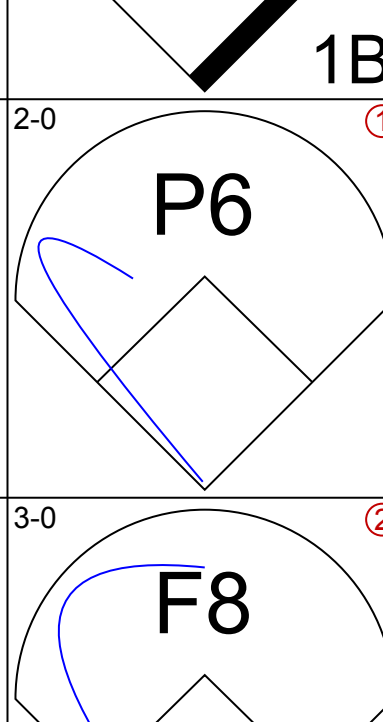
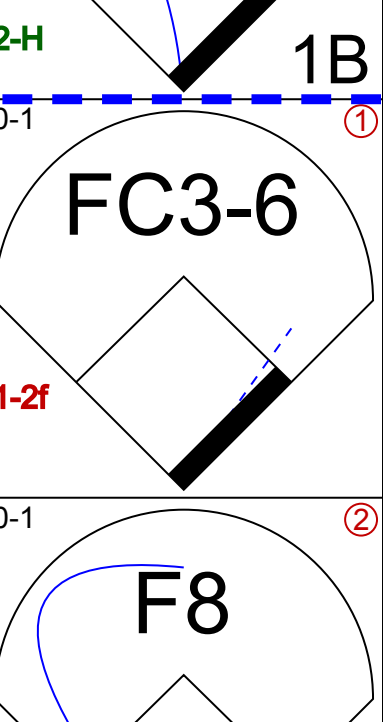
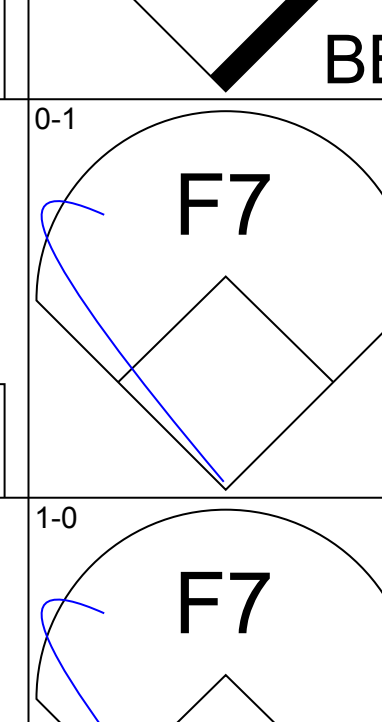
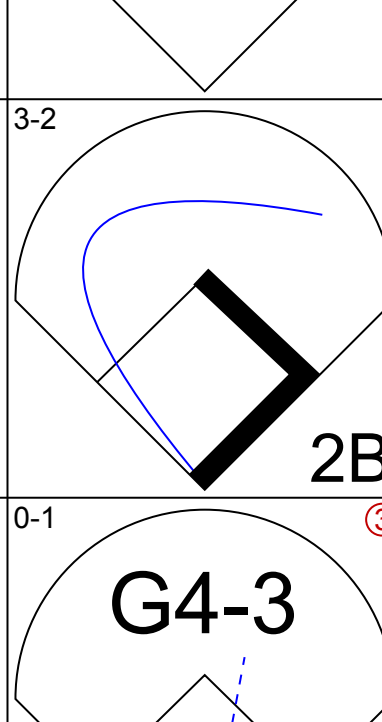
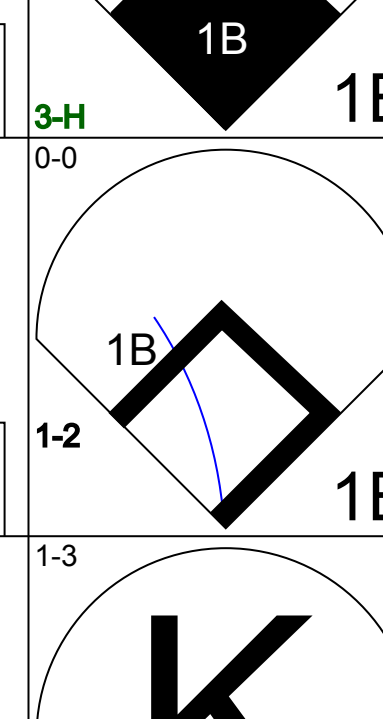
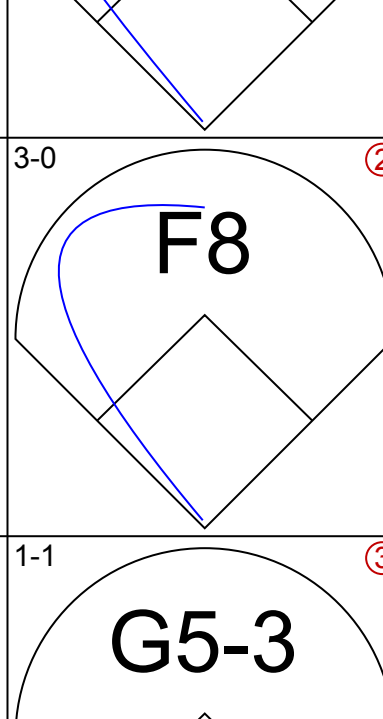
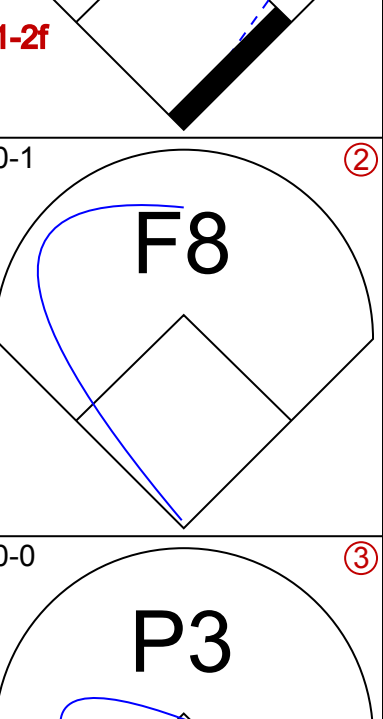
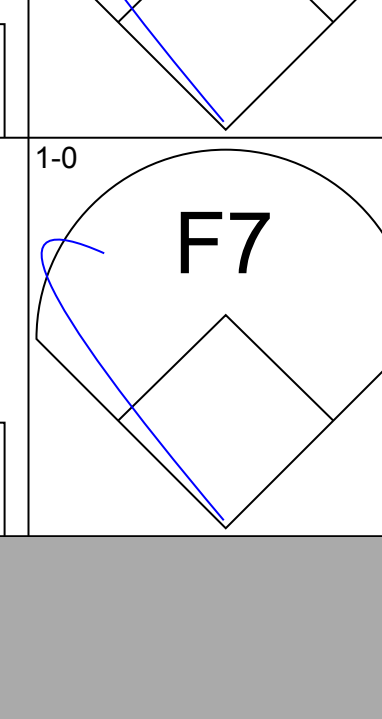
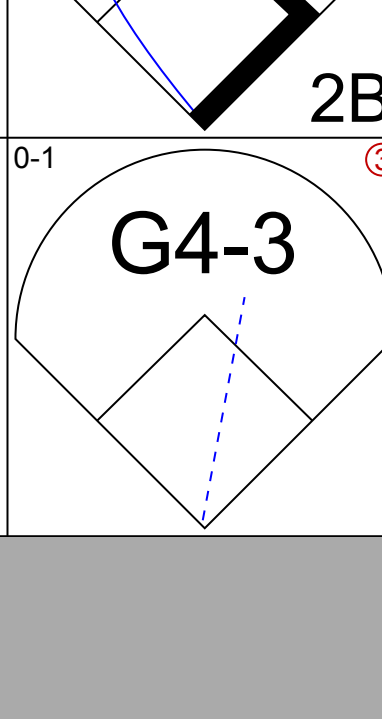
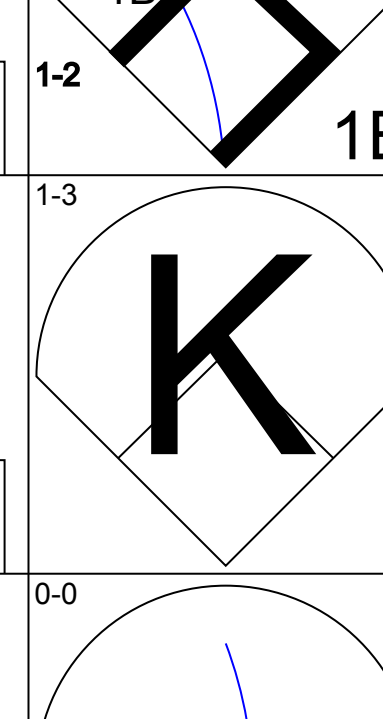
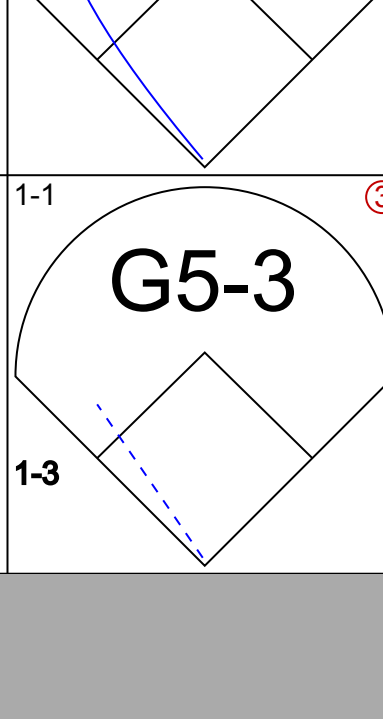
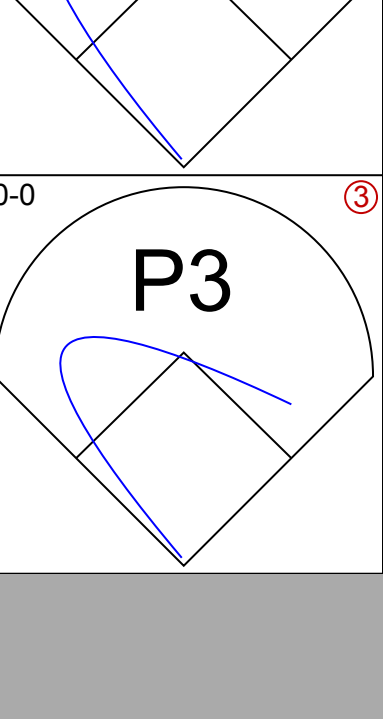

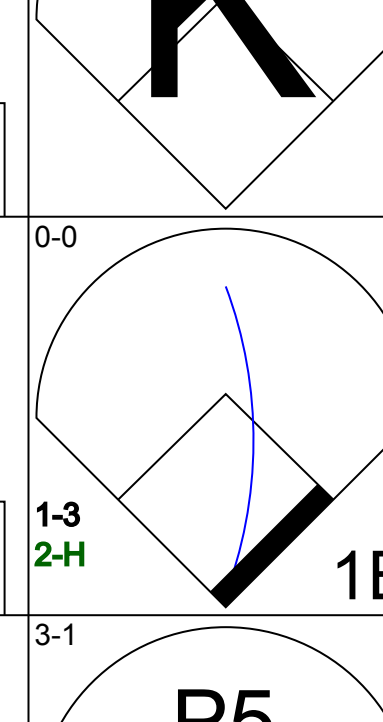
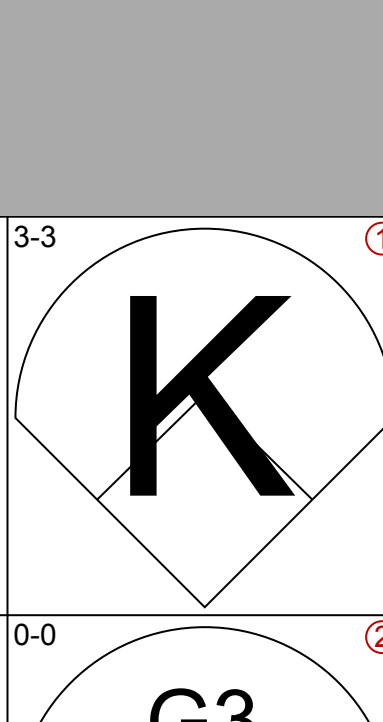


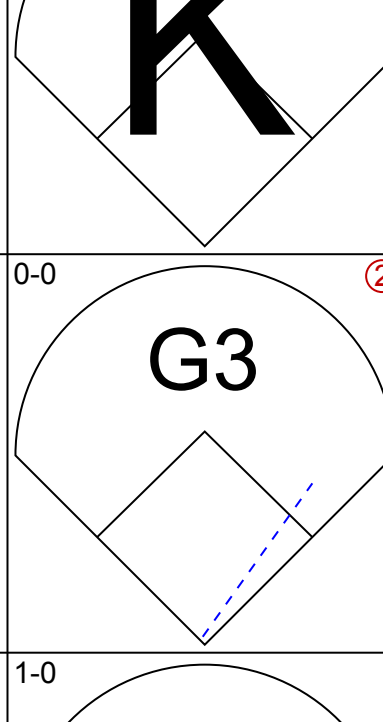



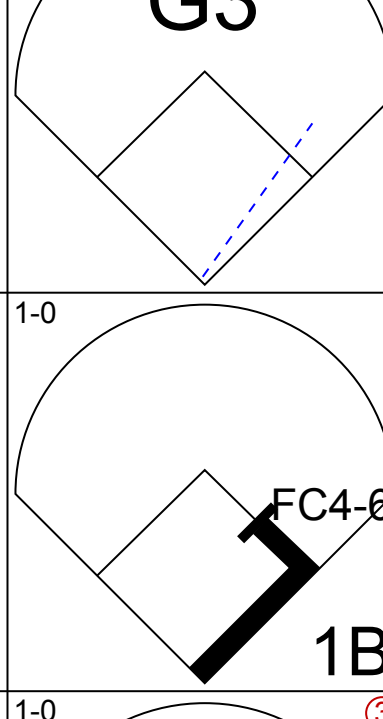



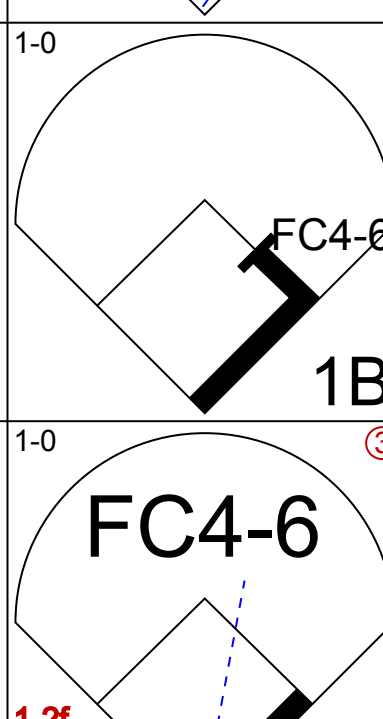

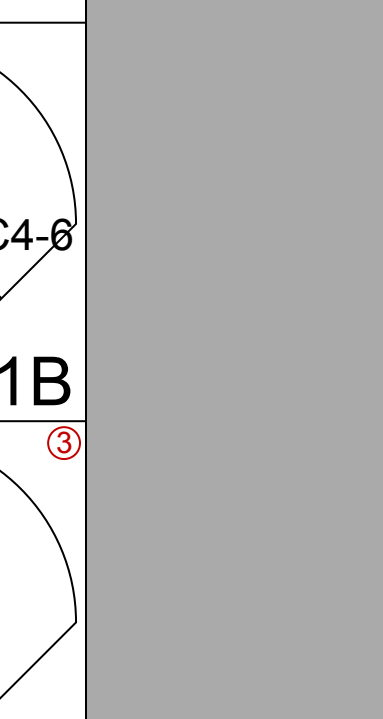


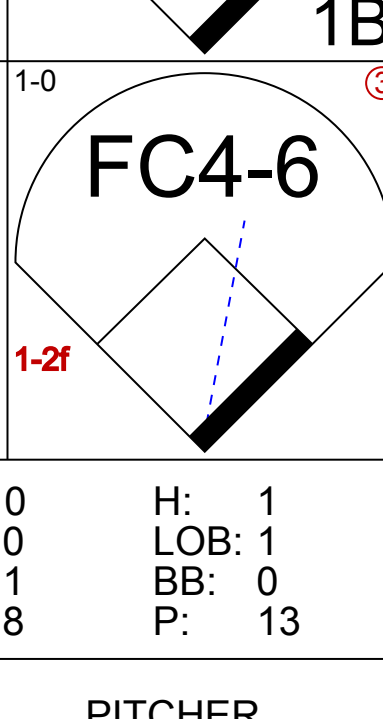

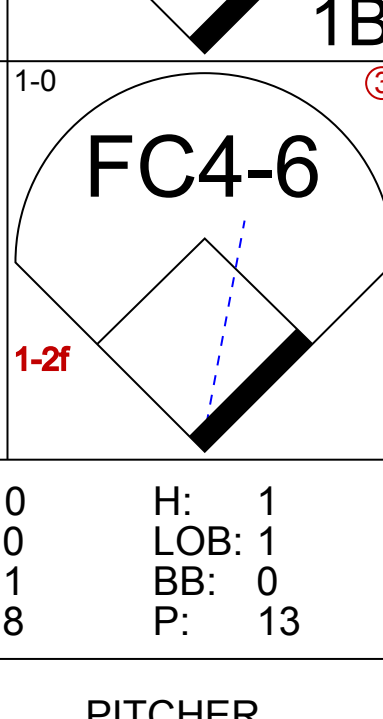


Batter	1	2	3	4	5	6	7	8	9	AB	R	H	RBI	BB	SO	LOB	BOTTOM						
Paul Molitor, R OBP: 0.400, SLG: 0.501	0-0 G6-3	1-1 F8			0-1 F8		4-1 BB 1B BB	0-0 G6-4-3		4	1	0	0	1	0	4							
Willie Randolph, R OBP: 0.422, SLG: 0.376	4-1 BB BB BB	2-2 G5-3 1-2 2-3			2-0 F8		1-2 F7			3	0	0	0	1	0	3							
B.J. Surhoff, L OBP: 0.307, SLG: 0.365	1-1 L9	1-1 G3-1			1-0 G4-3		4-1 1B SF7 BB			3	1	0	0	1	0	3							
Robin Yount, R OBP: 0.341, SLG: 0.402	4-2 BB 1-2 BB		1-0 F9			1-2 P4	0-2 FC6-4 1B			3	0	1	1	1	0	0							
Greg Vaughn, R OBP: 0.319, SLG: 0.455	4-0 1-2 2-3 BB		3-2 F7			1-0 HR 2B	1-1 SF7			2	1	1	1	1	0	0							
Dante Bichette, R OBP: 0.284, SLG: 0.378	1-2 F9		1-2 F7			1-1 HR	0-2 FC6-4			4	1	1	2	0	0	4							
Darryl Hamilton, L OBP: 0.340, SLG: 0.367		1-2 1B 2B			2-2 L5		4-0 FC5-4 BB		1-0 G4-3		3	1	1	0	1	0	0						
Dale Sveum, S OBP: 0.304, SLG: 0.342		0-0 G5-3 2-H 1B			1-3 K		0-2 FC5-4 FC4-6		1-0 1B 1B		4	0	2	1	0	1	1						
Bill Spiers, L OBP: 0.336, SLG: 0.372		1-1 G5-3 1B			2-2 G4-3		1-1 FC4-6		2-2 G6-4-3 1B		4	0	2	0	0	1							
Inning Stats	R: 0 E: 0 K: 0 S: 9	H: 0 LOB: 3 BB: 3 P: 23	R: 1 E: 0 K: 0 S: 13	H: 3 LOB: 0 BB: 0 P: 19	R: 0 E: 0 K: 1 S: 7	H: 0 LOB: 0 BB: 0 P: 12	R: 0 E: 0 K: 1 S: 11	H: 0 LOB: 0 BB: 0 P: 16	R: 0 E: 0 K: 0 S: 4	H: 0 LOB: 0 BB: 0 P: 7	R: 2 E: 0 K: 0 S: 11	H: 2 LOB: 1 BB: 1 P: 19	R: 2 E: 0 K: 0 S: 13	H: 1 LOB: 1 BB: 2 P: 23	R: 0 E: 0 K: 0 S: 6	H: 2 LOB: 1 BB: 0 P: 10	1B: 5 2B: 2 3B: 0 HR: 1	SF: 1 SAC: 0 DP: 1 HBP: 0	WP: 0 PB: 0 SB: 0 CS: 0	PA: 37			
PITCHER	IP WLS BF H R ER SO BB IBB HBP BLK WP HR S P ERA WHIP	6.0 L 27 5 3 3 3 4 0 0 0 0 0 5 55 96 4.50 1.500	0.1 3 0 2 2 0 2 0 0 0 0 0 0 5 14 54.00 6.000	0.2 3 1 0 0 0 0 0 0 0 0 0 0 8 9 0.00 1.500	1.0 4 2 0 0 0 0 0 0 0 0 0 0 6 10 0.00 2.000																		

Detroit Tigers @ Milwaukee Brewers
Milwaukee County Stadium, Milwaukee, WI
Sun Sep 15 1991, 4:33 AM EDT
Att: 13,296 - Cloudy - 85 F

AB	30
R	5
H	8
RBI	5
BB	6
SO	1
LOB	16



Batter	1	2	3	4	5	6	7	8	9	AB	R	H	RBI	BB	SO	LOB	TOP					
Paul Molitor, R OBP: 0.400, SLG: 0.502 (1, 10)										5	1	2	0	0	1	0	Milwaukee Brewers @ New York Yankees Yankee Stadium, Bronx, NY Mon Sep 16 1991, 7:05 PM EDT Att: 17,751 - Cloudy - 87 F					
Willie Randolph, R OBP: 0.424, SLG: 0.376 (1, 4)										3	1	1	0	2	0							
B.J. Surhoff, L OBP: 0.305, SLG: 0.363 (1, 2)									5	1	1	0	0	0	2							
Robin Yount, R OBP: 0.346, SLG: 0.405 (1, 8)										2	1	2	2	2	0							
Greg Vaughn, R OBP: 0.319, SLG: 0.454 (1, 7)									3	1	1	1	0	0	3							
Darryl Hamilton, L OBP: 0.344, SLG: 0.370 (1, 9)									3	0	2	1	1	0	2							
Jim Gantner, L OBP: 0.312, SLG: 0.354 (1, 5)									3	0	1	0	1	2	3							
George Canale, L (1, 3)									3	0	0	0	1	0	5							
Bill Spiers, L OBP: 0.333, SLG: 0.368 (1, 6)									4	0	0	0	0	0	3							
Inning Stats	R: 0 E: 0 K: 1 S: 7	H: 0 LOB: 0 BB: 0 P: 14	R: 2 E: 1 K: 1 S: 10	H: 2 LOB: 1 BB: 2 P: 21	R: 0 E: 0 K: 0 S: 5	H: 1 LOB: 2 BB: 1 P: 11	R: 0 E: 0 K: 0 S: 11	H: 2 LOB: 1 BB: 0 P: 14	R: 3 E: 0 K: 1 S: 13	H: 3 LOB: 2 BB: 2 P: 25	R: 0 E: 0 K: 0 S: 5	H: 1 LOB: 0 BB: 0 P: 8	R: 0 E: 1 K: 0 S: 11	H: 1 LOB: 1 BB: 0 P: 15	R: 0 E: 0 K: 0 S: 2	H: 0 LOB: 0 BB: 1 P: 7	R: 0 E: 0 K: 0 S: 10	H: 0 LOB: 0 BB: 1 P: 15	1B: 9 2B: 1 3B: 0 HR: 0	SF: 1 SAC: 0 DP: 5 HBP: 0	WP: 0 PB: 0 SB: 1 CS: 0	PA: 39
PITCHER	IP	WLS	BF	H	R	ER	SO	BB	IBB	HBP	BLK	WP	HR	S	P	ERA	WHIP					
Wade Taylor, R (1, 1) ERA: 5.87	4.1	L	23	8	5	4	2	4	0	0	0	0	0	40	73	8.31	2.769					
Lee Guetterman, L (5, 1) ERA: 3.72	3.2		13	2	0	0	1	2	0	0	0	0	0	24	42	0.00	1.091					
John Habyan, R (9, 1) ERA: 2.11	1.0		3	0	0	0	0	1	0	0	0	0	0	10	15	0.00	1.000					

Batter	1	2	3	4	5	6	7	8	9	AB	R	H	RBI	BB	SO	LOB	BOTTOM					
Steve Sax, R OBP: 0.346, SLG: 0.407 (1, 4)										5	1	1	0	0	1	0	Milwaukee Brewers @ New York Yankees Yankee Stadium, Bronx, NY Mon Sep 16 1991, 7:05 PM EDT Att: 17,751 - Cloudy - 87 F					
Bernie Williams, S OBP: 0.338, SLG: 0.352 (1, 8)										4	1	3	1	1	1	0						
Don Mattingly, L OBP: 0.346, SLG: 0.404 (1, 3)										5	1	2	1	0	0	3						
Mel Hall, L OBP: 0.331, SLG: 0.477 (1, 9)										5	0	1	0	0	0	4						
Roberto Kelly, R OBP: 0.311, SLG: 0.395 (1, 7)										4	1	1	0	0	1	4						
Matt Nokes, L OBP: 0.322, SLG: 0.506 (1, 2)										4	0	3	1	0	1	0						
Mike Humphreys, R (8, PR) OBP: 0.317, SLG: 0.152 (9, 5)										0	0	0	0	0	0	0						
Kevin Maas, L OBP: 0.329, SLG: 0.369 (1, 10)										4	0	1	1	0	0	3						
Alvaro Espinoza, R OBP: 0.287, SLG: 0.353 (1, 6)									4	0	1	0	0	2	3							
Randy Velarde, R OBP: 0.335, SLG: 0.351 (1, 5)									3	0	0	0	0	0	2							
Pat Sheridan, L (8, PH) OBP: 0.297, SLG: 0.358 (9, 2)										1	0	0	0	0	1	1						
Bob Geren, R OBP: 0.272, SLG: 0.291 (9, 2)										0	0	0	0	0	0	0						
Inning Stats	R: 2 E: 0 K: 1 S: 16	H: 4 LOB: 2 BB: 0 P: 24	R: 0 E: 0 K: 2 S: 10	H: 0 LOB: 0 BB: 0 P: 11	R: 0 E: 0 K: 0 S: 6	H: 1 LOB: 1 BB: 0 P: 11	R: 0 E: 0 K: 1 S: 12	H: 1 LOB: 1 BB: 0 P: 15	R: 1 E: 0 K: 0 S: 7	H: 2 LOB: 1 BB: 0 P: 8	R: 0 E: 0 K: 1 S: 8	H: 1 LOB: 1 BB: 0 P: 13	R: 0 E: 0 K: 0 S: 8	H: 0 LOB: 1 BB: 1 P: 16	R: 1 E: 0 K: 1 S: 9	H: 3 LOB: 1 BB: 0 P: 14	R: 0 E: 0 K: 1 S: 9	H: 1 LOB: 1 BB: 0 P: 16	1B: 10 2B: 2 3B: 1 HR: 0	SF: 0 SAC: 0 DP: 1 HBP: 0	WP: 0 PB: 0 SB: 1 CS: 0	PA: 40
PITCHER	IP	WLS	BF	H	R	ER	SO	BB	IBB	HBP	BLK	WP	HR	S	P	ERA	WHIP					
Don August, R (1, 1) ERA: 5.25	4.0		20	8	3	3	4	0	0	0	0	0	0	46	64	6.75	2.000					
Mark Lee, L (5, 1) ERA: 3.69	3.0	W	14	4	1	1	1	1	0	0	0	0	0	26	41	3.00	1.667					
Julio Machado, R (8, 1) ERA: 3.6	1.0		2	0	0	0	1	0	0	0	0	0	0	4	7	0.00	0.000					
Doug Henry, R (9, 1) ERA: 1.3	1.0	S	4	1	0	0	1	0	0	0	0	0	0	9	16	0.00	1.000					

Batter	1	2	3	4	5	6	7	8	9	AB	R	H	RBI	BB	SO	LOB	TOP			
Paul Moltzer, R OBP: 0.398, SLG: 0.498	G6-3		G5-3		L6		K			4	0	0	0	0	1	0				
Willie Randolph, R OBP: 0.425, SLG: 0.376	E5 FC5-4 1B		FC5 BB		1B		G6-3			3	0	1	0	1	0	0				
B.J. Surhoff, L OBP: 0.309, SLG: 0.365	FC5-4 1B		WP FC5 BB		1B			P2		3	1	2	0	1	0	0				
Greg Vaughn, R OBP: 0.318, SLG: 0.455	FC5-4		FC5 WP		P8			1B CS 2B		4	0	1	0	0	0	6				
Darryl Hamilton, L OBP: 0.346, SLG: 0.370	F8				K			CS 1B		3	0	1	0	1	1	4				
Dante Bichette, R OBP: 0.284, SLG: 0.376			P3		G6-3			K		4	0	1	0	0	1	4				
Jim Gantner, L OBP: 0.310, SLG: 0.351			G4-6-3 1B		G4-3		F9			4	0	0	0	0	0	1				
George Canale, L OBP: 0.308, SLG: 0.400		HR			K		G4-3			4	1	1	1	0	1	0				
Bill Spiers, L OBP: 0.329, SLG: 0.364	F8		G4-3		G4-3		G4-3			4	0	0	0	0	0	0				
Inning Stats	R: 0 E: 1 K: 0 S: 15	H: 1 LOB: 2 BB: 0 P: 24	R: 1 E: 0 K: 0 S: 7	H: 2 LOB: 0 BB: 0 P: 12	R: 1 E: 0 K: 0 S: 13	H: 0 LOB: 2 BB: 3 P: 27	R: 0 E: 0 K: 1 S: 7	H: 0 LOB: 0 BB: 0 P: 14	R: 0 E: 0 K: 1 S: 11	H: 2 LOB: 2 BB: 0 P: 17	R: 0 E: 0 K: 1 S: 8	H: 0 LOB: 0 BB: 0 P: 12	R: 0 E: 0 K: 1 S: 10	H: 2 LOB: 2 BB: 0 P: 15	R: 0 E: 0 K: 0 S: 9	H: 0 LOB: 0 BB: 0 P: 10	1B: 5 2B: 2 3B: 0 HR: 1	SF: 0 SAC: 0 DP: 2 HBP: 0	WP: 2 PB: 0 CS: 0	PA: 36
PITCHER	IP	WLS	BF	H	R	ER	SO	BB	IBB	HBP	BLK	WP	HR	S	P	ERA	WHIP			
Pascual Perez, R ERA: 3.42	6.0	L	26	5	2	2	2	3	0	0	0	1	1	58	100	3.00	1.333			
John Habyan, R ERA: 2.09	1.0		3	0	0	0	1	0	0	0	0	0	0	8	12	0.00	0.000			
Greg Cadaret, L ERA: 3.66	1.0		4	2	0	0	1	0	0	0	0	0	0	10	15	0.00	2.000			
Steve Farr, R ERA: 2.34	1.0		3	0	0	0	0	0	0	0	0	0	0	9	10	0.00	0.000			

Milwaukee Brewers @ New York Yankees
Yankee Stadium, Bronx, NY
Tue Sep 17 1991, 7:05 PM EDT
Att. 12,575 - Sunny - 84 F

AB 33
R 2
H 7
RBI 1
BB 3
SO 4
LOB 15



Batter	1	2	3	4	5	6	7	8	9	AB	R	H	RBI	BB	SO	LOB	BOTTOM			
Steve Sax, R OBP: 0.345, SLG: 0.406	FC4-6 1B		F9			K			G6-4-3	4	0	1	0	0	1	2				
Bernie Williams, S OBP: 0.333, SLG: 0.346	FC4-6 1-2		F8		F7				E3	4	0	0	0	0	0	3				
Don Mattingly, L OBP: 0.344, SLG: 0.401	F9		G6-3		G4-3				F7	4	0	0	0	0	0	2				
Mel Hall, L OBP: 0.329, SLG: 0.474	F8		F7		P2				F7	3	0	0	0	0	0	1				
Roberto Kelly, R OBP: 0.309, SLG: 0.392	G6-3		G1-3		F7					3	0	0	0	0	0	0				
Matt Nokes, L OBP: 0.320, SLG: 0.502	G4-3		G3-1		P9					3	0	0	0	0	0	0				
Kevin Maas, L OBP: 0.327, SLG: 0.367	F9		F8		G6-3					3	0	0	0	0	0	0				
Alvaro Espinoza, R OBP: 0.286, SLG: 0.351			P3		G5-3				G4-3	2	0	0	0	0	0	0				
Pat Sheridan, L OBP: 0.294, SLG: 0.355			G3							1	0	0	0	0	0	0				
Randy Velarde, R OBP: 0.335, SLG: 0.351										0	0	0	0	0	0	0				
Torey Lovullo, S OBP: 0.286, SLG: 0.118			G3							2	0	1	0	1	0	0				
Mike Humphreys, R OBP: 0.317, SLG: 0.152									G6-4-3 1B	0	0	0	0	0	0	0				
Inning Stats	R: 0 E: 0 K: 0 S: 7	H: 1 LOB: 1 BB: 0 P: 9	R: 0 E: 0 K: 0 S: 4	H: 0 LOB: 0 BB: 0 P: 6	R: 0 E: 0 K: 0 S: 6	H: 0 LOB: 0 BB: 0 P: 10	R: 0 E: 0 K: 0 S: 6	H: 0 LOB: 0 BB: 0 P: 13	R: 0 E: 0 K: 1 S: 8	H: 0 LOB: 1 BB: 1 P: 13	R: 0 E: 0 K: 0 S: 7	H: 0 LOB: 0 BB: 0 P: 11	R: 0 E: 0 K: 0 S: 6	H: 0 LOB: 0 BB: 0 P: 7	R: 0 E: 1 K: 0 S: 8	H: 1 LOB: 1 BB: 0 P: 10	1B: 2 2B: 0 3B: 0 HR: 0	SF: 0 SAC: 0 DP: 1 HBP: 0	WP: 0 PB: 0 CS: 0	PA: 30
PITCHER	IP	WLS	BF	H	R	ER	SO	BB	IBB	HBP	BLK	WP	HR	S	P	ERA	WHIP			
Chris Bosio, R ERA: 3.03	9.0	W	30	2	0	0	1	1	0	0	0	0	0	55	82	0.00	0.333			

Milwaukee Brewers @ New York Yankees
Yankee Stadium, Bronx, NY
Tue Sep 17 1991, 7:05 PM EDT
Att. 12,575 - Sunny - 84 F

AB 29
R 0
H 2
RBI 0
BB 1
SO 1
LOB 8



Batter	1	2	3	4	5	6	7	8	9	10	AB	R	H	RBI	BB	SO	LOB	TOP									
Paul Molitor, R OBP: 0.399, SLG: 0.495 (1, 3)	F7		F9			G5-3			F9		4	0	0	0	0	0	1	Milwaukee Brewers @ New York Yankees Yankee Stadium, Bronx, NY Wed Sep 18 1991, 7:05 PM EDT Att. 13,160 - Cloudy - 79 F									
Willie Randolph, R OBP: 0.425, SLG: 0.375 (1, 4)	K			G4-6-3 1B			SH1-4 BB		G6-3		3	1	1	0	1	1	0										
B.J. Surhoff, L OBP: 0.307, SLG: 0.363 (1, 10)	K			G4-6-3 1-2f			SH1-4		G4-3		3	0	0	0	0	1	1										
Greg Vaughn, R OBP: 0.318, SLG: 0.453 (1, 7)		0-1 1B		P3			G5-3			2-3 K	4	0	1	0	0	1	1										
Rick Dempsey, R OBP: 0.349, SLG: 0.382 (1, 2)		1-2 F9				G6-3				2-2 1B	4	0	2	1	0	0	0										
Daryl Hamilton, L OBP: 0.345, SLG: 0.368 (1, 8)		2-0 G4-3				G6-3				1-1 1B	4	0	1	0	0	0	0										
Dante Bichette, R OBP: 0.261, SLG: 0.372 (1, 9)			2-2 G5-3			G4-3				0-0 F9	4	0	0	0	0	0	2										
Jim Gantner, L OBP: 0.311, SLG: 0.352 (1, 5)			0-0 G5-3 1B			G5-3				0-1 G4-3	4	0	2	0	0	0	2										
Dale Sveum, S OBP: 0.300, SLG: 0.338 (1, 6)			0-1 G5-3			G5-3				1-0 F8	3	0	0	0	0	0	2										
			1-2 G5-3							1-0 F8																	
Inning Stats	R: 0 E: 0 K: 2 S: 11	H: 0 LOB: 0 BB: 0 P: 17	R: 0 E: 0 K: 0 S: 6	H: 1 LOB: 0 BB: 0 P: 9	R: 0 E: 0 K: 0 S: 7	H: 1 LOB: 1 BB: 0 P: 10	R: 0 E: 0 K: 0 S: 5	H: 1 LOB: 0 BB: 0 P: 7	R: 0 E: 0 K: 0 S: 4	H: 0 LOB: 0 BB: 0 P: 5	R: 0 E: 0 K: 0 S: 12	H: 0 LOB: 0 BB: 0 P: 15	R: 1 E: 0 K: 0 S: 9	H: 1 LOB: 1 BB: 1 P: 19	R: 0 E: 0 K: 0 S: 7	H: 1 LOB: 1 BB: 0 P: 10	R: 0 E: 0 K: 0 S: 9	H: 0 LOB: 0 BB: 0 P: 12	R: 0 E: 0 K: 1 S: 15	H: 2 LOB: 2 BB: 0 P: 20	1B: 7 2B: 0 3B: 0 HR: 0	SF: 0 SAC: 1 DP: 1 HBP: 0	WP: 0 PB: 0 SB: 0 CS: 0	PA: 35			
PITCHER	IP 8.0	WLS L	BF 27	H 5	R 1	ER 1	SO 2	BB 1	IBB 0	HBP 0	BLK 0	WP 0	HR 0	S 64	P 92	ERA 1.12	WHIP 0.750										
Jeff Johnson, L ERA: 5.64 (1, 1)																											
Steve Farr, R ERA: 2.26 (9, 1)	IP 2.0	WLS W	BF 8	H 2	R 0	ER 0	SO 1	BB 0	IBB 0	HBP 0	BLK 0	WP 0	HR 0	S 24	P 32	ERA 0.00	WHIP 1.000										

AB	33
R	1
H	7
RBI	1
BB	1
SO	3
LOB	9



Batter	1	2	3	4	5	6	7	8	9	10	AB	R	H	RBI	BB	SO	LOB	BOTTOM									
Steve Sax, R OBP: 0.345, SLG: 0.404 (1, 4)	G4-3			G4-3							3	0	0	0	1	0	1	Milwaukee Brewers @ New York Yankees Yankee Stadium, Bronx, NY Wed Sep 18 1991, 7:05 PM EDT Att. 13,160 - Cloudy - 79 F									
Bernie Williams, S OBP: 0.329, SLG: 0.341 (1, 8)	K			G4-3							4	0	0	0	0	1	2										
Don Mattingly, L OBP: 0.341, SLG: 0.398 (1, 3)	G6-3			P6							4	0	0	0	0	0	0										
Matt Nokes, L OBP: 0.319, SLG: 0.500 (1, 10)		0-1 F9				2-1 G6-4-3 1B				3-2 F7	4	0	1	0	0	0	0										
Roberto Kelly, R OBP: 0.311, SLG: 0.407 (1, 7)		0-2 F9				1-2 G6-4-3 1-2f				0-1 HR	4	2	2	2	0	0	1										
Hensley Meulens, R OBP: 0.272, SLG: 0.315 (1, 9)		3-3 K				0-0 F8				0-1 HR	3	0	0	0	0	1	0										
John Ramos, R (1, 2)			2-2 G4-3			2-1 G4-3				0-1 G6-3	3	0	0	0	0	0	0										
Alvaro Espinoza, R OBP: 0.284, SLG: 0.348 (1, 6)			1-0 G6-3			0-0 G4-3				0-1 G6-3	3	0	0	0	0	0	0										
Torey Lovullo, S OBP: 0.333, SLG: 0.200 (1, 5)			2-2 G6-3			0-1 WP 1B				3-2 S 1B	3	0	2	0	0	0	0										
Mike Humphreys, R OBP: 0.317, SLG: 0.152 (8, PR)											0	0	0	0	0	0	0										
Randy Velarde, R OBP: 0.335, SLG: 0.351 (9, 5)											0	0	0	0	0	0	0										
Inning Stats	R: 0 E: 0 K: 1 S: 6	H: 0 LOB: 0 BB: 0 P: 11	R: 0 E: 0 K: 1 S: 10	H: 0 LOB: 0 BB: 0 P: 13	R: 0 E: 0 K: 0 S: 8	H: 0 LOB: 0 BB: 0 P: 13	R: 0 E: 0 K: 0 S: 5	H: 0 LOB: 0 BB: 0 P: 9	R: 0 E: 0 K: 0 S: 6	H: 1 LOB: 0 BB: 0 P: 9	R: 0 E: 0 K: 0 S: 6	H: 1 LOB: 2 BB: 1 P: 12	R: 1 E: 0 K: 0 S: 9	H: 1 LOB: 0 BB: 0 P: 14	R: 0 E: 0 K: 0 S: 11	H: 1 LOB: 2 BB: 0 P: 16	R: 0 E: 0 K: 0 S: 7	H: 0 LOB: 0 BB: 0 P: 11	R: 1 E: 0 K: 0 S: 2	H: 1 LOB: 0 BB: 0 P: 2	1B: 3 2B: 0 3B: 0 HR: 2	SF: 0 SAC: 0 DP: 1 HBP: 0	WP: 1 PB: 0 SB: 1 CS: 0	PA: 32			
PITCHER	IP 9.0	WLS L	BF 32	H 5	R 2	ER 2	SO 2	BB 1	IBB 0	HBP 0	BLK 0	WP 1	HR 2	S 70	P 110	ERA 2.00	WHIP 0.667										
Jaime Navarro, R ERA: 3.93 (1, 1)																											

AB	31
R	2
H	5
RBI	2
BB	1
SO	2
LOB	4



Batter	1	2	3	4	5	6	7	8	9	AB	R	H	RBI	BB	SO	LOB	TOP								
Paul Moltzer, R (1, 3) George Canale, L (9, FR) OBP: 0.396, SLG: 0.491 OBP: 0.375, SLG: 0.364	L4		G5-3		F9		L8			3	1	0	0	2	0	1									
Willie Randolph, R (1, 4) OBP: 0.432, SLG: 0.379	BB		K		BB		F9		BB	5	1	3	3	0	1	1									
Robin Yount, R (1, 8) OBP: 0.342, SLG: 0.400	F9			E5	F9		L9		K	5	0	0	0	0	1	6									
Greg Vaughn, R (1, 7) OBP: 0.322, SLG: 0.455	BB			BB	E7			L8		2	0	1	1	2	0	0									
Rick Dempsey, R (1, 2) OBP: 0.346, SLG: 0.373	K			F9	G6-3			FC5-4	BB	3	0	0	0	1	1	5									
Dante Bichette, R (1, 9) OBP: 0.259, SLG: 0.369		K		G6-4-3				FC5-4	CS	4	0	0	0	0	2	3									
Jim Gantner, L (1, 5) OBP: 0.310, SLG: 0.350	G3				SH3-4	BB	L8	CS	G3	4	1	1	0	0	0	0									
Tim McIntosh, R (1, 10) Jim Olander, R (9, FR) OBP: 0.500, SLG: 0.750	L8				BB		F8		BB	4	1	2	0	0	0	0									
Dale Sveum, S (1, 6) OBP: 0.300, SLG: 0.338			G6-3		SH3-4				K2-3	3	0	1	0	0	1	1									
Inning Stats	R: 0 E: 0 K: 1 S: 11	H: 1 LOB: 2 BB: 1 P: 23	R: 0 E: 0 K: 1 S: 11	H: 0 LOB: 0 BB: 0 P: 18	R: 0 E: 0 K: 1 S: 9	H: 0 LOB: 0 BB: 0 P: 16	R: 0 E: 1 K: 0 S: 8	H: 0 LOB: 1 BB: 1 P: 14	R: 4 E: 0 K: 1 S: 10	H: 4 LOB: 1 BB: 0 P: 19	R: 0 E: 0 K: 0 S: 6	H: 0 LOB: 1 BB: 0 P: 10	R: 0 E: 0 K: 0 S: 11	H: 1 LOB: 1 BB: 0 P: 15	R: 0 E: 0 K: 0 S: 8	H: 0 LOB: 0 BB: 1 P: 15	R: 1 E: 0 K: 2 S: 14	H: 2 LOB: 2 BB: 1 P: 24	1B: 6 2B: 2 3B: 0 HR: 0	SF: 0 SAC: 1 DP: 1 HBP: 0	WP: 0 PB: 0 SB: 0 CS: 1	PA: 40			
PITCHER	IP	WLS	BF	H	R	ER	SO	BB	IBB	HBP	BLK	WP	HR	S	P	ERA	WHIP								
Frank Tanana, L (1, 1) ERA: 3.81	8.2	L	38	8	5	4	5	5	0	0	0	0	0	85	151	4.15	1.500								
Mike Henneman, R (9, 1) ERA: 2.91	0.1		1	0	0	0	1	0	0	0	0	0	0	3	3	0.00	0.000								

Milwaukee Brewers @ Detroit Tigers
Tiger Stadium, Detroit, MI
Sat Sep 21 1991, 7:05 PM EDT
Att: 18,317 - Sunny - 61 F

AB 33
R 5
H 8
RBI 4
BB 5
SO 6
LOB 17



Batter	1	2	3	4	5	6	7	8	9	AB	R	H	RBI	BB	SO	LOB	BOTTOM								
Tony Phillips, S (1, 9) OBP: 0.376, SLG: 0.447	G5-3		E			G4-3		G6-3		3	0	0	0	1	0	0									
Lou Whitaker, L (1, 4) OBP: 0.390, SLG: 0.482	HR		G3			G1		F9		3	1	0	0	1	0	1									
Alan Trammell, R (1, 6) OBP: 0.316, SLG: 0.384	K		L1			2B		K		4	0	1	0	0	2	2									
Cecil Fielder, R (1, 3) OBP: 0.341, SLG: 0.531	HR			K				F9		4	1	1	2	0	2	1									
Mickey Tettleton, S (1, 2) OBP: 0.385, SLG: 0.480	F8			G4-3		G3		G3-1	BB	3	0	0	0	1	0	0									
Lloyd Moseby, L (1, 7) OBP: 0.320, SLG: 0.405			K		G4-3		K	G3-1		4	0	0	0	0	2	1									
Travis Fryman, R (1, 5) OBP: 0.306, SLG: 0.449		K			L6		E	P3		4	0	1	0	0	1	1									
Pete Incaviglia, R (1, 10) Dave Bergman, L (7, PH) Johnny Paredes, R (7, FR) OBP: 0.287, SLG: 0.339 OBP: 0.352, SLG: 0.368 OBP: 0.444, SLG: 0.444		K			K		E4			2	0	0	0	0	2	0									
Mitt Cuyler, S (1, 8) OBP: 0.329, SLG: 0.333			G1-3		G3-1		K			1	0	0	0	0	0	1									
										0	0	0	0	0	0	0									
Inning Stats	R: 2 E: 0 K: 1 S: 13	H: 1 LOB: 0 BB: 1 P: 20	R: 0 E: 0 K: 3 S: 10	H: 0 LOB: 0 BB: 0 P: 16	R: 0 E: 1 K: 0 S: 7	H: 0 LOB: 1 BB: 1 P: 17	R: 0 E: 0 K: 1 S: 6	H: 0 LOB: 0 BB: 0 P: 9	R: 0 E: 0 K: 1 S: 7	H: 0 LOB: 0 BB: 0 P: 10	R: 0 E: 0 K: 1 S: 9	H: 1 LOB: 1 BB: 0 P: 15	R: 0 E: 1 K: 2 S: 15	H: 1 LOB: 2 BB: 0 P: 23	R: 0 E: 0 K: 1 S: 10	H: 0 LOB: 0 BB: 0 P: 14	R: 0 E: 0 K: 0 S: 6	H: 0 LOB: 1 BB: 1 P: 14	1B: 1 2B: 1 3B: 0 HR: 1	SF: 0 SAC: 0 DP: 0 HBP: 0	WP: 0 PB: 0 SB: 0 CS: 0	PA: 34			
PITCHER	IP	WLS	BF	H	R	ER	SO	BB	IBB	HBP	BLK	WP	HR	S	P	ERA	WHIP								
Bill Wegman, R (1, 1) ERA: 3.05	8.0	W	30	3	2	2	10	2	0	0	0	0	0	77	124	2.25	0.625								
Doug Henry, R (9, 1) ERA: 1.21	1.0	S	4	0	0	0	0	1	0	0	0	0	0	6	14	0.00	1.000								

Milwaukee Brewers @ Detroit Tigers
Tiger Stadium, Detroit, MI
Sat Sep 21 1991, 7:05 PM EDT
Att: 18,317 - Sunny - 61 F

AB 31
R 2
H 3
RBI 2
BB 3
SO 10
LOB 9



Batter	1	2	3	4	5	6	7	8	9	AB	R	H	RBI	BB	SO	LOB	TOP						
Steve Sax, R OBP: 0.344, SLG: 0.406										5	3	3	0	0	1	1	New York Yankees @ Milwaukee Brewers Milwaukee County Stadium, Milwaukee, WI Mon Sep 23 1991, 8:05 PM EDT Att: 8,193 - Cloudy - 56 F						
Don Mattingly, L OBP: 0.338, SLG: 0.391										5	0	2	1	0	0	5							
Roberto Kelly, R OBP: 0.314, SLG: 0.409										4	1	3	4	1	0	1							
Mel Hall, L OBP: 0.328, SLG: 0.468										4	1	0	0	1	0	5							
Matt Nokes, L OBP: 0.318, SLG: 0.499										4	1	1	4	1	1	1							
Jim Leyritz, R OBP: 0.292, SLG: 0.196										4	0	0	0	0	0	2							
Torey Lovullo, S OBP: 0.320, SLG: 0.190										1	0	0	0	0	0	0							
Kevin Maas, L OBP: 0.330, SLG: 0.366										4	0	1	0	1	3	0		New York Yankees @ Milwaukee Brewers Milwaukee County Stadium, Milwaukee, WI Mon Sep 23 1991, 8:05 PM EDT Att: 8,193 - Cloudy - 56 F					
Mike Humphreys, R OBP: 0.317, SLG: 0.152										0	0	0	0	0	0	0							
Alvaro Espinoza, R OBP: 0.287, SLG: 0.348										5	1	1	0	0	3	2							
Bernie Williams, S OBP: 0.336, SLG: 0.341										1	2	0	0	3	0	0							
Inning Stats	R: 1 E: 0 K: 0 S: 10	H: 2 LOB: 2 BB: 1 P: 18	R: 0 E: 0 K: 1 S: 11	H: 0 LOB: 0 BB: 1 P: 16	R: 0 E: 0 K: 1 S: 5	H: 1 LOB: 0 BB: 0 P: 8	R: 0 E: 0 K: 1 S: 7	H: 0 LOB: 0 BB: 0 P: 13	R: 3 E: 0 K: 0 S: 11	H: 3 LOB: 1 BB: 1 P: 17	R: 0 E: 0 K: 2 S: 10	H: 0 LOB: 0 BB: 0 P: 16	R: 5 E: 0 K: 1 S: 16	H: 4 LOB: 1 BB: 2 P: 36	R: 0 E: 1 K: 2 S: 10	H: 1 LOB: 2 BB: 1 P: 21	R: 0 E: 1 K: 2 S: 8		H: 0 LOB: 2 BB: 1 P: 17	1B: 10 2B: 0 3B: 0 HR: 1	SF: 0 SAC: 0 DP: 1 HBP: 0	WP: 0 PB: 0 SB: 1 CS: 1	PA: 44
PITCHER	IP	WLS	BF	H	R	ER	SO	BB	IBB	HBP	BLK	WP	HR	S	P	ERA	WHIP						
Jaime Navarro, R ERA: 4.07	(1, 1)	6.0		28	7	6	6	4	4	0	0	0	0	0	56	95	9.00		1.833				
Mark Lee, L ERA: 4.06	(7, 1)	0.2	L	6	3	3	3	0	1	0	0	0	0	1	11	25	40.50		6.000				
Julio Machado, R ERA: 3.71	(7, 1)	2.1		10	1	0	0	4	2	0	0	0	0	0	21	42	0.00		1.286				
Batter	1	2	3	4	5	6	7	8	9	AB	R	H	RBI	BB	SO	LOB	BOTTOM						
Paul Molitor, R OBP: 0.399, SLG: 0.500										6	3	4	4	0	0	3	New York Yankees @ Milwaukee Brewers Milwaukee County Stadium, Milwaukee, WI Mon Sep 23 1991, 8:05 PM EDT Att: 8,193 - Cloudy - 56 F						
Willie Randolph, R OBP: 0.425, SLG: 0.376										5	0	2	2	0	1	2							
Robin Yount, R OBP: 0.338, SLG: 0.394										5	0	0	1	0	1	4							
Greg Vaughn, R OBP: 0.319, SLG: 0.449										5	0	0	0	0	2	3							
Rick Dempsey, R OBP: 0.346, SLG: 0.368										2	1	0	0	1	2	0							
B.J. Surhoff, L OBP: 0.314, SLG: 0.369										1	0	0	0	1	0	2							
Jim Olander, R										4	0	0	0	1	3	2							
Jim Gantner, L OBP: 0.311, SLG: 0.350										5	1	3	0	0	0	1							
Tim McIntosh, R OBP: 0.444, SLG: 0.889										5	1	2	1	0	3	5							
Bill Spliers, L OBP: 0.325, SLG: 0.381										0	0	0	0	0	0	0							
Dale Sveum, S OBP: 0.310, SLG: 0.343										2	2	1	0	3	0	0							
Inning Stats	R: 1 E: 0 K: 1 S: 9	H: 1 LOB: 0 BB: 0 P: 17	R: 4 E: 0 K: 3 S: 19	H: 3 LOB: 2 BB: 2 P: 32	R: 0 E: 0 K: 1 S: 11	H: 0 LOB: 1 BB: 1 P: 18	R: 2 E: 0 K: 1 S: 17	H: 3 LOB: 1 BB: 0 P: 21	R: 0 E: 0 K: 2 S: 11	H: 1 LOB: 1 BB: 0 P: 17	R: 0 E: 0 K: 1 S: 11	H: 0 LOB: 1 BB: 1 P: 21	R: 0 E: 1 K: 2 S: 14	H: 1 LOB: 2 BB: 1 P: 23	R: 1 E: 1 K: 0 S: 16	H: 2 LOB: 2 BB: 0 P: 21	R: 0 E: 0 K: 1 S: 12	H: 1 LOB: 2 BB: 1 P: 20	1B: 8 2B: 1 3B: 1 HR: 2	SF: 0 SAC: 0 DP: 0 HBP: 0	WP: 0 PB: 0 SB: 0 CS: 0	PA: 46	
PITCHER	IP	WLS	BF	H	R	ER	SO	BB	IBB	HBP	BLK	WP	HR	S	P	ERA	WHIP						
Jeff Johnson, L ERA: 6.04	(1, 1)	3.0		19	7	7	7	5	3	0	0	0	0	0	36	56	21.00	3.333					
Rich Monteleone, R ERA: 3.35	(4, 1)	3.1	W	12	1	0	0	4	1	0	0	0	0	0	36	56	0.00	0.600					
Greg Cadaret, L ERA: 3.62	(7, 1)	0.2		4	1	0	0	2	1	0	0	0	0	0	11	19	0.00	3.000					
John Habyan, R ERA: 2.25	(8, 1)	0.2		5	2	1	1	0	0	0	0	0	0	0	14	19	13.50	3.000					
Lee Guetterman, L ERA: 3.82	(8, 1)	1.0		4	1	0	0	1	0	0	0	0	0	0	10	13	0.00	1.000					
Batter	1	2	3	4	5	6	7	8	9	AB	R	H	RBI	BB	SO	LOB							
Steve Farr, R ERA: 2.18	(9, 1)	0.1		2	0	0	0	0	0	0	0	0	0	0	0	0	0.00	3.000					

Batter	1	2	3	4	5	6	7	8	9	AB	R	H	RBI	BB	SO	LOB	TOP					
Steve Sax, R OBP: 0.346, SLG: 0.408 (1, 4)	P3		S 1B		E5 2B	FC6-5 1B		2B 1B		5	0	3	0	0	0	1	New York Yankees @ Milwaukee Brewers Milwaukee County Stadium, Milwaukee, WI Tue Sep 24 1991, 8:05 PM EDT Att: 9,378 - Cloudy - 50 F livebaseballscorecards.com					
Don Mattingly, L OBP: 0.335, SLG: 0.387 (1, 10)	F7		F8		F7	FC6-5 FC6-4		L6		5	0	0	1	0	0	7						
Roberto Kelly, R OBP: 0.319, SLG: 0.416 (1, 7)			BB		BB	FC6-4				3	0	2	1	2	0	2						
Mel Hall, L OBP: 0.327, SLG: 0.467 (1, 9)	G3		F7		F9			F7		5	1	1	0	0	0	8						
Matt Nokes, L OBP: 0.314, SLG: 0.493 (1, 2)					G4-1	P6		G3		5	0	0	0	0	2	3						
Torey Lovullo, S OBP: 0.300, SLG: 0.192 (1, 5)	L9				G3-1			F8		5	0	1	1	0	1	0						
Kevin Maas, L OBP: 0.330, SLG: 0.373 (1, 3)								G3-1		5	1	2	1	0	1	1						
Alvaro Espinoza, R OBP: 0.288, SLG: 0.348 (7, PH)					F9	G4-3		L9		3	1	1	0	0	0	1						
Pat Sheridan, L OBP: 0.292, SLG: 0.352 (7, PH)										1	0	0	0	0	0	1						
Randy Velarde, R OBP: 0.330, SLG: 0.341 (7, 6)										0	0	0	0	0	0	0						
Bernie Williams, S OBP: 0.342, SLG: 0.347 (1, 8)										4	1	3	0	0	0	0						
Inning Stats	R: 0 E: 0 K: 0 S: 5	H: 0 LOB: 1 BB: 1 P: 12	R: 0 E: 0 K: 1 S: 9	H: 0 LOB: 0 BB: 0 P: 16	R: 0 E: 0 K: 0 S: 13	H: 2 LOB: 3 BB: 1 P: 24	R: 0 E: 0 K: 0 S: 9	H: 1 LOB: 1 BB: 0 P: 11	R: 1 E: 1 K: 0 S: 14	H: 2 LOB: 2 BB: 0 P: 23	R: 2 E: 0 K: 0 S: 15	H: 4 LOB: 2 BB: 0 P: 24	R: 1 E: 0 K: 0 S: 9	H: 2 LOB: 1 BB: 0 P: 14	R: 0 E: 0 K: 3 S: 10	H: 2 LOB: 2 BB: 0 P: 14	R: 0 E: 0 K: 3 S: 12	H: 0 LOB: 0 BB: 0 P: 19	1B: 9 2B: 3 3B: 0 HR: 1	SF: 0 SAC: 0 DP: 0 HBP: 0	WP: 0 PB: 0 SB: 1 CS: 0	PA: 43
PITCHER	IP WLS BF H R ER SO BB IBB HBP BLK WP HR S P ERA WHIP																					
21 Cal Eldred, R ERA: 5.06 (1, 1)	5.1 W 26 7 3 3 1 2 0 0 0 0 0 1 55 95 5.06 1.688																					
Chuck Cmm, R ERA: 4.53 (6, 1)	1.2 9 4 1 1 0 0 0 0 0 0 0 0 19 29 5.40 2.400																					
Ed Nunez, R ERA: 6.04 (8, 1)	0.2 4 2 0 0 0 0 0 0 0 0 0 0 8 11 0.00 3.000																					
Doug Henry, R ERA: 1.16 (8, 1)	1.1 S 4 0 0 0 3 0 0 0 0 0 0 0 14 22 0.00 0.000																					

Batter	1	2	3	4	5	6	7	8	9	AB	R	H	RBI	BB	SO	LOB	BOTTOM			
Paul Moltor, R OBP: 0.400, SLG: 0.502 (1, 10)	BB 3B 1B		G3 1B 2B		G6-3	P4				4	2	2	0	0	0	2	New York Yankees @ Milwaukee Brewers Milwaukee County Stadium, Milwaukee, WI Tue Sep 24 1991, 8:05 PM EDT Att: 9,378 - Cloudy - 50 F livebaseballscorecards.com			
Willie Randolph, R OBP: 0.425, SLG: 0.376 (1, 4)	BB 3B BB		G6-3					G5-3		3	1	1	0	1	0	1				
B.J. Surhoff, L OBP: 0.314, SLG: 0.373 (1, 2)	WP 1H 2H 3B		G3		F8			L8		4	1	1	2	0	0	2				
Robin Yount, R OBP: 0.339, SLG: 0.393 (1, 8)	K		S 1B		K			BB		3	0	1	1	1	2	2				
Greg Vaughn, R OBP: 0.317, SLG: 0.446 (1, 7)	K		F9		F9			F8		4	0	0	0	0	1	3				
Darryl Hamilton, L OBP: 0.345, SLG: 0.374 (1, 9)	G4-3				F7					4	1	1	0	0	1	0				
Jim Gantner, L OBP: 0.311, SLG: 0.351 (1, 5)					P2			F7		4	0	1	0	0	0	1				
George Canale, L OBP: 0.417, SLG: 0.533 (1, 3)								G1-3		2	0	0	0	2	1	1				
Bill Spiers, L OBP: 0.329, SLG: 0.380 (1, 6)					G3			G4-3		4	0	1	0	0	0	2				
Inning Stats	R: 3 E: 0 K: 2 S: 15	H: 2 LOB: 0 BB: 1 P: 24	R: 0 E: 0 K: 1 S: 5	H: 0 LOB: 0 BB: 0 P: 8	R: 1 E: 0 K: 0 S: 12	H: 2 LOB: 1 BB: 0 P: 22	R: 0 E: 0 K: 0 S: 10	H: 0 LOB: 1 BB: 1 P: 17	R: 0 E: 0 K: 1 S: 10	H: 1 LOB: 1 BB: 0 P: 15	R: 1 E: 1 K: 0 S: 10	H: 2 LOB: 2 BB: 1 P: 24	R: 0 E: 0 K: 0 S: 3	H: 0 LOB: 1 BB: 1 P: 10	R: 0 E: 0 K: 1 S: 10	H: 1 LOB: 1 BB: 0 P: 15	1B: 5 2B: 2 3B: 1 HR: 0	SF: 0 SAC: 0 DP: 0 HBP: 0	WP: 1 PB: 0 SB: 2 CS: 0	PA: 36
PITCHER	IP WLS BF H R ER SO BB IBB HBP BLK WP HR S P ERA WHIP																			
Eric Plunk, R ERA: 5.06 (7, 1)	6.0 L 28 7 5 4 4 1 1 0 0 0 0 0 0 62 110 6.00 1.667																			
Greg Cadaret, L ERA: 3.55 (7, 1)	2.0 8 1 0 0 1 1 0 0 0 0 0 0 13 25 0.00 1.000																			

Batter	1	2	3	4	5	6	7	8	9	AB	R	H	RBI	BB	SO	LOB	TOP					
Steve Sax, R OBP: 0.348, SLG: 0.409 (1, 4)										4	0	2	0	0	0	1	New York Yankees @ Milwaukee Brewers Milwaukee County Stadium, Milwaukee, WI Thu Sep 26 1991, 8:05 PM EDT Att: 9,841 - Cloudy - 52 F					
Don Mattingly, L OBP: 0.336, SLG: 0.387 (1, 3)										4	1	2	0	0	0	2						
Roberto Kelly, R OBP: 0.319, SLG: 0.421 (1, 7)										3	0	0	0	0	1	2						
Mel Hall, L OBP: 0.324, SLG: 0.463 (1, 9)										4	0	0	0	0	1	3						
Matt Nokes, L OBP: 0.310, SLG: 0.486 (1, 2)										3	0	0	1	0	0	0						
Torey Lovullo, S OBP: 0.286, SLG: 0.167 (1, 5)										3	0	0	0	1	0	1						
Kevin Maas, L OBP: 0.331, SLG: 0.380 (1, 10)										4	1	1	1	0	3	1						
Alvaro Espinoza, R OBP: 0.287, SLG: 0.350 (1, 6)										3	0	0	0	0	0	0						
Bernie Williams, S OBP: 0.339, SLG: 0.344 (1, 8)										3	0	1	0	0	0	0						
Inning Stats	R: 0 E: 0 K: 1 S: 8	H: 1 LOB: 1 BB: 0 P: 13	R: 0 E: 0 K: 1 S: 8	H: 0 LOB: 0 BB: 0 P: 13	R: 0 E: 0 K: 0 S: 6	H: 0 LOB: 0 BB: 0 P: 11	R: 1 E: 0 K: 0 S: 4	H: 1 LOB: 1 BB: 0 P: 8	R: 1 E: 0 K: 0 S: 12	H: 2 LOB: 1 BB: 0 P: 16	R: 0 E: 0 K: 1 S: 7	H: 0 LOB: 0 BB: 0 P: 13	R: 0 E: 0 K: 1 S: 7	H: 0 LOB: 0 BB: 0 P: 12	R: 0 E: 0 K: 0 S: 7	H: 2 LOB: 1 BB: 0 P: 11	R: 0 E: 0 K: 1 S: 15	H: 0 LOB: 1 BB: 1 P: 24	1B: 5 2B: 0 3B: 0 HR: 1	SF: 1 SAC: 0 DP: 1 HBP: 1	WP: 1 PB: 0 SB: 1 CS: 0	PA: 34
PITCHER Bill Wegman, R ERA: 2.99 (1, 1)	IP: 9.0 WLS: W BF: 34 H: 6 R: 2 ER: 2 SO: 5 BB: 1 IBB: 0 HBP: 1 BLK: 0 WP: 1 HR: 1 S: 74 P: 121 ERA: 2.00 WHIP: 0.778															PITCHER						

Batter	1	2	3	4	5	6	7	8	9	AB	R	H	RBI	BB	SO	LOB	BOTTOM			
Paul Moltzer, R OBP: 0.396, SLG: 0.498 (1, 10)										4	1	1	1	0	0	1	New York Yankees @ Milwaukee Brewers Milwaukee County Stadium, Milwaukee, WI Thu Sep 26 1991, 8:05 PM EDT Att: 9,841 - Cloudy - 52 F			
Willie Randolph, R OBP: 0.425, SLG: 0.380 (1, 4)										4	1	1	1	0	0	2				
B.J. Surhoff, L OBP: 0.316, SLG: 0.374 (1, 2)										2	1	0	1	1	0	0				
Robin Yount, R OBP: 0.339, SLG: 0.391 (1, 8)										4	0	2	0	0	0	0				
Darryl Hamilton, L OBP: 0.348, SLG: 0.377 (1, 7)										3	1	1	1	1	1	0				
Dante Bichette, R OBP: 0.259, SLG: 0.368 (1, 9)										4	1	1	0	0	2	2				
Jim Gantner, L OBP: 0.313, SLG: 0.353 (1, 5)										4	0	1	0	0	0	5				
George Canale, L OBP: 0.367, SLG: 0.476 (1, 3)										4	0	1	2	0	0	1				
Bill Spiers, L OBP: 0.330, SLG: 0.383 (1, 6)										3	1	2	0	0	0	1				
Inning Stats	R: 0 E: 0 K: 0 S: 4	H: 0 LOB: 0 BB: 0 P: 7	R: 0 E: 0 K: 0 S: 8	H: 0 LOB: 0 BB: 0 P: 12	R: 1 E: 0 K: 0 S: 9	H: 3 LOB: 1 BB: 0 P: 14	R: 0 E: 0 K: 1 S: 9	H: 1 LOB: 2 BB: 1 P: 19	R: 0 E: 0 K: 0 S: 9	H: 1 LOB: 1 BB: 0 P: 17	R: 3 E: 0 K: 0 S: 13	H: 4 LOB: 1 BB: 1 P: 22	R: 2 E: 1 K: 1 S: 12	H: 1 LOB: 0 BB: 0 P: 22	R: 0 E: 0 K: 1 S: 6	H: 0 LOB: 0 BB: 0 P: 13	1B: 6 2B: 2 3B: 2 HR: 0	SF: 1 SAC: 0 DP: 2 HBP: 0	WP: 0 PB: 0 SB: 1 CS: 0	PA: 35
PITCHER Wade Taylor, R ERA: 6.27 (1, 1)	IP: 5.2 WLS: L BF: 26 H: 9 R: 4 ER: 4 SO: 4 BB: 2 IBB: 0 HBP: 0 BLK: 0 WP: 0 HR: 0 S: 48 P: 86 ERA: 6.35 WHIP: 1.941															PITCHER				
Lee Guetterman, L ERA: 3.56 (6, 1)	IP: 2.1 WLS: 9 BF: 1 H: 2 R: 2 ER: 1 SO: 2 BB: 0 IBB: 0 HBP: 0 BLK: 0 WP: 0 HR: 0 S: 22 P: 40 ERA: 3.86 WHIP: 0.429															PITCHER				

Batter	1	2	3	4	5	6	7	8	9	AB	R	H	RBI	BB	SO	LOB	TOP										
Wade Boggs, L (1, 5) OBP: 0.323, SLG: 0.457	G4-3		F8		G4-3		1B			4	0	1	0	0	0	1	Boston Red Sox @ Milwaukee Brewers Milwaukee County Stadium, Milwaukee, WI Fri Sep 27 1991, 8:05 PM EDT Att: 11,944 - Sunny - 50 F										
Jody Reed, R (1, 4) OBP: 0.345, SLG: 0.382	F7		F7			K	1B			4	0	1	2	0	1	1											
Phil Planter, L (1, 9) OBP: 0.433, SLG: 0.636 Carlos Quintana, R (7, PH) OBP: 0.381, SLG: 0.421	L6			HR		FC6-4	G4-3			2	1	1	1	1	0	0											
Jack Clark, R (1, 10) OBP: 0.367, SLG: 0.449		G4-3		K		FC6-4	1B			4	1	1	0	0	2	1											
Mike Greenwell, L (1, 7) OBP: 0.354, SLG: 0.424	G4-3			S		FC3-6				3	0	0	0	1	0	2											
Mo Vaughn, L (1, 3) OBP: 0.352, SLG: 0.391	G4-3			K			1B			4	1	1	1	0	2	1											
Steve Lyons, L (1, 8) OBP: 0.285, SLG: 0.370 Bob Zupic, R (5, 8) OBP: 0.214, SLG: 0.429 Wayne Housie, S (7, PH) OBP: 0.500, SLG: 0.500	P2			K			1B			2	0	0	0	0	1	1											
Tony Peña, R (1, 2) OBP: 0.292, SLG: 0.327 Scott Cooper, L (9, PH) OBP: 0.308, SLG: 0.538			K		G4-3		1B			3	1	1	1	0	1	0											
Luis Rivera, R (1, 6) OBP: 0.317, SLG: 0.383 Mike Brumley, S (7, PH) OBP: 0.259, SLG: 0.240			S		G6-3		1B			2	0	1	0	0	0	0											
										2	0	0	0	0	1	2											
Inning Stats	R: 0 E: 0 K: 0 S: 6	H: 0 LOB: 0 BB: 0 P: 10	R: 1 E: 0 K: 0 S: 5	H: 1 LOB: 0 BB: 0 P: 7	R: 0 E: 0 K: 1 S: 10	H: 1 LOB: 1 BB: 0 P: 16	R: 1 E: 0 K: 3 S: 13	H: 1 LOB: 1 BB: 1 P: 26	R: 0 E: 0 K: 0 S: 6	H: 0 LOB: 0 BB: 0 P: 10	R: 3 E: 0 K: 1 S: 16	H: 5 LOB: 1 BB: 0 P: 20	R: 0 E: 0 K: 2 S: 9	H: 0 LOB: 0 BB: 0 P: 12	R: 0 E: 0 K: 1 S: 9	H: 0 LOB: 0 BB: 0 P: 13	1B: 6 2B: 1 3B: 0 HR: 1	SF: 0 SAC: 0 DP: 1 HBP: 0	WP: 0 PB: 1 SB: 2 CS: 0	PA: 36							
PITCHER	IP	WLS	BF	H	R	ER	SO	BB	IBB	HBP	BLK	WP	HR	S	P	ERA	WHIP										
Chris Bosio, R (1, 1) ERA: 3.17	6.1	W	28	7	5	5	6	2	0	0	0	0	0	2	2	7.11	1.421										
Chuck Cnm, R (7, 1) ERA: 4.53	0.0		1	1	0	0	0	0	0	0	0	0	0	2	2	∞	∞										
Mark Lee, L (7, 1) ERA: 4.02	0.2		1	0	0	0	0	0	0	0	0	0	0	1	1	0.00	0.000										
Julio Machado, R (8, 1) ERA: 3.51	2.0	S	6	0	0	0	3	0	0	0	0	0	0	18	25	0.00	0.000										

Batter	1	2	3	4	5	6	7	8	9	AB	R	H	RBI	BB	SO	LOB	BOTTOM										
Paul Molitor, R (1, 3) OBP: 0.395, SLG: 0.497	F8		SF8			L9				2	0	0	1	1	0	1	Boston Red Sox @ Milwaukee Brewers Milwaukee County Stadium, Milwaukee, WI Fri Sep 27 1991, 8:05 PM EDT Att: 11,944 - Sunny - 50 F										
Willie Randolph, R (1, 4) OBP: 0.424, SLG: 0.377	G6-3		L8							3	1	0	0	1	0	4											
Robin Yount, R (1, 8) OBP: 0.338, SLG: 0.388	G6-3			G6-3		SF9	1B			3	1	0	0	1	0	0											
Greg Vaughn, R (1, 10) OBP: 0.319, SLG: 0.455		F9		P3		3B	1B			4	1	1	1	0	0	0											
Rick Dempsey, R (1, 2) OBP: 0.337, SLG: 0.360		K		L8		SF9				3	0	0	1	0	1	0											
Dante Bichette, R (1, 9) OBP: 0.259, SLG: 0.371		K			F9		1B			4	1	1	2	0	1	0											
Jim Olander, R (1, 7) OBP: 0.348, SLG: 0.378			F9		P5		1B			2	0	0	0	0	0	0											
Darryl Hamilton, L (6, PH) OBP: 0.348, SLG: 0.378							1B			2	1	1	1	0	0	0											
Jim Gantner, L (1, 5) OBP: 0.315, SLG: 0.354				2B		G6-3	1B			4	1	2	0	0	1	0											
Dale Sveum, S (1, 6) OBP: 0.321, SLG: 0.361										3	1	3	1	0	0	0											
										3	1	3	1	0	0	0											
Inning Stats	R: 0 E: 0 K: 0 S: 5	H: 0 LOB: 0 BB: 0 P: 8	R: 0 E: 0 K: 2 S: 11	H: 0 LOB: 0 BB: 0 P: 18	R: 1 E: 0 K: 0 S: 10	H: 2 LOB: 1 BB: 0 P: 17	R: 0 E: 0 K: 0 S: 8	H: 0 LOB: 0 BB: 0 P: 10	R: 0 E: 0 K: 0 S: 8	H: 0 LOB: 0 BB: 0 P: 11	R: 6 E: 0 K: 0 S: 22	H: 6 LOB: 3 BB: 3 P: 45	R: 0 E: 0 K: 0 S: 6	H: 0 LOB: 0 BB: 0 P: 9	R: 0 E: 0 K: 1 S: 9	H: 0 LOB: 0 BB: 0 P: 12	1B: 5 2B: 2 3B: 1 HR: 0	SF: 2 SAC: 0 DP: 0 HBP: 0	WP: 0 PB: 0 SB: 0 CS: 0	PA: 35							
PITCHER	IP	WLS	BF	H	R	ER	SO	BB	IBB	HBP	BLK	WP	HR	S	P	ERA	WHIP										
Kevin Morton, L (1, 1) ERA: 4.97	5.2	L	24	5	6	6	2	2	0	0	0	0	0	20	34	5.40	2.400										
Dennis Lamp, R (6, 1) ERA: 4.45	1.2		9	3	1	1	0	1	0	0	0	0	0	7	9	0.00	0.000										
Tony Fossas, L (8, 1) ERA: 3.63	0.2		2	0	0	0	1	0	0	0	0	0	0	7	9	0.00	0.000										


Batter	1	2	3	4	5	6	7	8	9	AB	R	H	RBI	BB	SO	LOB	TOP					
Wade Boggs, L (1, 5) OBP: 0.422, SLG: 0.455 Scott Cooper, L (4, 5) OBP: 0.267, SLG: 0.467	G6-3		G6-3			F8		P6		2	0	0	0	0	0	1	Boston Red Sox @ Milwaukee Brewers Milwaukee County Stadium, Milwaukee, WI Sat Sep 28 1991, 4:33 AM EDT Att: 14,856 - Sunny - 57 F					
Jody Reed, R (1, 4) OBP: 0.346, SLG: 0.381	F7		K			2B	1B	BB	BB	3	1	1	0	1	1	1						
Phil Plantier, L (1, 9) OBP: 0.441, SLG: 0.642	BB				G4-3	G1-6-3 1-H	2B	FC6-4	BB	2	0	1	1	2	0	0						
Mo Vaughn, L (1, 10) OBP: 0.346, SLG: 0.383	F8				F9	G1-6-3	2B	FC6-4	BB	4	0	0	0	0	0	4						
Mike Greenwell, L (1, 7) OBP: 0.351, SLG: 0.421		K			G4-3	G6-3			L7	4	0	0	0	0	1	1						
Carlos Quintana, R (1, 3) OBP: 0.378, SLG: 0.417	G6-3				G4-3			G6-3	G5-3	4	0	0	0	0	0	0						
Ellis Burks, R (1, 8) OBP: 0.313, SLG: 0.423	G5-3				G4-3			G5-4-3 HBP	L8	3	0	0	0	0	0	0						
Tony Peña, R (1, 2) OBP: 0.290, SLG: 0.325			P2		E6			G5-4-3		3	0	0	0	0	0	1						
Mike Brumley, S (1, 6) OBP: 0.270, SLG: 0.252			G6-3		1B			G4-3		3	0	2	0	0	0	0						
Inning Stats	R: 0 E: 0 K: 0 S: 8	H: 0 LOB: 1 BB: 1 P: 15	R: 0 E: 0 K: 1 S: 6	H: 0 LOB: 0 BB: 0 P: 8	R: 0 E: 0 K: 1 S: 11	H: 1 LOB: 1 BB: 0 P: 15	R: 0 E: 0 K: 0 S: 6	H: 0 LOB: 0 BB: 0 P: 10	R: 0 E: 1 K: 0 S: 16	H: 1 LOB: 2 BB: 0 P: 23	R: 1 E: 0 K: 0 S: 11	H: 2 LOB: 1 BB: 0 P: 19	R: 0 E: 0 K: 0 S: 8	H: 0 LOB: 0 BB: 0 P: 14	R: 0 E: 0 K: 0 S: 9	H: 0 LOB: 2 BB: 2 P: 20		R: 0 E: 0 K: 0 S: 6	H: 0 LOB: 0 BB: 0 P: 7	1B: 3 2B: 1 3B: 0 HR: 0	SF: 0 SAC: 0 DP: 1 HBP: 1	WP: 0 PB: 0 SB: 0 CS: 0
PITCHER	IP	WLS	BF	H	R	ER	SO	BB	IBB	HBP	BLK	WP	HR	S	P	ERA	WHIP					
Jaime Navarro, R (1, 1) ERA: 3.96	8.0	W	31	4	1	1	2	3	0	1	0	0	0	75	124	1.12	0.875					
Doug Henry, R (9, 1) ERA: 1.13	1.0	S	3	0	0	0	0	0	0	0	0	0	0	6	7	0.00	0.000					

AB	30
R	1
H	4
RBI	1
BB	3
SO	2
LOB	8



Batter	1	2	3	4	5	6	7	8	9	AB	R	H	RBI	BB	SO	LOB	BOTTOM				
Paul Moltor, R (1, 3) OBP: 0.395, SLG: 0.497	P3			FC4-6 1B		1B	G4-3			4	1	2	0	0	0	1	Boston Red Sox @ Milwaukee Brewers Milwaukee County Stadium, Milwaukee, WI Sat Sep 28 1991, 4:33 AM EDT Att: 14,856 - Sunny - 57 F				
Willie Randolph, R (1, 10) OBP: 0.422, SLG: 0.376 Jim Olander, R (8, FR)	K			FC4-6 1B		1B		E3	FC6-4	4	0	1	1	0	1	1					
B.J. Surhoff, L (1, 2) OBP: 0.315, SLG: 0.373	G3			G6-4-3		1B		FC6-4		4	0	1	1	0	0	2					
Robin Yount, R (1, 8) OBP: 0.336, SLG: 0.385		G4-3			G6-3	L5		P9		4	0	0	0	0	0	3					
Greg Vaughn, R (1, 7) OBP: 0.317, SLG: 0.451		G5-3			K	F9		K		4	0	0	0	0	2	3					
Darryl Hamilton, L (1, 9) OBP: 0.348, SLG: 0.378		K			K			E	1B	3	1	1	0	0	2	0					
Jim Gantner, L (1, 4) OBP: 0.317, SLG: 0.354				CS	1B	SH5-3 1B	P1			2	1	1	0	1	0	1					
Dale Sveum, S (1, 5) OBP: 0.319, SLG: 0.358				K		SH5-3	L4			2	0	0	0	0	1	2					
Bill Spiers, L (1, 6) OBP: 0.330, SLG: 0.383 Dante Bichette, R (7, PH) OBP: 0.269, SLG: 0.373 Rick Dempsey, R (8, 2) OBP: 0.337, SLG: 0.360				F7		1B	1B			2	1	1	1	0	0	0					
Inning Stats	R: 0 E: 0 K: 1 S: 12	H: 0 LOB: 0 BB: 0 P: 19	R: 0 E: 0 K: 1 S: 9	H: 0 LOB: 0 BB: 0 P: 11	R: 0 E: 0 K: 1 S: 10	H: 1 LOB: 0 BB: 0 P: 14	R: 0 E: 0 K: 0 S: 6	H: 1 LOB: 0 BB: 0 P: 7	R: 0 E: 0 K: 2 S: 7	H: 0 LOB: 0 BB: 0 P: 11	R: 3 E: 0 K: 0 S: 20	H: 4 LOB: 2 BB: 1 P: 30	R: 1 E: 1 K: 0 S: 8	H: 2 LOB: 1 BB: 0 P: 13	R: 0 E: 1 K: 1 S: 9	H: 0 LOB: 1 BB: 0 P: 18		1B: 8 2B: 1 3B: 0 HR: 0	SF: 0 SAC: 1 DP: 2 HBP: 0	WP: 0 PB: 0 SB: 0 CS: 1	PA: 32
PITCHER	IP	WLS	BF	H	R	ER	SO	BB	IBB	HBP	BLK	WP	HR	S	P	ERA	WHIP				
Mike Gardiner, R (1, 1) ERA: 4.89	5.1	L	20	5	3	3	5	1	0	0	0	0	0	58	84	5.06	1.125				
Tony Fossas, L (6, 1) ERA: 3.54	1.1		6	2	1	0	0	0	0	0	0	0	0	12	19	0.00	1.500				
Greg Harris, R (7, 1) ERA: 3.7	1.1		6	1	0	0	1	0	0	0	0	0	0	11	20	0.00	0.750				

AB	30
R	4
H	8
RBI	4
BB	1
SO	6
LOB	13



Batter	1	2	3	4	5	6	7	8	9	AB	R	H	RBI	BB	SO	LOB	TOP								
Paul Moltzer, R OBP: 0.398, SLG: 0.495 (1, 10)										5	1	4	0	1	0	0	Milwaukee Brewers @ Cleveland Indians Cleveland Municipal Stadium, Cleveland, OH Tue Oct 01 1991, 7:05 PM EDT Cloudy - 66 F								
Willie Randolph, R OBP: 0.428, SLG: 0.382 Dale Sveum, S OBP: 0.316, SLG: 0.357 (7, 7)										4	1	1	0	1	0	5									
B.J. Surhoff, L OBP: 0.311, SLG: 0.365 (1, 2)										6	1	1	2	0	2	3									
Greg Vaughn, R OBP: 0.321, SLG: 0.463 Tim McIntosh, R OBP: 0.364, SLG: 0.727 (8, 7)										4	1	2	2	0	1	1									
Darryl Hamilton, L OBP: 0.357, SLG: 0.386 Jim Olander, R (7, 8)										3	2	0	1	0	0	0									
Dante Bichette, R OBP: 0.283, SLG: 0.375 (1, 9)										5	2	3	1	0	0	2									
Jim Gantner, L OBP: 0.318, SLG: 0.362 (7, 4)										5	2	2	3	0	0	2									
George Canale, L OBP: 0.308, SLG: 0.483 (1, 3)										4	0	0	2	0	0	3									
Bill Spiers, L OBP: 0.333, SLG: 0.386 (1, 6)										5	1	3	0	0	1	0									
Inning Stats	R: 0 E: 0 K: 2 S: 14	H: 1 LOB: 1 BB: 0 P: 24	R: 2 E: 1 K: 0 S: 17	H: 2 LOB: 2 BB: 1 P: 32	R: 0 E: 0 K: 0 S: 10	H: 0 LOB: 0 BB: 0 P: 18	R: 0 E: 0 K: 0 S: 6	H: 0 LOB: 0 BB: 0 P: 9	R: 6 E: 0 K: 0 S: 22	H: 7 LOB: 2 BB: 1 P: 40	R: 2 E: 0 K: 0 S: 11	H: 3 LOB: 1 BB: 0 P: 20	R: 0 E: 0 K: 0 S: 13	H: 0 LOB: 1 BB: 1 P: 22	R: 0 E: 0 K: 0 S: 13	H: 2 LOB: 2 BB: 0 P: 17		R: 1 E: 0 K: 1 S: 12	H: 2 LOB: 1 BB: 0 P: 16	1B: 14 2B: 2 3B: 1 HR: 1	SF: 2 SAC: 0 DP: 0 HBP: 0	WP: 0 PB: 0 CS: 0	PA: 49		
PITCHER	IP	WLS	BF	H	R	ER	SO	BB	IBB	HBP	BLK	WP	HR	S	P	ERA	WHIP								
Rod Nichols, R ERA: 3.58 (1, 1)	4.0	L	21	7	5	3	2	1	0	0	0	0	0	52	92	6.75	2.000								
Tom Kramer, R ERA: 22.09 (5, 1)	1.2		12	6	5	5	0	1	0	0	0	0	1	26	48	27.00	4.200								
Garland Kiser, L ERA: (6, 1)	2.1		11	3	0	0	2	1	0	0	0	0	0	28	42	0.00	1.714								
Willie Blair, R ERA: 5.86 (9, 1)	1.0		5	2	1	1	1	0	0	0	0	0	0	12	16	9.00	2.000								

Batter	1	2	3	4	5	6	7	8	9	AB	R	H	RBI	BB	SO	LOB	BOTTOM								
Alex Cole, L OBP: 0.380, SLG: 0.343 (1, 8)										4	0	0	0	0	0	1	Milwaukee Brewers @ Cleveland Indians Cleveland Municipal Stadium, Cleveland, OH Tue Oct 01 1991, 7:05 PM EDT Cloudy - 66 F								
Mike Aldrete, L OBP: 0.355, SLG: 0.293 (1, 7)										4	0	0	0	0	1										
Carlos Baerga, S OBP: 0.345, SLG: 0.398 Tony Perezchica, R OBP: 0.315, SLG: 0.382 (8, 4)										3	0	2	0	0	0	1									
Carlos Martinez, R OBP: 0.313, SLG: 0.407 Jerry Browne, S OBP: 0.292, SLG: 0.269 (6, 7)										2	0	0	0	0	1	3									
Mark Whiten, S OBP: 0.304, SLG: 0.398 Wayne Kirby, L OBP: 0.231, SLG: 0.308 (6, 9)										2	0	0	0	0	0	1									
Reggie Jefferson, S OBP: 0.207, SLG: 0.313 (1, 3)										4	0	0	0	0	1	0									
Jim Thome, L OBP: 0.250, SLG: 0.257 (1, 5)										3	0	2	0	1	0	0									
Eddie Taubensee, L OBP: 0.333, SLG: 0.362 (1, 2)										4	0	1	0	0	0	2									
Felix Fermin, R OBP: 0.310, SLG: 0.305 (1, 6)										4	0	1	0	0	0	3									
Inning Stats	R: 0 E: 0 K: 0 S: 7	H: 1 LOB: 1 BB: 0 P: 13	R: 0 E: 0 K: 0 S: 8	H: 0 LOB: 1 BB: 1 P: 14	R: 0 E: 1 K: 1 S: 10	H: 1 LOB: 2 BB: 0 P: 12	R: 0 E: 0 K: 1 S: 8	H: 0 LOB: 0 BB: 0 P: 14	R: 0 E: 0 K: 0 S: 8	H: 0 LOB: 0 BB: 0 P: 10	R: 0 E: 0 K: 0 S: 8	H: 1 LOB: 1 BB: 0 P: 13	R: 0 E: 0 K: 0 S: 8	H: 1 LOB: 1 BB: 0 P: 13	R: 0 E: 0 K: 0 S: 6	H: 1 LOB: 2 BB: 0 P: 6		R: 0 E: 0 K: 0 S: 5	H: 2 LOB: 2 BB: 0 P: 6	1B: 2 2B: 4 3B: 1 HR: 0	SF: 0 SAC: 0 DP: 0 HBP: 0	WP: 0 PB: 0 CS: 0	PA: 36		
PITCHER	IP	WLS	BF	H	R	ER	SO	BB	IBB	HBP	BLK	WP	HR	S	P	ERA	WHIP								
Bill Wegman, R ERA: 2.85 (1, 1)	9.0	W	36	7	0	0	2	1	0	0	0	0	0	68	101	0.00	0.889								

AB	44
R	11
H	18
RBI	10
BB	3
SO	5
LOB	20



AB	35
R	0
H	7
RBI	0
BB	1
SO	2
LOB	14



Batter	1	2	3	4	5	6	7	8	9	AB	R	H	RBI	BB	SO	LOB	TOP			
Paul Moltzer, R OBP: 0.399, SLG: 0.495										5	0	3	1	0	0	2				
Willie Randolph, R OBP: 0.425, SLG: 0.380										5	1	1	0	0	1	3				
B.J. Surhoff, L OBP: 0.312, SLG: 0.366										5	0	2	0	0	0	3				
Greg Vaughn, R OBP: 0.320, SLG: 0.460										5	0	1	0	0	0	4				
Darryl Hamilton, L OBP: 0.358, SLG: 0.387										4	0	2	1	0	0	1				
Dante Bichette, R OBP: 0.283, SLG: 0.376										4	0	1	0	0	1	5				
Jim Gantner, L OBP: 0.322, SLG: 0.364										3	1	2	0	0	0	0				
Rick Dempsey, R OBP: 0.327, SLG: 0.347										4	0	0	0	0	0	2				
Dale Sveum, S OBP: 0.315, SLG: 0.356										4	0	1	0	0	0	2				
Inning Stats	R: 1 E: 0 K: 1 S: 12	H: 3 LOB: 2 BB: 0 P: 21	R: 0 E: 0 K: 0 S: 6	H: 1 LOB: 1 BB: 0 P: 9	R: 0 E: 0 K: 0 S: 8	H: 2 LOB: 2 BB: 0 P: 11	R: 1 E: 0 K: 0 S: 6	H: 2 LOB: 2 BB: 0 P: 12	R: 0 E: 0 K: 0 S: 9	H: 1 LOB: 1 BB: 0 P: 10	R: 0 E: 0 K: 0 S: 8	H: 1 LOB: 1 BB: 0 P: 10	R: 0 E: 0 K: 0 S: 9	H: 0 LOB: 0 BB: 0 P: 12	R: 0 E: 0 K: 1 S: 8	H: 1 LOB: 1 BB: 0 P: 12	1B: 12 2B: 1 3B: 0 HR: 0	SF: 0 SAC: 0 DP: 0 HBP: 1	WP: 0 PB: 0 CS: 0	PA: 40
PITCHER	IP WLS BF H R ER SO BB IBB HBP BLK WP HR S P ERA WHIP																			
Dave Otto, L ERA: 4.23	(1, 1)	7.0 W 33 12 2 2 1 0 0 0 0 0 0 0 0 0 0 0 2.57 1.714																		
Eric Bell, L ERA:	(8, 1)	1.0 3 0 0 0 0 0 0 0 0 0 0 0 0 0 0 0 0.00 0.000																		
Steve Olin, R ERA: 3.44	(9, 1)	1.0 4 1 0 0 0 1 0 0 0 0 0 0 0 0 0 0 0.00 1.000																		

Milwaukee Brewers @ Cleveland Indians
Cleveland Municipal Stadium, Cleveland, OH

AB 39
R 2
H 13
RBI 2
BB 0
SO 2
LOB 22



WP: 0 PA: 40
PB: 0
CS: 0

Tue Oct 01 1991, 7:05 PM EDT
Att: 4,346 - Cloudy - 67 F

Batter	1	2	3	4	5	6	7	8	9	AB	R	H	RBI	BB	SO	LOB	BOTTOM			
Alex Cole, L OBP: 0.385, SLG: 0.353										4	1	3	0	1	0	0				
Mark Lewis, R OBP: 0.283, SLG: 0.310										5	1	1	1	0	0	3				
Carlos Baerga, S OBP: 0.347, SLG: 0.400										4	0	2	1	1	0	2				
Carlos Martinez, R OBP: 0.312, SLG: 0.402										3	0	0	0	1	0	2				
Reggie Jefferson, S OBP: 0.220, SLG: 0.333										4	2	2	0	0	0	2				
Jim Thome, L OBP: 0.274, SLG: 0.308										4	1	3	0	0	0	1				
Eddie Taubensee, L OBP: 0.346, SLG: 0.367										2	1	1	2	1	0	1				
Jose Gonzalez, R OBP: 0.185, SLG: 0.189										4	0	0	0	0	3	3				
Wayne Kirby, L OBP: 0.200, SLG: 0.267										4	0	0	0	0	1	1				
Inning Stats	R: 0 E: 0 K: 0 S: 8	H: 1 LOB: 1 BB: 0 P: 12	R: 1 E: 0 K: 1 S: 8	H: 1 LOB: 0 BB: 0 P: 13	R: 1 E: 0 K: 0 S: 10	H: 2 LOB: 1 BB: 0 P: 16	R: 0 E: 0 K: 0 S: 3	H: 1 LOB: 0 BB: 0 P: 4	R: 0 E: 0 K: 0 S: 9	H: 1 LOB: 1 BB: 0 P: 10	R: 1 E: 0 K: 1 S: 14	H: 2 LOB: 2 BB: 1 P: 28	R: 1 E: 1 K: 1 S: 14	H: 1 LOB: 2 BB: 2 P: 33	R: 2 E: 0 K: 1 S: 13	H: 3 LOB: 2 BB: 1 P: 24	1B: 7 2B: 4 3B: 1 HR: 0	SF: 1 SAC: 0 DP: 1 HBP: 0	WP: 1 PB: 0 CS: 0	PA: 39
PITCHER	IP WLS BF H R ER SO BB IBB HBP BLK WP HR S P ERA WHIP																			
Chris George, R ERA: 3.6	(1, 1)	5.0 20 6 2 2 1 1 0 0 0 0 0 0 0 0 0 0 3.60 1.200																		
Darren Holmes, R ERA: 5.02	(6, 1)	1.0 L 6 2 1 1 1 0 1 0 0 0 1 0 14 28 9.00 2.000																		
Mark Lee, L ERA: 3.97	(7, 1)	0.2 4 1 1 0 1 0 1 0 0 0 0 0 10 23 0.00 1.500																		
Julio Machado, R ERA: 3.43	(7, 1)	0.1 2 0 0 0 0 0 1 0 0 0 0 0 4 10 0.00 3.000																		
Don August, R ERA: 5.47	(8, 1)	1.0 7 3 2 2 1 1 0 0 0 0 0 0 13 24 18.00 4.000																		

Milwaukee Brewers @ Cleveland Indians
Cleveland Municipal Stadium, Cleveland, OH

AB 34
R 6
H 12
RBI 4
BB 4
SO 4
LOB 15



WP: 1 PA: 39
PB: 0
CS: 0

Tue Oct 01 1991, 7:05 PM EDT
Att: 4,346 - Cloudy - 67 F

Batter	1	2	3	4	5	6	7	8	9	AB	R	H	RBI	BB	SO	LOB	TOP									
Paul Moltzer, R OBP: 0.396, SLG: 0.490	G4-3			F7	G6-3		1B	G6-4-3		4	1	0	1	1	0	1	Milwaukee Brewers @ Cleveland Indians Cleveland Municipal Stadium, Cleveland, OH Thu Oct 03 1991, 7:05 PM EDT Att: 5,050 - Sunny - 62 F									
Willie Randolph, R OBP: 0.425, SLG: 0.379	F9			BB	BB		F9	G5-3		4	1	2	0	1	0	0										
B.J. Surhoff, L OBP: 0.316, SLG: 0.368	G3			P4	F8		1B			5	1	2	1	0	0	2										
Robin Yount, R OBP: 0.332, SLG: 0.380		G6-3		F8			F9	F9		5	0	0	0	0	0	4										
Greg Vaughn, R OBP: 0.323, SLG: 0.465																										
Tim McIntosh, R OBP: 0.364, SLG: 0.727		K			BB		P2	WP		5	2	2	1	0	2	1										
Darryl Hamilton, L OBP: 0.359, SLG: 0.386					1B			1B		0	0	0	0	0	0	0										
Jim Olander, R		K			BB			WP		4	2	2	1	1	1	1										
Dante Bichette, R OBP: 0.287, SLG: 0.377								E8		4	0	3	2	0	1	2										
Jim Gantner, L OBP: 0.320, SLG: 0.363										4	1	1	1	0	0	4										
Dale Sveum, S OBP: 0.320, SLG: 0.362										4	1	2	2	0	2	0										
Inning Stats	R: 0 E: 0 K: 0 S: 5	H: 0 LOB: 0 BB: 0 P: 5	R: 0 E: 0 K: 2 S: 9	H: 0 LOB: 0 BB: 0 P: 13	R: 0 E: 0 K: 1 S: 7	H: 1 LOB: 0 BB: 0 P: 10	R: 0 E: 0 K: 0 S: 7	H: 0 LOB: 1 BB: 1 P: 13	R: 4 E: 1 K: 1 S: 21	H: 4 LOB: 1 BB: 1 P: 31	R: 0 E: 0 K: 0 S: 8	H: 2 LOB: 2 BB: 0 P: 9	R: 5 E: 1 K: 1 S: 16	H: 5 LOB: 1 BB: 1 P: 28	R: 0 E: 0 K: 0 S: 8	H: 1 LOB: 0 BB: 0 P: 14	R: 0 E: 0 K: 1 S: 8	H: 1 LOB: 1 BB: 0 P: 13	1B: 13 2B: 1 3B: 0 HR: 0	SF: 0 SAC: 0 DP: 2 HBP: 0	WP: 1 PB: 0 CS: 0	PA: 42				
PITCHER	IP	WLS	BF	H	R	ER	SO	BB	IBB	HBP	BLK	WP	HR	S	P	ERA	WHIP									
Greg Swindell, L ERA: 3.48	(1, 1)	6.0	L	26	7	4	4	4	2	0	0	0	0	0	57	81	6.00	1.500								
Willie Blair, R ERA: 8.75	(7, 1)	0.2		6	3	4	4	1	1	0	0	0	0	0	10	18	54.00	6.000								
Garland Kiser, L ERA: 2.45	(7, 1)	0.0		1	1	0	0	0	0	0	0	0	0	2	3											
Jeff Shaw, R ERA: 3.31	(7, 1)	2.1		9	3	1	1	1	0	0	0	0	1	0	20	34	3.86	1.286								

Batter	1	2	3	4	5	6	7	8	9	AB	R	H	RBI	BB	SO	LOB	BOTTOM									
Alex Cole, L OBP: 0.397, SLG: 0.357	CS		G5-3				E	G4-3	G4-3	5	1	3	0	0	0	0	Milwaukee Brewers @ Cleveland Indians Cleveland Municipal Stadium, Cleveland, OH Thu Oct 03 1991, 7:05 PM EDT Att: 5,050 - Sunny - 62 F									
Mark Lewis, R OBP: 0.283, SLG: 0.308	F9		K				FC	G5-4-3		4	0	0	0	0	1	3										
Carlos Baerga, S OBP: 0.347, SLG: 0.402	FC6-4		E4				G4-6-3	F9		4	0	1	0	0	0	1										
Carlos Martinez, R OBP: 0.310, SLG: 0.397	FC6-4		K							4	0	1	0	0	1	2										
Reggie Jefferson, S OBP: 0.212, SLG: 0.316		G4-3		K			F8			4	0	0	0	0	1	1										
Mike Aldrete, L OBP: 0.358, SLG: 0.294										2	2	1	0	1	0	0										
Jerry Browne, S OBP: 0.294, SLG: 0.271		BB					G4-3			1	0	1	0	0	0	0										
Jim Thome, L OBP: 0.286, SLG: 0.318										3	0	3	0	0	0	0										
Tony Perezchica, R OBP: 0.311, SLG: 0.377										1	0	0	0	0	1	1										
Eddie Taubensee, L OBP: 0.302, SLG: 0.321		FC3-6					SF7			3	0	0	2	0	0	2										
Wayne Kirby, L OBP: 0.211, SLG: 0.263										4	0	0	0	0	0	3										
Inning Stats	R: 0 E: 0 K: 0 S: 8	H: 2 LOB: 1 BB: 0 P: 12	R: 1 E: 1 K: 0 S: 11	H: 2 LOB: 1 BB: 0 P: 17	R: 0 E: 2 K: 2 S: 11	H: 0 LOB: 1 BB: 0 P: 17	R: 1 E: 0 K: 1 S: 12	H: 1 LOB: 1 BB: 1 P: 21	R: 1 E: 1 K: 0 S: 8	H: 2 LOB: 1 BB: 0 P: 13	R: 0 E: 0 K: 0 S: 9	H: 1 LOB: 1 BB: 0 P: 9	R: 0 E: 0 K: 0 S: 6	H: 1 LOB: 0 BB: 0 P: 10	R: 0 E: 0 K: 1 S: 15	H: 1 LOB: 1 BB: 0 P: 19	R: 0 E: 0 K: 0 S: 5	H: 0 LOB: 0 BB: 0 P: 7	1B: 10 2B: 0 3B: 0 HR: 0	SF: 1 SAC: 0 DP: 2 HBP: 0	WP: 0 PB: 0 CS: 1	PA: 37				
PITCHER	IP	WLS	BF	H	R	ER	SO	BB	IBB	HBP	BLK	WP	HR	S	P	ERA	WHIP									
Jaime Navarro, R ERA: 3.92	(1, 1)	7.0	W	30	9	3	2	3	1	0	0	0	0	0	65	99	2.57	1.429								
Mark Lee, L ERA: 3.92	(8, 1)	1.0		4	1	0	0	1	0	0	0	0	0	15	19	0.00	1.000									
Doug Henry, R ERA: 1.06	(9, 1)	1.0		3	0	0	0	0	0	0	0	0	0	5	7	0.00	0.000									



Batter	1	2	3	4	5	6	7	8	9	AB	R	H	RBI	BB	SO	LOB	TOP				
Paul Moltitor, R OBP: 0.396, SLG: 0.488 (1, 3)	1-1 G5-3	3-2 F9			1-0 F7		4-0 IBB			3	0	0	0	1	0	1					
Willie Randolph, R OBP: 0.423, SLG: 0.376 (1, 4)	4-2 G3-4 1B BB		1-0 G6-3		0-0 F9		1-1 P3			3	1	0	0	1	0	2					
B.J. Surhoff, L OBP: 0.315, SLG: 0.369 (1, 2)	1-0 G3-4-1		0-1 G3		1-1 G4-3		1-1 2B	0-0 F9		4	0	1	0	0	0	1					
Robin Yount, R OBP: 0.331, SLG: 0.379 (1, 10)	0-2 2H 1B		1-1 G4-3		0-0 L4		1-2 G6-3			4	0	1	1	0	0	1					
Greg Vaughn, R OBP: 0.321, SLG: 0.461 (1, 7)	0-0 F8		0-1 G4-3		1-0 G5-3		0-2 F9			4	0	0	0	0	0	2					
Darryl Hamilton, L OBP: 0.360, SLG: 0.387 (1, 8)		3-2 1B FC5-4 1B		1-3 K		0-1 G4-3		2-1 G6-4-3 1B		4	1	2	0	0	1	1					
Dante Bichette, R OBP: 0.269, SLG: 0.385 (1, 9)		1-0 FC5-4 1B		0-1 HR		1-0 F9		0-1 P4		4	1	2	1	0	0	1					
Jim Gantner, L OBP: 0.319, SLG: 0.364 (1, 5)		0-2 FC5-4 G6-3 1-2 3-H		0-0 G4-3		1-0 G6-4-3 2B		1-1 G6-4-3 1-2		4	0	1	1	0	0	2					
Bill Spiers, L OBP: 0.333, SLG: 0.390 (1, 6)		2-0 G6-3		1-1 G4-3		3-1 F7				3	0	0	0	0	0	2					
Inning Stats	R: 1 E: 0 K: 0 S: 9	H: 1 LOB: 1 BB: 1 P: 15	R: 1 E: 0 K: 0 S: 13	H: 2 LOB: 1 BB: 0 P: 21	R: 0 E: 0 K: 0 S: 5	H: 0 LOB: 0 BB: 0 P: 7	R: 1 E: 0 K: 1 S: 8	H: 1 LOB: 0 BB: 0 P: 9	R: 0 E: 0 K: 0 S: 4	H: 0 LOB: 1 BB: 0 P: 6	R: 0 E: 0 K: 0 S: 6	H: 1 LOB: 2 BB: 1 P: 16	R: 0 E: 0 K: 0 S: 9	H: 0 LOB: 0 BB: 0 P: 10	R: 0 E: 0 K: 0 S: 7	H: 1 LOB: 0 BB: 0 P: 9	1B: 4 2B: 2 3B: 0 HR: 1	SF: 0 SAC: 0 DP: 1 HBP: 0	WP: 0 PB: 0 SB: 0 CS: 0	PA: 35	
PITCHER	IP	WLS	BF	H	R	ER	SO	BB	IBB	HBP	BLK	WP	HR	S	P	ERA	WHIP				
Mike Gardiner, R ERA: 4.85 (1, 1)	6.2	L	28	6	3	3	1	1	1	0	0	0	1	49	79	4.05	1.050				
Greg Harris, R ERA: 3.77 (7, 1)	2.1		7	1	0	0	0	0	0	0	0	0	0	18	22	0.00	0.429				

Milwaukee Brewers @ Boston Red Sox
Fenway Park, Boston, MA
Fri Oct 04 1991, 7:05 PM EDT
Att: 31,894 - Sunny - 70 F

AB 33
R 3
H 7
RBI 3
BB 2
SO 1
LOB 13



Batter	1	2	3	4	5	6	7	8	9	AB	R	H	RBI	BB	SO	LOB	BOTTOM				
Jody Reed, R OBP: 0.350, SLG: 0.384 (1, 4)	3-2 F8	2-0 1B		0-0 F7			1-2 FC1-6 1B		3-3 K	5	0	2	0	0	1	0					
Steve Lyons, L OBP: 0.281, SLG: 0.361 (1, 8)	1-2 S 1B	1-2 P6		1-3 K		2-1 FC1-6 1-2 2-3		2-1 G3		4	0	1	0	0	1	4					
Phil Plantier, L OBP: 0.422, SLG: 0.619 (1, 7)	0-3 K	1-1 F9		2-0 F7		2-1 G3				4	0	0	0	0	1	5					
Jack Clark, R OBP: 0.371, SLG: 0.456 (1, 10)	4-2 1B		3-1 1B		4-0 CS BB		2-2 2B			2	0	2	0	2	0	0					
Wayne Housie, S OBP: 0.500, SLG: 0.500 (8, PR)	1-2 BB		1-3 K		1-2 CS		2-0 G3		2-3 K	0	0	0	0	0	0	0					
Mo Vaughn, L OBP: 0.339, SLG: 0.370 (1, 3)	1-3 K		1-3 K		1-2 CS		2-0 G3		2-3 K	4	0	0	0	0	3	4					
Tom Brunansky, R OBP: 0.304, SLG: 0.393 (1, 9)		2-2 G1-3		2-2 P4		1-0 G5-3		3-1 F8		4	0	0	0	0	0	2					
Scott Cooper, L OBP: 0.379, SLG: 0.607 (1, 5)		2-0 1B 1B		1-0 G3		0-0 F9		1-0 G3		4	1	1	0	0	0	2					
Tony Peña, R OBP: 0.290, SLG: 0.319 (1, 2)	0-0 1B 1B			1-3 K			3-2 L4		1-2 L7	3	1	1	0	0	1	0					
Mike Brumley, S OBP: 0.267, SLG: 0.243 (9, PH)	1-2 E 1B									1	0	0	0	0	0	0					
Luis Rivera, R OBP: 0.319, SLG: 0.386 (1, 6)	3-2 1B 1B			0-0 B5-3			1-0 FC1-6 1B		1-3 K	3	0	2	1	0	0	0					
Carlos Quintana, R OBP: 0.378, SLG: 0.417 (9, PH)	1-2 2H 1B									1	0	0	0	0	1	0					
Inning Stats	R: 0 E: 0 K: 2 S: 15	H: 1 LOB: 2 BB: 1 P: 24	R: 2 E: 1 K: 0 S: 14	H: 4 LOB: 2 BB: 0 P: 25	R: 0 E: 0 K: 1 S: 10	H: 1 LOB: 1 BB: 0 P: 17	R: 0 E: 0 K: 1 S: 6	H: 0 LOB: 0 BB: 0 P: 7	R: 0 E: 0 K: 0 S: 3	H: 0 LOB: 0 BB: 0 P: 6	R: 0 E: 0 K: 0 S: 11	H: 2 LOB: 2 BB: 0 P: 20	R: 0 E: 0 K: 1 S: 9	H: 1 LOB: 1 BB: 0 P: 17	R: 0 E: 0 K: 2 S: 9	H: 0 LOB: 0 BB: 0 P: 14	1B: 8 2B: 1 3B: 0 HR: 0	SF: 0 SAC: 0 DP: 0 HBP: 0	WP: 0 PB: 0 SB: 1 CS: 1	PA: 38	
PITCHER	IP	WLS	BF	H	R	ER	SO	BB	IBB	HBP	BLK	WP	HR	S	P	ERA	WHIP				
21 Cal Eldred, R ERA: 4.5 (1, 1)	6.1	W	27	7	2	1	5	2	0	0	0	0	0	58	101	1.42	1.421				
Darren Holmes, R ERA: 4.72 (7, 1)	1.2		7	2	0	0	1	0	0	0	0	0	0	16	29	0.00	1.200				
Doug Henry, R ERA: 1.03 (9, 1)	1.0	S	3	0	0	0	2	0	0	0	0	0	0	9	14	0.00	0.000				

Milwaukee Brewers @ Boston Red Sox
Fenway Park, Boston, MA
Fri Oct 04 1991, 7:05 PM EDT
Att: 31,894 - Sunny - 70 F

AB 35
R 2
H 9
RBI 1
BB 2
SO 8
LOB 17



Batter	1	2	3	4	5	6	7	8	9	AB	R	H	RBI	BB	SO	LOB	TOP			
Paul Moltzer, R OBP: 0.399, SLG: 0.489 (1, 3)	0-0 SH1-4 FC6-2 1B		3-1 G6-3		0-1 F9		1-1 E S 1B		4-0 S 1B IBB	4	1	2	1	1	0	1				
Darryl Hamilton, L OBP: 0.381, SLG: 0.385 (1, 8)	1-1 S SH1-4 E 1B		3-2 G6-3		2-2 F7		1-0 3-H E5 1B		1-2 1B WP 1B	5	2	2	2	0	0	2				
B.J. Surhoff, L OBP: 0.319, SLG: 0.372 (1, 2)	1-0 SH1-4 1-2 2-3 1B			1-0 WP S 1B		3-2 CS 1B		0-0 F8 1B	1-0 1B 1B	4	0	3	1	0	0	2				
Robin Yount, R OBP: 0.332, SLG: 0.376 (1, 10)	1-2 FC6-2 S 1B			1-3 K 1-3 1B		1-3 K 1B		1-1 F8 1B	0-0 1B 1B	5	0	1	0	0	2	4				
Greg Vaughn, R OBP: 0.319, SLG: 0.456 (1, 7)	3-H G5-3 1-3 2-H 1B			3-2 P3 1B		3-3 K 1-2 1B		2-3 K 1B	2-3 K 1B	5	0	0	0	0	3	5				
Jim Gantner, L OBP: 0.320, SLG: 0.361 (1, 4)		0-0 F7 1B		4-0 IBB 1B			0-1 1B G4-6-3 1B		3-3 K 1B	3	1	1	0	1	1	0				
Dante Bichette, R OBP: 0.272, SLG: 0.393 (1, 9)		1-3 K 1B		0-1 P5 1B			1-0 G4-6-3 1B 1-2 1B		0-3 K 1B	4	1	1	0	0	2	2				
Bill Spiers, L OBP: 0.337, SLG: 0.401 (1, 6)		0-0 G4-3 1B			3-2 2B 1B		0-0 G4-6-3 1B 1-2 2-3 1B		1-1 1B 3B	4	1	3	0	0	0	0				
Dale Sveum, S OBP: 0.320, SLG: 0.365 (1, 5)			2-3 K 1B		0-0 P1 1B		1-1 G4-6-3 1-2 2-3 3-H 1B		1-3 K 1B	4	0	0	0	0	2	4				
Inning Stats	R: 1 E: 0 K: 0 S: 11	H: 2 LOB: 1 BB: 0 P: 17	R: 0 E: 0 K: 1 S: 5	H: 0 LOB: 0 BB: 0 P: 6	R: 0 E: 0 K: 1 S: 9	H: 0 LOB: 0 BB: 0 P: 17	R: 0 E: 0 K: 1 S: 9	H: 1 LOB: 2 BB: 1 P: 18	R: 0 E: 0 K: 0 S: 10	H: 1 LOB: 1 BB: 0 P: 14	R: 0 E: 0 K: 2 S: 10	H: 4 LOB: 2 BB: 0 P: 14	R: 0 E: 0 K: 2 S: 8	H: 0 LOB: 0 BB: 0 P: 14	R: 3 E: 0 K: 3 S: 16	H: 4 LOB: 2 BB: 1 P: 26	1B: 11 2B: 2 3B: 1 HR: 0	SF: 0 SAC: 1 DP: 2 HBP: 0	WP: 2 PB: 0 CS: 1	PA: 41
PITCHER Roger Clemens, R ERA: 2.62 (1, 1)	IP: 9.0 WLS: L BF: 41	H: 13 R: 6 ER: 5 SO: 10	BB: 0 IBB: 2 HBP: 0 BLK: 0	WP: 2 HR: 0 S: 87 P: 143	ERA: 5.00 WHIP: 1.444															

Milwaukee Brewers @ Boston Red Sox
Fenway Park, Boston, MA
Sun Oct 06 1991, 3:33 AM EDT
Att: 31,837 - Cloudy - 73 F

AB	38
R	6
H	13
RBI	4
BB	2
SO	10
LOB	20



Batter	1	2	3	4	5	6	7	8	9	AB	R	H	RBI	BB	SO	LOB	BOTTOM									
Jody Reed, R OBP: 0.349, SLG: 0.382 (1, 4)	0-0 F7 1B			1-1 G5-3 1B			3-2 F8 1B		0-0 1B	5	0	1	0	0	1	3										
Steve Lyons, L OBP: 0.277, SLG: 0.354 (1, 7)	1-0 G5-3 1-2 1B			0-1 FC4-6 1-2 1B		0-1 F7 1B	1-2 G5-4-3 1B		0-0 P6 1B	5	0	1	0	0	0	3										
Carlos Quintana, R OBP: 0.375, SLG: 0.412 (1, 3)			0-0 G5-3 1B		1-3 K 1B		1-1 G5-4-3 1-2 1B		3-2 G4-3 1B	4	1	1	0	0	1	1										
Mike Greenwell, L OBP: 0.350, SLG: 0.419 (9, PH)										1	0	0	0	0	0	1										
Jack Clark, R OBP: 0.374, SLG: 0.466 (1, 10)	3-1 1B 1-2 1B		2-2 P2 1B		0-1 2B 2B			0-1 HR		4	2	3	1	0	0	0										
Scott Cooper, L OBP: 0.486, SLG: 0.686 (1, 5)	3-1 1B 1-2 2-H 1B		2-1 FC5-4 1B		0-0 2B 2B			0-1 1B		4	0	4	2	0	0	0										
Tom Brunansky, R OBP: 0.303, SLG: 0.390 (1, 9)	2-3 K 1B		0-0 FC5-4 1-2 1B		3-2 P3 1B			0-1 P4 1B		4	0	0	0	0	1	5										
Wayne Housie, S OBP: 0.333, SLG: 0.375 (1, 8)		4-2 FC4-6 E BB		0-0 P5 1B		1-0 F8 1B		0-3 K 1B		3	0	0	0	1	1	1										
Tony Peña, R OBP: 0.291, SLG: 0.321 (1, 2)		4-2 FC4-6 BB		0-1 G4-3 2B		1-1 G4-3 1B		0-0 L4 1B		3	0	1	0	1	0	1										
Mike Brumley, S OBP: 0.273, SLG: 0.254 (1, 6)		0-2 FC4-6 BB		0-1 G4-3 2B		1-0 G3-1 1B			0-2 F9 1B	3	0	0	0	0	0	3										
Wade Boggs, L OBP: 0.421, SLG: 0.460 (9, PH)		1-2 2-3 1B			2-3 1B					1	0	0	0	0	0	0										
Inning Stats	R: 1 E: 0 K: 1 S: 13	H: 3 LOB: 2 BB: 0 P: 25	R: 0 E: 1 K: 1 S: 13	H: 0 LOB: 2 BB: 2 P: 23	R: 0 E: 0 K: 0 S: 9	H: 1 LOB: 1 BB: 0 P: 13	R: 0 E: 0 K: 0 S: 7	H: 1 LOB: 1 BB: 0 P: 8	R: 1 E: 0 K: 1 S: 14	H: 2 LOB: 1 BB: 0 P: 18	R: 0 E: 0 K: 0 S: 4	H: 0 LOB: 0 BB: 0 P: 7	R: 0 E: 0 K: 0 S: 8	H: 1 LOB: 1 BB: 0 P: 13	R: 1 E: 0 K: 1 S: 10	H: 2 LOB: 1 BB: 0 P: 10	R: 0 E: 0 K: 0 S: 11	H: 1 LOB: 1 BB: 0 P: 14	1B: 7 2B: 3 3B: 0 HR: 1	SF: 0 SAC: 0 DP: 1 HBP: 0	WP: 0 PB: 0 CS: 0	PA: 39				
PITCHER Bill Wegman, R ERA: 2.84 (1, 1)	IP: 7.0 WLS: W BF: 30	H: 8 R: 2 ER: 2 SO: 3	BB: 2 IBB: 0 HBP: 0 BLK: 0	WP: 0 HR: 0 S: 68 P: 107	ERA: 2.57 WHIP: 1.429																					
Julio Machado, R ERA: 3.45 (8, 1)	1.0 W	5 2	1 1	1 1	0 0	0 0	0 0	0 0	1 10	10	9.00	2.000														
Doug Henry, R ERA: 1.0 (9, 1)	1.0 S	4 1	0 0	0 0	0 0	0 0	0 0	0 0	0 11	14	0.00	1.000														

Milwaukee Brewers @ Boston Red Sox
Fenway Park, Boston, MA
Sun Oct 06 1991, 3:33 AM EDT
Att: 31,837 - Cloudy - 73 F

AB	37
R	3
H	11
RBI	3
BB	2
SO	4
LOB	18

