

Milwaukee Brewers - 1992

Batter	1	2	3	4	5	6	7	8	9	AB	R	H	RBI	BB	SO	LOB	TOP					
Chuck Knoblauch R (1,4) OBP: 0.400, SLG: 0.400										5	0	1	0	0	0	1	Minnesota Twins @ Milwaukee Brewers Milwaukee County Stadium, Milwaukee, WI Thu Apr 09 1992, 4:33 AM EDT Att: 8,120 - Cloudy - 51 F					
Luis Quiñones S (1,5) OBP: 0.200, SLG: 0.250 Scott Leius R (8,FR) OBP: 0.333, SLG: 0.444										4	0	1	0	0	0	1						
Kirby Puckett R (1,8) OBP: 0.267, SLG: 0.462										5	1	0	0	0	1	3						
Chili Davis S (1,10) OBP: 0.538, SLG: 0.250										3	2	2	0	1	0	0						
Randy Bush L (1,9) OBP: 0.400, SLG: 0.250 Jarvis Brown R (8,7)										4	0	1	0	0	1	4						
Pedro Munoz R (1,7) OBP: 0.273, SLG: 0.273										4	0	1	1	0	2	2						
Gene Larkin S (1,3) OBP: 0.500, SLG: 0.600										4	0	2	2	0	0	0						
Lenny Webster R (1,2) OBP: 0.250, SLG: 0.250										4	0	1	0	0	0	4						
Greg Gagne R (1,6) OBP: 0.455, SLG: 0.400										4	0	1	0	0	0	3						
Inning Stats	R: 0 E: 0 K: 2 S: 17	H: 1 LOB: 2 BB: 1 P: 26	R: 0 E: 0 K: 0 S: 11	H: 1 LOB: 1 BB: 0 P: 19	R: 0 E: 0 K: 0 S: 7	H: 0 LOB: 0 BB: 0 P: 10	R: 1 E: 0 K: 1 S: 10	H: 3 LOB: 2 BB: 0 P: 17	R: 0 E: 0 K: 0 S: 8	H: 0 LOB: 0 BB: 0 P: 11	R: 0 E: 0 K: 1 S: 8	H: 0 LOB: 0 BB: 0 P: 12	R: 0 E: 0 K: 0 S: 10	H: 1 LOB: 1 BB: 0 P: 12	R: 2 E: 0 K: 0 S: 17	H: 4 LOB: 2 BB: 0 P: 22	R: 0 E: 0 K: 0 S: 9	H: 1 LOB: 1 BB: 0 P: 13	1B: 11 2B: 0 3B: 0 HR: 0	SF: 0 SAC: 0 DP: 0 HBP: 0	WP: 0 PB: 0 SB: 1 CS: 0	PA: 39
PITCHER	IP WLS BF H R ER SO BB IBB HBP BLK WP HR S P ERA WHIP																					
Jaime Navarro R (1,1) ERA: 3.52	7.2 L 33 9 3 3 4 1 0 0 0 0 0 0 83 123 3.52 1.304																					
Doug Henry R (8,1) ERA:	1.1 6 2 0 0 0 0 0 0 0 0 0 0 14 19 0.00 1.500																					

Batter	1	2	3	4	5	6	7	8	9	AB	R	H	RBI	BB	SO	LOB	BOTTOM					
Paul Moltitor R (1,10) OBP: 0.154, SLG: 0.167										4	0	1	0	0	0	3	Minnesota Twins @ Milwaukee Brewers Milwaukee County Stadium, Milwaukee, WI Thu Apr 09 1992, 4:33 AM EDT Att: 8,120 - Cloudy - 51 F					
Darryl Hamilton L (1,8)										4	0	0	0	0	2	2						
B.J. Surhoff L (1,2) OBP: 0.154, SLG: 0.385										4	0	0	0	0	1	2						
Greg Vaughn R (1,7) OBP: 0.500, SLG: 0.400										3	1	0	0	1	1	0						
Dante Bichette R (1,9) OBP: 0.200, SLG: 0.200										4	0	1	0	0	0	1						
Franklin Stubbs L (1,3) OBP: 0.273, SLG: 0.200										4	0	1	0	0	0	0						
Kevin Seitzer R (1,5) OBP: 0.384, SLG: 0.600										3	0	1	1	0	0	2						
William Suero R (1,4) (9,6)										3	0	0	0	0	0	3						
Scott Fletcher R (1,6) OBP: 0.250, SLG: 0.250 Jim Gantner L (8,PH) (9,4)										2	0	0	0	0	0	1						
Inning Stats	R: 0 E: 0 K: 1 S: 8	H: 0 LOB: 0 BB: 0 P: 11	R: 0 E: 0 K: 0 S: 8	H: 0 LOB: 0 BB: 0 P: 12	R: 0 E: 1 K: 0 S: 8	H: 1 LOB: 1 BB: 0 P: 13	R: 0 E: 1 K: 1 S: 9	H: 0 LOB: 1 BB: 0 P: 10	R: 0 E: 0 K: 0 S: 4	H: 0 LOB: 0 BB: 0 P: 9	R: 0 E: 0 K: 0 S: 7	H: 1 LOB: 1 BB: 0 P: 11	R: 1 E: 0 K: 0 S: 11	H: 2 LOB: 1 BB: 1 P: 16	R: 0 E: 0 K: 1 S: 11	H: 0 LOB: 1 BB: 1 P: 22	R: 0 E: 0 K: 1 S: 8	H: 0 LOB: 0 BB: 0 P: 12	1B: 4 2B: 1 3B: 0 HR: 0	SF: 0 SAC: 0 DP: 2 HBP: 0	WP: 0 PB: 0 SB: 0 CS: 0	PA: 33
PITCHER	IP WLS BF H R ER SO BB IBB HBP BLK WP HR S P ERA WHIP																					
Bill Krueger L (1,1) ERA: 1.29	7.0 W 26 4 1 1 2 1 0 0 0 0 0 0 55 82 1.29 0.714																					
Carl Willis R (8,1) ERA:	0.1 2 0 0 0 0 1 0 0 0 0 0 0 6 13 0.00 3.000																					
Mark Guthrie L (8,1) ERA:	0.2 2 0 0 0 1 0 0 0 0 0 0 0 5 9 0.00 0.000																					
Rick Aguilera R (9,1) ERA:	1.0 S 3 0 0 0 1 0 0 0 0 0 0 0 8 12 0.00 0.000																					

Batter	1	2	3	4	5	6	7	8	9	AB	R	H	RBI	BB	SO	LOB	TOP								
Paul Moltzer, R OBP: 0.167, SLG: 0.133 (1, 10)	G4-3		G6-3		F7	SF8		FC6-4 IBB		3	0	0	1	1	0	0	Milwaukee Brewers @ California Angels Anaheim Stadium, Anaheim, CA Fri Apr 10 1992, 10:05 PM EDT Att: 29,338 - Cloudy - 75 F								
Darryl Hamilton, L OBP: 0.111, SLG: 0.059 (1, 9)	CS 1B		G4-3		E5	K		FC6-4 1-2 2-H		5	0	1	0	0	1	3									
B.J. Surhoff, L OBP: 0.167, SLG: 0.294 (1, 2)	F8		FC5-4 BB		F7		F9	K		4	0	0	0	1	1	3									
Greg Vaughn, R OBP: 0.471, SLG: 0.600 (1, 7)		F9 1B SF8 1B	FC5-4			HR	E5 G6-3		K	5	2	2	1	0	1	1									
Robin Yount, R OBP: 0.385, SLG: 0.417 (1, 8)		BB 1B		F9		2B SF8 1B	G6-3		K	5	1	2	0	0	1	1									
Franklin Stubbs, L OBP: 0.313, SLG: 0.286 (1, 3)	F9			F9		S SF8 2B	FC4 IBB		K	4	1	1	0	1	1	2									
Kevin Seitzer, R OBP: 0.333, SLG: 0.583 (1, 5)	SF8				SF8		FC4			2	0	1	2	0	0	2									
Jim Gantner, L OBP: 0.500, SLG: 0.143 (1, 4)	3-H 4-2			1B		3-H 4-2				2	1	1	0	2	0	1									
Scott Fletcher, R OBP: 0.167, SLG: 0.167 (1, 6)					F7		FC BB	S E 1B	K	4	0	0	0	0	2	5									
Inning Stats	R: 0 E: 0 K: 0 S: 8	H: 1 LOB: 0 BB: 0 P: 15	R: 1 E: 0 K: 1 S: 14	H: 2 LOB: 2 BB: 1 P: 24	R: 0 E: 0 K: 0 S: 10	H: 0 LOB: 1 BB: 1 P: 19	R: 0 E: 0 K: 0 S: 8	H: 1 LOB: 1 BB: 0 P: 14	R: 0 E: 0 K: 0 S: 8	H: 0 LOB: 1 BB: 0 P: 15	R: 3 E: 1 K: 1 S: 20	H: 3 LOB: 2 BB: 1 P: 32	R: 0 E: 1 K: 0 S: 6	H: 0 LOB: 2 BB: 1 P: 12	R: 1 E: 1 K: 2 S: 11	H: 1 LOB: 1 BB: 1 P: 16	R: 0 E: 0 K: 3 S: 9	H: 0 LOB: 0 BB: 0 P: 15	1B: 6 2B: 1 3B: 0 HR: 1	SF: 3 SAC: 0 DP: 0 HBP: 0	WP: 0 PB: 0 SB: 2 CS: 1	PA: 42			
PITCHER	IP	WLS	BF	H	R	ER	SO	BB	IBB	HBP	BLK	WP	HR	S	P	ERA	WHIP								
Scott Lewis, R ERA: 5.14 (1, 1)	5.0		23	6	3	3	1	2	0	0	0	0	1	52	95	5.40	1.600								
Scott Bailes, L ERA: 8.75 (6, 1)	0.1		3	1	0	0	0	1	0	0	0	0	0	10	17	0.00	6.000								
Mark Eichhorn, R ERA: (6, 1)	1.2		8	0	1	1	1	0	1	0	0	0	0	12	19	5.40	0.000								
Bryan Harvey, R ERA: (8, 1)	2.0	L	8	1	1	0	5	0	1	0	0	0	0	20	31	0.00	0.500								

Batter	1	2	3	4	5	6	7	8	9	AB	R	H	RBI	BB	SO	LOB	BOTTOM								
Luis Polonia, L OBP: 0.385, SLG: 0.273 (1, 7)	E 1B		G4-3 BLK HR BB		F9 BLK 1B BB		F8			2	3	1	0	2	0	0	Milwaukee Brewers @ California Angels Anaheim Stadium, Anaheim, CA Fri Apr 10 1992, 10:05 PM EDT Att: 29,338 - Cloudy - 75 F								
Junior Felix, S OBP: 0.353, SLG: 0.412 (1, 8)	E7 1-H		G4-3		P6		K			4	0	0	0	0	1	2									
Von Hayes, L OBP: 0.375, SLG: 0.786 (1, 9)	S BB		HR		F9		G3			3	1	1	2	1	0	1									
Hubie Brooks, R OBP: 0.294, SLG: 0.500 (1, 10)	P2		G3-1 1B		1B		F9			4	0	2	1	0	0	1									
Lee Stevens, L OBP: 0.100, SLG: 0.100 (1, 3)	P6		G3-1		K		F9			3	0	0	0	0	1	3									
Mike Fitzgerald, R (8, PH) (9, 3)										1	0	0	0	0	0	0									
Gary Gaetti, R OBP: 0.250, SLG: 0.143 (1, 5)	G4-3		G6-3			P3		G6-3		4	0	0	0	0	0	1									
Bobby Rose, R OBP: 0.313, SLG: 0.533 (1, 4)	K			CS HBP		G5-3		F9		3	0	0	0	0	1	0									
Lance Parrish, R OBP: 0.333, SLG: 0.273 Chad Curtis, R OBP: 0.400, SLG: 0.333 (9, PR)					G6-3		F7		CS 1B	3	0	1	0	1	0	1									
Gary Disarcina, R OBP: 0.200, SLG: 0.200 John Morris, L (9, PH)	L5				G4-3		L3		CS	3	0	0	0	0	0	1									
Inning Stats	R: 1 E: 1 K: 0 S: 11	H: 1 LOB: 1 BB: 1 P: 20	R: 0 E: 0 K: 1 S: 11	H: 0 LOB: 1 BB: 1 P: 22	R: 2 E: 0 K: 0 S: 13	H: 2 LOB: 1 BB: 1 P: 25	R: 0 E: 0 K: 0 S: 10	H: 0 LOB: 0 BB: 0 P: 15	R: 1 E: 0 K: 1 S: 11	H: 1 LOB: 1 BB: 1 P: 21	R: 0 E: 0 K: 0 S: 3	H: 0 LOB: 0 BB: 0 P: 5	R: 0 E: 0 K: 1 S: 9	H: 0 LOB: 0 BB: 0 P: 12	R: 0 E: 0 K: 0 S: 6	H: 0 LOB: 0 BB: 0 P: 7	R: 0 E: 0 K: 0 S: 8	H: 1 LOB: 1 BB: 0 P: 12	1B: 4 2B: 0 3B: 0 HR: 1	SF: 0 SAC: 0 DP: 0 HBP: 1	WP: 0 PB: 0 SB: 1 CS: 2	PA: 36			
PITCHER	IP	WLS	BF	H	R	ER	SO	BB	IBB	HBP	BLK	WP	HR	S	P	ERA	WHIP								
Ricky Bones, R ERA: 6.0 (1, 1)	3.0		16	3	3	2	1	3	0	0	1	0	0	30	49	2.25	0.500								
Dan Plesac, L ERA: 2.25 (4, 1)	4.0	W	13	1	1	1	2	1	0	0	1	0	0	6	7	0.00	0.000								
Jesse Orosco, L ERA: (8, 1)	1.0		3	0	0	0	0	0	0	0	0	0	0	6	7	0.00	0.000								
Doug Henry, R ERA: (9, 1)	1.0	S	3	1	0	0	0	0	0	0	0	0	0	8	12	0.00	1.000								



Batter	1	2	3	4	5	6	7	8	9	AB	R	H	RBI	BB	SO	LOB	TOP								
Paul Moltor, R OBP: 0.174, SLG: 0.105	G6-3		P6		P5				L4	4	0	0	0	1	0	3	Milwaukee Brewers @ California Angels Anaheim Stadium, Anaheim, CA Sat Apr 11 1992, 10:05 PM EDT Att: 22,679 - Cloudy - 62 F								
Darryl Hamilton, L OBP: 0.182, SLG: 0.143	E4				F7					4	0	2	0	0	0	5									
B.J. Surhoff, L OBP: 0.182, SLG: 0.286	F8				F9					4	0	1	0	0	0	2									
Greg Vaughn, R OBP: 0.381, SLG: 0.474	K									4	0	0	0	0	2	2									
Robin Yount, R OBP: 0.353, SLG: 0.375					G4-3					4	0	1	0	0	0	1									
Franklin Stubbs, L OBP: 0.300, SLG: 0.444					P3					4	1	1	1	0	1	1									
Kevin Seitzer, R OBP: 0.421, SLG: 0.667										3	0	2	0	1	0	1									
Jim Cantner, L OBP: 0.375, SLG: 0.091					F9					4	0	0	0	0	0	4									
Scott Fletcher, R OBP: 0.267, SLG: 0.214					F8					2	0	1	0	1	0	0									
Dante Bichette, R OBP: 0.167, SLG: 0.167										1	0	0	0	0	1	1									
Inning Stats	R: 0 E: 1 K: 1 S: 7	H: 1 LOB: 1 BB: 0 P: 11	R: 0 E: 0 K: 1 S: 13	H: 1 LOB: 1 BB: 0 P: 17	R: 0 E: 0 K: 0 S: 7	H: 1 LOB: 1 BB: 0 P: 9	R: 0 E: 0 K: 1 S: 7	H: 0 LOB: 0 BB: 0 P: 8	R: 0 E: 0 K: 0 S: 12	H: 0 LOB: 2 BB: 2 P: 20	R: 0 E: 0 K: 0 S: 5	H: 1 LOB: 0 BB: 0 P: 8	R: 0 E: 0 K: 0 S: 13	H: 2 LOB: 3 BB: 1 P: 25	R: 0 E: 0 K: 0 S: 8	H: 0 LOB: 0 BB: 0 P: 13	R: 1 E: 0 K: 1 S: 13	H: 2 LOB: 1 BB: 0 P: 16	1B: 6 2B: 1 3B: 0 HR: 1	SF: 0 SAC: 0 DP: 1 HBP: 0	WP: 0 PB: 0 SB: 3 CS: 0	PA: 37			
PITCHER	IP	WLS	BF	H	R	ER	SO	BB	IBB	HBP	BLK	WP	HR	S	P	ERA	WHIP								
Don Robinson, R ERA: 2.35	(1, 1)	6.1	W	25	5	0	3	2	0	0	0	0	0	58	86	0.00	1.105								
Chuck Crim, R ERA: 2.35	(7, 1)	1.2		9	3	1	0	1	0	0	0	0	1	18	31	5.40	2.400								
Bryan Harvey, R ERA: 2.35	(9, 1)	1.0	S	3	0	0	1	0	0	0	0	0	0	9	10	0.00	0.000								

Batter	1	2	3	4	5	6	7	8	9	AB	R	H	RBI	BB	SO	LOB	BOTTOM								
Luis Polonia, L OBP: 0.313, SLG: 0.214	G1-3		L6-3		SH1-3					3	0	0	0	0	0	2	Milwaukee Brewers @ California Angels Anaheim Stadium, Anaheim, CA Sat Apr 11 1992, 10:05 PM EDT Att: 22,679 - Cloudy - 62 F								
Junior Felix, S OBP: 0.333, SLG: 0.381	F9				G3-1					4	1	1	1	0	0	1									
Von Hayes, L OBP: 0.450, SLG: 0.889					2B					4	0	3	2	0	0	0									
Hubie Brooks, R OBP: 0.286, SLG: 0.450					2B					4	0	1	0	0	1	3									
Lee Stevens, L OBP: 0.071, SLG: 0.071					F9					4	0	0	0	0	0	2									
Gary Gaetti, R OBP: 0.200, SLG: 0.111					G5-3					4	0	0	0	0	2	1									
Bobby Rose, R OBP: 0.316, SLG: 0.500					G5-3					3	1	1	0	0	0	0									
Mike Fitzgerald, R OBP: 0.333, SLG: 0.250					G5-3					3	1	2	0	0	0	0									
Gary Disarcina, R OBP: 0.308, SLG: 0.308										3	1	2	1	0	1	1									
Inning Stats	R: 0 E: 0 K: 0 S: 11	H: 1 LOB: 1 BB: 0 P: 15	R: 0 E: 0 K: 1 S: 6	H: 0 LOB: 0 BB: 0 P: 11	R: 0 E: 0 K: 0 S: 4	H: 1 LOB: 0 BB: 0 P: 5	R: 0 E: 0 K: 1 S: 16	H: 1 LOB: 1 BB: 0 P: 21	R: 0 E: 0 K: 0 S: 5	H: 0 LOB: 0 BB: 0 P: 7	R: 0 E: 0 K: 1 S: 11	H: 1 LOB: 1 BB: 0 P: 17	R: 0 E: 0 K: 1 S: 8	H: 1 LOB: 1 BB: 0 P: 9	1B: 8 2B: 3 3B: 0 HR: 0	SF: 0 SAC: 1 DP: 1 HBP: 0	WP: 0 PB: 0 SB: 1 CS: 0	PA: 33							
PITCHER	IP	WLS	BF	H	R	ER	SO	BB	IBB	HBP	BLK	WP	HR	S	P	ERA	WHIP								
Bill Wegman, R ERA: 3.52	(1, 1)	7.1	L	31	10	4	3	0	0	0	1	0	0	71	102	4.91	1.364								
Jesse Orosco, L ERA: 27.0	(8, 1)	0.1		1	0	0	0	0	0	0	0	0	0	3	3	0.00	0.000								
Ed Nunez, R ERA: 27.0	(8, 1)	0.1		1	0	0	1	0	0	0	0	0	0	3	3	0.00	0.000								

Batter	1	2	3	4	5	6	7	8	9	10	AB	R	H	RBI	BB	SO	LOB	TOP				
Paul Molitor, R OBP: 0.243, SLG: 0.313 (1, 10)	G5-3		G4-3		L9-3		1B			SH	4	1	2	1	0	0	1	Milwaukee Brewers @ Minnesota Twins Hubert H. Humphrey Metrodome, Minneapolis, MN Wed Apr 15 1992, 8:05 PM EDT Att. 19,125 - Dome - 70 F				
Darryl Hamilton, L OBP: 0.188, SLG: 0.161 (1, 9)	G4-3		G4-3		G6-3		F7			G3	5	0	0	0	0	0	5					
B.J. Surhoff, L OBP: 0.219, SLG: 0.276 (1, 2)	F7		L9				F9			1B	4	1	1	2	1	0	1					
Greg Vaughn, R OBP: 0.351, SLG: 0.500 (1, 7)		K			K		G6-3			K	5	0	0	0	0	3	3					
Robin Yount, R OBP: 0.385, SLG: 0.381 (1, 8)		K			2B		L6			1B	4	1	1	1	1	1	0					
Franklin Stubbs, L OBP: 0.321, SLG: 0.577 (1, 3)			2B		G4-3		G3-1			F9	5	0	2	1	0	1	2					
Kevin Seitzer, R OBP: 0.406, SLG: 0.607 (1, 5)			G4-3		G4-3		3B			F7	4	1	1	0	0	0	2					
Jim Gantner, L OBP: 0.385, SLG: 0.381 Pat Listach, S OBP: 0.667, SLG: 0.875 (7, 4) (10, 6)					SH3		P6			G3-1	3	1	2	1	0	0	1					
Scott Fletcher, R OBP: 0.353, SLG: 0.313 William Suero, R (10, PR) (10, 4)			SH3				SH1-4			SH	2	0	2	1	0	0	0					
					L9-3		SH1-4			1B	0	1	0	0	0	0	0					
Inning Stats	R: 0 E: 0 K: 0 S: 4	H: 0 LOB: 0 BB: 0 P: 6	R: 0 E: 0 K: 2 S: 11	H: 1 LOB: 1 BB: 0 P: 17	R: 1 E: 0 K: 0 S: 9	H: 2 LOB: 1 BB: 0 P: 13	R: 1 E: 0 K: 1 S: 14	H: 1 LOB: 1 BB: 1 P: 22	R: 0 E: 0 K: 0 S: 5	H: 1 LOB: 0 BB: 0 P: 9	R: 0 E: 0 K: 0 S: 5	H: 0 LOB: 0 BB: 0 P: 7	R: 2 E: 0 K: 0 S: 13	H: 3 LOB: 2 BB: 0 P: 15	R: 0 E: 0 K: 1 S: 7	H: 0 LOB: 0 BB: 0 P: 11	R: 3 E: 1 K: 1 S: 13	H: 3 LOB: 2 BB: 0 P: 17	1B: 5 2B: 6 3B: 1 HR: 0	SF: 0 SAC: 3 DP: 2 HBP: 0	WP: 0 PB: 0 SB: 0 CS: 0	PA: 42
PITCHER	IP	WLS	BF	H	R	ER	SO	BB	IBB	HBP	BLK	WP	HR	S	P	ERA	WHIP					
Kevin Tapani, R ERA: 3.29	6.2		28	8	4	4	3	1	0	0	0	0	0	59	87	5.40	1.350					
Gary Wayne, L ERA: 2.25	7.1	1.2	5	0	0	0	1	1	0	0	0	0	0	9	14	0.00	0.600					
Carl Willis, R ERA: 2.25	9.1	0.2	4	1	2	2	0	0	0	0	0	0	0	6	9	27.00	1.500					
Bob Kipper, L ERA: 4.15	10.1	0.1	2	1	0	0	0	0	0	0	0	0	0	5	8	0.00	3.000					
Rick Aguilera, R ERA: 9.64	10.1	0.2	3	1	1	0	1	0	0	0	0	0	0	6	7	0.00	1.500					

AB	37
R	7
H	11
RBI	7
BB	2
SO	5
LOB	15



Batter	1	2	3	4	5	6	7	8	9	10	AB	R	H	RBI	BB	SO	LOB	BOTTOM						
Shane Mack, R OBP: 0.394, SLG: 0.613 (1, 7)	G6-3	F9			K		K			1B	5	1	1	1	0	2	4	Milwaukee Brewers @ Minnesota Twins Hubert H. Humphrey Metrodome, Minneapolis, MN Wed Apr 15 1992, 8:05 PM EDT Att. 19,125 - Dome - 70 F						
Chuck Knoblauch, R OBP: 0.378, SLG: 0.303 Randy Bush, L OBP: 0.300, SLG: 0.222 Jarvis Brown, R (9, PH) (10, 8)	K		F9			P4		K		F7	4	0	0	0	0	2	0							
Kirby Puckett, R OBP: 0.368, SLG: 0.600 (1, 8) (10, 5) (10, 4) (10, 5)	2B		1B			F8		G6-3		1B	5	0	3	0	0	0	0							
Chili Davis, S OBP: 0.444, SLG: 0.269 (1, 10)	G4-3		L1-3			1B		1B		F7	5	0	2	0	0	0	4							
Brian Harper, R OBP: 0.323, SLG: 0.276 (1, 2)		G6-3			G4-6-3		F8			F7	4	0	1	0	1	0	3							
Gene Larkin, S OBP: 0.303, SLG: 0.429 (1, 3)		HR			G4-6-3		F7			FC5	5	1	1	1	0	0	3							
Pedro Munoz, R OBP: 0.259, SLG: 0.346 (1, 9)		G5-3			G5-3		1B			K	5	0	1	0	0	1	0							
Mike Pagliaro, L OBP: 0.200, SLG: 0.200 Scott Lewis, R OBP: 0.246, SLG: 0.380 (8, 5) (10, 4) (10, 4)		HBP			L9		1B			K	2	0	1	0	0	0	0							
Greg Gagne, R OBP: 0.308, SLG: 0.250 Donnie Hill, S OBP: 0.500, SLG: 0.500 (9, PH) (10, 4) (10, 4)		1B			G6-3		L9			2B	2	0	0	0	0	0	2							
		HBP					1B			1B	1	1	1	0	0	0	0							
Inning Stats	R: 0 E: 0 K: 1 S: 11	H: 1 LOB: 1 BB: 0 P: 15	R: 1 E: 0 K: 0 S: 13	H: 2 LOB: 2 BB: 0 P: 26	R: 0 E: 0 K: 0 S: 6	H: 1 LOB: 0 BB: 0 P: 9	R: 0 E: 0 K: 0 S: 6	H: 0 LOB: 0 BB: 1 P: 12	R: 0 E: 0 K: 1 S: 7	H: 0 LOB: 0 BB: 0 P: 10	R: 0 E: 0 K: 0 S: 10	H: 1 LOB: 1 BB: 0 P: 15	R: 0 E: 0 K: 1 S: 10	H: 2 LOB: 2 BB: 0 P: 16	R: 0 E: 0 K: 1 S: 11	H: 2 LOB: 2 BB: 0 P: 19	R: 3 E: 0 K: 1 S: 16	H: 5 LOB: 2 BB: 0 P: 23	R: 0 E: 0 K: 1 S: 8	H: 0 LOB: 0 BB: 0 P: 9	1B: 11 2B: 3 3B: 0 HR: 1	SF: 0 SAC: 0 DP: 2 HBP: 1	WP: 0 PB: 0 SB: 0 CS: 0	PA: 44
PITCHER	IP	WLS	BF	H	R	ER	SO	BB	IBB	HBP	BLK	WP	HR	S	P	ERA	WHIP							
Ricky Bones, R ERA: 3.0	6.0		23	5	1	1	2	1	0	0	0	0	0	53	87	1.50	1.000							
Bruce Ruffin, L ERA: 10.8	7.1	0.2	4	2	0	0	0	0	0	0	0	0	0	7	13	0.00	3.000							
Mike Fetters, R ERA: 10.8	7.1	1.0	5	2	0	0	2	0	0	0	0	0	0	12	17	0.00	2.000							
Jesse Orosco, L ERA: 7.36	8.1	0.1	1	0	0	0	0	0	0	0	0	0	0	2	5	0.00	0.000							
Doug Henry, R ERA: 7.36	9.1	0.1	6	5	3	3	1	0	0	0	0	0	0	12	17	81.00	15.000							
PITCHER	IP	WLS	BF	H	R	ER	SO	BB	IBB	HBP	BLK	WP	HR	S	P	ERA	WHIP							
Dan Plesac, L ERA: 2.08	9.1	0.1	1	0	0	0	0	0	0	0	0	0	0	1	0	0.00	0.000							
Jim Austin, R ERA: 7.36	9.1	1.1	4	0	0	0	1	0	0	0	0	0	0	9	10	0.00	0.000							

AB	42
R	4
H	14
RBI	4
BB	1
SO	6
LOB	16



Batter	1	2	3	4	5	6	7	8	9	AB	R	H	RBI	BB	SO	LOB	TOP					
Harold Reynolds, S (1, 4) OBP: 0.302, SLG: 0.250	1-2 1B		0-0 G3-1			2-1 F9			0-0 1B	4	0	2	0	0	0	1	Seattle Mariners @ Milwaukee Brewers Milwaukee County Stadium, Milwaukee, WI Fri Apr 17 1992, 8:05 PM EDT Att: 10,174 - Cloudy - 42 F					
Edgar Martinez, R (1, 5) OBP: 0.326, SLG: 0.474	4-0 BB			3-2 G6-3		2-3 K			1-2 G6-3	3	0	0	1	1	1	3						
Ken Griffey Jr., L (1, 8) OBP: 0.262, SLG: 0.425	2-3 K			0-0 G3			0-2 G1-3		1-2 G1-3	4	0	0	0	0	1	2						
Pete O'Brien, L (1, 3) OBP: 0.229, SLG: 0.500	3-2 F7			0-1 F7			2-0 P8		0-0 G4-3	4	0	0	0	0	0	2						
Jay Buhner, R (1, 9) OBP: 0.262, SLG: 0.243		2-3 K			2-3 K		1-0 G6-3			3	0	0	0	0	2	0						
Tino Martinez, L (1, 10) OBP: 0.273, SLG: 0.438	1-2 1B				1-2 G2-3			1-2 G6-3		3	0	1	0	0	0	0						
Greg Briley, L (1, 7) OBP: 0.250, SLG: 0.300	3-1 1B				1-0 E3			1-0 F7		3	0	0	0	0	0	1						
Dave Valle, R (1, 2) OBP: 0.353, SLG: 0.400			2-0 P6		1-0 CS	2-1 P4		2-3 K		3	0	0	0	0	1	0						
Rich Amaral, R (1, 6) OBP: 0.250, SLG: 0.500			2-2 G5-3			3-2		0-1 G6-3		2	0	1	0	0	0	0						
Kevin Mitchell, R (9, PH) OBP: 0.214, SLG: 0.275										1	0	1	0	0	0	0						
Jeff Schaefer, R (9, PR) OBP: 0.143, SLG: 0.571										0	1	0	0	0	0	0						
Inning Stats	R: 0 E: 0 K: 1 S: 10	H: 1 LOB: 1 BB: 1 P: 20	R: 0 E: 0 K: 1 S: 9	H: 1 LOB: 0 BB: 0 P: 15	R: 0 E: 0 K: 0 S: 5	H: 0 LOB: 0 BB: 0 P: 9	R: 0 E: 0 K: 0 S: 6	H: 0 LOB: 0 BB: 0 P: 9	R: 0 E: 1 K: 1 S: 7	H: 0 LOB: 0 BB: 0 P: 12	R: 0 E: 0 K: 1 S: 12	H: 1 LOB: 1 BB: 0 P: 21	R: 0 E: 0 K: 0 S: 6	H: 0 LOB: 0 BB: 0 P: 9	R: 0 E: 0 K: 1 S: 7	H: 0 LOB: 0 BB: 0 P: 11	R: 1 E: 0 K: 0 S: 9	H: 2 LOB: 1 BB: 0 P: 12	1B: 3 2B: 3 3B: 0 HR: 0	SF: 0 SAC: 0 DP: 1 HBP: 0	WP: 0 PB: 0 SB: 2 CS: 1	PA: 32
PITCHER Bill Wegman, R (1, 1) ERA: 2.59	IP: 9.0 WLS: W BF: 31	H: 5 R: 1 ER: 1 SO: 5	BB: 1 IBB: 0 HBP: 0 BLK: 0	WP: 0 HR: 0 S: 71 P: 118	ERA: 1.00 WHIP: 0.667																	

Batter	1	2	3	4	5	6	7	8	9	AB	R	H	RBI	BB	SO	LOB	BOTTOM			
Paul Moltzer, R (1, 10) OBP: 0.293, SLG: 0.343	1-1 P6		0-1 FC6		1-1 3B		4-1 WP			3	1	2	0	1	0	0	Seattle Mariners @ Milwaukee Brewers Milwaukee County Stadium, Milwaukee, WI Fri Apr 17 1992, 8:05 PM EDT Att: 10,174 - Cloudy - 42 F			
Darryl Hamilton, L (1, 9) OBP: 0.222, SLG: 0.235	1-2 G6-3		1-2 FC6		2-3 1B		4-1 BB			3	1	1	3	1	0	2				
B.J. Surhoff, L (1, 2) OBP: 0.194, SLG: 0.250	3-2 G5-3		1-2 FC6		1-2 SF8		1-2 BB			3	0	0	1	0	0	4				
Greg Vaughn, R (1, 7) OBP: 0.325, SLG: 0.444		0-0 G5-3		2-3 K		3-2 G2-3		0-1 L8		4	0	0	0	0	1	2				
Robin Yount, R (1, 8) OBP: 0.371, SLG: 0.375		1-0 G5-3		1-1 F8		1-2 1B		0-1 F9		4	0	1	0	0	0	2				
Franklin Stubbs, L (1, 3) OBP: 0.281, SLG: 0.500		3-3 K		3-2 G3		1-1 L9		0-0 F8		4	0	0	0	0	1	1				
Kevin Seitzer, R (1, 5) OBP: 0.444, SLG: 0.613			3-2 G6-3		4-2 WP		3-2 1B		2-1 FC3-6	3	1	2	0	1	0	0				
Jim Gantner, L (1, 4) OBP: 0.400, SLG: 0.400			1-0 1B		1-0 E9		0-1 P7		0-0 FC3-6	4	2	2	0	0	0	3				
Scott Fletcher, R (1, 6) OBP: 0.333, SLG: 0.300			0-0 FC6		0-0 G4-3		2-1 F7		1-0 FC5-4	4	0	1	0	0	0	4				
Inning Stats	R: 0 E: 0 K: 0 S: 8	H: 0 LOB: 0 BB: 0 P: 13	R: 0 E: 0 K: 1 S: 8	H: 0 LOB: 0 BB: 0 P: 12	R: 1 E: 0 K: 0 S: 11	H: 3 LOB: 2 BB: 0 P: 18	R: 0 E: 0 K: 1 S: 10	H: 0 LOB: 0 BB: 0 P: 16	R: 4 E: 1 K: 0 S: 19	H: 3 LOB: 1 BB: 1 P: 30	R: 0 E: 0 K: 0 S: 12	H: 2 LOB: 2 BB: 0 P: 19	R: 0 E: 0 K: 0 S: 7	H: 0 LOB: 2 BB: 2 P: 15	R: 0 E: 0 K: 0 S: 5	H: 1 LOB: 1 BB: 0 P: 8	1B: 8 2B: 0 3B: 1 HR: 0	SF: 1 SAC: 0 DP: 0 HBP: 0	WP: 2 PB: 0 SB: 0 CS: 0	PA: 36
PITCHER Erik Hanson, R (1, 1) ERA: 3.98	IP: 5.1 WLS: L BF: 25	H: 8 R: 5 ER: 5 SO: 2	BB: 1 IBB: 0 HBP: 0 BLK: 0	WP: 1 HR: 0 S: 64 P: 102	ERA: 8.44 WHIP: 1.688															
Calvin Jones, R (6, 1) ERA: 1.5	IP: 1.2 WLS: 7 BF: 7	H: 0 R: 0 ER: 0 SO: 0	BB: 2 IBB: 0 HBP: 0 BLK: 0	WP: 1 HR: 0 S: 11 P: 21	ERA: 0.00 WHIP: 1.200															
Jim Acker, R (8, 1) ERA:	IP: 1.0 WLS: 4 BF: 4	H: 1 R: 0 ER: 0 SO: 0	BB: 0 IBB: 0 HBP: 0 BLK: 0	WP: 0 HR: 0 S: 5 P: 8	ERA: 0.00 WHIP: 1.000															

Batter	1	2	3	4	5	6	7	8	9	AB	R	H	RBI	BB	SO	LOB	TOP								
Harold Reynolds, S OBP: 0.277, SLG: 0.227 (1, 4)	G4-3		K		G1-6-3		SH3-4		F8	4	0	0	1	0	1	2	Seattle Mariners @ Milwaukee Brewers Milwaukee County Stadium, Milwaukee, WI Sat Apr 18 1992, 4:33 AM EDT Att: 12,662 - Overcast - 47 F								
Edgar Martinez, R OBP: 0.333, SLG: 0.452 (1, 5)	G3			FC5-4 1B 3B BB		G4-6-3 1B	G6-3		K	4	1	1	0	1	1	2									
Ken Griffey Jr., L OBP: 0.261, SLG: 0.409 (1, 8)				K		G4-6-3 1-2			G4-3	4	0	1	0	0	1	2									
Kevin Mitchell, R OBP: 0.261, SLG: 0.302 (1, 7)				FC5-4 1B					G6-3 1B	3	0	2	0	1	1	1									
Pete O'Brien, L OBP: 0.205, SLG: 0.447 (1, 10)		P5		FC5-4 3B		L6			G6-3	4	1	0	0	0	0	4									
Tino Martinez, L OBP: 0.324, SLG: 0.528 (1, 3)		G3-6 1B							G3-1	4	1	3	2	0	0	1									
Greg Briley, L OBP: 0.222, SLG: 0.273 (7, PH)	G3-6			G1-3						2	0	0	0	0	0	2									
Jay Buhner, R OBP: 0.273, SLG: 0.256 (7, 9)							P6		SH2-3 1B	2	1	1	0	0	0	1									
Matt Sinatro, R (1, 2)				F9		G5-3			SH2-3	2	0	0	0	0	0	0									
Dave Valle, R OBP: 0.371, SLG: 0.419 (7, 2)							1B SH3-4 1B			1	1	1	0	0	0	0									
Jeff Schaefer, R OBP: 0.222, SLG: 0.556 (7, PH)				F7						2	0	1	0	0	0	0									
Henry Colto, R OBP: 0.538, SLG: 0.636 (7, 6)							1-3 2-H 1B		S 2B	1	0	1	1	0	0	0									
Rich Amaral, R OBP: 0.400, SLG: 0.800 (7, 6)										1	0	1	1	0	0	0									
Inning Stats	R: 0 E: 0 K: 1 S: 8	H: 1 LOB: 1 BB: 0 P: 13	R: 0 E: 0 K: 0 S: 8	H: 1 LOB: 0 BB: 0 P: 11	R: 0 E: 0 K: 1 S: 6	H: 0 LOB: 0 BB: 0 P: 8	R: 2 E: 0 K: 1 S: 11	H: 2 LOB: 1 BB: 1 P: 21	R: 0 E: 0 K: 0 S: 5	H: 1 LOB: 0 BB: 0 P: 5	R: 0 E: 0 K: 0 S: 8	H: 1 LOB: 1 BB: 1 P: 13	R: 2 E: 0 K: 0 S: 12	H: 3 LOB: 1 BB: 0 P: 19	R: 0 E: 0 K: 0 S: 9	H: 1 LOB: 1 BB: 0 P: 15	R: 1 E: 0 K: 1 S: 16	H: 2 LOB: 1 BB: 0 P: 24	1B: 10 2B: 1 3B: 1 HR: 0	SF: 0 SAC: 2 DP: 3 HBP: 0	WP: 0 PB: 0 SB: 1 CS: 1	PA: 38			
PITCHER	IP	WLS	BF	H	R	ER	SO	BB	IBB	HBP	BLK	WP	HR	S	P	ERA	WHIP								
Chris Bosio, R ERA: 8.79 (1, 1)	6.0		23	6	2	2	3	2	0	0	0	0	0	46	71	3.00	1.333								
Dan Plesac, L ERA: 5.4 (7, 1)	0.2	L	5	3	2	2	0	0	0	0	0	0	0	8	13	27.00	4.500								
Mike Fetters, R ERA: (7, 1)	0.1		1	0	0	0	0	0	0	0	0	0	0	4	6	0.00	0.000								
Bruce Ruffin, L ERA: 8.44 (8, 1)	2.0		9	3	1	1	1	0	0	0	0	0	0	25	39	4.50	1.500								

AB	34
R	5
H	12
RBI	5
BB	2
SO	4
LOB	15



Batter	1	2	3	4	5	6	7	8	9	AB	R	H	RBI	BB	SO	LOB	BOTTOM								
Paul Moltzer, R OBP: 0.283, SLG: 0.325 (1, 10)	G1-3	G4-3			F8		CS		G5-3	5	0	1	0	0	0	3	Seattle Mariners @ Milwaukee Brewers Milwaukee County Stadium, Milwaukee, WI Sat Apr 18 1992, 4:33 AM EDT Att: 12,662 - Overcast - 47 F								
Robin Yount, R OBP: 0.385, SLG: 0.371 (1, 8)	G4-3		G6-3			SH1-3 1B		SH3-4 1B		3	1	1	0	1	0	0									
B.J. Surhoff, L OBP: 0.184, SLG: 0.235 (1, 2)	K		G6-3			SH1-3		SH3-4		2	0	0	0	0	1	0									
Greg Vaughn, R OBP: 0.295, SLG: 0.400 (1, 7)		G1-3	P4			P3		K		4	0	0	0	0	1	3									
Dante Bichette, R OBP: 0.333, SLG: 0.286 (8, PH)				K						2	1	1	1	1	1	0									
Darryl Hamilton, L OBP: 0.243, SLG: 0.235 (9, 9)		BB 1B BB				S 1B		BB		0	0	0	0	1	0	0									
Franklin Stubbs, L OBP: 0.276, SLG: 0.471 (1, 3)				P6		G3		F7		4	1	1	0	0	0	4									
Kevin Seitzer, R OBP: 0.450, SLG: 0.576 (1, 5)				F7						2	0	0	0	2	0	0									
Jim Gantner, L OBP: 0.382, SLG: 0.379 (1, 4)					G3		P7		G1-6-3	4	0	1	2	0	0	1									
Pat Listach, S OBP: 0.615, SLG: 0.727 (1, 6)		FC4-6			G3				DI BB	3	0	1	0	1	0	2									
Inning Stats	R: 0 E: 0 K: 1 S: 7	H: 0 LOB: 0 BB: 0 P: 9	R: 2 E: 0 K: 0 S: 13	H: 2 LOB: 2 BB: 2 P: 24	R: 0 E: 0 K: 0 S: 6	H: 0 LOB: 0 BB: 0 P: 7	R: 0 E: 0 K: 1 S: 10	H: 0 LOB: 0 BB: 0 P: 12	R: 0 E: 0 K: 0 S: 7	H: 0 LOB: 0 BB: 0 P: 12	R: 1 E: 0 K: 0 S: 8	H: 2 LOB: 1 BB: 0 P: 10	R: 0 E: 0 K: 0 S: 9	H: 1 LOB: 0 BB: 0 P: 13	R: 0 E: 0 K: 1 S: 12	H: 1 LOB: 3 BB: 2 P: 22	R: 0 E: 0 K: 0 S: 8	H: 0 LOB: 1 BB: 2 P: 19	1B: 6 2B: 0 3B: 0 HR: 0	SF: 0 SAC: 2 DP: 1 HBP: 0	WP: 0 PB: 0 SB: 1 CS: 1	PA: 38			
PITCHER	IP	WLS	BF	H	R	ER	SO	BB	IBB	HBP	BLK	WP	HR	S	P	ERA	WHIP								
Russ Swan, L ERA: 6.19 (8, 1)	0.0		2	1	0	0	0	1	0	0	0	0	0	2	6	∞	∞								
Gene Harris, R ERA: 5.4 (8, 1)	0.1		1	0	0	0	0	0	0	0	0	0	0	2	3	0.00	0.000								
Dennis Powell, L ERA: 3.0 (8, 1)	1.2	S	7	0	0	0	1	3	0	0	0	0	0	16	32	0.00	1.800								

AB	29
R	3
H	6
RBI	3
BB	6
SO	3
LOB	13



Batter	1	2	3	4	5	6	7	8	9	AB	R	H	RBI	BB	SO	LOB	TOP								
Harold Reynolds, S OBP: 0.308, SLG: 0.250 (1, 4)										4	2	2	0	1	0	2	Seattle Mariners @ Milwaukee Brewers Milwaukee County Stadium, Milwaukee, WI Sun Apr 19 1992, 4:33 AM EDT Att: 7,676 - Cloudy - 64 F								
Edgar Martinez, R OBP: 0.352, SLG: 0.422 (1, 5)										3	2	0	0	2	0	5									
Ken Griffey Jr., L OBP: 0.327, SLG: 0.458 (1, 8)										4	1	3	5	2	0	2									
Kevin Mitchell, R OBP: 0.240, SLG: 0.283 Greg Briley, L OBP: 0.206, SLG: 0.250 (8, PH) (8, 7)										3	0	0	1	0	0	5									
Pete O'Brien, L OBP: 0.227, SLG: 0.465 (1, 3)										5	1	2	1	0	0	1									
Jay Buhner, R OBP: 0.306, SLG: 0.295 (1, 9)										5	1	3	0	0	2	1									
Tino Martinez, L OBP: 0.317, SLG: 0.500 (1, 10)										4	2	1	1	0	0	2									
Dave Valle, R OBP: 0.350, SLG: 0.389 (1, 2)										5	1	1	0	0	1	2									
Rich Amaral, R OBP: 0.556, SLG: 0.750 Jeff Schaefer, R OBP: 0.300, SLG: 0.700 (8, 6)										3	2	2	1	1	0	1									
Inning Stats	R: 0 E: 0 K: 0 S: 9	H: 1 LOB: 1 BB: 1 P: 16	R: 4 E: 2 K: 0 S: 12	H: 3 LOB: 2 BB: 0 P: 23	R: 0 E: 0 K: 0 S: 5	H: 1 LOB: 1 BB: 0 P: 5	R: 2 E: 0 K: 0 S: 13	H: 2 LOB: 1 BB: 1 P: 20	R: 0 E: 0 K: 1 S: 8	H: 0 LOB: 0 BB: 0 P: 12	R: 3 E: 0 K: 0 S: 10	H: 2 LOB: 1 BB: 2 P: 21	R: 0 E: 0 K: 1 S: 7	H: 1 LOB: 1 BB: 0 P: 8	R: 2 E: 1 K: 1 S: 17	H: 2 LOB: 1 BB: 1 P: 31		R: 1 E: 0 K: 0 S: 14	H: 3 LOB: 3 BB: 1 P: 27	1B: 12 2B: 3 3B: 0 HR: 0	SF: 1 SAC: 2 DP: 2 HBP: 1	WP: 0 PB: 0 SB: 2 CS: 0	PA: 49		
PITCHER	IP	WLS	BF	H	R	ER	SO	BB	IBB	HBP	BLK	WP	HR	S	P	ERA	WHIP								
Jaime Navarro, R ERA: 4.71 (1, 1)	5.1		29	8	9	7	1	4	0	1	0	0	0	53	92	11.81	2.250								
Bruce Ruffin, L ERA: 8.59 (6, 1)	2.0	L	10	3	2	2	1	1	0	0	0	0	0	19	29	9.00	2.000								
Jim Austin, R ERA: 1.69 (8, 1)	1.2		10	4	1	1	1	0	1	0	0	0	0	23	42	5.40	2.400								

Batter	1	2	3	4	5	6	7	8	9	AB	R	H	RBI	BB	SO	LOB	BOTTOM								
Paul Moltzer, R OBP: 0.294, SLG: 0.341 (1, 10)										4	2	2	2	0	1	1	Seattle Mariners @ Milwaukee Brewers Milwaukee County Stadium, Milwaukee, WI Sun Apr 19 1992, 4:33 AM EDT Att: 7,676 - Cloudy - 64 F								
Robin Yount, R OBP: 0.386, SLG: 0.400 (1, 8)										5	1	2	1	0	0	2									
Kevin Seitzer, R OBP: 0.477, SLG: 0.611 Jim Gantner, L OBP: 0.400, SLG: 0.379 (7, 5)										3	3	2	1	0	1	2									
Dante Bichette, R OBP: 0.450, SLG: 0.474 (1, 9)										5	0	4	2	0	0	1									
Darryl Hamilton, L OBP: 0.262, SLG: 0.237 (1, 7)										4	0	1	0	1	0	4									
Tim McIntosh, R OBP: 0.091, SLG: 0.091 (1, 3)										5	0	0	2	0	1	5									
William Suero, R Scott Fletcher, R OBP: 0.318, SLG: 0.286 (9, PH)										2	1	0	0	1	0	1									
Andy Allanson, R OBP: 0.500, SLG: 0.625 B.J. Surhoff, L OBP: 0.205, SLG: 0.235 (9, PH)										4	1	2	0	0	0	3									
Pat Listach, S OBP: 0.588, SLG: 0.733 (1, 6)										4	1	2	1	0	0	1									
Inning Stats	R: 1 E: 0 K: 1 S: 16	H: 3 LOB: 2 BB: 0 P: 22	R: 5 E: 0 K: 0 S: 16	H: 5 LOB: 1 BB: 2 P: 34	R: 1 E: 0 K: 0 S: 9	H: 2 LOB: 1 BB: 0 P: 14	R: 1 E: 0 K: 0 S: 7	H: 1 LOB: 2 BB: 0 P: 12	R: 0 E: 0 K: 1 S: 10	H: 0 LOB: 0 BB: 0 P: 12	R: 0 E: 0 K: 0 S: 6	H: 0 LOB: 0 BB: 1 P: 11	R: 0 E: 0 K: 1 S: 10	H: 0 LOB: 1 BB: 1 P: 16	R: 0 E: 0 K: 0 S: 14	H: 0 LOB: 0 BB: 1 P: 27		1B: 10 2B: 5 3B: 0 HR: 0	SF: 1 SAC: 1 DP: 1 HBP: 2	WP: 0 PB: 0 SB: 1 CS: 1	PA: 45				
PITCHER	IP	WLS	BF	H	R	ER	SO	BB	IBB	HBP	BLK	WP	HR	S	P	ERA	WHIP								
Dave Fleming, L ERA: 7.8 (1, 1)	1.1		11	6	5	5	1	1	0	0	0	0	0	26	44	33.75	5.250								
Jim Acker, R ERA: 5.4 (2, 1)	1.2		11	6	3	3	0	1	0	0	0	0	0	20	29	16.20	4.200								
Jeff Nelson, R ERA: 1.93 (4, 1)	2.2		12	3	1	1	0	0	0	2	0	0	0	17	28	3.38	1.125								
Calvin Jones, R ERA: 1.08 (6, 1)	2.1	W	7	0	0	0	1	1	0	0	0	0	0	17	25	0.00	0.429								
Mike Scholter, R ERA: 6.0 (9, 1)	1.0	S	4	0	0	0	1	1	0	0	0	0	0	10	16	0.00	1.000								

AB	39
R	12
H	15
RBI	10
BB	6
SO	3
LOB	25



AB	37
R	9
H	15
RBI	9
BB	4
SO	3
LOB	20



Batter	1	2	3	4	5	6	7	8	9	AB	R	H	RBI	BB	SO	LOB	TOP				
Wade Boggs, L (1.5)	E3 SH2-3		G6-3			2-2 1B		4-0 CS 1B IBB		3	0	1	0	1	0	0	Boston Red Sox @ Milwaukee Brewers Milwaukee County Stadium, Milwaukee, WI Tue Apr 21 1992, 8:05 PM EDT Att: 8,257 - Cloudy - 50 F				
Jody Reed, R (1.4)	SH2-3			3-2 L8		0-0 F7		3-2 CS 1B		3	0	1	1	0	0	1					
Mike Greenwell, L (1.7)	L7			1-1 F9			0-0 G3-1	2-2 P7		4	0	0	0	0	0	3					
Ellis Burks, R (1.8)	K			3-2 F9			3-2 2B G6-3 1B		0-1 WP E 1B	4	2	2	0	0	1	1					
Phil Plantier, L (1.9)		1-3 K			3-2 L7		1 SAFE 2-0 G6-3 1-3 2B		2-1 F7	4	0	1	0	0	1	1					
Jack Clark, R (1.10)		3-2 G6-3			1-3 K		1-1 G6-3		3-3 K	4	0	0	1	0	2	2					
Mo Vaughn, L (1.3)		2-1 G4-3			1-0 G3		2-3 3-H 2-2 G4-3		4-0 E IBB	3	0	0	0	1	0	1					
Tony Peña, R (1.2)			2-2 P1			0-1 G4-3		0-1 E6 SH3-4 1B	1-2 E8 1B	4	1	1	1	0	0	0					
Luis Rivera, R (1.6)			2-1 G5-3			2-2 P4		1-1 SH3-4 1-2	1-3 K	3	0	0	0	0	1	2					
Inning Stats	R: 0 E: 1 K: 1 S: 7	H: 0 LOB: 1 BB: 0 P: 12	R: 0 E: 0 K: 1 S: 11	H: 0 LOB: 0 BB: 0 P: 17	R: 0 E: 0 K: 0 S: 7	H: 0 LOB: 0 BB: 0 P: 12	R: 0 E: 0 K: 0 S: 9	H: 0 LOB: 0 BB: 0 P: 16	R: 0 E: 0 K: 1 S: 9	H: 1 LOB: 1 BB: 0 P: 14	R: 1 E: 0 K: 0 S: 11	H: 2 LOB: 1 BB: 0 P: 19	R: 1 E: 1 K: 2 S: 13	H: 1 LOB: 1 BB: 1 P: 23	R: 1 E: 1 K: 2 S: 13	H: 2 LOB: 2 BB: 1 P: 24	1B: 5 2B: 1 3B: 0 HR: 0	SF: 0 SAC: 2 DP: 0 HBP: 0	WP: 1 PB: 0 CS: 2	PA: 36	
PITCHER	IP WLS BF H R ER SO BB IBB HBP BLK WP HR S P ERA WHIP	IP WLS BF H R ER SO BB IBB HBP BLK WP HR S P ERA WHIP	IP WLS BF H R ER SO BB IBB HBP BLK WP HR S P ERA WHIP	IP WLS BF H R ER SO BB IBB HBP BLK WP HR S P ERA WHIP	IP WLS BF H R ER SO BB IBB HBP BLK WP HR S P ERA WHIP	IP WLS BF H R ER SO BB IBB HBP BLK WP HR S P ERA WHIP	IP WLS BF H R ER SO BB IBB HBP BLK WP HR S P ERA WHIP	IP WLS BF H R ER SO BB IBB HBP BLK WP HR S P ERA WHIP	IP WLS BF H R ER SO BB IBB HBP BLK WP HR S P ERA WHIP	IP WLS BF H R ER SO BB IBB HBP BLK WP HR S P ERA WHIP	IP WLS BF H R ER SO BB IBB HBP BLK WP HR S P ERA WHIP	IP WLS BF H R ER SO BB IBB HBP BLK WP HR S P ERA WHIP	IP WLS BF H R ER SO BB IBB HBP BLK WP HR S P ERA WHIP	IP WLS BF H R ER SO BB IBB HBP BLK WP HR S P ERA WHIP	IP WLS BF H R ER SO BB IBB HBP BLK WP HR S P ERA WHIP	IP WLS BF H R ER SO BB IBB HBP BLK WP HR S P ERA WHIP	IP WLS BF H R ER SO BB IBB HBP BLK WP HR S P ERA WHIP	IP WLS BF H R ER SO BB IBB HBP BLK WP HR S P ERA WHIP	IP WLS BF H R ER SO BB IBB HBP BLK WP HR S P ERA WHIP	IP WLS BF H R ER SO BB IBB HBP BLK WP HR S P ERA WHIP	IP WLS BF H R ER SO BB IBB HBP BLK WP HR S P ERA WHIP
Ricky Bones, R (1.1)	6.1	23	3	1	1	3	0	0	0	0	0	0	0	0	0	0	1.42	0.474			
Mike Fetters, R (7.1)	0.1	1	0	0	0	0	0	0	0	0	0	0	0	0	0	0	0.00	0.000			
Dan Plesac, L (7.1)	0.1	1	0	0	0	0	0	0	0	0	0	0	0	0	0	0	0.00	0.000			
Jim Austin, R (8.1)	0.1	L	4	1	1	0	0	1	0	0	0	0	0	0	0	0	0.00	3.000			
Jesse Orosco, L (8.1)	1.0	3	1	1	1	0	0	0	0	0	0	0	0	0	0	0	9.00	1.000			

Batter	1	2	3	4	5	6	7	8	9	AB	R	H	RBI	BB	SO	LOB	BOTTOM					
Paul Molitor, R (1.10)	F9		K			K			3-2 G4-3 2B	4	0	1	0	0	2	1	Boston Red Sox @ Milwaukee Brewers Milwaukee County Stadium, Milwaukee, WI Tue Apr 21 1992, 8:05 PM EDT Att: 8,257 - Cloudy - 50 F					
Darryl Hamilton, L (1.7)	K		4-1 FC6-4 BB			G6-3			0-1 G4-3	3	0	0	0	1	1	1						
B.J. Surhoff, L (1.2)	G4-3		0-0 FC6-4 1-2			G3-1			0-0 F7	4	0	0	0	0	0	3						
Dante Bichette, R (1.9)		3-3 K		2-3 K			1-3 K		2-3 K	4	0	0	0	0	4	1						
Robin Yount, R (1.8)		1-3 K		1-1 G5-3			2-3 K			3	0	0	0	0	2	0						
Franklin Stubbs, L (1.3)		2-2 L8		2-3 K			2-1 P6			3	0	0	0	0	1	0						
Kevin Seitzer, R (1.5)			2-1 L7			1-2 G6-3			0-1 G6-3	3	0	0	0	0	0	0						
Jim Gantner, L (1.4)			1-0 3B 1B			G3-1			0-0 F7	3	1	1	0	0	0	0						
Scott Fletcher, R (1.6)			0-0 1 SAFE 1 SAFE 1 H			G4-3			2-1 P5	2	0	1	1	0	0	0						
Greg Vaughn, R (8. PH)										1	0	0	0	0	0	0						
Pat Listach, S (9.6)										0	0	0	0	0	0	0						
Inning Stats	R: 0 E: 0 K: 1 S: 8	H: 0 LOB: 0 BB: 0 P: 14	R: 0 E: 0 K: 2 S: 11	H: 0 LOB: 0 BB: 0 P: 17	R: 1 E: 0 K: 1 S: 9	H: 2 LOB: 2 BB: 1 P: 17	R: 0 E: 0 K: 2 S: 9	H: 0 LOB: 0 BB: 0 P: 14	R: 0 E: 0 K: 0 S: 7	H: 0 LOB: 0 BB: 0 P: 11	R: 0 E: 0 K: 1 S: 7	H: 0 LOB: 0 BB: 0 P: 10	R: 0 E: 0 K: 2 S: 8	H: 0 LOB: 0 BB: 0 P: 13	R: 0 E: 0 K: 0 S: 5	H: 0 LOB: 0 BB: 0 P: 7	R: 0 E: 0 K: 1 S: 9	H: 1 LOB: 1 BB: 0 P: 14	1B: 1 2B: 1 3B: 1 HR: 0	SF: 0 SAC: 0 DP: 0 HBP: 0	WP: 0 PB: 0 CS: 0	PA: 31
PITCHER	IP WLS BF H R ER SO BB IBB HBP BLK WP HR S P ERA WHIP	IP WLS BF H R ER SO BB IBB HBP BLK WP HR S P ERA WHIP	IP WLS BF H R ER SO BB IBB HBP BLK WP HR S P ERA WHIP	IP WLS BF H R ER SO BB IBB HBP BLK WP HR S P ERA WHIP	IP WLS BF H R ER SO BB IBB HBP BLK WP HR S P ERA WHIP	IP WLS BF H R ER SO BB IBB HBP BLK WP HR S P ERA WHIP	IP WLS BF H R ER SO BB IBB HBP BLK WP HR S P ERA WHIP	IP WLS BF H R ER SO BB IBB HBP BLK WP HR S P ERA WHIP	IP WLS BF H R ER SO BB IBB HBP BLK WP HR S P ERA WHIP	IP WLS BF H R ER SO BB IBB HBP BLK WP HR S P ERA WHIP	IP WLS BF H R ER SO BB IBB HBP BLK WP HR S P ERA WHIP	IP WLS BF H R ER SO BB IBB HBP BLK WP HR S P ERA WHIP	IP WLS BF H R ER SO BB IBB HBP BLK WP HR S P ERA WHIP	IP WLS BF H R ER SO BB IBB HBP BLK WP HR S P ERA WHIP	IP WLS BF H R ER SO BB IBB HBP BLK WP HR S P ERA WHIP	IP WLS BF H R ER SO BB IBB HBP BLK WP HR S P ERA WHIP	IP WLS BF H R ER SO BB IBB HBP BLK WP HR S P ERA WHIP	IP WLS BF H R ER SO BB IBB HBP BLK WP HR S P ERA WHIP	IP WLS BF H R ER SO BB IBB HBP BLK WP HR S P ERA WHIP	IP WLS BF H R ER SO BB IBB HBP BLK WP HR S P ERA WHIP	IP WLS BF H R ER SO BB IBB HBP BLK WP HR S P ERA WHIP	
Mike Gardiner, R (1.1)	7.0	24	2	1	1	9	1	0	0	0	0	0	0	0	0	0	1.62	0.429				
Danny Darwin, R (8.1)	2.0	S	7	1	0	0	1	0	0	0	0	0	0	0	0	0	0.00	0.500				

Batter	1	2	3	4	5	6	7	8	9	AB	R	H	RBI	BB	SO	LOB	TOP					
Paul Moltzer, R OBP: 0.266, SLG: 0.316 (1, 10)	G5-3		P2			F9			K	5	0	1	0	0	1	2	Milwaukee Brewers @ Cleveland Indians Cleveland Municipal Stadium, Cleveland, OH Fri Apr 24 1992, 7:05 PM EDT Att: 9,042 - Cloudy - 44 F					
Darryl Hamilton, L OBP: 0.273, SLG: 0.250 (1, 9)	F8		F7		CS	1B			G4-3	4	1	2	0	1	0	0						
B.J. Surhoff, L OBP: 0.196, SLG: 0.217 (1, 2)	F8			G4-3		2B			F7	4	1	1	1	0	0	2						
Greg Vaughn, R OBP: 0.327, SLG: 0.500 (1, 7)		HR		1B		1B			K	3	2	2	1	1	1	1						
Robin Yount, R OBP: 0.309, SLG: 0.314 (1, 8)	K			F8		E6			F9	4	1	0	0	0	1	4						
Franklin Stubbs, L OBP: 0.281, SLG: 0.409 (1, 3)	E5			1B		SF9			P4	4	0	2	2	0	0	0						
Kevin Seitzer, R OBP: 0.407, SLG: 0.511 (1, 5)	F7			F9		SF9			F7	3	0	0	1	0	0	3						
Jim Gantner, L OBP: 0.400, SLG: 0.385 (1, 4)						K			G1-3	4	0	1	0	0	1	1						
Scott Fletcher, R OBP: 0.355, SLG: 0.357 (1, 6)			P3			G3-1			G5-3	3	0	0	0	1	0	0						
Inning Stats	R: 0 E: 0 K: 0 S: 5	H: 0 LOB: 0 BB: 1 P: 14	R: 1 E: 1 K: 1 S: 11	H: 2 LOB: 2 BB: 0 P: 13	R: 0 E: 0 K: 0 S: 5	H: 0 LOB: 0 BB: 0 P: 10	R: 0 E: 0 K: 0 S: 6	H: 1 LOB: 2 BB: 1 P: 18	R: 0 E: 0 K: 0 S: 6	H: 1 LOB: 0 BB: 0 P: 14	R: 4 E: 1 K: 1 S: 22	H: 4 LOB: 2 BB: 1 P: 31	R: 0 E: 1 K: 1 S: 11	H: 0 LOB: 0 BB: 0 P: 20	R: 0 E: 0 K: 0 S: 6	H: 0 LOB: 0 BB: 0 P: 10	R: 0 E: 0 K: 1 S: 11	H: 0 LOB: 0 BB: 0 P: 16	1B: 6 2B: 2 3B: 0 HR: 1	SF: 1 SAC: 0 DP: 0 HBP: 0	WP: 0 PB: 0 CS: 2	PA: 39
PITCHER	IP	WLS	BF	H	R	ER	SO	BB	IBB	HBP	BLK	WP	HR	S	P	ERA	WHIP					
Jack Armstrong, R ERA: 4.13 (1, 1)	5.2	L	27	8	5	4	2	3	0	0	0	0	1	52	95	6.35	1.941					
Jeff Shaw, R ERA: (6, 1)	3.1		11	1	0	0	2	0	0	0	0	0	0	31	51	0.00	0.300					

Batter	1	2	3	4	5	6	7	8	9	AB	R	H	RBI	BB	SO	LOB	BOTTOM					
Thomas Howard, S OBP: 0.406, SLG: 0.433 (1, 8)	SH2-4		P4			K				3	0	1	0	1	1	0	Milwaukee Brewers @ Cleveland Indians Cleveland Municipal Stadium, Cleveland, OH Fri Apr 24 1992, 7:05 PM EDT Att: 9,042 - Cloudy - 44 F					
Alex Cole, L OBP: 0.167, SLG: 0.111 (1, 7)	SH2-4		K			K			F8	3	0	0	0	1	2	1						
Carlos Baerga, S OBP: 0.329, SLG: 0.384 (1, 4)	SH2-4		F7			1B			K	3	0	1	0	0	1	0						
Albert Belle, R OBP: 0.273, SLG: 0.451 (1, 10)	K			K		K			P5	4	0	0	0	0	3	3						
Sandy Alomar Jr., R OBP: 0.293, SLG: 0.389 (1, 2)				G5-3					P5	3	0	0	0	1	0	0						
Paul Sorrento, L OBP: 0.292, SLG: 0.299 (1, 3)				K					F7	3	0	0	0	0	2	3						
Mark Whiten, S OBP: 0.288, SLG: 0.279 (1, 9)			P4			G5-3			G4-3	3	0	0	0	0	0	0						
Mark Lewis, R OBP: 0.323, SLG: 0.328 (1, 6)			F7			F8			P9	3	0	0	0	0	0	0						
Felix Fermin, R OBP: 0.167, SLG: 0.176 (8, PH)			F8			F9			G4-3	2	0	0	0	0	0	0						
Jesse Levis, L ERA: (8, PH)										1	0	0	0	0	0	0						
Tony Perezchica, R (9, 5)										0	0	0	0	0	0	0						
Inning Stats	R: 0 E: 0 K: 2 S: 10	H: 1 LOB: 3 BB: 2 P: 22	R: 0 E: 0 K: 0 S: 5	H: 0 LOB: 0 BB: 0 P: 8	R: 0 E: 0 K: 1 S: 9	H: 0 LOB: 0 BB: 0 P: 15	R: 0 E: 0 K: 2 S: 9	H: 0 LOB: 0 BB: 0 P: 13	R: 0 E: 0 K: 0 S: 9	H: 0 LOB: 0 BB: 0 P: 12	R: 0 E: 0 K: 3 S: 12	H: 1 LOB: 1 BB: 0 P: 19	R: 0 E: 0 K: 0 S: 7	H: 0 LOB: 0 BB: 0 P: 13	R: 0 E: 0 K: 0 S: 8	H: 0 LOB: 1 BB: 1 P: 16	R: 0 E: 0 K: 1 S: 7	H: 0 LOB: 0 BB: 0 P: 10	1B: 2 2B: 0 3B: 0 HR: 0	SF: 0 SAC: 1 DP: 0 HBP: 0	WP: 0 PB: 0 CS: 0	PA: 32
PITCHER	IP	WLS	BF	H	R	ER	SO	BB	IBB	HBP	BLK	WP	HR	S	P	ERA	WHIP					
Dan Plesac, L ERA: 2.45 (1, 1)	5.2	W	21	2	0	0	7	1	0	0	0	0	0	10	17	0.00	0.529					
Mike Fetters, R ERA: (6, 1)	1.1		4	0	0	0	1	0	0	0	0	0	0	10	17	0.00	0.000					
Ed Nunez, R ERA: 5.4 (8, 1)	2.0		7	0	0	0	1	1	0	0	0	0	0	15	26	0.00	0.500					

AB	34
R	5
H	9
RBI	5
BB	3
SO	4
LOB	13



Batter	1	2	3	4	5	6	7	8	9	AB	R	H	RBI	BB	SO	LOB	TOP			
Paul Moltzer, R OBP: 0.301, SLG: 0.354 (1, 10)	F8			L7		SH1-4 1B		FC1-6 1B		4	0	2	0	0	0	0	Milwaukee Brewers @ Cleveland Indians Cleveland Municipal Stadium, Cleveland, OH Sun Apr 26 1992, 3:38 AM EDT Att: 7,150 - Cloudy - 47 F			
Pat Listach, S OBP: 0.350, SLG: 0.667 (1, 6)	K			1B		SH1-4		FC1-6 BLK S		3	0	1	0	0	1	1				
Robin Yount, R OBP: 0.322, SLG: 0.321 (1, 8)	K			1B		SF8		BLK BB		2	0	1	1	1	1	0				
Greg Vaughn, R OBP: 0.316, SLG: 0.471 (1, 7)		G1-3		F7		K		G5-4-3 IBB		3	0	0	0	1	1	3				
Dante Bichette, R OBP: 0.351, SLG: 0.361 (1, 9)		G4-3 1B		F9				F9		4	0	1	0	0	0	5				
Kevin Seitzer, R OBP: 0.355, SLG: 0.434 (1, 5)		G4-3			P4			F9		4	0	0	0	0	0	1				
Andy Allanson, R OBP: 0.444, SLG: 0.556 B.J. Surhoff, L OBP: 0.186, SLG: 0.204 (5, PH) (5, 2)			G6-3		F9			E3 1B		1	0	0	0	0	0	0				
Tim McIntosh, R OBP: 0.125, SLG: 0.125 (1, 3)			F8		F9			G2-3		4	0	1	0	0	0	0				
William Suero, R OBP: 0.273, SLG: 0.111 Darryl Hamilton, L OBP: 0.279, SLG: 0.315 Jim Gantner, L OBP: 0.388, SLG: 0.372 (7, PH) (7, 4)				P6		SH1-4 SF8 1B		G5-3		2	1	1	0	0	0	0				
										1	0	0	0	0	0	2				
										0	0	0	0	0	0	0				
Inning Stats	R: 0 E: 0 K: 2 S: 10	H: 0 LOB: 0 BB: 0 P: 17	R: 0 E: 0 K: 0 S: 6	H: 1 LOB: 0 BB: 0 P: 9	R: 0 E: 0 K: 0 S: 7	H: 0 LOB: 0 BB: 0 P: 9	R: 0 E: 0 K: 0 S: 14	H: 2 LOB: 2 BB: 0 P: 20	R: 0 E: 0 K: 0 S: 11	H: 0 LOB: 0 BB: 0 P: 16	R: 1 E: 0 K: 1 S: 10	H: 2 LOB: 1 BB: 0 P: 14	R: 0 E: 1 K: 0 S: 8	H: 1 LOB: 2 BB: 0 P: 12	R: 0 E: 0 K: 0 S: 7	H: 0 LOB: 0 BB: 0 P: 7	1B: 7 2B: 0 3B: 0 HR: 0	SF: 1 SAC: 1 DP: 1 HBP: 0	WP: 0 PB: 0 SB: 1 CS: 1	PA: 35
PITCHER	IP WLS BF H R ER SO BB IBB HBP BLK WP HR S P ERA WHIP	IP WLS BF H R ER SO BB IBB HBP BLK WP HR S P ERA WHIP																		
Dennis Cook, L ERA: 4.5 (1, 1)	5.2 W 21 5 1 1 2 0 0 0 0 0 0 55 79 1.59 0.882	3.1 S 14 2 0 0 1 1 1 0 1 0 0 23 43 0.00 0.900																		
Ted Power, R ERA: 1.23 (6, 1)																				

AB	31
R	1
H	7
RBI	1
BB	2
SO	3
LOB	12



Batter	1	2	3	4	5	6	7	8	9	AB	R	H	RBI	BB	SO	LOB	BOTTOM				
Kenny Lofton, L OBP: 0.344, SLG: 0.250 (1, 8)	G3-1 SH1-3 S BB		FC6-2 1B		G4-3		F7			3	1	0	0	1	0	3	Milwaukee Brewers @ Cleveland Indians Cleveland Municipal Stadium, Cleveland, OH Sun Apr 26 1992, 3:38 AM EDT Att: 7,150 - Cloudy - 47 F				
Thomas Howard, S OBP: 0.400, SLG: 0.421 (1, 7)	SH1-3		1-3 2-H 1B		G6-3			1B SF9 1B		3	1	2	1	0	0	0					
Carlos Baerga, S OBP: 0.337, SLG: 0.400 (1, 4)	G3-1		P6		G4-3			SF9 BB 1B		4	0	1	0	0	0	3					
Mark Whiten, S OBP: 0.296, SLG: 0.311 (1, 9)	G4-3		F7			G4-3		SF9 BB		3	0	0	0	1	0	2					
Paul Sorrento, L OBP: 0.275, SLG: 0.284 (1, 3)		F8		G5-4-3 1B		G4-3		SF9		3	0	1	1	0	0	0					
Sandy Alomar Jr., R OBP: 0.288, SLG: 0.361 (1, 10)	F8		G5-4-3		1-2 2-H 1B	P4		IBB		3	0	0	0	1	0	1					
Mark Lewis, R OBP: 0.315, SLG: 0.333 (1, 6)		G5-3		1B 2B				F9		4	0	1	0	0	0	3					
Junior Ortiz, R OBP: 0.278, SLG: 0.133 (1, 2)			E FC6-2 BB		1B BB			F8		2	0	1	0	2	0	3					
Felix Fermin, R OBP: 0.240, SLG: 0.217 (1, 5)			1B BB		1-2 2-H 1B					2	1	2	0	1	0	0					
										1B: 7 2B: 1 3B: 0 HR: 0	SF: 1 SAC: 1 DP: 1 HBP: 0	WP: 0 PB: 0 SB: 1 CS: 1	PA: 35								
Inning Stats	R: 1 E: 0 K: 0 S: 5	H: 0 LOB: 1 BB: 1 P: 11	R: 0 E: 0 K: 0 S: 9	H: 0 LOB: 0 BB: 0 P: 14	R: 1 E: 1 K: 0 S: 6	H: 1 LOB: 2 BB: 2 P: 15	R: 0 E: 0 K: 0 S: 12	H: 3 LOB: 2 BB: 1 P: 22	R: 0 E: 0 K: 0 S: 7	H: 0 LOB: 0 BB: 0 P: 11	R: 0 E: 0 K: 0 S: 9	H: 2 LOB: 1 BB: 0 P: 13	R: 0 E: 0 K: 0 S: 13	H: 2 LOB: 3 BB: 2 P: 28							
PITCHER	IP WLS BF H R ER SO BB IBB HBP BLK WP HR S P ERA WHIP	IP WLS BF H R ER SO BB IBB HBP BLK WP HR S P ERA WHIP																			
Jaime Navarro, R ERA: 4.5 (1, 1)	7.0 L 30 8 3 3 0 4 0 0 0 0 0 58 102 3.86 1.714	0.1 (8, 1)	2 0 0 0 0 1 0 0 0 0 0 0 5 10 0.00 3.000	0.2 (8, 1)	3 0 0 0 0 0 1 0 0 0 0 0 5 13 0.00 0.000																
Jesse Orosco, L ERA: 2.7																					
Jim Austin, R ERA: 1.42																					

AB	27
R	3
H	8
RBI	2
BB	6
SO	0
LOB	15



Batter	1	2	3	4	5	6	7	8	9	10	11	AB	R	H	RBI	BB	SO	LOB	TOP	
Keith Miller, R OBP: 0.390, SLG: 0.464 (1, 4)	FC3-6 1B	P4					G4-3			SH1-4		4	0	2	0	0	0	2		
Brian McRae, S OBP: 0.298, SLG: 0.284 (1, 8)	FC3-6 G4-3 1-2		G4-3				L5			P6		5	0	0	0	0	0	3		
Gregg Jefferies, S OBP: 0.282, SLG: 0.320 (1, 5)	G4-3		G4-3				G1			G4-3		5	0	0	0	0	0	3		
Wally Joyner, L OBP: 0.381, SLG: 0.474 (1, 3)	G4-3		G5-3				F9			G3		5	1	1	1	0	0	1		
George Brett, L OBP: 0.292, SLG: 0.349 (1, 10)		1B HBP					L4			G3-1		5	1	1	0	0	0	0		
Kevin McReynolds, R OBP: 0.245, SLG: 0.269 (1, 7)		HBP BB G6-4-3 1B					P6			F7		3	1	1	0	2	0	0		
Jim Eisenreich, L OBP: 0.285, SLG: 0.276 (1, 9)		G6-4-3 HBP BB								F7		4	0	1	0	1	0	2		
Mike MacFarlane, R OBP: 0.340, SLG: 0.317 (1, 2)		G6-4-3 HBP					P4			G5-3		2	0	0	1	0	0	2		
Rico Rossy, R OBP: 0.290, SLG: 0.200 (1, 6)		G6-4-3 HBP					G5-3			F9		3	0	0	0	0	0	3		
										SH1-4 HBP										
Inning Stats	R: 0 E: 0 K: 0 S: 12	H: 1 LOB: 1 BB: 0 P: 19	R: 2 E: 0 K: 0 S: 7	H: 2 LOB: 1 BB: 1 P: 14	R: 0 E: 0 K: 0 S: 6	H: 0 LOB: 0 BB: 0 P: 9	R: 0 E: 0 K: 0 S: 8	H: 1 LOB: 1 BB: 0 P: 10	R: 0 E: 0 K: 0 S: 7	H: 0 LOB: 0 BB: 0 P: 12	R: 0 E: 0 K: 0 S: 4	H: 0 LOB: 1 BB: 0 P: 15	R: 0 E: 0 K: 0 S: 9	H: 0 LOB: 0 BB: 0 P: 13	R: 1 E: 0 K: 0 S: 6	H: 1 LOB: 0 BB: 1 P: 13	1B: 3 2B: 2 3B: 0 HR: 1	SF: 0 SAC: 1 DP: 1 HBP: 3	WP: 0 PB: 0 SB: 1 CS: 1	PA: 43
PITCHER	IP ERA WLS BF H R ER SO BB IBB HBP BLK WP HR S P ERA WHIP	IP ERA WLS BF H R ER SO BB IBB HBP BLK WP HR S P ERA WHIP																		
Bill Wegman, R ERA: 2.38 (1, 1)	1.0 L 4 1 1 1 0	1.0 L 4 1 1 1 0	1.0 L 4 1 1 1 0	1.0 L 4 1 1 1 0	1.0 L 4 1 1 1 0	1.0 L 4 1 1 1 0	1.0 L 4 1 1 1 0	1.0 L 4 1 1 1 0	1.0 L 4 1 1 1 0	1.0 L 4 1 1 1 0	1.0 L 4 1 1 1 0	1.0 L 4 1 1 1 0	1.0 L 4 1 1 1 0	1.0 L 4 1 1 1 0	1.0 L 4 1 1 1 0	1.0 L 4 1 1 1 0	9.00 2.000			

Kansas City Royals @ Milwaukee Brewers
Milwaukee County Stadium, Milwaukee, WI
Tue Apr 28 1992, 8:05 PM EDT
Att: 8,009 - Cloudy - 55 F


AB	36
R	3
H	6
RBI	2
BB	3
SO	0
LOB	16



Batter	1	2	3	4	5	6	7	8	9	10	11	AB	R	H	RBI	BB	SO	LOB	BOTTOM			
Paul Molitor, R OBP: 0.295, SLG: 0.333 (1, 10)	F7							P4				4	0	0	0	1	1	0				
Darryl Hamilton, L OBP: 0.299, SLG: 0.310 (1, 9)	B2-3		G6-3					BB				4	0	1	0	1	0	1				
Robin Yount, R OBP: 0.297, SLG: 0.293 (1, 8)	F8							BB				5	0	0	0	0	0	2				
Greg Vaughn, R OBP: 0.339, SLG: 0.500 (1, 7)		G5-3 3B						K				3	2	1	0	2	1	1				
Franklin Stubbs, L OBP: 0.286, SLG: 0.396 (1, 3)		G5-3						K				5	0	1	1	0	2	4				
Kevin Seitzer, R OBP: 0.343, SLG: 0.404 (1, 5)		L8						G6-3				4	0	0	1	1	0	4				
B.J. Surhoff, L OBP: 0.172, SLG: 0.186 (1, 2)		F7						B2-3				5	0	0	0	0	1	2				
Jim Gantner, L OBP: 0.377, SLG: 0.348 (1, 4)								G4-3				3	0	0	0	1	0	0				
Pat Listach, S OBP: 0.473, SLG: 0.571 (1, 6)								G6-3				3	0	0	0	0	0	2				
Dante Bichette, R OBP: 0.342, SLG: 0.351 (9, PH)								P7				1	0	0	0	0	0	0				
Scott Fletcher, R OBP: 0.400, SLG: 0.438 (10, 6)												0	0	0	0	0	0	0				
Inning Stats	R: 0 E: 0 K: 0 S: 6	H: 0 LOB: 0 BB: 0 P: 12	R: 1 E: 0 K: 0 S: 11	H: 1 LOB: 0 BB: 1 P: 16	R: 0 E: 0 K: 0 S: 11	H: 0 LOB: 1 BB: 1 P: 22	R: 0 E: 1 K: 2 S: 9	H: 0 LOB: 1 BB: 0 P: 13	R: 0 E: 0 K: 0 S: 6	H: 0 LOB: 1 BB: 1 P: 13	R: 1 E: 0 K: 1 S: 10	H: 1 LOB: 3 BB: 1 P: 17	R: 0 E: 0 K: 0 S: 5	H: 0 LOB: 0 BB: 0 P: 8	R: 0 E: 0 K: 0 S: 6	H: 0 LOB: 0 BB: 0 P: 6	R: 0 E: 0 K: 2 S: 11	H: 0 LOB: 1 BB: 1 P: 18	1B: 2 2B: 1 3B: 1 HR: 0	SF: 0 SAC: 0 DP: 1 HBP: 0	WP: 0 PB: 0 SB: 2 CS: 1	PA: 43
PITCHER	IP ERA WLS BF H R ER SO BB IBB HBP BLK WP HR S P ERA WHIP	IP ERA WLS BF H R ER SO BB IBB HBP BLK WP HR S P ERA WHIP																				
Kevin Appier, R ERA: 1.27 (8, 1)	0.1 4 2 0	0.1 4 2 0	0.1 4 2 0	0.1 4 2 0	0.1 4 2 0	0.1 4 2 0	0.1 4 2 0	0.1 4 2 0	0.1 4 2 0	0.1 4 2 0	0.1 4 2 0	0.1 4 2 0	0.1 4 2 0	0.1 4 2 0	0.1 4 2 0	0.1 4 2 0	0.00 6.000					
Mike Boddicker, R ERA: 4.26 (8, 1)	2.2 W 8 0	2.2 W 8 0	2.2 W 8 0	2.2 W 8 0	2.2 W 8 0	2.2 W 8 0	2.2 W 8 0	2.2 W 8 0	2.2 W 8 0	2.2 W 8 0	2.2 W 8 0	2.2 W 8 0	2.2 W 8 0	2.2 W 8 0	2.2 W 8 0	2.2 W 8 0	0.00 0.000					
Neal Heaton, L ERA: 3.45 (11, 1)	1.0 S 4 0	1.0 S 4 0	1.0 S 4 0	1.0 S 4 0	1.0 S 4 0	1.0 S 4 0	1.0 S 4 0	1.0 S 4 0	1.0 S 4 0	1.0 S 4 0	1.0 S 4 0	1.0 S 4 0	1.0 S 4 0	1.0 S 4 0	1.0 S 4 0	1.0 S 4 0	0.00 1.000					

Kansas City Royals @ Milwaukee Brewers
Milwaukee County Stadium, Milwaukee, WI
Tue Apr 28 1992, 8:05 PM EDT
Att: 8,009 - Cloudy - 55 F


AB	37
R	2
H	3
RBI	2
BB	6
SO	5
LOB	16



Batter	1	2	3	4	5	6	7	8	9	AB	R	H	RBI	BB	SO	LOB	TOP											
Keith Miller, R OBP: 0.366, SLG: 0.432	P2		P2			L8	K		K	5	0	0	0	0	2	4	Kansas City Royals @ Milwaukee Brewers Milwaukee County Stadium, Milwaukee, WI Wed Apr 29 1992, 4:33 AM EDT Att: 9,779 - Cloudy - 58 F											
Brian McRae, S OBP: 0.235, SLG: 0.278	G6-4-3 1B			F9		G6-3		G5-3	G6-3	5	0	1	0	0	0	1												
Gregg Jefferies, S OBP: 0.270, SLG: 0.304	G6-4-3			F7		G4-3		F9		4	0	0	0	0	0	1												
Wally Joyner, L OBP: 0.375, SLG: 0.457		F9		K			G4-3			3	0	0	0	1	1	0												
George Brett, L OBP: 0.303, SLG: 0.364		E7			1B SF7		F8			3	1	1	0	1	0	0												
Kevin McReynolds, R OBP: 0.244, SLG: 0.310	P3			K				P2		4	1	1	1	0	1	4												
Jim Eisenreich, L OBP: 0.289, SLG: 0.281			K			E3			1B SF8	3	1	1	0	1	1	1												
Brent Mayne, L OBP: 0.200, SLG: 0.167			P5			SF7				2	0	1	1	1	0	0												
Rico Rossy, R OBP: 0.214, SLG: 0.167			F7			P3			SF8	2	0	0	0	0	0	1												
Chris Gwynn, L OBP: 0.369, SLG: 0.308										0	0	0	0	0	0	0												
Mike MacFarlane, R OBP: 0.352, SLG: 0.317										0	0	0	0	0	0	0												
Curtis Wilkerson, S OBP: 0.043, SLG: 0.045										0	0	0	1	0	0	0												
Inning Stats	R: 0 E: 0 K: 0 S: 5	H: 1 LOB: 0 BB: 0 P: 8	R: 0 E: 1 K: 1 S: 7	H: 0 LOB: 1 BB: 0 P: 11	R: 0 E: 0 K: 1 S: 9	H: 0 LOB: 0 BB: 0 P: 16	R: 0 E: 0 K: 1 S: 6	H: 0 LOB: 0 BB: 0 P: 10	R: 1 E: 0 K: 1 S: 13	H: 2 LOB: 1 BB: 0 P: 20	R: 0 E: 0 K: 0 S: 7	H: 0 LOB: 0 BB: 0 P: 9	R: 1 E: 1 K: 1 S: 12	H: 1 LOB: 3 BB: 1 P: 21	R: 0 E: 0 K: 0 S: 10	H: 0 LOB: 2 BB: 2 P: 23	R: 1 E: 0 K: 1 S: 13	H: 1 LOB: 1 BB: 1 P: 22	1B: 3 2B: 1 3B: 0 HR: 1	SF: 2 SAC: 0 DP: 1 HBP: 1	WP: 1 PB: 1 SB: 0 CS: 0	PA: 38						
PITCHER	IP	WLS	BF	H	R	ER	SO	BB	IBB	HBP	BLK	WP	HR	S	P	ERA	WHIP											
Ricky Bones, R ERA: 2.38	(1, 1)	6.2	W	25	4	2	2	3	0	0	0	0	0	1	54	84	2.70	0.600										
Mike Fetters, R ERA	(7, 1)	0.0		1	0	0	0	0	1	0	0	0	0	0	1	5	∞	∞										
Jesse Orosco, L ERA: 4.15	(7, 1)	0.0		1	0	0	0	0	0	0	1	0	0	1	2	∞	∞											
Jim Austin, R ERA: 1.17	(7, 1)	1.1		6	0	0	0	1	2	0	0	0	0	0	13	27	0.00	1.500										
Doug Henry, R ERA: 5.14	(9, 1)	1.0	S	5	1	1	1	1	1	0	0	0	1	0	13	22	9.00	2.000										

Batter	1	2	3	4	5	6	7	8	9	AB	R	H	RBI	BB	SO	LOB	BOTTOM											
Paul Molitor, R OBP: 0.305, SLG: 0.342	G5-3				G6-3		E6			4	0	2	1	0	0	0	Kansas City Royals @ Milwaukee Brewers Milwaukee County Stadium, Milwaukee, WI Wed Apr 29 1992, 4:33 AM EDT Att: 9,779 - Cloudy - 58 F											
William Suero, R OBP: 0.273, SLG: 0.111			G4-6-3 1B				SF8 G1-3 1B			0	0	0	0	0	0	0												
Darryl Hamilton, L OBP: 0.286, SLG: 0.306	K		G4-6-3				G1-3			4	0	1	0	0	1	4												
Robin Yount, R OBP: 0.309, SLG: 0.283	G5-3			1B HBP	G5-3		SF8 IBB			2	1	0	0	1	0	1												
Greg Vaughn, R OBP: 0.333, SLG: 0.544		E5		F7			SF8			3	1	1	2	0	0	1												
Jim Gantner, L OBP: 0.386, SLG: 0.347	G4-3			1B		K				3	0	1	0	1	1	1												
Kevin Seitzer, R OBP: 0.324, SLG: 0.377	P6			F8		G4-3		F7		4	0	0	0	0	0	5												
Franklin Stubbs, L OBP: 0.300, SLG: 0.404			FC4-6 1B			G3-1		G4-3		4	0	2	1	0	0	0												
B.J. Surhoff, L OBP: 0.176, SLG: 0.190			FC4-6 1B		G4-3		1B E 1B		F8	4	2	1	0	0	0	3												
Pat Listach, S OBP: 0.444, SLG: 0.520			E6 1B				E SF8 1B		L6	4	1	1	0	0	1	1												
Inning Stats	R: 0 E: 0 K: 1 S: 9	H: 0 LOB: 0 BB: 0 P: 12	R: 0 E: 1 K: 0 S: 7	H: 0 LOB: 0 BB: 0 P: 12	R: 1 E: 1 K: 0 S: 7	H: 2 LOB: 1 BB: 0 P: 11	R: 1 E: 0 K: 0 S: 8	H: 2 LOB: 2 BB: 0 P: 17	R: 0 E: 0 K: 1 S: 13	H: 1 LOB: 1 BB: 0 P: 24	R: 1 E: 0 K: 0 S: 10	H: 1 LOB: 0 BB: 0 P: 17	R: 2 E: 1 K: 0 S: 14	H: 3 LOB: 3 BB: 2 P: 31	R: 0 E: 0 K: 0 S: 8	H: 0 LOB: 0 BB: 0 P: 11	1B: 8 2B: 0 3B: 0 HR: 1	SF: 1 SAC: 0 DP: 2 HBP: 1	WP: 0 PB: 0 SB: 0 CS: 0	PA: 36								
PITCHER	IP	WLS	BF	H	R	ER	SO	BB	IBB	HBP	BLK	WP	HR	S	P	ERA	WHIP											
Tom Gordon, R ERA: 4.25	(1, 1)	6.0	L	28	9	5	4	3	0	1	0	0	0	2	63	107	6.00	1.500										
Mike Magnante, L ERA: 3.75	(7, 1)	0.1		2	0	0	0	0	0	1	0	0	0	2	6	0.00	0.000											
Rusty Meacham, R ERA: 1.23	(7, 1)	0.2		3	0	0	0	0	0	1	0	0	0	3	11	0.00	0.000											
Curt Young, L ERA: 5.79	(8, 1)	1.0		3	0	0	0	0	0	0	0	0	0	8	11	0.00	0.000											

AB 31
R 3
H 5
RBI 3
BB 4
SO 5
LOB 12

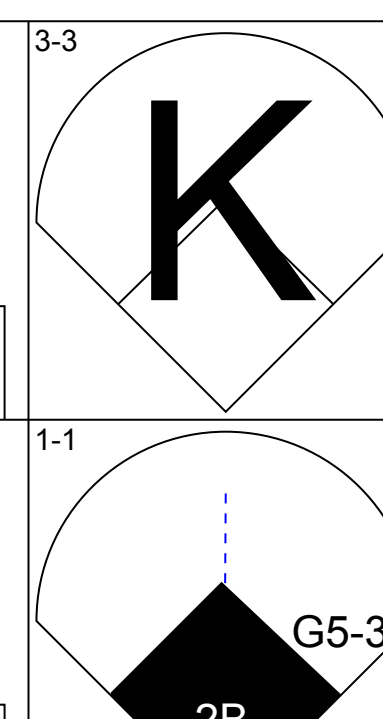
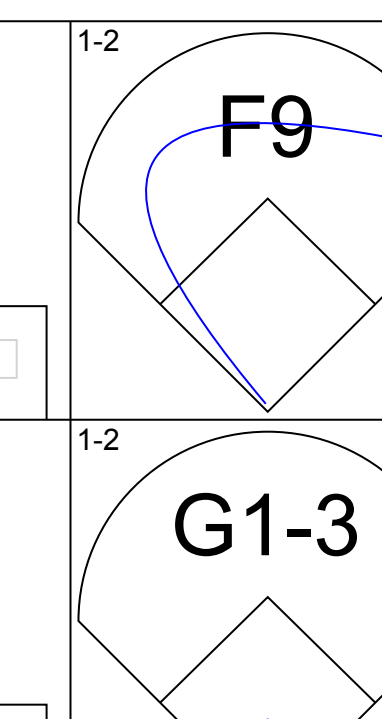
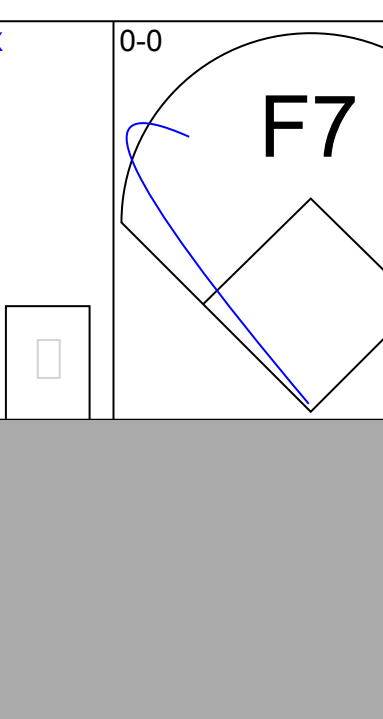
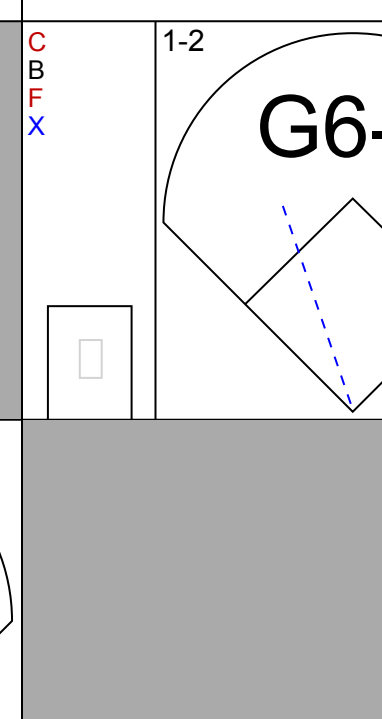
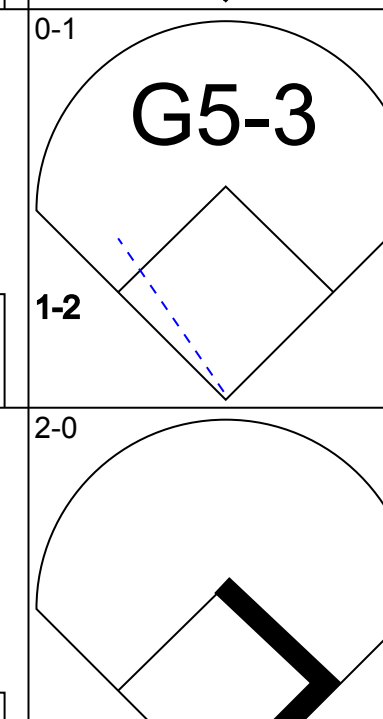

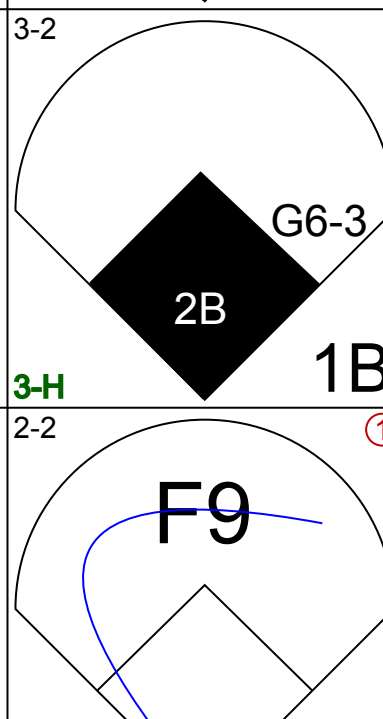
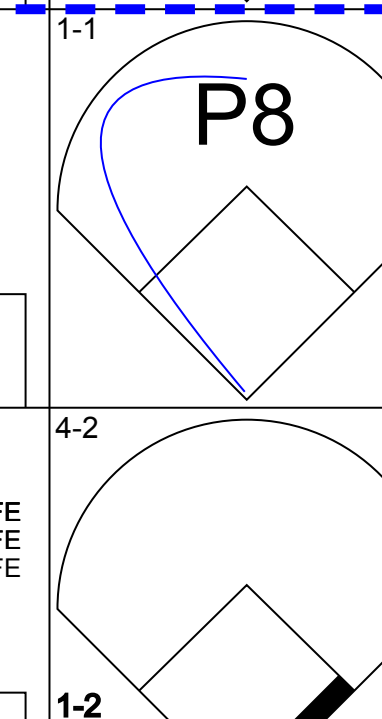
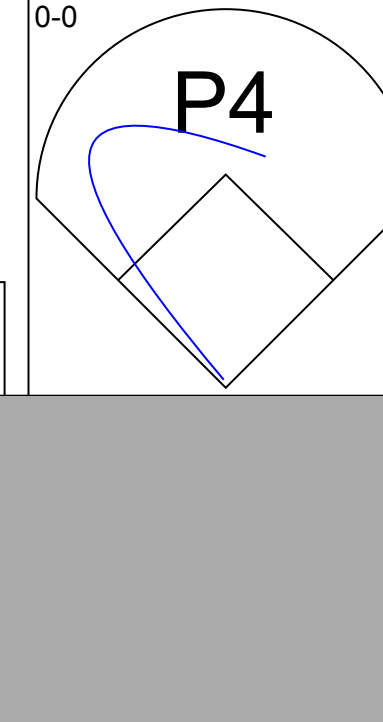
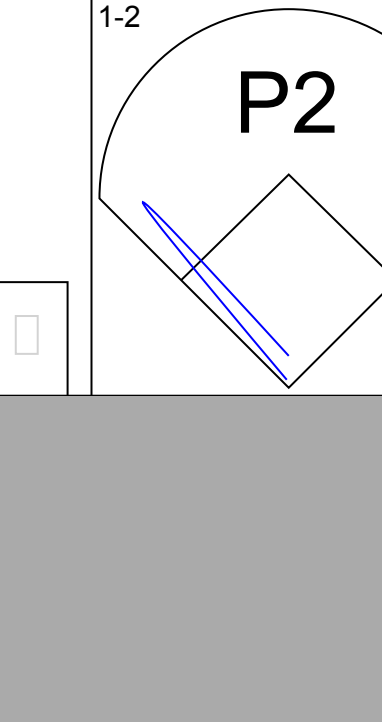
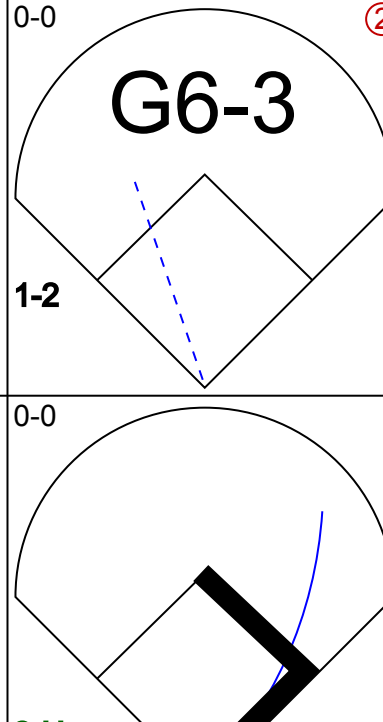
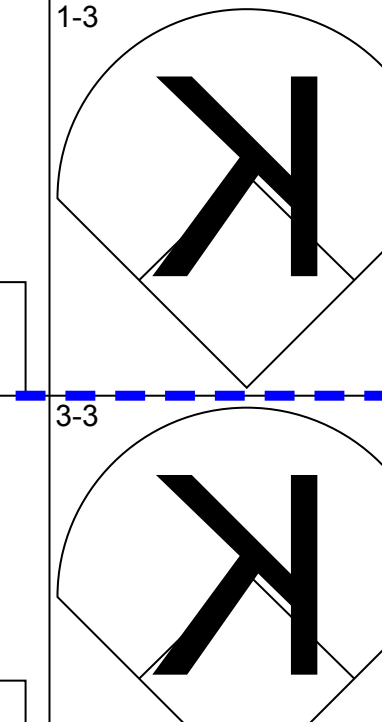


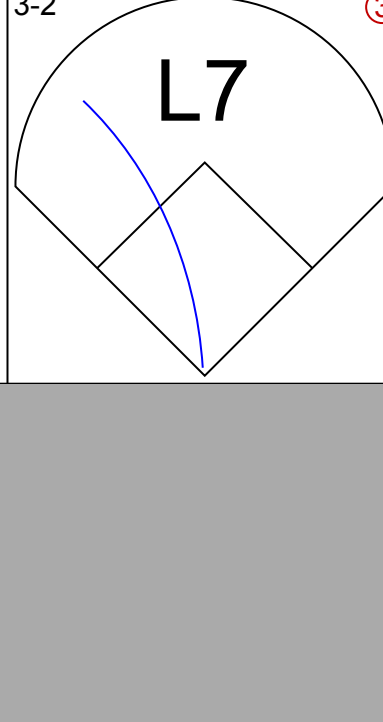





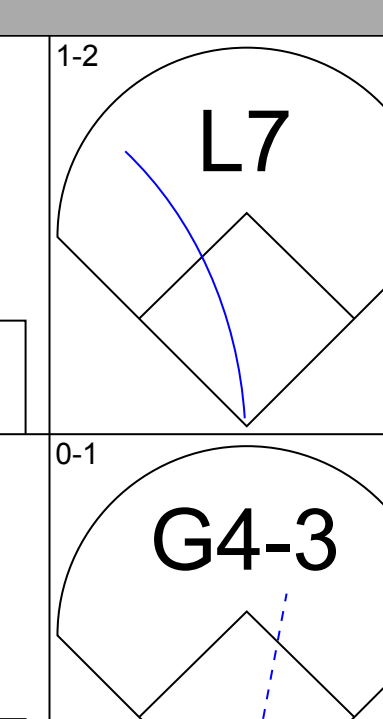
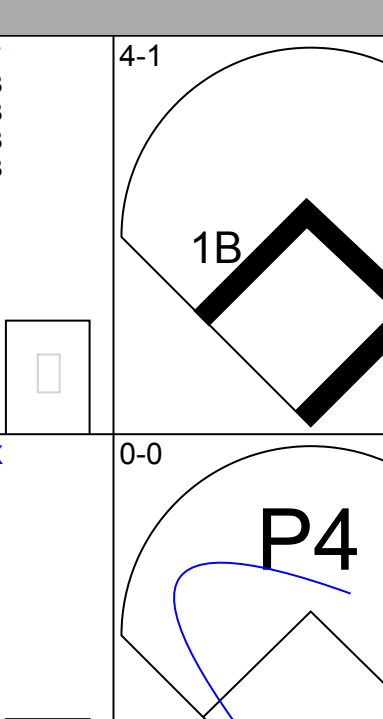
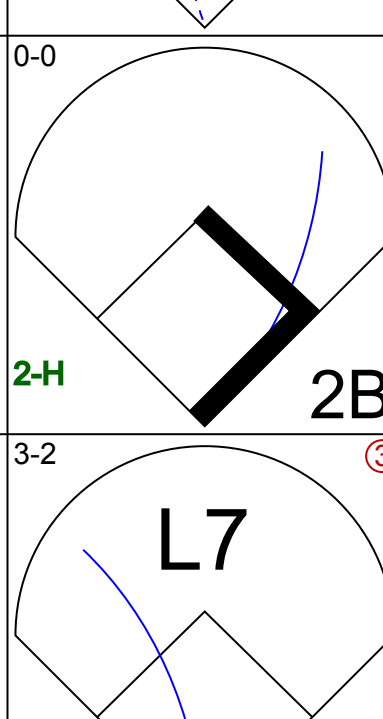

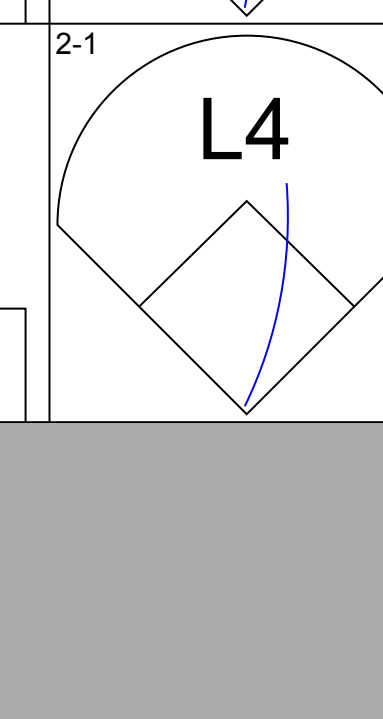
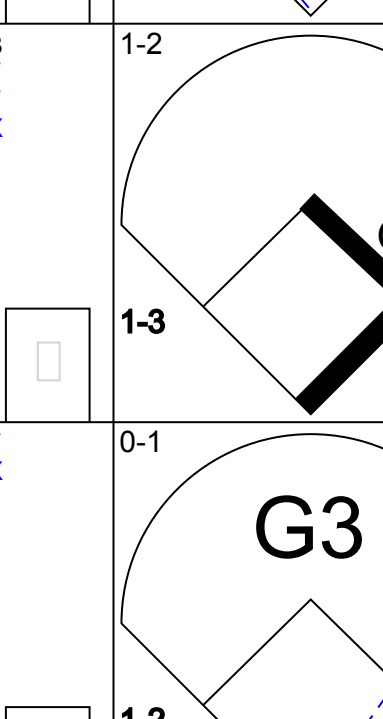

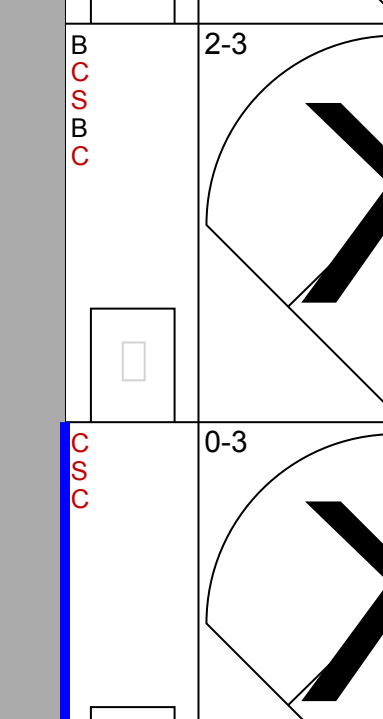
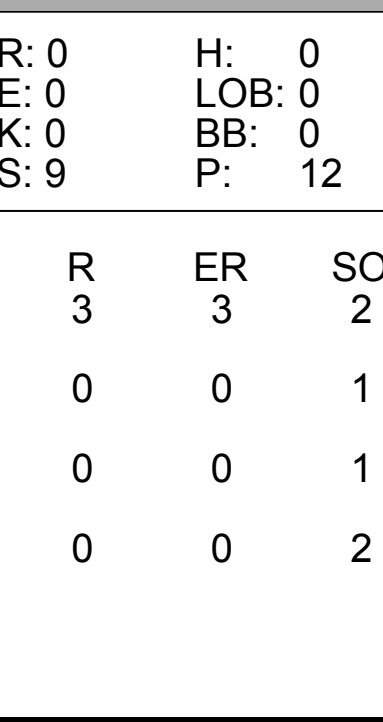
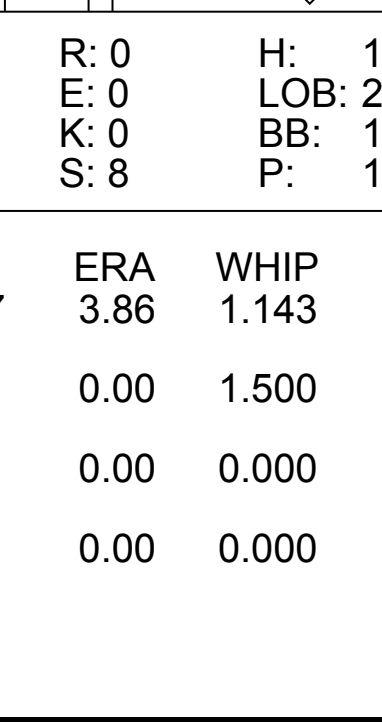
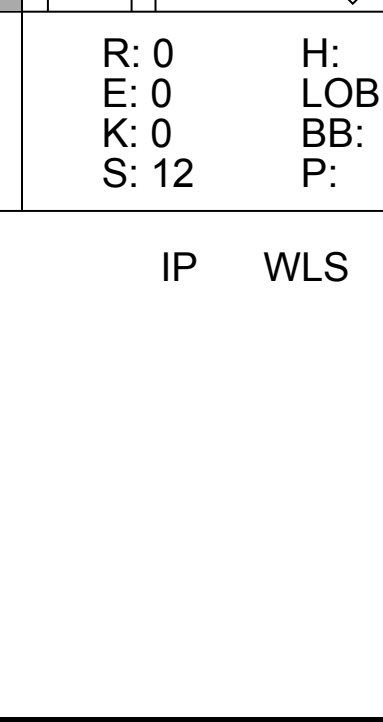
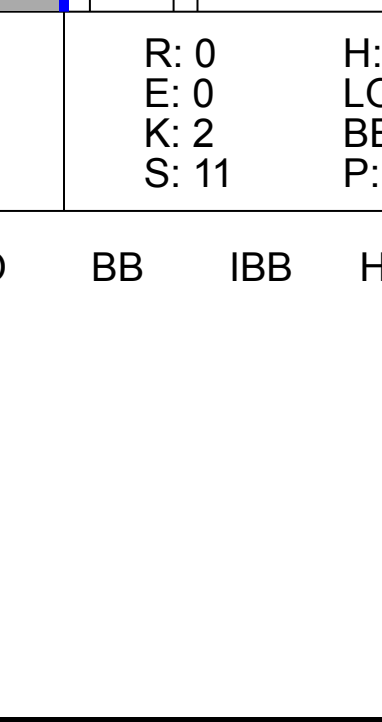
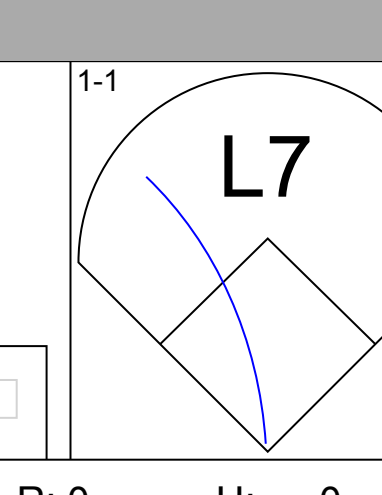
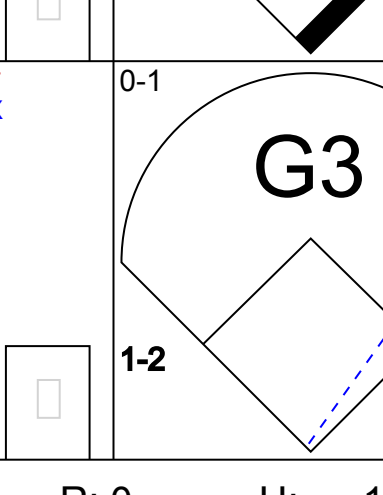
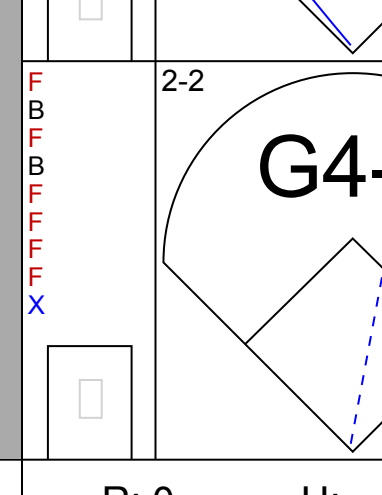
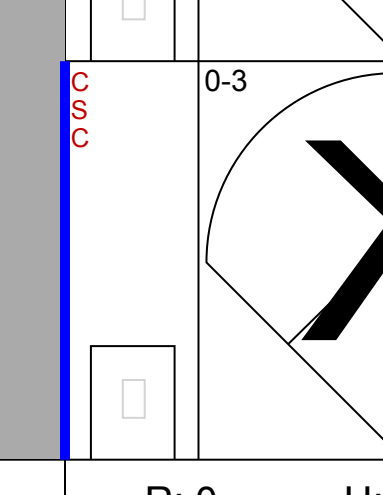
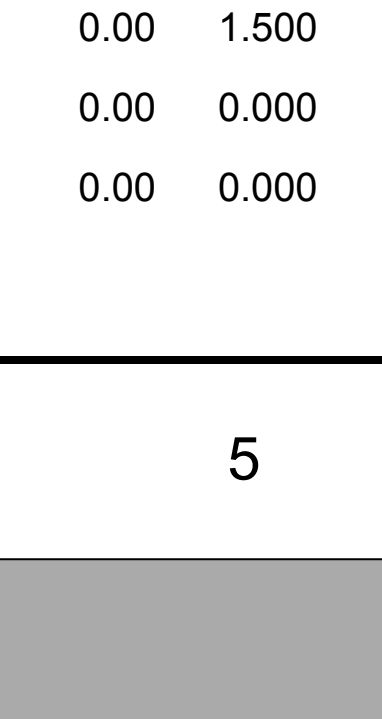
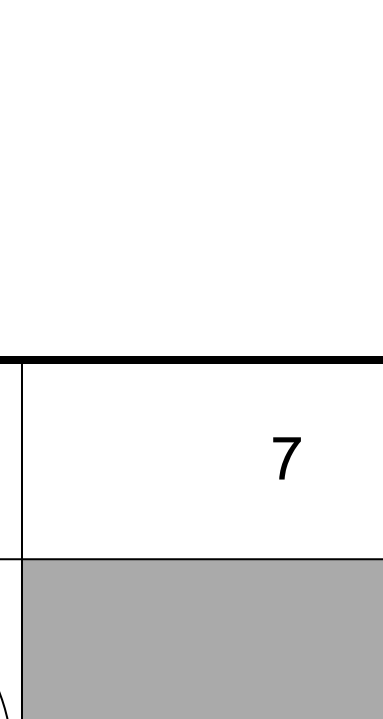
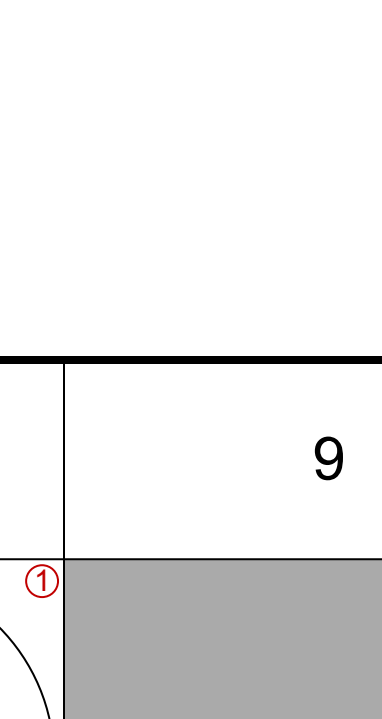


AB 32
R 5
H 9
RBI 4
BB 2
SO 3
LOB 16



Batter	1	2	3	4	5	6	7	8	9	AB	R	H	RBI	BB	SO	LOB	TOP				
Devon White, S (1, 8) OBP: 0.297, SLG: 0.344	F8		P4			K		K		4	0	0	0	0	2	2	Toronto Blue Jays @ Milwaukee Brewers Milwaukee County Stadium, Milwaukee, WI Thu Apr 30 1992, 8:05 PM EDT Att: 8,877 - Cloudy - 45 F				
Roberto Alomar, S (1, 4) OBP: 0.439, SLG: 0.517	CS 1B			G4-3		G1		F7		4	0	1	0	0	0	1					
Joe Carter, R (1, 9) OBP: 0.274, SLG: 0.389	L6			G6-3		F7		BB 1B 1B		4	1	1	0	0	0	2					
Dave Winfield, R (1, 10) OBP: 0.424, SLG: 0.545	CS			P3		G4-3		BB 1B 1B		4	1	2	0	0	0	0					
Kelly Gruber, R (1, 5) OBP: 0.284, SLG: 0.493				F9		G6-3		P4		4	0	0	0	0	1	3					
John Olerud, L (1, 3) OBP: 0.400, SLG: 0.358				G1-4-3		S 1B		1B BB		3	0	1	0	1	0	1					
Candy Maldonado, R (1, 7) OBP: 0.250, SLG: 0.205				P3		K		1B		4	0	1	1	0	1	1					
Greg Myers, L (1, 2) OBP: 0.286, SLG: 0.400				F8		F8		BB		2	0	0	0	1	0	1					
Manuel Lee, S (1, 6) OBP: 0.315, SLG: 0.292				F7		G1 1B		F9		3	0	1	0	0	0	1					
Inning Stats	R: 0 E: 0 K: 0 S: 11	H: 1 LOB: 0 BB: 0 P: 18	R: 1 E: 0 K: 0 S: 10	H: 1 LOB: 0 BB: 0 P: 14	R: 0 E: 0 K: 0 S: 4	H: 0 LOB: 0 BB: 0 P: 6	R: 0 E: 0 K: 0 S: 7	H: 0 LOB: 0 BB: 0 P: 13	R: 0 E: 0 K: 1 S: 7	H: 1 LOB: 1 BB: 0 P: 12	R: 0 E: 0 K: 1 S: 10	H: 0 LOB: 0 BB: 0 P: 8	R: 0 E: 0 K: 1 S: 8	H: 0 LOB: 1 BB: 1 P: 14	R: 1 E: 0 K: 0 S: 13	H: 3 LOB: 2 BB: 1 P: 25		1B: 7 2B: 0 3B: 0 HR: 0	SF: 0 SAC: 0 DP: 0 HBP: 0	WP: 1 PB: 0 SB: 1 CS: 1	PA: 35
PITCHER	IP	WLS	BF	H	R	ER	SO	BB	IBB	HBP	BLK	WP	HR	S	P	ERA	WHIP				
Chris Bosio, R (1, 1) ERA: 4.6	8.0	W	28	4	1	0	4	1	0	0	0	1	0	64	99	0.00	0.625				
Doug Henry, R (9, 1) ERA: 5.63	1.0	S	6	3	1	1	0	1	0	0	0	0	0	13	25	9.00	4.000				

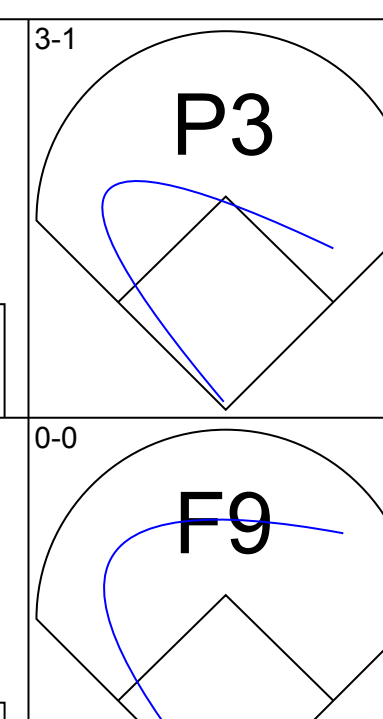
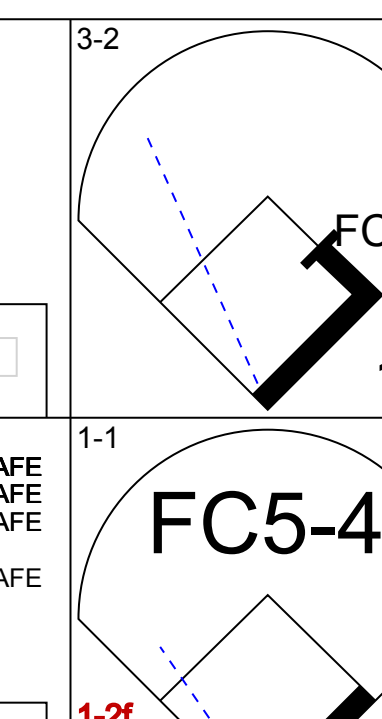
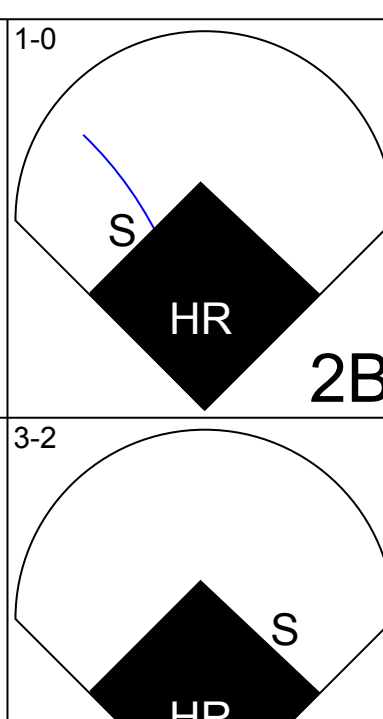
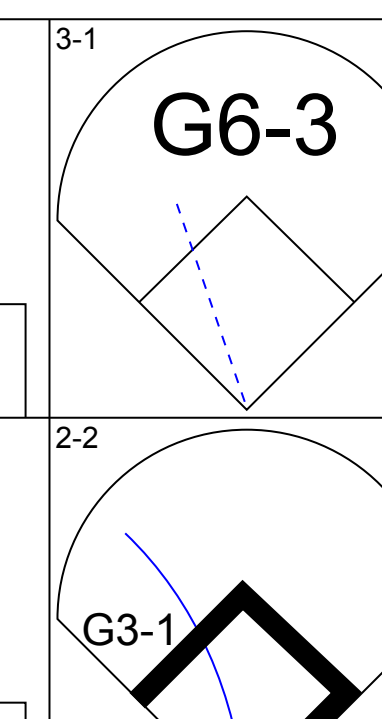
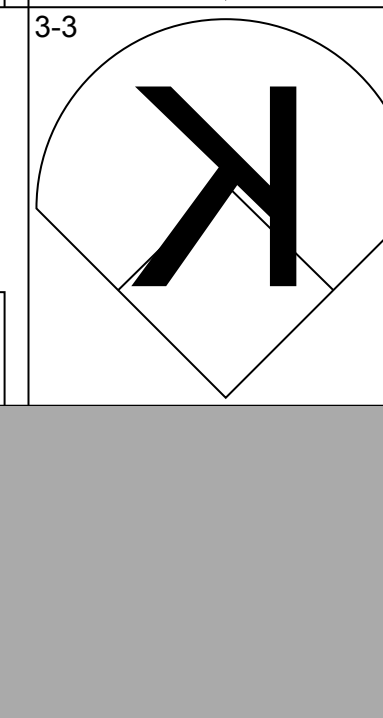

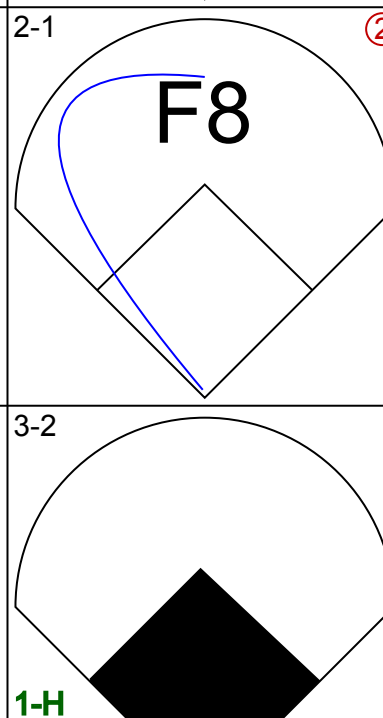
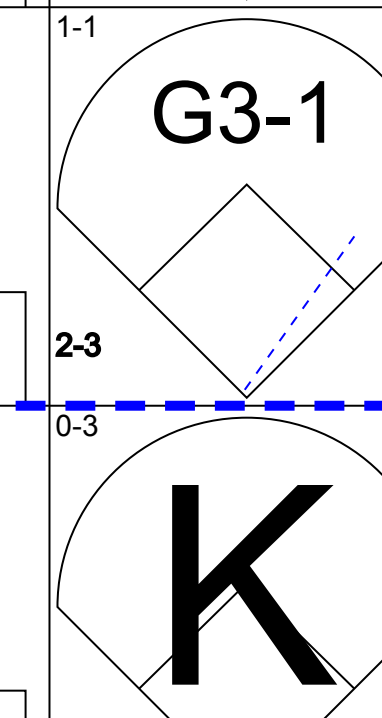

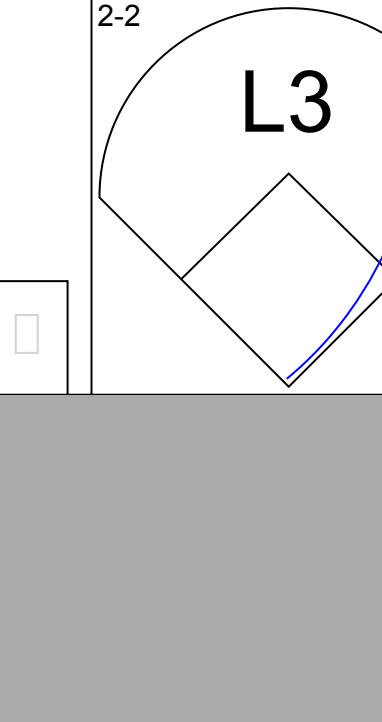
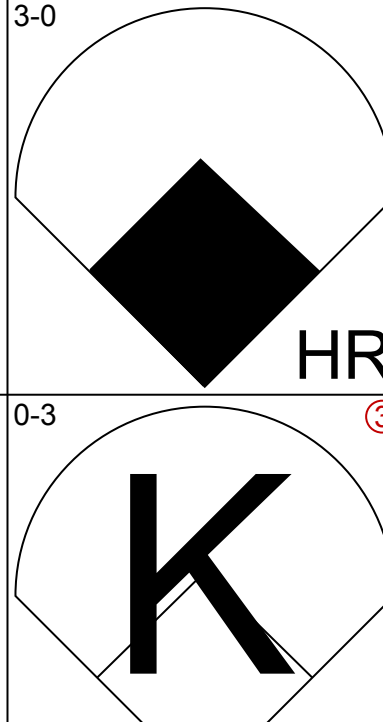

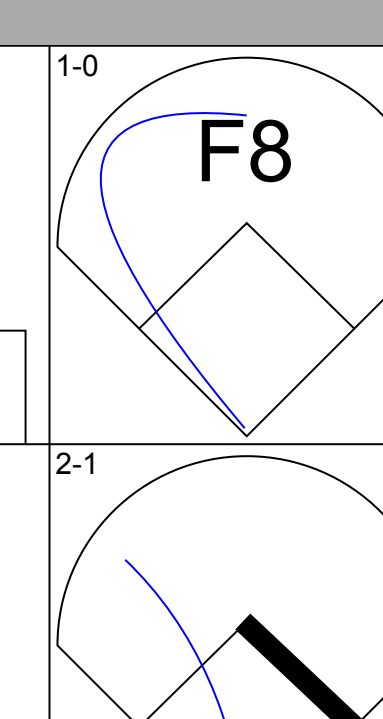
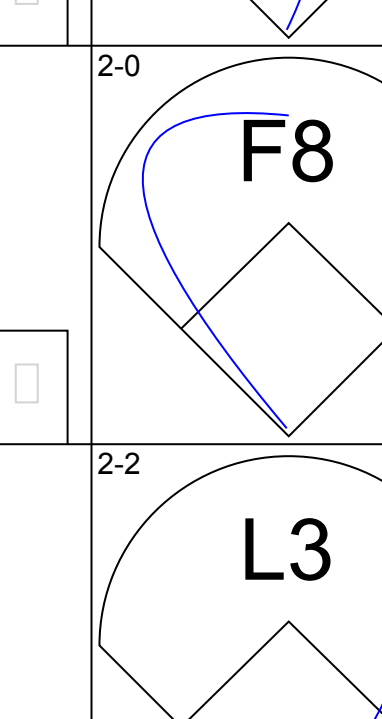
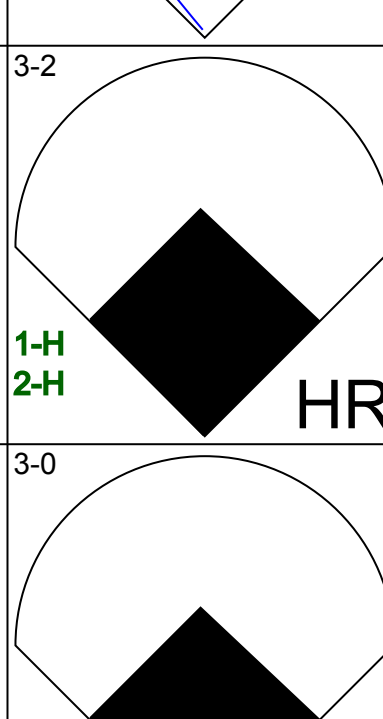
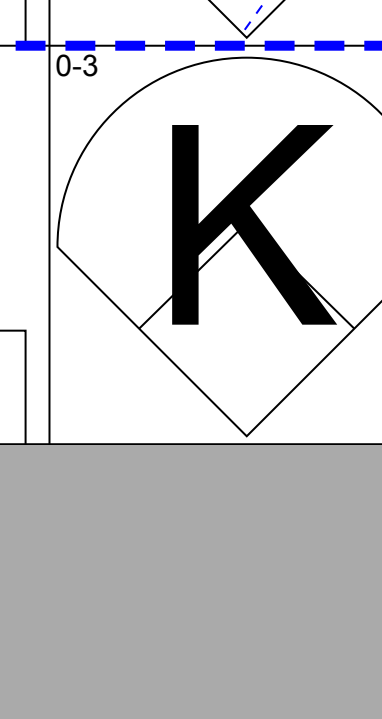
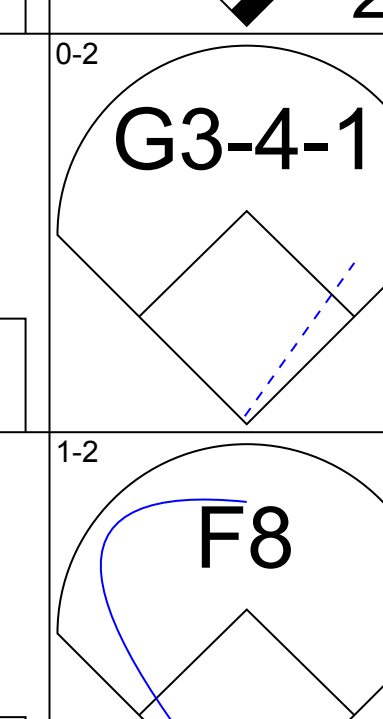



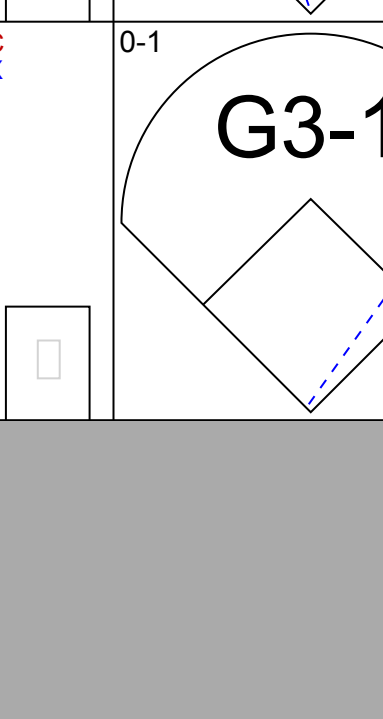
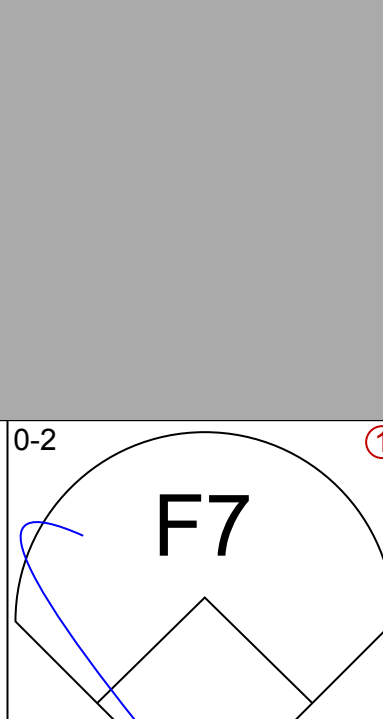
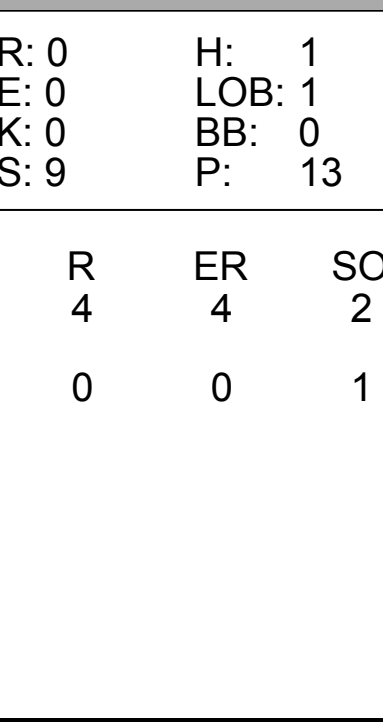
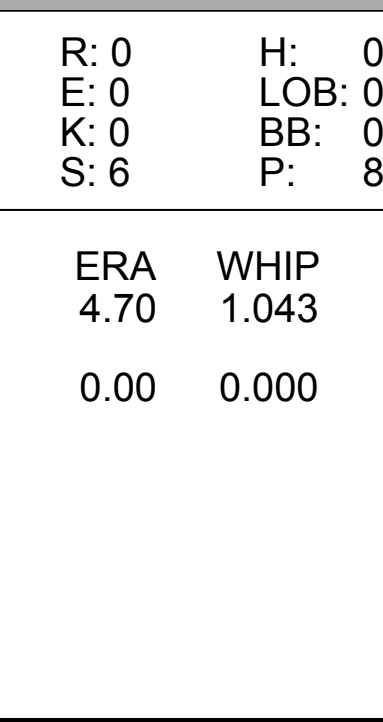
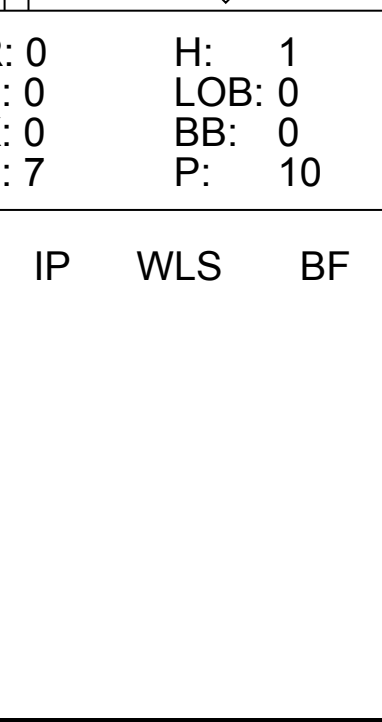
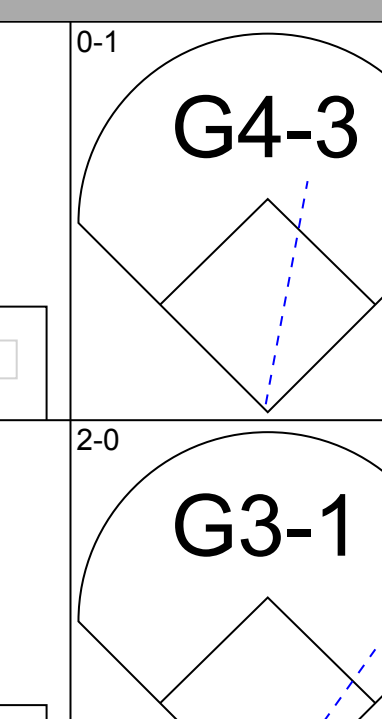
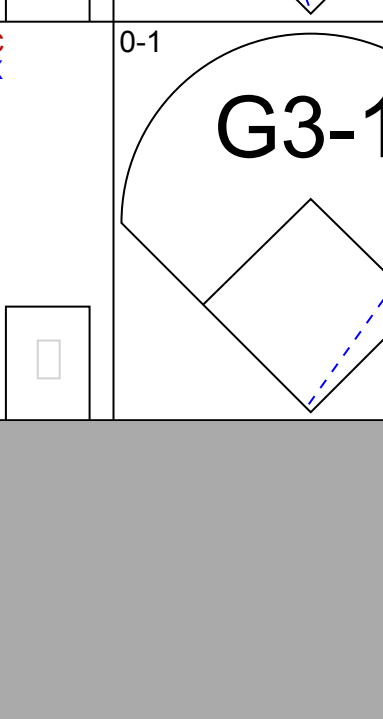
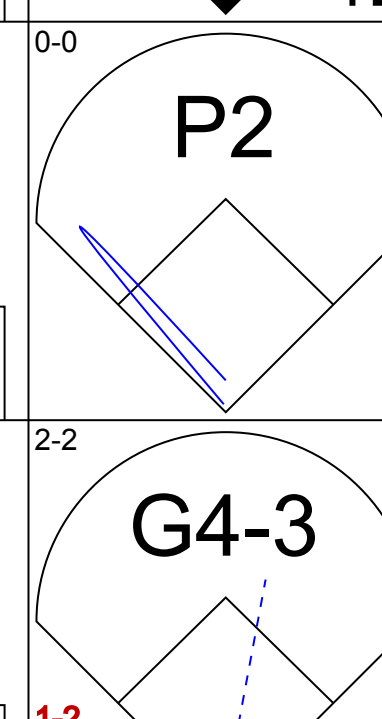
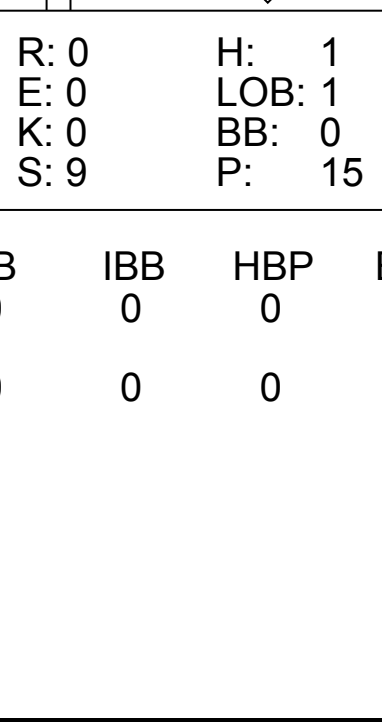
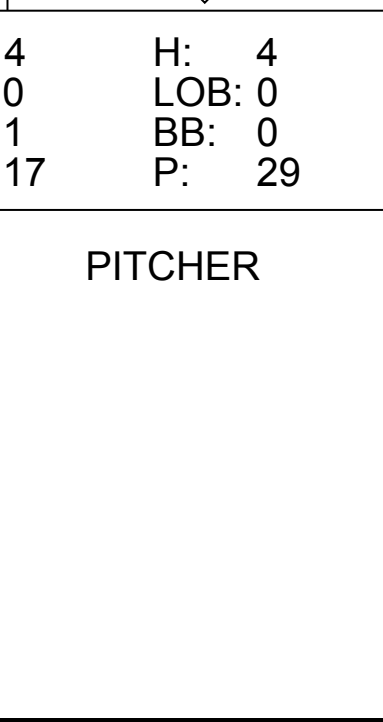
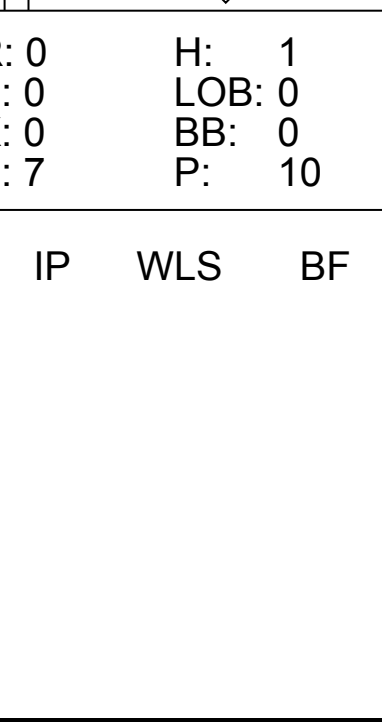
Batter	1	2	3	4	5	6	7	8	9	AB	R	H	RBI	BB	SO	LOB	BOTTOM				
Paul Moltzer, R (1, 10) OBP: 0.302, SLG: 0.338	K		G3 S 1B			K		F9		4	0	1	0	0	2	2	Toronto Blue Jays @ Milwaukee Brewers Milwaukee County Stadium, Milwaukee, WI Thu Apr 30 1992, 8:05 PM EDT Att: 8,877 - Cloudy - 45 F				
Pat Listach, S (1, 6) OBP: 0.419, SLG: 0.464	1B BB		G3			F7		F7		3	0	0	0	1	0	1					
Darryl Hamilton, L (1, 9) OBP: 0.297, SLG: 0.318	S 1B		G3-1			G4-3		S 1B 1B		4	1	2	0	0	0	1					
Greg Vaughn, R (1, 7) OBP: 0.357, SLG: 0.550	K					S S 1B		BB CS 1B		3	0	2	1	1	1	2					
Robin Yount, R (1, 8) OBP: 0.306, SLG: 0.281	K					K		BB 1B 1B		4	1	1	0	0	3	4					
Franklin Stubbs, L (1, 3) OBP: 0.297, SLG: 0.383			P4			F9		1B S BB		3	1	0	0	1	1	1					
Kevin Seitzer, R (1, 5) OBP: 0.333, SLG: 0.375			K			BB		F9		3	0	1	1	1	1	0					
B.J. Surhoff, L (1, 2) OBP: 0.181, SLG: 0.182			L7			F7		1B BB		3	0	0	0	1	0	3					
Jim Gantner, L (1, 4) OBP: 0.383, SLG: 0.346						F7		BB		3	0	1	0	0	0	0					
William Suero, R (7, PR) OBP: 0.273, SLG: 0.111						G4-3		1B		0	0	0	0	0	0	0					
Inning Stats	R: 0 E: 0 K: 3 S: 13	H: 1 LOB: 2 BB: 1 P: 23	R: 0 E: 0 K: 1 S: 8	H: 0 LOB: 0 BB: 0 P: 15	R: 0 E: 0 K: 0 S: 10	H: 1 LOB: 1 BB: 0 P: 14	R: 0 E: 0 K: 1 S: 14	H: 1 LOB: 2 BB: 1 P: 22	R: 0 E: 0 K: 1 S: 11	H: 0 LOB: 0 BB: 0 P: 18	R: 0 E: 0 K: 1 S: 6	H: 0 LOB: 1 BB: 1 P: 12	R: 0 E: 0 K: 1 S: 13	H: 1 LOB: 2 BB: 1 P: 24	R: 3 E: 0 K: 0 S: 18	H: 4 LOB: 1 BB: 1 P: 29	1B: 8 2B: 0 3B: 0 HR: 0	SF: 0 SAC: 0 DP: 0 HBP: 0	WP: 0 PB: 0 SB: 7 CS: 1	PA: 36	
PITCHER	IP	WLS	BF	H	R	ER	SO	BB	IBB	HBP	BLK	WP	HR	S	P	ERA	WHIP				
Juan Guzman, R (1, 1) ERA: 1.82	7.0	L	28	4	0	0	8	4	0	0	0	0	0	75	128	0.00	1.143				
Duane Ward, R (8, 1) ERA: 4.22	0.2	L	6	4	3	3	0	1	0	0	0	0	0	15	25	40.50	7.500				
David Wells, L (8, 1) ERA: 4.15	0.1		1	0	0	0	0	0	0	0	0	0	0	3	4	0.00	0.000				

Batter	1	2	3	4	5	6	7	8	9	AB	R	H	RBI	BB	SO	LOB	TOP					
Devon White, S (1, 8) OBP: 0.286, SLG: 0.330										4	0	0	0	0	1	2						
Roberto Alomar, S (1, 4) OBP: 0.451, SLG: 0.548										4	2	3	0	0	0	0						
Joe Carter, R (1, 9) OBP: 0.273, SLG: 0.383										4	1	1	1	0	0	2						
Dave Winfield, R (1, 10) OBP: 0.427, SLG: 0.549										3	0	1	1	1	1	1						
Kelly Gruber, R (1, 5) OBP: 0.269, SLG: 0.466										4	0	0	0	0	1	4						
John Olerud, L (1, 3) OBP: 0.404, SLG: 0.371											3	0	1	1	1	2						
Candy Maldonado, R (1, 7) OBP: 0.239, SLG: 0.195											4	0	0	0	0	2						
Pat Borders, R (1, 2) OBP: 0.372, SLG: 0.486											4	0	1	0	0	1	0					
Manuel Lee, S (1, 6) OBP: 0.303, SLG: 0.279											3	0	0	0	0	2						
Turner Ward, S (9, PH) OBP: 0.300, SLG: 0.500											1	0	0	0	1	0						
Inning Stats	R: 1 E: 0 K: 1 S: 9	H: 2 LOB: 1 BB: 0 P: 15	R: 0 E: 0 K: 0 S: 9	H: 0 LOB: 0 BB: 0 P: 12	R: 0 E: 0 K: 0 S: 9	H: 0 LOB: 0 BB: 0 P: 12	R: 0 E: 0 K: 1 S: 12	H: 0 LOB: 0 BB: 0 P: 15	R: 0 E: 0 K: 0 S: 8	H: 1 LOB: 2 BB: 1 P: 13	R: 2 E: 0 K: 0 S: 16	H: 3 LOB: 1 BB: 0 P: 24	R: 0 E: 0 K: 0 S: 12	H: 0 LOB: 0 BB: 0 P: 15	R: 0 E: 0 K: 2 S: 11	H: 1 LOB: 2 BB: 1 P: 20	R: 0 E: 0 K: 2 S: 11	H: 0 LOB: 0 BB: 0 P: 16	1B: 4 2B: 2 3B: 1 HR: 0	SF: 0 SAC: 0 DP: 0 HBP: 0	WP: 0 PB: 0 SB: 0 CS: 0	PA: 36
PITCHER	IP	WLS	BF	H	R	ER	SO	BB	IBB	HBP	BLK	WP	HR	S	P	ERA	WHIP					
Jaime Navarro, R (1, 1) ERA: 4.37	7.0	W	29	7	3	3	2	1	0	0	0	0	0	76	107	3.86	1.143					
Jim Austin, R (8, 1) ERA: 1.09	0.2		3	0	0	0	1	1	0	0	0	0	0	7	13	0.00	1.500					
Jesse Orosco, L (8, 1) ERA: 3.86	0.1		1	0	0	0	1	0	0	0	0	0	0	3	6	0.00	0.000					
Doug Henry, R (9, 1) ERA: 5.0	1.0	S	3	0	0	0	2	0	0	0	0	0	0	11	16	0.00	0.000					

Toronto Blue Jays @ Milwaukee Brewers
Milwaukee County Stadium, Milwaukee, WI
Fri May 01 1992, 8:05 PM EDT
Att. 13,794 - Sunny - 86 F

AB 34
R 3
H 7
RBI 3
BB 2
SO 6
LOB 15

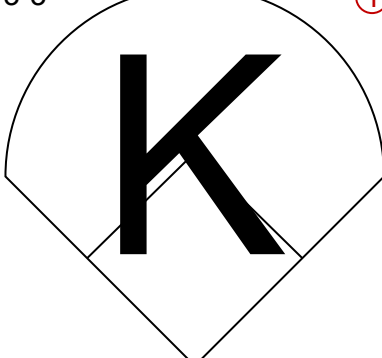
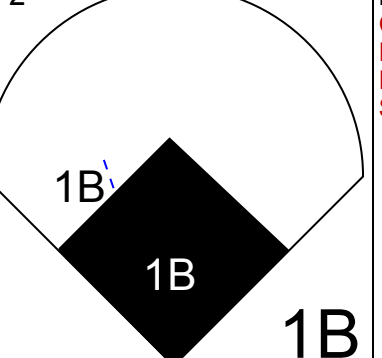
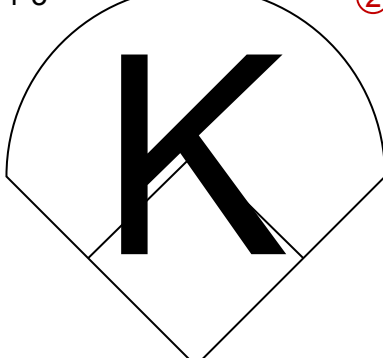
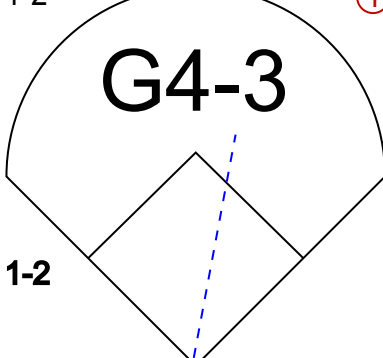
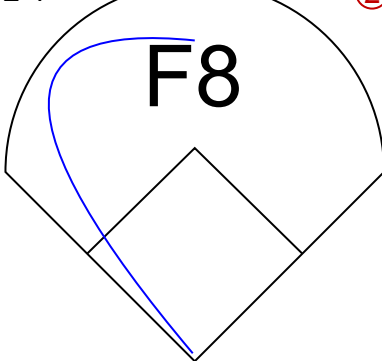
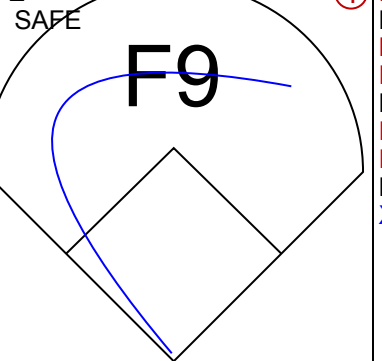
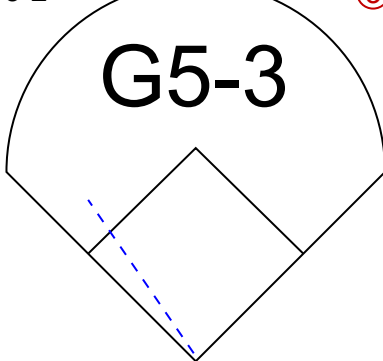
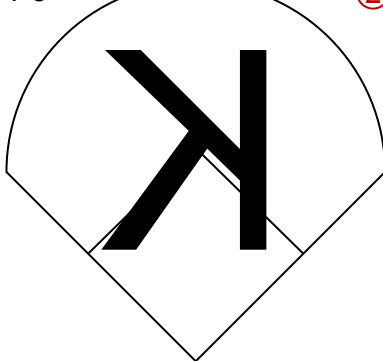
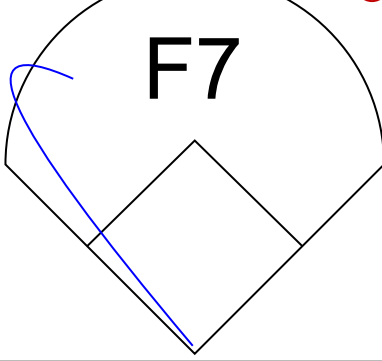
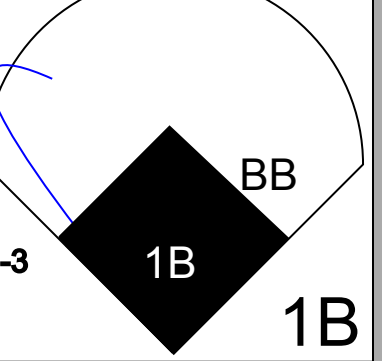
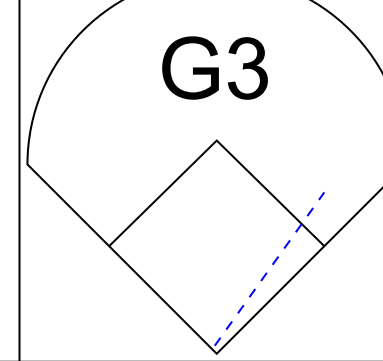
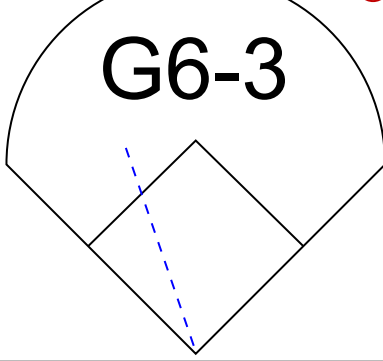
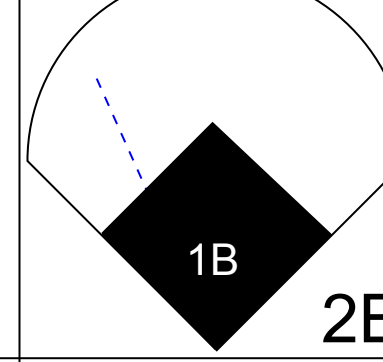
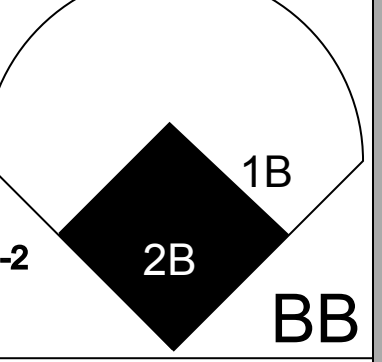
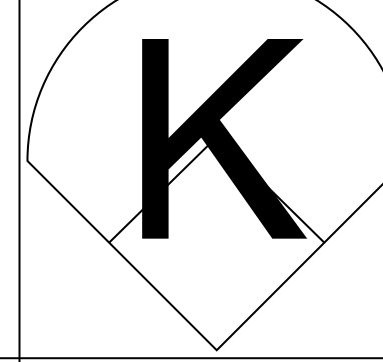
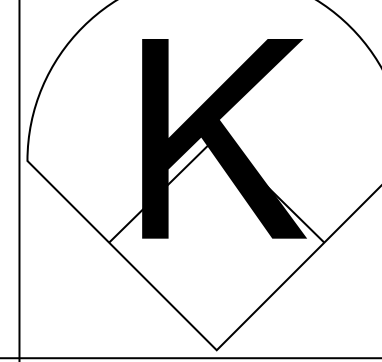
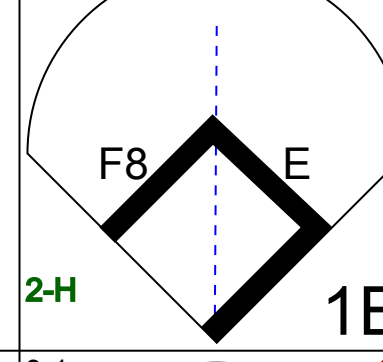
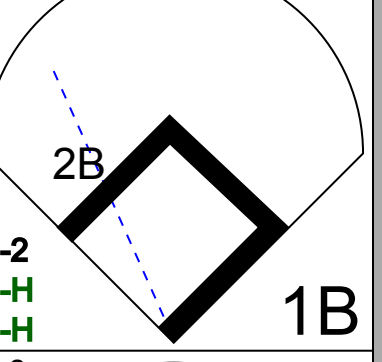
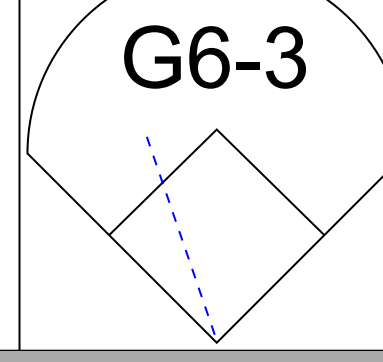
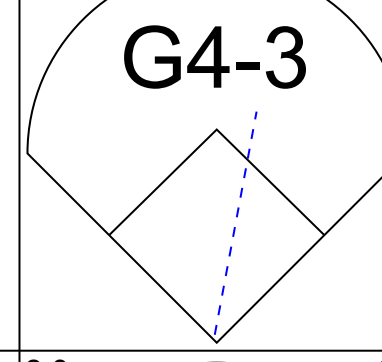
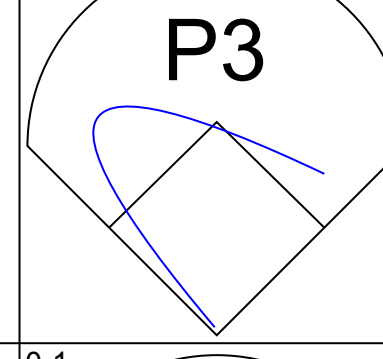
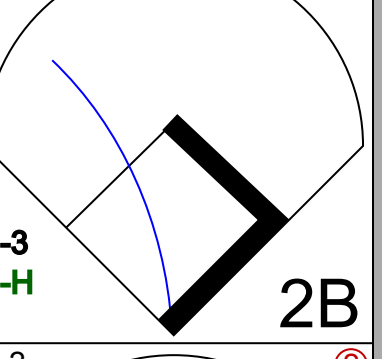
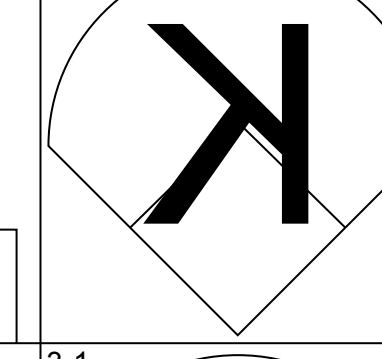
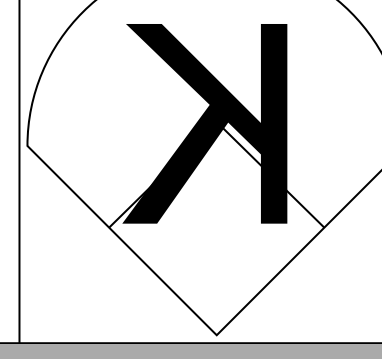
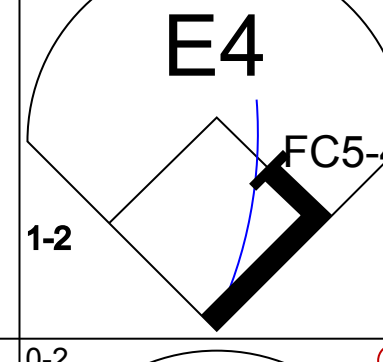
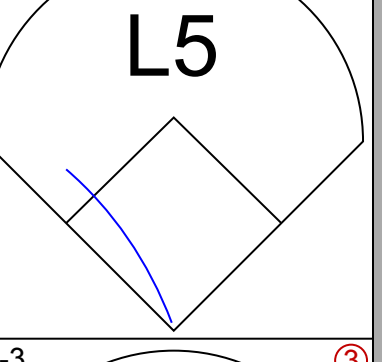
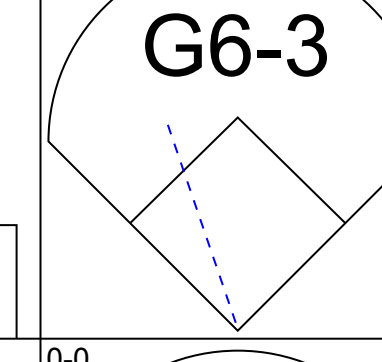
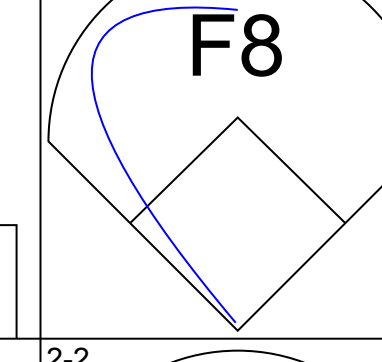
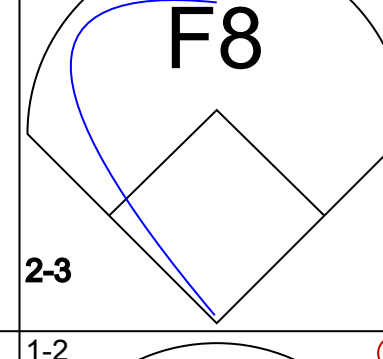
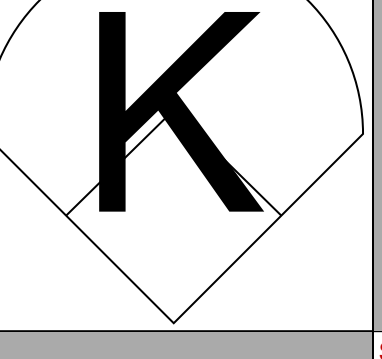
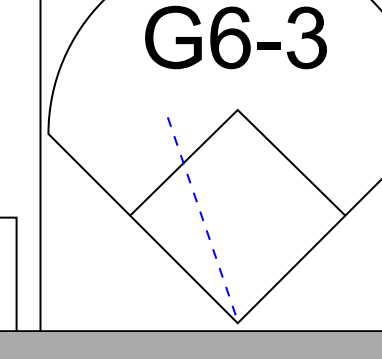
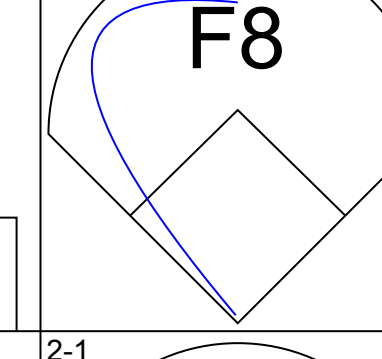
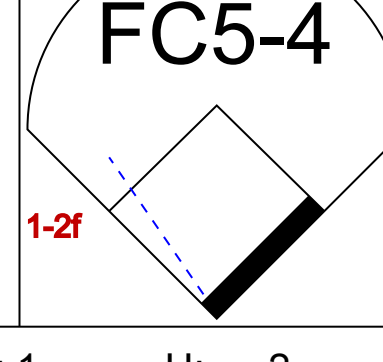

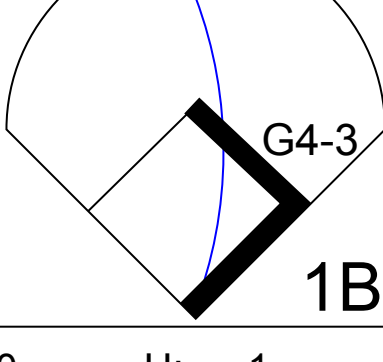
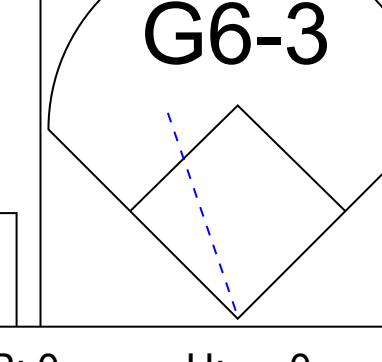


Batter	1	2	3	4	5	6	7	8	9	AB	R	H	RBI	BB	SO	LOB	BOTTOM				
Paul Moltitor, R (1, 10) OBP: 0.311, SLG: 0.358										4	1	2	0	0	0	0					
Pat Listach, S (1, 6) OBP: 0.429, SLG: 0.500										4	1	2	0	0	0	1					
Darryl Hamilton, L (1, 9) OBP: 0.282, SLG: 0.300										4	0	0	0	0	1	3					
Greg Vaughn, R (1, 7) OBP: 0.351, SLG: 0.578										4	1	1	3	0	1	1					
Robin Yount, R (1, 8) OBP: 0.320, SLG: 0.358										3	1	2	1	0	0	0					
Franklin Stubbs, L (1, 3) OBP: 0.284, SLG: 0.365										3	0	0	0	0	1	1					
Kevin Seitzer, R (1, 5) OBP: 0.333, SLG: 0.373										3	0	1	0	0	0	1					
B.J. Surhoff, L (1, 2) OBP: 0.173, SLG: 0.174										3	0	0	0	0	0	1					
Jim Gantner, L (1, 4) OBP: 0.365, SLG: 0.327										3	0	0	0	0	0	1					
Inning Stats	R: 0 E: 0 K: 1 S: 6	H: 0 LOB: 0 BB: 0 P: 12	R: 0 E: 0 K: 0 S: 9	H: 1 LOB: 1 BB: 0 P: 13	R: 0 E: 0 K: 0 S: 9	H: 1 LOB: 1 BB: 0 P: 15	R: 0 E: 0 K: 0 S: 5	H: 0 LOB: 0 BB: 0 P: 10	R: 0 E: 0 K: 1 S: 17	H: 4 LOB: 0 BB: 0 P: 29	R: 0 E: 0 K: 0 S: 7	H: 1 LOB: 0 BB: 0 P: 10	R: 0 E: 0 K: 1 S: 11	H: 1 LOB: 1 BB: 0 P: 17	1B: 3 2B: 3 3B: 0 HR: 2	SF: 0 SAC: 0 DP: 0 HBP: 0	WP: 0 PB: 0 SB: 2 CS: 1	PA: 31			
PITCHER	IP	WLS	BF	H	R	ER	SO	BB	IBB	HBP	BLK	WP	HR	S	P	ERA	WHIP				
Jimmy Key, L (1, 1) ERA: 3.82	7.2	L	30	8	4	4	2	8	4	4	2	0	0	67	111	4.70	1.043				
Pat Hentgen, R (8, 1) ERA: 4.15	0.1		1	0	0	0	1	0	0	0	0	0	0	3	3	0.00	0.000				

Toronto Blue Jays @ Milwaukee Brewers
Milwaukee County Stadium, Milwaukee, WI
Fri May 01 1992, 8:05 PM EDT
Att. 13,794 - Sunny - 86 F

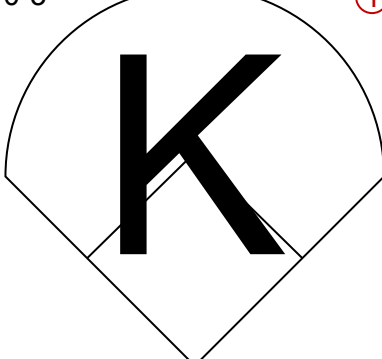
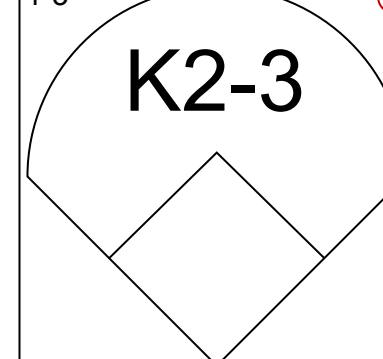
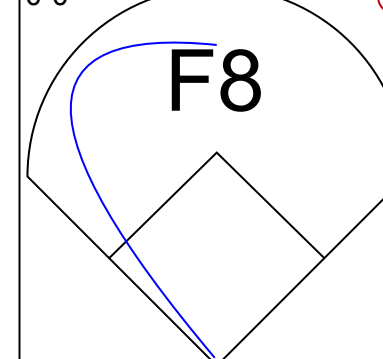
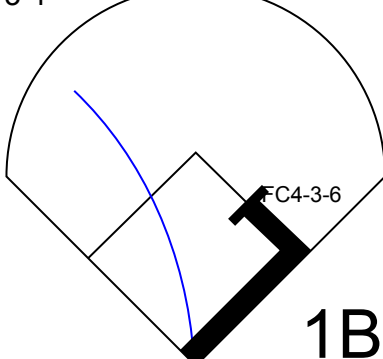
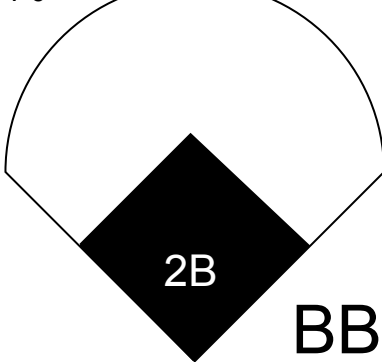
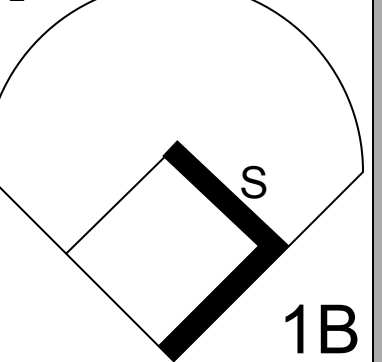

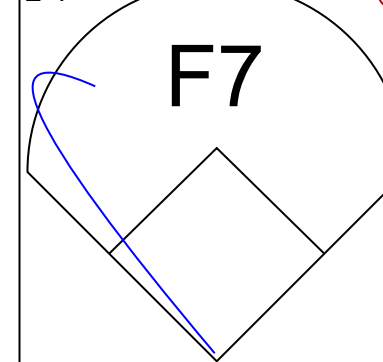
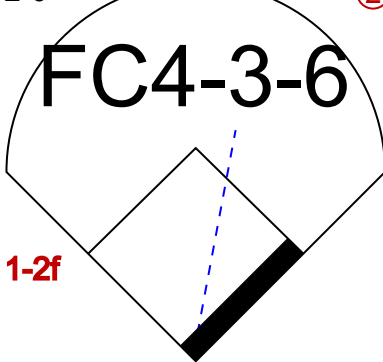
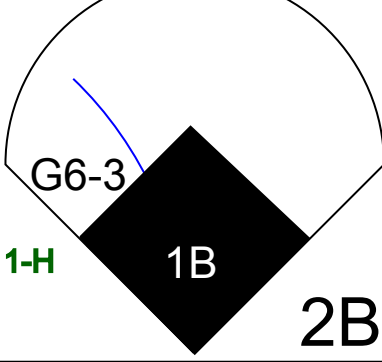
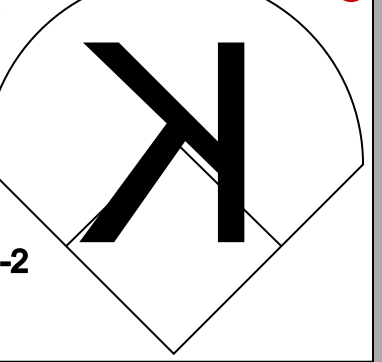

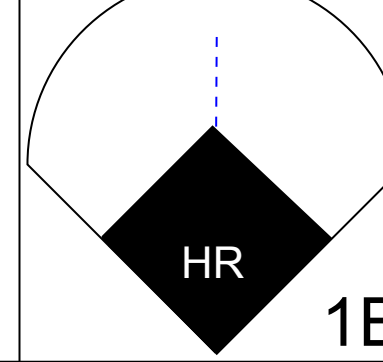
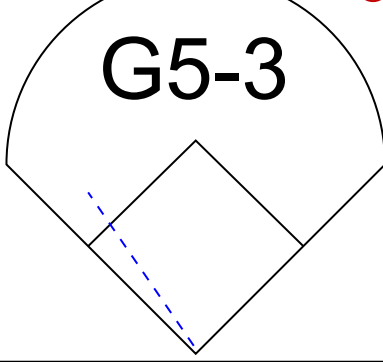
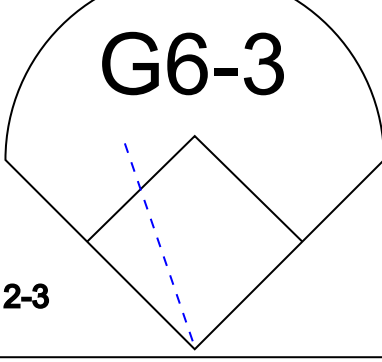
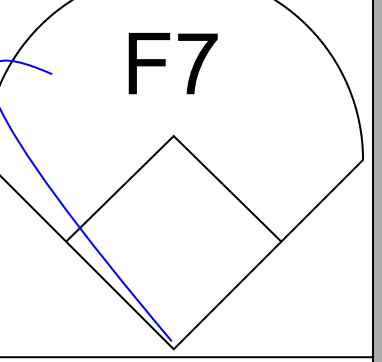
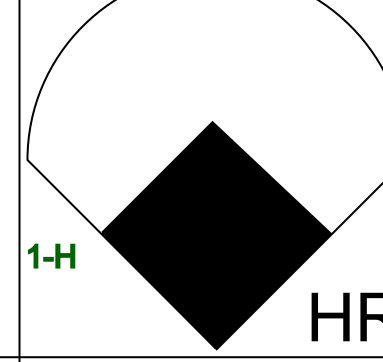
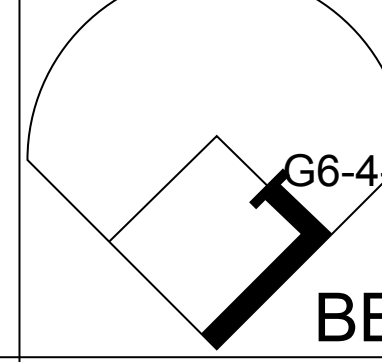
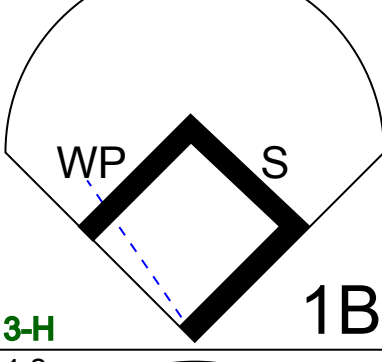
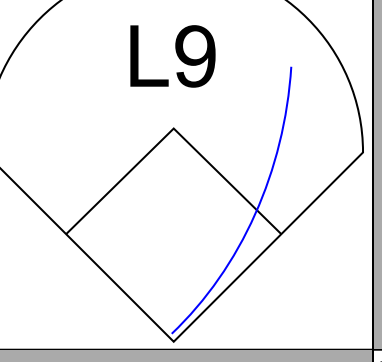
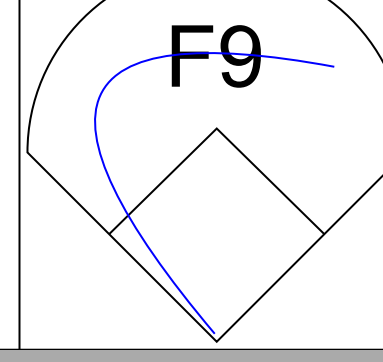
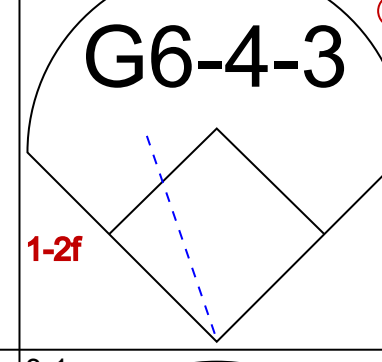
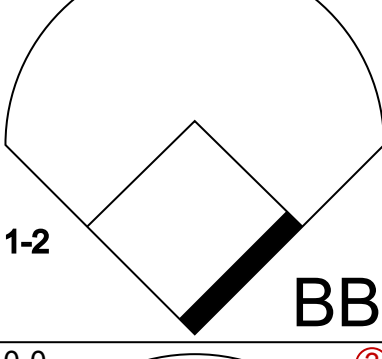
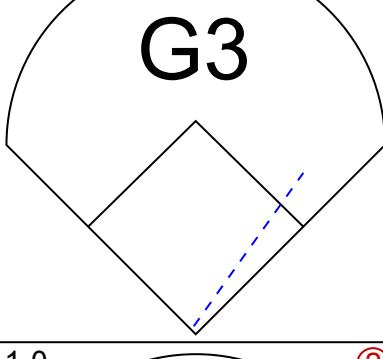
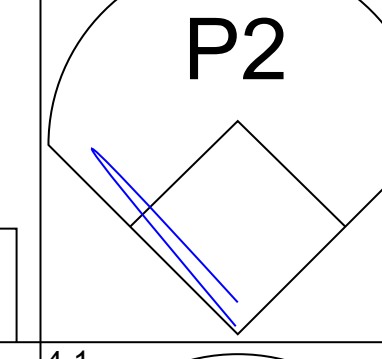
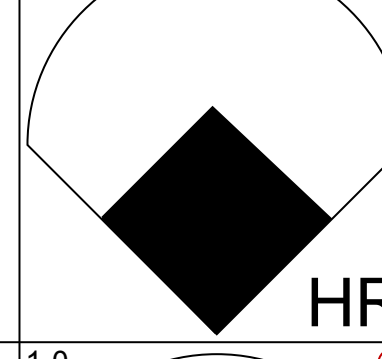
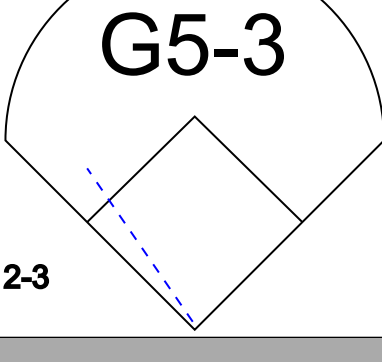
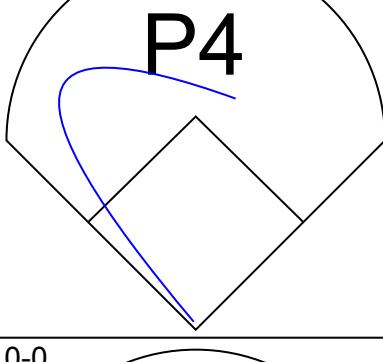
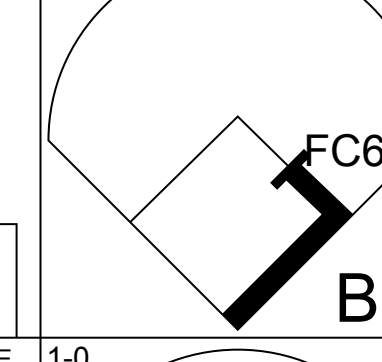
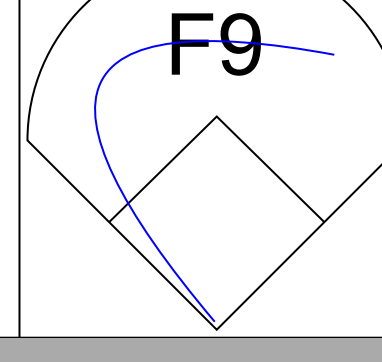
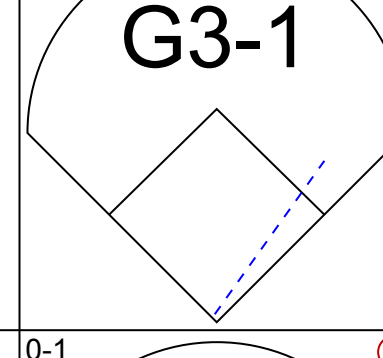
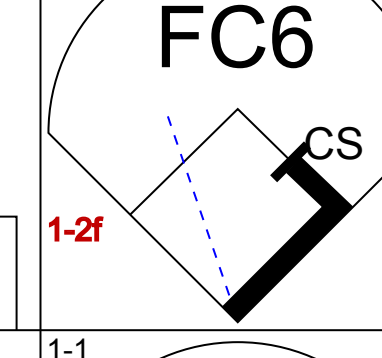
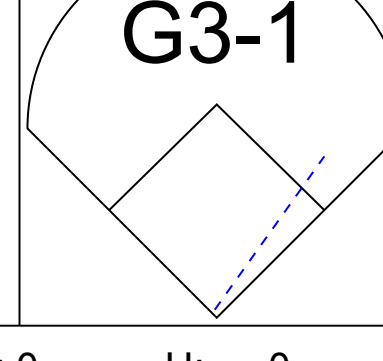
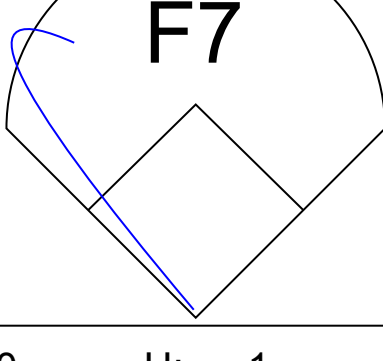
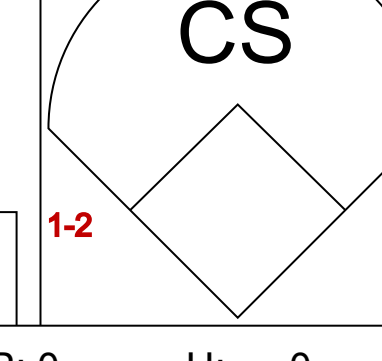
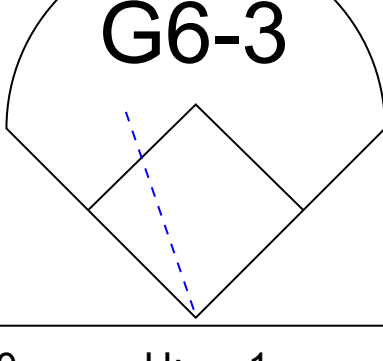
AB 31
R 4
H 8
RBI 4
BB 0
SO 3
LOB 9



Batter	1	2	3	4	5	6	7	8	9	AB	R	H	RBI	BB	SO	LOB	TOP				
Devon White, S OBP: 0.284, SLG: 0.327 (1, 8)										4	1	1	0	0	2	1	Toronto Blue Jays @ Milwaukee Brewers Milwaukee County Stadium, Milwaukee, WI Sat May 02 1992, 4:33 AM EDT Att: 26,547 - Cloudy - 67 F				
Roberto Alomar, S OBP: 0.434, SLG: 0.526 (1, 4)										4	0	0	0	0	1	2					
Joe Carter, R OBP: 0.272, SLG: 0.378 (1, 9)										4	1	1	0	0	0	1					
Dave Winfield, R OBP: 0.430, SLG: 0.553 (1, 10)										3	2	1	0	1	2	0					
Pat Tabler, R OBP: 0.353, SLG: 0.267 (1, 3)										4	0	2	3	0	0	0					
Candy Maldonado, R OBP: 0.240, SLG: 0.209 (1, 7)										4	0	1	1	0	2	1					
Pat Borders, R OBP: 0.356, SLG: 0.462 (1, 2)										4	0	0	0	0	0	3					
Jeff Kent, R OBP: 0.345, SLG: 0.478 (1, 5)										4	0	0	0	0	1	4					
Manuel Lee, S OBP: 0.304, SLG: 0.282 (1, 6)										3	0	1	0	0	1	2					
John Olerud, L OBP: 0.400, SLG: 0.366 (9, PH)										1	0	0	0	0	0	0					
Inning Stats	R: 0 E: 0 K: 1 S: 8	H: 0 LOB: 0 BB: 0 P: 14	R: 1 E: 1 K: 0 S: 15	H: 2 LOB: 2 BB: 0 P: 21	R: 3 E: 0 K: 1 S: 22	H: 4 LOB: 1 BB: 1 P: 36	R: 0 E: 0 K: 2 S: 14	H: 0 LOB: 0 BB: 0 P: 21	R: 0 E: 0 K: 1 S: 7	H: 0 LOB: 0 BB: 0 P: 11	R: 0 E: 0 K: 1 S: 10	H: 1 LOB: 1 BB: 0 P: 14	R: 0 E: 0 K: 2 S: 10	H: 0 LOB: 0 BB: 0 P: 14	R: 0 E: 0 K: 0 S: 8	H: 0 LOB: 0 BB: 0 P: 13	1B: 5 2B: 2 3B: 0 HR: 0	SF: 0 SAC: 0 DP: 0 HBP: 0	WP: 0 PB: 0 SB: 0 CS: 0	PA: 36	
PITCHER	IP	WLS	BF	H	R	ER	SO	BB	IBB	HBP	BLK	WP	HR	S	P	ERA	WHIP				
Dan Plesac, L ERA: 3.71 (1, 1)	6.0		27	7	4	4	6	1	0	0	0	0	0	74	115	6.00	1.333				
Mike Fetters, R ERA: (7, 1)	2.0	W	6	0	0	0	3	0	0	0	0	0	0	18	25	0.00	0.000				
Doug Henry, R ERA: 4.5 (9, 1)	1.0	S	3	0	0	0	0	0	0	0	0	0	0	8	13	0.00	0.000				

AB	35
R	4
H	7
RBI	4
BB	1
SO	9
LOB	14



Batter	1	2	3	4	5	6	7	8	9	AB	R	H	RBI	BB	SO	LOB	BOTTOM				
Paul Molitor, R OBP: 0.309, SLG: 0.353 (1, 10)										4	0	1	0	0	2	0	Toronto Blue Jays @ Milwaukee Brewers Milwaukee County Stadium, Milwaukee, WI Sat May 02 1992, 4:33 AM EDT Att: 26,547 - Cloudy - 67 F				
Pat Listach, S OBP: 0.436, SLG: 0.486 (1, 6)										3	1	1	0	1	0	1					
Robin Yount, R OBP: 0.329, SLG: 0.380 (1, 8)										4	2	2	1	0	1	2					
Greg Vaughn, R OBP: 0.359, SLG: 0.612 (1, 7)										3	1	1	2	1	0	2					
Dante Bichette, R OBP: 0.333, SLG: 0.341 (1, 9)										4	0	1	1	0	0	2					
Franklin Stubbs, L OBP: 0.296, SLG: 0.409 (1, 3)										3	1	1	1	1	0	0					
Kevin Seitzer, R OBP: 0.329, SLG: 0.357 (1, 5)										3	0	0	0	1	0	2					
B.J. Surhoff, L OBP: 0.179, SLG: 0.181 (1, 2)										3	0	1	0	0	0	1					
Jim Gantner, L OBP: 0.348, SLG: 0.310 (1, 4)										3	0	0	0	0	0	1					
Inning Stats	R: 2 E: 0 K: 1 S: 16	H: 2 LOB: 2 BB: 2 P: 24	R: 0 E: 0 K: 1 S: 7	H: 0 LOB: 0 BB: 0 P: 11	R: 0 E: 0 K: 1 S: 12	H: 1 LOB: 1 BB: 0 P: 21	R: 0 E: 0 K: 0 S: 6	H: 1 LOB: 1 BB: 0 P: 10	R: 2 E: 0 K: 0 S: 6	H: 2 LOB: 0 BB: 0 P: 12	R: 0 E: 0 K: 0 S: 5	H: 0 LOB: 1 BB: 1 P: 11	R: 0 E: 0 K: 0 S: 9	H: 1 LOB: 1 BB: 0 P: 16	R: 1 E: 0 K: 0 S: 7	H: 1 LOB: 0 BB: 1 P: 15	1B: 5 2B: 1 3B: 0 HR: 2	SF: 0 SAC: 0 DP: 1 HBP: 0	WP: 1 PB: 0 SB: 2 CS: 1	PA: 35	
PITCHER	IP	WLS	BF	H	R	ER	SO	BB	IBB	HBP	BLK	WP	HR	S	P	ERA	WHIP				
Jack Morris, R ERA: 4.02 (1, 1)	8.0	L	34	8	5	5	3	4	0	0	0	1	2	68	120	5.62	1.500				

AB	30
R	5
H	8
RBI	5
BB	4
SO	3
LOB	11



Batter	1	2	3	4	5	6	7	8	9	AB	R	H	RBI	BB	SO	LOB	TOP					
Devon White, S OBP: 0.272, SLG: 0.311	G6-3		F8		G6-3		G4-3		K	5	0	0	0	0	1	2						
Roberto Alomar, S OBP: 0.432, SLG: 0.520	1B			G6-3		G6-3		HR	F9	5	1	2	0	0	0	0						
Joe Carter, R OBP: 0.290, SLG: 0.461	L5			1B	2B	HR		HR		4	2	3	3	0	0	1						
Dave Winfield, R OBP: 0.423, SLG: 0.571	P4			P3		K		HR		4	1	1	1	0	1	2						
Kelly Gruber, R OBP: 0.280, SLG: 0.461		G6-3						F9		3	0	1	0	1	0	0						
John Olerud, L OBP: 0.394, SLG: 0.351	G3			G4-3		L7		BB		3	0	0	0	1	0	3						
Candy Maldonado, R OBP: 0.394, SLG: 0.222	1B							F8		4	0	2	0	0	0	1						
Pat Borders, R OBP: 0.362, SLG: 0.463			G4-3	1B		FC3-6	1B	K	K	4	0	2	0	0	2	2						
Alfredo Griffin, S			G4-3		FC3-6	PB		F8		3	0	0	0	0	0	3						
Manuel Lee, S									G6-3	1	0	0	0	0	0	0						
Inning Stats	R: 0 E: 0 K: 0 S: 8	H: 1 LOB: 1 BB: 0 P: 13	R: 0 E: 0 K: 0 S: 9	H: 1 LOB: 1 BB: 0 P: 16	R: 0 E: 0 K: 0 S: 5	H: 1 LOB: 0 BB: 0 P: 6	R: 0 E: 0 K: 0 S: 10	H: 2 LOB: 2 BB: 0 P: 15	R: 0 E: 0 K: 1 S: 15	H: 1 LOB: 1 BB: 1 P: 26	R: 0 E: 0 K: 1 S: 10	H: 1 LOB: 1 BB: 0 P: 11	R: 3 E: 0 K: 1 S: 12	H: 3 LOB: 1 BB: 0 P: 19	R: 0 E: 0 K: 1 S: 8	H: 0 LOB: 0 BB: 0 P: 14	1B: 7 2B: 1 3B: 0 HR: 3	SF: 0 SAC: 0 DP: 1 HBP: 0	WP: 0 PB: 1 SB: 0 CS: 0	PA: 38		
PITCHER	IP	WLS	BF	H	R	ER	SO	BB	IBB	HBP	BLK	WP	HR	S	P	ERA	WHIP					
Bill Wegman, R ERA: 2.76	(1, 1)	7.1	L	32	11	4	4	2	1	0	0	0	0	3	73	113	4.91	1.636				
Bruce Ruffin, L ERA: 6.1	(8, 1)	1.2		6	0	0	0	2	1	0	0	0	0	0	13	23	0.00	0.600				

Toronto Blue Jays @ Milwaukee Brewers
Milwaukee County Stadium, Milwaukee, WI

AB 36
R 4
H 11
RBI 4
BB 2
SO 4
LOB 14



WP: 0 PA: 38
PB: 1
SB: 0
CS: 0

Toronto Blue Jays @ Milwaukee Brewers
Milwaukee County Stadium, Milwaukee, WI

AB 28
R 1
H 3
RBI 1
BB 4
SO 2
LOB 10



WP: 0 PA: 33
PB: 0
SB: 0
CS: 0

Batter	1	2	3	4	5	6	7	8	9	AB	R	H	RBI	BB	SO	LOB	BOTTOM					
Paul Moltzer, R OBP: 0.306, SLG: 0.341	L8		F8			F7		FC5-4		3	0	0	0	1	0	0						
Pat Listach, S OBP: 0.395, SLG: 0.436	K			F8		L6		K		4	0	0	0	0	2	1						
Robin Yount, R OBP: 0.325, SLG: 0.373	G5-3			F7		1B		FC5-4		4	0	1	0	0	0	1						
Greg Vaughn, R OBP: 0.378, SLG: 0.609		G6-3		BB		BB		P9		2	0	1	0	2	0	1						
Dante Bichette, R OBP: 0.326, SLG: 0.318		G6-3		P5		G4-3	G3	BB	G5-4-3	3	0	0	0	1	0	3						
Franklin Stubbs, L OBP: 0.307, SLG: 0.449		HBP				G3		G3	F8	3	1	1	1	0	0	1						
Kevin Seitzer, R OBP: 0.318, SLG: 0.342		F7				P3		G4-3		3	0	0	0	0	0	2						
B.J. Surhoff, L OBP: 0.173, SLG: 0.173			G3-1		G4-3			F7		3	0	0	0	0	0	1						
Jim Gantner, L OBP: 0.333, SLG: 0.295			G6-3		L9			F7		3	0	0	0	0	0	0						
Inning Stats	R: 0 E: 0 K: 1 S: 8	H: 0 LOB: 0 BB: 0 P: 11	R: 0 E: 0 K: 0 S: 6	H: 0 LOB: 1 BB: 1 P: 15	R: 0 E: 0 K: 0 S: 5	H: 0 LOB: 0 BB: 0 P: 8	R: 0 E: 0 K: 0 S: 7	H: 0 LOB: 1 BB: 1 P: 14	R: 1 E: 0 K: 0 S: 6	H: 1 LOB: 0 BB: 0 P: 9	R: 0 E: 0 K: 0 S: 7	H: 1 LOB: 1 BB: 0 P: 10	R: 0 E: 0 K: 0 S: 7	H: 0 LOB: 1 BB: 1 P: 12	R: 0 E: 0 K: 1 S: 7	H: 0 LOB: 0 BB: 1 P: 12	R: 0 E: 0 K: 0 S: 4	H: 1 LOB: 0 BB: 0 P: 7	1B: 2 2B: 0 3B: 0 HR: 1	SF: 0 SAC: 0 DP: 1 HBP: 1	WP: 0 PB: 0 SB: 0 CS: 0	PA: 33
PITCHER	IP	WLS	BF	H	R	ER	SO	BB	IBB	HBP	BLK	WP	HR	S	P	ERA	WHIP					
Dave Stieb, R ERA: 3.79	(1, 1)	9.0	W	33	3	1	1	2	4	0	1	0	0	1	57	98	1.00	0.778				

Toronto Blue Jays @ Milwaukee Brewers
Milwaukee County Stadium, Milwaukee, WI

AB 28
R 1
H 3
RBI 1
BB 4
SO 2
LOB 10



WP: 0 PA: 33
PB: 0
SB: 0
CS: 0

Batter	1	2	3	4	5	6	7	8	9	AB	R	H	RBI	BB	SO	LOB	TOP		
Paul Moltzer, R OBP: 0.304, SLG: 0.330	G4-3		G6-3			G1-3			BB	3	0	0	0	1	0	0	Milwaukee Brewers @ Chicago White Sox Comiskey Park, Chicago, IL Mon May 04 1992, 8:05 PM EDT Att: 21,211 - Cloudy - 46 F		
Pat Listach, S OBP: 0.362, SLG: 0.395	K		G4-3			K			BB	4	0	0	0	0	3	1			
Robin Yount, R OBP: 0.310, SLG: 0.354	E6				G6-3			F9	F9	4	0	0	0	0	0	1			
Greg Vaughn, R OBP: 0.365, SLG: 0.583	FC5-4				K			K		3	0	0	0	0	2	1			
Franklin Stubbs, L OBP: 0.295, SLG: 0.431		K			K			F8		3	0	0	0	0	2	0			
Dante Bichette, R OBP: 0.327, SLG: 0.340		2B				F8			G5-3	3	0	1	0	0	0	0			
B.J. Surhoff, L OBP: 0.167, SLG: 0.167						F8			P5	3	0	0	0	0	0	1			
Tim McIntosh, R OBP: 0.125, SLG: 0.125						F8				0	0	0	0	0	0	0			
Jim Gantner, L OBP: 0.319, SLG: 0.281						P6			P4	3	0	0	0	0	0	1			
William Suero, R OBP: 0.273, SLG: 0.111										0	0	0	0	0	0	0			
Scott Fletcher, R OBP: 0.368, SLG: 0.400						G5-3			B1-3	3	0	0	0	0	0	0			
Inning Stats	R: 0 E: 1 K: 1 S: 13	H: 0 LOB: 1 BB: 0 P: 20	R: 0 E: 0 K: 1 S: 10	H: 1 LOB: 1 BB: 0 P: 17	R: 0 E: 0 K: 0 S: 10	H: 0 LOB: 0 BB: 0 P: 17	R: 0 E: 0 K: 0 S: 8	H: 0 LOB: 0 BB: 0 P: 12	R: 0 E: 0 K: 1 S: 8	H: 0 LOB: 0 BB: 0 P: 11	R: 0 E: 0 K: 1 S: 9	H: 0 LOB: 0 BB: 0 P: 15	R: 0 E: 0 K: 1 S: 10	H: 0 LOB: 1 BB: 1 P: 18	1B: 0 2B: 1 3B: 0 HR: 0	SF: 0 SAC: 0 DP: 0 HBP: 0	WP: 0 PB: 0 SB: 0 CS: 0	PA: 30	
PITCHER Alex Fernandez, R ERA: 3.24	IP: 9.0 W: 1 L: 0 S: 133	WLS: 30 BF: 1 R: 0 ER: 0 SO: 7	H: 1 R: 0 ER: 0 SO: 7	R: 0 ER: 0 SO: 7	BB: 1 IBB: 0 HBP: 0 BLK: 0	WP: 0 HR: 0 S: 83 P: 133	ERA: 0.00 WHIP: 0.222	PITCHER	IP: 9.0 W: 1 L: 0 S: 133	WLS: 30 BF: 1 R: 0 ER: 0 SO: 7	H: 1 R: 0 ER: 0 SO: 7	R: 0 ER: 0 SO: 7	BB: 1 IBB: 0 HBP: 0 BLK: 0	WP: 0 HR: 0 S: 83 P: 133	ERA: 0.00 WHIP: 0.222				

Batter	1	2	3	4	5	6	7	8	9	AB	R	H	RBI	BB	SO	LOB	BOTTOM			
Tim Raines, S OBP: 0.344, SLG: 0.369	F9						G3-1			4	1	1	0	1	1	3	Milwaukee Brewers @ Chicago White Sox Comiskey Park, Chicago, IL Mon May 04 1992, 8:05 PM EDT Att: 21,211 - Cloudy - 46 F			
Steve Sax, R OBP: 0.347, SLG: 0.301	1B		1B	1B	2B	BB	BB			2	3	2	0	3	0	0				
Robin Ventura, L OBP: 0.438, SLG: 0.447	1B		1B	1B	2B	BB	BB			4	1	3	2	1	0	2				
Frank Thomas, R OBP: 0.422, SLG: 0.373	F8		1B	1B	1B	BB	F8			4	1	1	1	1	1	4				
George Bell, R OBP: 0.351, SLG: 0.483	K		1B	1B	F7		L8			5	0	1	2	0	2	4				
Dan Pasqua, L OBP: 0.348, SLG: 0.453		G3	SH1-3	FC4-6			FC1-5		F7	3	0	0	0	1	0	1				
Ron Karkovics, R OBP: 0.357, SLG: 0.362		K	FC3-2	BB		HR	FC1-5		G6-3	4	1	1	1	1	1	2				
Lance Johnson, L OBP: 0.295, SLG: 0.306		1B	FC	FC3-2		G6-3	FC4-6			4	0	1	1	0	0	4				
Esteban Beltrre, R OBP: 0.357, SLG: 0.362		F9	FC3-2			G5-3			K	4	0	0	0	0	1	4				
Inning Stats	R: 0 E: 0 K: 1 S: 14	H: 1 LOB: 2 BB: 1 P: 25	R: 0 E: 1 K: 1 S: 12	H: 1 LOB: 1 BB: 0 P: 17	R: 4 E: 0 K: 1 S: 18	H: 3 LOB: 3 BB: 3 P: 34	R: 1 E: 0 K: 1 S: 10	H: 2 LOB: 1 BB: 0 P: 15	R: 1 E: 0 K: 0 S: 13	H: 2 LOB: 2 BB: 1 P: 23	R: 0 E: 0 K: 0 S: 9	H: 0 LOB: 2 BB: 2 P: 20	R: 1 E: 0 K: 1 S: 15	H: 1 LOB: 1 BB: 1 P: 26	R: 0 E: 0 K: 1 S: 7	H: 0 LOB: 0 BB: 0 P: 11		1B: 6 2B: 2 3B: 1 HR: 1	SF: 0 SAC: 1 DP: 0 HBP: 0	WP: 0 PB: 0 SB: 0 CS: 0
PITCHER Ricky Bones, R ERA: 3.65	IP: 2.0 W: 1 L: 14	WLS: 14 BF: 4 R: 4 ER: 4 SO: 2	H: 4 R: 4 ER: 4 SO: 2	R: 4 ER: 4 SO: 2	BB: 3 IBB: 0 HBP: 0 BLK: 0	WP: 0 HR: 0 S: 35 P: 61	ERA: 18.00 WHIP: 4.000	PITCHER	IP: 2.0 W: 1 L: 14	WLS: 14 BF: 4 R: 4 ER: 4 SO: 2	H: 4 R: 4 ER: 4 SO: 2	R: 4 ER: 4 SO: 2	BB: 3 IBB: 0 HBP: 0 BLK: 0	WP: 0 HR: 0 S: 35 P: 61	ERA: 18.00 WHIP: 4.000					
PITCHER Bruce Ruffin, L ERA: 6.08	IP: 3.0 W: 0 L: 16	WLS: 16 BF: 4 R: 2 ER: 2 SO: 2	H: 4 R: 2 ER: 2 SO: 2	R: 2 ER: 2 SO: 2	BB: 0 IBB: 0 HBP: 0 BLK: 0	WP: 0 HR: 1 S: 32 P: 53	ERA: 6.00 WHIP: 2.000	PITCHER	IP: 3.0 W: 0 L: 16	WLS: 16 BF: 4 R: 2 ER: 2 SO: 2	H: 4 R: 2 ER: 2 SO: 2	R: 2 ER: 2 SO: 2	BB: 0 IBB: 0 HBP: 0 BLK: 0	WP: 0 HR: 1 S: 32 P: 53	ERA: 6.00 WHIP: 2.000					
PITCHER Ed Nunez, R ERA: 4.5	IP: 3.0 W: 0 L: 13	WLS: 13 BF: 1 R: 1 ER: 1 SO: 2	H: 1 R: 1 ER: 1 SO: 2	R: 1 ER: 1 SO: 2	BB: 0 IBB: 0 HBP: 0 BLK: 0	WP: 0 HR: 0 S: 31 P: 57	ERA: 3.00 WHIP: 1.333	PITCHER	IP: 3.0 W: 0 L: 13	WLS: 13 BF: 1 R: 1 ER: 1 SO: 2	H: 1 R: 1 ER: 1 SO: 2	R: 1 ER: 1 SO: 2	BB: 0 IBB: 0 HBP: 0 BLK: 0	WP: 0 HR: 0 S: 31 P: 57	ERA: 3.00 WHIP: 1.333					

Batter	1	2	3	4	5	6	7	8	9	AB	R	H	RBI	BB	SO	LOB	TOP										
Paul Moltzer, R OBP: 0.321, SLG: 0.340 (1, 10)	G6-3		G3 1B 1-H				FC4-6 BB			3	0	2	1	1	0	0	Milwaukee Brewers @ Chicago White Sox Comiskey Park, Chicago, IL Tue May 05 1992, 8:05 PM EDT Att: 22,901 - Sunny - 46 F										
Pat Listach, S OBP: 0.353, SLG: 0.383 (1, 6) (8, 8)	B1-3		G3 1B				FC4-6			4	0	1	0	0	0	3											
Darryl Hamilton, L OBP: 0.280, SLG: 0.297 (1, 9) (7, 8)			G3							4	0	1	0	0	1	3											
William Suero, R OBP: 0.273, SLG: 0.111 (8, 4)	CS 1B		G3							0	0	0	0	0	0	0											
Greg Vaughn, R OBP: 0.360, SLG: 0.566 (1, 7)	CS	2B 1B	P2							4	1	1	0	0	1	2											
Robin Yount, R OBP: 0.311, SLG: 0.366 Dante Bichette, R OBP: 0.340, SLG: 0.340 (1, 8) (7, 9)		S 1-H 2B	K							3	0	1	1	0	1	2											
Franklin Stubbs, L OBP: 0.280, SLG: 0.408 (1, 3)			K							0	0	0	0	0	0	0											
Kevin Seitzer, R OBP: 0.303, SLG: 0.325 (1, 5)		P4								4	0	0	0	0	1	1											
Jim Gantner, L OBP: 0.307, SLG: 0.269 Scott Fletcher, R OBP: 0.359, SLG: 0.389 (1, 4) (7, 4) (8, 6)		F8								3	0	0	0	0	0	1											
Andy Allanson, R OBP: 0.385, SLG: 0.462 (1, 2)			WP S 1B							1	0	0	0	0	0	0											
Inning Stats	R: 0 E: 0 K: 0 S: 10	H: 1 LOB: 0 BB: 0 P: 15	R: 1 E: 0 K: 1 S: 14	H: 2 LOB: 1 BB: 0 P: 19	R: 1 E: 0 K: 1 S: 16	H: 3 LOB: 2 BB: 0 P: 26	R: 0 E: 0 K: 0 S: 7	H: 0 LOB: 0 BB: 0 P: 10	R: 0 E: 0 K: 0 S: 8	H: 1 LOB: 1 BB: 0 P: 9	R: 0 E: 0 K: 0 S: 4	H: 0 LOB: 0 BB: 0 P: 7	R: 0 E: 1 K: 1 S: 11	H: 0 LOB: 2 BB: 1 P: 18	R: 0 E: 0 K: 2 S: 16	H: 0 LOB: 1 BB: 0 P: 23	R: 0 E: 0 K: 1 S: 5	H: 0 LOB: 0 BB: 0 P: 7	1B: 6 2B: 1 3B: 0 HR: 0	SF: 0 SAC: 0 DP: 0 HBP: 1	WP: 1 PB: 0 SB: 2 CS: 1	PA: 37					
PITCHER	IP	WLS	BF	H	R	ER	SO	BB	IBB	HBP	BLK	WP	HR	S	P	ERA	WHIP										
Jack McDowell, R ERA: 2.87 Donn Pall, R ERA: 3.52	(1, 1) (9, 1)	8.0 1.0	W 3	33 0	7 0	2 0	5 1	1 0	0 0	1 0	0 0	1 0	0 0	5 7	127 7	2.25 0.00	1.000 0.000										

AB	34
R	2
H	7
RBI	2
BB	1
SO	6
LOB	15



Batter	1	2	3	4	5	6	7	8	9	AB	R	H	RBI	BB	SO	LOB	BOTTOM										
Warren Newson, L OBP: 0.467, SLG: 0.333 Mike Huff, R OBP: 0.333, SLG: 0.345 (1, 10) (5, FH)	BB HR 1B									3	1	2	0	0	0	0	Milwaukee Brewers @ Chicago White Sox Comiskey Park, Chicago, IL Tue May 05 1992, 8:05 PM EDT Att: 22,901 - Sunny - 46 F										
Steve Sax, R OBP: 0.340, SLG: 0.287 (1, 4)	HR BB	G5-3								4	1	0	0	1	0	3											
Robin Ventura, L OBP: 0.427, SLG: 0.427 (1, 5) (8, 3)	F8		G6-3							4	1	0	0	1	0	2											
Frank Thomas, R OBP: 0.443, SLG: 0.395 Esteban Beltre, R OBP: 0.200, SLG: 0.200 (1, 3) (8, 6)	HR BB		WP 2B							1	3	1	0	3	0	0											
George Bell, R OBP: 0.367, SLG: 0.522 Shawn Abner, R OBP: 1.000, SLG: 2.000 (1, 7) (7, 7)	HR		BB							3	3	2	4	1	0	1											
Dan Pasqua, L OBP: 0.353, SLG: 0.439 (1, 9)	G4-3		BB							4	0	1	1	1	0	4											
Ron Karkovics, R OBP: 0.373, SLG: 0.387 (1, 2)	FC6-4 BB		K							4	1	2	3	1	1	5											
Lance Johnson, L OBP: 0.290, SLG: 0.300 (1, 8)	FC6-4		G3-1							5	0	1	0	0	1	7											
Craig Grebeck, R OBP: 0.366, SLG: 0.394 (1, 6) (8, 5)		G6-3								2	1	0	0	1	0	0											
Inning Stats	R: 4 E: 0 K: 0 S: 8	H: 2 LOB: 1 BB: 3 P: 25	R: 0 E: 0 K: 0 S: 6	H: 0 LOB: 0 BB: 0 P: 10	R: 0 E: 0 K: 1 S: 13	H: 1 LOB: 3 BB: 2 P: 27	R: 1 E: 0 K: 0 S: 9	H: 1 LOB: 0 BB: 1 P: 16	R: 3 E: 2 K: 0 S: 14	H: 2 LOB: 2 BB: 1 P: 29	R: 2 E: 0 K: 1 S: 13	H: 2 LOB: 1 BB: 1 P: 25	R: 0 E: 0 K: 1 S: 7	H: 0 LOB: 0 BB: 0 P: 13	R: 2 E: 0 K: 0 S: 13	H: 3 LOB: 1 BB: 1 P: 20		1B: 7 2B: 3 3B: 0 HR: 1	SF: 1 SAC: 0 DP: 2 HBP: 1	WP: 1 PB: 0 SB: 0 CS: 0	PA: 44						
PITCHER	IP	WLS	BF	H	R	ER	SO	BB	IBB	HBP	BLK	WP	HR	S	P	ERA	WHIP										
Chris Bosio, R ERA: 5.61 Bruce Ruffin, L ERA: 6.19 Jesse Orosco, L ERA: 7.71 Jim Austin, R ERA: 0.96	(1, 1) (5, 1) (8, 1) (8, 1)	4.1 2.2 0.0 1.0	L 11 4 2	27 11 3 0	2 2 2 0	2 2 2 0	2 2 0 0	1 0 1 0	0 0 0 0	0 0 0 0	0 0 0 0	0 0 0 0	0 0 0 0	4 25 9 5	100 45 15 5	0.00 6.75 ∞ 0.00	0.000 1.125 ∞ 0.000										

AB	33
R	12
H	11
RBI	10
BB	9
SO	3
LOB	22



Batter	1	2	3	4	5	6	7	8	9	AB	R	H	RBI	BB	SO	LOB	TOP								
Paul Moltor, R OBP: 0.357, SLG: 0.370	2-1 3B 1B		2-2 1B S 1B		0-2 S 1B		0-1 1B 2B		4-1 DI BB	4	2	4	0	1	0	0	Milwaukee Brewers @ Kansas City Royals Royals Stadium, Kansas City, MO Thu May 07 1992, 8:05 PM EDT Att: 21,518 - Sunny - 69 F								
Pat Listach, S OBP: 0.367, SLG: 0.418	1-0 1B 3B		1-0 P8-3-6 1B		0-0 F8		1-0 F9		4-1 FC5-4 BB	4	1	2	1	1	0	2									
Robin Yount, R OBP: 0.303, SLG: 0.352	0-0 CS 1B		1-2 P8-3-6 1-2 1B		2-2 F9		2-1 2-H 1B		1-0 FC5-4	5	0	2	2	0	0	5									
Greg Vaughn, R OBP: 0.330, SLG: 0.512	1-0 F9		0-1 P4			0-0 L8		0-0 F7		4	0	0	0	0	0	3									
Dante Bichette, R OBP: 0.362, SLG: 0.382	0-1 1-2 1B			1-0 G4-1		2-0 2B SF8 1B		1-1 F8		4	1	2	0	0	0	0									
Kevin Seitzer, R OBP: 0.330, SLG: 0.369	0-1 F8			2-1 F9		1-0 2B		4-1 G5-4-3 BB		3	0	1	0	1	0	2									
B.J. Surhoff, L OBP: 0.174, SLG: 0.176	3-2 CS			1-1 FC5-4 1B		1-0 SF8		0-1 G5-4-3		3	0	1	1	0	0	1									
Tim McIntosh, R OBP: 0.105, SLG: 0.105				0-0 FC5-4		1-1 G6-3				3	0	0	0	0	0	2									
Jim Gantner, L OBP: 0.300, SLG: 0.268				1-2 FC5-4						1	0	1	0	0	0	0									
Scott Fletcher, R OBP: 0.333, SLG: 0.359				3-2 P4		1-1 F7				3	0	0	0	0	0	0									
Franklin Stubbs, L OBP: 0.276, SLG: 0.388										1	0	0	0	0	0	1									
Inning Stats	R: 2 E: 0 K: 0 S: 11	H: 4 LOB: 1 BB: 0 P: 18	R: 0 E: 0 K: 0 S: 7	H: 0 LOB: 0 BB: 0 P: 10	R: 0 E: 0 K: 0 S: 10	H: 2 LOB: 1 BB: 0 P: 14	R: 0 E: 0 K: 0 S: 6	H: 1 LOB: 1 BB: 0 P: 10	R: 0 E: 0 K: 0 S: 9	H: 1 LOB: 1 BB: 0 P: 12	R: 1 E: 0 K: 0 S: 6	H: 2 LOB: 1 BB: 0 P: 11	R: 1 E: 0 K: 0 S: 9	H: 2 LOB: 1 BB: 0 P: 14	R: 0 E: 0 K: 0 S: 5	H: 0 LOB: 0 BB: 1 P: 10	R: 0 E: 0 K: 0 S: 9	H: 1 LOB: 2 BB: 2 P: 19	1B: 10 2B: 3 3B: 1 HR: 0	SF: 1 SAC: 0 DP: 3 HBP: 0	WP: 0 PB: 0 SB: 2 CS: 1	PA: 40			
PITCHER	IP WLS BF H R ER SO BB IBB HBP BLK WP HR S P ERA WHIP	5.1 W 24 10 3 3 0 0 0 0 0 0 0 46 70 5.06 1.875	2.2 L 10 2 1 1 0 1 0 0 0 0 0 17 29 3.38 1.125	1.0 S 5 1 0 0 0 2 0 0 0 0 0 9 19 0.00 3.000											IP WLS BF H R ER SO BB IBB HBP BLK WP HR S P ERA WHIP										
Curt Young, L ERA: 3.68																									
Neal Heaton, L ERA: 3.43																									
Jeff Montgomery, R ERA: 2.87																									

Batter	1	2	3	4	5	6	7	8	9	AB	R	H	RBI	BB	SO	LOB	BOTTOM								
Keith Miller, R OBP: 0.362, SLG: 0.443	3-2 G4-3			3-2 FC6-5 2B		0-0 1B		0-0 L1-3 1B		5	1	2	0	0	0	1	Milwaukee Brewers @ Kansas City Royals Royals Stadium, Kansas City, MO Thu May 07 1992, 8:05 PM EDT Att: 21,518 - Sunny - 69 F								
Brian McRae, S OBP: 0.237, SLG: 0.262	4-2 2B BB			0-0 2B		3-1 F8		2-3 K		4	1	1	1	1	1	2									
Gregg Jefferies, S OBP: 0.292, SLG: 0.327	0-0 BB 1B			2-0 L4		0-1 F7		1-1 L1-3		5	1	1	0	0	0	3									
Wally Joyner, L OBP: 0.387, SLG: 0.491	2-2 BB 1B HBP			0-0 1B SF7 1B		1-0 G4-3 2B		0-1 F7		3	2	2	0	0	0	0									
George Brett, L OBP: 0.302, SLG: 0.358	1-3 K			1-2 SF7 1B		0-0 P2		1-2 P4		4	0	1	0	0	1	4									
Kevin McReynolds, R OBP: 0.365, SLG: 0.387	4-1 1B BB			1-0 SF7		4-0 G4-3 IBB		4-2 PB 1B BB		0	1	0	2	3	0	0									
Bob Melvin, R OBP: 0.421, SLG: 0.500	1-3 2-H 3-H 1B			2-1 K		0-2 G4-3		1-0 1B PB 1B		4	0	2	2	0	1	3									
Gary Thurman, R OBP: 0.444, SLG: 0.706	0-0 F9			4-1 FC6-5 SH1-3 BB		0-2 P3		2-0 1-3 2-H 1B		2	0	0	0	1	0	4									
Jim Eisenreich, L OBP: 0.283, SLG: 0.362										1	0	1	1	0	0	0									
Rico Rossy, R OBP: 0.270, SLG: 0.290										3	0	0	0	0	2	2									
Inning Stats	R: 3 E: 0 K: 1 S: 18	H: 2 LOB: 2 BB: 2 P: 34	R: 0 E: 0 K: 0 S: 5	H: 0 LOB: 0 BB: 0 P: 6	R: 1 E: 0 K: 1 S: 10	H: 2 LOB: 1 BB: 0 P: 15	R: 1 E: 0 K: 0 S: 13	H: 1 LOB: 1 BB: 1 P: 23	R: 0 E: 0 K: 1 S: 8	H: 1 LOB: 0 BB: 0 P: 12	R: 1 E: 0 K: 1 S: 12	H: 2 LOB: 2 BB: 1 P: 22	R: 0 E: 0 K: 1 S: 7	H: 1 LOB: 0 BB: 0 P: 10	1B: 7 2B: 4 3B: 0 HR: 0	SF: 1 SAC: 1 DP: 1 HBP: 1	WP: 0 PB: 1 SB: 0 CS: 0	PA: 39							
PITCHER	IP WLS BF H R ER SO BB IBB HBP BLK WP HR S P ERA WHIP	5.0 L 26 6 5 5 2 3 1 0 0 0 0 16 26 0.00 1.800	1.2 L 8 2 1 0 1 1 0 0 0 0 0 4 8 0.00 3.000	1.0 L 3 1 0 0 1 0 0 0 0 0 0 7 10 0.00 1.000											IP WLS BF H R ER SO BB IBB HBP BLK WP HR S P ERA WHIP										
Dan Plesac, L ERA: 4.91																									
Ed Nunez, R ERA: 3.72																									
Jesse Orosco, L ERA: 6.75																									
Darren Holmes, R ERA:																									

Batter	1	2	3	4	5	6	7	8	9	AB	R	H	RBI	BB	SO	LOB	TOP										
Paul Moltor, R (1, 10) OBP: 0.367, SLG: 0.390	2-2 G5-3 BB 1B		1-2 F9 2B		1-0 G4-3 1B		1-3 K		1-2 P5	5	0	3	0	0	1	1	Milwaukee Brewers @ Texas Rangers Arlington Stadium, Arlington, TX Fri May 08 1992, 8:05 PM EDT Att: 24,520 - Sunny - 77 F										
Pat Listach, S (1, 6) OBP: 0.375, SLG: 0.414	4-1 G5-3 BB		0-1 P5		1-2 G4-3		0-0 1B			3	0	1	0	1	0	2											
Robin Yount, R (1, 8) OBP: 0.301, SLG: 0.347	1-2 G5-3		0-0 F9		2-1 F7		0-0 1B			4	0	1	1	0	0	4											
Greg Vaughn, R (1, 7) OBP: 0.327, SLG: 0.494	4-0 BB		0-3 K				1-3 K		0-1 P4	3	0	0	0	1	2	3											
Dante Bichette, R (1, 9) OBP: 0.339, SLG: 0.356	0-3 K			2-1 G5-3		0-3 K		1-3 K		4	0	0	0	0	3	3											
Franklin Stubbs, L (1, 3) OBP: 0.284, SLG: 0.369	2-3 K			1-0 G4-3		1-0 G4-3		0-0 F7		4	0	0	0	0	1	3											
Kevin Seitzer, R (1, 5) OBP: 0.337, SLG: 0.386		0-2 F8		2-1 2B		1-1 E1 G1 1B		1-0 P3		4	1	2	0	0	0	0											
B.J. Surhoff, L (1, 2) OBP: 0.167, SLG: 0.169	0-0 F7		2-0 G6-3		0-0 G1		1-3 K			4	0	0	0	0	1	2											
Scott Fletcher, R (1, 4) OBP: 0.333, SLG: 0.357	1-0 F8			0-0 G6-3		0-1 1B		0-0 F9		3	1	1	1	0	0	0											
Jim Gantner, L (9, PH) OBP: 0.296, SLG: 0.264						3-H 1B				1	0	0	0	0	0	0											
Inning Stats	R: 0 E: 0 K: 2 S: 16	H: 1 LOB: 3 BB: 2 P: 29	R: 0 E: 0 K: 0 S: 5	H: 0 LOB: 0 BB: 0 P: 6	R: 0 E: 0 K: 1 S: 9	H: 1 LOB: 1 BB: 0 P: 10	R: 0 E: 0 K: 0 S: 6	H: 1 LOB: 1 BB: 0 P: 13	R: 0 E: 0 K: 2 S: 8	H: 0 LOB: 0 BB: 0 P: 10	R: 2 E: 1 K: 1 S: 12	H: 4 LOB: 2 BB: 0 P: 14	R: 0 E: 0 K: 1 S: 6	H: 0 LOB: 0 BB: 0 P: 8	R: 0 E: 0 K: 1 S: 10	H: 0 LOB: 0 BB: 0 P: 12	1B: 6 2B: 2 3B: 0 HR: 0	SF: 0 SAC: 0 DP: 0 HBP: 0	WP: 0 PB: 0 SB: 0 CS: 0	PA: 37							
PITCHER	IP	WLS	BF	H	R	ER	SO	BB	IBB	HBP	BLK	WP	HR	S	P	ERA	WHIP										
Kevin Brown, R (1, 1) ERA: 3.46	7.0	W	31	8	2	2	6	2	0	0	0	0	0	63	93	2.57	1.429										
Kenny Rogers, L (8, 1) ERA: 1.59	1.1		4	0	0	0	2	0	0	0	0	0	0	9	12	0.00	0.000										
Jeff Russell, R (9, 1) ERA: 2.08	0.2	S	2	0	0	0	0	0	0	0	0	0	0	7	8	0.00	0.000										

AB 35
R 2
H 8
RBI 2
BB 2
SO 8
LOB 18



Batter	1	2	3	4	5	6	7	8	9	AB	R	H	RBI	BB	SO	LOB	BOTTOM										
Brian Downing, R (1, 10) OBP: 0.526, SLG: 0.491	0-1 HR		4-1 FC4-6 1B BB		2-3 K		3-2 HBP			2	1	1	1	1	1	0	Milwaukee Brewers @ Texas Rangers Arlington Stadium, Arlington, TX Fri May 08 1992, 8:05 PM EDT Att: 24,520 - Sunny - 77 F										
Rafael Palmeiro, L (1, 3) OBP: 0.370, SLG: 0.491	2-2 G4-3		0-1 FC4-6 1B		0-1 F8		2-0 F8			4	0	1	0	0	0	2											
Jeff Huson, L (8, 4) OBP: 0.316, SLG: 0.370			1-2 1B							0	0	0	0	0	0	0											
Ruben Sierra, S (1, 9) OBP: 0.338, SLG: 0.475	1-1 G5-3		1-0 FC4-6		3-2 G3-1				1-1 G3-1	4	0	0	0	0	0	2											
Juan Gonzalez, R (1, 8) OBP: 0.306, SLG: 0.453	2-3 K		3-3 K		0-1 L4		2-0 1B		0-2 2B	4	0	1	0	0	2	2											
Kevin Reimer, L (1, 7) OBP: 0.345, SLG: 0.491		0-0 HR		1-0 F7		1-1 G1-3		0-2 1B		4	1	2	1	0	0	0											
John Cangelosi, S (8, PR) OBP: 0.306, SLG: 0.250								2-3 1B		0	0	0	0	0	0	0											
Dean Palmer, R (1, 5) OBP: 0.331, SLG: 0.467	2-0 G5-3		1-0 2B		1-2 SH G4-3 2B		1-3 K			4	1	2	0	0	1	2											
Ivan Rodriguez, R (1, 2) OBP: 0.308, SLG: 0.424	2-2 G5-3		1-3 K		1-1 SH G4-3		1-2 K			3	0	0	0	0	2	3											
Dickie Thon, R (1, 6) OBP: 0.287, SLG: 0.287	1-2 G5-3		2-3 K		0-1 P9					3	0	0	0	0	1	3											
Al Newman, S (1, 4) OBP: 0.255, SLG: 0.235			1-2 G1-3		1-2 G1-3		2-1 G4-3			2	0	0	0	0	0	0											
Jack Daugherty, S (7, PH) OBP: 0.246, SLG: 0.200							1-2 3H			1	0	0	1	0	0	1											
Inning Stats	R: 1 E: 0 K: 1 S: 10	H: 1 LOB: 0 BB: 0 P: 15	R: 1 E: 0 K: 0 S: 8	H: 1 LOB: 0 BB: 0 P: 13	R: 0 E: 0 K: 1 S: 11	H: 1 LOB: 1 BB: 1 P: 20	R: 0 E: 0 K: 2 S: 8	H: 1 LOB: 1 BB: 0 P: 13	R: 0 E: 0 K: 1 S: 10	H: 0 LOB: 0 BB: 0 P: 13	R: 0 E: 0 K: 0 S: 7	H: 0 LOB: 0 BB: 0 P: 11	R: 1 E: 0 K: 0 S: 12	H: 1 LOB: 2 BB: 0 P: 21	R: 0 E: 0 K: 2 S: 12	H: 2 LOB: 3 BB: 0 P: 17	1B: 2 2B: 3 3B: 0 HR: 2	SF: 0 SAC: 1 DP: 0 HBP: 1	WP: 0 PB: 0 SB: 1 CS: 0	PA: 34							
PITCHER	IP	WLS	BF	H	R	ER	SO	BB	IBB	HBP	BLK	WP	HR	S	P	ERA	WHIP										
Bill Wegman, R (1, 1) ERA: 2.88	7.1	L	31	6	3	3	5	1	0	1	0	0	0	69	112	3.68	0.955										
Jesse Orosco, L (8, 1) ERA: 6.75	0.0		1	1	0	0	0	0	0	0	0	0	0	3	3	∞	∞										
Darren Holmes, R (8, 1) ERA:	0.2		2	0	0	0	2	0	0	0	0	0	0	6	8	0.00	0.000										

AB 31
R 3
H 7
RBI 3
BB 1
SO 7
LOB 15



Batter	1	2	3	4	5	6	7	8	9	AB	R	H	RBI	BB	SO	LOB	TOP										
Paul Moltzer, R (1, 10) OBP: 0.368, SLG: 0.380										3	1	0	0	2	1	2	Milwaukee Brewers @ Texas Rangers Arlington Stadium, Arlington, TX Sat May 09 1992, 8:05 PM EDT Att: 37,353 - Cloudy - 77 F										
Pat Listach, S (1, 6) OBP: 0.377, SLG: 0.413										5	0	2	0	0	2	4											
Robin Yount, R (1, 8) OBP: 0.296, SLG: 0.354										4	0	1	4	0	1	3											
Greg Vaughn, R (1, 7) OBP: 0.324, SLG: 0.495										4	0	1	0	0	2	3											
Franklin Stubbs, L (1, 3) OBP: 0.263, SLG: 0.356										3	0	0	0	1	2	1											
Dante Bichette, R (1, 9) OBP: 0.318, SLG: 0.333										4	0	0	0	0	1	2											
Kevin Seitzer, R (1, 5) OBP: 0.324, SLG: 0.370										4	0	0	0	0	1	2											
Jim Gantner, L (1, 4) OBP: 0.306, SLG: 0.267										3	1	1	0	1	1	1											
Andy Allanson, R (1, 2) OBP: 0.471, SLG: 0.529										4	2	3	0	0	0	1											
Inning Stats	R: 0 E: 0 K: 3 S: 12	H: 0 LOB: 0 BB: 0 P: 16	R: 0 E: 0 K: 2 S: 8	H: 0 LOB: 0 BB: 0 P: 12	R: 3 E: 0 K: 1 S: 14	H: 3 LOB: 1 BB: 1 P: 27	R: 0 E: 0 K: 1 S: 6	H: 0 LOB: 1 BB: 1 P: 13	R: 0 E: 0 K: 2 S: 8	H: 1 LOB: 1 BB: 0 P: 12	R: 0 E: 0 K: 2 S: 8	H: 1 LOB: 1 BB: 0 P: 11	R: 1 E: 0 K: 1 S: 22	H: 1 LOB: 2 BB: 2 P: 34	R: 0 E: 0 K: 1 S: 6	H: 0 LOB: 0 BB: 0 P: 7	R: 0 E: 0 K: 0 S: 16	H: 2 LOB: 2 BB: 0 P: 22	1B: 6 2B: 2 3B: 0 HR: 0	SF: 1 SAC: 0 DP: 0 HBP: 0	WP: 0 PB: 0 SB: 2 CS: 0	PA: 39					
PITCHER	IP	WLS	BF	H	R	ER	SO	BB	IBB	HBP	BLK	WP	HR	S	P	ERA	WHIP										
Nolan Ryan, R (1, 1) ERA: 8.59	6.0		25	5	3	3	9	2	0	0	0	0	0	56	91	4.50	1.167										
Terry Matthews, R (7, 1) ERA: 8.75	0.1		4	1	1	1	0	2	0	0	0	0	0	16	26	27.00	9.000										
Jeff Robinson, R (7, 1) ERA: 3.86	1.2	W	5	0	0	0	2	0	0	0	0	0	0	12	15	0.00	0.000										
Jeff Russell, R (9, 1) ERA: 1.93	1.0	S	5	2	0	0	0	0	0	0	0	0	0	16	22	0.00	2.000										

Batter	1	2	3	4	5	6	7	8	9	AB	R	H	RBI	BB	SO	LOB	BOTTOM										
Brian Downing, R (1, 10) OBP: 0.537, SLG: 0.518										3	1	2	0	1	0	0	Milwaukee Brewers @ Texas Rangers Arlington Stadium, Arlington, TX Sat May 09 1992, 8:05 PM EDT Att: 37,353 - Cloudy - 77 F										
John Cangelosi, S (7, PR) OBP: 0.306, SLG: 0.250										0	0	0	0	0	0	0											
Geno Petralli, L (8, PH) OBP: 0.219, SLG: 0.355										0	0	0	0	1	0	0											
Jeff Huson, L (1, 4) OBP: 0.329, SLG: 0.373										2	0	1	0	1	0	1											
Monty Fariss, R (7, PH) OBP: 0.444, SLG: 0.429										1	0	0	0	0	1	1											
Al Newman, S (8, PH) OBP: 0.250, SLG: 0.231										1	0	0	0	0	0	2											
Rafael Palmeiro, L (1, 3) OBP: 0.379, SLG: 0.483										2	1	0	1	2	0	4											
Ruben Sierra, S (1, 9) OBP: 0.341, SLG: 0.472										5	1	2	1	0	1	7											
Juan Gonzalez, R (1, 8) OBP: 0.305, SLG: 0.455										4	0	1	2	0	0	4											
Kevin Reimer, L (1, 7) OBP: 0.333, SLG: 0.473										4	0	0	0	0	0	4											
Dean Palmer, R (1, 5) OBP: 0.328, SLG: 0.459										4	1	1	0	0	2	0											
Ivan Rodriguez, R (1, 2) OBP: 0.296, SLG: 0.408										4	0	0	0	0	1	1											
Dickie Thon, R (1, 6) OBP: 0.295, SLG: 0.316										4	1	2	1	0	1	0											
Inning Stats	R: 0 E: 0 K: 0 S: 9	H: 2 LOB: 2 BB: 0 P: 15	R: 0 E: 0 K: 1 S: 9	H: 0 LOB: 0 BB: 0 P: 13	R: 0 E: 1 K: 1 S: 14	H: 1 LOB: 2 BB: 0 P: 21	R: 0 E: 0 K: 1 S: 7	H: 0 LOB: 0 BB: 0 P: 14	R: 4 E: 0 K: 0 S: 17	H: 3 LOB: 1 BB: 2 P: 31	R: 0 E: 0 K: 1 S: 11	H: 0 LOB: 0 BB: 0 P: 18	R: 0 E: 1 K: 1 S: 15	H: 1 LOB: 3 BB: 1 P: 26	R: 1 E: 0 K: 1 S: 16	H: 2 LOB: 2 BB: 2 P: 29	1B: 6 2B: 2 3B: 1 HR: 0	SF: 0 SAC: 0 DP: 1 HBP: 1	WP: 0 PB: 0 SB: 1 CS: 0	PA: 40							
PITCHER	IP	WLS	BF	H	R	ER	SO	BB	IBB	HBP	BLK	WP	HR	S	P	ERA	WHIP										
Ricky Bones, R (1, 1) ERA: 4.03	4.1		20	4	3	3	3	2	0	1	0	0	0	45	79	6.23	1.385										
Bruce Ruffin, L (5, 1) ERA: 6.11	1.2		8	3	1	1	1	0	0	0	0	0	0	23	35	5.40	1.800										
Darren Holmes, R (7, 1) ERA: 2.7	1.2	L	10	2	1	1	1	1	1	0	0	0	0	26	43	5.40	1.800										
Doug Henry, R (8, 1) ERA: 4.35	0.1		2	0	0	0	1	1	0	0	0	0	0	4	10	0.00	3.000										

Batter	1	2	3	4	5	6	7	8	9	AB	R	H	RBI	BB	SO	LOB	TOP			
Paul Moltzer, R OBP: 0.364, SLG: 0.375 (1, 10)	F8	G4-6-3		L9			G4-3			4	0	1	0	0	0	2	Milwaukee Brewers @ Texas Rangers Arlington Stadium, Arlington, TX Sun May 10 1992, 4:33 AM EDT Att: 30,008 - Cloudy - 78 F			
Pat Listach, S OBP: 0.384, SLG: 0.418 (1, 6)	CS	CS			K		G4-3			4	0	2	0	0	1	1				
Robin Yount, R OBP: 0.286, SLG: 0.340 (1, 8)	K	CS	G5-3		F7		G5-3			4	0	0	0	0	1	2				
Greg Vaughn, R OBP: 0.312, SLG: 0.474 (1, 7)		E6	L5		L7			P6		4	1	0	0	0	0	0				
Franklin Stubbs, L OBP: 0.263, SLG: 0.344 (1, 3)		1B	P5			G5-3		K		3	1	0	0	1	1	0				
Dante Bichette, R OBP: 0.343, SLG: 0.373 (1, 9)		2B		1B	FC5-4		S	K		4	2	3	1	0	1	0				
Kevin Seitzer, R OBP: 0.339, SLG: 0.406 (1, 5)	1B	1B		FC5-4		K			L6-4	4	1	3	1	0	1	1				
B.J. Surhoff, L OBP: 0.170, SLG: 0.172 (1, 2)	1B	2B		1B	FC5-4		K		P6	4	1	1	3	0	1	3				
Jim Gantner, L OBP: 0.303, SLG: 0.266 (1, 4)	1B	G4-6-3		FC1-6			G4-3		L6-4	4	0	1	0	0	0	2				
Inning Stats	R: 0 E: 0 K: 1 S: 11	H: 1 LOB: 0 BB: 0 P: 15	R: 5 E: 1 K: 0 S: 11	H: 5 LOB: 0 BB: 1 P: 23	R: 0 E: 0 K: 0 S: 5	H: 0 LOB: 0 BB: 0 P: 7	R: 1 E: 0 K: 0 S: 10	H: 2 LOB: 1 BB: 0 P: 19	R: 0 E: 0 K: 2 S: 12	H: 1 LOB: 1 BB: 0 P: 17	R: 0 E: 0 K: 0 S: 7	H: 1 LOB: 0 BB: 0 P: 12	R: 0 E: 0 K: 2 S: 7	H: 0 LOB: 0 BB: 0 P: 11	R: 0 E: 0 K: 0 S: 5	H: 1 LOB: 0 BB: 0 P: 10		1B: 8 2B: 4 3B: 0 HR: 0	SF: 0 SAC: 0 DP: 2 HBP: 0	WP: 0 PB: 0 SB: 1 CS: 2
PITCHER	IP	WLS	BF	H	R	ER	SO	BB	IBB	HBP	BLK	WP	HR	S	P	ERA	WHIP			
Jose Guzman, R ERA: 3.11 (1, 1)	8.0	L	33	10	6	4	6	1	0	0	0	0	0	71	114	4.50	1.375			
Floyd Bannister, L ERA: 3.46 (9, 1)	1.0		3	1	0	0	0	0	0	0	0	0	0	5	10	0.00	1.000			

AB	35
R	6
H	11
RBI	5
BB	1
SO	6
LOB	11

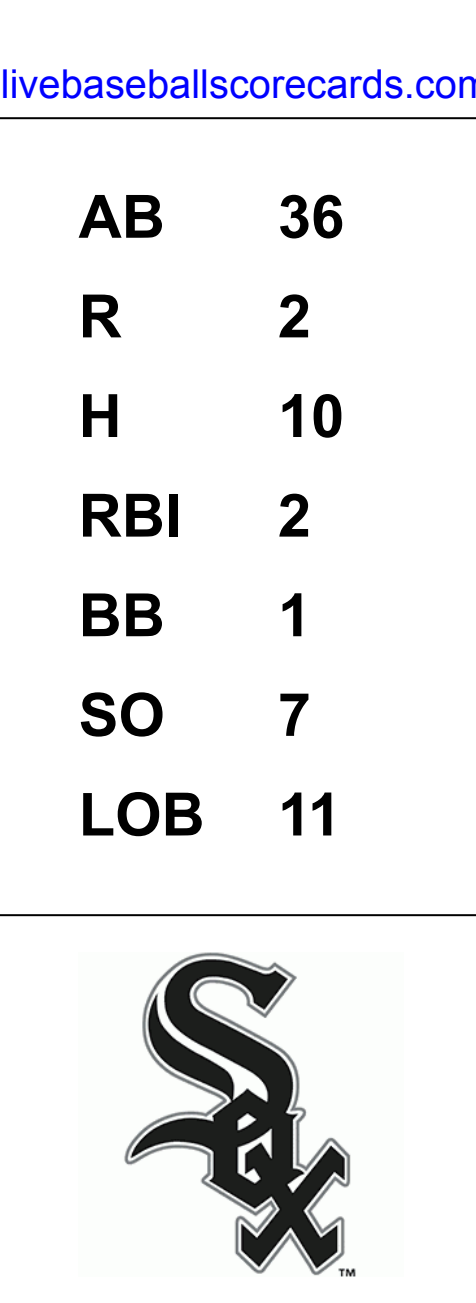


Batter	1	2	3	4	5	6	7	8	9	AB	R	H	RBI	BB	SO	LOB	BOTTOM					
Jeff Huson, L OBP: 0.326, SLG: 0.367 (1, 4)	K	FC4-6			G4-3			1B		4	1	1	0	0	1	2	Milwaukee Brewers @ Texas Rangers Arlington Stadium, Arlington, TX Sun May 10 1992, 4:33 AM EDT Att: 30,008 - Cloudy - 78 F					
Rafael Palmeiro, L OBP: 0.389, SLG: 0.492 (1, 3)	BB		FC4-6		K			G4-3	G3	4	0	3	0	0	1	0						
Ruben Sierra, S OBP: 0.331, SLG: 0.458 (1, 9)	P2		F7			F7		G3		4	0	0	1	0	0	3						
Juan Gonzalez, R OBP: 0.303, SLG: 0.444 (1, 8)	BB		K			K		G4-3		3	0	0	0	1	2	2						
Kevin Reimer, L OBP: 0.323, SLG: 0.457 (1, 7)	K		FC4-6			G3-1		K		4	0	0	0	0	2	4						
Dean Palmer, R OBP: 0.326, SLG: 0.460 (1, 5)		P8		P4			G4-3	1B	P6	4	1	1	0	0	0	0						
Geno Petralli, L OBP: 0.194, SLG: 0.314 (1, 10)		G3		F7			G4-3		F8	4	0	0	0	0	0	1						
Ivan Rodriguez, R OBP: 0.304, SLG: 0.411 (1, 2)	1B			G4-3			G6-4-3	1B	F8	4	0	2	1	0	0	0						
Dickie Thon, R OBP: 0.299, SLG: 0.320 Monty Fariss, R OBP: 0.429, SLG: 0.409 (7, PH)		FC4-6			G5-3		G6-4-3			2	0	1	0	0	0	0						
Inning Stats	R: 0 E: 0 K: 2 S: 11	H: 1 LOB: 2 BB: 1 P: 21	R: 0 E: 0 K: 0 S: 9	H: 2 LOB: 2 BB: 0 P: 12	R: 0 E: 0 K: 1 S: 7	H: 1 LOB: 1 BB: 0 P: 11	R: 0 E: 0 K: 0 S: 10	H: 0 LOB: 0 BB: 0 P: 13	R: 0 E: 0 K: 1 S: 7	H: 0 LOB: 0 BB: 0 P: 12	R: 0 E: 0 K: 1 S: 5	H: 0 LOB: 0 BB: 0 P: 8	R: 1 E: 0 K: 0 S: 11	H: 2 LOB: 0 BB: 0 P: 18	R: 1 E: 0 K: 1 S: 13	H: 2 LOB: 1 BB: 0 P: 15		R: 0 E: 0 K: 0 S: 9	H: 0 LOB: 0 BB: 0 P: 13	1B: 7 2B: 1 3B: 0 HR: 0	SF: 0 SAC: 0 DP: 1 HBP: 0	WP: 0 PB: 0 SB: 0 CS: 0
PITCHER	IP	WLS	BF	H	R	ER	SO	BB	IBB	HBP	BLK	WP	HR	S	P	ERA	WHIP					
Chris Bosio, R ERA: 4.97 (1, 1)	8.0	W	32	8	2	2	6	1	0	0	0	0	0	73	110	2.25	1.125					
Doug Henry, R ERA: 3.97 (9, 1)	1.0		3	0	0	0	0	0	0	0	0	0	0	9	13	0.00	0.000					



Batter	1	2	3	4	5	6	7	8	9	AB	R	H	RBI	BB	SO	LOB	TOP								
Tim Raines, S OBP: 0.331, SLG: 0.318 (1, 10)	P7		F8		K		G6-3		1B	5	0	1	0	0	1	1									
Steve Sax, R OBP: 0.365, SLG: 0.317 (1, 4)	F S 2B 1B		G6-3		1B		L9			4	1	2	0	0	0	0									
Robin Ventura, L OBP: 0.413, SLG: 0.412 (1, 5)	1-H 2B		F7		F8		F7			4	0	1	1	0	0	2									
Frank Thomas, R OBP: 0.451, SLG: 0.490 (1, 3)	F9			G5-3		F8		1B		4	0	1	0	0	0	1									
George Bell, R OBP: 0.355, SLG: 0.470 (1, 7)	G4-3			G6-3		F8		G5-3		4	0	0	0	0	0	2									
Dan Pasqua, L OBP: 0.383, SLG: 0.424 Mike Huff, R OBP: 0.375, SLG: 0.353 (9, PH)			K						2B BB	3	0	2	0	0	1	0									
Ron Karkovics, R OBP: 0.341, SLG: 0.338 (1, 2)	G4-3								K	4	0	0	0	0	3	3	AB 36 R 2 H 10 RBI 2 BB 1 SO 7 LOB 11								
Lance Johnson, L OBP: 0.289, SLG: 0.284 (1, 8)					G4-3		K		K	4	0	1	0	0	2	1									
Craig Grebeck, R OBP: 0.387, SLG: 0.415 (1, 6)					1B		P7		1B 2B	4	0	2	1	0	0	1									
Inning Stats	R: 1 E: 0 K: 0 S: 8	H: 2 LOB: 1 BB: 0 P: 17	R: 0 E: 0 K: 1 S: 8	H: 1 LOB: 1 BB: 0 P: 11	R: 0 E: 0 K: 0 S: 8	H: 0 LOB: 0 BB: 0 P: 12	R: 0 E: 0 K: 1 S: 12	H: 1 LOB: 1 BB: 0 P: 17	R: 0 E: 0 K: 1 S: 14	H: 2 LOB: 2 BB: 0 P: 23	R: 0 E: 0 K: 1 S: 7	H: 1 LOB: 1 BB: 0 P: 12	R: 0 E: 0 K: 1 S: 9	H: 0 LOB: 0 BB: 0 P: 10	R: 0 E: 0 K: 0 S: 9	H: 1 LOB: 1 BB: 0 P: 12	R: 1 E: 0 K: 2 S: 13	H: 2 LOB: 1 BB: 1 P: 21	1B: 7 2B: 3 3B: 0 HR: 0	SF: 0 SAC: 0 DP: 0 HBP: 0	WP: 0 PB: 0 SB: 1 CS: 0	PA: 37			
PITCHER	IP	WLS	BF	H	R	ER	SO	BB	IBB	HBP	BLK	WP	HR	S	P	ERA	WHIP								
Jaime Navarro, R ERA: 3.55 (1, 1)	8.0	W	32	8	1	1	5	0	0	0	0	0	0	73	114	1.12	1.000								
Jesse Orosco, L ERA: 7.5 (9, 1)	0.2		3	0	1	1	2	1	0	0	0	0	0	10	16	13.50	1.500								
Doug Henry, R ERA: 3.86 (9, 1)	0.1		2	2	0	0	0	0	0	0	0	0	0	3	5	0.00	6.000								

Chicago White Sox @ Milwaukee Brewers
Milwaukee County Stadium, Milwaukee, WI
Tue May 12 1992, 8:05 PM EDT
Att: 12,842 - Cloudy - 70 F



Batter	1	2	3	4	5	6	7	8	9	AB	R	H	RBI	BB	SO	LOB	BOTTOM								
Paul Molitor, R OBP: 0.376, SLG: 0.397 (1, 3)	1B BLK 2B	P4			L8-4 FC6-5 1B		1B 2B 1B			4	2	3	0	0	0	1									
Pat Listach, S OBP: 0.403, SLG: 0.437 (1, 6)	S BLK SF9 1B			G5-4-3 1B	FC6-5 1-2 2-3F 1B		2B 1B			4	2	3	0	0	0	2									
Robin Yount, R OBP: 0.284, SLG: 0.346 (1, 8)	P3		G5-4-3 1-2F 1B		L8-4 2-3 1B		1B 2B			4	1	1	2	0	0	4									
Greg Vaughn, R OBP: 0.327, SLG: 0.474 (1, 7)	3-H BB		F7			G5-3 BB	CS 1B			2	0	1	1	2	0	0									
Dante Bichette, R OBP: 0.324, SLG: 0.357 (1, 9)	SF9			F7		G5-3 1-2	CS 1-3 K			3	0	0	1	0	1	1									
Kevin Seitzer, R OBP: 0.336, SLG: 0.410 (1, 5)	G3				1B 2B		G5-3		L8	4	1	1	0	0	0	2									
Tim McIntosh, R OBP: 0.217, SLG: 0.261 (1, 10)						G4-3				4	0	3	1	0	0	1									
Andy Allanson, R OBP: 0.381, SLG: 0.429 (1, 2)	FC6-4 CS			G6-3			K		G5-3	4	0	0	0	0	1	3									
Scott Fletcher, R OBP: 0.354, SLG: 0.364 (1, 4)							G6-3			2	0	1	0	1	0	0									
Inning Stats	R: 2 E: 0 K: 0 S: 12	H: 2 LOB: 1 BB: 1 P: 22	R: 0 E: 0 K: 0 S: 10	H: 2 LOB: 1 BB: 0 P: 15	R: 0 E: 0 K: 0 S: 5	H: 1 LOB: 0 BB: 0 P: 8	R: 1 E: 0 K: 0 S: 8	H: 2 LOB: 0 BB: 0 P: 11	R: 0 E: 0 K: 0 S: 6	H: 1 LOB: 1 BB: 1 P: 14	R: 0 E: 0 K: 0 S: 3	H: 0 LOB: 1 BB: 1 P: 9	R: 3 E: 0 K: 1 S: 15	H: 4 LOB: 0 BB: 0 P: 20	R: 0 E: 0 K: 1 S: 13	H: 1 LOB: 1 BB: 0 P: 18	1B: 9 2B: 5 3B: 0 HR: 0	SF: 1 SAC: 0 DP: 3 HBP: 0	WP: 0 PB: 0 SB: 3 CS: 2	PA: 36					
PITCHER	IP	WLS	BF	H	R	ER	SO	BB	IBB	HBP	BLK	WP	HR	S	P	ERA	WHIP								
Greg Hibbard, L ERA: 4.4 (7, 1)	6.2	L	29	10	5	5	1	3	0	0	0	0	0	57	94	6.75	1.950								
Terry Leach, R ERA: 2.57 (7, 1)	1.1		6	3	1	1	1	0	0	0	0	0	0	15	23	6.75	2.250								


Chicago White Sox @ Milwaukee Brewers
Milwaukee County Stadium, Milwaukee, WI
Tue May 12 1992, 8:05 PM EDT
Att: 12,842 - Cloudy - 70 F



Batter	1	2	3	4	5	6	7	8	9	AB	R	H	RBI	BB	SO	LOB	TOP					
Tim Raines, S OBP: 0.320, SLG: 0.306 (1, 7)	1-1 G6-3		0-2 G3-1		2-0 L8			3-3 K		4	0	0	0	0	1	1						
Steve Sax, R OBP: 0.352, SLG: 0.315 (1, 4)	0-1 E1 2B		3-1 G6-3			1-0 G4-3		0-1 1B		4	1	1	0	0	0	0						
Robin Ventura, L OBP: 0.415, SLG: 0.419 (1, 5)	2-1 1-H 2B		3-3 K			1-1 G3		4-2 1B		3	0	1	1	1	1	0						
Frank Thomas, R OBP: 0.438, SLG: 0.471 (1, 3)	0-0 F7			1-1 G3-1		1-1 F8		3-2 F8		4	0	0	0	0	0	3						
George Bell, R OBP: 0.352, SLG: 0.462 (1, 10)	1-1 P6			1-1 F8			2-2 1B		1-3 K	4	0	1	0	0	1	1						
Dan Pasqua, L OBP: 0.345, SLG: 0.400 (1, 9)		3-3 K		0-1 L9			3-1 F9		0-0 G4-3	4	0	0	0	0	1	1						
Ron Karkovics, R OBP: 0.347, SLG: 0.346 (1, 2)		3-1 FC5-4 1B			0-0 G5-3		1 SAFE 0-0 G6-4-3 1B		1-3 K	4	0	2	0	0	1	0						
Lance Johnson, L OBP: 0.299, SLG: 0.295 (1, 8)		0-2 FC5-4 1B			3-1 1B		2-2 G6-4-3 1-2			3	0	2	0	0	0	2						
Craig Grebeck, R OBP: 0.369, SLG: 0.393 (1, 6)		2-2 FC5-4 1-2			0-3 K			2-1 G6-3		3	0	0	0	0	1	3						
Inning Stats	R: 1 E: 1 K: 0 S: 9	H: 1 LOB: 1 BB: 0 P: 13	R: 0 E: 0 K: 1 S: 11	H: 2 LOB: 1 BB: 0 P: 19	R: 0 E: 0 K: 1 S: 9	H: 0 LOB: 0 BB: 0 P: 15	R: 0 E: 0 K: 0 S: 6	H: 0 LOB: 0 BB: 0 P: 8	R: 0 E: 0 K: 1 S: 9	H: 1 LOB: 1 BB: 0 P: 13	R: 0 E: 0 K: 0 S: 5	H: 0 LOB: 0 BB: 0 P: 8	R: 0 E: 0 K: 0 S: 12	H: 2 LOB: 1 BB: 0 P: 19	R: 0 E: 0 K: 1 S: 13	H: 1 LOB: 2 BB: 1 P: 25	R: 0 E: 0 K: 2 S: 8	H: 0 LOB: 0 BB: 0 P: 10	1B: 6 2B: 1 3B: 0 HR: 0	SF: 0 SAC: 0 DP: 1 HBP: 0	WP: 0 PB: 0 CS: 2	PA: 34
PITCHER Bill Wegman, R ERA: 2.48 (1, 1)	IP: 9.0 WLS: L BF: 34	H: 7 R: 1 ER: 0 SO: 6	BB: 1 IBB: 0 HBP: 0 BLK: 0	WP: 0 HR: 0 S: 82 P: 130	ERA: 0.00 WHIP: 0.889											PITCHER IP: WLS: BF: H: R: ER: SO: BB: IBB: HBP: BLK: WP: HR: S: P: ERA: WHIP						

Chicago White Sox @ Milwaukee Brewers
Milwaukee County Stadium, Milwaukee, WI
Wed May 13, 1992, 4:33 AM EDT
Att: 20,662 - Sunny - 52 F


AB	33
R	1
H	7
RBI	1
BB	1
SO	6
LOB	11



Batter	1	2	3	4	5	6	7	8	9	AB	R	H	RBI	BB	SO	LOB	BOTTOM					
Paul Molitor, R OBP: 0.372, SLG: 0.387 (1, 10)	2-3 K		1-1 G3			4-2 BB		0-0 P5		3	0	0	0	1	1	2						
Pat Listach, S OBP: 0.395, SLG: 0.419 (1, 6)	2-2 G1-3			3-2 G6-3		2-2 G3		4-2 BB		3	0	0	0	1	0	1						
Robin Yount, R OBP: 0.283, SLG: 0.336 (1, 8)	1-1 L4			0-0 G5-3			4-1 1B BB	0-1 F9		3	0	0	0	1	0	2						
Greg Vaughn, R OBP: 0.316, SLG: 0.455 (1, 7)		2-2 P4		3-1 L5			3-2 F9		2-3 K	4	0	0	0	0	1	1						
Dante Bichette, R OBP: 0.308, SLG: 0.338 (1, 9)		3-2 F9			0-0 G5-3		1 SAFE 0-0 P2		1-2 G4-3	4	0	0	0	0	0	1						
Kevin Seitzer, R OBP: 0.333, SLG: 0.404 (1, 5)		2-0 G6-3			0-2 G6-3		3-2 1-2 1B		2-1 L4	4	0	1	0	0	0	0						
Tim McIntosh, R OBP: 0.231, SLG: 0.240 (1, 3)			3-2 E HBP		0-1 P3		1-1 L6			2	0	0	0	0	0	2						
B.J. Surhoff, L OBP: 0.165, SLG: 0.167 (1, 2)			1-3 K			2-0 F9		0-1 G4-3		3	0	0	0	0	1	1						
Jim Gantner, L OBP: 0.304, SLG: 0.280 William Suero, R (8, PR) (9, 4)			0-0 G1-3			1-3 K		1-2 2B		3	0	1	0	0	1	1						
Inning Stats	R: 0 E: 0 K: 1 S: 8	H: 0 LOB: 0 BB: 0 P: 13	R: 0 E: 0 K: 0 S: 7	H: 0 LOB: 0 BB: 0 P: 14	R: 0 E: 1 K: 1 S: 10	H: 0 LOB: 1 BB: 0 P: 15	R: 0 E: 0 K: 0 S: 8	H: 0 LOB: 0 BB: 0 P: 14	R: 0 E: 0 K: 0 S: 6	H: 0 LOB: 0 BB: 0 P: 6	R: 0 E: 0 K: 1 S: 10	H: 0 LOB: 1 BB: 1 P: 18	R: 0 E: 0 K: 0 S: 10	H: 1 LOB: 2 BB: 1 P: 21	R: 0 E: 0 K: 0 S: 14	H: 1 LOB: 2 BB: 1 P: 19	R: 0 E: 0 K: 1 S: 8	H: 0 LOB: 0 BB: 0 P: 13	1B: 1 2B: 1 3B: 0 HR: 0	SF: 0 SAC: 0 DP: 0 HBP: 1	WP: 0 PB: 0 CS: 0	PA: 33
PITCHER Kirk McCaskill, R ERA: 4.64 Bobby Thigpen, R ERA: 3.45 (8, 1)	IP: 7.1 WLS: W BF: 27	H: 2 R: 0 ER: 0 SO: 3	BB: 2 IBB: 0 HBP: 1 BLK: 0	WP: 0 HR: 0 S: 64 P: 107	ERA: 0.00 WHIP: 0.545											PITCHER IP: WLS: BF: H: R: ER: SO: BB: IBB: HBP: BLK: WP: HR: S: P: ERA: WHIP						

Chicago White Sox @ Milwaukee Brewers
Milwaukee County Stadium, Milwaukee, WI
Wed May 13, 1992, 4:33 AM EDT
Att: 20,662 - Sunny - 52 F

AB	29
R	0
H	2
RBI	0
BB	3
SO	4
LOB	11



Batter	1	2	3	4	5	6	7	8	9	AB	R	H	RBI	BB	SO	LOB	TOP										
Brian Downing, R OBP: 0.495, SLG: 0.456 (1, 10)	2-1 P9		3-2 P3		4-2 BB		0-0 1B 1B		0-3 K	4	1	1	0	1	1	1											
Jeff Huson, L OBP: 0.324, SLG: 0.355 (1, 4)	3-2 G1-3		1-0 G3-1		3-1 P6		1-1 1B 1B		3-2 2B	5	0	2	0	0	0	1											
Rafael Palmeiro, L OBP: 0.389, SLG: 0.511 (1, 3)	2-0 G4-3		0-0 FC6 1B		2-1 P5		3-2 1-3 2-H 1B		4-1 BB	4	0	2	1	1	0	0											
Ruben Sierra, S OBP: 0.331, SLG: 0.470 (1, 9)		2-2 G4-3	1-2 FC6		0-0 WP 1B		2-1 F9		1-2 P6	5	1	1	0	0	0	6											
Juan Gonzalez, R OBP: 0.295, SLG: 0.414 (1, 8)		1-2 F8		0-0 F7		2-2 P4		2-2 F9		4	0	0	0	0	0	1											
Kevin Reimer, L OBP: 0.307, SLG: 0.432 John Cangelosi, S OBP: 0.324, SLG: 0.276 (8, 7)		3-1 2B		3-2 G5-3		3-2 1B		2-2 G2-3		4	0	2	1	0	0	0											
Dean Palmer, R OBP: 0.303, SLG: 0.414 (1, 5)		3-3 K		0-3 K		2-3 K		1-1 G3-1		4	0	0	0	0	3	2											
Ivan Rodriguez, R OBP: 0.317, SLG: 0.412 (1, 2)			4-2 HR BB		0-1 G6-3		3-2 G4-3		1-3 K 2B	3	1	0	0	1	1	0											
Dickie Thon, R OBP: 0.293, SLG: 0.333 (1, 6)			0-0 1-H HR		2-0 F9		2-3 K		3-1 F8	4	1	1	2	0	1	1											
Inning Stats	R: 0 E: 0 K: 0 S: 6	H: 0 LOB: 0 BB: 0 P: 13	R: 0 E: 0 K: 1 S: 13	H: 1 LOB: 1 BB: 0 P: 22	R: 2 E: 0 K: 0 S: 13	H: 2 LOB: 1 BB: 1 P: 22	R: 0 E: 0 K: 1 S: 7	H: 0 LOB: 0 BB: 0 P: 10	R: 0 E: 0 K: 0 S: 8	H: 0 LOB: 1 BB: 0 P: 17	R: 1 E: 0 K: 0 S: 13	H: 2 LOB: 1 BB: 0 P: 22	R: 1 E: 0 K: 0 S: 14	H: 3 LOB: 2 BB: 0 P: 25	R: 0 E: 0 K: 0 S: 9	H: 0 LOB: 0 BB: 0 P: 14	R: 0 E: 0 K: 2 S: 20	H: 1 LOB: 3 BB: 1 P: 30	1B: 6 2B: 2 3B: 0 HR: 1	SF: 0 SAC: 0 DP: 0 HBP: 0	WP: 2 PB: 0 SB: 0 CS: 0	PA: 40					
PITCHER	IP	WLS	BF	H	R	ER	SO	BB	IBB	HBP	BLK	WP	HR	S	P	ERA	WHIP										
Ricky Bones, R ERA: 4.29 (1, 1)	6.2		29	7	4	4	4	2	0	0	0	1	1	69	121	5.40	1.350										
Jesse Orosco, L ERA: 6.14 (7, 1)	1.1		6	1	0	0	1	0	0	0	0	1	0	19	30	0.00	0.750										
Darren Holmes, R ERA: 1.93 (9, 1)	1.0	W	5	1	0	0	1	1	0	0	0	0	0	15	24	0.00	2.000										

Texas Rangers @ Milwaukee Brewers
Milwaukee County Stadium, Milwaukee, WI
Sat May 16 1992, 4:33 AM EDT
Att: 30,296 - Cloudy - 76 F


AB 37
R 4
H 9
RBI 4
BB 3
SO 6
LOB 12



Batter	1	2	3	4	5	6	7	8	9	AB	R	H	RBI	BB	SO	LOB	BOTTOM										
Paul Moltor, R OBP: 0.381, SLG: 0.405 (1, 10)	3-3 K		2-3 K		2-1 SF8		1-2 FC6-4 1B		4-0 1B IBB	3	0	1	1	1	2	0											
Pat Listach, S OBP: 0.385, SLG: 0.417 (1, 6)	0-0 F9		2-2 1B		2-2 F8		1-1 FC6-4 E		0-0 1B	5	0	2	2	0	0	3											
Robin Yount, R OBP: 0.295, SLG: 0.361 (1, 8)	3-2 2B		1-1 F8		0-1 CS BB 1B		3-1 F8		1-3 3-H	4	0	2	0	0	0	2											
Greg Vaughn, R OBP: 0.325, SLG: 0.454 (1, 7)	2-3 K			2-2 G5-3		4-2 BB		0-0 F7		3	0	0	0	1	1	1											
Dante Bichette, R OBP: 0.310, SLG: 0.329 (1, 9)		3-2 F8		1-3 K		0-3 K		1-2 G3-1		4	0	0	0	0	2	2											
Franklin Stubbs, L OBP: 0.286, SLG: 0.383 (1, 3)		4-0 BB		3-2 CS 1B		3-3 K		2-3 K		3	0	1	0	1	2	2											
Kevin Seitzer, R OBP: 0.341, SLG: 0.402 (1, 5)		0-2 SAFE L7		0-2 CS		0-2 SH1-4 SF8 1B		4-2 1B BB FC6-4 BB		3	3	2	0	1	0	1											
Jim Gantner, L OBP: 0.306, SLG: 0.284 William Suero, R OBP: 0.273, SLG: 0.111 (9, PR)		0-0 F9		2-2 SH1-4 1B		2-2 SF8 SH1-4 1B		1-1 F8		3	0	1	0	0	0	2											
Andy Allanson, R OBP: 0.375, SLG: 0.391 (1, 2)			2-2 P4		0-0 SH1-4		4-0 FC6-4 1B E BB		1-1 SH1-4	1	1	0	0	1	0	0											
Inning Stats	R: 0 E: 0 K: 2 S: 12	H: 1 LOB: 1 BB: 0 P: 20	R: 0 E: 0 K: 0 S: 7	H: 0 LOB: 1 BB: 1 P: 14	R: 0 E: 0 K: 1 S: 11	H: 1 LOB: 0 BB: 0 P: 17	R: 0 E: 0 K: 0 S: 15	H: 2 LOB: 1 BB: 0 P: 21	R: 0 E: 0 K: 2 S: 10	H: 1 LOB: 2 BB: 1 P: 17	R: 2 E: 1 K: 0 S: 12	H: 1 LOB: 1 BB: 2 P: 26	R: 0 E: 0 K: 1 S: 7	H: 0 LOB: 0 BB: 0 P: 10	R: 2 E: 1 K: 0 S: 9	H: 2 LOB: 2 BB: 1 P: 16	1B: 8 2B: 2 3B: 0 HR: 0	SF: 1 SAC: 3 DP: 1 HBP: 0	WP: 0 PB: 1 SB: 0 CS: 2	PA: 39							
PITCHER	IP	WLS	BF	H	R	ER	SO	BB	IBB	HBP	BLK	WP	HR	S	P	ERA	WHIP										
Nolan Ryan, R ERA: 6.53 (1, 1)	6.0		24	6	1	1	6	2	0	0	0	0	0	66	107	1.50	1.333										
Terry Matthews, R ERA: 6.75 (7, 1)	0.1		4	1	2	1	0	2	0	0	0	0	0	8	18	27.00	9.000										
Kenny Rogers, L ERA: 3.1 (7, 1)	2.0	L	10	2	2	2	1	0	1	0	0	0	0	20	34	9.00	1.000										

Texas Rangers @ Milwaukee Brewers
Milwaukee County Stadium, Milwaukee, WI
Sat May 16 1992, 4:33 AM EDT
Att: 30,296 - Cloudy - 76 F

AB 29
R 5
H 9
RBI 3
BB 5
SO 7
LOB 13



Batter	1	2	3	4	5	6	7	8	9	AB	R	H	RBI	BB	SO	LOB	TOP									
Pat Listach, S OBP: 0.370, SLG: 0.391	B5-3		G6-3 1B		K		L8	G6-3		5	0	1	0	0	1	4										
Jim Gantner, L OBP: 0.302, SLG: 0.302 William Suero, R OBP: 0.250, SLG: 0.100	K		G6-3 1-2			HR 2B	E7 2B		F9	4	1	2	1	0	1	1										
Robin Yount, R OBP: 0.302, SLG: 0.378	1B BB			HR		K	K		G6-3	4	2	1	1	1	2	2										
Greg Vaughn, R OBP: 0.316, SLG: 0.458	1B			G5-3		HR		K	G6-3	5	1	2	3	0	1	0										
Dante Bichette, R OBP: 0.333, SLG: 0.352	F8			G5-3		CS 1B		1B 2B 1B		4	1	2	0	0	0	1										
Franklin Stubbs, L OBP: 0.286, SLG: 0.370		F9		P5		F9		1B 2B 1B		4	1	1	0	0	0	1										
Kevin Seitzer, R OBP: 0.358, SLG: 0.412		G5-3			G4-3 G6-3 1B	CS 1-2	L8 2B 1B	2B 1B		4	2	3	0	0	0	0										
Tim McIntosh, R OBP: 0.200, SLG: 0.206		G4-3			G6-3		P3	P6		4	0	0	0	0	0	5										
Dave Nilsson, L OBP: 0.500, SLG: 0.667			K2-3		G4-3		E BB	2B		3	1	1	3	1	1	1										
Inning Stats	R: 1 E: 0 K: 1 S: 12	H: 1 LOB: 1 BB: 1 P: 21	R: 0 E: 0 K: 0 S: 5	H: 0 LOB: 0 BB: 0 P: 8	R: 0 E: 0 K: 1 S: 7	H: 1 LOB: 0 BB: 0 P: 8	R: 1 E: 0 K: 0 S: 8	H: 1 LOB: 0 BB: 0 P: 14	R: 0 E: 0 K: 1 S: 7	H: 1 LOB: 1 BB: 0 P: 11	R: 2 E: 0 K: 1 S: 17	H: 3 LOB: 0 BB: 0 P: 24	R: 2 E: 1 K: 1 S: 16	H: 2 LOB: 1 BB: 1 P: 26	R: 3 E: 0 K: 1 S: 19	H: 4 LOB: 1 BB: 0 P: 32	R: 0 E: 0 K: 0 S: 6	H: 0 LOB: 0 BB: 0 P: 10	1B: 8 2B: 3 3B: 0 HR: 2	SF: 0 SAC: 0 DP: 1 HBP: 0	WP: 0 PB: 0 SB: 1 CS: 1	PA: 41				
PITCHER	IP	WLS	BF	H	R	ER	SO	BB	IBB	HBP	BLK	WP	HR	S	P	ERA	WHIP									
Eric King, R ERA: 7.3	(1, 1)	6.0	L	24	7	4	4	4	1	0	0	0	0	2	56	86	6.00	1.333								
Kurt Knudson, R ERA: 3.0	(7, 1)	1.0	6	2	2	1	1	1	0	0	0	0	0	0	16	26	9.00	3.000								
Kevin Ritz, R ERA: 4.22	(8, 1)	1.0	7	4	3	3	1	0	0	0	0	0	0	0	19	32	27.00	4.000								
Les Lancaster, R ERA: 7.54	(9, 1)	1.0	3	0	0	0	0	0	0	0	0	0	0	6	10	0.00	0.000									

Milwaukee Brewers @ Detroit Tigers
Tiger Stadium, Detroit, MI
Mon May 18 1992, 7:05 PM EDT
Att: 9,680 - Sunny - 61 F

AB 38
R 9
H 13
RBI 8
BB 2
SO 6
LOB 15



Batter	1	2	3	4	5	6	7	8	9	AB	R	H	RBI	BB	SO	LOB	BOTTOM								
Tony Phillips, S OBP: 0.412, SLG: 0.427	G3		SF9			G1-3		G3 BB		2	0	0	1	1	0	0									
Lou Whitaker, L OBP: 0.382, SLG: 0.376	P5		F9			G4-3		G3		4	0	0	0	0	0	4									
Travis Fryman, R OBP: 0.359, SLG: 0.462	K		L5			K		P6		4	0	0	0	0	2	4									
Cecil Fielder, R OBP: 0.246, SLG: 0.409		G6-3		K		G6-3		F9		4	0	0	0	0	1	0									
Mickey Tettleton, S OBP: 0.371, SLG: 0.488 Chad Kreuter, S OBP: 0.259, SLG: 0.310		L4		G3-1				K		3	0	1	0	0	0	0									
Mark Carreon, R OBP: 0.343, SLG: 0.475		F9		P6		L9		G6-3		4	0	0	0	0	0	1									
Rob Deer, R OBP: 0.315, SLG: 0.584			1B BB SF9 HBP		K		P6			2	1	0	0	0	1	1									
Scott Livingstone, L OBP: 0.324, SLG: 0.333			F9 1B		G4-3			FC3-8 1B		3	0	2	0	0	0	0									
Mitt Cuyler, S OBP: 0.230, SLG: 0.321			1-2 2-3 1B		P1			FC3-6 G3 BB		3	0	1	0	0	0	1									
Inning Stats	R: 0 E: 0 K: 1 S: 9	H: 0 LOB: 0 BB: 0 P: 15	R: 0 E: 0 K: 0 S: 4	H: 0 LOB: 0 BB: 0 P: 6	R: 1 E: 0 K: 0 S: 6	H: 2 LOB: 2 BB: 0 P: 10	R: 0 E: 0 K: 1 S: 7	H: 0 LOB: 0 BB: 0 P: 14	R: 0 E: 0 K: 1 S: 5	H: 0 LOB: 0 BB: 0 P: 5	R: 0 E: 0 K: 1 S: 7	H: 0 LOB: 0 BB: 0 P: 10	R: 0 E: 0 K: 0 S: 7	H: 1 LOB: 1 BB: 0 P: 11	R: 0 E: 0 K: 0 S: 12	H: 1 LOB: 2 BB: 1 P: 20	R: 0 E: 0 K: 1 S: 8	H: 0 LOB: 0 BB: 0 P: 12	1B: 4 2B: 0 3B: 0 HR: 0	SF: 1 SAC: 0 DP: 0 HBP: 1	WP: 0 PB: 0 SB: 0 CS: 0	PA: 33			
PITCHER	IP	WLS	BF	H	R	ER	SO	BB	IBB	HBP	BLK	WP	HR	S	P	ERA	WHIP								
Bill Wegman, R ERA: 2.33	(1, 1)	8.0	W	30	4	1	1	4	1	0	0	0	0	8	12	0.00	0.625								
Ed Nunez, R ERA: 3.39	(9, 1)	1.0	3	0	0	0	1	0	0	0	0	0	0	8	12	0.00	0.000								

Milwaukee Brewers @ Detroit Tigers
Tiger Stadium, Detroit, MI
Mon May 18 1992, 7:05 PM EDT
Att: 9,680 - Sunny - 61 F

AB 30
R 1
H 4
RBI 1
BB 1
SO 5
LOB 11



Batter	1	2	3	4	5	6	7	8	9	AB	R	H	RBI	BB	SO	LOB	TOP								
Pat Listach, S OBP: 0.356, SLG: 0.375 (1, 6)	F8		F7		P4			G5-3		4	0	0	0	0	0	2	Milwaukee Brewers @ Detroit Tigers Tiger Stadium, Detroit, MI Tue May 19 1992, 7:05 PM EDT Att. 10,743 - Sunny - 70 F								
Scott Fletcher, R OBP: 0.327, SLG: 0.333 (1, 4)	F8		F7		FC6			G6-3		4	0	0	0	0	0	2									
Robin Yount, R OBP: 0.301, SLG: 0.369 (1, 8)			K				G1-3	E5		3	0	0	0	1	1	0									
Greg Vaughn, R OBP: 0.307, SLG: 0.443 (1, 7)	K				G5-3		K	G6-3		4	0	0	0	0	2	2									
Dante Bichette, R OBP: 0.330, SLG: 0.340 (1, 9)		SH5-3 BB		P6			G1-4-3		K		3	0	0	0	1	1		0							
Franklin Stubbs, L OBP: 0.287, SLG: 0.369 (1, 3)		SH5-3		K				F9		3	0	1	0	0	1	0									
Kevin Seitzer, R OBP: 0.362, SLG: 0.418 (1, 5)					F7			2B	F9	3	0	1	0	1	0	1									
William Suero, R OBP: 0.333, SLG: 0.167 (1, 10)					S BB			G1-6-3 BB	K	2	0	1	0	1	1	2									
Jim Gantner, L OBP: 0.299, SLG: 0.299 (9, PH)										1	0	0	0	0	1	1									
Dave Nilsson, L OBP: 0.500, SLG: 0.500 (1, 2)								G1-6-3		1	0	0	0	1	0	2									
Paul Molitor, R OBP: 0.366, SLG: 0.432 (7, PH)										1	0	0	0	0	0	2									
Tim McIntosh, R OBP: 0.200, SLG: 0.206 (7, 2)										0	0	0	0	0	0	0									
Inning Stats	R: 0 E: 0 K: 1 S: 11	H: 0 LOB: 1 BB: 1 P: 19	R: 0 E: 0 K: 1 S: 13	H: 0 LOB: 2 BB: 2 P: 26	R: 0 E: 0 K: 1 S: 7	H: 0 LOB: 0 BB: 0 P: 9	R: 0 E: 0 K: 1 S: 6	H: 0 LOB: 0 BB: 0 P: 10	R: 0 E: 0 K: 0 S: 11	H: 1 LOB: 2 BB: 1 P: 22	R: 0 E: 0 K: 0 S: 7	H: 0 LOB: 0 BB: 0 P: 10	R: 0 E: 0 K: 0 S: 6	H: 1 LOB: 1 BB: 1 P: 12	R: 0 E: 1 K: 0 S: 11	H: 0 LOB: 1 BB: 0 P: 19	R: 0 E: 0 K: 2 S: 12	H: 1 LOB: 1 BB: 0 P: 15	1B: 2 2B: 1 3B: 0 HR: 0	SF: 0 SAC: 1 DP: 1 HBP: 0	WP: 0 PB: 0 SB: 1 CS: 0	PA: 35			
PITCHER	IP	WLS	BF	H	R	ER	SO	BB	IBB	HBP	BLK	WP	HR	S	P	ERA	WHIP								
Frank Tanana, L ERA: 5.45 (1, 1)	6.1	W	26	2	0	0	5	5	0	0	0	0	0	60	106	0.00	1.105								
John Doherty, R ERA: 2.57 (7, 1)	1.2		5	0	0	0	0	0	0	0	0	0	0	12	21	0.00	0.000								
Mike Henneman, R ERA: 3.32 (9, 1)	1.0	S	4	1	0	0	2	0	0	0	0	0	0	12	15	0.00	1.000								

Batter	1	2	3	4	5	6	7	8	9	AB	R	H	RBI	BB	SO	LOB	BOTTOM								
Tony Phillips, S OBP: 0.408, SLG: 0.417 (1, 10)	F7		2B 1B BB		L8			K		3	1	0	0	1	1	1	Milwaukee Brewers @ Detroit Tigers Tiger Stadium, Detroit, MI Tue May 19 1992, 7:05 PM EDT Att. 10,743 - Sunny - 70 F								
Lou Whitaker, L OBP: 0.375, SLG: 0.406 (1, 4)	G6-3		1B 2B		2B			1B BB		3	1	2	0	1	0	0									
Travis Fryman, R OBP: 0.363, SLG: 0.459 (1, 6)	FC6-4 BB		K		F8			1B		3	0	1	1	1	1	3									
Cecil Fielder, R OBP: 0.254, SLG: 0.412 (1, 3)	FC6-4		1B					G6-3		4	0	2	2	0	0	1									
Mickey Tettleton, S OBP: 0.361, SLG: 0.473 (1, 2)		F9	L9					1B		4	0	0	0	0	1	2									
Mark Carreon, R OBP: 0.330, SLG: 0.457 (1, 7)								P6		4	0	0	0	0	3	1									
Rob Deer, R OBP: 0.316, SLG: 0.574 (1, 9)								K		2	0	0	0	1	1	1									
Scott Livingstone, L OBP: 0.300, SLG: 0.308 (1, 5)										3	0	0	0	0	1	1									
Mitt Cuyler, S OBP: 0.241, SLG: 0.330 (1, 8)										3	1	2	0	0	1	0									
Inning Stats	R: 0 E: 0 K: 0 S: 8	H: 0 LOB: 1 BB: 1 P: 15	R: 0 E: 0 K: 1 S: 11	H: 0 LOB: 1 BB: 1 P: 19	R: 2 E: 0 K: 1 S: 20	H: 3 LOB: 1 BB: 1 P: 34	R: 0 E: 0 K: 2 S: 9	H: 0 LOB: 0 BB: 0 P: 15	R: 0 E: 0 K: 1 S: 13	H: 1 LOB: 1 BB: 0 P: 22	R: 0 E: 0 K: 2 S: 10	H: 1 LOB: 0 BB: 0 P: 13	R: 1 E: 0 K: 1 S: 8	H: 2 LOB: 2 BB: 1 P: 14	R: 0 E: 0 K: 1 S: 10	H: 0 LOB: 0 BB: 0 P: 13		1B: 5 2B: 2 3B: 0 HR: 0	SF: 0 SAC: 0 DP: 0 HBP: 0	WP: 0 PB: 0 SB: 2 CS: 0	PA: 33				
PITCHER	IP	WLS	BF	H	R	ER	SO	BB	IBB	HBP	BLK	WP	HR	S	P	ERA	WHIP								
Ron Robinson, R ERA: 3.86 (1, 1)	4.2	L	20	4	2	2	2	3	0	0	0	0	0	58	102	3.86	1.500								
Ed Nunez, R ERA: 3.0 (5, 1)	1.1		5	1	0	0	2	0	0	0	0	0	0	13	16	0.00	0.750								
Bruce Ruffin, L ERA: 6.38 (7, 1)	0.2		4	1	1	1	1	1	0	0	0	0	0	6	12	13.50	3.000								
Mike Fetters, R ERA: (7, 1)	1.1		4	1	0	0	1	0	0	0	0	0	0	12	15	0.00	0.750								

Batter	1	2	3	4	5	6	7	8	9	AB	R	H	RBI	BB	SO	LOB	TOP				
Pat Listach, S OBP: 0.361, SLG: 0.380	F7		S 1B			S 1B	L7		CS	4	1	2	0	0	0	1					
Jim Gantner, L OBP: 0.285, SLG: 0.287	L9		G1-3			F7		G3		4	0	0	0	0	0	2					
Robin Yount, R OBP: 0.306, SLG: 0.373	FC6-4 1B			S 1B		K		F9		4	1	2	0	0	1	1					
Greg Vaughn, R OBP: 0.306, SLG: 0.437	FC6-4			P3		BB 1B		G5-3		4	0	1	1	0	0	2					
Franklin Stubbs, L OBP: 0.294, SLG: 0.368		K							K	3	0	1	1	1	2	0					
Dante Bichette, R OBP: 0.327, SLG: 0.337	P4								G6-3 1B	4	1	1	0	0	0	2					
Dave Nilsson, L OBP: 0.300, SLG: 0.250		K				F7		F8	G6-3	4	0	0	0	0	1	1					
Kevin Seitzer, R OBP: 0.373, SLG: 0.429			G4-3			CS 1B		1B	1B	4	0	3	1	0	0	0					
Tim McIntosh, R OBP: 0.231, SLG: 0.237			G5-3			P3			CS 1B	4	0	2	0	0	0	1					
Inning Stats	R: 0 H: 1 E: 0 K: 0 S: 9	H: 1 LOB: 1 BB: 0 P: 13	R: 0 H: 0 E: 0 K: 2 S: 7	H: 0 LOB: 0 BB: 0 P: 10	R: 0 H: 1 E: 0 K: 0 S: 14	H: 1 LOB: 1 BB: 0 P: 19	R: 1 H: 2 E: 0 K: 0 S: 8	H: 2 LOB: 0 BB: 0 P: 12	R: 0 H: 1 E: 0 K: 1 S: 10	H: 1 LOB: 0 BB: 0 P: 13	R: 1 H: 2 E: 0 K: 1 S: 13	H: 2 LOB: 1 BB: 0 P: 22	R: 0 H: 2 E: 0 K: 0 S: 5	H: 2 LOB: 1 BB: 0 P: 7	R: 0 H: 0 E: 0 K: 0 S: 4	H: 0 LOB: 0 BB: 0 P: 8	R: 1 H: 3 E: 0 K: 1 S: 14	H: 3 LOB: 1 BB: 0 P: 20	1B: 12 2B: 0 3B: 0 HR: 0	SF: 0 SAC: 0 DP: 0 HBP: 0	WP: 0 PA: 37 CS: 2
PITCHER	IP	WLS	BF	H	R	ER	SO	BB	IBB	HBP	BLK	WP	HR	S	P	ERA	WHIP				
Bill Gullickson, R ERA: 2.91	(1, 1)	8.1	33	10	3	3	4	1	0	0	0	0	0	75	111	3.24	1.320				
Mike Munoz, L ERA: 2.03	(9, 1)	0.1	1	0	0	0	0	0	0	0	0	0	0	5	7	0.00	0.000				
Kurt Knudsen, R ERA: 2.7	(9, 1)	0.1	W	2	2	0	0	0	0	0	0	0	0	4	6	0.00	6.000				

Milwaukee Brewers @ Detroit Tigers
Tiger Stadium, Detroit, MI
Wed May 20 1992, 7:05 PM EDT
Att. 12,585 - Sunny - 78 F

AB	35
R	3
H	12
RBI	3
BB	1
SO	4
LOB	10



Batter	1	2	3	4	5	6	7	8	9	AB	R	H	RBI	BB	SO	LOB	BOTTOM				
Tony Phillips, S OBP: 0.404, SLG: 0.407	G4-6-3 BB		G4-3			F7		F9		3	0	0	0	1	0	0					
Lou Whitaker, L OBP: 0.371, SLG: 0.400	G4-6-3					G3		G3-1		4	1	1	0	0	0	1					
Travis Fryman, R OBP: 0.354, SLG: 0.447	G1-3					K		K		4	0	0	0	0	3	1					
Cecil Fielder, R OBP: 0.269, SLG: 0.436		BLK G6-3						G3		3	1	2	0	1	1	0					
Skeeter Barnes, R OBP: 0.291, SLG: 0.238								HR BB		0	1	0	0	0	0	0					
Mickey Tettleton, S OBP: 0.358, SLG: 0.489	F7					G3		G3		4	1	1	3	0	0	2					
Mark Carreon, R OBP: 0.330, SLG: 0.449	G6-3					1B		P4		2	0	0	1	1	0	1					
Dave Bergman, L OBP: 0.162, SLG: 0.167	P5					BB		P5		3	0	1	0	0	0	1					
Rob Deer, R OBP: 0.309, SLG: 0.559			F7			K				3	0	0	0	0	2	2					
Scott Livingstone, L OBP: 0.279, SLG: 0.286			K			G4-3		F8		3	0	0	0	0	1	2					
Inning Stats	R: 0 H: 0 E: 0 K: 0 S: 7	H: 0 LOB: 0 BB: 1 P: 13	R: 1 H: 1 E: 0 K: 0 S: 8	H: 1 LOB: 0 BB: 0 P: 11	R: 0 H: 0 E: 0 K: 1 S: 10	H: 0 LOB: 0 BB: 0 P: 13	R: 0 H: 0 E: 0 K: 2 S: 10	H: 0 LOB: 0 BB: 0 P: 15	R: 0 H: 1 E: 0 K: 1 S: 13	H: 1 LOB: 2 BB: 1 P: 19	R: 0 H: 0 E: 0 K: 1 S: 8	H: 0 LOB: 0 BB: 0 P: 13	R: 0 H: 1 E: 0 K: 0 S: 8	H: 1 LOB: 1 BB: 0 P: 11	R: 0 H: 0 E: 0 K: 1 S: 7	H: 0 LOB: 0 BB: 0 P: 10	R: 3 H: 2 E: 0 K: 1 S: 11	H: 2 LOB: 1 BB: 1 P: 22	1B: 2 2B: 2 3B: 0 HR: 1	SF: 0 SAC: 0 DP: 1 HBP: 0	WP: 0 PA: 32 CS: 0
PITCHER	IP	WLS	BF	H	R	ER	SO	BB	IBB	HBP	BLK	WP	HR	S	P	ERA	WHIP				
Chris Bosio, R ERA: 4.34	(1, 1)	8.1	30	4	2	2	7	2	0	0	0	0	1	78	117	2.16	0.720				
Doug Henry, R ERA: 5.25	(9, 1)	0.0	L	2	1	2	0	1	0	0	0	0	1	4	10	∞	∞				

Milwaukee Brewers @ Detroit Tigers
Tiger Stadium, Detroit, MI
Wed May 20 1992, 7:05 PM EDT
Att. 12,585 - Sunny - 78 F

AB	29
R	4
H	5
RBI	4
BB	3
SO	7
LOB	10



Batter	1	2	3	4	5	6	7	8	9	10	11	12	13	14	AB	R	H	RBI	BB	SO	LOB	TOP										
Pat Listach, S OBP: 0.350, SLG: 0.360															6	1	2	0	1	1	1											
Kevin Seitzer, R OBP: 0.370, SLG: 0.449															7	0	2	1	0	1	4											
Paul Molitor, R OBP: 0.384, SLG: 0.469															7	0	2	0	0	1	3											
Greg Vaughn, R OBP: 0.287, SLG: 0.434															7	1	1	1	0	3	6											
Robin Yount, R OBP: 0.305, SLG: 0.371															2	1	0	0	0	1	0											
Tim Lincecum, R OBP: 0.244, SLG: 0.233															4	1	1	0	0	1	0											
Franklin Stubbs, L OBP: 0.305, SLG: 0.398															7	2	2	2	0	0	0											
Dante Bichette, R OBP: 0.342, SLG: 0.383															5	2	2	1	1	0	0											
Dave Nilsson, L OBP: 0.300, SLG: 0.444															6	2	3	3	0	0	1											
Scott Fletcher, R OBP: 0.323, SLG: 0.386															5	0	1	1	0	2	1											
Inning Stats	R: 0 E: 0 K: 1 S: 8	H: 2 LOB: 1 BB: 0 P: 14	R: 1 E: 0 K: 1 S: 7	H: 1 LOB: 0 BB: 0 P: 9	R: 0 E: 1 K: 1 S: 8	H: 0 LOB: 1 BB: 0 P: 10	R: 2 E: 0 K: 1 S: 11	H: 2 LOB: 1 BB: 0 P: 16	R: 0 E: 0 K: 2 S: 10	H: 0 LOB: 1 BB: 1 P: 15	R: 0 E: 0 K: 2 S: 15	H: 0 LOB: 2 BB: 0 P: 23	R: 1 E: 0 K: 1 S: 10	H: 3 LOB: 0 BB: 0 P: 15	R: 5 E: 1 K: 0 S: 15	H: 5 LOB: 1 BB: 1 P: 27	R: 0 E: 0 K: 1 S: 7	H: 0 LOB: 0 BB: 0 P: 10	R: 0 E: 0 K: 1 S: 7	H: 0 LOB: 0 BB: 0 P: 10	R: 0 E: 0 K: 0 S: 5	H: 1 LOB: 1 BB: 0 P: 9	R: 0 E: 0 K: 0 S: 16	H: 1 LOB: 1 BB: 0 P: 23	R: 0 E: 0 K: 0 S: 10	H: 1 LOB: 0 BB: 0 P: 14	R: 1 E: 0 K: 1 S: 13	H: 1 LOB: 0 BB: 0 P: 16	1B: 10 2B: 2 3B: 0 HR: 4	SF: 1 SAC: 0 DP: 1 HBP: 1	WP: 2 PB: 0 CS: 1	PA: 61
PITCHER	IP: 7.0 ERA: 2.8	WLS: 31 BF: 8	H: 4 R: 4 ER: 4 SO: 6	BB: 0 IBB: 0 HBP: 0 BLK: 0	WP: 0 HR: 3 S: 67 P: 102	ERA: 5.14 WHIP: 1.286	PITCHER	IP: 2.0 ERA: 1.04	WLS: 7 BF: 7	H: 2 R: 1 ER: 1 SO: 1	BB: 0 IBB: 0 HBP: 0 BLK: 0	WP: 0 HR: 1 S: 23 P: 30	ERA: 4.50 WHIP: 1.000																			
Melido Perez, R	Shawn Hillegas, R	Steve Howe, L	John Habayan, R	Steve Farr, R																												

Milwaukee Brewers @ New York Yankees
Yankee Stadium, Bronx, NY
Fri May 22 1992, 7:05 PM EDT
Alt. 22.396 - Sunny - 82 F

AB: 56
R: 10
H: 16
RBI: 9
BB: 2
SO: 10
LOB: 16



Batter	1	2	3	4	5	6	7	8	9	10	11	12	13	14	AB	R	H	RBI	BB	SO	LOB	BOTTOM		
Mike Gallego, R OBP: 0.348, SLG: 0.300															8	2	3	0	0	1	1			
Don Mattingly, L OBP: 0.295, SLG: 0.358															7	1	2	3	0	0	2			
Roberto Kelly, R OBP: 0.369, SLG: 0.473															6	1	2	0	1	1	1			
Mel Hall, L OBP: 0.275, SLG: 0.456															6	0	0	1	0	0	5			
Danny Tartabull, R OBP: 0.437, SLG: 0.457															6	1	4	2	1	1	2			
Matt Nokes, L OBP: 0.297, SLG: 0.392															3	1	0	0	4	1	4			
Kevin Maas, L OBP: 0.392, SLG: 0.559															7	1	2	2	0	1	5			
Charlie Hayes, R OBP: 0.289, SLG: 0.354															7	1	1	1	0	0	4			
Pat Kelly, R OBP: 0.372, SLG: 0.431															6	1	1	0	1	4	0			
Inning Stats	R: 0 E: 0 K: 0 S: 11	H: 1 LOB: 1 BB: 2 P: 23	R: 1 E: 0 K: 0 S: 7	H: 3 LOB: 2 BB: 0 P: 11	R: 4 E: 0 K: 0 S: 11	H: 4 LOB: 1 BB: 1 P: 25	R: 2 E: 0 K: 2 S: 8	H: 3 LOB: 3 BB: 2 P: 35	R: 0 E: 0 K: 2 S: 5	H: 0 LOB: 0 BB: 0 P: 9	R: 0 E: 0 K: 1 S: 6	H: 0 LOB: 0 BB: 0 P: 10	R: 0 E: 0 K: 1 S: 11	H: 1 LOB: 2 BB: 1 P: 22	R: 0 E: 0 K: 1 S: 8	H: 0 LOB: 0 BB: 0 P: 12	R: 0 E: 0 K: 1 S: 10	H: 1 LOB: 2 BB: 1 P: 22	R: 0 E: 0 K: 1 S: 5	H: 0 LOB: 0 BB: 0 P: 7	1B: 5 2B: 7 3B: 0 HR: 3	SF: 1 SAC: 0 DP: 1 HBP: 0	WP: 0 PB: 0 CS: 0	PA: 64
PITCHER	IP: 3.2 ERA: 4.08	WLS: 10 BF: 7	H: 7 R: 7 ER: 7 SO: 0	BB: 2 IBB: 0 HBP: 0 BLK: 0	WP: 0 HR: 2 S: 38 P: 64	ERA: 17.18 WHIP: 3.273	PITCHER	IP: 17.1 ERA: 1.04	WLS: 40 BF: 70	H: 17 R: 17 ER: 17 SO: 38	BB: 17 IBB: 17 HBP: 17 BLK: 17	WP: 17 HR: 17 S: 254 P: 640	ERA: 1.04 WHIP: 1.000											
Jaime Navarro, R	Bruce Ruffin, L	Jesse Orosco, L	Mike Fetters, R	Doug Henry, R																				

Milwaukee Brewers @ New York Yankees
Yankee Stadium, Bronx, NY
Fri May 22 1992, 7:05 PM EDT
Alt. 22.396 - Sunny - 82 F

AB: 56
R: 9
H: 15
RBI: 9
BB: 7
SO: 9
LOB: 24



Batter	1	2	3	4	5	6	7	8	9	10	AB	R	H	RBI	BB	SO	LOB							
Pat Listach, S OBP: 0.352, SLG: 0.362											5	1	2	0	0	0	3							
Kevin Seitzer, R OBP: 0.365, SLG: 0.437											4	1	0	0	1	0	2							
Paul Molitor, R OBP: 0.385, SLG: 0.483											4	1	1	3	1	1	0							
Greg Vaughn, R OBP: 0.300, SLG: 0.436											4	1	1	0	1	3	0							
Robin Yount, R OBP: 0.332, SLG: 0.386											5	1	1	1	0	0	3							
Dante Bichetto, R OBP: 0.336, SLG: 0.369											4	0	0	0	1	3	0							
Franklin Stubbs, L OBP: 0.303, SLG: 0.393											4	0	1	1	0	1	0							
B.J. Surhoff, L OBP: 0.191, SLG: 0.178											2	0	0	0	2	0	0							
Scott Fletcher, R OBP: 0.333, SLG: 0.383											3	0	1	0	1	0	3							
Inning Stats	R: 3 E: 0 K: 2 S: 15	H: 2 LOB: 0 BB: 1 P: 25	R: 0 E: 0 K: 10 S: 10	H: 1 LOB: 1 BB: 0 P: 17	R: 0 E: 0 K: 2 S: 11	H: 0 LOB: 0 BB: 0 P: 15	R: 0 E: 0 K: 0 S: 9	H: 0 LOB: 1 BB: 2 P: 17	R: 1 E: 0 K: 0 S: 9	H: 2 LOB: 3 BB: 2 P: 22	R: 0 E: 0 K: 0 S: 13	H: 1 LOB: 2 BB: 2 P: 28	R: 0 E: 0 K: 0 S: 8	H: 0 LOB: 0 BB: 0 P: 13	R: 0 E: 0 K: 0 S: 6	H: 0 LOB: 0 BB: 0 P: 9	R: 1 E: 0 K: 2 S: 10	H: 1 LOB: 0 BB: 0 P: 16	1B: 4 2B: 1 3B: 0 HR: 2	SF: 0 SAC: 0 DP: 1 HBP: 0	WP: 0 PB: 0 SB: 3 CS: 2	PA: 42		
PITCHER	IP 6.2	WLS L	BF 31	H 6	R 4	ER 4	SO 6	BB 6	IBB 0	HBP 0	BLK 0	WP 0	HR 1	S 72	P 131	ERA 5.40	WHIP 1.800							
Greg Cadaret, L ERA: 3.25	(1, 1)																							
Shawn Hillegas, R ERA: 9.0	(7, 1)																							

Milwaukee Brewers @ New York Yankees
 Yankee Stadium, Bronx, NY
 Sat May 23 1992, 3:33 AM EDT
 Att. 25,874 - Sunny - 95 F

AB 35
 R 5
 H 7
 RBI 5
 BB 7
 SO 8
 LOB 11

Batter	1	2	3	4	5	6	7	8	9	10	AB	R	H	RBI	BB	SO	LOB							
Mike Gallego, R OBP: 0.357, SLG: 0.333											4	1	1	1	1	0	0							
Don Mattingly, L OBP: 0.298, SLG: 0.378											5	1	2	2	0	0	1							
Roberto Kelly, R OBP: 0.367, SLG: 0.485											4	1	1	1	0	0	1							
Mel Hall, L OBP: 0.269, SLG: 0.444											4	0	0	0	0	1	1							
Danny Tartabull, R OBP: 0.430, SLG: 0.447											4	0	1	0	0	3	0							
Matt Nokes, L OBP: 0.295, SLG: 0.387											4	0	1	0	0	0	1							
Kevin Maas, L OBP: 0.386, SLG: 0.542											4	0	1	0	0	0	1							
Charlie Hayes, R OBP: 0.288, SLG: 0.358											4	1	1	0	0	0	3							
Pat Kelly, R OBP: 0.360, SLG: 0.413											3	0	0	0	0	0	2							
Dion James, L OBP: 0.267, SLG: 0.263											1	0	0	0	0	0	0							
Inning Stats	R: 1 E: 0 K: 0 S: 6	H: 1 LOB: 0 BB: 0 P: 9	R: 0 E: 0 K: 0 S: 8	H: 2 LOB: 1 BB: 0 P: 12	R: 0 E: 0 K: 0 S: 9	H: 0 LOB: 0 BB: 0 P: 12	R: 0 E: 0 K: 1 S: 6	H: 0 LOB: 0 BB: 0 P: 8	R: 0 E: 0 K: 0 S: 8	H: 1 LOB: 1 BB: 0 P: 12	R: 0 E: 0 K: 1 S: 7	H: 0 LOB: 0 BB: 0 P: 11	R: 3 E: 0 K: 1 S: 15	H: 3 LOB: 0 BB: 0 P: 24	R: 0 E: 0 K: 1 S: 6	H: 0 LOB: 0 BB: 0 P: 8	R: 0 E: 0 K: 0 S: 14	H: 0 LOB: 1 BB: 1 P: 25	1B: 4 2B: 2 3B: 0 HR: 2	SF: 0 SAC: 0 DP: 1 HBP: 0	WP: 0 PB: 0 SB: 0 CS: 0	PA: 38		
PITCHER	IP 9.0	WLS W	BF 34	H 8	R 4	ER 4	SO 4	BB 0	IBB 0	HBP 0	BLK 0	WP 0	HR 2	S 75	P 114	ERA 4.00	WHIP 0.889							
Bill Wegman, R ERA: 2.51	(1, 1)																							
Jim Austin, R ERA: 0.60	(10, 1)																							
Jesse Orosco, L ERA: 5.19	(10, 1)																							

Milwaukee Brewers @ New York Yankees
 Yankee Stadium, Bronx, NY
 Sat May 23 1992, 3:33 AM EDT
 Att. 25,874 - Sunny - 95 F

AB 37
 R 4
 H 8
 RBI 4
 BB 1
 SO 4
 LOB 10

Batter	1	2	3	4	5	6	7	8	9	AB	R	H	RBI	BB	SO	LOB	TOP				
Pat Listach, S OBP: 0.369, SLG: 0.370	2-2 HR 1B	0-0 2B 1B		4-2 S BB		4-1 2B E BB	2-2 G1-3			3	3	2	0	2	0	2					
Kevin Seitzer, R OBP: 0.366, SLG: 0.449	1-1 F9	1-0 2B		1-3 K		2-1 E 2B		2-2 F8		5	0	2	3	0	1	3					
Paul Molitor, R OBP: 0.385, SLG: 0.483	1-3 K	3-1 G1-3			0-1 G4-3 2B	4-0 FC5 E IBB		1-3 K		4	1	1	0	1	2	2					
Franklin Stubbs, L OBP: 0.299, SLG: 0.410	1-2 HR		1-0 G5-3		1-2 G4-3 2B	1-0 E5		3-3 K		5	1	1	2	0	1	3					
Robin Yount, R OBP: 0.311, SLG: 0.389	4-2 BB		1-0 L9		2-2 G4-6-3 1B	2-1 FC5		0-0 SH3 1B		4	0	2	1	1	0	3					
Darryl Hamilton, L OBP: 0.287, SLG: 0.282	2-2 G4-3		2-3 K		2-2 G4-6-3 1B	2-2 G4-6-3		0-0 SH3		4	0	0	0	0	1	2					
Dante Bichette, R OBP: 0.347, SLG: 0.374		2-2 G1-3		0-2 S CS 1B		1-1 G6-4-3 1B	4-2 F8 BB	1-1 G6-3		4	0	2	0	1	0	1	AB 37				
B.J. Surhoff, L OBP: 0.183, SLG: 0.170		2-3 K		0-0 F7		2-1 G6-4-3 1B	2-2 F8 BB	1-0 G3-1		5	0	0	0	0	1	4	R 7				
Scott Fletcher, R OBP: 0.357, SLG: 0.397		0-0 1B 2B 1B		1-2 F7		3-1 BB 2B 1B	4-1 BB			3	2	2	0	1	0	1	H 12				
Inning Stats	R: 2 E: 0 K: 1 S: 22	H: 2 LOB: 1 BB: 1 P: 32	R: 2 E: 0 K: 1 S: 11	H: 3 LOB: 1 BB: 0 P: 19	R: 0 E: 0 K: 1 S: 5	H: 0 LOB: 0 BB: 0 P: 9	R: 0 E: 0 K: 1 S: 15	H: 1 LOB: 2 BB: 1 P: 21	R: 1 E: 0 K: 0 S: 12	H: 2 LOB: 0 BB: 0 P: 17	R: 2 E: 1 K: 0 S: 12	H: 3 LOB: 2 BB: 2 P: 31	R: 0 E: 0 K: 0 S: 10	H: 0 LOB: 0 BB: 0 P: 16	R: 0 E: 0 K: 0 S: 5	H: 1 LOB: 1 BB: 0 P: 7	1B: 8 2B: 3 3B: 0 HR: 1	SF: 0 SAC: 1 DP: 2 HBP: 0	WP: 0 PB: 0 CS: 1	PA: 44	
PITCHER	IP WLS BF H R ER SO BB IBB HBP BLK WP HR S P ERA WHIP	IP WLS BF H R ER SO BB IBB HBP BLK WP HR S P ERA WHIP	IP WLS BF H R ER SO BB IBB HBP BLK WP HR S P ERA WHIP	IP WLS BF H R ER SO BB IBB HBP BLK WP HR S P ERA WHIP	IP WLS BF H R ER SO BB IBB HBP BLK WP HR S P ERA WHIP	IP WLS BF H R ER SO BB IBB HBP BLK WP HR S P ERA WHIP	IP WLS BF H R ER SO BB IBB HBP BLK WP HR S P ERA WHIP	IP WLS BF H R ER SO BB IBB HBP BLK WP HR S P ERA WHIP	IP WLS BF H R ER SO BB IBB HBP BLK WP HR S P ERA WHIP	IP WLS BF H R ER SO BB IBB HBP BLK WP HR S P ERA WHIP	IP WLS BF H R ER SO BB IBB HBP BLK WP HR S P ERA WHIP	IP WLS BF H R ER SO BB IBB HBP BLK WP HR S P ERA WHIP	IP WLS BF H R ER SO BB IBB HBP BLK WP HR S P ERA WHIP	IP WLS BF H R ER SO BB IBB HBP BLK WP HR S P ERA WHIP	IP WLS BF H R ER SO BB IBB HBP BLK WP HR S P ERA WHIP	IP WLS BF H R ER SO BB IBB HBP BLK WP HR S P ERA WHIP	IP WLS BF H R ER SO BB IBB HBP BLK WP HR S P ERA WHIP	IP WLS BF H R ER SO BB IBB HBP BLK WP HR S P ERA WHIP	IP WLS BF H R ER SO BB IBB HBP BLK WP HR S P ERA WHIP	IP WLS BF H R ER SO BB IBB HBP BLK WP HR S P ERA WHIP	IP WLS BF H R ER SO BB IBB HBP BLK WP HR S P ERA WHIP

Milwaukee Brewers @ New York Yankees
Yankee Stadium, Bronx, NY
Sun May 24, 1992, 3:33 AM EDT
Att: 25,351 - Sunny - 83 F

AB 37
R 7
H 12
RBI 6
BB 6
SO 6
LOB 21



Batter	1	2	3	4	5	6	7	8	9	AB	R	H	RBI	BB	SO	LOB	BOTTOM					
Mike Gallego, R OBP: 0.364, SLG: 0.321	4-0 2B 1B BB		1-0 G5-3		1-0 E6 2B	1-1 E2 2B 1B		2-2 G6-3		4	2	1	1	1	0	0						
Don Mattingly, L OBP: 0.311, SLG: 0.405	1-2 1B 2B		2-0 P5		1-1 2B	4-2 2B BB		3-1 G3 1B 2B		4	2	3	0	1	0	0						
Roberto Kelly, R OBP: 0.373, SLG: 0.491	1-1 S 1B		2-0 F8		3-1 P6	0-0 1B 2B		4-0 1B G3 IBB		4	0	2	3	1	0	2						
Mel Hall, L OBP: 0.261, SLG: 0.431	2-3 3-H F9			1-1 P5		G3-1 G1-3		2-1 G3		5	0	0	0	0	0	5						
Danny Tartabull, R OBP: 0.438, SLG: 0.449	2-3 K			2-2 1B		2-0 HR 1B	2-3 K	4-0 1B IBB		4	1	2	0	1	2	2						
Matt Nokes, L OBP: 0.299, SLG: 0.414	2-0 G3-1			1-0 F7		1-2 HR	1-2 F7	0-0 1B IBB		5	1	2	3	0	0	3						
Kevin Maas, L OBP: 0.368, SLG: 0.513		2-1 P4		0-0 F9		3-2 F8	2-3 K2-3			4	0	0	0	0	1	1	AB 38					
Charlie Hayes, R OBP: 0.288, SLG: 0.375		2-1 G6-3			1-3 K	2-1 HR		0-1 F8		4	1	1	1	0	1	0	R 8					
Pat Kelly, R OBP: 0.355, SLG: 0.418		3-2 P8			1-2 P4	0-0 E 2B		2-1 F8		4	1	1	0	0	0	0	H 12					
Inning Stats	R: 1 E: 0 K: 1 S: 10	H: 2 LOB: 2 BB: 1 P: 20	R: 0 E: 0 K: 0 S: 8	H: 0 LOB: 0 BB: 0 P: 15	R: 0 E: 0 K: 0 S: 3	H: 0 LOB: 0 BB: 0 P: 8	R: 0 E: 0 K: 0 S: 7	H: 1 LOB: 1 BB: 0 P: 11	R: 0 E: 1 K: 1 S: 11	H: 1 LOB: 2 BB: 0 P: 18	R: 6 E: 1 K: 0 S: 29	H: 6 LOB: 1 BB: 1 P: 47	R: 0 E: 0 K: 2 S: 11	H: 0 LOB: 0 BB: 0 P: 16	R: 0 E: 0 K: 0 S: 7	H: 0 LOB: 0 BB: 0 P: 11	R: 1 E: 0 K: 0 S: 5	H: 2 LOB: 2 BB: 2 P: 18	1B: 5 2B: 5 3B: 0 HR: 2	SF: 0 SAC: 0 DP: 0 HBP: 0	WP: 0 PB: 0 CS: 0	PA: 42
PITCHER	IP WLS BF H R ER SO BB IBB HBP BLK WP HR S P ERA WHIP	IP WLS BF H R ER SO BB IBB HBP BLK WP HR S P ERA WHIP	IP WLS BF H R ER SO BB IBB HBP BLK WP HR S P ERA WHIP	IP WLS BF H R ER SO BB IBB HBP BLK WP HR S P ERA WHIP	IP WLS BF H R ER SO BB IBB HBP BLK WP HR S P ERA WHIP	IP WLS BF H R ER SO BB IBB HBP BLK WP HR S P ERA WHIP	IP WLS BF H R ER SO BB IBB HBP BLK WP HR S P ERA WHIP	IP WLS BF H R ER SO BB IBB HBP BLK WP HR S P ERA WHIP	IP WLS BF H R ER SO BB IBB HBP BLK WP HR S P ERA WHIP	IP WLS BF H R ER SO BB IBB HBP BLK WP HR S P ERA WHIP	IP WLS BF H R ER SO BB IBB HBP BLK WP HR S P ERA WHIP	IP WLS BF H R ER SO BB IBB HBP BLK WP HR S P ERA WHIP	IP WLS BF H R ER SO BB IBB HBP BLK WP HR S P ERA WHIP	IP WLS BF H R ER SO BB IBB HBP BLK WP HR S P ERA WHIP	IP WLS BF H R ER SO BB IBB HBP BLK WP HR S P ERA WHIP	IP WLS BF H R ER SO BB IBB HBP BLK WP HR S P ERA WHIP	IP WLS BF H R ER SO BB IBB HBP BLK WP HR S P ERA WHIP	IP WLS BF H R ER SO BB IBB HBP BLK WP HR S P ERA WHIP	IP WLS BF H R ER SO BB IBB HBP BLK WP HR S P ERA WHIP	IP WLS BF H R ER SO BB IBB HBP BLK WP HR S P ERA WHIP	IP WLS BF H R ER SO BB IBB HBP BLK WP HR S P ERA WHIP	

Milwaukee Brewers @ New York Yankees
Yankee Stadium, Bronx, NY
Sun May 24, 1992, 3:33 AM EDT
Att: 25,351 - Sunny - 83 F

AB 38
R 8
H 12
RBI 8
BB 4
SO 4
LOB 13



Batter	1	2	3	4	5	6	7	8	9	AB	R	H	RBI	BB	SO	LOB	TOP					
Pat Listach, S OBP: 0.375, SLG: 0.366	G6-3		BB		G1-3	K		F8 1B S BB	G4-3 1B	4	2	1	2	2	1	1						
Kevin Seitzer, R OBP: 0.365, SLG: 0.444	G6-3		F8		P2		G1-6-3 1B	BB S 1B	G4-3 1B	6	0	2	2	0	0	3						
Paul Molitor, R OBP: 0.383, SLG: 0.478	G6-3		FC5		F8		G1-6-3 1B	F8 1B	G4-3 1B	6	0	2	1	0	0	4						
Franklin Stubbs, L OBP: 0.301, SLG: 0.397		G4-3		G4-3		1B BB	G1-6-3 1B	G4-3 BB	G3	4	1	0	0	2	0	3						
Greg Vaughn, R OBP: 0.303, SLG: 0.431		F8		1B		P5	K	FC6-4 BB		4	0	1	0	1	1	2						
Dante Bichette, R OBP: 0.384, SLG: 0.392		1B		BB		1B		FC6-4 1B		5	2	4	0	0	0	3						
Darryl Hamilton, L OBP: 0.281, SLG: 0.288 Robin Yount, R OBP: 0.313, SLG: 0.391	G3			BB		1B G4-3 1B		K	3B 1B	2	1	1	1	1	0	1	AB R H RBI BB SO					
B.J. Surhoff, L OBP: 0.200, SLG: 0.189			FC5 G1-3 1B	K		G4-3 S 1B		BB 1B	F9	5	1	3	1	0	1	4						
Scott Fletcher, R OBP: 0.360, SLG: 0.426			G1-3	F7		G4-3		BB 1B	3B	5	2	2	2	0	0	5						
Inning Stats	R: 0 E: 0 K: 0 S: 6	H: 0 LOB: 0 BB: 0 P: 10	R: 0 E: 0 K: 0 S: 8	H: 1 LOB: 1 BB: 0 P: 15	R: 0 E: 0 K: 0 S: 7	H: 1 LOB: 2 BB: 1 P: 14	R: 0 E: 0 K: 1 S: 8	H: 2 LOB: 3 BB: 1 P: 17	R: 0 E: 0 K: 0 S: 14	H: 0 LOB: 0 BB: 0 P: 19	R: 3 E: 0 K: 1 S: 16	H: 3 LOB: 1 BB: 1 P: 27	R: 0 E: 0 K: 1 S: 11	H: 2 LOB: 1 BB: 0 P: 16	R: 4 E: 0 K: 1 S: 19	H: 4 LOB: 3 BB: 3 P: 38	R: 3 E: 0 K: 0 S: 15	H: 4 LOB: 1 BB: 0 P: 25	1B: 16 2B: 3 3B: 1 HR: 0	SF: 0 SAC: 0 DP: 1 HBP: 0	WP: 0 PB: 0 CS: 3	PA: 49
PITCHER	IP	WLS	BF	H	R	ER	SO	BB	IBB	HBP	BLK	WP	HR	S	P	ERA	WHIP					
Scott Kamieniecki, R ERA: 3.74	6.0		30	9	3	3	2	3	0	0	0	0	0	64	109	4.50	2.000					
Rich Monteleone, R ERA: 1.33	1.0		3	1	1	1	1	0	0	0	0	0	0	7	11	9.00	1.000					
Steve Howe, L ERA: 3.91	0.1		3	2	0	0	1	0	0	0	0	0	0	6	6	0.00	6.000					
Steve Farr, R ERA: 1.35	0.1		5	1	3	3	0	3	0	0	0	0	0	11	27	81.00	12.000					
Lee Guetterman, L ERA: 10.25	1.1	W	8	4	3	3	0	0	0	0	0	0	0	16	28	20.25	3.000					

Milwaukee Brewers @ New York Yankees
 Yankee Stadium, Bronx, NY
 Mon May 25 1992, 3:33 AM EDT
 Att: 20,809 - Cloudy - 60 F

AB	43
R	10
H	17
RBI	9
BB	6
SO	4
LOB	27



Batter	1	2	3	4	5	6	7	8	9	AB	R	H	RBI	BB	SO	LOB	BOTTOM						
Mike Gallego, R OBP: 0.395, SLG: 0.485	HR	1B		F8		P2		1B 2B		5	2	3	2	0	0	0							
Don Mattingly, L OBP: 0.318, SLG: 0.407	1B SF8	1B		G3		G3		BB HR IBB		4	2	2	0	1	0	0							
Roberto Kelly, R OBP: 0.368, SLG: 0.483	K	G6-3		E5		K		BB HR 1B		5	1	1	2	0	2	3							
Mel Hall, L OBP: 0.265, SLG: 0.427	1B	1B		G3-1		G3-1		HR BB		4	1	1	0	1	0	1							
Danny Tartabull, R OBP: 0.436, SLG: 0.484	SF8			G4-3 1B		F9		HR		4	2	2	5	0	0	0							
Matt Nokes, L OBP: 0.318, SLG: 0.440	BB	1B		G4-3		1B		1B 2B		5	1	4	0	0	0	1							
Dion James, L OBP: 0.300, SLG: 0.286	BB			2B 1B		K		K		4	2	2	1	1	2	2							
Charlie Hayes, R OBP: 0.293, SLG: 0.385 Randy Velarde, R OBP: 0.266, SLG: 0.308	K			2B		K		F8		4	0	2	1	0	2	4	AB R H RBI BB SO						
Pat Kelly, R OBP: 0.347, SLG: 0.405		P4		G5-3		F9		K		5	1	1	2	0	1	2							
Inning Stats	R: 2 E: 0 K: 2 S: 17	H: 4 LOB: 3 BB: 1 P: 26	R: 0 E: 0 K: 0 S: 6	H: 2 LOB: 0 BB: 0 P: 11	R: 2 E: 0 K: 0 S: 12	H: 3 LOB: 0 BB: 0 P: 18	R: 0 E: 1 K: 0 S: 4	H: 0 LOB: 0 BB: 0 P: 5	R: 0 E: 0 K: 0 S: 6	H: 0 LOB: 0 BB: 0 P: 10	R: 0 E: 0 K: 1 S: 10	H: 0 LOB: 0 BB: 0 P: 13	R: 9 E: 0 K: 2 S: 27	H: 8 LOB: 1 BB: 2 P: 48	R: 3 E: 0 K: 0 S: 15	H: 3 LOB: 0 BB: 0 P: 25	1B: 13 2B: 3 3B: 0 HR: 2	SF: 1 SAC: 0 DP: 1 HBP: 0	WP: 0 PB: 0 CS: 0	PA: 45			
PITCHER	IP	WLS	BF	H	R	ER	SO	BB	IBB	HBP	BLK	WP	HR	S	P	ERA	WHIP						
Chris Bosio, R ERA: 4.71	7.0		34	12	6	6	5	1	0	0	0	0	0	5	11	∞	∞						
Jim Austin, R ERA: 3.29	0.0	L	4	3	1	1	0	0	1	0	0	0	0	3	4	∞	∞						
Doug Henry, R ERA: 4.24	0.0		1	1	2	2	0	0	0	0	0	0	0	3	4	∞	∞						
Jesse Orosco, L ERA: 6.52	1.0		6	2	4	4	2	1	0	0	0	0	0	1	16	30	36.00	3.000					

Milwaukee Brewers @ New York Yankees
 Yankee Stadium, Bronx, NY
 Mon May 25 1992, 3:33 AM EDT
 Att: 20,809 - Cloudy - 60 F

AB	41
R	13
H	18
RBI	13
BB	3
SO	7
LOB	14



Batter	1	2	3	4	5	6	7	8	9	AB	R	H	RBI	BB	SO	LOB	TOP											
Pat Listach, S OBP: 0.371, SLG: 0.362	G1-3			B1	K			S		4	0	1	0	0	1	1	Milwaukee Brewers @ Toronto Blue Jays SkyDome, Toronto, ON Tue May 26 1992, 7:05 PM EDT Att: 49,360 - Dome - 72 F											
Kevin Seitzer, R OBP: 0.374, SLG: 0.449	1B			G6-4-3	1B	P5		1B		3	0	2	0	1	0	0												
Paul Molitor, R OBP: 0.375, SLG: 0.466	K			G6-4-3	1-2	K		P4		4	0	0	0	0	2	3												
Greg Vaughn, R OBP: 0.296, SLG: 0.419		G5-3			G4-3	F7		B5-3		4	0	0	0	0	0	0												
Robin Yount, R OBP: 0.312, SLG: 0.394	K				G6-3	2B		F8		4	1	1	0	0	1	0												
Darryl Hamilton, L OBP: 0.280, SLG: 0.321	G3-1				G6-3	2B		F8		4	1	1	1	0	0	1												
Franklin Stubbs, L OBP: 0.299, SLG: 0.388				F8		2B		G3		3	1	0	0	1	0	0												
B.J. Surhoff, L OBP: 0.203, SLG: 0.202				G4-3		2B		G1-3		3	1	1	2	0	0	0												
Jim Gantner, L OBP: 0.289, SLG: 0.298				G4-3		2B		G1-3		3	0	1	1	0	0	0												
Inning Stats	R: 0 E: 0 K: 1 S: 7	H: 1 LOB: 0 BB: 0 P: 10	R: 0 E: 0 K: 1 S: 7	H: 0 LOB: 0 BB: 0 P: 11	R: 0 E: 0 K: 0 S: 6	H: 0 LOB: 0 BB: 0 P: 10	R: 0 E: 0 K: 0 S: 7	H: 1 LOB: 0 BB: 0 P: 10	R: 3 E: 0 K: 1 S: 16	H: 3 LOB: 1 BB: 1 P: 26	R: 0 E: 0 K: 0 S: 8	H: 0 LOB: 0 BB: 0 P: 14	R: 0 E: 0 K: 0 S: 7	H: 0 LOB: 0 BB: 0 P: 11	R: 0 E: 0 K: 0 S: 10	H: 1 LOB: 2 BB: 1 P: 18	R: 1 E: 0 K: 0 S: 10	H: 1 LOB: 0 BB: 0 P: 15	1B: 3 2B: 3 3B: 0 HR: 1	SF: 0 SAC: 0 DP: 1 HBP: 0	WP: 0 PB: 0 CS: 1	PA: 34						
PITCHER	IP	WLS	BF	H	R	ER	SO	BB	IBB	HBP	BLK	WP	HR	S	P	ERA	WHIP											
Dave Stieb, R ERA: 4.21	(1, 1)	7.0	W	25	5	3	3	4	1	0	0	0	0	0	58	92	3.86	0.857										
David Wells, L ERA: 3.94	(8, 1)	0.2		3	1	0	0	0	0	0	0	0	0	0	8	11	0.00	1.500										
Duane Ward, R ERA: 3.46	(8, 1)	0.1		2	0	0	0	0	1	0	0	0	0	2	7	0.00	3.000											
Tom Henke, R ERA: 3.21	(9, 1)	1.0	S	4	1	1	1	0	0	0	0	0	1	10	15	9.00	1.000											

Batter	1	2	3	4	5	6	7	8	9	AB	R	H	RBI	BB	SO	LOB	BOTTOM											
Devon White, S OBP: 0.309, SLG: 0.363	HR		G3-1		G1-3			F8		4	2	2	0	0	0	0	Milwaukee Brewers @ Toronto Blue Jays SkyDome, Toronto, ON Tue May 26 1992, 7:05 PM EDT Att: 49,360 - Dome - 72 F											
Roberto Alomar, S OBP: 0.405, SLG: 0.459	F7		G3-1		L7			F8		4	0	0	1	0	0	1												
Joe Carter, R OBP: 0.309, SLG: 0.475	HR		P3		G6-4-3			HBP		2	1	1	2	0	0	0												
Dave Winfield, R OBP: 0.385, SLG: 0.503	G1-3		CS		G6-4-3			1-2		2	0	0	0	1	0	1												
Kelly Gruber, R OBP: 0.276, SLG: 0.471	HR		CS		G6-3			F8		3	1	1	1	0	0	0												
Pat Tabler, R OBP: 0.262, SLG: 0.211	F8				F8			L6		3	0	0	0	0	0	0												
Derek Bell, R OBP: 0.230, SLG: 0.218			P2		P4			P4		3	0	0	0	0	0	0												
Pat Borders, R OBP: 0.331, SLG: 0.417		G5-3			HR			G6-3		3	1	1	1	0	0	0												
Manuel Lee, S OBP: 0.315, SLG: 0.318		F8			L9			K		3	0	0	0	0	1	0												
Inning Stats	R: 3 E: 0 K: 0 S: 14	H: 3 LOB: 0 BB: 0 P: 19	R: 0 E: 0 K: 0 S: 4	H: 0 LOB: 0 BB: 0 P: 6	R: 1 E: 0 K: 0 S: 10	H: 1 LOB: 0 BB: 1 P: 20	R: 0 E: 0 K: 0 S: 6	H: 0 LOB: 0 BB: 0 P: 12	R: 1 E: 0 K: 0 S: 10	H: 1 LOB: 0 BB: 0 P: 17	R: 0 E: 0 K: 0 S: 5	H: 0 LOB: 0 BB: 0 P: 11	R: 0 E: 0 K: 0 S: 6	H: 0 LOB: 0 BB: 0 P: 8	R: 0 E: 0 K: 1 S: 6	H: 0 LOB: 0 BB: 0 P: 11	1B: 1 2B: 0 3B: 1 HR: 3	SF: 0 SAC: 0 DP: 1 HBP: 1	WP: 0 PB: 0 CS: 1	PA: 30								
PITCHER	IP	WLS	BF	H	R	ER	SO	BB	IBB	HBP	BLK	WP	HR	S	P	ERA	WHIP											
Ricky Bones, R ERA: 4.64	(1, 1)	7.0	L	26	5	5	5	0	1	0	1	0	0	3	55	93	6.43	0.857										
Dan Plesac, L ERA: 4.94	(8, 1)	1.0		3	0	0	0	1	0	0	0	0	0	6	11	0.00	0.000											

AB	32
R	4
H	7
RBI	4
BB	2
SO	4
LOB	5



Batter	1	2	3	4	5	6	7	8	9	AB	R	H	RBI	BB	SO	LOB	TOP								
Mike Gallego, R (1, 6) OBP: 0.346, SLG: 0.378	1-1 G5-3		2-3 K		1-0 L6		0-0 F9		2-2 G6-3	5	0	0	0	0	1	0	New York Yankees @ Milwaukee Brewers Milwaukee County Stadium, Milwaukee, WI Fri May 29 1992, 8:05 PM EDT Att: 18,682 - Sunny - 71 F								
Don Mattingly, L (1, 3) OBP: 0.307, SLG: 0.393	1-2 G4-3		0-1 F8		1-2 G4-3		1-1 G4-3		0-2 G3-1	5	0	0	0	0	0	0									
Roberto Kelly, R (1, 8) OBP: 0.373, SLG: 0.492	0-0 1B		1-3 K		1-1 HR		3-2 1B		1-1 F8	5	1	3	1	0	1	0									
Mel Hall, L (1, 7) OBP: 0.278, SLG: 0.451	2-1 G3			0-0 1B	0-1 G3		2-1 1B			4	0	2	0	0	0	1									
Danny Tartabull, R (1, 9) OBP: 0.423, SLG: 0.452		3-2 E6 FC5-4 1B		1-0 F9	4-0 1B BB		3-2 P8			3	1	0	0	1	0	3									
Matt Nokes, L (1, 2) OBP: 0.310, SLG: 0.421		1-0 FC5-4 1B		3-3 K	1-1 F8		0-0 P5			4	0	1	0	0	1	2									
Kevin Maas, L (1, 10) OBP: 0.375, SLG: 0.518		2-1 P6		2-2 G4-3	2-0 1B		2-3 K			4	0	1	0	0	1	3									
Charlie Hayes, R (1, 5) OBP: 0.303, SLG: 0.413		1-2 FC5-4 1B		2-2 HR	0-1 FC6-4 1B		2-2 K			4	1	3	2	0	0	2									
Pat Kelly, R (1, 4) OBP: 0.339, SLG: 0.411		2-0 G5-3		1-2 G6-3	0-1 FC6-4 1B		3-2 G6-3			4	0	0	0	0	0	5									
Inning Stats	R: 0 E: 0 K: 0 S: 8	H: 1 LOB: 1 BB: 0 P: 12	R: 0 E: 1 K: 0 S: 16	H: 1 LOB: 2 BB: 0 P: 25	R: 0 E: 0 K: 2 S: 8	H: 0 LOB: 0 BB: 0 P: 11	R: 0 E: 0 K: 1 S: 8	H: 1 LOB: 1 BB: 0 P: 14	R: 1 E: 0 K: 0 S: 10	H: 1 LOB: 0 BB: 0 P: 15	R: 2 E: 0 K: 0 S: 11	H: 3 LOB: 2 BB: 1 P: 19	R: 0 E: 0 K: 1 S: 13	H: 2 LOB: 2 BB: 0 P: 22	R: 0 E: 0 K: 1 S: 12	H: 1 LOB: 1 BB: 0 P: 19	R: 0 E: 0 K: 0 S: 10	H: 0 LOB: 0 BB: 0 P: 13	1B: 8 2B: 0 3B: 0 HR: 2	SF: 0 SAC: 0 DP: 0 HBP: 0	WP: 0 PB: 0 SB: 1 CS: 0	PA: 39			
PITCHER	IP WLS BF H R ER SO BB IBB HBP BLK WP HR S P ERA WHIP	IP WLS BF H R ER SO BB IBB HBP BLK WP HR S P ERA WHIP	IP WLS BF H R ER SO BB IBB HBP BLK WP HR S P ERA WHIP	IP WLS BF H R ER SO BB IBB HBP BLK WP HR S P ERA WHIP	IP WLS BF H R ER SO BB IBB HBP BLK WP HR S P ERA WHIP	IP WLS BF H R ER SO BB IBB HBP BLK WP HR S P ERA WHIP	IP WLS BF H R ER SO BB IBB HBP BLK WP HR S P ERA WHIP	IP WLS BF H R ER SO BB IBB HBP BLK WP HR S P ERA WHIP	IP WLS BF H R ER SO BB IBB HBP BLK WP HR S P ERA WHIP	IP WLS BF H R ER SO BB IBB HBP BLK WP HR S P ERA WHIP	IP WLS BF H R ER SO BB IBB HBP BLK WP HR S P ERA WHIP	IP WLS BF H R ER SO BB IBB HBP BLK WP HR S P ERA WHIP	IP WLS BF H R ER SO BB IBB HBP BLK WP HR S P ERA WHIP	IP WLS BF H R ER SO BB IBB HBP BLK WP HR S P ERA WHIP	IP WLS BF H R ER SO BB IBB HBP BLK WP HR S P ERA WHIP	IP WLS BF H R ER SO BB IBB HBP BLK WP HR S P ERA WHIP	IP WLS BF H R ER SO BB IBB HBP BLK WP HR S P ERA WHIP	IP WLS BF H R ER SO BB IBB HBP BLK WP HR S P ERA WHIP	IP WLS BF H R ER SO BB IBB HBP BLK WP HR S P ERA WHIP	IP WLS BF H R ER SO BB IBB HBP BLK WP HR S P ERA WHIP	IP WLS BF H R ER SO BB IBB HBP BLK WP HR S P ERA WHIP	IP WLS BF H R ER SO BB IBB HBP BLK WP HR S P ERA WHIP	IP WLS BF H R ER SO BB IBB HBP BLK WP HR S P ERA WHIP	IP WLS BF H R ER SO BB IBB HBP BLK WP HR S P ERA WHIP	IP WLS BF H R ER SO BB IBB HBP BLK WP HR S P ERA WHIP

AB	38
R	3
H	10
RBI	3
BB	1
SO	4
LOB	16



Batter	1	2	3	4	5	6	7	8	9	AB	R	H	RBI	BB	SO	LOB	BOTTOM								
Pat Listach, S (1, 6) OBP: 0.381, SLG: 0.368	2-1 1B S 2B 1B			3-1 F8		2-2 CS 1B		0-0 G3-1		1	1	1	0	0	0	0	New York Yankees @ Milwaukee Brewers Milwaukee County Stadium, Milwaukee, WI Fri May 29 1992, 8:05 PM EDT Att: 18,682 - Sunny - 71 F								
Jim Gantner, L (2, 4) OBP: 0.301, SLG: 0.319		0-1 G4-3		1-1 G4-3		3-2 G4-3		2-2 FC5		5	1	2	0	0	0	2									
Kevin Seitzer, R (1, 5) OBP: 0.380, SLG: 0.455	1-2 2B 1B		0-1 S 1B		1-1 G4-3		1-1 F7		1-0 F8 BLK 1B	4	0	2	2	0	0	1									
Paul Molitor, R (1, 3) OBP: 0.378, SLG: 0.485	0-1 1H 3H 2B		1-3 K 1B		3-2 F8		1-1 F8		1-1 1B 2B	4	1	1	0	0	1	3									
Dante Bichette, R (1, 9) OBP: 0.361, SLG: 0.395	2-1 P6		1-2 K 1B		4-0 G4-3		3-2 1B IBB		2-0 2H 1B	2	1	1	1	2	0	1									
Robin Yount, R (1, 10) OBP: 0.318, SLG: 0.385	4-2 FC1-5-2-6 BB		1-0 G4-3		3-2 HR 2B		1-3 1B		2-3 K K	3	1	1	2	1	1	3									
Darryl Hamilton, L (1, 8) OBP: 0.284, SLG: 0.333	0-0 FC1-5-2-6		1-3 HR 2B		3-2 HR 2B		1-2 FC3-2-5-1 1B		1-3 K	4	2	1	0	0	1	5									
Greg Vaughn, R (1, 7) OBP: 0.298, SLG: 0.429	1-0 G6-3		4-0 HR BB		1-0 HR BB		1-1 G6-3		2-3 K	3	1	1	2	1	1	3									
B.J. Surhoff, L (1, 2) OBP: 0.205, SLG: 0.228		2-1 L4		1-0 HR		0-2 L4				4	1	1	3	0	0	1									
Scott Fletcher, R (1, 4) OBP: 0.354, SLG: 0.417		1-1 L4		1-2 G5-3		0-0 G6-3		3-1 FC5 G3-1 1B		4	0	1	0	0	0	0									
Inning Stats	R: 2 E: 0 K: 0 S: 15	H: 3 LOB: 2 BB: 1 P: 25	R: 0 E: 0 K: 0 S: 6	H: 0 LOB: 0 BB: 0 P: 9	R: 0 E: 0 K: 1 S: 9	H: 1 LOB: 1 BB: 0 P: 11	R: 3 E: 0 K: 0 S: 12	H: 2 LOB: 0 BB: 1 P: 25	R: 2 E: 0 K: 0 S: 13	H: 2 LOB: 1 BB: 1 P: 25	R: 0 E: 0 K: 0 S: 7	H: 1 LOB: 0 BB: 0 P: 12	R: 1 E: 0 K: 2 S: 10	H: 2 LOB: 1 BB: 0 P: 17	R: 0 E: 0 K: 0 S: 10	H: 1 LOB: 1 BB: 0 P: 15	R: 0 E: 0 K: 0 S: 10	H: 0 LOB: 0 BB: 0 P: 15	1B: 8 2B: 3 3B: 0 HR: 1	SF: 0 SAC: 0 DP: 0 HBP: 0	WP: 0 PB: 0 SB: 2 CS: 1	PA: 38			
PITCHER	IP WLS BF H R ER SO BB IBB HBP BLK WP HR S P ERA WHIP	IP WLS BF H R ER SO BB IBB HBP BLK WP HR S P ERA WHIP	IP WLS BF H R ER SO BB IBB HBP BLK WP HR S P ERA WHIP	IP WLS BF H R ER SO BB IBB HBP BLK WP HR S P ERA WHIP	IP WLS BF H R ER SO BB IBB HBP BLK WP HR S P ERA WHIP	IP WLS BF H R ER SO BB IBB HBP BLK WP HR S P ERA WHIP	IP WLS BF H R ER SO BB IBB HBP BLK WP HR S P ERA WHIP	IP WLS BF H R ER SO BB IBB HBP BLK WP HR S P ERA WHIP	IP WLS BF H R ER SO BB IBB HBP BLK WP HR S P ERA WHIP	IP WLS BF H R ER SO BB IBB HBP BLK WP HR S P ERA WHIP	IP WLS BF H R ER SO BB IBB HBP BLK WP HR S P ERA WHIP	IP WLS BF H R ER SO BB IBB HBP BLK WP HR S P ERA WHIP	IP WLS BF H R ER SO BB IBB HBP BLK WP HR S P ERA WHIP	IP WLS BF H R ER SO BB IBB HBP BLK WP HR S P ERA WHIP	IP WLS BF H R ER SO BB IBB HBP BLK WP HR S P ERA WHIP	IP WLS BF H R ER SO BB IBB HBP BLK WP HR S P ERA WHIP	IP WLS BF H R ER SO BB IBB HBP BLK WP HR S P ERA WHIP	IP WLS BF H R ER SO BB IBB HBP BLK WP HR S P ERA WHIP	IP WLS BF H R ER SO BB IBB HBP BLK WP HR S P ERA WHIP	IP WLS BF H R ER SO BB IBB HBP BLK WP HR S P ERA WHIP	IP WLS BF H R ER SO BB IBB HBP BLK WP HR S P ERA WHIP	IP WLS BF H R ER SO BB IBB HBP BLK WP HR S P ERA WHIP	IP WLS BF H R ER SO BB IBB HBP BLK WP HR S P ERA WHIP	IP WLS BF H R ER SO BB IBB HBP BLK WP HR S P ERA WHIP	IP WLS BF H R ER SO BB IBB HBP BLK WP HR S P ERA WHIP

AB	35
R	8
H	12
RBI	8
BB	3
SO	3
LOB	17



Batter	1	2	3	4	5	6	7	8	9	AB	R	H	RBI	BB	SO	LOB	TOP								
Andy Stankiewicz, R OBP: 0.410, SLG: 0.466 (1, 6)	0-0 P9		2-2 G4-3			1-1 P1		3-2 F9		4	0	0	0	0	0	1									
Don Mattingly, L OBP: 0.308, SLG: 0.422 (1, 10)	1-0 G3			2-1 F8		1-0 1B			0-0 HR	4	1	2	1	0	0	0									
Danny Tartabull, R OBP: 0.410, SLG: 0.429 (1, 9)	3-2 F9			0-0 P3		0-0 F9			0-0 F8	4	0	0	0	0	0	1									
Mel Hall, L OBP: 0.276, SLG: 0.443 (1, 7)		1-1 G4-3		3-0 G4-3			2-0 2B		2-2 G5-3	4	0	1	0	0	0	0									
Kevin Maas, L OBP: 0.375, SLG: 0.533 (1, 3)		0-1 G4-3			2-1 G4-3		0-0 P3		0-3 K	4	0	0	0	0	1	1									
Mike Stanley, R OBP: 0.390, SLG: 0.344 (1, 2)		2-1 G6-3			4-2 BB		2-3 K			2	0	0	0	1	1	1									
Dion James, L OBP: 0.310, SLG: 0.327 (1, 8)			1-2 G6-3		1-1 P4		0-0 F8			3	0	0	0	0	0	2									
Charlie Hayes, R OBP: 0.302, SLG: 0.425 (1, 5)			2-0 1B		3-3 K			3-3 K		3	0	1	0	0	2	1									
Mike Gallego, R OBP: 0.350, SLG: 0.365 (1, 4)			1-3 K			0-0 G5-3		1-3 K		3	0	0	0	0	2	1									
Inning Stats	R: 0 E: 0 K: 0 S: 5	H: 0 LOB: 0 BB: 0 P: 9	R: 0 E: 0 K: 0 S: 6	H: 0 LOB: 0 BB: 0 P: 9	R: 0 E: 0 K: 1 S: 12	H: 1 LOB: 1 BB: 0 P: 18	R: 0 E: 0 K: 0 S: 4	H: 0 LOB: 0 BB: 0 P: 9	R: 0 E: 0 K: 1 S: 10	H: 0 LOB: 1 BB: 1 P: 20	R: 0 E: 0 K: 0 S: 5	H: 1 LOB: 1 BB: 0 P: 7	R: 0 E: 0 K: 1 S: 6	H: 1 LOB: 1 BB: 0 P: 10	R: 0 E: 0 K: 2 S: 11	H: 0 LOB: 0 BB: 0 P: 18	R: 1 E: 0 K: 1 S: 8	H: 1 LOB: 0 BB: 0 P: 10	1B: 2 2B: 1 3B: 0 HR: 1	SF: 0 SAC: 0 DP: 0 HBP: 0	WP: 0 PB: 0 SB: 1 CS: 0	PA: 32			
PITCHER	IP	WLS	BF	H	R	ER	SO	BB	IBB	HBP	BLK	WP	HR	S	P	ERA	WHIP								
Ricky Bones, R ERA: 4.03 (1, 1)	8.2		31	4	1	1	5	1	0	0	0	0	1	64	107	1.04	0.577								
Jesse Orosco, L ERA: 5.73 (9, 1)	0.1	W	1	0	0	0	1	0	0	0	0	0	0	3	3	0.00	0.000								

New York Yankees @ Milwaukee Brewers
Milwaukee County Stadium, Milwaukee, WI
Sun May 31 1992, 4:33 AM EDT
Att: 35,124 - Sunny - 73 F

AB 31
R 1
H 4
RBI 1
BB 1
SO 6
LOB 8



Batter	1	2	3	4	5	6	7	8	9	AB	R	H	RBI	BB	SO	LOB	BOTTOM								
Darryl Hamilton, L OBP: 0.291, SLG: 0.340 (1, 9)	1-0 G6-3			2-2 G1-3		1-1 BB		2-1 F7		4	0	1	0	0	0	0									
Kevin Seitzer, R OBP: 0.365, SLG: 0.434 (1, 5)	1-1 F7			1-2 G4-3		0-1 L4		1-0 G6-3		4	0	0	0	0	0	2									
Paul Molitor, R OBP: 0.380, SLG: 0.491 (1, 3)	1-1 G6-3			1-0 1B		4-0 BB			1-2 F8	3	0	1	0	1	0	0									
Greg Vaughn, R OBP: 0.296, SLG: 0.414 (1, 7)		2-1 G5-3		0-1 P4		4-2 BB			4-2 S	2	1	0	1	2	0	1									
Robin Yount, R OBP: 0.316, SLG: 0.371 (1, 8)		3-0 P5			1-1 G5-3		1-1 F9		2-2 G6-3	4	0	0	0	0	0	4									
B.J. Surhoff, L OBP: 0.207, SLG: 0.237 (1, 10)		0-0 G6-3			1-2 G6-3		2-2 G4-3		0-1 1B	4	0	1	1	0	0	0									
Dave Nilsson, L OBP: 0.292, SLG: 0.409 (1, 2)			3-2 G4-3		1-1 P7		1-1 CS			3	0	1	0	0	0	0									
Scott Fletcher, R OBP: 0.360, SLG: 0.430 (1, 6)			1-2 G6-3			2-1 2B			2-2 G6-3	3	1	1	0	0	0	1									
Jim Gantner, L OBP: 0.287, SLG: 0.303 (1, 4)			1-1 F7			2-1 P5		0-0 L9		3	0	0	0	0	0	1									
Inning Stats	R: 0 E: 0 K: 0 S: 5	H: 0 LOB: 0 BB: 0 P: 8	R: 0 E: 0 K: 0 S: 4	H: 0 LOB: 0 BB: 0 P: 9	R: 0 E: 0 K: 0 S: 8	H: 0 LOB: 0 BB: 0 P: 13	R: 0 E: 0 K: 0 S: 9	H: 1 LOB: 1 BB: 0 P: 13	R: 0 E: 0 K: 0 S: 7	H: 0 LOB: 0 BB: 0 P: 10	R: 1 E: 0 K: 0 S: 13	H: 2 LOB: 3 BB: 2 P: 27	R: 0 E: 0 K: 0 S: 9	H: 1 LOB: 0 BB: 0 P: 14	R: 0 E: 0 K: 0 S: 4	H: 0 LOB: 0 BB: 0 P: 7	R: 1 E: 0 K: 0 S: 10	H: 1 LOB: 1 BB: 1 P: 17	1B: 3 2B: 2 3B: 0 HR: 0	SF: 0 SAC: 0 DP: 0 HBP: 0	WP: 0 PB: 0 SB: 1 CS: 1	PA: 33			
PITCHER	IP	WLS	BF	H	R	ER	SO	BB	IBB	HBP	BLK	WP	HR	S	P	ERA	WHIP								
Scott Kamieniecki, R ERA: 3.4 (1, 1)	8.2	L	33	5	2	2	0	2	1	0	0	0	0	69	118	2.08	0.808								

New York Yankees @ Milwaukee Brewers
Milwaukee County Stadium, Milwaukee, WI
Sun May 31 1992, 4:33 AM EDT
Att: 35,124 - Sunny - 73 F

AB 30
R 2
H 5
RBI 2
BB 3
SO 0
LOB 9



Batter	1	2	3	4	5	6	7	8	9	AB	R	H	RBI	BB	SO	LOB	TOP										
Tony Phillips, S OBP: 0.392, SLG: 0.396 (1, 5)										5	0	1	0	0	1	2	Detroit Tigers @ Milwaukee Brewers Milwaukee County Stadium, Milwaukee, WI Mon Jun 01 1992, 8:05 PM EDT Att: 10,933 - Cloudy - 67 F										
Lou Whitaker, L OBP: 0.366, SLG: 0.425 (1, 4)										3	0	1	0	1	0	0											
Travis Fryman, R OBP: 0.329, SLG: 0.448 (1, 6)										4	1	1	1	0	1	3											
Cecil Fielder, R OBP: 0.290, SLG: 0.439 (1, 3)										4	0	1	0	0	1	2											
Mickey Tettleton, S OBP: 0.337, SLG: 0.465 (1, 2)										4	1	1	1	0	1	1											
Rob Deer, R OBP: 0.301, SLG: 0.561 (1, 9)										4	0	0	0	0	1	0											
Dave Bergman, L OBP: 0.351, SLG: 0.396 (1, 10)										3	0	2	0	1	0	0											
Phil Clark, R OBP: 0.333, SLG: 0.778 (1, 7)										4	0	1	0	0	0	2											
Mitt Cuyler, S OBP: 0.250, SLG: 0.321 (1, 8)										4	0	2	0	0	0	2											
Inning Stats	R: 1 E: 0 K: 2 S: 11	H: 2 LOB: 1 BB: 0 P: 15	R: 0 E: 0 K: 0 S: 5	H: 0 LOB: 0 BB: 0 P: 7	R: 0 E: 0 K: 0 S: 5	H: 1 LOB: 1 BB: 1 P: 13	R: 1 E: 0 K: 1 S: 12	H: 1 LOB: 1 BB: 1 P: 20	R: 0 E: 1 K: 1 S: 15	H: 2 LOB: 2 BB: 0 P: 22	R: 0 E: 0 K: 1 S: 8	H: 0 LOB: 0 BB: 0 P: 13	R: 0 E: 0 K: 0 S: 5	H: 0 LOB: 0 BB: 0 P: 6	R: 0 E: 0 K: 0 S: 10	H: 2 LOB: 1 BB: 0 P: 14	1B: 7 2B: 1 3B: 0 HR: 2	SF: 0 SAC: 0 DP: 2 HBP: 0	WP: 0 PB: 1 SB: 0 CS: 1	PA: 37							
PITCHER	IP	WLS	BF	H	R	ER	SO	BB	IBB	HBP	BLK	WP	HR	S	P	ERA	WHIP										
Jaime Navarro, R ERA: 3.97 (1, 1)	8.0	W	33	8	2	2	5	2	0	0	0	0	2	71	113	2.25	1.250										
Darren Holmes, R ERA: 1.99 (9, 1)	1.0		4	2	0	0	0	0	0	0	0	0	0	10	14	0.00	2.000										

Batter	1	2	3	4	5	6	7	8	9	AB	R	H	RBI	BB	SO	LOB	BOTTOM										
Scott Fletcher, R OBP: 0.367, SLG: 0.446 (1, 6)										4	2	2	1	0	1	0	Detroit Tigers @ Milwaukee Brewers Milwaukee County Stadium, Milwaukee, WI Mon Jun 01 1992, 8:05 PM EDT Att: 10,933 - Cloudy - 67 F										
Kevin Seitzer, R OBP: 0.367, SLG: 0.435 (1, 5)										4	1	2	0	0	0	0											
Paul Moltitor, R OBP: 0.382, SLG: 0.500 (1, 10)										3	2	2	1	0	0	0											
Greg Vaughn, R OBP: 0.300, SLG: 0.412 (1, 7)										3	0	1	2	1	2	1											
Robin Yount, R OBP: 0.319, SLG: 0.371 (1, 8)										3	0	1	0	1	0	2											
Franklin Stubbs, L OBP: 0.288, SLG: 0.377 (1, 3)										4	0	0	0	0	3	6											
Dante Bichette, R OBP: 0.340, SLG: 0.371 (1, 9)										4	0	0	0	0	0	1											
B.J. Surhoff, L OBP: 0.215, SLG: 0.244 (1, 2)										4	1	2	0	0	0	0											
Jim Gantner, L OBP: 0.278, SLG: 0.293 (1, 4)										4	0	0	0	0	0	2											
Inning Stats	R: 1 E: 0 K: 2 S: 10	H: 3 LOB: 2 BB: 0 P: 17	R: 0 E: 0 K: 0 S: 9	H: 1 LOB: 0 BB: 0 P: 13	R: 0 E: 0 K: 0 S: 7	H: 0 LOB: 0 BB: 0 P: 13	R: 0 E: 0 K: 2 S: 9	H: 0 LOB: 1 BB: 1 P: 18	R: 0 E: 0 K: 1 S: 7	H: 0 LOB: 0 BB: 0 P: 8	R: 1 E: 0 K: 1 S: 13	H: 2 LOB: 1 BB: 0 P: 22	R: 4 E: 1 K: 0 S: 16	H: 4 LOB: 2 BB: 1 P: 31	R: 0 E: 0 K: 0 S: 3	H: 0 LOB: 0 BB: 0 P: 4	1B: 8 2B: 2 3B: 0 HR: 0	SF: 1 SAC: 0 DP: 1 HBP: 0	WP: 0 PB: 0 SB: 0 CS: 0	PA: 36							
PITCHER	IP	WLS	BF	H	R	ER	SO	BB	IBB	HBP	BLK	WP	HR	S	P	ERA	WHIP										
Scott Aldred, L ERA: 6.14 (1, 1)	6.2	L	28	8	4	4	6	1	0	0	0	0	0	65	106	5.40	1.350										
John Doherty, R ERA: 3.9 (7, 1)	0.1		5	2	2	0	0	1	0	0	0	0	0	6	16	0.00	9.000										
Kurt Knudsen, R ERA: 1.5 (8, 1)	1.0		3	0	0	0	0	0	0	0	0	0	0	3	4	0.00	0.000										

Batter	1	2	3	4	5	6	7	8	9	AB	R	H	RBI	BB	SO	LOB	TOP				
Tony Phillips, S OBP: 0.390, SLG: 0.389 (1, 5)	G4-3		1B 2B BB		B1-3		F8			3	1	0	0	1	0	1	Detroit Tigers @ Milwaukee Brewers Milwaukee County Stadium, Milwaukee, WI Tue Jun 02 1992, 8:05 PM EDT Att: 14,064 - Sunny - 75 F				
Lou Whitaker, L OBP: 0.359, SLG: 0.413 (1, 4)	K		F7		F8			K		4	0	0	0	0	2	3					
Travis Fryman, R OBP: 0.332, SLG: 0.455 (1, 6)	G6-3		2B 1-3 2-H 3-H 1-1		2B			K		4	0	2	2	0	1	0					
Cecil Fielder, R OBP: 0.294, SLG: 0.447 (1, 3)		G6-3	1-3 2B		K			1B		4	0	2	1	0	1	1					
Mickey Tettleton, S OBP: 0.330, SLG: 0.454 (1, 2)	F9		K			G6-3		K		4	0	0	0	0	2	3					
Mark Carreon, R OBP: 0.308, SLG: 0.422 (1, 7)	L8		P5		L8				F8	4	0	0	0	0	0	2					
Dave Bergman, L OBP: 0.344, SLG: 0.302 (1, 10)			1B 2B	F8		K		G4-3		4	1	1	0	0	1	0					
Rob Deer, R OBP: 0.300, SLG: 0.553 (1, 9)			1B 2B 1B	K			K		K	4	1	1	0	0	3	0					
Mitt Cuyler, S OBP: 0.259, SLG: 0.336 (1, 8)			1B 2B	F8			CS 1B			3	1	2	1	0	0	0					
Inning Stats	R: 0 E: 0 K: 1 S: 9	H: 0 LOB: 0 BB: 0 P: 17	R: 0 E: 0 K: 0 S: 4	H: 0 LOB: 0 BB: 0 P: 6	R: 4 E: 0 K: 1 S: 22	H: 5 LOB: 2 BB: 1 P: 39	R: 0 E: 0 K: 1 S: 7	H: 0 LOB: 0 BB: 0 P: 9	R: 0 E: 0 K: 1 S: 8	H: 1 LOB: 1 BB: 0 P: 11	R: 0 E: 0 K: 1 S: 10	H: 1 LOB: 1 BB: 0 P: 14	R: 0 E: 0 K: 3 S: 12	H: 1 LOB: 1 BB: 0 P: 18	R: 0 E: 0 K: 1 S: 6	H: 0 LOB: 0 BB: 0 P: 9	1B: 5 2B: 3 3B: 0 HR: 0	SF: 0 SAC: 0 DP: 0 HBP: 0	WP: 0 PB: 0 SB: 0 CS: 1	PA: 35	
PITCHER	IP	WLS	BF	H	R	ER	SO	BB	IBB	HBP	BLK	WP	HR	S	P	ERA	WHIP				
Ron Robinson, R ERA: 7.82 (1, 1)	2.1		13	5	4	4	1	1	0	0	0	0	0	24	48	15.43	2.571				
Jim Austin, R ERA: 2.5 (3, 1)	2.2		9	1	0	0	3	0	0	0	0	0	0	26	34	0.00	0.375				
Jesse Orosco, L ERA: 4.73 (6, 1)	2.1	W	7	1	0	0	3	0	0	0	0	0	0	19	25	0.00	0.429				
Doug Henry, R ERA: 3.38 (8, 1)	1.2	S	6	1	0	0	3	0	0	0	0	0	0	15	22	0.00	0.600				

Batter	1	2	3	4	5	6	7	8	9	AB	R	H	RBI	BB	SO	LOB	BOTTOM				
Scott Fletcher, R OBP: 0.362, SLG: 0.437 (1, 6)	F9	K			G3-1		1B			4	0	1	1	0	1	2	Detroit Tigers @ Milwaukee Brewers Milwaukee County Stadium, Milwaukee, WI Tue Jun 02 1992, 8:05 PM EDT Att: 14,064 - Sunny - 75 F				
Kevin Seitzer, R OBP: 0.365, SLG: 0.428 (1, 5)	G4-3	G6-4-3			L9		BB			3	0	0	0	1	0	2					
Paul Molitor, R OBP: 0.385, SLG: 0.500 (1, 10)	1B				K		F8			4	1	2	0	0	1	2					
Greg Vaughn, R OBP: 0.299, SLG: 0.408 (1, 7)	CS 1B				F7			G1-3		4	0	1	1	0	1	1					
Robin Yount, R OBP: 0.318, SLG: 0.368 (1, 8)	CS	BB 2B 1B			K		G6-3	P4		4	1	1	0	0	1	1					
Franklin Stubbs, L OBP: 0.288, SLG: 0.369 (1, 3)		2B BB			F9		F7	G4-3		3	1	0	0	1	0	1					
Dante Bichette, R OBP: 0.347, SLG: 0.385 (1, 9)		1B 2B			F8 1B		F9			3	1	2	2	0	0	0					
B.J. Surhoff, L OBP: 0.218, SLG: 0.246 (1, 2)		1B 1B			P5		G4-3			3	0	1	0	0	0	1					
Jim Gantner, L OBP: 0.287, SLG: 0.310 (1, 4)		G6-4-3 1B			F8		1B 2B			3	1	2	1	0	0	1					
Inning Stats	R: 1 E: 0 K: 0 S: 15	H: 2 LOB: 0 BB: 0 P: 26	R: 3 E: 0 K: 1 S: 12	H: 4 LOB: 1 BB: 1 P: 18	R: 0 E: 0 K: 1 S: 10	H: 1 LOB: 1 BB: 0 P: 13	R: 0 E: 0 K: 0 S: 3	H: 1 LOB: 0 BB: 0 P: 4	R: 0 E: 0 K: 1 S: 12	H: 0 LOB: 0 BB: 0 P: 18	R: 0 E: 0 K: 1 S: 10	H: 0 LOB: 0 BB: 0 P: 15	R: 1 E: 0 K: 0 S: 13	H: 2 LOB: 2 BB: 1 P: 21	R: 0 E: 0 K: 0 S: 5	H: 0 LOB: 0 BB: 0 P: 10	1B: 8 2B: 2 3B: 0 HR: 0	SF: 0 SAC: 0 DP: 1 HBP: 0	WP: 0 PB: 0 SB: 1 CS: 1	PA: 34	
PITCHER	IP	WLS	BF	H	R	ER	SO	BB	IBB	HBP	BLK	WP	HR	S	P	ERA	WHIP				
Mark Leiter, R ERA: 3.86 (1, 1)	6.2	L	28	10	5	5	4	1	0	0	0	0	0	70	106	6.75	1.650				
Walt Terrell, R ERA: 6.55 (7, 1)	1.1		5	0	0	0	0	1	0	0	0	0	0	10	19	0.00	0.750				

AB	34
R	4
H	8
RBI	4
BB	1
SO	10
LOB	10



Batter	1	2	3	4	5	6	7	8	9	AB	R	H	RBI	BB	SO	LOB	TOP										
Tony Phillips, S OBP: 0.390, SLG: 0.392 Scott Livingstone, L OBP: 0.256, SLG: 0.260	E6 1B			HR BB	K			2B 2B	K	4	3	1	0	1	1	4											
Lou Whitaker, L OBP: 0.356, SLG: 0.406	F7 1B	G3		P7				L7	P8	5	2	1	0	1	0	4											
Travis Fryman, R OBP: 0.333, SLG: 0.458	1B BB	L5		F9				WP 2B		5	1	2	2	0	0	2											
Cecil Fielder, R OBP: 0.303, SLG: 0.488	BB 1B	F8		HR				F7		5	3	3	5	0	0	1											
Mickey Tettleton, S OBP: 0.332, SLG: 0.446	BB 1B		P9	K				WP BB		3	1	0	0	2	1	0											
Dave Bergman, L OBP: 0.318, SLG: 0.276	F7		G3-1		K			L6		5	0	0	0	0	2	5											
Mark Carreon, R OBP: 0.323, SLG: 0.434	K		BB 1B		1B 1B			L1-3 1B	1B	5	0	4	0	0	1	3											
Rob Deer, R OBP: 0.303, SLG: 0.543	1B BB		BB 1B		F7			F7		3	0	0	1	2	1	3											
Mitt Cuyler, S OBP: 0.270, SLG: 0.345	1B		K		1B			L1-3		5	0	3	2	0	1	3											
Inning Stats	R: 5 E: 1 K: 1 S: 23	H: 4 LOB: 2 BB: 2 P: 41	R: 0 E: 0 K: 0 S: 7	H: 0 LOB: 0 BB: 0 P: 13	R: 0 E: 0 K: 1 S: 8	H: 1 LOB: 2 BB: 1 P: 16	R: 2 E: 0 K: 1 S: 11	H: 1 LOB: 0 BB: 1 P: 18	R: 0 E: 0 K: 2 S: 14	H: 2 LOB: 2 BB: 0 P: 22	R: 0 E: 0 K: 1 S: 8	H: 1 LOB: 0 BB: 0 P: 9	R: 1 E: 0 K: 0 S: 14	H: 2 LOB: 2 BB: 1 P: 26	R: 0 E: 0 K: 1 S: 14	H: 2 LOB: 0 BB: 0 P: 20	1B: 10 2B: 3 3B: 0 HR: 2	SF: 0 SAC: 0 DP: 1 HBP: 0	WP: 1 PB: 0 SB: 0 CS: 0	PA: 47							
PITCHER	IP	WLS	BF	H	R	ER	SO	BB	IBB	HBP	BLK	WP	HR	S	P	ERA	WHIP										
Bill Wegman, R ERA: 2.77	4.0	L	23	6	7	3	3	4	0	0	0	0	1	49	88	6.75	2.500										
Bruce Ruffin, L ERA: 6.92	2.0		10	3	2	2	3	1	0	0	0	0	1	28	45	9.00	2.000										
Mike Fetters, R ERA:	1.0		3	1	0	0	1	0	0	0	0	0	0	8	9	0.00	1.000										
Doug Henry, R ERA: 3.63	1.0		6	2	1	1	0	1	0	0	0	1	0	14	26	9.00	3.000										
Dan Plesac, L ERA: 4.6	1.0		5	2	0	0	1	0	0	0	0	0	0	14	20	0.00	2.000										

Detroit Tigers @ Milwaukee Brewers
Milwaukee County Stadium, Milwaukee, WI
Wed Jun 03 1992, 4:33 AM EDT
Att: 19,026 - Sunny - 79 F


AB 41
R 10
H 14
RBI 10
BB 6
SO 8
LOB 27



Batter	1	2	3	4	5	6	7	8	9	AB	R	H	RBI	BB	SO	LOB	BOTTOM										
Darryl Hamilton, L OBP: 0.287, SLG: 0.333	FC6-4 SF7 1B		F8	FC5-4 1-2 2-3 3-H		G4-3			G3-1	5	1	1	1	0	0	4											
Kevin Seitzer, R OBP: 0.371, SLG: 0.426	FC6-4 BB		L9	FC5-4 1B		L4		CS BB		3	0	1	0	2	0	2											
Paul Molitor, R OBP: 0.377, SLG: 0.489	FC6-4		FC5-4		L1		F9			4	0	0	0	0	0	4											
Greg Vaughn, R OBP: 0.293, SLG: 0.401	SF7		F8		G5-3		F7			3	0	0	1	0	0	2											
Robin Yount, R OBP: 0.322, SLG: 0.388	K			1B 1B	G4-3		CS	HR		4	2	2	1	0	1	1											
B.J. Surhoff, L OBP: 0.225, SLG: 0.254		G6-3		E FC5-4 1B		FC1-6 1B		F9		4	1	2	0	0	0	0											
Scott Fletcher, R OBP: 0.357, SLG: 0.429		G1-3		FC5-4 E 1B		F9		L9		4	0	1	1	0	0	1											
Dave Nilsson, L OBP: 0.321, SLG: 0.423				P5		FC1-6 1B		L1		4	0	2	0	0	0	2											
Jim Gantner, L OBP: 0.283, SLG: 0.305 Pat Listach, S OBP: 0.376, SLG: 0.363	F7		E6 FC5-4		FC1-6		G6-3			2	0	0	0	0	0	3											
Inning Stats	R: 1 E: 0 K: 1 S: 16	H: 1 LOB: 1 BB: 1 P: 26	R: 0 E: 0 K: 0 S: 13	H: 1 LOB: 0 BB: 0 P: 19	R: 0 E: 0 K: 0 S: 8	H: 1 LOB: 1 BB: 0 P: 11	R: 2 E: 1 K: 0 S: 16	H: 3 LOB: 2 BB: 0 P: 21	R: 0 E: 0 K: 0 S: 6	H: 0 LOB: 0 BB: 0 P: 9	R: 0 E: 0 K: 0 S: 10	H: 2 LOB: 2 BB: 0 P: 17	R: 0 E: 0 K: 0 S: 5	H: 0 LOB: 0 BB: 1 P: 11	R: 1 E: 0 K: 0 S: 10	H: 1 LOB: 0 BB: 0 P: 17	R: 0 E: 0 K: 0 S: 9	H: 0 LOB: 0 BB: 0 P: 11	1B: 8 2B: 0 3B: 0 HR: 1	SF: 1 SAC: 0 DP: 0 HBP: 0	WP: 0 PB: 0 SB: 1 CS: 1	PA: 39					
PITCHER	IP	WLS	BF	H	R	ER	SO	BB	IBB	HBP	BLK	WP	HR	S	P	ERA	WHIP										
Kevin Ritz, R ERA: 6.68	1.1																										
Mike Munoz, L ERA: 3.49	0.2		2	0	0	0	0	0	0	0	0	0	0	3	5	0.00	0.000										
Kurt Knudsen, R ERA: 1.93	2.0		7	1	1	1	0	1	0	0	0	0	1	15	28	4.50	1.000										
Mike Henneman, R ERA: 4.43	1.0		3	0	0	0	0	0	0	0	0	0	0	9	11	0.00	0.000										

Detroit Tigers @ Milwaukee Brewers
Milwaukee County Stadium, Milwaukee, WI
Wed Jun 03 1992, 4:33 AM EDT
Att: 19,026 - Sunny - 79 F

AB 35
R 4
H 9
RBI 4
BB 2
SO 1
LOB 21




Batter	1	2	3	4	5	6	7	8	9	AB	R	H	RBI	BB	SO	LOB	TOP					
Luis Polonia, L (1, 7) OBP: 0.337, SLG: 0.319	G3		G4-3		FC1-5			G5-3		4	0	0	0	0	0	2	California Angels @ Milwaukee Brewers Milwaukee County Stadium, Milwaukee, WI Fri Jun 05 1992, 8:05 PM EDT Att: 14,155 - Sunny - 70 F					
Chad Curtis, R (1, 8) OBP: 0.356, SLG: 0.402	F9				L9			F7		4	0	0	0	0	2							
Von Hayes, L (1, 9) OBP: 0.318, SLG: 0.384	G4-3				1B			F7		4	1	1	0	0	0							
Hubie Brooks, R (1, 10) OBP: 0.255, SLG: 0.361					K			K		4	0	0	0	0	3							
Alvin Davis, L (1, 3) OBP: 0.393, SLG: 0.405					1B			G1-3		4	0	1	1	0	0							
Lance Parrish, R (1, 2) OBP: 0.270, SLG: 0.398					1B			F8		3	0	1	0	0	0							
Rene Gonzales, R (1, 5) OBP: 0.353, SLG: 0.467					K			P3		3	0	0	0	0	1							
Luis Sojo, R (1, 4) OBP: 0.455, SLG: 0.455					F7			G6-3		3	0	1	0	0	0							
Gary Disarcina, R (1, 6) OBP: 0.335, SLG: 0.338					G5-3			G6-3		3	0	1	0	0	0							
Inning Stats	R: 0 E: 0 K: 0 S: 8	H: 0 LOB: 0 BB: 0 P: 11	R: 0 E: 1 K: 0 S: 7	H: 0 LOB: 1 BB: 0 P: 9	R: 0 E: 0 K: 0 S: 5	H: 0 LOB: 0 BB: 0 P: 6	R: 1 E: 0 K: 2 S: 12	H: 3 LOB: 2 BB: 0 P: 18	R: 0 E: 0 K: 0 S: 6	H: 2 LOB: 1 BB: 0 P: 9	R: 0 E: 0 K: 1 S: 10	H: 0 LOB: 0 BB: 0 P: 15	R: 0 E: 0 K: 0 S: 4	H: 0 LOB: 0 BB: 0 P: 9	R: 0 E: 0 K: 0 S: 5	H: 0 LOB: 0 BB: 0 P: 7	R: 0 E: 0 K: 1 S: 9	H: 0 LOB: 0 BB: 0 P: 10	1B: 5 2B: 0 3B: 0 HR: 0	SF: 0 SAC: 0 DP: 1 HBP: 0	WP: 0 PB: 0 SB: 1 CS: 0	PA: 32
PITCHER Chris Bosio, R (1, 1) ERA: 5.0	IP: 9.0 WLS: W BF: 32	H: 5 R: 1 ER: 1 SO: 4	BB: 0 IBB: 0 HBP: 0 BLK: 0	WP: 0 HR: 0 S: 66 P: 94	ERA: 1.00 WHIP: 0.556	PITCHER IP: WLS: BF: H: R: ER: SO: BB: IBB: HBP: BLK: WP: HR: S: P: ERA: WHIP																

Batter	1	2	3	4	5	6	7	8	9	AB	R	H	RBI	BB	SO	LOB	BOTTOM			
Pat Listach, S (1, 6) OBP: 0.370, SLG: 0.353	G1-3		F7		FC6-5			F9		4	0	0	0	1	1	2	California Angels @ Milwaukee Brewers Milwaukee County Stadium, Milwaukee, WI Fri Jun 05 1992, 8:05 PM EDT Att: 14,155 - Sunny - 70 F			
Darryl Hamilton, L (1, 8) OBP: 0.292, SLG: 0.336	G4-3		G6-3		1B			G3		5	1	2	1	0	0	2				
Paul Molitor, R (1, 3) OBP: 0.375, SLG: 0.484	G5-3		G6-3		1B			L9		4	1	1	0	0	0	2				
Greg Vaughn, R (1, 7) OBP: 0.292, SLG: 0.398					F9			P4		4	1	1	0	0	1	2				
Tim McIntosh, R (8, 7) OBP: 0.244, SLG: 0.233					K					0	0	0	0	0	0	0				
Robin Yount, R (1, 10) OBP: 0.330, SLG: 0.392					K					3	2	2	0	1	1	1				
Dante Bichette, R (1, 9) OBP: 0.358, SLG: 0.413					2B			F8		3	1	2	4	1	0	1				
B.J. Surhoff, L (1, 2) OBP: 0.232, SLG: 0.260					1B			G4-3		4	0	2	1	0	0	2				
Jim Gantner, L (1, 5) OBP: 0.275, SLG: 0.298					G3			G1-3		3	0	0	1	0	0	1				
Scott Fletcher, R (1, 4) OBP: 0.363, SLG: 0.442					G4-3					4	1	2	0	0	0	3				
Inning Stats	R: 0 E: 0 K: 0 S: 8	H: 0 LOB: 0 BB: 0 P: 10	R: 1 E: 0 K: 1 S: 16	H: 2 LOB: 1 BB: 1 P: 29	R: 0 E: 0 K: 0 S: 10	H: 1 LOB: 0 BB: 0 P: 14	R: 2 E: 0 K: 0 S: 10	H: 2 LOB: 1 BB: 1 P: 17	R: 3 E: 0 K: 1 S: 19	H: 3 LOB: 1 BB: 1 P: 28	R: 1 E: 0 K: 0 S: 9	H: 2 LOB: 1 BB: 0 P: 17	R: 0 E: 0 K: 0 S: 6	H: 1 LOB: 1 BB: 0 P: 10	R: 0 E: 0 K: 1 S: 8	H: 1 LOB: 1 BB: 0 P: 11	1B: 9 2B: 2 3B: 1 HR: 0	SF: 1 SAC: 0 DP: 1 HBP: 0	WP: 1 PB: 0 SB: 2 CS: 0	PA: 38
PITCHER Jim Abbott, L (1, 1) ERA: 3.25 Scott Bailes, L (6, 1) ERA: 5.65 Chuck Crim, R (8, 1) ERA: 5.01	IP: 5.0 WLS: L BF: 25	H: 6 R: 3 ER: 1 SO: 2	BB: 3 IBB: 0 HBP: 0 BLK: 0	WP: 1 HR: 0 S: 63 P: 98	ERA: 10.80 WHIP: 2.200	PITCHER IP: WLS: BF: H: R: ER: SO: BB: IBB: HBP: BLK: WP: HR: S: P: ERA: WHIP														

Batter	1	2	3	4	5	6	7	8	9	AB	R	H	RBI	BB	SO	LOB	TOP										
Luis Polonia, L OBP: 0.335, SLG: 0.318 (1, 7)	F7		G4-3					L7		4	0	1	0	0	0	0	California Angels @ Milwaukee Brewers Milwaukee County Stadium, Milwaukee, WI Sat Jun 06 1992, 8:05 PM EDT Att: 26,543 - Cloudy - 69 F										
Chad Curtis, R OBP: 0.352, SLG: 0.396 (1, 8)	G1-3		K				CS	CS		4	0	1	0	0	1	0											
Von Hayes, L OBP: 0.323, SLG: 0.383 (1, 9)	FC6-4							CS	G3-1	3	0	1	0	1	0	0											
Hubie Brooks, R OBP: 0.255, SLG: 0.374 (1, 10)	FC6-4							CS	K	4	1	1	1	0	1	2											
Alvin Davis, L OBP: 0.375, SLG: 0.385 (1, 3)	F7							CS	G4-3	4	0	0	0	0	0	0											
Rene Gonzales, R OBP: 0.359, SLG: 0.476 (1, 5)	1B							F8		2	1	1	0	1	0	0											
Luis Sojo, R OBP: 0.500, SLG: 0.500 (1, 4)	G6-4-3							CS		3	1	2	0	0	0	0											
Ron Tingley, R OBP: 0.226, SLG: 0.333 (1, 2)	G6-4-3							F8		2	0	0	0	0	0	3											
Gary Disarcina, R OBP: 0.335, SLG: 0.338 (1, 6)	G2-3							G4-3		3	0	1	1	0	0	0											
Inning Stats	R: 0 E: 0 K: 0 S: 9	H: 1 LOB: 1 BB: 0 P: 15	R: 0 E: 0 K: 0 S: 7	H: 1 LOB: 1 BB: 1 P: 14	R: 0 E: 0 K: 1 S: 9	H: 0 LOB: 0 BB: 0 P: 11	R: 0 E: 0 K: 0 S: 9	H: 0 LOB: 0 BB: 1 P: 16	R: 2 E: 1 K: 0 S: 12	H: 3 LOB: 0 BB: 0 P: 16	R: 1 E: 0 K: 0 S: 8	H: 1 LOB: 0 BB: 0 P: 13	R: 0 E: 0 K: 0 S: 8	H: 1 LOB: 0 BB: 0 P: 12	R: 0 E: 0 K: 0 S: 4	H: 1 LOB: 0 BB: 0 P: 7		R: 0 E: 0 K: 1 S: 8	H: 0 LOB: 0 BB: 0 P: 13	1B: 6 2B: 1 3B: 0 HR: 1	SF: 0 SAC: 1 DP: 2 HBP: 0	WP: 0 PB: 0 CS: 3	PA: 34				
PITCHER	IP	WLS	BF	H	R	ER	SO	BB	IBB	HBP	BLK	WP	HR	S	P	ERA	WHIP										
Jaime Navarro, R ERA: 3.81 (1, 1)	8.0	W	29	8	3	2	1	2	0	0	0	0	1	66	104	2.25	1.250										
Doug Henry, R ERA: 3.47 (9, 1)	1.0	S	3	0	0	0	1	0	0	0	0	0	0	8	13	0.00	0.000										

Batter	1	2	3	4	5	6	7	8	9	AB	R	H	RBI	BB	SO	LOB	BOTTOM										
Pat Listach, S OBP: 0.369, SLG: 0.352 (1, 6)	G4-6-3		K					SH1-4		3	0	1	0	0	1	0	California Angels @ Milwaukee Brewers Milwaukee County Stadium, Milwaukee, WI Sat Jun 06 1992, 8:05 PM EDT Att: 26,543 - Cloudy - 69 F										
Kevin Seitzer, R OBP: 0.394, SLG: 0.419 (1, 5)	G4-6-3							SF7		3	0	0	1	0	0	1											
Paul Molitor, R OBP: 0.373, SLG: 0.495 (1, 10)	K							HR		4	1	1	1	0	1	0											
B.J. Surhoff, L OBP: 0.239, SLG: 0.287 (1, 3)	G4-3							G3		4	1	2	1	0	1	1											
Franklin Stubbs, L OBP: 0.298, SLG: 0.369 (9, 3)	1B									0	0	0	0	0	0	0											
Robin Yount, R OBP: 0.330, SLG: 0.397 (1, 8)	G4-3									3	1	1	0	0	0	1											
Darryl Hamilton, L OBP: 0.301, SLG: 0.345 (1, 9)	G6-3							2B		3	0	2	1	0	0	1											
Greg Vaughn, R OBP: 0.288, SLG: 0.391 (1, 7)	P5							1B		3	0	0	0	0	1	2											
Dave Nilsson, L OBP: 0.290, SLG: 0.379 (1, 2)	F9							L3		3	0	0	0	0	0	1											
Jim Gantner, L OBP: 0.276, SLG: 0.299 (1, 4)	F8							SH1-4		3	0	1	0	0	0	0											
Tim McIntosh, R OBP: 0.244, SLG: 0.233 (8, PR)								SF7		0	1	0	0	0	0	0											
Scott Fletcher, R OBP: 0.363, SLG: 0.442 (9, 4)								1B		0	0	0	0	0	0	0											
Inning Stats	R: 0 E: 0 K: 1 S: 9	H: 1 LOB: 0 BB: 0 P: 11	R: 0 E: 0 K: 0 S: 8	H: 2 LOB: 1 BB: 0 P: 17	R: 0 E: 0 K: 1 S: 7	H: 0 LOB: 0 BB: 0 P: 12	R: 1 E: 1 K: 0 S: 8	H: 1 LOB: 1 BB: 0 P: 14	R: 0 E: 0 K: 0 S: 6	H: 0 LOB: 0 BB: 0 P: 9	R: 0 E: 0 K: 0 S: 7	H: 0 LOB: 0 BB: 0 P: 11	R: 1 E: 0 K: 2 S: 17	H: 2 LOB: 1 BB: 0 P: 26	R: 2 E: 0 K: 0 S: 11	H: 2 LOB: 1 BB: 0 P: 13	1B: 5 2B: 1 3B: 0 HR: 2	SF: 1 SAC: 1 DP: 1 HBP: 0	WP: 1 PB: 0 CS: 0	PA: 31							
PITCHER	IP	WLS	BF	H	R	ER	SO	BB	IBB	HBP	BLK	WP	HR	S	P	ERA	WHIP										
Bert Blyleven, R ERA: 2.21 (1, 1)	6.1	24	6	2	2	2	3	0	0	0	0	0	0	4	8	0.00	0.947										
Mark Eichhorn, R ERA: 2.21 (7, 1)	0.2	2	0	0	0	0	1	0	0	0	0	0	0	4	8	0.00	0.000										
Bryan Harvey, R ERA: 3.12 (8, 1)	1.0	L	5	2	2	2	0	0	0	0	0	1	1	11	13	18.00	2.000										

AB	29
R	3
H	8
RBI	2
BB	2
SO	2
LOB	5



AB	29
R	4
H	8
RBI	4
BB	0
SO	4
LOB	7



Batter	1	2	3	4	5	6	7	8	9	AB	R	H	RBI	BB	SO	LOB	TOP					
Lance Blankenship, R OBP: 0.389, SLG: 0.535	1-1 SAFE L6	1-1 SAFE G1-3		2-0 P4		3-3 SAFE K		0-1 E	0-1 F7	6	0	1	1	0	1	6						
Jerry Browne, S OBP: 0.314, SLG: 0.261	3-1 1B 2B		2-3 K	3-1 SAFE F9		1-1 G6-3		0-1 FC		5	1	1	0	0	1	4						
Jose Canseco, R OBP: 0.321, SLG: 0.469	3-2 1B 2-3 SF9		2-2 1B		0-0 P6		2-2 G5-3	2-1 SF8		4	1	2	1	0	0	0						
Harold Baines, L OBP: 0.300, SLG: 0.292	2-2 1B 1-3 3-H 1B		1-0 1B	1-2 1B	4-1 BB 1B		4-1 CS BB	3-H 2-2 G6-3		3	0	2	1	2	0	2						
Mark McGwire, R OBP: 0.411, SLG: 0.656	0-0 SF9		0-1 P4		0-0 BB 1B		3-3 SAFE K		0-0 P4	4	0	1	1	0	1	3						
Terry Steinbach, R OBP: 0.336, SLG: 0.425	1-2 3-H 1B		1-1 L7		0-2 F9			4-0 1B BB	0-2 2B	3	1	1	0	1	0	4						
Jamie Quirk, L OBP: 0.318, SLG: 0.325	2-3 1B									1	1	1	0	0	0	0						
Willie Wilson, S OBP: 0.328, SLG: 0.335	2-1 L4			4-2 1B BB	4-2 1-2 2-3 BB			2-3 K	0-3 K	3	0	0	0	2	2	4						
Mike Bordick, R OBP: 0.382, SLG: 0.394			0-1 FC3-6 1B		0-1 L4			3-1 SAFE FC 1B	0-2 1B 2B	5	1	4	1	0	0	3						
Walt Weiss, S OBP: 0.286, SLG: 0.333	1-1 FC3-6 CS		1-1 P4		0-0 CS 1B			1-1 FC 1B	1-0 2B	5	1	2	1	0	0	4						
Inning Stats	R: 2 E: 0 K: 0 S: 16	H: 4 LOB: 2 BB: 0 P: 28	R: 0 E: 0 K: 0 S: 6	H: 1 LOB: 0 BB: 0 P: 8	R: 0 E: 0 K: 1 S: 13	H: 2 LOB: 2 BB: 1 P: 19	R: 0 E: 0 K: 0 S: 8	H: 1 LOB: 2 BB: 1 P: 19	R: 0 E: 0 K: 1 S: 7	H: 1 LOB: 0 BB: 0 P: 11	R: 0 E: 0 K: 1 S: 10	H: 0 LOB: 1 BB: 1 P: 19	R: 3 E: 1 K: 1 S: 17	H: 2 LOB: 2 BB: 1 P: 31	R: 1 E: 0 K: 1 S: 14	H: 3 LOB: 2 BB: 0 P: 15	1B: 12 2B: 5 3B: 0 HR: 0	SF: 2 SAC: 0 DP: 2 HBP: 0	WP: 0 PB: 0 CS: 0 S: 3	PA: 46		
PITCHER	IP WLS BF H R ER SO BB IBB HBP BLK WP HR S P ERA WHIP	IP WLS BF H R ER SO BB IBB HBP BLK WP HR S P ERA WHIP	IP WLS BF H R ER SO BB IBB HBP BLK WP HR S P ERA WHIP	IP WLS BF H R ER SO BB IBB HBP BLK WP HR S P ERA WHIP	IP WLS BF H R ER SO BB IBB HBP BLK WP HR S P ERA WHIP	IP WLS BF H R ER SO BB IBB HBP BLK WP HR S P ERA WHIP	IP WLS BF H R ER SO BB IBB HBP BLK WP HR S P ERA WHIP	IP WLS BF H R ER SO BB IBB HBP BLK WP HR S P ERA WHIP	IP WLS BF H R ER SO BB IBB HBP BLK WP HR S P ERA WHIP	IP WLS BF H R ER SO BB IBB HBP BLK WP HR S P ERA WHIP	IP WLS BF H R ER SO BB IBB HBP BLK WP HR S P ERA WHIP	IP WLS BF H R ER SO BB IBB HBP BLK WP HR S P ERA WHIP	IP WLS BF H R ER SO BB IBB HBP BLK WP HR S P ERA WHIP	IP WLS BF H R ER SO BB IBB HBP BLK WP HR S P ERA WHIP	IP WLS BF H R ER SO BB IBB HBP BLK WP HR S P ERA WHIP	IP WLS BF H R ER SO BB IBB HBP BLK WP HR S P ERA WHIP	IP WLS BF H R ER SO BB IBB HBP BLK WP HR S P ERA WHIP	IP WLS BF H R ER SO BB IBB HBP BLK WP HR S P ERA WHIP	IP WLS BF H R ER SO BB IBB HBP BLK WP HR S P ERA WHIP	IP WLS BF H R ER SO BB IBB HBP BLK WP HR S P ERA WHIP	IP WLS BF H R ER SO BB IBB HBP BLK WP HR S P ERA WHIP	IP WLS BF H R ER SO BB IBB HBP BLK WP HR S P ERA WHIP

Oakland Athletics @ Milwaukee Brewers
Milwaukee County Stadium, Milwaukee, WI
Tue Jun 09 1992, 8:05 PM EDT
Att: 15,056 - Cloudy - 73 F

livebaseballscorecards.com




AB	39
R	6
H	15
RBI	6
BB	5
SO	5
LOB	30

Batter	1	2	3	4	5	6	7	8	9	AB	R	H	RBI	BB	SO	LOB	BOTTOM					
Pat Listach, S OBP: 0.345, SLG: 0.327	1-3 K		2-1 G6-3			1-3 K		2-2 G3-1		4	0	0	0	0	2	0						
Kevin Seitzer, R OBP: 0.360, SLG: 0.409	0-2 G1-3		0-1 F9			3-2 P8		2-2 1B		4	0	1	0	0	0	0						
Paul Moltor, R OBP: 0.382, SLG: 0.510	1-0 G6-3		0-0 F9			4-1 FC6-4 BB		1-1 F8		3	0	0	0	1	0	1						
Greg Vaughn, R OBP: 0.294, SLG: 0.386		0-0 P3		2-2 P9		0-0 FC6-4			0-0 P4	4	0	0	0	0	0	1						
Robin Yount, R OBP: 0.347, SLG: 0.410		1-2 G5-3		2-0 F9			0-2 1B G4-3 1B		3-2 F8	4	1	1	0	0	0	0						
Darryl Hamilton, L OBP: 0.319, SLG: 0.361		2-1 BB 2B		2-2 E6 CS		1-1 G4-3 1B		0-1 G6-3		4	0	2	0	0	0	0						
B.J. Surhoff, L OBP: 0.229, SLG: 0.269		4-1 BB BB		2-0 CS	2-1 G6-3		1-1 SAFE G4-3			2	0	0	0	1	0	1						
Franklin Stubbs, L OBP: 0.287, SLG: 0.361		4-0 BB BB		1-2 BB	0-2 F8		0-0 P6			2	0	0	0	1	0	0						
Jim Gantner, L OBP: 0.272, SLG: 0.293		2-0 BB BB		2-0 F7			0-0 G4-3			2	0	0	0	0	0	3						
Scott Fletcher, R OBP: 0.364, SLG: 0.429								0-2 G5-3		1	0	0	0	0	0	0						
Inning Stats	R: 0 E: 0 K: 1 S: 7	H: 0 LOB: 0 BB: 0 P: 9	R: 0 E: 0 K: 0 S: 8	H: 1 LOB: 3 BB: 2 P: 21	R: 0 E: 0 K: 0 S: 5	H: 0 LOB: 0 BB: 0 P: 7	R: 0 E: 1 K: 0 S: 10	H: 0 LOB: 0 BB: 0 P: 18	R: 0 E: 0 K: 1 S: 8	H: 0 LOB: 1 BB: 1 P: 16	R: 1 E: 0 K: 0 S: 9	H: 2 LOB: 0 BB: 0 P: 10	R: 0 E: 0 K: 0 S: 12	H: 1 LOB: 1 BB: 0 P: 17	R: 0 E: 0 K: 0 S: 7	H: 0 LOB: 0 BB: 0 P: 10	1B: 3 2B: 1 3B: 0 HR: 0	SF: 0 SAC: 0 DP: 1 HBP: 0	WP: 0 PB: 0 CS: 1	PA: 34		
PITCHER	IP WLS BF H R ER SO BB IBB HBP BLK WP HR S P ERA WHIP	IP WLS BF H R ER SO BB IBB HBP BLK WP HR S P ERA WHIP	IP WLS BF H R ER SO BB IBB HBP BLK WP HR S P ERA WHIP	IP WLS BF H R ER SO BB IBB HBP BLK WP HR S P ERA WHIP	IP WLS BF H R ER SO BB IBB HBP BLK WP HR S P ERA WHIP	IP WLS BF H R ER SO BB IBB HBP BLK WP HR S P ERA WHIP	IP WLS BF H R ER SO BB IBB HBP BLK WP HR S P ERA WHIP	IP WLS BF H R ER SO BB IBB HBP BLK WP HR S P ERA WHIP	IP WLS BF H R ER SO BB IBB HBP BLK WP HR S P ERA WHIP	IP WLS BF H R ER SO BB IBB HBP BLK WP HR S P ERA WHIP	IP WLS BF H R ER SO BB IBB HBP BLK WP HR S P ERA WHIP	IP WLS BF H R ER SO BB IBB HBP BLK WP HR S P ERA WHIP	IP WLS BF H R ER SO BB IBB HBP BLK WP HR S P ERA WHIP	IP WLS BF H R ER SO BB IBB HBP BLK WP HR S P ERA WHIP	IP WLS BF H R ER SO BB IBB HBP BLK WP HR S P ERA WHIP	IP WLS BF H R ER SO BB IBB HBP BLK WP HR S P ERA WHIP	IP WLS BF H R ER SO BB IBB HBP BLK WP HR S P ERA WHIP	IP WLS BF H R ER SO BB IBB HBP BLK WP HR S P ERA WHIP	IP WLS BF H R ER SO BB IBB HBP BLK WP HR S P ERA WHIP	IP WLS BF H R ER SO BB IBB HBP BLK WP HR S P ERA WHIP	IP WLS BF H R ER SO BB IBB HBP BLK WP HR S P ERA WHIP	IP WLS BF H R ER SO BB IBB HBP BLK WP HR S P ERA WHIP

Oakland Athletics @ Milwaukee Brewers
Milwaukee County Stadium, Milwaukee, WI
Tue Jun 09 1992, 8:05 PM EDT
Att: 15,056 - Cloudy - 73 F

livebaseballscorecards.com



AB	30
R	1
H	4
RBI	0
BB	3
SO	2
LOB	6

Batter	1	2	3	4	5	6	7	8	9	AB	R	H	RBI	BB	SO	LOB	TOP										
Lance Blankenship, R OBP: 0.382, SLG: 0.329 Willie Wilson, S OBP: 0.336, SLG: 0.333	2-1 G5-3		2-1 P9		1-3 K		0-0 SH1-3		1-1 P5	3	0	0	0	0	1	0											
Jerry Browne, S OBP: 0.299, SLG: 0.247	2-1 F9		1-0 F8		1-2 G3		2-1 F9		0-1 G4-3	5	0	0	0	0	0	1											
Jose Canseco, R OBP: 0.324, SLG: 0.467	2-3 K		1-2 1B		4-0 HR		3-2 G6-3			3	1	1	0	1	1	1											
Harold Baines, L OBP: 0.304, SLG: 0.313		2-1 E6 HR	1-1 G3		1-1 HR		0-0 1B		1-1 1B	4	2	2	2	0	0	1											
Mark McGwire, R OBP: 0.416, SLG: 0.672	3-1 HR			4-1 G4-3 SH1 1B BB	0-3 K		1-1 1B		1-2 1B	3	2	2	2	1	1	0											
Jamie Quirk, L OBP: 0.308, SLG: 0.313	1-0 F7			0-0 SH1		1-0 F9		0-3 K		3	0	0	0	0	1	2											
Dann Howitt, L OBP: 0.321, SLG: 0.360	4-2 BB			2-0 G4-3		0-1 G5-3		1-1 F9		3	0	0	0	1	0	3											
Mike Bordick, R OBP: 0.380, SLG: 0.391	2-3 K			3-1 1B		0-2 F8		0-2 P3		4	0	1	1	0	1	3											
Walt Weiss, S OBP: 0.280, SLG: 0.320	0-0 G4-3			3-H F7			2-1 SH1-3 1B		1-1 G4-3	4	0	1	0	0	0	2											
Inning Stats	R: 0 E: 0 K: 1 S: 8	H: 0 LOB: 0 BB: 0 P: 14	R: 2 E: 1 K: 1 S: 11	H: 1 LOB: 1 BB: 1 P: 23	R: 0 E: 0 K: 0 S: 8	H: 1 LOB: 1 BB: 0 P: 13	R: 1 E: 0 K: 0 S: 6	H: 1 LOB: 1 BB: 1 P: 17	R: 2 E: 0 K: 2 S: 11	H: 1 LOB: 0 BB: 0 P: 18	R: 0 E: 0 K: 0 S: 6	H: 0 LOB: 0 BB: 0 P: 7	R: 0 E: 0 K: 0 S: 8	H: 1 LOB: 1 BB: 0 P: 15	R: 0 E: 0 K: 1 S: 11	H: 2 LOB: 2 BB: 0 P: 13	R: 0 E: 0 K: 0 S: 6	H: 0 LOB: 0 BB: 0 P: 8	1B: 5 2B: 0 3B: 0 HR: 2	SF: 0 SAC: 2 DP: 0 HBP: 0	WP: 0 PB: 0 SB: 0 CS: 0	PA: 38					
PITCHER	IP	WLS	BF	H	R	ER	SO	BB	IBB	HBP	BLK	WP	HR	S	P	ERA	WHIP										
Chris Bosio, R ERA: 5.02	7.0	L	32	7	5	4	4	3	0	0	0	0	2	61	111	5.14	1.429										
Jesse Orosco, L ERA: 5.02	0.2		2	0	0	0	1	0	0	0	0	0	0	5	6	0.00	0.000										
Darren Holmes, R ERA: 1.29	0.1		1	0	0	0	0	0	0	0	0	0	0	3	3	0.00	0.000										
Doug Henry, R ERA: 3.2	1.0		3	0	0	0	0	0	0	0	0	0	0	6	8	0.00	0.000										

Oakland Athletics @ Milwaukee Brewers
Milwaukee County Stadium, Milwaukee, WI
Wed Jun 10 1992, 4:33 AM EDT
Att: 21,432 - Cloudy - 78 F

AB 33
R 5
H 7
RBI 5
BB 3
SO 5
LOB 13



Batter	1	2	3	4	5	6	7	8	9	AB	R	H	RBI	BB	SO	LOB	BOTTOM										
Pat Listach, S OBP: 0.349, SLG: 0.331	3-2 FC4 1B		0-0 G4-3		1-0 E7 1B		2-3 K			4	0	2	0	0	1	0											
Kevin Seitzer, R OBP: 0.356, SLG: 0.403 Scott Fletcher, R OBP: 0.361, SLG: 0.424	0-0 FC4 1B		0-1 F9		0-1 G5-3			1-1 P3		3	0	0	0	0	0	2											
Paul Moltor, R OBP: 0.380, SLG: 0.505	1-2 1B		3-3 K			2-1 G6-3		0-0 F7		4	0	1	0	0	1	0											
Greg Vaughn, R OBP: 0.288, SLG: 0.378	2-3 K			0-1 F7		2-2 P3		2-3 K		4	0	0	0	0	2	2											
Darryl Hamilton, L OBP: 0.317, SLG: 0.357	3-2 F8			0-2 G4-3		1-2 2B 1B		0-1 G4-3		4	1	1	0	0	0	2											
Dante Bichette, R OBP: 0.372, SLG: 0.486		1-2 G1-3		1-1 HR		0-0 2B		0-0 1B		4	1	3	2	0	0	0											
Franklin Stubbs, L OBP: 0.292, SLG: 0.371		1-1 G4-3 2B		1-1 G4-3		3-2 G3		0-0 1B		4	0	2	0	0	0	1											
Dave Nilsson, L OBP: 0.257, SLG: 0.333		2-2 G4-3			2-0 F8		3-2 P5		2-2 P6	4	0	0	0	0	0	3											
Jim Gantner, L OBP: 0.265, SLG: 0.285		2-2 G3			1-1 G4-3		0-2 P5		0-3 K	4	0	0	0	0	1	3											
Inning Stats	R: 0 E: 0 K: 1 S: 14	H: 2 LOB: 2 BB: 0 P: 23	R: 0 E: 0 K: 0 S: 12	H: 1 LOB: 0 BB: 0 P: 18	R: 0 E: 0 K: 1 S: 9	H: 0 LOB: 0 BB: 0 P: 12	R: 1 E: 0 K: 0 S: 10	H: 1 LOB: 0 BB: 0 P: 12	R: 0 E: 1 K: 0 S: 6	H: 1 LOB: 1 BB: 0 P: 10	R: 1 E: 0 K: 0 S: 13	H: 2 LOB: 1 BB: 0 P: 21	R: 0 E: 0 K: 1 S: 12	H: 0 LOB: 0 BB: 0 P: 17	R: 0 E: 0 K: 1 S: 7	H: 0 LOB: 0 BB: 0 P: 10	R: 0 E: 0 K: 1 S: 13	H: 2 LOB: 2 BB: 0 P: 15	1B: 6 2B: 2 3B: 0 HR: 1	SF: 0 SAC: 0 DP: 0 HBP: 0	WP: 0 PB: 0 SB: 0 CS: 0	PA: 36					
PITCHER	IP	WLS	BF	H	R	ER	SO	BB	IBB	HBP	BLK	WP	HR	S	P	ERA	WHIP										
Ron Darling, R ERA: 3.72	7.0	W	28	7	2	2	3	0	0	0	0	0	0	7	10	0.00	1.000										
Gene Nelson, R ERA: 4.64	1.0		3	0	0	0	1	0	0	0	0	0	0	7	10	0.00	0.000										
Dennis Eckersley, R ERA: 2.25	1.0	S	5	2	0	0	1	0	0	0	0	0	0	13	15	0.00	2.000										

Oakland Athletics @ Milwaukee Brewers
Milwaukee County Stadium, Milwaukee, WI
Wed Jun 10 1992, 4:33 AM EDT
Att: 21,432 - Cloudy - 78 F

AB 36
R 2
H 9
RBI 2
BB 0
SO 5
LOB 13




Batter	1	2	3	4	5	6	7	8	9	AB	R	H	RBI	BB	SO	LOB	TOP																					
Pat Listach, S OBP: 0.341, SLG: 0.323	G4-3		K		G6-3		K2-3			4	0	0	0	0	2	4	Milwaukee Brewers @ Seattle Mariners The Kingdome, Seattle, WA Fri Jun 12 1992, 10:05 PM EDT Att: 17,787 - Dome - 70 F																					
Darryl Hamilton, L OBP: 0.322, SLG: 0.357	1B		1B BB		K			G4-3		3	0	1	0	1	1	0																						
Paul Molitor, R OBP: 0.386, SLG: 0.507	1B		1B		G3-6-3 BB			G4-3		3	0	2	1	1	0	0																						
B.J. Surhoff, L OBP: 0.224, SLG: 0.262	F8		L4		G3-6-3			G4-3		4	0	0	0	0	0	4																						
Robin Yount, R OBP: 0.341, SLG: 0.402	F8				G5-3			G3		4	0	0	0	0	0	0																						
Dante Bichette, R OBP: 0.363, SLG: 0.473	G5-3				G5-3		K	F2		4	0	0	0	0	1	0																						
Franklin Stubbs, L OBP: 0.297, SLG: 0.370	P6				BB		1B 1B	G6-3		3	0	1	0	1	0	0																						
Dave Nilsson, L OBP: 0.237, SLG: 0.306			G6-3		F7		F7			3	0	0	0	0	0	2																						
Jim Gantner, L OBP: 0.278, SLG: 0.299			1B 1B		G6-3		1B			3	1	3	0	0	0	0																						
Inning Stats	R: 0 E: 0 K: 0 S: 7	H: 2 LOB: 1 BB: 0 P: 10	R: 0 E: 0 K: 0 S: 6	H: 0 LOB: 0 BB: 0 P: 10	R: 1 E: 0 K: 1 S: 9	H: 2 LOB: 2 BB: 1 P: 18	R: 0 E: 0 K: 0 S: 6	H: 0 LOB: 1 BB: 1 P: 12	R: 0 E: 0 K: 1 S: 7	H: 1 LOB: 0 BB: 0 P: 9	R: 0 E: 0 K: 0 S: 5	H: 0 LOB: 0 BB: 1 P: 10	R: 0 E: 0 K: 2 S: 10	H: 2 LOB: 2 BB: 0 P: 13	R: 0 E: 0 K: 0 S: 6	H: 0 LOB: 0 BB: 0 P: 7	R: 0 E: 0 K: 0 S: 6	H: 0 LOB: 0 BB: 0 P: 7	1B: 7 2B: 0 3B: 0 HR: 0	SF: 0 SAC: 0 DP: 2 HBP: 0	WP: 0 PB: 0 CS: 0	PA: 34																
PITCHER	IP	WLS	BF	H	R	ER	SO	BB	IBB	HBP	BLK	WP	HR	S	P	ERA	WHIP	PITCHER				IP	WLS	BF	H	R	ER	SO	BB	IBB	HBP	BLK	WP	HR	S	P	ERA	WHIP
Erik Hanson, R ERA: 4.58	(1, 1)	7.0	W	28	7	1	1	4	3	0	0	0	0	50	82	1.29	1.429																					
Russ Swan, L ERA: 5.49	(8, 1)	2.0	S	6	0	0	0	0	0	0	0	0	0	12	17	0.00	0.000																					

Batter	1	2	3	4	5	6	7	8	9	AB	R	H	RBI	BB	SO	LOB	BOTTOM																					
Greg Briley, L OBP: 0.247, SLG: 0.323	1B 1B	L6			S 1B			HR		4	2	3	1	0	0	1	Milwaukee Brewers @ Seattle Mariners The Kingdome, Seattle, WA Fri Jun 12 1992, 10:05 PM EDT Att: 17,787 - Dome - 70 F																					
Harold Reynolds, S OBP: 0.314, SLG: 0.327	1B SF8		G4-3		F8			B4-3		4	1	2	0	0	0	1																						
Edgar Martinez, R OBP: 0.379, SLG: 0.521	S 1B		G4-3		K			G3		4	0	1	1	0	1	2																						
Tino Martinez, L OBP: 0.310, SLG: 0.412	SF8		F8					G4-3		3	0	0	1	0	0	0																						
Pete O'Brien, L OBP: 0.272, SLG: 0.461	L8				HR			G3		3	1	1	1	0	0	1																						
Jay Buhner, R OBP: 0.314, SLG: 0.321	K				K			F8		3	0	0	0	0	2	1																						
Dave Valle, R OBP: 0.331, SLG: 0.372			P6		F9			G4-3		3	0	0	0	0	0	0																						
Omar Vizquel, S OBP: 0.327, SLG: 0.340			S BB		K			L6		2	0	0	0	1	1	0																						
Henry Cotto, R OBP: 0.307, SLG: 0.415	K				G6-3			F9		3	0	0	0	0	1	1																						
Inning Stats	R: 2 E: 0 K: 1 S: 17	H: 3 LOB: 1 BB: 0 P: 24	R: 0 E: 1 K: 1 S: 7	H: 0 LOB: 1 BB: 1 P: 16	R: 0 E: 0 K: 0 S: 6	H: 1 LOB: 0 BB: 0 P: 9	R: 1 E: 0 K: 2 S: 12	H: 1 LOB: 0 BB: 0 P: 19	R: 0 E: 0 K: 1 S: 11	H: 1 LOB: 1 BB: 0 P: 16	R: 0 E: 0 K: 0 S: 6	H: 0 LOB: 0 BB: 0 P: 9	R: 0 E: 0 K: 0 S: 6	H: 0 LOB: 0 BB: 0 P: 8	R: 0 E: 0 K: 0 S: 11	H: 1 LOB: 0 BB: 0 P: 15	R: 0 E: 0 K: 0 S: 6	H: 0 LOB: 0 BB: 0 P: 7	1B: 5 2B: 0 3B: 0 HR: 2	SF: 1 SAC: 0 DP: 1 HBP: 0	WP: 0 PB: 0 CS: 0	PA: 31																
PITCHER	IP	WLS	BF	H	R	ER	SO	BB	IBB	HBP	BLK	WP	HR	S	P	ERA	WHIP	PITCHER				IP	WLS	BF	H	R	ER	SO	BB	IBB	HBP	BLK	WP	HR	S	P	ERA	WHIP
Jaime Navarro, R ERA: 3.87	(1, 1)	8.0	L	31	7	4	4	5	1	0	0	0	0	2	76	4.50	1.000																					

Batter	1	2	3	4	5	6	7	8	9	AB	R	H	RBI	BB	SO	LOB	TOP										
Darryl Hamilton, L (1, 7) OBP: 0.331, SLG: 0.366	G3-1		1B			P5		BLK SF8 1B		5	2	3	0	0	0	1	Milwaukee Brewers @ Seattle Mariners The Kingdome, Seattle, WA Sat Jun 13 1992, 10:05 PM EDT Att: 18,939 - Dome - 70 F										
Kevin Seitzer, R (1, 5) OBP: 0.361, SLG: 0.405	K		1B			F8		CS BB		4	0	2	2	1	1												
Paul Molitor, R (1, 10) OBP: 0.386, SLG: 0.505	G6-3		1B			FC6-4		SF8		3	0	1	2	1	0	1											
Franklin Stubbs, L (1, 3) OBP: 0.296, SLG: 0.367		F7	FC3-6			SH1-3		CS	K	4	1	1	0	0	1	2											
Robin Yount, R (1, 8) OBP: 0.342, SLG: 0.407		FC5-4				G1-4-3		2B	G5-3	5	1	2	0	0	0	3											
Dante Bichette, R (1, 9) OBP: 0.370, SLG: 0.481	F7					HR		CS	P3	4	1	2	2	1	0	1											
Dave Nilsson, L (1, 2) OBP: 0.238, SLG: 0.375	G4-3					HR		2B	P3	4	1	1	2	0	0	4											
Jim Gantner, L (1, 4) OBP: 0.275, SLG: 0.295			K			G4-3		K	G5-3	2	0	0	0	0	1	0											
Scott Fletcher, R (6, FH) OBP: 0.355, SLG: 0.416										2	0	0	0	0	1	1											
Pat Listach, S (1, 6) OBP: 0.344, SLG: 0.323			1B			L5		S	G4-3	3	2	1	0	1	0	0											
Inning Stats	R: 0 E: 0 K: 1 S: 9	H: 0 LOB: 0 BB: 0 P: 14	R: 0 E: 0 K: 0 S: 7	H: 1 LOB: 1 BB: 0 P: 13	R: 2 E: 0 K: 1 S: 17	H: 4 LOB: 2 BB: 0 P: 24	R: 2 E: 0 K: 0 S: 17	H: 3 LOB: 1 BB: 0 P: 23	R: 0 E: 0 K: 0 S: 8	H: 0 LOB: 2 BB: 2 P: 20	R: 1 E: 0 K: 1 S: 16	H: 1 LOB: 0 BB: 1 P: 24	R: 2 E: 0 K: 0 S: 12	H: 3 LOB: 0 BB: 0 P: 19	R: 1 E: 0 K: 0 S: 12	H: 1 LOB: 0 BB: 1 P: 22	R: 0 E: 0 K: 1 S: 5	H: 0 LOB: 0 BB: 0 P: 6	1B: 10 2B: 2 HR: 1	SF: 1 SAC: 1 HBP: 0	WP: 0 PB: 1 CS: 2	PA: 43					
PITCHER	IP	WLS	BF	H	R	ER	SO	BB	IBB	HBP	BLK	WP	HR	S	P	ERA	WHIP										
Randy Kramer, R (1, 1) ERA: 4.5	4.0		21	8	4	4	2	1	0	0	0	0	1	50	78	9.00	2.250										
Dennis Powell, L (5, 1) ERA: 4.44	2.0		10	2	2	2	1	1	1	0	0	0	0	26	42	9.00	1.500										
Jeff Nelson, R (7, 1) ERA: 4.43	0.0		2	2	1	1	0	0	0	0	0	0	0	6	10	∞	∞										
Eric Gunderson, L (7, 1) ERA: 3.86	2.1	L	7	1	1	1	1	1	0	0	1	0	0	19	33	3.86	0.857										
Mike Scholter, R (9, 1) ERA: 6.29	0.2		2	0	0	0	0	0	0	0	0	0	0	2	2	0.00	0.000										

Batter	1	2	3	4	5	6	7	8	9	AB	R	H	RBI	BB	SO	LOB	BOTTOM										
Greg Brolley, L (1, 8) OBP: 0.240, SLG: 0.313	K		K			G3		F7		3	0	0	0	0	2	3	Milwaukee Brewers @ Seattle Mariners The Kingdome, Seattle, WA Sat Jun 13 1992, 10:05 PM EDT Att: 18,939 - Dome - 70 F										
Henry Cotto, R (6, FH) OBP: 0.315, SLG: 0.422										1	0	1	2	0	0	0											
Dave Cochrane, S (8, FH) OBP: 0.294, SLG: 0.288										1	0	0	0	0	0	0											
Harold Reynolds, S (1, 4) OBP: 0.312, SLG: 0.321	K		G3			G4-3		K		4	0	0	0	1	2	1											
Edgar Martinez, R (1, 5) OBP: 0.388, SLG: 0.540						G1-3				4	2	3	1	1	0	0											
Tino Martinez, L (1, 3) OBP: 0.307, SLG: 0.406	G3-1					F8		G4-6-3		5	0	1	0	0	0	5											
Kevin Mitchell, R (1, 7) OBP: 0.297, SLG: 0.356										4	1	1	0	1	0	1											
Pete O'Brien, L (1, 10) OBP: 0.275, SLG: 0.462										4	1	1	2	1	0	1											
Jay Buhner, R (1, 9) OBP: 0.317, SLG: 0.321										3	1	1	0	1	1	1											
Dave Valle, R (1, 2) OBP: 0.343, SLG: 0.387										3	1	2	1	0	0	1											
Omar Vizquel, S (1, 6) OBP: 0.327, SLG: 0.340										3	1	1	0	0	0	2											
Inning Stats	R: 1 E: 0 K: 2 S: 10	H: 1 LOB: 0 BB: 0 P: 15	R: 0 E: 0 K: 1 S: 10	H: 0 LOB: 0 BB: 0 P: 15	R: 0 E: 0 K: 1 S: 8	H: 1 LOB: 1 BB: 0 P: 15	R: 3 E: 0 K: 0 S: 14	H: 4 LOB: 2 BB: 1 P: 23	R: 0 E: 0 K: 0 S: 8	H: 2 LOB: 2 BB: 0 P: 12	R: 3 E: 0 K: 0 S: 17	H: 2 LOB: 3 BB: 3 P: 33	R: 0 E: 0 K: 0 S: 7	H: 0 LOB: 1 BB: 1 P: 13	R: 0 E: 0 K: 1 S: 8	H: 0 LOB: 0 BB: 0 P: 13	R: 0 E: 0 K: 0 S: 7	H: 1 LOB: 1 BB: 0 P: 11	1B: 7 2B: 3 HR: 1	SF: 0 SAC: 1 HBP: 1	WP: 1 PB: 0 CS: 0	PA: 42					
PITCHER	IP	WLS	BF	H	R	ER	SO	BB	IBB	HBP	BLK	WP	HR	S	P	ERA	WHIP										
Bill Wegman, R (1, 1) ERA: 3.18	5.1		27	9	7	7	4	2	0	1	0	0	0	2	5	∞	∞										
Jesse Orosco, L (6, 1) ERA: 5.02	0.0		2	1	0	0	0	0	1	0	0	0	0	2	5	∞	∞										
Mike Fetters, R (6, 1) ERA:	1.2	W	6	0	0	0	0	2	0	0	0	1	0	14	24	0.00	1.200										
Jim Austin, R (8, 1) ERA: 2.79	1.0		3	0	0	0	1	0	0	0	0	0	0	8	13	0.00	0.000										
Doug Henry, R (9, 1) ERA: 3.09	1.0	S	4	1	0	0	0	0	0	0	0	0	0	7	11	0.00	1.000										



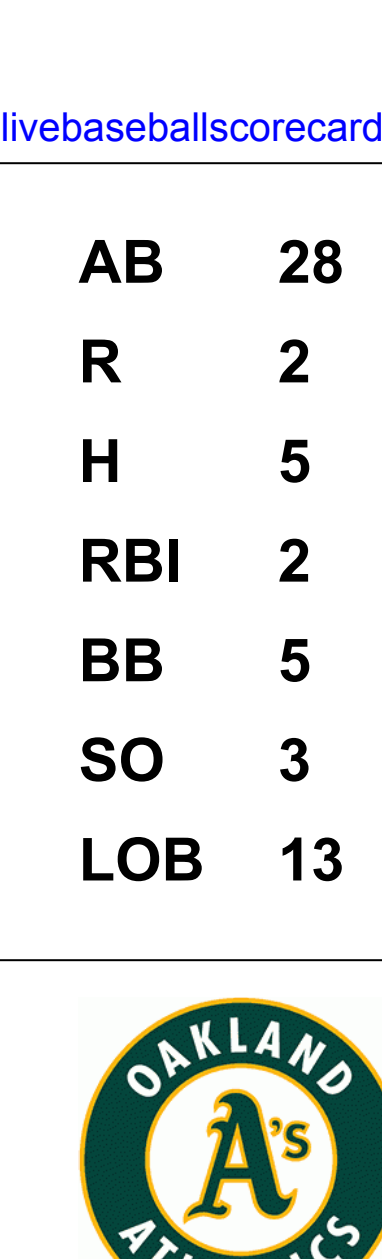
Batter	1	2	3	4	5	6	7	8	9	AB	R	H	RBI	BB	SO	LOB	TOP																																			
Darryl Hamilton, L OBP: 0.349, SLG: 0.375 (1, 9)										4	1	1	1	1	0	2	Milwaukee Brewers @ Oakland Athletics Oakland-Alameda County Coliseum, Oakland, CA Wed Jun 17 1992, 3:33 AM PDT Att: 27,881 - Cloudy - 67 F																																			
Kevin Seitzer, R OBP: 0.361, SLG: 0.398 (1, 5)										4	3	2	0	1	0	2																																				
Paul Molitor, R OBP: 0.395, SLG: 0.522 (1, 10)										5	2	2	3	0	0	3																																				
B.J. Surhoff, L OBP: 0.246, SLG: 0.283 (1, 3)										4	0	1	1	0	0	1																																				
Robin Yount, R OBP: 0.356, SLG: 0.432 Dante Bichette, R OBP: 0.352, SLG: 0.463 (1, 8) (6, 9)										4	1	2	1	0	0	0																																				
Greg Vaughn, R OBP: 0.287, SLG: 0.385 Tim McIntosh, R OBP: 0.250, SLG: 0.239 (1, 7) (8, 7)										4	1	1	2	0	1	1																																				
Dave Nilsson, L OBP: 0.274, SLG: 0.450 (1, 2)										4	1	1	1	0	0	0																																				
Scott Fletcher, R OBP: 0.370, SLG: 0.404 (1, 4)										2	1	0	0	2	0	0																																				
Pat Listach, S OBP: 0.358, SLG: 0.342 (1, 6)										4	0	2	0	0	1	0																																				
Inning Stats	R: 6 E: 0 K: 0 S: 24	H: 6 LOB: 1 BB: 2 P: 41	R: 1 E: 0 K: 1 S: 10	H: 1 LOB: 1 BB: 1 P: 19	R: 1 E: 0 K: 0 S: 15	H: 2 LOB: 2 BB: 1 P: 26	R: 0 E: 0 K: 0 S: 6	H: 0 LOB: 0 BB: 0 P: 8	R: 0 E: 0 K: 0 S: 9	H: 0 LOB: 0 BB: 0 P: 12	R: 2 E: 0 K: 0 S: 10	H: 2 LOB: 0 BB: 0 P: 16	R: 0 E: 0 K: 0 S: 5	H: 0 LOB: 0 BB: 0 P: 7	R: 0 E: 0 K: 1 S: 8	H: 0 LOB: 0 BB: 0 P: 11		R: 0 E: 0 K: 1 S: 8	H: 1 LOB: 1 BB: 0 P: 11	1B: 7 2B: 2 3B: 0 HR: 3	SF: 1 SAC: 0 DP: 1 HBP: 0	WP: 1 PB: 0 SB: 0 CS: 0	PA: 42																													
PITCHER	IP	WLS	BF	H	R	ER	SO	BB	IBB	HBP	BLK	WP	HR	S	P	ERA	WHIP	PITCHER										IP	WLS	BF	H	R	ER	SO	BB	IBB	HBP	BLK	WP	HR	S	P	ERA	WHIP								
Mike Moore, R ERA: 5.11 (1, 1)	2.1	L	19	9	8	8	1	4	0	0	0	1	2	45	80	30.86	5.571																																			
Gene Nelson, R ERA: 4.13 (3, 1)	3.2		13	2	2	2	0	0	0	0	0	0	1	29	42	4.91	0.545																																			
Rick Honeycutt, L ERA: 3.31 (7, 1)	1.0		3	0	0	0	0	0	0	0	0	0	0	5	7	0.00	0.000																																			
Jeff Parrett, R ERA: 2.68 (8, 1)	2.0		7	1	0	0	2	0	0	0	0	0	0	16	22	0.00	0.500																																			
Jeff Parrett, R ERA: 2.68 (9, 1)	2.0		7	1	0	0	2	0	0	0	0	0	0	16	22	0.00	0.500																																			

AB	37
R	10
H	12
RBI	9
BB	4
SO	3
LOB	11




BOTTOM

AB	28
R	2
H	5
RBI	2
BB	5
SO	3
LOB	13



TOP

AB	37
R	10
H	12
RBI	9
BB	4
SO	3
LOB	11



Batter	1	2	3	4	5	6	7	8	9	AB	R	H	RBI	BB	SO	LOB	TOP			
Kenny Lofton, L OBP: 0.340, SLG: 0.319 (1, 8)	G3			G6-3		F7			G3	4	0	0	0	0	0	1	Cleveland Indians @ Milwaukee Brewers Milwaukee County Stadium, Milwaukee, WI Thu Jun 18 1992, 8:05 PM EDT Att: 12,691 - Cloudy - 68 F			
Glenallen Hill, R OBP: 0.282, SLG: 0.429 (1, 10)	G5-3			K		K			P3	4	0	0	0	0	2	1				
Carlos Baerga, S OBP: 0.327, SLG: 0.414 (1, 4)	L7			G3-1					K	4	0	0	0	0	1	0				
Albert Belle, R OBP: 0.330, SLG: 0.506 (1, 7)		G5-3			HR				G1 1B	3	1	2	1	0	0	0				
Paul Sorrento, L OBP: 0.326, SLG: 0.363 (1, 3)	G4-1			G6-3		G1			G1	3	0	0	0	0	0	1				
Mark Whiten, S OBP: 0.384, SLG: 0.415 (1, 9)	F8			K		G3			G3	3	0	0	0	0	1	1				
Brook Jacoby, R OBP: 0.325, SLG: 0.339 (1, 5)				P4		G5-3			G6-3	3	0	0	0	0	0	0				
Mark Lewis, R OBP: 0.312, SLG: 0.363 (1, 6)				P6		G5-3			K	3	0	0	0	0	1	0				
Sandy Alomar Jr., R OBP: 0.289, SLG: 0.338 (1, 2)				P3					F9 1B	3	0	1	0	0	0	0				
Inning Stats	R: 0 E: 0 K: 0 S: 5	H: 0 LOB: 0 BB: 0 P: 8	R: 0 E: 0 K: 0 S: 4	H: 0 LOB: 0 BB: 0 P: 6	R: 0 E: 0 K: 0 S: 7	H: 0 LOB: 0 BB: 0 P: 7	R: 0 E: 0 K: 1 S: 7	H: 0 LOB: 0 BB: 0 P: 10	R: 1 E: 0 K: 1 S: 9	H: 1 LOB: 1 BB: 0 P: 10	R: 0 E: 0 K: 0 S: 13	H: 1 LOB: 1 BB: 0 P: 18	R: 0 E: 0 K: 1 S: 12	H: 0 LOB: 0 BB: 0 P: 18	R: 0 E: 0 K: 1 S: 7	H: 0 LOB: 0 BB: 0 P: 10	1B: 2 2B: 0 3B: 0 HR: 1	SF: 0 SAC: 0 DP: 0 HBP: 0	WP: 0 PB: 0 SB: 0 CS: 0	PA: 30
PITCHER Bill Wegman, R ERA: 3.01 (1, 1)	IP: 9.0 WLS: W BF: 30 H: 3 R: 1 ER: 1 SO: 5 BB: 0 IBB: 0 HBP: 0 BLK: 0 WP: 0 HR: 1 S: 71 P: 97 ERA: 1.00 WHIP: 0.333															PITCHER Bill Wegman, R ERA: 3.01 (1, 1)	IP: 9.0 WLS: W BF: 30 H: 3 R: 1 ER: 1 SO: 5 BB: 0 IBB: 0 HBP: 0 BLK: 0 WP: 0 HR: 1 S: 71 P: 97 ERA: 1.00 WHIP: 0.333			

Batter	1	2	3	4	5	6	7	8	9	AB	R	H	RBI	BB	SO	LOB	BOTTOM			
Pat Listach, S OBP: 0.356, SLG: 0.340 (1, 6)	F7	G4-3		S 1B		K				4	0	1	2	0	1	4	Cleveland Indians @ Milwaukee Brewers Milwaukee County Stadium, Milwaukee, WI Thu Jun 18 1992, 8:05 PM EDT Att: 12,691 - Cloudy - 68 F			
Kevin Seitzer, R OBP: 0.356, SLG: 0.391 (1, 5)	B5-3		G6-3	G6-3		G3-1				4	0	0	0	0	0	1				
Paul Molitor, R OBP: 0.396, SLG: 0.519 (1, 10)	K			CS 1B		F7			BB	3	0	1	0	1	1	0				
B.J. Surhoff, L OBP: 0.251, SLG: 0.288 (1, 2)		FC3-6 1B BB	FC6-4 1B	FC6-4 1B		K			L7	4	1	2	0	0	1	1				
Robin Yount, R OBP: 0.355, SLG: 0.426 (1, 8)		FC3-6 1B BB	FC6-4 1B	FC6-4 1B		L4			K	3	0	0	0	1	1	2				
Dante Bichette, R OBP: 0.344, SLG: 0.452 (1, 9)	L9			G6-3		G6-3			K	4	0	0	0	0	1	2				
Darryl Hamilton, L OBP: 0.358, SLG: 0.381 (1, 7)	FC3-6 1B S			FC9-6 BB		E S 1B			1B	3	1	2	0	1	0	2				
Tim McIntosh, R OBP: 0.255, SLG: 0.229 (8, PH) Franklin Stubbs, L OBP: 0.293, SLG: 0.363 (9, 3)	1B BB			FC9-6 1B S		E5			K	2	1	0	0	1	0	2				
Scott Fletcher, R OBP: 0.374, SLG: 0.407 (1, 4)				S 1B		P3			L7	4	1	2	2	0	0	3				
Inning Stats	R: 0 E: 0 K: 1 S: 5	H: 0 LOB: 0 BB: 0 P: 6	R: 2 E: 0 K: 0 S: 17	H: 2 LOB: 2 BB: 2 P: 33	R: 0 E: 0 K: 0 S: 9	H: 2 LOB: 1 BB: 0 P: 11	R: 2 E: 0 K: 0 S: 9	H: 2 LOB: 1 BB: 1 P: 18	R: 0 E: 0 K: 1 S: 11	H: 1 LOB: 2 BB: 0 P: 14	R: 0 E: 0 K: 1 S: 9	H: 0 LOB: 1 BB: 1 P: 16	R: 0 E: 0 K: 2 S: 12	H: 1 LOB: 1 BB: 0 P: 17	R: 0 E: 0 K: 1 S: 7	H: 0 LOB: 0 BB: 0 P: 10	1B: 8 2B: 0 3B: 0 HR: 0	SF: 0 SAC: 0 DP: 0 HBP: 0	WP: 0 PB: 0 SB: 4 CS: 1	PA: 36
PITCHER Dave Otto, L ERA: 6.05 Eric Plunk, R ERA: 2.93 (6, 1)	IP: 5.1 WLS: L BF: 26 H: 7 R: 4 ER: 4 SO: 4 BB: 3 IBB: 0 HBP: 0 BLK: 0 WP: 0 HR: 0 S: 56 P: 91 ERA: 6.75 WHIP: 1.875															PITCHER Dave Otto, L ERA: 6.05 Eric Plunk, R ERA: 2.93 (6, 1)	IP: 5.1 WLS: L BF: 26 H: 7 R: 4 ER: 4 SO: 4 BB: 3 IBB: 0 HBP: 0 BLK: 0 WP: 0 HR: 0 S: 56 P: 91 ERA: 6.75 WHIP: 1.875			



Batter	1	2	3	4	5	6	7	8	9	AB	R	H	RBI	BB	SO	LOB	TOP										
Kenny Lofton, L OBP: 0.337, SLG: 0.317 (1, 8)	1-1 G4-3 G6-3 1B		0-0 P5	0-0 B1-3		1-0 L8		0-0 G4-3		5	0	1	0	0	0	4	Cleveland Indians @ Milwaukee Brewers Milwaukee County Stadium, Milwaukee, WI Fri Jun 19 1992, 8:05 PM EDT Att: 19,111 - Cloudy - 53 F										
Glenallen Hill, R OBP: 0.259, SLG: 0.435 (1, 10)	1-0 G6-3		3-2 HR	0-1 P2		1-3 K		1-3 K		5	1	1	0	0	2	3											
Carlos Baerga, S OBP: 0.325, SLG: 0.407 (1, 4)	0-1 G4-3		4-2 HR	0-1 P6			1-0 G3		0-0 P4		4	1	0	0	1	0											
Albert Belle, R OBP: 0.331, SLG: 0.515 (1, 7)	4-2 BB		1-1 HR		2-2 F7		2-0 F9		1-3 K		4	1	1	3	1	0											
Thomas Howard, S OBP: 0.324, SLG: 0.359 (9, 7)			1-H 3-H HR								0	0	0	0	0	0											
Paul Sorrento, L OBP: 0.333, SLG: 0.372 (1, 3)	4-1 BB		3-2 2B		0-0 G3-1		0-1 1B				3	1	2	0	1	0											
Mark Whiten, S OBP: 0.382, SLG: 0.417 (1, 9)	2-3 K		1-0 2B		0-0 G5-3		1-0 G4-3				4	1	1	1	0	1											
Brook Jacoby, R OBP: 0.335, SLG: 0.343 (6, PR)		0-1 G6-4-3 1B	4-0 FC6-4 BB			4-1 1B BB		0-0 HBP 1B		1	0	1	0	2	0	0											
Felix Fermin, R OBP: 0.283, SLG: 0.280 (6, 5)										1	0	1	0	0	0	0											
Mark Lewis, R OBP: 0.311, SLG: 0.361 (1, 6)	1-0 G6-4-3		2-2 FC6-4		0-0 1B		1-2 1B		1-1 F8		4	0	1	1	0	0											
Sandy Alomar Jr., R OBP: 0.288, SLG: 0.331 (1, 2)	0-1 G5-3		1-1 FC6-4		0-0 P2		2-2 G4-3 HBP				3	0	0	0	0	3											
Inning Stats	R: 0 E: 0 K: 1 S: 13	H: 1 LOB: 3 BB: 2 P: 25	R: 0 E: 0 K: 0 S: 5	H: 1 LOB: 0 BB: 0 P: 6	R: 5 E: 0 K: 0 S: 17	H: 4 LOB: 1 BB: 2 P: 36	R: 0 E: 0 K: 0 S: 5	H: 0 LOB: 0 BB: 0 P: 5	R: 0 E: 0 K: 1 S: 8	H: 1 LOB: 2 BB: 1 P: 14	R: 0 E: 0 K: 0 S: 5	H: 1 LOB: 1 BB: 0 P: 9	R: 0 E: 0 K: 0 S: 7	H: 1 LOB: 0 BB: 0 P: 9	R: 0 E: 0 K: 2 S: 9	H: 0 LOB: 0 BB: 0 P: 11	1B: 5 2B: 2 3B: 1 HR: 1	SF: 0 SAC: 0 DP: 2 HBP: 1	WP: 0 PB: 0 SB: 1 CS: 1	PA: 40							
PITCHER	IP	WLS	BF	H	R	ER	SO	BB	IBB	HBP	BLK	WP	HR	S	P	ERA	WHIP										
Ricky Bones, R ERA: 4.46 (1, 1)	5.1	L	27	7	5	5	1	5	0	0	0	0	1	48	86	8.44	2.250										
Jesse Orosco, L ERA: 4.91 (6, 1)	0.1		1	0	0	0	0	0	0	0	0	0	0	1	2	0.00	0.000										
Jim Austin, R ERA: 2.49 (6, 1)	1.1		5	1	0	0	1	0	0	0	0	0	0	9	14	0.00	0.750										
Darren Holmes, R ERA: 1.0 (8, 1)	1.0		4	1	0	0	0	0	0	1	0	0	0	7	9	0.00	1.000										
Doug Henry, R ERA: 2.69 (9, 1)	1.0		3	0	0	0	2	0	0	0	0	0	0	9	11	0.00	0.000										

Batter	1	2	3	4	5	6	7	8	9	AB	R	H	RBI	BB	SO	LOB	BOTTOM										
Darryl Hamilton, L OBP: 0.360, SLG: 0.381 (1, 7)	1-3 K		1-0 P5		3-2 2H 1B		1-1 BB 1B		0-2 G4-3		5	0	2	1	0	1	3										
Kevin Seitzer, R OBP: 0.353, SLG: 0.387 (1, 5)	2-1 G6-3		1-1 F9		2-1 F7		1-1 BB 1B		0-1 L4		5	0	1	0	0	2											
Paul Molitor, R OBP: 0.393, SLG: 0.510 (1, 10)	0-0 P3			0-1 G1-4-3		1-1 G6-3		4-1 BB	1-2 2-3 G6-3		4	0	0	1	1	0											
B.J. Surhoff, L OBP: 0.250, SLG: 0.282 (1, 3)		4-2 FC5-4 BB		3-2 G4-3		0-0 G4-3		2-0 L3	2-3 K		4	0	0	0	1	1											
Robin Yount, R OBP: 0.361, SLG: 0.441 (1, 8)		1-1 FC5-4		3-2 2B		1-0 2B		0-2 1B SF7 1B		4	1	3	0	0	0	1											
Dante Bichette, R OBP: 0.342, SLG: 0.444 (1, 9)	1-0 SAFE 1-2 BB		4-2 L8		0-0 L8		0-2 G5-3		0-2 P4		3	0	0	0	1	0											
Dave Nilsson, L OBP: 0.288, SLG: 0.453 (1, 2)	3-2 P9				0-0 F8		1-1 1B BB 1B		3-2 HBP 1B		4	1	2	0	0	1											
Scott Fletcher, R OBP: 0.385, SLG: 0.421 (1, 4)			2-2 S 1B		2-2 1B 2B		1-3 K		1-0 HBP		3	1	2	0	0	1											
Pat Listach, S OBP: 0.349, SLG: 0.335 (1, 6)			0-2 F7		2-3 K		3-3 K		3-2 SF7		3	0	0	1	0	2											
Inning Stats	R: 0 E: 0 K: 1 S: 6	H: 0 LOB: 0 BB: 0 P: 9	R: 0 E: 0 K: 0 S: 11	H: 0 LOB: 1 BB: 2 P: 23	R: 0 E: 0 K: 0 S: 10	H: 1 LOB: 0 BB: 0 P: 14	R: 0 E: 0 K: 0 S: 9	H: 1 LOB: 1 BB: 0 P: 15	R: 1 E: 0 K: 1 S: 15	H: 2 LOB: 1 BB: 0 P: 24	R: 0 E: 0 K: 0 S: 7	H: 1 LOB: 1 BB: 0 P: 9	R: 1 E: 0 K: 2 S: 14	H: 3 LOB: 3 BB: 1 P: 27	R: 0 E: 0 K: 0 S: 16	H: 2 LOB: 2 BB: 0 P: 23	R: 0 E: 0 K: 1 S: 9	H: 0 LOB: 0 BB: 0 P: 12	1B: 7 2B: 3 3B: 0 HR: 0	SF: 1 SAC: 0 DP: 0 HBP: 1	WP: 0 PB: 0 SB: 1 CS: 1	PA: 40					
PITCHER	IP	WLS	BF	H	R	ER	SO	BB	IBB	HBP	BLK	WP	HR	S	P	ERA	WHIP										
Scott Scudder, R ERA: 4.38 (1, 1)	6.2	W	29	8	2	2	4	2	0	0	0	0	0	70	113	2.70	1.500										
Ted Power, R ERA: 1.99 (7, 1)	0.2		5	2	1	1	0	1	0	0	0	0	0	11	20	13.50	4.500										
Steve Olin, R ERA: 2.23 (8, 1)	1.2	S	6	0	0	0	1	0	0	1	0	0	0	16	23	0.00	0.000										



Batter	1	2	3	4	5	6	7	8	9	AB	R	H	RBI	BB	SO	LOB	TOP				
Kenny Lofton, L OBP: 0.332, SLG: 0.311										4	1	0	0	0	0	2	Cleveland Indians @ Milwaukee Brewers Milwaukee County Stadium, Milwaukee, WI Sat Jun 20 1992, 8:05 PM EDT Att: 25,337 - Sunny - 55 F				
Thomas Howard, S OBP: 0.322, SLG: 0.357										4	0	1	0	0	2	1					
Carlos Baerga, S OBP: 0.321, SLG: 0.401										4	0	0	0	0	1	3					
Albert Belle, R OBP: 0.326, SLG: 0.506										4	0	0	1	0	1	1					
Paul Sorrento, L OBP: 0.333, SLG: 0.369										2	0	0	0	1	0	1					
Mark Whiten, S OBP: 0.358, SLG: 0.411										3	0	0	0	0	0	1					
Sandy Alomar Jr., R OBP: 0.289, SLG: 0.331										3	0	1	0	0	0	0					
Mark Lewis, R OBP: 0.307, SLG: 0.356										3	0	0	0	0	0	1					
Felix Fermin, R OBP: 0.304, SLG: 0.288										2	0	1	0	0	0	0					
Inning Stats	R: 1 E: 1 K: 0 S: 9	H: 1 LOB: 1 BB: 0 P: 16	R: 0 E: 0 K: 0 S: 4	H: 0 LOB: 0 BB: 0 P: 7	R: 0 E: 0 K: 0 S: 5	H: 0 LOB: 0 BB: 0 P: 10	R: 0 E: 0 K: 0 S: 6	H: 0 LOB: 0 BB: 0 P: 10	R: 0 E: 0 K: 1 S: 11	H: 1 LOB: 1 BB: 0 P: 14	R: 0 E: 0 K: 1 S: 5	H: 0 LOB: 0 BB: 1 P: 12	R: 0 E: 0 K: 0 S: 5	H: 1 LOB: 0 BB: 0 P: 8	R: 0 E: 0 K: 2 S: 10	H: 0 LOB: 0 BB: 0 P: 13	1B: 3 2B: 1 3B: 0 HR: 0	SF: 0 SAC: 0 DP: 2 HBP: 1	WP: 0 PB: 0 SB: 1 CS: 0	PA: 31	
PITCHER	IP	WLS	BF	H	R	ER	SO	BB	IBB	HBP	BLK	WP	HR	S	P	ERA	WHIP				
Chris Bosio, R ERA: 4.55	(1, 1)	5.2	W	20	2	1	0	1	0	0	0	0	0	37	63	0.00	0.353				
Mike Fetters, R ERA: 0.43	(6, 1)	2.1		8	1	0	0	1	1	0	1	0	0	13	24	0.00	0.857				
Doug Henry, R ERA: 2.76	(9, 1)	1.0	S	3	0	0	0	2	0	0	0	0	0	10	13	0.00	0.000				

Batter	1	2	3	4	5	6	7	8	9	AB	R	H	RBI	BB	SO	LOB	BOTTOM				
Pat Listach, S OBP: 0.346, SLG: 0.332										5	1	1	0	0	2	7	Cleveland Indians @ Milwaukee Brewers Milwaukee County Stadium, Milwaukee, WI Sat Jun 20 1992, 8:05 PM EDT Att: 25,337 - Sunny - 55 F				
Kevin Seitzer, R OBP: 0.350, SLG: 0.393										4	0	1	1	0	0	3					
Paul Molitor, R OBP: 0.394, SLG: 0.521										3	1	1	1	1	0	2					
B.J. Surhoff, L OBP: 0.250, SLG: 0.286										4	0	1	1	0	1	2					
Robin Yount, R OBP: 0.355, SLG: 0.433										4	0	0	0	0	2	2					
Dante Bichette, R OBP: 0.346, SLG: 0.451										4	1	2	0	0	1	0					
Darryl Hamilton, L OBP: 0.368, SLG: 0.387										3	0	2	0	1	0	0					
Dave Nilsson, L OBP: 0.290, SLG: 0.439										2	0	0	0	1	0	2					
Scott Fletcher, R OBP: 0.396, SLG: 0.427										3	1	2	1	1	0	2					
Inning Stats	R: 0 E: 0 K: 0 S: 6	H: 0 LOB: 1 BB: 1 P: 16	R: 0 E: 1 K: 2 S: 10	H: 0 LOB: 1 BB: 0 P: 18	R: 2 E: 0 K: 0 S: 14	H: 2 LOB: 1 BB: 1 P: 23	R: 0 E: 0 K: 1 S: 10	H: 2 LOB: 2 BB: 0 P: 15	R: 1 E: 0 K: 1 S: 10	H: 1 LOB: 0 BB: 0 P: 13	R: 0 E: 0 K: 0 S: 8	H: 1 LOB: 2 BB: 1 P: 14	R: 0 E: 0 K: 1 S: 10	H: 1 LOB: 1 BB: 0 P: 14	R: 1 E: 1 K: 1 S: 13	H: 3 LOB: 2 BB: 1 P: 24	1B: 6 2B: 2 3B: 1 HR: 1	SF: 1 SAC: 1 DP: 1 HBP: 0	WP: 0 PB: 0 SB: 0 CS: 0	PA: 38	
PITCHER	IP	WLS	BF	H	R	ER	SO	BB	IBB	HBP	BLK	WP	HR	S	P	ERA	WHIP				
Denis Boucher, L ERA: 5.51	(1, 1)	6.1	L	30	7	3	3	4	3	0	0	0	0	63	107	4.26	1.579				
Kevin Wickander, L ERA: 2.55	(7, 1)	0.2		5	2	1	1	1	1	0	0	0	0	10	17	13.50	4.500				
Ted Power, R ERA: 1.93	(8, 1)	1.0		3	1	0	0	1	0	0	0	0	0	8	13	0.00	1.000				

Batter	1	2	3	4	5	6	7	8	9	AB	R	H	RBI	BB	SO	LOB	TOP								
Kenny Lofton, L OBP: 0.337, SLG: 0.320 (1, 8)	1-2 G4-3 3B	2-2 E4 G4-6-3			4-0 1B BB		4-2 SH1-3 BB		2-1 B5-3	3	1	1	0	2	0	2									
Thomas Howard, S OBP: 0.321, SLG: 0.354 (1, 7)	0-1 F7	0-0 G4-6-3			2-1 1B		1-1 SH1-3		0-1 G3-1	4	0	1	0	0	0	4									
Carlos Baerga, S OBP: 0.319, SLG: 0.396 (1, 4)	0-0 G4-3		1-0 F8		0-1 P5		1-2 F8		4-2 BB	4	0	0	1	1	0	3									
Albert Belle, R OBP: 0.324, SLG: 0.500 (1, 10)	2-1 1B		3-2 P5		2-1 F7		2-2 P4		0-0 P4	5	0	1	0	0	0	4									
Paul Sorrento, L OBP: 0.233, SLG: 0.368 Carlos Martinez, R (8, PH) OBP: 0.310, SLG: 0.444 (8, 3)	1-2 1B		0-0 F7			2-2 F7			0-1 G6-3	3	0	1	0	0	0	0									
Mark Whiten, S OBP: 0.356, SLG: 0.405 (1, 9)	3-1 F7			1-1 P4		4-0 1B BB		2-1 G1-3		3	1	0	0	1	0	2									
Mark Lewis, R OBP: 0.314, SLG: 0.363 (1, 6)		0-0 E HBP 1B		2-2 G3		1-1 1B 1B		2-2 BB 1B		4	0	3	0	0	0	0									
Junior Ortiz, R OBP: 0.254, SLG: 0.258 Glenallen Hill, R (8, PH) OBP: 0.265, SLG: 0.435 Sandy Alomar Jr., R OBP: 0.269, SLG: 0.331 (8, 2)		1-1 E HBP		2-2 G4-3		1-1 F9-3 1B		4-2 BB		2	0	1	1	0	0	0									
Felix Fermin, R OBP: 0.288, SLG: 0.273 Alex Cole, L (8, PH) OBP: 0.265, SLG: 0.198 Brook Jacoby, R OBP: 0.335, SLG: 0.343 (8, 5)		2-2 F7			2-1 G6-3		0-0 F9-3		1-3 K	3	0	0	0	0	0	4									
Inning Stats	R: 1 E: 0 K: 0 S: 13	H: 3 LOB: 2 BB: 0 P: 20	R: 0 E: 1 K: 0 S: 9	H: 1 LOB: 2 BB: 0 P: 14	R: 0 E: 0 K: 0 S: 6	H: 0 LOB: 0 BB: 0 P: 10	R: 0 E: 0 K: 0 S: 8	H: 0 LOB: 0 BB: 0 P: 13	R: 0 E: 0 K: 0 S: 10	H: 1 LOB: 2 BB: 1 P: 18	R: 0 E: 0 K: 0 S: 8	H: 2 LOB: 1 BB: 1 P: 16	R: 0 E: 0 K: 0 S: 13	H: 0 LOB: 1 BB: 1 P: 21	R: 0 E: 0 K: 0 S: 12	H: 1 LOB: 2 BB: 1 P: 21	R: 0 E: 0 K: 0 S: 8	H: 0 LOB: 1 BB: 1 P: 14	1B: 7 2B: 1 3B: 1 HR: 0	SF: 0 SAC: 1 DP: 2 HBP: 1	WP: 0 PB: 0 SB: 0 CS: 0	PA: 40			
PITCHER	IP	WLS	BF	H	R	ER	SO	BB	IBB	HBP	BLK	WP	HR	S	P	ERA	WHIP								
Ron Robinson, R ERA: 4.5 (1, 1)	5.1		26	7	2	2	0	2	0	1	0	0	0	53	90	3.38	1.688								
Dan Plesac, L ERA: 3.95 (6, 1)	2.1	W	8	1	0	0	0	1	0	0	0	0	0	21	33	0.00	0.857								
Darren Holmes, R ERA: 0.96 (8, 1)	0.1		2	0	0	0	1	1	0	0	0	0	0	5	10	0.00	3.000								
Doug Henry, R ERA: 2.67 (9, 1)	1.0	S	4	0	0	0	0	1	0	0	0	0	0	8	14	0.00	1.000								

Cleveland Indians @ Milwaukee Brewers
Milwaukee County Stadium, Milwaukee, WI

Sun Jun 21 1992, 4:33 AM EDT
Att: 23,609 - Sunny - 59 F

AB 33
R 2
H 8
RBI 2
BB 5
SO 1
LOB 21



Batter	1	2	3	4	5	6	7	8	9	AB	R	H	RBI	BB	SO	LOB	BOTTOM								
Pat Listach, S OBP: 0.349, SLG: 0.332 (1, 6)	4-1 WP 2B BB		0-0 CS 1B			2-3 K		3-2 G4-3		3	1	1	0	1	1	0									
Kevin Seitzer, R OBP: 0.352, SLG: 0.403 (1, 5)	1-0 G4-3 2B		2-3 K			3-1 1B 2B		0-0 G6-3		4	1	2	1	0	1	1									
Darryl Hamilton, L OBP: 0.371, SLG: 0.401 (1, 8)	3-3 K		1-0 G6-3			2-0 E7 1B		1-1 1B 3B		4	2	2	1	0	1	1									
B.J. Surhoff, L OBP: 0.255, SLG: 0.291 (1, 10)	1-1 G4-3			0-1 G6-3		1-2 S 1B		1-1 FC5-4 1B		4	0	2	2	0	0	1									
Dante Bichette, R OBP: 0.339, SLG: 0.441 (1, 9)	1-1 P5			0-0 F9		1-2 K		1-1 FC5-4		4	0	0	0	0	1	3									
Franklin Stubbs, L OBP: 0.288, SLG: 0.356 (1, 3)			2-3 K		3-1 L7		1-1 G3-1			3	0	0	0	0	1	1									
Greg Vaughn, R OBP: 0.288, SLG: 0.381 (1, 7)		4-2 FC4 BB			2-3 K		2-3 K			2	0	0	0	1	2	0									
Dave Nilsson, L OBP: 0.278, SLG: 0.420 (1, 2)		1-0 F7			1-3 K		2-3 K			3	0	0	0	0	2	1									
Scott Fletcher, R OBP: 0.387, SLG: 0.417 (1, 4)		1-1 FC4			0-0 L7		0-1 G5-3			3	0	0	0	0	0	1									
Inning Stats	R: 1 E: 0 K: 1 S: 10	H: 1 LOB: 1 BB: 1 P: 20	R: 0 E: 0 K: 1 S: 8	H: 0 LOB: 1 BB: 1 P: 16	R: 0 E: 0 K: 1 S: 8	H: 1 LOB: 0 BB: 0 P: 9	R: 0 E: 0 K: 0 S: 5	H: 0 LOB: 0 BB: 0 P: 8	R: 0 E: 0 K: 2 S: 8	H: 3 LOB: 1 BB: 0 P: 11	R: 0 E: 0 K: 2 S: 17	H: 0 LOB: 0 BB: 0 P: 26	R: 0 E: 0 K: 0 S: 8	H: 0 LOB: 0 BB: 0 P: 12	R: 1 E: 0 K: 0 S: 10	H: 2 LOB: 1 BB: 0 P: 16	R: 0 E: 0 K: 0 S: 8	H: 0 LOB: 1 BB: 0 P: 14	1B: 4 2B: 2 3B: 1 HR: 0	SF: 0 SAC: 0 DP: 0 HBP: 0	WP: 1 PB: 0 SB: 1 CS: 1	PA: 32			
PITCHER	IP	WLS	BF	H	R	ER	SO	BB	IBB	HBP	BLK	WP	HR	S	P	ERA	WHIP								
Jack Armstrong, R ERA: 4.83 (1, 1)	7.2	L	30	6	4	3	9	2	0	0	0	0	0	70	112	3.52	1.043								
Derek Liliquist, L ERA: 2.08 (8, 1)	0.1		2	1	0	0	0	0	0	0	0	0	0	4	6	0.00	3.000								

Cleveland Indians @ Milwaukee Brewers
Milwaukee County Stadium, Milwaukee, WI

Sun Jun 21 1992, 4:33 AM EDT
Att: 23,609 - Sunny - 59 F

AB 30
R 4
H 7
RBI 4
BB 2
SO 9
LOB 9



Batter	1	2	3	4	5	6	7	8	9	AB	R	H	RBI	BB	SO	LOB	TOP								
Brady Anderson, L (1, 7) OBP: 0.367, SLG: 0.515	G3		SF9		F8		HR		BB	3	1	1	1	1	0	0	Baltimore Orioles @ Milwaukee Brewers Milwaukee County Stadium, Milwaukee, WI Tue Jun 23 1992, 8:05 PM EDT Att: 27,190 - Sunny - 63 F								
Mike Devereaux, R (1, 8) OBP: 0.331, SLG: 0.483	G5-3		G6-3		G5-3		F9		F8	5	0	0	0	0	0	3									
Cal Ripken Jr., R (1, 6) OBP: 0.370, SLG: 0.457	G5-3			1B	HR		HR		F8	4	3	2	4	1	0	1									
Glenn Davis, R (1, 10) OBP: 0.277, SLG: 0.387		G6-3		P3	FC5-4		G4-3		K	4	0	0	0	0	1	2									
Randy Milligan, R (1, 3) OBP: 0.391, SLG: 0.429		FC4-6		G4-3	FC5-4		G6-3			3	0	0	0	1	0	2									
Joe Orsulak, L (1, 9) OBP: 0.311, SLG: 0.331	K			1B			G3		2B	4	1	2	0	0	1	1									
Leo Gomez, R (1, 5) OBP: 0.379, SLG: 0.424	FC4-6			1B			F8		F9	4	0	1	1	0	0	2									
Mark McLemore, S (1, 4) OBP: 0.333, SLG: 0.287			SH3-4	1B			F8		K	3	1	1	1	1	1	1									
Jeff Tackett, R (1, 2) OBP: 0.314, SLG: 0.548			SH3-4	K			F9		G5-3	3	1	1	0	0	1	3									
Inning Stats	R: 0 E: 0 K: 0 S: 8	H: 0 LOB: 0 BB: 0 P: 13	R: 0 E: 0 K: 1 S: 11	H: 0 LOB: 1 BB: 1 P: 21	R: 1 E: 0 K: 0 S: 8	H: 0 LOB: 0 BB: 1 P: 15	R: 2 E: 0 K: 1 S: 12	H: 3 LOB: 2 BB: 1 P: 24	R: 1 E: 0 K: 0 S: 13	H: 1 LOB: 0 BB: 0 P: 18	R: 0 E: 0 K: 0 S: 5	H: 0 LOB: 0 BB: 0 P: 6	R: 3 E: 0 K: 1 S: 10	H: 3 LOB: 0 BB: 0 P: 16	R: 0 E: 0 K: 1 S: 9	H: 1 LOB: 1 BB: 0 P: 13	R: 0 E: 0 K: 1 S: 9	H: 0 LOB: 1 BB: 1 P: 19	1B: 5 2B: 1 3B: 0 HR: 2	SF: 1 SAC: 1 DP: 0 HBP: 1	WP: 0 PB: 0 SB: 1 CS: 0	PA: 40			
PITCHER	IP	WLS	BF	H	R	ER	SO	BB	IBB	HBP	BLK	WP	HR	S	P	ERA	WHIP								
Jaime Navarro, R (1, 1) ERA: 4.07	6.0	L	28	6	6	6	2	3	0	1	0	0	1	59	99	9.00	1.500								
Jim Austin, R (7, 1) ERA: 2.79	1.0		4	1	1	1	0	0	0	0	0	0	1	8	14	9.00	1.000								
Jesse Orosco, L (8, 1) ERA: 4.6	1.0		4	1	0	0	1	0	0	0	0	0	0	9	13	0.00	1.000								
Bruce Ruffin, L (9, 1) ERA: 6.43	1.0		4	0	0	0	1	1	0	0	0	0	0	9	19	0.00	1.000								

AB	33
R	7
H	8
RBI	7
BB	4
SO	4
LOB	15



Batter	1	2	3	4	5	6	7	8	9	AB	R	H	RBI	BB	SO	LOB	BOTTOM								
Darryl Hamilton, L (1, 9) OBP: 0.374, SLG: 0.400	G4-3		CS		L6				K	3	1	1	0	1	1	2	Baltimore Orioles @ Milwaukee Brewers Milwaukee County Stadium, Milwaukee, WI Tue Jun 23 1992, 8:05 PM EDT Att: 27,190 - Sunny - 63 F								
Kevin Seitzer, R (1, 5) OBP: 0.351, SLG: 0.401	G4-3		F9		G6-3				1B	4	0	1	0	0	0	4									
Paul Moltor, R (1, 10) OBP: 0.392, SLG: 0.514	G4-3				G5-3		G4-6-3		L4	3	0	0	1	1	0	1									
B.J. Surhoff, L (1, 3) OBP: 0.255, SLG: 0.290	G4-3			FC	P7		P8		K	4	0	1	0	0	1	1									
Robin Yount, R (1, 8) OBP: 0.350, SLG: 0.426			F9		FC		G4-6-3		F9	4	0	0	0	0	0	2									
Greg Vaughn, R (1, 7) OBP: 0.283, SLG: 0.374			G5-3		P7		B1-3		F9	4	0	0	0	0	0	2									
Dave Nilsson, L (1, 2) OBP: 0.280, SLG: 0.408		E5			G5-3		G4-6-3			2	0	0	0	1	0	0									
Scott Fletcher, R (1, 4) OBP: 0.386, SLG: 0.423		F8			WP		G4-6-3			3	0	1	0	0	0	2									
Pat Listach, S (1, 6) OBP: 0.348, SLG: 0.328			F7						K	2	0	0	0	1	1	0									
Inning Stats	R: 1 E: 0 K: 0 S: 6	H: 1 LOB: 0 BB: 0 P: 8	R: 0 E: 1 K: 0 S: 10	H: 0 LOB: 0 BB: 0 P: 15	R: 0 E: 0 K: 0 S: 5	H: 0 LOB: 0 BB: 1 P: 12	R: 0 E: 1 K: 0 S: 9	H: 1 LOB: 1 BB: 0 P: 12	R: 0 E: 0 K: 0 S: 8	H: 1 LOB: 2 BB: 1 P: 13	R: 0 E: 0 K: 0 S: 7	H: 0 LOB: 0 BB: 1 P: 13	R: 0 E: 0 K: 2 S: 12	H: 0 LOB: 0 BB: 0 P: 16	R: 0 E: 0 K: 1 S: 7	H: 1 LOB: 1 BB: 0 P: 14	R: 0 E: 0 K: 1 S: 7	H: 0 LOB: 0 BB: 0 P: 14	1B: 3 2B: 1 3B: 0 HR: 0	SF: 0 SAC: 0 DP: 2 HBP: 0	WP: 1 PB: 0 SB: 1 CS: 1	PA: 33			
PITCHER	IP	WLS	BF	H	R	ER	SO	BB	IBB	HBP	BLK	WP	HR	S	P	ERA	WHIP								
Jose Mesa, R (1, 1) ERA: 4.84	5.0	W	21	3	1	1	0	3	1	0	0	0	0	27	44	0.00	0.500								
Storm Davis, R (6, 1) ERA: 3.45	4.0	S	12	1	0	0	3	1	0	0	0	0	0	27	44	0.00	0.500								

AB	29
R	1
H	4
RBI	1
BB	4
SO	3
LOB	14



Batter	1	2	3	4	5	6	7	8	9	AB R H RBI BB SO LOB	TOP																		
Brady Anderson, L (1, 7) OBP: 0.366, SLG: 0.511	2-1 G4-3	2-2 1B		2-1 G3		2-1 1B		3-2 G5-3	2-3 K	6 1 2 0 0 1 3	Baltimore Orioles @ Milwaukee Brewers Milwaukee County Stadium, Milwaukee, WI Wed Jun 24 1992, 8:05 PM EDT Att: 16,980 - Sunny - 64 F																		
Mike Devereaux, R (1, 8) OBP: 0.334, SLG: 0.495	1-2 HR	4-0 BB		3-2 F7		3-2 1B		1-2 G5-3	2-2 SF8	4 1 2 3 1 0 1																			
Cal Ripken Jr., R (1, 6) OBP: 0.373, SLG: 0.454	0-1 BB	0-1 F8		0-1 P2		1-2 BB		4-0 BB	0-3 K	4 1 1 0 2 1 4																			
Sam Horn, L (1, 10) OBP: 0.373, SLG: 0.479	4-1 FC6-4		0-0 G3-6-3		0-2 L8	2-2 1B		0-3 K		4 1 3 0 1 1 1																			
Randy Milligan, R (1, 3) David Segui, S (9, 3) OBP: 0.391, SLG: 0.423 OBP: 0.318, SLG: 0.325	1-0 E5		3-2 G3-6-3		2-0 L8	2-1 L4		4-2 1B		3 1 0 0 1 0 5 0 0 0 0 0 0 0																			
Joe Orsulak, L (1, 9) OBP: 0.313, SLG: 0.333	1-1 FC6-4		0-0 G3-6-3		2-1 G4-3		2-2 SH1-4	0-1 1B	1-3 1B	5 1 2 0 0 0 5																			
Leo Gomez, R (1, 5) OBP: 0.381, SLG: 0.426	2-2 G1-3		1-1 1B		1-2 L6		0-0 SH1-4	0-1 1B	1-2 1B	4 1 2 2 0 0 3																			
Mark McLemore, S (1, 4) OBP: 0.328, SLG: 0.283		0-2 G3		0-0 K		0-0 G3	1-1 G6-3	1-1 1B	1-3 SF8	5 1 1 1 0 1 2																			
Jeff Tackett, R (1, 2) OBP: 0.325, SLG: 0.514		2-3 K		4-1 BB		0-0 G6-3	3-3 K	1-1 1B	1-2 1B	4 0 1 1 1 2 1																			
Inning Stats	R: 2 E: 1 K: 0 S: 14	H: 2 LOB: 2 BB: 1 P: 25	R: 0 E: 0 K: 1 S: 12	H: 1 LOB: 2 BB: 1 P: 20	R: 1 E: 0 K: 1 S: 9	H: 2 LOB: 1 BB: 0 P: 14	R: 0 E: 0 K: 0 S: 8	H: 0 LOB: 1 BB: 1 P: 17	R: 0 E: 0 K: 0 S: 10	H: 1 LOB: 1 BB: 0 P: 15		R: 1 E: 0 K: 0 S: 20	H: 3 LOB: 3 BB: 1 P: 32	R: 0 E: 0 K: 1 S: 10	H: 1 LOB: 1 BB: 0 P: 16	R: 0 E: 0 K: 1 S: 9	H: 0 LOB: 1 BB: 1 P: 17	R: 4 E: 0 K: 2 S: 20	H: 4 LOB: 1 BB: 1 P: 30	1B: 12 2B: 1 3B: 0 HR: 1	SF: 1 SAC: 1 DP: 1 HBP: 1	WP: 0 PB: 0 SB: 3 CS: 0	PA: 48						
PITCHER	IP WLS BF H R ER SO BB IBB HBP BLK WP HR S P ERA WHIP											PITCHER	IP WLS BF H R ER SO BB IBB HBP BLK WP HR S P ERA WHIP																
Bill Wegman, R (1, 1) ERA: 3.09	5.2	31	9	4	3	2	4	0	0	1	0	0	0	0	1	71	119	4.76	2.294										
Mike Fetters, R (6, 1) ERA: 0.39	2.0	8	1	0	0	1	1	0	0	0	0	0	0	0	18	34	0.00	1.000											
Darren Holmes, R (8, 1) ERA: 4.66	0.1	L	6	4	4	1	1	0	0	0	0	0	0	0	13	19	108.00	15.000											
Jesse Orosco, L (9, 1) ERA: 4.32	1.0	3	0	0	0	2	0	0	0	0	0	0	0	0	10	14	0.00	0.000											

Batter	1	2	3	4	5	6	7	8	9	AB R H RBI BB SO LOB	BOTTOM																	
Darryl Hamilton, L (1, 9) OBP: 0.379, SLG: 0.420	3-1 G4-3		1-1 G6-3		4-2 BB		1-0 SH1-4		2-1 G4-3	4 1 2 0 1 0 0	Baltimore Orioles @ Milwaukee Brewers Milwaukee County Stadium, Milwaukee, WI Wed Jun 24 1992, 8:05 PM EDT Att: 16,980 - Sunny - 64 F																	
Kevin Seitzer, R (1, 5) OBP: 0.349, SLG: 0.396	1-0 G4-3		0-0 L9		4-2 FC6		1-0 SH1-4		3-3 K	3 0 0 1 1 1 0																		
Paul Molitor, R (1, 10) OBP: 0.389, SLG: 0.508	2-2 G4-3		2-2 F7		0-0 FC6		1-3 K		2-1 G4-3	5 1 1 0 0 1 3																		
B.J. Surhoff, L (1, 2) OBP: 0.255, SLG: 0.289	1-0 G4-3			1-0 G6-4-3		0-0 F8	0-2 P3			4 0 1 0 0 0 2																		
Robin Yount, R (1, 8) OBP: 0.356, SLG: 0.429	0-0 1B			2-0 F8		4-2 1B		2-2 G4-3		3 1 2 1 1 0 1																		
Greg Vaughn, R (1, 7) OBP: 0.278, SLG: 0.367	2-1 G3			2-0 G6-4-3		0-0 P4		0-0 P1		4 0 0 0 0 0 4																		
Franklin Stubbs, L (1, 3) OBP: 0.293, SLG: 0.359		3-2 G3-1			0-0 G3	1-0 1B		1-2 G4-3		4 1 2 0 0 0 1																		
Scott Fletcher, R (1, 4) OBP: 0.389, SLG: 0.421		1-2 L7			1-2 G3	0-0 1B		4-0 1B		3 0 1 1 1 0 1																		
Pat Listach, S (1, 6) OBP: 0.342, SLG: 0.324		1-0 F7			2-0 SF9	1-3 K		1-0 G5-3		3 0 0 1 0 1 4																		
Inning Stats	R: 2 E: 0 K: 0 S: 10	H: 3 LOB: 1 BB: 0 P: 19	R: 0 E: 0 K: 0 S: 9	H: 0 LOB: 0 BB: 0 P: 14	R: 0 E: 0 K: 0 S: 3	H: 1 LOB: 0 BB: 0 P: 8	R: 0 E: 0 K: 0 S: 13	H: 1 LOB: 2 BB: 2 P: 21	R: 1 E: 0 K: 1 S: 13	H: 2 LOB: 2 BB: 1 P: 19		R: 0 E: 0 K: 1 S: 8	H: 1 LOB: 1 BB: 0 P: 11	R: 0 E: 0 K: 0 S: 8	H: 1 LOB: 2 BB: 1 P: 16	R: 0 E: 0 K: 1 S: 8	H: 0 LOB: 0 BB: 0 P: 15	1B: 7 2B: 1 3B: 1 HR: 0	SF: 1 SAC: 1 DP: 1 HBP: 0	WP: 1 PB: 0 SB: 1 CS: 0	PA: 39							
PITCHER	IP WLS BF H R ER SO BB IBB HBP BLK WP HR S P ERA WHIP											PITCHER	IP WLS BF H R ER SO BB IBB HBP BLK WP HR S P ERA WHIP															
Bob Milacki, R (1, 1) ERA: 5.25	5.2	25	6	4	4	0	3	0	0	0	0	0	0	28	47	6.35	1.588											
Alan Mills, R (6, 1) ERA: 1.21	3.1	W	14	3	0	0	3	0	1	0	0	0	0	0	28	47	0.00	0.900										

AB	39
R	8
H	14
RBI	7
BB	6
SO	6
LOB	25



AB	33
R	4
H	9
RBI	4
BB	4
SO	3
LOB	16



Batter	1	2	3	4	5	6	7	8	9	AB	R	H	RBI	BB	SO	LOB	TOP										
Brady Anderson, L OBP: 0.362, SLG: 0.504 (1, 7)	G4-3		G3			F8		L1		4	0	0	0	0	0	0	Baltimore Orioles @ Milwaukee Brewers Milwaukee County Stadium, Milwaukee, WI Thu Jun 25 1992, 4:33 AM EDT Att: 24,774 - Cloudy - 71 F										
Mark McLemore, S OBP: 0.326, SLG: 0.276 (1, 4)	G4-3		G4-3			P6		F7 1B BB	3	0	0	0	1	0	0												
Cal Ripken Jr., R OBP: 0.371, SLG: 0.451 (1, 6)	F8			G4-3		G6-3		1-2 1B	4	0	1	0	0	0	0												
Sam Horn, L OBP: 0.362, SLG: 0.463 (1, 10)		K		K		P4		F7	4	0	0	0	0	2	2												
Mike Devereaux, R OBP: 0.333, SLG: 0.491 (1, 8)	F9		F8			1B		K	4	0	1	0	0	1	2												
Joe Orsulak, L OBP: 0.318, SLG: 0.344 (1, 9)		2B 1B		2B		F9		K	4	0	2	0	0	1	3												
Leo Gomez, R OBP: 0.381, SLG: 0.429 (1, 5)		2B		G5-3		P1			3	0	1	0	0	0	2												
David Segui, S OBP: 0.318, SLG: 0.319 (1, 3)		P5		G6-4-3 BB		G4-3		G4-3	2	0	0	0	1	0	2												
Jeff Tackett, R OBP: 0.310, SLG: 0.486 (8, PH)		F8		G6-4-3		G6-3		G6-3	2	0	0	0	0	0	2												
Chito Martinez, L OBP: 0.355, SLG: 0.392 Rick Dempsey, R (8, 2)				1-2					1	0	0	0	0	0	0												
Inning Stats	R: 0 E: 0 K: 0 S: 4	H: 0 LOB: 0 BB: 0 P: 6	R: 0 E: 0 K: 1 S: 13	H: 2 LOB: 2 BB: 0 P: 17	R: 0 E: 0 K: 0 S: 7	H: 0 LOB: 0 BB: 0 P: 10	R: 0 E: 0 K: 1 S: 9	H: 0 LOB: 0 BB: 0 P: 13	R: 0 E: 0 K: 0 S: 7	H: 1 LOB: 1 BB: 1 P: 14	R: 0 E: 0 K: 0 S: 6	H: 0 LOB: 0 BB: 0 P: 10	R: 0 E: 0 K: 0 S: 8	H: 1 LOB: 1 BB: 0 P: 12	R: 0 E: 0 K: 0 S: 7	H: 0 LOB: 0 BB: 0 P: 9	R: 0 E: 0 K: 2 S: 13	H: 1 LOB: 2 BB: 1 P: 23	1B: 3 2B: 2 3B: 0 HR: 0	SF: 0 SAC: 0 DP: 1 HBP: 0	WP: 0 PB: 0 SB: 0 CS: 0	PA: 33					
PITCHER	IP	WLS	BF	H	R	ER	SO	BB	IBB	HBP	BLK	WP	HR	S	P	ERA	WHIP										
Ricky Bones, R ERA: 4.0 (1, 1)	8.0	W	30	5	0	0	2	2	0	0	0	0	0	66	101	0.00	0.875										
Doug Henry, R ERA: 2.99 (9, 1)	1.0	S	3	0	0	0	2	0	0	0	0	0	0	8	13	0.00	0.000										

Batter	1	2	3	4	5	6	7	8	9	AB	R	H	RBI	BB	SO	LOB	BOTTOM										
Darryl Hamilton, L OBP: 0.372, SLG: 0.410 (1, 7)	F9		G3			G6-3		G4-3		4	0	0	0	0	0	0	Baltimore Orioles @ Milwaukee Brewers Milwaukee County Stadium, Milwaukee, WI Thu Jun 25 1992, 4:33 AM EDT Att: 24,774 - Cloudy - 71 F										
Kevin Seitzer, R OBP: 0.349, SLG: 0.395 (1, 5)	G2-3 1B		G4-3			F8			3	0	1	0	0	0	0												
Paul Molitor, R OBP: 0.392, SLG: 0.508 (1, 10)	G2-3 1-2			G3-6-3 1B		1B SF7 BB			2	1	1	0	1	0	1												
B.J. Surhoff, L OBP: 0.256, SLG: 0.290 (1, 3)	P4			G3-6-3 1-2		1B			3	0	1	0	0	0	2												
Robin Yount, R OBP: 0.352, SLG: 0.425 (1, 8)		G6-3		F8		SF7			2	0	0	1	0	0	0												
Dante Bichette, R OBP: 0.338, SLG: 0.440 (1, 9)		1B 1B		F9		K			3	0	1	0	0	1	1												
Dave Nilsson, L OBP: 0.282, SLG: 0.405 (1, 2)		G1-6-3 1B		F9		P4			3	0	1	0	0	0	1												
Scott Fletcher, R OBP: 0.382, SLG: 0.412 (1, 4)		G1-6-3		F9		G6-3			3	0	0	0	0	0	2												
Pat Listach, S OBP: 0.338, SLG: 0.319 (1, 6)		G4-3		G4-3		G6-3		K	3	0	0	0	0	1	0												
Inning Stats	R: 0 E: 0 K: 0 S: 9	H: 1 LOB: 1 BB: 0 P: 16	R: 0 E: 0 K: 0 S: 9	H: 2 LOB: 1 BB: 0 P: 14	R: 0 E: 0 K: 0 S: 4	H: 0 LOB: 0 BB: 0 P: 7	R: 0 E: 0 K: 0 S: 5	H: 1 LOB: 0 BB: 0 P: 7	R: 0 E: 0 K: 0 S: 6	H: 0 LOB: 0 BB: 0 P: 10	R: 0 E: 0 K: 0 S: 9	H: 0 LOB: 0 BB: 0 P: 15	R: 1 E: 0 K: 1 S: 15	H: 1 LOB: 1 BB: 1 P: 20	R: 0 E: 0 K: 1 S: 6	H: 0 LOB: 0 BB: 0 P: 10		R: 0 E: 0 K: 1 S: 6	H: 0 LOB: 0 BB: 0 P: 10	1B: 5 2B: 0 3B: 0 HR: 0	SF: 1 SAC: 0 DP: 2 HBP: 0	WP: 0 PB: 0 SB: 0 CS: 0	PA: 28				
PITCHER	IP	WLS	BF	H	R	ER	SO	BB	IBB	HBP	BLK	WP	HR	S	P	ERA	WHIP										
Rick Sutcliffe, R ERA: 4.23 (1, 1)	8.0	L	28	5	1	1	2	1	0	0	0	0	0	63	99	1.12	0.750										

Batter	1	2	3	4	5	6	7	8	9	AB	R	H	RBI	BB	SO	LOB	TOP								
Darryl Hamilton, L OBP: 0.363, SLG: 0.399 (1, 7)	F7		G3		G6-3		K		F7	5	0	0	0	0	1	3	Milwaukee Brewers @ Boston Red Sox Fenway Park, Boston, MA Fri Jun 26 1992, 7:05 PM EDT Att: 33,637 - Sunny - 78 F								
Kevin Seitzer, R OBP: 0.348, SLG: 0.394 Franklin Stubbs, L OBP: 0.295, SLG: 0.361 (1, 5)	F9		1B			F7		1B	F9	3	0	1	0	0	0	0									
Paul Molitor, R OBP: 0.397, SLG: 0.518 (1, 10)	2B		F7		1B	SF8		1B	1B	3	2	2	0	1	0	1									
B.J. Surhoff, L OBP: 0.256, SLG: 0.289 (1, 3)	G3-1				F7	SF8		F9		4	0	1	0	0	0	3									
Robin Yount, R OBP: 0.348, SLG: 0.421 Tim McIntosh, R OBP: 0.269, SLG: 0.245 (1, 8)		G5-3		F9		SF8		1B	S	2	0	0	1	0	0	0									
Dante Bichette, R OBP: 0.337, SLG: 0.441 (1, 9)	G6-3		G5-3		L6			K		4	0	1	0	0	1	3									
Dave Nilsson, L OBP: 0.280, SLG: 0.397 (1, 2)	G6-3				G3-1		P6			4	0	1	2	0	0	1									
Scott Fletcher, R OBP: 0.383, SLG: 0.413 William Suero, R OBP: 0.353, SLG: 0.286 (1, 4)	G3-1				1B			P3		2	0	1	0	0	0	1									
Pat Listach, S OBP: 0.336, SLG: 0.318 (1, 6)			K		G6-3		G6-3		G3	4	0	1	0	0	1	1									
Inning Stats	R: 0 E: 0 K: 0 S: 6	H: 1 LOB: 1 BB: 0 P: 10	R: 0 E: 0 K: 0 S: 11	H: 1 LOB: 1 BB: 0 P: 15	R: 0 E: 0 K: 1 S: 13	H: 1 LOB: 1 BB: 0 P: 21	R: 0 E: 0 K: 0 S: 9	H: 0 LOB: 0 BB: 0 P: 10	R: 0 E: 0 K: 0 S: 5	H: 2 LOB: 1 BB: 0 P: 7	R: 1 E: 0 K: 0 S: 9	H: 2 LOB: 1 BB: 0 P: 15	R: 0 E: 0 K: 1 S: 7	H: 1 LOB: 1 BB: 0 P: 12	R: 3 E: 0 K: 1 S: 12	H: 3 LOB: 1 BB: 0 P: 21		R: 0 E: 0 K: 0 S: 8	H: 0 LOB: 0 BB: 0 P: 12	1B: 7 2B: 4 3B: 0 HR: 0	SF: 1 SAC: 0 DP: 1 HBP: 0	WP: 1 PB: 0 SB: 1 CS: 0	PA: 38		
PITCHER	IP	WLS	BF	H	R	ER	SO	BB	IBB	HBP	BLK	WP	HR	S	P	ERA	WHIP								
John Dopson, R ERA: 3.35 (1, 1)	6.0	W	24	7	1	1	1	0	0	0	0	0	0	53	78	1.50	1.167								
Tom Bolton, L ERA: 3.95 (7, 1)	1.1		8	3	3	3	1	1	0	0	0	1	0	13	26	20.25	3.000								
Danny Darwin, R ERA: 5.06 (8, 1)	1.2		6	1	0	0	1	0	0	0	0	0	0	14	19	0.00	0.600								

Batter	1	2	3	4	5	6	7	8	9	AB	R	H	RBI	BB	SO	LOB	BOTTOM								
Herm Winningham, L OBP: 0.266, SLG: 0.308 (1, 7)	S				2B	F8		G3		5	1	3	1	0	0	1	Milwaukee Brewers @ Boston Red Sox Fenway Park, Boston, MA Fri Jun 26 1992, 7:05 PM EDT Att: 33,637 - Sunny - 78 F								
Jody Reed, R OBP: 0.334, SLG: 0.345 (1, 4)	G5-3		G1		2B	F7				4	1	1	2	0	0	2									
Wade Boggs, L OBP: 0.387, SLG: 0.423 (1, 5)	L8		G4-3		2B			G6-3		4	1	1	1	0	0	1									
Tom Brunansky, R OBP: 0.353, SLG: 0.390 (1, 9)	G3-1		G5-3		SF8	1B		1B		4	1	2	1	0	0	1									
Mo Vaughn, L OBP: 0.370, SLG: 0.295 (1, 10)	G3-1				G3			1B		4	0	1	0	0	0	1									
Bob Zupcic, R OBP: 0.356, SLG: 0.434 (1, 8)	E6		K		SF8			1B		3	1	1	1	0	1	0									
Scott Cooper, L OBP: 0.311, SLG: 0.305 (1, 3)	G6-3				F8			G4-6-3		4	1	2	0	0	0	3									
Luis Rivera, R OBP: 0.346, SLG: 0.306 (1, 6)	1B				F8			L6		4	1	1	1	0	0	1									
Tony Peña, R OBP: 0.267, SLG: 0.284 (1, 2)	G6-3				2B			G4-3		3	1	1	1	1	0	1									
Inning Stats	R: 0 E: 0 K: 0 S: 6	H: 1 LOB: 1 BB: 0 P: 12	R: 3 E: 1 K: 0 S: 10	H: 3 LOB: 1 BB: 0 P: 16	R: 0 E: 0 K: 1 S: 4	H: 0 LOB: 0 BB: 0 P: 7	R: 0 E: 0 K: 1 S: 7	H: 1 LOB: 1 BB: 0 P: 13	R: 5 E: 0 K: 0 S: 18	H: 4 LOB: 0 BB: 1 P: 28	R: 0 E: 0 K: 0 S: 15	H: 1 LOB: 1 BB: 0 P: 19	R: 0 E: 0 K: 0 S: 10	H: 3 LOB: 2 BB: 0 P: 13	R: 0 E: 0 K: 0 S: 5	H: 0 LOB: 0 BB: 0 P: 10		1B: 8 2B: 5 3B: 0 HR: 0	SF: 1 SAC: 0 DP: 1 HBP: 0	WP: 0 PB: 0 SB: 1 CS: 0	PA: 37				
PITCHER	IP	WLS	BF	H	R	ER	SO	BB	IBB	HBP	BLK	WP	HR	S	P	ERA	WHIP								
Ron Robinson, R ERA: 4.76 (1, 1)	4.0	L	20	7	6	3	1	0	0	0	0	0	0	29	38	9.00	1.500								
Dan Plesac, L ERA: 4.23 (5, 1)	2.0		9	3	2	2	0	0	0	0	0	0	0	10	13	0.00	3.000								
Jim Austin, R ERA: 2.66 (7, 1)	1.0		5	3	0	0	0	0	0	0	0	0	0	5	10	0.00	0.000								
Darren Holmes, R ERA: 4.22 (8, 1)	1.0		3	0	0	0	0	0	0	0	0	0	0	5	10	0.00	0.000								



Batter	1	2	3	4	5	6	7	8	9	10	11	12	13	AB	R	H	RBI	BB	SO	LOB	TOP			
Daryl Hamilton, L (1, 7) Franklin Stubbs, L (7, 3) OBP: 0.301, SLG: 0.368	G6-3		F9			G3-1		G4-3 2B	2B 1B		F7			3	0	0	0	0	0	0	0			
Kevin Seitzer, R (1, 5) OBP: 0.345, SLG: 0.397	WP 1B		G5-3			G3-1		G6-3	1B 2B			F8		6	1	2	3	0	0	1				
Paul Molitor, R (1, 10) OBP: 0.395, SLG: 0.513	G5-3					G6-4-3 1B		F8	G4-3			G4-3		6	0	2	2	0	0	2				
B.J. Surhoff, L (1, 3) OBP: 0.265, SLG: 0.306 (7, 7)	SAFE BB					G6-4-3 1B		1B	G4-3			G4-3		5	0	3	1	1	0	2				
Robin Yount, R (1, 8) OBP: 0.344, SLG: 0.415	K					K		1B	G4-3			F7		6	0	1	0	0	2	4				
Dante Bichette, R (1, 9) OBP: 0.337, SLG: 0.438			G5-3			1B		L7	FC6-4 1B			G4-3		6	0	2	0	0	0	2				
Dave Nilsson, L (1, 2) OBP: 0.273, SLG: 0.381			G4-3			K		K	F8			L4		6	0	1	0	0	2	4				
Scott Fletcher, R (1, 4) William Suero, R (11, PR) OBP: 0.333, SLG: 0.267 (11, 4)			L9			F7		E5 1B	FC6-4 2B			CS 1B		5	2	1	0	0	0	1				
Pat Listach, S (1, 6) OBP: 0.332, SLG: 0.313			G6-3			G4-1		2B G6-3 1B	E4 2B			K		6	2	1	0	0	1	3				
Inning Stats	R: 0 E: 0 K: 1 S: 9	H: 1 LOB: 2 BB: 1 P: 17	R: 0 E: 0 K: 0 S: 7	H: 0 LOB: 0 BB: 0 P: 8	R: 0 E: 0 K: 1 S: 7	H: 1 LOB: 0 BB: 0 P: 9	R: 0 E: 0 K: 0 S: 11	H: 0 LOB: 0 BB: 0 P: 16	R: 0 E: 0 K: 1 S: 11	H: 2 LOB: 2 BB: 0 P: 19	R: 3 E: 1 K: 0 S: 12	H: 3 LOB: 1 BB: 1 P: 29	R: 0 E: 0 K: 0 S: 13	H: 0 LOB: 0 BB: 0 P: 14	R: 0 E: 0 K: 1 S: 10	H: 1 LOB: 1 BB: 0 P: 13	R: 0 E: 0 K: 0 S: 9	H: 1 LOB: 1 BB: 0 P: 14	R: 0 E: 0 K: 0 S: 10	H: 1 LOB: 1 BB: 0 P: 14	1B: 10 2B: 4 3B: 0 HR: 0	SF: 0 SAC: 0 DP: 1 HBP: 0	WP: 1 PB: 0 SB: 1 CS: 1	PA: 54
PITCHER	IP WLS BF H R ER SO BB IBB HBP BLK WP HR S P ERA WHIP	8.0 1 32 8 3 1 4 1 0 0 0 1 0 70 103 1.12 1.125	0.2 4 1 2 2 0 0 0 0 0 0 0 0 10 11 27.00 1.500	0.0 3 2 2 0 0 1 0 0 0 0 0 0 10 16 ∞ ∞	0.1 1 0 0 0 0 0 0 0 0 0 0 0 1 2 0.00 0.000	4.0 W 14 3 0 0 1 0 0 0 0 0 0 42 55 0.00 0.750	PITCHER	IP WLS BF H R ER SO BB IBB HBP BLK WP HR S P ERA WHIP	8.0 1 32 8 3 1 4 1 0 0 0 1 0 70 103 1.12 1.125	0.2 4 1 2 2 0 0 0 0 0 0 0 0 10 11 27.00 1.500	0.0 3 2 2 0 0 1 0 0 0 0 0 0 10 16 ∞ ∞	0.1 1 0 0 0 0 0 0 0 0 0 0 0 1 2 0.00 0.000	4.0 W 14 3 0 0 1 0 0 0 0 0 0 0 42 55 0.00 0.750											

Milwaukee Brewers @ Boston Red Sox
 Fenway Park, Boston, MA
 Sat Jun 27 1992, 3:33 AM EDT
 Att. 33,734 - Cloudy - 76 F

AB 52
 R 7
 H 14
 RBI 7
 BB 2
 SO 5
 LOB 21

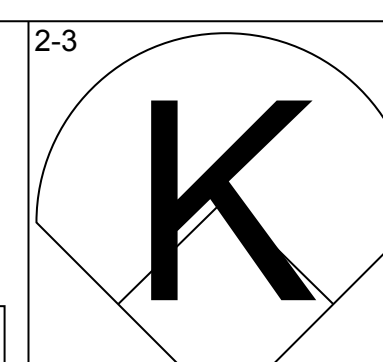
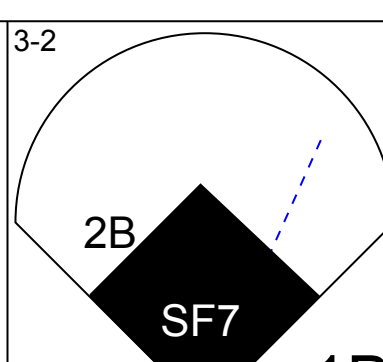
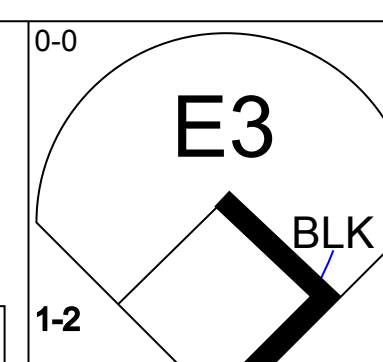
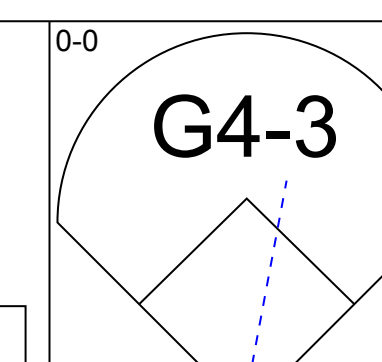
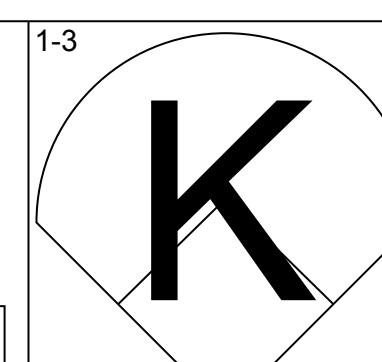
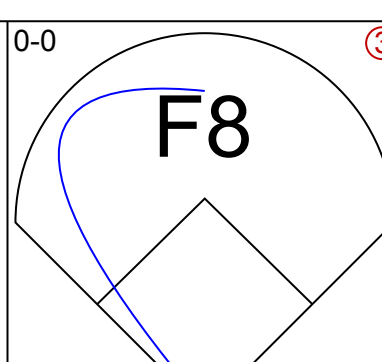
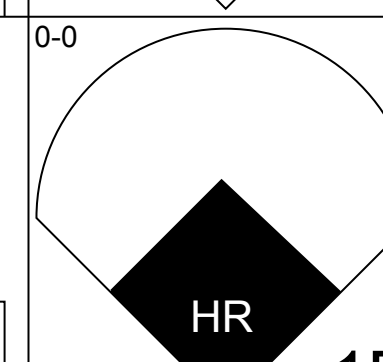
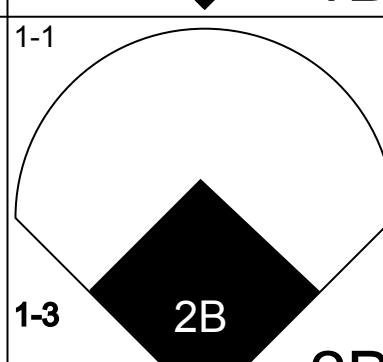
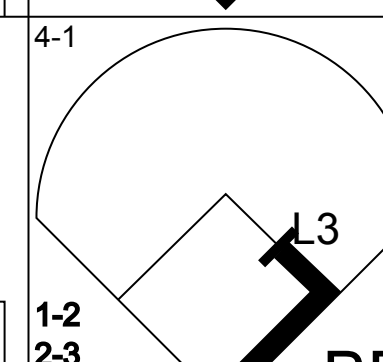
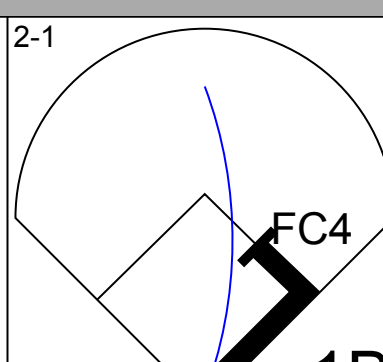
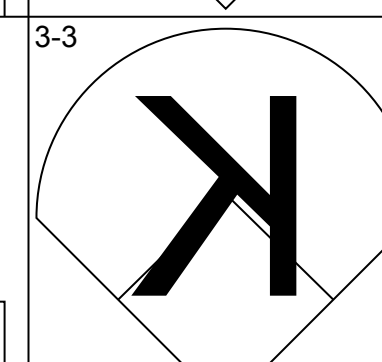
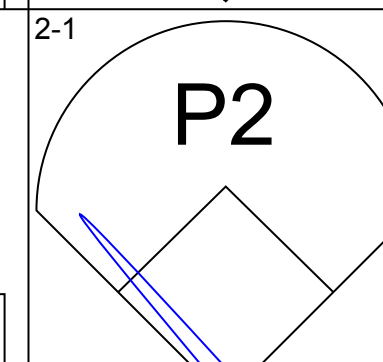
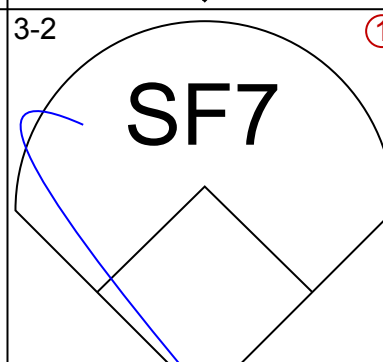
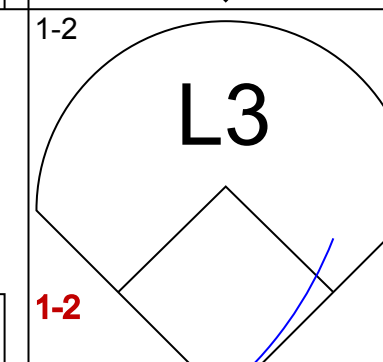
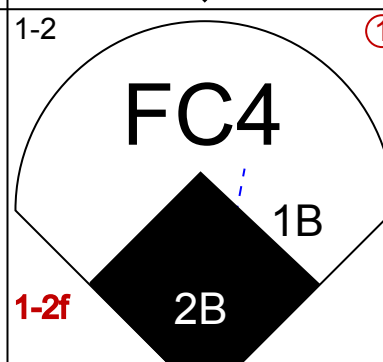
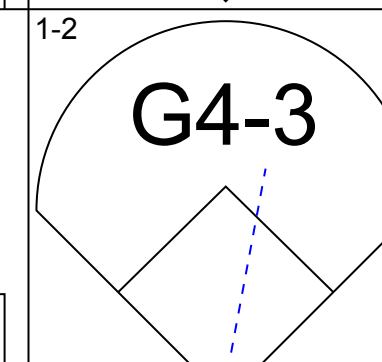
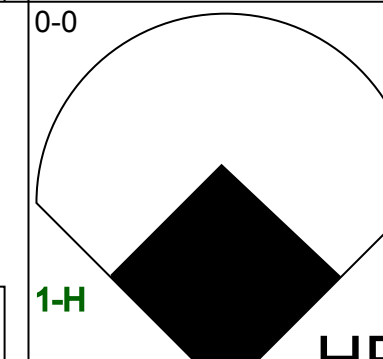
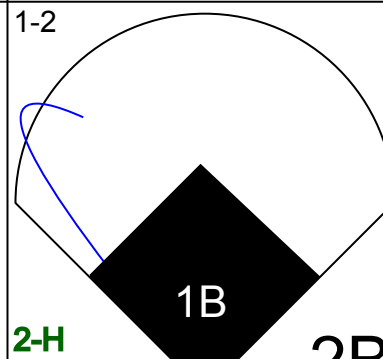
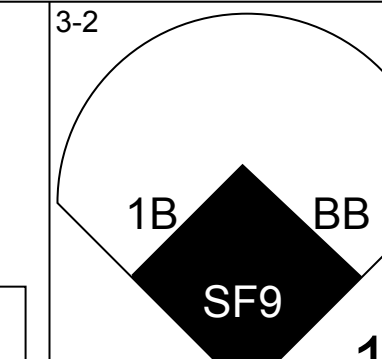
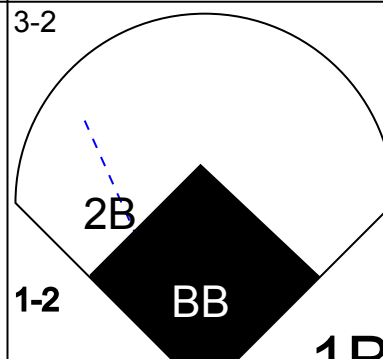
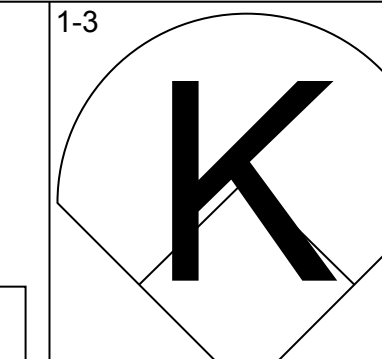
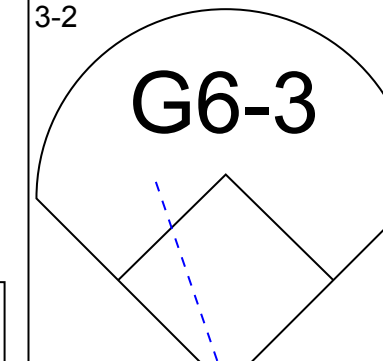
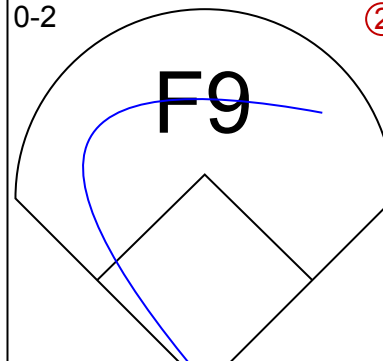
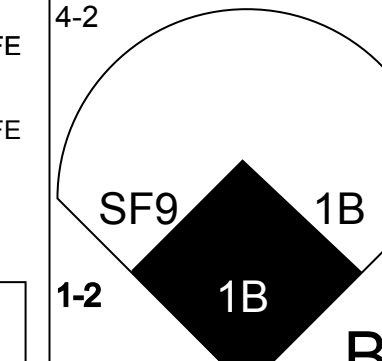
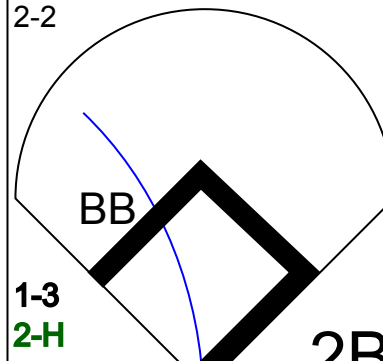
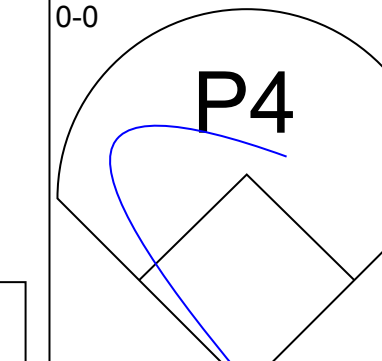
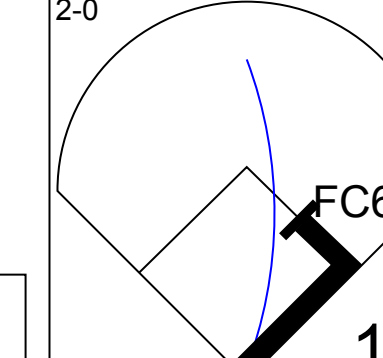
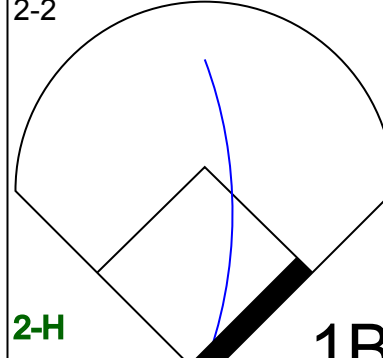
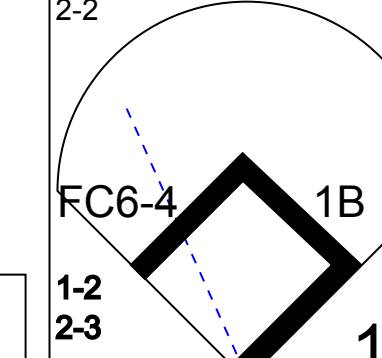
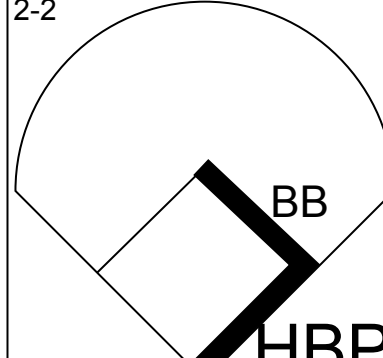
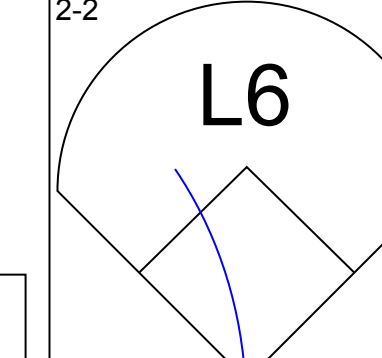
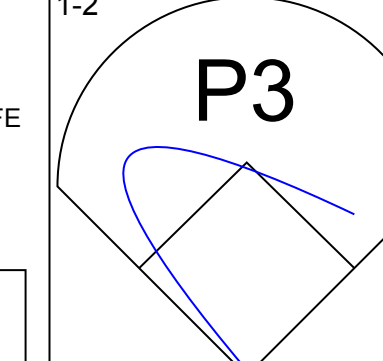
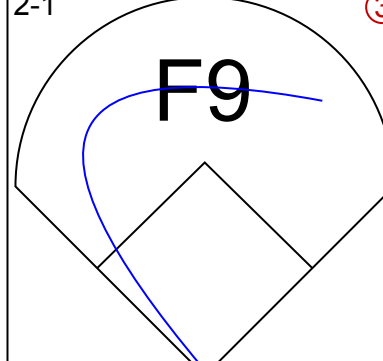
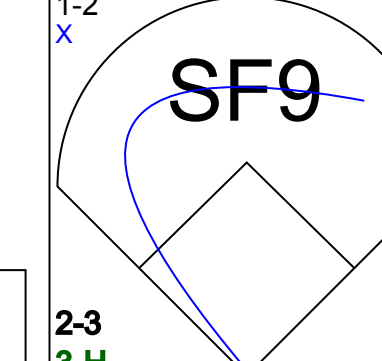
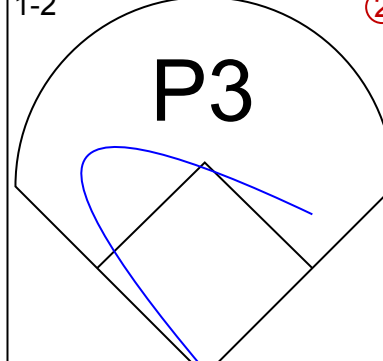
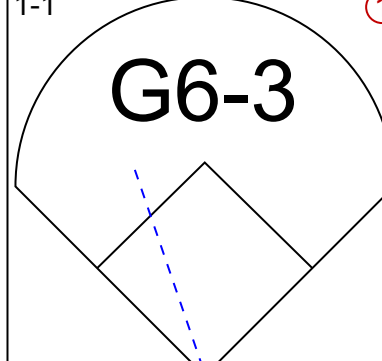
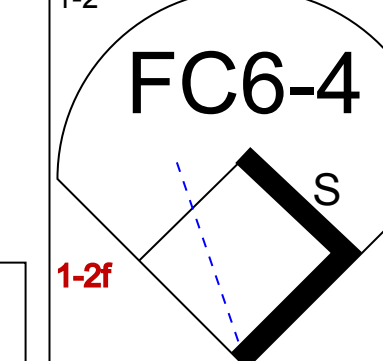
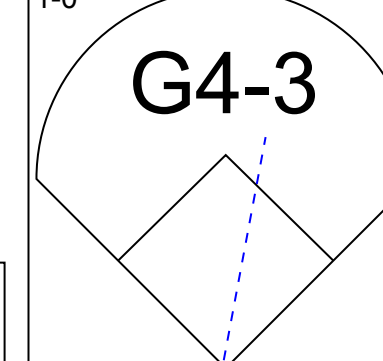
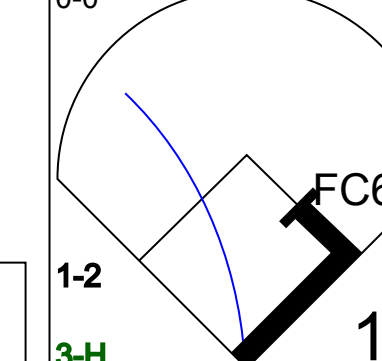
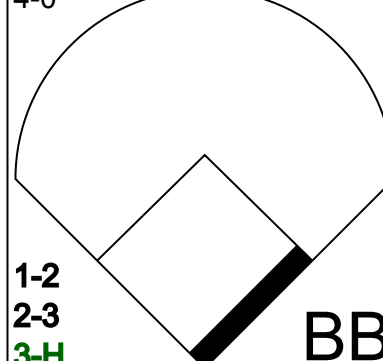
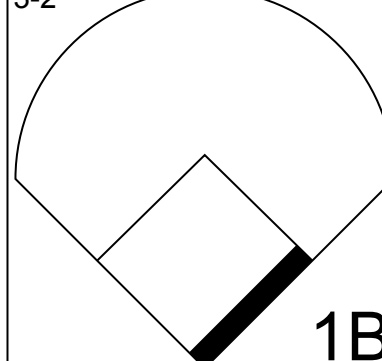
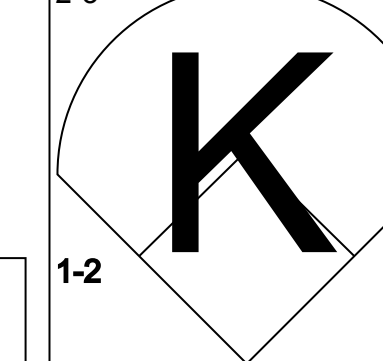
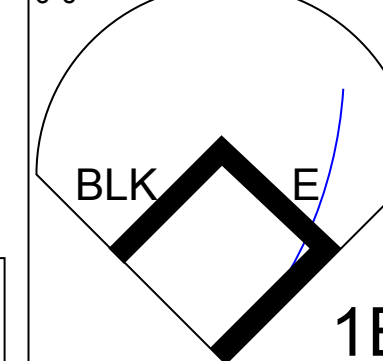
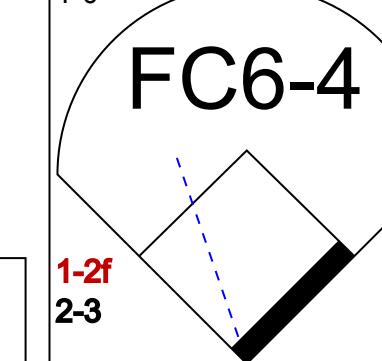
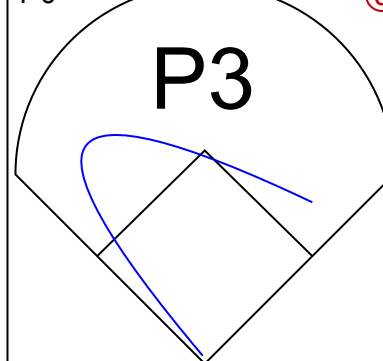
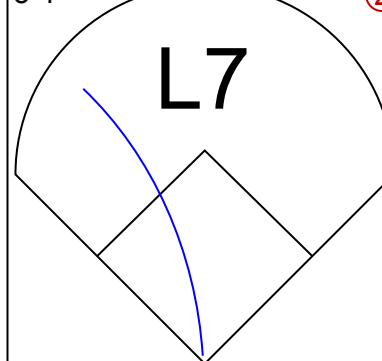
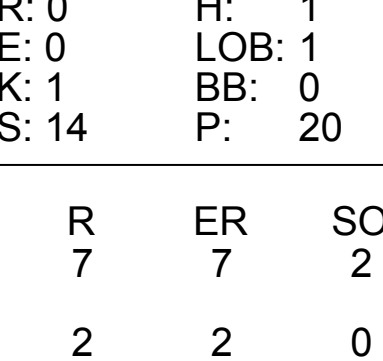
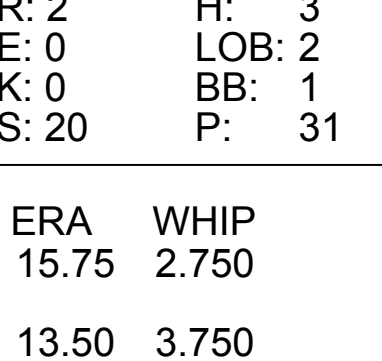
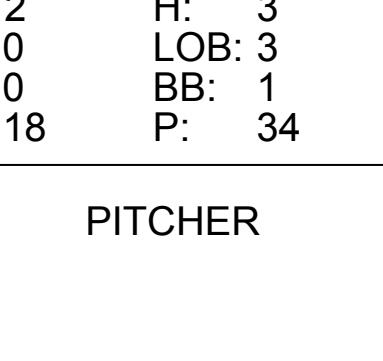


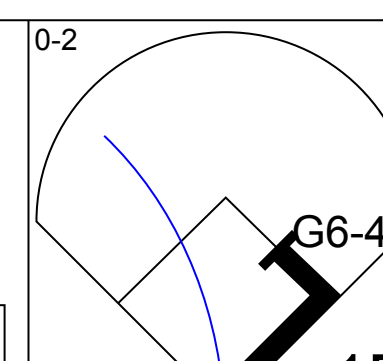
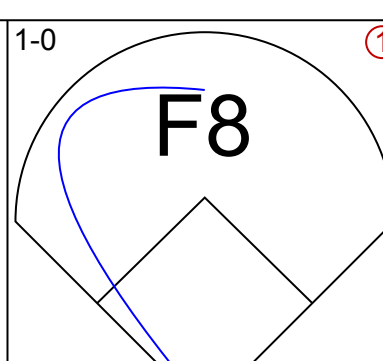
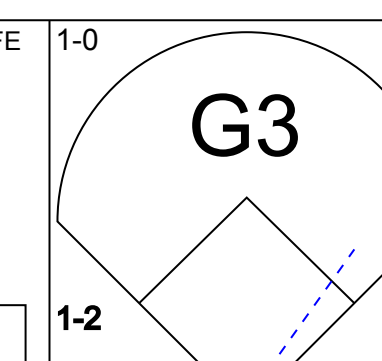
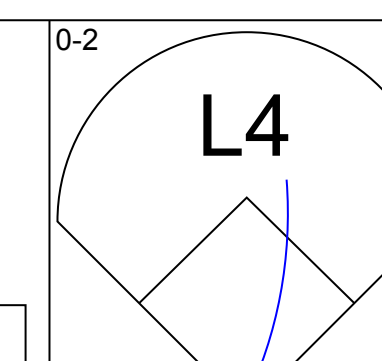
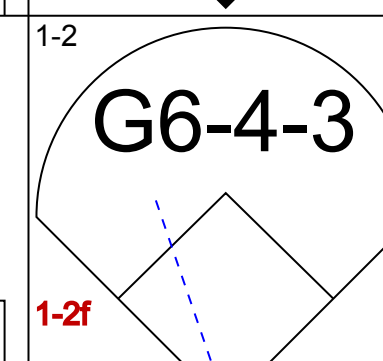
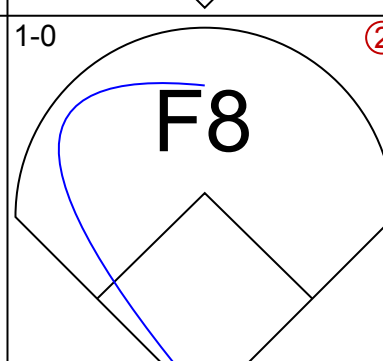
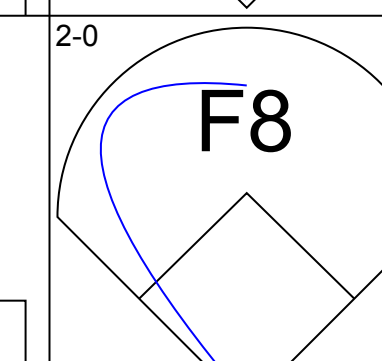
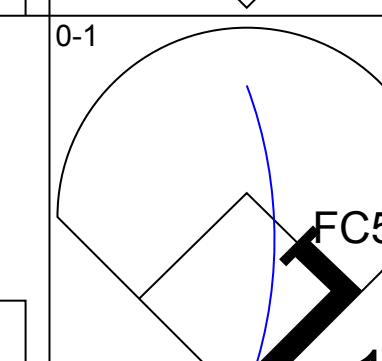
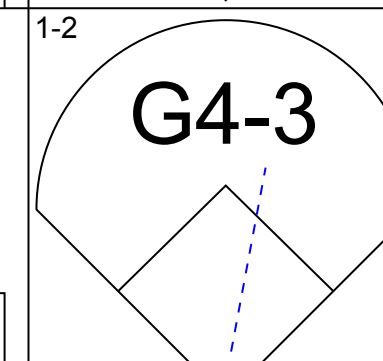
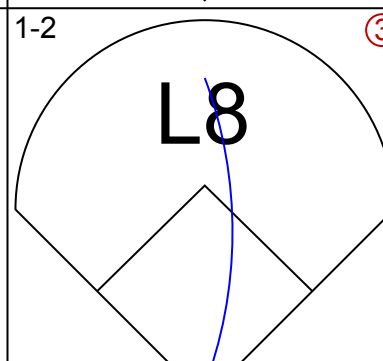
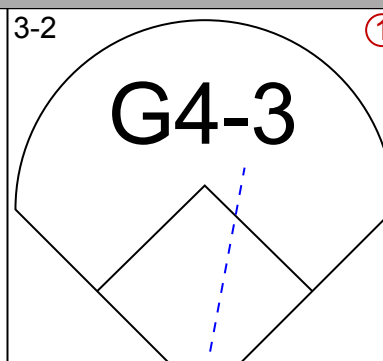
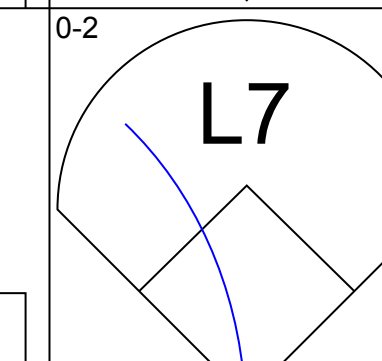
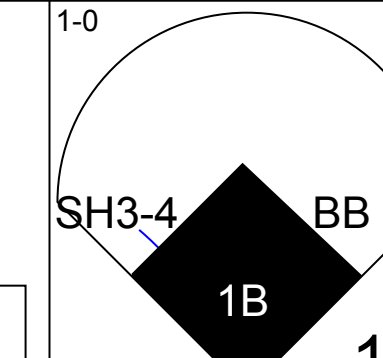
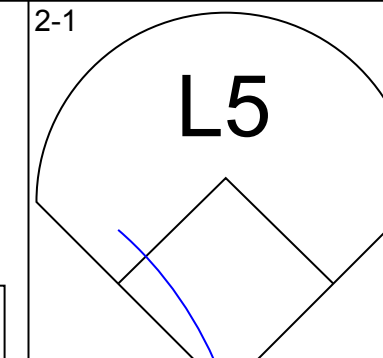
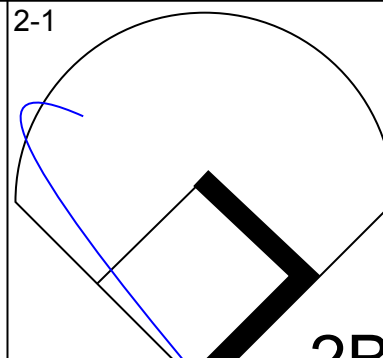
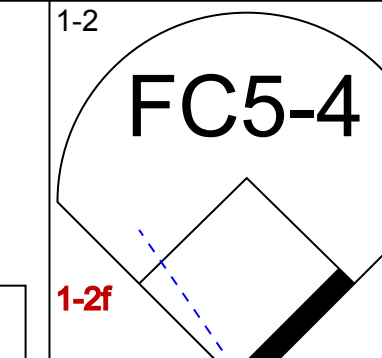
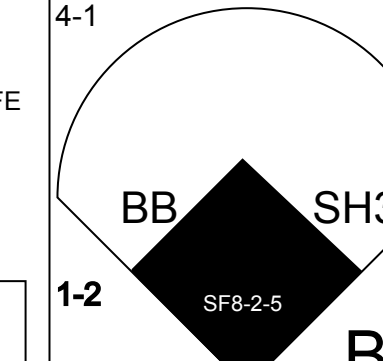
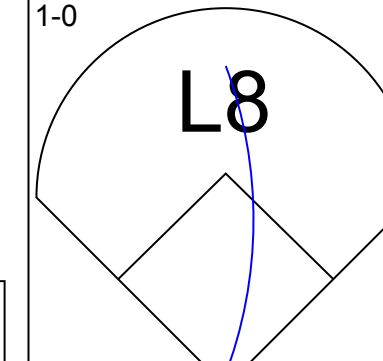
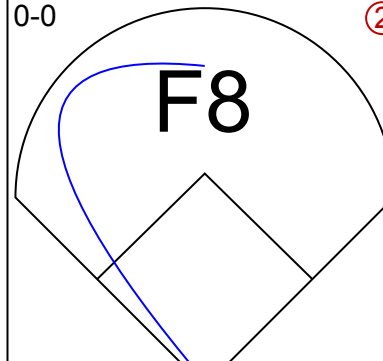
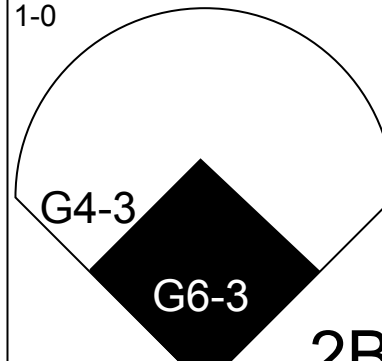
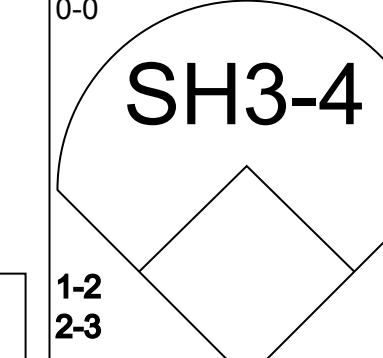
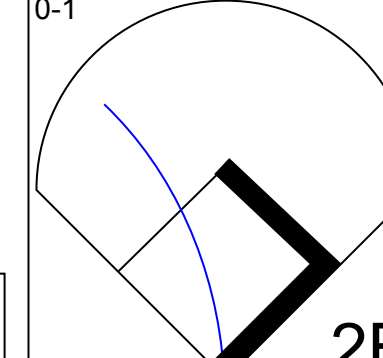
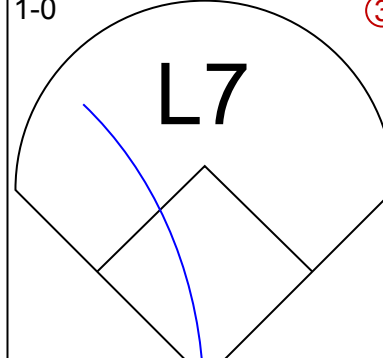
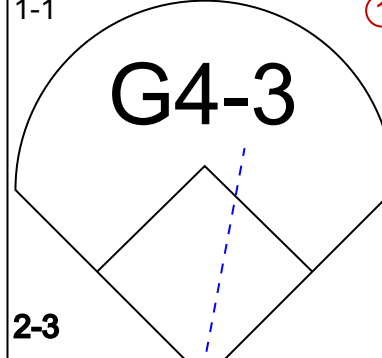
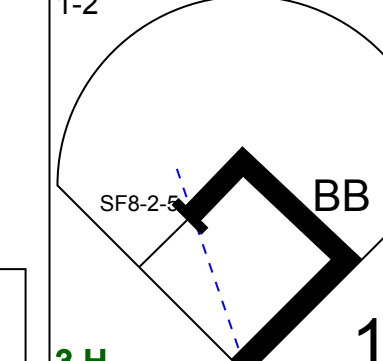
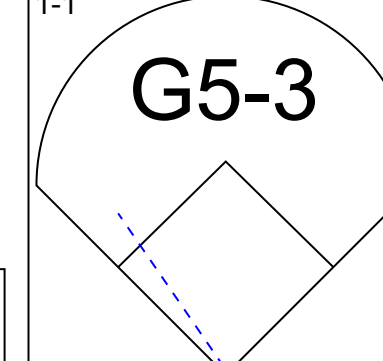
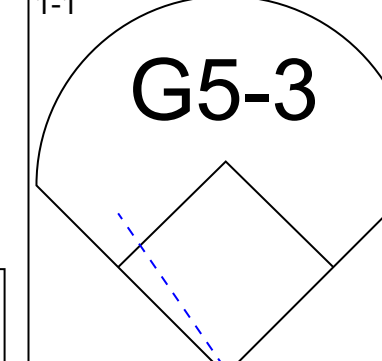
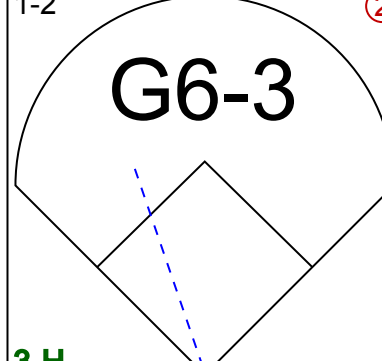
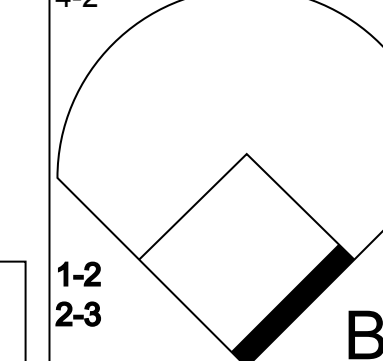
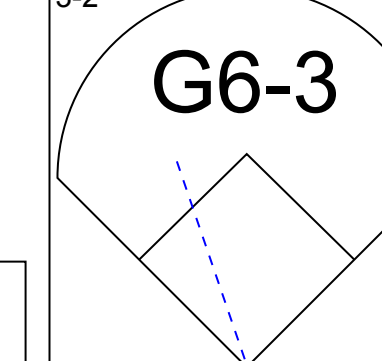
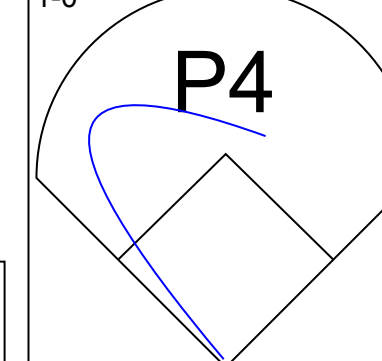
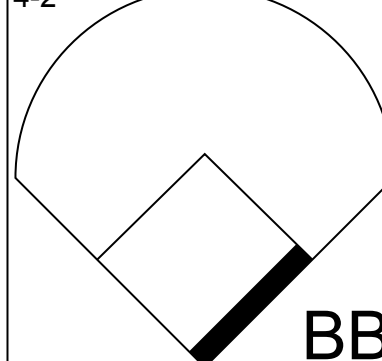
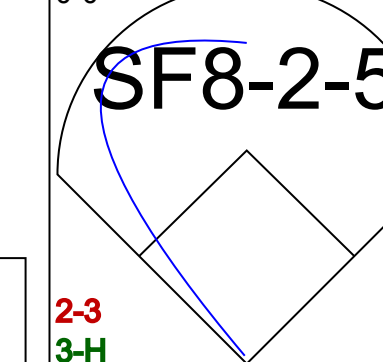
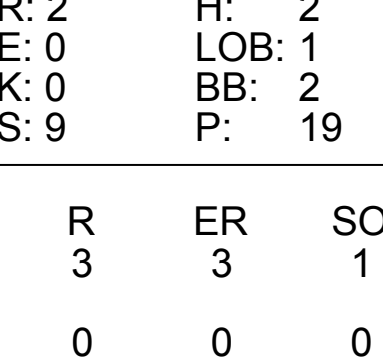
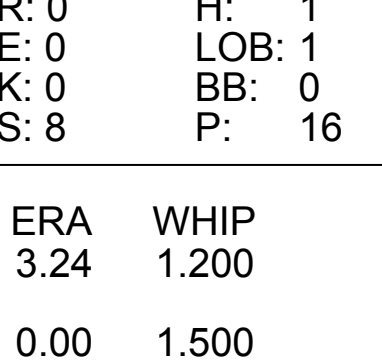
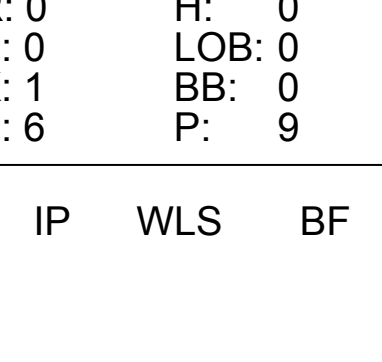
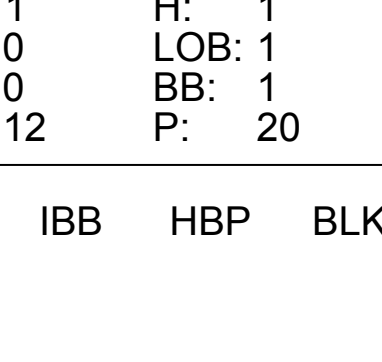
Batter	1	2	3	4	5	6	7	8	9	10	11	12	13	AB	R	H	RBI	BB	SO	LOB	BOTTOM							
Jody Reed, R (1, 4) OBP: 0.331, SLG: 0.341	F7		F8			L8		G3			CS 1B	G6-3		6	0	1	0	0	0	2								
Bob Zuppic, R (1, 8) OBP: 0.354, SLG: 0.420	G5-3					P3		F9			1B	G1-3		5	0	1	0	1	0	0								
Wade Boggs, L (1, 5) OBP: 0.363, SLG: 0.414	G4-3					2B BB		FC6-4 1B	G6-3			F7		5	1	0	0	1	1	2								
Tom Brunansky, R (1, 9) OBP: 0.352, SLG: 0.401			G5-3			P3		HR 2B				K		6	1	2	1	0	1	0								
Jack Clark, R (1, 10) OBP: 0.349, SLG: 0.299						G4-6-3 1B		HR BB				K		4	3	2	0	2	2	1								
Mo Vaughn, L (1, 3) OBP: 0.377, SLG: 0.345			G4-6-3			HR		G1-3 1B				L8		6	2	3	3	0	0	1								
Luis Rivera, R (1, 6) Phil Platter, L (13, PH) Tim Naehring, R (13, PR) OBP: 0.292, SLG: 0.322						F8		G1-3				F9		4	0	0	1	1	1	1								
Herm Winningham, L (1, 7) OBP: 0.270, SLG: 0.309			CS BB			F8		G1-3				K		0	0	0	0	1	0	0								
Tony Peña, R (1, 2) Scott Cooper, R (11, PH) John Flaherty, R (12, 2) OBP: 0.152, SLG: 0.156						K		L8				B1-3		6	1	2	2	0	2	1								
Inning Stats	R: 0 E: 0 K: 0 S: 7	H: 0 LOB: 0 BB: 0 P: 10	R: 0 E: 0 K: 0 S: 5	H: 1 LOB: 0 BB: 0 P: 9	R: 0 E: 0 K: 1 S: 19	H: 1 LOB: 1 BB: 1 P: 19	R: 4 E: 0 K: 0 S: 10	H: 2 LOB: 0 BB: 2 P: 21	R: 0 E: 0 K: 0 S: 9	H: 1 LOB: 1 BB: 1 P: 15	R: 3 E: 1 K: 0 S: 17	H: 3 LOB: 1 BB: 1 P: 34	R: 0 E: 0 K: 1 S: 7	H: 0 LOB: 0 BB: 0 P: 12	R: 0 E: 0 K: 1 S: 7	H: 1 LOB: 1 BB: 1 P: 15	R: 0 E: 0 K: 2 S: 9	H: 0 LOB: 0 BB: 0 P: 15	R: 0 E: 0 K: 1 S: 7	H: 0 LOB: 0 BB: 0 P: 9	R: 0 E: 0 K: 1 S: 8	H: 0 LOB: 0 BB: 0 P: 12	R: 1 E: 0 K: 0 S: 5	H: 3 LOB: 3 BB: 1 P: 13	1B: 10 2B: 2 3B: 0 HR: 1	SF: 0 SAC: 0 DP: 1 HBP: 0	WP: 0 PB: 0 SB: 0 CS: 2	PA: 53
PITCHER	IP WLS BF H R ER SO BB IBB HBP BLK WP HR S P ERA WHIP	5.1 7 24 6 6 6 1 4 0 0 0 0 0 1 49 91 10.12 1.875	1.2 8 3 1 0 1 0 0 0 0 0 0 0 7 14 0.00 1.800	1.0 3 0 0 0 1 0 0 0 0 0 0 0 7 12 0.00 0.000	2.0 7 1 0 0 3 1 0 0 0 0 0 0 16 30 0.00 1.000	2.1 L 11 3 1 1 2 0 1 0 0 0 0 20 34 3.86 1.286	PITCHER	IP WLS BF H R ER SO BB IBB HBP BLK WP HR S P ERA WHIP	5.1 7 24 6 6 6 1 4 0 0 0 0 0 1 49 91 10.12 1.875	1.2 8 3 1 0 1 0 0 0 0 0 0 0 7 14 0.00 1.800	1.0 3 0 0 0 1 0 0 0 0 0 0 0 7 12 0.00 0.000	2.0 7 1 0 0 3 1 0 0 0 0 0 0 16 30 0.00 1.000	2.1 L 11 3 1 1 2 0 1 0 0 0 0 20 34 3.86 1.286															

Milwaukee Brewers @ Boston Red Sox
 Fenway Park, Boston, MA
 Sat Jun 27 1992, 3:33 AM EDT
 Att. 33,734 - Cloudy - 76 F

AB 47
 R 8
 H 13
 RBI 8
 BB 6
 SO 8
 LOB 8



Batter	1	2	3	4	5	6	7	8	9	AB	R	H	RBI	BB	SO	LOB	TOP					
Pat Listach, S OBP: 0.328, SLG: 0.309										6	1	1	0	0	2	4	Milwaukee Brewers @ Boston Red Sox Fenway Park, Boston, MA Sun Jun 28 1992, 3:33 AM EDT Att: 33,237 - Cloudy - 79 F					
Kevin Seitzer, R OBP: 0.356, SLG: 0.406										4	2	3	0	1	1	0						
Paul Molitor, R OBP: 0.389, SLG: 0.506										4	1	0	1	0	0	5						
Dante Bichette, R OBP: 0.348, SLG: 0.467										5	4	4	3	0	1	0						
Robin Yount, R OBP: 0.345, SLG: 0.417										4	1	1	1	1	0	1						
B.J. Surhoff, L OBP: 0.277, SLG: 0.314										4	0	3	1	0	0	0						
Tim McIntosh, R OBP: 0.246, SLG: 0.226										4	0	0	1	0	0	5						
Franklin Stubbs, L OBP: 0.308, SLG: 0.371										4	0	2	2	1	0	1						
Scott Fletcher, R OBP: 0.374, SLG: 0.401										4	0	1	0	0	1	6						
William Suero, R OBP: 0.316, SLG: 0.250										1	0	0	0	0	0	1						
Inning Stats	R: 2 E: 0 K: 1 S: 11	H: 2 LOB: 0 BB: 0 P: 18	R: 0 E: 0 K: 1 S: 14	H: 1 LOB: 1 BB: 0 P: 20	R: 3 E: 0 K: 0 S: 20	H: 4 LOB: 1 BB: 0 P: 31	R: 0 E: 1 K: 0 S: 7	H: 1 LOB: 2 BB: 1 P: 13	R: 2 E: 0 K: 0 S: 20	H: 3 LOB: 2 BB: 1 P: 31	R: 2 E: 0 K: 0 S: 18	H: 3 LOB: 3 BB: 1 P: 34	R: 0 E: 0 K: 2 S: 11	H: 0 LOB: 0 BB: 0 P: 16	R: 0 E: 0 K: 1 S: 8	H: 0 LOB: 0 BB: 0 P: 11	R: 0 E: 0 K: 0 S: 10	H: 1 LOB: 1 BB: 0 P: 17	1B: 11 2B: 4 3B: 0 HR: 1	SF: 2 SAC: 0 DP: 1 HBP: 1	WP: 0 PB: 0 SB: 1 CS: 0	PA: 46
PITCHER	IP	WLS	BF	H	R	ER	SO	BB	IBB	HBP	BLK	WP	HR	S	P	ERA	WHIP					
Frank Viola, L ERA: 3.45	4.0	L	23	9	7	7	2	2	0	0	1	0	0	28	42	15.75	2.750					
Matt Young, L ERA: 5.2	1.1		10	5	2	2	0	0	0	1	0	0	0	24	38	13.50	3.750					
Greg Harris, R ERA: 1.45	2.2		9	0	0	0	3	1	0	0	0	0	0	24	38	0.00	0.375					
Tony Fossas, L ERA: 5.06	1.0		4	1	0	0	0	0	0	0	0	0	0	10	17	0.00	1.000					

Batter	1	2	3	4	5	6	7	8	9	AB	R	H	RBI	BB	SO	LOB	BOTTOM					
Herm Winningham, L OBP: 0.269, SLG: 0.307										4	0	1	0	0	0	1	Milwaukee Brewers @ Boston Red Sox Fenway Park, Boston, MA Sun Jun 28 1992, 3:33 AM EDT Att: 33,237 - Cloudy - 79 F					
Bob Zupcic, R OBP: 0.350, SLG: 0.413										4	0	1	0	0	0	2						
Wade Boggs, L OBP: 0.378, SLG: 0.407										4	0	0	0	0	0	1						
Tom Brunansky, R OBP: 0.356, SLG: 0.410										4	1	2	0	0	0	1						
Mo Vaughn, L OBP: 0.382, SLG: 0.356										3	2	1	0	1	0	1						
Scott Cooper, L OBP: 0.309, SLG: 0.311										3	0	1	0	0	0	2						
Luis Rivera, R OBP: 0.341, SLG: 0.298										4	0	1	2	0	0	1						
Tim Lincecum, R OBP: 0.300, SLG: 0.315										2	0	0	0	2	0	0						
John Flaherty, R OBP: 0.162, SLG: 0.171										3	0	1	1	0	1	1						
Inning Stats	R: 0 E: 0 K: 0 S: 9	H: 1 LOB: 0 BB: 0 P: 11	R: 2 E: 0 K: 0 S: 9	H: 2 LOB: 1 BB: 2 P: 19	R: 0 E: 0 K: 0 S: 5	H: 0 LOB: 0 BB: 0 P: 8	R: 0 E: 0 K: 0 S: 7	H: 1 LOB: 1 BB: 0 P: 11	R: 0 E: 0 K: 0 S: 8	H: 1 LOB: 1 BB: 0 P: 16	R: 0 E: 0 K: 0 S: 7	H: 1 LOB: 1 BB: 0 P: 13	R: 0 E: 0 K: 1 S: 6	H: 0 LOB: 0 BB: 0 P: 9	R: 0 E: 0 K: 0 S: 11	H: 1 LOB: 0 BB: 0 P: 12	R: 1 E: 0 K: 0 S: 12	H: 1 LOB: 1 BB: 1 P: 20	1B: 5 2B: 4 3B: 0 HR: 0	SF: 1 SAC: 1 DP: 2 HBP: 0	WP: 0 PB: 0 SB: 0 CS: 0	PA: 36
PITCHER	IP	WLS	BF	H	R	ER	SO	BB	IBB	HBP	BLK	WP	HR	S	P	ERA	WHIP					
Jaime Navarro, R ERA: 4.01	8.1	W	33	8	3	3	3	2	0	0	0	0	0	65	104	3.24	1.200					
Jim Austin, R ERA: 2.59	0.2		3	0	0	0	0	1	0	0	0	0	0	9	15	0.00	1.500					



Batter	1	2	3	4	5	6	7	8	9	AB	R	H	RBI	BB	SO	LOB	TOP			
Pat Listach, S OBP: 0.333, SLG: 0.325	0-0 G6-4-3 1B		2-2 1-H 3B	SAFE 0-0 P5			1-3 K		0-2 S 1B	5	0	3	1	0	1	2	Milwaukee Brewers @ Baltimore Orioles Oriole Park at Camden Yards, Baltimore, MD Mon Jun 29 1992, 7:05 PM EDT Att: 45,472 - Cloudy - 86 F			
Kevin Seitzer, R OBP: 0.354, SLG: 0.402	SAFE 0-1 G6-4-3 1-2		1-0 G4-3		2-0 G1-6-3 1B		0-0 L9		SAFE 2-2 P9 1-2	5	0	1	0	0	0	3				
Paul Molitor, R OBP: 0.390, SLG: 0.509	1-1 G5-3			1-2 2B 1B	1-1 G1-6-3 1-2			1-0 SH1-4 SH1-3 2B		4	2	2	0	0	0	1				
B.J. Surhoff, L OBP: 0.278, SLG: 0.318		0-2 F7		0-1 1B G4-3 2B	1-0 F8			0-0 SH1-4 2-3		3	1	1	0	0	0	0				
Robin Yount, R OBP: 0.347, SLG: 0.416		2-3 K		0-0 G4-3 2B 1B		0-0 F7		4-0 SH1-3 IBB		3	1	1	1	1	1	0				
Franklin Stubbs, L OBP: 0.303, SLG: 0.365	1-1 P6			1-2 G4-3		3-2 P2		0-1 SH1-3 1-2 3-H		3	0	0	2	0	0	1				
Dante Bichette, R OBP: 0.350, SLG: 0.473			2-3 K	1-0 F8 2B		0-0 1B		0-1 P6		4	0	2	1	0	1	1				
Dave Nilsson, L OBP: 0.261, SLG: 0.364			1-0 F9	3-2 F8 2B		1-1 P8		2-1 P4		4	0	0	0	0	0	2				
Scott Fletcher, R OBP: 0.377, SLG: 0.400			1-0 3B 1B	4-2 BB		2-2 G3		1-0 L6		3	1	1	0	1	0	0				
Inning Stats	R: 0 E: 0 K: 0 S: 5	H: 1 LOB: 0 BB: 0 P: 6	R: 0 E: 0 K: 1 S: 8	H: 0 LOB: 0 BB: 0 P: 11	R: 1 E: 0 K: 1 S: 12	H: 2 LOB: 1 BB: 0 P: 18	R: 3 E: 0 K: 0 S: 17	H: 4 LOB: 2 BB: 1 P: 27	R: 0 E: 0 K: 0 S: 7	H: 1 LOB: 1 BB: 0 P: 11	R: 0 E: 0 K: 1 S: 7	H: 0 LOB: 0 BB: 0 P: 10	R: 1 E: 0 K: 0 S: 6	H: 1 LOB: 1 BB: 1 P: 11	R: 0 E: 0 K: 0 S: 9	H: 1 LOB: 1 BB: 0 P: 14	1B: 7 2B: 3 3B: 1 HR: 0	SF: 0 SAC: 2 DP: 2 HBP: 0	WP: 0 PB: 0 SB: 1 CS: 0	PA: 38
PITCHER	IP WLS BF H R ER SO BB IBB HBP BLK WP HR S P ERA WHIP	IP WLS BF H R ER SO BB IBB HBP BLK WP HR S P ERA WHIP																		
Bob Milacki, R ERA: 5.44	(1, 1) 3.2 L 18 7 4 4 2 1 0 0 0 0 0 41 61 9.82 2.182	(4, 1) 5.1 20 4 1 1 1 0 1 0 0 0 0 34 55 1.69 0.750																		

Batter	1	2	3	4	5	6	7	8	9	AB	R	H	RBI	BB	SO	LOB	BOTTOM					
Brady Anderson, L OBP: 0.363, SLG: 0.493	0-1 F8		3-1 F7		3-2 L7		0-1 P6		3-2 L7	5	0	0	0	0	0	0	Milwaukee Brewers @ Baltimore Orioles Oriole Park at Camden Yards, Baltimore, MD Mon Jun 29 1992, 7:05 PM EDT Att: 45,472 - Cloudy - 86 F					
Mike Devereaux, R OBP: 0.325, SLG: 0.477	2-2 1B		2-2 F7			1-1 G6-3	1-2 F7		1-3 K	5	0	1	0	0	1	0						
Cal Ripken Jr., R OBP: 0.370, SLG: 0.448	1-0 F8			3-1 P6		1-1 WP 2B 1B	4-1 BB BB			3	1	1	0	1	0	1						
Randy Milligan, R OBP: 0.397, SLG: 0.417	0-3 K			0-0 1B 1B		3-2 1-H 2B 2B	4-2 FC6-4 BB		2-1 FC6-4	3	1	2	1	1	1	1						
Glenn Davis, R OBP: 0.284, SLG: 0.380		2-1 E4 G6-3		3-2 FC5 1B		0-3 K	2-1 FC6-4		1-2	4	0	1	0	0	1	3						
Chito Martinez, L OBP: 0.343, SLG: 0.386		0-0 F8		3-3 K		0-0 E 2B		1-3 K		4	1	1	1	0	2	3						
Leo Gomez, R OBP: 0.382, SLG: 0.427		2-0 G6-3		0-1 FC5		2-0 E5 BB		0-0 G6-3		4	0	0	0	0	0	3						
Billy Ripken, R OBP: 0.252, SLG: 0.305 Joe Orsulak, L OBP: 0.315, SLG: 0.335 Tim Hulett, R OBP: 0.367, SLG: 0.403	1-0 F8			1-2 G6-3		4-0 BB		0-0 F7		2	0	0	0	1	0	1						
Jeff Tackett, R OBP: 0.309, SLG: 0.500 Mark McLemore, S OBP: 0.319, SLG: 0.270			0-0 F8		3-2 L8		1-2 L3		2-1 G3	3	0	0	0	0	0	2						
Inning Stats	R: 0 E: 0 K: 1 S: 9	H: 1 LOB: 1 BB: 0 P: 12	R: 0 E: 1 K: 0 S: 5	H: 0 LOB: 1 BB: 0 P: 10	R: 0 E: 0 K: 1 S: 6	H: 0 LOB: 0 BB: 0 P: 11	R: 0 E: 0 K: 1 S: 11	H: 2 LOB: 2 BB: 0 P: 20	R: 0 E: 0 K: 0 S: 10	H: 0 LOB: 0 BB: 0 P: 17	R: 3 E: 1 K: 1 S: 17	H: 3 LOB: 2 BB: 1 P: 29	R: 0 E: 0 K: 0 S: 14	H: 0 LOB: 2 BB: 2 P: 25	R: 0 E: 0 K: 1 S: 5	H: 0 LOB: 0 BB: 0 P: 6	R: 0 E: 0 K: 1 S: 10	H: 0 LOB: 0 BB: 0 P: 16	1B: 4 2B: 2 3B: 0 HR: 0	SF: 0 SAC: 0 DP: 0 HBP: 0	WP: 2 PB: 0 SB: 0 CS: 0	PA: 38
PITCHER	IP WLS BF H R ER SO BB IBB HBP BLK WP HR S P ERA WHIP	IP WLS BF H R ER SO BB IBB HBP BLK WP HR S P ERA WHIP																				
Chris Bosio, R ERA: 4.47	(1, 1) 5.2 W 25 6 3 2 3 0 0 0 0 0 17 31 0.00 3.000	(6, 1) 1.0 6 0 0 0 0 3 0 0 0 0 0 17 31 0.00 3.000	(7, 1) 2.1 S 7 0 0 0 2 0 0 0 0 0 17 26 0.00 0.000																			

AB	34
R	5
H	11
RBI	5
BB	2
SO	3
LOB	10



AB	35
R	3
H	6
RBI	2
BB	3
SO	5
LOB	14



Batter	1	2	3	4	5	6	7	8	9	AB	R	H	RBI	BB	SO	LOB	TOP											
Pat Listach, S OBP: 0.340, SLG: 0.333										4	1	2	0	1	0	1	Milwaukee Brewers @ Baltimore Orioles Oriole Park at Camden Yards, Baltimore, MD Wed Jul 01 1992, 3:33 AM EDT Att: 46,033 - Cloudy - 91 F											
Kevin Seitzer, R OBP: 0.353, SLG: 0.404										4	1	1	0	0	1	3												
Paul Moltzer, R OBP: 0.389, SLG: 0.502										4	0	1	1	0	1	2												
B.J. Surhoff, L OBP: 0.277, SLG: 0.310										3	0	0	0	1	0	2												
Robin Yount, R OBP: 0.350, SLG: 0.421										4	0	2	1	0	0	1												
Greg Vaughn, R OBP: 0.277, SLG: 0.362										4	0	0	0	0	2	3												
Dante Bichette, R OBP: 0.351, SLG: 0.478										4	1	1	0	0	1	0												
Franklin Stubbs, L OBP: 0.302, SLG: 0.379										4	1	1	2	0	1	0												
Scott Fletcher, R OBP: 0.377, SLG: 0.411										4	0	2	0	0	0	0												
Inning Stats	R: 0 E: 0 K: 0 S: 8	H: 1 LOB: 1 BB: 0 P: 11	R: 0 E: 0 K: 0 S: 3	H: 0 LOB: 0 BB: 0 P: 6	R: 0 E: 0 K: 1 S: 16	H: 1 LOB: 1 BB: 1 P: 23	R: 0 E: 0 K: 0 S: 4	H: 1 LOB: 0 BB: 0 P: 6	R: 0 E: 0 K: 2 S: 13	H: 0 LOB: 0 BB: 0 P: 8	R: 2 E: 0 K: 0 S: 13	H: 3 LOB: 2 BB: 1 P: 24	R: 2 E: 0 K: 0 S: 11	H: 2 LOB: 0 BB: 0 P: 16	R: 0 E: 0 K: 2 S: 17	H: 1 LOB: 1 BB: 0 P: 25	R: 0 E: 0 K: 1 S: 9	H: 1 LOB: 1 BB: 0 P: 16	1B: 4 2B: 4 3B: 1 HR: 1	SF: 0 SAC: 0 DP: 1 HBP: 0	WP: 0 PB: 0 SB: 0 CS: 2	PA: 37						
PITCHER	IP WLS BF H R ER SO BB IBB HBP BLK WP HR S P ERA WHIP	6.0 W 26 8 4 4 3 2 0 0 0 0 1 59 91 6.00 1.667	2.0 L 7 1 0 0 2 0 0 0 0 0 0 20 28 0.00 0.500	1.0 S 4 1 0 0 1 0 0 0 0 0 0 9 16 0.00 1.000	PITCHER										IP WLS BF H R ER SO BB IBB HBP BLK WP HR S P ERA WHIP													
Ben McDonald, R ERA: 4.83											6.0	W	26	8	4	4	3	2	0	0	0	0	0	1	59	91	6.00	1.667
Alan Mills, R ERA: 1.45											2.0	L	7	1	0	0	2	0	0	0	0	0	0	0	20	28	0.00	0.500
Gregg Olson, R ERA: 1.59											1.0	S	4	1	0	0	1	0	0	0	0	0	0	9	16	0.00	1.000	

Batter	1	2	3	4	5	6	7	8	9	AB	R	H	RBI	BB	SO	LOB	BOTTOM										
Brady Anderson, L OBP: 0.368, SLG: 0.518										4	1	1	2	0	1	3	Milwaukee Brewers @ Baltimore Orioles Oriole Park at Camden Yards, Baltimore, MD Wed Jul 01 1992, 3:33 AM EDT Att: 46,033 - Cloudy - 91 F										
Mike Devereaux, R OBP: 0.325, SLG: 0.482										4	0	0	0	0	2	1											
Cal Ripken Jr., R OBP: 0.364, SLG: 0.438										4	0	1	0	0	0	0											
Sam Horn, L OBP: 0.364, SLG: 0.492										4	1	1	1	0	1	1											
Randy Milligan, R OBP: 0.398, SLG: 0.408										3	1	0	0	1	0	1											
David Segui, S OBP: 0.316, SLG: 0.317										0	0	0	0	0	0	0											
Joe Orsulak, L OBP: 0.332, SLG: 0.358										4	2	2	0	0	0	2											
Leo Gomez, R OBP: 0.380, SLG: 0.418										4	1	1	0	0	1	2											
Billy Ripken, R OBP: 0.271, SLG: 0.345										4	1	4	3	0	0	0											
Jeff Tackett, R OBP: 0.344, SLG: 0.610										4	0	2	1	0	0	3											
Inning Stats	R: 0 E: 0 K: 1 S: 9	H: 0 LOB: 0 BB: 0 P: 15	R: 2 E: 0 K: 0 S: 16	H: 4 LOB: 2 BB: 0 P: 27	R: 0 E: 0 K: 1 S: 5	H: 0 LOB: 0 BB: 0 P: 7	R: 4 E: 0 K: 0 S: 18	H: 3 LOB: 0 BB: 1 P: 27	R: 0 E: 0 K: 0 S: 5	H: 1 LOB: 1 BB: 0 P: 6	R: 1 E: 0 K: 2 S: 15	H: 2 LOB: 1 BB: 0 P: 22	R: 0 E: 0 K: 1 S: 8	H: 0 LOB: 0 BB: 0 P: 14	R: 0 E: 0 K: 0 S: 6	H: 2 LOB: 1 BB: 0 P: 10	1B: 6 2B: 3 3B: 0 HR: 3	SF: 0 SAC: 0 DP: 1 HBP: 0	WP: 0 PB: 0 SB: 0 CS: 1	PA: 36							
PITCHER	IP WLS BF H R ER SO BB IBB HBP BLK WP HR S P ERA WHIP	6.0 L 29 10 7 7 4 1 0 0 0 0 3 68 104 10.50 1.833	1.0 L 3 0 0 0 1 0 0 0 0 0 0 8 14 0.00 0.000	1.0 L 4 2 0 0 0 0 0 0 0 0 0 6 10 0.00 2.000	PITCHER										IP WLS BF H R ER SO BB IBB HBP BLK WP HR S P ERA WHIP												
Bill Wegman, R ERA: 3.44											6.0	L	29	10	7	7	4	1	0	0	0	0	3	68	104	10.50	1.833
Jesse Orosco, L ERA: 3.66											1.0	L	3	0	0	0	1	0	0	0	0	0	0	8	14	0.00	0.000
Jim Austin, R ERA: 2.39											1.0	L	4	2	0	0	0	0	0	0	0	0	6	10	0.00	2.000	

AB	35
R	4
H	10
RBI	4
BB	2
SO	6
LOB	12



AB	35
R	7
H	12
RBI	7
BB	1
SO	5
LOB	13



Batter	1	2	3	4	5	6	7	8	9	AB	R	H	RBI	BB	SO	LOB	TOP					
Pat Listach, S OBP: 0.342, SLG: 0.342 (1, 6)										3	1	1	0	1	1	0						
Kevin Seitzer, R OBP: 0.349, SLG: 0.399 (1, 5)										4	0	0	1	0	1	1						
Paul Moltzer, R OBP: 0.390, SLG: 0.502 (1, 10)										4	0	2	0	0	0	0						
B.J. Surhoff, L OBP: 0.273, SLG: 0.305 (1, 3)										4	0	0	0	0	1	3						
Robin Yount, R OBP: 0.349, SLG: 0.419 (1, 8)										4	1	1	0	0	0	3						
Greg Vaughn, R OBP: 0.285, SLG: 0.371 (1, 7)										3	0	2	1	0	0	1						
Dante Bichette, R OBP: 0.345, SLG: 0.469 (1, 9)										4	0	0	0	0	1	5						
Dave Nilsson, L OBP: 0.240, SLG: 0.333 (1, 2)										4	0	0	0	0	0	1						
Scott Fletcher, R OBP: 0.369, SLG: 0.401 (1, 4)										4	0	0	0	0	0	0						
Inning Stats	R: 1 E: 1 K: 0 S: 14	H: 2 LOB: 3 BB: 0 P: 19	R: 0 E: 0 K: 0 S: 9	H: 0 LOB: 0 BB: 0 P: 13	R: 0 E: 0 K: 1 S: 8	H: 0 LOB: 0 BB: 0 P: 11	R: 0 E: 0 K: 0 S: 7	H: 1 LOB: 1 BB: 0 P: 11	R: 0 E: 0 K: 1 S: 5	H: 0 LOB: 0 BB: 0 P: 5	R: 1 E: 0 K: 1 S: 13	H: 2 LOB: 1 BB: 1 P: 19	R: 0 E: 0 K: 0 S: 7	H: 0 LOB: 1 BB: 1 P: 12	R: 0 E: 0 K: 1 S: 11	H: 1 LOB: 0 BB: 0 P: 16	R: 0 E: 0 K: 0 S: 5	H: 0 LOB: 0 BB: 0 P: 6	1B: 4 2B: 1 3B: 1 HR: 0	SF: 0 SAC: 0 DP: 0 HBP: 1	WP: 0 PB: 0 CS: 0	PA: 36
PITCHER Kevin Appier, R ERA: 2.33 (1, 1)	IP: 9.0 WLS: W BF: 36 H: 6 R: 2 ER: 2 SO: 4 BB: 1 IBB: 0 HBP: 1 BLK: 0 WP: 0 HR: 0 S: 79 P: 112 ERA: 2.00 WHIP: 0.778															PITCHER						

Milwaukee Brewers @ Kansas City Royals
 Royals Stadium, Kansas City, MO
 Thu Jul 02 1992, 8:05 PM EDT
 Att: 23,558 - Cloudy - 74 F

AB	34
R	2
H	6
RBI	2
BB	1
SO	4
LOB	14



Batter	1	2	3	4	5	6	7	8	9	AB	R	H	RBI	BB	SO	LOB	BOTTOM			
Keith Miller, R OBP: 0.386, SLG: 0.438 (1, 4)										3	3	3	1	1	0	0				
Gregg Jefferies, S OBP: 0.306, SLG: 0.387 (1, 5)										5	0	1	1	0	0	4				
Wally Joyner, L OBP: 0.335, SLG: 0.439 (1, 3)										5	1	2	1	0	1	2				
Jim Eisenreich, L OBP: 0.316, SLG: 0.354 (1, 9)										4	0	1	1	0	0	2				
George Brett, L OBP: 0.316, SLG: 0.378 (1, 10)										4	1	1	1	0	1	2				
Kevin McReynolds, R OBP: 0.355, SLG: 0.416 (1, 7)										3	1	2	1	1	0	0				
Brent Mayne, L OBP: 0.286, SLG: 0.308 (1, 2)										4	0	1	1	0	1	1				
Brian McRae, S OBP: 0.281, SLG: 0.310 (1, 8)										4	0	0	0	0	1	3				
Curtis Wilkerson, S OBP: 0.281, SLG: 0.328 (1, 6)										4	2	2	1	0	0	1				
Inning Stats	R: 3 E: 1 K: 0 S: 22	H: 4 LOB: 2 BB: 0 P: 35	R: 2 E: 0 K: 0 S: 11	H: 4 LOB: 1 BB: 0 P: 17	R: 0 E: 0 K: 1 S: 8	H: 0 LOB: 1 BB: 1 P: 17	R: 0 E: 0 K: 0 S: 9	H: 0 LOB: 1 BB: 1 P: 17	R: 0 E: 0 K: 1 S: 8	H: 1 LOB: 0 BB: 0 P: 13	R: 0 E: 0 K: 1 S: 5	H: 0 LOB: 0 BB: 0 P: 9	R: 3 E: 0 K: 1 S: 17	H: 4 LOB: 1 BB: 0 P: 25	R: 0 E: 0 K: 1 S: 5	H: 0 LOB: 0 BB: 0 P: 6	1B: 10 2B: 1 3B: 0 HR: 2	SF: 0 SAC: 0 DP: 1 HBP: 1	WP: 0 PB: 0 CS: 0	PA: 39
PITCHER Ron Robinson, R ERA: 5.86 Bruce Ruffin, L ERA: 6.0 Doug Henry, R ERA: 3.15 (1, 1) (2, 1) (8, 1)	IP: 1.1 WLS: L BF: 13 H: 8 R: 5 ER: 5 SO: 0 BB: 0 IBB: 0 HBP: 1 BLK: 0 WP: 0 HR: 1 S: 32 P: 51 ERA: 33.75 WHIP: 6.000															PITCHER				

Milwaukee Brewers @ Kansas City Royals
 Royals Stadium, Kansas City, MO
 Thu Jul 02 1992, 8:05 PM EDT
 Att: 23,558 - Cloudy - 74 F


AB	36
R	8
H	13
RBI	8
BB	2
SO	4
LOB	15



Batter	1	2	3	4	5	6	7	8	9	10	11	12	AB	R	H	RBI	BB	SO	LOB			
Darryl Hamilton, L OBP: 0.356, SLG: 0.390	1-1 L9		2-3 K		3-2 G6-3 1B		4-1 BB			1-2 G1-3		1-0 G4-3	5	0	1	0	1	1	1			
Kevin Seitzer, R OBP: 0.343, SLG: 0.388	4-1 G6-4-3 BB		3-2 G6-3		1-0 G6-3 1-2r		0-1 G4-3			1-1 G5-3		3-2 G6-3 2H	5	0	0	1	1	0	4			
Paul Molitor, R OBP: 0.386, SLG: 0.495	0-1 G6-4-3 1-2r			2-0 F8		4-2 E S BB			3-2 L9		1-0 BB 1B 1B	1-1 G1-3	5	0	1	0	1	0	1			
Greg Vaughn, R OBP: 0.285, SLG: 0.368		0-0 G6-3 2B 1B		0-2 1B 1B		0-3 K			2-2 G5-3		1-2 BB 1B 1B		5	1	3	0	0	1	1			
Robin Yount, R OBP: 0.345, SLG: 0.416		0-0 G6-3		1-2 1B		3-0 G6-3			0-1 G6-3		1-0 P1		5	0	1	0	0	0	4			
Franklin Stubbs, L OBP: 0.362, SLG: 0.380		1-2 2B		1-1 F9		1-2 G3			1-0 F9		0-3 K		5	0	1	1	0	1	5			
Dave Nilsson, L OBP: 0.238, SLG: 0.320		1-3 K		0-1 F7					1-2 F9		2-0 G4-3		4	0	0	0	1	1	3			
Jim Gantner, L OBP: 0.266, SLG: 0.284		0-2 G4-3			0-1 G4-3				0-0 G6-3		0-0 P4		5	0	0	0	0	0	4			
Pat Listach, S OBP: 0.349, SLG: 0.339			3-3 K		4-1 1B BB				4-2 S BB		1-3 K		2	1	0	0	3	2	0			
Inning Stats	R: 0 E: 0 K: 0 S: 5	H: 0 LOB: 0 BB: 1 P: 10	R: 1 E: 0 K: 1 S: 11	H: 2 LOB: 1 BB: 0 P: 13	R: 0 E: 0 K: 2 S: 10	H: 2 LOB: 0 BB: 0 P: 18	R: 0 E: 0 K: 0 S: 7	H: 1 LOB: 1 BB: 1 P: 15	R: 0 E: 1 K: 1 S: 9	H: 0 LOB: 1 BB: 1 P: 17	R: 0 E: 0 K: 0 S: 11	H: 0 LOB: 2 BB: 2 P: 19	R: 0 E: 0 K: 1 S: 8	H: 0 LOB: 0 BB: 0 P: 11	R: 0 E: 0 K: 1 S: 14	H: 2 LOB: 3 BB: 1 P: 22	R: 1 E: 0 K: 0 S: 9	H: 0 LOB: 0 BB: 1 P: 18	1B: 6 2B: 1 3B: 0 HR: 0	SF: 0 SAC: 0 DP: 2 HBP: 0	WP: 0 PB: 0 SB: 0 CS: 0	PA: 48
PITCHER	IP WLS BF H R ER SO BB IBB HBP BLK WP HR S P ERA WHIP	IP WLS BF H R ER SO BB IBB HBP BLK WP HR S P ERA WHIP	IP WLS BF H R ER SO BB IBB HBP BLK WP HR S P ERA WHIP	IP WLS BF H R ER SO BB IBB HBP BLK WP HR S P ERA WHIP	IP WLS BF H R ER SO BB IBB HBP BLK WP HR S P ERA WHIP	IP WLS BF H R ER SO BB IBB HBP BLK WP HR S P ERA WHIP	IP WLS BF H R ER SO BB IBB HBP BLK WP HR S P ERA WHIP	IP WLS BF H R ER SO BB IBB HBP BLK WP HR S P ERA WHIP	IP WLS BF H R ER SO BB IBB HBP BLK WP HR S P ERA WHIP	IP WLS BF H R ER SO BB IBB HBP BLK WP HR S P ERA WHIP	IP WLS BF H R ER SO BB IBB HBP BLK WP HR S P ERA WHIP	IP WLS BF H R ER SO BB IBB HBP BLK WP HR S P ERA WHIP	IP WLS BF H R ER SO BB IBB HBP BLK WP HR S P ERA WHIP	IP WLS BF H R ER SO BB IBB HBP BLK WP HR S P ERA WHIP	IP WLS BF H R ER SO BB IBB HBP BLK WP HR S P ERA WHIP	IP WLS BF H R ER SO BB IBB HBP BLK WP HR S P ERA WHIP	IP WLS BF H R ER SO BB IBB HBP BLK WP HR S P ERA WHIP	IP WLS BF H R ER SO BB IBB HBP BLK WP HR S P ERA WHIP	IP WLS BF H R ER SO BB IBB HBP BLK WP HR S P ERA WHIP	IP WLS BF H R ER SO BB IBB HBP BLK WP HR S P ERA WHIP	IP WLS BF H R ER SO BB IBB HBP BLK WP HR S P ERA WHIP	IP WLS BF H R ER SO BB IBB HBP BLK WP HR S P ERA WHIP
Mark Gubicza, R ERA: 3.75	(1, 1)	5.0	20	5	1	3	3	0	0	0	0	0	0	0	0	32	56	0.00	0.750			
Mike Boddicker, R ERA: 4.87	(6, 1)	4.0	15	0	0	1	3	0	0	0	0	0	0	0	0	31	51	3.00	1.333			
Jeff Montgomery, R ERA: 1.71	(10, 1)	3.0	L	13	2	1	2	2	0	0	0	0	0	0	0	31	51	3.00	1.333			

Milwaukee Brewers @ Kansas City Royals
 Royals Stadium, Kansas City, MO
 Sun Jul 05 1992, 4:33 AM EDT
 Cloudy - 74 F


AB 41
 R 2
 H 7
 RBI 2
 BB 7
 SO 6
 LOB 23



Batter	1	2	3	4	5	6	7	8	9	10	11	12	AB	R	H	RBI	BB	SO	LOB			
Kevin Kosofski, L OBP: 0.417, SLG: 0.364	2-2 FC4-6 1B		0-1 P6		0-0 F7			0-0 SH3-4 1-2		1-2 G6-3			3	0	1	0	0	0	1			
Brian McRae, S OBP: 0.279, SLG: 0.306													1	0	0	0	0	0	0			
Keith Miller, R OBP: 0.376, SLG: 0.424	1-0 FC4-6 G6-3 1-2r			0-2 L1		0-1 P6		2-3 K		2-3 K		1-3 K	5	0	0	0	0	2	2			
Gregg Jefferies, S OBP: 0.310, SLG: 0.389	1-1 G6-3			0-0 2B 1B		2-1 F7		2-1 F7		2-1 F7		1-0 CS 1B	5	1	2	0	0	0	2			
Wally Joyner, L OBP: 0.324, SLG: 0.424	0-1 G4-3			0-1 F8		2-2 E6 2B			0-2 L7		3-2 F7 1-2		5	0	0	0	0	0	3			
George Brett, L OBP: 0.323, SLG: 0.396		3-2 G6-4-3 1B		0-0 WP 2B		0-1 2B			1-2 F8			1-1 L5-4 2B	5	0	4	1	0	0	0			
Gary Thurman, R OBP: 0.279, SLG: 0.340													0	0	0	0	0	0	0			
Kevin McReynolds, R OBP: 0.355, SLG: 0.407		3-1 G6-4-3 1-2r		2-3 K		1-1 L5			4-0 1B BB			4-1 BB	3	0	0	0	2	1	2			
Jim Eisenreich, L OBP: 0.322, SLG: 0.369		2-2 P5			0-0 G3 S 1B		1-1 G6-3		2-1 1B BB		2-1 1B	3-1 F7	5	0	2	0	0	0	2			
Brent Mayne, L OBP: 0.287, SLG: 0.309			1-1 G1-6-3 1B			1-1 G3			0-0 F9		2-2 P4		3	0	1	0	0	0	1			
Mike MacFarlane, R OBP: 0.301, SLG: 0.350												2-0 L5-4	2	0	0	0	0	0	2			
Curtis Wilkerson, S OBP: 0.272, SLG: 0.311			0-0 G1-6-3 1-2r			0-3 K			4-1 SH3-4 BB		0-3 K		3	0	0	0	1	2	2			
Inning Stats	R: 0 E: 0 K: 0 S: 8	H: 1 LOB: 1 BB: 0 P: 12	R: 0 E: 0 K: 0 S: 11	H: 1 LOB: 0 BB: 0 P: 19	R: 0 E: 0 K: 0 S: 5	H: 1 LOB: 0 BB: 0 P: 6	R: 1 E: 0 K: 1 S: 11	H: 2 LOB: 1 BB: 0 P: 13	R: 0 E: 0 K: 0 S: 8	H: 1 LOB: 1 BB: 1 P: 9	R: 0 E: 0 K: 0 S: 7	H: 0 LOB: 1 BB: 1 P: 15	R: 0 E: 0 K: 1 S: 10	H: 0 LOB: 0 BB: 0 P: 13	R: 0 E: 0 K: 1 S: 8	H: 1 LOB: 0 BB: 0 P: 13	R: 0 E: 0 K: 0 S: 6	H: 1 LOB: 2 BB: 1 P: 16	1B: 7 2B: 4 3B: 0 HR: 0	SF: 0 SAC: 1 DP: 3 HBP: 0	WP: 1 PB: 0 SB: 1 CS: 1	PA: 44
PITCHER	IP WLS BF H R ER SO BB IBB HBP BLK WP HR S P ERA WHIP	IP WLS BF H R ER SO BB IBB HBP BLK WP HR S P ERA WHIP	IP WLS BF H R ER SO BB IBB HBP BLK WP HR S P ERA WHIP	IP WLS BF H R ER SO BB IBB HBP BLK WP HR S P ERA WHIP	IP WLS BF H R ER SO BB IBB HBP BLK WP HR S P ERA WHIP	IP WLS BF H R ER SO BB IBB HBP BLK WP HR S P ERA WHIP	IP WLS BF H R ER SO BB IBB HBP BLK WP HR S P ERA WHIP	IP WLS BF H R ER SO BB IBB HBP BLK WP HR S P ERA WHIP	IP WLS BF H R ER SO BB IBB HBP BLK WP HR S P ERA WHIP	IP WLS BF H R ER SO BB IBB HBP BLK WP HR S P ERA WHIP	IP WLS BF H R ER SO BB IBB HBP BLK WP HR S P ERA WHIP	IP WLS BF H R ER SO BB IBB HBP BLK WP HR S P ERA WHIP	IP WLS BF H R ER SO BB IBB HBP BLK WP HR S P ERA WHIP	IP WLS BF H R ER SO BB IBB HBP BLK WP HR S P ERA WHIP	IP WLS BF H R ER SO BB IBB HBP BLK WP HR S P ERA WHIP	IP WLS BF H R ER SO BB IBB HBP BLK WP HR S P ERA WHIP	IP WLS BF H R ER SO BB IBB HBP BLK WP HR S P ERA WHIP	IP WLS BF H R ER SO BB IBB HBP BLK WP HR S P ERA WHIP	IP WLS BF H R ER SO BB IBB HBP BLK WP HR S P ERA WHIP	IP WLS BF H R ER SO BB IBB HBP BLK WP HR S P ERA WHIP	IP WLS BF H R ER SO BB IBB HBP BLK WP HR S P ERA WHIP	IP WLS BF H R ER SO BB IBB HBP BLK WP HR S P ERA WHIP
Chris Bostic, R ERA: 4.27	(1, 1)	7.0	26	7	1	2	0	0	0	0	0	0	0	0	0	22	39	0.00	1.125			
Dan Plesac, L ERA: 4.2	(8, 1)	2.2	10	1	0	0	2	0	0	0	0	0	0	0	0	11	17	0.00	0.750			
Mike Fetters, R ERA: 0.3	(10, 1)	1.1	W	4	1	0	0	0	0	0	0	0	0	0	0	6	16	0.00	2.000			
Doug Henry, R ERA: 3.06	(12, 1)	1.0	S	4	1	0	0	0	0	0	0	0	0	0	0	6	16	0.00	2.000			

Milwaukee Brewers @ Kansas City Royals
 Royals Stadium, Kansas City, MO
 Sun Jul 05 1992, 4:33 AM EDT
 Cloudy - 74 F

AB 40
 R 1
 H 10
 RBI 1
 BB 3
 SO 5
 LOB 17



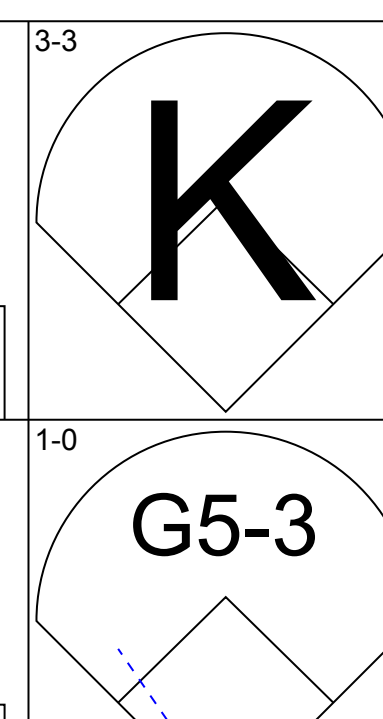
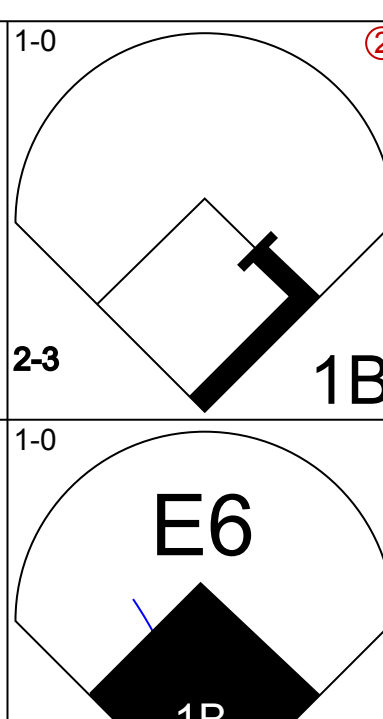
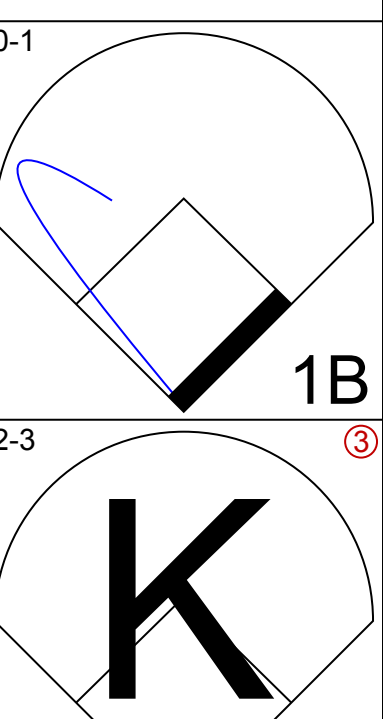
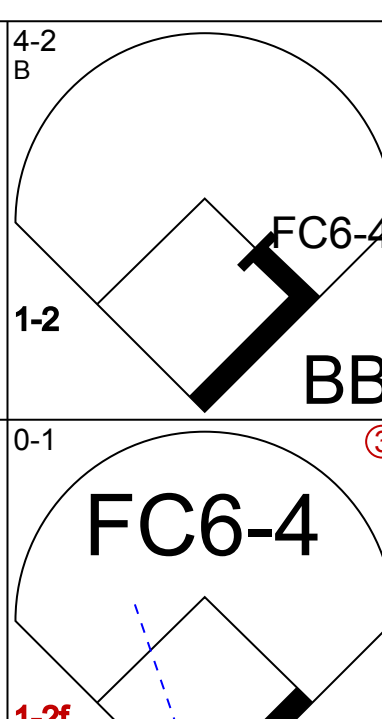
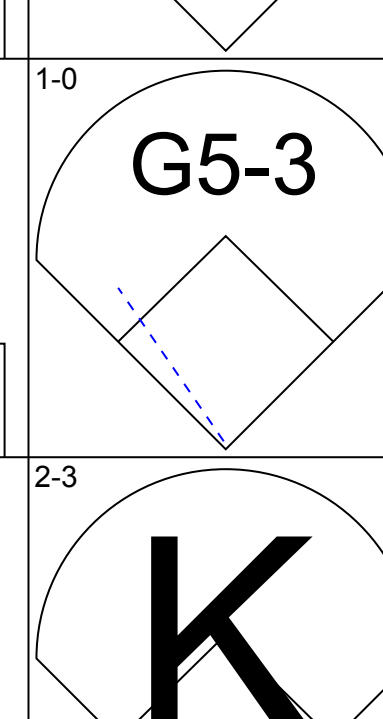
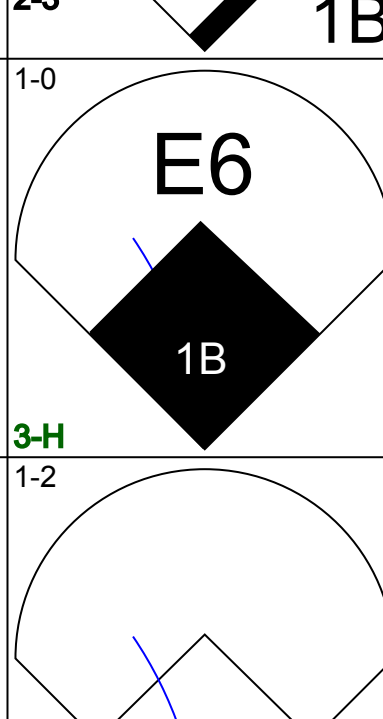
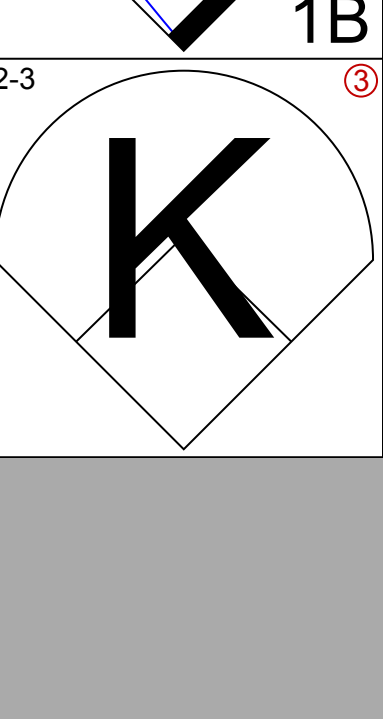
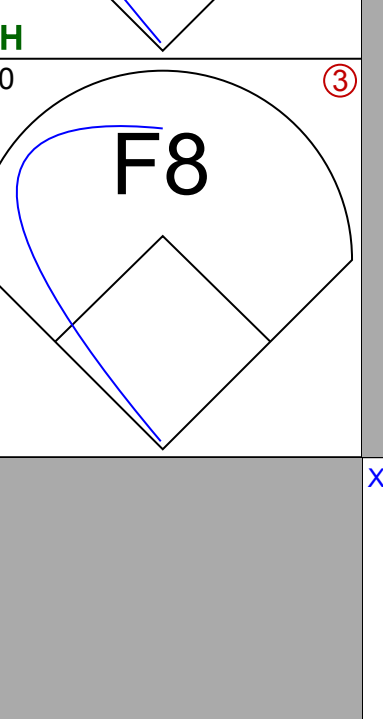
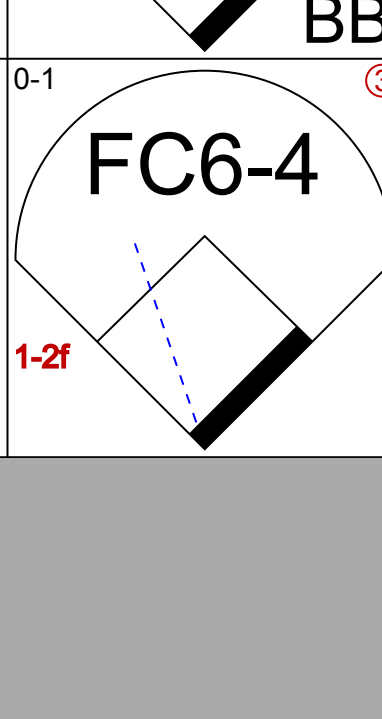
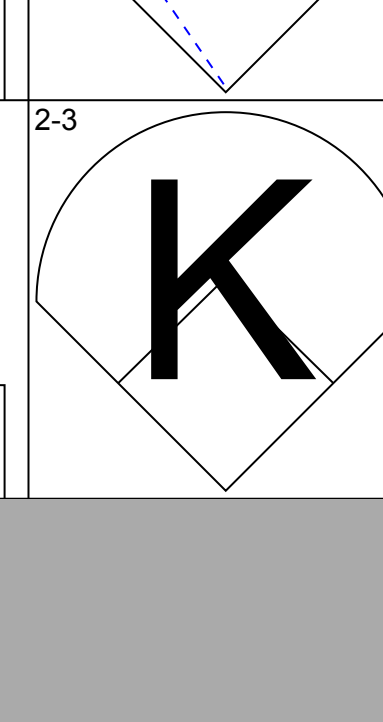
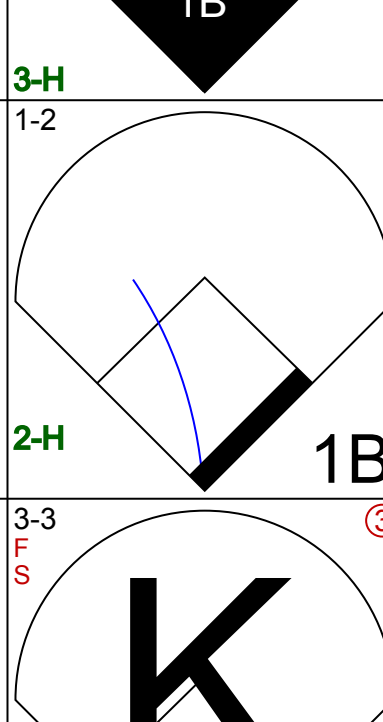
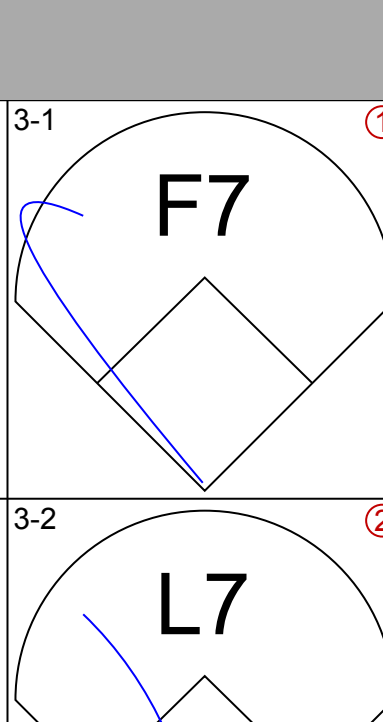
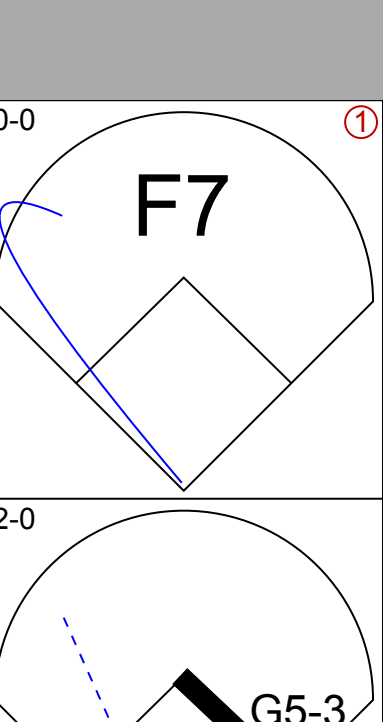
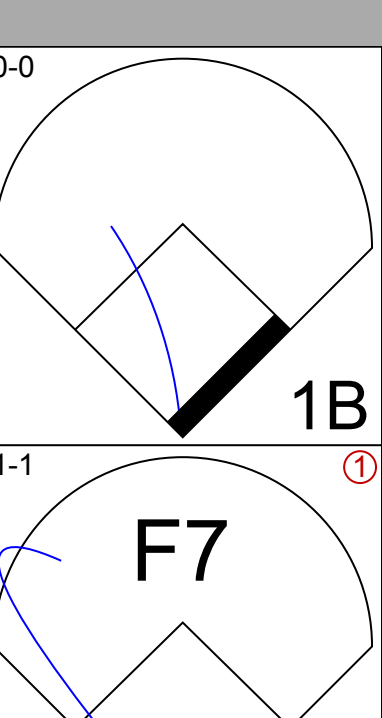

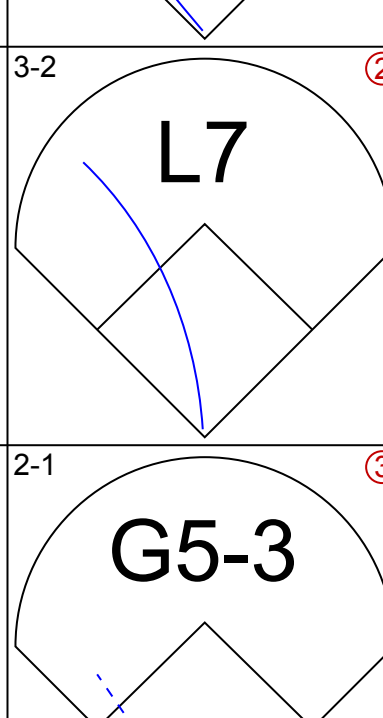
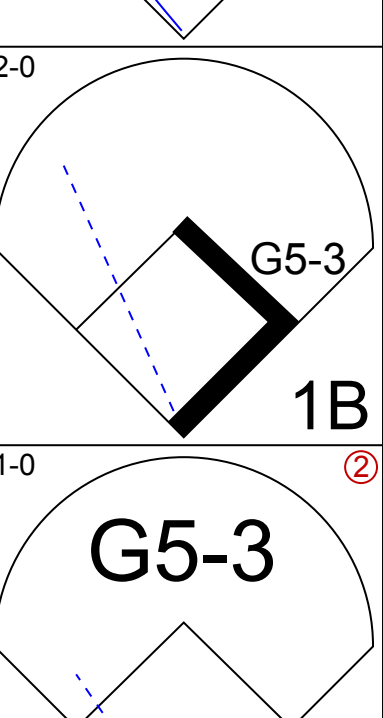


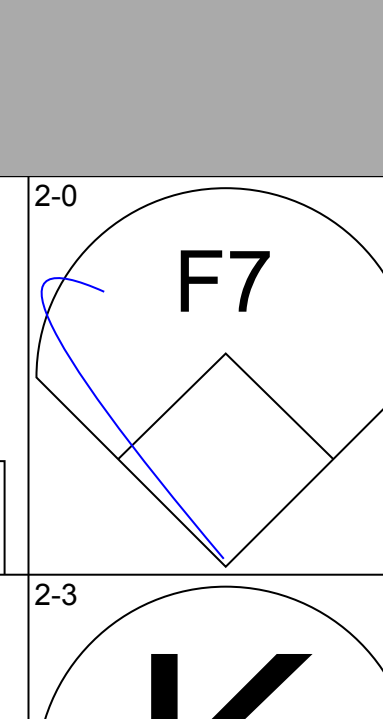
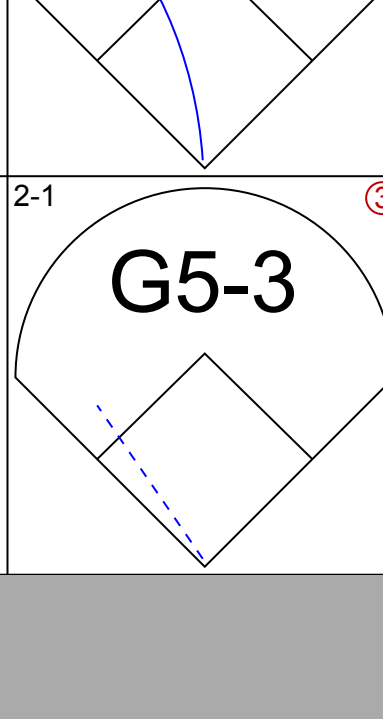
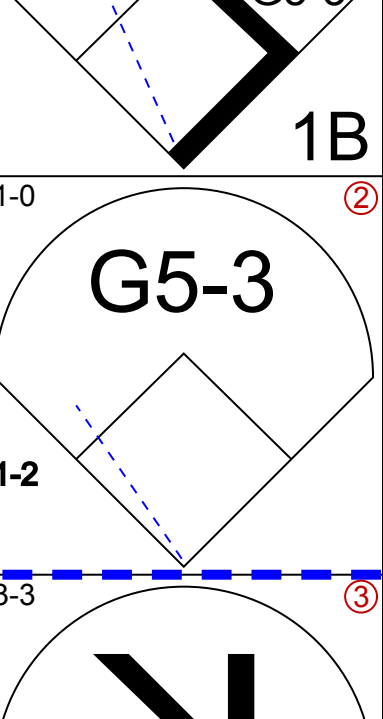


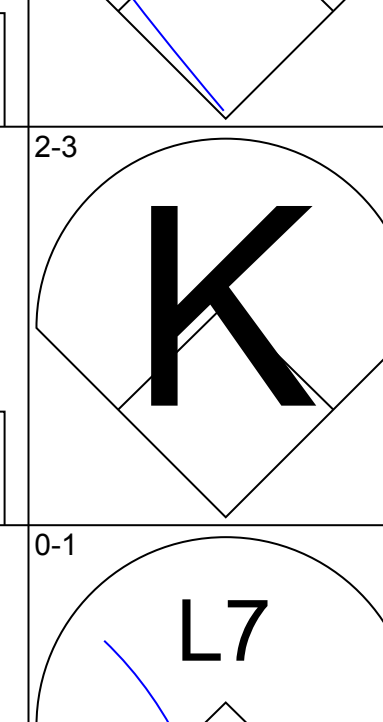
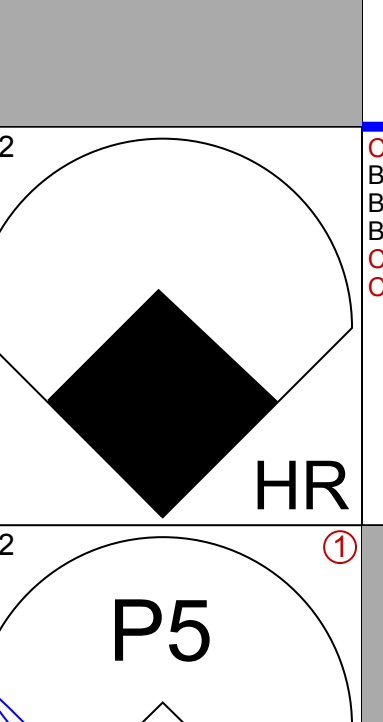
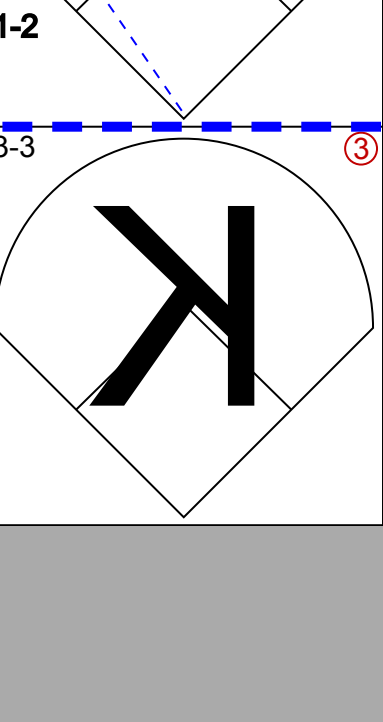

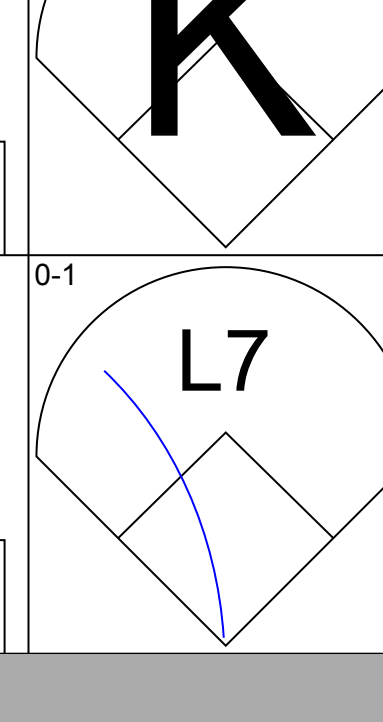
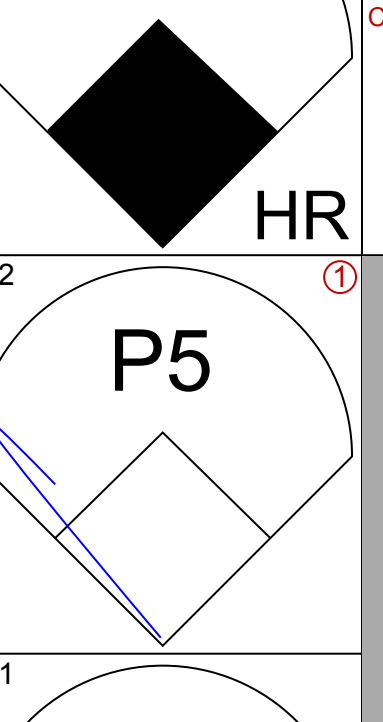
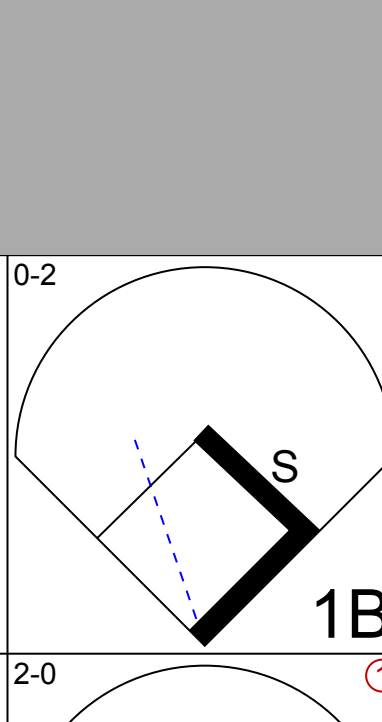
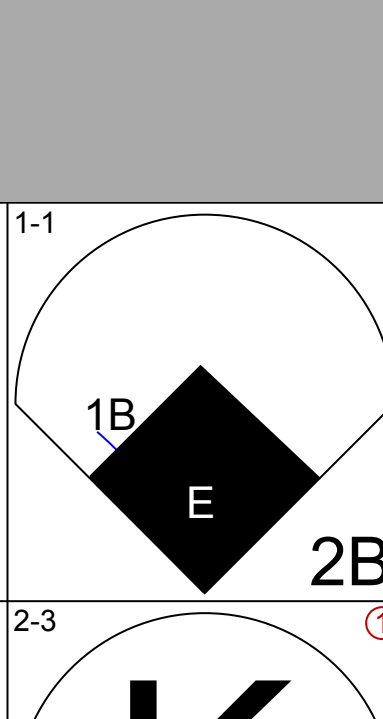
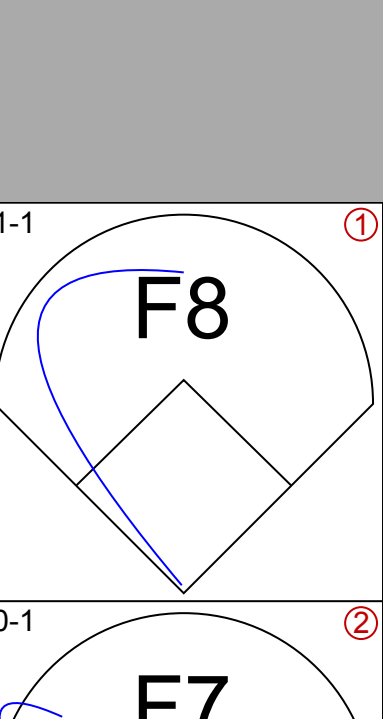
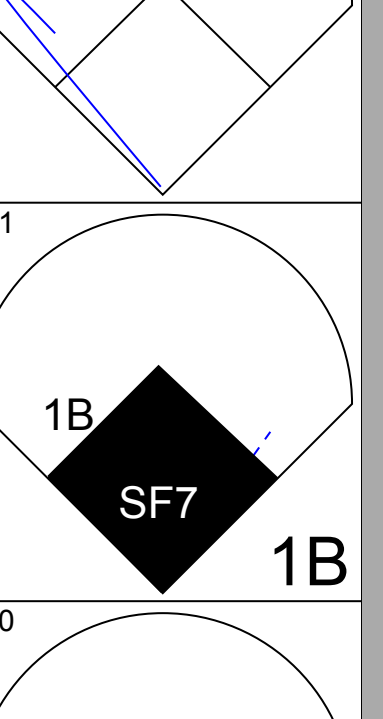

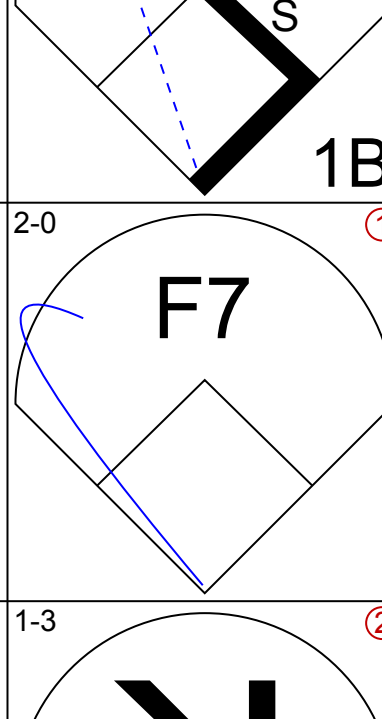
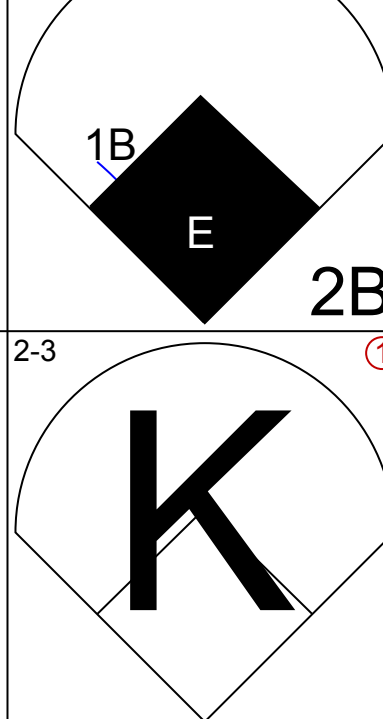
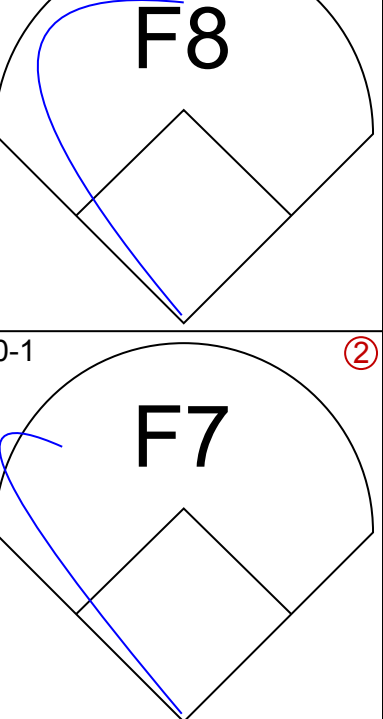
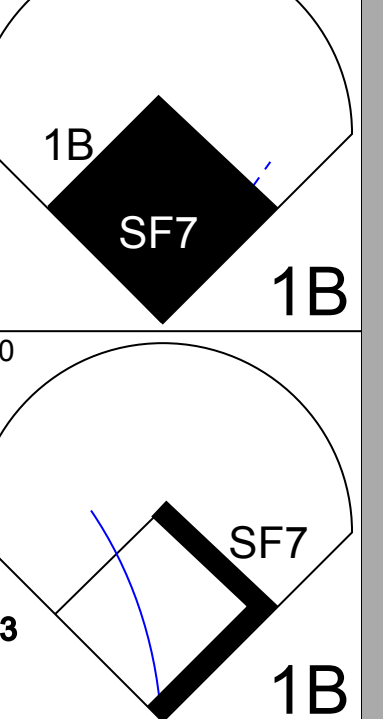

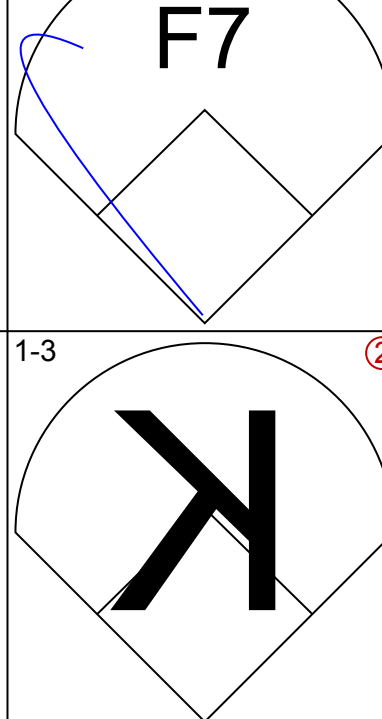
Batter	1	2	3	4	5	6	7	8	9	AB	R	H	RBI	BB	SO	LOB	TOP			
Darryl Hamilton, L OBP: 0.354, SLG: 0.381 (1, 9)	1-3 K		3-2 G3-1			0-1 G6-3		1-2 1B		4	0	1	0	0	1	0	Milwaukee Brewers @ Texas Rangers Arlington Stadium, Arlington, TX Mon Jul 06 1992, 8:05 PM EDT Att: 17,157 - Sunny - 95 F			
Kevin Seitzer, R OBP: 0.339, SLG: 0.381 (1, 5)	1-3 K		1-0 G4-3			1-1 F9		2-2 G4-3		4	0	0	0	0	1	1				
Paul Molitor, R OBP: 0.391, SLG: 0.502 (1, 10)	1-0 P4			0-0 CS 2B			1-3 K		0-0 BB 1B	4	0	2	0	0	1	0				
Greg Vaughn, R OBP: 0.290, SLG: 0.378 (1, 7)		1-2 G5-4-3 1B		2-3 K			4-2 1B BB		1-3 K	3	0	1	0	1	2	2				
Robin Yount, R OBP: 0.345, SLG: 0.415 (1, 8)		0-1 G5-4-3 1-2f 1B		2-0 G4-3 2-3			0-0 1-2 1B		4-0 1-2 BB	3	0	1	0	1	0	2				
Franklin Stubbs, L OBP: 0.301, SLG: 0.378 (1, 3)		1-1 2B 1B			1-3 K		1-2 F8		1-3 K	4	1	1	0	0	2	4				
B.J. Surhoff, L OBP: 0.275, SLG: 0.316 (1, 2)		1-0 1-H 2B			2-1 F8		1-1 G3-1		0-0 G3-1	4	0	1	1	0	0	4				
Scott Fletcher, R OBP: 0.362, SLG: 0.389 Jim Gantner, L OBP: 0.294, SLG: 0.282 (5, 4)		2-1 G6-3			1-3 K			2-2 L7		2	0	0	0	0	1	1				
Pat Listach, S OBP: 0.350, SLG: 0.349 (1, 6)			1-3 K			3-2 G3		1-2 G4-3		3	0	0	0	0	1	0				
Inning Stats	R: 0 E: 0 K: 2 S: 10	H: 0 LOB: 0 BB: 0 P: 13	R: 1 E: 0 K: 0 S: 11	H: 3 LOB: 1 BB: 0 P: 16	R: 0 E: 0 K: 1 S: 7	H: 0 LOB: 0 BB: 0 P: 12	R: 0 E: 0 K: 1 S: 5	H: 1 LOB: 0 BB: 0 P: 9	R: 0 E: 0 K: 2 S: 8	H: 0 LOB: 0 BB: 0 P: 12	R: 0 E: 0 K: 1 S: 13	H: 1 LOB: 2 BB: 1 P: 20	R: 0 E: 0 K: 0 S: 12	H: 1 LOB: 1 BB: 0 P: 18	R: 0 E: 0 K: 2 S: 13	H: 1 LOB: 2 BB: 1 P: 19		1B: 5 2B: 2 HR: 0	SF: 0 SAC: 0 DP: 1 HBP: 0	WP: 0 PB: 0 SB: 0 CS: 1
PITCHER	IP WLS BF H R ER SO BB IBB HBP BLK WP HR S P ERA WHIP	IP WLS BF H R ER SO BB IBB HBP BLK WP HR S P ERA WHIP	IP WLS BF H R ER SO BB IBB HBP BLK WP HR S P ERA WHIP	IP WLS BF H R ER SO BB IBB HBP BLK WP HR S P ERA WHIP	IP WLS BF H R ER SO BB IBB HBP BLK WP HR S P ERA WHIP	IP WLS BF H R ER SO BB IBB HBP BLK WP HR S P ERA WHIP	IP WLS BF H R ER SO BB IBB HBP BLK WP HR S P ERA WHIP	IP WLS BF H R ER SO BB IBB HBP BLK WP HR S P ERA WHIP	IP WLS BF H R ER SO BB IBB HBP BLK WP HR S P ERA WHIP	IP WLS BF H R ER SO BB IBB HBP BLK WP HR S P ERA WHIP	IP WLS BF H R ER SO BB IBB HBP BLK WP HR S P ERA WHIP	IP WLS BF H R ER SO BB IBB HBP BLK WP HR S P ERA WHIP	IP WLS BF H R ER SO BB IBB HBP BLK WP HR S P ERA WHIP	IP WLS BF H R ER SO BB IBB HBP BLK WP HR S P ERA WHIP	IP WLS BF H R ER SO BB IBB HBP BLK WP HR S P ERA WHIP	IP WLS BF H R ER SO BB IBB HBP BLK WP HR S P ERA WHIP	IP WLS BF H R ER SO BB IBB HBP BLK WP HR S P ERA WHIP	IP WLS BF H R ER SO BB IBB HBP BLK WP HR S P ERA WHIP	IP WLS BF H R ER SO BB IBB HBP BLK WP HR S P ERA WHIP	IP WLS BF H R ER SO BB IBB HBP BLK WP HR S P ERA WHIP

AB	32
R	1
H	7
RBI	1
BB	2
SO	9
LOB	14



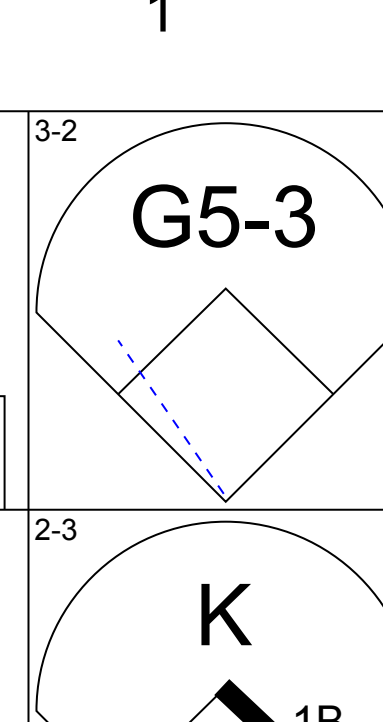
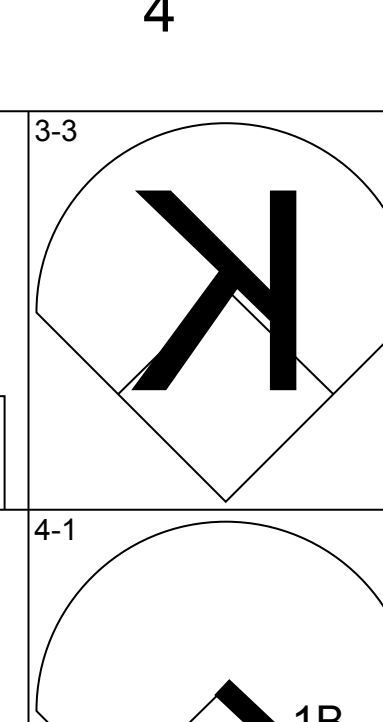
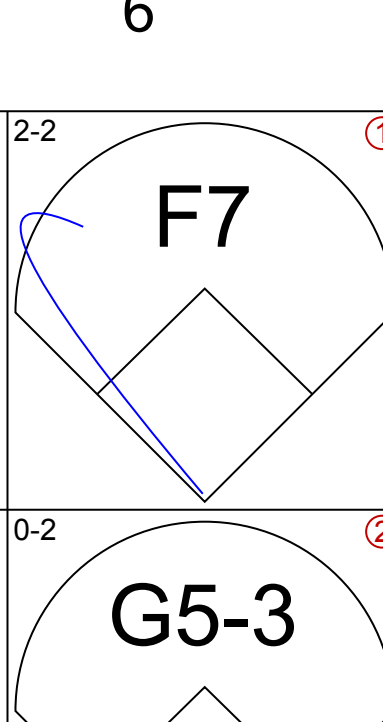
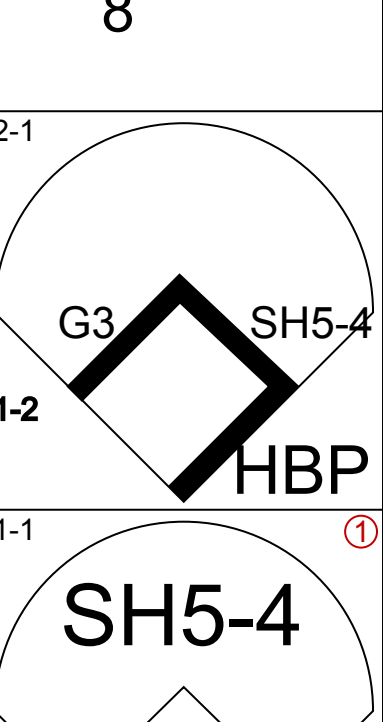

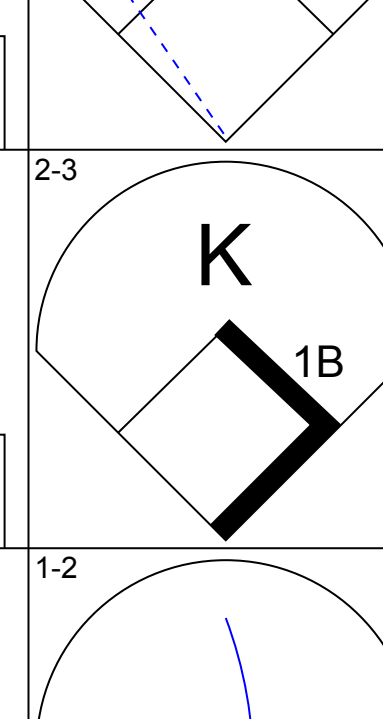
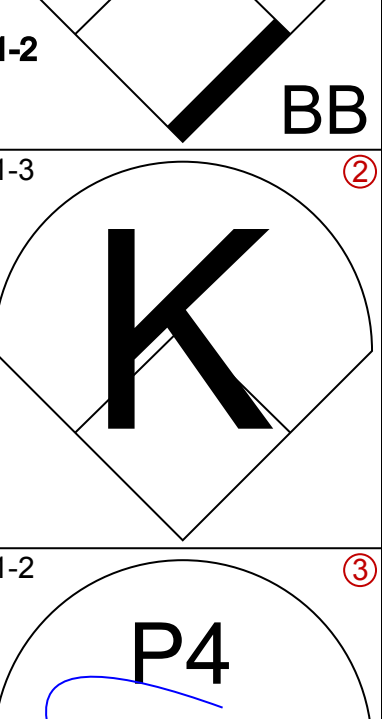
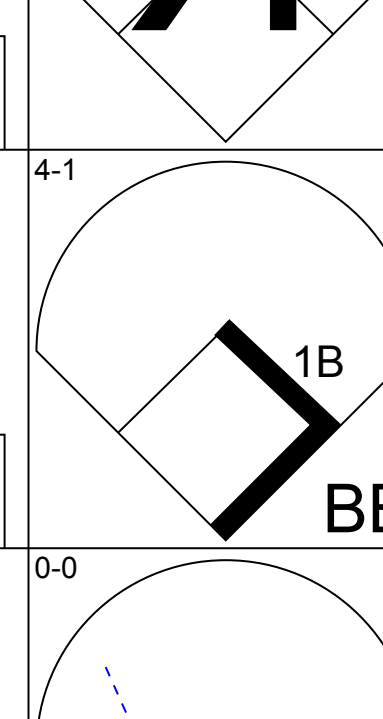
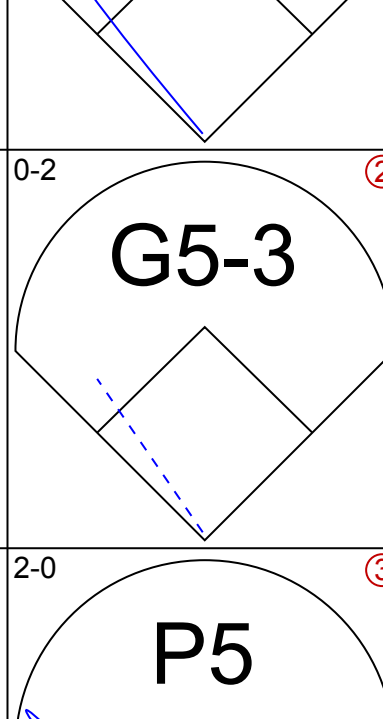
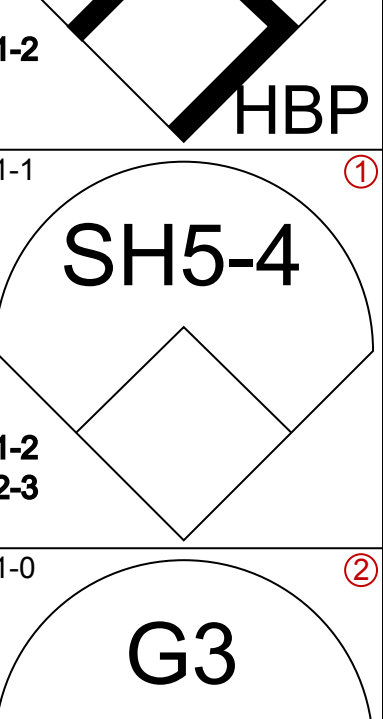

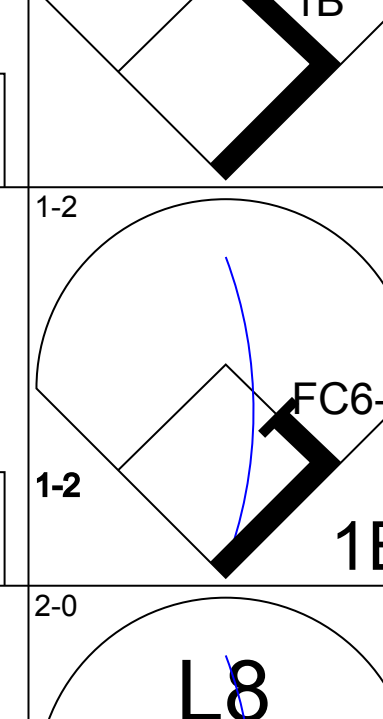
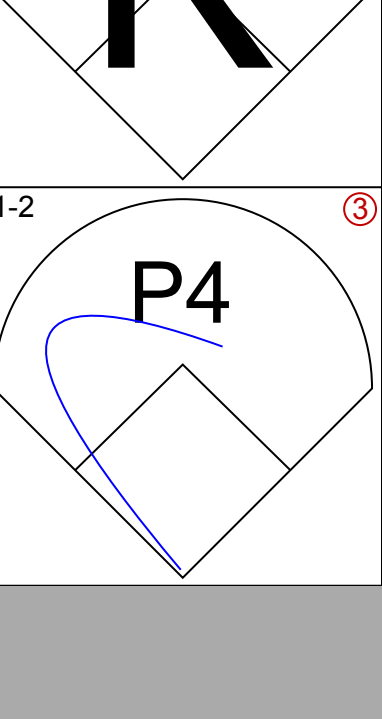
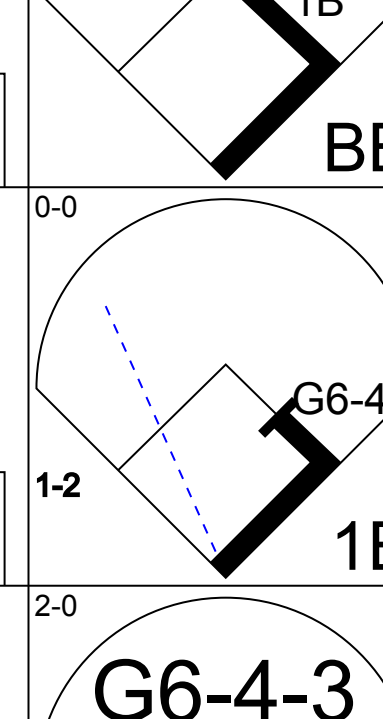
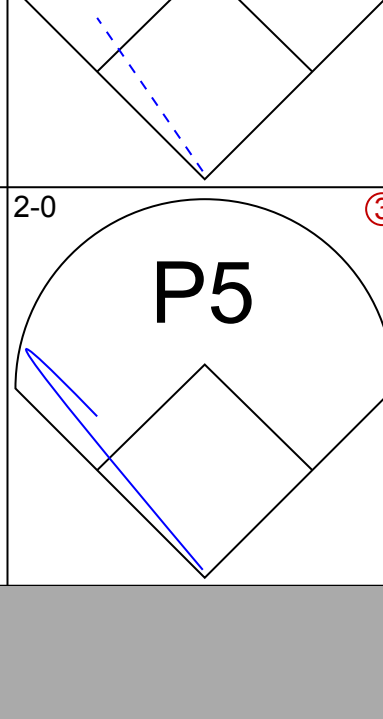
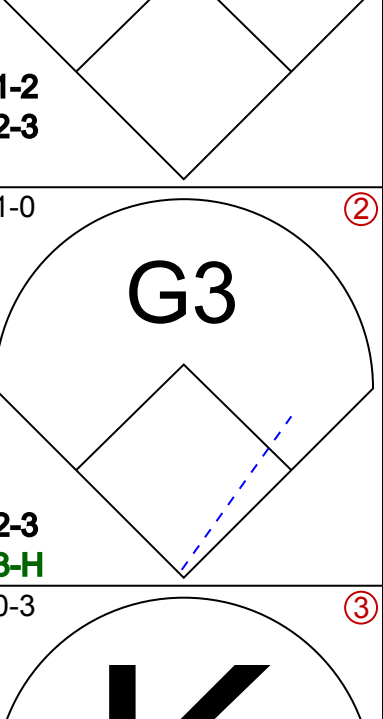
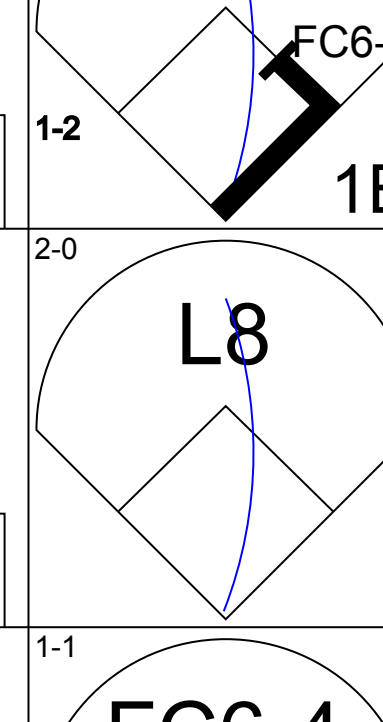
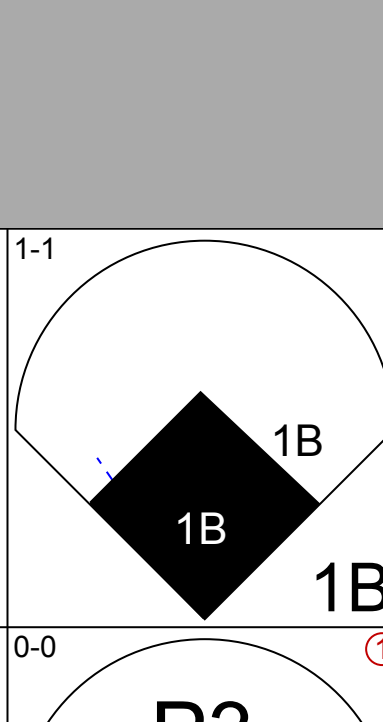
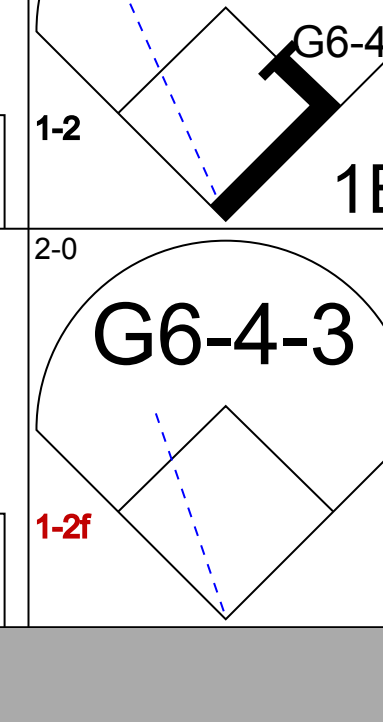
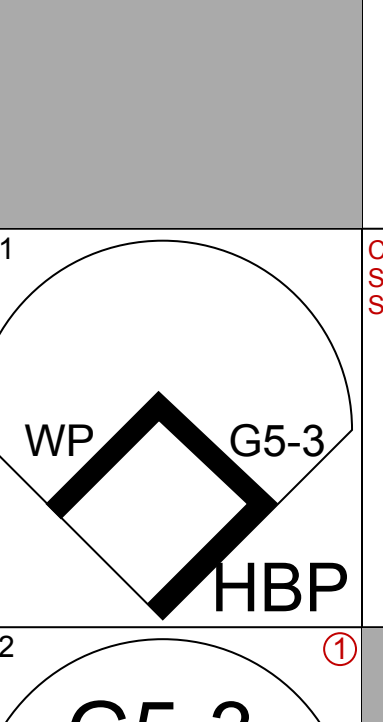
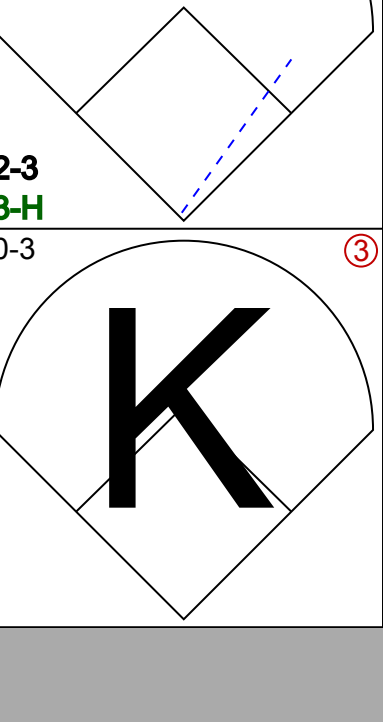

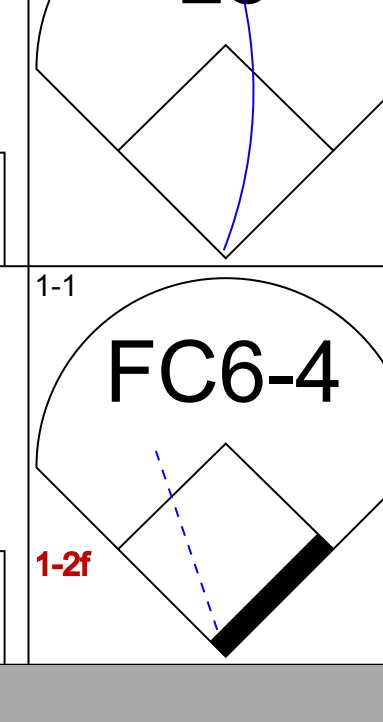
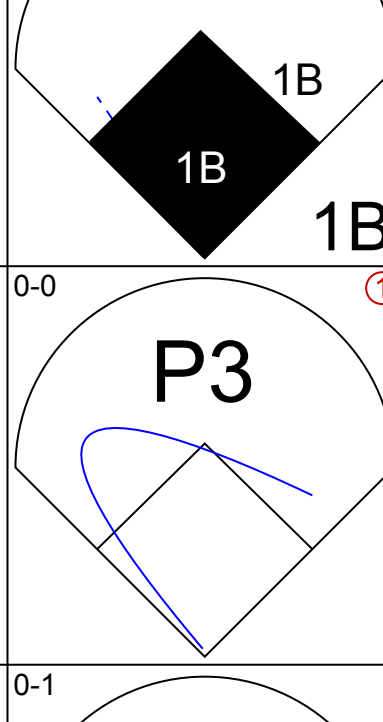
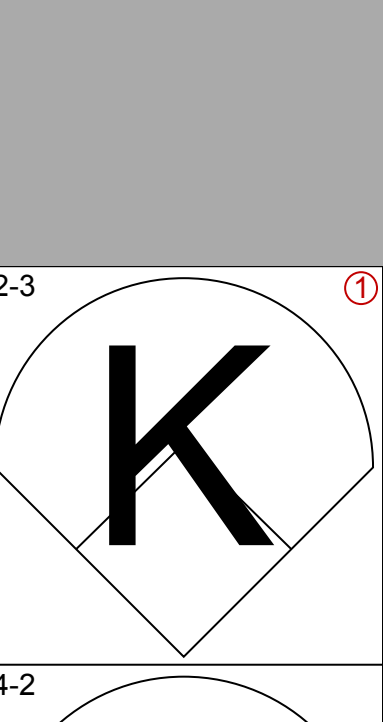
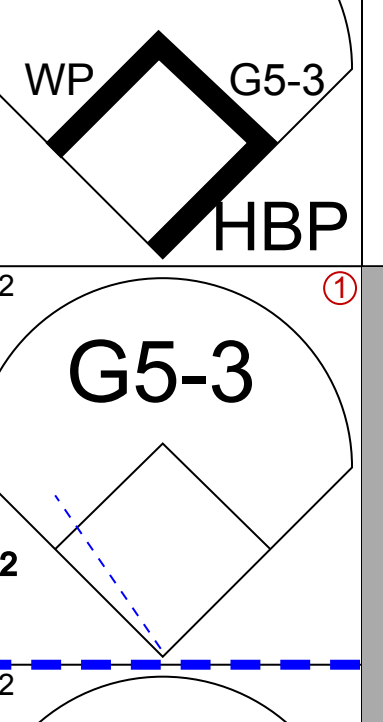
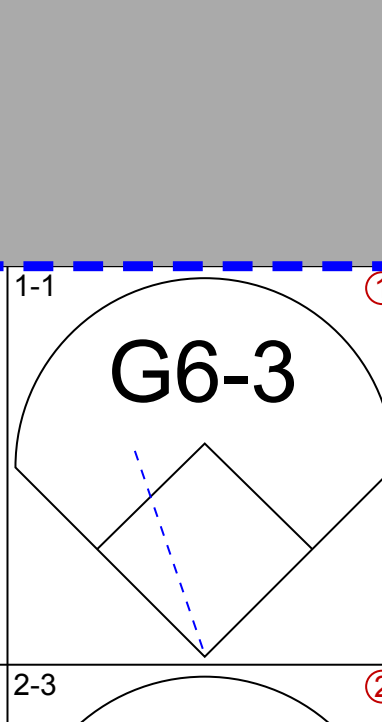
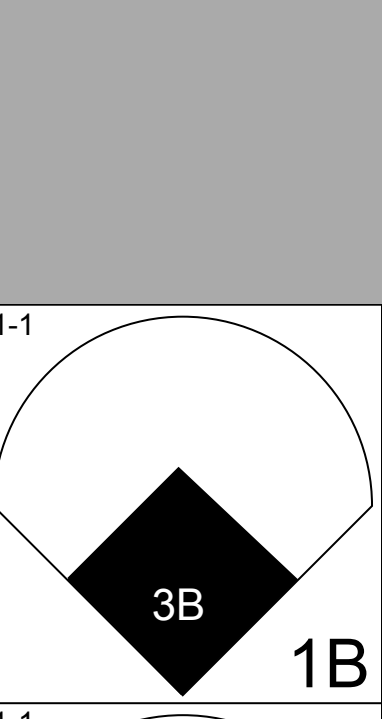
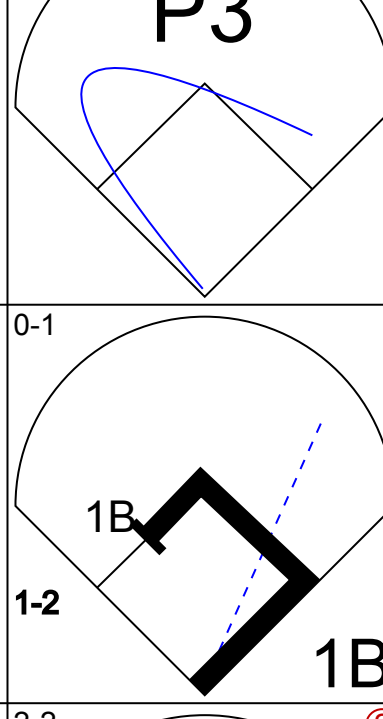

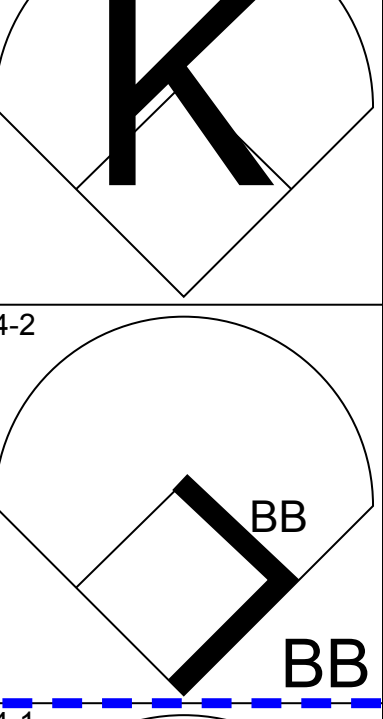
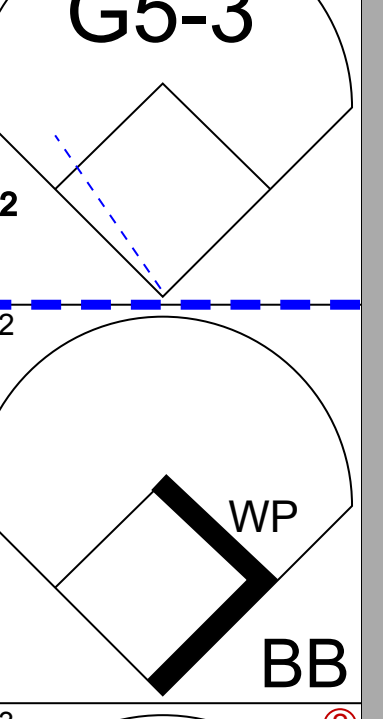
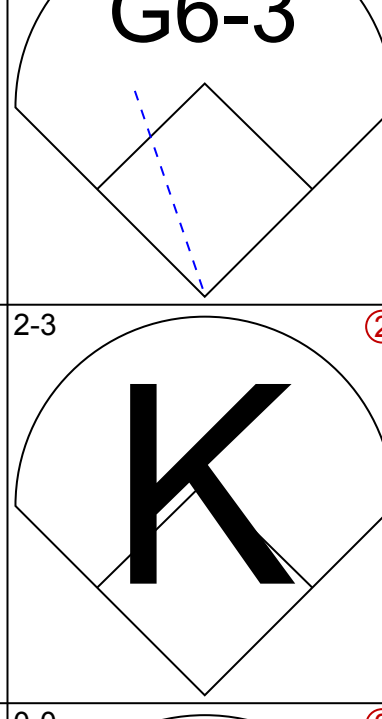
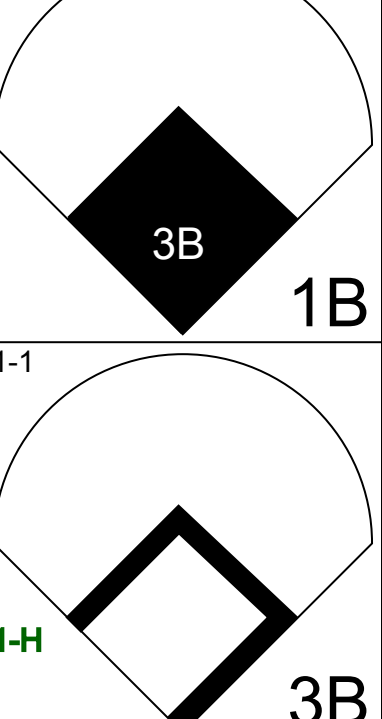
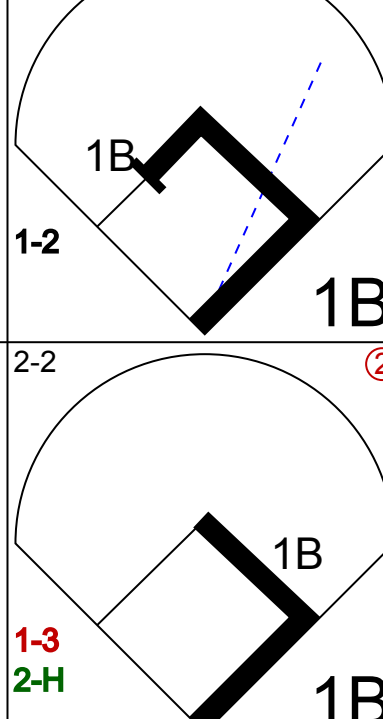

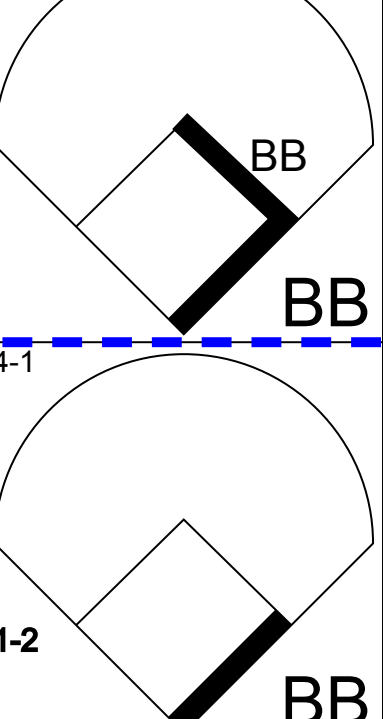
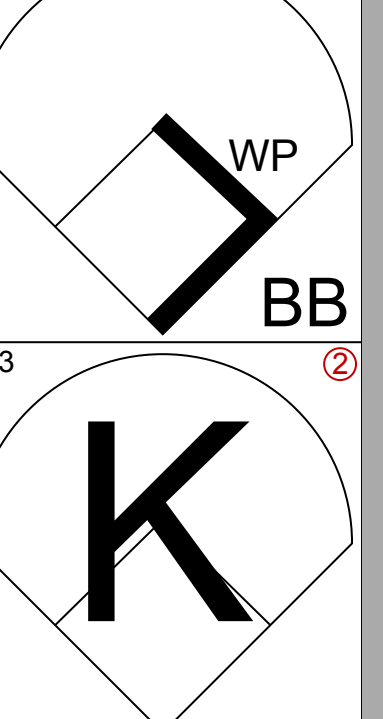
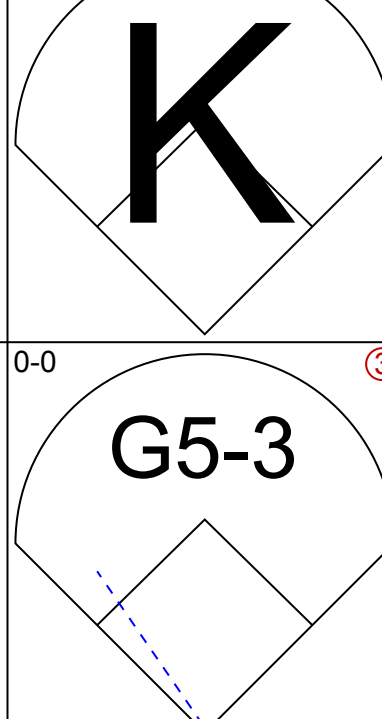
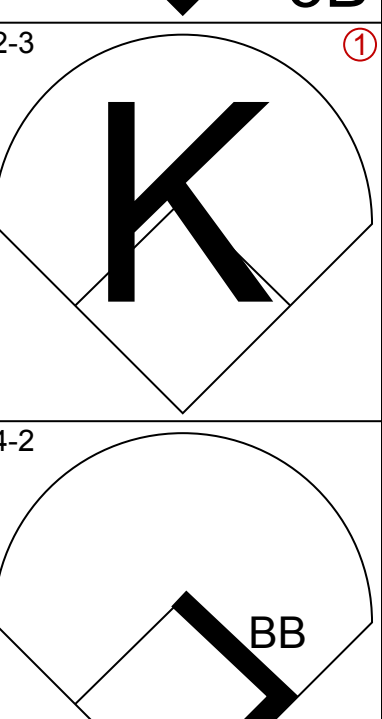
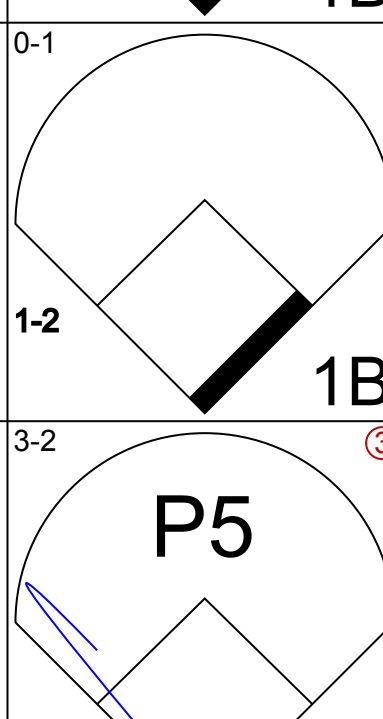
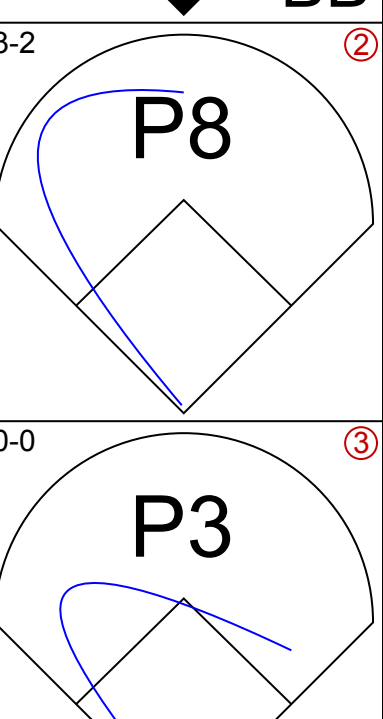
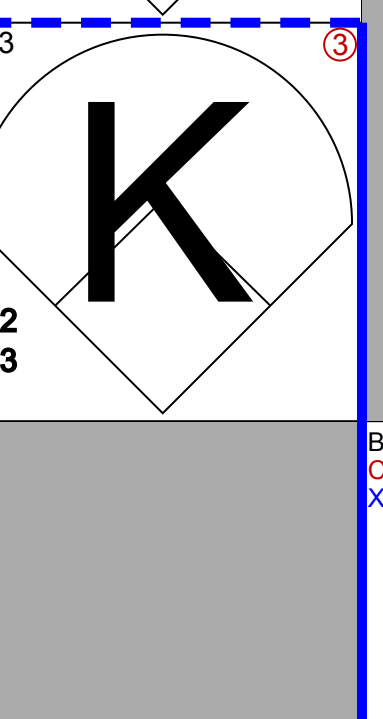
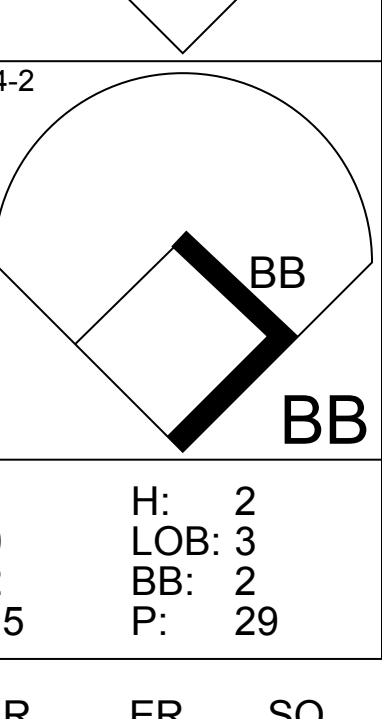
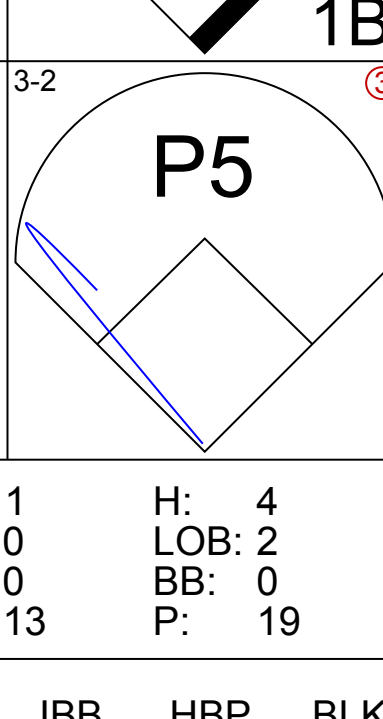
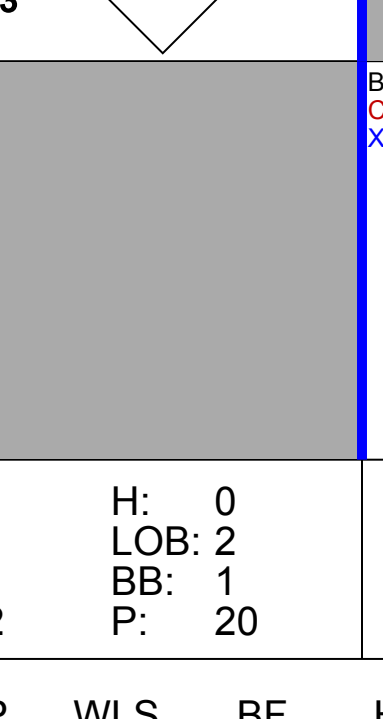
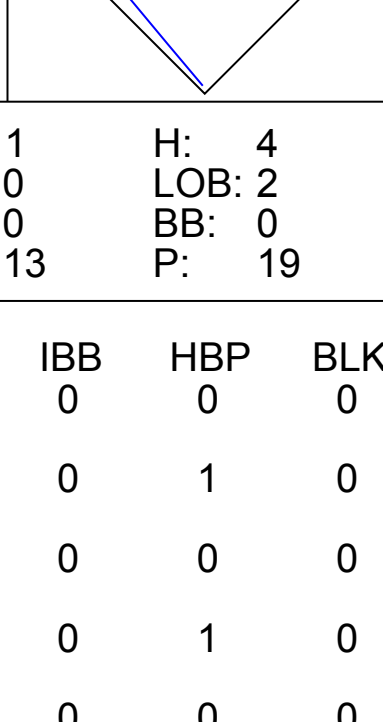



Batter	1	2	3	4	5	6	7	8	9	AB	R	H	RBI	BB	SO	LOB	BOTTOM			
Julio Franco, R OBP: 0.333, SLG: 0.362 (1, 10)	3-2 G6-3	2-0 G6-3		1-0 G6-3			1-0 G4-3			4	0	0	0	0	0	2	Milwaukee Brewers @ Texas Rangers Arlington Stadium, Arlington, TX Mon Jul 06 1992, 8:05 PM EDT Att: 17,157 - Sunny - 95 F			
Dean Palmer, R OBP: 0.328, SLG: 0.454 (1, 5)	0-1 E 1B		0-0 HR		2-3 K		1-3 K			4	1	2	1	0	2	0				
Kevin Reimer, L OBP: 0.334, SLG: 0.456 John Cangelosi, S OBP: 0.343, SLG: 0.259 (7, PR) (8, 7)	1-2 F8		1-3 K		0-0 G1-3 2B		0-0 1B			4	0	2	0	0	1	1				
Ruben Sierra, S OBP: 0.333, SLG: 0.487 (1, 9)	3-2 G4-3		0-0 G3		0-1 G1-3		1-1 G3			4	0	0	0	0	0	3				
Juan Gonzalez, R OBP: 0.309, SLG: 0.498 (1, 8)		3-3 K	1-2 E3		2-1 G2-3		2-3 K			4	0	0	0	0	2	1				
Rafael Palmeiro, L OBP: 0.345, SLG: 0.391 (1, 3)	1-0 HR 1B		2-2 G4-1			3-2 FC5-4 1B		2-0 G4-3		4	1	2	0	0	0	1				
Ivan Rodriguez, R OBP: 0.333, SLG: 0.471 (1, 2)	0-1 HR 1B			2-0 G6-3		1-1 FC5-4 FC4-6 1-2f		1-0 2B		4	1	2	2	0	0	1				
Jeff Huson, L OBP: 0.353, SLG: 0.353 (1, 6)	2-1 G3 2B		4-1 S BB			2-1 F8		1-0 L8		3	0	1	0	1	0	2				
Al Newman, S OBP: 0.297, SLG: 0.243 (1, 4)		2-2 G3		0-1 L4		1-0 FC4-6				3	0	0	0	0	0	3				
Inning Stats	R: 0 E: 1 K: 0 S: 16	H: 1 LOB: 1 BB: 0 P: 23	R: 2 E: 0 K: 1 S: 12	H: 3 LOB: 1 BB: 0 P: 22	R: 1 E: 1 K: 1 S: 11	H: 1 LOB: 1 BB: 0 P: 15	R: 0 E: 0 K: 0 S: 5	H: 0 LOB: 1 BB: 1 P: 12	R: 0 E: 0 K: 1 S: 8	H: 1 LOB: 1 BB: 0 P: 12	R: 0 E: 0 K: 1 S: 10	H: 1 LOB: 1 BB: 0 P: 10	R: 0 E: 0 K: 1 S: 8	H: 1 LOB: 1 BB: 0 P: 14	R: 0 E: 0 K: 1 S: 7	H: 1 LOB: 1 BB: 0 P: 10		1B: 4 2B: 3 HR: 2	SF: 0 SAC: 0 DP: 0 HBP: 0	WP: 0 PB: 0 SB: 1 CS: 0
PITCHER	IP WLS BF H R ER SO BB IBB HBP BLK WP HR S P ERA WHIP	IP WLS BF H R ER SO BB IBB HBP BLK WP HR S P ERA WHIP	IP WLS BF H R ER SO BB IBB HBP BLK WP HR S P ERA WHIP	IP WLS BF H R ER SO BB IBB HBP BLK WP HR S P ERA WHIP	IP WLS BF H R ER SO BB IBB HBP BLK WP HR S P ERA WHIP	IP WLS BF H R ER SO BB IBB HBP BLK WP HR S P ERA WHIP	IP WLS BF H R ER SO BB IBB HBP BLK WP HR S P ERA WHIP	IP WLS BF H R ER SO BB IBB HBP BLK WP HR S P ERA WHIP	IP WLS BF H R ER SO BB IBB HBP BLK WP HR S P ERA WHIP	IP WLS BF H R ER SO BB IBB HBP BLK WP HR S P ERA WHIP	IP WLS BF H R ER SO BB IBB HBP BLK WP HR S P ERA WHIP	IP WLS BF H R ER SO BB IBB HBP BLK WP HR S P ERA WHIP	IP WLS BF H R ER SO BB IBB HBP BLK WP HR S P ERA WHIP	IP WLS BF H R ER SO BB IBB HBP BLK WP HR S P ERA WHIP	IP WLS BF H R ER SO BB IBB HBP BLK WP HR S P ERA WHIP	IP WLS BF H R ER SO BB IBB HBP BLK WP HR S P ERA WHIP	IP WLS BF H R ER SO BB IBB HBP BLK WP HR S P ERA WHIP	IP WLS BF H R ER SO BB IBB HBP BLK WP HR S P ERA WHIP	IP WLS BF H R ER SO BB IBB HBP BLK WP HR S P ERA WHIP	IP WLS BF H R ER SO BB IBB HBP BLK WP HR S P ERA WHIP



Batter	1	2	3	4	5	6	7	8	9	AB	R	H	RBI	BB	SO	LOB	TOP					
Darryl Hamilton, L OBP: 0.359, SLG: 0.385 (1, 9)										3	0	2	1	1	1	0	Milwaukee Brewers @ Texas Rangers Arlington Stadium, Arlington, TX Tue Jul 07 1992, 8:05 PM EDT Att: 31,254 - Sunny - 93 F					
Kevin Seitzer, R OBP: 0.334, SLG: 0.375 (1, 5)										5	1	0	0	0	1	4						
Paul Molitor, R OBP: 0.389, SLG: 0.498 (1, 10)										4	0	1	1	0	1	0						
Greg Vaughn, R OBP: 0.293, SLG: 0.380 (1, 7)										4	0	2	0	0	1	1						
Robin Yount, R OBP: 0.341, SLG: 0.409 (1, 8)										4	0	0	0	0	0	2						
Franklin Stubbs, L OBP: 0.300, SLG: 0.390 (1, 3)										4	1	1	1	0	2	2						
B.J. Surhoff, L OBP: 0.275, SLG: 0.315 (1, 2)										4	0	1	0	0	0	1						
Scott Fletcher, R OBP: 0.365, SLG: 0.398 (1, 4)										4	2	2	0	0	0	1						
Pat Listach, S OBP: 0.349, SLG: 0.348 (1, 6)										4	0	1	0	0	2	2						
Inning Stats	R: 0 E: 0 K: 2 S: 10	H: 0 LOB: 0 BB: 0 P: 16	R: 0 E: 0 K: 0 S: 7	H: 1 LOB: 1 BB: 0 P: 10	R: 2 E: 1 K: 2 S: 17	H: 3 LOB: 1 BB: 0 P: 26	R: 0 E: 0 K: 1 S: 6	H: 0 LOB: 0 BB: 0 P: 10	R: 0 E: 0 K: 1 S: 10	H: 1 LOB: 1 BB: 0 P: 13	R: 0 E: 0 K: 0 S: 7	H: 0 LOB: 0 BB: 0 P: 15	R: 2 E: 0 K: 0 S: 12	H: 3 LOB: 1 BB: 0 P: 18	R: 0 E: 0 K: 1 S: 6	H: 1 LOB: 1 BB: 0 P: 12	R: 0 E: 0 K: 1 S: 15	H: 1 LOB: 2 BB: 1 P: 22	1B: 8 2B: 1 3B: 0 HR: 1	SF: 1 SAC: 0 DP: 0 HBP: 0	WP: 0 PB: 0 SB: 1 CS: 0	PA: 38
PITCHER	IP	WLS	BF	H	R	ER	SO	BB	IBB	HBP	BLK	WP	HR	S	P	ERA	WHIP					
Todd Burns, R ERA: 3.4 (1, 1)	7.2	L	32	9	4	2	6	0	0	0	0	0	1	72	114	2.35	1.174					
Kenny Rogers, L ERA: 3.09 (8, 1)	1.1		6	1	0	0	2	1	0	0	0	0	0	18	28	0.00	1.500					

AB	36
R	4
H	10
RBI	3
BB	1
SO	8
LOB	13



Batter	1	2	3	4	5	6	7	8	9	AB	R	H	RBI	BB	SO	LOB	BOTTOM				
Brian Downing, R OBP: 0.421, SLG: 0.395 (1, 10)										3	0	0	0	1	1	0	Milwaukee Brewers @ Texas Rangers Arlington Stadium, Arlington, TX Tue Jul 07 1992, 8:05 PM EDT Att: 31,254 - Sunny - 93 F				
Dean Palmer, R OBP: 0.327, SLG: 0.449 (1, 5)										3	0	0	0	1	2	3					
Ruben Sierra, S OBP: 0.334, SLG: 0.486 (1, 9)										5	0	2	1	0	0	5					
Juan Gonzalez, R OBP: 0.310, SLG: 0.495 (1, 8)										4	1	1	0	0	1	6					
Ivan Rodriguez, R OBP: 0.325, SLG: 0.458 (1, 2)										5	0	0	0	0	1	4					
Rafael Palmeiro, L OBP: 0.351, SLG: 0.394 (1, 3)										3	1	2	0	2	1	0					
Dickie Thon, R OBP: 0.306, SLG: 0.380 (1, 6)										4	0	2	2	1	1	2					
Donald Harris, R OBP: 0.500, SLG: 0.500 (5, PH)										2	0	1	0	0	1	1					
Kevin Reimer, L OBP: 0.333, SLG: 0.455 (6, 7)										1	0	0	0	0	0	2					
Julio Franco, R OBP: 0.331, SLG: 0.358 (7, PH)										1	0	0	0	0	1	2					
John Cangelosi, S OBP: 0.343, SLG: 0.259 (7, PH)										0	0	0	0	0	0	0					
Al Newman, S OBP: 0.298, SLG: 0.240 (8, PH)										2	0	0	0	1	0	4					
Geno Petralli, L OBP: 0.256, SLG: 0.281 (8, PR)										1	0	1	0	0	0	0					
Jeff Huson, L OBP: 0.353, SLG: 0.353 (9, 4)										0	1	0	0	0	0	0					
Inning Stats	R: 0 E: 0 K: 1 S: 13	H: 1 LOB: 2 BB: 0 P: 22	R: 1 E: 0 K: 2 S: 15	H: 2 LOB: 3 BB: 2 P: 29	R: 1 E: 0 K: 0 S: 13	H: 4 LOB: 2 BB: 0 P: 19	R: 0 E: 0 K: 1 S: 6	H: 1 LOB: 1 BB: 1 P: 15	R: 0 E: 0 K: 0 S: 7	H: 0 LOB: 0 BB: 0 P: 11	R: 0 E: 0 K: 2 S: 12	H: 0 LOB: 2 BB: 1 P: 20	R: 1 E: 0 K: 1 S: 9	H: 1 LOB: 2 BB: 0 P: 14	R: 0 E: 0 K: 1 S: 6	H: 0 LOB: 0 BB: 0 P: 9	1B: 8 2B: 0 3B: 1 HR: 0	SF: 0 SAC: 1 DP: 1 HBP: 2	WP: 2 PB: 0 SB: 0 CS: 0	PA: 43	
PITCHER	IP	WLS	BF	H	R	ER	SO	BB	IBB	HBP	BLK	WP	HR	S	P	ERA	WHIP				
Bruce Ruffin, L ERA: 5.82 (1, 1)	4.1		24	8	2	2	5	4	0	1	0	0	0	19	34	0.00	0.500				
Jim Austin, R ERA: 2.53 (5, 1)	2.0	W	8	0	0	0	0	1	0	1	0	0	0	5	9	0.00	3.000				
Dan Plesac, L ERA: 4.17 (7, 1)	0.1		2	0	0	0	1	1	0	0	0	0	0	5	9	0.00	3.000				
Mike Fetters, R ERA: 0.58 (7, 1)	1.1		6	1	1	1	2	0	0	1	0	1	0	12	17	6.75	0.750				
Doug Henry, R ERA: 2.97 (9, 1)	1.0	S	3	0	0	0	1	0	0	0	0	0	0	6	9	0.00	0.000				

AB	34
R	3
H	9
RBI	3
BB	6
SO	9
LOB	29



Batter	1	2	3	4	5	6	7	8	9	AB	R	H	RBI	BB	SO	LOB	TOP			
Pat Listach, S OBP: 0.358, SLG: 0.355 (1, 6)										3	1	3	1	1	0	0	Milwaukee Brewers @ Texas Rangers Arlington Stadium, Arlington, TX Wed Jul 08 1992, 8:05 PM EDT Att: 18,256 - Sunny - 93 F			
Darryl Hamilton, L OBP: 0.353, SLG: 0.378 (1, 9)										4	0	0	1	0	0	4				
Paul Molitor, R OBP: 0.387, SLG: 0.495 (1, 10)										4	0	1	1	0	2	1				
Greg Vaughn, R OBP: 0.296, SLG: 0.382 (1, 7)										4	1	2	0	0	0	0				
Robin Yount, R OBP: 0.343, SLG: 0.414 (1, 8)										4	0	2	1	0	0	0				
Franklin Stubbs, L OBP: 0.300, SLG: 0.387 (1, 3)										4	0	1	0	0	1	0				
B.J. Surhoff, L OBP: 0.275, SLG: 0.313 (1, 2)										4	0	1	0	0	0	2				
Jim Cantner, L OBP: 0.264, SLG: 0.281 (1, 5)										4	1	1	0	0	1	2				
Scott Fletcher, R OBP: 0.358, SLG: 0.389 (1, 4)										4	1	0	0	0	0	2				
Inning Stats	R: 0 E: 0 K: 1 S: 9	H: 0 LOB: 0 BB: 1 P: 15	R: 0 E: 0 K: 1 S: 9	H: 0 LOB: 0 BB: 0 P: 13	R: 0 E: 1 K: 0 S: 6	H: 0 LOB: 0 BB: 0 P: 11	R: 0 E: 0 K: 1 S: 5	H: 1 LOB: 0 BB: 0 P: 6	R: 1 E: 0 K: 0 S: 9	H: 3 LOB: 1 BB: 0 P: 13	R: 0 E: 0 K: 0 S: 3	H: 0 LOB: 0 BB: 0 P: 4	R: 3 E: 1 K: 0 S: 16	H: 5 LOB: 2 BB: 0 P: 23	R: 0 E: 0 K: 1 S: 9	H: 1 LOB: 1 BB: 0 P: 14	1B: 10 2B: 3 3B: 0 HR: 0	SF: 0 SAC: 0 DP: 3 HBP: 0	WP: 0 PB: 0 SB: 1 CS: 1	PA: 37
PITCHER	IP WLS BF H R ER SO BB IBB HBP BLK WP HR S P ERA WHIP	7.2 L 31 9 4 1 3 1 0 0 0 0 0 63 95 1.17 1.304	8.1 1.1 5 2 0 0 1 0 0 0 0 0 0 12 20 0.00 1.500	PITCHER																

AB	35
R	4
H	11
RBI	4
BB	1
SO	4
LOB	11



Batter	1	2	3	4	5	6	7	8	9	AB	R	H	RBI	BB	SO	LOB	BOTTOM					
Brian Downing, R OBP: 0.412, SLG: 0.384 (1, 10)										4	0	0	0	0	1	1	Milwaukee Brewers @ Texas Rangers Arlington Stadium, Arlington, TX Wed Jul 08 1992, 8:05 PM EDT Att: 18,256 - Sunny - 93 F					
Dean Palmer, R OBP: 0.335, SLG: 0.461 (1, 5)										1	2	1	1	3	0	0						
Kevin Reimer, L OBP: 0.335, SLG: 0.454 (1, 7)										3	1	1	0	1	1	1						
John Cangelosi, S OBP: 0.343, SLG: 0.259 (8, 7)										0	0	0	0	0	0	0						
Ruben Sierra, S OBP: 0.330, SLG: 0.480 (1, 9)										4	0	0	0	0	2	3						
Juan Gonzalez, R OBP: 0.310, SLG: 0.494 (1, 8)										3	0	1	1	0	0	0						
Rafael Palmeiro, L OBP: 0.350, SLG: 0.392 (1, 3)										4	0	1	1	0	1	1						
Ivan Rodriguez, R OBP: 0.329, SLG: 0.456 (1, 2)										3	0	1	0	1	0	1						
Dickie Thon, R OBP: 0.302, SLG: 0.375 (1, 6)										3	0	0	0	0	2	3						
Geno Petrilli, L OBP: 0.254, SLG: 0.278 (9, PH)										1	0	0	0	0	0	1						
Jeff Huson, L OBP: 0.353, SLG: 0.352 (1, 4)										3	0	1	0	0	0	0						
Julio Franco, R OBP: 0.328, SLG: 0.355 (9, PH)										1	0	0	0	0	1	0						
Inning Stats	R: 0 E: 0 K: 0 S: 12	H: 0 LOB: 1 BB: 2 P: 22	R: 0 E: 0 K: 0 S: 10	H: 1 LOB: 1 BB: 0 P: 14	R: 0 E: 0 K: 1 S: 10	H: 0 LOB: 1 BB: 1 P: 18	R: 0 E: 0 K: 1 S: 8	H: 0 LOB: 0 BB: 0 P: 15	R: 0 E: 0 K: 1 S: 10	H: 1 LOB: 1 BB: 0 P: 17	R: 2 E: 0 K: 1 S: 14	H: 3 LOB: 2 BB: 1 P: 22	R: 1 E: 0 K: 1 S: 11	H: 1 LOB: 0 BB: 0 P: 17	R: 0 E: 0 K: 2 S: 8	H: 0 LOB: 0 BB: 0 P: 11	R: 0 E: 0 K: 1 S: 6	H: 0 LOB: 0 BB: 1 P: 13	1B: 5 2B: 1 3B: 0 HR: 1	SF: 1 SAC: 0 DP: 1 HBP: 0	WP: 0 PB: 0 SB: 1 CS: 1	PA: 36
PITCHER	IP WLS BF H R ER SO BB IBB HBP BLK WP HR S P ERA WHIP	5.2 W 25 5 1 1 2 0 0 0 0 0 1 14 20 6.75 0.750	6.1 1.1 5 1 1 1 2 0 0 0 0 0 0 8 11 0.00 0.000	8.1 1.0 3 0 0 0 2 0 0 0 0 0 0 6 13 0.00 1.000	9.1 1.0 S 3 0 0 0 1 0 0 0 0 0 6 13 0.00 1.000	PITCHER																

AB	30
R	3
H	6
RBI	3
BB	5
SO	8
LOB	11



Batter	1	2	3	4	5	6	7	8	9	AB	R	H	RBI	BB	SO	LOB	TOP					
Jim Eisenreich, L OBP: 0.326, SLG: 0.381 (1, 9)										5	0	3	0	0	0	3	Kansas City Royals @ Milwaukee Brewers Milwaukee County Stadium, Milwaukee, WI Sat Jul 11 1992, 8:05 PM EDT Att: 30,838 - Cloudy - 67 F					
Gregg Jefferies, S OBP: 0.307, SLG: 0.382 (1, 5)										5	0	1	1	0	0	5						
George Brett, L OBP: 0.320, SLG: 0.397 (1, 10)										5	0	0	0	0	0	3						
Kevin McReynolds, R OBP: 0.365, SLG: 0.438 (1, 7)										4	0	0	0	0	0	0						
Wally Joyner, L OBP: 0.328, SLG: 0.419 (1, 3)										4	0	4	0	0	0	0						
Brent Mayne, L OBP: 0.274, SLG: 0.292 (1, 2)										4	0	1	0	0	0	3						
Brian McRae, S OBP: 0.287, SLG: 0.311 (1, 8)										4	0	1	0	0	0	3						
Curtis Wilkerson, S OBP: 0.278, SLG: 0.310 (1, 4)										4	1	1	0	0	0	1						
Rico Rossy, R OBP: 0.314, SLG: 0.303 (1, 6)										4	0	2	0	0	0	1						
Inning Stats	R: 0 E: 0 K: 0 S: 8	H: 1 LOB: 0 BB: 0 P: 12	R: 0 E: 0 K: 0 S: 6	H: 1 LOB: 1 BB: 0 P: 10	R: 0 E: 0 K: 0 S: 7	H: 1 LOB: 1 BB: 0 P: 14	R: 0 E: 0 K: 0 S: 11	H: 1 LOB: 2 BB: 0 P: 18	R: 0 E: 0 K: 0 S: 9	H: 2 LOB: 2 BB: 0 P: 16	R: 0 E: 0 K: 0 S: 10	H: 2 LOB: 1 BB: 0 P: 19	R: 0 E: 0 K: 0 S: 10	H: 1 LOB: 1 BB: 0 P: 13	R: 0 E: 0 K: 0 S: 8	H: 1 LOB: 1 BB: 0 P: 13	R: 1 E: 0 K: 0 S: 15	H: 3 LOB: 2 BB: 0 P: 19	1B: 12 2B: 1 3B: 0 HR: 0	SF: 0 SAC: 0 DP: 1 HBP: 0	WP: 0 PB: 0 SB: 1 CS: 1	PA: 39
PITCHER Bill Wegman, R ERA: 3.28 (1, 1)	IP: 9.0 WLS: W BF: 39 H: 13 R: 1 ER: 1 SO: 0 BB: 0 IBB: 0 HBP: 0 BLK: 0 WP: 0 HR: 0 S: 84 P: 134 ERA: 1.00 WHIP: 1.444															PITCHER						

Batter	1	2	3	4	5	6	7	8	9	AB	R	H	RBI	BB	SO	LOB	BOTTOM			
Pat Listach, S OBP: 0.359, SLG: 0.360 (1, 6)										4	1	1	2	0	1	1	Kansas City Royals @ Milwaukee Brewers Milwaukee County Stadium, Milwaukee, WI Sat Jul 11 1992, 8:05 PM EDT Att: 30,838 - Cloudy - 67 F			
Darryl Hamilton, L OBP: 0.355, SLG: 0.394 (1, 9)										4	1	2	1	0	0	0				
Paul Molitor, R OBP: 0.394, SLG: 0.494 (1, 10)										1	0	1	0	3	0	0				
Greg Vaughn, R OBP: 0.290, SLG: 0.375 (1, 7)										4	0	0	0	0	2	5				
Robin Yount, R OBP: 0.341, SLG: 0.412 (1, 8)										4	0	2	0	0	1	0				
B.J. Surhoff, L OBP: 0.274, SLG: 0.308 (1, 2)										4	2	1	0	0	1	3				
John Jaha, R OBP: 0.455, SLG: 0.500 (1, 3)										3	0	2	1	0	0	0				
Jim Gantner, L OBP: 0.263, SLG: 0.275 (1, 5)										4	0	0	0	0	0	3				
Scott Fletcher, R OBP: 0.355, SLG: 0.377 (1, 4)										3	1	0	0	0	0	3				
Inning Stats	R: 0 E: 0 K: 1 S: 15	H: 0 LOB: 1 BB: 1 P: 25	R: 0 E: 0 K: 2 S: 10	H: 0 LOB: 0 BB: 0 P: 14	R: 0 E: 0 K: 1 S: 8	H: 0 LOB: 0 BB: 0 P: 11	R: 0 E: 0 K: 1 S: 13	H: 1 LOB: 2 BB: 1 P: 21	R: 0 E: 0 K: 0 S: 11	H: 1 LOB: 1 BB: 0 P: 13	R: 1 E: 0 K: 0 S: 9	H: 2 LOB: 0 BB: 0 P: 14	R: 3 E: 0 K: 0 S: 17	H: 4 LOB: 2 BB: 1 P: 26	R: 1 E: 1 K: 0 S: 5	H: 1 LOB: 0 BB: 0 P: 7	1B: 6 2B: 3 3B: 0 HR: 0	SF: 1 SAC: 0 DP: 1 HBP: 0	WP: 0 PB: 0 SB: 2 CS: 0	PA: 35
PITCHER Rick Reed, R ERA: 4.15 Neal Heaton, L ERA: 4.17 (7, 1)	IP: 6.2 WLS: L BF: 28 H: 7 R: 4 ER: 4 SO: 5 BB: 2 IBB: 0 HBP: 0 BLK: 0 WP: 0 HR: 0 S: 79 P: 114 ERA: 5.40 WHIP: 1.350															PITCHER				

Batter	1	2	3	4	5	6	7	8	9	AB	R	H	RBI	BB	SO	LOB	TOP
Brian McRae, S OBP: 0.289, SLG: 0.314										4	2	2	0	0	1	0	Kansas City Royals @ Milwaukee Brewers Milwaukee County Stadium, Milwaukee, WI Sun Jul 12 1992, 4:33 AM EDT Att: 31,080 - Cloudy - 74 F
Gregg Jefferies, S OBP: 0.310, SLG: 0.383										4	1	2	0	0	0	0	
George Brett, L OBP: 0.322, SLG: 0.396										3	1	1	0	1	0	1	
Kevin McReynolds, R OBP: 0.367, SLG: 0.442										4	1	2	2	0	1	1	
Wally Joyner, L OBP: 0.327, SLG: 0.414										3	0	0	0	1	1	2	
Mike Macfarlane, R OBP: 0.294, SLG: 0.378										3	0	0	1	1	1	1	
Gary Thurman, R OBP: 0.271, SLG: 0.330										0	0	0	0	0	0	0	
Jim Eisenreich, L OBP: 0.321, SLG: 0.374										4	0	0	0	0	1	3	
Curtis Wilkerson, S OBP: 0.272, SLG: 0.302										4	0	0	1	0	1	2	
Rico Rossy, R OBP: 0.306, SLG: 0.294										4	0	0	0	0	1	2	
Inning Stats	R: 4 H: 3 E: 0 K: 1 S: 16	H: 3 R: 3 ER: 2 LOB: 2 BB: 3 P: 33	R: 1 H: 2 E: 0 K: 0 S: 8	H: 0 R: 0 ER: 0 LOB: 0 BB: 0 P: 7	R: 0 H: 0 E: 0 K: 0 S: 5	H: 0 R: 0 ER: 0 LOB: 0 BB: 0 P: 9	R: 0 H: 1 E: 0 K: 1 S: 10	H: 0 R: 0 ER: 0 LOB: 0 BB: 0 P: 9	R: 0 H: 0 E: 0 K: 2 S: 15	H: 1 R: 0 ER: 0 LOB: 1 BB: 0 P: 21	R: 0 H: 0 E: 0 K: 1 S: 9	H: 0 R: 0 ER: 0 LOB: 0 BB: 0 P: 15	1B: 6 2B: 1 3B: 0 HR: 0	SF: 0 SAC: 0 DP: 1 HBP: 0	WP: 0 PB: 0 SB: 1 CS: 1	PA: 36	
PITCHER	IP WLS BF H R ER SO BB IBB HBP BLK WP HR S P ERA WHIP																
Bruce Ruffin, L ERA: 6.65	0.0 L 5 3 4 4 0 2 0 0 0 0 0 0 7 17 ∞ ∞																
Jim Austin, R ERA: 2.51	4.0 12 2 1 1 1 1 0 0 0 0 0 0 27 46 2.25 0.750																
Dan Plesac, L ERA: 3.78	2.0 7 1 0 0 2 0 0 0 0 0 0 0 16 23 0.00 0.500																
Darren Holmes, R ERA: 3.32	2.0 7 1 0 0 3 0 0 0 0 0 0 0 21 29 0.00 0.500																
Doug Henry, R ERA: 2.82	1.0 3 0 0 0 1 0 0 0 0 0 0 0 9 15 0.00 0.000																

Batter	1	2	3	4	5	6	7	8	9	AB	R	H	RBI	BB	SO	LOB	BOTTOM
Pat Listach, S OBP: 0.356, SLG: 0.355										4	1	0	0	1	1	3	Kansas City Royals @ Milwaukee Brewers Milwaukee County Stadium, Milwaukee, WI Sun Jul 12 1992, 4:33 AM EDT Att: 31,080 - Cloudy - 74 F
Darryl Hamilton, L OBP: 0.364, SLG: 0.398										5	0	3	0	0	1	1	
Paul Molitor, R OBP: 0.393, SLG: 0.489										3	0	0	0	1	0	4	
Greg Vaughn, R OBP: 0.289, SLG: 0.373										1	0	0	0	0	1	3	
Dante Bichette, R OBP: 0.345, SLG: 0.462										3	0	1	0	0	0	4	
Robin Yount, R OBP: 0.337, SLG: 0.408										3	0	0	1	0	0	2	
B.J. Surhoff, L OBP: 0.277, SLG: 0.306										2	0	0	0	2	0	0	
John Jaha, R OBP: 0.333, SLG: 0.357										4	0	0	0	0	1	5	
Jim Gantner, L OBP: 0.268, SLG: 0.280										4	0	2	0	0	0	0	
Scott Fletcher, R OBP: 0.353, SLG: 0.374										4	0	1	0	0	1	1	
Inning Stats	R: 1 H: 1 E: 0 K: 1 S: 19	H: 1 R: 1 ER: 1 LOB: 3 BB: 3 P: 38	R: 0 H: 1 E: 0 K: 2 S: 13	H: 1 R: 0 ER: 0 LOB: 2 BB: 1 P: 18	R: 0 H: 3 E: 0 K: 0 S: 9	H: 0 R: 0 ER: 0 LOB: 0 BB: 0 P: 7	R: 0 H: 0 E: 0 K: 0 S: 8	H: 1 R: 0 ER: 0 LOB: 1 BB: 0 P: 17	R: 0 H: 0 E: 0 K: 0 S: 7	H: 0 R: 0 ER: 0 LOB: 0 BB: 0 P: 14	R: 0 H: 0 E: 0 K: 1 S: 7	H: 0 R: 0 ER: 0 LOB: 0 BB: 0 P: 12	1B: 7 2B: 0 3B: 0 HR: 0	SF: 1 SAC: 0 DP: 0 HBP: 0	WP: 0 PB: 0 SB: 1 CS: 0	PA: 38	
PITCHER	IP WLS BF H R ER SO BB IBB HBP BLK WP HR S P ERA WHIP																
Kevin Appier, R ERA: 2.33	5.0 W 25 5 0 1 1 4 4 0 0 0 0 0 55 95 1.80 2.000																
Mike Boddicker, R ERA: 4.37	4.0 S 13 1 0 0 1 0 0 0 0 0 0 0 32 51 0.00 0.250																

Batter	1	2	3	4	5	6	7	8	9	AB	R	H	RBI	BB	SO	LOB	TOP					
Pat Listach, S OBP: 0.359, SLG: 0.356	G5-3 WP 1B		1-1 S 1B		B2-3		L4			4	0	2	0	0	0	1						
Kevin Seitzer, R OBP: 0.333, SLG: 0.390	P3		0-1 SF8 1B			2-1 F9 1B	G4-3			3	0	0	1	0	0	2						
Paul Molitor, R OBP: 0.389, SLG: 0.477	G5-3		3-H 4-1 BB 1B			0-1 S 1B		3-3 K		3	0	1	0	1	1	1						
Greg Vaughn, R OBP: 0.293, SLG: 0.371	P6		1-1 K 1B			3-3 K 1B		1-3 K		4	0	0	0	0	3	4						
Robin Yount, R OBP: 0.327, SLG: 0.393		1-2 F9 1B			G1-5-3			3-3 K		4	0	0	0	0	1	1						
Darryl Hamilton, L OBP: 0.356, SLG: 0.392	L6		2-2 K 1B		1-3 K		2-0 SH3 WP 1B		G4-3	4	1	1	0	0	1	0						
John Jaha, R OBP: 0.261, SLG: 0.273	F7		2-0 F7 1B		0-1 G5-3		2-1 SH3 1B		G5-3	3	0	0	0	0	0	0						
B.J. Surhoff, L OBP: 0.285, SLG: 0.321			0-2 1B SF8 1B			0-0 L9		4-0 E 1B		3	2	2	0	1	0	0						
Scott Fletcher, R OBP: 0.349, SLG: 0.374	L4		1-1 L4 1B			0-0 B3		3-0 E4 2B		4	0	1	2	0	0	2						
Inning Stats	R: 0 E: 0 K: 0 S: 11	H: 1 LOB: 1 BB: 0 P: 16	R: 0 E: 0 K: 0 S: 7	H: 0 LOB: 0 BB: 0 P: 12	R: 1 E: 0 K: 1 S: 14	H: 2 LOB: 2 BB: 1 P: 19	R: 0 E: 0 K: 1 S: 7	H: 0 LOB: 0 BB: 0 P: 8	R: 0 E: 0 K: 0 S: 4	H: 0 LOB: 0 BB: 0 P: 5	R: 0 E: 0 K: 1 S: 15	H: 1 LOB: 1 BB: 0 P: 21	R: 2 E: 1 K: 0 S: 9	H: 2 LOB: 1 BB: 1 P: 23	R: 0 E: 0 K: 3 S: 9	H: 0 LOB: 0 BB: 0 P: 16	R: 0 E: 0 K: 0 S: 7	H: 1 LOB: 1 BB: 0 P: 11	1B: 6 2B: 0 3B: 0 HR: 0	SF: 1 SAC: 1 DP: 0 HBP: 0	WP: 2 PB: 0 CS: 3	PA: 36
PITCHER Jack McDowell, R ERA: 3.47	IP: 9.0 WLS: L BF: 36 H: 7 R: 3 ER: 3 SO: 6 BB: 1 IBB: 1 HBP: 0 BLK: 0 WP: 2 HR: 0 S: 83 P: 131 ERA: 3.00 WHIP: 0.889															PITCHER	IP: 9.0 WLS: L BF: 36 H: 7 R: 3 ER: 3 SO: 6 BB: 1 IBB: 1 HBP: 0 BLK: 0 WP: 2 HR: 0 S: 83 P: 131 ERA: 3.00 WHIP: 0.889					

Milwaukee Brewers @ Chicago White Sox
Comiskey Park, Chicago, IL
Sat Jul 18 1992, 8:05 PM EDT
Att: 43,350 - Cloudy - 67 F

AB 32
R 3
H 7
RBI 3
BB 2
SO 6
LOB 11



Batter	1	2	3	4	5	6	7	8	9	AB	R	H	RBI	BB	SO	LOB	BOTTOM					
Tim Raines, S OBP: 0.355, SLG: 0.349	1B WP FC6-4 1B		3-2 S S 1B		G3-1			1-1 1B		4	1	3	0	0	0	0						
Robin Ventura, L OBP: 0.382, SLG: 0.429	FC6-4 1B		2-1 F7 1B			1-2 G6-4-3 1B		1-1 F9		4	0	2	0	0	0	2						
Frank Thomas, R OBP: 0.435, SLG: 0.503	FC6-4 G6-3 1-2 3-H		2-3 K 1B			3-2 G6-4-3 1B		1-2 K		4	0	0	1	0	1	3						
George Bell, R OBP: 0.302, SLG: 0.418	G6-3		1-0 P3			2-3 K		2-1 1B		4	0	1	0	0	1	2						
Joey Cora, S OBP: 0.313, SLG: 0.294	G6-3		2-3 P3			2-3 K		2-1 1B		0	0	0	0	0	0	0						
Warren Newson, L OBP: 0.380, SLG: 0.272	K		2-3 K		2-2 G4-3		1-1 P6		2-3 K	4	0	0	0	0	2	2						
Steve Sax, R OBP: 0.293, SLG: 0.306		0-1 G6-3		3-2 F9		1-1 L5		0-2 G6-3		4	0	0	0	0	0	1						
Carlton Fisk, R OBP: 0.263, SLG: 0.203		0-1 F8		0-0 F8		2-1 F7				3	0	0	0	0	0	0						
Lance Johnson, L OBP: 0.296, SLG: 0.324		0-0 1B			1-1 F7			0-0 L9		3	0	1	0	0	0	0						
Esteban Beltre, R OBP: 0.250, SLG: 0.250		2-3 K			1-1 G5-3			1-1 G5-3		3	0	0	0	0	1	1						
Inning Stats	R: 1 E: 0 K: 1 S: 12	H: 2 LOB: 1 BB: 0 P: 20	R: 0 E: 0 K: 1 S: 9	H: 1 LOB: 1 BB: 0 P: 11	R: 0 E: 0 K: 1 S: 10	H: 1 LOB: 1 BB: 0 P: 18	R: 0 E: 0 K: 0 S: 7	H: 0 LOB: 0 BB: 0 P: 12	R: 0 E: 0 K: 0 S: 6	H: 0 LOB: 0 BB: 0 P: 9	R: 0 E: 0 K: 1 S: 9	H: 1 LOB: 0 BB: 0 P: 15	R: 0 E: 0 K: 0 S: 6	H: 0 LOB: 0 BB: 0 P: 10	R: 0 E: 0 K: 0 S: 7	H: 1 LOB: 1 BB: 0 P: 10	R: 0 E: 0 K: 1 S: 11	H: 1 LOB: 1 BB: 0 P: 17	1B: 7 2B: 0 3B: 0 HR: 0	SF: 0 SAC: 0 DP: 1 HBP: 0	WP: 1 PB: 0 CS: 0	PA: 33
PITCHER Ricky Bones, R ERA: 4.66	IP: 7.2 WLS: W BF: 28 H: 6 R: 1 ER: 1 SO: 4 BB: 0 IBB: 0 HBP: 0 BLK: 0 WP: 1 HR: 0 S: 64 P: 102 ERA: 1.17 WHIP: 0.783															PITCHER	IP: 7.2 WLS: W BF: 28 H: 6 R: 1 ER: 1 SO: 4 BB: 0 IBB: 0 HBP: 0 BLK: 0 WP: 1 HR: 0 S: 64 P: 102 ERA: 1.17 WHIP: 0.783					
Jesse Orosco, L ERA: 3.27	(8, 1) 0.1 1 0 0 0 0 0 0 0 0 0 0 2 3 0.00 0.000																					
Doug Henry, R ERA: 2.88	(9, 1) 1.0 S 4 1 0 0 0 1 0 0 0 0 0 0 0 0 11 17 0.00 1.000																					

Milwaukee Brewers @ Chicago White Sox
Comiskey Park, Chicago, IL
Sat Jul 18 1992, 8:05 PM EDT
Att: 43,350 - Cloudy - 67 F

AB 33
R 1
H 7
RBI 1
BB 0
SO 5
LOB 11



Batter	1	2	3	4	5	6	7	8	9	AB	R	H	RBI	BB	SO	LOB	TOP					
Pat Listach, S OBP: 0.359, SLG: 0.356 (1, 6)	F8		SH1-3		S 1B		G4-3			3	1	1	1	0	0	0	Milwaukee Brewers @ Chicago White Sox Comiskey Park, Chicago, IL Sun Jul 19 1992, 4:33 AM EDT Att: 41,731 - Cloudy - 81 F					
Kevin Seitzer, R OBP: 0.332, SLG: 0.387 (1, 5)	P4		G6-3		1B		G6-3			3	0	0	0	1	0	0						
Paul Molitor, R OBP: 0.390, SLG: 0.477 (1, 3)	G5-3				SF9 1B					4	1	2	1	0	0	0						
Dante Bichette, R OBP: 0.337, SLG: 0.452 (1, 9)		G6-3			F8 1B					4	0	0	0	0	0	3						
Robin Yount, R OBP: 0.326, SLG: 0.391 Darryl Hamilton, L OBP: 0.356, SLG: 0.392 (9, 8)		K			HR 1B		F7			4	1	1	0	0	1	2						
John Jaha, R OBP: 0.222, SLG: 0.240 (1, 10)		G5-3			SF9 1B					3	0	0	1	0	0	0						
Greg Vaughn, R OBP: 0.296, SLG: 0.391 (1, 7)					2B 3B		G5-3			4	2	2	2	0	0	0						
Tim McIntosh, R OBP: 0.238, SLG: 0.237 B.J. Surhoff, L OBP: 0.265, SLG: 0.321 (9, 2)					F8 1B		G5-3			4	1	1	1	0	1	0						
Scott Fletcher, R OBP: 0.346, SLG: 0.371 (1, 4)					SH1-3 2B					2	0	0	0	0	0	0						
Inning Stats	R: 0 E: 0 K: 0 S: 5	H: 0 LOB: 0 BB: 0 P: 6	R: 0 E: 0 K: 1 S: 10	H: 0 LOB: 0 BB: 0 P: 12	R: 2 E: 0 K: 0 S: 13	H: 2 LOB: 0 BB: 0 P: 22	R: 3 E: 0 K: 0 S: 13	H: 3 LOB: 0 BB: 0 P: 17	R: 1 E: 0 K: 0 S: 10	H: 2 LOB: 2 BB: 1 P: 18	R: 0 E: 0 K: 0 S: 9	H: 0 LOB: 0 BB: 0 P: 13	R: 0 E: 0 K: 0 S: 5	H: 0 LOB: 0 BB: 0 P: 8	R: 0 E: 0 K: 0 S: 4	H: 0 LOB: 0 BB: 0 P: 6		R: 0 E: 0 K: 1 S: 9	H: 0 LOB: 0 BB: 0 P: 14	1B: 4 2B: 1 3B: 1 HR: 1	SF: 1 SAC: 2 DP: 0 HBP: 0	WP: 0 PB: 0 CS: 2
PITCHER	IP WLS BF H R ER SO BB IBB HBP BLK WP HR S P ERA WHIP	IP WLS BF H R ER SO BB IBB HBP BLK WP HR S P ERA WHIP																				
Greg Hibbard, L ERA: 4.44 (1, 1)	4.0	L	17	5	5	5	1	0	0	0	0	0	0	0	0	0	11.25	1.250				
Donn Pait, R ERA: 4.53 (5, 1)	4.0		15	2	1	1	0	1	0	0	0	0	0	0	0	0	2.25	0.750				
Bobby Thigpen, R ERA: 3.23 (9, 1)	1.0		3	0	0	0	1	0	0	0	0	0	0	0	0	0	0.00	0.000				

Batter	1	2	3	4	5	6	7	8	9	AB	R	H	RBI	BB	SO	LOB	BOTTOM					
Tim Raines, S OBP: 0.355, SLG: 0.348 (1, 7)	G4-3		G4-3		L4		G2-3 1B			4	0	1	0	1	0	0	Milwaukee Brewers @ Chicago White Sox Comiskey Park, Chicago, IL Sun Jul 19 1992, 4:33 AM EDT Att: 41,731 - Cloudy - 81 F					
Steve Sax, R OBP: 0.300, SLG: 0.316 (1, 4)	WP 3B		S BB		1B		G2-3			3	1	2	1	1	0	2						
Frank Thomas, R OBP: 0.432, SLG: 0.497 (1, 3)	K		1 SAFE BB		L7		P3			4	0	0	0	1	1	7						
George Bell, R OBP: 0.298, SLG: 0.412 (1, 10)	G4-3		G1-3		K		F9			5	0	0	0	0	1	5						
Robin Ventura, L OBP: 0.385, SLG: 0.433 (1, 5)			F9		G6-4-3 1B		F9			4	1	2	0	1	0	0						
Shawn Abner, R OBP: 0.370, SLG: 0.413 (1, 9)			CS 1B		G6-4-3		G6-4-3 1B			4	1	3	0	1	0	1						
Lance Johnson, L OBP: 0.297, SLG: 0.325 (1, 8)			E1 1B		1B S 1B		F9			5	0	2	0	0	0	4						
Ron Karkovics, R OBP: 0.296, SLG: 0.323 Warren Newson, L OBP: 0.365, SLG: 0.272 (9, PH)			F8		1B		F8			4	0	1	0	0	1	5						
Craig Grebeck, R OBP: 0.321, SLG: 0.371 (1, 6)			G6-3		P7		G2-3 1B			3	0	0	1	1	0	5						
Inning Stats	R: 1 E: 0 K: 1 S: 13	H: 1 LOB: 0 BB: 0 P: 22	R: 0 E: 1 K: 0 S: 10	H: 1 LOB: 1 BB: 0 P: 15	R: 0 E: 0 K: 0 S: 9	H: 0 LOB: 2 BB: 2 P: 25	R: 0 E: 0 K: 0 S: 7	H: 3 LOB: 0 BB: 0 P: 11	R: 0 E: 0 K: 1 S: 10	H: 1 LOB: 1 BB: 0 P: 15	R: 0 E: 0 K: 0 S: 10	H: 1 LOB: 2 BB: 1 P: 18	R: 0 E: 0 K: 0 S: 7	H: 1 LOB: 1 BB: 1 P: 15	R: 2 E: 0 K: 1 S: 14	H: 2 LOB: 3 BB: 2 P: 28		R: 0 E: 0 K: 0 S: 11	H: 1 LOB: 3 BB: 2 P: 21	1B: 9 2B: 1 3B: 1 HR: 0	SF: 1 SAC: 0 DP: 1 HBP: 1	WP: 1 PB: 0 CS: 1
PITCHER	IP WLS BF H R ER SO BB IBB HBP BLK WP HR S P ERA WHIP	IP WLS BF H R ER SO BB IBB HBP BLK WP HR S P ERA WHIP																				
21 Cal Eldred, R ERA: 1.5 (1, 1)	6.0	W	26	7	1	1	2	2	0	0	0	0	0	0	0	0	1.50	1.500				
Jim Austin, R ERA: 2.66 (7, 1)	1.0		8	3	2	2	0	2	0	0	0	0	0	13	26	18.00	5.000					
Mike Fetters, R ERA: 0.76 (8, 1)	1.1		8	1	0	0	1	2	0	1	0	0	0	11	25	0.00	2.250					
Jesse Orosco, L ERA: 3.22 (9, 1)	0.1		1	0	0	0	0	0	0	0	0	0	0	2	2	0.00	0.000					
Doug Henry, R ERA: 2.65 (9, 1)	0.1	S	2	0	0	0	0	1	0	0	0	0	0	6	11	0.00	3.000					



Batter	1	2	3	4	5	6	7	8	9	AB	R	H	RBI	BB	SO	LOB	TOP								
Brian Downing, R (1, 10) OBP: 0.411, SLG: 0.407 Monty Fariss, R (8, FH) OBP: 0.385, SLG: 0.323	L7		P1		K			P4		3	0	0	0	0	1	1	Texas Rangers @ Milwaukee Brewers Milwaukee County Stadium, Milwaukee, WI Mon Jul 20 1992, 8:05 PM EDT Att: 20,894 - Cloudy - 68 F								
Dean Palmer, R (1, 5) OBP: 0.337, SLG: 0.450	F8		F9			F7		L7		4	0	0	0	0	1										
Rafael Palmeiro, L (1, 3) OBP: 0.357, SLG: 0.417	G4-3			F8		G3		G3-1		4	0	0	0	0	0										
Ruben Sierra, S (1, 9)		F8			K			G4-3		4	0	1	0	0	1										
Juan Gonzalez, R (1, 8) OBP: 0.293, SLG: 0.466		G6-3			K			K		4	0	0	0	0	2										
Kevin Reimer, L (1, 7) OBP: 0.352, SLG: 0.487 Donald Harris, R (7, PR) OBP: 0.150, SLG: 0.150		G1-3			G3-1					3	0	1	0	0	0										
Geno Petralli, L (1, 2) OBP: 0.261, SLG: 0.293						L1		G4-3		4	1	1	0	0	2										
Dickie Thon, R (1, 6) OBP: 0.296, SLG: 0.374						F9				3	1	2	1	0	0										
Jeff Huson, L (1, 4) OBP: 0.350, SLG: 0.371						SF9				2	1	2	3	0	0										
Inning Stats	R: 0 E: 0 K: 0 S: 6	H: 0 LOB: 0 BB: 0 P: 10	R: 0 E: 0 K: 0 S: 7	H: 0 LOB: 0 BB: 0 P: 8	R: 1 E: 1 K: 0 S: 10	H: 2 LOB: 1 BB: 0 P: 15	R: 0 E: 0 K: 1 S: 10	H: 1 LOB: 0 BB: 0 P: 14	R: 1 E: 0 K: 1 S: 10	H: 1 LOB: 0 BB: 0 P: 14	R: 0 E: 0 K: 1 S: 6	H: 0 LOB: 0 BB: 0 P: 9	R: 2 E: 0 K: 0 S: 13	H: 3 LOB: 2 BB: 0 P: 18	R: 0 E: 0 K: 0 S: 5	H: 0 LOB: 0 BB: 0 P: 8		R: 0 E: 0 K: 1 S: 8	H: 1 LOB: 1 BB: 0 P: 12	1B: 6 2B: 1 3B: 0 HR: 1	SF: 1 2B: 1 3B: 0 HBP: 0	WP: 0 PB: 0 SB: 2 CS: 0	PA: 34		
PITCHER	IP	WLS	BF	H	R	ER	SO	BB	IBB	HBP	BLK	WP	HR	S	P	ERA	WHIP								
Chris Bosio, R (1, 1) ERA: 4.18	8.0		30	7	4	3	3	0	0	0	0	0	1	67	96	3.38	0.875								
Darren Holmes, R (9, 1) ERA: 3.43	1.0	W	4	1	0	0	1	0	0	0	0	0	0	8	12	0.00	1.000								

Batter	1	2	3	4	5	6	7	8	9	AB	R	H	RBI	BB	SO	LOB	BOTTOM								
Pat Listach, S (1, 6) OBP: 0.358, SLG: 0.361	G6-3			K		FC1-6 G6-3 WP		SF7		4	1	1	2	0	1	1	Texas Rangers @ Milwaukee Brewers Milwaukee County Stadium, Milwaukee, WI Mon Jul 20 1992, 8:05 PM EDT Att: 20,894 - Cloudy - 68 F								
Kevin Seitzer, R (1, 5) OBP: 0.329, SLG: 0.383	G6-3			P4		G6-3		SF7		3	0	0	1	0	0										
Paul Moltor, R (1, 3) OBP: 0.389, SLG: 0.474				P8		G4-3		F8		4	0	1	0	0	0										
Greg Vaughn, R (1, 7) OBP: 0.298, SLG: 0.401	CS									3	2	1	1	1	0										
Robin Yount, R (1, 10) OBP: 0.325, SLG: 0.390				K		P4				4	0	1	0	0	1										
Darryl Hamilton, L (1, 8) OBP: 0.354, SLG: 0.387				K		P2				3	0	0	0	1	1										
Dante Bichette, R (1, 9) OBP: 0.336, SLG: 0.449						F7		K		4	0	1	0	0	1										
B.J. Surhoff, L (1, 2) OBP: 0.284, SLG: 0.321						F8				3	1	1	1	0	0										
Scott Fletcher, R (1, 4) OBP: 0.345, SLG: 0.370						K				3	1	1	0	0	1										
Inning Stats	R: 0 E: 0 K: 0 S: 9	H: 1 LOB: 0 BB: 0 P: 16	R: 0 E: 0 K: 2 S: 8	H: 0 LOB: 0 BB: 0 P: 14	R: 0 E: 0 K: 1 S: 10	H: 0 LOB: 0 BB: 0 P: 13	R: 0 E: 0 K: 1 S: 8	H: 0 LOB: 0 BB: 0 P: 12	R: 1 E: 0 K: 0 S: 12	H: 2 LOB: 1 BB: 0 P: 18	R: 0 E: 0 K: 0 S: 6	H: 1 LOB: 0 BB: 0 P: 8	R: 0 E: 0 K: 0 S: 8	H: 0 LOB: 0 BB: 0 P: 12	R: 3 E: 1 K: 1 S: 17	H: 2 LOB: 0 BB: 0 P: 24		R: 1 E: 0 K: 0 S: 6	H: 1 LOB: 2 BB: 2 P: 15	1B: 5 2B: 0 3B: 1 HR: 1	SF: 2 2B: 0 3B: 0 HBP: 0	WP: 1 PB: 0 SB: 1 CS: 1	PA: 36		
PITCHER	IP	WLS	BF	H	R	ER	SO	BB	IBB	HBP	BLK	WP	HR	S	P	ERA	WHIP								
Bobby Witt, R (1, 1) ERA: 3.71	7.1		26	5	2	2	5	0	0	0	0	0	0	7	101	2.46	0.682								
Kenny Rogers, L (8, 1) ERA: 3.5	0.0		2	1	1	0	0	0	0	0	0	0	0	7	11	∞	∞								
Ed Nunez, R (8, 1) ERA: 4.67	1.0	L	6	1	2	1	0	2	0	0	0	0	0	9	18	9.00	3.000								
Floyd Bannister, L (9, 1) ERA: 6.39	0.1		1	0	0	0	0	0	0	0	0	0	0	1	2	0.00	0.000								

AB	33
R	4
H	8
RBI	4
BB	0
SO	4
LOB	6

AB	31
R	5
H	7
RBI	5
BB	2
SO	5
LOB	8



Batter	1	2	3	4	5	6	7	8	9	10	AB	R	H	RBI	BB	SO	LOB	TOP			
Jeff Huson, L OBP: 0.350, SLG: 0.370 Dicke Thon, R OBP: 0.237, SLG: 0.375 Al Newman, S OBP: 0.235, SLG: 0.235	G6-3		BLK 1B			P5 1-2	FC6-4 1-2			FC5-4 1B	3 2 0	0	1	0	0	0	1	Texas Rangers @ Milwaukee Brewers Milwaukee County Stadium, Milwaukee, WI Tue Jul 21 1992, 8:05 PM EDT Att. 26,148 - Sunny - 70 F			
Dean Palmer, R OBP: 0.332, SLG: 0.443	K		G5-3			F8		F7		FC5-4 HR	5	1	0	0	0	1	3				
Rafael Palmeiro, L OBP: 0.362, SLG: 0.437	K					G5-4-3 1B		HR		G3-6-3 BB	4	2	3	4	1	1	0				
Ruben Sierra, S OBP: 0.334, SLG: 0.476		G3-1				F8		FC5-4 E		G3-6-3	5	1	1	0	0	1	2				
Juan Gonzalez, R OBP: 0.297, SLG: 0.476		HR				G5-4-3		FC5-4 BB		F8	4	1	2	1	1	0	1				
Kevin Reimer, L OBP: 0.348, SLG: 0.481		G3				P5		K		1B	4	0	0	0	0	2	3				
Ivan Rodriguez, R OBP: 0.313, SLG: 0.413		G4-3				K		FC5-4 E		K	4	0	0	0	0	2	3				
Monty Fariss, R OBP: 0.381, SLG: 0.303 Donald Harris, R OBP: 0.143, SLG: 0.143		G1-3				K		E		G4-3	2	0	0	0	1	1	0				
Jeff Frye, R OBP: 0.289, SLG: 0.371		F8				F8		E6		1B	4	1	2	0	0	0	2				
Inning Stats	R: 0 E: 0 K: 2 S: 8	H: 0 LOB: 0 BB: 0 P: 14	R: 1 E: 0 K: 0 S: 8	H: 1 LOB: 0 BB: 0 P: 13	R: 0 E: 0 K: 0 S: 8	H: 1 LOB: 1 BB: 0 P: 11	R: 0 E: 0 K: 2 S: 12	H: 1 LOB: 0 BB: 0 P: 8	R: 0 E: 0 K: 2 S: 12	H: 0 LOB: 0 BB: 0 P: 15	R: 0 E: 1 K: 1 S: 18	H: 2 LOB: 3 BB: 2 P: 32	R: 0 E: 0 K: 2 S: 11	H: 1 LOB: 1 BB: 0 P: 15	R: 3 E: 0 K: 1 S: 18	H: 3 LOB: 0 BB: 0 P: 25	1B: 6 2B: 1 3B: 0 HR: 3		SF: 0 SAC: 0 DP: 2 HBP: 0	WP: 0 PB: 0 SB: 0 CS: 1	PA: 41
PITCHER	IP WLS BF H R ER SO BB IBB HBP BLK WP HR S P ERA WHIP	IP WLS BF H R ER SO BB IBB HBP BLK WP HR S P ERA WHIP	IP WLS BF H R ER SO BB IBB HBP BLK WP HR S P ERA WHIP	IP WLS BF H R ER SO BB IBB HBP BLK WP HR S P ERA WHIP	IP WLS BF H R ER SO BB IBB HBP BLK WP HR S P ERA WHIP	IP WLS BF H R ER SO BB IBB HBP BLK WP HR S P ERA WHIP	IP WLS BF H R ER SO BB IBB HBP BLK WP HR S P ERA WHIP	IP WLS BF H R ER SO BB IBB HBP BLK WP HR S P ERA WHIP	IP WLS BF H R ER SO BB IBB HBP BLK WP HR S P ERA WHIP	IP WLS BF H R ER SO BB IBB HBP BLK WP HR S P ERA WHIP	IP WLS BF H R ER SO BB IBB HBP BLK WP HR S P ERA WHIP	IP WLS BF H R ER SO BB IBB HBP BLK WP HR S P ERA WHIP	IP WLS BF H R ER SO BB IBB HBP BLK WP HR S P ERA WHIP	IP WLS BF H R ER SO BB IBB HBP BLK WP HR S P ERA WHIP	IP WLS BF H R ER SO BB IBB HBP BLK WP HR S P ERA WHIP	IP WLS BF H R ER SO BB IBB HBP BLK WP HR S P ERA WHIP	IP WLS BF H R ER SO BB IBB HBP BLK WP HR S P ERA WHIP	IP WLS BF H R ER SO BB IBB HBP BLK WP HR S P ERA WHIP			
Bill Wegman, R ERA: 3.25 Jesse Orosco, L ERA: 3.13 Jim Austin, R ERA: 2.72 Darren Holmes, R ERA: 4.22 Dan Plesac, L ERA: 3.98	6.2 0.2 1.2 0.1 0.2	27 0 5 3 1	6 0 1 2 1	3 0 2 2 1	2 0 0 0 1	5 0 2 0 0	5 0 13 8 10	103 11 17 13 12	2.70 0.00 0.00 54.00 13.50	1.200 1.500 0.600 6.000 1.500											

AB	38
R	6
H	10
RBI	5
BB	3
SO	8
LOB	19



Batter	1	2	3	4	5	6	7	8	9	10	AB	R	H	RBI	BB	SO	LOB	BOTTOM				
Pat Listach, S OBP: 0.355, SLG: 0.359	P8		P6				L9		F7		5	0	1	0	0	0	1	Texas Rangers @ Milwaukee Brewers Milwaukee County Stadium, Milwaukee, WI Tue Jul 21 1992, 8:05 PM EDT Att. 26,148 - Sunny - 70 F				
Kevin Seltzer, R OBP: 0.330, SLG: 0.381	P9		CS BB			G5-3		E1 1B		F9	4	0	1	0	1	0	2					
Paul Molitor, R OBP: 0.391, SLG: 0.475	BB		CS			SH5-3 1B		1B SF8 1B		K	4	1	2	0	1	2	1					
Greg Vaughn, R OBP: 0.301, SLG: 0.406	K					SH5-3		1B E 1B		P4	4	2	2	0	0	1	1					
Robin Yount, R OBP: 0.322, SLG: 0.386		F9				K		K		SH5-3	3	0	0	0	0	2	3					
Darryl Hamilton, L OBP: 0.356, SLG: 0.390		WP 1B				G1-3		SF8		CS 1B	3	0	2	2	0	0	1					
John Jaha, R OBP: 0.226, SLG: 0.241		K				P4		E8 1B		K	4	0	1	0	0	2	2					
B.J. Surhoff, L OBP: 0.284, SLG: 0.320		L9				G6-3		L6		CS 1B	4	0	1	0	0	0	2					
Scott Fletcher, R OBP: 0.339, SLG: 0.383 Jim Gantner, L OBP: 0.268, SLG: 0.276			P5			E4 1B		L8		P3	4	0	0	0	0	0	1					
Inning Stats	R: 0 E: 0 K: 1 S: 10	H: 0 LOB: 1 BB: 1 P: 17	R: 0 E: 0 K: 1 S: 9	H: 1 LOB: 1 BB: 0 P: 11	R: 0 E: 0 K: 0 S: 6	H: 0 LOB: 0 BB: 1 P: 17	R: 0 E: 0 K: 1 S: 9	H: 1 LOB: 1 BB: 0 P: 15	R: 0 E: 1 K: 1 S: 18	H: 3 LOB: 1 BB: 0 P: 29	R: 0 E: 1 K: 1 S: 9	H: 1 LOB: 1 BB: 0 P: 11	R: 1 E: 0 K: 1 S: 15	H: 2 LOB: 0 BB: 0 P: 18	R: 0 E: 0 K: 0 S: 6	H: 1 LOB: 0 BB: 0 P: 9	R: 0 E: 0 K: 1 S: 9		H: 0 LOB: 0 BB: 0 P: 11	1B: 9 2B: 1 3B: 0 HR: 0	SF: 1 SAC: 2 DP: 0 HBP: 0	WP: 1 PB: 0 SB: 1 CS: 3
PITCHER	IP WLS BF H R ER SO BB IBB HBP BLK WP HR S P ERA WHIP	IP WLS BF H R ER SO BB IBB HBP BLK WP HR S P ERA WHIP	IP WLS BF H R ER SO BB IBB HBP BLK WP HR S P ERA WHIP	IP WLS BF H R ER SO BB IBB HBP BLK WP HR S P ERA WHIP	IP WLS BF H R ER SO BB IBB HBP BLK WP HR S P ERA WHIP	IP WLS BF H R ER SO BB IBB HBP BLK WP HR S P ERA WHIP	IP WLS BF H R ER SO BB IBB HBP BLK WP HR S P ERA WHIP	IP WLS BF H R ER SO BB IBB HBP BLK WP HR S P ERA WHIP	IP WLS BF H R ER SO BB IBB HBP BLK WP HR S P ERA WHIP	IP WLS BF H R ER SO BB IBB HBP BLK WP HR S P ERA WHIP	IP WLS BF H R ER SO BB IBB HBP BLK WP HR S P ERA WHIP	IP WLS BF H R ER SO BB IBB HBP BLK WP HR S P ERA WHIP	IP WLS BF H R ER SO BB IBB HBP BLK WP HR S P ERA WHIP	IP WLS BF H R ER SO BB IBB HBP BLK WP HR S P ERA WHIP	IP WLS BF H R ER SO BB IBB HBP BLK WP HR S P ERA WHIP	IP WLS BF H R ER SO BB IBB HBP BLK WP HR S P ERA WHIP	IP WLS BF H R ER SO BB IBB HBP BLK WP HR S P ERA WHIP	IP WLS BF H R ER SO BB IBB HBP BLK WP HR S P ERA WHIP				
Nolan Ryan, R ERA: 3.39 Terry Mathews, R ERA: 5.85 Jeff Russell, R ERA: 1.75	6.2 2.1 1.0	29 8 3	7 3 0	2 1 0	2 1 0	4 2 1	4 0 0	64 31 9	1.35 1.286 0.000	1.350												

AB	35
R	3
H	10
RBI	2
BB	2
SO	7
LOB	14



Batter	1	2	3	4	5	6	7	8	9	AB	R	H	RBI	BB	SO	LOB	TOP			
Jeff Frye, R OBP: 0.310, SLG: 0.368 (1,4)										3	0	1	0	1	0	0	<p>Texas Rangers @ Milwaukee Brewers Milwaukee County Stadium, Milwaukee, WI</p> <p>Wed Jul 22 1992, 4:33 AM EDT Att: 27,095 - Cloudy - 65 F</p> <p>livebaseballscores.com</p> <p>AB 28 R 1 H 2 RBI 0 BB 2 SO 2 LOB 9</p>			
Dean Palmer, R OBP: 0.329, SLG: 0.438 (1,5)										4	0	0	0	0	0	3				
Rafael Palmeiro, L OBP: 0.359, SLG: 0.433 (1,3)										4	0	0	0	0	0	1				
Ruben Sierra, S OBP: 0.331, SLG: 0.471 (1,9)										4	0	0	0	0	0	1				
Juan Gonzalez, R OBP: 0.295, SLG: 0.471 (1,8)										3	0	0	0	0	0	0				
Kevin Reimer, L OBP: 0.349, SLG: 0.479 (1, 10)										1	0	0	0	1	0	0				
Brian Downing, R OBP: 0.409, SLG: 0.405 (5, PR)										1	0	0	0	0	0	0				
Ivan Rodriguez, R OBP: 0.310, SLG: 0.410 (1,2)										2	0	0	0	0	0	0				
Monty Fariss, R OBP: 0.356, SLG: 0.278 (1,7)										3	0	0	0	0	1	2				
Jeff Huson, L OBP: 0.350, SLG: 0.370 (1,6)										3	1	1	0	0	1	2				
Inning Stats	R: 0 E: 0 K: 0 S: 8	H: 0 LOB: 0 BB: 1 P: 15	R: 0 E: 0 K: 0 S: 5	H: 0 LOB: 0 BB: 0 P: 6	R: 1 E: 1 K: 0 S: 11	H: 2 LOB: 1 BB: 0 P: 17	R: 0 E: 0 K: 0 S: 12	H: 0 LOB: 0 BB: 0 P: 13	R: 0 E: 0 K: 0 S: 7	H: 0 LOB: 2 BB: 1 P: 14	R: 0 E: 1 K: 0 S: 5	H: 0 LOB: 0 BB: 0 P: 9	R: 0 E: 0 K: 0 S: 9	H: 0 LOB: 0 BB: 0 P: 13	R: 0 E: 0 K: 0 S: 9	H: 0 LOB: 0 BB: 0 P: 14	1B: 2 2B: 0 3B: 0 HR: 0	SF: 0 SAC: 1 DP: 1 HBP: 0	WP: 0 PB: 0 SB: 0 CS: 0	PA: 31
PITCHER Jaime Navarro, R ERA: 3.61 (1,1)	IP: 9.0 WLS: W BF: 31 H: 2 R: 1 ER: 0 SO: 2	BB: 2 IBB: 0 HBP: 0 BLK: 0	WP: 0 HR: 0 S: 74 P: 110	ERA: 0.00 WHIP: 0.444	PITCHER											IP: 9.0 WLS: W BF: 31 H: 2 R: 1 ER: 0 SO: 2	BB: 2 IBB: 0 HBP: 0 BLK: 0	WP: 0 HR: 0 S: 74 P: 110	ERA: 0.00 WHIP: 0.444	

Batter	1	2	3	4	5	6	7	8	9	AB	R	H	RBI	BB	SO	LOB	BOTTOM			
Pat Listach, S OBP: 0.357, SLG: 0.361 (1,6)										4	1	2	0	0	1	1	<p>Texas Rangers @ Milwaukee Brewers Milwaukee County Stadium, Milwaukee, WI</p> <p>Wed Jul 22 1992, 4:33 AM EDT Att: 27,095 - Cloudy - 65 F</p> <p>livebaseballscores.com</p> <p>AB 27 R 4 H 8 RBI 4 BB 1 SO 5 LOB 5</p>			
Kevin Seitzer, R OBP: 0.332, SLG: 0.382 (1,5)										2	0	1	0	1	0	0				
Paul Moltor, R OBP: 0.390, SLG: 0.472 (1, 10)										4	0	1	1	0	0	2				
Greg Vaughn, R OBP: 0.298, SLG: 0.402 (1,7)										3	0	0	0	0	2	1				
Darryl Hamilton, L OBP: 0.356, SLG: 0.394 (1,8)										3	1	1	0	0	0	0				
Dante Bichette, R OBP: 0.337, SLG: 0.462 (1,9)										2	1	1	1	0	1	0				
B.J. Surhoff, L OBP: 0.284, SLG: 0.324 (1,2)										3	1	1	1	0	0	0				
John Jaha, R OBP: 0.206, SLG: 0.219 (1,3)										3	0	0	0	0	1	1				
Jim Gantner, L OBP: 0.269, SLG: 0.282 (1,4)										3	0	1	1	0	0	0				
Inning Stats	R: 1 E: 0 K: 0 S: 11	H: 2 LOB: 0 BB: 0 P: 20	R: 0 E: 0 K: 1 S: 7	H: 0 LOB: 0 BB: 0 P: 7	R: 0 E: 0 K: 0 S: 11	H: 1 LOB: 0 BB: 0 P: 18	R: 0 E: 0 K: 1 S: 5	H: 0 LOB: 0 BB: 0 P: 8	R: 2 E: 0 K: 1 S: 12	H: 3 LOB: 1 BB: 0 P: 16	R: 0 E: 1 K: 1 S: 8	H: 1 LOB: 0 BB: 0 P: 10	R: 1 E: 0 K: 1 S: 9	H: 1 LOB: 0 BB: 0 P: 17	R: 0 E: 0 K: 0 S: 11	H: 0 LOB: 1 BB: 1 P: 20		1B: 4 2B: 3 3B: 0 HR: 1	SF: 0 SAC: 2 DP: 0 HBP: 0	WP: 0 PB: 0 SB: 1 CS: 2
PITCHER Kevin Brown, R ERA: 3.25 (1,1)	IP: 8.0 WLS: L BF: 30 H: 8 R: 4 ER: 4 SO: 5	BB: 1 IBB: 0 HBP: 0 BLK: 0	WP: 0 HR: 1 S: 74 P: 116	ERA: 4.50 WHIP: 1.125	PITCHER											IP: 8.0 WLS: L BF: 30 H: 8 R: 4 ER: 4 SO: 5	BB: 1 IBB: 0 HBP: 0 BLK: 0	WP: 0 HR: 1 S: 74 P: 116	ERA: 4.50 WHIP: 1.125	


Batter	1	2	3	4	5	6	7	8	9	AB	R	H	RBI	BB	SO	LOB	TOP			
Tim Raines, S OBP: 0.360, SLG: 0.351 (1, 7)	F7		1B 2B	E BB		G6-4-3 1B		L7		4	1	2	0	1	0	0	Chicago White Sox @ Milwaukee Brewers Milwaukee County Stadium, Milwaukee, WI Thu Jul 23 1992, 8:05 PM EDT Att: 28,310 - Cloudy - 69 F			
Steve Sax, R OBP: 0.297, SLG: 0.315 (1, 4)	G5-3		2B 1B	K		G6-4-3 1-2 2-3		G4-3		5	0	1	0	0	1	5				
Frank Thomas, R OBP: 0.434, SLG: 0.505 (1, 3)			1-3 2B	P3		4-1 BB FC5-4		K		3	0	1	1	2	1	3				
George Bell, R OBP: 0.292, SLG: 0.401 Joey Cora, S OBP: 0.313, SLG: 0.294 (1, 10) (9, PR)	L7		P6	E7		1-2 FC5-4		2B		5	0	1	0	0	0	6				
Robin Ventura, L OBP: 0.378, SLG: 0.421 (1, 5)			G4-3	F7				L5		5	0	1	1	0	1	4				
Warren Newson, L OBP: 0.386, SLG: 0.257 (1, 9)				1B 3B	F7			2B		3	1	0	0	2	2	0				
Lance Johnson, L OBP: 0.313, SLG: 0.342 (1, 8)				S 1B	F9			BB		4	1	2	0	1	0	0				
Carlton Fisk, R OBP: 0.258, SLG: 0.241 (1, 2)	P6			E 3B	P7			FC6-4		5	1	1	2	0	0	4				
Craig Grebeck, R OBP: 0.334, SLG: 0.379 (1, 6)			F8	BB E HBP		G6-4-3 1B		G3		3	1	1	0	0	0	0				
Inning Stats	R: 0 E: 0 K: 0 S: 8	H: 0 LOB: 1 BB: 1 P: 15	R: 0 E: 0 K: 2 S: 10	H: 1 LOB: 1 BB: 0 P: 15	R: 1 E: 0 K: 0 S: 15	H: 3 LOB: 2 BB: 0 P: 24	R: 4 E: 1 K: 1 S: 22	H: 2 LOB: 2 BB: 2 P: 46	R: 0 E: 0 K: 0 S: 3	H: 0 LOB: 0 BB: 0 P: 6	R: 0 E: 0 K: 1 S: 12	H: 0 LOB: 0 BB: 1 P: 20	R: 0 E: 0 K: 1 S: 17	H: 0 LOB: 0 BB: 2 P: 12	R: 1 E: 0 K: 1 S: 12	H: 2 LOB: 2 BB: 2 P: 25	1B: 6 2B: 3 3B: 1 HR: 0	SF: 0 SAC: 0 DP: 1 HBP: 1	WP: 0 PB: 0 SB: 2 CS: 0	PA: 44
PITCHER	IP WLS BF H R ER SO	IP WLS BF H R ER SO	IP WLS BF H R ER SO	IP WLS BF H R ER SO	IP WLS BF H R ER SO	IP WLS BF H R ER SO	IP WLS BF H R ER SO	IP WLS BF H R ER SO	IP WLS BF H R ER SO	IP WLS BF H R ER SO	IP WLS BF H R ER SO	IP WLS BF H R ER SO	IP WLS BF H R ER SO	IP WLS BF H R ER SO	IP WLS BF H R ER SO	IP WLS BF H R ER SO	ERA WHIP	ERA WHIP		
Ricky Bones, R ERA: 4.79 (1, 1)	3.0 L	19 6 5 3 2	6 2 0 0 1	5 0 0 1 0	3 2 0 0 0	2 1 0 0 0	0 0 0 0 0	0 0 0 0 0	0 0 0 0 0	0 0 0 0 0	0 0 0 0 0	0 0 0 0 0	0 0 0 0 0	0 0 0 0 0	0 0 0 0 0	0 0 0 0 0	9.00 3.000			
Jim Austin, R ERA: 2.52 (4, 1)	3.0 L	12 2 0 0 1	2 0 0 0 1	0 0 0 0 0	0 0 0 0 0	0 0 0 0 0	0 0 0 0 0	0 0 0 0 0	0 0 0 0 0	0 0 0 0 0	0 0 0 0 0	0 0 0 0 0	0 0 0 0 0	0 0 0 0 0	0 0 0 0 0	0 0 0 0 0	0.00 1.000			
Dan Plesac, L ERA: 3.83 (7, 1)	2.0 L	6 0 0 0 1	0 0 0 0 1	0 0 0 0 0	0 0 0 0 0	0 0 0 0 0	0 0 0 0 0	0 0 0 0 0	0 0 0 0 0	0 0 0 0 0	0 0 0 0 0	0 0 0 0 0	0 0 0 0 0	0 0 0 0 0	0 0 0 0 0	0 0 0 0 0	0.00 0.000			
Doug Henry, R ERA: 3.02 (9, 1)	0.2 L	5 2 1 1 1	2 1 1 1 1	0 0 0 0 0	0 0 0 0 0	0 0 0 0 0	0 0 0 0 0	0 0 0 0 0	0 0 0 0 0	0 0 0 0 0	0 0 0 0 0	0 0 0 0 0	0 0 0 0 0	0 0 0 0 0	0 0 0 0 0	0 0 0 0 0	13.50 4.500			
Mike Fetters, R ERA: 0.79 (9, 1)	0.1 L	2 0 0 0 0	0 0 0 0 0	0 0 0 0 0	0 0 0 0 0	0 0 0 0 0	0 0 0 0 0	0 0 0 0 0	0 0 0 0 0	0 0 0 0 0	0 0 0 0 0	0 0 0 0 0	0 0 0 0 0	0 0 0 0 0	0 0 0 0 0	0 0 0 0 0	0.00 3.000			

Batter	1	2	3	4	5	6	7	8	9	AB	R	H	RBI	BB	SO	LOB	BOTTOM					
Pat Listach, S OBP: 0.355, SLG: 0.358 (1, 6)	G4-3		HBP 1B		G3-1		FC6-4		K	5	0	1	0	0	1	4	Chicago White Sox @ Milwaukee Brewers Milwaukee County Stadium, Milwaukee, WI Thu Jul 23 1992, 8:05 PM EDT Att: 28,310 - Cloudy - 69 F					
Kevin Seitzer, R OBP: 0.333, SLG: 0.382 (1, 5)	K		HBP		G4-3		SF9		1B	3	0	1	1	0	1	1						
Paul Molitor, R OBP: 0.385, SLG: 0.465 (1, 10)	G6-3		K				K		K	5	0	0	0	0	3	6						
Greg Vaughn, R OBP: 0.298, SLG: 0.403 (1, 7)		G5-3	K				2B		G5-3	4	0	1	0	0	1	3						
Robin Yount, R OBP: 0.322, SLG: 0.384 (1, 8)		F7			G5-3		G5-3		FC3-6 1B	4	0	1	0	0	0	1						
Darryl Hamilton, L OBP: 0.355, SLG: 0.399 (1, 9)			3B		K		L6		FC3-6 FC6-4	4	0	1	0	0	1	2						
Franklin Stubbs, L OBP: 0.291, SLG: 0.374 Scott Fletcher, R OBP: 0.338, SLG: 0.361 (1, 3) (6, PH) (9, 4)	P9				K		1B 1B		FC6-4	3	1	1	0	0	1	1						
B.J. Surhoff, L OBP: 0.290, SLG: 0.330 (1, 2)			HBP 1B		G3-1 S		FC6-4 SF9 1B		K	4	1	3	0	0	1	0						
Jim Gantner, L OBP: 0.270, SLG: 0.283 (1, 4) (9, 3)			L5		P8				1B	3	0	1	1	0	0	2						
John Jaha, R OBP: 0.228, SLG: 0.242 (9, PH)							FC6-4		1B	1	0	1	0	0	0	0						
Inning Stats	R: 0 E: 0 K: 1 S: 10	H: 0 LOB: 0 BB: 0 P: 15	R: 0 E: 0 K: 0 S: 10	H: 1 LOB: 1 BB: 0 P: 13	R: 0 E: 0 K: 2 S: 16	H: 2 LOB: 3 BB: 0 P: 18	R: 0 E: 0 K: 2 S: 10	H: 0 LOB: 0 BB: 0 P: 15	R: 0 E: 0 K: 0 S: 12	H: 1 LOB: 1 BB: 0 P: 14	R: 0 E: 0 K: 0 S: 10	H: 1 LOB: 1 BB: 0 P: 16	R: 2 E: 0 K: 1 S: 11	H: 3 LOB: 1 BB: 0 P: 16	R: 0 E: 0 K: 0 S: 8	H: 1 LOB: 1 BB: 0 P: 12	R: 0 E: 0 K: 3 S: 14	H: 2 LOB: 2 BB: 0 P: 18	1B: 9 2B: 1 3B: 1 HR: 0	SF: 1 SAC: 0 DP: 0 HBP: 1	WP: 0 PB: 0 SB: 1 CS: 0	PA: 39
PITCHER	IP WLS BF H R ER SO	IP WLS BF H R ER SO	IP WLS BF H R ER SO	IP WLS BF H R ER SO	IP WLS BF H R ER SO	IP WLS BF H R ER SO	IP WLS BF H R ER SO	IP WLS BF H R ER SO	IP WLS BF H R ER SO	IP WLS BF H R ER SO	IP WLS BF H R ER SO	IP WLS BF H R ER SO	IP WLS BF H R ER SO	IP WLS BF H R ER SO	IP WLS BF H R ER SO	IP WLS BF H R ER SO	ERA WHIP	ERA WHIP				
Jack McDowell, R ERA: 3.42 (8, 1)	1.2 S	7 2 0 0 3	2 0 0 0 3	0 0 0 0 0	0 0 0 0 0	0 0 0 0 0	0 0 0 0 0	0 0 0 0 0	0 0 0 0 0	0 0 0 0 0	0 0 0 0 0	0 0 0 0 0	0 0 0 0 0	0 0 0 0 0	0 0 0 0 0	0 0 0 0 0	0.00 1.200					

AB	37
R	6
H	10
RBI	4
BB	6
SO	5
LOB	22



AB	37
R	2
H	11
RBI	2
BB	0
SO	9
LOB	21



Batter	1	2	3	4	5	6	7	8	9	AB	R	H	RBI	BB	SO	LOB	TOP										
Tim Raines, S OBP: 0.397, SLG: 0.347	G1-3		G4-6-3		FC4		K			4	0	0	0	0	1	5	Chicago White Sox @ Milwaukee Brewers Milwaukee County Stadium, Milwaukee, WI Fri Jul 24, 1992, 8:05 PM EDT Att: 27,898 - Cloudy - 69 F										
Steve Sax, R OBP: 0.294, SLG: 0.311	F9			G5-3		P5	G6-3			4	0	0	0	0	0	2											
Frank Thomas, R OBP: 0.437, SLG: 0.511	1B			2B		1B		G1-3		4	0	3	0	0	0	0											
George Bell, R OBP: 0.289, SLG: 0.397	K			P9		F8		K		4	0	0	0	0	2	3											
Robin Ventura, L OBP: 0.375, SLG: 0.416		F9		P5		FC6-4		F8		4	0	0	0	0	0	2											
Warren Newson, L OBP: 0.382, SLG: 0.257		K			K				G4-3	4	0	1	0	0	2	0											
Lance Johnson, L OBP: 0.313, SLG: 0.341		F8			1B	FC4-6		G5-3		4	1	1	0	0	0	1											
Carlton Fisk, R OBP: 0.283, SLG: 0.259				1B		1B				2	0	2	0	1	0	0											
Ron Karkovics, R OBP: 0.293, SLG: 0.323				BB		2B				1	1	1	0	0	0	0											
Craig Grebeck, R OBP: 0.333, SLG: 0.381			P6		K			L6		4	0	1	2	0	1	4											
Inning Stats	R: 0 E: 0 K: 1 S: 12	H: 1 LOB: 1 BB: 0 P: 20	R: 0 E: 0 K: 1 S: 7	H: 0 LOB: 0 BB: 0 P: 12	R: 0 E: 0 K: 0 S: 5	H: 1 LOB: 0 BB: 0 P: 10	R: 0 E: 0 K: 0 S: 8	H: 1 LOB: 1 BB: 0 P: 10	R: 0 E: 0 K: 2 S: 13	H: 1 LOB: 2 BB: 1 P: 23	R: 0 E: 0 K: 0 S: 9	H: 1 LOB: 1 BB: 0 P: 13	R: 2 E: 0 K: 1 S: 15	H: 3 LOB: 2 BB: 0 P: 22	R: 0 E: 0 K: 1 S: 7	H: 0 LOB: 0 BB: 0 P: 9	R: 0 E: 0 K: 0 S: 15	H: 1 LOB: 1 BB: 0 P: 24	1B: 6 2B: 3 3B: 0 HR: 0	SF: 0 SAC: 0 DP: 1 HBP: 0	WP: 0 PB: 0 SB: 1 CS: 0	PA: 36					
PITCHER	IP	WLS	BF	H	R	ER	SO	BB	IBB	HBP	BLK	WP	HR	S	P	ERA	WHIP										
21 Cal Eldred, R ERA: 2.19	(1, 1)	6.1	26	7	2	2	4	1	0	0	0	0	0	62	102	2.84	1.263										
Mike Fetters, R ERA: 0.72	(7, 1)	1.2	W	6	1	0	0	2	0	0	0	0	0	14	17	0.00	0.600										
Doug Henry, R ERA: 2.95	(9, 1)	1.0	S	4	1	0	0	0	0	0	0	0	0	15	24	0.00	1.000										

Batter	1	2	3	4	5	6	7	8	9	AB	R	H	RBI	BB	SO	LOB	BOTTOM										
Pat Listach, S OBP: 0.351, SLG: 0.354	K		SH5-4	K		F9		G4-3		4	0	0	0	0	2	5	Chicago White Sox @ Milwaukee Brewers Milwaukee County Stadium, Milwaukee, WI Fri Jul 24, 1992, 8:05 PM EDT Att: 27,898 - Cloudy - 69 F										
Kevin Seitzer, R OBP: 0.334, SLG: 0.380	1B		BB		G5-3		K	G6-3		4	0	1	0	1	1	1											
Paul Molitor, R OBP: 0.389, SLG: 0.467	F8		BB		1B		FC5-4			3	0	2	1	1	0	1											
Greg Vaughn, R OBP: 0.294, SLG: 0.398	K		K		K		FC5-4			4	0	0	0	0	3	5											
Robin Yount, R OBP: 0.324, SLG: 0.382		F7	G6-3			SH1-3		BB		2	1	0	0	2	0	3											
Darryl Hamilton, L OBP: 0.351, SLG: 0.395	K			G3-1		SH1-3		G4-3		3	0	0	0	0	1	2											
John Jaha, R OBP: 0.256, SLG: 0.250		K2-3		1B		2B		G6-3		3	0	1	0	0	1	0											
Tim McIntosh, R OBP: 0.242, SLG: 0.230			SH5-4	WP						2	1	0	0	1	1	3											
B.J. Surhoff, L OBP: 0.292, SLG: 0.332			BB		P5		K			1	1	1	0	0	0	0											
Scott Fletcher, R OBP: 0.349, SLG: 0.380		BB	SH5-4		1B			G4-3		3	0	3	2	1	0	0											
Inning Stats	R: 0 E: 0 K: 2 S: 11	H: 1 LOB: 1 BB: 0 P: 19	R: 0 E: 0 K: 2 S: 8	H: 0 LOB: 0 BB: 0 P: 9	R: 1 E: 0 K: 1 S: 13	H: 0 LOB: 3 BB: 4 P: 30	R: 0 E: 0 K: 1 S: 14	H: 2 LOB: 2 BB: 0 P: 18	R: 0 E: 0 K: 1 S: 13	H: 1 LOB: 0 BB: 0 P: 19	R: 1 E: 0 K: 1 S: 6	H: 1 LOB: 2 BB: 1 P: 13	R: 0 E: 0 K: 1 S: 10	H: 1 LOB: 2 BB: 1 P: 20	R: 1 E: 0 K: 0 S: 10	H: 2 LOB: 1 BB: 0 P: 15	1B: 6 2B: 2 3B: 0 HR: 0	SF: 0 SAC: 2 DP: 0 HBP: 1	WP: 1 PB: 0 SB: 0 CS: 0	PA: 38							
PITCHER	IP	WLS	BF	H	R	ER	SO	BB	IBB	HBP	BLK	WP	HR	S	P	ERA	WHIP										
Greg Hibbard, L ERA: 4.37	(1, 1)	6.0	28	5	2	2	8	5	0	1	0	0	0	65	108	3.00	1.667										
Terry Leach, R ERA: 1.84	(7, 1)	2.0	L	10	3	1	1	1	0	0	0	0	0	20	35	4.50	2.000										

Batter	1	2	3	4	5	6	7	8	9	AB	R	H	RBI	BB	SO	LOB	TOP					
Tim Raines, S OBP: 0.353, SLG: 0.343 (1, 7)	G4-3		F8		F7			F9		4	0	0	0	0	0	3	Chicago White Sox @ Milwaukee Brewers Milwaukee County Stadium, Milwaukee, WI Sat Jul 25 1992, 8:05 PM EDT Att. 48,523 - Overcast - 69 F livebaseballscorecards.com					
Steve Sax, R OBP: 0.291, SLG: 0.307 (1, 4)	G6-3			K		G6-3		G6-3		4	0	0	0	0	1	1						
Frank Thomas, R OBP: 0.436, SLG: 0.507 (1, 3)	G5-3			HBP 1B		P4		P4		4	0	1	0	0	0	0						
George Bell, R OBP: 0.290, SLG: 0.396 (6, PH)		L7			L7					1	0	0	0	0	0	0						
Carlton Fisk, R OBP: 0.297, SLG: 0.276 (9, FR)				G4-6-3 HBP						2	0	1	0	0	0	0						
Joey Cora, S OBP: 0.313, SLG: 0.294 (1, 10)										0	0	0	0	0	0	0						
Robin Ventura, L OBP: 0.374, SLG: 0.414 (1, 5)	G4-3			G4-6-3			K			4	0	1	0	0	1	2						
Shawn Abner, R OBP: 0.367, SLG: 0.396 (1, 9)										4	0	1	0	0	2	1						
Lance Johnson, L OBP: 0.313, SLG: 0.341 (1, 8)	G4-3						G3			3	0	1	0	0	0	1						
Ron Karkovics, R OBP: 0.289, SLG: 0.318 (1, 2)								G5-3		3	0	0	0	0	1	1						
Craig Grebeck, R OBP: 0.337, SLG: 0.384 (1, 6)										3	0	2	0	0	0	0						
Inning Stats	R: 0 E: 0 K: 0 S: 9	H: 0 LOB: 0 BB: 0 P: 13	R: 0 E: 0 K: 0 S: 8	H: 1 LOB: 1 BB: 0 P: 12	R: 0 E: 0 K: 0 S: 6	H: 0 LOB: 0 BB: 0 P: 12	R: 0 E: 0 K: 1 S: 7	H: 1 LOB: 1 BB: 0 P: 12	R: 0 E: 0 K: 1 S: 14	H: 2 LOB: 2 BB: 0 P: 21	R: 0 E: 0 K: 0 S: 6	H: 0 LOB: 0 BB: 0 P: 12	R: 0 E: 0 K: 2 S: 12	H: 0 LOB: 0 BB: 0 P: 14	R: 0 E: 0 K: 0 S: 6	H: 1 LOB: 1 BB: 0 P: 8	R: 0 E: 0 K: 1 S: 10	H: 2 LOB: 1 BB: 0 P: 16	1B: 6 2B: 2 3B: 0 HR: 0	SF: 0 SAC: 0 DP: 1 HBP: 1	WP: 0 PB: 0 SB: 0 CS: 0	PA: 33
PITCHER Chris Bosio, R ERA: 3.9 (1, 1)	IP: 9.0 WLS: W BF: 33 H: 7 R: 0 ER: 0 SO: 5 BB: 0 IBB: 0 HBP: 1 BLK: 0 WP: 0 HR: 0 S: 78 P: 120 ERA: 0.00 WHIP: 0.778															PITCHER	IP: 9.0 WLS: W BF: 33 H: 7 R: 0 ER: 0 SO: 5 BB: 0 IBB: 0 HBP: 1 BLK: 0 WP: 0 HR: 0 S: 78 P: 120 ERA: 0.00 WHIP: 0.778					


Batter	1	2	3	4	5	6	7	8	9	AB	R	H	RBI	BB	SO	LOB	BOTTOM					
Pat Listach, S OBP: 0.352, SLG: 0.351 (1, 6)	G2-3 BB							G3		2	0	0	0	2	0	1	Chicago White Sox @ Milwaukee Brewers Milwaukee County Stadium, Milwaukee, WI Sat Jul 25 1992, 8:05 PM EDT Att. 48,523 - Overcast - 69 F livebaseballscorecards.com					
Kevin Seitzer, R OBP: 0.333, SLG: 0.381 (8, FR)	G6-3									4	0	1	0	0	1	2						
Alex Diaz, S (9, 5)										0	0	0	0	0	0	0						
Jim Gantner, L OBP: 0.270, SLG: 0.283 (1, 10)	G2-3									3	0	2	0	1	0	1						
Paul Molitor, R OBP: 0.392, SLG: 0.469 (1, 7)										4	0	0	0	0	2	5						
Greg Vaughn, R OBP: 0.290, SLG: 0.393 (1, 8)										4	0	0	0	0	0	2						
Robin Yount, R OBP: 0.320, SLG: 0.378 (1, 9)										4	1	1	0	0	0	1						
Darryl Hamilton, L OBP: 0.348, SLG: 0.392 (1, 3)										3	0	0	0	0	1	0						
John Jaha, R OBP: 0.256, SLG: 0.231 (1, 2)										4	1	1	0	0	0	2						
B.J. Surhoff, L OBP: 0.292, SLG: 0.334 (1, 4)										4	1	1	3	0	0	1						
Scott Fletcher, R OBP: 0.348, SLG: 0.392 (1, 1)										4	1	1	3	0	0	1						
Inning Stats	R: 0 E: 0 K: 1 S: 9	H: 0 LOB: 1 BB: 1 P: 18	R: 0 E: 0 K: 0 S: 6	H: 0 LOB: 0 BB: 0 P: 10	R: 0 E: 0 K: 1 S: 10	H: 0 LOB: 1 BB: 1 P: 17	R: 0 E: 0 K: 1 S: 18	H: 1 LOB: 1 BB: 0 P: 23	R: 0 E: 0 K: 1 S: 10	H: 1 LOB: 1 BB: 0 P: 17	R: 0 E: 0 K: 0 S: 8	H: 1 LOB: 1 BB: 0 P: 12	R: 0 E: 0 K: 0 S: 5	H: 0 LOB: 0 BB: 0 P: 9	R: 0 E: 0 K: 0 S: 11	H: 1 LOB: 2 BB: 1 P: 21	R: 3 E: 0 K: 0 S: 10	H: 2 LOB: 0 BB: 0 P: 13	1B: 3 2B: 2 3B: 0 HR: 1	SF: 0 SAC: 0 DP: 0 HBP: 1	WP: 0 PB: 0 SB: 1 CS: 0	PA: 36
PITCHER Charlie Hough, R ERA: 3.04 (1, 1)	IP: 8.2 WLS: L BF: 36 H: 6 R: 3 ER: 3 SO: 4 BB: 2 IBB: 1 HBP: 1 BLK: 0 WP: 0 HR: 1 S: 87 P: 140 ERA: 3.12 WHIP: 0.923															PITCHER	IP: 8.2 WLS: L BF: 36 H: 6 R: 3 ER: 3 SO: 4 BB: 2 IBB: 1 HBP: 1 BLK: 0 WP: 0 HR: 1 S: 87 P: 140 ERA: 3.12 WHIP: 0.923					

Batter	1	2	3	4	5	6	7	8	9	AB	R	H	RBI	BB	SO	LOB	TOP					
Tim Raines, S OBP: 0.352, SLG: 0.342	F7		P9			G3 HR 1B		F7		4	1	1	0	0	0	0						
Joey Cora, S OBP: 0.286, SLG: 0.278	F9			F8		G3			G4-3	4	0	0	0	0	0	1						
Frank Thomas, R OBP: 0.439, SLG: 0.519				L6					HR 1B	4	2	3	2	0	0	0						
Robin Ventura, L OBP: 0.372, SLG: 0.421	L8			G4-3		G4-3			HR	4	1	1	2	0	0	1						
Carlton Fisk, R OBP: 0.276, SLG: 0.264		F7			K		P6		L6	4	0	0	0	0	1	0						
Lance Johnson, L OBP: 0.312, SLG: 0.340	G3-1				P4		F8			4	0	1	0	0	0	0						
Shawn Abner, R OBP: 0.394, SLG: 0.394																						
Ron Karkovics, R OBP: 0.288, SLG: 0.317	K								P3	3	0	1	0	0	2	0						
Warren Newson, L OBP: 0.374, SLG: 0.250			F8		L8			P6		3	0	0	0	0	0	1						
Esteban Beltre, R OBP: 0.217, SLG: 0.217		F8					F9	G5-3		3	0	0	0	0	0	0						
Inning Stats	R: 0 E: 0 K: 0 S: 8	H: 1 LOB: 1 BB: 0 P: 11	R: 0 E: 0 K: 1 S: 8	H: 0 LOB: 0 BB: 0 P: 12	R: 0 E: 0 K: 0 S: 8	H: 0 LOB: 0 BB: 0 P: 13	R: 0 E: 0 K: 0 S: 8	H: 0 LOB: 0 BB: 0 P: 14	R: 0 E: 0 K: 1 S: 9	H: 1 LOB: 1 BB: 0 P: 13	R: 2 E: 0 K: 0 S: 13	H: 2 LOB: 0 BB: 0 P: 18	R: 0 E: 0 K: 1 S: 6	H: 0 LOB: 0 BB: 0 P: 8	R: 0 E: 0 K: 0 S: 4	H: 0 LOB: 0 BB: 0 P: 6	R: 2 E: 0 K: 0 S: 15	H: 3 LOB: 1 BB: 0 P: 21	1B: 5 2B: 0 3B: 0 HR: 2	SF: 0 SAC: 0 DP: 0 HBP: 0	WP: 0 PB: 0 SB: 0 CS: 0	PA: 34
PITCHER	IP	WLS	BF	H	R	ER	SO	BB	IBB	HBP	BLK	WP	HR	S	P	ERA	WHIP					
Bill Wegman, R ERA: 3.2	(1, 1)	8.0	W	28	4	2	2	3	0	0	0	0	1	64	95	2.25	0.500					
Darren Holmes, R ERA: 4.57	(9, 1)	0.1		2	1	1	1	0	0	0	0	0	0	8	9	27.00	3.000					
Jesse Orosco, L ERA: 3.42	(9, 1)	0.2		4	2	1	1	0	0	0	0	0	1	7	12	13.50	3.000					

Chicago White Sox @ Milwaukee Brewers
 Milwaukee County Stadium, Milwaukee, WI
 Sun Jul 26 1992, 4:33 AM EDT
 Att: 48,129 - Cloudy - 80 F

livebaseballscorecards.com

AB 34
 R 4
 H 7
 RBI 4
 BB 0
 SO 3
 LOB 4




Batter	1	2	3	4	5	6	7	8	9	AB	R	H	RBI	BB	SO	LOB	BOTTOM					
Pat Listach, S OBP: 0.356, SLG: 0.351	G4-3 2B BB				F7	L8		L9 1B 2B BB		3	2	1	2	2	0	2						
Kevin Seitzer, R OBP: 0.337, SLG: 0.386	G4-3 SF7 2B	G6-3				CS	F9	2B 1B 1B		4	3	2	2	1	0	1						
Paul Molitor, R OBP: 0.390, SLG: 0.471	G4-3		G4-3				P3	L9		5	1	1	3	0	0	3						
John Jaha, R OBP: 0.250, SLG: 0.256	SF7		G3-1				K	1B 2B		4	1	1	2	0	2	1						
Robin Yount, R OBP: 0.322, SLG: 0.382	L4		G6-3							4	0	2	1	0	0	0						
Alex Diaz, S								HR 1B		1	1	0	0	0	0	3						
Darryl Hamilton, L OBP: 0.352, SLG: 0.403		E4 1B			G4-3					3	2	1	2	1	0	0						
Dante Bichette, R OBP: 0.340, SLG: 0.464								HR BB		1	0	1	2	0	0	0						
Greg Vaughn, R OBP: 0.292, SLG: 0.396		G1-6-3 1B			F8	P5				5	2	2	1	0	0	3						
B.J. Surhoff, L OBP: 0.294, SLG: 0.332		G1-6-3			L5			CS BB		2	1	0	0	2	0	1						
Scott Fletcher, R OBP: 0.350, SLG: 0.391		L7								3	2	1	0	1	0	2						
Inning Stats	R: 2 E: 0 K: 0 S: 8	H: 1 LOB: 1 BB: 1 P: 17	R: 2 E: 1 K: 0 S: 21	H: 2 LOB: 1 BB: 0 P: 29	R: 0 E: 0 K: 0 S: 5	H: 0 LOB: 0 BB: 0 P: 8	R: 0 E: 0 K: 0 S: 6	H: 0 LOB: 0 BB: 0 P: 8	R: 3 E: 0 K: 1 S: 19	H: 3 LOB: 2 BB: 2 P: 33	R: 0 E: 0 K: 0 S: 4	H: 0 LOB: 0 BB: 1 P: 10	R: 0 E: 0 K: 1 S: 5	H: 0 LOB: 0 BB: 0 P: 9	R: 8 E: 0 K: 0 S: 26	H: 6 LOB: 2 BB: 3 P: 48	1B: 6 2B: 4 3B: 1 HR: 1	SF: 1 SAC: 0 DP: 0 HBP: 0	WP: 1 PB: 1 SB: 2 CS: 1	PA: 44		
PITCHER	IP	WLS	BF	H	R	ER	SO	BB	IBB	HBP	BLK	WP	HR	S	P	ERA	WHIP					
Kirk McCaskill, R ERA: 4.58	(1, 1)	4.2	L	23	6	7	5	1	2	0	0	0	0	10	22	0.00	1.500					
Wilson Alvarez, L ERA: 4.15	(5, 1)	1.1		5	0	0	0	0	2	0	0	0	0	5	9	0.00	0.000					
Roberto Hernandez, R ERA: 2.2	(7, 1)	1.0		3	0	0	0	1	0	0	0	0	0	10	24	=	=					
Bobby Thigpen, R ERA: 4.75	(8, 1)	0.0		6	3	6	6	0	3	0	0	0	1	10	24	=	=					
Scott Radinsky, L ERA: 3.08	(8, 1)	1.0		6	3	2	2	0	0	0	0	0	0	16	24	18.00	3.000					

Chicago White Sox @ Milwaukee Brewers
 Milwaukee County Stadium, Milwaukee, WI
 Sun Jul 26 1992, 4:33 AM EDT
 Att: 48,129 - Cloudy - 80 F

livebaseballscorecards.com

AB 35
 R 15
 H 12
 RBI 15
 BB 7
 SO 2
 LOB 16



Batter	1	2	3	4	5	6	7	8	9	AB	R	H	RBI	BB	SO	LOB	TOP					
Pat Listach, S OBP: 0.354, SLG: 0.352 (1, 6)	G6-3		1B	CS	G6-3	K		G6-4-3		5	1	1	0	0	1	3						
Kevin Seitzer, R OBP: 0.340, SLG: 0.392 (1, 5)	P3		G6-3 1B		G6-3 2B				F8	5	1	3	1	0	0	0						
Paul Moltor, R OBP: 0.395, SLG: 0.478 (1, 10)			G6-3 1B						F9	3	1	2	1	2	0	0						
John Jaha, R OBP: 0.245, SLG: 0.250 (1, 3)	K		G6-3		FC5-4 1B			G4-3	G6-3	5	0	1	1	0	1	4						
Robin Yount, R OBP: 0.321, SLG: 0.380 (1, 8)		K			FC5-4 1B			SF8		2	0	0	1	1	1	2						
Darryl Hamilton, L OBP: 0.350, SLG: 0.404 (1, 9)	G4-3		G3		G3					4	0	1	0	0	0	5						
Greg Vaughn, R OBP: 0.289, SLG: 0.391 (1, 7)	K			K		K				4	0	0	0	0	4	1						
B.J. Surhoff, L OBP: 0.297, SLG: 0.334 (1, 2)			G1-6-3	G4-3		1B		G6-4-3		4	0	2	0	0	0	0						
Jim Gantner, L OBP: 0.279, SLG: 0.292 (1, 4)			2B 1B	CS 1B		1B		F7		4	1	3	0	0	0	1						
Inning Stats	R: 0 E: 0 K: 1 S: 8	H: 1 LOB: 1 BB: 0 P: 10	R: 0 E: 0 K: 2 S: 7	H: 0 LOB: 0 BB: 0 P: 11	R: 2 E: 0 K: 0 S: 17	H: 4 LOB: 3 BB: 1 P: 28	R: 0 E: 0 K: 1 S: 9	H: 1 LOB: 0 BB: 0 P: 14	R: 1 E: 0 K: 0 S: 16	H: 2 LOB: 2 BB: 1 P: 27	R: 0 E: 0 K: 2 S: 11	H: 3 LOB: 3 BB: 0 P: 16	R: 1 E: 1 K: 1 S: 9	H: 1 LOB: 1 BB: 1 P: 18	R: 0 E: 0 K: 0 S: 7	H: 1 LOB: 0 BB: 0 P: 11	R: 0 E: 0 K: 0 S: 6	H: 0 LOB: 0 BB: 0 P: 9	1B: 9 2B: 3 3B: 1 HR: 0	SF: 1 SAC: 0 DP: 1 HBP: 0	WP: 0 PB: 0 CS: 1	PA: 41
PITCHER	IP	WLS	BF	H	R	ER	SO	BB	IBB	HBP	BLK	WP	HR	S	P	ERA	WHIP					
Charles Nagy, R ERA: 2.51 (1, 1)	6.2	L	33	12	4	3	6	3	0	0	0	0	0	74	120	4.05	2.250					
Jack Armstrong, R ERA: 5.32 (7, 1)	2.1		7	1	0	0	1	0	0	0	0	0	0	16	24	0.00	0.429					

Milwaukee Brewers @ Cleveland Indians
Cleveland Municipal Stadium, Cleveland, OH
Mon Jul 27 1992, 7:05 PM EDT
Att: 8,538 - Sunny - 72 F

AB	36
R	4
H	13
RBI	4
BB	3
SO	7
LOB	16



Batter	1	2	3	4	5	6	7	8	9	AB	R	H	RBI	BB	SO	LOB	BOTTOM					
Kenny Lofton, L OBP: 0.320, SLG: 0.322 (1, 8)	L7			P7		G4-3			B5-3	4	0	0	0	0	0	1						
Felix Fermin, R OBP: 0.280, SLG: 0.291 (1, 4)	P9			F9						3	0	0	0	0	0	0						
Thomas Howard, S OBP: 0.311, SLG: 0.341 (9, PH)									K	1	0	0	0	0	1	0						
Carlos Baerga, S OBP: 0.349, SLG: 0.465 (1, 10)	F9			G4-3						3	0	0	0	0	1	0						
Paul Sorrento, L OBP: 0.349, SLG: 0.446 (1, 3)		F8				1B				3	0	2	0	0	0	0						
Glenallen Hill, R OBP: 0.291, SLG: 0.441 (1, 7)		G5-3				G5-3				3	0	0	0	0	0	1						
Mark Whiten, S OBP: 0.347, SLG: 0.380 (1, 9)		G5-3								3	0	0	0	0	1	0						
Jim Thome, L OBP: 0.286, SLG: 0.371 (1, 5)				K		G4-3			F8	3	0	0	0	0	1	0						
Sandy Alomar Jr., R OBP: 0.293, SLG: 0.329 (1, 2)				K					G5-3	3	0	1	0	0	1	0						
Mark Lewis, R OBP: 0.295, SLG: 0.329 (1, 6)				G6-3					F9	3	0	0	0	0	0	1						
Inning Stats	R: 0 E: 0 K: 0 S: 4	H: 0 LOB: 0 BB: 0 P: 7	R: 0 E: 0 K: 0 S: 5	H: 0 LOB: 0 BB: 0 P: 11	R: 0 E: 0 K: 2 S: 7	H: 0 LOB: 0 BB: 0 P: 9	R: 0 E: 0 K: 0 S: 5	H: 0 LOB: 0 BB: 0 P: 6	R: 0 E: 0 K: 1 S: 5	H: 1 LOB: 0 BB: 0 P: 6	R: 0 E: 0 K: 0 S: 8	H: 1 LOB: 1 BB: 0 P: 12	R: 0 E: 0 K: 1 S: 11	H: 1 LOB: 1 BB: 0 P: 19	R: 0 E: 0 K: 0 S: 5	H: 0 LOB: 0 BB: 0 P: 8	R: 0 E: 0 K: 1 S: 5	H: 0 LOB: 0 BB: 0 P: 7	1B: 3 2B: 0 3B: 0 HR: 0	SF: 0 SAC: 0 DP: 0 HBP: 0	WP: 0 PB: 0 CS: 0	PA: 29
PITCHER	IP	WLS	BF	H	R	ER	SO	BB	IBB	HBP	BLK	WP	HR	S	P	ERA	WHIP					
Jaime Navarro, R ERA: 3.4 (1, 1)	9.0	W	29	3	0	0	5	0	0	0	0	0	0	55	85	0.00	0.333					

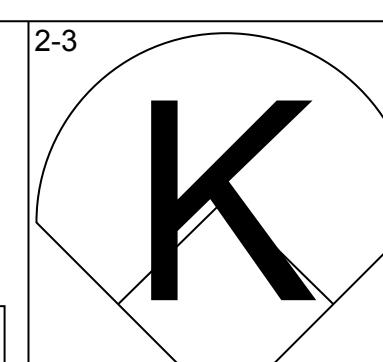
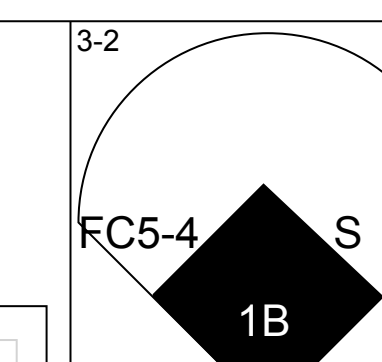
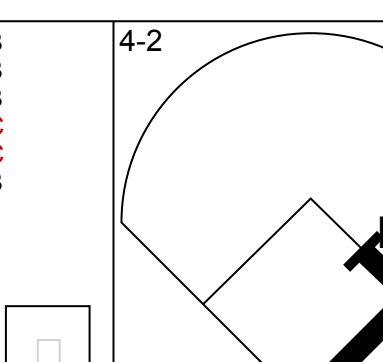
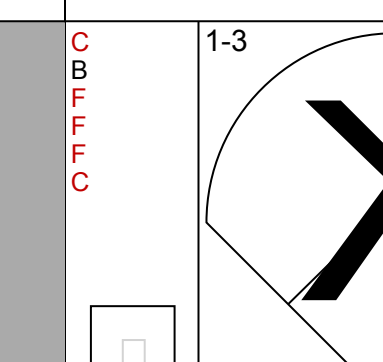
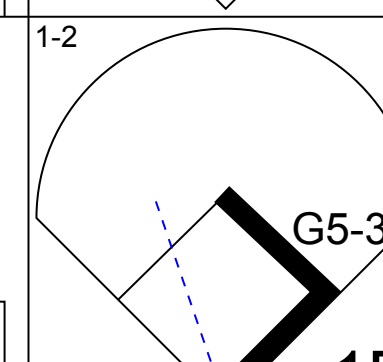
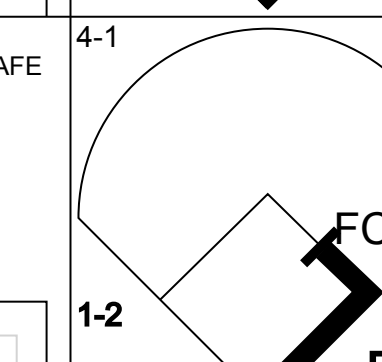
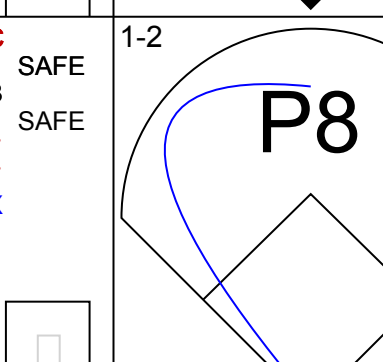
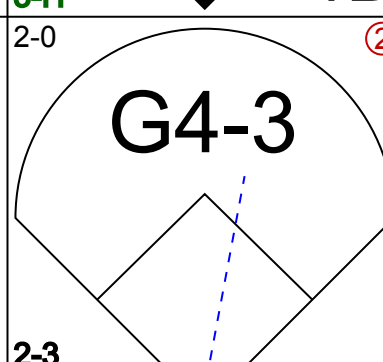
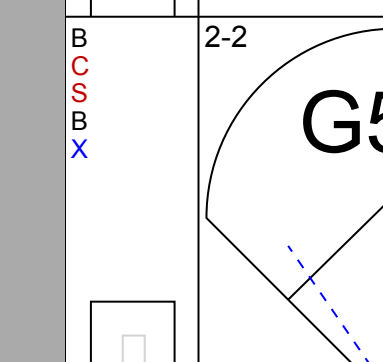
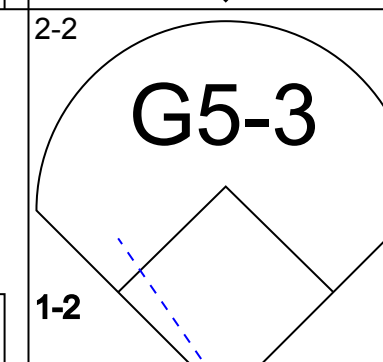
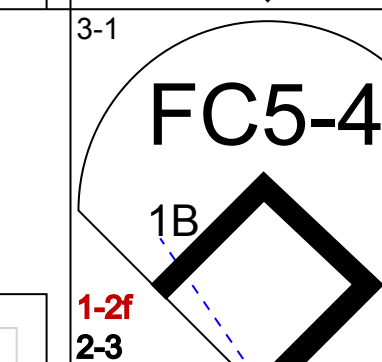
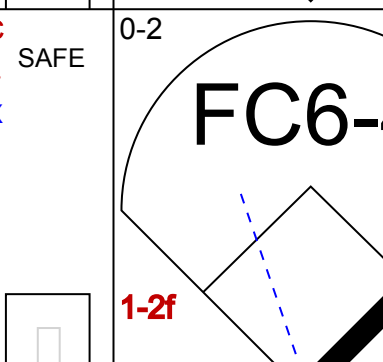
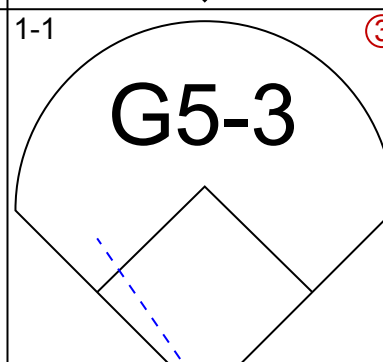
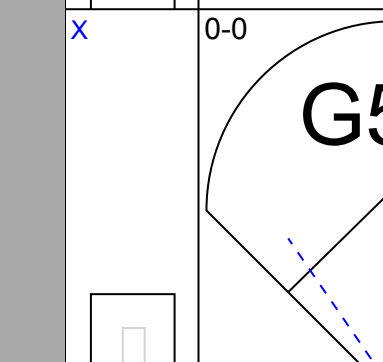
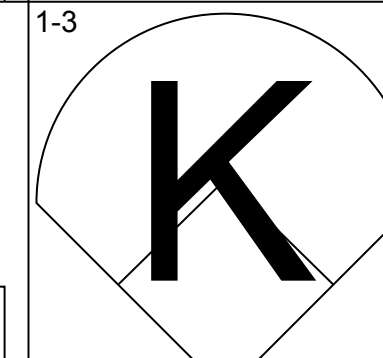
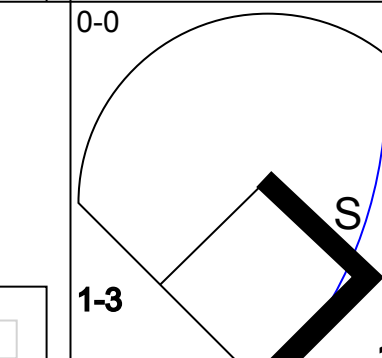
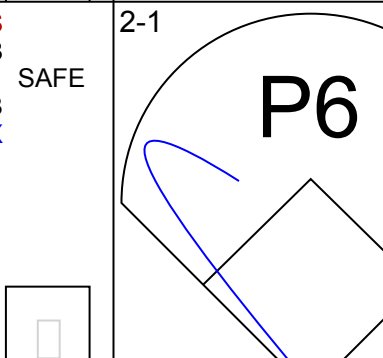
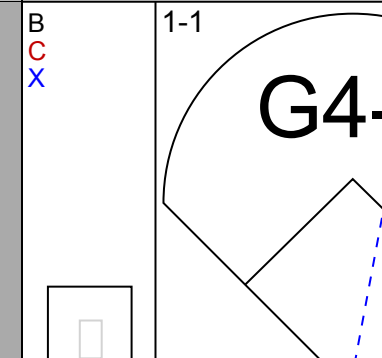
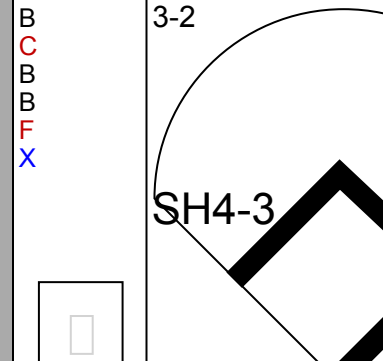
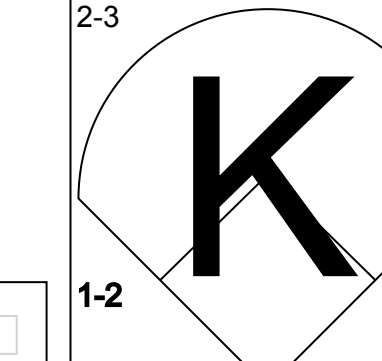
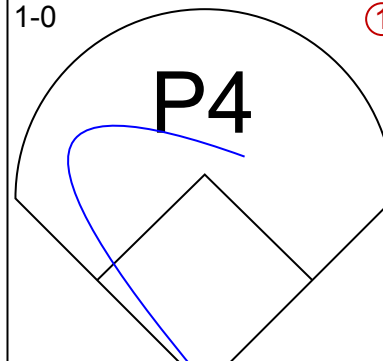
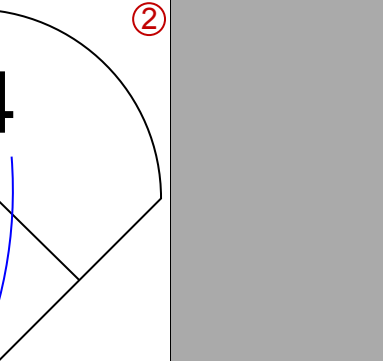

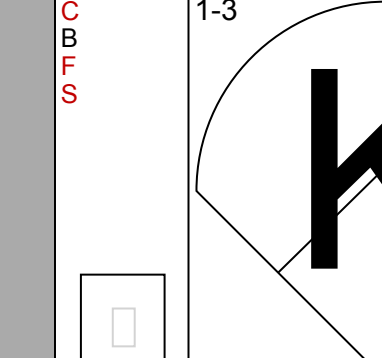
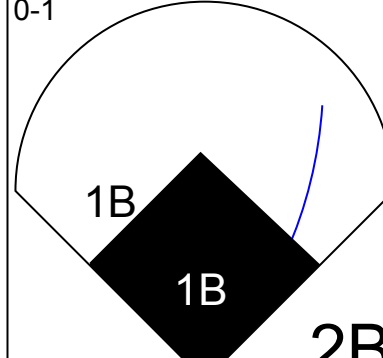
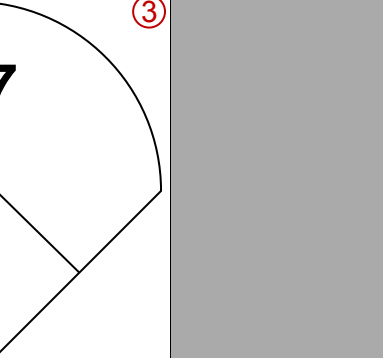


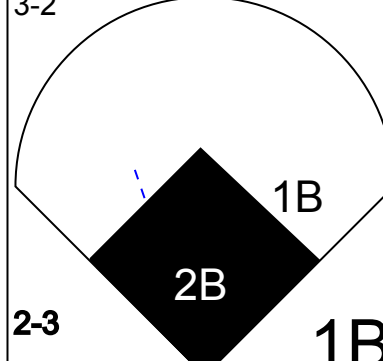
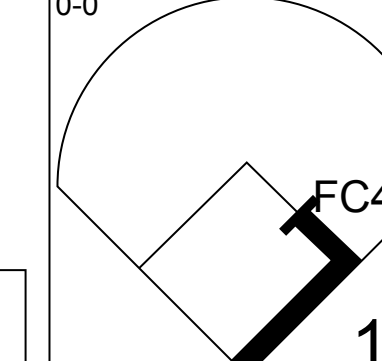

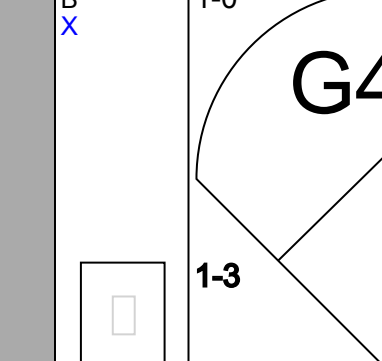
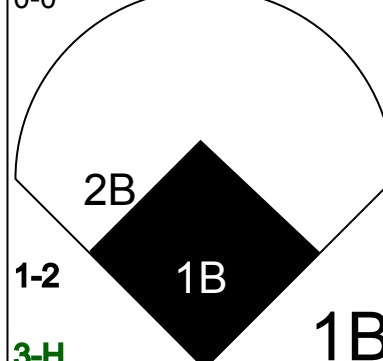
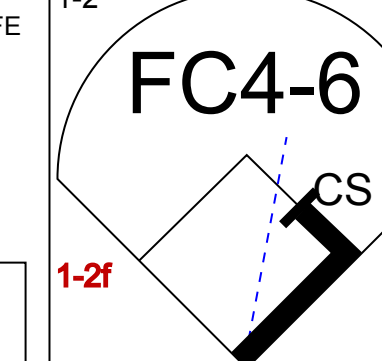
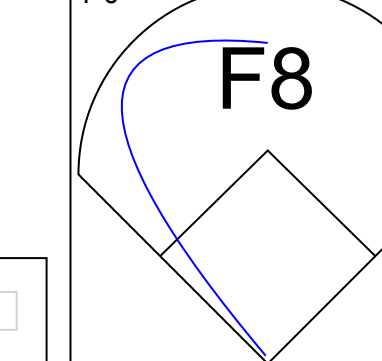
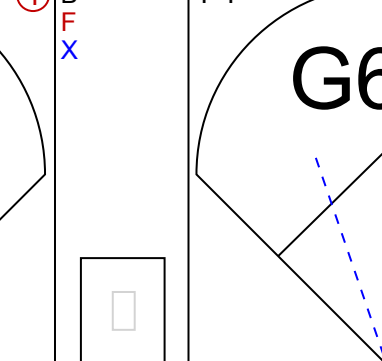
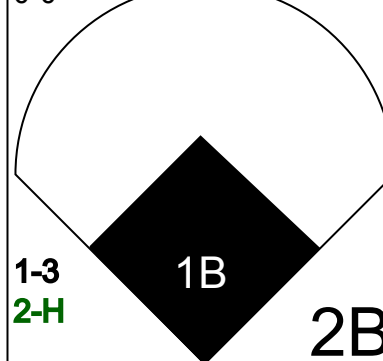
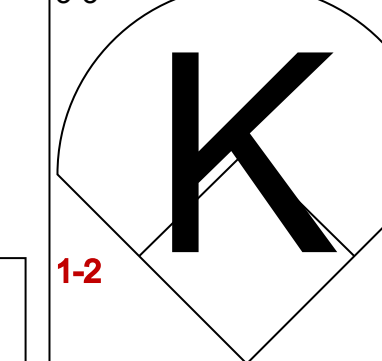
Milwaukee Brewers @ Cleveland Indians
Cleveland Municipal Stadium, Cleveland, OH
Mon Jul 27 1992, 7:05 PM EDT
Att: 8,538 - Sunny - 72 F

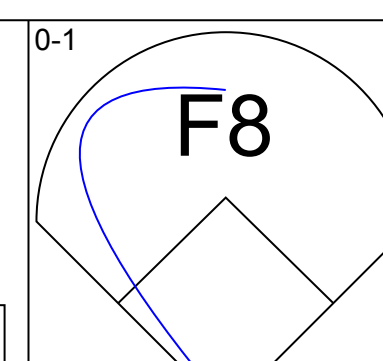
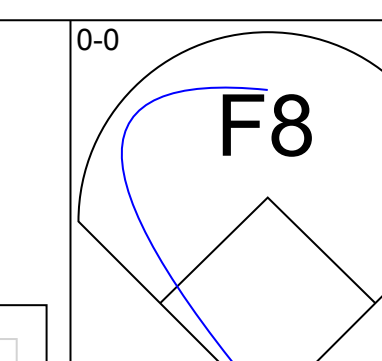
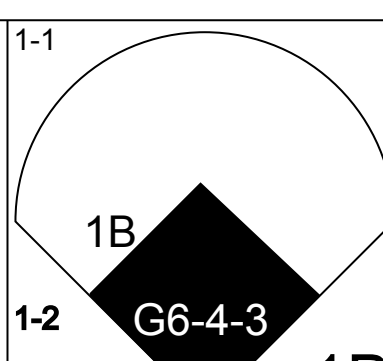
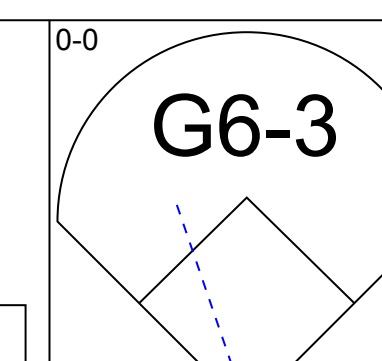
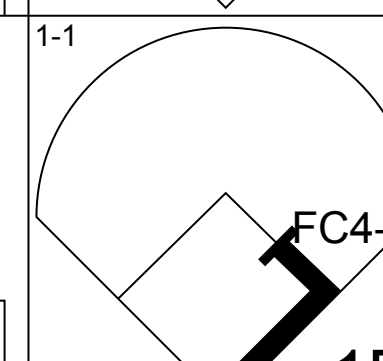
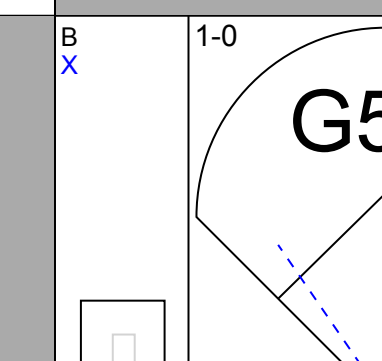
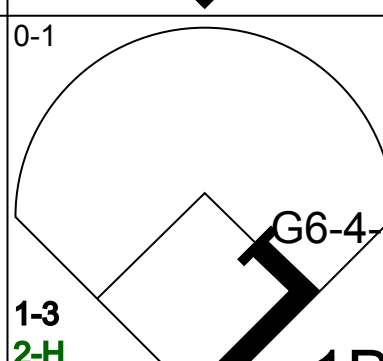
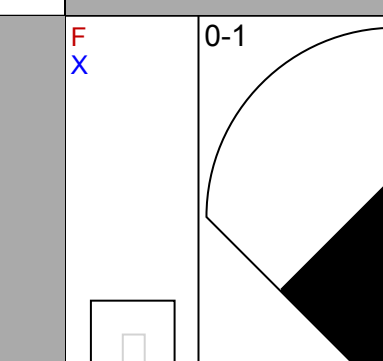
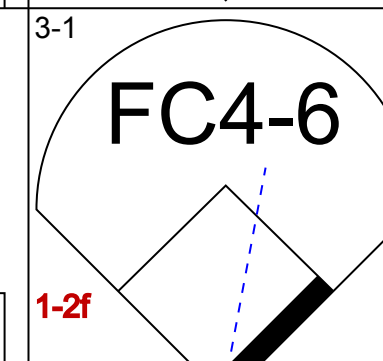
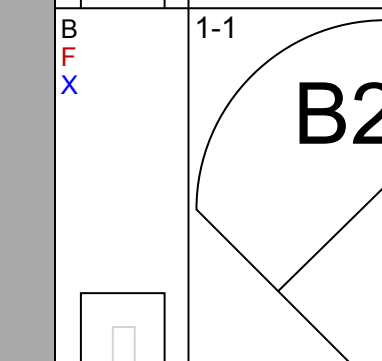
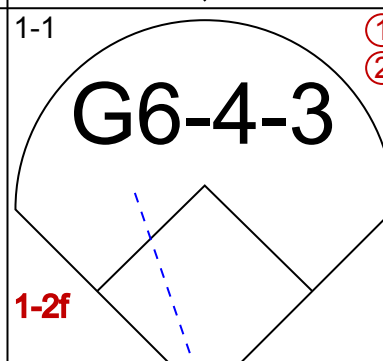
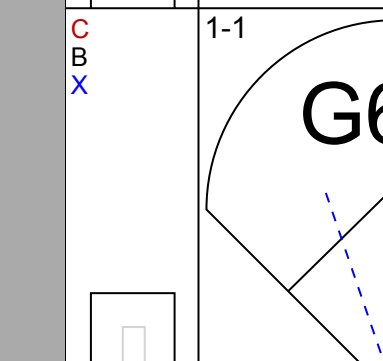
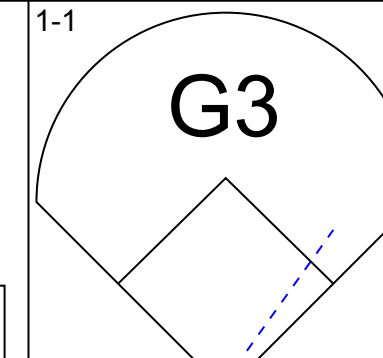
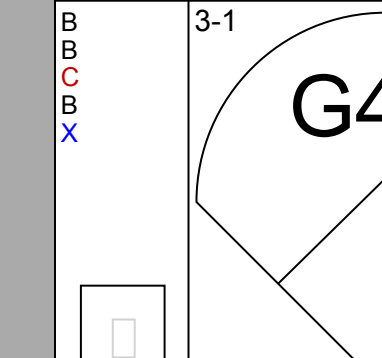
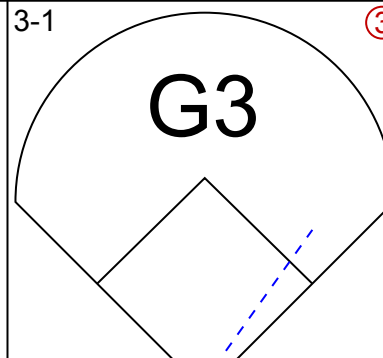
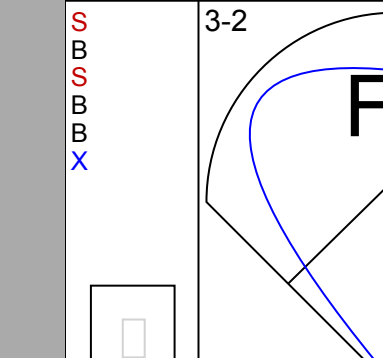
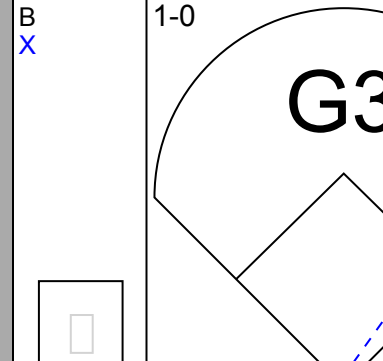

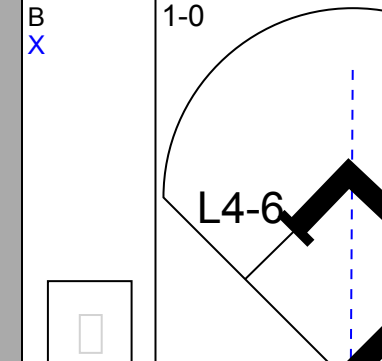
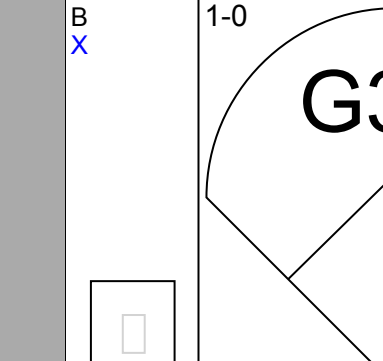





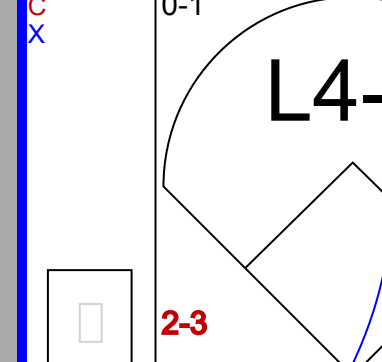
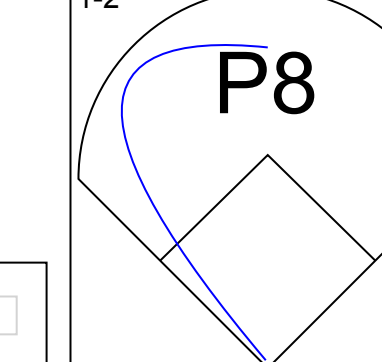
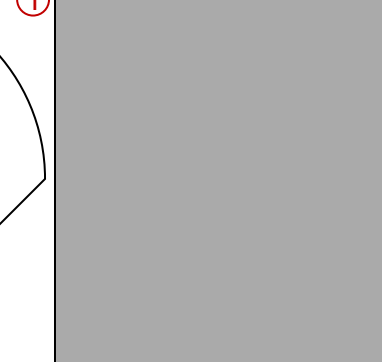
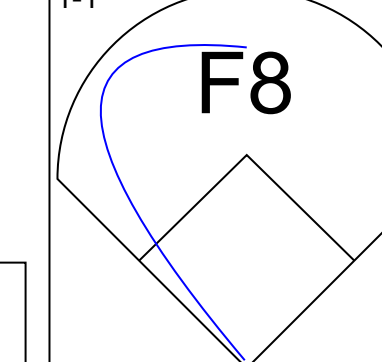
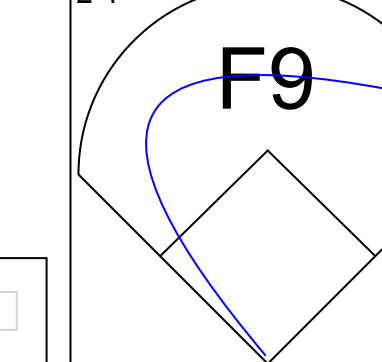
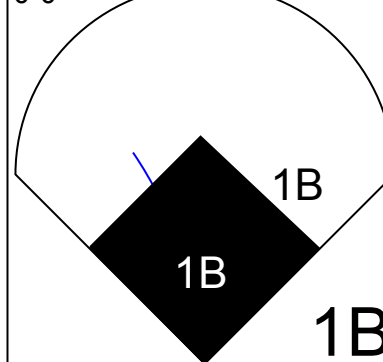
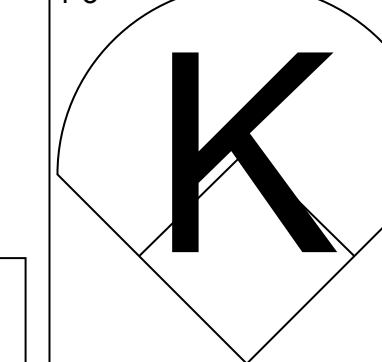
AB	29
R	0
H	3
RBI	0
BB	0
SO	5
LOB	3



Batter	1	2	3	4	5	6	7	8	9	AB	R	H	RBI	BB	SO	LOB	TOP				
Pat Listach, S (1, 6) OBP: 0.357, SLG: 0.356										3	0	1	0	1	2	1	Milwaukee Brewers @ Cleveland Indians Cleveland Municipal Stadium, Cleveland, OH Wed Jul 29 1992, 3:33 AM EDT Att: 10,836 - Sunny - 79 F livebaseballscorecards.com				
Kevin Seitzer, R (1, 5) OBP: 0.336, SLG: 0.387										3	1	1	0	1	0	0					
Paul Molitor, R (1, 10) OBP: 0.392, SLG: 0.481										4	1	2	2	0	0	2					
Dante Bichette, R (1, 9) OBP: 0.341, SLG: 0.461										4	0	2	0	0	0	1					
Alex Diaz, S (8, PR) (8, 8)										0	0	0	0	0	0	0					
Darryl Hamilton, L (1, 8) OBP: 0.349, SLG: 0.403										4	0	0	0	0	0	3					
Greg Vaughn, R (1, 7) OBP: 0.284, SLG: 0.385										4	1	0	0	0	0	0					
John Jaha, R (1, 3) OBP: 0.250, SLG: 0.296										3	0	0	0	1	2	0					
Tim McIntosh, R (1, 2) OBP: 0.250, SLG: 0.238										2	0	1	0	0	1	0					
B.J. Surhoff, L (9, PH) OBP: 0.236, SLG: 0.331										1	0	0	0	0	1	0					
Scott Fletcher, R (1, 4) OBP: 0.346, SLG: 0.385										3	0	0	1	0	0	2					
Inning Stats	R: 0 E: 0 K: 1 S: 14	H: 2 LOB: 2 BB: 0 P: 21	R: 1 E: 1 K: 1 S: 7	H: 0 LOB: 1 BB: 1 P: 16	R: 2 E: 0 K: 0 S: 10	H: 1 LOB: 0 BB: 1 P: 20	R: 0 E: 0 K: 0 S: 6	H: 1 LOB: 0 BB: 0 P: 7	R: 0 E: 0 K: 1 S: 5	H: 0 LOB: 0 BB: 0 P: 11	R: 0 E: 0 K: 1 S: 8	H: 1 LOB: 0 BB: 0 P: 15	R: 0 E: 0 K: 0 S: 9	H: 1 LOB: 0 BB: 0 P: 9	R: 0 E: 0 K: 2 S: 9	H: 0 LOB: 0 BB: 0 P: 13	1B: 6 2B: 1 3B: 0 HR: 1	SF: 0 SAC: 1 DP: 1 HBP: 0	WP: 0 PB: 0 SB: 1 CS: 2	PA: 36	
PITCHER	IP WLS BF H R ER SO BB IBB HBP BLK WP HR S P ERA WHIP	IP WLS BF H R ER SO BB IBB HBP BLK WP HR S P ERA WHIP	IP WLS BF H R ER SO BB IBB HBP BLK WP HR S P ERA WHIP	IP WLS BF H R ER SO BB IBB HBP BLK WP HR S P ERA WHIP	IP WLS BF H R ER SO BB IBB HBP BLK WP HR S P ERA WHIP	IP WLS BF H R ER SO BB IBB HBP BLK WP HR S P ERA WHIP	IP WLS BF H R ER SO BB IBB HBP BLK WP HR S P ERA WHIP	IP WLS BF H R ER SO BB IBB HBP BLK WP HR S P ERA WHIP	IP WLS BF H R ER SO BB IBB HBP BLK WP HR S P ERA WHIP	IP WLS BF H R ER SO BB IBB HBP BLK WP HR S P ERA WHIP	IP WLS BF H R ER SO BB IBB HBP BLK WP HR S P ERA WHIP	IP WLS BF H R ER SO BB IBB HBP BLK WP HR S P ERA WHIP	IP WLS BF H R ER SO BB IBB HBP BLK WP HR S P ERA WHIP	IP WLS BF H R ER SO BB IBB HBP BLK WP HR S P ERA WHIP	IP WLS BF H R ER SO BB IBB HBP BLK WP HR S P ERA WHIP	IP WLS BF H R ER SO BB IBB HBP BLK WP HR S P ERA WHIP	IP WLS BF H R ER SO BB IBB HBP BLK WP HR S P ERA WHIP	IP WLS BF H R ER SO BB IBB HBP BLK WP HR S P ERA WHIP	IP WLS BF H R ER SO BB IBB HBP BLK WP HR S P ERA WHIP	IP WLS BF H R ER SO BB IBB HBP BLK WP HR S P ERA WHIP	IP WLS BF H R ER SO BB IBB HBP BLK WP HR S P ERA WHIP
Scott Scudder, R (1, 1) ERA: 4.8	2.0	11	2	2	1	2	2	0	0	0	0	0	0	22	42	4.50	2.000				
Jack Armstrong, R (3, 1) ERA: 5.22	4.0	W	14	3	1	1	1	0	0	0	0	0	1	28	44	2.25	1.000				
Ted Power, R (7, 1) ERA: 2.51	2.2		9	2	0	2	0	0	0	0	0	0	0	25	31	0.00	0.750				
Derek Liliquist, L (9, 1) ERA: 1.63	0.1	S	1	0	0	1	0	0	0	0	0	0	0	4	6	0.00	0.000				

Batter	1	2	3	4	5	6	7	8	9	AB	R	H	RBI	BB	SO	LOB	BOTTOM				
Kenny Lofton, L (1, 8) OBP: 0.329, SLG: 0.330										3	1	3	2	1	0	0	Milwaukee Brewers @ Cleveland Indians Cleveland Municipal Stadium, Cleveland, OH Wed Jul 29 1992, 3:33 AM EDT Att: 10,836 - Sunny - 79 F livebaseballscorecards.com				
Mark Lewis, R (1, 6) OBP: 0.288, SLG: 0.331										5	0	0	0	0	0	7					
Carlos Baerga, S (1, 4) OBP: 0.347, SLG: 0.463										4	0	0	0	0	2	3					
Albert Belle, R (1, 10) OBP: 0.313, SLG: 0.452										4	1	2	1	0	0	1					
Paul Sorrento, L (1, 3) OBP: 0.353, SLG: 0.451										4	0	2	0	0	0	1					
Glenallen Hill, R (1, 7) OBP: 0.299, SLG: 0.443										4	1	2	1	0	1	1					
Mark Whiten, S (1, 9) OBP: 0.348, SLG: 0.383										2	1	0	0	1	0	2					
Jim Thome, L (1, 5) OBP: 0.298, SLG: 0.360										2	0	0	0	1	1	3					
Brook Jacoby, R (8, PH) OBP: 0.329, SLG: 0.337										1	0	0	0	0	0	0					
Junior Ortiz, R (1, 2) OBP: 0.294, SLG: 0.273										4	0	1	0	0	1	5					
Inning Stats	R: 1 E: 0 K: 0 S: 18	H: 1 LOB: 1 BB: 1 P: 28	R: 0 E: 1 K: 1 S: 9	H: 1 LOB: 0 BB: 0 P: 14	R: 0 E: 0 K: 0 S: 8	H: 1 LOB: 1 BB: 0 P: 13	R: 0 E: 0 K: 2 S: 9	H: 0 LOB: 1 BB: 1 P: 16	R: 0 E: 0 K: 1 S: 8	H: 1 LOB: 0 BB: 0 P: 16	R: 3 E: 0 K: 0 S: 19	H: 4 LOB: 2 BB: 1 P: 28	R: 0 E: 0 K: 1 S: 11	H: 1 LOB: 1 BB: 0 P: 19	R: 0 E: 0 K: 0 S: 10	H: 1 LOB: 2 BB: 0 P: 14	1B: 8 2B: 2 3B: 0 HR: 0	SF: 0 SAC: 0 DP: 0 HBP: 1	WP: 0 PB: 0 SB: 1 CS: 2	PA: 38	
PITCHER	IP WLS BF H R ER SO BB IBB HBP BLK WP HR S P ERA WHIP	IP WLS BF H R ER SO BB IBB HBP BLK WP HR S P ERA WHIP	IP WLS BF H R ER SO BB IBB HBP BLK WP HR S P ERA WHIP	IP WLS BF H R ER SO BB IBB HBP BLK WP HR S P ERA WHIP	IP WLS BF H R ER SO BB IBB HBP BLK WP HR S P ERA WHIP	IP WLS BF H R ER SO BB IBB HBP BLK WP HR S P ERA WHIP	IP WLS BF H R ER SO BB IBB HBP BLK WP HR S P ERA WHIP	IP WLS BF H R ER SO BB IBB HBP BLK WP HR S P ERA WHIP	IP WLS BF H R ER SO BB IBB HBP BLK WP HR S P ERA WHIP	IP WLS BF H R ER SO BB IBB HBP BLK WP HR S P ERA WHIP	IP WLS BF H R ER SO BB IBB HBP BLK WP HR S P ERA WHIP	IP WLS BF H R ER SO BB IBB HBP BLK WP HR S P ERA WHIP	IP WLS BF H R ER SO BB IBB HBP BLK WP HR S P ERA WHIP	IP WLS BF H R ER SO BB IBB HBP BLK WP HR S P ERA WHIP	IP WLS BF H R ER SO BB IBB HBP BLK WP HR S P ERA WHIP	IP WLS BF H R ER SO BB IBB HBP BLK WP HR S P ERA WHIP	IP WLS BF H R ER SO BB IBB HBP BLK WP HR S P ERA WHIP	IP WLS BF H R ER SO BB IBB HBP BLK WP HR S P ERA WHIP	IP WLS BF H R ER SO BB IBB HBP BLK WP HR S P ERA WHIP	IP WLS BF H R ER SO BB IBB HBP BLK WP HR S P ERA WHIP	IP WLS BF H R ER SO BB IBB HBP BLK WP HR S P ERA WHIP
21 Cal Eldred, R (1, 1) ERA: 3.57	5.1	L	26	7	4	4	4	0	0	0	0	0	0	65	107	6.75	1.875				
Darren Holmes, R (6, 1) ERA: 4.24	1.2		7	2	0	0	1	0	0	0	0	0	0	17	27	0.00	1.200				
Dan Plesac, L (8, 1) ERA: 3.76	1.0		5	1	0	0	0	0	0	0	0	0	0	10	14	0.00	1.000				

Batter	1	2	3	4	5	6	7	8	9	AB	R	H	RBI	BB	SO	LOB	TOP					
Pat Listach, S OBP: 0.360, SLG: 0.358 (1, 6)										4	1	2	2	1	2	0	Milwaukee Brewers @ Minnesota Twins Hubert H. Humphrey Metrodome, Minneapolis, MN Thu Jul 30 1992, 8:05 PM EDT Att: 33,457 - Dome - 70 F livebaseballscorecards.com					
Kevin Seitzer, R OBP: 0.339, SLG: 0.385 (1, 5)									4	0	1	0	1	0	2							
Paul Molitor, R OBP: 0.387, SLG: 0.475 (1, 3)									5	0	0	0	0	0	5							
Franklin Stubbs, L OBP: 0.290, SLG: 0.372 (1, 10)										4	0	1	1	0	1	2						
Robin Yount, R OBP: 0.317, SLG: 0.377 (1, 8)										4	0	1	0	0	1	2						
Darryl Hamilton, L OBP: 0.348, SLG: 0.406 (1, 7)										3	1	1	0	0	1	0						
Dante Bichette, R OBP: 0.347, SLG: 0.466 (1, 9)									4	1	3	0	0	1	1							
B.J. Surhoff, L OBP: 0.296, SLG: 0.330 (1, 2)										4	1	1	1	0	0	3						
Scott Fletcher, R OBP: 0.344, SLG: 0.387 (1, 4)										4	1	1	1	0	1	2						
Inning Stats	R: 0 E: 0 K: 2 S: 13	H: 1 LOB: 1 BB: 0 P: 19	R: 0 E: 0 K: 1 S: 9	H: 1 LOB: 1 BB: 0 P: 14	R: 1 E: 0 K: 1 S: 13	H: 2 LOB: 2 BB: 1 P: 25	R: 0 E: 0 K: 1 S: 9	H: 1 LOB: 1 BB: 0 P: 14	R: 0 E: 0 K: 0 S: 11	H: 0 LOB: 1 BB: 1 P: 18	R: 4 E: 0 K: 0 S: 14	H: 5 LOB: 1 BB: 0 P: 22	R: 0 E: 0 K: 0 S: 9	H: 0 LOB: 0 BB: 0 P: 15	R: 0 E: 0 K: 1 S: 7	H: 1 LOB: 0 BB: 0 P: 11	R: 0 E: 0 K: 1 S: 9	H: 0 LOB: 0 BB: 0 P: 12	1B: 8 2B: 3 3B: 0 HR: 0	SF: 0 SAC: 1 DP: 0 HBP: 0	WP: 0 PB: 0 SB: 3 CS: 1	PA: 39
PITCHER	IP WLS BF H R ER SO BB IBB HBP BLK WP HR S P ERA WHIP	IP WLS BF H R ER SO BB IBB HBP BLK WP HR S P ERA WHIP															IP WLS BF H R ER SO BB IBB HBP BLK WP HR S P ERA WHIP					
Willie Banks, R ERA: 4.62 (1, 1)	5.1 L 27 9 5 5 5 2 0 0 0 0 0 0 63 102 8.44 2.062	3.2 12 2 0 0 2 0 0 0 0 0 0 0 0 31 48 0.00 0.545																				
Carl Willis, R ERA: 3.55 (6, 1)																						

Batter	1	2	3	4	5	6	7	8	9	AB	R	H	RBI	BB	SO	LOB	BOTTOM			
Chuck Knoblauch, R OBP: 0.394, SLG: 0.378 (1, 4)										4	1	1	0	0	0	0	Milwaukee Brewers @ Minnesota Twins Hubert H. Humphrey Metrodome, Minneapolis, MN Thu Jul 30 1992, 8:05 PM EDT Att: 33,457 - Dome - 70 F livebaseballscorecards.com			
Shane Mack, R OBP: 0.390, SLG: 0.486 (1, 7)										4	1	3	2	0	0	0				
Kirby Puckett, R OBP: 0.364, SLG: 0.511 (1, 8)										4	0	0	0	0	0	2				
Kent Hrbek, L OBP: 0.381, SLG: 0.447 (1, 3)										4	0	0	0	0	0	1				
Chili Davis, S OBP: 0.377, SLG: 0.418 (1, 10)										4	0	1	0	0	0	0				
Brian Harper, R OBP: 0.341, SLG: 0.409 (1, 2)										3	0	1	0	0	0	1				
Pedro Munoz, R OBP: 0.309, SLG: 0.437 Randy Bush, L OBP: 0.282, SLG: 0.343 (7, 9)										2	0	0	0	0	0	1				
Mike Pagliarulo, L OBP: 0.171, SLG: 0.147 (1, 5)										3	0	0	0	0	0	1				
Greg Gagne, R OBP: 0.286, SLG: 0.344 (1, 6)										3	1	1	0	0	1	0				
Inning Stats	R: 0 E: 0 K: 0 S: 8	H: 1 LOB: 0 BB: 0 P: 13	R: 0 E: 0 K: 0 S: 6	H: 0 LOB: 0 BB: 0 P: 9	R: 0 E: 0 K: 0 S: 5	H: 0 LOB: 0 BB: 0 P: 10	R: 0 E: 0 K: 0 S: 8	H: 1 LOB: 1 BB: 0 P: 11	R: 2 E: 0 K: 0 S: 9	H: 3 LOB: 0 BB: 0 P: 14	R: 0 E: 0 K: 0 S: 4	H: 1 LOB: 0 BB: 0 P: 6	R: 0 E: 0 K: 1 S: 6	H: 0 LOB: 0 BB: 0 P: 8	R: 1 E: 0 K: 0 S: 8	H: 1 LOB: 0 BB: 0 P: 13	1B: 5 2B: 2 3B: 0 HR: 1	SF: 0 SAC: 0 DP: 2 HBP: 0	WP: 0 PB: 0 SB: 0 CS: 0	PA: 32
PITCHER	IP WLS BF H R ER SO BB IBB HBP BLK WP HR S P ERA WHIP	IP WLS BF H R ER SO BB IBB HBP BLK WP HR S P ERA WHIP															IP WLS BF H R ER SO BB IBB HBP BLK WP HR S P ERA WHIP			
Chris Bosio, R ERA: 3.84 (1, 1)	9.0 W 32 7 3 3 3 0 0 0 0 0 0 60 93 3.00 0.778																			

Batter	1	2	3	4	5	6	7	8	9	AB	R	H	RBI	BB	SO	LOB	TOP				
Pat Listach, S OBP: 0.361, SLG: 0.357 (1, 6)										4	0	1	0	1	2	2	Milwaukee Brewers @ Minnesota Twins Hubert H. Humphrey Metrodome, Minneapolis, MN Fri Jul 31 1992, 8:05 PM EDT Att: 33,814 - Dome - 70 F livebaseballscorecards.com				
Kevin Seitzer, R OBP: 0.340, SLG: 0.382 (1, 5)										3	0	0	0	2	0	3					
Paul Molitor, R OBP: 0.386, SLG: 0.472 (1, 10)										4	0	1	0	0	1	3					
Franklin Stubbs, L OBP: 0.291, SLG: 0.371 (8, PH)										3	0	1	0	0	2	3					
John Jaha, R OBP: 0.262, SLG: 0.309 (8, 3)										1	0	1	0	0	0	0					
Robin Yount, R OBP: 0.317, SLG: 0.374 (1, 8)										3	0	0	0	1	2	2					
Darryl Hamilton, L OBP: 0.350, SLG: 0.407 (1, 7)										4	1	2	0	0	0	2					
Dante Bichette, R OBP: 0.350, SLG: 0.470 (1, 9)										4	0	2	1	0	0	2					
B.J. Surhoff, L OBP: 0.295, SLG: 0.327 (1, 2)										3	0	0	0	1	0	2					
Scott Fletcher, R OBP: 0.340, SLG: 0.382 (9, PH)										3	0	0	0	0	0	1					
Greg Vaughn, R OBP: 0.284, SLG: 0.383 (9, PH)										1	0	0	0	0	1	2					
Inning Stats	R: 0 E: 0 K: 1 S: 9	H: 0 LOB: 1 BB: 1 P: 17	R: 0 E: 0 K: 0 S: 8	H: 0 LOB: 1 BB: 1 P: 12	R: 0 E: 0 K: 2 S: 14	H: 1 LOB: 2 BB: 1 P: 23	R: 1 E: 0 K: 0 S: 7	H: 2 LOB: 1 BB: 0 P: 11	R: 0 E: 0 K: 1 S: 10	H: 2 LOB: 1 BB: 0 P: 15	R: 0 E: 0 K: 0 S: 9	H: 1 LOB: 2 BB: 1 P: 14	R: 0 E: 0 K: 1 S: 9	H: 1 LOB: 0 BB: 0 P: 14	R: 0 E: 0 K: 2 S: 15	H: 1 LOB: 2 BB: 1 P: 27	1B: 7 2B: 1 3B: 0 HR: 0	SF: 0 SAC: 0 DP: 1 HBP: 0	WP: 0 PB: 0 SB: 3 CS: 1	PA: 38	
PITCHER	IP	WLS	BF	H	R	ER	SO	BB	IBB	HBP	BLK	WP	HR	S	P	ERA	WHIP				
Kevin Tapani, R ERA: 3.89 (1, 1)	7.0	W	30	6	1	1	5	4	0	0	0	0	0	64	101	1.29	1.429				
Mark Guthrie, L ERA: 2.95 (8, 1)	1.0		5	2	0	0	1	1	0	0	0	0	0	15	26	0.00	3.000				
Tom Edens, R ERA: 2.79 (9, 1)	1.0	S	3	0	0	0	2	0	0	0	0	0	0	9	15	0.00	0.000				

Batter	1	2	3	4	5	6	7	8	9	AB	R	H	RBI	BB	SO	LOB	BOTTOM				
Chuck Knoblauch, R OBP: 0.390, SLG: 0.374 (1, 4)										4	0	0	0	0	0	1	Milwaukee Brewers @ Minnesota Twins Hubert H. Humphrey Metrodome, Minneapolis, MN Fri Jul 31 1992, 8:05 PM EDT Att: 33,814 - Dome - 70 F livebaseballscorecards.com				
Shane Mack, R OBP: 0.391, SLG: 0.486 (1, 7)										4	0	2	0	0	1	1					
Randy Bush, L OBP: 0.392, SLG: 0.346 (1, 10)										2	0	1	0	1	0	1					
Pedro Munoz, R OBP: 0.307, SLG: 0.435 (8, PH)										1	0	0	0	0	0	0					
Kirby Puckett, R OBP: 0.361, SLG: 0.506 (1, 8)										4	0	0	0	0	1	4					
Kent Hrbek, L OBP: 0.379, SLG: 0.448 (1, 3)										4	1	1	0	0	2	0					
Brian Harper, R OBP: 0.344, SLG: 0.410 (1, 2)										2	1	1	0	1	0	0					
Gene Larkin, S OBP: 0.326, SLG: 0.363 (1, 9)										3	1	1	0	0	0	1					
Scott Leius, R OBP: 0.313, SLG: 0.352 (1, 5)										3	1	2	2	0	0	1					
Jeff Reboulet, R OBP: 0.346, SLG: 0.286 (7, PH)										2	0	0	0	0	1	1					
Chili Davis, S OBP: 0.378, SLG: 0.423 (7, PR)										1	0	1	2	0	0	0					
Greg Gagne, R OBP: 0.286, SLG: 0.344 (8, 6)										0	0	0	0	0	0	0					
Inning Stats	R: 0 E: 0 K: 0 S: 9	H: 1 LOB: 1 BB: 0 P: 14	R: 0 E: 0 K: 0 S: 10	H: 1 LOB: 0 BB: 0 P: 16	R: 0 E: 0 K: 1 S: 14	H: 2 LOB: 0 BB: 0 P: 20	R: 0 E: 0 K: 1 S: 8	H: 0 LOB: 0 BB: 0 P: 11	R: 0 E: 0 K: 0 S: 3	H: 0 LOB: 1 BB: 1 P: 7	R: 4 E: 0 K: 1 S: 17	H: 4 LOB: 1 BB: 1 P: 25	R: 0 E: 0 K: 2 S: 8	H: 0 LOB: 0 BB: 0 P: 13	R: 0 E: 0 K: 2 S: 8	H: 0 LOB: 0 BB: 0 P: 13	1B: 6 2B: 4 3B: 0 HR: 0	SF: 0 SAC: 0 DP: 2 HBP: 0	WP: 1 PB: 0 SB: 0 CS: 1	PA: 32	
PITCHER	IP	WLS	BF	H	R	ER	SO	BB	IBB	HBP	BLK	WP	HR	S	P	ERA	WHIP				
Bill Wegman, R ERA: 3.3 (1, 1)	6.0	L	27	9	4	4	2	2	0	0	0	0	0	63	97	6.00	1.833				
Mike Fetters, R ERA: 0.69 (7, 1)	1.0		2	0	0	0	1	0	0	0	0	1	0	6	7	0.00	0.000				
Jesse Orosco, L ERA: 3.28 (8, 1)	1.0		3	0	0	0	2	0	0	0	0	0	0	8	13	0.00	0.000				

Batter	1	2	3	4	5	6	7	8	9	AB	R	H	RBI	BB	SO	LOB	TOP									
Pat Listach, S OBP: 0.359, SLG: 0.353	G6-3		FC6-4 BB		G4-3			G4-3	K	4	0	0	0	1	1	2										
Kevin Seitzer, R OBP: 0.341, SLG: 0.381	K		K			2B BB		F8	3B 1B	4	2	1	0	1	2	2										
Paul Molitor, R OBP: 0.389, SLG: 0.487	G6-3		FC6-4			2B 1-H		1B 3B	3B 1B	5	1	3	4	0	0	2										
Dante Bichette, R OBP: 0.351, SLG: 0.473		G6-3 2B			G4-3			1B	G6-3	5	0	2	1	0	1	2										
Robin Yount, R OBP: 0.313, SLG: 0.369		K			K			F9		4	0	0	0	0	3	3										
Greg Vaughn, R OBP: 0.286, SLG: 0.381	G6-3					P6			WP S BB G6-3	2	1	0	0	2	0	2										
John Jaha, R OBP: 0.262, SLG: 0.293	G5-3				F7				1B S BB 3B	3	1	0	0	1	0	2										
B.J. Surhoff, L OBP: 0.292, SLG: 0.323					G4-3			G4-3	G6-3	4	0	0	1	0	0	1										
Scott Fletcher, R OBP: 0.343, SLG: 0.382					L9			G4-3	1B 3B BB	3	1	1	0	1	0	0										
Inning Stats	R: 0 E: 0 K: 1 S: 8	H: 0 LOB: 0 BB: 0 P: 11	R: 0 E: 0 K: 1 S: 10	H: 1 LOB: 1 BB: 0 P: 15	R: 0 E: 0 K: 1 S: 10	H: 1 LOB: 2 BB: 1 P: 19	R: 0 E: 0 K: 2 S: 9	H: 0 LOB: 1 BB: 1 P: 15	R: 0 E: 0 K: 0 S: 9	H: 0 LOB: 0 BB: 0 P: 15	R: 1 E: 0 K: 1 S: 14	H: 1 LOB: 1 BB: 1 P: 26	R: 0 E: 0 K: 0 S: 8	H: 0 LOB: 0 BB: 0 P: 11	R: 1 E: 0 K: 0 S: 13	H: 2 LOB: 1 BB: 0 P: 17	R: 4 E: 0 K: 1 S: 17	H: 2 LOB: 1 BB: 3 P: 36	1B: 3 2B: 2 HR: 0	SF: 0 SAC: 0 DP: 0 HBP: 0	WP: 1 PB: 0 SB: 3 CS: 3	PA: 40				
PITCHER	IP	WLS	BF	H	R	ER	SO	BB	IBB	HBP	BLK	WP	HR	S	P	ERA	WHIP									
John Smiley, L ERA: 3.33	(1, 1)	7.2	W	30	4	2	2	6	3	0	0	0	0	77	124	2.35	0.913									
Tom Edens, R ERA: 3.27	(8, 1)	0.2		6	1	3	3	0	3	0	0	0	1	0	10	24	40.50	6.000								
Paul Abbott, R ERA: 4.91	(9, 1)	0.2		4	2	1	1	1	0	0	0	0	0	0	11	17	13.50	3.000								

Milwaukee Brewers @ Minnesota Twins
Hubert H. Humphrey Metrodome, Minneapolis, MN

AB 34
R 6
H 7
RBI 6
BB 6
SO 7
LOB 16



Sat Aug 01 1992, 8:05 PM EDT
Att: 51,043 - Dome - 70 F

Batter	1	2	3	4	5	6	7	8	9	AB	R	H	RBI	BB	SO	LOB	BOTTOM								
Chuck Knoblauch, R OBP: 0.387, SLG: 0.370	G4-3		G1-4-3		FC5-4 CS			K		4	0	0	0	0	1	3									
Shane Mack, R OBP: 0.389, SLG: 0.484	K				K			G6-3	BB 1B	4	1	1	0	0	2	0									
Kent Hrbek, L OBP: 0.381, SLG: 0.450	F8				G4-3			2B	BB 1B HR BB	3	2	1	0	1	0	0									
Kirby Puckett, R OBP: 0.364, SLG: 0.511					G4-3			2B	BB HR BB 1B	4	1	3	2	0	0	0									
Chili Davis, S OBP: 0.377, SLG: 0.419	G6-4-3				E6 1B			G5-3	HR BB	3	2	0	0	1	0	2									
Brian Harper, R OBP: 0.346, SLG: 0.420	F9				1B 1B			L6	HR	4	2	2	4	0	0	1									
Gene Larkin, S OBP: 0.325, SLG: 0.366					F8			G6-3	F8	4	0	1	0	0	0	2									
Jeff Reboulet, R OBP: 0.346, SLG: 0.286										0	0	0	0	0	0	0									
Mike Pagliarulo, L OBP: 0.179, SLG: 0.158					G4-3			K	K	4	1	1	1	0	2	1									
Greg Gagne, R OBP: 0.288, SLG: 0.347					G6-3				G5-3	4	0	2	2	0	0	1									
Inning Stats	R: 0 E: 0 K: 1 S: 8	H: 0 LOB: 0 BB: 0 P: 12	R: 0 E: 0 K: 0 S: 11	H: 1 LOB: 0 BB: 0 P: 12	R: 0 E: 0 K: 0 S: 5	H: 1 LOB: 1 BB: 0 P: 8	R: 0 E: 0 K: 1 S: 7	H: 0 LOB: 0 BB: 0 P: 8	R: 3 E: 1 K: 0 S: 16	H: 3 LOB: 0 BB: 0 P: 21	R: 1 E: 0 K: 0 S: 7	H: 2 LOB: 1 BB: 0 P: 8	R: 0 E: 0 K: 2 S: 11	H: 1 LOB: 1 BB: 0 P: 14	R: 5 E: 0 K: 1 S: 13	H: 3 LOB: 2 BB: 2 P: 29	1B: 7 2B: 3 3B: 0 HR: 1	SF: 0 SAC: 0 DP: 1 HBP: 0	WP: 0 PB: 0 SB: 0 CS: 1	PA: 37					
PITCHER	IP	WLS	BF	H	R	ER	SO	BB	IBB	HBP	BLK	WP	HR	S	P	ERA	WHIP								
Jaime Navarro, R ERA: 3.46	(1, 1)	5.1	L	22	7	4	3	2	0	0	0	0	0	15	18	0.00	0.600								
Dan Plesac, L ERA: 3.65	(6, 1)	1.2		6	1	0	0	2	0	0	0	0	0	7	20	135.00	15.000								
Doug Henry, R ERA: 3.89	(8, 1)	0.1		6	3	5	5	0	2	0	0	0	1	7	20	135.00	15.000								
Darren Holmes, R ERA: 4.13	(8, 1)	0.2		2	0	0	0	1	0	0	0	0	0	6	9	0.00	0.000								

Milwaukee Brewers @ Minnesota Twins
Hubert H. Humphrey Metrodome, Minneapolis, MN

AB 34
R 9
H 11
RBI 9
BB 2
SO 5
LOB 10



Sat Aug 01 1992, 8:05 PM EDT
Att: 51,043 - Dome - 70 F

Batter	1	2	3	4	5	6	7	8	9	AB	R	H	RBI	BB	SO	LOB	TOP					
Pat Listach, S OBP: 0.360, SLG: 0.354	P1		1B			1B		G3		4	0	2	0	0	0	0						
Alex Diaz, S OBP: 0.287, SLG: 0.381	F8		G4-3			FC5-4			F9	4	0	0	0	0	0	2						
Paul Molitor, R OBP: 0.287, SLG: 0.483		BB							K	3	0	0	0	1	2	1						
Franklin Stubbs, L OBP: 0.286, SLG: 0.364	G4-3								G3	4	0	0	0	0	0	1						
Dante Bichette, R OBP: 0.350, SLG: 0.475									K	3	0	1	0	0	1	0						
Greg Vaughn, R OBP: 0.287, SLG: 0.381									2B	3	0	1	0	0	1	1						
Jim Gantner, L OBP: 0.276, SLG: 0.294									1B	3	0	0	0	0	0	2						
Tim McIntosh, R OBP: 0.239, SLG: 0.227									F9	3	0	0	0	0	0	1						
Scott Fletcher, R OBP: 0.339, SLG: 0.377									G4-3	3	0	0	0	0	1	0						
Inning Stats	R: 0 E: 0 K: 0 S: 9	H: 0 LOB: 1 BB: 1 P: 17	R: 0 E: 0 K: 1 S: 8	H: 0 LOB: 0 BB: 0 P: 14	R: 0 E: 0 K: 1 S: 9	H: 1 LOB: 1 BB: 0 P: 13	R: 0 E: 0 K: 1 S: 10	H: 0 LOB: 0 BB: 0 P: 17	R: 0 E: 0 K: 0 S: 6	H: 1 LOB: 0 BB: 0 P: 7	R: 0 E: 0 K: 0 S: 13	H: 1 LOB: 1 BB: 0 P: 20	R: 0 E: 0 K: 1 S: 7	H: 1 LOB: 1 BB: 0 P: 8	R: 0 E: 0 K: 1 S: 10	H: 0 LOB: 0 BB: 0 P: 12	R: 0 E: 0 K: 1 S: 7	H: 0 LOB: 0 BB: 0 P: 8	1B: 3 2B: 1 3B: 0 HR: 0	SF: 0 SAC: 0 DP: 1 HBP: 0	WP: 0 PB: 0 SB: 1 CS: 0	PA: 31
PITCHER Scott Erickson, R ERA: 3.57	IP: 9.0 WLS: W BF: 31 H: 4 R: 0 ER: 0 SO: 5 BB: 1 IBB: 0 HBP: 0 BLK: 0 WP: 0 HR: 0 S: 79 P: 116 ERA: 0.00 WHIP: 0.556															PITCHER	IP: 9.0 WLS: W BF: 31 H: 4 R: 0 ER: 0 SO: 5 BB: 1 IBB: 0 HBP: 0 BLK: 0 WP: 0 HR: 0 S: 79 P: 116 ERA: 0.00 WHIP: 0.556					

Milwaukee Brewers @ Minnesota Twins
Hubert H. Humphrey Metrodome, Minneapolis, MN

AB 30
R 0
H 4
RBI 0
BB 1
SO 5
LOB 8



WP: 0 PA: 31
PB: 0
SB: 1
CS: 0

Sun Aug 02 1992, 4:33 AM EDT
Att: 43,749 - Dome - 70 F

Batter	1	2	3	4	5	6	7	8	9	AB	R	H	RBI	BB	SO	LOB	BOTTOM					
Shane Mack, R OBP: 0.392, SLG: 0.485	BB SH1-3 1B	1B BB		G6-3						3	0	2	0	1	0	1						
Jeff Reboulet, R OBP: 0.363, SLG: 0.354	SH1-3								SH1-3	2	1	2	3	0	0	0						
Kent Hrbek, L OBP: 0.379, SLG: 0.445	BB BB	F7							G4-3	3	0	0	0	1	0	3						
Kirby Puckett, R OBP: 0.363, SLG: 0.508	K								G6-3	4	1	1	0	0	1	2						
Chili Davis, S OBP: 0.376, SLG: 0.415									K	3	0	0	0	1	1	1						
Pedro Munoz, R OBP: 0.307, SLG: 0.444	F9								K	4	1	1	2	0	1	3						
Mike Pagliarulo, L OBP: 0.186, SLG: 0.190									F8	4	0	1	0	0	0	0						
Lenny Webster, R OBP: 0.244, SLG: 0.272									L8	4	1	1	0	0	0	1						
Greg Gagne, R OBP: 0.288, SLG: 0.349									L8	4	1	1	0	0	0	2						
Inning Stats	R: 0 E: 0 K: 1 S: 10	H: 1 LOB: 3 BB: 2 P: 23	R: 1 E: 0 K: 0 S: 11	H: 2 LOB: 2 BB: 1 P: 24	R: 0 E: 0 K: 0 S: 5	H: 0 LOB: 0 BB: 0 P: 6	R: 0 E: 0 K: 0 S: 7	H: 1 LOB: 1 BB: 0 P: 12	R: 3 E: 0 K: 1 S: 12	H: 3 LOB: 0 BB: 0 P: 18	R: 1 E: 0 K: 0 S: 9	H: 2 LOB: 1 BB: 0 P: 16	R: 0 E: 0 K: 1 S: 7	H: 0 LOB: 0 BB: 0 P: 9	R: 0 E: 0 K: 0 S: 5	H: 0 LOB: 0 BB: 0 P: 7	R: 0 E: 0 K: 0 S: 5	H: 0 LOB: 0 BB: 0 P: 7	1B: 4 2B: 3 3B: 0 HR: 2	SF: 0 SAC: 2 DP: 0 HBP: 0	WP: 0 PB: 0 SB: 0 CS: 0	PA: 36
PITCHER Ricky Bones, R ERA: 5.07	IP: 5.1 WLS: L BF: 28 H: 9 R: 5 ER: 5 SO: 2 BB: 3 IBB: 0 HBP: 0 BLK: 0 WP: 0 HR: 2 S: 51 P: 92 ERA: 8.44 WHIP: 2.250															PITCHER	IP: 5.1 WLS: L BF: 28 H: 9 R: 5 ER: 5 SO: 2 BB: 3 IBB: 0 HBP: 0 BLK: 0 WP: 0 HR: 2 S: 51 P: 92 ERA: 8.44 WHIP: 2.250					
Darren Holmes, R ERA: 3.66	IP: 1.2 WLS: 0 BF: 5 H: 0 R: 0 ER: 0 SO: 1 BB: 0 IBB: 0 HBP: 0 BLK: 0 WP: 0 HR: 0 S: 10 P: 16 ERA: 0.00 WHIP: 0.000															PITCHER	IP: 1.2 WLS: 0 BF: 5 H: 0 R: 0 ER: 0 SO: 1 BB: 0 IBB: 0 HBP: 0 BLK: 0 WP: 0 HR: 0 S: 10 P: 16 ERA: 0.00 WHIP: 0.000					
Doug Henry, R ERA: 3.8	IP: 1.0 WLS: 0 BF: 3 H: 0 R: 0 ER: 0 SO: 0 BB: 0 IBB: 0 HBP: 0 BLK: 0 WP: 0 HR: 0 S: 5 P: 7 ERA: 0.00 WHIP: 0.000															PITCHER	IP: 1.0 WLS: 0 BF: 3 H: 0 R: 0 ER: 0 SO: 0 BB: 0 IBB: 0 HBP: 0 BLK: 0 WP: 0 HR: 0 S: 5 P: 7 ERA: 0.00 WHIP: 0.000					

Milwaukee Brewers @ Minnesota Twins
Hubert H. Humphrey Metrodome, Minneapolis, MN

AB 31
R 5
H 9
RBI 5
BB 3
SO 3
LOB 13



WP: 0 PA: 36
PB: 0
SB: 0
CS: 0

Sun Aug 02 1992, 4:33 AM EDT
Att: 43,749 - Dome - 70 F

Batter	1	2	3	4	5	6	7	8	9	AB	R	H	RBI	BB	SO	LOB	TOP								
Omar Vizquel, S OBP: 0.358, SLG: 0.381 (1, 6)										4	0	1	0	0	1	1	Seattle Mariners @ Milwaukee Brewers Milwaukee County Stadium, Milwaukee, WI Tue Aug 04 1992, 8:05 PM EDT Att: 20,213 - Cloudy - 70 F								
Greg Britley, L OBP: 0.270, SLG: 0.374 Henry Cotto, R OBP: 0.299, SLG: 0.371 Shane Turner, L OBP: 0.294, SLG: 0.367 (8, 7)										3	1	2	0	0	1	0									
Ken Griffey Jr., L OBP: 0.352, SLG: 0.533 (1, 8)										3	0	1	1	1	1	2									
Edgar Martinez, R OBP: 0.400, SLG: 0.546 (1, 5)										4	0	1	0	0	0	5									
Pete O'Brien, L OBP: 0.280, SLG: 0.386 (1, 10)										3	0	0	1	0	0	0									
Jay Buhner, R OBP: 0.318, SLG: 0.406 (1, 9)										4	0	0	0	0	1	1									
Tino Martinez, L OBP: 0.296, SLG: 0.384 (1, 3)											4	0	1	0	0	0									
Dave Valle, R OBP: 0.292, SLG: 0.365 (1, 2)											4	0	0	0	1	1									
Harold Reynolds, S OBP: 0.317, SLG: 0.331 (1, 4)										3	1	2	0	0	0	0									
Inning Stats	R: 0 E: 0 K: 2 S: 12	H: 1 LOB: 1 BB: 0 P: 17	R: 0 E: 0 K: 1 S: 7	H: 0 LOB: 0 BB: 0 P: 11	R: 0 E: 0 K: 1 S: 6	H: 0 LOB: 0 BB: 0 P: 10	R: 0 E: 0 K: 0 S: 4	H: 1 LOB: 0 BB: 0 P: 7	R: 0 E: 0 K: 0 S: 7	H: 0 LOB: 0 BB: 0 P: 11	R: 0 E: 0 K: 0 S: 4	H: 1 LOB: 0 BB: 0 P: 6	R: 1 E: 0 K: 1 S: 12	H: 2 LOB: 1 BB: 0 P: 17	R: 1 E: 0 K: 0 S: 22	H: 2 LOB: 2 BB: 2 P: 36	R: 0 E: 0 K: 0 S: 11	H: 1 LOB: 1 BB: 0 P: 18	1B: 6 2B: 3 3B: 0 HR: 0	SF: 1 SAC: 0 DP: 2 HBP: 0	WP: 1 PB: 0 SB: 0 CS: 0	PA: 35			
PITCHER	IP	WLS	BF	H	R	ER	SO	BB	IBB	HBP	BLK	WP	HR	S	P	ERA	WHIP								
Chris Bosio, R ERA: 3.72 Jesse Orosco, L ERA: 3.55 Mike Fetters, R ERA: 0.68 Doug Henry, R ERA: 3.69	(1, 1)	7.0	W	24	5	1	1	5	0	0	0	0	0	52	79	1.29	0.714								
	(8, 1)	0.2		4	2	1	1	0	0	0	0	0	0	15	20	13.50	3.000								
	(8, 1)	0.0		2	0	0	0	0	2	0	0	0	0	6	14	∞	∞								
	(8, 1)	1.1	S	5	1	0	0	0	0	0	0	0	0	12	20	0.00	0.750								

AB	32
R	2
H	8
RBI	2
BB	2
SO	5
LOB	10



Batter	1	2	3	4	5	6	7	8	9	AB	R	H	RBI	BB	SO	LOB	BOTTOM								
Pat Listach, S OBP: 0.356, SLG: 0.350 (1, 6)										4	0	0	0	0	0	3	Seattle Mariners @ Milwaukee Brewers Milwaukee County Stadium, Milwaukee, WI Tue Aug 04 1992, 8:05 PM EDT Att: 20,213 - Cloudy - 70 F								
Darryl Hamilton, L OBP: 0.348, SLG: 0.403 (1, 8)										3	0	0	0	1	0	0									
Paul Molitor, R OBP: 0.388, SLG: 0.486 (1, 3)										4	0	2	1	0	1	0									
Dante Bichette, R OBP: 0.345, SLG: 0.468 (1, 9)										4	0	0	0	0	0	4									
John Jaha, R OBP: 0.246, SLG: 0.274 (1, 10)										4	0	0	0	0	2	0									
Kevin Seitzer, R OBP: 0.342, SLG: 0.385 Alex Diaz, S (8, FR) Jim Gantner, L OBP: 0.276, SLG: 0.294 (9, 5)										4	1	2	0	0	0	0									
Greg Vaughn, R OBP: 0.289, SLG: 0.389 (1, 7)										3	2	1	1	1	0	1									
B.J. Surhoff, L OBP: 0.297, SLG: 0.324 (1, 2)										2	1	1	1	2	0	0									
Scott Fletcher, R OBP: 0.341, SLG: 0.376 (1, 4)										3	1	1	1	1	0	2									
Inning Stats	R: 0 E: 0 K: 0 S: 9	H: 1 LOB: 1 BB: 0 P: 14	R: 1 E: 0 K: 0 S: 13	H: 1 LOB: 2 BB: 2 P: 28	R: 0 E: 0 K: 0 S: 6	H: 0 LOB: 0 BB: 0 P: 8	R: 0 E: 0 K: 1 S: 8	H: 0 LOB: 0 BB: 0 P: 11	R: 0 E: 0 K: 0 S: 7	H: 0 LOB: 0 BB: 0 P: 9	R: 0 E: 0 K: 1 S: 13	H: 0 LOB: 0 BB: 0 P: 17	R: 4 E: 1 K: 0 S: 20	H: 4 LOB: 2 BB: 2 P: 33	R: 0 E: 0 K: 1 S: 10	H: 1 LOB: 2 BB: 1 P: 21	1B: 4 2B: 2 3B: 0 HR: 1	SF: 0 SAC: 0 DP: 1 HBP: 0	WP: 0 PB: 0 SB: 1 CS: 0	PA: 36					
PITCHER	IP	WLS	BF	H	R	ER	SO	BB	IBB	HBP	BLK	WP	HR	S	P	ERA	WHIP								
Brian Fisher, R ERA: 3.86 Rich DelLucia, R ERA: 6.4 Jeff Nelson, R ERA: 3.98	(1, 1)	6.1	L	26	4	4	4	2	3	0	0	0	0	62	99	5.68	1.105								
	(7, 1)	0.0		3	1	0	0	0	1	0	0	0	0	9	16	∞	∞								
	(7, 1)	1.2		7	2	1	0	1	0	1	0	0	0	15	26	0.00	1.200								



Batter	1	2	3	4	5	6	7	8	9	AB	R	H	RBI	BB	SO	LOB	TOP										
Omar Vizquel, S OBP: 0.360, SLG: 0.383 (1, 6)	G6-3			F7		FC4-6 1B		1B		4	0	2	0	0	0	0	Seattle Mariners @ Milwaukee Brewers Milwaukee County Stadium, Milwaukee, WI Wed Aug 05 1992, 8:05 PM EDT Att: 18,574 - Sunny - 74 F										
Greg Britley, L OBP: 0.285, SLG: 0.367 Shane Turner, L OBP: 0.286, SLG: 0.355 (1, 7) (7, 7)	G3-1			K		FC4-6 WP 1B 1-2		K		3	0	0	0	0	1	1											
Edgar Martinez, R OBP: 0.399, SLG: 0.543 (1, 5)	L9			1B		F8		K		4	1	1	0	0	1	2											
Ken Griffey Jr., L OBP: 0.354, SLG: 0.532 (1, 8)		G4-3		1B		WP 1B		F8		4	0	2	1	0	0	0											
Tino Martinez, L OBP: 0.293, SLG: 0.379 (1, 10)	L4			G6-3		G3		L7		4	0	0	0	0	0	3											
Jay Buhner, R OBP: 0.316, SLG: 0.401 (1, 9)	K				G4-3		P6	G6-3		4	0	0	0	0	1	0											
Pete O'Brien, L OBP: 0.277, SLG: 0.383 (1, 3)			G4-3		F8		F8			3	0	0	0	0	0	0											
Lance Parrish, R OBP: 0.309, SLG: 0.473 (1, 2)			F7				K			2	0	0	0	0	1	0											
Harold Reynolds, S OBP: 0.315, SLG: 0.328 (1, 4)			F7		F7			P6		3	0	0	0	0	0	1											
Inning Stats	R: 0 E: 0 K: 0 S: 8	H: 0 LOB: 0 BB: 0 P: 13	R: 0 E: 0 K: 1 S: 9	H: 0 LOB: 0 BB: 0 P: 14	R: 0 E: 0 K: 0 S: 8	H: 0 LOB: 0 BB: 0 P: 12	R: 1 E: 0 K: 1 S: 17	H: 2 LOB: 1 BB: 0 P: 23	R: 0 E: 0 K: 0 S: 11	H: 0 LOB: 1 BB: 0 P: 14	R: 0 E: 0 K: 1 S: 10	H: 0 LOB: 0 BB: 0 P: 15	R: 0 E: 0 K: 1 S: 9	H: 0 LOB: 0 BB: 0 P: 13	R: 0 E: 0 K: 2 S: 10	H: 1 LOB: 1 BB: 0 P: 13	R: 0 E: 0 K: 0 S: 5	H: 0 LOB: 0 BB: 0 P: 9	1B: 5 2B: 0 3B: 0 HR: 0	SF: 0 SAC: 0 DP: 0 HBP: 1	WP: 1 PB: 0 SB: 2 CS: 0	PA: 33					
PITCHER	IP	WLS	BF	H	R	ER	SO	BB	IBB	HBP	BLK	WP	HR	S	P	ERA	WHIP										
Bill Wegman, R ERA: 3.22 (1, 1)	7.0	W	26	4	1	1	3	0	0	1	0	1	0	72	104	1.29	0.571										
Jim Austin, R ERA: 2.43 (8, 1)	1.0		4	1	0	0	2	0	0	0	0	0	0	10	13	0.00	1.000										
Dan Plesac, L ERA: 3.59 (9, 1)	1.0		3	0	0	0	0	0	0	0	0	0	0	5	9	0.00	0.000										

Batter	1	2	3	4	5	6	7	8	9	AB	R	H	RBI	BB	SO	LOB	BOTTOM										
Pat Listach, S OBP: 0.363, SLG: 0.356 Jim Gantner, L OBP: 0.279, SLG: 0.297 (1, 6) (7, 4)	FC5-4 WP 1B	S 1B		BB 1B HBP		FC6-4 1B		FC5-4 1B		3	2	3	1	0	0	0	Seattle Mariners @ Milwaukee Brewers Milwaukee County Stadium, Milwaukee, WI Wed Aug 05 1992, 8:05 PM EDT Att: 18,574 - Sunny - 74 F										
Kevin Seitzer, R OBP: 0.343, SLG: 0.381 (1, 5)	FC5-4 BB	F9		1B BB		FC6-4		FC5-4 FC6-4		3	0	0	2	2	0	3											
Paul Moltzer, R OBP: 0.389, SLG: 0.483 (1, 3)	FC5-4 1B 1-2 2-3			G6-4-3 BB		F7		FC6-4		4	1	1	2	1	0	4											
Dante Bichette, R OBP: 0.340, SLG: 0.461 (1, 9)	K		K	K		G6-3				4	0	0	0	0	3	5											
Robin Yount, R OBP: 0.313, SLG: 0.368 (1, 8)	S 1B 2H		G6-4-3		K		F9			4	1	1	1	0	1	1											
Greg Vaughn, R OBP: 0.291, SLG: 0.389 (1, 7)	1B			F8		K		BB		3	0	1	1	1	1	0											
John Jaha, R OBP: 0.233, SLG: 0.258 (1, 10)	F9			K		G5-3		F8		4	0	0	0	0	1	2											
B.J. Surhoff, L OBP: 0.302, SLG: 0.325 (1, 2)		FC5-4 BB		HBP S BB BB		1B S 1B		G4-3		2	2	1	0	2	0	1											
Scott Fletcher, R OBP: 0.344, SLG: 0.376 (1, 4) (7, 6)	FC5-4 CS			BB HBP 1B BB		1B S FC6-4 1B		G5-3		3	2	1	0	1	0	1											
Inning Stats	R: 3 E: 0 K: 1 S: 18	H: 3 LOB: 1 BB: 1 P: 32	R: 0 E: 0 K: 0 S: 11	H: 1 LOB: 1 BB: 1 P: 20	R: 0 E: 0 K: 1 S: 5	H: 0 LOB: 0 BB: 1 P: 11	R: 3 E: 0 K: 2 S: 17	H: 1 LOB: 2 BB: 3 P: 37	R: 0 E: 0 K: 2 S: 10	H: 0 LOB: 0 BB: 0 P: 17	R: 2 E: 0 K: 0 S: 11	H: 3 LOB: 1 BB: 0 P: 20	R: 0 E: 0 K: 0 S: 8	H: 0 LOB: 1 BB: 1 P: 15	R: 0 E: 0 K: 0 S: 11	H: 1 LOB: 1 BB: 0 P: 16	1B: 9 2B: 0 3B: 0 HR: 0	SF: 0 SAC: 0 DP: 1 HBP: 1	WP: 2 PB: 0 SB: 6 CS: 1	PA: 39							
PITCHER	IP	WLS	BF	H	R	ER	SO	BB	IBB	HBP	BLK	WP	HR	S	P	ERA	WHIP										
Randy Johnson, L ERA: 4.52 (6, 1)	1.0		3	0	0	0	0	0	0	0	0	0	0	5	9	0.00	0.000										
Dennis Powell, L ERA: 5.57 (7, 1)	1.0		4	0	0	0	0	1	0	0	0	0	0	8	15	0.00	1.000										
Russ Swan, L ERA: 4.74 (8, 1)	1.0		4	1	0	0	0	0	0	0	0	0	0	11	16	0.00	1.000										

AB	32
R	1
H	5
RBI	1
BB	0
SO	5
LOB	8



AB	31
R	8
H	9
RBI	7
BB	7
SO	6
LOB	17



Batter	1	2	3	4	5	6	7	8	9	AB	R	H	RBI	BB	SO	LOB	TOP										
Omar Vizquel, S OBP: 0.354, SLG: 0.376	L9		G6-3		G4-3		G4-3		K	5	0	0	0	0	1	0											
Edgar Martinez, R OBP: 0.405, SLG: 0.551	G5-3 WP		1B		2B			1B		4	1	4	0	0	0	0											
Ken Griffey Jr., L OBP: 0.353, SLG: 0.528	G5-3		F8		IBB			F8		3	0	0	0	1	0	3											
Kevin Mitchell, R OBP: 0.333, SLG: 0.410	2H BB				G6-3		G6-3		1B	3	0	1	0	1	0	2											
Tino Martinez, L OBP: 0.295, SLG: 0.380	K				1B		G5-4-3 1B		K	4	0	2	0	0	2	3											
Jay Buhner, R OBP: 0.315, SLG: 0.399			G6-4-3 1B		K		G5-4-3 1-2		K	4	0	1	0	0	2	4											
Shane Turner, L OBP: 0.333, SLG: 0.429			G6-4-3 1-2		FC6-4 1B		CS 1B		G4-3 SF8 2B	4	1	3	0	0	0	1											
Dave Valle, R OBP: 0.289, SLG: 0.361					FC6-4		CS		G4-3	3	0	0	0	0	1	2											
Greg Briley, L OBP: 0.253, SLG: 0.364			K		1-2		1-2		G1-3	1	0	0	0	0	0	1											
Harold Reynolds, S OBP: 0.313, SLG: 0.325									G4-3	3	0	0	0	0	0	0											
Pete O'Brien, L OBP: 0.277, SLG: 0.383			G3-1				F8		SF8	0	0	0	1	0	0	0											
Inning Stats	R: 1 E: 0 K: 1 S: 11	H: 1 LOB: 1 BB: 1 P: 20	R: 0 E: 0 K: 1 S: 6	H: 1 LOB: 0 BB: 0 P: 8	R: 0 E: 0 K: 0 S: 10	H: 1 LOB: 1 BB: 0 P: 14	R: 0 E: 0 K: 1 S: 9	H: 2 LOB: 2 BB: 0 P: 14	R: 0 E: 0 K: 0 S: 8	H: 1 LOB: 2 BB: 1 P: 18	R: 0 E: 0 K: 0 S: 5	H: 0 LOB: 0 BB: 0 P: 6	R: 0 E: 0 K: 2 S: 12	H: 2 LOB: 2 BB: 0 P: 18	R: 1 E: 0 K: 1 S: 9	H: 1 LOB: 0 BB: 0 P: 12	1B: 9 2B: 2 3B: 0 HR: 0	SF: 1 SAC: 0 DP: 2 HBP: 0	WP: 2 PB: 0 SB: 0 CS: 1	PA: 38							
PITCHER	IP	WLS	BF	H	R	ER	SO	BB	IBB	HBP	BLK	WP	HR	S	P	ERA	WHIP										
Jaime Navarro, R ERA: 3.36	(1, 1)	7.1	W	31	10	1	1	3	1	1	0	0	0	63	101	1.23	1.500										
Jesse Orosco, L ERA: 3.51	(8, 1)	0.1		1	0	0	0	1	0	0	0	0	0	4	5	0.00	0.000										
Mike Fetters, R ERA: 0.67	(8, 1)	0.1		1	0	0	0	1	0	0	0	0	0	3	5	0.00	0.000										
Doug Henry, R ERA: 3.8	(9, 1)	1.0	S	4	1	1	1	1	0	0	0	0	0	9	12	9.00	1.000										

Seattle Mariners @ Milwaukee Brewers
Milwaukee County Stadium, Milwaukee, WI
Thu Aug.06 1992, 4:33 AM EDT
Att: 25,427 - Cloudy - 74 F


AB 34
R 2
H 11
RBI 1
BB 2
SO 6
LOB 16



Batter	1	2	3	4	5	6	7	8	9	AB	R	H	RBI	BB	SO	LOB	BOTTOM										
Pat Listach, S OBP: 0.364, SLG: 0.358	F7 G5-3 1B		G3		G6-3					4	1	2	0	0	0	0											
Darryl Hamilton, L OBP: 0.348, SLG: 0.401	G5-3 F7 1B		G6-3		G6-3					4	0	1	0	0	0	2											
Paul Molitor, R OBP: 0.389, SLG: 0.482	F7						S HBP E 1B		G5-3	3	1	1	0	1	0	4											
Dante Bichette, R OBP: 0.339, SLG: 0.456	G5-3		F9				S HBP E		G6-3	3	1	0	1	0	0	2											
Robin Yount, R OBP: 0.312, SLG: 0.367	G5-3						F7		E S 1B	4	1	1	0	0	1	3											
Kevin Seitzer, R OBP: 0.344, SLG: 0.381			F9		G6-3 BB		F9		1B 1B 1B	3	0	1	1	1	0	0											
John Jaha, R OBP: 0.247, SLG: 0.286					G6-3		F9		1B 1B	4	0	2	0	0	0	1											
B.J. Surhoff, L OBP: 0.304, SLG: 0.327			F8		G1-6-3				G4-6-3 1B	4	0	2	0	0	0	2											
Jim Gantner, L OBP: 0.279, SLG: 0.296			G4-3						G4-6-3	4	0	1	0	0	0	4											
Inning Stats	R: 1 E: 0 K: 0 S: 14	H: 2 LOB: 1 BB: 0 P: 18	R: 0 E: 0 K: 0 S: 7	H: 1 LOB: 1 BB: 0 P: 9	R: 0 E: 0 K: 1 S: 9	H: 0 LOB: 1 BB: 1 P: 14	R: 0 E: 0 K: 1 S: 8	H: 0 LOB: 1 BB: 1 P: 15	R: 0 E: 0 K: 0 S: 6	H: 0 LOB: 0 BB: 0 P: 7	R: 2 E: 1 K: 0 S: 8	H: 1 LOB: 0 BB: 0 P: 16	R: 0 E: 0 K: 0 S: 12	H: 3 LOB: 2 BB: 0 P: 17	R: 1 E: 0 K: 0 S: 12	H: 4 LOB: 2 BB: 0 P: 19	1B: 10 2B: 1 3B: 0 HR: 0	SF: 0 SAC: 0 DP: 1 HBP: 1	WP: 0 PB: 0 SB: 3 CS: 0	PA: 36							
PITCHER	IP	WLS	BF	H	R	ER	SO	BB	IBB	HBP	BLK	WP	HR	S	P	ERA	WHIP										
Mark Grant, R ERA: 3.56	(1, 1)	7.1	L	34	10	4	3	1	0	0	0	0	0	71	108	3.68	1.636										
Shawn Barton, L ERA:	(8, 1)	0.2		2	1	0	0	0	0	0	0	0	0	5	7	0.00	1.500										

Seattle Mariners @ Milwaukee Brewers
Milwaukee County Stadium, Milwaukee, WI
Thu Aug.06 1992, 4:33 AM EDT
Att: 25,427 - Cloudy - 74 F

AB 33
R 4
H 11
RBI 2
BB 2
SO 1
LOB 18



Batter	1	2	3	4	5	6	7	8	9	AB	R	H	RBI	BB	SO	LOB	TOP										
Chuck Knoblauch R (1,4) OBP: 0.379, SLG: 0.370	L9		F7			F9		F9		4	0	0	0	0	0	2	Minnesota Twins @ Milwaukee Brewers Milwaukee County Stadium, Milwaukee, WI Sat Aug 08 1992, 4:33 AM EDT Cloudy - 81 F										
Jeff Reboulet R (1,6) OBP: 0.330, SLG: 0.315	P2			G6-3		F9		G6-3		3	0	0	0	0	0	0											
Randy Bush L (8,PH) OBP: 0.278, SLG: 0.327										0	0	0	0	0	0	0											
Greg Gagne R (8,PH) OBP: 0.289, SLG: 0.346										1	0	0	0	0	0	1											
Kirby Puckett R (1,8) OBP: 0.366, SLG: 0.505						G2-3		K		4	0	2	0	0	1	1											
Kent Hrbek L (1,3) OBP: 0.378, SLG: 0.433										1	0	0	0	2	0	0											
Pedro Munoz R (9,PH) OBP: 0.307, SLG: 0.445										1	0	0	0	0	0	0											
Shane Mack R (1,7) OBP: 0.400, SLG: 0.490										4	0	1	0	0	1	2											
Chili Davis S (1,10) OBP: 0.372, SLG: 0.405										4	0	0	0	0	1	4											
Lenny Webster R (1,2) OBP: 0.236, SLG: 0.262										2	0	0	0	0	0	0											
Brian Harper R (7,PH) OBP: 0.347, SLG: 0.430										1	0	0	0	0	0	2											
Gene Larkin S (1,9) OBP: 0.325, SLG: 0.377										3	0	0	0	0	0	2											
Scott Leius R (1,5) OBP: 0.319, SLG: 0.354										1	0	0	0	2	0	0											
Inning Stats	R: 0 E: 0 K: 0 S: 12	H: 1 LOB: 0 BB: 0 P: 20	R: 0 E: 0 K: 1 S: 5	H: 0 LOB: 0 BB: 0 P: 8	R: 0 E: 0 K: 0 S: 7	H: 0 LOB: 1 BB: 1 P: 15	R: 0 E: 0 K: 0 S: 12	H: 1 LOB: 2 BB: 1 P: 19	R: 0 E: 0 K: 0 S: 5	H: 0 LOB: 0 BB: 0 P: 7	R: 0 E: 0 K: 0 S: 7	H: 0 LOB: 0 BB: 0 P: 13	R: 0 E: 0 K: 1 S: 9	H: 1 LOB: 2 BB: 1 P: 19	R: 0 E: 0 K: 1 S: 8	H: 0 LOB: 1 BB: 1 P: 14	R: 0 E: 0 K: 0 S: 4	H: 0 LOB: 0 BB: 0 P: 5	1B: 3 2B: 0 3B: 0 HR: 0	SF: 0 SAC: 0 DP: 0 HBP: 0	WP: 0 PB: 0 SB: 0 CS: 1	PA: 34					
PITCHER	IP	WLS	BF	H	R	ER	SO	BB	IBB	HBP	BLK	WP	HR	S	P	ERA	WHIP										
21 Cal Eldred R (1,1) ERA: 2.55	7.0	W	27	3	0	0	2	4	0	0	0	0	0	57	105	0.00	1.000										
Jim Austin R (8,1) ERA: 2.41	0.1		1	0	0	0	0	0	0	0	0	0	0	2	3	0.00	0.000										
Jesse Orosco L (8,1) ERA: 3.29	1.2		5	0	0	0	1	0	0	0	0	0	0	10	12	0.00	0.000										

Batter	1	2	3	4	5	6	7	8	9	AB	R	H	RBI	BB	SO	LOB	BOTTOM										
Pat Listach S (1,6) OBP: 0.362, SLG: 0.355	B1-3		G6-3		SH1-3			K		3	0	0	0	0	1	0	Minnesota Twins @ Milwaukee Brewers Milwaukee County Stadium, Milwaukee, WI Sat Aug 08 1992, 4:33 AM EDT Cloudy - 81 F										
Darryl Hamilton L (1,8) OBP: 0.350, SLG: 0.402	G6-3		G6-3		S		S			4	0	2	1	0	0	0											
Paul Moltor R (1,3) OBP: 0.393, SLG: 0.484					F8					3	1	2	0	1	0	1											
Dante Bichette R (1,9) OBP: 0.338, SLG: 0.457	P3				K		L7			4	1	1	0	0	1	4											
Robin Yount R (1,10) OBP: 0.314, SLG: 0.372					SF9					3	0	2	1	0	0	0											
Kevin Seitzer R (1,5) OBP: 0.342, SLG: 0.378					SH1-4		G3			3	0	0	1	0	0	3											
Greg Vaughn R (1,7) OBP: 0.291, SLG: 0.385					K					3	0	0	0	1	2	1											
B.J. Surhoff L (1,2) OBP: 0.305, SLG: 0.325					G1-3		L8			2	1	0	0	1	0	3											
Jim Gantner L (1,4) OBP: 0.279, SLG: 0.301					G6-3		F7			3	1	1	1	0	0	0											
Inning Stats	R: 0 E: 0 K: 0 S: 5	H: 1 LOB: 1 BB: 0 P: 7	R: 0 E: 1 K: 1 S: 8	H: 0 LOB: 1 BB: 0 P: 12	R: 0 E: 0 K: 0 S: 8	H: 0 LOB: 0 BB: 0 P: 12	R: 2 E: 0 K: 1 S: 11	H: 2 LOB: 0 BB: 0 P: 17	R: 2 E: 0 K: 1 S: 18	H: 2 LOB: 1 BB: 1 P: 27	R: 0 E: 0 K: 0 S: 8	H: 1 LOB: 1 BB: 1 P: 13	R: 0 E: 0 K: 1 S: 10	H: 1 LOB: 2 BB: 1 P: 20	R: 0 E: 0 K: 0 S: 5	H: 1 LOB: 0 BB: 0 P: 6		1B: 5 2B: 3 3B: 0 HR: 0	SF: 1 SAC: 2 DP: 1 HBP: 0	WP: 0 PB: 0 SB: 2 CS: 1	PA: 34						
PITCHER	IP	WLS	BF	H	R	ER	SO	BB	IBB	HBP	BLK	WP	HR	S	P	ERA	WHIP										
Scott Erickson R (1,1) ERA: 3.85	7.0	L	31	7	4	4	4	3	0	0	0	0	0	5	6	0.00	1.000										
Carl Willis R (8,1) ERA: 3.35	1.0		3	1	0	0	0	0	0	0	0	0	0	5	6	0.00	1.000										

Batter	1	2	3	4	5	6	7	8	9	AB	R	H	RBI	BB	SO	LOB	TOP				
Shane Mack, R OBP: 0.401, SLG: 0.493	G6-3 2B		K	K			K			4	0	2	0	0	2	0	Minnesota Twins @ Milwaukee Brewers Milwaukee County Stadium, Milwaukee, WI Sat Aug 08 1992, 8:05 PM EDT Att: 52,434 - Cloudy - 82 F				
Chuck Knoblauch, R OBP: 0.380, SLG: 0.370	F9		K			FC2-6 BB	FC6-4 1B			3	0	1	0	1	1	2					
Kirby Puckett, R OBP: 0.365, SLG: 0.501	G6-3				FC2-6 1B		FC6-4			3	0	0	0	1	0	3					
Kent Hrbek, L OBP: 0.377, SLG: 0.430	G4-3						G5-4-3 1B			4	0	1	0	0	0	3					
Pedro Munoz, R OBP: 0.310, SLG: 0.449		FC6-5 WP 1B			G4-3 1B		G5-4-3		G4-3	4	1	2	0	0	0	2					
Brian Harper, R OBP: 0.343, SLG: 0.425	FC6-5 FC4-6				G4-3		F8		K	4	0	0	0	0	1	2					
Randy Bush, L OBP: 0.281, SLG: 0.330 Chili Davis, S OBP: 0.372, SLG: 0.404 (6, PH)	FC4-6				HR		G6-4-3 BB		G6-3	2	1	1	1	0	0	1					
Greg Gagne, R OBP: 0.288, SLG: 0.354	P3				HR		G6-4-3		G6-3	4	1	1	2	0	0	2					
Mike Pagliarulo, L OBP: 0.193, SLG: 0.196			L9		P3		G4-3		G4-3	4	0	0	0	0	0	0					
Inning Stats	R: 0 E: 0 K: 0 S: 8	H: 1 LOB: 1 BB: 0 P: 9	R: 0 E: 0 K: 0 S: 8	H: 1 LOB: 1 BB: 0 P: 12	R: 0 E: 0 K: 1 S: 12	H: 1 LOB: 2 BB: 1 P: 20	R: 3 E: 0 K: 1 S: 11	H: 3 LOB: 0 BB: 0 P: 16	R: 0 E: 0 K: 0 S: 9	H: 0 LOB: 1 BB: 1 P: 16	R: 0 E: 0 K: 1 S: 8	H: 1 LOB: 1 BB: 0 P: 11	R: 0 E: 0 K: 1 S: 6	H: 0 LOB: 0 BB: 0 P: 10	R: 0 E: 0 K: 0 S: 7	H: 0 LOB: 0 BB: 0 P: 12	1B: 5 2B: 2 3B: 0 HR: 1	SF: 0 SAC: 0 DP: 2 HBP: 0	WP: 1 PB: 0 SB: 1 CS: 0	PA: 36	
PITCHER	IP	WLS	BF	H	R	ER	SO	BB	IBB	HBP	BLK	WP	HR	S	P	ERA	WHIP				
Ricky Bones, R ERA: 5.15	3.1	L	17	6	3	3	1	1	0	0	0	1	1	35	52	8.10	2.100				
Bruce Ruffin, L ERA: 6.17	3.1		12	2	0	0	2	2	0	0	0	0	0	24	40	0.00	1.200				
Darren Holmes, R ERA: 3.54	2.1		7	0	0	0	1	0	0	0	0	0	0	15	24	0.00	0.000				

Batter	1	2	3	4	5	6	7	8	9	AB	R	H	RBI	BB	SO	LOB	BOTTOM					
Pat Listach, S OBP: 0.360, SLG: 0.353	L4 SH1-3 1B		F9			G5-3		G5-3		4	0	1	0	0	0	0	Minnesota Twins @ Milwaukee Brewers Milwaukee County Stadium, Milwaukee, WI Sat Aug 08 1992, 8:05 PM EDT Att: 52,434 - Cloudy - 82 F					
Kevin Seitzer, R OBP: 0.340, SLG: 0.375	SH1-3			P4		F9			K	3	0	0	0	0	1	0						
Paul Moltor, R OBP: 0.394, SLG: 0.484	L4			S		S			F9	4	0	2	0	0	0	1						
Dante Bichette, R OBP: 0.333, SLG: 0.450		G6-3		F7		P3			F7	4	0	0	0	0	0	2						
Robin Yount, R OBP: 0.312, SLG: 0.369		F8		P4			L9			3	0	0	0	0	0	1						
John Jaha, R OBP: 0.250, SLG: 0.288			K			FC5-4 1B			K	3	0	1	0	0	2	0						
Greg Vaughn, R OBP: 0.291, SLG: 0.394				HR		FC5-4			K	3	1	1	1	0	1	1						
Tim McIntosh, R OBP: 0.230, SLG: 0.217			P6			P6			K	3	0	0	0	0	1	1						
Scott Fletcher, R OBP: 0.340, SLG: 0.371			P4			G6-3			G6-3	3	0	0	0	0	0	1						
Inning Stats	R: 0 E: 0 K: 0 S: 3	H: 1 LOB: 0 BB: 0 P: 4	R: 0 E: 0 K: 1 S: 7	H: 0 LOB: 0 BB: 0 P: 11	R: 1 E: 0 K: 0 S: 8	H: 1 LOB: 0 BB: 0 P: 9	R: 0 E: 0 K: 0 S: 9	H: 1 LOB: 1 BB: 0 P: 17	R: 0 E: 0 K: 0 S: 10	H: 1 LOB: 1 BB: 0 P: 15	R: 0 E: 0 K: 0 S: 15	H: 1 LOB: 1 BB: 0 P: 22	R: 0 E: 0 K: 2 S: 9	H: 0 LOB: 0 BB: 0 P: 13	R: 0 E: 0 K: 1 S: 14	H: 0 LOB: 0 BB: 0 P: 19	R: 0 E: 0 K: 1 S: 11	H: 0 LOB: 0 BB: 0 P: 15	1B: 4 2B: 1 3B: 0 HR: 1	SF: 0 SAC: 1 DP: 1 HBP: 0	WP: 0 PB: 0 SB: 3 CS: 0	PA: 31
PITCHER	IP	WLS	BF	H	R	ER	SO	BB	IBB	HBP	BLK	WP	HR	S	P	ERA	WHIP					
Bill Krueger, L ERA: 3.58	6.0	W	22	5	1	1	1	0	0	0	0	0	0	52	78	1.50	0.833					
Mark Guthrie, L ERA: 3.24	2.0		6	0	0	0	3	0	0	0	0	0	0	23	32	0.00	0.000					
Rick Aguilera, R ERA: 3.09	1.0	S	3	0	0	0	1	0	0	0	0	0	0	11	15	0.00	0.000					

AB	33
R	3
H	8
RBI	3
BB	3
SO	4
LOB	15




AB	30
R	1
H	5
RBI	1
BB	0
SO	5
LOB	7




Batter	1	2	3	4	5	6	7	8	9	AB	R	H	RBI	BB	SO	LOB	TOP											
Shane Mack, R OBP: 0.400, SLG: 0.491	P5		L9		1B		K			4	1	1	0	0	1	3	Minnesota Twins @ Milwaukee Brewers Milwaukee County Stadium, Milwaukee, WI Sun Aug 09 1992, 4:33 AM EDT Att: 35,860 - Sunny - 82 F											
Chuck Knoblauch, R OBP: 0.379, SLG: 0.369	F8		G5-3		1B		FC5-2			4	0	1	0	0	0	3												
Kent Hrbek, L OBP: 0.378, SLG: 0.429				L4			G3-1			3	0	1	1	1	0	2												
Kirby Puckett, R OBP: 0.364, SLG: 0.498	P6			B1-3 1B HBP				G4-3		3	1	0	0	0	3													
Chili Davis, S OBP: 0.369, SLG: 0.399		G3-1		B1-3		G3		L5		4	0	0	0	0	1													
Brian Harper, R OBP: 0.342, SLG: 0.423	L7					G6-3		G1-3		4	0	1	1	0	0													
Pedro Munoz, R OBP: 0.307, SLG: 0.445									G3-1	3	0	0	0	0	2	1												
Gene Larkin, S OBP: 0.324, SLG: 0.376										1	0	0	0	0	0	0												
Mike Pagliarulo, L OBP: 0.197, SLG: 0.200			G4-3			F8		G4-3		4	0	1	0	0	0	0												
Greg Gagne, R OBP: 0.292, SLG: 0.355										2	0	1	0	1	0	0												
Randy Bush, L OBP: 0.279, SLG: 0.328										1	0	0	0	0	1	0												
Inning Stats	R: 0 E: 0 K: 0 S: 8	H: 0 LOB: 1 BB: 1 P: 14	R: 0 E: 0 K: 1 S: 11	H: 0 LOB: 0 BB: 0 P: 16	R: 0 E: 0 K: 0 S: 8	H: 0 LOB: 1 BB: 1 P: 14	R: 1 E: 0 K: 1 S: 11	H: 1 LOB: 1 BB: 0 P: 17	R: 1 E: 0 K: 0 S: 10	H: 3 LOB: 2 BB: 0 P: 14	R: 0 E: 0 K: 0 S: 3	H: 0 LOB: 0 BB: 0 P: 4	R: 0 E: 0 K: 1 S: 10	H: 2 LOB: 2 BB: 0 P: 15	R: 0 E: 0 K: 0 S: 6	H: 0 LOB: 0 BB: 0 P: 9	R: 0 E: 0 K: 1 S: 9	H: 0 LOB: 0 BB: 0 P: 14	1B: 6 2B: 0 3B: 0 HR: 0	SF: 0 SAC: 0 DP: 0 HBP: 1	WP: 0 PB: 0 SB: 1 CS: 0	PA: 36						
PITCHER	IP	WLS	BF	H	R	ER	SO	BB	IBB	HBP	BLK	WP	HR	S	P	ERA	WHIP											
Chris Bosio, R ERA: 3.67	(1, 1)	7.0	W	30	6	2	2	3	2	0	1	0	0	0	61	94	2.57	1.143										
Mike Fetters, R ERA: 0.95	(8, 1)	1.0	S	3	0	0	0	0	0	0	0	0	0	6	9	0.00	0.000											
Doug Henry, R ERA: 3.72	(9, 1)	1.0	S	3	0	0	0	1	0	0	0	0	0	9	14	0.00	0.000											

Batter	1	2	3	4	5	6	7	8	9	AB	R	H	RBI	BB	SO	LOB	BOTTOM										
Pat Listach, S OBP: 0.359, SLG: 0.352	G6-3		F9		G4-3		G6-4-3 1B			4	0	1	1	0	0	2	Minnesota Twins @ Milwaukee Brewers Milwaukee County Stadium, Milwaukee, WI Sun Aug 09 1992, 4:33 AM EDT Att: 35,860 - Sunny - 82 F										
Kevin Seitzer, R OBP: 0.341, SLG: 0.377						F9		G6-4-3		3	1	1	0	1	0	3											
Jim Gantner, L OBP: 0.279, SLG: 0.301	WP SF7 2B									0	0	0	0	0	0	0											
Paul Molitor, R OBP: 0.390, SLG: 0.480	SF7					P3				3	1	0	1	0	1	1											
Dante Bichette, R OBP: 0.336, SLG: 0.449	P3									3	0	1	0	1	0	0											
Robin Yount, R OBP: 0.311, SLG: 0.366										3	0	0	0	1	2	1											
Darryl Hamilton, L OBP: 0.346, SLG: 0.397										4	0	0	1	0	0	2											
Greg Vaughn, R OBP: 0.293, SLG: 0.395										4	2	2	0	0	0	2											
B.J. Surhoff, L OBP: 0.310, SLG: 0.330										4	0	3	0	0	0	0											
Scott Fletcher, R OBP: 0.342, SLG: 0.373										4	0	2	1	0	0	1											
Inning Stats	R: 1 E: 0 K: 0 S: 9	H: 1 LOB: 0 BB: 0 P: 15	R: 1 E: 1 K: 1 S: 12	H: 3 LOB: 2 BB: 0 P: 19	R: 1 E: 0 K: 0 S: 10	H: 1 LOB: 2 BB: 2 P: 20	R: 0 E: 0 K: 0 S: 5	H: 0 LOB: 0 BB: 0 P: 8	R: 0 E: 0 K: 0 S: 8	H: 0 LOB: 1 BB: 1 P: 15	R: 1 E: 0 K: 0 S: 17	H: 4 LOB: 2 BB: 0 P: 28	R: 0 E: 0 K: 2 S: 8	H: 0 LOB: 0 BB: 0 P: 12	R: 0 E: 0 K: 0 S: 6	H: 1 LOB: 1 BB: 0 P: 7	1B: 9 2B: 1 3B: 0 HR: 0	SF: 1 SAC: 0 DP: 1 HBP: 0	WP: 1 PB: 0 SB: 0 CS: 0	PA: 36							
PITCHER	IP	WLS	BF	H	R	ER	SO	BB	IBB	HBP	BLK	WP	HR	S	P	ERA	WHIP										
David West, L ERA: 7.04	(1, 1)	5.1	L	26	7	4	4	1	0	0	0	0	0	52	89	6.75	1.875										
Tom Edens, R ERA: 2.95	(6, 1)	2.2		10	3	0	0	2	0	0	0	0	0	23	35	0.00	1.125										

AB 33
R 2
H 6
RBI 2
BB 2
SO 4
LOB 13



AB 32
R 4
H 10
RBI 4
BB 3
SO 3
LOB 12



Batter	1	2	3	4	5	6	7	8	9	AB	R	H	RBI	BB	SO	LOB	TOP					
Pat Listach, S (1, 6) OBP: 0.363, SLG: 0.355	G4-3 S BB		2-2 S 1B			3-2 S 1B			2-2 F8	3	0	2	0	1	0	0						
Darryl Hamilton, L (1, 9) OBP: 0.341, SLG: 0.391	L6		1-2 G5-3			0-1 G6-3			2-2 G4-3	4	0	0	0	0	0	3						
Paul Molitor, R (1, 3) OBP: 0.387, SLG: 0.476	G4-3			0-2 G5-3		0-2 G6-3			3-2 L7	4	0	0	0	0	0	1						
Dante Bichette, R (1, 10) OBP: 0.332, SLG: 0.444	P2			2-3 K					3-2 P2	3	0	0	0	0	1	1						
Robin Yount, R (1, 8) OBP: 0.309, SLG: 0.363		0-0 F8		1-1 G1-3					0-0 L6	3	0	0	0	0	0	0						
Kevin Seitzer, R (1, 5) OBP: 0.339, SLG: 0.374		1-3 K			1-1 G3-1				3-2 G6-3	3	0	0	0	0	1	0						
Greg Vaughn, R (1, 7) OBP: 0.291, SLG: 0.392		2-0 P4			2-3 K				1-1 F8	3	0	0	0	0	1	0						
B.J. Surhoff, L (1, 2) OBP: 0.307, SLG: 0.327			1-1 G4-3			0-2 F8			3-2 G6-3	3	0	0	0	0	0	0						
Scott Fletcher, R (1, 4) OBP: 0.342, SLG: 0.377			2-0 F9			1-1 G6-3 2B			0-2 F8	3	1	1	0	0	0	0						
Inning Stats	R: 0 E: 0 K: 0 S: 9	H: 0 LOB: 1 BB: 1 P: 17	R: 0 E: 0 K: 1 S: 6	H: 0 LOB: 0 BB: 0 P: 9	R: 0 E: 0 K: 0 S: 11	H: 1 LOB: 1 BB: 0 P: 16	R: 0 E: 0 K: 1 S: 8	H: 0 LOB: 0 BB: 0 P: 11	R: 0 E: 0 K: 1 S: 9	H: 0 LOB: 0 BB: 0 P: 12	R: 1 E: 0 K: 0 S: 10	H: 2 LOB: 0 BB: 0 P: 14	R: 0 E: 0 K: 0 S: 8	H: 0 LOB: 0 BB: 0 P: 14	R: 0 E: 0 K: 0 S: 8	H: 0 LOB: 0 BB: 0 P: 12	R: 0 E: 0 K: 0 S: 11	H: 0 LOB: 0 BB: 0 P: 18	1B: 2 2B: 1 3B: 0 HR: 0	SF: 0 SAC: 0 DP: 1 HBP: 0	WP: 0 PB: 0 SB: 2 CS: 0	PA: 30
PITCHER Julio Valera, R (1, 1) ERA: 3.67	IP: 9.0 WLS: W BF: 30 H: 3 R: 1 ER: 1 SO: 3	BB: 1 IBB: 0 HBP: 0 BLK: 0	WP: 0 HR: 0 S: 80 P: 123	ERA: 1.00 WHIP: 0.444																		

Milwaukee Brewers @ California Angels
Anaheim Stadium, Anaheim, CA
Mon Aug 10 1992, 10:05 PM EDT
Att: 20,093 - Sunny - 80 F

AB 29
R 1
H 3
RBI 0
BB 1
SO 3
LOB 5



Batter	1	2	3	4	5	6	7	8	9	AB	R	H	RBI	BB	SO	LOB	BOTTOM			
Luis Polonia, L (1, 10) OBP: 0.366, SLG: 0.358	E S 1B BB		0-1 S 1B			1-0 S 1B 2B			4-0 BB	2	2	2	0	2	0	0				
Luis Sojo, R (1, 4) OBP: 0.312, SLG: 0.420	1B 1H 1B		0-3 K		1-1 2B G4-6-3 1B				0-2 G3	4	1	2	2	0	1	2				
Junior Felix, S (1, 8) OBP: 0.296, SLG: 0.367	K		0-0 G5-3		1-0 G4-6-3 2B				1-0 F8	4	1	1	0	0	1	2				
Gary Gaetti, R (1, 3) OBP: 0.276, SLG: 0.345	G4-6-3 1B			0-0 G6-3		2-2 G4-6-3 HBP			0-1 G5-3	3	0	1	0	0	0	0				
Von Hayes, L (1, 9) OBP: 0.308, SLG: 0.330	G4-6-3			4-2 CS BB		0-1 G4-6-3			1-3 K	3	0	0	0	1	1	4				
Rene Gonzales, R (1, 5) OBP: 0.362, SLG: 0.399		1-1 G6-3 1B		4-1 BB 1B		2-1 G6-3 2B			1-3 K	3	0	2	1	1	1	0				
Rob Ducey, L (1, 7) OBP: 0.371, SLG: 0.235		1-2 G6-3		0-1 BB		0-1 K			3-2 G4-3	3	0	1	0	0	1	2				
Chad Curtis, R (6, PH) OBP: 0.339, SLG: 0.387 (9, 7)		1-2 G6-3		1-2 1B		1-2 1B				1	0	0	0	0	0	0				
Mike Fitzgerald, R (1, 2) OBP: 0.285, SLG: 0.305		2-3 K		4-2 BB					3-2 G6-3	3	0	0	0	1	2	0				
Gary Disarcina, R (1, 6) OBP: 0.286, SLG: 0.306			2-2 G6-3		0-0 F8				2-2 F7	3	0	0	0	0	0	3				
Inning Stats	R: 1 E: 0 K: 1 S: 14	H: 2 LOB: 1 BB: 1 P: 19	R: 0 E: 0 K: 1 S: 8	H: 1 LOB: 0 BB: 0 P: 12	R: 0 E: 0 K: 1 S: 9	H: 1 LOB: 1 BB: 0 P: 11	R: 0 E: 0 K: 0 S: 11	H: 1 LOB: 3 BB: 3 P: 23	R: 3 E: 0 K: 1 S: 13	H: 4 LOB: 1 BB: 0 P: 23	R: 0 E: 0 K: 1 S: 11	H: 0 LOB: 1 BB: 1 P: 19	R: 0 E: 0 K: 1 S: 6	H: 0 LOB: 0 BB: 0 P: 8	R: 0 E: 0 K: 1 S: 10	H: 0 LOB: 0 BB: 0 P: 17	1B: 6 2B: 3 3B: 0 HR: 0	SF: 0 SAC: 0 DP: 3 HBP: 1	WP: 0 PB: 0 SB: 2 CS: 1	PA: 35
PITCHER Bill Wegman, R (1, 1) ERA: 3.31 Dan Plesac, L (7, 1) ERA: 3.47	IP: 6.0 WLS: L BF: 29 H: 9 R: 4 ER: 4 SO: 5	BB: 5 IBB: 0 HBP: 1 BLK: 0	WP: 0 HR: 0 S: 66 P: 107	ERA: 6.00 WHIP: 2.333																

Milwaukee Brewers @ California Angels
Anaheim Stadium, Anaheim, CA
Mon Aug 10 1992, 10:05 PM EDT
Att: 20,093 - Sunny - 80 F

AB 29
R 4
H 9
RBI 3
BB 5
SO 7
LOB 13



Batter	1	2	3	4	5	6	7	8	9	10	AB	R	H	RBI	BB	SO	LOB	TOP						
Pat Listach, S OBP: 0.362, SLG: 0.354 (1, 6)	F8		K			G5-3		CS 1B			4	0	1	0	0	1	0							
Robin Yount, R OBP: 0.306, SLG: 0.359 (1, 8)	F9		G6-3			F9		K			4	0	0	0	0	1	1							
Paul Molitor, R OBP: 0.388, SLG: 0.476 (1, 3)	S BB 1B					L6		CS	F7		4	0	2	0	0	0	0							
Dante Bichette, R OBP: 0.334, SLG: 0.443 (1, 9)	S BB					K			G5-3		3	0	1	0	1	1	1							
Kevin Seitzer, R OBP: 0.338, SLG: 0.371 (1, 5)	F8					CS BB		F9 1B	G4-3		3	0	0	0	1	0	3							
John Jaha, R OBP: 0.265, SLG: 0.293 Franklin Stubbs, L OBP: 0.289, SLG: 0.367 (10, PH)		G6-3				CS	G4-3 S BB	F9 1B			2	0	1	0	1	0	0							
Greg Vaughn, R OBP: 0.288, SLG: 0.387 Darryl Hamilton, L OBP: 0.341, SLG: 0.391 (10, 7)		G6-3				F9	F9	F9			4	0	0	0	0	0	4							
B.J. Surhoff, L OBP: 0.304, SLG: 0.323 (1, 2)		K				G4-3	G4-3	G4-3			4	0	0	0	0	1	4							
Scott Fletcher, R OBP: 0.342, SLG: 0.376 (1, 4)			K			P6		CS 1B			3	0	1	0	0	1	1							
Inning Stats	R: 0 E: 0 K: 0 S: 11	H: 1 LOB: 2 BB: 1 P: 18	R: 0 E: 0 K: 1 S: 8	H: 0 LOB: 0 BB: 0 P: 11	R: 0 E: 0 K: 2 S: 7	H: 0 LOB: 0 BB: 0 P: 11	R: 0 E: 0 K: 1 S: 8	H: 1 LOB: 0 BB: 1 P: 14	R: 0 E: 0 K: 0 S: 7	H: 0 LOB: 1 BB: 1 P: 16	R: 0 E: 0 K: 0 S: 8	H: 0 LOB: 0 BB: 0 P: 12	R: 0 E: 0 K: 1 S: 10	H: 2 LOB: 2 BB: 0 P: 16	R: 0 E: 0 K: 1 S: 10	H: 2 LOB: 0 BB: 0 P: 15	R: 0 E: 0 K: 0 S: 8	H: 0 LOB: 0 BB: 0 P: 15	R: 0 E: 0 K: 0 S: 8	H: 1 LOB: 0 BB: 0 P: 13	1B: 7 2B: 0 3B: 0 HR: 0	SF: 0 SAC: 0 DP: 0 HBP: 0	WP: 0 PB: 0 SB: 3 CS: 5	PA: 38
PITCHER	IP 9.0	WLS 32	BF 6	H 0	R 0	ER 0	SO 5	BB 3	IBB 0	HBP 0	BLK 0	WP 0	HR 0	S 77	P 128	ERA 0.00	WHIP 1.000							
Chuck Finley, L ERA: 4.58 Joe Grahe, R ERA: 3.56 (10, 1)	1.0	W	3	1	0	0	0	0	0	0	0	0	0	8	13	0.00	1.000							

Milwaukee Brewers @ California Angels
Anaheim Stadium, Anaheim, CA
Tue Aug 11 1992, 10:05 PM EDT
Att. 21,142 - Sunny - 78 F

AB 32
R 0
H 7
RBI 0
BB 3
SO 5
LOB 14



Batter	1	2	3	4	5	6	7	8	9	10	AB	R	H	RBI	BB	SO	LOB	BOTTOM				
Luis Polonia, L OBP: 0.369, SLG: 0.362 (1, 10)	CS 1B					G6-4-3 1B		CS	K		4	0	3	0	0	1	0					
Luis Sojo, R OBP: 0.306, SLG: 0.412 (1, 4)	P5					F9		P3	G4-3		4	0	0	0	0	0	3					
Junior Felix, S OBP: 0.253, SLG: 0.363 (1, 8)	K					G6-4-3		F9	K		4	0	0	0	0	2	2					
Gary Gaetti, R OBP: 0.276, SLG: 0.342 (8, 5)		K				FC5-6 HBP		F7	G6-3		3	0	0	0	0	1	0					
Rene Gonzales, R OBP: 0.263, SLG: 0.388 Lee Stevens, L OBP: 0.265, SLG: 0.335 (7, PH)		G6-3				FC5-6 HBP			1B BB 2B		1	0	0	0	0	0	0					
Von Hayes, L OBP: 0.307, SLG: 0.326 (1, 9)		G6-3				FC5-6 G4-6-3		G4-3	BB 1B IBB		3	0	0	0	1	0	3					
Ron Tingley, R OBP: 0.269, SLG: 0.345 Ken Oberkfell, L OBP: 0.216, SLG: 0.200 (10, PH)			G6-3			G4-6-3		K	BB 1B		3	0	0	0	0	1	2					
Rob Ducey, L OBP: 0.231, SLG: 0.270 (1, 7)		G4-3				G6-4-3 1B			BB 1B BB		3	0	2	1	1	0	0					
Gary Disarcina, R OBP: 0.284, SLG: 0.304 (1, 6)			G4-3			G6-4-3		F7	BB		3	0	0	0	0	0	2					
Inning Stats	R: 0 E: 0 K: 1 S: 7	H: 1 LOB: 0 BB: 0 P: 10	R: 0 E: 0 K: 1 S: 5	H: 0 LOB: 0 BB: 0 P: 6	R: 0 E: 0 K: 0 S: 6	H: 0 LOB: 0 BB: 0 P: 7	R: 0 E: 0 K: 0 S: 7	H: 1 LOB: 0 BB: 0 P: 8	R: 0 E: 0 K: 0 S: 9	H: 2 LOB: 1 BB: 0 P: 10	R: 0 E: 0 K: 0 S: 9	H: 1 LOB: 1 BB: 0 P: 12	R: 0 E: 0 K: 1 S: 6	H: 1 LOB: 0 BB: 0 P: 11	R: 0 E: 0 K: 2 S: 8	H: 0 LOB: 0 BB: 0 P: 11	R: 1 E: 0 K: 0 S: 4	H: 2 LOB: 3 BB: 2 P: 13	1B: 7 2B: 1 3B: 0 HR: 0	SF: 0 SAC: 0 DP: 3 HBP: 2	WP: 0 PB: 0 SB: 0 CS: 2	PA: 36
PITCHER	IP 9.1	WLS L 33	BF 7	H 1	R 1	ER 1	SO 5	BB 0	IBB 1	HBP 2	BLK 0	WP 0	HR 0	S 67	P 92	ERA 0.96	WHIP 0.750					
Jaime Navarro, R ERA: 3.24 Mike Fetters, R ERA: 0.65 (10, 1)	0.0		2	1	0	0	0	1	0	0	0	0	0	1	5	∞	∞					

Milwaukee Brewers @ California Angels
Anaheim Stadium, Anaheim, CA
Tue Aug 11 1992, 10:05 PM EDT
Att. 21,142 - Sunny - 78 F

AB 31
R 1
H 8
RBI 1
BB 2
SO 5
LOB 12




Batter	1	2	3	4	5	6	7	8	9	AB	R	H	RBI	BB	SO	LOB	TOP				
Pat Listach, S OBP: 0.363, SLG: 0.356	G6-3			F8 1B 2B		G5-3			FC3-6 SH1-4 BB	3	1	1	0	1	0	0	Milwaukee Brewers @ California Angels Anaheim Stadium, Anaheim, CA Wed Aug 12 1992, 6:33 AM EDT Att: 23,338 - Sunny - 85 F				
Robin Yount, R OBP: 0.304, SLG: 0.357	L6			F8		K			SH1-4	3	0	0	0	0	1	1					
Paul Molitor, R OBP: 0.387, SLG: 0.472	G5-3			K					FC3-6 BB	3	0	0	0	1	1	1					
Dante Bichette, R OBP: 0.337, SLG: 0.442		G6-4-3 HBP							FC3-6 BB	3	0	1	1	0	1	2					
Kevin Seitzer, R OBP: 0.336, SLG: 0.369 Darryl Hamilton, L (9, PH) OBP: 0.343, SLG: 0.391	P3									3	0	0	0	0	1	2					
John Jaha, R OBP: 0.287, SLG: 0.286 Franklin Stubbs, L (9, PH) OBP: 0.288, SLG: 0.366	G6-4-3									3	0	0	0	1	0	0					
Greg Vaughn, R OBP: 0.286, SLG: 0.385			G6-3						SH1-3 BB	2	0	0	0	0	0	0					
Tim McIntosh, R OBP: 0.221, SLG: 0.208			P3							3	0	0	0	0	0	1					
Scott Fletcher, R OBP: 0.338, SLG: 0.372			G6-3						G1-3	3	0	0	0	0	1	1					
Inning Stats	R: 0 E: 0 K: 0 S: 6	H: 0 LOB: 0 BB: 0 P: 11	R: 0 E: 0 K: 0 S: 4	H: 0 LOB: 0 BB: 0 P: 8	R: 0 E: 0 K: 0 S: 5	H: 0 LOB: 0 BB: 0 P: 9	R: 1 E: 0 K: 2 S: 14	H: 2 LOB: 1 BB: 0 P: 23	R: 0 E: 0 K: 1 S: 7	H: 0 LOB: 0 BB: 0 P: 11	R: 0 E: 0 K: 1 S: 6	H: 0 LOB: 0 BB: 0 P: 7	R: 0 E: 0 K: 0 S: 7	H: 0 LOB: 1 BB: 1 P: 13	R: 0 E: 0 K: 0 S: 9	H: 0 LOB: 3 BB: 3 P: 21	1B: 1 2B: 1 3B: 0 HR: 0	SF: 0 SAC: 2 DP: 1 HBP: 1	WP: 0 PB: 0 SB: 1 CS: 0	PA: 33	
PITCHER	IP	WLS	BF	H	R	ER	SO	BB	IBB	HBP	BLK	WP	HR	S	P	ERA	WHIP				
Mark Langston, L ERA: 3.85	(1, 1)	8.0	W	27	2	1	6	1	0	1	0	0	0	59	97	1.12	0.375				
Joe Grahe, R ERA: 3.51	(9, 1)	1.0	S	6	0	0	0	3	0	0	0	0	0	9	21	0.00	3.000				

Batter	1	2	3	4	5	6	7	8	9	AB	R	H	RBI	BB	SO	LOB	BOTTOM				
Luis Polonia, L OBP: 0.366, SLG: 0.359	K	P1			G4-3			P6		4	0	0	0	0	1	3	Milwaukee Brewers @ California Angels Anaheim Stadium, Anaheim, CA Wed Aug 12 1992, 6:33 AM EDT Att: 23,338 - Sunny - 85 F				
Luis Sejo, R OBP: 0.305, SLG: 0.409	E6			P4				P4		4	0	1	0	0	0	0					
Junior Felix, S OBP: 0.292, SLG: 0.370	K				G5-3			G5-3		4	1	1	1	0	1	2					
Gary Gaetti, R OBP: 0.273, SLG: 0.339	G6-3							P4		3	0	0	0	0	1	1					
Chad Curtis, R OBP: 0.336, SLG: 0.383		F9		G6-3				K		3	0	0	0	0	1	0					
Ken Oberkfell, L OBP: 0.200, SLG: 0.184		G6-3			F7			G3-1		3	0	0	0	0	0	0					
Ron Tingley, R OBP: 0.271, SLG: 0.337										2	1	0	0	1	2	0					
Rob Ducey, L OBP: 0.238, SLG: 0.256										2	0	0	0	1	2	0					
Gary Disarcina, R OBP: 0.287, SLG: 0.307										3	0	2	1	0	1	0					
Inning Stats	R: 0 E: 1 K: 2 S: 10	H: 0 LOB: 1 BB: 0 P: 14	R: 1 E: 0 K: 0 S: 8	H: 1 LOB: 2 BB: 2 P: 21	R: 1 E: 0 K: 1 S: 12	H: 1 LOB: 0 BB: 0 P: 17	R: 0 E: 0 K: 2 S: 9	H: 0 LOB: 0 BB: 0 P: 14	R: 0 E: 0 K: 1 S: 6	H: 2 LOB: 1 BB: 0 P: 13	R: 0 E: 0 K: 1 S: 7	H: 0 LOB: 0 BB: 0 P: 9	R: 0 E: 0 K: 3 S: 9	H: 0 LOB: 0 BB: 0 P: 12	R: 0 E: 0 K: 0 S: 5	H: 0 LOB: 0 BB: 0 P: 8	1B: 3 2B: 0 3B: 0 HR: 1	SF: 0 SAC: 0 DP: 1 HBP: 0	WP: 0 PB: 0 SB: 1 CS: 0	PA: 30	
PITCHER	IP	WLS	BF	H	R	ER	SO	BB	IBB	HBP	BLK	WP	HR	S	P	ERA	WHIP				
Bruce Ruffin, L ERA: 5.6	(1, 1)	8.0	L	30	4	2	9	2	0	0	0	0	1	66	108	2.25	0.750				

AB	26
R	1
H	2
RBI	1
BB	4
SO	6
LOB	12

AB	28
R	2
H	4
RBI	2
BB	2
SO	9
LOB	6



Batter	1	2	3	4	5	6	7	8	9	10	11	12	13	AB	R	H	RBI	BB	SO	LOB	TOP								
Wade Boggs, L OBP: 0.362, SLG: 0.382 Tom Barrett, S (10, PR)	G4-3	G6-4-3 1B			G4-3		G4-3 1B			G4-3 SH3 1B		F7		5	0	3	2	0	0	0	0								
Billy Hatcher, R OBP: 0.330, SLG: 0.386	P2	G6-4-3 1-2			K		G4-3			SH3		G5-3		5	0	0	0	0	1	3									
Bob Zupcic, R OBP: 0.331, SLG: 0.391	FC6-4 1B				F7		P3		G1-3	G4-3		3B 2B		6	1	2	0	0	0	2									
Tom Brunansky, R OBP: 0.351, SLG: 0.477	FC6-4 1-2				G6-3		HR		G4-3			3B BB		4	2	1	1	2	0	1									
Mo Vaughn, L OBP: 0.340, SLG: 0.379 Luis Rivera, R OBP: 0.299, SLG: 0.267 (10, PH)					G3		F9		G5-3			3B		3	1	0	0	1	0	0									
Jack Clark, R OBP: 0.346, SLG: 0.312							K					3B		2	0	1	2	0	1	2									
Jody Reed, R OBP: 0.330, SLG: 0.340					G5-3				G4-3			K		5	1	1	0	1	2	1									
John Marzano, R OBP: 0.214, SLG: 0.308					F7									6	1	1	2	0	0	1									
John Valentin, R OBP: 0.286, SLG: 0.255														5	1	1	0	1	1	1									
Inning Stats	R: 0 E: 0 K: 0 S: 8	H: 1 LOB: 1 BB: 0 P: 14	R: 4 E: 0 K: 0 S: 15	H: 4 LOB: 1 BB: 1 P: 28	R: 0 E: 0 K: 0 S: 6	H: 0 LOB: 0 BB: 0 P: 6	R: 0 E: 0 K: 0 S: 6	H: 0 LOB: 0 BB: 1 P: 11	R: 0 E: 0 K: 2 S: 10	H: 0 LOB: 0 BB: 0 P: 13	R: 1 E: 0 K: 1 S: 10	H: 1 LOB: 0 BB: 0 P: 19	R: 0 E: 0 K: 0 S: 12	H: 1 LOB: 2 BB: 1 P: 24	R: 0 E: 0 K: 1 S: 9	H: 0 LOB: 0 BB: 0 P: 13	R: 0 E: 0 K: 1 S: 16	H: 0 LOB: 1 BB: 1 P: 15	R: 0 E: 0 K: 1 S: 12	H: 0 LOB: 1 BB: 0 P: 16	R: 2 E: 0 K: 1 S: 11	H: 2 LOB: 1 BB: 1 P: 19	R: 0 E: 0 K: 0 S: 4	H: 0 LOB: 0 BB: 0 P: 5	1B: 5 2B: 3 3B: 1 HR: 1	SF: 0 SAC: 1 DP: 1 HBP: 0	W/P: 0 PB: 0 SB: 0 CS: 1	PA: 54	
PITCHER	IP WLS BF H R ER SO BB IBB HBP BLK WP HR S P ERA WHIP	8.0 32 7 5 5 3 3 0 0 0 0 1 76 128 5.62 1.250	1.2 8 1 0 0 1 2 0 0 0 0 0 22 34 0.00 1.800	0.1 1 0 0 0 1 0 0 0 0 0 3 4 0.00 0.000	2.0 10 2 2 2 2 1 0 0 0 0 0 23 35 9.00 1.500	1.0 W 3 0 0 0 0 0 0 0 0 4 5 0.00 0.000																							

Boston Red Sox @ Milwaukee Brewers
Milwaukee County Stadium, Milwaukee, WI
Fri Aug 14 1992, 8:05 PM EDT
Sunny - 69 F

AB 47
R 7
H 10
RBI 7
BB 6
SO 7
LOB 15



Batter	1	2	3	4	5	6	7	8	9	10	11	12	13	AB	R	H	RBI	BB	SO	LOB	BOTTOM								
Pat Listach, S OBP: 0.302, SLG: 0.355	FC5-4 1B	K			K		L7			K		G5-3 SH2-3 1B		7	1	2	0	0	4	2									
Kevin Seitzer, R OBP: 0.330, SLG: 0.370 Darryl Hamilton, L OBP: 0.343, SLG: 0.391 Jim Gantner, L OBP: 0.283, SLG: 0.319	E1	FC5-4			1B BB 1B		K			1B BB SH1-3 BB				4	1	2	0	1	1	1									
Paul Molitor, R OBP: 0.387, SLG: 0.470	F9				BB SF8 1B		G3-1			SH1-3				4	1	1	0	1	1	3									
Dante Bichette, R OBP: 0.337, SLG: 0.440	FC5-4				BB BB 1B		G4-3			SF9 S 1B		G5-3		6	0	2	1	0	0	4									
Robin Yount, R OBP: 0.302, SLG: 0.353	K				BB BB		E5 1B			SF9				4	0	0	2	1	2	2									
Greg Vaughn, R OBP: 0.287, SLG: 0.383					F8		SF8			P6		F9		4	1	1	1	1	0	2									
John Jaha, R OBP: 0.261, SLG: 0.278 Franklin Stubbs, L OBP: 0.291, SLG: 0.365	P6				G5-3		BB			P5		1B E 1B		2	0	0	0	0	0	1									
B.J. Surhoff, L OBP: 0.304, SLG: 0.322	K				L9					F8		E 1B		3	1	1	0	1	0	2									
Scott Fletcher, R OBP: 0.338, SLG: 0.375					F9		L8			L1		E7 2B		5	1	1	0	1	2	4									
Inning Stats	R: 1 E: 1 K: 1 S: 10	H: 1 LOB: 1 BB: 0 P: 17	R: 1 E: 0 K: 2 S: 11	H: 1 LOB: 1 BB: 1 P: 20	R: 0 E: 0 K: 0 S: 11	H: 0 LOB: 1 BB: 1 P: 19	R: 2 E: 0 K: 1 S: 16	H: 3 LOB: 3 BB: 2 P: 32	R: 0 E: 0 K: 1 S: 9	H: 0 LOB: 0 BB: 0 P: 14	R: 0 E: 1 K: 0 S: 9	H: 1 LOB: 2 BB: 1 P: 14	R: 0 E: 0 K: 0 S: 6	H: 0 LOB: 0 BB: 0 P: 7	R: 0 E: 0 K: 1 S: 9	H: 1 LOB: 1 BB: 1 P: 18	R: 2 E: 1 K: 1 S: 12	H: 3 LOB: 1 BB: 0 P: 17	R: 1 E: 0 K: 0 S: 1	H: 1 LOB: 0 BB: 0 P: 1	1B: 11 2B: 1 3B: 0 HR: 1	SF: 2 SAC: 2 DP: 1 HBP: 0	W/P: 0 PB: 0 SB: 4 CS: 0	PA: 56					
PITCHER	IP WLS BF H R ER SO BB IBB HBP BLK WP HR S P ERA WHIP	4.1 23 6 4 3 6 3 0 0 0 0 0 59 101 6.23 2.077	2.2 11 1 0 0 1 1 0 0 0 0 0 22 38 0.00 0.750	4.0 15 2 1 1 2 1 1 0 0 0 0 36 59 2.25 0.750	1.0 L 7 4 3 3 1 0 0 0 0 0 1 13 18 27.00 4.000																								

Boston Red Sox @ Milwaukee Brewers
Milwaukee County Stadium, Milwaukee, WI
Fri Aug 14 1992, 8:05 PM EDT
Sunny - 69 F

AB 46
R 8
H 13
RBI 8
BB 6
SO 10
LOB 22



Batter	1	2	3	4	5	6	7	8	9	AB	R	H	RBI	BB	SO	LOB	TOP										
Wade Boggs, L (1,5) OBP: 0.362, SLG: 0.381	G1-3		P2			K			SH2-4 1B	4	0	1	0	0	1	2	Boston Red Sox @ Milwaukee Brewers Milwaukee County Stadium, Milwaukee, WI Fri Aug 14 1992, 8:05 PM EDT Att: 25,598 - Sunny - 61 F livebaseballscorecards.com										
Billy Hatcher, R (1,7) OBP: 0.326, SLG: 0.381	G4-3			F7		F8			SH2-4	3	0	0	0	0	0	1											
Bob Zupcic, R (1,9) OBP: 0.326, SLG: 0.385	L4			F8		G3-1			F8	4	0	0	0	0	0	2											
Tom Brunansky, R (1,10) OBP: 0.350, SLG: 0.475		P2					K		G6-3	4	0	1	0	0	1	1											
Scott Cooper, L (1,3) OBP: 0.315, SLG: 0.296		P5					F9			3	0	0	0	0	0	1											
John Marzano, R (1,2) OBP: 0.194, SLG: 0.276		G4-3								3	0	0	0	0	0	0											
Herm Winningham, L (1,8) OBP: 0.243, SLG: 0.275										3	0	1	0	0	1	0											
Luis Rivera, R (1,6) OBP: 0.297, SLG: 0.265										2	0	0	0	0	0	1											
Mo Vaughn, L (8,PH) OBP: 0.338, SLG: 0.377										1	0	0	0	0	0	0											
John Valentin, R (8,6) OBP: 0.286, SLG: 0.255										0	0	0	0	0	0	0											
Tom Barrett, S (1,4)										2	0	0	0	1	0	1											
Inning Stats	R: 0 E: 0 K: 0 S: 9	H: 0 LOB: 0 BB: 0 P: 15	R: 0 E: 0 K: 0 S: 6	H: 0 LOB: 0 BB: 0 P: 9	R: 0 E: 0 K: 0 S: 11	H: 1 LOB: 1 BB: 0 P: 18	R: 0 E: 0 K: 0 S: 10	H: 1 LOB: 1 BB: 0 P: 16	R: 0 E: 0 K: 0 S: 7	H: 0 LOB: 0 BB: 0 P: 11	R: 0 E: 0 K: 1 S: 9	H: 0 LOB: 1 BB: 1 P: 17	R: 0 E: 0 K: 1 S: 5	H: 0 LOB: 0 BB: 0 P: 9	R: 0 E: 0 K: 1 S: 8	H: 0 LOB: 0 BB: 0 P: 11	R: 0 E: 0 K: 0 S: 7	H: 1 LOB: 1 BB: 0 P: 10	1B: 3 2B: 0 3B: 0 HR: 0	SF: 0 SAC: 1 DP: 0 HBP: 0	WP: 1 PB: 0 SB: 0 CS: 0	PA: 31					
PITCHER	IP	WLS	BF	H	R	ER	SO	BB	IBB	HBP	BLK	WP	HR	S	P	ERA	WHIP										
21 Cal Eldred, R (1,1) ERA: 1.93	8.0	W	28	3	0	0	3	1	0	0	0	1	0	66	107	0.00	0.500										
Darren Holmes, R (9,1) ERA: 3.41	1.0	S	3	0	0	0	0	0	0	0	0	0	0	6	9	0.00	0.000										

Batter	1	2	3	4	5	6	7	8	9	AB	R	H	RBI	BB	SO	LOB	BOTTOM										
Pat Listach, S (1,6) OBP: 0.361, SLG: 0.354	G6-3			L6					G4-3	4	0	1	0	0	0	2	Boston Red Sox @ Milwaukee Brewers Milwaukee County Stadium, Milwaukee, WI Fri Aug 14 1992, 8:05 PM EDT Att: 25,598 - Sunny - 61 F livebaseballscorecards.com										
Kevin Seitzer, R (1,5) OBP: 0.338, SLG: 0.367			FC4-6 1B							3	1	0	0	1	0	1											
Paul Molitor, R (1,10) OBP: 0.388, SLG: 0.471			CS 1B							4	0	2	0	0	0	0											
Dante Bichette, R (1,9) OBP: 0.335, SLG: 0.435										3	0	0	0	1	1	2											
Robin Yount, R (1,8) OBP: 0.302, SLG: 0.353										3	0	1	1	0	0	2											
Franklin Stubbs, L (1,3) OBP: 0.288, SLG: 0.361										3	0	0	0	0	1	2											
Greg Vaughn, R (1,7) OBP: 0.290, SLG: 0.386										3	0	2	0	0	1	0											
Tim McIntosh, R (1,2) OBP: 0.225, SLG: 0.203										2	0	0	0	1	1	2											
Jim Gantner, L (1,4) OBP: 0.283, SLG: 0.324										3	0	1	0	0	0	1											
Inning Stats	R: 1 E: 0 K: 1 S: 12	H: 2 LOB: 2 BB: 1 P: 23	R: 0 E: 0 K: 1 S: 8	H: 1 LOB: 0 BB: 0 P: 10	R: 0 E: 0 K: 0 S: 8	H: 2 LOB: 2 BB: 1 P: 14	R: 0 E: 0 K: 1 S: 15	H: 2 LOB: 2 BB: 0 P: 19	R: 0 E: 0 K: 0 S: 8	H: 0 LOB: 0 BB: 0 P: 12	R: 0 E: 0 K: 1 S: 6	H: 0 LOB: 0 BB: 0 P: 11	R: 0 E: 0 K: 0 S: 7	H: 0 LOB: 1 BB: 1 P: 11	R: 0 E: 0 K: 0 S: 7	H: 0 LOB: 0 BB: 0 P: 11		R: 0 E: 0 K: 0 S: 7	H: 0 LOB: 0 BB: 0 P: 11	1B: 6 2B: 1 3B: 0 HR: 0	SF: 0 SAC: 0 DP: 1 HBP: 0	WP: 0 PB: 0 SB: 0 CS: 3	PA: 31				
PITCHER	IP	WLS	BF	H	R	ER	SO	BB	IBB	HBP	BLK	WP	HR	S	P	ERA	WHIP										
Greg Harris, R (1,1) ERA: 2.49	8.0	L	31	7	1	1	4	3	0	0	0	0	0	71	111	1.12	1.250										

Batter	1	2	3	4	5	6	7	8	9	AB	R	H	RBI	BB	SO	LOB	TOP					
Wade Boggs, L (1, 10) OBP: 0.359, SLG: 0.381	G6-3		FC6-4			F7			G6-3	4	0	0	0	0	0	2	Boston Red Sox @ Milwaukee Brewers Milwaukee County Stadium, Milwaukee, WI Sun Aug 16 1992, 4:33 AM EDT Att: 27,174 - Sunny - 73 F					
Billy Hatcher, R (1, 7) OBP: 0.320, SLG: 0.372	G4-3				F9	F8			F9	4	0	0	0	0	0	1						
Herm Winningham, L (1, 8) OBP: 0.249, SLG: 0.281	K				G6-4-3 1B				K	4	0	2	0	0	2	0						
Tom Brunansky, R (1, 9) OBP: 0.349, SLG: 0.470		K			G6-4-3				G4-6-3	3	0	0	0	0	1	2						
Mo Vaughn, L (1, 3) OBP: 0.337, SLG: 0.372	G4-3					F9				2	0	0	0	1	0	0						
John Marzano, R (1, 2) OBP: 0.176, SLG: 0.250	K					K			G5-3	3	0	0	0	0	2	1						
Scott Cooper, L (1, 5) OBP: 0.310, SLG: 0.292			F7			F8			F8	3	0	0	0	0	0	0						
Luis Rivera, R (1, 6) OBP: 0.296, SLG: 0.265			P2			SH1-3 1B			F8	3	0	1	0	0	0	0						
Tom Barrett, S (1, 4) OBP: 0.296, SLG: 0.265						SH1-3			F7	1	0	0	0	1	0	0						
Inning Stats	R: 0 E: 0 K: 1 S: 7	H: 0 LOB: 0 BB: 0 P: 11	R: 0 E: 0 K: 2 S: 9	H: 0 LOB: 0 BB: 0 P: 12	R: 0 E: 0 K: 0 S: 6	H: 0 LOB: 1 BB: 1 P: 15	R: 0 E: 0 K: 0 S: 10	H: 1 LOB: 0 BB: 0 P: 16	R: 0 E: 0 K: 1 S: 5	H: 0 LOB: 0 BB: 0 P: 6	R: 0 E: 0 K: 0 S: 10	H: 1 LOB: 1 BB: 0 P: 11	R: 0 E: 0 K: 0 S: 5	H: 1 LOB: 1 BB: 1 P: 12	R: 0 E: 0 K: 0 S: 4	H: 0 LOB: 0 BB: 0 P: 7	R: 0 E: 0 K: 1 S: 6	H: 0 LOB: 0 BB: 0 P: 9	1B: 3 2B: 0 3B: 0 HR: 0	SF: 0 SAC: 1 DP: 2 HBP: 0	WP: 0 PB: 0 SB: 0 CS: 0	PA: 30
PITCHER Jaime Navarro, R (1, 1) ERA: 3.08	IP: 9.0 WLS: W BF: 30 H: 3 R: 0 ER: 0 SO: 5 BB: 2 IBB: 0 HBP: 0 BLK: 0 WP: 0 HR: 0 S: 62 P: 99 ERA: 0.00 WHIP: 0.556															PITCHER						

Batter	1	2	3	4	5	6	7	8	9	AB	R	H	RBI	BB	SO	LOB	BOTTOM				
Pat Listach, S (1, 6) OBP: 0.355, SLG: 0.348	F8		FC4-6		L3			SH3-4		3	0	0	1	0	0	1	Boston Red Sox @ Milwaukee Brewers Milwaukee County Stadium, Milwaukee, WI Sun Aug 16 1992, 4:33 AM EDT Att: 27,174 - Sunny - 73 F				
Darryl Hamilton, L (1, 8) OBP: 0.338, SLG: 0.385	G5-3		FC			F8		F8		4	0	0	0	0	0	2					
Paul Molitor, R (1, 3) OBP: 0.386, SLG: 0.465	K		K			G6-3				3	0	0	0	1	2	2					
Greg Vaughn, R (1, 7) OBP: 0.289, SLG: 0.383		K	G5-3					P4		4	0	1	0	0	1	4					
Dante Bichette, R (1, 9) OBP: 0.331, SLG: 0.429		K			L5			L5		3	0	0	0	0	1	1					
Kevin Seitzer, R (1, 5) OBP: 0.338, SLG: 0.367					G6-3			K		3	0	1	0	0	1	0					
John Jaha, R (1, 10) OBP: 0.245, SLG: 0.259					G5-3			G5-3		3	0	0	0	0	1	1					
B.J. Surhoff, L (1, 2) OBP: 0.305, SLG: 0.323						G6-3		L5		3	1	1	0	0	0	0					
Scott Fletcher, R (1, 4) OBP: 0.341, SLG: 0.375										3	0	2	0	0	0	0					
Inning Stats	R: 0 E: 0 K: 1 S: 7	H: 0 LOB: 0 BB: 0 P: 13	R: 0 E: 0 K: 3 S: 11	H: 1 LOB: 0 BB: 0 P: 20	R: 1 E: 1 K: 1 S: 11	H: 2 LOB: 2 BB: 0 P: 19	R: 0 E: 0 K: 0 S: 7	H: 0 LOB: 0 BB: 0 P: 7	R: 0 E: 0 K: 0 S: 10	H: 1 LOB: 1 BB: 0 P: 17	R: 0 E: 0 K: 1 S: 8	H: 0 LOB: 0 BB: 0 P: 11	R: 0 E: 0 K: 0 S: 7	H: 1 LOB: 2 BB: 1 P: 13	R: 0 E: 0 K: 0 S: 7	H: 0 LOB: 0 BB: 0 P: 13		1B: 4 2B: 1 3B: 0 HR: 0	SF: 0 SAC: 1 DP: 0 HBP: 0	WP: 0 PB: 0 SB: 1 CS: 0	PA: 31
PITCHER Frank Viola, L (1, 1) ERA: 3.08	IP: 8.0 WLS: L BF: 31 H: 5 R: 1 ER: 1 SO: 6 BB: 0 IBB: 1 HBP: 0 BLK: 0 WP: 0 HR: 0 S: 67 P: 111 ERA: 1.12 WHIP: 0.625															PITCHER					

Batter	1	2	3	4	5	6	7	8	9	AB	R	H	RBI	BB	SO	LOB	TOP					
Devon White, S (1, 8) OBP: 0.286, SLG: 0.378 Derek Bell, R (7, 8) OBP: 0.311, SLG: 0.319	F8		G4-3				FC4-6		F9	4	1	1	0	0	0	1	Toronto Blue Jays @ Milwaukee Brewers Milwaukee County Stadium, Milwaukee, WI Wed Aug 19 1992, 8:05 PM EDT Att: 32,060 - Sunny - 72 F					
Roberto Alomar, S (1, 4) OBP: 0.415, SLG: 0.444	S		2B				FC1-2		F8	3	2	2	0	2	0							
Joe Carter, R (1, 10) OBP: 0.326, SLG: 0.517	F7		K				FC1-2		K	5	0	1	1	0	2	4						
Dave Winfield, R (1, 9) OBP: 0.382, SLG: 0.515	G5-3		2B				FC5-4		K	4	0	1	2	0	0	4						
John Olerud, L (1, 3) OBP: 0.395, SLG: 0.477		2B	F8				F7		HR	3	1	1	0	1	0	2						
Candy Maldonado, R (1, 7) OBP: 0.348, SLG: 0.472	P4						G1-3		HR	4	1	1	2	0	1	1						
Kelly Gruber, R (1, 5) OBP: 0.272, SLG: 0.377	S		F8				G6-3		K	4	0	1	0	0	1	0						
Randy Knorr, R (1, 2) OBP: 0.313, SLG: 0.500 Ed Sprague, R (6, PH) OBP: 0.333, SLG: 0.333	K		K				F8		G5-4-3	2	0	0	0	0	2	2						
Manuel Lee, S (1, 6) OBP: 0.332, SLG: 0.302 Alfredo Griffin, S (8, PH) OBP: 0.211, SLG: 0.241	K						K		G5-4-3	3	0	1	0	0	2	2						
							FC4-6		1B	1	0	0	0	0	0	1						
Inning Stats	R: 0 E: 0 K: 0 S: 9	H: 1 LOB: 1 BB: 0 P: 19	R: 0 E: 0 K: 2 S: 10	H: 1 LOB: 2 BB: 1 P: 21	R: 1 E: 0 K: 1 S: 14	H: 1 LOB: 1 BB: 1 P: 21	R: 0 E: 0 K: 2 S: 8	H: 0 LOB: 0 BB: 0 P: 9	R: 2 E: 0 K: 1 S: 16	H: 2 LOB: 1 BB: 1 P: 23	R: 0 E: 0 K: 0 S: 4	H: 0 LOB: 0 BB: 0 P: 4	R: 0 E: 0 K: 0 S: 13	H: 2 LOB: 2 BB: 0 P: 16	R: 2 E: 0 K: 1 S: 12	H: 3 LOB: 0 BB: 0 P: 19	R: 0 E: 0 K: 1 S: 12	H: 0 LOB: 0 BB: 0 P: 15	1B: 7 2B: 2 3B: 0 HR: 1	SF: 0 SAC: 0 DP: 1 HBP: 0	WP: 0 PB: 0 SB: 3 CS: 0	PA: 39
PITCHER	IP WLS BF H R ER SO BB IBB HBP BLK WP HR S P ERA WHIP																					
Chris Bosio, R (1, 1) ERA: 3.77	7.0 W 31 7 3 3 6 3 0 0 0 0 0 0 74 113 3.86 1.429																					
Jesse Orosco, L (8, 1) ERA: 3.99	1.0 5 3 2 2 1 0 0 0 0 0 0 1 12 19 18.00 3.000																					
Jim Austin, R (9, 1) ERA: 2.28	1.0 3 0 0 0 1 0 0 0 0 0 0 0 12 15 0.00 0.000																					

Batter	1	2	3	4	5	6	7	8	9	AB	R	H	RBI	BB	SO	LOB	BOTTOM					
Pat Listach, S (1, 6) OBP: 0.355, SLG: 0.346	G6-3		WP					G4-3		4	2	1	1	1	1	4	Toronto Blue Jays @ Milwaukee Brewers Milwaukee County Stadium, Milwaukee, WI Wed Aug 19 1992, 8:05 PM EDT Att: 32,060 - Sunny - 72 F					
Darryl Hamilton, L (1, 9) OBP: 0.339, SLG: 0.385	G6-3		SH				G4-3		G4-3	4	1	2	3	0	0	2						
Paul Molitor, R (1, 10) OBP: 0.379, SLG: 0.456	G6-3		K				G6-3		L7	5	0	0	0	0	1	5						
Greg Vaughn, R (1, 7) OBP: 0.293, SLG: 0.392		CS					K		K	3	1	2	5	1	1	0						
Robin Yount, R (1, 8) OBP: 0.297, SLG: 0.344	1B		HR				P4		G5-3	3	1	0	0	1	0	1						
Dave Nilsson, L (1, 2) OBP: 0.239, SLG: 0.311	G4-3		G3				K		K	3	0	0	0	1	2	0						
John Jaha, R (1, 3) OBP: 0.265, SLG: 0.281	G4-3						1B		F8	4	2	3	0	0	0	0						
Jim Gantner, L (1, 5) OBP: 0.287, SLG: 0.327	G4-3		G4-3				1B		G4-1	4	1	2	1	0	0	2						
Scott Fletcher, R (1, 4) OBP: 0.347, SLG: 0.375	G5-3		G4-3				1B		G4-3	3	2	2	0	1	0	2						
							1B		S	1	1	1	1	0	0	2						
Inning Stats	R: 0 E: 0 K: 0 S: 13	H: 1 LOB: 0 BB: 0 P: 17	R: 1 E: 0 K: 0 S: 21	H: 1 LOB: 3 BB: 3 P: 35	R: 3 E: 0 K: 1 S: 12	H: 1 LOB: 0 BB: 1 P: 18	R: 4 E: 0 K: 0 S: 18	H: 5 LOB: 1 BB: 0 P: 25	R: 1 E: 0 K: 2 S: 14	H: 4 LOB: 2 BB: 0 P: 16	R: 0 E: 0 K: 1 S: 7	H: 0 LOB: 0 BB: 0 P: 11	R: 0 E: 0 K: 1 S: 5	H: 0 LOB: 0 BB: 0 P: 9	R: 1 E: 0 K: 0 S: 5	H: 0 LOB: 0 BB: 1 P: 14	R: 0 E: 0 K: 0 S: 5	H: 0 LOB: 0 BB: 0 P: 15	1B: 11 2B: 0 3B: 0 HR: 1	SF: 0 SAC: 1 DP: 1 HBP: 0	WP: 2 PB: 0 SB: 1 CS: 1	PA: 39
PITCHER	IP WLS BF H R ER SO BB IBB HBP BLK WP HR S P ERA WHIP																					
Doug Linton, R (1, 1) ERA: 5.14	3.0 L 19 5 1 1 3 4 0 0 0 0 0 0 30 40 3.00 1.667																					
Mike Timlin, R (4, 1) ERA: 4.65	3.0 13 5 1 1 3 0 0 0 0 0 0 0 30 40 3.00 1.667																					
Bob MacDonald, L (7, 1) ERA: 4.08	1.0 3 0 0 0 1 0 0 0 0 0 0 0 5 9 0.00 0.000																					
Mark Eichhorn, R (8, 1) ERA: 2.67	1.0 4 0 1 1 0 1 0 0 0 0 0 0 5 14 9.00 1.000																					

AB	36
R	5
H	10
RBI	5
BB	3
SO	8
LOB	17



AB	33
R	10
H	12
RBI	10
BB	5
SO	5
LOB	16



Batter	1	2	3	4	5	6	7	8	9	AB	R	H	RBI	BB	SO	LOB	TOP					
Devon White, S OBP: 0.286, SLG: 0.380 Derek Bell, R OBP: 0.313, SLG: 0.331	G3		2B		G4-3			G6-3 2B	1-3	3	0	1	0	0	0	0	Toronto Blue Jays @ Milwaukee Brewers Milwaukee County Stadium, Milwaukee, WI Thu Aug 20 1992, 4:33 AM EDT Att: 34,702 - Cloudy - 74 F					
Roberto Alomar, S OBP: 0.411, SLG: 0.440	K		G5-3		G5-3			G6-3		4	0	0	0	0	1	2						
Joe Carter, R OBP: 0.324, SLG: 0.514 Pat Tabler, R OBP: 0.298, SLG: 0.264	L5				P9		F9	P3		3	0	0	0	0	0	0						
Dave Winfield, R OBP: 0.381, SLG: 0.512		G5-3			FC 1B		P4	P6		4	1	1	0	0	0	1						
John Olerud, L OBP: 0.392, SLG: 0.473 Ed Sprague, R OBP: 0.286, SLG: 0.286	L9				FC FC4-6 1B		L9	P4		3	0	0	0	0	0	1						
Candy Maldonado, R OBP: 0.350, SLG: 0.475	F8				FC4-6 1B		L8	2B		4	1	2	1	0	0	0						
Kelly Gruber, R OBP: 0.269, SLG: 0.373 Jeff Kent, R OBP: 0.321, SLG: 0.442			G1-3		FC4-6		P4	G6-3		3	0	0	0	0	0	2						
Pat Borders, R OBP: 0.302, SLG: 0.404			HR		K			1B 2B		4	1	3	2	0	1	2						
Alfredo Griffin, S OBP: 0.213, SLG: 0.241			G4-3				P4	1B		4	0	1	0	0	0	1						
Inning Stats	R: 0 E: 0 K: 1 S: 9	H: 0 LOB: 0 BB: 0 P: 15	R: 0 E: 0 K: 0 S: 6	H: 0 LOB: 0 BB: 0 P: 10	R: 1 E: 0 K: 0 S: 10	H: 2 LOB: 1 BB: 0 P: 17	R: 1 E: 0 K: 1 S: 14	H: 2 LOB: 2 BB: 0 P: 19	R: 0 E: 0 K: 0 S: 7	H: 0 LOB: 0 BB: 0 P: 9	R: 0 E: 0 K: 0 S: 6	H: 1 LOB: 1 BB: 0 P: 11	R: 0 E: 0 K: 0 S: 8	H: 1 LOB: 1 BB: 0 P: 12	R: 1 E: 0 K: 0 S: 13	H: 3 LOB: 2 BB: 0 P: 21		1B: 4 2B: 4 3B: 0 HR: 1	SF: 0 SAC: 0 DP: 0 HBP: 0	WP: 0 PB: 0 SB: 0 CS: 0	PA: 37	
PITCHER	IP	WLS	BF	H	R	ER	SO	BB	IBB	HBP	BLK	WP	HR	S	P	ERA	WHIP					
Bill Wegman, R ERA: 3.15	(1, 1)	7.0	W	27	5	2	1	2	0	0	0	0	0	1	61	90	1.29	0.714				
Darren Holmes, R ERA: 3.3	(8, 1)	1.0		4	1	0	0	0	0	0	0	0	0	0	8	12	0.00	1.000				
Mike Fetters, R ERA: 0.8	(9, 1)	1.0		6	3	1	1	0	0	0	0	0	0	0	13	21	9.00	3.000				

AB	37
R	3
H	9
RBI	3
BB	0
SO	2
LOB	13



Batter	1	2	3	4	5	6	7	8	9	AB	R	H	RBI	BB	SO	LOB	BOTTOM					
Pat Listach, S OBP: 0.356, SLG: 0.348 Jim Gantner, L OBP: 0.284, SLG: 0.324	K		F8	G4-3 1B 2B	2B SF8 BB	P2		G1-3		3	2	1	2	1	1	0	Toronto Blue Jays @ Milwaukee Brewers Milwaukee County Stadium, Milwaukee, WI Thu Aug 20 1992, 4:33 AM EDT Att: 34,702 - Cloudy - 74 F					
Darryl Hamilton, L OBP: 0.343, SLG: 0.389 Franklin Stubbs, L OBP: 0.287, SLG: 0.359	G6-3		S 2B BB	G4-3	SF8 1B 2B	1B 2B		E6		4	2	2	3	1	0	1						
Paul Molitor, R OBP: 0.382, SLG: 0.460	L8		S 3B 2B	S 3B 2B	1B IBB	1B		P4		5	1	3	3	1	0	1						
Greg Vaughn, R OBP: 0.292, SLG: 0.388		P4	S 3B BB	P6	SF8	G5-3		P6		4	1	0	1	1	0	4						
Robin Yount, R OBP: 0.300, SLG: 0.355		F8 2B 2B	1-H 2-H 3B	L5	L9			L9		5	1	3	3	0	0	1						
John Jaha, R OBP: 0.272, SLG: 0.330		F8	G5-3		HR	K		G6-3 1B 2B		5	2	2	1	0	1	4						
Kevin Seitzer, R OBP: 0.336, SLG: 0.365		HBP 2B BB	G5-3		G3 2B 2B	L9		G6-3		4	2	1	0	1	0	2						
B.J. Surhoff, L OBP: 0.309, SLG: 0.325		HBP 2B		2B 1B	G3	1B 1B		1B 1B		4	2	3	1	0	0	1						
Scott Fletcher, R OBP: 0.354, SLG: 0.388		HBP 2B		2B 2B	BB	1B 1B		G6-3		4	3	3	2	0	0	1						
Inning Stats	R: 0 E: 0 K: 1 S: 9	H: 0 LOB: 0 BB: 0 P: 14	R: 2 E: 0 K: 0 S: 9	H: 2 LOB: 2 BB: 1 P: 18	R: 3 E: 0 K: 0 S: 15	H: 4 LOB: 1 BB: 2 P: 26	R: 3 E: 0 K: 0 S: 11	H: 4 LOB: 1 BB: 0 P: 17	R: 5 E: 0 K: 1 S: 17	H: 4 LOB: 2 BB: 2 P: 39	R: 2 E: 0 K: 0 S: 15	H: 4 LOB: 4 BB: 0 P: 20	R: 1 E: 0 K: 0 S: 7	H: 2 LOB: 1 BB: 0 P: 11	R: 0 E: 1 K: 0 S: 8	H: 0 LOB: 1 BB: 0 P: 9		1B: 8 2B: 8 3B: 1 HR: 1	SF: 1 SAC: 0 DP: 0 HBP: 2	WP: 0 PB: 0 SB: 3 CS: 0	PA: 49	
PITCHER	IP	WLS	BF	H	R	ER	SO	BB	IBB	HBP	BLK	WP	HR	S	P	ERA	WHIP					
David Wells, L ERA: 5.37	(1, 1)	4.1	L	29	11	13	13	1	4	2	0	0	0	12	26	18.00	3.462					
Bob MacDonald, L ERA: 4.43	(5, 1)	1.0		7	3	2	2	1	0	1	0	0	0	0	12	26	18.00	3.000				
Mark Eichhorn, R ERA: 2.65	(6, 1)	0.2		4	2	0	0	0	0	0	0	0	0	9	11	0.00	3.000					
Duane Ward, R ERA: 2.42	(7, 1)	1.0		5	2	1	1	0	0	0	0	0	0	7	11	9.00	2.000					
Tom Henke, R ERA: 2.33	(8, 1)	1.0		4	0	0	0	0	0	0	0	0	0	8	9	0.00	0.000					

AB	41
R	16
H	18
RBI	16
BB	5
SO	2
LOB	17



Batter	1	2	3	4	5	6	7	8	9	AB	R	H	RBI	BB	SO	LOB	TOP										
Tony Phillips, S (1, 10) OBP: 0.394, SLG: 0.409	1-1 1B SF8 2B		2-2 F7		2-0 G6-3		1-3 K			4	1	1	0	0	1	0											
Lou Whitaker, L (1, 4) OBP: 0.400, SLG: 0.465	0-0 2-3 1B		0-1 G3		2-1 F7		1-1 G6-3			4	0	1	0	0	0	1											
Travis Fryman, R (1, 6) OBP: 0.324, SLG: 0.453	0-3 K		1-1 2B		2-0 HR			2-2 F7		4	1	2	1	0	1	2											
Cecil Fielder, R (1, 3) OBP: 0.316, SLG: 0.463	0-0 SF8		0-0 G6-3		0-1 P5			0-3 K		3	0	0	1	0	1	1											
Mickey Tettleton, S (1, 2) OBP: 0.377, SLG: 0.466	3-2 P2			2-3 K2-3			1-0 F9		3-2 G3-1	4	0	0	0	0	1	1											
Dan Gladden, R (1, 7) OBP: 0.333, SLG: 0.384		3-1 1B		0-1 FC4-6 1B			2-2 G5-3		2-3 K	4	0	2	0	0	1	0											
Rob Deer, R (1, 9) OBP: 0.307, SLG: 0.543		2-1 L7		2-0 FC4-6 1B			1-2 F8		1-1 P2	4	0	1	0	0	0	1											
Scott Livingstone, L (1, 5) OBP: 0.317, SLG: 0.335		0-0 F7		1-2 FC4-6			2-1 F7		3-2 G3-1	4	0	0	0	0	0	3											
Gary Pettis, S (1, 8) OBP: 0.302, SLG: 0.277		0-3 K		3-3 K			1-0 F8			3	0	0	0	0	2	3											
Inning Stats	R: 1 E: 0 K: 1 S: 10	H: 2 LOB: 1 BB: 0 P: 14	R: 0 E: 0 K: 1 S: 8	H: 1 LOB: 1 BB: 0 P: 13	R: 0 E: 0 K: 0 S: 8	H: 1 LOB: 1 BB: 0 P: 11	R: 0 E: 0 K: 2 S: 15	H: 2 LOB: 2 BB: 0 P: 23	R: 1 E: 0 K: 0 S: 6	H: 1 LOB: 0 BB: 0 P: 12	R: 0 E: 0 K: 0 S: 7	H: 0 LOB: 0 BB: 0 P: 11	R: 0 E: 1 K: 1 S: 8	H: 0 LOB: 1 BB: 0 P: 13	R: 0 E: 0 K: 1 S: 11	H: 0 LOB: 0 BB: 0 P: 16	R: 0 E: 0 K: 1 S: 10	H: 0 LOB: 0 BB: 0 P: 16	1B: 4 2B: 2 3B: 0 HR: 1	SF: 1 SAC: 0 DP: 0 HBP: 0	WP: 1 PB: 0 SB: 0 CS: 0	PA: 35					
PITCHER	IP	WLS	BF	H	R	ER	SO	BB	IBB	HBP	BLK	WP	HR	S	P	ERA	WHIP										
Jaime Navarro, R (1, 1) ERA: 3.05	8.0	W	32	7	2	2	6	0	0	0	0	1	1	73	113	2.25	0.875										
Doug Henry, R (9, 1) ERA: 4.33	1.0	S	3	0	0	0	1	0	0	0	0	0	0	10	16	0.00	0.000										

Detroit Tigers @ Milwaukee Brewers
Milwaukee County Stadium, Milwaukee, WI
Fri Aug 21 1992, 8:05 PM EDT
Att: 23,434 - Sunny - 78 F


AB 34
R 2
H 7
RBI 2
BB 0
SO 7
LOB 12



Batter	1	2	3	4	5	6	7	8	9	AB	R	H	RBI	BB	SO	LOB	BOTTOM										
Pat Listach, S (1, 6) OBP: 0.355, SLG: 0.350	1-2 G5-3	0-0 G5-3		1-0 F7			3-2 2B			4	0	1	0	0	0	2											
Darryl Hamilton, L (1, 9) OBP: 0.342, SLG: 0.388	1-1 G4-3-6 1B		0-1 G6-3		2-2 F7		1-0 P6			4	0	1	0	0	0	1											
Paul Molitor, R (1, 10) OBP: 0.383, SLG: 0.459	0-0 G4-3-6 1-2		1-2 1B 1B		1-1 L4			4-2 S BB		3	0	1	0	1	0	1											
Greg Vaughn, R (1, 7) OBP: 0.291, SLG: 0.386		0-0 G5-3	0-1 1B		1-0 F8			1-3 K		4	0	1	0	0	1	1											
Robin Yount, R (1, 8) OBP: 0.304, SLG: 0.357		1-0 G5-3	1-2 G6-3 1B			0-1 G6-3 1B		4-1 1B		3	0	2	0	1	0	0											
Kevin Seitzer, R (1, 5) OBP: 0.335, SLG: 0.364		3-2 BB 1B	3-1 G6-3			2-2 G6-3 1-2		1-2 IBB		4	1	1	0	0	0	6											
John Jaha, R (1, 3) OBP: 0.280, SLG: 0.351		4-1 1B BB		2-1 SF8 3B			1-1 F8		1-3 K	3	2	1	0	1	1	2											
B.J. Surhoff, L (1, 2) OBP: 0.309, SLG: 0.326		1-2 1B 2H		2-2 SF8			1-3 K			2	0	1	2	0	1	0											
Scott Fletcher, R (1, 4) OBP: 0.354, SLG: 0.388		0-1 1B 2H		3-H F8			2-3 K			3	0	1	1	0	1	0											
Inning Stats	R: 0 E: 0 K: 0 S: 6	H: 1 LOB: 0 BB: 0 P: 8	R: 2 E: 0 K: 0 S: 12	H: 3 LOB: 2 BB: 1 P: 21	R: 0 E: 0 K: 0 S: 12	H: 3 LOB: 2 BB: 0 P: 17	R: 1 E: 0 K: 0 S: 7	H: 1 LOB: 0 BB: 0 P: 12	R: 0 E: 0 K: 0 S: 6	H: 0 LOB: 0 BB: 0 P: 10	R: 0 E: 0 K: 0 S: 8	H: 1 LOB: 0 BB: 0 P: 10	R: 0 E: 0 K: 2 S: 15	H: 1 LOB: 1 BB: 0 P: 22	R: 0 E: 0 K: 2 S: 15	H: 0 LOB: 2 BB: 2 P: 26	1B: 8 2B: 1 3B: 1 HR: 0	SF: 1 SAC: 0 DP: 3 HBP: 0	WP: 0 PB: 0 SB: 1 CS: 0	PA: 34							
PITCHER	IP	WLS	BF	H	R	ER	SO	BB	IBB	HBP	BLK	WP	HR	S	P	ERA	WHIP										
John Doherty, R (1, 1) ERA: 3.79	6.0	L	25	9	3	3	0	1	0	0	0	0	0	51	78	4.50	1.667										
Kurt Knudsen, R (7, 1) ERA: 3.6	2.0		9	1	0	0	4	1	1	0	0	0	0	30	48	0.00	1.000										

Detroit Tigers @ Milwaukee Brewers
Milwaukee County Stadium, Milwaukee, WI
Fri Aug 21 1992, 8:05 PM EDT
Att: 23,434 - Sunny - 78 F

AB 30
R 3
H 10
RBI 3
BB 3
SO 4
LOB 13



Batter	1	2	3	4	5	6	7	8	9	AB	R	H	RBI	BB	SO	LOB	TOP				
Tony Phillips, S (1, 10) OBP: 0.393, SLG: 0.408	G5-3		F9			F8		BB 1B		4	0	1	0	0	0	0	Detroit Tigers @ Milwaukee Brewers Milwaukee County Stadium, Milwaukee, WI Sat Aug 22 1992, 8:05 PM EDT Att: 41,699 - Sunny - 76 F				
Lou Whitaker, L (1, 4) OBP: 0.396, SLG: 0.460	G3			F9		F8		L3		4	0	0	0	0	0	1					
Travis Fryman, R (1, 6) OBP: 0.327, SLG: 0.454	G1-3			G3 1B						2	0	1	0	2	0	0					
Cecil Fielder, R (1, 3) OBP: 0.318, SLG: 0.462		G4-3 BB		G3 1B		F8		P4		3	0	1	0	1	0	3					
Mickey Tettleton, S (1, 2) OBP: 0.376, SLG: 0.463		G4-3		G3					F7	4	0	1	0	0	0	3					
Dan Gladden, R (1, 7) OBP: 0.329, SLG: 0.379				G5-3			K		K	4	0	0	0	0	3	4					
Rob Deer, R (1, 9) OBP: 0.306, SLG: 0.550							K		HR	4	1	1	1	0	3	2					
Scott Livingstone, L (1, 5) OBP: 0.313, SLG: 0.329			G4-3			F7		F7	F7	4	0	0	0	0	0	1					
Gary Pettis, S (1, 8) OBP: 0.296, SLG: 0.270			L6			B2-3		G4-3		3	0	0	0	0	0	0					
Inning Stats	R: 0 E: 0 K: 0 S: 10	H: 0 LOB: 0 BB: 0 P: 17	R: 0 E: 0 K: 2 S: 9	H: 0 LOB: 1 BB: 1 P: 18	R: 0 E: 0 K: 0 S: 8	H: 2 LOB: 2 BB: 0 P: 17	R: 0 E: 0 K: 1 S: 8	H: 0 LOB: 0 BB: 0 P: 12	R: 0 E: 0 K: 0 S: 7	H: 0 LOB: 1 BB: 1 P: 16	R: 0 E: 0 K: 2 S: 9	H: 1 LOB: 1 BB: 0 P: 11	R: 0 E: 0 K: 0 S: 10	H: 1 LOB: 2 BB: 1 P: 17	R: 1 E: 0 K: 1 S: 12	H: 1 LOB: 0 BB: 0 P: 20	1B: 4 2B: 0 3B: 0 HR: 1	SF: 0 SAC: 0 DP: 0 HBP: 0	WP: 0 PB: 0 SB: 0 CS: 0	PA: 35	
PITCHER	IP	WLS	BF	H	R	ER	SO	BB	IBB	HBP	BLK	WP	HR	S	P	ERA	WHIP				
21 Cal Eldred, R (1, 1) ERA: 1.56	7.2	W	30	4	0	0	5	3	0	0	0	0	0	70	118	0.00	0.913				
Jim Austin, R (8, 1) ERA: 2.27	0.1		1	0	0	0	0	0	0	0	0	0	0	1	1	0.00	0.000				
Doug Henry, R (9, 1) ERA: 4.42	1.0		4	1	1	1	1	0	0	0	0	0	1	12	20	9.00	1.000				

Batter	1	2	3	4	5	6	7	8	9	AB	R	H	RBI	BB	SO	LOB	BOTTOM				
Pat Listach, S (1, 6) OBP: 0.361, SLG: 0.358	S 1B G3		S 1B							4	2	4	0	0	0	0	Detroit Tigers @ Milwaukee Brewers Milwaukee County Stadium, Milwaukee, WI Sat Aug 22 1992, 8:05 PM EDT Att: 41,699 - Sunny - 76 F				
Robin Yount, R (1, 8) OBP: 0.308, SLG: 0.361	S 1B		F9							4	0	3	1	0	0	2					
Paul Molitor, R (1, 10) OBP: 0.384, SLG: 0.457	G3									2	1	0	1	2	0	3					
Greg Vaughn, R (1, 7) OBP: 0.288, SLG: 0.382	F7		F8							4	0	0	0	0	0	6					
Dante Bichette, R (1, 9) OBP: 0.330, SLG: 0.432										4	2	2	0	0	1	0					
Jim Gantner, L (9, 5) OBP: 0.284, SLG: 0.324										0	0	0	0	0	0	0					
John Jaha, R (1, 3) OBP: 0.279, SLG: 0.343	F9		SF8 2B							2	0	0	1	1	0	0					
Kevin Seitzer, R (1, 5) OBP: 0.333, SLG: 0.361										3	0	0	0	0	0	0					
Darryl Hamilton, L (8, PH) OBP: 0.341, SLG: 0.388	L3									0	0	0	1	0	0	0					
B.J. Surhoff, L (1, 2) OBP: 0.311, SLG: 0.328			E4 F9 1B							4	0	2	1	0	0	0					
Scott Fletcher, R (1, 4) OBP: 0.350, SLG: 0.382			P4							4	0	0	0	0	0	3					
Inning Stats	R: 1 E: 0 K: 0 S: 6	H: 2 LOB: 0 BB: 0 P: 11	R: 0 E: 0 K: 1 S: 8	H: 0 LOB: 0 BB: 0 P: 9	R: 0 E: 1 K: 0 S: 12	H: 1 LOB: 3 BB: 1 P: 23	R: 1 E: 0 K: 0 S: 11	H: 2 LOB: 0 BB: 0 P: 18	R: 0 E: 0 K: 0 S: 7	H: 0 LOB: 0 BB: 0 P: 10	R: 1 E: 0 K: 0 S: 7	H: 2 LOB: 1 BB: 0 P: 13	R: 2 E: 0 K: 0 S: 13	H: 2 LOB: 2 BB: 2 P: 25	1B: 8 2B: 3 3B: 0 HR: 0	SF: 2 SAC: 0 DP: 0 HBP: 0	WP: 0 PB: 0 SB: 4 CS: 1	PA: 37			
PITCHER	IP	WLS	BF	H	R	ER	SO	BB	IBB	HBP	BLK	WP	HR	S	P	ERA	WHIP				
Frank Tanana, L (1, 1) ERA: 4.28	7.0	L	29	9	3	3	3	1	1	0	0	0	0	61	102	3.86	1.286				
John Kieley, R (8, 1) ERA: 2.7	1.0		7	2	2	2	0	1	1	0	0	0	0	13	25	18.00	3.000				

AB	32
R	1
H	5
RBI	1
BB	3
SO	6
LOB	14



AB	31
R	5
H	11
RBI	5
BB	3
SO	1
LOB	14



Batter	1	2	3	4	5	6	7	8	9	AB	R	H	RBI	BB	SO	LOB	TOP								
Tony Phillips, S OBP: 0.390, SLG: 0.404 (1, 7)	G6-3		K		G4-3			FC6-5		4	0	0	0	0	1	2	Detroit Tigers @ Milwaukee Brewers Milwaukee County Stadium, Milwaukee, WI Sun Aug 23 1992, 4:33 AM EDT Att: 27,903 - Cloudy - 83 F								
Lou Whitaker, L OBP: 0.395, SLG: 0.457 (1, 4)	G4-3			1B		P5		K		4	0	1	0	0	1	1									
Travis Fryman, R OBP: 0.325, SLG: 0.450 (1, 6)	G6-3			F9		P4			G6-3	4	0	0	0	0	0	1									
Cecil Fielder, R OBP: 0.317, SLG: 0.460 (9, PR) Skeeter Barnes, R OBP: 0.295, SLG: 0.389 (9, 3)		G5-3		K		K			1B	4	0	1	0	0	2	1									
Mickey Tettleton, S OBP: 0.373, SLG: 0.459 (1, 10)		G3		F7			G4-3		E5	4	0	0	0	0	0	2									
Rob Deer, R OBP: 0.309, SLG: 0.561 (1, 9)		F8			HR		F9			4	1	2	2	0	0	0									
Scott Livingstone, L OBP: 0.315, SLG: 0.336 (1, 5)			1B				G4-3		G5-3	4	1	2	0	0	0	2									
Chad Kreuter, S OBP: 0.310, SLG: 0.331 (1, 2)			2B		F7			FC6-5	SH3-4	3	0	2	1	0	0	1									
Gary Pettis, S OBP: 0.292, SLG: 0.266 (1, 8)			F8		F8			SH3-4		2	0	0	0	0	0	1									
Inning Stats	R: 0 E: 0 K: 0 S: 6	H: 0 LOB: 0 BB: 7 P: 7	R: 0 E: 0 K: 0 S: 7	H: 0 LOB: 0 BB: 0 P: 13	R: 1 E: 0 K: 1 S: 11	H: 2 LOB: 0 BB: 0 P: 15	R: 0 E: 0 K: 1 S: 8	H: 1 LOB: 1 BB: 0 P: 11	R: 1 E: 0 K: 0 S: 7	H: 2 LOB: 1 BB: 0 P: 10	R: 0 E: 0 K: 1 S: 6	H: 0 LOB: 0 BB: 0 P: 12	R: 0 E: 0 K: 0 S: 9	H: 0 LOB: 0 BB: 0 P: 13	R: 0 E: 0 K: 1 S: 6	H: 1 LOB: 1 BB: 0 P: 6		R: 1 E: 1 K: 0 S: 8	H: 2 LOB: 1 BB: 0 P: 11	1B: 6 2B: 1 3B: 0 HR: 1	SF: 0 SAC: 1 DP: 1 HBP: 0	WP: 0 PB: 0 SB: 0 CS: 0	PA: 34		
PITCHER	IP	WLS	BF	H	R	ER	SO	BB	IBB	HBP	BLK	WP	HR	S	P	ERA	WHIP								
Ricky Bones, R ERA: 4.9 (1, 1)	7.0		25	5	2	2	3	0	0	0	0	0	1	54	81	2.57	0.714								
Dan Plesac, L ERA: 3.29 (8, 1)	1.1	L	7	2	1	0	1	0	0	0	0	0	0	11	14	0.00	1.500								
Mike Fetters, R ERA: 0.79 (9, 1)	0.2		2	1	0	0	0	0	0	0	0	0	0	3	3	0.00	1.500								

Batter	1	2	3	4	5	6	7	8	9	AB	R	H	RBI	BB	SO	LOB	BOTTOM								
Pat Listach, S OBP: 0.362, SLG: 0.362 (1, 6)	K		2B		S		P7			4	1	2	1	0	1	1	Detroit Tigers @ Milwaukee Brewers Milwaukee County Stadium, Milwaukee, WI Sun Aug 23 1992, 4:33 AM EDT Att: 27,903 - Cloudy - 83 F								
Darryl Hamilton, L OBP: 0.343, SLG: 0.390 (1, 9)	G3		2B		BB			G4-3		3	0	1	1	1	0	0									
Paul Moltor, R OBP: 0.383, SLG: 0.454 (1, 10)	F9		IBB		F7			F7		3	0	0	0	1	0	2									
Greg Vaughn, R OBP: 0.286, SLG: 0.378 (1, 7)	P5		K				K		K	4	0	0	0	0	3	2									
Robin Yount, R OBP: 0.308, SLG: 0.358 (1, 8)	F8			CS	BB		G5-3		E6	3	0	0	0	1	0	0									
John Jaha, R OBP: 0.270, SLG: 0.330 (1, 3)	K			BB			P3		K	4	0	0	0	0	3	2									
Kevin Seitzer, R OBP: 0.333, SLG: 0.361 (1, 5) B.J. Surhoff, L OBP: 0.310, SLG: 0.327 (9, PH)			F7		G6-3		G6-3	SH3-4	1B	3	0	1	0	0	0	1									
Dave Nilsson, L OBP: 0.252, SLG: 0.311 (1, 2)			2B	BB			SH3-4			0	1	0	0	2	0	0									
Jim Gantner, L OBP: 0.281, SLG: 0.320 (1, 4)			F9		G5-4-3		G6-3			3	0	0	0	0	0	3									
Inning Stats	R: 0 E: 0 K: 1 S: 9	H: 0 LOB: 0 BB: 0 P: 14	R: 0 E: 0 K: 1 S: 8	H: 0 LOB: 0 BB: 0 P: 11	R: 2 E: 0 K: 1 S: 14	H: 2 LOB: 2 BB: 2 P: 28	R: 0 E: 0 K: 1 S: 12	H: 0 LOB: 0 BB: 1 P: 18	R: 0 E: 0 K: 0 S: 5	H: 1 LOB: 2 BB: 2 P: 15	R: 0 E: 0 K: 1 S: 5	H: 0 LOB: 0 BB: 0 P: 10	R: 0 E: 0 K: 0 S: 8	H: 1 LOB: 1 BB: 0 P: 12	R: 0 E: 0 K: 1 S: 9	H: 0 LOB: 0 BB: 0 P: 13		R: 0 E: 1 K: 1 S: 9	H: 0 LOB: 0 BB: 0 P: 12	1B: 2 2B: 2 3B: 0 HR: 0	SF: 0 SAC: 1 DP: 2 HBP: 0	WP: 0 PB: 0 SB: 1 CS: 1	PA: 34		
PITCHER	IP	WLS	BF	H	R	ER	SO	BB	IBB	HBP	BLK	WP	HR	S	P	ERA	WHIP								
Bill Gullickson, R ERA: 3.8 (1, 1)	7.0		28	4	2	2	5	4	1	0	0	0	0	18	25	0.00	0.000								
Mike Henneman, R ERA: 4.05 (8, 1)	2.0	W	6	0	0	0	2	0	0	0	0	0	0	18	25	0.00	0.000								



Batter	1	2	3	4	5	6	7	8	9	AB	R	H	RBI	BB	SO	LOB	TOP										
Pat Listach, S OBP: 0.361, SLG: 0.361 (1, 6)	F8		SH2-3		G4-3		S		F7	4	0	1	1	0	0	0	Milwaukee Brewers @ New York Yankees Yankee Stadium, Bronx, NY Mon Aug 24 1992, 7:05 PM EDT Att: 14,235 - Sunny - 77 F										
Darryl Hamilton, L OBP: 0.341, SLG: 0.387 (1, 9)	G3		SF7		G3		F7			3	0	0	1	1	0	1											
Paul Molitor, R OBP: 0.383, SLG: 0.453 (1, 10)	1B		G1-3		G6-3			1B	F8	5	1	2	0	0	0	1											
Greg Vaughn, R OBP: 0.285, SLG: 0.377 (1, 7)	K			L7	G5-3			1B		4	1	1	0	0	1	1											
Robin Yount, R OBP: 0.309, SLG: 0.362 (1, 8)		F8		G5-3			WP	1B		4	2	2	1	0	0	0											
John Jaha, R OBP: 0.286, SLG: 0.346 (1, 3)		F8	S				E5	WP		4	2	3	1	0	0	1											
Kevin Seitzer, R Franklin Stubbs, L Jim Gantner, L OBP: 0.290, SLG: 0.366 (7, PH) OBP: 0.280, SLG: 0.318 (7, 5)	F8						G4-3	1B	P8	2	0	0	0	0	1	2											
B.J. Surhoff, L OBP: 0.307, SLG: 0.323 (1, 2)	F7				G3		G4-3		G4-3-6	4	0	0	0	0	0	2											
Scott Fletcher, R OBP: 0.348, SLG: 0.380 (1, 4)			SH2-3	S	B1-3		G6-3		G5-3	4	1	1	0	0	0	1											
Inning Stats	R: 0 E: 0 K: 1 S: 12	H: 1 LOB: 1 BB: 0 P: 20	R: 1 E: 0 K: 0 S: 10	H: 1 LOB: 0 BB: 0 P: 19	R: 1 E: 0 K: 0 S: 8	H: 1 LOB: 0 BB: 0 P: 14	R: 0 E: 0 K: 1 S: 7	H: 1 LOB: 1 BB: 0 P: 12	R: 0 E: 0 K: 0 S: 5	H: 0 LOB: 0 BB: 0 P: 9	R: 3 E: 1 K: 0 S: 14	H: 3 LOB: 1 BB: 0 P: 25	R: 3 E: 0 K: 0 S: 12	H: 4 LOB: 0 BB: 0 P: 18	R: 0 E: 0 K: 0 S: 12	H: 0 LOB: 1 BB: 1 P: 20		1B: 9 2B: 2 3B: 0 HR: 0	SF: 1 SAC: 1 DP: 1 HBP: 0	WP: 2 PB: 0 CS: 3	PA: 39						
PITCHER	IP	WLS	BF	H	R	ER	SO	BB	IBB	HBP	BLK	WP	HR	S	P	ERA	WHIP										
Bob Wickman, R ERA: 4.5 (1, 1)	6.0		25	6	5	3	2	0	0	0	0	2	0	56	98	4.50	1.000										
Greg Cadaret, L ERA: 4.57 (7, 1)	1.0		4	1	0	0	0	0	0	0	0	0	0	5	9	0.00	1.000										
Russ Springer, R ERA: 16.62 (8, 1)	0.0		4	4	3	3	0	0	0	0	0	0	0	9	13	∞	∞										
Jerry Nielsen, L ERA: 3.86 (8, 1)	1.0	W	2	0	0	0	0	0	0	0	0	0	0	3	5	0.00	0.000										
Steve Farr, R ERA: 1.77 (9, 1)	1.0	S	4	0	0	0	0	1	0	0	0	0	0	12	20	0.00	1.000										

Batter	1	2	3	4	5	6	7	8	9	AB	R	H	RBI	BB	SO	LOB	BOTTOM										
Bernie Williams, S OBP: 0.345, SLG: 0.380 (1, 8)	1B		1B	1B		G3		2B		2	2	1	0	3	0	1	Milwaukee Brewers @ New York Yankees Yankee Stadium, Bronx, NY Mon Aug 24 1992, 7:05 PM EDT Att: 14,235 - Sunny - 77 F										
Dion James, L Roberto Kelly, R OBP: 0.359, SLG: 0.377 (7, PH) OBP: 0.327, SLG: 0.411 (9, 7)	1B		G4-3	1B		G3		F8		4	0	2	1	0	0	3											
Danny Tartabull, R OBP: 0.411, SLG: 0.465 (1, 10)	F8		G4-3	1B		K		1B	2B	5	1	3	3	0	1	1											
Mel Hall, L OBP: 0.314, SLG: 0.446 (1, 9)	G6-3		G4-3		G3		G6-3	2B	1B	5	1	1	1	0	0	4											
Matt Nokes, L Mike Stanley, R OBP: 0.279, SLG: 0.401 (7, PH) OBP: 0.379, SLG: 0.426 (8, 2)	F7		G4-3		HR		BB	2B		3	1	1	1	0	0	2											
Randy Velarde, R OBP: 0.328, SLG: 0.397 (1, 6)	G6-3			1B	F8		P5	G4-3		5	1	1	0	0	0	3											
Kevin Maas, L OBP: 0.312, SLG: 0.421 (1, 3)	P4			1B		2B		K		4	1	2	0	0	1	2											
Charlie Hayes, R OBP: 0.285, SLG: 0.395 (1, 5)			1B	1B	F9		G3	G4-3		4	1	2	1	0	0	2											
Pat Kelly, R Andy Stankiewicz, R OBP: 0.299, SLG: 0.367 (7, PH) OBP: 0.339, SLG: 0.348 (9, 4)	K		K		SF9		P2	F8	BB	2	1	0	1	0	1	2											
Inning Stats	R: 0 E: 0 K: 0 S: 6	H: 1 LOB: 1 BB: 1 P: 12	R: 0 E: 0 K: 0 S: 5	H: 0 LOB: 0 BB: 0 P: 7	R: 2 E: 0 K: 1 S: 13	H: 4 LOB: 2 BB: 0 P: 21	R: 1 E: 0 K: 0 S: 15	H: 2 LOB: 2 BB: 1 P: 25	R: 1 E: 0 K: 0 S: 12	H: 2 LOB: 1 BB: 0 P: 16	R: 0 E: 0 K: 1 S: 10	H: 1 LOB: 2 BB: 1 P: 20	R: 4 E: 0 K: 0 S: 16	H: 3 LOB: 1 BB: 1 P: 32	1B: 10 2B: 3 3B: 0 HR: 1	SF: 1 SAC: 0 DP: 0 HBP: 1		WP: 1 PB: 0 CS: 0	PA: 42								
PITCHER	IP	WLS	BF	H	R	ER	SO	BB	IBB	HBP	BLK	WP	HR	S	P	ERA	WHIP										
Chris Bosio, R ERA: 3.89 (1, 1)	6.0		29	10	5	5	2	2	0	0	0	0	0	60	13	0.00	6.000										
Dan Plesac, L ERA: 3.27 (7, 1)	1.0		5	0	2	2	1	1	0	1	0	0	0	9	20	18.00	1.000										
Jesse Orosco, L ERA: 3.64 (8, 1)	0.1	L	1	0	0	0	0	0	0	0	0	0	0	2	3	0.00	0.000										
Doug Henry, R ERA: 4.73 (8, 1)	0.1		4	3	2	2	0	0	0	0	0	1	0	9	16	54.00	9.000										

AB	36
R	8
H	11
RBI	6
BB	1
SO	2
LOB	11



Batter	1	2	3	4	5	6	7	8	9	AB	R	H	RBI	BB	SO	LOB	TOP			
Pat Listach, S OBP: 0.357, SLG: 0.357 (1, 6)	F8		K		L6		L7		P4	5	0	0	0	0	1	0				
Darryl Hamilton, L OBP: 0.345, SLG: 0.397 (1, 9)	F7		G6-3		2B		1B			4	0	3	0	0	0	0				
Greg Vaughn, R OBP: 0.283, SLG: 0.373 (1, 7)	F7		K		L5		F8			4	0	0	0	0	1	3				
Franklin Stubbs, L OBP: 0.294, SLG: 0.374 (8, PH) Kevin Seitzer, R OBP: 0.333, SLG: 0.360 (8, 3)		1B					G4-3		FC6-4	3	1	2	0	0	0	0				
Robin Yount, R OBP: 0.311, SLG: 0.364 (1, 8)		2B			1B				BB	3	0	1	0	1	2	2				
B.J. Surhoff, L OBP: 0.309, SLG: 0.323 (1, 2)		1B							K	3	0	1	1	1	1	2				
Dave Nilsson, L OBP: 0.276, SLG: 0.314 (8, PH) John Jaha, R OBP: 0.283, SLG: 0.343 (8, PH)		1B					F8		FC6-4	2	0	0	0	1	0	4				
Scott Fletcher, R OBP: 0.344, SLG: 0.375 (1, 4)		P3					F8			4	0	0	0	0	1	6				
Jim Gantner, L OBP: 0.276, SLG: 0.314 (8, PH) Dante Bichette, R OBP: 0.329, SLG: 0.430 (8, PH)		F8					P2		K	3	0	0	0	0	0	2				
Inning Stats	R: 0 E: 0 K: 0 S: 8	H: 1 LOB: 0 BB: 0 P: 13	R: 1 E: 0 K: 0 S: 15	H: 2 LOB: 2 BB: 1 P: 26	R: 0 E: 0 K: 2 S: 14	H: 0 LOB: 0 BB: 0 P: 19	R: 0 E: 0 K: 1 S: 7	H: 1 LOB: 2 BB: 1 P: 13	R: 0 E: 0 K: 1 S: 7	H: 1 LOB: 1 BB: 0 P: 11	R: 0 E: 0 K: 1 S: 9	H: 1 LOB: 1 BB: 0 P: 15	R: 0 E: 0 K: 2 S: 10	H: 0 LOB: 1 BB: 1 P: 17	R: 0 E: 0 K: 1 S: 7	H: 0 LOB: 0 BB: 0 P: 11	1B: 3 2B: 4 3B: 0 HR: 0	SF: 0 SAC: 0 DP: 0 HBP: 0	WP: 0 PB: 0 CS: 3	PA: 37
PITCHER	IP	WLS	BF	H	R	ER	SO	BB	IBB	HBP	BLK	WP	HR	S	P	ERA	WHIP			
Sam Miltello, R ERA: 2.2 (1, 1)	7.0	W	30	7	1	1	4	3	0	0	0	0	0	66	109	1.29	1.429			
Greg Cadaret, L ERA: 4.57 (8, 1)	2.0		7	0	0	0	3	1	0	0	0	0	0	17	28	0.00	0.500			

Milwaukee Brewers @ New York Yankees
Yankee Stadium, Bronx, NY
Tue Aug 25 1992, 7:05 PM EDT
Att: 15,561 - Sunny - 85 F

AB 33
R 1
H 7
RBI 1
BB 4
SO 7
LOB 20

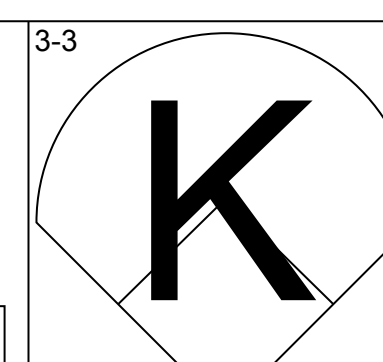
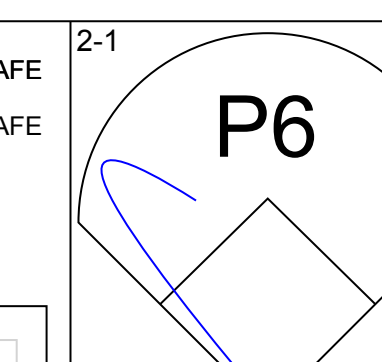
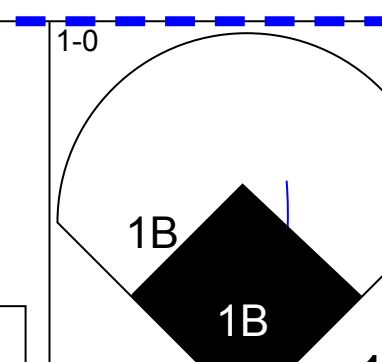
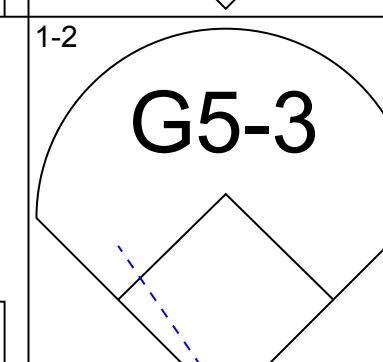
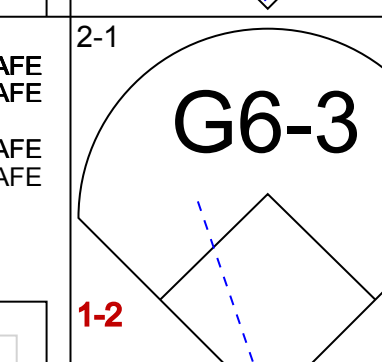
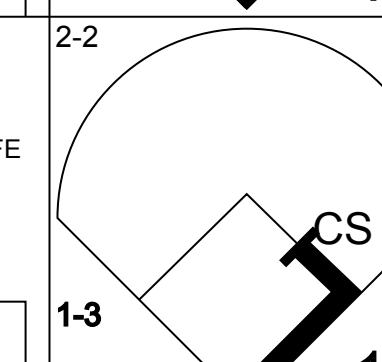
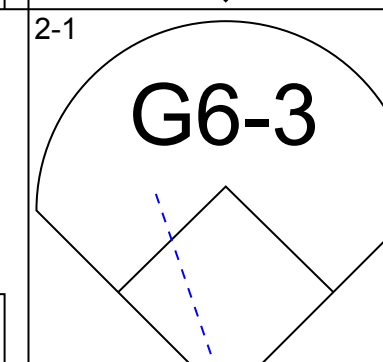
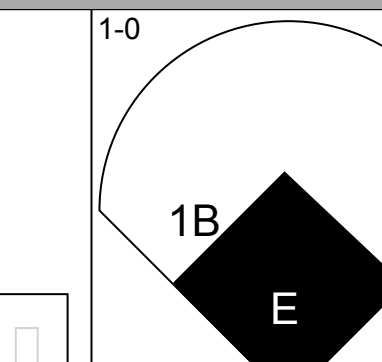
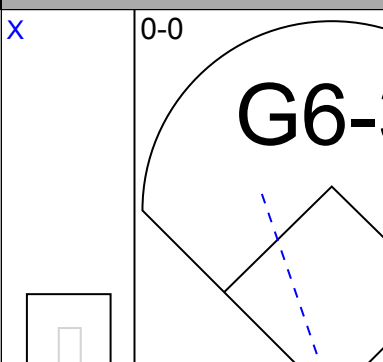
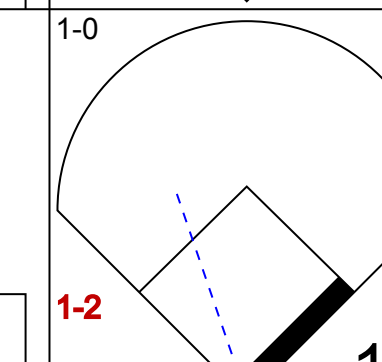
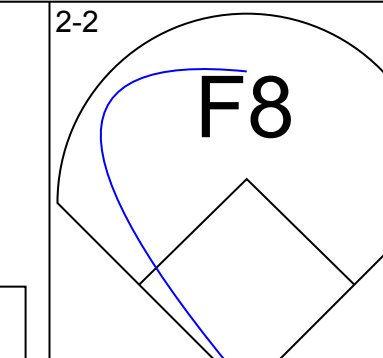
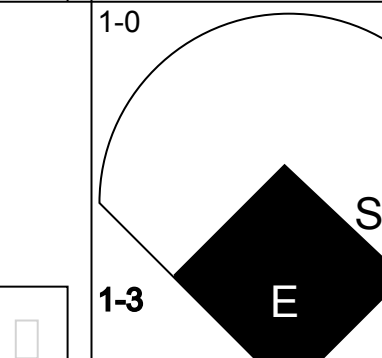
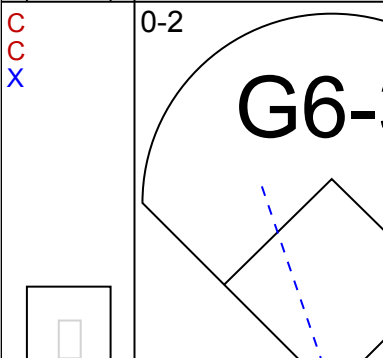
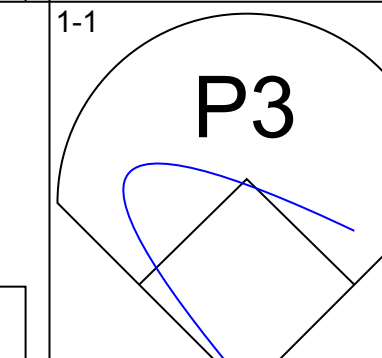
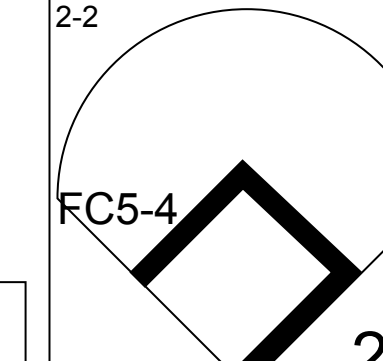
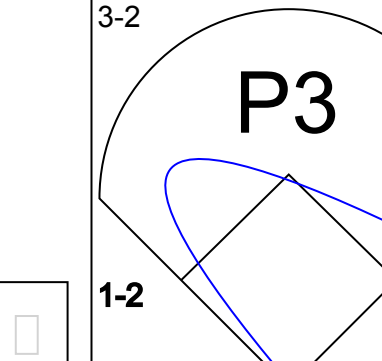
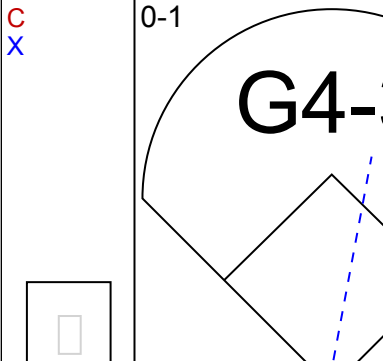
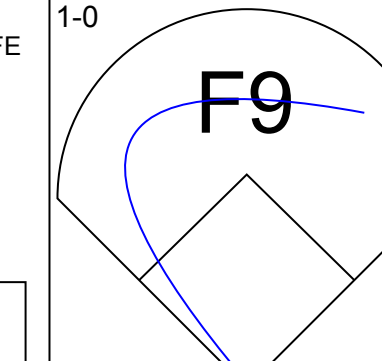
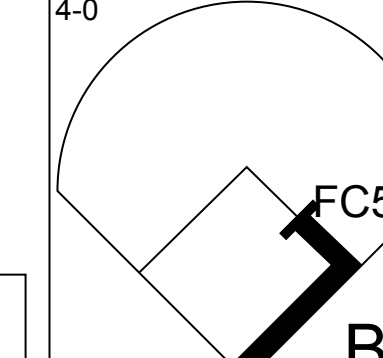
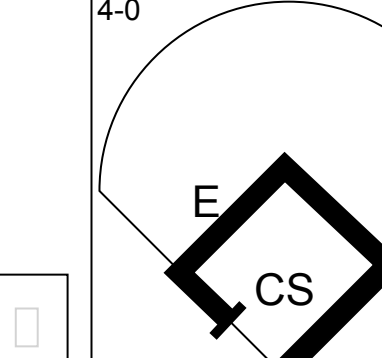
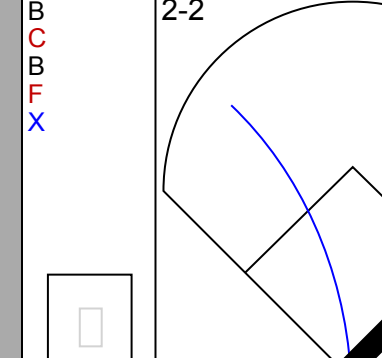
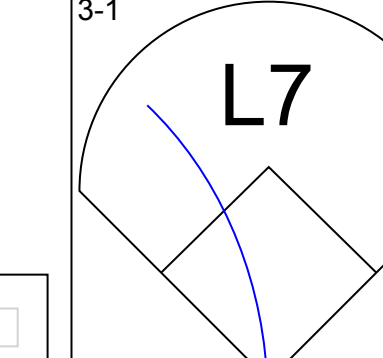
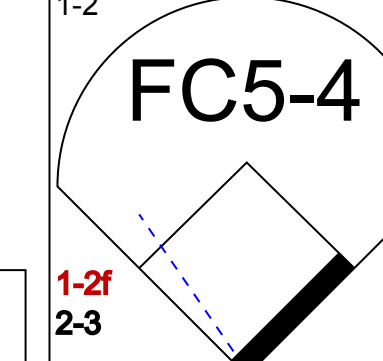
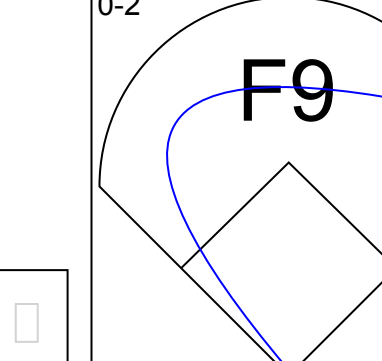
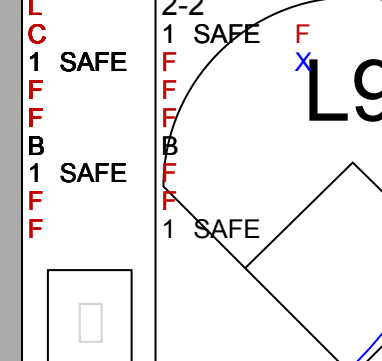
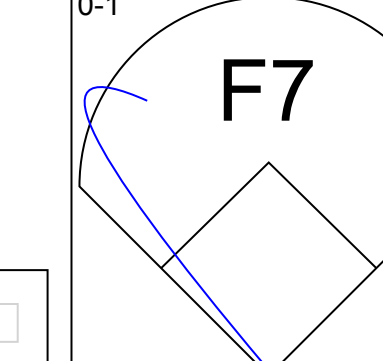
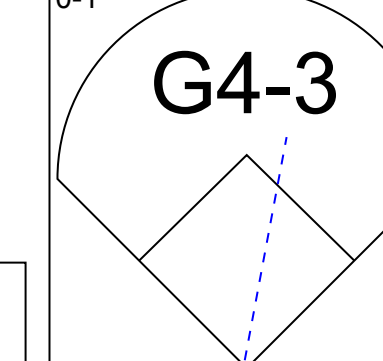
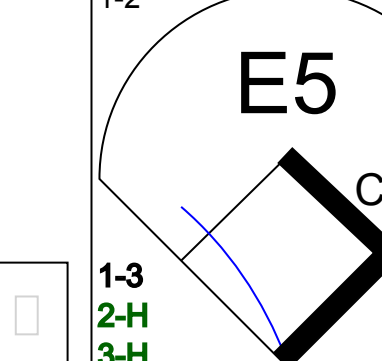

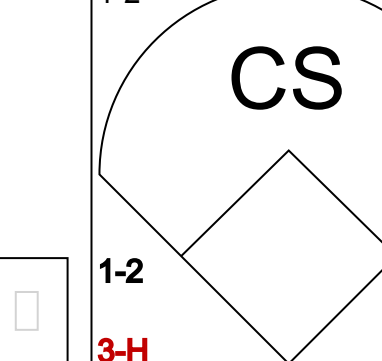
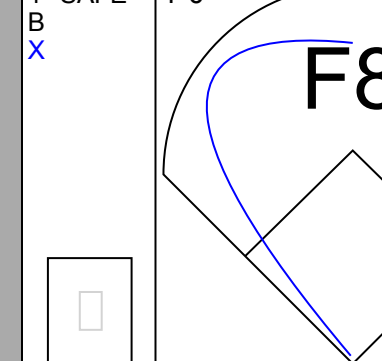

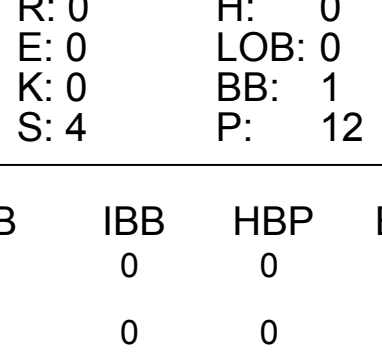
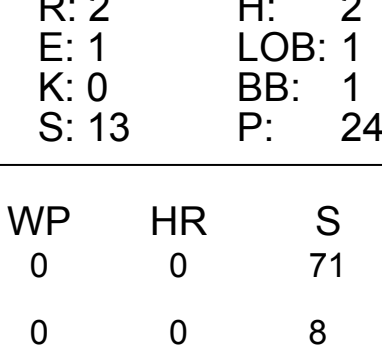
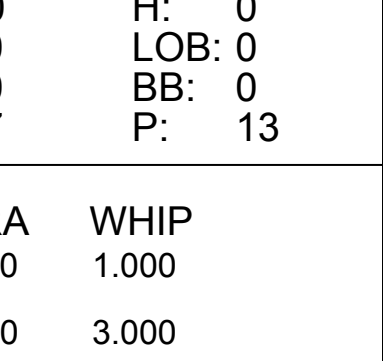
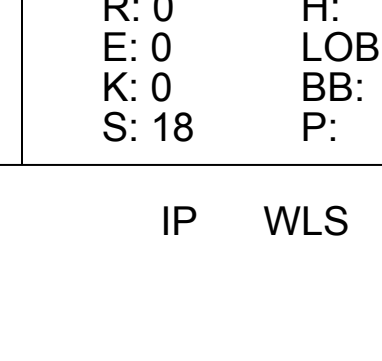


Batter	1	2	3	4	5	6	7	8	9	AB	R	H	RBI	BB	SO	LOB	BOTTOM			
Bernie Williams, S OBP: 0.350, SLG: 0.413 (1, 8)	F7		F8				1B		HR	4	1	2	2	0	0	0				
Roberto Kelly, R OBP: 0.325, SLG: 0.408 (1, 7)	K		G6-3		G5-3		K			4	0	0	0	0	2	1				
Danny Tartabull, R OBP: 0.415, SLG: 0.475 (1, 10)					HR				BB	2	1	1	1	2	1	0				
Mel Hall, L OBP: 0.312, SLG: 0.442 (1, 9)	F9				G5-3		G4-3		P2	4	0	0	0	0	0	2				
Matt Nokes, L OBP: 0.276, SLG: 0.396 (1, 2)			L8		K		G3-1		P4	4	0	0	0	0	1	0				
Randy Velarde, R OBP: 0.333, SLG: 0.402 (1, 6)	F9								1B	4	1	3	0	0	0	0				
Kevin Maas, L OBP: 0.315, SLG: 0.426 (1, 3)					1B				SF9	4	1	2	0	0	2	2				
Charlie Hayes, R OBP: 0.283, SLG: 0.392 (1, 5)			K				F9		SF9	3	0	0	1	0	1	2				
Andy Stankiewicz, R OBP: 0.339, SLG: 0.348 (1, 4)			L8				K		HR	3	1	1	1	0	1	0				
Inning Stats	R: 0 E: 0 K: 1 S: 9	H: 0 LOB: 1 BB: 1 P: 16	R: 0 E: 0 K: 1 S: 9	H: 1 LOB: 0 BB: 0 P: 18	R: 0 E: 0 K: 0 S: 6	H: 0 LOB: 0 BB: 0 P: 8	R: 1 E: 0 K: 2 S: 11	H: 2 LOB: 1 BB: 0 P: 17	R: 0 E: 0 K: 1 S: 11	H: 1 LOB: 1 BB: 0 P: 18	R: 0 E: 0 K: 1 S: 7	H: 0 LOB: 0 BB: 0 P: 10	R: 4 E: 0 K: 1 S: 19	H: 4 LOB: 1 BB: 1 P: 34	R: 0 E: 0 K: 1 S: 8	H: 1 LOB: 1 BB: 0 P: 14	1B: 6 2B: 1 3B: 0 HR: 2	SF: 1 SAC: 0 DP: 0 HBP: 0	WP: 0 PB: 0 CS: 0	PA: 35
PITCHER	IP	WLS	BF	H	R	ER	SO	BB	IBB	HBP	BLK	WP	HR	S	P	ERA	WHIP			
Bill Wegman, R ERA: 3.22 (1, 1)	6.1	L	27	7	4	4	6	1	0	0	0	0	1	61	98	5.68	1.263			
Dan Plesac, L ERA: 3.34 (7, 1)	1.1		7	2	1	1	2	1	0	0	0	0	1	17	33	6.75	2.250			
Jim Austin, R ERA: 2.25 (8, 1)	0.1		1	0	0	0	0	0	0	0	0	0	0	2	4	0.00	0.000			

Milwaukee Brewers @ New York Yankees
Yankee Stadium, Bronx, NY
Tue Aug 25 1992, 7:05 PM EDT
Att: 15,561 - Sunny - 85 F

AB 32
R 5
H 9
RBI 5
BB 2
SO 8
LOB 7

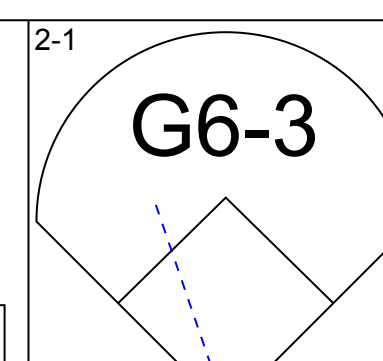
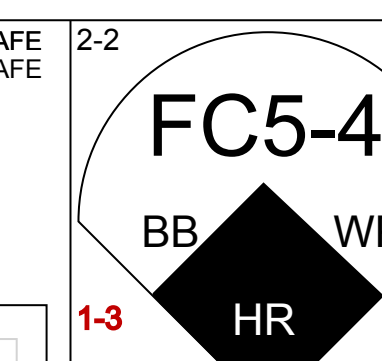
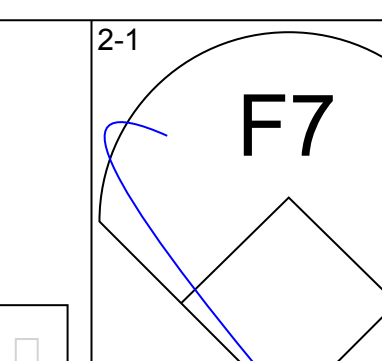
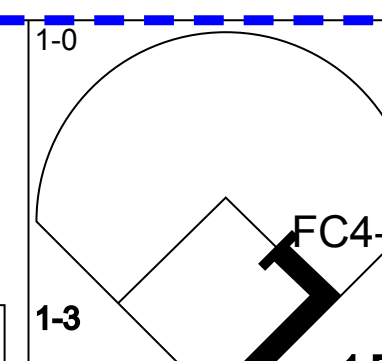
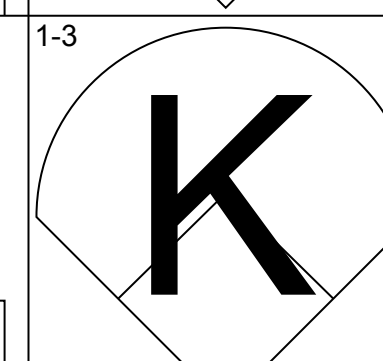
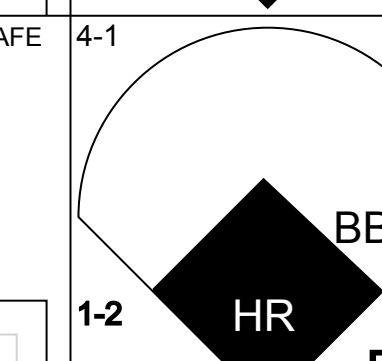
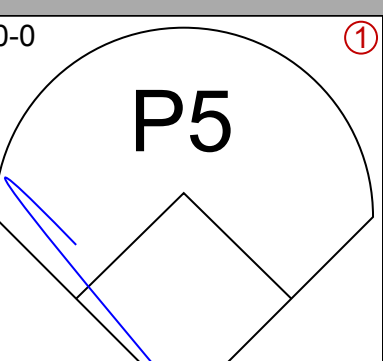
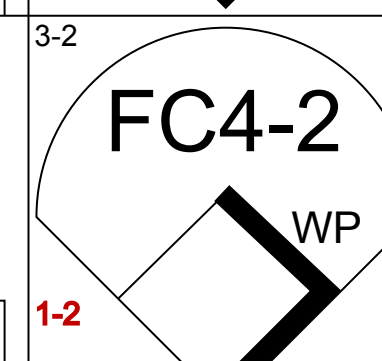
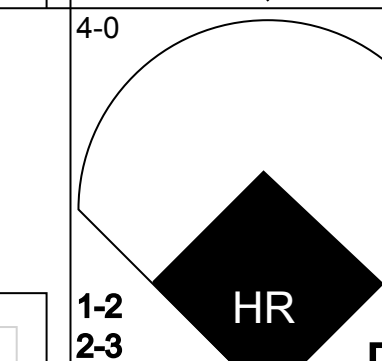
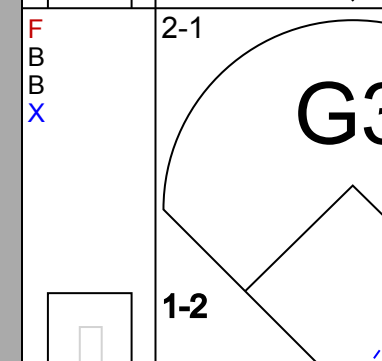
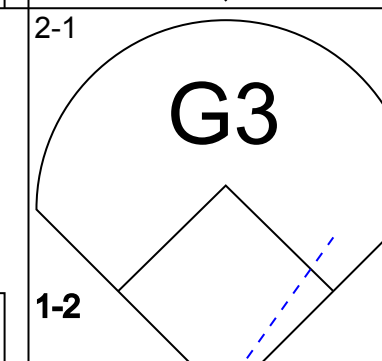
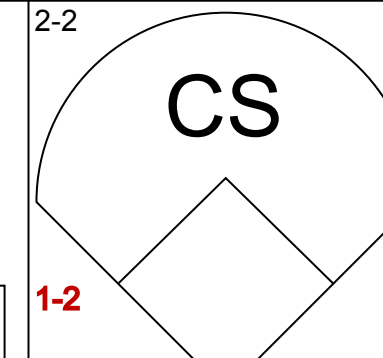
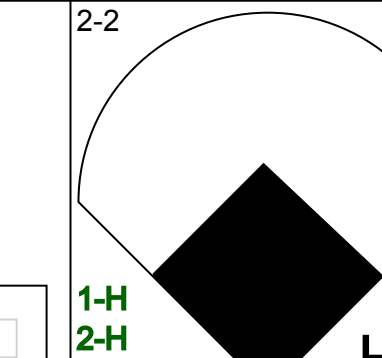
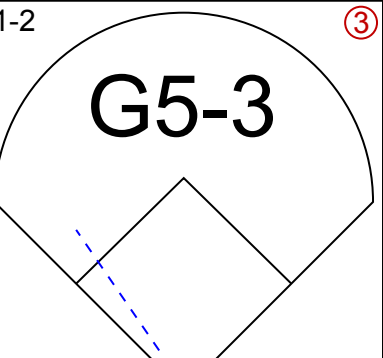


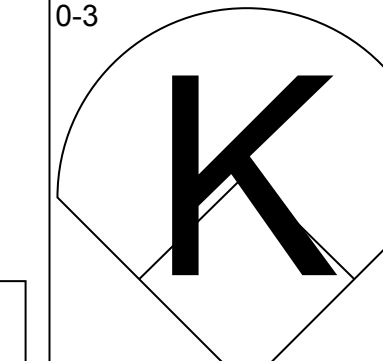
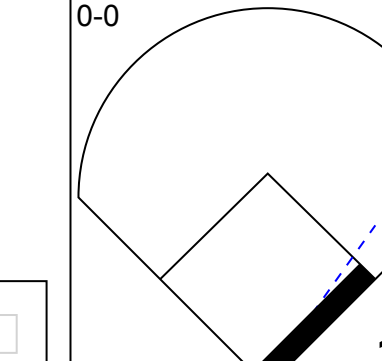

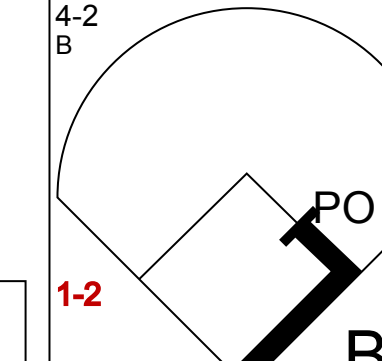
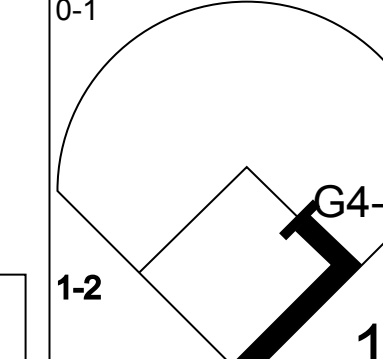
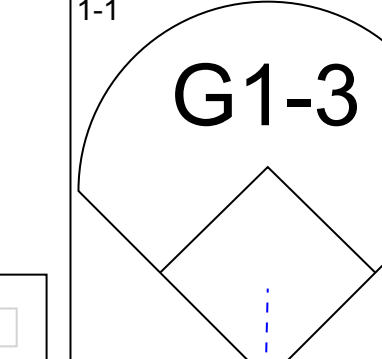
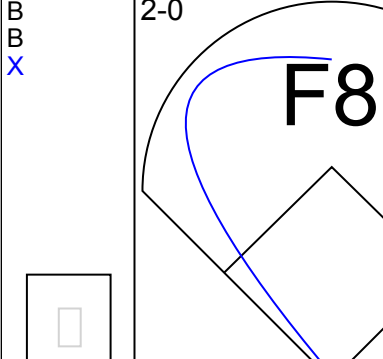
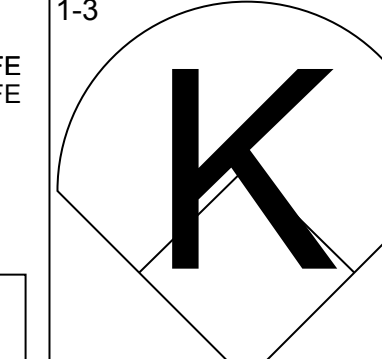
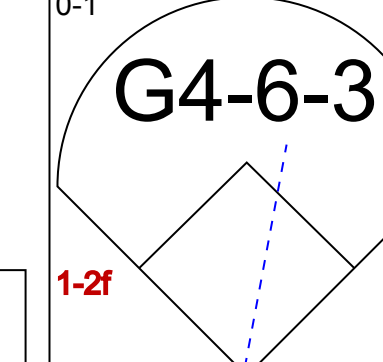

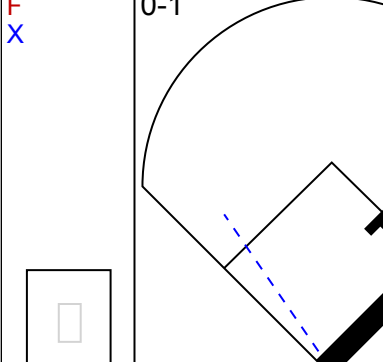
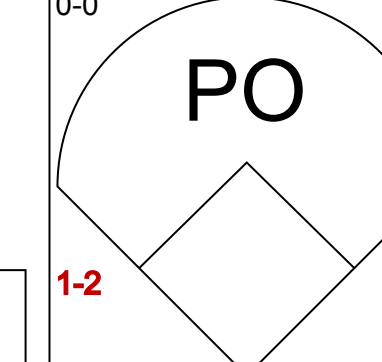

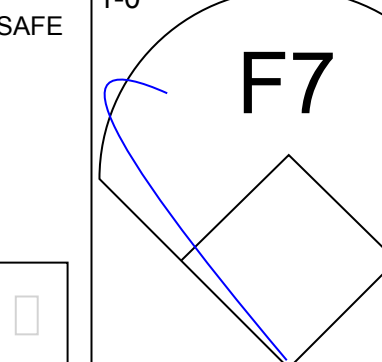
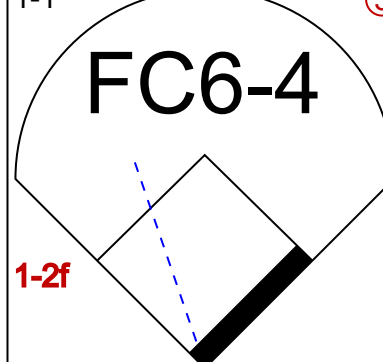

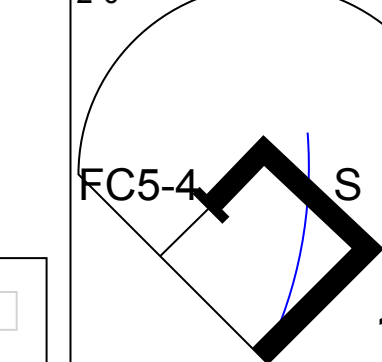
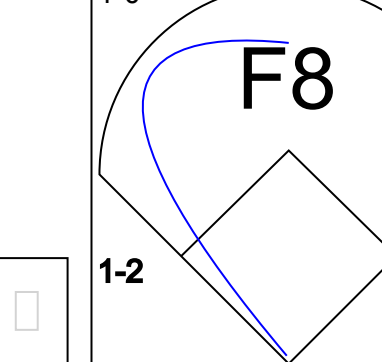


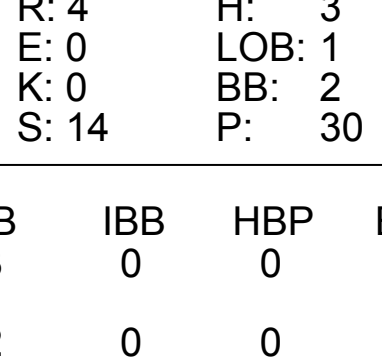
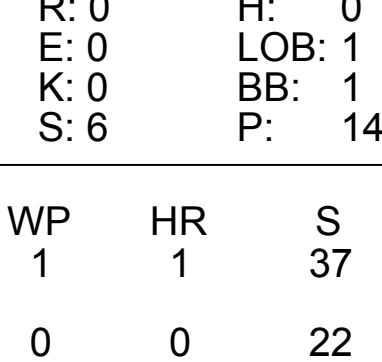
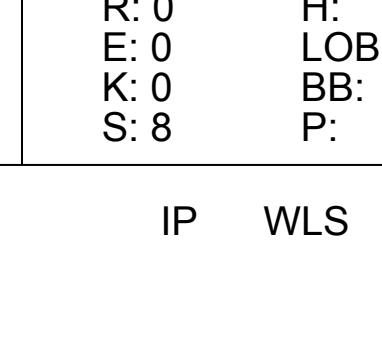


Batter	1	2	3	4	5	6	7	8	9	AB	R	H	RBI	BB	SO	LOB	TOP			
Pat Listach, S OBP: 0.356, SLG: 0.356										4	1	1	0	0	1	1				
Darryl Hamilton, L OBP: 0.344, SLG: 0.395										4	0	1	0	0	0	1				
Paul Molitor, R OBP: 0.384, SLG: 0.454										4	1	2	1	0	0	0				
Franklin Stubbs, L OBP: 0.293, SLG: 0.372										4	1	1	0	0	0	1				
Dante Bichette, R OBP: 0.328, SLG: 0.431										4	0	1	0	0	0	3				
Greg Vaughn, R OBP: 0.287, SLG: 0.373										2	0	1	0	2	0	0				
Kevin Seitzer, R OBP: 0.331, SLG: 0.357										3	0	0	0	0	0	6	AB 32			
Dave Nilsson, L OBP: 0.252, SLG: 0.302										1	0	0	0	0	0	0	R 3			
B.J. Surhoff, L OBP: 0.306, SLG: 0.320										4	0	0	0	0	0	4	H 7			
Scott Fletcher, R OBP: 0.344, SLG: 0.372										2	0	0	0	1	0	1	RBI 1			
Inning Stats	R: 0 E: 0 K: 1 S: 10	H: 0 LOB: 0 BB: 0 P: 16	R: 0 E: 0 K: 0 S: 13	H: 1 LOB: 2 BB: 1 P: 22	R: 0 E: 0 K: 0 S: 4	H: 0 LOB: 0 BB: 1 P: 12	R: 2 E: 1 K: 0 S: 13	H: 2 LOB: 1 BB: 1 P: 24	R: 0 E: 0 K: 0 S: 6	H: 0 LOB: 0 BB: 0 P: 6	R: 0 E: 0 K: 0 S: 18	H: 1 LOB: 1 BB: 0 P: 23	R: 1 E: 0 K: 0 S: 8	H: 3 LOB: 1 BB: 0 P: 14	R: 0 E: 0 K: 0 S: 7	H: 0 LOB: 0 BB: 0 P: 11	1B: 6 2B: 1 3B: 0 HR: 0	SF: 0 SAC: 0 DP: 0 HBP: 0	WP: 0 PB: 0 SB: 1 CS: 4	PA: 36
PITCHER	IP WLS BF H R ER SO BB IBB HBP BLK WP HR S P ERA WHIP																			
Scott Kamieniecki, R ERA: 4.45	(1, 1) 7.0 W 27 4 2 0 1 3 0 0 0 0 0 0 71 116 0.00 1.000																			
Rich Monteleone, R ERA: 3.39	(8, 1) 1.0 5 3 1 1 0 0 0 0 0 0 0 0 8 14 9.00 3.000																			
Steve Farr, R ERA: 1.73	(9, 1) 1.0 S 3 0 0 0 0 0 0 0 0 0 0 0 0 7 11 0.00 0.000																			

Milwaukee Brewers @ New York Yankees
Yankee Stadium, Bronx, NY
Wed Aug 26 1992, 7:05 PM EDT
Att: 17,864 - Cloudy - 74 F

AB 32
R 3
H 7
RBI 1
BB 3
SO 1
LOB 17



Batter	1	2	3	4	5	6	7	8	9	AB	R	H	RBI	BB	SO	LOB	BOTTOM			
Bernie Williams, S OBP: 0.347, SLG: 0.407										4	1	1	0	0	0	2				
Randy Velarde, R OBP: 0.332, SLG: 0.398										3	1	0	0	1	1	2				
Don Mattingly, L OBP: 0.333, SLG: 0.427										0	0	0	0	0	0	0				
Mel Hall, L OBP: 0.313, SLG: 0.441										3	1	1	0	1	0	1				
Danny Tartabull, R OBP: 0.418, SLG: 0.485										2	1	1	4	2	0	0				
Roberto Kelly, R OBP: 0.326, SLG: 0.407										3	0	1	0	1	1	1				
Mike Stanley, R OBP: 0.376, SLG: 0.421										4	0	1	0	0	1	2				
Charlie Hayes, R OBP: 0.285, SLG: 0.393										2	0	1	0	1	0	2	AB 26			
Andy Stankiewicz, R OBP: 0.336, SLG: 0.345										3	0	0	0	0	2		R 4			
Pat Kelly, R OBP: 0.302, SLG: 0.368										2	0	1	0	1	0	1	H 7			
Inning Stats	R: 0 E: 0 K: 1 S: 11	H: 1 LOB: 0 BB: 0 P: 18	R: 0 E: 0 K: 1 S: 12	H: 1 LOB: 1 BB: 1 P: 16	R: 4 E: 0 K: 0 S: 14	H: 3 LOB: 1 BB: 2 P: 30	R: 0 E: 0 K: 0 S: 6	H: 0 LOB: 1 BB: 1 P: 14	R: 0 E: 0 K: 0 S: 7	H: 1 LOB: 1 BB: 0 P: 10	R: 0 E: 0 K: 0 S: 8	H: 1 LOB: 1 BB: 1 P: 18	R: 0 E: 0 K: 1 S: 10	H: 0 LOB: 0 BB: 2 P: 19	R: 0 E: 0 K: 0 S: 7	H: 0 LOB: 0 BB: 0 P: 11	1B: 6 2B: 1 3B: 0 HR: 1	SF: 0 SAC: 0 DP: 2 HBP: 0	WP: 2 PB: 0 SB: 1 CS: 2	PA: 35
PITCHER	IP WLS BF H R ER SO BB IBB HBP BLK WP HR S P ERA WHIP																			
Bruce Ruffin, L ERA: 6.67	(1, 1) 3.0 L 15 5 4 4 2 2 0 0 0 0 0 0 22 41 0.00 1.000																			
Ricky Bones, R ERA: 4.79	(4, 1) 3.0 12 1 0 0 0 2 0 0 0 0 0 0 22 41 0.00 1.000																			
Jim Austin, R ERA: 2.15	(7, 1) 2.0 6 1 0 0 0 2 0 0 0 0 1 0 16 31 0.00 1.500																			

Milwaukee Brewers @ New York Yankees
Yankee Stadium, Bronx, NY
Wed Aug 26 1992, 7:05 PM EDT
Att: 17,864 - Cloudy - 74 F

AB 26
R 4
H 7
RBI 4
BB 7
SO 3
LOB 13



Batter	1	2	3	4	5	6	7	8	9	AB	R	H	RBI	BB	SO	LOB	TOP				
Pat Listach, S OBP: 0.353, SLG: 0.352 (1, 6)	K2-3		G6-3			G4-3		G4-3		4	0	0	0	0	1	0	Milwaukee Brewers @ Toronto Blue Jays SkyDome, Toronto, ON Thu Aug 27 1992, 7:05 PM EDT Att: 50,415 - Dome - 70 F				
Darryl Hamilton, L OBP: 0.340, SLG: 0.391 (1, 9)	L3		P5			G4-3		E6 1B 2B		4	1	0	0	0	0	0					
Paul Molitor, R OBP: 0.385, SLG: 0.456 (1, 3)	G4-3				G5-3			2B 1B		4	1	2	0	0	0	0					
Franklin Stubbs, L OBP: 0.296, SLG: 0.378 (1, 10)		P5			CS S 1B			2B 1B		4	0	2	2	0	0	1					
Robin Yount, R OBP: 0.315, SLG: 0.364 (1, 8)		HBP 1B 1B			4-1 1-2 BB		G4-3 BB	K		2	1	1	0	2	1	1					
Greg Vaughn, R OBP: 0.289, SLG: 0.381 (1, 7)		1B 1-2 HBP			3-3 K 2-3		F8			3	1	1	1	0	1	3					
B.J. Surhoff, L OBP: 0.303, SLG: 0.316 (1, 2)	L9				1-2 G3-1		G4-3			4	0	0	0	0	1	3					
Scott Fletcher, R OBP: 0.343, SLG: 0.371 (1, 4)		1-2 1-3 2-H			2-2 G6-3		0-1 P4	F8		4	0	1	1	0	0	1					
Jim Gantner, L OBP: 0.273, SLG: 0.310 (1, 5)			P5							3	0	0	0	0	1	0					
Dante Bichette, R OBP: 0.327, SLG: 0.430 (9, PH)						F7		K		1	0	0	0	0	1	0					
Inning Stats	R: 0 E: 0 K: 1 S: 7	H: 0 LOB: 0 BB: 0 P: 7	R: 1 E: 0 K: 0 S: 11	H: 2 LOB: 2 BB: 0 P: 17	R: 0 E: 0 K: 0 S: 4	H: 0 LOB: 0 BB: 0 P: 6	R: 0 E: 0 K: 1 S: 9	H: 1 LOB: 2 BB: 1 P: 17	R: 0 E: 0 K: 0 S: 7	H: 0 LOB: 0 BB: 0 P: 10	R: 0 E: 0 K: 0 S: 10	H: 0 LOB: 1 BB: 1 P: 16	R: 2 E: 1 K: 2 S: 19	H: 2 LOB: 1 BB: 0 P: 23	R: 1 E: 0 K: 2 S: 8	H: 1 LOB: 0 BB: 0 P: 10	1B: 4 2B: 3 3B: 0 HR: 1	SF: 0 SAC: 0 DP: 1 HBP: 1	WP: 0 PB: 0 CS: 1	PA: 36	
PITCHER	IP	WLS	BF	H	R	ER	SO	BB	IBB	HBP	BLK	WP	HR	S	P	ERA	WHIP				
Jack Morris, R ERA: 4.22 (1, 1)	7.0	W	26	4	1	1	2	2	0	1	0	0	0	55	83	1.29	0.857				
Duane Ward, R ERA: 2.33 (8, 1)	1.0		6	2	2	0	2	0	0	0	0	0	0	19	23	0.00	2.000				
Tom Henke, R ERA: 2.38 (9, 1)	1.0	S	4	1	1	1	2	0	0	0	0	0	1	8	10	9.00	1.000				

Batter	1	2	3	4	5	6	7	8	9	AB	R	H	RBI	BB	SO	LOB	BOTTOM				
Devon White, S OBP: 0.285, SLG: 0.371 (1, 8)	P6			FC6-4 1B		E 1B HR BB		G3		3	1	1	0	1	0	0	Milwaukee Brewers @ Toronto Blue Jays SkyDome, Toronto, ON Thu Aug 27 1992, 7:05 PM EDT Att: 50,415 - Dome - 70 F				
Roberto Alomar, S OBP: 0.410, SLG: 0.440 (1, 4)	G4-3			FC6-4 FC5-4 1-2		E 1B HR		1B 1B		4	1	2	0	0	0	1					
Joe Carter, R OBP: 0.314, SLG: 0.494 (1, 9)	K			FC5-4 2B 1-2		G1-3		K		4	1	0	0	0	2	4					
Dave Winfield, R OBP: 0.377, SLG: 0.511 (1, 10)		L8		4-1 2B BB		1-1 2-H 3-H HR		1-2 1B		3	1	2	3	1	0	0					
John Olerud, L OBP: 0.389, SLG: 0.473 (1, 3)		L6		0-2 1-H 2-H 2B		L8		F7		4	0	1	1	0	0	2					
Candy Maldonado, R OBP: 0.349, SLG: 0.480 (1, 7)		G6-3				G5-3		HR		3	1	1	1	0	0	0					
Kelly Gruber, R OBP: 0.268, SLG: 0.359 (1, 5)				L9		L7		G5-3		3	0	0	0	0	0	0					
Pat Borders, R OBP: 0.295, SLG: 0.397 (1, 2)				F9		G4-3		P5		3	0	0	0	0	0	0					
Manuel Lee, S OBP: 0.333, SLG: 0.311 (1, 6)				G6-3		L6		L9		3	0	0	0	0	0	0					
Inning Stats	R: 0 E: 0 K: 1 S: 9	H: 0 LOB: 0 BB: 0 P: 10	R: 0 E: 0 K: 0 S: 6	H: 0 LOB: 0 BB: 0 P: 10	R: 0 E: 0 K: 0 S: 4	H: 0 LOB: 0 BB: 0 P: 8	R: 1 E: 0 K: 0 S: 12	H: 2 LOB: 1 BB: 1 P: 17	R: 0 E: 0 K: 0 S: 5	H: 0 LOB: 0 BB: 0 P: 10	R: 3 E: 1 K: 0 S: 14	H: 2 LOB: 1 BB: 1 P: 22	R: 1 E: 0 K: 0 S: 7	H: 1 LOB: 0 BB: 0 P: 11	R: 0 E: 0 K: 1 S: 13	H: 2 LOB: 2 BB: 0 P: 16		1B: 4 2B: 1 3B: 0 HR: 2	SF: 0 SAC: 0 DP: 0 HBP: 0	WP: 0 PB: 0 CS: 0	PA: 32
PITCHER	IP	WLS	BF	H	R	ER	SO	BB	IBB	HBP	BLK	WP	HR	S	P	ERA	WHIP				
Jaime Navarro, R ERA: 3.16 (1, 1)	7.0	L	27	5	5	5	1	2	0	0	0	0	0	11	13	0.00	3.000				
Darren Holmes, R ERA: 3.53 (8, 1)	0.2		4	2	0	0	1	0	0	0	0	0	0	2	3	0.00	0.000				
Jesse Orosco, L ERA: 3.6 (8, 1)	0.1		1	0	0	0	0	0	0	0	0	0	0	2	3	0.00	0.000				


Batter	1	2	3	4	5	6	7	8	9	AB	R	H	RBI	BB	SO	LOB	TOP										
Pat Listach, S OBP: 0.357, SLG: 0.355	G1-3		K2-3		K		K			4	0	0	0	0	3	3	Milwaukee Brewers @ Toronto Blue Jays SkyDome, Toronto, ON Sun Aug 30 1992, 3:33 AM EDT Att: 50,412 - Dome - 70 F										
Darryl Hamilton, L OBP: 0.346, SLG: 0.395	G4-3		E5			G6-3	G6-3			4	0	0	0	0	1												
Paul Molitor, R OBP: 0.386, SLG: 0.465	2B		F9			1B		K		4	0	2	0	0	1	1											
Franklin Stubbs, L OBP: 0.297, SLG: 0.372	G6-3			F9		K		K		4	0	0	0	0	2	2											
Robin Yount, R OBP: 0.314, SLG: 0.368		K		F9		L7		G6-3		4	0	0	0	0	1	1											
Dante Bichette, R OBP: 0.335, SLG: 0.437		K		FC6-4 BB			2B		G6-3 1B	3	1	2	0	1	1	0											
B.J. Surhoff, L OBP: 0.309, SLG: 0.318	F9		FC6-4 1-2			1B S 2B		K		4	1	1	1	0	1	2											
Scott Fletcher, R OBP: 0.351, SLG: 0.381			G6-3 E 2B		F9		F8		G6-3	4	1	1	0	0	0	2											
Jim Gantner, L OBP: 0.279, SLG: 0.312			G6-3		F9					3	0	1	0	0	0	1											
Inning Stats	R: 0 E: 0 K: 0 S: 9	H: 1 LOB: 1 BB: 0 P: 10	R: 0 E: 0 K: 2 S: 10	H: 0 LOB: 0 BB: 0 P: 16	R: 1 E: 1 K: 1 S: 17	H: 1 LOB: 1 BB: 0 P: 25	R: 0 E: 0 K: 0 S: 14	H: 0 LOB: 1 BB: 1 P: 26	R: 0 E: 0 K: 1 S: 6	H: 0 LOB: 0 BB: 0 P: 7	R: 0 E: 0 K: 1 S: 12	H: 1 LOB: 1 BB: 0 P: 18	R: 2 E: 0 K: 1 S: 13	H: 3 LOB: 1 BB: 0 P: 18	R: 0 E: 0 K: 1 S: 10	H: 0 LOB: 0 BB: 0 P: 12		R: 0 E: 0 K: 1 S: 7	H: 1 LOB: 0 BB: 0 P: 10	1B: 3 2B: 4 3B: 0 HR: 0	SF: 0 SAC: 0 DP: 1 HBP: 0	WP: 0 PB: 0 CS: 0	PA: 35				
PITCHER	IP	WLS	BF	H	R	ER	SO	BB	IBB	HBP	BLK	WP	HR	S	P	ERA	WHIP										
Juan Guzman, R ERA: 2.29	4.0		16	2	1	0	3	1	0	0	0	0	0	50	77	0.00	0.750										
Mark Eichhorn, R ERA: 3.03	2.1		11	4	2	2	2	0	0	0	0	0	0	25	34	7.71	1.714										
Duane Ward, R ERA: 2.24	1.2	W	5	0	0	0	3	0	0	0	0	0	0	16	21	0.00	0.000										
Tom Henke, R ERA: 2.32	1.0	S	3	1	0	0	1	0	0	0	0	0	0	7	10	0.00	1.000										


Batter	1	2	3	4	5	6	7	8	9	AB	R	H	RBI	BB	SO	LOB	BOTTOM										
Derek Bell, R OBP: 0.299, SLG: 0.314	G6-3	G6-3		G3			K			4	0	0	0	0	1	2	Milwaukee Brewers @ Toronto Blue Jays SkyDome, Toronto, ON Sun Aug 30 1992, 3:33 AM EDT Att: 50,412 - Dome - 70 F										
Roberto Alomar, S OBP: 0.410, SLG: 0.443	G1-3		HR 1B		BB		F8			3	1	1	0	1	0	0											
Joe Carter, R OBP: 0.317, SLG: 0.505	BB		HR		K			HBP SH2-3 1B		3	1	2	2	1	1	1											
Dave Winfield, R OBP: 0.375, SLG: 0.505	K		G4-6-3 1B		P2			SH2-3		3	0	1	0	0	1	2											
John Olerud, L OBP: 0.385, SLG: 0.463		G1 1B	G4-6-3		G3			HBP IBB		3	1	1	0	1	0	2											
Candy Maldonado, R OBP: 0.346, SLG: 0.471		G1	K			K		FC6-4 HBP		3	0	0	0	0	2	1											
Kelly Gruber, R OBP: 0.271, SLG: 0.360	2B 1B			E5 1B 1B		F9		K		4	2	2	1	0	1	3											
Pat Borders, R OBP: 0.297, SLG: 0.398	G6-3 2B			G6-3		K		FC6-4		4	0	1	1	0	1	4											
Alfredo Griffin, S OBP: 0.206, SLG: 0.231	G6-3			G3 1B						3	0	1	1	0	0	1											
Inning Stats	R: 0 E: 0 K: 1 S: 8	H: 0 LOB: 1 BB: 1 P: 18	R: 2 E: 0 K: 0 S: 21	H: 3 LOB: 1 BB: 0 P: 32	R: 2 E: 0 K: 1 S: 9	H: 3 LOB: 0 BB: 0 P: 16	R: 1 E: 1 K: 0 S: 7	H: 2 LOB: 2 BB: 0 P: 9	R: 0 E: 0 K: 1 S: 8	H: 0 LOB: 1 BB: 1 P: 14	R: 0 E: 0 K: 2 S: 10	H: 0 LOB: 0 BB: 0 P: 16	R: 0 E: 0 K: 1 S: 9	H: 0 LOB: 0 BB: 0 P: 13	R: 0 E: 0 K: 1 S: 10	H: 1 LOB: 3 BB: 1 P: 20		R: 0 E: 0 K: 1 S: 7	H: 0 LOB: 0 BB: 0 P: 10	1B: 7 2B: 1 3B: 0 HR: 1	SF: 0 SAC: 1 DP: 1 HBP: 1	WP: 0 PB: 0 CS: 0	PA: 35				
PITCHER	IP	WLS	BF	H	R	ER	SO	BB	IBB	HBP	BLK	WP	HR	S	P	ERA	WHIP										
Bill Wegman, R ERA: 3.29	7.0	L	30	9	5	4	6	2	0	0	0	0	0	75	123	5.14	1.571										
Darren Holmes, R ERA: 3.09	1.0		5	0	0	0	1	0	1	1	0	0	0	7	15	0.00	0.000										

Batter	1	2	3	4	5	6	7	8	9	AB	R	H	RBI	BB	SO	LOB	TOP					
Bernie Williams, S OBP: 0.347, SLG: 0.385 (1, 8)	F7		1B			G3			G1-3	4	0	1	0	0	0	0	New York Yankees @ Milwaukee Brewers Milwaukee County Stadium, Milwaukee, WI Mon Aug 31 1992, 8:05 PM EDT Att: 13,713 - Sunny - 70 F livebaseballscorecards.com					
Roberto Kelly, R OBP: 0.330, SLG: 0.407 (1, 7)	BB		L9			G4-6-3	1B		G6-3	3	0	1	0	1	0	1						
Don Mattingly, L OBP: 0.324, SLG: 0.416 (1, 3)	K		G6-3			G4-6-3	1-2		P2	4	0	0	0	0	1	3						
Danny Tartabull, R OBP: 0.408, SLG: 0.473 (1, 10)	K				K			FC3-6		2	0	0	0	1	2	1						
Mel Hall, L OBP: 0.310, SLG: 0.436 (1, 9)		F9			P2			FC3-6		3	0	0	0	0	0	1						
Randy Velarde, R OBP: 0.333, SLG: 0.392 (1, 6)		G5-3			G4-3			G5-4-3		3	0	0	0	0	0	1						
Matt Nokes, L OBP: 0.278, SLG: 0.403 (1, 2)		P3			F9				P2	3	0	0	0	0	0	0						
Charlie Hayes, R OBP: 0.289, SLG: 0.392 (1, 5)			F9			K			G4-6-3	3	0	1	0	0	1	0						
Pat Kelly, R OBP: 0.300, SLG: 0.383 (1, 4)						B1-3			G4-6-3	2	1	1	1	0	0	0						
Dion James, L OBP: 0.356, SLG: 0.372 (8, PH)										1	0	0	0	0	0	1						
Andy Stankiewicz, R OBP: 0.339, SLG: 0.349 (8, 4)										0	0	0	0	0	0	0						
Inning Stats	R: 0 E: 0 K: 2 S: 12	H: 0 LOB: 1 BB: 1 P: 23	R: 0 E: 0 K: 0 S: 6	H: 0 LOB: 0 BB: 0 P: 10	R: 1 E: 0 K: 0 S: 6	H: 2 LOB: 1 BB: 0 P: 10	R: 0 E: 0 K: 1 S: 9	H: 0 LOB: 0 BB: 0 P: 17	R: 0 E: 0 K: 0 S: 6	H: 0 LOB: 0 BB: 0 P: 11	R: 0 E: 0 K: 0 S: 5	H: 1 LOB: 0 BB: 0 P: 5	R: 0 E: 0 K: 0 S: 5	H: 0 LOB: 0 BB: 1 P: 9	R: 0 E: 0 K: 0 S: 5	H: 1 LOB: 0 BB: 0 P: 7	R: 0 E: 0 K: 0 S: 13	H: 0 LOB: 0 BB: 0 P: 17	1B: 3 2B: 0 3B: 0 HR: 1	SF: 0 SAC: 0 DP: 3 HBP: 0	WP: 0 PB: 0 SB: 1 CS: 0	PA: 30
PITCHER	IP	WLS	BF	H	R	ER	SO	BB	IBB	HBP	BLK	WP	HR	S	P	ERA	WHIP					
Ricky Bones, R ERA: 4.61 (1, 1)	7.0	W	24	3	1	1	4	2	0	0	0	0	1	49	85	1.29	0.714					
Jesse Orosco, L ERA: 3.59 (8, 1)	0.1		2	1	0	0	0	0	0	0	0	0	0	3	5	0.00	3.000					
Mike Fetters, R ERA: 1.12 (8, 1)	0.2		1	0	0	0	0	0	0	0	0	0	0	2	2	0.00	0.000					
Doug Henry, R ERA: 4.5 (9, 1)	1.0	S	3	0	0	0	0	0	0	0	0	0	0	13	17	0.00	0.000					

Batter	1	2	3	4	5	6	7	8	9	AB	R	H	RBI	BB	SO	LOB	BOTTOM					
Pat Listach, S OBP: 0.358, SLG: 0.356 (1, 6)	F9		G6-3			L6			2B	4	2	2	0	0	0	0	New York Yankees @ Milwaukee Brewers Milwaukee County Stadium, Milwaukee, WI Mon Aug 31 1992, 8:05 PM EDT Att: 13,713 - Sunny - 70 F livebaseballscorecards.com					
Darryl Hamilton, L OBP: 0.348, SLG: 0.397 (1, 9)	G4-3		G3-1			P5			1B	3	2	1	0	1	0	0						
Paul Moltor, R OBP: 0.387, SLG: 0.465 (1, 3)	F9		G6-3			G6-3	1B		CS	4	0	2	2	0	0	2						
Franklin Stubbs, L OBP: 0.293, SLG: 0.366 (1, 10)	G4-3					K			1B	4	0	0	1	0	3	3						
Robin Yount, R OBP: 0.316, SLG: 0.368 (1, 8)	F8					F8			L9	3	0	1	1	1	0	0						
B.J. Surhoff, L OBP: 0.306, SLG: 0.315 (1, 7)						L9				3	0	0	0	0	1	2						
Greg Vaughn, R OBP: 0.289, SLG: 0.378 (8, 7)	K					L9			FC4-6	0	0	0	0	0	0	0						
Kevin Seitzer, R OBP: 0.337, SLG: 0.366 (1, 5)			G4-3			L6			FC5-4	2	0	0	0	1	0	0						
Dave Nilsson, L OBP: 0.250, SLG: 0.297 (1, 2)						L8			P6	3	0	1	0	0	0	2						
Scott Fletcher, R OBP: 0.348, SLG: 0.377 (1, 4)			G5-4-3			G5-3			FC5-4	3	0	0	0	0	0	3						
Inning Stats	R: 2 E: 0 K: 1 S: 15	H: 2 LOB: 1 BB: 1 P: 26	R: 0 E: 0 K: 0 S: 6	H: 1 LOB: 0 BB: 0 P: 7	R: 0 E: 0 K: 0 S: 8	H: 0 LOB: 0 BB: 0 P: 10	R: 0 E: 0 K: 1 S: 8	H: 0 LOB: 0 BB: 0 P: 10	R: 0 E: 0 K: 0 S: 8	H: 0 LOB: 0 BB: 0 P: 12	R: 0 E: 0 K: 1 S: 12	H: 1 LOB: 1 BB: 0 P: 18	R: 0 E: 0 K: 0 S: 9	H: 0 LOB: 2 BB: 2 P: 19	R: 2 E: 0 K: 1 S: 15	H: 3 LOB: 0 BB: 0 P: 21	R: 0 E: 0 K: 0 S: 15	H: 0 LOB: 0 BB: 0 P: 17	1B: 6 2B: 1 3B: 0 HR: 0	SF: 0 SAC: 0 DP: 1 HBP: 0	WP: 0 PB: 0 SB: 3 CS: 1	PA: 32
PITCHER	IP	WLS	BF	H	R	ER	SO	BB	IBB	HBP	BLK	WP	HR	S	P	ERA	WHIP					
Scott Kamieniecki, R ERA: 4.48 (1, 1)	7.0	L	30	7	4	4	3	3	0	0	0	0	0	77	118	5.14	1.429					
Rich Monteleone, R ERA: 3.22 (8, 1)	1.0		2	0	0	0	1	0	0	0	0	0	0	4	5	0.00	0.000					

Batter	1	2	3	4	5	6	7	8	9	AB	R	H	RBI	BB	SO	LOB	TOP					
Bernie Williams, S OBP: 0.333, SLG: 0.368 (1, 8)	3-3 K	2-2 F7	0-0 P2		0-0 G6-3		0-0 F7		1-3 K	6	0	0	0	0	2	5	New York Yankees @ Milwaukee Brewers Milwaukee County Stadium, Milwaukee, WI Tue Sep 01 1992, 8:05 PM EDT Att: 13,650 - Sunny - 69 F					
Roberto Kelly, R OBP: 0.333, SLG: 0.407 (1, 7)	2-2 1B	2-2 L9	4-1 BB		4-0 BB		4-0 BB		1-2 G6-3	3	1	1	1	3	0	0						
Don Mattingly, L OBP: 0.324, SLG: 0.415 (1, 3)	1-0 BB		1-2 BB		0-0 P4		2-3 K			5	2	2	0	0	1	7						
Danny Tartabull, R OBP: 0.413, SLG: 0.483 (1, 10)	2-3 K		2-2 SF9		0-0 2B		4-2 F8		2-2 E	4	2	3	0	1	1	2						
Mel Hall, L OBP: 0.310, SLG: 0.436 (1, 9)	1-2 BB		2-0 SF9		2-3 K		1-1 F8		1-2 E9	2	0	1	2	0	1	1						
Dion James, L OBP: 0.358, SLG: 0.374 (4, 9)	1-2 BB		2-3 3H		2-0 P4		0-1 CS		G6-4-3 2H	2	0	1	1	0	0	1						
Randy Velarde, R OBP: 0.340, SLG: 0.395 (1, 6)	4-2 BB		4-2 1B		0-0 P4		1-2 CS		4-0 BB	3	1	2	1	2	0	1						
Mike Stanley, R OBP: 0.383, SLG: 0.407 (1, 2)	4-1 BB		2-1 1B		2-3 K		0-1 F8		0-0 G6-4-3	4	1	1	1	1	1	5						
Charlie Hayes, R OBP: 0.290, SLG: 0.392 (1, 5)	1-2 L5		3-2 BB		1-0 G6-3		2-0 CS		0-1 F8	5	0	2	1	0	0	4						
Pat Kelly, R OBP: 0.305, SLG: 0.391 (1, 4)			2-3 BB		1-2 WP		1-1 2B		0-2 G6-3	5	0	3	0	0	1	0						
Inning Stats	R: 2 K: 2 S: 23	H: 3 LOB: 3 P: 41	R: 0 K: 1 S: 13	H: 0 LOB: 0 P: 19	R: 4 K: 0 S: 16	H: 6 LOB: 3 P: 33	R: 0 K: 2 S: 9	H: 1 LOB: 1 P: 13	R: 0 K: 0 S: 6	H: 1 LOB: 2 P: 12	R: 0 K: 0 S: 8	H: 1 LOB: 1 P: 15	R: 0 K: 1 S: 8	H: 2 LOB: 2 P: 16	R: 1 K: 0 S: 12	H: 2 LOB: 1 P: 19	R: 0 K: 1 S: 9	H: 0 LOB: 0 P: 11	1B: 13 2B: 3 3B: 0 HR: 0	SF: 1 SAC: 0 DP: 1 HBP: 0	WP: 1 PB: 0 CS: 1	PA: 48
PITCHER	IP WLS BF H R ER SO BB IBB HBP BLK WP HR S P ERA WHIP	IP WLS BF H R ER SO BB IBB HBP BLK WP HR S P ERA WHIP	IP WLS BF H R ER SO BB IBB HBP BLK WP HR S P ERA WHIP	IP WLS BF H R ER SO BB IBB HBP BLK WP HR S P ERA WHIP	IP WLS BF H R ER SO BB IBB HBP BLK WP HR S P ERA WHIP	IP WLS BF H R ER SO BB IBB HBP BLK WP HR S P ERA WHIP	IP WLS BF H R ER SO BB IBB HBP BLK WP HR S P ERA WHIP	IP WLS BF H R ER SO BB IBB HBP BLK WP HR S P ERA WHIP	IP WLS BF H R ER SO BB IBB HBP BLK WP HR S P ERA WHIP	IP WLS BF H R ER SO BB IBB HBP BLK WP HR S P ERA WHIP	IP WLS BF H R ER SO BB IBB HBP BLK WP HR S P ERA WHIP	IP WLS BF H R ER SO BB IBB HBP BLK WP HR S P ERA WHIP	IP WLS BF H R ER SO BB IBB HBP BLK WP HR S P ERA WHIP	IP WLS BF H R ER SO BB IBB HBP BLK WP HR S P ERA WHIP	IP WLS BF H R ER SO BB IBB HBP BLK WP HR S P ERA WHIP	IP WLS BF H R ER SO BB IBB HBP BLK WP HR S P ERA WHIP						
Jaime Navarro, R ERA: 3.39 (1, 1)	2.1 L	17 8	6 6	3 3	2 2	0 0	0 0	0 0	0 0	0 0	0 0	0 0	0 0	0 0	0 0	0 0	23.14	4.286				
Dan Plesac, L ERA: 3.21 (3, 1)	2.2 3	13 3	0 0	0 0	2 2	0 0	0 0	0 0	0 0	1 0	0 20	36	0.00	1.875								
Jim Austin, R ERA: 2.08 (6, 1)	1.2 8	3 3	0 0	0 0	2 2	0 0	0 0	0 0	0 0	0 0	0 12	25	0.00	3.000								
Jesse Orosco, L ERA: 3.82 (7, 1)	0.1 3	2 2	1 1	1 1	0 0	0 0	0 0	0 0	0 0	0 0	0 13	18	27.00	6.000								
Mike Fetters, R ERA: 1.07 (8, 1)	2.0 6	0 0	0 0	0 0	1 1	0 0	0 0	0 0	0 0	0 0	0 12	18	0.00	0.500								
Batter	1	2	3	4	5	6	7	8	9	AB	R	H	RBI	BB	SO	LOB	BOTTOM					
Pat Listach, S OBP: 0.356, SLG: 0.354 (1, 6)	1-2 P6				3-3 K		0-0 G1-3		1-2 G4-3	5	0	1	0	0	1	2	New York Yankees @ Milwaukee Brewers Milwaukee County Stadium, Milwaukee, WI Tue Sep 01 1992, 8:05 PM EDT Att: 13,650 - Sunny - 69 F					
Darryl Hamilton, L OBP: 0.346, SLG: 0.394 (1, 7)	3-2 F8				1-0 L9		0-1 BB		2-1 F8	5	0	1	0	0	0	5						
Paul Molitor, R OBP: 0.390, SLG: 0.468 (1, 3)	0-0 E				0-0 F7		1-0 G3-1		4-2 BB	3	1	2	0	1	0	0						
Franklin Stubbs, L OBP: 0.289, SLG: 0.360 (1, 10)	1-1 E6				0-0 F7		2-3 K		0-0 P3	4	0	0	0	0	1	4						
Robin Yount, R OBP: 0.313, SLG: 0.365 (1, 8)	1-2 G6-3				2-1 G6-3		2-3 K		2-1 F9	4	0	0	1	0	1	4						
Dante Bichette, R OBP: 0.331, SLG: 0.432 (1, 9)					3-2 G5-3		1-2 G5-3		0-0 P2	4	0	0	0	0	1	0						
B.J. Surhoff, L OBP: 0.306, SLG: 0.317 (1, 2)					2-0 G4-3		0-0 G6-3		2-1 L4	4	0	1	0	0	0	0						
Kevin Seitzer, R OBP: 0.338, SLG: 0.367 (1, 5)					1-0 1B		1-1 1B		1-2 G5-3	4	0	2	0	0	0	1						
Jim Gantner, L OBP: 0.278, SLG: 0.311 (1, 4)					0-0 E5		0-2 K		0-0 G4-3	4	0	1	0	0	1	2						
Inning Stats	R: 0 K: 0 S: 12	H: 1 LOB: 2 P: 18	R: 0 K: 1 S: 10	H: 2 LOB: 3 P: 16	R: 1 K: 0 S: 7	H: 1 LOB: 0 P: 9	R: 0 K: 1 S: 14	H: 2 LOB: 2 P: 22	R: 0 K: 2 S: 8	H: 0 LOB: 0 P: 13	R: 0 K: 1 S: 8	H: 1 LOB: 1 P: 10	R: 0 K: 0 S: 9	H: 1 LOB: 2 P: 15	R: 0 K: 0 S: 6	H: 0 LOB: 0 P: 9		R: 0 K: 0 S: 6	H: 0 LOB: 0 P: 9	1B: 6 2B: 2 3B: 0 HR: 0	SF: 0 SAC: 0 DP: 0 HBP: 0	WP: 0 PB: 0 CS: 0
PITCHER	IP WLS BF H R ER SO BB IBB HBP BLK WP HR S P ERA WHIP	IP WLS BF H R ER SO BB IBB HBP BLK WP HR S P ERA WHIP	IP WLS BF H R ER SO BB IBB HBP BLK WP HR S P ERA WHIP	IP WLS BF H R ER SO BB IBB HBP BLK WP HR S P ERA WHIP	IP WLS BF H R ER SO BB IBB HBP BLK WP HR S P ERA WHIP	IP WLS BF H R ER SO BB IBB HBP BLK WP HR S P ERA WHIP	IP WLS BF H R ER SO BB IBB HBP BLK WP HR S P ERA WHIP	IP WLS BF H R ER SO BB IBB HBP BLK WP HR S P ERA WHIP	IP WLS BF H R ER SO BB IBB HBP BLK WP HR S P ERA WHIP	IP WLS BF H R ER SO BB IBB HBP BLK WP HR S P ERA WHIP	IP WLS BF H R ER SO BB IBB HBP BLK WP HR S P ERA WHIP	IP WLS BF H R ER SO BB IBB HBP BLK WP HR S P ERA WHIP	IP WLS BF H R ER SO BB IBB HBP BLK WP HR S P ERA WHIP	IP WLS BF H R ER SO BB IBB HBP BLK WP HR S P ERA WHIP	IP WLS BF H R ER SO BB IBB HBP BLK WP HR S P ERA WHIP	IP WLS BF H R ER SO BB IBB HBP BLK WP HR S P ERA WHIP						
Melido Perez, R ERA: 2.82 (1, 1)	8.0 W	35 8	1 1	1 1	0 0	0 0	0 0	0 0	0 0	0 0	0 6	9	0.00	0.000								
John Habyan, R ERA: 3.57 (9, 1)	1.0 3	0 0	0 0	0 0	0 0	0 0	0 0	0 0	0 0	0 0	0 6	9	0.00	0.000								

Batter	1	2	3	4	5	6	7	8	9	AB	R	H	RBI	BB	SO	LOB	TOP																				
Bernie Williams, S (1, 8) OBP: 0.331, SLG: 0.364	F7		G4-3			1B		K		4	0	1	0	0	1	2	New York Yankees @ Milwaukee Brewers Milwaukee County Stadium, Milwaukee, WI Wed Sep 02 1992, 8:05 PM EDT Att: 11,925 - Cloudy - 67°F livebaseballscorecards.com																				
Roberto Kelly, R (1, 7) OBP: 0.335, SLG: 0.409	WP		PO			L8		G1-3		3	0	1	0	1	0	3																					
Don Mattingly, L (1, 3) OBP: 0.324, SLG: 0.414	P4		PO		G6-3			K		4	0	1	0	0	1	3																					
Danny Tartabull, R (1, 10) OBP: 0.409, SLG: 0.477	G4-3				G6-3					4	0	0	0	0	0	3																					
Mel Hall, L (1, 9) OBP: 0.311, SLG: 0.436										3	0	1	0	1	0	0																					
Randy Velarde, R (1, 6) OBP: 0.336, SLG: 0.390										4	0	0	0	0	3	2																					
Matt Nokes, L (1, 2) OBP: 0.276, SLG: 0.399										3	0	0	0	0	0	1																					
Jim Leyritz, R (1, 5) OBP: 0.331, SLG: 0.396										3	0	1	0	0	0	1																					
Andy Stankiewicz, R (1, 4) OBP: 0.339, SLG: 0.352										3	0	1	0	0	1	0																					
Inning Stats	R: 0 E: 0 K: 0 S: 13	H: 1 LOB: 1 BB: 0 P: 20	R: 0 E: 0 K: 1 S: 10	H: 1 LOB: 1 BB: 0 P: 16	R: 0 E: 0 K: 1 S: 7	H: 0 LOB: 0 BB: 1 P: 14	R: 0 E: 0 K: 0 S: 5	H: 0 LOB: 1 BB: 1 P: 15	R: 0 E: 0 K: 0 S: 7	H: 0 LOB: 0 BB: 0 P: 13	R: 0 E: 0 K: 1 S: 9	H: 0 LOB: 0 BB: 0 P: 13	R: 0 E: 0 K: 2 S: 17	H: 2 LOB: 2 BB: 0 P: 23	R: 0 E: 0 K: 1 S: 9	H: 0 LOB: 0 BB: 0 P: 12		1B: 4 2B: 2 3B: 0 HR: 0	SF: 0 SAC: 0 DP: 1 HBP: 0	WP: 1 PB: 0 SB: 0 CS: 0	PA: 34																
PITCHER	IP	WLS	BF	H	R	ER	SO	BB	IBB	HBP	BLK	WP	HR	S	P	ERA	WHIP	PITCHER		IP	WLS	BF	H	R	ER	SO	BB	IBB	HBP	BLK	WP	HR	S	P	ERA	WHIP	
21 Cal Eldred, R (1, 1) ERA: 1.46	8.0	W	30	6	0	0	5	2	0	0	0	1	0	74	123	0.00	1.000			8.0	W	30	6	0	0	0	5	2	0	0	0	1	0	9	12	0.00	0.000
Doug Henry, R (9, 1) ERA: 4.42	1.0		3	0	0	0	1	0	0	0	0	0	0	9	12	0.00	0.000			1.0		3	0	0	0	1	0	0	0	0	0	0	9	12	0.00	0.000	

Batter	1	2	3	4	5	6	7	8	9	AB	R	H	RBI	BB	SO	LOB	BOTTOM																			
Pat Listach, S (1, 6) OBP: 0.358, SLG: 0.354	G6-3		L1			CS		FC4-6		3	1	1	0	1	0	0	New York Yankees @ Milwaukee Brewers Milwaukee County Stadium, Milwaukee, WI Wed Sep 02 1992, 8:05 PM EDT Att: 11,925 - Cloudy - 67°F livebaseballscorecards.com																			
Darryl Hamilton, L (1, 7) OBP: 0.347, SLG: 0.392	F7					HR		FC4-6		2	1	0	0	1	0	0																				
Alex Diaz, S (8, 7)						CS		HBP		0	0	0	0	0	0	0																				
Paul Molitor, R (1, 3) OBP: 0.387, SLG: 0.465	G6-3					E1		FC4-6		4	1	0	1	0	0	3																				
Robin Yount, R (1, 8) OBP: 0.315, SLG: 0.377								FC6-4		4	2	2	4	0	0	1																				
Franklin Stubbs, L (1, 10) OBP: 0.292, SLG: 0.364						SF8		HR		3	1	2	1	0	1	1																				
Dante Bichette, R (1, 9) OBP: 0.333, SLG: 0.433						SF8		1B		4	0	2	0	0	0	1																				
B.J. Surhoff, L (1, 2) OBP: 0.305, SLG: 0.317						L7		1B		3	0	1	1	0	0	2																				
Kevin Seitzer, R (1, 5) OBP: 0.335, SLG: 0.364						F7		FC5-4		4	0	0	0	0	0	2																				
Scott Fletcher, R (1, 4) OBP: 0.348, SLG: 0.377						G6-3		G4-6-3		3	1	1	0	0	0	0																				
Inning Stats	R: 0 E: 0 K: 0 S: 6	H: 0 LOB: 0 BB: 0 P: 6	R: 0 E: 0 K: 0 S: 8	H: 1 LOB: 1 BB: 0 P: 10	R: 0 E: 0 K: 0 S: 5	H: 0 LOB: 0 BB: 0 P: 5	R: 2 E: 1 K: 0 S: 14	H: 2 LOB: 1 BB: 0 P: 17	R: 0 E: 0 K: 0 S: 5	H: 1 LOB: 0 BB: 0 P: 12	R: 3 E: 0 K: 1 S: 11	H: 3 LOB: 1 BB: 1 P: 23	R: 2 E: 0 K: 1 S: 14	H: 1 LOB: 1 BB: 1 P: 26	R: 0 E: 0 K: 0 S: 8	H: 1 LOB: 0 BB: 0 P: 14		1B: 7 2B: 0 3B: 1 HR: 1	SF: 2 SAC: 0 DP: 1 HBP: 1	WP: 0 PB: 0 SB: 1 CS: 1	PA: 36															
PITCHER	IP	WLS	BF	H	R	ER	SO	BB	IBB	HBP	BLK	WP	HR	S	P	ERA	WHIP	PITCHER		IP	WLS	BF	H	R	ER	SO	BB	IBB	HBP	BLK	WP	HR	S	P	ERA	WHIP
Scott Sanderson, R (1, 1) ERA: 4.52	6.0	L	26	7	5	3	0	1	0	0	0	0	0	49	73	4.50	1.333			6.0	L	26	7	5	3	0	1	0	0	0	0	14	26	18.00	2.000	
Russ Springer, R (7, 1) ERA: 10.36	1.0		6	1	2	2	1	1	0	1	0	0	0	8	14	0.00	1.000			1.0		6	1	2	2	1	1	0	0	0	8	14	0.00	1.000		
Jerry Nielsen, L (8, 1) ERA: 3.48	1.0		3	1	0	0	0	0	0	0	0	0	0	8	14	0.00	1.000			1.0		3	1	0	0	0	0	0	0	0	8	14	0.00	1.000		

Batter	1	2	3	4	5	6	7	8	9	AB	R	H	RBI	BB	SO	LOB	TOP		
Pat Listach, S OBP: 0.360, SLG: 0.358	E3 FC6-4	CS	F8		S 1B		BB		1B 2B	4	2	2	0	1	0	0	Milwaukee Brewers @ Detroit Tigers Tiger Stadium, Detroit, MI Fri Sep 04 1992, 7:05 PM EDT Att: 19,431 - Sunny - 71 F		
Darryl Hamilton, L OBP: 0.350, SLG: 0.403	FC6-4 1B		HR		1B		F9		2B 1B	5	2	3	3	0	0	2			
Paul Moltzer, R OBP: 0.385, SLG: 0.464	G5-3		F7		L9		L7		2B	5	0	1	0	0	0	3			
Robin Yount, R OBP: 0.316, SLG: 0.376	1B		F7		P4		F8		IBB	4	0	1	1	1	0	2			
Franklin Stubbs, L OBP: 0.291, SLG: 0.361	K			P3		CS 1B		F7	G4-3	5	0	1	0	0	1	4			
Greg Vaughn, R OBP: 0.291, SLG: 0.382		P3		2B		S 1B		K		4	1	2	0	0	1	0			
Dave Nilsson, L Alex Diaz, S B.J. Surhoff, L	F9		F7		P5		PO 1B			4	0	1	0	0	0	2		AB 39 R 6 H 14 RBI 6 BB 2 SO 2 LOB 15	
Kevin Seitzer, R	1B 2B		G1-3		G1-3		PO	L4		4	1	2	1	0	0	1			
Scott Fletcher, R	CS 1B				F8		B1-3	F9		4	0	1	1	0	0	1			
Inning Stats	R: 1 E: 1 K: 1 S: 12	H: 1 LOB: 0 BB: 0 P: 21	R: 1 E: 0 K: 0 S: 8	H: 2 LOB: 0 BB: 0 P: 13	R: 1 E: 0 K: 0 S: 9	H: 1 LOB: 0 BB: 0 P: 16	R: 0 E: 0 K: 0 S: 10	H: 1 LOB: 1 BB: 0 P: 14	R: 1 E: 0 K: 0 S: 12	H: 3 LOB: 1 BB: 0 P: 19	R: 0 E: 0 K: 0 S: 8	H: 0 LOB: 1 BB: 1 P: 14	R: 0 E: 0 K: 1 S: 8	H: 1 LOB: 1 BB: 0 P: 16	R: 1 E: 0 K: 0 S: 19	H: 3 LOB: 3 BB: 1 P: 32		1B: 9 2B: 4 3B: 0 HR: 1	SF: 0 SAC: 0 DP: 0 HBP: 0
PITCHER	IP WLS BF H R ER SO BB IBB HBP BLK WP HR S P ERA WHIP	IP WLS BF H R ER SO BB IBB HBP BLK WP HR S P ERA WHIP	IP WLS BF H R ER SO BB IBB HBP BLK WP HR S P ERA WHIP	IP WLS BF H R ER SO BB IBB HBP BLK WP HR S P ERA WHIP	IP WLS BF H R ER SO BB IBB HBP BLK WP HR S P ERA WHIP	IP WLS BF H R ER SO BB IBB HBP BLK WP HR S P ERA WHIP	IP WLS BF H R ER SO BB IBB HBP BLK WP HR S P ERA WHIP	IP WLS BF H R ER SO BB IBB HBP BLK WP HR S P ERA WHIP	IP WLS BF H R ER SO BB IBB HBP BLK WP HR S P ERA WHIP	IP WLS BF H R ER SO BB IBB HBP BLK WP HR S P ERA WHIP	IP WLS BF H R ER SO BB IBB HBP BLK WP HR S P ERA WHIP	IP WLS BF H R ER SO BB IBB HBP BLK WP HR S P ERA WHIP	IP WLS BF H R ER SO BB IBB HBP BLK WP HR S P ERA WHIP	IP WLS BF H R ER SO BB IBB HBP BLK WP HR S P ERA WHIP	IP WLS BF H R ER SO BB IBB HBP BLK WP HR S P ERA WHIP	IP WLS BF H R ER SO BB IBB HBP BLK WP HR S P ERA WHIP	IP WLS BF H R ER SO BB IBB HBP BLK WP HR S P ERA WHIP		
Bill Gullickson, R ERA: 3.78	5.2 L	26 10	5 5	4 4	1 1	0 0	0 0	0 0	0 0	0 0	0 0	0 0	0 0	0 0	0 0	0 0	6.35 1.765		
John Kieley, R ERA: 2.57	1.1	5	0	0	0	0	0	0	0	0	0	0	0	0	0	0	0.00 0.750		
Mark Leiter, R ERA: 4.33	2.0	10	4	1	1	1	0	1	0	0	0	0	0	0	0	0	4.50 2.000		

Batter	1	2	3	4	5	6	7	8	9	AB	R	H	RBI	BB	SO	LOB	BOTTOM				
Tony Phillips, S OBP: 0.385, SLG: 0.394	F7		1B		SF7		K		G6-4-3	4	0	1	1	0	1	4	Milwaukee Brewers @ Detroit Tigers Tiger Stadium, Detroit, MI Fri Sep 04 1992, 7:05 PM EDT Att: 19,431 - Sunny - 71 F				
Lou Whitaker, L OBP: 0.393, SLG: 0.466	F9		F9		K		1B			4	0	1	1	0	1	3					
Travis Fryman, R OBP: 0.322, SLG: 0.437	K		F8		L5		G5-3			4	0	0	0	0	1	4					
Cecil Fielder, R OBP: 0.316, SLG: 0.457		BB 1B			F8		F7		G6-3	4	0	1	0	0	0	0					
Mickey Tettleton, S OBP: 0.370, SLG: 0.464		G6-4-3 BB			P5		HR		K	3	1	1	1	1	1	0					
Dan Gladden, R OBP: 0.315, SLG: 0.375		P4			F7		G5-3		F8	4	0	0	0	0	0	2					
Rob Deer, R OBP: 0.318, SLG: 0.567		G6-4-3			1B SF7 1B		1B 1B		BB 1B	4	2	3	0	0	0	2					
Scott Livingstone, L OBP: 0.308, SLG: 0.319			G4-3		G4-3		L7		G6-4-3 BB	3	0	1	0	1	0	1					
Gary Pettis, S OBP: 0.305, SLG: 0.298					1B		1B		BB	2	0	1	0	1	1	2					
Dave Bergman, L Mark Carreon, R					K		1B		K	0	0	0	0	0	0	0					
					BB		1B		K	1	0	0	0	0	1	2					
Inning Stats	R: 0 E: 0 K: 1 S: 13	H: 0 LOB: 0 BB: 0 P: 20	R: 0 E: 0 K: 0 S: 5	H: 1 LOB: 1 BB: 1 P: 12	R: 0 E: 0 K: 0 S: 13	H: 1 LOB: 2 BB: 1 P: 20	R: 0 E: 0 K: 0 S: 4	H: 0 LOB: 0 BB: 0 P: 6	R: 1 E: 0 K: 2 S: 14	H: 2 LOB: 1 BB: 0 P: 18	R: 1 E: 0 K: 0 S: 9	H: 1 LOB: 0 BB: 0 P: 12	R: 1 E: 0 K: 1 S: 12	H: 3 LOB: 2 BB: 0 P: 17	R: 0 E: 0 K: 1 S: 8	H: 0 LOB: 0 BB: 0 P: 14	R: 0 E: 0 K: 1 S: 10	H: 1 LOB: 1 BB: 1 P: 17	1B: 8 2B: 0 3B: 0 HR: 1	SF: 1 SAC: 0 DP: 2 HBP: 0	WP: 0 PA: 37 PB: 0 SB: 0 CS: 0
PITCHER	IP WLS BF H R ER SO BB IBB HBP BLK WP HR S P ERA WHIP	IP WLS BF H R ER SO BB IBB HBP BLK WP HR S P ERA WHIP	IP WLS BF H R ER SO BB IBB HBP BLK WP HR S P ERA WHIP	IP WLS BF H R ER SO BB IBB HBP BLK WP HR S P ERA WHIP	IP WLS BF H R ER SO BB IBB HBP BLK WP HR S P ERA WHIP	IP WLS BF H R ER SO BB IBB HBP BLK WP HR S P ERA WHIP	IP WLS BF H R ER SO BB IBB HBP BLK WP HR S P ERA WHIP	IP WLS BF H R ER SO BB IBB HBP BLK WP HR S P ERA WHIP	IP WLS BF H R ER SO BB IBB HBP BLK WP HR S P ERA WHIP	IP WLS BF H R ER SO BB IBB HBP BLK WP HR S P ERA WHIP	IP WLS BF H R ER SO BB IBB HBP BLK WP HR S P ERA WHIP	IP WLS BF H R ER SO BB IBB HBP BLK WP HR S P ERA WHIP	IP WLS BF H R ER SO BB IBB HBP BLK WP HR S P ERA WHIP	IP WLS BF H R ER SO BB IBB HBP BLK WP HR S P ERA WHIP	IP WLS BF H R ER SO BB IBB HBP BLK WP HR S P ERA WHIP	IP WLS BF H R ER SO BB IBB HBP BLK WP HR S P ERA WHIP	IP WLS BF H R ER SO BB IBB HBP BLK WP HR S P ERA WHIP				
Chris Bosio, R ERA: 3.8	8.0	W 33	8	3	3	5	1	0	0	0	0	0	0	0	0	0	3.38 1.250				
Doug Henry, R ERA: 4.42	0.0	2	1	0	0	0	1	0	0	0	0	0	0	0	0	0	∞ ∞				
Dan Plesac, L ERA: 3.16	1.0	S 2	0	0	0	1	0	0	0	0	0	0	0	0	0	0	0.00 0.000				



Batter	1	2	3	4	5	6	7	8	9	AB	R	H	RBI	BB	SO	LOB	TOP										
Pat Listach, S OBP: 0.358, SLG: 0.356 Jim Gantner, L OBP: 0.278, SLG: 0.311	0-0 1B G5-3	3-2 SAFE L8		1-1 G6-3	0-1 FC6-4 1B		1-1 F7			5	1	1	0	0	0	4											
Darryl Hamilton, L OBP: 0.353, SLG: 0.406	1-2 G5-3 HR	1-1 G5-4-3 1B		1-0 G6-3	0-1 1B		3-1 F8			5	1	3	1	0	0	1											
Paul Molitor, R OBP: 0.362, SLG: 0.459 John Jaha, R OBP: 0.291, SLG: 0.342	2-0 G5-3	1-0 G5-4-3			G6-3 L7		1-1 G4-3			5	0	0	1	0	0	6											
Robin Yount, R OBP: 0.318, SLG: 0.383 Alex Diaz, S	1-2 HR		1-1 G3 1B		4-1 1B HR	2-0 G4-3		2-3 K		4	3	2	2	1	1	0											
Franklin Stubbs, L OBP: 0.293, SLG: 0.374 Dante Bichette, R OBP: 0.332, SLG: 0.432	0-0 HR		3-2 G3		1-2 HR 1B	2-2 F8		1-3 K		4	2	2	1	0	0	1											
Greg Vaughn, R OBP: 0.284, SLG: 0.390	4-0 BB		0-3 K		0-0 HR 1B	1-2 1B		0-3 K		4	1	2	3	1	2	1											
B.J. Surhoff, L OBP: 0.309, SLG: 0.321 Tim McIntosh, R OBP: 0.225, SLG: 0.203	1-1 P6		1-2 1B		0-2 1B 1B	1-0 1B		0-2 F8		5	1	3	1	0	0	1											
Kevin Seitzer, R OBP: 0.336, SLG: 0.366 Bill Spiers, L	1-1 F7		2-1 F9		0-1 FC6-4 1B	1-2 G4-3		2-1 F7		4	1	1	0	0	0	4											
Scott Fletcher, R OBP: 0.347, SLG: 0.376		0-1 1B		1-2 F9	1-2 FC6-4 1B		1-0 E7		0-1 F7	5	0	2	1	0	0	0											
Inning Stats	R: 4 E: 0 K: 0 S: 13	H: 4 LOB: 1 BB: 1 P: 23	R: 0 E: 0 K: 0 S: 10	H: 2 LOB: 1 BB: 0 P: 15	R: 1 E: 0 K: 1 S: 13	H: 2 LOB: 0 BB: 0 P: 20	R: 0 E: 0 K: 0 S: 7	H: 0 LOB: 0 BB: 0 P: 10	R: 5 E: 0 K: 0 S: 21	H: 6 LOB: 2 BB: 1 P: 28	R: 0 E: 0 K: 0 S: 11	H: 2 LOB: 2 BB: 0 P: 18	R: 0 E: 1 K: 0 S: 7	H: 0 LOB: 1 BB: 0 P: 13	R: 0 E: 0 K: 3 S: 10	H: 0 LOB: 0 BB: 0 P: 13	R: 0 E: 0 K: 0 S: 7	H: 0 LOB: 0 BB: 0 P: 9	1B: 13 2B: 0 3B: 0 HR: 3	SF: 0 SAC: 0 DP: 1 HBP: 0	WP: 0 PB: 0 SB: 0 CS: 0	PA: 45					
PITCHER	IP	WLS	BF	H	R	ER	SO	BB	IBB	HBP	BLK	WP	HR	S	P	ERA	WHIP										
Dave Haas, R ERA: 4.99	1.1	L	11	6	4	4	0	1	0	0	0	0	2	22	36	27.00	5.250										
Les Lancaster, R ERA: 5.29	3.0		16	7	6	6	1	1	0	0	0	0	1	36	52	18.00	2.667										
John Kiely, R ERA: 2.33	2.2		12	3	0	0	0	0	0	0	0	0	0	24	39	0.00	1.125										
Mike Munoz, L ERA: 3.32	2.0		6	0	0	0	3	0	0	0	0	0	0	17	22	0.00	0.000										

Milwaukee Brewers @ Detroit Tigers
Tiger Stadium, Detroit, MI
Sat Sep 05 1992, 7:05 PM EDT
Att: 22,234 - Cloudy - 78 F

AB 43
R 10
H 16
RBI 10
BB 2
SO 4
LOB 18





Batter	1	2	3	4	5	6	7	8	9	AB	R	H	RBI	BB	SO	LOB	BOTTOM										
Tony Phillips, S OBP: 0.383, SLG: 0.391 Skeeter Barnes, R OBP: 0.319, SLG: 0.413	0-1 G4-3	1-2 G3-1			0-1 F7		3-3 K			4	0	0	0	0	1	3											
Lou Whitaker, L OBP: 0.394, SLG: 0.468	0-1 F8		0-0 G3		3-1 1B		4-1 BB			3	1	1	0	1	0	0											
Travis Fryman, R OBP: 0.321, SLG: 0.435	2-2 G5-3		0-1 G6-3		0-0 1B		0-0 F9			4	0	1	1	0	0	1											
Cecil Fielder, R OBP: 0.314, SLG: 0.453 Chad Kreuter, S OBP: 0.306, SLG: 0.327		2-0 G1-3	1-0 G6-3		2-3 K		1-0 F9			4	0	0	0	0	1	2											
Mickey Tettleton, S OBP: 0.371, SLG: 0.474		1-2 1B 2B		1-0 HR		2-3 K		2-2 F7		4	2	2	1	0	1	1											
Dan Gladden, R OBP: 0.314, SLG: 0.374		1-0 FC1-6 1B		0-3 K		0-3 K		1-1 P3		4	0	1	0	0	2	0											
Rob Deer, R OBP: 0.317, SLG: 0.563		2-2 FC1-6 1B		1-0 P3		2-3 K		2-3 K		4	0	1	1	0	2	0											
Scott Livingstone, L OBP: 0.304, SLG: 0.315		1-2 3H FC1-6 BB		3-2 G4-3			1-0 G1-3		2-1 G3-1	4	0	0	0	0	2												
Gary Pettis, S OBP: 0.305, SLG: 0.294		4-2 BB		1-1 F9			0-0 F7			2	0	0	0	1	0	0											
Inning Stats	R: 0 E: 0 K: 0 S: 7	H: 3 LOB: 3 BB: 1 P: 28	R: 0 E: 0 K: 0 S: 4	H: 0 LOB: 0 BB: 0 P: 5	R: 1 E: 0 K: 1 S: 9	H: 1 LOB: 0 BB: 0 P: 14	R: 1 E: 0 K: 1 S: 10	H: 2 LOB: 1 BB: 0 P: 16	R: 0 E: 0 K: 3 S: 10	H: 0 LOB: 0 BB: 0 P: 14	R: 0 E: 0 K: 1 S: 6	H: 0 LOB: 0 BB: 0 P: 10	R: 0 E: 0 K: 0 S: 6	H: 0 LOB: 1 BB: 1 P: 13	R: 0 E: 0 K: 1 S: 7	H: 0 LOB: 0 BB: 0 P: 12	1B: 3 2B: 2 3B: 0 HR: 1	SF: 0 SAC: 0 DP: 0 HBP: 0	WP: 0 PB: 0 SB: 0 CS: 0	PA: 35							
PITCHER	IP	WLS	BF	H	R	ER	SO	BB	IBB	HBP	BLK	WP	HR	S	P	ERA	WHIP										
Bill Wegman, R ERA: 3.33	5.0	W	22	6	3	3	2	1	0	0	0	0	0	16	24	0.00	1.400										
Jim Austin, R ERA: 1.99	2.0		6	0	0	0	4	0	0	0	0	0	0	16	24	0.00	0.000										
Mike Fetters, R ERA: 1.05	1.0		4	0	0	0	0	1	0	0	0	0	0	6	13	0.00	1.000										
Darren Holmes, R ERA: 3.0	1.0		3	0	0	0	1	0	0	0	0	0	0	7	12	0.00	0.000										

Milwaukee Brewers @ Detroit Tigers
Tiger Stadium, Detroit, MI
Sat Sep 05 1992, 7:05 PM EDT
Att: 22,234 - Cloudy - 78 F

AB 33
R 3
H 6
RBI 3
BB 2
SO 7
LOB 9



Batter	1	2	3	4	5	6	7	8	9	AB	R	H	RBI	BB	SO	LOB	TOP										
Pat Listach, S OBP: 0.358, SLG: 0.355	G6-3		CS 1B		K		F7			4	0	1	0	0	1	0	Milwaukee Brewers @ Detroit Tigers Tiger Stadium, Detroit, MI Sun Sep 06 1992, 3:33 AM EDT Att: 20,857 - Cloudy - 78 F										
Darryl Hamilton, L OBP: 0.352, SLG: 0.404	G3		FC5 S 1B		F7			G6-3		4	0	1	0	0	0	0											
Paul Molitor, R OBP: 0.384, SLG: 0.464	1B		FC5 1B			2-2 1B G5-3 1B		E7 1B 2B		4	2	3	0	0	0	1											
Robin Yount, R OBP: 0.320, SLG: 0.384	G1-3			G4-3		G5-3 1B 1-2		FC5-4 1B		4	0	2	1	0	0	1											
Franklin Stubbs, L OBP: 0.293, SLG: 0.372		F7		G3-1		G5-3 1B 1-2 2-3		FC5-4 1B		4	0	1	0	0	0	1											
Greg Vaughn, R OBP: 0.284, SLG: 0.387		F7		BB BB		G5-3 1-2		K		3	0	0	0	1	1	3											
B.J. Surhoff, L OBP: 0.310, SLG: 0.321		1B		BB BB		P4			K	3	0	1	0	1	1	1											
Kevin Seitzer, R OBP: 0.333, SLG: 0.363	G6-3		G4-3			B5-3		L8		4	0	0	0	0	0	3											
Jim Gantner, L OBP: 0.274, SLG: 0.306			G4-3		G1-3		L7	F7		4	0	0	0	0	0	0											
Inning Stats	R: 0 E: 0 K: 0 S: 11	H: 1 LOB: 1 BB: 0 P: 16	R: 0 E: 0 K: 0 S: 11	H: 1 LOB: 1 BB: 0 P: 18	R: 0 E: 0 K: 0 S: 10	H: 2 LOB: 1 BB: 0 P: 15	R: 0 E: 0 K: 0 S: 9	H: 0 LOB: 0 BB: 2 P: 19	R: 0 E: 0 K: 1 S: 8	H: 0 LOB: 0 BB: 0 P: 10	R: 1 E: 0 K: 0 S: 11	H: 3 LOB: 1 BB: 0 P: 15	R: 0 E: 0 K: 0 S: 4	H: 0 LOB: 0 BB: 0 P: 4	R: 1 E: 1 K: 1 S: 10	H: 2 LOB: 1 BB: 0 P: 11		R: 0 E: 0 K: 1 S: 8	H: 0 LOB: 0 BB: 0 P: 12	1B: 8 2B: 1 3B: 0 HR: 0	SF: 0 SAC: 0 DP: 1 HBP: 0	WP: 0 PB: 0 SB: 1 CS: 1	PA: 36				
PITCHER	IP	WLS	BF	H	R	ER	SO	BB	IBB	HBP	BLK	WP	HR	S	P	ERA	WHIP										
John Doherty, R ERA: 3.42	7.0	W	28	7	1	1	1	2	0	0	0	0	0	64	97	1.29	1.286										
Mike Henneman, R ERA: 4.07	2.0		8	2	1	1	2	0	0	0	0	0	0	18	23	4.50	1.000										

Batter	1	2	3	4	5	6	7	8	9	AB	R	H	RBI	BB	SO	LOB	BOTTOM										
Tony Phillips, S OBP: 0.385, SLG: 0.393	BB 1B	SF7		1B 1B				F7		3	1	2	2	1	0	1	Milwaukee Brewers @ Detroit Tigers Tiger Stadium, Detroit, MI Sun Sep 06 1992, 3:33 AM EDT Att: 20,857 - Cloudy - 78 F										
Lou Whitaker, L OBP: 0.393, SLG: 0.466	P4	G4-3		2H 1B		F8		F8		4	0	1	1	0	0	4											
Travis Fryman, R OBP: 0.322, SLG: 0.435	BB		F8	F8			G5-4-3 1B			3	0	1	0	1	0	1											
Cecil Fielder, R OBP: 0.312, SLG: 0.450	F9		F8		P3		G5-4-3 1B			4	0	0	0	0	0	3											
Mickey Tettleton, S OBP: 0.370, SLG: 0.478	K		F8		G6-3		HR			4	1	1	1	0	1	2											
Rob Deer, R OBP: 0.316, SLG: 0.559		2B SF7 1B		K	K		K			4	1	1	0	0	3	0											
Scott Livingstone, L OBP: 0.310, SLG: 0.324		2B 2B		1B SH1-3 1B		SH1-3 1B		G4-3		4	2	3	0	0	0	0											
Chad Kreuter, S OBP: 0.313, SLG: 0.333		K2-3		SH1-3 1B		SH1-3		1B		3	1	2	0	0	1	2											
Gary Pettis, S OBP: 0.311, SLG: 0.297		BB		SH1-3		CS 1B		K		2	0	1	2	1	1	1											
Inning Stats	R: 0 E: 0 K: 1 S: 18	H: 1 LOB: 2 BB: 1 P: 28	R: 1 E: 0 K: 1 S: 20	H: 2 LOB: 2 BB: 1 P: 34	R: 0 E: 0 K: 0 S: 5	H: 0 LOB: 0 BB: 0 P: 6	R: 3 E: 0 K: 1 S: 16	H: 4 LOB: 1 BB: 0 P: 21	R: 0 E: 0 K: 1 S: 12	H: 0 LOB: 0 BB: 0 P: 21	R: 1 E: 0 K: 0 S: 10	H: 2 LOB: 1 BB: 1 P: 15	R: 1 E: 0 K: 1 S: 8	H: 2 LOB: 0 BB: 0 P: 13	R: 0 E: 0 K: 1 S: 8	H: 1 LOB: 1 BB: 0 P: 12		1B: 10 2B: 1 3B: 0 HR: 1	SF: 1 SAC: 2 DP: 1 HBP: 0	WP: 0 PB: 0 SB: 0 CS: 1	PA: 37						
PITCHER	IP	WLS	BF	H	R	ER	SO	BB	IBB	HBP	BLK	WP	HR	S	P	ERA	WHIP										
Jaime Navarro, R ERA: 3.5	3.2	L	19	6	4	4	3	2	0	0	0	0	0	53	80	9.82	2.182										
Dan Plesac, L ERA: 3.2	2.0		9	3	1	1	1	1	0	0	0	0	0	26	42	4.50	2.000										
Mike Fetters, R ERA: 1.2	1.1		5	2	1	1	1	0	0	0	0	0	1	10	16	6.75	1.500										
Jesse Orosco, L ERA: 3.69	1.0		4	1	0	0	1	0	0	0	0	0	0	8	12	0.00	1.000										

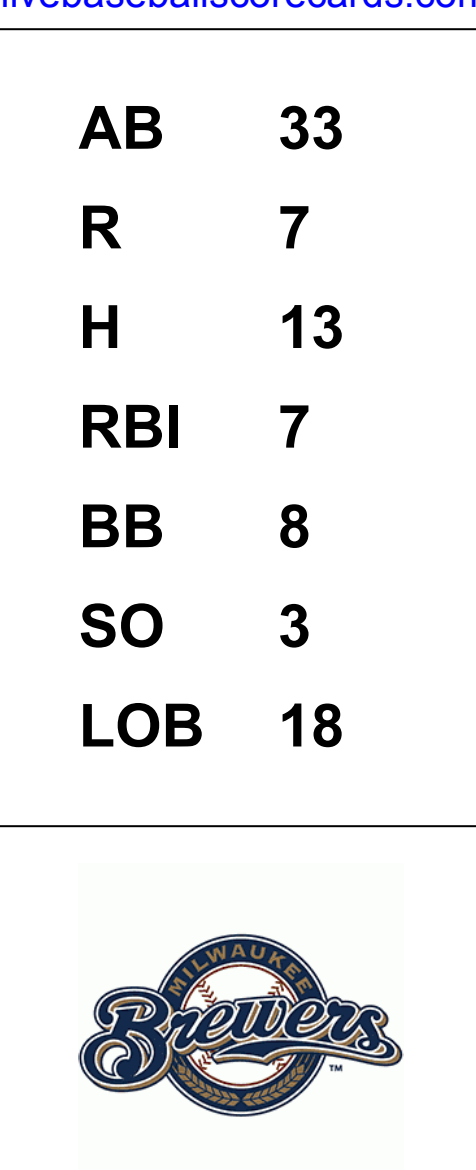
Batter	1	2	3	4	5	6	7	8	9	AB	R	H	RBI	BB	SO	LOB	TOP			
Kenny Lofton, L OBP: 0.360, SLG: 0.369 (1, 8)	G3-1 S BB		G4-3 ①				G4-3 ②			2	0	0	0	2	0	0	Cleveland Indians @ Milwaukee Brewers Milwaukee County Stadium, Milwaukee, WI Mon Sep 07 1992, 4:33 AM EDT Att: 41,348 - Cloudy - 73 F			
Felix Fermin, R OBP: 0.313, SLG: 0.295 (1, 4)	K ①		F8 ②			G6-3 ③	G5-3 ③			4	0	0	0	0	1	2				
Paul Sorrento, L OBP: 0.351, SLG: 0.457 (1, 3)	G3-1 ②		F9 ③					K ①		4	0	1	0	0	1	1				
Albert Belle, R OBP: 0.317, SLG: 0.477 (1, 7)	P6 ③			G5-3 ①				G4-3 ②		3	0	0	0	1	0	1				
Carlos Martinez, R OBP: 0.309, SLG: 0.441 (1, 5)		FC6-4 1B ①		F9 ②			P4 ①	L5 ③		4	0	1	0	0	0	2				
Mark Whiten, S OBP: 0.354, SLG: 0.384 (1, 9)		FC6-4 FC5 S 1-2 ①			BB ③				G3 ①	3	0	1	0	1	0	1				
Glenallen Hill, R OBP: 0.279, SLG: 0.408 (1, 10)		FC5 1B ②							K ②	4	0	0	0	0	3	5				
Mark Lewis, R OBP: 0.311, SLG: 0.355 (1, 6)										4	0	2	0	0	0	3				
Junior Ortiz, R OBP: 0.285, SLG: 0.264 (1, 2)																				
Thomas Howard, S OBP: 0.326, SLG: 0.358 (9, PH)		G5-3 ③							P5 ③	3	0	0	0	0	0	2				
Inning Stats	R: 0 E: 0 K: 1 S: 11	H: 0 LOB: 1 BB: 1 P: 18	R: 0 E: 0 K: 0 S: 12	H: 2 LOB: 2 BB: 0 P: 17	R: 0 E: 0 K: 0 S: 6	H: 0 LOB: 0 BB: 0 P: 9	R: 0 E: 0 K: 1 S: 12	H: 0 LOB: 1 BB: 1 P: 21	R: 0 E: 0 K: 0 S: 7	H: 2 LOB: 3 BB: 1 P: 19	R: 0 E: 0 K: 1 S: 10	H: 0 LOB: 0 BB: 0 P: 14	R: 0 E: 0 K: 1 S: 7	H: 0 LOB: 0 BB: 0 P: 10	R: 0 E: 0 K: 1 S: 8	H: 1 LOB: 1 BB: 0 P: 10	1B: 5 2B: 0 3B: 0 HR: 0	SF: 0 SAC: 0 DP: 0 HBP: 0	WP: 0 PB: 0 SB: 3 CS: 0	PA: 36
PITCHER	IP WLS BF H R ER SO BB IBB HBP BLK WP HR S P ERA WHIP																			
21 Cal Eldred, R ERA: 1.3 (1, 1)	7.0 W 29 4 0 0 3 4 0 0 0 0 0 0 71 123 0.00 1.143																			
Jim Austin, R ERA: 1.55 (8, 1)	1.0 3 0 0 0 1 0 0 0 0 0 0 0 7 10 0.00 0.000																			
Doug Henry, R ERA: 4.34 (9, 1)	1.0 S 4 1 0 0 1 0 0 0 0 0 0 0 8 10 0.00 1.000																			

Batter	1	2	3	4	5	6	7	8	9	AB	R	H	RBI	BB	SO	LOB	BOTTOM			
Pat Listach, S OBP: 0.357, SLG: 0.354 (1, 6)	G5-3 ①		FC9-6 CS 1-2 ②					F9 ③		4	0	1	0	0	0	1	Cleveland Indians @ Milwaukee Brewers Milwaukee County Stadium, Milwaukee, WI Mon Sep 07 1992, 4:33 AM EDT Att: 41,348 - Cloudy - 73 F			
Robin Yount, R OBP: 0.320, SLG: 0.384 (1, 8)	G5-3 ②		CS 1-2 ③	PB S 1B ④			F8 ②			3	1	1	0	0	0	1				
Paul Molitor, R OBP: 0.386, SLG: 0.465 (1, 10)	K ③			G4-6-3 1B ④						3	0	2	1	0	1	0				
Dante Bichette, R OBP: 0.330, SLG: 0.428 (1, 9)		K ①		G4-6-3 1-2 ②			F8 ③			3	0	0	0	0	1	3				
Greg Vaughn, R OBP: 0.296, SLG: 0.395 (1, 7)		HR		G6-3 ③						2	1	1	1	1	0	0				
Kevin Seitzer, R OBP: 0.331, SLG: 0.360 (1, 5)										3	0	0	0	0	0	1				
Jim Gantner, L OBP: 0.274, SLG: 0.306 (9, 5)										0	0	0	0	0	0	0				
John Jaha, R OBP: 0.285, SLG: 0.333 (1, 3)										3	0	0	0	0	1	0				
B.J. Surhoff, L OBP: 0.308, SLG: 0.319 (1, 2)										3	0	0	0	0	0	0				
Scott Fletcher, R OBP: 0.347, SLG: 0.375 (1, 4)										3	0	1	0	0	0	0				
Inning Stats	R: 0 E: 0 K: 1 S: 8	H: 0 LOB: 0 BB: 0 P: 12	R: 1 E: 0 K: 2 S: 13	H: 1 LOB: 0 BB: 0 P: 17	R: 0 E: 0 K: 0 S: 6	H: 1 LOB: 0 BB: 0 P: 6	R: 1 E: 0 K: 0 S: 10	H: 2 LOB: 0 BB: 0 P: 16	R: 0 E: 0 K: 0 S: 8	H: 0 LOB: 0 BB: 0 P: 15	R: 0 E: 0 K: 0 S: 11	H: 2 LOB: 2 BB: 0 P: 18	R: 0 E: 0 K: 0 S: 7	H: 0 LOB: 0 BB: 1 P: 14	R: 0 E: 0 K: 0 S: 5	H: 0 LOB: 0 BB: 0 P: 6	1B: 5 2B: 0 3B: 0 HR: 1	SF: 0 SAC: 0 DP: 1 HBP: 0	WP: 0 PB: 1 SB: 1 CS: 2	PA: 29
PITCHER	IP WLS BF H R ER SO BB IBB HBP BLK WP HR S P ERA WHIP																			
Dennis Cook, L ERA: 4.03 (1, 1)	8.0 L 28 6 2 2 3 1 0 0 0 0 0 1 68 104 2.25 0.875																			

Batter	1	2	3	4	5	6	7	8	9	AB	R	H	RBI	BB	SO	LOB	TOP					
Kenny Lofton, L OBP: 0.359, SLG: 0.366 (1, 8)	L3		BB		G1-3		G5-3			3	0	0	0	1	0	1	Cleveland Indians @ Milwaukee Brewers Milwaukee County Stadium, Milwaukee, WI Tue Sep 08 1992, 8:05 PM EDT Att: 39,650 - Sunny - 68 F					
Thomas Howard, S OBP: 0.322, SLG: 0.353 (1, 7)	F9		F9		F7			G4-3		4	0	0	0	0	0	3						
Carlos Baerga, S OBP: 0.345, SLG: 0.448 (1, 4)	K			G5-3		2B	1B	G1-3		4	1	1	0	0	1	0						
Albert Belle, R OBP: 0.320, SLG: 0.480 (1, 10)		P2		2B	G6-3	BB		G4-3		2	2	1	1	2	0	0						
Paul Sorrento, L OBP: 0.350, SLG: 0.458 (1, 3)	F9			2-2	G5-3	BB		G4-3		4	0	1	0	0	0	2						
Carlos Martinez, R OBP: 0.301, SLG: 0.430 (1, 5)	G5-3			0-1	G6-3			G6-3		4	0	0	2	0	0	1						
Mark Whiten, S OBP: 0.352, SLG: 0.381 (1, 9)			G4-3	G3-1			G3-1		G1-3	4	0	0	0	0	0	1						
Mark Lewis, R OBP: 0.309, SLG: 0.352 (9, PH)			G4-3		P6			G1-3		3	0	0	0	0	1	0						
Wayne Kirby, L OBP: 0.333, SLG: 0.286 (9, PH)							K		G1-3	1	0	0	0	0	0	0						
Junior Ortiz, R OBP: 0.291, SLG: 0.271 (1, 2)							G6-3			3	0	2	0	0	0	0						
Inning Stats	R: 0 E: 0 K: 1 S: 7	H: 0 LOB: 0 BB: 0 P: 11	R: 0 E: 0 K: 0 S: 6	H: 0 LOB: 0 BB: 0 P: 11	R: 0 E: 0 K: 0 S: 6	H: 1 LOB: 2 BB: 1 P: 11	R: 1 E: 0 K: 0 S: 12	H: 1 LOB: 1 BB: 0 P: 21	R: 0 E: 0 K: 1 S: 8	H: 1 LOB: 1 BB: 0 P: 13	R: 2 E: 0 K: 0 S: 10	H: 2 LOB: 0 BB: 0 P: 11	R: 0 E: 0 K: 1 S: 10	H: 0 LOB: 0 BB: 0 P: 15	R: 0 E: 0 K: 0 S: 8	H: 0 LOB: 1 BB: 1 P: 17	R: 0 E: 0 K: 0 S: 7	H: 0 LOB: 0 BB: 0 P: 10	1B: 3 2B: 2 3B: 0 HR: 0	SF: 0 SAC: 0 DP: 0 HBP: 0	WP: 0 PB: 0 SB: 0 CS: 0	PA: 35
PITCHER	IP	WLS	BF	H	R	ER	SO	BB	IBB	HBP	BLK	WP	HR	S	P	ERA	WHIP					
Ricky Bones, R ERA: 4.57 (1, 1)	7.0	W	28	5	3	3	2	2	0	0	0	0	0	59	93	3.86	1.000					
Mike Fetters, R ERA: 1.15 (8, 1)	2.0	S	7	0	0	0	0	1	0	0	0	0	0	15	27	0.00	0.500					

Batter	1	2	3	4	5	6	7	8	9	AB	R	H	RBI	BB	SO	LOB	BOTTOM				
Pat Listach, S OBP: 0.357, SLG: 0.353 (1, 6)	1B	F8	G6-3			1B	K			4	1	1	0	1	1	3	Cleveland Indians @ Milwaukee Brewers Milwaukee County Stadium, Milwaukee, WI Tue Sep 08 1992, 8:05 PM EDT Att: 39,650 - Sunny - 68 F				
Darryl Hamilton, L OBP: 0.312, SLG: 0.404 (1, 9)	F7			L6		F8		G3		5	0	2	0	0	0	1					
Paul Moltzer, R OBP: 0.389, SLG: 0.467 (1, 3)	1B			G6-3		1B		BB		4	1	3	0	1	0	0					
Robin Yount, R OBP: 0.321, SLG: 0.383 (1, 8)	BB	F9		G1-3		F8		SF9		4	1	1	0	1	0	4					
Greg Vaughn, R OBP: 0.297, SLG: 0.394 (1, 7)	BB		P6		G5-3	F7		SF9		4	0	1	1	1	0	2					
B.J. Surhoff, L OBP: 0.312, SLG: 0.326 (7, PR)	1B			P4				SF9		3	0	2	0	1	0	0					
Franklin Stubbs, L OBP: 0.333, SLG: 0.372 (8, PH)				G4-3						0	1	0	0	0	0	0					
Dante Bichette, R OBP: 0.329, SLG: 0.428 (8, PH)	BB			2B						0	0	0	0	0	0	0					
Kevin Seitzer, R OBP: 0.273, SLG: 0.305 (8, 5)				HR		G4-3		F8		3	1	1	1	1	0	2					
Jim Gantner, L OBP: 0.273, SLG: 0.305 (8, 5)										1	0	0	0	0	0	2					
Dave Nilsson, L OBP: 0.258, SLG: 0.322 (1, 2)	F8									3	1	1	2	1	1	4					
Scott Fletcher, R OBP: 0.349, SLG: 0.385 (1, 4)		K						SF9		2	1	1	2	1	1	0					
Inning Stats	R: 2 E: 0 K: 0 S: 13	H: 3 LOB: 3 BB: 3 P: 30	R: 0 E: 0 K: 1 S: 11	H: 2 LOB: 2 BB: 0 P: 17	R: 2 E: 1 K: 0 S: 10	H: 2 LOB: 1 BB: 1 P: 20	R: 0 E: 0 K: 0 S: 6	H: 0 LOB: 0 BB: 0 P: 9	R: 0 E: 0 K: 1 S: 6	H: 1 LOB: 1 BB: 0 P: 11	R: 1 E: 0 K: 0 S: 13	H: 4 LOB: 2 BB: 0 P: 18	R: 1 E: 0 K: 1 S: 8	H: 1 LOB: 2 BB: 1 P: 18	R: 1 E: 0 K: 0 S: 12	H: 0 LOB: 2 BB: 3 P: 26	1B: 9 2B: 2 3B: 0 HR: 2	SF: 2 SAC: 0 DP: 0 HBP: 0	WP: 0 PB: 0 SB: 1 CS: 0	PA: 43	
PITCHER	IP	WLS	BF	H	R	ER	SO	BB	IBB	HBP	BLK	WP	HR	S	P	ERA	WHIP				
Jack Armstrong, R ERA: 4.98 (1, 1)	5.0	L	28	10	5	5	2	4	0	0	0	0	0	1	1	-	-				
Kevin Wickander, L ERA: 3.2 (6, 1)	0.0		1	1	0	0	0	0	0	0	0	0	0	1	1	-	-				
Ted Power, R ERA: 2.51 (8, 1)	2.0		8	2	1	1	1	0	1	0	0	0	0	16	28	4.50	1.000				
Eric Plunk, R ERA: 3.76 (8, 1)	0.1		4	0	1	1	0	3	0	0	0	0	0	8	20	27.00	9.000				
Derek Liliquist, L ERA: 1.61 (8, 1)	0.2		2	0	0	0	0	0	0	0	0	0	0	4	6	0.00	0.000				

AB 32
R 3
H 5
RBI 3
BB 3
SO 2
LOB 8



Batter	1	2	3	4	5	6	7	8	9	AB	R	H	RBI	BB	SO	LOB	TOP										
Kenny Lofton, L OBP: 0.358, SLG: 0.365 (1, 8)	G3	FC1-6			G5-3		G1-6-3 1B		E1	5	0	1	0	0	0	2	Cleveland Indians @ Milwaukee Brewers Milwaukee County Stadium, Milwaukee, WI Wed Sep 09 1992, 8:05 PM EDT Att: 47,589 - Cloudy - 66 F										
Thomas Howard, S OBP: 0.318, SLG: 0.348 (1, 7)	G4-3	F7			F7		G1-6-3 1-2		K	5	0	0	0	0	1	4											
Carlos Baerga, S OBP: 0.344, SLG: 0.446 (1, 4)	F7		G4-3		1B			F7		4	0	1	0	0	0	0											
Albert Belle, R OBP: 0.321, SLG: 0.480 (1, 10)		1B	F8		1B		F9			4	1	2	0	0	0	0											
Paul Sorrento, L OBP: 0.349, SLG: 0.455 (1, 3)		1B	F8		FC6			P5		4	1	1	0	0	0	2											
Carlos Martinez, R OBP: 0.297, SLG: 0.424 Brook Jacoby, R OBP: 0.321, SLG: 0.327 Wayne Kirby, L OBP: 0.400, SLG: 0.286 Mark Lewis, R OBP: 0.309, SLG: 0.352 (1, 5)		P3		G5-3		P4			FC3-6 BB	2	0	0	0	0	0	2											
Mark Whiten, S OBP: 0.353, SLG: 0.382 (1, 9)		BB		F7		F7		FC3-6 1B		4	2	2	1	0	0	1											
Felix Fermin, R OBP: 0.318, SLG: 0.296 (1, 6)		FC1-6	F7		G6-3			E		3	1	1	0	1	0	1											
Junior Ortiz, R OBP: 0.292, SLG: 0.272 Jesse Levis, L OBP: 0.308, SLG: 0.462 (1, 2)		BB	F8		F9			K		3	0	1	2	0	0	1											
Inning Stats	R: 0 E: 0 K: 0 S: 6	H: 0 LOB: 0 BB: 0 P: 7	R: 3 E: 0 K: 0 S: 12	H: 4 LOB: 2 BB: 1 P: 24	R: 0 E: 0 K: 0 S: 4	H: 0 LOB: 0 BB: 0 P: 5	R: 0 E: 0 K: 0 S: 10	H: 1 LOB: 1 BB: 0 P: 15	R: 0 E: 0 K: 0 S: 13	H: 0 LOB: 0 BB: 0 P: 5	R: 0 E: 0 K: 0 S: 8	H: 1 LOB: 0 BB: 0 P: 12	R: 0 E: 0 K: 0 S: 5	H: 0 LOB: 0 BB: 0 P: 10	R: 2 E: 1 K: 2 S: 13	H: 1 LOB: 1 BB: 1 P: 20		1B: 9 2B: 0 3B: 0 HR: 0	SF: 0 SAC: 0 DP: 1 HBP: 0	WP: 0 PB: 0 SB: 0 CS: 0	PA: 38						
PITCHER	IP	WLS	BF	H	R	ER	SO	BB	IBB	HBP	BLK	WP	HR	S	P	ERA	WHIP										
Chris Bosio, R ERA: 3.81 (1, 1)	7.0		29	8	3	3	0	1	0	0	0	0	0	58	89	3.86	1.286										
Jim Austin, R ERA: 1.92 (8, 1)	1.0		3	0	0	0	0	0	0	0	0	0	0	5	10	0.00	0.000										
Doug Henry, R ERA: 4.32 (9, 1)	0.1	L	3	1	2	0	0	1	0	0	0	0	0	6	11	0.00	6.000										
Darren Holmes, R ERA: 2.94 (9, 1)	0.2		3	0	0	0	2	0	0	0	0	0	0	7	9	0.00	0.000										

Batter	1	2	3	4	5	6	7	8	9	AB	R	H	RBI	BB	SO	LOB	BOTTOM										
Pat Listach, S OBP: 0.358, SLG: 0.356 (1, 6)	F7		1B				G4-3		B2-3	5	0	2	2	0	0	0	Cleveland Indians @ Milwaukee Brewers Milwaukee County Stadium, Milwaukee, WI Wed Sep 09 1992, 8:05 PM EDT Att: 47,589 - Cloudy - 66 F										
Robin Yount, R OBP: 0.320, SLG: 0.381 (1, 8)	G3		K		2B		G4-6-3 1B		L6	5	0	1	0	0	2	3											
Paul Molitor, R OBP: 0.389, SLG: 0.464 (1, 3)			F9		L8		G4-6-3 1-2			3	0	0	0	1	0	3											
Greg Vaughn, R OBP: 0.295, SLG: 0.390 (1, 7)	K			P3	G5-3			P5		4	0	0	0	0	1	1											
Darryl Hamilton, L OBP: 0.357, SLG: 0.405 (1, 9)		F7		1B			CS	1B		2	1	1	0	2	0	0											
B.J. Surhoff, L OBP: 0.314, SLG: 0.326 (1, 10)	G4-3			1B	CS		F8		1B	3	1	1	0	1	0	0											
Kevin Seitzer, R OBP: 0.331, SLG: 0.358 Franklin Stubbs, L OBP: 0.292, SLG: 0.371 Jim Gantner, L OBP: 0.273, SLG: 0.305 (1, 5)		F8		F9		B1-3		L3		3	0	0	0	0	0	2											
Dave Nilsson, L OBP: 0.265, SLG: 0.328 (1, 2)			F8		E		FC5-4 1B		G4-3	4	1	2	0	0	0	2											
Scott Fletcher, R OBP: 0.351, SLG: 0.385 (1, 4)				1B	E3		FC5-4 1-2		L5	3	1	1	1	1	0	1											
Inning Stats	R: 0 E: 0 K: 1 S: 15	H: 0 LOB: 1 BB: 1 P: 25	R: 0 E: 0 K: 0 S: 8	H: 0 LOB: 0 BB: 0 P: 13	R: 0 E: 0 K: 1 S: 11	H: 1 LOB: 2 BB: 1 P: 19	R: 4 E: 1 K: 1 S: 17	H: 3 LOB: 1 BB: 2 P: 33	R: 0 E: 0 K: 0 S: 7	H: 0 LOB: 0 BB: 1 P: 13	R: 0 E: 0 K: 0 S: 10	H: 1 LOB: 1 BB: 0 P: 10	R: 0 E: 0 K: 0 S: 10	H: 1 LOB: 0 BB: 0 P: 13	R: 0 E: 0 K: 0 S: 9	H: 2 LOB: 2 BB: 0 P: 14		R: 0 E: 0 K: 0 S: 7	H: 0 LOB: 0 BB: 0 P: 8	1B: 7 2B: 1 3B: 0 HR: 0	SF: 0 SAC: 0 DP: 1 HBP: 0	WP: 0 PB: 0 SB: 0 CS: 1	PA: 39				
PITCHER	IP	WLS	BF	H	R	ER	SO	BB	IBB	HBP	BLK	WP	HR	S	P	ERA	WHIP										
Jose Mesa, R ERA: 4.08 (7, 1)	0.2		1	0	0	0	0	0	0	0	0	0	0	5	7	0.00	0.000										
Derek Lilliquist, L ERA: 1.6 (8, 1)	0.1		3	2	0	0	0	0	0	0	0	0	0	6	9	0.00	6.000										
Steve Olin, R ERA: 2.62 (8, 1)	1.2	W	5	0	0	0	0	0	0	0	0	0	0	10	13	0.00	0.000										



Batter	1	2	3	4	5	6	7	8	9	AB	R	H	RBI	BB	SO	LOB	TOP			
Pat Listach, S (1, 6) OBP: 0.360, SLG: 0.356	4-2 BB		4-2 FC4-6 BB		0-0 CS 1B			0-1 G4-3		2	0	1	0	2	0	0	Milwaukee Brewers @ Baltimore Orioles Oriole Park at Camden Yards, Baltimore, MD Fri Sep 11 1992, 7:05 PM EDT Att: 45,207 - Sunny - 75 F			
Darryl Hamilton, L (1, 9) OBP: 0.356, SLG: 0.403	1-0 SAFE K		1-0 P6		1-0 CS	0-1 1B WP 1B		1-1 L1		4	1	1	0	0	1	3				
Paul Moltzer, R (1, 3) OBP: 0.388, SLG: 0.463	0-1 F9		1-0 FC4-6			1-0 G6-4-3 S 1B		0-0 F7		4	0	1	0	0	0	3				
Robin Yount, R (1, 8) OBP: 0.317, SLG: 0.378	1-3 SAFE K			3-2 G5-3		1-3 K			2-1 F9	4	0	0	0	0	2	3				
Franklin Stubbs, L (1, 10) OBP: 0.291, SLG: 0.367		1-3 K		3-3 K		4-2 G6-4-3 BB			2-1 P4	3	0	0	0	1	2	0				
Greg Vaughn, R (1, 7) OBP: 0.285, SLG: 0.387		3-2 P2		3-1 P6		0-1 G6-4-3			4-2 BB	3	0	0	0	1	0	2				
Kevin Seitzer, R (1, 5) Dante Bichette, R (9, PH) OBP: 0.333, SLG: 0.362 OBP: 0.328, SLG: 0.426		2-2 CS 1B			2-1 SH3-4 SF9 2B			2-2 F9		3	1	2	0	0	0	0				
B.J. Surhoff, L (1, 2) OBP: 0.313, SLG: 0.325		1-0 CS	2-3 K		1-0 SH3-4					1	0	0	0	0	0	1				
Scott Fletcher, R (1, 4) OBP: 0.351, SLG: 0.389			1-2 FC4-6 2B		0-1 SF9					2	0	1	1	0	1	0				
Inning Stats	R: 0 E: 0 K: 2 S: 15	H: 0 LOB: 1 BB: 1 P: 19	R: 0 E: 0 K: 1 S: 9	H: 1 LOB: 0 BB: 0 P: 16	R: 0 E: 0 K: 1 S: 11	H: 1 LOB: 2 BB: 1 P: 20	R: 0 E: 0 K: 1 S: 8	H: 0 LOB: 0 BB: 0 P: 17	R: 1 E: 0 K: 1 S: 10	H: 2 LOB: 1 BB: 1 P: 16	R: 0 E: 0 K: 2 S: 10	H: 0 LOB: 0 BB: 0 P: 13	R: 0 E: 0 K: 0 S: 5	H: 0 LOB: 0 BB: 0 P: 6	R: 0 E: 0 K: 0 S: 7	H: 0 LOB: 1 BB: 1 P: 15	1B: 4 2B: 2 3B: 0 HR: 0	SF: 1 SAC: 1 DP: 1 HBP: 0	WP: 1 PB: 0 SB: 1 CS: 2	PA: 36
PITCHER 35 Mike Mussina, R (1, 1) ERA: 2.71	IP: 9.0 WLS: W BF: 34 H: 6 R: 2 ER: 2 SO: 8 BB: 4 IBB: 0 HBP: 0 BLK: 0 WP: 1 HR: 0 S: 81 P: 132 ERA: 2.00 WHIP: 1.111															PITCHER				

Batter	1	2	3	4	5	6	7	8	9	AB	R	H	RBI	BB	SO	LOB	BOTTOM			
Brady Anderson, L (1, 7) OBP: 0.384, SLG: 0.459	3-2 L6		1-3 K		3-2 F9			3-2 G6-3		4	0	0	0	0	1	2	Milwaukee Brewers @ Baltimore Orioles Oriole Park at Camden Yards, Baltimore, MD Fri Sep 11 1992, 7:05 PM EDT Att: 45,207 - Sunny - 75 F			
Randy Milligan, R (1, 3) David Sequi, S (8, 3) OBP: 0.394, SLG: 0.379 OBP: 0.312, SLG: 0.310	3-3 K			2-2 FC4-5 3B	1-0 F9			0-3 K		4	0	1	0	0	2	2				
Mike Devereaux, R (1, 8) OBP: 0.329, SLG: 0.479	3-3 K			0-2 FC4-2-5		1-1 1B 3B		1-0 G6-3		4	1	1	0	0	1	1				
Sam Horn, L (1, 10) Glenn Davis, R (4, PH) Mark McLemore, S (8, FR) OBP: 0.324, SLG: 0.401 OBP: 0.336, SLG: 0.413 OBP: 0.325, SLG: 0.311		3-2 1B		3-H 0-0 F7		0-1 2B 1B 1B		4-2 CS BB		1	0	1	0	0	0	0				
Cal Ripken Jr., R (1, 6) OBP: 0.321, SLG: 0.344		2-0 L5		1-0 SAFE K		1-0 SAFE 2-2 1B 1B		3-2 G5-3		4	0	1	0	0	1	3				
Joe Orsulak, L (1, 9) OBP: 0.384, SLG: 0.399		1-2 P5			0-0 L4	2-1 1B			2-3 3-H 1B	3	0	1	1	0	0	1				
Chris Hoiles, R (1, 2) OBP: 0.399, SLG: 0.540		3-2 G5-3			2-2 1B 1B	1-0 F9				3	1	1	0	0	0	2				
Leo Gomez, R (1, 5) OBP: 0.366, SLG: 0.440			3-1 G6-4-3 1B		0-0 1B	1-0 P3				3	0	2	0	0	0	1				
Billy Ripken, R (1, 4) OBP: 0.272, SLG: 0.323			1-2 G6-4-3		0-0 1B					3	0	1	1	0	1	1				
Inning Stats	R: 0 E: 0 K: 2 S: 12	H: 0 LOB: 0 BB: 0 P: 21	R: 0 E: 0 K: 0 S: 11	H: 1 LOB: 1 BB: 0 P: 20	R: 0 E: 0 K: 1 S: 8	H: 1 LOB: 0 BB: 0 P: 14	R: 0 E: 0 K: 1 S: 10	H: 1 LOB: 1 BB: 0 P: 15	R: 2 E: 0 K: 0 S: 11	H: 4 LOB: 1 BB: 0 P: 18	R: 0 E: 0 K: 2 S: 10	H: 0 LOB: 0 BB: 0 P: 15	R: 0 E: 0 K: 0 S: 6	H: 0 LOB: 1 BB: 1 P: 14	R: 0 E: 0 K: 0 S: 6	H: 0 LOB: 1 BB: 1 P: 14	1B: 7 2B: 1 3B: 2 HR: 0	SF: 0 SAC: 0 DP: 1 HBP: 0	WP: 0 PB: 0 SB: 0 CS: 1	PA: 32
PITCHER Bill Wegman, R (1, 1) ERA: 3.34	IP: 8.0 WLS: L BF: 32 H: 10 R: 3 ER: 3 SO: 6 BB: 1 IBB: 0 HBP: 0 BLK: 0 WP: 0 HR: 0 S: 78 P: 133 ERA: 3.38 WHIP: 1.375															PITCHER				

Batter	1	2	3	4	5	6	7	8	9	AB	R	H	RBI	BB	SO	LOB	TOP											
Pat Listach, S OBP: 0.365, SLG: 0.365 Jim Gantner, L OBP: 0.272, SLG: 0.304	0-2 1B S 1B	3-3 K			0-0 SH1-3 1-2		1-1 WP G4-3 1B		1-0 G1-3	3	1	2	0	0	1	0												
Darryl Hamilton, L OBP: 0.357, SLG: 0.402	3-2 1B 1B		2-1 L7		1-1 L4-6 2-3		2-2 G4-3			4	1	1	1	0	0	2												
Paul Molitor, R OBP: 0.389, SLG: 0.462	0-1 1B SF8 1B		0-0 P3			2-1 F8		3-2 G5-3		4	1	1	1	0	0	1												
Robin Yount, R OBP: 0.320, SLG: 0.380	2-1 1B		1-1			0-0 HR 1B		1-0 G4-3		4	1	3	1	0	0	0												
Dante Bichette, R OBP: 0.324, SLG: 0.418	2-0 P2		0-0 P3			0-0 P6		0-1 G6-3		4	0	0	0	0	0	4												
Greg Vaughn, R OBP: 0.300, SLG: 0.395	1-0 SF8			1-3 K		0-0 HR		0-0 G6-3		3	1	1	3	0	1	0												
Kevin Seitzer, R OBP: 0.332, SLG: 0.361	2-3 K		1-1 G6-3			4-2 CS BB		2-0 FC6-4 1B		3	0	1	0	1	1	1												
B.J. Surhoff, L OBP: 0.307, SLG: 0.318		2-2 G3-1		0-2 F8		1-0 CS		3-2 FC6-4 1-2		4	0	0	0	0	0	1												
Scott Fletcher, R OBP: 0.346, SLG: 0.382 Bill Spiers, L (8, 6)	0-3 K			0-0 L4-6 SH1-3 1B			0-0 1B G4-3 1B		1-1 F8	3	1	2	0	0	1	0												
Inning Stats	R: 3 E: 0 K: 1 S: 18	H: 4 LOB: 1 BB: 0 P: 28	R: 0 E: 0 K: 2 S: 11	H: 0 LOB: 0 BB: 0 P: 16	R: 0 E: 0 K: 0 S: 6	H: 1 LOB: 1 BB: 0 P: 9	R: 0 E: 0 K: 1 S: 8	H: 0 LOB: 0 BB: 0 P: 10	R: 0 E: 0 K: 0 S: 4	H: 1 LOB: 0 BB: 0 P: 5	R: 2 E: 0 K: 0 S: 7	H: 2 LOB: 1 BB: 1 P: 14	R: 1 E: 0 K: 0 S: 12	H: 2 LOB: 1 BB: 0 P: 17	R: 0 E: 0 K: 0 S: 4	H: 0 LOB: 0 BB: 0 P: 5	R: 0 E: 0 K: 0 S: 7	H: 1 LOB: 1 BB: 0 P: 14	1B: 10 2B: 1 3B: 0 HR: 1	SF: 1 SAC: 1 DP: 1 HBP: 0	WP: 1 PB: 0 SB: 2 CS: 1	PA: 38						
PITCHER	IP	WLS	BF	H	R	ER	SO	BB	IBB	HBP	BLK	WP	HR	S	P	ERA	WHIP											
Danny Darwin, R ERA: 4.0	(1, 1)	7.0	L	30	10	6	6	4	1	0	0	0	1	1	66	99	7.71	1.571										
Daryl Irvine, R ERA: 5.23	(8, 1)	2.0		7	1	0	0	0	0	0	0	0	0	0	11	19	0.00	0.500										

Milwaukee Brewers @ Boston Red Sox
Fenway Park, Boston, MA
Mon Sep 14, 1992, 7:05 PM EDT
Att: 27,578 - Cloudy - 70 F

livebaseballscores.com

AB	34
R	6
H	11
RBI	6
BB	1
SO	4
LOB	11



Batter	1	2	3	4	5	6	7	8	9	AB	R	H	RBI	BB	SO	LOB	BOTTOM										
Billy Hatcher, R OBP: 0.310, SLG: 0.351	1-0 P4		0-1 L7			2-2 F9			1-3 K2-3	4	0	0	0	0	1	1											
Scott Cooper, L OBP: 0.337, SLG: 0.342	0-1 G4-3		1-1 G4-3			0-1 G4-3			2-3 K	4	0	0	0	0	1	1											
Wade Boggs, L OBP: 0.353, SLG: 0.362	1-2 G5-3			1-1 CS 1B			1-0 F7		2-0 L7	4	0	1	0	0	0	0											
Mo Vaughn, L OBP: 0.325, SLG: 0.382		0-1 P3		1-3 K 1-2			0-0 FC4-6 1B			3	0	1	0	0	1	1											
Phil Plantier, L OBP: 0.325, SLG: 0.350		0-3 K		1-1 G3			2-3 K			3	0	0	0	0	2	1											
Jody Reed, R OBP: 0.329, SLG: 0.328		1-0 1B			0-0 F8		2-2 FC4-6 1-2			3	0	1	0	0	0	1											
Bob Zupcic, R OBP: 0.324, SLG: 0.358		0-0 P3			2-1 P6			0-0 F9		3	0	0	0	0	0	1											
Tony Peña, R OBP: 0.285, SLG: 0.304			0-0 F9		1-2 G6-3			1-1 P2		3	0	0	0	0	0	0											
Tim Lincecum, R OBP: 0.265, SLG: 0.262					0-1 1B		0-0 G6-3		0-0 F8	3	0	1	0	0	0	0											
Inning Stats	R: 0 E: 0 K: 0 S: 6	H: 0 LOB: 0 BB: 0 P: 8	R: 0 E: 0 K: 1 S: 7	H: 1 LOB: 1 BB: 0 P: 8	R: 0 E: 0 K: 0 S: 7	H: 1 LOB: 1 BB: 0 P: 8	R: 0 E: 0 K: 1 S: 8	H: 0 LOB: 0 BB: 0 P: 11	R: 0 E: 0 K: 0 S: 6	H: 0 LOB: 0 BB: 0 P: 8	R: 0 E: 0 K: 0 S: 9	H: 1 LOB: 1 BB: 0 P: 14	R: 0 E: 0 K: 0 S: 4	H: 0 LOB: 0 BB: 0 P: 5	R: 0 E: 0 K: 2 S: 9	H: 0 LOB: 0 BB: 0 P: 14	1B: 4 2B: 0 3B: 0 HR: 0	SF: 0 SAC: 0 DP: 0 HBP: 0	WP: 0 PB: 0 SB: 0 CS: 1	PA: 30							
PITCHER	IP	WLS	BF	H	R	ER	SO	BB	IBB	HBP	BLK	WP	HR	S	P	ERA	WHIP										
Chris Bosio, R ERA: 3.66	(1, 1)	8.0	W	27	4	0	3	0	0	0	0	0	0	9	14	0.00	0.500										
Doug Henry, R ERA: 4.25	(9, 1)	1.0		3	0	0	0	2	0	0	0	0	0	9	14	0.00	0.000										

Milwaukee Brewers @ Boston Red Sox
Fenway Park, Boston, MA
Mon Sep 14, 1992, 7:05 PM EDT
Att: 27,578 - Cloudy - 70 F

livebaseballscores.com

AB	30
R	0
H	4
RBI	0
BB	0
SO	5
LOB	6



Batter	1	2	3	4	5	6	7	8	9	AB	R	H	RBI	BB	SO	LOB	TOP											
Pat Listach, S OBP: 0.365, SLG: 0.367 Bill Spiers, L (8, 6)										5	1	2	2	0	2	0												
Darryl Hamilton, L OBP: 0.355, SLG: 0.359										5	0	1	0	0	1	2												
Paul Molitor, R OBP: 0.392, SLG: 0.463										3	1	2	1	2	0	1												
Robin Yount, R OBP: 0.321, SLG: 0.386 Alex Diaz, S (9, 8)										5	2	2	2	0	1	4												
Dante Bichette, R OBP: 0.322, SLG: 0.415										5	0	1	0	0	0	2												
Greg Vaughn, R OBP: 0.301, SLG: 0.399										4	1	2	1	0	1	1												
Kevin Seitzer, R OBP: 0.334, SLG: 0.361 Jim Gantner, L OBP: 0.271, SLG: 0.302 (7, PH)										1	1	0	0	2	0	0												
Dave Nilsson, L OBP: 0.264, SLG: 0.338										4	1	1	1	0	0	3												
Scott Fletcher, R OBP: 0.342, SLG: 0.378										4	0	0	0	0	1	2												
Inning Stats	R: 0 E: 0 K: 2 S: 9	H: 1 LOB: 1 BB: 1 P: 20	R: 0 E: 0 K: 1 S: 7	H: 0 LOB: 0 BB: 0 P: 12	R: 0 E: 0 K: 1 S: 9	H: 0 LOB: 0 BB: 0 P: 15	R: 1 E: 0 K: 0 S: 10	H: 3 LOB: 3 BB: 1 P: 19	R: 3 E: 0 K: 1 S: 18	H: 3 LOB: 0 BB: 0 P: 26	R: 0 E: 0 K: 0 S: 9	H: 1 LOB: 0 BB: 0 P: 14	R: 0 E: 0 K: 0 S: 6	H: 0 LOB: 0 BB: 1 P: 9	R: 0 E: 0 K: 0 S: 10	H: 0 LOB: 1 BB: 1 P: 17	1B: 7 2B: 3 3B: 0 HR: 1	SF: 0 SAC: 0 DP: 0 HBP: 0	WP: 0 PB: 0 SB: 1 CS: 2	PA: 41								
PITCHER	IP	WLS	BF	H	R	ER	SO	BB	IBB	HBP	BLK	WP	HR	S	P	ERA	WHIP											
Frank Viola, L ERA: 3.68	5.0	L	26	9	7	7	5	2	1	0	0	0	0	1	56	101	12.60	2.200										
Paul Quantrill, R ERA: 2.17	2.0		8	2	0	0	1	0	0	0	0	0	0	0	19	29	0.00	1.000										
Tony Fossas, L ERA: 2.92	1.0		3	0	0	0	0	0	0	0	0	0	0	6	9	0.00	0.000											
Ken Ryan, R ERA: 9.64	1.0		4	0	0	0	0	1	0	0	0	0	0	10	17	0.00	1.000											

Milwaukee Brewers @ Boston Red Sox
Fenway Park, Boston, MA
Tue Sep 15, 1992, 7:05 PM EDT
Att: 23,757 - Sunny - 74 F

AB	37
R	7
H	11
RBI	7
BB	4
SO	6
LOB	16



Batter	1	2	3	4	5	6	7	8	9	AB	R	H	RBI	BB	SO	LOB	BOTTOM										
Billy Hatcher, R OBP: 0.309, SLG: 0.348										3	0	0	0	0	2	3											
Herm Winningham, L OBP: 0.282, SLG: 0.296										4	0	0	0	0	0	1											
Scott Cooper, L OBP: 0.339, SLG: 0.356										4	1	2	1	0	0	1											
Tom Brunansky, R OBP: 0.354, SLG: 0.453										4	0	2	0	0	1	0											
Mo Vaughn, L OBP: 0.325, SLG: 0.379 Steve Lyons, L OBP: 0.206, SLG: 0.219 (5, PR)										2	0	0	0	0	1	3											
Bob Zupcic, R OBP: 0.326, SLG: 0.358 (8, PH)										0	0	0	0	1	0	0											
Jody Reed, R OBP: 0.326, SLG: 0.326										4	0	0	0	0	0	2											
Eric Wedge, R OBP: 0.366, SLG: 0.488										4	1	1	0	0	1	0											
Tony Peña, R OBP: 0.288, SLG: 0.305 John Flaherty, R OBP: 0.232, SLG: 0.231										2	0	1	0	1	0	0											
John Valentin, R OBP: 0.358, SLG: 0.421										3	0	1	1	0	0	1											
Inning Stats	R: 0 E: 0 K: 0 S: 8	H: 1 LOB: 2 BB: 0 P: 13	R: 0 E: 0 K: 1 S: 12	H: 1 LOB: 2 BB: 1 P: 19	R: 0 E: 0 K: 1 S: 8	H: 2 LOB: 1 BB: 0 P: 15	R: 1 E: 1 K: 1 S: 9	H: 2 LOB: 1 BB: 0 P: 12	R: 1 E: 0 K: 0 S: 15	H: 1 LOB: 1 BB: 0 P: 23	R: 0 E: 0 K: 0 S: 7	H: 0 LOB: 0 BB: 0 P: 9	R: 0 E: 0 K: 0 S: 5	H: 0 LOB: 0 BB: 1 P: 10	R: 0 E: 0 K: 1 S: 6	H: 1 LOB: 0 BB: 0 P: 8	1B: 6 2B: 1 3B: 0 HR: 1	SF: 1 SAC: 0 DP: 2 HBP: 2	WP: 0 PB: 0 SB: 0 CS: 0	PA: 36							
PITCHER	IP	WLS	BF	H	R	ER	SO	BB	IBB	HBP	BLK	WP	HR	S	P	ERA	WHIP										
Ricky Bones, R ERA: 4.49	4.2		23	7	2	1	4	1	0	2	0	0	0	13	20	0.00	1.714										
Jim Austin, R ERA: 1.53	2.1	W	7	0	0	0	0	0	0	0	0	0	0	5	10	0.00	1.000										
Dan Plesac, L ERA: 3.15	1.0		3	0	0	0	0	1	0	0	0	0	0	6	8	0.00	1.000										
Mike Fetters, R ERA: 1.13	1.0		3	1	0	0	1	0	0	0	0	0	0	6	8	0.00	1.000										

Milwaukee Brewers @ Boston Red Sox
Fenway Park, Boston, MA
Tue Sep 15, 1992, 7:05 PM EDT
Att: 23,757 - Sunny - 74 F

AB	31
R	2
H	8
RBI	2
BB	2
SO	5
LOB	11



Batter	1	2	3	4	5	6	7	8	9	10	11	12	13	14	15	AB	R	H	RBI	BB	SO	LOB	TOP					
Pat Listach, S OBP: 0.366, SLG: 0.366 (1.6)	B2-3		1-2 SAFE 1B			4-1 SAFE BB		1-3 SAFE K		0-3 SAFE K		4-2 SAFE BB			1-2 SAFE G6-3	5	0	1	0	2	2	1						
Darryl Hamilton, L OBP: 0.356, SLG: 0.398 (1.7)	F8		2-1 SAFE G3-1			1-3 SAFE K		1-1 SAFE BB 1B		4-1 SAFE 1B		3-2 SAFE P6-4			0-1 SAFE 1B	6	0	2	0	1	1	5						
Paul Mollitor, R OBP: 0.392, SLG: 0.462 (1.3)	L4		2-2 SAFE L4			0-0 SAFE G5-3		0-0 SAFE BB 1B		2-0 SAFE 1B		1-2 SAFE 1B			3-2 SAFE FC4-6 1B	7	0	3	1	0	0	2						
Robin Yount, R OBP: 0.320, SLG: 0.382 (1.8)		4-1 SAFE FC6-4 BB			0-0 SAFE E5		3-3 SAFE K		0-0 SAFE BB 1B		3-2 SAFE P4				1-2 SAFE F9	5	0	0	0	2	1	5						
Greg Vaughn, R OBP: 0.288, SLG: 0.393 (1.10)	FC6-4	1-1 SAFE FC6-4			1-1 SAFE P5			3-2 SAFE L7		1-3 SAFE FC5-4				1-2 SAFE FC4-6	6	0	0	0	0	0	0	6						
Dante Bichette, R OBP: 0.320, SLG: 0.412 Franklin Stubbs, L OBP: 0.282, SLG: 0.364 Dave Nilsson, L OBP: 0.264, SLG: 0.338 (1.9)	G6-4-3	2-1 SAFE G6-4-3			0-0 SAFE FC6-4			0-0 SAFE P4		1-1 SAFE CS SH1-3 1B				0-1 SAFE G4-3	5	0	1	0	0	0	0	2						
Kevin Seitzer, R OBP: 0.333, SLG: 0.359 (1.5)		2-2 SAFE FC5-4 1B			0-0 SAFE G6-3			0-3 SAFE K2-3		0-0 SAFE SH1-3				1-0 SAFE L9	5	0	1	0	0	2	0							
B.J. Surhoff, L OBP: 0.303, SLG: 0.314 (1.2)	L9		0-0 SAFE L9			0-0 SAFE L9		2-2 SAFE G1-3		1-2 SAFE G4-3				0-1 SAFE G4-3	6	0	0	0	0	0	0	2						
Scott Fletcher, R OBP: 0.342, SLG: 0.377 Alex Diaz, S OBP: 0.272, SLG: 0.303 Jim Gantner, L OBP: 0.272, SLG: 0.303 (1.4)	FC5-4	0-1 SAFE FC5-4			1-1 SAFE G4-3			0-1 SAFE 1B						1-2 SAFE L9	3	0	1	0	0	0	0	1						
Inning Stats	R:0 E:0 K:5 S:6	H:0 LOB:0 BB:0 P:10	R:0 E:0 K:5 S:5	H:0 LOB:0 BB:1 P:12	R:0 E:0 K:10 S:10	H:2 LOB:2 BB:0 P:14	R:0 E:1 K:0 S:5	H:0 LOB:1 BB:0 P:8	R:0 E:0 K:0 S:5	H:0 LOB:0 BB:0 P:8	R:0 E:0 K:1 S:6	H:0 LOB:0 BB:0 P:8	R:0 E:0 K:1 S:9	H:0 LOB:0 BB:0 P:11	R:0 E:0 K:0 S:16	H:0 LOB:0 BB:0 P:25	R:0 E:0 K:0 S:16	H:1 LOB:1 BB:0 P:21	R:0 E:0 K:0 S:5	H:0 LOB:0 BB:0 P:10	R:0 E:0 K:0 S:10	H:1 LOB:1 BB:0 P:13	1B:10 2B:1 3B:0 HR:0	SF:0 SAC:1 DP:2 HBP:0	WP:0 PB:0 SH:1 CS:1	PA:58		
PITCHER	IP 7.2	WLS 31	BF 31	H 5	R 1	ER 1	SO 4	BB 2	IBB 0	HBP 0	BLK 0	WP 0	HR 0	S 58	P 98	ERA 1.17	WHIP 1.043											
Mike Gardner, R ERA: 4.41 Greg Harris, R ERA: 2.75 Tony Fossas, L ERA: 2.84 Darryl Irvine, R ERA: 4.56 (1.1)	IP 7.2	WLS 31	BF 31	H 5	R 1	ER 1	SO 4	BB 2	IBB 0	HBP 0	BLK 0	WP 0	HR 0	S 58	P 98	ERA 1.17	WHIP 1.043											
	(8.1)	3.2	15	3	0	0	2	2	0	0	0	0	0	0	35	57	0.00	1.364										
	(12.1)	0.2	1	0	0	0	0	0	0	0	0	0	0	4	7	0.00	0.000											
	(13.1)	3.0	W	11	2	0	0	0	0	0	0	0	0	0	31	44	0.00	0.667										

Milwaukee Brewers @ Boston Red Sox
Fenway Park, Boston, MA
Wed Sep 16 1992, 7:05 PM EDT
Att. 24,106 - Sunny - 81 F

AB: 52
R: 1
H: 10
RBI: 1
BB: 5
SO: 6
LOB: 25



Batter	1	2	3	4	5	6	7	8	9	10	11	12	13	14	15	AB	R	H	RBI	BB	SO	LOB	BOTTOM					
Herm Winningham, L OBP: 0.257, SLG: 0.290 Billy Hatcher, R OBP: 0.310, SLG: 0.345 (1.7)	G1-3		0-0 SAFE G6-3			2-1 SAFE G1-3		1-0 SAFE FC4-6 1B			3-2 SAFE G5-3				0-1 SAFE F7	4	0	0	1	0	0	1						
Bob Zupcic, R OBP: 0.329, SLG: 0.360 (1.8)	BB 1B	0-1 SAFE BB 1B			0-0 SAFE P4		1-2 SAFE F8		0-0 SAFE BB 1B		2-0 SAFE F7		1-2 SAFE FC4-6 1B		2-0 SAFE SH	6	0	3	1	0	0	0						
Scott Cooper, L OBP: 0.336, SLG: 0.352 (1.5)	G4-3	3-2 SAFE G4-3			0-1 SAFE G3-1		1-0 SAFE G4-3		1-0 SAFE G1		0-1 SAFE BB 1B				1-0 SAFE FC4-6	6	0	1	0	0	0	4						
Tom Brunansky, R OBP: 0.364, SLG: 0.448 (1.9)	BB	4-2 SAFE BB			2-3 SAFE K		3-2 SAFE P4		3-2 SAFE G5-3					3-2 SAFE F8	4	0	0	0	2	1	1							
Eric Wedge, R OBP: 0.364, SLG: 0.435 (1.10)	BB	4-2 SAFE BB			2-3 SAFE K		3-3 SAFE K		0-0 SAFE P2		2-2 SAFE G5-3				0-3 SAFE K	5	0	0	0	1	3	2						
Steve Lyons, L OBP: 0.200, SLG: 0.211 (1.3)	G4-3	1-1 SAFE G4-3			0-1 SAFE G4-3		0-0 SAFE P4		1-2 SAFE G4-3						0-0 SAFE P6	6	0	1	0	0	0	3						
Tim Lincecum, R OBP: 0.262, SLG: 0.258 Phil Plantier, L OBP: 0.324, SLG: 0.349 John Flaherty, R OBP: 0.237, SLG: 0.236 (1.4)	F9	0-0 SAFE F9			0-0 SAFE G4-3			1-3 SAFE K			3-2 SAFE B2-6-4 1B				1-0 SAFE G6-3	2	0	0	0	0	0							
Tony Peña, R OBP: 0.287, SLG: 0.304 Mo Vaughn, L OBP: 0.327, SLG: 0.381 Jody Reed, R OBP: 0.328, SLG: 0.328 (1.2)	K	1-3 SAFE K			0-0 SAFE G6-3			3-2 SAFE FC4-6 1B			1-0 SAFE B2-6-4 1B				0-0 SAFE 1B	2	0	0	0	0	1	0						
John Valentin, R OBP: 0.350, SLG: 0.409 (1.6)	F9	0-0 SAFE F9			0-1 SAFE F7			0-0 SAFE E6			3-2 SAFE L6				1-2 SAFE F7	6	0	1	0	0	0	2						
Inning Stats	R:0 E:0 K:16 S:16	H:1 LOB:3 BB:2 P:30	R:0 E:0 K:1 S:7	H:0 LOB:0 BB:0 P:8	R:0 E:0 K:4 S:4	H:0 LOB:0 BB:0 P:4	R:0 E:0 K:15 S:15	H:0 LOB:0 BB:0 P:19	R:0 E:0 K:0 S:4	H:0 LOB:0 BB:0 P:4	R:0 E:0 K:1 S:6	H:0 LOB:0 BB:0 P:11	R:0 E:0 K:1 S:9	H:1 LOB:2 BB:1 P:20	R:0 E:0 K:0 S:6	H:1 LOB:1 BB:0 P:8	R:0 E:0 K:0 S:9	H:1 LOB:1 BB:0 P:14	R:0 E:0 K:0 S:8	H:1 LOB:0 BB:0 P:12	R:1 E:0 K:0 S:11	H:2 LOB:2 BB:0 P:16	1B:11 2B:0 3B:0 HR:0	SF:0 SAC:1 DP:1 HBP:0	WP:0 PB:0 SH:1 CS:1	PA:56		
PITCHER	IP 10.0	WLS 36	BF 36	H 5	R 1	ER 1	SO 5	BB 2	IBB 0	HBP 0	BLK 0	WP 0	HR 0	S 86	P 132	ERA 0.90	WHIP 0.700											
Bill Wegman, R ERA: 3.23 Jesse Orosco, L ERA: 3.62 Darren Holmes, R ERA: 2.75 Doug Henry, R ERA: 4.3	IP 10.0	WLS 36	BF 36	H 5	R 1	ER 1	SO 5	BB 2	IBB 0	HBP 0	BLK 0	WP 0	HR 0	S 86	P 132	ERA 0.90	WHIP 0.700											
	(11.1)	0.2	3	1	0	0	0	0	0	0	0	0	0	6	11	0.00	1.500											
	(11.1)	2.1	10	2	0	0	0	1	0	0	0	0	0	18	31	0.00	1.286											
	(14.1)	1.1	L	7	3	1	1	1	0	0	0	0	0	0	19	28	6.75	2.250										

Milwaukee Brewers @ Boston Red Sox
Fenway Park, Boston, MA
Wed Sep 16 1992, 7:05 PM EDT
Att. 24,106 - Sunny - 81 F

AB: 52
R: 2
H: 11
RBI: 2
BB: 3
SO: 6
LOB: 15

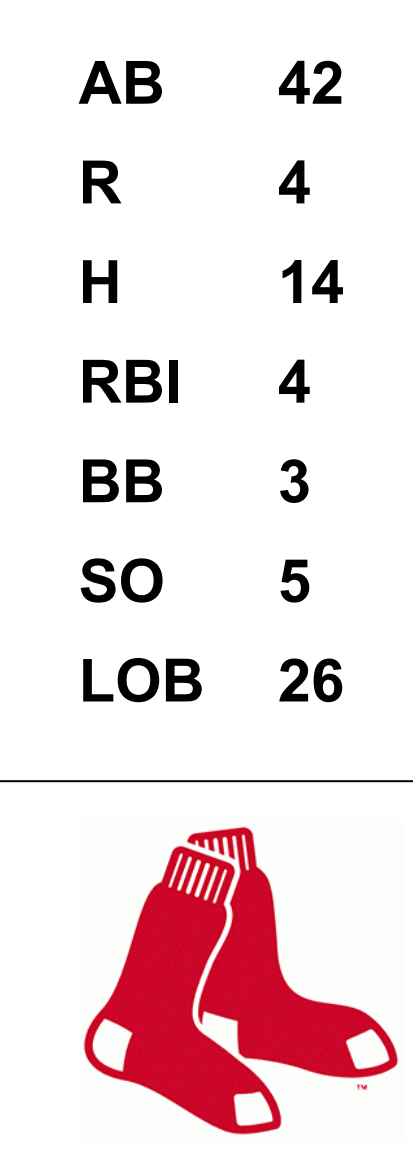



Batter	1	2	3	4	5	6	7	8	9	AB	R	H	RBI	BB	SO	LOB	TOP								
Pat Listach, S OBP: 0.364, SLG: 0.370 Bill Spiers, L	L7	E3 FC4-6	G4-3		FC			HR		5	2	1	1	0	0	5	Milwaukee Brewers @ Boston Red Sox Fenway Park, Boston, MA Thu Sep 17 1992, 7:05 PM EDT Att: 29,515 - Cloudy - 80 F								
Darryl Hamilton, L OBP: 0.354, SLG: 0.396	2B	E6 FC4-6		G4-3	F7			F8		5	1	1	0	0	0	4									
Paul Molitor, R OBP: 0.321, SLG: 0.464 Jose Valentin, S	SAFE 1 SAFE 1 SAFE 1 SAFE	FC		F9	K					5	1	2	1	0	1	4									
John Jaha, R OBP: 0.299, SLG: 0.336	2B	2B		2B				3B	1B	0	1	0	0	0	0	0									
Robin Yount, R OBP: 0.321, SLG: 0.386 Alex Diaz, S	2B	2B		2B				F8		5	1	2	3	0	0	3									
B.J. Surhoff, L OBP: 0.324, SLG: 0.324	2B	CS		G4-3				F7		5	1	3	2	0	0	1									
Dante Bichette, R OBP: 0.324, SLG: 0.417	K			2B	1B			F9		5	1	3	0	0	1	3									
Kevin Seitzer, R OBP: 0.332, SLG: 0.357	G6-3			E4 FC3-5	1B			G6-3		5	1	1	0	0	0	2									
Dave Nilsson, L OBP: 0.269, SLG: 0.341		F8		FC3-5	1B			K		5	0	2	0	0	1	2									
Scott Fletcher, R OBP: 0.341, SLG: 0.374 Jim Gantner, L OBP: 0.271, SLG: 0.302		E4 HBP		E4	G4-3			G5-3		3	1	0	0	0	1	6									
Inning Stats	R: 3 E: 0 K: 1 S: 13	H: 4 LOB: 1 BB: 0 P: 18	R: 2 E: 2 K: 0 S: 12	H: 0 LOB: 1 BB: 0 P: 20	R: 1 E: 2 K: 0 S: 13	H: 2 LOB: 2 BB: 0 P: 20	R: 0 E: 0 K: 0 S: 10	H: 1 LOB: 1 BB: 0 P: 18	R: 2 E: 1 K: 2 S: 18	H: 3 LOB: 2 BB: 0 P: 26	R: 0 E: 0 K: 0 S: 7	H: 1 LOB: 1 BB: 0 P: 10	R: 0 E: 0 K: 0 S: 8	H: 1 LOB: 0 BB: 0 P: 13	R: 2 E: 0 K: 0 S: 15	H: 3 LOB: 2 BB: 0 P: 20	R: 0 E: 0 K: 1 S: 5	H: 0 LOB: 0 BB: 0 P: 7	1B: 8 2B: 5 3B: 1 HR: 1	SF: 0 SAC: 0 DP: 1 HBP: 1	WP: 0 PB: 0 SB: 0 CS: 3	PA: 46			
PITCHER	IP	WLS	BF	H	R	ER	SO	BB	IBB	HBP	BLK	WP	HR	S	P	ERA	WHIP								
Roger Clemens, R ERA: 2.39	(1, 1)	4.1	L	28	10	8	3	2	0	0	1	0	0	59	93	6.23	2.308								
Scott Taylor, L ERA: 5.4	(5, 1)	3.1		13	5	2	2	1	0	0	0	0	1	35	48	5.40	1.500								
Paul Quantrill, R ERA: 2.15	(8, 1)	0.1		1	0	0	0	0	0	0	0	0	0	2	4	0.00	0.000								
Tony Fossas, L ERA: 2.73	(9, 1)	1.0		3	0	0	0	1	0	0	0	0	0	5	7	0.00	0.000								


AB	44
R	10
H	15
RBI	7
BB	0
SO	4
LOB	30



Batter	1	2	3	4	5	6	7	8	9	AB	R	H	RBI	BB	SO	LOB	BOTTOM								
Billy Hatcher, R OBP: 0.311, SLG: 0.352	G3-1	E6 FC5-4		1B	1B			P2-5		5	1	2	0	0	0	2	Milwaukee Brewers @ Boston Red Sox Fenway Park, Boston, MA Thu Sep 17 1992, 7:05 PM EDT Att: 29,515 - Cloudy - 80 F								
Bob Zupic, R OBP: 0.327, SLG: 0.358	G1-3	FC5-4		1B	1B			F8		5	1	1	0	0	0	4									
Scott Cooper, L OBP: 0.340, SLG: 0.354	2B			BB	1B			G4-3		4	0	2	0	1	0	4									
Tom Brunansky, R OBP: 0.354, SLG: 0.450	2B			K	2B			F8		5	1	2	1	0	2	2									
Mo Vaughn, L OBP: 0.328, SLG: 0.385	F7			BB	1B			K		5	0	2	2	0	1	3									
Jody Reed, R OBP: 0.328, SLG: 0.326 Steve Lyons, L OBP: 0.200, SLG: 0.211 Tim Lincecum, R OBP: 0.261, SLG: 0.257		G5-3		F7				P6		3	0	0	0	1	0	2									
Phil Plantier, L OBP: 0.326, SLG: 0.352 Eric Wedge, R OBP: 0.376, SLG: 0.447		L1		BB	1B			K		1	0	1	0	0	0	0									
Tony Peña, R OBP: 0.286, SLG: 0.307		1B		FC6-4				G5-3		5	1	1	0	0	1	5									
John Valentin, R OBP: 0.351, SLG: 0.409		E		G6-3	2B			G5-3		5	0	2	1	0	0	2									
Inning Stats	R: 0 E: 0 K: 0 S: 9	H: 1 LOB: 2 BB: 1 P: 17	R: 1 E: 1 K: 0 S: 12	H: 2 LOB: 2 BB: 0 P: 17	R: 0 E: 0 K: 1 S: 11	H: 2 LOB: 3 BB: 1 P: 18	R: 3 E: 0 K: 0 S: 14	H: 4 LOB: 2 BB: 1 P: 20	R: 0 E: 0 K: 1 S: 9	H: 0 LOB: 0 BB: 0 P: 13	R: 0 E: 0 K: 0 S: 9	H: 1 LOB: 1 BB: 0 P: 17	R: 0 E: 0 K: 1 S: 11	H: 1 LOB: 1 BB: 0 P: 15	R: 0 E: 0 K: 1 S: 8	H: 1 LOB: 1 BB: 0 P: 10	1B: 9 2B: 4 3B: 1 HR: 0	SF: 0 SAC: 0 DP: 0 HBP: 0	WP: 0 PB: 0 SB: 0 CS: 0	PA: 45					
PITCHER	IP	WLS	BF	H	R	ER	SO	BB	IBB	HBP	BLK	WP	HR	S	P	ERA	WHIP								
Jaime Navarro, R ERA: 3.42	(1, 1)	7.0	W	37	12	4	4	3	3	0	0	0	0	76	120	5.14	2.143								
Jim Austin, R ERA: 1.5	(8, 1)	1.0		4	1	0	0	1	0	0	0	0	0	11	15	0.00	1.000								
Jesse Orosco, L ERA: 3.51	(9, 1)	1.0		4	1	0	0	1	0	0	0	0	0	8	10	0.00	1.000								



Batter	1	2	3	4	5	6	7	8	9	AB	R	H	RBI	BB	SO	LOB	TOP										
Brady Anderson, L (1, 7) OBP: 0.374, SLG: 0.449 Luis Mercedes, R (7, FH) OBP: 0.242, SLG: 0.179	2-2 1B 1B		1-2 G3-1		0-2 P6		3-1 G4-3		1-0 F8	3	0	1	0	0	0	2	<p>Baltimore Orioles @ Milwaukee Brewers Milwaukee County Stadium, Milwaukee, WI</p> <p>Fri Sep 18 1992, 8:05 PM EDT Att: 27,314 - Cloudy - 58 F</p> <p>livebaseballscorecards.com</p> <p>AB 37 R 4 H 11 RBI 4 BB 2 SO 9 LOB 17</p> 										
Randy Milligan, R (1, 3) OBP: 0.386, SLG: 0.366	1-3 K			0-3 K	2-1 P3		0-2 P4		4-0 BB	4	0	0	0	1	2	3											
Mike Devereaux, R (1, 8) OBP: 0.330, SLG: 0.475 Chito Martinez, L (7, 9) OBP: 0.338, SLG: 0.391 Mark Parent, R (9, FH) OBP: 0.217, SLG: 0.250	1-0 G5-4-3 1B			3-1 F7		2-2 FC6-4 1B		0-3 K	3-3 K	4	0	2	0	0	1	0											
Glenn Davis, R (1, 10) OBP: 0.335, SLG: 0.422	0-1 G5-4-3 1-2			0-1 2B		0-0 FC6-4 1-2 HR		0-0 2B 2B		4	2	2	0	0	0	3											
Cal Ripken Jr., R (1, 6) OBP: 0.327, SLG: 0.363 Manny Alexander, R (7, 6)		0-1 G4-3		1-0 F8		2-1 HR		1-3 K		3	1	1	2	0	0	1											
Joe Orsulak, L (1, 9) OBP: 0.357, SLG: 0.401		2-1 L9			0-0 HR		0-1 1B		0-1 F9 2B	4	1	3	2	0	0	0											
Chris Holles, R (1, 2) Jeff Tackett, R (7, 2) OBP: 0.292, SLG: 0.380		3-1 P3			1-0 P6		1-2 1B		1-0 F9 2-3	3	0	1	0	0	0	0											
Tim Hulett, R (1, 5) OBP: 0.349, SLG: 0.391			2-3 K		0-0 BB 1B		3-3 K		1-3 K	4	0	1	0	0	3	3											
Billy Ripken, R (1, 4) OBP: 0.276, SLG: 0.322 Steve Scarosone, R (7, 4) OBP: 0.188, SLG: 0.133			2-2 G4-3		4-0 BB		1-1 FC5-6-4 1-2		1-3 K	2	0	0	0	1	0	2											
					1-2 BB					1	0	0	0	0	1	0											
Inning Stats	R: 0 E: 0 K: 1 S: 11	H: 2 LOB: 1 BB: 0 P: 15	R: 0 E: 0 K: 0 S: 6	H: 0 LOB: 0 BB: 0 P: 11	R: 0 E: 0 K: 1 S: 9	H: 0 LOB: 0 BB: 0 P: 14	R: 0 E: 0 K: 1 S: 8	H: 1 LOB: 1 BB: 0 P: 12	R: 1 E: 0 K: 0 S: 8	H: 2 LOB: 2 BB: 0 P: 15	R: 2 E: 0 K: 1 S: 16	H: 4 LOB: 2 BB: 0 P: 25	R: 0 E: 0 K: 1 S: 9	H: 0 LOB: 0 BB: 0 P: 12	R: 1 E: 0 K: 2 S: 10	H: 2 LOB: 1 BB: 0 P: 13	R: 0 E: 0 K: 2 S: 10	H: 0 LOB: 1 BB: 1 P: 19	1B: 6 2B: 3 3B: 0 HR: 2	SF: 0 SAC: 0 DP: 1 HBP: 0	WP: 0 PB: 0 SB: 0 CS: 0	PA: 39					
PITCHER	IP	WLS	BF	H	R	ER	SO	BB	IBB	HBP	BLK	WP	HR	S	P	ERA	WHIP										
21 Cal Eldred, R (1, 1) ERA: 1.51	6.0	W	27	9	3	3	4	1	0	0	0	0	2	58	92	4.50	1.667										
Jesse Orosco, L (7, 1) ERA: 3.49	0.1		1	0	0	0	0	0	0	0	0	0	0	2	5	0.00	0.000										
Mike Fetters, R (7, 1) ERA: 1.27	1.0		4	1	1	1	2	0	0	0	0	0	0	11	12	9.00	1.000										
Dan Plesac, L (8, 1) ERA: 3.13	0.2		3	1	0	0	1	0	0	0	0	0	0	6	8	0.00	1.500										
Neal Heaton, L (9, 1) ERA: 4.07	1.0		4	0	0	0	2	1	0	0	0	0	0	10	19	0.00	1.000										

Batter	1	2	3	4	5	6	7	8	9	AB	R	H	RBI	BB	SO	LOB	BOTTOM											
Pat Listach, S (1, 6) OBP: 0.365, SLG: 0.370 Jose Valentin, S (7, PR) (8, 6)	3-2 1B 1B		2-3 K		2-1 F8		3-2 G4-3		3-1 BB 1B	5	1	2	1	0	1	2	<p>Baltimore Orioles @ Milwaukee Brewers Milwaukee County Stadium, Milwaukee, WI</p> <p>Fri Sep 18 1992, 8:05 PM EDT Att: 27,314 - Cloudy - 58 F</p> <p>livebaseballscorecards.com</p> <p>AB 39 R 12 H 17 RBI 12 BB 3 SO 5 LOB 19</p> 											
Darryl Hamilton, L (1, 9) OBP: 0.355, SLG: 0.396	2-0 1B HR 1B		1-1 G4-3 2B		2-3 K		2-3 K		0-1 F8	5	2	2	0	0	2	3												
Paul Moltor, R (1, 3) OBP: 0.392, SLG: 0.466 John Jaha, R (7, PR) OBP: 0.299, SLG: 0.336	3-2 L5 1-2		1-0 F9		2-1 F7		2-2 G4-3 3B		4-1 BB	4	1	1	0	1	0	4												
Robin Yount, R (1, 8) OBP: 0.320, SLG: 0.385 Alex Diaz, S (7, 8)	3-1 HR 1B		3-2 G4-3		0-1 G5-3		0-0 G4-3		0-0 F8	4	1	1	2	0	0	1												
Greg Vaughn, R (1, 7) OBP: 0.303, SLG: 0.402	2-0 HR		4-2 2B HBP		1-2 1B 1B		4-1 1B BB		1-0 P3	3	3	2	3	1	0	0												
B.J. Surhoff, L (1, 10) OBP: 0.311, SLG: 0.328	2-2 G4-6-3 1B		4-0 2B IBB		1-1 E7 1B		0-1 1B		1-1 G3-1	4	2	3	0	1	0	0												
Kevin Seitzer, R (1, 5) OBP: 0.333, SLG: 0.361 Jim Tatum, R (6, 5)	1-0 G4-6-3 1-2		3-1 2B		0-1 1B 2B		0-3 K		1-1 G6-3	3	1	2	4	0	0	1												
Dave Nilsson, L (1, 2) OBP: 0.275, SLG: 0.345 Tim McIntosh, R (9, 2) OBP: 0.225, SLG: 0.203		2-0 G6-4-3 1B		4-3 G4-3		0-0 2B G4-3 1B		0-2 F7		4	1	2	1	0	0	3												
Jim Gantner, L (1, 4) OBP: 0.275, SLG: 0.310 Bill Spiers, L (7, 4)		1-1 G6-4-3 1-2		1-0 1B		1-0 G4-3 1-3 2B		0-3 K		3	0	2	1	0	0	1												
					1-0 1B					1	0	0	0	0	1	0												
Inning Stats	R: 4 E: 0 K: 0 S: 14	H: 5 LOB: 0 BB: 0 P: 30	R: 0 E: 0 K: 1 S: 7	H: 1 LOB: 0 BB: 0 P: 12	R: 3 E: 0 K: 0 S: 17	H: 2 LOB: 1 BB: 1 P: 35	R: 0 E: 0 K: 1 S: 11	H: 1 LOB: 1 BB: 0 P: 18	R: 4 E: 1 K: 1 S: 18	H: 5 LOB: 1 BB: 0 P: 26	R: 1 E: 0 K: 0 S: 14	H: 2 LOB: 2 BB: 1 P: 20	R: 0 E: 0 K: 1 S: 9	H: 1 LOB: 2 BB: 1 P: 16	R: 0 E: 0 K: 0 S: 5	H: 0 LOB: 0 BB: 0 P: 8	1B: 13 2B: 2 3B: 1 HR: 1	SF: 0 SAC: 0 DP: 2 HBP: 1	WP: 0 PB: 0 SB: 3 CS: 0	PA: 43								
PITCHER	IP	WLS	BF	H	R	ER	SO	BB	IBB	HBP	BLK	WP	HR	S	P	ERA	WHIP											
Rick Sutcliffe, R (1, 1) ERA: 4.27	2.2	L	16	8	7	7	1	0	0	0	0	0	0	1	34	70	23.62	3.000										
P. Clements, L (3, 1) ERA: 3.35	1.2		11	6	4	4	1	0	0	0	0	0	0	26	39	21.60	3.600											
Mark Williamson, R (5, 1) ERA: 1.29	2.2		13	3	1	1	3	2	0	0	0	0	0	30	48	3.38	1.875											
Mike Flanagan, L (8, 1) ERA: 8.54	1.0		3	0	0	0	0	0	0	0	0	0	0	5	8	0.00	0.000											

Batter	1	2	3	4	5	6	7	8	9	AB	R	H	RBI	BB	SO	LOB	TOP				
Brady Anderson, L (1, 7) OBP: 0.375, SLG: 0.449	4-1 CS BB		0-0 SH5-3		0-0 FC5-4 1B			1-3 K		2	0	1	0	1	1	0	Baltimore Orioles @ Milwaukee Brewers Milwaukee County Stadium, Milwaukee, WI Sat Sep 19 1992, 4:33 AM EDT Att: 33,702 - Cloudy - 59 F				
Mike Devereaux, R (1, 8) OBP: 0.326, SLG: 0.472	1 SAFE 0-2 F9		3-1 G5-3		0-0 FC5-4 1-2			1-1 F9		4	0	0	0	0	4						
Cal Ripken Jr., R (1, 6) OBP: 0.325, SLG: 0.360	1-2 P6		1-2 F8		1-0 F8			1-0 G5-3		4	0	0	0	0	4						
Glenn Davis, R (1, 10) OBP: 0.332, SLG: 0.417		3-3 K		1-2 F9				1-0 F9		4	0	0	0	0	1	0					
Joe Orsulak, L (1, 9) OBP: 0.356, SLG: 0.399		2-1 G4-3		1-2 1B				1-2 F8		4	0	1	0	0	0	0					
Chris Hoiles, R (1, 2) OBP: 0.391, SLG: 0.531		1-1 HR		1 SAFE 2-2 F8				1-3 K		4	1	1	1	0	1	1					
Leo Gomez, R (1, 5) OBP: 0.362, SLG: 0.433		3-2 F7		0-2 1B				1-1 F9		3	0	1	0	0	0	0					
David Segui, S (1, 3) OBP: 0.300, SLG: 0.297			1-0 SH5-3 1B		1-2 F7			3-1 P2		3	0	1	0	0	0	2					
Billy Ripken, R (1, 4) OBP: 0.277, SLG: 0.322			0-0 SH5-3 1B		1-2 G6-3			1-2 G5-3		3	0	1	0	0	0	0					
Inning Stats	R: 0 E: 0 K: 0 S: 7	H: 0 LOB: 0 BB: 1 P: 12	R: 1 E: 0 K: 1 S: 12	H: 1 LOB: 0 BB: 0 P: 21	R: 0 E: 0 K: 0 S: 8	H: 2 LOB: 2 BB: 0 P: 13	R: 0 E: 0 K: 0 S: 17	H: 2 LOB: 2 BB: 0 P: 22	R: 0 E: 0 K: 1 S: 6	H: 0 LOB: 0 BB: 0 P: 11	R: 0 E: 0 K: 0 S: 7	H: 0 LOB: 0 BB: 0 P: 12	R: 0 E: 0 K: 1 S: 7	H: 0 LOB: 0 BB: 0 P: 10	R: 0 E: 0 K: 0 S: 6	H: 0 LOB: 0 BB: 0 P: 8	1B: 5 2B: 0 3B: 0 HR: 1	SF: 0 SAC: 1 DP: 0 HBP: 0	WP: 0 PB: 0 SB: 0 CS: 1	PA: 33	
PITCHER	IP	WLS	BF	H	R	ER	SO	BB	IBB	HBP	BLK	WP	HR	S	P	ERA	WHIP				
Chris Bosio, R (1, 1) ERA: 3.58	7.0	W	27	6	1	1	2	1	0	0	0	0	1	65	99	1.29	1.000				
Jesse Orosco, L (8, 1) ERA: 3.39	1.0	S	3	0	0	0	1	0	0	0	0	0	0	7	10	0.00	0.000				
Darren Holmes, R (9, 1) ERA: 2.68	1.0	S	3	0	0	0	0	0	0	0	0	0	0	6	8	0.00	0.000				

Batter	1	2	3	4	5	6	7	8	9	AB	R	H	RBI	BB	SO	LOB	BOTTOM				
Pat Listach, S (1, 6) OBP: 0.362, SLG: 0.367	0-1 G4-3		2-3 K		0-3 K			1-3 K		4	0	0	0	0	3	2	Baltimore Orioles @ Milwaukee Brewers Milwaukee County Stadium, Milwaukee, WI Sat Sep 19 1992, 4:33 AM EDT Att: 33,702 - Cloudy - 59 F				
Darryl Hamilton, L (1, 9) OBP: 0.354, SLG: 0.393	4-2 BLK BB		0-0 CS		1-1 P5			1-1 F7		3	0	0	0	1	0	1					
Paul Moltor, R (1, 3) OBP: 0.393, SLG: 0.464	2-0 P5		4-2 G1-3 1B		0-0 G5-3			4-1 1B G4-3 BB		2	2	0	0	2	0	1					
Robin Yount, R (1, 8) OBP: 0.322, SLG: 0.386	0-1 F7		0-1 G1-3		0-0 CS 1B			0-2 G4-3 S 1B		4	0	2	0	0	0	2					
Greg Vaughn, R (1, 7) OBP: 0.302, SLG: 0.400		1-3 K		2-1 S 1B				3-1 P5		4	1	1	1	0	2	3					
B.J. Surhoff, L (1, 2) OBP: 0.313, SLG: 0.328	3-2 G4-3		2-1 BB 1B		2-1 BB 1B			4-0 S IBB		3	0	1	1	1	0	0					
Kevin Seitzer, R (1, 5) OBP: 0.335, SLG: 0.361	1-3 K		4-2 BB 1B		1-2 BB			1-1 E6 2B 1B		3	1	1	1	1	1	2					
Dave Nilsson, L (1, 10) OBP: 0.275, SLG: 0.338			2-3 K		4-0 FC4-6 BB			1-2 P5		3	0	0	0	1	2	3					
Bill Spiers, L (1, 4) OBP: 0.333, SLG: 0.500			0-0 CS 1B		1-0 FC4-6			3-2 2B		3	0	2	1	0	0	3					
Inning Stats	R: 0 E: 0 K: 0 S: 11	H: 0 LOB: 1 BB: 1 P: 16	R: 0 E: 0 K: 2 S: 9	H: 0 LOB: 0 BB: 0 P: 14	R: 0 E: 0 K: 2 S: 7	H: 1 LOB: 0 BB: 0 P: 11	R: 2 E: 0 K: 0 S: 15	H: 2 LOB: 3 BB: 3 P: 33	R: 0 E: 0 K: 1 S: 6	H: 1 LOB: 0 BB: 0 P: 14	R: 1 E: 1 K: 1 S: 18	H: 2 LOB: 1 BB: 0 P: 25	R: 1 E: 0 K: 1 S: 11	H: 1 LOB: 2 BB: 2 P: 25	R: 1 E: 0 K: 1 S: 11	H: 1 LOB: 2 BB: 2 P: 25	1B: 6 2B: 2 3B: 0 HR: 0	SF: 0 SAC: 0 DP: 1 HBP: 0	WP: 0 PB: 0 SB: 3 CS: 2	PA: 36	
PITCHER	IP	WLS	BF	H	R	ER	SO	BB	IBB	HBP	BLK	WP	HR	S	P	ERA	WHIP				
Ben McDonald, R (1, 1) ERA: 4.26	6.1	L	27	6	3	3	6	4	0	0	0	0	0	3	4	0.00	0.000				
Storm Davis, R (7, 1) ERA: 3.44	0.1		1	0	0	0	1	0	0	0	0	0	0	3	4	0.00	0.000				
Jim Poole, L (7, 1) ERA:	0.1		1	0	0	0	0	0	0	0	0	0	0	2	3	0.00	0.000				
Todd Frohwrth, R (8, 1) ERA: 2.12	0.2		5	1	1	1	0	1	1	0	0	0	0	8	20	13.50	3.000				
Gregg Olson, R (8, 1) ERA: 2.11	0.1		1	0	0	0	1	0	0	0	0	0	0	3	5	0.00	0.000				

Batter	1	2	3	4	5	6	7	8	9	AB	R	H	RBI	BB	SO	LOB	TOP					
Brady Anderson, L (1, 7) OBP: 0.378, SLG: 0.450	2-2 HBP		2-1 F8		1-1 BLK 1B	4-1 IBB			1-2 DI 1B	3	1	2	0	1	0	0	Baltimore Orioles @ Milwaukee Brewers Milwaukee County Stadium, Milwaukee, WI Sun Sep 20 1992, 4:33 AM EDT Att: 25,796 - Cloudy - 68 F					
Mike Devereaux, R (1, 8) OBP: 0.327, SLG: 0.470	1-2 F8		1-1 1B		1-0 P4	3-3 K			0-1 F7	5	0	1	0	0	1	6						
Cal Ripken Jr., R (1, 6) OBP: 0.325, SLG: 0.360	0-0 F9		1-1 F8		1-2 BLK 1B			3-2 G4-3 1B	2-1 F9	5	1	2	1	0	0	3						
Glenn Davis, R (1, 10) OBP: 0.330, SLG: 0.414	0-0 L5		2-3 K		0-0 FC3-6 1B			0-1 P6	1-1 G6-3	5	0	1	2	0	1	4						
Joe Orsulak, L (1, 9) OBP: 0.352, SLG: 0.394		1-0 G5-3		2-1 G4-3	1-0 FC3-6			1-0 G4-3		4	0	0	0	0	0	2						
Chris Hoiles, R (1, 2) OBP: 0.390, SLG: 0.526		4-0 1B BB		2-3 K	3-2 F9			3-3 K		3	0	0	0	1	2	2						
Randy Milligan, R (1, 3) OBP: 0.389, SLG: 0.366		2-2 1B		4-2 BB				4-2 G4-3 BB		2	0	1	0	2	0	0						
Leo Gomez, R (1, 5) OBP: 0.359, SLG: 0.429		2-2 F7		0-1 L7				0-0 F9	0-0 L8	4	0	0	0	0	0	4						
Billy Ripken, R (1, 4) OBP: 0.277, SLG: 0.322		2-2 P4			0-0 1B 1B			2-0 G4-3	2-3 K	3	1	1	0	0	0	3						
David Segui, S (8, PH) OBP: 0.299, SLG: 0.295										1	0	0	0	0	1	0						
Steve Scarsone, R (8, 4) OBP: 0.188, SLG: 0.133										0	0	0	0	0	0	0						
Inning Stats	R: 0 E: 0 K: 0 S: 7	H: 0 LOB: 1 BB: 0 P: 10	R: 0 E: 0 K: 0 S: 13	H: 1 LOB: 2 BB: 1 P: 24	R: 0 E: 0 K: 1 S: 10	H: 1 LOB: 1 BB: 0 P: 16	R: 0 E: 0 K: 1 S: 10	H: 0 LOB: 1 BB: 1 P: 18	R: 3 E: 0 K: 0 S: 12	H: 4 LOB: 1 BB: 0 P: 19	R: 0 E: 0 K: 1 S: 9	H: 0 LOB: 2 BB: 0 P: 21	R: 0 E: 0 K: 1 S: 11	H: 1 LOB: 1 BB: 0 P: 18	R: 0 E: 0 K: 1 S: 6	H: 0 LOB: 0 BB: 0 P: 8	R: 0 E: 0 K: 0 S: 9	H: 1 LOB: 1 BB: 0 P: 13	1B: 8 2B: 0 3B: 0 HR: 0	SF: 0 SAC: 0 DP: 0 HBP: 1	WP: 0 PB: 0 SB: 0 CS: 0	PA: 40
PITCHER	IP WLS BF H R ER SO BB IBB HBP BLK WP HR S P ERA WHIP																					
Ricky Bones, R (1, 1) ERA: 4.54	4.1	22	6	3	3	2	2	0	0	0	0	0	0	0	4	8	0.00	0.000				
Jesse Orosco, L (5, 1) ERA: 3.31	0.2	2	0	0	0	0	0	0	0	0	0	0	0	4	8	0.00	0.000					
Jim Austin, R (6, 1) ERA: 1.77	1.0	W	6	1	0	0	1	1	1	0	0	0	0	12	27	0.00	2.000					
Mike Fetters, R (7, 1) ERA: 1.23	2.0		6	0	0	0	2	0	0	0	0	0	0	14	20	0.00	0.000					
Doug Henry, R (9, 1) ERA: 4.23	1.0		4	1	0	0	0	0	0	0	0	0	0	9	13	0.00	1.000					

Batter	1	2	3	4	5	6	7	8	9	AB	R	H	RBI	BB	SO	LOB	BOTTOM					
Pat Listach, S (1, 6) OBP: 0.361, SLG: 0.366	1-0 G6-3		0-1 G5-3		1-0 P4	2-1 S 1B	2-2 G6-3			5	1	1	1	0	0	3	Baltimore Orioles @ Milwaukee Brewers Milwaukee County Stadium, Milwaukee, WI Sun Sep 20 1992, 4:33 AM EDT Att: 25,796 - Cloudy - 68 F					
Kevin Seitzer, R (1, 4) OBP: 0.335, SLG: 0.361	0-1 B1-3			2-1 F8		3-H S 1B	0-0 G3-1			5	2	2	1	0	0	0						
Paul Molitor, R (1, 10) OBP: 0.393, SLG: 0.467	1-1 G4-3			2-2 F8		S 1B	0-2 G5-3			5	1	2	1	0	0	0						
Robin Yount, R (1, 8) OBP: 0.321, SLG: 0.387		0-1 L3		0-2 2B		SF9	2-1 F8			4	0	1	1	0	0	2						
Greg Vaughn, R (1, 7) OBP: 0.306, SLG: 0.401		4-2 S BB		4-0 BB		S 1B	1-0 G6-3			2	1	1	1	2	0	0						
Dante Bichette, R (1, 9) OBP: 0.324, SLG: 0.415		1 SAFE 2-2 P4		1-3 K		3-H S 1B	2-2 FC4-6 1B			2	0	0	0	1	1	3						
Alex Diaz, S (6, FR)						1 SAFE 1-2 S 1B				0	1	0	0	0	0	0						
Franklin Stubbs, L (7, 3) OBP: 0.294, SLG: 0.366						1-2 S 1B				1	0	1	0	0	0	0						
John Jaha, R (1, 3) OBP: 0.294, SLG: 0.331						1-2 S 1B				2	0	0	0	0	0	1						
Darryl Hamilton, L (6, PH) OBP: 0.355, SLG: 0.393						1-3 2-H S 1B				2	2	1	1	0	0	1						
B.J. Surhoff, L (1, 2) OBP: 0.315, SLG: 0.330			3-3 K		3-1 G3-1	1-2 CS 1B	2-2 1B			4	1	2	2	0	1	0						
Jim Tatum, R (1, 5) OBP: 0.333, SLG: 0.200			0-0 G5-3		1-2 1B	1-3 3-H K	4-1 BB			3	0	1	0	1	1	1						
Inning Stats	R: 0 E: 0 K: 0 S: 5	H: 0 LOB: 0 BB: 0 P: 7	R: 0 E: 0 K: 0 S: 14	H: 0 LOB: 1 BB: 1 P: 23	R: 0 E: 0 K: 1 S: 6	H: 0 LOB: 0 BB: 0 P: 9	R: 0 E: 0 K: 1 S: 11	H: 1 LOB: 2 BB: 1 P: 20	R: 0 E: 0 K: 0 S: 12	H: 1 LOB: 1 BB: 0 P: 20	R: 8 E: 0 K: 1 S: 22	H: 8 LOB: 2 BB: 1 P: 39	R: 1 E: 0 K: 0 S: 12	H: 2 LOB: 1 BB: 1 P: 25	R: 0 E: 0 K: 0 S: 7	H: 0 LOB: 0 BB: 0 P: 9	R: 0 E: 0 K: 0 S: 9	H: 0 LOB: 0 BB: 0 P: 13	1B: 9 2B: 3 3B: 0 HR: 0	SF: 1 SAC: 0 DP: 0 HBP: 0	WP: 0 PB: 0 SB: 4 CS: 2	PA: 40
PITCHER	IP WLS BF H R ER SO BB IBB HBP BLK WP HR S P ERA WHIP																					
Craig Lefferts, L (1, 1) ERA: 3.8	5.0	21	4	2	2	2	2	0	0	0	0	0	4	9	0.00	6.000						
Storm Davis, R (6, 1) ERA: 3.64	0.1	L	3	1	0	0	0	1	0	0	0	0	0	4	9	0.00	6.000					
Jim Poole, L (6, 1) ERA:	0.1		4	3	4	2	1	0	0	0	0	0	0	10	15	54.00	9.000					
Todd Frohwirth, R (6, 1) ERA: 2.27	1.1		9	4	3	2	0	1	0	0	0	0	0	17	35	13.50	3.750					
Mark Williamson, R (8, 1) ERA: 1.13	1.0		3	0	0	0	0	0	0	0	0	0	0	7	9	0.00	0.000					

AB	35
R	3
H	8
RBI	3
BB	4
SO	5
LOB	24



Batter	1	2	3	4	5	6	7	8	9	AB	R	H	RBI	BB	SO	LOB	TOP					
Brady Anderson, L (1, 7) OBP: 0.378, SLG: 0.449	G4-3		F8						F8	4	1	1	0	1	0	0	Baltimore Orioles @ Milwaukee Brewers Milwaukee County Stadium, Milwaukee, WI Mon Sep 21 1992, 8:05 PM EDT Att: 15,921 - Cloudy - 66 F					
Mike Devereaux, R (1, 8) OBP: 0.326, SLG: 0.470	F8		K							4	0	1	3	0	1	2						
Cal Ripken Jr., R (1, 6) OBP: 0.325, SLG: 0.358	L9				G6-3					3	0	0	0	1	0	1						
Glenn Davis, R (1, 10) OBP: 0.329, SLG: 0.412										4	0	1	0	0	1	3						
Joe Orsulak, L (1, 9) OBP: 0.348, SLG: 0.390										4	1	0	0	0	0	1						
Chris Hoiles, R (1, 2) OBP: 0.391, SLG: 0.522 Mark McLemore, S (8, PR) OBP: 0.325, SLG: 0.311 David Segui, S (8, 3) OBP: 0.298, SLG: 0.295										2	1	0	0	2	2	2						
Randy Milligan, R (1, 3) OBP: 0.389, SLG: 0.372 Jeff Tackett, R (8, 2) OBP: 0.292, SLG: 0.380										0	0	0	0	0	0	0						
Leo Gomez, R (1, 5) OBP: 0.357, SLG: 0.425										0	0	0	0	0	0	0						
Billy Ripken, R (1, 4) OBP: 0.277, SLG: 0.321										4	0	1	0	0	0	2						
Inning Stats	R: 0 E: 0 K: 0 S: 5	H: 0 LOB: 0 BB: 0 P: 10	R: 1 E: 0 K: 1 S: 15	H: 2 LOB: 1 BB: 0 P: 21	R: 0 E: 0 K: 1 S: 6	H: 0 LOB: 0 BB: 0 P: 9	R: 0 E: 0 K: 0 S: 4	H: 0 LOB: 0 BB: 0 P: 7	R: 3 E: 0 K: 0 S: 16	H: 2 LOB: 1 BB: 2 P: 30	R: 0 E: 1 K: 1 S: 9	H: 0 LOB: 1 BB: 0 P: 15	R: 0 E: 0 K: 1 S: 18	H: 2 LOB: 3 BB: 1 P: 29	R: 0 E: 0 K: 0 S: 4	H: 0 LOB: 1 BB: 1 P: 12		R: 0 E: 0 K: 0 S: 6	H: 0 LOB: 0 BB: 0 P: 7	1B: 3 2B: 3 3B: 0 HR: 0	SF: 0 SAC: 0 DP: 0 HBP: 0	WP: 0 PB: 0 SB: 0 CS: 1
PITCHER	IP	WLS	BF	H	R	ER	SO	BB	IBB	HBP	BLK	WP	HR	S	P	ERA	WHIP					
Bill Wegman, R (1, 1) ERA: 3.29	7.0	L	31	6	4	4	4	3	0	0	0	0	0	73	121	5.14	1.286					
Jesse Orosco, L (8, 1) ERA: 3.29	0.1		2	0	0	0	0	1	0	0	0	0	0	1	5	0.00	3.000					
Darren Holmes, R (8, 1) ERA: 2.56	1.2		4	0	0	0	0	0	0	0	0	0	0	9	14	0.00	0.000					

Batter	1	2	3	4	5	6	7	8	9	AB	R	H	RBI	BB	SO	LOB	BOTTOM					
Pat Listach, S (1, 6) OBP: 0.359, SLG: 0.364	L7		SH1-3							3	0	0	0	0	0	2	Baltimore Orioles @ Milwaukee Brewers Milwaukee County Stadium, Milwaukee, WI Mon Sep 21 1992, 8:05 PM EDT Att: 15,921 - Cloudy - 66 F					
Darryl Hamilton, L (1, 9) OBP: 0.354, SLG: 0.392										4	0	1	0	0	0	3						
Paul Molitor, R (1, 10) OBP: 0.394, SLG: 0.466										3	0	1	0	1	0	1						
Robin Yount, R (1, 8) OBP: 0.318, SLG: 0.384										4	0	0	0	0	0	4						
Greg Vaughn, R (1, 7) OBP: 0.307, SLG: 0.400										3	1	1	0	1	0	0						
B.J. Surhoff, L (1, 2) OBP: 0.316, SLG: 0.330										3	0	1	0	1	0	0						
Kevin Seitzer, R (1, 5) OBP: 0.333, SLG: 0.359										4	0	0	1	0	0	2						
John Jaha, R (1, 3) OBP: 0.286, SLG: 0.320										4	0	0	0	0	2	2						
Jim Gantner, L (1, 4) OBP: 0.278, SLG: 0.313 Bill Spiers, L (5, 4) OBP: 0.500, SLG: 0.750										1	0	1	0	0	0	0						
Inning Stats	R: 0 E: 0 K: 0 S: 11	H: 1 LOB: 0 BB: 0 P: 14	R: 1 E: 1 K: 1 S: 16	H: 2 LOB: 1 BB: 0 P: 22	R: 0 E: 0 K: 0 S: 14	H: 1 LOB: 2 BB: 1 P: 21	R: 0 E: 0 K: 0 S: 13	H: 0 LOB: 1 BB: 2 P: 25	R: 0 E: 0 K: 0 S: 13	H: 2 LOB: 2 BB: 0 P: 18	R: 0 E: 0 K: 0 S: 5	H: 0 LOB: 0 BB: 0 P: 6	R: 0 E: 0 K: 1 S: 11	H: 1 LOB: 1 BB: 0 P: 18	R: 0 E: 0 K: 0 S: 7	H: 0 LOB: 0 BB: 0 P: 9		R: 0 E: 0 K: 0 S: 7	H: 0 LOB: 0 BB: 0 P: 9	1B: 6 2B: 1 3B: 0 HR: 0	SF: 0 SAC: 1 DP: 1 HBP: 0	WP: 0 PB: 0 SB: 0 CS: 1
PITCHER	IP	WLS	BF	H	R	ER	SO	BB	IBB	HBP	BLK	WP	HR	S	P	ERA	WHIP					
35 Mike Mussina, R (1, 1) ERA: 2.53	9.0	W	35	7	1	1	2	3	0	0	0	0	0	97	142	1.00	1.111					

Batter	1	2	3	4	5	6	7	8	9	AB	R	H	RBI	BB	SO	LOB	TOP					
Luis Polonia, L OBP: 0.340, SLG: 0.330	0-3 K		0-1 F8			2-3 K			0-2 G4-3 1B	4	0	1	0	0	2	0	California Angels @ Milwaukee Brewers Milwaukee County Stadium, Milwaukee, WI Wed Sep 23 1992, 8:05 PM EDT Att: 12,142 - Sunny - 55 F					
Damon Easley, R OBP: 0.313, SLG: 0.331	1-2 P5			1-1 G6-3		3-2 P4			0-0 F9	4	0	0	0	0	0	1						
Tim Salmon, R OBP: 0.318, SLG: 0.339	1-2 L4			2-1 P2			1-1 F8		0-2 G4-3	4	0	0	0	0	0	1						
Gary Gaetti, R OBP: 0.268, SLG: 0.344		1-0 F8		0-0 F8			2-2 G6-3		0-0 P3	4	0	0	0	0	0	1						
Lee Stevens, L OBP: 0.292, SLG: 0.359		1-1 P4			3-2 G4-3		3-2 F8			3	0	0	0	0	0	0						
Chad Curtis, R OBP: 0.338, SLG: 0.375		2-1 2B			3-2 F8			0-2 G6-3 1B		3	0	2	0	0	0	0						
Ken Oberkfell, L OBP: 0.272, SLG: 0.243		2-2 G6-3			1-1 1B			2-1 G6-3		3	0	1	0	0	0	2						
Gary Disarcina, R OBP: 0.278, SLG: 0.295			0-0 L8					3-3 K		2	0	0	0	0	0	1						
Junior Felix, S OBP: 0.287, SLG: 0.357					0-1 G5-3					1	0	0	0	0	1	1						
Luis Sojo, R OBP: 0.299, SLG: 0.390										0	0	0	0	0	0	0						
John Orton, R OBP: 0.270, SLG: 0.250			3-2 G4-3			2-3 K			0-2 G6-3	2	0	0	0	0	1	0						
Hubie Brooks, R OBP: 0.243, SLG: 0.333										1	0	0	0	0	0	1						
Ron Tingley, R OBP: 0.294, SLG: 0.314										0	0	0	0	0	0	0						
Inning Stats	R: 0 E: 0 K: 1 S: 9	H: 0 LOB: 0 BB: 0 P: 11	R: 0 E: 0 K: 0 S: 8	H: 1 LOB: 1 BB: 0 P: 14	R: 0 E: 0 K: 0 S: 7	H: 0 LOB: 0 BB: 0 P: 10	R: 0 E: 0 K: 0 S: 5	H: 0 LOB: 0 BB: 0 P: 8	R: 0 E: 0 K: 0 S: 10	H: 1 LOB: 1 BB: 0 P: 17	R: 0 E: 0 K: 2 S: 12	H: 0 LOB: 0 BB: 0 P: 19	R: 0 E: 0 K: 0 S: 10	H: 0 LOB: 0 BB: 0 P: 16	R: 0 E: 0 K: 1 S: 13	H: 1 LOB: 1 BB: 0 P: 18	R: 0 E: 0 K: 0 S: 8	H: 1 LOB: 1 BB: 0 P: 8	1B: 3 2B: 1 3B: 0 HR: 0	SF: 0 SAC: 0 DP: 0 HBP: 0	WP: 0 PB: 0 SB: 0 CS: 0	PA: 31
PITCHER 21 Cal Eldred, R ERA: 1.36	IP: 9.0 WLS: W BF: 31 H: 4 R: 0 ER: 0 SO: 4 BB: 0 IBB: 0 HBP: 0 BLK: 0 WP: 0 HR: 0 S: 82 P: 121 ERA: 0.00 WHIP: 0.444															PITCHER	IP: 9.0 WLS: W BF: 31 H: 4 R: 0 ER: 0 SO: 4 BB: 0 IBB: 0 HBP: 0 BLK: 0 WP: 0 HR: 0 S: 82 P: 121 ERA: 0.00 WHIP: 0.444					

Batter	1	2	3	4	5	6	7	8	9	AB	R	H	RBI	BB	SO	LOB	BOTTOM					
Pat Listach, S OBP: 0.357, SLG: 0.361	0-0 B1-3	2-1 G5-3		4-1 FC6-4 1B BB		3-2 G6-3				3	0	0	0	1	0	1	California Angels @ Milwaukee Brewers Milwaukee County Stadium, Milwaukee, WI Wed Sep 23 1992, 8:05 PM EDT Att: 12,142 - Sunny - 55 F					
Darryl Hamilton, L OBP: 0.355, SLG: 0.392	4-0 1B 2B BB		1-1 G3	1-0 FC6-4 1B		1-1 G4-3				3	1	1	1	1	0	0						
Paul Molitor, R OBP: 0.395, SLG: 0.468	0-1 2B 1-2 1B		1-3 K	1-0 FC6-4 1-2 2-3 1B		1-0 G6-4-3 1B				4	0	2	0	0	1	2						
Robin Yount, R OBP: 0.319, SLG: 0.386	2-2 2B 1-3 2H		1-1 1B S 1B	0-1 F7		0-0 G6-4-3 1-2				4	0	2	1	0	0	3						
Greg Vaughn, R OBP: 0.310, SLG: 0.402	2-3 K		4-2 1B BB		0-0 L7			2-2 BB 2B		3	0	1	0	1	1	2						
B.J. Surhoff, L OBP: 0.318, SLG: 0.328	2-2 F7		0-0 1B	1-2 BB		2-1 G6-3		4-2 BB S 1B BB		3	1	1	0	1	0	2						
Dante Bichette, R OBP: 0.321, SLG: 0.408		4-2 G6-3 S BB	1-3 K		0-0 G6-3			1-3 K		3	0	0	0	1	2	4						
Kevin Seitzer, R OBP: 0.332, SLG: 0.357		1-3 K		2-2 E6 BB 1B		2-1 G5-3		1-1 1B 1H		4	1	1	1	0	1	1						
Scott Fletcher, R OBP: 0.338, SLG: 0.369		3-2 G6-3		0-0 F7		2-2 L4		0-0 G5-3		4	0	0	0	0	0	3						
Inning Stats	R: 1 E: 0 K: 1 S: 13	H: 2 LOB: 2 BB: 1 P: 23	R: 0 E: 0 K: 1 S: 14	H: 0 LOB: 1 BB: 1 P: 24	R: 0 E: 0 K: 2 S: 14	H: 2 LOB: 3 BB: 1 P: 22	R: 1 E: 1 K: 0 S: 11	H: 1 LOB: 2 BB: 1 P: 17	R: 0 E: 0 K: 0 S: 4	H: 0 LOB: 0 BB: 0 P: 6	R: 0 E: 0 K: 0 S: 9	H: 0 LOB: 0 BB: 0 P: 16	R: 0 E: 0 K: 0 S: 4	H: 1 LOB: 0 BB: 0 P: 6	R: 1 E: 0 K: 1 S: 14	H: 2 LOB: 1 BB: 1 P: 21		R: 0 E: 0 K: 0 S: 14	H: 2 LOB: 1 BB: 1 P: 21	1B: 6 2B: 2 3B: 0 HR: 0	SF: 0 SAC: 0 DP: 1 HBP: 0	WP: 0 PB: 0 SB: 3 CS: 0
PITCHER Jim Abbott, L ERA: 2.66	IP: 8.0 WLS: L BF: 36 H: 8 R: 3 ER: 2 SO: 5 BB: 5 IBB: 0 HBP: 0 BLK: 0 WP: 0 HR: 0 S: 83 P: 135 ERA: 2.25 WHIP: 1.625															PITCHER	IP: 8.0 WLS: L BF: 36 H: 8 R: 3 ER: 2 SO: 5 BB: 5 IBB: 0 HBP: 0 BLK: 0 WP: 0 HR: 0 S: 83 P: 135 ERA: 2.25 WHIP: 1.625					

Batter	1	2	3	4	5	6	7	8	9	AB	R	H	RBI	BB	SO	LOB	TOP
Luis Polonia, L (1, 10) OBP: 0.341, SLG: 0.332	0-2 E 1B		0-2 F8			2-0 WP 1B		0-1 F7		4	0	2	0	0	0	0	California Angels @ Milwaukee Brewers Milwaukee County Stadium, Milwaukee, WI Thu Sep 24 1992, 8:05 PM EDT Att: 11,541 - Sunny - 60 F
Damon Easley, R (1, 5) OBP: 0.311, SLG: 0.328	1-0 E5		1-0 G6-3			1-2 1B		0-0 F8		4	0	1	0	0	0	1	
Tim Salmon, R (1, 9) OBP: 0.300, SLG: 0.317	0-3 K			0-3 K		0-3 K		0-2 P2		4	0	0	0	0	3	3	
Lee Stevens, L (1, 3) OBP: 0.288, SLG: 0.354	1-3 K			0-0 G3		1-1 G4-3		1-1 G6-3		4	0	0	0	0	1	3	
Junior Felix, S (1, 8) OBP: 0.287, SLG: 0.357	2-3 K			0-0 G4-3						3	0	1	0	0	1	2	
Chad Curtis, R (1, 7) OBP: 0.335, SLG: 0.373		0-1 L9			0-3 K			1-3 K		3	0	0	0	0	2	1	
Luis Sojo, R (1, 4) OBP: 0.296, SLG: 0.386		1-2 P5			1-3 K			0-1 G6-4-3		3	0	0	0	0	1	1	
Gary Disarcina, R (1, 6) OBP: 0.279, SLG: 0.295		0-2 G4-3			0-0 1B			2-3 K		3	0	1	0	0	1	0	
Ron Tingley, R (1, 2) OBP: 0.290, SLG: 0.309			0-2 G3					0-1 F8		2	0	0	0	0	0	1	
Rob Ducey, L (8, PH) OBP: 0.216, SLG: 0.221										1	0	0	0	0	0	0	
Mike Fitzgerald, R (8, 2) OBP: 0.295, SLG: 0.303										0	0	0	0	0	0	0	
Inning Stats	R: 0 E: 1 K: 3 S: 13	H: 1 LOB: 2 BB: 0 P: 17	R: 0 E: 0 K: 0 S: 8	H: 0 LOB: 0 BB: 0 P: 9	R: 0 E: 0 K: 1 S: 5	H: 0 LOB: 0 BB: 0 P: 5	R: 0 E: 0 K: 2 S: 9	H: 1 LOB: 1 BB: 0 P: 13	R: 0 E: 0 K: 1 S: 6	H: 1 LOB: 0 BB: 0 P: 7	R: 0 E: 0 K: 1 S: 7	H: 0 LOB: 0 BB: 0 P: 9	R: 0 E: 0 K: 0 S: 7	H: 0 LOB: 0 BB: 0 P: 8	1B: 5 2B: 0 3B: 0 HR: 0	SF: 0 SAC: 0 DP: 1 HBP: 0	WP: 1 PA: 31 CS: 0
PITCHER Chris Bosio, R (1, 1) ERA: 3.44	IP: 9.0 WLS: W BF: 31 H: 5 R: 0 ER: 0 SO: 9 BB: 0 IBB: 0 HBP: 0 BLK: 0 WP: 1 HR: 0 S: 71 P: 86 ERA: 0.00 WHIP: 0.556											PITCHER	IP: 9.0 WLS: W BF: 31 H: 5 R: 0 ER: 0 SO: 9 BB: 0 IBB: 0 HBP: 0 BLK: 0 WP: 1 HR: 0 S: 71 P: 86 ERA: 0.00 WHIP: 0.556				

Batter	1	2	3	4	5	6	7	8	9	AB	R	H	RBI	BB	SO	LOB	BOTTOM		
Pat Listach, S (1, 6) OBP: 0.358, SLG: 0.362	2-3 K	0-0 1B			0-0 CS 1B		1-0 G2-3			4	0	2	1	0	1	0	California Angels @ Milwaukee Brewers Milwaukee County Stadium, Milwaukee, WI Thu Sep 24 1992, 8:05 PM EDT Att: 11,541 - Sunny - 60 F		
Darryl Hamilton, L (1, 9) OBP: 0.354, SLG: 0.390	2-1 G6-3	1-0 P6			1-2 G3		2-0 F9 BB 1B			4	0	1	0	0	0	4			
Paul Moltzer, R (1, 10) OBP: 0.396, SLG: 0.467	1-2 F9		1-1 G6-3		0-0 FC5-4 1B		4-1 BB SAFE SAFE 1-2 BB			3	0	1	1	1	0	0			
Robin Yount, R (1, 8) OBP: 0.317, SLG: 0.383		0-1 L4	0-2 G6-3		2-0 FC5-4 1B		2-2 F9			4	0	0	0	0	0	3			
Greg Vaughn, R (1, 7) OBP: 0.311, SLG: 0.405	1-0 1B 2B		2-3 K			1-0 1B 1B		1-0 F8		4	1	2	0	0	1	2			
B.J. Surhoff, L (1, 2) OBP: 0.317, SLG: 0.328		2-2 1B 1B		2-1 G4-3		0-2 F7		3-1 G4-3		4	1	1	1	0	0	1			
Kevin Seitzer, R (1, 5) OBP: 0.331, SLG: 0.356		0-0 F8		2-1 F9		2-0 FC5-4 1B		2-2 F8		4	0	1	0	0	0	1			
John Jaha, R (1, 3) OBP: 0.293, SLG: 0.315		1-0 1B 1B		1-0 F9		1-0 FC5-4 S		0-0 G5-3		4	1	1	0	0	0	2			
Scott Fletcher, R (1, 4) OBP: 0.340, SLG: 0.372		1-1 1B 1B		2-1 E7 1B 1B		2-3 K				3	1	2	1	0	1	2			
Inning Stats	R: 0 E: 0 K: 1 S: 9	H: 0 LOB: 0 BB: 0 P: 14	R: 3 E: 0 K: 0 S: 12	H: 5 LOB: 2 BB: 0 P: 18	R: 0 E: 0 K: 1 S: 9	H: 0 LOB: 0 BB: 0 P: 12	R: 0 E: 0 K: 0 S: 5	H: 0 LOB: 0 BB: 0 P: 10	R: 1 E: 1 K: 0 S: 9	H: 3 LOB: 1 BB: 0 P: 13	R: 0 E: 0 K: 1 S: 10	H: 2 LOB: 2 BB: 0 P: 15	R: 0 E: 0 K: 0 S: 7	H: 1 LOB: 1 BB: 1 P: 17	R: 0 E: 0 K: 0 S: 6	H: 0 LOB: 0 BB: 0 P: 11	1B: 10 2B: 1 3B: 0 HR: 0	SF: 0 SAC: 0 DP: 0 HBP: 0	WP: 0 PA: 35 CS: 1
PITCHER Bert Blyleven, R (1, 1) ERA: 4.68 Chuck Crim, R (6, 1) ERA: 5.13 Joe Grahe, R (8, 1) ERA: 3.45	IP: 5.1 WLS: L BF: 25 H: 10 R: 4 ER: 4 SO: 2 BB: 1 IBB: 0 HBP: 0 BLK: 0 WP: 0 HR: 0 S: 50 P: 75 ERA: 6.75 WHIP: 1.875											PITCHER	IP: 5.1 WLS: L BF: 25 H: 10 R: 4 ER: 4 SO: 2 BB: 1 IBB: 0 HBP: 0 BLK: 0 WP: 0 HR: 0 S: 50 P: 75 ERA: 6.75 WHIP: 1.875						

AB	31
R	0
H	5
RBI	0
BB	0
SO	9
LOB	12



AB	34
R	4
H	11
RBI	4
BB	1
SO	3
LOB	15



Batter	1	2	3	4	5	6	7	8	9	AB	R	H	RBI	BB	SO	LOB	TOP										
Willie Wilson, S OBP: 0.333, SLG: 0.335 (1, 8)	G3		1-1 1B		0-0 F9			1-1 G6-3 2H 2B		4	0	2	1	0	0	1											
Jerry Browne, S OBP: 0.356, SLG: 0.365 Lance Blankenship, R OBP: 0.399, SLG: 0.352 (1, 7) (8, PH) (8, 7)	G4-3		3-2 F8			1-1 F7		2-2 G6-3		3	0	0	0	0	0	2											
Ruben Sierra, S OBP: 0.320, SLG: 0.441 (1, 9)	G3			2-2 F8		0-0 G6-3		0-1 G6-3		4	0	0	0	0	0	1											
Harold Baines, L OBP: 0.331, SLG: 0.375 Eric Fox, S OBP: 0.307, SLG: 0.371 (1, 10) (9, PH)		2-2 P6		2-2 F9		0-0 G4-3		3-2 F9		3	0	0	0	0	0	0											
Mark McGwire, R OBP: 0.386, SLG: 0.585 Jamie Quirk, L OBP: 0.282, SLG: 0.290 Scott Brosius, R OBP: 0.247, SLG: 0.356 (1, 3) (9, PH) (9, PR)		0-1 P3		4-2 BB			2-2 F8	0-0 FC6-4 1B		2	0	0	0	1	0	0											
Camey Lansford, R OBP: 0.326, SLG: 0.372 (1, 5)		1-1 G1-3		2-2 F7			0-0 P3	2-3 K		4	0	0	0	0	1	2											
Terry Steinbach, R OBP: 0.342, SLG: 0.408 (1, 2)			4-1 1B BB		0-0 G5-3		0-1 G5-3	0-0 FC6-4 1-2		3	0	0	0	1	0	1											
Walt Weiss, S OBP: 0.306, SLG: 0.246 (1, 6)			1-3 K		1-1 G3			0-1 G3		3	0	0	0	0	1	1											
Mike Bordick, R OBP: 0.356, SLG: 0.365 (1, 4)			1-1 F9		2-2 2B			2-2 2B		3	1	2	0	0	0	1											
Inning Stats	R: 0 E: 0 K: 0 S: 10	H: 0 LOB: 0 BB: 0 P: 15	R: 0 E: 0 K: 0 S: 7	H: 0 LOB: 0 BB: 0 P: 10	R: 0 E: 0 K: 1 S: 11	H: 1 LOB: 2 BB: 1 P: 21	R: 0 E: 0 K: 0 S: 11	H: 0 LOB: 1 BB: 1 P: 21	R: 0 E: 0 K: 0 S: 4	H: 0 LOB: 0 BB: 0 P: 5	R: 0 E: 0 K: 0 S: 7	H: 0 LOB: 0 BB: 0 P: 9	R: 1 E: 0 K: 0 S: 12	H: 2 LOB: 1 BB: 0 P: 17	R: 0 E: 0 K: 1 S: 9	H: 1 LOB: 1 BB: 0 P: 14	1B: 2 2B: 3 3B: 0 HR: 0	SF: 0 SAC: 0 DP: 0 HBP: 0	WP: 0 PB: 0 SB: 0 CS: 0	PA: 34							
PITCHER	IP	WLS	BF	H	R	ER	SO	BB	IBB	HBP	BLK	WP	HR	S	P	ERA	WHIP										
Ricky Bones, R ERA: 4.39 (1, 1)	7.1	W	27	3	1	1	1	2	0	0	0	0	0	62	98	1.23	0.682										
Dan Plesac, L ERA: 3.04 (8, 1)	1.0		4	1	0	0	0	0	0	0	0	0	0	11	17	0.00	1.000										
Doug Henry, R ERA: 4.19 (9, 1)	0.2		3	1	0	0	1	0	0	0	0	0	0	5	7	0.00	1.500										

Oakland Athletics @ Milwaukee Brewers
Milwaukee County Stadium, Milwaukee, WI
Fri Sep 25 1992, 8:05 PM EDT
Att: 24,846 - Cloudy - 64 F

AB	32
R	1
H	5
RBI	1
BB	2
SO	2
LOB	10



Batter	1	2	3	4	5	6	7	8	9	AB	R	H	RBI	BB	SO	LOB	BOTTOM										
Pat Listach, S OBP: 0.358, SLG: 0.360 (1, 6)	P6		3-2 F8		0-0 P1		4-1 BB			3	0	0	0	1	0	2											
Darryl Hamilton, L OBP: 0.353, SLG: 0.389 (1, 9)	G4-3			0-0 FC6-4 1B	0-1 G4-3		1-0 F8			4	0	1	0	0	0	2											
Paul Moltor, R OBP: 0.365, SLG: 0.467 Alex Diaz, S (8, PR) (1, 10)	F7			2-1 P3		3-2 E 2B		1-2 E5 G5-4-3		4	1	1	0	0	0	1											
Robin Yount, R OBP: 0.315, SLG: 0.381 (1, 8)		2-1 G6-3		0-1 F8		0-0 SH 1B		1-2 G5-4-3 1-2		3	1	0	0	0	0	2											
Greg Vaughn, R OBP: 0.311, SLG: 0.403 (1, 7)		3-3 K		0-0 FC6-4 1-2		3-1 CS 1B		0-1 G4-3		4	0	1	1	0	1	2											
B.J. Surhoff, L OBP: 0.319, SLG: 0.328 (1, 3)		0-0 CS 1B			4-2 HR BB		0-0 F7			2	1	1	0	1	0	1											
Kevin Seitzer, R OBP: 0.331, SLG: 0.362 (1, 5)		3-1 CS 1-2		2-1 F9		0-2 HR		3-2 L7 1-2		3	1	1	2	0	0	1											
Dave Nilsson, L OBP: 0.282, SLG: 0.336 (1, 2)			4-2 FC5-4 BB		4-2 G5-3 BB			3-2 F7		1	0	0	0	2	0	0											
Scott Fletcher, R OBP: 0.337, SLG: 0.369 (1, 4)			0-2 FC5-4 1-2		0-0 G5-3 1-2			2-3 K		3	0	0	0	0	1	2											
Inning Stats	R: 0 E: 0 K: 0 S: 6	H: 0 LOB: 0 BB: 0 P: 7	R: 0 E: 0 K: 1 S: 8	H: 1 LOB: 0 BB: 0 P: 16	R: 0 E: 0 K: 0 S: 12	H: 0 LOB: 1 BB: 1 P: 21	R: 0 E: 0 K: 0 S: 6	H: 1 LOB: 0 BB: 0 P: 8	R: 2 E: 1 K: 0 S: 15	H: 2 LOB: 0 BB: 0 P: 23	R: 0 E: 0 K: 1 S: 9	H: 0 LOB: 1 BB: 1 P: 19	R: 0 E: 1 K: 0 S: 9	H: 0 LOB: 1 BB: 0 P: 11	1B: 3 2B: 1 3B: 0 HR: 1	SF: 0 SAC: 1 DP: 1 HBP: 0	WP: 0 PB: 0 SB: 0 CS: 2	PA: 33									
PITCHER	IP	WLS	BF	H	R	ER	SO	BB	IBB	HBP	BLK	WP	HR	S	P	ERA	WHIP										
Dave Stewart, R ERA: 3.72 (1, 1)	5.0	L	23	5	4	3	1	3	0	0	0	0	0	14	26	0.00	0.500										
Jeff Parrett, R ERA: 3.14 (6, 1)	2.0		6	0	0	0	1	1	0	0	0	0	0	9	11	0.00	0.000										
Jim Corsi, R ERA: 1.56 (8, 1)	1.0		3	0	0	0	0	0	0	0	0	0	0	9	11	0.00	0.000										

Oakland Athletics @ Milwaukee Brewers
Milwaukee County Stadium, Milwaukee, WI
Fri Sep 25 1992, 8:05 PM EDT
Att: 24,846 - Cloudy - 64 F

AB	27
R	4
H	5
RBI	3
BB	4
SO	2
LOB	13




Batter	1	2	3	4	5	6	7	8	9	AB	R	H	RBI	BB	SO	LOB	TOP					
Willie Wilson, S (1, 8) OBP: 0.332, SLG: 0.334	2-2 G4-6-3 1B		1-0 L8		1-1 G3		0-0 G5-4-3			4	0	1	0	0	0	1	Oakland Athletics @ Milwaukee Brewers Milwaukee County Stadium, Milwaukee, WI Sat Sep 26 1992, 4:33 AM EDT Att: 26,509 - Cloudy - 65 F					
Jerry Browne, S (1, 7) OBP: 0.356, SLG: 0.364 Lance Blankenship, R (4, 7) OBP: 0.397, SLG: 0.350	2-2 G4-6-3 1-2		4-2 G1 1B BB		0-0 P6			2-1 L9		1	1	0	0	1	0	1						
Ruben Sierra, S (1, 9) OBP: 0.318, SLG: 0.438	2-1 F8		2-2 G1		1-0 F9			1-0 L9		4	0	0	0	0	0	1						
Mark McGwire, R (1, 3) OBP: 0.386, SLG: 0.587		3-2 BB 2B	0-2 FC4-6 1B		2-0 G5-3			0-0 L8		4	0	2	1	0	0	0						
Harold Baines, L (1, 10) OBP: 0.330, SLG: 0.374		1-1 F8 2B	1-1 FC4-6 1B		0-1 CS 1B			3-3 K		4	0	1	0	0	1	2						
Carney Lansford, R (1, 5) OBP: 0.325, SLG: 0.371		2-3 K		0-0 F8		0-1 1B		1-1 G6-3		4	0	1	0	0	1	1						
Terry Steinbach, R (1, 2) OBP: 0.345, SLG: 0.412 Jamie Quirk, L (6, PH) OBP: 0.279, SLG: 0.287		4-1 BB BB		1-0 G6-3 2B		3-3 K 2-3		1-2 P6		1	0	1	0	1	0	0						
Walt Weiss, S (1, 6) OBP: 0.307, SLG: 0.244		4-2 BB 2-3		1-0 G6-3			0-1 F7			2	0	0	0	1	0	1						
Mike Bordick, R (1, 4) OBP: 0.356, SLG: 0.363		3-2 G6-3		3-2 P4			4-1 G5-4-3 BB			2	0	0	0	1	0	4						
Inning Stats	R: 0 E: 0 K: 0 S: 9	H: 1 LOB: 0 BB: 0 P: 15	R: 0 E: 0 K: 1 S: 18	H: 1 LOB: 3 BB: 2 P: 35	R: 1 E: 0 K: 0 S: 15	H: 1 LOB: 1 BB: 1 P: 23	R: 0 E: 0 K: 0 S: 6	H: 1 LOB: 1 BB: 0 P: 11	R: 0 E: 0 K: 1 S: 4	H: 2 LOB: 2 BB: 0 P: 13	R: 0 E: 0 K: 0 S: 4	H: 0 LOB: 0 BB: 1 P: 8	R: 0 E: 0 K: 0 S: 4	H: 0 LOB: 0 BB: 0 P: 7	R: 0 E: 0 K: 1 S: 9	H: 0 LOB: 0 BB: 0 P: 14		1B: 4 2B: 3 3B: 0 HR: 0	SF: 0 SAC: 0 DP: 3 HBP: 0	WP: 0 PB: 0 SB: 0 CS: 1	PA: 34	
PITCHER	IP WLS BF H R ER SO BB IBB HBP BLK WP HR S P ERA WHIP	IP WLS BF H R ER SO BB IBB HBP BLK WP HR S P ERA WHIP	IP WLS BF H R ER SO BB IBB HBP BLK WP HR S P ERA WHIP	IP WLS BF H R ER SO BB IBB HBP BLK WP HR S P ERA WHIP	IP WLS BF H R ER SO BB IBB HBP BLK WP HR S P ERA WHIP	IP WLS BF H R ER SO BB IBB HBP BLK WP HR S P ERA WHIP	IP WLS BF H R ER SO BB IBB HBP BLK WP HR S P ERA WHIP	IP WLS BF H R ER SO BB IBB HBP BLK WP HR S P ERA WHIP	IP WLS BF H R ER SO BB IBB HBP BLK WP HR S P ERA WHIP	IP WLS BF H R ER SO BB IBB HBP BLK WP HR S P ERA WHIP	IP WLS BF H R ER SO BB IBB HBP BLK WP HR S P ERA WHIP	IP WLS BF H R ER SO BB IBB HBP BLK WP HR S P ERA WHIP	IP WLS BF H R ER SO BB IBB HBP BLK WP HR S P ERA WHIP	IP WLS BF H R ER SO BB IBB HBP BLK WP HR S P ERA WHIP	IP WLS BF H R ER SO BB IBB HBP BLK WP HR S P ERA WHIP	IP WLS BF H R ER SO BB IBB HBP BLK WP HR S P ERA WHIP	IP WLS BF H R ER SO BB IBB HBP BLK WP HR S P ERA WHIP	IP WLS BF H R ER SO BB IBB HBP BLK WP HR S P ERA WHIP	IP WLS BF H R ER SO BB IBB HBP BLK WP HR S P ERA WHIP	IP WLS BF H R ER SO BB IBB HBP BLK WP HR S P ERA WHIP	IP WLS BF H R ER SO BB IBB HBP BLK WP HR S P ERA WHIP	IP WLS BF H R ER SO BB IBB HBP BLK WP HR S P ERA WHIP

AB	30
R	1
H	6
RBI	1
BB	4
SO	3
LOB	13



Batter	1	2	3	4	5	6	7	8	9	AB	R	H	RBI	BB	SO	LOB	BOTTOM					
Pat Listach, S (1, 6) OBP: 0.359, SLG: 0.360	4-2 BB		0-0 CS 1B		3-3 K2-3		3-3 K 2-3			3	0	1	0	1	2	3	Oakland Athletics @ Milwaukee Brewers Milwaukee County Stadium, Milwaukee, WI Sat Sep 26 1992, 4:33 AM EDT Att: 26,509 - Cloudy - 65 F					
Darryl Hamilton, L (1, 9) OBP: 0.352, SLG: 0.386	3-2 F8		1-2 F7		4-1 S BB		3-1 F9			3	0	0	0	1	0	4						
Paul Moltor, R (1, 10) OBP: 0.392, SLG: 0.464	0-1 F8		1-3 K 1-2		1-3 K 1-2			0-0 G6-3		4	0	0	0	0	2	4						
Robin Yount, R (1, 8) OBP: 0.313, SLG: 0.378	0-0 G5-3			3-2 F9		2-0 F9		2-2 G1-3		4	0	0	0	0	0	1						
Greg Vaughn, R (1, 7) OBP: 0.312, SLG: 0.411		1-1 F7		1-0 G6-3		1-0 HR		3-1 1B		4	1	2	1	0	0	0						
B.J. Surhoff, L (1, 3) OBP: 0.320, SLG: 0.328		4-2 1B E BB		3-1 1B		2-1 P4		1-1 G3		3	1	1	0	1	0	1						
Kevin Seitzer, R (1, 5) OBP: 0.331, SLG: 0.362		0-0 E7 G3 1B		0-2 F9		3-2 P4				3	0	1	0	0	0	1						
Dave Nilsson, L (1, 2) OBP: 0.289, SLG: 0.345 Alex Diaz, S (7, PR)		1-2 G3			0-0 G4-3 2B			4-2 E SH3-4 BB		2	0	1	0	1	0	1						
John Jaha, R (8, 3) OBP: 0.293, SLG: 0.315		2-3 L6			1-1 G4-3			0-0 SH3-4		0	0	0	0	0	0	0						
Scott Fletcher, R (1, 4) OBP: 0.336, SLG: 0.367		2-1 L6			2-3 G4-3			1-2 SH3-4		2	0	0	0	0	0	2						
Inning Stats	R: 0 E: 0 K: 0 S: 20	H: 0 LOB: 1 BB: 1 P: 26	R: 1 E: 1 K: 0 S: 10	H: 1 LOB: 1 BB: 1 P: 18	R: 0 E: 0 K: 1 S: 7	H: 1 LOB: 0 BB: 0 P: 9	R: 0 E: 0 K: 0 S: 9	H: 1 LOB: 1 BB: 0 P: 16	R: 0 E: 0 K: 2 S: 11	H: 1 LOB: 2 BB: 1 P: 20	R: 1 E: 0 K: 0 S: 7	H: 1 LOB: 0 BB: 0 P: 15	R: 0 E: 1 K: 1 S: 13	H: 0 LOB: 2 BB: 1 P: 23	R: 0 E: 0 K: 0 S: 8	H: 1 LOB: 1 BB: 0 P: 14	R: 0 E: 0 K: 0 S: 9	H: 0 LOB: 0 BB: 0 P: 14	1B: 4 2B: 1 3B: 0 HR: 1	SF: 0 SAC: 1 DP: 0 HBP: 0	WP: 0 PB: 0 SB: 1 CS: 1	PA: 33
PITCHER	IP WLS BF H R ER SO BB IBB HBP BLK WP HR S P ERA WHIP	IP WLS BF H R ER SO BB IBB HBP BLK WP HR S P ERA WHIP	IP WLS BF H R ER SO BB IBB HBP BLK WP HR S P ERA WHIP	IP WLS BF H R ER SO BB IBB HBP BLK WP HR S P ERA WHIP	IP WLS BF H R ER SO BB IBB HBP BLK WP HR S P ERA WHIP	IP WLS BF H R ER SO BB IBB HBP BLK WP HR S P ERA WHIP	IP WLS BF H R ER SO BB IBB HBP BLK WP HR S P ERA WHIP	IP WLS BF H R ER SO BB IBB HBP BLK WP HR S P ERA WHIP	IP WLS BF H R ER SO BB IBB HBP BLK WP HR S P ERA WHIP	IP WLS BF H R ER SO BB IBB HBP BLK WP HR S P ERA WHIP	IP WLS BF H R ER SO BB IBB HBP BLK WP HR S P ERA WHIP	IP WLS BF H R ER SO BB IBB HBP BLK WP HR S P ERA WHIP	IP WLS BF H R ER SO BB IBB HBP BLK WP HR S P ERA WHIP	IP WLS BF H R ER SO BB IBB HBP BLK WP HR S P ERA WHIP	IP WLS BF H R ER SO BB IBB HBP BLK WP HR S P ERA WHIP	IP WLS BF H R ER SO BB IBB HBP BLK WP HR S P ERA WHIP	IP WLS BF H R ER SO BB IBB HBP BLK WP HR S P ERA WHIP	IP WLS BF H R ER SO BB IBB HBP BLK WP HR S P ERA WHIP	IP WLS BF H R ER SO BB IBB HBP BLK WP HR S P ERA WHIP	IP WLS BF H R ER SO BB IBB HBP BLK WP HR S P ERA WHIP	IP WLS BF H R ER SO BB IBB HBP BLK WP HR S P ERA WHIP	IP WLS BF H R ER SO BB IBB HBP BLK WP HR S P ERA WHIP

AB	28
R	2
H	6
RBI	1
BB	4
SO	4
LOB	17



Batter	1	2	3	4	5	6	7	8	9	AB	R	H	RBI	BB	SO	LOB	TOP										
Lance Blankenship, R OBP: 0.393, SLG: 0.346 (1, 7)	G4-3		L4		K		G5-3-6		G4-3	4	0	0	0	0	1	1	Oakland Athletics @ Milwaukee Brewers Milwaukee County Stadium, Milwaukee, WI Sun Sep 27 1992, 4:33 AM EDT Att: 54,985 - Sunny - 62 F										
Troy Neel, L OBP: 0.351, SLG: 0.500 (7, 4) (9, PH)										1	0	0	0	0	0												
Willie Wilson, S OBP: 0.331, SLG: 0.336 (1, 8)	P3		G3-1 1B 2B		K			G6-3		4	1	1	0	0	1	0											
Ruben Sierra, S OBP: 0.318, SLG: 0.437 (1, 9)	L3		G3-1					K		4	0	1	0	0	1	1											
Mark McGwire, R OBP: 0.389, SLG: 0.595 (1, 3)		HR	2B 1B		G6-3			2B 1B		4	2	3	2	0	0	1											
Harold Baines, L OBP: 0.333, SLG: 0.382 (1, 10)		BB 1B	3-H 1B				G5-3	1B 2B		4	0	3	0	0	0	0											
Carney Lansford, R OBP: 0.325, SLG: 0.370 (1, 5)	F8		G5-3				G2			4	0	1	1	0	0	3											
Jamie Quirk, L OBP: 0.280, SLG: 0.293 Rickey Henderson, R OBP: 0.426, SLG: 0.462 (8, PH) Randy Ready, R OBP: 0.336, SLG: 0.304 Henry Mercedes, R OBP: 1.000, SLG: 1.000 (8, 2)					G6-3					2	0	0	0	1	1	0											
Walt Weiss, S OBP: 0.303, SLG: 0.241 (1, 6)	F7				L5					4	0	0	0	0	1	2											
Mike Bordick, R OBP: 0.355, SLG: 0.362 Eric Fox, S OBP: 0.312, SLG: 0.371 (7, PH) Dave Henderson, R OBP: 0.170, SLG: 0.191 (9, PH)	G4-3				G6-3					2	0	0	0	0	0	2											
Inning Stats	R: 0 E: 0 K: 0 S: 7	H: 0 LOB: 0 BB: 0 P: 12	R: 1 E: 0 K: 0 S: 13	H: 2 LOB: 2 BB: 1 P: 20	R: 1 E: 0 K: 0 S: 13	H: 3 LOB: 2 BB: 0 P: 17	R: 0 E: 0 K: 0 S: 10	H: 0 LOB: 0 BB: 0 P: 17	R: 0 E: 0 K: 2 S: 12	H: 1 LOB: 1 BB: 0 P: 20	R: 0 E: 0 K: 1 S: 11	H: 0 LOB: 0 BB: 1 P: 14	R: 0 E: 0 K: 1 S: 6	H: 0 LOB: 0 BB: 1 P: 12	R: 1 E: 0 K: 2 S: 14	H: 3 LOB: 2 BB: 0 P: 22	R: 0 E: 0 K: 0 S: 7	H: 0 LOB: 0 BB: 0 P: 11	1B: 5 2B: 4 3B: 0 HR: 1	SF: 0 SAC: 0 DP: 1 HBP: 0	WP: 0 PB: 0 SB: 0 CS: 0	PA: 37					
PITCHER	IP	WLS	BF	H	R	ER	SO	BB	IBB	HBP	BLK	WP	HR	S	P	ERA	WHIP										
Jaime Navarro, R ERA: 3.4 (1, 1)	7.2	W	33	9	3	3	5	2	0	0	0	0	1	83	130	3.52	1.435										
Jesse Orosco, L ERA: 3.09 (8, 1)	0.2		2	0	0	0	1	0	0	0	0	0	0	5	7	0.00	0.000										
Doug Henry, R ERA: 4.08 (9, 1)	0.2	S	2	0	0	0	0	0	0	0	0	0	0	5	8	0.00	0.000										

AB 35
R 3
H 9
RBI 3
BB 2
SO 6
LOB 12



Batter	1	2	3	4	5	6	7	8	9	AB	R	H	RBI	BB	SO	LOB	BOTTOM										
Pat Listach, S OBP: 0.359, SLG: 0.359 (1, 6)	1B SF9			SH	G4-3		F8			2	1	0	0	2	0	2	Oakland Athletics @ Milwaukee Brewers Milwaukee County Stadium, Milwaukee, WI Sun Sep 27 1992, 4:33 AM EDT Att: 54,985 - Sunny - 62 F										
Darryl Hamilton, L OBP: 0.351, SLG: 0.384 (1, 9)	F9	G4-3		F7		BB FC 1B	G3			5	1	1	0	0	0	6											
Paul Moltor, R OBP: 0.393, SLG: 0.462 (1, 10)	S 1B		F8	K		E FC4-2 BB	F8			4	0	1	0	1	1	2											
Robin Yount, R OBP: 0.316, SLG: 0.380 Alex Diaz, S (8, PR) (9, 8)	SF9		HR 1B				F8			3	1	2	1	1	0	2											
Greg Vaughn, R OBP: 0.313, SLG: 0.415 (1, 7)	K		HR			FC4-2 BB				4	2	1	2	1	3	5											
B.J. Surhoff, L OBP: 0.321, SLG: 0.326 (9, 2)		G2-3 BB	F7		G3	BB FC4-2				3	0	0	1	2	0	2											
Kevin Seitzer, R OBP: 0.332, SLG: 0.359 (1, 5)		K		CS BB		BB FC4-2				3	0	0	0	2	1	6											
Dave Nilsson, L OBP: 0.293, SLG: 0.338 John Jaha, R OBP: 0.293, SLG: 0.315 (9, 3)		G2-3 BB	F7		F7					3	0	0	1	2	0	4											
Scott Fletcher, R OBP: 0.337, SLG: 0.371 (1, 4)		G2-3		SH 2B						4	0	2	0	0	1	5											
Inning Stats	R: 1 E: 0 K: 1 S: 11	H: 1 LOB: 1 BB: 1 P: 23	R: 0 E: 0 K: 1 S: 13	H: 0 LOB: 3 BB: 3 P: 31	R: 2 E: 0 K: 0 S: 13	H: 2 LOB: 1 BB: 1 P: 27	R: 0 E: 0 K: 2 S: 13	H: 1 LOB: 3 BB: 1 P: 23	R: 0 E: 0 K: 1 S: 16	H: 1 LOB: 3 BB: 3 P: 33	R: 0 E: 0 K: 0 S: 9	H: 0 LOB: 0 BB: 0 P: 17	R: 0 E: 0 K: 1 S: 11	H: 1 LOB: 2 BB: 1 P: 19	1B: 5 2B: 1 3B: 0 HR: 1	SF: 1 SAC: 1 DP: 0 HBP: 0		WP: 0 PB: 0 SB: 6 CS: 1	PA: 44								
PITCHER	IP	WLS	BF	H	R	ER	SO	BB	IBB	HBP	BLK	WP	HR	S	P	ERA	WHIP										
Bobby Witt, R ERA: 4.38 (1, 1)	1.2		10	1	1	1	2	4	0	0	0	0	0	22	51	5.40	3.000										
Kevin Campbell, R ERA: 5.2 (2, 1)	1.1	L	7	2	2	2	0	1	0	0	0	0	1	15	30	13.50	2.250										
Kelly Downs, R ERA: 3.33 (4, 1)	2.2		18	3	2	1	2	5	0	0	0	0	0	33	69	3.38	3.000										
Jeff Parrett, R ERA: 3.09 (6, 1)	1.1		4	0	0	0	1	0	0	0	0	0	0	12	20	0.00	0.000										
Dennis Eckersley, R ERA: 1.84 (8, 1)	1.0		5	1	0	0	1	0	1	0	0	0	0	11	19	0.00	1.000										

AB 31
R 5
H 7
RBI 5
BB 11
SO 6
LOB 34



Batter	1	2	3	4	5	6	7	8	9	AB	R	H	RBI	BB	SO	LOB	TOP										
Pat Listach, S OBP: 0.357, SLG: 0.355	1-1 G4-3	2-0 G6-3		1-0 F7		2-1 F7		3-2 F7		5	0	0	0	0	0	1	Milwaukee Brewers @ Seattle Mariners The Kingdome, Seattle, WA Tue Sep 29 1992, 10:05 PM EDT Att. 9,916 - Dome - 70 F										
Darryl Hamilton, L OBP: 0.355, SLG: 0.388	0-0 1B		0-0 1B	4-2 2B		2-1 1B		1-1 F9		4	1	3	0	1	0	0											
Paul Molitor, R OBP: 0.393, SLG: 0.465	0-1 F9		2-0 2B	3-1 2B		2-1 P9		1-3 K		5	2	2	1	0	1	2											
Robin Yount, R OBP: 0.321, SLG: 0.389 Alex Diaz, S (9, PR)	4-2 BB		0-1 2B	0-0 2B					4-1 CS	3	2	3	2	2	0	0											
Greg Vaughn, R OBP: 0.312, SLG: 0.415	3-1 F8		1-0 P4	3-1 G5-3					1-0 P6	5	0	1	1	0	0	5											
Bill Spiers, L OBP: 0.455, SLG: 0.600 Dante Bichette, R (7, PH)		1-2 F7	4-2 2B		2-3 K				0-1 F8	2	1	0	0	1	1	0											
Kevin Seitzer, R OBP: 0.334, SLG: 0.365		1-0 2B	2-0 2B	0-0 G4-3					1-2 CS	3	1	2	2	1	0	0											
Dave Nilsson, L OBP: 0.292, SLG: 0.342		1-2 2B	1-1 G3-1	3-1 G3-1						4	0	1	1	0	0	3											
Scott Fletcher, R OBP: 0.334, SLG: 0.367 Jim Tatum, R OBP: 0.333, SLG: 0.200	0-2 F8			1-0 F9		0-1 F9		0-1 G5-3		4	0	0	0	0	0	3											
										0	0	0	0	0	0	0											
Inning Stats	R: 0 E: 0 K: 0 S: 9	H: 1 LOB: 2 BB: 1 P: 17	R: 1 E: 0 K: 0 S: 11	H: 2 LOB: 1 BB: 0 P: 16	R: 3 E: 0 K: 0 S: 11	H: 4 LOB: 1 BB: 1 P: 21	R: 2 E: 0 K: 0 S: 11	H: 2 LOB: 1 BB: 1 P: 22	R: 0 E: 0 K: 1 S: 7	H: 0 LOB: 0 BB: 0 P: 12	R: 0 E: 0 K: 1 S: 17	H: 1 LOB: 1 BB: 1 P: 27	R: 0 E: 0 K: 1 S: 8	H: 0 LOB: 0 BB: 1 P: 13	R: 0 E: 0 K: 0 S: 6	H: 0 LOB: 1 BB: 1 P: 12	1B: 3 2B: 9 3B: 0 HR: 0	SF: 0 SAC: 0 DP: 0 HBP: 0	WP: 0 PB: 0 SB: 2 CS: 1	PA: 43							
PITCHER	IP	WLS	BF	H	R	ER	SO	BB	IBB	HBP	BLK	WP	HR	S	P	ERA	WHIP										
Brian Fisher, R ERA: 4.64	3.2	L	21	8	6	6	0	3	0	0	0	0	0	39	71	14.73	3.000										
Mark Grant, R ERA: 3.9	2.1		11	4	1	1	1	0	0	0	0	0	0	26	41	3.86	1.714										
Shawn Barton, L ERA: 2.92	0.2		3	0	0	0	1	0	1	0	0	0	0	8	15	0.00	0.000										
Mike Schooler, R ERA: 4.76	1.1		4	0	0	0	1	0	0	0	0	0	0	10	15	0.00	0.000										
Calvin Jones, R ERA: 5.75	1.0		3	0	0	0	0	1	0	0	0	0	0	6	12	0.00	1.000										

Batter	1	2	3	4	5	6	7	8	9	AB	R	H	RBI	BB	SO	LOB	BOTTOM										
Omar Vizquel, S OBP: 0.340, SLG: 0.350	2-2 F7		1-0 F8		2-1 G6-3			0-0 1B	0-1 G4-3	5	1	1	0	0	0	1	Milwaukee Brewers @ Seattle Mariners The Kingdome, Seattle, WA Tue Sep 29 1992, 10:05 PM EDT Att. 9,916 - Dome - 70 F										
Rich Amaral, R OBP: 0.281, SLG: 0.298	1-2 L4		2-2 2B			4-2 L3		2-2 G6-3	2-3 K	3	0	1	0	1	0	1											
Lance Parrish, R OBP: 0.300, SLG: 0.430				1-0 2B						1	0	0	0	0	1	1											
Ken Griffey Jr., L OBP: 0.365, SLG: 0.536	3-2 G3			1-0 F7		0-0 L3		0-0 1B		4	0	1	0	0	0	2											
Tino Martinez, L OBP: 0.317, SLG: 0.409		1-0 HR			3-1 P3		2-2 1B		1-0 SF8	3	1	2	2	0	0	0											
Jay Buhner, R OBP: 0.333, SLG: 0.419		2-1 P6			0-0 HR		1-3 K		3-1 1B	4	1	2	1	0	1	1											
Pete O'Brien, L OBP: 0.292, SLG: 0.376 Henry Cotto, R OBP: 0.294, SLG: 0.354 Harold Reynolds, S OBP: 0.316, SLG: 0.330		1-1 2B		2-1 G3			2-2 F9		1-2 P6	3	0	1	0	0	0	0											
Dann Howitt, L OBP: 0.244, SLG: 0.271		2-3 K		1-1 P6			2-1 1B			4	1	2	0	0	1	1											
Dave Valle, R OBP: 0.305, SLG: 0.362 Greg Britley, L OBP: 0.281, SLG: 0.392 Bill Haselman, R OBP: 0.333, SLG: 0.333 Shane Turner, L OBP: 0.341, SLG: 0.338		0-1 G6-3			1-1 P2		2-2 FC1-6		1-0 P5	2	0	0	0	0	0	1											
Bret Boone, R OBP: 0.219, SLG: 0.298			2-3 K		1-3 K		1-3 K		1-0 G4-3	4	0	1	1	0	3	1											
										2B																	
Inning Stats	R: 0 E: 0 K: 0 S: 10	H: 0 LOB: 0 BB: 0 P: 16	R: 1 E: 0 K: 1 S: 10	H: 2 LOB: 1 BB: 0 P: 16	R: 0 E: 0 K: 1 S: 8	H: 1 LOB: 0 BB: 0 P: 14	R: 1 E: 0 K: 0 S: 7	H: 1 LOB: 0 BB: 0 P: 13	R: 0 E: 0 K: 1 S: 12	H: 0 LOB: 0 BB: 0 P: 11	R: 0 E: 0 K: 1 S: 12	H: 1 LOB: 1 BB: 1 P: 19	R: 0 E: 0 K: 1 S: 12	H: 1 LOB: 1 BB: 0 P: 19	R: 1 E: 0 K: 0 S: 12	H: 3 LOB: 2 BB: 0 P: 19	R: 1 E: 0 K: 1 S: 10	H: 2 LOB: 1 BB: 0 P: 15	1B: 4 2B: 6 3B: 0 HR: 2	SF: 1 SAC: 0 DP: 1 HBP: 0	WP: 0 PB: 0 SB: 0 CS: 0	PA: 38					
PITCHER	IP	WLS	BF	H	R	ER	SO	BB	IBB	HBP	BLK	WP	HR	S	P	ERA	WHIP										
21 Cal Eldred, R ERA: 1.45	7.0	W	27	6	2	2	5	1	0	0	0	0	0	66	108	2.57	1.000										
Dan Plesac, L ERA: 3.13	0.2		5	3	1	1	0	0	0	0	0	0	0	8	14	13.50	4.500										
Darren Holmes, R ERA: 2.63	1.1	S	6	2	1	1	1	0	0	0	0	0	0	14	20	6.75	1.500										



Batter	1	2	3	4	5	6	7	8	9	AB R H RBI BB SO LOB	TOP											
Pat Listach, S OBP: 0.354, SLG: 0.352	1-1 B3		3-2 L9		2-3 K	0-1 F7			2-3 K	5 0 0 0 0 2 6	Milwaukee Brewers @ Seattle Mariners The Kingdome, Seattle, WA Wed Sep 30 1992, 10:05 PM EDT Att: 10,240 - Dome - 70 F											
Darryl Hamilton, L OBP: 0.356, SLG: 0.399	0-0 SF8 3B		3-3 K		1-2 G4-3		0-1 B2-3		0-0 HR	5 2 2 1 0 1 2												
Paul Moltzer, R OBP: 0.391, SLG: 0.464	1-0 SF8			2-2 G6-3		1-1 1B SF7 1B	2-2 G6-3		1-0 F7	4 1 1 1 0 0 0												
Robin Yount, R OBP: 0.324, SLG: 0.393	1-1 P9			2-0 FC6 1B		1-0 1B S 1B	2-1			4 1 3 0 0 0 0												
Greg Vaughn, R OBP: 0.312, SLG: 0.413		4-1 G4-3 S BB		1-3 K		2-2 P6	2-3 K			3 0 0 0 1 2 4												
B.J. Surhoff, L OBP: 0.319, SLG: 0.324		1-3 K		1-0 FC6		0-0 SF7		2-3 K		3 0 0 1 0 2 2												
Kevin Seitzer, R OBP: 0.334, SLG: 0.364		3-2 G4-3			1-0 L8	3-1 2B 1B		0-2 G6-3		4 0 1 0 0 0 1												
Dave Nilsson, L OBP: 0.297, SLG: 0.353		0-1 P2			0-0 HBP 1B	1-1 HBP 2B		1-2 F8		4 0 2 1 0 0 1												
Scott Fletcher, R OBP: 0.338, SLG: 0.368			0-0 CS 1B		1-0 HBP	1-0 HBP		2-1 P4		2 0 1 0 0 0 0												
Inning Stats	R: 1 E: 0 K: 0 S: 6	H: 1 LOB: 0 BB: 0 P: 9	R: 0 E: 0 K: 1 S: 9	H: 0 LOB: 1 BB: 1 P: 17	R: 0 E: 0 K: 1 S: 11	H: 1 LOB: 0 BB: 0 P: 17	R: 0 E: 0 K: 1 S: 9	H: 1 LOB: 1 BB: 0 P: 15	R: 0 E: 0 K: 1 S: 9	H: 1 LOB: 2 BB: 0 P: 14		R: 2 E: 0 K: 0 S: 14	H: 4 LOB: 3 BB: 0 P: 23	R: 0 E: 0 K: 1 S: 10	H: 1 LOB: 1 BB: 0 P: 16	R: 0 E: 0 K: 1 S: 12	H: 0 LOB: 0 BB: 0 P: 15	R: 1 E: 0 K: 1 S: 8	H: 1 LOB: 0 BB: 0 P: 13	1B: 6 2B: 2 3B: 1 HR: 1	SF: 2 SAC: 0 DP: 0 HBP: 2	WP: 0 PB: 0 SB: 3 CS: 1
PITCHER	IP WLS BF H R ER SO BB IBB HBP BLK WP HR S P ERA WHIP																					
Tim Leary, R ERA: 5.36	(1, 1) 5.2 W 26 8 3 3 4 1 0 1 0 0 0 56 92 4.76 1.588																					
Rich DeLucia, R ERA: 5.62	(6, 1) 3.1 S 13 2 1 1 3 0 0 1 0 0 1 32 47 2.70 0.600																					

Batter	1	2	3	4	5	6	7	8	9	AB R H RBI BB SO LOB	BOTTOM											
Omar Vizquel, S OBP: 0.339, SLG: 0.349	0-2 F9		0-0 1B HR	1-1 E6 G6-4-3		0-1 CS	0-0 F7			4 1 1 0 0 0 1	Milwaukee Brewers @ Seattle Mariners The Kingdome, Seattle, WA Wed Sep 30 1992, 10:05 PM EDT Att: 10,240 - Dome - 70 F											
Rich Amaral, R OBP: 0.272, SLG: 0.307	1-3 K		0-0 1B HR	2-1 G6-4-3			2-0 G4-6-3 1B			4 1 2 0 0 1 2												
Ken Griffey Jr., L OBP: 0.364, SLG: 0.539	1-2 P9		0-0 1B HR		0-1 F8		1-2 G4-6-3			4 1 1 3 0 0 1												
Tino Martinez, L OBP: 0.319, SLG: 0.418		3-1 G3 2B	3-2 G3		0-1 HR			0-2 G6-3		4 1 2 1 0 0 0												
Jay Buhner, R OBP: 0.331, SLG: 0.416		0-0 F9	3-3 K		1-3 K			0-0 G6-3		4 0 0 0 0 2 1												
Pete O'Brien, L OBP: 0.292, SLG: 0.375		0-1 G3		0-0 WP 1B	2-1 G6-3			0-1 F9		4 1 1 0 0 0 1												
Lance Parrish, R OBP: 0.301, SLG: 0.429		3-2 G5-3		0-1 WP 2B 1B		1-3 K				3 1 1 0 0 1 1												
Dann Howitt, L OBP: 0.247, SLG: 0.288			1-0 G4-1	1-1 2B		1-3 K				3 0 1 2 0 1 0												
Bret Boone, R OBP: 0.229, SLG: 0.325			2-2 HR	1-1 G5-3		4-0 CS BB				2 1 1 1 1 0 1												
Inning Stats	R: 0 E: 0 K: 1 S: 9	H: 0 LOB: 0 BB: 0 P: 11	R: 0 E: 0 K: 0 S: 8	H: 1 LOB: 1 BB: 0 P: 14	R: 4 E: 0 K: 1 S: 14	H: 4 LOB: 0 BB: 0 P: 23	R: 2 E: 1 K: 0 S: 11	H: 3 LOB: 1 BB: 0 P: 16	R: 1 E: 0 K: 1 S: 9	H: 1 LOB: 0 BB: 0 P: 12		R: 0 E: 0 K: 2 S: 7	H: 0 LOB: 1 BB: 1 P: 13	R: 0 E: 0 K: 0 S: 5	H: 1 LOB: 0 BB: 0 P: 8	R: 0 E: 0 K: 0 S: 6	H: 0 LOB: 0 BB: 0 P: 6	R: 0 E: 0 K: 0 S: 6	H: 0 LOB: 0 BB: 0 P: 6	1B: 5 2B: 2 3B: 0 HR: 3	SF: 0 SAC: 0 DP: 2 HBP: 0	WP: 1 PB: 0 SB: 0 CS: 1
PITCHER	IP WLS BF H R ER SO BB IBB HBP BLK WP HR S P ERA WHIP																					
Chris Bosio, R ERA: 3.62	(1, 1) 6.1 L 29 10 7 7 5 1 0 0 0 0 0 0 60 93 9.95 1.737																					
Dan Plesac, L ERA: 3.07	(7, 1) 1.2 4 0 0 0 0 0 0 0 0 0 0 9 10 0.00 0.000																					

Batter	1	2	3	4	5	6	7	8	9	AB	R	H	RBI	BB	SO	LOB	TOP											
Pat Listach, S OBP: 0.352, SLG: 0.349 Bill Spiers, L OBP: 0.385, SLG: 0.500										3	0	0	0	1	3	1												
Darryl Hamilton, L OBP: 0.356, SLG: 0.400										4	1	1	0	0	0	2												
Paul Molitor, R OBP: 0.390, SLG: 0.463										2	0	1	0	2	0	1												
Robin Yount, R OBP: 0.325, SLG: 0.390										3	0	0	1	0	0	3												
Greg Vaughn, R OBP: 0.315, SLG: 0.411										3	1	1	0	1	0	1												
B.J. Surhoff, L OBP: 0.314, SLG: 0.321 Dante Bichette, R OBP: 0.316, SLG: 0.402 Jim Gantner, L OBP: 0.276, SLG: 0.313										3	0	0	0	0	0	1												
Kevin Seitzer, R OBP: 0.337, SLG: 0.367										4	1	1	0	0	0	1												
Dave Nilsson, L OBP: 0.306, SLG: 0.356										3	0	2	1	1	0	1												
Scott Fletcher, R OBP: 0.335, SLG: 0.360 Jose Valentin, S OBP: 0.276, SLG: 0.313										3	0	0	0	0	0	3												
Inning Stats	R: 1 E: 1 K: 1 S: 11	H: 0 LOB: 1 BB: 1 P: 21	R: 0 E: 0 K: 0 S: 8	H: 0 LOB: 1 BB: 2 P: 14	R: 0 E: 0 K: 0 S: 12	H: 0 LOB: 1 BB: 2 P: 23	R: 1 E: 0 K: 0 S: 9	H: 2 LOB: 1 BB: 0 P: 12	R: 0 E: 0 K: 1 S: 8	H: 0 LOB: 0 BB: 0 P: 9	R: 0 E: 0 K: 0 S: 6	H: 1 LOB: 1 BB: 0 P: 14	R: 0 E: 0 K: 0 S: 8	H: 1 LOB: 1 BB: 1 P: 15	R: 1 E: 0 K: 1 S: 8	H: 1 LOB: 0 BB: 0 P: 10	1B: 4 2B: 2 3B: 0 HR: 0	SF: 2 SAC: 0 DP: 1 HBP: 0	WP: 1 PB: 0 SB: 0 CS: 1	PA: 37								
PITCHER	IP	WLS	BF	H	R	ER	SO	BB	IBB	HBP	BLK	WP	HR	S	P	ERA	WHIP											
Mike Moore, R ERA: 4.12	(1, 1)	6.0	W	25	3	2	1	2	4	0	0	0	1	0	54	92	1.50	1.167										
Jeff Parrett, R ERA: 3.02	(7, 1)	1.1		7	2	0	0	1	1	0	0	0	0	0	13	25	0.00	2.250										
Vince Horsman, L ERA: 2.55	(8, 1)	0.2		1	0	0	0	0	0	0	0	0	0	0	3	4	0.00	0.000										
Kelly Downs, R ERA: 3.37	(9, 1)	1.0		4	1	1	1	1	0	0	0	0	0	8	10	9.00	1.000											

Milwaukee Brewers @ Oakland Athletics
Oakland-Alameda County Coliseum, Oakland, CA
Sat Oct 03 1992, 3:33 AM PDT
Att: 29,040 - Sunny - 67 F

AB 30
R 3
H 6
RBI 3
BB 5
SO 4
LOB 16



Batter	1	2	3	4	5	6	7	8	9	AB	R	H	RBI	BB	SO	LOB	BOTTOM											
Rickey Henderson, R OBP: 0.426, SLG: 0.457 Willie Wilson, S OBP: 0.329, SLG: 0.334										2	0	0	0	3	1	2												
Dave Henderson, R OBP: 0.172, SLG: 0.161 Eric Fox, S OBP: 0.301, SLG: 0.366										3	0	0	0	0	0	5												
Ruben Sierra, S OBP: 0.323, SLG: 0.438										4	2	2	1	1	0	1												
Harold Baines, L OBP: 0.333, SLG: 0.393 Randy Ready, R OBP: 0.336, SLG: 0.298										2	1	1	2	0	0	3												
Mark McGwire, R OBP: 0.387, SLG: 0.587										4	3	2	1	1	1	0												
Camey Lansford, R OBP: 0.325, SLG: 0.370 Scott Brosius, R OBP: 0.264, SLG: 0.388										4	0	1	0	0	0	1												
Terry Steinbach, R OBP: 0.358, SLG: 0.413 Henry Mercedes, R OBP: 0.667, SLG: 0.667										4	2	2	0	0	1	1												
Mike Bordick, R OBP: 0.358, SLG: 0.371 Troy Neel, L OBP: 0.339, SLG: 0.491 Lance Blankenship, R OBP: 0.350, SLG: 0.535										2	1	2	1	1	0	0												
Walt Weiss, S OBP: 0.302, SLG: 0.239										4	0	1	1	0	0	4												
Inning Stats	R: 3 E: 0 K: 0 S: 10	H: 2 LOB: 0 BB: 1 P: 16	R: 1 E: 0 K: 0 S: 12	H: 2 LOB: 2 BB: 2 P: 25	R: 0 E: 0 K: 1 S: 6	H: 0 LOB: 0 BB: 0 P: 8	R: 1 E: 0 K: 0 S: 11	H: 2 LOB: 1 BB: 1 P: 23	R: 0 E: 0 K: 1 S: 10	H: 1 LOB: 2 BB: 1 P: 20	R: 0 E: 0 K: 1 S: 7	H: 0 LOB: 0 BB: 0 P: 11	R: 2 E: 0 K: 0 S: 10	H: 3 LOB: 2 BB: 1 P: 21	R: 3 E: 0 K: 1 S: 13	H: 3 LOB: 0 BB: 0 P: 19	1B: 6 2B: 3 3B: 0 HR: 4	SF: 0 SAC: 0 DP: 0 HBP: 0	WP: 0 PB: 0 SB: 1 CS: 0	PA: 43								
PITCHER	IP	WLS	BF	H	R	ER	SO	BB	IBB	HBP	BLK	WP	HR	S	P	ERA	WHIP											
Ricky Bones, R ERA: 4.57	(1, 1)	1.1	L	9	4	4	4	0	1	0	0	0	2	16	25	27.00	3.750											
Jim Austin, R ERA: 1.85	(2, 1)	2.1		12	2	1	1	1	2	1	0	0	0	1	22	45	3.86	1.714										
Dan Plesac, L ERA: 2.96	(4, 1)	2.1		9	1	0	0	2	0	1	0	0	0	0	18	33	0.00	0.429										
Mike Fetters, R ERA: 1.87	(7, 1)	2.0		13	6	5	5	1	1	0	0	0	0	1	23	40	22.50	3.500										

Milwaukee Brewers @ Oakland Athletics
Oakland-Alameda County Coliseum, Oakland, CA
Sat Oct 03 1992, 3:33 AM PDT
Att: 29,040 - Sunny - 67 F

AB 37
R 10
H 13
RBI 10
BB 6
SO 4
LOB 20



Batter	1	2	3	4	5	6	7	8	9	AB	R	H	RBI	BB	SO	LOB	TOP	
Paul Molitor, R OBP: 0.389, SLG: 0.461 Greg Vaughn, R OBP: 0.313, SLG: 0.409	F8	G5-4-3			K			F7		2	0	0	0	0	0	1		
Darryl Hamilton, L OBP: 0.356, SLG: 0.400 Dave Nilsson, L OBP: 0.304, SLG: 0.354	K			CS		F8			G3	3	0	1	0	0	1	0		
Bill Spiers, L OBP: 0.353, SLG: 0.438	1B					L3			G4-3	4	0	1	0	0	0	1		
Dante Bichette, R OBP: 0.318, SLG: 0.406	1B					L5				4	0	2	0	0	0	0		
John Jaha, R OBP: 0.291, SLG: 0.308										3	0	0	0	1	1	1		
Jim Tatum, R OBP: 0.222, SLG: 0.125	F7									3	0	0	0	0	0	3		
Tim McIntosh, R OBP: 0.229, SLG: 0.221										3	1	1	0	0	0	0		
Jose Valentin, S OBP: 0.111, SLG: 0.111										3	0	0	0	0	0	1		
Alex Diaz, S OBP: 0.111, SLG: 0.111										3	0	1	1	0	0	0		
Inning Stats	R: 0 H: 2 E: 0 K: 1 S: 19	H: 2 R: 1 ER: 0 LOB: 3 BB: 1 P: 26	R: 0 H: 1 E: 0 K: 0 S: 5	H: 1 R: 0 ER: 0 LOB: 0 BB: 0 P: 7	R: 0 H: 0 E: 0 K: 0 S: 6	H: 0 R: 0 ER: 0 LOB: 0 BB: 0 P: 7	R: 0 H: 0 E: 0 K: 0 S: 3	H: 0 R: 0 ER: 0 LOB: 0 BB: 0 P: 6	R: 0 H: 0 E: 0 K: 0 S: 4	H: 0 R: 0 ER: 0 LOB: 1 BB: 0 P: 9	1B: 4 2B: 2 3B: 0 HR: 0	SF: 0 SAC: 0 DP: 1 HBP: 0	WP: 0 PA: 32 PB: 0 SB: 1 CS: 1					
PITCHER	IP WLS BF H R ER SO BB IBB HBP BLK WP HR S P ERA WHIP																	
Bobby Witt, R ERA: 4.29	5.0	19	5	1	1	2	1	0	0	0	0	0	0	0	45	64	1.80	1.200
Jeff Russell, R ERA: 1.53	2.0	W 6	0	0	0	0	0	0	0	0	0	0	0	8	12	0.00	0.000	
Kevin Campbell, R ERA: 5.12	1.0	3	0	0	0	0	0	0	0	0	0	0	0	4	5	0.00	0.000	
Vince Horsman, L ERA: 2.49	1.0	4	1	0	0	1	0	0	0	0	0	0	0	7	9	0.00	1.000	

Milwaukee Brewers @ Oakland Athletics
Oakland-Alameda County Coliseum, Oakland, CA
Sun Oct 04 1992, 3:33 AM PDT
Att: 37,082 - Sunny - 72 F

AB 31
R 1
H 6
RBI 1
BB 1
SO 3
LOB 7



Batter	1	2	3	4	5	6	7	8	9	AB	R	H	RBI	BB	SO	LOB	BOTTOM	
Rickey Henderson, R OBP: 0.426, SLG: 0.457 Eric Fox, S OBP: 0.299, SLG: 0.364	F9					P5		SH		2	0	1	1	0	0	0		
Willie Wilson, S OBP: 0.325, SLG: 0.333	P4					G3		HR		4	1	1	1	0	0	1		
Carney Lansford, R OBP: 0.325, SLG: 0.369 Ruben Sierra, S OBP: 0.323, SLG: 0.443	K							HR		1	0	0	0	0	1	0		
Harold Baines, L OBP: 0.331, SLG: 0.391 Jamie Quirk, L OBP: 0.294, SLG: 0.305 Dave Henderson, R OBP: 0.169, SLG: 0.159 Mike Bordick, R OBP: 0.356, SLG: 0.371								HR		2	0	0	0	0	0	0		
Mark McGwire, R OBP: 0.385, SLG: 0.585 Scott Brosius, R OBP: 0.258, SLG: 0.379								K		0	1	0	0	0	0	1		
Terry Steinbach, R OBP: 0.345, SLG: 0.411 Henry Mercedes, R OBP: 0.800, SLG: 1.200								HR		0	0	0	0	0	0	0		
Randy Ready, R OBP: 0.329, SLG: 0.288								HR		3	1	1	3	0	0	0		
Walt Weiss, S OBP: 0.305, SLG: 0.241								HR		2	0	0	0	0	0	1		
Lance Blankenship, R OBP: 0.393, SLG: 0.341								HR		2	0	0	0	0	1	1		
Inning Stats	R: 0 H: 0 E: 0 K: 1 S: 13	H: 0 R: 0 ER: 0 LOB: 0 BB: 0 P: 20	R: 1 H: 1 E: 0 K: 1 S: 10	H: 1 R: 0 ER: 0 LOB: 1 BB: 0 P: 18	R: 0 H: 0 E: 0 K: 0 S: 5	H: 0 R: 0 ER: 0 LOB: 0 BB: 0 P: 9	R: 0 H: 0 E: 0 K: 0 S: 8	H: 0 R: 1 ER: 0 LOB: 1 BB: 0 P: 15	R: 5 H: 5 E: 1 K: 2 S: 21	H: 5 R: 1 ER: 1 LOB: 1 BB: 0 P: 33	1B: 4 2B: 1 3B: 1 HR: 1	SF: 0 SAC: 1 DP: 0 HBP: 2	WP: 0 PA: 34 PB: 0 SB: 1 CS: 0					
PITCHER	IP WLS BF H R ER SO BB IBB HBP BLK WP HR S P ERA WHIP																	
21 Cal Eldred, R ERA: 1.79	7.0	L 29	5	6	6	4	0	0	0	0	0	0	0	65	111	7.71	0.714	
Jesse Orosco, L ERA: 3.23	1.0	5	2	1	0	2	0	0	0	0	0	0	0	1	13	19	0.00	2.000

Milwaukee Brewers @ Oakland Athletics
Oakland-Alameda County Coliseum, Oakland, CA
Sun Oct 04 1992, 3:33 AM PDT
Att: 37,082 - Sunny - 72 F

AB 31
R 7
H 7
RBI 7
BB 0
SO 6
LOB 5

