

Milwaukee Brewers - 1993

Batter	1	2	3	4	5	6	7	8	9	AB	R	H	RBI	BB	SO	LOB	TOP									
Rickey Henderson, R OBP: 0.463, SLG: 0.515	1-1 1B		2-2 FC6-4		0-0 2B			3-1 L7		4	0	2	0	0	0	1	Oakland Athletics @ Milwaukee Brewers Milwaukee County Stadium, Milwaukee, WI Sat Apr 17 1993, 4:33 AM EDT Att: 16,272 - Overcast - 44 F									
Jerry Browne, S OBP: 0.412, SLG: 0.333	2-3 K		2-1 G4-3		3-2 G5-3			4-1 BB		3	0	0	0	1	1	3										
Ruben Sierra, S OBP: 0.308, SLG: 0.514	3-1 L9			1-1 2B		0-1 2B		1-0 G3		4	1	2	0	0	0	2										
Mark McGwire, R OBP: 0.517, SLG: 0.500	1-1 G6-3			1-2 G5-3		1-2 L7		1-2 P6		4	0	0	0	0	0	4										
Troy Neel, L OBP: 0.214, SLG: 0.370		2-1 1B		2-3 K		2-3 K		1-2 G3-1		4	0	1	0	0	2	1										
Terry Steinbach, R OBP: 0.289, SLG: 0.389		0-0 G6-4-3		2-3 K		2-3 G1-3		0-1 G6-3		4	0	0	0	0	1	2										
Kevin Seitzer, R OBP: 0.318, SLG: 0.619		1-2 F9			0-0 HR		0-2 G4-3		0-1 HR	4	2	2	2	0	0	0										
Eric Fox, S OBP: 0.333, SLG: 0.450			1-1 B2-3		1-1 F8		1-3 K		1-2 G3	4	0	0	0	0	1	0										
Mike Bordick, R OBP: 0.364, SLG: 0.259			4-2 BB		0-1 G5-3		1-1 F8			2	0	0	0	1	0	0										
Inning Stats	R: 0 E: 0 K: 10 S: 10	H: 1 LOB: 1 BB: 0 P: 16	R: 0 E: 0 K: 6 S: 6	H: 1 LOB: 0 BB: 0 P: 9	R: 0 E: 0 K: 9 S: 9	H: 0 LOB: 1 BB: 1 P: 18	R: 1 E: 0 K: 2 S: 11	H: 1 LOB: 0 BB: 0 P: 17	R: 1 E: 0 K: 0 S: 9	H: 2 LOB: 1 BB: 0 P: 13	R: 0 E: 0 K: 1 S: 10	H: 1 LOB: 1 BB: 0 P: 16	R: 0 E: 0 K: 1 S: 9	H: 0 LOB: 0 BB: 0 P: 11	R: 0 E: 0 K: 0 S: 7	H: 0 LOB: 1 BB: 1 P: 16		R: 1 E: 0 K: 0 S: 10	H: 1 LOB: 0 BB: 0 P: 12	1B: 2 2B: 3 3B: 0 HR: 2	SF: 0 SAC: 0 DP: 1 HBP: 0	WP: 0 PB: 0 SB: 4 CS: 0	PA: 35			
PITCHER	IP WLS BF H R ER SO BB IBB HBP BLK WP HR S P ERA WHIP	8.0 W 31 6 2 1 5 2 0 0 0 0 1 71 116 1.12 1.000	1.0 4 1 1 1 0 0 0 0 0 0 1 10 12 9.00 1.000																							

AB	33
R	3
H	7
RBI	2
BB	2
SO	5
LOB	13



Batter	1	2	3	4	5	6	7	8	9	AB	R	H	RBI	BB	SO	LOB	BOTTOM								
Pat Listach, S OBP: 0.333, SLG: 0.200	2-1 1B	1-0 B1-3		0-0 F7			4-1 BB			3	1	1	0	1	0	0	Oakland Athletics @ Milwaukee Brewers Milwaukee County Stadium, Milwaukee, WI Sat Apr 17 1993, 4:33 AM EDT Att: 16,272 - Overcast - 44 F								
Bill Spiers, L OBP: 0.273, SLG: 0.158	4-1 1B	1-0 F7		0-1 G3-1			0-0 G1-6-3			3	1	0	0	1	0	1									
Bill Doran, S	1-2 2B						1-2 BB			0	0	0	0	0	0	0									
Darryl Hamilton, L OBP: 0.514, SLG: 0.484	0-1 F7	2-2 G3			0-2 1B		3-2 G4-3			4	0	1	0	0	0	2									
Greg Vaughn, R OBP: 0.355, SLG: 0.360	0-0 F9		1-0 P6		0-0 F8			0-0 P4		4	0	0	0	0	0	3									
Kevin Reimer, L OBP: 0.211, SLG: 0.333	1-2 HBP	1-3 2B		0-0 HR	1-1 L8		1-2 G5-3			4	2	2	2	0	0	1									
Robin Yount, R OBP: 0.294, SLG: 0.207	1-0 2B	1-0 HBP		0-0 1B	2-1 F9		0-3 K			3	1	1	0	0	1	1									
B.J. Surhoff, L OBP: 0.286, SLG: 0.308	0-0 2B		1-0 F8			2-2 G1-3				3	0	1	3	0	0	1									
John Jaha, R OBP: 0.364, SLG: 0.222	3-2 L6		0-1 L8			2-0 P3				3	0	0	0	0	0	2									
Dave Nilsson, L OBP: 0.167, SLG: 0.667		3-2 HR		0-1 G4-3		2-2 L7				3	1	1	1	0	0	0									
Inning Stats	R: 4 E: 0 K: 0 S: 17	H: 3 LOB: 1 BB: 1 P: 26	R: 1 E: 0 K: 0 S: 8	H: 1 LOB: 0 BB: 0 P: 15	R: 1 E: 0 K: 0 S: 6	H: 2 LOB: 1 BB: 0 P: 8	R: 0 E: 0 K: 0 S: 5	H: 0 LOB: 0 BB: 0 P: 5	R: 0 E: 0 K: 0 S: 8	H: 1 LOB: 0 BB: 0 P: 11	R: 0 E: 0 K: 0 S: 8	H: 0 LOB: 0 BB: 0 P: 14	R: 0 E: 0 K: 0 S: 5	H: 0 LOB: 0 BB: 1 P: 12	R: 0 E: 0 K: 1 S: 10	H: 0 LOB: 0 BB: 0 P: 11	R: 0 E: 0 K: 0 S: 10	H: 0 LOB: 0 BB: 0 P: 11	1B: 4 2B: 1 3B: 0 HR: 2	SF: 0 SAC: 0 DP: 1 HBP: 1	WP: 0 PB: 0 SB: 1 CS: 0	PA: 33			
PITCHER	IP WLS BF H R ER SO BB IBB HBP BLK WP HR S P ERA WHIP	6.0 L 28 7 6 6 0 2 0 1 0 0 0 4 7 0.00 1.500	1.0 2 0 0 0 0 0 0 0 0 0 0 0 4 7 0.00 0.000	1.0 3 0 0 0 0 1 0 0 0 0 0 0 10 11 0.00 0.000																					

AB	30
R	6
H	7
RBI	6
BB	2
SO	1
LOB	11



Batter	1	2	3	4	5	6	7	8	9	AB	R	H	RBI	BB	SO	LOB	TOP				
Rickey Henderson, R OBP: 0.432, SLG: 0.472 Dave Henderson, R OBP: 0.400, SLG: 0.429	G5-3		G4-3			P2			G1	3	0	0	0	0	0	1					
Jerry Browne, S OBP: 0.388, SLG: 0.313 Eric Fox, S OBP: 0.318, SLG: 0.429	P6					P2			F8	2	0	0	0	0	0	0					
Ruben Sierra, S OBP: 0.286, SLG: 0.475	P2					K			L3	3	0	0	0	0	1	0					
Kevin Seitzer, R OBP: 0.280, SLG: 0.542						K			F9	3	0	0	0	0	1	0					
Troy Neel, L OBP: 0.226, SLG: 0.400										3	0	1	0	0	1	0					
Terry Steinbach, R OBP: 0.293, SLG: 0.385									F8	3	0	1	0	0	1	1					
Scott Brosius, R OBP: 0.235, SLG: 0.375									F8	3	0	0	0	0	0	2					
Scott Hemond, R OBP: 0.167, SLG: 0.333									L3	3	0	0	0	0	1	0					
Lance Blankenship, R OBP: 0.500, SLG: 0.381									F8	3	0	1	0	0	0	0					
Inning Stats	R: 0 E: 0 K: 0 S: 6	H: 0 LOB: 0 BB: 0 P: 9	R: 0 E: 0 K: 1 S: 9	H: 1 LOB: 1 BB: 0 P: 14	R: 0 E: 0 K: 1 S: 11	H: 1 LOB: 0 BB: 0 P: 17	R: 0 E: 0 K: 2 S: 10	H: 0 LOB: 0 BB: 0 P: 12	R: 0 E: 0 K: 1 S: 8	H: 0 LOB: 0 BB: 0 P: 12	R: 0 E: 0 K: 0 S: 7	H: 0 LOB: 0 BB: 0 P: 11	R: 0 E: 0 K: 0 S: 5	H: 0 LOB: 0 BB: 0 P: 9	R: 0 E: 0 K: 0 S: 5	H: 0 LOB: 0 BB: 0 P: 7	1B: 2 2B: 2 HR: 0	SF: 0 SAC: 0 DP: 2 HBP: 0	WP: 0 PB: 0 SB: 0 CS: 0	PA: 28	
PITCHER	IP	WLS	BF	H	R	ER	SO	BB	IBB	HBP	BLK	WP	HR	S	P	ERA	WHIP				
21 Cal Eldred, R ERA: 3.26 Doug Henry, R ERA: 16.2	8.0	W	25	3	0	0	5	0	0	0	0	0	0	64	95	0.00	0.375				
1.0	3	0	0	0	0	0	0	0	0	0	0	0	0	5	7	0.00	0.000				

Oakland Athletics @ Milwaukee Brewers
 Milwaukee County Stadium, Milwaukee, WI
 Sun Apr 18 1993, 4:33 AM EDT
 Att: 13,927 - Cloudy - 57 F

AB	28
R	0
H	3
RBI	0
BB	0
SO	5
LOB	4



Batter	1	2	3	4	5	6	7	8	9	AB	R	H	RBI	BB	SO	LOB	BOTTOM				
Pat Listach, S OBP: 0.391, SLG: 0.316	G5-3		G4-3			G6-3				4	2	2	1	0	0	2					
Bill Spiers, L OBP: 0.308, SLG: 0.273 Bill Doran, S OBP: 1.000, SLG: 1.000	G4-3		G4-3							3	2	1	1	1	0	1					
Darryl Hamilton, L OBP: 0.550, SLG: 0.514	L4									4	1	3	3	1	0	0					
Greg Vaughn, R OBP: 0.361, SLG: 0.345										4	0	1	1	1	1	3					
Kevin Reimer, L OBP: 0.167, SLG: 0.261										5	0	0	0	0	0	5					
Robin Yount, R OBP: 0.316, SLG: 0.250 Alex Diaz, S OBP: 0.333, SLG: 0.222										3	0	2	1	0	0	0					
B.J. Surhoff, L OBP: 0.281, SLG: 0.276										3	1	0	0	1	0	3					
John Jaha, R OBP: 0.385, SLG: 0.273										4	1	2	0	0	0	1					
Dave Nilsson, L OBP: 0.100, SLG: 0.400 Joe Kmak, R OBP: 0.333, SLG: 0.222										4	0	0	0	0	0	4					
Inning Stats	R: 0 E: 0 K: 0 S: 6	H: 0 LOB: 0 BB: 0 P: 9	R: 0 E: 0 K: 1 S: 7	H: 0 LOB: 0 BB: 0 P: 12	R: 2 E: 0 K: 0 S: 13	H: 2 LOB: 2 BB: 2 P: 24	R: 0 E: 0 K: 0 S: 6	H: 1 LOB: 1 BB: 0 P: 9	R: 2 E: 1 K: 0 S: 12	H: 1 LOB: 1 BB: 1 P: 21	R: 0 E: 0 K: 0 S: 9	H: 2 LOB: 2 BB: 0 P: 13	R: 2 E: 0 K: 0 S: 17	H: 2 LOB: 1 BB: 1 P: 28	R: 2 E: 0 K: 0 S: 13	H: 4 LOB: 2 BB: 0 P: 21	1B: 10 2B: 1 3B: 1 HR: 0	SF: 1 SAC: 0 DP: 0 HBP: 1	WP: 0 PB: 0 SB: 0 CS: 0	PA: 41	
PITCHER	IP	WLS	BF	H	R	ER	SO	BB	IBB	HBP	BLK	WP	HR	S	P	ERA	WHIP				
Shawn Hillegas, R ERA: 2.45 Ed Nunez, R ERA: 3.5 Joe Boever, R ERA: 5.4 Kelly Downs, R ERA: 19.64	5.0	L	23	4	4	3	1	4	4	3	1	0	0	9	13	0.00	2.000				
1.0	5	2	0	0	0	0	0	0	0	0	0	0	0	9	13	0.00	2.000				
1.0	6	2	2	2	2	0	1	0	0	0	0	0	0	17	28	18.00	3.000				
1.0	7	4	2	2	2	0	0	0	0	0	0	0	0	13	21	18.00	4.000				

Oakland Athletics @ Milwaukee Brewers
 Milwaukee County Stadium, Milwaukee, WI
 Sun Apr 18 1993, 4:33 AM EDT
 Att: 13,927 - Cloudy - 57 F

AB	35
R	8
H	12
RBI	7
BB	4
SO	1
LOB	19



Batter	1	2	3	4	5	6	7	8	9	AB	R	H	RBI	BB	SO	LOB	TOP										
Pat Listach, S OBP: 0.346, SLG: 0.273 Dickie Thon, R OBP: 0.429, SLG: 0.577	1-1 G4-3		1-3 K		1-3 K		2-2 1B		0-1 G5-3	3	0	0	0	0	2	2											
Bill Spiers, L OBP: 0.345, SLG: 0.320 Tom Brunansky, R OBP: 0.333, SLG: 0.077	1-2 1B		0-0 B2			1-2 1B	3-3 K			3	0	2	0	0	0	0											
Darryl Hamilton, L OBP: 0.500, SLG: 0.462 Alex Diaz, S	0-1 L7			1-2 F7		2-2 F7	1-0 F7			4	0	0	0	0	0	4											
Greg Vaughn, R OBP: 0.375, SLG: 0.344	3-3 K			2-3 K		0-0 1B	1-2 1B		4-2 G6-4-3 BB	3	0	1	0	1	2	1											
Kevin Reimer, L OBP: 0.179, SLG: 0.259		3-3 K		1-3 K		1-2 1B	1-2 1B		3-2 G6-4-3 1-2	4	0	1	0	0	2	1											
Robin Yount, R OBP: 0.317, SLG: 0.286 Bill Doran, S OBP: 0.500, SLG: 0.500		0-1 G4-3 2B			1-3 K	0-0 F8	0-0 F8		3-2 L8	3	0	1	0	0	1	3											
B.J. Surhoff, L OBP: 0.250, SLG: 0.242	1-2 G4-3			2-2 F8		0-0 F7			2-1 G3	4	0	0	0	0	0	4											
John Jaha, R OBP: 0.400, SLG: 0.280	2-2 G6-3				4-1 S BB		0-0 G6-3		0-1 G1-5-3 1B	3	0	1	0	1	0	1											
Dave Nilsson, L OBP: 0.231, SLG: 0.417 Joe Kmack, R OBP: 0.318, SLG: 0.211			1-1 L4		4-2 BB		2-1 1B		0-2 G1-5-3	2	0	1	0	1	0	0											
Inning Stats	R: 0 E: 0 K: 1 S: 11	H: 1 LOB: 1 BB: 0 P: 16	R: 0 E: 0 K: 1 S: 12	H: 1 LOB: 1 BB: 0 P: 18	R: 0 E: 0 K: 1 S: 7	H: 0 LOB: 0 BB: 0 P: 9	R: 0 E: 0 K: 2 S: 11	H: 0 LOB: 0 BB: 0 P: 15	R: 0 E: 0 K: 2 S: 12	H: 3 LOB: 3 BB: 0 P: 17	R: 0 E: 0 K: 1 S: 13	H: 2 LOB: 2 BB: 0 P: 21	R: 0 E: 0 K: 0 S: 10	H: 0 LOB: 0 BB: 1 P: 20	R: 0 E: 0 K: 0 S: 9	H: 1 LOB: 1 BB: 0 P: 11	1B: 7 2B: 1 3B: 0 HR: 0	SF: 0 SAC: 0 DP: 1 HBP: 0	WP: 0 PB: 0 SB: 1 CS: 0	PA: 37							
PITCHER	IP	WLS	BF	H	R	ER	SO	BB	IBB	HBP	BLK	WP	HR	S	P	ERA	WHIP										
Willie Banks, R ERA: 0.68	6.1	W	27	6	0	0	7	2	0	0	0	0	0	69	104	0.00	1.263										
Pat Mahomes, R ERA: 5.79	1.2		6	1	0	0	1	1	0	0	0	0	0	20	36	0.00	1.200										
Brett Merriman, R ERA: 6.35	1.0		4	1	0	0	0	0	0	0	0	0	0	9	11	0.00	1.000										

Milwaukee Brewers @ Minnesota Twins
Hubert H. Humphrey Metrodome, Minneapolis, MN
Tue Apr 20 1993, 8:05 PM EDT
Att: 21,865 - Dome

AB 34
R 0
H 8
RBI 0
BB 3
SO 8
LOB 20



Batter	1	2	3	4	5	6	7	8	9	AB	R	H	RBI	BB	SO	LOB	BOTTOM										
Chuck Knoblauch, R OBP: 0.415, SLG: 0.357 Terry Jorgensen, R OBP: 0.273, SLG: 0.364	1-1 G4-3	4-0 1B BB		2-1 L1	1-0 2B		1-2 F8			3	0	1	1	1	0	0											
Gene Larkin, S OBP: 0.250, SLG: 0.318	1-1 P6	0-0 SF9		0-2 G6-3	3-2 F8				3-3 K	4	0	0	1	0	1	2											
Kirby Puckett, R OBP: 0.431, SLG: 0.585 Shane Mack, R OBP: 0.265, SLG: 0.267	1-2 HR 1B	1-2 1B		1-1 G1-3		3-2 F9			2-3 K2-3	4	1	2	1	0	0	0											
Kent Hrbek, L OBP: 0.392, SLG: 0.558 J.T. Bruett, L OBP: 0.182, SLG: 0.200	4-2 HR BB	2-3 K			4-1 1B BB		0-1 P6		2-1 G6-3	2	2	0	0	2	1	2											
Dave Winfield, R OBP: 0.341, SLG: 0.595	1-1 HR		1-1 G5-3		1-2 1B BB		2-2 E5			4	3	2	3	0	0	0											
Brian Harper, R OBP: 0.293, SLG: 0.341 Lenny Webster, R OBP: 0.143, SLG: 0.286	1-2 G3-1		1-1 L7		0-0 1B BB		2-2 1B			4	1	2	2	0	0	0											
Pedro Munoz, R OBP: 0.100, SLG: 0.053		1-2 G6-3		1-0 3B 1B		3-3 K			2-3 K	4	1	1	0	0	2	3											
Mike Pagliarulo, L OBP: 0.333, SLG: 0.452 Jeff Reboulet, R OBP: 0.167, SLG: 0.118		4-1 1B SF9 BB		3-2 1B 3B		0-1 2B 1B			1-2 P4	2	1	2	1	1	0	0											
Scott Leius, R OBP: 0.150, SLG: 0.118		1-0 SF9 BB 1B		1-0 G6-3		3-2 SF9			1-0 F9	3	1	1	1	0	0	1											
Inning Stats	R: 3 E: 0 K: 0 S: 17	H: 2 LOB: 0 BB: 1 P: 25	R: 2 E: 0 K: 1 S: 10	H: 2 LOB: 2 BB: 2 P: 22	R: 1 E: 0 K: 0 S: 9	H: 2 LOB: 1 BB: 0 P: 16	R: 0 E: 0 K: 0 S: 7	H: 0 LOB: 0 BB: 0 P: 10	R: 3 E: 0 K: 1 S: 19	H: 4 LOB: 2 BB: 1 P: 34	R: 1 E: 0 K: 1 S: 20	H: 1 LOB: 1 BB: 0 P: 29	R: 0 E: 0 K: 2 S: 10	H: 0 LOB: 0 BB: 0 P: 17	R: 0 E: 0 K: 0 S: 10	H: 0 LOB: 0 BB: 0 P: 17	1B: 8 2B: 1 3B: 1 HR: 1	SF: 2 SAC: 0 DP: 0 HBP: 0	WP: 0 PB: 0 SB: 0 CS: 0	PA: 40							
PITCHER	IP	WLS	BF	H	R	ER	SO	BB	IBB	HBP	BLK	WP	HR	S	P	ERA	WHIP										
Jaime Navarro, R ERA: 5.63	4.0	L	24	8	9	9	1	4	0	0	0	0	0	48	83	20.25	3.000										
Josias Manzanillo, R ERA: 8.31	2.0		10	3	1	0	2	0	0	0	0	0	0	34	53	0.00	1.500										
Graeme Lloyd, L ERA: 6.68	1.0		3	0	0	0	0	0	0	0	0	0	0	7	10	0.00	0.000										
Mike Fetters, R ERA: 4.5	1.0		3	0	0	0	0	0	0	0	0	0	0	10	17	0.00	0.000										

Milwaukee Brewers @ Minnesota Twins
Hubert H. Humphrey Metrodome, Minneapolis, MN
Tue Apr 20 1993, 8:05 PM EDT
Att: 21,865 - Dome

AB 34
R 10
H 11
RBI 10
BB 4
SO 5
LOB 8



Batter	1	2	3	4	5	6	7	8	9	10	AB	R	H	RBI	BB	SO	LOB	TOP				
Pat Listach, S OBP: 0.313, SLG: 0.222 (1, 6)	F8	F8			G6-3		BB SF9 BB		G3	G4-3	5	1	0	0	1	0	3					
Bill Spiers, L OBP: 0.344, SLG: 0.321 (7, PH)	K		K				SF9 BB		P6		3	0	1	0	0	2	0					
Bill Doran, S OBP: 0.500, SLG: 0.500 (7, 4)							SF9 BB				2	0	1	1	0	0	0					
Darryl Hamilton, L OBP: 0.469, SLG: 0.432 (1, 9)	1B 2B		G1-3		L4		F7		F8		5	1	1	0	0	0	4					
Greg Vaughn, R OBP: 0.422, SLG: 0.457 (1, 7)	1B 2B									K	3	2	2	2	2	1	0					
Kevin Reimer, L OBP: 0.212, SLG: 0.323 (10, PR)							HR		SF9 BB		4	0	2	3	0	1	1					
Alex Diaz, S (1, 10)			G3				K		SF9		0	1	0	0	0	0	0					
Robin Yount, R OBP: 0.283, SLG: 0.250 (1, 8)	L9				G5-3		K		F9		5	0	0	0	0	1	4					
B.J. Surhoff, L OBP: 0.268, SLG: 0.270 (1, 5)							F7		F9		4	2	1	0	1	0	0					
John Jaha, R OBP: 0.429, SLG: 0.345 (1, 3)										1B 2B	4	2	2	2	1	1	0					
John Jaha, R OBP: 0.429, SLG: 0.345 (1, 3)										G6-4-3 1B	4	2	2	2	1	1	0					
Dave Nilsson, L OBP: 0.267, SLG: 0.429 (7, PH)											2	0	1	0	0	0	1					
Dickie Thon, R OBP: 0.448, SLG: 0.577 (7, 2)											0	1	0	0	1	0	0					
Joe Kmack, R OBP: 0.333, SLG: 0.286 (7, 2)											2	0	1	1	0	0	0					
Inning Stats	R: 2 E: 0 K: 1 S: 14	H: 3 LOB: 1 BB: 0 P: 24	R: 1 E: 0 K: 0 S: 8	H: 2 LOB: 0 BB: 0 P: 11	R: 0 E: 0 K: 1 S: 7	H: 0 LOB: 1 BB: 1 P: 13	R: 0 E: 0 K: 0 S: 8	H: 0 LOB: 0 BB: 0 P: 13	R: 0 E: 0 K: 2 S: 10	H: 1 LOB: 0 BB: 0 P: 13	R: 3 E: 0 K: 0 S: 10	H: 1 LOB: 2 BB: 4 P: 30	R: 0 E: 0 K: 1 S: 7	H: 0 LOB: 0 BB: 0 P: 9	R: 0 E: 0 K: 0 S: 6	H: 0 LOB: 0 BB: 0 P: 13	R: 3 E: 0 K: 1 S: 12	H: 3 LOB: 2 BB: 1 P: 18	1B: 7 2B: 4 3B: 0 HR: 1	SF: 1 SAC: 0 DP: 1 HBP: 0	WP: 0 PB: 0 SB: 3 CS: 1	PA: 46
PITCHER	IP WLS BF H R ER SO	IP WLS BF H R ER SO	IP WLS BF H R ER SO	IP WLS BF H R ER SO	IP WLS BF H R ER SO	IP WLS BF H R ER SO	IP WLS BF H R ER SO	IP WLS BF H R ER SO	IP WLS BF H R ER SO	IP WLS BF H R ER SO	IP WLS BF H R ER SO	IP WLS BF H R ER SO	IP WLS BF H R ER SO	IP WLS BF H R ER SO	IP WLS BF H R ER SO	IP WLS BF H R ER SO	IP WLS BF H R ER SO	ERA WHIP	ERA WHIP			
Kevin Tapani, R ERA: 6.57 (1, 1)	6.0	0.1	4	1	0	0	0	2	0	0	0	0	0	0	6	16	0.00	9.000				
Mark Guthrie, L ERA: 5.68 (7, 1)	0.1	L	15	3	5	5	2	1	1	0	0	0	0	0	28	49	13.50	1.200				
Mike Hartley, R ERA: 3.48 (10, 1)	0.1		1	0	0	0	0	0	0	0	0	0	0	1	1	0.00	0.000					

Milwaukee Brewers @ Minnesota Twins
Hubert H. Humphrey Metrodome, Minneapolis, MN
Wed Apr 21 1993, 8:05 PM EDT
Att: 23,322 - Dome

AB	39
R	10
H	12
RBI	9
BB	6
SO	6
LOB	13



Batter	1	2	3	4	5	6	7	8	9	10	AB	R	H	RBI	BB	SO	LOB	BOTTOM						
Chuck Knoblauch, R OBP: 0.424, SLG: 0.370 (1, 4)	G5-3								G4-3		4	2	1	0	2	0	3							
Shane Mack, R OBP: 0.278, SLG: 0.280 (1, 7)											5	0	2	2	0	0	3							
Kirby Puckett, R OBP: 0.411, SLG: 0.533 (1, 8)											4	1	0	0	0	2	2							
Kent Hrbek, L OBP: 0.393, SLG: 0.604 (1, 3)											5	1	2	4	0	0	2							
Dave Winfield, R OBP: 0.326, SLG: 0.548 (1, 10)											5	0	1	0	0	2	1							
Pedro Munoz, R OBP: 0.280, SLG: 0.391 (1, 9)											4	2	4	0	1	0	0							
Mike Pagliarulo, L OBP: 0.324, SLG: 0.429 (1, 5)											4	0	1	1	0	0	3							
Lenny Webster, R OBP: 0.100, SLG: 0.200 (8, PH)											3	0	0	0	0	0	1							
Randy Bush, L OBP: 0.308, SLG: 0.100 (9, 6)											0	0	0	0	1	0	0							
Terry Jorgensen, R OBP: 0.273, SLG: 0.364 (10, PH)											1	0	0	0	0	0	1							
Gene Larkin, S OBP: 0.240, SLG: 0.304 (10, PH)											1	2	1	0	1	0	0							
Scott Leius, R OBP: 0.227, SLG: 0.167 (6, 6)											1	0	0	0	0	0	0							
Jeff Reboulet, R OBP: 0.158, SLG: 0.111 (8, PH)											2	0	0	0	0	0	3							
Brian Harper, R OBP: 0.279, SLG: 0.326 (9, 2)																								
Inning Stats	R: 0 E: 0 K: 0 S: 6	H: 1 LOB: 1 BB: 0 P: 9	R: 1 E: 0 K: 1 S: 11	H: 1 LOB: 0 BB: 0 P: 19	R: 0 E: 0 K: 0 S: 9	H: 2 LOB: 0 BB: 1 P: 16	R: 0 E: 0 K: 0 S: 9	H: 1 LOB: 1 BB: 0 P: 15	R: 4 E: 1 K: 0 S: 13	H: 3 LOB: 1 BB: 2 P: 26	R: 0 E: 0 K: 2 S: 8	H: 0 LOB: 0 BB: 0 P: 15	R: 0 E: 0 K: 2 S: 9	H: 0 LOB: 0 BB: 0 P: 11	R: 0 E: 0 K: 1 S: 8	H: 1 LOB: 2 BB: 1 P: 19	R: 0 E: 0 K: 1 S: 6	H: 1 LOB: 1 BB: 0 P: 9	R: 1 E: 0 K: 0 S: 10	H: 2 LOB: 1 BB: 0 P: 17	1B: 7 2B: 3 3B: 1 HR: 1	SF: 0 SAC: 1 DP: 2 HBP: 1	WP: 1 PB: 0 SB: 1 CS: 0	PA: 46
PITCHER	IP WLS BF H R ER SO	IP WLS BF H R ER SO	IP WLS BF H R ER SO	IP WLS BF H R ER SO	IP WLS BF H R ER SO	IP WLS BF H R ER SO	IP WLS BF H R ER SO	IP WLS BF H R ER SO	IP WLS BF H R ER SO	IP WLS BF H R ER SO	IP WLS BF H R ER SO	IP WLS BF H R ER SO	IP WLS BF H R ER SO	IP WLS BF H R ER SO	IP WLS BF H R ER SO	IP WLS BF H R ER SO	IP WLS BF H R ER SO	ERA WHIP	ERA WHIP					
Ricky Bones, R ERA: 10.8 (8, 1)	1.2	8	2	1	1	0	1	1	0	0	1	13	24	5.40	1.800									
Carlos Maldonado, R ERA: 5.63 (7, 1)	3.0	W	12	2	0	0	3	0	1	0	0	28	39	0.00	0.667									
Doug Henry, R ERA: 15.0 (10, 1)	1.0	S	5	2	1	1	0	0	0	0	0	0	10	17	9.00	2.000								

Milwaukee Brewers @ Minnesota Twins
Hubert H. Humphrey Metrodome, Minneapolis, MN
Wed Apr 21 1993, 8:05 PM EDT
Att: 23,322 - Dome

AB	39
R	8
H	12
RBI	7
BB	5
SO	4
LOB	19



Batter	1	2	3	4	5	6	7	8	9	AB	R	H	RBI	BB	SO	LOB	TOP								
Pat Listach, S (1, 6) OBP: 0.306, SLG: 0.226	1-0 P3			3-2 P3		1-0 1B		2-3 K		4	0	1	0	0	1	0	Milwaukee Brewers @ Minnesota Twins Hubert H. Humphrey Metrodome, Minneapolis, MN Thu Apr 22 1993, 4:33 AM EDT Att: 21,376 - Dome								
Bill Doran, S (1, 4) OBP: 0.500, SLG: 0.429	0-0 L9			4-2 FC4-6 BB		0-0 1B		3-2 G5-3		3	0	1	0	1	0										
Darryl Hamilton, L (1, 8) OBP: 0.434, SLG: 0.396	2-1 F7			1-0 FC4-6		1-0 G4-6-3			0-1 F7	4	0	0	0	0	3										
Greg Vaughn, R (1, 7) OBP: 0.429, SLG: 0.564		1-0 L6		2-0 P4			2-2 1B SF8 2B		3-2 HR	4	2	2	1	0	0	1									
Tom Brunansky, R (1, 9) OBP: 0.364, SLG: 0.125		2-2 P4			4-1 G5-3 1B BB		0-1 CS 1B		3-2 K	3	1	1	0	1	1	0									
Kevin Reimer, L (1, 10) OBP: 0.243, SLG: 0.324		1-0 F8			0-0 G5-3		4-2 BB		0-1 DI 1B	3	1	1	0	1	0	1									
Dickie Thon, R (1, 5) OBP: 0.455, SLG: 0.621			3-3 K		0-0 G6-4-3 1B		3-1 SF8		1-2 2B	3	0	2	3	0	1	0									
John Jaha, R (1, 3) OBP: 0.385, SLG: 0.303			1-1 L9		1-1 G6-4-3		0-3 K		0-0 P9	4	0	0	0	0	1	3									
Joe Krnak, R (1, 2) OBP: 0.308, SLG: 0.261			2-2 P4			0-2 P3		1-0 F8		2	0	0	0	0	0	0									
Dave Nilsson, L (8, PH) OBP: 0.250, SLG: 0.400										1	0	0	0	0	0	0									
Inning Stats	R: 0 E: 0 K: 0 S: 4	H: 0 LOB: 0 BB: 0 P: 7	R: 0 E: 0 K: 0 S: 6	H: 0 LOB: 0 BB: 0 P: 10	R: 0 E: 0 K: 1 S: 8	H: 0 LOB: 0 BB: 0 P: 14	R: 0 E: 0 K: 0 S: 8	H: 0 LOB: 1 BB: 1 P: 18	R: 1 E: 0 K: 0 S: 5	H: 1 LOB: 0 BB: 1 P: 10	R: 0 E: 0 K: 0 S: 6	H: 2 LOB: 1 BB: 0 P: 8	R: 1 E: 0 K: 1 S: 12	H: 2 LOB: 1 BB: 1 P: 21	R: 0 E: 0 K: 1 S: 8	H: 0 LOB: 0 BB: 0 P: 14	R: 2 E: 0 K: 1 S: 14	H: 3 LOB: 1 BB: 0 P: 21	1B: 5 2B: 2 3B: 0 HR: 1	SF: 1 SAC: 0 DP: 2 HBP: 0	WP: 0 PB: 0 SB: 0 CS: 1	PA: 35			
PITCHER	IP	WLS	BF	H	R	ER	SO	BB	IBB	HBP	BLK	WP	HR	S	P	ERA	WHIP								
Jim Deshaies, L (1, 1) ERA: 1.98	6.2	W	25	5	2	2	1	3	0	0	0	0	0	46	85	2.70	1.200								
Mike Trombley, R (7, 1) ERA: 4.5	1.1		4	0	0	0	2	0	0	0	0	0	0	11	17	0.00	0.000								
Rick Aguilera, R (9, 1) ERA: 3.38	1.0	S	6	3	2	2	1	0	0	0	0	0	1	14	21	18.00	3.000								

Batter	1	2	3	4	5	6	7	8	9	AB	R	H	RBI	BB	SO	LOB	BOTTOM								
Chuck Knoblauch, R (1, 4) OBP: 0.413, SLG: 0.347	0-0 F8		2-1 G1-3		4-0 F7 1B HBP BB		1-2 G5-3			3	1	0	0	1	0	0	Milwaukee Brewers @ Minnesota Twins Hubert H. Humphrey Metrodome, Minneapolis, MN Thu Apr 22 1993, 4:33 AM EDT Att: 21,376 - Dome								
J.T. Bruett, L (1, 7) OBP: 0.267, SLG: 0.308	3-3 K		0-1 2B		1-0 1B HBP		2-1 L5			3	1	1	0	0	1	0									
Kirby Puckett, R (1, 10) OBP: 0.417, SLG: 0.551	1-0 G5-3		3-2 2B		0-0 F7		0-0 BB 1B E 1B			4	1	2	1	0	0	2									
Kent Hrbek, L (1, 3) OBP: 0.400, SLG: 0.596		1-1 G6-3	0-0 G4-3		1-1 FC6-4 1B		1-0 E BB SF7 1B			4	1	2	1	0	0	1									
Brian Harper, R (1, 2) OBP: 0.319, SLG: 0.391		2-1 2B 2B		0-0 CS 2B	0-1 FC6-4		4-0 E BB			3	1	2	0	1	0	2									
Shane Mack, R (1, 8) OBP: 0.276, SLG: 0.296		1-2 G6-3 2B		2-3 K	1-0 G5-3		0-1 E6 FC6-4			4	0	1	1	0	1	3									
Gene Larkin, S (1, 9) OBP: 0.241, SLG: 0.280		2-2 G6-3		4-0 IBB	1-2 G6-3		1-2 SF7			2	0	0	1	1	0	1									
Terry Jorgensen, R (1, 5) OBP: 0.200, SLG: 0.267		3-3 K		0-2 L1	2-2 L7		3-H F7			4	0	0	0	0	1	5									
Jeff Reboulet, R (1, 6) OBP: 0.130, SLG: 0.091			0-0 G5-3		0-0 L7		0-1 G6-3	0-1 FC6-4		4	0	0	0	0	0	2									
Inning Stats	R: 0 E: 0 K: 1 S: 5	H: 2 LOB: 1 BB: 0 P: 9	R: 1 E: 0 K: 1 S: 16	H: 2 LOB: 1 BB: 0 P: 25	R: 1 E: 0 K: 0 S: 10	H: 2 LOB: 1 BB: 0 P: 15	R: 0 E: 0 K: 1 S: 8	H: 1 LOB: 1 BB: 1 P: 14	R: 1 E: 0 K: 0 S: 6	H: 1 LOB: 2 BB: 1 P: 12	R: 0 E: 0 K: 0 S: 7	H: 0 LOB: 0 BB: 0 P: 11	R: 0 E: 1 K: 0 S: 8	H: 0 LOB: 0 BB: 0 P: 11	R: 2 E: 1 K: 0 S: 10	H: 2 LOB: 2 BB: 1 P: 18		1B: 3 2B: 5 3B: 0 HR: 0	SF: 1 SAC: 0 DP: 0 HBP: 1	WP: 0 PB: 0 SB: 0 CS: 1	PA: 36				
PITCHER	IP	WLS	BF	H	R	ER	SO	BB	IBB	HBP	BLK	WP	HR	S	P	ERA	WHIP								
Bill Wegman, R (1, 1) ERA: 3.9	8.0	L	36	8	5	4	3	2	1	1	0	0	0	70	115	4.50	1.250								

AB	31
R	4
H	8
RBI	4
BB	3
SO	4
LOB	8



AB	31
R	5
H	8
RBI	4
BB	3
SO	3
LOB	16



Batter	1	2	3	4	5	6	7	8	9	AB	R	H	RBI	BB	SO	LOB	TOP			
David Hulse, L (1, 8) OBP: 0.267, SLG: 0.259 Doug Strange, S (9, PH) OBP: 0.375, SLG: 0.714										3	0	0	0	0	1	0	<p>Texas Rangers @ Milwaukee Brewers Milwaukee County Stadium, Milwaukee, WI</p> <p>Fri Apr 23 1993, 8:05 PM EDT Att: 14,778 - Unknown - 50 F</p> <p>livebaseballscores.com</p>			
Rafael Palmeiro, L (1, 3) OBP: 0.259, SLG: 0.288										3	0	1	0	0	0	0				
Jose Canseco, R (1, 9) OBP: 0.254, SLG: 0.345										3	0	0	0	0	1	1				
Juan Gonzalez, R (1, 7) OBP: 0.357, SLG: 0.620										3	0	0	0	0	2	1				
Julio Franco, R (1, 10) OBP: 0.333, SLG: 0.326										3	0	0	0	0	2	0				
Dean Palmer, R (1, 5) OBP: 0.380, SLG: 0.822										3	0	0	0	0	2	0				
Ivan Rodriguez, R (1, 2) OBP: 0.408, SLG: 0.429										3	0	0	0	0	2	0				
Manuel Lee, S (1, 6) OBP: 0.333, SLG: 0.250										2	0	0	0	1	0	0				
Billy Ripken, R (1, 4) OBP: 0.289, SLG: 0.286 Doug Dascenzo, S (9, PH) OBP: 0.250, SLG: 0.406 Gary Redus, R (9, PH) OBP: 0.182, SLG: 0.455										2	0	0	0	0	0	0				
										1	0	0	0	0	1	1				
Inning Stats	R: 0 H: 1 E: 0 K: 2 S: 14	H: 1 LOB: 1 BB: 0 P: 21	R: 0 H: 0 E: 0 K: 3 S: 12	H: 0 LOB: 0 BB: 0 P: 20	R: 0 H: 0 E: 0 K: 0 S: 6	H: 0 LOB: 0 BB: 0 P: 8	R: 0 H: 0 E: 0 K: 1 S: 12	H: 0 LOB: 0 BB: 0 P: 16	R: 0 H: 0 E: 0 K: 3 S: 9	H: 0 LOB: 0 BB: 0 P: 13	R: 0 H: 0 E: 0 K: 1 S: 11	H: 0 LOB: 0 BB: 0 P: 13	R: 0 H: 0 E: 0 K: 0 S: 9	H: 0 LOB: 0 BB: 0 P: 16	R: 0 H: 0 E: 0 K: 2 S: 7	H: 0 LOB: 0 BB: 1 P: 15	1B: 0 2B: 2 3B: 0 HR: 0	SF: 0 SAC: 0 DP: 1 HBP: 0	WP: 0 PB: 0 SB: 0 CS: 1	PA: 28
PITCHER	IP WLS BF H R ER SO BB IBB HBP BLK WP HR S P ERA WHIP																			
21 Cal Eldred, R (1, 1) ERA: 2.3	8.0 W 26 1 0 0 10 1 0 0 0 0 0 0 80 121 0.00 0.250																			
Jesse Orosco, L (9, 1) ERA: 6.75	1.0 S 2 0 0 0 2 0 0 0 0 0 0 0 6 10 0.00 0.000																			

Batter	1	2	3	4	5	6	7	8	9	AB	R	H	RBI	BB	SO	LOB	BOTTOM	
Darryl Hamilton, L (1, 9) OBP: 0.421, SLG: 0.385										4	0	1	1	0	1	0	<p>Texas Rangers @ Milwaukee Brewers Milwaukee County Stadium, Milwaukee, WI</p> <p>Fri Apr 23 1993, 8:05 PM EDT Att: 14,778 - Unknown - 50 F</p> <p>livebaseballscores.com</p>	
Bill Spiers, L (1, 4) OBP: 0.306, SLG: 0.281										4	0	0	0	0	1	1		
Robin Yount, R (1, 8) OBP: 0.300, SLG: 0.273										4	1	2	0	0	2	1		
Greg Vaughn, R (1, 7) OBP: 0.434, SLG: 0.548										3	0	1	0	1	0	0		
Kevin Reimer, L (1, 10) OBP: 0.244, SLG: 0.316										4	0	1	1	0	0	2		
Dickie Thon, R (1, 6) OBP: 0.444, SLG: 0.594 Pat Listach, S (8, 6) OBP: 0.297, SLG: 0.219										3	0	1	0	0	0	0		
										1	0	0	0	0	1	2		
B.J. Surhoff, L (1, 5) OBP: 0.273, SLG: 0.275										3	0	1	0	0	1	0		
John Jaha, R (1, 3) OBP: 0.405, SLG: 0.314										2	1	1	0	0	0	1		
Dave Nilsson, L (1, 2) OBP: 0.211, SLG: 0.333										3	1	0	0	0	0	4		
Inning Stats	R: 0 H: 0 E: 0 K: 2 S: 8	H: 1 LOB: 0 BB: 0 P: 12	R: 0 H: 2 E: 2 K: 1 S: 16	H: 1 LOB: 1 BB: 0 P: 21	R: 0 H: 0 E: 0 K: 0 S: 8	H: 0 LOB: 0 BB: 0 P: 13	R: 0 H: 1 E: 0 K: 1 S: 9	H: 1 LOB: 0 BB: 0 P: 12	R: 0 H: 2 E: 0 K: 0 S: 12	H: 2 LOB: 2 BB: 0 P: 14	R: 0 H: 0 E: 0 K: 0 S: 4	H: 0 LOB: 1 BB: 0 P: 7	R: 1 H: 2 E: 0 K: 2 S: 13	H: 2 LOB: 2 BB: 1 P: 18	1B: 8 2B: 0 3B: 0 HR: 0	SF: 0 SAC: 0 DP: 0 HBP: 1	WP: 0 PB: 0 SB: 0 CS: 2	PA: 35
PITCHER	IP WLS BF H R ER SO BB IBB HBP BLK WP HR S P ERA WHIP																	
Kevin Brown, R (1, 1) ERA: 0.73	8.0 L 33 8 3 1 6 1 0 1 0 0 0 0 78 110 1.12 1.125																	

Batter	1	2	3	4	5	6	7	8	9	AB	R	H	RBI	BB	SO	LOB	TOP					
David Hulse, L (1, 8) OBP: 0.257, SLG: 0.258	G3		F7		SH1-3	SF8	F8		1B	4	0	1	1	0	0	0	Texas Rangers @ Milwaukee Brewers Milwaukee County Stadium, Milwaukee, WI Sat Apr 24 1993, 4:33 AM EDT Att: 15,928 - Sunny - 73 F					
Rafael Palmeiro, L (1, 3) OBP: 0.266, SLG: 0.351	L8		1B 2B		SF8	1B	G3		F8	5	2	2	3	0	0	1						
Julio Franco, R (1, 10) OBP: 0.327, SLG: 0.320 Gary Redus, R (7, FH) OBP: 0.167, SLG: 0.417	G4-3		L9		F9	1B E 1B	F8			4	1	1	1	0	0	1						
Juan Gonzalez, R (1, 7) OBP: 0.400, SLG: 0.660 Butch Davis, R (6, PR) OBP: 0.333, SLG: 0.500		HR 2B	2B 1B						G6-3	3	2	3	1	1	0	0						
Dean Palmer, R (1, 5) OBP: 0.364, SLG: 0.780		G3-1	P4						K	5	2	1	1	0	1	3						
Jose Canseco, R (1, 9) OBP: 0.297, SLG: 0.441		HR			P3				1B	4	3	3	4	1	0	0						
Ivan Rodriguez, R (1, 2) OBP: 0.396, SLG: 0.400 John Russell, R (8, PH) OBP: 0.400, SLG: 1.000		G6-3			F8				K	3	1	0	1	1	0	1						
Manuel Lee, S (1, 6) OBP: 0.333, SLG: 0.263 Benji Gil, R (8, 6) OBP: 0.313, SLG: 0.185		FC5-4 1B			G4-3				G5-4-3 BB	3	1	1	1	0	0	1						
Billy Ripken, R (1, 4) OBP: 0.279, SLG: 0.256		FC5-4			E2 SH1-3 SF8				G5-4-3	4	2	0	1	0	1	4						
Inning Stats	R: 0 E: 0 K: 0 S: 7	H: 0 LOB: 0 BB: 7	R: 2 E: 0 K: 0 S: 11	H: 3 LOB: 1 BB: 17	R: 1 E: 0 K: 0 S: 14	H: 2 LOB: 1 BB: 0 P: 21	R: 0 E: 0 K: 0 S: 8	H: 0 LOB: 0 BB: 9	R: 1 E: 1 K: 0 S: 6	H: 0 LOB: 0 BB: 9	R: 11 E: 3 K: 1 S: 29	H: 5 LOB: 2 BB: 3 P: 52	R: 0 E: 0 K: 0 S: 7	H: 0 LOB: 0 BB: 10	R: 0 E: 0 K: 2 S: 9	H: 1 LOB: 1 BB: 13		R: 0 E: 0 K: 0 S: 11	H: 1 LOB: 1 BB: 18	1B: 6 2B: 4 3B: 1 HR: 1	SF: 2 SAC: 2 DP: 1 HBP: 1	WP: 0 PB: 0 SB: 0 CS: 0
PITCHER	IP WLS BF H R ER SO BB IBB HBP BLK WP HR S P ERA WHIP																					
Josias Manzanillo, R (1, 1) ERA: 7.71	5.0 L 22 5 5 4 0 1 0 0 0 0 0 1 48 69 7.20 1.200																					
Carlos Maldonado, R (6, 1) ERA: 4.5	0.0 0 2 1 1 0 0 1 0 0 0 0 0 0 7 12 ∞ ∞																					
Mike Fetters, R (6, 1) ERA: 11.57	0.1 6 3 6 4 0 0 0 0 1 0 0 0 0 12 18 108.00 9.000																					
Mike Ignasiak, R (6, 1) ERA:	2.2 11 1 3 0 3 0 1 0 0 0 0 0 24 39 0.00 0.375																					
Doug Henry, R (9, 1) ERA: 12.86	1.0 4 1 0 0 0 1 0 0 0 0 0 0 0 11 18 0.00 2.000																					

Batter	1	2	3	4	5	6	7	8	9	AB	R	H	RBI	BB	SO	LOB	BOTTOM					
Pat Listach, S (1, 6) OBP: 0.286, SLG: 0.216	G6-3		F7		K			1B 1B	K	5	1	1	0	0	2	1	Texas Rangers @ Milwaukee Brewers Milwaukee County Stadium, Milwaukee, WI Sat Apr 24 1993, 4:33 AM EDT Att: 15,928 - Sunny - 73 F					
Darryl Hamilton, L (1, 8) OBP: 0.441, SLG: 0.407 Alex Diaz, S (6, PH) OBP: 0.125, SLG: 0.125	2B SF8 1B		1B			F7		1B 1B		2	1	2	0	0	0	0						
Robin Yount, R (1, 10) OBP: 0.296, SLG: 0.292	SF8 1-3 2B		K			G6-3		K		4	0	1	0	0	2	4						
Greg Vaughn, R (1, 7) OBP: 0.446, SLG: 0.578 Kevin Reimer, L (7, 7) OBP: 0.236, SLG: 0.316	S 1B		G6-3 2B			K		SF8		3	1	2	0	0	1	0						
Dickie Thon, R (1, 4) OBP: 0.425, SLG: 0.571	SF8		F9			K		1B		3	0	1	2	0	1	1						
Tom Brunansky, R (1, 9) OBP: 0.346, SLG: 0.200	L8		G6-3			WP 2B		P2		4	0	1	1	0	0	4						
B.J. Surhoff, L (1, 5) OBP: 0.271, SLG: 0.273		L5			G4-3					4	0	1	0	0	1	1						
John Jaha, R (1, 3) OBP: 0.370, SLG: 0.282		K			K			G4-3		4	0	0	0	0	3	2						
Dave Nilsson, L (1, 2) OBP: 0.190, SLG: 0.300 Joe Kmak, R (7, 2) OBP: 0.321, SLG: 0.280		F8			F8			1B SF8 1B		2	0	0	0	0	0	0						
Inning Stats	R: 1 E: 0 K: 0 S: 15	H: 3 LOB: 2 BB: 0 P: 26	R: 0 E: 0 K: 1 S: 9	H: 0 LOB: 0 BB: 16	R: 0 E: 0 K: 1 S: 7	H: 1 LOB: 0 BB: 11	R: 1 E: 0 K: 0 S: 6	H: 1 LOB: 0 BB: 10	R: 0 E: 0 K: 2 S: 9	H: 0 LOB: 0 BB: 13	R: 0 E: 0 K: 1 S: 8	H: 0 LOB: 0 BB: 10	R: 0 E: 0 K: 2 S: 11	H: 1 LOB: 1 BB: 18	R: 2 E: 0 K: 1 S: 10	H: 4 LOB: 2 BB: 20		R: 0 E: 0 K: 3 S: 15	H: 1 LOB: 1 BB: 18	1B: 8 2B: 3 3B: 0 HR: 0	SF: 2 SAC: 0 DP: 0 HBP: 0	WP: 1 PB: 0 SB: 1 CS: 0
PITCHER	IP WLS BF H R ER SO BB IBB HBP BLK WP HR S P ERA WHIP																					
Charlie Leibrandt, L (1, 1) ERA: 2.42	6.0 W 22 5 2 2 5 0 0 0 0 0 0 0 54 86 3.00 0.833																					
Brian Bohannon, L (7, 1) ERA: 3.12	1.0 4 1 0 0 2 0 0 0 0 0 1 0 11 18 0.00 1.000																					
Bob Patterson, L (8, 1) ERA: 2.7	1.0 7 4 2 2 1 0 0 0 0 0 0 0 10 20 18.00 4.000																					
Tom Henke, R (9, 1) ERA:	1.0 4 1 0 0 3 0 0 0 0 0 0 0 15 18 0.00 1.000																					

AB 38
R 15
H 12
RBI 14
BB 4
SO 3
LOB 12



Batter	1	2	3	4	5	6	7	8	9	AB	R	H	RBI	BB	SO	LOB	TOP								
David Hulse, L OBP: 0.275, SLG: 0.257 (1, 8)	F7		2B 1B		K		K			4	1	1	0	1	2	0	Texas Rangers @ Milwaukee Brewers Milwaukee County Stadium, Milwaukee, WI Sun Apr 25 1993, 4:33 AM EDT Att: 14,182 - Cloudy - 58 F								
Rafael Palmeiro, L OBP: 0.281, SLG: 0.339 (1, 3)	E4		P9		P5			BB		5	1	1	0	0	1	2									
Julio Franco, R OBP: 0.333, SLG: 0.333 (1, 10)	K						P7		G5-3	4	1	1	1	1	1	2									
Juan Gonzalez, R OBP: 0.400, SLG: 0.632 (1, 7)		G6-3	G5-3						F9	4	2	1	0	0	0	1									
Dean Palmer, R OBP: 0.400, SLG: 0.788 (1, 5)					F8					2	1	1	0	2	0	0									
Jose Canseco, R OBP: 0.304, SLG: 0.438 (1, 9)										5	0	2	2	0	1	5									
Ivan Rodriguez, R OBP: 0.421, SLG: 0.429 (1, 2)										4	0	3	3	0	0	2									
Manuel Lee, S OBP: 0.320, SLG: 0.227 (1, 6)										3	0	0	0	1	0	3									
Billy Ripken, R OBP: 0.255, SLG: 0.233 (1, 4)										4	0	0	0	0	1	3									
Inning Stats	R: 0 E: 1 K: 1 S: 7	H: 0 LOB: 1 BB: 0 P: 12	R: 1 E: 0 K: 1 S: 11	H: 2 LOB: 1 BB: 0 P: 16	R: 1 E: 0 K: 0 S: 10	H: 2 LOB: 1 BB: 0 P: 11	R: 0 E: 0 K: 0 S: 9	H: 2 LOB: 1 BB: 0 P: 13	R: 0 E: 0 K: 2 S: 7	H: 0 LOB: 0 BB: 0 P: 12	R: 2 E: 1 K: 0 S: 8	H: 2 LOB: 2 BB: 3 P: 22	R: 2 E: 0 K: 1 S: 17	H: 2 LOB: 2 BB: 1 P: 27	R: 0 E: 0 K: 1 S: 12	H: 0 LOB: 1 BB: 1 P: 23	R: 0 E: 0 K: 0 S: 6	H: 0 LOB: 1 BB: 0 P: 10	1B: 8 2B: 3 3B: 0 HR: 0	SF: 0 SAC: 0 DP: 2 HBP: 2	WP: 0 PB: 0 SB: 3 CS: 3	PA: 42			
PITCHER	IP	WLS	BF	H	R	ER	SO	BB	IBB	HBP	BLK	WP	HR	S	P	ERA	WHIP								
Jaime Navarro, R ERA: 5.96 (1, 1)	6.2	L	33	10	6	5	5	3	1	1	0	0	0	64	107	6.75	1.950								
Carlos Maldonado, R ERA: 3.86 (7, 1)	1.0		4	0	0	0	0	1	0	0	0	0	0	13	22	0.00	1.000								
Graeme Lloyd, L ERA: 4.82 (8, 1)	1.1		5	0	0	0	1	0	0	1	0	0	0	10	17	0.00	0.000								

Texas Rangers @ Milwaukee Brewers
 Milwaukee County Stadium, Milwaukee, WI
 Sun Apr 25 1993, 4:33 AM EDT
 Att: 14,182 - Cloudy - 58 F


AB 35
 R 6
 H 10
 RBI 6
 BB 5
 SO 6
 LOB 18



Batter	1	2	3	4	5	6	7	8	9	AB	R	H	RBI	BB	SO	LOB	BOTTOM								
Pat Listach, S OBP: 0.261, SLG: 0.195 (1, 6)	L3		F9							4	0	0	0	0	1	0	Texas Rangers @ Milwaukee Brewers Milwaukee County Stadium, Milwaukee, WI Sun Apr 25 1993, 4:33 AM EDT Att: 14,182 - Cloudy - 58 F								
Bill Doran, S OBP: 0.417, SLG: 0.300 (1, 4)	F7		BB							3	0	0	0	1	0	0									
Robin Yount, R OBP: 0.304, SLG: 0.286 (1, 8)										1	0	0	0	1	0	1									
Darryl Hamilton, L OBP: 0.426, SLG: 0.393 (5, 8)	1B BB		G5-3							2	0	0	0	0	1	0									
Greg Vaughn, R OBP: 0.450, SLG: 0.612 (1, 7)										4	1	2	0	0	1	0									
Tom Brunansky, R OBP: 0.310, SLG: 0.174 (1, 9)										3	0	0	0	0	1	3									
Dickie Thon, R OBP: 0.419, SLG: 0.553 (1, 10)										3	0	1	1	0	0	0									
John Jaha, R OBP: 0.347, SLG: 0.262 (1, 3)										3	0	0	0	0	0	1									
B.J. Surhoff, L OBP: 0.255, SLG: 0.255 (1, 5)										3	0	0	0	0	1	0									
Joe Krnak, R OBP: 0.290, SLG: 0.250 (1, 2)										3	0	0	0	0	0	0									
Inning Stats	R: 0 E: 0 K: 1 S: 14	H: 1 LOB: 2 BB: 1 P: 21	R: 0 E: 0 K: 0 S: 6	H: 0 LOB: 0 BB: 0 P: 9	R: 0 E: 0 K: 0 S: 8	H: 0 LOB: 1 BB: 1 P: 15	R: 1 E: 0 K: 0 S: 6	H: 2 LOB: 0 BB: 0 P: 11	R: 0 E: 0 K: 1 S: 10	H: 0 LOB: 0 BB: 0 P: 14	R: 0 E: 0 K: 1 S: 9	H: 0 LOB: 0 BB: 0 P: 13	R: 0 E: 0 K: 0 S: 8	H: 0 LOB: 0 BB: 0 P: 12	R: 0 E: 0 K: 1 S: 9	H: 0 LOB: 0 BB: 0 P: 14	R: 0 E: 0 K: 1 S: 6	H: 0 LOB: 0 BB: 0 P: 9	1B: 2 2B: 0 3B: 1 HR: 0	SF: 0 SAC: 0 DP: 0 HBP: 0	WP: 0 PB: 0 SB: 0 CS: 1	PA: 31			
PITCHER	IP	WLS	BF	H	R	ER	SO	BB	IBB	HBP	BLK	WP	HR	S	P	ERA	WHIP								
Kenny Rogers, L ERA: 2.31 (1, 1)	9.0	W	31	3	1	1	5	2	0	0	0	0	0	76	118	1.00	0.556								

Texas Rangers @ Milwaukee Brewers
 Milwaukee County Stadium, Milwaukee, WI
 Sun Apr 25 1993, 4:33 AM EDT
 Att: 14,182 - Cloudy - 58 F

AB 29
 R 1
 H 3
 RBI 1
 BB 2
 SO 5
 LOB 5



Batter	1	2	3	4	5	6	7	8	9	AB	R	H	RBI	BB	SO	LOB	TOP								
Shane Mack, R OBP: 0.260, SLG: 0.290 (1, 7)	G5-3		G6-3		P4		F8		G4-3	5	0	0	0	0	0	6	Minnesota Twins @ Milwaukee Brewers Milwaukee County Stadium, Milwaukee, WI Tue Apr 27 1993, 4:33 AM EDT Att: 10,344 - Cloudy - 53 F								
Chuck Knoblauch, R OBP: 0.381, SLG: 0.277 (1, 4)	F9			G5-3	G5-3			G6-3		4	0	0	0	0	0	1									
Kirby Puckett, R OBP: 0.418, SLG: 0.561 (1, 8)										4	0	3	0	0	1	0									
Kent Hrbek, L OBP: 0.370, SLG: 0.508 Gene Larkin, S OBP: 0.333, SLG: 0.382 (8, PH) (8, 3)	G4-3			P6				F8		3	0	0	0	0	0	2									
Dave Winfield, R OBP: 0.303, SLG: 0.500 (1, 10)										4	0	1	0	0	0	2									
Brian Harper, R OBP: 0.369, SLG: 0.419 J.T. Bruett, L OBP: 0.333, SLG: 0.368 (9, PR)										3	1	2	0	1	0	1									
Pedro Munoz, R OBP: 0.333, SLG: 0.436 (1, 9)										4	1	1	0	0	2	2									
Mike Pagliarulo, L OBP: 0.320, SLG: 0.479 (1, 5)										4	0	1	1	0	0	2									
Jeff Reboulet, R OBP: 0.200, SLG: 0.114 Randy Bush, L OBP: 0.333, SLG: 0.214 Terry Jorgensen, R OBP: 0.261, SLG: 0.273 (9, PR)										3	0	1	1	0	1	2									
Inning Stats	R: 0 E: 0 K: 0 S: 5	H: 1 LOB: 1 BB: 0 P: 9	R: 0 E: 0 K: 0 S: 7	H: 1 LOB: 0 BB: 0 P: 11	R: 0 E: 0 K: 1 S: 8	H: 0 LOB: 0 BB: 0 P: 13	R: 0 E: 0 K: 0 S: 7	H: 1 LOB: 1 BB: 0 P: 14	R: 2 E: 0 K: 0 S: 8	H: 3 LOB: 1 BB: 0 P: 12	R: 0 E: 0 K: 1 S: 7	H: 0 LOB: 0 BB: 0 P: 8	R: 0 E: 0 K: 1 S: 11	H: 1 LOB: 2 BB: 1 P: 22	R: 0 E: 0 K: 0 S: 7	H: 1 LOB: 1 BB: 0 P: 11		R: 0 E: 0 K: 1 S: 9	H: 1 LOB: 3 BB: 1 P: 15	1B: 5 2B: 4 3B: 0 HR: 0	SF: 0 SAC: 0 DP: 1 HBP: 0	WP: 0 PB: 0 SB: 0 CS: 0	PA: 37		
PITCHER	IP	WLS	BF	H	R	ER	SO	BB	IBB	HBP	BLK	WP	HR	S	P	ERA	WHIP								
Bill Wegman, R ERA: 3.62 (1, 1)	7.1	W	30	8	2	2	3	1	0	0	0	0	0	57	97	2.46	1.227								
Jesse Orosco, L ERA: 10.13 (8, 1)	0.1		1	0	0	0	0	0	0	0	0	0	0	1	1	0.00	0.000								
Mike Fetters, R ERA: 6.23 (8, 1)	0.1		1	0	0	0	0	0	0	0	0	0	0	2	2	0.00	0.000								
Doug Henry, R ERA: 11.25 (9, 1)	1.0	S	5	1	0	0	1	1	0	0	0	0	0	9	15	0.00	2.000								

AB	35
R	2
H	9
RBI	2
BB	2
SO	4
LOB	19



Batter	1	2	3	4	5	6	7	8	9	AB	R	H	RBI	BB	SO	LOB	BOTTOM								
Pat Listach, S OBP: 0.345, SLG: 0.271 (1, 6)	B3 1B		G5-3 1B	CS 1B			S 1B			4	1	4	1	0	0	0	Minnesota Twins @ Milwaukee Brewers Milwaukee County Stadium, Milwaukee, WI Tue Apr 27 1993, 4:33 AM EDT Att: 10,344 - Cloudy - 53 F								
Darryl Hamilton, L OBP: 0.429, SLG: 0.391 (1, 8)	B3		G5-3 1B	CS 1B	G6-3		P4			4	0	1	0	0	0	2									
Dickie Thon, R OBP: 0.404, SLG: 0.524 (1, 10)	S 1B		G5-3				K			4	0	1	1	0	2	3									
Greg Vaughn, R OBP: 0.471, SLG: 0.593 (1, 7)	K									1	0	0	0	3	1	1									
Tom Brunansky, R OBP: 0.243, SLG: 0.129 (1, 9)	P3		L7		F7		K			4	0	0	0	0	1	7									
John Jaha, R OBP: 0.333, SLG: 0.265 (1, 3)			F8				F8			4	0	1	0	0	1	0									
B.J. Surhoff, L OBP: 0.259, SLG: 0.259 (1, 5)	P7			F7			FC4-6 1B			3	0	1	0	0	0	0									
Bill Spiers, L OBP: 0.311, SLG: 0.275 (1, 4)	G6-3						FC4-6 1B			3	1	1	0	1	0	1									
Joe Knack, R OBP: 0.294, SLG: 0.290 (1, 2)			G6-3				G5-3			3	1	1	1	0	0	1									
Inning Stats	R: 1 E: 0 K: 1 S: 12	H: 2 LOB: 1 BB: 0 P: 19	R: 0 E: 0 K: 0 S: 7	H: 0 LOB: 0 BB: 0 P: 11	R: 0 E: 0 K: 0 S: 12	H: 2 LOB: 3 BB: 1 P: 23	R: 2 E: 0 K: 1 S: 15	H: 3 LOB: 0 BB: 0 P: 23	R: 0 E: 0 K: 0 S: 10	H: 0 LOB: 1 BB: 1 P: 19	R: 0 E: 0 K: 0 S: 9	H: 1 LOB: 0 BB: 0 P: 14	R: 0 E: 0 K: 2 S: 10	H: 1 LOB: 2 BB: 1 P: 19	R: 0 E: 0 K: 0 S: 6	H: 1 LOB: 0 BB: 1 P: 12		1B: 9 2B: 1 3B: 0 HR: 0	SF: 0 SAC: 1 DP: 0 HBP: 0	WP: 0 PB: 0 SB: 0 CS: 3	PA: 37				
PITCHER	IP	WLS	BF	H	R	ER	SO	BB	IBB	HBP	BLK	WP	HR	S	P	ERA	WHIP								
Jim Deshaies, L ERA: 2.36 (1, 1)	7.0	L	32	9	3	3	5	2	1	0	0	0	0	75	128	3.86	1.571								
Mark Guthrie, L ERA: 6.69 (8, 1)	1.0		3	1	0	0	0	1	0	0	0	0	0	6	12	0.00	2.000								

AB	30
R	3
H	10
RBI	3
BB	4
SO	5
LOB	15



Batter	1	2	3	4	5	6	7	8	9	AB	R	H	RBI	BB	SO	LOB	TOP								
Pat Listach, S OBP: 0.350, SLG: 0.269 (1, 6)	L6		FC1-6 BB		B1-3		1-2 1B		G3	4	0	1	0	1	0	0	Milwaukee Brewers @ Chicago White Sox Comiskey Park, Chicago, IL Wed Apr 28 1993, 8:05 PM EDT Att: 21,031 - Unknown - 61 F								
Bill Spiers, L OBP: 0.320, SLG: 0.289 (1, 4)	G3		FC1-6 1-2f			0-0 1B	G4-3		1B	5	0	2	0	0	0	3									
Darryl Hamilton, L OBP: 0.413, SLG: 0.377 (1, 8)	E8 1B		L7			2-2 1B 1-2f	FC4-6 1B	G4-3	F8	5	0	1	0	0	0	3									
Greg Vaughn, R OBP: 0.458, SLG: 0.561 (1, 7)					G5-3		P4	E5 1B		3	1	0	0	1	0	1									
Kevin Reimer, L OBP: 0.340, SLG: 0.578 (1, 10)	L1			HR		1-2 1B	FC5 1B	1B		4	1	3	1	0	0	2									
Dickie Thon, R OBP: 0.373, SLG: 0.478 (1, 5)		G5-3		K		1-0 1B	L7		K	4	0	0	0	0	2	4									
Tom Brunansky, R OBP: 0.244, SLG: 0.143 (1, 9)				F7					K	4	0	1	1	0	2	0									
John Jaha, R OBP: 0.328, SLG: 0.264 (1, 3)					G6-3				FC5	4	0	1	0	0	1	2									
Dave Nilsson, L OBP: 0.179, SLG: 0.259 Alex Diaz, S OBP: 0.100, SLG: 0.100 (9, PH)	G4-3				F8		P5		K	3	0	0	0	0	0	1	Brewers								
Inning Stats	R: 0 E: 1 K: 0 S: 9	H: 1 LOB: 2 BB: 1 P: 22	R: 0 E: 0 K: 2 S: 12	H: 0 LOB: 0 BB: 0 P: 17	R: 0 E: 0 K: 0 S: 6	H: 0 LOB: 1 BB: 1 P: 14	R: 1 E: 0 K: 1 S: 8	H: 1 LOB: 0 BB: 0 P: 9	R: 0 E: 0 K: 0 S: 4	H: 0 LOB: 0 BB: 0 P: 7	R: 0 E: 0 K: 0 S: 16	H: 2 LOB: 2 BB: 0 P: 20	R: 0 E: 0 K: 1 S: 12	H: 2 LOB: 2 BB: 0 P: 19	R: 1 E: 1 K: 1 S: 14	H: 2 LOB: 2 BB: 0 P: 21		R: 0 E: 0 K: 1 S: 10	H: 1 LOB: 1 BB: 0 P: 14	1B: 8 2B: 0 3B: 0 HR: 1	SF: 0 SAC: 0 DP: 0 HBP: 0	WP: 0 PB: 0 SB: 0 CS: 0	PA: 39		
PITCHER	IP	WLS	BF	H	R	ER	SO	BB	IBB	HBP	BLK	WP	HR	S	P	ERA		WHIP							
Kirk McCaskill, R ERA: 4.13 (1, 1)	7.0	W	29	6	1	1	4	2	0	0	0	0	0	1	67	108		1.29	1.143						
Barry Jones, R ERA: (8, 1)	1.0		6	2	1	0	1	0	0	0	0	0	0	0	14	21		0.00	2.000						
Donn Pall, R ERA: 2.16 (9, 1)	1.0		4	1	0	0	1	0	0	0	0	0	0	0	10	14		0.00	1.000						

Batter	1	2	3	4	5	6	7	8	9	AB	R	H	RBI	BB	SO	LOB	BOTTOM							
Joey Cora, S OBP: 0.412, SLG: 0.432 (1, 4)	K		F8 1B BB	1-1 HR 2B	L6		L8			5	2	2	1	0	1	2	Milwaukee Brewers @ Chicago White Sox Comiskey Park, Chicago, IL Wed Apr 28 1993, 8:05 PM EDT Att: 21,031 - Unknown - 61 F							
Lance Johnson, L OBP: 0.359, SLG: 0.413 (1, 8)	G3		1B BB	G6-3		L7		P3 HBP BB 1B		4	2	1	0	1	0	1								
Frank Thomas, R OBP: 0.329, SLG: 0.394 Craig Grebeck, R OBP: 0.143, SLG: 0.077 (6, PR) (9, 5)	F9		F8	HR		P4		BB P3 2B HBP		4	1	1	2	0	0	2								
George Bell, R OBP: 0.259, SLG: 0.244 (1, 10)		1B FC3-6 1B	P4	2B		G6-3		P3		5	1	2	0	0	0	4								
Robin Ventura, L OBP: 0.412, SLG: 0.412 (9, 3)		FC3-6 1B	1B	IBB			1B FC4 BB	BB 2B IBB		2	2	2	1	3	0	0								
Ellis Burks, R OBP: 0.400, SLG: 0.485 (1, 9)	P5		1B	K			FC4 1B	2B BB		4	1	2	2	1	1	4								
Dan Pasqua, L OBP: 0.326, SLG: 0.214 Mike Huff, R OBP: 0.368, SLG: 0.400 (7, PR) (8, 7)	FC3-6 1-2f 3-H		BB	K			FC4	2B		3	0	0	2	1	1	4								
Ron Karkovics, R OBP: 0.281, SLG: 0.357 Carlton Fisk, R OBP: 0.276, SLG: 0.444 (9, 2)			P2		P2		P5	F8		1	0	0	0	0	0	1								
Ozzie Guillen, L OBP: 0.200, SLG: 0.212 (1, 6)	G3			2B 1B	G6-3		F9	G1-3		5	1	1	0	0	0	5								
Inning Stats	R: 0 E: 0 K: 1 S: 6	H: 0 LOB: 0 BB: 0 P: 9	R: 1 E: 0 K: 0 S: 18	H: 2 LOB: 2 BB: 1 P: 30	R: 2 E: 0 K: 0 S: 14	H: 3 LOB: 3 BB: 2 P: 28	R: 3 E: 0 K: 2 S: 18	H: 4 LOB: 2 BB: 1 P: 32	R: 0 E: 0 K: 0 S: 5	H: 0 LOB: 0 BB: 0 P: 6	R: 0 E: 0 K: 0 S: 3	H: 0 LOB: 0 BB: 0 P: 7	R: 1 E: 0 K: 0 S: 10	H: 1 LOB: 2 BB: 1 P: 15	R: 4 E: 0 K: 0 S: 16	H: 2 LOB: 1 BB: 2 P: 33	1B: 8 2B: 3 3B: 0 HR: 1	SF: 0 SAC: 0 DP: 0 HBP: 1	WP: 0 PB: 0 SB: 1 CS: 0	PA: 45				
PITCHER	IP	WLS	BF	H	R	ER	SO	BB	IBB	HBP	BLK	WP	HR	S	P	ERA	WHIP							
21 Cal Eldred, R ERA: 3.73 (1, 1)	4.0	L	25	9	6	6	3	3	1	0	0	0	0	1	56	99	13.50	3.000						
Mike Ignasiak, R ERA: (5, 1)	0.1		1	0	0	0	0	0	0	0	0	0	0	1	1	0.00	0.000							
Graeme Lloyd, L ERA: 4.25 (5, 1)	1.0		3	0	0	0	0	0	0	0	0	0	0	5	7	0.00	0.000							
Carlos Maldonado, R ERA: 4.15 (6, 1)	1.2		8	1	1	1	0	1	0	0	0	0	0	12	20	5.40	1.200							
Josias Manzillo, R ERA: 10.45 (8, 1)	1.0		8	2	4	4	0	1	1	1	0	0	0	16	33	36.00	3.000							

Batter	1	2	3	4	5	6	7	8	9	AB	R	H	RBI	BB	SO	LOB	TOP				
Pat Listach, S (1, 6) OBP: 0.344, SLG: 0.255	G4-3		SH 1B BB	K				G5-3		3	1	0	0	1	1	1					
Bill Spiers, L (1, 4) OBP: 0.315, SLG: 0.286 Bill Doran, S (9, PH) OBP: 0.385, SLG: 0.273	F8		BB 1B	K				G4-3	G5-3	4	1	1	0	0	1	3					
Darryl Hamilton, L (1, 8) OBP: 0.400, SLG: 0.365	F7		BB 1B					G6-3	K	5	1	1	1	0	1	0					
Greg Vaughn, R (1, 7) OBP: 0.429, SLG: 0.516		G5-3	K					P3	K	5	0	0	0	0	3	3					
Kevin Reimer, L (1, 10) OBP: 0.370, SLG: 0.583			FC3-6 1B BB							3	0	2	1	1	1	0					
Tom Brunansky, R (1, 9) OBP: 0.244, SLG: 0.154			FC3-6 1B							4	0	1	2	0	2	2					
B.J. Surhoff, L (1, 5) OBP: 0.274, SLG: 0.250			FC3-6 1B							2	0	0	0	2	1	2					
John Jaha, R (1, 3) OBP: 0.308, SLG: 0.246			F9							4	0	0	0	0	0	5					
Dave Nilsson, L (1, 2) OBP: 0.226, SLG: 0.276 Dickie Thon, R (8, PH) OBP: 0.385, SLG: 0.489 Joe Knak, R (8, 2) OBP: 0.294, SLG: 0.290			SH 1B BB							2	1	1	0	1	0	0					
Inning Stats	R: 0 E: 0 K: 0 S: 10	H: 0 LOB: 0 BB: 0 P: 14	R: 0 E: 0 K: 1 S: 11	H: 1 LOB: 2 BB: 1 P: 17	R: 4 E: 1 K: 1 S: 14	H: 3 LOB: 2 BB: 2 P: 24	R: 0 E: 0 K: 2 S: 9	H: 0 LOB: 0 BB: 0 P: 12	R: 0 E: 0 K: 1 S: 12	H: 1 LOB: 3 BB: 2 P: 22	R: 0 E: 0 K: 0 S: 7	H: 1 LOB: 1 BB: 0 P: 9	R: 0 E: 0 K: 1 S: 10	H: 1 LOB: 1 BB: 0 P: 18	R: 0 E: 0 K: 2 S: 12	H: 0 LOB: 0 BB: 0 P: 18	1B: 7 2B: 0 3B: 0 HR: 0	SF: 0 SAC: 1 DP: 0 HBP: 0	WP: 0 PB: 0 SB: 0 CS: 0	PA: 40	
PITCHER	IP	WLS	BF	H	R	ER	SO	BB	IBB	HBP	BLK	WP	HR	S	P	ERA	WHIP				
Dave Stieb, R (1, 1) ERA: 4.5	6.0	W	29	5	4	3	7	5	0	0	0	0	0	65	106	4.50	1.667				
Scott Radinsky, L (7, 1) ERA: 3.18	3.0	S	11	2	0	0	3	0	0	0	0	0	0	29	45	0.00	0.667				

Milwaukee Brewers @ Chicago White Sox
Comiskey Park, Chicago, IL
Thu Apr 29 1993, 4:33 AM EDT
Att: 23,431 - Cloudy - 58 F

AB	34
R	4
H	7
RBI	4
BB	5
SO	10
LOB	16



Batter	1	2	3	4	5	6	7	8	9	AB	R	H	RBI	BB	SO	LOB	BOTTOM				
Joey Cora, S (1, 4) OBP: 0.400, SLG: 0.418	F7	F9								5	1	1	0	0	1	2					
Lance Johnson, L (1, 8) OBP: 0.378, SLG: 0.430	G1-3		CS 1B							4	1	3	1	0	0	0					
Frank Thomas, R (1, 3) OBP: 0.337, SLG: 0.413			K							4	2	2	1	0	2	1					
George Bell, R (1, 10) OBP: 0.258, SLG: 0.244			F7							4	0	1	2	0	1	1					
Robin Ventura, L (1, 5) OBP: 0.416, SLG: 0.408										3	1	1	0	1	0	2					
Dan Pasqua, L (1, 9) OBP: 0.325, SLG: 0.344										4	1	2	3	0	1	2					
Bo Jackson, R (1, 7) OBP: 0.400, SLG: 0.441 Mike Huff, R (8, 7) OBP: 0.368, SLG: 0.400			G5-3							4	0	0	0	0	2	2					
Carlton Fisk, R (1, 2) OBP: 0.227, SLG: 0.364 Ron Karkovics, R (9, 2) OBP: 0.291, SLG: 0.357										0	0	0	0	0	0	0					
Ozzie Guillen, L (1, 6) OBP: 0.230, SLG: 0.243										4	1	3	0	0	0	0					
Inning Stats	R: 1 E: 0 K: 0 S: 15	H: 3 LOB: 2 BB: 0 P: 24	R: 0 E: 0 K: 0 S: 5	H: 1 LOB: 1 BB: 0 P: 7	R: 0 E: 0 K: 1 S: 6	H: 1 LOB: 0 BB: 0 P: 9	R: 0 E: 0 K: 2 S: 7	H: 0 LOB: 0 BB: 0 P: 11	R: 4 E: 1 K: 0 S: 18	H: 5 LOB: 2 BB: 0 P: 27	R: 0 E: 0 K: 0 S: 7	H: 2 LOB: 2 BB: 0 P: 14	R: 2 E: 0 K: 3 S: 14	H: 1 LOB: 0 BB: 1 P: 22	R: 0 E: 0 K: 1 S: 8	H: 0 LOB: 0 BB: 0 P: 10	1B: 11 2B: 2 3B: 0 HR: 1	SF: 0 SAC: 0 DP: 1 HBP: 0	WP: 0 PB: 0 SB: 0 CS: 1	PA: 37	
PITCHER	IP	WLS	BF	H	R	ER	SO	BB	IBB	HBP	BLK	WP	HR	S	P	ERA	WHIP				
Mike Boddicker, R (1, 1) ERA: 6.0	6.0	L	29	12	5	4	3	0	0	0	0	0	0	58	92	6.00	2.000				
Carlos Maldonado, R (7, 1) ERA: 5.4	1.1		6	1	2	2	3	1	0	0	0	0	1	16	24	13.50	1.500				
Jesse Orosco, L (8, 1) ERA: 8.1	0.2		2	0	0	0	1	0	0	0	0	0	0	6	8	0.00	0.000				

Milwaukee Brewers @ Chicago White Sox
Comiskey Park, Chicago, IL
Thu Apr 29 1993, 4:33 AM EDT
Att: 23,431 - Cloudy - 58 F

AB	36
R	7
H	13
RBI	7
BB	1
SO	7
LOB	10



Batter	1	2	3	4	5	6	7	8	9	AB	R	H	RBI	BB	SO	LOB	TOP								
Pat Listach, S OBP: 0.338, SLG: 0.254 (1, 6)										4	1	1	0	0	0	0	Milwaukee Brewers @ Texas Rangers Arlington Stadium, Arlington, TX Fri Apr 30 1993, 8:05 PM EDT Att: 34,155 - Unknown - 76 F								
Bill Doran, S OBP: 0.412, SLG: 0.357 Bill Spiers, L OBP: 0.315, SLG: 0.286 (1, 4) (9, 4)										3	0	1	1	1	1	0									
Darryl Hamilton, L OBP: 0.393, SLG: 0.359 (1, 8)										4	2	1	0	0	2	2									
Greg Vaughn, R OBP: 0.432, SLG: 0.554 (1, 7)										3	1	1	2	1	0	2									
Kevin Reimer, L OBP: 0.362, SLG: 0.577 (1, 10)										4	1	1	1	0	0	2									
Tom Brunansky, R OBP: 0.224, SLG: 0.140 (1, 9)										4	0	0	0	0	0	2									
John Jaha, R OBP: 0.304, SLG: 0.233 (1, 3)										3	0	0	0	1	0	1									
B.J. Surhoff, L OBP: 0.288, SLG: 0.254 (1, 5)										3	0	1	0	1	0	1									
Joe Kmak, R OBP: 0.270, SLG: 0.265 Dickie Thon, R OBP: 0.377, SLG: 0.479 Dave Nilsson, L OBP: 0.226, SLG: 0.276 (1, 2) (9, PH) (9, 2)										3	0	0	0	0	0	1									
Inning Stats	R: 1 E: 0 K: 1 S: 15	H: 2 LOB: 1 BB: 0 P: 22	R: 0 E: 0 K: 0 S: 7	H: 0 LOB: 1 BB: 1 P: 11	R: 0 E: 0 K: 0 S: 6	H: 0 LOB: 1 BB: 1 P: 13	R: 1 E: 0 K: 0 S: 13	H: 1 LOB: 0 BB: 1 P: 21	R: 0 E: 0 K: 0 S: 3	H: 0 LOB: 0 BB: 0 P: 5	R: 0 E: 0 K: 0 S: 10	H: 0 LOB: 1 BB: 1 P: 16	R: 0 E: 0 K: 0 S: 7	H: 0 LOB: 0 BB: 0 P: 11	R: 2 E: 0 K: 1 S: 12	H: 2 LOB: 0 BB: 0 P: 17		R: 0 E: 0 K: 0 S: 4	H: 1 LOB: 0 BB: 0 P: 5	1B: 3 2B: 2 3B: 0 HR: 1	SF: 0 SAC: 0 DP: 1 HBP: 0	WP: 1 PB: 1 SB: 0 CS: 1	PA: 36		
PITCHER	IP	WLS	BF	H	R	ER	SO	BB	IBB	HBP	BLK	WP	HR	S	P	ERA	WHIP								
Kenny Rogers, L ERA: 2.51 Matt Whiteside, R ERA: 2.53 Bob Patterson, L ERA: 4.09 (1, 1) (6, 1) (8, 1)	5.1		23	3	3	2	2	4	0	0	1	1	0	50	84	3.38	1.312								

Batter	1	2	3	4	5	6	7	8	9	AB	R	H	RBI	BB	SO	LOB	BOTTOM								
Doug Dascenzo, S OBP: 0.244, SLG: 0.326 (1, 8)										4	1	1	0	0	0	1	Milwaukee Brewers @ Texas Rangers Arlington Stadium, Arlington, TX Fri Apr 30 1993, 8:05 PM EDT Att: 34,155 - Unknown - 76 F								
Julio Franco, R OBP: 0.337, SLG: 0.416 (1, 10)										4	0	0	0	0	1	2									
Jose Canseco, R OBP: 0.311, SLG: 0.488 (1, 9)										4	1	2	3	0	1	0									
Juan Gonzalez, R OBP: 0.391, SLG: 0.641 (1, 7)										4	1	1	1	0	2	1									
Dean Palmer, R OBP: 0.370, SLG: 0.686 (1, 5)										3	0	1	0	1	0	1									
Rafael Palmeiro, L OBP: 0.242, SLG: 0.280 (1, 3)										4	0	0	0	0	0	2									
John Russell, R OBP: 0.222, SLG: 0.556 Ivan Rodriguez, R OBP: 0.425, SLG: 0.492 (1, 2) (9, PH)										3	0	0	0	0	1	1									
Manuel Lee, S OBP: 0.308, SLG: 0.206 Doug Strange, S OBP: 0.236, SLG: 0.480 (1, 6) (9, PH)										3	0	0	0	0	1	0									
Billy Ripken, R OBP: 0.291, SLG: 0.245 (1, 4)										2	1	1	0	1	0	0									
Inning Stats	R: 0 E: 0 K: 1 S: 8	H: 0 LOB: 0 BB: 0 P: 13	R: 0 E: 0 K: 1 S: 6	H: 0 LOB: 0 BB: 0 P: 9	R: 0 E: 0 K: 1 S: 6	H: 0 LOB: 1 BB: 1 P: 14	R: 0 E: 0 K: 1 S: 9	H: 1 LOB: 0 BB: 0 P: 14	R: 0 E: 0 K: 0 S: 6	H: 0 LOB: 0 BB: 0 P: 9	R: 4 E: 0 K: 1 S: 23	H: 4 LOB: 1 BB: 1 P: 39	R: 0 E: 0 K: 0 S: 8	H: 0 LOB: 0 BB: 0 P: 12	R: 0 E: 0 K: 1 S: 7	H: 0 LOB: 0 BB: 0 P: 11		R: 0 E: 0 K: 1 S: 13	H: 1 LOB: 1 BB: 0 P: 19	1B: 2 2B: 2 3B: 0 HR: 2	SF: 0 SAC: 0 DP: 0 HBP: 0	WP: 1 PB: 0 SB: 0 CS: 0	PA: 35		
PITCHER	IP	WLS	BF	H	R	ER	SO	BB	IBB	HBP	BLK	WP	HR	S	P	ERA	WHIP								
Jaime Navarro, R ERA: 6.11 Graeme Lloyd, L ERA: 3.75 Jim Austin, R ERA: 11.57 Doug Henry, R ERA: 10.0 (1, 1) (6, 1) (8, 1) (9, 1)	1.2	W	5	0	0	0	1	0	0	0	0	0	0	12	16	0.00	0.000								

AB 32
R 5
H 6
RBI 4
BB 4
SO 3
LOB 12



AB 33
R 4
H 6
RBI 4
BB 2
SO 7
LOB 10



Batter	1	2	3	4	5	6	7	8	9	10	11	12	AB	R	H	RBI	BB	SO	LOB	TOP		
Pat Listach, S OBP: 0.315, SLG: 0.234	B5-3		L6		G5-3			L9			K		5	0	0	0	0	1	0			
John Jaha, R OBP: 0.284, SLG: 0.215	F9		P3			G6-3		F7			F9		5	0	0	0	0	0	0			
Darryl Hamilton, L OBP: 0.384, SLG: 0.350	G4-3			K CS, BLK		1B 2B		G1			K		2	0	0	0	0	1	0			
Alex Diaz, S OBP: 0.194, SLG: 0.231													3	1	1	0	0	1	0			
Greg Vaughn, R OBP: 0.442, SLG: 0.594													4	2	2	2	1	0	0			
Kevin Reimer, L OBP: 0.365, SLG: 0.561													5	0	2	1	0	1	1			
Tom Brunansky, R OBP: 0.241, SLG: 0.229													5	1	2	1	0	1	2			
B.J. Surhoff, L OBP: 0.262, SLG: 0.238													4	0	0	0	1	1	1			
Bill Spiers, L OBP: 0.310, SLG: 0.283													4	0	1	0	0	0	2			
Joe Kmak, R OBP: 0.280, SLG: 0.243													3	0	0	0	0	1	0			
Bill Doran, S OBP: 0.389, SLG: 0.333													1	0	0	0	0	0	1			
Dave Nilsson, L OBP: 0.226, SLG: 0.276													0	0	0	0	0	0	0			
Inning Stats	R: 0 E: 0 K: 6	H: 0 LOB: 0 BB: 7	R: 0 E: 0 K: 1	H: 0 LOB: 2 BB: 2	R: 0 E: 0 K: 1	H: 0 LOB: 0 BB: 11	R: 1 E: 0 K: 2	H: 2 LOB: 0 BB: 20	R: 0 E: 0 K: 0	H: 3 LOB: 0 BB: 0	R: 0 E: 0 K: 0	H: 0 LOB: 0 BB: 0	R: 0 E: 0 K: 0	H: 1 LOB: 0 BB: 12	R: 0 E: 0 K: 2	H: 0 LOB: 0 BB: 0	R: 1 E: 0 K: 0	H: 1 LOB: 0 BB: 8	1B: 5 2B: 2 3B: 0 HR: 2	SF: 0 SAC: 0 DP: 2 HBP: 0	WP: 0 PB: 1 SB: 1 CS: 1	PA: 43
PITCHER	IP WLS BF H R ER SO BB IBB HBP BLK WP HR S P ERA WHIP																					
Craig Leferts, L ERA: 7.55	(1.1) 6.0 24 5 3 3 5 2 0 0 0 0 0 0 0 61 96 4.50 1.167																					
Brian Bohanon, L ERA: 2.13	(7.1) 2.0 6 0 0 0 0 0 0 0 0 0 0 0 0 17 26 0.00 0.000																					
Matt Whiteside, R ERA: 2.25	(9.1) 1.1 5 2 0 0 0 0 0 0 0 0 0 0 0 13 19 0.00 1.500																					
Tom Henke, R ERA:	(10.1) 2.0 5 0 0 0 2 0 0 0 0 0 0 0 0 12 16 0.00 0.000																					
Bob Patterson, L ERA: 4.63	(12.1) 0.2 L 3 1 1 1 0 0 0 0 0 0 0 0 1 5 7 13.50 1.500																					

Milwaukee Brewers @ Texas Rangers
Arlington Stadium, Arlington, TX
Sat May 01 1993, 4:33 AM EDT
Att. 28,961 - Unknown - 78 F

AB 41
R 4
H 8
RBI 4
BB 2
SO 7
LOB 7



Batter	1	2	3	4	5	6	7	8	9	10	11	12	AB	R	H	RBI	BB	SO	LOB	BOTTOM		
David Hulce, L OBP: 0.280, SLG: 0.256	G4-3 1B				F8			FC5-4		F7			5	1	2	0	0	0	3			
John Russell, R OBP: 0.300, SLG: 0.600													1	0	1	0	0	0	0			
Julio Franco, R OBP: 0.330, SLG: 0.415	G4-3				F7								5	0	1	0	0	1	3			
Butch Davis, R OBP: 0.260, SLG: 0.375													1	0	0	0	0	0	2			
Jose Canseco, R OBP: 0.344, SLG: 0.535													4	1	3	1	2	1	1			
Juan Gonzalez, R OBP: 0.399, SLG: 0.622													4	0	1	0	1	1	5			
Dean Palmer, R OBP: 0.345, SLG: 0.632													6	0	0	1	0	2	8			
Rafael Palmeiro, L OBP: 0.259, SLG: 0.294													3	0	2	0	0	0	2			
Gary Redus, R OBP: 0.227, SLG: 0.364													3	0	1	0	0	0	3			
Ivan Rodriguez, R OBP: 0.416, SLG: 0.478													4	0	1	0	0	1	2			
Doug Descenzo, S OBP: 0.234, SLG: 0.311													2	1	0	0	0	0	4			
Manuel Lee, S OBP: 0.286, SLG: 0.189													3	0	0	0	0	0	0			
Doug Strange, S OBP: 0.333, SLG: 0.519													2	0	1	1	1	0	0			
Billy Ripken, R OBP: 0.290, SLG: 0.241													5	0	1	0	1	0	4			
Inning Stats	R: 1 E: 0 K: 14	H: 3 LOB: 2 BB: 18	R: 0 E: 0 K: 9	H: 0 LOB: 0 BB: 13	R: 0 E: 0 K: 2	H: 1 LOB: 2 BB: 21	R: 0 E: 0 K: 7	H: 1 LOB: 0 BB: 11	R: 0 E: 0 K: 10	H: 0 LOB: 0 BB: 16	R: 1 E: 0 K: 9	H: 2 LOB: 1 BB: 15	R: 0 E: 0 K: 11	H: 0 LOB: 0 BB: 20	R: 0 E: 0 K: 13	H: 1 LOB: 2 BB: 26	R: 0 E: 0 K: 10	H: 2 LOB: 3 BB: 16	1B: 10 2B: 3 3B: 1 HR: 0	SF: 0 SAC: 0 DP: 1 HBP: 1	WP: 0 PB: 0 SB: 5 CS: 1	PA: 55
PITCHER	IP WLS BF H R ER SO BB IBB HBP BLK WP HR S P ERA WHIP																					
Ricky Bones, R ERA: 5.59	(1.1) 5.0 21 6 2 2 3 0 0 0 0 0 0 0 55 84 3.60 1.200																					
Mike Fetters, R ERA: 4.26	(6.1) 2.0 8 1 0 0 1 1 0 0 0 0 0 0 15 28 0.00 1.000																					
Jim Austin, R ERA: 10.13	(8.1) 0.2 3 1 0 0 0 0 0 0 0 0 0 0 9 17 0.00 1.500																					
Jesse Orosco, L ERA: 7.36	(8.1) 0.1 0 0 0 0 0 0 0 0 0 0 0 0 2 3 0.00 0.000																					
Doug Henry, R ERA: 9.9	(9.1) 1.0 5 2 1 1 0 0 0 0 0 0 0 0 13 20 9.00 2.000																					
Carlos Maldonado, R ERA: 5.23	(10.1) 0.1 4 1 0 0 0 1 1 0 0 0 0 0 7 19 0.00 6.000																					
Graeme Lloyd, L ERA: 3.14	(10.1) 2.1 W 12 3 0 0 2 2 0 0 0 0 0 0 23 38 0.00 2.143																					
Josias Manzanillo, R ERA: 10.13	(12.1) 0.1 S 1 0 0 0 0 0 0 0 0 0 0 0 1 1 0.00 0.000																					


Milwaukee Brewers @ Texas Rangers
Arlington Stadium, Arlington, TX
Sat May 01 1993, 4:33 AM EDT
Att. 28,961 - Unknown - 78 F

AB 48
R 3
H 14
RBI 3
BB 5
SO 6
LOB 37




Batter	1	2	3	4	5	6	7	8	9	AB	R	H	RBI	BB	SO	LOB	TOP	
Pat Listach, S OBP: 0.312, SLG: 0.224	(1, 6) K		(4, 1) CS BB			(3, 3) K	(0, 3) K			3	0	0	0	1	3	1	Milwaukee Brewers @ Texas Rangers Arlington Stadium, Arlington, TX Sun May 02 1993, 4:33 AM EDT Att: 31,957 - Cloudy - 65 F	
Bill Spiers, L OBP: 0.323, SLG: 0.286	(1, 4) F8		(2, 3) F9			(4, 1) 2B BB		(0, 1) G4-6-3 1B		3	1	1	0	1	0	1		
B.J. Surhoff, L OBP: 0.280, SLG: 0.227	(1, 3) PB BB			(1, 2) G3		(3, 1) F8		(3, 1) G4-6-3 1-2		3	0	0	0	1	0	2		
Greg Vaughn, R OBP: 0.433, SLG: 0.589	(1, 10) F8			(0, 0) G6-3		(0, 1) 1-H 2B		(2, 3) K		4	1	1	1	0	1	1		
Kevin Reimer, L OBP: 0.358, SLG: 0.557		(0, 3) K		(1, 2) G6-3		(1, 1) 2H 2B			(1, 0) F8	4	0	1	1	0	1	0		
Tom Brunansky, R OBP: 0.241, SLG: 0.216		(2, 3) K			(4, 1) FC5-6 BB	(3, 1) F8			(1, 2) G3-1	3	0	0	0	1	1	1		
Dickie Thon, R OBP: 0.386, SLG: 0.471		(4, 2) BB			(0, 1) FC5-6 G3 1-2				(1, 0) G5-3	3	0	1	0	1	0	1		
Dave Nilsson, L OBP: 0.206, SLG: 0.250	(1, 2) P4				(2, 1) G3					3	0	0	0	0	0	3		
Alex Diaz, S OBP: 0.143, SLG: 0.214				(0, 1) G3-1		(2, 2) L1				1	0	0	0	0	0	0		
Bill Doran, S OBP: 0.350, SLG: 0.294									(2, 3) G1-3	2	0	0	0	0	0	2		
Inning Stats	R: 0 E: 0 K: 1 S: 11	H: 0 LOB: 1 BB: 1 P: 20	R: 0 E: 0 K: 2 S: 10	H: 0 LOB: 1 BB: 1 P: 17	R: 0 E: 0 K: 0 S: 6	H: 0 LOB: 0 BB: 0 P: 11	R: 0 E: 0 K: 0 S: 8	H: 0 LOB: 0 BB: 0 P: 10	R: 0 E: 0 K: 1 S: 13	H: 1 LOB: 1 BB: 0 P: 10	R: 0 E: 0 K: 1 S: 7	H: 1 LOB: 0 BB: 0 P: 12	R: 0 E: 0 K: 0 S: 5	H: 0 LOB: 0 BB: 0 P: 8	1B: 2 2B: 2 HR: 0	SF: 0 SAC: 0 DP: 1 HBP: 0	WP: 0 PB: 1 SB: 0 CS: 1	PA: 34
PITCHER	IP WLS BF H R ER SO	IP WLS BF H R ER SO	IP WLS BF H R ER SO	IP WLS BF H R ER SO	IP WLS BF H R ER SO	IP WLS BF H R ER SO	IP WLS BF H R ER SO	IP WLS BF H R ER SO	IP WLS BF H R ER SO	IP WLS BF H R ER SO	IP WLS BF H R ER SO	IP WLS BF H R ER SO	IP WLS BF H R ER SO	IP WLS BF H R ER SO	IP WLS BF H R ER SO	ERA WHIP	ERA WHIP	
Robb Nen, R ERA: 5.4	(1, 1) 6.0 W 24																3.00	1.167
Jeff Bronkney, R ERA:	(7, 1) 3.0 S 10																0.00	0.667

AB	29
R	2
H	4
RBI	2
BB	5
SO	6
LOB	12



Batter	1	2	3	4	5	6	7	8	9	AB	R	H	RBI	BB	SO	LOB	BOTTOM			
David Hulse, L OBP: 0.315, SLG: 0.298	(1, 8) E7 2B		(0, 1) S HR 1B	(0, 0) E 2B	1B IBB		(0, 0) G1-6-3 1-2			4	3	2	0	1	0	1	Milwaukee Brewers @ Texas Rangers Arlington Stadium, Arlington, TX Sun May 02 1993, 4:33 AM EDT Att: 31,957 - Cloudy - 65 F			
Julio Franco, R OBP: 0.337, SLG: 0.430	(1, 10) G1-3 2B		(1, 2) K 1B	(2, 2) E4 1B	(2, 3) K			(0, 0) G6-3		4	0	2	2	0	2	4				
Butch Davis, R OBP: 0.222, SLG: 0.333	(8, PH) 3-H 2B		(1, 2) K	(2, H) 1B						1	0	0	0	0	0	0				
Jose Canseco, R OBP: 0.356, SLG: 0.582	(1, 9) G1-3		(0, 0) HR	(2, 3) K	(0, 1) 1-3 2-H 3-H 1B			(1, 2) 2B		5	1	3	4	0	1	2				
Doug Dasenczo, S OBP: 0.234, SLG: 0.311	(6, PR) G1-3		(2, H) HR		(1, 3) 2-H 3-H 1B			(2, 3) 2B		0	1	0	0	0	0	0				
Juan Gonzalez, R OBP: 0.398, SLG: 0.632	(1, 7) G1-3		(1, 0) G1-3		L8			(3, 2) BB 2B		5	1	2	1	0	0	3				
Rafael Palmeiro, L OBP: 0.263, SLG: 0.292	(1, 3) F9			(1, 0) HR 1B	(2, 3) F9		(1, 2) L8	(4, 0) BB IBB		4	1	1	0	1	0	2				
Dean Palmer, R OBP: 0.348, SLG: 0.650		(1, 3) K		(1, 2) 1-H HR	(4, 2) 2B BB		(2, 3) K	(1, 2) P3		4	2	1	2	1	2	2				
Ivan Rodriguez, R OBP: 0.420, SLG: 0.521	(1, 2) G3-1			(1, 0) SF9 3B	(1, 2) 2B 2B		(0, 0) F9	(4, 2) BB		4	2	2	1	0	0	0				
John Russell, R OBP: 0.364, SLG: 0.600	(6, PH) G3-1			(1, 3) SF9 3B	(1, 3) 2-H 3-H 2B		(1, 2) F9	(1, 2) 2-3 BB		0	0	0	0	1	0	0				
Manuel Lee, S OBP: 0.319, SLG: 0.205	(1, 6) CS BB			(1, 1) SF9	(4, 0) 2B 1B IBB			(0, 0) L7		2	1	1	1	2	0	3				
Billy Ripken, R OBP: 0.295, SLG: 0.241	(1, 4) CS			(1, 0) F8	(1, 1) F9			(0, 0) FC1-6 1B		0	0	0	0	0	0	0				
Doug Strange, S OBP: 0.324, SLG: 0.516	(2, PH) CS			(1, 1) F8	(1, 1) F9			(1, 2) FC1-6 G1-6-3		4	1	1	2	0	0	1				
Inning Stats	R: 1 E: 1 K: 0 S: 12	H: 1 LOB: 1 BB: 0 P: 20	R: 0 E: 0 K: 1 S: 6	H: 0 LOB: 0 BB: 1 P: 12	R: 2 E: 0 K: 1 S: 9	H: 2 LOB: 0 BB: 0 P: 13	R: 4 E: 1 K: 1 S: 19	H: 5 LOB: 1 BB: 0 P: 28	R: 5 E: 0 K: 1 S: 18	H: 4 LOB: 2 BB: 3 P: 35	R: 0 E: 0 K: 1 S: 7	H: 0 LOB: 0 BB: 0 P: 10	R: 0 E: 0 K: 0 S: 3	H: 1 LOB: 0 BB: 0 P: 3	R: 1 E: 0 K: 0 S: 13	H: 2 LOB: 3 BB: 2 P: 26	1B: 5 2B: 7 3B: 1 HR: 2	SF: 1 SAC: 0 DP: 1 HBP: 0	WP: 0 PB: 0 SB: 1 CS: 1	PA: 45
PITCHER	IP WLS BF H R ER SO	IP WLS BF H R ER SO	IP WLS BF H R ER SO	IP WLS BF H R ER SO	IP WLS BF H R ER SO	IP WLS BF H R ER SO	IP WLS BF H R ER SO	IP WLS BF H R ER SO	IP WLS BF H R ER SO	IP WLS BF H R ER SO	IP WLS BF H R ER SO	IP WLS BF H R ER SO	IP WLS BF H R ER SO	IP WLS BF H R ER SO	IP WLS BF H R ER SO	ERA WHIP	ERA WHIP			
Bill Wegman, R ERA: 4.57	(1, 1) 4.0 L 21																16.20	2.100		
Josias Manzanillo, R ERA: 11.57	(5, 1) 3.1 18																0.00	3.000		
Carlos Maldonado, R ERA: 4.91	(8, 1) 0.2 5																0.00	3.000		

AB	37
R	13
H	15
RBI	13
BB	6
SO	5
LOB	18



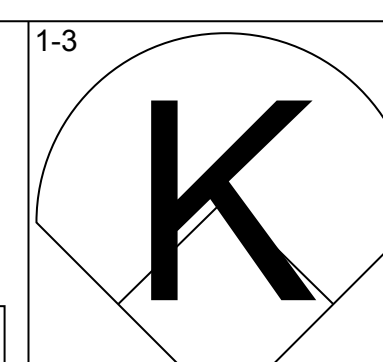
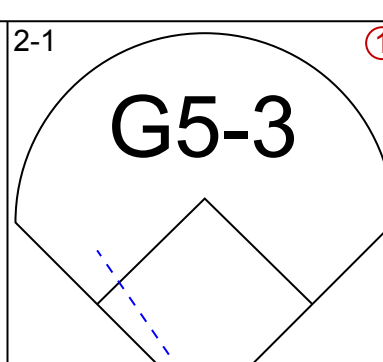
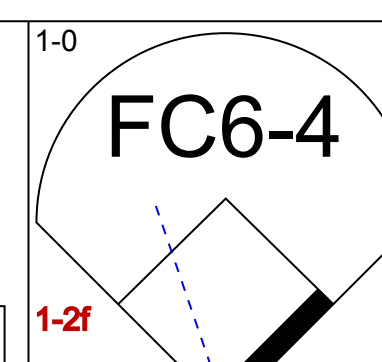
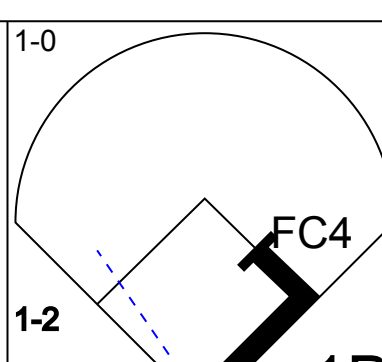
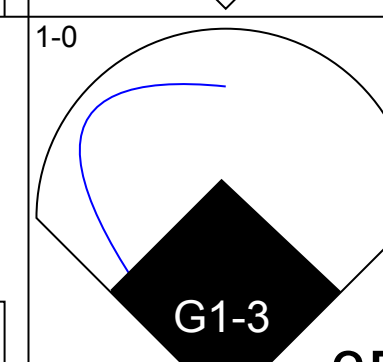
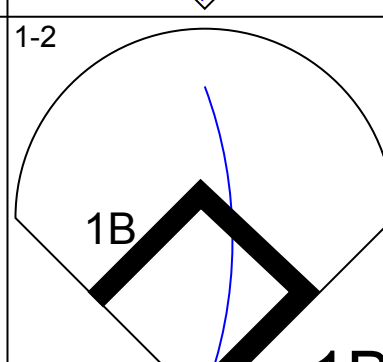
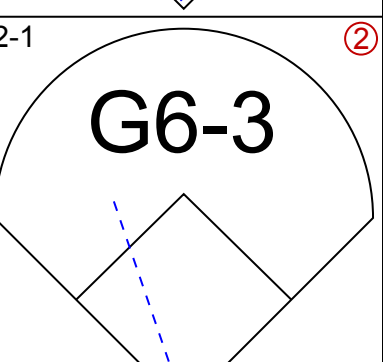
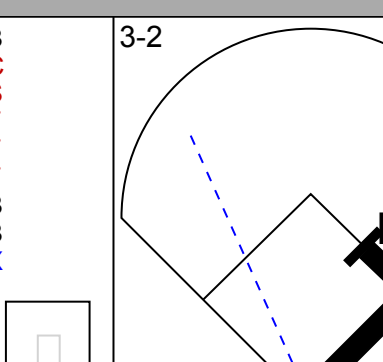
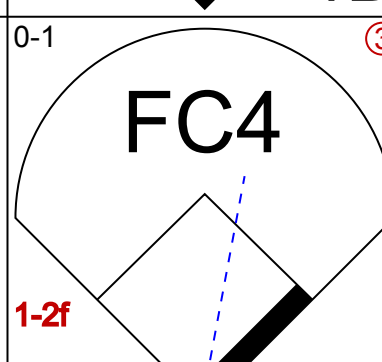
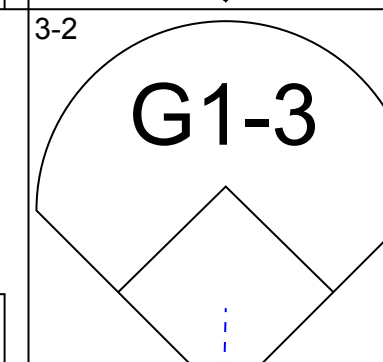
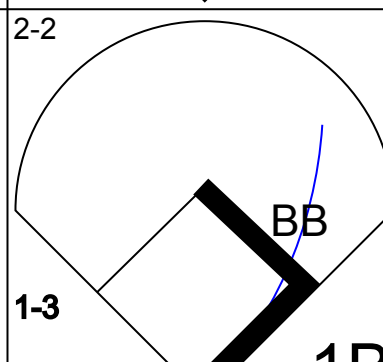
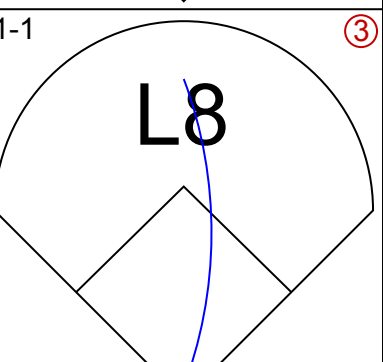
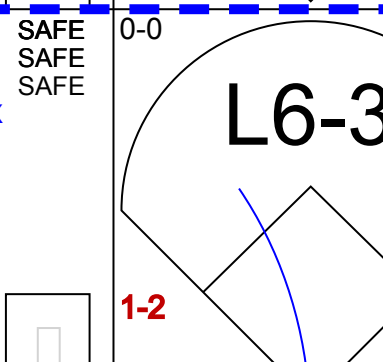
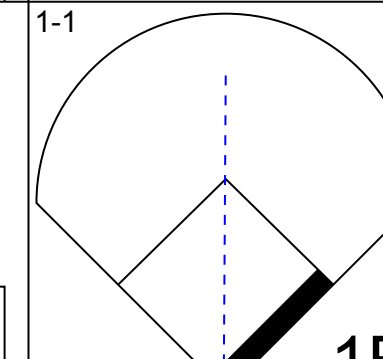
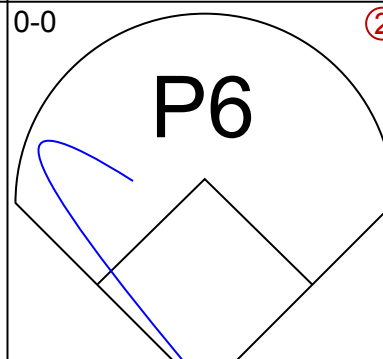
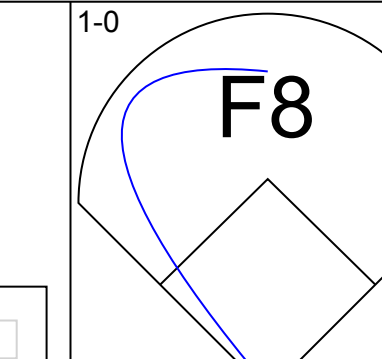
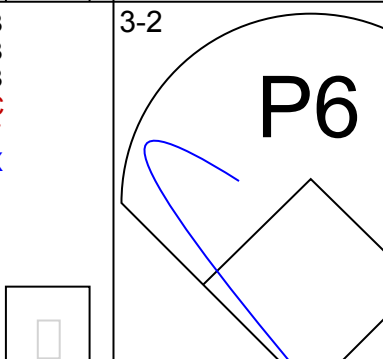
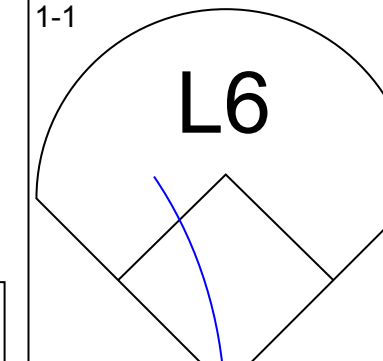
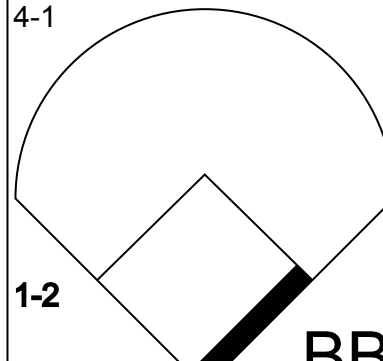
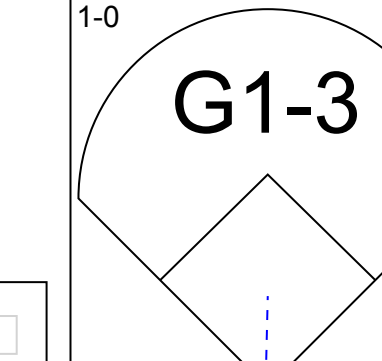
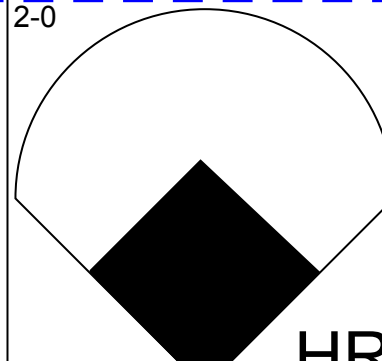
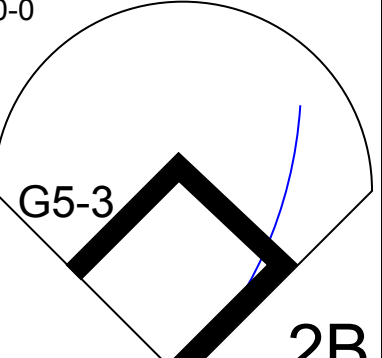
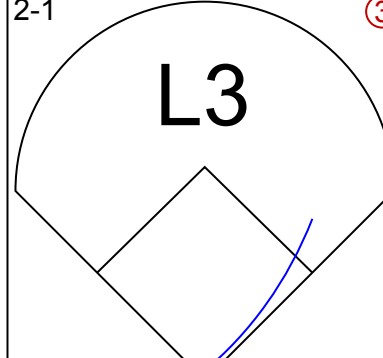
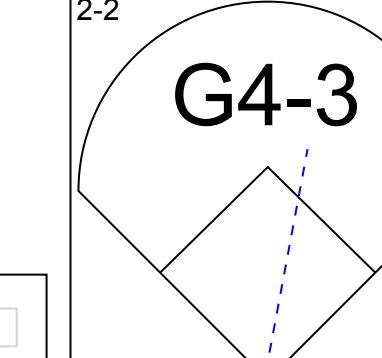
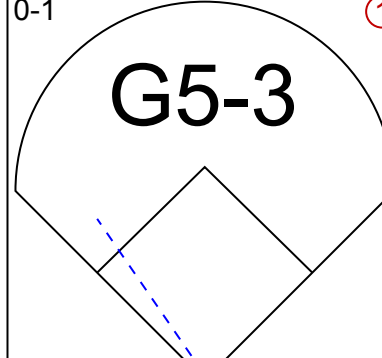
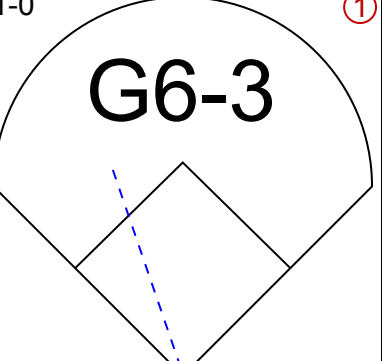
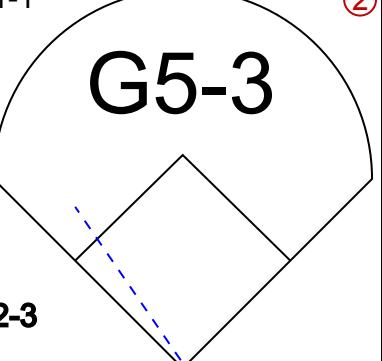

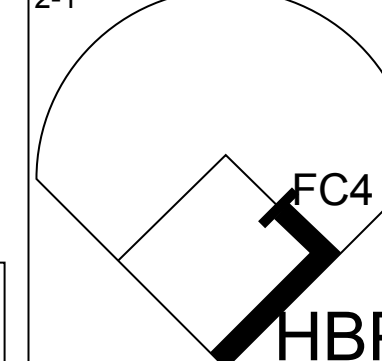
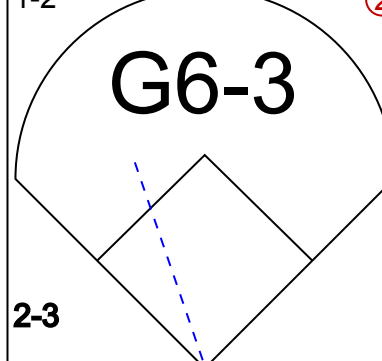
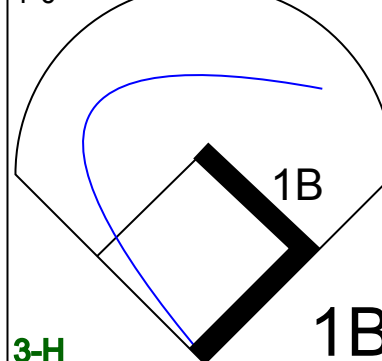
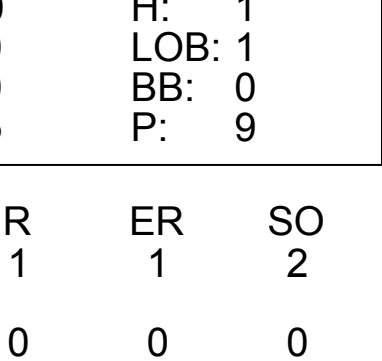
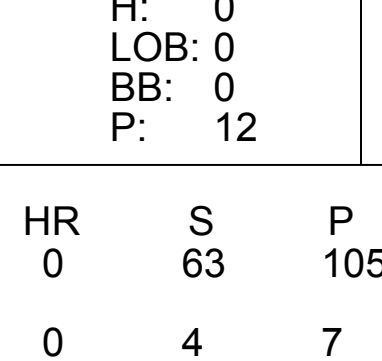
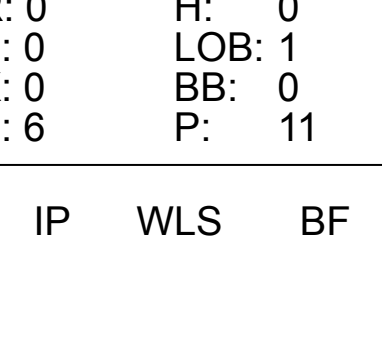
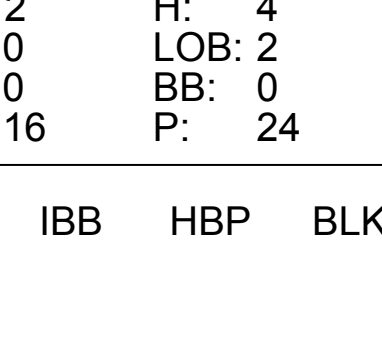


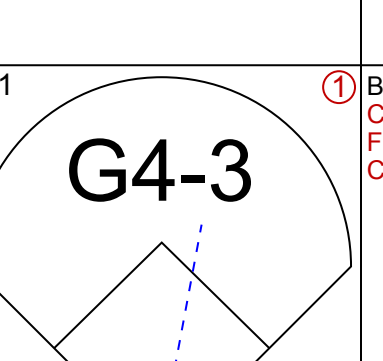


Batter	1	2	3	4	5	6	7	8	9	AB	R	H	RBI	BB	SO	LOB	TOP					
Pat Listach, S OBP: 0.308, SLG: 0.239 Matt Mieske, R (8, 8)	F7	K			2B			G6-3		4	0	1	0	0	1	2	Milwaukee Brewers @ Texas Rangers Arlington Stadium, Arlington, TX Mon May 03 1993, 8:05 PM EDT Att: 14,911 - Unknown - 79 F					
Bill Spiers, L OBP: 0.303, SLG: 0.267 (1, 4)	K		K					K		4	0	0	0	0	4	1						
B.J. Surhoff, L OBP: 0.266, SLG: 0.214 (1, 5)	G1-3		F8						F7	4	0	0	0	0	1	0						
Greg Vaughn, R OBP: 0.415, SLG: 0.558 (1, 7)		F8	P6						G4-3	4	0	0	0	0	1	0						
Kevin Reimer, L OBP: 0.352, SLG: 0.538 (1, 10)		G3			G6-4-3 1B				G4-3	4	0	1	0	0	1	0						
Tom Brunansky, R OBP: 0.246, SLG: 0.241 (1, 9)					G6-4-3 1B				F9	3	1	1	0	0	0	1						
Dickie Thon, R OBP: 0.383, SLG: 0.463 (1, 6)									L7	3	1	1	1	0	0	0						
John Jaha, R OBP: 0.286, SLG: 0.221 (1, 3)									G5-3	3	0	1	1	0	0	0						
Dave Nilsson, L OBP: 0.216, SLG: 0.257 (1, 2)									G3-1	3	0	1	0	0	0	0						
Inning Stats	R: 0 E: 0 K: 1 S: 6	H: 0 LOB: 0 BB: 0 P: 9	R: 2 E: 0 K: 1 S: 13	H: 4 LOB: 2 BB: 0 P: 17	R: 0 E: 0 K: 1 S: 9	H: 0 LOB: 0 BB: 0 P: 11	R: 0 E: 0 K: 0 S: 7	H: 1 LOB: 3 BB: 0 P: 14	R: 0 E: 0 K: 1 S: 11	H: 1 LOB: 1 BB: 0 P: 18	R: 0 E: 0 K: 0 S: 5	H: 0 LOB: 0 BB: 0 P: 10	R: 0 E: 0 K: 0 S: 6	H: 0 LOB: 0 BB: 0 P: 7	R: 0 E: 0 K: 1 S: 7	H: 0 LOB: 0 BB: 0 P: 13		R: 0 E: 0 K: 2 S: 7	H: 0 LOB: 0 BB: 0 P: 10	1B: 4 2B: 2 3B: 0 HR: 0	SF: 0 SAC: 0 DP: 1 HBP: 0	WP: 0 PB: 0 SB: 0 CS: 0
PITCHER Kevin Brown, R ERA: 1.33 (1, 1)	IP: 9.0 WLS: W BF: 32 H: 6 R: 2 ER: 2 SO: 8 BB: 0 IBB: 0 HBP: 0 BLK: 0 WP: 0 HR: 0 S: 71 P: 109 ERA: 2.00 WHIP: 0.667															PITCHER IP: WLS: BF: H: R: ER: SO: BB: IBB: HBP: BLK: WP: HR: S: P: ERA: WHIP						

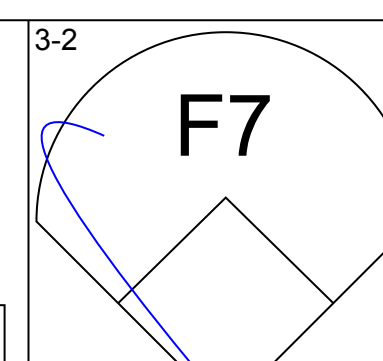
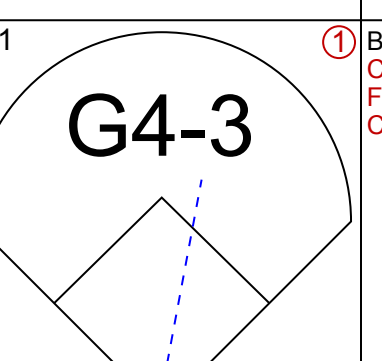
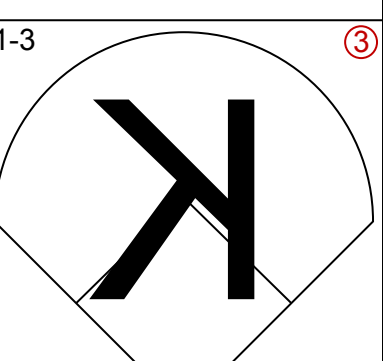
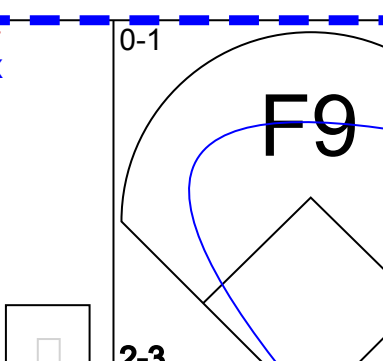
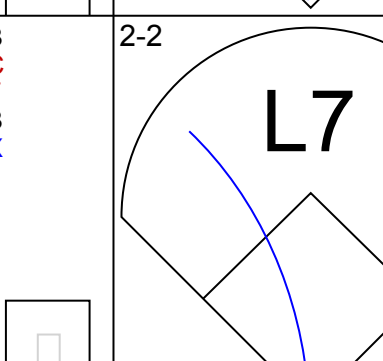
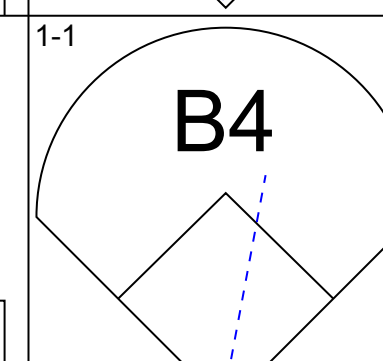
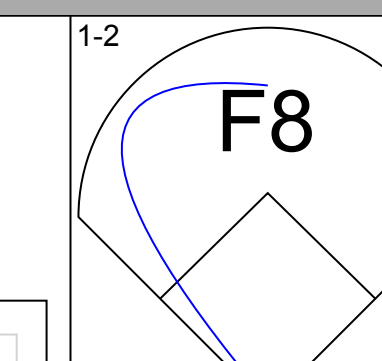
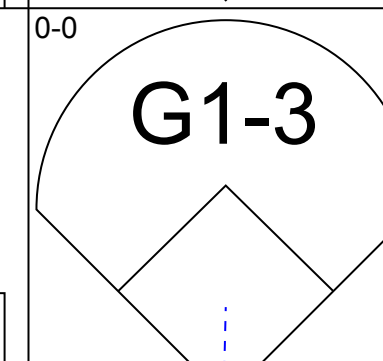
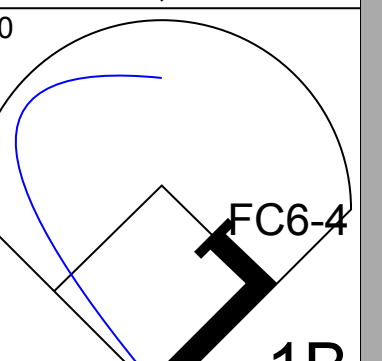
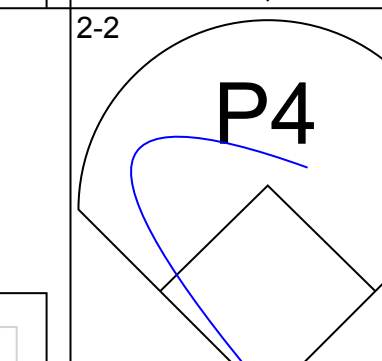
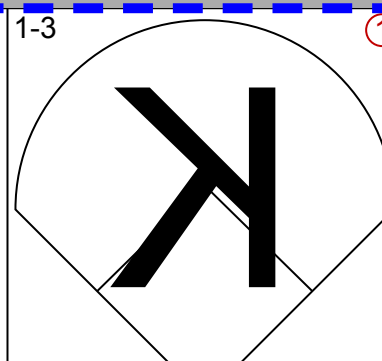
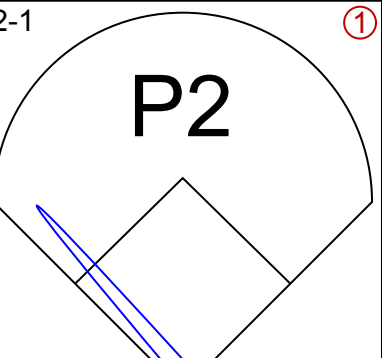
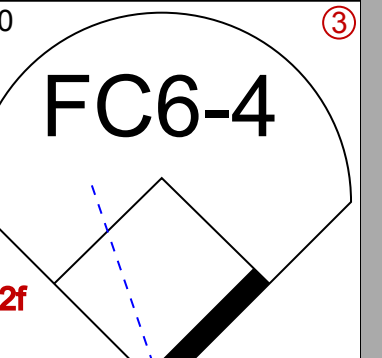
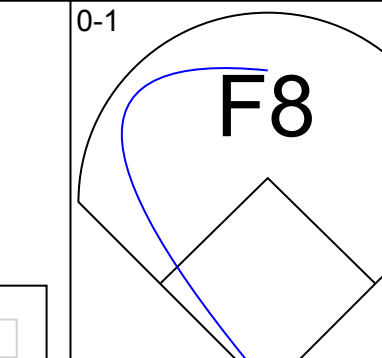
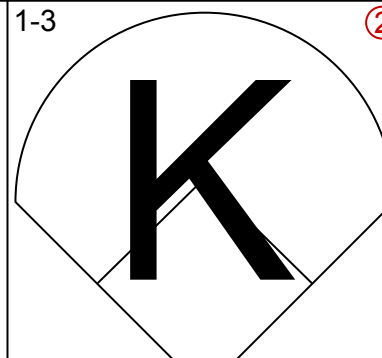
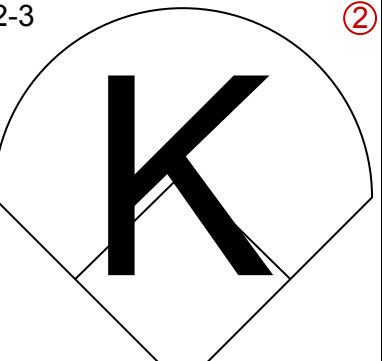
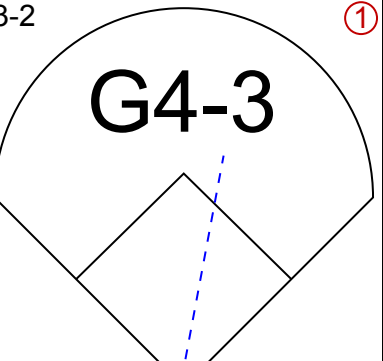
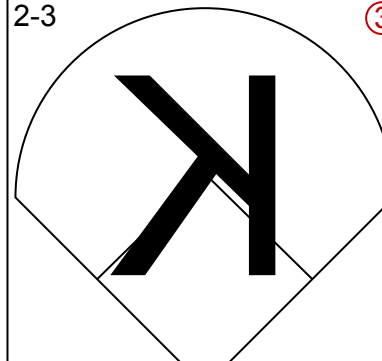

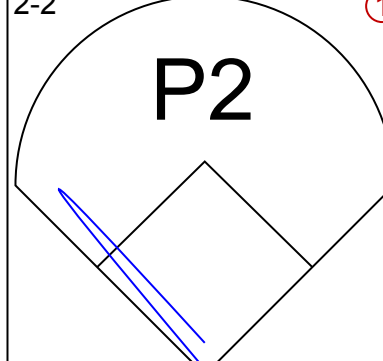
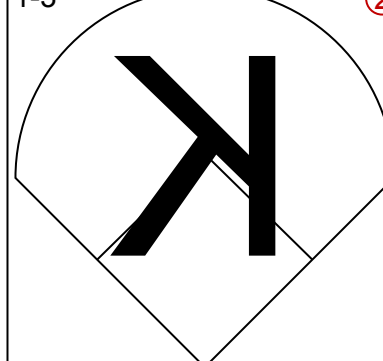
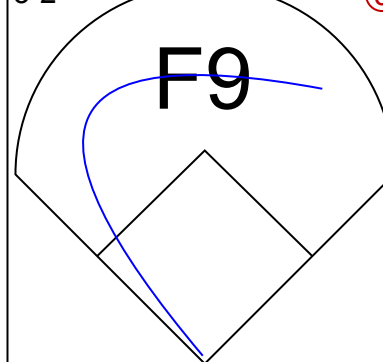
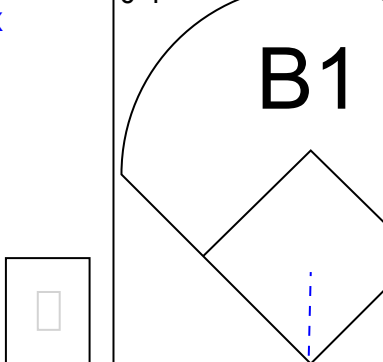
Batter	1	2	3	4	5	6	7	8	9	AB	R	H	RBI	BB	SO	LOB	BOTTOM					
David Hulse, L OBP: 0.322, SLG: 0.308 (1, 8)	E1 HR	1B		BB 1B FC3-2 1B	K				F9	5	1	2	1	0	1	2	Milwaukee Brewers @ Texas Rangers Arlington Stadium, Arlington, TX Mon May 03 1993, 8:05 PM EDT Att: 14,911 - Unknown - 79 F					
Julio Franco, R OBP: 0.371, SLG: 0.495 Butch Davis, R (7, FR) OBP: 0.222, SLG: 0.333 (1, 10)	HR	1B		FC3-2 BB 1B		HR 1B		FC6-4 1B		5	2	5	3	0	0	0						
Jose Canseco, R OBP: 0.349, SLG: 0.568 (1, 9)	P6	K		SF7		HR 1B		FC6-4 1B		4	1	1	1	0	1	4						
Juan Gonzalez, R OBP: 0.398, SLG: 0.611 (1, 7)	P4			FC3-2 BB		P3		BB		3	0	0	0	2	1	2						
Rafael Palmeiro, L OBP: 0.269, SLG: 0.362 (1, 3)	P2			FC3-2		HR		K		5	2	2	4	0	1	4						
Dean Palmer, R OBP: 0.340, SLG: 0.619 (1, 5)		1B E BB		HR		F9		K		4	1	0	0	1	3	4						
Ivan Rodriguez, R OBP: 0.407, SLG: 0.513 (1, 2)		K		2B		F9		F8		5	0	1	0	0	1	2						
Doug Strange, S OBP: 0.316, SLG: 0.486 (1, 4)		G6-3		F8		G4-3		1B		4	0	1	0	0	0	2						
Manuel Lee, S OBP: 0.333, SLG: 0.233 (1, 6)		1B		1B SF7 1B		E6		L7		4	2	2	0	0	0	1						
Inning Stats	R: 2 E: 1 K: 0 S: 16	H: 1 LOB: 0 BB: 0 P: 23	R: 2 E: 1 K: 2 S: 16	H: 3 LOB: 2 BB: 1 P: 29	R: 1 E: 0 K: 2 S: 15	H: 2 LOB: 1 BB: 0 P: 23	R: 1 E: 0 K: 1 S: 16	H: 3 LOB: 3 BB: 1 P: 26	R: 0 E: 1 K: 1 S: 10	H: 0 LOB: 1 BB: 0 P: 14	R: 3 E: 0 K: 0 S: 9	H: 3 LOB: 0 BB: 0 P: 14	R: 0 E: 0 K: 0 S: 8	H: 2 LOB: 2 BB: 0 P: 11	R: 0 E: 0 K: 2 S: 10	H: 0 LOB: 1 BB: 1 P: 15		R: 0 E: 0 K: 2 S: 10	H: 0 LOB: 1 BB: 1 P: 15	1B: 10 2B: 1 3B: 0 HR: 3	SF: 1 SAC: 0 DP: 0 HBP: 0	WP: 0 PB: 0 SB: 0 CS: 0
PITCHER 21 Cal Eldred, R ERA: 4.15 Graeme Lloyd, L ERA: 2.81 Carlos Maldonado, R ERA: 0.23 Jesse Orosco, L ERA: 5.79 (1, 1)	IP: 3.1 WLS: L BF: 22 H: 9 R: 6 ER: 3 SO: 4 BB: 2 IBB: 0 HBP: 0 BLK: 0 WP: 0 HR: 2 S: 57 P: 91 ERA: 8.10 WHIP: 3.300															PITCHER IP: WLS: BF: H: R: ER: SO: BB: IBB: HBP: BLK: WP: HR: S: P: ERA: WHIP						



Batter	1	2	3	4	5	6	7	8	9	AB	R	H	RBI	BB	SO	LOB	TOP								
Joey Cora, S OBP: 0.393, SLG: 0.400 (1, 4)	L9		F7		L9			1B BB		3	0	0	0	1	0	1	Chicago White Sox @ Milwaukee Brewers Milwaukee County Stadium, Milwaukee, WI Tue May 04 1993, 8:05 PM EDT Att: 13,746 - Unknown - 56 F livebaseballscorecards.com								
Lance Johnson, L OBP: 0.378, SLG: 0.421 (1, 8)	G4-3		G4-3			1B		1B		4	0	2	0	0	0	0									
Frank Thomas, R OBP: 0.340, SLG: 0.420 (1, 3)			F8			K		F8		3	0	0	0	1	1	3									
George Bell, R OBP: 0.219, SLG: 0.204 (1, 10)	G4-3				F8			F9		4	0	0	0	0	0	4									
Robin Ventura, L OBP: 0.396, SLG: 0.372 (1, 5)					G3-1			K		4	1	1	0	0	1	3									
Ellis Burks, R OBP: 0.396, SLG: 0.475 (1, 9)					K					3	0	1	0	1	1	0									
Bo Jackson, R OBP: 0.386, SLG: 0.421 (1, 7)										4	0	1	0	0	1	1									
Ron Karkovice, R OBP: 0.312, SLG: 0.391 (1, 2)										3	0	2	0	0	0	2									
Carlton Fisk, R OBP: 0.206, SLG: 0.333 (8, 2)										1	0	0	0	0	0	0									
Craig Grebeck, R OBP: 0.321, SLG: 0.240 (1, 6)										3	0	0	0	0	0	4									
Inning Stats	R: 0 E: 0 K: 0 S: 10	H: 0 LOB: 1 BB: 1 P: 17	R: 1 E: 0 K: 0 S: 10	H: 3 LOB: 1 BB: 0 P: 19	R: 0 E: 0 K: 0 S: 6	H: 0 LOB: 0 BB: 0 P: 8	R: 0 E: 0 K: 1 S: 5	H: 0 LOB: 0 BB: 0 P: 10	R: 0 E: 0 K: 1 S: 8	H: 1 LOB: 1 BB: 0 P: 11	R: 0 E: 0 K: 0 S: 6	H: 1 LOB: 1 BB: 0 P: 12	R: 0 E: 0 K: 0 S: 7	H: 1 LOB: 1 BB: 1 P: 14	R: 0 E: 0 K: 1 S: 13	H: 1 LOB: 2 BB: 1 P: 20	R: 0 E: 0 K: 0 S: 8	H: 0 LOB: 0 BB: 0 P: 12	1B: 7 2B: 0 3B: 0 HR: 0	SF: 0 SAC: 0 DP: 2 HBP: 0	WP: 0 PB: 0 SB: 1 CS: 0	PA: 35			
PITCHER	IP	WLS	BF	H	R	ER	SO	BB	IBB	HBP	BLK	WP	HR	S	P	ERA	WHIP								
Mike Boddicker, R ERA: 3.75 (1, 1)	6.0	W	24	5	1	1	3	2	0	0	0	0	0	46	82	1.50	1.167								
Mike Fetters, R ERA: 3.69 (7, 1)	1.0		3	1	0	0	0	0	0	0	0	0	0	6	9	0.00	1.000								
Jesse Orosco, L ERA: 4.76 (8, 1)	1.0		5	1	0	0	1	1	0	0	0	0	0	13	20	0.00	2.000								
Doug Henry, R ERA: 9.0 (9, 1)	1.0		3	0	0	0	0	0	0	0	0	0	0	8	12	0.00	0.000								

Batter	1	2	3	4	5	6	7	8	9	AB	R	H	RBI	BB	SO	LOB	BOTTOM								
Pat Listach, S OBP: 0.318, SLG: 0.253 (1, 6)	G3 1B				L8			G4-3		4	1	2	0	0	0	1	Chicago White Sox @ Milwaukee Brewers Milwaukee County Stadium, Milwaukee, WI Tue May 04 1993, 8:05 PM EDT Att: 13,746 - Unknown - 56 F livebaseballscorecards.com								
Bill Spiers, L OBP: 0.314, SLG: 0.281 (1, 4)	G3				CS			G1-3		4	0	2	1	0	0	1									
Dickie Thon, R OBP: 0.391, SLG: 0.466 (1, 5)					K					4	1	2	1	0	1	1									
Greg Vaughn, R OBP: 0.408, SLG: 0.543 (1, 7)	F9				CS			G5-3		4	1	1	0	0	0	2									
Kevin Reimer, L OBP: 0.360, SLG: 0.594 (1, 10)										4	2	2	3	0	0	1									
Tom Brunansky, R OBP: 0.231, SLG: 0.224 (1, 9)					F8					4	0	0	0	0	3	2									
John Jaha, R OBP: 0.288, SLG: 0.225 (1, 3)					G4-3					3	0	1	1	0	1	0									
Matt Mieske, R OBP: 0.333, SLG: 0.333 (1, 8)										3	1	1	0	0	1	1									
Dave Nilsson, L OBP: 0.225, SLG: 0.289 (1, 2)										3	0	1	0	0	0	1									
Inning Stats	R: 3 E: 0 K: 1 S: 18	H: 3 LOB: 0 BB: 0 P: 28	R: 0 E: 0 K: 1 S: 11	H: 2 LOB: 2 BB: 0 P: 20	R: 0 E: 0 K: 1 S: 9	H: 1 LOB: 0 BB: 0 P: 15	R: 0 E: 0 K: 0 S: 5	H: 0 LOB: 0 BB: 0 P: 8	R: 1 E: 1 K: 0 S: 9	H: 2 LOB: 0 BB: 0 P: 14	R: 2 E: 0 K: 2 S: 15	H: 3 LOB: 1 BB: 0 P: 21	R: 0 E: 0 K: 0 S: 8	H: 0 LOB: 0 BB: 0 P: 13	R: 0 E: 0 K: 1 S: 7	H: 1 LOB: 1 BB: 0 P: 9		1B: 9 2B: 2 3B: 0 HR: 1	SF: 0 SAC: 0 DP: 0 HBP: 0	WP: 0 PB: 0 SB: 1 CS: 2	PA: 34				
PITCHER	IP	WLS	BF	H	R	ER	SO	BB	IBB	HBP	BLK	WP	HR	S	P	ERA	WHIP								
Kirk McCaskill, R ERA: 4.7 (1, 1)	5.2	L	25	11	6	5	4	0	0	0	0	0	0	64	102	7.94	1.941								
Donn Pall, R ERA: 1.69 (8, 1)	1.1		4	0	0	0	1	0	0	0	0	0	0	11	17	0.00	0.000								
Roberto Hernandez, R ERA: 1.58 (8, 1)	1.0		4	1	0	0	1	0	0	0	0	0	0	7	9	0.00	1.000								

Batter	1	2	3	4	5	6	7	8	9	AB	R	H	RBI	BB	SO	LOB	TOP			
Joey Cora, S OBP: 0.384, SLG: 0.390 (1, 4)			G5-3 				FC6-4 		FC4 	5	0	1	0	0	1	1	Chicago White Sox @ Milwaukee Brewers Milwaukee County Stadium, Milwaukee, WI Wed May 05 1993, 4:33 AM EDT Att: 16,148 - Cloudy - 65 F			
Lance Johnson, L OBP: 0.388, SLG: 0.450 (1, 8)	G1-3 		1B 			G6-3 		L6-3 	FC4 	5	1	3	0	0	0	2				
Frank Thomas, R OBP: 0.336, SLG: 0.413 (1, 3)	G1-3 		BB 			L8 		L6-3 		4	0	1	1	0	0	1				
George Bell, R OBP: 0.220, SLG: 0.206 (1, 10)	1B 		P6 			F8 		P6 		4	0	1	0	0	0	2				
Robin Ventura, L OBP: 0.400, SLG: 0.404 (1, 5)	L6 		BB 			G1-3 			HR 	3	1	1	1	1	0	1				
Dan Pasqua, L OBP: 0.358, SLG: 0.357 (9, PH)		G5-3 	L3 			G4-3 			G5-3 	3	0	1	0	0	0	3				
Ellis Burks, R OBP: 0.391, SLG: 0.469 (9, 9)		2B 								1	0	0	0	0	0	0				
Steve Sax, R OBP: 0.308, SLG: 0.333 (9, 7)	G6-3 			G4-3 			G5-3 		G6-3 	4	1	1	0	0	0	1				
Mike Huff, R OBP: 0.350, SLG: 0.375 (9, 7)									1B 	0	0	0	0	0	0	0				
Ron Karkovics, R OBP: 0.313, SLG: 0.380 (7, PR)	G5-3 			K 			FC4 		G6-3 	2	0	0	0	0	1	1				
Carlton Fisk, R OBP: 0.200, SLG: 0.320 (7, 2)							HBP 			1	0	0	0	0	0	1				
Craig Grebeck, R OBP: 0.313, SLG: 0.241 (1, 6)	G5-3 			G6-3 			FC4 		1B 	4	0	1	1	0	0	2				
Inning Stats	R: 1 E: 0 K: 1 S: 12	H: 2 LOB: 1 BB: 0 P: 19	R: 0 E: 0 K: 0 S: 5	H: 1 LOB: 1 BB: 0 P: 9	R: 0 E: 0 K: 0 S: 13	H: 2 LOB: 3 BB: 1 P: 24	R: 0 E: 0 K: 1 S: 8	H: 0 LOB: 0 BB: 0 P: 12	R: 0 E: 0 K: 0 S: 7	H: 0 LOB: 0 BB: 0 P: 11	R: 0 E: 0 K: 0 S: 6	H: 0 LOB: 1 BB: 0 P: 11	R: 0 E: 0 K: 0 S: 10	H: 1 LOB: 0 BB: 0 P: 16	R: 2 E: 0 K: 0 S: 16	H: 4 LOB: 2 BB: 0 P: 24	1B: 6 2B: 3 3B: 1 HR: 1	SF: 0 SAC: 0 DP: 1 HBP: 1	WP: 0 PB: 0 CS: 0	PA: 38
PITCHER	IP WLS BF H R ER SO BB IBB HBP BLK WP HR S P ERA WHIP																			
Jaime Navarro, R ERA: 5.14 (1, 1)	7.0 29 6 1 1 2 1 0 1 0 0 0 0 63 105 1.29 1.000																			
Jim Austin, R ERA: 8.53 (8, 1)	1.0 2 0 0 0 0 0 0 0 0 0 0 0 4 7 0.00 0.000																			
Jesse Orosco, L ERA: 7.5 (9, 1)	0.1 L 3 2 2 2 0 0 0 0 0 0 0 1 9 14 54.00 6.000																			
Doug Henry, R ERA: 8.49 (9, 1)	0.2 4 2 0 0 0 0 0 0 0 0 0 0 7 10 0.00 3.000																			

Batter	1	2	3	4	5	6	7	8	9	AB	R	H	RBI	BB	SO	LOB	BOTTOM					
Pat Listach, S OBP: 0.307, SLG: 0.244 (8, 5)	F7 		G4-3 		K 			F9 		3	0	0	0	0	1	2	Chicago White Sox @ Milwaukee Brewers Milwaukee County Stadium, Milwaukee, WI Wed May 05 1993, 4:33 AM EDT Att: 16,148 - Cloudy - 65 F					
B.J. Surhoff, L OBP: 0.263, SLG: 0.211 (8, 5)								L7 		1	0	0	0	0	1							
Bill Spiers, L OBP: 0.301, SLG: 0.269 (1, 4)	B4 						F8 			3	0	0	0	0	1	0						
Bill Doran, S OBP: 0.333, SLG: 0.278 (8, PH)										1	0	0	0	0	1							
Dickie Thon, R OBP: 0.382, SLG: 0.452 (6, 6)	G1-3 			FC6-4 			P4 		K 	4	0	1	0	0	1	0						
Greg Vaughn, R OBP: 0.392, SLG: 0.518 (1, 10)		P2 		FC6-4 			F8 		K 	4	0	0	0	0	1	1						
Kevin Reimer, L OBP: 0.342, SLG: 0.562 (1, 7)		K 			G4-3 				K 	4	0	0	0	0	3	0						
Tom Brunansky, R OBP: 0.235, SLG: 0.230 (1, 9)									K 	3	1	1	0	0	1	0						
Dave Nilsson, L OBP: 0.233, SLG: 0.293 (1, 2)					P2 					3	0	1	0	0	0	0						
John Jaha, R OBP: 0.301, SLG: 0.257 (1, 3)					K 					3	0	2	1	0	1	0						
Matt Mieske, R OBP: 0.167, SLG: 0.167 (1, 8)					F9 				B1 	3	0	0	0	0	3							
Inning Stats	R: 0 E: 0 K: 0 S: 7	H: 0 LOB: 0 BB: 0 P: 11	R: 0 E: 0 K: 2 S: 9	H: 0 LOB: 0 BB: 0 P: 15	R: 0 E: 0 K: 1 S: 10	H: 0 LOB: 0 BB: 0 P: 16	R: 0 E: 0 K: 1 S: 7	H: 1 LOB: 1 BB: 0 P: 11	R: 1 E: 0 K: 1 S: 14	H: 3 LOB: 2 BB: 0 P: 21	R: 0 E: 0 K: 0 S: 8	H: 0 LOB: 0 BB: 0 P: 11	R: 0 E: 0 K: 1 S: 7	H: 0 LOB: 0 BB: 0 P: 11	R: 0 E: 0 K: 0 S: 9	H: 1 LOB: 1 BB: 0 P: 14	R: 0 E: 0 K: 3 S: 13	H: 0 LOB: 0 BB: 0 P: 17	1B: 4 2B: 1 3B: 0 HR: 0	SF: 0 SAC: 0 DP: 0 HBP: 0	WP: 0 PB: 0 CS: 0	PA: 32
PITCHER	IP WLS BF H R ER SO BB IBB HBP BLK WP HR S P ERA WHIP																					
Alex Fernandez, R ERA: 2.01 (1, 1)	7.1 27 5 1 1 6 0 0 0 0 0 0 0 66 103 1.23 0.682																					
Scott Radinsky, L ERA: 2.92 (8, 1)	0.2 W 2 0 0 0 0 0 0 0 0 0 0 5 7 0.00 0.000																					
Roberto Hernandez, R ERA: 1.46 (9, 1)	1.0 S 3 0 0 0 3 0 0 0 0 0 0 0 13 17 0.00 0.000																					

Batter	1	2	3	4	5	6	7	8	9	AB	R	H	RBI	BB	SO	LOB	TOP					
Billy Hatcher, R OBP: 0.337, SLG: 0.341 (1, 8)	F7		P4			P2			SH3-4 1B	4	0	1	0	0	0	1	Boston Red Sox @ Milwaukee Brewers Milwaukee County Stadium, Milwaukee, WI Fri May 07 1993, 8:05 PM EDT Att: 15,068 - Unknown - 61 F					
John Valentin, R OBP: 0.182, SLG: 0.300 (1, 6)	L5		L8			G4-3			SH3-4 1-2	3	0	0	0	0	0	1						
Mike Greenwell, L OBP: 0.355, SLG: 0.482 (1, 7)	L5			K					G6-4-3 IBB	3	0	1	0	1	1	0						
Carlos Quintana, R OBP: 0.415, SLG: 0.365 (9, 3)		E8 G4-3 SF7 1B		G4-3					G6-4-3 1-2	4	1	1	0	0	1	3						
Mo Vaughn, L OBP: 0.419, SLG: 0.628 Bob Zupcic, R OBP: 0.357, SLG: 0.333 (9, 9)		G4-3		G6-3						3	0	0	0	0	0	2						
Ivan Calderon, R OBP: 0.261, SLG: 0.254 (1, 10)		SF7				B2-3			G1-3	2	0	0	1	0	0	0						
Scott Cooper, L OBP: 0.398, SLG: 0.452 (1, 5)		L6							F8	3	0	1	0	0	0	0						
Tony Peña, R OBP: 0.194, SLG: 0.203 (1, 2)				SH1-3 BB		G6-3				1	0	0	0	2	0	1						
Jeff Richardson, R OBP: 0.250, SLG: 0.333 (1, 4)				SH1-3					L9	2	0	0	0	0	0	1						
Inning Stats	R: 0 E: 0 K: 0 S: 5	H: 0 LOB: 0 BB: 0 P: 7	R: 1 E: 1 K: 0 S: 7	H: 1 LOB: 0 BB: 0 P: 9	R: 0 E: 0 K: 0 S: 8	H: 0 LOB: 1 BB: 1 P: 16	R: 0 E: 0 K: 1 S: 11	H: 0 LOB: 0 BB: 0 P: 16	R: 0 E: 0 K: 0 S: 6	H: 1 LOB: 0 BB: 0 P: 9	R: 0 E: 0 K: 1 S: 5	H: 0 LOB: 0 BB: 0 P: 8	R: 0 E: 0 K: 1 S: 5	H: 1 LOB: 1 BB: 1 P: 8	R: 0 E: 0 K: 0 S: 7	H: 0 LOB: 1 BB: 1 P: 13		R: 0 E: 0 K: 0 S: 4	H: 1 LOB: 1 BB: 1 P: 8	1B: 4 2B: 0 3B: 0 HR: 0	SF: 1 SAC: 2 DP: 2 HBP: 0	WP: 0 PB: 0 SB: 0 CS: 1
PITCHER Bill Wegman, R ERA: 3.75 (1, 1)	IP: 9.0 WLS: L BF: 31 H: 4 R: 1 ER: 0 SO: 2 BB: 2 IBB: 1 HBP: 0 BLK: 0 WP: 0 HR: 0 S: 58 P: 94 ERA: 0.00 WHIP: 0.667															PITCHER Bill Wegman, R ERA: 3.75 (1, 1)	IP: 9.0 WLS: L BF: 31 H: 4 R: 1 ER: 0 SO: 2 BB: 2 IBB: 1 HBP: 0 BLK: 0 WP: 0 HR: 0 S: 58 P: 94 ERA: 0.00 WHIP: 0.667					

Batter	1	2	3	4	5	6	7	8	9	AB	R	H	RBI	BB	SO	LOB	BOTTOM					
Pat Listach, S OBP: 0.293, SLG: 0.232 (1, 6)	L8		G1-3			G4-3			B2	4	0	0	0	0	0	0	Boston Red Sox @ Milwaukee Brewers Milwaukee County Stadium, Milwaukee, WI Fri May 07 1993, 8:05 PM EDT Att: 15,068 - Unknown - 61 F					
Bill Spiers, L OBP: 0.299, SLG: 0.268 (9, 8)	K				G4-3 1B				P5	4	0	1	0	0	2	0						
Greg Vaughn, R OBP: 0.396, SLG: 0.511 (1, 7)					F8				F7	3	0	1	0	1	0	1						
Kevin Reimer, L OBP: 0.325, SLG: 0.532 (1, 10)		G3			G4-3				F7	4	0	0	0	0	0	3						
Tom Brunansky, R OBP: 0.225, SLG: 0.219 (1, 9)		P5			P6				G3	3	0	0	0	0	1	1						
B.J. Surhoff, L OBP: 0.253, SLG: 0.203 (1, 5)		F7				F7			G3	3	0	0	0	0	0	0						
John Jaha, R OBP: 0.302, SLG: 0.260 (1, 3)		G5-3				K			G4-3 1B	3	0	1	0	0	1	0						
Dave Nilsson, L OBP: 0.222, SLG: 0.279 Bill Doran, S OBP: 0.318, SLG: 0.263 (8, PH) (9, 4)					G4-3				G4-3	2	0	0	0	0	0	0						
Matt Mieske, R OBP: 0.125, SLG: 0.125 Dickie Thon, R OBP: 0.377, SLG: 0.444 Joe Knack, R OBP: 0.250, SLG: 0.243 (8, PH) (9, 2)					G6-3				G4-3	1	0	0	0	0	0	1						
Inning Stats	R: 0 E: 0 K: 1 S: 10	H: 1 LOB: 1 BB: 0 P: 16	R: 0 E: 0 K: 0 S: 7	H: 0 LOB: 0 BB: 0 P: 8	R: 0 E: 0 K: 0 S: 7	H: 0 LOB: 0 BB: 0 P: 10	R: 0 E: 0 K: 0 S: 5	H: 1 LOB: 1 BB: 0 P: 5	R: 0 E: 0 K: 1 S: 6	H: 0 LOB: 0 BB: 0 P: 8	R: 0 E: 0 K: 1 S: 10	H: 0 LOB: 0 BB: 0 P: 16	R: 0 E: 0 K: 1 S: 6	H: 0 LOB: 0 BB: 0 P: 10	R: 0 E: 0 K: 1 S: 9	H: 1 LOB: 1 BB: 0 P: 13		R: 0 E: 0 K: 0 S: 7	H: 0 LOB: 1 BB: 1 P: 12	1B: 3 2B: 0 3B: 0 HR: 0	SF: 0 SAC: 0 DP: 0 HBP: 0	WP: 0 PB: 0 SB: 0 CS: 0
PITCHER Danny Darwin, R ERA: 5.12 Jeff Russell, R ERA: 0.82 (1, 1) (9, 1)	IP: 8.0 WLS: W BF: 27 H: 3 R: 0 ER: 0 SO: 5 BB: 0 IBB: 0 HBP: 0 BLK: 0 WP: 0 HR: 0 S: 60 P: 86 ERA: 0.00 WHIP: 0.375															PITCHER Danny Darwin, R ERA: 5.12 Jeff Russell, R ERA: 0.82 (1, 1) (9, 1)	IP: 1.0 WLS: S BF: 4 H: 0 R: 0 ER: 0 SO: 0 BB: 1 IBB: 0 HBP: 0 BLK: 0 WP: 0 HR: 0 S: 7 P: 12 ERA: 0.00 WHIP: 1.000					

Batter	1	2	3	4	5	6	7	8	9	AB	R	H	RBI	BB	SO	LOB	TOP											
Bob Zupic, R OBP: 0.326, SLG: 0.300 (1, 8)	G4-3		P4		K		G6-3			4	0	0	0	0	1	1	Boston Red Sox @ Milwaukee Brewers Milwaukee County Stadium, Milwaukee, WI Sat May 08 1993, 4:33 AM EDT Att: 25,150 - Sunny - 73 F											
Jeff Richardson, R OBP: 0.300, SLG: 0.368 (1, 4) (7, 6)	1B		F9			F7		G5-3	1B	4	0	2	0	0	0	1												
Mike Greenwell, L OBP: 0.344, SLG: 0.465 (1, 7)	P5		F8			L4		L7		4	0	0	0	0	0	3												
Carlos Quintana, R OBP: 0.398, SLG: 0.348 (1, 9)	K			G6-3		F9		G5-3		4	0	0	0	0	1	2												
Mo Vaughn, L OBP: 0.413, SLG: 0.622 (1, 3)		1B G3-2-5 2B		G3			F7	K		4	0	1	0	0	1	1												
Ivan Calderon, R OBP: 0.286, SLG: 0.284 (1, 10)		G3-2-5 1B					1B HR		K	4	1	3	0	0	1	0												
Scott Cooper, L OBP: 0.393, SLG: 0.444 (1, 5)		G3-2-5 1B					F9	1B		4	0	1	0	0	1	4												
Bob Melvin, R OBP: 0.289, SLG: 0.265 (9, PH)									FC6-4 1B	3	1	1	0	0	0	1												
Billy Hatcher, R OBP: 0.333, SLG: 0.337 (9, FR)									FC6-4 1B	1	0	0	0	0	0	1												
Luis Rivera, R OBP: 0.238, SLG: 0.214 (9, FR)									1-2	0	0	0	0	0	0	0												
John Valentin, R OBP: 0.193, SLG: 0.308 (7, PH)									G3	2	0	1	0	0	0	0												
Ernest Riles, L OBP: 0.174, SLG: 0.333 (7, 4)										2	1	1	3	0	0	1												
Inning Stats	R: 0 E: 0 K: 1 S: 14	H: 1 LOB: 1 BB: 0 P: 21	R: 0 E: 0 K: 0 S: 11	H: 2 LOB: 1 BB: 0 P: 19	R: 0 E: 0 K: 0 S: 7	H: 1 LOB: 1 BB: 0 P: 11	R: 0 E: 0 K: 1 S: 11	H: 1 LOB: 1 BB: 0 P: 14	R: 0 E: 0 K: 1 S: 7	H: 0 LOB: 0 BB: 0 P: 12	R: 0 E: 0 K: 0 S: 5	H: 0 LOB: 0 BB: 0 P: 7	R: 3 E: 0 K: 0 S: 14	H: 3 LOB: 0 BB: 0 P: 25	R: 0 E: 0 K: 1 S: 10	H: 1 LOB: 1 BB: 0 P: 19	R: 0 E: 0 K: 1 S: 7	H: 1 LOB: 1 BB: 0 P: 12	1B: 8 2B: 2 3B: 0 HR: 1	SF: 0 SAC: 0 DP: 1 HBP: 0	WP: 0 PB: 0 SB: 0 CS: 0	PA: 36						
PITCHER	IP	WLS	BF	H	R	ER	SO	BB	IBB	HBP	BLK	WP	HR	S	P	ERA	WHIP											
21 Cal Eldred, R ERA: 4.1	(1, 1)	7.0	W	29	9	3	3	3	0	0	0	0	0	1	71	112	3.86	1.286										
Jesse Orosco, L ERA: 6.43	(8, 1)	1.0		3	0	0	0	1	0	0	0	0	0	8	16	0.00	0.000											
Doug Henry, R ERA: 7.82	(9, 1)	1.0	S	4	1	0	0	1	0	0	0	0	0	7	12	0.00	1.000											

Batter	1	2	3	4	5	6	7	8	9	AB	R	H	RBI	BB	SO	LOB	BOTTOM										
Pat Listach, S OBP: 0.281, SLG: 0.221 (1, 6)	E1 1B	G3			K		E1 E WP			4	1	0	0	0	1	1	Boston Red Sox @ Milwaukee Brewers Milwaukee County Stadium, Milwaukee, WI Sat May 08 1993, 4:33 AM EDT Att: 25,150 - Sunny - 73 F										
Bill Spiers, L OBP: 0.309, SLG: 0.270 (1, 4) (8, 8)	1B			P6	G4-3		1-2 2-H	E IBB		3	1	1	1	1	0	0											
Greg Vaughn, R OBP: 0.400, SLG: 0.543 (1, 7)	1B G3						P4	E5		4	2	2	1	0	0	2											
Kevin Reimer, L OBP: 0.310, SLG: 0.506 (1, 10)	F7			P4			K	G3		4	0	0	0	0	1	5											
Tom Brunansky, R OBP: 0.227, SLG: 0.221 (1, 9)	G3			G1-3			K		L9	4	0	1	1	0	1	0											
B.J. Surhoff, L OBP: 0.241, SLG: 0.192 (1, 5)	G3				F8		K		F9	4	0	0	1	0	1	1											
John Jaha, R OBP: 0.311, SLG: 0.263 (1, 3)	L3				F8			BLK E 1B	S BB BB	3	1	1	0	1	0	1											
Dave Nilsson, L OBP: 0.213, SLG: 0.267 (7, PH)								WP E IBB		2	0	0	0	0	1	0											
Bill Doran, S OBP: 0.375, SLG: 0.263 (8, 4)					K					0	1	0	0	2	0	0											
Matt Mieske, R OBP: 0.100, SLG: 0.100 (7, PH)										2	0	0	0	0	0	0											
Dickie Thon, R OBP: 0.371, SLG: 0.438 (8, 2)										1	0	0	0	0	0	2											
Joe Knak, R OBP: 0.244, SLG: 0.237 (8, 2)										1	0	0	0	0	0	2											
Inning Stats	R: 3 E: 1 K: 0 S: 17	H: 3 LOB: 1 BB: 0 P: 27	R: 0 E: 0 K: 0 S: 6	H: 0 LOB: 0 BB: 0 P: 9	R: 1 E: 0 K: 0 S: 6	H: 1 LOB: 0 BB: 0 P: 9	R: 0 E: 0 K: 1 S: 7	H: 0 LOB: 0 BB: 0 P: 10	R: 0 E: 0 K: 1 S: 9	H: 0 LOB: 0 BB: 0 P: 13	R: 0 E: 0 K: 2 S: 9	H: 0 LOB: 0 BB: 0 P: 11	R: 2 E: 2 K: 1 S: 20	H: 1 LOB: 3 BB: 2 P: 37	R: 0 E: 0 K: 0 S: 7	H: 0 LOB: 2 BB: 2 P: 20	1B: 4 2B: 0 3B: 0 HR: 1	SF: 0 SAC: 0 DP: 0 HBP: 0	WP: 1 PB: 0 SB: 1 CS: 0	PA: 36							
PITCHER	IP	WLS	BF	H	R	ER	SO	BB	IBB	HBP	BLK	WP	HR	S	P	ERA	WHIP										
Paul Quantrill, R ERA: 2.05	(1, 1)	3.0	L	14	4	4	2	0	0	0	0	0	0	25	34	0.00	0.000										
Scott Bankhead, R ERA: 5.02	(4, 1)	3.0		9	0	0	0	4	0	0	0	0	0	10	19	0.00	3.000										
Tony Fossas, L ERA: 4.15	(7, 1)	0.1		3	1	2	0	1	0	1	0	1	0	8	14	0.00	0.000										
Ken Ryan, R ERA: 2.13	(7, 1)	0.1		4	0	0	0	0	0	1	0	0	0	9	24	0.00	1.500										
Greg Harris, R ERA: 2.11	(7, 1)	1.1		6	0	0	0	0	2	0	0	0	0	9	24	0.00	1.500										

AB	36
R	3
H	10
RBI	3
BB	0
SO	5
LOB	15




Batter	1	2	3	4	5	6	7	8	9	AB	R	H	RBI	BB	SO	LOB	TOP										
Billy Hatcher, R OBP: 0.320, SLG: 0.322 (1, 8)	F8		G4-3			F9		F8		4	0	0	0	0	0	1	Boston Red Sox @ Milwaukee Brewers Milwaukee County Stadium, Milwaukee, WI Sun May 09 1993, 4:33 AM EDT Att: 20,398 - Cloudy - 75 F										
Ernest Riles, L OBP: 0.192, SLG: 0.375 (1, 4)	3-2		F9			G1-3		1-1		3	0	1	0	0	0	0											
Luis Rivera, R OBP: 0.250, SLG: 0.246 (8, 4)	1B							2B		1	0	1	0	0	0	0											
Mike Greenwell, L OBP: 0.341, SLG: 0.458 (1, 7)	F7					G1-3		G3-1		4	0	1	0	0	0	3											
Carlos Quintana, R OBP: 0.412, SLG: 0.359 (1, 3)	2-3					FC5-4		1B		3	0	2	0	1	0	1											
Mo Vaughn, L OBP: 0.398, SLG: 0.598 (1, 10)	F7					P5		F7		4	0	0	0	0	0	4											
Ivan Calderon, R OBP: 0.273, SLG: 0.268 (1, 9)			F8			FC5-4		F8		4	0	0	0	0	0	2											
Scott Cooper, L OBP: 0.380, SLG: 0.429 (1, 5)			G4-3			G3		G3		4	0	0	0	0	0	1											
Tony Peña, R OBP: 0.200, SLG: 0.209 (1, 2)			F8			G6-3		2B		3	0	1	0	0	0	0											
John Valentin, R OBP: 0.183, SLG: 0.291 (1, 6)			F8			P6		F7		3	0	0	0	0	0	1											
Inning Stats	R: 0 E: 0 K: 0 S: 11	H: 2 LOB: 2 BB: 0 P: 19	R: 0 E: 0 K: 0 S: 9	H: 0 LOB: 0 BB: 0 P: 12	R: 0 E: 0 K: 0 S: 6	H: 0 LOB: 0 BB: 0 P: 12	R: 0 E: 0 K: 0 S: 8	H: 0 LOB: 1 BB: 1 P: 17	R: 0 E: 0 K: 0 S: 3	H: 0 LOB: 0 BB: 0 P: 5	R: 0 E: 0 K: 0 S: 8	H: 1 LOB: 1 BB: 0 P: 13	R: 0 E: 0 K: 0 S: 6	H: 0 LOB: 0 BB: 0 P: 12	R: 0 E: 0 K: 0 S: 10	H: 2 LOB: 2 BB: 0 P: 18	R: 0 E: 0 K: 0 S: 7	H: 1 LOB: 1 BB: 0 P: 10	1B: 4 2B: 2 3B: 0 HR: 0	SF: 0 SAC: 0 DP: 0 HBP: 0	WP: 0 PB: 0 SB: 0 CS: 0	PA: 34					
PITCHER	IP	WLS	BF	H	R	ER	SO	BB	IBB	HBP	BLK	WP	HR	S	P	ERA	WHIP										
Mike Boddicker, R ERA: 2.29 (1, 1)	7.2	W	28	4	0	0	0	1	0	0	0	0	0	56	99	0.00	0.652										
Graeme Lloyd, L ERA: 2.75 (8, 1)	0.1		2	1	0	0	0	0	0	0	0	0	0	5	9	0.00	3.000										
Mike Fetters, R ERA: 3.24 (9, 1)	1.0		4	1	0	0	0	0	0	0	0	0	0	7	10	0.00	1.000										

Batter	1	2	3	4	5	6	7	8	9	AB	R	H	RBI	BB	SO	LOB	BOTTOM										
Pat Listach, S OBP: 0.300, SLG: 0.256 (1, 6)	G4-6-3		1B			B5-3		1B		4	1	3	0	0	0	0	Boston Red Sox @ Milwaukee Brewers Milwaukee County Stadium, Milwaukee, WI Sun May 09 1993, 4:33 AM EDT Att: 20,398 - Cloudy - 75 F										
Bill Doran, S OBP: 0.357, SLG: 0.261 (1, 4)	G4-6-3		FC5			G5-3		FC6-4		4	0	1	1	0	0	2											
John Jaha, R OBP: 0.309, SLG: 0.262 (1, 3)	K		K			1B		FC6-4		4	1	1	0	0	2	4											
Greg Vaughn, R OBP: 0.412, SLG: 0.547 (1, 7)			G4-3			1B		K		3	1	2	1	1	1	0											
Troy O'Leary, L (8, 7)			CS			1B		K		0	0	0	0	0	0	0											
Kevin Reimer, L OBP: 0.308, SLG: 0.494 (1, 10)	G4-3		G4-3			1B		G3		4	1	1	1	0	0	3											
Tom Brunansky, R OBP: 0.228, SLG: 0.222 (1, 9)	K					F7		F7		4	0	1	2	0	1	1											
Dickie Thon, R OBP: 0.365, SLG: 0.418 (1, 5)						F7		F8		3	0	0	0	1	1	1											
Matt Mieske, R OBP: 0.143, SLG: 0.357 (1, 8)	CS		G5-3			HR		F8		4	1	1	1	0	0	0											
Joe Krnak, R OBP: 0.244, SLG: 0.238 (1, 2)			2B			F9		F9		4	1	1	0	0	0	0											
Inning Stats	R: 0 E: 0 K: 1 S: 9	H: 1 LOB: 0 BB: 0 P: 12	R: 0 E: 0 K: 1 S: 6	H: 0 LOB: 1 BB: 2 P: 19	R: 2 E: 0 K: 1 S: 14	H: 3 LOB: 2 BB: 0 P: 20	R: 1 E: 0 K: 0 S: 8	H: 1 LOB: 0 BB: 0 P: 12	R: 3 E: 0 K: 0 S: 15	H: 4 LOB: 1 BB: 0 P: 23	R: 0 E: 0 K: 0 S: 7	H: 2 LOB: 2 BB: 0 P: 9	R: 0 E: 0 K: 1 S: 6	H: 0 LOB: 0 BB: 0 P: 10	R: 0 E: 0 K: 1 S: 11	H: 0 LOB: 0 BB: 0 P: 17	1B: 9 2B: 1 3B: 0 HR: 1	SF: 0 SAC: 0 DP: 1 HBP: 0	WP: 0 PB: 0 SB: 2 CS: 1	PA: 37							
PITCHER	IP	WLS	BF	H	R	ER	SO	BB	IBB	HBP	BLK	WP	HR	S	P	ERA	WHIP										
Joe Hesketh, L ERA: 8.06 (1, 1)	4.2	L	24	9	6	6	3	2	0	0	0	0	0	17	26	0.00	2.357										
Greg Harris, R ERA: 1.9 (5, 1)	2.1		9	2	0	0	1	0	0	0	0	0	0	17	26	0.00	0.857										
Tony Fossas, L ERA: 3.38 (8, 1)	1.0		3	0	0	0	1	0	0	0	0	0	0	11	17	0.00	0.000										

Batter	1	2	3	4	5	6	7	8	9	AB	R	H	RBI	BB	SO	LOB	TOP																					
Pat Listach, S OBP: 0.288, SLG: 0.245	G4-3		E3			F8		K		4	0	0	0	0	1	1	Milwaukee Brewers @ New York Yankees Yankee Stadium, Bronx, NY Tue May 11, 1993, 7:05 PM EDT Att: 15,267 - Unknown - 82 F																					
Bill Spiers, L OBP: 0.294, SLG: 0.256	G1-3		FC3-6			G4-3		G6-3		4	0	0	0	0	2																							
B.J. Surhoff, L OBP: 0.242, SLG: 0.185			F8			G4-3			F8	3	0	0	0	1	0																							
Greg Vaughn, R OBP: 0.407, SLG: 0.535	K				G5-3				K	4	1	1	0	0	2																							
Kevin Reimer, L OBP: 0.305, SLG: 0.494		K			K				L9	4	0	1	0	0	2																							
Tom Brunansky, R OBP: 0.220, SLG: 0.213		K			K					3	0	0	0	0	3																							
John Jaha, R OBP: 0.299, SLG: 0.253						K				3	0	0	0	0	2																							
Dave Nilsson, L OBP: 0.200, SLG: 0.250			L9			G3				3	0	0	0	0	1																							
Matt Mieske, R OBP: 0.176, SLG: 0.353						G6-3				3	0	1	0	0	1																							
Inning Stats	R: 0 E: 0 K: 1 S: 9	H: 0 LOB: 1 BB: 1 P: 17	R: 0 E: 0 K: 2 S: 8	H: 0 LOB: 0 BB: 0 P: 13	R: 0 E: 1 K: 0 S: 16	H: 1 LOB: 2 BB: 0 P: 26	R: 0 E: 0 K: 2 S: 9	H: 0 LOB: 0 BB: 0 P: 15	R: 0 E: 0 K: 1 S: 8	H: 0 LOB: 0 BB: 0 P: 12	R: 0 E: 0 K: 0 S: 7	H: 0 LOB: 0 BB: 0 P: 13	R: 1 E: 0 K: 2 S: 15	H: 2 LOB: 1 BB: 0 P: 22	R: 0 E: 0 K: 1 S: 8	H: 0 LOB: 0 BB: 0 P: 14	R: 0 E: 0 K: 1 S: 7	H: 0 LOB: 0 BB: 0 P: 9	1B: 2 2B: 1 3B: 0 HR: 0	SF: 0 SAC: 0 DP: 0 HBP: 0	WP: 0 PB: 1 CS: 0	PA: 32																
PITCHER	IP	WLS	BF	H	R	ER	SO	BB	IBB	HBP	BLK	WP	HR	S	P	ERA	WHIP	PITCHER				IP	WLS	BF	H	R	ER	SO	BB	IBB	HBP	BLK	WP	HR	S	P	ERA	WHIP
Mike Witt, R ERA: 2.52	(1, 1)	7.0	W	26	3	1	0	8	1	0	0	0	0	72	118	0.00	0.571					(8, 1)	2.0	6	0	0	0	3	0	0	0	0	0	15	23	0.00	0.000	
John Habyan, R ERA: 4.0																																						

Batter	1	2	3	4	5	6	7	8	9	AB	R	H	RBI	BB	SO	LOB	BOTTOM																					
Bernie Williams, S OBP: 0.344, SLG: 0.375	F9	G4-3	K		G1-3			G4-3		5	0	0	0	0	1	3	Milwaukee Brewers @ New York Yankees Yankee Stadium, Bronx, NY Tue May 11, 1993, 7:05 PM EDT Att: 15,267 - Unknown - 82 F																					
Wade Boggs, L OBP: 0.386, SLG: 0.352	1B					HBP		F8		4	1	3	0	1	0																							
Don Mattingly, L OBP: 0.318, SLG: 0.358	2B	P4						F8		4	1	1	0	0	2																							
Danny Tartabull, R OBP: 0.336, SLG: 0.409	2B	SF7			G6-3	L8				3	1	1	0	1	0																							
Paul O'Neill, L OBP: 0.337, SLG: 0.416						L4		K		4	1	2	2	0	1																							
Dion James, L OBP: 0.385, SLG: 0.417	SF7					F8		K		3	1	1	1	0	1																							
Mike Stanley, R OBP: 0.377, SLG: 0.431								L9		3	0	2	2	1	0																							
Spike Owen, S OBP: 0.367, SLG: 0.368	P4							G4-3		4	0	0	0	0	4																							
Mike Gallego, R OBP: 0.357, SLG: 0.444								G6-3		3	0	0	0	1	1																							
Inning Stats	R: 3 E: 0 K: 0 S: 13	H: 3 LOB: 2 BB: 2 P: 30	R: 0 E: 0 K: 0 S: 9	H: 1 LOB: 1 BB: 0 P: 15	R: 2 E: 0 K: 1 S: 14	H: 3 LOB: 2 BB: 1 P: 25	R: 0 E: 0 K: 0 S: 10	H: 0 LOB: 2 BB: 1 P: 21	R: 0 E: 0 K: 1 S: 10	H: 1 LOB: 1 BB: 0 P: 19	R: 0 E: 0 K: 2 S: 10	H: 2 LOB: 0 BB: 0 P: 16	R: 0 E: 0 K: 0 S: 7	H: 0 LOB: 0 BB: 0 P: 13	R: 0 E: 0 K: 0 S: 4	H: 0 LOB: 0 BB: 0 P: 5	1B: 7 2B: 3 3B: 0 HR: 0	SF: 1 SAC: 0 DP: 0 HBP: 1	WP: 1 PB: 0 CS: 0	PA: 39																		
PITCHER	IP	WLS	BF	H	R	ER	SO	BB	IBB	HBP	BLK	WP	HR	S	P	ERA	WHIP	PITCHER				IP	WLS	BF	H	R	ER	SO	BB	IBB	HBP	BLK	WP	HR	S	P	ERA	WHIP
Jaime Navarro, R ERA: 5.97	(1, 1)	2.2	L	18	7	5	5	0	3	0	0	0	0	33	65	16.88	3.750					(3, 1)	1.1	6	0	0	0	1	1	0	1	0	0	13	26	0.00	0.750	
Graeme Lloyd, L ERA: 2.55																					(5, 1)	2.0	9	3	0	0	3	0	0	0	0	1	0	20	35	0.00	1.500	
Josias Manzanillo, R ERA: 10.13																					(7, 1)	2.0	6	0	0	0	0	0	0	0	0	0	11	18	0.00	0.000		
Ricky Bones, R ERA: 5.4																																						



Batter	1	2	3	4	5	6	7	8	9	AB	R	H	RBI	BB	SO	LOB	TOP											
Pat Listach, S OBP: 0.287, SLG: 0.265	1-1 SF8 3B	2-3 K			0-2 G6-3		2-3 K			4	1	1	0	0	2	3	Milwaukee Brewers @ New York Yankees Yankee Stadium, Bronx, NY Wed May 12 1993, 7:05 PM EDT Att: 14,087 - Unknown - 80 F livebaseballscorecards.com											
Bill Doran, S OBP: 0.344, SLG: 0.308	1-1 SF8		3-2 P3		1-0 G6-3		1-2 2B			3	0	1	2	0	0	0												
Greg Vaughn, R OBP: 0.393, SLG: 0.515	1-0 F7		3-2 E6 F9 1B		2-1 F7		2-3 K			4	0	0	0	0	1	1												
Kevin Reimer, L OBP: 0.323, SLG: 0.505	2-2 1B		2-0 S 1B		2-0 CS 1B			1-1 P5		4	0	3	0	0	0	0												
Tom Brunansky, R OBP: 0.209, SLG: 0.203	1-3 K		3-0 F9		1-3 K			0-0 F9		4	0	0	0	0	2	4												
John Jaha, R OBP: 0.287, SLG: 0.242		2-2 G5-3	2-3 K		0-0 G5-3			2-2 G4-3		4	0	0	0	0	1	2												
B.J. Surhoff, L OBP: 0.263, SLG: 0.202		4-2 CS BB		0-0 P6			1-1 S G1-3 1B	1-0 G3-6-3 1B		3	1	2	0	1	0	0												
Matt Mieske, R OBP: 0.190, SLG: 0.476	1-2 HR		3-1 G5-3		0-2 G1-3			0-1 G3-6-3		4	1	1	1	0	0	2												
Joe Krnak, R OBP: 0.265, SLG: 0.244	0-1 S 1B		3-3 K		4-2 S 2B BB			1-2 G4-3		3	1	1	0	1	1	0												
Inning Stats	R: 1 H: 2 E: 0 K: 1 S: 11	WLS: 2 BF: 29 LOB: 1 BB: 0 P: 17	R: 1 H: 2 E: 0 K: 1 S: 15	WLS: 2 BF: 24 LOB: 1 BB: 1 P: 24	R: 0 H: 1 E: 1 K: 1 S: 13	WLS: 1 BF: 26 LOB: 2 BB: 0 P: 26	R: 0 H: 0 E: 0 K: 1 S: 6	WLS: 0 BF: 12 LOB: 0 BB: 0 P: 12	R: 0 H: 0 E: 0 K: 0 S: 6	WLS: 0 BF: 9 LOB: 0 BB: 0 P: 9	R: 0 H: 1 E: 0 K: 1 S: 5	WLS: 1 BF: 8 LOB: 1 BB: 0 P: 8	R: 2 H: 2 E: 0 K: 2 S: 18	WLS: 2 BF: 28 LOB: 1 BB: 1 P: 28	R: 0 H: 0 E: 0 K: 0 S: 6	WLS: 0 BF: 9 LOB: 0 BB: 0 P: 9		R: 0 H: 1 E: 0 K: 0 S: 6	WLS: 1 BF: 8 LOB: 0 BB: 0 P: 8	1B: 6 2B: 1 3B: 1 HR: 1	SF: 1 SAC: 0 DP: 1 HBP: 0	WP: 0 PA: 36 SB: 0 CS: 2						
PITCHER	IP	WLS	BF	H	R	ER	SO	BB	IBB	HBP	BLK	WP	HR	S	P	ERA	WHIP											
Jimmy Key, L ERA: 1.79	(1, 1)	6.2	L	29	8	4	4	6	2	0	0	0	0	1	71	119	5.40	1.500										
Scott Kamieniecki, R ERA: 3.13	(7, 1)	2.1		7	1	0	0	1	0	0	0	0	0	0	15	22	0.00	0.429										

Batter	1	2	3	4	5	6	7	8	9	AB	R	H	RBI	BB	SO	LOB	BOTTOM											
Bernie Williams, S OBP: 0.342, SLG: 0.372	3-3 K		2-2 G4-3			0-1 G4-3 2B		0-0 G4-3		1	0	0	0	0	1	0	Milwaukee Brewers @ New York Yankees Yankee Stadium, Bronx, NY Wed May 12 1993, 7:05 PM EDT Att: 14,087 - Unknown - 80 F livebaseballscorecards.com											
Dion James, L OBP: 0.375, SLG: 0.467										3	0	1	0	0	0	1												
Wade Boggs, L OBP: 0.382, SLG: 0.342	4-2 G1-6-3 BB			1-2 G6-3		2-2 F8		2-2 G6-3		3	0	0	0	1	0	1												
Don Mattingly, L OBP: 0.322, SLG: 0.357	1-0 G1-6-3			1-1 FC6-4 1B		1-1 G4-3			4-0 2B BB	3	0	1	0	1	0	2												
Danny Tartabull, R OBP: 0.333, SLG: 0.412		2-0 L7		1-0 FC6-4		1-3 K			1-2 2B	4	0	1	0	0	1	2												
Paul O'Neill, L OBP: 0.337, SLG: 0.407		4-2 G4-6-3 BB		1-2 L7			1-1 F8		0-3 K	2	0	0	0	1	0	1												
Jim Leitz, R OBP: 0.472, SLG: 0.711									1-3 2B	1	0	0	0	0	1	2												
Matt Nokes, L OBP: 0.247, SLG: 0.347		2-0 G4-6-3			0-1 1B		0-0 F9		2-1 F8	3	0	1	0	0	0	1												
Mike Stanley, R OBP: 0.371, SLG: 0.423										1	0	0	0	0	0	2												
Kevin Maas, L OBP: 0.317, SLG: 0.444			2-1 F9		2-3 K		1-0 HR		1-2 F9	3	1	1	1	0	1	1												
Randy Velarde, R OBP: 0.418, SLG: 0.543										1	0	0	0	0	0	2												
Spike Owen, S OBP: 0.366, SLG: 0.361			4-2 BB		2-2 L7		1-0 G3			2	0	0	0	1	0	1												
Mike Gallego, R OBP: 0.333, SLG: 0.410			3-1 F9		0-1 F9			3-2 G5-3		3	0	0	0	0	0	2												
Inning Stats	R: 0 H: 0 E: 0 K: 1 S: 7	WLS: 0 BF: 15 LOB: 0 BB: 1 P: 15	R: 0 H: 0 E: 0 K: 0 S: 4	WLS: 0 BF: 12 LOB: 0 BB: 1 P: 12	R: 0 H: 0 E: 0 K: 0 S: 11	WLS: 0 BF: 22 LOB: 1 BB: 1 P: 22	R: 0 H: 1 E: 0 K: 0 S: 9	WLS: 1 BF: 13 LOB: 0 BB: 0 P: 13	R: 0 H: 1 E: 0 K: 1 S: 10	WLS: 1 BF: 14 LOB: 1 BB: 0 P: 14	R: 1 H: 1 E: 0 K: 0 S: 5	WLS: 1 BF: 8 LOB: 0 BB: 0 P: 8	R: 0 H: 0 E: 0 K: 0 S: 8	WLS: 0 BF: 13 LOB: 0 BB: 0 P: 13	R: 0 H: 1 E: 0 K: 1 S: 14	WLS: 1 BF: 22 LOB: 2 BB: 1 P: 22	1B: 2 2B: 2 3B: 0 HR: 1	SF: 0 SAC: 0 DP: 2 HBP: 0	WP: 0 PA: 34 SB: 0 CS: 0									
PITCHER	IP	WLS	BF	H	R	ER	SO	BB	IBB	HBP	BLK	WP	HR	S	P	ERA	WHIP											
Bill Wegman, R ERA: 3.39	(1, 1)	8.0	W	31	5	1	1	3	4	0	0	0	0	0	68	120	1.12	1.125										
Jesse Orosco, L ERA: 5.97	(9, 1)	0.2		2	0	0	0	1	0	0	0	0	0	7	9	0.00	0.000											
Doug Henry, R ERA: 7.62	(9, 1)	0.1	S	1	0	0	0	0	0	0	0	0	0	3	4	0.00	0.000											



Batter	1	2	3	4	5	6	7	8	9	AB	R	H	RBI	BB	SO	LOB	TOP											
Pat Listach, S OBP: 0.295, SLG: 0.304	G6-3			HR		K		1B		4	1	2	2	0	1	0	Milwaukee Brewers @ New York Yankees Yankee Stadium, Bronx, NY Thu May 13 1993, 7:05 PM EDT Att: 14,124 - Unknown - 61 F											
Bill Doran, S OBP: 0.333, SLG: 0.333 John Jaha, R OBP: 0.287, SLG: 0.242	K			P4				G1-3		4	0	1	0	0	1	2												
Dickie Thon, R OBP: 0.359, SLG: 0.400	G1-3			FC5-4 BB				G6-3	F8	3	0	0	0	1	0	1												
Greg Vaughn, R OBP: 0.389, SLG: 0.505				FC5-4 CS				F7	K	4	0	1	0	0	1	2												
Kevin Reimer, L OBP: 0.311, SLG: 0.485	G6-3			CS	G5-3			G4-3	G1-3	4	0	0	0	0	0	2												
Tom Brunansky, R OBP: 0.202, SLG: 0.195	K				G6-3			B5-3		3	0	0	0	0	1	0												
B.J. Surhoff, L OBP: 0.255, SLG: 0.195				G6-3	G4-3			F9		3	0	0	0	0	0	0												
Matt Mieske, R OBP: 0.167, SLG: 0.417				G5-3	G5-3			E5 2B 1B		3	1	0	0	0	0	0												
Joe Krnak, R OBP: 0.269, SLG: 0.271				K	P4			1B 1-3 2B		3	0	1	0	0	1	0												
Inning Stats	R: 0 E: 0 K: 1 S: 5	H: 0 LOB: 0 BB: 0 P: 5	R: 0 E: 0 K: 1 S: 5	H: 1 LOB: 0 BB: 0 P: 5	R: 0 E: 0 K: 1 S: 5	H: 0 LOB: 0 BB: 1 P: 5	R: 1 E: 0 K: 0 S: 3	H: 1 LOB: 0 BB: 1 P: 7	R: 0 E: 0 K: 0 S: 3	H: 0 LOB: 0 BB: 0 P: 3	R: 0 E: 0 K: 1 S: 5	H: 0 LOB: 0 BB: 0 P: 5	R: 0 E: 0 K: 0 S: 4	H: 1 LOB: 1 BB: 0 P: 4	R: 1 E: 1 K: 0 S: 6	H: 2 LOB: 2 BB: 0 P: 6		R: 0 E: 0 K: 1 S: 5	H: 0 LOB: 0 BB: 0 P: 5	1B: 2 2B: 2 3B: 0 HR: 1	SF: 0 SAC: 0 DP: 1 HBP: 0	WP: 0 PB: 0 CS: 1	PA: 33					
PITCHER	IP	WLS	BF	H	R	ER	SO	BB	IBB	HBP	BLK	WP	HR	S	P	ERA	WHIP											
Jim Abbott, L ERA: 4.14	(1, 1)	8.0	W	29	5	2	1	4	1	0	0	0	0	1	36	40	1.12	0.750										
Steve Farr, R ERA: 5.11	(9, 1)	1.0	S	3	0	0	0	1	0	0	0	0	0	0	5	5	0.00	0.000										

Batter	1	2	3	4	5	6	7	8	9	AB	R	H	RBI	BB	SO	LOB	BOTTOM											
Dion James, L OBP: 0.391, SLG: 0.421	G5-4-3 1B			BB		F9		P4		4	0	1	0	1	0	4	Milwaukee Brewers @ New York Yankees Yankee Stadium, Bronx, NY Thu May 13 1993, 7:05 PM EDT Att: 14,124 - Unknown - 61 F											
Randy Velarde, R OBP: 0.407, SLG: 0.510	G5-4-3			G6-3		1B SF9 BB		L4		3	1	0	0	1	0	2												
Don Mattingly, L OBP: 0.320, SLG: 0.355 Jim Leyritz, R OBP: 0.482, SLG: 0.702	G1-3			G4-3		1B		1B BB		1	0	0	0	0	0	0												
Danny Tartabull, R OBP: 0.331, SLG: 0.405				K		SF9		1B BB		2	0	0	1	1	2	0												
Paul O'Neill, L OBP: 0.353, SLG: 0.426				G3 2B		G4-3		1B		3	0	2	0	1	0	1												
Kevin Maas, L OBP: 0.302, SLG: 0.421				G3		F9		F7		4	0	0	0	0	1	5												
Mike Stanley, R OBP: 0.364, SLG: 0.411				G4-3		G4-3		F9		4	1	1	0	0	1	4												
Spike Owen, S OBP: 0.370, SLG: 0.366				F9		1B S 1B		K		4	1	2	0	0	1	0												
Pat Kelly, R OBP: 0.300, SLG: 0.394				K		1B F9 1B		E5		4	1	1	1	0	1	1												
Inning Stats	R: 0 E: 0 K: 0 S: 3	H: 1 LOB: 0 BB: 0 P: 3	R: 0 E: 0 K: 1 S: 6	H: 1 LOB: 0 BB: 0 P: 6	R: 0 E: 0 K: 1 S: 5	H: 0 LOB: 1 BB: 1 P: 9	R: 0 E: 0 K: 1 S: 5	H: 0 LOB: 1 BB: 1 P: 9	R: 4 E: 0 K: 0 S: 7	H: 4 LOB: 1 BB: 1 P: 11	R: 0 E: 1 K: 0 S: 5	H: 1 LOB: 2 BB: 0 P: 5	R: 0 E: 0 K: 2 S: 8	H: 1 LOB: 3 BB: 2 P: 16	R: 0 E: 0 K: 1 S: 5	H: 0 LOB: 0 BB: 0 P: 5		1B: 7 2B: 1 3B: 0 HR: 0	SF: 1 SAC: 0 DP: 1 HBP: 0	WP: 0 PB: 0 CS: 0	PA: 37							
PITCHER	IP	WLS	BF	H	R	ER	SO	BB	IBB	HBP	BLK	WP	HR	S	P	ERA	WHIP											
21 Cal Eldred, R ERA: 4.31	(1, 1)	6.1	L	30	7	4	4	3	4	0	0	0	0	0	32	48	5.68	1.737										
Jim Austin, R ERA: 8.53	(7, 1)	0.0		1	0	0	0	0	1	0	0	0	0	0	4													
Graeme Lloyd, L ERA: 2.33	(7, 1)	1.2		6	1	0	0	3	0	0	0	0	0	12	12	0.00	0.600											

Batter	1	2	3	4	5	6	7	8	9	AB	R	H	RBI	BB	SO	LOB	TOP								
Kenny Lofton, L (1, 8) OBP: 0.428, SLG: 0.441	G3		0-1 1B		1-1 2B		3-2 F8		0-0 L8	5	1	2	0	0	0	1									
Wayne Kirby, L (1, 9) OBP: 0.388, SLG: 0.417 Glenallen Hill, R (7, PH) OBP: 0.296, SLG: 0.418	2-2 CS 2B		1-1 P4		1-1 G5-3		0-0 FC5-4 1B		0-1 FC6-4	3	0	1	0	0	0	3									
Carlos Baerga, S (1, 4) OBP: 0.304, SLG: 0.460	4-1 BB 2-3 BB		3-2 P5		1-0 HR		2-0 FC5-4 1-2 FC5-4			3	1	1	2	1	0	3									
Albert Belle, R (1, 7) OBP: 0.364, SLG: 0.591	4-2 1-2 BB		3-1 G1-3		3-3 HR		2-1 FC5-4			3	0	0	0	1	1	3									
Paul Sorrento, L (1, 3) OBP: 0.378, SLG: 0.580	2-3 K			3-1 F7	3-0 1B				1-3 K	4	0	1	0	0	2	2									
Carlos Martinez, R (1, 10) OBP: 0.339, SLG: 0.400		0-0 G6-4-3 1B		2-2 G4-3	2-1 L8				0-0 F8	4	0	1	0	0	0	1									
Jeff Treadway, L (1, 5) OBP: 0.370, SLG: 0.360 Alvaro Espinoza, R (8, PH) OBP: 0.360, SLG: 0.708	1-1 SAFE L7		1-1 1B HBP		2-1 F8				1-1 P3	2	0	0	0	0	0	1	AB 35								
Felix Fermin, R (1, 6) OBP: 0.325, SLG: 0.309	1-2 G6-4-3 1-2		0-1 1B		1-2 G1-3				1-1 FC5-4 1B	4	0	2	0	0	0	1	R 2								
Junior Ortiz, R (1, 2) OBP: 0.238, SLG: 0.275 Thomas Howard, S (9, PH) OBP: 0.288, SLG: 0.373			1-1 1B		2-1 G4-3				2-2 FC5-4 FC6-4	3	0	1	0	0	0	2	H 10								
Inning Stats	R: 0 E: 0 K: 1 S: 15	H: 1 LOB: 2 BB: 2 P: 27	R: 0 E: 0 K: 0 S: 6	H: 1 LOB: 0 BB: 0 P: 8	R: 0 E: 0 K: 0 S: 11	H: 2 LOB: 2 BB: 0 P: 19	R: 0 E: 0 K: 0 S: 12	H: 1 LOB: 1 BB: 0 P: 20	R: 2 E: 0 K: 1 S: 11	H: 3 LOB: 1 BB: 0 P: 22	R: 0 E: 0 K: 0 S: 7	H: 0 LOB: 0 BB: 0 P: 11	R: 0 E: 0 K: 0 S: 7	H: 1 LOB: 1 BB: 0 P: 14	R: 0 E: 0 K: 1 S: 6	H: 0 LOB: 0 BB: 0 P: 8	R: 0 E: 0 K: 0 S: 9	H: 1 LOB: 1 BB: 0 P: 12	1B: 7 2B: 2 3B: 0 HR: 1	SF: 0 SAC: 0 DP: 1 HBP: 1	WP: 0 PB: 0 SB: 0 CS: 1	PA: 38			
PITCHER	IP	WLS	BF	H	R	ER	SO	BB	IBB	HBP	BLK	WP	HR	S	P	ERA	WHIP								
Mike Boddicker, R (1, 1) ERA: 2.95	5.0	W	24	8	2	2	2	2	0	1	0	0	1	55	96	3.60	2.000								
Carlos Maldonado, R (6, 1) ERA: 5.79	1.0		3	0	0	0	0	0	0	0	0	0	0	7	11	0.00	0.000								
Graeme Lloyd, L (7, 1) ERA: 2.11	2.0		7	1	0	0	1	0	0	0	0	0	0	13	22	0.00	0.500								
Doug Henry, R (9, 1) ERA: 7.07	1.0	S	4	1	0	0	0	0	0	0	0	0	0	9	12	0.00	1.000								

Cleveland Indians @ Milwaukee Brewers
Milwaukee County Stadium, Milwaukee, WI

AB 35
R 2
H 10
RBI 2
BB 2
SO 3
LOB 19



WP: 0
PB: 0
SB: 0
CS: 1
PA: 38

Cleveland Indians @ Milwaukee Brewers
Milwaukee County Stadium, Milwaukee, WI

Batter	1	2	3	4	5	6	7	8	9	AB	R	H	RBI	BB	SO	LOB	BOTTOM								
Pat Listach, S (1, 6) OBP: 0.310, SLG: 0.321	3-2 G5-3 BB 1B	1-0 FC6-4 1B		1-0 1B			0-0 B1-3			4	1	3	0	0	0	0									
Robin Yount, R (1, 8) OBP: 0.317, SLG: 0.288	4-0 BB 1B	2-2 FC6-4		1-3 K			2-2 G6-3 1B			3	1	1	0	1	1	3									
Bill Doran, S (1, 4) OBP: 0.300, SLG: 0.294	3-2 G5-3		3-2 F7		2-0 F8		2-1 G6-3			4	0	0	0	0	0	3									
Greg Vaughn, R (1, 7) OBP: 0.392, SLG: 0.500	2-2 G4-6-3 1B		4-2 S 1B BB		1-1 F7		0-1 G5-3			3	1	1	2	1	0	1									
Kevin Reimer, L (1, 10) OBP: 0.308, SLG: 0.475	1-2 G4-6-3		1-2 K		2-2 CS 1B				1-1 P6	4	0	1	0	0	1	2									
John Jaha, R (1, 3) OBP: 0.305, SLG: 0.305		0-0 G3-1 2B	0-1 1B		3-1 CS	2-0 HR			3-2 P3	4	2	3	2	0	0	0									
B.J. Surhoff, L (1, 5) OBP: 0.245, SLG: 0.187	1-2 G3-1		1-1 F8		1-0 G3				1-0 L9	4	0	0	0	0	0	2	AB 32								
Matt Mieske, R (1, 9) OBP: 0.185, SLG: 0.407		2-1 1B		3-2 F9		2-3 K				3	0	1	1	0	1	0	R 5								
Joe Krnak, R (1, 2) OBP: 0.255, SLG: 0.255		3-H P6		0-1 P4		1-0 G1-3				3	0	0	0	0	0	1	H 10								
Inning Stats	R: 2 E: 0 K: 0 S: 13	H: 2 LOB: 0 BB: 1 P: 26	R: 1 E: 0 K: 0 S: 12	H: 3 LOB: 2 BB: 0 P: 18	R: 1 E: 0 K: 1 S: 12	H: 1 LOB: 1 BB: 1 P: 21	R: 0 E: 0 K: 1 S: 9	H: 1 LOB: 1 BB: 0 P: 14	R: 0 E: 0 K: 0 S: 7	H: 1 LOB: 0 BB: 0 P: 15	R: 1 E: 0 K: 1 S: 6	H: 1 LOB: 0 BB: 0 P: 12	R: 0 E: 0 K: 0 S: 8	H: 1 LOB: 1 BB: 0 P: 12	R: 0 E: 0 K: 0 S: 9	H: 0 LOB: 0 BB: 0 P: 14	1B: 8 2B: 1 3B: 0 HR: 1	SF: 0 SAC: 0 DP: 1 HBP: 0	WP: 0 PB: 0 SB: 1 CS: 1	PA: 35					
PITCHER	IP	WLS	BF	H	R	ER	SO	BB	IBB	HBP	BLK	WP	HR	S	P	ERA	WHIP								
Cliff Young, L (1, 1) ERA: 8.31	5.1	L	25	9	5	5	2	0	0	0	0	0	0	1	55	99	8.44	2.062							
Tom Kramer, R (6, 1) ERA: 3.33	2.2		9	1	0	0	1	0	0	0	0	0	0	21	33	0.00	0.375								



Batter	1	2	3	4	5	6	7	8	9	AB	R	H	RBI	BB	SO	LOB	TOP									
Kenny Lofton, L OBP: 0.428, SLG: 0.435	2-1 G3	2-2 G6-3			4-2 FC2-5 1B BB		1-0 F7		2-2 3B 1B	4	2	1	1	1	0	1										
Wayne Kirby, L OBP: 0.395, SLG: 0.488	1-0 2B	1-2 L7			0-0 FC2-5 1B		1-0 BB		0-0 SF7 3B	5	2	3	1	0	0	3										
Carlos Baerga, S OBP: 0.307, SLG: 0.468	1-0 HR		0-2 G3		1-0 1B		1-0 P3		0-0 SF7	4	1	2	3	0	0	1										
Albert Belle, R OBP: 0.372, SLG: 0.618	1-2 HR		0-0 F9		3-3 K		4-2 BB		0-0 1B 2B	4	2	2	2	1	1	2										
Paul Sorrento, L OBP: 0.364, SLG: 0.556	3-2 F7		0-0 F7		1-0 G1		1-1 G1-3		0-0 G3	5	0	0	0	0	0	5										
Carlos Martinez, R OBP: 0.336, SLG: 0.419	0-1 F9			0-2 L8		1-0 HR		3-3 K2-1-3	4	1	1	1	0	1	0											
Alvaro Espinoza, R OBP: 0.385, SLG: 0.720									0-0 1B	1	0	1	1	0	0	0										
Glenallen Hill, R OBP: 0.276, SLG: 0.389		1-2 G5-3		0-0 B1-3		1-0 P4		2-2 G5-3	5	0	0	0	0	0	0	1	AB 39									
Felix Fermin, R OBP: 0.322, SLG: 0.307		0-2 E5 G6-3		0-1 G5-3		0-2 L9		2-2 1B	4	1	1	0	0	0	0	0	R 9									
Lance Parrish, R OBP: 0.308, SLG: 0.583		4-2 BB		1-1 FC2-5 2B		3-1 F9		3-3 K	3	0	1	0	1	1	1	1	H 12									
Inning Stats	R: 3 E: 0 K: 0 S: 12	H: 3 LOB: 0 BB: 0 P: 20	R: 1 E: 1 K: 0 S: 14	H: 0 LOB: 1 BB: 1 P: 22	R: 0 E: 0 K: 0 S: 5	H: 0 LOB: 0 BB: 0 P: 5	R: 0 E: 0 K: 0 S: 6	H: 0 LOB: 0 BB: 0 P: 6	R: 1 E: 0 K: 1 S: 12	H: 2 LOB: 2 BB: 1 P: 22	R: 1 E: 0 K: 0 S: 7	H: 1 LOB: 0 BB: 0 P: 12	R: 0 E: 0 K: 0 S: 7	H: 1 LOB: 1 BB: 1 P: 15	R: 0 E: 0 K: 2 S: 14	H: 1 LOB: 1 BB: 0 P: 24	R: 3 E: 0 K: 0 S: 9	H: 4 LOB: 1 BB: 0 P: 11	1B: 6 2B: 3 3B: 1 HR: 2	SF: 1 SAC: 0 DP: 0 HBP: 0	WP: 0 PB: 0 SB: 4 CS: 0	PA: 43				
PITCHER	IP	WLS	BF	H	R	ER	SO	BB	IBB	HBP	BLK	WP	HR	S	P	ERA	WHIP									
Ricky Bones, R ERA: 6.08	(1, 1)	5.0	L	24	6	6	5	1	2	0	0	0	0	2	50	77	9.00	1.600								
Jim Austin, R ERA: 6.75	(6, 1)	1.2	7	1	0	0	0	1	0	0	0	0	0	11	22	0.00	1.200									
Jesse Orosco, L ERA: 6.0	(7, 1)	1.1	6	2	1	1	2	0	0	0	0	0	0	19	32	6.75	1.500									
Mike Fetters, R ERA: 4.82	(9, 1)	1.0	6	3	2	2	0	0	0	0	0	0	0	6	6	18.00	3.000									

Cleveland Indians @ Milwaukee Brewers
Milwaukee County Stadium, Milwaukee, WI
Sat May 15, 1993, 4:33 AM EDT
Att: 31,171 - Sunny - 62 F

AB 39
R 9
H 12
RBI 9
BB 3
SO 3
LOB 14



Batter	1	2	3	4	5	6	7	8	9	AB	R	H	RBI	BB	SO	LOB	BOTTOM								
Pat Listach, S OBP: 0.314, SLG: 0.312	3-3 K	4-2 G4-3 BB		1-3 K			4-0 CS BB		0-0 G3	3	0	0	0	2	2	1									
Bill Spiers, L OBP: 0.303, SLG: 0.280	1-1 HR	0-1 G4-3		2-2 G3			4-2 2B			4	1	2	0	0	0	3									
Robin Yount, R OBP: 0.328, SLG: 0.278	1-0 HR		1-2 G6-3		3-3 K		4-0 BB			2	1	0	0	1	1	0									
Greg Vaughn, R OBP: 0.396, SLG: 0.553	3-1 HR		1-1 HR		1-1 G1-3		2-3 K			4	2	2	4	0	1	2									
Kevin Reimer, L OBP: 0.306, SLG: 0.495	1-3 K2-3		0-0 HR		0-0 G1-6-3				0-0 P5	4	1	1	1	0	1	0									
John Jaha, R OBP: 0.303, SLG: 0.303	2-0 1B		1-2 G1-3			2-2 G6-3		1-3 K	4	0	1	0	0	1	0	1									
B.J. Surhoff, L OBP: 0.236, SLG: 0.179	2-2 G1-3		1-2 G3-1			0-0 F7		0-0 G4-3	4	0	0	0	0	0	0	1	AB 33								
Tom Brunansky, R OBP: 0.215, SLG: 0.256		2-0 3B		0-1 3B		1-2 G2-3			0-0 G3	4	0	2	0	0	0	0	R 5								
Dave Nilsson, L OBP: 0.192, SLG: 0.240		2-2 3B		1-0 3B			1-0 P5		0-0 G3	2	0	0	0	0	0	2	H 8								
Bill Doran, S OBP: 0.293, SLG: 0.286										1	0	0	0	0	0	0	RBI 5								
Joe Knack, R OBP: 0.250, SLG: 0.250										1	0	0	0	0	0	0	BB 3								
Inning Stats	R: 3 E: 0 K: 2 S: 14	H: 3 LOB: 1 BB: 0 P: 27	R: 0 E: 0 K: 0 S: 8	H: 1 LOB: 1 BB: 1 P: 16	R: 2 E: 0 K: 0 S: 15	H: 2 LOB: 0 BB: 0 P: 19	R: 0 E: 0 K: 1 S: 9	H: 1 LOB: 1 BB: 0 P: 13	R: 0 E: 0 K: 1 S: 10	H: 0 LOB: 0 BB: 0 P: 14	R: 0 E: 0 K: 0 S: 8	H: 0 LOB: 0 BB: 0 P: 11	R: 0 E: 0 K: 1 S: 8	H: 1 LOB: 2 BB: 2 P: 22	R: 0 E: 0 K: 1 S: 5	H: 0 LOB: 0 BB: 0 P: 6	R: 0 E: 0 K: 0 S: 3	H: 0 LOB: 0 BB: 0 P: 3	1B: 2 3B: 2 HR: 3	SF: 0 SAC: 0 DP: 1 HBP: 1	WP: 0 PB: 0 SB: 0 CS: 1	PA: 37			
PITCHER	IP	WLS	BF	H	R	ER	SO	BB	IBB	HBP	BLK	WP	HR	S	P	ERA	WHIP								
Charles Nagy, R ERA: 6.31	(1, 1)	0.2	6	3	3	3	2	0	0	1	0	0	2	58	91	3.00	1.167								
Dennis Cook, L ERA: 5.19	(1, 1)	6.0	W	23	5	2	2	2	0	0	0	0	0	8	15	0.00	0.750								
Eric Plunk, R ERA: 2.55	(7, 1)	1.1	5	0	0	0	2	1	0	0	0	0	0	8	15	0.00	0.750								
Derek Lilliquist, L ERA: 1.72	(9, 1)	1.0	3	0	0	0	0	0	0	0	0	0	0	3	3	0.00	0.000								

Cleveland Indians @ Milwaukee Brewers
Milwaukee County Stadium, Milwaukee, WI
Sat May 15, 1993, 4:33 AM EDT
Att: 31,171 - Sunny - 62 F

AB 33
R 5
H 8
RBI 5
BB 3
SO 6
LOB 9



Batter	1	2	3	4	5	6	7	8	9	AB	R	H	RBI	BB	SO	LOB	TOP				
Kenny Lofton, L OBP: 0.420, SLG: 0.426 (1, 8)										5	1	1	0	0	1	4	Cleveland Indians @ Milwaukee Brewers Milwaukee County Stadium, Milwaukee, WI Sun May 16 1993, 4:33 AM EDT Att: 20,028 - Unknown - 59 F				
Wayne Kirby, L OBP: 0.375, SLG: 0.457 (1, 9)										5	0	1	0	0	1	4					
Carlos Baerga, S OBP: 0.304, SLG: 0.459 (1, 4)										5	1	1	1	0	0	4					
Albert Belle, R OBP: 0.369, SLG: 0.607 (1, 10)										4	0	1	0	0	0	2					
Paul Sorrento, L OBP: 0.375, SLG: 0.555 (1, 3)										2	1	1	0	2	0	0					
Carlos Martinez, R OBP: 0.333, SLG: 0.422 (1, 5)										4	0	1	2	0	0	4					
Thomas Howard, S OBP: 0.298, SLG: 0.380 (1, 7)										4	0	2	0	0	0	1					
Felix Fermin, R OBP: 0.315, SLG: 0.299 (9, PH)										3	0	0	0	0	0	1					
Jeff Treadway, L OBP: 0.322, SLG: 0.373 (9, PH)										1	0	1	0	0	0	0					
Lance Parrish, R OBP: 0.313, SLG: 0.533 (9, PH)										3	0	1	0	0	1	0					
Reggie Jefferson, S OBP: 0.325, SLG: 0.413 (9, PR)										0	0	0	0	1	0	0					
Glenallen Hill, R OBP: 0.276, SLG: 0.389 (9, PR)										0	0	0	0	0	0	0					
Inning Stats	R: 3 E: 0 K: 0 S: 14	H: 4 LOB: 1 BB: 0 P: 19	R: 0 E: 0 K: 0 S: 11	H: 0 LOB: 0 BB: 0 P: 18	R: 0 E: 0 K: 0 S: 9	H: 1 LOB: 2 BB: 1 P: 15	R: 0 E: 0 K: 0 S: 10	H: 1 LOB: 1 BB: 0 P: 15	R: 0 E: 0 K: 1 S: 13	H: 1 LOB: 2 BB: 1 P: 19	R: 0 E: 0 K: 1 S: 10	H: 0 LOB: 0 BB: 0 P: 16	R: 0 E: 0 K: 0 S: 4	H: 0 LOB: 0 BB: 0 P: 6	R: 0 E: 0 K: 1 S: 13	H: 2 LOB: 3 BB: 1 P: 18	1B: 9 2B: 1 3B: 0 HR: 0	SF: 0 SAC: 0 DP: 1 HBP: 0	WP: 0 PB: 1 SB: 3 CS: 0	PA: 39	
PITCHER	IP	WLS	BF	H	R	ER	SO	BB	IBB	HBP	BLK	WP	HR	S	P	ERA	WHIP				
Jaime Navarro, R ERA: 5.6 (1, 1)	7.1	W	31	8	3	3	2	2	0	0	0	0	0	75	112	3.68	1.364				
Graeme Lloyd, L ERA: 2.05 (8, 1)	0.2		3	1	0	0	0	0	0	0	0	0	0	4	6	0.00	1.500				
Doug Henry, R ERA: 6.6 (9, 1)	1.0	S	5	1	0	0	1	1	0	0	0	0	0	12	17	0.00	2.000				

Batter	1	2	3	4	5	6	7	8	9	AB	R	H	RBI	BB	SO	LOB	BOTTOM				
Pat Listach, S OBP: 0.310, SLG: 0.307 (1, 6)										5	1	1	0	0	0	1	Cleveland Indians @ Milwaukee Brewers Milwaukee County Stadium, Milwaukee, WI Sun May 16 1993, 4:33 AM EDT Att: 20,028 - Unknown - 59 F				
Bill Sciars, L OBP: 0.309, SLG: 0.287 (1, 4)										5	2	2	0	0	0	3					
Robin Yount, R OBP: 0.324, SLG: 0.281 (1, 8)										3	0	1	1	0	0	1					
Greg Vaughn, R OBP: 0.399, SLG: 0.547 (1, 10)										3	1	1	0	1	1	1					
Kevin Reimer, L OBP: 0.304, SLG: 0.486 (1, 7)										4	1	1	1	0	1	3					
Joe Kmak, R OBP: 0.250, SLG: 0.250 (9, 2)										0	0	0	0	0	0	0					
Tom Brunansky, R OBP: 0.216, SLG: 0.247 (1, 9)										3	0	0	1	1	1	2					
B.J. Surhoff, L OBP: 0.245, SLG: 0.184 (1, 5)										3	0	1	0	1	0	3					
John Jaha, R OBP: 0.310, SLG: 0.304 (1, 3)										3	0	1	2	1	0	0					
Dave Nilsson, L OBP: 0.196, SLG: 0.241 (1, 2)										4	0	1	0	0	1	4					
Matt Mieske, R OBP: 0.185, SLG: 0.407 (9, 7)										0	0	0	0	0	0	0					
Inning Stats	R: 4 E: 1 K: 0 S: 16	H: 4 LOB: 2 BB: 2 P: 32	R: 0 E: 0 K: 0 S: 6	H: 0 LOB: 0 BB: 0 P: 9	R: 0 E: 0 K: 1 S: 7	H: 0 LOB: 0 BB: 0 P: 11	R: 0 E: 0 K: 1 S: 7	H: 0 LOB: 0 BB: 0 P: 10	R: 0 E: 0 K: 1 S: 16	H: 0 LOB: 1 BB: 0 P: 23	R: 0 E: 0 K: 1 S: 7	H: 1 LOB: 2 BB: 1 P: 15	R: 1 E: 0 K: 0 S: 12	H: 3 LOB: 3 BB: 1 P: 23	R: 0 E: 1 K: 0 S: 10	H: 1 LOB: 1 BB: 0 P: 14	1B: 9 2B: 0 3B: 0 HR: 0	SF: 1 SAC: 0 DP: 0 HBP: 0	WP: 0 PB: 2 SB: 4 CS: 1	PA: 38	
PITCHER	IP	WLS	BF	H	R	ER	SO	BB	IBB	HBP	BLK	WP	HR	S	P	ERA	WHIP				
Mike Bielecki, R ERA: 5.84 (1, 1)	6.1	L	30	7	5	5	4	2	1	0	0	0	0	64	107	7.11	1.421				
Tom Kramer, R ERA: 3.12 (7, 1)	1.2		8	2	0	0	0	1	0	0	0	0	0	17	30	0.00	1.800				

Batter	1	2	3	4	5	6	7	8	9	AB	R	H	RBI	BB	SO	LOB	TOP					
Tony Phillips, S OBP: 0.489, SLG: 0.432 (1, 7)	F8	CS 1B		F7			K		K	5	0	1	1	0	2	1	Detroit Tigers @ Milwaukee Brewers Milwaukee County Stadium, Milwaukee, WI Tue May 18 1993, 8:05 PM EDT Att: 13,369 - Unknown - 52 F livebaseballscorecards.com					
Lou Whitaker, L OBP: 0.376, SLG: 0.429 (1, 4)	BB 3B 1B	E 1B BB		G6-4-3 1B			P5		1-H 2B	4	1	3	1	1	0	0						
Travis Fryman, R OBP: 0.383, SLG: 0.507 (1, 6)	BB 3B 1B	E 1B		G6-4-3 1-2			F9		3-2 L5	5	1	2	0	0	0	3						
Cecil Fielder, R OBP: 0.354, SLG: 0.403 (1, 3)	BB 3B BB	E5		G6-3					0-0 L7	3	1	0	0	1	0	2						
Kirk Gibson, L OBP: 0.485, SLG: 0.625 (1, 10)	F7	F8		L7					2-1 F7	4	0	0	0	0	0	6						
Mickey Tettleton, S OBP: 0.369, SLG: 0.500 (1, 9)	1-H 2-H 3-H 3B								3-2 1B	4	0	3	3	0	1	0						
Chad Kreuter, S OBP: 0.459, SLG: 0.606 (1, 2)	G3-1								1-3 K	4	0	0	0	0	1	3						
Scott Livingstone, L OBP: 0.340, SLG: 0.378 (9, PR)		G6-3		G1-3					0-0 2B 1B	4	0	1	0	0	0	1						
Gary Thurman, R OBP: 0.310, SLG: 0.280 (9, 5)									0-0 2B 1B	0	1	0	0	0	0	0						
Alan Trammell, R OBP: 0.405, SLG: 0.478 (9, 5)									0-0 2B 1B	0	0	0	0	0	0	0						
Mitt Cuyler, S OBP: 0.345, SLG: 0.386 (1, 8)		1B 3B		P6					1 SAFE 1 SAFE L K	4	1	1	0	0	2	2						
Inning Stats	R: 3 E: 0 K: 0 S: 20	H: 3 LOB: 1 BB: 1 P: 38	R: 1 E: 1 K: 0 S: 14	H: 3 LOB: 3 BB: 1 P: 27	R: 0 E: 0 K: 0 S: 11	H: 1 LOB: 1 BB: 0 P: 17	R: 0 E: 0 K: 0 S: 6	H: 0 LOB: 0 BB: 0 P: 8	R: 0 E: 0 K: 1 S: 10	H: 0 LOB: 0 BB: 0 P: 15	R: 0 E: 0 K: 1 S: 9	H: 0 LOB: 0 BB: 0 P: 14	R: 0 E: 0 K: 1 S: 9	H: 1 LOB: 1 BB: 0 P: 15	R: 1 E: 0 K: 2 S: 12	H: 2 LOB: 2 BB: 0 P: 17	1B: 7 2B: 2 3B: 2 HR: 0	SF: 0 SAC: 0 DP: 1 HBP: 0	WP: 0 PB: 0 SB: 0 CS: 1	PA: 39		
PITCHER	IP WLS BF H R ER SO BB IBB HBP BLK WP HR S P ERA WHIP	IP WLS BF H R ER SO BB IBB HBP BLK WP HR S P ERA WHIP																				
21 Cal Eldred, R ERA: 4.5 (1, 1)	8.0	L	35	10	5	5	4	2	0	0	0	0	0	0	0	0	0	0	86	143	5.62	1.500
Jesse Orosco, L ERA: 5.59 (9, 1)	0.2		3	1	0	0	2	0	0	0	0	0	0	0	0	0	0	0	8	10	0.00	1.500
Jim Austin, R ERA: 6.48 (9, 1)	0.1		1	0	0	0	0	0	0	0	0	0	0	0	0	0	0	0	3	6	0.00	0.000

Batter	1	2	3	4	5	6	7	8	9	AB	R	H	RBI	BB	SO	LOB	BOTTOM					
Pat Listach, S OBP: 0.305, SLG: 0.297 (1, 6)	K		FC1-6 BB BB		F8		K		G1-3	4	0	0	0	1	2	3	Detroit Tigers @ Milwaukee Brewers Milwaukee County Stadium, Milwaukee, WI Tue May 18 1993, 8:05 PM EDT Att: 13,369 - Unknown - 52 F livebaseballscorecards.com					
Bill Spiers, L OBP: 0.323, SLG: 0.289 (1, 4)	BB 1B		FC1-6 BB		1B BB		P6		B1-3	3	0	1	0	2	0	2						
Darryl Hamilton, L OBP: 0.378, SLG: 0.337 (1, 9)	K		FC1-6 1-2 2-3		F8		FC6-4 BB			3	0	0	0	1	1	5						
Greg Vaughn, R OBP: 0.401, SLG: 0.542 (1, 10)	BB		F7		F7		FC6-4			3	0	1	1	1	0	4						
Kevin Reimer, L OBP: 0.303, SLG: 0.478 (1, 7)	P4				1B G6-3				K2-3	4	0	1	0	0	1	4						
Robin Yount, R OBP: 0.306, SLG: 0.262 (1, 8)	F8				F8		P3		L7	4	0	0	0	0	0	1						
B.J. Surhoff, L OBP: 0.237, SLG: 0.176 (1, 5)	G1-3				F7		G4-3		P5	4	0	0	0	0	0	1						
John Jaha, R OBP: 0.302, SLG: 0.295 (9, PH)					G6-3		K		L8	3	0	0	0	0	1	1						
Bill Doran, S OBP: 0.286, SLG: 0.278 (9, PH)										1	0	0	0	0	0	0						
Joe Krnak, R OBP: 0.271, SLG: 0.273 (1, 2)										3	1	2	0	0	1	0						
Dickie Thon, R OBP: 0.367, SLG: 0.423 (9, PH)					F8 BB 1B				BB 2B	1	0	1	0	0	0	0						
Inning Stats	R: 0 E: 0 K: 2 S: 14	H: 1 LOB: 2 BB: 1 P: 24	R: 0 E: 0 K: 0 S: 5	H: 0 LOB: 0 BB: 0 P: 7	R: 0 E: 0 K: 1 S: 10	H: 0 LOB: 2 BB: 2 P: 21	R: 0 E: 0 K: 0 S: 7	H: 1 LOB: 1 BB: 0 P: 10	R: 0 E: 0 K: 0 S: 12	H: 2 LOB: 2 BB: 1 P: 20	R: 0 E: 0 K: 1 S: 8	H: 0 LOB: 0 BB: 0 P: 10	R: 0 E: 0 K: 1 S: 9	H: 1 LOB: 2 BB: 1 P: 16	R: 0 E: 0 K: 1 S: 11	H: 0 LOB: 0 BB: 0 P: 15	R: 0 E: 0 K: 0 S: 7	H: 1 LOB: 1 BB: 0 P: 9	1B: 5 2B: 1 3B: 0 HR: 0	SF: 0 SAC: 0 DP: 0 HBP: 0	WP: 0 PB: 0 SB: 0 CS: 0	PA: 38
PITCHER	IP WLS BF H R ER SO BB IBB HBP BLK WP HR S P ERA WHIP	IP WLS BF H R ER SO BB IBB HBP BLK WP HR S P ERA WHIP																				
Mark Leiter, R ERA: 3.35 (1, 1)	8.1	W	36	6	1	1	6	5	0	0	0	0	0	0	0	0	0	0	81	130	1.08	1.320
Bob MacDonald, L ERA: 2.84 (9, 1)	0.2		2	0	0	0	0	0	0	0	0	0	0	0	0	0	0	0	2	2	0.00	0.000

Batter	1	2	3	4	5	6	7	8	9	AB	R	H	RBI	BB	SO	LOB	TOP								
Tony Phillips, S OBP: 0.475, SLG: 0.441 (1, 10)										6	2	4	2	0	0	2									
Lou Whitaker, L OBP: 0.376, SLG: 0.422 (1, 4)										4	1	1	1	1	0	5									
Travis Fryman, R OBP: 0.390, SLG: 0.520 (1, 6)										4	1	2	1	1	0	1									
Cecil Fielder, R OBP: 0.361, SLG: 0.406 (1, 3)										4	0	2	2	1	1	2									
Mickey Tettleton, S OBP: 0.364, SLG: 0.488 (1, 2)										5	0	1	1	0	2	4									
Alan Trammell, R OBP: 0.393, SLG: 0.459 (1, 7)										5	0	1	0	0	1	2									
Rob Deer, R OBP: 0.303, SLG: 0.440 (1, 9)										4	1	0	0	1	1	3									
Scott Livingstone, L OBP: 0.353, SLG: 0.389 (9, PH)										5	1	3	0	0	0	3									
Gary Thurman, R OBP: 0.310, SLG: 0.280 (9, 7)										0	1	0	0	0	0	0									
Mitt Cuyler, S OBP: 0.347, SLG: 0.406 (1, 8)										5	1	2	1	0	2	5									
Inning Stats	R: 3 E: 0 K: 0 S: 14	H: 5 LOB: 3 BB: 1 P: 23	R: 0 E: 0 K: 1 S: 12	H: 2 LOB: 2 BB: 0 P: 20	R: 1 E: 1 K: 1 S: 14	H: 2 LOB: 2 BB: 1 P: 22	R: 0 E: 0 K: 1 S: 8	H: 0 LOB: 1 BB: 1 P: 15	R: 3 E: 1 K: 0 S: 13	H: 4 LOB: 1 BB: 0 P: 21	R: 0 E: 0 K: 1 S: 8	H: 0 LOB: 0 BB: 0 P: 12	R: 0 E: 0 K: 1 S: 10	H: 1 LOB: 1 BB: 0 P: 17	R: 0 E: 0 K: 1 S: 13	H: 0 LOB: 1 BB: 1 P: 24	R: 1 E: 0 K: 1 S: 11	H: 2 LOB: 2 BB: 0 P: 13	1B: 14 2B: 0 3B: 2 HR: 0	SF: 1 SAC: 0 DP: 0 HBP: 0	WP: 0 PB: 0 SB: 0 CS: 0	PA: 47			
PITCHER	IP	WLS	BF	H	R	ER	SO	BB	IBB	HBP	BLK	WP	HR	S	P	ERA	WHIP								
Mike Boddicker, R ERA: 4.3	(1, 1)	4.2	L	30	13	7	3	3	0	0	0	0	0	60	100	13.50	3.429								
Mike Fetters, R ERA: 4.22	(5, 1)	1.1		4	0	0	0	1	0	0	0	0	0	9	13	0.00	0.000								
Graeme Lloyd, L ERA: 1.96	(7, 1)	1.0		4	1	0	0	1	0	0	0	0	0	10	17	0.00	1.000								
Jim Austin, R ERA: 5.59	(8, 1)	1.1		5	0	0	0	2	1	0	0	0	0	16	28	0.00	0.750								
Jesse Orosco, L ERA: 6.1	(9, 1)	0.2		4	2	1	1	0	0	0	0	0	0	8	9	13.50	3.000								

Detroit Tigers @ Milwaukee Brewers
Milwaukee County Stadium, Milwaukee, WI
Wed May 19 1993, 8:05 PM EDT
Att: 12,751 - Unknown - 57 F

AB 42
R 8
H 16
RBI 8
BB 4
SO 7
LOB 27



Batter	1	2	3	4	5	6	7	8	9	AB	R	H	RBI	BB	SO	LOB	BOTTOM								
Bill Doran, S OBP: 0.277, SLG: 0.293 (1, 3)										5	1	1	0	0	0	2									
Bill Spiers, L OBP: 0.317, SLG: 0.284 (1, 4)										5	0	1	0	0	0	3									
Darryl Hamilton, L OBP: 0.383, SLG: 0.379 (1, 9)										4	2	2	1	0	0	2									
Greg Vaughn, R OBP: 0.404, SLG: 0.589 (1, 10)										4	2	2	4	0	0	0									
Kevin Reimer, L OBP: 0.301, SLG: 0.479 (1, 7)										4	1	1	0	0	0	0									
Robin Yount, R OBP: 0.303, SLG: 0.277 (1, 8)										4	0	1	0	0	0	1									
Dickie Thon, R OBP: 0.361, SLG: 0.427 (1, 5)										4	0	1	1	0	2	1									
Pat Listach, S OBP: 0.304, SLG: 0.289 (1, 6)										3	0	0	0	1	1	2									
Joe Krnak, R OBP: 0.295, SLG: 0.273 (6, PH)										0	0	0	0	2	0	0									
Tom Lampkin, L (6, PH)										0	0	0	0	0	0	0									
John Jaha, R OBP: 0.296, SLG: 0.292 (6, PH)										1	0	0	0	0	1	2									
B.J. Surhoff, L OBP: 0.235, SLG: 0.175 (7, 2)										1	0	0	0	0	0	0									
Inning Stats	R: 0 E: 0 K: 0 S: 7	H: 1 LOB: 0 BB: 0 P: 13	R: 1 E: 0 K: 1 S: 12	H: 2 LOB: 1 BB: 0 P: 23	R: 3 E: 0 K: 0 S: 10	H: 2 LOB: 0 BB: 1 P: 18	R: 0 E: 1 K: 0 S: 5	H: 0 LOB: 0 BB: 0 P: 8	R: 0 E: 0 K: 2 S: 13	H: 2 LOB: 2 BB: 1 P: 23	R: 1 E: 0 K: 0 S: 8	H: 1 LOB: 0 BB: 0 P: 15	R: 0 E: 0 K: 1 S: 8	H: 0 LOB: 0 BB: 0 P: 10	R: 0 E: 0 K: 0 S: 7	H: 1 LOB: 1 BB: 0 P: 12	1B: 2 2B: 4 3B: 0 HR: 3	SF: 0 SAC: 0 DP: 1 HBP: 0	WP: 0 PB: 0 SB: 0 CS: 1	PA: 39					
PITCHER	IP	WLS	BF	H	R	ER	SO	BB	IBB	HBP	BLK	WP	HR	S	P	ERA	WHIP								
John Doherty, R ERA: 3.28	(1, 1)	5.1	W	24	7	5	1	2	0	0	0	0	0	6	13	0.00	3.000								
Mark Grater, R ERA: 6.75	(6, 1)	0.1		2	0	0	0	1	1	0	0	0	0	6	13	0.00	3.000								
Bill Krueger, L ERA: 2.64	(6, 1)	0.1		1	0	0	0	1	0	0	0	0	0	3	5	0.00	0.000								
Bob MacDonald, L ERA: 3.1	(7, 1)	1.1		5	1	1	1	0	0	0	0	0	1	10	18	6.75	0.750								
Mike Hememan, R ERA: 1.69	(8, 1)	1.2	S	6	1	0	0	1	0	0	0	0	0	13	19	0.00	0.600								

Detroit Tigers @ Milwaukee Brewers
Milwaukee County Stadium, Milwaukee, WI
Wed May 19 1993, 8:05 PM EDT
Att: 12,751 - Unknown - 57 F

AB 35
R 6
H 9
RBI 6
BB 3
SO 4
LOB 13



Batter	1	2	3	4	5	6	7	8	9	AB	R	H	RBI	BB	SO	LOB	TOP											
Tony Phillips, S OBP: 0.473, SLG: 0.447 (1, 4) (8, 8)	1-1 1B		2-0 G3			2-2 G6-3		2-1 1B 2B	2-2 L4	5	1	2	2	0	0	0												
Travis Fryman, R OBP: 0.392, SLG: 0.519 (1, 6)	1-3 K			0-2 G1-6-3 1B		1-1 F9		1-1 WP E 1B		4	1	2	2	0	1	1												
Kirk Gibson, L OBP: 0.471, SLG: 0.602 (1, 10)	2-3 K			1-0 G1-6-3 1-2f		2-1 G6-3		1-1 FC1 G6-3 SH1-3		4	1	0	0	0	1	2												
Cecil Fielder, R OBP: 0.358, SLG: 0.401 Gary Thurman, R OBP: 0.310, SLG: 0.280 (8, 7)	2-2 G6-3			3-1 1B			0-0 G6-3	1-2 G6-3		4	0	1	0	0	0	3												
Mickey Tettleton, S OBP: 0.361, SLG: 0.477 (8, 3)		2-1 G3-1		1-1 L8			2-0 G4-3	4-0 SH1-3 IBB		3	0	0	0	1	0	1												
Chad Kreuter, S OBP: 0.446, SLG: 0.588 (1, 2)	0-0 G6-3				3-2 G1-3		1-0 G6-3	0-0 SH1-3		3	0	0	1	0	0	0												
Rob Deer, R OBP: 0.308, SLG: 0.438 (1, 9)	2-1 G6-3				4-2 BB			1-2 2-3 1B		3	1	1	0	1	0	2												
Scott Livingstone, L OBP: 0.352, SLG: 0.388 Skinner Barnes, R OBP: 0.355, SLG: 0.462 (8, PR) (8, 5)			2-0 G6-3		3-1 F7			2-1 1B 2B 1B	3-3 K	3	0	1	0	0	0	1												
Mitt Cuyler, S OBP: 0.342, SLG: 0.398 Lou Whitaker, L OBP: 0.378, SLG: 0.423 (8, PH) (8, 4)			0-2 G4-3		1-0 F8			1-1 2B 1B 1B	0-3 K	2	0	0	0	0	0	1												
Inning Stats	R: 0 E: 0 K: 2 S: 12	H: 1 LOB: 1 BB: 0 P: 18	R: 0 E: 0 K: 0 S: 5	H: 0 LOB: 0 BB: 0 P: 9	R: 0 E: 0 K: 0 S: 5	H: 2 LOB: 1 BB: 0 P: 13	R: 0 E: 0 K: 0 S: 11	H: 0 LOB: 1 BB: 1 P: 22	R: 0 E: 0 K: 0 S: 7	H: 0 LOB: 0 BB: 0 P: 12	R: 0 E: 0 K: 0 S: 3	H: 0 LOB: 0 BB: 0 P: 6	R: 6 E: 1 K: 0 S: 22	H: 5 LOB: 2 BB: 1 P: 38	R: 0 E: 0 K: 2 S: 11	H: 0 LOB: 0 BB: 0 P: 16	1B: 7 2B: 1 3B: 0 HR: 0	SF: 0 SAC: 1 DP: 1 HBP: 0	WP: 1 PA: 37 PB: 0 SB: 0 CS: 0									
PITCHER	IP	WLS	BF	H	R	ER	SO	BB	IBB	HBP	BLK	WP	HR	S	P	ERA	WHIP											
Bill Wegman, R ERA: 3.44 Doug Henry, R ERA: 7.2 Graeme Lloyd, L ERA: 1.96 Mike Fetters, R ERA: 3.86 Josias Manzanillo, R ERA: 9.53	(1, 1) (8, 1) (8, 1) (8, 1) (9, 1)	7.0	L	27	6	3	2	1	0	0	0	0	0	0	61	104	3.86	1.000										

Detroit Tigers @ Milwaukee Brewers
Milwaukee County Stadium, Milwaukee, WI

AB 34
R 6
H 8
RBI 5
BB 2
SO 4
LOB 11



Thu May 20 1993, 4:33 AM EDT
Att: 21,424 - Cloudy - 54 F

Batter	1	2	3	4	5	6	7	8	9	AB	R	H	RBI	BB	SO	LOB	BOTTOM										
Pat Listach, S OBP: 0.314, SLG: 0.310 (1, 6)	1-1 FC4-2 1B		0-0 1B 2B	3-3 K			0-1 FC6-4 FC4 1B		3-2 1B	5	1	3	0	0	1	2											
Robin Yount, R OBP: 0.321, SLG: 0.300 (1, 8)	1-0 G1-3		1-0 G4-3 WP FC5-4 1B		2-2 S 1B		0-1 FC4 1B		1-2 G4-3	5	1	3	1	0	0	2											
Darryl Hamilton, L OBP: 0.367, SLG: 0.363 (1, 7)	0-1 FC4-2		1-1 G4-3		1-1 F7		3-1 FC4		1-2 FC4 1B	4	0	0	0	0	0	5											
Greg Vaughn, R OBP: 0.407, SLG: 0.579 (1, 10)	4-0 3-H IBB		4-0 FC5-4 IBB		3-3 K		3-2 G1-3			2	0	0	0	2	1	3											
Dickie Thon, R OBP: 0.356, SLG: 0.430 (1, 5)	3-3 K		0-2 FC5-4		2-2 P4			0-0 L9-6 2B		4	0	1	1	0	1	4											
Tom Brunansky, R OBP: 0.208, SLG: 0.237 (1, 9)		2-0 F8	0-0 F9			0-2 G3-1		2-2 L9-6		4	0	0	0	0	0	2											
John Jaha, R OBP: 0.289, SLG: 0.282 (1, 3)		0-0 G6-3		2-3 K		2-0 F9		3-3 K		4	0	0	0	0	2	0											
Bill Spiers, L OBP: 0.318, SLG: 0.278 Bill Doran, S OBP: 0.271, SLG: 0.286 (9, PH)		1-1 E6		4-1 S BB		0-3 K			3-2 F8	2	0	0	0	1	1	0											
Joe Krnak, R OBP: 0.292, SLG: 0.259 (1, 2)	1-0 G4-3			0-1 F8			1-2 FC6-4 HBP		0-3 K	3	0	0	0	0	1	2											
Inning Stats	R: 0 E: 0 K: 1 S: 9	H: 1 LOB: 2 BB: 1 P: 18	R: 0 E: 1 K: 0 S: 5	H: 0 LOB: 1 BB: 0 P: 9	R: 2 E: 0 K: 0 S: 8	H: 2 LOB: 1 BB: 1 P: 14	R: 0 E: 0 K: 2 S: 11	H: 0 LOB: 1 BB: 1 P: 20	R: 0 E: 0 K: 1 S: 7	H: 1 LOB: 2 BB: 0 P: 18	R: 0 E: 0 K: 1 S: 15	H: 1 LOB: 1 BB: 0 P: 20	R: 0 E: 0 K: 1 S: 14	H: 1 LOB: 1 BB: 0 P: 21	1B: 5 2B: 3 3B: 0 HR: 0	SF: 0 SAC: 0 DP: 1 HBP: 1	WP: 1 PA: 38 PB: 0 SB: 3 CS: 0										
PITCHER	IP	WLS	BF	H	R	ER	SO	BB	IBB	HBP	BLK	WP	HR	S	P	ERA	WHIP										
David Wells, L ERA: 1.94 Bill Krueger, L ERA: 2.46	(1, 1) (8, 1)	7.0	W	31	5	2	2	5	1	0	0	0	0	29	41	0.00	1.000										

Detroit Tigers @ Milwaukee Brewers
Milwaukee County Stadium, Milwaukee, WI

AB 34
R 2
H 7
RBI 2
BB 3
SO 7
LOB 20



Thu May 20 1993, 4:33 AM EDT
Att: 21,424 - Cloudy - 54 F

Batter	1	2	3	4	5	6	7	8	9	10	11	12	13	14	AB	R	H	RBI	BB	SO	LOB	TOP				
Daryl Hamilton, L OBP: 0.382, SLG: 0.366 (9, 7)	G3-1			F7		2B 1B	1B	L8			K		F8		7	1	2	0	0	1	1					
Bill Spiers, L OBP: 0.319, SLG: 0.287 (1, 4)	G4-3			K		1B	BB				K			K	6	2	2	0	0	3	0					
Greg Vaughn, R OBP: 0.401, SLG: 0.551 (1, 10)	K			E4		1B	BB	FC5-2-6-5			K		G1-3		6	1	0	0	1	2	3					
Kevin Reimer, L OBP: 0.318, SLG: 0.504 Tom Brunansky, R OBP: 0.212, SLG: 0.240 (9, 9)		K		P5		BB	E	BB			K			F8	4	0	2	2	1	1	1					
Robin Yount, R OBP: 0.300, SLG: 0.269 (1, 8)		K				K2-3	E1	BB			K			P3	2	0	1	0	0	0	0					
B.J. Surhoff, L OBP: 0.224, SLG: 0.161 (8, 2)		K				F8									5	0	0	0	1	2	4					
John Jaha, R OBP: 0.296, SLG: 0.311 (1, 3)				G1-3				K						G5-3	5	0	2	0	1	1	4					
Pat Listach, S OBP: 0.309, SLG: 0.311 (1, 6)				F7		FC1-4-6	F7	SH3-4							5	0	1	0	0	0	5					
Joe Knak, R OBP: 0.296, SLG: 0.270 Tom Lampkin, L (7, PH)						G4-3	G3	F8						G5-3	2	0	0	0	0	1	0					
Dickie Thon, R OBP: 0.344, SLG: 0.415 (8, 5)				K										G5-3	1	0	0	0	0	0	0					
Inning Stats	R: 0 E: 0 K: 1 S: 8	H: 0 LOB: 0 BB: 0 P: 12	R: 0 E: 0 K: 2 S: 9	H: 0 LOB: 0 BB: 0 P: 15	R: 0 E: 0 K: 1 S: 6	H: 0 LOB: 1 BB: 0 P: 16	R: 3 E: 1 K: 1 S: 21	H: 3 LOB: 3 BB: 2 P: 38	R: 1 E: 0 K: 1 S: 18	H: 2 LOB: 3 BB: 2 P: 33	R: 0 E: 0 K: 0 S: 8	H: 1 LOB: 1 BB: 0 P: 11	R: 0 E: 0 K: 2 S: 10	H: 1 LOB: 1 BB: 0 P: 14	R: 0 E: 0 K: 1 S: 4	H: 1 LOB: 1 BB: 0 P: 6	R: 0 E: 0 K: 1 S: 6	H: 0 LOB: 0 BB: 0 P: 10	1B: 8 2B: 3 3B: 0 HR: 0	SF: 0 SAC: 2 DP: 1 HBP: 1	WP: 0 PB: 0 SB: 0 CS: 1	PA: 58				
PITCHER														Mark Williamson, R (12, 1) ERA: 2.76												
Ben McDonald, R ERA: 4.8 (6, 1)	5.1	WLS: 23	H: 4	R: 3	ER: 3	SO: 6	BB: 1	IBB: 0	HBP: 0	BLK: 0	WP: 0	HR: 0	S: 59	P: 95	ERA: 5.06	WHIP: 0.938										
Jim Poole, L ERA: (6, 1)	0.0	1	0	0	0	0	1	0	0	0	0	0	2	6	∞	∞										
Todd Frohwrth, R ERA: 2.49 (8, 1)	2.0	11	3	1	1	2	1	0	0	0	0	0	26	46	4.50	2.000										
Brad Pennington, L ERA: 2.08 (9, 1)	1.1	5	1	0	0	1	0	0	1	0	0	0	15	23	0.00	0.750										
Gregg Olson, R ERA: 1.86 (8, 5)	2.1	8	0	0	0	3	1	0	0	0	0	0	21	29	0.00	0.429										

Milwaukee Brewers @ Baltimore Orioles
Oriole Park at Camden Yards, Baltimore, MD
 Sat May 22 1993, 7:05 PM EDT
 Att. 46,177 - Unknown

AB 50
R 4
H 10
RBI 4
BB 5
SO 14
LOB 22



Batter	1	2	3	4	5	6	7	8	9	10	11	12	13	14	AB	R	H	RBI	BB	SO	LOB	BOTTOM				
Brady Anderson, L OBP: 0.316, SLG: 0.367 (11, 8)	F9			G4-3		F7		P2			P5		FC5-2 IBB		6	0	1	1	1	0	2					
Mark McLemore, S OBP: 0.372, SLG: 0.421 (1, 9)	F8			G6-3 1B		F8		P3			G5-3		K		7	0	2	0	0	1	1					
Cal Ripken Jr., R OBP: 0.328, SLG: 0.346 (1, 6)	K			G6-3 1B				HR					FC5-2 1B		4	1	1	1	1	1	4					
Sherman Olando, R OBP: 0.348, SLG: 0.371 (1, 10)						F7		F9			K		K		7	0	1	0	0	3	6					
Leo Gomez, R OBP: 0.353, SLG: 0.483 Damon Buford, R OBP: 0.311, SLG: 0.358 (11, 8)						BB		1B					FC5-2 1B		4	1	3	1	1	0	1					
Chris Holles, R OBP: 0.381, SLG: 0.459 (1, 2)						HR		BB					FC5-2 1B		4	2	2	0	2	1	1					
Mark Leonard, L OBP: 0.182, SLG: 0.100 Jack Voigt, R OBP: 0.370, SLG: 0.382 (11, 3)						WP 1B		1B					SH3-4 1B		4	2	2	0	2	1	1					
David Segui, S OBP: 0.370, SLG: 0.382 (11, 3)						1B		1B					G6-3		1	1	0	0	1	0	3					
Glenn Davis, R OBP: 0.237, SLG: 0.239 Tim Hulett, R OBP: 0.357, SLG: 0.400 (11, 5)						BB		BB					G6-3		2	0	0	0	0	0	0					
Harold Reynolds, S OBP: 0.319, SLG: 0.291 (1, 4)								G4-3					G1-3		5	0	2	1	0	1	5					
Inning Stats	R: 0 E: 0 K: 1 S: 6	H: 2 LOB: 3 BB: 1 P: 24	R: 0 E: 0 K: 0 S: 7	H: 1 LOB: 0 BB: 0 P: 12	R: 3 E: 0 K: 0 S: 17	H: 4 LOB: 2 BB: 1 P: 27	R: 1 E: 0 K: 0 S: 14	H: 1 LOB: 2 BB: 2 P: 27	R: 0 E: 0 K: 1 S: 11	H: 0 LOB: 1 BB: 1 P: 18	R: 0 E: 0 K: 1 S: 12	H: 1 LOB: 1 BB: 0 P: 20	R: 0 E: 0 K: 2 S: 11	H: 0 LOB: 0 BB: 0 P: 15	R: 0 E: 0 K: 1 S: 6	H: 2 LOB: 3 BB: 1 P: 25	R: 1 E: 0 K: 0 S: 9	H: 1 LOB: 2 BB: 2 P: 22	1B: 11 2B: 4 3B: 0 HR: 2	SF: 1 SAC: 0 DP: 0 HBP: 2	WP: 1 PB: 0 SB: 0 CS: 1	PA: 64				
PITCHER														Doug Henry, R (11, 1) ERA: 6.0 Carlos Maldonado, R (14, 1) ERA: 6.14												
Ricky Bones, R ERA: 6.32 (5, 1)	1.1	5	1	0	0	0	0	0	0	0	0	0	13	21	0.00	0.750										
Jim Austin, R ERA: 4.76 (8, 1)	1.2	7	1	0	0	1	1	0	0	0	0	0	20	36	0.00	1.200										
Jesse Orosco, L ERA: 5.73 (9, 1)	0.2	3	0	0	0	0	0	1	0	0	0	0	5	8	0.00	0.000										
Mike Fetters, R ERA: 3.38 (8, 5)	1.2	6	1	0	0	1	0	1	0	0	0	0	12	20	0.00	0.600										

Milwaukee Brewers @ Baltimore Orioles
Oriole Park at Camden Yards, Baltimore, MD
 Sat May 22 1993, 7:05 PM EDT
 Att. 46,177 - Unknown

AB 49
R 5
H 14
RBI 5
BB 9
SO 7
LOB 33



Batter	1	2	3	4	5	6	7	8	9	AB	R	H	RBI	BB	SO	LOB	TOP		
Pat Listach, S OBP: 0.318, SLG: 0.317 (1, 6)	E7 1B		G4-3 WP 1B BB		G5-3	K			1B E 1B	4	2	2	0	1	1	2	Milwaukee Brewers @ Baltimore Orioles Oriole Park at Camden Yards, Baltimore, MD Sun May 23 1993, 3:33 AM EDT Att. 46,564 - Overcast - 73 F		
Bill Doran, S OBP: 0.283, SLG: 0.283 (1, 4)	FC1-5-6-2 FC1-6 2-3		G4-3 1B 1B		E5 FC1-6				L7	4	1	1	0	1	0	2			
Darryl Hamilton, L OBP: 0.374, SLG: 0.358 (1, 8) (9, 7)	FC1-6 2-3		G4-3 1-2 2-3		FC1-6 E S 1B 1-2	K			E BB 1B 1-3	5	2	1	0	0	1	7			
Greg Vaughn, R OBP: 0.413, SLG: 0.554 (1, 10)			1B 1B IBB		3-2 SAFE 1-1 SAFE 1-1 SAFE 1-1 SAFE	1B 1-1 H		F8	4-2 SAFE 1-1 SAFE 1-1 SAFE	3	2	2	1	2	0	0			
Kevin Reimer, L OBP: 0.314, SLG: 0.492 Robin Yount, R OBP: 0.300, SLG: 0.269 (1, 7) (9, 8)	L9		1-3 2-H 3-H 1B 1B		1-3 SAFE 1-1 SAFE 1-1 SAFE	K		P5	3-2 SAFE 1-1 SAFE 1-1 SAFE	5	1	1	3	0	1	5			
Dickie Thon, R OBP: 0.358, SLG: 0.425 (1, 5)		G3	1-1 1B						E5 1B 1B 1-2 2-3 3-H	5	1	3	3	0	0	0			
Tom Brunansky, R OBP: 0.202, SLG: 0.228 (1, 9)		F4	1-1 1B		G5-3				P4	5	0	0	0	0	1	3			
John Jaha, R OBP: 0.309, SLG: 0.325 (1, 3)		P3	L9-6 2B						K	4	0	2	1	0	1	0			
Joe Krnak, R OBP: 0.280, SLG: 0.254 (1, 2)			G6-3 2-3		L9-6				F9 G4-3	4	0	0	1	0	0	3			
Inning Stats	R: 0 E: 1 K: 0 S: 5	H: 2 LOB: 2 BB: 0 P: 9	R: 0 E: 0 K: 0 S: 5	H: 0 LOB: 0 BB: 0 P: 10	R: 3 E: 0 K: 0 S: 16	H: 3 LOB: 2 BB: 2 P: 32	R: 0 E: 0 K: 0 S: 7	H: 1 LOB: 0 BB: 0 P: 13	R: 1 E: 1 K: 2 S: 14	H: 1 LOB: 1 BB: 1 P: 28	R: 0 E: 0 K: 0 S: 5	H: 0 LOB: 0 BB: 0 P: 8	R: 0 E: 0 K: 2 S: 7	H: 0 LOB: 0 BB: 0 P: 9	R: 4 E: 1 K: 0 S: 22	H: 4 LOB: 2 BB: 1 P: 37	1B: 11 2B: 2 3B: 0 HR: 0	SF: 0 SAC: 1 DP: 1 HBP: 1	WP: 2 PA: 45 PB: 0 CS: 0
PITCHER	IP WLS BF H R ER SO BB IBB HBP BLK WP HR S P ERA WHIP	IP WLS BF H R ER SO BB IBB HBP BLK WP HR S P ERA WHIP	IP WLS BF H R ER SO BB IBB HBP BLK WP HR S P ERA WHIP	IP WLS BF H R ER SO BB IBB HBP BLK WP HR S P ERA WHIP	IP WLS BF H R ER SO BB IBB HBP BLK WP HR S P ERA WHIP	IP WLS BF H R ER SO BB IBB HBP BLK WP HR S P ERA WHIP	IP WLS BF H R ER SO BB IBB HBP BLK WP HR S P ERA WHIP	IP WLS BF H R ER SO BB IBB HBP BLK WP HR S P ERA WHIP	IP WLS BF H R ER SO BB IBB HBP BLK WP HR S P ERA WHIP	IP WLS BF H R ER SO BB IBB HBP BLK WP HR S P ERA WHIP	IP WLS BF H R ER SO BB IBB HBP BLK WP HR S P ERA WHIP	IP WLS BF H R ER SO BB IBB HBP BLK WP HR S P ERA WHIP	IP WLS BF H R ER SO BB IBB HBP BLK WP HR S P ERA WHIP	IP WLS BF H R ER SO BB IBB HBP BLK WP HR S P ERA WHIP	IP WLS BF H R ER SO BB IBB HBP BLK WP HR S P ERA WHIP	IP WLS BF H R ER SO BB IBB HBP BLK WP HR S P ERA WHIP	IP WLS BF H R ER SO BB IBB HBP BLK WP HR S P ERA WHIP		
Fernando Valenzuela, L ERA: 4.09 Alan Mills, R ERA: 4.34 Jim Poole, L ERA: 2.03 Todd Frohwirth, R ERA: 2.42	5.1 L 25 8 5 4 1 1 1 0 0 1 0 53 95 6.75 1.688	0.1 L 4 0 0 0 1 1 0 1 0 1 0 6 15 0.00 3.000	2.2 L 12 2 4 3 3 1 0 0 0 0 0 28 42 10.12 1.125	0.2 L 4 2 0 0 0 0 0 0 0 0 0 9 16 0.00 3.000															



Batter	1	2	3	4	5	6	7	8	9	AB	R	H	RBI	BB	SO	LOB	BOTTOM				
Brady Anderson, L OBP: 0.314, SLG: 0.371 (1, 8)	P5 2B		P5		F8		G4-3			4	0	1	0	0	0	1	Milwaukee Brewers @ Baltimore Orioles Oriole Park at Camden Yards, Baltimore, MD Sun May 23 1993, 3:33 AM EDT Att. 46,564 - Overcast - 73 F				
Mark McLemore, S OBP: 0.382, SLG: 0.408 (1, 9)	F7		G3-1			K		G4-3		4	0	0	0	0	1	1					
Cal Ripken Jr., R OBP: 0.321, SLG: 0.337 (1, 6)	P3			F9		P4		P8		4	0	0	0	0	0	1					
Leo Gomez, R OBP: 0.358, SLG: 0.504 (1, 5)	K			2B BB		HR		P2		3	1	1	1	1	1	1					
Tim Lincecum, R OBP: 0.370, SLG: 0.432 (1, 4)		E 1B 1B		F9		2B		F8		4	0	2	0	0	0	1					
Mark Leonard, L OBP: 0.200, SLG: 0.143 Jack Voigt, R OBP: 0.167, SLG: 0.091 (9, FH)	K					K		K		3	0	1	0	0	2	2					
Glenn Davis, R OBP: 0.230, SLG: 0.230 (1, 10)	F7					K		K		4	0	0	0	0	2	3					
David Segui, S OBP: 0.381, SLG: 0.408 (1, 3)	E8 1B				F9		G4-3 2B		G5-3	3	0	2	0	0	0	0					
Jeff Tackett, R OBP: 0.282, SLG: 0.242 (1, 2)			F8		K		G4-3			3	0	0	0	0	1	1					
Inning Stats	R: 0 E: 1 K: 1 S: 10	H: 1 LOB: 1 BB: 0 P: 17	R: 0 E: 1 K: 1 S: 9	H: 2 LOB: 2 BB: 0 P: 17	R: 0 E: 0 K: 0 S: 6	H: 0 LOB: 0 BB: 0 P: 9	R: 0 E: 0 K: 1 S: 14	H: 1 LOB: 2 BB: 1 P: 22	R: 0 E: 0 K: 1 S: 7	H: 0 LOB: 0 BB: 0 P: 11	R: 1 E: 0 K: 2 S: 11	H: 2 LOB: 1 BB: 0 P: 15	R: 0 E: 0 K: 1 S: 9	H: 1 LOB: 1 BB: 0 P: 12	R: 0 E: 0 K: 0 S: 8	H: 0 LOB: 0 BB: 0 P: 13	R: 0 E: 0 K: 1 S: 6	H: 0 LOB: 0 BB: 0 P: 9	1B: 2 2B: 4 3B: 0 HR: 1	SF: 0 SAC: 0 DP: 0 HBP: 0	WP: 0 PA: 34 PB: 0 CS: 0
PITCHER	IP WLS BF H R ER SO BB IBB HBP BLK WP HR S P ERA WHIP	IP WLS BF H R ER SO BB IBB HBP BLK WP HR S P ERA WHIP	IP WLS BF H R ER SO BB IBB HBP BLK WP HR S P ERA WHIP	IP WLS BF H R ER SO BB IBB HBP BLK WP HR S P ERA WHIP	IP WLS BF H R ER SO BB IBB HBP BLK WP HR S P ERA WHIP	IP WLS BF H R ER SO BB IBB HBP BLK WP HR S P ERA WHIP	IP WLS BF H R ER SO BB IBB HBP BLK WP HR S P ERA WHIP	IP WLS BF H R ER SO BB IBB HBP BLK WP HR S P ERA WHIP	IP WLS BF H R ER SO BB IBB HBP BLK WP HR S P ERA WHIP	IP WLS BF H R ER SO BB IBB HBP BLK WP HR S P ERA WHIP	IP WLS BF H R ER SO BB IBB HBP BLK WP HR S P ERA WHIP	IP WLS BF H R ER SO BB IBB HBP BLK WP HR S P ERA WHIP	IP WLS BF H R ER SO BB IBB HBP BLK WP HR S P ERA WHIP	IP WLS BF H R ER SO BB IBB HBP BLK WP HR S P ERA WHIP	IP WLS BF H R ER SO BB IBB HBP BLK WP HR S P ERA WHIP	IP WLS BF H R ER SO BB IBB HBP BLK WP HR S P ERA WHIP	IP WLS BF H R ER SO BB IBB HBP BLK WP HR S P ERA WHIP				
21 Cal Eldred, R ERA: 4.08 Jesse Orosco, L ERA: 5.25	8.0 W 31 8 0 1 1 0 0 0 0 0 0 74 116 1.12 1.000	1.0 L 3 0 0 0 1 0 0 0 0 0 0 6 9 0.00 0.000																			



Batter	1	2	3	4	5	6	7	8	9	AB	R	H	RBI	BB	SO	LOB	TOP				
Darryl Hamilton, L (1, 9) OBP: 0.378, SLG: 0.352	0-0 G4-3		3-2 F7			4-1 BB			4-1 G4-3 BB	2	0	0	0	2	0	1					
Bill Spiers, L (1, 4) OBP: 0.309, SLG: 0.277	1-2 F8			2-2 F7		0-1 F9			2-1 G4-6-3 1-2	4	0	0	0	0	0	2					
Greg Vaughn, R (1, 10) OBP: 0.409, SLG: 0.542	0-3 K			1-0 F7		1-0 P2			2-1 HBP	3	0	0	0	0	1	1					
Kevin Reimer, L (1, 7) OBP: 0.305, SLG: 0.478		0-0 P6		0-1 P6				0-0 G3-1	0-3 K2-3	4	0	0	0	0	1	1					
Robin Yount, R (1, 8) OBP: 0.301, SLG: 0.309		2-2 K			1-0 HR			1-0 F9		3	1	1	1	0	1	0					
Dickie Thon, R (1, 5) OBP: 0.347, SLG: 0.411		0-1 F8			0-0 F8			0-1 F7		3	0	0	0	0	0	0					
John Jaha, R (1, 3) OBP: 0.309, SLG: 0.325			0-0 G5-3		2-2 CS 1B			0-1 P4		3	0	1	0	0	0	0					
Pat Listach, S (1, 6) OBP: 0.312, SLG: 0.310			0-2 K		0-2 G4-3 1-2			1-3 K		3	0	0	0	0	2	1					
Joe Knack, R (1, 2) OBP: 0.286, SLG: 0.250			4-1 BB			2-2 P3		1-0 G4-3		1	0	0	0	1	0	0					
Tom Lampkin, L (8, 2)										1	0	0	0	0	0	0					
Inning Stats	R: 0 E: 0 K: 1 S: 7	H: 0 LOB: 0 BB: 0 P: 8	R: 0 E: 0 K: 1 S: 6	H: 0 LOB: 0 BB: 0 P: 8	R: 0 E: 0 K: 1 S: 8	H: 0 LOB: 1 BB: 1 P: 15	R: 0 E: 0 K: 0 S: 7	H: 0 LOB: 0 BB: 0 P: 10	R: 1 E: 0 K: 0 S: 8	H: 2 LOB: 0 BB: 0 P: 11	R: 0 E: 0 K: 0 S: 4	H: 0 LOB: 0 BB: 0 P: 5	R: 0 E: 0 K: 1 S: 6	H: 0 LOB: 0 BB: 1 P: 8	R: 0 E: 0 K: 1 S: 8	H: 0 LOB: 1 BB: 1 P: 16	1B: 1 2B: 0 3B: 0 HR: 1	SF: 0 SAC: 0 DP: 1 HBP: 1	WP: 0 PB: 0 CS: 1	PA: 31	
PITCHER	IP	WLS	BF	H	R	ER	SO	BB	IBB	HBP	BLK	WP	HR	S	P	ERA	WHIP				
Dave Stewart, R (1, 1) ERA: 8.03	7.0	W	24	2	1	1	3	2	0	0	0	0	1	47	71	1.29	0.571				
Mike Timlin, R (8, 1) ERA: 3.8	1.0		3	0	0	0	1	0	0	0	0	0	0	6	8	0.00	0.000				
Duane Ward, R (9, 1) ERA: 2.7	1.0	S	4	0	0	0	1	1	0	1	0	0	0	8	16	0.00	1.000				

Milwaukee Brewers @ Toronto Blue Jays
SkyDome, Toronto, ON
Mon May 24, 1993, 3:33 AM EDT
Att: 50,494 - Dome

AB 27
R 1
H 2
RBI 1
BB 3
SO 5
LOB 6



Batter	1	2	3	4	5	6	7	8	9	AB	R	H	RBI	BB	SO	LOB	BOTTOM				
Devon White, S (1, 8) OBP: 0.372, SLG: 0.551	0-0 HR	3-3 K		2-2 HR		3-1 F9				4	2	2	3	0	1	1					
Roberto Alomar, S (1, 4) OBP: 0.375, SLG: 0.388	1-2 F9		3-2 L9	1-2 G3			0-0 L8 S 1B			4	0	1	0	0	0	0					
Paul Molitor, R (1, 10) OBP: 0.400, SLG: 0.494	1-3 K		1-0 1B 1B	1-0 S 1B			3-2 L8 1-3			4	1	2	0	0	1	1					
Joe Carter, R (1, 7) OBP: 0.339, SLG: 0.649	0-0 2B		0-2 F9	2-3 K			2-2 F8			4	0	1	0	0	1	2					
John Olerud, L (1, 3) OBP: 0.500, SLG: 0.637	4-0 BB		0-0 1B	1-3 1B		1-0 G6-3 HBP		0-0 G6-3		2	0	1	0	1	0	0					
Ed Sprague, R (1, 5) OBP: 0.276, SLG: 0.396	3-3 K		2-1 1B	1-2 1B		1-0 G6-3 1-2		3-2 F8		4	0	1	1	0	1	3					
Turner Ward, S (1, 9) OBP: 0.259, SLG: 0.354		1-1 3B	0-1 F7	0-1 K		1-3 K		0-2 G6-3		4	0	1	0	0	1	2					
Pat Borders, R (1, 2) OBP: 0.250, SLG: 0.358		1-3 K		4-1 FC1-6 BB		1-0 G5-3				2	0	0	0	1	1	1					
Alfredo Griffin, S (1, 6) OBP: 0.341, SLG: 0.359		0-0 G4-3		0-0 FC1-6 HR		3-2 1B				3	1	1	0	0	0	2					
Inning Stats	R: 1 E: 0 K: 2 S: 15	H: 2 LOB: 2 BB: 1 P: 24	R: 0 E: 0 K: 2 S: 9	H: 1 LOB: 1 BB: 0 P: 14	R: 1 E: 0 K: 0 S: 12	H: 3 LOB: 2 BB: 0 P: 18	R: 2 E: 0 K: 1 S: 13	H: 2 LOB: 1 BB: 1 P: 23	R: 0 E: 0 K: 1 S: 4	H: 0 LOB: 0 BB: 0 P: 7	R: 0 E: 0 K: 0 S: 6	H: 1 LOB: 0 BB: 0 P: 13	R: 0 E: 0 K: 0 S: 10	H: 1 LOB: 0 BB: 0 P: 15	R: 0 E: 0 K: 0 S: 7	H: 0 LOB: 0 BB: 0 P: 10	1B: 6 2B: 1 3B: 1 HR: 2	SF: 0 SAC: 0 DP: 1 HBP: 1	WP: 0 PB: 0 CS: 0	PA: 34	
PITCHER	IP	WLS	BF	H	R	ER	SO	BB	IBB	HBP	BLK	WP	HR	S	P	ERA	WHIP				
Mike Boddicker, R (1, 1) ERA: 4.34	8.0	L	34	10	4	4	6	2	0	1	0	0	2	76	124	4.50	1.500				

Milwaukee Brewers @ Toronto Blue Jays
SkyDome, Toronto, ON
Mon May 24, 1993, 3:33 AM EDT
Att: 50,494 - Dome

AB 31
R 4
H 10
RBI 4
BB 2
SO 6
LOB 12



Batter	1	2	3	4	5	6	7	8	9	AB	R	H	RBI	BB	SO	LOB	TOP										
Darryl Hamilton, L OBP: 0.390, SLG: 0.384 (1, 9)	FC4-5 2B	CS	F8			SH3-1 SF8 1B		WP 2B		4	1	3	0	0	0	0	Milwaukee Brewers @ Toronto Blue Jays SkyDome, Toronto, ON Tue May 25 1993, 7:05 PM EDT Att: 50,504 - Dome										
Bill Splers, L OBP: 0.302, SLG: 0.270 (1, 4)	FC4-5 1B		G3-1			SH3-1		F7		3	0	0	0	0	0	2											
Greg Vaughn, R OBP: 0.411, SLG: 0.542 (1, 10)	WP 1B		K			SF8				2	0	1	1	1	1	0											
Kevin Reimer, L OBP: 0.297, SLG: 0.464 Tom Brunansky, R OBP: 0.202, SLG: 0.228 (8, 9)	K			G6-3		K		G4-3		4	0	0	0	0	2	4											
Robin Yount, R OBP: 0.289, SLG: 0.294 (1, 8)	F9			F9			K		G6-3	4	0	0	0	0	1	2											
B.J. Surhoff, L OBP: 0.217, SLG: 0.155 (1, 5)		K		G3			P6		F8	4	0	0	0	0	1	0											
John Jaha, R OBP: 0.315, SLG: 0.354 (1, 3)		HR			K				K	4	1	2	1	0	2	0											
Pat Listach, S OBP: 0.306, SLG: 0.303 (1, 6)		G4-3			G4-3					3	0	0	0	0	0	1											
Joe Knack, R OBP: 0.291, SLG: 0.257 Bill Doran, S OBP: 0.278, SLG: 0.277 Tom Lampkin, L (8, 2)					F9				K	2	0	1	0	0	0	0											
										1	0	0	0	0	1	0											
										0	0	0	0	0	0	0											
Inning Stats	R: 0 E: 0 K: 1 S: 7	H: 2 LOB: 2 BB: 0 P: 7	R: 1 E: 0 K: 1 S: 6	H: 2 LOB: 0 BB: 0 P: 6	R: 0 E: 0 K: 1 S: 5	H: 0 LOB: 0 BB: 0 P: 5	R: 0 E: 0 K: 0 S: 10	H: 0 LOB: 0 BB: 0 P: 16	R: 0 E: 0 K: 1 S: 7	H: 0 LOB: 0 BB: 0 P: 12	R: 1 E: 0 K: 1 S: 11	H: 1 LOB: 0 BB: 0 P: 17	R: 0 E: 0 K: 1 S: 12	H: 1 LOB: 1 BB: 0 P: 19	R: 0 E: 0 K: 1 S: 10	H: 1 LOB: 2 BB: 1 P: 19	R: 0 E: 0 K: 1 S: 7	H: 0 LOB: 0 BB: 0 P: 9	1B: 4 2B: 2 3B: 0 HR: 1	SF: 1 SAC: 1 DP: 0 HBP: 0	WP: 2 PB: 0 CS: 1	PA: 35					
PITCHER	IP	WLS	BF	H	R	ER	SO	BB	IBB	HBP	BLK	WP	HR	S	P	ERA	WHIP										
Juan Guzman, R ERA: 4.1 (1, 1)	7.2	W	30	7	2	2	7	1	0	0	0	2	1	66	99	2.35	1.043										
Mike Timlin, R ERA: 3.74 (8, 1)	0.1		1	0	0	0	0	0	0	0	0	0	0	2	2	0.00	0.000										
Duane Ward, R ERA: 2.57 (9, 1)	1.0	S	3	0	0	0	1	0	0	0	0	0	0	7	9	0.00	0.000										

Batter	1	2	3	4	5	6	7	8	9	AB	R	H	RBI	BB	SO	LOB	BOTTOM										
Devon White, S OBP: 0.369, SLG: 0.543 (1, 8)	F8		E G6-3 1B				F7			4	1	1	0	0	0	0	Milwaukee Brewers @ Toronto Blue Jays SkyDome, Toronto, ON Tue May 25 1993, 7:05 PM EDT Att: 50,504 - Dome										
Roberto Alomar, S OBP: 0.372, SLG: 0.385 (1, 4)	BB 2B		G6-3		G3			G1-3		4	1	1	1	0	0	0											
Paul Molitor, R OBP: 0.407, SLG: 0.503 (1, 10)	2B 1B		F7			BB 2B		E S 1B		3	2	2	0	1	0	0											
Joe Carter, R OBP: 0.342, SLG: 0.651 (1, 7)			F8			F7		G3-6-1 1B		4	0	2	3	0	0	1											
John Olerud, L OBP: 0.495, SLG: 0.624 (1, 3)	K			F8		G5-3 IBB		G3-6-1 1B		3	0	0	0	1	1	2											
Ed Sprague, R OBP: 0.286, SLG: 0.404 (1, 5)	F8									2	0	1	0	1	0	1											
Darrin Jackson, R OBP: 0.257, SLG: 0.338 Turner Ward, S OBP: 0.259, SLG: 0.354 (7, 9)		K			L5			G5-3		3	0	0	0	0	1	4											
Pat Borders, R OBP: 0.252, SLG: 0.357 (1, 2)					G5-3					3	0	1	0	0	0	1											
Alfredo Griffin, S OBP: 0.318, SLG: 0.333 (1, 6)										3	0	0	0	0	0	1											
Inning Stats	R: 2 E: 0 K: 1 S: 7	H: 2 LOB: 1 BB: 1 P: 11	R: 0 E: 0 K: 1 S: 5	H: 1 LOB: 0 BB: 0 P: 5	R: 1 E: 1 K: 0 S: 6	H: 1 LOB: 0 BB: 0 P: 11	R: 0 E: 0 K: 0 S: 9	H: 1 LOB: 1 BB: 0 P: 13	R: 0 E: 0 K: 0 S: 7	H: 0 LOB: 0 BB: 0 P: 11	R: 0 E: 0 K: 0 S: 13	H: 1 LOB: 2 BB: 2 P: 22	R: 0 E: 0 K: 0 S: 6	H: 0 LOB: 0 BB: 0 P: 11	R: 1 E: 0 K: 0 S: 9	H: 2 LOB: 0 BB: 0 P: 15	1B: 5 2B: 3 3B: 0 HR: 0	SF: 0 SAC: 0 DP: 3 HBP: 0	WP: 0 PB: 0 CS: 0	PA: 32							
PITCHER	IP	WLS	BF	H	R	ER	SO	BB	IBB	HBP	BLK	WP	HR	S	P	ERA	WHIP										
Bill Wegman, R ERA: 3.47 (1, 1)	7.1	L	30	7	4	3	2	2	1	0	0	0	0	57	90	3.68	1.227										
Mike Fetters, R ERA: 3.21 (8, 1)	0.2		2	1	0	0	0	0	0	0	0	0	0	5	9	0.00	1.500										

AB	31
R	2
H	7
RBI	2
BB	1
SO	8
LOB	9



AB	29
R	4
H	8
RBI	4
BB	3
SO	2
LOB	10



Batter	1	2	3	4	5	6	7	8	9	AB	R	H	RBI	BB	SO	LOB	TOP				
Darryl Hamilton, L OBP: 0.391, SLG: 0.385 (1, 9)										5	1	2	1	0	0	1	Milwaukee Brewers @ Toronto Blue Jays SkyDome, Toronto, ON Wed May 26 1993, 7:05 PM EDT Att: 50,483 - Dome				
Bill Spillers, L OBP: 0.305, SLG: 0.288 (1, 4)										3	0	1	1	0	0	1					
Greg Vaughn, R OBP: 0.417, SLG: 0.561 (1, 10)										4	1	2	2	1	2	1					
Kevin Reimer, L OBP: 0.287, SLG: 0.448 (1, 7)										5	0	0	0	0	2	5					
Robin Yount, R OBP: 0.317, SLG: 0.330 Tom Brunansky, R OBP: 0.200, SLG: 0.225 (7, 9)											3	1	3	0	1	0		0			
John Jaha, R OBP: 0.318, SLG: 0.351 (1, 3)										4	2	1	0	1	0	4					
B.J. Surhoff, L OBP: 0.231, SLG: 0.174 (1, 5)										5	2	3	1	0	0	2					
Pat Listach, S OBP: 0.303, SLG: 0.300 (1, 6)										5	1	1	0	0	3	5					
Tom Lampkin, L OBP: 0.143, SLG: 0.333 (1, 2)										4	0	1	3	0	0	3					
Inning Stats	R: 0 E: 0 K: 1 S: 12	H: 1 LOB: 1 BB: 0 P: 16	R: 2 E: 0 K: 1 S: 17	H: 3 LOB: 1 BB: 0 P: 24	R: 0 E: 0 K: 2 S: 9	H: 0 LOB: 0 BB: 0 P: 13	R: 6 E: 0 K: 0 S: 20	H: 6 LOB: 0 BB: 0 P: 30	R: 0 E: 0 K: 1 S: 11	H: 1 LOB: 3 BB: 1 P: 18	R: 0 E: 0 K: 0 S: 8	H: 0 LOB: 2 BB: 2 P: 9	R: 0 E: 0 K: 1 S: 11	H: 1 LOB: 2 BB: 0 P: 18	R: 0 E: 0 K: 0 S: 9	H: 1 LOB: 1 BB: 0 P: 12		1B: 10 2B: 2 3B: 1 HR: 1	SF: 2 SAC: 0 DP: 0 HBP: 1	WP: 3 PB: 0 CS: 2	PA: 45
PITCHER	IP WLS BF H R ER SO BB IBB HBP BLK WP HR S P ERA WHIP	IP WLS BF H R ER SO BB IBB HBP BLK WP HR S P ERA WHIP	IP WLS BF H R ER SO BB IBB HBP BLK WP HR S P ERA WHIP	IP WLS BF H R ER SO BB IBB HBP BLK WP HR S P ERA WHIP	IP WLS BF H R ER SO BB IBB HBP BLK WP HR S P ERA WHIP	IP WLS BF H R ER SO BB IBB HBP BLK WP HR S P ERA WHIP	IP WLS BF H R ER SO BB IBB HBP BLK WP HR S P ERA WHIP	IP WLS BF H R ER SO BB IBB HBP BLK WP HR S P ERA WHIP	IP WLS BF H R ER SO BB IBB HBP BLK WP HR S P ERA WHIP	IP WLS BF H R ER SO BB IBB HBP BLK WP HR S P ERA WHIP	IP WLS BF H R ER SO BB IBB HBP BLK WP HR S P ERA WHIP	IP WLS BF H R ER SO BB IBB HBP BLK WP HR S P ERA WHIP	IP WLS BF H R ER SO BB IBB HBP BLK WP HR S P ERA WHIP	IP WLS BF H R ER SO BB IBB HBP BLK WP HR S P ERA WHIP	IP WLS BF H R ER SO BB IBB HBP BLK WP HR S P ERA WHIP	IP WLS BF H R ER SO BB IBB HBP BLK WP HR S P ERA WHIP	IP WLS BF H R ER SO BB IBB HBP BLK WP HR S P ERA WHIP	IP WLS BF H R ER SO BB IBB HBP BLK WP HR S P ERA WHIP	IP WLS BF H R ER SO BB IBB HBP BLK WP HR S P ERA WHIP	IP WLS BF H R ER SO BB IBB HBP BLK WP HR S P ERA WHIP	IP WLS BF H R ER SO BB IBB HBP BLK WP HR S P ERA WHIP
Jack Morris, R ERA: 10.24 (1, 1)	4.0 L	22 10	8 8	8 4	0 0	0 0	0 0	0 0	0 0	0 0	0 0	0 0	0 0	0 0	0 0	0 0	18.00 2.500				
Tony Castillo, L ERA: 1.25 (5, 1)	2.0 11	2 0	0 0	1 1	2 0	0 0	0 0	0 0	0 0	0 0	19 40	0.00 1.500									
Mark Eichhorn, R ERA: 3.63 (7, 1)	2.0 8	1 0	0 2	0 0	0 0	0 0	0 0	0 0	0 0	0 0	19 27	0.00 0.500									
Woody Williams, R ERA: 2.84 (9, 1)	1.0 4	1 0	0 0	0 0	0 0	0 0	0 0	0 0	0 0	0 0	9 12	0.00 1.000									

Batter	1	2	3	4	5	6	7	8	9	AB	R	H	RBI	BB	SO	LOB	BOTTOM					
Devon White, S OBP: 0.366, SLG: 0.532 Turner Ward, S OBP: 0.255, SLG: 0.347 (8, 8)											3	0	0	0	1	0	2					
Roberto Alomar, S OBP: 0.375, SLG: 0.387 (1, 4)											4	1	2	0	0	3						
Paul Molitor, R OBP: 0.409, SLG: 0.503 Darnell Coles, R OBP: 0.357, SLG: 0.424 (9, 3)										4	0	2	1	0	0	0						
Joe Carter, R OBP: 0.337, SLG: 0.640 Willie Canate, R (8, 7)											3	0	0	0	1	2						
John Olerud, L OBP: 0.495, SLG: 0.627 (1, 10)											4	0	2	0	0	2						
Ed Sprague, R OBP: 0.291, SLG: 0.403 (1, 5)											3	0	1	0	1	1						
Darrin Jackson, R OBP: 0.257, SLG: 0.336 (1, 9)											4	0	1	0	0	1						
Pat Borders, R OBP: 0.252, SLG: 0.354 (1, 2)											4	0	1	0	0	1						
Alfredo Griffin, S OBP: 0.319, SLG: 0.333 Domingo Cedenno, S (8, 6)											3	0	1	0	0	1						
Inning Stats	R: 1 E: 0 K: 1 S: 13	H: 2 LOB: 1 BB: 0 P: 20	R: 0 E: 0 K: 0 S: 8	H: 1 LOB: 0 BB: 0 P: 11	R: 0 E: 0 K: 1 S: 8	H: 1 LOB: 0 BB: 0 P: 11	R: 0 E: 0 K: 1 S: 9	H: 1 LOB: 1 BB: 0 P: 11	R: 0 E: 0 K: 0 S: 10	H: 2 LOB: 2 BB: 0 P: 16	R: 0 E: 0 K: 0 S: 8	H: 0 LOB: 1 BB: 1 P: 12	R: 0 E: 0 K: 0 S: 6	H: 0 LOB: 1 BB: 1 P: 11	R: 0 E: 0 K: 0 S: 10	H: 1 LOB: 2 BB: 1 P: 20	R: 0 E: 0 K: 0 S: 7	H: 0 LOB: 0 BB: 0 P: 12	1B: 9 2B: 1 3B: 0 HR: 0	SF: 0 SAC: 0 DP: 1 HBP: 0	WP: 0 PB: 0 CS: 1	PA: 38
PITCHER	IP WLS BF H R ER SO BB IBB HBP BLK WP HR S P ERA WHIP	IP WLS BF H R ER SO BB IBB HBP BLK WP HR S P ERA WHIP	IP WLS BF H R ER SO BB IBB HBP BLK WP HR S P ERA WHIP	IP WLS BF H R ER SO BB IBB HBP BLK WP HR S P ERA WHIP	IP WLS BF H R ER SO BB IBB HBP BLK WP HR S P ERA WHIP	IP WLS BF H R ER SO BB IBB HBP BLK WP HR S P ERA WHIP	IP WLS BF H R ER SO BB IBB HBP BLK WP HR S P ERA WHIP	IP WLS BF H R ER SO BB IBB HBP BLK WP HR S P ERA WHIP	IP WLS BF H R ER SO BB IBB HBP BLK WP HR S P ERA WHIP	IP WLS BF H R ER SO BB IBB HBP BLK WP HR S P ERA WHIP	IP WLS BF H R ER SO BB IBB HBP BLK WP HR S P ERA WHIP	IP WLS BF H R ER SO BB IBB HBP BLK WP HR S P ERA WHIP	IP WLS BF H R ER SO BB IBB HBP BLK WP HR S P ERA WHIP	IP WLS BF H R ER SO BB IBB HBP BLK WP HR S P ERA WHIP	IP WLS BF H R ER SO BB IBB HBP BLK WP HR S P ERA WHIP	IP WLS BF H R ER SO BB IBB HBP BLK WP HR S P ERA WHIP	IP WLS BF H R ER SO BB IBB HBP BLK WP HR S P ERA WHIP	IP WLS BF H R ER SO BB IBB HBP BLK WP HR S P ERA WHIP	IP WLS BF H R ER SO BB IBB HBP BLK WP HR S P ERA WHIP	IP WLS BF H R ER SO BB IBB HBP BLK WP HR S P ERA WHIP	IP WLS BF H R ER SO BB IBB HBP BLK WP HR S P ERA WHIP	
Jaime Navarro, R ERA: 4.5 (1, 1)	8.0 W	34 10	1 0	0 0	0 0	0 0	0 0	0 0	0 0	0 0	7 12	0.00 0.000										
Doug Henry, R ERA: 5.65 (9, 1)	1.0 3	0 0	0 0	0 0	0 0	0 0	0 0	0 0	0 0	0 0	7 12	0.00 0.000										

AB	39
R	8
H	14
RBI	8
BB	3
SO	7
LOB	24



AB	35
R	1
H	10
RBI	1
BB	2
SO	4
LOB	15



Batter	1	2	3	4	5	6	7	8	9	AB	R	H	RBI	BB	SO	LOB	TOP
Pat Listach, S OBP: 0.292, SLG: 0.288	G5-3		G4-3	FC6-4		F8	K		K	6	0	0	0	0	2	5	
Darryl Hamilton, L OBP: 0.383, SLG: 0.377	K		F8			F9		G4-3		5	1	1	0	0	1	0	
Robin Yount, R OBP: 0.340, SLG: 0.387	1B		HR			1B	1B	F8		5	3	4	1	0	0	0	
Greg Vaughn, R OBP: 0.422, SLG: 0.569	E5		1B			1B	1B	F8		5	2	3	2	0	0	1	
Dickie Thon, R OBP: 0.359, SLG: 0.415	E		FC5-4			1B	1B			4	2	2	1	1	0	3	
Tom Brunansky, R OBP: 0.200, SLG: 0.224	E4		1B			BB				5	1	1	0	0	0	2	
John Jaha, R OBP: 0.316, SLG: 0.343	CS		G4-3			K				3	0	0	0	1	2	2	
B.J. Surhoff, L OBP: 0.245, SLG: 0.198			P6			1B				5	0	3	3	0	0	1	
Joe Krnak, R OBP: 0.298, SLG: 0.257	G3		G3			K				4	0	1	0	0	1	3	
Inning Stats	R: 3 H: 2 E: 2 K: 1 S: 15	H: 2 R: 0 ER: 0 LOB: 0 BB: 0 P: 22	R: 1 H: 2 E: 0 K: 0 S: 11	H: 2 R: 0 ER: 0 LOB: 1 BB: 0 P: 19	R: 0 H: 1 E: 0 K: 0 S: 13	H: 4 R: 3 ER: 0 LOB: 2 BB: 0 P: 21	R: 0 H: 2 E: 0 K: 2 S: 10	H: 1 R: 0 ER: 0 LOB: 2 BB: 0 P: 15	R: 0 H: 0 E: 0 K: 1 S: 7	H: 3 R: 2 ER: 0 LOB: 1 BB: 0 P: 15	1B: 12 2B: 2 3B: 0 HR: 1	SF: 0 SAC: 1 DP: 0 HBP: 1	WP: 0 PB: 0 CS: 1	PA: 47			
PITCHER	IP WLS BF H R ER SO BB IBB HBP BLK WP HR S P ERA WHIP																
Al Leiter, L ERA: 6.55	4.0 L 21 7 6 3 1 1 0 0 0 0 1 50 79 6.75 2.000																
Woody Williams, R ERA: 3.24	2.0 11 4 1 1 2 1 0 0 0 0 0 22 33 4.50 2.500																
Mark Eichhorn, R ERA: 3.44	2.0 8 1 0 0 2 0 0 1 0 0 0 16 27 0.00 0.500																
Mike Timlin, R ERA: 4.37	1.0 6 3 2 2 1 0 0 0 0 0 0 11 15 18.00 3.000																

Milwaukee Brewers @ Toronto Blue Jays
 SkyDome, Toronto, ON
 Thu May 27 1993, 3:33 AM EDT
 Att: 50,487 - Dome

AB	42
R	9
H	15
RBI	7
BB	2
SO	6
LOB	17



Batter	1	2	3	4	5	6	7	8	9	AB	R	H	RBI	BB	SO	LOB	BOTTOM
Devon White, S OBP: 0.369, SLG: 0.535	E9		F7				K			3	1	1	0	1	1	0	
Roberto Alomar, S OBP: 0.373, SLG: 0.381	F7		F7					G4-3		3	0	0	0	1	0	1	
Paul Molitor, R OBP: 0.406, SLG: 0.497	1B		G6-3				F8	F7		4	0	1	1	0	0	2	
Joe Carter, R OBP: 0.330, SLG: 0.626	P4						F7	G4-3		4	0	0	0	0	0	1	
John Olerud, L OBP: 0.489, SLG: 0.618			G3-1				P6			4	0	1	0	0	0	0	
Ed Sprague, R OBP: 0.284, SLG: 0.392	G5-3						K			4	0	0	0	0	2	2	
Turner Ward, S OBP: 0.271, SLG: 0.415			F7				G3-1			4	1	2	1	0	0	0	
Randy Knorr, R OBP: 0.179, SLG: 0.346	G5-3						HR			3	1	1	1	1	0	1	
Alfredo Griffin, S OBP: 0.300, SLG: 0.313	L9						G4-6-3			3	0	0	0	0	0	1	
Inning Stats	R: 1 H: 3 E: 1 K: 0 S: 12	H: 0 R: 0 ER: 0 LOB: 0 BB: 0 P: 10	R: 0 H: 0 E: 0 K: 0 S: 10	H: 0 R: 0 ER: 0 LOB: 0 BB: 0 P: 15	R: 0 H: 0 E: 0 K: 0 S: 6	H: 1 R: 1 ER: 0 LOB: 2 BB: 3 P: 28	R: 0 H: 0 E: 0 K: 1 S: 7	H: 1 R: 1 ER: 0 LOB: 0 BB: 0 P: 11	R: 0 H: 0 E: 0 K: 0 S: 7	H: 1 R: 0 ER: 0 LOB: 1 BB: 0 P: 12	1B: 3 2B: 1 3B: 0 HR: 2	SF: 0 SAC: 0 DP: 1 HBP: 0	WP: 0 PB: 0 CS: 0	PA: 35			
PITCHER	IP WLS BF H R ER SO BB IBB HBP BLK WP HR S P ERA WHIP																
Ricky Bones, R ERA: 5.87	7.0 W 28 5 3 3 2 3 0 0 0 0 0 2 58 104 3.86 1.143																
Graeme Lloyd, L ERA: 1.71	2.0 7 1 0 0 1 0 0 0 0 0 0 14 25 0.00 0.500																

Milwaukee Brewers @ Toronto Blue Jays
 SkyDome, Toronto, ON
 Thu May 27 1993, 3:33 AM EDT
 Att: 50,487 - Dome

AB	32
R	3
H	6
RBI	3
BB	3
SO	3
LOB	8



Batter	1	2	3	4	5	6	7	8	9	AB	R	H	RBI	BB	SO	LOB	TOP					
Felix Jose, S OBP: 0.291, SLG: 0.307	1-2 P5			1-2 WP G6-3 1B		0-3 K			2-2 G6-3	4	1	1	0	0	1	0	Kansas City Royals @ Milwaukee Brewers Milwaukee County Stadium, Milwaukee, WI Fri May 28 1993, 8:05 PM EDT Att: 19,201 - Unknown - 49 F livebaseballscores.com					
Brian McRae, S OBP: 0.365, SLG: 0.418	2-2 CS 1B			0-0 B1			4-2 S BB		1-2 P3	3	0	1	0	1	0	1						
George Brett, L OBP: 0.288, SLG: 0.352	2-2 SAFE F8			1-1 G6-3 1-H			0-1 SAFE F7			3	0	0	1	0	0	2						
Wally Joyner, L OBP: 0.395, SLG: 0.442	SAFE CS 1-2	2-1 CS 1B		3-2 F8			1-3 K		1-2 K	3	0	1	0	0	1	1						
Mike MacFarlane, R OBP: 0.371, SLG: 0.588		2-1 F8		0-0 G4-6-3 1B			3-3 K			3	0	1	0	0	1	2						
Chris Cwynn, L OBP: 0.327, SLG: 0.370				1-2 K	1-2 G4-6-3 1-2			2-2 G4-3		3	0	0	0	0	1	2						
Phil Hiatt, R OBP: 0.321, SLG: 0.426			1-3 K		0-3 K			0-0 L4		3	0	0	0	0	2	0						
Greg Gagne, R OBP: 0.313, SLG: 0.377				0-3 K			2-3 K		0-0 P2	3	0	0	0	0	2	0						
Jose Lind, R OBP: 0.239, SLG: 0.274				0-0 L8			2-2 G6-3		0-1 F9	2	0	0	0	0	0	0						
Keith Miller, R OBP: 0.194, SLG: 0.200										1	0	0	0	0	0	0						
Inning Stats	R: 0 E: 0 K: 0 S: 15	H: 1 LOB: 0 BB: 0 P: 21	R: 0 E: 0 K: 1 S: 7	H: 1 LOB: 0 BB: 0 P: 12	R: 0 E: 0 K: 2 S: 8	H: 0 LOB: 0 BB: 0 P: 9	R: 1 E: 0 K: 0 S: 10	H: 1 LOB: 0 BB: 0 P: 15	R: 0 E: 0 K: 1 S: 7	H: 1 LOB: 0 BB: 0 P: 8	R: 0 E: 0 K: 2 S: 9	H: 0 LOB: 0 BB: 0 P: 13	R: 0 E: 0 K: 2 S: 12	H: 0 LOB: 1 BB: 1 P: 20	R: 0 E: 0 K: 0 S: 5	H: 0 LOB: 0 BB: 0 P: 7	R: 0 E: 0 K: 0 S: 8	H: 0 LOB: 0 BB: 0 P: 11	1B: 4 2B: 0 3B: 0 HR: 0	SF: 0 SAC: 0 DP: 1 HBP: 0	WP: 1 PB: 0 SB: 2 CS: 2	PA: 30
PITCHER 21 Cal Eldred, R ERA: 3.7	IP: 9.0 WLS: W BF: 29 H: 4 R: 1 ER: 1 SO: 8 BB: 1 IBB: 0 HBP: 0 BLK: 0 WP: 1 HR: 0 S: 81 P: 116 ERA: 1.00 WHIP: 0.556															PITCHER	IP: 9.0 WLS: W BF: 29 H: 4 R: 1 ER: 1 SO: 8 BB: 1 IBB: 0 HBP: 0 BLK: 0 WP: 1 HR: 0 S: 81 P: 116 ERA: 1.00 WHIP: 0.556					

Batter	1	2	3	4	5	6	7	8	9	AB	R	H	RBI	BB	SO	LOB	BOTTOM	
Darryl Hamilton, L OBP: 0.399, SLG: 0.384	3-2 1B 1B	1-2 SAFE P6			3-1 G6-3 1B		4-0 FC6-4 1B IBB	4-0 BB		3	1	2	0	2	0	1	Kansas City Royals @ Milwaukee Brewers Milwaukee County Stadium, Milwaukee, WI Fri May 28 1993, 8:05 PM EDT Att: 19,201 - Unknown - 49 F livebaseballscores.com	
Bill Sielers, L OBP: 0.309, SLG: 0.293	SAFE 1B 1B	SAFE P6			SAFE G6-3 1-2		SAFE FC6-4 1B 2-H 2-H	SAFE K		5	1	2	2	0	1	5		
Robin Yount, R OBP: 0.336, SLG: 0.381	SAFE K			1-1 P6		0-0 1B	0-0 FC6-4 FC6-4 1-2 2-3			4	0	1	0	0	1	4		
Greg Vaughn, R OBP: 0.418, SLG: 0.558	SAFE 1B BB			1-3 K		SAFE K	SAFE FC6-4 1-2			3	0	0	0	1	2	3		
Kevin Reimer, L OBP: 0.292, SLG: 0.469	SAFE 1B			1-0 G3-1		SAFE F8		2-2 HR		4	1	2	3	0	0	1		
Tom Brunansky, R OBP: 0.200, SLG: 0.224	SAFE 1B					SAFE K				0	0	0	0	0	0	0		
B.J. Surhoff, L OBP: 0.245, SLG: 0.200	SAFE F9			0-0 G3-1		SAFE K		1-1 S BB 1B		4	0	1	0	0	1	3		
John Jaha, R OBP: 0.321, SLG: 0.343	SAFE P4			3-3 K		SAFE 1B	0-1 1B 1B	4-1 S BB 1B		3	1	1	0	1	1	2		
Tom Lampkin, L OBP: 0.182, SLG: 0.300		2-1 L9		1-2 F7		SAFE 1B	1-2 1B 1B	0-1 P4		4	1	1	0	0	0	2		
Pat Listach, S OBP: 0.291, SLG: 0.283		4-2 S BB			1-0 F7		SAFE G6-3	2-3 K		3	0	0	0	1	1	4		
Inning Stats	R: 2 E: 0 K: 1 S: 23	H: 3 LOB: 2 BB: 1 P: 39	R: 0 E: 0 K: 0 S: 13	H: 0 LOB: 1 BB: 1 P: 20	R: 0 E: 0 K: 1 S: 6	H: 0 LOB: 0 BB: 0 P: 9	R: 0 E: 0 K: 1 S: 9	H: 0 LOB: 0 BB: 0 P: 13	R: 0 E: 0 K: 2 S: 12	H: 1 LOB: 1 BB: 0 P: 17	R: 2 E: 0 K: 0 S: 16	H: 3 LOB: 2 BB: 1 P: 26	R: 1 E: 0 K: 2 S: 15	H: 2 LOB: 3 BB: 2 P: 29	1B: 9 2B: 0 3B: 0 HR: 1	SF: 0 SAC: 0 DP: 1 HBP: 0	WP: 0 PB: 0 SB: 4 CS: 0	PA: 38
PITCHER Kevin Appier, R ERA: 3.51	IP: 6.1 WLS: L BF: 29 H: 8 R: 4 ER: 4 SO: 5 BB: 2 IBB: 1 HBP: 0 BLK: 0 WP: 0 HR: 0 S: 83 P: 133 ERA: 5.68 WHIP: 1.579															PITCHER	IP: 6.1 WLS: L BF: 29 H: 8 R: 4 ER: 4 SO: 5 BB: 2 IBB: 1 HBP: 0 BLK: 0 WP: 0 HR: 0 S: 83 P: 133 ERA: 5.68 WHIP: 1.579	
Bill Sampen, R ERA: 5.68	IP: 0.2 WLS: 5 BF: 2 H: 1 R: 1 ER: 1 SO: 0 BB: 1 IBB: 0 HBP: 0 BLK: 0 WP: 0 HR: 1 S: 9 P: 17 ERA: 13.50 WHIP: 4.500															PITCHER	IP: 0.2 WLS: 5 BF: 2 H: 1 R: 1 ER: 1 SO: 0 BB: 1 IBB: 0 HBP: 0 BLK: 0 WP: 0 HR: 1 S: 9 P: 17 ERA: 13.50 WHIP: 4.500	
Billy Brewer, L ERA:	IP: 1.0 WLS: 4 BF: 0 H: 0 R: 0 ER: 0 SO: 2 BB: 1 IBB: 0 HBP: 0 BLK: 0 WP: 0 HR: 0 S: 9 P: 16 ERA: 0.00 WHIP: 1.000															PITCHER	IP: 1.0 WLS: 4 BF: 0 H: 0 R: 0 ER: 0 SO: 2 BB: 1 IBB: 0 HBP: 0 BLK: 0 WP: 0 HR: 0 S: 9 P: 16 ERA: 0.00 WHIP: 1.000	

Batter	1	2	3	4	5	6	7	8	9	AB	R	H	RBI	BB	SO	LOB	TOP			
Felix Jose, S OBP: 0.319, SLG: 0.327 (1, 8)	1-1 G6-3 HBP		1-1 G6-3		0-1 1B		1-0 G6-4-3 1B		0-1 1B	4	0	3	0	0	0	0	Kansas City Royals @ Milwaukee Brewers Milwaukee County Stadium, Milwaukee, WI Sun May 30, 1993, 4:33 AM EDT Att: 16,678 - Overcast - 52 F			
Keith Miller, R OBP: 0.178, SLG: 0.171 (1, 7)	0-0 G6-3			3-2 F9	0-0 F9		0-0 G6-4-3		1-2 L4	5	0	0	0	0	0	4				
Wally Joyner, L OBP: 0.405, SLG: 0.472 (1, 3)	1-0 F7			0-0 1B FC5-2 2B		2-1 HR 1B		1-0 1B		4	1	3	0	0	0	1				
Mike Macfarlane, R OBP: 0.359, SLG: 0.593 (1, 2)	2-1 G6-3			1-0 E5 FC5-2 1B		0-0 HR 1H		2-2 F8		4	1	1	2	0	0	3				
Chris Gwynn, L OBP: 0.349, SLG: 0.385 (1, 9)		0-0 G6-3		1-0 FC5 FC5-2 1B		1-1 1B		0-0 1B		4	0	3	0	0	0	0				
Hubie Brooks, R OBP: 0.347, SLG: 0.362 (1, 10)		0-0 F7		1-0 FC5-2		4-0 BB		0-0 P3		3	0	0	0	1	0	5				
Phil Hiatt, R OBP: 0.312, SLG: 0.413 (1, 5)		1-3 K2-3		1-0 FC5		2-3 K		2-3 K2-3		4	0	0	0	0	3	6				
Greg Gagne, R OBP: 0.312, SLG: 0.372 (1, 6)			2-3 K		1-0 G6-3	2-2 G1-3			1-0 G6-3	4	0	0	0	0	1	1				
David Howard, S OBP: 0.333, SLG: 0.333 (1, 4)		2-2 G6-3			0-0 G1-3		2-1 G6-3		1-3 K	4	0	0	0	0	1	0				
Inning Stats	R: 0 E: 0 K: 0 S: 5	H: 0 LOB: 1 BB: 0 P: 9	R: 0 E: 0 K: 1 S: 5	H: 0 LOB: 0 BB: 0 P: 6	R: 0 E: 0 K: 1 S: 10	H: 2 LOB: 3 BB: 0 P: 15	R: 0 E: 1 K: 0 S: 8	H: 1 LOB: 1 BB: 0 P: 6	R: 2 E: 0 K: 1 S: 11	H: 3 LOB: 1 BB: 1 P: 22	R: 0 E: 0 K: 0 S: 4	H: 1 LOB: 0 BB: 0 P: 7	R: 0 E: 0 K: 1 S: 10	H: 2 LOB: 2 BB: 0 P: 15	R: 0 E: 0 K: 1 S: 9	H: 1 LOB: 1 BB: 0 P: 12	1B: 8 2B: 1 3B: 0 HR: 1	SF: 0 SAC: 0 DP: 1 HBP: 1	WP: 0 PB: 0 SB: 0 CS: 0	PA: 38
PITCHER Bill Wegman, R ERA: 3.31 (1, 1)	IP: 9.0 WLS: W BF: 38 H: 10 R: 2 ER: 2 SO: 5 BB: 1 IBB: 0 HBP: 1 BLK: 0 WP: 0 HR: 1 S: 67 P: 107 ERA: 2.00 WHIP: 1.222															PITCHER				

Batter	1	2	3	4	5	6	7	8	9	AB	R	H	RBI	BB	SO	LOB	BOTTOM	
Darryl Hamilton, L OBP: 0.389, SLG: 0.381 (1, 8)	0-1 B1-3	2-2 G4-3			1-1 2B	1-0 SF9		2-0 F8		4	0	1	1	0	0	1	Kansas City Royals @ Milwaukee Brewers Milwaukee County Stadium, Milwaukee, WI Sun May 30, 1993, 4:33 AM EDT Att: 16,678 - Overcast - 52 F	
Bill Spiers, L OBP: 0.313, SLG: 0.290 (1, 4)	4-0 BB E BB		1-2 FC4-6 1B		1-1 G3	2-3 K		1-2 G3-1		4	1	1	0	1	1	3		
Greg Vaughn, R OBP: 0.410, SLG: 0.552 (1, 10)	4-2 BB E 2B BB		1-0 P5		2-1 P4		4-1 HR BB	1-3 K		3	2	0	0	2	1	3		
Kevin Reimer, L OBP: 0.293, SLG: 0.474 (1, 7)	1-0 E4 2B		0-0 F8		2-2 G4-3		1-0 HR			4	2	1	2	0	0	3		
B.J. Surhoff, L OBP: 0.250, SLG: 0.223 (7, 3)	1-0 E CS 2B		2-2 FC4-6		2-2 G6-4-3 1B		1-0 F7			4	1	2	2	0	0	1		
Tom Brunansky, R OBP: 0.202, SLG: 0.225 (1, 9)	0-1 G1-3			2-2 1B		2-2 G6-4-3	2-3 K			4	0	1	0	0	1	2		
Dickie Thon, R OBP: 0.364, SLG: 0.412 (7, 5)	0-0 E6		1-1 F7		4-2 1B BB		1-1 WP 1B			3	1	1	0	1	0	2		
John Jaha, R OBP: 0.317, SLG: 0.338 ERA: 4.27 Pat Listach, S OBP: 0.293, SLG: 0.280 (7, 6)	1-0 CS	1-1 G3		0-1 F9		0-0 1B SF9 1B	3-2 L3			3	1	1	1	0	0	1		
Joe Knack, R OBP: 0.307, SLG: 0.282 (1, 2)		3-2 G4-3		3-1 F9		3-2 1B SF9	1-0 G3-1 2B			4	0	2	1	0	0	1		
Inning Stats	R: 3 E: 2 K: 0 S: 9	H: 1 LOB: 1 BB: 2 P: 20	R: 0 E: 0 K: 0 S: 12	H: 0 LOB: 0 BB: 0 P: 18	R: 0 E: 0 K: 0 S: 9	H: 1 LOB: 1 BB: 0 P: 13	R: 0 E: 0 K: 0 S: 9	H: 1 LOB: 1 BB: 0 P: 15	R: 0 E: 0 K: 1 S: 26	H: 3 LOB: 1 BB: 1 P: 39	R: 2 E: 0 K: 1 S: 12	H: 2 LOB: 1 BB: 1 P: 24	R: 0 E: 0 K: 1 S: 8	H: 1 LOB: 1 BB: 0 P: 13	1B: 6 2B: 3 3B: 0 HR: 1	SF: 1 SAC: 0 DP: 0 HBP: 0	WP: 1 PB: 0 SB: 0 CS: 1	PA: 40
PITCHER Hipolito Pichardo, R ERA: 5.18 (1, 1)	IP: 5.1 WLS: L BF: 27 H: 7 R: 6 ER: 5 SO: 0 BB: 3 IBB: 0 HBP: 0 BLK: 0 WP: 1 HR: 1 S: 70 P: 113 ERA: 8.44 WHIP: 1.875															PITCHER		
Tom Gordon, R ERA: 5.18 (6, 1)	IP: 2.2 WLS: L BF: 12 H: 3 R: 2 ER: 2 SO: 3 BB: 1 IBB: 0 HBP: 0 BLK: 0 WP: 1 HR: 1 S: 24 P: 44 ERA: 6.75 WHIP: 1.500															PITCHER		



Batter	1	2	3	4	5	6	7	8	9	AB	R	H	RBI	BB	SO	LOB	TOP					
Darryl Hamilton, L OBP: 0.390, SLG: 0.381 (1, 9) (7, 8)	F8	G4-3		F7		G6-3		BB 1B		5	1	2	1	0	0	2						
Bill Spiers, L OBP: 0.303, SLG: 0.281 (1, 4)	G4-3	SF8		G3		G6-3		L9		4	0	0	1	0	0	3						
Robin Yount, R OBP: 0.345, SLG: 0.379 Tom Brunansky, R OBP: 0.208, SLG: 0.232 (1, 8) (7, 9)	1B BB	2B HBP			K	G6-3		SF9 BB 1B		2	1	0	0	1	1	0						
Greg Vaughn, R OBP: 0.420, SLG: 0.560 (1, 10)	1B	2B			G3 BB			F9		3	1	2	2	2	0	0						
Kevin Reimer, L OBP: 0.290, SLG: 0.469 Joe Kmak, R OBP: 0.307, SLG: 0.282 (1, 7) (9, 2)	G3-1	F8			BB G3 1B			F7		4	0	1	1	0	0	4						
B.J. Surhoff, L OBP: 0.255, SLG: 0.229 (1, 5)			L8		G3			HR		5	2	2	0	0	1	4						
John Jaha, R OBP: 0.325, SLG: 0.358 (1, 3)		E PB G4-3 HBP	K		BB BB			HR		3	2	1	2	1	1	0						
Tom Lampkin, L OBP: 0.190, SLG: 0.167 (1, 2) (9, 7)		G4-3 E SF8 BB	K		BB			G3-1		3	1	0	1	2	1	0						
Pat Listach, S OBP: 0.291, SLG: 0.279 Dickie Thon, R OBP: 0.360, SLG: 0.400 (1, 6) (2, PR) (2, 6)	E1 SF8 G4-3 2B			K		F9		1B BB		1	0	0	0	0	0	2						
										3	2	0	0	1	2	3						
Inning Stats	R: 0 E: 0 K: 0 S: 8	H: 1 LOB: 2 BB: 1 P: 14	R: 5 E: 1 K: 0 S: 14	H: 2 LOB: 2 BB: 1 P: 28	R: 0 E: 0 K: 2 S: 8	H: 0 LOB: 0 BB: 0 P: 11	R: 0 E: 0 K: 1 S: 7	H: 0 LOB: 0 BB: 0 P: 9	R: 1 E: 0 K: 1 S: 13	H: 1 LOB: 3 BB: 3 P: 28	R: 0 E: 0 K: 0 S: 9	H: 1 LOB: 0 BB: 0 P: 14	R: 2 E: 0 K: 0 S: 12	H: 2 LOB: 0 BB: 0 P: 18	R: 2 E: 0 K: 1 S: 10	H: 2 LOB: 2 BB: 2 P: 25	R: 0 E: 0 K: 1 S: 8	H: 0 LOB: 0 BB: 0 P: 11	1B: 7 2B: 1 3B: 0 HR: 1	SF: 2 SAC: 0 DP: 1 HBP: 2	WP: 0 PB: 1 SB: 0 CS: 0	PA: 45
PITCHER	IP	WLS	BF	H	R	ER	SO	BB	IBB	HBP	BLK	WP	HR	S	P	ERA	WHIP					
Chris Bosio, R ERA: 2.59 (1, 1)	5.0	L	27	4	6	2	4	5	0	2	0	0	0	50	90	3.60	1.800					
Dwayne Henry, R ERA: 7.35 (6, 1)	2.1		13	5	4	4	0	2	0	0	0	0	1	27	51	15.43	3.000					
Dennis Powell, L ERA: 3.97 (8, 1)	1.2		5	0	0	0	2	0	0	0	0	0	0	12	17	0.00	0.000					

Milwaukee Brewers @ Seattle Mariners
The Kingdome, Seattle, WA
Tue Jun 01 1993, 10:05 PM EDT
Att: 12,158 - Dome

AB 34
R 10
H 9
RBI 9
BB 7
SO 6
LOB 18



Batter	1	2	3	4	5	6	7	8	9	AB	R	H	RBI	BB	SO	LOB	BOTTOM				
Omar Vizquel, S OBP: 0.352, SLG: 0.306 Mike Blowers, R OBP: 0.352, SLG: 0.505 (1, 6) (8, 5)	FC4-6 1B		1B		G4-3			K		3	0	2	0	0	0	1					
Mike Felder, S OBP: 0.306, SLG: 0.326 (1, 7)	FC4-6 G4-3		G1-6-3 1B			G6-3		FC6-4 1B		4	0	2	0	0	0	1					
Ken Griffey Jr., L OBP: 0.381, SLG: 0.526 (1, 8)	G4-3		G1-6-3 1B			1B		FC6-4 1B		4	0	2	0	0	0	3					
Edgar Martinez, R OBP: 0.340, SLG: 0.350 Fernando Vina, L OBP: 0.333, SLG: 0.268 (1, 5) (6, PR) (7, 4) (8, 6)	F9			K		1B		FC6-4 1B		3	0	1	0	0	1	1					
Tino Martinez, L OBP: 0.347, SLG: 0.439 (1, 3)		P5		G3		K		P2		4	0	0	0	0	1	4					
Mackey Sasser, L OBP: 0.278, SLG: 0.341 (1, 9)		F9		F8		G3		G6-3		4	0	0	0	0	2						
Pete O'Brien, L OBP: 0.341, SLG: 0.445 (1, 10)		FC5-4 1B		F7		G6-3		G3-1		4	0	1	0	0	0	0					
Dave Valle, R OBP: 0.370, SLG: 0.368 Bill Haselman, R OBP: 0.320, SLG: 0.333 (1, 2) (8, 2)	FC5-4						K	L9		3	0	1	0	0	1	1					
Rich Amaral, R OBP: 0.380, SLG: 0.415 (1, 4) (7, 5) (8, 4)			K		F9		F9			3	0	0	0	0	1	1					
Inning Stats	R: 0 E: 0 K: 0 S: 11	H: 1 LOB: 1 BB: 0 P: 16	R: 0 E: 0 K: 0 S: 8	H: 1 LOB: 1 BB: 0 P: 9	R: 0 E: 0 K: 1 S: 11	H: 2 LOB: 1 BB: 0 P: 15	R: 0 E: 0 K: 1 S: 7	H: 0 LOB: 0 BB: 0 P: 10	R: 0 E: 0 K: 1 S: 17	H: 1 LOB: 1 BB: 0 P: 15	R: 0 E: 0 K: 1 S: 13	H: 2 LOB: 2 BB: 0 P: 18	R: 0 E: 0 K: 1 S: 9	H: 2 LOB: 2 BB: 0 P: 11	R: 0 E: 0 K: 0 S: 5	H: 0 LOB: 0 BB: 0 P: 8	1B: 9 2B: 0 3B: 0 HR: 0	SF: 0 SAC: 0 DP: 1 HBP: 0	WP: 0 PB: 0 SB: 0 CS: 0	PA: 35	
PITCHER	IP	WLS	BF	H	R	ER	SO	BB	IBB	HBP	BLK	WP	HR	S	P	ERA	WHIP				
Jaime Navarro, R ERA: 3.93 (1, 1)	9.0	W	35	9	9	0	5	0	0	0	0	0	0	90	125	0.00	1.000				

Milwaukee Brewers @ Seattle Mariners
The Kingdome, Seattle, WA
Tue Jun 01 1993, 10:05 PM EDT
Att: 12,158 - Dome

AB 35
R 0
H 9
RBI 0
BB 0
SO 5
LOB 16



Batter	1	2	3	4	5	6	7	8	9	AB	R	H	RBI	BB	SO	LOB	TOP										
Darryl Hamilton, L (1, 7) OBP: 0.384, SLG: 0.382 (8, 9)										5	1	1	0	0	0	3	Milwaukee Brewers @ Seattle Mariners The Kingdome, Seattle, WA Wed Jun 02 1993, 6:33 AM EDT Att: 16,517 - Dome										
Robin Yount, R (1, 8) OBP: 0.350, SLG: 0.383										4	1	2	0	0	0	0											
Greg Vaughn, R (1, 10) OBP: 0.411, SLG: 0.547										4	0	0	0	0	1	2											
John Jaha, R (1, 3) OBP: 0.324, SLG: 0.351										3	0	0	0	1	1												
Tom Brunansky, R (1, 9) OBP: 0.228, SLG: 0.239 (8, PH) Kevin Reimer, L (8, PH) OBP: 0.288, SLG: 0.466 (8, 7)										1	0	1	0	2	0	0											
B.J. Surhoff, L (1, 5) OBP: 0.255, SLG: 0.230										4	0	1	1	0	0	3											
Dickie Thon, R (1, 6) OBP: 0.348, SLG: 0.385										4	0	0	0	0	1	3											
Bill Spiers, L (1, 4) OBP: 0.301, SLG: 0.281										4	1	1	0	0	1	0											
Joe Krnak, R (1, 2) OBP: 0.300, SLG: 0.275 (7, PH) Tom Lampkin, L (7, PH) OBP: 0.261, SLG: 0.167 (7, 2)										2	0	0	0	0	0	0											
										0	0	0	0	2	0	0											
Inning Stats	R: 0 E: 0 K: 0 S: 10	H: 1 LOB: 0 BB: 0 P: 16	R: 0 E: 0 K: 1 S: 10	H: 1 LOB: 1 BB: 0 P: 18	R: 0 E: 0 K: 1 S: 6	H: 0 LOB: 0 BB: 0 P: 9	R: 1 E: 0 K: 2 S: 15	H: 2 LOB: 2 BB: 1 P: 26	R: 0 E: 0 K: 0 S: 5	H: 0 LOB: 0 BB: 2 P: 9	R: 0 E: 0 K: 0 S: 8	H: 0 LOB: 2 BB: 2 P: 18	R: 2 E: 0 K: 0 S: 18	H: 2 LOB: 1 BB: 1 P: 28	R: 0 E: 0 K: 0 S: 5	H: 0 LOB: 0 BB: 0 P: 9	R: 0 E: 0 K: 0 S: 8	H: 0 LOB: 1 BB: 1 P: 15	1B: 5 2B: 1 3B: 0 HR: 0	SF: 0 SAC: 0 DP: 0 HBP: 0	WP: 0 PB: 0 SB: 2 CS: 0	PA: 37					
PITCHER	IP	WLS	BF	H	R	ER	SO	BB	IBB	HBP	BLK	WP	HR	S	P	ERA	WHIP										
Dave Fleming, L (1, 1) ERA: 5.65	6.0		24	4	1	1	4	3	0	0	0	0	0	54	96	1.50	1.167										
Rich DeLucia, R (7, 1) ERA: 2.7	0.1		3	1	2	2	0	1	0	0	0	0	0	6	11	54.00	6.000										
Russ Swan, L (7, 1) ERA: 8.22	0.1	W	1	0	0	0	0	0	0	0	0	0	0	2	4	0.00	0.000										
Jeff Nelson, R (7, 1) ERA: 3.2	0.2	S	3	1	0	0	0	0	0	0	0	0	0	12	17	0.00	1.500										
Norm Charlton, L (8, 1) ERA: 2.25	1.2		6	0	0	0	0	1	0	0	0	0	0	11	20	0.00	0.600										
Batter	1	2	3	4	5	6	7	8	9	AB	R	H	RBI	BB	SO	LOB	BOTTOM										
Omar Vizquel, S (1, 6) OBP: 0.355, SLG: 0.315										4	1	2	0	0	0	0	Milwaukee Brewers @ Seattle Mariners The Kingdome, Seattle, WA Wed Jun 02 1993, 6:33 AM EDT Att: 16,517 - Dome										
Mike Felder, S (1, 7) OBP: 0.300, SLG: 0.321										3	0	0	1	0	1	1											
Ken Griffey Jr., L (1, 8) OBP: 0.383, SLG: 0.521										2	1	0	0	2	0	1											
Tino Martinez, L (1, 3) OBP: 0.345, SLG: 0.440										4	0	1	0	0	0	3											
Jay Buhner, R (1, 9) OBP: 0.370, SLG: 0.530										4	1	2	2	0	2	1											
Pete O'Brien, L (1, 10) OBP: 0.333, SLG: 0.434 (8, PH) Henry Cotto, R (8, PH) OBP: 0.184, SLG: 0.221 Mackey Sasser, L (8, PH) OBP: 0.295, SLG: 0.341										3	0	0	0	0	2	2											
Mike Blowers, R (1, 5) OBP: 0.357, SLG: 0.500										3	0	1	0	1	2	0											
Dave Valle, R (1, 2) OBP: 0.373, SLG: 0.392										4	1	2	3	0	0	1											
Fernando Vina, L (1, 4) OBP: 0.327, SLG: 0.267										4	1	1	0	0	0	1											
										1B: 4 2B: 4 3B: 0 HR: 1	SF: 1 SAC: 0 DP: 0 HBP: 0	WP: 0 PB: 0 SB: 0 CS: 0	PA: 36														
PITCHER	IP	WLS	BF	H	R	ER	SO	BB	IBB	HBP	BLK	WP	HR	S	P	ERA	WHIP										
21 Cal Eldred, R (1, 1) ERA: 3.84	6.2	L	29	7	4	4	7	1	1	0	0	0	0	85	140	5.40	1.200										
Jesse Orosco, L (7, 1) ERA: 4.91	0.2		3	1	1	1	0	0	0	0	0	0	0	7	10	13.50	1.500										
Jim Austin, R (8, 1) ERA: 5.84	0.0		2	0	0	0	0	1	1	0	0	0	0	4	12	∞	∞										
Mike Fetters, R (8, 1) ERA: 2.87	0.2		2	1	1	1	0	0	0	0	0	0	0	3	5	13.50	1.500										

Batter	1	2	3	4	5	6	7	8	9	AB	R	H	RBI	BB	SO	LOB	TOP										
Darryl Hamilton, L (1, 9) OBP: 0.387, SLG: 0.386	G6-3		F9				SH5-4		F8	5	0	2	0	0	0	1	Milwaukee Brewers @ Kansas City Royals Kauffman Stadium, Kansas City, MO Fri Jun 04 1993, 7:05 PM CDT Att: 25,427 - Unknown - 58 F										
Bill Spiers, L (1, 4) OBP: 0.287, SLG: 0.265	K		F9		G3-1		SH5-4		G3-1	4	0	0	0	0	1	3											
Greg Vaughn, R (1, 10) OBP: 0.401, SLG: 0.544	L5			G1-3	F9		K			4	0	0	0	0	1	2											
Kevin Reimer, L (1, 7)				G1-3			G6-3			4	0	2	0	0	0	1											
Robin Yount, R (1, 8) OBP: 0.359, SLG: 0.409		P4					G6-4-3			4	0	2	0	0	0	2											
Juan Bell, R (8, PR) OBP: 0.268, SLG: 0.323				1B						0	0	0	0	0	0	0											
Tom Brunansky, R (8, 9) OBP: 0.228, SLG: 0.239				1B						0	0	0	0	0	0	0											
B.J. Surhoff, L (1, 5) OBP: 0.260, SLG: 0.244		FC4-6							B1-3	4	1	2	0	0	0	2											
Dickie Thon, R (1, 6) OBP: 0.341, SLG: 0.384					1B					4	0	1	1	0	0	4											
John Jaha, R (1, 3) OBP: 0.326, SLG: 0.360										3	1	1	0	1	1	2											
Tom Lampkin, L (1, 2) OBP: 0.290, SLG: 0.240				B4-3						3	0	1	1	1	0	2											
Inning Stats	R: 0 E: 0 K: 1 S: 8	H: 0 LOB: 0 BB: 0 P: 10	R: 0 E: 1 K: 0 S: 12	H: 1 LOB: 2 BB: 0 P: 20	R: 0 E: 0 K: 0 S: 6	H: 0 LOB: 0 BB: 0 P: 12	R: 0 E: 0 K: 0 S: 10	H: 2 LOB: 2 BB: 0 P: 15	R: 1 E: 0 K: 0 S: 10	H: 3 LOB: 1 BB: 0 P: 17	R: 1 E: 0 K: 0 S: 12	H: 3 LOB: 2 BB: 1 P: 22	R: 0 E: 0 K: 1 S: 11	H: 1 LOB: 1 BB: 0 P: 15	R: 0 E: 0 K: 0 S: 7	H: 1 LOB: 1 BB: 0 P: 10	R: 0 E: 0 K: 1 S: 11	H: 0 LOB: 1 BB: 1 P: 22	1B: 9 2B: 3 3B: 0 HR: 0	SF: 0 SAC: 1 DP: 2 HBP: 0	WP: 0 PB: 0 SB: 1 CS: 2	PA: 38					
PITCHER	IP	WLS	BF	H	R	ER	SO	BB	IBB	HBP	BLK	WP	HR	S	P	ERA	WHIP										
Hipolito Pichardo, R (1, 1) ERA: 4.15	6.0		27	9	2	2	1	1	0	0	0	0	0	58	96	3.00	1.667										
Bill Sampen, R (7, 1) ERA: 3.86	0.2		3	1	0	0	1	0	0	0	0	0	0	8	11	0.00	1.500										
Billy Brewer, L (7, 1) ERA: 3.86	0.1	W	1	0	0	0	0	0	0	0	0	0	0	3	4	0.00	0.000										
Rusty Meacham, R (8, 1) ERA: 4.8	1.0		3	1	0	0	0	0	0	0	0	0	0	7	10	0.00	1.000										
Jeff Montgomery, R (9, 1) ERA: 2.36	1.0	S	4	0	0	0	1	1	0	0	0	0	0	11	22	0.00	1.000										

Batter	1	2	3	4	5	6	7	8	9	AB	R	H	RBI	BB	SO	LOB	BOTTOM										
Felix Jose, S (1, 9) OBP: 0.313, SLG: 0.335	E		G6-3		G3-1		FC3-2-5			4	1	1	0	0	0	1	Milwaukee Brewers @ Kansas City Royals Kauffman Stadium, Kansas City, MO Fri Jun 04 1993, 7:05 PM CDT Att: 25,427 - Unknown - 58 F										
Brian McRae, S (1, 8) OBP: 0.357, SLG: 0.431	E1		G5-3				FC5			4	1	1	0	0	0	2											
George Brett, L (1, 10) OBP: 0.280, SLG: 0.396			G6-3							4	0	2	1	0	0	1											
Wally Joyner, L (1, 3) OBP: 0.417, SLG: 0.481										3	0	2	0	1	0	1											
Mike Macfarlane, R (1, 2) OBP: 0.345, SLG: 0.538	SF4									2	0	0	1	1	0	3											
Hubie Brooks, R (1, 7) OBP: 0.345, SLG: 0.346										3	0	0	0	0	0	5											
Harvey Pulliam, R (8, 7) OBP: 0.229, SLG: 0.304	G6-4-3									1	0	0	0	0	0	2											
Keith Miller, R (1, 5) OBP: 0.200, SLG: 0.200										2	1	0	0	1	0	1											
Greg Gagne, R (1, 6) OBP: 0.302, SLG: 0.358										3	0	1	0	0	0	0											
David Howard, S (1, 4) OBP: 0.333, SLG: 0.316										2	0	0	1	0	0	0											
Inning Stats	R: 2 E: 1 K: 0 S: 11	H: 3 LOB: 1 BB: 0 P: 15	R: 0 E: 0 K: 0 S: 7	H: 0 LOB: 0 BB: 0 P: 11	R: 0 E: 0 K: 0 S: 7	H: 0 LOB: 0 BB: 0 P: 9	R: 0 E: 0 K: 0 S: 6	H: 1 LOB: 1 BB: 0 P: 12	R: 0 E: 0 K: 0 S: 4	H: 0 LOB: 0 BB: 0 P: 4	R: 0 E: 1 K: 0 S: 5	H: 1 LOB: 2 BB: 1 P: 12	R: 1 E: 1 K: 0 S: 10	H: 1 LOB: 1 BB: 1 P: 17	R: 0 E: 0 K: 0 S: 6	H: 1 LOB: 1 BB: 1 P: 13	1B: 5 2B: 2 3B: 0 HR: 0	SF: 2 SAC: 0 DP: 2 HBP: 0	WP: 0 PB: 0 SB: 0 CS: 0	PA: 33							
PITCHER	IP	WLS	BF	H	R	ER	SO	BB	IBB	HBP	BLK	WP	HR	S	P	ERA	WHIP										
Bill Wegman, R (1, 1) ERA: 3.17	6.1	L	27	6	3	1	0	1	1	0	0	0	0	45	72	1.42	1.105										
Graeme Lloyd, L (7, 1) ERA: 1.47	1.0		4	1	0	0	0	0	0	0	0	0	0	9	14	0.00	1.000										
Mike Fetters, R (8, 1) ERA: 2.76	0.2		2	0	0	0	0	0	1	0	0	0	0	2	7	0.00	0.000										



Batter	1	2	3	4	5	6	7	8	9	AB	R	H	RBI	BB	SO	LOB	TOP					
Darryl Hamilton, L OBP: 0.382, SLG: 0.380 (1, 8)	F8		K		G1-3		G3-1 1B	K		5	1	1	1	0	2	0						
Bill Spiers, L OBP: 0.292, SLG: 0.267 William Suero, R (7, 4)	F8		BB			G3	G3-1 E 1B		F9	3	1	1	2	1	0	0						
Tom Lampkin, L OBP: 0.278, SLG: 0.233 (1, 2)	F8		3-6			F9	G3-1		F8	5	0	1	0	0	0	2						
Greg Vaughn, R OBP: 0.396, SLG: 0.535 (1, 10)		E5 F9 S		K		G5-3	E4 1B		K	5	1	1	1	0	2	1						
Kevin Reimer, L OBP: 0.302, SLG: 0.462 (1, 7)		K					L8			3	1	1	1	1	1	1						
B.J. Surhoff, L OBP: 0.266, SLG: 0.256 (1, 5)	F9									4	1	2	1	0	1	3						
Tom Brunansky, R OBP: 0.236, SLG: 0.241 (1, 9)										3	1	1	0	1	2	3						
John Jaha, R OBP: 0.324, SLG: 0.358 (1, 3)	G5-3									4	1	1	0	0	0	2						
Juan Bell, R OBP: 0.267, SLG: 0.309 (1, 6)			K							3	1	0	0	1	2	0						
Inning Stats	R: 0 E: 0 K: 0 S: 5	H: 0 LOB: 0 BB: 0 P: 6	R: 0 E: 1 K: 1 S: 11	H: 0 LOB: 2 BB: 1 P: 22	R: 0 E: 0 K: 2 S: 7	H: 0 LOB: 1 BB: 1 P: 14	R: 0 E: 0 K: 3 S: 16	H: 1 LOB: 2 BB: 1 P: 26	R: 0 E: 0 K: 0 S: 8	H: 0 LOB: 0 BB: 0 P: 11	R: 0 E: 0 K: 0 S: 7	H: 0 LOB: 0 BB: 0 P: 9	R: 3 E: 1 K: 1 S: 27	H: 8 LOB: 1 BB: 1 P: 36	R: 0 E: 0 K: 1 S: 8	H: 0 LOB: 0 BB: 0 P: 15	R: 0 E: 0 K: 1 S: 7	H: 0 LOB: 0 BB: 0 P: 12	1B: 8 2B: 1 3B: 0 HR: 0	SF: 0 SAC: 0 DP: 0 HBP: 0	WP: 0 PB: 0 CS: 3	PA: 40
PITCHER	IP	WLS	BF	H	R	ER	SO	BB	IBB	HBP	BLK	WP	HR	S	P	ERA	WHIP					
David Cone, R ERA: 3.46 (1, 1)	6.2	L	33	8	8	8	6	4	0	0	0	0	0	77	119	10.80	1.800					
Tom Gordon, R ERA: 4.71 (7, 1)	2.1		8	1	0	0	4	0	0	0	0	0	0	19	32	0.00	0.429					

Milwaukee Brewers @ Kansas City Royals
Kauffman Stadium, Kansas City, MO
Sat Jun 05 1993, 7:05 PM CDT
Att: 27,437 - Unknown - 69 F

AB	36
R	8
H	9
RBI	6
BB	4
SO	10
LOB	12



Batter	1	2	3	4	5	6	7	8	9	AB	R	H	RBI	BB	SO	LOB	BOTTOM					
Felix Jose, S OBP: 0.312, SLG: 0.333 (1, 9)	F8 S 1B		F8			G4-3		G1-3		4	0	1	0	0	0	1						
Brian McRae, S OBP: 0.351, SLG: 0.425 (1, 8)	F9				G3		F8	SF9		3	0	0	1	0	0	1						
George Brett, L OBP: 0.275, SLG: 0.388 (1, 10)	F8				G3-1		G4-3	G3		4	0	0	0	0	0	1						
Wally Joyner, L OBP: 0.414, SLG: 0.481 (1, 3)	G4-3						G1		G4-3	4	0	1	0	0	0	1						
Mike Macfarlane, R OBP: 0.341, SLG: 0.523 (1, 2)			K				WP G5-3 1B HBP		G5-3	3	1	0	0	0	2	1						
Chris Gwynn, L OBP: 0.333, SLG: 0.363 Harvey Pulliam, R OBP: 0.224, SLG: 0.298 (9, PH)	F7				P2		G5-3		G6-3	3	0	0	0	0	0	1						
Phil Hiatt, R OBP: 0.311, SLG: 0.396 Craig Wilson, R OBP: 1.000, SLG: 1.000 (7, PH) (8, 5)	G6-3						F7			2	0	0	0	0	0	0						
Greg Gagne, R OBP: 0.303, SLG: 0.358 (1, 6)			F8				FC6 1B		F9	3	0	1	0	0	0	1						
David Howard, S OBP: 0.333, SLG: 0.409 (1, 4)			G4-3				FC6 1-2		SF9 3B	3	1	1	0	0	0	1						
Inning Stats	R: 0 E: 0 K: 0 S: 8	H: 1 LOB: 1 BB: 0 P: 12	R: 0 E: 0 K: 1 S: 10	H: 0 LOB: 0 BB: 0 P: 15	R: 0 E: 0 K: 0 S: 5	H: 0 LOB: 0 BB: 0 P: 8	R: 0 E: 0 K: 1 S: 10	H: 1 LOB: 1 BB: 0 P: 16	R: 0 E: 0 K: 0 S: 9	H: 1 LOB: 1 BB: 0 P: 13	R: 0 E: 0 K: 0 S: 6	H: 0 LOB: 0 BB: 0 P: 12	R: 1 E: 0 K: 0 S: 9	H: 1 LOB: 1 BB: 0 P: 14	R: 1 E: 0 K: 0 S: 5	H: 1 LOB: 0 BB: 0 P: 8	R: 0 E: 0 K: 0 S: 4	H: 0 LOB: 0 BB: 0 P: 5	1B: 3 2B: 1 3B: 1 HR: 0	SF: 1 SAC: 0 DP: 0 HBP: 1	WP: 1 PB: 0 CS: 0	PA: 33
PITCHER	IP	WLS	BF	H	R	ER	SO	BB	IBB	HBP	BLK	WP	HR	S	P	ERA	WHIP					
Ricky Bones, R ERA: 5.24 (1, 1)	8.0	W	30	5	2	2	2	0	0	1	0	0	0	62	98	2.25	0.625					
Angel Miranda, L ERA: (9, 1)	0.2		2	0	0	0	0	0	0	0	0	0	0	2	2	0.00	0.000					
Carlos Maldonado, R ERA: 6.0 (9, 1)	0.1		1	0	0	0	0	0	0	0	0	0	0	2	3	0.00	0.000					


Milwaukee Brewers @ Kansas City Royals
Kauffman Stadium, Kansas City, MO
Sat Jun 05 1993, 7:05 PM CDT
Att: 27,437 - Unknown - 69 F


AB	31
R	2
H	5
RBI	2
BB	0
SO	2
LOB	8





Batter	1	2	3	4	5	6	7	8	9	AB	R	H	RBI	BB	SO	LOB	TOP					
Darryl Hamilton, L OBP: 0.371, SLG: 0.368	L5		G6-3		G4-3	E4		K		5	0	0	0	0	1	1	Milwaukee Brewers @ Kansas City Royals Kauffman Stadium, Kansas City, MO Sun Jun 06 1993, 3:33 AM CDT Att: 23,996 - Overcast - 61 F					
Dickie Thon, R OBP: 0.328, SLG: 0.371	F8		P4		F7	SF7		G5-3		4	0	0	1	0	0	0						
Greg Vaughn, R OBP: 0.396, SLG: 0.537	FC6-4 1B		G1-3					K		5	1	2	0	0	2	1						
Kevin Reimer, L OBP: 0.305, SLG: 0.457	FC6-4 1-2									4	1	1	1	1	0	1						
Tom Brunansky, R OBP: 0.244, SLG: 0.252		K			P6					3	1	1	0	1	1	1						
B.J. Surhoff, L OBP: 0.286, SLG: 0.256	L6									4	0	1	0	0	0	3						
John Jaha, R OBP: 0.328, SLG: 0.361										4	2	2	1	0	0	3						
William Suero, R OBP: 0.294, SLG: 0.283	E9 1B									2	0	0	0	0	0	3						
Bill Spiers, L OBP: 0.286, SLG: 0.256										2	1	1	2	0	0	0						
Joe Krnak, R OBP: 0.304, SLG: 0.280										2	0	1	1	0	0	0						
Tom Lampkin, L OBP: 0.289, SLG: 0.250										2	1	1	1	0	0	0						
Inning Stats	R: 0 E: 0 K: 0 S: 8	H: 1 LOB: 1 BB: 0 P: 12	R: 1 E: 1 K: 1 S: 11	H: 2 LOB: 2 BB: 0 P: 16	R: 0 E: 0 K: 0 S: 5	H: 0 LOB: 0 BB: 0 P: 8	R: 0 E: 0 K: 0 S: 10	H: 1 LOB: 2 BB: 0 P: 18	R: 0 E: 0 K: 0 S: 8	H: 0 LOB: 0 BB: 0 P: 14	R: 6 E: 1 K: 1 S: 22	H: 6 LOB: 1 BB: 0 P: 35	R: 0 E: 0 K: 0 S: 6	H: 0 LOB: 1 BB: 1 P: 13	R: 0 E: 0 K: 1 S: 9	H: 0 LOB: 0 BB: 0 P: 13	R: 0 E: 0 K: 1 S: 8	H: 0 LOB: 0 BB: 0 P: 12	1B: 7 2B: 2 3B: 1 HR: 0	SF: 1 SAC: 0 DP: 0 HBP: 0	WP: 0 PB: 0 CS: 0	PA: 40
PITCHER	IP WLS BF H R ER SO BB IBB HBP BLK WP HR S P ERA WHIP																					
Chris Haney, L ERA: 4.05	(1, 1) 5.1 25 8 5 4 1 1 0 0 0 0 0 0 53 84 6.75 1.688																					
Mark Gubicza, R ERA: 5.69	(6, 1) 1.2 9 2 2 1 1 1 0 0 0 0 0 0 17 32 5.40 1.800																					
Billy Brewer, L ERA: 4.5	(8, 1) 1.0 3 0 0 0 1 0 0 0 0 0 0 0 9 13 0.00 0.000																					
Rusty Meacham, R ERA: 4.5	(9, 1) 1.0 W 3 0 0 0 1 0 0 0 0 0 0 0 8 12 0.00 0.000																					

Batter	1	2	3	4	5	6	7	8	9	AB	R	H	RBI	BB	SO	LOB	BOTTOM					
Felix Jose, S OBP: 0.309, SLG: 0.330	E SF7 1B	F7		FC6-4 HR		FC1-6 G4-3		L7		5	2	1	0	0	0	3	Milwaukee Brewers @ Kansas City Royals Kauffman Stadium, Kansas City, MO Sun Jun 06 1993, 3:33 AM CDT Att: 23,996 - Overcast - 61 F					
Brian McRae, S OBP: 0.356, SLG: 0.452	E4 2B					G4-3		P5		5	2	3	3	0	0	1						
George Brett, L OBP: 0.272, SLG: 0.386	SF7	G4-3								1	0	0	1	0	0	2						
Hubie Brooks, R OBP: 0.345, SLG: 0.345										3	1	1	0	0	1	1						
Wally Joyner, L OBP: 0.413, SLG: 0.484		L8		G3-1						5	2	2	1	0	0	3						
Chris Gwynn, L OBP: 0.339, SLG: 0.376	L8 1B									4	0	2	2	0	0	0						
Brent Mayne, L OBP: 0.313, SLG: 0.378										3	0	2	0	0	0	0						
Mike Macfarlane, R OBP: 0.347, SLG: 0.537										1	0	1	1	0	0	0						
Phil Hiatt, R OBP: 0.310, SLG: 0.387	L8									3	0	0	0	0	1	4						
Greg Gagne, R OBP: 0.296, SLG: 0.349	K									4	0	0	0	0	1	5						
David Howard, S OBP: 0.360, SLG: 0.435										1	0	1	0	0	0	0						
Craig Wilson, R OBP: 0.750, SLG: 0.750										3	1	2	0	0	0	0						
Inning Stats	R: 3 E: 1 K: 1 S: 19	H: 5 LOB: 2 BB: 0 P: 29	R: 1 E: 0 K: 0 S: 20	H: 2 LOB: 2 BB: 0 P: 28	R: 0 E: 0 K: 1 S: 9	H: 1 LOB: 1 BB: 0 P: 11	R: 2 E: 0 K: 0 S: 6	H: 2 LOB: 0 BB: 0 P: 9	R: 0 E: 0 K: 0 S: 7	H: 0 LOB: 1 BB: 0 P: 9	R: 0 E: 0 K: 1 S: 8	H: 1 LOB: 1 BB: 0 P: 11	R: 1 E: 0 K: 0 S: 10	H: 2 LOB: 1 BB: 0 P: 12	R: 0 E: 0 K: 0 S: 8	H: 0 LOB: 0 BB: 0 P: 13	R: 1 E: 0 K: 0 S: 6	H: 2 LOB: 1 BB: 0 P: 9	1B: 9 2B: 4 3B: 1 HR: 1	SF: 1 SAC: 1 DP: 0 HBP: 1	WP: 0 PB: 0 CS: 0	PA: 41
PITCHER	IP WLS BF H R ER SO BB IBB HBP BLK WP HR S P ERA WHIP																					
Jaime Navarro, R ERA: 4.38	(1, 1) 5.0 27 11 6 6 2 1 0 0 0 0 0 0 10 13 6.75 1.500																					
Graeme Lloyd, L ERA: 1.69	(6, 1) 1.1 6 2 1 1 1 0 0 0 0 0 0 0 18 26 5.40 0.600																					
Jim Austin, R ERA: 5.4	(7, 1) 1.2 L 6 1 1 1 0 0 0 0 0 0 0 0 2 3 0.00 3.000																					
Jesse Orosco, L ERA: 4.8	(9, 1) 0.1 2 1 0 0 0 0 0 0 0 0 0 0 2 3 0.00 3.000																					

Batter	1	2	3	4	5	6	7	8	9	AB	R	H	RBI	BB	SO	LOB	TOP											
Omar Vizquel, S OBP: 0.347, SLG: 0.307	3-2 CS 1B		0-1 G4-3		0-2 P5		0-1 FC5-4 1B		2-1 L6	5	1	1	0	0	0	3	Seattle Mariners @ Milwaukee Brewers Milwaukee County Stadium, Milwaukee, WI Mon Jun 07 1993, 8:05 PM EDT Att: 11,896 - Unknown - 58 F livebaseballscores.com											
Rich Amaral, R OBP: 0.394, SLG: 0.394	3-3 SAFE SAFE 1-2 K		1-1 G4-3			2-2 G3-1	4-2 S 1B BB		0-0 G4-3	4	0	0	0	1	1													
Ken Griffey Jr., L OBP: 0.398, SLG: 0.556	4-1 BB			0-1 P5		1-0 L3	2-0 S 1B		1-2 2-H 1B	3	0	1	1	1	0	0												
Edgar Martinez, R OBP: 0.350, SLG: 0.347	0-3 K			1-1 G3-1		2-0 PB 2B	4-2 1-2 2-3 BB			3	0	1	0	1	1													
Tino Martinez, L OBP: 0.346, SLG: 0.429		0-0 F9		3-2 L8		2-0 F7	2-3 K			4	0	0	0	0	1	4												
Jay Buhner, R OBP: 0.371, SLG: 0.510	3-3 K				4-0 1B BB		0-0 1B 1B	3-3 K		3	1	1	0	1	2	0												
Pete O'Brien, L OBP: 0.338, SLG: 0.423	4-1 BB			1-2 F9		1-0 1B FC6-4 1B	0-0 G4-3			3	1	1	0	1	0	1												
Dave Valle, R OBP: 0.374, SLG: 0.394	1-1 F9			1-0 P6		3-2 SAFE SAFE 1-3 2-H 1B	1-3 K2-3			4	0	1	1	0	1	2												
Mike Felder, S OBP: 0.299, SLG: 0.316			3-3 K		1-2 1B	1-2 FC6-4 FC5-4 1-2 3-H 1B		1-1 G6-3		4	0	1	1	0	1	1												
Inning Stats	R: 0 E: 0 K: 2 S: 11	H: 1 LOB: 1 BB: 1 P: 21	R: 0 E: 0 K: 1 S: 10	H: 0 LOB: 1 BB: 1 P: 18	R: 0 E: 0 K: 1 S: 10	H: 0 LOB: 0 BB: 0 P: 14	R: 0 E: 0 K: 0 S: 7	H: 0 LOB: 0 BB: 0 P: 11	R: 0 E: 0 K: 0 S: 10	H: 1 LOB: 2 BB: 1 P: 17	R: 0 E: 0 K: 0 S: 6	H: 1 LOB: 1 BB: 0 P: 13	R: 3 E: 1 K: 1 S: 19	H: 4 LOB: 3 BB: 2 P: 36	R: 0 E: 0 K: 2 S: 8	H: 0 LOB: 0 BB: 0 P: 12		R: 0 E: 0 K: 0 S: 5	H: 0 LOB: 0 BB: 0 P: 8	1B: 6 2B: 2 3B: 0 HR: 0	SF: 0 SAC: 0 DP: 1 HBP: 0	WP: 0 PB: 1 SB: 2 CS: 1	PA: 38					
PITCHER	IP	WLS	BF	H	R	ER	SO	BB	IBB	HBP	BLK	WP	HR	S	P	ERA	WHIP											
21 Cal Eldred, R ERA: 3.86	(1, 1)	6.2	W	29	6	3	3	4	4	0	0	0	0	0	67	116	4.05	1.500										
Jesse Orosco, L ERA: 4.7	(7, 1)	0.1		3	1	0	0	1	1	0	0	0	0	0	6	14	0.00	6.000										
Mike Fetters, R ERA: 2.6	(8, 1)	1.0	S	3	0	0	0	2	0	0	0	0	0	8	12	0.00	0.000											
Doug Henry, R ERA: 4.7	(9, 1)	1.0	S	3	0	0	0	0	0	0	0	0	0	5	8	0.00	0.000											


Batter	1	2	3	4	5	6	7	8	9	AB	R	H	RBI	BB	SO	LOB	BOTTOM											
Darryl Hamilton, L OBP: 0.366, SLG: 0.363	1-0 G4-3		3-2 G4-3 BB 3B 1B	1-1 F7		3-1 F7		0-3 K		5	1	1	0	0	1	2	Seattle Mariners @ Milwaukee Brewers Milwaukee County Stadium, Milwaukee, WI Mon Jun 07 1993, 8:05 PM EDT Att: 11,896 - Unknown - 58 F livebaseballscores.com											
Bill Spoers, L OBP: 0.293, SLG: 0.282	0-1 L6		1 SAFE 0-1 F8	0-1 1B		3-2 G4-3	1-2 CS			4	0	1	0	0	0	1												
Robin Yount, R OBP: 0.363, SLG: 0.402	4-2 BB		1 SAFE 1 SAFE 1 SAFE 1-2 G4-3 BB 3B	2-2 P4		2-1 G6-3	3-H			2	1	0	0	2	0	1												
Greg Vaughn, R OBP: 0.398, SLG: 0.536	2-3 K		2-1 G4-3		1-1 F9 E 1B	1-0 PB 1B				4	0	2	0	0	1	3												
Dickie Thon, R OBP: 0.333, SLG: 0.370		0-0 SH3-4 1B 1B	4-0 FC5 CS 3B IBB		1-1 FC5 CS	2-1 G4-3				3	2	1	0	1	0	2												
B.J. Surhoff, L OBP: 0.267, SLG: 0.269	0-1 SH3-4		0-0 SH3-4 3B		0-1 F9		2-1 F9			3	0	1	3	0	0	2												
Tom Brunansky, R OBP: 0.259, SLG: 0.256	3-2 2-H 1B		1-2 2-3 3-H 4-2 BB		2-0 P3		4-2 1B BB			2	1	1	1	2	0	2												
John Jaha, R OBP: 0.326, SLG: 0.358	3-1 G6-3		0-1 F9		1-0 CS	2-2 F7	2-2 1B CS 1B			4	0	1	0	0	0	3												
Joe Krnak, R OBP: 0.302, SLG: 0.279	1-0 G4-3		1-3 K		2-2 F7		2-1 1-3 2-H 1B			4	0	1	1	0	1	1												
Inning Stats	R: 0 E: 0 K: 1 S: 12	H: 0 LOB: 1 BB: 1 P: 19	R: 1 E: 0 K: 0 S: 10	H: 2 LOB: 1 BB: 0 P: 17	R: 3 E: 0 K: 0 S: 18	H: 2 LOB: 2 BB: 3 P: 35	R: 0 E: 0 K: 1 S: 10	H: 1 LOB: 1 BB: 0 P: 14	R: 0 E: 0 K: 0 S: 7	H: 1 LOB: 1 BB: 0 P: 12	R: 0 E: 0 K: 0 S: 9	H: 0 LOB: 0 BB: 0 P: 16	R: 0 E: 0 K: 0 S: 8	H: 1 LOB: 1 BB: 0 P: 16	R: 1 E: 0 K: 1 S: 16	H: 2 LOB: 1 BB: 1 P: 27		1B: 8 2B: 0 3B: 1 HR: 0	SF: 0 SAC: 1 DP: 0 HBP: 0	WP: 0 PB: 1 SB: 0 CS: 2	PA: 39							
PITCHER	IP	WLS	BF	H	R	ER	SO	BB	IBB	HBP	BLK	WP	HR	S	P	ERA	WHIP											
Dave Fleming, L ERA: 5.75	(1, 1)	6.0	L	28	6	4	4	2	3	1	0	0	0	0	66	113	6.00	1.500										
Jeff Nelson, R ERA: 2.95	(7, 1)	1.0		4	1	0	0	0	0	0	0	0	0	8	16	0.00	1.000											
Russ Swan, L ERA: 8.47	(8, 1)	1.0		5	2	1	1	1	1	0	0	0	0	16	27	9.00	3.000											

Batter	1	2	3	4	5	6	7	8	9	AB	R	H	RBI	BB	SO	LOB	TOP					
Omar Vizquel, S (1, 6) OBP: 0.343, SLG: 0.305	1-2 G5-3		0-2 FC3-6		2-2 G5-3		0-1 1B		1-2 F7	5	1	1	1	0	0	3	Seattle Mariners @ Milwaukee Brewers Milwaukee County Stadium, Milwaukee, WI Wed Jun 09 1993, 4:33 AM EDT Att: 16,598 - Cloudy - 73 F					
Mackey Sasser, L (1, 7) OBP: 0.288, SLG: 0.306 Henry Cotto, R (7, FR) OBP: 0.204, SLG: 0.256	1-2 G4-3		2-2 G4-3		1-0 G4-1		1-1 1B		1-3 K	4	0	1	2	0	0	1						
Ken Griffey Jr., L (1, 8) OBP: 0.391, SLG: 0.542	1-2 1B			0-0 L1		1-0 G3-1		0-1 F8	5	0	2	1	0	0	1							
Tino Martinez, L (1, 3) OBP: 0.349, SLG: 0.435	2-3 K			2-0 1B		2-1 FC5-4		3-3 K	5	0	3	1	0	2	2							
Jay Buhner, R (1, 9) OBP: 0.370, SLG: 0.500		4-2 1B		1-1 1B		1-1 FC5-4		1-0 F8	4	1	1	0	1	0	3							
Pete O'Brien, L (1, 10) OBP: 0.353, SLG: 0.453		1-1 1B		2-1 1B		3-1 F9		3-1 F7	4	0	2	0	0	0	1							
Mike Blowers, R (1, 5) OBP: 0.344, SLG: 0.500		0-1 SF8		1-3 K		1-1 FC1-5		1-0 F8	3	0	1	1	0	1	3							
Bill Haselman, R (1, 2) OBP: 0.333, SLG: 0.417		3-H G6-4-3		1-2 FC6-4		0-1 FC1-5		2-1 1B	4	2	1	0	0	0	5							
Greg Litton, R (1, 4) OBP: 0.538, SLG: 0.455			4-0 FC3-6		1-0 G4-3		0-1 2B	2-2 1B	3	2	2	0	1	0	0							
Inning Stats	R: 0 E: 0 K: 1 S: 13	H: 1 LOB: 1 BB: 0 P: 18	R: 1 E: 0 K: 0 S: 7	H: 1 LOB: 0 BB: 1 P: 12	R: 0 E: 0 K: 0 S: 6	H: 0 LOB: 0 BB: 1 P: 12	R: 0 E: 0 K: 1 S: 12	H: 3 LOB: 3 BB: 0 P: 19	R: 0 E: 0 K: 0 S: 5	H: 0 LOB: 0 BB: 0 P: 9	R: 0 E: 0 K: 0 S: 7	H: 1 LOB: 1 BB: 0 P: 14	R: 3 E: 0 K: 1 S: 15	H: 4 LOB: 2 BB: 0 P: 20	R: 0 E: 0 K: 0 S: 4		H: 0 LOB: 0 BB: 0 P: 9	R: 2 E: 0 K: 1 S: 15	H: 4 LOB: 2 BB: 0 P: 23	1B: 11 2B: 3 3B: 0 HR: 0	SF: 1 SAC: 0 DP: 1 HBP: 0	WP: 0 PB: 0 SB: 1 CS: 1
PITCHER Bill Wegman, R (1, 1) ERA: 3.43	IP: 9.0 WLS: L BF: 41 H: 14 R: 6 ER: 6 SO: 4 BB: 2 IBB: 0 HBP: 0 BLK: 0 WP: 0 HR: 0 S: 84 P: 136 ERA: 6.00 WHIP: 1.778															PITCHER						

Batter	1	2	3	4	5	6	7	8	9	AB	R	H	RBI	BB	SO	LOB	BOTTOM					
Darryl Hamilton, L (1, 8) OBP: 0.358, SLG: 0.354 Juan Bell, R (9, FH) OBP: 0.288, SLG: 0.333	2-2 CS		1-2 G4-3		2-1 G4-3		2-1 B1		4-0 G1-6-3	4	0	1	0	0	0	7	Seattle Mariners @ Milwaukee Brewers Milwaukee County Stadium, Milwaukee, WI Wed Jun 09 1993, 4:33 AM EDT Att: 16,598 - Cloudy - 73 F					
Dickie Thon, R (1, 6) OBP: 0.326, SLG: 0.371	0-3 K		0-0 WP		1-2 P3		2-3 K		1-1 G1-6-3	5	0	1	0	0	2	4						
Greg Vaughn, R (1, 7) OBP: 0.385, SLG: 0.515	1-3 K		2-3 K		3-3 K		0-3 K		1-2 K	4	0	0	0	0	4	4						
Kevin Reimer, L (1, 10) OBP: 0.308, SLG: 0.456		1-1 1B		2-3 K		1-0 2B		2-1 G5-3	3	1	1	0	0	1	1							
John Jaha, R (1, 3) OBP: 0.323, SLG: 0.354		1-0 P4		2-1 F9		2-3 K		2-3 K	4	0	0	0	0	2	3							
Tom Brunansky, R (1, 9) OBP: 0.270, SLG: 0.262		3-2 S		1-3 K		2-0 P3		3-2 1B	4	0	2	1	0	1	0							
B.J. Surhoff, L (1, 5) OBP: 0.271, SLG: 0.270		4-2 S		1-1 1B		3-1 G4-3		0-1 F9	3	0	1	0	1	0	1							
William Suero, R (1, 4) OBP: 0.250, SLG: 0.143		2-3 K		4-1 1B		1-2 F9		1-2 BB	3	0	1	0	1	1	2							
Joe Krnak, R (1, 2) OBP: 0.323, SLG: 0.287 Tom Lampkin, L (7, PR) OBP: 0.279, SLG: 0.222		4-2 BB		0-0 G4-3		4-1 S		1-1 P6	1	0	1	0	2	0	0	1						
Inning Stats	R: 0 E: 0 K: 2 S: 9	H: 1 LOB: 0 BB: 0 P: 12	R: 1 E: 0 K: 1 S: 16	H: 1 LOB: 3 BB: 2 P: 32	R: 0 E: 0 K: 2 S: 9	H: 1 LOB: 1 BB: 0 P: 15	R: 0 E: 0 K: 1 S: 9	H: 2 LOB: 2 BB: 1 P: 17	R: 0 E: 0 K: 2 S: 11	H: 1 LOB: 1 BB: 0 P: 18	R: 0 E: 0 K: 0 S: 6	H: 0 LOB: 0 BB: 0 P: 12	R: 0 E: 0 K: 2 S: 13	H: 0 LOB: 1 BB: 1 P: 21	R: 0 E: 0 K: 1 S: 10	H: 1 LOB: 0 BB: 0 P: 17		R: 0 E: 0 K: 0 S: 7	H: 1 LOB: 1 BB: 1 P: 14	1B: 6 2B: 2 3B: 0 HR: 0	SF: 0 SAC: 0 DP: 2 HBP: 1	WP: 2 PB: 0 SB: 4 CS: 1
PITCHER Randy Johnson, L (1, 1) ERA: 2.65 Norm Charlton, L (9, 1) ERA: 2.66	IP: 8.0 WLS: W BF: 34 H: 7 R: 1 ER: 1 SO: 11 BB: 4 IBB: 0 HBP: 1 BLK: 0 WP: 0 HR: 0 S: 83 P: 144 ERA: 1.12 WHIP: 1.375															PITCHER						


Batter	1	2	3	4	5	6	7	8	9	AB	R	H	RBI	BB	SO	LOB	TOP			
Bernie Williams, S (1, 8) OBP: 0.333, SLG: 0.374	F8	G6-3		L4-6			G4-3			4	0	0	1	0	0	2	New York Yankees @ Milwaukee Brewers Milwaukee County Stadium, Milwaukee, WI Thu Jun 10 1993, 8:05 PM EDT Att: 23,277 - Unknown - 75 F			
Wade Boggs, L (1, 5) OBP: 0.395, SLG: 0.376	HBP	1B			G6-3		G4-3			4	0	2	1	0	0	0				
Don Mattingly, L (1, 3) OBP: 0.312, SLG: 0.345	F8	G3			L4			F7		4	0	0	0	0	0	3				
Jim Leyritz, R (1, 10) OBP: 0.444, SLG: 0.570 Kevin Maas, L (5, PH) OBP: 0.336, SLG: 0.438	HBP			F9		BB		G4-3		1	0	0	0	0	0	0				
Paul O'Neill, L (1, 9) OBP: 0.358, SLG: 0.510	F9			2B		F8		F7		4	0	1	0	0	0	3				
Dion James, L (1, 7) OBP: 0.350, SLG: 0.432		G4-3		F8			F9		F7	4	0	0	0	0	0	1				
Mike Stanley, R (1, 2) OBP: 0.384, SLG: 0.486		1B		F8			F7		K	4	1	1	0	0	1	1				
Mike Gallego, R (1, 6) OBP: 0.412, SLG: 0.505 Spike Owen, S (2, PR) OBP: 0.330, SLG: 0.332		2B		L4-6		SH1-3		L8		1	0	1	0	0	0	0				
Pat Kelly, R (1, 4) OBP: 0.302, SLG: 0.419		1B		1B					1B	3	1	2	0	0	0	0				
Inning Stats	R: 0 E: 0 K: 0 S: 8	H: 1 LOB: 2 BB: 0 P: 15	R: 3 E: 0 K: 0 S: 15	H: 4 LOB: 2 BB: 0 P: 26	R: 0 E: 0 K: 0 S: 10	H: 1 LOB: 1 BB: 0 P: 14	R: 0 E: 0 K: 0 S: 6	H: 1 LOB: 0 BB: 0 P: 8	R: 0 E: 0 K: 0 S: 5	H: 0 LOB: 1 BB: 1 P: 14	R: 0 E: 0 K: 0 S: 7	H: 0 LOB: 0 BB: 0 P: 14	R: 0 E: 0 K: 0 S: 10	H: 0 LOB: 0 BB: 0 P: 15	R: 0 E: 0 K: 1 S: 7	H: 1 LOB: 1 BB: 0 P: 9	1B: 6 2B: 3 3B: 0 HR: 0	SF: 0 SAC: 1 DP: 1 HBP: 1	WP: 0 PB: 0 SB: 0 CS: 0	PA: 36
PITCHER	IP	WLS	BF	H	R	ER	SO	BB	IBB	HBP	BLK	WP	HR	S	P	ERA	WHIP			
Ricky Bones, R (1, 1) ERA: 4.91	8.2	L	35	8	3	3	1	1	0	1	0	0	0	75	120	3.12	1.038			
Jim Austin, R (9, 1) ERA: 4.75	0.1		1	0	0	0	0	0	0	0	0	0	0	1	1	0.00	0.000			

AB	33
R	3
H	8
RBI	3
BB	1
SO	1
LOB	11



Batter	1	2	3	4	5	6	7	8	9	AB	R	H	RBI	BB	SO	LOB	BOTTOM					
Darryl Hamilton, L (1, 8) OBP: 0.359, SLG: 0.358	G1-4-3				L7		K		2B	4	0	1	1	1	1	3	New York Yankees @ Milwaukee Brewers Milwaukee County Stadium, Milwaukee, WI Thu Jun 10 1993, 8:05 PM EDT Att: 23,277 - Unknown - 75 F					
Bill Spillers, L (1, 4) OBP: 0.304, SLG: 0.292 Dickie Thon, R (7, PH) OBP: 0.324, SLG: 0.365	L7		BB				F9		P3	2	0	0	0	1	0	1						
Tom Lampkin, L (1, 2) OBP: 0.283, SLG: 0.231 William Suero, R (6, PH) OBP: 0.333, SLG: 0.250 Joe Kmak, R (9, 2) OBP: 0.323, SLG: 0.287	G4-3			1B		K			1B	3	0	1	0	0	1	2						
Greg Vaughn, R (1, 7) OBP: 0.379, SLG: 0.505	F8			L7		P4		F8		4	0	0	0	0	0	2						
Kevin Reimer, L (1, 10) OBP: 0.307, SLG: 0.452	G4-3			P5		G6-4-3		F8		4	0	1	0	0	0	2						
B.J. Surhoff, L (1, 5) OBP: 0.276, SLG: 0.275	1B			1B		G6-4-3		F8		4	0	2	0	0	0	2						
Tom Brunansky, R (1, 9) OBP: 0.262, SLG: 0.254	G5-3			K			L6		K	4	0	0	0	0	2	3						
John Jaha, R (1, 3) OBP: 0.322, SLG: 0.351				L9		G4-3		G5-3		4	0	1	0	0	0	0						
Juan Bell, R (1, 6) OBP: 0.321, SLG: 0.400				CS		BB		2B		3	1	3	0	1	0	0						
Inning Stats	R: 0 E: 0 K: 0 S: 9	H: 0 LOB: 0 BB: 0 P: 15	R: 0 E: 0 K: 0 S: 9	H: 1 LOB: 1 BB: 0 P: 19	R: 0 E: 0 K: 0 S: 10	H: 1 LOB: 1 BB: 1 P: 20	R: 0 E: 0 K: 1 S: 9	H: 2 LOB: 2 BB: 0 P: 18	R: 0 E: 0 K: 1 S: 10	H: 0 LOB: 2 BB: 2 P: 19	R: 0 E: 0 K: 1 S: 4	H: 1 LOB: 0 BB: 0 P: 6	R: 0 E: 0 K: 1 S: 14	H: 2 LOB: 2 BB: 0 P: 22	R: 0 E: 0 K: 0 S: 5	H: 1 LOB: 1 BB: 0 P: 8	R: 1 E: 0 K: 1 S: 14	H: 2 LOB: 1 BB: 0 P: 21	1B: 7 2B: 2 3B: 1 HR: 0	SF: 0 SAC: 0 DP: 1 HBP: 0	WP: 0 PB: 0 SB: 0 CS: 1	PA: 38
PITCHER	IP	WLS	BF	H	R	ER	SO	BB	IBB	HBP	BLK	WP	HR	S	P	ERA	WHIP					
Bob Wickman, R (1, 1) ERA: 3.76	6.1	W	27	7	0	0	2	3	0	0	0	0	0	57	109	0.00	1.579					
Steve Howe, L (7, 1) ERA: 10.8	1.2		6	1	0	0	1	0	0	0	0	0	0	13	18	0.00	0.600					
Steve Farr, R (9, 1) ERA: 3.8	1.0	S	5	2	1	1	1	0	0	0	0	0	0	14	21	9.00	2.000					

AB	35
R	1
H	10
RBI	1
BB	3
SO	4
LOB	18



Batter	1	2	3	4	5	6	7	8	9	AB	R	H	RBI	BB	SO	LOB	TOP				
Bernie Williams, S OBP: 0.330, SLG: 0.381 (1, 8)	0-2 SF7 3B		0-3 SAFE K		2-3 K		1-3 K		1-3 K	5	1	1	0	0	4	2					
Wade Boggs, L OBP: 0.392, SLG: 0.380 (1, 5)	1-1 SF7		2-0 HBP 1B		4-1 FC6-4 BB		2-2 G5-3		3-2 1B	3	0	2	1	1	0	0					
Don Mattingly, L OBP: 0.315, SLG: 0.347 (1, 3)	0-2 G1-3		0-1 HBP 1B		0-1 FC6-4		1-2 G4-3		0-0 1B	5	0	2	0	0	0	1					
Matt Nokes, L OBP: 0.292, SLG: 0.442 (1, 10) (9, 2)	1-3 K		1-0 HBP		1-2 G3		0-1 P5		3-3 K	4	0	0	1	0	2	3					
Paul O'Neill, L OBP: 0.356, SLG: 0.503 (1, 9)		1-3 K	2-2 F8				0-0 F8		4-2 BB	3	0	0	0	1	1	3					
Dion James, L OBP: 0.346, SLG: 0.455 (1, 7)		1-0 F8		1-1 HR			2-2 E3		1-0 F7	4	1	1	1	0	0	1					
Mike Stanley, R OBP: 0.362, SLG: 0.479 Andy Stankiewicz, R (9, 6) (9, 6)		2-0 G4-3		1-3 K			1-0 G6-3		0-2 HR 1B	4	0	1	0	0	1	1					
Spike Owen, S OBP: 0.335, SLG: 0.333 (9, PH) Kevin Mass, L OBP: 0.342, SLG: 0.467 Steve Farr, R (9, 1)			4-1 1B HBP BB		1-0 F8-4 1B		0-0 F7		3-2 HR 1B	2	1	1	0	1	0	1					
Pat Kelly, R OBP: 0.296, SLG: 0.409 (1, 4)			1-2 F8		1-0 F8-4		1-0 G6-3		0-1 L5	4	0	0	0	0	0	3					
Inning Stats	R: 1 E: 0 K: 1 S: 12	H: 1 LOB: 0 BB: 0 P: 14	R: 0 E: 0 K: 1 S: 5	H: 0 LOB: 0 BB: 0 P: 9	R: 1 E: 0 K: 1 S: 17	H: 2 LOB: 3 BB: 1 P: 27	R: 1 E: 0 K: 1 S: 7	H: 2 LOB: 0 BB: 0 P: 11	R: 0 E: 0 K: 1 S: 10	H: 0 LOB: 1 BB: 0 P: 17	R: 0 E: 0 K: 1 S: 8	H: 0 LOB: 0 BB: 0 P: 12	R: 0 E: 0 K: 0 S: 8	H: 0 LOB: 1 BB: 1 P: 14	R: 2 E: 0 K: 2 S: 23	H: 4 LOB: 2 BB: 0 P: 33	1B: 6 2B: 1 3B: 1 HR: 2	SF: 1 SAC: 0 DP: 1 HBP: 1	WP: 0 PB: 0 SB: 0 CS: 0	PA: 40	
PITCHER	IP	WLS	BF	H	R	ER	SO	BB	IBB	HBP	BLK	WP	HR	S	P	ERA	WHIP				
Jaime Navarro, R ERA: 4.39 Doug Henry, R ERA: 4.74 Jesse Orosco, L ERA: 4.41	(1, 1) (9, 1) (9, 1)	8.0 0.2 0.1	34 L 4 2	6 2 1	4 1 0	4 1 0	6 1 1	3 0 0	0 0 0	1 0 0	0 0 0	0 0 0	1 11 7	78 18 10	118	4.50 13.50 0.00	1.125 3.000 3.000				

New York Yankees @ Milwaukee Brewers
Milwaukee County Stadium, Milwaukee, WI
Fri Jun 11 1993, 8:05 PM EDT
Att: 20,563 - Unknown

AB 35
R 5
H 9
RBI 5
BB 3
SO 8
LOB 15



Batter	1	2	3	4	5	6	7	8	9	AB	R	H	RBI	BB	SO	LOB	BOTTOM					
Darryl Hamilton, L OBP: 0.357, SLG: 0.355 (1, 8)	1-1 L8	2-2 S 1B			0-0 G4-3		2-3 K			4	0	1	1	0	1	1						
Tom Lampkin, L OBP: 0.280, SLG: 0.214 (1, 2)	4-1 HR BB	3-3 K			2-3 K		0-0 FC4-6 S		1-2 K	3	1	0	0	1	2	3						
Bill Spiers, L OBP: 0.308, SLG: 0.297 (1, 4)	0-0 HR 1B	3-2 G4-3			1-1 1B		1-3 K		1-2 K	4	1	2	0	0	1	3						
Greg Vaughn, R OBP: 0.381, SLG: 0.519 (1, 7)	3-2 HR		3-3 K		2-1 1B		1-2 1B		1-2 G1-3	4	1	2	3	0	1	0						
Kevin Reimer, L OBP: 0.305, SLG: 0.447 (1, 10)	0-3 K		3-2 1B		1-2 P6		1-2 K		2-3 K2-3	4	0	1	0	0	2	2						
B.J. Surhoff, L OBP: 0.270, SLG: 0.269 (1, 5)	2-3 K		0-0 G5-3				1-2 F9		2-2 F9	4	0	0	0	0	1	0						
Tom Brunansky, R OBP: 0.255, SLG: 0.246 (1, 9)		1-3 K		1-3 K			2-3 K		1-1 G4-3	4	0	0	0	0	3	0						
John Jaha, R OBP: 0.321, SLG: 0.349 (1, 3)		0-1 1B S 1B		1-2 F7			2-3 K		1-3 K	4	1	1	0	0	2	0						
Juan Bell, R OBP: 0.330, SLG: 0.405 (1, 6)		1-0 1B		2-0 P4			0-0 FC4-6 1B		2-2 G4-3	4	0	2	0	0	0	0						
Inning Stats	R: 3 E: 0 K: 2 S: 13	H: 2 LOB: 0 BB: 1 P: 23	R: 1 E: 0 K: 2 S: 18	H: 3 LOB: 2 BB: 0 P: 28	R: 0 E: 0 K: 1 S: 7	H: 1 LOB: 0 BB: 0 P: 13	R: 0 E: 0 K: 1 S: 7	H: 0 LOB: 0 BB: 0 P: 11	R: 0 E: 0 K: 1 S: 11	H: 0 LOB: 2 BB: 0 P: 17	R: 0 E: 0 K: 2 S: 10	H: 0 LOB: 0 BB: 0 P: 15	R: 0 E: 0 K: 2 S: 11	H: 1 LOB: 1 BB: 0 P: 13	R: 0 E: 0 K: 1 S: 9	H: 0 LOB: 0 BB: 0 P: 14	R: 0 E: 0 K: 1 S: 9	H: 0 LOB: 0 BB: 0 P: 13	1B: 8 2B: 0 3B: 0 HR: 1	SF: 0 SAC: 0 DP: 0 HBP: 0	WP: 0 PB: 0 SB: 3 CS: 0	PA: 36
PITCHER	IP	WLS	BF	H	R	ER	SO	BB	IBB	HBP	BLK	WP	HR	S	P	ERA	WHIP					
Melido Perez, R ERA: 3.69 Steve Farr, R ERA: 3.63	(1, 1) (9, 1)	8.0 1.0	33 S 3	9 0	4 0	4 0	12 1	0 0	0 0	0 0	0 0	0 0	0 9	86 13	134	4.50 0.00	1.250 0.000					

New York Yankees @ Milwaukee Brewers
Milwaukee County Stadium, Milwaukee, WI
Fri Jun 11 1993, 8:05 PM EDT
Att: 20,563 - Unknown

AB 35
R 4
H 9
RBI 4
BB 1
SO 13
LOB 9



Batter	1	2	3	4	5	6	7	8	9	AB	R	H	RBI	BB	SO	LOB	TOP					
Bernie Williams, S OBP: 0.328, SLG: 0.378 (1, 8)	P5		L8 1B		G3-6-3			F8		4	0	1	0	0	0	1	New York Yankees @ Milwaukee Brewers Milwaukee County Stadium, Milwaukee, WI Sat Jun 12 1993, 8:05 PM EDT Att: 33,241 - Unknown - 74 F livebaseballscorecards.com					
Wade Boggs, L OBP: 0.359, SLG: 0.378 Andy Stankiewicz, R (8, 5)	G6-3		L7 1B		L7			G4-3		4	0	1	0	0	0	0						
Don Mattingly, L OBP: 0.319, SLG: 0.351 Hensley Meulens, R OBP: 0.300, SLG: 0.526 (1, 3)			L8 2-3		L8			L9		4	0	2	0	0	0	2						
Kevin Maas, L OBP: 0.340, SLG: 0.456 (1, 10)			F8 3		F8			F9 1B		3	0	0	0	1	0	3						
Paul O'Neill, L OBP: 0.354, SLG: 0.513 (1, 9)					F8			L5		4	1	1	1	0	1	3						
Dion James, L OBP: 0.333, SLG: 0.437 (1, 7)					K			G4-3 HR		4	0	0	0	0	2	1						
Mike Stanley, R OBP: 0.377, SLG: 0.473 (1, 2)					G6-3			F9		4	0	1	0	0	0	0						
Spike Owen, S OBP: 0.330, SLG: 0.328 (1, 6)					P6					3	0	0	0	0	0	1						
Pat Kelly, R OBP: 0.296, SLG: 0.404 (1, 4)					P4			K		2	0	0	0	1	1	0						
Inning Stats	R: 0 E: 0 K: 1 S: 16	H: 1 LOB: 2 BB: 1 P: 25	R: 0 E: 0 K: 0 S: 7	H: 0 LOB: 0 BB: 0 P: 11	R: 0 E: 0 K: 0 S: 9	H: 2 LOB: 2 BB: 0 P: 14	R: 0 E: 0 K: 1 S: 7	H: 1 LOB: 1 BB: 0 P: 14	R: 0 E: 0 K: 0 S: 8	H: 0 LOB: 0 BB: 1 P: 15	R: 0 E: 0 K: 1 S: 14	H: 1 LOB: 1 BB: 0 P: 18	R: 0 E: 0 K: 1 S: 6	H: 0 LOB: 0 BB: 0 P: 10	R: 0 E: 0 K: 0 S: 5	H: 0 LOB: 0 BB: 0 P: 6	R: 1 E: 0 K: 0 S: 14	H: 1 LOB: 0 BB: 0 P: 21	1B: 5 2B: 0 3B: 0 HR: 1	SF: 0 SAC: 0 DP: 1 HBP: 0	WP: 0 PB: 0 CS: 0	PA: 34
PITCHER 21 Cal Eldred, R ERA: 3.59 (1, 1)	IP: 9.0 W: 3 L: 1 BF: 34	H: 6 R: 1 ER: 1 SO: 4	BB: 2 IBB: 0 HBP: 0 BLK: 0	WP: 0 HR: 1 S: 86 P: 134	ERA: 1.00 WHIP: 0.889																	

Batter	1	2	3	4	5	6	7	8	9	AB	R	H	RBI	BB	SO	LOB	BOTTOM					
Juan Bell, R OBP: 0.333, SLG: 0.398 (1, 6)	G6-3			K			K			4	0	1	0	1	2	1	New York Yankees @ Milwaukee Brewers Milwaukee County Stadium, Milwaukee, WI Sat Jun 12 1993, 8:05 PM EDT Att: 33,241 - Unknown - 74 F livebaseballscorecards.com					
Darryl Hamilton, L OBP: 0.358, SLG: 0.356 (1, 8)	F7			L6			L6			5	0	2	2	0	0	2						
Greg Vaughn, R OBP: 0.366, SLG: 0.526 Troy O'Leary, L (7, 7)							FC5-4 1B			3	1	2	1	1	0	2						
Kevin Reimer, L OBP: 0.308, SLG: 0.440 (1, 10)							FC5-4 1B			1	0	0	0	0	0	1						
John Jaha, R OBP: 0.324, SLG: 0.349 William Suero, R OBP: 0.300, SLG: 0.222 (1, 3)										3	2	1	0	1	0	2						
Dickie Thorn, R OBP: 0.326, SLG: 0.366 (8, 5)										1	0	0	0	0	1	1						
Tom Brunansky, R OBP: 0.266, SLG: 0.283 (1, 9)										5	1	2	1	0	1	2						
B.J. Surhoff, L OBP: 0.275, SLG: 0.276 (1, 5)										4	1	2	4	1	1	2						
Joe Krnak, R OBP: 0.311, SLG: 0.275 (1, 2)										3	2	1	0	0	0	2						
Inning Stats	R: 4 E: 1 K: 0 S: 15	H: 3 LOB: 1 BB: 2 P: 35	R: 1 E: 1 K: 1 S: 14	H: 2 LOB: 2 BB: 0 P: 24	R: 0 E: 0 K: 1 S: 12	H: 0 LOB: 1 BB: 1 P: 19	R: 0 E: 0 K: 1 S: 11	H: 1 LOB: 1 BB: 0 P: 15	R: 3 E: 0 K: 1 S: 16	H: 3 LOB: 2 BB: 2 P: 28	R: 0 E: 0 K: 1 S: 9	H: 1 LOB: 1 BB: 0 P: 13	R: 1 E: 0 K: 1 S: 15	H: 1 LOB: 1 BB: 0 P: 22	R: 0 E: 0 K: 1 S: 8	H: 0 LOB: 1 BB: 1 P: 14	R: 0 E: 0 K: 1 S: 8	H: 0 LOB: 1 BB: 1 P: 14	1B: 7 2B: 3 3B: 0 HR: 1	SF: 0 SAC: 0 DP: 0 HBP: 1	WP: 1 PB: 0 CS: 0	PA: 43
PITCHER Jeff Johnson, L ERA: 30.38 Rich Monteleone, R ERA: 4.09 Neal Heaton, L ERA: 6.43 Bobby Munoz, R ERA: 4.05	IP: 1.1 W: 0 L: 1 BF: 12	H: 5 R: 3 ER: 3 SO: 4	BB: 2 IBB: 0 HBP: 0 BLK: 0	WP: 0 HR: 0 S: 21 P: 45	ERA: 27.00 WHIP: 5.250																	

Batter	1	2	3	4	5	6	7	8	9	AB	R	H	RBI	BB	SO	LOB	TOP										
Bernie Williams, S OBP: 0.330, SLG: 0.377 (1, 8)	G6-3	1-2 2-H 3-H 1B	SF8			FC6-4 BB		L8		3	0	1	3	1	0	0	New York Yankees @ Milwaukee Brewers Milwaukee County Stadium, Milwaukee, WI Sun Jun 13 1993, 8:05 PM EDT Att: 21,932 - Unknown - 70 F livebaseballscorecards.com										
Wade Boggs, L OBP: 0.353, SLG: 0.371 Andy Stankiewicz, R (6, 5)	L1	F7	FC6-4			FC6-4 G3-6		F8		4	0	0	0	0	0	5											
Don Mattingly, L OBP: 0.316, SLG: 0.365 (1, 3)	G4-3		HR			G3-6		G3		5	1	1	1	0	0	1											
Matt Nokes, L OBP: 0.286, SLG: 0.432 Mike Stanley, R (7, PH) Andy Stankiewicz, R (7, 2)		P4	G4-3			G1-3 1B		HR		3	0	0	0	0	1	0											
Paul O'Neill, L OBP: 0.355, SLG: 0.515 (1, 9)		BB 1B	2B			G1-3		G6-3		5	2	2	0	0	0	1											
Dion James, L OBP: 0.345, SLG: 0.449 (1, 7)		HBP 1B BB	BB 2B			G4-3		G1-3		4	2	2	2	1	0	0											
Kevin Maas, L OBP: 0.344, SLG: 0.453 (1, 10)		P4	BB SF8 BB			F8		G6-4-3 1B		3	1	1	0	1	0	2											
Dave Silvestri, R OBP: 0.750, SLG: 0.667 (1, 6)		HBP 1B 1B	BB BB			G6-4-3		G6-4-3		3	1	2	1	1	0	2											
Pat Kelly, R OBP: 0.301, SLG: 0.400 (1, 4)		1B HBP	FC6-4 BB			K		K		2	0	0	1	1	2	1											
Inning Stats	R: 0 E: 0 K: 0 S: 6	H: 0 LOB: 0 BB: 0 P: 10	R: 3 E: 0 K: 0 S: 16	H: 3 LOB: 2 BB: 1 P: 29	R: 4 E: 0 K: 0 S: 14	H: 3 LOB: 0 BB: 3 P: 35	R: 0 E: 0 K: 1 S: 5	H: 0 LOB: 0 BB: 0 P: 6	R: 0 E: 0 K: 1 S: 8	H: 1 LOB: 1 BB: 0 P: 14	R: 0 E: 0 K: 0 S: 5	H: 0 LOB: 0 BB: 1 P: 9	R: 1 E: 0 K: 0 S: 8	H: 3 LOB: 1 BB: 0 P: 11	R: 0 E: 0 K: 1 S: 7	H: 0 LOB: 0 BB: 0 P: 10	R: 1 E: 0 K: 0 S: 9	H: 1 LOB: 0 BB: 0 P: 13	1B: 7 2B: 2 3B: 0 HR: 2	SF: 1 SAC: 0 DP: 2 HBP: 1	WP: 0 PB: 0 CS: 0	PA: 42					
PITCHER	IP	WLS	BF	H	R	ER	SO	BB	IBB	HBP	BLK	WP	HR	S	P	ERA	WHIP										
Mike Boddicker, R ERA: 5.67 (1, 1)	2.1	L	14	5	5	5	0	1	0	1	0	0	1	25	45	19.29	2.571										
Angel Miranda, L ERA: 5.4 (3, 1)	2.2		14	2	2	2	2	4	0	0	0	0	0	26	55	6.75	2.250										
Graeme Lloyd, L ERA: 1.83 (6, 1)	2.0		7	3	1	1	0	0	0	0	0	0	0	11	14	4.50	1.500										
Jim Austin, R ERA: 4.74 (8, 1)	2.0		7	1	1	1	1	0	0	0	0	0	1	16	23	4.50	0.500										

Batter	1	2	3	4	5	6	7	8	9	AB	R	H	RBI	BB	SO	LOB	BOTTOM										
Juan Bell, R OBP: 0.347, SLG: 0.402 (1, 6)	E 1B	P4				F9 2B		G6-3		4	2	2	0	1	0	0	New York Yankees @ Milwaukee Brewers Milwaukee County Stadium, Milwaukee, WI Sun Jun 13 1993, 8:05 PM EDT Att: 21,932 - Unknown - 70 F livebaseballscorecards.com										
Robin Yount, R OBP: 0.355, SLG: 0.385 (1, 8)	E6 1B 2B	P9				F9		F8		4	1	0	0	1	0	2											
Greg Vaughn, R OBP: 0.387, SLG: 0.541 (1, 7)	F7					F9		HR		5	1	2	2	0	0	5											
Kevin Reimer, L OBP: 0.310, SLG: 0.439 (1, 10)	2B 1B					B1-3		G1		5	1	2	1	0	0	1											
Tom Brunansky, R OBP: 0.270, SLG: 0.289 (1, 9)	2B					G3-1		G5-3		4	0	1	2	1	1	1											
John Jaha, R OBP: 0.321, SLG: 0.345 (1, 3)	K					G6-3		G1-6-3		5	0	1	0	0	1	4											
Dickie Thon, R OBP: 0.338, SLG: 0.368 (1, 4) (9, 5)						1B S		FC5-4		2	0	1	0	2	0	1											
B.J. Surhoff, L OBP: 0.275, SLG: 0.275 (1, 5) (9, 2)	G5-3					G6-4-3 1B		G3		4	0	1	0	0	0	3											
Joe Krnak, R OBP: 0.305, SLG: 0.269 Tom Lampkin, L (6, PH) OBP: 0.275, SLG: 0.209 (7, 2)		G6-3				G6-4-3		F9		2	0	0	0	0	0	2											
William Suero, R OBP: 0.273, SLG: 0.200 (8, PH) (9, 4)						1-2				1	0	0	0	0	0	0											
Inning Stats	R: 3 E: 1 K: 1 S: 19	H: 3 LOB: 2 BB: 1 P: 36	R: 0 E: 0 K: 0 S: 7	H: 0 LOB: 0 BB: 0 P: 13	R: 0 E: 0 K: 0 S: 6	H: 0 LOB: 0 BB: 0 P: 11	R: 0 E: 0 K: 0 S: 14	H: 2 LOB: 1 BB: 0 P: 19	R: 1 E: 0 K: 0 S: 10	H: 2 LOB: 2 BB: 1 P: 24	R: 0 E: 0 K: 0 S: 11	H: 0 LOB: 3 BB: 3 P: 31	R: 0 E: 0 K: 0 S: 8	H: 1 LOB: 1 BB: 0 P: 11	R: 0 E: 0 K: 0 S: 5	H: 0 LOB: 0 BB: 0 P: 6	R: 1 E: 0 K: 1 S: 15	H: 2 LOB: 1 BB: 0 P: 27	1B: 7 2B: 2 3B: 0 HR: 1	SF: 0 SAC: 0 DP: 1 HBP: 0	WP: 0 PB: 0 CS: 0	PA: 42					
PITCHER	IP	WLS	BF	H	R	ER	SO	BB	IBB	HBP	BLK	WP	HR	S	P	ERA	WHIP										
Jimmy Key, L ERA: 2.3 (1, 1)	5.0	W	24	7	4	3	1	2	0	0	0	0	0	56	103	5.40	1.800										
John Habyan, R ERA: 3.39 (6, 1)	1.0		6	0	0	0	0	3	0	0	1	0	0	11	31	0.00	3.000										
Steve Howe, L ERA: 9.0 (7, 1)	3.0	S	12	3	1	1	1	0	0	0	0	0	1	28	44	3.00	1.000										

Batter	1	2	3	4	5	6	7	8	9	AB	R	H	RBI	BB	SO	LOB	TOP					
Brady Anderson, L (1, 7) OBP: 0.324, SLG: 0.385	G4-3			HR		1B	P2			4	2	2	2	1	0	1	Baltimore Orioles @ Milwaukee Brewers Milwaukee County Stadium, Milwaukee, WI Mon Jun 14 1993, 8:05 PM EDT Att: 17,000 - Unknown - 76 F					
Mark McLemore, S (1, 9) OBP: 0.355, SLG: 0.374	G3		G4-3			E		E2	CS	4	2	1	1	0	0	0						
Cal Ripken Jr., R (1, 6) OBP: 0.312, SLG: 0.367	G1-3		G5-3			E9		G6-3		4	1	1	1	0	0	1						
Harold Baines, L (1, 10) OBP: 0.394, SLG: 0.446		G1-3		G3-1		SF8			HR	3	1	1	3	0	0	0						
Mike Devereaux, R (1, 8) OBP: 0.304, SLG: 0.409		F7				P6				4	0	1	0	0	1	0						
Leo Gomez, R (1, 5) OBP: 0.329, SLG: 0.402						F9			F9	4	0	0	0	0	2	1						
Chris Hoiles, R (1, 2) OBP: 0.372, SLG: 0.474						F9				3	0	0	0	1	1	1						
David Segui, S (1, 3) OBP: 0.367, SLG: 0.445				G4-6-3		HR			F8	4	1	2	1	0	0	1						
Harold Reynolds, S (1, 4) OBP: 0.333, SLG: 0.292				G4-3		HR			G3-1	3	1	0	0	1	0	1						
Inning Stats	R: 0 E: 0 K: 0 S: 4	H: 0 LOB: 0 BB: 0 P: 7	R: 0 E: 0 K: 1 S: 5	H: 0 LOB: 0 BB: 0 P: 8	R: 0 E: 0 K: 0 S: 5	H: 0 LOB: 0 BB: 1 P: 10	R: 1 E: 0 K: 0 S: 10	H: 1 LOB: 0 BB: 0 P: 14	R: 0 E: 0 K: 0 S: 5	H: 0 LOB: 0 BB: 0 P: 10	R: 5 E: 1 K: 2 S: 13	H: 4 LOB: 0 BB: 1 P: 27	R: 0 E: 0 K: 0 S: 9	H: 1 LOB: 1 BB: 0 P: 13	R: 2 E: 1 K: 1 S: 18	H: 2 LOB: 1 BB: 0 P: 23	R: 0 E: 0 K: 0 S: 6	H: 0 LOB: 0 BB: 1 P: 14	1B: 2 2B: 2 3B: 1 HR: 3	SF: 1 SAC: 0 DP: 1 HBP: 0	WP: 0 PB: 0 SB: 0 CS: 1	PA: 38
PITCHER	IP	WLS	BF	H	R	ER	SO	BB	IBB	HBP	BLK	WP	HR	S	P	ERA	WHIP					
Bill Wegman, R (1, 1) ERA: 3.66	6.1	L	26	6	6	5	3	2	0	0	0	0	2	46	81	7.11	1.263					
Graeme Lloyd, L (7, 1) ERA: 2.94	1.0		6	2	2	1	0	0	0	0	0	0	1	12	18	9.00	2.000					
Jim Austin, R (8, 1) ERA: 4.58	0.2		2	0	0	0	1	0	0	0	0	0	0	11	13	0.00	0.000					
Mike Fetters, R (9, 1) ERA: 2.84	1.0		3	0	0	0	0	1	0	0	0	0	0	6	14	0.00	1.000					

Batter	1	2	3	4	5	6	7	8	9	AB	R	H	RBI	BB	SO	LOB	BOTTOM					
Juan Bell, R (1, 6) OBP: 0.350, SLG: 0.402	L5-3		F8							5	0	2	0	0	2	4	Baltimore Orioles @ Milwaukee Brewers Milwaukee County Stadium, Milwaukee, WI Mon Jun 14 1993, 8:05 PM EDT Att: 17,000 - Unknown - 76 F					
Darryl Hamilton, L (1, 9) OBP: 0.354, SLG: 0.349	L5-3		F7							4	0	0	0	1	0	1						
B.J. Surhoff, L (1, 5) OBP: 0.278, SLG: 0.280										4	1	2	1	0	0	0						
Greg Vaughn, R (1, 7) OBP: 0.391, SLG: 0.570	G5-3									5	2	3	3	0	0	3						
Kevin Reimer, L (1, 10) OBP: 0.309, SLG: 0.436										4	0	1	0	0	0	0						
Robin Yount, R (1, 8) OBP: 0.363, SLG: 0.397										4	1	2	0	0	0	0						
Bill Spiers, L (1, 4) OBP: 0.307, SLG: 0.296										4	0	1	1	0	0	1						
John Jaha, R (1, 3) OBP: 0.324, SLG: 0.345										3	0	1	0	1	1	1						
Tom Lampkin, L (1, 2) OBP: 0.273, SLG: 0.213										4	1	1	0	0	1	3						
Inning Stats	R: 0 E: 0 K: 0 S: 10	H: 2 LOB: 1 BB: 0 P: 13	R: 0 E: 0 K: 0 S: 7	H: 1 LOB: 0 BB: 0 P: 12	R: 0 E: 0 K: 1 S: 6	H: 0 LOB: 0 BB: 0 P: 9	R: 3 E: 0 K: 1 S: 14	H: 4 LOB: 2 BB: 1 P: 29	R: 0 E: 0 K: 0 S: 8	H: 2 LOB: 1 BB: 0 P: 13	R: 0 E: 0 K: 1 S: 10	H: 1 LOB: 2 BB: 0 P: 17	R: 1 E: 0 K: 0 S: 6	H: 1 LOB: 0 BB: 0 P: 8	R: 0 E: 0 K: 1 S: 8	H: 0 LOB: 0 BB: 0 P: 13	R: 1 E: 0 K: 0 S: 12	H: 2 LOB: 1 BB: 1 P: 20	1B: 10 2B: 3 3B: 0 HR: 2	SF: 1 SAC: 0 DP: 2 HBP: 0	WP: 0 PB: 0 SB: 3 CS: 1	PA: 41
PITCHER	IP	WLS	BF	H	R	ER	SO	BB	IBB	HBP	BLK	WP	HR	S	P	ERA	WHIP					
Rick Sutcliffe, R (1, 1) ERA: 4.7	6.0	W	28	10	3	3	3	1	0	0	0	0	0	1	55	93	4.50	1.833				
Jim Poole, L (7, 1) ERA: 1.77	1.0		4	1	1	1	0	0	0	0	0	0	1	6	8	9.00	1.000					
Mark Williamson, R (8, 1) ERA: 2.95	1.0		5	2	1	1	1	0	0	0	0	0	0	13	21	9.00	2.000					
Gregg Olson, R (9, 1) ERA: 1.61	1.0	S	3	0	0	0	0	1	0	0	0	0	0	7	12	0.00	1.000					

Batter	1	2	3	4	5	6	7	8	9	AB	R	H	RBI	BB	SO	LOB	TOP										
Brady Anderson, L (1, 7) OBP: 0.325, SLG: 0.395	F9		BB			HR	G3		K	4	1	1	1	1	1	0	Baltimore Orioles @ Milwaukee Brewers Milwaukee County Stadium, Milwaukee, WI Tue Jun 15 1993, 8:05 PM EDT Att: 23,954 - Unknown - 64 F										
Mark McLemore, S (1, 9) OBP: 0.356, SLG: 0.389	F7		G4-3			HR			K	5	1	2	1	0	1												
Cal Ripken Jr., R (1, 6) OBP: 0.308, SLG: 0.361	G3-1			G3-1			F7		G6-3	4	0	0	0	0	0	1											
Harold Baines, L (1, 10) OBP: 0.397, SLG: 0.448		G6-3		F8					PB BB	4	1	2	0	0	0	0											
Mike Devereaux, R (1, 8) OBP: 0.303, SLG: 0.402		E6		L9					K	3	1	0	0	1	1	1											
Chris Hoiles, R (1, 2) OBP: 0.370, SLG: 0.466		F7					F8		F7	3	0	0	0	1	0	3											
Tim Luetz, R (1, 5) OBP: 0.375, SLG: 0.410							F9		P5	3	0	1	1	1	0	2											
David Segui, S (1, 3) OBP: 0.377, SLG: 0.450				L5-3					L7	3	0	2	1	1	0	2											
Harold Reynolds, S (1, 4) OBP: 0.327, SLG: 0.286				L5-3			F8		P3	4	0	0	0	0	0	5											
Inning Stats	R: 0 E: 0 K: 0 S: 5	H: 0 LOB: 0 BB: 0 P: 8	R: 1 E: 1 K: 0 S: 8	H: 1 LOB: 1 BB: 0 P: 13	R: 0 E: 0 K: 0 S: 5	H: 1 LOB: 1 BB: 1 P: 11	R: 0 E: 0 K: 0 S: 5	H: 0 LOB: 0 BB: 0 P: 9	R: 0 E: 0 K: 0 S: 7	H: 1 LOB: 1 BB: 0 P: 13	R: 3 E: 0 K: 0 S: 24	H: 3 LOB: 3 BB: 3 P: 43	R: 0 E: 0 K: 1 S: 10	H: 1 LOB: 2 BB: 1 P: 19	R: 0 E: 0 K: 2 S: 8	H: 0 LOB: 0 BB: 0 P: 15	1B: 6 2B: 1 3B: 0 HR: 2	SF: 0 SAC: 0 DP: 1 HBP: 0	WP: 0 PB: 1 CS: 1	PA: 38							
PITCHER	IP	WLS	BF	H	R	ER	SO	BB	IBB	HBP	BLK	WP	HR	S	P	ERA	WHIP										
Ricky Bones, R (1, 1) ERA: 4.92	5.1	L	23	6	4	3	0	2	0	0	0	0	2	42	74	5.06	1.500										
Mike Ignasiak, R (6, 1) ERA:	0.1		3	0	0	0	0	2	0	0	0	0	0	9	18	0.00	6.000										
Angel Miranda, L (6, 1) ERA: 4.5	0.2		3	1	0	0	0	0	0	0	0	0	0	7	13	0.00	1.500										
Jim Austin, R (7, 1) ERA: 4.29	1.1		5	1	0	0	1	1	0	0	0	0	0	13	24	0.00	1.500										
Jesse Orosco, L (8, 1) ERA: 4.09	1.1		4	0	0	0	2	0	0	0	0	0	0	10	17	0.00	0.000										

Batter	1	2	3	4	5	6	7	8	9	AB	R	H	RBI	BB	SO	LOB	BOTTOM										
Juan Bell, R (1, 6) OBP: 0.355, SLG: 0.400	L8		S							3	2	1	0	1	0	0	Baltimore Orioles @ Milwaukee Brewers Milwaukee County Stadium, Milwaukee, WI Tue Jun 15 1993, 8:05 PM EDT Att: 23,954 - Unknown - 64 F										
Robin Yount, R (1, 8) OBP: 0.360, SLG: 0.388	L8		BB							3	0	0	0	1	1	1											
Greg Vaughn, R (1, 7) OBP: 0.392, SLG: 0.568	FC6-4		BB							4	0	2	1	0	1	1											
Tom Brunansky, R (1, 9) OBP: 0.270, SLG: 0.288			BB							4	0	1	1	0	1	3											
William Suero, R (8, PR) OBP: 0.273, SLG: 0.200	FC6-4		G6-3							0	0	0	0	0	0	0											
Troy O'Leary, L (9, 9)										0	0	0	0	0	0	0											
Kevin Reimer, L (1, 10) OBP: 0.305, SLG: 0.429										3	0	0	0	0	2	0											
Dickie Thon, R (8, PH) OBP: 0.336, SLG: 0.366										1	0	0	0	0	0	2											
John Jaha, R (1, 3) OBP: 0.319, SLG: 0.338	F9									4	0	0	0	0	1	2											
B.J. Surhoff, L (1, 5) OBP: 0.277, SLG: 0.279	G5-3									4	0	1	0	0	0	0											
Bill Spiers, L (1, 4) OBP: 0.306, SLG: 0.291										3	0	0	0	1	1	0											
Joe Krnak, R (1, 2) OBP: 0.294, SLG: 0.258										4	0	0	0	0	0	2											
Inning Stats	R: 0 E: 0 K: 0 S: 8	H: 1 LOB: 1 BB: 0 P: 11	R: 0 E: 0 K: 1 S: 6	H: 0 LOB: 0 BB: 0 P: 8	R: 1 E: 0 K: 1 S: 16	H: 1 LOB: 2 BB: 2 P: 30	R: 0 E: 0 K: 0 S: 9	H: 1 LOB: 2 BB: 1 P: 16	R: 0 E: 0 K: 2 S: 9	H: 0 LOB: 0 BB: 0 P: 14	R: 0 E: 0 K: 0 S: 9	H: 0 LOB: 0 BB: 0 P: 15	R: 1 E: 1 K: 2 S: 11	H: 2 LOB: 2 BB: 0 P: 17	R: 0 E: 0 K: 0 S: 6	H: 0 LOB: 0 BB: 0 P: 9	1B: 5 2B: 0 3B: 0 HR: 0	SF: 0 SAC: 0 DP: 0 HBP: 0	WP: 0 PB: 0 CS: 0	PA: 36							
PITCHER	IP	WLS	BF	H	R	ER	SO	BB	IBB	HBP	BLK	WP	HR	S	P	ERA	WHIP										
Jamie Moyer, L (1, 1) ERA: 3.41	7.0	W	28	4	2	1	5	3	0	0	0	0	0	65	107	1.29	1.000										
Todd Frohwrith, R (8, 1) ERA: 2.52	0.1		3	1	0	0	1	0	0	0	0	0	0	5	8	0.00	3.000										
Brad Pennington, L (8, 1) ERA: 2.2	1.2	S	5	0	0	0	1	0	0	0	0	0	0	11	16	0.00	0.000										

Batter	1	2	3	4	5	6	7	8	9	AB	R	H	RBI	BB	SO	LOB	TOP										
Brady Anderson, L (1, 7) OBP: 0.327, SLG: 0.402	2-2 P6		0-3 K		2-0 2B		0-0 2B		2-1 P5	5	0	2	2	0	1	2	Baltimore Orioles @ Milwaukee Brewers Milwaukee County Stadium, Milwaukee, WI Wed Jun 16 1993, 4:33 AM EDT Att: 20,427 - Overcast - 65 F										
Mark McLemore, S (1, 9) OBP: 0.354, SLG: 0.383	0-0 F7		4-0 BB		2-1 FC3-2		2-1 G3			3	0	0	0	1	0	3											
Cal Ripken Jr., R (1, 6) OBP: 0.304, SLG: 0.355	1-0 G4-3		0-0 G3		3-0 G5-4-3		0-3 K			4	0	0	0	0	1	6											
Harold Baines, L (1, 10) OBP: 0.393, SLG: 0.442		1-3 K		3-2 E4		0-0 FC5		2-3 K		4	0	1	0	0	2	1											
Mike Devereaux, R (1, 8) OBP: 0.307, SLG: 0.401		0-0 G5-3		3-2 F8		4-0 BB		1-2 G6-3		3	0	1	0	1	0	1											
Paul Carey, L (1, 3) OBP: 0.370, SLG: 0.333		1-1 G6-3		0-2 G4-3		1-6 L7		2-3 K		3	0	0	0	0	0	3											
Jack Voigt, R (8, PH) OBP: 0.289, SLG: 0.314				1-2 G4-3						1	0	0	0	0	1	1											
Leo Gomez, R (1, 5) OBP: 0.328, SLG: 0.396			0-0 L5		4-1 BB		0-0 FC5		1-1 G6-3	3	1	0	0	1	0	3											
Harold Reynolds, S (1, 4) OBP: 0.335, SLG: 0.284			4-0 BB		4-1 BB		4-2 BB		1-0 G3	1	1	0	0	3	0	0											
Jeff Tackett, R (1, 2) OBP: 0.321, SLG: 0.255			0-0 BB		4-2 BB		1-1 F7		2-3 K	2	0	1	0	1	0	3											
David Segui, S (9, PH) OBP: 0.374, SLG: 0.447			1-2 1B		1-2 FC3-2					1	0	0	0	0	1	0											
Inning Stats	R: 0 E: 0 K: 0 S: 6	H: 0 LOB: 0 BB: 0 P: 9	R: 0 E: 0 K: 1 S: 6	H: 0 LOB: 0 BB: 0 P: 8	R: 0 E: 0 K: 1 S: 6	H: 1 LOB: 3 BB: 2 P: 14	R: 0 E: 1 K: 0 S: 9	H: 0 LOB: 0 BB: 0 P: 15	R: 2 E: 0 K: 0 S: 9	H: 1 LOB: 1 BB: 3 P: 25	R: 0 E: 0 K: 0 S: 8	H: 1 LOB: 3 BB: 2 P: 18	R: 0 E: 0 K: 12 S: 12	H: 1 LOB: 0 BB: 0 P: 16	R: 0 E: 0 K: 1 S: 10	H: 1 LOB: 0 BB: 0 P: 14	R: 0 E: 0 K: 1 S: 7	H: 0 LOB: 0 BB: 0 P: 12	1B: 3 2B: 2 3B: 0 HR: 0	SF: 0 SAC: 0 DP: 3 HBP: 0	WP: 0 PB: 0 SB: 0 CS: 0	PA: 37					
PITCHER	IP	WLS	BF	H	R	ER	SO	BB	IBB	HBP	BLK	WP	HR	S	P	ERA	WHIP										
Jaime Navarro, R (1, 1) ERA: 4.35	5.0	W	23	3	2	2	2	6	0	0	0	0	0	37	76	3.60	1.800										
Mike Ignasiak, R (6, 1) ERA:	1.0		4	0	0	0	0	1	0	0	0	0	0	7	13	0.00	1.000										
Jesse Orosco, L (7, 1) ERA: 3.66	2.0		7	2	0	0	3	0	0	0	0	0	0	22	30	0.00	1.000										
Doug Henry, R (9, 1) ERA: 4.66	1.0		3	0	0	0	1	0	0	0	0	0	0	7	12	0.00	0.000										

Batter	1	2	3	4	5	6	7	8	9	AB	R	H	RBI	BB	SO	LOB	BOTTOM										
Juan Bell, R (1, 6) OBP: 0.351, SLG: 0.394	3-3 K	1-0 G3-6-3			0-1 G3		3-1 P3			4	0	1	0	0	1	2	Baltimore Orioles @ Milwaukee Brewers Milwaukee County Stadium, Milwaukee, WI Wed Jun 16 1993, 4:33 AM EDT Att: 20,427 - Overcast - 65 F										
Bill Spillers, L (1, 4) OBP: 0.305, SLG: 0.290	0-1 F9	1-1 G3-6-3			2-2 P4		1-1 2B			4	1	1	1	0	0	1											
Darryl Hamilton, L (1, 9) OBP: 0.362, SLG: 0.367	2-0 2B		1-0 G6-4-3			2-3 K	1-2 2B			4	2	3	2	0	1	0											
Greg Vaughn, R (1, 7) OBP: 0.398, SLG: 0.580	2-0 PB	1-3 SAFE	1-3 K			2-0 1B	1-2 2B			4	1	3	2	0	1	1											
Kevin Reimer, L (1, 10) OBP: 0.304, SLG: 0.423	4-0 1B		1-0 G6-4-3			3-0 F8	2-1 G6-3			3	1	0	0	1	0	3											
Robin Yount, R (1, 8) OBP: 0.357, SLG: 0.383	3-2 1B			1-0 G6-3		2-1 F9		1-0 G6-3		4	0	1	1	0	0	1											
B.J. Surhoff, L (1, 5) OBP: 0.276, SLG: 0.279	1-3 2H			2-2 K			0-0 F7	1-1 P4		4	0	1	1	0	1	0											
John Jaha, R (1, 3) OBP: 0.322, SLG: 0.338	1-0 K			1-1 G5-3			1-1 1B	4-2 BB		3	1	1	0	1	1	2											
Tom Lampkin, L (1, 2) OBP: 0.271, SLG: 0.216		0-3 K			1-0 G4-3		2-1 1B	0-0 G3		4	1	1	0	0	1	1											
Inning Stats	R: 3 E: 0 K: 2 S: 17	H: 4 LOB: 2 BB: 1 P: 33	R: 0 E: 0 K: 1 S: 6	H: 1 LOB: 0 BB: 0 P: 8	R: 0 E: 0 K: 1 S: 5	H: 1 LOB: 0 BB: 0 P: 8	R: 0 E: 0 K: 1 S: 7	H: 0 LOB: 0 BB: 0 P: 11	R: 0 E: 0 K: 0 S: 6	H: 0 LOB: 0 BB: 0 P: 9	R: 0 E: 0 K: 1 S: 7	H: 1 LOB: 1 BB: 0 P: 16	R: 4 E: 0 K: 0 S: 17	H: 5 LOB: 1 BB: 0 P: 28	R: 0 E: 0 K: 0 S: 6	H: 0 LOB: 1 BB: 1 P: 12		R: 0 E: 0 K: 0 S: 6	H: 0 LOB: 1 BB: 1 P: 12	1B: 8 2B: 4 3B: 0 HR: 0	SF: 0 SAC: 0 DP: 2 HBP: 0	WP: 0 PB: 1 SB: 0 CS: 0	PA: 36				
PITCHER	IP	WLS	BF	H	R	ER	SO	BB	IBB	HBP	BLK	WP	HR	S	P	ERA	WHIP										
35 Mike Mussina, R (1, 1) ERA: 3.46	6.2	L	30	11	7	7	6	1	0	0	0	0	0	60	105	9.45	1.800										
Mark Williamson, R (7, 1) ERA: 2.93	0.1		2	1	0	0	0	0	0	0	0	0	0	5	8	0.00	3.000										
Alan Mills, R (8, 1) ERA: 3.59	1.0		4	0	0	0	0	1	0	0	0	0	0	6	12	0.00	1.000										

AB	30
R	2
H	5
RBI	2
BB	7
SO	6
LOB	23



AB	34
R	7
H	12
RBI	7
BB	2
SO	6
LOB	11



Batter	1	2	3	4	5	6	7	8	9	AB	R	H	RBI	BB	SO	LOB	TOP					
Juan Bell, R OBP: 0.336, SLG: 0.379 (1, 6)	1-1 P6	1-1 G1-3		1-0 P6		0-0 SF8		3-3 K		4	0	0	1	0	1	3						
Darryl Hamilton, L OBP: 0.382, SLG: 0.368 (1, 9)	2-2 1B	3-2 G6-3			0-0	2-3 3-H			2-2 G4-3	5	1	2	0	0	0	2						
Greg Vaughn, R OBP: 0.391, SLG: 0.568 (1, 7)	2-0 P3		1-1 G5-3		1-3			1-0 P4	0-0 F8	5	0	0	0	0	1	2						
Kevin Reimer, L OBP: 0.310, SLG: 0.439 (1, 10)	3-1 1B	1-3 1B	0-0		4-0			1-2 L7	0-3 K	4	1	2	1	1	1	0						
Robin Yount, R OBP: 0.354, SLG: 0.380 (1, 8)	1-1 1B		1-3 HR		1-1			2-3 K		4	0	1	1	0	2	2						
B.J. Surhoff, L OBP: 0.276, SLG: 0.278 (1, 5)	3-3 K2-3		2-1 G4-3		1-0			1-1		4	1	1	0	0	1	4						
John Jaha, R OBP: 0.325, SLG: 0.360 (1, 3)		0-0 G4-3		0-0		2-3 K		1-3 K		4	1	2	1	0	2	1	AB 37					
Bill Spiers, L OBP: 0.308, SLG: 0.291 (1, 4)		4-1 G4-3		0-3 K		2-2		2-2 L8		3	1	1	0	1	1	1	R 6					
Tom Lampkin, L OBP: 0.286, SLG: 0.273 (1, 2)		2-1 G4-3		0-1 G6-3		1-2 SF8		1-0		4	1	2	1	0	0	2	H 11					
Inning Stats	R: 1 E: 0 K: 1 S: 16	H: 3 LOB: 2 BB: 0 P: 27	R: 0 E: 0 K: 0 S: 10	H: 1 LOB: 2 BB: 1 P: 20	R: 1 E: 0 K: 1 S: 9	H: 1 LOB: 0 BB: 0 P: 13	R: 1 E: 0 K: 1 S: 7	H: 1 LOB: 2 BB: 1 P: 8	R: 0 E: 0 K: 1 S: 8	H: 1 LOB: 2 BB: 1 P: 15	R: 2 E: 0 K: 1 S: 13	H: 2 LOB: 0 BB: 0 P: 21	R: 0 E: 0 K: 1 S: 8	H: 0 LOB: 0 BB: 0 P: 12	R: 1 E: 0 K: 2 S: 12	H: 2 LOB: 1 BB: 0 P: 20	R: 0 E: 0 K: 1 S: 7	H: 0 LOB: 0 BB: 0 P: 9	1B: 6 2B: 3 3B: 0 HR: 2	SF: 1 SAC: 0 DP: 0 HBP: 0	WP: 0 PB: 1 SB: 1 CS: 0	PA: 40
PITCHER	IP WLS BF H R ER SO BB IBB HBP BLK WP HR S P ERA WHIP																					
Mark Leiter, R ERA: 3.84 (1, 1)	5.2 L 28 9 5 4 5 1 1 0 0 0 2 61 99 6.35 1.765																					
Bill Krueger, L ERA: 3.17 (6, 1)	3.1 12 2 1 1 4 0 0 0 0 0 0 29 46 2.70 0.600																					

Milwaukee Brewers @ Detroit Tigers
Tiger Stadium, Detroit, MI
Fri Jun 18 1993, 7:05 PM EDT
Att: 29,490 - Unknown - 83 F

AB	37
R	6
H	11
RBI	5
BB	2
SO	9
LOB	17



Batter	1	2	3	4	5	6	7	8	9	AB	R	H	RBI	BB	SO	LOB	BOTTOM					
Tony Phillips, S OBP: 0.446, SLG: 0.419 (1, 7)	1-1 G4-3	0-0 P5		4-2 BB		1-2 F7			1-3 K	4	0	0	0	1	1	3						
Lou Whitaker, L OBP: 0.418, SLG: 0.533 (1, 4)	1-0 G3		2-1 G3	2-1 F7			3-2 P2		3-2 L8	5	0	1	0	0	0	2						
Travis Fryman, R OBP: 0.345, SLG: 0.449 (1, 6)	3-2 G3		0-1 F8		0-0	FC6-4		2-0 F8	2-2 G6-3	5	0	1	0	0	0	2						
Cecil Fielder, R OBP: 0.392, SLG: 0.526 (1, 10)	2-2 G6-3		2-1 HR		0-1	F8		1-2 HR		4	2	2	2	0	0	2						
Mickey Tettleton, S OBP: 0.346, SLG: 0.498 (1, 3)		1-0 HR	0-1 BB		1-0	FC6-4		3-1 G5-3		4	1	2	1	0	0	1						
Chad Kreuter, S OBP: 0.397, SLG: 0.539 (1, 2)		0-0 G3-1	4-2 BB		2-1	E4		1-1 F7		3	0	0	0	1	0	1						
Rob Deer, R OBP: 0.299, SLG: 0.421 (1, 9)		2-3 K	0-3 K		0-3	K		2-2 G6-3		4	0	0	0	0	3	4	AB 36					
Scott Livingstone, L OBP: 0.329, SLG: 0.327 (1, 5)		2-1 BB		1-1 G3-1		0-1 F9		0-1 L7		3	0	1	0	0	0	0	RBI 3					
Skeeter Barnes, R OBP: 0.313, SLG: 0.386 (8, PH) (9, 5)										1	0	0	0	0	0	0	BB 3					
Dan Gladden, R OBP: 0.310, SLG: 0.523 (1, 8)		4-0 BB		1-2 G1-3		2-3 K		1-1 L8		3	0	1	0	1	1	0	SO 5					
Inning Stats	R: 0 E: 0 K: 0 S: 9	H: 1 LOB: 1 BB: 0 P: 16	R: 1 E: 0 K: 1 S: 8	H: 2 LOB: 2 BB: 1 P: 17	R: 1 E: 0 K: 1 S: 13	H: 2 LOB: 1 BB: 1 P: 21	R: 0 E: 0 K: 0 S: 10	H: 0 LOB: 1 BB: 1 P: 18	R: 0 E: 0 K: 1 S: 10	H: 1 LOB: 2 BB: 0 P: 13	R: 0 E: 0 K: 1 S: 11	H: 0 LOB: 0 BB: 0 P: 14	R: 1 E: 0 K: 0 S: 9	H: 1 LOB: 0 BB: 0 P: 18	R: 0 E: 0 K: 0 S: 7	H: 0 LOB: 0 BB: 0 P: 10	R: 0 E: 0 K: 1 S: 11	H: 1 LOB: 1 BB: 0 P: 18	1B: 3 2B: 2 3B: 0 HR: 3	SF: 0 SAC: 0 DP: 0 HBP: 0	WP: 0 PB: 0 SB: 0 CS: 0	PA: 39
PITCHER	IP WLS BF H R ER SO BB IBB HBP BLK WP HR S P ERA WHIP																					
21 Cal Eldred, R ERA: 3.62 (1, 1)	6.2 W 31 7 3 3 4 3 0 0 0 0 0 3 68 4.05 1.500																					
Graeme Lloyd, L ERA: 1.95 (7, 1)	1.1 4 0 0 0 0 0 0 0 0 0 0 9 15 0.00 0.000																					
Doug Henry, R ERA: 4.39 (9, 1)	1.0 S 4 1 0 0 1 0 0 0 0 0 0 0 11 18 0.00 1.000																					

Milwaukee Brewers @ Detroit Tigers
Tiger Stadium, Detroit, MI
Fri Jun 18 1993, 7:05 PM EDT
Att: 29,490 - Unknown - 83 F

AB	36
R	3
H	8
RBI	3
BB	3
SO	5
LOB	15



Batter	1	2	3	4	5	6	7	8	9	AB	R	H	RBI	BB	SO	LOB	TOP																					
Juan Bell, R OBP: 0.347, SLG: 0.417 (1, 6)	0-0 CS 1B	1-0 1-2 2-H 1B		2-3 1-2			2-2 F7		3-2 HR	5	1	3	2	0	1	1																						
Darryl Hamilton, L OBP: 0.363, SLG: 0.369 (1, 7)	1-1 SAFE SAFE 2B	1-2 G3			1-1 G6-3		2-1 1B		1-3 K	5	1	2	0	0	1	2																						
Robin Yount, R OBP: 0.356, SLG: 0.408 (1, 8)	1-2 1-H 2B		0-1 P3		1-3 K			2-2 HR	1-3 K	5	1	2	2	0	2	0																						
Tom Brunansky, R OBP: 0.275, SLG: 0.313 (1, 9)	1-3 K2-3		0-0 E4 FC6-4		2-1 HR			3-1 HR		4	2	2	1	0	1	1																						
Kevin Reimer, L OBP: 0.309, SLG: 0.449 (1, 10)	0-0 G4-3		2-0 L8		2-0 G3			1-2 HR	1-2 HR	4	1	1	2	0	0	2																						
Dickie Thon, R OBP: 0.333, SLG: 0.358 (7, 5)		4-2 WP 1B BB	0-2 FC6-4		0-1 L8			1-1 G6-3		3	1	0	0	1	0	1																						
B.J. Surhoff, L OBP: 0.272, SLG: 0.274 William Suero, R OBP: 0.250, SLG: 0.182 (7, 4)		1-2 F9		0-2 G3-1		0-1 P6		2-3 K		3	0	0	0	0	0	1	AB 37																					
John Jaha, R OBP: 0.319, SLG: 0.353 (1, 3)		2-2 F9		3-1 G6-3		2-0 L8		2-1 F8		1	0	0	0	0	0	1	R 7																					
Joe Krnak, R OBP: 0.304, SLG: 0.263 Bill Spiers, L OBP: 0.307, SLG: 0.289 (9, PH)		4-2 S 1B BB		1-2 S 1B		0-2 G6-3		2-2 F8		2	0	1	0	1	0	0	H 11																					
										1	0	0	0	0	0	0	RBI 7																					
										2	0	1	0	1	0	0	BB 2																					
										1	0	0	0	0	0	0	SO 6																					
										1	0	0	0	0	0	0	LOB 9																					
										2	0	1	0	1	0	0																						
										1	0	0	0	0	0	0																						
Inning Stats	R: 1 E: 0 K: 1 S: 12	H: 3 LOB: 1 BB: 0 P: 15	R: 1 E: 0 K: 0 S: 16	H: 1 LOB: 2 BB: 2 P: 29	R: 0 E: 1 K: 0 S: 9	H: 0 LOB: 1 BB: 0 P: 11	R: 0 E: 0 K: 1 S: 11	H: 1 LOB: 0 BB: 0 P: 17	R: 1 E: 0 K: 0 S: 8	H: 1 LOB: 0 BB: 0 P: 14	R: 0 E: 0 K: 0 S: 5	H: 0 LOB: 0 BB: 0 P: 7	R: 0 E: 0 K: 0 S: 8	H: 1 LOB: 1 BB: 0 P: 12	R: 3 E: 0 K: 1 S: 15	H: 3 LOB: 0 BB: 0 P: 26	R: 1 E: 0 K: 2 S: 19	H: 1 LOB: 0 BB: 0 P: 26	1B: 6 2B: 1 3B: 0 HR: 4	SF: 0 SAC: 0 DP: 0 HBP: 0	WP: 1 PB: 0 SB: 2 CS: 1	PA: 39																
PITCHER	IP	WLS	BF	H	R	ER	SO	BB	IBB	HBP	BLK	WP	HR	S	P	ERA	WHIP	PITCHER				IP	WLS	BF	H	R	ER	SO	BB	IBB	HBP	BLK	WP	HR	S	P	ERA	WHIP
David Wells, L ERA: 2.68	(1, 1)	7.0	W	29	7	3	3	3	2	0	0	0	1	1	69	105	3.86	1.286																				
Kurt Knudsen, R ERA: 3.39	(8, 1)	1.0		6	3	3	3	1	0	0	0	0	0	2	15	26	27.00	3.000																				
Bob MacDonald, L ERA: 2.97	(9, 1)	0.2		3	1	1	1	1	0	0	0	0	0	1	16	22	13.50	1.500																				
Mike Henneman, R ERA: 1.99	(9, 1)	0.1		1	0	0	0	1	0	0	0	0	0	0	3	4	0.00	0.000																				

Milwaukee Brewers @ Detroit Tigers
Tiger Stadium, Detroit, MI
Sat Jun 19 1993, 3:33 AM EDT
Att: 38,584 - Overcast - 77 F

AB 37
R 7
H 11
RBI 7
BB 2
SO 6
LOB 9



Batter	1	2	3	4	5	6	7	8	9	AB	R	H	RBI	BB	SO	LOB	BOTTOM																					
Dan Gladden, R OBP: 0.307, SLG: 0.507 (1, 7)	2-3 K	0-0 SH3-4		0-0 F8		1-0 HR 1B		2-2 G6-3		4	1	1	0	0	1	0																						
Lou Whitaker, L OBP: 0.416, SLG: 0.532 (1, 4)	1-1 HR 2B	4-0 2B IBB		0-1 F7		1-0 F7		1-2 G1-3		4	1	1	0	1	0	1																						
Alan Trammell, R OBP: 0.386, SLG: 0.457 (1, 6)	0-0 2-H HR	0-0 1-H 2-H 3-H 2B			2-2 E5 HR	1-1 L7				4	2	2	4	0	0	1																						
Cecil Fielder, R OBP: 0.397, SLG: 0.540 (1, 3)	2-2 3B 1B				2-3 K	2-0 1-H HR				3	2	2	2	1	1	1																						
Kirk Gibson, L OBP: 0.372, SLG: 0.478 (1, 10)	1-1 1-H SF8 3B	2-0 F7		1-0 L7	1-0 G6-3	1-2 G6-3				4	1	1	1	0	0	3																						
Mickey Tettleton, S OBP: 0.345, SLG: 0.509 (1, 2)	1-0 SF8		1-0 F7		0-0 HR		3-2 G6-3			3	1	1	3	0	0	0																						
Rob Deer, R OBP: 0.308, SLG: 0.419 (1, 9)	1-2 F7		4-2 PO BB		4-1 1B BB		4-2 G3-6-4 BB			1	0	0	0	3	0	0	AB 31																					
Scott Livingstone, L OBP: 0.328, SLG: 0.325 (1, 5)		0-1 E6 SH3-4 1B 2B		2-0 F7		1-0 1-2 1B		0-0 G3-6-1		4	1	1	0	0	0	2	R 10																					
Mitt Cuyler, S OBP: 0.281, SLG: 0.344 (1, 8)		1-2 SH3-4 2B 1B		0-1 PO	3-1 G5-3	1-0 G4-3		0-1 F9		4	1	1	0	0	0	2	H 10																					
										1	0	0	0	3	0	0	RBI 10																					
										4	1	1	0	0	0	2	BB 5																					
										4	1	1	0	0	0	2	SO 2																					
										1	0	0	0	3	0	0	LOB 10																					
										1	0	0	0	0	0	0																						
Inning Stats	R: 4 E: 0 K: 1 S: 16	H: 4 LOB: 0 BB: 0 P: 24	R: 2 E: 1 K: 0 S: 8	H: 2 LOB: 2 BB: 2 P: 19	R: 0 E: 0 K: 0 S: 5	H: 0 LOB: 0 BB: 1 P: 12	R: 0 E: 0 K: 0 S: 5	H: 0 LOB: 0 BB: 0 P: 8	R: 2 E: 1 K: 1 S: 11	H: 2 LOB: 2 BB: 1 P: 22	R: 2 E: 0 K: 0 S: 8	H: 2 LOB: 0 BB: 0 P: 14	R: 0 E: 0 K: 0 S: 6	H: 0 LOB: 0 BB: 1 P: 13	R: 0 E: 0 K: 0 S: 8	H: 0 LOB: 0 BB: 0 P: 11	1B: 4 2B: 2 3B: 1 HR: 3	SF: 1 SAC: 1 DP: 1 HBP: 0	WP: 0 PB: 0 SB: 0 CS: 0	PA: 39																		
PITCHER	IP	WLS	BF	H	R	ER	SO	BB	IBB	HBP	BLK	WP	HR	S	P	ERA	WHIP	PITCHER				IP	WLS	BF	H	R	ER	SO	BB	IBB	HBP	BLK	WP	HR	S	P	ERA	WHIP
Bill Wegman, R ERA: 3.94	(1, 1)	1.2	L	12	6	6	4	1	0	0	0	0	1	23	36	21.60	3.600																					
Angel Miranda, L ERA: 2.57	(2, 1)	3.0		13	1	2	0	1	2	1	0	0	0	1	20	45	0.00	1.000																				
Mike Fetters, R ERA: 3.38	(5, 1)	2.1		10	3	2	2	0	1	0	0	0	0	1	16	31	7.71	1.714																				
Jesse Orosco, L ERA: 3.48	(8, 1)	1.0		3	0	0	0	0	0	0	0	0	0	0	8	11	0.00	0.000																				

Milwaukee Brewers @ Detroit Tigers
Tiger Stadium, Detroit, MI
Sat Jun 19 1993, 3:33 AM EDT
Att: 38,584 - Overcast - 77 F

AB 31
R 10
H 10
RBI 10
BB 5
SO 2
LOB 10



Batter	1	2	3	4	5	6	7	8	9	AB	R	H	RBI	BB	SO	LOB	TOP			
Juan Bell, R OBP: 0.352, SLG: 0.420 (1, 6)										4	0	2	0	0	1	0	Milwaukee Brewers @ Detroit Tigers Tiger Stadium, Detroit, MI Sun Jun 20 1993, 3:33 AM EDT Att: 27,963 - Overcast - 74 F			
Darryl Hamilton, L OBP: 0.357, SLG: 0.362 (1, 9) (6, 8)										4	0	0	0	0	0	2				
Greg Vaughn, R OBP: 0.388, SLG: 0.563 (1, 7)										4	1	1	0	0	0	1				
Kevin Reimer, L OBP: 0.312, SLG: 0.455 (1, 10)										4	0	2	1	0	1	2				
Robin Yount, R OBP: 0.352, SLG: 0.403 (1, 8)										2	0	0	0	0	0	3				
Troy O'Leary, L OBP: 0.500, SLG: 0.500 (6, 9)										1	0	1	0	0	0	0				
Tom Brunansky, R OBP: 0.274, SLG: 0.311 (8, PH) (8, 9)										1	0	0	0	0	0	1				
B.J. Surhoff, L OBP: 0.272, SLG: 0.270 (1, 5)										3	0	0	0	1	1	0				
John Jaha, R OBP: 0.314, SLG: 0.347 (1, 3)										4	0	0	0	0	0	2				
Bill Spiers, L OBP: 0.306, SLG: 0.288 (1, 4)										4	1	1	0	0	0	0				
Tom Lampkin, L OBP: 0.288, SLG: 0.328 (1, 2)										3	1	1	2	0	1	0				
Inning Stats	R: 0 E: 0 K: 1 S: 15	H: 2 LOB: 2 BB: 0 P: 24	R: 0 E: 0 K: 1 S: 7	H: 0 LOB: 0 BB: 0 P: 11	R: 0 E: 0 K: 0 S: 6	H: 1 LOB: 0 BB: 0 P: 11	R: 0 E: 0 K: 0 S: 5	H: 0 LOB: 0 BB: 0 P: 7	R: 0 E: 0 K: 2 S: 9	H: 0 LOB: 0 BB: 0 P: 13	R: 0 E: 0 K: 0 S: 7	H: 1 LOB: 2 BB: 1 P: 13	R: 3 E: 0 K: 0 S: 15	H: 4 LOB: 1 BB: 0 P: 23	R: 0 E: 0 K: 0 S: 7	H: 0 LOB: 0 BB: 0 P: 10	1B: 6 2B: 1 3B: 0 HR: 1	SF: 0 SAC: 0 DP: 1 HBP: 0	WP: 0 PB: 0 SB: 0 CS: 0	PA: 35
PITCHER	IP WLS BF H R ER SO BB IBB HBP BLK WP HR S P ERA WHIP																			
John Doherty, R ERA: 2.74 (1, 1)	7.0 W 25 4 0 0 4 1 0 0 0 0 0 0 56 90 0.00 0.714																			
Bob MacDonald, L ERA: 3.82 (8, 1)	0.1 4 3 3 3 0 0 0 0 0 0 1 8 13 81.00 9.000																			
Kurt Knudsen, R ERA: 3.27 (8, 1)	0.1 1 0 0 0 0 0 0 0 0 0 0 2 3 0.00 0.000																			
Buddy Groom, L ERA: 4.35 (8, 1)	0.0 1 1 0 0 0 0 0 0 0 0 0 3 4 ∞ ∞																			
Mike Henneman, R ERA: 1.91 (8, 1)	1.1 4 0 0 0 0 0 0 0 0 0 0 9 13 0.00 0.000																			

Batter	1	2	3	4	5	6	7	8	9	AB	R	H	RBI	BB	SO	LOB	BOTTOM			
Dan Gladden, R OBP: 0.316, SLG: 0.507 (1, 7)										4	1	2	0	0	0	2	Milwaukee Brewers @ Detroit Tigers Tiger Stadium, Detroit, MI Sun Jun 20 1993, 3:33 AM EDT Att: 27,963 - Overcast - 74 F			
Lou Whitaker, L OBP: 0.416, SLG: 0.534 (1, 4)										3	1	1	1	0	0	2				
Alan Trammell, R OBP: 0.396, SLG: 0.462 (1, 6)										3	1	2	1	1	0	0				
Cecil Fielder, R OBP: 0.395, SLG: 0.535 (1, 3)										4	1	1	1	0	0	2				
Rob Deer, R OBP: 0.308, SLG: 0.419 (8, 9)										0	0	0	0	0	0	0				
Kirk Gibson, L OBP: 0.365, SLG: 0.468 (1, 10)										4	0	0	0	0	2	3				
Mickey Tettleton, S OBP: 0.351, SLG: 0.530 (1, 9) (8, 3)										3	1	2	4	1	0	0				
Chad Kreuter, S OBP: 0.394, SLG: 0.533 (1, 2)										4	0	1	0	0	0	2				
Scott Livingstone, L OBP: 0.320, SLG: 0.317 (1, 5)										4	0	0	0	0	0	2				
Mitt Cuyler, S OBP: 0.280, SLG: 0.347 (1, 8)										4	2	1	0	0	0	1				
Inning Stats	R: 5 E: 0 K: 1 S: 17	H: 4 LOB: 1 BB: 1 P: 33	R: 1 E: 1 K: 0 S: 16	H: 1 LOB: 1 BB: 0 P: 20	R: 0 E: 0 K: 0 S: 5	H: 0 LOB: 1 BB: 1 P: 11	R: 1 E: 0 K: 0 S: 8	H: 1 LOB: 0 BB: 0 P: 12	R: 0 E: 0 K: 0 S: 12	H: 1 LOB: 1 BB: 0 P: 20	R: 0 E: 0 K: 0 S: 8	H: 1 LOB: 1 BB: 0 P: 11	R: 0 E: 0 K: 1 S: 6	H: 1 LOB: 0 BB: 0 P: 12	R: 0 E: 0 K: 0 S: 7	H: 1 LOB: 0 BB: 0 P: 11	1B: 6 2B: 3 3B: 0 HR: 1	SF: 1 SAC: 0 DP: 1 HBP: 0	WP: 0 PB: 0 SB: 0 CS: 0	PA: 36
PITCHER	IP WLS BF H R ER SO BB IBB HBP BLK WP HR S P ERA WHIP																			
Ricky Bones, R ERA: 5.29 (1, 1)	6.0 L 29 8 7 6 1 2 0 0 0 0 0 0 66 107 9.00 1.667																			
Jim Austin, R ERA: 4.09 (7, 1)	1.0 3 1 0 0 1 0 0 0 0 0 0 6 12 0.00 1.000																			
Mike Ignasiak, R ERA: (8, 1)	1.0 4 1 0 0 0 0 0 0 0 0 0 7 11 0.00 1.000																			

AB	34
R	3
H	8
RBI	3
BB	1
SO	4
LOB	11



AB	33
R	7
H	10
RBI	7
BB	2
SO	2
LOB	14



Batter	1	2	3	4	5	6	7	8	9	AB	R	H	RBI	BB	SO	LOB	TOP				
Juan Bell, R OBP: 0.349, SLG: 0.409 (1, 6)	4-0 CS BB		3-2 F8		1-3 K			0-2 FC4-6		3	0	0	0	1	1	3					
Darryl Hamilton, L OBP: 0.355, SLG: 0.357 (1, 9)	0-2 P6		4-2 BB		1-3 K			1-3 K		3	0	0	0	1	2	2					
Greg Vaughn, R OBP: 0.383, SLG: 0.553 (1, 7)	3-1 F8		1-0 P2		1-1 F8				2-3 K	4	0	0	0	0	1	4					
Kevin Reimer, L OBP: 0.311, SLG: 0.451 (1, 10)		2-1 1B	0-0 L9		2-3 K				1-3 K	4	0	1	0	0	2	3					
Robin Yount, R OBP: 0.349, SLG: 0.399 (1, 8)	1-2 F8			1-0 L6-3 1B			2-3 K		1-3 K	4	0	1	0	0	2	1					
B.J. Surhoff, L OBP: 0.288, SLG: 0.266 (1, 5)	1-1 F7			1-0 L6-3			0-1 G3-1			3	0	0	0	0	0	2					
John Jaha, R OBP: 0.310, SLG: 0.342 (1, 3)			2-2 F7		0-0 F8			2-2 L9		3	0	0	0	0	0	1					
Tom Lampkin, L OBP: 0.304, SLG: 0.333 (1, 2)			2-1 2B 1B		2-2 F9			4-0 FC4-6 BB		2	0	1	0	1	0	0					
Bill Spiers, L OBP: 0.306, SLG: 0.294 (1, 4)			0-1 2B		1-0 F8			2-2 F8		3	0	1	0	0	0	1					
Inning Stats	R: 0 E: 0 K: 0 S: 5	H: 0 LOB: 0 BB: 1 P: 12	R: 0 E: 0 K: 0 S: 11	H: 1 LOB: 1 BB: 0 P: 17	R: 0 E: 0 K: 0 S: 11	H: 2 LOB: 3 BB: 1 P: 21	R: 0 E: 0 K: 0 S: 3	H: 1 LOB: 0 BB: 0 P: 5	R: 0 E: 0 K: 1 S: 7	H: 0 LOB: 0 BB: 0 P: 11	R: 0 E: 0 K: 2 S: 8	H: 0 LOB: 0 BB: 0 P: 12	R: 0 E: 0 K: 1 S: 8	H: 0 LOB: 1 BB: 1 P: 17	R: 0 E: 0 K: 3 S: 10	H: 0 LOB: 0 BB: 0 P: 14	1B: 3 2B: 2 3B: 0 HR: 0	SF: 0 SAC: 0 DP: 1 HBP: 0	WP: 0 PB: 0 CS: 1	PA: 32	
PITCHER	IP WLS BF H R ER SO BB IBB HBP BLK WP HR S P ERA WHIP	IP WLS BF H R ER SO BB IBB HBP BLK WP HR S P ERA WHIP	IP WLS BF H R ER SO BB IBB HBP BLK WP HR S P ERA WHIP	IP WLS BF H R ER SO BB IBB HBP BLK WP HR S P ERA WHIP	IP WLS BF H R ER SO BB IBB HBP BLK WP HR S P ERA WHIP	IP WLS BF H R ER SO BB IBB HBP BLK WP HR S P ERA WHIP	IP WLS BF H R ER SO BB IBB HBP BLK WP HR S P ERA WHIP	IP WLS BF H R ER SO BB IBB HBP BLK WP HR S P ERA WHIP	IP WLS BF H R ER SO BB IBB HBP BLK WP HR S P ERA WHIP	IP WLS BF H R ER SO BB IBB HBP BLK WP HR S P ERA WHIP	IP WLS BF H R ER SO BB IBB HBP BLK WP HR S P ERA WHIP	IP WLS BF H R ER SO BB IBB HBP BLK WP HR S P ERA WHIP	IP WLS BF H R ER SO BB IBB HBP BLK WP HR S P ERA WHIP	IP WLS BF H R ER SO BB IBB HBP BLK WP HR S P ERA WHIP	IP WLS BF H R ER SO BB IBB HBP BLK WP HR S P ERA WHIP	IP WLS BF H R ER SO BB IBB HBP BLK WP HR S P ERA WHIP	IP WLS BF H R ER SO BB IBB HBP BLK WP HR S P ERA WHIP	IP WLS BF H R ER SO BB IBB HBP BLK WP HR S P ERA WHIP	IP WLS BF H R ER SO BB IBB HBP BLK WP HR S P ERA WHIP	IP WLS BF H R ER SO BB IBB HBP BLK WP HR S P ERA WHIP	IP WLS BF H R ER SO BB IBB HBP BLK WP HR S P ERA WHIP
Tom Kramer, R ERA: 3.76 (1, 1)	7.1	W	27	4	0	0	4	3	0	0	0	0	0	0	56	99	0.00	0.955			
Jeremy Hernandez, R ERA: 3.42 (8, 1)	1.2	S	5	0	0	0	4	0	0	0	0	0	0	0	17	22	0.00	0.000			

Milwaukee Brewers @ Cleveland Indians
Cleveland Municipal Stadium, Cleveland, OH

AB 29
R 0
H 4
RBI 0
BB 3
SO 8
LOB 17



WP: 0 PA: 32
PB: 0
CS: 1

Mon Jun 21 1993, 7:05 PM EDT
Att: 11,336 - Unknown - 71 F

Batter	1	2	3	4	5	6	7	8	9	AB	R	H	RBI	BB	SO	LOB	BOTTOM				
Kenny Lofton, L OBP: 0.408, SLG: 0.410 (1, 8)	1-0 F9 2B		3-2 F7		3-1 F8		1 SAFE 0-0 P6			4	0	1	0	0	0	1					
Wayne Kirby, L OBP: 0.353, SLG: 0.406 (1, 9)	1-2 F9		0-0 P3			1-0 G3 SF8 2B		0-1 F9		4	1	1	0	0	0	1					
Carlos Baerga, S OBP: 0.333, SLG: 0.544 (1, 4)	1-0 F8			3-2 HR		0-1 G3		3-3 K		4	1	1	1	0	1	2					
Albert Belle, R OBP: 0.376, SLG: 0.596 (1, 7)	3-3 K			1-1 P5		2-3 SF8		1-0 HR		3	1	1	2	0	1	1					
Paul Sorrento, L OBP: 0.352, SLG: 0.502 (1, 3)		2-1 G3 1B		4-2 G5-3 BB		0-1 WP 1B		3-1 HR		3	0	3	0	1	0	0					
Carlos Martinez, R OBP: 0.294, SLG: 0.350 (1, 10)		0-0 F9		2-1 G5-3		1-0 G6-3				3	0	0	0	0	0	3					
Jeff Treadway, L OBP: 0.361, SLG: 0.372 (1, 5)		0-0 G3		0-1 F7						3	0	0	0	0	0	2					
Alvaro Espinoza, R OBP: 0.301, SLG: 0.463 (8, 5)		1-2 G3								0	0	0	0	0	0	0					
Felix Fermin, R OBP: 0.310, SLG: 0.296 (1, 6)		0-1 G6-3			0-0 G4-3					3	0	1	0	0	0	1					
Jesse Levis, L OBP: 0.135, SLG: 0.143 (1, 2)			2-2 F7		3-3 K					3	0	0	0	0	1	1					
Inning Stats	R: 0 E: 0 K: 1 S: 8	H: 1 LOB: 1 BB: 0 P: 14	R: 0 E: 0 K: 0 S: 6	H: 1 LOB: 0 BB: 0 P: 8	R: 0 E: 0 K: 0 S: 8	H: 0 LOB: 0 BB: 0 P: 13	R: 1 E: 0 K: 0 S: 13	H: 1 LOB: 1 BB: 1 P: 23	R: 0 E: 0 K: 1 S: 7	H: 0 LOB: 0 BB: 0 P: 13	R: 1 E: 0 K: 0 S: 8	H: 2 LOB: 1 BB: 0 P: 11	R: 0 E: 0 K: 0 S: 5	H: 1 LOB: 1 BB: 0 P: 5	R: 1 E: 0 K: 1 S: 9	H: 2 LOB: 1 BB: 0 P: 16	1B: 4 2B: 2 3B: 0 HR: 2	SF: 1 SAC: 0 DP: 0 HBP: 0	WP: 1 PB: 0 CS: 0	PA: 32	
PITCHER	IP WLS BF H R ER SO BB IBB HBP BLK WP HR S P ERA WHIP	IP WLS BF H R ER SO BB IBB HBP BLK WP HR S P ERA WHIP	IP WLS BF H R ER SO BB IBB HBP BLK WP HR S P ERA WHIP	IP WLS BF H R ER SO BB IBB HBP BLK WP HR S P ERA WHIP	IP WLS BF H R ER SO BB IBB HBP BLK WP HR S P ERA WHIP	IP WLS BF H R ER SO BB IBB HBP BLK WP HR S P ERA WHIP	IP WLS BF H R ER SO BB IBB HBP BLK WP HR S P ERA WHIP	IP WLS BF H R ER SO BB IBB HBP BLK WP HR S P ERA WHIP	IP WLS BF H R ER SO BB IBB HBP BLK WP HR S P ERA WHIP	IP WLS BF H R ER SO BB IBB HBP BLK WP HR S P ERA WHIP	IP WLS BF H R ER SO BB IBB HBP BLK WP HR S P ERA WHIP	IP WLS BF H R ER SO BB IBB HBP BLK WP HR S P ERA WHIP	IP WLS BF H R ER SO BB IBB HBP BLK WP HR S P ERA WHIP	IP WLS BF H R ER SO BB IBB HBP BLK WP HR S P ERA WHIP	IP WLS BF H R ER SO BB IBB HBP BLK WP HR S P ERA WHIP	IP WLS BF H R ER SO BB IBB HBP BLK WP HR S P ERA WHIP	IP WLS BF H R ER SO BB IBB HBP BLK WP HR S P ERA WHIP	IP WLS BF H R ER SO BB IBB HBP BLK WP HR S P ERA WHIP	IP WLS BF H R ER SO BB IBB HBP BLK WP HR S P ERA WHIP	IP WLS BF H R ER SO BB IBB HBP BLK WP HR S P ERA WHIP	IP WLS BF H R ER SO BB IBB HBP BLK WP HR S P ERA WHIP
Jaime Navarro, R ERA: 4.27 (1, 1)	8.0	L	32	8	3	3	3	1	0	0	0	0	0	1	64	103	3.38	1.125			

Milwaukee Brewers @ Cleveland Indians
Cleveland Municipal Stadium, Cleveland, OH

AB 30
R 3
H 8
RBI 3
BB 1
SO 3
LOB 12



WP: 1 PA: 32
PB: 0
CS: 0

Mon Jun 21 1993, 7:05 PM EDT
Att: 11,336 - Unknown - 71 F

Batter	1	2	3	4	5	6	7	8	9	AB	R	H	RBI	BB	SO	LOB	TOP			
Juan Bell, R OBP: 0.343, SLG: 0.395 (1, 6)	F9		L7		K		E 1B 1-2 1B HBP		L6	4	1	0	0	0	1	1				
Darryl Hamilton, L OBP: 0.357, SLG: 0.359 (1, 8)	K		BB 1-2 1B		G5-3		E8 1B 1-3 2-H 1B			4	0	2	1	0	1	0				
Robin Yount, R OBP: 0.347, SLG: 0.395 (1, 10)	F8		F8		P6		1B 2-3 3-H 1B			4	0	1	1	0	0	2				
Greg Vaughn, R OBP: 0.381, SLG: 0.547 (1, 7)		F8				G5-3				3	0	0	0	1	1	2				
Tom Brunansky, R OBP: 0.273, SLG: 0.305 (1, 9)		F9 BB BB				G3			L8	3	0	0	0	1	1	3				
John Jaha, R OBP: 0.305, SLG: 0.338 (1, 3)					F8				F9	3	0	0	0	1	0	0				
Dickie Thon, R OBP: 0.338, SLG: 0.357 (1, 5)		F9			G6-3 S 1B				F8	3	0	1	0	1	0	2				
Bill Spiers, L OBP: 0.302, SLG: 0.289 (9, PH)										3	0	0	0	0	1	4				
William Suero, R OBP: 0.231, SLG: 0.167 (9, PH)					G6-3				L6	1	0	0	0	0	0	0				
Joe Krnak, R OBP: 0.313, SLG: 0.275 (1, 2)										3	0	2	0	0	1	1				
Tom Lampkin, L OBP: 0.304, SLG: 0.333 (7, PR)										0	1	0	0	0	0	0				
Kevin Reimer, L OBP: 0.310, SLG: 0.449 (9, PH)					BB 1B				K	1	0	0	0	0	1	0				
Inning Stats	R: 0 E: 0 K: 1 S: 7	H: 0 LOB: 0 BB: 0 P: 11	R: 0 E: 0 K: 1 S: 8	H: 0 LOB: 2 BB: 2 P: 21	R: 0 E: 0 K: 1 S: 14	H: 2 LOB: 3 BB: 1 P: 21	R: 0 E: 0 K: 1 S: 9	H: 1 LOB: 1 BB: 0 P: 14	R: 0 E: 0 K: 0 S: 5	H: 0 LOB: 0 BB: 0 P: 9	R: 2 E: 1 K: 1 S: 14	H: 3 LOB: 2 BB: 1 P: 29	R: 0 E: 0 K: 0 S: 5	H: 0 LOB: 0 BB: 0 P: 9	R: 0 E: 0 K: 1 S: 7	H: 0 LOB: 0 BB: 0 P: 7	1B: 6 2B: 0 3B: 0 HR: 0	SF: 0 SAC: 0 DP: 1 HBP: 1	WP: 0 PB: 0 CS: 0	PA: 37
PITCHER	IP WLS BF H R ER SO BB IBB HBP BLK WP HR S P ERA WHIP																			
Cliff Young, L ERA: 4.15 (1, 1)	6.2	29	5	2	1	5	4	0	1	0	0	0	0	62	109	1.35	1.350			
Heathcliff Slocumb, R ERA: 3.38 (7, 1)	1.1	5	1	0	0	1	0	0	0	0	0	0	0	9	18	0.00	0.750			
Derek Liliquist, L ERA: 1.42 (9, 1)	1.0	3	0	0	0	1	0	0	0	0	0	0	0	7	7	0.00	0.000			

Milwaukee Brewers @ Cleveland Indians
Cleveland Municipal Stadium, Cleveland, OH
Tue Jun 22 1993, 7:05 PM EDT
Att: 16,987 - Unknown - 71 F

AB 32
R 2
H 6
RBI 2
BB 4
SO 7
LOB 15



Batter	1	2	3	4	5	6	7	8	9	AB	R	H	RBI	BB	SO	LOB	BOTTOM			
Kenny Lofton, L OBP: 0.405, SLG: 0.406 (1, 8)	G3					P3		G3		3	1	0	0	1	0	0				
Wayne Kirby, L OBP: 0.357, SLG: 0.408 (1, 9)	P6				P6		G3-6-1 1B			4	0	2	0	0	0	1				
Carlos Baerga, S OBP: 0.329, SLG: 0.536 (1, 4)	G1-4-3				K		G3-6-1 1-2		F8	4	0	0	0	0	1	3				
Albert Belle, R OBP: 0.381, SLG: 0.618 (1, 7)										4	1	3	2	0	1	1				
Paul Sorrento, L OBP: 0.348, SLG: 0.495 (1, 3)		L6-3			G1-3					3	0	0	0	0	0	2				
Thomas Howard, S OBP: 0.276, SLG: 0.320 (1, 10)		G4-3								3	1	2	0	0	0	0				
Jeff Treadway, L OBP: 0.355, SLG: 0.365 (1, 5)										2	0	0	0	0	0	1				
Alvaro Espinoza, R OBP: 0.310, SLG: 0.482 (6, 5)					G1-3					1	0	1	1	0	0	0				
Felix Fermin, R OBP: 0.306, SLG: 0.292 (1, 6)					F7					3	0	0	0	0	0	2				
Jesse Levis, L OBP: 0.125, SLG: 0.132 (1, 2)										3	0	0	0	0	0	2				
Junior Ortiz, R OBP: 0.214, SLG: 0.266 (9, 2)					G4-3					0	0	0	0	0	0	0				
Inning Stats	R: 0 E: 0 K: 0 S: 10	H: 0 LOB: 0 BB: 0 P: 15	R: 0 E: 0 K: 0 S: 9	H: 1 LOB: 0 BB: 0 P: 13	R: 0 E: 0 K: 0 S: 10	H: 0 LOB: 0 BB: 0 P: 13	R: 1 E: 0 K: 1 S: 15	H: 1 LOB: 1 BB: 1 P: 22	R: 0 E: 0 K: 0 S: 5	H: 1 LOB: 0 BB: 0 P: 8	R: 2 E: 0 K: 0 S: 16	H: 3 LOB: 1 BB: 0 P: 29	R: 0 E: 0 K: 1 S: 7	H: 1 LOB: 1 BB: 0 P: 10	1B: 5 2B: 2 3B: 1 HR: 1	SF: 0 SAC: 0 DP: 2 HBP: 0	WP: 0 PB: 0 CS: 0	PA: 31		
PITCHER	IP WLS BF H R ER SO BB IBB HBP BLK WP HR S P ERA WHIP																			
21 Cal Eldred, R ERA: 3.66 (1, 1)	6.1	24	6	3	3	1	1	0	0	0	0	0	0	9	16	4.26	1.105			
Mike Fetters, R ERA: 3.27 (7, 1)	0.2	3	1	0	0	0	0	0	0	0	0	0	0	4	6	0.00	1.500			
Graeme Lloyd, L ERA: 1.93 (8, 1)	0.2	3	1	0	0	0	0	0	0	0	0	0	0	4	6	0.00	1.500			
Doug Henry, R ERA: 4.33 (8, 1)	0.1	1	0	0	0	1	0	0	0	0	0	0	0	3	4	0.00	0.000			

Milwaukee Brewers @ Cleveland Indians
Cleveland Municipal Stadium, Cleveland, OH
Tue Jun 22 1993, 7:05 PM EDT
Att: 16,987 - Unknown - 71 F

AB 30
R 3
H 8
RBI 3
BB 1
SO 2
LOB 12



Batter	1	2	3	4	5	6	7	8	9	AB	R	H	RBI	BB	SO	LOB	TOP		
Juan Bell, R OBP: 0.333, SLG: 0.382 (1, 6)	2-1 G4-3 1			0-0 F7 1		1-0 F7 2		2-1 G3 3		4	0	0	0	0	0	0			
Darryl Hamilton, L OBP: 0.380, SLG: 0.362 (1, 7)	2-2 G6-3 2			2-2 F8 1B 2		1-2 G4-3 3			2-1 CS 1B 2	4	0	2	0	0	0	0			
Robin Yount, R OBP: 0.345, SLG: 0.387 (1, 8)	2-0 F7 3			2-1 F8 2			4-0 SH1-4 1B BB G1-3 1		3-3 K 1-2 2	3	1	0	0	1	1	2			
Kevin Reimer, L OBP: 0.309, SLG: 0.445 (1, 10)		0-1 G4-3 1		0-0 G4-3 3			1-0 G1-3 SH1-4 1B 1-2 1		0-2 G4-3 3	4	0	1	0	0	0	1			
Tom Brunansky, R OBP: 0.276, SLG: 0.303 (1, 9)		4-2 G6-4-3 BB 1			2-0 F8 1		0-0 SH1-4 1			1	0	0	0	1	0	0			
B.J. Surhoff, L OBP: 0.269, SLG: 0.272 (1, 5)		0-1 G6-4-3 1-2 2			0-2 2B 2		2-2 G1-3 2			3	0	1	1	0	0	2			
John Jaha, R OBP: 0.306, SLG: 0.333 (1, 3)			2-3 K 1		0-3 K 2		2-3 3-H 1-3 K 3			3	0	0	0	0	3	2			
Dave Nilsson, L OBP: 0.203, SLG: 0.246 (1, 2)		2-1 L9 2			2-1 G4-3 3			1-2 G4-6-3 1B 2		3	0	1	0	0	0	1			
Bill Spiers, L OBP: 0.298, SLG: 0.285 (1, 4)		0-1 G6-3 3			1-2 G4-3 1			2-0 G4-6-3 1-2 2		3	0	0	0	0	0	1			
Inning Stats	R: 0 H: 0 E: 0 K: 0 S: 6	H: 0 LOB: 0 BB: 0 P: 12	R: 0 H: 0 E: 0 K: 0 S: 6	H: 0 LOB: 0 BB: 1 P: 10	R: 0 H: 0 E: 0 K: 1 S: 7	H: 0 LOB: 0 BB: 0 P: 11	R: 0 H: 1 E: 0 K: 0 S: 10	H: 1 LOB: 1 BB: 0 P: 14	R: 0 H: 0 E: 0 K: 0 S: 7	H: 0 LOB: 0 BB: 0 P: 10	R: 1 H: 1 E: 0 K: 1 S: 8	H: 1 LOB: 1 BB: 1 P: 16	R: 0 H: 1 E: 0 K: 1 S: 6	H: 1 LOB: 0 BB: 0 P: 11	R: 0 H: 1 E: 0 K: 1 S: 8	H: 1 LOB: 0 BB: 0 P: 13	1B: 4 2B: 2 3B: 0 HR: 0	SF: 0 SAC: 1 DP: 3 HBP: 0	WP: 0 PA: 31 CS: 1
PITCHER	IP WLS BF H R ER SO BB IBB HBP BLK WP HR S P ERA WHIP	IP WLS BF H R ER SO BB IBB HBP BLK WP HR S P ERA WHIP	IP WLS BF H R ER SO BB IBB HBP BLK WP HR S P ERA WHIP	IP WLS BF H R ER SO BB IBB HBP BLK WP HR S P ERA WHIP	IP WLS BF H R ER SO BB IBB HBP BLK WP HR S P ERA WHIP	IP WLS BF H R ER SO BB IBB HBP BLK WP HR S P ERA WHIP	IP WLS BF H R ER SO BB IBB HBP BLK WP HR S P ERA WHIP	IP WLS BF H R ER SO BB IBB HBP BLK WP HR S P ERA WHIP	IP WLS BF H R ER SO BB IBB HBP BLK WP HR S P ERA WHIP	IP WLS BF H R ER SO BB IBB HBP BLK WP HR S P ERA WHIP	IP WLS BF H R ER SO BB IBB HBP BLK WP HR S P ERA WHIP	IP WLS BF H R ER SO BB IBB HBP BLK WP HR S P ERA WHIP	IP WLS BF H R ER SO BB IBB HBP BLK WP HR S P ERA WHIP	IP WLS BF H R ER SO BB IBB HBP BLK WP HR S P ERA WHIP	IP WLS BF H R ER SO BB IBB HBP BLK WP HR S P ERA WHIP	IP WLS BF H R ER SO BB IBB HBP BLK WP HR S P ERA WHIP	IP WLS BF H R ER SO BB IBB HBP BLK WP HR S P ERA WHIP		
Jose Mesa, R ERA: 3.91 (1, 1)	7.0 W 25 3 1 1 3																		
Jeremy Hernandez, R ERA: 3.29 (8, 1)	2.0 S 6 2 0 0 1																		

Milwaukee Brewers @ Cleveland Indians
Cleveland Municipal Stadium, Cleveland, OH
Wed Jun 23 1993, 7:05 PM EDT
Att: 12,662 - Unknown - 70 F

AB 28
R 1
H 5
RBI 1
BB 2
SO 4
LOB 9



Batter	1	2	3	4	5	6	7	8	9	AB	R	H	RBI	BB	SO	LOB	BOTTOM		
Kenny Lofton, L OBP: 0.403, SLG: 0.411 (1, 8)	3-2 E9 3B 1		3-2 G6-3 3			2-1 L8 3		1-1 F7 2		4	1	1	0	0	0	0			
Wayne Kirby, L OBP: 0.354, SLG: 0.411 (1, 9)	2-1 G4-3 1			0-2 G4-3 1			0-0 1B 2B 2	2-3 K 3		4	1	1	0	0	1	0			
Carlos Baerga, S OBP: 0.326, SLG: 0.530 (1, 4)	1-2 G3 2			2-2 G3 2			0-0 F7 1			3	0	0	0	0	0	1			
Albert Belle, R OBP: 0.381, SLG: 0.614 (1, 7)	0-0 F8 3			3-1 G6-3 3			4-1 SAFE SAFE SAFE SAFE 1B SF9 BB 2			2	1	0	0	1	0	0			
Paul Sorrento, L OBP: 0.347, SLG: 0.493 (1, 3)		1-0 F7 1			1-1 G3 1		2-0 1B 1B 2			3	0	1	1	0	0	0			
Thomas Howard, S OBP: 0.270, SLG: 0.315 (1, 10)		1-3 K 2			1-1 G3 2		1-3 2-H 0-0 SF9 2			2	0	0	1	0	1	0			
Alvaro Espinoza, R OBP: 0.310, SLG: 0.477 (1, 5)		3-2 G6-3 3			3-1 F8 3		3-H 0-0 FC4 1B 2			3	0	1	0	0	0	0			
Felix Fermin, R OBP: 0.302, SLG: 0.288 (1, 6)				0-0 F7 1		1-0 G5-3 1	1-0 FC4 3			3	0	0	0	0	2				
Junior Ortiz, R OBP: 0.209, SLG: 0.259 (1, 2)				2-1 F9 2		0-0 F9 2		0-0 G6-3 1		3	0	0	0	0	0	0			
Inning Stats	R: 1 H: 1 E: 1 K: 0 S: 10	H: 1 LOB: 0 BB: 0 P: 16	R: 0 H: 0 E: 0 K: 1 S: 10	H: 0 LOB: 0 BB: 0 P: 15	R: 0 H: 0 E: 0 K: 0 S: 6	H: 0 LOB: 0 BB: 0 P: 11	R: 0 H: 0 E: 0 K: 0 S: 8	H: 0 LOB: 0 BB: 0 P: 13	R: 0 H: 0 E: 0 K: 0 S: 6	H: 0 LOB: 0 BB: 0 P: 11	R: 2 H: 3 E: 0 K: 0 S: 7	H: 3 LOB: 2 BB: 1 P: 14	R: 0 H: 0 E: 0 K: 1 S: 6	H: 0 LOB: 0 BB: 0 P: 9	R: 0 H: 0 E: 0 K: 1 S: 6	H: 0 LOB: 0 BB: 0 P: 9	1B: 2 2B: 1 3B: 1 HR: 0	SF: 1 SAC: 0 DP: 0 HBP: 0	WP: 0 PA: 29 CS: 0
PITCHER	IP WLS BF H R ER SO BB IBB HBP BLK WP HR S P ERA WHIP	IP WLS BF H R ER SO BB IBB HBP BLK WP HR S P ERA WHIP	IP WLS BF H R ER SO BB IBB HBP BLK WP HR S P ERA WHIP	IP WLS BF H R ER SO BB IBB HBP BLK WP HR S P ERA WHIP	IP WLS BF H R ER SO BB IBB HBP BLK WP HR S P ERA WHIP	IP WLS BF H R ER SO BB IBB HBP BLK WP HR S P ERA WHIP	IP WLS BF H R ER SO BB IBB HBP BLK WP HR S P ERA WHIP	IP WLS BF H R ER SO BB IBB HBP BLK WP HR S P ERA WHIP	IP WLS BF H R ER SO BB IBB HBP BLK WP HR S P ERA WHIP	IP WLS BF H R ER SO BB IBB HBP BLK WP HR S P ERA WHIP	IP WLS BF H R ER SO BB IBB HBP BLK WP HR S P ERA WHIP	IP WLS BF H R ER SO BB IBB HBP BLK WP HR S P ERA WHIP	IP WLS BF H R ER SO BB IBB HBP BLK WP HR S P ERA WHIP	IP WLS BF H R ER SO BB IBB HBP BLK WP HR S P ERA WHIP	IP WLS BF H R ER SO BB IBB HBP BLK WP HR S P ERA WHIP	IP WLS BF H R ER SO BB IBB HBP BLK WP HR S P ERA WHIP			
Bill Wegman, R ERA: 3.96 (1, 1)	6.1 L 23 3 3 3 1																		
Graeme Lloyd, L ERA: 1.85 (7, 1)	1.2 6 1 0 0 1																		

Milwaukee Brewers @ Cleveland Indians
Cleveland Municipal Stadium, Cleveland, OH
Wed Jun 23 1993, 7:05 PM EDT
Att: 12,662 - Unknown - 70 F

AB 27
R 3
H 4
RBI 2
BB 1
SO 2
LOB 3



Batter	1	2	3	4	5	6	7	8	9	AB	R	H	RBI	BB	SO	LOB	TOP		
Juan Bell, R OBP: 0.322, SLG: 0.367 (1, 6)										5	0	0	0	0	1	1	Milwaukee Brewers @ Cleveland Indians Cleveland Municipal Stadium, Cleveland, OH Thu Jun 24 1993, 7:05 PM EDT Att: 13,225 - Unknown - 80 F		
Robin Yount, R OBP: 0.346, SLG: 0.406 (1, 8)										5	2	2	1	0	1	1			
Darryl Hamilton, L OBP: 0.366, SLG: 0.366 (1, 9)										3	1	2	0	1	0	1			
Greg Vaughn, R OBP: 0.383, SLG: 0.554 (1, 7)										4	1	2	2	0	0	2			
Kevin Reimer, L OBP: 0.308, SLG: 0.442 (1, 10)										4	1	1	1	0	1	3			
Dickie Thon, R OBP: 0.335, SLG: 0.354 John Jaha, R OBP: 0.306, SLG: 0.333 (1, 5) (9, 3)										4	0	1	0	0	0	2			
B.J. Surhoff, L OBP: 0.273, SLG: 0.273 (1, 3) (9, 5)										3	0	1	0	0	0	2			
Dave Nilsson, L OBP: 0.194, SLG: 0.233 William Suero, R OBP: 0.286, SLG: 0.231 Joe Kmak, R OBP: 0.313, SLG: 0.275 (1, 2) (9, PH) (9, 2)										3	0	0	0	0	1	3			
Bill Spiers, L OBP: 0.298, SLG: 0.282 (1, 4)										2	0	0	0	1	1	1			
Inning Stats	R: 1 E: 1 K: 0 S: 6	H: 2 LOB: 2 BB: 0 P: 6	R: 0 E: 0 K: 0 S: 2	H: 0 LOB: 0 BB: 0 P: 3	R: 4 E: 0 K: 0 S: 8	H: 5 LOB: 1 BB: 0 P: 8	R: 0 E: 0 K: 3 S: 9	H: 0 LOB: 0 BB: 0 P: 9	R: 0 E: 0 K: 1 S: 5	H: 1 LOB: 1 BB: 1 P: 9	R: 0 E: 0 K: 0 S: 3	H: 0 LOB: 1 BB: 1 P: 7	R: 0 E: 0 K: 1 S: 5	H: 0 LOB: 0 BB: 0 P: 5	R: 0 E: 0 K: 0 S: 4	H: 1 LOB: 1 BB: 0 P: 4		1B: 7 2B: 2 3B: 0 HR: 1	SF: 0 SAC: 1 DP: 1 HBP: 1
PITCHER	IP WLS BF H R ER SO BB IBB HBP BLK WP HR S P ERA WHIP																		
Mark Clark, R ERA: 6.08 Matt Young, L ERA: 5.86 Heathcliff Slocumb, R ERA: 3.14 Derek Liliquist, L ERA: 1.37 (1, 1) (3, 1) (7, 1) (9, 1)	2.1 L 15 7 5 4 0 0 0 0 1 0 0 0 1 14 15 15.43 3.000																		

Batter	1	2	3	4	5	6	7	8	9	AB	R	H	RBI	BB	SO	LOB	BOTTOM		
Kenny Lofton, L OBP: 0.401, SLG: 0.412 (1, 8)										4	1	1	0	0	2	1	Milwaukee Brewers @ Cleveland Indians Cleveland Municipal Stadium, Cleveland, OH Thu Jun 24 1993, 7:05 PM EDT Att: 13,225 - Unknown - 80 F		
Wayne Kirby, L OBP: 0.352, SLG: 0.427 (1, 9)										4	1	1	2	0	1	0			
Carlos Baerga, S OBP: 0.321, SLG: 0.523 (1, 4)										4	0	0	0	0	0	0			
Albert Belle, R OBP: 0.375, SLG: 0.604 (1, 7)										4	0	0	0	0	0	1			
Paul Sorrento, L OBP: 0.342, SLG: 0.483 (1, 3)										4	0	0	0	0	0	1			
Thomas Howard, S OBP: 0.264, SLG: 0.308 (1, 10)										3	1	0	0	0	0	0			
Alvaro Espinoza, R OBP: 0.311, SLG: 0.472 (1, 5) (9, 6)										3	0	1	0	0	0	0			
Felix Fermin, R OBP: 0.299, SLG: 0.285 Jeff Treadway, L OBP: 0.355, SLG: 0.365 Carlos Martinez, R OBP: 0.293, SLG: 0.350 (1, 6) (8, PH) (8, PH) (9, 5)										2	0	0	0	0	1	0			
Junior Ortiz, R OBP: 0.205, SLG: 0.254 Glenallen Hill, R OBP: 0.272, SLG: 0.421 Jesse Lewis, L OBP: 0.125, SLG: 0.132 (1, 2) (8, PH) (9, 2)										2	0	0	0	0	0	0			
Inning Stats	R: 0 E: 0 K: 1 S: 5	H: 0 LOB: 0 BB: 0 P: 5	R: 0 E: 0 K: 0 S: 3	H: 0 LOB: 0 BB: 0 P: 3	R: 0 E: 0 K: 1 S: 5	H: 0 LOB: 0 BB: 0 P: 5	R: 2 E: 0 K: 0 S: 5	H: 2 LOB: 0 BB: 0 P: 5	R: 0 E: 0 K: 1 S: 5	H: 0 LOB: 0 BB: 0 P: 5	R: 0 E: 0 K: 0 S: 3	H: 0 LOB: 0 BB: 0 P: 3	R: 0 E: 0 K: 1 S: 7	H: 1 LOB: 1 BB: 0 P: 7	R: 0 E: 1 K: 1 S: 6	H: 0 LOB: 1 BB: 0 P: 6		1B: 1 2B: 1 3B: 0 HR: 1	SF: 1 SAC: 0 DP: 0 HBP: 0
PITCHER	IP WLS BF H R ER SO BB IBB HBP BLK WP HR S P ERA WHIP																		
Ricky Bones, R ERA: 5.03 Jesse Orosco, L ERA: 3.27 Doug Henry, R ERA: 4.23 (1, 1) (8, 1) (9, 1)	7.0 W 25 3 3 3 2 3 0 0 0 0 0 0 0 9 9 2.57 0.429																		

Batter	1	2	3	4	5	6	7	8	9	AB	R	H	RBI	BB	SO	LOB	TOP					
Devon White, S (1, 8) OBP: 0.365, SLG: 0.515										5	1	1	0	0	0	3						
Roberto Alomar, S (1, 4) OBP: 0.394, SLG: 0.448										4	0	0	0	0	0	3						
Paul Molitor, R (1, 10) OBP: 0.410, SLG: 0.478										4	0	1	1	0	0	2						
Joe Carter, R (1, 9) OBP: 0.330, SLG: 0.553										4	0	0	0	0	1	1						
John Olerud, L (1, 3) OBP: 0.505, SLG: 0.696										3	1	1	0	1	0	0						
Tony Fernandez, S (1, 6) OBP: 0.353, SLG: 0.402										3	2	1	1	1	1	2						
Ed Sprague, R (1, 5) OBP: 0.302, SLG: 0.424										3	1	0	0	1	0	0						
Pat Borders, R (1, 2) OBP: 0.273, SLG: 0.380										4	0	1	1	0	0	0						
Turner Ward, S (1, 7) OBP: 0.284, SLG: 0.338										3	0	1	1	1	0	0						
Inning Stats	R: 1 E: 0 K: 1 S: 16	H: 2 LOB: 2 BB: 1 P: 28	R: 0 E: 0 K: 0 S: 8	H: 0 LOB: 1 BB: 1 P: 17	R: 0 E: 0 K: 0 S: 7	H: 0 LOB: 0 BB: 0 P: 9	R: 0 E: 0 K: 0 S: 5	H: 0 LOB: 0 BB: 0 P: 9	R: 0 E: 0 K: 0 S: 7	H: 0 LOB: 0 BB: 0 P: 10	R: 0 E: 0 K: 0 S: 6	H: 0 LOB: 0 BB: 0 P: 8	R: 3 E: 0 K: 0 S: 17	H: 3 LOB: 2 BB: 2 P: 36	R: 1 E: 0 K: 1 S: 10	H: 1 LOB: 0 BB: 0 P: 16	R: 0 E: 0 K: 0 S: 6	H: 0 LOB: 0 BB: 0 P: 8	1B: 3 2B: 2 3B: 0 HR: 1	SF: 0 SAC: 0 DP: 0 HBP: 0	WP: 1 PB: 0 SB: 1 CS: 0	PA: 37
PITCHER	IP WLS BF H R ER SO BB IBB HBP BLK WP HR S P ERA WHIP																					
Jaime Navarro, R (1, 1) ERA: 4.37	6.0	25	3	4	4	1	4	0	0	0	0	0	0	0	56	99	6.00	1.167				
Graeme Lloyd, L (7, 1) ERA: 1.52	0.2	4	2	0	0	0	0	0	0	0	1	0	8	16	0.00	3.000						
Jim Austin, R (7, 1) ERA: 4.24	1.1	5	1	1	1	1	0	0	0	0	0	1	12	18	6.75	0.750						
Mike Fetters, R (9, 1) ERA: 3.13	1.0	W 3	0	0	0	0	0	0	0	0	0	0	6	8	0.00	0.000						

Toronto Blue Jays @ Milwaukee Brewers
Milwaukee County Stadium, Milwaukee, WI

AB 33
R 5
H 6
RBI 4
BB 4
SO 2
LOB 11



Fri Jun 25 1993, 8:05 PM EDT
Att: 39,308 - Unknown - 80 F

Batter	1	2	3	4	5	6	7	8	9	AB	R	H	RBI	BB	SO	LOB	BOTTOM					
Juan Bell, R (1, 6) OBP: 0.318, SLG: 0.356										4	1	0	0	1	1	2						
Robin Yount, R (1, 8) OBP: 0.348, SLG: 0.402										4	1	1	0	1	0	0						
Darryl Hamilton, L (1, 9) OBP: 0.375, SLG: 0.390										4	3	3	2	1	0	2						
Greg Vaughn, R (1, 7) OBP: 0.386, SLG: 0.553										4	0	2	2	1	0	0						
Kevin Reimer, L (1, 10) OBP: 0.304, SLG: 0.436										3	0	0	0	0	0	2						
Dickie Thon, R (8, PH) OBP: 0.340, SLG: 0.359										1	0	1	1	0	0	0						
B.J. Surhoff, L (1, 5) OBP: 0.273, SLG: 0.269										3	0	0	0	1	0	0						
John Jaha, R (1, 3) OBP: 0.306, SLG: 0.333										3	0	1	0	0	0	0						
Tom Lampkin, L (6, PH) OBP: 0.314, SLG: 0.333										0	0	0	1	1	0	0						
Mike Fetters, R (9, 1) ERA: 3.13										0	0	0	0	0	0	0						
Dave Nilsson, L (1, 2) OBP: 0.185, SLG: 0.222										3	0	0	0	0	1	3						
Bill Spiers, L (1, 4) OBP: 0.302, SLG: 0.279										2	1	0	0	2	0	4						
Inning Stats	R: 0 E: 0 K: 0 S: 13	H: 2 LOB: 0 BB: 0 P: 21	R: 0 E: 0 K: 1 S: 8	H: 0 LOB: 0 BB: 0 P: 10	R: 0 E: 0 K: 0 S: 9	H: 0 LOB: 1 BB: 2 P: 21	R: 0 E: 0 K: 0 S: 5	H: 0 LOB: 0 BB: 0 P: 7	R: 0 E: 0 K: 0 S: 7	H: 1 LOB: 1 BB: 0 P: 11	R: 1 E: 0 K: 0 S: 9	H: 1 LOB: 0 BB: 0 P: 16	R: 0 E: 0 K: 0 S: 6	H: 0 LOB: 0 BB: 0 P: 10	R: 4 E: 0 K: 0 S: 18	H: 2 LOB: 3 BB: 5 P: 45	R: 1 E: 0 K: 1 S: 11	H: 2 LOB: 2 BB: 1 P: 22	1B: 6 2B: 1 3B: 0 HR: 1	SF: 0 SAC: 2 DP: 1 HBP: 0	WP: 1 PB: 0 SB: 0 CS: 0	PA: 41
PITCHER	IP WLS BF H R ER SO BB IBB HBP BLK WP HR S P ERA WHIP																					
Dave Stewart, R (1, 1) ERA: 4.83	7.0	26	4	1	4	0	3	0	0	0	0	0	8	21	∞	∞						
Mike Timlin, R (8, 1) ERA: 6.09	0.0	4	1	4	4	0	0	0	0	0	0	0	3	4	∞	∞						
Woody Williams, R (8, 1) ERA: 2.37	0.0	1	1	0	0	0	0	0	0	0	0	0	3	4	∞	∞						
Tony Castillo, L (8, 1) ERA: 2.55	0.1	2	0	0	0	0	0	1	0	0	0	0	2	7	0.00	0.000						
Duane Ward, R (8, 1) ERA: 2.27	0.2	3	0	0	0	0	1	0	0	0	0	0	5	13	0.00	1.500						

Toronto Blue Jays @ Milwaukee Brewers
Milwaukee County Stadium, Milwaukee, WI

AB 31
R 6
H 8
RBI 6
BB 8
SO 2
LOB 13



Fri Jun 25 1993, 8:05 PM EDT
Att: 39,308 - Unknown - 80 F

Batter	1	2	3	4	5	6	7	8	9	AB	R	H	RBI	BB	SO	LOB	TOP					
Devon White, S (1, 8) OBP: 0.360, SLG: 0.507	F9		K			F9		P3		4	0	0	0	0	1	2						
Roberto Alomar, S (1, 4) OBP: 0.382, SLG: 0.446	G6-3			G6-4-3 1B		L7		L6		4	0	1	0	0	0	1						
Paul Molitor, R (1, 10) OBP: 0.408, SLG: 0.475	F8			G6-4-3 1B		G6-3			L8	4	0	1	0	0	0	1						
Joe Carter, R (1, 9) OBP: 0.329, SLG: 0.559		F9		G6-4-3 1B		G5-3			HR	4	1	1	1	0	0	2						
John Olerud, L (1, 3) OBP: 0.498, SLG: 0.685		P4		P4		F8			P4	4	0	0	0	0	0	1						
Tony Fernandez, S (1, 6) OBP: 0.351, SLG: 0.404		B5-3				L3			L9	4	0	1	0	0	0	0						
Ed Sprague, R (1, 5) OBP: 0.301, SLG: 0.419			F8			L7		G4-3		3	0	0	0	0	0	0						
Pat Borders, R (1, 2) OBP: 0.273, SLG: 0.378			G6-3			P4			F8	4	1	1	0	0	0	2						
Turner Ward, S (1, 7) OBP: 0.308, SLG: 0.392									HR	2	1	2	2	1	0	0						
Inning Stats	R: 0 E: 0 K: 0 S: 5	H: 0 LOB: 0 BB: 0 P: 10	R: 0 E: 0 K: 0 S: 4	H: 0 LOB: 0 BB: 0 P: 7	R: 0 E: 0 K: 1 S: 13	H: 0 LOB: 1 BB: 1 P: 21	R: 0 E: 0 K: 0 S: 5	H: 2 LOB: 1 BB: 0 P: 8	R: 0 E: 0 K: 0 S: 5	H: 0 LOB: 0 BB: 0 P: 9	R: 0 E: 0 K: 0 S: 11	H: 1 LOB: 1 BB: 0 P: 17	R: 0 E: 0 K: 0 S: 4	H: 0 LOB: 0 BB: 0 P: 6	R: 2 E: 0 K: 0 S: 11	H: 2 LOB: 0 BB: 0 P: 15	R: 1 E: 0 K: 0 S: 12	H: 2 LOB: 2 BB: 0 P: 15	1B: 4 2B: 1 3B: 0 HR: 2	SF: 0 SAC: 0 DP: 1 HBP: 1	WP: 0 PB: 0 SB: 0 CS: 0	PA: 35
PITCHER	IP	WLS	BF	H	R	ER	SO	BB	IBB	HBP	BLK	WP	HR	S	P	ERA	WHIP					
21 Cal Eldred, R (1, 1) ERA: 3.62	8.2	L	33	7	3	3	1	1	0	0	0	0	2	66	103	3.12	0.923					
Jim Austin, R (9, 1) ERA: 4.18	0.1		2	0	0	0	0	0	0	1	0	0	0	4	5	0.00	0.000					

Toronto Blue Jays @ Milwaukee Brewers
 Milwaukee County Stadium, Milwaukee, WI
 Sat Jun 26 1993, 8:05 PM EDT
 Att: 45,173 - Unknown - 81 F

AB	33
R	3
H	7
RBI	3
BB	1
SO	1
LOB	9



Batter	1	2	3	4	5	6	7	8	9	AB	R	H	RBI	BB	SO	LOB	BOTTOM					
Juan Bell, R (1, 6) OBP: 0.322, SLG: 0.356	G4-3		FC5-4 BB		G3		1-H 3-H 1B			3	0	1	1	1	0	2						
Robin Yount, R (1, 8) OBP: 0.340, SLG: 0.393	G4-3		FC5-4		G6-3		K			4	0	0	1	0	1	5						
Darryl Hamilton, L (1, 9) OBP: 0.377, SLG: 0.390	G3-1		B5			1-2 CS 1B			4-2 BB	3	0	1	0	1	0	2						
Greg Vaughn, R (1, 7) OBP: 0.381, SLG: 0.544		P2		G6-3		1 SAFE 2-3 K		F8		4	0	0	0	0	1	2						
Kevin Reimer, L (1, 10) OBP: 0.304, SLG: 0.431		K		K		4-0 BB		L8		3	0	0	0	1	2	1						
B.J. Surhoff, L (1, 5) OBP: 0.288, SLG: 0.264		P5		G4-3		1-2 BB		P5		4	0	0	0	0	1	2						
John Jaha, R (1, 3) OBP: 0.309, SLG: 0.333			BB FC5-4 1B		SH3-4 BB		F8		K	3	1	1	0	1	1	0						
Dave Nilsson, L (1, 2) OBP: 0.206, SLG: 0.231			L7		SH3-4 BB				K	2	0	1	0	1	0	1						
William Suero, R (7, PR) OBP: 0.288, SLG: 0.231										0	0	0	0	0	0	0						
Joe Kmak, R (8, 2) OBP: 0.313, SLG: 0.275										0	0	0	0	0	0	0						
Tom Lampkin, L (9, PH) OBP: 0.310, SLG: 0.328										1	0	0	0	0	1	0						
Bill Spiers, L (1, 4) OBP: 0.308, SLG: 0.286					SH3-4					2	1	2	0	0	0	0						
Tom Brunansky, R (9, PH) OBP: 0.274, SLG: 0.301			FC5-4 BB		SH3-4		1-3 1B		F8	1	0	0	0	0	0	0						
Inning Stats	R: 0 E: 0 K: 0 S: 4	H: 0 LOB: 0 BB: 0 P: 5	R: 0 E: 0 K: 1 S: 5	H: 0 LOB: 0 BB: 0 P: 7	R: 1 E: 0 K: 0 S: 9	H: 2 LOB: 2 BB: 1 P: 19	R: 0 E: 0 K: 1 S: 8	H: 0 LOB: 0 BB: 0 P: 12	R: 0 E: 0 K: 0 S: 10	H: 0 LOB: 2 BB: 2 P: 23	R: 0 E: 0 K: 1 S: 8	H: 1 LOB: 1 BB: 1 P: 15	R: 1 E: 0 K: 1 S: 12	H: 3 LOB: 1 BB: 0 P: 15	R: 0 E: 0 K: 1 S: 12	H: 0 LOB: 1 BB: 1 P: 20	R: 0 E: 0 K: 2 S: 7	H: 0 LOB: 0 BB: 0 P: 11	1B: 6 2B: 0 3B: 0 HR: 0	SF: 0 SAC: 1 DP: 0 HBP: 0	WP: 0 PB: 0 SB: 0 CS: 3	PA: 36
PITCHER	IP	WLS	BF	H	R	ER	SO	BB	IBB	HBP	BLK	WP	HR	S	P	ERA	WHIP					
Juan Guzman, R (1, 1) ERA: 4.69	8.0	W	33	6	2	2	5	5	0	0	0	0	0	68	116	2.25	1.375					
Duane Ward, R (9, 1) ERA: 2.2	1.0	S	3	0	0	0	2	0	0	0	0	0	0	7	11	0.00	0.000					

Toronto Blue Jays @ Milwaukee Brewers
 Milwaukee County Stadium, Milwaukee, WI
 Sat Jun 26 1993, 8:05 PM EDT
 Att: 45,173 - Unknown - 81 F

AB	30
R	2
H	6
RBI	2
BB	5
SO	7
LOB	15



Batter	1	2	3	4	5	6	7	8	9	AB	R	H	RBI	BB	SO	LOB	TOP					
Devon White, S (1, 8) OBP: 0.361, SLG: 0.516	P5		1B			HR	L4	G4-3		5	2	2	1	0	0	1						
Roberto Alomar, S (1, 4) OBP: 0.383, SLG: 0.443	F7		1B			G6-3	CS		K2-3	4	0	1	0	1	1	0						
Paul Molitor, R (1, 10) OBP: 0.405, SLG: 0.474	K		G5-3			P6	HR		G3-1	5	1	1	0	0	1	1						
Joe Carter, R (1, 9) OBP: 0.330, SLG: 0.565		L8	F8			2B			K	4	2	1	2	1	1	1						
John Olerud, L (1, 3) OBP: 0.505, SLG: 0.696		1B				2B				3	0	3	1	1	0	0						
Tony Fernandez, S (1, 6) OBP: 0.346, SLG: 0.397	P4					G1-3				4	0	0	0	0	0	4						
Ed Sprague, R (1, 5) OBP: 0.308, SLG: 0.421		FC6-4				1B			G6-3	3	0	2	0	1	0	0						
Pat Borders, R (1, 2) OBP: 0.268, SLG: 0.371	FC6-4					L8			P3	4	0	0	0	0	0	5						
Turner Ward, S (1, 7) OBP: 0.316, SLG: 0.390			G4-3			K				3	0	1	0	1	1	2						
Inning Stats	R: 0 E: 0 K: 1 S: 8	H: 0 LOB: 0 BB: 0 P: 14	R: 0 E: 0 K: 0 S: 7	H: 2 LOB: 2 BB: 0 P: 11	R: 1 E: 0 K: 0 S: 12	H: 2 LOB: 1 BB: 0 P: 18	R: 0 E: 0 K: 1 S: 13	H: 1 LOB: 2 BB: 1 P: 24	R: 2 E: 0 K: 0 S: 12	H: 2 LOB: 1 BB: 1 P: 21	R: 0 E: 0 K: 0 S: 5	H: 1 LOB: 0 BB: 1 P: 10	R: 2 E: 0 K: 0 S: 12	H: 2 LOB: 1 BB: 2 P: 24	R: 0 E: 0 K: 0 S: 7	H: 1 LOB: 1 BB: 0 P: 10	R: 0 E: 0 K: 2 S: 8	H: 0 LOB: 0 BB: 0 P: 9	1B: 6 2B: 3 3B: 0 HR: 2	SF: 0 SAC: 0 DP: 1 HBP: 0	WP: 0 PB: 0 SB: 1 CS: 2	PA: 41
PITCHER	IP	WLS	BF	H	R	ER	SO	BB	IBB	HBP	BLK	WP	HR	S	P	ERA	WHIP					
Bill Wegman, R (1, 1) ERA: 4.02	5.0	L	24	7	3	3	2	2	0	0	0	0	1	52	88	5.40	1.800					
Mike Fetters, R (6, 1) ERA: 3.65	1.2		8	3	2	2	0	3	0	0	0	0	1	15	31	10.80	3.600					
Graeme Lloyd, L (7, 1) ERA: 1.76	1.1		5	1	0	0	0	0	0	0	0	0	0	9	13	0.00	0.750					
Doug Henry, R (9, 1) ERA: 4.08	1.0		3	0	0	0	2	0	0	0	0	0	0	8	9	0.00	0.000					

Toronto Blue Jays @ Milwaukee Brewers
 Milwaukee County Stadium, Milwaukee, WI
 Sun Jun 27 1993, 4:33 AM EDT
 Att: 45,580 - Sunny - 77 F

AB	35
R	5
H	11
RBI	4
BB	5
SO	4
LOB	14



Batter	1	2	3	4	5	6	7	8	9	AB	R	H	RBI	BB	SO	LOB	BOTTOM				
Darryl Hamilton, L (1, 9) OBP: 0.379, SLG: 0.389	F7		BB			G6-3		BB		3	1	1	0	1	0	0					
Robin Yount, R (1, 8) OBP: 0.333, SLG: 0.384	K2-3		K			K		K		4	0	0	0	0	4	3					
B.J. Surhoff, L (1, 5) OBP: 0.272, SLG: 0.265	G4-3				L8			1B		3	2	1	0	1	0	0					
Greg Vaughn, R (1, 7) OBP: 0.383, SLG: 0.548		L8			G5-3			2B		4	1	2	1	0	0	0					
Kevin Reimer, L (1, 10) OBP: 0.303, SLG: 0.430	K				G4-3			SF9		3	0	1	1	0	1	0					
Dickie Thorn, R (1, 6) OBP: 0.337, SLG: 0.356	G5-3					P9		G6-3		4	0	1	1	0	0	1					
Tom Lampkin, L (1, 2) OBP: 0.293, SLG: 0.313			L9			G4-3		SF7		3	0	0	1	0	0	0					
John Jaha, R (1, 3) OBP: 0.308, SLG: 0.329					G5-3			F7		3	0	0	0	1	0	2					
Bill Spiers, L (1, 4) OBP: 0.304, SLG: 0.282										3	0	0	0	0	1	3					
Tom Brunansky, R (9, PH) OBP: 0.273, SLG: 0.299	K					G3-1		G4-3		1	0	0	0	0	1	0					
Inning Stats	R: 0 E: 0 K: 1 S: 7	H: 0 LOB: 0 BB: 0 P: 10	R: 0 E: 0 K: 1 S: 9	H: 0 LOB: 0 BB: 0 P: 11	R: 0 E: 0 K: 2 S: 7	H: 0 LOB: 2 BB: 2 P: 16	R: 0 E: 0 K: 0 S: 5	H: 0 LOB: 0 BB: 0 P: 11	R: 0 E: 0 K: 1 S: 10	H: 0 LOB: 0 BB: 0 P: 17	R: 2 E: 0 K: 0 S: 11	H: 4 LOB: 2 BB: 0 P: 17	R: 2 E: 0 K: 1 S: 15	H: 2 LOB: 1 BB: 1 P: 26	R: 0 E: 0 K: 1 S: 7	H: 0 LOB: 0 BB: 0 P: 7	1B: 5 2B: 1 3B: 0 HR: 0	SF: 2 SAC: 0 DP: 0 HBP: 0	WP: 0 PB: 0 SB: 1 CS: 0	PA: 36	
PITCHER	IP	WLS	BF	H	R	ER	SO	BB	IBB	HBP	BLK	WP	HR	S	P	ERA	WHIP				
Jack Morris, R (1, 1) ERA: 7.68	6.1	W	25	4	2	2	5	2	0	0	0	0	0	55	89	2.84	0.947				
Danny Cox, R (7, 1) ERA: 2.47	1.0		5	1	2	2	1	1	0	0	0	0	0	12	23	18.00	2.000				
Duane Ward, R (8, 1) ERA: 2.1	1.2	S	6	1	0	0	1	0	0	0	0	0	0	13	16	0.00	0.600				

Toronto Blue Jays @ Milwaukee Brewers
 Milwaukee County Stadium, Milwaukee, WI
 Sun Jun 27 1993, 4:33 AM EDT
 Att: 45,580 - Sunny - 77 F

AB	31
R	4
H	6
RBI	4
BB	3
SO	7
LOB	9



Batter	1	2	3	4	5	6	7	8	9	AB	R	H	RBI	BB	SO	LOB	TOP				
Darryl Hamilton, L (1, 8) OBP: 0.375, SLG: 0.385	L7		1B FC6-4		L4		G3-1		G3	5	1	1	0	0	0	3					
Robin Yount, R (1, 3) OBP: 0.332, SLG: 0.381 John Jaha, R (9, 3) OBP: 0.308, SLG: 0.329	G6-3		1B FC6-4		P4				G6-3	4	0	1	0	0	0	1					
Greg Vaughn, R (1, 7) OBP: 0.361, SLG: 0.543	G6-3		1B FC6-4		1B				F7	4	0	1	1	0	0	1					
Kevin Reimer, L (1, 10) OBP: 0.306, SLG: 0.443		G1-3	1B		P8				HR	4	1	2	1	0	0	2					
Tom Brunansky, R (1, 9) OBP: 0.272, SLG: 0.311	1B	G5-3	1B		P5				F7	4	1	1	0	0	0	2					
Dickie Thon, R (1, 6) OBP: 0.341, SLG: 0.366	1B			G3-1		G6-3			FC2-5	4	0	2	1	0	0	0					
B.J. Surhoff, L (1, 5) OBP: 0.276, SLG: 0.269	1B			1B		K			FC2-5	4	0	2	0	0	1	1					
Dave Nilsson, L (1, 2) OBP: 0.194, SLG: 0.217	G1-6-3			G4-6-3					K	4	0	0	0	0	1	4					
Bill Spiers, L (1, 4) OBP: 0.303, SLG: 0.282			G6-3		1B				E4	4	0	1	0	0	1	1					
Inning Stats	R: 0 E: 0 K: 0 S: 7	H: 0 LOB: 0 BB: 0 P: 8	R: 1 E: 0 K: 0 S: 8	H: 3 LOB: 1 BB: 0 P: 13	R: 1 E: 0 K: 0 S: 12	H: 3 LOB: 2 BB: 0 P: 15	R: 0 E: 0 K: 0 S: 9	H: 1 LOB: 0 BB: 0 P: 14	R: 0 E: 0 K: 1 S: 12	H: 2 LOB: 0 BB: 0 P: 16	R: 0 E: 0 K: 1 S: 6	H: 0 LOB: 0 BB: 0 P: 9	R: 1 E: 0 K: 0 S: 6	H: 1 LOB: 0 BB: 0 P: 8	R: 0 E: 1 K: 1 S: 14	H: 1 LOB: 2 BB: 0 P: 20	1B: 8 2B: 1 HR: 1	SF: 0 SAC: 0 DP: 2 HBP: 0	WP: 0 PB: 0 CS: 0	PA: 37	
PITCHER	IP	WLS	BF	H	R	ER	SO	BB	IBB	HBP	BLK	WP	HR	S	P	ERA	WHIP				
Paul Quantrill, R (1, 1) ERA: 3.03	8.0		32	10	3	3	2	0	0	0	0	0	1	68	94	3.38	1.250				
Greg Harris, R (9, 1) ERA: 2.75	1.0	W	5	1	0	0	1	0	0	0	0	0	0	14	20	0.00	1.000				

Milwaukee Brewers @ Boston Red Sox
Fenway Park, Boston, MA
Mon Jun 28 1993, 7:05 PM EDT
Att: 27,982 - Unknown - 81 F

AB 37
R 3
H 11
RBI 3
BB 0
SO 3
LOB 15



Batter	1	2	3	4	5	6	7	8	9	AB	R	H	RBI	BB	SO	LOB	BOTTOM					
Scott Fletcher, R (1, 4) OBP: 0.363, SLG: 0.448	G5-3		G6-3		HR					3	1	1	1	1	0	0						
Billy Hatcher, R (1, 8) OBP: 0.348, SLG: 0.411	HR		G6-3		G1-3			L4		4	1	1	1	0	0	2						
Mike Greenwell, L (1, 7) OBP: 0.366, SLG: 0.476	G4-3		L9			L7		PO		4	1	1	0	0	0	0						
Andre Dawson, R (1, 10) OBP: 0.261, SLG: 0.328 Ivan Calderon, R (9, PR) OBP: 0.301, SLG: 0.307	F7			G4-3		P6			1B	4	0	2	0	0	0	0						
Mo Vaughn, L (1, 3) OBP: 0.408, SLG: 0.502		L9		G4-3		K			1B	3	0	1	0	1	1	1						
Bob Zupic, R (1, 9) OBP: 0.366, SLG: 0.419 Ernest Riles, L (9, PH) OBP: 0.296, SLG: 0.351	L7			K			F9		K	3	0	0	0	0	1	2						
Scott Cooper, L (1, 5) OBP: 0.377, SLG: 0.402	L9			L8			F7		1B	4	0	1	2	0	0	2						
John Valentin, R (1, 6) OBP: 0.299, SLG: 0.358					G6-3		K			2	0	0	0	1	1	0						
Tony Peña, R (1, 2) OBP: 0.229, SLG: 0.218 Steve Lyons, L (8, PH) OBP: 0.250, SLG: 0.214 Bob Melvin, R (9, 2) OBP: 0.298, SLG: 0.337	K				G5-3			L4		2	0	0	0	0	1	2						
Inning Stats	R: 1 E: 0 K: 0 S: 8	H: 1 LOB: 2 BB: 1 P: 11	R: 0 E: 0 K: 1 S: 8	H: 1 LOB: 1 BB: 1 P: 14	R: 0 E: 0 K: 0 S: 9	H: 0 LOB: 0 BB: 0 P: 15	R: 0 E: 0 K: 1 S: 11	H: 1 LOB: 1 BB: 0 P: 17	R: 1 E: 0 K: 0 S: 8	H: 1 LOB: 0 BB: 0 P: 12	R: 0 E: 0 K: 1 S: 6	H: 0 LOB: 0 BB: 0 P: 8	R: 0 E: 0 K: 1 S: 5	H: 0 LOB: 0 BB: 0 P: 9	R: 0 E: 0 K: 0 S: 8	H: 1 LOB: 1 BB: 1 P: 13	R: 2 E: 0 K: 1 S: 9	H: 3 LOB: 2 BB: 1 P: 17	1B: 3 2B: 4 HR: 2	SF: 0 SAC: 0 DP: 1 HBP: 0	WP: 0 PB: 0 CS: 0	PA: 35
PITCHER	IP	WLS	BF	H	R	ER	SO	BB	IBB	HBP	BLK	WP	HR	S	P	ERA	WHIP					
Ricky Bones, R (1, 1) ERA: 4.82	7.0		26	4	2	2	4	1	0	0	0	0	0	8	13	0.00	3.000					
Jim Austin, R (8, 1) ERA: 4.07	0.2		3	1	0	0	0	1	0	0	0	0	0	8	13	0.00	3.000					
Jesse Orosco, L (8, 1) ERA: 3.63	0.1	L	4	2	1	1	1	0	0	0	0	0	0	1	1	27.00	3.000					
Doug Henry, R (9, 1) ERA: 4.34	0.1	L	4	2	1	1	1	0	1	0	0	0	0	8	16	27.00	6.000					

Milwaukee Brewers @ Boston Red Sox
Fenway Park, Boston, MA
Mon Jun 28 1993, 7:05 PM EDT
Att: 27,982 - Unknown - 81 F

AB 31
R 4
H 8
RBI 4
BB 3
SO 5
LOB 12



Batter	1	2	3	4	5	6	7	8	9	AB	R	H	RBI	BB	SO	LOB	TOP										
Bill Spiers, L OBP: 0.301, SLG: 0.276 (1,4)	F9	E5		L6					E4 1B SH1-4 FC4-6	4	1	0	1	1	0	2	Milwaukee Brewers @ Boston Red Sox Fenway Park, Boston, MA Tue Jun 29 1993, 7:05 PM EDT Att: 30,395 - Unknown - 78 F										
Robin Yount, R OBP: 0.325, SLG: 0.374 (1,8)	K	SF9			G4-3	FC6-4			SH1-4	3	0	0	1	0	1	2											
Greg Vaughn, R OBP: 0.376, SLG: 0.537 (1,7)	K	K			G5-3				FC4-6 1B	5	0	1	0	0	3	2											
Kevin Reimer, L OBP: 0.307, SLG: 0.440 (1,10)			G6-3						FC4-6 1B	4	2	1	1	1	1	1											
Tom Brunansky, R OBP: 0.276, SLG: 0.315 (1,9)			G5-3						K	4	1	1	1	1	1	1											
Dickie Thon, R OBP: 0.345, SLG: 0.365 (8,5)									K	3	2	1	0	1	1	3											
B.J. Surhoff, L OBP: 0.279, SLG: 0.273 (8,3)									K	4	1	2	2	0	0	2											
John Jaha, R OBP: 0.305, SLG: 0.325 (8, PH)									K	3	0	0	0	0	1	3											
Darryl Hamilton, L OBP: 0.375, SLG: 0.385 (8, PH)									K	0	0	0	0	0	0	0											
Tom Lampkin, L OBP: 0.289, SLG: 0.308 (8, PH)									K	1	0	0	0	0	0	1											
Juan Bell, R OBP: 0.322, SLG: 0.356 (8,6)									K	0	0	0	0	0	0	0											
Dave Nilsson, L OBP: 0.211, SLG: 0.222 (1,2)									K	3	0	1	1	1	1	1											
Inning Stats	R: 0 E: 0 K: 2 S: 10	H: 0 LOB: 0 BB: 0 P: 16	R: 4 E: 2 K: 2 S: 18	H: 1 LOB: 2 BB: 3 P: 38	R: 0 E: 0 K: 0 S: 7	H: 0 LOB: 1 BB: 1 P: 14	R: 0 E: 0 K: 0 S: 6	H: 0 LOB: 0 BB: 0 P: 12	R: 1 E: 0 K: 1 S: 11	H: 2 LOB: 1 BB: 1 P: 15	R: 0 E: 0 K: 2 S: 8	H: 0 LOB: 0 BB: 0 P: 15	R: 1 E: 0 K: 0 S: 10	H: 2 LOB: 1 BB: 0 P: 12	R: 1 E: 0 K: 1 S: 14	H: 1 LOB: 1 BB: 0 P: 24	1B: 6 2B: 1 3B: 0 HR: 0	SF: 1 SAC: 1 DP: 0 HBP: 0	WP: 1 PB: 0 SB: 0 CS: 0	PA: 41							
PITCHER	IP	WLS	BF	H	R	ER	SO	BB	IBB	HBP	BLK	WP	HR	S	P	ERA	WHIP										
Aaron Sele, R ERA: 1.42 (1,1)	5.2		28	4	5	2	6	5	0	0	0	1	0	60	111	3.18	1.588										
Scott Bankhead, R ERA: 2.91 (6,1)	1.1		4	0	0	0	2	0	0	0	0	0	0	9	18	0.00	0.000										
Greg Harris, R ERA: 2.85 (8,1)	1.1	L	7	3	2	1	0	0	0	0	0	0	0	18	26	6.75	2.250										
Tony Fossas, L ERA: 4.2 (9,1)	0.1		1	0	0	0	0	0	0	0	0	0	0	3	6	0.00	0.000										
Jeff Russell, R ERA: 1.88 (9,1)	0.1		1	0	0	0	1	0	0	0	0	0	0	3	4	0.00	0.000										

Batter	1	2	3	4	5	6	7	8	9	AB	R	H	RBI	BB	SO	LOB	BOTTOM										
Scott Fletcher, R OBP: 0.359, SLG: 0.441 (1,4)			FC6-4		G5-3				L7	5	0	1	1	0	0	3	Milwaukee Brewers @ Boston Red Sox Fenway Park, Boston, MA Tue Jun 29 1993, 7:05 PM EDT Att: 30,395 - Unknown - 78 F										
Billy Hatcher, R OBP: 0.348, SLG: 0.412 (1,8)									K	4	1	1	0	1	2	2											
Mike Greenwell, L OBP: 0.364, SLG: 0.472 (1,7)									K	4	1	1	1	0	0	2											
Andre Dawson, R OBP: 0.260, SLG: 0.327 (1,10)									K	4	0	1	0	0	1	4											
Mo Vaughn, L OBP: 0.406, SLG: 0.510 (1,3)									K	4	1	1	3	0	0	1											
Ivan Calderon, R OBP: 0.300, SLG: 0.302 (1,9)									K	3	0	0	0	1	1	0											
Carlos Quintana, R OBP: 0.336, SLG: 0.299 (9,9)									K	0	0	0	0	0	0	0											
Scott Cooper, L OBP: 0.371, SLG: 0.395 (1,5)									K	4	0	0	0	0	1	2											
John Valentin, R OBP: 0.302, SLG: 0.372 (1,6)									K	3	2	1	1	1	2	0											
Tony Peña, R OBP: 0.238, SLG: 0.234 (1,2)									K	2	1	2	0	0	0	0											
Ernest Riles, L OBP: 0.303, SLG: 0.368 (9, PH)									K	1	0	1	0	0	0	0											
Bob Zupcic, R OBP: 0.366, SLG: 0.419 (9, PR)									K	0	0	0	0	0	0	0											
Inning Stats	R: 0 E: 0 K: 0 S: 6	H: 1 LOB: 0 BB: 0 P: 7	R: 0 E: 0 K: 1 S: 10	H: 0 LOB: 0 BB: 0 P: 13	R: 0 E: 0 K: 1 S: 16	H: 1 LOB: 1 BB: 0 P: 22	R: 3 E: 1 K: 1 S: 12	H: 2 LOB: 0 BB: 0 P: 16	R: 1 E: 0 K: 1 S: 7	H: 0 LOB: 0 BB: 1 P: 13	R: 0 E: 0 K: 1 S: 12	H: 1 LOB: 2 BB: 1 P: 22	R: 2 E: 0 K: 0 S: 9	H: 3 LOB: 1 BB: 1 P: 17	R: 0 E: 0 K: 0 S: 6	H: 0 LOB: 0 BB: 0 P: 7	R: 0 E: 0 K: 2 S: 11	H: 1 LOB: 1 BB: 0 P: 17	1B: 4 2B: 3 3B: 0 HR: 2	SF: 0 SAC: 1 DP: 2 HBP: 0	WP: 1 PB: 0 SB: 0 CS: 0	PA: 38					
PITCHER	IP	WLS	BF	H	R	ER	SO	BB	IBB	HBP	BLK	WP	HR	S	P	ERA	WHIP										
Jaime Navarro, R ERA: 4.39 (1,1)	5.2		24	5	4	3	4	2	1	0	0	0	1	11	20	27.00	4.500										
Graeme Lloyd, L ERA: 2.19 (6,1)	0.2		6	3	2	2	1	0	1	0	0	0	1	11	20	27.00	4.500										
Mike Fetters, R ERA: 3.42 (7,1)	1.2	W	4	0	0	0	0	0	0	0	0	0	0	7	9	0.00	0.000										
Doug Henry, R ERA: 4.2 (9,1)	1.0	S	4	1	0	0	2	0	0	0	0	0	0	11	17	0.00	1.000										



Batter	1	2	3	4	5	6	7	8	9	AB	R	H	RBI	BB	SO	LOB	TOP										
Juan Bell, R OBP: 0.314, SLG: 0.345 (1, 6)	F8		L1-3		P6			L8		4	0	0	0	0	0	1	Milwaukee Brewers @ Boston Red Sox Fenway Park, Boston, MA Wed Jun 30 1993, 7:05 PM EDT Att: 28,050 - Unknown - 76 F										
Robin Yount, R OBP: 0.329, SLG: 0.393 (1, 8)	2B		HR		G5-3			G5-3		4	2	2	1	0	0	1											
Greg Vaughn, R OBP: 0.373, SLG: 0.529 (1, 7)	K		F7				K	F7		4	0	0	0	0	2	1											
Kevin Reimer, L OBP: 0.307, SLG: 0.441 (1, 10)	1-H				F9		L6		K	4	0	1	1	0	1	0											
Tom Brunansky, R OBP: 0.275, SLG: 0.320 (1, 9)	F7				G6-3			G5-3		4	0	1	0	0	0	1											
B.J. Surhoff, L OBP: 0.276, SLG: 0.270 (9, PH)							P4			3	0	0	0	0	0	1											
Joe Kmak, R OBP: 0.310, SLG: 0.272 (9, PH)								G5-3		1	0	0	0	0	0	0											
Dave Nilsson, L OBP: 0.203, SLG: 0.213 (1, 2)	L9				F9			F9		3	0	0	0	0	0	1											
John Jaha, R OBP: 0.309, SLG: 0.333 (1, 3)	K				SH1-4			2B		3	0	2	0	0	1	0											
Bill Spiers, L OBP: 0.298, SLG: 0.274 (1, 4)					F8			L1		2	0	0	0	0	0	1											
Inning Stats	R: 1 E: 0 K: 1 S: 15	H: 2 LOB: 1 BB: 0 P: 17	R: 0 E: 0 K: 1 S: 10	H: 0 LOB: 0 BB: 0 P: 14	R: 1 E: 0 K: 0 S: 10	H: 1 LOB: 0 BB: 0 P: 14	R: 0 E: 0 K: 0 S: 10	H: 1 LOB: 1 BB: 0 P: 11	R: 0 E: 0 K: 1 S: 6	H: 0 LOB: 0 BB: 0 P: 11	R: 0 E: 0 K: 0 S: 9	H: 1 LOB: 1 BB: 0 P: 12	R: 0 E: 0 K: 0 S: 5	H: 0 LOB: 0 BB: 0 P: 7	R: 0 E: 0 K: 1 S: 8	H: 0 LOB: 0 BB: 0 P: 13	1B: 2 2B: 3 3B: 0 HR: 1	SF: 0 SAC: 1 DP: 0 HBP: 0	WP: 0 PB: 0 SB: 0 CS: 0	PA: 33							
PITCHER	IP	WLS	BF	H	R	ER	SO	BB	IBB	HBP	BLK	WP	HR	S	P	ERA	WHIP										
Danny Darwin, R ERA: 3.24 (1, 1)	8.0	W	30	6	2	2	3	0	0	0	0	0	1	71	94	2.25	0.750										
Ken Ryan, R ERA: 3.63 (9, 1)	1.0		3	0	0	0	1	0	0	0	0	0	0	8	13	0.00	0.000										

Batter	1	2	3	4	5	6	7	8	9	AB	R	H	RBI	BB	SO	LOB	BOTTOM										
Scott Fletcher, R OBP: 0.350, SLG: 0.429 (1, 4)	L6		P5		K			F8		5	0	0	0	0	1	3	Milwaukee Brewers @ Boston Red Sox Fenway Park, Boston, MA Wed Jun 30 1993, 7:05 PM EDT Att: 28,050 - Unknown - 76 F										
Billy Hatcher, R OBP: 0.353, SLG: 0.416 (1, 8)	P6				G6-3			1B		5	3	3	1	0	0	0											
Mike Greenwell, L OBP: 0.365, SLG: 0.473 (1, 7)	G4-3				G4-3			F8		4	1	1	2	1	0	1											
Andre Dawson, R OBP: 0.265, SLG: 0.330 (7, PR)								1B		4	1	2	1	0	2	0											
Bob Zupic, R OBP: 0.366, SLG: 0.419 (8, PH)								1B		0	1	0	0	0	0	0											
Ivan Calderon, R OBP: 0.299, SLG: 0.300 (8, PH)								1B		1	0	0	0	0	1	1											
Mo Vaughn, L OBP: 0.407, SLG: 0.508 (7, PR)								1B		3	1	1	1	1	1	0											
Steve Lyons, L OBP: 0.235, SLG: 0.200 (8, 9)								1B		1	0	0	0	0	0	1											
Carlos Quintana, R OBP: 0.344, SLG: 0.310 (8, 3)								1B		3	1	3	3	0	0	0											
Bob Melvin, R OBP: 0.296, SLG: 0.333 (1, 2)	F8							F9		4	1	1	0	0	0	4											
Scott Cooper, L OBP: 0.377, SLG: 0.405 (1, 5)										4	2	3	2	0	0	0											
John Valentin, R OBP: 0.306, SLG: 0.372 (1, 6)										3	1	1	2	1	0	2											
Inning Stats	R: 0 E: 0 K: 0 S: 5	H: 0 LOB: 0 BB: 0 P: 9	R: 0 E: 0 K: 2 S: 9	H: 1 LOB: 1 BB: 0 P: 17	R: 0 E: 0 K: 0 S: 10	H: 0 LOB: 0 BB: 0 P: 11	R: 0 E: 0 K: 1 S: 7	H: 0 LOB: 0 BB: 0 P: 11	R: 3 E: 0 K: 1 S: 11	H: 4 LOB: 0 BB: 0 P: 17	R: 3 E: 0 K: 0 S: 13	H: 4 LOB: 2 BB: 1 P: 25	R: 3 E: 0 K: 0 S: 10	H: 3 LOB: 1 BB: 1 P: 19	R: 3 E: 0 K: 1 S: 11	H: 3 LOB: 1 BB: 1 P: 20	1B: 13 2B: 2 3B: 0 HR: 0	SF: 1 SAC: 0 DP: 0 HBP: 0	WP: 0 PB: 0 SB: 0 CS: 1	PA: 41							
PITCHER	IP	WLS	BF	H	R	ER	SO	BB	IBB	HBP	BLK	WP	HR	S	P	ERA	WHIP										
Angel Miranda, L ERA: 3.97 (1, 1)	4.1	L	17	4	3	3	3	0	0	0	0	0	0	19	35	18.00	3.000										
Mike Ignasiak, R ERA: 4.91 (7, 1)	2.0		12	6	4	4	1	0	1	0	0	0	0	8	16	27.00	4.500										
Mike Fetters, R ERA: 4.0 (8, 1)	1.0		7	3	3	3	1	1	0	0	0	0	0	11	20	27.00	4.000										

Batter	1	2	3	4	5	6	7	8	9	AB	R	H	RBI	BB	SO	LOB	TOP				
Bill Doran, S OBP: 0.288, SLG: 0.288 (1, 4)	L7		1B		G6-3	2B	CS	P6		5	2	2	1	0	0	0	Milwaukee Brewers @ Minnesota Twins Hubert H. Humphrey Metrodome, Minneapolis, MN Fri Jul 02 1993, 8:05 PM EDT Att: 24,073 - Dome				
Robin Yount, R OBP: 0.330, SLG: 0.399 (1, 8)	K		1B		F9	2B		G5-3		5	1	2	2	0	1	0					
Greg Vaughn, R OBP: 0.380, SLG: 0.541 (1, 7)	2B		1B		F9	2B		1B		5	0	4	2	0	0	0					
Kevin Reimer, L OBP: 0.305, SLG: 0.440 (1, 10)	G4-3		FC1		FC1	2B		P4		5	1	1	0	0	0	5					
Tom Brunansky, R OBP: 0.273, SLG: 0.312 (1, 9)			G5-4-3						L6	4	1	0	0	1	0	4					
Dickie Thon, R OBP: 0.346, SLG: 0.385 (1, 6)	G6-3								F9	5	2	2	1	0	0	2					
B.J. Surhoff, L OBP: 0.274, SLG: 0.272 (1, 5)	L7			HR					G4-3	5	1	1	3	0	1	0					
John Jaha, R OBP: 0.308, SLG: 0.336 (1, 3)			G6-3		G6-3					4	1	1	1	0	0	0					
Joe Knack, R OBP: 0.317, SLG: 0.274 (1, 2)			1B		G6-3					3	1	1	0	1	0	1					
Inning Stats	R: 0 E: 0 K: 1 S: 11	H: 1 LOB: 1 BB: 0 P: 21	R: 0 E: 0 K: 0 S: 5	H: 0 LOB: 0 BB: 0 P: 8	R: 2 E: 0 K: 0 S: 22	H: 4 LOB: 2 BB: 0 P: 35	R: 1 E: 0 K: 1 S: 8	H: 1 LOB: 0 BB: 0 P: 13	R: 0 E: 0 K: 0 S: 5	H: 0 LOB: 0 BB: 0 P: 5	R: 7 E: 1 K: 0 S: 16	H: 7 LOB: 2 BB: 1 P: 32	R: 0 E: 0 K: 0 S: 6	H: 1 LOB: 1 BB: 0 P: 7	R: 0 E: 0 K: 0 S: 8	H: 0 LOB: 0 BB: 0 P: 12	1B: 7 2B: 8 3B: 0 HR: 1	SF: 0 SAC: 0 DP: 1 HBP: 0	WP: 0 PB: 0 SB: 1 CS: 1	PA: 44	
PITCHER	IP	WLS	BF	H	R	ER	SO	BB	IBB	HBP	BLK	WP	HR	S	P	ERA	WHIP				
Jim Deshaies, L ERA: 4.22 (1, 1)	5.0		24	8	6	6	2	1	0	0	0	0	1	55	93	10.80	1.800				
Carl Willis, R ERA: 9.2 (6, 1)	0.1		4	3	2	2	0	0	0	0	0	0	0	5	8	54.00	9.000				
Mike Hartley, R ERA: 4.73 (6, 1)	1.2		8	2	2	2	0	1	0	0	0	0	0	13	30	10.80	1.800				
Larry Casian, L ERA: 0.55 (8, 1)	2.0	W	7	1	0	0	0	0	0	0	0	0	0	14	19	0.00	0.500				

Batter	1	2	3	4	5	6	7	8	9	AB	R	H	RBI	BB	SO	LOB	BOTTOM					
Chip Hale, L OBP: 0.395, SLG: 0.456 (1, 10)	L7		1B		F7			F9		2	1	0	0	1	0	1	Milwaukee Brewers @ Minnesota Twins Hubert H. Humphrey Metrodome, Minneapolis, MN Fri Jul 02 1993, 8:05 PM EDT Att: 24,073 - Dome					
Dave McCarty, R OBP: 0.323, SLG: 0.374 (7, FH)	1B				F7					2	1	1	0	0	0	0						
Chuck Knoblauch, R OBP: 0.359, SLG: 0.319 (1, 4)	1B		HR		P4			K		4	2	2	0	2	1	3						
Kirby Puckett, R OBP: 0.349, SLG: 0.457 (1, 8)	L7		HR		F9					5	2	1	1	1	0	6						
Kent Hrbek, L OBP: 0.350, SLG: 0.458 (1, 3)	2-3		HR		G3					3	1	2	4	0	0	2						
Gene Larkin, S OBP: 0.358, SLG: 0.342 (6, PR) (7, 3)	1B		HR		G3			SH3-4		1	1	0	0	0	0	2						
Dave Winfield, R OBP: 0.290, SLG: 0.389 (1, 9)	K		BB		F9			1B		5	1	2	2	1	1	2						
Brian Harper, R OBP: 0.361, SLG: 0.464 (1, 2)	G6-3		K		K			1B		6	1	3	2	0	1	4						
Shane Mack, R OBP: 0.305, SLG: 0.372 (1, 7)			BB		HR			1B		2	0	1	0	3	1	0						
Mike Pagliarulo, L OBP: 0.327, SLG: 0.467 (1, 5)	FC6-5		K		K			F8		5	0	1	0	0	3	7						
Pat Meares, R OBP: 0.347, SLG: 0.407 (1, 6)	FC6-5		CS		BB			F8		3	1	1	0	2	0	1						
Inning Stats	R: 1 E: 0 K: 1 S: 22	H: 2 LOB: 2 BB: 0 P: 32	R: 0 E: 0 K: 1 S: 10	H: 1 LOB: 0 BB: 0 P: 17	R: 3 E: 0 K: 2 S: 17	H: 3 LOB: 2 BB: 2 P: 31	R: 0 E: 0 K: 0 S: 10	H: 0 LOB: 2 BB: 2 P: 21	R: 1 E: 0 K: 1 S: 12	H: 2 LOB: 3 BB: 2 P: 25	R: 2 E: 0 K: 1 S: 10	H: 1 LOB: 1 BB: 1 P: 18	R: 3 E: 1 K: 0 S: 11	H: 3 LOB: 3 BB: 2 P: 24	R: 0 E: 0 K: 1 S: 7	H: 0 LOB: 0 BB: 0 P: 9	R: 1 E: 0 K: 0 S: 4	H: 2 LOB: 2 BB: 1 P: 8	1B: 10 2B: 1 3B: 0 HR: 3	SF: 0 SAC: 1 DP: 0 HBP: 2	WP: 0 PB: 0 SB: 4 CS: 1	PA: 52
PITCHER	IP	WLS	BF	H	R	ER	SO	BB	IBB	HBP	BLK	WP	HR	S	P	ERA	WHIP					
21 Cal Eldred, R ERA: 3.85 (1, 1)	4.2		28	8	5	5	5	6	0	1	0	0	0	2	68	122	9.64	3.000				
Mike Ignasiak, R ERA: 6.45 (5, 1)	1.0		6	1	2	2	0	1	0	1	0	0	1	10	17	18.00	2.000					
Graeme Lloyd, L ERA: 2.36 (6, 1)	0.1		3	2	2	1	1	0	0	0	0	0	0	5	7	27.00	6.000					
Jim Austin, R ERA: 3.96 (7, 1)	0.2		5	1	1	0	0	1	0	0	0	0	0	7	14	0.00	3.000					
Mike Fetters, R ERA: 4.09 (7, 1)	1.2	L	9	2	1	1	1	1	1	0	0	0	0	13	25	5.40	1.800					

AB	41
R	10
H	14
RBI	10
BB	2
SO	2
LOB	12



Batter	1	2	3	4	5	6	7	8	9	AB	R	H	RBI	BB	SO	LOB	TOP			
Juan Bell, R OBP: 0.317, SLG: 0.364 (1, 6)										4	2	1	1	1	2	0	Milwaukee Brewers @ Minnesota Twins Hubert H. Humphrey Metrodome, Minneapolis, MN Sat Jul 03 1993, 4:33 AM EDT Att: 26,948 - Dome			
Robin Yount, R OBP: 0.333, SLG: 0.403 (1, 8)										3	1	1	0	1	0	0				
Greg Vaughn, R OBP: 0.385, SLG: 0.542 (1, 7)										3	0	2	1	0	0	0				
Kevin Reimer, L OBP: 0.300, SLG: 0.433 (1, 10)										4	0	0	0	0	0	5				
Tom Brunansky, R OBP: 0.273, SLG: 0.311 (1, 9)										4	0	1	1	0	0	4				
B.J. Surhoff, L OBP: 0.276, SLG: 0.276 (1, 5)										4	0	2	0	0	0	0				
John Jaha, R OBP: 0.303, SLG: 0.331 (1, 3)										4	0	0	0	0	2	2				
Dave Nilsson, L OBP: 0.193, SLG: 0.203 (1, 2)										4	0	0	0	0	1	1				
Bill Spiers, L OBP: 0.293, SLG: 0.269 (1, 4)										4	0	0	0	0	3	1				
Inning Stats	R: 0 E: 1 K: 1 S: 10	H: 0 LOB: 2 BB: 0 P: 14	R: 0 E: 0 K: 0 S: 6	H: 0 LOB: 0 BB: 0 P: 11	R: 2 E: 0 K: 1 S: 10	H: 2 LOB: 2 BB: 2 P: 21	R: 0 E: 0 K: 1 S: 10	H: 1 LOB: 1 BB: 0 P: 19	R: 0 E: 0 K: 2 S: 8	H: 0 LOB: 0 BB: 0 P: 10	R: 1 E: 0 K: 0 S: 10	H: 1 LOB: 0 BB: 0 P: 13	R: 0 E: 0 K: 1 S: 9	H: 1 LOB: 1 BB: 0 P: 10	R: 0 E: 0 K: 1 S: 8	H: 0 LOB: 0 BB: 0 P: 12		1B: 5 2B: 1 3B: 0 HR: 1	SF: 0 SAC: 0 DP: 0 HBP: 1	WP: 0 PB: 0 SB: 1 CS: 0
PITCHER	IP WLS BF H R ER SO BB IBB HBP BLK WP HR S P ERA WHIP	8.0 L 34 7 3 3 7 2 0 0 0 0 1 70 105 3.38 1.125	1.0 3 0 0 0 1 0 0 0 0 0 0 0 8 12 0.00 0.000	PITCHER																

Batter	1	2	3	4	5	6	7	8	9	AB	R	H	RBI	BB	SO	LOB	BOTTOM					
Chip Hale, L OBP: 0.400, SLG: 0.451 (1, 4)										3	0	1	0	1	0	0	Milwaukee Brewers @ Minnesota Twins Hubert H. Humphrey Metrodome, Minneapolis, MN Sat Jul 03 1993, 4:33 AM EDT Att: 26,948 - Dome					
Gene Larkin, S OBP: 0.374, SLG: 0.339 (1, 3)										1	0	0	0	2	0	0						
Dave McCarty, R OBP: 0.321, SLG: 0.371 (8, PH) (9, 3)										1	0	0	0	0	0	1						
Kirby Puckett, R OBP: 0.345, SLG: 0.451 (1, 8)										4	0	0	0	0	0	4						
Dave Winfield, R OBP: 0.289, SLG: 0.387 (1, 10)										4	0	1	0	0	0	0						
Brian Harper, R OBP: 0.356, SLG: 0.456 (1, 2)										4	0	0	0	0	0	1						
Derek Lee, L OBP: 0.286, SLG: 0.231 (1, 9)										3	0	0	0	0	0	0						
Shane Mack, R OBP: 0.306, SLG: 0.376 (1, 7)										3	1	1	0	0	0	0						
Mike Pagliarulo, L OBP: 0.327, SLG: 0.465 (1, 5)										3	0	1	0	0	0	0						
Pat Meares, R OBP: 0.347, SLG: 0.406 (1, 6)										3	0	1	0	0	0	1						
Inning Stats	R: 0 E: 0 K: 0 S: 8	H: 0 LOB: 1 BB: 1 P: 17	R: 0 E: 0 K: 0 S: 8	H: 0 LOB: 0 BB: 0 P: 14	R: 0 E: 0 K: 0 S: 11	H: 1 LOB: 3 BB: 2 P: 24	R: 0 E: 0 K: 0 S: 9	H: 0 LOB: 0 BB: 0 P: 13	R: 0 E: 0 K: 0 S: 3	H: 0 LOB: 0 BB: 0 P: 4	R: 0 E: 0 K: 0 S: 7	H: 0 LOB: 0 BB: 0 P: 11	R: 0 E: 0 K: 0 S: 10	H: 1 LOB: 0 BB: 0 P: 13	R: 1 E: 0 K: 0 S: 9	H: 3 LOB: 1 BB: 0 P: 13	R: 0 E: 0 K: 0 S: 10	H: 0 LOB: 0 BB: 0 P: 16	1B: 4 2B: 1 3B: 0 HR: 0	SF: 0 SAC: 0 DP: 3 HBP: 0	WP: 0 PB: 0 SB: 0 CS: 0	PA: 32
PITCHER	IP WLS BF H R ER SO BB IBB HBP BLK WP HR S P ERA WHIP	7.2 W 28 5 1 1 0 3 0 0 0 0 0 2 3 0.00 1.043	0.1 1 0 0 0 0 0 0 0 0 0 0 0 2 3 0.00 0.000	1.0 S 3 0 0 0 0 0 0 0 0 0 0 10 16 0.00 0.000	PITCHER																	

Batter	1	2	3	4	5	6	7	8	9	AB	R	H	RBI	BB	SO	LOB	TOP										
Darryl Hamilton, L (1, 7) OBP: 0.377, SLG: 0.391										4	1	2	0	0	1	0	Milwaukee Brewers @ Minnesota Twins Hubert H. Humphrey Metrodome, Minneapolis, MN Sun Jul 04 1993, 4:33 AM EDT Att: 25,484 - Dome										
Robin Yount, R (1, 8) OBP: 0.341, SLG: 0.415										4	0	3	1	0	0	0											
Greg Vaughn, R (1, 10) OBP: 0.386, SLG: 0.556										4	1	2	1	0	0	3											
Tom Brunansky, R (1, 9) OBP: 0.269, SLG: 0.306 B.J. Surhof, L (9, PH) OBP: 0.230, SLG: 0.279										3	0	0	0	0	0	3											
Dickie Thon, R (1, 5) OBP: 0.346, SLG: 0.384 Kevin Reimer, L (9, PH) OBP: 0.299, SLG: 0.432										3	0	1	0	0	0	0											
Bill Doran, S (1, 4) OBP: 0.274, SLG: 0.273 Dave Nilsson, L (9, PH) OBP: 0.190, SLG: 0.200										3	0	0	0	0	0	1											
John Jaha, R (1, 3) OBP: 0.300, SLG: 0.327 Tom Lampkin, L (9, PH) OBP: 0.286, SLG: 0.303										3	0	0	0	0	0	0											
Juan Bell, R (1, 6) OBP: 0.317, SLG: 0.359										2	0	0	0	1	0	0											
Joe Krnak, R (1, 2) OBP: 0.309, SLG: 0.266										3	0	0	0	0	1	1											
Inning Stats	R: 0 E: 0 K: 1 S: 12	H: 1 LOB: 1 BB: 0 P: 17	R: 0 E: 0 K: 0 S: 5	H: 0 LOB: 0 BB: 0 P: 10	R: 1 E: 0 K: 0 S: 15	H: 3 LOB: 2 BB: 1 P: 26	R: 0 E: 0 K: 0 S: 7	H: 1 LOB: 0 BB: 0 P: 12	R: 0 E: 0 K: 1 S: 10	H: 0 LOB: 0 BB: 0 P: 15	R: 1 E: 0 K: 0 S: 12	H: 1 LOB: 0 BB: 0 P: 14	R: 0 E: 0 K: 0 S: 10	H: 0 LOB: 0 BB: 0 P: 16	R: 0 E: 0 K: 0 S: 6	H: 2 LOB: 1 BB: 0 P: 9		R: 1 E: 0 K: 0 S: 11	H: 1 LOB: 0 BB: 0 P: 18	1B: 5 2B: 3 3B: 0 HR: 1	SF: 0 SAC: 0 DP: 3 HBP: 0	WP: 0 PB: 0 SB: 1 CS: 0	PA: 34				
PITCHER	IP	WLS	BF	H	R	ER	SO	BB	IBB	HBP	BLK	WP	HR	S	P	ERA	WHIP										
Eddie Guardado, L (1, 1) ERA: 5.53	7.0	W	26	6	2	2	2	1	0	0	0	0	1	71	110	2.57	1.000										
Larry Castan, L (8, 1) ERA: 9.54	0.1		2	1	0	0	0	0	0	0	0	0	0	3	5	0.00	3.000										
Rick Aguilera, R (8, 1) ERA: 2.19	1.2	S	6	2	1	1	0	0	0	0	0	0	0	14	22	5.40	1.200										

Batter	1	2	3	4	5	6	7	8	9	AB	R	H	RBI	BB	SO	LOB	BOTTOM										
Derek Lee, L (1, 7) OBP: 0.222, SLG: 0.176										4	0	0	0	0	0	2	Milwaukee Brewers @ Minnesota Twins Hubert H. Humphrey Metrodome, Minneapolis, MN Sun Jul 04 1993, 4:33 AM EDT Att: 25,484 - Dome										
Chuck Knoblauch, R (1, 4) OBP: 0.357, SLG: 0.316										3	1	0	0	0	0	0											
Kirby Puckett, R (1, 10) OBP: 0.347, SLG: 0.455										4	2	2	0	0	0	1											
Dave Winfield, R (1, 9) OBP: 0.296, SLG: 0.404										4	1	3	2	0	0	1											
Brian Harper, R (1, 2) OBP: 0.354, SLG: 0.455										3	0	1	2	0	0	1											
Gene Larkin, S (1, 3) OBP: 0.364, SLG: 0.328										4	0	0	0	0	0	3											
Shane Mack, R (1, 8) OBP: 0.306, SLG: 0.376										3	0	1	0	0	0	1											
Mike Pagliarulo, L (1, 5) OBP: 0.333, SLG: 0.468										3	0	2	0	0	0	1											
Pat Meares, R (1, 6) OBP: 0.340, SLG: 0.397										3	0	0	0	0	1	2											
Inning Stats	R: 0 E: 0 K: 0 S: 6	H: 0 LOB: 0 BB: 0 P: 10	R: 0 E: 0 K: 0 S: 10	H: 1 LOB: 1 BB: 0 P: 16	R: 0 E: 0 K: 0 S: 5	H: 1 LOB: 0 BB: 0 P: 7	R: 1 E: 0 K: 0 S: 11	H: 1 LOB: 1 BB: 0 P: 17	R: 0 E: 0 K: 0 S: 8	H: 1 LOB: 1 BB: 0 P: 12	R: 2 E: 0 K: 0 S: 11	H: 2 LOB: 0 BB: 0 P: 14	R: 0 E: 0 K: 1 S: 8	H: 1 LOB: 1 BB: 0 P: 11	R: 1 E: 0 K: 0 S: 11	H: 2 LOB: 1 BB: 0 P: 16		1B: 7 2B: 1 3B: 0 HR: 1	SF: 1 SAC: 0 DP: 0 HBP: 1	WP: 0 PB: 0 SB: 0 CS: 0	PA: 33						
PITCHER	IP	WLS	BF	H	R	ER	SO	BB	IBB	HBP	BLK	WP	HR	S	P	ERA	WHIP										
Jaime Navarro, R (1, 1) ERA: 4.36	7.0	L	28	7	3	3	1	0	0	1	0	0	0	10	14	3.86	1.000										
Jim Austin, R (8, 1) ERA: 4.21	0.2		4	2	1	1	0	0	0	0	0	0	0	1	2	0.00	0.000										
Graeme Lloyd, L (8, 1) ERA: 2.34	0.1		1	0	0	0	0	0	0	0	0	0	0	1	2	0.00	0.000										



Batter	1	2	3	4	5	6	7	8	9	AB	R	H	RBI	BB	SO	LOB	TOP		
Gary Redus, R OBP: 0.299, SLG: 0.380 (1, 9)										5	0	1	0	0	1	3	Texas Rangers @ Milwaukee Brewers Milwaukee County Stadium, Milwaukee, WI Mon Jul 05 1993, 4:33 AM EDT Att: 22,459 - Overcast - 88 F		
Doug Dascenzo, S OBP: 0.218, SLG: 0.286 (9, 9)										0	0	0	0	0	0				
Julio Franco, R OBP: 0.310, SLG: 0.431 (1, 10)										4	0	0	0	0	1				
Rafael Palmeiro, L OBP: 0.343, SLG: 0.502 (1, 3)										4	1	1	0	0	0	1			
Juan Gonzalez, R OBP: 0.384, SLG: 0.641 (1, 7)										4	1	2	2	0	1				
Dean Palmer, R OBP: 0.320, SLG: 0.522 (1, 5)										4	1	0	0	0	2	1			
Ivan Rodriguez, R OBP: 0.317, SLG: 0.402 (1, 2)										3	1	1	0	1	0	2			
Butch Davis, R OBP: 0.280, SLG: 0.442 (6, PH)										1	1	1	1	0	0	0			
Dan Peltier, L OBP: 0.393, SLG: 0.415 (6, 9)										1	0	0	0	0	0				
David Hulse, L OBP: 0.329, SLG: 0.367 (8, 8)										4	0	1	1	0	0	1			
Mario Diaz, R OBP: 0.300, SLG: 0.420 (1, 6)										3	0	1	1	0	0	2			
Jon Shave, R OBP: 0.286, SLG: 0.346 (1, 4)										3	0	1	1	0	0	2			
Inning Stats	R: 0 E: 0 K: 2 S: 8	H: 1 LOB: 1 BB: 0 P: 12	R: 1 E: 0 K: 1 S: 15	H: 1 LOB: 2 BB: 1 P: 25	R: 0 E: 0 K: 0 S: 7	H: 0 LOB: 0 BB: 0 P: 10	R: 2 E: 2 K: 0 S: 10	H: 2 LOB: 0 BB: 0 P: 12	R: 0 E: 0 K: 1 S: 10	H: 1 LOB: 1 BB: 0 P: 11	R: 0 E: 0 K: 1 S: 8	H: 0 LOB: 0 BB: 0 P: 14	R: 2 E: 0 K: 0 S: 12	H: 3 LOB: 1 BB: 0 P: 20	R: 0 E: 1 K: 0 S: 12	H: 0 LOB: 1 BB: 0 P: 17	1B: 3 2B: 2 3B: 2 HR: 1	SF: 0 SAC: 1 DP: 0 HBP: 1	WP: 0 PA: 38 CS: 1
PITCHER	IP	WLS	BF	H	R	ER	SO	BB	IBB	HBP	BLK	WP	HR	S	P	ERA	WHIP		
Angel Miranda, L ERA: 3.31 (1, 1)	5.0		21	4	3	1	3	1	0	1	0	0	0	48	73	1.80	1.000		
Mike Ignasiak, R ERA: 5.23 (6, 1)	2.0		7	1	0	0	2	0	0	0	0	0	0	18	25	0.00	0.500		
Graeme Lloyd, L ERA: 2.53 (8, 1)	0.1	L	2	1	1	1	0	0	0	0	0	0	0	6	10	27.00	3.000		
Jim Austin, R ERA: 4.28 (8, 1)	1.2		7	2	1	1	0	0	0	0	0	0	1	18	27	5.40	1.200		

Batter	1	2	3	4	5	6	7	8	9	AB	R	H	RBI	BB	SO	LOB	BOTTOM		
Darryl Hamilton, L OBP: 0.378, SLG: 0.386 (1, 7)										3	0	0	0	2	0	3	Texas Rangers @ Milwaukee Brewers Milwaukee County Stadium, Milwaukee, WI Mon Jul 05 1993, 4:33 AM EDT Att: 22,459 - Overcast - 88 F		
Robin Yount, R OBP: 0.347, SLG: 0.417 (1, 8)										4	1	2	2	1	1				
Greg Vaughn, R OBP: 0.389, SLG: 0.555 (1, 10)										4	0	2	0	1	2	2			
Tom Brunansky, R OBP: 0.267, SLG: 0.299 (1, 9)										4	0	0	0	1	1	7			
Dickie Thon, R OBP: 0.342, SLG: 0.385 (1, 6)										5	0	1	1	0	1	2			
Bill Doran, S OBP: 0.273, SLG: 0.271 (1, 4)										4	1	1	0	0	0	1			
Bill Spiers, L OBP: 0.293, SLG: 0.269 (8, 4)										0	0	0	0	0	0	0			
Juan Bell, R OBP: 0.315, SLG: 0.356 (9, PH)										1	0	0	0	0	1	0			
B.J. Surhoff, L OBP: 0.280, SLG: 0.278 (1, 5)										4	0	1	0	0	0	1			
Kevin Reimer, L OBP: 0.298, SLG: 0.430 (9, PH)										1	0	0	0	0	1	0			
John Jaha, R OBP: 0.306, SLG: 0.335 (1, 3)										3	1	2	1	1	0	0			
Joe Krnak, R OBP: 0.317, SLG: 0.264 (1, 2)										1	0	0	0	2	0	1			
Tom Lampkin, L OBP: 0.282, SLG: 0.299 (6, PR)										1	1	0	0	0	0	1			
Inning Stats	R: 0 E: 0 K: 1 S: 11	H: 1 LOB: 1 BB: 1 P: 21	R: 0 E: 0 K: 0 S: 7	H: 1 LOB: 1 BB: 1 P: 14	R: 0 E: 0 K: 2 S: 10	H: 0 LOB: 1 BB: 1 P: 19	R: 1 E: 0 K: 1 S: 13	H: 2 LOB: 2 BB: 1 P: 23	R: 1 E: 0 K: 1 S: 13	H: 1 LOB: 3 BB: 3 P: 27	R: 0 E: 0 K: 0 S: 6	H: 0 LOB: 0 BB: 0 P: 8	R: 1 E: 0 K: 0 S: 13	H: 3 LOB: 2 BB: 0 P: 18	R: 0 E: 0 K: 2 S: 10	H: 0 LOB: 0 BB: 0 P: 15	1B: 7 2B: 2 3B: 0 HR: 0	SF: 0 SAC: 0 DP: 0 HBP: 0	WP: 1 PA: 43 CS: 1
PITCHER	IP	WLS	BF	H	R	ER	SO	BB	IBB	HBP	BLK	WP	HR	S	P	ERA	WHIP		
Brian Bohanon, L ERA: 3.46 (1, 1)	5.1		25	5	2	2	5	5	0	0	0	0	0	57	108	3.38	1.875		
Todd Burns, R ERA: 4.99 (6, 1)	0.1		5	1	1	1	0	2	1	0	0	1	0	6	18	27.00	9.000		
Mike Schooler, R ERA: 3.0 (6, 1)	1.1	W	5	1	1	1	0	0	0	0	0	0	0	9	14	6.75	0.750		
Craig Lefferts, L ERA: 7.16 (8, 1)	0.2		2	0	0	0	0	0	0	0	0	0	0	4	6	0.00	0.000		
Matt Whiteside, R ERA: 3.49 (8, 1)	0.2		4	2	0	0	0	0	0	0	0	0	0	11	15	0.00	3.000		

AB 34
R 5
H 8
RBI 5
BB 1
SO 5
LOB 13



AB 35
R 4
H 9
RBI 4
BB 8
SO 7
LOB 19



Batter	1	2	3	4	5	6	7	8	9	AB	R	H	RBI	BB	SO	LOB	TOP					
David Hulse, L (1, 8) OBP: 0.330, SLG: 0.370										6	2	2	0	0	0	1	<p>Texas Rangers @ Milwaukee Brewers Milwaukee County Stadium, Milwaukee, WI</p> <p>Tue Jul 06 1993, 8:05 PM EDT Att: 26,854 - Unknown - 80 F</p> <p>livebaseballscorecards.com</p> <p>AB 41 R 11 H 17 RBI 11 BB 4 SO 2 LOB 21</p>					
Julio Franco, R (1, 10) OBP: 0.321, SLG: 0.444										4	3	4	2	0	0	0						
Butch Davis, R (7, PH) OBP: 0.275, SLG: 0.433										2	0	0	0	0	0	1						
Rafael Palmeiro, L (1, 3) OBP: 0.347, SLG: 0.595										4	1	2	0	1	0	2						
Doug Dasencenzo, S (6, PR) OBP: 0.218, SLG: 0.286										0	0	0	0	0	0	0						
Juan Gonzalez, R (1, 7) OBP: 0.388, SLG: 0.639										4	2	2	1	1	1	3						
Gary Redus, R (8, 9) OBP: 0.299, SLG: 0.380										0	0	0	0	0	0	0						
Dean Palmer, R (1, 5) OBP: 0.328, SLG: 0.538										3	2	2	6	1	0	1						
Dan Peltier, L (1, 9) OBP: 0.409, SLG: 0.466										5	1	3	1	0	0	4						
Ivan Rodriguez, R (1, 2) OBP: 0.315, SLG: 0.398										3	0	0	1	1	0	3						
Mario Diaz, R (1, 6) OBP: 0.291, SLG: 0.418										5	0	1	0	0	0	2						
Jon Shave, R (1, 4) OBP: 0.273, SLG: 0.323										5	0	1	0	0	1	4						
Inning Stats	R: 4 E: 0 K: 1 S: 18	H: 6 LOB: 2 BB: 0 P: 29	R: 1 E: 0 K: 0 S: 14	H: 2 LOB: 1 BB: 0 P: 21	R: 0 E: 0 K: 0 S: 6	H: 1 LOB: 1 BB: 1 P: 11	R: 1 E: 0 K: 0 S: 22	H: 3 LOB: 2 BB: 1 P: 36	R: 0 E: 1 K: 0 S: 8	H: 0 LOB: 0 BB: 0 P: 12	R: 5 E: 0 K: 0 S: 12	H: 4 LOB: 0 BB: 0 P: 22	R: 0 E: 0 K: 0 S: 8	H: 0 LOB: 0 BB: 0 P: 12	R: 0 E: 0 K: 1 S: 5	H: 0 LOB: 2 BB: 0 P: 12	R: 0 E: 0 K: 0 S: 9	H: 1 LOB: 1 BB: 0 P: 14	1B: 10 2B: 6 3B: 1 HR: 1	SF: 1 SAC: 0 DP: 2 HBP: 1	WP: 0 PB: 0 SB: 1 CS: 1	PA: 48
PITCHER	IP WLS BF H R ER SO BB IBB HBP BLK WP HR S P ERA WHIP																					
Bill Wegman, R (1, 1) ERA: 4.34	2.0 L 16 9 5 5 1 1 0 0 0 0 1 34 56 22.50 5.000																					
Mike Ignasiak, R (3, 1) ERA: 8.59	3.1 15 5 4 4 0 1 1 0 0 0 0 38 64 10.80 1.800																					
Mike Fetters, R (6, 1) ERA: 4.18	3.2 16 3 2 2 1 1 0 1 0 0 0 30 49 4.91 1.091																					

Batter	1	2	3	4	5	6	7	8	9	AB	R	H	RBI	BB	SO	LOB	BOTTOM					
Darryl Hamilton, L (1, 9) OBP: 0.376, SLG: 0.384										4	0	1	1	0	1	2	<p>Texas Rangers @ Milwaukee Brewers Milwaukee County Stadium, Milwaukee, WI</p> <p>Tue Jul 06 1993, 8:05 PM EDT Att: 26,854 - Unknown - 80 F</p> <p>livebaseballscorecards.com</p> <p>AB 33 R 1 H 6 RBI 1 BB 2 SO 7 LOB 13</p>					
Bill Spiers, L (8, 4) OBP: 0.293, SLG: 0.269										3	0	0	0	1	1	1						
Robin Yount, R (1, 8) OBP: 0.345, SLG: 0.411										4	0	0	0	0	1	2						
Dickie Thon, R (1, 4) OBP: 0.335, SLG: 0.376										3	0	1	0	1	0	0						
Greg Vaughn, R (1, 7) OBP: 0.391, SLG: 0.553										4	0	0	0	0	1	2						
Tom Brunansky, R (1, 10) OBP: 0.263, SLG: 0.294										3	0	0	0	0	2	2						
Tom Lampkin, L (8, PH) OBP: 0.278, SLG: 0.294										1	0	0	0	0	1	1						
B.J. Surhoff, L (1, 5) OBP: 0.280, SLG: 0.278										4	0	1	0	0	0	1						
John Jaha, R (1, 3) OBP: 0.302, SLG: 0.330										4	0	0	0	0	1	1						
Dave Nilsson, L (1, 2) OBP: 0.216, SLG: 0.238										4	1	3	0	0	0	0						
Juan Bell, R (1, 6) OBP: 0.310, SLG: 0.349										3	0	0	0	0	0	3						
Inning Stats	R: 0 E: 0 K: 0 S: 7	H: 0 LOB: 0 BB: 0 P: 12	R: 0 E: 0 K: 0 S: 5	H: 1 LOB: 0 BB: 0 P: 9	R: 1 E: 0 K: 0 S: 10	H: 2 LOB: 1 BB: 1 P: 20	R: 0 E: 0 K: 2 S: 8	H: 1 LOB: 1 BB: 0 P: 12	R: 0 E: 0 K: 1 S: 10	H: 1 LOB: 1 BB: 0 P: 14	R: 0 E: 0 K: 2 S: 10	H: 0 LOB: 1 BB: 0 P: 15	R: 0 E: 0 K: 1 S: 14	H: 1 LOB: 1 BB: 0 P: 22	R: 0 E: 0 K: 1 S: 8	H: 0 LOB: 1 BB: 1 P: 14	R: 0 E: 0 K: 0 S: 7	H: 0 LOB: 0 BB: 0 P: 8	1B: 5 2B: 1 3B: 0 HR: 0	SF: 0 SAC: 0 DP: 1 HBP: 0	WP: 0 PB: 0 SB: 2 CS: 0	PA: 35
PITCHER	IP WLS BF H R ER SO BB IBB HBP BLK WP HR S P ERA WHIP																					
Charlie Leibrandt, L (1, 1) ERA: 3.64	7.0 W 28 6 1 1 6 1 0 0 0 0 0 64 104 1.29 1.000																					
Todd Burns, R (8, 1) ERA: 4.83	2.0 7 0 0 0 0 1 1 0 0 0 0 15 22 0.00 0.500																					

Batter	1	2	3	4	5	6	7	8	9	AB	R	H	RBI	BB	SO	LOB	TOP					
Shane Mack, R OBP: 0.321, SLG: 0.398 (1, 7)	F9		2B		G5-4-3		G5-3			4	2	2	0	0	0	0	Minnesota Twins @ Milwaukee Brewers Milwaukee County Stadium, Milwaukee, WI Thu Jul 08 1993, 8:05 PM EDT Att: 14,419 - Unknown - 70 F					
Chuck Knoblauch, R OBP: 0.393, SLG: 0.341 Chip Hale, L OBP: 0.372, SLG: 0.416 (1, 4)	1B		2B		E3		F7			3	0	2	1	0	0	1						
Kirby Puckett, R OBP: 0.350, SLG: 0.466 Bernardo Brito, R (1, 8)	1B		P6		G5-4-3				G1-3	3	0	1	0	0	0	2						
Kent Hrbek, L OBP: 0.341, SLG: 0.451 Derek Lee, L OBP: 0.182, SLG: 0.143 (1, 3)	P4		FC6-5		G3				HR	4	1	1	1	0	0	3						
Dave Winfield, R OBP: 0.308, SLG: 0.422 (1, 10)	BB		1B						P5	3	0	2	0	1	0	0						
Brian Harper, R OBP: 0.352, SLG: 0.459 Lenny Webster, R OBP: 0.238, SLG: 0.283 (1, 2)	L5		L9		K				G6-3	3	0	0	0	0	1	6						
Mike Pagliarulo, L OBP: 0.324, SLG: 0.450 (1, 5)					L8					4	0	0	0	0	0	1						
Dave McCarty, R OBP: 0.310, SLG: 0.355 (1, 9)	K				G5-3				K	4	0	0	0	0	3	1						
Pat Meares, R OBP: 0.331, SLG: 0.387 Jeff Reboulet, R OBP: 0.286, SLG: 0.207 (1, 6)	F8				K				G5-3	3	0	0	0	0	1	0						
Inning Stats	R: 0 E: 0 K: 0 S: 10	H: 2 LOB: 3 BB: 1 P: 19	R: 0 E: 0 K: 1 S: 9	H: 0 LOB: 0 BB: 0 P: 12	R: 1 E: 0 K: 0 S: 12	H: 3 LOB: 2 BB: 0 P: 18	R: 0 E: 0 K: 1 S: 7	H: 0 LOB: 0 BB: 0 P: 8	R: 1 E: 1 K: 0 S: 9	H: 1 LOB: 1 BB: 0 P: 13	R: 0 E: 0 K: 2 S: 8	H: 1 LOB: 1 BB: 0 P: 11	R: 0 E: 0 K: 0 S: 6	H: 0 LOB: 0 BB: 0 P: 8	R: 1 E: 0 K: 0 S: 7	H: 1 LOB: 0 BB: 0 P: 11		R: 0 E: 0 K: 1 S: 6	H: 0 LOB: 0 BB: 0 P: 10	1B: 5 2B: 2 3B: 0 HR: 1	SF: 0 SAC: 0 DP: 1 HBP: 0	WP: 0 PB: 0 SB: 0 CS: 0
PITCHER	IP	WLS	BF	H	R	ER	SO	BB	IBB	HBP	BLK	WP	HR	S	P	ERA	WHIP					
Ricky Bones, R ERA: 4.31 (1, 1)	8.0	W	33	8	3	2	4	1	0	0	0	0	1	68	100	2.25	1.125					
Ricky Bones, R ERA: 4.31 (8, 1)	8.0	W	33	8	3	2	4	1	0	0	0	0	1	68	100	2.25	1.125					
Matt Maysey, R ERA: (9, 1)	1.0		3	0	0	0	1	0	0	0	0	0	0	6	10	0.00	0.000					

Batter	1	2	3	4	5	6	7	8	9	AB	R	H	RBI	BB	SO	LOB	BOTTOM				
Darryl Hamilton, L OBP: 0.382, SLG: 0.392 (1, 9)	2B				1B				G6-3	5	1	3	0	1	0	2	Minnesota Twins @ Milwaukee Brewers Milwaukee County Stadium, Milwaukee, WI Thu Jul 08 1993, 8:05 PM EDT Att: 14,419 - Unknown - 70 F				
Robin Yount, R OBP: 0.394, SLG: 0.554 Tom Lampkin, L OBP: 0.275, SLG: 0.290 (1, 8)	1B		1B		L6		F9		F9	5	3	3	0	0	0	3					
Greg Vaughn, R OBP: 0.394, SLG: 0.554 Ricky Bones, R (1, 7)	K		1B		1B				1B	5	2	4	1	0	1	2					
Bill Doran, S OBP: 0.284, SLG: 0.283 Matt Maysey, R (8, PH)	K		1B		1B				1B	0	0	0	0	0	0	0					
Kevin Reimer, L OBP: 0.295, SLG: 0.420 (1, 10)	1B		G3-1		G3		P5		K	6	1	1	1	0	1	9					
B.J. Surhoff, L OBP: 0.291, SLG: 0.297 (1, 5)	1B		1B		F8		WP		G3-1	6	2	4	4	0	0	3					
Dave Nilsson, L OBP: 0.237, SLG: 0.258 (1, 2)	2B		1B		F8		G4-3		F7	5	2	2	2	0	0	2					
John Jaha, R OBP: 0.306, SLG: 0.338 (1, 3)	2B		E6		G6-3		E		E	4	2	2	1	1	0	4					
Bill Spiers, L OBP: 0.303, SLG: 0.281 (1, 4)	PB		L7		G6-3		E9		E9	5	1	3	5	0	0	3					
Juan Bell, R OBP: 0.316, SLG: 0.346 (1, 6)	PB		P3		G3		G5-3			3	1	0	0	2	0	3					
Inning Stats	R: 6 E: 0 K: 1 S: 27	H: 6 LOB: 1 BB: 1 P: 45	R: 4 E: 1 K: 0 S: 18	H: 6 LOB: 2 BB: 0 P: 24	R: 2 E: 0 K: 0 S: 16	H: 3 LOB: 2 BB: 1 P: 29	R: 1 E: 0 K: 0 S: 8	H: 2 LOB: 1 BB: 1 P: 18	R: 0 E: 0 K: 0 S: 6	H: 1 LOB: 2 BB: 1 P: 17	R: 2 E: 1 K: 0 S: 16	H: 3 LOB: 1 BB: 0 P: 24	R: 0 E: 0 K: 1 S: 12	H: 1 LOB: 1 BB: 0 P: 18	1B: 18 2B: 5 3B: 0 HR: 0	SF: 0 SAC: 0 DP: 1 HBP: 0	WP: 2 PB: 2 SB: 1 CS: 0	PA: 50			
PITCHER	IP	WLS	BF	H	R	ER	SO	BB	IBB	HBP	BLK	WP	HR	S	P	ERA	WHIP				
Kevin Tapani, R ERA: 5.9 (1, 1)	0.2	L	9	6	6	5	1	0	0	0	0	0	0	25	40	67.50	10.500				
George Tsamis, L ERA: 5.97 (1, 1)	1.2		14	9	6	5	0	0	0	0	0	0	0	31	46	27.00	5.400				
Mike Hartley, R ERA: 4.86 (3, 1)	3.2		17	4	1	1	0	3	0	0	0	1	0	29	55	2.46	1.909				
Larry Casian, L ERA: 1.4 (7, 1)	1.0		6	3	2	2	0	0	0	0	0	1	0	16	24	18.00	3.000				
Rick Aquilera, R ERA: 2.13 (8, 1)	1.0		4	1	0	0	1	0	0	0	0	0	0	12	18	0.00	1.000				

Batter	1	2	3	4	5	6	7	8	9	AB	R	H	RBI	BB	SO	LOB	TOP								
Shane Mack, R OBP: 0.330, SLG: 0.407 (1, 7)										4	3	3	0	1	1	0	Minnesota Twins @ Milwaukee Brewers Milwaukee County Stadium, Milwaukee, WI Fri Jul 09 1993, 8:05 PM EDT Att: 26,969 - Unknown - 82 F								
Chuck Knoblauch, R OBP: 0.394, SLG: 0.343 (1, 4)										4	2	2	1	0	0	1									
Jeff Reboulet, R OBP: 0.284, SLG: 0.205 (5, FR) (5, 4)										1	0	0	0	0	0	0									
Kirby Puckett, R OBP: 0.351, SLG: 0.472 (1, 8)										5	2	2	3	0	0	2									
Kent Hrbek, L OBP: 0.342, SLG: 0.449 (1, 3)										5	1	2	1	0	0	4									
Dave Winfield, R OBP: 0.320, SLG: 0.444 (1, 9)										4	1	4	3	1	0	0									
Brian Harper, R OBP: 0.353, SLG: 0.458 (1, 2)										5	0	2	1	0	0	4									
Mike Pagliarulo, L OBP: 0.315, SLG: 0.437 (1, 5)										5	0	0	0	0	2	4									
Pat Meares, R OBP: 0.321, SLG: 0.375 (1, 6)										5	0	0	0	0	1	2									
Chip Hale, L OBP: 0.363, SLG: 0.395 (1, 10)										4	1	0	0	1	1	0									
Inning Stats	R: 2 E: 0 K: 0 S: 17	H: 4 LOB: 2 BB: 0 P: 25	R: 4 E: 1 K: 0 S: 15	H: 3 LOB: 1 BB: 1 P: 28	R: 0 E: 0 K: 1 S: 5	H: 0 LOB: 0 BB: 0 P: 7	R: 4 E: 0 K: 1 S: 14	H: 4 LOB: 1 BB: 1 P: 30	R: 0 E: 0 K: 0 S: 9	H: 2 LOB: 2 BB: 0 P: 14	R: 0 E: 0 K: 1 S: 8	H: 0 LOB: 1 BB: 1 P: 15	R: 0 E: 0 K: 0 S: 7	H: 2 LOB: 1 BB: 0 P: 10	R: 0 E: 0 K: 0 S: 8	H: 0 LOB: 0 BB: 0 P: 14	R: 0 E: 0 K: 1 S: 6	H: 0 LOB: 0 BB: 0 P: 8	1B: 10 2B: 4 3B: 0 HR: 1	SF: 0 SAC: 0 DP: 1 HBP: 0	WP: 1 PB: 0 SB: 1 CS: 0	PA: 45			
PITCHER	IP	WLS	BF	H	R	ER	SO	BB	IBB	HBP	BLK	WP	HR	S	P	ERA	WHIP								
Jaime Navarro, R ERA: 4.78 (1, 1)	3.0	L	21	9	9	7	1	2	0	0	0	0	0	40	69	21.00	3.667								
Matt Maysey, R ERA: 2.7 (4, 1)	2.1	12	4	1	1	1	1	1	0	0	0	0	1	22	41	3.86	2.143								
Graeme Lloyd, L ERA: 2.38 (6, 1)	2.2	9	2	0	0	2	0	0	0	0	0	1	0	21	33	0.00	0.750								
Jim Austin, R ERA: 4.13 (9, 1)	1.0	3	0	0	0	1	0	0	0	0	0	0	0	6	8	0.00	0.000								

Minnesota Twins @ Milwaukee Brewers
 Milwaukee County Stadium, Milwaukee, WI
 Fri Jul 09 1993, 8:05 PM EDT
 Att: 26,969 - Unknown - 82 F


AB 42
R 10
H 15
RBI 9
BB 3
SO 5
LOB 17



Batter	1	2	3	4	5	6	7	8	9	AB	R	H	RBI	BB	SO	LOB	BOTTOM								
Darryl Hamilton, L OBP: 0.383, SLG: 0.392 (1, 9)										5	0	2	0	0	0	4	Minnesota Twins @ Milwaukee Brewers Milwaukee County Stadium, Milwaukee, WI Fri Jul 09 1993, 8:05 PM EDT Att: 26,969 - Unknown - 82 F								
Robin Yount, R OBP: 0.346, SLG: 0.408 (1, 8)										5	0	0	0	0	1	3									
Greg Vaughn, R OBP: 0.391, SLG: 0.547 (1, 7)										4	0	0	0	1	1	1									
Kevin Reimer, L OBP: 0.300, SLG: 0.437 (1, 10)										5	1	3	1	0	0	1									
Dickie Thon, R OBP: 0.330, SLG: 0.365 (9, 6)										5	0	1	0	0	1	1									
B.J. Surhoff, L OBP: 0.294, SLG: 0.311 (1, 5)										4	2	2	1	0	1	3									
John Jaha, R OBP: 0.316, SLG: 0.346 (1, 3)										3	2	3	0	1	0	0									
Dave Nilsson, L OBP: 0.257, SLG: 0.330 (1, 2)										4	1	3	4	0	0	1									
Juan Bell, R OBP: 0.317, SLG: 0.342 (1, 6)										2	0	0	0	1	0	2									
Tom Lampkin, L OBP: 0.272, SLG: 0.286 (8, PH)										1	0	0	0	0	0	1									
Bill Spiers, L OBP: 0.303, SLG: 0.281 (9, 4)										0	0	0	0	0	0	0									
Inning Stats	R: 0 E: 0 K: 0 S: 10	H: 0 LOB: 1 BB: 1 P: 17	R: 2 E: 0 K: 0 S: 11	H: 3 LOB: 1 BB: 1 P: 23	R: 0 E: 0 K: 1 S: 13	H: 2 LOB: 2 BB: 0 P: 18	R: 2 E: 0 K: 0 S: 16	H: 3 LOB: 1 BB: 0 P: 27	R: 0 E: 0 K: 0 S: 6	H: 1 LOB: 0 BB: 0 P: 10	R: 0 E: 0 K: 0 S: 10	H: 1 LOB: 1 BB: 1 P: 18	R: 1 E: 0 K: 2 S: 11	H: 1 LOB: 0 BB: 0 P: 13	R: 1 E: 0 K: 0 S: 15	H: 3 LOB: 2 BB: 0 P: 19	R: 0 E: 0 K: 1 S: 6	H: 0 LOB: 0 BB: 0 P: 9	1B: 9 2B: 2 3B: 1 HR: 3	SF: 0 SAC: 0 DP: 2 HBP: 0	WP: 0 PB: 0 SB: 1 CS: 0	PA: 41			
PITCHER	IP	WLS	BF	H	R	ER	SO	BB	IBB	HBP	BLK	WP	HR	S	P	ERA	WHIP								
Eddie Guardado, L ERA: 6.1 (1, 1)	3.1	19	4	2	2	2	2	1	0	0	0	0	2	33	50	4.91	1.364								
Carl Willis, R ERA: 7.52 (4, 1)	3.2	W	14	4	2	2	2	1	0	0	0	0	2	33	50	4.91	1.364								
Mike Trombley, R ERA: 4.88 (8, 1)	2.0	8	2	0	0	1	1	0	0	0	0	0	0	19	26	0.00	1.000								

Minnesota Twins @ Milwaukee Brewers
 Milwaukee County Stadium, Milwaukee, WI
 Fri Jul 09 1993, 8:05 PM EDT
 Att: 26,969 - Unknown - 82 F

AB 38
R 6
H 14
RBI 6
BB 3
SO 4
LOB 17



Batter	1	2	3	4	5	6	7	8	9	AB	R	H	RBI	BB	SO	LOB	TOP										
Shane Mack, R (1,7) OBP: 0.332, SLG: 0.409	1-1 G5-3 SF9 1B		1-0 F9		1-3 K		3-2 1B		0-0 WP G4-3 2B	5	2	3	0	0	1	1											
Chip Hale, L (1,4) OBP: 0.367, SLG: 0.391	0-0 SF9 G5-3 1B		1-0 BB		2-2 FC4-6 HBP		3-2 G3-1		2-1 G4-3	4	0	2	1	0	0	1											
Kirby Puckett, R (1,8) OBP: 0.355, SLG: 0.472	1-1 G5-3		1-0 F8		0-1 FC4-6		0-1 2B		3-2 F9	5	1	1	0	0	0	5											
Kent Hrbek, L (1,3) OBP: 0.343, SLG: 0.446	1-0 SF9		4-2 BB		0-3 K		1-2 P5			2	0	0	1	1	1	3											
Dave Winfield, R (1,10) OBP: 0.317, SLG: 0.448	2-2 G6-3		2-2 K		2-1 G6-3		2-1 G6-3			4	0	0	0	0	1	4											
Mike Pagliarulo, L (1,5) OBP: 0.318, SLG: 0.442		3-1 F9 G4-3 2B		2-2 G6-3		2-3 K		0-2 2B		3	1	1	0	0	1	0											
Brian Harper, R (8,2) OBP: 0.349, SLG: 0.456										1	0	1	1	0	0	0											
Lenny Webster, R (1,2) OBP: 0.239, SLG: 0.270										3	0	0	0	1	0	1											
Jeff Reboulet, R (8,PR) OBP: 0.279, SLG: 0.202										0	0	0	0	0	0	0											
Derek Lee, L (1,9) OBP: 0.154, SLG: 0.120										3	0	0	1	0	0	0											
Bernardo Brito, R (8,PH) OBP: 0.154, SLG: 0.120										1	0	0	0	0	0	2											
Pat Meares, R (1,6) OBP: 0.318, SLG: 0.375										4	0	1	0	0	2	0											
Inning Stats	R: 1 E: 0 K: 0 S: 9	H: 2 LOB: 1 BB: 0 P: 14	R: 1 E: 0 K: 1 S: 9	H: 1 LOB: 0 BB: 0 P: 15	R: 0 E: 0 K: 1 S: 11	H: 1 LOB: 2 BB: 1 P: 20	R: 0 E: 0 K: 0 S: 9	H: 0 LOB: 0 BB: 0 P: 13	R: 0 E: 0 K: 1 S: 13	H: 1 LOB: 2 BB: 0 P: 19	R: 0 E: 0 K: 0 S: 8	H: 0 LOB: 0 BB: 0 P: 13	R: 0 E: 0 K: 0 S: 14	H: 1 LOB: 1 BB: 0 P: 24	R: 1 E: 0 K: 0 S: 16	H: 2 LOB: 2 BB: 1 P: 24	R: 1 E: 0 K: 1 S: 11	H: 1 LOB: 0 BB: 0 P: 19	1B: 4 2B: 5 3B: 0 HR: 0	SF: 1 SAC: 0 DP: 0 HBP: 1	WP: 1 PB: 0 SB: 0 CS: 0	PA: 39					
PITCHER	IP	WLS	BF	H	R	ER	SO	BB	IBB	HBP	BLK	WP	HR	S	P	ERA	WHIP										
21 Cal Eldred, R (1,1) ERA: 3.85	7.0	W	30	7	3	3	5	1	0	1	0	0	0	75	120	3.86	1.143										
Jesse Orosco, L (8,1) ERA: 5.19	0.2		4	1	0	0	0	1	0	0	0	0	0	12	19	0.00	3.000										
Mike Fetters, R (8,1) ERA: 3.97	0.1		1	0	0	0	0	0	0	0	0	0	0	2	3	0.00	0.000										
Doug Henry, R (9,1) ERA: 4.88	1.0	S	4	1	1	1	1	0	0	0	0	1	0	11	19	9.00	1.000										

Minnesota Twins @ Milwaukee Brewers
Milwaukee County Stadium, Milwaukee, WI

Sun Jul 11 1993, 4:33 AM EDT
Att: 35,911 - Overcast - 78 F

AB 35
R 4
H 9
RBI 4
BB 2
SO 6
LOB 17



Batter	1	2	3	4	5	6	7	8	9	AB	R	H	RBI	BB	SO	LOB	BOTTOM										
Darryl Hamilton, L (1,9) OBP: 0.381, SLG: 0.388	2-0 1B HR		0-1 F7		3-1 G4-3		1-2 G3-1			4	1	1	0	0	0	0											
Robin Yount, R (1,8) OBP: 0.345, SLG: 0.403	2-0 1B HR		3-1 G4-3		3-2 1B				0-1 G5-3	4	1	2	0	0	0	0											
Greg Vaughn, R (1,7) OBP: 0.390, SLG: 0.550	1-3 K		0-0 F7		0-1 F8				2-1 G5-3	4	0	0	0	0	1	3											
Kevin Reimer, L (1,10) OBP: 0.305, SLG: 0.451	2-0 1B HR			4-0 1B BB	2-3 K				1-2 G4-3	3	2	1	3	1	1	1											
B.J. Surhoff, L (1,5) OBP: 0.297, SLG: 0.314	2-1 P6			1-2 F8		0-0 FC4-6 1B				3	0	1	0	0	0	1											
Dave Nilsson, L (1,2) OBP: 0.250, SLG: 0.320	1-2 G3			3-1 1B E	1-3 1B	2-0 FC4-6 G4-6-3				3	1	1	0	0	0	1											
John Jaha, R (1,3) OBP: 0.315, SLG: 0.344		1-2 G6-3		1-1 L6-4 E	1-3 1B	0-1 G4-6-3				3	0	1	1	0	0	1											
Juan Bell, R (1,6) OBP: 0.311, SLG: 0.335		2-3 K		1-2 E4	1-2 1B		0-0 F7			3	0	0	1	0	1	1											
Bill Spiers, L (1,4) OBP: 0.302, SLG: 0.290		1-3 K		1-3 L6-4	0-0 K					3	0	0	0	0	2	2											
Inning Stats	R: 3 E: 0 K: 1 S: 13	H: 3 LOB: 0 BB: 0 P: 23	R: 0 E: 0 K: 2 S: 9	H: 0 LOB: 0 BB: 0 P: 13	R: 0 E: 0 K: 0 S: 5	H: 0 LOB: 0 BB: 0 P: 8	R: 2 E: 1 K: 0 S: 12	H: 2 LOB: 1 BB: 1 P: 23	R: 0 E: 0 K: 1 S: 11	H: 1 LOB: 0 BB: 0 P: 19	R: 0 E: 0 K: 0 S: 4	H: 1 LOB: 0 BB: 0 P: 6	R: 0 E: 0 K: 1 S: 9	H: 0 LOB: 0 BB: 0 P: 15	R: 0 E: 0 K: 0 S: 8	H: 0 LOB: 0 BB: 0 P: 11	R: 0 E: 0 K: 0 S: 11	H: 0 LOB: 0 BB: 0 P: 19	1B: 6 2B: 1 3B: 0 HR: 1	SF: 0 SAC: 0 DP: 2 HBP: 0	WP: 0 PB: 0 SB: 0 CS: 0	PA: 31					
PITCHER	IP	WLS	BF	H	R	ER	SO	BB	IBB	HBP	BLK	WP	HR	S	P	ERA	WHIP										
Willie Banks, R (1,1) ERA: 4.58	4.0	L	18	5	5	5	3	1	0	0	0	0	0	15	25	0.00	1.500										
Kevin Tapani, R (5,1) ERA: 5.79	2.0		7	2	0	0	1	0	0	0	0	0	0	15	25	0.00	1.000										
George Tsamis, L (7,1) ERA: 5.51	2.0		6	0	0	0	1	0	0	0	0	0	0	17	26	0.00	0.000										

Minnesota Twins @ Milwaukee Brewers
Milwaukee County Stadium, Milwaukee, WI

Sun Jul 11 1993, 4:33 AM EDT
Att: 35,911 - Overcast - 78 F

AB 30
R 5
H 7
RBI 5
BB 1
SO 5
LOB 10



Batter	1	2	3	4	5	6	7	8	9	AB	R	H	RBI	BB	SO	LOB	TOP					
Tim Raines, S OBP: 0.414, SLG: 0.540 (1, 7)	L7		HR		G4-1		1B WP	L8		5	2	2	1	0	0	1						
Joey Cora, S OBP: 0.364, SLG: 0.342 (1, 4)	G4-3		P5		1B		1B WP		K	5	0	2	1	0	1	0						
Frank Thomas, R OBP: 0.413, SLG: 0.557 (1, 3)	L8		BB		F9		BB		1B	3	0	1	0	2	0	0						
Robin Ventura, L OBP: 0.358, SLG: 0.417 (1, 5)		G4-3	L8-6-3			G3	F9		P6	5	0	0	0	0	0	4						
Ellis Burks, R OBP: 0.298, SLG: 0.480 (1, 9)	K			P3		G6-3		CS 1B	G6-3	5	0	1	0	0	1	1						
George Bell, R OBP: 0.298, SLG: 0.351 Steve Sax, R OBP: 0.267, SLG: 0.321 (8, FR)	1B E			P4		F7		1B S		4	1	2	0	0	0	0						
Lance Johnson, L OBP: 0.352, SLG: 0.390 (1, 8)	1B E			BB S			G6-3	CS 1B	K	3	0	1	0	1	1	2						
Ron Karkovice, R OBP: 0.309, SLG: 0.486 (1, 2)	E4			BB		F9		E5		3	1	0	0	1	0	2						
Ozzie Guillen, L OBP: 0.298, SLG: 0.376 (1, 6)	F7			BB		P4		1B S		4	1	2	1	0	0	4						
Inning Stats	R: 0 E: 0 K: 0 S: 12	H: 0 LOB: 0 BB: 0 P: 19	R: 1 E: 1 K: 1 S: 14	H: 2 LOB: 2 BB: 0 P: 22	R: 1 E: 0 K: 0 S: 8	H: 1 LOB: 0 BB: 1 P: 18	R: 0 E: 0 K: 0 S: 8	H: 0 LOB: 2 BB: 2 P: 17	R: 0 E: 0 K: 0 S: 7	H: 0 LOB: 0 BB: 0 P: 13	R: 0 E: 0 K: 0 S: 5	H: 0 LOB: 0 BB: 0 P: 6	R: 2 E: 0 K: 0 S: 15	H: 3 LOB: 2 BB: 1 P: 26	R: 2 E: 1 K: 1 S: 10	H: 3 LOB: 2 BB: 0 P: 19	R: 0 E: 0 K: 1 S: 11	H: 1 LOB: 1 BB: 0 P: 19	1B: 10 2B: 1 3B: 0 HR: 1	SF: 0 SAC: 0 DP: 1 HBP: 0	WP: 2 PB: 0 SB: 3 CS: 1	PA: 41
PITCHER	IP	WLS	BF	H	R	ER	SO	BB	IBB	HBP	BLK	WP	HR	S	P	ERA	WHIP					
Ricky Bones, R ERA: 4.21 (1, 1)	6.2		27	5	3	2	1	3	0	0	0	0	1	63	108	2.70	1.200					
Graeme Lloyd, L ERA: 2.59 (7, 1)	0.0		2	2	0	0	0	0	0	0	0	0	0	5	8	∞	∞					
Jim Austin, R ERA: 3.66 (7, 1)	0.1		3	1	2	1	0	1	0	0	0	1	0	3	9	27.00	6.000					
Mike Fetters, R ERA: 3.75 (8, 1)	2.0	L	9	3	1	0	2	0	0	0	0	0	0	19	34	0.00	1.500					

Chicago White Sox @ Milwaukee Brewers
Milwaukee County Stadium, Milwaukee, WI

AB 37
R 6
H 11
RBI 3
BB 4
SO 3
LOB 14



Thu Jul 15 1993, 8:05 PM EDT
Att: 29,000 - Unknown - 75 F

livebaseballscorecards.com

Batter	1	2	3	4	5	6	7	8	9	AB	R	H	RBI	BB	SO	LOB	BOTTOM					
Darryl Hamilton, L OBP: 0.376, SLG: 0.383 (1, 9)	G4-3	K			F7		G5-3			4	0	0	0	0	1	1						
Robin Yount, R OBP: 0.344, SLG: 0.400 (1, 8)	E9		G4-3		G6-3		F9			4	0	1	0	0	0	0						
Greg Vaughn, R OBP: 0.385, SLG: 0.543 (1, 7)	G5-3		K		K		G4-3			4	0	0	0	0	2	1						
Kevin Reimer, L OBP: 0.304, SLG: 0.446 (1, 10)	K		K			CS 1B		K		3	0	0	0	1	3	1						
B.J. Surhoff, L OBP: 0.299, SLG: 0.320 (1, 5)		G3-1		K		E 1B		G3		4	2	2	0	0	1	0						
John Jaha, R OBP: 0.311, SLG: 0.339 (1, 3)	G3-1			P8		G1-3		F9		4	0	0	0	0	0	3						
Dave Nilsson, L OBP: 0.268, SLG: 0.317 (1, 2)		G3				1B			B1-3	1	1	0	0	3	0	0						
Juan Bell, R OBP: 0.310, SLG: 0.333 (1, 6)	G3			L7		1B		G6-3		4	0	1	2	0	0	2						
Bill Spiers, L OBP: 0.305, SLG: 0.306 (1, 4)						G3		G4-3		4	1	2	2	0	0	2						
Inning Stats	R: 0 E: 1 K: 1 S: 8	H: 1 LOB: 1 BB: 0 P: 13	R: 2 E: 0 K: 1 S: 14	H: 2 LOB: 1 BB: 1 P: 27	R: 0 E: 0 K: 2 S: 7	H: 0 LOB: 0 BB: 0 P: 9	R: 0 E: 0 K: 1 S: 9	H: 0 LOB: 1 BB: 1 P: 16	R: 1 E: 0 K: 1 S: 8	H: 1 LOB: 0 BB: 0 P: 14	R: 1 E: 0 K: 0 S: 13	H: 2 LOB: 2 BB: 2 P: 24	R: 0 E: 0 K: 0 S: 9	H: 0 LOB: 0 BB: 0 P: 14	R: 0 E: 0 K: 1 S: 7	H: 0 LOB: 0 BB: 0 P: 10	R: 0 E: 0 K: 0 S: 6	H: 0 LOB: 0 BB: 0 P: 8	1B: 4 2B: 1 3B: 0 HR: 1	SF: 0 SAC: 0 DP: 0 HBP: 0	WP: 0 PB: 0 SB: 1 CS: 1	PA: 36
PITCHER	IP	WLS	BF	H	R	ER	SO	BB	IBB	HBP	BLK	WP	HR	S	P	ERA	WHIP					
Alex Fernandez, R ERA: 2.89 (1, 1)	7.0	W	30	6	4	4	6	3	1	0	0	0	1	68	117	5.14	1.286					
Scott Radinsky, L ERA: 4.25 (8, 1)	2.0	S	6	0	0	0	1	0	0	0	0	0	0	13	18	0.00	0.000					

Chicago White Sox @ Milwaukee Brewers
Milwaukee County Stadium, Milwaukee, WI

AB 32
R 4
H 6
RBI 4
BB 4
SO 7
LOB 10



Thu Jul 15 1993, 8:05 PM EDT
Att: 29,000 - Unknown - 75 F

livebaseballscorecards.com

Batter	1	2	3	4	5	6	7	8	9	AB	R	H	RBI	BB	SO	LOB	TOP			
Tim Raines, S OBP: 0.413, SLG: 0.545 (1, 7)	1-1 2B 3B		2-2 P6			4-1 2B BB	0-0 L6		1-2 F9	4	2	1	0	1	0	2	Chicago White Sox @ Milwaukee Brewers Milwaukee County Stadium, Milwaukee, WI Fri Jul 16 1993, 8:05 PM EDT Att: 29,830 - Unknown livebaseballscorecards.com			
Joey Cora, S OBP: 0.365, SLG: 0.347 (1, 4)	1-2 G3-1		0-0 CS 1B			2-1 1-H 2B		1-3 K		4	0	2	1	0	1	1				
Dan Pasqua, L OBP: 0.308, SLG: 0.309 (1, 3)	3-3 K		2-1 CS 1-2	2-1 F7		2-3 K		4-2 BB		3	0	0	0	1	2	2				
Robin Ventura, L OBP: 0.360, SLG: 0.421 Craig Grebeck, R OBP: 0.320, SLG: 0.264 (6, 5)	3-2 2B		2-1 F9	2-1 F9		3-0 HBP		0-3 K		2	0	1	1	0	0	0				
Ellis Burks, R OBP: 0.365, SLG: 0.487 (1, 9)	2-0 F9		2-2 HR	1-2 G6-3		3-1 F7		3-1 F8		4	1	1	1	0	1	4				
George Bell, R OBP: 0.295, SLG: 0.346 (1, 10)		1-1 P4						2-1 F8		4	0	0	0	0	0	2				
Lance Johnson, L OBP: 0.354, SLG: 0.401 (1, 8)		1-1 F9				1-1 G3-1		0-2 SH1-4 2B		4	1	2	0	0	0	0				
Ron Karkovice, R OBP: 0.309, SLG: 0.484 (1, 2)		1-3 K				1-3 K		1-0 SH1-4		3	0	1	1	0	2	0				
Ozzie Guillen, L OBP: 0.293, SLG: 0.370 (1, 6)			2-2 P8			0-0 G1-3		0-3 K		4	0	0	0	0	1	2				
Inning Stats	R: 1 E: 0 K: 1 S: 15	H: 2 LOB: 1 BB: 0 P: 25	R: 0 E: 0 K: 1 S: 7	H: 0 LOB: 0 BB: 0 P: 10	R: 0 E: 0 K: 0 S: 9	H: 1 LOB: 0 BB: 0 P: 15	R: 1 E: 0 K: 0 S: 10	H: 1 LOB: 0 BB: 0 P: 17	R: 0 E: 0 K: 1 S: 12	H: 1 LOB: 2 BB: 1 P: 26	R: 0 E: 0 K: 1 S: 7	H: 1 LOB: 1 BB: 0 P: 7	R: 0 E: 0 K: 2 S: 10	H: 0 LOB: 1 BB: 1 P: 18	R: 1 E: 0 K: 0 S: 11	H: 2 LOB: 1 BB: 0 P: 16	1B: 2 2B: 3 3B: 2 HR: 1	SF: 0 SAC: 1 DP: 0 HBP: 1	WP: 0 PB: 0 SB: 0 CS: 1	PA: 38
PITCHER 21 Cal Eldred, R ERA: 3.86 (1, 1)	IP: 9.0 WLS: L BF: 37 H: 8 R: 4 ER: 4 SO: 8 BB: 2 IBB: 0 HBP: 1 BLK: 0 WP: 0 HR: 1 S: 87 P: 142 ERA: 4.00 WHIP: 1.111															PITCHER				

Batter	1	2	3	4	5	6	7	8	9	AB	R	H	RBI	BB	SO	LOB	BOTTOM					
Darryl Hamilton, L OBP: 0.377, SLG: 0.381 (1, 9)	2-2 G1-3 1B		4-2 E 1B BB	1-3 K		1-2 F8		2-0 G4-3		4	1	1	0	1	1	3	Chicago White Sox @ Milwaukee Brewers Milwaukee County Stadium, Milwaukee, WI Fri Jul 16 1993, 8:05 PM EDT Att: 29,830 - Unknown livebaseballscorecards.com					
Robin Yount, R OBP: 0.345, SLG: 0.397 (1, 8)	1-2 G1-3		0-0 E 1B		4-0 BB F7 BB	3-1 G4-3		1-0 G5-3		4	1	1	0	1	0	2						
Greg Vaughn, R OBP: 0.380, SLG: 0.535 (1, 7)	2-1 F9		0-0 E5 1B CS		0-0 F7		0-1 F7		3-2 F9	5	0	0	0	0	0	4						
Kevin Reimer, L OBP: 0.303, SLG: 0.440 (1, 10)	4-1 BB		1-0 P6		1-1 F7		0-0 F9		2-1 G3	4	0	0	0	1	0	4						
John Jaha, R OBP: 0.316, SLG: 0.340 (1, 3)	2-3 K		3-2 1B		4-0 BB IBB		1-1 HBP			2	0	1	2	1	1	2						
B.J. Surhoff, L OBP: 0.299, SLG: 0.317 (1, 5)		1-1 P6	3-2 CS	1-1 F9	4-1 BB		2-1 F9			3	0	0	0	1	0	1						
Dave Nilsson, L OBP: 0.276, SLG: 0.311 (1, 2)	4-1 G6-3 BB		3-H	4-0 G4-3 2B BB	1-0 G3		1-1 F8			2	1	0	0	2	0	3						
Juan Bell, R OBP: 0.314, SLG: 0.333 (1, 6)	1-0 G6-3		2-1 G4-3		2-1 G4-3	1-0 SH1-3 1B		4-1 G4-3 BB		3	0	1	0	1	0	2						
Bill Spiers, L OBP: 0.306, SLG: 0.311 (1, 4)			1-1 G3	2-2 2H 2B		0-0 SH1-3		0-0 G4-3		3	0	1	1	0	0	1						
Inning Stats	R: 0 E: 0 K: 1 S: 15	H: 1 LOB: 2 BB: 1 P: 26	R: 0 E: 0 K: 0 S: 4	H: 0 LOB: 1 BB: 1 P: 10	R: 2 E: 1 K: 0 S: 12	H: 2 LOB: 1 BB: 1 P: 24	R: 1 E: 0 K: 1 S: 12	H: 1 LOB: 1 BB: 1 P: 22	R: 0 E: 0 K: 0 S: 5	H: 0 LOB: 3 BB: 3 P: 19	R: 0 E: 0 K: 0 S: 7	H: 1 LOB: 1 BB: 0 P: 12	R: 0 E: 0 K: 0 S: 6	H: 0 LOB: 1 BB: 0 P: 9	R: 0 E: 0 K: 0 S: 5	H: 0 LOB: 1 BB: 1 P: 12	R: 0 E: 0 K: 0 S: 6	H: 0 LOB: 0 BB: 0 P: 12	1B: 4 2B: 1 3B: 0 HR: 0	SF: 0 SAC: 1 DP: 1 HBP: 1	WP: 0 PB: 0 SB: 0 CS: 1	PA: 41
PITCHER Wilson Alvarez, L ERA: 3.24 Jeff Schwartz, R ERA: 3.21 Scott Radinsky, L ERA: 4.16 Roberto Hernandez, R ERA: 2.3 (1, 1) (6, 1) (8, 1) (9, 1)	IP: 5.2 WLS: 7 BF: 28 H: 5 R: 3 ER: 1 SO: 1 BB: 1 IBB: 0 HBP: 0 BLK: 0 WP: 0 HR: 0 S: 53 P: 108 ERA: 1.59 WHIP: 1.941															PITCHER						

Batter	1	2	3	4	5	6	7	8	9	AB	R	H	RBI	BB	SO	LOB	TOP										
Tim Raines, S (1, 7) OBP: 0.413, SLG: 0.553				G4-3		K		L8		5	1	2	0	0	1	0											
Joey Cora, S (1, 4) OBP: 0.371, SLG: 0.358				1B		2B		2B		4	2	3	1	1	0	2											
Frank Thomas, R (1, 10) OBP: 0.418, SLG: 0.566	SAFE 4-2 FC5 1B	2-1		L8						4	1	3	1	1	0	0											
Steve Sax, R (8, PR) OBP: 0.287, SLG: 0.321	1-2 BB			1B				G5-3		0	0	0	0	0	0	0											
Robin Ventura, L (1, 5) OBP: 0.369, SLG: 0.425	2-1									2	2	2	2	3	0	0											
Craig Grebeck, R (8, 5) OBP: 0.320, SLG: 0.264	PB FC5	2-0								0	0	0	0	0	0	0											
Ellis Burks, R (1, 9) OBP: 0.359, SLG: 0.478	2-2									5	1	0	0	0	0	9											
Dan Pasqua, L (1, 3) OBP: 0.303, SLG: 0.297	4-1									4	1	0	0	1	0	1											
Lance Johnson, L (1, 8) OBP: 0.354, SLG: 0.404	1-0									5	1	2	3	0	1	0											
Michael LaValliere, L (1, 2) OBP: 0.362, SLG: 0.378	1-2									4	0	1	1	0	0	1											
Ozzie Guillen, L (1, 6) OBP: 0.293, SLG: 0.368	1-1									4	0	1	1	0	0	1											
Inning Stats	R: 6 E: 0 K: 0 S: 19	H: 6 LOB: 2 BB: 2 P: 38	R: 1 E: 0 K: 0 S: 8	H: 2 LOB: 0 BB: 0 P: 15	R: 0 E: 0 K: 0 S: 7	H: 0 LOB: 0 BB: 0 P: 8	R: 0 E: 0 K: 0 S: 4	H: 1 LOB: 0 BB: 0 P: 6	R: 1 E: 1 K: 0 S: 12	H: 1 LOB: 1 BB: 1 P: 23	R: 1 E: 0 K: 1 S: 11	H: 2 LOB: 2 BB: 1 P: 23	R: 0 E: 0 K: 1 S: 9	H: 1 LOB: 1 BB: 0 P: 13	R: 0 E: 0 K: 0 S: 7	H: 1 LOB: 3 BB: 2 P: 19	R: 0 E: 0 K: 0 S: 6	H: 0 LOB: 0 BB: 0 P: 12	1B: 9 2B: 3 3B: 2 HR: 0	SF: 1 SAC: 0 DP: 2 HBP: 0	WP: 0 PB: 4 SB: 0 CS: 0	PA: 44					
PITCHER	IP	WLS	BF	H	R	ER	SO	BB	IBB	HBP	BLK	WP	HR	S	P	ERA	WHIP										
Jaime Navarro, R (1, 1) ERA: 5.05	6.0	L	32	12	9	7	1	3	1	0	0	0	0	61	113	10.50	2.500										
Jesse Orosco, L (7, 1) ERA: 4.97	1.0		4	1	0	0	1	0	0	0	0	0	0	9	13	0.00	1.000										
Mike Ignasiak, R (8, 1) ERA: 6.14	1.0		5	1	0	0	1	1	0	0	0	0	0	7	19	0.00	2.000										
Matt Maysey, R (9, 1) ERA: 2.08	1.0		3	0	0	0	0	0	0	0	0	0	0	6	12	0.00	0.000										

Chicago White Sox @ Milwaukee Brewers
 Milwaukee County Stadium, Milwaukee, WI

Sat Jul 17 1993, 8:05 PM EDT
 Att: 49,774 - Unknown - 76 F

livebaseballscorecards.com

AB 37
 R 9
 H 14
 RBI 9
 BB 6
 SO 2
 LOB 14

Batter	1	2	3	4	5	6	7	8	9	AB	R	H	RBI	BB	SO	LOB	BOTTOM										
Darryl Hamilton, L (1, 9) OBP: 0.378, SLG: 0.382	K									4	0	2	0	0	1	0											
Robin Yount, R (1, 8) OBP: 0.340, SLG: 0.391	G5-3									4	0	0	0	0	1	4											
William Suero, R (8, 5) OBP: 0.286, SLG: 0.231										0	0	0	0	0	0	0											
Greg Vaughn, R (1, 10) OBP: 0.379, SLG: 0.532	K									4	0	1	1	0	1	0											
Kevin Reimer, L (1, 7) OBP: 0.299, SLG: 0.434										4	0	0	0	0	0	2											
B.J. Surhoff, L (1, 5) OBP: 0.304, SLG: 0.324										3	1	2	0	1	0	0											
Dave Nilsson, L (1, 2) OBP: 0.271, SLG: 0.306										2	0	0	0	0	1	2											
Tom Lampkin, L (6, 2) OBP: 0.277, SLG: 0.333										2	1	1	2	0	0	0											
John Jaha, R (1, 3) OBP: 0.313, SLG: 0.336										4	0	0	0	0	1	2											
Juan Bell, R (1, 6) OBP: 0.318, SLG: 0.351										3	2	1	1	1	2	1											
Bill Spiers, L (1, 4) OBP: 0.301, SLG: 0.306										4	0	0	0	0	2	1											
Inning Stats	R: 0 E: 0 K: 2 S: 8	H: 0 LOB: 0 BB: 0 P: 11	R: 0 E: 0 K: 1 S: 10	H: 0 LOB: 1 BB: 1 P: 21	R: 1 E: 0 K: 2 S: 13	H: 2 LOB: 2 BB: 1 P: 22	R: 0 E: 0 K: 2 S: 10	H: 1 LOB: 1 BB: 0 P: 17	R: 0 E: 0 K: 0 S: 6	H: 1 LOB: 0 BB: 0 P: 11	R: 2 E: 0 K: 0 S: 11	H: 2 LOB: 0 BB: 0 P: 17	R: 0 E: 1 K: 2 S: 9	H: 0 LOB: 1 BB: 0 P: 11	R: 0 E: 0 K: 0 S: 5	H: 0 LOB: 0 BB: 0 P: 7	R: 1 E: 0 K: 0 S: 11	H: 1 LOB: 0 BB: 0 P: 17	1B: 4 2B: 1 3B: 0 HR: 2	SF: 0 SAC: 0 DP: 1 HBP: 0	WP: 0 PB: 0 SB: 0 CS: 0	PA: 36					
PITCHER	IP	WLS	BF	H	R	ER	SO	BB	IBB	HBP	BLK	WP	HR	S	P	ERA	WHIP										
Jack McDowell, R (1, 1) ERA: 3.85	8.0	W	32	6	3	3	9	2	0	0	0	0	1	72	117	3.38	1.000										
Donn Pall, R (9, 1) ERA: 2.45	1.0		4	1	1	1	0	0	0	0	0	0	1	11	17	9.00	1.000										

Chicago White Sox @ Milwaukee Brewers
 Milwaukee County Stadium, Milwaukee, WI

Sat Jul 17 1993, 8:05 PM EDT
 Att: 49,774 - Unknown - 76 F


livebaseballscorecards.com

AB 34
 R 4
 H 7
 RBI 4
 BB 2
 SO 9
 LOB 12

Batter	1	2	3	4	5	6	7	8	9	AB	R	H	RBI	BB	SO	LOB	TOP				
Steve Sax, R OBP: 0.254, SLG: 0.305 Tim Raines, S OBP: 0.416, SLG: 0.556 (9, 7)	2-1 G5-3		3-2 P6			0-1 G6-3			1-2 G2-3 SH3 1B	3	0	0	0	0	0	2					
Joey Cora, S OBP: 0.368, SLG: 0.355 (1, 4)	2-2 F9		1-1 G6-3 1-2f			1-1 G6-3			1-0 SH3	3	0	0	0	0	0	2					
Frank Thomas, R OBP: 0.416, SLG: 0.561 Dan Pasqua, L OBP: 0.303, SLG: 0.297 (9, 3)	3-0 F9			2-2 F9		1-0 P4			4-0 G2-3 1B IBB	3	1	0	0	1	0	0					
Ellis Burks, R OBP: 0.357, SLG: 0.486 (1, 9)		1-0 F8		3-2 HR			2-1 G4-3		1-2 G2-3	4	1	1	1	0	0	2					
Robin Ventura, L OBP: 0.370, SLG: 0.424 (1, 5)		3-2 WP 1B		1-0 G4-3			1-2 P5		4-0 1B IBB	3	0	1	0	1	0	0					
Bo Jackson, R OBP: 0.307, SLG: 0.405 (1, 10)		3-3 K		1-3 K			0-3 K		0-0 FC6-4 1B	4	0	1	2	0	3	1					
Lance Johnson, L OBP: 0.350, SLG: 0.399 (1, 8)		3-3 K			2-2 G6-3			0-3 K	1-3 2-H 3-H 2-1 FC6-4 1B	4	0	0	0	0	2	3					
Ron Karkovice, R OBP: 0.310, SLG: 0.482 (1, 2)			2-1 BB 1B		1-3 K			1-0 P3		3	0	1	0	0	1	0					
Craig Grebeck, R OBP: 0.321, SLG: 0.258 (1, 6)		4-1 SAFE G6-3 BB		3-3 K			0-1 G1-3			2	0	0	0	1	1	0					
Inning Stats	R: 0 E: 0 K: 0 S: 6	H: 0 LOB: 0 BB: 0 P: 13	R: 0 E: 0 K: 2 S: 10	H: 1 LOB: 1 BB: 0 P: 20	R: 0 E: 0 K: 0 S: 11	H: 1 LOB: 1 BB: 1 P: 21	R: 1 E: 0 K: 1 S: 12	H: 1 LOB: 0 BB: 0 P: 19	R: 0 E: 0 K: 2 S: 12	H: 0 LOB: 0 BB: 0 P: 18	R: 0 E: 0 K: 1 S: 9	H: 0 LOB: 0 BB: 0 P: 12	R: 0 E: 0 K: 1 S: 7	H: 0 LOB: 0 BB: 0 P: 8	R: 2 E: 0 K: 0 S: 10	H: 2 LOB: 2 BB: 2 P: 23	1B: 4 2B: 0 3B: 0 HR: 1	SF: 0 SAC: 1 DP: 1 HBP: 0	WP: 1 PB: 0 SB: 0 CS: 0	PA: 34	
PITCHER	IP WLS BF H R ER SO BB IBB HBP BLK WP HR S P ERA WHIP	8.0 L 27 3 1 1 7 1 0 0 0 1 1 72 118 1.12 0.500	1.0 L 7 2 2 2 0 0 2 0 0 0 0 0 10 23 18.00 2.000																		

Chicago White Sox @ Milwaukee Brewers
 Milwaukee County Stadium, Milwaukee, WI
 Sun Jul 18 1993, 4:33 AM EDT
 Att: 46,853 - Cloudy - 80 F


AB 30
 R 3
 H 5
 RBI 3
 BB 3
 SO 7
 LOB 10



Batter	1	2	3	4	5	6	7	8	9	AB	R	H	RBI	BB	SO	LOB	BOTTOM				
Darryl Hamilton, L OBP: 0.380, SLG: 0.384 (1, 9)	2-2 CS 1B		2-2 1-H 1B			2-3 K		0-0 L8		4	0	2	0	0	1	0					
Robin Yount, R OBP: 0.338, SLG: 0.388 (1, 8)	3-3 SAFE K		2-3 K			1-1 1B 1B		1-0 F9		4	0	1	0	0	2	2					
B.J. Surhoff, L OBP: 0.304, SLG: 0.323 (1, 5)	1-3 K		3-3 K			0-0 F9		1-2 1B		4	0	1	0	0	2	2					
Kevin Reimer, L OBP: 0.305, SLG: 0.437 (1, 7)		1-0 G5-4-3 1B		4-1 G6-3 BB		1-1 1B		1-3 1B		3	0	2	0	1	1	1					
Dave Nilsson, L OBP: 0.264, SLG: 0.297 Tom Brunansky, R OBP: 0.262, SLG: 0.293 (9, PH)		0-1 G5-4-3		2-1 L4		1-2 P5			0-0 G5-3	3	0	0	0	0	0	4					
Tom Lampkin, L OBP: 0.287, SLG: 0.333 (1, 2)		3-2 1B		2-1 G6-3			4-1 CS BB		2-2 F7	3	0	1	0	1	0	1					
John Jaha, R OBP: 0.309, SLG: 0.331 (1, 3)		3-2 SAFE G6-3		3-2 F9			1-3 K		0-1 G4-3	4	0	0	0	0	1	2					
Bill Spiers, L OBP: 0.301, SLG: 0.303 (1, 4)			3-2 G4-3		0-2 G3-1		4-0 E BB			2	0	0	0	1	0	0					
Pat Listach, S OBP: 0.292, SLG: 0.275 (1, 6)			4-2 S E BB		0-0 G4-3		3-3 K			2	1	0	0	1	1	1					
Inning Stats	R: 0 E: 0 K: 2 S: 11	H: 1 LOB: 0 BB: 0 P: 16	R: 0 E: 0 K: 0 S: 12	H: 2 LOB: 1 BB: 0 P: 19	R: 1 E: 1 K: 2 S: 16	H: 1 LOB: 1 BB: 1 P: 30	R: 0 E: 0 K: 0 S: 5	H: 0 LOB: 0 BB: 1 P: 13	R: 0 E: 0 K: 1 S: 9	H: 0 LOB: 0 BB: 0 P: 12	R: 0 E: 1 K: 2 S: 7	H: 0 LOB: 1 BB: 2 P: 19	R: 0 E: 0 K: 1 S: 11	H: 1 LOB: 1 BB: 0 P: 14	R: 0 E: 0 K: 0 S: 10	H: 0 LOB: 0 BB: 0 P: 12	1B: 7 2B: 0 3B: 0 HR: 0	SF: 0 SAC: 0 DP: 2 HBP: 0	WP: 0 PB: 0 SB: 1 CS: 2	PA: 34	
PITCHER	IP WLS BF H R ER SO BB IBB HBP BLK WP HR S P ERA WHIP	6.0 L 23 6 1 0 0 2 2 0 0 0 0 0 15 29 0.00 1.800	1.2 W 7 1 0 0 2 2 0 0 0 0 0 0 3 4 0.00 0.000	0.1 S 3 0 0 0 0 0 0 0 0 0 0 0 10 12 0.00 0.000																	

Chicago White Sox @ Milwaukee Brewers
 Milwaukee County Stadium, Milwaukee, WI
 Sun Jul 18 1993, 4:33 AM EDT
 Att: 46,853 - Cloudy - 80 F

AB 30
 R 1
 H 7
 RBI 0
 BB 4
 SO 8
 LOB 13



Batter	1	2	3	4	5	6	7	8	9	AB	R	H	RBI	BB	SO	LOB	TOP					
Darryl Hamilton, L OBP: 0.375, SLG: 0.379										4	0	0	0	0	2	0	Milwaukee Brewers @ Texas Rangers Arlington Stadium, Arlington, TX Mon Jul 19 1993, 8:05 PM EDT Att: 40,676 - Unknown - 96 F					
Robin Yount, R OBP: 0.341, SLG: 0.407										4	1	2	1	0	0	0						
Greg Vaughn, R OBP: 0.380, SLG: 0.530										3	1	1	0	1	0	1						
Kevin Reimer, L OBP: 0.304, SLG: 0.438										4	1	1	1	0	1	2						
B.J. Surhoff, L OBP: 0.300, SLG: 0.319										4	0	0	0	0	0	2						
Tom Lampkin, L OBP: 0.297, SLG: 0.359										3	0	2	1	0	0	0						
Tom Brunansky, R OBP: 0.262, SLG: 0.292										4	0	1	0	0	3	2						
Bill Spiers, L OBP: 0.299, SLG: 0.301										2	0	0	0	0	0	1						
William Suero, R OBP: 0.333, SLG: 0.286										1	0	1	0	0	0	0						
Dave Nilsson, L OBP: 0.262, SLG: 0.295										1	0	0	0	0	1	1						
Pat Listach, S OBP: 0.287, SLG: 0.271										3	0	0	0	0	1	2						
John Jaha, R OBP: 0.308, SLG: 0.330										1	0	0	0	0	0	1						
Inning Stats	R: 0 E: 0 K: 2 S: 11	H: 1 LOB: 1 BB: 0 P: 16	R: 0 E: 0 K: 1 S: 12	H: 1 LOB: 1 BB: 0 P: 20	R: 0 E: 0 K: 1 S: 8	H: 0 LOB: 0 BB: 0 P: 13	R: 2 E: 0 K: 1 S: 12	H: 1 LOB: 0 BB: 1 P: 20	R: 0 E: 0 K: 1 S: 6	H: 0 LOB: 0 BB: 0 P: 10	R: 0 E: 0 K: 0 S: 11	H: 0 LOB: 0 BB: 0 P: 16	R: 0 E: 0 K: 0 S: 12	H: 2 LOB: 2 BB: 0 P: 17	R: 1 E: 0 K: 0 S: 12	H: 2 LOB: 1 BB: 0 P: 18	R: 0 E: 0 K: 2 S: 11	H: 1 LOB: 1 BB: 0 P: 16	1B: 4 2B: 3 3B: 0 HR: 1	SF: 1 SAC: 0 DP: 0 HBP: 0	WP: 0 PB: 0 SB: 1 CS: 0	PA: 36
PITCHER	IP WLS BF H R ER SO BB IBB HBP BLK WP HR S P ERA WHIP																					
Nolan Ryan, R ERA: 4.12	(1, 1) 5.2 W 21 3 2 2 6 1 0 0 0 0 0 0 57 91 3.18 0.706																					
Craig Lefferts, L ERA: 8.54	(6, 1) 1.2 7 2 0 0 0 0 0 0 0 0 0 1 19 26 0.00 1.200																					
Mike Schooler, R ERA: 4.11	(8, 1) 0.0 2 2 1 1 0 0 0 0 0 0 0 1 3 5 ∞ ∞																					
Bob Patterson, L ERA: 4.6	(8, 1) 0.2 2 0 0 0 0 0 0 0 0 0 0 0 5 8 0.00 0.000																					
Tom Henke, R ERA: 2.63	(9, 1) 1.0 S 4 1 0 0 2 0 0 0 0 0 0 0 11 16 0.00 1.000																					

Batter	1	2	3	4	5	6	7	8	9	AB	R	H	RBI	BB	SO	LOB	BOTTOM			
David Hulse, L OBP: 0.338, SLG: 0.390										3	2	0	0	1	0	1	Milwaukee Brewers @ Texas Rangers Arlington Stadium, Arlington, TX Mon Jul 19 1993, 8:05 PM EDT Att: 40,676 - Unknown - 96 F			
Julio Franco, R OBP: 0.344, SLG: 0.471										4	1	3	2	0	0	0				
Rafael Palmeiro, L OBP: 0.364, SLG: 0.551										4	0	2	1	0	0	0				
Juan Gonzalez, R OBP: 0.395, SLG: 0.649										3	1	0	0	1	0	4				
Dean Palmer, R OBP: 0.330, SLG: 0.544										4	1	3	0	0	0	0				
Gary Redus, R OBP: 0.300, SLG: 0.418										4	0	1	2	0	1	2				
Ivan Rodriguez, R OBP: 0.311, SLG: 0.400										4	0	0	0	0	0	2				
Doug Strange, S OBP: 0.313, SLG: 0.361										3	0	0	0	1	0	1				
Mario Diaz, R OBP: 0.318, SLG: 0.422										3	0	0	0	0	1	1				
Inning Stats	R: 1 E: 0 K: 0 S: 7	H: 1 LOB: 0 BB: 0 P: 11	R: 0 E: 0 K: 0 S: 7	H: 1 LOB: 0 BB: 0 P: 12	R: 0 E: 0 K: 0 S: 6	H: 0 LOB: 1 BB: 1 P: 11	R: 2 E: 0 K: 0 S: 10	H: 2 LOB: 1 BB: 1 P: 21	R: 1 E: 0 K: 0 S: 17	H: 2 LOB: 2 BB: 1 P: 22	R: 0 E: 0 K: 0 S: 8	H: 0 LOB: 0 BB: 0 P: 10	R: 1 E: 1 K: 1 S: 11	H: 2 LOB: 2 BB: 0 P: 17	R: 0 E: 0 K: 1 S: 6	H: 1 LOB: 1 BB: 0 P: 11		1B: 7 2B: 0 3B: 1 HR: 1	SF: 0 SAC: 0 DP: 1 HBP: 0	WP: 1 PB: 0 SB: 1 CS: 1
PITCHER	IP WLS BF H R ER SO BB IBB HBP BLK WP HR S P ERA WHIP																			
Ricky Bones, R ERA: 4.28	(1, 1) 6.2 L 30 8 5 4 1 3 0 0 0 0 0 1 0 7 64 100 5.40 1.650																			
Matt Maysey, R ERA: 1.69	(7, 1) 1.0 4 1 0 0 1 0 0 0 0 0 1 0 7 13 0.00 1.000																			
Graeme Lloyd, L ERA: 2.56	(8, 1) 0.1 1 0 0 0 0 0 0 0 0 0 0 0 1 2 0.00 0.000																			

AB	34
R	3
H	8
RBI	3
BB	1
SO	8
LOB	12



Batter	1	2	3	4	5	6	7	8	9	AB	R	H	RBI	BB	SO	LOB	TOP					
Pat Listach, S OBP: 0.292, SLG: 0.276 (1, 6)										4	1	2	0	0	1	1						
Robin Yount, R OBP: 0.336, SLG: 0.400 (1, 8)										4	0	0	0	0	0	3						
Darryl Hamilton, L OBP: 0.373, SLG: 0.380 (1, 9)										4	0	1	1	0	1	1						
Greg Vaughn, R OBP: 0.376, SLG: 0.524 (1, 7)										4	0	0	0	0	3	2						
Kevin Reimer, L OBP: 0.303, SLG: 0.435 (1, 10)										4	0	1	0	0	1	0						
John Jaha, R OBP: 0.306, SLG: 0.328 (1, 3)										2	0	0	0	0	2	0						
B.J. Surhoff, L OBP: 0.297, SLG: 0.316 (1, 5)										3	0	0	0	0	0	1						
Tom Lampkin, L OBP: 0.287, SLG: 0.346 (1, 2)										3	0	0	0	0	2	1						
Bill Spiers, L OBP: 0.300, SLG: 0.301 (1, 4)										3	0	1	0	0	0	0						
Inning Stats	R: 0 E: 0 K: 0 S: 9	H: 1 LOB: 1 BB: 0 P: 11	R: 0 E: 0 K: 1 S: 7	H: 0 LOB: 0 BB: 0 P: 7	R: 0 E: 0 K: 2 S: 11	H: 0 LOB: 0 BB: 0 P: 16	R: 0 E: 0 K: 1 S: 10	H: 0 LOB: 0 BB: 0 P: 16	R: 0 E: 0 K: 2 S: 11	H: 1 LOB: 1 BB: 0 P: 7	R: 1 E: 0 K: 1 S: 11	H: 2 LOB: 1 BB: 0 P: 18	R: 0 E: 0 K: 2 S: 11	H: 0 LOB: 0 BB: 0 P: 16	R: 0 E: 0 K: 1 S: 11	H: 1 LOB: 1 BB: 0 P: 15	R: 0 E: 0 K: 2 S: 9	H: 0 LOB: 0 BB: 0 P: 14	1B: 4 2B: 1 3B: 0 HR: 0	SF: 0 SAC: 1 DP: 0 HBP: 0	WP: 0 PB: 0 SB: 0 CS: 0	PA: 32
PITCHER Kevin Brown, R ERA: 3.41 (1, 1)	IP: 9.0 WLS: W BF: 32 H: 5 R: 1 ER: 1 SO: 10 BB: 0 IBB: 0 HBP: 0 BLK: 0 WP: 0 HR: 0 S: 84 P: 120 ERA: 1.00 WHIP: 0.556															PITCHER IP: WLS: BF: H: R: ER: SO: BB: IBB: HBP: BLK: WP: HR: S: P: ERA: WHIP:						

Milwaukee Brewers @ Texas Rangers
Arlington Stadium, Arlington, TX
Tue Jul 20 1993, 8:05 PM EDT
Att: 25,046 - Unknown - 95 F

AB	31
R	1
H	5
RBI	1
BB	0
SO	10
LOB	9



Batter	1	2	3	4	5	6	7	8	9	AB	R	H	RBI	BB	SO	LOB	BOTTOM					
David Hulse, L OBP: 0.337, SLG: 0.386 (1, 8)										3	0	0	0	1	0	1						
Julio Franco, R OBP: 0.343, SLG: 0.468 (1, 10)										4	1	1	1	0	0	2						
Rafael Palmeiro, L OBP: 0.365, SLG: 0.548 (1, 3)										2	1	0	0	2	0	2						
Juan Gonzalez, R OBP: 0.399, SLG: 0.660 (1, 7)										4	2	3	3	0	0	1						
Dean Palmer, R OBP: 0.327, SLG: 0.537 (1, 5)										4	0	0	0	0	1	2						
Gary Redus, R OBP: 0.298, SLG: 0.411 (1, 9)										4	0	1	1	0	2	1						
Ivan Rodriguez, R OBP: 0.311, SLG: 0.396 (1, 2)										3	0	0	0	1	1	2						
Doug Strange, S OBP: 0.319, SLG: 0.365 (1, 4)										3	1	2	0	1	0	1						
Mario Diaz, R OBP: 0.310, SLG: 0.412 (1, 6)										2	0	0	0	0	0	3						
Inning Stats	R: 0 E: 0 K: 0 S: 8	H: 0 LOB: 1 BB: 1 P: 17	R: 0 E: 0 K: 1 S: 7	H: 0 LOB: 0 BB: 0 P: 10	R: 0 E: 0 K: 2 S: 11	H: 1 LOB: 2 BB: 1 P: 18	R: 0 E: 0 K: 2 S: 10	H: 1 LOB: 1 BB: 0 P: 14	R: 4 E: 0 K: 0 S: 16	H: 2 LOB: 0 BB: 2 P: 30	R: 0 E: 0 K: 1 S: 9	H: 0 LOB: 1 BB: 1 P: 17	R: 0 E: 0 K: 0 S: 5	H: 0 LOB: 0 BB: 0 P: 9	R: 1 E: 0 K: 0 S: 14	H: 3 LOB: 2 BB: 0 P: 20	R: 0 E: 0 K: 1 S: 9	H: 0 LOB: 0 BB: 0 P: 14	1B: 6 2B: 0 3B: 0 HR: 1	SF: 0 SAC: 2 DP: 0 HBP: 0	WP: 1 PB: 0 SB: 2 CS: 0	PA: 36
PITCHER 21 Cal Eldred, R ERA: 3.94 Graeme Lloyd, L ERA: 2.51 Jim Austin, R ERA: 3.82	IP: 6.0 WLS: L BF: 27 H: 4 R: 4 ER: 4 SO: 4 BB: 4 IBB: 4 HBP: 0 BLK: 0 WP: 0 HR: 1 S: 61 P: 106 ERA: 6.00 WHIP: 1.500															PITCHER IP: WLS: BF: H: R: ER: SO: BB: IBB: HBP: BLK: WP: HR: S: P: ERA: WHIP:						

Milwaukee Brewers @ Texas Rangers
Arlington Stadium, Arlington, TX
Tue Jul 20 1993, 8:05 PM EDT
Att: 25,046 - Unknown - 95 F

AB	29
R	5
H	7
RBI	5
BB	5
SO	4
LOB	15



Batter	1	2	3	4	5	6	7	8	9	AB	R	H	RBI	BB	SO	LOB	TOP				
Pat Listach, S OBP: 0.294, SLG: 0.285										5	2	2	0	0	2	4					
Robin Yount, R OBP: 0.337, SLG: 0.400										5	0	2	1	0	1	3					
Darryl Hamilton, L OBP: 0.377, SLG: 0.387										5	0	3	1	0	0	2					
Greg Vaughn, R OBP: 0.375, SLG: 0.523										4	0	1	0	0	1	4					
Kevin Reimer, L OBP: 0.303, SLG: 0.436										4	0	1	0	0	0	4					
B.J. Surhoff, L OBP: 0.294, SLG: 0.311										4	0	0	0	0	1	4					
Dave Nilsson, L OBP: 0.278, SLG: 0.304										3	0	2	0	1	1	0					
John Jaha, R OBP: 0.306, SLG: 0.328										3	0	1	0	0	1	1					
Tom Lampkin, L OBP: 0.297, SLG: 0.346										0	0	0	0	0	0	0					
Tom Brunansky, R OBP: 0.260, SLG: 0.290										1	0	0	0	0	0	2					
Bill Spiers, L OBP: 0.299, SLG: 0.300										4	0	1	0	0	0	3					
Inning Stats	R: 1 E: 0 K: 1 S: 15	H: 3 LOB: 2 BB: 0 P: 21	R: 0 E: 0 K: 1 S: 12	H: 2 LOB: 2 BB: 0 P: 13	R: 0 E: 0 K: 1 S: 10	H: 1 LOB: 1 BB: 0 P: 15	R: 0 E: 0 K: 0 S: 7	H: 1 LOB: 1 BB: 0 P: 11	R: 0 E: 0 K: 2 S: 9	H: 0 LOB: 0 BB: 0 P: 13	R: 1 E: 0 K: 0 S: 20	H: 3 LOB: 1 BB: 0 P: 29	R: 0 E: 0 K: 0 S: 5	H: 1 LOB: 1 BB: 1 P: 14	R: 0 E: 0 K: 2 S: 12	H: 1 LOB: 1 BB: 0 P: 16	1B: 9 2B: 4 3B: 0 HR: 0	SF: 0 SAC: 0 DP: 2 HBP: 0	WP: 0 PB: 0 SB: 0 CS: 0	PA: 39	
PITCHER	IP WLS BF H R ER SO BB IBB HBP BLK WP HR S P ERA WHIP	7.1 W 34 12 2 2 5 1 0 0 0 0 0 0 84 126 2.46 1.773	0.2 L 1 0 0 0 0 0 0 0 0 0 0 0 1 3 0.00 0.000	1.0 L 4 1 0 0 2 0 0 0 0 0 0 0 12 16 0.00 1.000																	

Milwaukee Brewers @ Chicago White Sox
Comiskey Park, Chicago, IL
Thu Jul 22 1993, 8:05 PM EDT
Att: 29,684 - Unknown - 71 F

AB	38
R	2
H	13
RBI	2
BB	1
SO	7
LOB	27



Batter	1	2	3	4	5	6	7	8	9	AB	R	H	RBI	BB	SO	LOB	BOTTOM				
Tim Raines, S OBP: 0.414, SLG: 0.535										4	0	2	2	0	0	0					
Joey Cora, S OBP: 0.371, SLG: 0.364										4	1	1	0	0	0	3					
Frank Thomas, R OBP: 0.412, SLG: 0.563										3	0	0	1	1	1	1					
Robin Ventura, L OBP: 0.370, SLG: 0.424										4	0	1	0	0	0	4					
Ellis Burks, R OBP: 0.367, SLG: 0.495										3	2	3	0	1	0	0					
Bo Jackson, R OBP: 0.305, SLG: 0.417										4	2	2	3	0	1	3					
Lance Johnson, L OBP: 0.355, SLG: 0.398										4	1	1	0	0	0	0					
Michael LaValliere, L OBP: 0.333, SLG: 0.347										4	0	0	0	0	1	2					
Ozzie Guillen, L OBP: 0.290, SLG: 0.362										4	1	2	1	0	1	0					
Inning Stats	R: 1 E: 0 K: 1 S: 14	H: 3 LOB: 2 BB: 0 P: 26	R: 0 E: 0 K: 0 S: 7	H: 0 LOB: 0 BB: 0 P: 12	R: 0 E: 0 K: 0 S: 9	H: 0 LOB: 1 BB: 0 P: 17	R: 3 E: 0 K: 1 S: 18	H: 5 LOB: 3 BB: 1 P: 28	R: 3 E: 0 K: 0 S: 11	H: 3 LOB: 1 BB: 1 P: 18	R: 0 E: 0 K: 0 S: 11	H: 1 LOB: 0 BB: 0 P: 17	R: 0 E: 0 K: 1 S: 7	H: 0 LOB: 0 BB: 0 P: 8	R: 0 E: 0 K: 1 S: 5	H: 0 LOB: 0 BB: 0 P: 9	1B: 9 2B: 1 3B: 1 HR: 1	SF: 1 SAC: 0 DP: 0 HBP: 2	WP: 0 PB: 0 SB: 1 CS: 1	PA: 39	
PITCHER	IP WLS BF H R ER SO BB IBB HBP BLK WP HR S P ERA WHIP	4.2 L 27 10 7 7 2 1 0 0 0 0 0 0 22 30 0.00 0.857	2.1 L 9 2 0 0 1 0 0 0 0 0 0 0 5 9 0.00 0.000	1.0 L 3 0 0 0 1 0 0 0 0 0 0 0 5 9 0.00 0.000																	

Milwaukee Brewers @ Chicago White Sox
Comiskey Park, Chicago, IL
Thu Jul 22 1993, 8:05 PM EDT
Att: 29,684 - Unknown - 71 F

AB	34
R	7
H	12
RBI	7
BB	2
SO	4
LOB	13



Batter	1	2	3	4	5	6	7	8	9	AB	R	H	RBI	BB	SO	LOB	TOP										
Pat Listach, S OBP: 0.294, SLG: 0.280 (1, 6)										3	0	0	0	1	0	2	Milwaukee Brewers @ Chicago White Sox Comiskey Park, Chicago, IL Fri Jul 23 1993, 8:05 PM EDT Att: 33,875 - Unknown - 76 F livebaseballscorecards.com										
Robin Yount, R OBP: 0.332, SLG: 0.394 (1, 8) (9, 3)										4	0	0	0	0	2	2											
Darryl Hamilton, L OBP: 0.381, SLG: 0.390 (1, 9) (9, 8)										3	1	2	0	1	0	0											
Greg Vaughn, R OBP: 0.373, SLG: 0.529 (1, 7)										4	1	1	2	0	0	3											
Kevin Reimer, L OBP: 0.299, SLG: 0.430 (1, 10)										4	0	0	0	0	1	3											
B.J. Surhoff, L OBP: 0.296, SLG: 0.314 (1, 5)										4	1	2	0	0	0	0											
Dave Nilsson, L OBP: 0.277, SLG: 0.297 (1, 2)										3	0	0	0	1	0	1											
John Jaha, R OBP: 0.309, SLG: 0.332 (9, PH)										2	0	2	1	0	0	0											
Tom Lampkin, L OBP: 0.297, SLG: 0.346 (9, 9)										0	0	0	0	0	0	0											
Tom Brunansky, R OBP: 0.260, SLG: 0.290 (9, 9)										0	0	0	0	0	0	0											
Bill Spiers, L OBP: 0.296, SLG: 0.297 (1, 4)										3	0	0	0	0	0	2											
Inning Stats	R: 0 H: 0 E: 0 K: 1 S: 14	H: 0 R: 0 ER: 0 LOB: 2 BB: 2 P: 30	R: 1 H: 1 E: 0 K: 0 S: 10	H: 1 R: 0 ER: 0 LOB: 1 BB: 1 P: 19	R: 0 H: 0 E: 0 K: 1 S: 7	H: 0 R: 0 ER: 0 LOB: 0 BB: 0 P: 11	R: 0 H: 0 E: 0 K: 0 S: 9	H: 0 R: 0 ER: 0 LOB: 0 BB: 0 P: 14	R: 0 H: 1 E: 0 K: 0 S: 4	H: 1 R: 0 ER: 0 LOB: 1 BB: 0 P: 7	R: 0 H: 1 E: 0 K: 0 S: 6	H: 1 R: 0 ER: 0 LOB: 0 BB: 0 P: 9	R: 0 H: 1 E: 0 K: 0 S: 5	H: 1 R: 0 ER: 0 LOB: 0 BB: 0 P: 11	R: 0 H: 0 E: 0 K: 0 S: 8	H: 0 R: 2 ER: 0 LOB: 0 BB: 0 P: 14	R: 2 H: 3 E: 0 K: 1 S: 12	H: 3 R: 0 ER: 0 LOB: 0 BB: 0 P: 17	1B: 6 2B: 0 3B: 0 HR: 1	SF: 1 SAC: 0 DP: 1 HBP: 0	WP: 1 PB: 0 CS: 2	PA: 36					
PITCHER	IP	WLS	BF	H	R	ER	SO	BB	IBB	HBP	BLK	WP	HR	S	P	ERA	WHIP										
Jason Bere, R ERA: 4.84	(1, 1)	7.0	26	4	1	1	2	3	0	0	0	1	0	55	101	1.29	1.000										
Donn Pall, R ERA: 2.68	(8, 1)	1.0	3	0	0	0	0	0	0	0	0	0	0	8	14	0.00	0.000										
Scott Radinsky, L ERA: 4.32	(9, 1)	0.0	1	1	1	1	0	0	0	0	0	0	0	1	1	∞	∞										
Roberto Hernandez, R ERA: 2.35	(9, 1)	1.0	L	4	2	1	1	0	0	0	0	0	1	11	16	9.00	2.000										

Batter	1	2	3	4	5	6	7	8	9	AB	R	H	RBI	BB	SO	LOB	BOTTOM										
Tim Raines, S OBP: 0.415, SLG: 0.550 (1, 7)										4	1	2	1	0	0	0	Milwaukee Brewers @ Chicago White Sox Comiskey Park, Chicago, IL Fri Jul 23 1993, 8:05 PM EDT Att: 33,875 - Unknown - 76 F livebaseballscorecards.com										
Joey Cora, S OBP: 0.368, SLG: 0.360 (1, 4)										4	0	0	0	0	0	1											
Frank Thomas, R OBP: 0.415, SLG: 0.573 (1, 3)										3	1	2	1	1	0	0											
Ellis Burks, R OBP: 0.362, SLG: 0.488 (1, 8) (7, 9)										4	0	0	0	0	1	3											
Robin Ventura, L OBP: 0.369, SLG: 0.420 (1, 5)										3	0	0	0	1	1	2											
Bo Jackson, R OBP: 0.303, SLG: 0.409 (1, 10)										3	0	0	0	1	0	1											
Steve Sax, R OBP: 0.246, SLG: 0.295 (1, 9)										2	0	0	0	0	0	0											
Lance Johnson, L OBP: 0.356, SLG: 0.397 (7, 8)										1	0	0	0	1	0	1											
Ron Karkovics, R OBP: 0.300, SLG: 0.459 (1, 2)										2	0	0	0	1	1	1											
Dan Pasqua, L OBP: 0.301, SLG: 0.294 (9, PH)										1	0	0	0	0	0	2											
Craig Grebeck, R OBP: 0.325, SLG: 0.253 (1, 6)										3	0	0	0	0	0	2											
Inning Stats	R: 2 H: 2 E: 0 K: 1 S: 10	H: 2 R: 0 ER: 0 LOB: 0 BB: 0 P: 19	R: 0 H: 0 E: 0 K: 0 S: 7	H: 0 R: 0 ER: 0 LOB: 1 BB: 1 P: 14	R: 0 H: 1 E: 0 K: 0 S: 10	H: 1 R: 0 ER: 0 LOB: 2 BB: 1 P: 22	R: 0 H: 0 E: 0 K: 0 S: 4	H: 0 R: 0 ER: 0 LOB: 0 BB: 0 P: 6	R: 0 H: 0 E: 0 K: 0 S: 13	H: 0 R: 0 ER: 0 LOB: 0 BB: 0 P: 18	R: 0 H: 0 E: 0 K: 0 S: 6	H: 0 R: 0 ER: 0 LOB: 0 BB: 0 P: 9	R: 0 H: 0 E: 0 K: 1 S: 6	H: 0 R: 0 ER: 0 LOB: 1 BB: 1 P: 14	R: 0 H: 1 E: 0 K: 1 S: 9	H: 1 R: 0 ER: 0 LOB: 0 BB: 0 P: 14	R: 0 H: 0 E: 0 K: 0 S: 6	H: 0 R: 0 ER: 0 LOB: 2 BB: 2 P: 16	1B: 2 2B: 0 3B: 0 HR: 2	SF: 0 SAC: 0 DP: 1 HBP: 0	WP: 0 PB: 0 CS: 0	PA: 35					
PITCHER	IP	WLS	BF	H	R	ER	SO	BB	IBB	HBP	BLK	WP	HR	S	P	ERA	WHIP										
Angel Miranda, L ERA: 2.88	(1, 1)	7.0	27	3	2	2	2	2	1	0	0	0	0	11	20	0.00	2.000										
Jesse Orosco, L ERA: 4.79	(8, 1)	1.0	W	5	1	0	0	1	0	0	0	0	0	4	10	0.00	1.000										
Doug Henry, R ERA: 4.82	(9, 1)	1.0	S	3	0	0	0	0	0	0	0	0	0	4	10	0.00	1.000										

Batter	1	2	3	4	5	6	7	8	9	AB	R	H	RBI	BB	SO	LOB	TOP					
Pat Listach, S OBP: 0.291, SLG: 0.278	(1, 6) F K			(1) X B1-3	(3) X G1-3		(1) X G4-3 1B		(1) X P8	5	0	1	1	0	1	2	Milwaukee Brewers @ Chicago White Sox Comiskey Park, Chicago, IL Sat Jul 24 1993, 8:05 PM EDT Att: 42,175 - Unknown livebaseballscorecards.com					
Robin Yount, R OBP: 0.330, SLG: 0.390	(1, 8) B F7			(2) X L7		(1) X L8	(1) X P8		(1) X 2B	5	0	1	0	0	0	3						
Darryl Hamilton, L OBP: 0.382, SLG: 0.390	(1, 9) C L7			(3) X P7		(1) X FC4-6 1B	(1) X G4-3 1B		(2) X L9	5	0	2	1	0	0	1						
Greg Vaughn, R OBP: 0.371, SLG: 0.527		(1) X L7			(1) X P5	(2) X FC4-6 BB	(2) X G4-3		(1) X 2B	5	0	1	1	0	0	3						
Kevin Reimer, L OBP: 0.301, SLG: 0.428	(1, 10) F K			(2) X 2B 1B		(1) X BB	(3) X F9		(3) X K	4	1	1	0	1	2	4						
B.J. Surhoff, L OBP: 0.299, SLG: 0.319	(1, 5) F F8			(3) X 1B 2B		(3) X G3				4	1	2	0	0	0	2						
Dave Nilsson, L OBP: 0.286, SLG: 0.300				(1) X G4-3		(1) X WP 1B	(1) X 1B BB		(1) X SH1-3	2	1	1	2	1	0	0						
John Jaha, R OBP: 0.313, SLG: 0.331	(1, 3) F K			(2) X K		(1) X BB	(2) X 1B 1B		(2) X K2-3	1	1	0	0	2	1	0						
Tom Lampkin, L OBP: 0.294, SLG: 0.341	(8, PH) F K			(2) X K		(1) X BB	(1) X 1B BB			1	0	0	0	0	1	1						
Bill Spiers, L OBP: 0.295, SLG: 0.296	(1, 4) F G1-3			(3) X G1-3		(2) X K	(1) X 1B 1B G4-3 1B		(3) X G6-3	4	1	1	0	0	1	3						
Inning Stats	R: 0 E: 0 K: 1 S: 7	H: 0 LOB: 0 BB: 0 P: 9	R: 0 E: 0 K: 1 S: 7	H: 0 LOB: 0 BB: 0 P: 8	R: 0 E: 0 K: 1 S: 7	H: 0 LOB: 0 BB: 0 P: 15	R: 0 E: 0 K: 0 S: 6	H: 0 LOB: 0 BB: 0 P: 8	R: 2 E: 0 K: 1 S: 16	H: 3 LOB: 2 BB: 1 P: 27	R: 0 E: 0 K: 0 S: 8	H: 1 LOB: 2 BB: 1 P: 14	R: 3 E: 0 K: 0 S: 16	H: 3 LOB: 2 BB: 2 P: 30	R: 0 E: 0 K: 1 S: 8	H: 1 LOB: 1 BB: 0 P: 12	R: 0 E: 0 K: 1 S: 12	H: 2 LOB: 2 BB: 0 P: 20	1B: 8 2B: 2 3B: 0 HR: 0	SF: 0 SAC: 1 DP: 0 HBP: 0	WP: 1 PB: 0 CS: 0	PA: 41
PITCHER	IP WLS BF H R ER SO BB IBB HBP BLK WP HR S P ERA WHIP																					
Rodney Bolton, R ERA: 7.45	(1, 1) 5.2 22 4 2 2 2 4 1 0 0 0 1 0 0 47 73 3.18 0.882																					
Jeff Schwarz, R ERA: 3.41	(6, 1) 0.1 4 0 2 2 0 3 0 0 0 0 0 0 6 18 54.00 9.000																					
Donn Pall, R ERA: 2.72	(7, 1) 2.2 14 6 1 1 1 1 0 0 0 0 0 0 30 45 3.38 2.250																					
Scott Radinsky, L ERA: 4.28	(9, 1) 0.1 W 1 0 0 0 1 0 0 0 0 0 0 0 4 7 0.00 0.000																					

Batter	1	2	3	4	5	6	7	8	9	AB	R	H	RBI	BB	SO	LOB	BOTTOM					
Tim Raines, S OBP: 0.406, SLG: 0.536	(1, 7) X G4-3		(1) X F7		(1) X G3	(3) X FC6-4		(3) X F8		5	0	0	0	0	0	1	Milwaukee Brewers @ Chicago White Sox Comiskey Park, Chicago, IL Sat Jul 24 1993, 8:05 PM EDT Att: 42,175 - Unknown livebaseballscorecards.com					
Joey Cora, S OBP: 0.365, SLG: 0.356	(1, 4) B E4 1B		(2) X P4		(1) X BB		(1) X F9		(1) X B5-3	4	0	0	0	1	0	0						
Frank Thomas, R OBP: 0.418, SLG: 0.572	(1, 3) B L8		(3) X F8		(1) X FC5-4 BB		(1) X S 2B 1B		(1) X 1B 1B	4	2	2	0	1	0	1						
Robin Ventura, L OBP: 0.369, SLG: 0.418	(1, 5) C 1B		(2) X L4 BB		(2) X P9		(2) X F8		(2) X P6	4	0	1	0	1	0	4						
Ellis Burks, R OBP: 0.363, SLG: 0.490	(1, 9) B L9		(3) X L4		(3) X FC5-4		(2) X E 2B		(2) X 1B 1B	5	0	2	1	0	0	5						
Bo Jackson, R OBP: 0.317, SLG: 0.427		(3-2) X 1B FC6-4 2B		(1) X FC6 1B		(1) X E 1B		(2-3) X E6		(1-2) X 1B	5	2	4	1	0	0		1				
Lance Johnson, L OBP: 0.358, SLG: 0.398	(1, 8) X FC6-4 1B		(1) X FC6		(3) X FC6 1B		(1) X G6-3 1B		(3) X F7	4	0	2	0	0	0	3						
Ron Karkovics, R OBP: 0.300, SLG: 0.455	(1, 2) F FC6-4		(1) X FC6-4		(1) X HR 1B		(2) X G6-3		(1) X P2	4	1	1	1	0	0	2						
Ozzie Guillen, L OBP: 0.293, SLG: 0.375	(1, 6) X G6-4-3		(2) X G6-4-3		(1) X HR		(1) X FC6-4 1B		(2) X L7	4	1	2	2	0	0	1						
Inning Stats	R: 0 E: 1 K: 0 S: 7	H: 1 LOB: 2 BB: 0 P: 13	R: 1 E: 0 K: 0 S: 10	H: 2 LOB: 0 BB: 0 P: 14	R: 0 E: 0 K: 0 S: 5	H: 0 LOB: 0 BB: 0 P: 6	R: 0 E: 0 K: 0 S: 4	H: 1 LOB: 1 BB: 1 P: 9	R: 2 E: 0 K: 0 S: 12	H: 2 LOB: 2 BB: 2 P: 25	R: 1 E: 1 K: 0 S: 7	H: 3 LOB: 1 BB: 0 P: 9	R: 1 E: 1 K: 0 S: 12	H: 2 LOB: 2 BB: 0 P: 20	R: 0 E: 0 K: 0 S: 6	H: 0 LOB: 0 BB: 0 P: 9		R: 1 E: 0 K: 0 S: 8	H: 3 LOB: 2 BB: 0 P: 12	1B: 11 2B: 3 3B: 0 HR: 1	SF: 0 SAC: 0 DP: 2 HBP: 0	WP: 0 PB: 0 CS: 0
PITCHER	IP WLS BF H R ER SO BB IBB HBP BLK WP HR S P ERA WHIP																					
Ricky Bones, R ERA: 4.42	(1, 1) 6.2 32 11 5 5 0 0 3 0 0 0 0 0 0 2 3 = =																					
Carlos Maldonado, R ERA: 6.0	(7, 1) 0.0 1 0 0 0 0 0 0 0 0 0 0 0 0 2 3 = =																					
Graeme Lloyd, L ERA: 2.31	(7, 1) 1.2 5 0 0 0 0 0 0 0 0 0 0 0 10 15 0.00 0.000																					
Mike Fetters, R ERA: 3.96	(9, 1) 0.1 L 4 3 1 1 0 0 0 0 0 0 0 0 0 6 9 27.00 9.000																					




Batter	1	2	3	4	5	6	7	8	9	AB	R	H	RBI	BB	SO	LOB	TOP					
Pat Listach, S OBP: 0.289, SLG: 0.272 (1, 6)	L1		K			G3-1 BB	K		CS	G4-3	4	0	0	0	1	2	0					
Darryl Hamilton, L OBP: 0.379, SLG: 0.397 (1, 8)	G6-3		K			G3-1				P6	5	1	1	1	0	1	1					
B.J. Surhoff, L OBP: 0.300, SLG: 0.325 (1, 5)	E					F9				L8	4	1	1	0	1	0	1					
Greg Vaughn, R OBP: 0.370, SLG: 0.530 (1, 7)	E5									F9	4	1	1	0	0	0	1					
Dave Nilsson, L OBP: 0.285, SLG: 0.298 (1, 10)	K									G4-3	4	1	1	1	0	1	1					
Tom Lampkin, L OBP: 0.293, SLG: 0.376 (1, 2)																						
Tom Brunansky, R OBP: 0.260, SLG: 0.305 (1, 9)																						
John Jaha, R OBP: 0.315, SLG: 0.333 (1, 3)																						
Juan Bell, R OBP: 0.317, SLG: 0.349 (1, 4)																						
Inning Stats	R: 1 H: 1 E: 1 K: 1 S: 20	H: 1 LOB: 1 BB: 0 P: 29	R: 0 H: 0 E: 0 K: 2 S: 9	H: 1 LOB: 1 BB: 12 P: 10	R: 0 H: 0 E: 0 K: 2 S: 10	H: 0 LOB: 1 BB: 1 P: 18	R: 0 H: 0 E: 0 K: 2 S: 11	H: 0 LOB: 1 BB: 1 P: 14	R: 0 H: 0 E: 0 K: 0 S: 12	H: 0 LOB: 1 BB: 1 P: 18	R: 4 H: 4 E: 0 K: 3 S: 22	H: 4 LOB: 0 BB: 28 P: 28	R: 1 H: 1 E: 0 K: 0 S: 6	H: 1 LOB: 0 BB: 0 P: 10	R: 1 H: 2 E: 0 K: 0 S: 10	H: 2 LOB: 0 BB: 1 P: 20	R: 0 H: 0 E: 0 K: 0 S: 4	H: 0 LOB: 0 BB: 0 P: 8	1B: 4 2B: 0 3B: 2 HR: 3	SF: 0 SAC: 0 DP: 0 HBP: 0	WP: 1 PB: 0 CS: 2	PA: 40
PITCHER	IP	WLS	BF	H	R	ER	SO	BB	IBB	HBP	BLK	WP	HR	S	P	ERA	WHIP					
Alex Fernandez, R ERA: 2.92 (1, 1)	5.0	L	25	6	5	4	7	2	0	0	0	1	2	75	109	7.20	1.600					
Bobby Thigpen, R ERA: 4.2 (6, 1)	3.0		11	3	2	2	3	1	0	0	0	0	1	25	40	6.00	1.333					
Kirk McCaskill, R ERA: 6.88 (9, 1)	1.0		3	0	0	0	0	0	0	0	0	0	0	4	8	0.00	0.000					

Milwaukee Brewers @ Chicago White Sox
Comiskey Park, Chicago, IL
Sun Jul 25 1993, 4:33 AM EDT
Att: 38,324 - Sunny - 80 F

livebaseballscores.com

AB 36
R 7
H 9
RBI 6
BB 3
SO 10
LOB 8



Batter	1	2	3	4	5	6	7	8	9	AB	R	H	RBI	BB	SO	LOB	BOTTOM					
Tim Raines, S OBP: 0.403, SLG: 0.530 (1, 7)	F9	FC5																				
Joey Cora, S OBP: 0.362, SLG: 0.352 (1, 4)	L4																					
Frank Thomas, R OBP: 0.418, SLG: 0.583 (1, 3)																						
Robin Ventura, L OBP: 0.371, SLG: 0.426 (1, 5)																						
Ellis Burks, R OBP: 0.359, SLG: 0.484 (1, 9)																						
Bo Jackson, R OBP: 0.316, SLG: 0.423 (1, 10)																						
Lance Johnson, L OBP: 0.354, SLG: 0.394 (1, 8)																						
Ron Karkovics, R OBP: 0.362, SLG: 0.455 (1, 2)																						
Michael Lavalliere, L OBP: 0.333, SLG: 0.346 (2, PR) (3, 2)																						
Ozzie Guillen, L OBP: 0.296, SLG: 0.380 (1, 6)																						
Inning Stats	R: 2 H: 2 E: 0 K: 1 S: 10	H: 2 LOB: 0 BB: 0 P: 14	R: 0 H: 1 E: 0 K: 0 S: 7	H: 1 LOB: 2 BB: 0 P: 15	R: 1 H: 2 E: 0 K: 1 S: 13	H: 2 LOB: 1 BB: 1 P: 22	R: 0 H: 1 E: 0 K: 0 S: 16	H: 1 LOB: 1 BB: 0 P: 22	R: 0 H: 0 E: 0 K: 1 S: 7	H: 0 LOB: 0 BB: 0 P: 9	R: 0 H: 2 E: 0 K: 1 S: 8	H: 2 LOB: 2 BB: 0 P: 11	R: 0 H: 0 E: 0 K: 2 S: 8	H: 0 LOB: 0 BB: 0 P: 17	R: 0 H: 0 E: 0 K: 2 S: 7	H: 0 LOB: 0 BB: 0 P: 13	R: 0 H: 0 E: 0 K: 0 S: 8	H: 0 LOB: 0 BB: 0 P: 12	1B: 4 2B: 2 3B: 0 HR: 2	SF: 0 SAC: 0 DP: 0 HBP: 1	WP: 0 PB: 0 CS: 0	PA: 36
PITCHER	IP	WLS	BF	H	R	ER	SO	BB	IBB	HBP	BLK	WP	HR	S	P	ERA	WHIP					
21 Cal Eldred, R ERA: 3.89 (1, 1)	9.0	W	36	8	3	3	6	0	1	1	0	0	2	84	135	3.00	0.889					

Milwaukee Brewers @ Chicago White Sox
Comiskey Park, Chicago, IL
Sun Jul 25 1993, 4:33 AM EDT
Att: 38,324 - Sunny - 80 F

livebaseballscores.com

AB 34
R 3
H 8
RBI 3
BB 1
SO 6
LOB 7



Batter	1	2	3	4	5	6	7	8	9	AB	R	H	RBI	BB	SO	LOB	TOP										
Scott Fletcher, R (1,4) OBP: 0.364, SLG: 0.424	P3		F9		F9			F8		4	0	1	0	0	0	1	Boston Red Sox @ Milwaukee Brewers Milwaukee County Stadium, Milwaukee, WI Mon Jul 26 1993, 8:05 PM EDT Att: 24,645 - Unknown - 84 F										
Billy Hatcher, R (1,8) OBP: 0.364, SLG: 0.439	P3		F8		F8			G6-3		4	0	0	0	0	0	2											
Mike Greenwell, L (1,7) OBP: 0.377, SLG: 0.482	G3		F8		F9			F8		4	0	0	0	0	0	0											
Andre Dawson, R (1,10) OBP: 0.300, SLG: 0.389	G6-3		F8		P4			G6-3		4	1	1	0	0	0	0											
Mo Vaughn, L (1,3) OBP: 0.417, SLG: 0.548 Carlos Quintana, R (9, PR) OBP: 0.326, SLG: 0.287	F7		F8		L7			BB		3	1	1	2	0	0	0											
Bob Zupcic, R (1,9) OBP: 0.356, SLG: 0.402	1B		G6-3		L9			FC5-4		2	0	1	0	2	0	0											
Scott Cooper, L (1,5) OBP: 0.375, SLG: 0.416	G4-3		F8		SH5-3			F8		3	0	0	0	0	0	3											
John Valentin, R (1,6) OBP: 0.302, SLG: 0.370			F8		L9			FC5-4		4	0	1	0	0	0	3											
Tony Peña, R (1,2) OBP: 0.239, SLG: 0.232			K		SH1					2	0	0	0	0	1	1											
Inning Stats	R: 0 E: 0 K: 0 S: 4	H: 0 LOB: 0 BB: 0 P: 6	R: 0 E: 0 K: 0 S: 5	H: 1 LOB: 1 BB: 0 P: 10	R: 0 E: 0 K: 1 S: 11	H: 1 LOB: 1 BB: 0 P: 14	R: 2 E: 0 K: 0 S: 9	H: 2 LOB: 0 BB: 0 P: 15	R: 0 E: 0 K: 0 S: 7	H: 1 LOB: 1 BB: 0 P: 12	R: 0 E: 0 K: 0 S: 6	H: 0 LOB: 0 BB: 0 P: 11	R: 0 E: 0 K: 0 S: 9	H: 0 LOB: 1 BB: 1 P: 14	R: 0 E: 0 K: 0 S: 4	H: 0 LOB: 2 BB: 1 P: 8		R: 0 E: 0 K: 0 S: 12	H: 0 LOB: 2 BB: 1 P: 20	1B: 4 2B: 0 3B: 0 HR: 1	SF: 0 SAC: 2 DP: 0 HBP: 1	WP: 0 PB: 0 SB: 0 CS: 0	PA: 35				
PITCHER	IP	WLS	BF	H	R	ER	SO	BB	IBB	HBP	BLK	WP	HR	S	P	ERA	WHIP										
Rafael Nova, L (1,1) ERA: 2.16	8.1		33	5	2	2	1	2	0	1	0	0	1	59	99	2.16	0.840										
Graeme Lloyd, L (9,1) ERA: 2.28	0.2	W	2	0	0	0	0	0	0	0	0	0	0	8	11	0.00	0.000										

Batter	1	2	3	4	5	6	7	8	9	AB	R	H	RBI	BB	SO	LOB	BOTTOM										
Pat Listach, S (1,6) OBP: 0.284, SLG: 0.267	F8		G6-3		K			G6-3		4	0	0	0	0	1	3	Boston Red Sox @ Milwaukee Brewers Milwaukee County Stadium, Milwaukee, WI Mon Jul 26 1993, 8:05 PM EDT Att: 24,645 - Unknown - 84 F										
Robin Yount, R (1,8) OBP: 0.329, SLG: 0.385	K		P4		L8			BB		3	0	0	0	1	1	2											
Darryl Hamilton, L (1,7) OBP: 0.375, SLG: 0.392	G3		L7		G6-3			F8		4	0	0	0	0	0	1											
Kevin Reimer, L (1,10) OBP: 0.297, SLG: 0.423	E3		G1-3		G3-1			K		4	0	0	0	0	1	0											
B.J. Surhoff, L (1,5) OBP: 0.302, SLG: 0.330	K		K		F7			HR		4	2	2	0	0	1	1											
Tom Lampkin, L (1,2) OBP: 0.304, SLG: 0.386 Greg Vaughn, R (9, FH) OBP: 0.369, SLG: 0.528	1B		1B		K			F9		3	0	2	1	0	1	0											
Tom Brunansky, R (1,9) OBP: 0.260, SLG: 0.318	F7		K		F7			HR		4	1	1	2	0	1	2											
Dave Nilsson, L (1,3) OBP: 0.286, SLG: 0.299	F7		FC4		G3			HR		3	0	1	0	0	0	2											
Bill Spiers, L (1,4) OBP: 0.296, SLG: 0.297	G6-3		FC4		F7					3	0	1	0	0	0	1											
Inning Stats	R: 0 E: 0 K: 1 S: 11	H: 1 LOB: 2 BB: 0 P: 15	R: 0 E: 1 K: 1 S: 13	H: 1 LOB: 2 BB: 0 P: 18	R: 0 E: 0 K: 0 S: 7	H: 1 LOB: 0 BB: 0 P: 10	R: 1 E: 0 K: 0 S: 10	H: 2 LOB: 1 BB: 0 P: 18	R: 0 E: 0 K: 2 S: 11	H: 1 LOB: 2 BB: 0 P: 18	R: 0 E: 0 K: 0 S: 4	H: 0 LOB: 0 BB: 0 P: 6	R: 0 E: 0 K: 1 S: 7	H: 0 LOB: 0 BB: 0 P: 11	R: 0 E: 0 K: 0 S: 9	H: 0 LOB: 1 BB: 1 P: 19		R: 2 E: 0 K: 1 S: 8	H: 2 LOB: 0 BB: 0 P: 9	1B: 5 2B: 1 3B: 0 HR: 1	SF: 0 SAC: 0 DP: 1 HBP: 0	WP: 0 PB: 0 SB: 0 CS: 0	PA: 34				
PITCHER	IP	WLS	BF	H	R	ER	SO	BB	IBB	HBP	BLK	WP	HR	S	P	ERA	WHIP										
Roger Clemens, R (1,1) ERA: 3.22	7.2		29	5	1	1	5	1	0	0	0	0	0	70	112	1.17	0.783										
Tony Fossas, L (8,1) ERA: 5.3	0.2		3	1	1	1	1	0	0	0	0	0	0	7	8	13.50	1.500										
Jeff Russell, R (9,1) ERA: 2.75	0.1	L	2	1	1	1	0	0	0	0	0	0	1	3	4	27.00	3.000										

Batter	1	2	3	4	5	6	7	8	9	AB	R	H	RBI	BB	SO	LOB	TOP		
Scott Fletcher, R (1,4) OBP: 0.362, SLG: 0.422	G6-3		G5-4-3			F9			WP BLK G6-3	4	1	1	0	0	0	2			
Billy Hatcher, R (1,8) OBP: 0.363, SLG: 0.437	G4-3-6				G6-3	F9			G6-3	4	0	1	1	0	0	0			
Mike Greenwell, L (1,7) OBP: 0.373, SLG: 0.476	G4-3-6				K	G3-1			F8	4	0	0	0	0	1	1			
Mo Vaughn, L (1,3) OBP: 0.415, SLG: 0.554		G4-3			F7				K	4	1	1	1	0	1	0			
Andre Dawson, R (1,10) OBP: 0.297, SLG: 0.385		G6-3				P6			G5-3	3	0	0	0	0	0	0			
Scott Cooper, L (1,5) OBP: 0.372, SLG: 0.413		P5				F8			G3-1	3	0	0	0	0	0	0			
Bob Zupcic, R (1,9) OBP: 0.350, SLG: 0.395						K			P4	3	0	0	0	0	1	0			
John Valentin, R (1,6) OBP: 0.306, SLG: 0.377						F7			BB	3	0	2	0	0	0	0			
Tony Peña, R (1,2) OBP: 0.241, SLG: 0.231						L7			G3-1	1	0	0	0	1	0	0			
Ernest Riles, L (8,PH) OBP: 0.312, SLG: 0.411										1	0	0	0	0	0	0			
John Flaherty, R (8,2) OBP: 0.182, SLG: 0.200										0	0	0	0	0	0	0			
Inning Stats	R: 0 E: 0 K: 0 S: 7	H: 1 LOB: 0 BB: 0 P: 9	R: 0 E: 0 K: 0 S: 6	H: 0 LOB: 0 BB: 0 P: 9	R: 0 E: 0 K: 0 S: 8	H: 1 LOB: 1 BB: 1 P: 16	R: 0 E: 0 K: 1 S: 9	H: 0 LOB: 0 BB: 0 P: 13	R: 0 E: 0 K: 1 S: 6	H: 0 LOB: 0 BB: 0 P: 11	R: 1 E: 0 K: 0 S: 6	H: 1 LOB: 0 BB: 0 P: 8	R: 0 E: 0 K: 0 S: 7	H: 1 LOB: 1 BB: 0 P: 10	R: 1 E: 0 K: 1 S: 12	H: 1 LOB: 0 BB: 0 P: 16	1B: 3 2B: 1 3B: 0 HR: 1	SF: 0 SAC: 0 DP: 2 HBP: 0	WP: 1 PA: 31
PITCHER	IP	WLS	BF	H	R	ER	SO	BB	IBB	HBP	BLK	WP	HR	S	P	ERA	WHIP		
Jaime Navarro, R (1,1) ERA: 5.18	8.0	W	28	5	2	2	2	1	0	0	0	0	1	60	92	2.25	0.750		
Jesse Orosco, L (9,1) ERA: 4.61	1.0	S	3	0	0	0	1	0	0	0	1	1	0	11	15	0.00	0.000		

Boston Red Sox @ Milwaukee Brewers
Milwaukee County Stadium, Milwaukee, WI

AB 30
R 2
H 5
RBI 2
BB 1
SO 3
LOB 4



Tue Jul 27 1993, 8:05 PM EDT
Att: 18,869 - Unknown - 81 F


Batter	1	2	3	4	5	6	7	8	9	AB	R	H	RBI	BB	SO	LOB	BOTTOM		
Pat Listach, S (1,6) OBP: 0.283, SLG: 0.266	K		F9		P3					4	0	1	0	0	1	1			
Robin Yount, R (1,8) OBP: 0.331, SLG: 0.400	2B				L9				SF8	3	2	2	2	0	0	1			
Darryl Hamilton, L (1,7) OBP: 0.376, SLG: 0.396	F8		F7			G3-1			F7	4	0	2	1	0	0	1			
Kevin Reimer, L (1,10) OBP: 0.297, SLG: 0.421	F8		L9			G3-1				4	0	1	0	0	0	2			
B.J. Surhoff, L (1,5) OBP: 0.299, SLG: 0.326	F8				F8	K			E1	4	0	0	0	0	1	3			
Tom Lampkin, L (1,2) OBP: 0.502, SLG: 0.374		P6			F8				G4-3	3	0	0	0	1	0	1			
Tom Brunansky, R (1,9) OBP: 0.256, SLG: 0.312		K			K				P3	4	0	0	0	0	2	3			
Dave Nilsson, L (1,3) OBP: 0.294, SLG: 0.308					K					3	0	2	0	0	1	0			
John Jaha, R (7,PR) OBP: 0.315, SLG: 0.333										0	1	0	0	0	0	0			
Bill Spiers, L (1,4) OBP: 0.297, SLG: 0.298	G4-3								SH1-4	2	0	1	0	0	0	1			
Inning Stats	R: 1 E: 0 K: 1 S: 10	H: 2 LOB: 1 BB: 0 P: 18	R: 0 E: 0 K: 1 S: 10	H: 1 LOB: 0 BB: 0 P: 14	R: 1 E: 0 K: 0 S: 13	H: 1 LOB: 0 BB: 0 P: 22	R: 0 E: 0 K: 1 S: 6	H: 0 LOB: 0 BB: 0 P: 8	R: 0 E: 0 K: 1 S: 11	H: 1 LOB: 2 BB: 1 P: 15	R: 1 E: 0 K: 0 S: 10	H: 2 LOB: 1 BB: 0 P: 14	R: 0 E: 1 K: 0 S: 10	H: 1 LOB: 1 BB: 0 P: 16	1B: 7 2B: 1 3B: 0 HR: 1	SF: 1 SAC: 1 DP: 0 HBP: 0	WP: 0 PA: 34		
PITCHER	IP	WLS	BF	H	R	ER	SO	BB	IBB	HBP	BLK	WP	HR	S	P	ERA	WHIP		
Danny Darwin, R (1,1) ERA: 3.24	7.0	L	30	8	3	3	3	0	0	0	0	0	0	8	12	0.00	1.500		
Joe Hesketh, L (8,1) ERA: 5.72	0.2		3	1	0	0	0	0	0	0	1	0	0	2	4	0.00	0.000		
Ken Ryan, R (8,1) ERA: 2.53	0.1		1	0	0	0	0	0	0	0	0	0	0	2	4	0.00	0.000		


Boston Red Sox @ Milwaukee Brewers
Milwaukee County Stadium, Milwaukee, WI

AB 31
R 3
H 9
RBI 3
BB 1
SO 5
LOB 13



Tue Jul 27 1993, 8:05 PM EDT
Att: 18,869 - Unknown - 81 F

Batter	1	2	3	4	5	6	7	8	9	AB	R	H	RBI	BB	SO	LOB	TOP					
Scott Fletcher, R (1, 4) OBP: 0.359, SLG: 0.418	K		G6-3		K	G6-3			G6-3	5	0	1	1	0	2	2	Boston Red Sox @ Milwaukee Brewers Milwaukee County Stadium, Milwaukee, WI Wed Jul 28 1993, 8:05 PM EDT Att: 26,770 - Unknown - 78 F AB 34 R 8 H 11 RBI 7 BB 4 SO 9 LOB 17 					
Billy Hatcher, R (1, 8) OBP: 0.363, SLG: 0.439	F8		P4		G4-3				F S SF8	5	2	2	0	0	0	2						
Bob Zupcic, R (1, 7) OBP: 0.353, SLG: 0.400	K				G4-3 BLK				WP E	3	1	1	0	1	1	0						
Andre Dawson, R (1, 10) OBP: 0.302, SLG: 0.386		F7			G5-3				WP	4	1	2	1	1	0	1						
Luis Rivera, R (9, PR) OBP: 0.294, SLG: 0.336									WP	0	0	0	0	0	0	0						
Mo Vaughn, L (1, 3) OBP: 0.415, SLG: 0.552		L4			BLK G4-3				WP	3	1	1	1	1	0	1						
Mike Greenwell, L (9, 7) OBP: 0.373, SLG: 0.476					BB				IBB	0	0	0	0	0	0	0						
Carlos Quintana, R (1, 9) OBP: 0.328, SLG: 0.287					G4-3				SF8	4	1	1	0	1	1	4						
Scott Cooper, L (1, 5) OBP: 0.370, SLG: 0.411			K		L9				G1-3	4	1	1	2	0	2	2						
John Valentin, R (1, 6) OBP: 0.308, SLG: 0.380									FC5-4	3	1	1	0	0	1	3						
John Flaherty, R (1, 2) OBP: 0.231, SLG: 0.333										2	0	1	2	0	1	1						
Ernest Riles, L (8, PH) OBP: 0.310, SLG: 0.407										1	0	0	0	0	1	1						
Tony Peña, R (8, 2) OBP: 0.241, SLG: 0.231										0	0	0	0	0	0	0						
Inning Stats	R: 0 E: 0 K: 2 S: 7	H: 0 LOB: 0 BB: 0 P: 9	R: 0 E: 0 K: 1 S: 10	H: 0 LOB: 0 BB: 0 P: 15	R: 1 E: 0 K: 2 S: 13	H: 2 LOB: 1 BB: 0 P: 21	R: 1 E: 0 K: 0 S: 12	H: 1 LOB: 1 BB: 1 P: 21	R: 0 E: 0 K: 1 S: 6	H: 0 LOB: 0 BB: 0 P: 8	R: 4 E: 0 K: 1 S: 19	H: 4 LOB: 1 BB: 1 P: 33	R: 1 E: 0 K: 0 S: 9	H: 2 LOB: 0 BB: 0 P: 13	R: 0 E: 0 K: 2 S: 10	H: 1 LOB: 1 BB: 0 P: 15	R: 1 E: 1 K: 0 S: 12	H: 1 LOB: 3 BB: 2 P: 23	1B: 7 2B: 4 3B: 0 HR: 0	SF: 1 SAC: 2 DP: 1 HBP: 1	WP: 2 PB: 0 SB: 1 CS: 0	PA: 42
PITCHER	IP WLS BF H R ER SO BB IBB HBP BLK WP HR S P ERA WHIP																					
Angel Miranda, L (1, 1) ERA: 3.63	5.1 L 24 5 5 5 6 2 0 1 1 1 0 0 8 94 8.44 1.312																					
Graeme Lloyd, L (6, 1) ERA: 2.42	0.2 4 2 1 1 1 0 0 0 0 0 0 0 8 13 13.50 3.000																					
Mike Fetters, R (7, 1) ERA: 4.1	1.0 4 2 1 1 0 0 0 0 0 0 0 0 9 13 9.00 2.000																					
Matt Maysey, R (8, 1) ERA: 2.16	2.0 10 2 1 1 2 1 1 0 0 1 0 22 38 4.50 1.500																					

Batter	1	2	3	4	5	6	7	8	9	AB	R	H	RBI	BB	SO	LOB	BOTTOM					
Pat Listach, S (1, 6) OBP: 0.277, SLG: 0.260	G1-3		G1-3		P5	K			K	5	0	0	0	0	2	2	Boston Red Sox @ Milwaukee Brewers Milwaukee County Stadium, Milwaukee, WI Wed Jul 28 1993, 8:05 PM EDT Att: 26,770 - Unknown - 78 F AB 33 R 4 H 6 RBI 3 BB 5 SO 6 LOB 14 					
Robin Yount, R (1, 8) OBP: 0.332, SLG: 0.398	G3		F7		S S	L8			F9	4	1	1	0	1	0	2						
Darryl Hamilton, L (1, 9) OBP: 0.374, SLG: 0.391	G3				G3	S			G6-3	4	0	0	0	1	1	1						
Greg Vaughn, R (1, 7) OBP: 0.368, SLG: 0.524	P4				HBP	E5				3	1	0	0	1	1	2						
Kevin Reimer, L (1, 10) OBP: 0.299, SLG: 0.420					FC6	FC6				3	1	1	0	0	0	2						
B.J. Surhoff, L (1, 5) OBP: 0.301, SLG: 0.343										4	1	2	3	0	1	1						
Tom Lampkin, L (1, 2) OBP: 0.300, SLG: 0.362										3	0	0	0	1	1	1						
Dave Nilsson, L (1, 3) OBP: 0.299, SLG: 0.308										3	0	1	0	1	0	2						
Bill Spiers, L (1, 4) OBP: 0.295, SLG: 0.296										2	0	0	0	0	0	0						
Dickie Thon, R (6, PH) OBP: 0.335, SLG: 0.369										2	0	1	0	0	0	1						
Inning Stats	R: 0 E: 0 K: 0 S: 10	H: 1 LOB: 1 BB: 0 P: 17	R: 0 E: 0 K: 0 S: 7	H: 1 LOB: 1 BB: 1 P: 13	R: 0 E: 0 K: 0 S: 9	H: 0 LOB: 0 BB: 0 P: 12	R: 2 E: 0 K: 1 S: 11	H: 1 LOB: 1 BB: 1 P: 20	R: 1 E: 1 K: 0 S: 13	H: 0 LOB: 2 BB: 2 P: 25	R: 1 E: 0 K: 1 S: 18	H: 3 LOB: 2 BB: 0 P: 30	R: 0 E: 0 K: 2 S: 9	H: 0 LOB: 0 BB: 0 P: 14	R: 0 E: 0 K: 1 S: 7	H: 0 LOB: 1 BB: 1 P: 14	R: 0 E: 0 K: 1 S: 9	H: 0 LOB: 0 BB: 0 P: 17	1B: 4 2B: 1 3B: 1 HR: 1	SF: 0 SAC: 0 DP: 1 HBP: 1	WP: 0 PB: 0 SB: 3 CS: 0	PA: 39
PITCHER	IP WLS BF H R ER SO BB IBB HBP BLK WP HR S P ERA WHIP																					
John Dopson, R (1, 1) ERA: 4.4	4.2 22 3 3 2 1 0 0 0 0 0 0 1 47 84 3.86 1.286																					
Joe Hesketh, L (5, 1) ERA: 5.63	0.2 4 2 1 1 0 0 0 0 0 0 0 1 12 17 13.50 3.000																					
Greg Harris, R (6, 1) ERA: 2.38	3.2 W 13 1 0 0 5 1 0 0 0 0 0 0 34 61 0.00 0.545																					

Batter	1	2	3	4	5	6	7	8	9	AB	R	H	RBI	BB	SO	LOB	TOP								
Billy Hatcher, R OBP: 0.369, SLG: 0.454 (1, 8)										4	2	3	3	0	0	0	Boston Red Sox @ Milwaukee Brewers Milwaukee County Stadium, Milwaukee, WI Thu Jul 29 1993, 4:33 AM EDT Att: 27,105 - Cloudy - 75 F								
Ernest Riles, L OBP: 0.395, SLG: 0.425 (1, 10)										5	1	1	1	0	0	5									
Mike Greenwell, L OBP: 0.371, SLG: 0.477 (1, 7)										4	0	1	1	0	0	0									
Mo Vaughn, L OBP: 0.420, SLG: 0.561 (1, 3)										2	1	1	1	3	0	0									
Bob Zupcic, R OBP: 0.345, SLG: 0.389 (1, 9)										5	0	0	0	0	2	4									
Scott Cooper, L OBP: 0.366, SLG: 0.405 (1, 5)										5	0	0	0	0	0	3									
John Valentin, R OBP: 0.311, SLG: 0.387 (1, 6)										3	1	1	0	1	0	0									
Luis Rivera, R OBP: 0.301, SLG: 0.351 (1, 4)										4	2	2	1	0	0	0									
Tony Peña, R OBP: 0.238, SLG: 0.227 (1, 2)										3	0	0	0	0	0	2									
Inning Stats	R: 1 E: 0 K: 0 S: 10	H: 1 LOB: 1 BB: 1 P: 20	R: 0 E: 1 K: 0 S: 14	H: 1 LOB: 3 BB: 1 P: 22	R: 1 E: 0 K: 0 S: 10	H: 1 LOB: 0 BB: 0 P: 15	R: 4 E: 1 K: 1 S: 16	H: 4 LOB: 2 BB: 1 P: 29	R: 1 E: 0 K: 0 S: 8	H: 2 LOB: 1 BB: 0 P: 10	R: 0 E: 0 K: 0 S: 8	H: 0 LOB: 0 BB: 0 P: 14	R: 0 E: 0 K: 0 S: 8	H: 0 LOB: 0 BB: 0 P: 12	R: 0 E: 0 K: 0 S: 4	H: 0 LOB: 0 BB: 0 P: 7	R: 0 E: 0 K: 0 S: 6	H: 0 LOB: 1 BB: 1 P: 13	1B: 2 2B: 3 HR: 3	SF: 1 SAC: 1 DP: 0 HBP: 1	WP: 0 PB: 0 SB: 0 CS: 1	PA: 42			
PITCHER	IP	WLS	BF	H	R	ER	SO	BB	IBB	HBP	BLK	WP	HR	S	P	ERA	WHIP								
Ricky Bones, R ERA: 4.7 (1, 1)	4.2	L	28	9	7	6	1	2	1	1	0	0	3	56	92	11.57	2.357								
Mike Fetters, R ERA: 3.96 (5, 1)	1.1		4	0	0	0	1	0	0	0	0	0	0	10	18	0.00	0.000								
Carlos Maldonado, R ERA: 5.29 (7, 1)	2.0		6	0	0	0	0	0	0	0	0	0	0	12	19	0.00	0.000								
Doug Henry, R ERA: 4.7 (9, 1)	1.0		4	0	0	0	0	1	0	0	0	0	0	6	13	0.00	1.000								

Batter	1	2	3	4	5	6	7	8	9	AB	R	H	RBI	BB	SO	LOB	BOTTOM								
Darryl Hamilton, L OBP: 0.371, SLG: 0.389 (1, 8)										5	0	1	0	0	1	4	Boston Red Sox @ Milwaukee Brewers Milwaukee County Stadium, Milwaukee, WI Thu Jul 29 1993, 4:33 AM EDT Att: 27,105 - Cloudy - 75 F								
Robin Yount, R OBP: 0.337, SLG: 0.399 (1, 10)										4	0	2	1	1	0	1									
B.J. Surhoff, L OBP: 0.300, SLG: 0.341 (1, 5)										5	0	1	0	0	1	5									
Greg Vaughn, R OBP: 0.369, SLG: 0.525 (1, 7)										3	1	1	0	0	0	2									
Kevin Reimer, L OBP: 0.297, SLG: 0.417 (1, 9)										2	0	0	0	0	0	1									
Tom Brunansky, R OBP: 0.262, SLG: 0.319 (5, 9)										2	0	2	1	0	0	0									
Tom Lampkin, L OBP: 0.298, SLG: 0.367 (1, 2)										4	1	1	0	0	0	1									
John Jaha, R OBP: 0.314, SLG: 0.335 (1, 3)										4	0	1	1	0	1	2									
Pat Listach, S OBP: 0.276, SLG: 0.260 (1, 6)										4	0	1	0	0	0	2									
Juan Bell, R OBP: 0.320, SLG: 0.348 (1, 4)										3	1	1	0	1	1	1									
Inning Stats	R: 0 E: 1 K: 0 S: 7	H: 1 LOB: 0 BB: 0 P: 10	R: 0 E: 0 K: 1 S: 8	H: 0 LOB: 0 BB: 0 P: 15	R: 1 E: 0 K: 0 S: 13	H: 2 LOB: 1 BB: 0 P: 20	R: 0 E: 1 K: 0 S: 6	H: 0 LOB: 1 BB: 0 P: 11	R: 0 E: 0 K: 1 S: 12	H: 2 LOB: 2 BB: 1 P: 21	R: 2 E: 1 K: 0 S: 18	H: 4 LOB: 2 BB: 1 P: 29	R: 0 E: 0 K: 0 S: 7	H: 1 LOB: 0 BB: 0 P: 12	R: 0 E: 0 K: 0 S: 14	H: 1 LOB: 1 BB: 0 P: 21	R: 0 E: 0 K: 2 S: 10	H: 0 LOB: 1 BB: 1 P: 19	1B: 8 2B: 3 HR: 0	SF: 0 SAC: 0 DP: 2 HBP: 1	WP: 1 PB: 0 SB: 0 CS: 0	PA: 39			
PITCHER	IP	WLS	BF	H	R	ER	SO	BB	IBB	HBP	BLK	WP	HR	S	P	ERA	WHIP								
Aaron Sele, R ERA: 2.51 (1, 1)	5.1	W	25	9	3	3	2	0	0	0	0	0	0	55	89	5.06	1.688								
Scott Bankhead, R ERA: 4.17 (6, 1)	1.2		6	1	0	0	0	1	0	0	0	0	0	16	29	0.00	1.200								
Paul Quantrill, R ERA: 3.07 (8, 1)	1.0		4	1	0	0	0	0	0	0	0	0	0	14	21	0.00	1.000								
Ken Ryan, R ERA: 2.45 (9, 1)	1.0		4	0	0	0	2	1	0	0	0	1	0	10	19	0.00	1.000								


Batter	1	2	3	4	5	6	7	8	9	AB	R	H	RBI	BB	SO	LOB	TOP								
Pat Listach, S OBP: 0.282, SLG: 0.259 (1, 6)										3	1	1	0	2	0	1	Milwaukee Brewers @ New York Yankees Yankee Stadium, Bronx, NY Sat Jul 31 1993, 3:33 AM EDT Att: 30,140 - Cloudy - 87 F								
Robin Yount, R OBP: 0.337, SLG: 0.399 (1, 8)										3	0	1	1	0	0	1									
B.J. Surhoff, L OBP: 0.301, SLG: 0.348 (1, 5)										4	0	2	2	0	0	0									
Greg Vaughn, R OBP: 0.365, SLG: 0.518 (1, 7)										4	0	1	0	0	0	1									
Tom Brunansky, R OBP: 0.254, SLG: 0.308 (8, PH)										3	0	0	0	0	1	1									
Darryl Hamilton, L OBP: 0.376, SLG: 0.401 (8, 9)										1	0	0	0	0	0	2									
Dickie Thon, R OBP: 0.333, SLG: 0.363 (1, 10)										3	0	0	0	1	0	2									
Dave Nilsson, L OBP: 0.297, SLG: 0.300 (9, PR)										4	0	1	0	0	1	2									
Tom Lampkin, L OBP: 0.299, SLG: 0.366 (9, 2)										0	0	0	0	0	0	0									
John Jaha, R OBP: 0.313, SLG: 0.338 (9, PH)										3	0	0	0	0	1	0									
Kevin Seitzer, R OBP: 0.322, SLG: 0.354 (9, 3)										1	0	0	0	0	0	1									
Juan Bell, R OBP: 0.332, SLG: 0.373 (1, 4)										3	3	2	1	1	1	1									
Inning Stats	R: 0 E: 0 K: 0 S: 6	H: 0 LOB: 0 BB: 1 P: 11	R: 0 E: 0 K: 0 S: 6	H: 0 LOB: 0 BB: 0 P: 11	R: 1 E: 0 K: 2 S: 13	H: 3 LOB: 1 BB: 0 P: 20	R: 0 E: 0 K: 1 S: 10	H: 1 LOB: 2 BB: 1 P: 19	R: 1 E: 0 K: 0 S: 5	H: 1 LOB: 0 BB: 0 P: 11	R: 0 E: 0 K: 0 S: 5	H: 0 LOB: 0 BB: 0 P: 8	R: 0 E: 0 K: 0 S: 9	H: 0 LOB: 0 BB: 0 P: 14	R: 2 E: 0 K: 0 S: 15	H: 2 LOB: 2 BB: 2 P: 25	R: 0 E: 0 K: 1 S: 8	H: 1 LOB: 1 BB: 0 P: 11	1B: 6 2B: 1 3B: 0 HR: 1	SF: 0 SAC: 1 DP: 1 HBP: 0	WP: 0 PB: 0 SB: 0 CS: 1	PA: 38			
PITCHER	IP	WLS	BF	H	R	ER	SO	BB	IBB	HBP	BLK	WP	HR	S	P	ERA	WHIP								
Jimmy Key, L ERA: 2.62	(1, 1)	7.0	26	5	2	2	3	2	0	0	0	0	1	54	94	2.57	1.000								
Bobby Muñoz, R ERA: 4.67	(8, 1)	0.1	3	0	2	2	0	2	0	0	0	0	0	7	15	54.000	6.000								
Paul Assenmacher, L ERA: 3.49	(8, 1)	0.0	1	1	0	0	0	0	0	0	0	0	0	3	4	∞	∞								
Bob Wickman, R ERA: 4.58	(8, 1)	1.2	W	7	2	0	1	0	0	0	0	0	0	13	17	0.00	1.200								

Batter	1	2	3	4	5	6	7	8	9	AB	R	H	RBI	BB	SO	LOB	BOTTOM								
Mike Gallego, R OBP: 0.370, SLG: 0.410 (1, 5)										4	0	1	1	0	0	2	Milwaukee Brewers @ New York Yankees Yankee Stadium, Bronx, NY Sat Jul 31 1993, 3:33 AM EDT Att: 30,140 - Cloudy - 87 F								
Jim Leyritz, R OBP: 0.425, SLG: 0.528										3	1	1	0	0	1	1									
Paul O'Neill, L OBP: 0.375, SLG: 0.535 (7, PH)										1	0	0	0	0	0	1									
Don Mattingly, L OBP: 0.369, SLG: 0.466 (1, 3)										4	0	0	0	0	0	2									
Danny Tartabull, R OBP: 0.368, SLG: 0.540 (1, 10)										2	1	0	0	2	0	0									
Mike Stanley, R OBP: 0.408, SLG: 0.589 (1, 2)										3	1	1	3	0	0	1									
Bernie Williams, S OBP: 0.333, SLG: 0.419 (1, 8)										2	0	0	0	2	1	1									
Randy Velarde, R OBP: 0.372, SLG: 0.454 (1, 7)										4	1	2	1	0	0	2									
Spike Owen, S OBP: 0.306, SLG: 0.317 (1, 6)										4	1	1	0	0	0	2									
Pat Kelly, R OBP: 0.324, SLG: 0.408 (1, 4)										2	0	1	0	2	0	1									
Inning Stats	R: 3 E: 0 K: 1 S: 11	H: 2 LOB: 0 BB: 1 P: 23	R: 1 E: 0 K: 1 S: 10	H: 2 LOB: 1 BB: 0 P: 19	R: 0 E: 0 K: 0 S: 8	H: 0 LOB: 1 BB: 0 P: 14	R: 0 E: 0 K: 0 S: 6	H: 1 LOB: 0 BB: 0 P: 9	R: 0 E: 0 K: 0 S: 5	H: 0 LOB: 0 BB: 0 P: 8	R: 0 E: 0 K: 0 S: 12	H: 0 LOB: 1 BB: 1 P: 23	R: 0 E: 0 K: 0 S: 7	H: 0 LOB: 1 BB: 1 P: 15	R: 0 E: 0 K: 0 S: 7	H: 0 LOB: 2 BB: 2 P: 17	R: 1 E: 0 K: 0 S: 7	H: 2 LOB: 2 BB: 1 P: 15	1B: 3 2B: 1 3B: 1 HR: 2	SF: 0 SAC: 1 DP: 1 HBP: 1	WP: 0 PB: 0 SB: 1 CS: 0	PA: 37			
PITCHER	IP	WLS	BF	H	R	ER	SO	BB	IBB	HBP	BLK	WP	HR	S	P	ERA	WHIP								
Rafael Novoa, L ERA: 3.77	(1, 1)	6.0	26	5	4	4	2	2	0	1	0	0	0	3	8	6.00	1.167								
Matt Maysey, R ERA: 2.09	(7, 1)	0.1	2	0	0	0	0	1	0	0	0	0	0	3	8	0.00	3.000								
Graeme Lloyd, L ERA: 2.52	(7, 1)	1.2	L	7	1	1	0	2	0	0	0	0	0	13	28	5.40	1.800								
Doug Henry, R ERA: 4.7	(9, 1)	0.0	2	1	0	0	0	1	0	0	0	0	0	5	11	∞	∞								

AB	32
R	4
H	8
RBI	4
BB	4
SO	4
LOB	12



AB	29
R	5
H	7
RBI	5
BB	6
SO	2
LOB	13



Batter	1	2	3	4	5	6	7	8	9	AB	R	H	RBI	BB	SO	LOB	TOP			
Darryl Hamilton, L (1, 9) OBP: 0.377, SLG: 0.410 Tom Brunansky, R (2, 9) OBP: 0.334, SLG: 0.324	1-0 HR	1-3 K	4-2 BB		0-0 HR		0-1 P3			2	1	1	1	0	1	1				
Robin Yount, R (1, 8) OBP: 0.334, SLG: 0.399	1-1 F7	0-2 1B	3-3 K		1-2 P9			2-2 G5-3		5	1	1	1	0	1	2				
B.J. Surhoff, L (1, 5) OBP: 0.300, SLG: 0.346 Kevin Seitzer, R (9, 5) OBP: 0.322, SLG: 0.354	1-0 F9	3-2 1B	0-3 K		1-0 G4-3			1-2 G4-3		5	0	1	1	0	1	2				
Greg Vaughn, R (1, 7) OBP: 0.367, SLG: 0.515	4-2 1B	1-0 P8		4-2 BB		0-0 G4-3		4-1 BB		2	1	0	0	3	0	1				
Dave Nilsson, L (1, 10) OBP: 0.300, SLG: 0.303	3-2 HR	1-0 1B		3-2 P2		3-2 G3		2-2 F7		5	1	2	0	0	0	2				
Tom Lampkin, L (1, 2) OBP: 0.295, SLG: 0.387	1-0 HR	2-0 F9		0-3 K		2-1 G3-1			1-2 G3	5	1	1	3	0	1	3				
John Jaha, R (1, 3) OBP: 0.317, SLG: 0.349	4-2 BB		3-2 HR	1-0 F9			2-3 K		1-1 1B	4	1	2	1	1	1	1				
Pat Listach, S (1, 6) OBP: 0.280, SLG: 0.258	0-1 F7		0-0 G4-3		0-1 HR		0-1 G4-3		1-1 F7	5	1	1	0	0	0	2				
Bill Spiers, L (1, 4) OBP: 0.302, SLG: 0.301 Juan Bell, R (7, PH) OBP: 0.333, SLG: 0.374		2-2 2B	1-0 BB		2-3 K		1-2 1B		1-3 K	3	1	2	0	0	1	1				
Inning Stats	R: 4 E: 0 K: 0 S: 14	H: 3 LOB: 1 BB: 2 P: 29	R: 2 E: 0 K: 1 S: 16	H: 4 LOB: 2 BB: 0 P: 26	R: 1 E: 0 K: 2 S: 13	H: 2 LOB: 2 BB: 1 P: 24	R: 0 E: 0 K: 1 S: 17	H: 0 LOB: 1 BB: 1 P: 25	R: 2 E: 0 K: 1 S: 10	H: 2 LOB: 0 BB: 0 P: 14	R: 0 E: 0 K: 1 S: 10	H: 1 LOB: 1 BB: 0 P: 13	R: 0 E: 0 K: 0 S: 17	H: 0 LOB: 1 BB: 1 P: 26	R: 0 E: 0 K: 1 S: 10	H: 1 LOB: 1 BB: 0 P: 14	1B: 8 2B: 1 3B: 0 HR: 4	SF: 0 SAC: 0 DP: 0 HBP: 0	WP: 0 PB: 0 CS: 0	PA: 45
PITCHER	IP WLS BF H R ER SO BB IBB HBP BLK WP HR S P ERA WHIP	IP WLS BF H R ER SO BB IBB HBP BLK WP HR S P ERA WHIP																		
Melido Perez, R (1, 1) ERA: 5.09	1.2 L	14	7	6	6	1	2	0	0	0	0	0	2	29	52	32.40	5.400			
Paul Gibson, L (2, 1) ERA: 4.18	4.1	19	4	3	3	4	2	0	0	0	0	2	47	77	6.23	1.385				
Rich Monteleone, R (7, 1) ERA: 4.62	3.0	12	2	0	0	2	1	0	0	0	0	0	37	53	0.00	1.000				

Milwaukee Brewers @ New York Yankees
 Yankee Stadium, Bronx, NY
 Sun Aug 01 1993, 3:33 AM EDT
 Att: 35,938 - Sunny - 82 F


AB	40
R	9
H	13
RBI	9
BB	5
SO	7
LOB	17



Batter	1	2	3	4	5	6	7	8	9	AB	R	H	RBI	BB	SO	LOB	BOTTOM			
Wade Boggs, L (1, 5) OBP: 0.374, SLG: 0.381 Randy Velarde, R (9, 5) OBP: 0.372, SLG: 0.454	3-2 G4-3		1-2 F7		0-2 G6-4-3		0-2 F7			4	0	0	0	0	0	2				
Dion James, L (1, 7) OBP: 0.387, SLG: 0.497	3-2 HR		1-1 1B		0-0 F8			0-2 G6-3		4	2	3	1	0	0	0				
Don Mattingly, L (1, 3) OBP: 0.366, SLG: 0.462 Jim Leyritz, R (8, 3) OBP: 0.427, SLG: 0.528	1-2 F9		0-0 F9		2-2 F8		4-2 1B		2-3 BB	3	0	0	0	0	0	2				
Danny Tartabull, R (1, 10) OBP: 0.372, SLG: 0.541	1-3 K			4-0 BB		0-0 1B		1-2 1B		3	0	2	1	1	1	0				
Paul O'Neill, L (1, 9) OBP: 0.373, SLG: 0.532		0-0 G6-4-3		0-0 F7		0-0 F7		0-2 F9		4	0	1	0	0	0	4				
Bernie Williams, S (1, 8) OBP: 0.335, SLG: 0.420		2-2 G6-4-3		0-0 G6-3		2-0 1B		0-0 F8		4	0	2	0	0	0	3				
Mike Stanley, R (1, 2) OBP: 0.404, SLG: 0.583 Matt Nokes, L (8, 2) OBP: 0.298, SLG: 0.465		3-1 G6-4-3		1-0 L6		1-1 G5-3			0-2 P7	3	0	0	0	0	0	4				
Mike Gallego, R (1, 6) OBP: 0.368, SLG: 0.411		0-1 P3		0-1 2B			0-2 G4-3		2-3 K	4	0	1	0	0	1	1				
Pat Kelly, R (1, 4) OBP: 0.323, SLG: 0.403			1-0 G6-3		1-2 HBP		2-3 K		3-2 L7	3	0	0	0	0	1	0				
Inning Stats	R: 1 E: 0 K: 1 S: 14	H: 1 LOB: 0 BB: 0 P: 22	R: 0 E: 0 K: 0 S: 9	H: 2 LOB: 1 BB: 0 P: 14	R: 0 E: 0 K: 0 S: 7	H: 1 LOB: 1 BB: 0 P: 10	R: 0 E: 0 K: 0 S: 2	H: 0 LOB: 0 BB: 1 P: 6	R: 0 E: 0 K: 0 S: 8	H: 3 LOB: 2 BB: 0 P: 14	R: 0 E: 0 K: 1 S: 9	H: 0 LOB: 0 BB: 0 P: 11	R: 0 E: 0 K: 0 S: 10	H: 1 LOB: 2 BB: 1 P: 14	R: 0 E: 0 K: 1 S: 10	H: 0 LOB: 0 BB: 0 P: 15	1B: 6 2B: 2 3B: 0 HR: 1	SF: 0 SAC: 0 DP: 3 HBP: 1	WP: 0 PB: 0 CS: 0	PA: 36
PITCHER	IP WLS BF H R ER SO BB IBB HBP BLK WP HR S P ERA WHIP	IP WLS BF H R ER SO BB IBB HBP BLK WP HR S P ERA WHIP																		
Jaime Navarro, R (1, 1) ERA: 4.98	9.0	36	9	2	2	3	2	0	0	0	0	1	78	116	2.00	1.222				

Milwaukee Brewers @ New York Yankees
 Yankee Stadium, Bronx, NY
 Sun Aug 01 1993, 3:33 AM EDT
 Att: 35,938 - Sunny - 82 F

AB	33
R	2
H	9
RBI	2
BB	2
SO	3
LOB	16



Batter	1	2	3	4	5	6	7	8	9	AB	R	H	RBI	BB	SO	LOB	TOP								
Pat Listach, S OBP: 0.287, SLG: 0.267	0-1 2B		1-0 1B		0-0 P3		0-2 F9		4-2 BB	4	1	2	0	1	0	2	Milwaukee Brewers @ Baltimore Orioles Oriole Park at Camden Yards, Baltimore, MD Mon Aug 02 1993, 7:05 PM EDT Att: 46,834 - Unknown - 89 F livebaseballscorecards.com								
Robin Yount, R OBP: 0.329, SLG: 0.392	2-3 K		0-0 FC6-4 G1-3 1-2†		0-0 P4		0-0 G1-3		0-2 G1-3	5	0	0	0	0	1	5									
B.J. Surhoff, L OBP: 0.305, SLG: 0.365	1-2 2B		3-2 G1-3 1-2		2-2 HR		1-0 2B			4	1	3	4	0	0	1									
Greg Vaughn, R OBP: 0.366, SLG: 0.511	4-2 BB		0-0 G5-3		0-0 G5-3		0-1 G5-3			3	0	0	0	1	0	2									
Tom Brunansky, R OBP: 0.260, SLG: 0.321	1-3 K				3-2 F8				0-0 F8	2	1	0	0	1	1	2									
Tom Lampkin, L OBP: 0.293, SLG: 0.383	(8, PH)									1	0	0	0	0	0	0									
Bill Spiers, L OBP: 0.302, SLG: 0.301	(8, PH)									0	0	0	0	0	0	0									
Dickie Thon, R OBP: 0.358, SLG: 0.419	2-2 L8				0-0 P6		0-0 P3		G3-6-3 1B	3	0	0	0	0	0	3									
Kevin Reimer, L OBP: 0.299, SLG: 0.419	(8, PH)									1	0	1	0	0	0	0									
Dave Nilsson, L OBP: 0.299, SLG: 0.315		1-2 G1-3			0-1 P6		1-0 G3-6-3 3B		0-0 G3-6-3 1-2†	4	0	1	1	0	0	1									
John Jaha, R OBP: 0.317, SLG: 0.348	(1, 3)	3-3 K			2-0 1B HR 1B		3-1 G5-3		1-2 G6-3	4	1	1	0	0	1	1									
Juan Bell, R OBP: 0.333, SLG: 0.374	(1, 4)	2-2 G5-3			1-2 HR 1B		2-1 L9		2-3 K	3	1	1	0	0	0	1									
Kevin Seitzer, R OBP: 0.321, SLG: 0.353	(9, PH)									1	0	0	0	0	1	0									
Inning Stats	R: 1 E: 0 K: 2 S: 19	H: 2 LOB: 2 BB: 1 P: 29	R: 0 E: 0 K: 1 S: 15	H: 0 LOB: 0 BB: 0 P: 21	R: 0 E: 0 K: 0 S: 7	H: 1 LOB: 1 BB: 0 P: 11	R: 0 E: 0 K: 0 S: 12	H: 0 LOB: 0 BB: 0 P: 15	R: 3 E: 0 K: 0 S: 13	H: 3 LOB: 0 BB: 0 P: 21	R: 1 E: 0 K: 0 S: 6	H: 1 LOB: 1 BB: 1 P: 16	R: 0 E: 0 K: 0 S: 7	H: 1 LOB: 1 BB: 0 P: 8	R: 0 E: 0 K: 0 S: 3	H: 1 LOB: 0 BB: 0 P: 4	R: 0 E: 0 K: 1 S: 15	H: 0 LOB: 1 BB: 1 P: 22	1B: 4 2B: 3 3B: 1 HR: 1	SF: 0 SAC: 0 DP: 1 HBP: 0	WP: 0 PB: 0 SB: 0 CS: 0	PA: 38			
PITCHER	IP	WLS	BF	H	R	ER	SO	BB	IBB	HBP	BLK	WP	HR	S	P	ERA	WHIP								
Fernando Valenzuela, L ERA: 3.62	(1, 1)	5.1	25	7	5	5	3	2	0	0	0	0	1	68	104	8.44	1.688								
Mark Williamson, R ERA: 3.84	(6, 1)	2.2	W	9	2	0	0	0	0	0	0	0	0	14	21	0.00	0.750								
Gregg Olson, R ERA: 1.67	(9, 1)	1.0	S	4	0	0	1	1	0	0	0	0	0	15	22	0.00	1.000								

Batter	1	2	3	4	5	6	7	8	9	AB	R	H	RBI	BB	SO	LOB	BOTTOM								
Harold Reynolds, S OBP: 0.342, SLG: 0.312	0-0 B1		4-1 1B E BB		0-0 L9		1-1 E3 1B		1-1 CS 1B	4	2	1	1	1	0	1	Milwaukee Brewers @ Baltimore Orioles Oriole Park at Camden Yards, Baltimore, MD Mon Aug 02 1993, 7:05 PM EDT Att: 46,834 - Unknown - 89 F livebaseballscorecards.com								
Mark McLemore, S OBP: 0.380, SLG: 0.393	1-2 F8		1-0 E 1B		3-2 G5-3		3-2 L6		1-2 CS 1-2	4	1	1	0	0	2										
Mike Devereaux, R OBP: 0.316, SLG: 0.413	0-2 G1-3		1-0 E5 CS 1B		1-3 K		2-1 1B		1-2 1B	4	0	1	1	0	1										
Cal Ripken Jr., R OBP: 0.317, SLG: 0.400		1-0 G5-3 BB 1B		0-2 1B		3-2 G6-3		1-1 SF7		3	0	2	2	0	0										
Chris Hoiles, R OBP: 0.403, SLG: 0.552		4-0 G5-3		1-2 1B		3-1 FC6-4 1B		2-1 1B		2	0	1	0	1	2										
Jeff Tackett, R OBP: 0.314, SLG: 0.267		1-2 BB		1-3 K		1-3 1B		1-2 1B		1	0	1	1	0	0										
Tim Lulett, R OBP: 0.350, SLG: 0.396		2-2 G5-3		1-2 L3		0-2 FC6-4		2-2 G1-3		4	0	0	0	0	5										
David Segui, S OBP: 0.384, SLG: 0.460		4-2 BB		1-3 K		1-1 F9		0-2 G5-3		3	0	0	0	1	1										
Jack Voigt, R OBP: 0.364, SLG: 0.431		1-1 F8		1-0 L5				2-2 G3 1B 2B		4	2	2	1	0	2										
Sherman Obando, R OBP: 0.342, SLG: 0.400			2-3 K		2-1 HR		3-1 1B E SF7 1B		0-1 G3	3	1	2	1	0	1	0									
Brady Anderson, L OBP: 0.334, SLG: 0.408								2-3 G3		1	1	0	0	0	1										
Inning Stats	R: 0 E: 0 K: 0 S: 8	H: 0 LOB: 0 BB: 0 P: 9	R: 0 E: 0 K: 0 S: 9	H: 1 LOB: 2 BB: 2 P: 21	R: 2 E: 1 K: 2 S: 12	H: 2 LOB: 1 BB: 1 P: 21	R: 0 E: 0 K: 1 S: 7	H: 0 LOB: 0 BB: 0 P: 10	R: 1 E: 0 K: 1 S: 12	H: 1 LOB: 0 BB: 0 P: 18	R: 0 E: 0 K: 0 S: 10	H: 1 LOB: 1 BB: 0 P: 17	R: 3 E: 1 K: 0 S: 21	H: 4 LOB: 2 BB: 0 P: 36	R: 1 E: 0 K: 0 S: 12	H: 2 LOB: 0 BB: 0 P: 16	R: 0 E: 0 K: 1 S: 15	H: 0 LOB: 1 BB: 1 P: 22	1B: 8 2B: 1 3B: 0 HR: 2	SF: 1 SAC: 0 DP: 1 HBP: 0	WP: 0 PB: 0 SB: 0 CS: 2	PA: 38			
PITCHER	IP	WLS	BF	H	R	ER	SO	BB	IBB	HBP	BLK	WP	HR	S	P	ERA	WHIP								
Angel Miranda, L ERA: 3.74	(1, 1)	6.0		27	7	5	3	4	0	0	0	0	2	61	103	4.50	1.667								
Graeme Lloyd, L ERA: 2.62	(7, 1)	1.1	L	8	3	2	1	0	0	0	0	0	0	24	37	6.75	2.250								
Jesse Orosco, L ERA: 4.34	(8, 1)	0.2		2	1	0	0	0	0	0	0	0	0	6	8	0.00	1.500								



Batter	1	2	3	4	5	6	7	8	9	AB	R	H	RBI	BB	SO	LOB	TOP				
Juan Bell, R OBP: 0.335, SLG: 0.374 (1, 6)	G5-3	G1-6-3 1B			G6-4-3 1B		P4		L7	5	0	2	2	0	0	2	Milwaukee Brewers @ Baltimore Orioles Oriole Park at Camden Yards, Baltimore, MD Tue Aug 03 1993, 7:05 PM EDT Att: 45,617 - Unknown - 89 F				
Kevin Seitzer, R OBP: 0.319, SLG: 0.350 (1, 5)	K	G1-6-3			G6-4-3 1-2f			F7	5	0	1	1	0	1	3						
B.J. Surhoff, L OBP: 0.303, SLG: 0.361 (1, 10)	G3-1				F7			G3-1	4	0	0	0	1	0	2						
Greg Vaughn, R OBP: 0.367, SLG: 0.519 Tom Lampkin, L OBP: 0.293, SLG: 0.383 (8, 7)		BB 1B	P3			HR		K	4	2	2	1	0	1	1						
Robin Yount, R OBP: 0.331, SLG: 0.391 (1, 8)		BB 1B	F8			F9		BB 1B	3	2	1	0	1	0	1						
Tom Brunansky, R OBP: 0.285, SLG: 0.323 Bill Spiers, L OBP: 0.305, SLG: 0.304 (7, 9)		BB 1B	G4-3			CS BB		BB 1B	2	1	1	1	1	0	1						
Dickie Thon, R OBP: 0.327, SLG: 0.355 (1, 4)		BB 1B	G6-3			K		F8	4	1	1	1	0	1	3						
John Jaha, R OBP: 0.319, SLG: 0.346 (1, 3)		BB 1B	K			G1-3		BB 1B	2	1	0	0	2	1	0						
Dave Nilsson, L OBP: 0.298, SLG: 0.314 (1, 2)	F8		F7			G3		BB 1B	4	0	1	2	0	0	3						
Inning Stats	R: 0 E: 0 K: 1 S: 8	H: 0 LOB: 0 BB: 0 P: 12	R: 4 E: 0 K: 0 S: 19	H: 4 LOB: 1 BB: 2 P: 34	R: 0 E: 0 K: 0 S: 9	H: 0 LOB: 0 BB: 1 P: 17	R: 0 E: 0 K: 1 S: 5	H: 1 LOB: 0 BB: 0 P: 7	R: 1 E: 0 K: 1 S: 8	H: 1 LOB: 0 BB: 1 P: 15	R: 0 E: 0 K: 0 S: 8	H: 0 LOB: 0 BB: 0 P: 12	R: 0 E: 0 K: 1 S: 9	H: 0 LOB: 0 BB: 0 P: 9	R: 3 E: 0 K: 0 S: 16	H: 4 LOB: 2 BB: 1 P: 29		1B: 9 2B: 0 3B: 0 HR: 1	SF: 0 SAC: 0 DP: 2 HBP: 0	WP: 0 PB: 0 SB: 1 CS: 1	PA: 39
PITCHER	IP	WLS	BF	H	R	ER	SO	BB	IBB	HBP	BLK	WP	HR	S	P	ERA	WHIP				
Jamie Moyer, L ERA: 4.37 Alan Mills, R ERA: 3.86 Todd Frohwirth, R ERA: 3.86 Brad Pennington, L ERA: 5.47	1.0		8	3	4	4	1	2	0	0	0	0	0	22	38	36.00	5.000				

Batter	1	2	3	4	5	6	7	8	9	AB	R	H	RBI	BB	SO	LOB	BOTTOM				
Brady Anderson, L OBP: 0.335, SLG: 0.408 (1, 7)	G3-1		P6		G5-3	SF8 1B	BB 1B			5	1	2	3	0	0	0	Milwaukee Brewers @ Baltimore Orioles Oriole Park at Camden Yards, Baltimore, MD Tue Aug 03 1993, 7:05 PM EDT Att: 45,617 - Unknown - 89 F				
Mark McLemore, S OBP: 0.385, SLG: 0.404 (1, 9)	F7		G6-3 3B		S 1B	FC6-4 1B	BB 1B			5	2	4	1	0	0	0					
Mike Devereaux, R OBP: 0.317, SLG: 0.414 (1, 8)	P3		G6-3		BB	K	BB 1B			4	0	1	3	1	1	3					
Harold Baines, L OBP: 0.389, SLG: 0.500 (1, 10)		P5	G2-3		P4	SF8	F8			4	0	0	1	0	0	3					
Cal Ripken Jr., R OBP: 0.316, SLG: 0.398 (1, 6)		HR 1B			G5-3	FC6-4 1-2f		G3	5	1	1	0	0	1	4						
David Segui, S OBP: 0.394, SLG: 0.465 (1, 3)		HR 1B			WP SF7 1B	E BB BB	G5-3 BB 1B	BB 1B	3	4	3	0	2	0	0						
Tim Lincecum, R OBP: 0.357, SLG: 0.418 (1, 5)		HR			SF7 1B	BB BB 1B BB	K	F8	4	2	2	3	1	1	2						
Harold Reynolds, S OBP: 0.348, SLG: 0.316 (1, 4)		1B			SF7	1B BB BB	G5-3 1B BB	BB 1B	2	2	2	1	2	0	0						
Jeff Tackett, R OBP: 0.307, SLG: 0.250 (1, 2)		P5			K	1B SF8 BB	G5-3	G3	4	1	0	1	1	1	5						
Inning Stats	R: 0 E: 0 K: 0 S: 4	H: 0 LOB: 0 BB: 0 P: 6	R: 3 E: 0 K: 0 S: 12	H: 4 LOB: 0 BB: 0 P: 17	R: 1 E: 0 K: 0 S: 7	H: 1 LOB: 0 BB: 0 P: 12	R: 1 E: 0 K: 2 S: 10	H: 2 LOB: 1 BB: 0 P: 16	R: 0 E: 0 K: 0 S: 13	H: 1 LOB: 2 BB: 1 P: 22	R: 4 E: 0 K: 1 S: 17	H: 2 LOB: 2 BB: 4 P: 40	R: 4 E: 0 K: 1 S: 17	H: 4 LOB: 1 BB: 1 P: 29	R: 0 E: 0 K: 0 S: 12	H: 1 LOB: 2 BB: 1 P: 20		1B: 12 2B: 1 3B: 1 HR: 1	SF: 2 SAC: 0 DP: 0 HBP: 0	WP: 1 PB: 0 SB: 2 CS: 0	PA: 45
PITCHER	IP	WLS	BF	H	R	ER	SO	BB	IBB	HBP	BLK	WP	HR	S	P	ERA	WHIP				
Ricky Bones, R ERA: 5.08 Mike Fetters, R ERA: 4.32 Carlos Maldonado, R ERA: 0.63 Matt Maysey, R ERA: 1.86	5.0	L	25	7	7	7	2	3	0	0	0	0	0	8	19	12.60	2.200				

Batter	1	2	3	4	5	6	7	8	9	AB	R	H	RBI	BB	SO	LOB	TOP			
Juan Bell, R OBP: 0.336, SLG: 0.377 (1, 6)	4-1 BB BB BB BB	0-0 FC6-4			1-1 2B		3-2 G4-3		0-3 K	4	1	1	0	1	1	5	Milwaukee Brewers @ Baltimore Orioles Oriole Park at Camden Yards, Baltimore, MD Wed Aug 04 1993, 7:05 PM EDT Att: 45,451 - Unknown - 79 F livebaseballscorecards.com			
Kevin Seitzer, R OBP: 0.320, SLG: 0.360 (1, 10)	4-1 BB BB BB BB	2-1 F8			1-0 F9		1-0 F9	1-0 F9	0-0 HR	4	1	1	4	1	0	2				
B.J. Surhoff, L OBP: 0.307, SLG: 0.368 (1, 5)	3-2 P6		4-0 G5-3 BB		2-1 2B		1-1 F8	2-2 F8	1-1 2B	4	0	2	0	1	0	2				
Greg Vaughn, R OBP: 0.368, SLG: 0.524 (1, 7)	4-2 L5-4 BB BB		1-0 G5-3		2-2 L9		3-2 HR	3-0 G6-3		4	1	1	1	1	0	3				
Robin Yount, R OBP: 0.331, SLG: 0.388 Bill Spiers, L OBP: 0.304, SLG: 0.303 (1, 8) (7, 4)	4-2 BB BB		1-0 F8		0-3 K		0-0 G3			2	0	0	1	1	1	1				
Tom Brunansky, R OBP: 0.285, SLG: 0.321 (1, 9)	1-2 L5-4 2-3 3H		1-0 L7		1-1 G6-3			1-2 BB HR 1B		4	1	1	0	0	0	4				
Dickie Thon, R OBP: 0.330, SLG: 0.355 (1, 4) (7, 6)		4-1 FC5-6 BB BB		3-2 G4-3		0-1 G5-3		2-1 HR 1B		3	1	1	0	1	0	0				
John Jaha, R OBP: 0.318, SLG: 0.342 (1, 3)		4-2 FC6-4 FC5-6 BB BB		0-0 G5-3		2-2 G4-3		1-2 F7		3	0	0	0	1	0	2				
Dave Nilsson, L OBP: 0.297, SLG: 0.308 (1, 2)		2-1 FC5-6-5 FC6-4 1-2 2-3		1-0 L9		0-2 F9		4-1 HR BB		3	1	0	0	1	0	2				
Inning Stats	R: 1 E: 0 K: 0 S: 16	H: 0 LOB: 2 BB: 4 P: 36	R: 0 E: 0 K: 0 S: 9	H: 0 LOB: 2 BB: 2 P: 21	R: 0 E: 0 K: 0 S: 3	H: 0 LOB: 1 BB: 1 P: 10	R: 0 E: 0 K: 0 S: 6	H: 2 LOB: 1 BB: 0 P: 10	R: 0 E: 0 K: 1 S: 7	H: 0 LOB: 0 BB: 0 P: 8	R: 0 E: 0 K: 0 S: 10	H: 0 LOB: 0 BB: 0 P: 15	R: 1 E: 0 K: 0 S: 10	H: 1 LOB: 0 BB: 1 P: 15	R: 4 E: 0 K: 1 S: 16	H: 4 LOB: 1 BB: 1 P: 28		1B: 2 2B: 4 3B: 0 HR: 2	SF: 0 SAC: 0 DP: 1 HBP: 0	WP: 0 PB: 0 SB: 0 CS: 0
PITCHER	IP WLS BF H R ER SO BB IBB HBP BLK WP HR S P ERA WHIP																			
Arthur Rhodes, L ERA: 8.1 (1, 1)	5.0 W 22 2 1 1 0 7 0 0 0 0 0 0 42 91 1.80 1.800																			
Mark Williamson, R ERA: 4.08 (6, 1)	3.0 12 3 3 3 1 0 0 0 0 0 0 1 32 46 9.00 1.000																			
Brad Pennington, L ERA: 6.0 (9, 1)	0.2 4 1 2 2 1 1 0 0 0 0 0 1 8 13 27.00 3.000																			
Gregg Olson, R ERA: 1.66 (9, 1)	0.1 S 2 1 0 0 0 0 0 0 0 0 0 0 3 7 0.00 3.000																			

Batter	1	2	3	4	5	6	7	8	9	AB	R	H	RBI	BB	SO	LOB	BOTTOM			
Brady Anderson, L OBP: 0.341, SLG: 0.413 (1, 7)	1-2 HR HBP	2-3 K		2-1 S 2B	4-2 FC4-6 BB		2-2 1B			3	1	2	0	1	1	2	Milwaukee Brewers @ Baltimore Orioles Oriole Park at Camden Yards, Baltimore, MD Wed Aug 04 1993, 7:05 PM EDT Att: 45,451 - Unknown - 79 F livebaseballscorecards.com			
Mark McLemore, S OBP: 0.383, SLG: 0.409 (1, 9)	2-0 1-H HR	1-3 K		2-1 G3-1 2-3	1-0 FC4-6 1-2		1-0 G5-3			5	1	1	2	0	1	6				
Mike Devereaux, R OBP: 0.324, SLG: 0.428 (1, 8)	1-1 1B 2B		0-3 K		4-2 2B BB	0-2 HR		4-2 BB		3	3	2	1	2	1	0				
Harold Baines, L OBP: 0.392, SLG: 0.498 (1, 10)	1-1 G5-4-3 2H 1B		4-0 1B BB		4-1 2B BB	0-0 F8		2-3 K		3	1	1	1	2	1	1				
Cal Ripken Jr., R OBP: 0.315, SLG: 0.398 (1, 6)	0-0 G5-4-3 1-2		0-0 F8		0-0 2B 2B	2-2 L9		2-0 P4		5	1	1	1	0	0	3				
David Segui, S OBP: 0.394, SLG: 0.462 (1, 3)	0-0 G4-3		2-2 FC6-4 1B		0-0 P4	4-1 FC5-4 BB		3-3 K		4	0	1	0	1	1	3				
Tim Lincecum, R OBP: 0.360, SLG: 0.416 (1, 5)		1-2 SH5-3 1B	2-0 FC6-4		4-0 2B SF9 IBB	0-0 FC5-4				3	1	1	0	1	0	3				
Harold Reynolds, S OBP: 0.348, SLG: 0.320 (1, 4)		1-1 SH5-3		1-0 G3-1	0-1 SF9 2B		0-0 F9			3	0	1	2	0	0	0				
Mark Parent, R (1, 2)		4-2 BB		0-3 K	0-2 SF9		0-2 G1-3			2	0	0	1	1	1	0				
Inning Stats	R: 3 E: 0 K: 0 S: 9	H: 3 LOB: 0 BB: 0 P: 14	R: 0 E: 0 K: 2 S: 15	H: 1 LOB: 2 BB: 1 P: 24	R: 0 E: 0 K: 1 S: 8	H: 1 LOB: 2 BB: 1 P: 16	R: 0 E: 0 K: 1 S: 9	H: 1 LOB: 1 BB: 0 P: 14	R: 4 E: 0 K: 0 S: 16	H: 2 LOB: 2 BB: 4 P: 35	R: 1 E: 0 K: 0 S: 10	H: 1 LOB: 1 BB: 1 P: 16	R: 0 E: 0 K: 2 S: 10	H: 0 LOB: 1 BB: 1 P: 21	R: 0 E: 0 K: 2 S: 10	H: 0 LOB: 1 BB: 1 P: 21		1B: 4 2B: 4 3B: 0 HR: 2	SF: 1 SAC: 1 DP: 1 HBP: 1	WP: 0 PB: 0 SB: 1 CS: 0
PITCHER	IP WLS BF H R ER SO BB IBB HBP BLK WP HR S P ERA WHIP																			
21 Cal Eldred, R ERA: 4.4 (1, 1)	6.0 L 34 6 0 0 0 0 6 1 1 0 0 0 2 67 119 12.00 2.500																			
Mike Fetters, R ERA: 4.22 (7, 1)	1.0 4 1 0 0 0 0 0 0 0 0 0 0 8 11 0.00 1.000																			
Doug Henry, R ERA: 4.58 (8, 1)	1.0 4 0 0 0 0 2 1 0 0 0 0 0 0 10 21 0.00 1.000																			

Batter	1	2	3	4	5	6	7	8	9	AB	R	H	RBI	BB	SO	LOB	TOP					
Juan Bell, R OBP: 0.336, SLG: 0.376 Darryl Hamilton, L OBP: 0.376, SLG: 0.409 Dicke Thon, R OBP: 0.330, SLG: 0.355	0-2 G1-3		2-2 G6-3 1B			2-1 G4-3		1-1 G4-3		3	0	1	0	0	0	0	Milwaukee Brewers @ Baltimore Orioles Oriole Park at Camden Yards, Baltimore, MD Thu Aug 05 1993, 7:05 PM EDT Att: 46,541 - Unknown - 75 F livebaseballscorecards.com					
Robin Yount, R OBP: 0.330, SLG: 0.390	0-2 G3 WP 2B		0-0 G6-3 1-2			1-3 K		1-2 F8		4	1	1	0	0	1	2						
B.J. Surhoff, L OBP: 0.304, SLG: 0.364	1-2 G3			0-0 F8		2-0 G4-3			1-2 G3-1	4	0	0	0	0	1							
Greg Vaughn, R OBP: 0.367, SLG: 0.521	3-2 1B			0-0 F7			0-3 K		1-0 G5-3	4	0	1	0	0	1	0						
Kevin Reimer, L OBP: 0.296, SLG: 0.414	0-1 G4-3			2-1 G4-3			1-3 K		2-1 G6-3	4	0	0	0	0	1	1						
Kevin Seitzer, R OBP: 0.317, SLG: 0.356		0-2 G5-3			0-0 F9		0-1 E1 1B			3	0	0	0	0	0	0						
Dave Nilsson, L OBP: 0.301, SLG: 0.312 Tom Lampkin, L OBP: 0.296, SLG: 0.385		2-0 CS 1B			1-2 F9		1-0 SAFE 1B			1	0	1	0	0	0	0						
John Jaha, R OBP: 0.318, SLG: 0.342		0-1 K			3-2 1B			0-1 L5		3	0	1	0	0	1	1						
Bill Spiers, L OBP: 0.307, SLG: 0.307			3-2 1B		0-0 SAFE G1-3			1-1 G4-3 1B		3	0	2	0	0	0	1						
Inning Stats	R: 1 E: 0 K: 0 S: 16	H: 2 LOB: 1 BB: 0 P: 20	R: 0 E: 0 K: 1 S: 8	H: 1 LOB: 0 BB: 0 P: 11	R: 0 E: 0 K: 0 S: 11	H: 2 LOB: 0 BB: 0 P: 16	R: 0 E: 0 K: 0 S: 4	H: 0 LOB: 0 BB: 0 P: 6	R: 0 E: 0 K: 1 S: 8	H: 1 LOB: 1 BB: 0 P: 12	R: 0 E: 0 K: 1 S: 6	H: 0 LOB: 0 BB: 0 P: 11	R: 0 E: 1 K: 2 S: 9	H: 1 LOB: 2 BB: 0 P: 11	R: 0 E: 0 K: 0 S: 9	H: 1 LOB: 1 BB: 0 P: 12	R: 0 E: 0 K: 0 S: 6	H: 0 LOB: 0 BB: 0 P: 10	1B: 7 2B: 1 3B: 0 HR: 0	SF: 0 SAC: 0 DP: 1 HBP: 0	WP: 1 PB: 0 SB: 0 CS: 1	PA: 32
PITCHER Ben McDonald, R ERA: 3.03	IP: 9.0 WLS: W BF: 32 ERA: 3.03	H: 8 R: 1 ER: 1 SO: 4	BB: 0 IBB: 0 HBP: 0 BLK: 0	WP: 1 HR: 0 S: 77 P: 109	ERA: 1.00 WHIP: 0.889	PITCHER																

Batter	1	2	3	4	5	6	7	8	9	AB	R	H	RBI	BB	SO	LOB	BOTTOM			
Brady Anderson, L OBP: 0.340, SLG: 0.415	1-0 2B	2-1 F9			2-0 L9		0-0 SF9			3	1	1	1	0	0	3	Milwaukee Brewers @ Baltimore Orioles Oriole Park at Camden Yards, Baltimore, MD Thu Aug 05 1993, 7:05 PM EDT Att: 46,541 - Unknown - 75 F livebaseballscorecards.com			
Mark McLemore, S OBP: 0.382, SLG: 0.406	2-0 G1-4-3		0-1 G5-3		4-0 1B BB		3-H 0-2 F8			3	0	0	0	1	0	1				
Mike Devereaux, R OBP: 0.325, SLG: 0.432	0-1 2H 2B		0-0 F7		2-0 FC6-4 1-3 2-H 1B			1-2 F9		4	0	2	2	0	0	0				
Cal Ripken Jr., R OBP: 0.312, SLG: 0.394	2-2 P6		1-2 P6		0-2 FC6-4 1-2 1B			2-2 P3		4	0	0	0	0	0	3				
Jeffrey Hammonds, R OBP: 0.330, SLG: 0.500	1-1 F8			2-2 F7		2-3 K		0-2 P4		4	0	0	0	0	1	1				
David Segui, S OBP: 0.390, SLG: 0.457		2-0 E5 G5-3 1B		3-2 L7		0-0 F7				3	0	0	0	0	0	0				
Tim Lulett, R OBP: 0.360, SLG: 0.415	1 SAFE G5-3 1-2 1B			1-0 G6-3		3-0 L8				3	0	1	0	0	0	0				
Jack Voigt, R OBP: 0.377, SLG: 0.443		2-1 F8			1-2 SH1-4 1B 1B		0-2 E 1B SF9 1B			3	2	2	0	0	0	2				
Jeff Tackett, R OBP: 0.312, SLG: 0.258		0-0 G5-3 1-2 2-3			0-0 SH1-4 1-2		1-1 SAFE E3 1-3 1B			2	0	1	0	0	0	2				
Inning Stats	R: 1 E: 0 K: 0 S: 9	H: 2 LOB: 1 BB: 0 P: 15	R: 0 E: 1 K: 0 S: 7	H: 1 LOB: 2 BB: 0 P: 13	R: 0 E: 0 K: 0 S: 7	H: 0 LOB: 0 BB: 0 P: 7	R: 0 E: 0 K: 0 S: 7	H: 0 LOB: 0 BB: 0 P: 13	R: 1 E: 0 K: 0 S: 10	H: 2 LOB: 2 BB: 1 P: 19	R: 0 E: 0 K: 1 S: 6	H: 0 LOB: 0 BB: 0 P: 11	R: 1 E: 1 K: 0 S: 9	H: 2 LOB: 0 BB: 0 P: 10	R: 0 E: 0 K: 0 S: 9	H: 0 LOB: 0 BB: 0 P: 12	1B: 5 2B: 2 3B: 0 HR: 0	SF: 1 SAC: 1 DP: 0 HBP: 0	WP: 0 PB: 0 SB: 0 CS: 0	PA: 32
PITCHER Rafael Novoa, L ERA: 3.22	IP: 8.0 WLS: L BF: 32 ERA: 3.22	H: 7 R: 3 ER: 2 SO: 1	BB: 1 IBB: 0 HBP: 0 BLK: 0	WP: 0 HR: 0 S: 63 P: 100	ERA: 2.25 WHIP: 1.000	PITCHER														

Batter	1	2	3	4	5	6	7	8	9	10	11	AB	R	H	RBI	BB	SO	LOB	TOP			
Pat Listach, S OBP: 0.295, SLG: 0.289 (1.6)												7	2	4	1	0	2	1				
Daryl Hamilton, L OBP: 0.377, SLG: 0.408 (1.9)												6	2	2	0	1	1	4				
B.J. Surhoff, L OBP: 0.309, SLG: 0.374 (1.5)												6	3	3	4	1	0	1				
Greg Vaughn, R OBP: 0.370, SLG: 0.518 (1.7)												4	0	1	1	3	0	4				
Kevin Reimer, L OBP: 0.297, SLG: 0.415 (1.10)												4	0	1	1	1	0	5				
Juan Bell, R OBP: 0.336, SLG: 0.376 (8. PR)												0	0	0	0	0	0	0				
Kevin Seltzer, R OBP: 0.316, SLG: 0.354 (10. PH)												1	0	0	0	0	0	0				
Robin Yount, R OBP: 0.336, SLG: 0.393 (1.8)												5	1	3	1	1	2	2				
Tom Lampkin, L OBP: 0.285, SLG: 0.368 (1.2)												5	0	0	0	0	2	6				
John Jaha, R OBP: 0.316, SLG: 0.348 (1.3)												6	1	1	1	0	1	4				
Bill Spiers, L OBP: 0.311, SLG: 0.312 (1.4)												5	1	2	0	1	1	3				
Inning Stats	R: 1 E: 0 K: 0 S: 10	H: 1 LOB: 1 BB: 1 P: 19	R: 0 E: 0 K: 2 S: 10	H: 0 LOB: 0 BB: 0 P: 13	R: 2 E: 0 K: 1 S: 17	H: 3 LOB: 1 BB: 1 P: 32	R: 0 E: 0 K: 1 S: 9	H: 1 LOB: 1 BB: 0 P: 14	R: 1 E: 0 K: 1 S: 6	H: 2 LOB: 3 BB: 1 P: 12	R: 1 E: 0 K: 2 S: 14	H: 3 LOB: 2 BB: 1 P: 32	R: 1 E: 0 K: 0 S: 9	H: 1 LOB: 0 BB: 0 P: 15	R: 0 E: 0 K: 0 S: 3	H: 0 LOB: 0 BB: 1 P: 10	R: 2 E: 0 K: 0 S: 10	H: 2 LOB: 3 BB: 3 P: 29	1B: 10 2B: 5 3B: 0 HR: 2	SF: 0 SAC: 1 DP: 1 HBP: 0	WP: 4 PB: 0 SB: 1 CS: 0	PA: 58
Jack Morris, R ERA: 6.39	IP: 6.0	WLS: 29	BF: 9	H: 9	R: 4	ER: 4	SO: 6	BB: 2	IBB: 0	HBP: 0	BLK: 0	WP: 3	HR: 0	S: 67	P: 111	ERA: 6.00	WHIP: 1.833					
Danny Cox, R ERA: 2.93	IP: 7.1	WLS: 7	BF: 2	H: 1	R: 1	ER: 1	SO: 2	BB: 1	IBB: 0	HBP: 0	BLK: 0	WP: 1	HR: 1	S: 14	P: 23	ERA: 9.00	WHIP: 3.000					
Tony Castillo, L ERA: 2.88	IP: 8.1	WLS: 3	BF: 2	H: 2	R: 2	ER: 2	SO: 1	BB: 0	IBB: 0	HBP: 0	BLK: 0	WP: 0	HR: 0	S: 8	P: 14	ERA: 54.00	WHIP: 6.000					
Mike Timlin, R ERA: 5.19	IP: 8.1	WLS: 4	BF: 2	H: 1	R: 0	ER: 0	SO: 0	BB: 0	IBB: 1	HBP: 0	BLK: 0	WP: 0	HR: 0	S: 11	P: 18	ERA: 0.00	WHIP: 1.500					
Woody Williams, R ERA: 4.31	IP: 9.1	WLS: 12	BF: 3	H: 3	R: 3	ER: 3	SO: 0	BB: 1	IBB: 1	HBP: 0	BLK: 0	WP: 0	HR: 1	S: 18	P: 41	ERA: 10.12	WHIP: 1.500					
Al Leiter, L ERA: 4.64 (11.1)	IP: 0.1	WLS: 3	BF: 0	H: 0	R: 0	ER: 0	SO: 0	BB: 2	IBB: 0	HBP: 0	BLK: 0	WP: 0	HR: 0	S: 4	P: 13	ERA: 0.00	WHIP: 6.000					

Milwaukee Brewers @ Toronto Blue Jays
SkyDome, Toronto, ON
Fri Aug 06 1993, 7:05 PM EDT
Att: 50,517 - Dome

AB	49
R	10
H	17
RBI	9
BB	8
SO	9
LOB	31



Batter	1	2	3	4	5	6	7	8	9	10	11	AB	R	H	RBI	BB	SO	LOB	BOTTOM							
Rickey Henderson, R OBP: 0.468, SLG: 0.551 (1.7)												5	1	1	2	0	0	2								
Devon White, S OBP: 0.337, SLG: 0.449 (1.8)												6	1	2	1	0	1	1								
Roberto Alomar, S OBP: 0.395, SLG: 0.470 (1.4)												5	1	3	0	1	0	1								
Joe Carter, R OBP: 0.311, SLG: 0.483 (1.9)												5	1	2	0	1	0	1								
John Olerud, L OBP: 0.493, SLG: 0.665 (1.10)												6	0	2	2	0	1	2								
Paul Molitor, R OBP: 0.485, SLG: 0.487 (1.3)												5	2	3	2	0	0	0								
Tony Fernandez, S OBP: 0.343, SLG: 0.391 (1.6)												5	3	3	1	0	0	2								
Danell Coles, R OBP: 0.333, SLG: 0.349 (1.5)												4	1	2	1	0	1	0								
Pat Borders, R OBP: 0.270, SLG: 0.382 (1.2)												3	0	1	1	0	0	1								
Willie Canate, R OBP: 0.288, SLG: 0.310 (11. PR)												0	1	0	0	0	0	0								
Inning Stats	R: 0 E: 0 K: 0 S: 8	H: 1 LOB: 1 BB: 0 P: 12	R: 2 E: 0 K: 1 S: 11	H: 3 LOB: 1 BB: 0 P: 18	R: 2 E: 0 K: 0 S: 13	H: 4 LOB: 1 BB: 0 P: 20	R: 0 E: 0 K: 0 S: 8	H: 0 LOB: 0 BB: 0 P: 13	R: 0 E: 0 K: 0 S: 9	H: 2 LOB: 1 BB: 0 P: 14	R: 3 E: 0 K: 0 S: 10	H: 3 LOB: 1 BB: 0 P: 20	R: 0 E: 0 K: 0 S: 4	H: 0 LOB: 0 BB: 0 P: 5	R: 1 E: 0 K: 1 S: 13	H: 2 LOB: 1 BB: 0 P: 21	R: 0 E: 0 K: 0 S: 6	H: 0 LOB: 0 BB: 0 P: 11	R: 0 E: 0 K: 0 S: 5	H: 0 LOB: 0 BB: 0 P: 7	R: 3 E: 0 K: 0 S: 8	H: 4 LOB: 3 BB: 2 P: 20	1B: 13 2B: 2 3B: 3 HR: 1	SF: 2 SAC: 1 DP: 1 HBP: 1	WP: 1 PB: 0 SB: 0 CS: 0	PA: 50
Jaime Navarro, R ERA: 5.21	IP: 5.2	WLS: 4	BF: 13	H: 7	R: 7	ER: 7	SO: 0	BB: 0	IBB: 0	HBP: 0	BLK: 0	WP: 0	HR: 1	S: 56	P: 91	ERA: 11.12	WHIP: 2.294									
Graeme Lloyd, L ERA: 3.56	IP: 6.1	WLS: 4	BF: 0	H: 0	R: 0	ER: 0	SO: 0	BB: 0	IBB: 0	HBP: 0	BLK: 0	WP: 0	HR: 0	S: 7	P: 11	ERA: 0.00	WHIP: 0.000									
Carlos Maldonado, R ERA: 6.98	IP: 8.1	WLS: 3	BF: 2	H: 1	R: 1	ER: 1	SO: 0	BB: 0	IBB: 0	HBP: 0	BLK: 0	WP: 0	HR: 0	S: 8	P: 13	ERA: 27.00	WHIP: 6.000									
Jesse Ornosco, L ERA: 3.98	IP: 8.1	WLS: 2	BF: 8	H: 0	R: 0	ER: 0	SO: 2	BB: 0	IBB: 0	HBP: 0	BLK: 0	WP: 0	HR: 0	S: 16	P: 26	ERA: 0.00	WHIP: 0.000									
Doug Henry, R ERA: 5.26	IP: 11.1	WLS: 6	BF: 4	H: 3	R: 3	ER: 3	SO: 0	BB: 2	IBB: 0	HBP: 0	BLK: 0	WP: 1	HR: 0	S: 8	P: 20	ERA: "	WHIP: "									

Milwaukee Brewers @ Toronto Blue Jays
SkyDome, Toronto, ON
Fri Aug 06 1993, 7:05 PM EDT
Att: 50,517 - Dome

AB	44
R	11
H	19
RBI	10
BB	2
SO	3
LOB	10



Batter	1	2	3	4	5	6	7	8	9	AB R H RBI BB SO LOB	TOP											
Pat Listach, S OBP: 0.305, SLG: 0.310	1-2 HR		4-1 BB		1-0 2B 1B		0-0 SF9 1B	1-2 L8		4 3 3 2 1 0 2	Milwaukee Brewers @ Toronto Blue Jays SkyDome, Toronto, ON Sat Aug 07 1993, 3:33 AM EDT Att: 50,506 - Dome											
Darryl Hamilton, L OBP: 0.374, SLG: 0.407	1-2 G1-3		2-2 F9		0-0 WP 2B		0-1 G5-3	0-0 P6	5 1 1 1 0 0 2													
B.J. Surhoff, L OBP: 0.308, SLG: 0.373	0-1 P3		2-0 G3		3-2 L7		2-1 SF9	2-1 1B 2B 1B	4 1 1 1 0 0 1													
Greg Vaughn, R OBP: 0.373, SLG: 0.518	0-1 1B			1-2 F8		1-2 G5-3	4-2 BB	2-2 2B 1B	4 0 2 0 1 0 0													
Kevin Reimer, L OBP: 0.296, SLG: 0.415	0-1 G4-3			0-1 G4-3		F9 1B 2B	3-2 L6	0-0 P4	5 1 1 0 0 0 4													
Robin Yount, R OBP: 0.334, SLG: 0.393		1-2 F8		0-1 G5-3		0-0 F9		1-0 G3	5 0 1 1 0 0 1													
Tom Lampkin, L OBP: 0.296, SLG: 0.373		1-0 L8			2-0 G6-3 1B	4-0 1B IBB	1-1 E S 1B	2-0 P5	4 1 2 0 1 0 2													
John Jaha, R OBP: 0.315, SLG: 0.347		1-1 G1-3			2-1 G6-3	2-2 1B	2-3 K		4 0 1 1 0 1 2													
Bill Spiers, L OBP: 0.310, SLG: 0.309			1-1 G4-3		2-0 G4-3	0-0 G1-3	4-0 DI BB		3 0 0 0 1 0 3													
Inning Stats	R: 1 E: 0 K: 0 S: 12	H: 2 LOB: 1 BB: 0 P: 14	R: 0 E: 0 K: 0 S: 6	H: 0 LOB: 0 BB: 0 P: 9	R: 0 E: 0 K: 0 S: 9	H: 0 LOB: 1 BB: 1 P: 16	R: 0 E: 0 K: 0 S: 7	H: 0 LOB: 0 BB: 0 P: 8	R: 3 E: 0 K: 0 S: 10	H: 3 LOB: 0 BB: 0 P: 20	R: 1 E: 0 K: 0 S: 10	H: 2 LOB: 2 BB: 1 P: 19	R: 1 E: 0 K: 0 S: 11	H: 1 LOB: 1 BB: 1 P: 20	R: 0 E: 0 K: 1 S: 9	H: 1 LOB: 2 BB: 1 P: 17	R: 1 E: 0 K: 0 S: 9	H: 3 LOB: 2 BB: 0 P: 16	1B: 8 2B: 3 3B: 0 HR: 1	SF: 1 SAC: 0 DP: 0 HBP: 0	WP: 1 PB: 0 SB: 3 CS: 0	PA: 43
PITCHER	IP WLS BF H R ER SO BB IBB HBP BLK WP HR S P ERA WHIP											PITCHER	IP WLS BF H R ER SO BB IBB HBP BLK WP HR S P ERA WHIP									
Todd Stottlemire, R ERA: 4.55	(1, 1) 7.0 L 32 8 6 6 0 2 1 0 0 0 1 1 65 106 7.71 1.429																					
Mark Eichhorn, R ERA: 2.73	(8, 1) 1.0 5 1 0 0 1 1 0 0 0 0 0 9 17 0.00 2.000																					
Mike Timlin, R ERA: 5.28	(9, 1) 1.0 6 3 1 1 0 0 0 0 0 0 0 9 16 9.00 3.000																					

Batter	1	2	3	4	5	6	7	8	9	AB R H RBI BB SO LOB	BOTTOM									
Rickey Henderson, R OBP: 0.464, SLG: 0.544	1-3 K		1-1 G5-3		3-1 P3		2-2 G4-3			4 0 0 0 0 1 1	Milwaukee Brewers @ Toronto Blue Jays SkyDome, Toronto, ON Sat Aug 07 1993, 3:33 AM EDT Att: 50,506 - Dome									
Devon White, S OBP: 0.343, SLG: 0.463	4-1 FC5-4 BB			2-2 2B FC6-4 2B	0-0 BB			0-0 2B	3 1 3 0 1 0 0											
Paul Molitor, R OBP: 0.404, SLG: 0.487	1-3 K			0-0 FC6-4 2B	3-2 P3			0-0 L7	4 0 1 0 0 1 3											
Joe Carter, R OBP: 0.308, SLG: 0.478	0-0 FC5-4			2-2 P4		0-1 G6-3		3-3 K	4 0 0 0 0 1 4											
John Olerud, L OBP: 0.493, SLG: 0.662		2-3 K		4-1 FC6-4 BB		3-2 G5-4-3 1B		1-3 K	3 0 1 0 1 2 1											
Roberto Alomar, S OBP: 0.392, SLG: 0.466		1-3 K		0-0 FC6-4 BB		2-0 G5-4-3		2-3 K	4 0 0 1 0 2 3											
Tony Fernandez, S OBP: 0.345, SLG: 0.391		1-3 K		1-2 BB			1-1 S 1B	0-0 G6-3	3 0 1 0 1 1 0											
Darnell Coles, R OBP: 0.324, SLG: 0.338			1-0 G5-3		0-0 F8		3-2 P3	2-2 K	4 0 0 0 0 1 4											
Pat Borders, R OBP: 0.268, SLG: 0.359			1-2 G5-3				2-3 K		3 0 0 0 0 1 1											
Inning Stats	R: 0 E: 0 K: 2 S: 9	H: 0 LOB: 1 BB: 1 P: 15	R: 0 E: 0 K: 3 S: 11	H: 0 LOB: 0 BB: 0 P: 15	R: 0 E: 0 K: 0 S: 6	H: 0 LOB: 0 BB: 0 P: 9	R: 1 E: 0 K: 0 S: 10	H: 2 LOB: 3 BB: 2 P: 22	R: 0 E: 0 K: 0 S: 8	H: 1 LOB: 1 BB: 0 P: 14	R: 0 E: 0 K: 1 S: 16	H: 1 LOB: 1 BB: 0 P: 24	R: 0 E: 0 K: 2 S: 10	H: 1 LOB: 1 BB: 0 P: 14	R: 0 E: 0 K: 2 S: 7	H: 0 LOB: 0 BB: 0 P: 11	1B: 2 2B: 3 3B: 1 HR: 0	SF: 0 SAC: 0 DP: 1 HBP: 0	WP: 0 PB: 0 SB: 1 CS: 0	PA: 35
PITCHER	IP WLS BF H R ER SO BB IBB HBP BLK WP HR S P ERA WHIP											PITCHER	IP WLS BF H R ER SO BB IBB HBP BLK WP HR S P ERA WHIP							
Angel Miranda, L ERA: 3.29	(1, 1) 9.0 W 35 6 1 1 10 3 0 0 0 0 0 84 136 1.00 1.000																			

Batter	1	2	3	4	5	6	7	8	9	AB	R	H	RBI	BB	SO	LOB	TOP					
Pat Listach, S OBP: 0.312, SLG: 0.315										3	0	2	0	1	0	1	Milwaukee Brewers @ Toronto Blue Jays SkyDome, Toronto, ON Sun Aug 08 1993, 7:05 PM EDT Att: 50,510 - Unknown - 74 F					
Darryl Hamilton, L OBP: 0.370, SLG: 0.403										4	0	0	0	0	0	3						
B.J. Surhoff, L OBP: 0.304, SLG: 0.369										4	0	0	0	0	0	3						
Greg Vaughn, R OBP: 0.376, SLG: 0.534										3	3	2	2	0	0	1						
Kevin Reimer, L OBP: 0.298, SLG: 0.416										4	0	2	0	0	0	0						
Juan Bell, R OBP: 0.336, SLG: 0.376										0	1	0	0	0	0	0						
Robin Yount, R OBP: 0.334, SLG: 0.391										2	0	0	0	1	1	1						
Tom Lampkin, L OBP: 0.290, SLG: 0.364										3	0	0	1	0	0	1						
John Jaha, R OBP: 0.322, SLG: 0.359										2	1	2	1	2	0	0						
Bill Spiers, L OBP: 0.306, SLG: 0.304										4	0	0	0	0	0	4						
Inning Stats	R: 0 E: 0 K: 0 S: 8	H: 1 LOB: 0 BB: 0 P: 14	R: 1 E: 0 K: 1 S: 6	H: 1 LOB: 0 BB: 0 P: 10	R: 1 E: 0 K: 0 S: 9	H: 2 LOB: 1 BB: 0 P: 13	R: 1 E: 0 K: 0 S: 5	H: 1 LOB: 0 BB: 0 P: 10	R: 0 E: 0 K: 0 S: 5	H: 1 LOB: 0 BB: 0 P: 12	R: 1 E: 0 K: 0 S: 8	H: 1 LOB: 1 BB: 1 P: 15	R: 0 E: 0 K: 0 S: 6	H: 1 LOB: 1 BB: 1 P: 12	R: 0 E: 0 K: 0 S: 13	H: 0 LOB: 1 BB: 1 P: 19	R: 1 E: 0 K: 0 S: 9	H: 1 LOB: 1 BB: 1 P: 15	1B: 5 2B: 0 3B: 0 HR: 3	SF: 0 SAC: 2 DP: 3 HBP: 1	WP: 1 PB: 0 CS: 1	PA: 36
PITCHER Pat Hentgen, R ERA: 3.89	IP: 9.0 WLS: L BF: 36	H: 8 R: 5 ER: 5 SO: 1	BB: 4 IBB: 0 HBP: 1 BLK: 0	WP: 1 HR: 3 S: 69 P: 120	ERA: 5.00 WHIP: 1.333	PITCHER										IP: 9.0 WLS: W BF: 37	H: 7 R: 2 ER: 1 SO: 4	BB: 3 IBB: 0 HBP: 0 BLK: 0	WP: 0 HR: 0 S: 79 P: 126	ERA: 1.00 WHIP: 1.111		

AB	29
R	5
H	8
RBI	4
BB	4
SO	1
LOB	14



Batter	1	2	3	4	5	6	7	8	9	AB	R	H	RBI	BB	SO	LOB	BOTTOM					
Rickey Henderson, R OBP: 0.459, SLG: 0.536										5	0	0	0	0	1	2	Milwaukee Brewers @ Toronto Blue Jays SkyDome, Toronto, ON Sun Aug 08 1993, 7:05 PM EDT Att: 50,510 - Unknown - 74 F					
Devon White, S OBP: 0.344, SLG: 0.462										3	0	1	0	1	0	0						
Roberto Alomar, S OBP: 0.393, SLG: 0.468										4	1	2	0	0	1	1						
Joe Carter, R OBP: 0.308, SLG: 0.475										3	0	0	0	1	0	3						
John Olerud, L OBP: 0.493, SLG: 0.660										3	0	1	1	1	1	1						
Paul Molitor, R OBP: 0.403, SLG: 0.488										4	1	1	0	0	0	5						
Tony Fernandez, S OBP: 0.344, SLG: 0.395										4	0	1	1	0	0	2						
Ed Sprague, R OBP: 0.294, SLG: 0.380										4	0	0	0	0	0	1						
Pat Borders, R OBP: 0.267, SLG: 0.358										4	0	1	0	0	1	1						
Inning Stats	R: 0 E: 0 K: 0 S: 10	H: 1 LOB: 3 BB: 2 P: 21	R: 0 E: 0 K: 1 S: 9	H: 1 LOB: 1 BB: 0 P: 14	R: 1 E: 1 K: 0 S: 12	H: 2 LOB: 2 BB: 1 P: 21	R: 0 E: 0 K: 0 S: 4	H: 0 LOB: 0 BB: 0 P: 4	R: 0 E: 0 K: 1 S: 12	H: 1 LOB: 1 BB: 0 P: 19	R: 1 E: 0 K: 1 S: 11	H: 2 LOB: 1 BB: 0 P: 17	R: 0 E: 0 K: 1 S: 5	H: 0 LOB: 0 BB: 0 P: 9	R: 0 E: 0 K: 1 S: 8	H: 0 LOB: 0 BB: 0 P: 10		R: 0 E: 0 K: 0 S: 8	H: 0 LOB: 0 BB: 0 P: 11	1B: 4 2B: 2 3B: 1 HR: 0	SF: 0 SAC: 0 DP: 0 HBP: 0	WP: 0 PB: 0 CS: 0
PITCHER Ricky Bones, R ERA: 4.81	IP: 9.0 WLS: W BF: 37	H: 7 R: 2 ER: 1 SO: 4	BB: 3 IBB: 0 HBP: 0 BLK: 0	WP: 0 HR: 0 S: 79 P: 126	ERA: 1.00 WHIP: 1.111	PITCHER										IP: 9.0 WLS: W BF: 37	H: 7 R: 2 ER: 1 SO: 4	BB: 3 IBB: 0 HBP: 0 BLK: 0	WP: 0 HR: 0 S: 79 P: 126	ERA: 1.00 WHIP: 1.111		



Batter	1	2	3	4	5	6	7	8	9	AB	R	H	RBI	BB	SO	LOB	TOP								
Kenny Lofton, L OBP: 0.401, SLG: 0.424 (1, 8)	G1-3		K		F7		1B		K	5	0	1	1	0	2	0	Cleveland Indians @ Milwaukee Brewers Milwaukee County Stadium, Milwaukee, WI Wed Aug 11 1993, 8:05 PM EDT Att: 18,173 - Unknown - 88 F								
Wayne Kirby, L OBP: 0.352, SLG: 0.418 Reggie Jefferson, S OBP: 0.300, SLG: 0.366 Thomas Howard, S OBP: 0.281, SLG: 0.330 (1, 9)	K		G6-3		L3		F9		WP 1B E HBP	4	0	0	0	0	1	1									
Carlos Baerga, S OBP: 0.344, SLG: 0.489 (1, 4)	1B		1B		G6-3		HR		FC5-4 1B 1B	5	2	4	0	0	0	0									
Albert Belle, R OBP: 0.386, SLG: 0.611 (1, 7)	1B		L7		G6-3		HR		FC5-4 1B 1B	2	2	1	1	3	0	1									
Carlos Martinez, R OBP: 0.295, SLG: 0.340 Paul Sorrento, L OBP: 0.316, SLG: 0.429 (1, 3)	G3-1				G4-3		G6-3		FC5-4 1B 1B	3	0	0	0	0	0	2									
Glenallen Hill, R OBP: 0.264, SLG: 0.384 (1, 10)			K		K		P3		1B	4	0	1	2	0	2	0									
Alvaro Espinoza, R OBP: 0.311, SLG: 0.389 (1, 5)			L9		1B		G6-3 2B		P6	5	1	3	0	0	0	1									
Felix Fermin, R OBP: 0.314, SLG: 0.314 (1, 6)			1B		P3		G6-3		1B	4	0	2	1	0	0	2									
Sandy Alomar Jr., R OBP: 0.265, SLG: 0.342 (1, 2)			K		F8		F7		K	4	0	0	0	0	2	4									
Inning Stats	R: 0 E: 0 K: 1 S: 9	H: 1 LOB: 2 BB: 1 P: 17	R: 0 E: 0 K: 2 S: 9	H: 1 LOB: 1 BB: 0 P: 15	R: 0 E: 0 K: 1 S: 9	H: 1 LOB: 1 BB: 0 P: 14	R: 0 E: 0 K: 1 S: 12	H: 1 LOB: 0 BB: 0 P: 17	R: 0 E: 0 K: 0 S: 5	H: 0 LOB: 0 BB: 0 P: 8	R: 1 E: 0 K: 0 S: 8	H: 1 LOB: 0 BB: 0 P: 12	R: 1 E: 0 K: 0 S: 8	H: 2 LOB: 1 BB: 0 P: 13	R: 2 E: 0 K: 1 S: 19	H: 4 LOB: 2 BB: 1 P: 33	R: 3 E: 1 K: 1 S: 15	H: 1 LOB: 1 BB: 1 P: 27	1B: 10 2B: 1 3B: 0 HR: 1	SF: 1 SAC: 0 DP: 0 HBP: 1	WP: 1 PB: 0 SB: 0 CS: 0	PA: 43			
PITCHER	IP	WLS	BF	H	R	ER	SO	BB	IBB	HBP	BLK	WP	HR	S	P	ERA	WHIP								
Rafael Nova, L ERA: 3.38 Matt Maysey, R ERA: 2.73 Graeme Lloyd, L ERA: 2.45 Jesse Orosco, L ERA: 4.13	(1, 1)	7.0	30	8	3	3	5	1	0	0	0	0	1	64	102	3.86	1.286								

Batter	1	2	3	4	5	6	7	8	9	AB	R	H	RBI	BB	SO	LOB	BOTTOM								
Pat Listach, S OBP: 0.319, SLG: 0.321 (1, 6)	G4-3		1B 1B BB		S 2B BB		2B		FC5-4	3	2	1	0	2	0	1	Cleveland Indians @ Milwaukee Brewers Milwaukee County Stadium, Milwaukee, WI Wed Aug 11 1993, 8:05 PM EDT Att: 18,173 - Unknown - 88 F								
Darryl Hamilton, L OBP: 0.374, SLG: 0.412 (1, 9)	HR		1B		P6		K		P6	5	1	2	1	0	1	3									
B.J. Surhoff, L OBP: 0.305, SLG: 0.370 (1, 5)	F9		1B		1B		P7		1B	4	1	2	2	0	0	1									
Greg Vaughn, R OBP: 0.373, SLG: 0.525 (1, 7)	BB		P2		K		F8			3	0	0	0	1	1	3									
Kevin Reimer, L OBP: 0.295, SLG: 0.411 Dickie Thon, R OBP: 0.332, SLG: 0.356 (1, 10)	L3		L7		1B		G6-3		G6-3	3	0	1	1	0	0	2									
Robin Yount, R OBP: 0.327, SLG: 0.381 (1, 8)			K		L4		P5		G6-3	4	0	0	0	0	1	1									
Dave Nilsson, L OBP: 0.300, SLG: 0.311 (1, 2)	G6-3		G4-3		G4-3		P7		P7	4	0	0	0	0	0	0									
John Jaha, R OBP: 0.324, SLG: 0.362 (1, 3)			BB		G6-3		K		G5-3	3	0	0	0	1	1	0									
Bill Spiers, L OBP: 0.305, SLG: 0.314 (1, 4)	F8				HR		K		FC5-4 1B	4	1	2	1	0	1	1									
Inning Stats	R: 1 E: 0 K: 0 S: 5	H: 1 LOB: 1 BB: 1 P: 11	R: 0 E: 0 K: 1 S: 7	H: 0 LOB: 1 BB: 1 P: 15	R: 1 E: 0 K: 0 S: 6	H: 2 LOB: 1 BB: 1 P: 14	R: 0 E: 0 K: 0 S: 6	H: 0 LOB: 0 BB: 0 P: 8	R: 3 E: 0 K: 1 S: 19	H: 3 LOB: 1 BB: 1 P: 37	R: 0 E: 0 K: 2 S: 8	H: 0 LOB: 0 BB: 0 P: 12	R: 0 E: 0 K: 1 S: 10	H: 1 LOB: 1 BB: 0 P: 17	R: 0 E: 0 K: 0 S: 7	H: 0 LOB: 0 BB: 0 P: 12	R: 0 E: 1 K: 0 S: 12	H: 1 LOB: 1 BB: 0 P: 18	1B: 4 2B: 2 3B: 0 HR: 2	SF: 0 SAC: 0 DP: 0 HBP: 0	WP: 0 PB: 0 SB: 1 CS: 0	PA: 38			
PITCHER	IP	WLS	BF	H	R	ER	SO	BB	IBB	HBP	BLK	WP	HR	S	P	ERA	WHIP								
Tom Kramer, R ERA: 3.81 Bob Ojeda, L ERA: 3.6 Jerry Dipoto, R ERA: 3.95 Derek Liliquist, L ERA: 1.6	(1, 1)	4.0	19	4	4	4	1	4	0	0	0	0	0	34	57	3.00	1.000								

Batter	1	2	3	4	5	6	7	8	9	10	11	AB	R	H	RBI	BB	SO	LOB	TOP							
Kenny Lofton, L OBP: 0.400, SLG: 0.423 (1,8)			L9		K		SF8 G4 1B	G1-3			E5 HR 1B	6	2	2	0	0	2	3								
Wayne Kirby, L OBP: 0.338, SLG: 0.426 Glenn Hill, R OBP: 0.263, SLG: 0.382 (11, PH)	G3		L6		HR		SF8 1-3 2-H		G3			4	1	1	3	0	0	0								
Carlos Baerga, S OBP: 0.344, SLG: 0.493 (1,4)	G4-3				G5-3 1B E		G4		G3		HR	6	2	2	4	0	0	1								
Albert Belle, R OBP: 0.389, SLG: 0.611 (1,7)					1B		3-H		G4-3		G6-3	6	0	4	0	0	0	0								
Paul Sorrento, L OBP: 0.313, SLG: 0.424 (1,3)					1B		1-3		K		K	6	0	1	0	0	3	6								
Reggie Jefferson, S OBP: 0.306, SLG: 0.364 (1,10)					E4		G3		G4-3		SH5-4	4	0	1	1	0	0	1								
Jeff Treadway, L OBP: 0.341, SLG: 0.378 Alvaro Espinoza, R OBP: 0.310, SLG: 0.388 (9, 5)	F7				K		1-4 BB		FC4-6 BB		L6	2	0	0	0	2	1	4								
Felix Fermin, R OBP: 0.309, SLG: 0.310 (1,6)	FC4-6				G4-3		L4		FC4-6 1B		G6-3	5	0	0	0	0	0	7								
Junior Ortiz, R OBP: 0.276, SLG: 0.292 Thomas Howard, S OBP: 0.261, SLG: 0.339 Sandy Alomar Jr., R OBP: 0.282, SLG: 0.360 (7, PR)					F7		HR		S SF8 1B		E HR 1B	2	1	1	0	1	0	0								
Inning Stats	R: 0 E: 0 K: 1 S: 6	H: 0 LOB: 0 BB: 0 P: 13	R: 0 E: 0 K: 0 S: 14	H: 2 LOB: 2 BB: 0 P: 23	R: 0 E: 0 K: 0 S: 4	H: 0 LOB: 0 BB: 0 P: 8	R: 1 E: 1 K: 2 S: 12	H: 2 LOB: 2 BB: 0 P: 16	R: 2 E: 0 K: 1 S: 11	H: 3 LOB: 1 BB: 0 P: 17	R: 0 E: 0 K: 0 S: 5	H: 0 LOB: 0 BB: 1 P: 11	R: 2 E: 0 K: 1 S: 16	H: 2 LOB: 2 BB: 1 P: 26	R: 0 E: 0 K: 0 S: 14	H: 1 LOB: 2 BB: 1 P: 25	R: 0 E: 0 K: 0 S: 8	H: 0 LOB: 0 BB: 0 P: 14	R: 0 E: 0 K: 0 S: 8	H: 1 LOB: 1 BB: 0 P: 12	R: 3 E: 1 K: 2 S: 14	H: 3 LOB: 0 BB: 0 P: 23	1B: 12 2B: 1 3B: 0 HR: 2	SF: 1 SAC: 1 DP: 1 HBP: 0	WP: 0 PB: 0 SB: 2 CS: 0	PA: 50
PITCHER	IP WLS BF H R ER SO BB IBB HBP BLK WP HR S P ERA WHIP	IP WLS BF H R ER SO BB IBB HBP BLK WP HR S P ERA WHIP	IP WLS BF H R ER SO BB IBB HBP BLK WP HR S P ERA WHIP	IP WLS BF H R ER SO BB IBB HBP BLK WP HR S P ERA WHIP	IP WLS BF H R ER SO BB IBB HBP BLK WP HR S P ERA WHIP	IP WLS BF H R ER SO BB IBB HBP BLK WP HR S P ERA WHIP	IP WLS BF H R ER SO BB IBB HBP BLK WP HR S P ERA WHIP	IP WLS BF H R ER SO BB IBB HBP BLK WP HR S P ERA WHIP	IP WLS BF H R ER SO BB IBB HBP BLK WP HR S P ERA WHIP	IP WLS BF H R ER SO BB IBB HBP BLK WP HR S P ERA WHIP	IP WLS BF H R ER SO BB IBB HBP BLK WP HR S P ERA WHIP	IP WLS BF H R ER SO BB IBB HBP BLK WP HR S P ERA WHIP	IP WLS BF H R ER SO BB IBB HBP BLK WP HR S P ERA WHIP	IP WLS BF H R ER SO BB IBB HBP BLK WP HR S P ERA WHIP	IP WLS BF H R ER SO BB IBB HBP BLK WP HR S P ERA WHIP	IP WLS BF H R ER SO BB IBB HBP BLK WP HR S P ERA WHIP	IP WLS BF H R ER SO BB IBB HBP BLK WP HR S P ERA WHIP	IP WLS BF H R ER SO BB IBB HBP BLK WP HR S P ERA WHIP	IP WLS BF H R ER SO BB IBB HBP BLK WP HR S P ERA WHIP	IP WLS BF H R ER SO BB IBB HBP BLK WP HR S P ERA WHIP	IP WLS BF H R ER SO BB IBB HBP BLK WP HR S P ERA WHIP	IP WLS BF H R ER SO BB IBB HBP BLK WP HR S P ERA WHIP	IP WLS BF H R ER SO BB IBB HBP BLK WP HR S P ERA WHIP	IP WLS BF H R ER SO BB IBB HBP BLK WP HR S P ERA WHIP	IP WLS BF H R ER SO BB IBB HBP BLK WP HR S P ERA WHIP	

Cleveland Indians @ Milwaukee Brewers
Milwaukee County Stadium, Milwaukee, WI
Thu Aug 12 1993, 4:33 AM EDT
Att. 20,521 - Unknown - 82 F

AB	45
R	8
H	14
RBI	8
BB	3
SO	7
LOB	25



Batter	1	2	3	4	5	6	7	8	9	10	11	AB	R	H	RBI	BB	SO	LOB	BOTTOM							
Pat Listach, S OBP: 0.324, SLG: 0.321 (1,6)	G4-6-3 BB		F8		CS BB		G5-3			SH3 1B		3	0	1	0	2	0	0								
Darryl Hamilton, L OBP: 0.370, SLG: 0.406 (1,8)	G4-6-3 1-2f		P6		F9 1-2		K			SH3		4	0	0	0	0	1	2								
B.J. Surhoff, L OBP: 0.306, SLG: 0.377 (1,5)	L8		G6-3				HR		G3		G5-4-3 IBB	4	1	1	1	1	0	0								
Greg Vaughn, R OBP: 0.373, SLG: 0.522 (1,7)					K		E7 3B 1B		F8		G5-4-3	4	2	1	0	1	1	2								
Robin Yount, R OBP: 0.328, SLG: 0.388 (1,10)					K		SF9 3B		F7		P8	5	2	2	1	0	1	1								
Kevin Seitzer, R OBP: 0.316, SLG: 0.353 John Jaha, R OBP: 0.325, SLG: 0.363 (8, 3)					E6 2B		SF9			SH3 1B		1	0	0	1	1	0	1								
Dave Nilsson, L OBP: 0.304, SLG: 0.339 (1,2)					BB		3-H		F7		SH3	4	1	2	2	0	0	1								
Troy O'Leary, L OBP: 0.143, SLG: 0.143 (1,9)					FC5 G4-6-3		F7			SH3		HR	4	1	2	2	0	0								
Juan Bell, R OBP: 0.330, SLG: 0.389 (1,4)					G4-3		G4-6-3		K		F9	5	0	0	0	0	1	5								
Inning Stats	R: 0 E: 0 K: 0 S: 5	H: 0 LOB: 0 BB: 1 P: 11	R: 1 E: 1 K: 1 S: 12	H: 1 LOB: 2 BB: 1 P: 20	R: 0 E: 0 K: 0 S: 8	H: 0 LOB: 0 BB: 0 P: 14	R: 1 E: 1 K: 1 S: 13	H: 1 LOB: 1 BB: 1 P: 21	R: 0 E: 0 K: 0 S: 3	H: 0 LOB: 0 BB: 1 P: 10	R: 3 E: 1 K: 1 S: 18	H: 3 LOB: 0 BB: 0 P: 24	R: 0 E: 0 K: 0 S: 6	H: 0 LOB: 0 BB: 0 P: 7	R: 0 E: 0 K: 0 S: 9	H: 0 LOB: 0 BB: 0 P: 12	R: 0 E: 0 K: 0 S: 8	H: 1 LOB: 1 BB: 0 P: 13	R: 0 E: 0 K: 0 S: 5	H: 1 LOB: 1 BB: 0 P: 11	R: 1 E: 0 K: 0 S: 12	H: 1 LOB: 0 BB: 0 P: 21	1B: 4 2B: 1 3B: 1 HR: 2	SF: 1 SAC: 2 DP: 3 HBP: 0	WP: 0 PB: 0 SB: 1 CS: 1	PA: 44
PITCHER	IP WLS BF H R ER SO BB IBB HBP BLK WP HR S P ERA WHIP	IP WLS BF H R ER SO BB IBB HBP BLK WP HR S P ERA WHIP	IP WLS BF H R ER SO BB IBB HBP BLK WP HR S P ERA WHIP	IP WLS BF H R ER SO BB IBB HBP BLK WP HR S P ERA WHIP	IP WLS BF H R ER SO BB IBB HBP BLK WP HR S P ERA WHIP	IP WLS BF H R ER SO BB IBB HBP BLK WP HR S P ERA WHIP	IP WLS BF H R ER SO BB IBB HBP BLK WP HR S P ERA WHIP	IP WLS BF H R ER SO BB IBB HBP BLK WP HR S P ERA WHIP	IP WLS BF H R ER SO BB IBB HBP BLK WP HR S P ERA WHIP	IP WLS BF H R ER SO BB IBB HBP BLK WP HR S P ERA WHIP	IP WLS BF H R ER SO BB IBB HBP BLK WP HR S P ERA WHIP	IP WLS BF H R ER SO BB IBB HBP BLK WP HR S P ERA WHIP	IP WLS BF H R ER SO BB IBB HBP BLK WP HR S P ERA WHIP	IP WLS BF H R ER SO BB IBB HBP BLK WP HR S P ERA WHIP	IP WLS BF H R ER SO BB IBB HBP BLK WP HR S P ERA WHIP	IP WLS BF H R ER SO BB IBB HBP BLK WP HR S P ERA WHIP	IP WLS BF H R ER SO BB IBB HBP BLK WP HR S P ERA WHIP	IP WLS BF H R ER SO BB IBB HBP BLK WP HR S P ERA WHIP	IP WLS BF H R ER SO BB IBB HBP BLK WP HR S P ERA WHIP	IP WLS BF H R ER SO BB IBB HBP BLK WP HR S P ERA WHIP	IP WLS BF H R ER SO BB IBB HBP BLK WP HR S P ERA WHIP	IP WLS BF H R ER SO BB IBB HBP BLK WP HR S P ERA WHIP	IP WLS BF H R ER SO BB IBB HBP BLK WP HR S P ERA WHIP	IP WLS BF H R ER SO BB IBB HBP BLK WP HR S P ERA WHIP	IP WLS BF H R ER SO BB IBB HBP BLK WP HR S P ERA WHIP	IP WLS BF H R ER SO BB IBB HBP BLK WP HR S P ERA WHIP

Cleveland Indians @ Milwaukee Brewers
Milwaukee County Stadium, Milwaukee, WI
Thu Aug 12 1993, 4:33 AM EDT
Att. 20,521 - Unknown - 82 F

AB	36
R	6
H	8
RBI	5
BB	5
SO	4
LOB	15



Batter	1	2	3	4	5	6	7	8	9	AB	R	H	RBI	BB	SO	LOB	TOP					
Tony Phillips, S OBP: 0.441, SLG: 0.404	K			G4-3		SH5-3		FC6-4 1B		3	0	1	0	0	1	0	Detroit Tigers @ Milwaukee Brewers Milwaukee County Stadium, Milwaukee, WI Fri Aug 13 1993, 8:05 PM EDT Sunny - 88 F					
Dan Gladden, R OBP: 0.304, SLG: 0.457	G5-3			K		G3		FC6-4 1-2		4	0	0	0	0	1	2						
Travis Fryman, R OBP: 0.358, SLG: 0.477	K			F7		K			G6-3	4	0	0	0	0	2	1						
Cecil Fielder, R OBP: 0.375, SLG: 0.506		G6-3			G5-3		F9		G5-3	4	0	0	0	0	0	0						
Alan Trammell, R OBP: 0.363, SLG: 0.421		F8			P3		1B		WP 1B	4	1	2	0	0	0	0						
Rob Deer, R OBP: 0.307, SLG: 0.398		K			1B BB		P4		1B	3	0	1	1	1	1	1						
Skeeter Barnes, R OBP: 0.315, SLG: 0.408			F7		1-2 1B		K		F7	4	0	1	0	0	1	2						
Rich Rowland, R OBP: 0.286, SLG: 0.286			G5-4-3 1B		G6-3			G6-3		3	0	1	0	0	0	2						
Gary Thurman, R OBP: 0.330, SLG: 0.316			G5-4-3			G3 SH5-3 BB		P4		2	0	0	0	1	0	1						
Inning Stats	R: 0 E: 0 K: 2 S: 8	H: 0 LOB: 0 BB: 0 P: 13	R: 0 E: 0 K: 1 S: 7	H: 0 LOB: 0 BB: 0 P: 11	R: 0 E: 0 K: 0 S: 6	H: 1 LOB: 0 BB: 0 P: 11	R: 0 E: 0 K: 1 S: 8	H: 0 LOB: 0 BB: 0 P: 12	R: 0 E: 0 K: 0 S: 10	H: 1 LOB: 2 BB: 1 P: 18	R: 0 E: 0 K: 1 S: 8	H: 0 LOB: 1 BB: 1 P: 14	R: 0 E: 0 K: 1 S: 11	H: 1 LOB: 1 BB: 0 P: 17	R: 0 E: 0 K: 0 S: 9	H: 1 LOB: 1 BB: 0 P: 15		R: 1 E: 0 K: 0 S: 12	H: 2 LOB: 1 BB: 0 P: 19	1B: 6 2B: 0 3B: 0 HR: 0	SF: 0 SAC: 1 DP: 1 HBP: 0	WP: 1 PB: 0 SB: 0 CS: 0
PITCHER Angel Miranda, L ERA: 2.97	IP: 9.0 WLS: W BF: 34 H: 6 R: 1 ER: 1 SO: 6 BB: 2 IBB: 0 HBP: 0 BLK: 0 WP: 1 HR: 0 S: 79 P: 130 ERA: 1.00 WHIP: 0.889																					

Batter	1	2	3	4	5	6	7	8	9	AB	R	H	RBI	BB	SO	LOB	BOTTOM			
Pat Listach, S OBP: 0.325, SLG: 0.319	K		SF9		P3	1-2 2-3 3-H BB		1B BB		2	0	0	2	2	1	1	Detroit Tigers @ Milwaukee Brewers Milwaukee County Stadium, Milwaukee, WI Fri Aug 13 1993, 8:05 PM EDT Sunny - 88 F			
Darryl Hamilton, L OBP: 0.368, SLG: 0.405	B5		G4-3			F8		1B		5	0	1	0	0	1	4				
B.J. Surhoff, L OBP: 0.307, SLG: 0.378	G4-3			B1-3		K		G6-3		4	1	1	0	1	0	2				
Greg Vaughn, R OBP: 0.372, SLG: 0.518		G5-3		G5-3		1B S 2B		F9		3	1	0	0	1	0	1				
Dickie Thon, R OBP: 0.330, SLG: 0.351		G5-3		E9		1B S 2B IBB		P4		3	1	0	0	1	0	1				
Kevin Seitzer, R OBP: 0.315, SLG: 0.351		F7		G5-3		2B BB 1B		P5		4	1	1	1	0	0	2				
Dave Nilsson, L OBP: 0.303, SLG: 0.339			SH5-4 1B SF9 1B		K	SF9		P3		3	1	1	1	0	1	0				
Juan Bell, R OBP: 0.342, SLG: 0.395			SF9 SH5-4 1B		E1	BB 2B		G4-3 3B		4	1	4	1	0	0	0				
Troy O'Leary, L OBP: 0.200, SLG: 0.111			SH5-4		K	BB		G4-3		2	0	0	1	1	1	1				
Inning Stats	R: 0 E: 0 K: 1 S: 7	H: 0 LOB: 0 BB: 0 P: 11	R: 0 E: 0 K: 0 S: 7	H: 0 LOB: 0 BB: 0 P: 14	R: 1 E: 0 K: 0 S: 12	H: 2 LOB: 1 BB: 0 P: 15	R: 0 E: 1 K: 0 S: 7	H: 0 LOB: 1 BB: 0 P: 10	R: 0 E: 1 K: 2 S: 11	H: 1 LOB: 1 BB: 0 P: 15	R: 4 E: 0 K: 1 S: 25	H: 3 LOB: 3 BB: 4 P: 47	R: 0 E: 0 K: 0 S: 8	H: 0 LOB: 1 BB: 1 P: 13	R: 1 E: 0 K: 0 S: 13	H: 2 LOB: 2 BB: 1 P: 19		1B: 5 2B: 2 3B: 1 HR: 0	SF: 2 SAC: 1 DP: 0 HBP: 0	WP: 0 PB: 0 SB: 3 CS: 0
PITCHER Buddy Groom, L ERA: 5.12 Greg Gohr, R ERA: 6.09	IP: 5.2 WLS: L BF: 27 H: 6 R: 5 ER: 5 SO: 3 BB: 1 IBB: 2 HBP: 0 BLK: 0 WP: 0 HR: 0 S: 61 P: 98 ERA: 7.94 WHIP: 1.235																			

Batter	1	2	3	4	5	6	7	8	9	AB	R	H	RBI	BB	SO	LOB	TOP					
Tony Phillips, S OBP: 0.440, SLG: 0.402	G4-3		BB 1B		G5-3		G4-3			4	0	1	0	0	0	2	Detroit Tigers @ Milwaukee Brewers Milwaukee County Stadium, Milwaukee, WI Fri Aug 13 1993, 8:05 PM EDT Att: 27,074 - Unknown - 81 F					
Dan Gladden, R OBP: 0.311, SLG: 0.467	2B		BB 1B		1B			K		4	0	3	1	0	1	0						
Travis Fryman, R OBP: 0.360, SLG: 0.476	L9		BB		1B			G6-3		3	0	1	0	1	0	1						
Cecil Fielder, R OBP: 0.372, SLG: 0.501	F8		BB		1B			G6-3		4	0	0	0	0	1	6						
Mickey Tettleton, S OBP: 0.344, SLG: 0.486	G4-3				G3		F7		F8	4	0	0	0	0	0	0						
Kirk Gibson, L OBP: 0.342, SLG: 0.464	F8				F7		F9		G4-3	4	0	0	0	0	0	0						
Rob Deer, R OBP: 0.304, SLG: 0.393	G1-3				K		L8		G6-3	4	0	0	0	0	1	0						
Chad Kreuter, S OBP: 0.355, SLG: 0.478			F8				G3			3	0	0	0	0	0	0						
Chris Gomez, R OBP: 0.388, SLG: 0.432	F8		F8		G5-3		E5			3	1	1	0	0	0	0						
Inning Stats	R: 0 E: 0 K: 0 S: 10	H: 1 LOB: 1 BB: 0 P: 13	R: 0 E: 0 K: 0 S: 7	H: 0 LOB: 0 BB: 0 P: 14	R: 0 E: 0 K: 1 S: 14	H: 2 LOB: 3 BB: 1 P: 21	R: 0 E: 0 K: 1 S: 7	H: 0 LOB: 0 BB: 0 P: 13	R: 1 E: 0 K: 0 S: 11	H: 3 LOB: 2 BB: 0 P: 18	R: 0 E: 0 K: 0 S: 6	H: 0 LOB: 0 BB: 0 P: 11	R: 0 E: 1 K: 0 S: 10	H: 0 LOB: 0 BB: 0 P: 14	R: 0 E: 0 K: 1 S: 7	H: 0 LOB: 0 BB: 0 P: 9		R: 0 E: 0 K: 0 S: 7	H: 0 LOB: 0 BB: 0 P: 11	1B: 5 2B: 1 3B: 0 HR: 0	SF: 0 SAC: 0 DP: 1 HBP: 0	WP: 0 PB: 0 SB: 0 CS: 0
PITCHER Ricky Bones, R ERA: 4.57	IP: 9.0 WLS: W BF: 34 H: 6 R: 1 ER: 1 SO: 3 BB: 1 IBB: 0 HBP: 0 BLK: 0 WP: 0 HR: 0 S: 79 P: 124 ERA: 1.00 WHIP: 0.778															PITCHER						

Batter	1	2	3	4	5	6	7	8	9	AB	R	H	RBI	BB	SO	LOB	BOTTOM			
Pat Listach, S OBP: 0.323, SLG: 0.316	G5-3		F7		G6-3		K		FC5-4	5	0	1	1	0	1	4	Detroit Tigers @ Milwaukee Brewers Milwaukee County Stadium, Milwaukee, WI Fri Aug 13 1993, 8:05 PM EDT Att: 27,074 - Unknown - 81 F			
Robin Yount, R OBP: 0.331, SLG: 0.387	FC5-4		G4-3		2B		1B		F9	3	2	1	0	2	0	3				
B.J. Surhoff, L OBP: 0.308, SLG: 0.381	P3				G4-3		2B		FC5-4	5	1	2	3	0	0	2				
Greg Vaughn, R OBP: 0.374, SLG: 0.518	FC5-4				G6-3		1B		K	4	1	2	1	1	1	2				
Dickie Thon, R OBP: 0.326, SLG: 0.346	F8				G6-3		L9		SH1-4	3	0	0	0	0	0	3				
Darryl Hamilton, L OBP: 0.368, SLG: 0.405										0	0	0	0	0	0	0				
Dave Nilsson, L OBP: 0.307, SLG: 0.339	F8				F9				WP	3	0	1	0	1	0	1				
John Jaha, R OBP: 0.324, SLG: 0.365	G6-3				SH2-4		E6		SF9	3	1	1	1	0	0	1				
Juan Bell, R OBP: 0.340, SLG: 0.390			G5-3		G6-3		F8		K	3	1	0	0	1	1	3				
Troy O'Leary, L OBP: 0.308, SLG: 0.250					SH2-4		K		F9	3	1	2	0	0	1	2				
Inning Stats	R: 0 E: 0 K: 0 S: 5	H: 1 LOB: 1 BB: 0 P: 12	R: 0 E: 0 K: 0 S: 6	H: 0 LOB: 0 BB: 0 P: 10	R: 0 E: 0 K: 0 S: 6	H: 1 LOB: 1 BB: 0 P: 10	R: 0 E: 0 K: 0 S: 7	H: 1 LOB: 1 BB: 0 P: 12	R: 3 E: 0 K: 2 S: 11	H: 2 LOB: 2 BB: 0 P: 18	R: 3 E: 0 K: 1 S: 16	H: 2 LOB: 1 BB: 2 P: 29	R: 1 E: 0 K: 1 S: 8	H: 2 LOB: 1 BB: 0 P: 9	R: 1 E: 0 K: 1 S: 8	H: 2 LOB: 1 BB: 0 P: 9	1B: 8 2B: 2 3B: 0 HR: 0	SF: 1 SAC: 2 DP: 0 HBP: 0	WP: 1 PB: 0 SB: 0 CS: 0	PA: 40
PITCHER Tom Bolton, L ERA: 4.81 Kurt Knudsen, R ERA: 5.51	IP: 6.0 WLS: L BF: 28 H: 6 R: 3 ER: 3 SO: 2 BB: 1 IBB: 2 HBP: 0 BLK: 0 WP: 0 HR: 0 S: 50 P: 91 ERA: 4.50 WHIP: 1.167															PITCHER				

Batter	1	2	3	4	5	6	7	8	9	AB	R	H	RBI	BB	SO	LOB	TOP										
Tony Phillips, S OBP: 0.443, SLG: 0.406	4-2 FC4-6 BB	1-2 S 1B		1-2 1B 1B	3-3 K			2-1 G5-3 1B		4	1	3	0	1	1	2											
Dan Gladden, R OBP: 0.313, SLG: 0.466	2-1 FC4-6 S 1B	0-1 F9		0-0 1B 1B		0-0 F9		2-1 1B		5	2	2	0	0	0	2											
Travis Fryman, R OBP: 0.358, SLG: 0.473	SAFE F9		1-0 G6-3	0-0 1B		2-0 F7		1-0 F7		5	0	1	2	0	0	3											
Cecil Fielder, R OBP: 0.374, SLG: 0.505	0-0 2B 2H		0-0 2B		2-2 FC6-4 1B		0-0 G6-3	1-0 G5-3		5	0	3	1	0	0	2											
Alan Trammell, R OBP: 0.367, SLG: 0.426	2-2 2B		4-1 BB		2-2 FC6-4 1B			0-1 G6-3		4	1	2	0	1	0	1											
Rob Deer, R OBP: 0.305, SLG: 0.391	4-1 BB		2-3 K		1-1 FC6-4 1B		2-2 FC6-4 1B	2-2 G5-3		4	1	1	0	1	1	3											
Skeeter Barnes, R OBP: 0.313, SLG: 0.404 Mickey Tettleton, S OBP: 0.341, SLG: 0.481	1-0 L5		3-3 K		1-1 P3		0-1 P5	2-1 G3		1	0	0	0	0	0	3											
Rich Rowland, R OBP: 0.273, SLG: 0.273		2-3 K		1-3 K		0-0 E5 1B		1-2 1B		4	0	1	0	0	2	2											
Gary Thurman, R OBP: 0.322, SLG: 0.308 Kirk Gibson, L OBP: 0.343, SLG: 0.464	1-3 K		0-0 B1-3		1-3 1B		3-1 G4-3			2	0	0	0	0	1	0											
Inning Stats	R: 1 E: 0 K: 0 S: 13	H: 2 LOB: 3 BB: 2 P: 28	R: 0 E: 0 K: 2 S: 12	H: 1 LOB: 1 BB: 0 P: 16	R: 0 E: 0 K: 2 S: 9	H: 1 LOB: 2 BB: 1 P: 19	R: 2 E: 0 K: 1 S: 9	H: 3 LOB: 1 BB: 0 P: 11	R: 2 E: 1 K: 1 S: 15	H: 3 LOB: 2 BB: 0 P: 24	R: 0 E: 0 K: 0 S: 3	H: 0 LOB: 0 BB: 0 P: 5	R: 0 E: 0 K: 0 S: 9	H: 2 LOB: 2 BB: 0 P: 14	R: 0 E: 0 K: 0 S: 6	H: 2 LOB: 1 BB: 0 P: 12	R: 0 E: 0 K: 0 S: 8	H: 0 LOB: 0 BB: 0 P: 12	1B: 12 2B: 2 3B: 0 HR: 0	SF: 0 SAC: 0 DP: 1 HBP: 0	WP: 0 PB: 0 SB: 2 CS: 0	PA: 43					
PITCHER	IP	WLS	BF	H	R	ER	SO	BB	IBB	HBP	BLK	WP	HR	S	P	ERA	WHIP										
Teddy Higuera, L ERA: 4.5	2.0	L	11	3	1	1	2	2	0	0	0	0	0	25	44	4.50	2.500										
Jaime Navarro, R ERA: 5.33	2.0		10	4	2	2	3	1	0	0	0	0	0	18	30	9.00	2.500										
Mike Fetters, R ERA: 3.94	3.0		15	5	2	0	1	0	0	0	0	0	0	27	43	0.00	1.667										
Matt Maysey, R ERA: 2.25	1.0		4	2	0	0	0	0	0	0	0	0	0	6	12	0.00	2.000										
Doug Henry, R ERA: 5.19	1.0		3	0	0	0	0	0	0	0	0	0	0	8	12	0.00	0.000										

Detroit Tigers @ Milwaukee Brewers
Milwaukee County Stadium, Milwaukee, WI
Sat Aug 14 1993, 8:05 PM EDT
Att: 45,003 - Unknown - 80 F

AB	40
R	5
H	14
RBI	5
BB	3
SO	6
LOB	25



Batter	1	2	3	4	5	6	7	8	9	AB	R	H	RBI	BB	SO	LOB	BOTTOM										
Pat Listach, S OBP: 0.319, SLG: 0.313 Bill Spiers, L OBP: 0.306, SLG: 0.319	2-1 G4-3	2-2 FC6-4			2-1 G4-3		1-0 G1		1-1 2B	3	0	0	0	0	0	4											
Darryl Hamilton, L OBP: 0.388, SLG: 0.411	4-0 G5-3 BB		1-3 K		1-1 FC1-5			1-1 HR	1-3 K	4	1	1	1	1	2	2											
B.J. Surhoff, L OBP: 0.308, SLG: 0.378	2-1 G5-3		2-1 G3-1		3-1 G4-3			4-0 F9 BB		3	0	0	0	1	0	2											
Greg Vaughn, R OBP: 0.376, SLG: 0.516	2-1 F8		0-1 F8			4-1 BB		4-2 BB	1-2 FC6-4 BB	2	0	0	0	2	0	1											
Kevin Reimer, L OBP: 0.292, SLG: 0.406		1-1 G3-1		2-3 K		1-3 K		0-0 F9	2-3 K	4	0	0	0	0	2	3											
Robin Yount, R OBP: 0.333, SLG: 0.390		4-2 BB 1B BB		3-2 G4-3 2B		0-2 F9		2-3 K		3	0	1	0	1	1	3											
Dave Nilsson, L OBP: 0.301, SLG: 0.331		0-0 F7		1-2 G4-3		2-0 G3		1-1 FC6-4		4	0	0	0	0	0	5											
John Jaha, R OBP: 0.323, SLG: 0.364		1-2 BB 1B		0-0 F7			1-2 P3		1-3 K	4	0	1	0	0	1	1											
Juan Bell, R OBP: 0.343, SLG: 0.394		4-0 FC6-4 BB			2-1 G4-3 FC1-5 2B		1-2 G4-3		2-3 K	3	0	1	0	1	1	0											
Inning Stats	R: 0 E: 0 K: 0 S: 6	H: 0 LOB: 1 BB: 1 P: 16	R: 0 E: 0 K: 0 S: 12	H: 1 LOB: 3 BB: 2 P: 24	R: 0 E: 0 K: 1 S: 7	H: 0 LOB: 0 BB: 0 P: 10	R: 0 E: 0 K: 1 S: 13	H: 1 LOB: 1 BB: 0 P: 19	R: 0 E: 0 K: 0 S: 9	H: 1 LOB: 1 BB: 0 P: 14	R: 0 E: 0 K: 1 S: 8	H: 0 LOB: 1 BB: 1 P: 15	R: 0 E: 0 K: 0 S: 9	H: 0 LOB: 0 BB: 0 P: 12	R: 1 E: 0 K: 1 S: 13	H: 1 LOB: 2 BB: 2 P: 25	R: 0 E: 0 K: 3 S: 12	H: 1 LOB: 1 BB: 0 P: 17	1B: 1 2B: 3 3B: 0 HR: 1	SF: 0 SAC: 0 DP: 0 HBP: 0	WP: 0 PB: 0 SB: 0 CS: 0	PA: 38					
PITCHER	IP	WLS	BF	H	R	ER	SO	BB	IBB	HBP	BLK	WP	HR	S	P	ERA	WHIP										
Mike Moore, R ERA: 5.46	7.0	W	31	4	1	1	3	6	0	0	0	0	0	71	126	1.29	1.429										
Mike Henneman, R ERA: 2.35	2.0	S	7	1	0	0	4	0	0	0	0	0	0	18	26	0.00	0.500										

Detroit Tigers @ Milwaukee Brewers
Milwaukee County Stadium, Milwaukee, WI
Sat Aug 14 1993, 8:05 PM EDT
Att: 45,003 - Unknown - 80 F


AB	32
R	1
H	5
RBI	1
BB	6
SO	7
LOB	21



Batter	1	2	3	4	5	6	7	8	9	AB	R	H	RBI	BB	SO	LOB	TOP					
Tony Phillips, S OBP: 0.441, SLG: 0.404	1-1 G4-3	2-0 F8		1-1 SF7		0-3 K			0-0 1B FC3-2	4	0	1	1	0	1	1						
Lou Whitaker, L OBP: 0.411, SLG: 0.465 Gary Thurman, R OBP: 0.322, SLG: 0.308	3-1 FC3-6 1B		3-0 2B G4-3 1B	1-2 FC6-4 1B	3-H 1-2 2-3		3-2 P4		0-0 FC3-2 1B	5	1	2	0	0	0	5						
Alan Trammell, R OBP: 0.375, SLG: 0.435	4-0 FC3-6 1-2 BB		2-0 G4-3 1-3 2B	1-0 FC3-6 1-3 1B			1-2 G6-3		0-0 FC3-6 1-2 3-H 1B	4	0	3	2	1	0	0						
Kirk Gibson, L OBP: 0.338, SLG: 0.457	3-2 FC3-6 1-2 S 2-3		1-0 G4-3 2-3 3-H	2-0 P5			3-2 F7		0-0 G4-3 1-2 2-3 3-H 1B	5	0	0	1	0	0	8						
Mickey Tettleton, S OBP: 0.340, SLG: 0.477	4-2 FC4-6 1-2 BB		3-2 G1-3		3-1 P4			3-1 P2		3	0	0	0	1	0	1						
Dan Gladden, R OBP: 0.328, SLG: 0.457	1-2 FC4-6 1-2		1-3 K		2-2 F9			2-2 G5-3		4	0	0	0	0	1	4						
Scott Livingstone, L OBP: 0.336, SLG: 0.362		0-2 F8		1-0 BB SF7 1B			1-2 G6-3		1-1 G1-3	4	1	1	0	0	0	0						
Chad Kreuter, S OBP: 0.356, SLG: 0.476		1-3 K		1-1 FC6-4 1-2 1B HBP			0-0 P5		1-2 1B FC3-2 1B	3	1	1	0	0	1	0						
Chris Gomez, R OBP: 0.415, SLG: 0.435	4-2 PB BB		4-2 FC6-4 1-2 2-3 BB		0-1 F7			3-2 FC3-2 1B 1B	2	1	1	0	2	0	0							
Inning Stats	R: 0 E: 0 K: 0 S: 14	H: 1 LOB: 3 BB: 2 P: 30	R: 0 E: 0 K: 1 S: 10	H: 0 LOB: 1 BB: 1 P: 17	R: 1 E: 0 K: 1 S: 9	H: 2 LOB: 1 BB: 0 P: 19	R: 2 E: 0 K: 0 S: 12	H: 2 LOB: 2 BB: 1 P: 23	R: 0 E: 0 K: 0 S: 8	H: 0 LOB: 0 BB: 0 P: 14	R: 0 E: 0 K: 0 S: 6	H: 0 LOB: 0 BB: 0 P: 6	R: 0 E: 0 K: 0 S: 9	H: 0 LOB: 0 BB: 0 P: 16	R: 0 E: 0 K: 0 S: 8	H: 0 LOB: 0 BB: 0 P: 14	R: 1 E: 0 K: 0 S: 14	H: 4 LOB: 3 BB: 0 P: 21	1B: 8 2B: 2 3B: 0 HR: 0	SF: 1 SAC: 0 DP: 1 HBP: 1	WP: 0 PB: 1 SB: 1 CS: 0	PA: 40
PITCHER	IP WLS BF H R ER SO BB IBB HBP BLK WP HR S P ERA WHIP	IP WLS BF H R ER SO BB IBB HBP BLK WP HR S P ERA WHIP	IP WLS BF H R ER SO BB IBB HBP BLK WP HR S P ERA WHIP	IP WLS BF H R ER SO BB IBB HBP BLK WP HR S P ERA WHIP	IP WLS BF H R ER SO BB IBB HBP BLK WP HR S P ERA WHIP	IP WLS BF H R ER SO BB IBB HBP BLK WP HR S P ERA WHIP	IP WLS BF H R ER SO BB IBB HBP BLK WP HR S P ERA WHIP	IP WLS BF H R ER SO BB IBB HBP BLK WP HR S P ERA WHIP	IP WLS BF H R ER SO BB IBB HBP BLK WP HR S P ERA WHIP	IP WLS BF H R ER SO BB IBB HBP BLK WP HR S P ERA WHIP	IP WLS BF H R ER SO BB IBB HBP BLK WP HR S P ERA WHIP	IP WLS BF H R ER SO BB IBB HBP BLK WP HR S P ERA WHIP	IP WLS BF H R ER SO BB IBB HBP BLK WP HR S P ERA WHIP	IP WLS BF H R ER SO BB IBB HBP BLK WP HR S P ERA WHIP	IP WLS BF H R ER SO BB IBB HBP BLK WP HR S P ERA WHIP	IP WLS BF H R ER SO BB IBB HBP BLK WP HR S P ERA WHIP	IP WLS BF H R ER SO BB IBB HBP BLK WP HR S P ERA WHIP	IP WLS BF H R ER SO BB IBB HBP BLK WP HR S P ERA WHIP	IP WLS BF H R ER SO BB IBB HBP BLK WP HR S P ERA WHIP			
21 Cal Eldred, R ERA: 4.38 Doug Henry, R ERA: 5.18 Carlos Maldonado, R ERA: 6.88	(1, 1) 8.0 W 35 6 4 4 3 4 0 1 0 0 0 0 80 144 4.50 1.250	(9, 1) 0.0 S 2 2 0 0 0 0 0 0 0 0 0 0 5 8 =	(9, 1) 1.0 S 3 1 0 0 0 0 0 0 0 0 0 0 5 8 0.00 1.000																			

Detroit Tigers @ Milwaukee Brewers
Milwaukee County Stadium, Milwaukee, WI
Sun Aug 15 1993, 4:33 AM EDT
Att: 26,186 - Cloudy - 74 F


AB	34
R	4
H	9
RBI	4
BB	4
SO	3
LOB	19



Batter	1	2	3	4	5	6	7	8	9	AB	R	H	RBI	BB	SO	LOB	BOTTOM				
Pat Listach, S OBP: 0.317, SLG: 0.309	0-3 K	0-1 G4-3		0-1 B1-3		4-0 FC4 BB		1-1 SF8		3	0	0	1	1	1	1					
Darryl Hamilton, L OBP: 0.365, SLG: 0.411	1-1 BB BLK 1B		1-1 1B SF7 1B		2-0 G4-3	0-1 FC4 1-2		0-1 G5-4-3		5	2	2	0	0	0	3					
B.J. Surhoff, L OBP: 0.310, SLG: 0.378	4-0 BLK 1-2 BB		1-2 SAFE SAFE SAFE 1B	1-3 2B 1B	1-0 G4-3		0-1 G4-3			3	1	1	0	1	0	0					
Greg Vaughn, R OBP: 0.377, SLG: 0.514	4-2 BLK 1-2 2-3 BB		1-0 SF7		1-0 G5-3		1-1 2B G3-2 HBP			1	0	0	1	1	0	0					
Kevin Reimer, L OBP: 0.297, SLG: 0.414	1-3 K		3-2 SAFE SAFE SAFE G4-3 1-H 2B		4-2 1B 2B BB	2-1 2B				3	1	2	1	1	1	3					
Robin Yount, R OBP: 0.335, SLG: 0.389	1-2 G5-3		0-0 G4-3		1-1 2B 1B	4-0 IBB				3	1	1	0	1	0	3					
Dave Nilsson, L OBP: 0.295, SLG: 0.324		2-1 G4-3	0-2 G6-3		2-3 K	0-0 G3-2				4	0	0	0	0	1	6					
Kevin Seitzer, R OBP: 0.318, SLG: 0.356 John Jaha, R OBP: 0.325, SLG: 0.368	4-0 G5-3 BB		2-1 L3		2-2 K 1-H 2H 2B		0-0 1B SF8 2B			2	0	1	2	1	0	0					
Juan Bell, R OBP: 0.341, SLG: 0.391	1-0 SAFE G5-3		1-0 G6-3		0-3 K		3-0 G5-4-3 1B			4	0	1	0	0	1	2					
Inning Stats	R: 1 E: 0 K: 2 S: 14	H: 1 LOB: 2 BB: 2 P: 25	R: 0 E: 0 K: 0 S: 5	H: 0 LOB: 1 BB: 1 P: 12	R: 2 E: 0 K: 0 S: 17	H: 3 LOB: 1 BB: 0 P: 21	R: 0 E: 0 K: 0 S: 5	H: 0 LOB: 0 BB: 0 P: 8	R: 0 E: 0 K: 2 S: 16	H: 2 LOB: 2 BB: 2 P: 29	R: 0 E: 0 K: 0 S: 6	H: 1 LOB: 2 BB: 1 P: 13	R: 1 E: 0 K: 0 S: 6	H: 2 LOB: 0 BB: 0 P: 10	R: 1 E: 0 K: 0 S: 6	H: 2 LOB: 0 BB: 0 P: 10	1B: 5 2B: 4 3B: 0 HR: 0	SF: 2 SAC: 0 DP: 2 HBP: 1	WP: 0 PB: 0 SB: 1 CS: 0	PA: 38	
PITCHER	IP WLS BF H R ER SO BB IBB HBP BLK WP HR S P ERA WHIP	IP WLS BF H R ER SO BB IBB HBP BLK WP HR S P ERA WHIP	IP WLS BF H R ER SO BB IBB HBP BLK WP HR S P ERA WHIP	IP WLS BF H R ER SO BB IBB HBP BLK WP HR S P ERA WHIP	IP WLS BF H R ER SO BB IBB HBP BLK WP HR S P ERA WHIP	IP WLS BF H R ER SO BB IBB HBP BLK WP HR S P ERA WHIP	IP WLS BF H R ER SO BB IBB HBP BLK WP HR S P ERA WHIP	IP WLS BF H R ER SO BB IBB HBP BLK WP HR S P ERA WHIP	IP WLS BF H R ER SO BB IBB HBP BLK WP HR S P ERA WHIP	IP WLS BF H R ER SO BB IBB HBP BLK WP HR S P ERA WHIP	IP WLS BF H R ER SO BB IBB HBP BLK WP HR S P ERA WHIP	IP WLS BF H R ER SO BB IBB HBP BLK WP HR S P ERA WHIP	IP WLS BF H R ER SO BB IBB HBP BLK WP HR S P ERA WHIP	IP WLS BF H R ER SO BB IBB HBP BLK WP HR S P ERA WHIP	IP WLS BF H R ER SO BB IBB HBP BLK WP HR S P ERA WHIP	IP WLS BF H R ER SO BB IBB HBP BLK WP HR S P ERA WHIP	IP WLS BF H R ER SO BB IBB HBP BLK WP HR S P ERA WHIP	IP WLS BF H R ER SO BB IBB HBP BLK WP HR S P ERA WHIP	IP WLS BF H R ER SO BB IBB HBP BLK WP HR S P ERA WHIP		
John Doherty, R ERA: 4.49 Storm Davis, R ERA: 5.17 John DeSilva, R ERA: 9.0	(1, 1) 5.1 L 26 6 5 5 3 4 0 0 1 0 0 0 11 22 0.00 1.875	(6, 1) 1.2 8 1 0 0 1 1 1 1 0 0 0 0 11 22 0.00 1.200	(8, 1) 1.0 4 2 1 1 0 0 0 0 0 0 0 0 6 10 9.00 2.000																		

Detroit Tigers @ Milwaukee Brewers
Milwaukee County Stadium, Milwaukee, WI
Sun Aug 15 1993, 4:33 AM EDT
Att: 26,186 - Cloudy - 74 F

AB	29
R	6
H	9
RBI	5
BB	6
SO	4
LOB	18



Batter	1	2	3	4	5	6	7	8	9	AB	R	H	RBI	BB	SO	LOB	TOP									
Pat Listach, S OBP: 0.316, SLG: 0.308	L8		L7			P1-2-3 HBP 1B	G1-3			4	0	1	0	0	0	2										
Darryl Hamilton, L OBP: 0.388, SLG: 0.408	L7			L4		P1-2-3 HBP	G6-3			3	0	0	0	0	0	0										
B.J. Surhoff, L OBP: 0.307, SLG: 0.374	G6-3			G6-3		P1-2-3	G3			4	0	0	0	0	0	3										
Greg Vaughn, R OBP: 0.380, SLG: 0.514		F8		BB		BB				2	0	1	0	2	0	0										
Kevin Reimer, L OBP: 0.294, SLG: 0.409	L7			L8		G4-3				4	0	0	0	0	0	5										
Robin Yount, R OBP: 0.332, SLG: 0.384		F8			G4-3		F9			4	0	0	0	0	1	0										
Dave Nilsson, L OBP: 0.299, SLG: 0.324				BB	L6		P5			3	0	1	0	1	0	0										
John Jaha, R OBP: 0.324, SLG: 0.375			L9							4	1	1	1	0	2	2										
Juan Bell, R OBP: 0.344, SLG: 0.387			F7			1B P1-2-3 BB				2	0	0	0	2	0	2										
Inning Stats	R: 0 E: 0 K: 0 S: 11	H: 0 LOB: 0 BB: 0 P: 16	R: 0 E: 0 K: 0 S: 8	H: 0 LOB: 0 BB: 0 P: 14	R: 0 E: 0 K: 0 S: 9	H: 0 LOB: 1 BB: 1 P: 16	R: 0 E: 0 K: 0 S: 5	H: 0 LOB: 1 BB: 1 P: 12	R: 0 E: 0 K: 1 S: 9	H: 0 LOB: 0 BB: 0 P: 12	R: 0 E: 0 K: 0 S: 13	H: 1 LOB: 3 BB: 2 P: 25	R: 1 E: 0 K: 0 S: 7	H: 1 LOB: 1 BB: 1 P: 17	R: 0 E: 0 K: 0 S: 9	H: 1 LOB: 1 BB: 0 P: 14	R: 0 E: 0 K: 2 S: 15	H: 1 LOB: 1 BB: 0 P: 21	1B: 3 2B: 0 3B: 0 HR: 1	SF: 0 SAC: 0 DP: 1 HBP: 1	WP: 0 PB: 0 SB: 1 CS: 0	PA: 36				
PITCHER	IP	WLS	BF	H	R	ER	SO	BB	IBB	HBP	BLK	WP	HR	S	P	ERA	WHIP									
Todd Van Poppel, R ERA: 4.38	(1, 1)	6.2	W	27	2	1	1	1	5	0	1	0	0	1	61	110	1.35	1.050								
Ed Nunez, R ERA: 3.2	(7, 1)	0.1		1	0	0	0	0	0	0	0	0	0	0	1	2	0.00	0.000								
Rick Honeycutt, L ERA: 3.98	(8, 1)	0.2		2	0	0	0	0	0	0	0	0	0	6	9	0.00	0.000									
Dennis Eckersley, R ERA: 3.47	(8, 1)	1.1	S	6	2	0	0	2	0	0	0	0	0	18	26	0.00	1.500									

Milwaukee Brewers @ Oakland Athletics
Oakland-Alameda County Coliseum, Oakland, CA
Mon Aug 16 1993, 7:05 PM PDT
Att: 20,562 - Unknown - 72 F

AB 30
R 1
H 4
RBI 1
BB 5
SO 3
LOB 14



Batter	1	2	3	4	5	6	7	8	9	AB	R	H	RBI	BB	SO	LOB	BOTTOM									
Mike Bordick, R OBP: 0.360, SLG: 0.343	F8		G4-3							4	1	2	1	0	0	0										
Brent Gates, S OBP: 0.354, SLG: 0.371	G5-3 2B BB		F9							3	2	1	2	1	0	1										
Ruben Sierra, S OBP: 0.308, SLG: 0.425	G5-3		K							4	0	0	0	0	1	1										
Dave Henderson, R OBP: 0.262, SLG: 0.392				F9			F8			4	0	1	1	0	0	0										
Craig Paquette, R OBP: 0.261, SLG: 0.413										3	0	1	0	1	1	0										
Troy Neel, L OBP: 0.332, SLG: 0.444	P5									3	0	0	0	0	1	3										
Scott Brosius, R OBP: 0.209, SLG: 0.259			P3							3	0	0	0	0	0	1										
Scott Lydy, R OBP: 0.255, SLG: 0.326			F9							3	1	1	0	0	0	0										
Scott Hemond, R OBP: 0.318, SLG: 0.371			K							2	0	0	0	0	1	0										
Inning Stats	R: 1 E: 0 K: 0 S: 12	H: 1 LOB: 2 BB: 2 P: 24	R: 0 E: 0 K: 1 S: 8	H: 0 LOB: 0 BB: 0 P: 13	R: 0 E: 0 K: 1 S: 10	H: 0 LOB: 0 BB: 0 P: 16	R: 0 E: 0 K: 1 S: 9	H: 1 LOB: 1 BB: 0 P: 15	R: 3 E: 0 K: 0 S: 12	H: 3 LOB: 0 BB: 0 P: 21	R: 0 E: 0 K: 1 S: 7	H: 0 LOB: 0 BB: 0 P: 11	R: 0 E: 0 K: 0 S: 7	H: 1 LOB: 1 BB: 0 P: 10	R: 0 E: 0 K: 0 S: 4	H: 0 LOB: 0 BB: 0 P: 5	1B: 3 2B: 2 3B: 0 HR: 1	SF: 0 SAC: 1 DP: 0 HBP: 0	WP: 0 PB: 0 SB: 0 CS: 0	PA: 32						
PITCHER	IP	WLS	BF	H	R	ER	SO	BB	IBB	HBP	BLK	WP	HR	S	P	ERA	WHIP									
Rafael Novoa, L ERA: 3.62	(1, 1)	8.0	L	32	6	4	4	4	2	0	0	0	0	1	69	115	4.50	1.000								

Milwaukee Brewers @ Oakland Athletics
Oakland-Alameda County Coliseum, Oakland, CA
Mon Aug 16 1993, 7:05 PM PDT
Att: 20,562 - Unknown - 72 F

AB 29
R 4
H 6
RBI 4
BB 2
SO 4
LOB 6



Batter	1	2	3	4	5	6	7	8	9	AB	R	H	RBI	BB	SO	LOB	TOP									
Pat Listach, S OBP: 0.313, SLG: 0.305 Bill Spiers, L OBP: 0.305, SLG: 0.318	1-3 K		2-3 SAFE K			2-2 F8		1-3 K		3	0	0	0	0	2	1	Milwaukee Brewers @ Oakland Athletics Oakland-Alameda County Coliseum, Oakland, CA Tue Aug 17 1993, 7:05 PM PDT Att: 17,650 - Unknown - 71 F livebaseballscorecards.com									
Juan Bell, R OBP: 0.342, SLG: 0.382	1-1 L7			4-2 BB		3-2 G4-3		1-3 K		3	0	0	0	1	1	0										
Darryl Hamilton, L OBP: 0.364, SLG: 0.404	2-2 G6-3			0-1 SAFE SAFE P6		1-0 P6		0-1 G4-3		4	0	0	0	0	0	1										
Greg Vaughn, R OBP: 0.379, SLG: 0.514		0-0 G5-3		0-2 SAFE K			1-1 2B		2-1 G6-3	4	1	1	0	0	1	1										
Kevin Reimer, L OBP: 0.294, SLG: 0.410		3-2 G5-3		0-2 G5-3			1-2 2B		1-1 G3	4	1	1	1	0	0	1										
Robin Yount, R OBP: 0.331, SLG: 0.381		2-2 L6			1-0 F9		1-0 F9		1-2 S 1B HBP	3	1	0	0	0	0	1										
B.J. Surhoff, L OBP: 0.313, SLG: 0.380				0-2 1B		1-0 1B		1-1 1B	2-1 1B HBP	4	0	4	2	0	0	0										
John Jaha, R OBP: 0.324, SLG: 0.374			0-2 L8		2-2 P6		0-0 G6-3		0-0 L7	4	0	1	0	0	0	3										
Dave Nilsson, L OBP: 0.296, SLG: 0.321 Dickie Thon, R OBP: 0.325, SLG: 0.344 Tom Lampkin, L OBP: 0.288, SLG: 0.361			2-1 F7		1-2 G5-3		1-0 G6-3			2	0	0	0	0	0	2										
										1	0	0	0	0	0	2										
										0	0	0	0	0	0	0										
Inning Stats	R: 0 E: 0 K: 1 S: 8	H: 0 LOB: 0 BB: 0 P: 12	R: 0 E: 0 K: 0 S: 7	H: 0 LOB: 0 BB: 0 P: 12	R: 0 E: 0 K: 1 S: 11	H: 1 LOB: 1 BB: 0 P: 15	R: 0 E: 0 K: 1 S: 10	H: 0 LOB: 1 BB: 0 P: 14	R: 0 E: 0 K: 0 S: 8	H: 1 LOB: 1 BB: 0 P: 13	R: 0 E: 0 K: 0 S: 8	H: 0 LOB: 0 BB: 0 P: 14	R: 2 E: 0 K: 0 S: 10	H: 4 LOB: 1 BB: 0 P: 15	R: 0 E: 0 K: 2 S: 8	H: 0 LOB: 0 BB: 0 P: 10	R: 1 E: 0 K: 0 S: 9	H: 1 LOB: 1 BB: 0 P: 15	1B: 5 2B: 2 3B: 0 HR: 0	SF: 0 SAC: 0 DP: 1 HBP: 1	WP: 0 PB: 0 SB: 1 CS: 0	PA: 35				
PITCHER	IP	WLS	BF	H	R	ER	SO	BB	IBB	HBP	BLK	WP	HR	S	P	ERA	WHIP									
Steve Karsay, R ERA: 2.84	(1, 1)	6.1	W	26	6	2	2	3	1	0	0	0	0	0	61	93	2.84	1.105								
Vince Horsman, L ERA: 4.73	(7, 1)	1.2		4	0	0	0	2	0	0	0	0	0	9	12	0.00	0.000									
Ed Nunez, R ERA: 3.32	(9, 1)	0.2		4	1	1	1	0	0	0	1	0	0	8	14	13.50	1.500									
Dennis Eckersley, R ERA: 3.44	(9, 1)	0.1	S	1	0	0	0	0	0	0	0	0	0	1	1	0.00	0.000									

Batter	1	2	3	4	5	6	7	8	9	AB	R	H	RBI	BB	SO	LOB	BOTTOM									
Mike Bordick, R OBP: 0.359, SLG: 0.340	0-0 G5-3			0-0 G5-3			0-3 K			3	0	0	0	1	1	0	Milwaukee Brewers @ Oakland Athletics Oakland-Alameda County Coliseum, Oakland, CA Tue Aug 17 1993, 7:05 PM PDT Att: 17,650 - Unknown - 71 F livebaseballscorecards.com									
Jerry Browne, S OBP: 0.288, SLG: 0.291	0-1 1B			1-1 F9			0-0 G3			4	1	1	0	0	0	2										
Ruben Sierra, S OBP: 0.307, SLG: 0.423	2-0 1B			2-2 P5			2-1 P6			4	1	1	0	0	1	2										
Troy Neel, L OBP: 0.334, SLG: 0.441 Scott Lydy, R OBP: 0.255, SLG: 0.326	2-3 K			4-2 1B HR BB		2-3 K		4-2 1B SF7 BB		2	1	0	0	2	2	2										
Brent Gates, S OBP: 0.355, SLG: 0.373	0-0 BB			1-1 SAFE BB		1-1 F7		0-0 L9		4	1	2	2	0	0	1										
Mike Aldrete, L OBP: 0.351, SLG: 0.447	4-1 BB			3-1 1B		2-3 K		1-2 1B		3	1	2	3	1	1	0										
Dave Henderson, R OBP: 0.259, SLG: 0.388	3-3 BB			1-3 HR				1-3 1B		3	0	0	1	0	1	2										
Craig Paquette, R OBP: 0.257, SLG: 0.406		0-0 G5-3		0-3 K			1-1 G5-3		3-3 K	4	0	0	0	0	2	1										
Scott Hemond, R OBP: 0.319, SLG: 0.370		2-1 F8		1-0 G6-3			2-0 F9			3	0	1	0	0	0	0										
										1B: 6 2B: 0 3B: 0 HR: 1	SF: 1 SAC: 0 DP: 0 HBP: 0	WP: 0 PB: 0 SB: 1 CS: 0	PA: 35													
Inning Stats	R: 2 E: 0 K: 2 S: 14	H: 3 LOB: 2 BB: 1 P: 25	R: 0 E: 0 K: 1 S: 10	H: 1 LOB: 2 BB: 1 P: 19	R: 3 E: 0 K: 1 S: 12	H: 2 LOB: 0 BB: 1 P: 21	R: 0 E: 0 K: 0 S: 6	H: 0 LOB: 0 BB: 0 P: 9	R: 0 E: 0 K: 2 S: 8	H: 0 LOB: 0 BB: 0 P: 13	R: 0 E: 0 K: 0 S: 5	H: 0 LOB: 0 BB: 0 P: 10	R: 0 E: 0 K: 1 S: 6	H: 0 LOB: 0 BB: 0 P: 8	R: 1 E: 0 K: 0 S: 13	H: 1 LOB: 1 BB: 1 P: 21	1B: 6 2B: 0 3B: 0 HR: 1	SF: 1 SAC: 0 DP: 0 HBP: 0	WP: 0 PB: 0 SB: 1 CS: 0	PA: 35						
PITCHER	IP	WLS	BF	H	R	ER	SO	BB	IBB	HBP	BLK	WP	HR	S	P	ERA	WHIP									
Jaime Navarro, R ERA: 5.38	(1, 1)	7.0	L	30	6	5	5	7	3	0	0	0	0	0	61	105	6.43	1.286								
Doug Henry, R ERA: 5.27	(8, 1)	1.0		5	1	1	1	1	1	0	0	0	0	13	21	9.00	2.000									

Batter	1	2	3	4	5	6	7	8	9	AB	R	H	RBI	BB	SO	LOB	TOP										
Darryl Hamilton, L (1, 8) OBP: 0.365, SLG: 0.405	2-1 CS 1B	2-3 K			2-1 F7			0-2 SH5-3 1B		4	0	2	0	0	1	2	Milwaukee Brewers @ Oakland Athletics Oakland-Alameda County Coliseum, Oakland, CA Wed Aug 18 1993, 3:33 AM PDT Att: 21,158 - Sunny - 65 F										
Juan Bell, R (1, 4) OBP: 0.342, SLG: 0.382	3-2 G5-3 1B		0-0 G4-3		0-0 L9			0-0 SH5-3 1-2		3	0	1	0	0	0	0											
B.J. Surhoff, L (1, 9) OBP: 0.313, SLG: 0.377	4-1 G5-3 1-2 BB		2-1 F7		1-0 G3-1			1-2 P6		3	0	0	0	1	0	1											
Greg Vaughn, R (1, 7) OBP: 0.380, SLG: 0.520	3-2 G5-3 1-2 2-3		0-0 HR		0-1 P5			4-0 IBB		3	1	1	1	1	0	2											
Kevin Reimer, L (1, 10) OBP: 0.291, SLG: 0.407 Robin Yount, R (8, PH) OBP: 0.330, SLG: 0.380	1-3 K		2-3 K		0-0 F9			2-1 P6		3	0	0	0	0	2	2											
Dickie Thon, R (1, 5) OBP: 0.323, SLG: 0.340		4-1 FC3-6 BB		2-3 K				1-3 K		3	0	0	0	1	3	0											
Tom Lampkin, L (1, 2) OBP: 0.280, SLG: 0.349	0-1 FC3-6 1B		0-1 F9		3-3 K			1-1 F7		4	0	0	0	0	1	1											
Kevin Seitzer, R (1, 3) OBP: 0.318, SLG: 0.352	1-2 F7		4-2 BB		0-3 K			1-2 F9		3	0	0	0	1	1	1											
Pat Listach, S (1, 6) OBP: 0.314, SLG: 0.305	2-1 1-3 1B		3-2 L8		1-0 G4-3					3	0	1	0	0	0	1											
Inning Stats	R: 0 E: 1 K: 1 S: 14	H: 2 LOB: 2 BB: 1 P: 26	R: 0 E: 0 K: 1 S: 15	H: 1 LOB: 2 BB: 1 P: 24	R: 1 E: 0 K: 1 S: 8	H: 1 LOB: 0 BB: 0 P: 12	R: 0 E: 0 K: 1 S: 12	H: 0 LOB: 1 BB: 1 P: 21	R: 0 E: 0 K: 0 S: 4	H: 0 LOB: 0 BB: 0 P: 7	R: 0 E: 0 K: 2 S: 6	H: 0 LOB: 0 BB: 0 P: 7	R: 0 E: 0 K: 1 S: 7	H: 0 LOB: 0 BB: 0 P: 11	R: 0 E: 0 K: 0 S: 9	H: 1 LOB: 2 BB: 1 P: 16		R: 0 E: 0 K: 1 S: 8	H: 0 LOB: 0 BB: 0 P: 11	1B: 4 2B: 0 3B: 0 HR: 1	SF: 0 SAC: 1 DP: 0 HBP: 0	WP: 0 PB: 0 SB: 0 CS: 1	PA: 35				
PITCHER	IP	WLS	BF	H	R	ER	SO	BB	IBB	HBP	BLK	WP	HR	S	P	ERA	WHIP										
Ron Darling, R (1, 1) ERA: 5.28	7.0	W	27	4	1	1	7	3	0	0	0	0	1	66	108	1.29	1.000										
Rich Honeycutt, L (8, 1) ERA: 3.25	0.2		4	1	0	0	0	0	1	0	0	0	0	7	12	0.00	1.500										
Rich Gossage, R (8, 1) ERA: 5.08	0.1		1	0	0	0	0	0	0	0	0	0	0	2	4	0.00	0.000										
Dennis Eckersley, R (9, 1) ERA: 3.38	1.0	S	3	0	0	0	1	0	0	0	0	0	0	8	11	0.00	0.000										

Batter	1	2	3	4	5	6	7	8	9	AB	R	H	RBI	BB	SO	LOB	BOTTOM										
Mike Bordick, R (1, 6) OBP: 0.356, SLG: 0.337	1-1 F9		1-3 K		0-0 FC1-6 G4-3 1-2			3-1 F9		4	0	0	0	0	1	3	Milwaukee Brewers @ Oakland Athletics Oakland-Alameda County Coliseum, Oakland, CA Wed Aug 18 1993, 3:33 AM PDT Att: 21,158 - Sunny - 65 F										
Mike Aldrete, L (1, 7) OBP: 0.343, SLG: 0.436	1-3 K		1-1 G3		2-1 G4-3 1-2			3-2 F9		4	0	0	0	0	1	1											
Ruben Sierra, S (1, 9) OBP: 0.309, SLG: 0.423	4-0 S BB		2-2 P6		2-3 K			0-2 G1-3 S 1B		3	0	1	0	1	1	0											
Dave Henderson, R (1, 10) OBP: 0.258, SLG: 0.383	3-1 F8 1-2		3-3 K		2-3 K			4-2 G1-3 BB		3	0	0	0	1	2	1											
Brent Gates, S (1, 4) OBP: 0.352, SLG: 0.369		2-2 F9		2-2 F8				1-0 G1-3		4	0	0	0	0	0	2											
Troy Neel, L (1, 3) OBP: 0.341, SLG: 0.443 Jerry Browne, S (8, PH) OBP: 0.286, SLG: 0.289	4-2 HR BB		4-2 1B BB		4-2 1B BB			0-0 G5-3		1	1	1	0	2	0	0											
Craig Paquette, R (1, 5) OBP: 0.258, SLG: 0.405	0-3 K		0-1 1B BB		0-1 1B BB			2-2 F7		3	0	1	0	0	1	2											
Scott Brosius, R (1, 8) OBP: 0.213, SLG: 0.298	2-1 HR		0-1 G4-3		0-1 G4-3			1-1 F7		3	1	1	2	0	0	3											
Scott Hemond, R (1, 2) OBP: 0.326, SLG: 0.372	2-3 K		1-1 FC1-6 1B		4-2 BB			1-2 BB		2	0	1	0	1	1	0											
Inning Stats	R: 0 E: 0 K: 1 S: 7	H: 0 LOB: 1 BB: 1 P: 16	R: 2 E: 0 K: 2 S: 15	H: 1 LOB: 1 BB: 1 P: 25	R: 0 E: 0 K: 1 S: 8	H: 0 LOB: 0 BB: 0 P: 12	R: 0 E: 0 K: 1 S: 14	H: 1 LOB: 2 BB: 1 P: 23	R: 0 E: 0 K: 0 S: 5	H: 1 LOB: 0 BB: 0 P: 8	R: 0 E: 0 K: 2 S: 10	H: 0 LOB: 0 BB: 0 P: 14	R: 0 E: 0 K: 0 S: 14	H: 1 LOB: 2 BB: 1 P: 25	R: 0 E: 0 K: 0 S: 12	H: 1 LOB: 2 BB: 1 P: 20		1B: 4 2B: 0 3B: 0 HR: 1	SF: 0 SAC: 0 DP: 1 HBP: 0	WP: 0 PB: 0 SB: 2 CS: 0	PA: 33						
PITCHER	IP	WLS	BF	H	R	ER	SO	BB	IBB	HBP	BLK	WP	HR	S	P	ERA	WHIP										
Angel Miranda, L (1, 1) ERA: 2.92	7.1	L	30	5	2	2	7	4	0	0	0	0	1	79	132	2.46	1.227										
Matt Maysey, R (8, 1) ERA: 2.25	0.0		1	0	0	0	0	1	0	0	0	0	0	4	8	∞	∞										
Jesse Orosco, L (8, 1) ERA: 4.19	0.2		2	0	0	0	0	0	0	0	0	0	0	2	3	0.00	0.000										



Batter	1	2	3	4	5	6	7	8	9	10	AB	R	H	RBI	BB	SO	LOB	TOP									
Darryl Hamilton, L OBP: 0.367, SLG: 0.411 (1, 9)											5	2	3	2	0	1	0										
Juan Bell, R OBP: 0.332, SLG: 0.368 (1, 4)											5	0	0	0	0	2	3										
B.J. Surhoff, L OBP: 0.314, SLG: 0.376 (1, 5)											4	1	0	1	1	0	1										
Greg Vaughn, R OBP: 0.375, SLG: 0.521 (1, 7)											5	1	2	3	0	0	0										
Kevin Reimer, L OBP: 0.323, SLG: 0.405 (1, 10)											4	0	1	0	1	0	0										
Robin Yount, R OBP: 0.329, SLG: 0.384 (1, 8)											5	0	0	0	0	1	4										
Dave Nilsson, L OBP: 0.302, SLG: 0.335 (1, 2)											4	0	0	0	0	1	1										
John Jaha, R OBP: 0.321, SLG: 0.381 (1, 3)											4	2	2	1	0	0	0										
Pat Listach, S OBP: 0.304, SLG: 0.295 (1, 6)											3	1	0	0	0	1	0										
Inning Stats	R: 0 E: 0 K: 2 S: 9	H: 0 LOB: 0 BB: 0 P: 14	R: 0 E: 1 K: 0 S: 9	H: 0 LOB: 1 BB: 0 P: 14	R: 1 E: 0 K: 0 S: 11	H: 2 LOB: 1 BB: 0 P: 16	R: 0 E: 0 K: 0 S: 7	H: 0 LOB: 0 BB: 0 P: 12	R: 0 E: 0 K: 1 S: 6	H: 0 LOB: 0 BB: 0 P: 15	R: 1 E: 1 K: 1 S: 13	H: 2 LOB: 2 BB: 1 P: 26	R: 0 E: 0 K: 1 S: 6	H: 0 LOB: 0 BB: 0 P: 9	R: 0 E: 0 K: 0 S: 5	H: 0 LOB: 0 BB: 0 P: 8	R: 0 E: 0 K: 0 S: 9	H: 0 LOB: 0 BB: 0 P: 12	R: 5 E: 2 K: 2 S: 17	H: 4 LOB: 1 BB: 1 P: 32	1B: 2 2B: 4 3B: 0 HR: 2	SF: 0 SAC: 1 DP: 0 HBP: 0	WP: 0 PB: 0 SB: 0 CS: 0	PA: 42			
PITCHER	IP 9.0	WLS L	BF 33	H 4	R 2	ER 2	SO 4	BB 1	IBB 0	HBP 0	BLK 0	WP 0	HR 0	S 78	P 126	ERA 2.00	WHIP 0.556										
Phil Leftwich, R ERA: 3.31 (1, 1)	0.1	L	4	2	3	2	1	0	0	0	0	0	1	8	12	54.00	6.000										
Steve Frey, L ERA: 2.23 (10, 1)	0.2	5	2	2	1	1	1	0	1	0	0	0	1	9	20	13.50	3.000										
Joe Graher, R ERA: 3.63 (10, 1)																											

Milwaukee Brewers @ California Angels
Anaheim Stadium, Anaheim, CA
Fri Aug 20 1993, 10:05 PM EDT
Att: 26,495 - Unknown

AB 39
R 7
H 8
RBI 7
BB 2
SO 6
LOB 9



Batter	1	2	3	4	5	6	7	8	9	10	AB	R	H	RBI	BB	SO	LOB	BOTTOM									
Luis Polonia, L OBP: 0.314, SLG: 0.323 (1, 7)											4	0	0	0	1	0	2										
Chad Curtis, R OBP: 0.380, SLG: 0.376 (1, 8)											5	0	1	1	0	2	0										
Tim Salmon, R OBP: 0.375, SLG: 0.536 (1, 9)											4	0	1	0	1	0	2										
Chili Davis, S OBP: 0.319, SLG: 0.409 (1, 10)											4	0	0	0	0	4	2										
Eduardo Perez, R OBP: 0.263, SLG: 0.379 (1, 5)											4	0	0	0	0	1	1										
Stan Javier, S OBP: 0.343, SLG: 0.340 (1, 3)											4	1	2	0	0	0	0										
Kurt Stillwell, S OBP: 0.277, SLG: 0.272 (1, 4)											4	1	1	0	0	1	2										
Gary Disarcina, R OBP: 0.271, SLG: 0.317 (1, 6)											4	0	0	0	0	0	3										
Ron Tingley, R OBP: 0.270, SLG: 0.253 (1, 2)											2	0	0	0	0	1	1										
Greg Myers, L OBP: 0.300, SLG: 0.373 (7, PH) (8, 2)											2	0	1	1	0	0	1										
Inning Stats	R: 0 E: 0 K: 1 S: 9	H: 0 LOB: 0 BB: 0 P: 15	R: 0 E: 0 K: 2 S: 8	H: 0 LOB: 0 BB: 0 P: 12	R: 1 E: 0 K: 1 S: 16	H: 2 LOB: 2 BB: 1 P: 31	R: 0 E: 0 K: 1 S: 6	H: 0 LOB: 0 BB: 0 P: 9	R: 0 E: 0 K: 1 S: 8	H: 0 LOB: 0 BB: 1 P: 11	R: 1 E: 1 K: 0 S: 17	H: 2 LOB: 2 BB: 1 P: 23	R: 0 E: 0 K: 1 S: 9	H: 1 LOB: 1 BB: 0 P: 10	R: 0 E: 0 K: 0 S: 7	H: 1 LOB: 1 BB: 0 P: 12	R: 0 E: 0 K: 1 S: 7	H: 0 LOB: 0 BB: 0 P: 11	1B: 5 2B: 1 3B: 0 HR: 0	SF: 0 SAC: 0 DP: 0 HBP: 0	WP: 0 PB: 0 SB: 2 CS: 0	PA: 39					
PITCHER	IP 10.0	WLS W	BF 39	H 6	R 2	ER 1	SO 9	BB 2	IBB 0	HBP 0	BLK 0	WP 0	HR 0	S 95	P 149	ERA 0.90	WHIP 0.800										
21 Cal Eldred, R ERA: 4.2 (1, 1)																											

Milwaukee Brewers @ California Angels
Anaheim Stadium, Anaheim, CA
Fri Aug 20 1993, 10:05 PM EDT
Att: 26,495 - Unknown

AB 37
R 2
H 6
RBI 2
BB 2
SO 9
LOB 14



Batter	1	2	3	4	5	6	7	8	9	AB	R	H	RBI	BB	SO	LOB	TOP								
Darryl Hamilton, L OBP: 0.370, SLG: 0.412 (1, 9)	G3	FC4-6 1B		1B		FC5-4 BB		K		4	0	2	1	1	1	0	Milwaukee Brewers @ California Angels Anaheim Stadium, Anaheim, CA Sat: Aug 21 1993, 10:05 PM EDT Att: 26,064 - Unknown - 80 F								
Juan Bell, R OBP: 0.326, SLG: 0.361 (1, 4)	G5-3	K		K		FC5-4 CS		K		5	0	0	0	0	3	5									
B.J. Surhoff, L OBP: 0.315, SLG: 0.374 (1, 5)	FC4-3 BB	FC4-6 FC5-4		F8		CS		G5-3 1B		4	1	1	1	1	1	3									
Greg Vaughn, R OBP: 0.374, SLG: 0.519 (1, 7)	FC4-3	FC5-4			E7 1B 2B		G5-3		F9	5	1	1	0	0	0	4									
Robin Yount, R OBP: 0.330, SLG: 0.385 (1, 8)		1B 1B	F8		G5-3		1B 1B		E1 CS	5	1	2	1	0	0	1									
Kevin Seitzer, R OBP: 0.326, SLG: 0.372 (1, 10)	BB 1B	1B 1B		1B		F8		F8		4	1	3	1	0	0	1									
John Jaha, R OBP: 0.323, SLG: 0.382 (1, 3)	1B 1B	1B 1B	P3		F8		1B			4	1	2	1	0	0	2									
Dave Nilsson, L OBP: 0.301, SLG: 0.330 (1, 2)	1B 1B	1B 1B	G3		G4-3		G4-3			3	1	0	0	1	0	4									
Pat Listach, S OBP: 0.304, SLG: 0.294 (1, 6)	FC4-6 1B	1B 1B		B3		F8		K		4	0	1	1	0	1	0									
Inning Stats	R: 0 E: 0 K: 0 S: 8	H: 0 LOB: 1 BB: 1 P: 21	R: 4 E: 0 K: 1 S: 14	H: 5 LOB: 2 BB: 1 P: 23	R: 0 E: 0 K: 0 S: 6	H: 1 LOB: 1 BB: 0 P: 15	R: 0 E: 0 K: 1 S: 7	H: 1 LOB: 1 BB: 0 P: 8	R: 1 E: 0 K: 0 S: 13	H: 2 LOB: 2 BB: 0 P: 23	R: 0 E: 0 K: 0 S: 8	H: 0 LOB: 0 BB: 1 P: 14	R: 1 E: 0 K: 0 S: 15	H: 3 LOB: 2 BB: 0 P: 22	R: 0 E: 0 K: 3 S: 9	H: 0 LOB: 0 BB: 0 P: 15		R: 0 E: 1 K: 1 S: 7	H: 0 LOB: 0 BB: 0 P: 11	1B: 11 2B: 1 3B: 0 HR: 0	SF: 0 SAC: 0 DP: 0 HBP: 0	WP: 0 PB: 0 SB: 2 CS: 2	PA: 43		
PITCHER	IP	WLS	BF	H	R	ER	SO	BB	IBB	HBP	BLK	WP	HR	S	P	ERA	WHIP								
Mark Holzemer, L ERA: 7.5 (1, 1)	6.0		29	9	5	5	2	3	0	0	0	0	0	56	104	7.50	2.000								
Doug Linton, R ERA: 8.9 (7, 1)	1.0		6	3	1	1	0	0	0	0	0	0	0	15	22	9.00	3.000								
Ken Patterson, L ERA: 4.47 (8, 1)	2.0	W	6	0	0	0	4	0	0	0	0	0	0	16	26	0.00	0.000								

Batter	1	2	3	4	5	6	7	8	9	AB	R	H	RBI	BB	SO	LOB	BOTTOM								
Rod Correia, R OBP: 0.459, SLG: 0.514 (1, 4)	K	G6-3				P2				4	0	1	0	0	1	1	Milwaukee Brewers @ California Angels Anaheim Stadium, Anaheim, CA Sat: Aug 21 1993, 10:05 PM EDT Att: 26,064 - Unknown - 80 F								
Kurt Stillwell, S OBP: 0.281, SLG: 0.272 (8, PH)					2B			BB		0	0	0	0	1	0	0									
Chad Curtis, R OBP: 0.380, SLG: 0.375 (1, 8)	1B 3B		FC5-4 BB		K	FC6-4		F8		4	1	1	0	1	1	4									
Tim Salmon, R OBP: 0.374, SLG: 0.531 (1, 9)	1B 3B		FC5-4 BB		F9			P4		4	1	0	0	1	1	2									
Chili Davis, S OBP: 0.324, SLG: 0.421 (1, 10)	3B 1B		P4			BB		1B 2B		4	3	3	1	1	0	1									
Eduardo Perez, R OBP: 0.302, SLG: 0.411 (1, 5)	3B		BB		P5		CS	1B		3	0	2	4	1	0	2									
Rene Gonzales, R OBP: 0.361, SLG: 0.327 (1, 3)	F9		FC5			G3-4 1B		F9		4	1	1	0	0	0	4									
Stan Javier, S OBP: 0.346, SLG: 0.335 (1, 7)	G6-3			E5 FC5-4		G3-4 1B		CS		2	1	0	0	2	0	1									
Gary Disarcina, R OBP: 0.269, SLG: 0.315 (1, 6)		K		FC5-4 G6-4-3		G3-4		SH3 BB		3	0	0	0	0	1	3									
Ron Tingley, R OBP: 0.272, SLG: 0.256 (1, 2)		P3		G6-4-3		G3-4		SH3		3	0	1	2	0	0	1									
Torey Lovullo, S OBP: 0.316, SLG: 0.351 (8, PH)						FC6-4 1B		K		1	0	0	0	0	1	1									
Greg Myers, L OBP: 0.300, SLG: 0.373 (9, 2)										0	0	0	0	0	0	0									
Inning Stats	R: 3 E: 0 K: 1 S: 18	H: 3 LOB: 1 BB: 1 P: 28	R: 0 E: 0 K: 1 S: 6	H: 0 LOB: 0 BB: 0 P: 8	R: 0 E: 0 K: 0 S: 6	H: 0 LOB: 2 BB: 2 P: 15	R: 0 E: 1 K: 0 S: 5	H: 0 LOB: 0 BB: 0 P: 8	R: 0 E: 0 K: 1 S: 11	H: 1 LOB: 2 BB: 1 P: 19	R: 2 E: 0 K: 0 S: 7	H: 2 LOB: 1 BB: 1 P: 15	R: 1 E: 0 K: 0 S: 6	H: 2 LOB: 0 BB: 0 P: 10	R: 0 E: 0 K: 1 S: 12	H: 0 LOB: 2 BB: 2 P: 24	R: 1 E: 0 K: 1 S: 8	H: 1 LOB: 0 BB: 0 P: 13	1B: 5 2B: 2 3B: 1 HR: 1	SF: 0 SAC: 1 DP: 1 HBP: 0	WP: 0 PB: 0 SB: 0 CS: 1	PA: 41			
PITCHER	IP	WLS	BF	H	R	ER	SO	BB	IBB	HBP	BLK	WP	HR	S	P	ERA	WHIP								
Teddy Higuera, L ERA: 7.2 (1, 1)	3.0		15	3	3	3	2	3	0	0	0	0	0	30	51	9.00	2.000								
Rafael Nova, L ERA: 3.92 (4, 1)	4.0		19	5	3	3	1	3	0	0	0	0	0	31	58	6.75	2.000								
Matt Maysey, R ERA: 2.7 (8, 1)	1.1	L	6	1	1	1	2	1	0	0	0	0	1	18	31	6.75	1.500								

AB	38
R	6
H	12
RBI	6
BB	3
SO	6
LOB	20



AB	32
R	7
H	9
RBI	7
BB	7
SO	5
LOB	20



Batter	1	2	3	4	5	6	7	8	9	AB	R	H	RBI	BB	SO	LOB	TOP					
Darryl Hamilton, L (1, 9) OBP: 0.366, SLG: 0.407	G1-3	K		F8	F7			F9		5	0	0	0	0	1	6	Milwaukee Brewers @ California Angels Anaheim Stadium, Anaheim, CA Sun Aug 22 1993, 6:33 AM EDT Att: 19,374 - Sunny - 78 F					
Kevin Seitzer, R (1, 5) OBP: 0.323, SLG: 0.365	G1-3	E6		F9				F9	G4-3	5	0	0	0	0	0	2						
B.J. Surhoff, L (1, 7) OBP: 0.316, SLG: 0.375	G6-3	E3						G3		5	0	2	1	0	0	1						
Greg Vaughn, R (1, 10) OBP: 0.372, SLG: 0.515					K			K	K	4	1	0	0	1	3	5						
Dickie Thon, R (1, 4) OBP: 0.324, SLG: 0.344 Kevin Reimer, L (9, PH) OBP: 0.292, SLG: 0.404 Robin Yount, R (9, 8) OBP: 0.330, SLG: 0.385	F8	G4-3			G5-3			G1-4-3	G4-3	4	0	1	0	0	0	1						
John Jaha, R (1, 3) OBP: 0.325, SLG: 0.380								G1-4-3		2	2	0	0	2	1	1						
Pat Listach, S (1, 8) OBP: 0.309, SLG: 0.302 (9, 6)										3	1	2	1	1	0	0						
Tom Lampkin, L (1, 2) OBP: 0.286, SLG: 0.346										1	2	0	1	2	0	0						
Juan Bell, R (1, 6) OBP: 0.332, SLG: 0.364 (9, 4)										3	1	2	1	1	1	0						
Inning Stats	R: 0 E: 0 K: 0 S: 7	H: 0 LOB: 0 BB: 0 P: 12	R: 5 E: 2 K: 1 S: 20	H: 2 LOB: 2 BB: 3 P: 42	R: 0 E: 0 K: 1 S: 8	H: 0 LOB: 0 BB: 0 P: 11	R: 1 E: 0 K: 1 S: 13	H: 2 LOB: 2 BB: 1 P: 22	R: 1 E: 0 K: 0 S: 15	H: 1 LOB: 2 BB: 2 P: 27	R: 0 E: 0 K: 1 S: 10	H: 0 LOB: 0 BB: 0 P: 16	R: 0 E: 0 K: 0 S: 7	H: 1 LOB: 0 BB: 1 P: 14	R: 0 E: 0 K: 1 S: 8	H: 0 LOB: 0 BB: 0 P: 12		R: 0 E: 0 K: 1 S: 7	H: 1 LOB: 1 BB: 0 P: 9	1B: 5 2B: 2 3B: 0 HR: 0	SF: 1 SAC: 0 DP: 0 HBP: 0	WP: 2 PB: 0 SB: 2 CS: 2
PITCHER	IP	WLS	BF	H	R	ER	SO	BB	IBB	HBP	BLK	WP	HR	S	P	ERA	WHIP					
Joe Magrane, L (1, 1) ERA: 5.11	3.2	L	21	4	6	4	2	4	0	0	0	2	0	45	84	9.82	2.182					
Doug Linton, R (4, 1) ERA: 8.48	3.1		13	2	1	1	2	3	0	0	0	0	0	35	60	2.70	1.500					
Ken Patterson, L (8, 1) ERA: 4.38	1.0		3	0	0	0	1	0	0	0	0	0	0	8	12	0.00	0.000					
Joe Grahe, R (9, 1) ERA: 3.54	1.0		4	1	0	0	1	0	0	0	0	0	0	7	9	0.00	1.000					

Batter	1	2	3	4	5	6	7	8	9	AB	R	H	RBI	BB	SO	LOB	BOTTOM					
Luis Polonia, L (1, 7) OBP: 0.316, SLG: 0.323 Rene Gonzales, R (5, 3) OBP: 0.362, SLG: 0.328	G1-3	FC6-4		G4-3				P4		1	0	0	0	1	0	0	Milwaukee Brewers @ California Angels Anaheim Stadium, Anaheim, CA Sun Aug 22 1993, 6:33 AM EDT Att: 19,374 - Sunny - 78 F					
Chad Curtis, R (1, 8) OBP: 0.378, SLG: 0.373	P4	FC6-4		G4-3				F9		5	0	1	0	0	0	4						
Tim Salmon, R (1, 9) OBP: 0.372, SLG: 0.529	G5-3			F4				F9		4	1	1	1	0	0	1						
Chili Davis, S (1, 10) OBP: 0.327, SLG: 0.423										3	2	1	1	2	0	1						
Greg Myers, L (1, 2) OBP: 0.300, SLG: 0.371 Ron Tingley, R (9, PH) OBP: 0.269, SLG: 0.253										4	1	1	0	0	2	3						
Eduardo Perez, R (1, 5) OBP: 0.297, SLG: 0.400										5	0	1	0	0	2	1						
Stan Javier, S (1, 3) OBP: 0.349, SLG: 0.348 (5, 7)										3	0	2	2	0	0	0						
Kurt Stillwell, S (1, 4) OBP: 0.281, SLG: 0.266 (3, 6)										3	0	0	1	1	1	2						
Gary Disarcina, R (1, 6) OBP: 0.271, SLG: 0.315 Torey Lovullo, S (2, PR) OBP: 0.315, SLG: 0.347 (3, 4)										0	0	0	0	0	0	0						
Inning Stats	R: 0 E: 0 K: 0 S: 7	H: 0 LOB: 0 BB: 0 P: 10	R: 2 E: 0 K: 2 S: 23	H: 2 LOB: 3 BB: 2 P: 39	R: 2 E: 0 K: 2 S: 15	H: 3 LOB: 2 BB: 1 P: 24	R: 0 E: 0 K: 0 S: 11	H: 0 LOB: 1 BB: 0 P: 18	R: 0 E: 0 K: 1 S: 9	H: 1 LOB: 1 BB: 0 P: 13	R: 1 E: 0 K: 1 S: 10	H: 2 LOB: 2 BB: 1 P: 24	R: 0 E: 1 K: 0 S: 15	H: 0 LOB: 1 BB: 0 P: 24	R: 0 E: 0 K: 0 S: 5	H: 0 LOB: 0 BB: 0 P: 10		R: 0 E: 0 K: 1 S: 12	H: 0 LOB: 0 BB: 0 P: 16	1B: 6 2B: 2 3B: 0 HR: 0	SF: 2 SAC: 0 DP: 0 HBP: 2	WP: 0 PB: 0 SB: 2 CS: 0
PITCHER	IP	WLS	BF	H	R	ER	SO	BB	IBB	HBP	BLK	WP	HR	S	P	ERA	WHIP					
Jaime Navarro, R (1, 1) ERA: 5.51	2.2		17	5	4	4	2	3	0	1	0	0	0	42	69	13.50	3.000					
Doug Henry, R (3, 1) ERA: 5.19	2.2	W	11	2	1	1	1	0	0	1	0	0	0	27	43	3.38	0.750					
Mike Fetters, R (6, 1) ERA: 3.72	2.2		11	1	0	0	1	1	0	0	0	0	0	26	50	0.00	0.750					
Jesse Orosco, L (9, 1) ERA: 3.89	1.0	S	3	0	0	0	1	0	0	0	0	0	0	12	16	0.00	0.000					

AB	33
R	7
H	7
RBI	4
BB	7
SO	6
LOB	17



AB	34
R	5
H	8
RBI	5
BB	4
SO	5
LOB	15




Batter	1	2	3	4	5	6	7	8	9	AB	R	H	RBI	BB	SO	LOB	TOP								
Mike Bordick, R OBP: 0.357, SLG: 0.340 (1, 6)										2	1	1	1	2	0	0	Oakland Athletics @ Milwaukee Brewers Milwaukee County Stadium, Milwaukee, WI Tue Aug 24 1993, 8:05 PM EDT Sunny - 89 F								
Jerry Browne, S OBP: 0.274, SLG: 0.283 (1, 8)										4	0	2	0	0	0	3									
Ruben Sierra, S OBP: 0.303, SLG: 0.416 (1, 9)										4	0	0	0	0	0	2									
Troy Neel, L OBP: 0.341, SLG: 0.443 (1, 10)										4	0	1	0	0	0	1									
Brent Gates, S OBP: 0.352, SLG: 0.377 (1, 4)										4	0	1	0	0	0	2									
Mike Aldrete, L OBP: 0.337, SLG: 0.432 (1, 3)										4	0	1	0	0	0	1									
Craig Paquette, R OBP: 0.258, SLG: 0.400 (1, 5)										4	0	0	0	0	1	2									
Scott Lydy, R OBP: 0.281, SLG: 0.346 (1, 7)										3	1	1	0	1	1	0									
Scott Hemond, R OBP: 0.320, SLG: 0.370 (1, 2)										4	0	1	1	0	0	3									
Inning Stats	R: 0 E: 0 K: 0 S: 9	H: 1 LOB: 1 BB: 0 P: 14	R: 0 E: 0 K: 0 S: 7	H: 0 LOB: 0 BB: 0 P: 11	R: 1 E: 0 K: 0 S: 13	H: 2 LOB: 1 BB: 0 P: 24	R: 0 E: 1 K: 0 S: 5	H: 0 LOB: 0 BB: 0 P: 7	R: 1 E: 0 K: 1 S: 10	H: 2 LOB: 1 BB: 1 P: 19	R: 0 E: 0 K: 0 S: 9	H: 1 LOB: 1 BB: 0 P: 14	R: 0 E: 0 K: 1 S: 13	H: 0 LOB: 0 BB: 0 P: 20	R: 0 E: 0 K: 0 S: 7	H: 0 LOB: 0 BB: 1 P: 13	R: 0 E: 0 K: 0 S: 9	H: 2 LOB: 3 BB: 1 P: 18	1B: 4 2B: 3 3B: 1 HR: 1	SF: 0 SAC: 0 DP: 3 HBP: 0	WP: 1 PB: 0 SB: 0 CS: 0	PA: 36			
PITCHER	IP	WLS	BF	H	R	ER	SO	BB	IBB	HBP	BLK	WP	HR	S	P	ERA	WHIP								
Ricky Bones, R ERA: 4.45 (1, 1)	8.0	W	30	6	2	2	2	2	0	0	0	1	1	73	122	2.25	1.000								
Carlos Maldonado, R ERA: 6.46 (9, 1)	1.0		6	2	0	0	0	1	0	0	0	0	0	9	18	0.00	3.000								

AB	33
R	2
H	8
RBI	2
BB	3
SO	2
LOB	14



Batter	1	2	3	4	5	6	7	8	9	AB	R	H	RBI	BB	SO	LOB	BOTTOM								
Darryl Hamilton, L OBP: 0.371, SLG: 0.424 (1, 8)										5	2	4	2	0	0	1	Oakland Athletics @ Milwaukee Brewers Milwaukee County Stadium, Milwaukee, WI Tue Aug 24 1993, 8:05 PM EDT Sunny - 89 F								
Juan Bell, R OBP: 0.337, SLG: 0.369 (1, 4)										5	2	3	1	0	0	1									
B.J. Surhoff, L OBP: 0.313, SLG: 0.371 (1, 9) (9, 7)										4	1	0	0	0	1	4									
Greg Vaughn, R OBP: 0.376, SLG: 0.513 (1, 7)										1	2	0	0	4	0	1									
Bill Spiers, L OBP: 0.305, SLG: 0.318 (9, 9)										0	0	0	0	0	0	0									
Kevin Reimer, L OBP: 0.295, SLG: 0.405 (1, 10)										2	0	1	0	1	0	2									
Robin Yount, R OBP: 0.331, SLG: 0.391 (7, PH)										2	0	1	3	0	1	2									
Kevin Seitzer, R OBP: 0.324, SLG: 0.376 (1, 5)										5	1	2	3	0	1	3									
John Jaha, R OBP: 0.322, SLG: 0.376 (1, 3)										4	0	0	0	0	2	2									
Dave Nilsson, L OBP: 0.309, SLG: 0.335 (1, 2)										3	1	2	0	1	0	2									
Pat Listach, S OBP: 0.307, SLG: 0.299 (1, 6)										3	0	0	0	0	1	4									
Inning Stats	R: 1 E: 0 K: 1 S: 13	H: 1 LOB: 2 BB: 2 P: 27	R: 0 E: 0 K: 1 S: 10	H: 1 LOB: 1 BB: 0 P: 15	R: 0 E: 0 K: 0 S: 5	H: 1 LOB: 0 BB: 0 P: 8	R: 0 E: 0 K: 0 S: 9	H: 2 LOB: 2 BB: 0 P: 15	R: 0 E: 0 K: 1 S: 8	H: 1 LOB: 1 BB: 1 P: 21	R: 0 E: 0 K: 1 S: 9	H: 1 LOB: 0 BB: 0 P: 12	R: 4 E: 0 K: 2 S: 15	H: 3 LOB: 0 BB: 1 P: 24	R: 4 E: 0 K: 1 S: 23	H: 3 LOB: 1 BB: 2 P: 40	R: 0 E: 0 K: 0 S: 9	H: 9 LOB: 1 BB: 2 HR: 2	SF: 0 SAC: 2 DP: 1 HBP: 0	WP: 0 PB: 0 SB: 0 CS: 0	PA: 42				
PITCHER	IP	WLS	BF	H	R	ER	SO	BB	IBB	HBP	BLK	WP	HR	S	P	ERA	WHIP								
Ron Darling, R ERA: 5.13 (1, 1)	6.0		27	7	1	1	3	2	1	0	0	0	0	5	10	1.50	1.500								
Rick Honeycutt, L ERA: 4.23 (7, 1)	0.1	L	4	2	3	3	0	0	1	0	0	0	0	5	10	81.00	6.000								
Ed Nunez, R ERA: 4.35 (7, 1)	1.1		10	4	5	5	2	2	0	0	0	0	1	30	49	33.75	4.500								
John Briscoe, R ERA: 9.45 (8, 1)	0.1		1	0	0	0	1	0	0	0	0	0	0	3	5	0.00	0.000								



Batter	1	2	3	4	5	6	7	8	9	10	11	12	13	AB	R	H	RBI	BB	SO	LOB	TOP								
Mike Bordick, R OBP: 0.360, SLG: 0.343 (1, 6)														5	1	2	0	2	0	5									
Brent Gates, S OBP: 0.263, SLG: 0.379 (1, 4)														6	0	2	2	1	0	4									
Ruben Sierra, S OBP: 0.304, SLG: 0.417 (6, PH)														4	2	2	1	0	0	3									
Mike Aldrete, L OBP: 0.342, SLG: 0.436 (8, PH)														3	0	2	0	0	0	0									
Dave Henderson, R OBP: 0.252, SLG: 0.381 (1, 9)														7	1	1	2	0	2	7									
Craig Paquette, R OBP: 0.253, SLG: 0.391 (1, 5)														6	0	0	0	0	1	6									
Troy Neel, L OBP: 0.348, SLG: 0.450 (10, 8)														4	0	3	1	1	0	0									
Jerry Browne, S OBP: 0.272, SLG: 0.281 (10, 8)														1	0	0	0	0	0	0									
Scott Brosius, R OBP: 0.208, SLG: 0.290 (10, 3)														4	1	1	0	1	1	2									
Scott Lydy, R OBP: 0.270, SLG: 0.328 (1, 7)														6	1	1	0	0	3	4									
Scott Hemond, R OBP: 0.321, SLG: 0.360 (1, 2)														4	0	0	0	2	1	3									
Inning Stats	R: 0 E: 0 K: 0 S: 11	H: 1 LOB: 2 BB: 1 P: 22	R: 0 E: 0 K: 1 S: 13	H: 1 LOB: 2 BB: 1 P: 24	R: 2 E: 0 K: 0 S: 12	H: 2 LOB: 0 BB: 0 P: 19	R: 3 E: 0 K: 1 S: 17	H: 4 LOB: 2 BB: 1 P: 23	R: 0 E: 0 K: 0 S: 13	H: 1 LOB: 3 BB: 2 P: 27	R: 1 E: 0 K: 0 S: 8	H: 2 LOB: 1 BB: 0 P: 15	R: 0 E: 0 K: 1 S: 12	H: 0 LOB: 0 BB: 1 P: 19	R: 0 E: 0 K: 0 S: 11	H: 1 LOB: 1 BB: 0 P: 16	R: 0 E: 0 K: 0 S: 7	H: 0 LOB: 1 BB: 1 P: 16	R: 0 E: 0 K: 0 S: 5	H: 0 LOB: 0 BB: 0 P: 10	R: 0 E: 0 K: 3 S: 10	H: 0 LOB: 0 BB: 0 P: 14	R: 0 E: 0 K: 0 S: 15	H: 2 LOB: 1 BB: 0 P: 23	1B: 10 2B: 3 3B: 0 HR: 1	SF: 0 SAC: 1 DP: 1 HBP: 0	WP: 0 PB: 0 SB: 1 CS: 1	PA: 59	
PITCHER	IP WLS BF H R ER SO P ERA WHIP	IP WLS BF H R ER SO P ERA WHIP	IP WLS BF H R ER SO P ERA WHIP	IP WLS BF H R ER SO P ERA WHIP	IP WLS BF H R ER SO P ERA WHIP	IP WLS BF H R ER SO P ERA WHIP	IP WLS BF H R ER SO P ERA WHIP	IP WLS BF H R ER SO P ERA WHIP	IP WLS BF H R ER SO P ERA WHIP	IP WLS BF H R ER SO P ERA WHIP	IP WLS BF H R ER SO P ERA WHIP	IP WLS BF H R ER SO P ERA WHIP	IP WLS BF H R ER SO P ERA WHIP	IP WLS BF H R ER SO P ERA WHIP	IP WLS BF H R ER SO P ERA WHIP	IP WLS BF H R ER SO P ERA WHIP	IP WLS BF H R ER SO P ERA WHIP	IP WLS BF H R ER SO P ERA WHIP	IP WLS BF H R ER SO P ERA WHIP	IP WLS BF H R ER SO P ERA WHIP	IP WLS BF H R ER SO P ERA WHIP	IP WLS BF H R ER SO P ERA WHIP	IP WLS BF H R ER SO P ERA WHIP	IP WLS BF H R ER SO P ERA WHIP	IP WLS BF H R ER SO P ERA WHIP	IP WLS BF H R ER SO P ERA WHIP	IP WLS BF H R ER SO P ERA WHIP	IP WLS BF H R ER SO P ERA WHIP	IP WLS BF H R ER SO P ERA WHIP
Rafael Novoa, L ERA: 4.63	3.1	20	7	5	5	1	3	0	0	0	0	0	0	13.50	3.000														
Doug Henry, R ERA: 4.96	1.2	9	2	0	0	1	2	0	0	0	0	0	0	20	34														
Mike Fetters, R ERA: 3.75	2.0	8	2	1	1	1	1	0	0	0	0	0	0	20	34														
Mike Ignasiak, R ERA: 5.4	2.0	8	1	0	0	0	1	0	0	0	0	0	0	18	32														
Jesse Orosco, L ERA: 3.8	3.0	9	0	0	0	5	0	0	0	0	0	0	0	26	40														
Jesse Orosco, L ERA: 3.6	3.0	9	0	0	0	5	0	0	0	0	0	0	0	26	40														
Matt Maysey, R ERA: 2.51	1.0	4	2	0	0	0	0	0	0	0	0	0	0	15	23														

Oakland Athletics @ Milwaukee Brewers
Milwaukee County Stadium, Milwaukee, WI
Tue Aug 24 1993, 8:05 PM EDT
Att. 16,570 - Unknown - 85 F

AB	50
R	6
H	14
RBI	6
BB	7
SO	8
LOB	34



Batter	1	2	3	4	5	6	7	8	9	10	11	12	13	AB	R	H	RBI	BB	SO	LOB	BOTTOM							
Darryl Hamilton, L OBP: 0.374, SLG: 0.423 (10, 8)														5	0	2	1	1	1	0								
Robin Yount, R OBP: 0.326, SLG: 0.386 (10, 3)														7	0	1	0	0	2	8								
Kevin Seltzer, R OBP: 0.321, SLG: 0.370 (13, 4)														7	1	1	0	0	2	2								
Greg Vaughn, R OBP: 0.375, SLG: 0.516 (1, 7)														7	1	2	1	0	2	2								
Kevin Reimer, L OBP: 0.306, SLG: 0.419 (11, 9)														6	4	6	0	1	0	0								
John Jaha, R OBP: 0.323, SLG: 0.383 (10, 4)														6	1	2	2	1	1	5								
Bill Spers, L ERA: 3.30 Dickie Thon, R ERA: 3.30														2	0	0	0	0	0	0								
Ricky Bones, R ERA: 4.88 Jesse Orosco, R ERA: 3.6														0	0	0	0	0	0	0								
Tom Lampkin, L OBP: 0.300, SLG: 0.357 Pat Listach, S OBP: 0.312, SLG: 0.305														2	0	2	0	1	0	0								
Juan Bell, R OBP: 0.333, SLG: 0.365 B.J. Surhoff, L OBP: 0.376, SLG: 0.376 Dave Nilsson, L OBP: 0.310, SLG: 0.335														3	0	0	0	0	1	5								
Inning Stats	R: 0 E: 0 K: 1 S: 10	H: 1 LOB: 1 BB: 0 P: 15	R: 2 E: 0 K: 1 S: 15	H: 3 LOB: 0 BB: 0 P: 24	R: 0 E: 0 K: 1 S: 10	H: 0 LOB: 0 BB: 0 P: 10	R: 2 E: 0 K: 0 S: 13	H: 3 LOB: 3 BB: 1 P: 25	R: 0 E: 0 K: 0 S: 6	H: 1 LOB: 1 BB: 0 P: 7	R: 0 E: 0 K: 2 S: 10	H: 1 LOB: 1 BB: 0 P: 15	R: 0 E: 0 K: 2 S: 10	H: 2 LOB: 2 BB: 0 P: 12	R: 2 E: 0 K: 2 S: 11	H: 3 LOB: 2 BB: 3 P: 33	R: 0 E: 0 K: 0 S: 7	H: 0 LOB: 0 BB: 0 P: 11	R: 0 E: 1 K: 1 S: 8	H: 1 LOB: 2 BB: 2 P: 18	R: 0 E: 0 K: 1 S: 8	H: 1 LOB: 1 BB: 0 P: 12	R: 1 E: 0 K: 0 S: 11	H: 4 LOB: 3 BB: 0 P: 17	1B: 17 2B: 2 3B: 0 HR: 2	SF: 0 SAC: 1 DP: 1 HBP: 1	WP: 0 PB: 0 SB: 3 CS: 1	PA: 64
PITCHER	IP WLS BF H R ER SO P ERA WHIP	IP WLS BF H R ER SO P ERA WHIP	IP WLS BF H R ER SO P ERA WHIP	IP WLS BF H R ER SO P ERA WHIP	IP WLS BF H R ER SO P ERA WHIP	IP WLS BF H R ER SO P ERA WHIP	IP WLS BF H R ER SO P ERA WHIP	IP WLS BF H R ER SO P ERA WHIP	IP WLS BF H R ER SO P ERA WHIP	IP WLS BF H R ER SO P ERA WHIP	IP WLS BF H R ER SO P ERA WHIP	IP WLS BF H R ER SO P ERA WHIP	IP WLS BF H R ER SO P ERA WHIP	IP WLS BF H R ER SO P ERA WHIP	IP WLS BF H R ER SO P ERA WHIP	IP WLS BF H R ER SO P ERA WHIP	IP WLS BF H R ER SO P ERA WHIP	IP WLS BF H R ER SO P ERA WHIP	IP WLS BF H R ER SO P ERA WHIP	IP WLS BF H R ER SO P ERA WHIP	IP WLS BF H R ER SO P ERA WHIP	IP WLS BF H R ER SO P ERA WHIP	IP WLS BF H R ER SO P ERA WHIP	IP WLS BF H R ER SO P ERA WHIP	IP WLS BF H R ER SO P ERA WHIP	IP WLS BF H R ER SO P ERA WHIP	IP WLS BF H R ER SO P ERA WHIP	IP WLS BF H R ER SO P ERA WHIP
Bob Welch, R ERA: 4.84	5.0	24	8	4	4	3	1	0	1	0	0	0	0	7.20	1.800													
Vince Horsman, L ERA: 4.2	0.2	4	1	0	0	0	1	0	0	0	0	0	0	10	19													
Rich Gossage, R ERA: 4.88	1.1	5	1	0	0	2	0	0	0	0	0	0	0	11	17													
Rick Honeycutt, L ERA: 4.16	0.1	1	0	0	0	0	0	0	0	0	0	0	0	1	2													
Dennis Eckersley, R ERA: 3.71	1.2	11	5	2	2	3	1	0	0	0	0	0	0	31	43													

Oakland Athletics @ Milwaukee Brewers
Milwaukee County Stadium, Milwaukee, WI
Tue Aug 24 1993, 8:05 PM EDT
Att. 16,570 - Unknown - 85 F

AB	56
R	7
H	21
RBI	7
BB	5
SO	10
LOB	31



Batter	1	2	3	4	5	6	7	8	9	AB	R	H	RBI	BB	SO	LOB	TOP								
Mike Bordick, R (1, 6) OBP: 0.360, SLG: 0.343 Scott Brosius, R (7, FH) OBP: 0.276, SLG: 0.304 (7, 6)	G4-3		G3 BB 1B		G5-3		G5-3 1B		G5-3 1B	3	0	1	0	0	0	0	Oakland Athletics @ Milwaukee Brewers Milwaukee County Stadium, Milwaukee, WI Wed Aug 25 1993, 8:05 PM EDT Att: 15,786 - Unknown - 88 F livebaseballscorecards.com								
Jerry Browne, S (1, 8) OBP: 0.276, SLG: 0.280	F9		G3 BB 1-2		G5-3 1B		G5-3		L6	4	0	1	0	1	0	2									
Ruben Sierra, S (1, 10) OBP: 0.301, SLG: 0.413	G4-3		G3		K				G5-3	5	0	0	0	0	1	4									
Troy Neel, L (1, 3) OBP: 0.350, SLG: 0.449			F9		F9		FC6-4 1B		FC1-6 BB	3	0	1	0	1	0	2									
Brent Gates, S (1, 4) OBP: 0.352, SLG: 0.380 Scott Hemond, R (8, 4) OBP: 0.321, SLG: 0.360	K				G3-1 2B		K		FC1-6 HR	4	1	1	0	0	2	2									
Mike Aldrete, L (1, 7) OBP: 0.345, SLG: 0.451	1B BB				G3-1		F9		HR	3	1	1	2	1	0	2									
Craig Paquette, R (1, 5) OBP: 0.256, SLG: 0.396					K		FC6-4			4	0	2	0	0	1	2									
Scott Lydy, R (1, 9) OBP: 0.254, SLG: 0.306					K				L8	4	0	0	0	0	2	4									
Henry Mercedes, R (1, 2) OBP: 0.125, SLG: 0.250			K				L7		G6-3	4	0	0	0	0	2	0									
Inning Stats	R: 0 E: 0 K: 0 S: 8	H: 0 LOB: 0 BB: 0 P: 15	R: 0 E: 0 K: 1 S: 14	H: 1 LOB: 2 BB: 1 P: 22	R: 0 E: 0 K: 1 S: 8	H: 1 LOB: 2 BB: 1 P: 17	R: 0 E: 0 K: 2 S: 12	H: 1 LOB: 1 BB: 0 P: 17	R: 0 E: 0 K: 1 S: 11	H: 1 LOB: 1 BB: 0 P: 16	R: 0 E: 0 K: 1 S: 6	H: 1 LOB: 1 BB: 0 P: 7	R: 0 E: 0 K: 1 S: 7	H: 1 LOB: 1 BB: 0 P: 10	R: 2 E: 0 K: 1 S: 8	H: 2 LOB: 1 BB: 1 P: 16	R: 0 E: 1 K: 0 S: 4	H: 1 LOB: 1 BB: 0 P: 6	1B: 6 2B: 2 3B: 0 HR: 1	SF: 0 SAC: 0 DP: 0 HBP: 0	WP: 0 PB: 0 SB: 0 CS: 0	PA: 39			
PITCHER	IP	WLS	BF	H	R	ER	SO	BB	IBB	HBP	BLK	WP	HR	S	P	ERA	WHIP								
21 Cal Eldred, R (1, 1) ERA: 4.12	8.0	W	35	8	2	2	8	3	0	0	0	0	1	74	120	2.25	1.375								
21 Cal Eldred, R (8, 1) ERA: 4.12	8.0	W	35	8	2	2	8	3	0	0	0	0	1	74	120	2.25	1.375								
Carlos Maldonado, R (9, 1) ERA: 6.2	1.0		4	1	0	0	0	0	0	0	0	0	0	4	6	0.00	1.000								

Batter	1	2	3	4	5	6	7	8	9	AB	R	H	RBI	BB	SO	LOB	BOTTOM								
Darryl Hamilton, L (1, 9) OBP: 0.374, SLG: 0.423 Pat Listach, S (8, 8) OBP: 0.312, SLG: 0.305	G6-3				FC3-2-5 3H		G4-3		E3 1B	5	0	2	2	0	0	2	Oakland Athletics @ Milwaukee Brewers Milwaukee County Stadium, Milwaukee, WI Wed Aug 25 1993, 8:05 PM EDT Att: 15,786 - Unknown - 88 F livebaseballscorecards.com								
Robin Yount, R (1, 8) OBP: 0.330, SLG: 0.384 21 Cal Eldred, R (8, 1) Carlos Maldonado, R (9, 1)	G6-3						F8 BB 1B		K	5	1	1	0	0	1	3									
Kevin Seitzer, R (1, 5) OBP: 0.328, SLG: 0.369	G3-1						BB 1B HR BB		E 1B 2B BB	1	2	0	0	4	0	0									
Greg Vaughn, R (1, 7) OBP: 0.376, SLG: 0.515 Dickie Thon, R (8, 4) OBP: 0.324, SLG: 0.341							P9 BB		F8 HR 1B	3	2	1	1	1	0	2									
Kevin Reimer, L (1, 10) OBP: 0.308, SLG: 0.421 (8, 9)							WP 2B 2B		F7 1B	5	1	2	0	0	0	4									
John Jaha, R (1, 3) OBP: 0.324, SLG: 0.391							G6-3		E6 2B 1B	5	2	2	3	0	1	3									
Dave Nilsson, L (1, 2) OBP: 0.317, SLG: 0.353							G6-3		G6-4-3 1B	4	2	3	3	0	1	0									
Bill Spiers, L (1, 4) OBP: 0.306, SLG: 0.318 (8, 7)							G1-3 1B		E 2B	4	1	2	1	0	0	1									
Juan Bell, R (1, 6) OBP: 0.336, SLG: 0.364							G1-3		E 1B BB	3	1	1	1	1	1	2									
Inning Stats	R: 0 E: 0 K: 0 S: 8	H: 0 LOB: 0 BB: 0 P: 13	R: 4 E: 0 K: 0 S: 16	H: 4 LOB: 1 BB: 1 P: 29	R: 0 E: 0 K: 1 S: 3	H: 0 LOB: 0 BB: 1 P: 7	R: 0 E: 0 K: 1 S: 13	H: 2 LOB: 2 BB: 0 P: 18	R: 4 E: 0 K: 1 S: 15	H: 3 LOB: 0 BB: 1 P: 25	R: 0 E: 0 K: 1 S: 8	H: 0 LOB: 0 BB: 0 P: 11	R: 4 E: 3 K: 1 S: 19	H: 4 LOB: 2 BB: 2 P: 37	R: 0 E: 0 K: 0 S: 6	H: 1 LOB: 1 BB: 1 P: 14	1B: 10 2B: 3 3B: 0 HR: 1	SF: 0 SAC: 0 DP: 2 HBP: 0	WP: 1 PB: 0 SB: 0 CS: 0	PA: 42					
PITCHER	IP	WLS	BF	H	R	ER	SO	BB	IBB	HBP	BLK	WP	HR	S	P	ERA	WHIP								
Bobby Witt, R (1, 1) ERA: 4.78	4.0	L	22	8	7	7	1	0	0	0	0	0	1	20	27	4.50	0.500								
Vince Horsman, L (5, 1) ERA: 4.24	2.0		7	1	1	1	2	0	0	0	0	0	0	25	51	18.00	4.000								
John Briscoe, R (7, 1) ERA: 11.42	2.0		13	5	4	4	1	3	0	0	0	0	0	25	51	18.00	4.000								

Batter	1	2	3	4	5	6	7	8	9	AB	R	H	RBI	BB	SO	LOB	TOP										
Mike Bordick, R OBP: 0.359, SLG: 0.342 (1, 6)										4	1	1	0	0	1	1											
Dave Henderson, R OBP: 0.246, SLG: 0.375 (1, 9)										4	0	0	0	0	2	1											
Ruben Sierra, S OBP: 0.299, SLG: 0.410 (1, 10)										4	1	0	0	0	0	1											
Troy Neel, L OBP: 0.354, SLG: 0.461 (1, 3)										3	1	2	3	1	1	0											
Craig Paquette, R OBP: 0.256, SLG: 0.392 (1, 5)										3	0	0	0	1	1	1											
Scott Brosius, R OBP: 0.225, SLG: 0.314 (9, FH)										3	0	1	0	0	1	2											
Jerry Browne, S OBP: 0.274, SLG: 0.278 (9, FH)										1	0	0	0	0	0	0											
Brent Gates, S OBP: 0.350, SLG: 0.378 (1, 4)										3	0	0	0	0	0	3											
Scott Lydy, R OBP: 0.243, SLG: 0.292 (1, 7)										3	0	0	0	0	2	1											
Scott Hemond, R OBP: 0.321, SLG: 0.359 (1, 2)										3	0	1	0	0	2	1											
Inning Stats	R: 0 E: 0 K: 1 S: 5	H: 0 LOB: 0 BB: 0 P: 5	R: 0 E: 0 K: 1 S: 5	H: 1 LOB: 1 BB: 1 P: 9	R: 0 E: 0 K: 2 S: 7	H: 1 LOB: 1 BB: 0 P: 7	R: 0 E: 0 K: 1 S: 5	H: 0 LOB: 0 BB: 0 P: 5	R: 0 E: 0 K: 0 S: 3	H: 0 LOB: 0 BB: 0 P: 3	R: 0 E: 0 K: 1 S: 7	H: 0 LOB: 0 BB: 0 P: 11	R: 0 E: 0 K: 0 S: 8	H: 0 LOB: 1 BB: 1 P: 16	R: 0 E: 0 K: 2 S: 11	H: 1 LOB: 1 BB: 0 P: 14	R: 3 E: 1 K: 2 S: 14	H: 2 LOB: 0 BB: 0 P: 24	1B: 3 2B: 3 3B: 0 HR: 1	SF: 0 SAC: 0 DP: 2 HBP: 0	WP: 0 PB: 0 SB: 1 CS: 1	PA: 33					
PITCHER	IP	WLS	BF	H	R	ER	SO	BB	IBB	HBP	BLK	WP	HR	S	P	ERA	WHIP										
Angel Miranda, L ERA: 2.62 (1, 1)	8.0	W	27	3	0	0	8	2	0	0	0	0	0	51	70	0.00	0.625										
Mike Ignasiak, R ERA: 6.23 (9, 1)	0.2		5	2	3	2	2	0	0	0	0	0	1	12	20	27.00	3.000										
Jesse Orosco, L ERA: 3.57 (9, 1)	0.1	S	1	0	0	0	0	0	0	0	0	0	0	2	4	0.00	0.000										

Oakland Athletics @ Milwaukee Brewers
Milwaukee County Stadium, Milwaukee, WI
Thu Aug 26 1993, 4:33 AM EDT
Att: 13,788 - Unknown - 86 F

AB 31
R 3
H 5
RBI 3
BB 2
SO 10
LOB 11

Batter	1	2	3	4	5	6	7	8	9	AB	R	H	RBI	BB	SO	LOB	BOTTOM										
Darryl Hamilton, L OBP: 0.373, SLG: 0.420 (1, 9)										3	1	0	0	1	0	0											
Robin Yount, R OBP: 0.325, SLG: 0.380 (1, 8)										3	0	0	0	1	0	2											
Kevin Seitzer, R OBP: 0.330, SLG: 0.379 (1, 5)										3	1	1	3	1	0	1											
Greg Vaughn, R OBP: 0.373, SLG: 0.511 (1, 7)										4	0	0	0	0	1	2											
Kevin Reimer, L OBP: 0.305, SLG: 0.418 (1, 10)										3	0	0	0	0	0	1											
John Jaha, R OBP: 0.322, SLG: 0.388 (1, 3)										3	0	0	0	0	0	0											
Tom Lampkin, L OBP: 0.294, SLG: 0.348 (1, 2)										3	0	0	0	0	1	0											
Pat Listach, S OBP: 0.315, SLG: 0.312 (1, 6)										3	2	2	0	0	1	0											
Juan Bell, R OBP: 0.337, SLG: 0.377 (1, 4)										2	1	1	2	0	0	0											
Inning Stats	R: 0 E: 0 K: 1 S: 5	H: 0 LOB: 1 BB: 1 P: 9	R: 0 E: 0 K: 1 S: 5	H: 0 LOB: 0 BB: 0 P: 5	R: 0 E: 0 K: 1 S: 5	H: 0 LOB: 0 BB: 0 P: 5	R: 0 E: 0 K: 0 S: 3	H: 0 LOB: 1 BB: 1 P: 7	R: 2 E: 0 K: 0 S: 6	H: 2 LOB: 0 BB: 0 P: 8	R: 0 E: 0 K: 0 S: 5	H: 0 LOB: 0 BB: 0 P: 10	R: 0 E: 0 K: 0 S: 6	H: 0 LOB: 0 BB: 0 P: 13	R: 3 E: 0 K: 0 S: 9	H: 2 LOB: 0 BB: 1 P: 15	1B: 1 2B: 1 3B: 0 HR: 2	SF: 0 SAC: 1 DP: 0 HBP: 0	WP: 0 PB: 0 SB: 2 CS: 0	PA: 31							
PITCHER	IP	WLS	BF	H	R	ER	SO	BB	IBB	HBP	BLK	WP	HR	S	P	ERA	WHIP										
Mike Mohler, L ERA: 5.14 (8, 1)	0.2	L	3	1	1	1	0	0	0	0	0	0	1	5	6	13.50	1.500										
Rich Gossage, R ERA: 4.61 (8, 1)																											

Oakland Athletics @ Milwaukee Brewers
Milwaukee County Stadium, Milwaukee, WI
Thu Aug 26 1993, 4:33 AM EDT
Att: 13,788 - Unknown - 86 F

AB 27
R 5
H 4
RBI 5
BB 3
SO 3
LOB 6

Batter	1	2	3	4	5	6	7	8	9	AB	R	H	RBI	BB	SO	LOB	TOP								
Stan Javier, S OBP: 0.335, SLG: 0.333 (1, 7)	G4-3		F9	G6-3		SF			K	4	0	0	1	0	1	1	California Angels @ Milwaukee Brewers Milwaukee County Stadium, Milwaukee, WI Fri Aug 27 1993, 8:05 PM EDT Sunny - 87 F								
Chad Curtis, R OBP: 0.381, SLG: 0.376 (1, 8)	1B BLK BB		K		2B 1B	G1-3			G4-6-3 BB	3	1	1	0	2	1	1									
Tim Salmon, R OBP: 0.369, SLG: 0.521 (1, 9)	FC5-4 1B		G5-3		1B 2B	P3			G4-6-3 1-2	5	1	2	0	0	2										
Chili Davis, S OBP: 0.320, SLG: 0.410 (1, 10)	K			G5-3	K				K	4	0	0	0	0	3	4									
Eduardo Perez, R OBP: 0.291, SLG: 0.405 (1, 5)	FC5-4 1-2			2B 1B	G5-3 1B	L9			L9	4	1	2	2	0	2										
J.T. Snow, L OBP: 0.318, SLG: 0.385 (1, 3)		G5-3		2B	1B	F7				3	1	1	0	1	0	0									
Rene Gonzales, R OBP: 0.361, SLG: 0.325 (8, PH)			L4							2	1	0	0	1	0	2									
Luis Polonia, L OBP: 0.318, SLG: 0.327 (8, PH)				2B	BB					1	0	0	0	0	0	0									
Torey Lovullo, S OBP: 0.315, SLG: 0.347 (8, 4)						G5-3			F8	0	0	0	0	0	0	0									
Rod Correia, R OBP: 0.444, SLG: 0.476 (8, PH)				K		E6 PB SH1-4 SF			G5-4-3 1B	3	1	1	0	0	1	3									
Kurt Stillwell, S OBP: 0.276, SLG: 0.264 (8, 6)										1	0	1	0	0	0	0									
Ron Tingley, R OBP: 0.277, SLG: 0.278 (8, PH)										2	0	1	3	0	0	1									
Greg Myers, L OBP: 0.306, SLG: 0.368 (8, 2)						SH1-4			G5-4-3	1	0	0	0	0	0	1									
Inning Stats	R: 0 E: 0 K: 1 S: 11	H: 1 LOB: 2 BB: 1 P: 21	R: 0 E: 0 K: 0 S: 7	H: 1 LOB: 1 BB: 0 P: 11	R: 0 E: 0 K: 1 S: 6	H: 0 LOB: 0 BB: 0 P: 7	R: 3 E: 0 K: 1 S: 17	H: 3 LOB: 1 BB: 1 P: 30	R: 2 E: 0 K: 0 S: 14	H: 3 LOB: 1 BB: 1 P: 27	R: 1 E: 2 K: 0 S: 12	H: 0 LOB: 0 BB: 0 P: 20	R: 0 E: 0 K: 1 S: 6	H: 0 LOB: 0 BB: 0 P: 9	R: 0 E: 0 K: 0 S: 5	H: 1 LOB: 0 BB: 0 P: 7	R: 0 E: 0 K: 1 S: 4	H: 0 LOB: 0 BB: 1 P: 10	1B: 6 2B: 3 3B: 0 HR: 0	SF: 1 SAC: 1 DP: 3 HBP: 0	WP: 0 PB: 1 SB: 0 CS: 0	PA: 39			
PITCHER	IP	WLS	BF	H	R	ER	SO	BB	IBB	HBP	BLK	WP	HR	S	P	ERA	WHIP								
Teddy Higuera, L ERA: 7.0 (1, 1)	4.0		19	5	3	3	3	2	0	0	1	0	0	41	69	6.75	1.750								
Doug Henry, R ERA: 5.21 (5, 1)	1.1		9	3	3	2	1	0	1	0	0	0	0	22	41	13.50	2.250								
Mike Fetters, R ERA: 3.5 (6, 1)	3.2	W	11	1	0	0	2	1	0	0	0	0	0	19	32	0.00	0.545								

AB	33
R	6
H	9
RBI	6
BB	4
SO	6
LOB	17



Batter	1	2	3	4	5	6	7	8	9	AB	R	H	RBI	BB	SO	LOB	BOTTOM								
Darryl Hamilton, L OBP: 0.373, SLG: 0.419 (1, 8) (7, 9)	WP SH1-3 1B BB		F7		G3	HR 1B			G3-1	4	2	1	0	1	0	1	California Angels @ Milwaukee Brewers Milwaukee County Stadium, Milwaukee, WI Fri Aug 27 1993, 8:05 PM EDT Sunny - 87 F								
Kevin Seitzer, R OBP: 0.331, SLG: 0.388 (1, 5)	SH1-3 1-2		L7		2B HBP	HR			G6-3	3	2	1	3	0	0	0									
B.J. Surhoff, L OBP: 0.316, SLG: 0.372 (1, 7)			G3		2B BB	1B				3	1	2	1	1	0	0									
Greg Vaughn, R OBP: 0.374, SLG: 0.512 (1, 10)	P4		F7		F8 2B	BB				3	0	1	2	1	0	1									
Kevin Reimer, L OBP: 0.305, SLG: 0.415 (1, 9)					F8 2B	BB				3	0	0	0	1	1	4									
Robin Yount, R OBP: 0.325, SLG: 0.380 (7, 8)	K2-3			2B BB	F8	G3				0	0	0	0	0	0	0									
John Jaha, R OBP: 0.319, SLG: 0.384 (1, 3)			K		F8	L9			K	4	0	0	0	0	2	2									
Dave Nilsson, L OBP: 0.316, SLG: 0.355 (1, 2)			K			G3			G5-3	4	0	1	0	0	1	0									
Pat Listach, S OBP: 0.314, SLG: 0.311 (1, 6)					L8	G6-3			G3-1	4	1	1	0	0	2										
Juan Bell, R OBP: 0.339, SLG: 0.376 (1, 4)					G6-3	1B HR BB			K	3	1	1	1	1	1	2									
Inning Stats	R: 1 E: 0 K: 1 S: 11	H: 1 LOB: 1 BB: 1 P: 22	R: 1 E: 0 K: 2 S: 12	H: 2 LOB: 1 BB: 0 P: 21	R: 0 E: 0 K: 0 S: 4	H: 0 LOB: 0 BB: 0 P: 7	R: 0 E: 0 K: 0 S: 7	H: 1 LOB: 2 BB: 1 P: 14	R: 2 E: 0 K: 0 S: 17	H: 3 LOB: 2 BB: 1 P: 16	R: 0 E: 0 K: 1 S: 7	H: 0 LOB: 0 BB: 0 P: 10	R: 0 E: 0 K: 1 S: 6	H: 0 LOB: 0 BB: 0 P: 10	R: 0 E: 0 K: 1 S: 6	H: 0 LOB: 0 BB: 0 P: 10		1B: 5 2B: 2 3B: 0 HR: 1	SF: 0 SAC: 1 DP: 0 HBP: 1	WP: 1 PB: 0 SB: 1 CS: 0	PA: 38				
PITCHER	IP	WLS	BF	H	R	ER	SO	BB	IBB	HBP	BLK	WP	HR	S	P	ERA		WHIP							
Mark Holzemer, L ERA: 9.26 (1, 1)	5.2	L	30	4	0	7	3	4	0	1	0	0	0	54	107	11.12	2.118								
Joe Grahe, R ERA: 3.3 (6, 1)	2.1		8	0	0	0	2	1	0	0	0	0	0	17	28	0.00	0.429								

AB	31
R	7
H	8
RBI	7
BB	5
SO	5
LOB	12



Batter	1	2	3	4	5	6	7	8	9	AB	R	H	RBI	BB	SO	LOB	TOP																					
Luis Polonia, L OBP: 0.324, SLG: 0.330 Stan Javier, S OBP: 0.333, SLG: 0.331	4-2 WP F8 BB		1-0 G4-6-3 1B			0-1 WP 1B	4-0 G4-6-3 1BB		1-3 K	2	1	2	0	2	0	0	2																					
Chad Curtis, R OBP: 0.380, SLG: 0.374	3-3 K		0-1 G4-6-3 1B			1-3 K	0-0 G4-6-3		1-1 1B	5	0	1	0	0	2	8	5																					
Tim Salmon, R OBP: 0.367, SLG: 0.518	2-2 F8			3-1 F8		1-1 L3-6 BB 2-H 1B		1-3 K	2-3 K	5	0	1	1	0	2	2	5																					
Chili Davis, S OBP: 0.322, SLG: 0.416		3-0 L9		2-0 HR		4-2 BB		3-3 K		3	1	1	1	1	1	0	3																					
J.T. Snow, L OBP: 0.317, SLG: 0.381 Rod Correia, R OBP: 0.444, SLG: 0.476		0-3 K		0-0 P6		0-2 L3-6 2-3		4-2 BB 1B BB		3	0	0	0	1	1	2	3																					
Eduardo Perez, R OBP: 0.298, SLG: 0.417		2-3 K		1-2 F8			0-2 1B 2B	0-1 BB 1B		4	1	2	0	0	1	0	4																					
Greg Myers, L OBP: 0.308, SLG: 0.370 Chris Turner, R OBP: 0.667, SLG: 0.500			1-1 1B 1B		2-3 K		1-0 SH1-4 1B 2-3	4-0 BB		1	0	1	0	0	0	0	2																					
Torey Lovullo, S OBP: 0.315, SLG: 0.347 Rene Gonzales, R OBP: 0.360, SLG: 0.324			2-0 P6		0-0 F7		0-1 SH1-4 1B 3-H	1-3 K		3	0	1	1	0	0	1	3																					
Kurt Stillwell, S OBP: 0.279, SLG: 0.265			1-2 1B		0-3 K		1-0 SH1-4 1B 2-3		2-1 F9	3	0	1	0	0	1	0	3																					
Inning Stats	R: 0 E: 0 K: 1 S: 9	H: 0 LOB: 0 BB: 1 P: 18	R: 0 E: 0 K: 2 S: 7	H: 0 LOB: 0 BB: 0 P: 12	R: 0 E: 0 K: 0 S: 9	H: 3 LOB: 2 BB: 0 P: 14	R: 1 E: 0 K: 0 S: 7	H: 1 LOB: 0 BB: 0 P: 13	R: 0 E: 0 K: 2 S: 7	H: 0 LOB: 0 BB: 0 P: 9	R: 1 E: 0 K: 1 S: 14	H: 2 LOB: 1 BB: 1 P: 20	R: 1 E: 0 K: 0 S: 8	H: 3 LOB: 2 BB: 1 P: 14	R: 0 E: 0 K: 3 S: 16	H: 1 LOB: 3 BB: 2 P: 29	R: 0 E: 0 K: 3 S: 10	H: 1 LOB: 1 BB: 0 P: 16	1B: 9 2B: 2 3B: 0 HR: 1	SF: 0 SAC: 1 DP: 3 HBP: 0	WP: 2 PA: 39 SB: 0 CS: 1																	
PITCHER	IP	WLS	BF	H	R	ER	SO	BB	IBB	HBP	BLK	WP	HR	S	P	ERA	WHIP	PITCHER				IP	WLS	BF	H	R	ER	SO	BB	IBB	HBP	BLK	WP	HR	S	P	ERA	WHIP
Jaime Navarro, R ERA: 5.44	7.0	W	29	9	3	3	6	2	1	0	0	2	1	61	100	3.86	1.571																					
Jesse Orosco, L ERA: 3.4	2.0	S	10	2	0	0	5	2	0	0	0	0	0	26	45	0.00	2.000																					

California Angels @ Milwaukee Brewers
Milwaukee County Stadium, Milwaukee, WI

AB 33
R 3
H 11
RBI 3
BB 5
SO 11
LOB 16



WP: 2 PA: 39
SB: 0 CS: 1

Fri Aug 27 1993, 8:05 PM EDT
Att: 26,054 - Unknown - 79 F

Batter	1	2	3	4	5	6	7	8	9	AB	R	H	RBI	BB	SO	LOB	BOTTOM																					
Pat Listach, S OBP: 0.314, SLG: 0.314	1-0 F9		0-1 G4-3		1-2 G6-3		2-2 2-H 3-H 2B			4	0	1	2	0	0	0	4																					
Kevin Seitzer, R OBP: 0.333, SLG: 0.387	1-2 G4-3		0-1 S 1B		2-0 F8		4-0 BB			3	0	1	0	1	0	0	3																					
B.J. Surhoff, L OBP: 0.315, SLG: 0.371 Darryl Hamilton, L OBP: 0.373, SLG: 0.419	1-3 K		1-2 1B		2-0 F9		1-1 F7			4	0	1	0	0	1	2	4																					
Greg Vaughn, R OBP: 0.375, SLG: 0.514		1-2 CS 1B		0-0 F9 1B		1-0 5-3		1-1 E5 L6 G1-3		4	2	2	0	0	0	0	4																					
Robin Yount, R OBP: 0.322, SLG: 0.376		3-0 F7		0-2 F9		1-3 K		1-0 G1-3		4	0	0	0	0	1	3	4																					
Dickie Thon, R OBP: 0.327, SLG: 0.338		4-1 FC6-4 CS BB		0-0 P6			0-2 P4	4-1 BB		2	0	0	0	2	0	1	2																					
John Jaha, R OBP: 0.323, SLG: 0.388		1-2 FC6-4 1B		1-0 1B		2-2 2B 1B		3-2 L6		4	1	3	2	0	2	2	4																					
Juan Bell, R OBP: 0.336, SLG: 0.372		0-1 FC6-4		3-H P3		1-3 K				3	0	0	0	0	1	4	3																					
Tom Lampkin, L OBP: 0.295, SLG: 0.356		1-1 CS		0-1 G3-1		1-2 P8		1-3 2B 2B		3	1	1	0	0	0	0	3																					
Inning Stats	R: 0 E: 0 K: 1 S: 7	H: 0 LOB: 0 BB: 0 P: 10	R: 1 E: 0 K: 0 S: 11	H: 2 LOB: 1 BB: 1 P: 21	R: 0 E: 0 K: 0 S: 9	H: 2 LOB: 2 BB: 0 P: 10	R: 1 E: 0 K: 0 S: 8	H: 2 LOB: 1 BB: 0 P: 11	R: 0 E: 0 K: 1 S: 5	H: 0 LOB: 0 BB: 0 P: 9	R: 2 E: 0 K: 1 S: 15	H: 3 LOB: 2 BB: 1 P: 25	R: 0 E: 1 K: 0 S: 7	H: 0 LOB: 1 BB: 1 P: 16	1B: 6 2B: 4 3B: 0 HR: 0	SF: 0 SAC: 0 DP: 1 HBP: 0	WP: 0 PA: 35 SB: 1 CS: 2																					
PITCHER	IP	WLS	BF	H	R	ER	SO	BB	IBB	HBP	BLK	WP	HR	S	P	ERA	WHIP	PITCHER				IP	WLS	BF	H	R	ER	SO	BB	IBB	HBP	BLK	WP	HR	S	P	ERA	WHIP
Joe Magrane, L ERA: 4.94	6.0	L	23	6	2	1	2	1	0	0	0	0	0	48	73	1.50	1.167																					
Gene Nelson, R ERA: 3.31	0.2	L	6	3	2	2	1	1	0	0	0	0	0	13	22	27.00	6.000																					
Steve Frey, L ERA: 3.02	1.1		5	0	0	0	0	1	0	0	0	0	0	9	19	0.00	0.750																					

California Angels @ Milwaukee Brewers
Milwaukee County Stadium, Milwaukee, WI

AB 31
R 4
H 9
RBI 4
BB 3
SO 3
LOB 12




WP: 0 PA: 35
SB: 1 CS: 2

Fri Aug 27 1993, 8:05 PM EDT
Att: 26,054 - Unknown - 79 F

Batter	1	2	3	4	5	6	7	8	9	AB	R	H	RBI	BB	SO	LOB	TOP										
Luis Polonia, L OBP: 0.327, SLG: 0.336										5	2	1	0	0	0	3	California Angels @ Milwaukee Brewers Milwaukee County Stadium, Milwaukee, WI Sun Aug 29 1993, 4:33 AM EDT Att: 18,057 - Overcast - 69 F										
Chad Curtis, R OBP: 0.379, SLG: 0.376										5	1	2	1	0	0	1											
Tim Salmon, R OBP: 0.370, SLG: 0.517										3	2	1	0	2	1	1											
Chili Davis, S OBP: 0.323, SLG: 0.415										4	0	1	1	1	1	3											
Eduardo Perez, R OBP: 0.300, SLG: 0.407										5	0	1	1	0	1	7											
J.T. Snow, L OBP: 0.315, SLG: 0.384										4	1	1	1	0	1	5											
Rene Gonzales, R OBP: 0.362, SLG: 0.335										4	0	2	2	0	1	0											
Chris Turner, R OBP: 0.455, SLG: 0.600										4	0	1	0	0	1	3											
Rod Correia, R OBP: 0.434, SLG: 0.449										3	0	0	0	1	2	2											
Inning Stats	R: 2 E: 0 K: 0 S: 12	H: 2 LOB: 1 BB: 1 P: 24	R: 0 E: 0 K: 0 S: 5	H: 1 LOB: 1 BB: 0 P: 8	R: 2 E: 1 K: 1 S: 14	H: 2 LOB: 2 BB: 1 P: 28	R: 1 E: 0 K: 1 S: 14	H: 1 LOB: 2 BB: 2 P: 29	R: 1 E: 0 K: 1 S: 18	H: 2 LOB: 1 BB: 0 P: 27	R: 0 E: 0 K: 1 S: 9	H: 0 LOB: 0 BB: 0 P: 16	R: 0 E: 0 K: 1 S: 5	H: 1 LOB: 0 BB: 0 P: 8	R: 0 E: 0 K: 2 S: 12	H: 0 LOB: 0 BB: 0 P: 17	R: 0 E: 0 K: 0 S: 9	H: 1 LOB: 1 BB: 0 P: 16	1B: 5 2B: 4 3B: 0 HR: 1	SF: 0 SAC: 0 DP: 1 HBP: 0	WP: 1 PB: 0 CS: 1	PA: 41					
PITCHER	IP	WLS	BF	H	R	ER	SO	BB	IBB	HBP	BLK	WP	HR	S	P	ERA	WHIP										
Rafael Novoa, L ERA: 4.88	3.1	L	20	6	5	3	1	3	0	0	0	0	0	38	75	8.10	2.700										
Doug Henry, R ERA: 5.22	1.2		8	2	1	1	2	1	0	0	0	1	1	25	41	5.40	1.800										
Mike Ignasiak, R ERA: 5.31	3.0		9	1	0	0	5	0	0	0	0	0	0	26	41	0.00	0.333										
Matt Maysey, R ERA: 2.35	1.0		4	1	0	0	0	0	0	0	0	0	0	9	16	0.00	1.000										

Batter	1	2	3	4	5	6	7	8	9	AB	R	H	RBI	BB	SO	LOB	BOTTOM										
Pat Listach, S OBP: 0.310, SLG: 0.305										5	0	0	0	0	0	3	California Angels @ Milwaukee Brewers Milwaukee County Stadium, Milwaukee, WI Sun Aug 29 1993, 4:33 AM EDT Att: 18,057 - Overcast - 69 F										
Robin Yount, R OBP: 0.321, SLG: 0.373										3	0	0	0	1	0	2											
Kevin Seitzer, R OBP: 0.337, SLG: 0.390										4	0	1	0	0	1	2											
Greg Vaughn, R OBP: 0.376, SLG: 0.514										4	1	3	0	0	0	1											
Kevin Reimer, L OBP: 0.304, SLG: 0.412										4	0	1	0	0	3	4											
Dickie Thon, R OBP: 0.326, SLG: 0.339										4	0	2	0	0	1	2											
Dave Nilsson, L OBP: 0.314, SLG: 0.350										3	0	0	1	0	2	4											
John Jaha, R OBP: 0.322, SLG: 0.384										3	0	0	0	1	1	1											
Juan Bell, R OBP: 0.334, SLG: 0.365										2	0	0	0	2	0	0											
Inning Stats	R: 0 E: 0 K: 2 S: 10	H: 1 LOB: 2 BB: 1 P: 16	R: 0 E: 0 K: 3 S: 11	H: 0 LOB: 0 BB: 0 P: 19	R: 0 E: 0 K: 0 S: 8	H: 0 LOB: 1 BB: 1 P: 19	R: 1 E: 0 K: 1 S: 12	H: 2 LOB: 1 BB: 0 P: 23	R: 0 E: 0 K: 0 S: 10	H: 0 LOB: 0 BB: 0 P: 14	R: 0 E: 0 K: 1 S: 14	H: 2 LOB: 2 BB: 0 P: 22	R: 0 E: 0 K: 0 S: 7	H: 0 LOB: 1 BB: 2 P: 16	R: 0 E: 0 K: 1 S: 14	H: 2 LOB: 2 BB: 0 P: 22	R: 0 E: 0 K: 0 S: 12	H: 0 LOB: 0 BB: 0 P: 19	1B: 7 2B: 0 3B: 0 HR: 0	SF: 1 SAC: 0 DP: 1 HBP: 0	WP: 0 PB: 1 CS: 0	PA: 37					
PITCHER	IP	WLS	BF	H	R	ER	SO	BB	IBB	HBP	BLK	WP	HR	S	P	ERA	WHIP										
Mark Langston, L ERA: 2.78	6.0	W	25	5	1	0	7	2	0	0	0	0	0	65	113	0.00	1.167										
Gene Nelson, R ERA: 3.2	1.2		8	2	0	0	0	2	0	0	0	0	0	18	32	0.00	2.400										
Ken Patterson, L ERA: 4.53	0.1		1	0	0	0	1	0	0	0	0	0	0	3	6	0.00	0.000										
Joe Grahe, R ERA: 3.22	1.0		3	0	0	0	0	0	0	0	0	0	0	12	19	0.00	0.000										

AB	37
R	6
H	10
RBI	6
BB	4
SO	8
LOB	25



WP	0	PA	37
PB	1		
SB	0		
CS	0		

Batter	1	2	3	4	5	6	7	8	9	AB	R	H	RBI	BB	SO	LOB	TOP			
Felix Jose, S OBP: 0.303, SLG: 0.344 (1, 9)	4-2 	2 SAFE 3-3 			0-1 			3-2 		3	0	0	0	1	1	2	Kansas City Royals @ Milwaukee Brewers Milwaukee County Stadium, Milwaukee, WI Mon Aug 30 1993, 8:05 PM EDT Att: 10,981 - Unknown - 71 F livebaseballscorecards.com			
Brian McRae, S OBP: 0.338, SLG: 0.427 (1, 8)	0-3 		0-0 		2-2 			1-1 		4	0	0	0	0	1	1				
George Brett, L OBP: 0.307, SLG: 0.424 (1, 10)	4-2 		3-2 		0-3 			1-2 		3	0	0	0	1	1	0				
Mike MacFarlane, R OBP: 0.352, SLG: 0.498 (1, 2)	2-2 		0-2 		0-0 			0-0 		4	0	0	0	0	0	2				
Wally Joyner, L OBP: 0.376, SLG: 0.469 (1, 3)	1-0 			1-3 				1-2 		4	1	1	1	0	1	2				
Kevin McReynolds, R OBP: 0.319, SLG: 0.413 (1, 7)		3-2 		2-2 				3-2 		4	0	1	0	0	1	0				
Gary Gaetti, R OBP: 0.298, SLG: 0.415 (1, 5)		1-2 		2-2 				3-3 		4	0	1	0	0	1	2				
Jose Lind, R OBP: 0.270, SLG: 0.291 (9, PH)		1 SAFE 1-3 		0-0 				2-1 		3	0	1	0	0	1	1				
Hubie Brooks, R OBP: 0.327, SLG: 0.361 (9, 6)		1 SAFE 1-3 		1-3 				3-1 		1	0	0	0	0	0	1				
Greg Gagne, R OBP: 0.322, SLG: 0.413 (9, 6)		1 SAFE 1-3 		3-1 				1-2 		3	0	0	0	0	0	3				
Rico Rossy, R OBP: 0.310, SLG: 0.368 (9, 4)		1 SAFE 2-2 		3-1 				1-2 		3	0	0	0	0	0	3				
Inning Stats	R: 0 E: 0 K: 1 S: 13	H: 0 LOB: 2 BB: 2 P: 24	R: 0 E: 2 K: 2 S: 18	H: 0 LOB: 2 BB: 0 P: 28	R: 0 E: 0 K: 0 S: 7	H: 0 LOB: 0 BB: 0 P: 10	R: 0 E: 0 K: 1 S: 13	H: 2 LOB: 2 BB: 0 P: 21	R: 0 E: 0 K: 1 S: 8	H: 0 LOB: 0 BB: 0 P: 10	R: 0 E: 0 K: 0 S: 7	H: 0 LOB: 0 BB: 0 P: 11	R: 0 E: 0 K: 0 S: 9	H: 0 LOB: 0 BB: 0 P: 14	R: 1 E: 0 K: 1 S: 16	H: 2 LOB: 1 BB: 0 P: 26	1B: 2 2B: 1 3B: 0 HR: 1	SF: 0 SAC: 0 DP: 0 HBP: 0	WP: 0 PB: 0 SB: 1 CS: 0	PA: 35
PITCHER 21 Cal Eldred, R ERA: 3.99 (1, 1)	IP: 9.0 WLS: W BF: 35 H: 4 R: 1 ER: 1 SO: 7 BB: 2 IBB: 0 HBP: 0 BLK: 0 WP: 0 HR: 1 S: 99 P: 154 ERA: 1.00 WHIP: 0.667															PITCHER				

Batter	1	2	3	4	5	6	7	8	9	AB	R	H	RBI	BB	SO	LOB	BOTTOM					
Pat Listach, S OBP: 0.307, SLG: 0.302 (1, 6)	1-1 		2-2 		3-3 			0-0 		4	0	0	0	0	1	1	Kansas City Royals @ Milwaukee Brewers Milwaukee County Stadium, Milwaukee, WI Mon Aug 30 1993, 8:05 PM EDT Att: 10,981 - Unknown - 71 F livebaseballscorecards.com					
Robin Yount, R OBP: 0.321, SLG: 0.375 (1, 8)	3-3 		0-0 		1-0 			2-3 		4	1	1	0	0	2	0						
Kevin Seitzer, R OBP: 0.341, SLG: 0.393 (1, 5)	3-1 		4-0 		1-0 			2-1 		3	0	2	0	1	0	0						
Greg Vaughn, R OBP: 0.375, SLG: 0.512 (1, 7)	4-2 		3-3 		0-2 			3-3 		2	0	0	1	1	2	1						
Kevin Reimer, L OBP: 0.303, SLG: 0.411 (9, PR)	2-1 			3-2 				2-1 		4	0	1	0	0	0	3						
Darryl Hamilton, L OBP: 0.371, SLG: 0.416 (9, PR)										0	1	0	0	0	0	0						
John Jaha, R OBP: 0.321, SLG: 0.385 (1, 3)		2-3 		1-2 				0-0 		4	0	1	1	0	1	0						
Dave Nilsson, L OBP: 0.318, SLG: 0.356 (1, 2)		4-1 		0-3 				1-1 		2	0	1	0	1	1	0						
Alex Diaz, S OBP: 0.118, SLG: 0.176 (1, 9)		1 SAFE 2-1 			0-1 			0-3 		3	0	0	0	0	1	2						
Bill Spiers, L OBP: 0.308, SLG: 0.321 (1, 4)		0-1 			1-1 			3-2 		3	0	1	0	0	0	2						
Inning Stats	R: 0 E: 0 K: 1 S: 11	H: 1 LOB: 2 BB: 1 P: 24	R: 0 E: 1 K: 1 S: 10	H: 0 LOB: 2 BB: 1 P: 18	R: 0 E: 0 K: 1 S: 9	H: 0 LOB: 0 BB: 1 P: 17	R: 0 E: 0 K: 1 S: 9	H: 0 LOB: 0 BB: 0 P: 13	R: 0 E: 0 K: 1 S: 7	H: 1 LOB: 0 BB: 0 P: 11	R: 1 E: 0 K: 0 S: 7	H: 2 LOB: 0 BB: 0 P: 11	R: 0 E: 0 K: 1 S: 10	H: 1 LOB: 1 BB: 0 P: 14	R: 0 E: 0 K: 1 S: 6	H: 0 LOB: 0 BB: 0 P: 10	R: 1 E: 0 K: 1 S: 6	H: 2 LOB: 2 BB: 0 P: 9	1B: 4 2B: 3 3B: 0 HR: 0	SF: 1 SAC: 0 DP: 1 HBP: 0	WP: 0 PB: 0 SB: 0 CS: 1	PA: 33
PITCHER Tom Gordon, R ERA: 3.91 (1, 1)	IP: 8.1 WLS: L BF: 33 H: 7 R: 2 ER: 2 SO: 8 BB: 3 IBB: 0 HBP: 0 BLK: 0 WP: 0 HR: 0 S: 75 P: 127 ERA: 2.16 WHIP: 1.200															PITCHER						

Batter	1	2	3	4	5	6	7	8	9	AB	R	H	RBI	BB	SO	LOB	TOP					
Greg Gagne, R OBP: 0.323, SLG: 0.415 (1, 6)	E4 SF8 2B		L9		L4-3 1B		P4		P9	5	1	2	0	0	0	1	Kansas City Royals @ Milwaukee Brewers Milwaukee County Stadium, Milwaukee, WI Tue Aug 31 1993, 8:05 PM EDT Att: 14,723 - Unknown - 69 F livebaseballscorecards.com					
Brian McRae, S OBP: 0.335, SLG: 0.428 (1, 8)	SF8		WP 1B		L4-3 1-2		1-3 1B		G6-3	4	0	2	1	0	0	1						
George Brett, L OBP: 0.308, SLG: 0.424 (1, 10)	3-H 1B		2-3 1B		L9		1-2 SF7		4-0 BB	3	0	1	1	1	1	1						
Mike Macfarlane, R OBP: 0.353, SLG: 0.495 (1, 2)	2-0 1B		2-0 G5-3				4-1 BB		1-0 F9	4	0	1	0	1	1	3						
Wally Joyner, L OBP: 0.375, SLG: 0.469 (1, 3)	2-2 F7				2-1 G1-3		2-0 G3-6-3		0-0 2B	4	0	1	0	0	0	3						
Kevin McReynolds, R OBP: 0.322, SLG: 0.415 (1, 7)	1-3 K				0-0 HR 1B		0-2 HR 1B		0-0 L7	4	2	2	0	0	1	3						
Gary Gaetti, R OBP: 0.297, SLG: 0.425 (1, 5)			1-3 K		1-3 K		0-1 HR		3-3 K	4	1	1	2	0	3	2						
Hubie Brooks, R OBP: 0.331, SLG: 0.380 (8, PR)			0-0 F8		2-2 HR		2-2 P4		4-0 IBB	3	1	1	2	1	0	0						
Felix Jose, S OBP: 0.303, SLG: 0.344 (8, PR)					1-H HR					0	0	0	0	0	0	0						
Jose Lind, R OBP: 0.270, SLG: 0.289 (1, 4)			0-1 G6-3		0-0 G6-3		4-1 SF7 BB		1-0 L3	3	1	0	0	1	0	2						
Inning Stats	R: 1 E: 1 K: 1 S: 12	H: 3 LOB: 2 BB: 0 P: 20	R: 0 E: 0 K: 1 S: 6	H: 0 LOB: 0 BB: 0 P: 7	R: 0 E: 0 K: 1 S: 6	H: 1 LOB: 1 BB: 0 P: 12	R: 2 E: 0 K: 1 S: 12	H: 2 LOB: 0 BB: 0 P: 17	R: 0 E: 0 K: 0 S: 6	H: 1 LOB: 0 BB: 1 P: 10	R: 2 E: 0 K: 0 S: 10	H: 2 LOB: 0 BB: 1 P: 18	R: 1 E: 0 K: 1 S: 12	H: 1 LOB: 1 BB: 1 P: 20	R: 0 E: 0 K: 1 S: 6	H: 1 LOB: 2 BB: 1 P: 14	R: 0 E: 0 K: 0 S: 4	H: 0 LOB: 1 BB: 1 P: 10	1B: 7 2B: 3 3B: 0 HR: 2	SF: 2 SAC: 0 DP: 2 HBP: 0	WP: 1 PB: 0 SB: 0 CS: 0	PA: 40
PITCHER	IP WLS BF H R ER SO BB IBB HBP BLK WP HR S P ERA WHIP	IP WLS BF H R ER SO BB IBB HBP BLK WP HR S P ERA WHIP																				
Angel Miranda, L ERA: 3.03 (1, 1)	7.0 L 32 11 6 6 5 2 0 0 0 1 2 65 105 7.71 1.857																					
Mike Fetters, R ERA: 3.95 (8, 1)	2.0 8 0 0 0 1 1 1 0 0 0 0 0 9 23 0.00 0.500																					

Batter	1	2	3	4	5	6	7	8	9	AB	R	H	RBI	BB	SO	LOB	BOTTOM					
Pat Listach, S OBP: 0.310, SLG: 0.301 (1, 6)	F9 G1 1B BB		G6-3		4-1 CS BB			0-1 SH3-4		1	1	0	0	2	0	0	Kansas City Royals @ Milwaukee Brewers Milwaukee County Stadium, Milwaukee, WI Tue Aug 31 1993, 8:05 PM EDT Att: 14,723 - Unknown - 69 F livebaseballscorecards.com					
Robin Yount, R OBP: 0.320, SLG: 0.373 (1, 8)	G1 BB 1B		P4		3-2 L6			1-3 K		4	1	1	0	0	1	2						
Kevin Seitzer, R OBP: 0.338, SLG: 0.388 (1, 5)	F9		F9		1-0 G6-3			2-2 G5-3		4	0	0	0	0	0	3						
Greg Vaughn, R OBP: 0.376, SLG: 0.510 (1, 7)	4-2 G1 1B BB				2-2 HR G3 1B			0-1 F8		3	2	1	0	1	0	0						
Kevin Reimer, L OBP: 0.300, SLG: 0.407 (1, 10)	0-1 G1				0-1 G3			3-2 G4-3		4	0	0	1	0	1	3						
John Jaha, R OBP: 0.323, SLG: 0.393 (1, 3)	1-2 2-3 3-H CS 1B				1-2 HR			0-0 G5-3		4	1	2	4	0	0	0						
Dave Nilsson, L OBP: 0.319, SLG: 0.356 (1, 2)	CS		3-2 G6-4-3 1B		1-2 F7			1-2 L6		3	0	1	0	0	0	0						
Juan Bell, R OBP: 0.334, SLG: 0.365 (1, 4)			2-2 G6-4-3		1-2 CS 1B			2-0 G6-3		3	0	1	0	0	0	1						
Alex Diaz, S OBP: 0.150, SLG: 0.200 (1, 9)			1-0 G1-3		1-1 CS			1-0 SH3-4 1B		3	0	1	0	0	0	0						
Inning Stats	R: 3 E: 0 K: 0 S: 12	H: 2 LOB: 0 BB: 2 P: 23	R: 0 E: 0 K: 0 S: 8	H: 1 LOB: 0 BB: 0 P: 14	R: 0 E: 0 K: 0 S: 6	H: 0 LOB: 0 BB: 0 P: 8	R: 2 E: 0 K: 0 S: 19	H: 3 LOB: 0 BB: 0 P: 24	R: 0 E: 0 K: 0 S: 5	H: 0 LOB: 0 BB: 1 P: 12	R: 0 E: 0 K: 0 S: 7	H: 0 LOB: 0 BB: 0 P: 11	R: 0 E: 0 K: 0 S: 5	H: 0 LOB: 0 BB: 0 P: 8	R: 0 E: 0 K: 1 S: 9	H: 1 LOB: 1 BB: 0 P: 13		R: 0 E: 0 K: 1 S: 10	H: 0 LOB: 0 BB: 0 P: 13	1B: 6 2B: 0 3B: 0 HR: 1	SF: 0 SAC: 1 DP: 1 HBP: 0	WP: 0 PB: 0 SB: 0 CS: 3
PITCHER	IP WLS BF H R ER SO BB IBB HBP BLK WP HR S P ERA WHIP	IP WLS BF H R ER SO BB IBB HBP BLK WP HR S P ERA WHIP																				
Mike Magnante, L ERA: 4.24 (1, 1)	4.0 W 9 0 0 0 0 1 0 0 0 0 0 17 31 0.00 0.333																					
Greg Cadaret, L ERA: 4.4 (5, 1)	3.0 W 9 0 0 0 0 1 0 0 0 0 0 9 13 0.00 1.000																					
Stan Belinda, R ERA: 3.51 (8, 1)	1.0 S 3 0 0 0 0 0 0 0 0 0 0 10 13 0.00 0.000																					
Jeff Montgomery, R ERA: 2.07 (9, 1)	1.0 S 3 0 0 0 0 0 0 0 0 0 0 10 13 0.00 0.000																					

Batter	1	2	3	4	5	6	7	8	9	AB	R	H	RBI	BB	SO	LOB	TOP	
Felix Jose, S OBP: 0.303, SLG: 0.343 (1, 9)										4	0	1	0	0	1	2		
Brian McRae, S OBP: 0.335, SLG: 0.427 (1, 8)										3	0	1	0	0	0	2		
George Brett, L OBP: 0.305, SLG: 0.420 (1, 10)										4	0	0	0	0	2	4		
Wally Joyner, L OBP: 0.372, SLG: 0.465 (1, 3)										4	0	0	0	0	0	1		
Kevin McReynolds, R OBP: 0.321, SLG: 0.413 Chris Gwynn, L OBP: 0.357, SLG: 0.402 (4, Ph) (4, 7)										1	0	0	0	0	0	0		
Brent Mayne, L OBP: 0.303, SLG: 0.335 (1, 2)										3	1	1	0	0	1	0		
Greg Gagne, R OBP: 0.323, SLG: 0.416 (1, 6)										2	0	1	1	0	0	0		
Jose Lind, R OBP: 0.271, SLG: 0.289 (1, 4)										3	0	1	0	0	0	2		
Keith Miller, R OBP: 0.216, SLG: 0.200 (1, 5)										3	0	1	0	0	0	0		
Inning Stats	R: 0 E: 0 K: 1 S: 10	H: 1 LOB: 1 BB: 0 P: 14	R: 0 E: 0 K: 0 S: 7	H: 0 LOB: 0 BB: 0 P: 8	R: 0 E: 0 K: 1 S: 11	H: 2 LOB: 2 BB: 0 P: 18	R: 1 E: 0 K: 0 S: 10	H: 2 LOB: 1 BB: 0 P: 16	R: 0 E: 0 K: 1 S: 8	H: 1 LOB: 1 BB: 0 P: 11	R: 0 E: 0 K: 0 S: 6	H: 1 LOB: 0 BB: 0 P: 8	R: 0 E: 0 K: 2 S: 9	H: 0 LOB: 0 BB: 0 P: 14	1B: 7 2B: 0 3B: 0 HR: 0	SF: 1 SAC: 1 DP: 1 HBP: 0	WP: 1 PB: 0 SB: 0 CS: 0	PA: 33
PITCHER Jaime Navarro, R ERA: 5.23 (1, 1)	IP: 9.0 WLS: W BF: 33 H: 7 R: 1 ER: 1 SO: 6 BB: 0 IBB: 0 HBP: 0 BLK: 0 WP: 1 HR: 0 S: 76 P: 112 ERA: 1.00 WHIP: 0.778															PITCHER		

Kansas City Royals @ Milwaukee Brewers
Milwaukee County Stadium, Milwaukee, WI
Wed Sep 01 1993, 4:33 AM EDT
Att: 10,015 - Sunny - 72 F

livebaseballscores.com

AB 31
R 1
H 7
RBI 1
BB 0
SO 6
LOB 11

Batter	1	2	3	4	5	6	7	8	9	AB	R	H	RBI	BB	SO	LOB	BOTTOM			
Darryl Hamilton, L OBP: 0.370, SLG: 0.412 (1, 7)										4	1	0	0	1	0	1				
Robin Yount, R OBP: 0.324, SLG: 0.376 (1, 8)										3	2	2	0	1	0	0				
Kevin Seitzer, R OBP: 0.342, SLG: 0.390 (1, 3)										3	1	2	0	1	0	2				
Greg Vaughn, R OBP: 0.375, SLG: 0.507 Bill Splers, L OBP: 0.308, SLG: 0.321 (7, PR)										3	1	0	0	1	1	5				
B.J. Surhoff, L OBP: 0.318, SLG: 0.374 (1, 5)										3	1	2	3	1	0	0				
Pat Listach, S OBP: 0.309, SLG: 0.300 (1, 6)										4	0	1	1	0	0	4				
Juan Bell, R OBP: 0.330, SLG: 0.360 (1, 4)										4	1	0	1	0	1	2				
Tom Lampkin, L OBP: 0.294, SLG: 0.360 (1, 2)										4	0	1	2	0	0	0				
Alex Diaz, S OBP: 0.208, SLG: 0.250 (1, 9)										4	0	2	0	0	1	1				
Inning Stats	R: 2 E: 0 K: 0 S: 11	H: 2 LOB: 1 BB: 1 P: 23	R: 0 E: 0 K: 0 S: 6	H: 1 LOB: 0 BB: 0 P: 10	R: 5 E: 0 K: 1 S: 24	H: 3 LOB: 1 BB: 3 P: 42	R: 0 E: 0 K: 1 S: 10	H: 1 LOB: 1 BB: 0 P: 15	R: 0 E: 0 K: 0 S: 7	H: 0 LOB: 0 BB: 0 P: 11	R: 0 E: 0 K: 0 S: 5	H: 0 LOB: 0 BB: 0 P: 6	R: 0 E: 0 K: 0 S: 14	H: 2 LOB: 2 BB: 1 P: 25	R: 0 E: 0 K: 1 S: 9	H: 1 LOB: 1 BB: 0 P: 14	1B: 8 2B: 2 3B: 0 HR: 0	SF: 0 SAC: 0 DP: 1 HBP: 0	WP: 2 PB: 0 SB: 1 CS: 1	PA: 38
PITCHER Chris Haney, L ERA: 5.21 John Habyan, R ERA: 3.53 Hipolito Pichardo, R ERA: 4.24 Billy Brewer, L ERA: 2.57 (1, 1) (3, 1) (7, 1) (7, 1)	IP: 2.2 WLS: L BF: 17 H: 6 R: 7 ER: 7 SO: 7 BB: 3 IBB: 0 HBP: 0 BLK: 0 WP: 1 HR: 0 S: 37 P: 71 ERA: 23.62 WHIP: 3.375															PITCHER				

Kansas City Royals @ Milwaukee Brewers
Milwaukee County Stadium, Milwaukee, WI
Wed Sep 01 1993, 4:33 AM EDT
Att: 10,015 - Sunny - 72 F

livebaseballscores.com

AB 32
R 7
H 10
RBI 7
BB 5
SO 3
LOB 15

Batter	1	2	3	4	5	6	7	8	9	AB	R	H	RBI	BB	SO	LOB	TOP										
Darryl Hamilton, L (1, 7) OBP: 0.369, SLG: 0.413	G3		F7			G3-1	L3			4	0	1	0	0	0	2	Milwaukee Brewers @ Seattle Mariners The Kingdome, Seattle, WA Thu Sep 02 1993, 10:05 PM EDT Att: 12,238 - Dome										
Robin Yount, R (1, 8) OBP: 0.324, SLG: 0.378 Alex Diaz, S (7, 8) OBP: 0.200, SLG: 0.240	K					G5-3		G6-3		3	0	1	0	0	1	1											
B.J. Surhoff, L (1, 5) OBP: 0.315, SLG: 0.371	G3-1		P5			G3-1		G4-3		4	0	0	0	0	2												
Greg Vaughn, R (1, 10) OBP: 0.374, SLG: 0.504		P4				G1-3				3	0	0	0	1	1												
Kevin Reimer, L (1, 9) OBP: 0.298, SLG: 0.403	G3						F9	P6		4	0	0	0	0	1												
John Jaha, R (1, 3) OBP: 0.324, SLG: 0.400		1B	HBP							3	1	1	1	0	1	0											
Dave Nilsson, L (1, 2) OBP: 0.323, SLG: 0.357 Tom Lampkin, L (7, 2) OBP: 0.292, SLG: 0.357						F8		G4-3		2	0	1	0	1	0	0											
Pat Listach, S (1, 6) OBP: 0.309, SLG: 0.300 Bill Splers, L (7, 6) OBP: 0.307, SLG: 0.319						F8		G4-3		3	0	1	0	0	1	2											
Juan Bell, R (1, 4) OBP: 0.327, SLG: 0.356			L7							3	0	0	0	0	1	2											
Inning Stats	R: 0 E: 0 K: 1 S: 5	H: 0 LOB: 0 BB: 0 P: 10	R: 0 E: 0 K: 1 S: 10	H: 1 LOB: 2 BB: 0 P: 13	R: 0 E: 0 K: 0 S: 10	H: 1 LOB: 1 BB: 0 P: 13	R: 0 E: 0 K: 3 S: 10	H: 0 LOB: 0 BB: 0 P: 17	R: 0 E: 0 K: 1 S: 9	H: 0 LOB: 0 BB: 0 P: 13	R: 0 E: 0 K: 0 S: 7	H: 1 LOB: 1 BB: 0 P: 11	R: 1 E: 0 K: 0 S: 16	H: 2 LOB: 2 BB: 1 P: 28	R: 0 E: 0 K: 0 S: 9	H: 0 LOB: 1 BB: 0 P: 18		R: 0 E: 0 K: 0 S: 4	H: 0 LOB: 0 BB: 0 P: 5	1B: 2 2B: 2 3B: 0 HR: 1	SF: 0 SAC: 0 DP: 0 HBP: 1	WP: 0 PB: 0 SB: 0 CS: 0	PA: 35				
PITCHER	IP	WLS	BF	H	R	ER	SO	BB	IBB	HBP	BLK	WP	HR	S	P	ERA	WHIP										
Chris Bosio, R (1, 1) ERA: 3.94	7.0	W	28	5	1	1	6	1	0	1	0	0	1	67	105	1.29	0.857										
Erik Platenberg, L (8, 1) ERA: 8.59	1.0		4	0	0	0	0	1	0	0	0	0	0	9	18	0.00	1.000										
Kevin King, L (9, 1) ERA:	1.0		3	0	0	0	0	0	0	0	0	0	0	4	5	0.00	0.000										

Batter	1	2	3	4	5	6	7	8	9	AB	R	H	RBI	BB	SO	LOB	BOTTOM										
Brian Turang, R (1, 7) OBP: 0.361, SLG: 0.422	HR		F8				F9			4	1	1	0	0	0	3	Milwaukee Brewers @ Seattle Mariners The Kingdome, Seattle, WA Thu Sep 02 1993, 10:05 PM EDT Att: 12,238 - Dome										
Bret Boone, R (1, 4) OBP: 0.308, SLG: 0.484	HR		2B				G5-3			5	2	2	2	0	1	2											
Ken Griffey Jr., L (1, 8) OBP: 0.415, SLG: 0.646	G3-1		2B				1B			3	1	1	0	2	1	0											
Jay Buhner, R (1, 9) OBP: 0.386, SLG: 0.483 Dann Howitt, L (6, PH) OBP: 0.295, SLG: 0.377			HR				G4-3			3	2	2	2	0	1	0											
Mike Blowers, R (1, 5) OBP: 0.360, SLG: 0.507			F9				G3-1			5	1	2	1	0	1	3											
Marc Newfield, R (1, 10) OBP: 0.282, SLG: 0.316	FC6-4		G5-3				BB			5	0	2	1	0	0	2											
Greg Litton, R (1, 3) OBP: 0.340, SLG: 0.434			K							4	1	2	2	1	1	1											
Dave Valle, R (1, 2) ERA: 10.86 Larry Sheets, L (8, PH) Chris Howard, R (9, 2)							G5-3			2	0	0	0	1	0	2											
Omar Vizquel, S (1, 6) OBP: 0.328, SLG: 0.307			F9				FC4			4	0	2	0	0	1	3											
Inning Stats	R: 2 E: 0 K: 1 S: 13	H: 3 LOB: 1 BB: 0 P: 17	R: 0 E: 0 K: 1 S: 8	H: 0 LOB: 1 BB: 1 P: 16	R: 4 E: 0 K: 0 S: 17	H: 5 LOB: 2 BB: 0 P: 30	R: 2 E: 0 K: 2 S: 14	H: 3 LOB: 1 BB: 0 P: 25	R: 0 E: 0 K: 0 S: 9	H: 1 LOB: 3 BB: 1 P: 17	R: 0 E: 0 K: 1 S: 13	H: 1 LOB: 2 BB: 1 P: 24	R: 0 E: 0 K: 1 S: 10	H: 1 LOB: 2 BB: 1 P: 17	R: 0 E: 0 K: 0 S: 3	H: 1 LOB: 0 BB: 0 P: 4		1B: 9 2B: 4 3B: 0 HR: 2	SF: 0 SAC: 0 DP: 1 HBP: 2	WP: 0 PB: 0 SB: 0 CS: 0	PA: 44						
PITCHER	IP	WLS	BF	H	R	ER	SO	BB	IBB	HBP	BLK	WP	HR	S	P	ERA	WHIP										
Teddy Higuera, L (1, 1) ERA: 10.86	3.2	L	24	11	8	8	4	1	0	1	0	0	0	24	44	0.00	1.714										
Doug Henry, R (4, 1) ERA: 4.99	2.1		12	2	0	0	1	2	0	1	0	0	0	10	17	0.00	2.000										
Mike Ignasiak, R (7, 1) ERA: 5.06	1.0		5	1	0	0	1	1	0	0	0	0	0	3	4	0.00	1.000										
Carlos Maldonado, R (8, 1) ERA: 5.34	1.0		3	1	0	0	0	0	0	0	0	0	0	3	4	0.00	1.000										

Batter	1	2	3	4	5	6	7	8	9	10	11	12	AB	R	H	RBI	BB	SO	LOB	TOP
Daryl Hamilton, L OBP: 0.371, SLG: 0.415	1-2 SH3-4 1B	1-1 G3-1			4-2 BB		1-1 B1-3		2-2 BB G1-3 1B		1-1 F8	4-0 BB	5	1	2	1	2	0	0	
Robin Yount, R OBP: 0.319, SLG: 0.371	0-0 E6 SH3-4 1B		1-2 F8		3-1 F8		1-0 G5-3		1-2 G1-3		3-3 K	1-2 2-3 3-H BB	7	1	0	1	0	2	7	
B.J. Surhoff, L OBP: 0.313, SLG: 0.368	0-1 SH3-4		1-1 G6-3		1-3 K		2-1 P5		4-0 BB IBB		2-2 P6	0-3 K	3	0	0	0	0	1	1	
Dickie Thorn, R OBP: 0.331, SLG: 0.339													0	0	0	0	1	0	0	
Bill Spiers, L OBP: 0.305, SLG: 0.317	1-2 2-3												2	0	0	0	0	1	3	
Greg Vaughn, R OBP: 0.376, SLG: 0.502	4-1 1B BB		0-0 F9		3-3 K			1-1 G6-4-3 1B	4-2 BB			1-3 K	4	0	1	1	2	2	1	
Kevin Reimer, L OBP: 0.289, SLG: 0.403	2-1 BB												5	0	2	2	0	0	4	
Alex Diaz, S OBP: 0.231, SLG: 0.269	1-3 2-H 3-H 1B												1	1	1	0	0	0	0	
John Jaha, R OBP: 0.324, SLG: 0.397	1-2 P3												5	1	1	0	1	0	4	
Dave Nilsson, L OBP: 0.319, SLG: 0.352	0-0 G4-3												3	0	0	0	0	1	4	
Matt Mieske, R OBP: 0.185, SLG: 0.407													0	0	0	0	0	0	0	
Tom Lampkin, L OBP: 0.299, SLG: 0.359													2	2	1	0	1	0	0	
Pat Listach, S OBP: 0.318, SLG: 0.308			0-0 F7		4-2 BB		1-0 1B		1-0 G1-3 1B	2-2 WP 1B		4-2 BB	5	1	4	2	1	0	0	
Juan Bell, R OBP: 0.324, SLG: 0.352			3-1 G3		1-3 K		2-1 L9		3-1 P2	2-3 BB K		0-1 BB	3	0	0	0	0	1	4	
Kevin Seitzer, R OBP: 0.342, SLG: 0.388												1-2 BB	2	0	0	0	1	1	3	
Inning Stats	R: 2 E: 1 K: 0 S: 13	H: 2 LOB: 2 BB: 1 P: 21	R: 0 E: 0 K: 0 S: 5	H: 0 LOB: 0 BB: 0 P: 9	R: 0 E: 0 K: 0 S: 6	H: 0 LOB: 0 BB: 1 P: 8	R: 0 E: 0 K: 2 S: 11	H: 1 LOB: 2 BB: 1 P: 16	R: 0 E: 0 K: 2 S: 13	H: 0 LOB: 1 BB: 1 P: 23	R: 0 E: 0 K: 0 S: 9	H: 1 LOB: 0 BB: 0 P: 9	R: 0 E: 0 K: 1 S: 10	H: 0 LOB: 1 BB: 0 P: 16	R: 0 E: 0 K: 3 S: 17	H: 2 LOB: 3 BB: 4 P: 36	1B: 11 2B: 1 3B: 0 HR: 0	SF: 0 SAC: 1 DP: 1 HBP: 0	WP: 1 PB: 0 SB: 0 CS: 0	PA: 57
PITCHER	IP WLS BF H R ER SO	IP WLS BF H R ER SO	IP WLS BF H R ER SO	IP WLS BF H R ER SO	IP WLS BF H R ER SO	IP WLS BF H R ER SO	IP WLS BF H R ER SO	IP WLS BF H R ER SO	IP WLS BF H R ER SO	IP WLS BF H R ER SO	IP WLS BF H R ER SO	IP WLS BF H R ER SO	IP WLS BF H R ER SO	IP WLS BF H R ER SO	IP WLS BF H R ER SO	IP WLS BF H R ER SO	IP WLS BF H R ER SO	IP WLS BF H R ER SO	IP WLS BF H R ER SO	IP WLS BF H R ER SO
Erk Hanson, R ERA: 3.36	7.0	30	5	2	1	4	3	0	0	0	0	0	0	0	2	3	6	0.00	0.000	
Steve Ontiveros, R ERA: 0.84	0.0	1	1	0	0	0	0	0	0	0	0	0	0	0	2	3	6	0.00	0.000	
Kevin King, L ERA: 4.79	1.0	2	0	0	0	0	0	0	0	0	0	0	0	3	6	0.00	0.000			
Ted Power, R ERA: 5.34	0.2	5	3	2	2	0	0	0	0	0	0	0	0	11	20	27.00	4.500			
Erk Plantenberg, L ERA: 8.59	0.0	1	0	0	0	0	0	0	0	0	0	0	0	1	0	0	0	0	4	
PITCHER	IP WLS BF H R ER SO	IP WLS BF H R ER SO	IP WLS BF H R ER SO	IP WLS BF H R ER SO	IP WLS BF H R ER SO	IP WLS BF H R ER SO	IP WLS BF H R ER SO	IP WLS BF H R ER SO	IP WLS BF H R ER SO	IP WLS BF H R ER SO	IP WLS BF H R ER SO	IP WLS BF H R ER SO	IP WLS BF H R ER SO	IP WLS BF H R ER SO	IP WLS BF H R ER SO	IP WLS BF H R ER SO	IP WLS BF H R ER SO	IP WLS BF H R ER SO	IP WLS BF H R ER SO	IP WLS BF H R ER SO
Jeff Nelson, R ERA: 4.21	0.0	1	0	0	0	0	0	0	0	0	0	0	0	0	0	0	0	0	0	
Brad Holman, R ERA: 4.79	2.2	L	13	3	3	3	3	2	0	0	0	1	0	31	54	10.12	1.875			
Dwayne Henry, R ERA: 6.67	0.2	4	0	0	0	0	2	2	0	0	0	0	0	9	19	0.00	3.000			

Milwaukee Brewers @ Seattle Mariners
The Kingdom, Seattle, WA
Fri Sep 03 1993, 10:05 PM EDT
Att. 15,478 - Dome

AB 47
R 7
H 12
RBI 7
BB 9
SO 9
LOB 31



Batter	1	2	3	4	5	6	7	8	9	10	11	12	AB	R	H	RBI	BB	SO	LOB	BOTTOM		
Mike Felder, S OBP: 0.272, SLG: 0.281	1-1 G3		0-1 F8	0-0 G3 E 1B		1-2 F8		0-2 G4-3			2-3 K		6	0	1	1	0	1	1			
Bret Boone, R OBP: 0.309, SLG: 0.479	0-0 F7		1-1 G4-3 1B	0-0 E5 G3		0-0 G4-3 1B		1-2 G4-3 1B	1-2 F7		1-3 K		6	0	2	0	0	1	2			
Ken Griffey Jr., L OBP: 0.414, SLG: 0.642	1-2 F9		0-1 G4-3 1B	1-2 G3		0-0 G4-3 1B		1-2 G4-3 1B	0-1 G3-1		2-1 HBP		5	0	1	1	0	0	4			
Jay Buhner, R OBP: 0.384, SLG: 0.486		0-1 HR	2-0 G4-3	1-1 G4-3		2-3 K		3-2 E1			3-2 K		6	1	1	1	0	2	5			
Larry Sheets, L OBP: 0.246, SLG: 0.364	1-1 BB		3-0 G3-1		0-1 G3-1		1-0 G4-3		0-0 F7			1-1 WP 1B	2	0	0	0	0	0	2			
Brian Turang, R OBP: 0.370, SLG: 0.431													2	0	0	0	0	0	1			
Dave Magadan, L OBP: 0.367, SLG: 0.365	1-1 L9		4-1 SH1-4 1B BB		2-2 1B		1-0 1B					0-1 P5	5	1	2	0	1	0	2			
Mike Blowers, R OBP: 0.359, SLG: 0.502	2-0 F9		3-2 1B SH1-4 1B	1-2 1B		3-2 F8		1-3 K				2-1 G5-3	5	1	1	0	1	1	4			
Dave Valle, R OBP: 0.353, SLG: 0.385	4-2 BB		0-0 SH1-4		2-1 P6		2-0 G5-3				0-1 P6		2	0	0	0	1	0	1			
Mackey Sasser, L OBP: 0.276, SLG: 0.340													0	0	0	0	0	0	0			
Greg Litton, R OBP: 0.338, SLG: 0.431	1-2 BB		1-2 2-3									0-2 G6-3	1	0	0	0	0	0	1			
Chris Howard, R													1	0	0	0	0	0	1			
Omar Vizquel, S OBP: 0.329, SLG: 0.308	0-0 G3-1			0-0 E G3 1B		2-1 1B		1-0 L7					5	1	2	1	0	1	3			
Inning Stats	R: 0 E: 0 K: 0 S: 9	H: 0 LOB: 0 BB: 0 P: 11	R: 1 E: 0 K: 0 S: 10	H: 1 LOB: 2 BB: 1 P: 18	R: 0 E: 0 K: 0 S: 10	H: 2 LOB: 2 BB: 0 P: 14	R: 3 E: 1 K: 0 S: 11	H: 3 LOB: 2 BB: 1 P: 20	R: 0 E: 0 K: 0 S: 7	H: 1 LOB: 2 BB: 0 P: 10	R: 0 E: 0 K: 0 S: 6	H: 0 LOB: 0 BB: 0 P: 8	R: 0 E: 0 K: 1 S: 12	H: 0 LOB: 1 BB: 1 P: 20	R: 0 E: 0 K: 3 S: 10	H: 0 LOB: 1 BB: 0 P: 18	R: 0 E: 0 K: 0 S: 9	H: 1 LOB: 1 BB: 0 P: 12	1B: 10 2B: 0 3B: 0 HR: 1	SF: 0 SAC: 1 DP: 1 HBP: 2	WP: 1 PB: 0 SB: 0 CS: 0	PA: 53
PITCHER	IP WLS BF H R ER SO	IP WLS BF H R ER SO	IP WLS BF H R ER SO	IP WLS BF H R ER SO	IP WLS BF H R ER SO	IP WLS BF H R ER SO	IP WLS BF H R ER SO	IP WLS BF H R ER SO	IP WLS BF H R ER SO	IP WLS BF H R ER SO	IP WLS BF H R ER SO	IP WLS BF H R ER SO	IP WLS BF H R ER SO	IP WLS BF H R ER SO	IP WLS BF H R ER SO	IP WLS BF H R ER SO	IP WLS BF H R ER SO	IP WLS BF H R ER SO	IP WLS BF H R ER SO			
Ricky Bones, R ERA: 4.58	8.0	37	10	4	3	2	2	0	1	0	0	0	0	0	17	28	0.00	0.750				
Mike Fetters, R ERA: 3.3	1.1	6	0	0	0	0	0	0	0	0	0	0	0	0	19	29	0.00	0.500				
Jesse Orosco, L ERA: 2.25	2.0	W	8	1	0	0	4	0	0	1	0	0	0	0	19	29	0.00	0.500				
Matt Maysey, R ERA: 2.25	0.2	S	2	0	0	0	0	0	0	0	0	0	1	0	5	7	0.00	0.000				

Milwaukee Brewers @ Seattle Mariners
The Kingdom, Seattle, WA
Fri Sep 03 1993, 10:05 PM EDT
Att. 15,478 - Dome

AB 47
R 4
H 11
RBI 4
BB 3
SO 6
LOB 27



Batter	1	2	3	4	5	6	7	8	9	AB	R	H	RBI	BB	SO	LOB	TOP																						
Darryl Hamilton, L OBP: 0.372, SLG: 0.421	G1-3		BB			P5		HR		3	1	1	1	1	0	0	Milwaukee Brewers @ Seattle Mariners The Kingdome, Seattle, WA Sat Sep 04 1993, 10:05 PM EDT Att: 21,553 - Dome																						
Robin Yount, R OBP: 0.318, SLG: 0.368	CS		G1-2-3			P3		K		3	0	0	0	1	1	3																							
B.J. Surhoff, L OBP: 0.313, SLG: 0.367	P6					G6-3		1B		4	0	1	0	0	0	1																							
Greg Vaughn, R OBP: 0.375, SLG: 0.499		G5-3				G1-6-3		K		3	0	0	0	1	1	1																							
Kevin Reimer, L OBP: 0.298, SLG: 0.401	G4-3					G1-6-3		L7		4	0	1	0	0	0	2																							
Kevin Seitzer, R OBP: 0.344, SLG: 0.389	K							1B		4	0	2	0	0	1	0																							
Dave Nilsson, L OBP: 0.322, SLG: 0.352						G4-3		F9		3	0	1	0	1	0	2																							
Pat Listach, S OBP: 0.317, SLG: 0.307						G4-3		F8		4	0	1	0	0	0	3																							
Juan Bell, R OBP: 0.321, SLG: 0.348	P6							G3-1		3	0	0	0	0	1	2																							
Inning Stats	R: 0 E: 0 K: 0 S: 7	H: 0 LOB: 0 BB: 1 P: 14	R: 0 E: 0 K: 1 S: 7	H: 0 LOB: 0 BB: 0 P: 13	R: 0 E: 0 K: 0 S: 8	H: 2 LOB: 2 BB: 1 P: 15	R: 0 E: 0 K: 0 S: 6	H: 0 LOB: 0 BB: 1 P: 11	R: 0 E: 0 K: 0 S: 4	H: 0 LOB: 0 BB: 0 P: 7	R: 0 E: 0 K: 1 S: 6	H: 0 LOB: 0 BB: 0 P: 12	R: 0 E: 0 K: 1 S: 13	H: 2 LOB: 2 BB: 0 P: 20	R: 1 E: 0 K: 1 S: 9	H: 1 LOB: 0 BB: 0 P: 15	R: 0 E: 0 K: 0 S: 15	H: 2 LOB: 3 BB: 1 P: 28	1B: 6 2B: 0 3B: 0 HR: 1	SF: 0 SAC: 0 DP: 2 HBP: 0	WP: 0 PB: 0 CS: 1	PA: 35																	
PITCHER	IP	WLS	BF	H	R	ER	SO	BB	IBB	HBP	BLK	WP	HR	S	P	ERA	WHIP	PITCHER					IP	WLS	BF	H	R	ER	SO	BB	IBB	HBP	BLK	WP	HR	S	P	ERA	WHIP
Tim Leary, R ERA: 5.3	(1, 1)	8.2	W	34	7	1	1	4	4	0	0	0	0	1	72	129	1.04	1.269																					
Ted Power, R ERA: 5.29	(9, 1)	0.1	S	1	0	0	0	0	0	0	0	0	0	0	3	6	0.00	0.000																					

AB	31
R	1
H	7
RBI	1
BB	4
SO	4
LOB	14



Batter	1	2	3	4	5	6	7	8	9	AB	R	H	RBI	BB	SO	LOB	BOTTOM																						
Mike Felder, S OBP: 0.271, SLG: 0.281	BB					L6				4	1	1	0	0	1	0	Milwaukee Brewers @ Seattle Mariners The Kingdome, Seattle, WA Sat Sep 04 1993, 10:05 PM EDT Att: 21,553 - Dome																						
Bret Boone, R OBP: 0.308, SLG: 0.470	BB					F9		G6-3		3	1	0	0	1	0	0																							
Ken Griffey Jr., L OBP: 0.417, SLG: 0.646	1B					P5		F9		3	2	2	2	0	0	0																							
Jay Buhner, R OBP: 0.383, SLG: 0.484	K					G5-3		F9		4	0	1	0	0	1	3																							
Dave Magadan, L OBP: 0.388, SLG: 0.367	BB					G1-6-3		P5		4	0	2	2	0	0	2																							
Mike Blowers, R OBP: 0.358, SLG: 0.496	K					1B		FC5-4		3	1	0	0	1	1	2																							
Mackey Sasser, L OBP: 0.282, SLG: 0.342						E9		K		2	1	1	0	1	1	0																							
Dann Howitt, L OBP: 0.246, SLG: 0.364						SF7		K		0	0	0	0	0	0	0																							
Brian Turang, R OBP: 0.378, SLG: 0.431	BB					G4-3		K		0	0	0	0	1	0	0																							
Bill Haselman, R OBP: 0.316, SLG: 0.443	K					G4-3		F9		4	0	0	0	0	1	5																							
Omar Vizquel, S OBP: 0.327, SLG: 0.306	G1-3					SF7		L8		2	0	0	1	0	0	0																							
Inning Stats	R: 3 E: 0 K: 3 S: 23	H: 3 LOB: 2 BB: 2 P: 38	R: 0 E: 0 K: 1 S: 8	H: 0 LOB: 0 BB: 0 P: 10	R: 0 E: 0 K: 0 S: 5	H: 1 LOB: 0 BB: 0 P: 9	R: 2 E: 1 K: 0 S: 10	H: 1 LOB: 1 BB: 1 P: 16	R: 0 E: 0 K: 0 S: 5	H: 0 LOB: 0 BB: 0 P: 7	R: 0 E: 0 K: 0 S: 5	H: 0 LOB: 0 BB: 0 P: 11	R: 0 E: 0 K: 0 S: 6	H: 0 LOB: 2 BB: 1 P: 16	R: 1 E: 0 K: 0 S: 6	H: 2 LOB: 2 BB: 1 P: 16	1B: 5 2B: 2 3B: 0 HR: 0	SF: 1 SAC: 0 DP: 1 HBP: 1	WP: 0 PB: 0 CS: 0	PA: 35																			
PITCHER	IP	WLS	BF	H	R	ER	SO	BB	IBB	HBP	BLK	WP	HR	S	P	ERA	WHIP	PITCHER					IP	WLS	BF	H	R	ER	SO	BB	IBB	HBP	BLK	WP	HR	S	P	ERA	WHIP
21 Cal Eldred, R ERA: 4.06	(1, 1)	7.1	L	31	6	6	5	5	3	0	1	0	0	0	64	106	6.14	1.227																					
Graeme Lloyd, L ERA: 2.51	(8, 1)	0.2		4	1	0	0	0	1	0	0	0	0	0	3	12	0.00	3.000																					



Batter	1	2	3	4	5	6	7	8	9	AB	R	H	RBI	BB	SO	LOB	TOP					
Pat Litchak, S (1, 8) OBP: 0.316, SLG: 0.307										4	0	1	2	0	1	0	Milwaukee Brewers @ Seattle Mariners The Kingdome, Seattle, WA Sun Sep 05 1993, 6:33 AM EDT Att: 17,616 - Dome					
Juan Bell, R (1, 4) OBP: 0.317, SLG: 0.344										4	0	0	0	0	0	2						
Kevin Seitzer, R (1, 5) OBP: 0.343, SLG: 0.391										4	0	1	0	0	0	0						
Dickie Thon, R (1, 10) OBP: 0.326, SLG: 0.333										4	0	0	0	0	2	1						
John Jaha, R (1, 3) OBP: 0.326, SLG: 0.398										4	1	2	0	0	1	0						
Matt Mieske, R (1, 9) Greg Vaughn, R (9, PH) OBP: 0.374, SLG: 0.498										2	1	0	0	0	1	1						
Alex Diaz, S (1, 7) OBP: 0.241, SLG: 0.276										3	0	1	0	0	2	0						
Jose Valentin, S (1, 6)										3	0	0	0	0	3	3						
Tom Lampkin, L (1, 2) OBP: 0.293, SLG: 0.352										3	0	0	0	0	2	3						
Inning Stats	R: 0 E: 0 K: 1 S: 7	H: 0 LOB: 0 BB: 0 P: 11	R: 0 E: 0 K: 2 S: 10	H: 0 LOB: 0 BB: 0 P: 16	R: 0 E: 0 K: 2 S: 10	H: 0 LOB: 0 BB: 0 P: 14	R: 0 E: 0 K: 0 S: 7	H: 1 LOB: 1 BB: 0 P: 11	R: 2 E: 0 K: 2 S: 17	H: 3 LOB: 2 BB: 1 P: 28	R: 0 E: 0 K: 3 S: 6	H: 1 LOB: 1 BB: 0 P: 11	R: 0 E: 0 K: 3 S: 9	H: 0 LOB: 0 BB: 0 P: 13	R: 0 E: 0 K: 0 S: 6	H: 0 LOB: 0 BB: 0 P: 9	R: 0 E: 0 K: 3 S: 10	H: 0 LOB: 0 BB: 0 P: 15	1B: 4 2B: 1 3B: 0 HR: 0	SF: 0 SAC: 0 DP: 0 HBP: 0	WP: 0 PB: 0 CS: 0	PA: 33
PITCHER	IP WLS BF H R ER SO BB IBB HBP BLK WP HR S P ERA WHIP																					
Randy Johnson, L (1, 1) ERA: 3.56	9.0 W 33 5 2 2 13 1 0 0 0 0 0 0 82 128 2.00 0.667																					
Randy Johnson, L (9, 1) ERA: 3.56	9.0 W 33 5 2 2 13 1 0 0 0 0 0 0 82 128 2.00 0.667																					

Batter	1	2	3	4	5	6	7	8	9	AB	R	H	RBI	BB	SO	LOB	BOTTOM			
Rich Amaral, R (1, 6) OBP: 0.348, SLG: 0.354										3	1	0	0	1	0	2	Milwaukee Brewers @ Seattle Mariners The Kingdome, Seattle, WA Sun Sep 05 1993, 6:33 AM EDT Att: 17,616 - Dome			
Brian Turano, R (1, 8) OBP: 0.372, SLG: 0.435										4	0	1	0	0	0	0				
Ken Griffey Jr., L (1, 10) OBP: 0.416, SLG: 0.642										3	0	0	1	1	1	1				
Jay Buhner, R (1, 9) OBP: 0.382, SLG: 0.481										3	0	0	0	1	1	1				
Mike Blowers, R (1, 5) OBP: 0.360, SLG: 0.495										3	0	1	0	1	1	2				
Bret Boone, R (1, 4) OBP: 0.306, SLG: 0.462										3	0	0	0	1	1	3				
Dave Magadan, L (1, 3) OBP: 0.389, SLG: 0.365										2	1	0	0	2	0	3				
Dave Valle, R (1, 2) OBP: 0.352, SLG: 0.383										4	1	1	0	0	0	2				
Greg Litton, R (1, 7) Larry Sheets, L (8, PH) Marc Newfield, R (8, PH) Randy Johnson, R (9, 1) OBP: 0.345, SLG: 0.444										3	0	2	2	0	0	0				
Inning Stats	R: 1 E: 0 K: 1 S: 13	H: 1 LOB: 3 BB: 3 P: 30	R: 0 E: 0 K: 0 S: 3	H: 0 LOB: 0 BB: 0 P: 7	R: 0 E: 0 K: 2 S: 12	H: 0 LOB: 2 BB: 2 P: 23	R: 0 E: 0 K: 0 S: 8	H: 1 LOB: 1 BB: 0 P: 13	R: 0 E: 0 K: 0 S: 6	H: 0 LOB: 0 BB: 0 P: 10	R: 2 E: 0 K: 1 S: 11	H: 2 LOB: 1 BB: 1 P: 20	R: 0 E: 0 K: 1 S: 8	H: 0 LOB: 0 BB: 0 P: 14	R: 0 E: 0 K: 0 S: 8	H: 1 LOB: 2 BB: 1 P: 15	1B: 3 2B: 2 3B: 0 HR: 0	SF: 0 SAC: 0 DP: 0 HBP: 0	WP: 0 PB: 0 CS: 0	PA: 36
PITCHER	IP WLS BF H R ER SO BB IBB HBP BLK WP HR S P ERA WHIP																			
Angel Miranda, L (1, 1) ERA: 3.1	7.0 L 31 4 3 3 4 6 0 0 0 0 0 0 61 117 3.86 1.429																			
Carlos Maldonado, R (8, 1) ERA: 5.22	0.2 4 1 0 0 0 0 1 0 0 0 0 0 7 12 0.00 1.500																			
Jesse Orosco, L (8, 1) ERA: 3.22	0.1 1 0 0 0 0 0 0 0 0 0 0 0 1 3 0.00 0.000																			

Batter	1	2	3	4	5	6	7	8	9	AB	R	H	RBI	BB	SO	LOB	TOP																				
Darryl Hamilton, L (1, 7) OBP: 0.373, SLG: 0.422	1-1 G3		1-0 SAFE 1B			2-2 E8 HR 1B	1-0 G4-3			4	1	2	0	0	0	1																					
Kevin Seitzer, R (1, 5) OBP: 0.339, SLG: 0.386	2-1 F8		2-1 G4-3			0-2 L4		1-0 F9		4	0	0	0	0	0	3																					
Pat Listach, S (1, 6) OBP: 0.316, SLG: 0.315	0-0 F9			1-0 P5		2 SAFE 2-0 HR		1-0 L7		4	1	1	2	0	0	0																					
Greg Vaughn, R (1, 10) OBP: 0.375, SLG: 0.496		4-1 CS BB		0-0 L9		3-2 P2		4-0 WP BB		2	0	0	0	2	0	0																					
Robin Yount, R (1, 8) OBP: 0.316, SLG: 0.365		2-3 SAFE SAFE SAFE SAFE SAFE SAFE SAFE SAFE SAFE	1-2 K	2-3 K		2-0 F8		2-3 SAFE SAFE SAFE SAFE SAFE SAFE SAFE SAFE	1-3 K	4	0	0	0	0	3	2																					
John Jaha, R (1, 3) OBP: 0.327, SLG: 0.398	1-1 G5-3					2-2 F8		1-0 SH5-4 1B HBP	0-0 G4-3 S 1B	3	1	1	0	0	0	0																					
Dave Nilsson, L (1, 2) OBP: 0.318, SLG: 0.348			1-0 G3-1			1-2 G4-3		0-0 SH5-4	3-2 SAFE SAFE SAFE SAFE SAFE SAFE SAFE SAFE	3	0	0	0	0	0	1																					
Matt Mieske, R (1, 9) OBP: 0.242, SLG: 0.387			4-2 1B BB			3-2 E5 FC6-4		3-1 SAFE SAFE SAFE SAFE SAFE SAFE SAFE SAFE	3-1 F9	2	0	1	1	1	0	0																					
B.J. Surhoff, L (9, PH) OBP: 0.312, SLG: 0.366						2-2 FC6-4		2-2 SAFE SAFE SAFE SAFE SAFE SAFE SAFE SAFE	2-2 F9	4	0	0	0	0	1	4																					
Alex Diaz, S (9, 9) OBP: 0.241, SLG: 0.276						1-2 SAFE SAFE SAFE SAFE SAFE SAFE SAFE SAFE																															
Juan Bell, R (1, 4) OBP: 0.313, SLG: 0.339			1-0 F7																																		
	R: 0 E: 0 K: 0 S: 5	H: 0 LOB: 0 BB: 0 P: 8	R: 0 E: 0 K: 1 S: 7	H: 0 LOB: 0 BB: 1 P: 14	R: 0 E: 0 K: 0 S: 8	H: 1 LOB: 2 BB: 1 P: 17	R: 0 E: 0 K: 1 S: 5	H: 0 LOB: 0 BB: 0 P: 8	R: 0 E: 1 K: 0 S: 15	H: 0 LOB: 1 BB: 0 P: 23	R: 2 E: 1 K: 0 S: 11	H: 2 LOB: 0 BB: 0 P: 20	R: 1 E: 0 K: 0 S: 7	H: 1 LOB: 1 BB: 0 P: 14	R: 0 E: 0 K: 1 S: 5	H: 0 LOB: 1 BB: 1 P: 13	R: 0 E: 0 K: 1 S: 12	H: 1 LOB: 1 BB: 0 P: 20	1B: 4 2B: 0 3B: 0 HR: 1	SF: 0 SAC: 1 DP: 0 HBP: 1	WP: 2 PB: 0 CS: 1	PA: 36															
PITCHER	IP	WLS	BF	H	R	ER	SO	BB	IBB	HBP	BLK	WP	HR	S	P	ERA	WHIP	PITCHER	IP	WLS	BF	H	R	ER	SO	BB	IBB	HBP	BLK	WP	HR	S	P	ERA	WHIP		
Mike Magnante, L (1, 1) ERA: 3.91	6.0		23	3	2	2	2	2	0	0	0	0	1	51	90	3.00	0.833																				
Greg Cadaret, L (7, 1) ERA: 4.5	1.0	L	5	1	1	1	0	0	0	1	0	0	0	7	14	9.00	1.000																				
Mark Gubicza, R (8, 1) ERA: 4.42	1.1		6	1	0	0	1	1	0	0	0	1	0	11	22	0.00	1.500																				
Billy Brewer, L (9, 1) ERA: 2.87	0.2		2	0	0	0	1	0	0	0	0	0	0	6	11	0.00	0.000																				
	R: 1 E: 0 K: 1 S: 11	H: 1 LOB: 1 BB: 1 P: 20	R: 0 E: 0 K: 1 S: 9	H: 1 LOB: 0 BB: 0 P: 11	R: 1 E: 0 K: 1 S: 14	H: 3 LOB: 1 BB: 0 P: 21	R: 0 E: 1 K: 1 S: 10	H: 0 LOB: 2 BB: 1 P: 19	R: 0 E: 0 K: 0 S: 8	H: 0 LOB: 0 BB: 0 P: 13	R: 0 E: 0 K: 1 S: 11	H: 0 LOB: 0 BB: 0 P: 17	R: 0 E: 0 K: 1 S: 7	H: 1 LOB: 1 BB: 0 P: 9	R: 0 E: 0 K: 3 S: 10	H: 0 LOB: 0 BB: 0 P: 15	1B: 5 2B: 2 3B: 0 HR: 0	SF: 2 SAC: 0 DP: 1 HBP: 0	WP: 1 PB: 0 CS: 1	PA: 35																	
PITCHER	IP	WLS	BF	H	R	ER	SO	BB	IBB	HBP	BLK	WP	HR	S	P	ERA	WHIP	PITCHER	IP	WLS	BF	H	R	ER	SO	BB	IBB	HBP	BLK	WP	HR	S	P	ERA	WHIP		
Jaime Navarro, R (1, 1) ERA: 5.13	7.0	W	29	6	2	2	6	2	0	0	0	1	0	74	119	2.57	1.143																				
Jesse Orosco, L (8, 1) ERA: 3.09	2.0	S	6	1	0	0	4	0	0	0	0	0	0	17	24	0.00	0.500																				
	R: 1 E: 0 K: 1 S: 11	H: 1 LOB: 1 BB: 1 P: 20	R: 0 E: 0 K: 1 S: 9	H: 1 LOB: 0 BB: 0 P: 11	R: 1 E: 0 K: 1 S: 14	H: 3 LOB: 1 BB: 0 P: 21	R: 0 E: 1 K: 1 S: 10	H: 0 LOB: 2 BB: 1 P: 19	R: 0 E: 0 K: 0 S: 8	H: 0 LOB: 0 BB: 0 P: 13	R: 0 E: 0 K: 1 S: 11	H: 0 LOB: 0 BB: 0 P: 17	R: 0 E: 0 K: 1 S: 7	H: 1 LOB: 1 BB: 0 P: 9	R: 0 E: 0 K: 3 S: 10	H: 0 LOB: 0 BB: 0 P: 15	1B: 5 2B: 2 3B: 0 HR: 0	SF: 2 SAC: 0 DP: 1 HBP: 0	WP: 1 PB: 0 CS: 1	PA: 35																	

Milwaukee Brewers @ Kansas City Royals
Kauffman Stadium, Kansas City, MO
Mon Sep 06 1993, 3:33 AM CDT
Att: 21,451 - Cloudy - 66 F

livebaseballscorecards.com

AB 31
R 3
H 5
RBI 3
BB 3
SO 4
LOB 12



BOTTOM

Milwaukee Brewers @ Kansas City Royals
Kauffman Stadium, Kansas City, MO
Mon Sep 06 1993, 3:33 AM CDT
Att: 21,451 - Cloudy - 66 F

livebaseballscorecards.com

AB 31
R 2
H 7
RBI 2
BB 2
SO 10
LOB 13



Batter	1	2	3	4	5	6	7	8	9	AB	R	H	RBI	BB	SO	LOB	TOP			
Darryl Hamilton, L (1, 8) OBP: 0.371, SLG: 0.418	L9		G6-4-3		K		F7			4	0	0	0	0	1	3	Milwaukee Brewers @ Kansas City Royals Kauffman Stadium, Kansas City, MO Wed Sep 08 1993, 7:05 PM CDT Att: 16,735 - Unknown - 74 F livebaseballscorecards.com			
Bill Spiers, L (1, 4) OBP: 0.302, SLG: 0.313	F7		G6-3		F8			P2		4	0	0	0	0	0	1				
B.J. Surhoff, L (1, 5) OBP: 0.312, SLG: 0.364	G1-3			G4-3		CS G4-3 BB		F8		3	0	0	0	1	0	0				
Kevin Reimer, L (1, 10) OBP: 0.296, SLG: 0.398		G6-3		G5-3		G4-3		F8		4	0	0	0	0	0	1				
John Jaha, R (1, 3) OBP: 0.329, SLG: 0.408		G1-3		1-0		1-1		F9		4	1	2	1	0	0	0				
Dave Nilsson, L (1, 2) OBP: 0.317, SLG: 0.346		1B		2-2		0-3		F8		4	0	1	0	0	1	1				
Troy O'Leary, L (1, 7) OBP: 0.412, SLG: 0.333		1B		3-2		4-2		G4-3		3	1	2	0	1	0	0				
Alex Diaz, S (1, 9) OBP: 0.226, SLG: 0.258		G3		1-2		2-0		SH5-3		2	0	0	0	0	0	3				
Jose Valentin, S (1, 6) OBP: 0.333, SLG: 0.500				1-2		2-3		K		3	0	2	1	0	1	1				
				2B																
Inning Stats	R: 0 E: 0 K: 0 S: 6	H: 0 LOB: 0 BB: 0 P: 8	R: 0 E: 0 K: 0 S: 9	H: 2 LOB: 2 BB: 0 P: 16	R: 0 E: 0 K: 0 S: 5	H: 1 LOB: 0 BB: 0 P: 9	R: 0 E: 0 K: 0 S: 8	H: 1 LOB: 1 BB: 0 P: 14	R: 1 E: 0 K: 1 S: 16	H: 2 LOB: 1 BB: 0 P: 24	R: 0 E: 0 K: 1 S: 9	H: 0 LOB: 1 BB: 1 P: 16	R: 0 E: 0 K: 0 S: 6	H: 0 LOB: 0 BB: 0 P: 8	R: 0 E: 0 K: 0 S: 5	H: 0 LOB: 0 BB: 0 P: 8	1B: 4 2B: 2 3B: 0 HR: 1	SF: 0 SAC: 1 DP: 1 HBP: 0	WP: 0 PB: 1 CS: 0	PA: 34
PITCHER	IP WLS BF H R ER SO BB IBB HBP BLK WP HR S P ERA WHIP																			
Hipolito Pichardo, R (1, 1) ERA: 4.15	5.0	20	6	1	1	1	1	0	0	0	0	0	0	0	44	71	1.80	1.200		
Billy Brewster, L (6, 1) ERA: 2.88	3.0	L 11	1	1	1	2	2	0	0	0	0	0	1	22	36	3.00	1.000			
Jeff Montgomery, R (9, 1) ERA: 1.98	1.0	3	0	0	0	0	0	0	0	0	0	0	0	5	8	0.00	0.000			


Batter	1	2	3	4	5	6	7	8	9	AB	R	H	RBI	BB	SO	LOB	BOTTOM					
Felix Jose, S (1, 9) OBP: 0.300, SLG: 0.339	G3		G4-1			G6-3			K	4	0	0	0	0	1	1	Milwaukee Brewers @ Kansas City Royals Kauffman Stadium, Kansas City, MO Wed Sep 08 1993, 7:05 PM CDT Att: 16,735 - Unknown - 74 F livebaseballscorecards.com					
Brian McRae, S (1, 8) OBP: 0.337, SLG: 0.431	G6-3		G3			G5-3		L8		4	0	0	0	0	0	1						
George Brett, L (1, 10) OBP: 0.308, SLG: 0.426	G6-3				G4-3		P6			3	0	0	0	0	0	0						
Mike Macfarlane, R (1, 2) OBP: 0.349, SLG: 0.485		F9			F7		G6-3			3	0	0	0	0	0	0						
Chris Gwynn, L (1, 3) OBP: 0.356, SLG: 0.402		K			G3-1		G1			3	0	0	0	0	1	0						
Kevin McReynolds, R (1, 7) OBP: 0.314, SLG: 0.421		HR			G3-1		F9			3	1	1	1	0	0	0						
Gary Gaetti, R (1, 5) OBP: 0.287, SLG: 0.416		G6-3			F9		G5-3			3	0	0	0	0	0	0						
Greg Gagne, R (1, 6) OBP: 0.323, SLG: 0.410					G6-3		P2			3	0	1	0	0	0	0						
Jose Lind, R (1, 4) OBP: 0.265, SLG: 0.281					SH1					1	0	0	0	0	1	0						
Hubie Brooks, R (9, PH) OBP: 0.339, SLG: 0.383					SH1		K			1	0	0	0	0	1	0						
Inning Stats	R: 0 E: 0 K: 0 S: 7	H: 0 LOB: 0 BB: 0 P: 10	R: 1 E: 0 K: 1 S: 11	H: 1 LOB: 0 BB: 0 P: 16	R: 0 E: 0 K: 0 S: 6	H: 1 LOB: 1 BB: 0 P: 10	R: 0 E: 0 K: 0 S: 8	H: 0 LOB: 0 BB: 0 P: 13	R: 0 E: 0 K: 1 S: 7	H: 0 LOB: 0 BB: 0 P: 11	R: 0 E: 0 K: 1 S: 7	H: 0 LOB: 0 BB: 0 P: 12	R: 0 E: 0 K: 0 S: 4	H: 0 LOB: 0 BB: 0 P: 5	R: 0 E: 0 K: 0 S: 12	H: 0 LOB: 0 BB: 0 P: 18	R: 0 E: 0 K: 2 S: 7	H: 0 LOB: 0 BB: 0 P: 11	1B: 1 2B: 0 3B: 0 HR: 1	SF: 0 SAC: 1 DP: 0 HBP: 0	WP: 0 PB: 0 CS: 0	PA: 29
PITCHER	IP WLS BF H R ER SO BB IBB HBP BLK WP HR S P ERA WHIP																					
Ricky Bones, R (1, 1) ERA: 4.39	9.0	W 29	2	1	1	4	0	0	0	0	0	0	0	1	69	106	1.00	0.222				

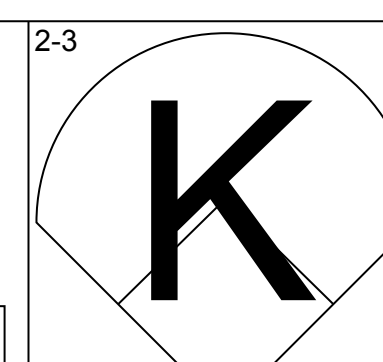
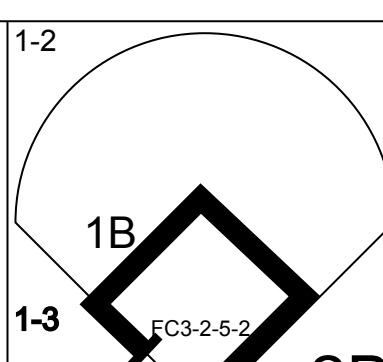
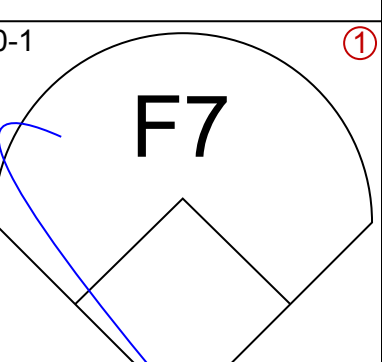
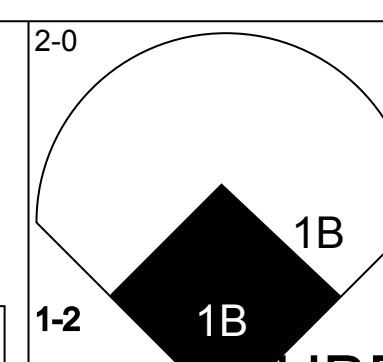
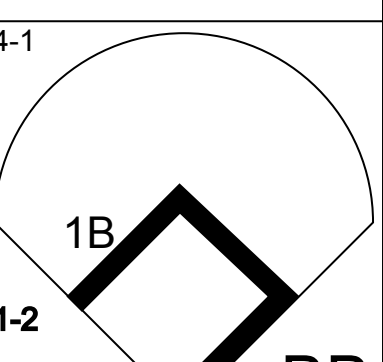
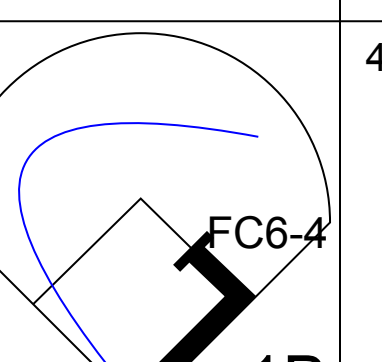
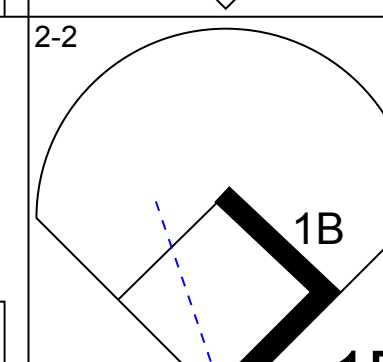
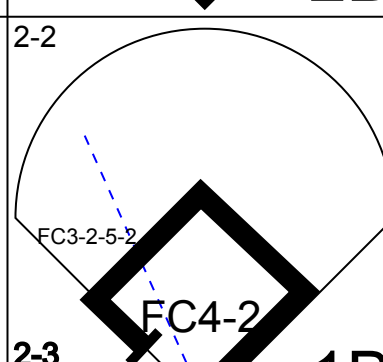
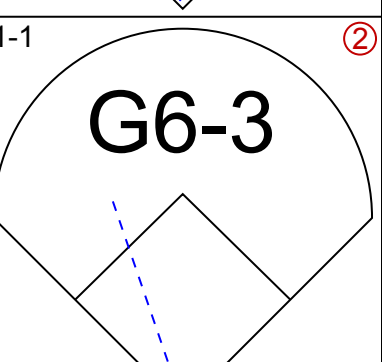
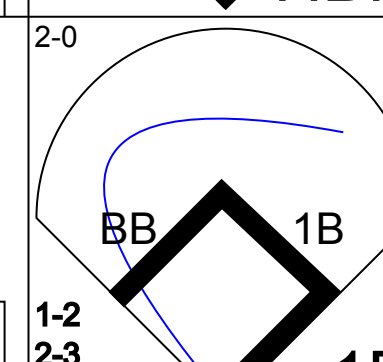
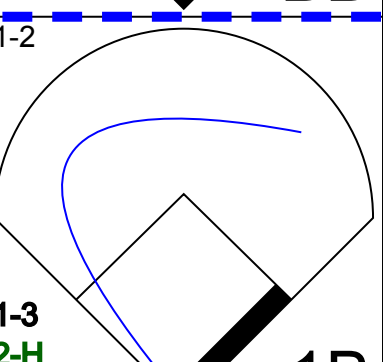
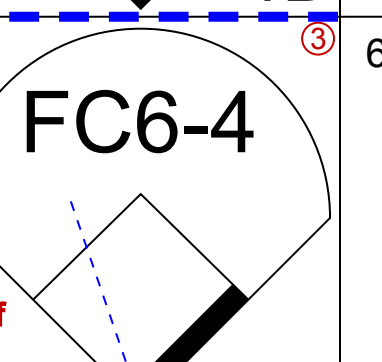
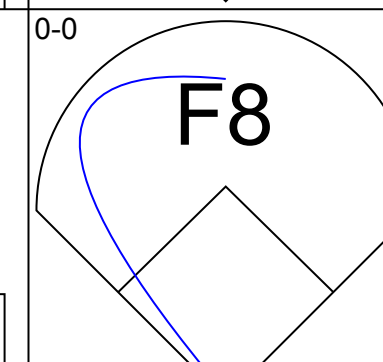
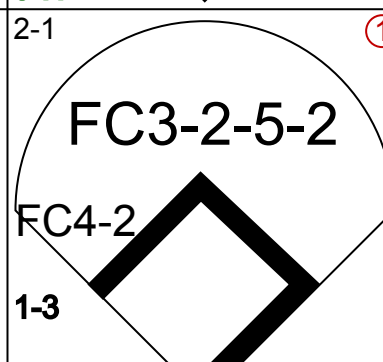
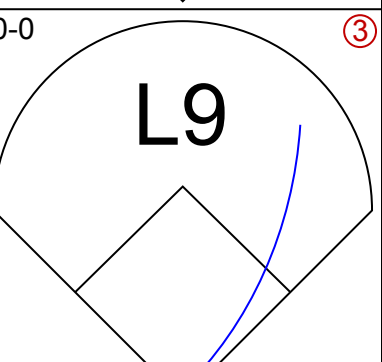
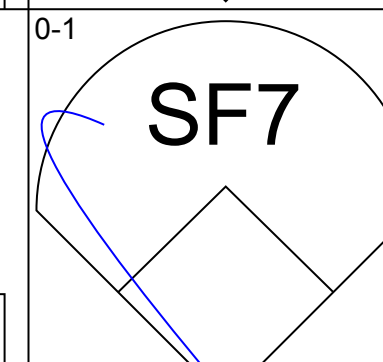
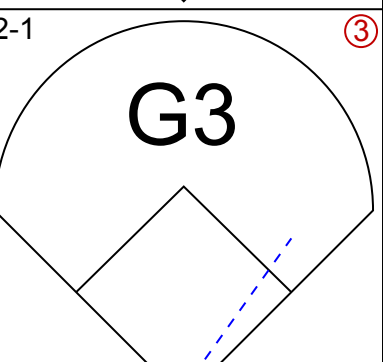
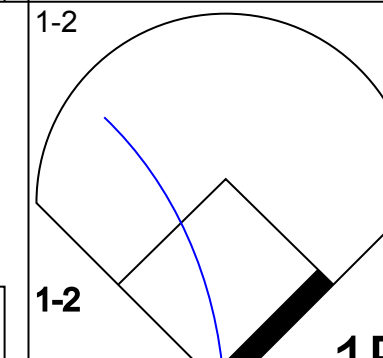
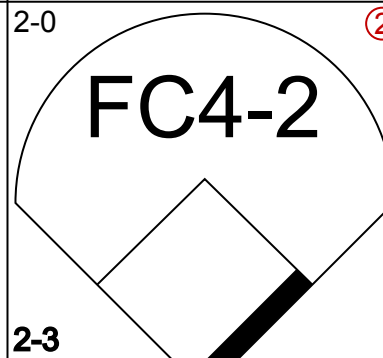
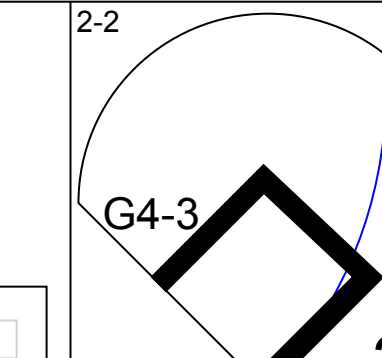
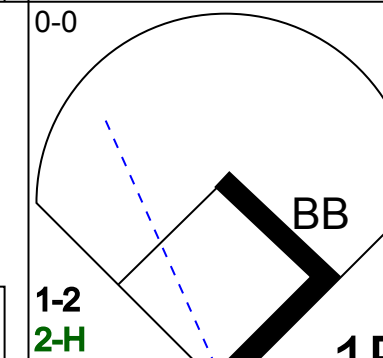
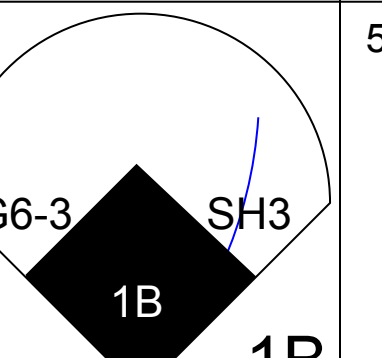
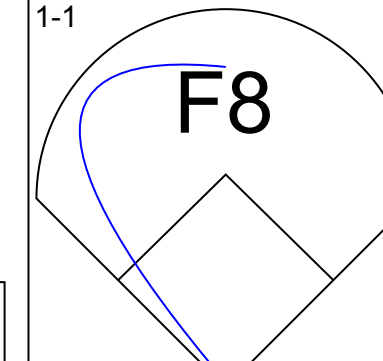
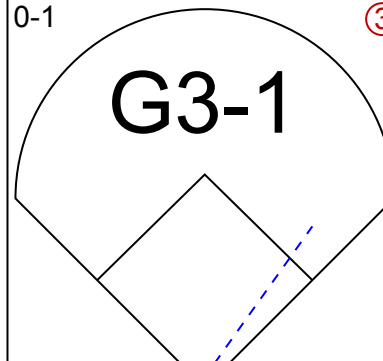
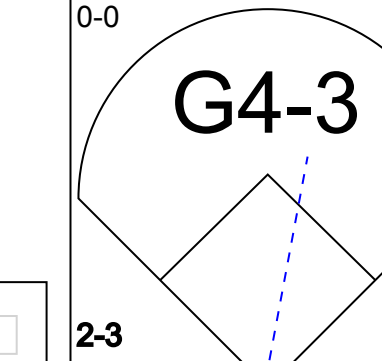
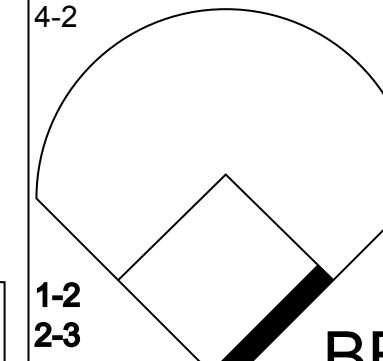
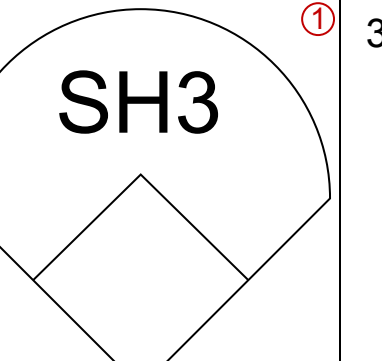
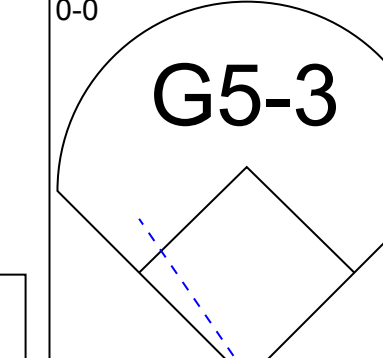
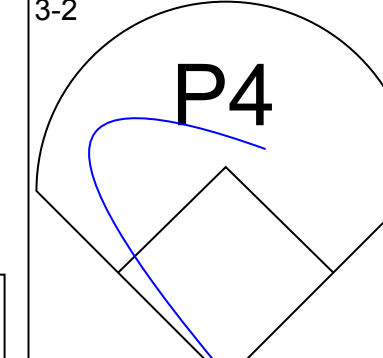
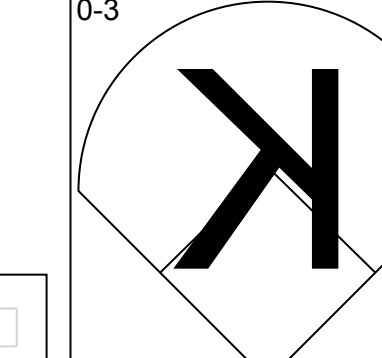
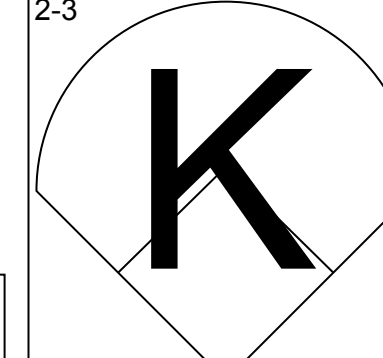
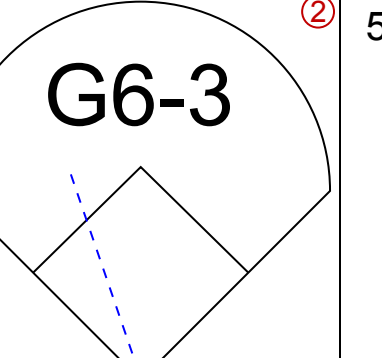
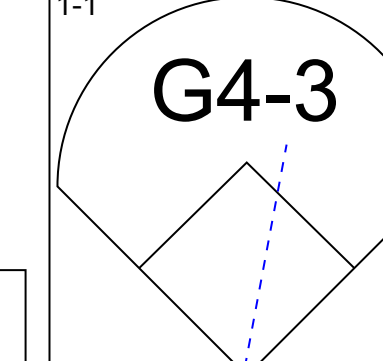
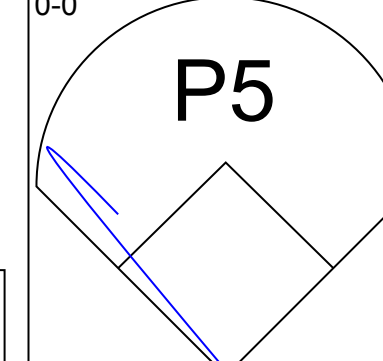
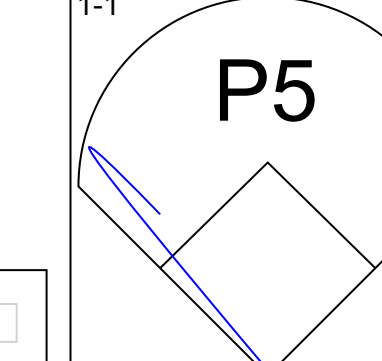
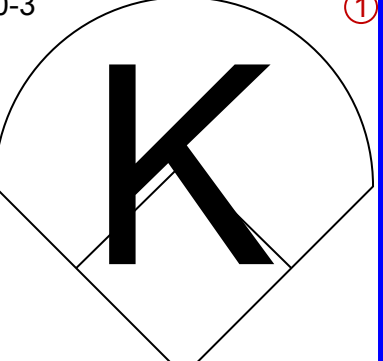
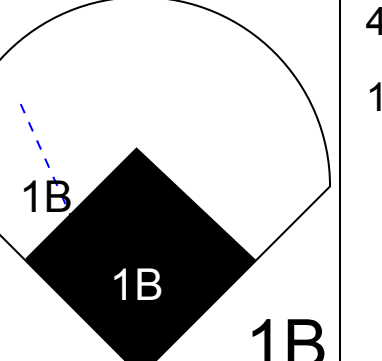
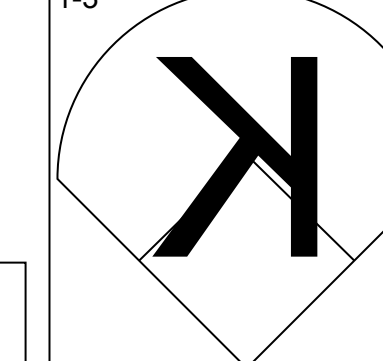
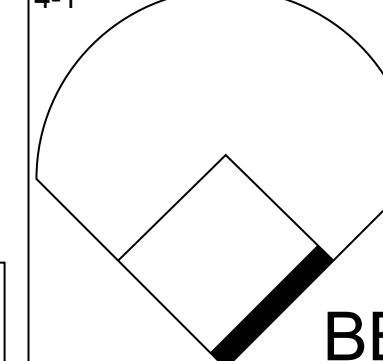
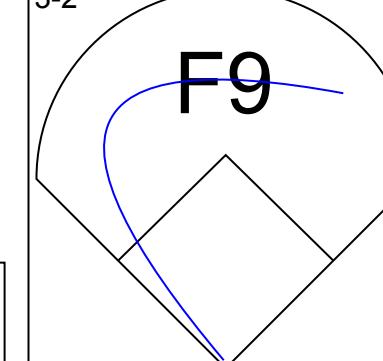
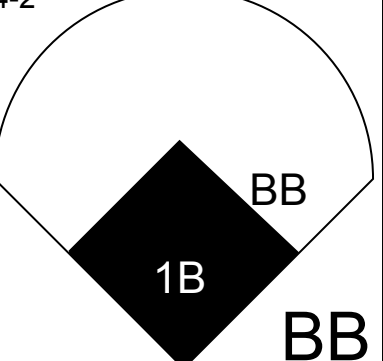
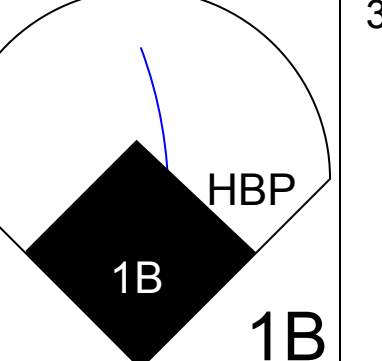
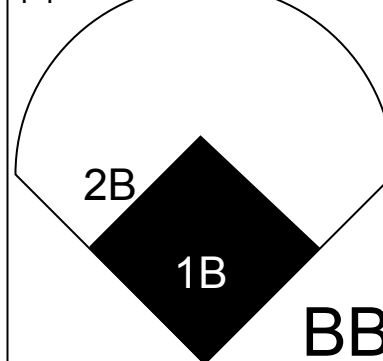
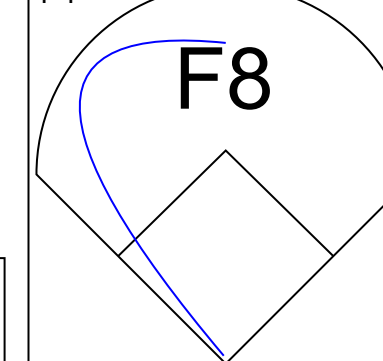
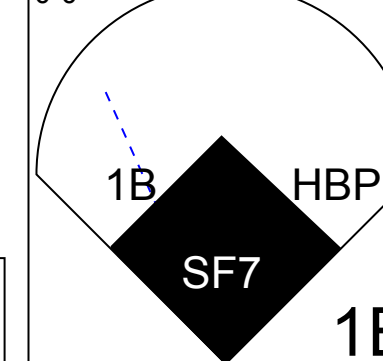
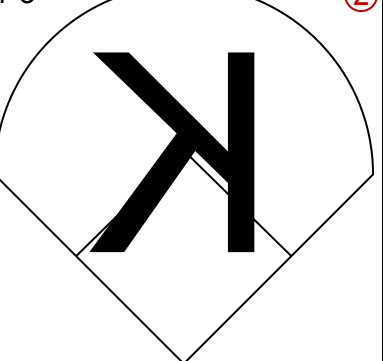
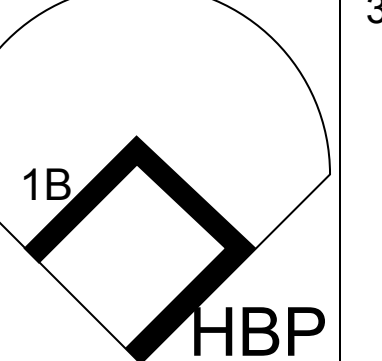
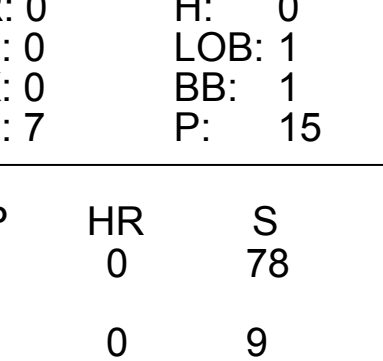
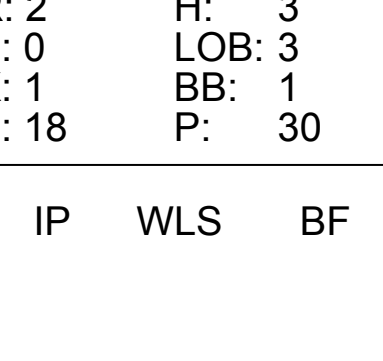
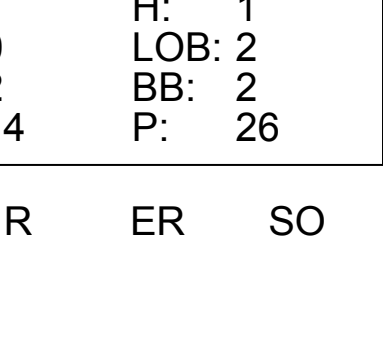
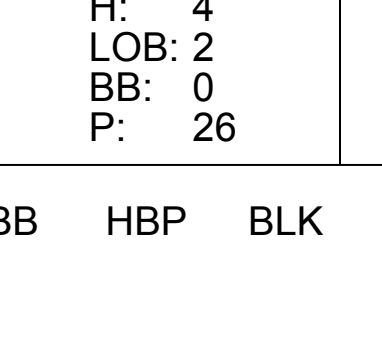
Batter	1	2	3	4	5	6	7	8	9	AB	R	H	RBI	BB	SO	LOB	TOP																			
Brian Turang, R (1, 7) OBP: 0.374, SLG: 0.425	F9		G3-1			SH3 SF7 2B		F8		5	1	1	0	0	1	2	Seattle Mariners @ Milwaukee Brewers Milwaukee County Stadium, Milwaukee, WI Fri Sep 10 1993, 8:05 PM EDT Att: 19,807 - Unknown - 59 F																			
Bret Boone, R (1, 4) OBP: 0.302, SLG: 0.465	K				SH3			K		4	1	2	2	0	2	1																				
Ken Griffey Jr., L (1, 8) OBP: 0.407, SLG: 0.625	F8				F8	SF7				3	0	0	1	1	1	0																				
Jay Buhner, R (1, 9) OBP: 0.383, SLG: 0.486 Dann Howitt, L (9, 9) OBP: 0.246, SLG: 0.364					F9	G5-4-3				4	1	2	0	1	0	1																				
Mike Blowers, R (1, 5) OBP: 0.368, SLG: 0.513					HR					0	0	0	0	0	0	0																				
Greg Litton, R (1, 3) OBP: 0.346, SLG: 0.448					HR					4	2	3	2	1	1	1																				
Marc Newfield, R (1, 10) Rich Amaral, R (6, PH) OBP: 0.343, SLG: 0.348					HR					5	2	2	0	0	1	4																				
Dave Valle, R (1, 2) OBP: 0.353, SLG: 0.392					HR					2	0	1	1	0	0	2																				
Omar Vizquel, S (1, 6) OBP: 0.323, SLG: 0.302										1	1	0	0	0	1																					
Inning Stats	R: 0 E: 0 K: 1 S: 8	H: 0 LOB: 0 BB: 0 P: 15	R: 0 E: 0 K: 0 S: 14	H: 1 LOB: 2 BB: 1 P: 23	R: 0 E: 0 K: 1 S: 9	H: 1 LOB: 1 BB: 0 P: 14	R: 3 E: 0 K: 1 S: 13	H: 4 LOB: 1 BB: 0 P: 21	R: 1 E: 0 K: 0 S: 11	H: 1 LOB: 0 BB: 0 P: 14	R: 6 E: 1 K: 1 S: 16	H: 5 LOB: 0 BB: 1 P: 29	R: 0 E: 0 K: 0 S: 7	H: 1 LOB: 0 BB: 0 P: 14	R: 0 E: 1 K: 1 S: 8	H: 0 LOB: 1 BB: 0 P: 14		R: 0 E: 0 K: 3 S: 10	H: 0 LOB: 1 BB: 1 P: 16	1B: 5 2B: 5 3B: 1 HR: 2	SF: 1 SAC: 2 DP: 2 HBP: 0	WP: 0 PB: 0 SB: 0 CS: 0	PA: 42													
PITCHER	IP	WLS	BF	H	R	ER	SO	BB	IBB	HBP	BLK	WP	HR	S	P	ERA	WHIP	PITCHER		IP	WLS	BF	H	R	ER	SO	BB	IBB	HBP	BLK	WP	HR	S	P	ERA	WHIP
Teddy Higuera, L (1, 1) ERA: 5.68	5.0	L	22	7	4	4	3	1	0	0	0	0	1	55	87	7.20	1.600	Mike Ignasiak, R (9, 1) ERA: 4.84		1.0		4	0	0	0	3	1	0	0	0	0	0	10	16	0.00	1.000
Doug Henry, R (6, 1) ERA: 5.5	0.0		4	3	4	3	0	0	0	0	0	0	0	6	10	∞	∞																			
Matt Maysey, R (6, 1) ERA: 3.15	1.0		5	2	2	2	1	1	0	0	0	0	1	10	19	18.00	3.000																			
Carlos Maldonado, R (7, 1) ERA: 5.04	1.0		3	1	0	0	0	0	0	0	0	0	0	7	14	0.00	1.000																			
Graeme Lloyd, L (8, 1) ERA: 2.47	1.0		4	0	0	0	1	0	0	0	0	0	0	8	14	0.00	0.000																			

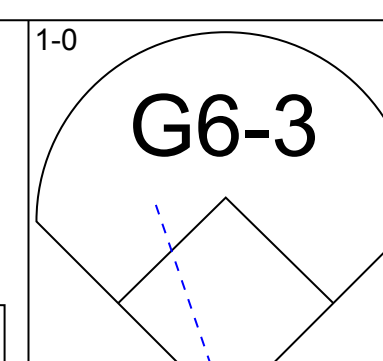
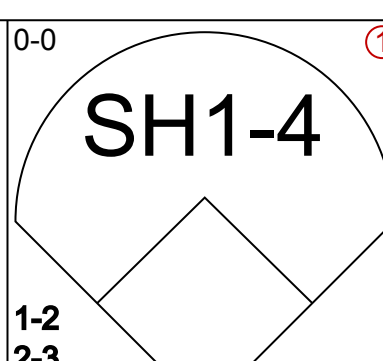
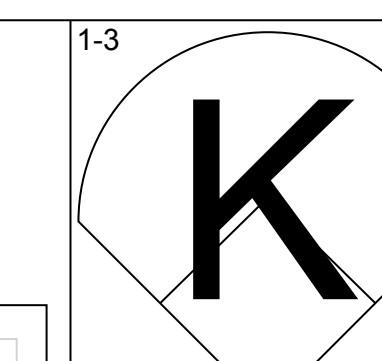
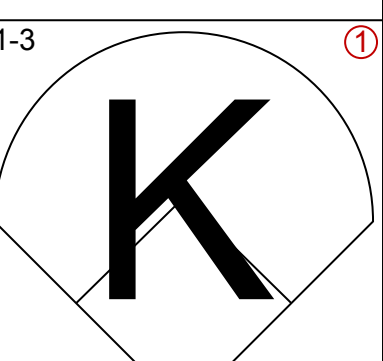
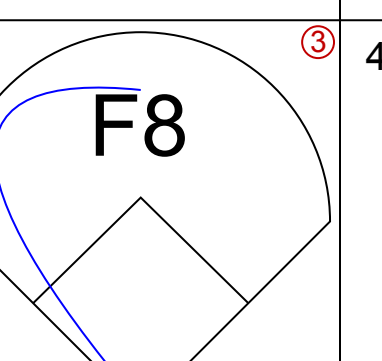
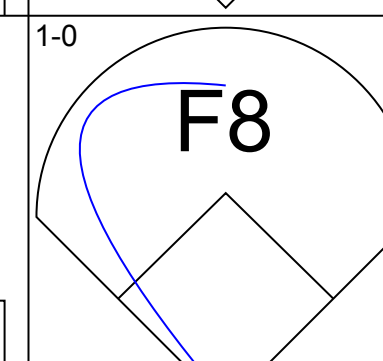
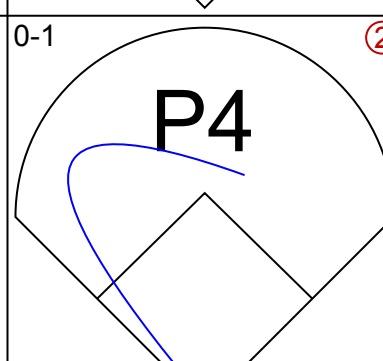
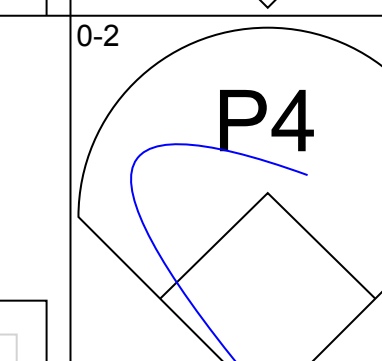
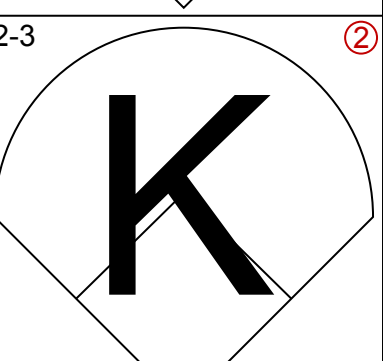
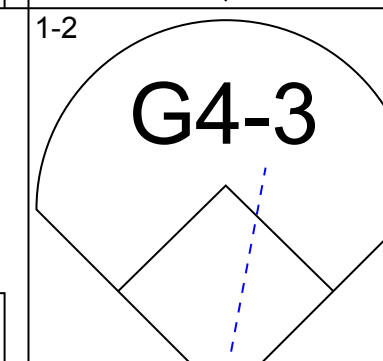
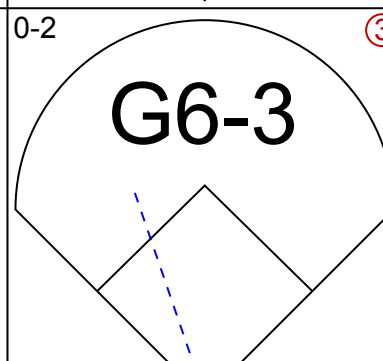
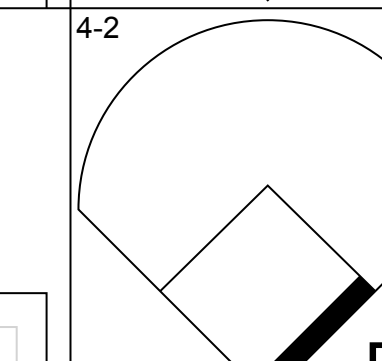
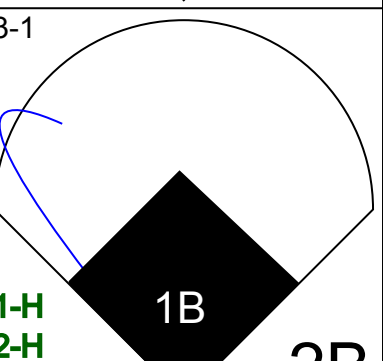
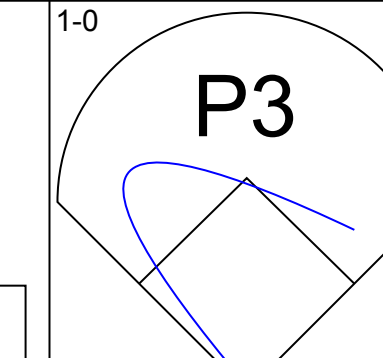
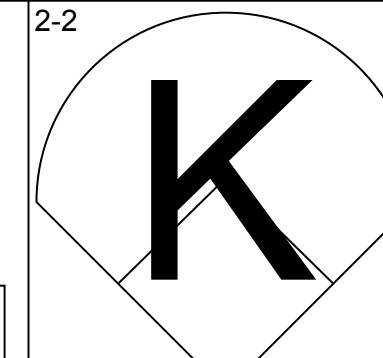
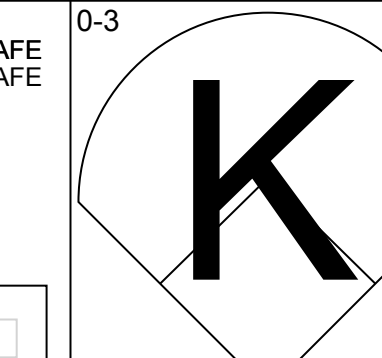
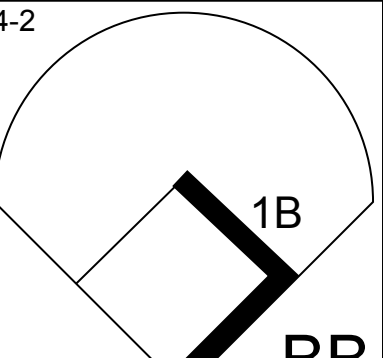
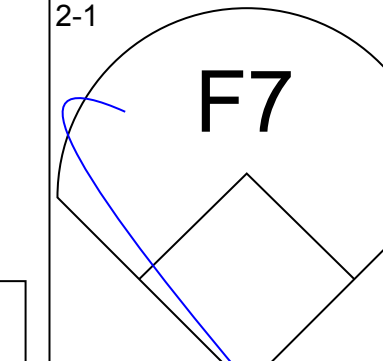
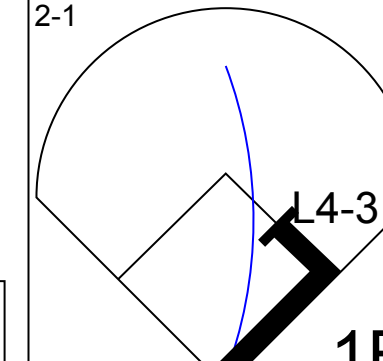
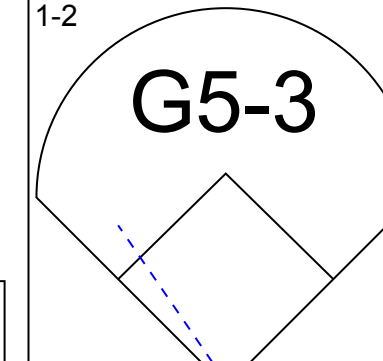
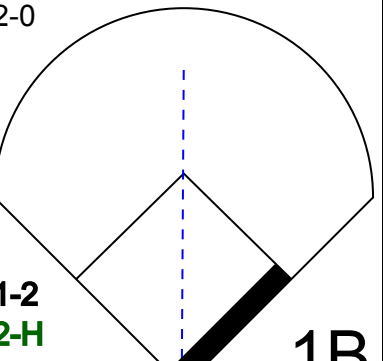
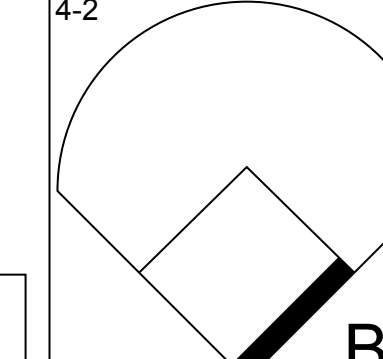
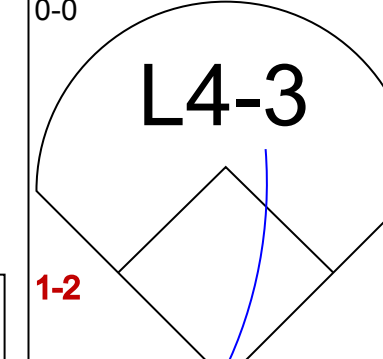
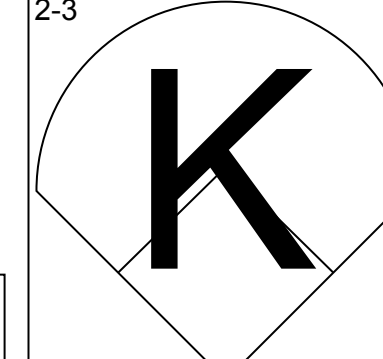
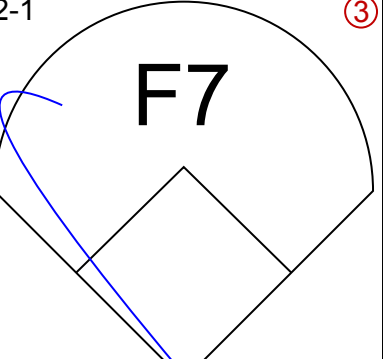
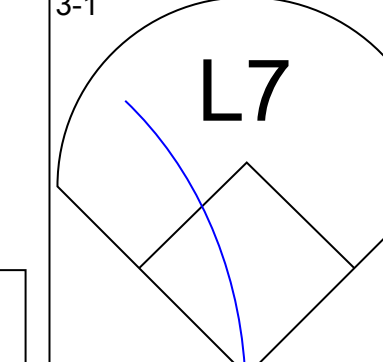
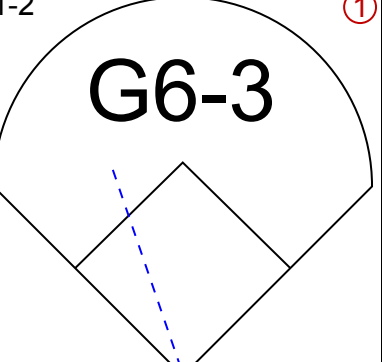
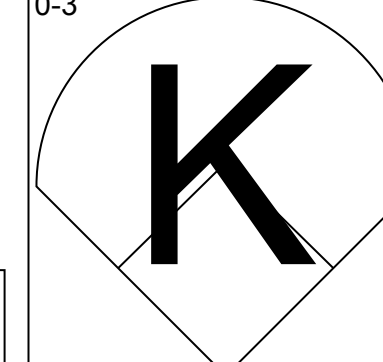
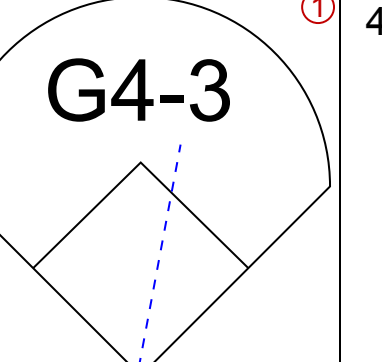
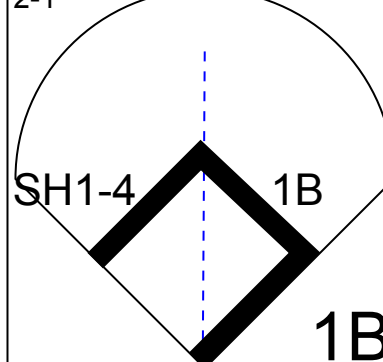
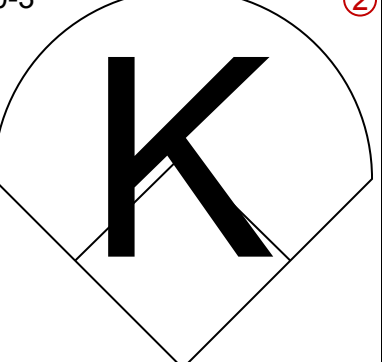
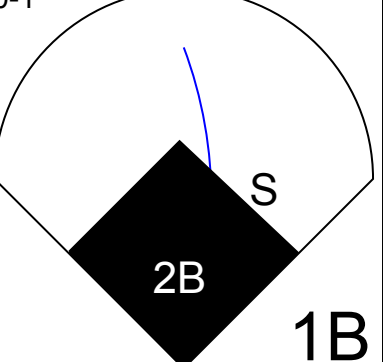
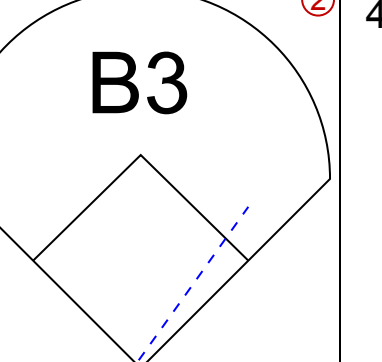
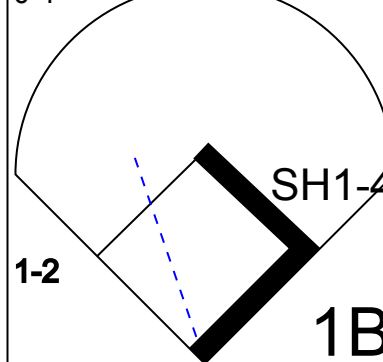
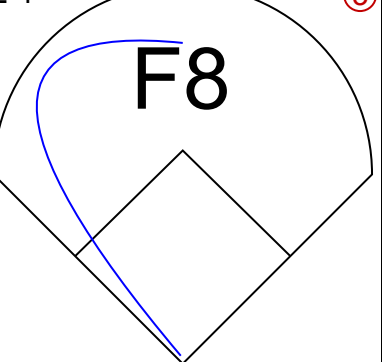
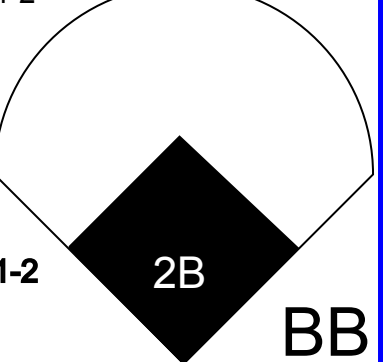
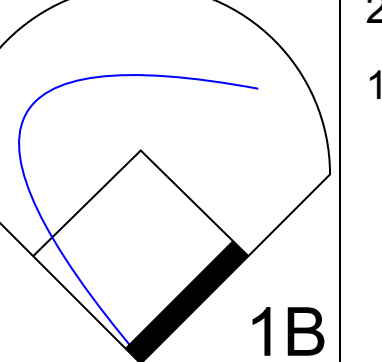
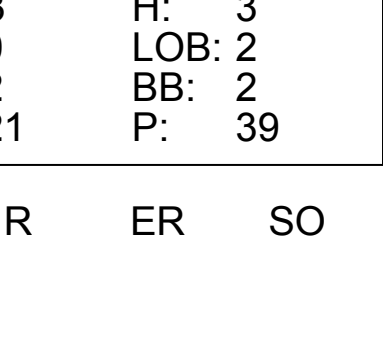
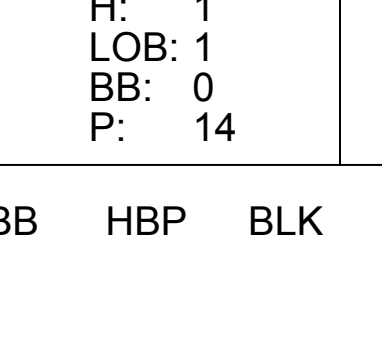
AB	36
R	10
H	13
RBI	10
BB	3
SO	8
LOB	16



Batter	1	2	3	4	5	6	7	8	9	AB	R	H	RBI	BB	SO	LOB	BOTTOM																			
Darryl Hamilton, L (1, 7) OBP: 0.373, SLG: 0.421	S 1B		G3							4	1	2	1	1	0	1	Seattle Mariners @ Milwaukee Brewers Milwaukee County Stadium, Milwaukee, WI Fri Sep 10 1993, 8:05 PM EDT Att: 19,807 - Unknown - 59 F																			
Robin Yount, R (1, 8) OBP: 0.313, SLG: 0.361 Troy O'Leary, L (8, 7) OBP: 0.412, SLG: 0.333	F7									4	0	0	0	0	2	6																				
B.J. Surhoff, L (1, 5) OBP: 0.311, SLG: 0.363										4	0	1	1	0	0	1																				
Kevin Reimer, L (1, 10) OBP: 0.300, SLG: 0.398										2	1	1	0	0	1	1																				
John Jaha, R (1, 3) OBP: 0.330, SLG: 0.407										3	0	1	0	1	1	2																				
Dave Nilsson, L (1, 2) OBP: 0.317, SLG: 0.346 Dickie Thon, R (8, PH) OBP: 0.325, SLG: 0.332 Tom Lampkin, L (9, 2) OBP: 0.293, SLG: 0.352										3	0	1	1	0	0	1																				
Pat Listach, S (1, 6) OBP: 0.315, SLG: 0.314										4	1	1	0	0	2	3																				
Matt Mieske, R (1, 9) OBP: 0.257, SLG: 0.394 Alex Diaz, S (5, PR) OBP: 0.212, SLG: 0.242										2	0	1	0	0	0	0																				
Juan Bell, R (1, 4) OBP: 0.310, SLG: 0.336 Kevin Seitzer, R (9, PH) OBP: 0.338, SLG: 0.385										3	0	0	0	0	2	3																				
Inning Stats	R: 1 E: 0 K: 1 S: 13	H: 2 LOB: 0 BB: 0 P: 20	R: 0 E: 0 K: 0 S: 5	H: 0 LOB: 1 BB: 1 P: 11	R: 0 E: 1 K: 1 S: 15	H: 0 LOB: 0 BB: 0 P: 20	R: 0 E: 0 K: 0 S: 9	H: 1 LOB: 0 BB: 0 P: 12	R: 1 E: 0 K: 1 S: 13	H: 3 LOB: 3 BB: 0 P: 18	R: 1 E: 0 K: 0 S: 16	H: 2 LOB: 2 BB: 0 P: 27	R: 0 E: 0 K: 2 S: 10	H: 0 LOB: 1 BB: 1 P: 17	R: 0 E: 0 K: 2 S: 10	H: 0 LOB: 1 BB: 0 P: 17		R: 0 E: 0 K: 2 S: 9	H: 0 LOB: 0 BB: 0 P: 12	1B: 7 2B: 2 3B: 0 HR: 0	SF: 0 SAC: 0 DP: 2 HBP: 2	WP: 0 PB: 0 SB: 1 CS: 1	PA: 38													
PITCHER	IP	WLS	BF	H	R	ER	SO	BB	IBB	HBP	BLK	WP	HR	S	P	ERA	WHIP	PITCHER		IP	WLS	BF	H	R	ER	SO	BB	IBB	HBP	BLK	WP	HR	S	P	ERA	WHIP
Tim Leary, R (1, 1) ERA: 5.23	7.0	W	30	8	3	3	6	2	0	1	0	0	0	81	125	3.86	1.429																			
Kevin King, L (8, 1) ERA: 4.76	1.0		4	0	0	0	2	0	0	1	0	0	0	10	17	0.00	0.000																			
Steve Ontiveros, R (9, 1) ERA: 0.77	1.0		3	0	0	0	2	0	0	0	0	0	0	9	12	0.00	0.000																			



Batter	1	2	3	4	5	6	7	8	9	AB	R	H	RBI	BB	SO	LOB	TOP			
Brian Turang, R OBP: 0.392, SLG: 0.440 (1, 7)										4	1	2	2	1	1	0	Seattle Mariners @ Milwaukee Brewers Milwaukee County Stadium, Milwaukee, WI Sat Sep 11 1993, 4:33 AM EDT Att: 19,782 - Cloudy - 69 F			
Bret Boone, R OBP: 0.313, SLG: 0.471 (1, 4)										6	0	4	2	0	0	2				
Ken Griffey Jr., L OBP: 0.404, SLG: 0.620 (1, 8)										4	0	0	1	0	0	5				
Jay Buhner, R OBP: 0.387, SLG: 0.492 (1, 9)										5	1	4	1	0	0	2				
Dave Magadan, L OBP: 0.387, SLG: 0.361 (1, 3)										3	0	0	0	1	0	5				
Mike Blowers, R OBP: 0.363, SLG: 0.505 (1, 5)										5	0	0	0	0	2	5				
Mackey Sasser, L OBP: 0.276, SLG: 0.333 (1, 10)										4	0	0	0	0	1	1				
Greg Litton, R OBP: 0.350, SLG: 0.451 (9, PH)										3	2	1	0	2	1	0				
Dave Valle, R OBP: 0.356, SLG: 0.392 (1, 2)										3	2	1	0	1	1	2				
Omar Vizquel, S OBP: 0.325, SLG: 0.303 (1, 6)										3	2	1	0	1	1	2				
Inning Stats	R: 0 E: 0 K: 1 S: 12	H: 2 LOB: 2 BB: 0 P: 18	R: 0 E: 0 K: 1 S: 6	H: 0 LOB: 0 BB: 0 P: 8	R: 1 E: 0 K: 0 S: 12	H: 2 LOB: 2 BB: 1 P: 23	R: 0 E: 0 K: 0 S: 7	H: 0 LOB: 1 BB: 1 P: 15	R: 0 E: 0 K: 1 S: 5	H: 1 LOB: 1 BB: 0 P: 12	R: 2 E: 0 K: 1 S: 18	H: 3 LOB: 3 BB: 1 P: 30	R: 1 E: 0 K: 2 S: 14	H: 1 LOB: 2 BB: 0 P: 26	R: 3 E: 0 K: 0 S: 16	H: 4 LOB: 2 BB: 0 P: 26	1B: 11 2B: 2 3B: 0 HR: 0	SF: 1 SAC: 1 DP: 0 HBP: 2	WP: 0 PB: 0 SB: 0 CS: 0	PA: 47
PITCHER	IP	WLS	BF	H	R	ER	SO	BB	IBB	HBP	BLK	WP	HR	S	P	ERA	WHIP			
21 Cal Eldred, R ERA: 4.08 (1, 1)	7.2	L	37	8	4	4	6	5	0	1	0	0	0	78	130	4.70	1.696			
Mike Fetters, R ERA: 3.39 (8, 1)	1.0		5	2	1	1	0	0	0	0	0	0	0	9	16	9.00	2.000			
Graeme Lloyd, L ERA: 2.76 (9, 1)	0.0		4	3	2	2	0	0	0	1	0	0	0	9	15	∞	∞			
Matt Maysey, R ERA: 3.12 (9, 1)	0.1		1	0	0	0	0	0	0	0	0	0	0	3	3	0.00	0.000			

Batter	1	2	3	4	5	6	7	8	9	AB	R	H	RBI	BB	SO	LOB	BOTTOM			
Darryl Hamilton, L OBP: 0.370, SLG: 0.418 (1, 7)										4	0	0	0	0	2	3	Seattle Mariners @ Milwaukee Brewers Milwaukee County Stadium, Milwaukee, WI Sat Sep 11 1993, 4:33 AM EDT Att: 19,782 - Cloudy - 69 F			
Pat Listach, S OBP: 0.312, SLG: 0.310 (1, 6)										4	0	0	0	0	1	4				
Kevin Seitzer, R OBP: 0.340, SLG: 0.387 (1, 5)										3	1	1	2	1	0	2				
John Jaha, R OBP: 0.329, SLG: 0.404 (1, 3)										3	0	0	0	1	2	1				
Dickie Thon, R OBP: 0.327, SLG: 0.335 (1, 10)										4	0	2	1	0	0	0				
Robin Yount, R OBP: 0.312, SLG: 0.359 (1, 8)										3	0	0	0	1	1	3				
Tom Lampkin, L OBP: 0.287, SLG: 0.342 (1, 2)										4	0	0	0	0	1	1				
Alex Diaz, S OBP: 0.243, SLG: 0.270 (1, 9)										4	1	2	0	0	1	0				
Juan Bell, R OBP: 0.314, SLG: 0.337 (1, 4)										2	1	1	0	1	0	0				
B.J. Surhoff, L OBP: 0.312, SLG: 0.364 (9, PH)										1	0	1	0	0	0	0				
Inning Stats	R: 0 E: 0 K: 0 S: 5	H: 0 LOB: 0 BB: 0 P: 8	R: 0 E: 0 K: 0 S: 8	H: 0 LOB: 1 BB: 1 P: 18	R: 0 E: 0 K: 0 S: 11	H: 2 LOB: 2 BB: 0 P: 13	R: 0 E: 0 K: 1 S: 7	H: 1 LOB: 0 BB: 0 P: 11	R: 0 E: 0 K: 2 S: 12	H: 0 LOB: 1 BB: 1 P: 17	R: 0 E: 0 K: 2 S: 9	H: 0 LOB: 0 BB: 0 P: 12	R: 3 E: 0 K: 2 S: 21	H: 3 LOB: 2 BB: 2 P: 39	R: 0 E: 0 K: 0 S: 10	H: 1 LOB: 1 BB: 0 P: 14	1B: 6 2B: 2 3B: 0 HR: 0	SF: 0 SAC: 1 DP: 1 HBP: 0	WP: 0 PB: 0 SB: 1 CS: 0	PA: 37
PITCHER	IP	WLS	BF	H	R	ER	SO	BB	IBB	HBP	BLK	WP	HR	S	P	ERA	WHIP			
Randy Johnson, L ERA: 3.56 (1, 1)	7.2	W	32	6	3	3	8	4	0	0	0	0	0	79	125	3.52	1.304			
Brad Holman, R ERA: 4.15 (8, 1)	1.1	S	5	1	0	0	0	0	0	0	0	0	0	12	18	0.00	0.750			

Batter	1	2	3	4	5	6	7	8	9	10	AB	R	H	RBI	BB	SO	LOB	TOP						
Rich Amaral, R OBP: 0.344, SLG: 0.349 (1, 6)											5	0	2	1	0	2	1	Seattle Mariners @ Milwaukee Brewers Milwaukee County Stadium, Milwaukee, WI Sun Sep 12 1993, 4:33 AM EDT Att: 20,381 - Cloudy - 75 F						
Brian Turang, R OBP: 0.373, SLG: 0.416 (1, 7)											5	0	0	0	0	0	4							
Ken Griffey Jr., L OBP: 0.402, SLG: 0.615 (1, 8)											4	0	0	0	1	1	1							
Jay Buhner, R OBP: 0.385, SLG: 0.488 (1, 9)											4	0	0	1	1	0	2							
Mike Blowers, R OBP: 0.353, SLG: 0.502 (1, 5)											4	2	1	0	1	0	3							
Bret Boone, R OBP: 0.315, SLG: 0.472 (1, 4)											4	1	1	1	1	1	2							
Dave Magadan, L OBP: 0.387, SLG: 0.361 Marc Newfield, R OBP: 0.262, SLG: 0.328 Omar Vizquel, S OBP: 0.325, SLG: 0.302 (8, PH)											3	0	1	0	0	0	1							
Dave Valle, R OBP: 0.357, SLG: 0.397 (1, 2)											5	1	2	0	0	2	4							
Greg Litton, R OBP: 0.354, SLG: 0.453 (1, 10)											4	1	2	0	0	1	1							
Inning Stats	R: 0 E: 0 K: 1 S: 7	H: 1 LOB: 0 BB: 0 P: 10	R: 0 E: 0 K: 1 S: 9	H: 2 LOB: 2 BB: 0 P: 13	R: 0 E: 0 K: 1 S: 9	H: 1 LOB: 1 BB: 0 P: 12	R: 0 E: 1 K: 0 S: 8	H: 0 LOB: 1 BB: 0 P: 11	R: 2 E: 0 K: 1 S: 18	H: 3 LOB: 2 BB: 1 P: 33	R: 0 E: 0 K: 1 S: 9	H: 1 LOB: 1 BB: 0 P: 13	R: 0 E: 0 K: 1 S: 10	H: 0 LOB: 0 BB: 0 P: 12	R: 2 E: 1 K: 2 S: 12	H: 1 LOB: 0 BB: 1 P: 24	R: 0 E: 0 K: 1 S: 10		H: 0 LOB: 0 BB: 0 P: 13	R: 1 E: 2 K: 1 S: 13	H: 0 LOB: 2 BB: 2 P: 25	1B: 6 2B: 3 3B: 0 HR: 0	SF: 0 SAC: 0 DP: 1 HBP: 0	WP: 1 PB: 0 SB: 0 CS: 0
PITCHER	IP WLS BF H R ER SO	IP WLS BF H R ER SO	IP WLS BF H R ER SO	IP WLS BF H R ER SO	IP WLS BF H R ER SO	IP WLS BF H R ER SO	IP WLS BF H R ER SO	IP WLS BF H R ER SO	IP WLS BF H R ER SO	IP WLS BF H R ER SO	IP WLS BF H R ER SO	IP WLS BF H R ER SO	IP WLS BF H R ER SO	IP WLS BF H R ER SO	IP WLS BF H R ER SO	IP WLS BF H R ER SO	IP WLS BF H R ER SO	IP WLS BF H R ER SO	IP WLS BF H R ER SO	IP WLS BF H R ER SO	ERA WHIP	ERA WHIP	ERA WHIP	
Angel Miranda, L ERA: 3.14 (1, 1)	7.1	33	9	4	3	4	2	0	0	0	0	0	0	0	0	0	0	0	0	0	3.68	1.500		
Jesse Orosco, L ERA: 2.94 (8, 1)	2.1	10	0	1	0	3	1	1	0	0	1	0	26	45	0.00	0.429								
Mike Ignasiak, R ERA: 4.76 (10, 1)	0.1	1	0	0	0	1	0	0	0	0	0	0	3	4	0.00	0.000								

Batter	1	2	3	4	5	6	7	8	9	10	AB	R	H	RBI	BB	SO	LOB	BOTTOM						
Darryl Hamilton, L OBP: 0.371, SLG: 0.418 (1, 7)											4	1	2	0	0	0	1	Seattle Mariners @ Milwaukee Brewers Milwaukee County Stadium, Milwaukee, WI Sun Sep 12 1993, 4:33 AM EDT Att: 20,381 - Cloudy - 75 F						
Kevin Seltzer, R OBP: 0.338, SLG: 0.385 (1, 5)											5	0	1	0	0	1	2							
B.J. Surhoff, L OBP: 0.313, SLG: 0.367 (1, 3)											5	0	2	0	0	1	2							
Greg Vaughn, R OBP: 0.375, SLG: 0.494 (1, 10)											4	0	1	0	1	2	3							
Robin Yount, R OBP: 0.313, SLG: 0.362 (1, 8)											4	2	2	1	0	1	3							
Pat Listach, S OBP: 0.318, SLG: 0.316 (1, 6)											3	1	2	1	1	0	0							
Dave Nilsson, L OBP: 0.317, SLG: 0.346 Dickie Thon, R OBP: 0.326, SLG: 0.333 Tom Lampkin, L OBP: 0.285, SLG: 0.340 (8, 2)											3	0	1	2	0	0	2							
Alex Diaz, S OBP: 0.244, SLG: 0.268 John Jaha, R OBP: 0.329, SLG: 0.404 (10, PH)											1	0	0	0	0	0	0							
Juan Bell, R OBP: 0.314, SLG: 0.337 Kevin Reimer, L OBP: 0.301, SLG: 0.398 Bill Spiers, L OBP: 0.302, SLG: 0.313 (9, 4)											3	0	1	0	0	1	2							
Inning Stats	R: 0 E: 0 K: 1 S: 14	H: 1 LOB: 2 BB: 1 P: 26	R: 0 E: 0 K: 0 S: 6	H: 0 LOB: 0 BB: 1 P: 12	R: 0 E: 0 K: 0 S: 8	H: 1 LOB: 1 BB: 0 P: 12	R: 1 E: 0 K: 1 S: 10	H: 2 LOB: 1 BB: 0 P: 16	R: 0 E: 0 K: 1 S: 7	H: 1 LOB: 1 BB: 0 P: 9	R: 2 E: 0 K: 1 S: 16	H: 4 LOB: 1 BB: 0 P: 21	R: 1 E: 0 K: 1 S: 15	H: 3 LOB: 3 BB: 0 P: 19	R: 0 E: 0 K: 0 S: 6	H: 0 LOB: 1 BB: 1 P: 13	R: 0 E: 0 K: 2 S: 9		H: 1 LOB: 1 BB: 0 P: 13	R: 0 E: 0 K: 0 S: 8	H: 0 LOB: 0 BB: 0 P: 8	1B: 10 2B: 3 3B: 0 HR: 0	SF: 1 SAC: 1 DP: 3 HBP: 1	WP: 1 PB: 0 SB: 0 CS: 0
PITCHER	IP WLS BF H R ER SO	IP WLS BF H R ER SO	IP WLS BF H R ER SO	IP WLS BF H R ER SO	IP WLS BF H R ER SO	IP WLS BF H R ER SO	IP WLS BF H R ER SO	IP WLS BF H R ER SO	IP WLS BF H R ER SO	IP WLS BF H R ER SO	IP WLS BF H R ER SO	IP WLS BF H R ER SO	IP WLS BF H R ER SO	IP WLS BF H R ER SO	IP WLS BF H R ER SO	IP WLS BF H R ER SO	IP WLS BF H R ER SO	IP WLS BF H R ER SO	IP WLS BF H R ER SO	IP WLS BF H R ER SO	ERA WHIP	ERA WHIP	ERA WHIP	
Dave Fleming, L ERA: 4.24 (1, 1)	6.0	30	12	4	4	3	2	0	0	0	0	0	0	0	0	0	0							
Jeff Nelson, R ERA: 4.3 (7, 1)	0.2	3	0	0	0	1	0	0	0	0	0	0	7	11	0.00	0.000								
Erik Platenberg, L ERA: 7.56 (7, 1)	0.1	1	0	0	0	0	0	0	0	0	0	0	1	1	0.00	0.000								
Ted Power, R ERA: 4.95 (8, 1)	3.0	10	1	0	0	2	1	0	0	0	0	0	23	34	0.00	0.667								

AB	40
R	5
H	9
RBI	3
BB	4
SO	8
LOB	21

AB	38
R	4
H	13
RBI	4
BB	3
SO	6
LOB	20



Batter	1	2	3	4	5	6	7	8	9	AB	R	H	RBI	BB	SO	LOB	TOP										
Wade Boggs, L (1, 5) OBP: 0.386, SLG: 0.372	G6-3		FC3-2 1B 1B 1-2 2-H	BB BB BB 1-2 2-H		E6			B X 1-0 1B	4	1	2	2	1	0	0	New York Yankees @ Milwaukee Brewers Milwaukee County Stadium, Milwaukee, WI Mon Sep 13 1993, 8:05 PM EDT Att: 11,125 - Unknown - 74 F livebaseballscorecards.com										
Dion James, L (1, 7) OBP: 0.386, SLG: 0.465	G3		FC3-2 1B	BB BB BB 0-0		K			B SAFE 0-1 1B	4	0	0	0	0	1	6											
Pat Kelly, R (9, PH) OBP: 0.316, SLG: 0.385			FC3-2 1B	BB BB BB 1-3 2-H					B SAFE 0-1 1B	1	0	0	0	0	0	1											
Gerald Williams, R (9, 7) OBP: 0.204, SLG: 0.333			FC3-2 1B	BB BB BB 1-3 2-H					B SAFE 0-1 1B	0	0	0	0	0	0	0											
Don Mattingly, L (1, 3) OBP: 0.364, SLG: 0.452	K		K	BB BB BB 0-0					B SAFE 2-0 1B	5	0	0	0	0	2	6											
Danny Tartabull, R (1, 10) OBP: 0.355, SLG: 0.510		L8		BB BB BB 1-3		K			B SAFE 0-1 1B	5	0	1	1	0	1	1											
Paul O'Neill, L (1, 9) OBP: 0.373, SLG: 0.504		F9	L9	BB BB BB 2-1		E WP 1B			B SAFE 0-1 1B	4	0	1	0	0	0	2											
Bernie Williams, S (1, 8) OBP: 0.342, SLG: 0.420				BB BB BB 0-3		K			B SAFE 0-3 1B	3	0	0	0	1	2	1											
Mike Stanley, R (1, 2) OBP: 0.392, SLG: 0.561		L9		BB BB BB 1-2		G6-3			B SAFE 2-2 1B	4	1	2	0	0	0	2											
Mike Gallego, R (1, 4) OBP: 0.378, SLG: 0.431				BB BB BB 0-0		K			B SAFE 2-2 1B	4	1	2	0	0	0	1											
Randy Velarde, R (1, 6) OBP: 0.372, SLG: 0.486				BB BB BB 1-2		P3			B SAFE 3-1 1B	3	0	3	0	1	0	0											
Inning Stats	R: 0 E: 0 K: 1 S: 8	H: 0 LOB: 0 BB: 0 P: 15	R: 0 E: 0 K: 0 S: 9	H: 0 LOB: 1 BB: 1 P: 16	R: 2 E: 0 K: 1 S: 21	H: 3 LOB: 2 BB: 1 P: 31	R: 1 E: 0 K: 1 S: 10	H: 3 LOB: 3 BB: 1 P: 17	R: 0 E: 1 K: 1 S: 8	H: 1 LOB: 1 BB: 0 P: 13	R: 0 E: 0 K: 0 S: 6	H: 0 LOB: 0 BB: 0 P: 10	R: 0 E: 0 K: 1 S: 9	H: 2 LOB: 2 BB: 0 P: 15	R: 0 E: 0 K: 0 S: 6	H: 1 LOB: 1 BB: 0 P: 9	1B: 10 2B: 1 3B: 0 HR: 0	SF: 0 SAC: 0 DP: 0 HBP: 0	WP: 2 PB: 0 SB: 0 CS: 0	PA: 40							
PITCHER	IP	WLS	BF	H	R	ER	SO	BB	IBB	HBP	BLK	WP	HR	S	P	ERA	WHIP										
Jaime Navarro, R (1, 1) ERA: 5.11	6.0	L	29	8	3	3	5	3	0	0	0	2	0	64	105	4.50	1.833										
Carlos Maldonado, R (7, 1) ERA: 4.73	2.0		8	3	0	0	1	0	0	0	0	0	0	16	27	0.00	1.500										
Graeme Lloyd, L (9, 1) ERA: 2.71	1.0		3	0	0	0	0	0	0	0	0	0	0	5	7	0.00	0.000										

Batter	1	2	3	4	5	6	7	8	9	AB	R	H	RBI	BB	SO	LOB	BOTTOM										
Darryl Hamilton, L (1, 7) OBP: 0.372, SLG: 0.419	F8 1B			K					B SAFE 3-2 1B	4	0	2	1	0	1	0	New York Yankees @ Milwaukee Brewers Milwaukee County Stadium, Milwaukee, WI Mon Sep 13 1993, 8:05 PM EDT Att: 11,125 - Unknown - 74 F livebaseballscorecards.com										
Kevin Seitzer, R (1, 5) OBP: 0.337, SLG: 0.386	F8 1-2			F7					B SAFE 3-1 1B	4	0	1	0	0	0	2											
Pat Listach, S (1, 6) OBP: 0.318, SLG: 0.316									B SAFE 2-0 1B	3	0	1	0	0	0	1											
Kevin Reimer, L (9, PH) OBP: 0.303, SLG: 0.398									B SAFE 2-0 1B	0	0	0	0	1	0	0											
Jose Valentin, S (8, PR) OBP: 0.333, SLG: 0.500									B SAFE 2-0 1B	0	0	0	0	0	0	0											
Greg Vaughn, R (1, 10) OBP: 0.373, SLG: 0.490		F8		K					B SAFE 2-3 1B	4	0	0	0	0	2	3											
Robin Yount, R (1, 8) OBP: 0.315, SLG: 0.362		L6							B SAFE 2-0 1B	3	0	1	0	1	0	0											
B.J. Surhoff, L (1, 9) OBP: 0.311, SLG: 0.364									B SAFE 3-2 1B	4	0	0	0	0	0	2											
John Jaha, R (1, 3) OBP: 0.330, SLG: 0.403									B SAFE 1-1 1B	3	0	1	0	1	0	0											
Alex Diaz, S (9, PR) OBP: 0.244, SLG: 0.268									B SAFE 1-2 1B	0	0	0	0	0	0	0											
Dave Nilsson, L (1, 2) OBP: 0.316, SLG: 0.341									B SAFE 2-0 1B	3	0	0	0	1	0	4											
Juan Bell, R (1, 4) OBP: 0.313, SLG: 0.339									B SAFE 2-3 1B	4	1	1	0	0	1	3											
Inning Stats	R: 0 E: 0 K: 0 S: 8	H: 1 LOB: 0 BB: 0 P: 15	R: 0 E: 0 K: 0 S: 5	H: 0 LOB: 0 BB: 0 P: 12	R: 0 E: 0 K: 0 S: 6	H: 0 LOB: 0 BB: 1 P: 12	R: 0 E: 0 K: 2 S: 11	H: 1 LOB: 1 BB: 0 P: 17	R: 0 E: 0 K: 0 S: 9	H: 0 LOB: 0 BB: 0 P: 15	R: 1 E: 0 K: 0 S: 9	H: 2 LOB: 1 BB: 0 P: 16	R: 0 E: 0 K: 1 S: 11	H: 0 LOB: 2 BB: 2 P: 20	R: 0 E: 0 K: 0 S: 8	H: 1 LOB: 2 BB: 1 P: 16	R: 0 E: 0 K: 1 S: 15	H: 2 LOB: 3 BB: 0 P: 22	1B: 5 2B: 2 3B: 0 HR: 0	SF: 0 SAC: 0 DP: 1 HBP: 0	WP: 0 PB: 0 SB: 1 CS: 0	PA: 36					
PITCHER	IP	WLS	BF	H	R	ER	SO	BB	IBB	HBP	BLK	WP	HR	S	P	ERA	WHIP										
Jimmy Key, L (1, 1) ERA: 2.94	6.0	W	21	4	1	1	2	1	0	0	0	0	0	48	87	1.50	0.833										
Steve Farr, R (7, 1) ERA: 3.4	1.2		8	1	0	0	1	2	0	0	0	0	0	18	31	0.00	1.800										
Paul Assenmacher, L (8, 1) ERA: 0.51	0.0		1	0	0	0	0	1	0	0	0	0	0	0	4	*	*										
Lee Smith, R (8, 1) ERA: 4.17	1.1	S	6	2	0	0	1	0	0	0	0	0	0	16	23	0.00	1.500										

Batter	1	2	3	4	5	6	7	8	9	AB	R	H	RBI	BB	SO	LOB	TOP					
Wade Boggs, L OBP: 0.386, SLG: 0.374	F7	G1-3	FC6-4				G3			6	0	2	1	0	0	3	New York Yankees @ Milwaukee Brewers Milwaukee County Stadium, Milwaukee, WI Tue Sep 14 1993, 8:05 PM EDT Att: 10,013 - Unknown - 53 F					
Dion James, L OBP: 0.389, SLG: 0.466 Gerald Williams, R OBP: 0.200, SLG: 0.327	HR		1B	G6-3	FC4-6			G6-3	G6-3	4	2	2	1	0	0	1						
Don Mattingly, L OBP: 0.363, SLG: 0.449	E6		1B	L9	P4			G6-4-3		5	2	1	0	0	0	3						
Danny Tartabull, R OBP: 0.359, SLG: 0.518	HR		1B	FC6				G5-3		3	2	2	4	2	0	0						
Paul O'Neill, L OBP: 0.373, SLG: 0.503	G3-1		FC5	FC6				1B	1B	5	2	1	0	0	0	2						
Bernie Williams, S OBP: 0.341, SLG: 0.418	G4-3		G4-3					1B	1B	5	1	1	0	0	0	4						
Mike Stanley, R OBP: 0.395, SLG: 0.559			1B	IBB				F8		3	1	1	0	2	0	3						
Mike Gallego, R OBP: 0.381, SLG: 0.432			1B					G6-3		4	1	2	2	1	0	1						
Randy Velarde, R OBP: 0.368, SLG: 0.480	G3-1		L8					F7	SF8	4	1	1	2	0	0	3						
Inning Stats	R: 3 E: 1 K: 0 S: 10	H: 1 LOB: 0 BB: 0 P: 14	R: 0 E: 0 K: 0 S: 12	H: 1 LOB: 1 BB: 0 P: 20	R: 4 E: 1 K: 0 S: 20	H: 4 LOB: 2 BB: 1 P: 35	R: 0 E: 0 K: 0 S: 7	H: 0 LOB: 1 BB: 1 P: 11	R: 3 E: 1 K: 0 S: 7	H: 2 LOB: 1 BB: 2 P: 20	R: 0 E: 0 K: 0 S: 4	H: 1 LOB: 1 BB: 1 P: 9	R: 0 E: 0 K: 0 S: 5	H: 0 LOB: 0 BB: 0 P: 8	R: 0 E: 0 K: 0 S: 6	H: 1 LOB: 0 BB: 0 P: 11		R: 2 E: 0 K: 0 S: 12	H: 4 LOB: 2 BB: 0 P: 17	1B: 12 2B: 1 3B: 0 HR: 1	SF: 1 SAC: 0 DP: 2 HBP: 1	WP: 1 PB: 0 CS: 0
PITCHER	IP	WLS	BF	H	R	ER	SO	BB	IBB	HBP	BLK	WP	HR	S	P	ERA	WHIP					
Ricky Bones, R ERA: 4.62	(1, 1)	4.1	L	26	6	9	7	0	3	1	1	0	1	1	51	92	14.54	2.077				
Rafael Nova, L ERA: 4.71	(5, 1)	1.2		8	3	1	0	0	1	0	0	0	0	0	9	17	0.00	2.400				
Carlos Maldonado, R ERA: 4.59	(7, 1)	1.0		3	0	0	0	0	0	0	0	0	0	5	8	0.00	0.000					
Mike Ignasiak, R ERA: 4.56	(8, 1)	1.0		3	1	0	0	0	0	0	0	0	0	6	11	0.00	1.000					
Doug Henry, R ERA: 5.81	(9, 1)	0.1		4	3	2	2	0	0	0	0	0	0	7	9	54.00	9.000					
PITCHER	IP	WLS	BF	H	R	ER	SO	BB	IBB	HBP	BLK	WP	HR	S	P	ERA	WHIP					
Matt Maysey, R ERA: 3.0	(9, 1)	0.2		3	1	0	0	0	0	0	0	0	0	5	8	0.00	1.500					

AB	40
R	12
H	14
RBI	11
BB	5
SO	0
LOB	22



Batter	1	2	3	4	5	6	7	8	9	AB	R	H	RBI	BB	SO	LOB	BOTTOM					
Darryl Hamilton, L OBP: 0.368, SLG: 0.415	F8	FC4-6			G1-3		G6-3		K2-3	5	0	0	0	0	1	1	New York Yankees @ Milwaukee Brewers Milwaukee County Stadium, Milwaukee, WI Tue Sep 14 1993, 8:05 PM EDT Att: 10,013 - Unknown - 53 F					
Kevin Seitzer, R OBP: 0.338, SLG: 0.395	HR		1B		P4		G4-3		G4-3	5	1	2	1	0	0	0						
B.J. Surhoff, L OBP: 0.312, SLG: 0.364	G3		1B		G4-3			G4-3		5	0	2	0	0	0	0						
Kevin Reimer, L OBP: 0.304, SLG: 0.395	G6-3		G4-6-3		G4-3			G5-3		3	2	0	0	2	0	3						
Robin Yount, R OBP: 0.317, SLG: 0.367 Alex Diaz, S OBP: 0.262, SLG: 0.286		HR		F8			G4-6-3	1B	G5-3	3	1	2	0	0	0	1						
Dave Nilsson, L OBP: 0.319, SLG: 0.360		HR			G4-3		G4-6-3		F7	4	1	2	2	0	0	4						
John Jaha, R OBP: 0.331, SLG: 0.404		K		K				1B		4	0	2	2	0	2	1						
Bill Spiers, L OBP: 0.301, SLG: 0.311		K		G4-3			P8			3	0	0	0	1	1	2						
Pat Listach, S OBP: 0.319, SLG: 0.317 Jose Valentin, S OBP: 0.286, SLG: 0.429 Dickie Thon, R OBP: 0.325, SLG: 0.332			FC4-6		G3			P6	G3	2	0	1	0	0	0	1						
										1	0	0	0	0	0	0						
										1	0	0	0	0	0	3						
Inning Stats	R: 1 E: 0 K: 0 S: 7	H: 1 LOB: 0 BB: 0 P: 13	R: 2 E: 0 K: 2 S: 14	H: 3 LOB: 1 BB: 0 P: 23	R: 0 E: 0 K: 0 S: 8	H: 2 LOB: 1 BB: 0 P: 15	R: 0 E: 0 K: 1 S: 9	H: 1 LOB: 0 BB: 0 P: 14	R: 0 E: 0 K: 0 S: 6	H: 0 LOB: 0 BB: 0 P: 8	R: 1 E: 0 K: 0 S: 9	H: 2 LOB: 1 BB: 1 P: 17	R: 0 E: 0 K: 0 S: 7	H: 0 LOB: 0 BB: 0 P: 11	R: 1 E: 0 K: 0 S: 19	H: 2 LOB: 3 BB: 2 P: 30	R: 0 E: 0 K: 1 S: 12	H: 1 LOB: 1 BB: 0 P: 17	1B: 8 2B: 2 3B: 0 HR: 2	SF: 0 SAC: 0 DP: 2 HBP: 0	WP: 0 PB: 0 CS: 0	PA: 40
PITCHER	IP	WLS	BF	H	R	ER	SO	BB	IBB	HBP	BLK	WP	HR	S	P	ERA	WHIP					
Bob Wickman, R ERA: 4.39	(1, 1)	2.0		11	5	3	3	2	0	0	0	0	0	0	0	0	13.50	2.500				
Paul Gibson, L ERA: 3.76	(3, 1)	5.0	W	18	4	1	1	1	1	0	0	0	0	36	60	1.80	1.000					
Paul Assenmacher, L ERA: 5.63	(8, 1)	0.2		6	2	1	1	0	2	0	0	0	0	16	27	13.50	6.000					
Bobby Munoz, R ERA: 5.35	(8, 1)	0.1		1	0	0	0	0	0	0	0	0	0	3	3	0.00	0.000					
Steve Howe, L ERA: 5.29	(9, 1)	1.0		4	1	0	0	1	0	0	0	0	0	12	17	0.00	1.000					

AB	37
R	5
H	12
RBI	5
BB	3
SO	4
LOB	16





Batter	1	2	3	4	5	6	7	8	9	AB	R	H	RBI	BB	SO	LOB	TOP										
Wade Boggs, L OBP: 0.384, SLG: 0.374 Spike Owen, S OBP: 0.295, SLG: 0.312	L8	K			F7	HR		K		5	1	1	1	0	2	1	New York Yankees @ Milwaukee Brewers Milwaukee County Stadium, Milwaukee, WI Wed Sep 15 1993, 4:33 AM EDT Att: 10,111 - Overcast - 51 F										
Jim Leyritz, R OBP: 0.422, SLG: 0.540	BB		P3					K		5	1	3	3	0	1	0											
Don Mattingly, L OBP: 0.374, SLG: 0.449 Kevin Maas, L OBP: 0.313, SLG: 0.400	BB		K		FC6-4			F7		3	0	1	0	1	1	0											
Danny Tartabull, R OBP: 0.356, SLG: 0.512	K		K		FC6-4			G6-3		5	0	0	0	0	3	5											
Mike Stanley, R OBP: 0.396, SLG: 0.557 Matt Nokes, L OBP: 0.293, SLG: 0.434					F8					3	1	1	0	1	1	0											
Bernie Williams, S OBP: 0.342, SLG: 0.417 Gerald Williams, R OBP: 0.196, SLG: 0.321	G3-1					1B				1	0	1	0	0	0	0											
Paul O'Neill, L OBP: 0.397, SLG: 0.502 Dion James, L OBP: 0.389, SLG: 0.466			K							3	1	1	0	1	2	1											
Mike Gallego, R OBP: 0.377, SLG: 0.427 Andy Stankiewicz, R	G6-3				FC6-4					4	1	0	1	0	0	4											
Randy Velarde, R OBP: 0.366, SLG: 0.481										0	0	0	0	0	0	0											
										4	0	1	0	0	1	2											
Inning Stats	R: 0 E: 0 K: 1 S: 15	H: 2 LOB: 3 BB: 1 P: 30	R: 0 E: 0 K: 2 S: 10	H: 1 LOB: 0 BB: 0 P: 15	R: 0 E: 0 K: 2 S: 11	H: 0 LOB: 0 BB: 0 P: 18	R: 0 E: 0 K: 1 S: 11	H: 0 LOB: 1 BB: 1 P: 17	R: 0 E: 0 K: 1 S: 10	H: 1 LOB: 2 BB: 1 P: 19	R: 5 E: 1 K: 1 S: 20	H: 5 LOB: 1 BB: 0 P: 32	R: 0 E: 0 K: 1 S: 9	H: 0 LOB: 1 BB: 1 P: 20	R: 0 E: 0 K: 0 S: 8	H: 1 LOB: 1 BB: 0 P: 14	1B: 6 2B: 3 3B: 0 HR: 1	SF: 0 SAC: 0 DP: 0 HBP: 0	WP: 0 PB: 0 SB: 0 CS: 0	PA: 42							
PITCHER	IP	WLS	BF	H	R	ER	SO	BB	IBB	HBP	BLK	WP	HR	S	P	ERA	WHIP										
Teddy Higuera, L ERA: 7.54	5.0	W	22	4	0	0	7	3	0	0	0	0	0	57	99	0.00	1.400										
Matt Maysey, R ERA: 5.3	0.2		8	5	5	5	0	0	0	0	0	0	1	17	27	67.50	7.500										
Mike Ignasiak, R ERA: 4.32	1.1		5	0	0	0	2	1	0	0	0	0	0	12	25	0.00	0.750										
Mike Fetters, R ERA: 3.34	1.0		3	0	0	0	2	0	0	0	0	0	0	8	14	0.00	0.000										
Jesse Orosco, L ERA: 2.89	1.0		4	1	0	0	0	0	0	0	0	0	0	8	14	0.00	1.000										

Batter	1	2	3	4	5	6	7	8	9	AB	R	H	RBI	BB	SO	LOB	BOTTOM										
Darryl Hamilton, L OBP: 0.369, SLG: 0.413 Troy O'Leary, L OBP: 0.389, SLG: 0.313	F8	2B	G4-3		F7	S	G3			4	1	1	1	1	0	0	New York Yankees @ Milwaukee Brewers Milwaukee County Stadium, Milwaukee, WI Wed Sep 15 1993, 4:33 AM EDT Att: 10,111 - Overcast - 51 F										
Kevin Seitzer, R OBP: 0.340, SLG: 0.395	K	F9		L4	2B	1B		G4-6-3		5	1	2	0	1	1	1											
B.J. Surhoff, L OBP: 0.316, SLG: 0.375	BB	2B		FC5-4	BB	BB		G4-6-3		5	3	4	2	0	0	1											
Greg Vaughn, R OBP: 0.376, SLG: 0.488	BB	BB		P4	BB	BB		F8		2	2	0	0	4	0	3											
Robin Yount, R OBP: 0.322, SLG: 0.371 Tom Lampkin, L OBP: 0.289, SLG: 0.340	BB	BB		FC5-4	BB	BB		BB		3	1	2	3	2	0	1											
Dave Nilsson, L OBP: 0.331, SLG: 0.369 Alex Diaz, S OBP: 0.279, SLG: 0.302	BB	BB		BB	BB	BB		BB		2	2	2	2	3	0	0											
Matt Mieske, R OBP: 0.332, SLG: 0.382 John Jaha, R OBP: 0.332, SLG: 0.403	FC5-4	F9						BB		1	0	0	0	0	0	3											
Juan Bell, R OBP: 0.316, SLG: 0.338		SH1-3						BB		4	1	1	3	1	1	6											
Jose Valentin, S OBP: 0.364, SLG: 0.909	SH1-3							BB		4	2	2	3	0	1	2											
										1	0	0	0	0	0	3											
Inning Stats	R: 1 E: 0 K: 1 S: 13	H: 1 LOB: 3 BB: 3 P: 28	R: 4 E: 0 K: 0 S: 21	H: 4 LOB: 2 BB: 2 P: 35	R: 0 E: 0 K: 2 S: 11	H: 0 LOB: 0 BB: 0 P: 14	R: 0 E: 0 K: 0 S: 8	H: 1 LOB: 1 BB: 0 P: 15	R: 5 E: 0 K: 1 S: 22	H: 4 LOB: 3 BB: 4 P: 45	R: 1 E: 0 K: 0 S: 10	H: 1 LOB: 2 BB: 2 P: 23	R: 3 E: 0 K: 0 S: 9	H: 3 LOB: 0 BB: 1 P: 18	R: 1 E: 0 K: 0 S: 9	H: 2 LOB: 3 BB: 3 P: 27	1B: 9 2B: 5 3B: 1 HR: 1	SF: 1 SAC: 1 DP: 2 HBP: 0	WP: 1 PB: 0 SB: 1 CS: 0	PA: 53							
PITCHER	IP	WLS	BF	H	R	ER	SO	BB	IBB	HBP	BLK	WP	HR	S	P	ERA	WHIP										
Jim Abbott, L ERA: 4.34	1.2	L	15	5	5	5	1	5	0	0	0	0	0	33	62	27.00	6.000										
Rich Monteleone, R ERA: 5.04	3.0		14	4	4	4	2	1	0	0	0	0	1	33	50	12.00	1.667										
Domingo Jean, R ERA: 5.01	0.2		8	2	2	2	1	3	1	0	0	0	0	13	37	27.00	7.500										
Bobby Munoz, R ERA: 5.86	1.2		9	3	3	3	0	2	0	0	0	1	0	15	29	16.20	3.000										
Mark Hutton, R ERA: 4.91	1.0		7	2	1	1	0	3	0	0	0	0	0	9	27	9.00	5.000										

Batter	1	2	3	4	5	6	7	8	9	AB	R	H	RBI	BB	SO	LOB	TOP					
Brady Anderson, L (1, 7) OBP: 0.374, SLG: 0.446	F8		3-2 2B			3-2 CS 1B		3-1 P4		4	0	2	0	0	0	0	Baltimore Orioles @ Milwaukee Brewers Milwaukee County Stadium, Milwaukee, WI Fri Sep 17 1993, 8:05 PM EDT Att: 14,014 - Unknown livebaseballscorecards.com					
Mark McLemore, S (1, 9) OBP: 0.348, SLG: 0.374	G4-3		4-2 BB			0-1 L9		2-3 K		3	0	0	0	1	1							
Mike Devereaux, R (1, 8) OBP: 0.309, SLG: 0.407	P4		1-2 G4-3			1 SAFE 3-2 F9		0-0 G5-3		4	0	0	0	0	4							
Harold Baines, L (1, 10) OBP: 0.397, SLG: 0.497		2-1 F8				1-1 L8		2-3 K		4	0	0	0	0	1	0						
Cal Ripken Jr., R (1, 6) OBP: 0.327, SLG: 0.424		0-0 L7				2-0 P5		1-0 F8		3	0	0	0	0	0	0						
Mike Pagliaro, L (1, 5) OBP: 0.345, SLG: 0.447		3-1 P6				3-2 G6-3		2-1 1B		3	0	1	0	0	0	0						
Chris Hoiles, R (1, 2) OBP: 0.420, SLG: 0.590			4-0 2B BB			3-3 K		2-3 K		2	0	0	0	1	2	1						
David Segui, S (1, 3) OBP: 0.362, SLG: 0.416			1-3 K			0-0 G1		3-2 F7		3	0	0	0	0	1	1						
Harold Reynolds, S (1, 4) OBP: 0.340, SLG: 0.325		1 SAFE 1 SAFE P6				2-2 G1-3		1-2 G4-3		3	0	0	0	0	0	1						
Inning Stats	R: 0 E: 0 K: 0 S: 6	H: 0 LOB: 0 BB: 0 P: 9	R: 0 E: 0 K: 0 S: 5	H: 0 LOB: 0 BB: 0 P: 10	R: 0 E: 0 K: 1 S: 14	H: 1 LOB: 3 BB: 2 P: 28	R: 0 E: 0 K: 0 S: 6	H: 0 LOB: 0 BB: 0 P: 12	R: 0 E: 0 K: 1 S: 9	H: 0 LOB: 0 BB: 0 P: 14	R: 0 E: 0 K: 0 S: 9	H: 1 LOB: 1 BB: 0 P: 15	R: 0 E: 0 K: 2 S: 9	H: 1 LOB: 1 BB: 0 P: 16	R: 0 E: 0 K: 0 S: 8	H: 0 LOB: 0 BB: 0 P: 15	R: 0 E: 0 K: 1 S: 6	H: 0 LOB: 0 BB: 0 P: 8	1B: 2 2B: 1 3B: 0 HR: 0	SF: 0 SAC: 0 DP: 0 HBP: 0	WP: 0 PB: 0 SB: 0 CS: 1	PA: 31
PITCHER 21 Cal Eldred, R (1, 1) ERA: 3.93	IP: 9.0 WLS: W BF: 31 H: 3 R: 0 ER: 0 SO: 5 BB: 2 IBB: 0 HBP: 0 BLK: 0 WP: 0 HR: 0 S: 72 P: 127 ERA: 0.00 WHIP: 0.556															PITCHER						

Batter	1	2	3	4	5	6	7	8	9	AB	R	H	RBI	BB	SO	LOB	BOTTOM			
Darryl Hamilton, L (1, 7) OBP: 0.366, SLG: 0.410	G4-3		1-1 F8			1 SAFE 1-3 K		1-3 K		4	0	0	0	0	2	1	Baltimore Orioles @ Milwaukee Brewers Milwaukee County Stadium, Milwaukee, WI Fri Sep 17 1993, 8:05 PM EDT Att: 14,014 - Unknown livebaseballscorecards.com			
Kevin Seitzer, R (1, 5) OBP: 0.337, SLG: 0.390	L9					1-2 L3		1-2 F9		4	0	0	0	0	0	0				
B.J. Surhoff, L (1, 9) OBP: 0.313, SLG: 0.372	F7					0-1 G6-3		1-0 L7		4	0	0	0	0	1	0				
Greg Vaughn, R (1, 10) OBP: 0.376, SLG: 0.487		2-3 K				4-2 BB BB		1-0 1B WP 1B		3	1	1	0	1	2	0				
Robin Yount, R (1, 8) OBP: 0.324, SLG: 0.372		1-3 K				4-2 SAFE 1-2 BB		1-1 WP 1-3 1B		2	0	1	0	1	1	0				
Dave Nilsson, L (1, 2) OBP: 0.334, SLG: 0.382		2-0 HR				1-0 L9		4-0 1-2 3H IBB		2	1	1	1	1	0	2				
John Jaha, R (1, 3) OBP: 0.330, SLG: 0.490		2-0 F8				2-1 G1-3		0-0 P9		3	0	0	0	0	0	2				
Juan Bell, R (1, 4) OBP: 0.316, SLG: 0.335			3-1 P5			4-0 BB		1-0 L9		2	0	0	0	1	0	0				
Jose Valentin, S (1, 6) OBP: 0.286, SLG: 0.714			1-3 K			1-0 F9		3-1 P6		3	0	0	0	0	1	1				
Inning Stats	R: 0 E: 0 K: 0 S: 6	H: 0 LOB: 0 BB: 0 P: 10	R: 1 E: 0 K: 2 S: 8	H: 1 LOB: 0 BB: 0 P: 15	R: 0 E: 0 K: 1 S: 7	H: 0 LOB: 0 BB: 0 P: 12	R: 0 E: 0 K: 0 S: 16	H: 0 LOB: 2 BB: 2 P: 26	R: 0 E: 0 K: 1 S: 7	H: 0 LOB: 1 BB: 1 P: 15	R: 1 E: 0 K: 0 S: 9	H: 2 LOB: 2 BB: 1 P: 17	R: 0 E: 0 K: 1 S: 6	H: 0 LOB: 0 BB: 0 P: 11	R: 0 E: 0 K: 2 S: 9	H: 0 LOB: 0 BB: 0 P: 10	1B: 2 2B: 0 3B: 0 HR: 1	SF: 0 SAC: 0 DP: 0 HBP: 0	WP: 1 PB: 0 SB: 0 CS: 0	PA: 31
PITCHER Ben McDonald, R (1, 1) ERA: 3.14	IP: 8.0 WLS: L BF: 31 H: 3 R: 2 ER: 2 SO: 7 BB: 3 IBB: 1 HBP: 0 BLK: 0 WP: 1 HR: 1 S: 68 P: 116 ERA: 2.25 WHIP: 0.750															PITCHER				

Batter	1	2	3	4	5	6	7	8	9	AB	R	H	RBI	BB	SO	LOB	TOP										
Brady Anderson, L (1, 7) OBP: 0.373, SLG: 0.444	0-3 K		0-3 K					4-0 BB		3	0	0	0	1	2	0	Baltimore Orioles @ Milwaukee Brewers Milwaukee County Stadium, Milwaukee, WI Sat Sep 18 1993, 8:05 PM EDT Att: 25,735 - Unknown - 59 F AB 31 R 0 H 4 RBI 0 BB 2 SO 8 LOB 12 										
Mark McLemore, S (1, 4) OBP: 0.348, SLG: 0.373	0-0 F7					0-3 K		0-0 G6-3		4	0	1	0	0	1	2											
Mike Devereaux, R (1, 8) OBP: 0.308, SLG: 0.406	0-0 P4								0-0 E6 G4-3 1B	4	0	1	0	0	1	1											
Cal Ripken Jr., R (1, 6) OBP: 0.328, SLG: 0.426		0-0 F8							0-0 F2	4	0	2	0	0	0	1											
Chris Hoiles, R (1, 2) OBP: 0.419, SLG: 0.585		4-0 BB				0-0 G5-4-3 1B			0-0 G4-3	3	0	0	0	1	0	4											
Lonnie Smith, R (1, 10) OBP: 0.412, SLG: 0.429		0-3 K							0-3 K	4	0	0	0	0	3	3											
Tim Lulett, R (1, 5) OBP: 0.364, SLG: 0.390		0-0 F5							0-0 G4-3	3	0	0	0	0	0	1											
David Segui, S (1, 3) OBP: 0.360, SLG: 0.413			0-3 K						0-0 F7	3	0	0	0	0	1	0											
Jack Voigt, R (1, 9) OBP: 0.391, SLG: 0.500			0-0 F3						0-0 E5 BB	3	0	0	0	0	0	0											
Inning Stats	R: 0 E: 0 K: 1 S: 5	H: 0 LOB: 0 BB: 0 P: 5	R: 0 E: 0 K: 1 S: 5	H: 0 LOB: 1 BB: 1 P: 9	R: 0 E: 0 K: 2 S: 7	H: 0 LOB: 0 BB: 0 P: 7	R: 0 E: 0 K: 1 S: 6	H: 2 LOB: 1 BB: 0 P: 6	R: 0 E: 0 K: 1 S: 5	H: 0 LOB: 0 BB: 0 P: 5	R: 0 E: 0 K: 0 S: 4	H: 1 LOB: 1 BB: 0 P: 4	R: 0 E: 1 K: 0 S: 4	H: 0 LOB: 2 BB: 1 P: 8	R: 0 E: 1 K: 1 S: 6	H: 1 LOB: 1 BB: 0 P: 6	1B: 3 2B: 1 3B: 0 HR: 0	SF: 0 SAC: 0 DP: 1 HBP: 0	WP: 0 PB: 0 SB: 0 CS: 0	PA: 33							
PITCHER	IP	WLS	BF	H	R	ER	SO	BB	IBB	HBP	BLK	WP	HR	S	P	ERA	WHIP										
Angel Miranda, L (1, 1) ERA: 2.91	8.0	W	30	4	0	0	7	2	0	0	0	0	0	42	50	0.00	0.750										
Jesse Orosco, L (9, 1) ERA: 2.92	1.0	S	3	0	0	0	1	0	0	0	0	0	0	5	5	0.00	0.000										

Batter	1	2	3	4	5	6	7	8	9	AB	R	H	RBI	BB	SO	LOB	BOTTOM										
Darryl Hamilton, L (1, 7) OBP: 0.365, SLG: 0.409	0-0 G6-3		0-0 P3	0-0 G4-3						4	0	1	0	0	0	2	Baltimore Orioles @ Milwaukee Brewers Milwaukee County Stadium, Milwaukee, WI Sat Sep 18 1993, 8:05 PM EDT Att: 25,735 - Unknown - 59 F AB 31 R 3 H 10 RBI 2 BB 2 SO 5 LOB 18 										
Kevin Seitzer, R (1, 5) OBP: 0.339, SLG: 0.392	0-0 WP 1B		0-0 E 1B	0-0 F8						4	1	2	0	0	0	2											
B.J. Surhoff, L (1, 9) OBP: 0.317, SLG: 0.377	0-0 WP 1B		0-0 E9 1H 2H 2B							4	1	3	2	0	1	1											
Greg Vaughn, R (1, 10) OBP: 0.376, SLG: 0.485	0-0 P6		0-0 G4-3							4	0	1	0	0	0	2											
Robin Yount, R (1, 8) OBP: 0.324, SLG: 0.371	0-0 L8		0-0 BB 1B							4	0	1	0	0	1	4											
Dave Nilsson, L (1, 2) OBP: 0.337, SLG: 0.379		4-0 CS BB	4-0 BB 1B							2	0	0	0	2	0	1											
John Jaha, R (1, 3) OBP: 0.328, SLG: 0.397		0-0 P4	0-3 K							4	0	0	0	0	2	4											
Juan Bell, R (1, 4) OBP: 0.317, SLG: 0.335		0-3 K								3	0	1	0	0	1	1											
Jose Valentin, S (1, 6) OBP: 0.353, SLG: 0.688			0-0 E 1B	1-0 G4-3 HBP						2	1	1	0	0	0	1											
Inning Stats	R: 0 E: 0 K: 0 S: 5	H: 2 LOB: 2 BB: 0 P: 5	R: 0 E: 0 K: 1 S: 4	H: 0 LOB: 1 BB: 1 P: 8	R: 3 E: 1 K: 1 S: 9	H: 4 LOB: 2 BB: 1 P: 13	R: 0 E: 0 K: 0 S: 3	H: 0 LOB: 1 BB: 0 P: 4	R: 0 E: 0 K: 0 S: 3	H: 2 LOB: 0 BB: 0 P: 3	R: 0 E: 0 K: 0 S: 4	H: 1 LOB: 1 BB: 0 P: 4	R: 0 E: 0 K: 1 S: 5	H: 1 LOB: 0 BB: 0 P: 5	R: 0 E: 1 K: 2 S: 8	H: 0 LOB: 1 BB: 0 P: 8	1B: 9 2B: 2 3B: 0 HR: 0	SF: 0 SAC: 0 DP: 2 HBP: 1	WP: 1 PB: 0 SB: 0 CS: 2	PA: 34							
PITCHER	IP	WLS	BF	H	R	ER	SO	BB	IBB	HBP	BLK	WP	HR	S	P	ERA	WHIP										
Jamie Moyer, L (1, 1) ERA: 3.51	6.0	L	27	9	3	2	2	2	0	1	0	0	0	28	37	3.00	1.833										
Jim Poole, L (7, 1) ERA: 1.99	1.0		3	1	0	0	1	0	0	0	0	0	0	5	5	0.00	1.000										
Alan Mills, R (8, 1) ERA: 3.4	1.0		4	0	0	0	2	0	0	0	0	0	0	8	8	0.00	0.000										

Batter	1	2	3	4	5	6	7	8	9	AB	R	H	RBI	BB	SO	LOB	TOP					
Brady Anderson, L (1, 7)										5	2	2	0	0	0	2	Baltimore Orioles @ Milwaukee Brewers Milwaukee County Stadium, Milwaukee, WI Sun Sep 19 1993, 4:33 AM EDT Att: 19,119 - Cloudy - 61 F					
Mark McLemore, S (1, 9)										4	2	3	1	1	0	1						
Mike Devereaux, R (1, 8)										5	1	3	2	0	1	3						
Harold Baines, L (1, 10)										5	0	3	4	0	0	3						
Cal Ripken Jr., R (1, 6)										4	0	0	0	1	2	7						
Mike Pagliaro, L (1, 5)										5	1	1	0	0	0	3						
Chris Hoiles, R (1, 2)										4	0	1	0	1	1	1						
David Segui, S (1, 3)										5	0	0	0	0	0	5						
Harold Reynolds, S (1, 4)										4	2	2	1	1	0	0						
Inning Stats	R: 0 E: 0 K: 2 S: 10	H: 2 LOB: 2 BB: 0 P: 17	R: 0 E: 0 K: 0 S: 6	H: 0 LOB: 0 BB: 0 P: 12	R: 4 E: 0 K: 1 S: 17	H: 5 LOB: 1 BB: 0 P: 29	R: 0 E: 0 K: 0 S: 7	H: 0 LOB: 0 BB: 0 P: 13	R: 1 E: 0 K: 0 S: 10	H: 2 LOB: 3 BB: 2 P: 23	R: 1 E: 0 K: 0 S: 9	H: 1 LOB: 2 BB: 1 P: 18	R: 0 E: 0 K: 0 S: 9	H: 0 LOB: 0 BB: 0 P: 12	R: 1 E: 0 K: 1 S: 10	H: 2 LOB: 2 BB: 1 P: 18	R: 1 E: 0 K: 0 S: 12	H: 3 LOB: 1 BB: 0 P: 19	1B: 12 2B: 3 3B: 0 HR: 0	SF: 0 SAC: 0 DP: 0 HBP: 1	WP: 1 PB: 0 SB: 1 CS: 0	PA: 46
PITCHER	IP WLS BF H R ER SO BB IBB HBP BLK WP HR S P ERA WHIP																					
Jaime Navarro, R (1, 1)	4.0 L 21 9 5 5 3 0 0 0 0 0 0 0 45 79 11.25 2.250																					
Rafael Nova, L (5, 1)	1.2 10 1 1 1 0 1 2 1 0 1 0 13 32 5.40 1.200																					
Mike Ignasiak, R (6, 1)	1.2 8 2 1 1 0 1 0 0 0 0 0 14 22 5.40 1.800																					
Graeme Lloyd, L (8, 1)	0.2 3 1 1 1 1 0 0 0 0 0 0 7 11 13.50 1.500																					
Matt Maysey, R (9, 1)	1.0 4 2 0 0 0 0 0 0 0 0 0 11 17 0.00 2.000																					

Batter	1	2	3	4	5	6	7	8	9	AB	R	H	RBI	BB	SO	LOB	BOTTOM					
Darryl Hamilton, L (1, 7)										3	0	1	0	2	0	2	Baltimore Orioles @ Milwaukee Brewers Milwaukee County Stadium, Milwaukee, WI Sun Sep 19 1993, 4:33 AM EDT Att: 19,119 - Cloudy - 61 F					
Kevin Seitzer, R (1, 5)										4	0	1	2	1	0	2						
B.J. Surhoff, L (1, 9)										5	1	1	0	0	0	5						
Greg Vaughn, R (1, 10)										4	1	1	0	1	0	4						
Robin Yount, R (1, 8)										3	0	1	2	1	0	1						
Dave Nilsson, L (1, 2)										3	0	0	0	1	1	2						
John Jaha, R (1, 3)										4	0	0	0	0	2	2						
Juan Bell, R (1, 4)										3	1	1	0	1	0	0						
Jose Valentin, S (1, 6)										3	1	2	0	0	0	0						
Kevin Reimer, L (8, PH)										1	0	0	0	0	1	2						
Bill Spiers, L (9, 6)										0	0	0	0	0	0	0						
Inning Stats	R: 2 E: 0 K: 0 S: 14	H: 2 LOB: 1 BB: 1 P: 28	R: 0 E: 0 K: 1 S: 6	H: 0 LOB: 0 BB: 0 P: 12	R: 0 E: 0 K: 0 S: 5	H: 0 LOB: 0 BB: 1 P: 13	R: 0 E: 0 K: 0 S: 4	H: 1 LOB: 0 BB: 0 P: 7	R: 2 E: 0 K: 0 S: 11	H: 2 LOB: 1 BB: 1 P: 22	R: 0 E: 0 K: 0 S: 5	H: 0 LOB: 1 BB: 1 P: 12	R: 0 E: 0 K: 0 S: 11	H: 1 LOB: 3 BB: 2 P: 23	R: 0 E: 0 K: 3 S: 18	H: 1 LOB: 2 BB: 1 P: 28	R: 0 E: 0 K: 0 S: 8	H: 1 LOB: 1 BB: 0 P: 15	1B: 6 2B: 0 3B: 2 HR: 0	SF: 0 SAC: 0 DP: 2 HBP: 0	WP: 0 PB: 0 SB: 0 CS: 0	PA: 40
PITCHER	IP WLS BF H R ER SO BB IBB HBP BLK WP HR S P ERA WHIP																					
Arthur Rhodes, L (1, 1)	6.1 W 28 6 4 4 1 5 0 0 0 0 0 1 5 5.68 1.737																					
Todd Frohworth, R (7, 1)	0.0 1 0 0 0 0 1 0 0 0 0 0 1 5 5.68 1.737																					
Jim Poole, L (7, 1)	0.1 1 0 0 0 0 0 0 0 0 0 0 2 2 0.00 0.000																					
Alan Mills, R (7, 1)	2.1 S 10 2 0 0 3 1 0 0 0 0 0 29 46 0.00 1.286																					

Batter	1	2	3	4	5	6	7	8	9	AB	R	H	RBI	BB	SO	LOB	TOP								
Darryl Hamilton, L (1.7) OBP: 0.366, SLG: 0.407 Troy O'Leary, L (8.7) OBP: 0.389, SLG: 0.313	0-1 P6		1-2 G1-6-3 1B		0-1 B1-3		1-3 K			4	0	1	0	0	1	0									
Kevin Seitzer, R (1.5) OBP: 0.336, SLG: 0.386	1-1 P4		0-1 G1-6-3 1-2		2-2 P6			0-2 G6-3		4	0	0	0	0	0	1									
B.J. Surhoff, L (1.9) OBP: 0.315, SLG: 0.380	0-1 P2		2-2 HR		1-0 G4-3			2-2 G4-3		4	1	1	1	0	0	0									
Greg Vaughn, R (1.10) OBP: 0.375, SLG: 0.488		1-2 HR	0-0 P4			2-2 P6		1-2 G6-3		4	1	1	1	0	0	0									
Robin Yount, R (1.8) OBP: 0.329, SLG: 0.383		2-2 FC6-4 BB 1B		0-0 G4-3 SF8 2B		0-1 2B		1-3 K		4	1	3	0	0	1	0									
Dave Nilsson, L (1.2) OBP: 0.338, SLG: 0.374		1-0 P4		1-1 G4-3		4-1 2B		0-0 1B		3	0	1	0	1	0	2									
John Jaha, R (1.3) OBP: 0.325, SLG: 0.392		4-0 FC6-4 BB		0-0 SF8		3-1 G4-6-3 BB		1-3 K		2	0	0	1	1	1	3									
Bill Spiers, L (1.4) OBP: 0.301, SLG: 0.308		1-2 FC6-4 1-2 2-3		1-2 FC6-4 BB				3-2 G3-1		3	0	0	0	1	1	3									
Jose Valentin, S (1.6) OBP: 0.348, SLG: 0.682		1-2 G4-3		0-2 FC6-4				0-2 F9		3	0	0	0	0	0	3									
Inning Stats	R: 0 E: 0 K: 0 S: 6	H: 0 LOB: 0 BB: 0 P: 7	R: 1 E: 0 K: 0 S: 13	H: 2 LOB: 2 BB: 1 P: 23	R: 1 E: 0 K: 0 S: 10	H: 2 LOB: 0 BB: 0 P: 13	R: 1 E: 0 K: 0 S: 8	H: 1 LOB: 1 BB: 1 P: 13	R: 0 E: 0 K: 0 S: 6	H: 0 LOB: 0 BB: 0 P: 9	R: 0 E: 0 K: 0 S: 8	H: 1 LOB: 1 BB: 1 P: 17	R: 0 E: 0 K: 2 S: 9	H: 0 LOB: 0 BB: 0 P: 11	R: 0 E: 0 K: 0 S: 10	H: 0 LOB: 0 BB: 0 P: 13	R: 0 E: 0 K: 2 S: 10	H: 1 LOB: 1 BB: 0 P: 15	1B: 3 2B: 2 3B: 0 HR: 2	SF: 1 SAC: 0 DP: 2 HBP: 0	WP: 0 PB: 0 SB: 0 CS: 0	PA: 35			
PITCHER	IP	WLS	BF	H	R	ER	SO	BB	IBB	HBP	BLK	WP	HR	S	P	ERA	WHIP								
Mike Moore, R (1.1) ERA: 5.1	6.0	W	25	6	3	3	0	3	0	0	0	0	2	51	82	4.50	1.500								
Bob MacDonald, L (7.1) ERA: 5.37	1.2		5	0	0	0	2	0	0	0	0	0	0	16	20	0.00	0.000								
Joe Boever, R (8.1) ERA: 3.55	1.1	S	5	1	0	0	2	0	0	0	0	0	0	13	19	0.00	0.750								

Milwaukee Brewers @ Detroit Tigers
Tiger Stadium, Detroit, MI
Mon Sep 20 1993, 7:05 PM EDT
Att: 11,839 - Unknown - 60 F

AB 31
R 3
H 7
RBI 3
BB 3
SO 4
LOB 12



Batter	1	2	3	4	5	6	7	8	9	AB	R	H	RBI	BB	SO	LOB	BOTTOM								
Tony Phillips, S (1.9) OBP: 0.444, SLG: 0.391	1-0 BB 3B 1B	3-1 2B 1B		3-1 F8 2B		4-2 HBP BB		3-3 K		4	2	3	0	1	1	0									
Lou Whitaker, L (1.4) OBP: 0.414, SLG: 0.459	3-1 F7	1-0 1B 2B		2-0 F8		2-0 HBP BB		1-2 HBP		3	1	1	1	0	0	2									
Scott Livingstone, L (1.5) OBP: 0.339, SLG: 0.349 Skeeter Barnes, R (6. PH) OBP: 0.311, SLG: 0.386	3-1 P4	2-0 1B		1-0 L4		0-2 SF9		3-H K		3	0	1	1	0	0	2									
Cecil Fielder, R (1.3) OBP: 0.368, SLG: 0.467	4-0 BB 3B	0-2 1B		1-1 P3		1-3 K				3	1	1	0	1	1	3									
Kirk Gibson, L (1.10) OBP: 0.339, SLG: 0.438	1-0 2B 3B	3-2 P2			3-1 G4-3		2-2 F8			4	1	1	2	0	0	2									
Mickey Tettleton, S (1.2) OBP: 0.366, SLG: 0.489	1-0 2B		4-1 FC6-4 BB		1-0 L8		2-0 F8			3	0	1	1	1	0	0									
Dan Gladden, R (1.7) OBP: 0.307, SLG: 0.437	3-2 G6-3		2-2 FC6-4 FC5-4		0-0 G5-3		1-3 K			4	0	0	0	0	1	2									
Danny Bautista, R (1.8) OBP: 0.333, SLG: 0.353		1-0 G6-3	1-0 P5			1-1 1B 2B		2-1 F7		4	0	1	0	0	0	1									
Chris Gomez, R (1.6) OBP: 0.288, SLG: 0.284		2-3 K	0-1 FC5-4			1-1 HBP BB SF9 1B		1-2 F8		4	1	1	0	0	1	1									
Inning Stats	R: 3 E: 0 K: 0 S: 14	H: 3 LOB: 1 BB: 1 P: 29	R: 2 E: 0 K: 1 S: 19	H: 4 LOB: 2 BB: 0 P: 31	R: 0 E: 0 K: 0 S: 7	H: 0 LOB: 1 BB: 1 P: 14	R: 0 E: 0 K: 0 S: 6	H: 1 LOB: 1 BB: 0 P: 13	R: 0 E: 0 K: 0 S: 4	H: 0 LOB: 0 BB: 0 P: 8	R: 1 E: 0 K: 1 S: 13	H: 2 LOB: 2 BB: 1 P: 21	R: 0 E: 0 K: 1 S: 8	H: 0 LOB: 0 BB: 0 P: 13	R: 0 E: 0 K: 1 S: 8	H: 0 LOB: 0 BB: 0 P: 14	1B: 5 2B: 4 3B: 1 HR: 0	SF: 1 SAC: 0 DP: 0 HBP: 1	WP: 0 PB: 0 SB: 0 CS: 0	PA: 37					
PITCHER	IP	WLS	BF	H	R	ER	SO	BB	IBB	HBP	BLK	WP	HR	S	P	ERA	WHIP								
Ricky Bones, R (1.1) ERA: 4.77	5.1	L	27	10	6	6	1	2	0	0	0	0	0	54	101	10.12	2.250								
Rafael Nova, L (6.1) ERA: 4.07	0.2		4	0	0	0	1	1	0	1	0	0	0	9	15	0.00	1.500								
Mark Kiefer, R (7.1) ERA:	2.0		6	0	0	0	2	0	0	0	0	0	0	16	27	0.00	0.000								

Milwaukee Brewers @ Detroit Tigers
Tiger Stadium, Detroit, MI
Mon Sep 20 1993, 7:05 PM EDT
Att: 11,839 - Unknown - 60 F

AB 32
R 6
H 10
RBI 6
BB 3
SO 4
LOB 13



Batter	1	2	3	4	5	6	7	8	9	AB	R	H	RBI	BB	SO	LOB	TOP		
Juan Bell, R OBP: 0.320, SLG: 0.334 (1, 4)	2-1 F8		4-2 BB		2-3 K		2-3 K		2-2 1B	4	0	1	1	1	2	0			
Kevin Seitzer, R OBP: 0.339, SLG: 0.396 (1, 5)	2-2 HR		2-0 P6			2-2 1B		0-1 L9	1-3 2-H 1B	5	2	3	2	0	0	1			
B.J. Surhoff, L OBP: 0.314, SLG: 0.377 (1, 7)	0-1 G6-3		0-0 L8			4-0 1B		1-0 P6	1-3 3-H 0-1 L6	4	1	0	0	1	0	3			
Greg Vaughn, R OBP: 0.372, SLG: 0.483 (1, 10)	0-3 K		3-3 K			2-0 F7		2-3 K	0-1 P5	5	0	0	0	0	3	5			
John Jaha, R OBP: 0.328, SLG: 0.401 (1, 3)		0-0 1B		1-0 F8		2-2 1B		0-0 HR		4	2	3	2	0	0	0			
Dave Nilsson, L OBP: 0.337, SLG: 0.372 (1, 2)		2-3 K		0-0 L7		1-1 FC1-4		1-0 F8		4	0	1	1	0	1	1			
Matt Mieske, R OBP: 0.250, SLG: 0.368 (1, 9)		3-2 FC6-4		1-1 L8		3-1 FC1-4			1-3 K	4	0	1	1	0	1	1			
Alex Diaz, S OBP: 0.277, SLG: 0.298 (1, 8)		1-3 K		0-0 F8		0-3 K			2-2 S	4	1	1	0	0	2	3			
Jose Valentin, S OBP: 0.333, SLG: 0.600 (1, 6)		3-1 FC6-4		1-3 K		0-3 K			4-0 1B	3	1	0	0	1	2	2			
Inning Stats	R: 1 E: 0 K: 1 S: 15	H: 1 LOB: 0 BB: 0 P: 19	R: 0 E: 0 K: 2 S: 14	H: 2 LOB: 2 BB: 0 P: 23	R: 0 E: 0 K: 1 S: 8	H: 0 LOB: 1 BB: 1 P: 17	R: 0 E: 0 K: 0 S: 4	H: 0 LOB: 0 BB: 0 P: 6	R: 0 E: 0 K: 2 S: 8	H: 3 LOB: 1 BB: 1 P: 11	R: 0 E: 0 K: 2 S: 9	H: 0 LOB: 0 BB: 0 P: 11	R: 1 E: 0 K: 1 S: 6	H: 1 LOB: 0 BB: 0 P: 10	R: 2 E: 0 K: 1 S: 18	H: 3 LOB: 2 BB: 1 P: 27	1B: 8 2B: 0 3B: 0 HR: 2	SF: 0 SAC: 0 DP: 0 HBP: 0	WP: 0 PA: 40 PB: 0 SB: 2 CS: 0
PITCHER	IP	WLS	BF	H	R	ER	SO	BB	IBB	HBP	BLK	WP	HR	S	P	ERA	WHIP		
Bill Krueger, L ERA: 3.23	(1, 1)	5.0	19	3	1	1	6	1	0	0	0	0	0	1	49	76	1.80	0.800	
Mike Gardiner, R ERA: 5.0	(6, 1)	1.0	7	3	3	3	1	1	0	0	0	0	0	15	29	27.00	4.000		
Tom Bolton, L ERA: 4.61	(7, 1)	1.1	4	0	0	0	2	0	0	0	0	0	0	10	13	0.00	0.000		
Storm Davis, R ERA: 4.94	(8, 1)	0.2	L	3	1	1	1	0	0	0	0	0	1	5	8	13.50	1.500		
Buddy Groom, L ERA: 5.7	(9, 1)	0.2	6	3	2	2	1	0	1	0	0	0	0	16	25	27.00	4.500		

Milwaukee Brewers @ Detroit Tigers
Tiger Stadium, Detroit, MI
Tue Sep 21 1993, 7:05 PM EDT
Att: 11,863 - Unknown - 60 F

AB 37
R 7
H 10
RBI 7
BB 3
SO 11
LOB 16



Batter	1	2	3	4	5	6	7	8	9	AB	R	H	RBI	BB	SO	LOB	BOTTOM				
Danny Bautista, R OBP: 0.304, SLG: 0.318 (1, 8)	1-2 2B		1-0 L7	2-0 P3		1-2 L8		0-3 K		5	1	1	0	0	1	3					
Dan Gladden, R OBP: 0.305, SLG: 0.439 (1, 7)	0-1 1B		1-3 K		2-3 K		1-3 K		3-2 BB	5	1	2	1	0	3	0					
Alan Trammell, R OBP: 0.387, SLG: 0.482 (1, 6)	0-2 1B		3-1 2B		2-0 1B		1-1 L9		1-3 K	5	2	3	0	0	1	1					
Cecil Fielder, R OBP: 0.371, SLG: 0.471 (1, 3)	0-0 P5		1-0 2B		4-0 BLK		1-1 1B		1-0 BB	4	0	3	1	1	0	2					
Eric Davis, R OBP: 0.321, SLG: 0.418 (1, 10)	1-1 F8		4-0 IBB		0-2 BLK		2-0 F8		4-2 FC6-4	3	0	1	0	2	0	3					
Rich Rowland, R OBP: 0.388, SLG: 0.382 (8, PH)	0-1 1B		1-3 K		1-3 K			4-1 CS	3-2 P6	3	0	1	1	0	2	4					
Mickey Tettleton, S OBP: 0.387, SLG: 0.488 (9, 9)	1-1 1B				1-2 2-3 3-H 1B			2-2 BB	0-1 FC6-4	5	0	1	0	0	0	5					
Skeeter Barnes, R OBP: 0.308, SLG: 0.379 (9, 4)		3-2 G4-3		0-0 G5-3		B2		1-2 1B	1-2 1B	5	0	1	0	0	0	5					
Gary Thurman, R OBP: 0.306, SLG: 0.291 (8, PH)		1-3 K		2-2 S				2-3 K		3	0	1	0	0	2	0					
Chad Kreuter, S OBP: 0.361, SLG: 0.464 (9, 2)				0-1 1B				1-2 K		1	0	0	0	0	1	1					
Chris Gomez, R OBP: 0.280, SLG: 0.276 (8, PH)		1-0 L4		0-1 F9				4-1 BB		3	0	0	0	0	0	1					
Scott Livingstone, L OBP: 0.359, SLG: 0.349 (8, PH)										0	0	0	0	0	0	0					
Travis Fryman, R OBP: 0.377, SLG: 0.479 (9, 5)								1-2 BB		0	0	0	0	1	0	0					
Inning Stats	R: 2 E: 0 K: 0 S: 13	H: 4 LOB: 2 BB: 0 P: 15	R: 0 E: 0 K: 1 S: 9	H: 0 LOB: 0 BB: 0 P: 14	R: 1 E: 0 K: 2 S: 10	H: 2 LOB: 2 BB: 1 P: 21	R: 0 E: 0 K: 0 S: 7	H: 1 LOB: 1 BB: 0 P: 11	R: 1 E: 0 K: 2 S: 12	H: 2 LOB: 2 BB: 1 P: 22	R: 0 E: 0 K: 1 S: 8	H: 0 LOB: 0 BB: 0 P: 12	R: 0 E: 0 K: 1 S: 8	H: 1 LOB: 1 BB: 0 P: 13	R: 0 E: 0 K: 2 S: 11	H: 1 LOB: 2 BB: 2 P: 23	R: 0 E: 0 K: 1 S: 15	H: 2 LOB: 3 BB: 1 P: 27	1B: 10 2B: 3 3B: 0 HR: 0	SF: 0 SAC: 0 DP: 0 HBP: 0	WP: 0 PA: 43 PB: 0 SB: 1 CS: 1
PITCHER	IP	WLS	BF	H	R	ER	SO	BB	IBB	HBP	BLK	WP	HR	S	P	ERA	WHIP				
Teddy Higuera, L ERA: 7.22	(1, 1)	6.0	28	9	4	4	6	0	2	0	0	0	0	59	95	6.00	1.500				
Mike Ignasiak, R ERA: 4.13	(7, 1)	1.2	W	7	2	0	2	1	0	0	0	0	0	15	28	0.00	1.800				
Jesse Orosco, L ERA: 2.75	(8, 1)	1.1	S	8	2	0	2	2	0	0	0	0	0	19	35	0.00	3.000				

Milwaukee Brewers @ Detroit Tigers
Tiger Stadium, Detroit, MI
Tue Sep 21 1993, 7:05 PM EDT
Att: 11,863 - Unknown - 60 F

AB 38
R 4
H 13
RBI 3
BB 5
SO 10
LOB 23



Batter	1	2	3	4	5	6	7	8	9	AB	R	H	RBI	BB	SO	LOB	TOP										
Juan Bell, R OBP: 0.320, SLG: 0.334 Bill Spiers, L OBP: 0.305, SLG: 0.308	G6-3	1B			P2			2B G6-3	BB	3	0	1	2	0	0	0	Milwaukee Brewers @ Detroit Tigers Tiger Stadium, Detroit, MI Wed Sep 22 1993, 3:33 AM EDT Att: 13,858 - Cloudy - 66 F										
Kevin Seitzer, R OBP: 0.340, SLG: 0.399	G6-3	1B			F8			BB	BB	5	0	2	0	0	1	2											
Matt Mieske, R OBP: 0.250, SLG: 0.357	BB 1B	G6-4-3			K			K		4	1	1	0	0	2	4											
Greg Vaughn, R OBP: 0.371, SLG: 0.480	BB	1B			L7			G6-3		3	0	0	1	1	1	1											
John Jaha, R OBP: 0.331, SLG: 0.402	1B				L8			BB		3	0	2	1	1	0	0											
Tom Lampkin, L OBP: 0.284, SLG: 0.333 Robin Yount, R OBP: 0.328, SLG: 0.382 Dave Nilsson, L OBP: 0.337, SLG: 0.372	K				F7			F9		3	0	0	0	0	1	3											
Alex Diaz, S OBP: 0.300, SLG: 0.320 Darryl Hamilton, L OBP: 0.366, SLG: 0.406										3	1	2	0	0	0	0											
Jose Valentin, S OBP: 0.355, SLG: 0.571										1	0	0	0	0	0	0											
Troy O'Leary, L OBP: 0.350, SLG: 0.278 B.J. Surhoff, L OBP: 0.313, SLG: 0.376										2	0	0	0	0	0	0											
Inning Stats	R: 1 E: 0 K: 1 S: 17	H: 2 LOB: 2 BB: 1 P: 27	R: 2 E: 0 K: 0 S: 11	H: 4 LOB: 1 BB: 0 P: 20	R: 0 E: 0 K: 0 S: 4	H: 1 LOB: 0 BB: 0 P: 4	R: 0 E: 0 K: 0 S: 6	H: 1 LOB: 0 BB: 0 P: 7	R: 0 E: 0 K: 1 S: 7	H: 0 LOB: 0 BB: 0 P: 10	R: 0 E: 0 K: 0 S: 13	H: 0 LOB: 0 BB: 0 P: 20	R: 0 E: 0 K: 1 S: 10	H: 0 LOB: 0 BB: 0 P: 18	R: 1 E: 0 K: 1 S: 14	H: 1 LOB: 2 BB: 2 P: 25		R: 0 E: 0 K: 1 S: 11	H: 0 LOB: 2 BB: 2 P: 19	1B: 8 2B: 1 3B: 0 HR: 0	SF: 0 SAC: 1 DP: 2 HBP: 0	WP: 0 PB: 0 SB: 0 CS: 1	PA: 38				
PITCHER	IP	WLS	BF	H	R	ER	SO	BB	IBB	HBP	BLK	WP	HR	S	P	ERA	WHIP										
David Wells, L ERA: 4.27	7.0	W	27	8	3	3	3	1	0	0	0	0	0	68	106	3.86	1.286										
Joe Boever, R ERA: 3.92	0.2		5	1	1	1	1	2	0	0	0	0	0	12	21	13.50	4.500										
Bob MacDonald, L ERA: 5.34	0.1		1	0	0	0	0	0	0	0	0	0	0	2	4	0.00	0.000										
Mike Henneman, R ERA: 2.7	1.0		5	0	0	0	1	2	0	0	0	0	0	11	19	0.00	2.000										

Batter	1	2	3	4	5	6	7	8	9	AB	R	H	RBI	BB	SO	LOB	BOTTOM											
Danny Bautista, R OBP: 0.259, SLG: 0.269	P4				G5-3	G6-3				4	0	0	0	0	1	3	Milwaukee Brewers @ Detroit Tigers Tiger Stadium, Detroit, MI Wed Sep 22 1993, 3:33 AM EDT Att: 13,858 - Cloudy - 66 F											
Alan Trammell, R OBP: 0.385, SLG: 0.488	F8				HR	L8				4	1	1	2	0	0	2												
Scott Livingstone, L OBP: 0.327, SLG: 0.355	F8				G3			SF9 3B		4	1	1	0	0	0	2												
Cecil Fielder, R OBP: 0.370, SLG: 0.472 Skeeter Barnes, R OBP: 0.306, SLG: 0.379										4	1	1	0	0	1	1												
Kirk Gibson, L OBP: 0.341, SLG: 0.437										0	0	0	0	0	0	0												
Eric Davis, R OBP: 0.320, SLG: 0.424										1	1	0	1	2	1	0												
Mickey Tettleton, S OBP: 0.359, SLG: 0.457 Gary Thurman, R OBP: 0.306, SLG: 0.291										4	1	1	3	0	2	1												
Chad Kreuter, S OBP: 0.362, SLG: 0.472										3	1	1	2	1	0	1												
Chris Gomez, R OBP: 0.288, SLG: 0.294										4	1	2	0	0	0	0												
Inning Stats	R: 0 E: 0 K: 0 S: 6	H: 0 LOB: 0 BB: 0 P: 9	R: 0 E: 1 K: 1 S: 7	H: 0 LOB: 1 BB: 1 P: 12	R: 0 E: 0 K: 1 S: 14	H: 1 LOB: 2 BB: 1 P: 22	R: 0 E: 0 K: 2 S: 8	H: 0 LOB: 0 BB: 0 P: 12	R: 7 E: 0 K: 0 S: 24	H: 6 LOB: 1 BB: 2 P: 44	R: 0 E: 0 K: 0 S: 4	H: 0 LOB: 0 BB: 0 P: 8	R: 1 E: 0 K: 1 S: 8	H: 1 LOB: 0 BB: 0 P: 14	R: 0 E: 0 K: 0 S: 5	H: 0 LOB: 0 BB: 0 P: 11		1B: 2 2B: 2 3B: 1 HR: 3	SF: 1 SAC: 0 DP: 1 HBP: 0	WP: 0 PB: 0 SB: 0 CS: 0	PA: 36							
PITCHER	IP	WLS	BF	H	R	ER	SO	BB	IBB	HBP	BLK	WP	HR	S	P	ERA	WHIP											
21 Cal Eldred, R ERA: 4.11	4.2	L	25	7	7	7	4	3	0	0	0	0	0	3	57	94	13.50	2.143										
Rafael Nova, L ERA: 4.55	1.1		4	0	0	0	0	0	0	0	0	0	0	6	13	0.00	0.000											
Bill Wegman, R ERA: 4.37	1.0		4	1	1	1	1	0	0	0	0	0	0	8	14	9.00	1.000											
Doug Henry, R ERA: 5.7	1.0		3	0	0	0	0	0	0	0	0	0	0	5	11	0.00	0.000											

Batter	1	2	3	4	5	6	7	8	9	10	AB	R	H	RBI	BB	SO	LOB	TOP					
Darryl Hamilton, L (1, 8) OBP: 0.369, SLG: 0.411	1-2 1B		1-1 G6-4-3 1B		1-0 CS	1-1 G4-3	1-2 G6-3 2B		2-3 K	0-0 E BB 1B	6	2	4	2	0	1	0						
Kevin Seltzer, R (1, 5) OBP: 0.342, SLG: 0.403	2-2 1B F7 1B		0-0 G6-4-3			2-2 1B	1-1 G6-3		2-1 1B E 1B	1-3 K	6	2	3	1	0	1	4						
B.J. Surhoff, L (1, 7) (8, 9) (10, 7)	2-0 F7		0-1 P6			1-1 P5	2-3 K		0-0 E	1-0 E9 BB 1B	6	1	2	1	0	1	4						
Greg Vaughn, R (1, 10) OBP: 0.372, SLG: 0.480	1-0 G6-3 1B			1-3 K		3-2 1B		0-2 G6-3	1-0 E8 1B	1-3 K	6	0	3	2	0	2	2						
Dave Nilsson, L (1, 2) OBP: 0.343, SLG: 0.374	2-3 G6-3			0-1 L7		1-1 1B		1-2 FC6-4 1B 2B	4-0 1B	4-0 BB IBB	4	1	2	0	2	0	2						
John Jaha, R (1, 3) OBP: 0.331, SLG: 0.400				1-2 G1-3		3-3 K		0-0 FC6-4 1B	2-3 K	4-2 BB	5	0	1	1	1	3	4						
Bill Spiers, L (1, 4) OBP: 0.300, SLG: 0.302					2-2 G4-3			0-0 L8	3-2 G1-3	0-1 G4-3	6	1	0	0	0	0	7						
Matt Mieske, R (1, 9) OBP: 0.298, SLG: 0.372					4-2 CS			2-2 1B			1	1	1	0	2	0	0						
Troy O'Leary, L (8, PH) OBP: 0.381, SLG: 0.368								1-4 2B			1	0	1	2	0	0	0						
Alex Diaz, S (10, PH) OBP: 0.314, SLG: 0.353								1-4 2B		SH 1B 2B	1	1	1	0	0	0	0						
Jose Valentin, S (1, 6) OBP: 0.343, SLG: 0.531					2-2 F8			0-0 G6-3 1B		1-0 SH 1B E	4	2	1	0	0	2	3						
Inning Stats	R: 1 E: 0 K: 0 S: 10	H: 3 LOB: 1 BB: 0 P: 17	R: 0 E: 0 K: 2 S: 10	H: 0 LOB: 1 BB: 1 P: 21	R: 0 E: 0 K: 0 S: 5	H: 1 LOB: 0 BB: 0 P: 6	R: 0 E: 0 K: 1 S: 8	H: 0 LOB: 0 BB: 1 P: 17	R: 0 E: 0 K: 0 S: 9	H: 3 LOB: 2 BB: 0 P: 32	R: 2 E: 0 K: 1 S: 14	H: 3 LOB: 1 BB: 0 P: 21	R: 2 E: 0 K: 2 S: 17	H: 3 LOB: 2 BB: 1 P: 31	R: 3 E: 2 K: 2 S: 19	H: 3 LOB: 3 BB: 2 P: 31	1B: 15 2B: 4 3B: 0 HR: 0	SF: 0 SAC: 1 DP: 2 HBP: 0	WP: 0 PA: 53 PB: 0 SB: 0 CS: 1				
PITCHER	IP WLS BF H R ER SO BB IBB HBP BLK WP HR S P ERA WHIP	IP WLS BF H R ER SO BB IBB HBP BLK WP HR S P ERA WHIP	IP WLS BF H R ER SO BB IBB HBP BLK WP HR S P ERA WHIP	IP WLS BF H R ER SO BB IBB HBP BLK WP HR S P ERA WHIP	IP WLS BF H R ER SO BB IBB HBP BLK WP HR S P ERA WHIP	IP WLS BF H R ER SO BB IBB HBP BLK WP HR S P ERA WHIP	IP WLS BF H R ER SO BB IBB HBP BLK WP HR S P ERA WHIP	IP WLS BF H R ER SO BB IBB HBP BLK WP HR S P ERA WHIP	IP WLS BF H R ER SO BB IBB HBP BLK WP HR S P ERA WHIP	IP WLS BF H R ER SO BB IBB HBP BLK WP HR S P ERA WHIP	IP WLS BF H R ER SO BB IBB HBP BLK WP HR S P ERA WHIP	IP WLS BF H R ER SO BB IBB HBP BLK WP HR S P ERA WHIP	IP WLS BF H R ER SO BB IBB HBP BLK WP HR S P ERA WHIP	IP WLS BF H R ER SO BB IBB HBP BLK WP HR S P ERA WHIP	IP WLS BF H R ER SO BB IBB HBP BLK WP HR S P ERA WHIP	IP WLS BF H R ER SO BB IBB HBP BLK WP HR S P ERA WHIP	IP WLS BF H R ER SO BB IBB HBP BLK WP HR S P ERA WHIP	IP WLS BF H R ER SO BB IBB HBP BLK WP HR S P ERA WHIP					
Jose Mesa, R (1, 1) ERA: 5.05	6.1	27	9	4	4	4	2	0	0	0	0	0	22	30	10.80	2.400							
Eric Plank, R (7, 1) ERA: 3.95	1.2	9	4	2	2	2	0	0	0	0	0	0	0	17	31	0.00	3.000						
Jerry Dipoto, R (9, 1) ERA: 2.92	1.0	7	3	2	0	2	0	1	0	0	0	0	0	11	15	27.00	9.000						
Derek Litiquist, L (10, 1) ERA: 2.25	0.1	L	5	3	3	1	1	0	0	0	0	0	0	8	16	0.00	1.500						
Heathcliff Slocumb, R (10, 1) ERA: 4.14	0.2	4	0	0	0	0	1	1	1	0	0	0	0	8	16	0.00	1.500						
PITCHER	IP WLS BF H R ER SO BB IBB HBP BLK WP HR S P ERA WHIP	IP WLS BF H R ER SO BB IBB HBP BLK WP HR S P ERA WHIP	IP WLS BF H R ER SO BB IBB HBP BLK WP HR S P ERA WHIP	IP WLS BF H R ER SO BB IBB HBP BLK WP HR S P ERA WHIP	IP WLS BF H R ER SO BB IBB HBP BLK WP HR S P ERA WHIP	IP WLS BF H R ER SO BB IBB HBP BLK WP HR S P ERA WHIP	IP WLS BF H R ER SO BB IBB HBP BLK WP HR S P ERA WHIP	IP WLS BF H R ER SO BB IBB HBP BLK WP HR S P ERA WHIP	IP WLS BF H R ER SO BB IBB HBP BLK WP HR S P ERA WHIP	IP WLS BF H R ER SO BB IBB HBP BLK WP HR S P ERA WHIP	IP WLS BF H R ER SO BB IBB HBP BLK WP HR S P ERA WHIP	IP WLS BF H R ER SO BB IBB HBP BLK WP HR S P ERA WHIP	IP WLS BF H R ER SO BB IBB HBP BLK WP HR S P ERA WHIP	IP WLS BF H R ER SO BB IBB HBP BLK WP HR S P ERA WHIP	IP WLS BF H R ER SO BB IBB HBP BLK WP HR S P ERA WHIP	IP WLS BF H R ER SO BB IBB HBP BLK WP HR S P ERA WHIP	IP WLS BF H R ER SO BB IBB HBP BLK WP HR S P ERA WHIP	IP WLS BF H R ER SO BB IBB HBP BLK WP HR S P ERA WHIP					
Batter	1	2	3	4	5	6	7	8	9	10	AB	R	H	RBI	BB	SO	LOB	BOTTOM					
Kenny Lofton, L (1, 8) OBP: 0.401, SLG: 0.406	1-0 G6-3		0-3 K		4-2 BB	2-0 G5-4-3		1-0 FC6-4			4	0	0	0	1	1	2						
Mark Lewis, R (1, 6) OBP: 0.231, SLG: 0.423	0-0 L8			0-0 G1-3	1-3 K		2-0 L4		1-3 K		5	0	0	0	0	2	2						
Carlos Baerga, S (1, 4) OBP: 0.355, SLG: 0.487	2-3 K			1-0 G4-3		2-2 HR 1B	1-1 G4-3		0-2 L3		5	1	1	0	0	1	0						
Albert Belle, R (1, 7) OBP: 0.372, SLG: 0.556		2-0 F9		2-0 HR		3-1 HR	0-0 L8		4-1 CS BB		4	2	2	3	1	0	0						
Randy Milligan, R (1, 3) OBP: 0.428, SLG: 0.440		4-1 BB		4-2 BLK BB		0-0 HR 1B		4-1 1B SF8 BB			1	1	1	0	2	0	0						
Wayne Kirby, L (8, 9) OBP: 0.326, SLG: 0.377											1	1	0	0	1	0	0						
Candy Maldonado, R (1, 9) OBP: 0.298, SLG: 0.380		0-3 K		1-2 L8		3-1 HR		2-0 1B SF8 1B		1-0 G6-3 1B	3	1	1	2	0	1	2						
Paul Sorrento, L (8, 3) OBP: 0.331, SLG: 0.428				1-2 L8		1-4 HR		1-3 1B		1-0 G6-3 1B	2	1	2	0	0	0	0						
Jim Thome, L (1, 5) OBP: 0.401, SLG: 0.512		2-2 G4-3			2-1 G3	2-0 HR		0-0 SF8		0-1 G6-3 1B	3	1	1	2	0	0	1						
Alvaro Espinoza, R (9, 5) OBP: 0.300, SLG: 0.383											1	0	1	0	0	0	0						
Manny Ramirez, R (1, 10) OBP: 0.212, SLG: 0.320			3-3 K		3-1 G5-3	1-0 F9		1-1 FC6-4 1B		0-0 G6-3	5	0	1	1	0	1	2						
Sandy Alomar Jr., R (1, 2) OBP: 0.323, SLG: 0.404			2-0 P4		2-2 BB 1B	0-1 G5-4-3 1B		2-0 P3		2-2 F9	5	0	2	0	0	0	3						
Inning Stats	R: 0 E: 0 K: 1 S: 5	H: 0 LOB: 0 BB: 0 P: 8	R: 0 E: 0 K: 1 S: 8	H: 0 LOB: 1 BB: 1 P: 16	R: 0 E: 0 K: 2 S: 7	H: 0 LOB: 0 BB: 0 P: 12	R: 1 E: 0 K: 0 S: 10	H: 1 LOB: 1 BB: 1 P: 18	R: 0 E: 0 K: 1 S: 12	H: 1 LOB: 2 BB: 1 P: 24	R: 5 E: 0 K: 0 S: 13	H: 6 LOB: 0 BB: 0 P: 26	R: 0 E: 0 K: 0 S: 4	H: 0 LOB: 0 BB: 0 P: 7	R: 2 E: 0 K: 0 S: 7	H: 2 LOB: 1 BB: 1 P: 17	R: 0 E: 0 K: 1 S: 7	H: 0 LOB: 0 BB: 1 P: 12	R: 0 E: 0 K: 0 S: 8	H: 2 LOB: 2 BB: 0 P: 12	1B: 8 2B: 0 3B: 0 HR: 4	SF: 1 SAC: 0 DP: 1 HBP: 0	WP: 0 PA: 46 PB: 0 SB: 0 CS: 1
PITCHER	IP WLS BF H R ER SO BB IBB HBP BLK WP HR S P ERA WHIP	IP WLS BF H R ER SO BB IBB HBP BLK WP HR S P ERA WHIP	IP WLS BF H R ER SO BB IBB HBP BLK WP HR S P ERA WHIP	IP WLS BF H R ER SO BB IBB HBP BLK WP HR S P ERA WHIP	IP WLS BF H R ER SO BB IBB HBP BLK WP HR S P ERA WHIP	IP WLS BF H R ER SO BB IBB HBP BLK WP HR S P ERA WHIP	IP WLS BF H R ER SO BB IBB HBP BLK WP HR S P ERA WHIP	IP WLS BF H R ER SO BB IBB HBP BLK WP HR S P ERA WHIP	IP WLS BF H R ER SO BB IBB HBP BLK WP HR S P ERA WHIP	IP WLS BF H R ER SO BB IBB HBP BLK WP HR S P ERA WHIP	IP WLS BF H R ER SO BB IBB HBP BLK WP HR S P ERA WHIP	IP WLS BF H R ER SO BB IBB HBP BLK WP HR S P ERA WHIP	IP WLS BF H R ER SO BB IBB HBP BLK WP HR S P ERA WHIP	IP WLS BF H R ER SO BB IBB HBP BLK WP HR S P ERA WHIP	IP WLS BF H R ER SO BB IBB HBP BLK WP HR S P ERA WHIP	IP WLS BF H R ER SO BB IBB HBP BLK WP HR S P ERA WHIP	IP WLS BF H R ER SO BB IBB HBP BLK WP HR S P ERA WHIP	IP WLS BF H R ER SO BB IBB HBP BLK WP HR S P ERA WHIP					
Angel Miranda, L (1, 1) ERA: 3.18	5.0	24	6	5	5	5	3	0	0	0	94	9.00	1.800										
Rafael Nova, L (6, 1) ERA: 4.84	1.0	4	2	1	1	0	0	0	0	0	5	10	9.00	2.000									
Bill Wegman, R (7, 1) ERA: 4.48	1.1	7	2	2	2	0	1	0	0	0	9	13.50	2.250										
Mike Ignasiak, R (8, 1) ERA: 3.94	1.1	5	0	0	0	1	1	0	0	0	9	17	0.00	0.750									
Jesse Orosco, L (9, 1) ERA: 2.69	1.1	W	5	2	0	0	0	0	0	0	8	12	0.00	1.500									

Milwaukee Brewers @ Cleveland Indians
Cleveland Municipal Stadium, Cleveland, OH

AB 46
R 11
H 19
RBI 9
BB 5
SO 10
LOB 26



Milwaukee Brewers @ Cleveland Indians
Cleveland Municipal Stadium, Cleveland, OH

AB 39
R 8
H 12
RBI 8
BB 5
SO 6
LOB 12



TOP
Fri Sep 24 1993, 7:05 PM EDT
Att: 33,533 - Unknown - 63 F

livebaseballscorecards.com

livebaseballscorecards.com

PA: 53

PA: 46

Batter	1	2	3	4	5	6	7	8	9	AB	R	H	RBI	BB	SO	LOB	TOP			
Darryl Hamilton, L (1, 8) OBP: 0.366, SLG: 0.408										4	0	0	0	0	1	0	Milwaukee Brewers @ Cleveland Indians Cleveland Municipal Stadium, Cleveland, OH Sat Sep 25 1993, 3:33 AM EDT Att: 26,477 - Overcast - 62 F			
Tom Lampkin, L (1, 2) OBP: 0.283, SLG: 0.331										4	0	1	0	0	0	0				
B.J. Surhoff, L (1, 5) OBP: 0.317, SLG: 0.382										4	1	3	0	0	0	1				
Greg Vaughn, R (1, 10) OBP: 0.372, SLG: 0.484										4	1	1	2	0	0	3				
John Jaha, R (1, 3) OBP: 0.328, SLG: 0.397										4	0	0	0	0	1	1				
Troy O'Leary, L (1, 7) OBP: 0.407, SLG: 0.409										3	0	1	0	1	1	0				
Matt Mieske, R (1, 9) OBP: 0.294, SLG: 0.362										4	0	1	0	0	2	1				
Juan Bell, R (1, 4) OBP: 0.316, SLG: 0.330										4	0	0	0	0	0	3				
Jose Valentin, S (1, 6) OBP: 0.316, SLG: 0.486										3	0	0	0	0	1	2				
Inning Stats	R: 0 E: 0 K: 1 S: 7	H: 1 LOB: 1 BB: 0 P: 11	R: 0 E: 0 K: 2 S: 7	H: 0 LOB: 0 BB: 0 P: 10	R: 0 E: 0 K: 1 S: 6	H: 0 LOB: 0 BB: 0 P: 8	R: 0 E: 0 K: 1 S: 8	H: 1 LOB: 1 BB: 0 P: 12	R: 0 E: 0 K: 1 S: 5	H: 0 LOB: 0 BB: 0 P: 8	R: 2 E: 0 K: 0 S: 11	H: 3 LOB: 2 BB: 1 P: 20	R: 0 E: 0 K: 0 S: 8	H: 1 LOB: 1 BB: 0 P: 12	R: 0 E: 0 K: 0 S: 8	H: 1 LOB: 1 BB: 0 P: 11	1B: 3 2B: 3 3B: 0 HR: 1	SF: 0 SAC: 0 DP: 0 HBP: 0	WP: 0 PB: 0 CS: 0	PA: 35
PITCHER Mark Clark, R (1, 1) ERA: 4.19	IP: 9.0 WLS: W BF: 35 H: 7 R: 2 ER: 2 SO: 6 BB: 1 IBB: 0 HBP: 0 BLK: 0 WP: 0 HR: 1 S: 74 P: 114 ERA: 2.00 WHIP: 0.889															PITCHER				

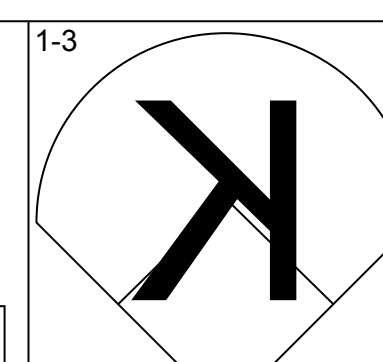
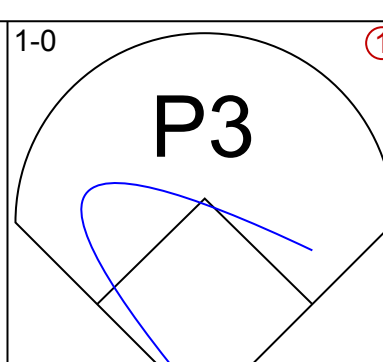
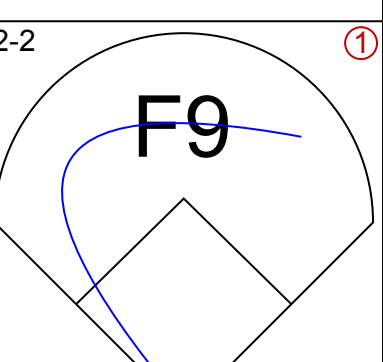
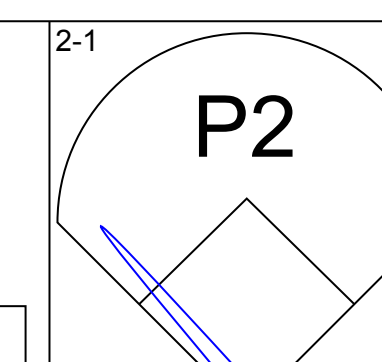
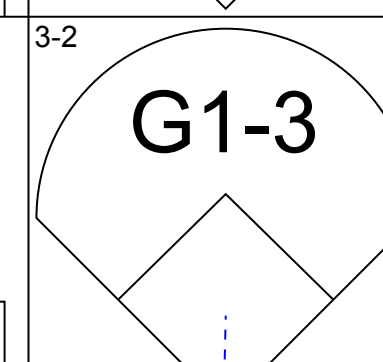
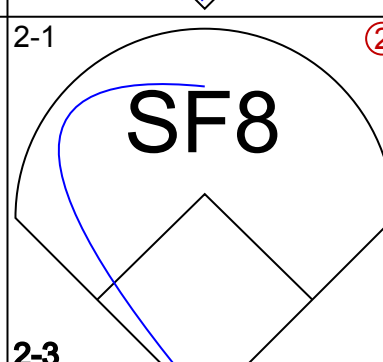
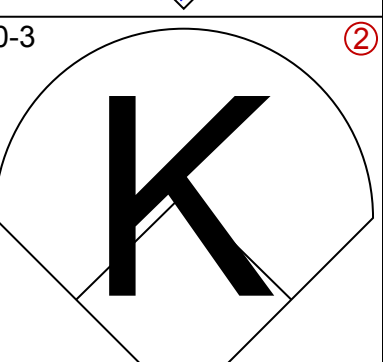
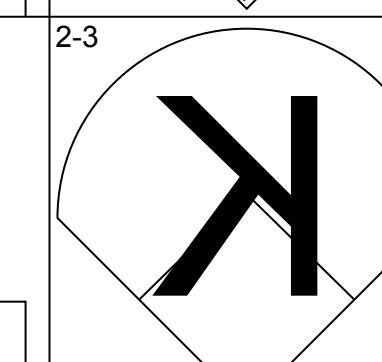
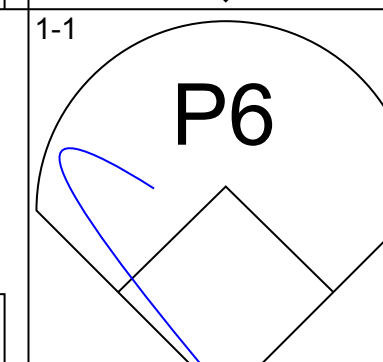
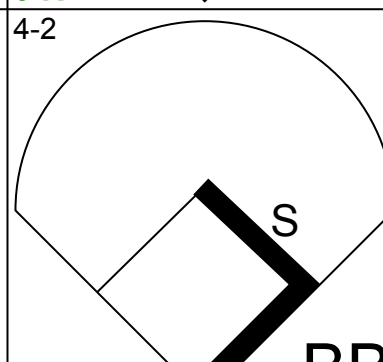
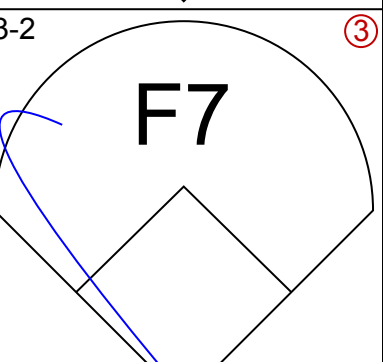
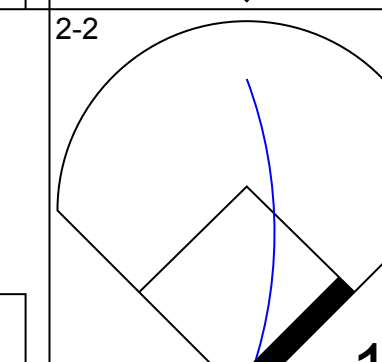
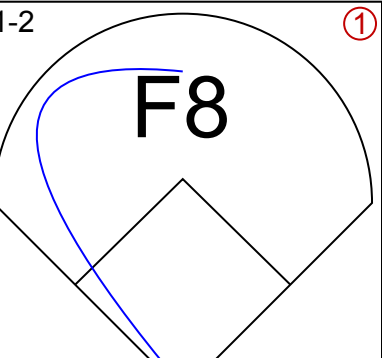
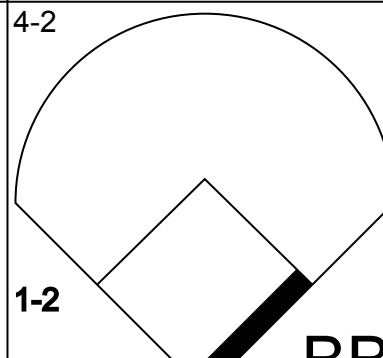
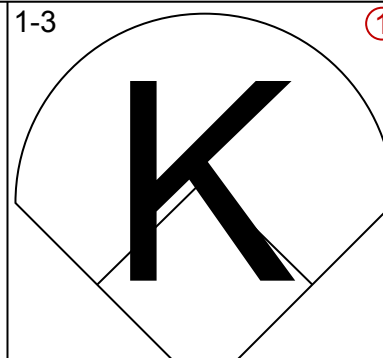
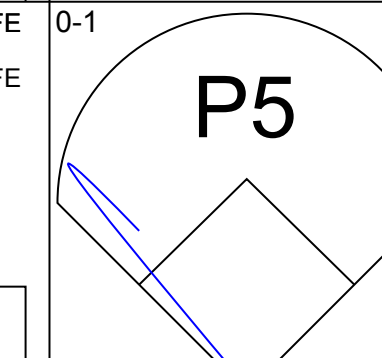
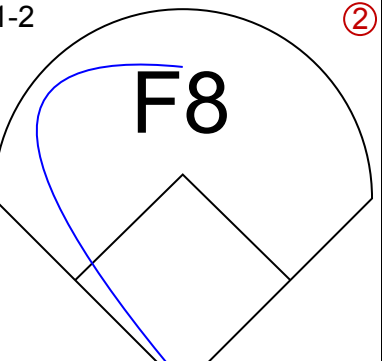
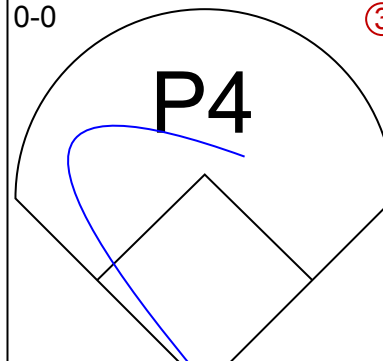
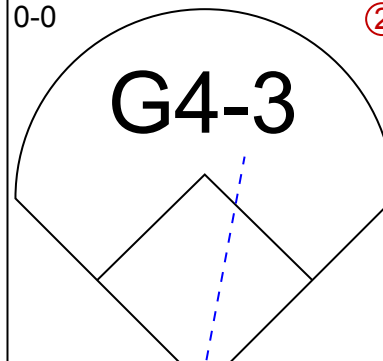
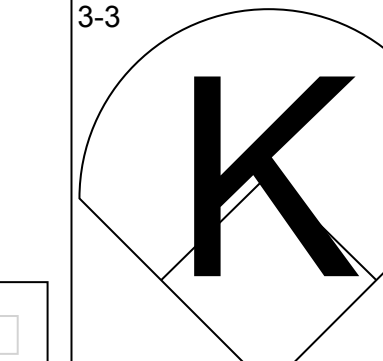
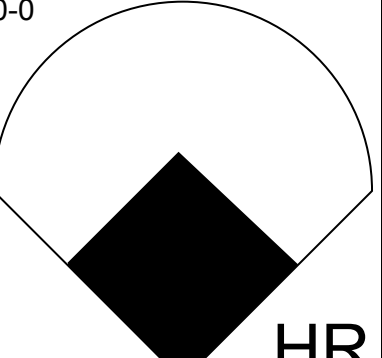
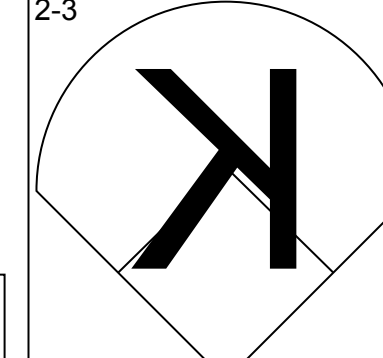
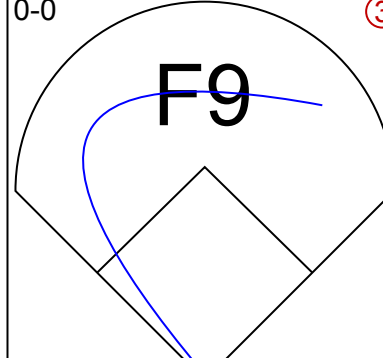
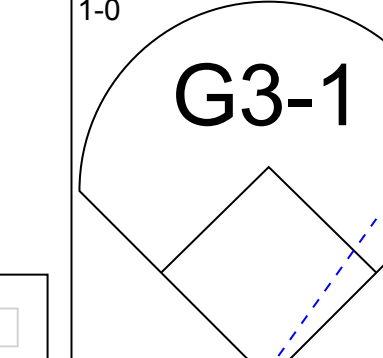
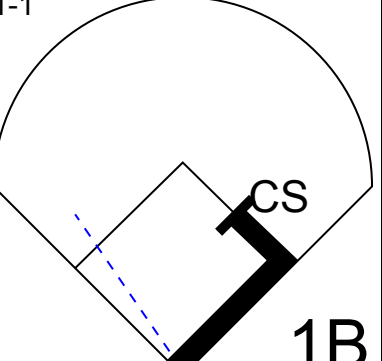
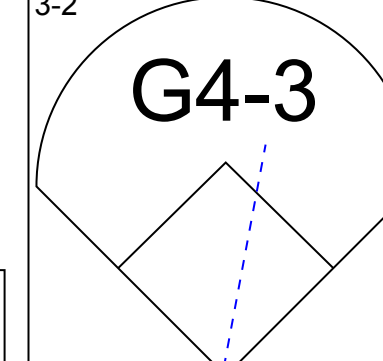
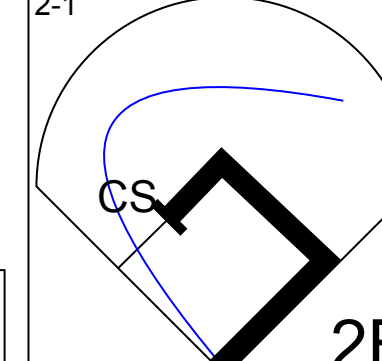
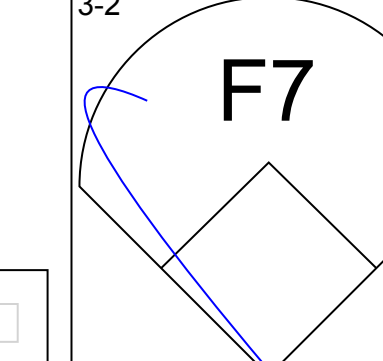
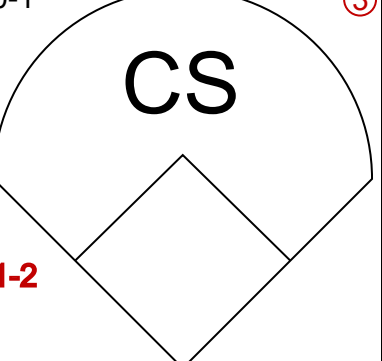
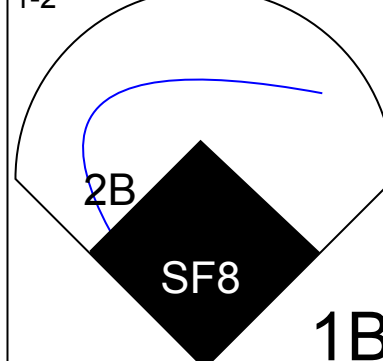
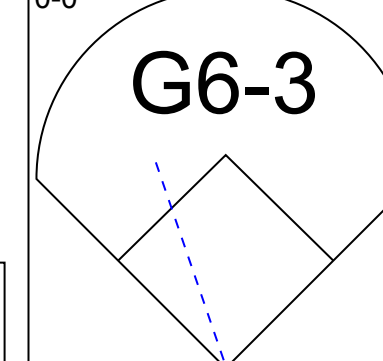
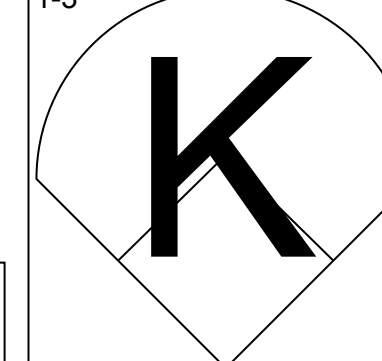
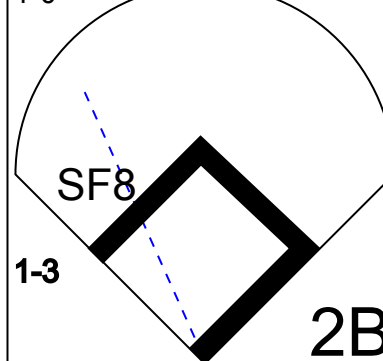
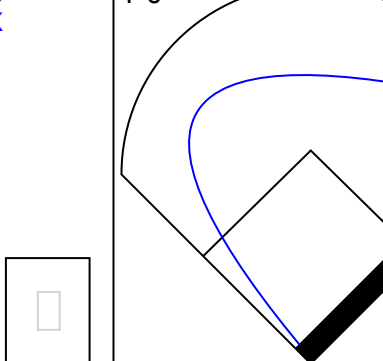
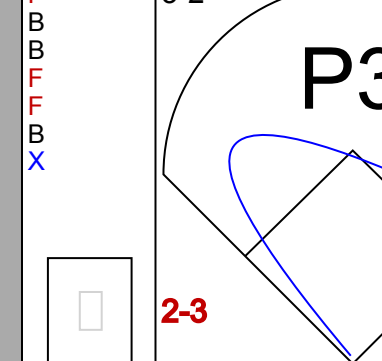
Batter	1	2	3	4	5	6	7	8	9	AB	R	H	RBI	BB	SO	LOB	BOTTOM			
Kenny Lofton, L (1, 8) OBP: 0.404, SLG: 0.407										2	2	1	0	3	0	0	Milwaukee Brewers @ Cleveland Indians Cleveland Municipal Stadium, Cleveland, OH Sat Sep 25 1993, 3:33 AM EDT Att: 26,477 - Overcast - 62 F			
Wayne Kirby, L (1, 9) OBP: 0.324, SLG: 0.375										5	0	1	0	0	1	6				
Jim Thome, L (1, 5) OBP: 0.467, SLG: 0.512										2	1	1	2	1	0	0				
Alvaro Espinoza, R (9, 5) OBP: 0.300, SLG: 0.383										0	0	0	0	0	0	0				
Albert Belle, R (1, 7) OBP: 0.370, SLG: 0.551										5	0	0	0	0	0	4				
Paul Sorrento, L (1, 3) OBP: 0.333, SLG: 0.430										3	1	1	1	1	0	0				
Sam Horn, L (1, 10) OBP: 0.487, SLG: 1.067										4	2	3	1	0	1	1				
Manny Ramirez, R (7, FR) OBP: 0.212, SLG: 0.320										0	0	0	0	0	0	0				
Jeff Treadway, L (1, 4) OBP: 0.355, SLG: 0.415										4	0	1	2	0	1	1				
Mark Lewis, R (1, 6) OBP: 0.233, SLG: 0.400										4	0	1	0	0	0	2				
Junior Ortiz, R (1, 2) OBP: 0.281, SLG: 0.289										3	0	0	0	0	0	1				
Inning Stats	R: 2 E: 0 K: 2 S: 14	H: 2 LOB: 1 BB: 1 P: 22	R: 0 E: 1 K: 0 S: 15	H: 0 LOB: 2 BB: 1 P: 26	R: 2 E: 0 K: 0 S: 9	H: 2 LOB: 1 BB: 1 P: 20	R: 1 E: 0 K: 0 S: 9	H: 2 LOB: 1 BB: 0 P: 15	R: 1 E: 0 K: 1 S: 17	H: 2 LOB: 3 BB: 1 P: 30	R: 0 E: 0 K: 0 S: 6	H: 0 LOB: 0 BB: 1 P: 12	R: 0 E: 0 K: 0 S: 6	H: 1 LOB: 1 BB: 0 P: 12	R: 0 E: 0 K: 0 S: 4	H: 0 LOB: 1 BB: 0 P: 6	1B: 6 2B: 1 3B: 1 HR: 1	SF: 1 SAC: 0 DP: 1 HBP: 2	WP: 0 PB: 0 CS: 0	PA: 40
PITCHER Jaime Navarro, R (1, 1) ERA: 5.37	IP: 4.2 WLS: L BF: 27 H: 8 R: 6 ER: 6 SO: 3 BB: 3 IBB: 0 HBP: 1 BLK: 0 WP: 0 HR: 1 S: 58 P: 102 ERA: 11.57 WHIP: 2.357															PITCHER				
Matt Maysey, R (5, 1) ERA: 4.71	IP: 1.1 WLS: L BF: 5 H: 0 R: 0 ER: 0 SO: 0 BB: 2 IBB: 0 HBP: 0 BLK: 0 WP: 0 HR: 0 S: 12 P: 23 ERA: 0.00 WHIP: 1.500															PITCHER				
Mark Kiefer, R (7, 1) ERA:	IP: 2.0 WLS: L BF: 8 H: 1 R: 0 ER: 0 SO: 0 BB: 0 IBB: 0 HBP: 1 BLK: 0 WP: 0 HR: 0 S: 10 P: 18 ERA: 0.00 WHIP: 0.500															PITCHER				

AB	34
R	2
H	7
RBI	2
BB	1
SO	6
LOB	11



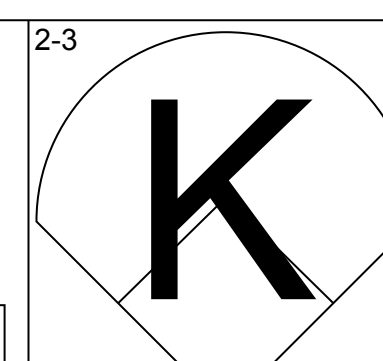
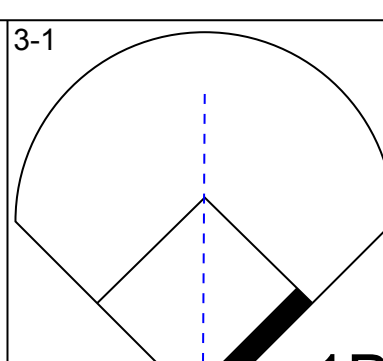
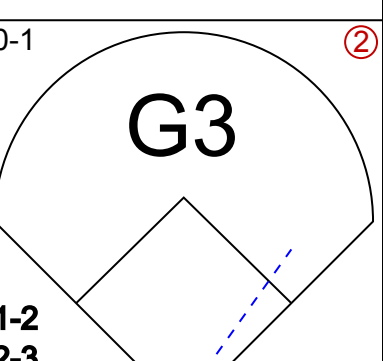
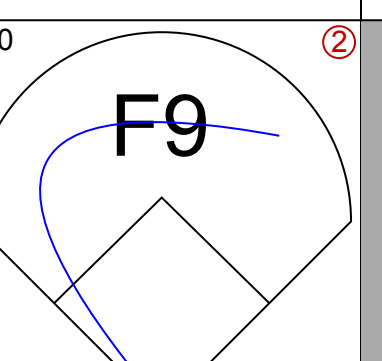
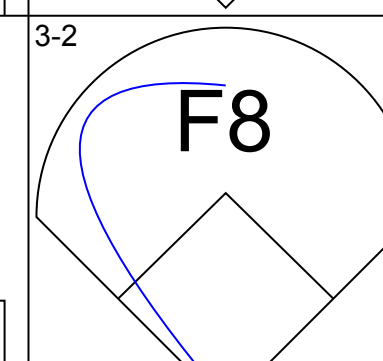
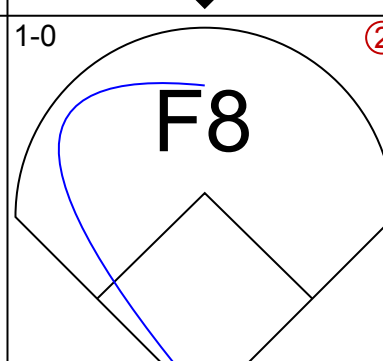
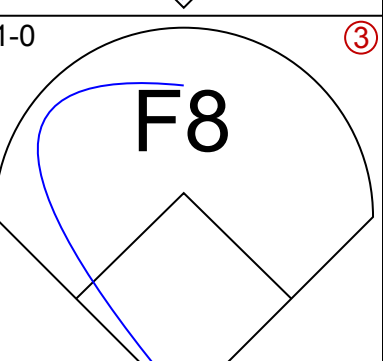
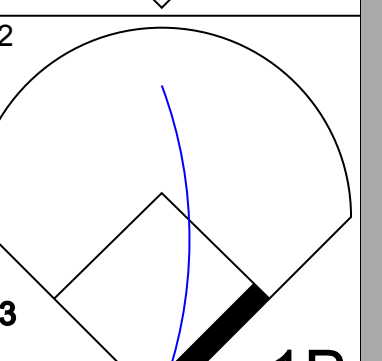
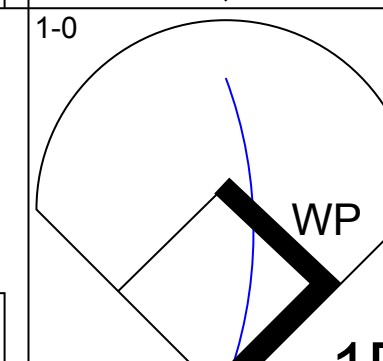
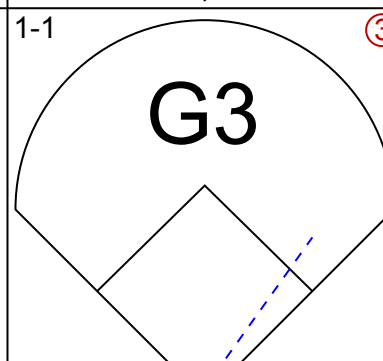
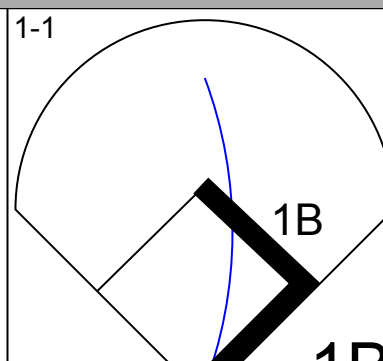
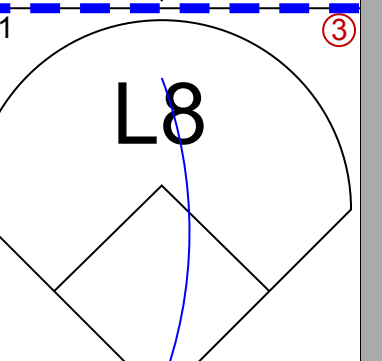
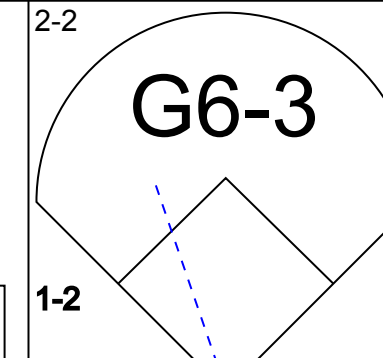
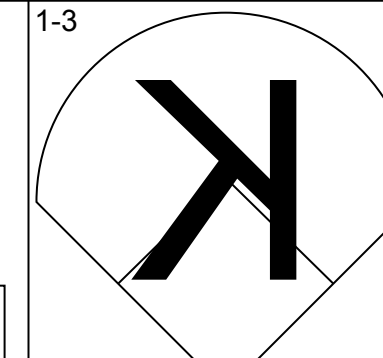
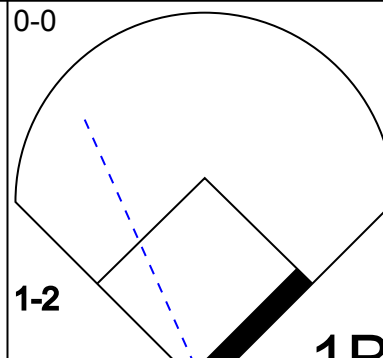
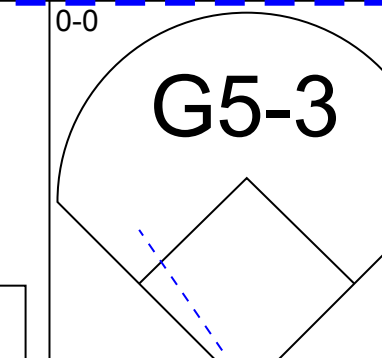
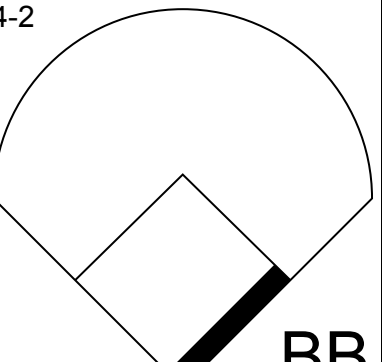
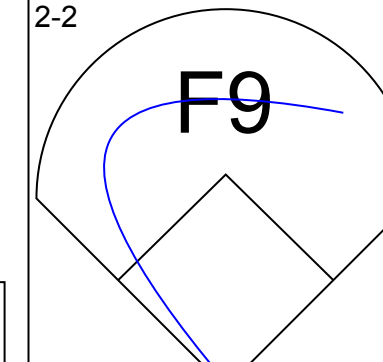
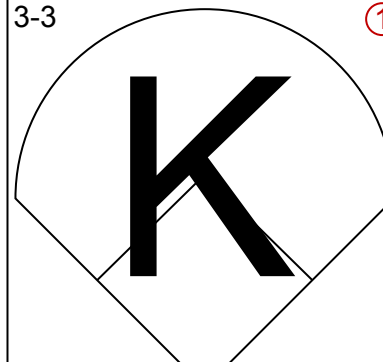
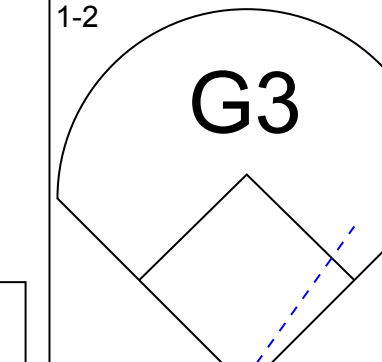
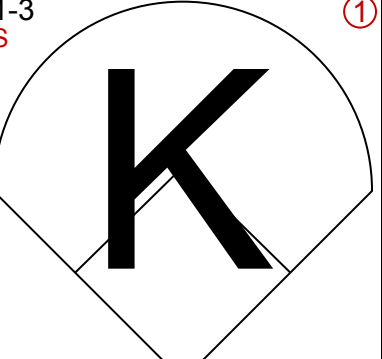
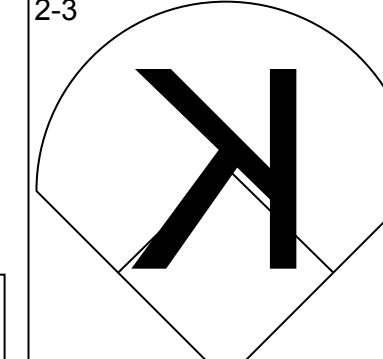
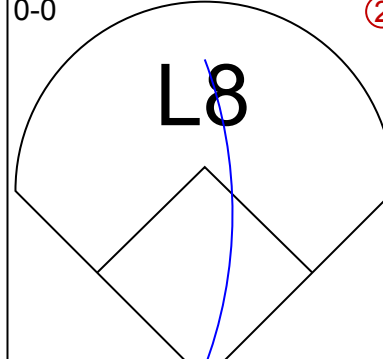
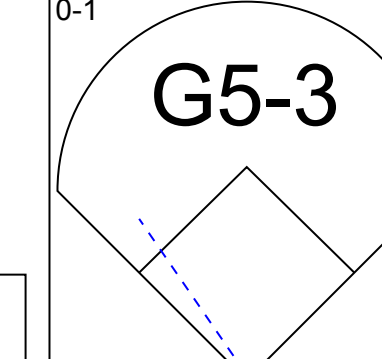
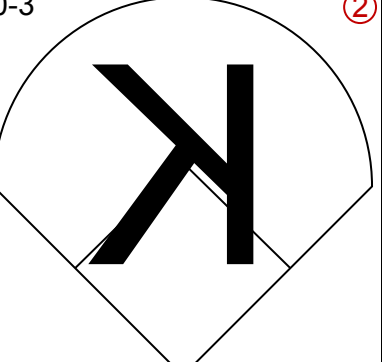
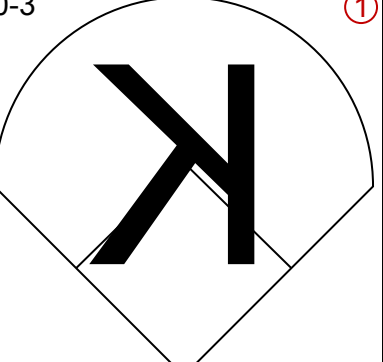
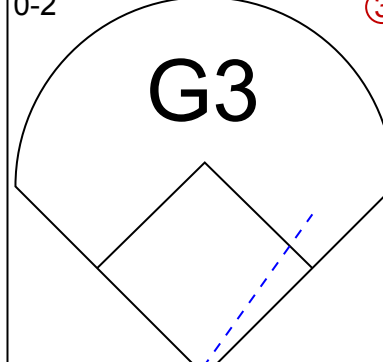
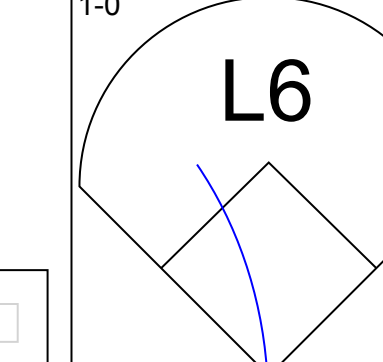
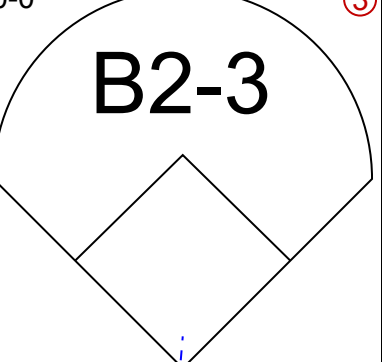
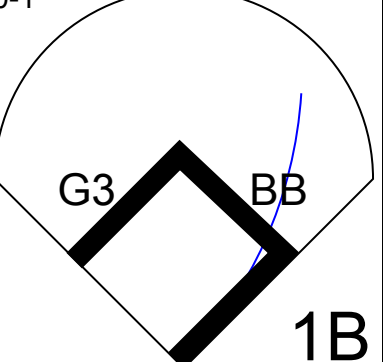
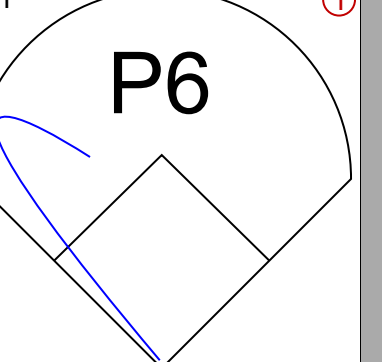
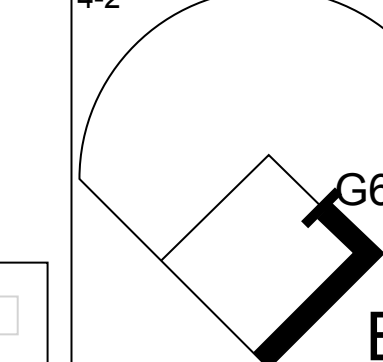
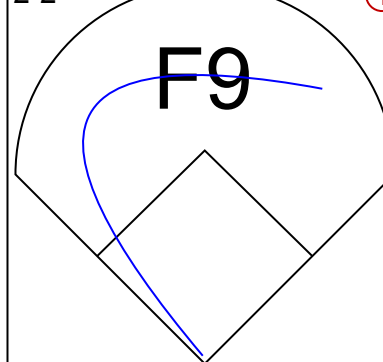
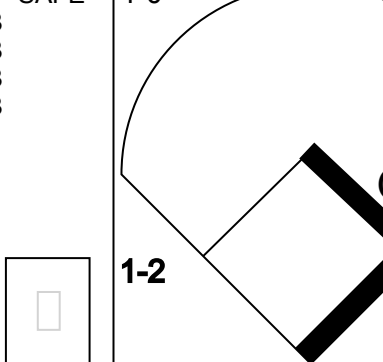
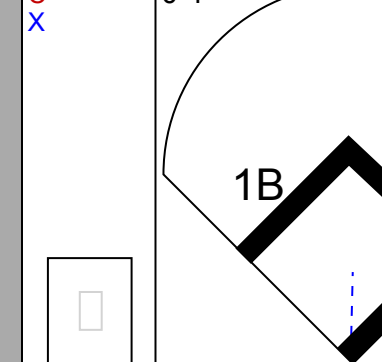
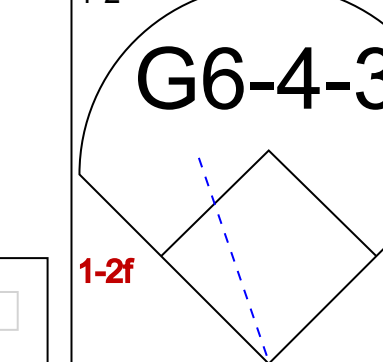
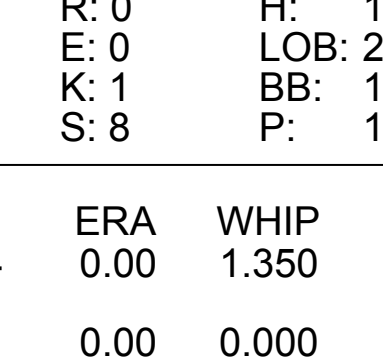
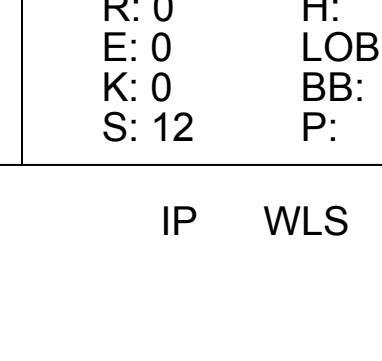
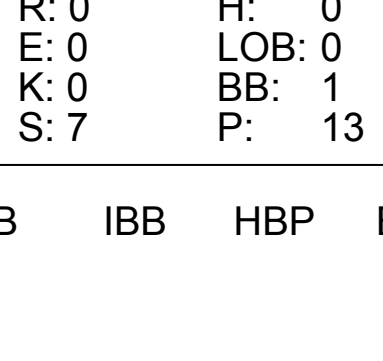
Batter	1	2	3	4	5	6	7	8	9	AB	R	H	RBI	BB	SO	LOB	TOP										
Juan Bell, R OBP: 0.316, SLG: 0.329 Darryl Hamilton, L OBP: 0.366, SLG: 0.407	F8		F9		L8				G6-3	4	1	1	1	0	0	2	Milwaukee Brewers @ Cleveland Indians Cleveland Municipal Stadium, Cleveland, OH Sun Sep 26 1993, 3:33 AM EDT Att: 31,834 - Overcast - 62 F										
Robin Yount, R OBP: 0.329, SLG: 0.385	F9		K		F8				L5	5	0	2	1	0	1	0											
B.J. Surhoff, L OBP: 0.314, SLG: 0.379	F7			G4-3	F8				L7-4	5	0	0	0	0	2												
Greg Vaughn, R OBP: 0.372, SLG: 0.483				K	G6-3					3	0	1	0	1	1												
John Jaha, R OBP: 0.332, SLG: 0.412									L5	4	2	3	2	0	0	1											
Dave Nilsson, L OBP: 0.342, SLG: 0.370				HR						3	0	0	0	1	0	2											
Alex Diaz, S OBP: 0.327, SLG: 0.364				BB						4	0	2	0	0	0	3											
Troy O'Leary, L OBP: 0.379, SLG: 0.385										4	0	1	0	0	1	3											
Jose Valentin, S OBP: 0.310, SLG: 0.447			K							3	1	0	0	1	1	3											
Inning Stats	R: 0 E: 0 K: 0 S: 8	H: 0 LOB: 0 BB: 0 P: 14	R: 0 E: 0 K: 0 S: 12	H: 2 LOB: 2 BB: 0 P: 16	R: 0 E: 0 K: 2 S: 7	H: 0 LOB: 0 BB: 0 P: 9	R: 1 E: 0 K: 1 S: 11	H: 1 LOB: 1 BB: 1 P: 21	R: 2 E: 0 K: 0 S: 14	H: 2 LOB: 1 BB: 1 P: 24	R: 1 E: 0 K: 0 S: 11	H: 3 LOB: 2 BB: 0 P: 19	R: 0 E: 0 K: 1 S: 9	H: 1 LOB: 1 BB: 0 P: 11	R: 0 E: 0 K: 0 S: 9	H: 0 LOB: 0 BB: 0 P: 11	1B: 7 2B: 2 3B: 0 HR: 2	SF: 0 SAC: 0 DP: 1 HBP: 0	WP: 0 PB: 0 SB: 1 CS: 1	PA: 39							
PITCHER	IP	WLS	BF	H	R	ER	SO	BB	IBB	HBP	BLK	WP	HR	S	P	ERA	WHIP										
Dave Micki, R ERA: 5.4	(1, 1)	4.1	20	5	3	3	3	2	0	0	0	0	1	50	80	6.23	1.615										
Bill Wertz, R ERA: 3.95	(5, 1)	2.1	11	4	1	1	0	1	0	0	0	0	1	18	35	3.86	2.143										
Jeremy Hernandez, R ERA: 9.52	(7, 1)	2.1	W	8	1	0	1	0	0	0	0	0	0	20	27	0.00	0.429										

Batter	1	2	3	4	5	6	7	8	9	AB	R	H	RBI	BB	SO	LOB	BOTTOM										
Kenny Lofton, L OBP: 0.404, SLG: 0.408	G4-3		G6-3	K						5	1	2	0	0	1	2	Milwaukee Brewers @ Cleveland Indians Cleveland Municipal Stadium, Cleveland, OH Sun Sep 26 1993, 3:33 AM EDT Att: 31,834 - Overcast - 62 F										
Wayne Kirby, L OBP: 0.323, SLG: 0.373	B1-3		1B		F9					5	0	1	0	0	1	2											
Jim Thome, L OBP: 0.413, SLG: 0.534 Alvaro Espinoza, R OBP: 0.300, SLG: 0.383	HR		FC5-4	1B	BB					4	1	2	1	1	1	2											
Albert Belle, R OBP: 0.372, SLG: 0.552	CS		FC5-4		BB					3	1	2	1	1	0	2											
Paul Sorrento, L OBP: 0.334, SLG: 0.433	CS			G4-3	G1-6-3					4	2	2	0	0	0	2											
Sam Horn, L OBP: 0.526, SLG: 1.211 Manny Ramirez, R OBP: 0.212, SLG: 0.320				G4-3						4	1	3	2	0	0	1											
Jeff Treadway, L OBP: 0.353, SLG: 0.414					SF7					3	0	1	2	0	0	1											
Mark Lewis, R OBP: 0.235, SLG: 0.382										4	0	1	0	0	0	3											
Sandy Alomar Jr., R OBP: 0.322, SLG: 0.401										4	0	1	0	0	0	0											
Inning Stats	R: 1 E: 0 K: 0 S: 7	H: 2 LOB: 0 BB: 0 P: 11	R: 0 E: 0 K: 0 S: 7	H: 1 LOB: 1 BB: 0 P: 11	R: 0 E: 0 K: 0 S: 8	H: 2 LOB: 2 BB: 0 P: 11	R: 1 E: 0 K: 1 S: 13	H: 3 LOB: 2 BB: 0 P: 24	R: 0 E: 0 K: 0 S: 11	H: 0 LOB: 1 BB: 2 P: 22	R: 1 E: 0 K: 0 S: 6	H: 1 LOB: 0 BB: 0 P: 9	R: 3 E: 0 K: 1 S: 16	H: 5 LOB: 2 BB: 0 P: 27	R: 0 E: 0 K: 1 S: 9	H: 1 LOB: 1 BB: 0 P: 12	1B: 10 2B: 3 3B: 0 HR: 2	SF: 1 SAC: 0 DP: 1 HBP: 0	WP: 0 PB: 0 SB: 1 CS: 1	PA: 40							
PITCHER	IP	WLS	BF	H	R	ER	SO	BB	IBB	HBP	BLK	WP	HR	S	P	ERA	WHIP										
Ricky Bones, R ERA: 4.81	(1, 1)	6.0	L	6	4	2	1	0	0	0	0	0	0	11	20	27.00	6.000										
Mike Ignasiak, R ERA: 4.45	(7, 1)	0.2		4	2	2	1	0	0	0	0	0	0	13	18	0.00	0.750										
Doug Henry, R ERA: 5.56	(7, 1)	1.1		5	1	0	0	1	0	0	0	0	0	13	18	0.00	0.750										


Batter	1	2	3	4	5	6	7	8	9	AB	R	H	RBI	BB	SO	LOB	TOP					
Rickey Henderson, R OBP: 0.431, SLG: 0.476 (1, 7)										4	0	0	0	0	1	3	Toronto Blue Jays @ Milwaukee Brewers Milwaukee County Stadium, Milwaukee, WI Mon Sep 27 1993, 8:05 PM EDT Att: 14,931 - Unknown - 50 F					
Devon White, S OBP: 0.340, SLG: 0.439 (1, 8)										3	0	0	1	0	2	1						
Roberto Alomar, S OBP: 0.403, SLG: 0.484 (1, 4)										3	0	1	0	1	0	1						
Joe Carter, R OBP: 0.309, SLG: 0.482 (1, 9)										3	0	0	0	1	1	1						
John Olerud, L OBP: 0.468, SLG: 0.596 (1, 3)										4	0	0	0	0	1	3						
Paul Molitor, R OBP: 0.403, SLG: 0.507 (1, 10)										4	1	1	1	0	1	0						
Tony Fernandez, S OBP: 0.348, SLG: 0.395 (1, 6)										4	0	2	0	0	0	0						
Ed Sprague, R OBP: 0.310, SLG: 0.390 (1, 5)										3	1	1	0	0	1	1						
Pat Borders, R OBP: 0.286, SLG: 0.375 (1, 2)										3	0	2	0	0	0	1						
Inning Stats	R: 0 E: 0 K: 1 S: 10	H: 0 LOB: 0 BB: 0 P: 15	R: 1 E: 0 K: 0 S: 10	H: 2 LOB: 0 BB: 0 P: 13	R: 1 E: 0 K: 0 S: 14	H: 2 LOB: 3 BB: 2 P: 27	R: 0 E: 0 K: 1 S: 8	H: 0 LOB: 0 BB: 0 P: 13	R: 0 E: 0 K: 1 S: 11	H: 1 LOB: 1 BB: 0 P: 17	R: 0 E: 0 K: 1 S: 5	H: 0 LOB: 0 BB: 0 P: 6	R: 0 E: 0 K: 1 S: 11	H: 1 LOB: 0 BB: 0 P: 17	R: 0 E: 0 K: 1 S: 13	H: 1 LOB: 1 BB: 0 P: 19	R: 0 E: 0 K: 1 S: 8	H: 0 LOB: 0 BB: 0 P: 15	1B: 4 2B: 2 3B: 0 HR: 1	SF: 1 SAC: 0 DP: 0 HBP: 0	WP: 0 PB: 0 SB: 1 CS: 2	PA: 35
PITCHER 21 Cal Eldred, R ERA: 4.04 (1, 1)	IP: 9.0 WLS: L BF: 34 H: 7 R: 2 ER: 2 SO: 7	BB: 2 IBB: 0 HBP: 0 BLK: 0	WP: 0 HR: 1 S: 90 P: 142	ERA: 2.00 WHIP: 1.000	PITCHER													ERA: 2.00 WHIP: 1.000				

AB	31
R	2
H	7
RBI	2
BB	2
SO	7
LOB	11



Batter	1	2	3	4	5	6	7	8	9	AB	R	H	RBI	BB	SO	LOB	BOTTOM					
Darryl Hamilton, L OBP: 0.365, SLG: 0.406 (1, 9)										4	0	1	0	0	1	3	Toronto Blue Jays @ Milwaukee Brewers Milwaukee County Stadium, Milwaukee, WI Mon Sep 27 1993, 8:05 PM EDT Att: 14,931 - Unknown - 50 F					
Robin Yount, R OBP: 0.328, SLG: 0.383 (1, 8)										4	0	1	0	0	0	3						
B.J. Surhoff, L OBP: 0.315, SLG: 0.380 (1, 5)										4	0	2	0	0	0	3						
Greg Vaughn, R OBP: 0.372, SLG: 0.482 (1, 10)										4	0	1	0	0	1	1						
John Jaha, R OBP: 0.331, SLG: 0.410 (1, 3)										3	0	0	0	1	1	2						
Dave Nilsson, L OBP: 0.338, SLG: 0.365 (1, 2)										4	0	0	0	0	2	3						
Juan Bell, R OBP: 0.333, SLG: 0.326 (1, 4)										3	0	0	0	0	2	3						
Tom Lampkin, L OBP: 0.282, SLG: 0.329 (9, PH)										1	0	0	0	0	0	0						
Troy O'Leary, L OBP: 0.394, SLG: 0.379 (1, 7)										3	0	1	0	1	0	1						
Jose Valentin, S OBP: 0.333, SLG: 0.450 (1, 6)										2	0	1	0	1	0	0						
Kevin Reimer, L OBP: 0.303, SLG: 0.394 (9, PH)										1	0	0	0	0	0	1						
Inning Stats	R: 0 E: 0 K: 1 S: 13	H: 1 LOB: 1 BB: 0 P: 21	R: 0 E: 0 K: 2 S: 12	H: 0 LOB: 1 BB: 1 P: 17	R: 0 E: 0 K: 0 S: 8	H: 1 LOB: 1 BB: 0 P: 15	R: 0 E: 0 K: 2 S: 10	H: 0 LOB: 0 BB: 0 P: 15	R: 0 E: 0 K: 1 S: 8	H: 1 LOB: 2 BB: 1 P: 13	R: 0 E: 0 K: 1 S: 12	H: 2 LOB: 2 BB: 0 P: 16	R: 0 E: 0 K: 0 S: 12	H: 2 LOB: 0 BB: 0 P: 20	R: 0 E: 0 K: 0 S: 6	H: 0 LOB: 0 BB: 0 P: 7	R: 0 E: 0 K: 0 S: 7	H: 0 LOB: 0 BB: 1 P: 13	1B: 7 2B: 0 3B: 0 HR: 0	SF: 0 SAC: 0 DP: 1 HBP: 0	WP: 1 PB: 0 SB: 0 CS: 0	PA: 36
PITCHER Pat Hentgen, R ERA: 3.77 (1, 1)	IP: 6.2 WLS: W BF: 29 H: 7 R: 0 ER: 0 SO: 7	BB: 2 IBB: 0 HBP: 0 BLK: 0	WP: 0 HR: 0 S: 73 P: 114	ERA: 0.00 WHIP: 1.350	PITCHER													ERA: 0.00 WHIP: 1.350				
Tony Castillo, L ERA: 3.59 (7, 1)	0.1	1	0	0	0	0	0	0	0	0	0	2	3	0.00	0.000							
Mike Timlin, R ERA: 4.86 (8, 1)	1.0	3	0	0	0	0	0	0	0	0	6	7	0.00	0.000								
Duane Ward, R ERA: 2.23 (9, 1)	1.0	S	3	0	0	0	0	0	0	0	7	13	0.00	1.000								

AB	33
R	0
H	7
RBI	0
BB	3
SO	7
LOB	20



Batter	1	2	3	4	5	6	7	8	9	AB	R	H	RBI	BB	SO	LOB	TOP					
Rob Butler, L OBP: 0.318, SLG: 0.300 (1, 7)	F7		1B	K				L5-4 1B		4	0	2	0	1	1	0						
Dick Schofield, R OBP: 0.313, SLG: 0.258 (1, 6)	L5		F7		G4-3			1B		5	0	1	0	0	0	2						
Darnell Coles, R OBP: 0.320, SLG: 0.382 (1, 5)	F7		1B		WP 1B BB HBP			L5-4		4	1	1	0	0	0	3						
Domingo Martinez, R OBP: 0.300, SLG: 0.556 (1, 3)		HR	K		WP 1B BB			K		4	2	1	1	1	3	3						
Turner Ward, S OBP: 0.285, SLG: 0.304 (1, 8)	E3		G4-3		2B			G3		5	1	1	2	0	1	2						
Willie Canate, R OBP: 0.306, SLG: 0.262 (1, 9)	BB			3B	F8			BB		3	1	1	0	2	1	1						
Randy Knorr, R OBP: 0.286, SLG: 0.429 (1, 2)	BB		BB	SF8	E			F7		4	1	3	2	1	0	1						
Domingo Cedeno, S OBP: 0.190, SLG: 0.175 (1, 4)	K		SF8	E4	G3					3	0	0	1	0	1	4						
Shawn Green, L (1, 10)	F7		K	F8				F8		4	0	0	0	0	1	4						
Inning Stats	R: 0 E: 0 K: 0 S: 8	H: 0 LOB: 0 BB: 0 P: 10	R: 1 E: 1 K: 1 S: 7	H: 1 LOB: 2 BB: 2 P: 17	R: 0 E: 0 K: 1 S: 13	H: 2 LOB: 2 BB: 0 P: 17	R: 2 E: 0 K: 2 S: 9	H: 2 LOB: 0 BB: 0 P: 12	R: 3 E: 1 K: 0 S: 13	H: 2 LOB: 2 BB: 1 P: 25	R: 0 E: 0 K: 1 S: 11	H: 0 LOB: 1 BB: 1 P: 19	R: 0 E: 0 K: 2 S: 10	H: 1 LOB: 1 BB: 0 P: 17	R: 0 E: 0 K: 0 S: 5	H: 2 LOB: 1 BB: 0 P: 7	R: 0 E: 0 K: 1 S: 15	H: 0 LOB: 1 BB: 1 P: 21	1B: 7 2B: 2 3B: 1 HR: 1	SF: 1 SAC: 0 DP: 1 HBP: 1	WP: 1 PB: 0 SB: 0 CS: 0	PA: 43
PITCHER	IP	WLS	BF	H	R	ER	SO	BB	IBB	HBP	BLK	WP	HR	S	P	ERA	WHIP					
Teddy Figueroa, L ERA: 7.2 (1, 1)	1.1		7	1	1	1	0	2	0	0	0	0	1	10	20	6.75	2.250					
Carlos Matonado, R ERA: 4.75 (2, 1)	2.2		12	4	2	2	4	0	0	0	0	0	0	27	36	6.75	1.500					
Matt Maysey, R ERA: 5.73 (5, 1)	1.0	L	8	2	3	3	0	1	0	1	0	1	0	13	25	27.00	3.000					
Mark Kiefer, R ERA: (6, 1)	2.0		8	1	0	0	3	1	0	0	0	0	0	21	36	0.00	1.000					
Rafael Nova, L ERA: 4.58 (8, 1)	1.0		4	2	0	0	0	0	0	0	0	0	0	5	7	0.00	2.000					
PITCHER	IP	WLS	BF	H	R	ER	SO	BB	IBB	HBP	BLK	WP	HR	S	P	ERA	WHIP					
Mike Ignasiak, R ERA: 4.31 (9, 1)	1.0		4	0	0	0	1	1	0	0	0	0	0	15	21	0.00	1.000					

Toronto Blue Jays @ Milwaukee Brewers
Milwaukee County Stadium, Milwaukee, WI
Tue Sep 28 1993, 8:05 PM EDT
Att: 13,182 - Unknown - 48 F

AB	36
R	6
H	10
RBI	6
BB	5
SO	8
LOB	20



Batter	1	2	3	4	5	6	7	8	9	AB	R	H	RBI	BB	SO	LOB	BOTTOM					
Darryl Hamilton, L OBP: 0.366, SLG: 0.405 (1, 9)	CS	L8			G3			K		3	0	1	0	1	1	1						
Robin Yount, R OBP: 0.327, SLG: 0.382 (1, 8)	K		G4-3		G3			G5-3		4	0	1	0	0	1	1						
B.J. Surhoff, L OBP: 0.313, SLG: 0.377 (1, 5)	F8		K		G3			G4-3		4	0	0	0	0	1	2						
Greg Vaughn, R OBP: 0.371, SLG: 0.480 (1, 10)	E5		G5-3		F8			1B		4	1	1	0	0	0	2						
John Jaha, R OBP: 0.334, SLG: 0.411 (1, 3)	G3-1		G6-3		G4-6-3			G3-1		3	2	2	0	1	0	1						
Dave Nilsson, L OBP: 0.336, SLG: 0.363 (1, 2)	G3-1		G6-3		G4-6-3			K2-3		4	1	1	0	0	1	2						
Bill Spiers, L OBP: 0.299, SLG: 0.301 (1, 4)	G3-1		G3-1		G4-3			K		4	0	1	2	0	1	2						
Troy O'Leary, L OBP: 0.351, SLG: 0.333 (1, 7)	L7		K		G3-1			K		4	0	0	0	0	2	3						
Jose Valentin, S OBP: 0.333, SLG: 0.442 (1, 6)					K			F9		3	0	1	2	0	1	0						
Inning Stats	R: 0 E: 0 K: 1 S: 15	H: 0 LOB: 0 BB: 1 P: 20	R: 3 E: 1 K: 0 S: 21	H: 3 LOB: 1 BB: 0 P: 31	R: 0 E: 0 K: 1 S: 8	H: 0 LOB: 0 BB: 0 P: 12	R: 1 E: 0 K: 1 S: 12	H: 2 LOB: 0 BB: 0 P: 21	R: 0 E: 0 K: 1 S: 10	H: 2 LOB: 2 BB: 0 P: 17	R: 0 E: 0 K: 0 S: 10	H: 0 LOB: 0 BB: 1 P: 18	R: 0 E: 0 K: 1 S: 8	H: 0 LOB: 0 BB: 0 P: 10	R: 0 E: 0 K: 0 S: 11	H: 1 LOB: 1 BB: 0 P: 15	R: 0 E: 0 K: 3 S: 11	H: 0 LOB: 0 BB: 0 P: 16	1B: 8 2B: 1 3B: 0 HR: 0	SF: 0 SAC: 0 DP: 2 HBP: 0	WP: 0 PB: 0 SB: 1 CS: 2	PA: 35
PITCHER	IP	WLS	BF	H	R	ER	SO	BB	IBB	HBP	BLK	WP	HR	S	P	ERA	WHIP					
Dave Stewart, R ERA: 4.44 (1, 1)	5.0	W	22	7	4	1	4	1	0	0	0	0	0	18	28	0.00	0.500					
Huck Flener, L ERA: (6, 1)	2.0		6	0	0	0	1	1	0	0	0	0	0	18	28	0.00	0.500					
Mark Eichhorn, R ERA: 2.8 (8, 1)	1.0		4	1	0	0	0	0	0	0	0	0	0	11	15	0.00	1.000					
Duane Ward, R ERA: 2.2 (9, 1)	1.0	S	3	0	0	0	3	0	0	0	0	0	0	11	16	0.00	0.000					
PITCHER	IP	WLS	BF	H	R	ER	SO	BB	IBB	HBP	BLK	WP	HR	S	P	ERA	WHIP					

Toronto Blue Jays @ Milwaukee Brewers
Milwaukee County Stadium, Milwaukee, WI
Tue Sep 28 1993, 8:05 PM EDT
Att: 13,182 - Unknown - 48 F

AB	33
R	4
H	8
RBI	4
BB	2
SO	8
LOB	14




Batter	1	2	3	4	5	6	7	8	9	AB	R	H	RBI	BB	SO	LOB	TOP								
Rob Butler, L OBP: 0.380, SLG: 0.386 (1, 7)	E1 3B	1-0 E6 2B					3-1 2B 2B	4-0 2B SF7 BB	4-1 BB	3-2 1-3 2-H 1B	4	3	3	1	2	0	0								
Dick Schofield, R OBP: 0.297, SLG: 0.243 (1, 6)	3-2 L8	0-0 E6 2-H					2-3 K	0-1 F8	1-0 P3	2-1 F8	6	0	0	0	0	1	7								
Paul Molitor, R OBP: 0.406, SLG: 0.515 (1, 10)	1-1 1-H 2B		2-0 L6				4-0 2B IBB	0-1 SF7 1-3 2B		1-2 SH1-4 1B 2B	4	2	3	1	1	0	0								
John Olerud, L OBP: 0.472, SLG: 0.601 Alfredo Griffin, S OBP: 0.233, SLG: 0.241 Shawn Green, L (9, 9)	3-2 G5-3 1B 2B		4-2 G5-4-3 BB				0-1 1-3 2-H 2B	4-0 SF7 IBB		4-2 SH1-4 1B BB	2	1	2	2	3	0	0								
Ed Sprague, R OBP: 0.309, SLG: 0.388 Turner Ward, S OBP: 0.287, SLG: 0.304 (3, 8)	1-2 G5-3		0-0 G5-4-3				4-1 BB	2-0 SF7		0-1 SH1-4	2	0	0	0	0	0	2								
Darnell Coles, R OBP: 0.327, SLG: 0.381 (3, 5)	0-0 1B			3-3 K			3-1 F8			4-0 FC6-4 1B IBB	3	1	1	1	1	1	3								
Willie Canate, R OBP: 0.321, SLG: 0.283 (3, 9)	0-0 1B			2-0 1B				3-3 K		1-1 FC6-4 1B	4	0	2	0	0	1	3								
Domingo Martinez, R OBP: 0.364, SLG: 0.600 (9, 3)	1-3 1B							2-0 F9		1-2 2-H 3-H 1B	1	0	1	2	0	0	0								
Randy Knorr, R OBP: 0.282, SLG: 0.417 (1, 2)		3-2 G6-4-3 1B					1-0 L8			0-1 G4-3 FC6-4 1B	5	1	1	0	0	0	2								
Domingo Cedeno, S OBP: 0.191, SLG: 0.178 (1, 4)			0-1 G6-4-3				3-2 F8		1-3 K	1-1 F8 1B	5	0	1	1	0	1	1								
Inning Stats	R: 3 E: 1 K: 0 S: 22	H: 4 LOB: 2 BB: 0 P: 31	R: 0 E: 1 K: 0 S: 7	H: 2 LOB: 2 BB: 0 P: 11	R: 0 E: 0 K: 0 S: 4	H: 0 LOB: 0 BB: 1 P: 10	R: 0 E: 0 K: 1 S: 6	H: 1 LOB: 0 BB: 0 P: 13	R: 1 E: 0 K: 1 S: 14	H: 2 LOB: 3 BB: 2 P: 33	R: 0 E: 0 K: 2 S: 7	H: 0 LOB: 0 BB: 0 P: 12	R: 1 E: 0 K: 0 S: 6	H: 1 LOB: 3 BB: 2 P: 20	R: 0 E: 0 K: 0 S: 6	H: 0 LOB: 1 BB: 1 P: 12	R: 4 E: 0 K: 0 S: 18	H: 4 LOB: 2 BB: 2 P: 34	1B: 7 2B: 6 3B: 1 HR: 0	SF: 1 SAC: 1 DP: 2 HBP: 1	WP: 0 PB: 0 SB: 0 CS: 0	PA: 47			
PITCHER	IP	WLS	BF	H	R	ER	SO	BB	IBB	HBP	BLK	WP	HR	S	P	ERA	WHIP								
Angel Miranda, L ERA: 3.23	6.1		31	10	5	3	4	3	2	0	0	0	0	64	122	4.26	2.053								
Mike Ignasiak, R ERA: 4.09	1.2		7	0	0	0	0	1	0	1	0	0	0	8	20	0.00	0.600								
Jesse Orosco, L ERA: 3.31	0.2	L	8	4	4	4	0	1	1	0	0	0	0	16	30	54.00	7.500								
Mark Kiefer, R ERA:	0.1		1	0	0	0	0	0	0	0	0	0	0	2	4	0.00	0.000								

Toronto Blue Jays @ Milwaukee Brewers
Milwaukee County Stadium, Milwaukee, WI
Wed Sep 29 1993, 8:05 PM EDT
Att: 13,508 - Unknown - 45 F

livebaseballscores.com

AB 36
R 9
H 14
RBI 9
BB 8
SO 4
LOB 18




Batter	1	2	3	4	5	6	7	8	9	AB	R	H	RBI	BB	SO	LOB	BOTTOM								
Juan Bell, R OBP: 0.315, SLG: 0.326 Bill Spiers, L OBP: 0.298, SLG: 0.301 (9, PH)	2-3 K		0-1 L8				4-1 WP SF7 BB		2-2 G3	2-2 G3	3	2	1	0	1	1	0								
Kevin Seitzer, R OBP: 0.341, SLG: 0.401 (1, 5)	0-1 2B 1B		3-3 K				2-2 G3		1-3 G3		4	1	1	0	0	1	2								
B.J. Surhoff, L OBP: 0.314, SLG: 0.387 (1, 9)	1-1 1-H 2B		1-2 HR				1-0 SF7		0-2 SF8		2	1	2	4	0	0	0								
Greg Vaughn, R OBP: 0.370, SLG: 0.480 (1, 10)	2-0 G5-3		1-2 G5-3				3-H 1-1 2B		1-0 P6		4	0	1	0	0	0	1								
Robin Yount, R OBP: 0.327, SLG: 0.380 (1, 8)	2-3 K2-3			4-2 HR BB			1-1 F7			1-0 G6-3	3	1	0	0	1	1	2								
John Jaha, R OBP: 0.335, SLG: 0.417 (1, 3)		0-1 F7		1-0 HR				4-2 CS BB		0-0 F9	3	1	1	2	1	0	0								
Dave Nilsson, L OBP: 0.332, SLG: 0.358 (1, 2)		3-2 G4-3		0-1 B1-3				3-3 K		1-0 F9	4	0	0	0	0	1	1								
Troy O'Leary, L OBP: 0.366, SLG: 0.351 (1, 7)		1-1 1B		1-0 G3-1				2-2 1B		2-3 K	4	0	2	0	0	1	0								
Jose Valentin, S OBP: 0.314, SLG: 0.413 Darryl Hamilton, L OBP: 0.365, SLG: 0.405 (9, PH)		1-3 K		2-2 P5				0-0 F9		2-2 P5	3	0	0	0	0	1	2								
Inning Stats	R: 1 E: 0 K: 2 S: 11	H: 2 LOB: 1 BB: 0 P: 18	R: 0 E: 0 K: 1 S: 10	H: 1 LOB: 0 BB: 0 P: 15	R: 1 E: 0 K: 1 S: 12	H: 1 LOB: 0 BB: 0 P: 17	R: 2 E: 0 K: 0 S: 9	H: 1 LOB: 0 BB: 1 P: 17	R: 1 E: 0 K: 0 S: 9	H: 1 LOB: 1 BB: 1 P: 18	R: 0 E: 0 K: 1 S: 9	H: 1 LOB: 1 BB: 1 P: 18	R: 1 E: 0 K: 0 S: 12	H: 1 LOB: 0 BB: 0 P: 16	R: 0 E: 0 K: 0 S: 3	H: 0 LOB: 0 BB: 0 P: 5	R: 0 E: 0 K: 1 S: 9	H: 0 LOB: 0 BB: 0 P: 15	1B: 4 2B: 2 3B: 0 HR: 2	SF: 2 SAC: 0 DP: 0 HBP: 0	WP: 2 PB: 0 SB: 1 CS: 1	PA: 37			
PITCHER	IP	WLS	BF	H	R	ER	SO	BB	IBB	HBP	BLK	WP	HR	S	P	ERA	WHIP								
Juan Guzman, R ERA: 3.99	7.0		31	8	6	6	5	3	0	0	0	0	0	3	5	0.00	1.571								
Mark Eichhorn, R ERA: 2.79	1.0	W	3	0	0	0	0	0	0	0	0	0	0	3	5	0.00	0.000								
Duane Ward, R ERA: 2.17	1.0	S	3	0	0	0	1	0	0	0	0	0	0	9	15	0.00	0.000								

Toronto Blue Jays @ Milwaukee Brewers
Milwaukee County Stadium, Milwaukee, WI
Wed Sep 29 1993, 8:05 PM EDT
Att: 13,508 - Unknown - 45 F

livebaseballscores.com

AB 32
R 6
H 8
RBI 6
BB 3
SO 6
LOB 8



Batter	1	2	3	4	5	6	7	8	9	AB	R	H	RBI	BB	SO	LOB	TOP								
Bill Spiers, L OBP: 0.302, SLG: 0.303 (1, 6)	F9		G4-3			G1-3 2B	2B 1B		FC5-4 1B HBP	4	2	2	1	0	0	0	Milwaukee Brewers @ Boston Red Sox Fenway Park, Boston, MA Fri Oct 01 1993, 7:05 PM EDT Att: 22,138 - Unknown - 56 F livebaseballscores.com								
Kevin Seitzer, R OBP: 0.340, SLG: 0.399 (1, 5)	G4-3			P3		G1-3	P5		FC5-4 1B	5	0	1	0	0	0	3									
B.J. Surhoff, L OBP: 0.315, SLG: 0.390 (1, 7)	F8			G4-3			1B 2B		FC5-4 BB 1B	5	1	2	3	0	0	2									
Greg Vaughn, R OBP: 0.372, SLG: 0.487 (1, 10)		HR		P5		P5	1B		BB	5	1	3	1	0	0	1									
John Jaha, R OBP: 0.336, SLG: 0.415 (1, 3)	L9				G5-3	F9	1B		1B	4	0	1	1	1	0	1									
Dave Nilsson, L OBP: 0.333, SLG: 0.369 (1, 2)	K						1B		BB	5	2	2	1	0	1	5									
Matt Mieske, R OBP: 0.309, SLG: 0.373 (1, 9)	G5-3				HR	FC6-4 1B	1B		F7	4	1	2	0	0	1	0									
Juan Bell, R OBP: 0.313, SLG: 0.324 (1, 4)			G6-3		FC6-4 1B	SH5-4 1B	G5-3			3	0	0	0	0	0	1									
Alex Diaz, S OBP: 0.322, SLG: 0.356 (1, 8)	G3				G5-3	G5-3	G6-3			4	1	1	1	0	0	1									
Inning Stats	R: 0 E: 0 K: 0 S: 7	H: 0 LOB: 0 BB: 0 P: 9	R: 1 E: 0 K: 1 S: 9	H: 1 LOB: 0 BB: 0 P: 14	R: 0 E: 0 K: 0 S: 10	H: 0 LOB: 0 BB: 0 P: 16	R: 0 E: 0 K: 0 S: 5	H: 0 LOB: 0 BB: 0 P: 6	R: 1 E: 0 K: 0 S: 10	H: 2 LOB: 1 BB: 0 P: 15	R: 1 E: 0 K: 0 S: 12	H: 2 LOB: 1 BB: 0 P: 19	R: 5 E: 0 K: 0 S: 21	H: 7 LOB: 2 BB: 0 P: 32	R: 0 E: 0 K: 1 S: 7	H: 0 LOB: 0 BB: 0 P: 8	R: 0 E: 0 K: 0 S: 8	H: 2 LOB: 3 BB: 1 P: 14	1B: 10 2B: 2 3B: 0 HR: 2	SF: 0 SAC: 1 DP: 1 HBP: 1	WP: 0 PB: 0 SB: 0 CS: 0	PA: 42			
PITCHER	IP	WLS	BF	H	R	ER	SO	BB	IBB	HBP	BLK	WP	HR	S	P	ERA	WHIP								
Paul Quantrill, R ERA: 3.74 (1, 1)	6.0		23	5	3	3	1	0	0	0	0	0	2	53	79	4.50	0.833								
Greg Harris, R ERA: 3.79 (7, 1)	0.2	L	6	4	4	4	0	0	0	0	0	0	0	10	18	54.00	6.000								
Tony Fossas, L ERA: 5.4 (7, 1)	2.0		10	4	1	1	1	0	0	1	0	0	0	20	26	4.50	2.000								
Jeff Russell, R ERA: 2.53 (9, 1)	0.1		3	1	0	0	0	1	0	0	0	0	0	6	10	0.00	6.000								

Batter	1	2	3	4	5	6	7	8	9	AB	R	H	RBI	BB	SO	LOB	BOTTOM									
Jeff McNeely, R OBP: 0.382, SLG: 0.310 (1, 8)	G4-3		K		S BB		BB			2	0	0	0	2	1	0	Milwaukee Brewers @ Boston Red Sox Fenway Park, Boston, MA Fri Oct 01 1993, 7:05 PM EDT Att: 22,138 - Unknown - 56 F livebaseballscores.com									
Scott Fletcher, R OBP: 0.342, SLG: 0.403 (1, 10)	F9				F9		BB			3	1	1	0	0	0	1										
Luis Ortiz, R OBP: 0.300, SLG: 0.300 (7, PH)							K			1	0	0	0	0	1	2										
Scott Cooper, L OBP: 0.352, SLG: 0.397 (1, 5)	F7				SF8 1B	F7			G6-4-3 1B	4	1	2	0	0	0	0										
Mo Vaughn, L OBP: 0.393, SLG: 0.528 (1, 3)		K			SF9 1B	G3-1			K	3	0	0	1	0	2	1										
Tim Lincecum, R OBP: 0.367, SLG: 0.446 (1, 4)	G4-3				SF8	K			G6-4-3	3	0	0	1	0	1	1										
John Valentin, R OBP: 0.348, SLG: 0.448 (1, 6)	F9				BB				F7	3	1	1	1	1	0	0										
Greg Blosser, L OBP: 0.148, SLG: 0.120 (1, 7)					F7				K	3	1	1	0	0	0	1										
Carlos Quintana, R OBP: 0.315, SLG: 0.268 (9, PH)					SH1-3 2B				K	1	0	0	0	0	1	0										
Bob Zupcic, R OBP: 0.311, SLG: 0.367 (1, 9)					SH1-3				K	3	0	0	0	0	2	0										
John Flaherty, R OBP: 0.214, SLG: 0.200 (1, 2)	F8				K				BB 1B	3	0	1	0	0	1	0										
Inning Stats	R: 0 E: 0 K: 0 S: 6	H: 0 LOB: 0 BB: 0 P: 10	R: 0 E: 0 K: 1 S: 8	H: 0 LOB: 0 BB: 0 P: 12	R: 1 E: 0 K: 1 S: 11	H: 1 LOB: 0 BB: 0 P: 17	R: 2 E: 1 K: 0 S: 13	H: 2 LOB: 1 BB: 1 P: 22	R: 0 E: 0 K: 1 S: 12	H: 0 LOB: 1 BB: 1 P: 20	R: 0 E: 0 K: 1 S: 7	H: 0 LOB: 0 BB: 0 P: 8	R: 1 E: 0 K: 2 S: 13	H: 2 LOB: 2 BB: 1 P: 24	R: 0 E: 0 K: 1 S: 6	H: 1 LOB: 0 BB: 0 P: 9	R: 0 E: 0 K: 2 S: 7	H: 0 LOB: 0 BB: 0 P: 10	1B: 4 2B: 1 3B: 0 HR: 1	SF: 2 SAC: 1 DP: 1 HBP: 0	WP: 1 PB: 0 SB: 1 CS: 0	PA: 35				
PITCHER	IP	WLS	BF	H	R	ER	SO	BB	IBB	HBP	BLK	WP	HR	S	P	ERA	WHIP									
Jaime Navarro, R ERA: 5.33 (1, 1)	6.2		28	5	4	3	5	3	0	0	0	0	1	1	66	107	4.05	1.200								
Mike Ignasiak, R ERA: 4.05 (7, 1)	0.1		1	0	0	0	1	0	0	0	0	0	0	4	6	0.00	0.000									
Jesse Orosco, L ERA: 3.2 (8, 1)	2.0		6	1	0	0	3	0	0	0	0	0	0	13	19	0.00	0.500									

Batter	1	2	3	4	5	6	7	8	9	AB	R	H	RBI	BB	SO	LOB	TOP											
Alex Diaz, S OBP: 0.317, SLG: 0.349	1-0 G5-4-3 1B	1-0 G3			0-0 SH3	0-0 G1-3		1-2 K		4	0	1	0	0	1	4												
Kevin Seitzer, R OBP: 0.338, SLG: 0.397	2-2 G5-4-3	2-1 F7			1-0 1B		1-1 G6-3	0-1 G5-3		5	0	1	1	0	0	4												
B.J. Surhoff, L OBP: 0.314, SLG: 0.389	0-2 1B		2-1 P6		1-1 F9		3-1 G4-3		2-2 G6-3	5	0	1	0	0	0	1												
Greg Vaughn, R OBP: 0.369, SLG: 0.482	1-3 K		1-0 G5-3		1-0 G2-3		1-3 K		0-0 L5-3	5	0	0	0	0	2	2												
Dave Nilsson, L OBP: 0.314, SLG: 0.373		0-1 2B 1B			1-2 G1-3			1-0 SH1-4 1B 2B	2-3 K	5	2	2	0	0	1	0												
John Jaha, R OBP: 0.337, SLG: 0.417	0-2 1-H HR 2B			0-3 K		1-1 E6 WP E		4-1 SH1-4 1B BB		3	3	1	1	1	1	0												
Matt Mieske, R OBP: 0.310, SLG: 0.426	1-2 2-H HR			3-3 K		0-0 F9		0-0 SH1-4		3	1	1	2	0	1	1												
Juan Bell, R OBP: 0.315, SLG: 0.326	2-0 F9			0-0 F9		3-1 E8 1-H 1B 1B		3-0 1B		4	1	2	2	0	0	0												
Jose Valentin, S OBP: 0.364, SLG: 0.438	4-1 WP G3 BB				0-2 SH3 1B 1B		0-1 2-H 1B	4-2 BB		2	1	2	1	2	0	0												
Inning Stats	R: 0 E: 0 K: 1 S: 11	H: 2 LOB: 1 BB: 0 P: 15	R: 3 E: 0 K: 0 S: 14	H: 3 LOB: 1 BB: 1 P: 24	R: 0 E: 0 K: 0 S: 5	H: 0 LOB: 0 BB: 0 P: 8	R: 0 E: 0 K: 2 S: 7	H: 0 LOB: 0 BB: 0 P: 10	R: 1 E: 0 K: 0 S: 8	H: 2 LOB: 1 BB: 0 P: 11	R: 2 E: 2 K: 1 S: 11	H: 2 LOB: 1 BB: 0 P: 16	R: 0 E: 0 K: 1 S: 7	H: 0 LOB: 0 BB: 0 P: 12	R: 2 E: 0 K: 1 S: 11	H: 2 LOB: 2 BB: 2 P: 24	R: 0 E: 0 K: 1 S: 7	H: 0 LOB: 0 BB: 0 P: 11	1B: 8 2B: 2 3B: 0 HR: 1	SF: 0 SAC: 2 DP: 1 HBP: 0	WP: 2 PB: 0 CS: 0	PA: 41						
PITCHER	IP	WLS	BF	H	R	ER	SO	BB	IBB	HBP	BLK	WP	HR	S	P	ERA	WHIP											
Nate Minchey, R ERA: 3.55	(1, 1)	5.2	L	26	8	6	4	3	1	0	0	0	2	1	53	81	6.35	1.588										
Scott Taylor, L ERA: 5.18	(6, 1)	1.1		6	2	1	1	1	0	0	0	0	0	0	11	17	6.75	1.500										
Jeff Russell, R ERA: 2.7	(8, 1)	0.1		4	1	1	1	0	2	0	0	0	0	0	5	16	27.00	9.000										
Tony Fossas, L ERA: 5.18	(8, 1)	1.2		5	0	0	0	2	0	0	0	0	0	0	12	17	0.00	0.000										

Milwaukee Brewers @ Boston Red Sox
Fenway Park, Boston, MA
Sat Oct 02 1993, 3:33 AM EDT
Att: 28,521 - Sunny - 74 F

AB 36
R 8
H 11
RBI 7
BB 3
SO 6
LOB 12



Batter	1	2	3	4	5	6	7	8	9	AB	R	H	RBI	BB	SO	LOB	BOTTOM											
Jeff McNeely, R OBP: 0.395, SLG: 0.375	3-2 E6 3B		2-3 K		4-0 FC6-4 BB		0-1 G3	1-2 G4-3		3	1	1	0	1	1	0												
Ernest Riles, L OBP: 0.293, SLG: 0.352							0-1 G3		0-2 G3-1	4	0	1	0	0	0	1												
Steve Lyons, L OBP: 0.227, SLG: 0.200							1-2 G4-6-3 1B			1	0	0	0	0	0	0												
Mike Greenwell, L OBP: 0.380, SLG: 0.481	1-1 F7		1-1 G4-3		1-1 FC6-4 1B		0-1 G4-6-3 1B		0-2 G3-1	4	0	1	0	0	0	1												
Bob Zupcic, R OBP: 0.310, SLG: 0.365							1-2 G4-6-3 1B			5	1	2	0	0	0	1												
Andre Dawson, R OBP: 0.313, SLG: 0.425	2-1 F8			1-1 2B SF8 1B	2-1 1B		1-2 1B		0-0 G6-3	5	1	2	0	0	0	1												
Mo Vaughn, L OBP: 0.391, SLG: 0.527	3-3 K			0-0 1B 2B	0-1 G3-1			1-2 G5-3	1-0 L4	5	0	1	0	0	1	2												
Tim Lincecum, R OBP: 0.371, SLG: 0.444		4-1 1B BB		1-3 K		0-2 L3		2-0 BB FC5-4 1B		3	1	1	0	1	1	2												
Scott Cooper, L OBP: 0.355, SLG: 0.399		1-2 G5-4-3 1B		0-0 SF8		2-1 2B 1B		4-2 FC5-4 BB BB		2	1	2	1	1	0	0												
Rob Deer, R OBP: 0.304, SLG: 0.389		0-0 F7		3-H 1-0 F9		2-3 K		4-2 FC5-4 BB		3	0	0	0	1	1	4												
John Valentin, R OBP: 0.347, SLG: 0.448		2-2 G5-4-3			0-3 K	1-2 1B 2B		3-2 FC5-4		4	0	1	2	0	1	4												
Tony Peña, R OBP: 0.249, SLG: 0.261			0-1 1B		1-1 HR		1-1 L5	1-2 BB		3	1	2	1	1	0	1												
Inning Stats	R: 1 E: 1 K: 1 S: 14	H: 1 LOB: 0 BB: 0 P: 23	R: 0 E: 0 K: 0 S: 10	H: 1 LOB: 1 BB: 1 P: 17	R: 0 E: 0 K: 1 S: 7	H: 1 LOB: 0 BB: 0 P: 10	R: 1 E: 0 K: 1 S: 8	H: 2 LOB: 1 BB: 0 P: 11	R: 1 E: 0 K: 1 S: 10	H: 2 LOB: 2 BB: 1 P: 17	R: 1 E: 0 K: 1 S: 15	H: 2 LOB: 1 BB: 0 P: 21	R: 0 E: 0 K: 0 S: 7	H: 1 LOB: 1 BB: 0 P: 8	R: 1 E: 0 K: 0 S: 21	H: 1 LOB: 3 BB: 3 P: 40	R: 0 E: 0 K: 0 S: 6	H: 0 LOB: 0 BB: 0 P: 7	1B: 7 2B: 2 3B: 1 HR: 1	SF: 1 SAC: 0 DP: 2 HBP: 0	WP: 0 PB: 0 CS: 0	PA: 40						
PITCHER	IP	WLS	BF	H	R	ER	SO	BB	IBB	HBP	BLK	WP	HR	S	P	ERA	WHIP											
Ricky Bones, R ERA: 4.86	(1, 1)	5.1	W	24	8	4	4	4	2	0	0	0	0	1	54	85	6.75	1.875										
Mike Ignasiak, R ERA: 3.95	(6, 1)	1.2		6	2	0	0	1	0	0	0	0	0	0	17	22	0.00	1.200										
Angel Miranda, L ERA: 3.3	(8, 1)	0.1		3	1	1	1	0	1	0	0	0	0	0	7	14	27.00	6.000										
Mark Kiefer, R ERA:	(8, 1)	1.2	S	7	0	0	0	0	2	0	0	0	0	0	20	33	0.00	1.200										

Milwaukee Brewers @ Boston Red Sox
Fenway Park, Boston, MA
Sat Oct 02 1993, 3:33 AM EDT
Att: 28,521 - Sunny - 74 F


AB 34
R 5
H 11
RBI 4
BB 5
SO 5
LOB 18



Batter	1	2	3	4	5	6	7	8	9	10	11	12	13	14	AB	R	H	RBI	BB	SO	LOB	TOP																
Alex Diaz, S OBP: 0.319, SLG: 0.348 (12, 9)	P5			L5					1B WP		G3		SH3	G3-1	6	1	2	0	0	0	2																	
Troy O'Leary, L OBP: 0.370, SLG: 0.366 Kevin Seitzer, R OBP: 0.336, SLG: 0.396 (13, 5)	G4-3			K					B2		G6-3		P4-6		4	1	1	0	1	1	2																	
B.J. Surhoff, L OBP: 0.318, SLG: 0.391 (13, 7)	P5			FC6-4 BB					E9		G6-3				4	2	2	1	2	0	1																	
Greg Vaughn, R OBP: 0.369, SLG: 0.482 (11, 10)		K		FC6-4					K		K		G4-3 SH1-4 BB		5	1	1	0	1	3	3																	
John Jaha, R OBP: 0.337, SLG: 0.416 (11, 3)		G4-3							G6-3						4	1	1	1	1	1	0	1																
Tom Lampkin, L OBP: 0.280, SLG: 0.321 Dave Nilsson, L OBP: 0.336, SLG: 0.375 (14, 2)		G3													4	0	0	0	1	0	2																	
Matt Mieske, R OBP: 0.266, SLG: 0.397 Darryl Hamilton, L OBP: 0.367, SLG: 0.406 (12, 8)				G4-3											4	0	0	0	1	0	0																	
Juan Bell, R OBP: 0.311, SLG: 0.322 Robin Yount, R OBP: 0.326, SLG: 0.379 Dickie Thorn, R OBP: 0.324, SLG: 0.331 (12, 4)				F7					P2						4	0	0	0	0	1	0																	
Jose Valentin, S OBP: 0.344, SLG: 0.396 (11, 6)				K					F8						5	0	0	0	1	2	2																	
Inning Stats	R: 0 E: 0 K: 0 S: 5	H: 0 LOB: 0 BB: 0 P: 7	R: 0 E: 0 K: 1 S: 10	H: 0 LOB: 0 BB: 0 P: 16	R: 0 E: 0 K: 1 S: 7	H: 1 LOB: 1 BB: 1 P: 9	R: 0 E: 0 K: 1 S: 5	H: 0 LOB: 0 BB: 0 P: 10	R: 0 E: 0 K: 1 S: 6	H: 0 LOB: 0 BB: 0 P: 6	R: 1 E: 1 K: 1 S: 13	H: 2 LOB: 1 BB: 1 P: 22	R: 0 E: 0 K: 1 S: 8	H: 0 LOB: 0 BB: 0 P: 12	R: 0 E: 0 K: 3 S: 14	H: 0 LOB: 0 BB: 0 P: 25	R: 0 E: 0 K: 0 S: 5	H: 0 LOB: 2 BB: 1 P: 12	R: 0 E: 0 K: 0 S: 6	H: 0 LOB: 0 BB: 1 P: 13	R: 3 E: 0 K: 1 S: 15	H: 3 LOB: 2 BB: 2 P: 29	1B: 6 2B: 4 3B: 0 HR: 0	SF: 0 SAC: 2 DP: 2 HBP: 0	WP: 2 PB: 0 SB: 0 CS: 2	PA: 56												
PITCHER	IP 7.0	WLS 24	BF 3	H 3	R 1	ER 1	SO 5	BB 1	IBB 0	HBP 0	BLK 0	WP 0	HR 0	S 57	P 85	ERA 1.29	WHIP 0.571																					
Danny Darwin, R ERA: 3.26											Scott Taylor, L ERA: 8.18	IP 0.0	WLS 0	BF 2	H 0	R 0	ER 0	SO 0	BB 0	IBB 0	HBP 0	BLK 0	WP 0	HR 0	S 2	P 4	ERA 0.00	WHIP 0.000										
Scott Bankhead, R ERA: 3.5											John Depson, R ERA: 4.97	IP 1.0	WLS 3	BF 0	H 0	R 0	ER 0	SO 1	BB 0	IBB 0	HBP 0	BLK 0	WP 1	HR 0	S 8	P 11	ERA 0.00	WHIP 0.000										
Greg Harris, R ERA: 3.77											Cory Bailey, R ERA: 3.45	IP 3.0	WLS 11	BF 0	H 0	R 0	ER 0	SO 4	BB 2	IBB 1	HBP 0	BLK 0	WP 0	HR 0	S 24	P 44	ERA 0.00	WHIP 0.667										
Cory Bailey, R ERA: 3.45											Paul Quantrell, R ERA: 3.91	IP 1.0	WLS L	BF 6	H 1	R 3	ER 3	SO 0	BB 2	IBB 1	HBP 0	BLK 0	WP 0	HR 0	S 11	P 27	ERA 27.00	WHIP 3.000										

Milwaukee Brewers @ Boston Red Sox
 Fenway Park, Boston, MA
 Sun Oct 03 1993, 3:33 AM EDT
 Att. 28,131 - Sunny - 59 F

AB 45
 R 6
 H 9
 RBI 4
 BB 8
 SO 12
 LOB 18



Batter	1	2	3	4	5	6	7	8	9	10	11	12	13	14	AB	R	H	RBI	BB	SO	LOB	BOTTOM																
Jeff McNeely, R OBP: 0.409, SLG: 0.378 (11, 8)	K			1B					G6-3						5	1	2	0	1	1	0																	
Scott Fletcher, R OBP: 0.341, SLG: 0.402 Luis Ortiz, R OBP: 0.290, SLG: 0.250 Scott Cooper, L OBP: 0.355, SLG: 0.397 (11, 4)	K			P4					P5						1	0	0	0	0	1	0																	
Andre Dawson, R OBP: 0.313, SLG: 0.425 Ernest Riles, L OBP: 0.292, SLG: 0.350 Mike Greenwell, L OBP: 0.379, SLG: 0.480 (11, 10)	G2-3			1B					K						2	0	1	1	0	0	0																	
Mo Vaughn, L OBP: 0.390, SLG: 0.525 Carlos Quintana, R OBP: 0.317, SLG: 0.271 Rob Deer, R OBP: 0.303, SLG: 0.386 (10, 9)		K		G1-3											2	0	0	0	0	1	1																	
Tim Lincecum, R OBP: 0.377, SLG: 0.433 (10, 6)		K		BB					G3-6-4						3	0	0	0	3	1	1																	
John Valentin, R OBP: 0.346, SLG: 0.447 Luis Rivera, R OBP: 0.273, SLG: 0.308 Bob Melvin, R OBP: 0.251, SLG: 0.313 (11, 6)		F9							1B						2	0	0	0	0	1	2																	
Greg Blosser, L OBP: 0.135, SLG: 0.107 Steve Lyons, L OBP: 0.200, SLG: 0.174 (10, 4)				P4					L4						3	0	0	0	0	1	0																	
Bob Zupcic, R OBP: 0.308, SLG: 0.360 (9, 7)				P2					G5-3						4	0	0	0	1	0	0																	
Tony Peña, R OBP: 0.246, SLG: 0.257 (11, 2)				F7					K						5	0	0	0	0	2	1																	
Inning Stats	R: 0 E: 0 K: 2 S: 10	H: 0 LOB: 0 BB: 0 P: 13	R: 0 E: 0 K: 2 S: 9	H: 0 LOB: 0 BB: 0 P: 13	R: 0 E: 0 K: 0 S: 9	H: 0 LOB: 0 BB: 0 P: 12	R: 1 E: 0 K: 1 S: 12	H: 2 LOB: 2 BB: 1 P: 22	R: 0 E: 0 K: 1 S: 10	H: 0 LOB: 0 BB: 0 P: 11	R: 0 E: 0 K: 1 S: 6	H: 0 LOB: 0 BB: 0 P: 9	R: 0 E: 0 K: 1 S: 3	H: 1 LOB: 0 BB: 0 P: 3	R: 0 E: 0 K: 1 S: 7	H: 0 LOB: 0 BB: 0 P: 8	R: 2 E: 1 K: 1 S: 18	H: 1 LOB: 2 BB: 3 P: 32	R: 0 E: 0 K: 1 S: 10	H: 0 LOB: 2 BB: 1 P: 18	R: 0 E: 0 K: 1 S: 5	H: 0 LOB: 0 BB: 0 P: 12	R: 0 E: 0 K: 0 S: 7	H: 1 LOB: 1 BB: 0 P: 9	R: 0 E: 0 K: 1 S: 9	H: 0 LOB: 0 BB: 0 P: 14	1B: 5 2B: 0 3B: 0 HR: 0	SF: 0 SAC: 0 DP: 3 HBP: 0	WP: 0 PB: 0 SB: 1 CS: 0	PA: 52								
PITCHER	IP 8.1	WLS 30	BF 3	H 3	R 3	ER 3	SO 8	BB 3	IBB 0	HBP 0	BLK 0	WP 0	HR 0	S 76	P 109	ERA 3.24	WHIP 0.720																					
21 Cal Eldred, R ERA: 4.01											Carlos Maldonado, R ERA: 4.58	IP 1.1	WLS W	BF 4	H 0	R 0	ER 0	SO 1	BB 0	IBB 0	HBP 0	BLK 0	WP 0	HR 0	S 10	P 15	ERA 0.00	WHIP 0.000										
Mark Kiefer, R ERA: 3.18											Jesse Orosco, L ERA: 3.65	IP 0.1	WLS 1	BF 0	H 0	R 0	ER 0	SO 0	BB 0	IBB 0	HBP 0	BLK 0	WP 0	HR 0	S 14	P 28	ERA 0.00	WHIP 2.250										
Jesse Orosco, L ERA: 3.18											Mike Ignasiak, R ERA: 3.65	IP 2.0	WLS 6	BF 0	H 0	R 0	ER 0	SO 1	BB 2	IBB 0	HBP 0	BLK 0	WP 0	HR 0	S 10	P 23	ERA 0.00	WHIP 1.000										
Mike Ignasiak, R ERA: 3.65											Rafael Novoa, L ERA: 4.5	IP 0.2	WLS 3	BF 1	H 0	R 0	ER 0	SO 0	BB 0	IBB 0	HBP 0	BLK 0	WP 0	HR 0	S 6	P 8	ERA 0.00	WHIP 1.500										

Milwaukee Brewers @ Boston Red Sox
 Fenway Park, Boston, MA
 Sun Oct 03 1993, 3:33 AM EDT
 Att. 28,131 - Sunny - 59 F

AB 45
 R 3
 H 5
 RBI 3
 BB 7
 SO 12
 LOB 17

