

# Milwaukee Brewers - 1994

Batter	1	2	3	4	5	6	7	8	9	AB	R	H	RBI	BB	SO	LOB	TOP		
Rickey Henderson, R OBP: 0.600, SLG: 0.667	2-1 G4-3 SF9 2B	4-0 G3-2 1B BB		1-1 G1-3		2-3 K			4-2 1B SF7 BB	3	2	1	0	2	1	1			
Stan Javier, S OBP: 0.600, SLG: 0.600	1-0 G4-3	1-2 G3-2 1B			3-2 G3		3-2 CS 1B		0-1 DI 1B	5	0	3	0	0	0	1			
Ruben Sierra, S	2-0 SF9	1-1 G3-2			4-2 BB		3-1 G1-3		0-0 SF7	2	0	0	2	1	0	4			
Mark McGwire, R OBP: 0.400, SLG: 0.600	1-1 WP HR 2B				1-2 F8		1-0 1B		3-H K	5	1	2	0	0	2	4			
Brent Gates, S	4-2 WP HR BB			3-2 G3-1			3-2 F9		3-2 G4-3	4	1	0	0	1	0	3			
Troy Neel, L OBP: 0.500, SLG: 1.333	4-2 HR BB			1-0 F9		2-2 HR			1-0 G5-3	3	2	1	1	1	0	0			
Terry Steinbach, R Scott Hemond, R	3-2 HR			0-2 G6-3		0-3 K		1-3 K		4	1	1	4	0	2	0			
Scott Brosius, R	1-H 2-H 3-H 2-1 G5-3			0-2 F7		0-3 K		4-2 DI BB		3	0	0	0	1	1	0			
Mike Bordick, R				1-0 F8		4-0 S BB		3-2 F7		2	0	0	0	2	0	1			
<b>Inning Stats</b>	R: 5 E: 0 K: 0 S: 19	H: 3 LOB: 0 BB: 2 P: 38	R: 0 E: 0 K: 1 S: 9	H: 1 LOB: 2 BB: 2 P: 21	R: 0 E: 0 K: 0 S: 10	H: 0 LOB: 0 BB: 0 P: 14	R: 0 E: 0 K: 0 S: 6	H: 0 LOB: 1 BB: 1 P: 8	R: 0 E: 0 K: 0 S: 10	H: 2 LOB: 0 BB: 0 P: 21	R: 0 E: 0 K: 1 S: 10	H: 0 LOB: 1 BB: 1 P: 19	R: 1 E: 0 K: 1 S: 12	H: 1 LOB: 1 BB: 1 P: 20	1B: 4 2B: 2 3B: 0 HR: 2	SF: 2 SAC: 0 DP: 1 HBP: 0	WP: 1 PB: 0 SB: 1 CS: 1	PA: 41	
<b>PITCHER</b>	IP WLS BF H R ER SO BB IBB HBP BLK WP HR S P ERA WHIP																		
21 Cal Eldred, R ERA: 9.0	5.0																		
Mark Kiefer, R ERA: 5.4	1.2	W	8	3	1	1	3	1	0	0	0	0	0	1	20	35	5.40	2.400	
Jesse Orosco, L ERA: 6.75	7.1		7	1	1	1	1	2	0	0	0	0	0	0	18	34	6.75	2.250	
Mike Fetters, R ERA:	9.1		3	0	0	0	1	0	0	0	0	0	0	0	8	12	0.00	0.000	

**Oakland Athletics @ Milwaukee Brewers**  
 Milwaukee County Stadium, Milwaukee, WI  
 Tue Apr 05 1994, 4:33 AM EDT  
 Att: 52,012 - Cloudy - 31 F


**AB 31**  
**R 7**  
**H 8**  
**RBI 7**  
**BB 8**  
**SO 6**  
**LOB 14**



Batter	1	2	3	4	5	6	7	8	9	AB	R	H	RBI	BB	SO	LOB	BOTTOM		
Darryl Hamilton, L Matt Mieske, R	1-2 G3-1	0-0 SF7	4-0 BB		1-1 G6-3	3-1 F7				3	0	0	1	1	0	1			
Kevin Seitzer, R OBP: 0.200, SLG: 0.200	3-2 2B SF8 1B	3-H FC6-4	1-1 P4			2-0 G5-3	2-3 K			5	1	1	0	0	1	5			
Turner Ward, S OBP: 0.200, SLG: 0.400	2-2 SF8 1-3 2B		0-0 G6-3	3-2 F7		1-2 G3-1	3-1 F8			5	0	1	0	0	0	0			
Greg Vaughn, R OBP: 0.200, SLG: 0.250	1-0 SF8		2-1 P5	3-1 G5-3		1-1 HBP 1B	0-3 K			4	1	1	1	0	1	0			
John Jaha, R Pat Listach, S	1-0 G1-3		4-2 BB 1B BB	0-0 1B		1-1 1B HBP		4-0 1B SF8 BB		2	2	1	0	1	0	1			
Dave Nilsson, L OBP: 0.600, SLG: 0.800		2-2 G6-3	1-1 BB BB	1-1 FC6-4 1B		1-2 E9 2B 1B		2-2 1B		5	2	4	1	0	0	0			
Jody Reed, R OBP: 0.600, SLG: 1.000		4-1 BB 1B SF7 BB	4-0 BB BB	0-2 FC6-4		3-1 1B 2B		0-0 SF8		2	3	1	2	2	0	2			
Bill Spiers, L OBP: 0.600, SLG: 0.500		1-2 BB 1B	4-1 2B		0-1 B3-1	2-0 3B 1B		3-H G3		4	1	2	2	1	0	0			
Alex Diaz, S OBP: 0.750, SLG: 1.667		4-1 FC6-4 BB	4-1 1-3 2-H 3-H 2B		1-0 G4-3	0-1 3B				3	0	2	3	1	0	0			
<b>Inning Stats</b>	R: 1 E: 0 K: 0 S: 13	H: 2 LOB: 1 BB: 0 P: 21	R: 1 E: 0 K: 0 S: 11	H: 1 LOB: 2 BB: 2 P: 23	R: 3 E: 0 K: 0 S: 13	H: 2 LOB: 3 BB: 4 P: 34	R: 0 E: 0 K: 0 S: 12	H: 2 LOB: 2 BB: 0 P: 19	R: 0 E: 0 K: 2 S: 10	H: 0 LOB: 0 BB: 0 P: 15	R: 1 E: 0 K: 0 S: 9	H: 1 LOB: 0 BB: 1 P: 18	1B: 9 2B: 3 3B: 1 HR: 0	SF: 3 SAC: 0 DP: 0 HBP: 1	WP: 0 PB: 0 SB: 0 CS: 0	PA: 44			
<b>PITCHER</b>	IP WLS BF H R ER SO BB IBB HBP BLK WP HR S P ERA WHIP																		
Bobby Witt, R ERA: 15.0	3.0																		
Steve Ontiveros, R ERA: 10.13	2.2	L	13	4	3	3	0	0	0	1	0	0	0	0	30	45	10.12	1.500	
Ed Nunez, R ERA: 54.0	0.1		4	3	2	2	0	0	0	0	0	0	0	7	15	54.00	9.000		
Billy Taylor, R ERA:	7.1		3	0	0	0	2	0	0	0	0	0	0	10	15	0.00	0.000		
John Briscoe, R ERA: 9.0	8.1		4	1	1	1	0	1	0	0	0	0	0	9	18	9.00	2.000		

**Oakland Athletics @ Milwaukee Brewers**  
 Milwaukee County Stadium, Milwaukee, WI  
 Tue Apr 05 1994, 4:33 AM EDT  
 Att: 52,012 - Cloudy - 31 F

**AB 33**  
**R 11**  
**H 13**  
**RBI 10**  
**BB 7**  
**SO 2**  
**LOB 9**






Batter	1	2	3	4	5	6	7	8	9	AB	R	H	RBI	BB	SO	LOB	TOP					
Rickey Henderson, R OBP: 0.444, SLG: 0.333 Scott Hemond, R	L7		E 1B BB		G5-3		P4			3	1	0	0	1	0	2						
Stan Javier, S OBP: 0.444, SLG: 0.444	S 1B		K		F9			G4-3		4	0	1	0	0	1	2						
Ruben Sierra, S Billy Taylor, R	P7		E3 1B		G3-1			G4-3		4	0	0	0	0	0	3						
Mark McGwire, R Gerónimo Berroa, R	K		K FC4-6 1B			K		G6-3		3	0	1	1	0	2	1						
Brent Gates, S		FC1-6 1B	FC4-6 1B			G3-1		G6-3		4	0	1	0	0	0	2						
Troy Neel, L	FC1-6 1B			K		L9			1B WP BB	3	1	0	0	1	1							
Terry Steinbach, R Junior Noboa, R	K			G1-3			2B		1B	3	0	1	0	0	1	1						
Scott Brosius, R	F8			G5-3			F8		K	4	0	0	0	0	1	4						
Mike Bordick, R Mike Aldrete, L			P4			G5-3 1B		F8	L8	2	0	1	0	0	0	0						
<b>Inning Stats</b>	R: 0 E: 0 K: 1 S: 12	H: 1 LOB: 1 BB: 0 P: 21	R: 0 E: 0 K: 1 S: 9	H: 1 LOB: 1 BB: 0 P: 16	R: 1 E: 1 K: 1 S: 16	H: 1 LOB: 2 BB: 1 P: 25	R: 0 E: 0 K: 1 S: 5	H: 0 LOB: 0 BB: 0 P: 6	R: 0 E: 0 K: 0 S: 8	H: 1 LOB: 1 BB: 0 P: 12	R: 0 E: 0 K: 1 S: 8	H: 0 LOB: 0 BB: 0 P: 11	R: 0 E: 0 K: 0 S: 5	H: 1 LOB: 1 BB: 0 P: 9	R: 0 E: 0 K: 0 S: 7	H: 0 LOB: 0 BB: 0 P: 10	R: 1 E: 0 K: 1 S: 12	H: 1 LOB: 1 BB: 1 P: 18	1B: 5 2B: 1 3B: 0 HR: 0	SF: 0 SAC: 0 DP: 0 HBP: 0	WP: 1 PB: 0 SB: 1 CS: 0	PA: 36
<b>PITCHER</b>	IP	WLS	BF	H	R	ER	SO	BB	IBB	HBP	BLK	WP	HR	S	P	ERA	WHIP					
Bill Wegman, R ERA: 9.0	7.0	W	28	5	1	0	5	1	0	0	0	0	0	63	100	0.00	0.857					
Jeff Bronkay, R ERA: 9.0	1.0		3	0	0	0	0	0	0	0	0	0	0	7	10	0.00	0.000					
Bob Scanlan, R ERA: 9.0	1.0		5	1	1	1	1	1	0	0	0	1	0	12	18	9.00	2.000					

**Oakland Athletics @ Milwaukee Brewers**  
 Milwaukee County Stadium, Milwaukee, WI  
 Thu Apr 07 1994, 8:05 PM EDT  
 Att: 17,780 - Unknown - 45 F

**AB 34**  
**R 2**  
**H 6**  
**RBI 1**  
**BB 2**  
**SO 6**  
**LOB 18**



Batter	1	2	3	4	5	6	7	8	9	AB	R	H	RBI	BB	SO	LOB	BOTTOM						
Darryl Hamilton, L Matt Mieske, R	G4-3	P7		FC6 1-2f		G1-3	BB 1B BB			4	0	0	0	0	0	3							
Kevin Seitzer, R	K2-3		G6-3		1B SF7 2B		1B BB			4	3	2	3	1	1	0							
Turner Ward, S	2B WP 1B		F8		G3 BB 1B	F9	FC5-4 1B			5	1	3	3	0	0	0							
Greg Vaughn, R	WP 2B		HR BB		G3 BB 1B		FC5-4			3	1	2	0	2	0	1							
John Jaha, R Mike Matheny, R	K		HR		SF7	K		K		3	1	1	3	0	2	2							
Dave Nilsson, L		E9 1B 1B	F7		G3		G6-3	F9		5	1	1	0	0	0	2							
Jody Reed, R Jose Valentin, S		FC3-6 1B 1B		P4	F8		G5-3	F8		4	0	1	0	0	0	2							
Pat Listach, S		FC3-6 1B		E3 FC6		3B 1B	BB BB 1B			4	2	3	1	0	0	0							
Alex Diaz, S		FC3-6		P6		HR 3B	BB BB 1B			3	2	1	1	1	0	3							
<b>Inning Stats</b>	R: 1 E: 0 K: 2 S: 11	H: 2 LOB: 1 BB: 0 P: 20	R: 1 E: 1 K: 0 S: 9	H: 3 LOB: 1 BB: 0 P: 11	R: 2 E: 0 K: 0 S: 7	H: 1 LOB: 0 BB: 1 P: 14	R: 0 E: 1 K: 0 S: 13	H: 0 LOB: 1 BB: 0 P: 21	R: 1 E: 0 K: 0 S: 11	H: 2 LOB: 1 BB: 1 P: 21	R: 3 E: 0 K: 1 S: 18	H: 4 LOB: 1 BB: 0 P: 27	R: 4 E: 0 K: 0 S: 10	H: 2 LOB: 1 BB: 3 P: 31	R: 0 E: 0 K: 1 S: 5	H: 0 LOB: 0 BB: 0 P: 10	1B: 9 2B: 2 3B: 1 HR: 2	SF: 1 SAC: 0 DP: 0 HBP: 0	WP: 1 PB: 0 SB: 0 CS: 0	PA: 43			
<b>PITCHER</b>	IP	WLS	BF	H	R	ER	SO	BB	IBB	HBP	BLK	WP	HR	S	P	ERA	WHIP						
Ron Darling, R ERA: 9.0	4.0	L	22	4	3	4	2	2	0	0	0	0	0	1	23	35	13.50	2.500					
Carlos Reyes, R ERA: 13.5	2.0		10	4	3	3	1	0	0	0	0	0	1	23	35	13.50	2.000						
Dave Righetti, L ERA: 54.0	0.2		7	2	4	4	0	3	0	0	0	0	0	9	29	54.00	7.500						
Billy Taylor, R ERA: 9.0	1.1		4	0	0	0	1	0	0	0	0	0	0	6	12	0.00	0.000						
Billy Taylor, R ERA: 9.0	1.1		4	0	0	0	1	0	0	0	0	0	0	6	12	0.00	0.000						

**Oakland Athletics @ Milwaukee Brewers**  
 Milwaukee County Stadium, Milwaukee, WI  
 Thu Apr 07 1994, 8:05 PM EDT  
 Att: 17,780 - Unknown - 45 F

**AB 37**  
**R 12**  
**H 14**  
**RBI 11**  
**BB 5**  
**SO 4**  
**LOB 13**






Batter	1	2	3	4	5	6	7	8	9	AB	R	H	RBI	BB	SO	LOB	TOP					
<b>Chad Curtis, R</b> OBP: 0.250, SLG: 0.167 (1, 8)	G4-3		F9		L9		FC6-4			4	0	0	0	0	0	1	<b>California Angels @ Milwaukee Brewers</b> Milwaukee County Stadium, Milwaukee, WI Fri Apr 08 1994, 8:05 PM EDT Att: 8,788 - Unknown - 48 F					
<b>Damion Easley, R</b> OBP: 0.438, SLG: 0.667 (1, 5)	FC6-4 1B				G3-1			G5-3		3	0	1	0	0	0	0						
<b>Tim Salmon, R</b> OBP: 0.500, SLG: 0.538 (1, 9)	FC6-4 1-2		G1-3			K		L8		4	0	0	0	0	1	2						
<b>Chili Davis, S</b> OBP: 0.556, SLG: 0.765 (1, 10)	F8									4	1	3	0	0	0	1						
<b>Bo Jackson, R</b> OBP: 0.417, SLG: 0.400 (1, 7)		G4-3		SF8 E BB 1B						3	0	0	0	1	1	2						
<b>Eduardo Perez, R</b> OBP: 0.222, SLG: 0.176 (1, 3)				SF8 E BB 1-2						3	0	0	0	1	0	3						
<b>Chris Turner, R</b> OBP: 0.444, SLG: 0.200 (1, 2)				E5 G1-6-3 1-2 2-3						3	0	0	0	1	0	3						
<b>Harold Reynolds, S</b> OBP: 0.333, SLG: 0.333 (1, 4)				SF8 G1-6-3 2-3 3-H 1-0						2	0	1	1	1	0	0						
<b>Rex Hudler, R</b> OBP: 0.500, SLG: 0.500 (9, PH)	G4-6-3			G1-6-3						3	0	0	0	0	0	4						
<b>Gary Disarcina, R</b> OBP: 0.438, SLG: 0.533 (1, 6)				G6-3						1	0	0	0	0	0	1						
<b>Inning Stats</b>	R: 0 E: 0 K: 0 S: 8	H: 1 LOB: 1 BB: 0 P: 12	R: 0 E: 0 K: 0 S: 10	H: 1 LOB: 1 BB: 1 P: 19	R: 0 E: 0 K: 0 S: 10	H: 0 LOB: 1 BB: 0 P: 14	R: 1 E: 1 K: 0 S: 8	H: 1 LOB: 1 BB: 0 P: 16	R: 0 E: 0 K: 0 S: 5	H: 0 LOB: 0 BB: 0 P: 7	R: 0 E: 0 K: 1 S: 7	H: 1 LOB: 1 BB: 0 P: 11	R: 0 E: 0 K: 0 S: 6	H: 1 LOB: 1 BB: 0 P: 8	R: 0 E: 0 K: 1 S: 9	H: 1 LOB: 1 BB: 0 P: 12	R: 0 E: 0 K: 0 S: 5	H: 0 LOB: 0 BB: 1 P: 13	1B: 6 2B: 0 3B: 0 HR: 0	SF: 1 SAC: 0 DP: 3 HBP: 1	WP: 0 PB: 0 SB: 0 CS: 0	PA: 35
<b>PITCHER</b>	IP	WLS	BF	H	R	ER	SO	BB	IBB	HBP	BLK	WP	HR	S	P	ERA	WHIP					
<b>Ricky Bones, R</b> ERA:	(1, 1)	8.1	W	34	6	1	0	2	3	0	1	0	0	65	106	0.00	1.080					
<b>Graeme Lloyd, L</b> ERA:	(9, 1)	0.2	1	0	0	0	0	0	0	0	0	0	0	3	6	0.00	0.000					

AB	30
R	1
H	6
RBI	1
BB	3
SO	2
LOB	14



Batter	1	2	3	4	5	6	7	8	9	AB	R	H	RBI	BB	SO	LOB	BOTTOM				
<b>Darryl Hamilton, L</b> OBP: 0.154, SLG: 0.182 (1, 10)	G3	G4-3			G3					4	0	1	0	0	0	0	<b>California Angels @ Milwaukee Brewers</b> Milwaukee County Stadium, Milwaukee, WI Fri Apr 08 1994, 8:05 PM EDT Att: 8,788 - Unknown - 48 F				
<b>Kevin Seitzer, R</b> OBP: 0.429, SLG: 0.923 (1, 5)	BB 1B				G6-3		G5-3			4	2	2	1	0	0	0					
<b>Turner Ward, S</b> OBP: 0.462, SLG: 0.500 (1, 7)										2	2	1	0	1	0	0					
<b>Tom Brunansky, R</b> (7, 9)	BB 1B				G3-1					1	0	0	0	0	1	0					
<b>John Jaha, R</b> OBP: 0.417, SLG: 0.667 (1, 3)	K				G6-3					4	0	1	0	0	1	3					
<b>Dave Nilsson, L</b> OBP: 0.500, SLG: 0.500 (1, 2)					G6-3					4	1	2	1	0	0	1					
<b>Jody Reed, R</b> OBP: 0.500, SLG: 0.556 (1, 4)	BB 1B									3	0	2	3	0	0	0					
<b>Matt Mieske, R</b> (7, 7)	K				G6-3					3	0	0	0	0	2	3					
<b>Pat Listach, S</b> OBP: 0.500, SLG: 0.429 (1, 6)		B1-3			L5					3	0	0	0	0	2						
<b>Alex Diaz, S</b> OBP: 0.455, SLG: 0.889 (1, 8)										3	0	0	0	0	1	0					
<b>Inning Stats</b>	R: 3 E: 0 K: 2 S: 16	H: 3 LOB: 1 BB: 1 P: 31	R: 0 E: 0 K: 1 S: 9	H: 0 LOB: 0 BB: 0 P: 11	R: 1 E: 0 K: 0 S: 8	H: 1 LOB: 0 BB: 0 P: 15	R: 0 E: 0 K: 0 S: 6	H: 0 LOB: 0 BB: 0 P: 9	R: 0 E: 0 K: 0 S: 9	H: 0 LOB: 0 BB: 0 P: 13	R: 1 E: 0 K: 1 S: 18	H: 3 LOB: 2 BB: 0 P: 23	R: 0 E: 0 K: 0 S: 6	H: 1 LOB: 0 BB: 0 P: 11	R: 0 E: 0 K: 1 S: 10	H: 1 LOB: 0 BB: 0 P: 17	1B: 7 2B: 1 3B: 0 HR: 1	SF: 0 SAC: 0 DP: 0 HBP: 0	WP: 0 PB: 0 SB: 0 CS: 1	PA: 33	
<b>PITCHER</b>	IP	WLS	BF	H	R	ER	SO	BB	IBB	HBP	BLK	WP	HR	S	P	ERA	WHIP				
<b>Phil Lettwich, R</b> ERA: 7.5	(1, 1)	6.0	L	26	7	5	4	1	0	0	0	0	0	66	102	7.50	1.333				
<b>Craig Lefferts, L</b> ERA:	(7, 1)	2.0	6	2	0	0	1	0	0	0	0	0	0	16	28	0.00	1.000				





Batter	1	2	3	4	5	6	7	8	9	AB	R	H	RBI	BB	SO	LOB	TOP								
<b>Chad Curtis, R</b> OBP: 0.280, SLG: 0.217 (1, 8)	F9		P5				FC5-4		SH1-3 1B	5	1	2	0	0	0	2	<b>California Angels @ Milwaukee Brewers</b> Milwaukee County Stadium, Milwaukee, WI Sat Apr 09 1994, 4:33 AM EDT Att: 14,376 - Sunny - 61 F								
<b>Damion Easley, R</b> OBP: 0.400, SLG: 0.556 (1, 5)	G5-3		F9						SH1-3 1B	3	1	0	0	1	0	3									
<b>Tim Salmon, R</b> OBP: 0.391, SLG: 0.389 (1, 9)	K								K	5	0	0	0	0	4	2									
<b>Chili Davis, S</b> OBP: 0.609, SLG: 0.800 (1, 10)		G6-3							K	3	2	2	0	2	0	0									
<b>Bo Jackson, R</b> OBP: 0.313, SLG: 0.286 (8, PR)									SH1-3 1B	4	0	0	0	0	1	3									
<b>Jim Edmonds, L</b> OBP: 0.500, SLG: 0.500 (8, 7)									SH1-3 1B	1	1	1	1	0	0	0									
<b>Eduardo Perez, R</b> OBP: 0.217, SLG: 0.182 (1, 3)									SH1-3 1B	5	0	1	2	0	1	3									
<b>Chris Turner, R</b> OBP: 0.462, SLG: 0.333 (8, PR)									SH1-3 1B	4	1	2	1	0	1	0									
<b>Spike Owen, S</b> OBP: 0.222, SLG: 0.250 (8, 2)									SH1-3 1B	0	0	0	0	0	0	0									
<b>Greg Myers, L</b> OBP: 0.222, SLG: 0.250 (8, 2)									SH1-3 1B	1	0	0	0	0	1	2									
<b>Rex Hudler, R</b> OBP: 0.333, SLG: 0.333 (7, PH)									SH1-3 1B	2	0	0	0	0	1	1									
<b>Harold Reynolds, S</b> OBP: 0.429, SLG: 0.333 (7, 4)									SH1-3 1B	0	0	0	0	2	0	0									
<b>Gary Disarcina, R</b> OBP: 0.450, SLG: 0.579 (1, 6)									SH1-3 1B	4	0	2	0	0	1	3									
<b>Inning Stats</b>	R: 0 E: 0 K: 1 S: 7	H: 0 LOB: 0 BB: 0 P: 11	R: 0 E: 0 K: 1 S: 8	H: 0 LOB: 0 BB: 0 P: 12	R: 1 E: 1 K: 0 S: 9	H: 2 LOB: 1 BB: 0 P: 17	R: 0 E: 0 K: 1 S: 6	H: 0 LOB: 1 BB: 1 P: 11	R: 0 E: 0 K: 2 S: 11	H: 2 LOB: 2 BB: 0 P: 18	R: 0 E: 0 K: 2 S: 12	H: 1 LOB: 1 BB: 0 P: 15	R: 0 E: 0 K: 1 S: 8	H: 0 LOB: 1 BB: 1 P: 14	R: 3 E: 1 K: 1 S: 12	H: 2 LOB: 2 BB: 2 P: 26	R: 2 E: 0 K: 2 S: 15	H: 3 LOB: 2 BB: 1 P: 26	1B: 8 2B: 2 3B: 0 HR: 0	SF: 0 SAC: 1 DP: 0 HBP: 0	WP: 0 PB: 1 CS: 1	PA: 43			
<b>PITCHER</b>	IP	WLS	BF	H	R	ER	SO	BB	IBB	HBP	BLK	WP	HR	S	P	ERA	WHIP								
<b>Teddy Higuera, L</b> ERA: 3.0 (1, 1)	6.0		24	5	1	0	6	1	0	0	0	0	0	53	84	0.00	1.000								
<b>Mark Kiefer, R</b> ERA: 3.0 (7, 1)	1.1	L	7	1	2	0	1	2	0	0	0	0	0	12	24	0.00	2.250								
<b>Mike Fetters, R</b> ERA: 7.71 (8, 1)	1.1		9	2	3	2	2	1	1	0	0	0	0	15	30	13.50	2.250								
<b>Jesse Orosco, L</b> ERA: 5.4 (9, 1)	0.1		3	2	0	0	1	0	0	0	0	0	0	8	12	0.00	6.000								

Batter	1	2	3	4	5	6	7	8	9	AB	R	H	RBI	BB	SO	LOB	BOTTOM								
<b>Darryl Hamilton, L</b> OBP: 0.278, SLG: 0.333 (1, 10)	G6-3 1B								L8	4	1	2	0	1	0	1	<b>California Angels @ Milwaukee Brewers</b> Milwaukee County Stadium, Milwaukee, WI Sat Apr 09 1994, 4:33 AM EDT Att: 14,376 - Sunny - 61 F								
<b>Kevin Seitzer, R</b> OBP: 0.333, SLG: 0.706 (1, 5)	G6-3								L8	4	0	0	0	0	3	4									
<b>Turner Ward, S</b> OBP: 0.389, SLG: 0.412 (1, 7)									L8	5	0	1	0	0	2	2									
<b>John Jaha, R</b> OBP: 0.438, SLG: 0.846 (1, 3)									L8	4	1	2	2	0	1	0									
<b>Dave Nilsson, L</b> OBP: 0.444, SLG: 0.611 (1, 2)									L8	4	1	1	1	0	2	2									
<b>Jody Reed, R</b> OBP: 0.500, SLG: 0.500 (1, 4)									L8	3	0	1	0	1	0	0									
<b>Matt Mieske, R</b> OBP: 0.375, SLG: 0.167 (1, 9)									L8	3	1	1	0	0	0	1									
<b>Pat Listach, S</b> OBP: 0.417, SLG: 0.364 (1, 6)									L8	4	0	1	0	0	0	4									
<b>Alex Diaz, S</b> OBP: 0.400, SLG: 0.750 (1, 8)									L8	3	0	1	1	0	0	4									
<b>Inning Stats</b>	R: 0 E: 0 K: 1 S: 11	H: 3 LOB: 2 BB: 0 P: 16	R: 1 E: 0 K: 1 S: 12	H: 1 LOB: 1 BB: 1 P: 24	R: 0 E: 0 K: 1 S: 9	H: 0 LOB: 0 BB: 0 P: 15	R: 0 E: 0 K: 0 S: 7	H: 2 LOB: 1 BB: 0 P: 11	R: 0 E: 0 K: 2 S: 10	H: 0 LOB: 0 BB: 0 P: 15	R: 1 E: 1 K: 1 S: 12	H: 1 LOB: 2 BB: 1 P: 21	R: 2 E: 0 K: 0 S: 12	H: 2 LOB: 0 BB: 0 P: 16	R: 0 E: 0 K: 0 S: 4	H: 0 LOB: 0 BB: 0 P: 6		R: 0 E: 0 K: 2 S: 12	H: 1 LOB: 1 BB: 0 P: 13	1B: 7 2B: 2 3B: 0 HR: 2	SF: 1 SAC: 1 DP: 1 HBP: 1	WP: 0 PB: 0 CS: 0	PA: 39		
<b>PITCHER</b>	IP	WLS	BF	H	R	ER	SO	BB	IBB	HBP	BLK	WP	HR	S	P	ERA	WHIP								
<b>Mark Leiter, R</b> ERA: 3.0 (1, 1)	6.0		27	7	2	2	6	2	0	1	0	0	0	10	13	27.00	3.000								
<b>Scott Lewis, R</b> ERA: 6.0 (7, 1)	0.2		4	2	2	2	0	0	0	0	0	0	1	10	13	27.00	3.000								
<b>Bob Patterson, L</b> ERA: 6.0 (7, 1)	0.1		1	0	0	0	0	0	0	0	0	0	0	2	3	0.00	0.000								
<b>Mike Butcher, R</b> ERA: 6.0 (8, 1)	1.0	W	3	0	0	0	0	0	0	0	0	0	0	4	6	0.00	0.000								
<b>Joe Grahe, R</b> ERA: 3.0 (9, 1)	1.0	S	4	1	0	0	2	0	0	0	0	0	0	12	13	0.00	1.000								



Batter	1	2	3	4	5	6	7	8	9	AB	R	H	RBI	BB	SO	LOB	TOP										
<b>Chad Curtis, R</b> OBP: 0.276, SLG: 0.222 (1, 8)	L8		SAFE 0-1 2B		G6-3		G4-3			4	1	1	2	0	0	0	<b>California Angels @ Milwaukee Brewers</b> Milwaukee County Stadium, Milwaukee, WI Sun Apr 10 1994, 4:33 AM EDT Att: 11,860 - Sunny - 51 F										
<b>Dwight Smith, L</b> OBP: 0.444, SLG: 0.667 (1, 7)	B1-3		1-2 3-H 2-1 2B		F7		K			4	0	1	2	0	1	0											
<b>Tim Salmon, R</b> OBP: 0.407, SLG: 0.381 (1, 9)	BB		1-2 F7		K			1-2 G5-3 1B		3	0	1	0	1	1	1											
<b>Chili Davis, S</b> OBP: 0.519, SLG: 0.667 (1, 10)	K		2-3 SAFE K		K			SAFE 0-0 L8		4	0	0	0	0	2	3											
<b>Damon Easley, R</b> OBP: 0.333, SLG: 0.455 (1, 5)		2-1 G5-3		0-0 P4				SAFE 1-2 G5-3		4	0	0	0	0	0	2											
<b>Eduardo Perez, R</b> OBP: 0.222, SLG: 0.160 (1, 3)	K	2-3		2-2 F7				3-3 K		3	0	0	0	1	2	1											
<b>Greg Myers, L</b> OBP: 0.154, SLG: 0.167 (1, 2)	F7	1-0		0-1 G6-3				2-0 G1-3		4	0	0	0	0	0	1											
<b>Harold Reynolds, S</b> OBP: 0.500, SLG: 0.563 (1, 4)			0-1 1B S 1B	2-2 S 1B			2-1 G4-3 3B	2-2 G3		4	2	3	0	0	0	0											
<b>Gary Disarcina, R</b> OBP: 0.417, SLG: 0.522 (1, 6)			1-1 1B 2B 1B	SAFE 1-0 G6-3			0-1 G6-3	1-1 G6-3		4	1	1	0	0	0	2											
<b>Inning Stats</b>	R: 0 E: 0 K: 1 S: 10	H: 0 LOB: 1 BB: 1 P: 20	R: 0 E: 0 K: 1 S: 7	H: 0 LOB: 0 BB: 0 P: 12	R: 3 E: 0 K: 1 S: 16	H: 4 LOB: 1 BB: 0 P: 22	R: 0 E: 0 K: 0 S: 10	H: 1 LOB: 1 BB: 0 P: 15	R: 0 E: 0 K: 0 S: 5	H: 0 LOB: 0 BB: 0 P: 5	R: 0 E: 0 K: 0 S: 6	H: 0 LOB: 1 BB: 1 P: 10	R: 1 E: 0 K: 1 S: 8	H: 1 LOB: 0 BB: 0 P: 12	R: 0 E: 0 K: 1 S: 12	H: 1 LOB: 1 BB: 0 P: 17	R: 0 E: 0 K: 0 S: 7	H: 0 LOB: 0 BB: 0 P: 12	1B: 5 2B: 1 3B: 1 HR: 0	SF: 0 SAC: 0 DP: 0 HBP: 0	WP: 0 PB: 0 SB: 2 CS: 0	PA: 36					
<b>PITCHER</b>	IP	WLS	BF	H	R	ER	SO	BB	IBB	HBP	BLK	WP	HR	S	P	ERA	WHIP										
<b>21 Cal Eldred, R</b> ERA: 6.75 <b>Jeff Bronkney, R</b> ERA:	(1, 1)	7.0	L 30	7	4	4	5	2	0	0	0	0	0	65	100	5.14	1.286										
(8, 1)	2.0	6		0	0	0	1	0	0	0	0	0	0	16	25	0.00	0.000										

Batter	1	2	3	4	5	6	7	8	9	AB	R	H	RBI	BB	SO	LOB	BOTTOM										
<b>Pat Listach, S</b> OBP: 0.438, SLG: 0.467 (1, 6)	SH1-3 2B		0-1 CS BLK 1B		L3			1-2 G6-3		4	0	2	0	0	0	0	<b>California Angels @ Milwaukee Brewers</b> Milwaukee County Stadium, Milwaukee, WI Sun Apr 10 1994, 4:33 AM EDT Att: 11,860 - Sunny - 51 F										
<b>Kevin Seitzer, R</b> OBP: 0.286, SLG: 0.600 (1, 5)	SH1-3		SAFE 3-1 P4					1-2 G4-3		3	0	0	0	0	0	1											
<b>Turner Ward, S</b> OBP: 0.409, SLG: 0.400 (1, 7)	F9	1-0	4-1 CS BB					1-0 F9		3	1	1	0	1	0	1											
<b>Tom Brunansky, R</b> OBP: 0.200, SLG: 0.400 (1, 10)	K	1-3	2-1 F7					3-1 F7		4	0	1	0	0	1	3											
<b>John Jaha, R</b> OBP: 0.400, SLG: 0.688 (1, 3)		4-1 G4-3 1B BB	0-1 CS	1-3 K				1-3 K		3	0	0	1	1	2	1											
<b>Dave Nilsson, L</b> OBP: 0.394, SLG: 0.500 (1, 2)		SAFE 1-1 F8	1-2 2-3 G4-3					2-1 G3-1		4	0	0	0	0	0	2											
<b>Jody Reed, R</b> OBP: 0.474, SLG: 0.467 (1, 4)		SAFE 1-2 G4-3 1B		3-1 F7				2-1 F8		3	0	1	0	0	0	0											
<b>Matt Mieske, R</b> OBP: 0.273, SLG: 0.111 (1, 9)		2-1 G4-3						1-2 P9		3	0	0	0	0	0	2											
<b>Alex Diaz, S</b> OBP: 0.333, SLG: 0.600 (1, 8)		1-0 F9						1-2 F8		3	0	0	0	0	0	2											
<b>Inning Stats</b>	R: 0 E: 0 K: 1 S: 9	H: 1 LOB: 1 BB: 0 P: 13	R: 0 E: 0 K: 0 S: 9	H: 1 LOB: 2 BB: 1 P: 18	R: 0 E: 0 K: 0 S: 8	H: 1 LOB: 1 BB: 1 P: 17	R: 0 E: 0 K: 1 S: 10	H: 0 LOB: 0 BB: 0 P: 15	R: 0 E: 0 K: 0 S: 7	H: 0 LOB: 0 BB: 0 P: 11	R: 0 E: 0 K: 0 S: 7	H: 0 LOB: 0 BB: 0 P: 12	R: 0 E: 0 K: 1 S: 8	H: 0 LOB: 0 BB: 0 P: 13	R: 0 E: 0 K: 0 S: 9	H: 0 LOB: 0 BB: 0 P: 12	R: 1 E: 0 K: 0 S: 11	H: 2 LOB: 1 BB: 0 P: 16	1B: 3 2B: 2 3B: 0 HR: 0	SF: 0 SAC: 1 DP: 0 HBP: 0	WP: 0 PB: 0 SB: 0 CS: 2	PA: 34					
<b>PITCHER</b>	IP	WLS	BF	H	R	ER	SO	BB	IBB	HBP	BLK	WP	HR	S	P	ERA	WHIP										
<b>Brian Anderson, L</b> ERA: 1.08 <b>Joe Grahe, R</b> ERA: 2.45	(1, 1)	8.1	W 31	5	1	1	3	2	0	0	1	0	0	75	122	1.08	0.840										
(9, 1)	0.2	S 2		0	0	0	0	0	0	0	0	0	0	3	5	0.00	0.000										

AB	34
R	4
H	7
RBI	4
BB	2
SO	6
LOB	10





Batter	1	2	3	4	5	6	7	8	9	AB	R	H	RBI	BB	SO	LOB	TOP			
Pat Listach, S OBP: 0.500, SLG: 0.579 (1, 6)	G4-3		1-1 CS 1B			2-1 FC3-6 1B		1-2 E 2B		4	1	3	0	0	0	0				
Darryl Hamilton, L OBP: 0.227, SLG: 0.263 (1, 10)	F7		3-2 G3-1			2-2 FC3-6 3B		1-0 P6		4	1	0	0	0	0	3				
Turner Ward, S OBP: 0.385, SLG: 0.348 (1, 7)	4-1 FC5-4 BB			1-1 G5-3		1-3 K		2-1 P3		3	0	0	0	1	1	2				
Kevin Seitzer, R OBP: 0.320, SLG: 0.667 (1, 5)	1-0 FC5-4			1-2 G5-3		3-1 K		2-2 E9 1B		4	0	2	2	0	0	1				
John Jaha, R OBP: 0.375, SLG: 0.600 (1, 3)		3-2 G1-6-3 1B		2-0 G6-3		1-3 K		0-2 F9		4	0	1	0	0	1	2				
Dave Nilsson, L OBP: 0.346, SLG: 0.577 (1, 2)		1-2 G1-6-3			1-0 HR			3-2 G3-1		4	2	1	1	0	0	1				
Jody Reed, R OBP: 0.478, SLG: 0.474 (1, 4)		1-2 1B			0-2 G5-3		2-2 G6-4-3 1B		0-2 F9	4	0	2	0	0	0	0				
Matt Mieske, R OBP: 0.200, SLG: 0.077 (1, 9)		1-1 G5-3			3-2 G5-3		1-1 G6-4-3		2-1 G4-3	4	0	0	0	0	0	2				
Alex Diaz, S OBP: 0.286, SLG: 0.500 (1, 8)			2-1 G3		1-3 K		2-0 G4-3			3	0	0	0	0	1	0				
<b>Inning Stats</b>	R: 0 E: 0 K: 0 S: 5	H: 0 LOB: 1 BB: 1 P: 11	R: 0 E: 0 K: 0 S: 13	H: 2 LOB: 1 BB: 0 P: 19	R: 0 E: 0 K: 0 S: 7	H: 1 LOB: 0 BB: 0 P: 13	R: 0 E: 0 K: 0 S: 6	H: 0 LOB: 0 BB: 0 P: 10	R: 1 E: 0 K: 2 S: 14	H: 1 LOB: 0 BB: 0 P: 16	R: 1 E: 0 K: 0 S: 9	H: 1 LOB: 0 BB: 0 P: 16	R: 1 E: 1 K: 0 S: 13	H: 2 LOB: 1 BB: 0 P: 19	R: 0 E: 0 K: 0 S: 8	H: 0 LOB: 0 BB: 0 P: 13	1B: 6 2B: 1 3B: 1 HR: 1	SF: 0 SAC: 0 DP: 2 HBP: 0	WP: 0 PB: 0 SB: 0 CS: 1	PA: 35
<b>PITCHER</b>	IP WLS BF H R ER SO BB IBB HBP BLK WP HR S P ERA WHIP	IP WLS BF H R ER SO BB IBB HBP BLK WP HR S P ERA WHIP																		
Kenny Rogers, L ERA: 9.28 (1, 1)	7.2 L 30 8 4 3 3 1 0 0 0 0 1 71 118 3.52 1.174	1.1 5 1 0 0 0 0 0 0 0 0 0 0 15 22 0.00 0.750																		
Cris Carpenter, R ERA: (8, 1)																				

Milwaukee Brewers @ Texas Rangers  
The Ballpark at Arlington, Arlington, TX  
Mon Apr 11 1994, 4:33 AM EDT  
Att: 46,056 - Cloudy - 68 F

AB 34  
R 4  
H 9  
RBI 3  
BB 1  
SO 3  
LOB 11



Batter	1	2	3	4	5	6	7	8	9	AB	R	H	RBI	BB	SO	LOB	BOTTOM					
David Hulse, L OBP: 0.385, SLG: 0.391 (1, 8)	1-0 FC1-6-4 1B		1-3 K			0-0 E3 1B		2-1 BB HBP		3	1	1	0	0	1	0						
Doug Strange, S OBP: 0.333, SLG: 0.500 (1, 4)	2-2 K			0-2 G6-3		1-0 1B		2-3 K		4	0	1	1	0	2	4						
Jose Canseco, R OBP: 0.360, SLG: 0.400 (1, 10)	2-2 FC1-6-4 FC6-4			1-1 G6-3			2-3 K	4-0 G6-4-3 BB		3	0	0	1	1	1	1						
Juan Gonzalez, R OBP: 0.160, SLG: 0.417 (1, 7)	1-2 FC6-4			0-1 P4			1-0 G5-3	0-1 G6-4-3		4	0	0	0	0	0	4						
Willi Clark, L OBP: 0.286, SLG: 0.556 (1, 3)		3-2 F9			1-3 K		2-1 HR		2-2 L9	4	1	1	1	0	1	0						
Dean Palmer, R OBP: 0.380, SLG: 0.500 (1, 5)		1-2 L5			0-1 G4-3		1-2 2B		1-3 K	4	0	1	0	0	1	0						
Rob Ducey, L OBP: 0.421, SLG: 0.750 (9, PH)		2-2 G4-3			0-0 F8		1-0 L9		4-2 BB	3	0	0	0	0	0	1						
Chris James, R OBP: 0.421, SLG: 0.750 (9, PH)										0	0	0	0	1	0	0						
Ivan Rodriguez, R OBP: 0.280, SLG: 0.500 (1, 2)			1-1 F8			0-2 F7		1-2 HBP 1B BB 1B		4	1	1	0	0	0	1						
Manuel Lee, S OBP: 0.211, SLG: 0.167 (1, 6)			0-0 G6-3			2-2 P5		1-0 BB HBP 1B		2	0	0	0	0	0	0						
Gary Redus, R OBP: 0.200, SLG: 0.200 (8, PH)										1	0	1	0	0	0	0						
Esteban Beltrre, R ERA: 6.75 (9, 6)										0	0	0	0	0	0	0						
<b>Inning Stats</b>	R: 0 E: 0 K: 1 S: 11	H: 1 LOB: 1 BB: 0 P: 17	R: 0 E: 0 K: 0 S: 10	H: 0 LOB: 0 BB: 0 P: 16	R: 0 E: 0 K: 1 S: 6	H: 0 LOB: 0 BB: 0 P: 8	R: 0 E: 0 K: 0 S: 7	H: 0 LOB: 0 BB: 0 P: 8	R: 0 E: 0 K: 1 S: 6	H: 0 LOB: 0 BB: 0 P: 7	R: 1 E: 0 K: 0 S: 11	H: 1 LOB: 1 BB: 0 P: 14	R: 1 E: 0 K: 1 S: 10	H: 2 LOB: 1 BB: 0 P: 17	R: 1 E: 0 K: 1 S: 10	H: 2 LOB: 3 BB: 1 P: 20	R: 0 E: 0 K: 1 S: 12	H: 0 LOB: 1 BB: 1 P: 19	1B: 4 2B: 1 3B: 0 HR: 1	SF: 0 SAC: 0 DP: 1 HBP: 1	WP: 0 PB: 0 SB: 1 CS: 0	PA: 35
<b>PITCHER</b>	IP WLS BF H R ER SO BB IBB HBP BLK WP HR S P ERA WHIP	IP WLS BF H R ER SO BB IBB HBP BLK WP HR S P ERA WHIP																				
Jaime Navarro, R ERA: 2.57 (1, 1)	7.0 W 26 5 3 2 4 0 0 0 0 0 0 5 10 0.00 3.000	0.1 3 1 0 0 1 0 0 0 0 0 0 0 5 10 0.00 3.000																				
Graeme Lloyd, L ERA: (8, 1)	0.1 3 1 0 0 1 0 0 0 0 0 0 0 5 10 0.00 3.000																					
Mark Kiefer, R ERA: 2.45 (8, 1)	0.2 2 0 0 0 0 1 0 0 0 0 0 0 2 6 0.00 1.500																					
Jesse Orosco, L ERA: 3.86 (9, 1)	0.2 3 0 0 0 1 1 0 0 0 0 0 0 11 18 0.00 1.500																					
Bob Scanlon, R ERA: 6.75 (9, 1)	0.1 S 1 0 0 0 0 0 0 0 0 0 0 1 1 0.00 0.000																					

Milwaukee Brewers @ Texas Rangers  
The Ballpark at Arlington, Arlington, TX  
Mon Apr 11 1994, 4:33 AM EDT  
Att: 46,056 - Cloudy - 68 F

AB 32  
R 3  
H 6  
RBI 3  
BB 2  
SO 6  
LOB 11









Batter	1	2	3	4	5	6	7	8	9	AB	R	H	RBI	BB	SO	LOB	TOP			
<b>Darryl Hamilton, L</b> OBP: 0.290, SLG: 0.308 (1, 8)										4	1	2	0	1	2	1	<b>Milwaukee Brewers @ Texas Rangers</b> The Ballpark at Arlington, Arlington, TX Thu Apr 14 1994, 8:05 PM EDT Att: 34,427 - Unknown - 79 F			
<b>Kevin Seitzer, R</b> OBP: 0.343, SLG: 0.647 (1, 5)										5	2	3	0	0	1	2				
<b>Turner Ward, S</b> OBP: 0.389, SLG: 0.406 (1, 7)										5	2	3	2	0	0	3				
<b>John Jaha, R</b> OBP: 0.412, SLG: 0.679 (1, 3)										4	1	1	4	0	2	2				
<b>Dave Nilsson, L</b> OBP: 0.313, SLG: 0.500 <b>Mike Matheny, R</b> (3, 2)										2	0	1	0	0	0	0				
<b>Jody Reed, R</b> OBP: 0.484, SLG: 0.417 <b>Jose Valentin, S</b> (7, PR) (7, 4)										3	1	1	0	1	1	2				
<b>Brian Harper, R</b> OBP: 0.250, SLG: 0.250 (1, 10)										4	0	1	0	0	1	2				
<b>Pat Listach, S</b> OBP: 0.464, SLG: 0.556 (1, 6)										4	0	1	1	0	0	1				
<b>Alex Diaz, S</b> OBP: 0.276, SLG: 0.500 (1, 9)										4	0	1	0	0	1	1				
<b>Inning Stats</b>	R: 5 E: 1 K: 0 S: 21	H: 6 LOB: 1 BB: 0 P: 28	R: 2 E: 0 K: 1 S: 14	H: 3 LOB: 1 BB: 0 P: 20	R: 0 E: 0 K: 1 S: 14	H: 1 LOB: 0 BB: 0 P: 17	R: 0 E: 0 K: 2 S: 9	H: 1 LOB: 1 BB: 0 P: 15	R: 0 E: 0 K: 1 S: 8	H: 0 LOB: 0 BB: 1 P: 15	R: 0 E: 0 K: 2 S: 11	H: 0 LOB: 1 BB: 1 P: 17	R: 0 E: 0 K: 0 S: 3	H: 0 LOB: 1 BB: 0 P: 10	R: 0 E: 0 K: 0 S: 10	H: 1 LOB: 0 BB: 0 P: 15	1B: 9 2B: 6 3B: 1 HR: 1	SF: 1 SAC: 0 DP: 3 HBP: 0	WP: 0 PB: 0 SB: 0 CS: 1	PA: 41
<b>PITCHER</b>	IP	WLS	BF	H	R	ER	SO	BB	IBB	HBP	BLK	WP	HR	S	P	ERA	WHIP			
<b>Kevin Brown, R</b> ERA: 8.84 (1, 1)	7.0	L	34	13	7	7	8	2	0	0	0	0	1	85	122	9.00	2.143			
<b>Matt Whiteside, R</b> ERA: 12.0 (8, 1)	2.0		7	1	0	0	0	1	0	0	0	0	0	13	25	0.00	1.000			

Batter	1	2	3	4	5	6	7	8	9	AB	R	H	RBI	BB	SO	LOB	BOTTOM					
<b>David Hulse, L</b> OBP: 0.324, SLG: 0.323 (1, 8)										4	0	0	0	0	0	3	<b>Milwaukee Brewers @ Texas Rangers</b> The Ballpark at Arlington, Arlington, TX Thu Apr 14 1994, 8:05 PM EDT Att: 34,427 - Unknown - 79 F					
<b>Doug Strange, S</b> OBP: 0.310, SLG: 0.538 (1, 4)										4	0	0	0	0	2	2						
<b>Jose Canseco, R</b> OBP: 0.364, SLG: 0.407 (1, 10)										4	1	1	0	0	0	2						
<b>Juan Gonzalez, R</b> OBP: 0.152, SLG: 0.406 (1, 7)										4	0	0	1	0	0	0						
<b>Will Clark, L</b> OBP: 0.345, SLG: 0.500 (1, 3)										3	0	0	0	1	0	0						
<b>Dean Palmer, R</b> OBP: 0.273, SLG: 0.375 (1, 5)										4	0	0	0	0	1	2						
<b>Rob Ducey, L</b> OBP: 0.077, SLG: 0.077 (1, 9)										4	0	1	0	0	0	1						
<b>Ivan Rodriguez, R</b> OBP: 0.303, SLG: 0.483 (1, 2)										4	1	1	0	0	0	2						
<b>Manuel Lee, S</b> OBP: 0.250, SLG: 0.217 (1, 6)										3	0	2	1	0	0	1						
<b>Inning Stats</b>	R: 0 E: 0 K: 1 S: 6	H: 0 LOB: 0 BB: 0 P: 9	R: 0 E: 0 K: 0 S: 12	H: 1 LOB: 2 BB: 1 P: 20	R: 0 E: 0 K: 0 S: 9	H: 1 LOB: 1 BB: 0 P: 14	R: 0 E: 1 K: 0 S: 10	H: 0 LOB: 1 BB: 0 P: 15	R: 0 E: 0 K: 0 S: 15	H: 2 LOB: 1 BB: 0 P: 25	R: 0 E: 0 K: 1 S: 8	H: 0 LOB: 0 BB: 0 P: 11	R: 0 E: 1 K: 0 S: 7	H: 0 LOB: 1 BB: 0 P: 10	R: 1 E: 0 K: 1 S: 10	H: 1 LOB: 0 BB: 0 P: 16	R: 0 E: 0 K: 0 S: 5	H: 0 LOB: 0 BB: 0 P: 9	1B: 3 2B: 2 3B: 0 HR: 0	SF: 0 SAC: 0 DP: 0 HBP: 0	WP: 0 PB: 1 SB: 0 CS: 0	PA: 35
<b>PITCHER</b>	IP	WLS	BF	H	R	ER	SO	BB	IBB	HBP	BLK	WP	HR	S	P	ERA	WHIP					
<b>Ricky Bones, R</b> ERA: 0.52 (1, 1)	9.0	W	35	5	2	1	3	1	0	0	0	0	0	82	129	1.00	0.667					



Batter	1	2	3	4	5	6	7	8	9	AB	R	H	RBI	BB	SO	LOB	TOP			
Pat Listach, S OBP: 0.489, SLG: 0.548	0-2 G4-3 1B		0-0 S 1B			1-1 G4-3			1-2 K	4	1	2	0	0	1	0				
Kevin Seitzer, R OBP: 0.342, SLG: 0.622 Jose Valentin, S (6.5)	2-2 SAFE SAFE SAFE 1-2f G4-3		1-0 SAFE 1B			0-3 K			4-2 FC6 BB	3	0	1	1	0	1	1				
Turner Ward, S OBP: 0.385, SLG: 0.429 Mike Matheny, R (6.2)	2-1 S 2B		1-3 K			1-2 G6-3			1-3 K	3	0	1	0	0	1	1				
John Jaha, R OBP: 0.378, SLG: 0.613 Bill Spillers, L OBP: 0.300, SLG: 0.222	3-3 K					2-2 G5-3			0-1 G4-3	3	0	0	0	0	1	1				
Dave Nilsson, L OBP: 0.294, SLG: 0.471 Tom Brunansky, R OBP: 0.167, SLG: 0.333		1-0 L8				1-2 G1-3			1-3 K	2	0	0	0	0	0	0				
Brian Harper, R OBP: 0.143, SLG: 0.143		1-3 K				1-3 K			0-0 F8	3	0	0	0	0	2	0				
Jody Reed, R OBP: 0.441, SLG: 0.370		3-2 G5-3				0-1 L8			0-3 K	1	0	0	0	0	1	0				
Matt Mieske, R OBP: 0.263, SLG: 0.125						2-1 F8			4-2 G5-4-3 HBP	2	0	0	0	0	0	0				
Alex Diaz, S OBP: 0.250, SLG: 0.448						1-3 K			1-0 G5-4-3	3	0	0	0	0	2	1				
<b>Inning Stats</b>	R: 0 E: 0 K: 1 S: 16	H: 2 LOB: 1 BB: 0 P: 23	R: 0 E: 0 K: 1 S: 9	H: 0 LOB: 0 BB: 0 P: 14	R: 1 E: 0 K: 2 S: 10	H: 2 LOB: 1 BB: 0 P: 15	R: 0 E: 0 K: 1 S: 10	H: 0 LOB: 0 BB: 0 P: 14	R: 0 E: 0 K: 1 S: 7	H: 0 LOB: 0 BB: 0 P: 10	R: 0 E: 0 K: 1 S: 6	H: 0 LOB: 0 BB: 0 P: 7	R: 0 E: 0 K: 1 S: 6	H: 0 LOB: 1 BB: 1 P: 11	R: 0 E: 0 K: 2 S: 9	H: 0 LOB: 1 BB: 1 P: 15	1B: 3 2B: 1 3B: 0 HR: 0	SF: 0 SAC: 0 DP: 2 HBP: 1	WP: 0 PB: 0 SB: 2 CS: 0	PA: 31
<b>PITCHER</b> Randy Johnson, L ERA: 6.05	IP: 9.0 WLS: W BF: 31 H: 4 R: 1 ER: 1 SO: 11 BB: 1 IBB: 0 HBP: 1 BLK: 0 WP: 0 HR: 0 S: 81 P: 119 ERA: 1.00 WHIP: 0.556															<b>PITCHER</b>				

Milwaukee Brewers @ Seattle Mariners  
The Kingdome, Seattle, WA  
Fri Apr 15 1994, 10:05 PM EDT  
Att: 16,969 - Dome

AB 29  
R 1  
H 4  
RBI 1  
BB 1  
SO 11  
LOB 6



Batter	1	2	3	4	5	6	7	8	9	AB	R	H	RBI	BB	SO	LOB	BOTTOM			
Rich Amaral, R OBP: 0.415, SLG: 0.486	0-1 F9		0-0 HR			1-2 FC5-2 BB 3B			4-2 BB	4	2	1	1	1	0	3				
Edgar Martinez, R (1, 10)	3-1 P3		3-1 F8			4-2 3B BB			2-2 F8	4	1	0	1	1	1	2				
Ken Griffey Jr., L OBP: 0.429, SLG: 0.895	0-2 HR 1B		2-0 P5			3-0 1-H 2-H 3-H 3B			2-1 F7	4	1	2	3	1	0	2				
Jay Buhner, R OBP: 0.436, SLG: 0.735	1-1 HR 1-H					1-2 2-3 3-H 2B HBP			3-1 P4	3	2	2	2	0	0	1				
Eric Anthony, L OBP: 0.316, SLG: 0.647	0-0 P4					1-2 F7 K			3-3 K	4	0	0	0	0	2	3				
Mike Blowers, R OBP: 0.283, SLG: 0.229						1-1 E5 1B 1B			2-3 K	4	1	0	0	0	2	0				
Felix Fermin, R OBP: 0.306, SLG: 0.273						3-2 F8			1-2 G3	4	0	1	0	0	0	0				
Tino Martinez, L OBP: 0.278, SLG: 0.200						2-3 E FC5-2 1B			1-2 G5-3	4	0	1	0	0	0	0				
Dan Wilson, R OBP: 0.300, SLG: 0.429						1-0 FC5-2 BB 1B			0-0 F7	4	1	2	1	0	1	0				
<b>Inning Stats</b>	R: 2 E: 0 K: 0 S: 10	H: 2 LOB: 0 BB: 0 P: 14	R: 0 E: 0 K: 2 S: 8	H: 0 LOB: 0 BB: 0 P: 13	R: 1 E: 0 K: 0 S: 6	H: 1 LOB: 0 BB: 0 P: 11	R: 6 E: 2 K: 1 S: 21	H: 4 LOB: 2 BB: 1 P: 36	R: 0 E: 0 K: 0 S: 13	H: 1 LOB: 1 BB: 0 P: 20	R: 0 E: 0 K: 1 S: 9	H: 0 LOB: 1 BB: 1 P: 21	R: 0 E: 0 K: 2 S: 10	H: 0 LOB: 0 BB: 0 P: 16	R: 0 E: 0 K: 0 S: 12	H: 1 LOB: 2 BB: 1 P: 23	1B: 5 2B: 1 3B: 1 HR: 2	SF: 0 SAC: 0 DP: 0 HBP: 1	WP: 0 PB: 0 SB: 0 CS: 0	PA: 39
<b>PITCHER</b> Teddy Higuera, L ERA: 3.72 Bob Scanlan, R ERA: 3.99 Mike Fetters, R ERA: 5.4	IP: 3.2 WLS: L BF: 22 H: 7 R: 9 ER: 4 SO: 2 BB: 1 IBB: 0 HBP: 1 BLK: 0 WP: 0 HR: 2 S: 41 P: 69 ERA: 9.82 WHIP: 2.182															<b>PITCHER</b>				

Milwaukee Brewers @ Seattle Mariners  
The Kingdome, Seattle, WA  
Fri Apr 15 1994, 10:05 PM EDT  
Att: 16,969 - Dome

AB 35  
R 9  
H 9  
RBI 8  
BB 3  
SO 6  
LOB 14





Batter	1	2	3	4	5	6	7	8	9	AB	R	H	RBI	BB	SO	LOB	TOP
Pat Listach, S OBP: 0.417, SLG: 0.486	G3		L4			G4-6-3		F7		4	0	0	0	0	0	2	
Darryl Hamilton, L OBP: 0.286, SLG: 0.333	P4					F7		G4-3		4	0	1	0	0	0	0	
Turner Ward, S OBP: 0.372, SLG: 0.487	F8									4	1	1	1	0	2	1	
John Jaha, R OBP: 0.341, SLG: 0.543										4	0	0	0	0	2	1	
Dave Nilsson, L OBP: 0.286, SLG: 0.457 Mike Matheny, R (3, 2)	G4-3									1	0	0	0	0	0	0	
Brian Harper, R OBP: 0.100, SLG: 0.100 Jose Valentin, S (7, PR)	P6									3	0	0	0	0	0	0	
Jody Reed, R OBP: 0.432, SLG: 0.345										2	0	0	0	0	0	0	
B.J. Surhoff, L Alex Diaz, S OBP: 0.250, SLG: 0.448 (7, 9)	F8									3	0	0	0	0	0	2	
Bill Spiers, L OBP: 0.385, SLG: 0.417										3	0	2	0	0	1	0	
<b>Inning Stats</b>	R: 0 H: 0 E: 0 LOB: 0 K: 0 BB: 0 S: 6	H: 0 R: 0 ER: 0 SO: 7 BB: 0 IBB: 0 HBP: 1 BLK: 0	H: 1 R: 1 ER: 1 SO: 7 BB: 0 IBB: 0 HBP: 1 BLK: 0	H: 1 R: 0 ER: 0 SO: 7 BB: 0 IBB: 0 HBP: 1 BLK: 0	H: 1 R: 0 ER: 0 SO: 7 BB: 0 IBB: 0 HBP: 1 BLK: 0	H: 0 R: 0 ER: 0 SO: 7 BB: 0 IBB: 0 HBP: 1 BLK: 0	H: 1 R: 0 ER: 0 SO: 7 BB: 0 IBB: 0 HBP: 1 BLK: 0	H: 1 R: 0 ER: 0 SO: 7 BB: 0 IBB: 0 HBP: 1 BLK: 0	H: 0 R: 0 ER: 0 SO: 7 BB: 0 IBB: 0 HBP: 1 BLK: 0	H: 0 R: 0 ER: 0 SO: 7 BB: 0 IBB: 0 HBP: 1 BLK: 0	1B: 1 2B: 2 3B: 0 HR: 1	SF: 0 SAC: 0 DP: 1 HBP: 1	WP: 0 PA: 32 CS: 0				
<b>PITCHER</b> Chris Bosio, R ERA: 2.53	IP: 9.0 WLS: L BF: 32 H: 4 R: 1 ER: 1 SO: 7 BB: 0 IBB: 0 HBP: 1 BLK: 0 WP: 0 HR: 1 S: 85 P: 119 ERA: 1.00 WHIP: 0.444																

Milwaukee Brewers @ Seattle Mariners  
The Kingdome, Seattle, WA  
Sat Apr 16 1994, 10:05 PM EDT  
Att: 32,990 - Dome

AB 31  
R 1  
H 4  
RBI 1  
BB 0  
SO 7  
LOB 7



Batter	1	2	3	4	5	6	7	8	9	AB	R	H	RBI	BB	SO	LOB	BOTTOM
Rich Amaral, R OBP: 0.386, SLG: 0.447	P4									3	0	0	0	0	0	3	
Eric Anthony, L OBP: 0.333, SLG: 0.622	G4-3									3	0	1	0	1	1	0	
Ken Griffey Jr., L OBP: 0.413, SLG: 0.833										4	0	1	0	0	1	3	
Jay Buhner, R OBP: 0.419, SLG: 0.676										3	0	0	0	1	1	3	
Tino Martinez, L OBP: 0.256, SLG: 0.182 Greg Pirkel, R OBP: 0.400, SLG: 1.111 Darren Bragg, L OBP: 0.200, SLG: 0.111	G3-1									3	0	0	0	0	0	1	
Reggie Jefferson, S OBP: 0.474, SLG: 0.647 Bill Haselman, R OBP: 0.500, SLG: 0.600										3	0	1	0	0	1	0	
Mike Blowers, R OBP: 0.238, SLG: 0.205										4	0	0	0	0	0	3	
Dan Wilson, R OBP: 0.294, SLG: 0.387										3	0	0	0	1	1	2	
Felix Fermin, R OBP: 0.308, SLG: 0.278										3	0	1	0	0	0	2	
<b>Inning Stats</b>	R: 0 H: 0 E: 0 LOB: 0 K: 1 BB: 0 S: 12	H: 0 R: 0 ER: 0 SO: 10 BB: 0 IBB: 0 HBP: 0 BLK: 0	H: 0 R: 0 ER: 0 SO: 10 BB: 0 IBB: 0 HBP: 0 BLK: 0	H: 0 R: 0 ER: 0 SO: 10 BB: 0 IBB: 0 HBP: 0 BLK: 0	H: 1 R: 0 ER: 0 SO: 15 BB: 0 IBB: 0 HBP: 0 BLK: 0	H: 1 R: 0 ER: 0 SO: 23 BB: 1 IBB: 0 HBP: 0 BLK: 0	H: 1 R: 0 ER: 0 SO: 18 BB: 1 IBB: 0 HBP: 0 BLK: 0	H: 0 R: 0 ER: 0 SO: 5 BB: 0 IBB: 0 HBP: 0 BLK: 0	H: 1 R: 0 ER: 0 SO: 18 BB: 1 IBB: 0 HBP: 0 BLK: 0	H: 1 R: 0 ER: 0 SO: 19 BB: 0 IBB: 0 HBP: 0 BLK: 0	1B: 4 2B: 2 3B: 0 HR: 0	SF: 0 SAC: 1 DP: 1 HBP: 0	WP: 0 PA: 35 CS: 0				
<b>PITCHER</b> 21 Cal Eldred, R ERA: 4.19 Graeme Lloyd, L ERA:	IP: 7.1 WLS: W BF: 29 H: 4 R: 0 ER: 0 SO: 4 BB: 3 IBB: 0 HBP: 0 BLK: 0 WP: 0 HR: 0 S: 71 P: 108 ERA: 0.00 WHIP: 0.955																

Milwaukee Brewers @ Seattle Mariners  
The Kingdome, Seattle, WA  
Sat Apr 16 1994, 10:05 PM EDT  
Att: 32,990 - Dome

AB 31  
R 0  
H 5  
RBI 0  
BB 3  
SO 5  
LOB 18





Batter	1	2	3	4	5	6	7	8	9	AB	R	H	RBI	BB	SO	LOB	TOP										
Pat Listach, S OBP: 0.390, SLG: 0.450	F8		G5-3		F9		WP 1B		K	5	0	1	0	0	1	1	<b>Milwaukee Brewers @ Seattle Mariners</b> The Kingdome, Seattle, WA Sun Apr 17 1994, 6:33 AM EDT Att: 18,307 - Dome										
Darryl Hamilton, L OBP: 0.275, SLG: 0.294	F7		1B BB		F8		K		G5-3	4	0	0	0	1	1	3											
Turner Ward, S OBP: 0.417, SLG: 0.581	HR		1B		1B		BB		K	4	1	3	1	1	1	0											
John Jaha, R OBP: 0.311, SLG: 0.487	G1-3		F9		K		P5			4	0	0	0	0	1	7											
Kevin Seitzer, R OBP: 0.333, SLG: 0.585		1B	F7						G6-3	4	1	1	0	0	0	2											
B.J. Surhoff, L OBP: 0.143, SLG: 0.286	F8				G4-3		F9		1B G1-4-3 2B	4	1	1	0	0	0	1											
Jody Reed, R OBP: 0.439, SLG: 0.394	F9		CS 2B		G6-3				G1-4-3 1B	4	0	2	0	0	0	1											
Brian Harper, R OBP: 0.143, SLG: 0.143	1B		G1-3				P3		G1-4-3	4	0	1	2	0	0	2											
Mike Matheny, R OBP: 0.273, SLG: 0.200	P4		CS				WP 1B		P6	3	0	2	0	0	0	1											
Bill Spiers, L OBP: 0.357, SLG: 0.385			1B		1B		1B			1	0	0	0	0	0	1											
<b>Inning Stats</b>	R: 1 E: 0 K: 0 S: 8	H: 1 LOB: 0 BB: 0 P: 12	R: 1 E: 0 K: 0 S: 10	H: 2 LOB: 1 BB: 0 P: 19	R: 0 E: 0 K: 0 S: 11	H: 1 LOB: 2 BB: 1 P: 20	R: 0 E: 0 K: 0 S: 8	H: 1 LOB: 0 BB: 0 P: 15	R: 0 E: 0 K: 0 S: 12	H: 2 LOB: 2 BB: 0 P: 23	R: 0 E: 0 K: 0 S: 9	H: 0 LOB: 0 BB: 0 P: 14	R: 0 E: 0 K: 1 S: 13	H: 2 LOB: 3 BB: 1 P: 23	R: 1 E: 0 K: 0 S: 12	H: 2 LOB: 1 BB: 0 P: 19	R: 0 E: 0 K: 2 S: 9	H: 0 LOB: 0 BB: 0 P: 14	1B: 8 2B: 2 3B: 0 HR: 1	SF: 0 SAC: 0 DP: 0 HBP: 0	WP: 1 PB: 0 CS: 1	PA: 40					
<b>PITCHER</b>	IP	WLS	BF	H	R	ER	SO	BB	IBB	HBP	BLK	WP	HR	S	P	ERA	WHIP										
Dave Fleming, L ERA: 4.96	6.1	W	28	9	2	2	1	1	0	0	0	0	1	66	116	2.84	1.579										
Tim Davis, L ERA:	0.1		2	0	0	0	1	1	0	0	0	0	0	4	9	0.00	3.000										
Rich Gossage, R ERA: 4.15	1.1		6	2	1	1	0	0	0	0	0	0	0	13	20	6.75	1.500										
Bobby Ayala, R ERA: 1.59	1.0		3	0	0	0	2	0	0	0	0	0	0	9	14	0.00	0.000										


Batter	1	2	3	4	5	6	7	8	9	AB	R	H	RBI	BB	SO	LOB	BOTTOM										
Darren Bragg, L OBP: 0.200, SLG: 0.214	P6		K		G6-3				E6	5	0	1	2	0	1	3	<b>Milwaukee Brewers @ Seattle Mariners</b> The Kingdome, Seattle, WA Sun Apr 17 1994, 6:33 AM EDT Att: 18,307 - Dome										
Rich Amaral, R OBP: 0.387, SLG: 0.419	G6-3		FC6-4		L3		1B 1B		K	5	1	1	0	0	1	5											
Ken Griffey Jr., L OBP: 0.451, SLG: 0.826	L9				1B 1B		G6-3 1B		FC6-4 IBB	4	2	3	0	1	0	0											
Jay Buhner, R OBP: 0.417, SLG: 0.634		G6-3 BB			G6-3 1B		G6-3 1B		FC6-4	4	1	1	0	1	1	6											
Eric Anthony, L OBP: 0.348, SLG: 0.625	G6-3				L7		1B IBB			3	1	1	2	1	0	2											
Tino Martinez, L OBP: 0.238, SLG: 0.167	F7				F8					3	0	0	0	0	1	2											
Greg Pirkki, R OBP: 0.400, SLG: 1.111										0	0	0	0	0	0	0											
Reggie Jefferson, S OBP: 0.500, SLG: 0.667										1	0	1	2	0	0	0											
Mike Blowers, R OBP: 0.239, SLG: 0.190			G6-3		2B 2B BB		K		G4-6-3	3	1	0	0	1	1	2											
Bill Haselman, R OBP: 0.500, SLG: 0.786					F9		HR		P6	4	1	2	1	0	0	2											
Torey Lovullo, S OBP: 0.286, SLG: 0.308			FC6-4 1B		2B 2B		L7		F	4	1	3	1	0	0	0											
<b>Inning Stats</b>	R: 0 E: 0 K: 0 S: 7	H: 0 LOB: 0 BB: 1 P: 10	R: 0 E: 0 K: 0 S: 5	H: 0 LOB: 0 BB: 1 P: 11	R: 0 E: 0 K: 1 S: 13	H: 2 LOB: 2 BB: 0 P: 17	R: 5 E: 0 K: 1 S: 26	H: 5 LOB: 1 BB: 1 P: 37	R: 0 E: 0 K: 0 S: 6	H: 1 LOB: 1 BB: 0 P: 7	R: 1 E: 0 K: 1 S: 11	H: 1 LOB: 0 BB: 0 P: 17	R: 2 E: 0 K: 1 S: 11	H: 3 LOB: 1 BB: 1 P: 16	R: 0 E: 1 K: 1 S: 10	H: 1 LOB: 3 BB: 1 P: 16	R: 0 E: 0 K: 1 S: 7	H: 0 LOB: 0 BB: 0 P: 10	1B: 9 2B: 3 3B: 0 HR: 1	SF: 0 SAC: 0 DP: 2 HBP: 0	WP: 0 PB: 0 CS: 0	PA: 40					
<b>PITCHER</b>	IP	WLS	BF	H	R	ER	SO	BB	IBB	HBP	BLK	WP	HR	S	P	ERA	WHIP										
Jaime Navarro, R ERA: 5.54	6.0	L	28	9	6	6	3	2	0	0	0	0	0	7	12	54.00	6.000										
Jesse Orosco, L ERA: 10.13	0.1		4	2	2	2	1	0	1	0	0	0	0	7	12	54.00	6.000										
Jeff Bronkney, R ERA:	1.2		8	2	0	0	1	0	1	0	0	0	0	14	20	0.00	1.200										



Batter	1	2	3	4	5	6	7	8	9	AB	R	H	RBI	BB	SO	LOB	TOP										
<b>Tim Raines, S</b> OBP: 0.313, SLG: 0.591 (1, 7)	4-2 1B BB	3-2 G3		0-0 L8			2-0 F8	1-1 PO	3-3 K	4	0	0	0	1	1	3											
<b>Joey Cora, S</b> OBP: 0.204, SLG: 0.182 (1, 4)	2-2 F7		2-2 E9 G6-3		0-0 G6-3			1-1 F8	0-1 F7	5	1	0	0	0	0	1											
<b>Frank Thomas, R</b> OBP: 0.500, SLG: 0.860 (1, 3)	2-1 FC6-4 1B		1-0 G6-3		0-0 G6-4-3 1B			0-2 HR	0-0 G6-3	5	1	3	2	0	0	0											
<b>Julio Franco, R</b> OBP: 0.339, SLG: 0.563 (1, 10)	1-1 F9		3-H 1-2 L9		2-1 G6-4-3			0-1 HR		4	1	1	1	0	0	3											
<b>Robin Ventura, L</b> OBP: 0.333, SLG: 0.500 (1, 5)	1-1 FC6-4		0-0		1-2 F8			0-0 1B HR		4	1	2	0	0	0	2											
<b>Darin Jackson, R</b> OBP: 0.435, SLG: 0.700 (1, 9)		4-2 FC6 BB	0-0 G5-3		1-1 G6-3			2-2 F7		3	0	0	0	1	0	2											
<b>Lance Johnson, L</b> OBP: 0.286, SLG: 0.255 (1, 8)	0-1 FC6 1B 1-2			1-1 G3		1-2 L9		0-0 HR 1B		4	1	1	0	0	0	1											
<b>Ron Karkovics, R</b> OBP: 0.500, SLG: 0.724 (1, 2)	1-3 K		0-0 E9 1B		1-0 G6-3			1-0 HR		4	1	2	3	0	1	1											
<b>Ozzie Guillen, L</b> OBP: 0.240, SLG: 0.280 (1, 6)	0-0 WP 1B		0-2 P5		1-1 F7			2-2 PO 1B		4	0	2	0	0	0	1											
<b>Inning Stats</b>	R: 0 E: 0 K: 0 S: 14	H: 1 LOB: 2 BB: 1 P: 24	R: 0 E: 0 K: 1 S: 11	H: 1 LOB: 2 BB: 1 P: 19	R: 1 E: 1 K: 0 S: 9	H: 1 LOB: 1 BB: 0 P: 13	R: 0 E: 1 K: 0 S: 7	H: 1 LOB: 1 BB: 0 P: 8	R: 0 E: 0 K: 0 S: 4	H: 0 LOB: 0 BB: 0 P: 14	R: 0 E: 0 K: 0 S: 4	H: 0 LOB: 0 BB: 0 P: 8	R: 5 E: 0 K: 0 S: 18	H: 6 LOB: 0 BB: 0 P: 25	R: 0 E: 0 K: 1 S: 6	H: 0 LOB: 0 BB: 0 P: 9	1B: 7 2B: 1 3B: 0 HR: 3	SF: 0 SAC: 0 DP: 1 HBP: 0	WP: 1 PB: 0 SB: 1 CS: 0	PA: 40							
<b>PITCHER</b>	IP	WLS	BF	H	R	ER	SO	BB	IBB	HBP	BLK	WP	HR	S	P	ERA	WHIP										
<b>Ricky Bones, R</b> ERA: 1.09 (1, 1)	7.1	L	31	7	3	2	1	2	0	0	0	1	2	67	100	2.46	1.227										
<b>Jesse Orosco, L</b> ERA: 15.0 (8, 1)	0.1		3	2	0	0	0	0	0	0	0	0	0	6	8	0.00	6.000										
<b>Bob Scanlan, R</b> ERA: 4.5 (8, 1)	1.1		5	2	3	3	1	0	0	0	0	0	1	11	18	20.25	1.500										

**Chicago White Sox @ Milwaukee Brewers**  
Milwaukee County Stadium, Milwaukee, WI  
Tue Apr 19 1994, 8:05 PM EDT  
Att: 15,539 - Unknown - 65 F


AB 37  
R 6  
H 11  
RBI 6  
BB 2  
SO 2  
LOB 14



Batter	1	2	3	4	5	6	7	8	9	AB	R	H	RBI	BB	SO	LOB	BOTTOM										
<b>Darryl Hamilton, L</b> OBP: 0.295, SLG: 0.324 (1, 8)	2-2 2B		4-0 HR BB		3-2 L7-6-3			2-1 F8		3	1	1	0	1	0	2											
<b>Turner Ward, S</b> OBP: 0.404, SLG: 0.617 (1, 7)	1-3 K		2-2 HR		0-1 B1-3			0-1 F8		4	1	1	2	0	1	2											
<b>Kevin Seitzer, R</b> OBP: 0.348, SLG: 0.568 (1, 5)	3-2 F9		2-1 CS 1B		4-2 BB			2-0 F8		3	0	1	0	1	0	2											
<b>John Jaha, R</b> OBP: 0.286, SLG: 0.442 (1, 3)	3-3 K		2-1 G3		2-3 K				2-3 K	4	0	0	0	0	3	3											
<b>Dave Nilsson, L</b> OBP: 0.256, SLG: 0.410 (1, 10)		1-3 K		3-1 P5		1-1 P5			2-2 G4-3	4	0	0	0	0	1	1											
<b>Jody Reed, R</b> OBP: 0.422, SLG: 0.361 (1, 4)	4-2 BB		1-1 G6-3		1-0 F7			1-0 L9		3	0	0	0	1	0	0											
<b>B.J. Surhoff, L</b> OBP: 0.311, SLG: 0.222 <b>Alex Diaz, S</b> OBP: 0.242, SLG: 0.433 (7, 9)	2-3 K		2-0 P6		0-1 F9					2	0	0	0	0	1	1											
<b>Brian Harper, R</b> OBP: 0.176, SLG: 0.125 (1, 2)	2-2 F9		4-2 L7-6-3 BB		1-0 F7					2	0	0	0	1	0	1											
<b>Pat Listach, S</b> OBP: 0.386, SLG: 0.429 (1, 6)		1-3 K		0-3 K		4-2 BB				2	0	0	0	1	2	1											
<b>Inning Stats</b>	R: 0 E: 0 K: 2 S: 13	H: 1 LOB: 1 BB: 0 P: 22	R: 0 E: 0 K: 2 S: 14	H: 0 LOB: 1 BB: 1 P: 23	R: 2 E: 0 K: 1 S: 10	H: 2 LOB: 0 BB: 1 P: 21	R: 0 E: 0 K: 0 S: 5	H: 0 LOB: 0 BB: 0 P: 11	R: 0 E: 0 K: 1 S: 10	H: 0 LOB: 1 BB: 1 P: 17	R: 0 E: 0 K: 1 S: 9	H: 0 LOB: 1 BB: 1 P: 16	R: 0 E: 0 K: 0 S: 4	H: 0 LOB: 0 BB: 0 P: 6	R: 0 E: 0 K: 0 S: 8	H: 0 LOB: 1 BB: 1 P: 16	R: 0 E: 0 K: 1 S: 9	H: 0 LOB: 0 BB: 0 P: 14	1B: 1 2B: 2 3B: 0 HR: 1	SF: 0 SAC: 0 DP: 1 HBP: 0	WP: 0 PB: 0 SB: 0 CS: 2	PA: 33					
<b>PITCHER</b>	IP	WLS	BF	H	R	ER	SO	BB	IBB	HBP	BLK	WP	HR	S	P	ERA	WHIP										
<b>Jason Bere, R</b> ERA: 2.37 (1, 1)	7.0	W	26	3	2	2	7	4	0	0	0	0	0	65	116	2.57	1.000										
<b>Kirk McCaskill, R</b> ERA: 5.19 (8, 1)	2.0		7	0	0	0	1	1	0	0	0	0	0	17	30	0.00	0.500										

**Chicago White Sox @ Milwaukee Brewers**  
Milwaukee County Stadium, Milwaukee, WI  
Tue Apr 19 1994, 8:05 PM EDT  
Att: 15,539 - Unknown - 65 F

AB 28  
R 2  
H 3  
RBI 2  
BB 5  
SO 8  
LOB 13





Batter	1	2	3	4	5	6	7	8	9	10	11	12	AB	R	H	RBI	BB	SO	LOB	TOP				
<b>Tim Raines, S</b> OBP: 0.400, SLG: 0.617 (1, 7)	4-2 BB BB		3-1 1B	3-2 1B		4-1 1B BB		4-0 FC4-6 BB		0-0 1B		4-0 1B 1B E IBB	3	2	3	1	4	0	0					
<b>Craig Grebeck, R</b> OBP: 0.444, SLG: 0.500 (8, PH)	3-2 F8		0-0 P3	3-2 P6		0-0 1B		3-2 FC4-6 FC5-4		3-2 G3-1		1-0 E	4	0	1	0	0	0	3					
<b>Warren Newson, L</b> OBP: 0.216, SLG: 0.196 (8, 4)																								
<b>Joey Cora, S</b> OBP: 0.216, SLG: 0.196 (8, 4)																								
<b>Frank Thomas, R</b> OBP: 0.493, SLG: 0.796 (1, 3)	4-1 BB		4-2 1B SF9 BB	2-1 G1-3		1-3 K		0-1 FC5-4				4-1 WP BB	1-3 K	4	1	0	0	3	2	8				
<b>Julio Franco, R</b> OBP: 0.333, SLG: 0.527 (1, 10)	1-0 L8		0-0 FC5-4 1B		1-2 L9	1-0 F8				0-0 B1-3		1-3 K	3-2 E4	7	0	2	2	0	1	5				
<b>Robin Ventura, L</b> OBP: 0.313, SLG: 0.456 (1, 5)	3-3 K		0-0 SF9 1B		2-2 F8			0-0 P6		2-2 G4-3		4-0 FC6-4 IBB	1-3 K	5	0	0	1	1	2	4				
<b>Darin Jackson, R</b> OBP: 0.464, SLG: 0.630 (4, 9)		1-1 G5-3	2-0 FC5-4		1-1 1B E 1B		1-0 P3			3-3 K		0-0 P5		6	1	1	0	0	1	3				
<b>Joe Hall, R</b> OBP: 0.680, SLG: 0.933 (1, 9)		2-2 L8		1-2 E 2B	1-0 E9		1-0 G1-3			0-0 L9 PB 1B		1-0 FC6-4		2	1	1	0	0	0	0				
<b>Lance Johnson, L</b> OBP: 0.300, SLG: 0.273 (4, 8)														4	1	2	0	0	0	2				
<b>Ron Karkovics, R</b> OBP: 0.477, SLG: 0.656 (1, 2)		4-0		1-2 F7	3-2 G1-3					3-3 K		2-0 L9	4-1 1B SH3-4	3	0	0	0	1	1	2				
<b>Dan Pasqua, L</b> OBP: 0.250, SLG: 0.667 (10, PH)														1	0	0	0	0	0	1				
<b>Michael LaValliere, L</b> OBP: 0.363, SLG: 0.444 (10, 2)												1-3 1B BB		0	1	0	0	1	0	0				
<b>Ozzie Guillen, L</b> OBP: 0.255, SLG: 0.296 (1, 6)	0-3 BB		2-2 E7 1B					1-1 FC4-6 BB 1B		1-2 SF7		0-0 SH3-4		4	1	2	2	0	2	1				
<b>Inning Stats</b>	R: 0 E: 0 K: 1 S: 11	H: 0 LOB: 2 BB: 2 P: 26	R: 0 E: 0 K: 1 S: 9	H: 0 LOB: 1 BB: 1 P: 16	R: 2 E: 0 K: 0 S: 8	H: 2 LOB: 1 BB: 1 P: 17	R: 2 E: 1 K: 0 S: 18	H: 3 LOB: 3 BB: 0 P: 30	R: 1 E: 1 K: 0 S: 15	H: 2 LOB: 1 BB: 0 P: 23	R: 0 E: 0 K: 2 S: 11	H: 1 LOB: 2 BB: 1 P: 18	R: 0 E: 0 K: 1 S: 8	H: 0 LOB: 0 BB: 0 P: 13	R: 1 E: 0 K: 1 S: 9	H: 2 LOB: 1 BB: 0 P: 15	R: 0 E: 0 K: 1 S: 6	H: 0 LOB: 2 BB: 2 P: 16	R: 2 E: 1 K: 2 S: 12	H: 2 LOB: 2 BB: 2 P: 26	1B: 12 2B: 1 3B: 0 HR: 0	SF: 2 SAC: 1 DP: 0 HBP: 0	WP: 1 PB: 1 SB: 1 CS: 0	PA: 59
<b>PITCHER</b>	IP	WLS	BF	H	R	ER	SO	BB	IBB	HBP	BLK	WP	HR	S	P	ERA	WHIP							
<b>Teddy Figueroa, L</b> (1, 1)	3.2		20	5	4	3	2	0	0	0	0	0	0	44	8	7.36	2.455							
<b>Bob Scantlan, R</b> (4, 1)	1.1	6	2	1	0	0	0	0	0	0	0	0	0	17	27	0.00	1.500							
<b>Jeff Bronkey, R</b> (6, 1)	3.0	13	2	0	0	3	2	0	0	0	0	0	0	25	45	0.00	1.333							
<b>Mike Fetters, R</b> (9, 1)	2.1	11	2	1	0	2	1	1	0	0	1	0	0	21	41	0.00	1.286							
<b>Graeme Lloyd, L</b> (11, 1)	1.2	L	9	2	2	1	2	1	1	0	0	0	0	14	29	5.40	1.800							

Chicago White Sox @ Milwaukee Brewers  
Milwaukee County Stadium, Milwaukee, WI

Wed Apr 20 1994, 8:05 PM EDT  
Att. 12,204 - Unknown - 56 F

AB 46  
R 8  
H 13  
RBI 6  
BB 10  
SO 9  
LOB 32



Batter	1	2	3	4	5	6	7	8	9	10	11	12	AB	R	H	RBI	BB	SO	LOB	BOTTOM				
<b>Darryl Hamilton, L</b> OBP: 0.320, SLG: 0.317 (1, 8)	1-1 G3		0-1 G3-1		4-1 1B 2B BB		4-0 IBB			2-2 L1		1-0 1B	4	1	1	1	2	0	2					
<b>Matt Mieske, R</b> OBP: 0.250, SLG: 0.118 (11, 9)																								
<b>Pat Listach, S</b> OBP: 0.360, SLG: 0.396 (1, 6)	2-1 G4-3		1-2 G1-3		1-1 1B 2B		0-0 G3			0-0 F7		3-3 K	6	1	1	0	0	1	4					
<b>Tom Brunansky, R</b> OBP: 0.143, SLG: 0.296 (12, PH)																								
<b>Turner Ward, S</b> OBP: 0.379, SLG: 0.585 (1, 7)	1-0 G3		0-0 F8		1-0 1B 2B		1-2 F9			2-1 F9		0-0 L7	6	0	1	2	0	0	0					
<b>Brian Harper, R</b> OBP: 0.217, SLG: 0.100 (1, 10)		4-2 G6-3 BB 2B BB			1-1 F8		0-0 F9		1-2 G6-3		4-0 BB	2-2 F8	4	1	0	0	2	0	1					
<b>Dave Nilsson, L</b> OBP: 0.256, SLG: 0.381 (1, 2)		1-3 K		1-0 G4-3		4-2 BB		3-2 G4-3		1-0 P4		2-1 HBP	3	0	0	0	1	1	1					
<b>Mike Matheny, R</b> OBP: 0.366, SLG: 0.182 (8, 2)																								
<b>Kevin Seitzer, R</b> OBP: 0.380, SLG: 0.660 (1, 3)		4-2 1B 2B BB		0-1 G4-3		2-2 BB		2-2 SH 2B		1-3 K		2-2 F9	3	2	2	1	1	0	2					
<b>Jose Valentin, S</b> OBP: 0.275, SLG: 0.422 (8, PR)																								
<b>John Jaha, R</b> OBP: 0.275, SLG: 0.422 (9, 3)																								
<b>Jody Reed, R</b> OBP: 0.440, SLG: 0.359 (1, 4)		0-0 G6-3		4-1 BB		0-1 G4-3		0-0 SH		1-2 1B		4-0 BB	3	0	1	0	2	0	2					
<b>Bill Spiers, L</b> OBP: 0.350, SLG: 0.421 (1, 5)		3-1 2B		3-3 K		2-3 K		1-3 K		3-2 1B		3-2 F8	6	1	2	2	0	3	4					
<b>Alex Diaz, S</b> OBP: 0.258, SLG: 0.472 (1, 9)		2-3 2B		2-2 G1-3		0-0 B4-3		0-0 P4		1-0 FC1-2-5 1B		1-1 1B	6	0	2	0	0	0	5					
<b>Inning Stats</b>	R: 0 E: 0 K: 0 S: 5	H: 0 LOB: 0 BB: 0 P: 9	R: 2 E: 0 K: 1 S: 19	H: 1 LOB: 1 BB: 2 P: 32	R: 0 E: 0 K: 0 S: 8	H: 0 LOB: 0 BB: 0 P: 9	R: 1 E: 0 K: 1 S: 15	H: 1 LOB: 1 BB: 1 P: 24	R: 2 E: 0 K: 0 S: 11	H: 2 LOB: 2 BB: 2 P: 23	R: 0 E: 0 K: 1 S: 7	H: 1 LOB: 2 BB: 0 P: 13	R: 0 E: 0 K: 0 S: 4	H: 0 LOB: 1 BB: 1 P: 11	R: 1 E: 0 K: 2 S: 14	H: 3 LOB: 2 BB: 0 P: 24	R: 0 E: 0 K: 1 S: 10	H: 0 LOB: 1 BB: 1 P: 16	R: 0 E: 0 K: 1 S: 14	H: 1 LOB: 2 BB: 1 P: 24	1B: 5 2B: 3 3B: 1 HR: 1	SF: 0 SAC: 1 DP: 0 HBP: 1	WP: 0 PB: 0 SB: 1 CS: 0	PA: 56
<b>PITCHER</b>	IP	WLS	BF	H	R	ER	SO	BB	IBB	HBP	BLK	WP	HR	S	P	ERA	WHIP							
<b>Jack McDowell, R</b> (1, 1)	7.0		32	5	5	5	3	5	1	0	0	0	1	75	125	6.43	1.429							
<b>Jose Leon, R</b> (8, 1)	0.0	2	1	0	0	0	0	0	0	0	0	0	0	4	6	=	=							
<b>Paul Assenmacher, L</b> (8, 1)	2.0	7	0	0	0	0	1	1	0	0	0	0	0	12	22	0.00	0.500							
<b>Roberto Hernandez, R</b> (10, 1)	3.0	W	15	4	1	1	3	1	0	1	0	0	0	38	64	3.00	1.667							

Chicago White Sox @ Milwaukee Brewers  
Milwaukee County Stadium, Milwaukee, WI

Wed Apr 20 1994, 8:05 PM EDT  
Att. 12,204 - Unknown - 56 F

AB 46  
R 6  
H 10  
RBI 6  
BB 8  
SO 7  
LOB 27





Batter	1	2	3	4	5	6	7	8	9	AB	R	H	RBI	BB	SO	LOB	TOP									
Lance Johnson, L OBP: 0.308, SLG: 0.283	F9		1B FC5-2		FC4-6		FC1-5			5	1	2	1	0	0	3	<b>Chicago White Sox @ Milwaukee Brewers</b> Milwaukee County Stadium, Milwaukee, WI Thu Apr 21 1994, 4:33 AM EDT Att: 10,484 - Sunny - 53 F									
Joey Cors, S OBP: 0.236, SLG: 0.204 Tim Raines, S OBP: 0.393, SLG: 0.604	F9		1B FC5-2		E3				1B F9	3	0	1	1	1	0	0										
Frank Thomas, R OBP: 0.493, SLG: 0.772			1B FC5-2		FC6-4				1B BB	1	0	0	0	0	0	1										
Julio Franco, R OBP: 0.313, SLG: 0.492	BB		1B K		FC6-4				1B G6-4-3	3	0	1	0	1	0	3										
Robin Ventura, L OBP: 0.324, SLG: 0.450			1B K						1B K	4	0	0	0	0	2	5										
Dan Pasqua, L OBP: 0.200, SLG: 0.533 Darrin Jackson, R OBP: 0.396, SLG: 0.617			1B K		CS BB				1B K	3	0	1	0	1	2	1										
Warren Newson, L OBP: 0.111, SLG: 0.111 Joe Hall, R OBP: 0.625, SLG: 1.000			1B K		BB				1B 2B	3	0	0	0	0	2	2										
Michael LaValliere, L OBP: 0.600, SLG: 0.455 Ron Karkovics, R OBP: 0.489, SLG: 0.697			1B G4-3		BB				1B 2B	2	0	1	0	1	0	0										
Ozzie Guillen, L OBP: 0.254, SLG: 0.293			1B 1B		F8				1B G4-3	1	1	1	0	0	0	0										
<b>Inning Stats</b>	R: 0 E: 0 K: 1 S: 10	H: 0 LOB: 1 BB: 1 P: 18	R: 0 E: 0 K: 3 S: 11	H: 0 LOB: 0 BB: 0 P: 16	R: 1 E: 0 K: 1 S: 15	H: 3 LOB: 2 BB: 0 P: 21	R: 0 E: 0 K: 2 S: 7	H: 0 LOB: 1 BB: 1 P: 15	R: 1 E: 1 K: 0 S: 7	H: 0 LOB: 1 BB: 1 P: 14	R: 0 E: 0 K: 0 S: 7	H: 1 LOB: 0 BB: 0 P: 8	R: 0 E: 0 K: 1 S: 10	H: 2 LOB: 1 BB: 0 P: 14	R: 0 E: 0 K: 1 S: 7	H: 1 LOB: 1 BB: 1 P: 16		R: 2 E: 0 K: 0 S: 10	H: 3 LOB: 1 BB: 0 P: 12	1B: 8 2B: 4 3B: 0 HR: 0	SF: 0 SAC: 0 DP: 4 HBP: 0	WP: 0 PB: 0 SB: 2 CS: 1	PA: 38			
<b>PITCHER</b>	IP	WLS	BF	H	R	ER	SO	BB	IBB	HBP	BLK	WP	HR	S	P	ERA	WHIP									
21 Cal Eldred, R ERA: 3.42	(1, 1)	7.0	W	29	6	2	1	7	4	0	0	0	0	0	68	111	1.29	1.429								
Mike Fetters, R ERA: 2.94	(8, 1)	0.2		2	1	0	0	0	0	0	0	0	0	3	7	0.00	1.500									
Graeme Lloyd, L ERA: 4.26	(8, 1)	1.1	S	7	3	2	2	1	0	0	0	0	0	13	16	13.50	2.250									

Batter	1	2	3	4	5	6	7	8	9	AB	R	H	RBI	BB	SO	LOB	BOTTOM								
Darryl Hamilton, L OBP: 0.352, SLG: 0.341	P7		2B BB							3	1	2	1	1	0	0	<b>Chicago White Sox @ Milwaukee Brewers</b> Milwaukee County Stadium, Milwaukee, WI Thu Apr 21 1994, 4:33 AM EDT Att: 10,484 - Sunny - 53 F								
Bill Spiers, L OBP: 0.333, SLG: 0.364	G6-3		2B BB							3	1	0	0	1	0	3									
Turner Ward, S OBP: 0.387, SLG: 0.589			2B							3	0	1	2	1	0	1									
Kevin Seitzer, R OBP: 0.370, SLG: 0.620	G1-3		L9							3	1	0	0	1	1	2									
Dave Nilsson, L OBP: 0.277, SLG: 0.457			G4-3							4	2	2	1	0	1	0									
Brian Harper, R OBP: 0.185, SLG: 0.087	F9		F8							3	0	0	1	0	0	0									
Jody Reed, R OBP: 0.444, SLG: 0.357	G6-3		G6-3							3	0	1	0	1	0	0									
Tom Brunansky, R OBP: 0.200, SLG: 0.300 Alex Diaz, S OBP: 0.250, SLG: 0.459			G3-1							3	1	1	0	0	0	1									
John Jaha, R OBP: 0.283, SLG: 0.426 Pat Listach, S OBP: 0.346, SLG: 0.380			F8							1	0	0	0	0	0	1									
<b>Inning Stats</b>	R: 0 E: 0 K: 0 S: 9	H: 0 LOB: 1 BB: 1 P: 18	R: 0 E: 0 K: 0 S: 7	H: 0 LOB: 0 BB: 0 P: 12	R: 2 E: 0 K: 0 S: 13	H: 1 LOB: 1 BB: 2 P: 27	R: 2 E: 0 K: 0 S: 15	H: 4 LOB: 2 BB: 0 P: 26	R: 0 E: 0 K: 2 S: 8	H: 0 LOB: 0 BB: 0 P: 16	R: 0 E: 0 K: 0 S: 8	H: 1 LOB: 0 BB: 0 P: 10	R: 0 E: 0 K: 1 S: 11	H: 1 LOB: 1 BB: 0 P: 15	R: 2 E: 1 K: 0 S: 10	H: 1 LOB: 1 BB: 2 P: 22		1B: 6 2B: 2 3B: 0 HR: 1	SF: 1 SAC: 0 DP: 2 HBP: 0	WP: 0 PB: 0 SB: 0 CS: 0	PA: 36				
<b>PITCHER</b>	IP	WLS	BF	H	R	ER	SO	BB	IBB	HBP	BLK	WP	HR	S	P	ERA	WHIP								
Alex Fernandez, R ERA: 3.49	(1, 1)	7.0	L	30	7	4	4	3	3	0	0	0	0	10	22	9.00	3.000								
Jose DeLeon, R ERA: 4.7	(8, 1)	1.0		6	1	2	1	0	2	0	0	0	0	10	22	9.00	3.000								



Batter	1	2	3	4	5	6	7	8	9	AB	R	H	RBI	BB	SO	LOB	TOP								
Vince Coleman, S (1, 7) OBP: 0.261, SLG: 0.333	G4-3		S 1B 2B	K			B2	G5-3		5	1	1	1	0	1	1	<b>Kansas City Royals @ Milwaukee Brewers</b> Milwaukee County Stadium, Milwaukee, WI Fri Apr 22 1994, 8:05 PM EDT Att: 10,544 - Unknown - 58 F								
Brian McRae, S (1, 8) OBP: 0.435, SLG: 0.500	K		S 1B BB	K			1B SF4 1B		K	4	2	1	0	1	3	0									
Wally Joyner, L (1, 3) OBP: 0.313, SLG: 0.379	K		1B 1-H 2-H				1B 1B		L6	5	1	3	3	0	1	0									
Mike Macfarlane, R (1, 2) OBP: 0.489, SLG: 0.543 Brent Mayne, L (4, 2) OBP: 0.294, SLG: 0.313		HR 1B	E 1B 1B		G3-1		1B		K	2	2	2	0	0	0	0									
Bob Hamelin, L (1, 10) OBP: 0.392, SLG: 0.667 Hubie Brooks, R (7, PH) OBP: 0.200, SLG: 0.125		HR	L9		P5		SF4			3	1	1	2	0	0	1									
Gary Gaetti, R (1, 5) OBP: 0.345, SLG: 0.510		HR	E5 1B		K		K			4	0	1	0	0	2	2									
Felix Jose, S (1, 9) OBP: 0.182, SLG: 0.100	K		1B 1-2 3-H			G6-3		F9		4	0	1	1	0	1	0									
Jose Lind, R (1, 4) OBP: 0.259, SLG: 0.283	G4-3		L9			K		B2		4	0	0	0	0	1	2									
Greg Gagne, R (1, 6) OBP: 0.326, SLG: 0.368			S 2B BB		G6-3		F9		S 1B	3	1	1	0	1	0	0									
<b>Inning Stats</b>	R: 0 E: 0 K: 2 S: 9	H: 0 LOB: 0 BB: 0 P: 12	R: 2 E: 0 K: 1 S: 12	H: 2 LOB: 0 BB: 0 P: 17	R: 4 E: 1 K: 0 S: 25	H: 5 LOB: 2 BB: 2 P: 39	R: 0 E: 0 K: 2 S: 8	H: 0 LOB: 0 BB: 0 P: 13	R: 1 E: 0 K: 1 S: 12	H: 1 LOB: 0 BB: 0 P: 19	R: 0 E: 0 K: 1 S: 8	H: 0 LOB: 0 BB: 0 P: 11	R: 1 E: 0 K: 1 S: 11	H: 3 LOB: 2 BB: 0 P: 15	R: 0 E: 0 K: 1 S: 13	H: 1 LOB: 1 BB: 0 P: 21		R: 0 E: 0 K: 2 S: 11	H: 0 LOB: 0 BB: 0 P: 13	1B: 9 2B: 1 3B: 0 HR: 2	SF: 1 SAC: 0 DP: 0 HBP: 0	WP: 0 PB: 0 SB: 4 CS: 0	PA: 40		
<b>PITCHER</b>	IP	WLS	BF	H	R	ER	SO	BB	IBB	HBP	BLK	WP	HR	S	P	ERA	WHIP								
Jaime Navarro, R (1, 1) ERA: 7.0	5.0		24	8	7	6	6	2	0	0	0	0	2	66	100	10.80	2.000								
Bob Scanlan, R (6, 1) ERA: 4.15	1.1		6	2	1	1	1	0	0	0	0	0	0	12	17	6.75	1.500								
Jesse Orosco, L (7, 1) ERA: 7.94	2.2	W	10	2	0	0	3	0	0	0	0	0	0	31	43	0.00	0.750								

Batter	1	2	3	4	5	6	7	8	9	AB	R	H	RBI	BB	SO	LOB	BOTTOM								
Darryl Hamilton, L (1, 8) OBP: 0.356, SLG: 0.333	BB SF9 1B BB		G4-6-3 BB BLK 1B		K		G6-3		K	4	2	1	0	1	2	2	<b>Kansas City Royals @ Milwaukee Brewers</b> Milwaukee County Stadium, Milwaukee, WI Fri Apr 22 1994, 8:05 PM EDT Att: 10,544 - Unknown - 58 F								
Bill Spiers, L (1, 5) OBP: 0.414, SLG: 0.423	SF9 BB 1B		G4-6-3 BB		1B 1-3 2-H		G4-3		WP 2B 1B	4	2	3	1	1	0	0									
Turner Ward, S (1, 7) OBP: 0.418, SLG: 0.586	SF9 BB		G4-6-3		1B 1-3 3-H		1B BB		2B BB	2	2	1	1	3	0	2									
Brian Harper, R (1, 2) OBP: 0.194, SLG: 0.111 Mike Matheny, R (8, 2) OBP: 0.308, SLG: 0.182 Tom Brunansky, R (9, PH) OBP: 0.182, SLG: 0.273	P5		P6		1B 1-2 3-H		E6 1B WP		K	4	1	1	1	0	0	4									
Dave Nilsson, L (1, 10) OBP: 0.288, SLG: 0.480	SF9				K		K		WP 2B	4	0	2	4	0	2	2									
Kevin Seitzer, R (1, 3) OBP: 0.345, SLG: 0.574	K				G5-3		K		G4-3	4	0	0	0	0	2	5									
Jody Reed, R (1, 4) OBP: 0.448, SLG: 0.370			G4-6-3 1B		K		G6-3 1B		P4	4	0	2	0	0	1	0									
Alex Diaz, S (1, 9) OBP: 0.250, SLG: 0.439	G4-6-3				BB 1B 1B		G6-3		G4-3	4	1	1	0	0	0	2									
Pat Listach, S (1, 6) OBP: 0.339, SLG: 0.358	K				1B 1B BB		L7		K	3	1	0	0	1	2	0									
<b>Inning Stats</b>	R: 1 E: 0 K: 1 S: 19	H: 1 LOB: 2 BB: 2 P: 34	R: 0 E: 0 K: 1 S: 8	H: 1 LOB: 0 BB: 0 P: 15	R: 1 E: 0 K: 0 S: 6	H: 1 LOB: 0 BB: 1 P: 15	R: 0 E: 0 K: 2 S: 10	H: 0 LOB: 0 BB: 0 P: 13	R: 3 E: 0 K: 3 S: 23	H: 4 LOB: 2 BB: 1 P: 36	R: 0 E: 0 K: 0 S: 6	H: 1 LOB: 0 BB: 0 P: 8	R: 2 E: 1 K: 0 S: 16	H: 1 LOB: 1 BB: 1 P: 28	R: 0 E: 0 K: 1 S: 9	H: 0 LOB: 0 BB: 0 P: 15		R: 2 E: 0 K: 2 S: 12	H: 2 LOB: 1 BB: 1 P: 21	1B: 10 2B: 1 3B: 0 HR: 0	SF: 1 SAC: 0 DP: 3 HBP: 0	WP: 2 PB: 0 SB: 0 CS: 0	PA: 41		
<b>PITCHER</b>	IP	WLS	BF	H	R	ER	SO	BB	IBB	HBP	BLK	WP	HR	S	P	ERA	WHIP								
Kevin Appier, R (1, 1) ERA: 9.0	5.0		24	7	5	5	7	4	0	0	0	0	0	66	113	9.00	2.200								
Mike Magnante, L (6, 1) ERA: 4.38	1.2		8	2	2	0	0	1	0	0	0	0	0	17	29	0.00	1.800								
Hipolito Pichardo, R (7, 1) ERA: 7.0	1.1		4	0	0	0	1	0	0	0	0	1	0	14	22	0.00	0.000								
Jeff Montgomery, R (9, 1) ERA: 11.57	0.2	L	5	2	2	2	2	1	0	0	0	1	0	12	21	27.00	4.500								



Batter	1	2	3	4	5	6	7	8	9	AB	R	H	RBI	BB	SO	LOB	TOP		
Vince Coleman, S (1, 7) OBP: 0.260, SLG: 0.329	2-1 G4-3			3-2 G3-1		1-0 G4-3		2-1 1B 1B 1B		4	1	1	0	0	0	0	<b>Kansas City Royals @ Milwaukee Brewers</b> Milwaukee County Stadium, Milwaukee, WI Sat Apr 23 1994, 4:33 AM EDT Att: 24,363 - Sunny - 70 F		
Brent Mayne, L (1, 2) OBP: 0.250, SLG: 0.263 Mike Macfarlane, R (8, PH) OBP: 0.479, SLG: 0.528	0-0 G4-3			2-2 E4 FC3-6		2-1 F7		0-3 K		3	0	0	0	0	0	0			
Brian McRae, S (1, 8) OBP: 0.439, SLG: 0.517	2-1 F8			0-0 FC3-6 1B 1-2f			1-2 F8 SF9 2B	0-0 1B 1B 1B		4	1	2	0	0	0	1			
Wally Joyner, L (1, 3) OBP: 0.338, SLG: 0.393		2-1 F7		3-1 SAFE 1B			4-0 1B BB	0-1 1B 1B 1B		3	0	2	0	1	0	0			
Gary Gaetti, R (1, 5) OBP: 0.339, SLG: 0.491		3-1 F7		1-3 K			1-1 F8	1-2 FC6-4 1B		4	0	1	1	0	1	4			
Bob Hamelin, L (1, 10) OBP: 0.370, SLG: 0.636 Hubie Brooks, R (8, PH) OBP: 0.182, SLG: 0.111		2-3 K			1-0 G3-1		2-1 SF9	1-1 FC6-4 1B 1-2f		2	0	0	1	0	1	0			
Dave Henderson, R (1, 9) OBP: 0.261, SLG: 0.419			1-2 L6		1-1 F9		0-1 1B		2-1 G6-3	4	0	1	0	0	0	0			
Greg Gagne, R (1, 6) OBP: 0.298, SLG: 0.333		2-2 P5		2-1 F8			2-2 P3		3-3 K	4	0	0	0	0	1	2			
Terry Shumpert, R (1, 4) OBP: 0.143, SLG: 0.143 Felix Jose, S (8, PH) OBP: 0.250, SLG: 0.182 David Howard, S (8, 4) OBP: 0.308, SLG: 0.300			1-0 G6-3		1-2 F7			3-2 1B	2-2 G4-3	2	0	0	0	0	0	0			
<b>Inning Stats</b>	R: 0 E: 0 K: 0 S: 5	H: 0 LOB: 0 BB: 0 P: 9	R: 0 E: 0 K: 1 S: 9	H: 0 LOB: 0 BB: 0 P: 16	R: 0 E: 0 K: 0 S: 7	H: 0 LOB: 0 BB: 0 P: 11	R: 0 E: 1 K: 1 S: 16	H: 2 LOB: 2 BB: 0 P: 25	R: 0 E: 0 K: 0 S: 6	H: 0 LOB: 0 BB: 0 P: 10	R: 1 E: 0 K: 0 S: 13	H: 2 LOB: 2 BB: 1 P: 23	R: 1 E: 0 K: 1 S: 18	H: 5 LOB: 3 BB: 0 P: 25	R: 0 E: 0 K: 1 S: 8	H: 0 LOB: 0 BB: 0 P: 15	1B: 7 2B: 1 3B: 0 HR: 0	SF: 1 SAC: 0 DP: 0 HBP: 0	WP: 0 PA: 36 PB: 0 SB: 0 CS: 0
<b>PITCHER</b>	IP WLS BF H R ER SO BB IBB HBP BLK WP HR S P ERA WHIP	IP WLS BF H R ER SO BB IBB HBP BLK WP HR S P ERA WHIP	IP WLS BF H R ER SO BB IBB HBP BLK WP HR S P ERA WHIP	IP WLS BF H R ER SO BB IBB HBP BLK WP HR S P ERA WHIP	IP WLS BF H R ER SO BB IBB HBP BLK WP HR S P ERA WHIP	IP WLS BF H R ER SO BB IBB HBP BLK WP HR S P ERA WHIP	IP WLS BF H R ER SO BB IBB HBP BLK WP HR S P ERA WHIP	IP WLS BF H R ER SO BB IBB HBP BLK WP HR S P ERA WHIP	IP WLS BF H R ER SO BB IBB HBP BLK WP HR S P ERA WHIP	IP WLS BF H R ER SO BB IBB HBP BLK WP HR S P ERA WHIP	IP WLS BF H R ER SO BB IBB HBP BLK WP HR S P ERA WHIP	IP WLS BF H R ER SO BB IBB HBP BLK WP HR S P ERA WHIP	IP WLS BF H R ER SO BB IBB HBP BLK WP HR S P ERA WHIP	IP WLS BF H R ER SO BB IBB HBP BLK WP HR S P ERA WHIP	IP WLS BF H R ER SO BB IBB HBP BLK WP HR S P ERA WHIP	IP WLS BF H R ER SO BB IBB HBP BLK WP HR S P ERA WHIP	IP WLS BF H R ER SO BB IBB HBP BLK WP HR S P ERA WHIP		
Bill Wegman, R (1, 1) ERA: 1.89	6.0	21	2	1	1	2	0	0	0	0	0	0	0	0	0	0	1.50	0.333	
Mark Kiefer, R (7, 1) ERA: 3.5	1.1	7	3	1	1	0	1	0	0	0	0	0	0	0	0	0	6.75	3.000	
Graeme Lloyd, L (8, 1) ERA: 3.86	0.2	W	5	3	0	0	0	0	0	0	0	0	0	0	0	0	0.00	4.500	
Mike Fetters, R (9, 1) ERA: 2.45	1.0	S	3	0	0	0	0	0	0	0	0	0	0	0	0	0	0.00	0.000	

Batter	1	2	3	4	5	6	7	8	9	AB	R	H	RBI	BB	SO	LOB	BOTTOM		
Darryl Hamilton, L (1, 8) OBP: 0.375, SLG: 0.365 Alex Diaz, S (9, 8) OBP: 0.250, SLG: 0.439	4-2 1B SF7 BB	2-2 2B		2-3 SAFE SAFE SAFE K		2-0 F7		2-2 1B 1B 1B		4	1	2	0	1	1	1	<b>Kansas City Royals @ Milwaukee Brewers</b> Milwaukee County Stadium, Milwaukee, WI Sat Apr 23 1994, 4:33 AM EDT Att: 24,363 - Sunny - 70 F		
Bill Spiers, L (1, 5) OBP: 0.412, SLG: 0.419	2-0 E S 1B 1-3	1-1 F7		1-1 B1-3 1-3			2-3 K	1-1 1B 1-3 3-H		5	0	2	1	0	1	2			
Turner Ward, S (1, 7) OBP: 0.437, SLG: 0.583	4-1 SAFE 1B 1-2 BB		1-2 P6	4-1 BB			0-0 1B 1B			2	0	1	0	2	0	0			
Brian Harper, R (1, 10) OBP: 0.200, SLG: 0.133	0-1 SF7		2-2 G6-3	1-1 F8			1-2 1B	1-2 1B		3	0	1	1	0	0	2			
Dave Nilsson, L (1, 2) OBP: 0.286, SLG: 0.481	1-1 F7		1-1 1B 2B		1-1 F7		1-1 F9			4	1	1	0	0	0	4			
Kevin Seitzer, R (1, 3) OBP: 0.339, SLG: 0.552	1-1 E6 FC6-4 1-2 2-3		2-0 1B		2-2 G6-3		2-2 G6-3			4	0	1	1	0	0	4			
Jody Reed, R (1, 4) OBP: 0.435, SLG: 0.347	1-1 FC6-4 1-2f		4-0 BB		1-1 G5-3			2-2 P6		3	0	0	0	1	0	3			
Matt Mieske, R (1, 9) OBP: 0.292, SLG: 0.190		0-0 F9	1-0 F8			2-1 1B		3-2 1B 1B 1B		4	1	2	0	0	0	2			
Jose Valentin, S (1, 6) OBP: 0.400, SLG: 0.250 Pat Listach, S (8, PH) OBP: 0.333, SLG: 0.352		3-1 G3-1		0-1 B1-3 1B		2-3 SAFE SAFE SAFE K		0-1 SAFE 1B 1B		3	0	1	0	0	1	0			
<b>Inning Stats</b>	R: 1 E: 1 K: 0 S: 12	H: 1 LOB: 3 BB: 2 P: 25	R: 0 E: 0 K: 0 S: 8	H: 1 LOB: 1 BB: 0 P: 14	R: 1 E: 0 K: 0 S: 13	H: 2 LOB: 2 BB: 1 P: 24	R: 0 E: 0 K: 1 S: 13	H: 1 LOB: 1 BB: 1 P: 20	R: 0 E: 0 K: 0 S: 7	H: 0 LOB: 0 BB: 0 P: 11	R: 0 E: 0 K: 1 S: 12	H: 1 LOB: 0 BB: 0 P: 18	R: 0 E: 0 K: 1 S: 12	H: 3 LOB: 3 BB: 0 P: 22	R: 1 E: 0 K: 0 S: 14	H: 0 LOB: 0 BB: 0 P: 22	1B: 9 2B: 2 3B: 0 HR: 0	SF: 1 SAC: 0 DP: 0 HBP: 0	WP: 0 PA: 38 PB: 0 SB: 2 CS: 0
<b>PITCHER</b>	IP WLS BF H R ER SO BB IBB HBP BLK WP HR S P ERA WHIP	IP WLS BF H R ER SO BB IBB HBP BLK WP HR S P ERA WHIP	IP WLS BF H R ER SO BB IBB HBP BLK WP HR S P ERA WHIP	IP WLS BF H R ER SO BB IBB HBP BLK WP HR S P ERA WHIP	IP WLS BF H R ER SO BB IBB HBP BLK WP HR S P ERA WHIP	IP WLS BF H R ER SO BB IBB HBP BLK WP HR S P ERA WHIP	IP WLS BF H R ER SO BB IBB HBP BLK WP HR S P ERA WHIP	IP WLS BF H R ER SO BB IBB HBP BLK WP HR S P ERA WHIP	IP WLS BF H R ER SO BB IBB HBP BLK WP HR S P ERA WHIP	IP WLS BF H R ER SO BB IBB HBP BLK WP HR S P ERA WHIP	IP WLS BF H R ER SO BB IBB HBP BLK WP HR S P ERA WHIP	IP WLS BF H R ER SO BB IBB HBP BLK WP HR S P ERA WHIP	IP WLS BF H R ER SO BB IBB HBP BLK WP HR S P ERA WHIP	IP WLS BF H R ER SO BB IBB HBP BLK WP HR S P ERA WHIP	IP WLS BF H R ER SO BB IBB HBP BLK WP HR S P ERA WHIP	IP WLS BF H R ER SO BB IBB HBP BLK WP HR S P ERA WHIP			
Tom Gordon, R (1, 1) ERA: 2.96	6.0	28	6	2	2	2	4	0	0	0	0	0	0	0	0	0	3.00	1.667	
Billy Brewer, L (7, 1) ERA: 0.84	0.2	4	2	0	0	1	0	0	0	0	0	0	0	0	0	0	0.00	3.000	
Stan Belinda, R (7, 1) ERA: 4.82	0.2	L	3	1	1	0	0	0	0	0	0	0	0	0	0	0	13.50	1.500	
Mike Magnante, L (8, 1) ERA: 4.15	0.2	3	2	0	0	0	0	0	0	0	0	0	0	0	0	0	0.00	3.000	



Batter	1	2	3	4	5	6	7	8	9	AB	R	H	RBI	BB	SO	LOB	TOP		
Vince Coleman, S OBP: 0.247, SLG: 0.311	1-1 G4-3		0-2 G4-3			1-0 F7		0-1 G3		4	0	0	0	0	0	0	<b>Kansas City Royals @ Milwaukee Brewers</b> Milwaukee County Stadium, Milwaukee, WI Sun Apr 24 1994, 4:33 AM EDT Att: 23,493 - Overcast - 74 F		
Brian McRae, S OBP: 0.429, SLG: 0.492	3-2 F7			0-0 B4-3		4-1 FC6-4 BB		0-0 G3-1		3	0	0	0	1	0				
Wally Joyner, L OBP: 0.333, SLG: 0.400	2-2 P6			1-1 2B		1-1 P2			0-0 F7	4	0	1	0	0	0	1			
Mike Macfarlane, R OBP: 0.462, SLG: 0.525		0-1 G5-3		0-1 F7		1-2 FC6-4 1-2			0-2 1B 2B	4	0	1	0	0	0	2			
Bob Hamelin, L OBP: 0.397, SLG: 0.667		3-2 1B		3-3 K			2-1 2B		3-2 HBP 1B	4	0	3	0	0	1	1			
Gary Gaetti, R OBP: 0.333, SLG: 0.466		1-3 K			3-2 F9		1-3 K		1-0 G6-4-3 HBP	3	0	0	0	0	2	2			
Dave Henderson, R OBP: 0.240, SLG: 0.383		1-1 P6			0-0 L9		1-0 G5-3		1-2 G6-4-3 1-2	4	0	0	0	0	0	5			
Greg Gagne, R OBP: 0.300, SLG: 0.356			0-0 L3		3-1 2B		1-1 F9			3	0	1	0	0	0	1			
Terry Shumpert, R OBP: 0.100, SLG: 0.100			0-0 G4-3		1-0 G5-3			2-1 G4-3		3	0	0	0	0	0	1			
<b>Inning Stats</b>	R: 0 E: 0 K: 0 S: 8	H: 0 LOB: 0 BB: 0 P: 14	R: 0 E: 0 K: 1 S: 11	H: 1 LOB: 1 BB: 0 P: 16	R: 0 E: 0 K: 0 S: 5	H: 0 LOB: 0 BB: 0 P: 5	R: 0 E: 0 K: 1 S: 10	H: 1 LOB: 1 BB: 0 P: 14	R: 0 E: 0 K: 0 S: 7	H: 0 LOB: 1 BB: 1 P: 14	R: 0 E: 0 K: 1 S: 8	H: 1 LOB: 1 BB: 0 P: 13	R: 0 E: 0 K: 0 S: 5	H: 0 LOB: 0 BB: 0 P: 7	R: 0 E: 0 K: 0 S: 14	H: 2 LOB: 2 BB: 0 P: 19	1B: 2 2B: 4 3B: 0 HR: 0	SF: 0 SAC: 0 DP: 1 HBP: 1	WP: 0 PA: 34 SB: 0 CS: 0
<b>PITCHER</b> Ricky Bones, R ERA: 0.8	IP: 9.0 WLS: W BF: 34 H: 6 R: 0 ER: 0 SO: 3 BB: 1 IBB: 0 HBP: 1 BLK: 0 WP: 0 HR: 0 S: 75 P: 116 ERA: 0.00 WHIP: 0.778																		

Batter	1	2	3	4	5	6	7	8	9	AB	R	H	RBI	BB	SO	LOB	BOTTOM		
Darryl Hamilton, L OBP: 0.353, SLG: 0.339	1-0 G6-3	0-1 SH5-3		3-2 G6-3			0-0 G4-3	0-1 G6-3		4	0	0	0	0	0	3	<b>Kansas City Royals @ Milwaukee Brewers</b> Milwaukee County Stadium, Milwaukee, WI Sun Apr 24 1994, 4:33 AM EDT Att: 23,493 - Overcast - 74 F		
Alex Diaz, S OBP: 0.250, SLG: 0.439		2-3		1-3						0	0	0	0	0	0	0			
Bill Spillers, L OBP: 0.395, SLG: 0.400	0-1 G1-3	0-0 G3		2-1 1B			2-0 G6-3			4	0	1	1	0	0	1			
Turner Ward, S OBP: 0.413, SLG: 0.547	3-2 E3 1B	2-3 K		3-H F8			0-0 G4-3			4	1	0	0	0	1	2			
Brian Harper, R OBP: 0.256, SLG: 0.206	0-0 1B 2B 1B		0-1 1B		2-1 G6-3			3-1 2B FC4-2 1B		4	1	3	0	0	0	0			
Dave Nilsson, L OBP: 0.300, SLG: 0.500	3-2 2B 1B 1B	2-2 F8		1-2 P6			0-1 FC4-2 2B 2B			4	2	2	1	0	0	1			
Kevin Seitzer, R OBP: 0.364, SLG: 0.574	3-0 1B 2B	2-1 1B		2-1 1B		0-0 F9		4-0 FC4-2 2B IBB		3	2	2	1	1	0	0			
Jody Reed, R OBP: 0.424, SLG: 0.340	1-2 1B		2-1 G3-1			1-2 G4-3		2-1 FC4-2 2B IBB		4	0	1	2	0	0	4			
Matt Mieske, R OBP: 0.286, SLG: 0.200		3-2 L4		3-1 FC4-6 1B			3-3 K		1-3 3-H 2-H	4	0	1	0	0	2	4			
Jose Valentin, S OBP: 0.444, SLG: 0.625		0-2 SH5-3 2B		1-0 FC4-6 1B			0-0 G6-3		0-1 1B 2B	4	1	2	2	0	0	1			
<b>Inning Stats</b>	R: 4 E: 1 K: 0 S: 20	H: 4 LOB: 1 BB: 0 P: 34	R: 0 E: 0 K: 1 S: 10	H: 1 LOB: 0 BB: 0 P: 12	R: 0 E: 0 K: 0 S: 9	H: 2 LOB: 1 BB: 0 P: 15	R: 1 E: 0 K: 0 S: 12	H: 2 LOB: 1 BB: 0 P: 24	R: 0 E: 0 K: 0 S: 7	H: 0 LOB: 0 BB: 0 P: 10	R: 0 E: 0 K: 1 S: 7	H: 0 LOB: 0 BB: 0 P: 11	R: 0 E: 0 K: 0 S: 3	H: 0 LOB: 0 BB: 0 P: 5	R: 2 E: 0 K: 1 S: 13	H: 3 LOB: 2 BB: 1 P: 23	1B: 8 2B: 4 3B: 0 HR: 0	SF: 0 SAC: 1 DP: 0 HBP: 0	WP: 0 PA: 37 SB: 1 CS: 0
<b>PITCHER</b> Mark Gubicza, R ERA: 5.65 Hippolito Pichardo, R ERA: 6.75	IP: 5.0 WLS: L BF: 24 H: 9 R: 5 ER: 1 SO: 5 BB: 0 IBB: 0 HBP: 0 BLK: 0 WP: 0 HR: 0 S: 58 P: 95 ERA: 1.80 WHIP: 1.800																		



Batter	1	2	3	4	5	6	7	8	9	AB	R	H	RBI	BB	SO	LOB	TOP										
Alex Diaz, S OBP: 0.300, SLG: 0.511 (1, 8)			G4-3		G1-3					6	3	4	2	0	0	0	<b>Milwaukee Brewers @ Chicago White Sox</b> Comiskey Park, Chicago, IL Mon Apr 25 1994, 8:05 PM EDT Att: 21,762 - Unknown - 80 F										
Bill Spillers, L OBP: 0.409, SLG: 0.425 (1, 5)	G4-3		G1-3		1B				F7	5	2	2	0	1	0	4											
Turner Ward, S OBP: 0.439, SLG: 0.567 Tom Brunansky, R OBP: 0.167, SLG: 0.250 (1, 7) (8, 9)			G1-3		1B				F8	3	2	2	2	2	0	1											
Brian Harper, R OBP: 0.267, SLG: 0.225 (1, 10)	G6-4-3		P1		1B					6	1	2	1	0	0	5											
Dave Nilsson, L OBP: 0.313, SLG: 0.500 Mike Matheny, R OBP: 0.267, SLG: 0.154 (1, 2) (7, PH) (7, 2)					P4				E5	4	1	2	0	0	0	4											
Kevin Seitzer, R OBP: 0.389, SLG: 0.582 (1, 3)					1B				P3	6	2	4	3	0	0	3											
Jody Reed, R OBP: 0.423, SLG: 0.339 (1, 4)	SF8		L6		1B				F9	3	1	1	2	1	0	2											
Jose Valentin, S OBP: 0.429, SLG: 0.500 (1, 6)	F8		P5		1B				K	4	1	1	1	1	1	3											
Matt Mieske, R OBP: 0.273, SLG: 0.172 (1, 9) (8, 7)	K		K		FC6-4				F9	4	0	0	1	1	2	5											
<b>Inning Stats</b>	R: 1 E: 0 K: 0 S: 10	H: 2 LOB: 0 BB: 0 P: 10	R: 1 E: 0 K: 1 S: 13	H: 2 LOB: 1 BB: 0 P: 19	R: 0 E: 0 K: 0 S: 9	H: 1 LOB: 1 BB: 0 P: 13	R: 0 E: 0 K: 1 S: 13	H: 2 LOB: 2 BB: 0 P: 23	R: 4 E: 0 K: 0 S: 23	H: 5 LOB: 2 BB: 1 P: 39	R: 6 E: 0 K: 0 S: 17	H: 4 LOB: 1 BB: 4 P: 41	R: 0 E: 0 K: 1 S: 14	H: 0 LOB: 1 BB: 1 P: 21	R: 0 E: 0 K: 1 S: 9	H: 0 LOB: 0 BB: 0 P: 15		R: 1 E: 1 K: 0 S: 11	H: 2 LOB: 2 BB: 0 P: 14	1B: 15 2B: 2 3B: 1 HR: 0	SF: 1 SAC: 0 DP: 1 HBP: 0	WP: 0 PB: 1 CS: 0	PA: 51				
<b>PITCHER</b>	IP	WLS	BF	H	R	ER	SO	BB	IBB	HBP	BLK	WP	HR	S	P	ERA	WHIP										
Jack McDowell, R ERA: 6.61 (1, 1)	4.2	L	25	11	6	6	2	1	0	0	0	0	0	65	98	11.57	2.571										
Jeff Schwarz, R ERA: 27.0 (5, 1)	1.0		11	4	6	6	0	4	0	0	0	0	0	17	43	54.00	8.000										
Dennis Cook, L ERA: 6.14 (6, 1)	3.1		15	3	1	0	2	1	0	0	0	0	0	37	54	0.00	1.200										

Batter	1	2	3	4	5	6	7	8	9	AB	R	H	RBI	BB	SO	LOB	BOTTOM										
Lance Johnson, L OBP: 0.293, SLG: 0.289 (1, 8)	G6-3		G3		G4-3				P3	4	0	0	0	0	0	3	<b>Milwaukee Brewers @ Chicago White Sox</b> Comiskey Park, Chicago, IL Mon Apr 25 1994, 8:05 PM EDT Att: 21,762 - Unknown - 80 F										
Craig Grebeck, R OBP: 0.440, SLG: 0.429 (1, 6)			F8						F7	2	2	0	0	2	0	2											
Frank Thomas, R OBP: 0.461, SLG: 0.718 Dan Pasqua, L OBP: 0.235, SLG: 0.706 (1, 3) (8, 3)	F9		G5-3						G4-3	3	0	0	0	0	0	3											
Julio Franco, R OBP: 0.321, SLG: 0.566 (1, 10)					P3				G6-3	4	0	1	1	0	0	0											
Robin Ventura, L OBP: 0.365, SLG: 0.592 (1, 5)			K		F8				P4	4	0	1	0	0	1	0											
Darin Jackson, R OBP: 0.456, SLG: 0.661 Warren Newson, L OBP: 0.083, SLG: 0.083 (1, 9) (7, PH) (8, 9)					3B				L8	1	0	1	0	1	0	0											
Joe Hall, R OBP: 0.500, SLG: 0.800 (1, 7)	G1-6-3		G4-3						K	4	0	0	0	0	1	3											
Ron Karkovice, R OBP: 0.466, SLG: 0.674 (1, 2)			1B		L6				K	4	0	1	0	0	1	1											
Joey Cora, S OBP: 0.279, SLG: 0.279 (1, 4)					G1-3				HR	3	1	2	0	0	0	0											
<b>Inning Stats</b>	R: 1 E: 0 K: 0 S: 7	H: 1 LOB: 1 BB: 1 P: 16	R: 0 E: 0 K: 1 S: 8	H: 0 LOB: 0 BB: 1 P: 15	R: 0 E: 0 K: 0 S: 8	H: 2 LOB: 2 BB: 0 P: 15	R: 0 E: 0 K: 0 S: 10	H: 1 LOB: 1 BB: 0 P: 17	R: 0 E: 0 K: 0 S: 6	H: 0 LOB: 0 BB: 0 P: 12	R: 0 E: 0 K: 0 S: 6	H: 0 LOB: 0 BB: 0 P: 10	R: 0 E: 0 K: 1 S: 6	H: 0 LOB: 0 BB: 0 P: 9	R: 3 E: 0 K: 1 S: 12	H: 2 LOB: 1 BB: 1 P: 21		R: 0 E: 0 K: 0 S: 11	H: 1 LOB: 1 BB: 0 P: 16	1B: 2 2B: 2 3B: 2 HR: 1	SF: 0 SAC: 0 DP: 1 HBP: 0	WP: 0 PB: 0 CS: 0	PA: 35				
<b>PITCHER</b>	IP	WLS	BF	H	R	ER	SO	BB	IBB	HBP	BLK	WP	HR	S	P	ERA	WHIP										
Teddy Higuera, L ERA: 3.72 (1, 1)	6.0	W	22	4	1	1	1	2	0	0	0	0	0	45	85	1.50	1.000										
Mark Kiefer, R ERA: 6.43 (7, 1)	2.0		9	2	3	3	2	1	0	0	0	0	1	18	30	13.50	1.500										
Jeff Bronkey, R ERA: (9, 1)	1.0		4	1	0	0	0	0	0	0	0	0	0	11	16	0.00	1.000										



Batter	1	2	3	4	5	6	7	8	9	AB	R	H	RBI	BB	SO	LOB	TOP					
Alex Diaz, S OBP: 0.315, SLG: 0.510 (1, 8)										4	0	2	0	0	0	0						
Bill Spiers, L OBP: 0.375, SLG: 0.386 (1, 6)										4	0	0	0	0	0	3						
Turner Ward, S OBP: 0.440, SLG: 0.551 (1, 7)										2	0	0	0	2	0	0						
Brian Harper, R OBP: 0.265, SLG: 0.227 (1, 10)										4	0	1	0	0	0	4						
Dave Nilsson, L OBP: 0.294, SLG: 0.470 (1, 2)										4	0	0	0	0	0	1						
Kevin Seitzer, R OBP: 0.387, SLG: 0.571 (1, 5)										3	0	1	0	0	0	1						
Jody Reed, R OBP: 0.419, SLG: 0.339 (1, 4)										3	0	1	0	0	0	2						
John Jaha, R OBP: 0.268, SLG: 0.400 (1, 3)										3	0	0	0	0	1	3						
Matt Mieske, R OBP: 0.278, SLG: 0.188 (1, 9)										3	0	1	0	0	0	1						
<b>Inning Stats</b>	R: 0 E: 0 K: 1 S: 6	H: 1 LOB: 1 BB: 1 P: 11	R: 0 E: 1 K: 1 S: 7	H: 0 LOB: 1 BB: 0 P: 11	R: 0 E: 0 K: 1 S: 12	H: 2 LOB: 2 BB: 1 P: 22	R: 0 E: 0 K: 0 S: 10	H: 1 LOB: 1 BB: 0 P: 12	R: 0 E: 0 K: 0 S: 5	H: 0 LOB: 0 BB: 0 P: 7	R: 0 E: 0 K: 0 S: 6	H: 0 LOB: 0 BB: 0 P: 8	R: 0 E: 0 K: 0 S: 10	H: 1 LOB: 1 BB: 0 P: 14	R: 0 E: 0 K: 0 S: 6	H: 0 LOB: 0 BB: 0 P: 7	R: 0 E: 0 K: 0 S: 6	H: 1 LOB: 0 BB: 0 P: 8	1B: 6 2B: 0 3B: 0 HR: 0	SF: 0 SAC: 1 DP: 2 HBP: 0	WP: 0 PB: 0 SB: 1 CS: 1	PA: 33
<b>PITCHER</b> Alex Fernandez, R ERA: 2.65 (1, 1)	IP: 9.0 WLS: W BF: 33	H: 6 R: 0 ER: 0 SO: 1	BB: 1 IBB: 1 HBP: 0 BLK: 0	WP: 0 HR: 0 S: 68 P: 100	ERA: 0.00 WHIP: 0.778	<b>PITCHER</b> IP: WLS: BF: H: R: ER: SO: BB: IBB: HBP: BLK: WP: HR: S: P: ERA: WHIP																

Milwaukee Brewers @ Chicago White Sox  
Comiskey Park, Chicago, IL  
Tue Apr 26 1994, 8:05 PM EDT  
Att: 23,909 - Unknown - 82 F

AB	30
R	0
H	6
RBI	0
BB	2
SO	1
LOB	15



Batter	1	2	3	4	5	6	7	8	9	AB	R	H	RBI	BB	SO	LOB	BOTTOM			
Tim Raines, S OBP: 0.368, SLG: 0.516 (1, 7)										5	0	1	0	0	1	4				
Joey Cora, S OBP: 0.284, SLG: 0.262 (1, 4)										4	0	0	0	0	1	1				
Frank Thomas, R OBP: 0.462, SLG: 0.720 (1, 3)										4	0	2	0	0	0	0				
Julio Franco, R OBP: 0.330, SLG: 0.557 (1, 10)										3	1	1	0	1	0	2				
Robin Ventura, L OBP: 0.382, SLG: 0.603 (1, 5)										2	0	1	1	2	1	0				
Darin Jackson, R OBP: 0.444, SLG: 0.651 (1, 9)										4	1	1	0	0	2	5				
Lance Johnson, L OBP: 0.291, SLG: 0.278 (1, 8)										3	1	0	0	1	0	3				
Ron Karkovics, R OBP: 0.475, SLG: 0.667 (1, 2)										2	0	1	0	1	1	0				
Ozzie Guillen, L OBP: 0.253, SLG: 0.288 (1, 6)										4	0	2	2	0	0	1				
<b>Inning Stats</b>	R: 0 E: 0 K: 1 S: 10	H: 2 LOB: 1 BB: 0 P: 17	R: 1 E: 0 K: 2 S: 12	H: 2 LOB: 1 BB: 1 P: 24	R: 1 E: 0 K: 1 S: 14	H: 1 LOB: 1 BB: 0 P: 19	R: 1 E: 0 K: 0 S: 7	H: 1 LOB: 1 BB: 1 P: 13	R: 0 E: 0 K: 1 S: 11	H: 0 LOB: 2 BB: 2 P: 23	R: 0 E: 0 K: 1 S: 11	H: 0 LOB: 0 BB: 0 P: 15	R: 0 E: 0 K: 0 S: 8	H: 1 LOB: 2 BB: 1 P: 14	R: 0 E: 0 K: 0 S: 10	H: 1 LOB: 1 BB: 0 P: 16	1B: 5 2B: 4 3B: 0 HR: 0	SF: 0 SAC: 1 DP: 0 HBP: 0	WP: 0 PB: 0 SB: 1 CS: 0	PA: 37
<b>PITCHER</b> 21 Cal Eldred, R ERA: 3.51 Graeme Lloyd, L ERA: 3.35 (8, 1)	IP: 7.0 WLS: L BF: 33	H: 8 R: 3 ER: 3 SO: 6	BB: 5 IBB: 0 HBP: 0 BLK: 0	WP: 0 HR: 0 S: 73 P: 125	ERA: 3.86 WHIP: 1.857	<b>PITCHER</b> IP: WLS: BF: H: R: ER: SO: BB: IBB: HBP: BLK: WP: HR: S: P: ERA: WHIP														

Milwaukee Brewers @ Chicago White Sox  
Comiskey Park, Chicago, IL  
Tue Apr 26 1994, 8:05 PM EDT  
Att: 23,909 - Unknown - 82 F

AB	31
R	3
H	9
RBI	3
BB	5
SO	6
LOB	16





Batter	1	2	3	4	5	6	7	8	9	AB	R	H	RBI	BB	SO	LOB	TOP				
Alex Diaz, S OBP: 0.293, SLG: 0.473 (1, 8)	L8			K		G4-3			G3	4	0	0	0	0	1	0	<b>Milwaukee Brewers @ Minnesota Twins</b> Hubert H. Humphrey Metrodome, Minneapolis, MN Wed Apr 27 1994, 8:05 PM EDT Att: 17,988 - Dome <a href="http://livebaseballscorecards.com">livebaseballscorecards.com</a>				
Bill Spiers, L OBP: 0.385, SLG: 0.370 (1, 6)	L5			BB			L7		BB	2	0	0	0	2	0	0					
Turner Ward, S OBP: 0.432, SLG: 0.528 (1, 7)	G4-3			K			G3		BB	3	0	0	0	1	1	1					
Greg Vaughn, R OBP: 0.357, SLG: 0.364 (1, 10)		K		G6-3			K		F7	4	0	0	0	0	2	3					
Dave Nilsson, L OBP: 0.296, SLG: 0.456 (1, 2)		G1-3			G1-3			G3 WP	BB	2	0	0	0	1	0	0					
Kevin Seitzer, R OBP: 0.372, SLG: 0.548 (1, 5)		F9			G5-3			G3		3	0	0	0	0	0	1					
Brian Harper, R OBP: 0.250, SLG: 0.213 (1, 9)			G4-3		F7			K		3	0	0	0	0	1	1					
John Jaha, R OBP: 0.271, SLG: 0.385 (1, 3)			P3			G4-6-3		G6-3		2	0	0	0	0	0	1					
Jose Valentin, S OBP: 0.375, SLG: 0.429 (1, 4)				G3						2	0	0	0	0	0	1					
Jody Reed, R (9, PH) OBP: 0.413, SLG: 0.333 (9, PH)					G4-6-3			G4-3		1	0	0	0	0	0	0					
<b>Inning Stats</b>	R: 0 E: 0 K: 0 S: 6	H: 0 LOB: 0 BB: 0 P: 10	R: 0 E: 0 K: 1 S: 6	H: 0 LOB: 0 BB: 0 P: 11	R: 0 E: 0 K: 0 S: 6	H: 0 LOB: 0 BB: 0 P: 10	R: 0 E: 0 K: 2 S: 10	H: 0 LOB: 1 BB: 1 P: 21	R: 0 E: 0 K: 0 S: 12	H: 0 LOB: 0 BB: 0 P: 15	R: 0 E: 0 K: 1 S: 3	H: 0 LOB: 0 BB: 0 P: 5	R: 0 E: 0 K: 1 S: 6	H: 0 LOB: 0 BB: 0 P: 12	R: 0 E: 0 K: 1 S: 11	H: 0 LOB: 1 BB: 1 P: 21	R: 0 E: 0 K: 0 S: 11	H: 0 LOB: 2 BB: 2 P: 23	1B: 0 2B: 0 3B: 0 HR: 0	SF: 0 SAC: 0 DP: 1 HBP: 1	WP: 1 PA: 31 SB: 0 CS: 0
<b>PITCHER</b> Scott Erickson, R ERA: 5.28 (1, 1)	IP: 9.0 WLS: W BF: 31 H: 0 R: 0 ER: 0 SO: 5 BB: 4 IBB: 0 HBP: 1 BLK: 0 WP: 1 HR: 0 S: 71 P: 128 ERA: 0.00 WHIP: 0.444															<b>PITCHER</b>					

Batter	1	2	3	4	5	6	7	8	9	AB	R	H	RBI	BB	SO	LOB	BOTTOM		
Alex Cole, L OBP: 0.419, SLG: 0.437 (1, 7)	B1-3	G3		2B	K				K	5	1	1	1	0	2	2	<b>Milwaukee Brewers @ Minnesota Twins</b> Hubert H. Humphrey Metrodome, Minneapolis, MN Wed Apr 27 1994, 8:05 PM EDT Att: 17,988 - Dome <a href="http://livebaseballscorecards.com">livebaseballscorecards.com</a>		
Chuck Knoblauch, R OBP: 0.352, SLG: 0.423 (1, 4)	BB	BB		G4-3		K		BB	BB	5	2	3	1	0	1	1			
Kirby Puckett, R OBP: 0.382, SLG: 0.500 (1, 9)	BB	G6-3		FC5-4		WP		FC3-6	BB	5	0	4	1	0	0	1			
Kent Hrbek, L OBP: 0.370, SLG: 0.388 (1, 3)	FC3-2	BB		HR		F8		L9		3	1	1	1	2	0	3			
Dave Winfield, R OBP: 0.364, SLG: 0.436 (1, 10)	FC3-2	BB		FC5-4		FC6-4		FC3-6	BB	3	0	1	2	2	0	2			
Matt Walbeck, S OBP: 0.244, SLG: 0.231 (1, 2)	FC3-2	BB		S		FC6-4		FC3-6	FC6	4	0	1	0	0	0	7			
Scott Leius, R OBP: 0.292, SLG: 0.439 (1, 5)	K			P3		G4-3		P3	FC6	5	0	0	0	0	1	9			
Rich Becker, L OBP: 0.419, SLG: 0.387 (1, 8)		G6-3		G6-3		P6		BB		3	1	1	0	1	0	1			
Pat Meares, R OBP: 0.317, SLG: 0.255 (1, 6)		G5-3		3B		F8		F7		4	1	1	0	0	0	2			
<b>Inning Stats</b>	R: 1 E: 0 K: 1 S: 12	H: 2 LOB: 3 BB: 2 P: 22	R: 1 E: 0 K: 0 S: 10	H: 2 LOB: 1 BB: 0 P: 14	R: 1 E: 0 K: 0 S: 13	H: 2 LOB: 1 BB: 0 P: 22	R: 2 E: 0 K: 0 S: 12	H: 3 LOB: 3 BB: 1 P: 21	R: 0 E: 0 K: 1 S: 9	H: 0 LOB: 0 BB: 0 P: 16	R: 0 E: 0 K: 1 S: 9	H: 1 LOB: 2 BB: 1 P: 20	R: 0 E: 0 K: 1 S: 11	H: 0 LOB: 1 BB: 1 P: 20	R: 1 E: 0 K: 0 S: 11	H: 3 LOB: 2 BB: 0 P: 18	1B: 9 2B: 2 3B: 1 HR: 1	SF: 0 SAC: 0 DP: 0 HBP: 1	WP: 1 PA: 43 SB: 2 CS: 0
<b>PITCHER</b> Jaime Navarro, R ERA: 7.77 (1, 1)	IP: 4.0 WLS: L BF: 25 H: 9 R: 5 ER: 5 SO: 1 BB: 2 IBB: 1 HBP: 0 BLK: 0 WP: 0 HR: 1 S: 47 P: 79 ERA: 11.25 WHIP: 2.750															<b>PITCHER</b>			
Doug Henry, R ERA: 6.43 (5, 1)	IP: 1.2 WLS: 7 BF: 1 H: 0 R: 0 ER: 0 SO: 2 BB: 0 IBB: 0 HBP: 0 BLK: 0 WP: 1 HR: 0 S: 16 P: 33 ERA: 0.00 WHIP: 0.600																		
Jesse Orosco, L ERA: 6.43 (6, 1)	IP: 1.1 WLS: 5 BF: 0 H: 0 R: 0 ER: 0 SO: 1 BB: 0 IBB: 0 HBP: 0 BLK: 0 WP: 0 HR: 0 S: 13 P: 23 ERA: 0.00 WHIP: 0.750																		
Mike Fetters, R ERA: 3.24 (8, 1)	IP: 1.0 WLS: 6 BF: 3 H: 1 R: 1 ER: 1 SO: 0 BB: 0 IBB: 0 HBP: 0 BLK: 0 WP: 0 HR: 0 S: 11 P: 18 ERA: 9.00 WHIP: 3.000																		



Batter	1	2	3	4	5	6	7	8	9	AB	R	H	RBI	BB	SO	LOB	TOP					
Kevin Seitzer, R (1, 5) OBP: 0.373, SLG: 0.545	G1-3		2B				F9		G5-3 BB	4	1	1	0	1	1	0	<b>Milwaukee Brewers @ Minnesota Twins</b> Hubert H. Humphrey Metrodome, Minneapolis, MN Thu Apr 28 1994, 8:05 PM EDT Att: 14,135 - Dome					
Jody Reed, R (1, 4) OBP: 0.436, SLG: 0.328	BB		2B				F8		G5-3 BB	1	2	0	0	4	0	0						
Turner Ward, S (1, 7) OBP: 0.430, SLG: 0.571	FC1-6-4		2B						G5-3	5	1	2	3	0	1	3						
Greg Vaughn, R (1, 10) OBP: 0.368, SLG: 0.533	K		G3						2B WP	4	2	1	1	1	2	3						
Dave Nilsson, L (1, 2) OBP: 0.289, SLG: 0.452		G1-3					F7		G3-1	5	1	1	1	0	0	0						
Mike Matheny, R (9, 2) OBP: 0.267, SLG: 0.154							F9		WP HR	0	0	0	0	0	0	0						
John Jaha, R (1, 3) OBP: 0.313, SLG: 0.518							E6		1-3 2-H	4	3	3	2	1	0	0						
Brian Harper, R (1, 9) OBP: 0.226, SLG: 0.200									2-3 3-H	3	0	0	0	0	0	2						
Matt Mieske, R (6, 9) OBP: 0.316, SLG: 0.303	G4-6-3						P4		1-H	1	2	1	3	1	0	0						
Alex Diaz, S (1, 8) OBP: 0.286, SLG: 0.483									3-H	5	0	1	1	0	0	1						
Jose Valentin, S (1, 6) OBP: 0.300, SLG: 0.333									L9	4	0	0	0	0	2	1						
									G6-3	4	0	0	0	0	2	1						
<b>Inning Stats</b>	R: 0 E: 0 K: 1 S: 11	H: 0 LOB: 1 BB: 1 P: 21	R: 0 E: 0 K: 0 S: 8	H: 1 LOB: 0 BB: 0 P: 15	R: 1 E: 0 K: 1 S: 18	H: 2 LOB: 2 BB: 1 P: 29	R: 0 E: 1 K: 0 S: 9	H: 0 LOB: 1 BB: 0 P: 13	R: 3 E: 0 K: 0 S: 11	H: 2 LOB: 0 BB: 1 P: 21	R: 1 E: 0 K: 1 S: 7	H: 1 LOB: 0 BB: 0 P: 10	R: 0 E: 0 K: 2 S: 9	H: 0 LOB: 0 BB: 0 P: 13	R: 2 E: 0 K: 1 S: 13	H: 2 LOB: 1 BB: 1 P: 20	R: 5 E: 0 K: 0 S: 12	H: 2 LOB: 3 BB: 4 P: 34	1B: 1 2B: 3 3B: 1 HR: 5	SF: 0 SAC: 0 DP: 2 HBP: 0	WP: 1 PB: 0 SB: 0 CS: 0	PA: 44
<b>PITCHER</b>	IP WLS BF H R ER SO BB IBB HBP BLK WP HR S P ERA WHIP																					
22 Carlos Pulido, L (1, 1) ERA: 7.36	5.0 L 23 5 4 4 2 3 0 0 0 0 2 57 99 7.20 1.600																					
Mike Trombley, R (6, 1) ERA: 6.3	2.1 8 1 1 1 4 0 0 0 0 0 1 20 28 3.86 0.429																					
Larry Casian, L (8, 1) ERA: 6.46	0.2 5 2 2 2 0 1 0 0 0 0 1 9 15 27.00 4.500																					
Keith Garagozzo, L (9, 1) ERA: 9.64	1.0 8 2 5 5 0 3 1 0 0 1 1 12 34 45.00 5.000																					

Batter	1	2	3	4	5	6	7	8	9	AB	R	H	RBI	BB	SO	LOB	BOTTOM					
Alex Cole, L (1, 7) OBP: 0.422, SLG: 0.440	G4-6-3		G3-1						F8	4	0	2	1	0	1	1	<b>Milwaukee Brewers @ Minnesota Twins</b> Hubert H. Humphrey Metrodome, Minneapolis, MN Thu Apr 28 1994, 8:05 PM EDT Att: 14,135 - Dome					
Dave McCarty, R (9, FH) OBP: 0.313, SLG: 0.333	1B									1	0	0	0	0	0	1						
Chuck Knoblauch, R (1, 4) OBP: 0.348, SLG: 0.415	G4-6-3									4	0	1	0	0	1	4						
Pedro Munoz, R (9, FH) OBP: 0.244, SLG: 0.270	1-2									1	0	0	0	0	1	1						
Kirby Puckett, R (1, 9) OBP: 0.377, SLG: 0.490	G6-3									4	0	1	0	0	0	2						
Kent Hrbek, L (1, 3) OBP: 0.365, SLG: 0.371		G6-3								3	0	0	0	1	1	2						
Dave Winfield, R (1, 10) OBP: 0.348, SLG: 0.415		G3								4	0	0	0	0	0	1						
Matt Walbeck, S (1, 2) OBP: 0.244, SLG: 0.231										0	0	0	0	0	0	0						
Derek Parks, R (2, FH) OBP: 0.118, SLG: 0.063	1B									4	0	1	0	0	1	1						
Scott Leius, R (1, 5) OBP: 0.319, SLG: 0.492										4	1	3	0	0	0	0						
Rich Becker, L (1, 8) OBP: 0.410, SLG: 0.394										4	1	1	1	0	3	4						
Pat Meares, R (1, 6) OBP: 0.344, SLG: 0.291										4	0	3	0	0	0	0						
<b>Inning Stats</b>	R: 0 E: 0 K: 0 S: 7	H: 1 LOB: 0 BB: 0 P: 12	R: 0 E: 0 K: 1 S: 17	H: 2 LOB: 2 BB: 0 P: 23	R: 0 E: 0 K: 0 S: 6	H: 1 LOB: 1 BB: 0 P: 14	R: 0 E: 0 K: 1 S: 7	H: 0 LOB: 0 BB: 0 P: 12	R: 2 E: 0 K: 0 S: 14	H: 4 LOB: 1 BB: 0 P: 20	R: 0 E: 0 K: 1 S: 8	H: 1 LOB: 2 BB: 1 P: 15	R: 0 E: 0 K: 3 S: 11	H: 2 LOB: 2 BB: 0 P: 16	R: 0 E: 0 K: 0 S: 4	H: 0 LOB: 0 BB: 0 P: 7	R: 0 E: 0 K: 2 S: 9	H: 1 LOB: 1 BB: 0 P: 11	1B: 9 2B: 3 3B: 0 HR: 0	SF: 0 SAC: 0 DP: 2 HBP: 0	WP: 0 PB: 0 SB: 0 CS: 0	PA: 38
<b>PITCHER</b>	IP WLS BF H R ER SO BB IBB HBP BLK WP HR S P ERA WHIP																					
Bill Wegman, R (1, 1) ERA: 2.19	5.2 W 25 9 2 2 2 1 0 0 0 0 0 56 91 3.18 1.765																					
Bob Scanlan, R (6, 1) ERA: 3.27	2.1 9 2 0 0 4 0 0 0 0 0 0 18 28 0.00 0.857																					
Graeme Lloyd, L (9, 1) ERA: 3.0	1.0 4 1 0 0 2 0 0 0 0 0 0 9 11 0.00 1.000																					











Batter	1	2	3	4	5	6	7	8	9	AB	R	H	RBI	BB	SO	LOB	TOP		
Darryl Hamilton, L (1, 8) OBP: 0.328, SLG: 0.314	G4-3		BB 1B		G5-3 HR 1B		G6-3		P5	5	1	2	0	0	0	2	<b>Milwaukee Brewers @ Kansas City Royals</b> Kauffman Stadium, Kansas City, MO Sun May 01 1994, 3:38 AM CDT Att: 26,190 - Overcast - 56 F		
Jody Reed, R (1, 4) OBP: 0.402, SLG: 0.292	G6-3		BB		G5-3		G1-3		K	4	0	0	0	1	1	3			
Turner Ward, S (1, 9) OBP: 0.425, SLG: 0.534	FC6-4 1B		P5		F8		P3			4	0	1	0	0	0	3			
Greg Vaughn, R (1, 7) OBP: 0.313, SLG: 0.462	FC6-4 1-2		F7		HR 2H				P4	4	1	1	2	0	0	3			
Dave Nilsson, L (1, 10) OBP: 0.292, SLG: 0.477					G4-3				K	4	0	1	0	0	1	0			
Kevin Seitzer, R (1, 5) OBP: 0.366, SLG: 0.551	FC4-6 1-2				1B 3B		G5-3		P6	4	1	1	0	0	0	1			
Brian Harper, R (1, 2) Mike Matheny, R (9, PR) OBP: 0.277, SLG: 0.271 OBP: 0.267, SLG: 0.154	G5-3		G5-3		G5-3		BB		WP 1B	3	0	1	0	1	0	2			
John Jaha, R (1, 3) OBP: 0.303, SLG: 0.455	G6-3				P4		P4		G5-3	4	0	1	1	0	0	3			
Jose Valentin, S (1, 6) Bill Spiers, L (9, PH) OBP: 0.250, SLG: 0.273 OBP: 0.377, SLG: 0.352	G3		G3		L9				BB	3	0	0	0	0	0	2			
										0	0	0	0	1	0	0			
<b>Inning Stats</b>	R: 0 E: 0 K: 0 S: 6	H: 1 LOB: 1 BB: 0 P: 7	R: 0 E: 0 K: 0 S: 6	H: 1 LOB: 1 BB: 0 P: 7	R: 0 E: 0 K: 0 S: 6	H: 1 LOB: 2 BB: 1 P: 15	R: 1 E: 0 K: 0 S: 17	H: 2 LOB: 0 BB: 0 P: 20	R: 2 E: 0 K: 0 S: 10	H: 0 LOB: 1 BB: 1 P: 15	R: 0 E: 0 K: 0 S: 5	H: 0 LOB: 0 BB: 0 P: 6	R: 0 E: 0 K: 1 S: 7	H: 0 LOB: 0 BB: 0 P: 10	R: 0 E: 0 K: 1 S: 13	H: 1 LOB: 2 BB: 1 P: 22	1B: 6 2B: 0 3B: 1 HR: 1	SF: 0 SAC: 0 DP: 0 HBP: 0	WP: 1 PA: 38 CS: 0
<b>PITCHER</b>	IP WLS BF H R ER SO BB IBB HBP BLK WP HR S P ERA WHIP																		
Mark Gubicza, R (1, 1) ERA: 5.99	5.0 W 23 7 3 3 0 1 0 0 0 0 1 45 64 5.40 1.600																		
Mike Magnante, L (6, 1) ERA: 2.95	3.0 10 0 0 0 1 1 0 0 0 0 0 20 31 0.00 0.333																		
Jeff Montgomery, R (9, 1) ERA: 8.1	1.0 5 1 0 0 1 1 0 0 0 1 0 13 22 0.00 2.000																		

Batter	1	2	3	4	5	6	7	8	9	AB	R	H	RBI	BB	SO	LOB	BOTTOM
Vince Coleman, S (1, 7) OBP: 0.245, SLG: 0.297	K		B1-3		K		G4-3		F8	5	0	0	0	0	2	3	<b>Milwaukee Brewers @ Kansas City Royals</b> Kauffman Stadium, Kansas City, MO Sun May 01 1994, 3:38 AM CDT Att: 26,190 - Overcast - 56 F
Wally Joyner, L (1, 3) OBP: 0.374, SLG: 0.477	HR		P5		FC6-4 BB		2B		1B 1B	4	1	3	2	1	0	0	
Brian McRae, S (1, 8) OBP: 0.439, SLG: 0.512	HR 2B		G6-3		FC6-4 1-2		K		DI 1B	5	1	2	0	0	1	4	
Mike Macfarlane, R (1, 2) OBP: 0.413, SLG: 0.508	HR 2H				G5-3		1B BB		G6-3	4	1	1	2	1	0	2	
Dave Henderson, R (1, 10) OBP: 0.241, SLG: 0.392	F8				F7		K			4	1	1	0	0	1	1	
Gary Gaetti, R (1, 5) OBP: 0.325, SLG: 0.481	G6-3				2B 2B		K		1B	4	1	2	1	0	1	1	
Felix Jose, S (1, 9) OBP: 0.270, SLG: 0.361			G6-3		2B 3B 1B		K		K	4	1	2	1	0	1	1	
Jose Lind, R (1, 4) OBP: 0.282, SLG: 0.338			G6-3		2H 3B		G3		G1-3	4	0	1	1	0	0	2	
Greg Gagne, R (1, 6) OBP: 0.342, SLG: 0.379					3B BB		G4-3		F8 S 1B 1B	3	1	2	0	1	0	0	
										1B: 7 2B: 4 3B: 1 HR: 2	SF: 0 SAC: 0 DP: 0 HBP: 0	WP: 0 PA: 40 CS: 0					
<b>Inning Stats</b>	R: 3 E: 0 K: 1 S: 15	H: 3 LOB: 0 BB: 0 P: 21	R: 0 E: 0 K: 0 S: 9	H: 1 LOB: 1 BB: 0 P: 13	R: 0 E: 0 K: 0 S: 5	H: 0 LOB: 0 BB: 0 P: 7	R: 3 E: 0 K: 1 S: 22	H: 4 LOB: 3 BB: 2 P: 39	R: 0 E: 0 K: 1 S: 10	H: 1 LOB: 2 BB: 1 P: 16	R: 0 E: 0 K: 2 S: 10	H: 1 LOB: 1 BB: 0 P: 13	R: 1 E: 0 K: 0 S: 16	H: 3 LOB: 2 BB: 0 P: 23	1B: 7 2B: 4 3B: 1 HR: 2	SF: 0 SAC: 0 DP: 0 HBP: 0	WP: 0 PA: 40 CS: 0
<b>PITCHER</b>	IP WLS BF H R ER SO BB IBB HBP BLK WP HR S P ERA WHIP																
Teddy Higuera, L (1, 1) ERA: 5.48	3.2 L 20 8 6 6 2 2 0 0 0 0 0 2 50 78 14.73 2.727																
Bob Scanlan, R (4, 1) ERA: 2.51	3.1 14 3 0 0 4 1 0 0 0 0 0 29 45 0.00 1.200																
Mike Fetters, R (8, 1) ERA: 3.86	1.0 6 3 1 1 0 0 0 0 0 0 0 16 23 9.00 3.000																















Batter	1	2	3	4	5	6	7	8	9	AB	R	H	RBI	BB	SO	LOB	TOP		
Darryl Hamilton, L (1, 8) OBP: 0.356, SLG: 0.352 Alex Diaz, S (9, 8) OBP: 0.281, SLG: 0.475	F8		F8		G3-1		SH1-4 1B		G4-3	5	0	1	0	0	0	0			
Bill Spiers, L (1, 6) OBP: 0.386, SLG: 0.381	BB 1B		1B		G4-3		SH1-4 1-2		F7	4	0	2	0	0	0	0			
Turner Ward, S (1, 9) OBP: 0.432, SLG: 0.538	BB 1-2		1B		1B		G6-3		L9	4	0	2	0	1	0	1			
Greg Vaughn, R (1, 7) OBP: 0.340, SLG: 0.475	L7		BB		1B		IBB			2	0	0	0	2	1	3			
Dave Nilsson, L (1, 2) OBP: 0.292, SLG: 0.455	1-2 2-3 BB		G1-4-3				F9			3	1	1	0	1	0	4			
Kevin Seitzer, R (1, 5) OBP: 0.366, SLG: 0.524	K				K		G4-3		G1-3	4	0	0	0	0	2	4			
Brian Harper, R (1, 10) OBP: 0.268, SLG: 0.297		L8		HR			SF9		P6	3	1	1	2	0	0	0			
John Jaha, R (1, 3) OBP: 0.308, SLG: 0.423		K		K			BB		BB	2	0	0	0	2	2	0			
Jose Valentin, S (1, 4) OBP: 0.229, SLG: 0.250		K		F7			K		G5-3	4	0	0	0	0	2	2			
<b>Inning Stats</b>	R: 0 H: 1 E: 0 K: 1 S: 13	H: 1 LOB: 3 BB: 2 P: 30	R: 0 H: 0 E: 0 K: 2 S: 9	H: 0 LOB: 0 BB: 0 P: 14	R: 0 H: 2 E: 0 K: 0 S: 8	H: 2 LOB: 2 BB: 1 P: 16	R: 1 H: 1 E: 0 K: 2 S: 13	H: 1 LOB: 0 BB: 0 P: 20	R: 0 H: 1 E: 0 K: 1 S: 8	H: 1 LOB: 1 BB: 1 P: 13	R: 1 H: 1 E: 0 K: 0 S: 7	H: 1 LOB: 2 BB: 1 P: 17	R: 0 H: 0 E: 0 K: 0 S: 5	H: 0 LOB: 1 BB: 1 P: 12	R: 0 H: 0 E: 0 K: 0 S: 8	H: 0 LOB: 0 BB: 0 P: 11	1B: 5 2B: 1 3B: 0 HR: 1	SF: 1 SAC: 1 DP: 0 HBP: 0	WP: 0 PA: 39 PB: 0 CS: 0
<b>PITCHER</b>	IP WLS BF H R ER SO BB IBB HBP BLK WP HR S P ERA WHIP	IP WLS BF H R ER SO BB IBB HBP BLK WP HR S P ERA WHIP	IP WLS BF H R ER SO BB IBB HBP BLK WP HR S P ERA WHIP	IP WLS BF H R ER SO BB IBB HBP BLK WP HR S P ERA WHIP	IP WLS BF H R ER SO BB IBB HBP BLK WP HR S P ERA WHIP	IP WLS BF H R ER SO BB IBB HBP BLK WP HR S P ERA WHIP	IP WLS BF H R ER SO BB IBB HBP BLK WP HR S P ERA WHIP	IP WLS BF H R ER SO BB IBB HBP BLK WP HR S P ERA WHIP	IP WLS BF H R ER SO BB IBB HBP BLK WP HR S P ERA WHIP	IP WLS BF H R ER SO BB IBB HBP BLK WP HR S P ERA WHIP	IP WLS BF H R ER SO BB IBB HBP BLK WP HR S P ERA WHIP	IP WLS BF H R ER SO BB IBB HBP BLK WP HR S P ERA WHIP	IP WLS BF H R ER SO BB IBB HBP BLK WP HR S P ERA WHIP	IP WLS BF H R ER SO BB IBB HBP BLK WP HR S P ERA WHIP	IP WLS BF H R ER SO BB IBB HBP BLK WP HR S P ERA WHIP	IP WLS BF H R ER SO BB IBB HBP BLK WP HR S P ERA WHIP	IP WLS BF H R ER SO BB IBB HBP BLK WP HR S P ERA WHIP	IP WLS BF H R ER SO BB IBB HBP BLK WP HR S P ERA WHIP	
Todd Stottlemire, R (1, 1) ERA: 3.38 Tony Castillo, L (7, 1) ERA: 2.76	6.0 W 27 6 2 2 7 4 0 0 0 0 1 58 107 3.00 1.667	3.0 W 12 1 0 0 0 1 1 0 0 0 0 0 21 40 0.00 0.667																	

Milwaukee Brewers @ Toronto Blue Jays  
SkyDome, Toronto, ON  
Sat May 07 1994, 3:33 AM EDT  
Att: 50,458 - Sunny - 52 F

AB 31  
R 2  
H 7  
RBI 2  
BB 6  
SO 7  
LOB 14



Batter	1	2	3	4	5	6	7	8	9	AB	R	H	RBI	BB	SO	LOB	BOTTOM				
Devon White, S (1, 8) OBP: 0.373, SLG: 0.562	L3		G4-3		K			HR	1B 1B IBB	4	2	1	1	1	1	0					
Domingo Cedeno, S (1, 4) OBP: 0.227, SLG: 0.278 Tony Castillo, L (9, 7)	K		G4-3		G4-3			G6-3	1B 1-3 2-H 1B	5	0	1	1	0	1	0					
Paul Molitor, R (1, 10) OBP: 0.386, SLG: 0.465	F9				P9		K	L3	1-2 3-H 1B	5	0	1	1	0	1	0					
John Olerud, L (1, 3) OBP: 0.395, SLG: 0.532		F8		1B 2B	L4		BB			3	0	1	0	1	0	0					
Ed Sprague, R (1, 5) OBP: 0.351, SLG: 0.459		F8		G5-3	1B		1B	1-2 1B		4	0	2	0	0	0	1					
Carlos Delgado, L (1, 7) OBP: 0.321, SLG: 0.500 Mike Huff, R (8, FH) OBP: 0.469, SLG: 0.440 Roberto Alomar, S (8, FH) OBP: 0.392, SLG: 0.458	1B 1B			BB	G4-3			F8		2	0	1	0	1	0	1					
Darnell Coles, R (1, 9) OBP: 0.292, SLG: 0.364	1-2 1B			1-2 2-3 1B			G6-3		K	4	0	2	0	0	1	0					
Pat Borders, R (1, 2) OBP: 0.281, SLG: 0.344	G6-3			F9			G6-3		1B G4-3 1B	4	1	1	0	0	0	5					
Dick Schofield, R (1, 6) OBP: 0.361, SLG: 0.357			L7		G5-3		G6-3		G4-3	4	0	0	0	0	0	1					
<b>Inning Stats</b>	R: 0 H: 0 E: 0 K: 1 S: 5	H: 2 LOB: 2 BB: 0 P: 8	R: 0 H: 2 E: 0 K: 0 S: 13	H: 2 LOB: 0 BB: 0 P: 23	R: 0 H: 0 E: 0 K: 0 S: 6	H: 0 LOB: 0 BB: 0 P: 9	R: 0 H: 2 E: 0 K: 0 S: 10	H: 2 LOB: 3 BB: 1 P: 23	R: 0 H: 0 E: 0 K: 1 S: 7	H: 0 LOB: 0 BB: 0 P: 12	R: 0 H: 1 E: 0 K: 1 S: 8	H: 1 LOB: 1 BB: 0 P: 14	R: 0 H: 0 E: 0 K: 0 S: 5	H: 0 LOB: 2 BB: 1 P: 10	R: 1 H: 2 E: 0 K: 0 S: 6	H: 2 LOB: 2 BB: 1 P: 14	R: 2 H: 3 E: 0 K: 1 S: 9	H: 3 LOB: 2 BB: 1 P: 17	1B: 8 2B: 1 3B: 0 HR: 1	SF: 0 SAC: 0 DP: 0 HBP: 0	WP: 0 PA: 39 PB: 0 CS: 0
<b>PITCHER</b>	IP WLS BF H R ER SO BB IBB HBP BLK WP HR S P ERA WHIP	IP WLS BF H R ER SO BB IBB HBP BLK WP HR S P ERA WHIP	IP WLS BF H R ER SO BB IBB HBP BLK WP HR S P ERA WHIP	IP WLS BF H R ER SO BB IBB HBP BLK WP HR S P ERA WHIP	IP WLS BF H R ER SO BB IBB HBP BLK WP HR S P ERA WHIP	IP WLS BF H R ER SO BB IBB HBP BLK WP HR S P ERA WHIP	IP WLS BF H R ER SO BB IBB HBP BLK WP HR S P ERA WHIP	IP WLS BF H R ER SO BB IBB HBP BLK WP HR S P ERA WHIP	IP WLS BF H R ER SO BB IBB HBP BLK WP HR S P ERA WHIP	IP WLS BF H R ER SO BB IBB HBP BLK WP HR S P ERA WHIP	IP WLS BF H R ER SO BB IBB HBP BLK WP HR S P ERA WHIP	IP WLS BF H R ER SO BB IBB HBP BLK WP HR S P ERA WHIP	IP WLS BF H R ER SO BB IBB HBP BLK WP HR S P ERA WHIP	IP WLS BF H R ER SO BB IBB HBP BLK WP HR S P ERA WHIP	IP WLS BF H R ER SO BB IBB HBP BLK WP HR S P ERA WHIP	IP WLS BF H R ER SO BB IBB HBP BLK WP HR S P ERA WHIP	IP WLS BF H R ER SO BB IBB HBP BLK WP HR S P ERA WHIP	IP WLS BF H R ER SO BB IBB HBP BLK WP HR S P ERA WHIP			
Ricky Bones, R (1, 1) ERA: 1.12 Graeme Lloyd, L (8, 1) ERA: 3.5 Bob Scanlan, R (8, 1) ERA: 2.81 Jeff Bronkey, R (9, 1) ERA: 1.26	7.2 0.0 0.1 0.2	31 1 1 6	6 1 0 3	1 0 0 2	1 0 0 2	1 0 0 9	58 1 3 9	109 1 3 17	1.17 1.17 0.00 27.00	1.043 0.000 0.000 4.500											

Milwaukee Brewers @ Toronto Blue Jays  
SkyDome, Toronto, ON  
Sat May 07 1994, 3:33 AM EDT  
Att: 50,458 - Sunny - 52 F

AB 36  
R 3  
H 10  
RBI 3  
BB 3  
SO 4  
LOB 10









Batter	1	2	3	4	5	6	7	8	9	AB	R	H	RBI	BB	SO	LOB	TOP								
<b>Darryl Hamilton, L</b> OBP: 0.360, SLG: 0.351 (1, 8)	3-2 BB 1B	4-1 1B FC3 BB	2-0 1B			1-0 F7		3-3 K	2-3 K	5	2	2	0	1	2	1									
<b>Bill Splers, L</b> OBP: 0.388, SLG: 0.366 (1, 6) (5, 5)	1-3 K	0-0 E FC3 1B	2-1 1B			0-0 G4-3		4-0 BB HBP BB	2-1 G4-3	5	1	2	2	1	1	2									
<b>Turner Ward, S</b> OBP: 0.418, SLG: 0.504 (1, 9)	4-1 1B BB	0-0 FC3	1-2 G3			1-3 K		3-1 BB HBP BB		3	1	0	1	1	1	3									
<b>Greg Vaughn, R</b> OBP: 0.356, SLG: 0.458 (1, 7)	0-0 1B	2-2 K				1-1 F8		4-0 2B BB		4	1	2	1	1	1	2									
<b>Dave Nilsson, L</b> OBP: 0.287, SLG: 0.426 (1, 10)	4-1 IBB	4-0 IBB				1-1 L8		2-2 F8		3	0	0	0	2	0	4									
<b>John Jaha, R</b> OBP: 0.330, SLG: 0.447 (1, 3)	3-3 K	1-3 K				2-1 G6-3		4-2 2B BB	0-0 2B	4	0	1	2	1	2	6									
<b>Kevin Seltzer, R</b> OBP: 0.370, SLG: 0.523 <b>Jose Valentin, S</b> OBP: 0.243, SLG: 0.294 (1, 5) (5, 6)	2-2 F9		0-0 FC1-5 2B			2-2 G6-3		2-1 2B	2-2 P3	3	0	1	0	0	0	3									
<b>Jody Reed, R</b> OBP: 0.393, SLG: 0.273 (1, 4)		1-1 BB 1B	4-2 FC1-5 1B BB			2-2 G6-3		0-3 K	1-0 S 1B	4	1	2	0	1	1	2									
<b>Mike Matheny, R</b> OBP: 0.222, SLG: 0.125 <b>Brian Harper, R</b> OBP: 0.264, SLG: 0.291 (7, PH) (7, 2)		0-3 K 1B	0-0 FC1-5 1B			0-2 K		3-1 P5	1-2 G5-3	3	1	0	0	0	2	3									
<b>Inning Stats</b>	R: 1 E: 0 K: 2 S: 20	H: 2 LOB: 3 BB: 2 P: 37	R: 2 E: 1 K: 3 S: 18	H: 2 LOB: 3 BB: 2 P: 29	R: 1 E: 0 K: 0 S: 12	H: 3 LOB: 2 BB: 1 P: 21	R: 0 E: 0 K: 0 S: 6	H: 0 LOB: 0 BB: 0 P: 10	R: 0 E: 0 K: 1 S: 9	H: 0 LOB: 0 BB: 0 P: 13	R: 0 E: 0 K: 1 S: 5	H: 0 LOB: 0 BB: 0 P: 7	R: 1 E: 0 K: 1 S: 15	H: 2 LOB: 2 BB: 1 P: 28	R: 2 E: 0 K: 1 S: 13	H: 1 LOB: 2 BB: 2 P: 31	R: 0 E: 0 K: 1 S: 9	H: 1 LOB: 1 BB: 0 P: 15	1B: 8 2B: 3 3B: 0 HR: 0	SF: 0 SAC: 0 DP: 0 HBP: 1	WP: 0 PB: 0 SB: 1 CS: 0	PA: 47			
<b>PITCHER</b>	IP	WLS	BF	H	R	ER	SO	BB	IBB	HBP	BLK	WP	HR	S	P	ERA	WHIP								
<b>Danny Darwin, R</b> ERA: 5.0 (1, 1)	6.1	L	33	8	5	5	7	4	2	0	0	0	0	78	133	7.11	1.895								
<b>Todd Frothing, R</b> ERA: 4.91 (7, 1)	0.2		3	1	0	0	1	0	0	0	0	0	0	7	12	0.00	1.500								
<b>Tony Fossas, L</b> ERA: 9.39 (8, 1)	0.1		3	0	2	2	1	1	0	1	0	0	0	4	14	54.00	3.000								
<b>Paul Quantrill, R</b> ERA: 2.89 (8, 1)	1.2		8	2	0	0	1	1	0	0	0	0	0	18	32	0.00	1.800								

Milwaukee Brewers @ Boston Red Sox  
Fenway Park, Boston, MA  
Mon May 09 1994, 7:05 PM EDT  
Att: 21,844 - Unknown - 74 F

AB 38  
R 7  
H 11  
RBI 7  
BB 8  
SO 10  
LOB 31



Batter	1	2	3	4	5	6	7	8	9	AB	R	H	RBI	BB	SO	LOB	BOTTOM								
<b>Otis Nixon, S</b> OBP: 0.333, SLG: 0.313 (1, 8)	0-1 2B 1B	2-0 2B				1-2 G6-3		2-3 K		4	0	2	2	0	1	0									
<b>Tim Lincecum, R</b> OBP: 0.400, SLG: 0.557 (1, 6)	0-1 L6	2-2 G6-3				3-2 G5-3		2-2 G4-3 2B		4	0	1	0	0	0	2									
<b>Mike Greenwell, L</b> OBP: 0.305, SLG: 0.450 (1, 7)	0-0 F8		3-1 F7			0-2 L3		2-1 G4-3		4	0	0	0	0	0	2									
<b>Mo Vaughn, L</b> OBP: 0.448, SLG: 0.678 (1, 3)	1-0 2B		1-1 G3			0-0 F8		1-3 K		4	0	1	0	0	1	1									
<b>Andre Dawson, R</b> OBP: 0.280, SLG: 0.478 (1, 10)	0-1 P6		1-3 K			1-3 K			1-1 G6-3	4	0	0	0	0	2	2									
<b>Scott Cooper, L</b> OBP: 0.381, SLG: 0.657 (1, 5)		0-0 2B 1B				2-2 P4		1-1 F9	1-0 HR	4	2	2	1	0	0	0									
<b>Billy Hatcher, R</b> OBP: 0.306, SLG: 0.358 (1, 9)		1-2 L7				0-1 F7		0-1 P5	2-1 G6-3	4	0	0	0	0	0	1									
<b>Rich Rowland, R</b> OBP: 0.211, SLG: 0.333 <b>Damon Berryhill, S</b> OBP: 0.294, SLG: 0.298 (9, PH)		1-3 K				2-2 G1-3		3-3 K	1-3 K	3	0	0	0	0	2	1									
<b>Scott Fletcher, R</b> OBP: 0.273, SLG: 0.365 (1, 4)		0-0 2B 2B				0-0 G5-3		1-0 HR		3	2	2	1	0	0	0									
<b>Inning Stats</b>	R: 0 E: 0 K: 0 S: 8	H: 2 LOB: 2 BB: 0 P: 9	R: 2 E: 1 K: 1 S: 14	H: 3 LOB: 1 BB: 0 P: 20	R: 0 E: 0 K: 1 S: 8	H: 0 LOB: 0 BB: 0 P: 13	R: 0 E: 0 K: 0 S: 9	H: 0 LOB: 0 BB: 0 P: 13	R: 0 E: 0 K: 1 S: 9	H: 0 LOB: 0 BB: 0 P: 10	R: 0 E: 0 K: 1 S: 9	H: 0 LOB: 0 BB: 0 P: 13	R: 1 E: 0 K: 2 S: 12	H: 2 LOB: 1 BB: 0 P: 20	R: 1 E: 0 K: 1 S: 8	H: 1 LOB: 0 BB: 0 P: 13	1B: 2 2B: 4 3B: 0 HR: 2	SF: 0 SAC: 0 DP: 0 HBP: 0	WP: 0 PB: 0 SB: 0 CS: 0	PA: 35					
<b>PITCHER</b>	IP	WLS	BF	H	R	ER	SO	BB	IBB	HBP	BLK	WP	HR	S	P	ERA	WHIP								
<b>Mike Ignasiak, R</b> ERA: 3.6 (1, 1)	5.0	W	20	5	2	2	2	0	0	0	0	0	0	18	23	0.00	0.000								
<b>Jesse Orosco, L</b> ERA: 6.94 (6, 1)	2.0		6	0	0	0	2	0	0	0	0	0	0	18	23	0.00	0.000								
<b>Jeff Bronkey, R</b> ERA: 1.84 (8, 1)	0.1		3	2	1	1	1	0	0	0	0	0	1	7	12	27.00	6.000								
<b>Graeme Lloyd, L</b> ERA: 3.38 <b>Bob Scanlan, R</b> ERA: 3.19 (8, 1) (9, 1)	0.2 1.0		2 4	0 1	0 1	0 1	1 1	0 0	0 0	0 0	0 0	0 0	0 1	5 8	8 13	0.00 9.00	0.000 1.000								

Milwaukee Brewers @ Boston Red Sox  
Fenway Park, Boston, MA  
Mon May 09 1994, 7:05 PM EDT  
Att: 21,844 - Unknown - 74 F

AB 35  
R 4  
H 8  
RBI 4  
BB 0  
SO 7  
LOB 9





Batter	1	2	3	4	5	6	7	8	9	AB	R	H	RBI	BB	SO	LOB	TOP			
Darryl Hamilton, L OBP: 0.366, SLG: 0.351 Matt Mieske, R OBP: 0.317, SLG: 0.306	4-2 S 1B BB		2-1 G3		3-2 F8		1 SAFE 0-1 2B 1B	0-0 SH1-3		0	1	0	0	1	0	0				
Bill Spiers, L OBP: 0.400, SLG: 0.395	2-1 F9 1-H 1B		1-1 P4		3-2 G4-3		1-2 1B WP 2B	3-2 E 1B		5	1	3	3	0	0	0				
Turner Ward, S OBP: 0.424, SLG: 0.500	4-1 S 1-2 BB		1-1 2B 1B		0-0 L8		4-1 WP 1B WP BB	0-0 F8		3	2	1	0	2	0	1				
Greg Vaughn, R OBP: 0.355, SLG: 0.471 Alex Diaz, S OBP: 0.288, SLG: 0.476	1-3 K		1-1 1-H 2B		0-3 K		2-1 WP 2B 1B	1-1 G1-3		3	0	1	1	0	2	2				
Dave Nilsson, L OBP: 0.275, SLG: 0.407	0-1 F9 2-3		1-2 L8		1-0 G4-3		1-2 2-3 3-H 1B		3-3 K		5	0	0	0	0	2	5			
John Jaha, R OBP: 0.333, SLG: 0.456	1-3 K 1-2			3-3 K		2-1 1B	2-2 1B 2B	0-0 G4-3		5	1	2	1	0	2	2				
Brian Harper, R OBP: 0.272, SLG: 0.298		2-1 P4		1-1 L9		1-1 P3	2-H 1B	1-2 1B		5	0	2	1	0	0	1				
Jody Reed, R OBP: 0.385, SLG: 0.269		2-3 K		0-2 1B			L5 G4-3	3-2 L9		5	0	1	0	0	1	2				
Jose Valentin, S OBP: 0.268, SLG: 0.342		2-0 P6		2-2 G6-3			1-1 1B 2B 1B	0-1 SH1-3 1B 2B		4	2	2	0	0	0	1				
<b>Inning Stats</b>	R: 1 E: 0 K: 2 S: 14	H: 1 LOB: 2 BB: 2 P: 26	R: 0 E: 0 K: 1 S: 6	H: 0 LOB: 0 BB: 0 P: 12	R: 1 E: 0 K: 0 S: 11	H: 2 LOB: 1 BB: 0 P: 17	R: 0 E: 0 K: 1 S: 13	H: 1 LOB: 0 BB: 0 P: 18	R: 0 E: 0 K: 1 S: 9	H: 1 LOB: 1 BB: 0 P: 13	R: 6 E: 0 K: 1 S: 22	H: 6 LOB: 1 BB: 1 P: 32	R: 1 E: 1 K: 0 S: 12	H: 2 LOB: 1 BB: 0 P: 16	R: 0 E: 0 K: 1 S: 10	H: 1 LOB: 1 BB: 0 P: 17	1B: 10 2B: 4 3B: 0 HR: 0	SF: 0 SAC: 1 DP: 0 HBP: 0	WP: 2 PB: 0 SB: 2 CS: 0	PA: 44
<b>PITCHER</b>	IP WLS BF H R ER SO BB IBB HBP BLK WP HR S P ERA WHIP	5.0 21 4 2 2 4 2 0 0 0 0 0 52 87 3.60 1.200	1.1 8 4 3 3 1 0 0 0 0 0 0 17 23 20.25 3.000	0.1 L 2 2 2 1 1 0 0 0 0 2 0 10 18 54.00 9.000	0.2 4 2 2 2 0 0 0 0 0 0 0 7 7 27.00 3.000	1.0 4 1 0 0 1 0 0 0 0 0 0 12 19 0.00 1.000	<b>PITCHER</b>		IP WLS BF H R ER SO BB IBB HBP BLK WP HR S P ERA WHIP	0.2 3 1 0 0 0 0 0 0 0 0 0 0 7 11 0.00 1.500										

Milwaukee Brewers @ Boston Red Sox  
Fenway Park, Boston, MA  
Tue May 10 1994, 7:05 PM EDT  
Att: 20,473 - Unknown - 67 F

AB 40  
R 9  
H 14  
RBI 7  
BB 3  
SO 7  
LOB 15



Batter	1	2	3	4	5	6	7	8	9	AB	R	H	RBI	BB	SO	LOB	BOTTOM					
Otis Nixon, S OBP: 0.345, SLG: 0.320	2-2 BB S 1B		4-2 G4-3 S 1B BB	1-3 K		3-2 1B 1B			1-1 F9	4	1	2	0	1	1	1						
Scott Fletcher, R OBP: 0.283, SLG: 0.357	1 SAFE 4-1 E S 1-3 G3 BB		0-2 G4-3	0-0 F8		1-3 1B			2-2 F7	4	1	1	0	1	0	2						
Mike Greenwell, L OBP: 0.301, SLG: 0.435	1 SAFE 1-1 G3 1-H		4-2 1B 1B BB		1-3 K		0-0 F7		1-1 G3	4	1	0	1	1	1	2						
Mo Vaughn, L OBP: 0.449, SLG: 0.669	2-3 K		1-1 1B 1B 1B		4-2 S 1B BB		2-3 K			3	1	1	1	1	2	0						
Tim Lincecum, R OBP: 0.403, SLG: 0.555		3-3 K	0-0 1B		0-0 S 1B		1-3 K			4	0	2	2	0	2	0						
Scott Cooper, L OBP: 0.385, SLG: 0.676		0-1 HR	4-0 IBB		1-2 1B		0-0 K			3	1	1	1	1	1	2						
Billy Hatcher, R OBP: 0.296, SLG: 0.345		0-2 F8	0-0 G1-3		0-0 G5-3				2-2 G5-3	4	0	0	0	0	0	4						
Damon Berryhill, S OBP: 0.273, SLG: 0.275		2-3 K		2-2 G6-3			2-3 K		3-2 F7	4	0	0	0	0	2	0						
Carlos Rodriguez, S OBP: 0.375, SLG: 1.000			1-3 K	1-1 3B		2-2 G5-3			3-2 F9	4	0	1	0	0	1	0						
<b>Inning Stats</b>	R: 1 E: 0 K: 1 S: 9	H: 1 LOB: 0 BB: 1 P: 18	R: 1 E: 0 K: 2 S: 11	H: 1 LOB: 0 BB: 0 P: 16	R: 3 E: 0 K: 1 S: 15	H: 2 LOB: 2 BB: 3 P: 29	R: 0 E: 0 K: 1 S: 9	H: 1 LOB: 1 BB: 0 P: 13	R: 0 E: 0 K: 2 S: 10	H: 1 LOB: 2 BB: 1 P: 16	R: 0 E: 0 K: 1 S: 14	H: 2 LOB: 2 BB: 0 P: 21	R: 0 E: 0 K: 1 S: 9	H: 0 LOB: 0 BB: 0 P: 12	R: 0 E: 0 K: 0 S: 15	H: 0 LOB: 0 BB: 0 P: 23	R: 0 E: 0 K: 0 S: 7	H: 0 LOB: 0 BB: 0 P: 11	1B: 6 2B: 0 3B: 1 HR: 1	SF: 0 SAC: 0 DP: 0 HBP: 0	WP: 0 PB: 0 SB: 5 CS: 0	PA: 39
<b>PITCHER</b>	IP WLS BF H R ER SO BB IBB HBP BLK WP HR S P ERA WHIP	6.0 30 6 0 0 4 4 1 0 0 0 0 24 35 0.00 0.000	2.0 6 0 0 0 2 0 0 0 0 0 0 24 35 0.00 0.000	1.0 3 0 0 0 0 0 0 0 0 0 0 7 11 0.00 0.000	<b>PITCHER</b>		IP WLS BF H R ER SO BB IBB HBP BLK WP HR S P ERA WHIP															

Milwaukee Brewers @ Boston Red Sox  
Fenway Park, Boston, MA  
Tue May 10 1994, 7:05 PM EDT  
Att: 20,473 - Unknown - 67 F

AB 34  
R 5  
H 8  
RBI 5  
BB 5  
SO 10  
LOB 11





Batter	1	2	3	4	5	6	7	8	9	AB	R	H	RBI	BB	SO	LOB	TOP			
Jody Reed, R OBP: 0.380, SLG: 0.268 Jeff Cirillo, R (7, 5)	G5-3		G1-3 BB G4-3 1B	K			G4-6-3			4	1	1	0	0	1	3				
Bill Spillers, L OBP: 0.416, SLG: 0.390 (7, 6)	BB		G4-3 G1-3 BB		G6-3			BB		1	0	0	0	3	0	0				
Turner Ward, S OBP: 0.413, SLG: 0.483 Alex Diaz, S OBP: 0.288, SLG: 0.476 (8, 8)	F8		G1-3		G4-3			K		4	0	0	0	0	1	4				
Greg Vaughn, R OBP: 0.333, SLG: 0.436 (1, 7)	G4-3		G4-3		G3			L5		4	0	0	1	0	0	3				
Dave Nilsson, L OBP: 0.276, SLG: 0.400 Mike Matheny, R OBP: 0.211, SLG: 0.118 (7, 2)		FC6-4 BB	G4-3				K		K	2	0	0	0	1	1	1				
John Jaha, R OBP: 0.336, SLG: 0.457 (1, 3)		FC6-4 1B		2B			G6-4-3 1B		G6-3	4	0	2	0	0	0	1				
Brian Harper, R OBP: 0.260, SLG: 0.284 (1, 10)		L4		F7			G6-4-3		G3-1	4	0	0	0	0	0	3				
Matt Mieske, R OBP: 0.356, SLG: 0.375 (1, 9)		1B		2B			G5-3		1B	4	0	3	0	0	0	0				
Jose Valentin, S OBP: 0.267, SLG: 0.333 (7, 4)	P3		L7				G4-6-3 1B		F8	4	0	1	0	0	0	5				
<b>Inning Stats</b>	R: 0 E: 0 K: 0 S: 7	H: 0 LOB: 1 BB: 1 P: 16	R: 0 E: 0 K: 0 S: 9	H: 1 LOB: 2 BB: 1 P: 20	R: 1 E: 0 K: 0 S: 9	H: 1 LOB: 1 BB: 1 P: 20	R: 0 E: 0 K: 1 S: 16	H: 2 LOB: 2 BB: 0 P: 23	R: 0 E: 0 K: 0 S: 5	H: 1 LOB: 0 BB: 0 P: 8	R: 0 E: 0 K: 0 S: 8	H: 1 LOB: 0 BB: 0 P: 13	R: 0 E: 0 K: 2 S: 10	H: 0 LOB: 1 BB: 1 P: 16	R: 0 E: 0 K: 0 S: 8	H: 1 LOB: 1 BB: 0 P: 11	1B: 6 2B: 1 3B: 0 HR: 0	SF: 0 SAC: 0 DP: 2 HBP: 0	WP: 0 PB: 0 SB: 0 CS: 0	PA: 36
<b>PITCHER</b> Aaron Sele, R ERA: 2.35 (1, 1)	IP: 9.0 WLS: W BF: 36 H: 7 R: 1 ER: 1 SO: 4 BB: 4 IBB: 0 HBP: 0 BLK: 0 WP: 0 HR: 0 S: 78 P: 134 ERA: 1.00 WHIP: 1.222															<b>PITCHER</b>				

Milwaukee Brewers @ Boston Red Sox  
Fenway Park, Boston, MA  
Wed May 11 1994, 7:05 PM EDT  
Att: 21,471 - Unknown - 66 F

AB 32  
R 1  
H 7  
RBI 1  
BB 4  
SO 4  
LOB 21



Batter	1	2	3	4	5	6	7	8	9	AB	R	H	RBI	BB	SO	LOB	BOTTOM	
Otis Nixon, S OBP: 0.355, SLG: 0.321 (1, 8)	1B 2B S BB	G5-3		S HR 1B		G4-3		1B BB		3	2	1	0	2	0	0		
Andy Tomberlin, L OBP: 0.200, SLG: 0.200 (1, 9)	K	G3-1		L6		L9		G6-4-3 1B		5	0	1	0	0	1	2		
Mike Greenwell, L OBP: 0.304, SLG: 0.458 (1, 7)	2B 1B		HR	F7		G4-3		G6-4-3		5	2	2	1	0	0	3		
Mo Vaughn, L OBP: 0.458, SLG: 0.702 (1, 3)	1B 2B		G4-3	HR		PB 1B BB				3	2	2	3	1	0	0		
Andre Dawson, R OBP: 0.298, SLG: 0.490 Lee Tinsley, S OBP: 0.361, SLG: 0.185 (7, PR)	BB 1B		BB 1B	G6-3		PB 1B		PB 1B		4	1	3	1	0	0	0		
Scott Cooper, L OBP: 0.380, SLG: 0.657 (1, 5)	1B BB		P4	G4-3		P6				3	0	0	0	1	0	3		
Rich Rowland, R OBP: 0.261, SLG: 0.333 (1, 2)	G5-4-3 1B		BB BB	K		P4				3	0	1	2	1	1	2		
Scott Fletcher, R OBP: 0.297, SLG: 0.356 (1, 4)	G5-4-3		BB	BB		F8				3	0	1	0	1	0	4		
Carlos Rodriguez, S OBP: 0.250, SLG: 0.667 (1, 6)		F9	L4	K		F8				4	0	0	0	0	1	4		
<b>Inning Stats</b>	R: 4 E: 0 K: 1 S: 11	H: 4 LOB: 1 BB: 2 P: 23	R: 0 E: 0 K: 0 S: 3	H: 0 LOB: 0 BB: 0 P: 5	R: 1 E: 0 K: 0 S: 13	H: 2 LOB: 2 BB: 2 P: 25	R: 2 E: 0 K: 0 S: 7	H: 2 LOB: 0 BB: 0 P: 14	R: 0 E: 0 K: 2 S: 4	H: 1 LOB: 1 BB: 0 P: 19	R: 0 E: 0 K: 0 S: 9	H: 1 LOB: 3 BB: 1 P: 19	R: 0 E: 0 K: 0 S: 3	H: 1 LOB: 1 BB: 1 P: 9	1B: 8 2B: 1 3B: 0 HR: 2	SF: 0 SAC: 0 DP: 2 HBP: 0	WP: 0 PB: 1 SB: 2 CS: 0	PA: 39
<b>PITCHER</b> 21 Cal Eldred, R ERA: 4.31 Mike Fetters, R ERA: 2.77 (8, 1)	IP: 7.0 WLS: L BF: 35 H: 10 R: 7 ER: 7 SO: 3 BB: 5 IBB: 0 HBP: 0 BLK: 0 WP: 0 HR: 2 S: 59 P: 112 ERA: 9.00 WHIP: 2.143															<b>PITCHER</b>		

Milwaukee Brewers @ Boston Red Sox  
Fenway Park, Boston, MA  
Wed May 11 1994, 7:05 PM EDT  
Att: 21,471 - Unknown - 66 F

AB 33  
R 7  
H 11  
RBI 7  
BB 6  
SO 3  
LOB 18





Batter	1	2	3	4	5	6	7	8	9	AB	R	H	RBI	BB	SO	LOB	TOP											
Alex Diaz, S OBP: 0.286, SLG: 0.455 (1, 8)	G4-3		CS BB			F8		FC5-4		3	0	0	0	1	0	1	<b>Milwaukee Brewers @ Boston Red Sox</b> Fenway Park, Boston, MA Thu May 12, 1994, 7:05 PM EDT Att: 22,126 - Unknown - 60 F											
Bill Spillers, L OBP: 0.398, SLG: 0.370 (1, 6)	F7		CS	K		G4-3		K		4	0	0	0	0	2	1												
Turner Ward, S OBP: 0.401, SLG: 0.468 (1, 9) (8, 7)	K			F8			K		F7	4	0	0	0	0	2	0												
Greg Vaughn, R OBP: 0.333, SLG: 0.421 Matt Mieske, R OBP: 0.348, SLG: 0.366 (8, 9)		S BB		P4		L5		K		2	0	0	0	1	0	0												
Brian Harper, R OBP: 0.270, SLG: 0.304 (1, 10)	G1-3			G5-3		2B		1B 2B		4	1	2	0	0	0	1												
John Jaha, R OBP: 0.333, SLG: 0.448 Dave Nilsson, L OBP: 0.288, SLG: 0.405 (7, 3) (7, 3)	K			K		BB		2B 1B		2	0	0	0	0	2	1												
Jody Reed, R OBP: 0.384, SLG: 0.297 (1, 4)	F8			2B		K		2B		4	0	2	1	0	1	3												
Jeff Cirillo, R (1, 5) Tom Brunansky, R OBP: 0.214, SLG: 0.231 (9, PH)			K	K				F8		3	0	0	0	0	2	1												
Mike Matheny, R OBP: 0.217, SLG: 0.143 (1, 2)	G4-3			G5-3		G5-3		FC5-4 1B		4	0	1	0	0	0	3												
<b>Inning Stats</b>	R: 0 E: 0 K: 1 S: 6	H: 0 LOB: 0 BB: 0 P: 8	R: 0 E: 0 K: 1 S: 15	H: 0 LOB: 1 BB: 1 P: 23	R: 0 E: 0 K: 1 S: 7	H: 0 LOB: 0 BB: 1 P: 14	R: 0 E: 0 K: 1 S: 8	H: 0 LOB: 0 BB: 0 P: 13	R: 0 E: 0 K: 2 S: 12	H: 1 LOB: 1 BB: 0 P: 18	R: 0 E: 0 K: 0 S: 8	H: 0 LOB: 0 BB: 0 P: 13	R: 0 E: 0 K: 2 S: 16	H: 1 LOB: 2 BB: 1 P: 23	R: 0 E: 0 K: 1 S: 9	H: 1 LOB: 1 BB: 0 P: 16		R: 1 E: 0 K: 1 S: 16	H: 3 LOB: 3 BB: 1 P: 22	1B: 3 2B: 3 HR: 0	SF: 0 SAC: 0 DP: 0 HBP: 0	WP: 0 PB: 0 CS: 1	PA: 37					
<b>PITCHER</b>	IP	WLS	BF	H	R	ER	SO	BB	IBB	HBP	BLK	WP	HR	S	P	ERA		WHIP										
Roger Clemens, R ERA: 2.59 (1, 1)	7.0	W	25	2	0	0	8	3	0	0	0	0	0	72	112	0.00		0.714										
Ken Ryan, R (8, 1)	1.0		4	1	0	0	1	0	0	0	0	0	0	9	16	0.00	1.000											
Jeff Russell, R ERA: 6.1 (9, 1)	1.0	S	7	3	1	1	1	1	0	0	0	0	0	16	22	9.00	4.000											

Batter	1	2	3	4	5	6	7	8	9	AB	R	H	RBI	BB	SO	LOB	BOTTOM											
Otis Nixon, S OBP: 0.359, SLG: 0.321 (1, 8)	FC4-6 BB		S WP 1B		G6-3		FC6			3	0	1	0	1	0	2	<b>Milwaukee Brewers @ Boston Red Sox</b> Fenway Park, Boston, MA Thu May 12, 1994, 7:05 PM EDT Att: 22,126 - Unknown - 60 F											
Andy Tomberlin, L OBP: 0.111, SLG: 0.111 (1, 9)	FC4-6		L8		G5-3			G2-3		4	0	0	0	0	0	2												
Mike Greenwell, L OBP: 0.310, SLG: 0.451 (1, 7)	F7		BB		G3			2B 1B BB		2	1	0	0	2	0	1												
Andre Dawson, R OBP: 0.296, SLG: 0.490 Lee Tinsley, S OBP: 0.361, SLG: 0.185 (8, PR)	F8		F8		F9			1B 2B		4	0	1	0	0	0	3												
Mo Vaughn, L OBP: 0.452, SLG: 0.685 (1, 3)		F7		F9		L7		1B IBB		3	0	0	0	1	0	0												
Scott Cooper, L OBP: 0.384, SLG: 0.657 (1, 5)		E BB		WP SF9 2B		P4		K		3	1	1	0	1	1	3												
Damon Berryhill, S OBP: 0.259, SLG: 0.294 Tim Naehring, R OBP: 0.408, SLG: 0.559 Rich Rowland, R OBP: 0.261, SLG: 0.333 (9, 2)		E5		SF9		F7		1B		2	0	0	1	0	0	1												
Scott Fletcher, R OBP: 0.299, SLG: 0.344 (1, 4)	L6-4		L6-4		G6-3			1B BB		2	0	0	0	1	0	2												
Carlos Rodriguez, S OBP: 0.287, SLG: 0.600 (1, 6)			P4		F9			FC6 1B		3	0	1	0	0	0	0												
<b>Inning Stats</b>	R: 0 E: 0 K: 0 S: 8	H: 0 LOB: 1 BB: 1 P: 14	R: 0 E: 1 K: 0 S: 9	H: 0 LOB: 1 BB: 1 P: 17	R: 0 E: 0 K: 0 S: 10	H: 1 LOB: 2 BB: 1 P: 20	R: 1 E: 0 K: 0 S: 6	H: 1 LOB: 0 BB: 0 P: 9	R: 0 E: 0 K: 0 S: 8	H: 0 LOB: 0 BB: 0 P: 12	R: 0 E: 0 K: 0 S: 5	H: 0 LOB: 0 BB: 0 P: 9	R: 0 E: 0 K: 0 S: 14	H: 1 LOB: 2 BB: 1 P: 25	R: 2 E: 0 K: 1 S: 11	H: 2 LOB: 2 BB: 2 P: 24		1B: 3 2B: 3 HR: 0	SF: 1 SAC: 0 DP: 1 HBP: 0	WP: 2 PB: 0 CS: 0	PA: 34							
<b>PITCHER</b>	IP	WLS	BF	H	R	ER	SO	BB	IBB	HBP	BLK	WP	HR	S	P	ERA		WHIP										
Ricky Bones, R ERA: 1.46 (1, 1)	7.1	L	31	4	3	3	0	5	0	0	0	0	0	66	117	3.68		1.227										
Graeme Lloyd, L ERA: 2.92 (8, 1)	0.2		3	1	0	0	1	0	1	0	0	0	0	5	13	0.00	1.500											






Batter	1	2	3	4	5	6	7	8	9	10	11	12	AB	R	H	RBI	BB	SO	LOB	
<b>Randy Velarde, R</b> OBP: 0.364, SLG: 0.347 (1.7) (7.5)	G1-3		K					G5-3						5	1	2	0	1	1	1
<b>Wade Boggs, L</b> OBP: 0.417, SLG: 0.340 (1.5) (7.3)	K		P9											6	0	1	0	1	1	4
<b>Don Mattingly, L</b> OBP: 0.412, SLG: 0.408 (1.3) (7.7)			L8											3	0	1	0	1	0	0
<b>Gerald Williams, R</b> OBP: 0.304, SLG: 0.522 (12. PH)														1	0	0	0	0	0	0
<b>Luis Polonia, L</b> OBP: 0.372, SLG: 0.381 (12.7)														2	0	1	2	0	0	0
<b>Jim Leyritz, R</b> OBP: 0.411, SLG: 0.627 (1.2)														6	1	1	0	1	0	5
<b>Mike Stanley, R</b> OBP: 0.333, SLG: 0.424 (4. PH)														1	0	0	0	0	0	0
<b>Danny Tartabull, R</b> OBP: 0.336, SLG: 0.473 (1.9)														2	3	1	1	3	1	0
<b>Paul O'Neill, L</b> OBP: 0.362, SLG: 0.847 (1.8)														5	2	1	2	1	2	1
<b>Bernie Williams, S</b> OBP: 0.331, SLG: 0.387 (1.8)														5	2	2	3	1	0	0
<b>Mike Gallego, R</b> OBP: 0.341, SLG: 0.327 (1.8)														3	0	0	0	3	2	3
<b>Pat Kelly, R</b> OBP: 0.371, SLG: 0.387 (1.4)														5	1	1	2	1	1	3
<b>Inning Stats</b>	R: 0 E: 0 K: 1 S: 7	H: 1 LOB: 1 BB: 0 P: 10	R: 1 E: 0 K: 1 S: 13	H: 1 LOB: 1 BB: 1 P: 25	R: 0 E: 0 K: 1 S: 8	H: 0 LOB: 0 BB: 0 P: 13	R: 2 E: 0 K: 1 S: 8	H: 1 LOB: 1 BB: 2 P: 23	R: 0 E: 0 K: 0 S: 8	H: 1 LOB: 1 BB: 1 P: 21	R: 0 E: 0 K: 0 S: 11	H: 0 LOB: 0 BB: 0 P: 12	R: 0 E: 0 K: 1 S: 11	H: 1 LOB: 1 BB: 0 P: 16	R: 6 E: 0 K: 1 S: 17	H: 4 LOB: 2 BB: 3 P: 36	1B: 8 2B: 0 3B: 0 HR: 3	SF: 0 SAC: 0 DP: 1 HBP: 1	WP: 1 PB: 0 SB: 3 CS: 1	PA: 58
<b>PITCHER</b>	IP	WLS	BF	H	R	ER	SO	BB	IBB	HBP	BLK	WP	HR	S	P	ERA	WHIP			
<b>Teddy Higuera, L</b> ERA: 5.4 (1.1)	5.2		26	5	4	4	4	6	0	0	0	0	0	3	51	6.35	1.941			
<b>Doug Henry, R</b> ERA: 1.72 (6.1)	1.1		7	1	0	0	0	3	0	0	0	0	0	19	39	0.00	3.000			
<b>Jeff Bronkey, R</b> ERA: 6.39 (8.1)	1.0		4	0	0	0	0	1	0	0	0	0	0	7	15	0.00	1.000			
<b>Jesse Orosco, L</b> ERA: 3.52 (9.1)	1.0		3	0	0	0	0	0	0	0	0	0	0	7	12	0.00	0.000			
<b>Mike Fetters, R</b> ERA: 3.52 (10.1)	2.1	L	10	1	2	2	3	2	0	0	0	0	0	21	37	7.71	1.286			
<b>PITCHER</b>	IP	WLS	BF	H	R	ER	SO	BB	IBB	HBP	BLK	WP	HR	S	P	ERA	WHIP			
<b>Graeme Lloyd, L</b> ERA: 5.54 (12.1)	0.2		8	4	4	4	1	0	1	1	0	0	0	14	24	54.00	6.000			

**TOP**

**New York Yankees @ Milwaukee Brewers**  
Milwaukee County Stadium, Milwaukee, WI

Fri May 13 1994, 8:05 PM EDT  
Att. 20,242 - Unknown - 65 F

AB 44  
R 10  
H 11  
RBI 10  
BB 13  
SO 8  
LOB 17




Batter	1	2	3	4	5	6	7	8	9	10	11	12	AB	R	H	RBI	BB	SO	LOB			
<b>Alex Diaz, S</b> OBP: 0.280, SLG: 0.437 (1.8)	F8		G6-3					F9						5	0	1	0	0	0	1		
<b>Bill Spiers, L</b> OBP: 0.388, SLG: 0.353 (1.6)			G4-3					F7						4	0	0	0	0	1	2		
<b>Turner Ward, S</b> OBP: 0.388, SLG: 0.450 (1.7)														5	0	0	0	0	2	1		
<b>Brian Harper, R</b> OBP: 0.276, SLG: 0.309 (11. PH)														5	1	2	0	0	0	1		
<b>John Jaha, R</b> OBP: 0.333, SLG: 0.448 (1.10)														0	0	0	0	0	0	0		
<b>Tom Brunansky, R</b> OBP: 0.211, SLG: 0.278 (1.3)														5	0	1	0	0	1	2		
<b>Jody Read, R</b> OBP: 0.377, SLG: 0.302 (1.4)														5	1	1	0	0	1	2		
<b>Matt Mieske, R</b> OBP: 0.353, SLG: 0.435 (1.9)														5	2	2	3	0	1	0		
<b>Mike Matheny, R</b> OBP: 0.192, SLG: 0.125 (1.2)														3	0	0	0	0	0	0		
<b>Dave Nilsson, L</b> OBP: 0.291, SLG: 0.415 (10.2)														2	0	1	1	0	1	0		
<b>Jeff Cirillo, R</b> OBP: 0.125, SLG: 0.250 (1.5)														5	0	1	0	0	3	1		
<b>Inning Stats</b>	R: 0 E: 0 K: 1 S: 9	H: 0 LOB: 1 BB: 0 P: 11	R: 0 E: 0 K: 0 S: 6	H: 0 LOB: 0 BB: 10	R: 0 E: 0 K: 0 S: 7	H: 0 LOB: 0 BB: 8	R: 0 E: 0 K: 0 S: 8	H: 0 LOB: 0 BB: 9	R: 0 E: 0 K: 1 S: 7	H: 1 LOB: 1 BB: 0 P: 17	R: 1 E: 0 K: 2 S: 9	H: 2 LOB: 1 BB: 0 P: 13	R: 3 E: 0 K: 3 S: 20	H: 4 LOB: 1 BB: 0 P: 31	R: 0 E: 0 K: 0 S: 5	H: 1 LOB: 1 BB: 0 P: 8	R: 0 E: 0 K: 2 S: 7	H: 0 LOB: 0 BB: 11	1B: 4 2B: 4 3B: 0 HR: 1	SF: 0 SAC: 0 DP: 0 HBP: 1	WP: 0 PB: 0 SB: 0 CS: 1	PA: 45
<b>PITCHER</b>	IP	WLS	BF	H	R	ER	SO	BB	IBB	HBP	BLK	WP	HR	S	P	ERA	WHIP					
<b>Terry Mulholland, L</b> ERA: 3.32 (1.1)	8.2		35	8	4	4	7	0	0	1	0	0	0	1	81	4.15	0.923					
<b>Bob Wickman, R</b> ERA: 2.14 (9.1)	3.1	W	10	1	0	0	3	0	0	0	0	0	0	24	37	0.00	0.300					

**BOTTOM**

**New York Yankees @ Milwaukee Brewers**  
Milwaukee County Stadium, Milwaukee, WI

Fri May 13 1994, 8:05 PM EDT  
Att. 20,242 - Unknown - 65 F

AB 44  
R 4  
H 9  
RBI 4  
BB 0  
SO 10  
LOB 10









Batter	1	2	3	4	5	6	7	8	9	AB	R	H	RBI	BB	SO	LOB	TOP				
Luis Polonia, L OBP: 0.379, SLG: 0.426 (1, 7)	F7		2B	SF8 3B		L7		F9	L7	6	2	2	2	0	0	2					
Wade Boggs, L OBP: 0.509, SLG: 0.383 Robert Eenhoorn, R OBP: 0.500, SLG: 1.000 (1, 5) (8, 6)	K		1B	SF8		F7		HR		4	2	2	3	0	1	0					
Don Mattingly, L OBP: 0.436, SLG: 0.451 Bob Melvin, R (8, PR) (8, 3)	1B		FC6-4	F9			HR	1B		5	1	4	2	0	0	0					
Danny Tartabull, R OBP: 0.340, SLG: 0.471 (1, 10)	K		FC6-4		L8		K	P6		5	0	1	0	0	2	3					
Paul O'Neill, L OBP: 0.569, SLG: 0.838 Gerald Williams, R OBP: 0.292, SLG: 0.500 (8, PH) (8, 9)	K			PB 1B			2B	1B	L8	3	2	2	0	1	1	0					
Jim Leyritz, R OBP: 0.410, SLG: 0.591 (1, 2)	L8			1B		L7	HR		K	4	2	1	1	1	1	2					
Bernie Williams, S OBP: 0.321, SLG: 0.391 (1, 8)	G4-3			BB		L8		HR	G4-3	5	1	1	2	0	1	4					
Randy Velarde, R OBP: 0.366, SLG: 0.350 (1, 6) (8, 5)			G6-3	2B		K		K	1B	5	1	2	1	0	2	2					
Mike Gallego, R OBP: 0.331, SLG: 0.325 (1, 4)	K			3B		G5-3		L7	1B	5	1	2	1	0	1	0					
<b>Inning Stats</b>	R: 0 E: 0 K: 2 S: 10	H: 1 LOB: 1 BB: 0 P: 17	R: 0 E: 0 K: 1 S: 5	H: 0 LOB: 0 BB: 0 P: 10	R: 2 E: 0 K: 1 S: 15	H: 3 LOB: 1 BB: 0 P: 24	R: 5 E: 0 K: 1 S: 12	H: 4 LOB: 0 BB: 1 P: 25	R: 0 E: 0 K: 0 S: 5	H: 0 LOB: 0 BB: 0 P: 6	R: 4 E: 0 K: 2 S: 17	H: 4 LOB: 0 BB: 0 P: 24	R: 1 E: 0 K: 0 S: 10	H: 2 LOB: 1 BB: 0 P: 22	R: 0 E: 0 K: 1 S: 9	H: 2 LOB: 2 BB: 0 P: 18	1B: 7 2B: 6 3B: 1 HR: 3	SF: 1 SAC: 0 DP: 0 HBP: 0	WP: 0 PB: 1 CS: 0	PA: 46	
<b>PITCHER</b>	IP	WLS	BF	H	R	ER	SO	BB	IBB	HBP	BLK	WP	HR	S	P	ERA	WHIP				
Jaime Navarro, R ERA: 8.03 (1, 1)	3.1	L	18	7	6	6	5	1	0	0	0	0	0	36	66	16.20	2.400				
Mark Kiefer, R ERA: 8.44 (4, 1)	3.0		16	6	5	5	2	1	0	0	0	0	2	36	53	15.00	2.333				
Doug Henry, R ERA: 0.96 (7, 1)	1.2		7	2	1	1	1	0	0	0	0	0	1	15	28	5.40	1.200				
Mike Fetters, R ERA: 3.31 (9, 1)	1.0		5	2	0	0	1	0	0	0	0	0	0	9	18	0.00	2.000				

**New York Yankees @ Milwaukee Brewers**  
Milwaukee County Stadium, Milwaukee, WI  
Sun May 15 1994, 4:33 AM EDT  
Att: 32,293 - Sunny - 69 F

AB	43
R	12
H	17
RBI	12
BB	2
SO	9
LOB	14



Batter	1	2	3	4	5	6	7	8	9	AB	R	H	RBI	BB	SO	LOB	BOTTOM				
Alex Diaz, S OBP: 0.274, SLG: 0.405 (1, 8)	P5	G3			K		FC3-6			4	0	0	0	0	1	5					
Bill Spiers, L OBP: 0.364, SLG: 0.330 Jeff Cirillo, R OBP: 0.333, SLG: 0.300 (1, 5) (8, 5)	1B		F9		G1-3		F7			4	0	1	0	0	0	2					
Turner Ward, S OBP: 0.381, SLG: 0.438 Tom Brunansky, R OBP: 0.208, SLG: 0.261 (1, 7) (8, 9)	P6		E6		L7		F9			3	0	0	0	0	0	1					
Greg Vaughn, R OBP: 0.315, SLG: 0.393 (1, 10)	L7		G6-4-3		F7		F7			4	0	0	0	0	0	2					
Dave Nilsson, L OBP: 0.287, SLG: 0.402 (1, 3)		G3-1		P3		2B		1B		4	1	2	0	0	0	0					
Brian Harper, R OBP: 0.292, SLG: 0.343 Mike Matheny, R OBP: 0.222, SLG: 0.160 (1, 2) (9, 2)	BB	2B		G1-3		1B		2B	F8	4	0	2	1	0	0	1					
Jody Reed, R OBP: 0.380, SLG: 0.291 (1, 4)		BB		G5-3		G4-3			F8	3	0	0	0	1	0	1					
Jose Valentin, S OBP: 0.245, SLG: 0.304 (1, 6)		P2		G4-3			F8		L4	4	0	0	0	0	0	2					
Matt Mieske, R OBP: 0.373, SLG: 0.412 (1, 9) (8, 7)							FC3-6		F8	1	0	0	0	3	0	0					
<b>Inning Stats</b>	R: 0 E: 0 K: 0 S: 6	H: 1 LOB: 3 BB: 2 P: 7	R: 0 E: 0 K: 0 S: 4	H: 0 LOB: 0 BB: 0 P: 10	R: 0 E: 0 K: 0 S: 5	H: 0 LOB: 0 BB: 0 P: 9	R: 0 E: 0 K: 1 S: 8	H: 0 LOB: 1 BB: 1 P: 18	R: 1 E: 0 K: 0 S: 13	H: 2 LOB: 1 BB: 0 P: 19	R: 0 E: 0 K: 0 S: 7	H: 0 LOB: 1 BB: 1 P: 15	R: 0 E: 0 K: 0 S: 5	H: 1 LOB: 1 BB: 0 P: 7	R: 0 E: 0 K: 0 S: 4	H: 0 LOB: 0 BB: 0 P: 8	1B: 3 2B: 2 3B: 0 HR: 0	SF: 0 SAC: 0 DP: 1 HBP: 0	WP: 0 PB: 0 CS: 0	PA: 36	
<b>PITCHER</b>	IP	WLS	BF	H	R	ER	SO	BB	IBB	HBP	BLK	WP	HR	S	P	ERA	WHIP				
Scott Kamieniecki, R ERA: 2.78 (1, 1)	8.0	W	33	5	1	1	1	4	0	0	0	0	0	63	114	1.12	1.125				
Mark Hutton, R ERA: (9, 1)	1.0		3	0	0	0	0	0	0	0	0	0	0	4	8	0.00	0.000				

**New York Yankees @ Milwaukee Brewers**  
Milwaukee County Stadium, Milwaukee, WI  
Sun May 15 1994, 4:33 AM EDT  
Att: 32,293 - Sunny - 69 F

AB	32
R	1
H	5
RBI	1
BB	4
SO	1
LOB	14





Batter	1	2	3	4	5	6	7	8	9	AB	R	H	RBI	BB	SO	LOB	TOP					
<b>Bill Spiers, L</b> OBP: 0.311, SLG: 0.316 (1,5)	G6-3		G1-3			F9	K			4	0	0	0	0	1	2						
<b>Jody Reed, R</b> OBP: 0.383, SLG: 0.298 (1,4)	F8		G5-3			FC5-4 1B	1B			4	0	2	0	0	0	1						
<b>Turner Ward, S</b> OBP: 0.378, SLG: 0.433 (1,8)	G1-3			F8		FC5-4 1B	G4-3			4	0	1	0	0	0	2						
<b>Greg Vaughn, R</b> OBP: 0.312, SLG: 0.400 (1,7)		2B		P3		FC5-4		L7		4	0	1	0	0	0	2						
<b>Brian Harper, R</b> OBP: 0.282, SLG: 0.330 (1,2)		K		P4		G5-3		K		4	0	0	0	0	2	3						
<b>John Jaha, R</b> OBP: 0.330, SLG: 0.450 (1,3)					F8		3B	P9		4	1	1	0	0	0	1						
<b>Troy O'Leary, L</b> OBP: 0.500, SLG: 1.750 (1,10)							HR		K	4	2	2	2	0	2	1						
<b>Matt Mieske, R</b> OBP: 0.365, SLG: 0.418 (1,9)			G2-3 2B			K		G5-3		4	0	1	0	0	2	1						
<b>Jose Valentin, S</b> OBP: 0.250, SLG: 0.306 (1,6)			G2-3							3	0	1	1	0	0	1						
<b>Dave Nilsson, L</b> OBP: 0.285, SLG: 0.398 (9, PH)			G2-3		G4-3		1B		K	1	0	0	0	0	1	0						
<b>Inning Stats</b>	R: 0 E: 0 K: 0 S: 7	H: 0 LOB: 0 BB: 0 P: 10	R: 0 E: 0 K: 2 S: 12	H: 1 LOB: 1 BB: 0 P: 18	R: 0 E: 0 K: 0 S: 6	H: 1 LOB: 1 BB: 0 P: 12	R: 0 E: 0 K: 0 S: 10	H: 0 LOB: 0 BB: 0 P: 14	R: 1 E: 0 K: 1 S: 11	H: 1 LOB: 0 BB: 0 P: 17	R: 0 E: 0 K: 0 S: 12	H: 2 LOB: 2 BB: 0 P: 16	R: 2 E: 0 K: 2 S: 15	H: 4 LOB: 2 BB: 0 P: 18	R: 0 E: 0 K: 1 S: 10	H: 0 LOB: 0 BB: 0 P: 13	R: 0 E: 0 K: 2 S: 8	H: 0 LOB: 0 BB: 0 P: 12	1B: 4 2B: 3 3B: 1 HR: 1	SF: 0 SAC: 0 DP: 0 HBP: 0	WP: 0 PB: 0 CS: 0	PA: 36
<b>PITCHER</b>	IP	WLS	BF	H	R	ER	SO	BB	IBB	HBP	BLK	WP	HR	S	P	ERA	WHIP					
<b>Dennis Martinez, R</b> ERA: 4.18 (1,1)	7.0	W	30	9	3	3	5	0	0	0	0	0	1	73	105	3.86	1.286					
<b>Jose Mesa, R</b> ERA: 4.35 (8,1)	1.0		3	0	0	0	1	0	0	0	0	0	0	10	13	0.00	0.000					
<b>Paul Shuey, R</b> ERA: (9,1)	1.0		3	0	0	0	2	0	0	0	0	0	0	8	12	0.00	0.000					

Milwaukee Brewers @ Cleveland Indians  
Jacobs Field, Cleveland, OH  
Tue May 17, 1994, 7:05 PM EDT  
Att: 41,857 - Unknown - 48 F

AB 36  
R 3  
H 9  
RBI 3  
BB 0  
SO 8  
LOB 14



Batter	1	2	3	4	5	6	7	8	9	AB	R	H	RBI	BB	SO	LOB	BOTTOM					
<b>Kenny Lofton, L</b> OBP: 0.440, SLG: 0.596 (1,8)	G4-3		HR		HR	G4-3		L7		5	2	2	2	0	0	2						
<b>Alvaro Espinoza, R</b> OBP: 0.314, SLG: 0.313 (1,6)	1B HR BB		1B G1-2-3		HR 1B	G5-3		G6-3		4	2	2	0	1	0	2						
<b>Carlos Baerga, S</b> OBP: 0.299, SLG: 0.464 (1,4)	HR 1B		G1-2-3 HBP 1B		HR		L8	G4-3		5	2	3	2	0	0	1						
<b>Albert Belle, R</b> OBP: 0.459, SLG: 0.711 (1,7)	HR		G1-2-3 HBP		G3 BB		S BB			1	1	1	3	2	0	0						
<b>Eddie Murray, S</b> OBP: 0.305, SLG: 0.479 (1,10)	G1-3		G1-2-3		F9		S BB			2	0	0	0	0	0	3						
<b>Candy Maldonado, R</b> OBP: 0.419, SLG: 0.667 (5, PH)			1-2 2-3 3-H		G3		BB			1	0	0	0	1	0	1						
<b>Paul Sorrento, L</b> OBP: 0.290, SLG: 0.361 (1,3)	P6		G6-3		G3		K			4	0	0	0	0	1	5						
<b>Manny Ramirez, R</b> OBP: 0.342, SLG: 0.580 (1,9)		G4-3		F9	G6-3		IBB			3	0	0	0	1	0	1						
<b>Jim Thome, L</b> OBP: 0.324, SLG: 0.444 (1,5)		K		G3		G4-3	K			4	0	1	0	0	2	3						
<b>Sandy Alomar Jr., R</b> OBP: 0.284, SLG: 0.318 (1,2)		K		G4-3		G5-3		S BB		3	0	0	0	1	1	1						
<b>Inning Stats</b>	R: 3 E: 0 K: 0 S: 22	H: 2 LOB: 0 BB: 1 P: 39	R: 0 E: 0 K: 2 S: 10	H: 0 LOB: 0 BB: 0 P: 16	R: 1 E: 0 K: 0 S: 12	H: 3 LOB: 0 BB: 0 P: 21	R: 0 E: 0 K: 0 S: 9	H: 0 LOB: 0 BB: 0 P: 12	R: 3 E: 0 K: 0 S: 20	H: 3 LOB: 1 BB: 1 P: 34	R: 0 E: 0 K: 0 S: 8	H: 1 LOB: 0 BB: 0 P: 14	R: 0 E: 0 K: 2 S: 12	H: 0 LOB: 3 BB: 3 P: 31	R: 0 E: 0 K: 0 S: 9	H: 0 LOB: 1 BB: 1 P: 17	1B: 4 2B: 1 3B: 0 HR: 4	SF: 0 SAC: 0 DP: 1 HBP: 1	WP: 0 PB: 0 CS: 0	PA: 39		
<b>PITCHER</b>	IP	WLS	BF	H	R	ER	SO	BB	IBB	HBP	BLK	WP	HR	S	P	ERA	WHIP					
<b>21 Cal Eldred, R</b> ERA: 4.96 (1,1)	5.1	L	27	9	7	7	2	2	0	1	0	0	0	4	75	11.81	2.062					
<b>Jesse Orosco, L</b> ERA: 5.4 (6,1)	1.2		8	0	0	0	2	2	1	0	0	0	0	18	41	0.00	1.200					
<b>Jeff Bronkey, R</b> ERA: 1.53 (8,1)	1.0		4	0	0	0	0	1	0	0	0	0	0	9	17	0.00	1.000					

Milwaukee Brewers @ Cleveland Indians  
Jacobs Field, Cleveland, OH  
Tue May 17, 1994, 7:05 PM EDT  
Att: 41,857 - Unknown - 48 F

AB 32  
R 7  
H 9  
RBI 7  
BB 6  
SO 4  
LOB 19





Batter	1	2	3	4	5	6	7	8	9	AB	R	H	RBI	BB	SO	LOB	TOP			
<b>Bill Spiers, L</b> OBP: 0.339, SLG: 0.304 (1, 5)										4	0	0	0	0	0	1				
<b>Jody Reed, R</b> OBP: 0.386, SLG: 0.305 (1, 4)										4	0	2	0	0	0	0				
<b>Turner Ward, S</b> OBP: 0.375, SLG: 0.428 (1, 8)										4	0	1	0	0	0	2				
<b>Greg Vaughn, R</b> OBP: 0.309, SLG: 0.382 (1, 7)										3	0	0	0	1	0	2				
<b>Dave Nilsson, L</b> OBP: 0.291, SLG: 0.405 (1, 2)										3	1	1	0	1	0	2				
<b>John Jaha, R</b> OBP: 0.326, SLG: 0.437 (1, 3)										3	1	0	0	0	0	2				
<b>Brian Harper, R</b> OBP: 0.289, SLG: 0.336 (1, 10)										4	0	2	1	0	0	0				
<b>Troy O'Leary, L</b> OBP: 0.429, SLG: 1.167 (1, 9)										2	0	0	0	0	2	3				
<b>Jose Valentin, S</b> OBP: 0.255, SLG: 0.373 (1, 6)										2	1	1	2	0	0	1				
<b>Inning Stats</b>	R: 0 E: 0 K: 0 S: 6	H: 1 LOB: 1 BB: 0 P: 8	R: 1 E: 0 K: 0 S: 7	H: 1 LOB: 1 BB: 0 P: 14	R: 0 E: 0 K: 0 S: 6	H: 0 LOB: 0 BB: 1 P: 14	R: 1 E: 0 K: 1 S: 9	H: 2 LOB: 0 BB: 0 P: 10	R: 0 E: 1 K: 0 S: 7	H: 1 LOB: 1 BB: 0 P: 9	R: 1 E: 0 K: 1 S: 8	H: 1 LOB: 0 BB: 0 P: 14	R: 0 E: 0 K: 0 S: 6	H: 0 LOB: 0 BB: 1 P: 9	R: 0 E: 0 K: 0 S: 8	H: 0 LOB: 0 BB: 1 P: 14	1B: 5 2B: 1 3B: 0 HR: 1	SF: 1 SAC: 0 DP: 3 HBP: 2	WP: 0 PB: 0 CS: 1	PA: 34
<b>PITCHER</b> <b>Mark Clark, R</b> ERA: 4.01 (1, 1)	IP: 9.0 WLS: W BF: 34 H: 7 R: 3 ER: 3 SO: 2 BB: 2 IBB: 0 HBP: 2 BLK: 0 WP: 0 HR: 1 S: 65 P: 100 ERA: 3.00 WHIP: 1.000																			

**Milwaukee Brewers @ Cleveland Indians**  
Jacobs Field, Cleveland, OH  
Wed May 18 1994, 7:05 PM EDT  
Att: 28,431 - Unknown - 53 F

AB 29  
R 3  
H 7  
RBI 3  
BB 2  
SO 2  
LOB 13



Batter	1	2	3	4	5	6	7	8	9	AB	R	H	RBI	BB	SO	LOB	BOTTOM			
<b>Kenny Lofton, L</b> OBP: 0.436, SLG: 0.586 (1, 8)										4	2	1	0	0	0	3				
<b>Wayne Kirby, L</b> OBP: 0.325, SLG: 0.258 (1, 9)										4	1	2	1	0	0	0				
<b>Carlos Baerga, S</b> OBP: 0.304, SLG: 0.471 (1, 4)										4	0	2	1	0	0	1				
<b>Albert Belle, R</b> OBP: 0.466, SLG: 0.708 (1, 7)										2	0	1	1	2	0	0				
<b>Jim Thome, L</b> OBP: 0.325, SLG: 0.436 (1, 5)										2	1	0	0	1	0	2				
<b>Rene Gonzales, R</b> OBP: 0.500, SLG: 0.500 (7, PH)										1	0	0	0	0	0	2				
<b>Manny Ramirez, R</b> OBP: 0.331, SLG: 0.558 (1, 10)										4	0	0	0	0	0	3				
<b>Paul Sorrento, L</b> OBP: 0.288, SLG: 0.356 (1, 3)										4	0	1	0	0	0	1				
<b>Sandy Alomar Jr., R</b> OBP: 0.282, SLG: 0.329 (1, 2)										4	1	1	1	0	0	1				
<b>Alvaro Espinoza, R</b> OBP: 0.333, SLG: 0.333 (1, 6)										3	0	2	1	0	1	0				
<b>Inning Stats</b>	R: 2 E: 0 K: 0 S: 13	H: 3 LOB: 0 BB: 0 P: 17	R: 0 E: 0 K: 0 S: 11	H: 2 LOB: 2 BB: 0 P: 18	R: 0 E: 0 K: 1 S: 6	H: 0 LOB: 0 BB: 0 P: 10	R: 1 E: 1 K: 0 S: 11	H: 0 LOB: 0 BB: 0 P: 18	R: 2 E: 0 K: 0 S: 11	H: 2 LOB: 1 BB: 1 P: 19	R: 0 E: 0 K: 0 S: 9	H: 1 LOB: 1 BB: 1 P: 19	R: 0 E: 0 K: 0 S: 4	H: 0 LOB: 0 BB: 0 P: 9	1B: 8 2B: 2 3B: 0 HR: 0	SF: 0 SAC: 0 DP: 0 HBP: 0	WP: 1 PB: 0 CS: 2	PA: 35		
<b>PITCHER</b> <b>Ricky Bones, R</b> ERA: 1.89 (1, 1)	IP: 6.1 WLS: L BF: 31 H: 10 R: 5 ER: 4 SO: 4 BB: 2 IBB: 1 HBP: 0 BLK: 0 WP: 1 HR: 0 S: 67 P: 112 ERA: 5.68 WHIP: 1.895																			
<b>PITCHER</b> <b>Graeme Lloyd, L</b> ERA: 4.91 (7, 1)	IP: 1.2 WLS: L BF: 4 H: 0 R: 0 ER: 0 SO: 0 BB: 0 IBB: 0 HBP: 0 BLK: 0 WP: 0 HR: 0 S: 7 P: 15 ERA: 0.00 WHIP: 0.000																			

**Milwaukee Brewers @ Cleveland Indians**  
Jacobs Field, Cleveland, OH  
Wed May 18 1994, 7:05 PM EDT  
Att: 28,431 - Unknown - 53 F

AB 32  
R 5  
H 10  
RBI 5  
BB 3  
SO 1  
LOB 13





Batter	1	2	3	4	5	6	7	8	9	10	11	12	13	AB	R	H	RBI	BB	SO	LOB	TOP							
Bill Spiers, L OBP: 0.331, SLG: 0.296 (1.5)	F9		L4		FC2-5 G6-3 1B		G3-1			FC5-2 F9 1B		G4-3		6	1	1	0	0	0	2								
Jody Reed, R OBP: 0.371, SLG: 0.290 (1.4)	L9		K		G6-3				G4-3	F9		G6-3		6	0	0	0	0	1	4								
Turner Ward, S OBP: 0.391, SLG: 0.436 (1.8)	BB 1B		G1-3		CS 1B				WP 1B	FC5-2 1BB		FC5-4 BB		4	0	3	2	2	0	0								
Greg Vaughn, R OBP: 0.299, SLG: 0.356 (1.7)	BB				G5-3		CS		K	FC5-2		K		5	0	0	0	1	3	5								
Dave Nilsson, L OBP: 0.279, SLG: 0.387 (1.2)	F9		G1-3		G1-3		G3		K	G4-3		FC5-4 1-2		6	0	0	0	0	1	7								
John Jaha, R OBP: 0.320, SLG: 0.422 (1.3)			G1-3		S 1B		E5		G6-3	G1-3		G1-3		6	0	1	0	0	1	1								
Brian Harper, R OBP: 0.286, SLG: 0.339 (1.10)			BB 2B		F7		K		G1-3	F8				5	0	1	0	0	1	2								
Troy O'Leary, L OBP: 0.400, SLG: 0.889 (8.9)			G2-3		FC2-5 1B				G6-3	K				3	0	1	0	0	1	1								
Alex Diaz, S OBP: 0.267, SLG: 0.395 (8.9)					FC2-5 1B				G6-3	K				2	0	0	0	0	1	0								
Jose Valentin, S OBP: 0.267, SLG: 0.364 (1.6)			G3-1		G6-3 FC2-5 1B		K			S FC5-2 1B BB		F8		4	1	1	0	1	1	1								
<b>Inning Stats</b>	R: 0 E: 0 K: 0 S: 4	H: 1 LOB: 2 BB: 1 P: 8	R: 0 E: 0 K: 1 S: 7	H: 1 LOB: 1 BB: 0 P: 10	R: 0 E: 0 K: 1 S: 8	H: 0 LOB: 0 BB: 0 P: 13	R: 0 E: 0 K: 0 S: 8	H: 1 LOB: 1 BB: 0 P: 16	R: 2 E: 0 K: 0 S: 9	H: 3 LOB: 0 BB: 0 P: 16	R: 0 E: 0 K: 2 S: 10	H: 0 LOB: 0 BB: 0 P: 12	R: 0 E: 0 K: 0 S: 3	H: 1 LOB: 1 BB: 0 P: 12	R: 0 E: 0 K: 0 S: 3	H: 0 LOB: 0 BB: 0 P: 4	R: 0 E: 0 K: 0 S: 13	H: 1 LOB: 3 BB: 2 P: 26	R: 0 E: 0 K: 1 S: 7	H: 0 LOB: 0 BB: 0 P: 9	R: 0 E: 0 K: 0 S: 9	H: 0 LOB: 0 BB: 0 P: 13	R: 0 E: 0 K: 2 S: 8	H: 0 LOB: 1 BB: 1 P: 15	1B: 7 2B: 1 3B: 0 HR: 0	SF: 0 SAC: 0 DP: 0 HBP: 0	WP: 1 PB: 0 SB: 2 CS: 1	PA: 52
<b>PITCHER</b>	IP	WLS	BF	H	R	ER	SO	BB	IBB	HBP	BLK	WP	HR	S	P	ERA	WHIP											
Jack Morris, R ERA: 5.75 (8.1)	7.2	31	7	2	2	6	1	0	0	0	0	1	0	60	92	2.35	1.043											
Derek Lirio, L ERA: 3.24 (8.1)	0.1	0	0	0	0	1	0	0	0	0	0	0	0	3	5	0.00	0.000											
Jose Mesa, R ERA: 3.65 (8.1)	4.0	15	1	0	0	1	1	1	0	0	0	0	0	32	52	0.00	0.500											
Eric Plunk, R ERA: 4.63 (13.1)	1.0	W	4	0	0	0	2	1	0	0	0	0	0	8	15	0.00	1.000											

Milwaukee Brewers @ Cleveland Indians  
 Jacobs Field, Cleveland, OH  
 Thu May 19 1994, 7:05 PM EDT  
 Att. 30,294 - Unknown - 56 F

AB 47  
 R 2  
 H 8  
 RBI 2  
 BB 4  
 SO 10  
 LOB 23



Batter	1	2	3	4	5	6	7	8	9	10	11	12	13	AB	R	H	RBI	BB	SO	LOB	BOTTOM							
Kenny Lofton, L OBP: 0.452, SLG: 0.573 (1.8)	SH5-3 1B		S BB		P6			G4-3		K		G4-3		5	0	1	0	1	1	1								
Alvaro Espinoza, R OBP: 0.322, SLG: 0.321 (1.6)	SH5-3		K		G6-3			G6-4-3 1B		G5-3		G6-3		5	0	1	0	0	1	1								
Carlos Baerga, S OBP: 0.299, SLG: 0.460 (1.4)	K		F7		G6-3			G6-4-3 1-2		F7		HR 1B		6	1	1	0	0	1	3								
Albert Belle, R OBP: 0.485, SLG: 0.752 (1.7)	BB		CS 2B		HR 2B			SH2-4 K BB		CS 1B		HR 1B		4	2	4	2	2	0	0								
Candy Maldonado, R OBP: 0.429, SLG: 0.741 (1.10)	K		K		HR			K SH2-4 BB		1-2 1B				3	1	1	2	1	2	3								
Paul Sorrento, L OBP: 0.295, SLG: 0.363 (11.1PH)					G4-3			SH2-4 BB						1	0	1	0	0	0	0								
Manny Ramirez, R OBP: 0.322, SLG: 0.542 (8.1PH)			K		G4-3			SH2-4 BB						3	0	0	0	0	1	1								
Wayne Kirby, L OBP: 0.268, SLG: 0.254 (10.9)														1	0	0	0	0	1	0								
Herbert Perry, R (1.3)	F8		FC1-6 BB		F9			F9		K 1BB		L7		3	0	0	0	2	0	0								
Sandy Alomar Jr., R OBP: 0.289, SLG: 0.333 (1.2)	G6-3		FC1-6 1-2		G3-6-1 1B			G3-6-1 1B		K		1B		5	0	2	0	0	1	4								
Jim Thome, L OBP: 0.311, SLG: 0.415 (1.5)			G6-3		K			G3-6-1 1-2		G6-3		G4-3		5	0	0	0	0	1	3								
<b>Inning Stats</b>	R: 0 E: 0 K: 2 S: 8	H: 1 LOB: 2 BB: 1 P: 12	R: 0 E: 0 K: 1 S: 6	H: 0 LOB: 0 BB: 0 P: 11	R: 0 E: 0 K: 1 S: 6	H: 0 LOB: 1 BB: 1 P: 12	R: 0 E: 0 K: 0 S: 9	H: 2 LOB: 0 BB: 0 P: 13	R: 2 E: 0 K: 0 S: 9	H: 1 LOB: 1 BB: 0 P: 17	R: 0 E: 0 K: 0 S: 4	H: 1 LOB: 0 BB: 0 P: 15	R: 0 E: 0 K: 0 S: 6	H: 1 LOB: 0 BB: 0 P: 6	R: 0 E: 0 K: 1 S: 6	H: 0 LOB: 3 BB: 0 P: 20	R: 0 E: 0 K: 1 S: 6	H: 0 LOB: 0 BB: 0 P: 11	R: 0 E: 0 K: 0 S: 8	H: 2 LOB: 1 BB: 0 P: 15	R: 0 E: 0 K: 1 S: 9	H: 1 LOB: 1 BB: 0 P: 13	R: 2 E: 0 K: 0 S: 9	H: 2 LOB: 0 BB: 0 P: 14	1B: 7 2B: 2 3B: 0 HR: 2	SF: 0 SAC: 2 DP: 2 HBP: 0	WP: 0 PB: 0 SB: 2 CS: 2	PA: 49
<b>PITCHER</b>	IP	WLS	BF	H	R	ER	SO	BB	IBB	HBP	BLK	WP	HR	S	P	ERA	WHIP											
Teddy Higuera, L ERA: 4.81 (8.1)	8.0	32	6	2	2	6	5	0	0	0	0	0	0	4	10	0.00	0.000											
Mike Fetters, R ERA: 3.12 (8.1)	1.0	3	0	0	0	1	0	1	0	0	0	0	0	6	11	0.00	0.000											
Jesse Orosco, L ERA: 3.06 (10.1)	1.0	3	0	0	0	1	0	0	0	0	0	0	0	6	11	0.00	0.000											
Bob Scantian, R ERA: 5.57 (11.1)	2.2	L	11	5	2	2	1	0	0	0	0	0	0	1	26	6.75	1.875											

Milwaukee Brewers @ Cleveland Indians  
 Jacobs Field, Cleveland, OH  
 Thu May 19 1994, 7:05 PM EDT  
 Att. 30,294 - Unknown - 56 F

AB 41  
 R 4  
 H 11  
 RBI 4  
 BB 6  
 SO 9  
 LOB 16





Batter	1	2	3	4	5	6	7	8	9	AB	R	H	RBI	BB	SO	LOB	TOP									
Jeff Cirillo, R OBP: 0.250, SLG: 0.214 Bill Spiers, L OBP: 0.328, SLG: 0.294	F8		P4		G5-3		F8		G4-3	4	0	0	0	0	0	0										
Jody Reed, R OBP: 0.366, SLG: 0.289	FC5-4 1B		G5-3		G5-3			G6-3		4	0	1	0	0	0	0										
Turner Ward, S OBP: 0.388, SLG: 0.438	FC5-4 1-2			F7	F8				2B	4	0	1	0	0	0	1										
Greg Vaughn, R OBP: 0.297, SLG: 0.364	F7			G5-3		G6-3 SF8 2B		K		4	1	1	0	0	1	2										
Dave Nilsson, L OBP: 0.285, SLG: 0.404		L8 2B			1B HR 2B		G6-3		G4-3	4	1	2	0	0	0	2										
John Jaha, R OBP: 0.318, SLG: 0.420		G6-3			HR 1B		SF8		G6-3	3	1	1	1	0	0	1										
Brian Harper, R OBP: 0.292, SLG: 0.369		L8			HR		G4-3			4	1	2	3	0	0	1										
Troy O'Leary, L OBP: 0.417, SLG: 0.818 Alex Diaz, S OBP: 0.273, SLG: 0.398	F7				HR					2	0	1	0	0	0	1										
Jose Valentin, S OBP: 0.250, SLG: 0.339			L8		P6		F8			2	0	1	0	0	0	0										
										4	0	0	0	0	2	3										
<b>Inning Stats</b>	R: 0 E: 0 K: 0 S: 12	H: 1 LOB: 1 BB: 0 P: 17	R: 0 E: 0 K: 0 S: 8	H: 1 LOB: 1 BB: 0 P: 9	R: 0 E: 0 K: 0 S: 7	H: 0 LOB: 0 BB: 0 P: 14	R: 3 E: 0 K: 0 S: 13	H: 4 LOB: 1 BB: 0 P: 19	R: 0 E: 0 K: 0 S: 3	H: 0 LOB: 0 BB: 0 P: 5	R: 1 E: 0 K: 0 S: 6	H: 1 LOB: 0 BB: 0 P: 10	R: 0 E: 0 K: 1 S: 9	H: 0 LOB: 0 BB: 0 P: 14	R: 0 E: 0 K: 1 S: 12	H: 1 LOB: 1 BB: 0 P: 17	R: 0 E: 0 K: 1 S: 9	H: 2 LOB: 2 BB: 0 P: 14	1B: 5 2B: 4 3B: 0 HR: 1	SF: 1 SAC: 0 DP: 0 HBP: 0	WP: 0 PB: 0 SB: 0 CS: 0	PA: 37				
<b>PITCHER</b>	IP	WLS	BF	H	R	ER	SO	BB	IBB	HBP	BLK	WP	HR	S	P	ERA	WHIP									
John Doherty, R ERA: 5.43	(1, 1)	7.1	W	30	8	4	4	1	0	0	0	0	0	1	64	95	4.91	1.091								
Mike Gardner, R ERA: 3.12	(8, 1)	0.1		1	0	0	0	1	0	0	0	0	0	0	3	5	0.00	0.000								
Buddy Groom, L ERA:	(8, 1)	0.1		1	0	0	0	1	0	0	0	0	0	0	3	5	0.00	0.000								
Mike Henneman, R ERA: 3.38	(9, 1)	1.0		5	2	0	0	1	0	0	0	0	0	9	14	0.00	2.000									

Milwaukee Brewers @ Detroit Tigers  
Tiger Stadium, Detroit, MI  
Fri May 20 1994, 7:05 PM EDT  
Att: 19,495 - Unknown - 73 F

AB	36
R	4
H	10
RBI	4
BB	0
SO	3
LOB	13



Batter	1	2	3	4	5	6	7	8	9	AB	R	H	RBI	BB	SO	LOB	BOTTOM									
Tony Phillips, S OBP: 0.403, SLG: 0.420	G4-3		E7 2B			HR 1B				5	4	4	2	0	0	0										
Lou Whitaker, L OBP: 0.394, SLG: 0.617 Chris Gomez, R OBP: 0.403, SLG: 0.533	1B		1B		HR			2B 1B		4	2	4	3	1	0	0										
Travis Fryman, R OBP: 0.307, SLG: 0.434	G3-6-3 1B		BB		F9		K	1B 2B		4	1	2	1	1	1	1										
Cecil Fielder, R OBP: 0.337, SLG: 0.517 Skeeter Barnes, R OBP: 1.000, SLG: 2.000	G3-6-3 1-2		FC3-6 1B		2B BB		G1-3	P3 G3 1B		4	0	2	3	1	0	2										
Kirk Gibson, L OBP: 0.374, SLG: 0.543		P5	FC3-6 1-2		P5		K	G3		5	0	0	0	0	1	4										
Mickey Tettleton, S OBP: 0.430, SLG: 0.508					F8					3	1	2	1	2	0	0										
Alan Trammell, R OBP: 0.361, SLG: 0.436	L9-3 1-2				G5-3		F8	P3		5	0	1	0	0	0	5										
Chad Kreuter, S OBP: 0.343, SLG: 0.214			F8				G3	F8		4	0	0	0	1	0	3										
Mitt Cuyler, S OBP: 0.280, SLG: 0.205			G4-3		F7		G4-3	WP 1B BB		3	1	0	0	1	0	1										
<b>Inning Stats</b>	R: 0 E: 0 K: 0 S: 14	H: 2 LOB: 1 BB: 0 P: 25	R: 0 E: 0 K: 0 S: 6	H: 0 LOB: 0 BB: 1 P: 14	R: 2 E: 1 K: 0 S: 10	H: 3 LOB: 2 BB: 1 P: 18	R: 0 E: 0 K: 0 S: 5	H: 0 LOB: 1 BB: 1 P: 13	R: 2 E: 0 K: 0 S: 20	H: 3 LOB: 2 BB: 1 P: 37	R: 1 E: 0 K: 1 S: 13	H: 1 LOB: 1 BB: 1 P: 28	R: 1 E: 0 K: 1 S: 15	H: 2 LOB: 1 BB: 0 P: 24	R: 4 E: 0 K: 0 S: 11	H: 4 LOB: 2 BB: 2 P: 26	1B: 8 2B: 5 3B: 0 HR: 3	SF: 0 SAC: 0 DP: 2 HBP: 0	WP: 1 PB: 0 SB: 0 CS: 0	PA: 44						
<b>PITCHER</b>	IP	WLS	BF	H	R	ER	SO	BB	IBB	HBP	BLK	WP	HR	S	P	ERA	WHIP									
Mike Ignasiak, R ERA: 3.88	(1, 1)	4.1		22	7	4	4	0	4	0	0	0	0	1	48	93	8.31	2.538								
Doug Henry, R ERA: 2.31	(5, 1)	2.1	L	12	4	2	2	2	1	0	0	0	2	32	63	7.71	2.143									
Jeff Bronkey, R ERA: 3.32	(7, 1)	1.1		10	4	4	4	0	1	1	0	0	1	0	14	29	27.00	3.750								

Milwaukee Brewers @ Detroit Tigers  
Tiger Stadium, Detroit, MI  
Fri May 20 1994, 7:05 PM EDT  
Att: 19,495 - Unknown - 73 F

AB	37
R	10
H	15
RBI	10
BB	7
SO	2
LOB	16





Batter	1	2	3	4	5	6	7	8	9	AB	R	H	RBI	BB	SO	LOB	TOP					
Alex Diaz, S OBP: 0.286, SLG: 0.407 Tom Brunansky, R OBP: 0.231, SLG: 0.280	G4-3		G3 1B				K		HR 1B	3	0	2	1	0	0	0						
Dave Nilsson, L OBP: 0.282, SLG: 0.418	G4-1		G3				F7		HR 1B	5	1	1	3	0	1	4						
Turner Ward, S OBP: 0.383, SLG: 0.449	F7		G4-3				G4-3		HR	5	1	1	1	0	0	2						
Brian Harper, R OBP: 0.289, SLG: 0.362		G1-3					G4-3		F7	5	0	1	0	0	0	0						
John Jaha, R OBP: 0.316, SLG: 0.409		K					G1-3			3	0	0	0	1	1	0						
Greg Vaughn, R OBP: 0.305, SLG: 0.407		HR					P4			4	1	2	1	0	1	2						
Jody Reed, R OBP: 0.365, SLG: 0.288	G4-3						G6-3 1B		G6-3 1B	4	1	1	0	0	0	1						
Bill Spiers, L OBP: 0.333, SLG: 0.310			G4-3				1B CS 1B		K	4	0	2	0	0	1	0						
Jose Valentin, S OBP: 0.269, SLG: 0.344 Troy O'Leary, L OBP: 0.462, SLG: 0.833			G3 1B				K		HR 1B	2	0	1	0	1	1	2						
<b>Inning Stats</b>	R: 0 E: 0 K: 0 S: 5	H: 0 LOB: 0 BB: 0 P: 8	R: 1 E: 0 K: 1 S: 8	H: 1 LOB: 0 BB: 0 P: 14	R: 0 E: 0 K: 0 S: 11	H: 2 LOB: 2 BB: 0 P: 15	R: 0 E: 0 K: 0 S: 6	H: 0 LOB: 0 BB: 0 P: 7	R: 1 E: 0 K: 1 S: 10	H: 3 LOB: 1 BB: 0 P: 14	R: 0 E: 0 K: 0 S: 4	H: 0 LOB: 0 BB: 0 P: 5	R: 0 E: 0 K: 1 S: 13	H: 2 LOB: 2 BB: 1 P: 22	R: 0 E: 0 K: 2 S: 13	H: 1 LOB: 2 BB: 1 P: 25	R: 4 E: 0 K: 1 S: 15	H: 4 LOB: 0 BB: 0 P: 20	1B: 9 2B: 1 3B: 0 HR: 3	SF: 0 SAC: 0 DP: 1 HBP: 0	WP: 0 PB: 0 SB: 0 CS: 1	PA: 40
<b>PITCHER</b>	IP	WLS	BF	H	R	ER	SO	BB	IBB	HBP	BLK	WP	HR	S	P	ERA	WHIP					
Mike Moore, R ERA: 5.46	(1, 1)	6.2	W	27	8	2	2	2	1	0	0	0	0	1	54	80	2.70	1.350				
Bill Krueger, L ERA: 8.16	(7, 1)	1.0		4	1	0	0	2	0	0	0	0	0	0	11	19	0.00	1.000				
Gene Harris, R ERA: 7.16	(8, 1)	0.1		2	0	0	0	1	0	0	0	0	0	5	11	0.00	3.000					
Mike Henneman, R ERA: 5.65	(9, 1)	1.0		7	4	4	1	0	0	0	0	0	2	15	20	36.00	4.000					

Milwaukee Brewers @ Detroit Tigers  
Tiger Stadium, Detroit, MI  
Sat May 21 1994, 3:33 AM EDT  
Att: 28,760 - Sunny - 74 F

AB	38
R	6
H	13
RBI	6
BB	2
SO	6
LOB	13



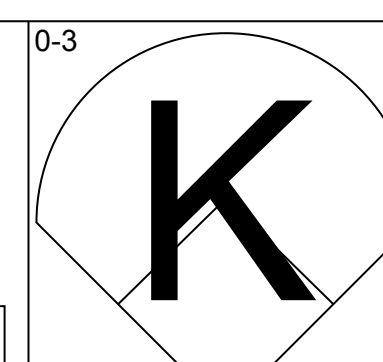
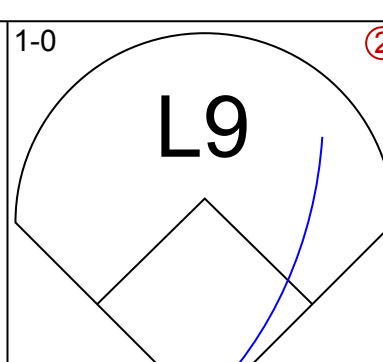
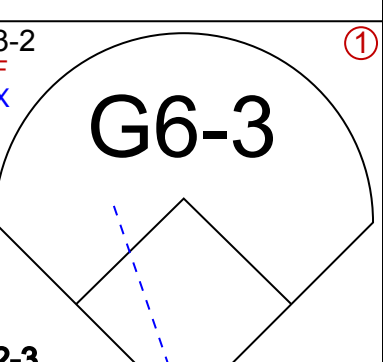
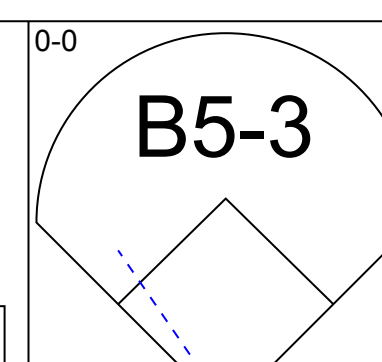
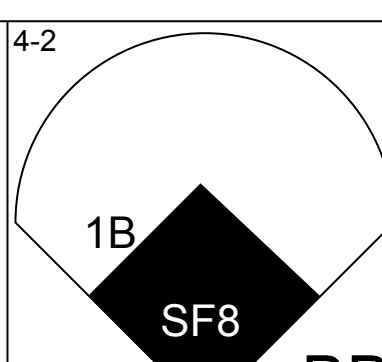
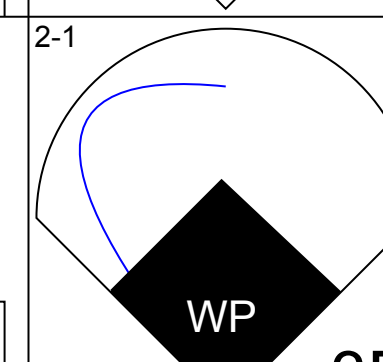
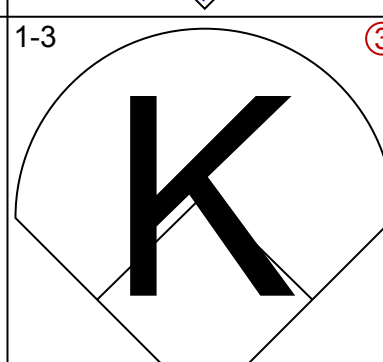
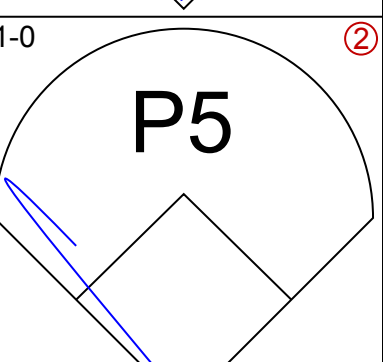
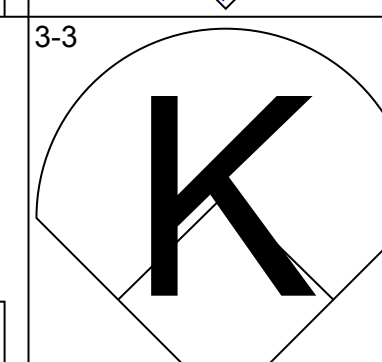
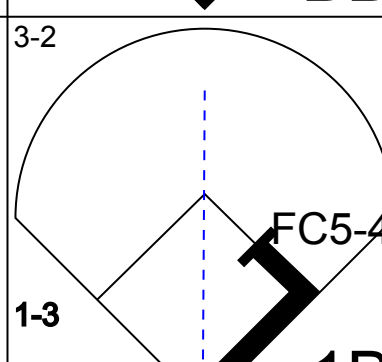
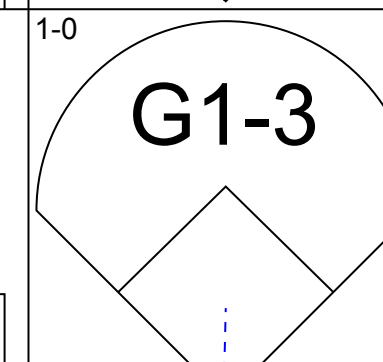
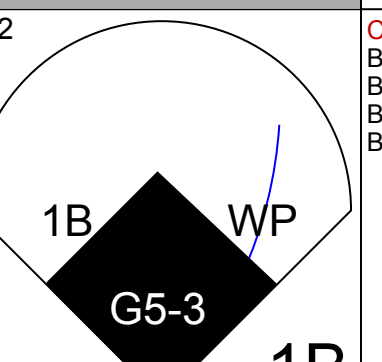
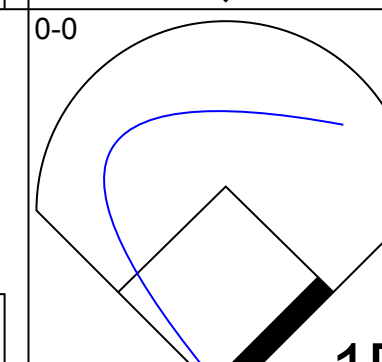
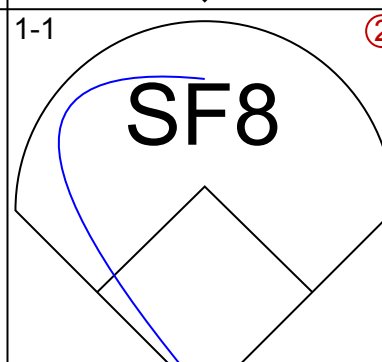
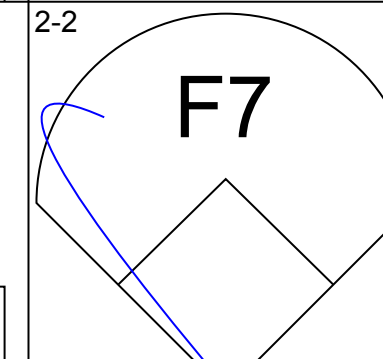
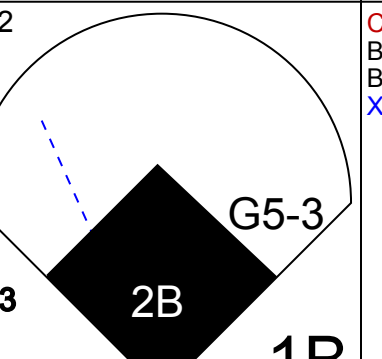
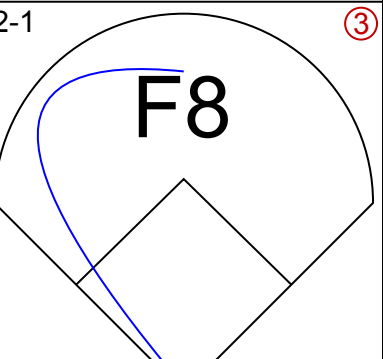
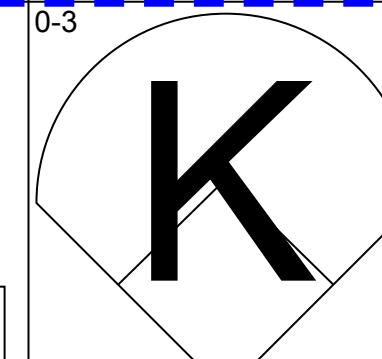
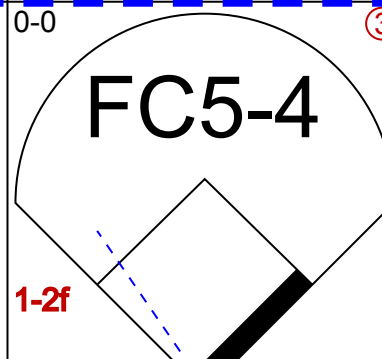
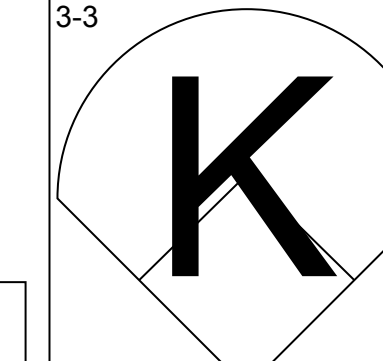
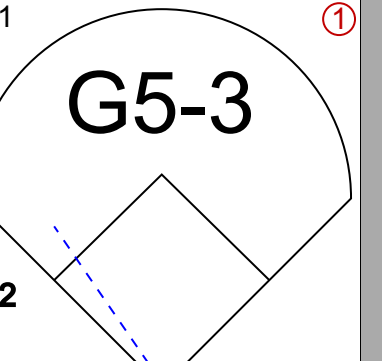
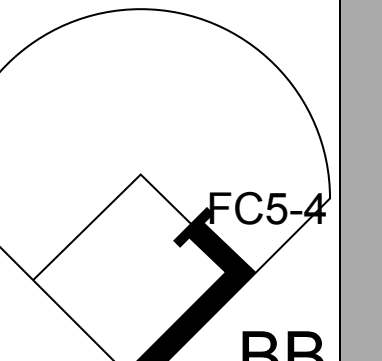
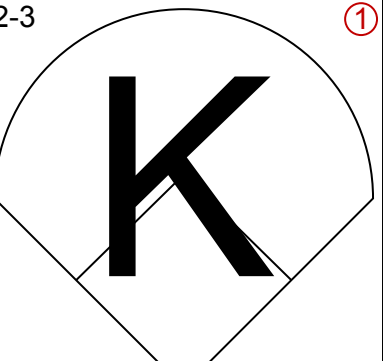
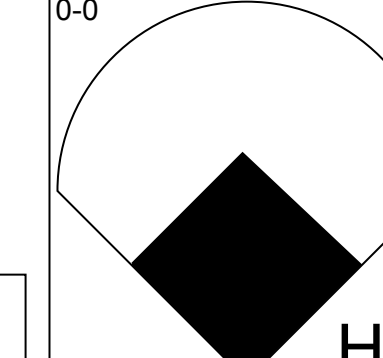
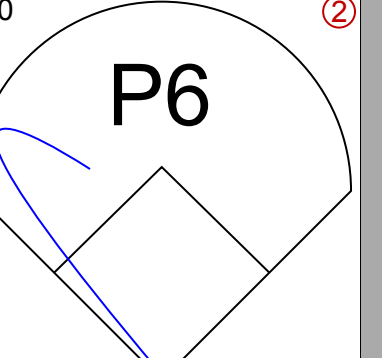
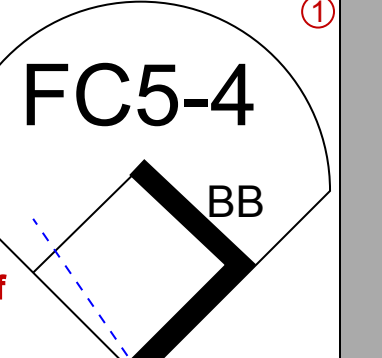
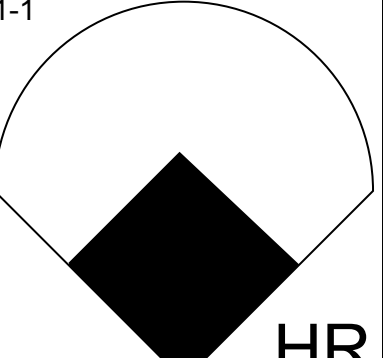
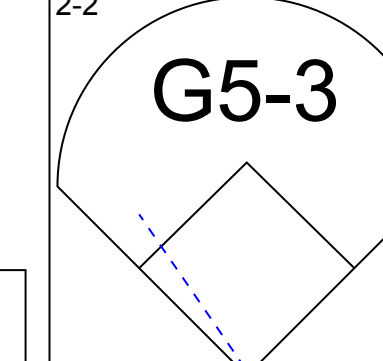
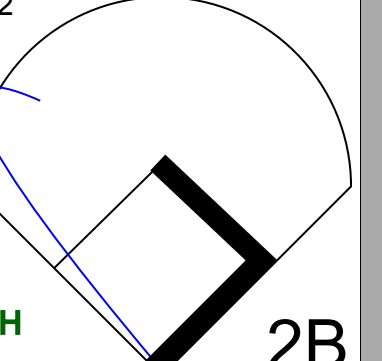
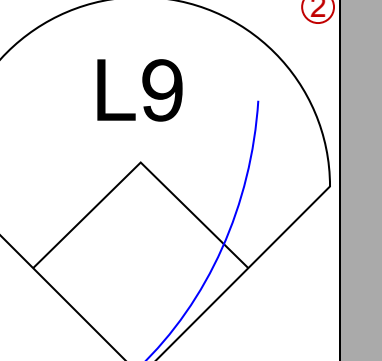
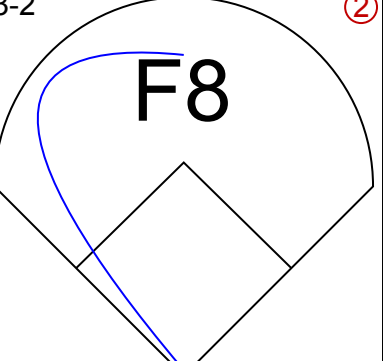
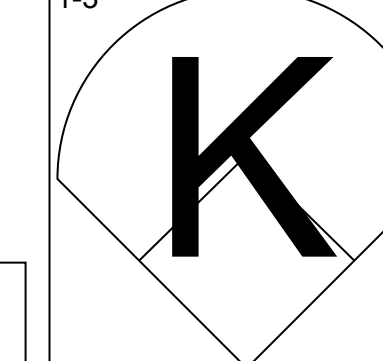

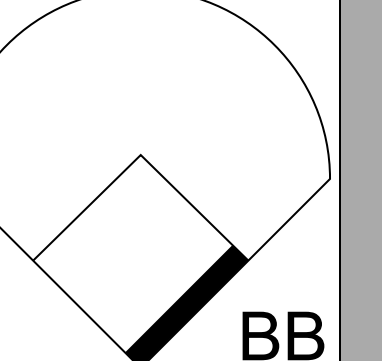
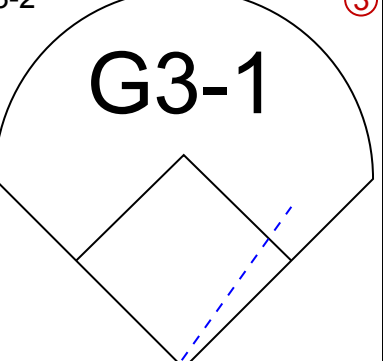
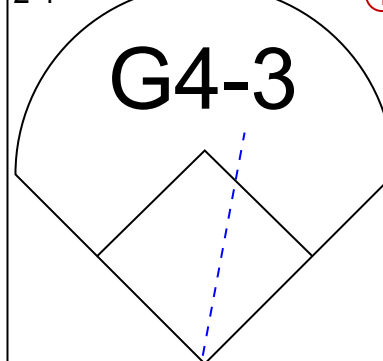
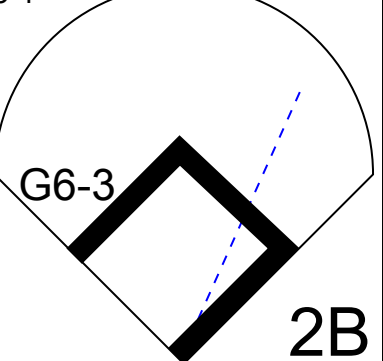

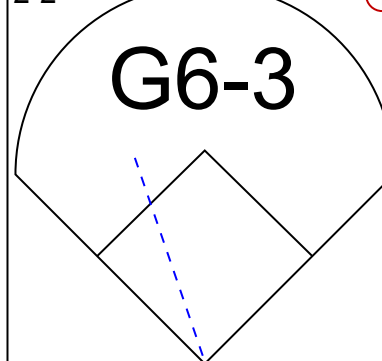
Batter	1	2	3	4	5	6	7	8	9	AB	R	H	RBI	BB	SO	LOB	BOTTOM				
Tony Phillips, S OBP: 0.403, SLG: 0.416	F7	L9		G4-3						4	1	1	0	1	0	2					
Lou Whitaker, L OBP: 0.395, SLG: 0.606	3B 1B		K				K		F5	5	2	2	0	0	2	1					
Travis Fryman, R OBP: 0.310, SLG: 0.452	1B 3B		L5				K		FC4-6	5	1	2	3	0	1	1					
Cecil Fielder, R OBP: 0.351, SLG: 0.523 Skeeter Barnes, R OBP: 1.000, SLG: 2.000	1B		E3 2B				1B 1B		1B	4	2	3	1	1	0	0					
Kirk Gibson, L OBP: 0.383, SLG: 0.555	1B		2B				1B 1B		F8	5	0	3	1	0	1	3					
Mickey Tettleton, S OBP: 0.429, SLG: 0.504	K		F7				1B		F7	5	0	2	1	0	1	5					
Chris Gomez, R OBP: 0.395, SLG: 0.508	L7						P4		F8	3	0	0	0	1	0	6					
Chad Kreuter, S OBP: 0.338, SLG: 0.267		K					F9		G5-3	4	1	1	1	0	1	3					
Mitt Cuyler, S OBP: 0.315, SLG: 0.234		CS 1B					1B		1B BB	3	0	2	0	1	1	0					
<b>Inning Stats</b>	R: 2 E: 0 K: 1 S: 16	H: 4 LOB: 2 BB: 0 P: 21	R: 0 E: 0 K: 1 S: 9	H: 1 LOB: 0 BB: 0 P: 12	R: 1 E: 1 K: 1 S: 15	H: 1 LOB: 1 BB: 0 P: 24	R: 0 E: 0 K: 0 S: 9	H: 1 LOB: 1 BB: 1 P: 15	R: 1 E: 0 K: 2 S: 17	H: 3 LOB: 2 BB: 0 P: 22	R: 1 E: 0 K: 1 S: 11	H: 2 LOB: 1 BB: 0 P: 15	R: 0 E: 0 K: 0 S: 11	H: 2 LOB: 2 BB: 0 P: 18	R: 2 E: 0 K: 1 S: 11	H: 2 LOB: 2 BB: 3 P: 26	1B: 12 2B: 2 3B: 1 HR: 1	SF: 0 SAC: 0 DP: 0 HBP: 0	WP: 0 PB: 0 SB: 0 CS: 2	PA: 42	
<b>PITCHER</b>	IP	WLS	BF	H	R	ER	SO	BB	IBB	HBP	BLK	WP	HR	S	P	ERA	WHIP				
Jaime Navarro, R ERA: 7.74	(1, 1)	6.0	L	31	13	5	4	0	0	0	0	0	0	15	30	13.50	3.000				
Jesse Orosco, L ERA: 5.71	(7, 1)	1.1		7	2	2	2	0	2	0	0	0	0	5	11	0.00	1.500				
Bob Scanlan, R ERA: 5.4	(8, 1)	0.2		4	1	0	0	1	0	1	0	0	0	5	11	0.00	1.500				

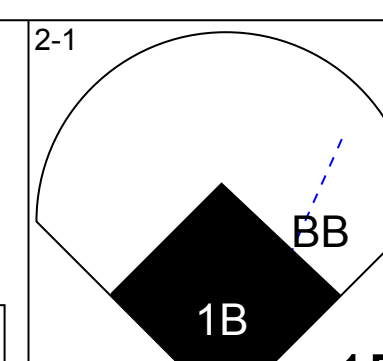

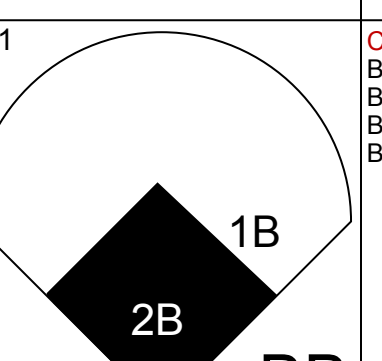
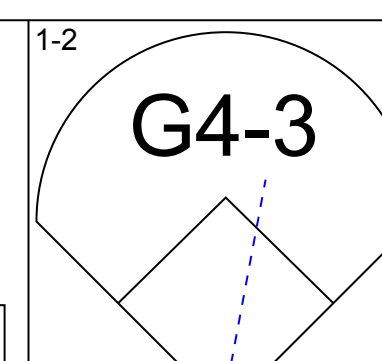
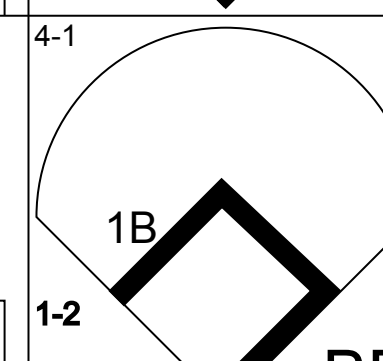

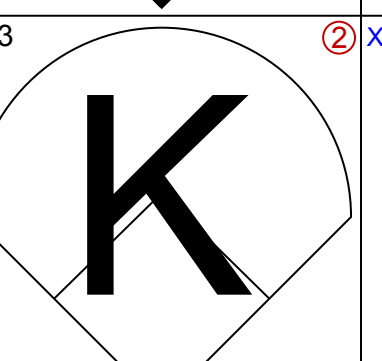
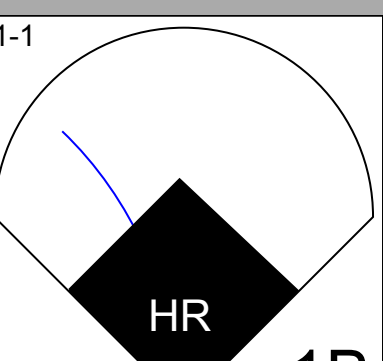
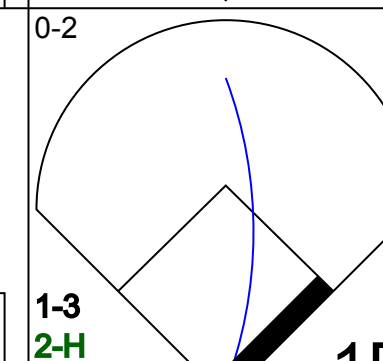
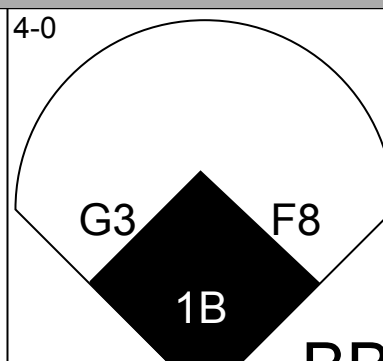
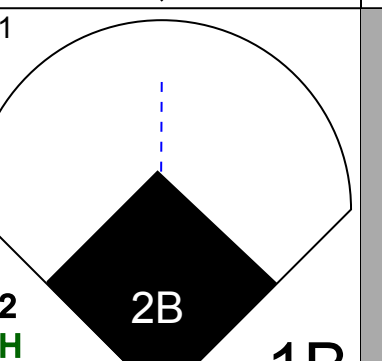
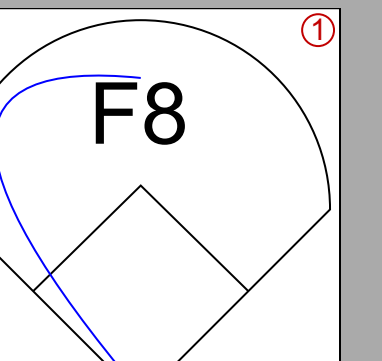
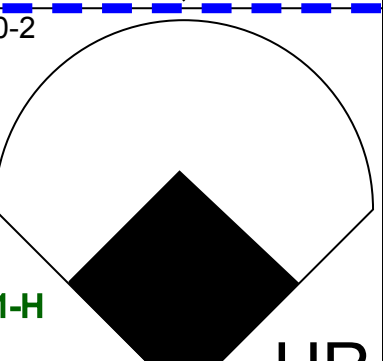
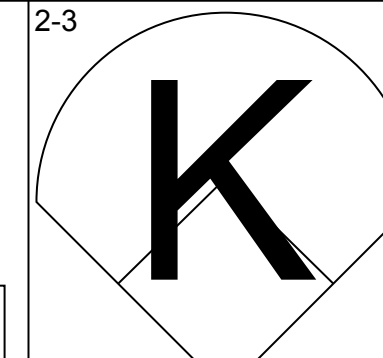
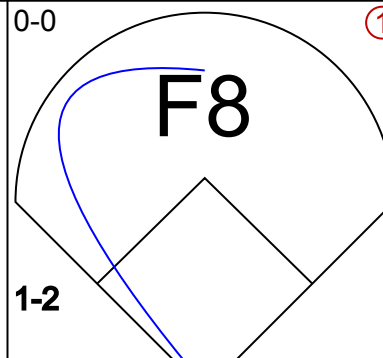
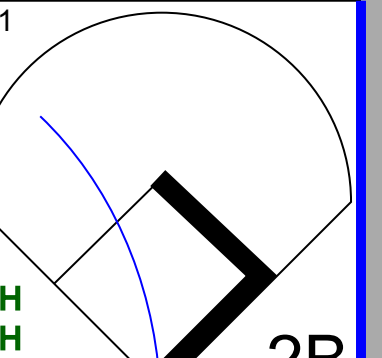
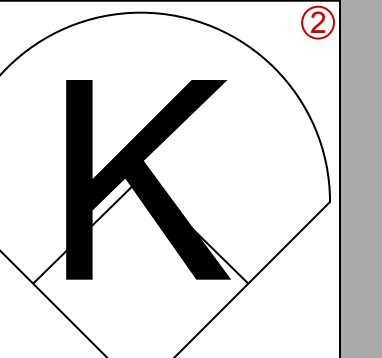
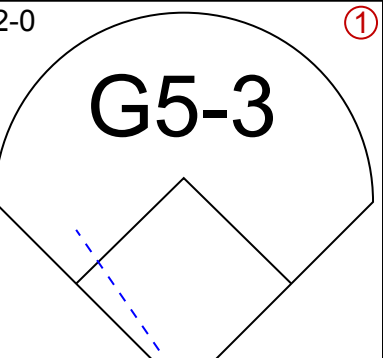
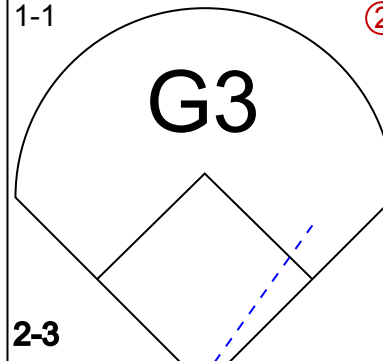

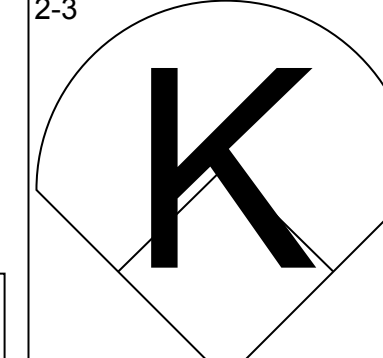
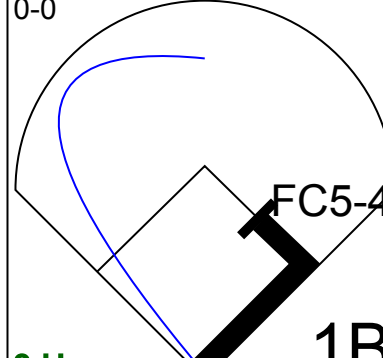


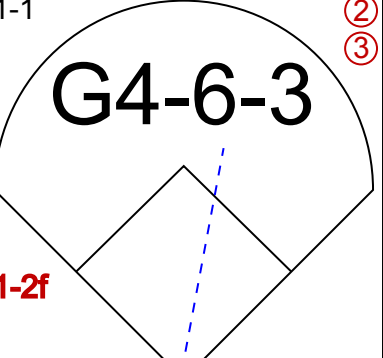

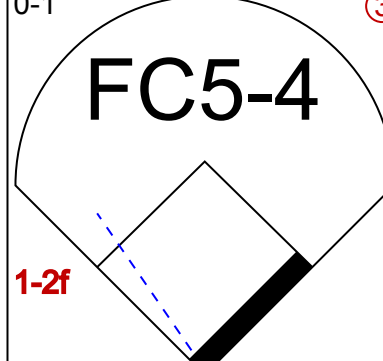

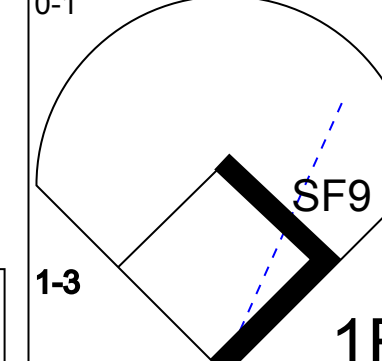


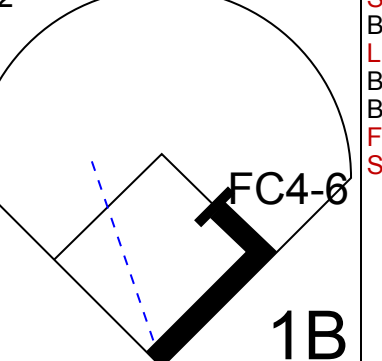
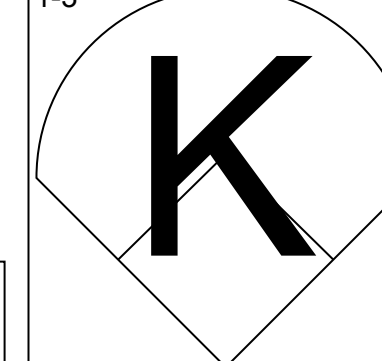
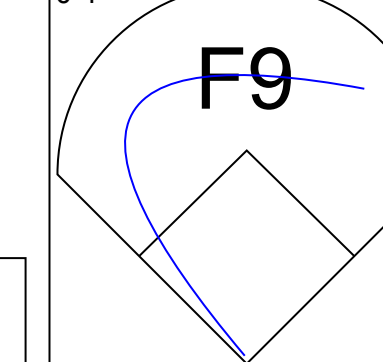
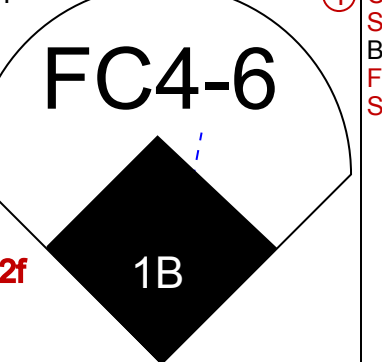
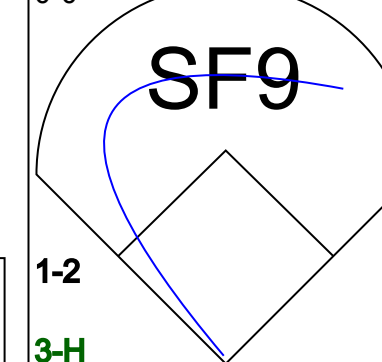
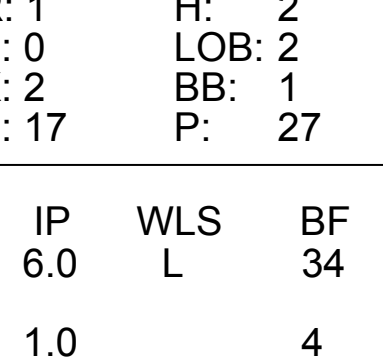
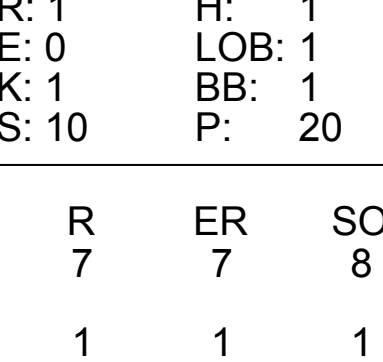
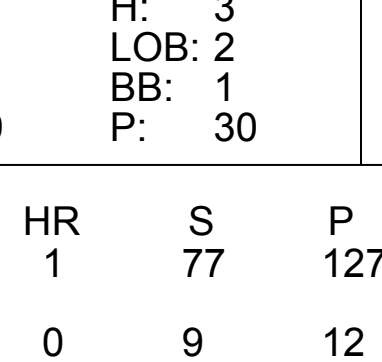
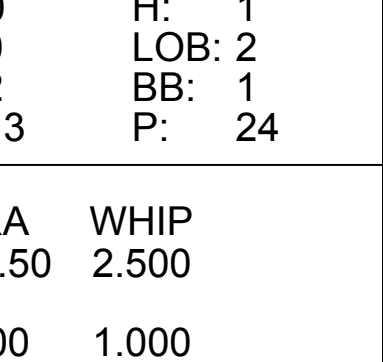
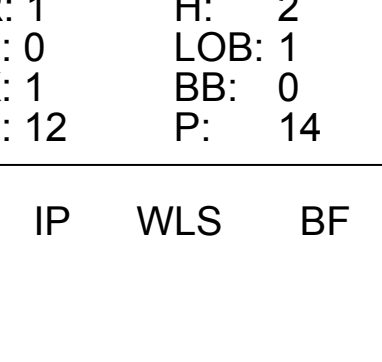
Milwaukee Brewers @ Detroit Tigers  
Tiger Stadium, Detroit, MI  
Sat May 21 1994, 3:33 AM EDT  
Att: 28,760 - Sunny - 74 F

AB	38
R	7
H	16
RBI	7
BB	4
SO	7
LOB	21

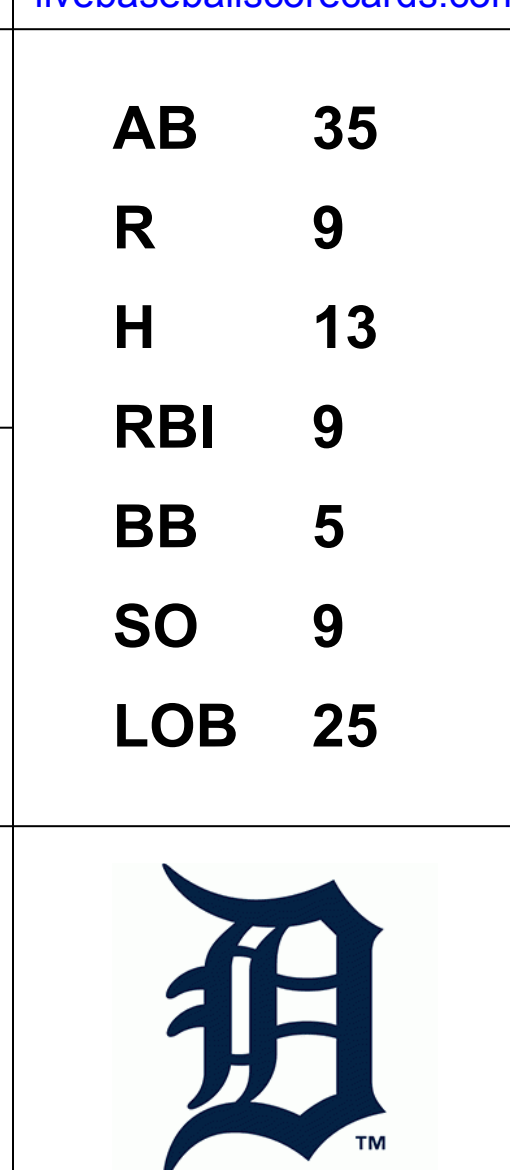




Batter	1	2	3	4	5	6	7	8	9	AB	R	H	RBI	BB	SO	LOB	TOP			
Alex Diaz, S OBP: 0.274, SLG: 0.389 Matt Mieske, R OBP: 0.375, SLG: 0.418										4	0	0	0	0	1	1	<b>Milwaukee Brewers @ Detroit Tigers</b> Tiger Stadium, Detroit, MI Sun May 22, 1994, 3:33 AM EDT Att: 26,031 - Sunny - 84 F			
Dave Nilsson, L OBP: 0.286, SLG: 0.430										5	1	2	0	0	2	1				
Turner Ward, S OBP: 0.388, SLG: 0.453										3	1	2	1	1	0	0				
Brian Harper, R OBP: 0.286, SLG: 0.356										5	1	1	0	0	1	4				
John Jaha, R OBP: 0.314, SLG: 0.398										3	0	0	1	1	2	1				
Greg Vaughn, R OBP: 0.313, SLG: 0.482										4	2	2	2	0	0	2				
Jody Reed, R OBP: 0.362, SLG: 0.294										4	0	1	1	0	0	1				
Bill Spiers, L OBP: 0.331, SLG: 0.302										3	0	0	0	1	2	1				
Jose Valentin, S OBP: 0.271, SLG: 0.359 Jeff Cirillo, R OBP: 0.235, SLG: 0.200										3	0	1	0	0	1	2				
										1	0	0	0	0	0	0				
<b>Inning Stats</b>	R: 1 E: 0 K: 1 S: 9	H: 1 LOB: 0 BB: 0 P: 14	R: 1 E: 0 K: 2 S: 10	H: 1 LOB: 0 BB: 0 P: 16	R: 0 E: 0 K: 1 S: 6	H: 0 LOB: 0 BB: 0 P: 10	R: 2 E: 0 K: 1 S: 16	H: 3 LOB: 1 BB: 0 P: 26	R: 0 E: 0 K: 1 S: 14	H: 0 LOB: 2 BB: 2 P: 19	R: 0 E: 0 K: 2 S: 10	H: 1 LOB: 1 BB: 0 P: 13	R: 1 E: 0 K: 1 S: 11	H: 1 LOB: 0 BB: 0 P: 20	R: 1 E: 0 K: 0 S: 14	H: 1 LOB: 1 BB: 1 P: 24	1B: 4 2B: 2 3B: 1 HR: 2	SF: 1 SAC: 0 DP: 0 HBP: 0	WP: 2 PB: 0 SB: 0 CS: 0	PA: 40
<b>PITCHER</b>	IP WLS BF H R ER SO BB IBB HBP BLK WP HR S P ERA WHIP																			
Tim Belcher, R ERA: 7.23	(1, 1) 5.2 W 26 6 4 4 5 3 0 0 0 0 2 1 61 109 6.35 1.588																			
Bill Krueger, L ERA: 7.53	(6, 1) 1.0 4 1 0 0 2 0 0 0 0 0 0 1 10 13 0.00 1.000																			
Gene Harris, R ERA: 7.13	(7, 1) 1.1 5 1 1 1 2 0 0 0 0 0 0 1 14 23 6.75 0.750																			
Buddy Groom, L ERA: 1.29	(9, 1) 0.2 4 1 1 1 0 1 0 0 0 0 0 0 13 23 13.50 3.000																			
Mike Gardiner, R ERA: 3.69	(9, 1) 0.1 S 1 0 0 0 0 0 0 0 0 0 0 0 1 1 0.00 0.000																			

Batter	1	2	3	4	5	6	7	8	9	AB	R	H	RBI	BB	SO	LOB	BOTTOM			
Tony Phillips, S OBP: 0.408, SLG: 0.414										3	2	1	0	2	1	2	<b>Milwaukee Brewers @ Detroit Tigers</b> Tiger Stadium, Detroit, MI Sun May 22, 1994, 3:33 AM EDT Att: 26,031 - Sunny - 84 F			
Lou Whitaker, L OBP: 0.395, SLG: 0.592										4	1	1	0	1	1	5				
Travis Fryman, R OBP: 0.324, SLG: 0.478										4	3	3	4	1	0	0				
Cecil Fielder, R OBP: 0.351, SLG: 0.526 Skeeter Barnes, R OBP: 0.750, SLG: 1.500										3	0	1	2	0	1	3				
John Flaherty, R OBP: 0.214, SLG: 0.154										1	0	0	0	0	0	0				
Kirk Gibson, L OBP: 0.383, SLG: 0.544										4	0	1	0	0	0	3				
Mickey Tettleton, S OBP: 0.429, SLG: 0.500										5	1	2	1	0	2	5				
Chris Gomez, R OBP: 0.413, SLG: 0.582										4	1	3	1	0	0	1				
Chad Kreuter, S OBP: 0.351, SLG: 0.274 Alan Trammell, R OBP: 0.358, SLG: 0.432 Eric Davis, R OBP: 0.289, SLG: 0.297										2	0	1	0	1	1	1				
Mitt Cuyler, S OBP: 0.293, SLG: 0.220										3	1	0	1	0	1	3				
<b>Inning Stats</b>	R: 1 E: 0 K: 2 S: 17	H: 2 LOB: 2 BB: 1 P: 27	R: 1 E: 0 K: 1 S: 10	H: 1 LOB: 1 BB: 1 P: 20	R: 1 E: 0 K: 0 S: 6	H: 1 LOB: 1 BB: 1 P: 11	R: 3 E: 1 K: 2 S: 19	H: 3 LOB: 2 BB: 1 P: 30	R: 0 E: 0 K: 2 S: 13	H: 1 LOB: 2 BB: 1 P: 24	R: 0 E: 0 K: 1 S: 7	H: 0 LOB: 0 BB: 0 P: 10	R: 1 E: 0 K: 1 S: 12	H: 2 LOB: 1 BB: 0 P: 14	R: 2 E: 0 K: 0 S: 10	H: 3 LOB: 0 BB: 0 P: 14	1B: 9 2B: 2 3B: 0 HR: 2	SF: 1 SAC: 0 DP: 1 HBP: 1	WP: 0 PB: 0 SB: 0 CS: 0	PA: 42
<b>PITCHER</b>	IP WLS BF H R ER SO BB IBB HBP BLK WP HR S P ERA WHIP																			
21 Cal Eldred, R ERA: 5.45	(1, 1) 6.0 L 34 10 7 7 8 5 0 0 0 0 0 0 9 127 10.50 2.500																			
Jesse Orosco, L ERA: 5.89	(7, 1) 1.0 4 1 1 1 1 0 0 0 0 0 0 0 9 12 9.00 1.000																			
Jeff Bronkney, R ERA: 3.6	(8, 1) 1.0 4 2 1 1 0 0 0 0 0 0 0 1 8 11 9.00 2.000																			

AB	35
R	6
H	9
RBI	5
BB	4
SO	9
LOB	13

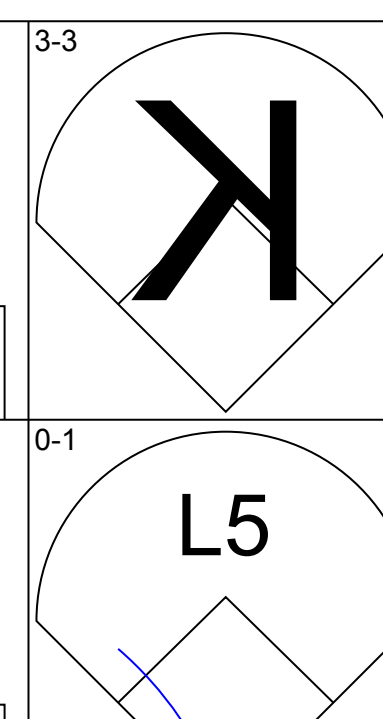
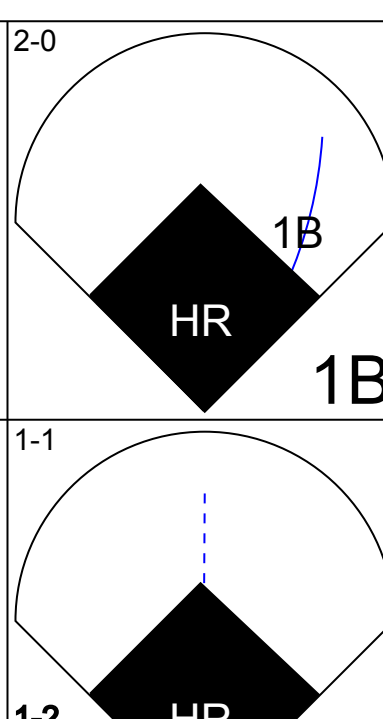
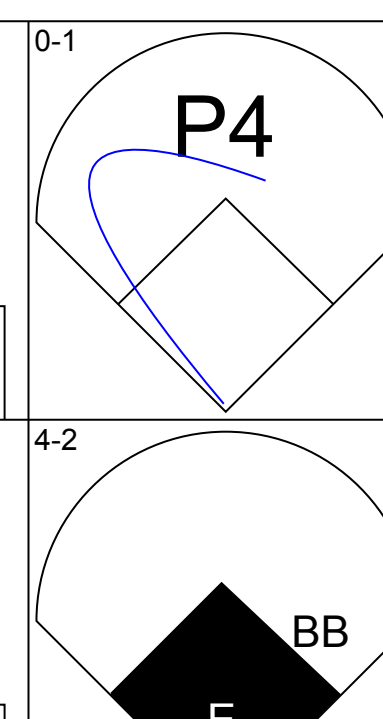
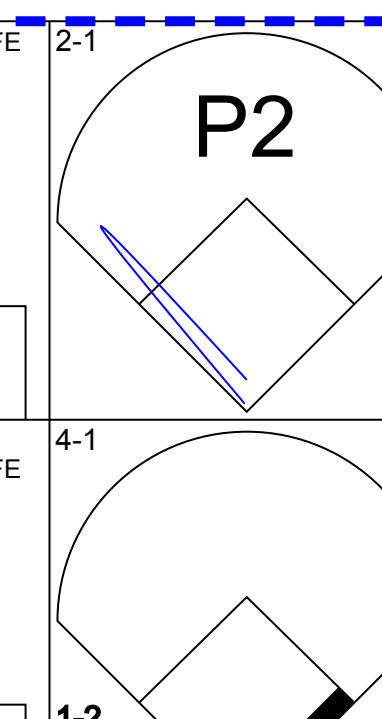
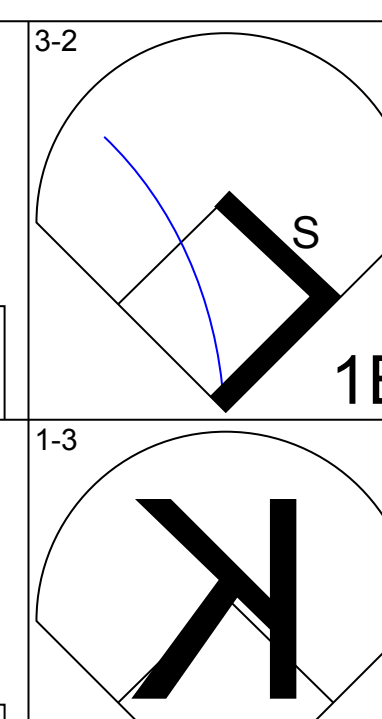
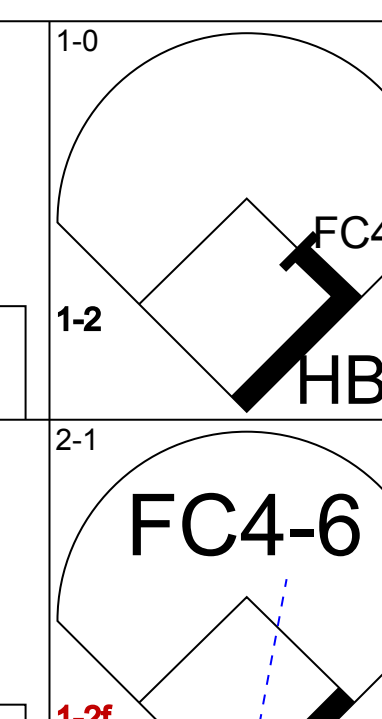
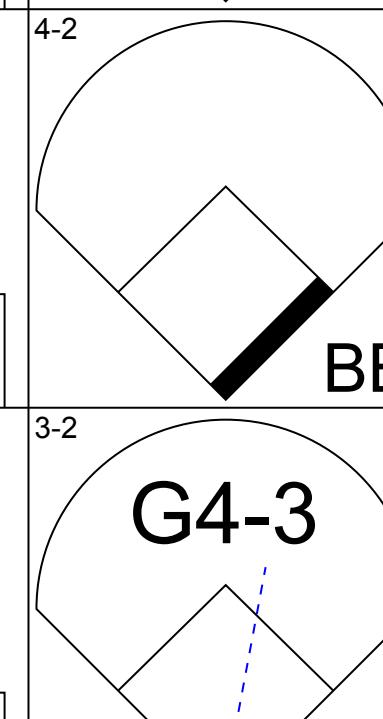
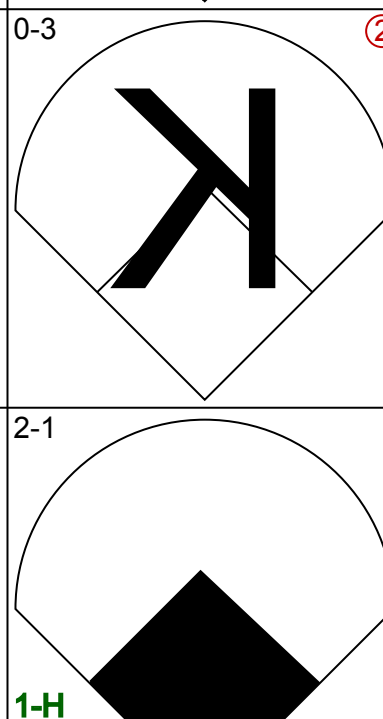
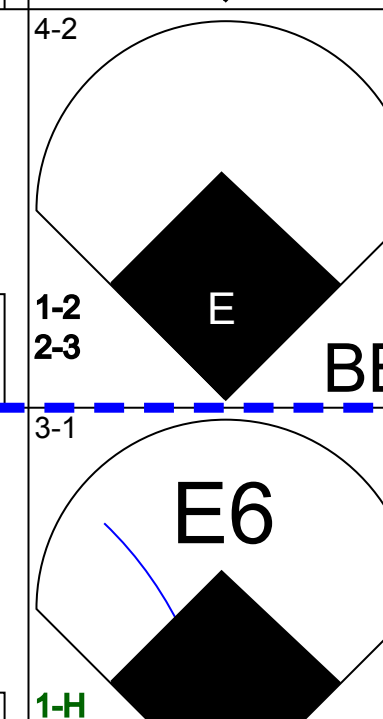
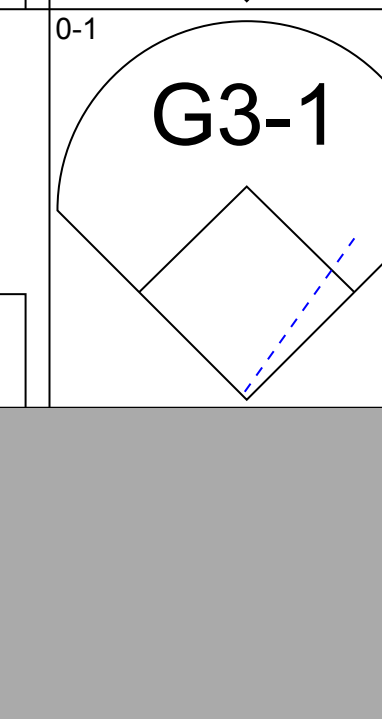
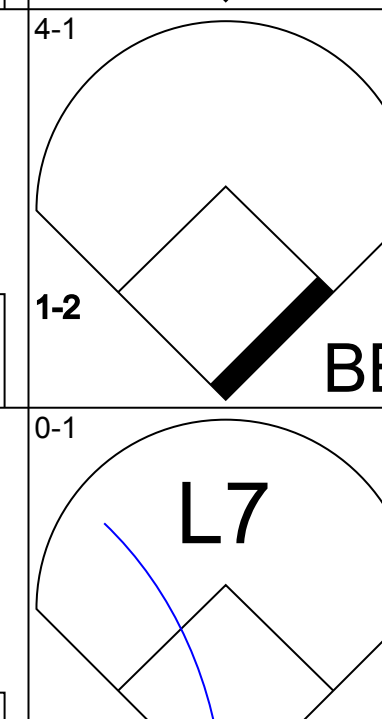


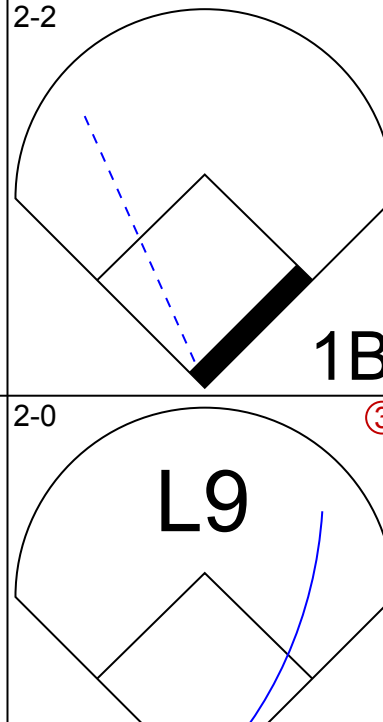
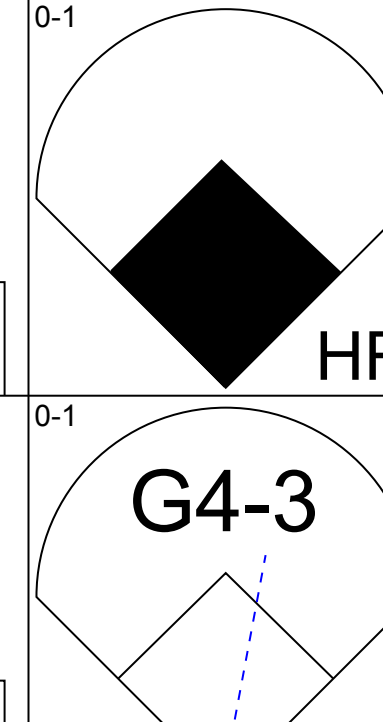


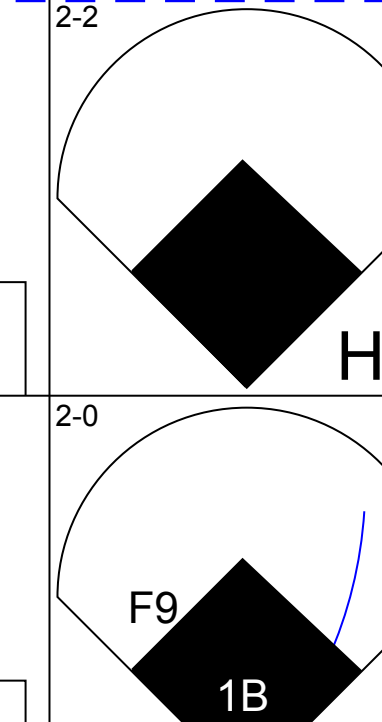

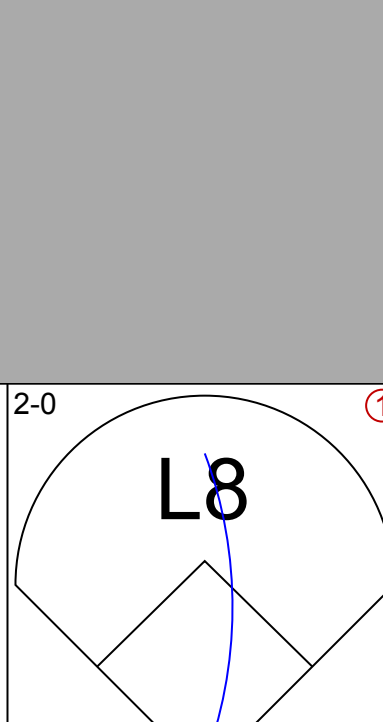
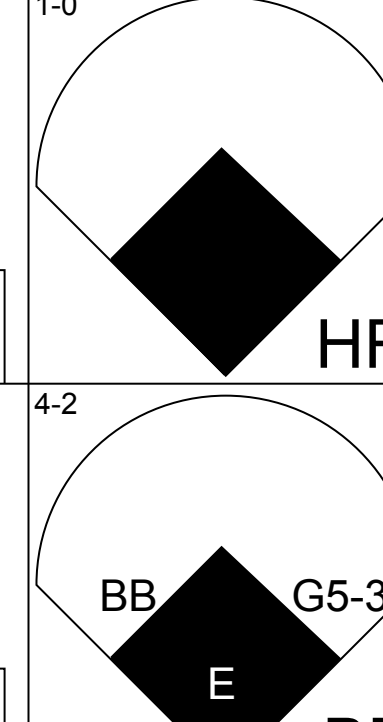
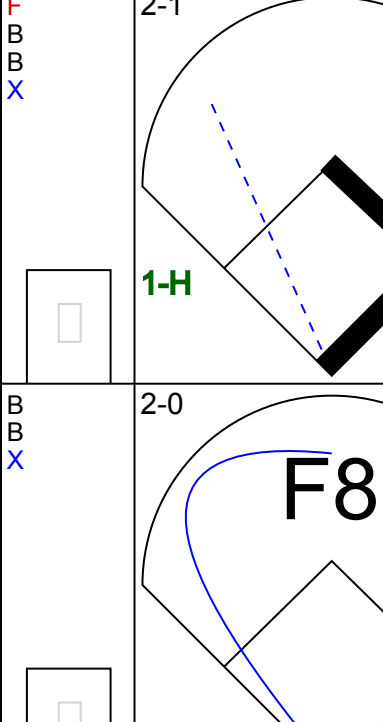

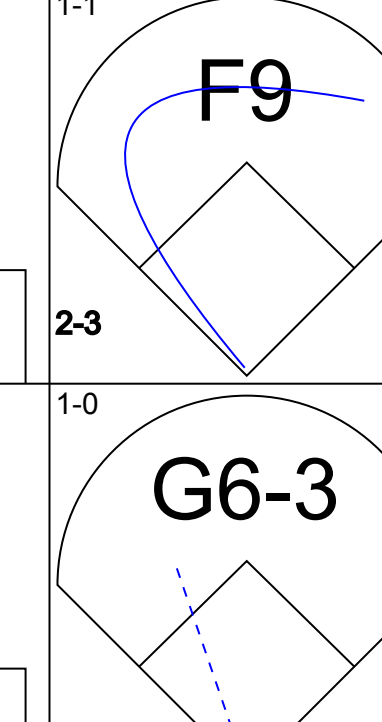
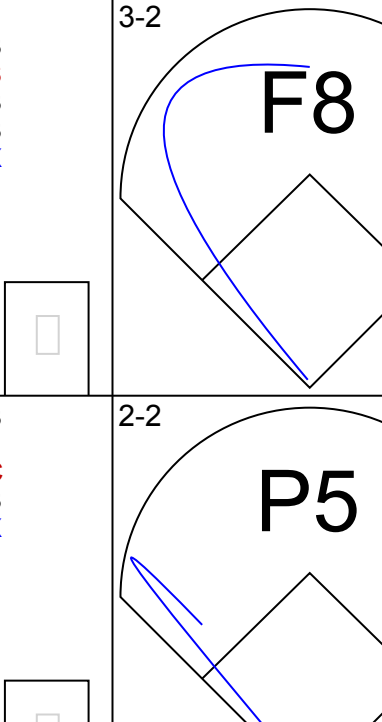
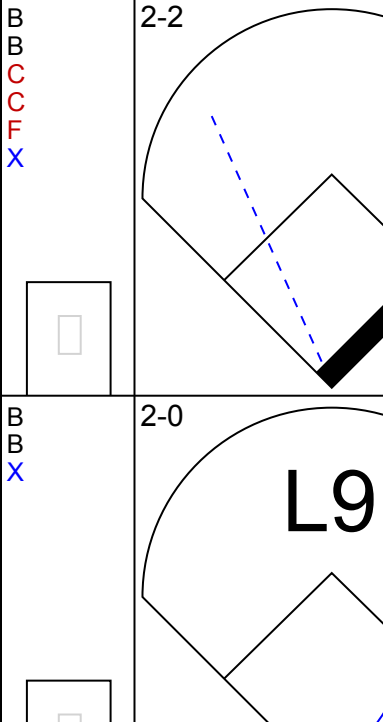
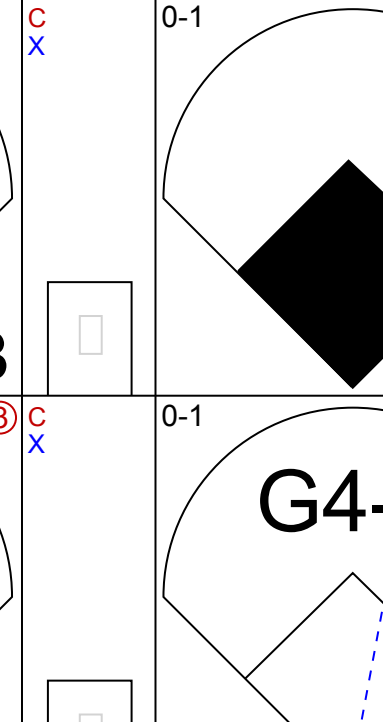
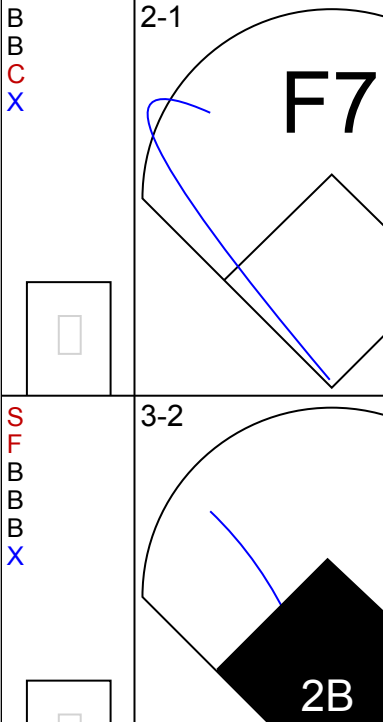
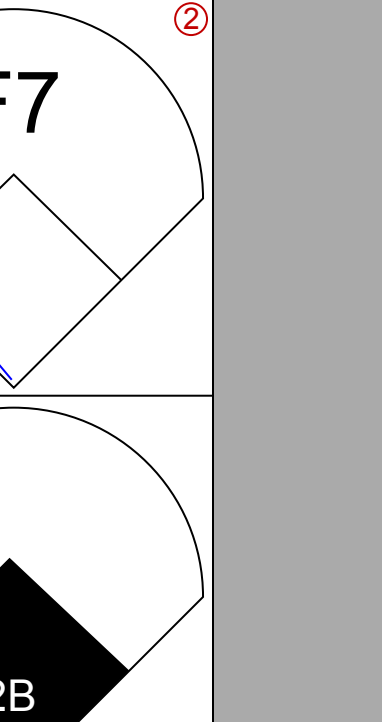
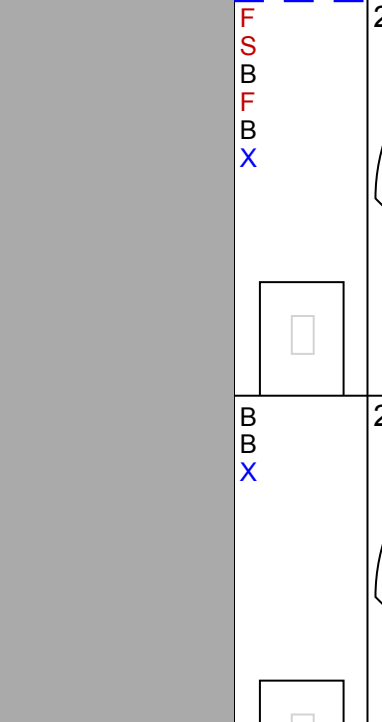

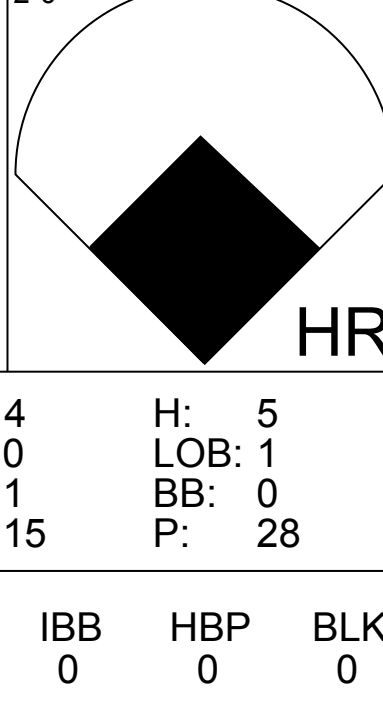
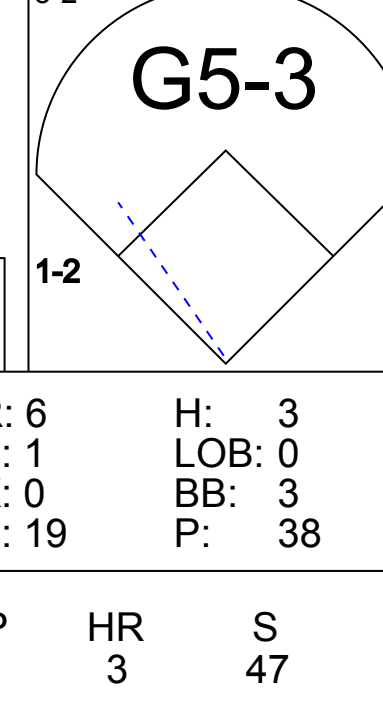
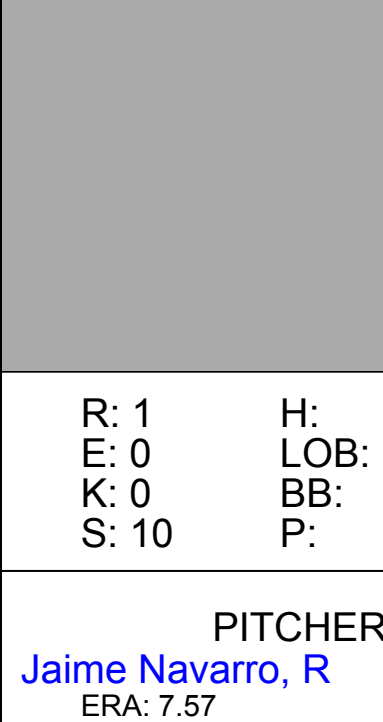
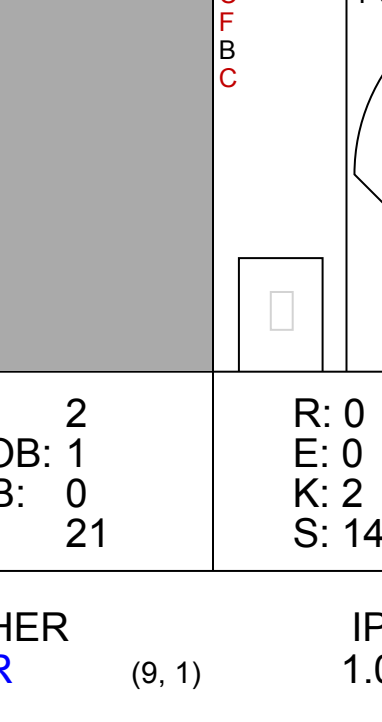
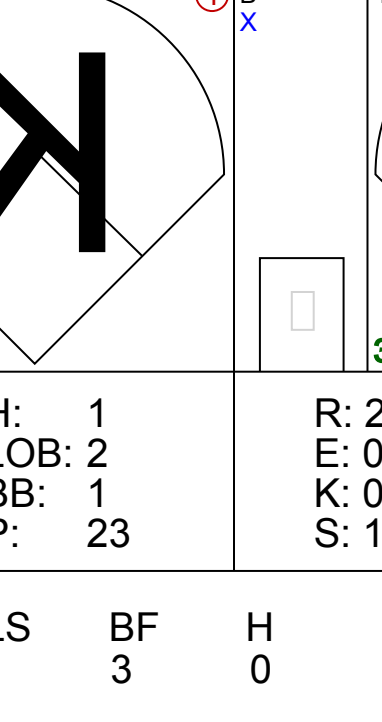
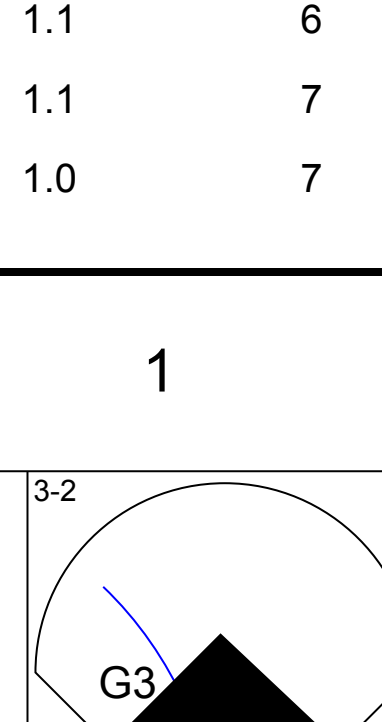
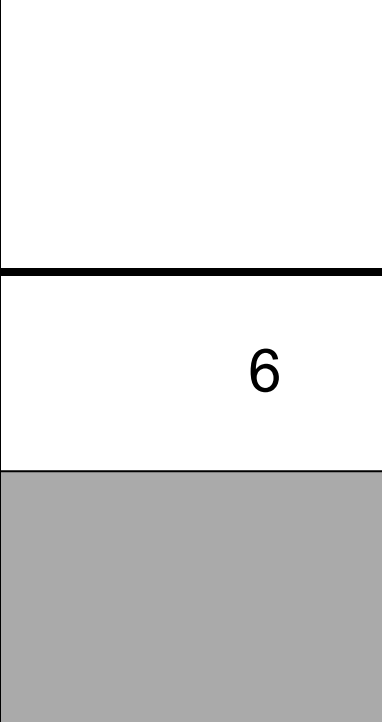
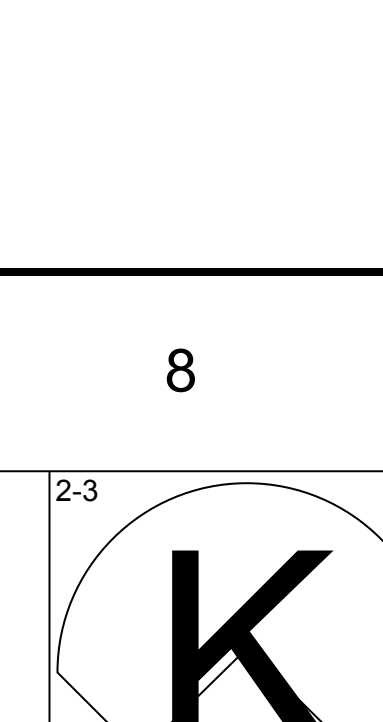
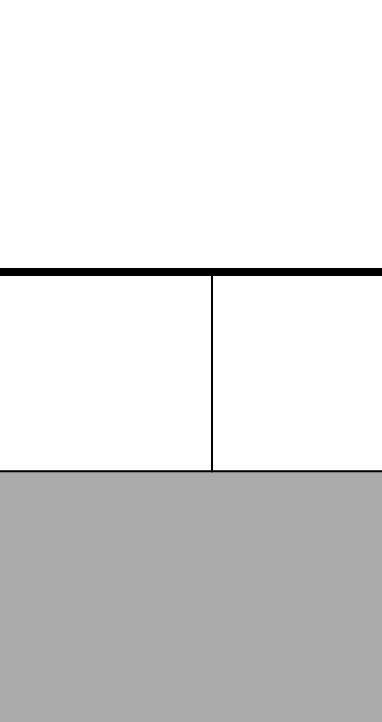

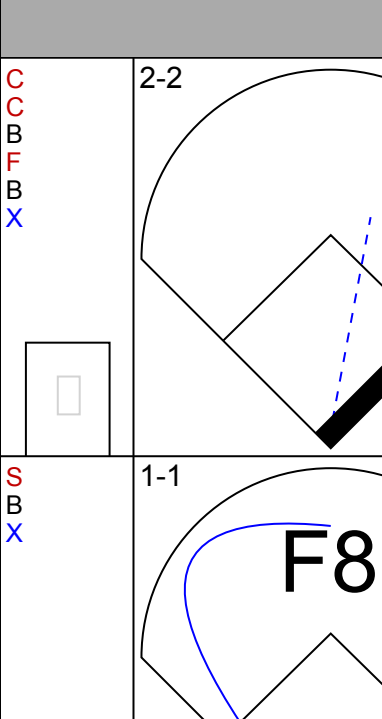
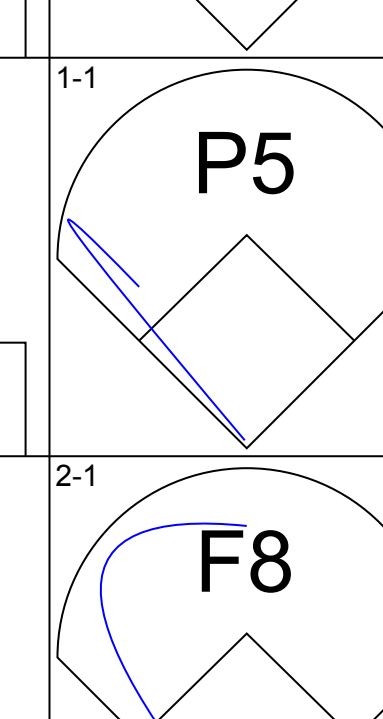
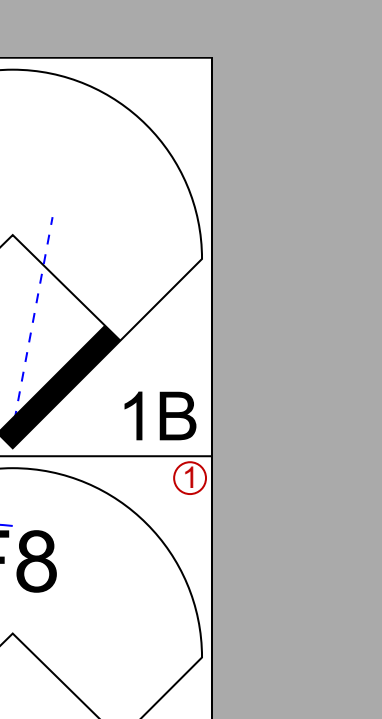
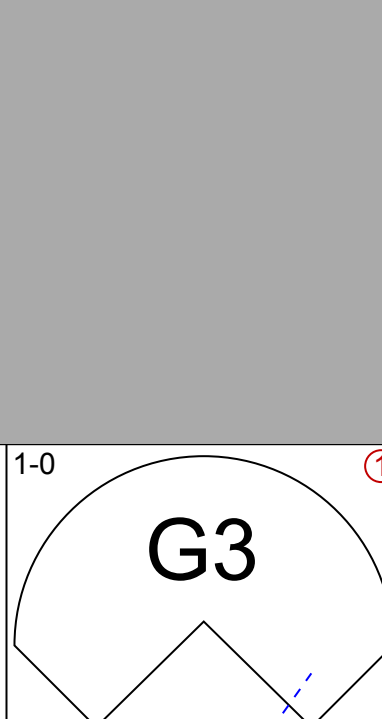
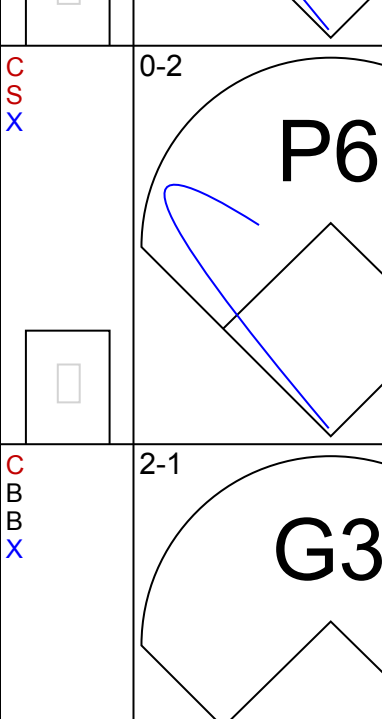

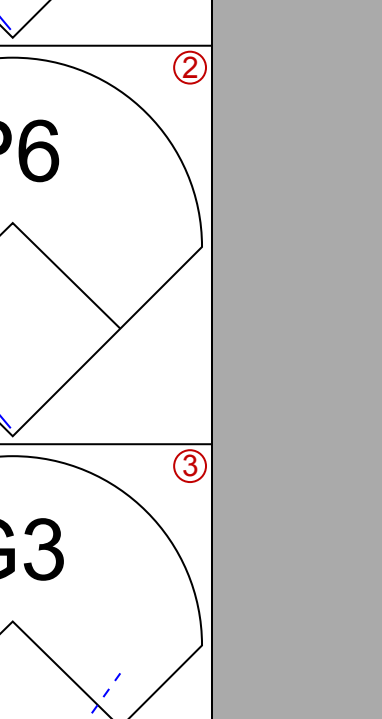


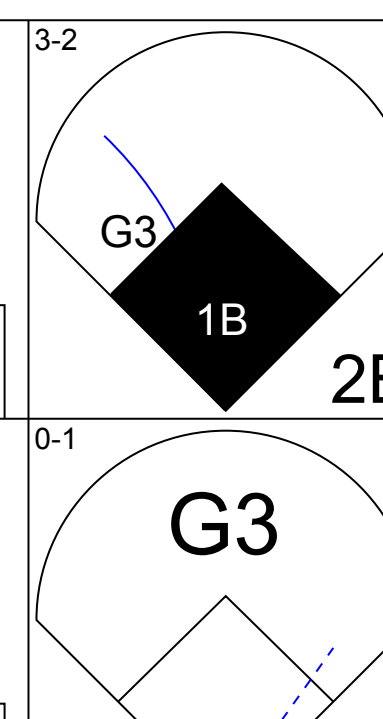
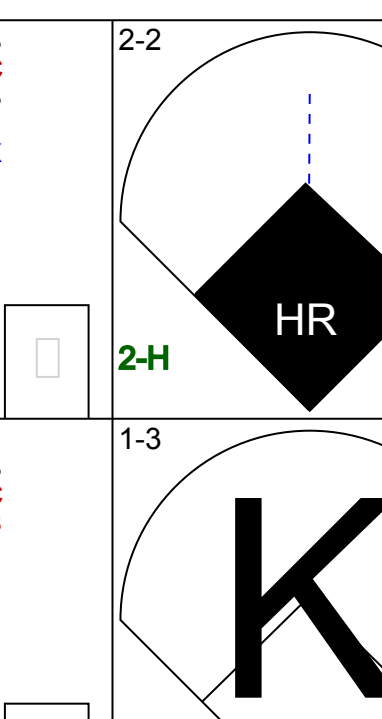
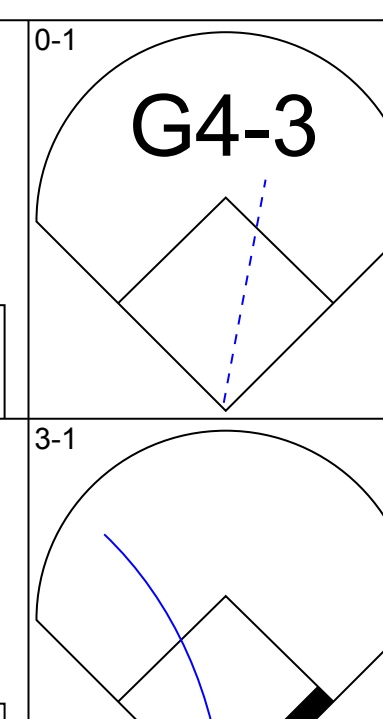
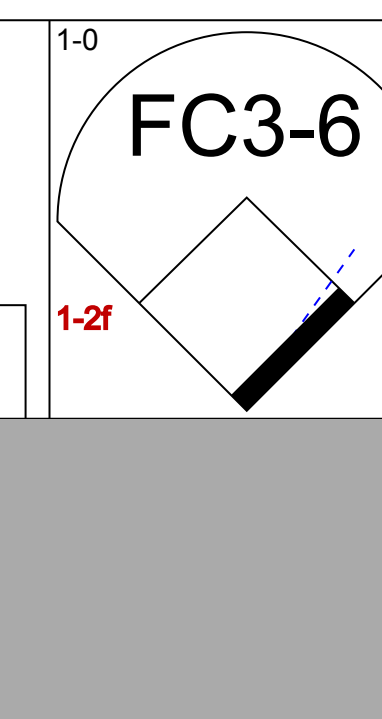
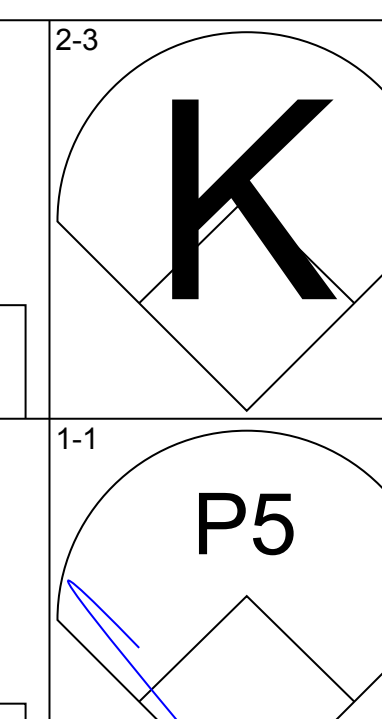
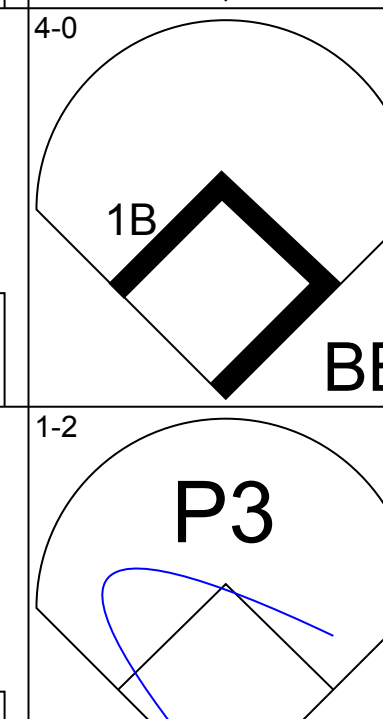
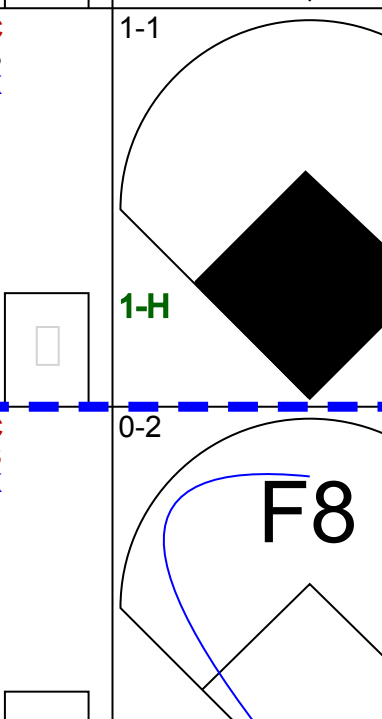
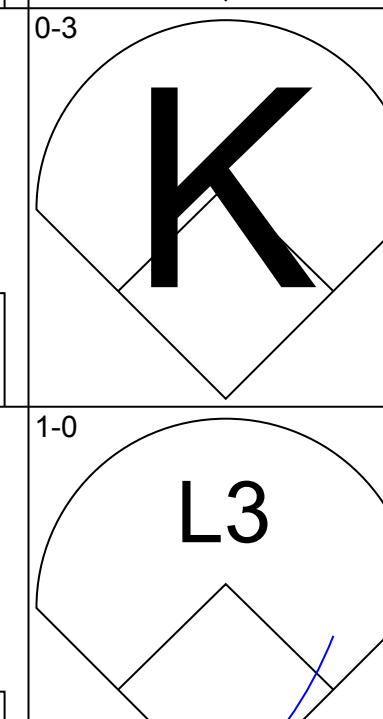
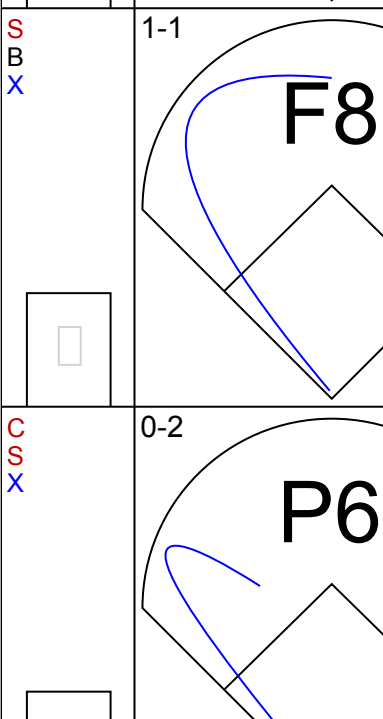
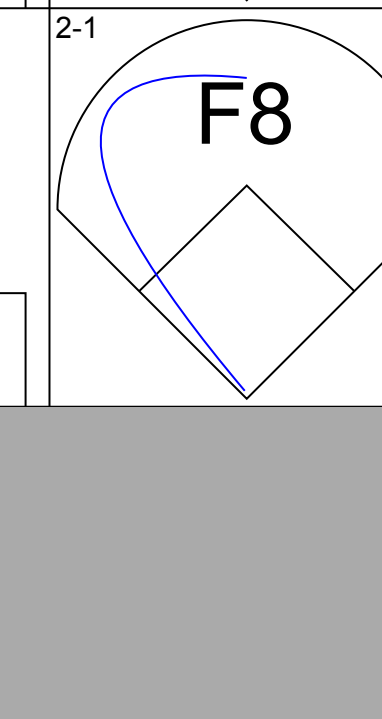
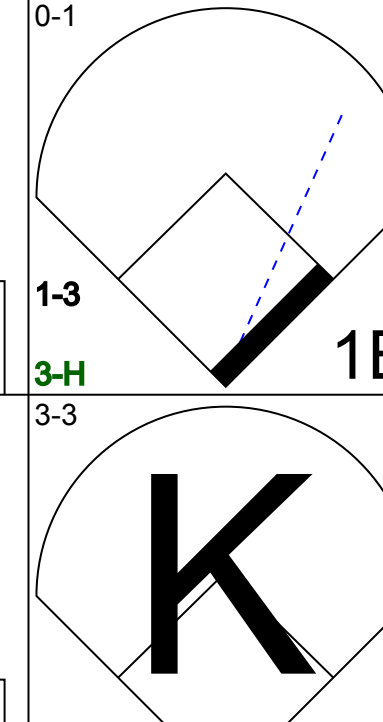


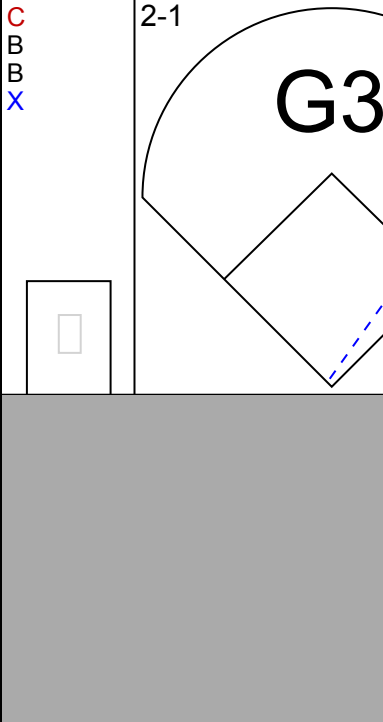


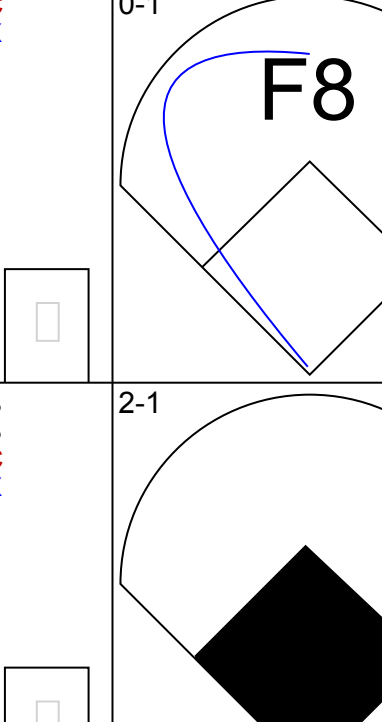



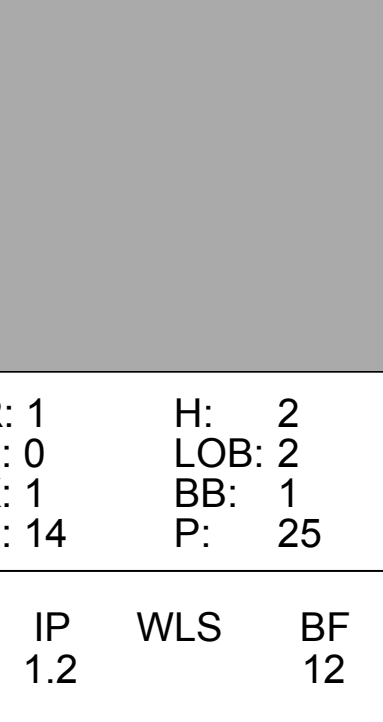
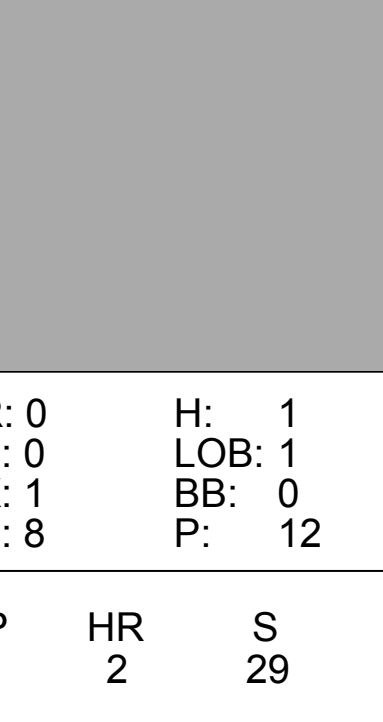
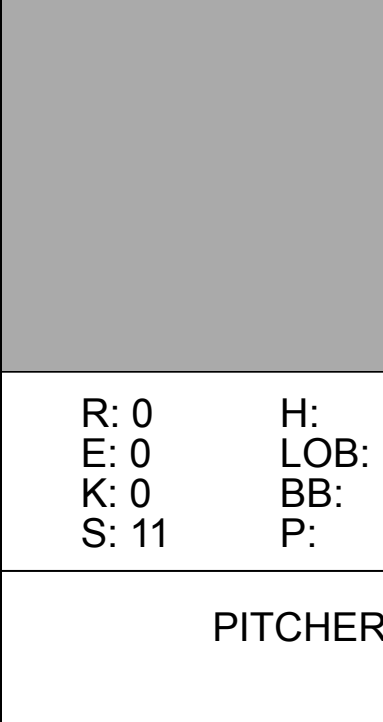





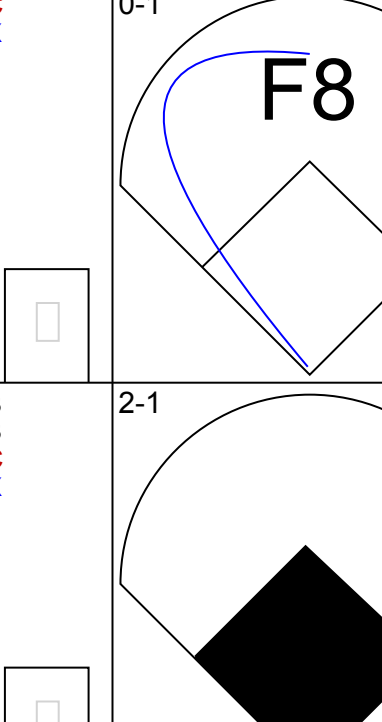





Batter	1	2	3	4	5	6	7	8	9	AB	R	H	RBI	BB	SO	LOB	TOP				
<b>Brady Anderson, L</b> (1, 7) OBP: 0.328, SLG: 0.376	L6		1-3 1B		2-2 HR		L4		L4	5	1	2	0	0	0	0	<b>Baltimore Orioles @ Milwaukee Brewers</b> Milwaukee County Stadium, Milwaukee, WI Mon May 23 1994, 8:05 PM EDT Att: 10,849 - Unknown - 63 F <a href="http://livebaseballscorecards.com">livebaseballscorecards.com</a>				
<b>Mark McLemore, S</b> (1, 4) OBP: 0.359, SLG: 0.281	G6-3		2-1 G4-3		0-1 HR		F8		4-2 BB	4	1	1	2	1	0	2					
<b>Rafael Palmeiro, L</b> (1, 3) OBP: 0.418, SLG: 0.613	F8			4-2 1B 2B BB	2-0 P5		G3		0-1 L1	4	1	0	0	1	0	1					
<b>Harold Baines, L</b> (1, 10)		0-0 L8		2-0 L9	3-2 G3				0-0 G6-3	4	0	0	0	0	0	1					
<b>Cal Ripken Jr., R</b> (1, 6) OBP: 0.328, SLG: 0.401		1-1 G5-3		1-2 2B 1B	1-3 K				1-0 S 2B	4	1	2	0	0	1	0					
<b>Leo Gomez, R</b> (1, 5) OBP: 0.395, SLG: 0.535		2-2 P5		1-0 1B 2B	0-0 F8				4-0 BB	3	0	1	2	1	0	0					
<b>Chris Hoiles, R</b> (1, 2) OBP: 0.335, SLG: 0.379			0-0 L8	3-1 P3	3-1 F8				0-3 K	4	0	0	0	0	1	3					
<b>Mike Devereaux, R</b> (1, 8) OBP: 0.258, SLG: 0.400			3-1 1B 1B	1-1 1B	4-2 FC6-4 BB				2-1 P4	3	0	2	0	1	0	2					
<b>Jack Voigt, R</b> (1, 9) OBP: 0.292, SLG: 0.296			0-0 L7		2-1 HR				2-2 F9	4	1	1	1	0	0	2					
<b>Inning Stats</b>	R: 0 E: 0 K: 0 S: 6	H: 0 LOB: 0 BB: 0 P: 11	R: 0 E: 0 K: 0 S: 8	H: 0 LOB: 0 BB: 0 P: 11	R: 0 E: 0 K: 0 S: 10	H: 2 LOB: 2 BB: 0 P: 17	R: 2 E: 0 K: 0 S: 11	H: 3 LOB: 2 BB: 1 P: 23	R: 3 E: 0 K: 0 S: 16	H: 3 LOB: 1 BB: 1 P: 26	R: 0 E: 0 K: 0 S: 4	H: 0 LOB: 0 BB: 0 P: 10	R: 0 E: 0 K: 1 S: 7	H: 1 LOB: 2 BB: 1 P: 14	R: 0 E: 0 K: 0 S: 10	H: 0 LOB: 1 BB: 1 P: 18	1B: 4 2B: 3 3B: 0 HR: 2	SF: 0 SAC: 0 DP: 0 HBP: 0	WP: 0 PB: 0 SB: 1 CS: 0	PA: 39	
<b>PITCHER</b>	IP	WLS	BF	H	R	ER	SO	BB	IBB	HBP	BLK	WP	HR	S	P	ERA	WHIP				
<b>Ricky Bones, R</b> (1, 1) ERA: 2.34	7.1	L	32	9	5	5	1	2	0	0	0	0	2	64	115	6.14	1.500				
<b>Doug Henry, R</b> (8, 1) ERA: 2.09	1.1		6	0	0	0	1	2	0	0	0	0	0	13	27	0.00	1.500				
<b>Graeme Lloyd, L</b> (9, 1) ERA: 4.8	0.1		1	0	0	0	0	0	0	0	0	0	0	2	2	0.00	0.000				

Batter	1	2	3	4	5	6	7	8	9	AB	R	H	RBI	BB	SO	LOB	BOTTOM					
<b>Bill Spiers, L</b> (1, 5) OBP: 0.336, SLG: 0.308	1-2 1B		4-1 FC6-4 BB		1-0 G6-3		1-0 1B		2-3 K	1	0	1	0	0	0	0	<b>Baltimore Orioles @ Milwaukee Brewers</b> Milwaukee County Stadium, Milwaukee, WI Mon May 23 1994, 8:05 PM EDT Att: 10,849 - Unknown - 63 F <a href="http://livebaseballscorecards.com">livebaseballscorecards.com</a>					
<b>Jeff Cirillo, R</b> (1, FR) OBP: 0.300, SLG: 0.235			2-3 FC6-4 FC6-4		2-1 1B		3-2 3-H 1B		0-0 SF7	3	0	1	2	0	0	2						
<b>Troy O'Leary, L</b> (9, PH) OBP: 0.429, SLG: 0.769			1-2 FC6-4 1B		3-2 F7		3-1 K2-3			4	0	1	0	0	1	3						
<b>Turner Ward, S</b> (1, 8) OBP: 0.385, SLG: 0.451	3-1 F8		3-2 FC6-4 FC6-4		2-1 1B		0-0 1B		3-1 K2-3	4	0	2	0	0	0	2						
<b>Dave Nilsson, L</b> (1, 2) OBP: 0.285, SLG: 0.426	0-1 G3-6 1B		1-2 FC6-4 1-2		3-2 F7		3-1 K2-3			4	0	1	0	0	1	3						
<b>Brian Harper, R</b> (1, 10) OBP: 0.292, SLG: 0.368	1-1 G3-6		1-0 1B 1B		1-0 1B		1-2 G5-3		2-1 2B	4	0	2	0	0	0	2						
<b>Greg Vaughn, R</b> (1, 7) OBP: 0.311, SLG: 0.466		2-2 F9		0-3 K		4-2 L6-3 BB		0-1 L6	3	0	0	0	1	1	2							
<b>B.J. Surhoff, L</b> (1, 3) OBP: 0.077, SLG: 0.154		2-2 G4-3		1-0 F7		0-2 L6-3		2-3 K	4	0	0	0	0	1	3							
<b>Jody Reed, R</b> (1, 4) OBP: 0.359, SLG: 0.293		1-3 K		2-1 1B		1-0 L7		2-2 L4	4	0	1	0	0	1	1							
<b>Matt Mieske, R</b> (1, 9) OBP: 0.368, SLG: 0.407			1-3 K		3-1 F7		2-2 1B 1B		3-2 F9	4	1	1	0	0	1	2						
<b>Jose Valentin, S</b> (1, 6) OBP: 0.270, SLG: 0.353			1-0 E8 FC6-4		0-1 F8		3-2 1B 1B		0-1 F7	4	2	1	0	0	0	0						
<b>Inning Stats</b>	R: 0 E: 0 K: 0 S: 9	H: 2 LOB: 2 BB: 0 P: 14	R: 0 E: 0 K: 1 S: 9	H: 0 LOB: 0 BB: 0 P: 14	R: 1 E: 1 K: 1 S: 9	H: 0 LOB: 1 BB: 1 P: 20	R: 0 E: 0 K: 1 S: 11	H: 2 LOB: 2 BB: 0 P: 18	R: 0 E: 0 K: 0 S: 10	H: 1 LOB: 1 BB: 0 P: 16	R: 0 E: 0 K: 0 S: 9	H: 0 LOB: 0 BB: 1 P: 14	R: 2 E: 0 K: 1 S: 12	H: 3 LOB: 1 BB: 0 P: 21	R: 0 E: 0 K: 1 S: 10	H: 1 LOB: 1 BB: 0 P: 16	R: 0 E: 0 K: 1 S: 8	H: 0 LOB: 0 BB: 0 P: 13	1B: 8 2B: 2 3B: 0 HR: 0	SF: 1 SAC: 0 DP: 2 HBP: 0	WP: 0 PB: 0 SB: 1 CS: 0	PA: 37
<b>PITCHER</b>	IP	WLS	BF	H	R	ER	SO	BB	IBB	HBP	BLK	WP	HR	S	P	ERA	WHIP					
<b>Ben McDonald, R</b> (1, 1) ERA: 3.85	6.2		29	8	3	2	3	2	0	0	0	0	0	66	112	2.70	1.500					
<b>Tom Bolton, L</b> (7, 1) ERA	0.1		1	0	0	0	1	0	0	0	0	0	0	3	5	0.00	0.000					
<b>Mark Eichhorn, R</b> (8, 1) ERA: 4.73	0.1		2	1	0	0	0	0	0	0	0	0	0	4	6	0.00	3.000					
<b>Jim Poole, L</b> (8, 1) ERA: 5.06	0.1		1	0	0	0	1	0	0	0	0	0	0	3	5	0.00	0.000					
<b>Alan Mills, R</b> (8, 1) ERA: 11.2	0.1		1	0	0	0	0	0	0	0	0	0	0	3	5	0.00	0.000					
<b>PITCHER</b>	IP	WLS	BF	H	R	ER	SO	BB	IBB	HBP	BLK	WP	HR	S	P	ERA	WHIP					
<b>Lee Smith, R</b> (9, 1) ERA: 1.02	1.0		3	0	0	0	1	0	0	0	0	0	0	8	13	0.00	0.000					



Batter	1	2	3	4	5	6	7	8	9	AB	R	H	RBI	BB	SO	LOB	TOP					
<b>Brady Anderson, L</b> (1, 7) OBP: 0.333, SLG: 0.376			 1B				 1B	 HBP		5	1	2	0	0	1	3	<b>Baltimore Orioles @ Milwaukee Brewers</b> Milwaukee County Stadium, Milwaukee, WI Tue May 24 1994, 8:05 PM EDT Att: 12,420 - Unknown - 74 F					
<b>Mike Devereaux, R</b> (1, 8) OBP: 0.297, SLG: 0.396			 1B	 E BB	 1-2 2-3			 1-2		4	2	1	0	2	1	3						
<b>Rafael Palmeiro, L</b> (1, 3) <b>Mark Smith, R</b> (9, 9) OBP: 0.143, SLG: 0.143				 BB			 1-2			3	1	0	0	3	1	5						
<b>Cal Ripken Jr., R</b> (1, 6) OBP: 0.328, SLG: 0.423			 1-2 2H	 2B						6	2	2	6	0	0	3						
<b>Leo Gomez, R</b> (1, 5) OBP: 0.402, SLG: 0.610			 2-2							6	2	3	2	0	1	0						
<b>Chris Sabo, R</b> (1, 10) OBP: 0.310, SLG: 0.429						 1B		 1B	 1B	5	2	2	0	0	0	1						
<b>Chris Hoiles, R</b> (1, 2) OBP: 0.344, SLG: 0.412				 BB		 1B		 2-3		4	1	2	2	1	0	1						
<b>Mark McLemore, S</b> (1, 4) OBP: 0.354, SLG: 0.273				 G5-3						4	1	0	0	1	0	3						
<b>Jack Voigt, R</b> (1, 9) OBP: 0.309, SLG: 0.349			 1-2			 1B		 1B		5	1	3	2	0	1	1						
<b>Inning Stats</b>	R: 0 E: 0 K: 1 S: 10	H: 0 LOB: 1 BB: 1 P: 20	R: 0 E: 0 K: 0 S: 9	H: 0 LOB: 0 BB: 0 P: 17	R: 4 E: 0 K: 1 S: 15	H: 5 LOB: 1 BB: 0 P: 28	R: 6 E: 1 K: 0 S: 19	H: 3 LOB: 0 BB: 3 P: 38	R: 0 E: 0 K: 0 S: 9	H: 1 LOB: 3 BB: 2 P: 21	R: 1 E: 0 K: 0 S: 10	H: 2 LOB: 1 BB: 0 P: 21	R: 0 E: 0 K: 2 S: 14	H: 1 LOB: 2 BB: 1 P: 23	R: 2 E: 0 K: 0 S: 11	H: 3 LOB: 2 BB: 0 P: 21	R: 0 E: 0 K: 1 S: 7	H: 0 LOB: 0 BB: 0 P: 12	1B: 7 2B: 3 3B: 0 HR: 5	SF: 0 SAC: 0 DP: 0 HBP: 1	WP: 0 PB: 0 SB: 1 CS: 0	PA: 50
<b>PITCHER</b>	IP	WLS	BF	H	R	ER	SO	BB	IBB	HBP	BLK	WP	HR	S	P	ERA	WHIP					
<b>Teddy Higuera, L</b> (1, 1) ERA: 5.98	3.2	L	21	6	8	8	2	4	0	0	0	0	3	47	94	19.64	2.727					
<b>Jeff Bronkay, R</b> (4, 1) ERA: 4.35	0.2		6	3	2	2	0	1	0	0	0	0	1	10	19	27.00	6.000					
<b>Jesse Orosco, L</b> (5, 1) ERA: 5.49	1.1		6	1	1	0	0	1	0	0	0	0	0	12	25	0.00	1.500					
<b>Doug Henry, R</b> (6, 1) ERA: 1.88	1.1		7	2	0	0	2	1	0	0	0	0	0	17	30	0.00	2.250					
<b>Bob Scanlan, R</b> (8, 1) ERA: 5.99	1.0		7	3	2	2	0	0	0	1	0	0	1	11	21	18.00	3.000					
<b>PITCHER</b>	IP	WLS	BF	H	R	ER	SO	BB	IBB	HBP	BLK	WP	HR	S	P	ERA	WHIP					
<b>Jaime Navarro, R</b> (9, 1) ERA: 7.57	1.0		3	0	0	0	1	0	0	0	0	0	0	7	12	0.00	0.000					

Batter	1	2	3	4	5	6	7	8	9	AB	R	H	RBI	BB	SO	LOB	BOTTOM					
<b>Turner Ward, S</b> (1, 8) OBP: 0.386, SLG: 0.456	 1B	 2B			 1-2					5	2	2	1	0	1	3	<b>Baltimore Orioles @ Milwaukee Brewers</b> Milwaukee County Stadium, Milwaukee, WI Tue May 24 1994, 8:05 PM EDT Att: 12,420 - Unknown - 74 F					
<b>Alex Diaz, S</b> (9, 8) OBP: 0.274, SLG: 0.389										0	0	0	0	0	0	0						
<b>Dave Nilsson, L</b> (1, 2) OBP: 0.288, SLG: 0.425										5	0	2	0	0	1	2						
<b>Greg Vaughn, R</b> (1, 7) OBP: 0.315, SLG: 0.489	 BB	 1-2								4	1	1	2	1	1	2						
<b>Troy O'Leary, L</b> (9, 7) OBP: 0.423, SLG: 0.769										0	0	0	0	0	0	0						
<b>Brian Harper, R</b> (1, 10) OBP: 0.282, SLG: 0.355										5	0	0	0	0	0	4						
<b>B.J. Surhoff, L</b> (1, 5) OBP: 0.167, SLG: 0.278	 1-3					 2B				5	0	2	1	0	0	1						
<b>John Jaha, R</b> (1, 3) OBP: 0.324, SLG: 0.402				 HBP		 1B				4	0	2	0	0	2	2						
<b>Jody Reed, R</b> (1, 4) OBP: 0.363, SLG: 0.289				 1-2						2	0	0	0	2	1	2						
<b>Jeff Cirillo, R</b> (7, PR) OBP: 0.286, SLG: 0.222										1	0	0	0	0	0	1						
<b>Matt Mieske, R</b> (1, 9) OBP: 0.361, SLG: 0.444										4	1	1	1	0	2	5						
<b>Jose Valentin, S</b> (1, 6) OBP: 0.282, SLG: 0.366		2B				HBP				3	1	1	0	0	1	3						
<b>Inning Stats</b>	R: 1 E: 0 K: 1 S: 14	H: 2 LOB: 2 BB: 1 P: 25	R: 4 E: 0 K: 1 S: 18	H: 4 LOB: 0 BB: 0 P: 26	R: 0 E: 0 K: 2 S: 15	H: 0 LOB: 2 BB: 1 P: 26	R: 0 E: 0 K: 1 S: 8	H: 1 LOB: 1 BB: 0 P: 12	R: 0 E: 0 K: 2 S: 14	H: 2 LOB: 3 BB: 0 P: 19	R: 0 E: 0 K: 0 S: 11	H: 1 LOB: 1 BB: 0 P: 16	R: 0 E: 0 K: 1 S: 9	H: 0 LOB: 1 BB: 1 P: 19	R: 0 E: 0 K: 1 S: 7	H: 0 LOB: 0 BB: 0 P: 12	R: 0 E: 0 K: 0 S: 8	H: 1 LOB: 1 BB: 0 P: 12	1B: 6 2B: 3 3B: 0 HR: 2	SF: 0 SAC: 0 DP: 0 HBP: 2	WP: 0 PB: 0 SB: 0 CS: 0	PA: 43
<b>PITCHER</b>	IP	WLS	BF	H	R	ER	SO	BB	IBB	HBP	BLK	WP	HR	S	P	ERA	WHIP					
<b>Sid Fernandez, L</b> (1, 1) ERA: 4.24	1.2		12	4	0	0	5	1	0	2	0	0	0	51	76	0.00	1.154					
<b>Mark Eichhorn, R</b> (2, 1) ERA: 3.57	4.1	W	20	4	0	0	5	1	0	2	0	0	0	24	43	0.00	0.667					
<b>Alan Mills, R</b> (7, 1) ERA: 9.18	3.0	S	11	1	0	0	2	1	0	0	0	0	0	24	43	0.00	0.667					
<b>PITCHER</b>	IP	WLS	BF	H	R	ER	SO	BB	IBB	HBP	BLK	WP	HR	S	P	ERA	WHIP					



Batter	1	2	3	4	5	6	7	8	9	AB	R	H	RBI	BB	SO	LOB	TOP								
<b>Brady Anderson, L</b> (1, 7) OBP: 0.335, SLG: 0.377	2-1 1B 2B	1-0 1B		G3		G5-3			L4	5	2	2	0	0	0	0	<b>Baltimore Orioles @ Milwaukee Brewers</b> <b>Milwaukee County Stadium, Milwaukee, WI</b> Wed May 25 1994, 4:33 AM EDT Att: 16,846 - Sunny - 65 F <a href="http://livebaseballscorecards.com">livebaseballscorecards.com</a>								
<b>Mike Devereaux, R</b> (1, 8) OBP: 0.271, SLG: 0.396	1-1 2B 1B	1-0 P6		G3 BLK		G6-3			G4-3	5	1	2	0	0	0	1									
<b>Rafael Palmeiro, L</b> (1, 3) OBP: 0.420, SLG: 0.593	2-1 P6	0-1 1B 1B		G3		G4-3			BB	4	0	1	1	1	0	3									
<b>Harold Baines, L</b> (1, 10) OBP: 0.371, SLG: 0.522	3-2 2B 2B	2-3 K		G3-1					F8	5	1	1	1	0	1	3									
<b>Cal Ripken Jr., R</b> (1, 6) OBP: 0.332, SLG: 0.421	4-0 2B 1B BB	1-2 1B				G5-3			G6-3	3	1	1	0	1	0	0									
<b>Leo Gomez, R</b> (1, 5) OBP: 0.407, SLG: 0.613	1-0 1B SF7 2B	1-1 P3				G3 1B BB			G6-3	3	1	1	2	1	0	2									
<b>Mark McLemore, S</b> (1, 4) OBP: 0.358, SLG: 0.279	0-1 S			G3-1		0-2 G3 1B			F8	4	0	2	1	0	0	0									
<b>Jack Voigt, R</b> (1, 9) OBP: 0.296, SLG: 0.337	2-2 SF7	2-2 G6-3		G6-3		1-1 G3			G5-3	3	0	0	1	0	0	2									
<b>Jeff Tackett, R</b> (1, 2) OBP: 0.250, SLG: 0.375	1-0 F8			L7		2-1 G6-3			G4-3	4	0	0	0	0	0	3									
<b>Inning Stats</b>	R: 5 E: 0 K: 0 S: 16	H: 5 LOB: 1 BB: 1 P: 32	R: 1 E: 0 K: 1 S: 14	H: 3 LOB: 2 BB: 0 P: 20	R: 0 E: 0 K: 0 S: 5	H: 0 LOB: 0 BB: 0 P: 10	R: 0 E: 0 K: 0 S: 14	H: 1 LOB: 1 BB: 0 P: 21	R: 0 E: 0 K: 0 S: 10	H: 1 LOB: 2 BB: 1 P: 18	R: 0 E: 0 K: 0 S: 5	H: 0 LOB: 0 BB: 0 P: 7	R: 0 E: 0 K: 0 S: 6	H: 0 LOB: 0 BB: 0 P: 10	R: 0 E: 0 K: 0 S: 5	H: 0 LOB: 0 BB: 0 P: 9	R: 0 E: 0 K: 0 S: 7	H: 0 LOB: 1 BB: 1 P: 12	1B: 8 2B: 2 3B: 0 HR: 0	SF: 1 SAC: 0 DP: 0 HBP: 0	WP: 0 PB: 0 SB: 2 CS: 0	PA: 40			
<b>PITCHER</b>	IP	WLS	BF	H	R	ER	SO	BB	IBB	HBP	BLK	WP	HR	S	P	ERA	WHIP								
<b>Mike Ignasiak, R</b> (1, 1) ERA: 5.79	4.0	L	22	9	6	6	1	1	0	0	1	0	0	49	83	13.50	2.500								
<b>Jaime Navarro, R</b> (5, 1) ERA: 7.09	3.0		11	1	0	0	0	1	0	0	0	0	0	21	35	0.00	0.667								
<b>Mike Fetters, R</b> (8, 1) ERA: 2.79	2.0		7	0	0	0	0	1	0	0	0	0	0	12	21	0.00	0.500								

Batter	1	2	3	4	5	6	7	8	9	AB	R	H	RBI	BB	SO	LOB	BOTTOM								
<b>Turner Ward, S</b> (1, 8) OBP: 0.386, SLG: 0.451	4-1 L4-3 BB BB	2-1 G6-3		F9					G4-3	4	0	1	0	1	0	2	<b>Baltimore Orioles @ Milwaukee Brewers</b> <b>Milwaukee County Stadium, Milwaukee, WI</b> Wed May 25 1994, 4:33 AM EDT Att: 16,846 - Sunny - 65 F <a href="http://livebaseballscorecards.com">livebaseballscorecards.com</a>								
<b>Jeff Cirillo, R</b> (1, 5) OBP: 0.240, SLG: 0.182	3-2 F8			G6-3					G6-3	4	0	0	0	0	0	1									
<b>Dave Nilsson, L</b> (9, PH) OBP: 0.287, SLG: 0.422									K	1	0	0	0	0	1	3									
<b>Greg Vaughn, R</b> (1, 7) OBP: 0.310, SLG: 0.469	4-2 L4-3 BB			P3					K	4	0	0	0	1	2	3									
<b>Brian Harper, R</b> (1, 10) OBP: 0.281, SLG: 0.352	3-2 L4-3			1-2 1B					F9	4	0	1	0	0	0	2									
<b>B.J. Surhoff, L</b> (1, 2) OBP: 0.182, SLG: 0.318	1-1 G4-3			P4					F8	4	0	1	0	0	0	3									
<b>John Jaha, R</b> (1, 3) OBP: 0.336, SLG: 0.460		2-2 1B PB FC5-4 1B							P4	4	3	3	2	0	0	1									
<b>Jody Reed, R</b> (1, 4) OBP: 0.360, SLG: 0.288		2-2 FC5-4 1B							G4-3	4	0	1	0	0	1	1									
<b>Matt Mieske, R</b> (1, 9) OBP: 0.355, SLG: 0.424		2-2 FC5-4 FC5-4							F7	3	0	0	1	1	0	2									
<b>Jose Valentin, S</b> (1, 6) OBP: 0.284, SLG: 0.356		1-2 3-H FC5-4							1B 1B BB	2	0	0	0	1	0	1									
<b>Troy O'Leary, L</b> (9, PH) OBP: 0.425, SLG: 0.769									G5-3	0	0	0	0	0	0	0									
<b>Tom Brunansky, R</b> (9, PH) OBP: 0.259, SLG: 0.308									1B	1	0	1	0	0	0	0									
<b>Inning Stats</b>	R: 0 E: 0 K: 0 S: 12	H: 0 LOB: 2 BB: 2 P: 27	R: 1 E: 0 K: 0 S: 15	H: 2 LOB: 1 BB: 0 P: 24	R: 0 E: 0 K: 0 S: 8	H: 1 LOB: 1 BB: 0 P: 11	R: 1 E: 0 K: 0 S: 15	H: 1 LOB: 1 BB: 1 P: 24	R: 0 E: 0 K: 0 S: 7	H: 0 LOB: 0 BB: 0 P: 10	R: 0 E: 0 K: 0 S: 12	H: 1 LOB: 1 BB: 0 P: 20	R: 0 E: 0 K: 0 S: 6	H: 0 LOB: 0 BB: 0 P: 7	R: 0 E: 0 K: 1 S: 9	H: 0 LOB: 0 BB: 0 P: 9	R: 1 E: 0 K: 3 S: 20	H: 3 LOB: 3 BB: 1 P: 30	1B: 5 2B: 1 3B: 0 HR: 2	SF: 0 SAC: 0 DP: 0 HBP: 0	WP: 0 PB: 1 SB: 1 CS: 0	PA: 39			
<b>PITCHER</b>	IP	WLS	BF	H	R	ER	SO	BB	IBB	HBP	BLK	WP	HR	S	P	ERA	WHIP								
<b>Jamie Moyer, L</b> (1, 1) ERA: 5.97	8.0	W	33	6	3	3	1	3	0	0	0	0	0	86	134	3.38	1.125								
<b>Mark Williamson, R</b> (9, 1) ERA: 3.57	0.1		2	0	0	0	1	1	0	0	0	0	0	4	9	0.00	3.000								
<b>Jim Poole, L</b> (9, 1) ERA: 5.06	0.0		1	1	0	0	0	0	0	0	0	0	0	4	7	∞	∞								
<b>Lee Smith, R</b> (9, 1) ERA: 0.98	0.2	S	3	1	0	0	2	0	0	0	0	0	0	10	12	0.00	1.500								





Batter	1	2	3	4	5	6	7	8	9	AB	R	H	RBI	BB	SO	LOB	TOP					
<b>Eric Anthony, L</b> OBP: 0.288, SLG: 0.418 (1, 7)	G3			K	F7		K			4	0	0	0	0	2	2	<b>Seattle Mariners @ Milwaukee Brewers</b> Milwaukee County Stadium, Milwaukee, WI Fri May 27 1994, 8:05 PM EDT Att: 35,495 - Unknown - 62 F					
<b>Luis Sojo, R</b> OBP: 0.352, SLG: 0.510 (1, 4)	P3			G1-3	G6-3			F8		4	0	0	0	0	1							
<b>Ken Griffey Jr., L</b> OBP: 0.414, SLG: 0.778 (1, 8)	G1-3			BB	1B		P2	K		4	0	1	0	0	1							
<b>Jay Buhner, R</b> OBP: 0.410, SLG: 0.621 (1, 9)		L9		BB	BB		P4	1B		3	0	1	0	1	0							
<b>Edgar Martinez, R</b> OBP: 0.387, SLG: 0.449 (1, 5)	G6-3			BB	BB		G3-1	1B		3	0	0	0	1	1							
<b>Tino Martinez, L</b> OBP: 0.301, SLG: 0.414 (1, 3)	K			BB	P4		K	1B		3	0	0	0	1	2							
<b>Dale Sveum, S</b> OBP: 0.289, SLG: 0.333 (1, 10)				K		HR	K	K		4	1	1	1	0	3							
<b>Felix Fermin, R</b> OBP: 0.358, SLG: 0.394 (1, 6)				G4-3	G4-3		2B	1B		4	1	3	0	0	0							
<b>Dan Wilson, R</b> OBP: 0.262, SLG: 0.298 (1, 2)	G4-3			G4-3	G4-3		2B	G6-3		4	0	1	1	0	0							
<b>Inning Stats</b>	R: 0 E: 0 K: 0 S: 4	H: 0 LOB: 0 BB: 0 P: 6	R: 0 E: 0 K: 1 S: 8	H: 0 LOB: 0 BB: 0 P: 12	R: 0 E: 0 K: 1 S: 8	H: 0 LOB: 0 BB: 0 P: 11	R: 0 E: 0 K: 1 S: 18	H: 1 LOB: 3 BB: 2 P: 30	R: 1 E: 0 K: 0 S: 9	H: 2 LOB: 1 BB: 0 P: 15	R: 0 E: 0 K: 0 S: 9	H: 0 LOB: 0 BB: 0 P: 10	R: 1 E: 0 K: 3 S: 12	H: 2 LOB: 1 BB: 0 P: 19	R: 0 E: 0 K: 2 S: 14	H: 1 LOB: 1 BB: 1 P: 21	R: 0 E: 0 K: 1 S: 7	H: 1 LOB: 1 BB: 1 P: 16	1B: 5 2B: 1 3B: 0 HR: 1	SF: 0 SAC: 0 DP: 1 HBP: 0	WP: 0 PB: 0 SB: 0 CS: 0	PA: 36
<b>PITCHER</b>	IP	WLS	BF	H	R	ER	SO	BB	IBB	HBP	BLK	WP	HR	S	P	ERA	WHIP					
<b>21 Cal Eldred, R</b> ERA: 5.11	(1, 1)	8.0	W	33	6	2	2	8	3	0	0	0	0	1	82	128	2.25	1.125				
<b>Mike Fetters, R</b> ERA: 2.66	(9, 1)	1.0	S	3	1	0	0	1	0	0	0	0	0	7	12	0.00	1.000					

AB	33
R	2
H	7
RBI	2
BB	3
SO	9
LOB	11



Batter	1	2	3	4	5	6	7	8	9	AB	R	H	RBI	BB	SO	LOB	BOTTOM				
<b>Darryl Hamilton, L</b> OBP: 0.362, SLG: 0.340 (1, 8)	G1-3					G4-3				3	0	0	0	1	0	0	<b>Seattle Mariners @ Milwaukee Brewers</b> Milwaukee County Stadium, Milwaukee, WI Fri May 27 1994, 8:05 PM EDT Att: 35,495 - Unknown - 62 F				
<b>Alex Diaz, S</b> OBP: 0.274, SLG: 0.389 (8, 8)							BB			0	0	0	0	0	0	0					
<b>Turner Ward, S</b> OBP: 0.379, SLG: 0.441 (1, 9)	B3					L4		F8		4	0	0	0	0	3						
<b>Greg Vaughn, R</b> OBP: 0.316, SLG: 0.500 (1, 7)	HR					1B		K		4	1	2	1	0	1						
<b>Brian Harper, R</b> OBP: 0.287, SLG: 0.362 (1, 10)	F7					1B				4	0	2	0	0	0						
<b>Matt Mieske, R</b> OBP: 0.355, SLG: 0.424 (8, PR)						1B		F8		0	1	0	0	0	0						
<b>Dave Nilsson, L</b> OBP: 0.280, SLG: 0.412 (1, 2)	G4-3					F7		F8		4	0	0	0	0	3						
<b>John Jaha, R</b> OBP: 0.333, SLG: 0.450 (1, 3)	K					G1-3		HR		3	1	0	0	1	1						
<b>B.J. Surhoff, L</b> OBP: 0.308, SLG: 0.520 (1, 5)						1B		HR		3	1	3	3	1	0						
<b>Jody Reed, R</b> OBP: 0.358, SLG: 0.282 (1, 4)	L8					G6-4-3		F7		3	0	0	0	1	0						
<b>Jose Valentin, S</b> OBP: 0.298, SLG: 0.421 (1, 6)						P2				3	1	2	1	0	0						
<b>Inning Stats</b>	R: 1 E: 0 K: 0 S: 7	H: 1 LOB: 0 BB: 0 P: 9	R: 0 E: 0 K: 1 S: 8	H: 0 LOB: 1 BB: 1 P: 15	R: 1 E: 0 K: 0 S: 9	H: 1 LOB: 0 BB: 0 P: 16	R: 0 E: 0 K: 0 S: 7	H: 0 LOB: 0 BB: 0 P: 9	R: 0 E: 0 K: 0 S: 13	H: 2 LOB: 2 BB: 0 P: 16	R: 0 E: 0 K: 0 S: 12	H: 2 LOB: 3 BB: 2 P: 24	R: 3 E: 0 K: 1 S: 13	H: 2 LOB: 1 BB: 1 P: 23	1B: 4 2B: 2 3B: 0 HR: 3	SF: 0 SAC: 0 DP: 1 HBP: 0	WP: 0 PB: 0 SB: 0 CS: 1	PA: 35			
<b>PITCHER</b>	IP	WLS	BF	H	R	ER	SO	BB	IBB	HBP	BLK	WP	HR	S	P	ERA	WHIP				
<b>Chris Bosio, R</b> ERA: 4.17	(1, 1)	7.0	L	29	7	2	2	1	0	0	0	0	0	6	10	27.00	3.000				
<b>Bill Riskey, R</b> ERA: 2.97	(8, 1)	0.1	L	2	1	1	1	1	0	0	0	0	0	7	13	27.00	1.500				
<b>Tim Davis, L</b> ERA: 2.12	(8, 1)	0.2	L	4	1	2	2	0	0	1	0	0	0	7	13	27.00	1.500				

AB	31
R	5
H	9
RBI	5
BB	4
SO	2
LOB	9





Batter	1	2	3	4	5	6	7	8	9	AB	R	H	RBI	BB	SO	LOB	TOP				
<b>Torey Lovullo, S</b> OBP: 0.276, SLG: 0.321 (1, 10)	G6-3		HR 2B		G4-3			G6-3		4	1	1	0	0	0	0	<b>Seattle Mariners @ Milwaukee Brewers</b> Milwaukee County Stadium, Milwaukee, WI Sat May 28 1994, 8:05 PM EDT Att: 28,011 - Unknown - 82 F				
<b>Luis Sojo, R</b> OBP: 0.345, SLG: 0.545 (1, 4)	L9		HR 2H			G6-3		G4-3		4	1	1	2	0	0						
<b>Ken Griffey Jr., L</b> OBP: 0.416, SLG: 0.789 (1, 8)	G4-3		FC6-4 1B			G6-3			HR	4	1	2	1	0	0						
<b>Jay Buhner, R</b> OBP: 0.412, SLG: 0.628 (1, 9)		FC3-6 BB	FC6-4 1-2			K			HR G6-3 3B	3	1	1	0	1	1						
<b>Tino Martinez, L</b> OBP: 0.295, SLG: 0.405 <b>Mike Blowers, R</b> OBP: 0.309, SLG: 0.300 (9, PH)	FC3-6 1-2			G4-3			L8		G6-3	3	0	0	0	0	0						
<b>Edgar Martinez, R</b> OBP: 0.381, SLG: 0.439 (1, 5)	L9			K			1B		G6-3	4	0	1	1	0	1						
<b>Eric Anthony, L</b> OBP: 0.294, SLG: 0.409 <b>Rich Amaral, R</b> OBP: 0.338, SLG: 0.406 (9, PH)	K			G1-3			P8		HR G6-3 3H	3	0	0	0	0	1						
<b>Felix Fermin, R</b> OBP: 0.348, SLG: 0.384 (1, 6)			G6-3		L8		F8		G6-3	4	0	0	0	0	0						
<b>Dan Wilson, R</b> OBP: 0.256, SLG: 0.291 (1, 2)			F8		K			G6-3		3	0	0	0	0	1						
<b>Inning Stats</b>	R: 0 E: 0 K: 0 S: 8	H: 0 LOB: 0 BB: 0 P: 12	R: 0 E: 0 K: 1 S: 6	H: 0 LOB: 1 BB: 1 P: 12	R: 2 E: 0 K: 0 S: 11	H: 3 LOB: 1 BB: 0 P: 15	R: 0 E: 0 K: 1 S: 7	H: 0 LOB: 0 BB: 0 P: 11	R: 0 E: 0 K: 1 S: 12	H: 0 LOB: 0 BB: 0 P: 20	R: 0 E: 0 K: 0 S: 7	H: 1 LOB: 1 BB: 0 P: 12	R: 0 E: 0 K: 0 S: 6	H: 0 LOB: 0 BB: 0 P: 9	R: 3 E: 0 K: 0 S: 9	H: 3 LOB: 0 BB: 0 P: 17	1B: 2 2B: 1 3B: 1 HR: 3	SF: 0 SAC: 0 DP: 0 HBP: 0	WP: 0 PB: 0 SB: 0 CS: 0	PA: 35	
<b>PITCHER</b>	IP	WLS	BF	H	R	ER	SO	BB	IBB	HBP	BLK	WP	HR	S	P	ERA	WHIP				
<b>Ricky Bones, R</b> ERA: 2.56 (1, 1)	8.0	W	31	6	4	4	4	1	0	0	0	0	2	65	107	4.50	0.875				
<b>Graeme Lloyd, L</b> ERA: 5.17 (9, 1)	0.2		3	1	1	1	0	0	0	0	0	0	1	4	7	13.50	1.500				
<b>Mike Fetters, R</b> ERA: 2.61 (9, 1)	0.1	S	1	0	0	0	0	0	0	0	0	0	0	3	5	0.00	0.000				

Batter	1	2	3	4	5	6	7	8	9	AB	R	H	RBI	BB	SO	LOB	BOTTOM				
<b>Darryl Hamilton, L</b> OBP: 0.358, SLG: 0.337 <b>Alex Diaz, S</b> OBP: 0.274, SLG: 0.389 (7, 8)	FC6-4 1B	G4-3			G4-3	L6-4				4	0	1	0	0	0	3	<b>Seattle Mariners @ Milwaukee Brewers</b> Milwaukee County Stadium, Milwaukee, WI Sat May 28 1994, 8:05 PM EDT Att: 28,011 - Unknown - 82 F				
<b>Turner Ward, S</b> OBP: 0.371, SLG: 0.431 (9, 7)	FC6-4 1-2		L8		K		P7			4	0	0	0	0	1						
<b>Greg Vaughn, R</b> OBP: 0.314, SLG: 0.485 <b>Matt Mieske, R</b> OBP: 0.355, SLG: 0.424 (9, 9)	FC6-4 1-2		G5-3		L5		G4-3 2B BB			3	1	0	0	1	0						
<b>Brian Harper, R</b> OBP: 0.280, SLG: 0.353 (1, 10)	K		G4-3			F7	G4-3			4	0	0	0	0	1						
<b>Dave Nilsson, L</b> OBP: 0.296, SLG: 0.438 (1, 2)		BB 2B 1B		BB FC1-2 2B		BB 1B 1B	2B			4	2	4	1	0	0						
<b>John Jaha, R</b> OBP: 0.344, SLG: 0.446 (1, 3)		2B BB		FC1-2 BB SF7-5-4-6 BB		1B BB	K			1	3	0	0	3	1						
<b>B.J. Surhoff, L</b> OBP: 0.367, SLG: 0.571 (1, 5)		2B		FC1-2 BB		E8 E 1B		G3		3	1	2	3	1	0						
<b>Jody Reed, R</b> OBP: 0.350, SLG: 0.275 (1, 4)	G6-3			FC1-2 BB		E5 L6-4 E		G5-3		4	0	0	0	0	5						
<b>Jose Valentin, S</b> OBP: 0.284, SLG: 0.405 (1, 6)	L5-3			SF7-5-4-6 BB		E4		K		3	0	0	2	0	1						
<b>Inning Stats</b>	R: 0 E: 0 K: 1 S: 13	H: 1 LOB: 1 BB: 0 P: 17	R: 2 E: 0 K: 0 S: 16	H: 2 LOB: 1 BB: 1 P: 24	R: 0 E: 0 K: 0 S: 7	H: 0 LOB: 0 BB: 0 P: 11	R: 1 E: 0 K: 0 S: 8	H: 1 LOB: 1 BB: 2 P: 20	R: 0 E: 0 K: 1 S: 6	H: 0 LOB: 0 BB: 0 P: 10	R: 3 E: 3 K: 0 S: 17	H: 2 LOB: 1 BB: 1 P: 30	R: 1 E: 0 K: 1 S: 11	H: 1 LOB: 1 BB: 1 P: 18	R: 0 E: 0 K: 1 S: 7	H: 0 LOB: 0 BB: 0 P: 12	1B: 4 2B: 5 3B: 0 HR: 0	SF: 1 SAC: 0 DP: 2 HBP: 0	WP: 0 PB: 0 SB: 0 CS: 0	PA: 36	
<b>PITCHER</b>	IP	WLS	BF	H	R	ER	SO	BB	IBB	HBP	BLK	WP	HR	S	P	ERA	WHIP				
<b>John Cummings, L</b> ERA: 5.6 (1, 1)	5.1	L	23	5	4	4	2	3	0	0	0	0	0	53	88	6.75	1.500				
<b>Jeff Nelson, R</b> ERA: 1.55 (6, 1)	1.2		10	2	3	1	1	2	0	0	0	0	0	25	42	5.40	2.400				
<b>Bobby Ayala, R</b> ERA: 2.08 (8, 1)	1.0		3	0	0	0	1	0	0	0	0	0	0	7	12	0.00	0.000				

AB	34
R	5
H	7
RBI	5
BB	1
SO	4
LOB	7



AB	30
R	7
H	7
RBI	6
BB	5
SO	4
LOB	15





Batter	1	2	3	4	5	6	7	8	9	AB	R	H	RBI	BB	SO	LOB	TOP					
<b>Rich Amaral, R</b> OBP: 0.327, SLG: 0.392 (1, 7)										5	0	0	0	0	3	0	<b>Seattle Mariners @ Milwaukee Brewers</b> Milwaukee County Stadium, Milwaukee, WI Sun May 29 1994, 4:33 AM EDT Att: 47,119 - Sunny - 80 F					
<b>Luis Sojo, R</b> OBP: 0.333, SLG: 0.517 (1, 4) (8, 6)										5	1	1	0	0	1	0						
<b>Ken Griffey Jr., L</b> OBP: 0.411, SLG: 0.772 (1, 8)										4	1	0	0	1	1	1						
<b>Jay Buhner, R</b> OBP: 0.414, SLG: 0.620 (1, 9)										2	1	0	0	2	1	1						
<b>Edgar Martinez, R</b> OBP: 0.396, SLG: 0.459 (1, 5)										3	2	2	2	1	0	0						
<b>Mike Blowers, R</b> OBP: 0.315, SLG: 0.301 (1, 3)										3	1	1	1	1	0	1						
<b>Keith Mitchell, R</b> OBP: 0.500, SLG: 0.300 (1, 10)										4	1	2	0	0	1	3						
<b>Felix Fermin, R</b> OBP: 0.354, SLG: 0.389 (8, PH)										3	1	2	2	0	0	0						
<b>Tino Martinez, L</b> OBP: 0.293, SLG: 0.405 (8, 4)										0	0	0	1	0	0	0						
<b>Torey Lovullo, S</b> OBP: 0.276, SLG: 0.321 (8, 4)										0	0	0	0	0	0	0						
<b>Bill Haselman, R</b> OBP: 0.263, SLG: 0.426 (8, PH)										3	0	1	2	0	0	1						
<b>Dale Sveum, S</b> OBP: 0.259, SLG: 0.320 (8, 2)										1	0	0	0	0	0	1						
<b>Dan Wilson, R</b> OBP: 0.256, SLG: 0.291 (8, 2)										0	0	0	0	0	0	0						
<b>Inning Stats</b>	R: 6 E: 0 K: 1 S: 16	H: 6 LOB: 1 BB: 1 P: 29	R: 1 E: 0 K: 1 S: 16	H: 1 LOB: 2 BB: 2 P: 30	R: 0 E: 0 K: 1 S: 7	H: 0 LOB: 0 BB: 0 P: 11	R: 0 E: 0 K: 2 S: 9	H: 0 LOB: 0 BB: 0 P: 14	R: 0 E: 0 K: 0 S: 4	H: 0 LOB: 0 BB: 0 P: 5	R: 0 E: 0 K: 1 S: 12	H: 1 LOB: 0 BB: 0 P: 15	R: 0 E: 0 K: 0 S: 3	H: 0 LOB: 0 BB: 1 P: 7	R: 1 E: 0 K: 0 S: 10	H: 1 LOB: 1 BB: 1 P: 18	R: 0 E: 0 K: 1 S: 6	H: 0 LOB: 0 BB: 0 P: 8	1B: 7 2B: 2 3B: 0 HR: 0	SF: 1 SAC: 0 DP: 2 HBP: 0	WP: 0 PB: 0 SB: 0 CS: 0	PA: 39
<b>PITCHER</b>	IP	WLS	BF	H	R	ER	SO	BB	IBB	HBP	BLK	WP	HR	S	P	ERA	WHIP					
<b>Teddy Higuera, L</b> ERA: 6.89 (1, 1)	1.2		14	7	7	6	1	2	0	0	0	0	0	24	45	32.40	5.400					
<b>Mike Ignasiak, R</b> ERA: 4.91 (2, 1)	3.1		12	1	0	0	4	1	0	0	0	0	0	34	51	0.00	0.600					
<b>Doug Henry, R</b> ERA: 2.16 (6, 1)	2.1	W	8	1	1	1	1	2	0	0	0	0	0	14	26	3.86	1.286					
<b>Bob Scanlan, R</b> ERA: 5.55 (8, 1)	1.2	S	5	0	0	0	1	0	0	0	0	0	0	11	15	0.00	0.000					

Batter	1	2	3	4	5	6	7	8	9	AB	R	H	RBI	BB	SO	LOB	BOTTOM				
<b>Darryl Hamilton, L</b> OBP: 0.360, SLG: 0.339 (1, 8)										5	2	2	1	0	1	2	<b>Seattle Mariners @ Milwaukee Brewers</b> Milwaukee County Stadium, Milwaukee, WI Sun May 29 1994, 4:33 AM EDT Att: 47,119 - Sunny - 80 F				
<b>Alex Diaz, S</b> OBP: 0.274, SLG: 0.389 (8, 8)										4	0	1	2	0	0	1					
<b>Turner Ward, S</b> OBP: 0.367, SLG: 0.427 (1, 9)										4	0	1	2	0	0	1					
<b>Greg Vaughn, R</b> OBP: 0.325, SLG: 0.528 (1, 7)										5	1	3	3	0	2	0					
<b>Brian Harper, R</b> OBP: 0.283, SLG: 0.350 (1, 10)										4	0	1	0	1	0	3					
<b>Dave Nilsson, L</b> OBP: 0.290, SLG: 0.428 (1, 2)										4	0	0	0	0	0	2					
<b>John Jaha, R</b> OBP: 0.342, SLG: 0.440 (1, 3)										4	1	1	0	0	0	1					
<b>B.J. Surhoff, L</b> OBP: 0.382, SLG: 0.613 (1, 5)										3	2	1	0	1	2	1					
<b>Jody Reed, R</b> OBP: 0.364, SLG: 0.293 (1, 4)										4	1	4	1	0	0	0					
<b>Jose Valentin, S</b> OBP: 0.283, SLG: 0.398 (1, 6)										4	2	1	1	0	0	3					
<b>Inning Stats</b>	R: 0 E: 0 K: 0 S: 13	H: 1 LOB: 0 BB: 0 P: 21	R: 4 E: 0 K: 1 S: 21	H: 6 LOB: 2 BB: 0 P: 36	R: 0 E: 0 K: 1 S: 5	H: 0 LOB: 0 BB: 0 P: 9	R: 0 E: 0 K: 1 S: 11	H: 1 LOB: 1 BB: 0 P: 16	R: 0 E: 0 K: 0 S: 8	H: 0 LOB: 1 BB: 1 P: 14	R: 4 E: 0 K: 0 S: 16	H: 5 LOB: 1 BB: 0 P: 25	R: 1 E: 1 K: 0 S: 11	H: 1 LOB: 1 BB: 1 P: 21	R: 0 E: 0 K: 1 S: 7	H: 0 LOB: 0 BB: 0 P: 12	1B: 11 2B: 1 3B: 1 HR: 1	SF: 1 SAC: 0 DP: 0 HBP: 0	WP: 0 PB: 0 SB: 0 CS: 0	PA: 40	
<b>PITCHER</b>	IP	WLS	BF	H	R	ER	SO	BB	IBB	HBP	BLK	WP	HR	S	P	ERA	WHIP				
<b>Roger Salkeld, R</b> ERA: 5.74 (1, 1)	5.0		26	10	6	6	4	1	0	0	0	0	0	60	100	10.80	2.200				
<b>Tim Davis, L</b> ERA: 3.0 (6, 1)	1.0	L	6	3	2	2	0	0	0	0	0	0	1	14	21	18.00	3.000				
<b>Rich Gossage, R</b> ERA: 3.0 (7, 1)	1.0		5	1	1	0	0	1	0	0	0	0	0	11	21	0.00	2.000				
<b>Bill Risley, R</b> ERA: 2.7 (8, 1)	1.0		3	0	0	0	1	0	0	0	0	0	0	7	12	0.00	0.000				



Batter	1	2	3	4	5	6	7	8	9	AB	R	H	RBI	BB	SO	LOB	TOP									
David Hulse, L (1, 8) OBP: 0.332, SLG: 0.347										3	1	1	0	1	0	3	<b>Texas Rangers @ Milwaukee Brewers</b> <b>Milwaukee County Stadium, Milwaukee, WI</b> Mon May 30 1994, 4:33 AM EDT Att: 14,605 - Sunny - 83 F									
Jeff Frys, R (1, 4) OBP: 0.482, SLG: 0.549										5	0	3	3	0	0	1										
Jose Canseco, R (1, 10) OBP: 0.403, SLG: 0.511										5	0	0	0	0	3	5										
Will Clark, L (1, 3) OBP: 0.467, SLG: 0.580										4	0	1	1	0	0	1										
29 Rusty Greer, L (1, 7) OBP: 0.418, SLG: 0.549										3	0	0	0	1	0	1										
Dean Palmer, R (1, 5) OBP: 0.302, SLG: 0.432										4	0	1	0	0	0	2										
Oddibe McDowell, L (1, 9) OBP: 0.493, SLG: 0.404										4	1	1	0	0	0	3										
Ivan Rodriguez, R (1, 2) OBP: 0.363, SLG: 0.449										3	1	0	0	0	1	2										
Manuel Lee, S (1, 6) OBP: 0.331, SLG: 0.353										4	2	3	1	0	0	0										
<b>Inning Stats</b>	R: 1 E: 0 K: 0 S: 9	H: 2 LOB: 1 BB: 0 P: 14	R: 0 E: 0 K: 1 S: 11	H: 0 LOB: 0 BB: 0 P: 13	R: 1 E: 0 K: 0 S: 7	H: 1 LOB: 0 BB: 0 P: 11	R: 0 E: 0 K: 0 S: 6	H: 1 LOB: 1 BB: 0 P: 11	R: 1 E: 0 K: 1 S: 12	H: 2 LOB: 1 BB: 1 P: 19	R: 0 E: 0 K: 0 S: 11	H: 1 LOB: 2 BB: 1 P: 20	R: 0 E: 0 K: 1 S: 10	H: 0 LOB: 0 BB: 1 P: 17	R: 0 E: 0 K: 0 S: 3	H: 0 LOB: 0 BB: 0 P: 6	R: 2 E: 1 K: 1 S: 15	H: 3 LOB: 1 BB: 0 P: 26	1B: 6 2B: 4 3B: 0 HR: 0	SF: 0 SAC: 1 DP: 1 HBP: 1	WP: 0 PB: 0 SB: 1 CS: 0	PA: 39				
<b>PITCHER</b>	IP WLS BF H R ER SO BB IBB HBP BLK WP HR S P ERA WHIP																									
Bill Wegman, R (1, 1) ERA: 3.15	4.2	20	6	3	3	1	0	0	0	0	0	0	0	0	42	65	5.79	1.286								
Jesse Orosco, L (5, 1) ERA: 4.91	2.1	10	1	0	0	2	2	0	0	0	0	0	0	0	24	40	0.00	1.286								
Graeme Lloyd, L (8, 1) ERA: 5.4	1.0	4	1	1	1	0	0	0	0	0	0	0	0	5	9	9.00	1.000									
Mike Fetters, R (9, 1) ERA: 2.91	1.0	L 5	2	1	1	1	0	0	1	0	0	0	0	13	23	9.00	2.000									


AB	35
R	5
H	10
RBI	5
BB	2
SO	4
LOB	18




Batter	1	2	3	4	5	6	7	8	9	AB	R	H	RBI	BB	SO	LOB	BOTTOM									
Darryl Hamilton, L (1, 8) OBP: 0.364, SLG: 0.354										4	1	2	1	0	0	1	<b>Texas Rangers @ Milwaukee Brewers</b> <b>Milwaukee County Stadium, Milwaukee, WI</b> Mon May 30 1994, 4:33 AM EDT Att: 14,605 - Sunny - 83 F									
Alex Diaz, S (9, 8) OBP: 0.274, SLG: 0.389										0	0	0	0	0	0	0										
Tom Brunansky, R (9, PH) OBP: 0.250, SLG: 0.296										1	0	0	0	0	0	1										
Turner Ward, S (1, 9) OBP: 0.364, SLG: 0.426										5	0	1	0	0	2	3										
Greg Vaughn, R (1, 7) OBP: 0.313, SLG: 0.504										5	0	0	0	0	2	5										
Brian Harper, R (1, 10) OBP: 0.288, SLG: 0.360										4	1	2	0	0	0	0										
Dave Nilsson, L (1, 2) OBP: 0.305, SLG: 0.446										4	1	4	2	0	0	0										
John Jaha, R (1, 3) OBP: 0.346, SLG: 0.449										4	0	2	1	0	1	3										
B.J. Surhoff, L (1, 5) OBP: 0.342, SLG: 0.543										4	0	0	0	0	0	3										
Jody Reed, R (1, 4) OBP: 0.361, SLG: 0.298										4	1	1	0	0	0	2										
Jose Valentin, S (1, 6) OBP: 0.292, SLG: 0.388										2	0	0	0	2	2	0										
<b>Inning Stats</b>	R: 1 E: 0 K: 2 S: 14	H: 3 LOB: 2 BB: 0 P: 20	R: 0 E: 0 K: 1 S: 9	H: 0 LOB: 0 BB: 0 P: 11	R: 0 E: 0 K: 0 S: 8	H: 0 LOB: 0 BB: 0 P: 15	R: 0 E: 0 K: 0 S: 12	H: 2 LOB: 2 BB: 0 P: 19	R: 0 E: 0 K: 3 S: 13	H: 1 LOB: 1 BB: 0 P: 23	R: 1 E: 0 K: 1 S: 10	H: 2 LOB: 0 BB: 1 P: 13	R: 1 E: 0 K: 0 S: 8	H: 1 LOB: 1 BB: 1 P: 16	R: 0 E: 0 K: 0 S: 6	H: 2 LOB: 0 BB: 0 P: 7	R: 0 E: 0 K: 0 S: 10	H: 1 LOB: 2 BB: 1 P: 19	1B: 6 2B: 6 3B: 0 HR: 0	SF: 0 SAC: 0 DP: 1 HBP: 0	WP: 1 PB: 1 SB: 0 CS: 0	PA: 39				
<b>PITCHER</b>	IP WLS BF H R ER SO BB IBB HBP BLK WP HR S P ERA WHIP																									
Kevin Brown, R (1, 1) ERA: 5.86	8.0	W 34	11	4	3	7	1	0	0	0	0	0	0	0	80	124	3.38	1.500								
Cris Carpenter, R (9, 1) ERA: 3.04	0.1	2	0	0	0	0	1	0	0	0	0	0	0	2	7	0.00	3.000									
Rick Honeycutt, L (9, 1) ERA: 7.36	0.1	2	1	0	0	0	0	0	0	0	0	0	0	6	10	0.00	3.000									
Jay Howell, R (9, 1) ERA: 9.35	0.1	S 1	0	0	0	0	0	0	0	0	0	0	0	2	2	0.00	0.000									





Batter	1	2	3	4	5	6	7	8	9	AB	R	H	RBI	BB	SO	LOB	TOP			
David Hulse, L OBP: 0.329, SLG: 0.353	G5-3	F8		1B		K			L6	5	1	1	0	0	1	1	<p><b>Texas Rangers @ Milwaukee Brewers</b> Milwaukee County Stadium, Milwaukee, WI Tue May 31 1994, 8:05 PM EDT Att: 11,334 - Unknown - 84 F</p> <p>livebaseballscorecards.com</p> <p>AB 35 R 7 H 13 RBI 7 BB 3 SO 3 LOB 16</p> 			
Jeff Frye, R OBP: 0.489, SLG: 0.554	G3	FC6-4		K			G6-3			3	1	1	0	2	1	2				
Will Clark, L OBP: 0.465, SLG: 0.573	G3	FC4-6					G6-3		F8	4	1	1	1	1	0	3				
Jose Canseco, R OBP: 0.400, SLG: 0.511	G3			G6-4-3			G1-3			4	1	1	0	0	0	3				
29 Rusty Greer, L OBP: 0.424, SLG: 0.564	2B			F7			F8		1B	4	1	2	2	0	0	1				
Dean Palmer, R OBP: 0.316, SLG: 0.451	1B						F8			4	2	3	0	0	0	0				
Billy Ripken, R OBP: 0.313, SLG: 0.396	1B			PB					L3	0	0	0	0	0	0	0				
Oddibe McDowell, L OBP: 0.484, SLG: 0.420	1B			SF7					K	3	0	2	3	0	1	2				
Manuel Lee, S OBP: 0.330, SLG: 0.351	P5						F7		L3	4	0	1	1	0	0	3				
Junior Ortiz, R OBP: 0.333, SLG: 0.333				FC6-4			G4-3		G5-3	4	0	1	0	0	0	1				
<b>Inning Stats</b>	R: 4 E: 0 K: 0 S: 18	H: 4 LOB: 1 BB: 1 P: 32	R: 0 E: 0 K: 0 S: 9	H: 1 LOB: 1 BB: 0 P: 12	R: 2 E: 0 K: 0 S: 9	H: 3 LOB: 1 BB: 0 P: 13	R: 1 E: 0 K: 1 S: 8	H: 2 LOB: 0 BB: 0 P: 11	R: 0 E: 0 K: 0 S: 10	H: 0 LOB: 0 BB: 0 P: 13	R: 0 E: 0 K: 0 S: 3	H: 0 LOB: 0 BB: 0 P: 10	R: 0 E: 0 K: 1 S: 10	H: 2 LOB: 2 BB: 0 P: 15	R: 0 E: 0 K: 0 S: 10	H: 0 LOB: 1 BB: 1 P: 20	1B: 8 2B: 5 3B: 1 HR: 0	SF: 1 SAC: 0 DP: 3 HBP: 0	WP: 0 PB: 1 SB: 0 CS: 1	PA: 39
<b>PITCHER</b>	IP WLS BF H R ER SO BB IBB HBP BLK WP HR S P ERA WHIP																			
Jaime Navarro, R ERA: 7.69	3.1 L 21 10 7 6 1 1 0 0 0 0 0 42 64 16.20 3.300																			
Jose Mercedes, R ERA	5.1 16 3 0 0 2 1 0 0 0 0 0 37 62 0.00 0.750																			
Bob Scanlan, R ERA: 5.47	0.1 2 0 0 0 0 1 0 0 0 0 0 5 11 0.00 3.000																			

Batter	1	2	3	4	5	6	7	8	9	AB	R	H	RBI	BB	SO	LOB	BOTTOM					
Darryl Hamilton, L OBP: 0.351, SLG: 0.339	G5-3		F7		F8		G3		G4-6-3	5	0	0	0	0	0	4	<p><b>Texas Rangers @ Milwaukee Brewers</b> Milwaukee County Stadium, Milwaukee, WI Tue May 31 1994, 8:05 PM EDT Att: 11,334 - Unknown - 84 F</p> <p>livebaseballscorecards.com</p> <p>AB 34 R 4 H 9 RBI 2 BB 5 SO 7 LOB 18</p> 					
Turner Ward, S OBP: 0.364, SLG: 0.423	2B		K		K		F9			4	1	1	0	1	2	2						
Greg Vaughn, R OBP: 0.324, SLG: 0.517	F7				FC6-4				1B	5	2	3	1	0	1	3						
Brian Harper, R OBP: 0.293, SLG: 0.370	F7		K						1B	4	0	2	0	0	1	2						
Dave Nilsson, L OBP: 0.307, SLG: 0.447					G4-3		F8		G3-6	2	0	1	1	0	0	0						
Bill Spiers, L OBP: 0.331, SLG: 0.303									G3-6	2	0	0	0	0	0	2						
John Jaha, R OBP: 0.337, SLG: 0.437	L7				L7		K		K	4	0	0	0	0	2	2						
B.J. Surhoff, L OBP: 0.357, SLG: 0.579		G3					P5			3	1	1	0	1	0	1						
Jody Reed, R OBP: 0.364, SLG: 0.299		F7			G6-3				E5	3	0	1	0	1	0	1						
Jose Valentin, S OBP: 0.293, SLG: 0.379							F8			2	0	0	0	1	1	1						
Matt Mieske, R ERA: 3.57									F8	0	0	0	0	0	0	0						
Alex Diaz, S OBP: 0.281, SLG: 0.389							FC6-4			0	0	0	0	1	0	0						
<b>Inning Stats</b>	R: 2 E: 0 K: 0 S: 14	H: 3 LOB: 0 BB: 0 P: 25	R: 0 E: 0 K: 1 S: 8	H: 0 LOB: 0 BB: 0 P: 11	R: 0 E: 0 K: 2 S: 13	H: 1 LOB: 1 BB: 0 P: 17	R: 0 E: 0 K: 0 S: 9	H: 1 LOB: 1 BB: 0 P: 15	R: 0 E: 0 K: 1 S: 10	H: 0 LOB: 1 BB: 1 P: 19	R: 0 E: 0 K: 1 S: 7	H: 1 LOB: 1 BB: 0 P: 12	R: 0 E: 1 K: 0 S: 7	H: 1 LOB: 1 BB: 0 P: 12	R: 1 E: 0 K: 1 S: 7	H: 2 LOB: 0 BB: 0 P: 10	R: 1 E: 0 K: 1 S: 10	H: 0 LOB: 2 BB: 4 P: 30	1B: 6 2B: 2 3B: 1 HR: 0	SF: 0 SAC: 0 DP: 2 HBP: 0	WP: 0 PB: 0 SB: 0 CS: 0	PA: 39
<b>PITCHER</b>	IP WLS BF H R ER SO BB IBB HBP BLK WP HR S P ERA WHIP																					
Roger Pavlik, R ERA: 8.69	7.0 W 31 9 3 3 3 5 1 0 0 0 0 0 71 116 3.86 1.429																					
Darren Oliver, L ERA: 3.57	1.0 4 0 1 1 1 2 0 0 0 0 0 9 18 9.00 2.000																					
Matt Whiteside, R ERA: 4.63	0.2 3 0 0 0 0 2 0 0 0 0 0 2 11 0.00 3.000																					
Jay Howell, R ERA: 9.17	0.1 S 1 0 0 0 1 0 0 0 0 0 0 3 6 0.00 0.000																					



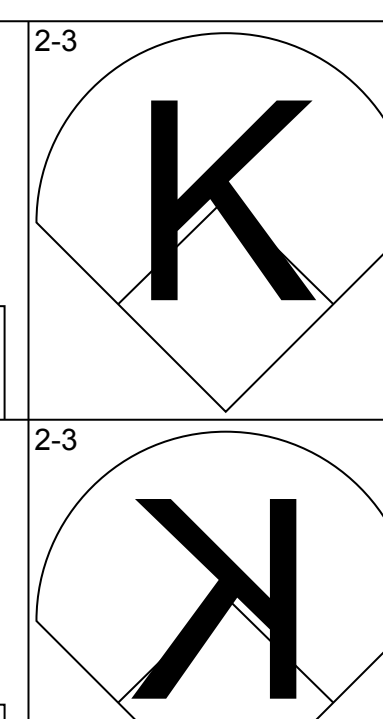
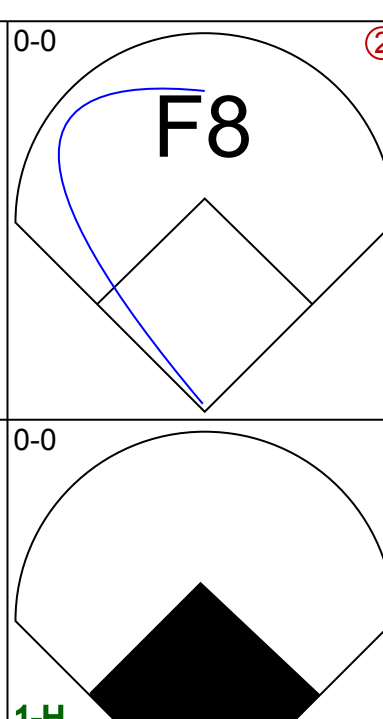
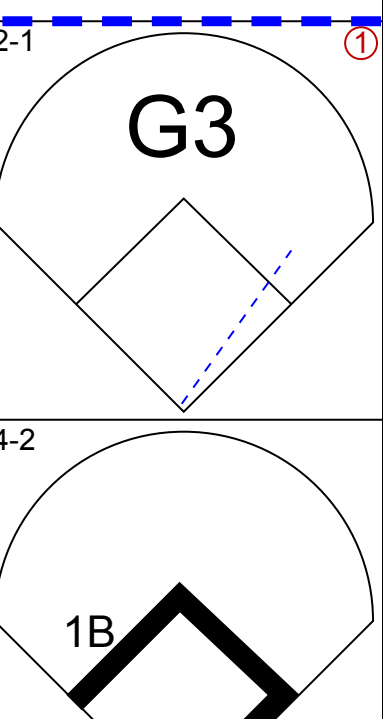
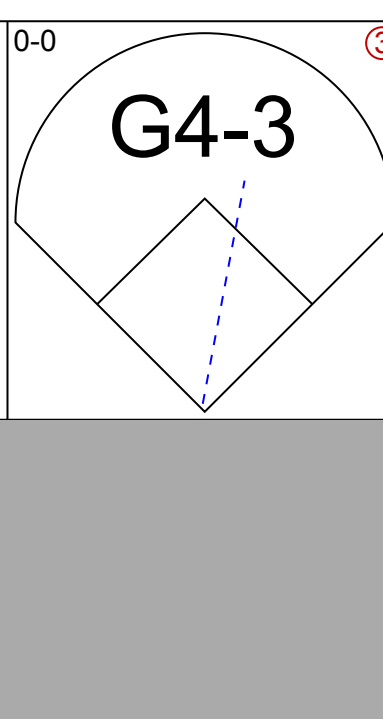
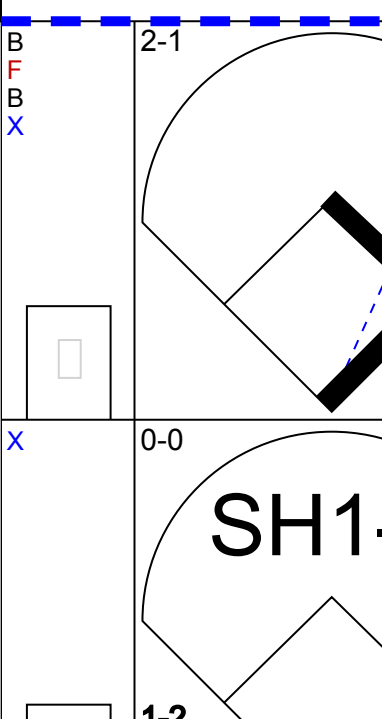
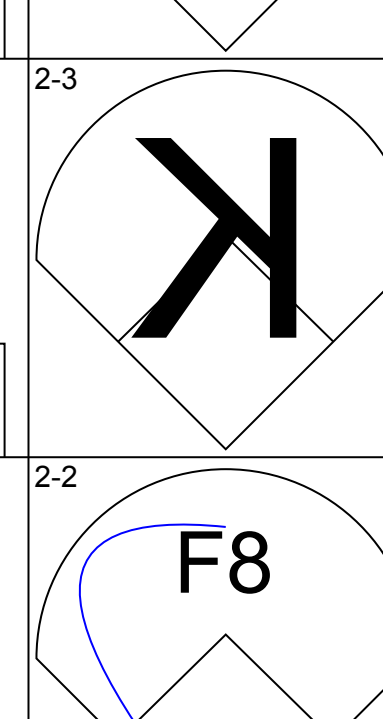
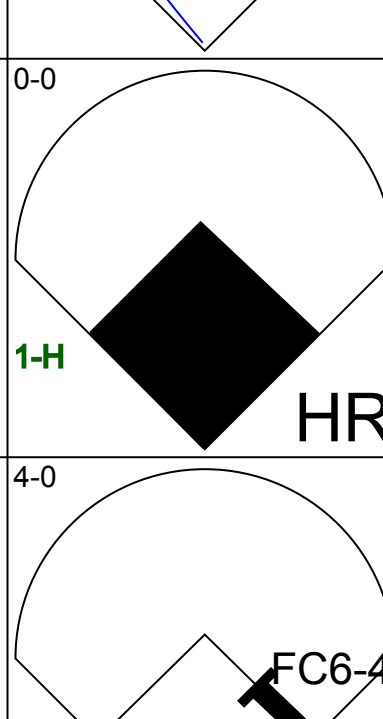
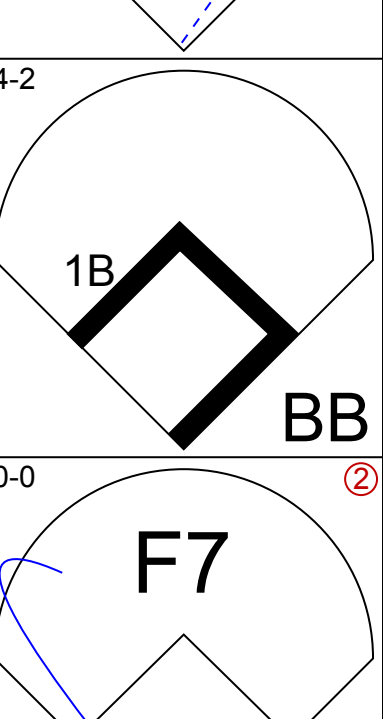
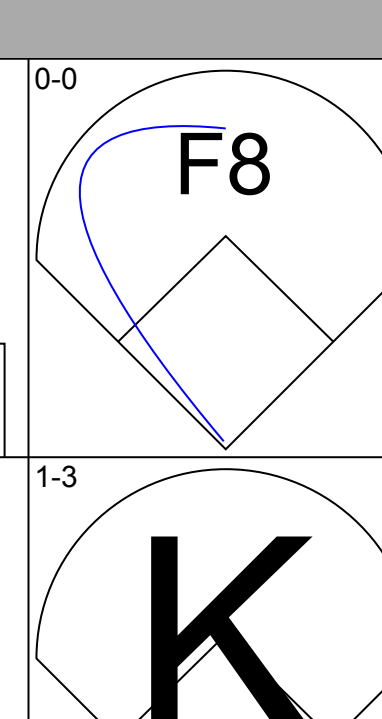
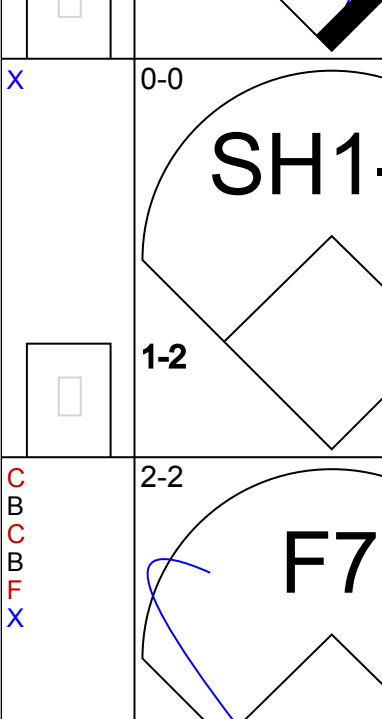
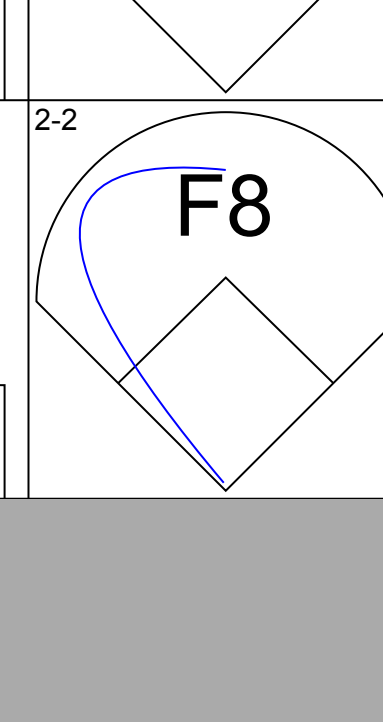
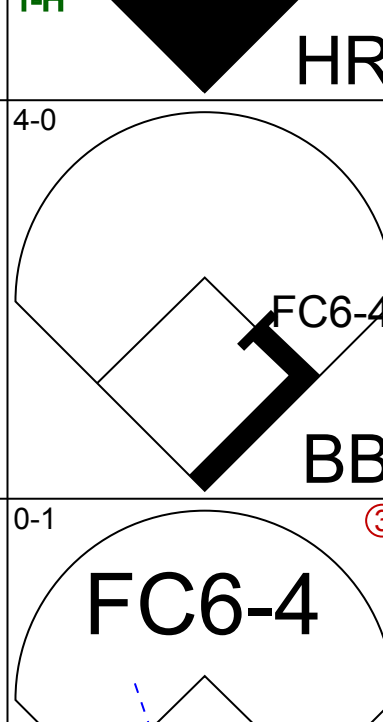
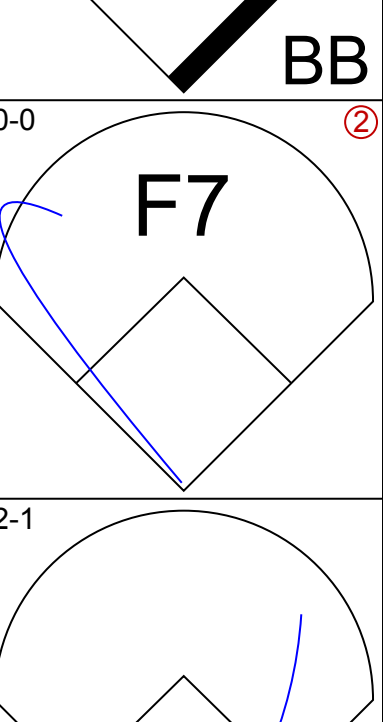
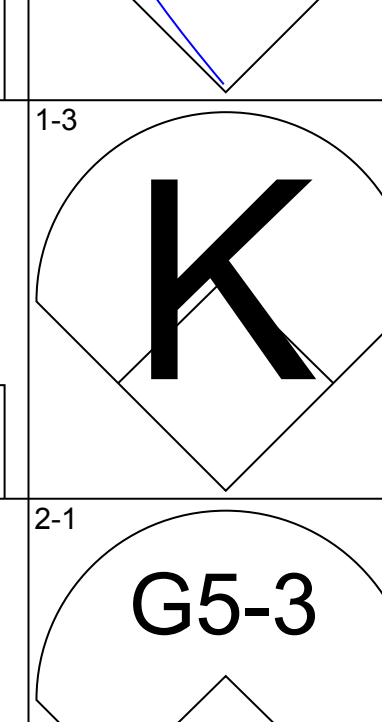
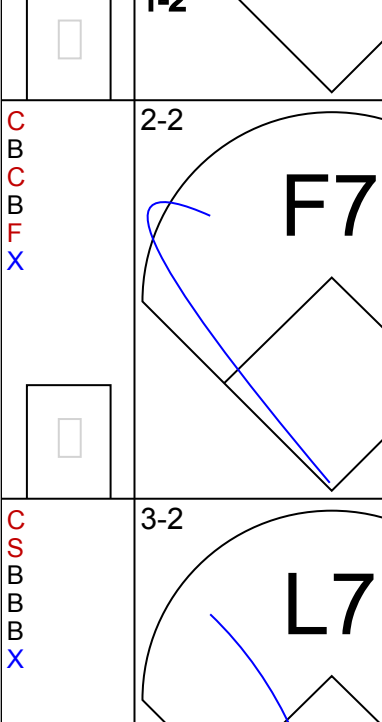
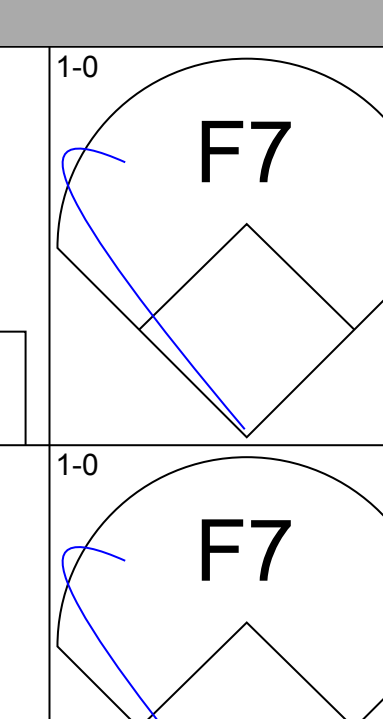
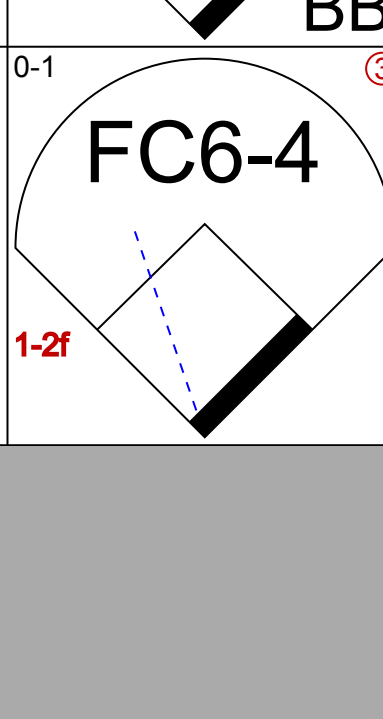
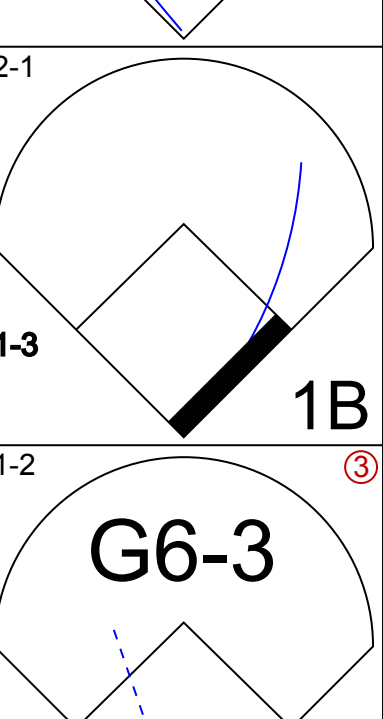
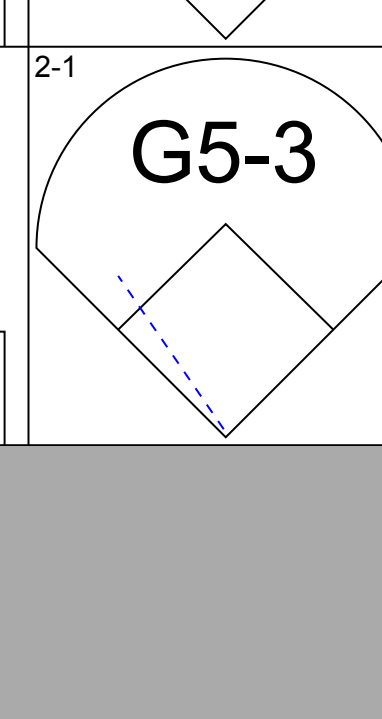
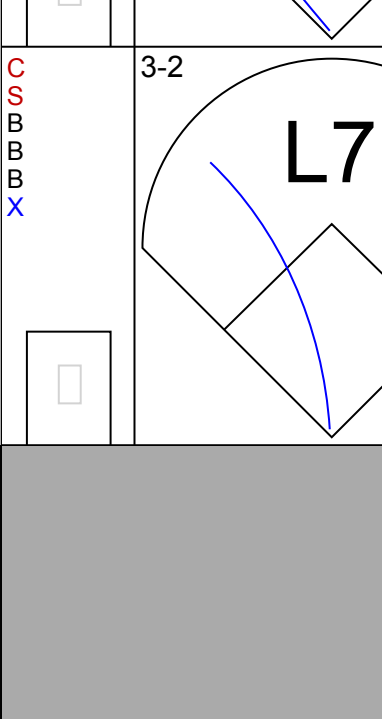
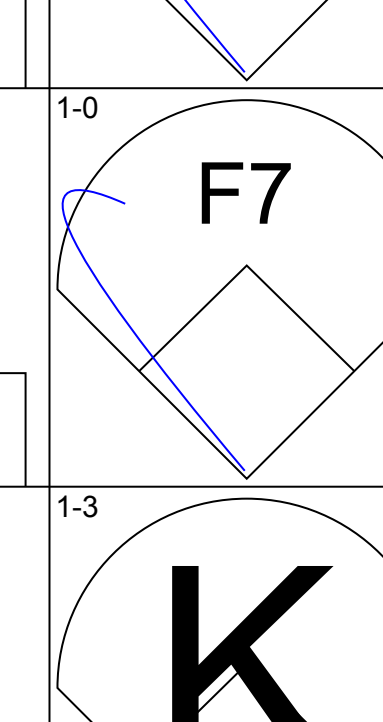
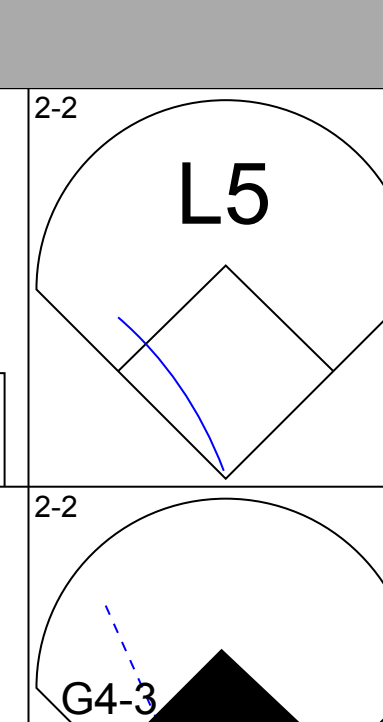
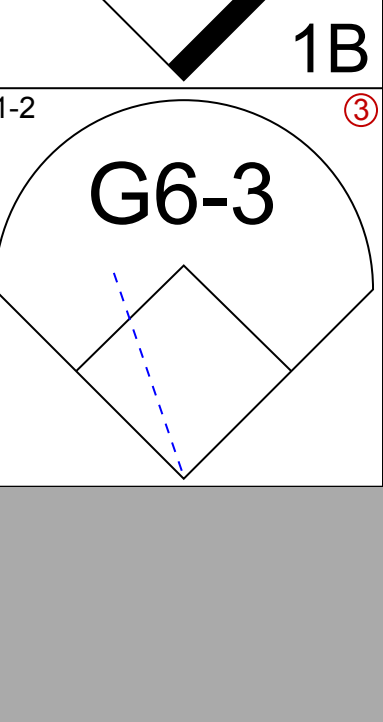
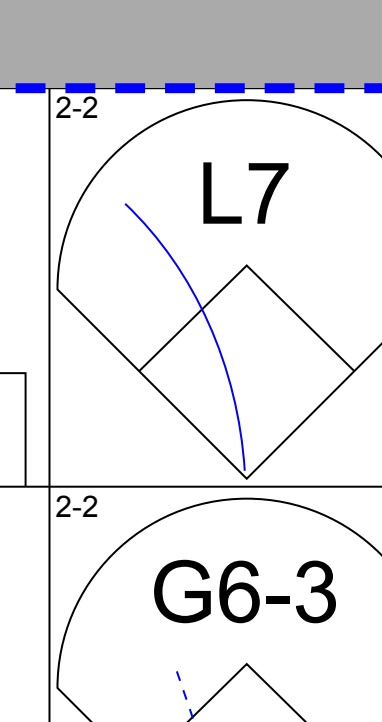
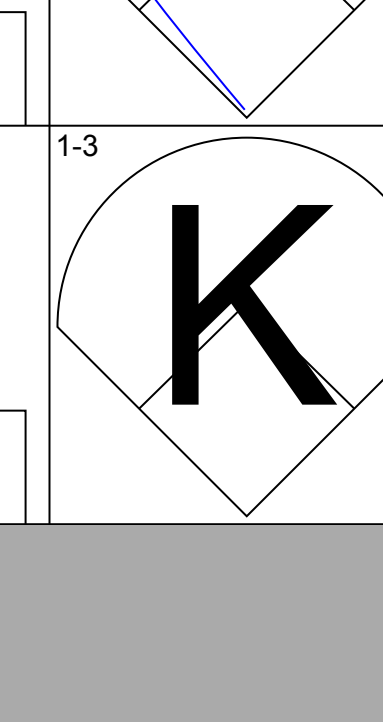
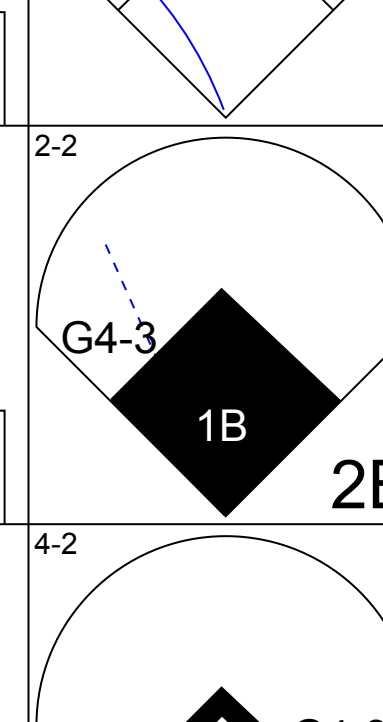

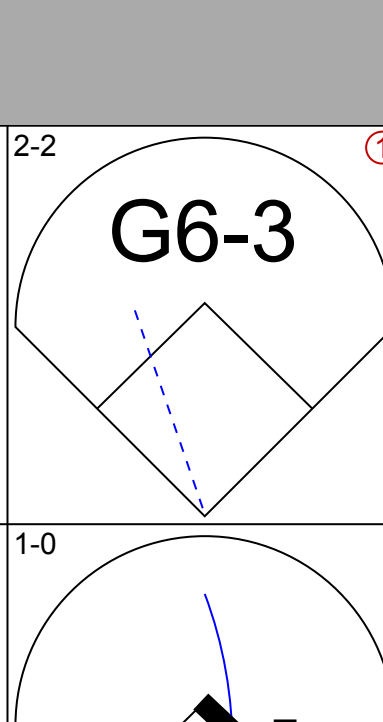
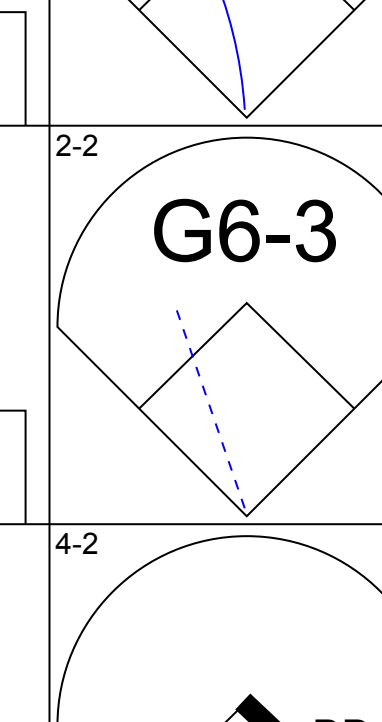
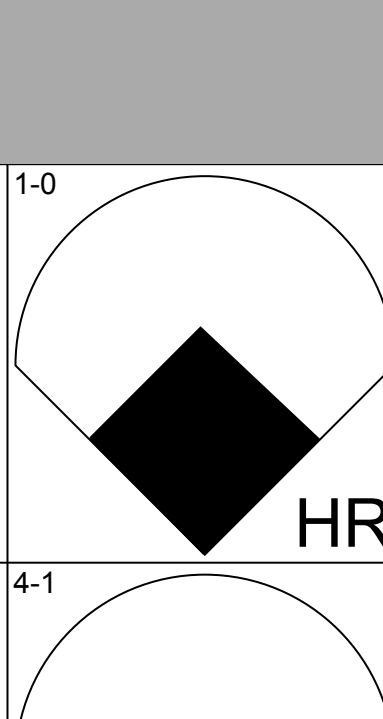
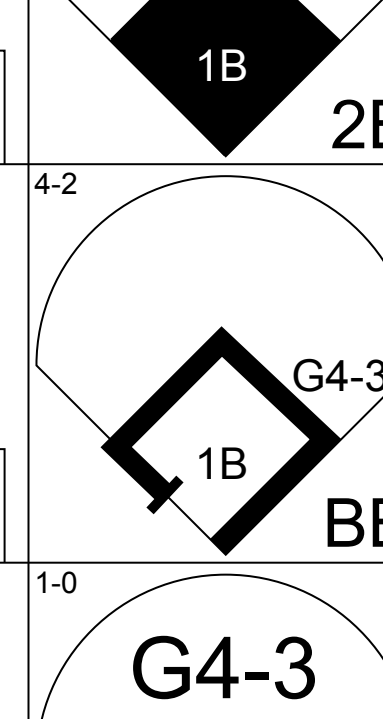

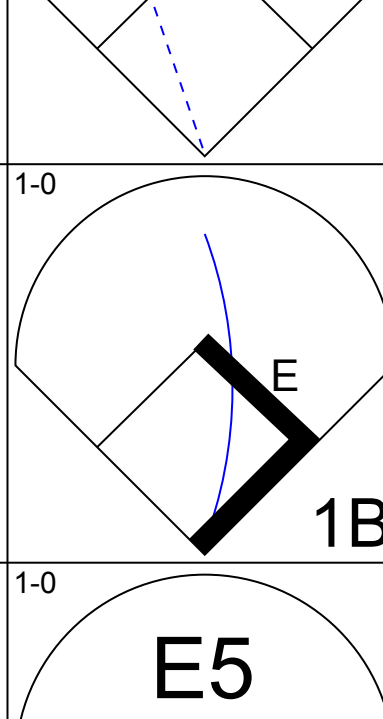
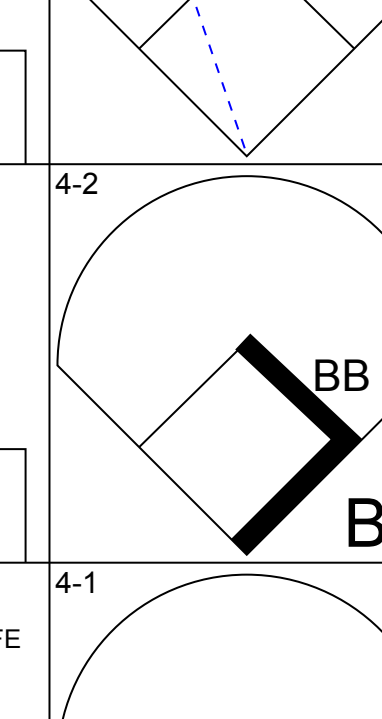
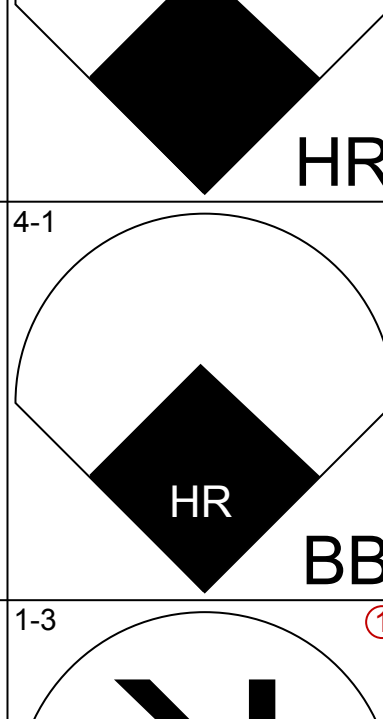
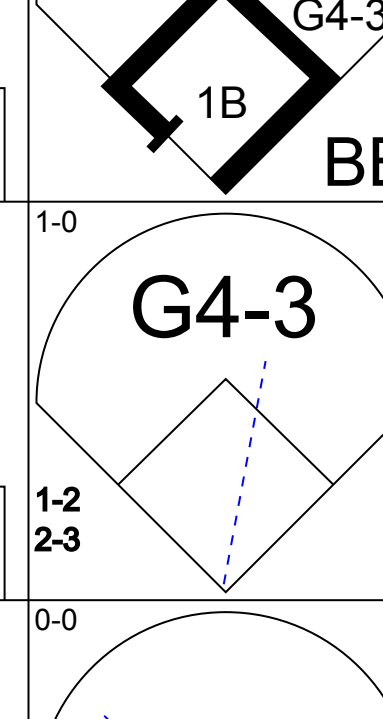
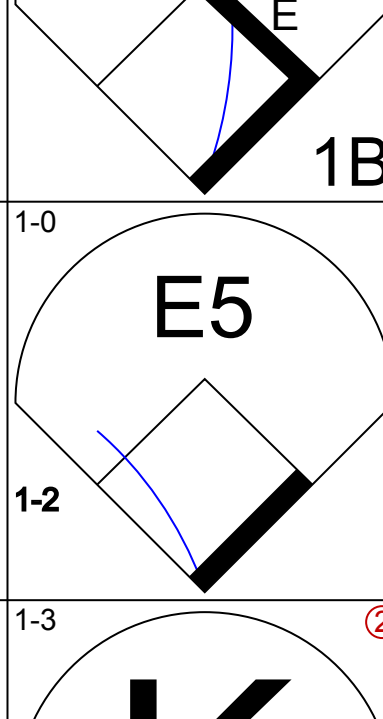
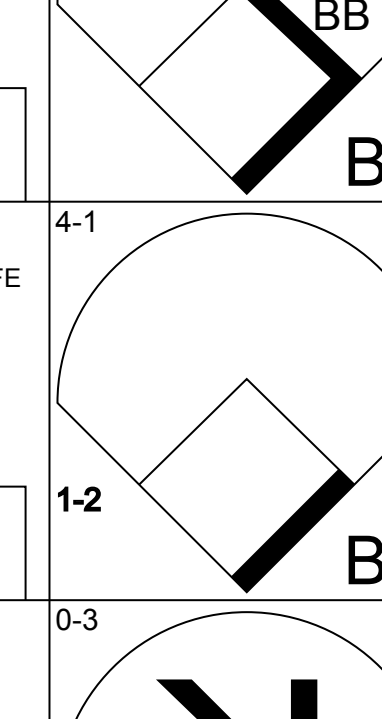

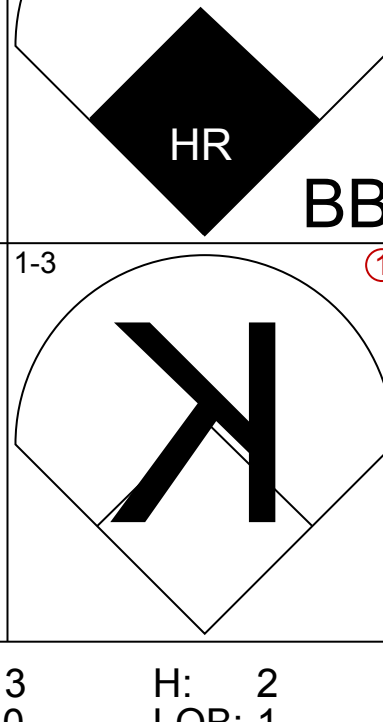
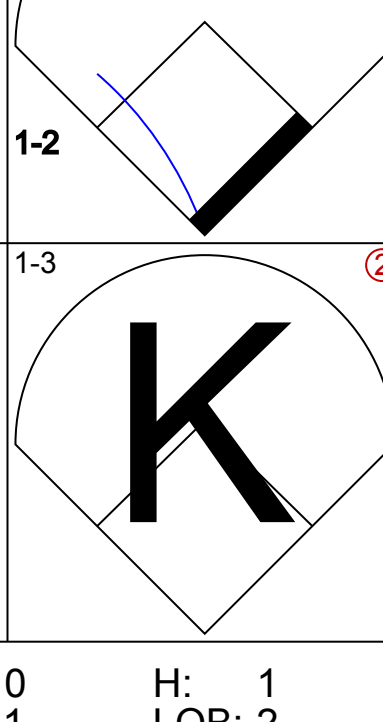
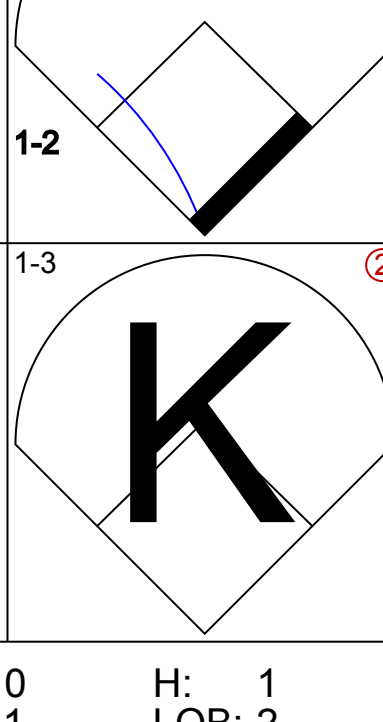
Batter	1	2	3	4	5	6	7	8	9	AB	R	H	RBI	BB	SO	LOB	TOP					
David Hulse, L (1, 8) OBP: 0.323, SLG: 0.346	G3		G4-3		G4-3			K		4	0	0	0	0	1	1	<b>Texas Rangers @ Milwaukee Brewers</b> Milwaukee County Stadium, Milwaukee, WI Wed Jun 01 1994, 4:33 AM EDT Att: 15,026 - Sunny - 60 F					
Jeff Frys, R (1, 4) OBP: 0.479, SLG: 0.551	K			1B	G5-3			L7		4	1	1	0	0	1	1						
Oddibe McDowell, L (1, 9)	B3			2H	B1-3			K		4	0	1	1	0	1	0						
Jose Canseco, R (1, 10) OBP: 0.397, SLG: 0.503		BB		F8	F7			F7		3	0	0	0	1	0	1						
29 Rusty Greer, L (1, 3) OBP: 0.429, SLG: 0.552	G4-3			BB	BB			F7		3	0	1	0	1	0	1						
Dean Palmer, R (1, 5) OBP: 0.321, SLG: 0.448	G4-6-3			P4	F8			BB		3	0	1	0	1	0	3						
Manuel Lee, S (1, 6) OBP: 0.328, SLG: 0.348	G4-6-3			G4-3	G4-3			F8		4	0	1	0	0	0	5						
Doug Strange, S (1, 7) OBP: 0.271, SLG: 0.350			P6	G4-3	G4-6-3			G4-6-3		3	0	1	0	0	0	1						
Junior Ortiz, R (1, 2) OBP: 0.319, SLG: 0.318	K			SH1	SH1			K		2	0	0	0	0	2	0						
<b>Inning Stats</b>	R: 0 E: 0 K: 1 S: 7	H: 0 LOB: 0 BB: 0 P: 10	R: 0 E: 0 K: 0 S: 4	H: 0 LOB: 1 BB: 2 P: 16	R: 0 E: 0 K: 1 S: 8	H: 0 LOB: 0 BB: 0 P: 10	R: 1 E: 0 K: 0 S: 11	H: 2 LOB: 2 BB: 1 P: 19	R: 0 E: 0 K: 0 S: 11	H: 1 LOB: 1 BB: 0 P: 15	R: 0 E: 0 K: 1 S: 7	H: 1 LOB: 1 BB: 0 P: 10	R: 0 E: 0 K: 1 S: 8	H: 1 LOB: 0 BB: 0 P: 13	R: 0 E: 0 K: 2 S: 9	H: 1 LOB: 1 BB: 0 P: 14	R: 0 E: 0 K: 0 S: 8	H: 1 LOB: 1 BB: 0 P: 11	1B: 5 2B: 1 3B: 0 HR: 0	SF: 0 SAC: 1 DP: 2 HBP: 0	WP: 0 PB: 0 SB: 2 CS: 0	PA: 34
<b>PITCHER</b> 21 Cal Eldred, R (1, 1) ERA: 4.68	IP: 9.0 WLS: W BF: 34 H: 6 R: 1 ER: 1 SO: 5 BB: 3 IBB: 0 HBP: 0 BLK: 0 WP: 0 HR: 0 S: 73 P: 118 ERA: 1.00 WHIP: 1.000															<b>PITCHER</b>						

Batter	1	2	3	4	5	6	7	8	9	AB	R	H	RBI	BB	SO	LOB	BOTTOM			
Darryl Hamilton, L (1, 8) OBP: 0.345, SLG: 0.341	G6-3		G4-3	G4-3		CS	G4-3	SF8		5	0	1	1	0	0	2	<b>Texas Rangers @ Milwaukee Brewers</b> Milwaukee County Stadium, Milwaukee, WI Wed Jun 01 1994, 4:33 AM EDT Att: 15,026 - Sunny - 60 F			
Alex Diaz, S (9, 8)								2B		0	0	0	0	0	0	0				
Turner Ward, S (1, 7) OBP: 0.365, SLG: 0.422	F9		K		WP		BB	P6		5	2	2	0	0	1	2				
B.J. Surhoff, L (1, 5) OBP: 0.340, SLG: 0.537	F7		G3		G3		BB	SF8		3	1	0	1	1	0	1				
Greg Vaughn, R (1, 10) OBP: 0.340, SLG: 0.517		SH3-4		1B	WP		1B	K		2	1	1	0	3	1	1				
Brian Harper, R (1, 2) OBP: 0.303, SLG: 0.377		SH3-4		1B	SF8		G4-6-3			2	1	2	3	0	0	0				
Bill Spiers, L (1, 6) OBP: 0.331, SLG: 0.303		SH3-4		1B	1-2		G4-6-3			3	0	1	1	0	1	3				
John Jaha, R (1, 3) OBP: 0.341, SLG: 0.431			K		K		G5-3	1B		2	1	0	0	1	1	2				
Matt Mieske, R (1, 9) OBP: 0.350, SLG: 0.414	K			L7			K	1B		4	1	1	0	0	2	5				
Jose Valentin, S (1, 4) OBP: 0.311, SLG: 0.396	P5			1-2			CS	SF8		4	1	3	2	0	0	3				
<b>Inning Stats</b>	R: 0 E: 0 K: 0 S: 10	H: 0 LOB: 0 BB: 0 P: 14	R: 0 E: 0 K: 1 S: 9	H: 0 LOB: 3 BB: 1 P: 18	R: 0 E: 0 K: 1 S: 9	H: 0 LOB: 0 BB: 0 P: 11	R: 2 E: 0 K: 1 S: 12	H: 4 LOB: 2 BB: 0 P: 19	R: 1 E: 0 K: 1 S: 12	H: 1 LOB: 1 BB: 1 P: 20	R: 0 E: 0 K: 1 S: 11	H: 1 LOB: 0 BB: 0 P: 16	R: 2 E: 0 K: 0 S: 12	H: 2 LOB: 1 BB: 2 P: 26	R: 3 E: 0 K: 1 S: 16	H: 3 LOB: 1 BB: 1 P: 28	1B: 10 2B: 1 3B: 0 HR: 0	SF: 2 SAC: 1 DP: 1 HBP: 2	WP: 1 PB: 0 SB: 0 CS: 1	PA: 41
<b>PITCHER</b> Hector Fajardo, R (1, 1) ERA: 4.56	IP: 6.0 WLS: L BF: 27 H: 6 R: 3 ER: 3 SO: 5 BB: 2 IBB: 0 HBP: 0 BLK: 0 WP: 0 HR: 0 S: 63 P: 98 ERA: 4.50 WHIP: 1.333															<b>PITCHER</b>				
Darren Oliver, L (7, 1) ERA: 4.5	0.1	3	1	2	2	0	1	0	0	0	0	5	12	54.00	6.000					
Matt Whiteside, R (7, 1) ERA: 4.5	0.2	3	1	0	0	0	1	0	0	0	0	7	14	0.00	3.000					
Duff Brumley, R (8, 1) ERA: 27.0	1.0	7	3	3	3	1	1	0	0	0	0	16	28	27.00	4.000					

AB	30
R	1
H	6
RBI	1
BB	3
SO	5
LOB	13

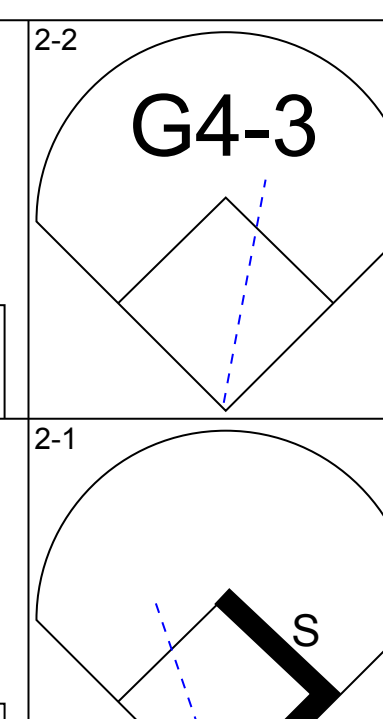
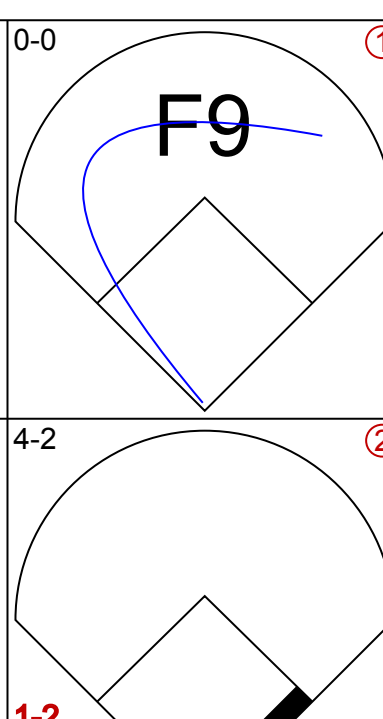
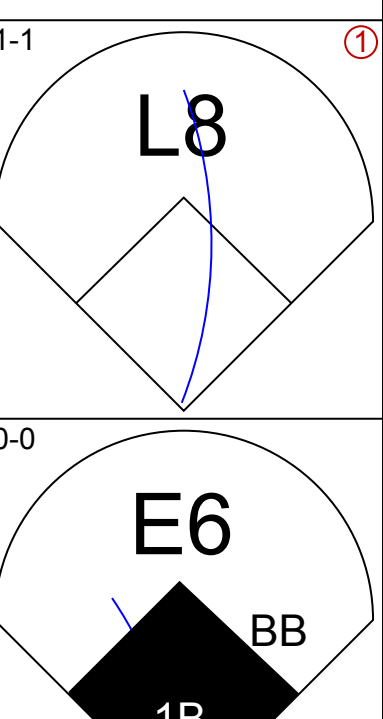
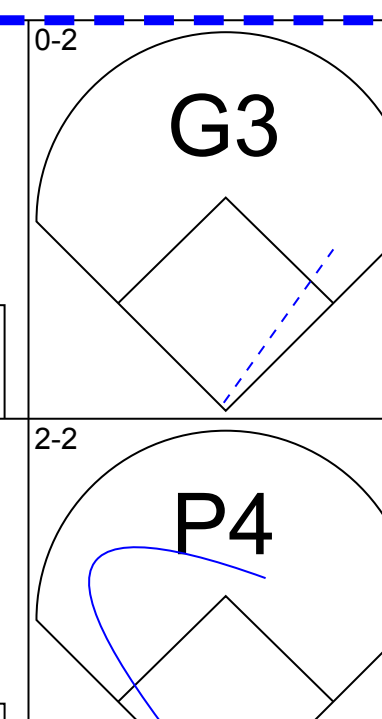
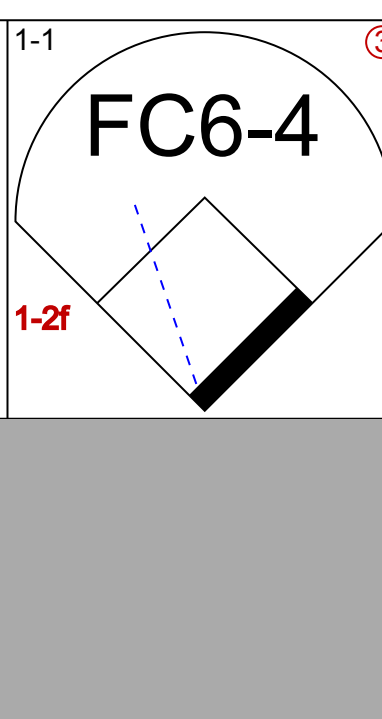
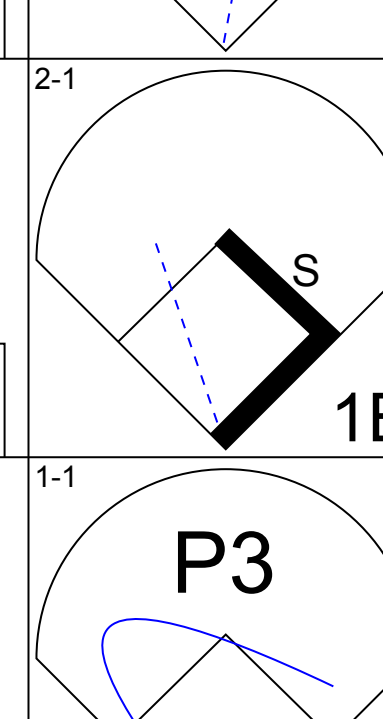
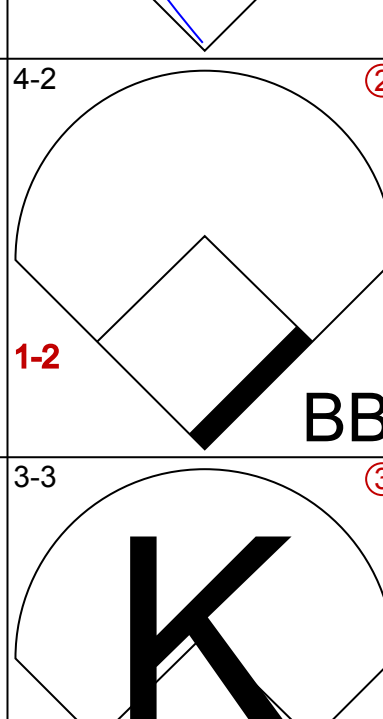
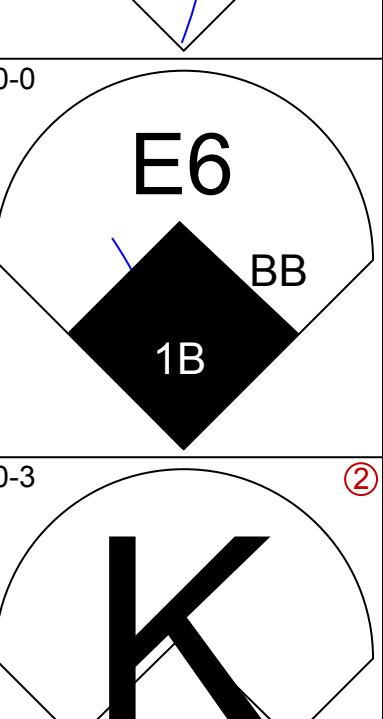
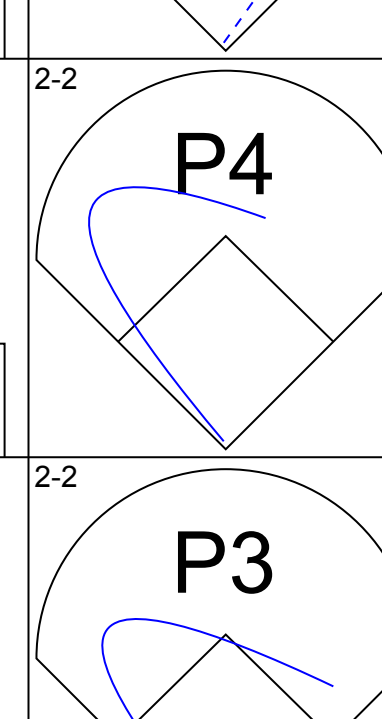
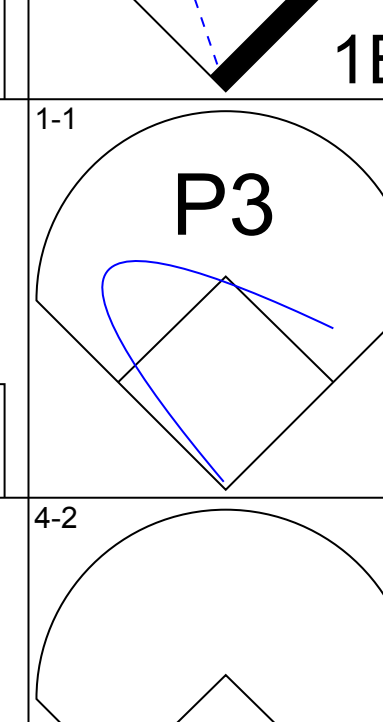
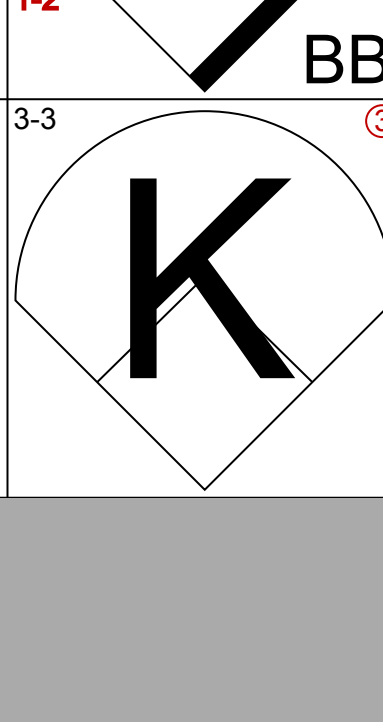
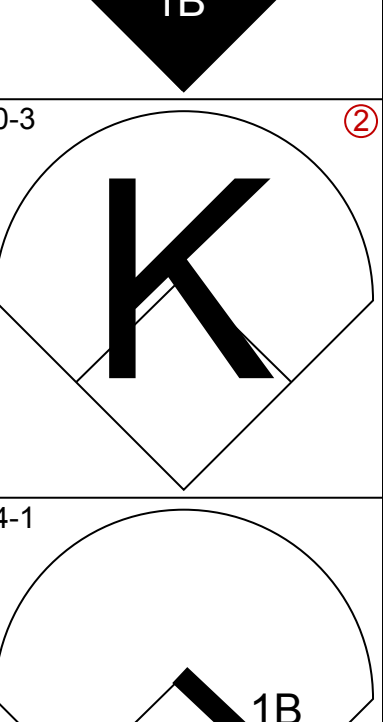
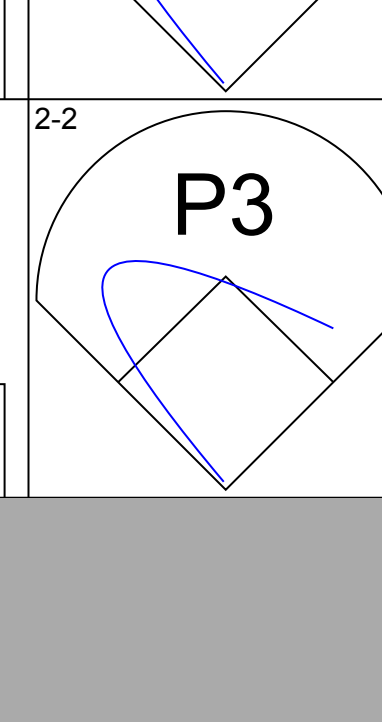

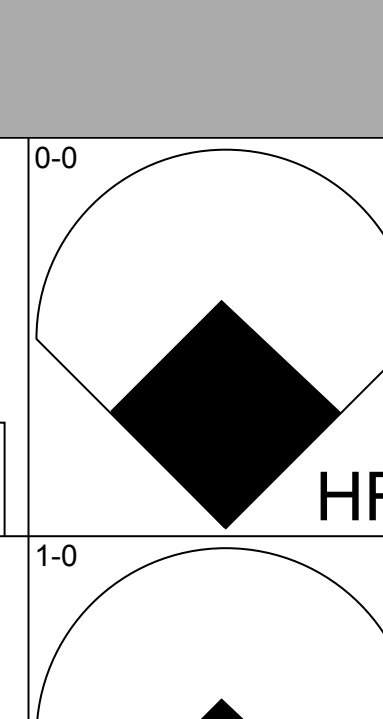
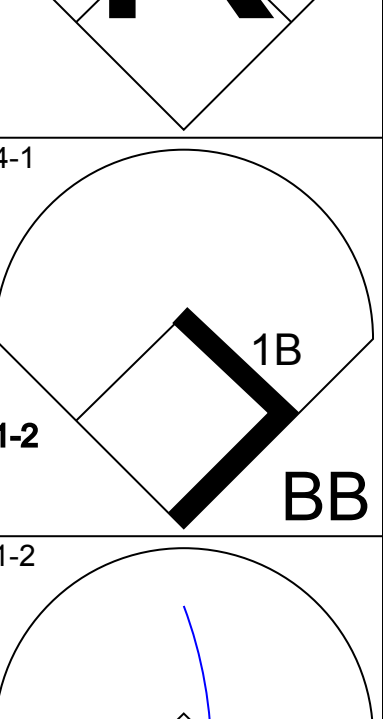
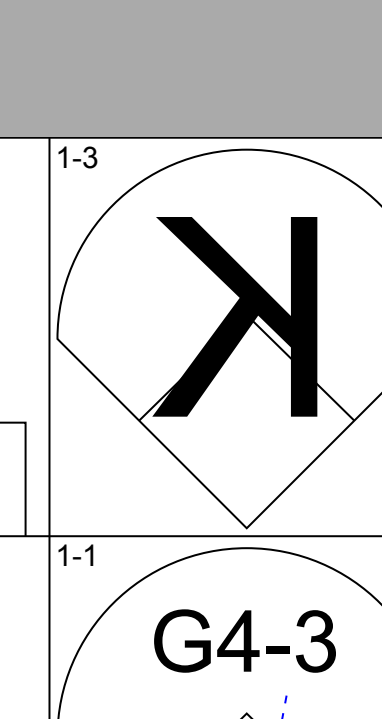
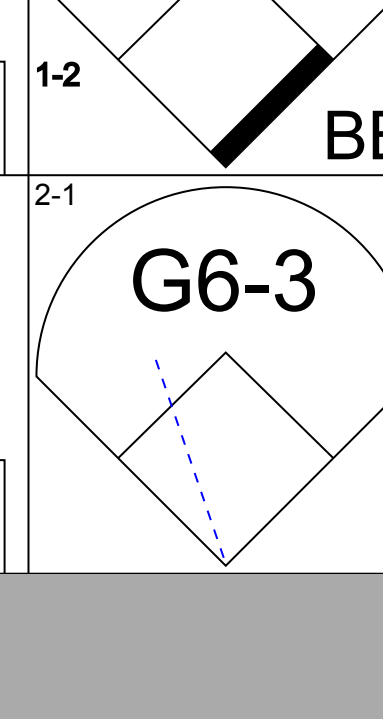
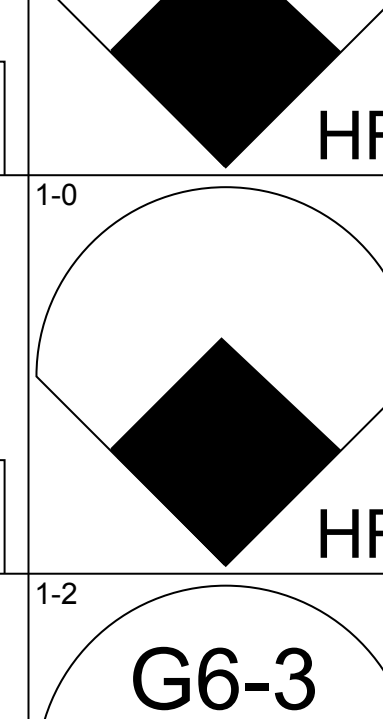
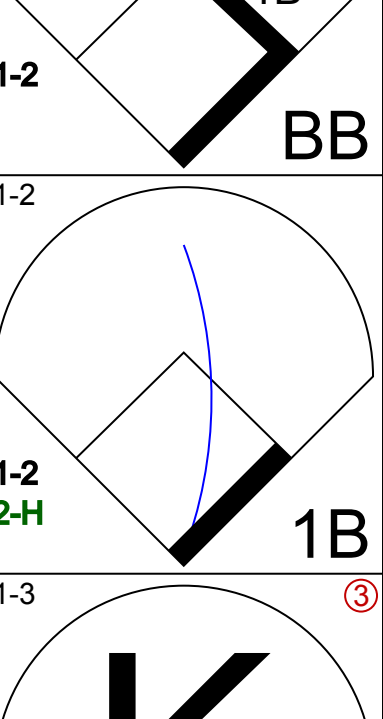

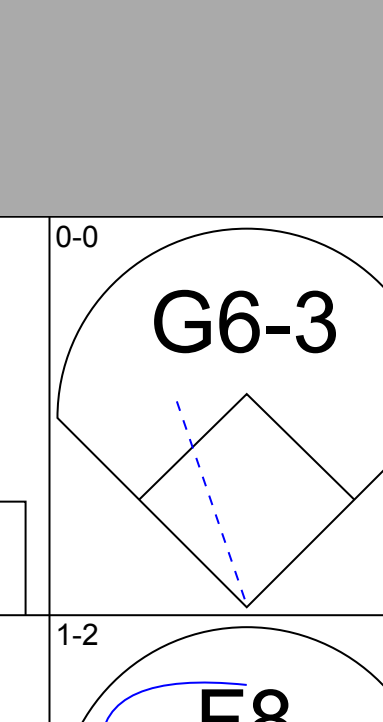
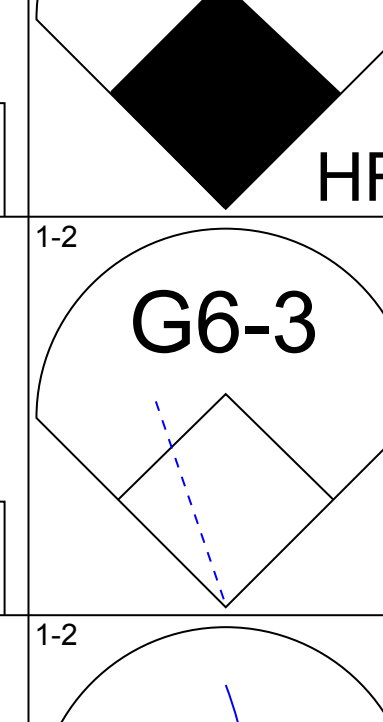
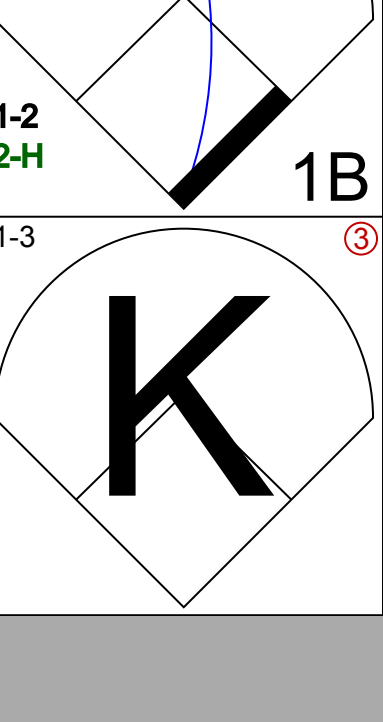
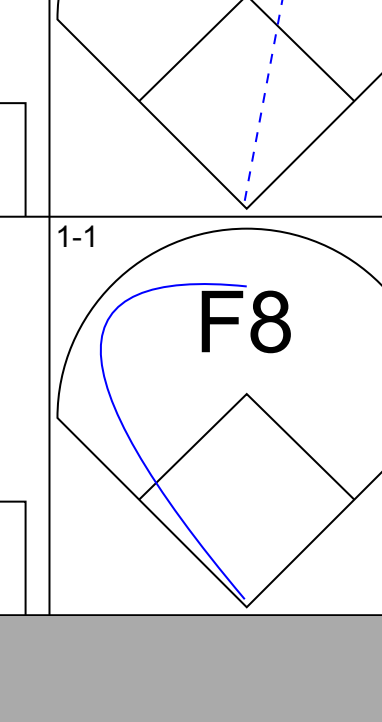
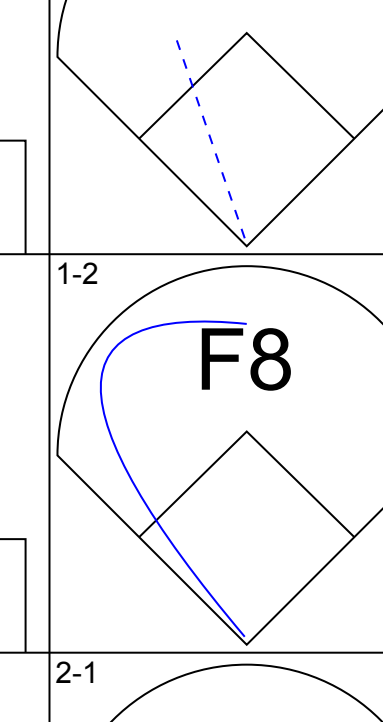
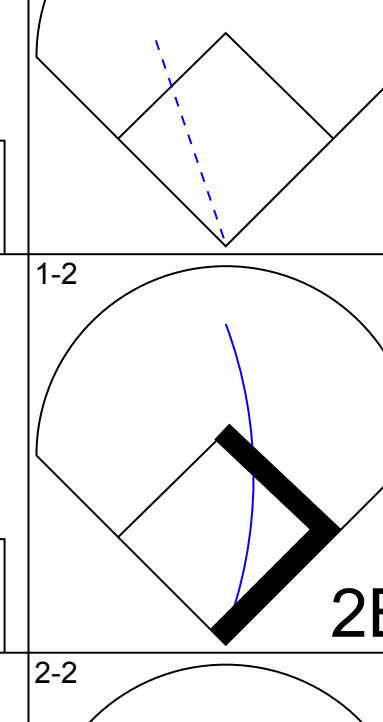
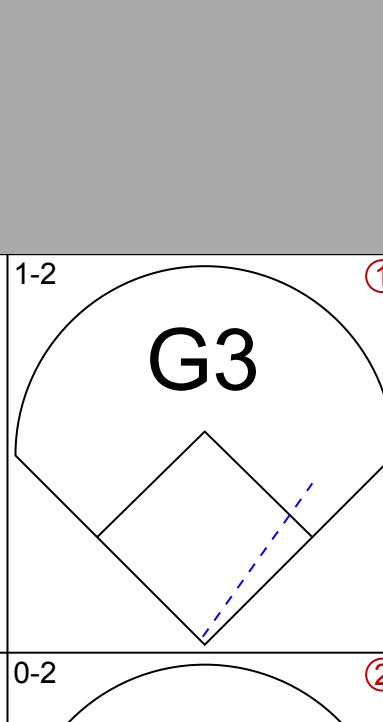
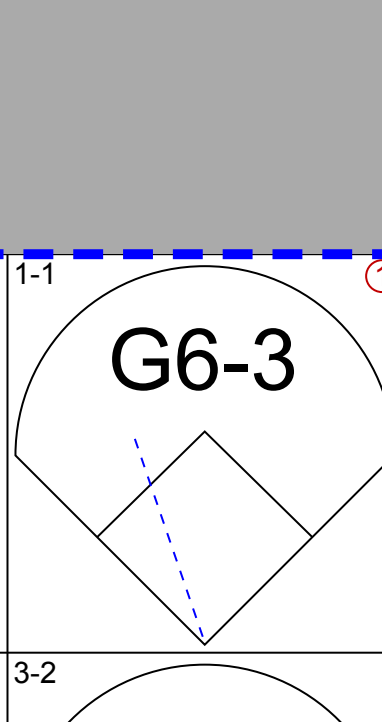
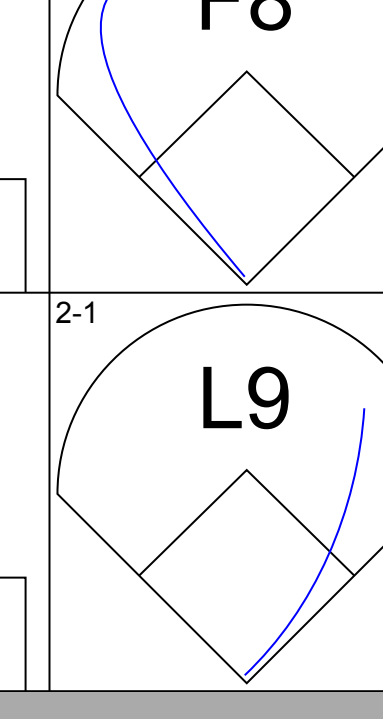
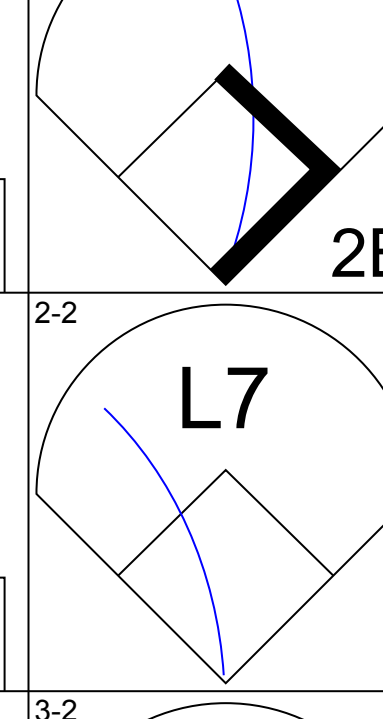
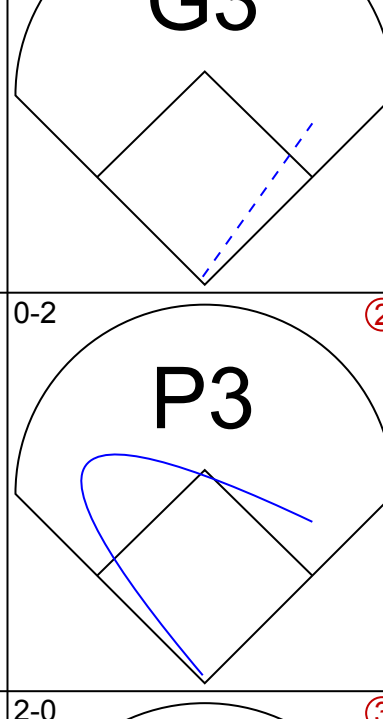
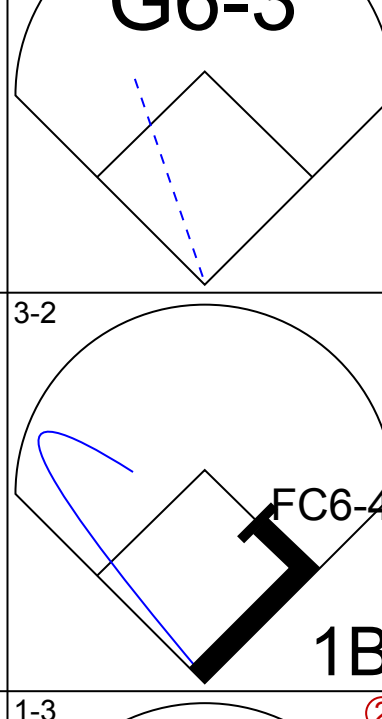
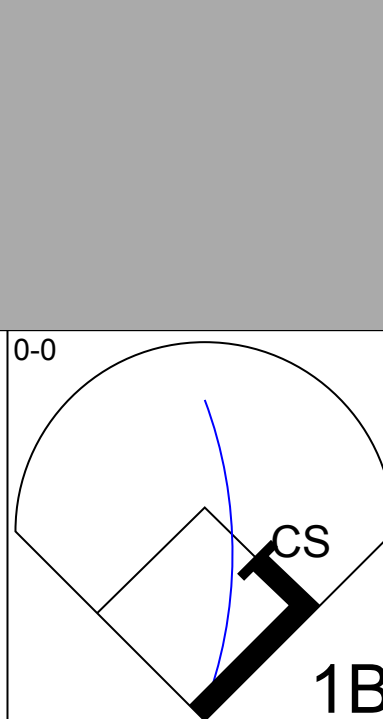
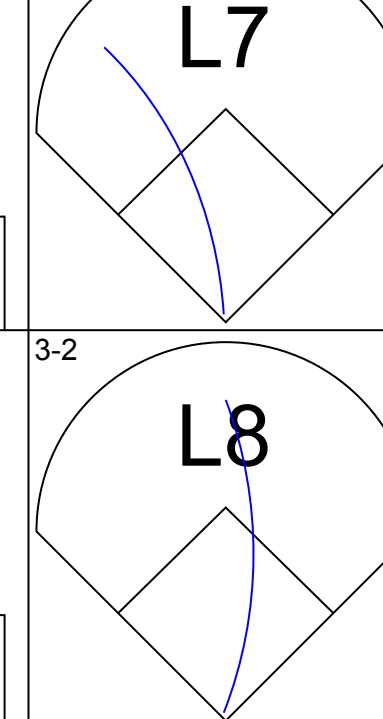
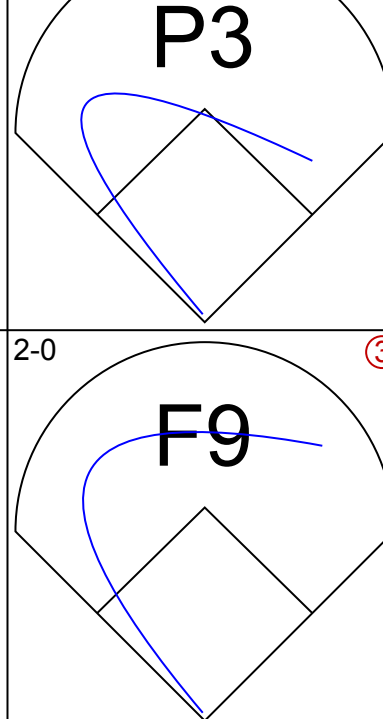
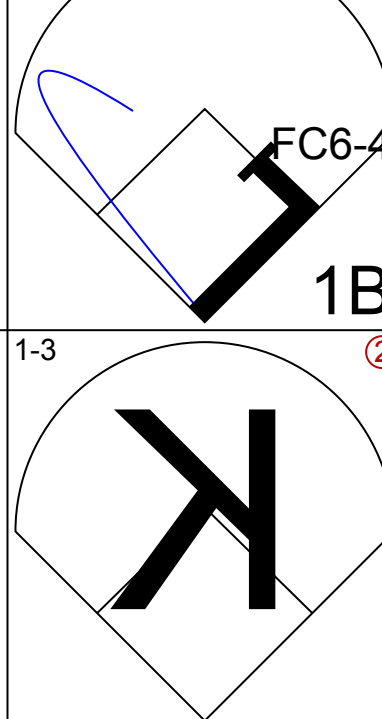
AB	30
R	8
H	11
RBI	8
BB	5
SO	6
LOB	19



Batter	1	2	3	4	5	6	7	8	9	AB	R	H	RBI	BB	SO	LOB	TOP			
<b>Turner Ward, S</b> OBP: 0.362, SLG: 0.417 (1, 8)									 1B	5	0	1	0	0	1	3	<b>Milwaukee Brewers @ California Angels</b> Anaheim Stadium, Anaheim, CA Fri Jun 03 1994, 10:05 PM EDT Att: 21,331 - Unknown - 71 F			
<b>John Jaha, R</b> OBP: 0.345, SLG: 0.449 (1, 3)					 BB				 1-2	3	1	1	2	1	1	0				
<b>Greg Vaughn, R</b> OBP: 0.336, SLG: 0.500 (1, 7)			 BB							4	0	0	0	1	1	2				
<b>Brian Harper, R</b> OBP: 0.301, SLG: 0.372 (1, 10)			 1-2		 1-3					5	0	1	0	0	0	2				
<b>Dave Nilsson, L</b> OBP: 0.301, SLG: 0.437 (1, 2)										4	0	0	0	0	0	2				
<b>Matt Mieske, R</b> OBP: 0.345, SLG: 0.419 (1, 9)				 1B						4	1	1	0	0	1	0				
<b>B.J. Surhoff, L</b> OBP: 0.392, SLG: 0.628 (1, 5)				 1B			 1B		 BB	2	1	2	1	2	0	0				
<b>Jody Reed, R</b> OBP: 0.367, SLG: 0.295 (1, 4)			 BB						 1-2	2	1	0	0	2	0	3				
<b>Jose Valentin, S</b> OBP: 0.308, SLG: 0.389 (1, 6)				 2-H 3-H						4	0	1	1	0	3	5				
<b>Inning Stats</b>	R: 0 E: 0 K: 2 S: 9	H: 0 LOB: 0 BB: 0 P: 15	R: 0 E: 0 K: 1 S: 5	H: 0 LOB: 0 BB: 0 P: 8	R: 3 E: 0 K: 1 S: 11	H: 2 LOB: 1 BB: 2 P: 21	R: 1 E: 0 K: 0 S: 10	H: 2 LOB: 2 BB: 1 P: 19	R: 0 E: 1 K: 1 S: 10	H: 1 LOB: 2 BB: 0 P: 20	R: 0 E: 0 K: 1 S: 6	H: 0 LOB: 0 BB: 0 P: 9	R: 0 E: 0 K: 1 S: 14	H: 0 LOB: 2 BB: 2 P: 26	R: 0 E: 0 K: 10 S: 10	H: 1 LOB: 1 BB: 0 P: 17	1B: 4 2B: 1 3B: 0 HR: 2	SF: 0 SAC: 1 DP: 0 HBP: 0	WP: 0 PB: 0 SB: 0 CS: 0	PA: 40
<b>PITCHER</b>	IP	WLS	BF	H	R	ER	SO	BB	IBB	HBP	BLK	WP	HR	S	P	ERA	WHIP			
<b>Mark Langston, L</b> ERA: 6.12 (1, 1)	4.0	L	18	4	4	4	4	3	0	0	0	0	2	35	63	9.00	1.750			
<b>Mark Leiter, R</b> ERA: 4.5 (5, 1)	3.0		13	2	0	0	2	1	0	0	0	0	0	27	44	0.00	1.000			
<b>Bob Patterson, L</b> ERA: 3.86 (8, 1)	1.0		5	0	0	0	1	2	0	0	0	0	0	14	26	0.00	2.000			
<b>Joe Grahe, R</b> ERA: 5.09 (9, 1)	1.0		4	1	0	0	0	0	0	0	0	0	0	10	17	0.00	1.000			

AB	33
R	4
H	7
RBI	4
BB	6
SO	7
LOB	17



Batter	1	2	3	4	5	6	7	8	9	AB	R	H	RBI	BB	SO	LOB	BOTTOM					
<b>Harold Reynolds, S</b> OBP: 0.317, SLG: 0.273 (1, 4)									 1-2	4	0	0	0	0	0	1	<b>Milwaukee Brewers @ California Angels</b> Anaheim Stadium, Anaheim, CA Fri Jun 03 1994, 10:05 PM EDT Att: 21,331 - Unknown - 71 F					
<b>Bo Jackson, R</b> OBP: 0.353, SLG: 0.490 (9, FH)										1	0	0	0	0	0	1						
<b>Chad Curtis, R</b> OBP: 0.272, SLG: 0.359 (1, 8)	 1B				 1B					3	1	1	0	1	0	0						
<b>Tim Salmon, R</b> OBP: 0.393, SLG: 0.536 (1, 9)										4	0	0	0	0	2	3						
<b>Chili Davis, S</b> OBP: 0.464, SLG: 0.586 (1, 10)					 BB					2	1	1	1	2	1	0						
<b>Jim Edmonds, L</b> OBP: 0.425, SLG: 0.452 (1, 7)					 1-2 2-H					4	1	2	2	0	0	2						
<b>Eduardo Perez, R</b> OBP: 0.275, SLG: 0.380 (1, 3)										3	0	0	0	0	1	2						
<b>Dwight Smith, L</b> OBP: 0.306, SLG: 0.431 (8, FH)										1	0	0	0	0	0	0						
<b>Spike Owen, S</b> OBP: 0.406, SLG: 0.300 (1, 5)										4	0	1	0	0	0	0						
<b>Chris Turner, R</b> OBP: 0.208, SLG: 0.152 (1, 2)									 1B	3	0	0	0	0	0	1						
<b>Jorge Fabregas, L</b> OBP: 0.320, SLG: 0.323 (9, FH)										1	0	1	0	0	0	0						
<b>Gary Disarcina, R</b> OBP: 0.338, SLG: 0.399 (1, 6)			 1B							4	0	1	0	0	1	2						
<b>Inning Stats</b>	R: 0 E: 0 K: 0 S: 11	H: 1 LOB: 2 BB: 1 P: 22	R: 0 E: 0 K: 0 S: 6	H: 0 LOB: 0 BB: 0 P: 9	R: 0 E: 0 K: 1 S: 8	H: 1 LOB: 1 BB: 1 P: 15	R: 2 E: 0 K: 0 S: 17	H: 3 LOB: 1 BB: 0 P: 25	R: 1 E: 1 K: 2 S: 13	H: 1 LOB: 2 BB: 1 P: 20	R: 0 E: 0 K: 0 S: 7	H: 0 LOB: 0 BB: 0 P: 10	R: 0 E: 0 K: 0 S: 11	H: 0 LOB: 0 BB: 0 P: 15	R: 0 E: 0 K: 1 S: 8	H: 0 LOB: 0 BB: 0 P: 11	R: 0 E: 0 K: 1 S: 14	H: 1 LOB: 1 BB: 0 P: 20	1B: 4 2B: 1 3B: 0 HR: 2	SF: 0 SAC: 0 DP: 0 HBP: 0	WP: 0 PB: 0 SB: 1 CS: 1	PA: 37
<b>PITCHER</b>	IP	WLS	BF	H	R	ER	SO	BB	IBB	HBP	BLK	WP	HR	S	P	ERA	WHIP					
<b>Ricky Bones, R</b> ERA: 2.59 (1, 1)	6.0	W	27	6	3	2	3	3	0	0	0	0	0	19	26	0.00	1.500					
<b>Mike Ignasiak, R</b> ERA: 4.5 (7, 1)	2.0		6	0	0	0	1	0	0	0	0	0	0	14	20	0.00	1.000					
<b>Mike Fetters, R</b> ERA: 2.78 (9, 1)	1.0	S	4	1	0	0	1	0	0	0	0	0	0	14	20	0.00	1.000					

AB	34
R	3
H	7
RBI	3
BB	3
SO	5
LOB	12









Batter	1	2	3	4	5	6	7	8	9	AB	R	H	RBI	BB	SO	LOB	TOP			
Darryl Hamilton, L (1, 8) OBP: 0.345, SLG: 0.364	1-2 G6-4-3 1B			2-1 P7	3-3 K			2-1 3B		4	0	2	0	0	1	2	<b>Milwaukee Brewers @ California Angels</b> Anaheim Stadium, Anaheim, CA Sun Jun 05 1994, 6:33 AM EDT Att: 33,581 - Sunny - 80 F			
Turner Ward, S (1, 7) OBP: 0.355, SLG: 0.418	1-1 G6-4-3 1-2f			0-1 P3			0-0 G6-3	0-1 G5-3		4	0	0	0	0	0	2				
John Jaha, R (1, 3) OBP: 0.353, SLG: 0.438	0-2 G5-3			4-0 BB BB			1-2 F8		4-0 F9 2B BB	2	1	0	0	2	0	0				
Greg Vaughn, R (1, 10) OBP: 0.335, SLG: 0.489		4-0 G3-6-3 BB		4-2 BB BB			0-0 F8		1-0 F9 1-2	2	0	0	0	2	0	1				
Brian Harper, R (1, 2) OBP: 0.313, SLG: 0.392	1-1 L9 SAFE SAFE			1-2 F7			0-1 G3-6-1 1B		2-1 2H 2B	4	0	2	1	0	0	3				
B.J. Surhoff, L (1, 5) OBP: 0.350, SLG: 0.558	0-1 G3-6-3 1-2f				1-3 K		3-2 F8		0-0 P9	4	0	0	0	0	1	3				
Jody Reed, R (1, 4) OBP: 0.367, SLG: 0.295				0-0 G6-3	4-1 BB BB		0-0 G3-6-1 1-2f		2-1 P4	3	0	0	0	1	0	2				
Matt Mieske, R (1, 9) OBP: 0.345, SLG: 0.408				3-1 F9	4-1 SAFE SAFE SAFE SAFE BB BB			1-1 F8		2	0	0	0	1	0	0				
Jose Valentin, S (1, 6) OBP: 0.307, SLG: 0.376				2-2 F7	1-0 F7			1-3 K		2	0	0	0	0	0	2				
Tom Brunansky, R (8, PH) OBP: 0.241, SLG: 0.286										1	0	0	0	0	1	0				
Bill Spiers, L (8, 6) OBP: 0.328, SLG: 0.301										0	0	0	0	0	0	0				
<b>Inning Stats</b>	R: 0 E: 0 K: 0 S: 9	H: 1 LOB: 0 BB: 0 P: 11	R: 0 E: 0 K: 0 S: 4	H: 0 LOB: 0 BB: 1 P: 9	R: 0 E: 0 K: 0 S: 6	H: 0 LOB: 0 BB: 0 P: 11	R: 0 E: 0 K: 0 S: 10	H: 0 LOB: 2 BB: 2 P: 21	R: 0 E: 0 K: 2 S: 11	H: 0 LOB: 2 BB: 2 P: 23	R: 0 E: 0 K: 0 S: 5	H: 1 LOB: 0 BB: 0 P: 10	R: 0 E: 0 K: 1 S: 11	H: 1 LOB: 1 BB: 0 P: 15	R: 1 E: 0 K: 0 S: 6	H: 1 LOB: 1 BB: 1 P: 15	1B: 2 2B: 1 3B: 1 HR: 0	SF: 0 SAC: 0 DP: 3 HBP: 0	WP: 0 PB: 0 SB: 0 CS: 0	PA: 34
<b>PITCHER</b> Joe Magrane, L (1, 1) ERA: 6.48	IP: 9.0 WLS: W BF: 34 H: 4 R: 1 ER: 1 SO: 3 BB: 6 IBB: 0 HBP: 0 BLK: 0 WP: 0 HR: 0 S: 69 P: 121 ERA: 1.00 WHIP: 1.111																			

Batter	1	2	3	4	5	6	7	8	9	AB	R	H	RBI	BB	SO	LOB	BOTTOM			
Spike Owen, S (1, 5) OBP: 0.419, SLG: 0.345	2-1 G6-3		1-0 3B		1-0 L8	1-1 BB 1B		2-1 G4-3		5	0	2	1	0	0	1	<b>Milwaukee Brewers @ California Angels</b> Anaheim Stadium, Anaheim, CA Sun Jun 05 1994, 6:33 AM EDT Att: 33,581 - Sunny - 80 F			
Chad Curtis, R (1, 8) OBP: 0.286, SLG: 0.388	1-1 S 2B		2-3 K		4-2 1B 1B BB	2-2 P4		0-0 E 1B		4	1	2	0	1	1	4				
Tim Salmon, R (1, 9) OBP: 0.389, SLG: 0.523	1-3 K		2-2 G6-3		0-1 1B 1B	4-2 1B BB		3-3 K		4	0	1	1	1	2	3				
Chili Davis, S (1, 10) OBP: 0.461, SLG: 0.569	4-1 WP BB			2-3 K	4-2 1B BB	1-0 P6		1-1 G4-3		3	0	0	0	2	1	4				
Jim Edmonds, L (1, 7) OBP: 0.426, SLG: 0.480	3-3 K			1-1 1B	2-2 1B 1B	0-1 F8		1-2 G4-3		4	0	2	1	0	1	5				
J.T. Snow, L (1, 3) OBP: 0.333, SLG: 0.333		0-2 L7		1-1 1B	0-1 G1-3 1B	2-2 F9		3-3 K		4	0	1	0	0	1	3				
Rod Correia, R (1, 4) OBP: 0.250, SLG: 0.250		1-1 G4-3		0-1 G1-3		1-1 SH 1B 1B		2-0 F9		4	1	1	0	0	0	2				
Jorge Fabregas, L (1, 2) OBP: 0.321, SLG: 0.324		0-1 G3		0-3 K		2-2 1B SH 1B		0-1 1B		4	1	2	0	0	1	2				
Gary Disarcina, R (1, 6) OBP: 0.332, SLG: 0.389			1-2 G3		1-0 CS 1B	0-1 SH BB 1B		1-2 G4-3		3	0	1	0	0	0	1				
<b>Inning Stats</b>	R: 0 E: 0 K: 2 S: 12	H: 1 LOB: 2 BB: 1 P: 23	R: 0 E: 0 K: 0 S: 9	H: 0 LOB: 0 BB: 0 P: 10	R: 0 E: 0 K: 1 S: 10	H: 1 LOB: 1 BB: 0 P: 16	R: 0 E: 0 K: 2 S: 13	H: 2 LOB: 2 BB: 0 P: 16	R: 1 E: 0 K: 0 S: 15	H: 3 LOB: 3 BB: 2 P: 29	R: 2 E: 0 K: 0 S: 19	H: 3 LOB: 3 BB: 1 P: 30	R: 0 E: 0 K: 1 S: 11	H: 1 LOB: 1 BB: 0 P: 17	R: 0 E: 1 K: 1 S: 8	H: 1 LOB: 1 BB: 0 P: 14		1B: 10 2B: 1 3B: 1 HR: 0	SF: 0 SAC: 1 DP: 0 HBP: 0	WP: 1 PB: 0 SB: 1 CS: 1
<b>PITCHER</b> Bob Scanlan, R (1, 1) ERA: 4.71 Jaime Navarro, R (5, 1) ERA: 8.00 Graeme Lloyd, L (6, 1) ERA: 4.66 Jose Mercedes, R (8, 1) ERA:	IP: 4.0 WLS: L BF: 17 H: 6 R: 3 ER: 3 SO: 0 BB: 2 IBB: 0 HBP: 0 BLK: 0 WP: 0 HR: 0 S: 26 P: 44 ERA: 27.00 WHIP: 8.000	IP: 2.2 WLS: 11 BF: 2 H: 2 R: 0 ER: 0 SO: 2 BB: 1 IBB: 0 HBP: 0 BLK: 0 WP: 0 HR: 0 S: 25 P: 43 ERA: 0.00 WHIP: 1.125	IP: 0.1 WLS: 1 BF: 0 H: 0 R: 0 ER: 0 SO: 0 BB: 0 IBB: 0 HBP: 0 BLK: 0 WP: 0 HR: 0 S: 2 P: 3 ERA: 0.00 WHIP: 0.000																	



Batter	1	2	3	4	5	6	7	8	9	AB	R	H	RBI	BB	SO	LOB	TOP										
Darryl Hamilton, L (1, 8) OBP: 0.340, SLG: 0.380 B.J. Surhoff, L (8, 5) OBP: 0.350, SLG: 0.558	0-1 G5-3	2-0 HR		3-2 G6-3		1-0 G4-6-3		2-1 F8		5	1	1	1	0	0	1											
Turner Ward, S (1, 9) OBP: 0.360, SLG: 0.419	4-2 1B SF9	3-1 BB HBP BB		2-1 L7		1-2 G6-3		0-0 G4-6-3		4	2	2	0	1	0	0											
John Jaha, R (1, 3) OBP: 0.354, SLG: 0.433	1-1 SF9 BB 1B	2-2 BB BB HBP		0-3 K			0-0 P7		2-2 G4-6-3	4	1	1	0	0	1	1											
Greg Vaughn, R (1, 7) OBP: 0.350, SLG: 0.485 Matt Mieske, R (9, 9) OBP: 0.345, SLG: 0.408	4-2 1B 1B	4-1 BB BB			0-0 F9		4-2 L5-3 BB		1-0 HBP	1	1	0	0	3	0	0											
Dave Nilsson, L (1, 2)	0-2 SF9	4-1 BB BB		2-1 G3			0-0 L5-3		1-2 G4-3	3	0	0	2	1	0	2											
Brian Harper, R (1, 10) OBP: 0.311, SLG: 0.389	2-1 1B	0-1 G6-3		0-3 K				3-3 K		4	0	1	1	0	2	3											
Bill Spiers, L (1, 5) OBP: 0.340, SLG: 0.304	0-0 1B		1-1 G4-3		4-1 1B BB		4-2 HR BB			2	2	1	1	2	0	0											
Alex Diaz, S (1, 4) OBP: 0.280, SLG: 0.383	1-0 P6		0-1 G3		3-1 SAFE 1B		0-2 F8			4	1	1	0	0	0	3											
Jose Valentin, S (1, 6) OBP: 0.314, SLG: 0.410		1-2 P5	1-1 F7		2-1 1B		3-1 HR			4	1	2	4	0	0	0											
<b>Inning Stats</b>	R: 3 E: 0 K: 0 S: 16	H: 3 LOB: 2 BB: 2 P: 28	R: 2 E: 0 K: 0 S: 12	H: 2 LOB: 2 BB: 2 P: 28	R: 0 E: 0 K: 1 S: 6	H: 0 LOB: 0 BB: 0 P: 8	R: 0 E: 0 K: 1 S: 11	H: 0 LOB: 0 BB: 0 P: 16	R: 0 E: 0 K: 0 S: 6	H: 0 LOB: 0 BB: 0 P: 8	R: 2 E: 0 K: 0 S: 11	H: 2 LOB: 0 BB: 1 P: 20	R: 0 E: 0 K: 0 S: 4	H: 0 LOB: 0 BB: 1 P: 8	R: 2 E: 0 K: 1 S: 16	H: 1 LOB: 0 BB: 0 P: 28	R: 0 E: 0 K: 0 S: 8	H: 1 LOB: 1 BB: 0 P: 12	1B: 7 2B: 1 3B: 0 HR: 2	SF: 1 SAC: 0 DP: 4 HBP: 2	WP: 0 PB: 0 SB: 1 CS: 0	PA: 41					
<b>PITCHER</b>	IP	WLS	BF	H	R	ER	SO	BB	IBB	HBP	BLK	WP	HR	S	P	ERA	WHIP										
Todd Van Poppel, R (1, 1) ERA: 7.69	1.1	L	14	5	5	5	0	4	0	1	0	0	1	26	54	33.75	6.750										
Bob Welch, R (2, 1) ERA: 8.35	3.2		13	2	2	2	2	1	0	0	0	0	0	32	48	4.91	0.818										
John Briscoe, R (6, 1) ERA: 3.23	3.0		10	1	2	2	1	2	0	0	0	0	1	24	42	6.00	1.000										
Mark Acre, R (9, 1) ERA: 0.82	1.0		4	1	0	0	0	0	0	1	0	0	0	8	12	0.00	1.000										

Milwaukee Brewers @ Oakland Athletics  
Oakland-Alameda County Coliseum, Oakland, CA  
Mon Jun 06 1994, 7:05 PM PDT  
Att: 11,503 - Unknown - 61 F

AB 31  
R 9  
H 9  
RBI 9  
BB 7  
SO 3  
LOB 10



Batter	1	2	3	4	5	6	7	8	9	AB	R	H	RBI	BB	SO	LOB	BOTTOM										
Rickey Henderson, R (1, 7) OBP: 0.383, SLG: 0.331	2-1 F7		3-1 G4-3 1B 2B		4-2 S BB		3-2 G4-3		0-2 F8	4	2	1	0	1	0	1											
Stan Javier, S (1, 8) OBP: 0.362, SLG: 0.419	0-0 P6		2-1 G4-3		4-1 E BB		0-0 SF9		3-2 2B	3	0	1	1	1	0	1											
Brent Gates, S (1, 4) OBP: 0.415, SLG: 0.482	3-2 G4-3		1-1 FC6-4 1B		0-1 E4		3-2 P5		0-2 F9	5	0	1	1	0	0	2											
Ruben Sierra, S (1, 9) OBP: 0.278, SLG: 0.450		0-1 G4-3	0-2 FC6-4		1-0 SAFE G4-3			0-0 G4-3 WP G6-3 1B		4	1	1	0	0	0	3											
Geronimo Berroa, R (1, 10) OBP: 0.393, SLG: 0.489		4-2 2B BB		0-2 P3		0-0 E6 SF9		2-2 G4-3		3	2	0	0	1	0	1											
Mike Aldrete, L (1, 3) OBP: 0.345, SLG: 0.437	3-1 1H 2B		3-2 G5-3		0-2 F9		0-2 F9		1-1 G6-3	4	0	1	2	0	0	1											
Mike Bordick, R (1, 6) OBP: 0.352, SLG: 0.370	1-2 F8		0-0 G6-3		1-1 SF9		3-2 SF9		2-1 2B	3	0	1	1	0	0	1											
Scott Brosius, R (1, 5) OBP: 0.291, SLG: 0.385		1-2 G6-3		1-0 G5-3		0-0 G6-3		1-3 K		4	0	0	0	0	1	2											
Scott Hemond, R (1, 2) OBP: 0.264, SLG: 0.314 Eric Fox, S (9, PH) OBP: 0.429, SLG: 0.429			2-3 K		0-0 F8		1-2 G4-3 SF9 2B		2-2 F7	3	1	1	0	0	1	0											
<b>Inning Stats</b>	R: 0 E: 0 K: 0 S: 11	H: 0 LOB: 0 BB: 0 P: 16	R: 1 E: 0 K: 0 S: 12	H: 1 LOB: 1 BB: 1 P: 21	R: 1 E: 0 K: 1 S: 14	H: 2 LOB: 1 BB: 0 P: 22	R: 0 E: 0 K: 0 S: 8	H: 0 LOB: 0 BB: 0 P: 11	R: 1 E: 1 K: 0 S: 9	H: 0 LOB: 2 BB: 2 P: 19	R: 1 E: 1 K: 0 S: 7	H: 0 LOB: 0 BB: 0 P: 8	R: 1 E: 0 K: 0 S: 13	H: 1 LOB: 0 BB: 0 P: 20	R: 1 E: 0 K: 1 S: 11	H: 2 LOB: 1 BB: 0 P: 17	R: 0 E: 0 K: 0 S: 15	H: 1 LOB: 1 BB: 0 P: 20	1B: 2 2B: 5 3B: 0 HR: 0	SF: 2 SAC: 0 DP: 0 HBP: 0	WP: 1 PB: 0 SB: 2 CS: 0	PA: 39					
<b>PITCHER</b>	IP	WLS	BF	H	R	ER	SO	BB	IBB	HBP	BLK	WP	HR	S	P	ERA	WHIP										
21 Cal Eldred, R (1, 1) ERA: 4.61	7.0	W	30	4	5	3	1	3	0	0	0	0	0	74	117	3.86	1.000										
Mike Ignasiak, R (8, 1) ERA: 4.85	1.0		5	2	1	1	1	0	0	0	0	1	0	11	17	9.00	2.000										
Mike Fetters, R (9, 1) ERA: 2.55	1.0	S	4	1	0	0	0	0	0	0	0	0	0	15	20	0.00	1.000										

Milwaukee Brewers @ Oakland Athletics  
Oakland-Alameda County Coliseum, Oakland, CA  
Mon Jun 06 1994, 7:05 PM PDT  
Att: 11,503 - Unknown - 61 F

AB 34  
R 6  
H 7  
RBI 5  
BB 3  
SO 2  
LOB 12





Batter	1	2	3	4	5	6	7	8	9	AB	R	H	RBI	BB	SO	LOB	TOP				
Darryl Hamilton, L OBP: 0.331, SLG: 0.369	1-2 F7		0-3 K			0-3 K	0-2 G6-3			4	0	0	0	0	2	1					
Turner Ward, S OBP: 0.358, SLG: 0.416	1-2 G4-3			1-2 G3		2-0 E8 1B		1-2 P6		4	0	1	0	0	0	0					
John Jaha, R OBP: 0.347, SLG: 0.422	3-3 K			1-3 K		0-0 G6-3		1-3 K		4	0	0	0	0	3	1					
Greg Vaughn, R OBP: 0.348, SLG: 0.478		1-1 G5-3		0-0 G6-3			1-0 WP 1B	1-1 F7		4	1	1	0	0	0	0					
Dave Nilsson, L OBP: 0.300, SLG: 0.426	1-0 G3				1-2 G3-1		2-1 1B HR 1B		0-0 CS 1B	4	1	2	1	0	0	0					
Alex Diaz, S OBP: 0.280, SLG: 0.383										0	0	0	0	0	0	0					
Brian Harper, R OBP: 0.315, SLG: 0.392	0-1 1B				0-0 F8		1-1 HR 1B		1-1 F8	4	1	2	0	0	0	1					
B.J. Surhoff, L OBP: 0.359, SLG: 0.625	1-0 L8				2-3 K		3-1 HR			4	1	2	3	0	1	1					
Matt Mieske, R OBP: 0.345, SLG: 0.408							1-2 HR		1-0 2B	0	0	0	0	0	0	0					
Bill Spiers, L OBP: 0.338, SLG: 0.302			2-2 G3-1			2-2 1B E 1B		2-0 G1-3		4	1	1	0	0	1	2					
Jose Valentin, S OBP: 0.306, SLG: 0.398			1-0 P3			0-0 B1		1-3 K		3	0	0	0	0	1	1					
<b>Inning Stats</b>	R: 0 E: 0 K: 1 S: 13	H: 0 LOB: 0 BB: 0 P: 18	R: 0 E: 0 K: 0 S: 6	H: 1 LOB: 1 BB: 0 P: 9	R: 0 E: 0 K: 1 S: 8	H: 0 LOB: 0 BB: 0 P: 11	R: 0 E: 0 K: 1 S: 9	H: 0 LOB: 0 BB: 0 P: 11	R: 1 E: 1 K: 1 S: 9	H: 2 LOB: 1 BB: 0 P: 13	R: 4 E: 0 K: 1 S: 14	H: 4 LOB: 0 BB: 0 P: 24	R: 0 E: 0 K: 1 S: 8	H: 0 LOB: 0 BB: 0 P: 11	R: 0 E: 0 K: 1 S: 8	H: 2 LOB: 2 BB: 0 P: 10	1B: 7 2B: 1 3B: 0 HR: 1	SF: 0 SAC: 0 DP: 0 HBP: 0	WP: 1 PB: 0 SB: 0 CS: 1	PA: 35	
<b>PITCHER</b>	IP	WLS	BF	H	R	ER	SO	BB	IBB	HBP	BLK	WP	HR	S	P	ERA	WHIP				
Steve Ontiveros, R ERA: 4.48	(1, 1)	6.0	22	4	2	1	5	0	0	0	0	0	0	54	75	1.50	0.667				
Vince Horsman, L ERA: 2.92	(7, 1)	0.0	1	1	0	0	0	0	0	0	0	1	0	2	4	∞	∞				
Billy Taylor, R ERA: 3.16	(7, 1)	2.0	W	8	2	3	3	2	0	0	0	0	1	19	29	13.50	1.000				
Dennis Eckersley, R ERA: 4.64	(9, 1)	1.0	S	4	2	0	0	1	0	0	0	0	0	8	10	0.00	2.000				

Milwaukee Brewers @ Oakland Athletics  
Oakland-Alameda County Coliseum, Oakland, CA

AB 35  
R 5  
H 9  
RBI 4  
BB 0  
SO 8  
LOB 7



Tue Jun 07 1994, 7:05 PM PDT  
Att: 10,614 - Unknown - 65 F

livebaseballscores.com

Batter	1	2	3	4	5	6	7	8	9	AB	R	H	RBI	BB	SO	LOB	BOTTOM				
Rickey Henderson, R OBP: 0.392, SLG: 0.333	1-0 HBP 1B	4-2 S BB		4-1 G4-6-3 BB			3-2 G1-3			2	1	1	0	2	0	0					
Stan Javier, S OBP: 0.364, SLG: 0.415	1-1 1B BLK HBP	0-2 L6		2-1 G4-6-3			4-2 S BB			2	1	0	0	1	0	3					
Brent Gates, S OBP: 0.403, SLG: 0.466	2-3 K		0-2 E5 L9 HR 1B	0-0 G4-3			2-3 K		1-2 K	4	1	0	0	0	2	4					
Geronimo Berroa, R OBP: 0.395, SLG: 0.490	2-2 BLK 1B		2-1 HR 1B		1-1 G4-3		0-2 G6-3			4	1	2	1	0	0	1					
Terry Steinbach, R OBP: 0.325, SLG: 0.466	1-0 BLK 1B		0-2 L9		1-2 F9			0-0 G6-3		4	0	1	0	0	0	2					
Ruben Sierra, S OBP: 0.281, SLG: 0.479	2-3 K		0-0 HR		1-2 P5			1-2 HR		4	2	2	4	0	1	2					
Eric Fox, S OBP: 0.429, SLG: 0.429	1-2 2-3 3-H		1-1 HR							0	0	0	0	0	0	0					
Mike Bordick, R OBP: 0.345, SLG: 0.362	1-2 G4-3		2-2 F8		1-0 G4-3			2-2 G5-3		4	0	0	0	0	0	2					
Scott Brosius, R OBP: 0.290, SLG: 0.379		1-1 F8	0-0 G1-3		1-0 E6 G4-6-3			4-2 BB		3	0	0	0	1	0	0					
Scott Hemond, R OBP: 0.266, SLG: 0.326		0-1 F7		1-1 G4-6-3 2B		0-1 G4-6-3		0-1 BB		3	0	1	0	0	0	1					
Mike Aldrete, L OBP: 0.342, SLG: 0.433						1-2 G4-6-3		0-1 F7		1	0	0	0	0	0	1					
<b>Inning Stats</b>	R: 2 E: 0 K: 2 S: 20	H: 3 LOB: 2 BB: 0 P: 31	R: 0 E: 0 K: 0 S: 9	H: 0 LOB: 1 BB: 1 P: 14	R: 3 E: 1 K: 0 S: 12	H: 2 LOB: 0 BB: 0 P: 14	R: 0 E: 0 K: 0 S: 6	H: 1 LOB: 1 BB: 1 P: 13	R: 0 E: 1 K: 0 S: 4	H: 0 LOB: 0 BB: 0 P: 6	R: 0 E: 0 K: 1 S: 16	H: 0 LOB: 1 BB: 1 P: 24	R: 1 E: 0 K: 0 S: 11	H: 1 LOB: 1 BB: 1 P: 18	1B: 4 2B: 1 3B: 0 HR: 2	SF: 0 SAC: 0 DP: 2 HBP: 1	WP: 0 PB: 0 SB: 2 CS: 0	PA: 36			
<b>PITCHER</b>	IP	WLS	BF	H	R	ER	SO	BB	IBB	HBP	BLK	WP	HR	S	P	ERA	WHIP				
Teddy Higuera, L ERA: 7.19	(1, 1)	3.0	19	5	4	2	2	2	0	0	0	0	0	31	46	0.00	0.250				
Jaime Navarro, R ERA: 7.48	(4, 1)	4.0	12	0	0	0	1	1	0	0	0	0	0	31	46	0.00	0.250				
Doug Henry, R ERA: 2.29	(8, 1)	1.0	L	5	1	1	0	1	0	0	0	0	1	11	18	9.00	2.000				

Milwaukee Brewers @ Oakland Athletics  
Oakland-Alameda County Coliseum, Oakland, CA

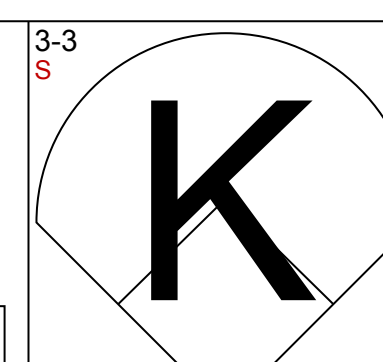
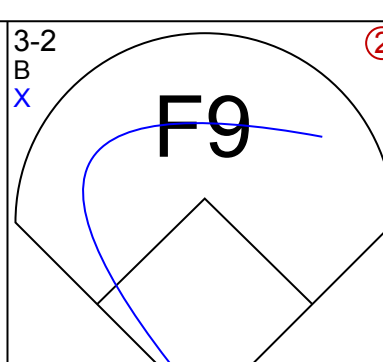
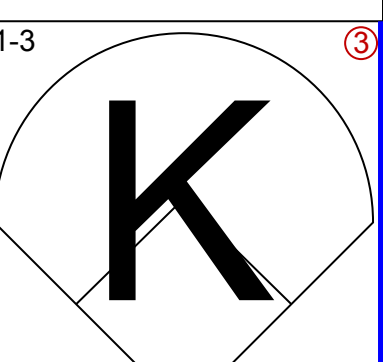
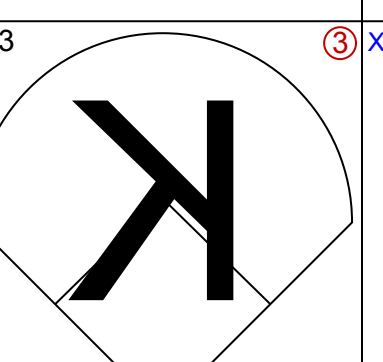
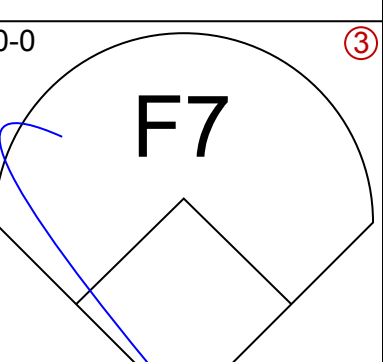
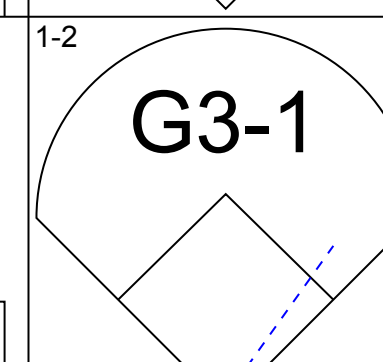
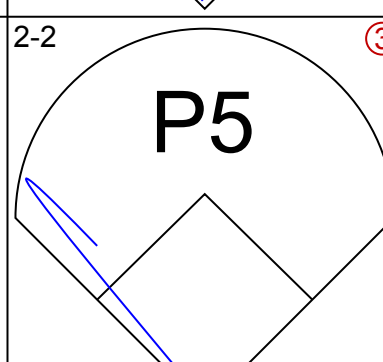
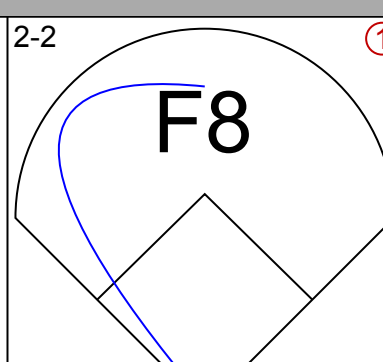
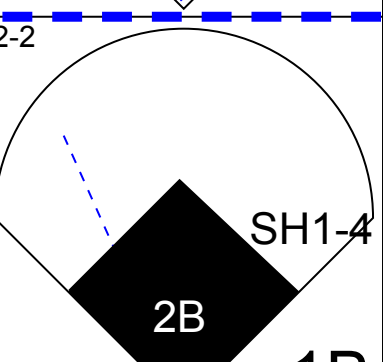
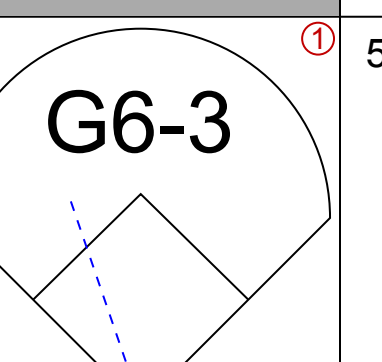
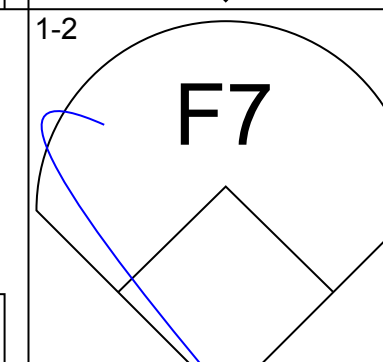
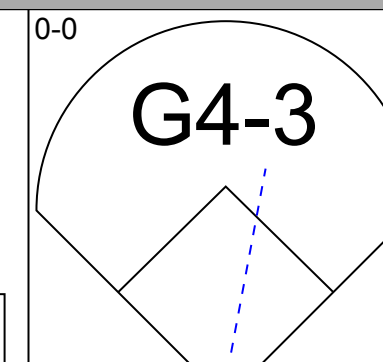
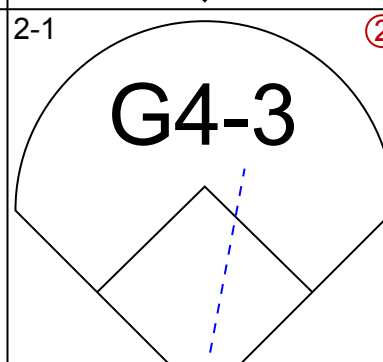
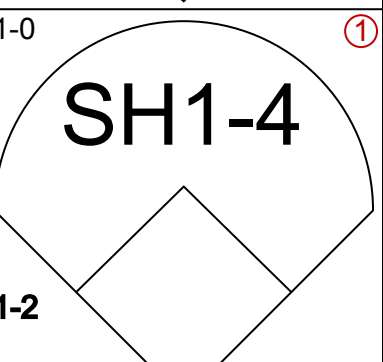
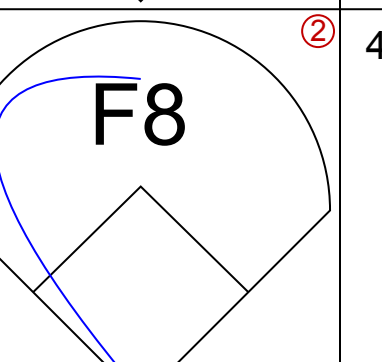
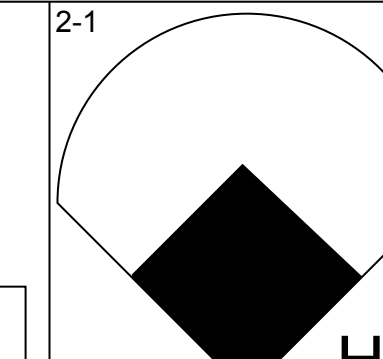
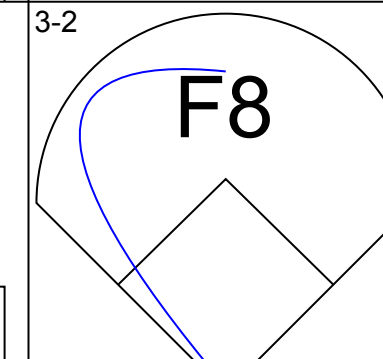
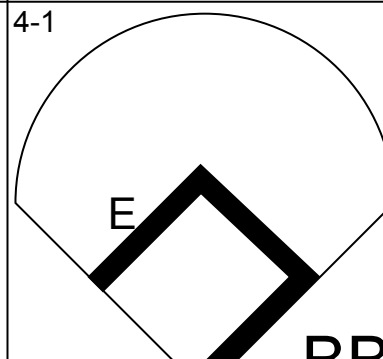
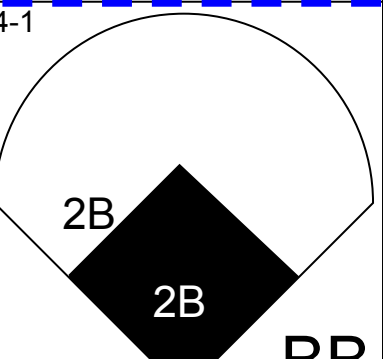
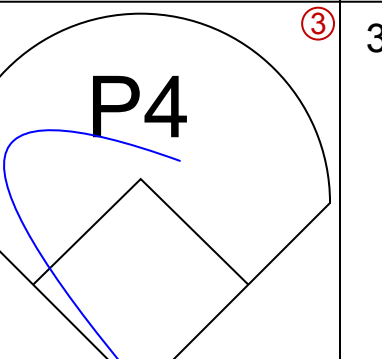
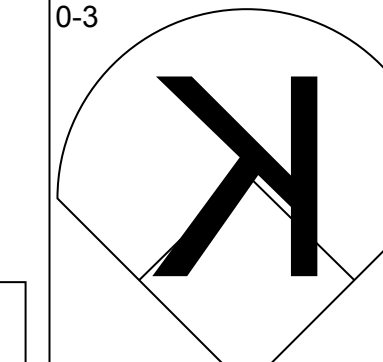
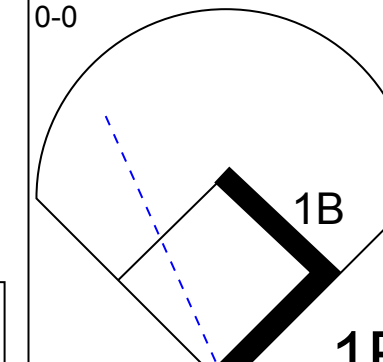
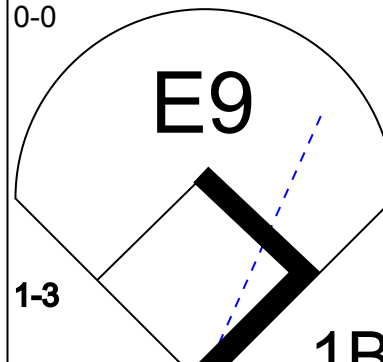
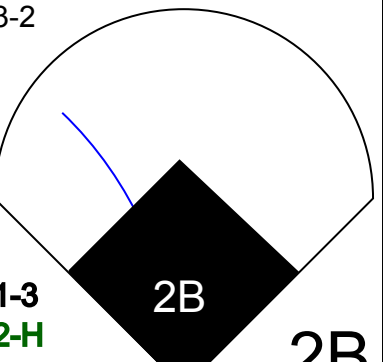
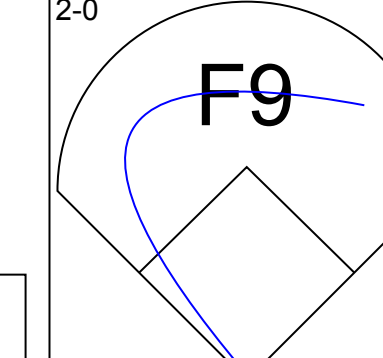
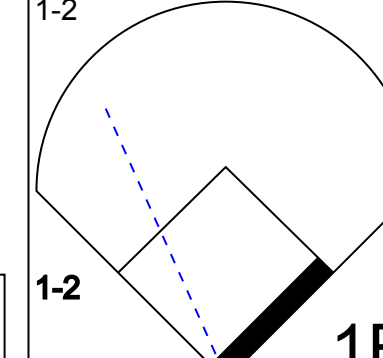
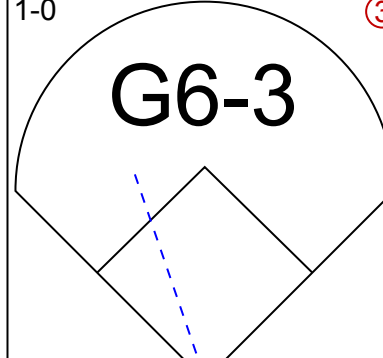
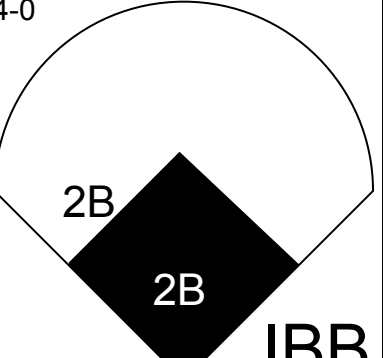
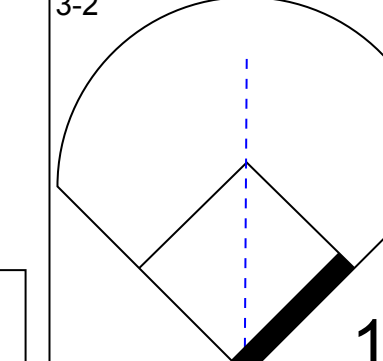
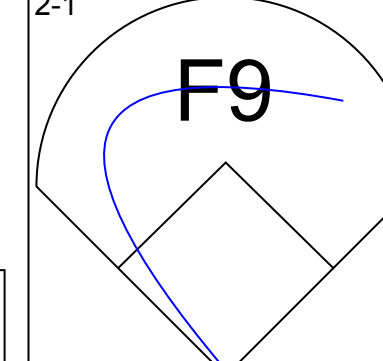
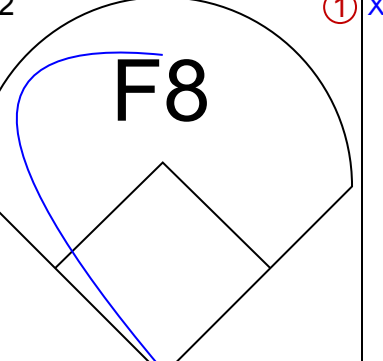
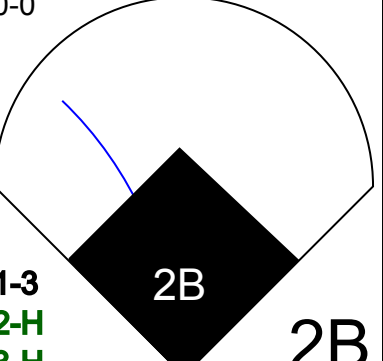
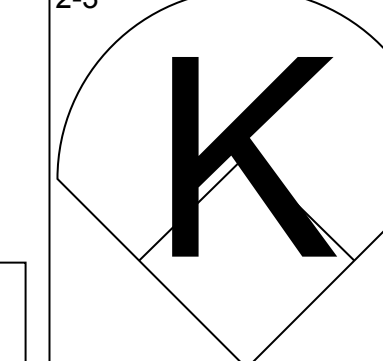
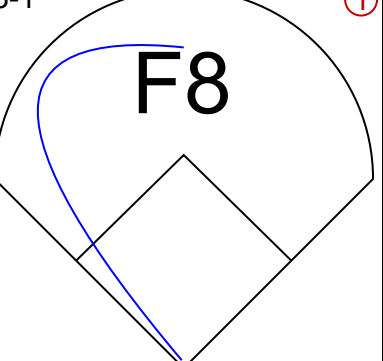
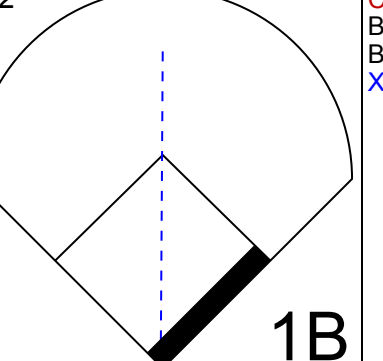
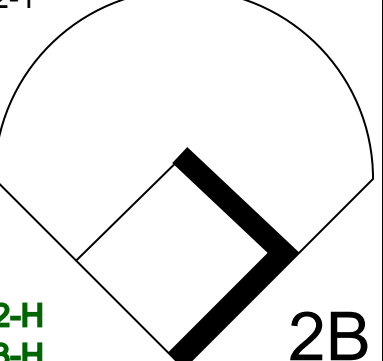

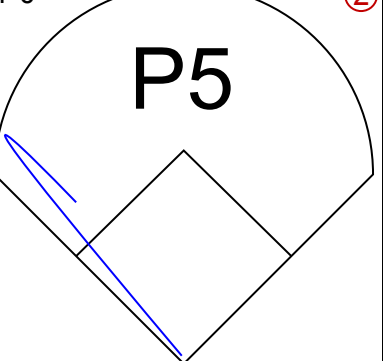
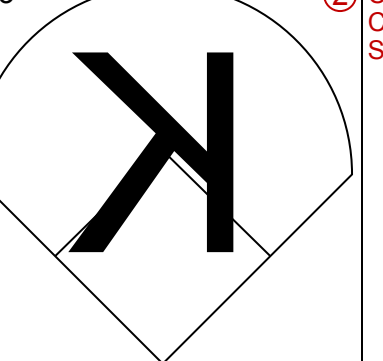
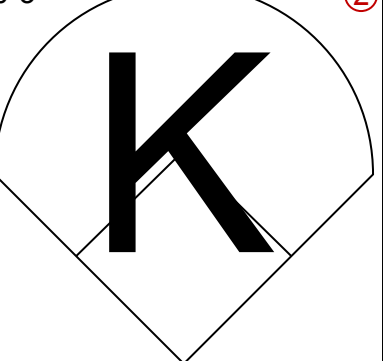
AB 31  
R 6  
H 7  
RBI 5  
BB 4  
SO 3  
LOB 16



Tue Jun 07 1994, 7:05 PM PDT  
Att: 10,614 - Unknown - 65 F

livebaseballscores.com




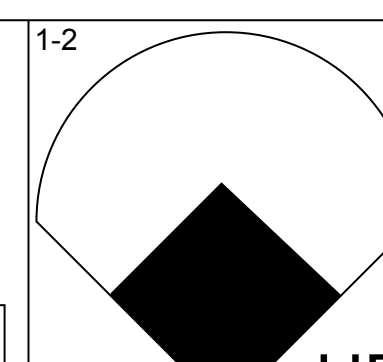
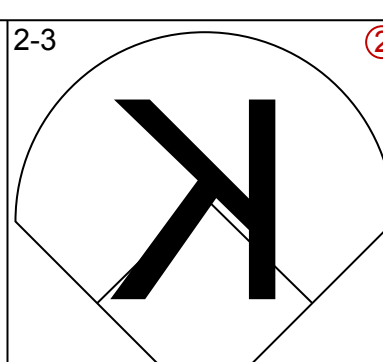
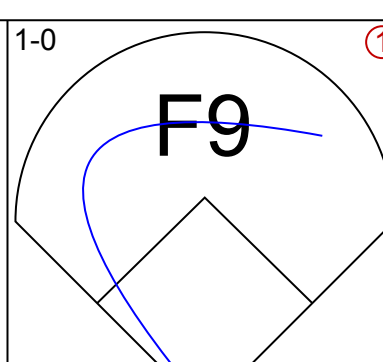
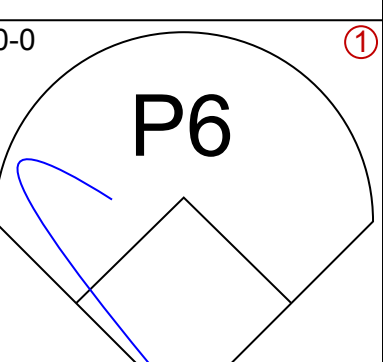
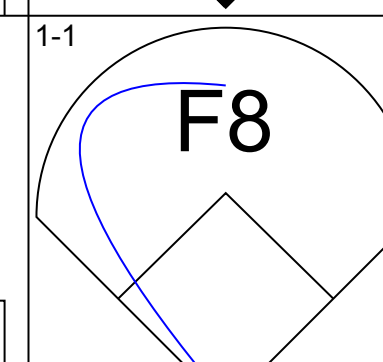
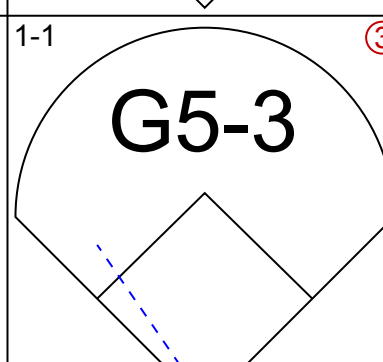
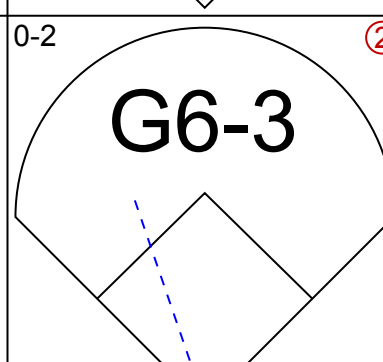
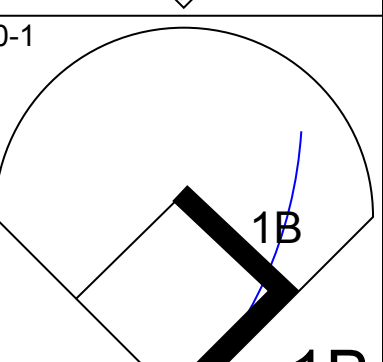
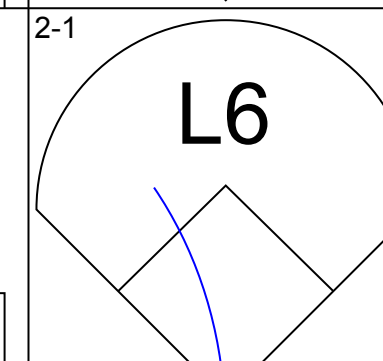
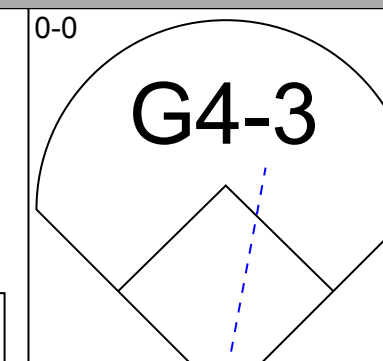
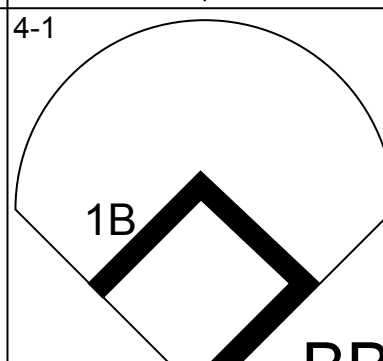
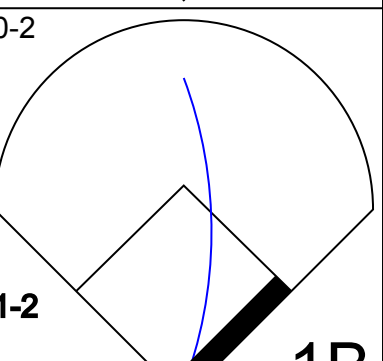
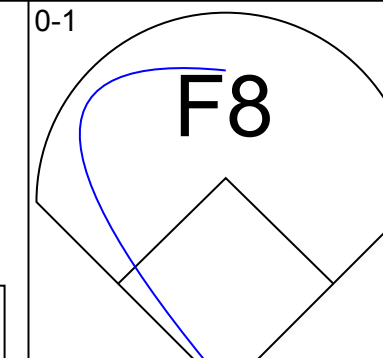
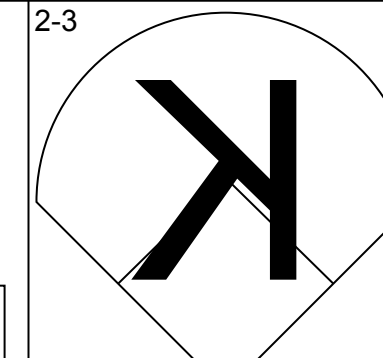
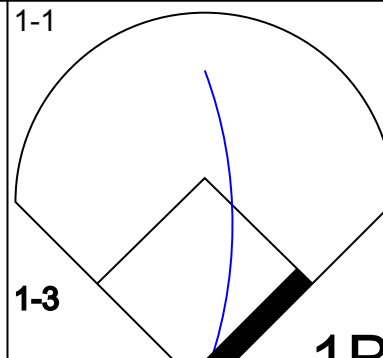
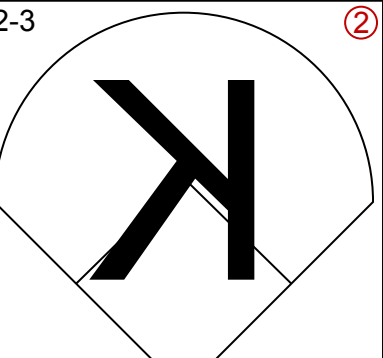
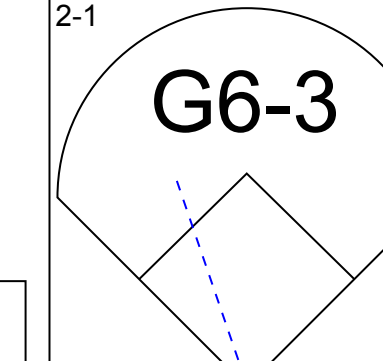
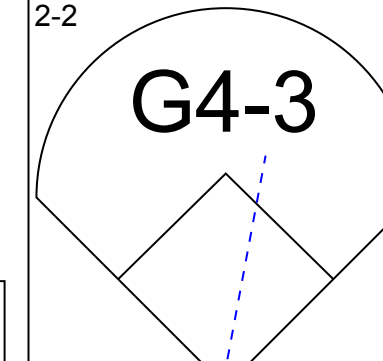
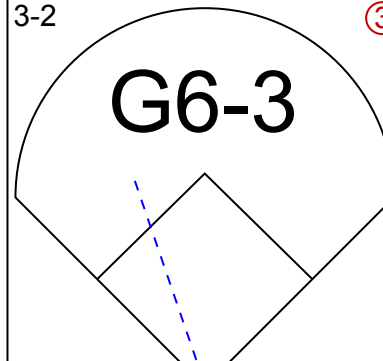
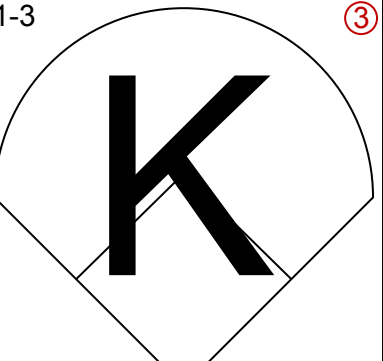
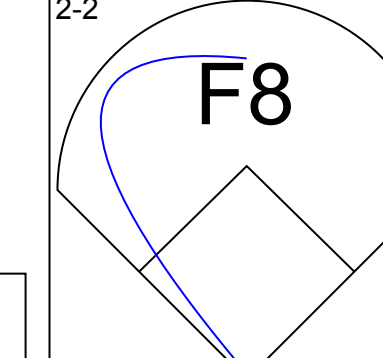
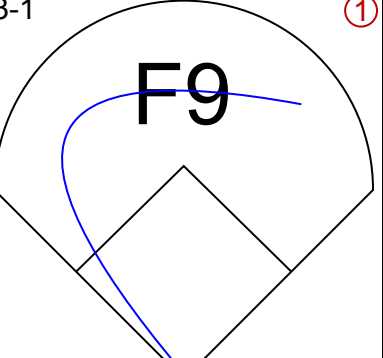
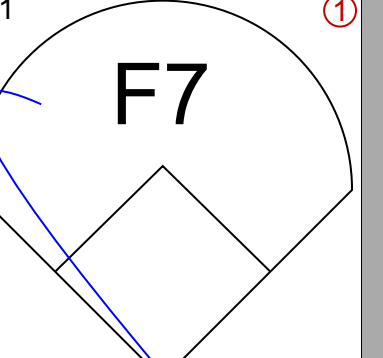
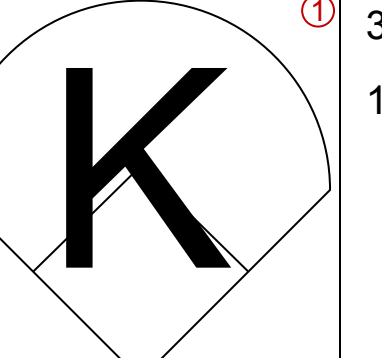
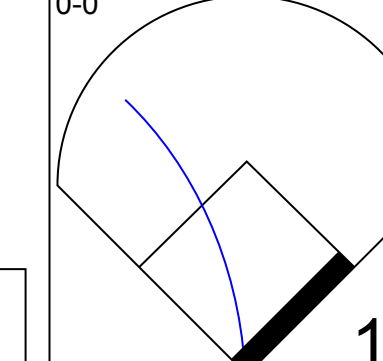
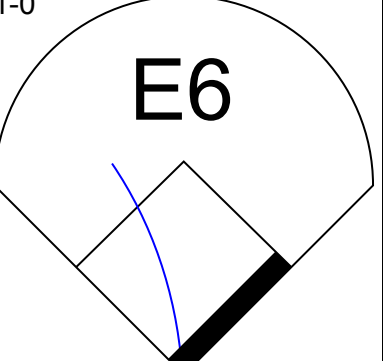
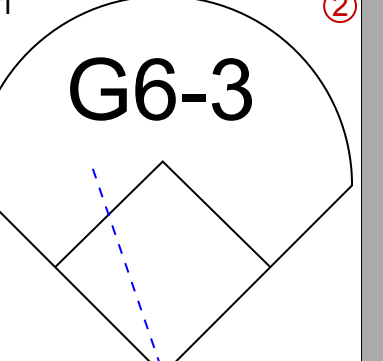
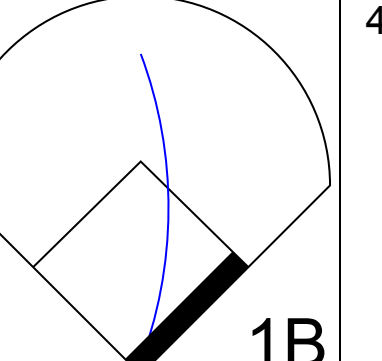
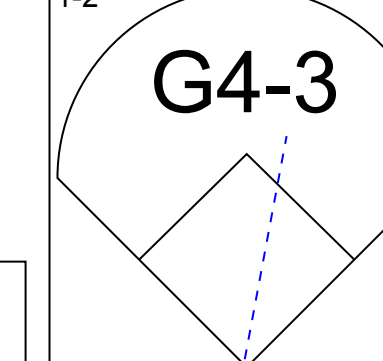
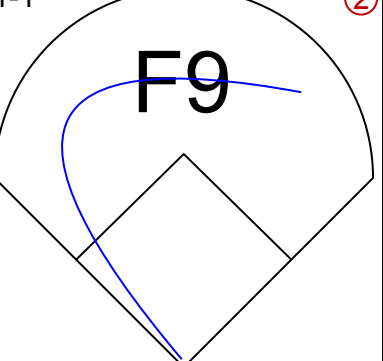
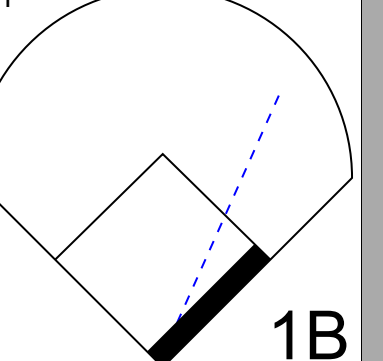
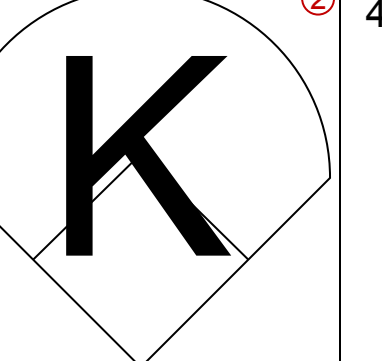
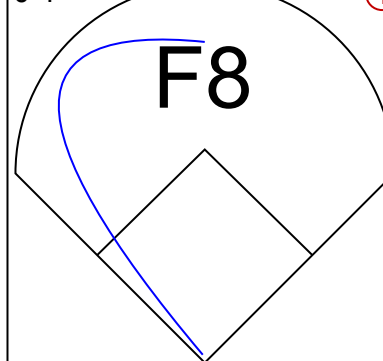
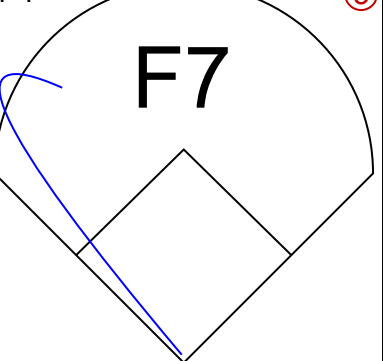
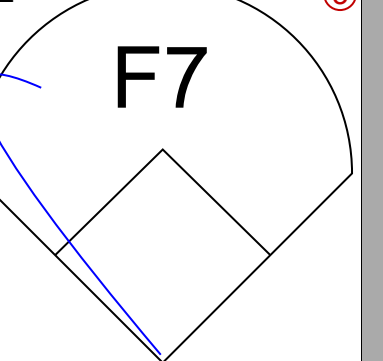
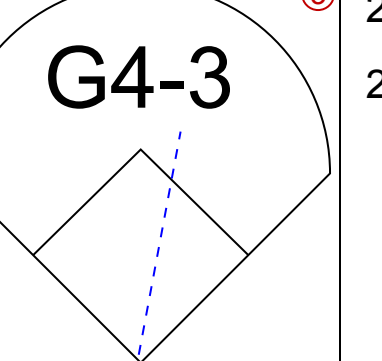
Batter	1	2	3	4	5	6	7	8	9	AB	R	H	RBI	BB	SO	LOB	TOP					
<b>Turner Ward, S</b> (1, 8) OBP: 0.354, SLG: 0.411 <b>Alex Diaz, S</b> (5, 8) OBP: 0.275, SLG: 0.375										3	0	0	0	0	2	0						
<b>Bill Spiers, L</b> (1, 6) OBP: 0.333, SLG: 0.299										5	1	1	0	0	0	0						
<b>B.J. Surhoff, L</b> (1, 5) OBP: 0.338, SLG: 0.583										4	0	0	0	0	0	0						
<b>Greg Vaughn, R</b> (1, 7) OBP: 0.355, SLG: 0.496										3	2	1	1	2	0	0						
<b>Dave Nilsson, L</b> (1, 2) OBP: 0.308, SLG: 0.437										4	1	3	1	0	1	0						
<b>Brian Harper, R</b> (1, 10) OBP: 0.319, SLG: 0.391										3	1	1	0	1	0	2						
<b>John Jaha, R</b> (1, 3) OBP: 0.350, SLG: 0.430										4	1	2	2	0	0	2						
<b>Matt Mieske, R</b> (1, 9) OBP: 0.352, SLG: 0.425										4	0	2	2	0	1	1						
<b>Jose Valentin, S</b> (1, 4) OBP: 0.296, SLG: 0.384										4	0	0	0	0	3	2						
<b>Inning Stats</b>	R: 0 E: 0 K: 1 S: 17	H: 0 LOB: 0 BB: 0 P: 22	R: 1 E: 0 K: 2 S: 12	H: 2 LOB: 1 BB: 0 P: 21	R: 0 E: 0 K: 1 S: 15	H: 0 LOB: 0 BB: 0 P: 21	R: 0 E: 0 K: 0 S: 10	H: 2 LOB: 2 BB: 0 P: 16	R: 0 E: 0 K: 1 S: 7	H: 0 LOB: 0 BB: 0 P: 12	R: 0 E: 0 K: 0 S: 8	H: 1 LOB: 2 BB: 1 P: 17	R: 0 E: 0 K: 2 S: 14	H: 1 LOB: 1 BB: 0 P: 21	R: 5 E: 0 K: 1 S: 16	H: 4 LOB: 1 BB: 2 P: 32	R: 0 E: 0 K: 0 S: 5	H: 0 LOB: 0 BB: 0 P: 8	1B: 6 2B: 3 3B: 0 HR: 1	SF: 0 SAC: 1 DP: 0 HBP: 0	WP: 0 PB: 0 SB: 0 CS: 0	PA: 40
<b>PITCHER</b>	IP	WLS	BF	H	R	ER	SO	BB	IBB	HBP	BLK	WP	HR	S	P	ERA	WHIP					
<b>Bobby Witt, R</b> (1, 1) ERA: 6.35	7.0		28	6	1	1	7	1	0	0	0	0	1	83	130	1.29	1.000					
<b>Vince Horsman, L</b> (8, 1) ERA: 3.55	0.1	L	2	1	1	1	0	0	0	0	0	0	0	4	7	27.00	3.000					
<b>Mark Acre, R</b> (8, 1) ERA: 4.09	0.0		5	3	4	4	0	1	1	0	0	0	0	8	21	∞	∞					
<b>Dave Leiper, L</b> (8, 1) ERA:	1.2		5	0	0	0	1	0	0	0	0	0	0	9	12	0.00	0.000					

Milwaukee Brewers @ Oakland Athletics  
Oakland-Alameda County Coliseum, Oakland, CA  
Wed Jun 08 1994, 7:05 PM PDT  
Att: 11,398 - Unknown - 65 F

livebaseballscores.com

AB 36  
R 6  
H 10  
RBI 6  
BB 3  
SO 8  
LOB 9




Batter	1	2	3	4	5	6	7	8	9	AB	R	H	RBI	BB	SO	LOB	BOTTOM				
<b>Rickey Henderson, R</b> (1, 10) OBP: 0.389, SLG: 0.354										4	1	1	1	0	1	0					
<b>Mike Bordick, R</b> (1, 6) OBP: 0.344, SLG: 0.360										4	0	1	0	0	0	0					
<b>Brent Gates, S</b> (1, 4) OBP: 0.406, SLG: 0.462										3	0	1	0	1	0	0					
<b>Geronimo Berroa, R</b> (1, 7) OBP: 0.391, SLG: 0.485 <b>Stan Javier, S</b> (6, 7) OBP: 0.365, SLG: 0.416										2	0	0	0	0	1	0					
<b>Ruben Sierra, S</b> (1, 9) OBP: 0.277, SLG: 0.470										4	0	0	0	0	1	4					
<b>Mike Aldrete, L</b> (1, 3) OBP: 0.333, SLG: 0.421 <b>Scott Hemond, R</b> (9, PH) OBP: 0.263, SLG: 0.322										3	0	0	0	0	0	0					
<b>Terry Steinbach, R</b> (1, 2) OBP: 0.328, SLG: 0.467										4	0	2	0	0	0	0					
<b>Eric Fox, S</b> (1, 8) OBP: 0.364, SLG: 0.364										4	0	1	0	0	1	3					
<b>Jeff Schaefer, R</b> (1, 5) <b>Craig Paquette, R</b> (7, PH) (8, 5)										2	0	0	0	0	0	1					
<b>Inning Stats</b>	R: 1 E: 0 K: 0 S: 9	H: 1 LOB: 0 BB: 0 P: 13	R: 0 E: 0 K: 0 S: 10	H: 1 LOB: 0 BB: 0 P: 15	R: 0 E: 0 K: 1 S: 7	H: 0 LOB: 0 BB: 0 P: 10	R: 0 E: 0 K: 1 S: 7	H: 0 LOB: 0 BB: 0 P: 11	R: 0 E: 0 K: 0 S: 11	H: 1 LOB: 2 BB: 1 P: 20	R: 0 E: 0 K: 0 S: 12	H: 1 LOB: 1 BB: 0 P: 17	R: 0 E: 0 K: 2 S: 13	H: 2 LOB: 2 BB: 0 P: 16	R: 0 E: 0 K: 2 S: 14	H: 1 LOB: 1 BB: 0 P: 20	1B: 6 2B: 0 3B: 0 HR: 1	SF: 0 SAC: 0 DP: 0 HBP: 0	WP: 0 PB: 0 SB: 0 CS: 0	PA: 36	
<b>PITCHER</b>	IP	WLS	BF	H	R	ER	SO	BB	IBB	HBP	BLK	WP	HR	S	P	ERA	WHIP				
<b>Ricky Bones, R</b> (1, 1) ERA: 2.46	8.0	W	32	6	1	1	4	1	0	0	0	0	1	76	115	1.12	0.875				
<b>Graeme Lloyd, L</b> (9, 1) ERA: 4.43	1.0		4	1	0	0	2	0	0	0	0	0	0	14	20	0.00	1.000				

Milwaukee Brewers @ Oakland Athletics  
Oakland-Alameda County Coliseum, Oakland, CA  
Wed Jun 08 1994, 7:05 PM PDT  
Att: 11,398 - Unknown - 65 F

livebaseballscores.com

AB 35  
R 1  
H 7  
RBI 1  
BB 1  
SO 6  
LOB 12





Batter	1	2	3	4	5	6	7	8	9	AB	R	H	RBI	BB	SO	LOB	TOP																	
<b>Kenny Lofton, L</b> OBP: 0.426, SLG: 0.553 (1, 8)										4	0	2	0	0	0	1	<b>Cleveland Indians @ Milwaukee Brewers</b> Milwaukee County Stadium, Milwaukee, WI Thu Jun 09 1994, 8:05 PM EDT Att: 16,024 - Unknown - 71 F																	
<b>Alvaro Espinoza, R</b> OBP: 0.299, SLG: 0.336 (1, 6)										4	0	1	0	0	2	1																		
<b>Carlos Baerga, S</b> OBP: 0.315, SLG: 0.466 (1, 4)										4	0	0	0	0	0	2																		
<b>Albert Belle, R</b> OBP: 0.456, SLG: 0.670 (1, 7)										4	1	1	0	0	2	0																		
<b>Eddie Murray, S</b> OBP: 0.301, SLG: 0.450 (1, 10)											4	0	1	0	0	2		1																
<b>Paul Sorrento, L</b> OBP: 0.353, SLG: 0.444 (1, 3)											4	0	1	1	0	0		0																
<b>Manny Ramirez, R</b> OBP: 0.328, SLG: 0.490 (1, 9)										3	1	2	0	1	0	0																		
<b>Jim Thome, L</b> OBP: 0.328, SLG: 0.431 (1, 5)										3	1	2	1	0	0	2																		
<b>Rene Gonzales, R</b> OBP: 0.333, SLG: 0.308 (8, 5)										1	0	0	0	0	0	1																		
<b>Tony Peña, R</b> OBP: 0.381, SLG: 0.456 (1, 2)										3	0	1	1	0	1	1																		
<b>Inning Stats</b>	R: 0 E: 0 K: 0 S: 5	H: 1 LOB: 0 BB: 0 P: 8	R: 1 E: 0 K: 1 S: 15	H: 2 LOB: 1 BB: 1 P: 29	R: 0 E: 0 K: 2 S: 10	H: 0 LOB: 0 BB: 0 P: 14	R: 0 E: 0 K: 0 S: 6	H: 1 LOB: 0 BB: 0 P: 10	R: 2 E: 0 K: 0 S: 10	H: 5 LOB: 2 BB: 0 P: 14	R: 0 E: 0 K: 1 S: 5	H: 1 LOB: 1 BB: 0 P: 9	R: 0 E: 0 K: 0 S: 8	H: 0 LOB: 0 BB: 0 P: 12	R: 0 E: 0 K: 2 S: 8	H: 0 LOB: 0 BB: 0 P: 11	R: 0 E: 0 K: 1 S: 10	H: 1 LOB: 1 BB: 0 P: 17	1B: 6 2B: 5 3B: 0 HR: 0	SF: 0 SAC: 0 DP: 0 HBP: 0	WP: 0 PB: 0 SB: 1 CS: 2	PA: 37												
<b>PITCHER</b>	IP WLS BF H R ER SO BB IBB HBP BLK WP HR S P ERA WHIP																																	
<b>Bill Wegman, R</b> ERA: 3.3 (1, 1)	7.0		28	10	3	3	4	1	0	0	0	0	0	0	59	96	3.86	1.571																
<b>Mike Ignasiak, R</b> ERA: 4.5 (8, 1)	2.0	W	7	1	0	0	3	0	0	0	0	0	0	0	18	28	0.00	0.500																

Batter	1	2	3	4	5	6	7	8	9	AB	R	H	RBI	BB	SO	LOB	BOTTOM																	
<b>Alex Diaz, S</b> OBP: 0.264, SLG: 0.360 (1, 8)										4	0	0	0	0	2	1	<b>Cleveland Indians @ Milwaukee Brewers</b> Milwaukee County Stadium, Milwaukee, WI Thu Jun 09 1994, 8:05 PM EDT Att: 16,024 - Unknown - 71 F																	
<b>Jody Reed, R</b> OBP: 0.370, SLG: 0.299 (1, 4)										4	1	2	0	0	0	0																		
<b>B.J. Surhoff, L</b> OBP: 0.333, SLG: 0.563 (1, 5)										4	0	1	0	0	1	1																		
<b>Greg Vaughn, R</b> OBP: 0.347, SLG: 0.483 (1, 7)											4	0	0	0	2	2																		
<b>Dave Nilsson, L</b> OBP: 0.307, SLG: 0.431 (1, 10)										3	0	0	0	1	2	2																		
<b>Darryl Hamilton, L</b> OBP: 0.331, SLG: 0.369 (9, PR)										0	1	0	0	0	0	0																		
<b>Brian Harper, R</b> OBP: 0.327, SLG: 0.403 (1, 2)										4	0	3	1	0	0	0																		
<b>Bill Spiers, L</b> OBP: 0.333, SLG: 0.299 (9, PR)										0	1	0	0	0	0	0																		
<b>John Jaha, R</b> OBP: 0.353, SLG: 0.425 (1, 3)										2	0	0	0	1	1	2																		
<b>Matt Mieske, R</b> OBP: 0.362, SLG: 0.463 (1, 9)										2	1	1	1	1	1	2																		
<b>Turner Ward, S</b> OBP: 0.357, SLG: 0.411 (9, PH)										0	0	0	1	1	0	0																		
<b>Jose Valentin, S</b> OBP: 0.295, SLG: 0.379 (1, 6)										4	0	1	1	0	1	3																		
<b>Inning Stats</b>	R: 0 E: 0 K: 1 S: 9	H: 0 LOB: 0 BB: 0 P: 15	R: 0 E: 0 K: 0 S: 6	H: 0 LOB: 0 BB: 0 P: 10	R: 1 E: 0 K: 1 S: 8	H: 1 LOB: 0 BB: 0 P: 12	R: 1 E: 0 K: 2 S: 13	H: 3 LOB: 2 BB: 0 P: 19	R: 0 E: 0 K: 0 S: 8	H: 0 LOB: 0 BB: 1 P: 14	R: 0 E: 0 K: 1 S: 6	H: 1 LOB: 0 BB: 0 P: 10	R: 0 E: 0 K: 2 S: 12	H: 1 LOB: 2 BB: 0 P: 21	R: 0 E: 0 K: 2 S: 8	H: 0 LOB: 0 BB: 0 P: 10	R: 2 E: 0 K: 1 S: 9	H: 2 LOB: 3 BB: 3 P: 22	1B: 6 2B: 1 3B: 0 HR: 1	SF: 0 SAC: 0 DP: 2 HBP: 1	WP: 0 PB: 0 SB: 0 CS: 0	PA: 36												
<b>PITCHER</b>	IP WLS BF H R ER SO BB IBB HBP BLK WP HR S P ERA WHIP																																	
<b>Jack Morris, R</b> ERA: 4.7 (1, 1)	7.0		27	6	2	2	7	1	0	1	0	0	0	0	62	101	2.57	1.000																
<b>Jose Mesa, R</b> ERA: 3.74 (8, 1)	1.0		3	0	0	0	2	0	0	0	0	0	0	8	10	0.00	0.000																	
<b>Paul Shuey, R</b> ERA: 4.91 (9, 1)	0.1	L	4	1	2	2	1	1	1	0	0	0	0	6	14	54.00	6.000																	
<b>Derek Lilliquist, L</b> ERA: 5.73 (9, 1)	0.0		2	1	0	0	0	1	0	0	0	0	0	3	8	*	*																	



Batter	1	2	3	4	5	6	7	8	9	AB	R	H	RBI	BB	SO	LOB	TOP				
<b>Kenny Lofton, L</b> OBP: 0.424, SLG: 0.546 (1, 8)	G4-3		1B BB		K		F8		SH5-4	3	0	0	0	1	1	1	<b>Cleveland Indians @ Milwaukee Brewers</b> Milwaukee County Stadium, Milwaukee, WI Fri Jun 10 1994, 8:05 PM EDT Att: 23,795 - Unknown - 71 F <a href="http://livebaseballscorecards.com">livebaseballscorecards.com</a>				
<b>Alvaro Espinoza, R</b> OBP: 0.295, SLG: 0.333 (1, 6)	G4-3		1B		K		F8		SF8	4	0	1	1	0	1	1					
<b>Carlos Baerga, S</b> OBP: 0.312, SLG: 0.461 (1, 4)	G3-1		F9			2B 1B	G6-3		G6-3	5	1	1	0	0	0	4					
<b>Albert Belle, R</b> OBP: 0.462, SLG: 0.675 (1, 7)		L9		WP S E 1B		2B BB			F9 2B	3	2	2	0	1	0	0					
<b>Eddie Murray, S</b> OBP: 0.300, SLG: 0.451 (1, 10)	P4			K		G3-1 SF8 2B			P4	4	1	1	2	0	1	2					
<b>Paul Sorrento, L</b> OBP: 0.345, SLG: 0.432 (1, 3)	K			K		G3-1			F9	4	0	0	0	0	2	3					
<b>Manny Ramirez, R</b> OBP: 0.326, SLG: 0.506 (1, 9)			HR	E9		SF8			G5-3	3	1	1	2	0	0	1					
<b>Jim Thome, L</b> OBP: 0.322, SLG: 0.423 (1, 5)			K	G3		F9			SH5-4 1B SF8 BB	3	0	0	0	0	1	1					
<b>Rene Gonzales, R</b> OBP: 0.368, SLG: 0.308 (8, 5)										0	1	0	0	0	1	0					
<b>Sandy Alomar Jr., R</b> OBP: 0.306, SLG: 0.388 (1, 2)			CS 1B			P5			SH5-4 1B	3	0	2	0	1	0	0					
<b>Inning Stats</b>	R: 0 E: 0 K: 0 S: 8	H: 0 LOB: 0 BB: 0 P: 12	R: 0 E: 0 K: 1 S: 7	H: 0 LOB: 0 BB: 0 P: 12	R: 1 E: 0 K: 1 S: 15	H: 3 LOB: 2 BB: 1 P: 27	R: 1 E: 1 K: 2 S: 17	H: 1 LOB: 1 BB: 0 P: 26	R: 0 E: 0 K: 2 S: 9	H: 0 LOB: 0 BB: 0 P: 14	R: 3 E: 0 K: 0 S: 11	H: 2 LOB: 0 BB: 1 P: 21	R: 0 E: 0 K: 0 S: 6	H: 0 LOB: 1 BB: 1 P: 13	R: 0 E: 0 K: 0 S: 8	H: 1 LOB: 1 BB: 0 P: 12	R: 1 E: 0 K: 0 S: 7	H: 1 LOB: 1 BB: 1 P: 13	1B: 5 2B: 2 3B: 0 HR: 1	SF: 2 SAC: 1 DP: 0 HBP: 0	WP: 1 PB: 0 CS: 1 PA: 39
<b>PITCHER</b>	IP	WLS	BF	H	R	ER	SO	BB	IBB	HBP	BLK	WP	HR	S	P	ERA	WHIP				
<b>Bob Scanlan, R</b> ERA: 4.28 (1, 1)	5.0		20	4	2	2	6	1	0	0	0	1	1	56	91	1.80	1.000				
<b>Mike Ignasiak, R</b> ERA: 5.14 (6, 1)	0.0		2	1	2	2	0	1	0	0	0	0	0	6	11	∞	∞				
<b>Graeme Lloyd, L</b> ERA: 4.24 (6, 1)	3.0		12	2	1	1	0	1	0	0	0	0	0	19	35	3.00	1.000				
<b>Doug Henry, R</b> ERA: 2.7 (9, 1)	0.1		3	1	1	1	0	1	0	0	0	0	0	4	10	27.00	6.000				
<b>Mike Fetters, R</b> ERA: 2.49 (9, 1)	0.2	W	2	0	0	0	0	0	0	0	0	0	0	3	3	0.00	0.000				

Batter	1	2	3	4	5	6	7	8	9	AB	R	H	RBI	BB	SO	LOB	BOTTOM				
<b>Jody Reed, R</b> OBP: 0.370, SLG: 0.302 (1, 4)	FC4-6 1B		F7			G6-3			FC5 1B	5	0	2	0	0	1	3	<b>Cleveland Indians @ Milwaukee Brewers</b> Milwaukee County Stadium, Milwaukee, WI Fri Jun 10 1994, 8:05 PM EDT Att: 23,795 - Unknown - 71 F <a href="http://livebaseballscorecards.com">livebaseballscorecards.com</a>				
<b>Bill Spiers, L</b> OBP: 0.335, SLG: 0.309 (1, 5)	FC4-6 1B		G4-3		G3		WP 2B		E 1B	5	1	2	0	0	0	1					
<b>John Jaha, R</b> OBP: 0.359, SLG: 0.430 (1, 3)			1B E 1B		G5-4-3 1B		L9		FC5 1B 2B	5	2	3	0	0	0	2					
<b>Greg Vaughn, R</b> OBP: 0.354, SLG: 0.483 (1, 7)			1B E 1B		G5-4-3		K		2B 1B	4	2	2	0	1	1	2					
<b>B.J. Surhoff, L</b> OBP: 0.338, SLG: 0.565 (1, 10)			1B E 1B		G6-3		G4-3		2B 1B	5	1	2	2	0	1	4					
<b>Brian Harper, R</b> OBP: 0.321, SLG: 0.395 (1, 2)	FC6		E4 F8 1B		G4-3				F7 2B	4	1	0	1	0	0	4					
<b>Matt Mieske, R</b> OBP: 0.367, SLG: 0.465 (1, 9)		E4 G3 1B		1B E 1B		K			K	4	0	2	1	0	2	0					
<b>Alex Diaz, S</b> OBP: 0.264, SLG: 0.356 (1, 8)		G3		F8		G6-3			S 1B	4	0	1	0	0	0	3					
<b>Jose Valentin, S</b> OBP: 0.293, SLG: 0.375 (1, 6)			K			L9			K	4	0	1	1	0	2	2					
<b>Inning Stats</b>	R: 0 E: 0 K: 1 S: 12	H: 2 LOB: 3 BB: 1 P: 23	R: 0 E: 1 K: 2 S: 14	H: 1 LOB: 1 BB: 0 P: 19	R: 4 E: 1 K: 0 S: 15	H: 5 LOB: 2 BB: 0 P: 26	R: 0 E: 0 K: 0 S: 5	H: 1 LOB: 0 BB: 0 P: 8	R: 0 E: 0 K: 1 S: 9	H: 0 LOB: 0 BB: 0 P: 11	R: 0 E: 0 K: 0 S: 12	H: 0 LOB: 0 BB: 0 P: 18	R: 0 E: 0 K: 1 S: 12	H: 1 LOB: 1 BB: 0 P: 19	R: 0 E: 0 K: 2 S: 10	H: 1 LOB: 1 BB: 0 P: 13		R: 3 E: 1 K: 0 S: 11	H: 4 LOB: 1 BB: 0 P: 14	1B: 13 2B: 2 3B: 0 HR: 0	SF: 0 SAC: 0 DP: 1 HBP: 0
<b>PITCHER</b>	IP	WLS	BF	H	R	ER	SO	BB	IBB	HBP	BLK	WP	HR	S	P	ERA	WHIP				
<b>Charles Nagy, R</b> ERA: 3.32 (1, 1)	7.0		32	10	4	2	5	1	0	0	0	0	0	79	124	2.57	1.571				
<b>Eric Plunk, R</b> ERA: 3.55 (8, 1)	1.0		4	1	0	0	2	0	0	0	0	0	0	10	13	0.00	1.000				
<b>Jose Mesa, R</b> ERA: 4.5 (9, 1)	0.1	L	5	4	3	3	0	0	0	0	0	0	0	11	14	81.00	12.000				



Batter	1	2	3	4	5	6	7	8	9	AB	R	H	RBI	BB	SO	LOB	TOP		
<b>Kenny Lofton, L</b> OBP: 0.423, SLG: 0.541 (1, 8)	1-3 K		0-1 G4-3		2-2 G6-3			1-2 K	4-0 FC4-6 IBB	4	0	1	0	1	1	1	<b>Cleveland Indians @ Milwaukee Brewers</b> Milwaukee County Stadium, Milwaukee, WI Sat Jun 11 1994, 8:05 PM EDT Att: 22,222 - Unknown - 70 F		
<b>Alvaro Espinoza, R</b> OBP: 0.295, SLG: 0.321 (1, 6)	2-3 K		0-0 L3			1-2 F8		0-3 K	1-0 FC4-6	5	0	0	0	0	2	3			
<b>Carlos Baerga, S</b> OBP: 0.307, SLG: 0.453 (1, 4)	2-3 K		1-2 G5-3			0-3 K		1-0 FC4 BB		4	0	0	0	0	2	1			
<b>Albert Belle, R</b> OBP: 0.455, SLG: 0.662 (1, 7)		0-3 K			0-1 G5-3			2-2 L5		4	0	0	0	0	2	2			
<b>Eddie Murray, S</b> OBP: 0.299, SLG: 0.445 (1, 10)		1-1 P2			0-2 G6-3			4-1 BB		3	0	0	0	1	0	0			
<b>Paul Sorrento, L</b> OBP: 0.337, SLG: 0.421 (1, 3)		0-3 K			0-1 G3-1			1-0 F7		4	0	0	0	0	2	3			
<b>Manny Ramirez, R</b> OBP: 0.335, SLG: 0.506 (1, 9)			1-2 BB HR 1B		3-3 K			4-0 HR BB	4-2 G1-3 BB	2	2	1	0	2	1	0			
<b>Jim Thome, L</b> OBP: 0.328, SLG: 0.442 (1, 5)			4-2 HR BB		1-1 F7			0-0 HR	2-1 G1-3	2	2	1	2	1	0	0			
<b>Rene Gonzales, R</b> OBP: 0.350, SLG: 0.286 (8, 5)			1-2 HR BB		4-0 S BB			3-1 P4	1-2 K	1	0	0	0	0	0	1			
<b>Sandy Alomar Jr., R</b> OBP: 0.311, SLG: 0.409 (1, 2)			2-0 HR							3	1	1	3	1	1	1			
<b>Inning Stats</b>	R: 0 H: 0 E: 0 K: 3 S: 14	H: 0 LOB: 0 BB: 0 P: 19	R: 0 H: 0 E: 0 K: 2 S: 9	H: 0 LOB: 0 BB: 0 P: 10	R: 3 H: 2 E: 0 K: 0 S: 14	H: 2 LOB: 0 BB: 1 P: 22	R: 0 H: 0 E: 0 K: 0 S: 7	H: 0 LOB: 0 BB: 0 P: 7	R: 0 H: 0 E: 0 K: 1 S: 9	H: 0 LOB: 1 BB: 1 P: 19	R: 2 H: 1 E: 0 K: 1 S: 7	H: 1 LOB: 0 BB: 1 P: 18	R: 0 H: 1 E: 1 K: 1 S: 14	H: 1 LOB: 3 BB: 2 P: 23	R: 0 H: 0 E: 0 K: 1 S: 8	H: 0 LOB: 2 BB: 2 P: 20	1B: 2 2B: 0 3B: 0 HR: 2	SF: 0 SAC: 0 DP: 0 HBP: 0	WP: 0 PA: 38 SB: 0 CS: 0
<b>PITCHER</b>	IP	WLS	BF	H	R	ER	SO	BB	IBB	HBP	BLK	WP	HR	S	P	ERA	WHIP		
<b>21 Cal Eldred, R</b> ERA: 4.7 (1, 1)	8.0	L	34	4	5	5	10	5	0	0	0	0	2	85	135	5.62	1.125		
<b>Jose Mercedes, R</b> ERA: (9, 1)	1.0		4	0	0	0	1	0	1	0	0	0	0	6	14	0.00	0.000		

AB	32
R	5
H	4
RBI	5
BB	6
SO	11
LOB	12



Batter	1	2	3	4	5	6	7	8	9	AB	R	H	RBI	BB	SO	LOB	BOTTOM		
<b>Jody Reed, R</b> OBP: 0.368, SLG: 0.301 (1, 4)	1-2 G4-3		2-1 1-H BB		2-3 K			0-0 F7		4	0	1	1	0	1	1	<b>Cleveland Indians @ Milwaukee Brewers</b> Milwaukee County Stadium, Milwaukee, WI Sat Jun 11 1994, 8:05 PM EDT Att: 22,222 - Unknown - 70 F		
<b>John Jaha, R</b> OBP: 0.352, SLG: 0.420 (1, 3)	2-0 F9		1-3 K		3-2 F8			0-2 G5-3		4	0	0	0	0	1	2			
<b>B.J. Surhoff, L</b> OBP: 0.321, SLG: 0.534 (1, 5)	1-1 G5-3			2-3 K		0-0 G4-3		1-0 F9		4	0	0	0	0	1	0			
<b>Greg Vaughn, R</b> OBP: 0.352, SLG: 0.497 (1, 7)		3-2 F7		3-2 HR		3-3 K		0-0 F8		4	1	1	1	0	1	0			
<b>Dave Nilsson, L</b> OBP: 0.311, SLG: 0.426 (1, 10)		1-1 G3		4-0 BB		2-2 F9		4-0 G1-3 BB		2	0	0	0	2	0	0			
<b>Brian Harper, R</b> OBP: 0.319, SLG: 0.392 (1, 2)		3-1 L6		1-3 K		0-1 1B		0-1 G1-3		4	0	1	0	0	1	2			
<b>Matt Mieske, R</b> OBP: 0.353, SLG: 0.444 (1, 9)			2-2 F9		0-3 K		0-2 L9		1-1 F8	4	0	0	0	0	1	3			
<b>Alex Diaz, S</b> OBP: 0.265, SLG: 0.364 (1, 8)			0-1 L8		1-0 2B		1-1 P6			3	0	1	0	0	0	1			
<b>Jose Valentin, S</b> OBP: 0.294, SLG: 0.374 (1, 6)			1-0 S 1B		0-0 F8		0-3 K			3	1	1	0	0	1	2			
<b>Inning Stats</b>	R: 0 H: 0 E: 0 K: 0 S: 6	H: 0 LOB: 0 BB: 0 P: 10	R: 0 H: 0 E: 0 K: 0 S: 10	H: 0 LOB: 0 BB: 0 P: 17	R: 1 H: 2 E: 0 K: 1 S: 11	H: 2 LOB: 1 BB: 0 P: 17	R: 1 H: 1 E: 0 K: 3 S: 16	H: 1 LOB: 1 BB: 1 P: 26	R: 0 H: 0 E: 0 K: 1 S: 8	H: 1 LOB: 1 BB: 0 P: 14	R: 0 H: 0 E: 0 K: 1 S: 12	H: 1 LOB: 1 BB: 0 P: 13	R: 0 H: 0 E: 0 K: 0 S: 5	H: 0 LOB: 0 BB: 0 P: 6	R: 0 H: 0 E: 0 K: 0 S: 5	H: 0 LOB: 1 BB: 1 P: 10		1B: 3 2B: 1 3B: 0 HR: 1	SF: 0 SAC: 0 DP: 0 HBP: 0
<b>PITCHER</b>	IP	WLS	BF	H	R	ER	SO	BB	IBB	HBP	BLK	WP	HR	S	P	ERA	WHIP		
<b>Jason Grimsley, R</b> ERA: 3.0 (1, 1)	9.0	W	34	5	2	2	7	2	0	0	0	0	1	80	125	2.00	0.778		

AB	32
R	2
H	5
RBI	2
BB	2
SO	7
LOB	11





Batter	1	2	3	4	5	6	7	8	9	AB	R	H	RBI	BB	SO	LOB	TOP								
<b>Kenny Lofton, L</b> OBP: 0.423, SLG: 0.536 <b>Ruben Amaro Jr, S</b> (9, 8)	1-1 S SF9 1B	2-1 G4-3	1-2 L3			4-2 S BB			0-3 K	4	1	1	0	1	1	3									
<b>Alvaro Espinoza, R</b> OBP: 0.289, SLG: 0.329	1-1 SAFE SF9 1B	4-0 1B HR BB		1-2 L4		3-2 F9			2-1 HR 2B	3	2	1	1	1	0	1									
<b>Carlos Baerga, S</b> OBP: 0.309, SLG: 0.464	0-0 G6-3	0-1 HR 1B		0-0 G3-1			1-1 G3-1		0-0 HR	5	2	2	3	0	0	0									
<b>Albert Belle, R</b> OBP: 0.450, SLG: 0.665	2-3 K	1-2 HR 1B		0-3 K			1-1 G6-3		1-1 G6-3	5	1	1	4	0	2	0									
<b>Eddie Murray, S</b> OBP: 0.297, SLG: 0.444		1-2 2B			1-1 F7		1-0 P5		0-1 F8	5	1	1	0	0	0	0									
<b>Candy Maldonado, R</b> OBP: 0.368, SLG: 0.522					2-2 L5			3-3 K		3	1	0	0	1	2	0									
<b>Manny Ramirez, R</b> OBP: 0.344, SLG: 0.515		0-1 1B 2B		4-2 G4-6-3 BB		2-0 L6		3-2 G6-4-3 1B		3	1	2	2	1	0	0									
<b>Tony Peña, R</b> OBP: 0.373, SLG: 0.443		1-1 G4-3 1B		0-0 G4-6-3		2-2 F7		1-2 G6-4-3		4	1	1	0	0	0	2									
<b>Rene Gonzales, R</b> OBP: 0.417, SLG: 0.556		1-2 HR 1B		1-2 S 1B			0-0 F9		2-2 HR	4	2	3	2	0	0	0									
<b>Inning Stats</b>	R: 1 E: 0 K: 1 S: 10	H: 1 LOB: 0 BB: 0 P: 16	R: 8 E: 0 K: 1 S: 20	H: 6 LOB: 2 BB: 35	R: 0 E: 0 K: 0 S: 13	H: 1 LOB: 1 BB: 1 P: 19	R: 0 E: 0 K: 1 S: 8	H: 0 LOB: 0 BB: 0 P: 9	R: 0 E: 0 K: 0 S: 6	H: 0 LOB: 0 BB: 0 P: 11	R: 0 E: 0 K: 0 S: 12	H: 0 LOB: 0 BB: 0 P: 19	R: 0 E: 0 K: 1 S: 5	H: 0 LOB: 0 BB: 0 P: 8	R: 0 E: 0 K: 1 S: 10	H: 1 LOB: 0 BB: 0 P: 17	R: 3 E: 0 K: 1 S: 13	H: 3 LOB: 0 BB: 0 P: 18	1B: 6 2B: 3 3B: 0 HR: 3	SF: 1 SAC: 0 DP: 2 HBP: 0	WP: 0 PB: 0 SB: 4 CS: 0	PA: 41			
<b>PITCHER</b>	IP	WLS	BF	H	R	ER	SO	BB	IBB	HBP	BLK	WP	HR	S	P	ERA	WHIP								
<b>Teddy Higuera, L</b> ERA: 7.74	1.0	L	7	3	4	4	1	1	0	0	0	0	0	13	23	36.00	4.000								
<b>Jaime Navarro, R</b> ERA: 7.51	5.0		22	5	5	5	2	3	0	0	0	0	1	56	86	9.00	1.600								
<b>Jose Mercedes, R</b> ERA: 0.96	2.0		7	2	1	1	1	0	0	0	0	0	1	18	30	4.50	1.000								
<b>Graeme Lloyd, L</b> ERA: 4.81	1.0		5	2	2	2	1	0	0	0	0	0	1	10	13	18.00	2.000								

**Cleveland Indians @ Milwaukee Brewers**  
Milwaukee County Stadium, Milwaukee, WI  
Sun Jun 12 1994, 4:33 AM EDT  
Att: 21,786 - Unknown - 81 F


AB 36  
R 12  
H 12  
RBI 12  
BB 4  
SO 5  
LOB 6



Batter	1	2	3	4	5	6	7	8	9	AB	R	H	RBI	BB	SO	LOB	BOTTOM								
<b>Jody Reed, R</b> OBP: 0.369, SLG: 0.319	0-1 1B 1B	0-1 G6-3		1-0 HR		2-1 P6			2-3 K	5	2	2	1	0	1	2									
<b>Bill Spiers, L</b> OBP: 0.338, SLG: 0.313	1-2 S FC5-2 1B	1-0 2B 1B		1-0 G4-3		1-3 K			3-2 G3-1	5	1	2	0	0	1	2									
<b>Greg Vaughn, R</b> OBP: 0.358, SLG: 0.500	4-2 1B BB	0-0 1B 2B		1-1 F8		1-2 G6-3			4-1 FC4-6 BB	3	1	1	1	2	0	0									
<b>B.J. Surhoff, L</b> OBP: 0.314, SLG: 0.513	1-0 E G4-3 1B	0-0 F8		0-1 F7		1-1 L8			0-0 FC4-6	5	1	1	1	0	0	3									
<b>Brian Harper, R</b> OBP: 0.314, SLG: 0.385	0-0 FC5-2 G4-3		0-2 L6		1-3 K		1-1 G6-3			4	0	0	0	0	1	2									
<b>Dave Nilsson, L</b> OBP: 0.309, SLG: 0.423	3-2 G4-3		0-0 F7		1-0 1B			2-3 K		4	0	1	1	0	1	1									
<b>Matt Mieske, R</b> OBP: 0.349, SLG: 0.430	1-2 3-H WP HBP		2-2 G6-3		2-2 G1-3			2-3 K		3	0	0	0	0	1	1									
<b>Alex Diaz, S</b> OBP: 0.256, SLG: 0.351	1-0 F7		0-0 B2		1-0 G4-3			0-0 F7		4	0	0	0	0	2										
<b>Jose Valentin, S</b> OBP: 0.307, SLG: 0.400		2-2 F8		2-0 HR		4-2 BB			4-1 DI BB	2	1	1	1	2	0	0									
<b>Inning Stats</b>	R: 3 E: 1 K: 0 S: 21	H: 3 LOB: 2 BB: 1 P: 35	R: 1 E: 0 K: 0 S: 8	H: 2 LOB: 0 BB: 0 P: 11	R: 0 E: 0 K: 0 S: 8	H: 0 LOB: 0 BB: 0 P: 10	R: 2 E: 0 K: 0 S: 6	H: 2 LOB: 0 BB: 0 P: 11	R: 0 E: 0 K: 1 S: 10	H: 1 LOB: 1 BB: 0 P: 14	R: 0 E: 0 K: 1 S: 11	H: 0 LOB: 0 BB: 1 P: 19	R: 0 E: 0 K: 0 S: 7	H: 0 LOB: 0 BB: 0 P: 10	R: 0 E: 0 K: 2 S: 8	H: 0 LOB: 0 BB: 0 P: 12	R: 0 E: 0 K: 1 S: 12	H: 0 LOB: 2 BB: 2 P: 25	1B: 5 2B: 1 3B: 0 HR: 2	SF: 0 SAC: 0 DP: 0 HBP: 1	WP: 1 PB: 0 SB: 1 CS: 0	PA: 40			
<b>PITCHER</b>	IP	WLS	BF	H	R	ER	SO	BB	IBB	HBP	BLK	WP	HR	S	P	ERA	WHIP								
<b>Dennis Martinez, R</b> ERA: 3.91	5.0		25	8	6	6	1	1	0	1	0	0	0	53	81	10.80	1.800								
<b>Eric Plunk, R</b> ERA: 3.15	4.0	S	15	0	0	0	4	3	0	0	0	0	0	38	66	0.00	0.750								

**Cleveland Indians @ Milwaukee Brewers**  
Milwaukee County Stadium, Milwaukee, WI  
Sun Jun 12 1994, 4:33 AM EDT  
Att: 21,786 - Unknown - 81 F

AB 35  
R 6  
H 8  
RBI 5  
BB 4  
SO 5  
LOB 13





Batter	1	2	3	4	5	6	7	8	9	10	11	12	13	AB	R	H	RBI	BB	SO	LOB	TOP				
<b>Tony Phillips, S</b> OBP: 0.453, SLG: 0.457 (1, 7)														5	2	2	1	1	2	3					
<b>Lou Whitaker, L</b> OBP: 0.377, SLG: 0.529 (1, 10)														5	2	1	1	2	1	4					
<b>Travis Fryman, R</b> OBP: 0.387, SLG: 0.562 (1, 5)														6	1	4	4	1	0	1					
<b>Cecil Fielder, R</b> OBP: 0.341, SLG: 0.507 (1, 3)														7	0	0	0	0	2	7					
<b>Junior Felix, S</b> OBP: 0.399, SLG: 0.656 (1, 9)														6	2	3	2	1	2	1					
<b>Alan Trammell, R</b> OBP: 0.350, SLG: 0.450 (1, 6)														7	0	2	1	0	2	3					
<b>Chris Gomez, R</b> OBP: 0.355, SLG: 0.447 (1, 4)														6	0	0	0	0	3	3					
<b>Chad Kreuter, S</b> OBP: 0.331, SLG: 0.257 (1, 2)														5	1	3	0	1	0	0					
<b>Juan Samuel, R</b> OBP: 0.379, SLG: 0.534 (1, 8)														6	2	3	0	0	0	4					
<b>Inning Stats</b>	R: 3 E: 0 K: 1 S: 13	H: 2 LOB: 0 BB: 2 P: 29	R: 2 E: 0 K: 0 S: 17	H: 1 LOB: 0 BB: 0 P: 9	R: 0 E: 0 K: 0 S: 11	H: 1 LOB: 1 BB: 0 P: 16	R: 1 E: 0 K: 1 S: 18	H: 2 LOB: 1 BB: 1 P: 29	R: 0 E: 0 K: 2 S: 9	H: 1 LOB: 0 BB: 0 P: 12	R: 0 E: 0 K: 1 S: 9	H: 0 LOB: 2 BB: 1 P: 20	R: 0 E: 0 K: 1 S: 7	H: 1 LOB: 1 BB: 0 P: 11	R: 0 E: 0 K: 1 S: 6	H: 1 LOB: 0 BB: 0 P: 11	R: 0 E: 0 K: 1 S: 7	H: 1 LOB: 1 BB: 0 P: 11	R: 4 E: 0 K: 1 S: 23	H: 4 LOB: 1 BB: 1 P: 38	1B: 12 2B: 5 3B: 0 HR: 1	SF: 1 SAC: 0 DP: 3 HBP: 0	W/P: 3 P/B: 0 S/B: 1 CS: 2	PA: 60	
<b>PITCHER</b>	IP	WLS	BF	H	R	ER	SO	BB	IBB	HBP	BLK	WP	HR	S	P	ERA	WHIP								
<b>Ricky Bones, R</b> ERA: 2.9 (1, 1)	5.0		25	10	6	6	3	3	0	0	0	0	1	66	108	10.80	2.600								
<b>Jesse Orosco, L</b> ERA: 5.33 (8, 1)	2.0		8	1	0	0	3	1	0	0	0	0	0	20	32	0.00	1.000								
<b>Mike Ignasiak, R</b> ERA: 4.97 (8, 1)	1.0		3	1	0	0	0	0	0	0	0	0	0	8	13	0.00	1.000								
<b>Mike Fatters, R</b> ERA: 2.3 (8, 1)	2.0		9	1	0	0	3	1	0	0	0	1	0	19	33	0.00	1.000								
<b>Graeme Lloyd, L</b> ERA: 5.4 (11, 1)	2.1	L	11	3	3	3	2	1	0	0	0	0	0	25	44	11.57	1.714								

**Detroit Tigers @ Milwaukee Brewers**  
**Milwaukee County Stadium, Milwaukee, WI**  
 Tue Jun 14 1994, 8:05 PM EDT  
 Att. 21,137 - Unknown - 96 F

livebaseballscores.com

**AB 53**  
**R 10**  
**H 18**  
**RBI 9**  
**BB 6**  
**SO 12**  
**LOB 26**



Batter	1	2	3	4	5	6	7	8	9	10	11	12	13	AB	R	H	RBI	BB	SO	LOB	BOTTOM					
<b>Jody Reed, R</b> OBP: 0.371, SLG: 0.320 (1, 4)														6	0	2	2	1	0	3						
<b>Kevin Seitzer, R</b> OBP: 0.366, SLG: 0.513 (1, 5)														4	0	1	0	0	1	1						
<b>Bill Spiers, L</b> OBP: 0.336, SLG: 0.313 (7, PR)														0	0	0	0	0	0	0						
<b>Turner Ward, S</b> OBP: 0.395, SLG: 0.409 (9, PH)														1	0	0	0	0	0	0						
<b>B.J. Surhoff, L</b> OBP: 0.307, SLG: 0.500 (10, 5)														2	0	0	0	0	0	3						
<b>John Jaha, R</b> OBP: 0.350, SLG: 0.409 (1, 3)														5	1	0	0	1	1	2						
<b>Greg Vaughn, R</b> OBP: 0.361, SLG: 0.516 (1, 7)														7	2	3	0	0	2	3						
<b>Dave Nilsson, L</b> OBP: 0.313, SLG: 0.441 (1, 10)														5	2	2	3	1	0	2						
<b>Brian Harper, R</b> OBP: 0.322, SLG: 0.405 (1, 2)														7	1	4	3	0	0	2						
<b>Matt Mieske, R</b> OBP: 0.348, SLG: 0.418 (1, 9)														5	1	1	0	1	0	4						
<b>Alex Diaz, S</b> OBP: 0.268, SLG: 0.371 (1, 8)														5	1	2	0	1	0	3						
<b>Jose Valentin, S</b> OBP: 0.301, SLG: 0.389 (1, 6)														6	0	1	0	0	2	7						
<b>Inning Stats</b>	R: 0 E: 0 K: 1 S: 8	H: 0 LOB: 0 BB: 0 P: 14	R: 1 E: 0 K: 0 S: 8	H: 1 LOB: 1 BB: 0 P: 9	R: 0 E: 0 K: 0 S: 15	H: 3 LOB: 1 BB: 0 P: 24	R: 0 E: 0 K: 1 S: 17	H: 0 LOB: 2 BB: 2 P: 28	R: 1 E: 0 K: 1 S: 12	H: 3 LOB: 2 BB: 0 P: 17	R: 2 E: 1 K: 0 S: 16	H: 3 LOB: 2 BB: 0 P: 24	R: 0 E: 0 K: 1 S: 8	H: 1 LOB: 1 BB: 0 P: 12	R: 0 E: 0 K: 0 S: 10	H: 1 LOB: 3 BB: 2 P: 20	R: 0 E: 0 K: 1 S: 9	H: 0 LOB: 0 BB: 0 P: 12	R: 0 E: 0 K: 1 S: 7	H: 1 LOB: 2 BB: 1 P: 17	R: 2 E: 0 K: 0 S: 13	H: 2 LOB: 1 BB: 0 P: 22	1B: 10 2B: 2 3B: 2 HR: 2	SF: 1 SAC: 1 DP: 0 HBP: 1	W/P: 0 P/B: 0 S/B: 0 CS: 0	PA: 61
<b>PITCHER</b>	IP	WLS	BF	H	R	ER	SO	BB	IBB	HBP	BLK	WP	HR	S	P	ERA	WHIP									
<b>Bill Gullickson, R</b> ERA: 6.56 (1, 1)	5.1		23	5	3	3	3	2	0	0	0	0	1	58	94	5.06	1.312									
<b>Mike Gardner, R</b> ERA: 3.66 (8, 1)	1.2		8	3	1	1	1	0	0	0	0	0	0	16	24	5.40	1.800									
<b>Joe Boever, R</b> ERA: 4.14 (8, 1)	1.0		6	3	2	1	0	0	0	0	0	0	1	16	24	9.00	3.000									
<b>Buddy Groom, L</b> ERA: 4.02 (8, 1)	1.0		4	1	0	0	1	0	0	0	0	0	0	8	12	0.00	1.000									
<b>Storm Davis, R</b> ERA: 3.34 (10, 1)	2.0		9	1	0	0	1	1	1	0	0	0	0	19	32	0.00	1.000									
<b>PITCHER</b>	IP	WLS	BF	H	R	ER	SO	BB	IBB	HBP	BLK	WP	HR	S	P	ERA	WHIP									
<b>Greg Gohr, R</b> ERA: 6.75 (12, 1)	1.0		5	1	0	0	0	1	0	0	0	0	0	8	17	0.00	2.000									
<b>Mike Henneman, R</b> ERA: 5.04 (13, 1)	1.0		6	2	2	2	0	0	0	1	0	0	0	13	22	18.00	2.000									

**Detroit Tigers @ Milwaukee Brewers**  
**Milwaukee County Stadium, Milwaukee, WI**  
 Tue Jun 14 1994, 8:05 PM EDT  
 Att. 21,137 - Unknown - 96 F

livebaseballscores.com

**AB 53**  
**R 8**  
**H 16**  
**RBI 8**  
**BB 5**  
**SO 6**  
**LOB 30**









Batter	1	2	3	4	5	6	7	8	9	AB	R	H	RBI	BB	SO	LOB	TOP				
<b>Tony Phillips, S</b> (1, 10) OBP: 0.418, SLG: 0.456	2-2 F8		2-1 G6-3		2-2 G6-3			2-1 F7		4	0	0	0	0	0	1	<b>Detroit Tigers @ Milwaukee Brewers</b> Milwaukee County Stadium, Milwaukee, WI Thu Jun 16 1994, 4:33 AM EDT Att: 15,603 - Sunny - 92 F				
<b>Lou Whitaker, L</b> (1, 4) OBP: 0.368, SLG: 0.515	1-2 G6-4-3 1B		2-2 G6-3		0-0 F7			2-2 G4-3		4	0	1	0	0	0	0					
<b>Travis Fryman, R</b> (1, 5) OBP: 0.375, SLG: 0.542	2-2 G6-4-3		1-0 P4					2-2 F9		4	0	0	0	0	1	1					
<b>Cecil Fielder, R</b> (1, 3) OBP: 0.353, SLG: 0.525		1-1 2B HR		2-2 FC3-6 1B				0-2 F7		4	1	3	0	0	0	0					
<b>Juan Samuel, R</b> (9, PR) OBP: 0.398, SLG: 0.534									2-2 G6-4-3 1B	0	0	0	0	0	0	0					
<b>Kirk Gibson, L</b> (1, 8) OBP: 0.369, SLG: 0.570		1-0 HR		3-3 K				3-3 K		4	1	1	0	0	2	2					
<b>Junior Felix, S</b> (1, 9) OBP: 0.397, SLG: 0.692		0-0 HR		0-0 FC3-6 1B				1-1 P6		4	2	1	3	0	0	2					
<b>Chris Gomez, R</b> (1, 6) OBP: 0.363, SLG: 0.449		2-H 3-H HR		1-2 S 1B				0-2 S 1B		3	0	2	1	0	0	0					
<b>Chad Kreuter, S</b> (1, 2) OBP: 0.344, SLG: 0.274		0-0 L3 1B		3-2 F8				2-1 P5		3	0	1	0	0	0	2					
<b>Skeeter Barnes, R</b> (1, 7) OBP: 0.300, SLG: 0.450		1-1 L3		1-2 CS 1B				2-2 G6-3		3	0	1	0	0	0	2					
<b>Inning Stats</b>	R: 0 H: 1 E: 0 K: 0 S: 11	LOB: 0 BB: 0 P: 16	R: 3 H: 4 E: 0 K: 0 S: 9	LOB: 0 BB: 0 P: 15	R: 0 H: 0 E: 0 K: 0 S: 7	LOB: 0 BB: 0 P: 12	R: 1 H: 2 E: 1 K: 1 S: 15	LOB: 1 BB: 0 P: 24	R: 0 H: 0 E: 0 K: 0 S: 8	LOB: 0 BB: 0 P: 11	R: 0 H: 1 E: 0 K: 0 S: 10	LOB: 1 BB: 0 P: 15	R: 0 H: 0 E: 0 K: 0 S: 8	LOB: 0 BB: 0 P: 14	R: 0 H: 1 E: 0 K: 0 S: 15	LOB: 1 BB: 0 P: 20	1B: 8 2B: 2 3B: 0 HR: 1	SF: 0 SAC: 0 DP: 3 HBP: 0	WP: 0 PB: 0 SB: 2 CS: 1	PA: 33	
<b>PITCHER</b>	IP	WLS	BF	H	R	ER	SO	BB	IBB	HBP	BLK	WP	HR	S	P	ERA	WHIP				
<b>Bob Scanlan, R</b> (1, 1) ERA: 4.2	7.0		27	9	4	3	3	0	0	0	0	0	1	71	109	3.86	1.286				
<b>Graeme Lloyd, L</b> (8, 1) ERA: 5.02	2.0	W	6	1	0	0	0	0	0	0	0	0	0	23	34	0.00	0.500				

Batter	1	2	3	4	5	6	7	8	9	AB	R	H	RBI	BB	SO	LOB	BOTTOM				
<b>Jody Reed, R</b> (1, 4) OBP: 0.365, SLG: 0.322	1-0 1B 2B 1B		2-3 K		3-2 G6-3			2-0 F9		4	1	1	0	0	1	1	<b>Detroit Tigers @ Milwaukee Brewers</b> Milwaukee County Stadium, Milwaukee, WI Thu Jun 16 1994, 4:33 AM EDT Att: 15,603 - Sunny - 92 F				
<b>Kevin Seitzer, R</b> (1, 5) OBP: 0.359, SLG: 0.504	1-0 F8		1-1 1B 1B		1-0 P5			0-0 G4-3		4	1	1	0	0	0	1					
<b>B.J. Surhoff, L</b> (1, 3) OBP: 0.333, SLG: 0.494	2-1 2B 1B		1-2 1B 1B		2-1 G3			4-1 2B BB		3	1	2	0	1	0	0					
<b>Bill Spiers, L</b> (6, PR) OBP: 0.335, SLG: 0.310	1-3 2B 1B		1-3 1B 1B					1-1 2B		0	0	0	0	0	0	0					
<b>Greg Vaughn, R</b> (1, 7) OBP: 0.366, SLG: 0.544	2-3 K		2-1 G1-6-3 1B		1-0 P6			1-1 2B		4	0	2	1	0	1	2					
<b>Dave Nilsson, L</b> (1, 10) OBP: 0.328, SLG: 0.455	2-2 1-H 3-H 2B		0-0 G1-6-3		3-3 K			4-0 IBB		3	0	1	2	1	1	2					
<b>Brian Harper, R</b> (1, 2) OBP: 0.315, SLG: 0.399	1-2 G5-3		0-1 G5-3		1-2 F9			2-0 G4-3		4	0	0	0	0	0	3					
<b>Turner Ward, S</b> (1, 8) OBP: 0.356, SLG: 0.490		1-3 K		4-2 BB				3-2 F8		3	0	0	0	1	2	0					
<b>Matt Mieske, R</b> (1, 9) OBP: 0.358, SLG: 0.476		0-1 G6-3		0-0 P3				0-0 HR		4	2	2	2	0	0	1					
<b>Jose Valentin, S</b> (1, 6) OBP: 0.307, SLG: 0.394		0-3 K		0-2 G4-3				3-2 CS 1B		3	0	1	0	0	1	1					
<b>Inning Stats</b>	R: 2 H: 3 E: 0 K: 1 S: 17	LOB: 1 BB: 0 P: 26	R: 0 H: 0 E: 0 K: 2 S: 9	LOB: 0 BB: 0 P: 10	R: 1 H: 3 E: 0 K: 1 S: 14	LOB: 1 BB: 0 P: 20	R: 0 H: 0 E: 0 K: 0 S: 8	LOB: 0 BB: 1 P: 12	R: 0 H: 0 E: 0 K: 1 S: 7	LOB: 0 BB: 0 P: 12	R: 1 H: 2 E: 0 K: 0 S: 11	LOB: 0 BB: 0 P: 18	R: 0 H: 1 E: 0 K: 0 S: 5	LOB: 2 BB: 2 P: 16	R: 1 H: 1 E: 0 K: 1 S: 11	LOB: 0 BB: 0 P: 15	1B: 6 2B: 2 3B: 0 HR: 2	SF: 0 SAC: 0 DP: 1 HBP: 0	WP: 0 PB: 0 SB: 0 CS: 1	PA: 35	
<b>PITCHER</b>	IP	WLS	BF	H	R	ER	SO	BB	IBB	HBP	BLK	WP	HR	S	P	ERA	WHIP				
<b>Tim Belcher, R</b> (1, 1) ERA: 6.16	8.0		33	9	4	4	5	2	1	0	0	0	1	77	126	4.50	1.375				
<b>Buddy Groom, L</b> (9, 1) ERA: 4.5	0.1	L	2	1	1	1	1	0	0	0	0	0	1	11	15	27.00	3.000				







Batter	1	2	3	4	5	6	7	8	9	AB	R	H	RBI	BB	SO	LOB	TOP					
Jody Reed, R OBP: 0.397, SLG: 0.335 (1, 4)	0-1 E 1B		2-0 1B 2B 1B		1-1 2B	1-2 FC6-4 1-2f		1-2 G5-3		5	1	3	0	0	0	3						
Kevin Seitzer, R OBP: 0.376, SLG: 0.508 (1, 5)	3-1 F9		2-2 2B E 1B		4-0 BB		1-0 G6-3		0-1 G3	4	1	2	0	1	0	1						
B.J. Surhoff, L OBP: 0.349, SLG: 0.500 (1, 3)	2-2 E4		1-0 2B		2-2 F8		1-1 G6-3		1-1 F8	5	0	1	1	0	0	4						
Greg Vaughn, R OBP: 0.358, SLG: 0.522 (1, 7)	2-2 F9		0-0 E6 FC6-4		1-3 K		1-2 G5-3		0-1 G4-3	5	0	0	1	0	1	6						
Dave Nilsson, L OBP: 0.329, SLG: 0.467 (1, 10)	0-0 G3-1		3-H P4		3-2 F8		4-2 FC5-4 BB			3	0	0	0	1	0	6						
Brian Harper, R OBP: 0.303, SLG: 0.384 (1, 2)		0-2 G6-3	0-0 FC6-4 1-2f			0-1 G4-3		1-2 FC5-4 1-2f		4	0	0	0	0	0	4						
Matt Mieske, R OBP: 0.352, SLG: 0.460 (1, 9)		1-0 G5-3		0-1 B5-3		1-0 1B		1-3 K		4	0	1	0	0	1	0						
Alex Diaz, S OBP: 0.275, SLG: 0.371 (1, 8)		0-1 G4-3		1-0 G4-3		1-0 1B		1-0 1B		4	0	2	0	0	0	0						
Jose Valentin, S OBP: 0.304, SLG: 0.389 (1, 6)			1-3 K	2-0 P6		1-2 FC6-4 BB		0-0 F8		3	0	0	0	1	1	1						
<b>Inning Stats</b>	R: 0 E: 1 K: 0 S: 15	H: 1 LOB: 2 BB: 0 P: 22	R: 0 E: 0 K: 0 S: 7	H: 0 LOB: 0 BB: 0 P: 8	R: 2 E: 1 K: 1 S: 15	H: 3 LOB: 2 BB: 0 P: 22	R: 0 E: 0 K: 0 S: 4	H: 0 LOB: 0 BB: 0 P: 7	R: 0 E: 0 K: 1 S: 13	H: 1 LOB: 2 BB: 1 P: 24	R: 0 E: 0 K: 0 S: 10	H: 2 LOB: 2 BB: 1 P: 17	R: 0 E: 0 K: 0 S: 10	H: 1 LOB: 2 BB: 1 P: 18	R: 0 E: 0 K: 1 S: 10	H: 1 LOB: 1 BB: 0 P: 13	R: 0 E: 0 K: 0 S: 6	H: 0 LOB: 0 BB: 0 P: 7	1B: 6 2B: 3 3B: 0 HR: 0	SF: 0 SAC: 0 DP: 0 HBP: 0	WP: 0 PB: 0 CS: 0	PA: 40
<b>PITCHER</b>	IP WLS BF H R ER SO BB IBB HBP BLK WP HR S P ERA WHIP	Melido Perez, R ERA: 3.8 (1, 1)	6.0 W 28 7 2 2 2 2 0 0 0 0 0 0 64 100 3.00 1.500	Sterling Hitchcock, L ERA: 4.15 (7, 1)	0.2 L 4 1 0 0 0 1 0 0 0 0 0 0 8 15 0.00 3.000	Bob Wickman, R ERA: 0.08 (7, 1)	2.1 S 8 1 0 0 1 0 0 0 0 0 0 18 23 0.00 0.429	<b>PITCHER</b>	IP WLS BF H R ER SO BB IBB HBP BLK WP HR S P ERA WHIP	Melido Perez, R ERA: 3.8 (1, 1)	6.0 W 28 7 2 2 2 2 0 0 0 0 0 0 64 100 3.00 1.500	Sterling Hitchcock, L ERA: 4.15 (7, 1)	0.2 L 4 1 0 0 0 1 0 0 0 0 0 0 8 15 0.00 3.000	Bob Wickman, R ERA: 0.08 (7, 1)	2.1 S 8 1 0 0 1 0 0 0 0 0 0 0 18 23 0.00 0.429							

Milwaukee Brewers @ New York Yankees  
Yankee Stadium, Bronx, NY  
Sat Jun 18 1994, 3:33 AM EDT  
Att: 35,601 - Sunny - 91 F

AB 37  
R 2  
H 9  
RBI 2  
BB 3  
SO 3  
LOB 25



Batter	1	2	3	4	5	6	7	8	9	AB	R	H	RBI	BB	SO	LOB	BOTTOM					
Luis Polonia, L OBP: 0.363, SLG: 0.371 (1, 7)	1-0 G5-4-3 1B 2B 1B	3-2 G3		0-1 F9		1-1 FC6-4 1-2f		0-0 F8		5	1	1	0	0	0	6						
Wade Boggs, L OBP: 0.430, SLG: 0.498 (1, 5)	1-2 G5-4-3 1B		2-2 FC3-6 1B		1-1 L4		0-1 G1-3			4	0	2	0	0	0	0						
Don Mattingly, L OBP: 0.408, SLG: 0.427 (1, 3)	0-1 G5-4-3		0-1 FC3-6 FC4-6 1B		3-3 K		1-1 FC4-6 1B			4	0	1	0	0	1	3						
Jim Leyritz, R OBP: 0.372, SLG: 0.500 (1, 2)	1-1 2B HBP		3-3 K		2-3 K		0-0 F8			3	1	0	0	0	2	2						
Paul O'Neill, L OBP: 0.488, SLG: 0.649 (1, 9)	3-2 1-H 3-H 2B		3-1 FC4-6			1-1 F8		1-2 FC4-6		4	0	1	2	0	0	2						
Danny Tartabull, R OBP: 0.325, SLG: 0.439 (1, 10)	1-2 G6-3			3-2 E6 SH1-4 1B		3-0 HR		1-3 K		4	1	1	1	0	1	1						
Bernie Williams, S OBP: 0.370, SLG: 0.454 (1, 8)		0-0 G6-3 E 1B		3-2 SH1-4 1B		2-2 SF8 1B		0-3 K		4	1	3	0	0	1	0						
Mike Gallego, R OBP: 0.316, SLG: 0.338 (9, 4)		0-0 E5		0-0 SH1-4		4-1 FC6-4 BB		4-2 2B BB		1	0	0	0	2	0	1						
Pat Kelly, R OBP: 0.352, SLG: 0.390 Randy Velarde, R OBP: 0.319, SLG: 0.379 (8, PR) (9, 6)	2-1 G6-3		0-1 P4		0-1 P4		0-1 SF8		1-2 2B	3	0	1	1	0	0	4						
<b>Inning Stats</b>	R: 2 E: 0 K: 0 S: 15	H: 3 LOB: 1 BB: 0 P: 22	R: 0 E: 1 K: 0 S: 7	H: 1 LOB: 1 BB: 0 P: 12	R: 0 E: 0 K: 1 S: 10	H: 1 LOB: 2 BB: 0 P: 18	R: 0 E: 0 K: 0 S: 15	H: 1 LOB: 2 BB: 0 P: 21	R: 0 E: 0 K: 2 S: 8	H: 0 LOB: 0 BB: 0 P: 14	R: 2 E: 0 K: 0 S: 13	H: 2 LOB: 1 BB: 1 P: 24	R: 0 E: 0 K: 0 S: 9	H: 1 LOB: 1 BB: 0 P: 11	R: 0 E: 0 K: 2 S: 17	H: 1 LOB: 2 BB: 1 P: 23	R: 0 E: 0 K: 0 S: 6	H: 0 LOB: 0 BB: 0 P: 7	1B: 7 2B: 2 3B: 0 HR: 1	SF: 1 SAC: 1 DP: 2 HBP: 1	WP: 0 PB: 0 CS: 0	PA: 37
<b>PITCHER</b>	IP WLS BF H R ER SO BB IBB HBP BLK WP HR S P ERA WHIP	Mike Ignasiak, R ERA: 4.91 (1, 1)	4.0 L 19 6 2 2 1 0 0 0 0 0 1 11 21 6.75 0.750	Jesse Orosco, L ERA: 5.2 (5, 1)	1.1 L 5 1 1 1 2 0 0 0 0 0 1 11 21 6.75 0.750	Jaime Navarro, R ERA: 7.43 (6, 1)	2.2 L 13 3 1 1 2 2 0 0 0 0 0 0 36 51 3.38 1.875	<b>PITCHER</b>	IP WLS BF H R ER SO BB IBB HBP BLK WP HR S P ERA WHIP	Mike Ignasiak, R ERA: 4.91 (1, 1)	4.0 L 19 6 2 2 1 0 0 0 0 0 1 11 21 6.75 0.750	Jesse Orosco, L ERA: 5.2 (5, 1)	1.1 L 5 1 1 1 2 0 0 0 0 0 1 11 21 6.75 0.750	Jaime Navarro, R ERA: 7.43 (6, 1)	2.2 L 13 3 1 1 2 2 0 0 0 0 0 0 36 51 3.38 1.875							

Milwaukee Brewers @ New York Yankees  
Yankee Stadium, Bronx, NY  
Sat Jun 18 1994, 3:33 AM EDT  
Att: 35,601 - Sunny - 91 F

AB 32  
R 4  
H 10  
RBI 4  
BB 2  
SO 5  
LOB 19





Batter	1	2	3	4	5	6	7	8	9	AB	R	H	RBI	BB	SO	LOB	TOP							
Jody Reed, R OBP: 0.381, SLG: 0.349										3	1	3	0	3	0	0	<b>Milwaukee Brewers @ New York Yankees</b> Yankee Stadium, Bronx, NY Sun Jun 19 1994, 3:33 AM EDT Att: 31,328 - Sunny - 96 F							
Kevin Seitzer, R OBP: 0.381, SLG: 0.504										3	0	1	3	2	1	2								
Turner Ward, S OBP: 0.354, SLG: 0.395										3	0	0	0	1	0	5								
Alex Diaz, S OBP: 0.271, SLG: 0.365										2	0	0	0	0	1	3								
Brian Harper, R OBP: 0.305, SLG: 0.388										5	1	2	0	0	0	2								
Greg Vaughn, R OBP: 0.364, SLG: 0.563										5	3	3	3	0	0	1								
John Jaha, R OBP: 0.354, SLG: 0.411										3	1	1	0	2	0	0								
Dave Valle, R OBP: 0.333, SLG: 0.474										2	0	1	1	0	0	1								
Dave Nilsson, L OBP: 0.333, SLG: 0.474										3	1	2	0	0	0	1								
Matt Mieske, R OBP: 0.368, SLG: 0.504										4	2	3	2	1	1	1								
Bill Spiers, L OBP: 0.331, SLG: 0.313										5	1	1	1	0	0	6								
<b>Inning Stats</b>	R: 1 E: 0 K: 0 S: 7	H: 3 LOB: 1 BB: 0 P: 10	R: 0 E: 0 K: 1 S: 12	H: 1 LOB: 1 BB: 0 P: 15	R: 0 E: 0 K: 1 S: 8	H: 0 LOB: 0 BB: 1 P: 15	R: 3 E: 0 K: 0 S: 18	H: 4 LOB: 3 BB: 3 P: 39	R: 0 E: 0 K: 0 S: 11	H: 0 LOB: 1 BB: 1 P: 17	R: 2 E: 0 K: 0 S: 10	H: 3 LOB: 2 BB: 1 P: 19	R: 3 E: 0 K: 1 S: 15	H: 3 LOB: 2 BB: 2 P: 31	R: 1 E: 0 K: 0 S: 12	H: 2 LOB: 2 BB: 1 P: 23	R: 0 E: 0 K: 0 S: 5	H: 1 LOB: 0 BB: 0 P: 6	1B: 7 2B: 8 3B: 0 HR: 3	SF: 1 SAC: 0 DP: 5 HBP: 0	WP: 0 PB: 0 CS: 0	PA: 48		
<b>PITCHER</b>	IP WLS BF H R ER SO BB IBB HBP BLK WP HR S P ERA WHIP	IP WLS BF H R ER SO BB IBB HBP BLK WP HR S P ERA WHIP	IP WLS BF H R ER SO BB IBB HBP BLK WP HR S P ERA WHIP	IP WLS BF H R ER SO BB IBB HBP BLK WP HR S P ERA WHIP	IP WLS BF H R ER SO BB IBB HBP BLK WP HR S P ERA WHIP	IP WLS BF H R ER SO BB IBB HBP BLK WP HR S P ERA WHIP	IP WLS BF H R ER SO BB IBB HBP BLK WP HR S P ERA WHIP	IP WLS BF H R ER SO BB IBB HBP BLK WP HR S P ERA WHIP	IP WLS BF H R ER SO BB IBB HBP BLK WP HR S P ERA WHIP	IP WLS BF H R ER SO BB IBB HBP BLK WP HR S P ERA WHIP	IP WLS BF H R ER SO BB IBB HBP BLK WP HR S P ERA WHIP	IP WLS BF H R ER SO BB IBB HBP BLK WP HR S P ERA WHIP	IP WLS BF H R ER SO BB IBB HBP BLK WP HR S P ERA WHIP	IP WLS BF H R ER SO BB IBB HBP BLK WP HR S P ERA WHIP	IP WLS BF H R ER SO BB IBB HBP BLK WP HR S P ERA WHIP	IP WLS BF H R ER SO BB IBB HBP BLK WP HR S P ERA WHIP	IP WLS BF H R ER SO BB IBB HBP BLK WP HR S P ERA WHIP	IP WLS BF H R ER SO BB IBB HBP BLK WP HR S P ERA WHIP	IP WLS BF H R ER SO BB IBB HBP BLK WP HR S P ERA WHIP	IP WLS BF H R ER SO BB IBB HBP BLK WP HR S P ERA WHIP	IP WLS BF H R ER SO BB IBB HBP BLK WP HR S P ERA WHIP	IP WLS BF H R ER SO BB IBB HBP BLK WP HR S P ERA WHIP	IP WLS BF H R ER SO BB IBB HBP BLK WP HR S P ERA WHIP	IP WLS BF H R ER SO BB IBB HBP BLK WP HR S P ERA WHIP
Terry Mulholland, L ERA: 6.27	3.2	20	8	4	4	2	4	0	0	0	0	0	0	0	0	0	0	0	0	44	77	9.82	3.273	
Xavier Hernandez, R ERA: 6.0	2.2	L 13	4	3	3	0	2	0	0	0	0	0	0	1	25	44	10.12	2.250						
Paul Gibson, L ERA: 4.98	1.2	12	4	3	3	1	3	0	0	0	0	2	24	48	16.20	4.200								
Steve Howe, L ERA: 3.38	1.0	3	1	0	0	0	0	0	0	0	0	0	0	5	6	0.00	1.000							
<b>Batter</b>	<b>1</b>	<b>2</b>	<b>3</b>	<b>4</b>	<b>5</b>	<b>6</b>	<b>7</b>	<b>8</b>	<b>9</b>	<b>AB</b>	<b>R</b>	<b>H</b>	<b>RBI</b>	<b>BB</b>	<b>SO</b>	<b>LOB</b>	<b>BOTTOM</b>							
Luis Polonia, L OBP: 0.360, SLG: 0.367										5	1	1	0	0	0	0	<b>Milwaukee Brewers @ New York Yankees</b> Yankee Stadium, Bronx, NY Sun Jun 19 1994, 3:33 AM EDT Att: 31,328 - Sunny - 96 F							
Wade Boggs, L OBP: 0.433, SLG: 0.500										5	2	3	1	0	0	0								
Don Mattingly, L OBP: 0.405, SLG: 0.423										5	0	1	0	0	0	2								
Mike Stanley, R OBP: 0.337, SLG: 0.450										5	1	2	2	0	1	0								
Paul O'Neill, L OBP: 0.490, SLG: 0.646										4	2	2	0	1	0	0								
Danny Tartabull, R OBP: 0.333, SLG: 0.458										5	1	4	2	0	0	3								
Bernie Williams, S OBP: 0.371, SLG: 0.450										4	0	1	1	1	0	5								
Randy Velarde, R OBP: 0.321, SLG: 0.376										4	0	1	1	1	1	3								
Mike Gallego, R OBP: 0.311, SLG: 0.332										4	0	0	0	0	1	3								
Daryl Boston, L OBP: 0.226, SLG: 0.380										1	0	0	0	0	0	2								
<b>Inning Stats</b>	R: 0 E: 0 K: 0 S: 10	H: 0 LOB: 0 BB: 0 P: 16	R: 1 E: 0 K: 1 S: 14	H: 3 LOB: 2 BB: 0 P: 26	R: 3 E: 0 K: 1 S: 14	H: 4 LOB: 2 BB: 1 P: 27	R: 0 E: 0 K: 0 S: 7	H: 0 LOB: 0 BB: 0 P: 10	R: 0 E: 0 K: 0 S: 6	H: 0 LOB: 0 BB: 0 P: 11	R: 0 E: 0 K: 0 S: 14	H: 1 LOB: 1 BB: 0 P: 19	R: 1 E: 0 K: 0 S: 12	H: 3 LOB: 3 BB: 1 P: 21	R: 1 E: 0 K: 0 S: 11	H: 2 LOB: 1 BB: 0 P: 19	R: 1 E: 0 K: 1 S: 9	H: 2 LOB: 2 BB: 1 P: 15	1B: 12 2B: 3 3B: 0 HR: 0	SF: 0 SAC: 0 DP: 0 HBP: 0	WP: 1 PB: 0 CS: 0	PA: 45		
<b>PITCHER</b>	IP WLS BF H R ER SO BB IBB HBP BLK WP HR S P ERA WHIP	IP WLS BF H R ER SO BB IBB HBP BLK WP HR S P ERA WHIP	IP WLS BF H R ER SO BB IBB HBP BLK WP HR S P ERA WHIP	IP WLS BF H R ER SO BB IBB HBP BLK WP HR S P ERA WHIP	IP WLS BF H R ER SO BB IBB HBP BLK WP HR S P ERA WHIP	IP WLS BF H R ER SO BB IBB HBP BLK WP HR S P ERA WHIP	IP WLS BF H R ER SO BB IBB HBP BLK WP HR S P ERA WHIP	IP WLS BF H R ER SO BB IBB HBP BLK WP HR S P ERA WHIP	IP WLS BF H R ER SO BB IBB HBP BLK WP HR S P ERA WHIP	IP WLS BF H R ER SO BB IBB HBP BLK WP HR S P ERA WHIP	IP WLS BF H R ER SO BB IBB HBP BLK WP HR S P ERA WHIP	IP WLS BF H R ER SO BB IBB HBP BLK WP HR S P ERA WHIP	IP WLS BF H R ER SO BB IBB HBP BLK WP HR S P ERA WHIP	IP WLS BF H R ER SO BB IBB HBP BLK WP HR S P ERA WHIP	IP WLS BF H R ER SO BB IBB HBP BLK WP HR S P ERA WHIP	IP WLS BF H R ER SO BB IBB HBP BLK WP HR S P ERA WHIP	IP WLS BF H R ER SO BB IBB HBP BLK WP HR S P ERA WHIP	IP WLS BF H R ER SO BB IBB HBP BLK WP HR S P ERA WHIP	IP WLS BF H R ER SO BB IBB HBP BLK WP HR S P ERA WHIP	IP WLS BF H R ER SO BB IBB HBP BLK WP HR S P ERA WHIP	IP WLS BF H R ER SO BB IBB HBP BLK WP HR S P ERA WHIP	IP WLS BF H R ER SO BB IBB HBP BLK WP HR S P ERA WHIP	IP WLS BF H R ER SO BB IBB HBP BLK WP HR S P ERA WHIP	IP WLS BF H R ER SO BB IBB HBP BLK WP HR S P ERA WHIP
Ricky Bones, R ERA: 3.08	6.0	W 27	8	4	4	2	1	0	0	0	0	0	0	0	0	0	0	0	0	65	109	6.00	1.500	
Jesse Orosco, L ERA: 5.96	0.1	5	3	1	1	0	1	0	0	0	0	0	0	7	12	27.00	12.000							
Doug Henry, R ERA: 3.27	1.1	6	2	1	1	0	0	0	0	0	0	0	0	13	23	6.75	1.500							
Graeme Lloyd, L ERA: 5.22	0.2	3	1	1	1	1	0	0	0	0	0	0	0	7	10	13.50	1.500							
Mike Fetters, R ERA: 2.17	0.2	4	1	0	0	0	1	0	0	0	0	0	0	5	10	0.00	3.000							



Batter	1	2	3	4	5	6	7	8	9	AB	R	H	RBI	BB	SO	LOB	TOP				
Jody Reed, R OBP: 0.395, SLG: 0.354	0-1 F9	1-2 1B			1-2 1B	1-1 G5-3			2-1 G6-4-3	5	1	3	0	0	0	1					
Kevin Seitzer, R OBP: 0.386, SLG: 0.507	0-0 HR	1-2 1B			1-2 1B		1-0 G6-3		0-2 G6-4-3	5	2	3	0	0	0	2					
Greg Vaughn, R OBP: 0.362, SLG: 0.572	0-0 HR						0-0 G5-3			4	1	1	2	0	0	5					
Brian Harper, R OBP: 0.308, SLG: 0.388	4-2 HR						1-3 K			3	1	1	1	1	1	0					
Dave Nilsson, L OBP: 0.336, SLG: 0.487	0-1 HR						2-3 K			4	1	2	3	0	1	0					
Turner Ward, S OBP: 0.349, SLG: 0.388	2-3 K						1-3 K			4	0	0	0	0	2	2					
John Jaha, R OBP: 0.352, SLG: 0.413	1-2 F7						1-2 F9			4	0	1	0	0	0	0					
Matt Mieske, R OBP: 0.368, SLG: 0.500										3	0	1	0	0	2	1					
B.J. Surhoff, L OBP: 0.346, SLG: 0.495										1	0	0	0	0	0	0					
Alex Diaz, S OBP: 0.271, SLG: 0.365										0	0	0	0	0	0	0					
Bill Spiers, L OBP: 0.335, SLG: 0.314										3	0	1	0	1	0	2					
<b>Inning Stats</b>	R: 4 E: 0 K: 1 S: 14	H: 3 LOB: 0 BB: 1 P: 21	R: 0 E: 0 K: 1 S: 12	H: 2 LOB: 2 BB: 1 P: 21	R: 0 E: 0 K: 0 S: 5	H: 0 LOB: 0 BB: 0 P: 8	R: 0 E: 0 K: 0 S: 4	H: 1 LOB: 0 BB: 0 P: 7	R: 2 E: 0 K: 1 S: 12	H: 4 LOB: 1 BB: 0 P: 16	R: 0 E: 0 K: 2 S: 6	H: 0 LOB: 0 BB: 0 P: 8	R: 0 E: 0 K: 2 S: 12	H: 0 LOB: 0 BB: 0 P: 16	R: 0 E: 0 K: 0 S: 9	H: 2 LOB: 1 BB: 0 P: 14	1B: 10 2B: 1 3B: 0 HR: 2	SF: 0 SAC: 0 DP: 4 HBP: 0	WP: 0 PB: 0 SB: 0 CS: 0	PA: 38	
<b>PITCHER</b>	IP WLS BF H R ER SO BB IBB HBP BLK WP HR S P ERA WHIP	IP WLS BF H R ER SO BB IBB HBP BLK WP HR S P ERA WHIP	IP WLS BF H R ER SO BB IBB HBP BLK WP HR S P ERA WHIP	IP WLS BF H R ER SO BB IBB HBP BLK WP HR S P ERA WHIP	IP WLS BF H R ER SO BB IBB HBP BLK WP HR S P ERA WHIP	IP WLS BF H R ER SO BB IBB HBP BLK WP HR S P ERA WHIP	IP WLS BF H R ER SO BB IBB HBP BLK WP HR S P ERA WHIP	IP WLS BF H R ER SO BB IBB HBP BLK WP HR S P ERA WHIP	IP WLS BF H R ER SO BB IBB HBP BLK WP HR S P ERA WHIP	IP WLS BF H R ER SO BB IBB HBP BLK WP HR S P ERA WHIP	IP WLS BF H R ER SO BB IBB HBP BLK WP HR S P ERA WHIP	IP WLS BF H R ER SO BB IBB HBP BLK WP HR S P ERA WHIP	IP WLS BF H R ER SO BB IBB HBP BLK WP HR S P ERA WHIP	IP WLS BF H R ER SO BB IBB HBP BLK WP HR S P ERA WHIP	IP WLS BF H R ER SO BB IBB HBP BLK WP HR S P ERA WHIP	IP WLS BF H R ER SO BB IBB HBP BLK WP HR S P ERA WHIP	IP WLS BF H R ER SO BB IBB HBP BLK WP HR S P ERA WHIP	IP WLS BF H R ER SO BB IBB HBP BLK WP HR S P ERA WHIP	IP WLS BF H R ER SO BB IBB HBP BLK WP HR S P ERA WHIP	IP WLS BF H R ER SO BB IBB HBP BLK WP HR S P ERA WHIP	IP WLS BF H R ER SO BB IBB HBP BLK WP HR S P ERA WHIP

Milwaukee Brewers @ Baltimore Orioles  
 Oriole Park at Camden Yards, Baltimore, MD  
 Mon Jun 20 1994, 7:05 PM EDT  
 Att: 47,262 - Unknown - 87 F

AB 36  
 R 6  
 H 13  
 RBI 6  
 BB 2  
 SO 6  
 LOB 13



Batter	1	2	3	4	5	6	7	8	9	AB	R	H	RBI	BB	SO	LOB	BOTTOM				
Brady Anderson, L OBP: 0.341, SLG: 0.388	0-1 HR	2-1 1B								4	1	2	1	0	0	1					
Chris Sabo, R OBP: 0.331, SLG: 0.470	0-0 P3	0-3 K								5	0	1	1	0	1	4					
Rafael Palmeiro, L OBP: 0.410, SLG: 0.566	2-1 F9									4	1	0	0	1	1	2					
Cal Ripken Jr., R OBP: 0.340, SLG: 0.453	4-1 1B									3	1	0	0	2	1	2					
Harold Baines, L OBP: 0.350, SLG: 0.497	1-1 1B									5	1	3	2	0	1	0					
Leo Gomez, R OBP: 0.415, SLG: 0.600	2-1 P4									3	0	0	0	1	0	3					
Chris Hoiles, R OBP: 0.345, SLG: 0.407										3	0	0	0	1	1	1					
Mark McLemore, S OBP: 0.369, SLG: 0.333										4	0	0	0	0	0	3					
Jeffrey Hammonds, R OBP: 0.350, SLG: 0.563										3	1	2	0	1	0	0					
<b>Inning Stats</b>	R: 1 E: 0 K: 0 S: 10	H: 2 LOB: 2 BB: 1 P: 19	R: 0 E: 0 K: 2 S: 14	H: 2 LOB: 0 BB: 0 P: 21	R: 1 E: 1 K: 0 S: 17	H: 1 LOB: 2 BB: 2 P: 29	R: 0 E: 0 K: 0 S: 9	H: 1 LOB: 0 BB: 0 P: 14	R: 2 E: 0 K: 0 S: 9	H: 1 LOB: 1 BB: 1 P: 16	R: 0 E: 0 K: 1 S: 7	H: 0 LOB: 0 BB: 1 P: 16	R: 0 E: 0 K: 0 S: 4	H: 0 LOB: 0 BB: 0 P: 10	R: 0 E: 0 K: 0 S: 9	H: 0 LOB: 0 BB: 0 P: 14	1B: 5 2B: 1 3B: 0 HR: 2	SF: 0 SAC: 0 DP: 1 HBP: 1	WP: 0 PB: 0 SB: 0 CS: 0	PA: 41	
<b>PITCHER</b>	IP WLS BF H R ER SO BB IBB HBP BLK WP HR S P ERA WHIP	IP WLS BF H R ER SO BB IBB HBP BLK WP HR S P ERA WHIP	IP WLS BF H R ER SO BB IBB HBP BLK WP HR S P ERA WHIP	IP WLS BF H R ER SO BB IBB HBP BLK WP HR S P ERA WHIP	IP WLS BF H R ER SO BB IBB HBP BLK WP HR S P ERA WHIP	IP WLS BF H R ER SO BB IBB HBP BLK WP HR S P ERA WHIP	IP WLS BF H R ER SO BB IBB HBP BLK WP HR S P ERA WHIP	IP WLS BF H R ER SO BB IBB HBP BLK WP HR S P ERA WHIP	IP WLS BF H R ER SO BB IBB HBP BLK WP HR S P ERA WHIP	IP WLS BF H R ER SO BB IBB HBP BLK WP HR S P ERA WHIP	IP WLS BF H R ER SO BB IBB HBP BLK WP HR S P ERA WHIP	IP WLS BF H R ER SO BB IBB HBP BLK WP HR S P ERA WHIP	IP WLS BF H R ER SO BB IBB HBP BLK WP HR S P ERA WHIP	IP WLS BF H R ER SO BB IBB HBP BLK WP HR S P ERA WHIP	IP WLS BF H R ER SO BB IBB HBP BLK WP HR S P ERA WHIP	IP WLS BF H R ER SO BB IBB HBP BLK WP HR S P ERA WHIP	IP WLS BF H R ER SO BB IBB HBP BLK WP HR S P ERA WHIP	IP WLS BF H R ER SO BB IBB HBP BLK WP HR S P ERA WHIP	IP WLS BF H R ER SO BB IBB HBP BLK WP HR S P ERA WHIP	IP WLS BF H R ER SO BB IBB HBP BLK WP HR S P ERA WHIP	IP WLS BF H R ER SO BB IBB HBP BLK WP HR S P ERA WHIP

Milwaukee Brewers @ Baltimore Orioles  
 Oriole Park at Camden Yards, Baltimore, MD  
 Mon Jun 20 1994, 7:05 PM EDT  
 Att: 47,262 - Unknown - 87 F

AB 34  
 R 5  
 H 8  
 RBI 4  
 BB 6  
 SO 5  
 LOB 16





Batter	1	2	3	4	5	6	7	8	9	AB	R	H	RBI	BB	SO	LOB	TOP			
Jody Reed, R OBP: 0.378, SLG: 0.346	F9		F9					G6-3	F8	5	0	0	0	0	0	4	<b>Milwaukee Brewers @ Baltimore Orioles</b> Oriole Park at Camden Yards, Baltimore, MD Tue Jun 21 1994, 7:05 PM EDT Att: 46,599 - Unknown - 93 F <a href="http://livebaseballscorecards.com">livebaseballscorecards.com</a>			
Kevin Seitzer, R OBP: 0.385, SLG: 0.511			SF9					F9		3	0	1	1	0	0	1				
B.J. Surhoff, L OBP: 0.351, SLG: 0.500	2B							F7	2B	3	0	1	0	1	1	1				
Greg Vaughn, R OBP: 0.360, SLG: 0.563								F7		3	0	0	0	1	2	2				
Dave Nilsson, L OBP: 0.331, SLG: 0.479								G4-3		4	0	0	0	0	2	2				
Dave Valle, R OBP: 0.275, SLG: 0.284										3	0	2	0	0	1	0				
Bill Spiers, L OBP: 0.333, SLG: 0.312										1	0	0	0	0	1	0				
Matt Mieske, R OBP: 0.371, SLG: 0.500										4	0	2	0	0	0	2				
Alex Diaz, S OBP: 0.277, SLG: 0.377										4	0	2	0	0	1	1				
Jose Valentin, S OBP: 0.309, SLG: 0.399										4	1	2	0	0	1	3				
<b>Inning Stats</b>	R: 0 H: 1 E: 0 K: 2 S: 10	H: 1 LOB: 1 BB: 0 P: 19	R: 0 H: 1 E: 0 K: 1 S: 10	H: 1 LOB: 1 BB: 0 P: 14	R: 1 H: 1 E: 0 K: 1 S: 14	H: 1 LOB: 1 BB: 1 P: 26	R: 0 H: 1 E: 0 K: 1 S: 11	H: 1 LOB: 0 BB: 0 P: 15	R: 0 H: 1 E: 0 K: 1 S: 8	H: 2 LOB: 1 BB: 0 P: 11	R: 0 H: 1 E: 0 K: 1 S: 10	H: 1 LOB: 2 BB: 1 P: 18	R: 0 H: 2 E: 0 K: 1 S: 8	H: 2 LOB: 2 BB: 0 P: 11	1B: 5 2B: 6 3B: 0 HR: 0	SF: 1 SAC: 0 DP: 2 HBP: 0	WP: 1 PB: 0 SB: 0 CS: 0	PA: 37		
<b>PITCHER</b>	IP	WLS	BF	H	R	ER	SO	BB	IBB	HBP	BLK	WP	HR	S	P	ERA	WHIP			
35 Mike Mussina, R ERA: 2.87	(1, 1)	7.0	W	27	7	1	1	8	1	0	0	0	0	70	106	1.29	1.143			
Alan Mills, R ERA: 5.7	(8, 1)	1.0		5	1	0	0	0	1	0	0	0	1	0	10	18	0.00	2.000		
Lee Smith, R ERA: 1.73	(9, 1)	1.0		5	2	0	0	1	0	0	0	0	0	0	8	11	0.00	2.000		

Batter	1	2	3	4	5	6	7	8	9	AB	R	H	RBI	BB	SO	LOB	BOTTOM			
Brady Anderson, L OBP: 0.340, SLG: 0.384	G3 1B	K			G1					3	1	0	0	1	2	0	<b>Milwaukee Brewers @ Baltimore Orioles</b> Oriole Park at Camden Yards, Baltimore, MD Tue Jun 21 1994, 7:05 PM EDT Att: 46,599 - Unknown - 93 F <a href="http://livebaseballscorecards.com">livebaseballscorecards.com</a>			
Chris Sabo, R OBP: 0.322, SLG: 0.457	G6-3		F9		P5			F7		4	0	0	0	0	0	1				
Jack Voigt, R OBP: 0.320, SLG: 0.346										0	0	0	0	0	0	0				
Rafael Palmeiro, L OBP: 0.415, SLG: 0.571	G3 1B		G5-3		K					3	2	2	0	1	1	0				
Cal Ripken Jr., R OBP: 0.339, SLG: 0.448	G3		G5-3							3	1	0	0	0	0	4				
Harold Baines, L OBP: 0.357, SLG: 0.518										4	1	3	4	0	0	1				
Lonnie Smith, R OBP: 0.333, SLG: 0.277			G4-3							0	0	0	0	0	0	0				
Leo Gomez, R OBP: 0.411, SLG: 0.592	G6-3				G5-3					4	0	1	1	0	0	1				
Chris Hoiles, R OBP: 0.348, SLG: 0.403										2	0	0	0	2	0	2				
Mark McLemore, S OBP: 0.367, SLG: 0.332										4	1	1	0	0	1	3				
Jeffrey Hammonds, R OBP: 0.340, SLG: 0.545										3	0	0	0	0	0	3				
<b>Inning Stats</b>	R: 2 H: 1 E: 0 K: 0 S: 19	H: 0 LOB: 0 BB: 1 P: 33	R: 1 H: 0 E: 0 K: 1 S: 8	H: 0 LOB: 0 BB: 1 P: 13	R: 0 H: 1 E: 0 K: 0 S: 4	H: 1 LOB: 1 BB: 0 P: 6	R: 0 H: 1 E: 0 K: 0 S: 6	H: 1 LOB: 1 BB: 1 P: 12	R: 0 H: 0 E: 0 K: 1 S: 10	H: 0 LOB: 0 BB: 0 P: 12	R: 2 H: 1 E: 0 K: 0 S: 9	H: 1 LOB: 0 BB: 0 P: 16	R: 0 H: 0 E: 0 K: 1 S: 9	H: 0 LOB: 0 BB: 0 P: 11	R: 1 H: 3 E: 0 K: 1 S: 12	H: 3 LOB: 2 BB: 0 P: 18	1B: 5 2B: 2 3B: 0 HR: 1	SF: 0 SAC: 0 DP: 1 HBP: 1	WP: 0 PB: 0 SB: 1 CS: 0	PA: 35
<b>PITCHER</b>	IP	WLS	BF	H	R	ER	SO	BB	IBB	HBP	BLK	WP	HR	S	P	ERA	WHIP			
Bob Scanlan, R ERA: 4.69	(1, 1)	7.1	L	33	7	6	6	3	4	0	1	1	1	73	115	7.36	1.500			
Jaime Navarro, R ERA: 7.35	(8, 1)	0.2		2	0	0	0	1	0	0	0	0	0	4	6	0.00	0.000			

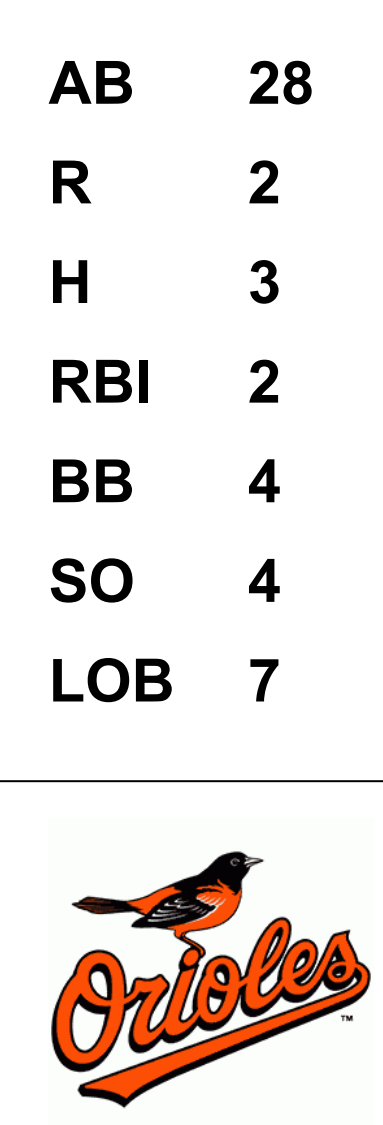


Batter	1	2	3	4	5	6	7	8	9	AB	R	H	RBI	BB	SO	LOB	TOP					
Jody Reed, R OBP: 0.379, SLG: 0.345	F7	1B BB	K			K			1B	4	1	1	0	1	2	0	<b>Milwaukee Brewers @ Baltimore Orioles</b> Oriole Park at Camden Yards, Baltimore, MD Wed Jun 22, 1994, 7:05 PM EDT Att: 47,186 - Overcast - 91 F					
John Jaha, R OBP: 0.349, SLG: 0.407	G6-3	1B 2B 1B	G5-3			G5-3			F8	5	1	1	0	0	0	1						
B.J. Surhoff, L OBP: 0.357, SLG: 0.529 Bill Spiers, L OBP: 0.337, SLG: 0.316	HR	K				G6-4-3 1B			F8 G6-4-3 1B	4	1	2	1	0	1	2						
Greg Vaughn, R OBP: 0.358, SLG: 0.557 Turner Ward, S OBP: 0.346, SLG: 0.387	P5	2B 1B	G6-4-3			G6-4-3			F7 G6-4-3	4	1	1	1	0	0	1						
Dave Nilsson, L OBP: 0.333, SLG: 0.483		1B	G4-3			G4-3			L7	4	2	2	2	0	0	0						
Brian Harper, R OBP: 0.315, SLG: 0.391		1B	G5-3			G5-3			G4-6-3 1B	3	1	2	0	1	0	0						
Matt Mieske, R OBP: 0.375, SLG: 0.508		2B	G6-3			G6-3			G4-6-3	4	1	2	2	0	0	1						
Alex Diaz, S OBP: 0.284, SLG: 0.403		HR	G4-3			G4-3			E3	4	1	2	3	0	0	0						
Jose Valentin, S OBP: 0.302, SLG: 0.388	K	P5				L7			K	4	0	0	0	0	2	1						
<b>Inning Stats</b>	R: 1 E: 0 K: 0 S: 12	H: 1 LOB: 0 BB: 0 P: 19	R: 8 E: 0 K: 2 S: 29	H: 9 LOB: 2 BB: 2 P: 50	R: 0 E: 0 K: 1 S: 8	H: 0 LOB: 0 BB: 0 P: 10	R: 0 E: 0 K: 0 S: 6	H: 1 LOB: 0 BB: 0 P: 9	R: 0 E: 0 K: 0 S: 5	H: 0 LOB: 0 BB: 0 P: 8	R: 0 E: 0 K: 0 S: 5	H: 0 LOB: 0 BB: 0 P: 13	R: 0 E: 1 K: 1 S: 12	H: 1 LOB: 1 BB: 0 P: 17	R: 0 E: 0 K: 0 S: 6	H: 2 LOB: 1 BB: 0 P: 11		1B: 10 2B: 2 3B: 0 HR: 2	SF: 0 SAC: 0 DP: 3 HBP: 0	WP: 0 PB: 0 SB: 0 CS: 0	PA: 40	
<b>PITCHER</b>	IP WLS BF H R ER SO BB IBB HBP BLK WP HR S P ERA WHIP	IP WLS BF H R ER SO BB IBB HBP BLK WP HR S P ERA WHIP	IP WLS BF H R ER SO BB IBB HBP BLK WP HR S P ERA WHIP	IP WLS BF H R ER SO BB IBB HBP BLK WP HR S P ERA WHIP	IP WLS BF H R ER SO BB IBB HBP BLK WP HR S P ERA WHIP	IP WLS BF H R ER SO BB IBB HBP BLK WP HR S P ERA WHIP	IP WLS BF H R ER SO BB IBB HBP BLK WP HR S P ERA WHIP	IP WLS BF H R ER SO BB IBB HBP BLK WP HR S P ERA WHIP	IP WLS BF H R ER SO BB IBB HBP BLK WP HR S P ERA WHIP	IP WLS BF H R ER SO BB IBB HBP BLK WP HR S P ERA WHIP	IP WLS BF H R ER SO BB IBB HBP BLK WP HR S P ERA WHIP	IP WLS BF H R ER SO BB IBB HBP BLK WP HR S P ERA WHIP	IP WLS BF H R ER SO BB IBB HBP BLK WP HR S P ERA WHIP	IP WLS BF H R ER SO BB IBB HBP BLK WP HR S P ERA WHIP	IP WLS BF H R ER SO BB IBB HBP BLK WP HR S P ERA WHIP	IP WLS BF H R ER SO BB IBB HBP BLK WP HR S P ERA WHIP	IP WLS BF H R ER SO BB IBB HBP BLK WP HR S P ERA WHIP	IP WLS BF H R ER SO BB IBB HBP BLK WP HR S P ERA WHIP	IP WLS BF H R ER SO BB IBB HBP BLK WP HR S P ERA WHIP	IP WLS BF H R ER SO BB IBB HBP BLK WP HR S P ERA WHIP	IP WLS BF H R ER SO BB IBB HBP BLK WP HR S P ERA WHIP	IP WLS BF H R ER SO BB IBB HBP BLK WP HR S P ERA WHIP
Ben McDonald, R ERA: 4.69	1.2	7	8	8	2	1	0	0	0	0	0	2	35	57	43.20	4.800						
Mark Williamson, R ERA: 4.04	6.1	5	1	1	3	1	0	0	0	0	0	50	75	1.42	0.947							
Tom Bolton, L ERA: 4.96	1.0	2	0	0	0	0	0	0	0	0	0	6	11	0.00	2.000							

AB	38
R	9
H	14
RBI	9
BB	2
SO	5
LOB	8



Batter	1	2	3	4	5	6	7	8	9	AB	R	H	RBI	BB	SO	LOB	BOTTOM					
Brady Anderson, L OBP: 0.338, SLG: 0.380	CS S BB		G4-3			F9			G4-3	3	0	0	0	1	0	0	<b>Milwaukee Brewers @ Baltimore Orioles</b> Oriole Park at Camden Yards, Baltimore, MD Wed Jun 22, 1994, 7:05 PM EDT Att: 47,186 - Overcast - 91 F					
Chris Sabo, R OBP: 0.314, SLG: 0.444	K		G4-3			F9			G5-3	4	0	0	0	0	1	1						
Rafael Palmeiro, L OBP: 0.413, SLG: 0.564	CS BB					P2			F9	3	0	0	0	1	0	0						
Cal Ripken Jr., R OBP: 0.339, SLG: 0.446 Tim Lincecum, R OBP: 0.361, SLG: 0.444	F8					1B SF9 1B			G4-3 BB	3	1	1	0	0	0	2						
Harold Baines, L OBP: 0.355, SLG: 0.513			G4-3			BB 1B			G4-3	4	0	1	0	0	1	1						
Leo Gomez, R OBP: 0.403, SLG: 0.581	F8					SF9			G4-3	3	0	0	1	0	0	1						
Chris Hoiles, R OBP: 0.352, SLG: 0.418						3-H 4-2			P6	2	1	1	1	1	0	0						
Mark McLemore, S OBP: 0.363, SLG: 0.327						FC3-6 BB			G1-3	3	0	0	0	0	1	2						
Jeffrey Hammonds, R OBP: 0.330, SLG: 0.529						1-2			F7	3	0	0	0	0	1	0						
<b>Inning Stats</b>	R: 0 E: 0 K: 1 S: 8	H: 0 LOB: 1 BB: 2 P: 20	R: 1 E: 0 K: 1 S: 10	H: 1 LOB: 0 BB: 0 P: 19	R: 0 E: 0 K: 1 S: 9	H: 0 LOB: 0 BB: 0 P: 12	R: 1 E: 0 K: 0 S: 14	H: 2 LOB: 2 BB: 1 P: 24	R: 0 E: 0 K: 0 S: 6	H: 0 LOB: 0 BB: 0 P: 8	R: 0 E: 0 K: 1 S: 7	H: 0 LOB: 0 BB: 0 P: 9	R: 0 E: 0 K: 0 S: 6	H: 0 LOB: 0 BB: 0 P: 8	R: 0 E: 0 K: 0 S: 7	H: 0 LOB: 0 BB: 0 P: 12		R: 0 E: 0 K: 0 S: 8	H: 0 LOB: 1 BB: 1 P: 13	1B: 2 2B: 0 3B: 0 HR: 1	SF: 1 SAC: 0 DP: 0 HBP: 0	WP: 0 PB: 0 SB: 1 CS: 2
<b>PITCHER</b>	IP WLS BF H R ER SO BB IBB HBP BLK WP HR S P ERA WHIP	IP WLS BF H R ER SO BB IBB HBP BLK WP HR S P ERA WHIP	IP WLS BF H R ER SO BB IBB HBP BLK WP HR S P ERA WHIP	IP WLS BF H R ER SO BB IBB HBP BLK WP HR S P ERA WHIP	IP WLS BF H R ER SO BB IBB HBP BLK WP HR S P ERA WHIP	IP WLS BF H R ER SO BB IBB HBP BLK WP HR S P ERA WHIP	IP WLS BF H R ER SO BB IBB HBP BLK WP HR S P ERA WHIP	IP WLS BF H R ER SO BB IBB HBP BLK WP HR S P ERA WHIP	IP WLS BF H R ER SO BB IBB HBP BLK WP HR S P ERA WHIP	IP WLS BF H R ER SO BB IBB HBP BLK WP HR S P ERA WHIP	IP WLS BF H R ER SO BB IBB HBP BLK WP HR S P ERA WHIP	IP WLS BF H R ER SO BB IBB HBP BLK WP HR S P ERA WHIP	IP WLS BF H R ER SO BB IBB HBP BLK WP HR S P ERA WHIP	IP WLS BF H R ER SO BB IBB HBP BLK WP HR S P ERA WHIP	IP WLS BF H R ER SO BB IBB HBP BLK WP HR S P ERA WHIP	IP WLS BF H R ER SO BB IBB HBP BLK WP HR S P ERA WHIP	IP WLS BF H R ER SO BB IBB HBP BLK WP HR S P ERA WHIP	IP WLS BF H R ER SO BB IBB HBP BLK WP HR S P ERA WHIP	IP WLS BF H R ER SO BB IBB HBP BLK WP HR S P ERA WHIP	IP WLS BF H R ER SO BB IBB HBP BLK WP HR S P ERA WHIP	IP WLS BF H R ER SO BB IBB HBP BLK WP HR S P ERA WHIP	IP WLS BF H R ER SO BB IBB HBP BLK WP HR S P ERA WHIP
21 Cal Eldred, R ERA: 4.21	9.0	3	2	2	4	4	0	0	0	0	1	75	125	2.00	0.778							

















Batter	1	2	3	4	5	6	7	8	9	AB	R	H	RBI	BB	SO	LOB	TOP			
Devon White, S (1, 8) OBP: 0.325, SLG: 0.472	F9		P6		P8			F8		4	0	0	0	0	0	1	<p>Toronto Blue Jays @ Milwaukee Brewers Milwaukee County Stadium, Milwaukee, WI</p> <p>Mon Jun 27 1994, 8:05 PM EDT Att: 15,746 - Unknown - 81 F</p> <p>livebaseballscorecards.com</p>			
Roberto Alomar, S (1, 4) OBP: 0.399, SLG: 0.492	G4-3			2B	2B	2H	1B	1B		4	1	3	0	0	0	0				
Paul Molitor, R (1, 10) OBP: 0.408, SLG: 0.502	G1-3			2B	BB			F7		3	0	1	0	1	0	1				
Joe Carter, R (1, 9) OBP: 0.320, SLG: 0.530	F9		P9		F7			G6-3		4	0	0	0	0	0	4				
John Olerud, L (1, 3) OBP: 0.375, SLG: 0.426	K			2B	L7			L8		4	0	1	1	0	1	1				
Shawn Green, L (1, 7) OBP: 0.138, SLG: 0.143			P4		K			F8		3	0	0	0	1	1	3				
Pat Borders, R (1, 2) OBP: 0.282, SLG: 0.305	K		G4-3					G4-3		4	0	0	0	0	2	3				
Ed Sprague, R (1, 5) OBP: 0.292, SLG: 0.356			F9		F8			P4		3	0	0	0	0	0	0				
Dick Schofield, R (1, 6) OBP: 0.323, SLG: 0.346	P4				L9					3	0	1	0	0	0	0				
<b>Inning Stats</b>	R: 0 E: 0 K: 0 S: 8	H: 0 LOB: 0 BB: 0 P: 13	R: 0 E: 0 K: 2 S: 11	H: 0 LOB: 1 BB: 1 P: 22	R: 0 E: 0 K: 0 S: 6	H: 0 LOB: 0 BB: 0 P: 9	R: 1 E: 0 K: 0 S: 11	H: 2 LOB: 2 BB: 1 P: 21	R: 0 E: 0 K: 1 S: 9	H: 1 LOB: 1 BB: 0 P: 17	R: 0 E: 0 K: 1 S: 7	H: 0 LOB: 0 BB: 0 P: 12	R: 0 E: 0 K: 0 S: 13	H: 1 LOB: 1 BB: 0 P: 20	R: 0 E: 0 K: 0 S: 5	H: 0 LOB: 0 BB: 0 P: 7	1B: 3 2B: 3 3B: 0 HR: 0	SF: 0 SAC: 0 DP: 0 HBP: 0	WP: 0 PB: 0 SB: 1 CS: 0	PA: 34
<b>PITCHER</b> 21 Cal Eldred, R (1, 1) ERA: 3.98	IP: 9.0 WLS: W BF: 34 H: 6 R: 1 ER: 1 SO: 4 BB: 2 IBB: 0 HBP: 0 BLK: 0 WP: 0 HR: 0 S: 76 P: 130 ERA: 1.00 WHIP: 0.889																			

Batter	1	2	3	4	5	6	7	8	9	AB	R	H	RBI	BB	SO	LOB	BOTTOM			
Jody Reed, R (1, 4) OBP: 0.369, SLG: 0.332	1B		1B	G5-3	FC6-4		L7			3	2	2	2	2	0	1	<p>Toronto Blue Jays @ Milwaukee Brewers Milwaukee County Stadium, Milwaukee, WI</p> <p>Mon Jun 27 1994, 8:05 PM EDT Att: 15,746 - Unknown - 81 F</p> <p>livebaseballscorecards.com</p>			
Kevin Seitzer, R (1, 5) OBP: 0.388, SLG: 0.516	G6-3		1B	G5-3	FC6-4					4	1	1	0	1	0	3				
B.J. Surhoff, L (1, 2) OBP: 0.368, SLG: 0.539			SF8				F7			4	0	2	2	0	0	2				
Greg Vaughn, R (1, 7) OBP: 0.367, SLG: 0.581	K		1B	1B	2B		P6			3	0	1	0	2	1	2				
Dave Nilsson, L (1, 10) OBP: 0.335, SLG: 0.488	K		1B	G3			F8			5	0	2	1	0	1	4				
John Jaha, R (1, 3) OBP: 0.352, SLG: 0.401	G6-3		1B		SH3		P4			5	1	3	0	0	0	2				
Matt Mieske, R (1, 9) OBP: 0.352, SLG: 0.462	F7		P6		SH3		G4-3			5	1	1	0	0	0	6				
Alex Diaz, S (1, 8) OBP: 0.306, SLG: 0.401			G3		SH3					2	0	1	0	1	0	3				
Jose Valentin, S (1, 6) OBP: 0.291, SLG: 0.376	F8			K	K		K			4	0	0	0	0	3	4				
<b>Inning Stats</b>	R: 0 E: 0 K: 2 S: 15	H: 1 LOB: 2 BB: 1 P: 23	R: 0 E: 0 K: 0 S: 11	H: 0 LOB: 1 BB: 1 P: 19	R: 2 E: 0 K: 0 S: 11	H: 4 LOB: 3 BB: 1 P: 20	R: 1 E: 0 K: 1 S: 11	H: 2 LOB: 2 BB: 1 P: 21	R: 2 E: 0 K: 1 S: 18	H: 3 LOB: 1 BB: 0 P: 25	R: 0 E: 0 K: 0 S: 12	H: 1 LOB: 2 BB: 1 P: 19	R: 0 E: 0 K: 1 S: 12	H: 1 LOB: 2 BB: 1 P: 22	R: 0 E: 0 K: 0 S: 12	H: 1 LOB: 1 BB: 0 P: 17	1B: 10 2B: 3 3B: 0 HR: 0	SF: 1 SAC: 1 DP: 0 HBP: 0	WP: 0 PB: 0 SB: 1 CS: 0	PA: 43
<b>PITCHER</b> Al Leiter, L (1, 1) ERA: 4.81 Brad Cornett, R (5, 1) ERA: 8.79 Woody Williams, R (7, 1) ERA: 5.35	IP: 4.0 WLS: L BF: 23 H: 7 R: 3 ER: 3 SO: 3 BB: 3 IBB: 0 HBP: 0 BLK: 0 WP: 0 HR: 0 S: 48 P: 83 ERA: 6.75 WHIP: 2.500																			



Batter	1	2	3	4	5	6	7	8	9	AB	R	H	RBI	BB	SO	LOB	TOP										
<b>Devon White, S</b> OBP: 0.326, SLG: 0.467 (1, 8)										3	1	0	0	2	1	4	<b>Toronto Blue Jays @ Milwaukee Brewers</b> Milwaukee County Stadium, Milwaukee, WI Tue Jun 28 1994, 8:05 PM EDT Att: 18,905 - Unknown - 71 F										
<b>Roberto Alomar, S</b> OBP: 0.395, SLG: 0.486 (1, 4)										5	0	1	1	0	0	5											
<b>Paul Molitor, R</b> OBP: 0.402, SLG: 0.493 (1, 10)											5	0	0	0	0	1											
<b>Joe Carter, R</b> OBP: 0.318, SLG: 0.524 (1, 9)											5	1	1	0	0	1											
<b>John Olerud, L</b> OBP: 0.379, SLG: 0.431 (1, 3)											4	1	2	2	1	0											
<b>Mike Huff, R</b> OBP: 0.405, SLG: 0.455 (1, 7)											4	0	2	1	1	0											
<b>Ed Sprague, R</b> OBP: 0.295, SLG: 0.354 (1, 5)										2	0	0	0	2	0	2											
<b>Pat Borders, R</b> OBP: 0.286, SLG: 0.310 (1, 2)										3	0	1	0	1	1	4											
<b>Dick Schofield, R</b> OBP: 0.332, SLG: 0.348 (1, 6)										2	1	1	0	2	0	0											
<b>Inning Stats</b>	R: 3 E: 1 K: 0 S: 15	H: 3 LOB: 1 BB: 1 P: 27	R: 0 E: 0 K: 1 S: 11	H: 1 LOB: 2 BB: 1 P: 23	R: 0 E: 0 K: 0 S: 12	H: 0 LOB: 1 BB: 1 P: 23	R: 0 E: 0 K: 0 S: 12	H: 1 LOB: 2 BB: 1 P: 23	R: 0 E: 0 K: 0 S: 5	H: 0 LOB: 0 BB: 0 P: 10	R: 1 E: 0 K: 0 S: 8	H: 1 LOB: 3 BB: 1 P: 22	R: 0 E: 0 K: 2 S: 22	H: 2 LOB: 3 BB: 1 P: 36	R: 0 E: 0 K: 0 S: 8	H: 0 LOB: 1 BB: 1 P: 14	R: 0 E: 0 K: 1 S: 8	H: 0 LOB: 1 BB: 1 P: 14	1B: 6 2B: 2 3B: 0 HR: 0	SF: 0 SAC: 0 DP: 1 HBP: 0	WP: 1 PB: 0 SB: 1 CS: 0	PA: 42					
<b>PITCHER</b>	IP	WLS	BF	H	R	ER	SO	BB	IBB	HBP	BLK	WP	HR	S	P	ERA	WHIP										
<b>Angel Miranda, L</b> ERA: 6.0 (1, 1)	3.0		16	4	3	2	1	3	0	0	0	1	0	38	73	6.00	2.333										
<b>Jose Mercedes, R</b> ERA: 1.99 (4, 1)	2.2	W	12	1	1	1	0	4	0	0	0	0	0	24	52	3.38	1.875										
<b>Doug Henry, R</b> ERA: 3.55 (6, 1)	1.1		7	3	0	0	2	1	0	0	0	0	0	23	39	0.00	3.000										
<b>Jesse Orosco, L</b> ERA: 5.4 (8, 1)	1.0		3	0	0	0	0	0	0	0	0	0	0	8	11	0.00	0.000										
<b>Mike Fetters, R</b> ERA: 2.43 (9, 1)	1.0	S	4	0	0	0	1	1	0	0	0	0	0	8	14	0.00	1.000										

Batter	1	2	3	4	5	6	7	8	9	AB	R	H	RBI	BB	SO	LOB	BOTTOM										
<b>Jody Reed, R</b> OBP: 0.366, SLG: 0.329 (1, 4)										5	1	1	0	0	0	6	<b>Toronto Blue Jays @ Milwaukee Brewers</b> Milwaukee County Stadium, Milwaukee, WI Tue Jun 28 1994, 8:05 PM EDT Att: 18,905 - Unknown - 71 F										
<b>Kevin Seitzer, R</b> OBP: 0.383, SLG: 0.506 (1, 5)										5	0	1	0	0	1	4											
<b>B.J. Surhoff, L</b> OBP: 0.358, SLG: 0.521 (1, 2)										4	0	0	1	0	0	1											
<b>Greg Vaughn, R</b> OBP: 0.373, SLG: 0.596 (1, 7)										3	1	2	1	1	0	0											
<b>Dave Nilsson, L</b> OBP: 0.333, SLG: 0.496 (1, 10)										4	1	1	1	0	3	3											
<b>John Jaha, R</b> OBP: 0.355, SLG: 0.422 (1, 3)										4	2	2	1	0	1	2											
<b>Matt Mieske, R</b> OBP: 0.349, SLG: 0.456 (1, 9)										4	1	1	1	0	1	0											
<b>Alex Diaz, S</b> OBP: 0.319, SLG: 0.420 (1, 8)										3	0	3	0	0	0	0											
<b>Jose Valentin, S</b> OBP: 0.303, SLG: 0.383 (1, 6)										2	0	2	1	1	0	0											
<b>Inning Stats</b>	R: 1 E: 0 K: 2 S: 14	H: 2 LOB: 2 BB: 1 P: 25	R: 0 E: 0 K: 0 S: 13	H: 1 LOB: 1 BB: 1 P: 22	R: 0 E: 0 K: 1 S: 12	H: 1 LOB: 1 BB: 0 P: 17	R: 2 E: 0 K: 0 S: 9	H: 3 LOB: 1 BB: 0 P: 11	R: 2 E: 0 K: 0 S: 11	H: 2 LOB: 0 BB: 0 P: 15	R: 0 E: 0 K: 0 S: 6	H: 1 LOB: 1 BB: 0 P: 7	R: 0 E: 0 K: 1 S: 7	H: 0 LOB: 0 BB: 0 P: 11	R: 1 E: 0 K: 2 S: 15	H: 3 LOB: 2 BB: 0 P: 22	R: 0 E: 0 K: 2 S: 8	H: 0 LOB: 1 BB: 0 P: 14	1B: 8 2B: 2 3B: 0 HR: 3	SF: 0 SAC: 2 DP: 1 HBP: 0	WP: 2 PB: 0 SB: 1 CS: 0	PA: 38					
<b>PITCHER</b>	IP	WLS	BF	H	R	ER	SO	BB	IBB	HBP	BLK	WP	HR	S	P	ERA	WHIP										
<b>Dave Stewart, R</b> ERA: 5.77 (1, 1)	5.0	L	25	9	5	5	3	2	0	0	0	0	1	28	40	3.00	1.333										
<b>Tony Castillo, L</b> ERA: 2.45 (6, 1)	3.0		13	4	1	1	3	0	0	0	0	0	0	28	40	3.00	1.333										



Batter	1	2	3	4	5	6	7	8	9	AB	R	H	RBI	BB	SO	LOB	TOP								
<b>Devon White, S</b> OBP: 0.322, SLG: 0.461 (1, 8)	G5-3	G4-3			F8			K		4	0	0	0	0	1	1	<b>Toronto Blue Jays @ Milwaukee Brewers</b> Milwaukee County Stadium, Milwaukee, WI Wed Jun 29 1994, 8:05 PM EDT Att: 20,576 - Unknown - 75 F <a href="http://livebaseballscorecards.com">livebaseballscorecards.com</a>								
<b>Roberto Alomar, S</b> OBP: 0.397, SLG: 0.487 (1, 4)	F7		G6-3		WP 1B			1B		4	0	2	0	0	0	0									
<b>Paul Molitor, R</b> OBP: 0.403, SLG: 0.497 (1, 10)	2B		G4-3		1B			L3		4	0	2	1	0	0	1									
<b>Joe Carter, R</b> OBP: 0.317, SLG: 0.520 (1, 9)	F7		F9			P4			G4-3 3B	4	1	1	0	0	0	1									
<b>John Olerud, L</b> OBP: 0.381, SLG: 0.436 (1, 3)		E 2B		G4-3		G6-4-3 1B		G4-3		4	1	2	0	0	0	1									
<b>Darnell Coles, R</b> OBP: 0.224, SLG: 0.216 (1, 5)	G5-3		G6-3		G6-4-3			K		4	0	0	0	0	1	3									
<b>Shawn Green, L</b> OBP: 0.125, SLG: 0.129 (9, PH)	F7		L8			G4-3			2B 3B	3	0	0	0	0	0	1									
<b>Mike Huff, R</b> OBP: 0.409, SLG: 0.477 (9, 7)										1	0	1	1	0	0	0									
<b>Dick Schofield, R</b> OBP: 0.325, SLG: 0.340 (1, 6)	E5 2H HR				F9		L8		P3	4	1	0	0	0	0	1									
<b>Randy Knorr, R</b> OBP: 0.254, SLG: 0.403 (1, 2)					WP 1B		L9			2	2	1	2	1	0	0									
<b>Inning Stats</b>	R: 0 E: 0 K: 0 S: 9	H: 1 LOB: 1 BB: 0 P: 13	R: 3 E: 1 K: 0 S: 18	H: 2 LOB: 0 BB: 0 P: 31	R: 0 E: 0 K: 0 S: 10	H: 0 LOB: 0 BB: 0 P: 13	R: 0 E: 0 K: 0 S: 8	H: 0 LOB: 0 BB: 0 P: 13	R: 1 E: 0 K: 0 S: 12	H: 2 LOB: 2 BB: 1 P: 20	R: 0 E: 0 K: 0 S: 9	H: 1 LOB: 0 BB: 0 P: 16	R: 0 E: 0 K: 0 S: 4	H: 0 LOB: 0 BB: 0 P: 7	R: 0 E: 0 K: 1 S: 8	H: 1 LOB: 0 BB: 0 P: 16	R: 1 E: 0 K: 0 S: 14	H: 2 LOB: 0 BB: 0 P: 21	1B: 5 2B: 3 3B: 1 HR: 1	SF: 0 SAC: 0 DP: 2 HBP: 0	WP: 1 PB: 0 SB: 0 CS: 0	PA: 35			
<b>PITCHER</b>	IP	WLS	BF	H	R	ER	SO	BB	IBB	HBP	BLK	WP	HR	S	P	ERA	WHIP								
<b>Ricky Bones, R</b> ERA: 2.99 (1, 1)	8.0	L	31	8	5	2	1	1	0	0	0	1	1	81	133	2.25	1.125								
<b>Graeme Lloyd, L</b> ERA: 4.64 (9, 1)	1.0		4	1	0	0	1	0	0	0	0	0	0	11	17	0.00	1.000								

Batter	1	2	3	4	5	6	7	8	9	AB	R	H	RBI	BB	SO	LOB	BOTTOM								
<b>Jody Reed, R</b> OBP: 0.368, SLG: 0.329 (1, 4)	G4-6-3 BB		FC5			G4-6-3			G6-4-3 1B	3	0	1	0	1	0	2	<b>Toronto Blue Jays @ Milwaukee Brewers</b> Milwaukee County Stadium, Milwaukee, WI Wed Jun 29 1994, 8:05 PM EDT Att: 20,576 - Unknown - 75 F <a href="http://livebaseballscorecards.com">livebaseballscorecards.com</a>								
<b>Kevin Seitzer, R</b> OBP: 0.374, SLG: 0.494 (1, 5)	F9				F9		F8		G6-4-3	4	0	0	0	0	0	2									
<b>B.J. Surhoff, L</b> OBP: 0.350, SLG: 0.508 (1, 2)	G4-6-3				L7		F9			3	0	0	0	0	0	1									
<b>Greg Vaughn, R</b> OBP: 0.373, SLG: 0.591 (1, 7)					P5			K		2	0	0	0	1	1	0									
<b>Dave Nilsson, L</b> OBP: 0.330, SLG: 0.490 (1, 10)		FC3-6 G5-4-3			F8			G4-3		3	0	0	0	0	0	1									
<b>John Jaha, R</b> OBP: 0.354, SLG: 0.418 (1, 3)		G5-4-3			K				BB	2	0	0	0	1	1	1									
<b>Matt Mieske, R</b> OBP: 0.343, SLG: 0.447 (1, 9)					P3			P4		3	0	0	0	0	1	1									
<b>Alex Diaz, S</b> OBP: 0.313, SLG: 0.412 (1, 8)					G3-1		G4-3		G1-3	3	0	0	0	0	0	1									
<b>Jose Valentin, S</b> OBP: 0.309, SLG: 0.394 (1, 6)					FC5 2B				K	3	0	2	0	0	1	0									
<b>Inning Stats</b>	R: 0 E: 0 K: 0 S: 6	H: 0 LOB: 0 BB: 1 P: 11	R: 0 E: 0 K: 0 S: 7	H: 0 LOB: 0 BB: 1 P: 14	R: 0 E: 0 K: 1 S: 10	H: 1 LOB: 1 BB: 0 P: 17	R: 0 E: 0 K: 0 S: 5	H: 0 LOB: 0 BB: 0 P: 7	R: 0 E: 0 K: 1 S: 8	H: 0 LOB: 0 BB: 0 P: 14	R: 0 E: 0 K: 0 S: 9	H: 1 LOB: 0 BB: 0 P: 13	R: 0 E: 0 K: 1 S: 7	H: 0 LOB: 0 BB: 0 P: 11	R: 0 E: 0 K: 0 S: 8	H: 0 LOB: 1 BB: 1 P: 14		R: 0 E: 0 K: 1 S: 8	H: 1 LOB: 0 BB: 0 P: 12	1B: 2 2B: 1 3B: 0 HR: 0	SF: 0 SAC: 0 DP: 4 HBP: 0	WP: 0 PB: 0 SB: 0 CS: 0	PA: 29		
<b>PITCHER</b>	IP	WLS	BF	H	R	ER	SO	BB	IBB	HBP	BLK	WP	HR	S	P	ERA	WHIP								
<b>Pat Hentgen, R</b> ERA: 3.1 (1, 1)	9.0	W	29	3	0	0	4	3	0	0	0	0	0	68	113	0.00	0.667								



Batter	1	2	3	4	5	6	7	8	9	AB	R	H	RBI	BB	SO	LOB	TOP											
<b>Devon White, S</b> OBP: 0.321, SLG: 0.458 <b>Rob Butler, L</b> OBP: 0.211, SLG: 0.167	2-1 G3-1		0-0 1B		1-0 F7		1-2 P4			4	0	1	0	0	0	2												
<b>Roberto Alomar, S</b> OBP: 0.395, SLG: 0.483 <b>Domingo Cedeno, S</b> OBP: 0.230, SLG: 0.273	2-2 F7		1-3 K			1-0 1B		2-1 F8		4	0	1	0	0	1	1												
<b>Paul Molitor, R</b> OBP: 0.401, SLG: 0.493	2-1 F9			2-1 1B		3-1 FC1-6-5-4 E		2-3 K		4	1	1	0	0	1	1												
<b>Joe Carter, R</b> OBP: 0.313, SLG: 0.512 <b>Shawn Green, L</b> OBP: 0.125, SLG: 0.129		3-2 F8		0-0 L3		1-3 K		0-1 G6-3		4	0	0	0	0	1	2												
<b>John Olerud, L</b> OBP: 0.380, SLG: 0.446 <b>Darnell Coles, R</b> OBP: 0.220, SLG: 0.212		1-0 G4-3		3-1 HR		1-1 E5		2-1 F9		3	1	1	1	0	0	0												
<b>Mike Huff, R</b> OBP: 0.405, SLG: 0.478		1-2 2B		3-0 G6-3		0-1 F7		0-2 F9		4	0	1	0	0	0	1												
<b>Ed Sprague, R</b> OBP: 0.291, SLG: 0.349		1-0 F7			0-0 E6		0-0 P4		1-3 K	4	0	0	0	0	1	1												
<b>Pat Borders, R</b> OBP: 0.282, SLG: 0.306			0-0 G4-3		2-2 FC6-4		1-2 F9			3	0	0	0	0	0	1												
<b>Dick Schofield, R</b> OBP: 0.325, SLG: 0.337			0-2 G6-3		1-3 K		4-2 BB			2	0	0	0	1	1	1												
<b>Inning Stats</b>	R: 0 E: 0 K: 0 S: 7	H: 0 LOB: 0 BB: 0 P: 13	R: 0 E: 0 K: 0 S: 11	H: 1 LOB: 1 BB: 0 P: 17	R: 0 E: 0 K: 1 S: 9	H: 1 LOB: 1 BB: 0 P: 10	R: 1 E: 0 K: 0 S: 6	H: 2 LOB: 0 BB: 0 P: 14	R: 0 E: 1 K: 1 S: 9	H: 0 LOB: 1 BB: 0 P: 13	R: 1 E: 1 K: 1 S: 10	H: 1 LOB: 1 BB: 0 P: 16	R: 0 E: 0 K: 0 S: 12	H: 0 LOB: 1 BB: 1 P: 18	R: 0 E: 0 K: 1 S: 9	H: 0 LOB: 0 BB: 0 P: 11	1B: 3 2B: 2 3B: 0 HR: 1	SF: 0 SAC: 0 DP: 1 HBP: 0	WP: 1 PB: 0 SB: 0 CS: 0	PA: 34								
<b>PITCHER</b>	IP	WLS	BF	H	R	ER	SO	BB	IBB	HBP	BLK	WP	HR	S	P	ERA	WHIP											
<b>Bill Wegman, R</b> ERA: 3.5	(1, 1)	8.0	W	31	5	2	1	4	1	0	0	0	1	1	73	114	1.12	0.750										
<b>Jaime Navarro, R</b> ERA: 7.2	(9, 1)	1.0		3	0	0	0	1	0	0	0	0	0	0	8	11	0.00	0.000										

Toronto Blue Jays @ Milwaukee Brewers  
Milwaukee County Stadium, Milwaukee, WI  
Thu Jun 30 1994, 4:33 AM EDT  
Att: 27,231 - Sunny - 71 F

AB	33
R	2
H	5
RBI	1
BB	1
SO	5
LOB	10




Batter	1	2	3	4	5	6	7	8	9	AB	R	H	RBI	BB	SO	LOB	BOTTOM											
<b>Jody Reed, R</b> OBP: 0.375, SLG: 0.337	0-0 E	4-0 G6-3 2B		1-0 G3 1B	2-1 3B HBP		3-2 F9			3	3	2	0	1	0	0												
<b>Kevin Seitzer, R</b> OBP: 0.375, SLG: 0.494	0-1 E8	3-2 G6-3		1-1 FC5 G3 1B	1-0 SF8		2-1 P6			4	0	2	1	0	0	1												
<b>Turner Ward, S</b> OBP: 0.349, SLG: 0.399	2-2 F9	3-2 2B		1-3 K	1-2 3B		0-0 G4-3			5	0	2	3	0	1	3												
<b>Greg Vaughn, R</b> OBP: 0.369, SLG: 0.580 <b>Troy O'Leary, L</b> OBP: 0.425, SLG: 0.769	0-1 F7	3-2 G5-3		0-2 G3	0-0 G5-3			4-0 BB		4	0	0	0	1	0	5												
<b>Dave Nilsson, L</b> OBP: 0.331, SLG: 0.485	4-0 BB		1-0 G6-3	4-0 IBB		0-0 F8		1-3 K		3	0	0	0	2	1	1												
<b>John Jaha, R</b> OBP: 0.351, SLG: 0.413	3-2 P4		3-2 G6-3 3B	2-2 FC5		2-0 P3		0-2 F8		5	1	1	0	0	0	6												
<b>Dave Valle, R</b> OBP: 0.290, SLG: 0.341		0-3 K	1-0 G6-3		1-2 HBP SF8 1B		3-2 HR		2-0 G5-3	5	2	2	1	0	1	2												
<b>Matt Mieske, R</b> OBP: 0.353, SLG: 0.465		4-0 HR		1-1 2H 3B	2-1 F8		1-2 1B			3	1	2	1	1	0	1												
<b>Jose Valentin, S</b> OBP: 0.313, SLG: 0.414		1-2 HR		1-1 G6-3	1-0 HBP 3B		0-0 G6-3			4	2	2	2	0	0	2												
<b>Inning Stats</b>	R: 1 E: 1 K: 0 S: 11	H: 2 LOB: 2 BB: 1 P: 20	R: 3 E: 0 K: 1 S: 19	H: 2 LOB: 1 BB: 2 P: 36	R: 1 E: 0 K: 0 S: 9	H: 2 LOB: 1 BB: 0 P: 16	R: 0 E: 0 K: 1 S: 16	H: 2 LOB: 3 BB: 1 P: 25	R: 3 E: 0 K: 0 S: 12	H: 3 LOB: 1 BB: 0 P: 20	R: 1 E: 0 K: 0 S: 9	H: 2 LOB: 1 BB: 0 P: 15	R: 0 E: 0 K: 0 S: 9	H: 0 LOB: 0 BB: 0 P: 14	R: 0 E: 0 K: 1 S: 7	H: 0 LOB: 1 BB: 1 P: 14	1B: 7 2B: 2 3B: 2 HR: 2	SF: 1 SAC: 0 DP: 0 HBP: 1	WP: 0 PB: 0 SB: 1 CS: 0	PA: 43								
<b>PITCHER</b>	IP	WLS	BF	H	R	ER	SO	BB	IBB	HBP	BLK	WP	HR	S	P	ERA	WHIP											
<b>Juan Guzman, R</b> ERA: 6.21	(1, 1)	1.2	L	12	4	4	4	1	0	1	1	0	0	0	40	67	10.80	2.100										
<b>Brad Cornett, R</b> ERA: 9.17	(2, 1)	3.1		19	7	4	4	1	0	0	0	0	0	1	18	29	4.50	1.000										
<b>Dave Righetti, L</b> ERA: 13.5	(6, 1)	2.0		8	2	1	1	0	0	0	0	0	0	1	18	29	4.50	1.000										
<b>Darren Hall, R</b> ERA: 3.6	(8, 1)	1.0		4	0	0	0	1	1	0	0	0	0	0	7	14	0.00	1.000										


Toronto Blue Jays @ Milwaukee Brewers  
Milwaukee County Stadium, Milwaukee, WI  
Thu Jun 30 1994, 4:33 AM EDT  
Att: 27,231 - Sunny - 71 F

AB	36
R	9
H	13
RBI	8
BB	5
SO	3
LOB	21






Batter	1	2	3	4	5	6	7	8	9	AB	R	H	RBI	BB	SO	LOB	TOP					
Jody Reed, R OBP: 0.377, SLG: 0.338 Bill Spiers, L OBP: 0.330, SLG: 0.308	P3		1B		S			K		2	0	1	0	1	0	0	<b>Milwaukee Brewers @ Chicago White Sox</b> Comiskey Park, Chicago, IL Fri Jul 01 1994, 8:05 PM EDT Att: 26,628 - Unknown - 81 F  <b>AB 33</b> <b>R 0</b> <b>H 7</b> <b>RBI 0</b> <b>BB 1</b> <b>SO 4</b> <b>LOB 17</b> 					
Kevin Seitzer, R OBP: 0.344, SLG: 0.500	K		1B		L9			F8		4	0	2	0	0	1	1						
Turner Ward, S OBP: 0.344, SLG: 0.393 Alex Diaz, S OBP: 0.313, SLG: 0.412	F8		1B		L9			F8		4	0	0	0	0	0	5						
Greg Vaughn, R OBP: 0.364, SLG: 0.570 Matt Mieske, R OBP: 0.353, SLG: 0.465		P6	F9		F9			P4		4	0	0	0	0	0	4						
Dave Nilsson, L OBP: 0.337, SLG: 0.493		G5-3			G1-3			F8		4	0	3	0	0	0	0						
John Jaha, R OBP: 0.346, SLG: 0.405	G5-3				G1-3			F9		4	0	0	0	0	0	3						
Troy O'Leary, L OBP: 0.333, SLG: 0.588	G5-3				FC4-2			G4-3		4	0	0	0	0	0	2						
Dave Valle, R OBP: 0.294, SLG: 0.341			1B		FC5-4			G5-3		3	0	1	0	0	0	1						
Jose Valentin, S OBP: 0.308, SLG: 0.407			K					K		3	0	0	0	0	2	1						
<b>Inning Stats</b>	R: 0 E: 0 K: 1 S: 11	H: 0 LOB: 0 BB: 0 P: 16	R: 0 E: 0 K: 0 S: 14	H: 1 LOB: 1 BB: 0 P: 23	R: 0 E: 0 K: 1 S: 16	H: 3 LOB: 3 BB: 0 P: 22	R: 0 E: 0 K: 0 S: 7	H: 1 LOB: 1 BB: 0 P: 10	R: 0 E: 0 K: 0 S: 9	H: 0 LOB: 0 BB: 1 P: 18	R: 0 E: 0 K: 0 S: 6	H: 0 LOB: 0 BB: 0 P: 7	R: 0 E: 0 K: 1 S: 9	H: 0 LOB: 0 BB: 0 P: 12	R: 0 E: 0 K: 0 S: 8	H: 1 LOB: 1 BB: 0 P: 12		R: 0 E: 0 K: 0 S: 8	H: 1 LOB: 0 BB: 0 P: 12	1B: 5 2B: 2 3B: 0 HR: 0	SF: 0 SAC: 0 DP: 1 HBP: 0	WP: 0 PB: 0 SB: 1 CS: 0
<b>PITCHER</b> Jack McDowell, R ERA: 4.64	IP: 9.0 W: 7 L: 0 BF: 34	H: 7 R: 0 ER: 0 SO: 4	BB: 1 IBB: 0 HBP: 0 BLK: 0	WP: 0 HR: 0 S: 89 P: 132	ERA: 0.00 WHIP: 0.889	<b>PITCHER</b>																

Batter	1	2	3	4	5	6	7	8	9	AB	R	H	RBI	BB	SO	LOB	BOTTOM		
Lance Johnson, L OBP: 0.323, SLG: 0.385	F9		K		BB			F7		5	1	2	1	0	1	0	<b>Milwaukee Brewers @ Chicago White Sox</b> Comiskey Park, Chicago, IL Fri Jul 01 1994, 8:05 PM EDT Att: 26,628 - Unknown - 81 F  <b>AB 34</b> <b>R 8</b> <b>H 12</b> <b>RBI 8</b> <b>BB 3</b> <b>SO 7</b> <b>LOB 10</b> 		
Tim Raines, S OBP: 0.370, SLG: 0.412 Bob Zupcic, R OBP: 0.226, SLG: 0.305	PB		K		BB			P6		3	2	1	0	1	1	1			
Frank Thomas, R OBP: 0.509, SLG: 0.781	PB		1B		BB			HR		2	2	2	0	2	0	0			
Julio Franco, R OBP: 0.403, SLG: 0.503	G5-3		K		BB			HR		4	1	2	5	0	1	2			
Robin Ventura, L OBP: 0.371, SLG: 0.462	K				G3-6-3			G3-1		4	0	0	0	0	2	3			
Darin Jackson, R OBP: 0.383, SLG: 0.498 Dann Howitt, L OBP: 0.333, SLG: 0.375	G6-3				G5-3			K		4	0	1	1	0	1	0			
Craig Grebeck, R OBP: 0.422, SLG: 0.370	G6-4-3				F9			F7		4	0	1	0	0	0	1			
Michael LaValliere, L OBP: 0.388, SLG: 0.357	G6-4-3				3B			G4-3		4	1	2	0	0	0	1			
Ozzie Guillen, L OBP: 0.301, SLG: 0.344	K				1B			G4-6-3		4	1	1	1	0	1	2			
<b>Inning Stats</b>	R: 1 E: 0 K: 1 S: 12	H: 1 LOB: 1 BB: 1 P: 20	R: 0 E: 0 K: 3 S: 15	H: 1 LOB: 0 BB: 0 P: 22	R: 0 E: 0 K: 1 S: 9	H: 0 LOB: 0 BB: 0 P: 13	R: 5 E: 0 K: 0 S: 11	H: 5 LOB: 1 BB: 2 P: 23	R: 0 E: 0 K: 0 S: 10	H: 1 LOB: 1 BB: 0 P: 13	R: 2 E: 0 K: 1 S: 14	H: 2 LOB: 0 BB: 0 P: 23	R: 0 E: 0 K: 0 S: 7	H: 1 LOB: 0 BB: 0 P: 12	1B: 9 2B: 1 3B: 1 HR: 1	SF: 0 SAC: 0 DP: 2 HBP: 0		WP: 0 PB: 1 SB: 1 CS: 0	PA: 37
<b>PITCHER</b> Bob Scanlan, R ERA: 5.04 Graeme Lloyd, L ERA: 4.59 Teddy Higuera, L ERA: 7.59	IP: 5.0 W: 2 L: 1 BF: 25	H: 8 R: 3 ER: 2 SO: 6	BB: 3 IBB: 0 HBP: 0 BLK: 0	WP: 0 HR: 1 S: 24 P: 36	ERA: 9.00 WHIP: 1.500	<b>PITCHER</b>													



Batter	1	2	3	4	5	6	7	8	9	AB	R	H	RBI	BB	SO	LOB	TOP					
Jody Reed, R OBP: 0.376, SLG: 0.337	0-0 F7		1-1 1B			0-3 K			0-1 G3-1	4	0	1	0	0	1	0	<b>Milwaukee Brewers @ Chicago White Sox</b> Comiskey Park, Chicago, IL Sat Jul 02 1994, 8:05 PM EDT Att: 41,014 - Unknown <a href="http://livebaseballscorecards.com">livebaseballscorecards.com</a>					
Kevin Seitzer, R OBP: 0.375, SLG: 0.494	2-2 P4		3-1 L9			1-2 1B			2-2 L9	4	0	1	0	0	0	1						
Turner Ward, S OBP: 0.343, SLG: 0.394	0-2 F7			0-1 G4-3		1-3 K			1-2 2B	4	0	1	0	0	1	1						
Greg Vaughn, R OBP: 0.362, SLG: 0.568		3-2 G4-3 2B		0-0 G1			3-3 K		0-0 F9	4	0	1	0	0	1	1						
Dave Nilsson, L OBP: 0.333, SLG: 0.487		0-0 L9		3-3 K			2-2 F8			3	0	0	0	0	1	1						
B.J. Surhoff, L OBP: 0.343, SLG: 0.496		1-2 G4-3			0-3 K		2-0 F8			3	0	0	0	0	1	1						
John Jaha, R OBP: 0.342, SLG: 0.400		2-3 F9			2-3 K			0-3 K		3	0	0	0	0	2	1						
Alex Diaz, S OBP: 0.307, SLG: 0.404			1-1 F7		1-2 P6			0-0 B1-3		3	0	0	0	0	0	0						
Jose Valentin, S OBP: 0.305, SLG: 0.402			1-3 K			2-3 K		2-3 K		2	0	0	0	0	2	0						
Bill Spiers, L OBP: 0.328, SLG: 0.306										1	0	0	0	0	1	0						
<b>Inning Stats</b>	R: 0 E: 0 K: 0 S: 7	H: 0 LOB: 0 BB: 0 P: 9	R: 0 E: 0 K: 0 S: 8	H: 1 LOB: 1 BB: 0 P: 13	R: 0 E: 0 K: 1 S: 10	H: 1 LOB: 1 BB: 0 P: 16	R: 0 E: 0 K: 2 S: 7	H: 0 LOB: 0 BB: 0 P: 10	R: 0 E: 0 K: 2 S: 9	H: 0 LOB: 0 BB: 0 P: 12	R: 0 E: 0 K: 3 S: 13	H: 1 LOB: 1 BB: 0 P: 17	R: 0 E: 0 K: 1 S: 7	H: 0 LOB: 0 BB: 0 P: 14	R: 0 E: 0 K: 2 S: 7	H: 0 LOB: 0 BB: 0 P: 9	R: 0 E: 0 K: 0 S: 11	H: 1 LOB: 1 BB: 0 P: 14	1B: 2 2B: 2 3B: 0 HR: 0	SF: 0 SAC: 0 DP: 0 HBP: 0	WP: 0 PB: 0 SB: 0 CS: 0	PA: 31
<b>PITCHER</b> Alex Fernandez, R ERA: 3.83	IP: 9.0 WLS: W BF: 31 H: 4 R: 0 ER: 0 SO: 10 BB: 0 IBB: 0 HBP: 0 BLK: 0 WP: 0 HR: 0 S: 79 P: 114 ERA: 0.00 WHIP: 0.444															<b>PITCHER</b>						

Batter	1	2	3	4	5	6	7	8	9	AB	R	H	RBI	BB	SO	LOB	BOTTOM			
Lance Johnson, L OBP: 0.325, SLG: 0.390	0-0 G3	0-0 2B		3-1 G4-3 1B		2-3 K				4	0	2	0	0	1	0	<b>Milwaukee Brewers @ Chicago White Sox</b> Comiskey Park, Chicago, IL Sat Jul 02 1994, 8:05 PM EDT Att: 41,014 - Unknown <a href="http://livebaseballscorecards.com">livebaseballscorecards.com</a>			
Tim Raines, S OBP: 0.369, SLG: 0.408	4-1 S 1B BB	0-0 G4-3		1-0 G4-3		2-1 P5				3	1	0	0	1	0	2				
Frank Thomas, R OBP: 0.511, SLG: 0.782	4-0 BB 1B FC6-4 BB		0-0 2B	1-0 F9		4-2 CS BB				2	2	1	0	2	0	1				
Julio Franco, R OBP: 0.404, SLG: 0.507	1-1 FC6-4 BB 1B		2-2 HR 2B	1-0 F9		0-2 L9				4	1	2	2	0	0	2				
Robin Ventura, L OBP: 0.369, SLG: 0.457	4-1 FC6-4 BB		0-1 F8		2-1 F7		2-0 F8			3	0	0	0	1	0	2				
Darin Jackson, R OBP: 0.381, SLG: 0.506	0-2 FC6-4		1-2 HR		0-0 G6-3		1-1 CS	0-1 P4		4	1	1	3	0	0	2				
Dann Howitt, L OBP: 0.333, SLG: 0.375	1-2 2-3 3-H									0	0	0	0	0	0	0				
Craig Grebeck, R OBP: 0.441, SLG: 0.397	1 SAFE P3		2-0 1B		2-2 1B			2-1 1B		4	0	3	0	0	0	2				
Michael LaValliere, L OBP: 0.369, SLG: 0.338		2-1 G1-6-3	2-0 P4		1-1 G1-3			2-3 K		4	0	0	0	0	1	3				
Ozzie Guillen, L OBP: 0.296, SLG: 0.339		0-1 F8	0-0 F8			1-1 L6		0-0 P6		4	0	0	0	0	0	2				
<b>Inning Stats</b>	R: 2 E: 0 K: 0 S: 9	H: 1 LOB: 2 BB: 3 P: 22	R: 0 E: 0 K: 0 S: 6	H: 1 LOB: 1 BB: 0 P: 8	R: 3 E: 0 K: 0 S: 12	H: 4 LOB: 1 BB: 0 P: 19	R: 0 E: 0 K: 0 S: 5	H: 1 LOB: 1 BB: 0 P: 11	R: 0 E: 0 K: 0 S: 10	H: 1 LOB: 1 BB: 0 P: 15	R: 0 E: 0 K: 1 S: 7	H: 0 LOB: 0 BB: 0 P: 12	R: 0 E: 0 K: 0 S: 7	H: 0 LOB: 0 BB: 1 P: 14	R: 0 E: 0 K: 1 S: 11	H: 1 LOB: 1 BB: 0 P: 15	1B: 5 2B: 3 3B: 0 HR: 1	SF: 0 SAC: 0 DP: 0 HBP: 0	WP: 0 PB: 0 SB: 1 CS: 1	PA: 37
<b>PITCHER</b> 21 Cal Eldred, R ERA: 4.08	IP: 8.0 WLS: L BF: 36 H: 9 R: 5 ER: 5 SO: 2 BB: 4 IBB: 0 HBP: 0 BLK: 0 WP: 0 HR: 1 S: 67 P: 116 ERA: 5.62 WHIP: 1.625															<b>PITCHER</b>				



Batter	1	2	3	4	5	6	7	8	9	AB	R	H	RBI	BB	SO	LOB	TOP					
Jody Reed, R OBP: 0.379, SLG: 0.337 Bill Spiers, L OBP: 0.326, SLG: 0.304	F9	1B	1-2 2-3	1B		F7	BB		K	3	0	1	2	2	0	1						
Kevin Seitzer, R OBP: 0.374, SLG: 0.506	HR	1B	L9		F8	F7			K	6	1	2	3	0	1	4						
Turner Ward, S OBP: 0.336, SLG: 0.385	P4	G3		K		F8	K		G6-3	6	0	0	0	0	2	3						
Greg Vaughn, R OBP: 0.366, SLG: 0.567 Troy O'Leary, L OBP: 0.333, SLG: 0.588	S		G6-3	2B		G6-3			G6-3	4	1	2	0	1	0	0						
Dave Nilsson, L OBP: 0.318, SLG: 0.491	G6-3		1B	2B	1B	BB	BB	1B	P9	4	2	2	1	1	0	3						
John Jaha, R OBP: 0.343, SLG: 0.397		K	2B	1B	F7	BB	BB		F8	4	2	1	0	1	1	1						
Dave Valle, R OBP: 0.318, SLG: 0.355		BB	G3	1B	BB	BB	1B		L6-4	2	2	1	1	3	1	1						
Matt Mieske, R OBP: 0.354, SLG: 0.463		G3	G5-3		P9					5	0	2	2	0	0	3						
Jose Valentin, S OBP: 0.312, SLG: 0.398	BB	1B	BB	1B	BB		S		L6-4	2	1	0	0	3	0	4						
<b>Inning Stats</b>	R: 1 E: 0 K: 0 S: 9	H: 2 LOB: 1 BB: 0 P: 15	R: 2 E: 0 K: 1 S: 10	H: 1 LOB: 2 BB: 3 P: 25	R: 3 E: 0 K: 0 S: 19	H: 4 LOB: 2 BB: 1 P: 30	R: 1 E: 0 K: 2 S: 16	H: 2 LOB: 1 BB: 0 P: 19	R: 0 E: 0 K: 0 S: 14	H: 0 LOB: 1 BB: 3 P: 23	R: 2 E: 0 K: 0 S: 5	H: 1 LOB: 2 BB: 3 P: 19	R: 0 E: 0 K: 1 S: 16	H: 0 LOB: 2 BB: 2 P: 24	R: 0 E: 0 K: 0 S: 5	H: 1 LOB: 1 BB: 1 P: 11	R: 0 E: 0 K: 2 S: 8	H: 0 LOB: 0 BB: 0 P: 13	1B: 8 2B: 3 3B: 0 HR: 1	SF: 0 SAC: 0 DP: 1 HBP: 0	WP: 0 PB: 0 CS: 2	PA: 48
<b>PITCHER</b>	IP	WLS	BF	H	R	ER	SO	BB	IBB	HBP	BLK	WP	HR	S	P	ERA	WHIP					
Wilson Alvarez, L ERA: 3.57	2.1	L	16	6	6	1	1	3	0	0	0	0	1	25	49	23.14	3.857					
Jose DeLeon, R ERA: 3.2	3.1		9	3	1	1	2	1	0	0	0	0	0	29	40	5.40	2.400					
Dane Johnson, R ERA: 4.63	5.1		11	1	2	2	0	4	0	0	0	0	0	19	42	9.00	2.500					
Dennis Cook, L ERA: 4.5	7.1		5	0	0	0	1	2	0	0	0	0	0	16	24	0.00	2.000					
Paul Assenmacher, L ERA: 4.76	8.1		4	1	0	0	0	1	0	0	0	0	0	5	11	0.00	2.000					
<b>PITCHER</b>	IP	WLS	BF	H	R	ER	SO	BB	IBB	HBP	BLK	WP	HR	S	P	ERA	WHIP					
Roberto Hernandez, R ERA: 6.67	1.0		3	0	0	0	2	0	0	0	0	0	0	8	13	0.00	0.000					

Milwaukee Brewers @ Chicago White Sox  
Comiskey Park, Chicago, IL  
Sun Jul 03 1994, 4:33 AM EDT  
Att: 33,921 - Sunny - 74 F

AB 37  
R 9  
H 11  
RBI 9  
BB 11  
SO 6  
LOB 20



Batter	1	2	3	4	5	6	7	8	9	AB	R	H	RBI	BB	SO	LOB	BOTTOM					
Norberto Martin, R OBP: 0.297, SLG: 0.371	G3		K		F7		G4-3			4	0	0	0	0	1	0						
Tim Raines, S OBP: 0.372, SLG: 0.406 Dann Howitt, L OBP: 0.300, SLG: 0.333	S		P6		S	1B	BB		K	1	1	0	0	2	0	0						
Frank Thomas, R OBP: 0.514, SLG: 0.780				FC3-6	BB	2B	1B		K	2	0	1	0	2	1	0						
Julio Franco, R OBP: 0.405, SLG: 0.508		K		FC3-6	BB	2B			G5-3	3	0	1	1	1	1	2						
Robin Ventura, L OBP: 0.364, SLG: 0.450	F8			FC3-6	G4-3				F8	4	0	0	0	0	0	6						
Darin Jackson, R OBP: 0.380, SLG: 0.502 Warren Newson, L OBP: 0.271, SLG: 0.359		G5-3		P4		HBP			G6-3	2	0	0	0	0	0	2						
Bob Zupic, R OBP: 0.212, SLG: 0.286		P9		F7		K			K	4	0	0	0	0	2	3						
Ron Karkovice, R OBP: 0.333, SLG: 0.412		K			HR		P4		K	4	1	1	1	0	2	1						
Craig Grebeck, R OBP: 0.417, SLG: 0.371			F7		P6		F9		K	4	0	0	0	0	1	1						
<b>Inning Stats</b>	R: 0 E: 0 K: 1 S: 11	H: 0 LOB: 2 BB: 2 P: 24	R: 0 E: 0 K: 1 S: 7	H: 0 LOB: 0 BB: 0 P: 10	R: 0 E: 0 K: 1 S: 8	H: 0 LOB: 0 BB: 0 P: 13	R: 0 E: 0 K: 0 S: 5	H: 0 LOB: 2 BB: 2 P: 15	R: 2 E: 0 K: 0 S: 13	H: 3 LOB: 1 BB: 1 P: 22	R: 0 E: 0 K: 1 S: 11	H: 0 LOB: 1 BB: 0 P: 14	R: 0 E: 0 K: 2 S: 9	H: 0 LOB: 0 BB: 0 P: 14	R: 0 E: 0 K: 0 S: 12	H: 0 LOB: 0 BB: 0 P: 17	R: 0 E: 0 K: 3 S: 10	H: 0 LOB: 0 BB: 0 P: 14	1B: 1 2B: 1 3B: 0 HR: 1	SF: 0 SAC: 0 DP: 0 HBP: 1	WP: 0 PB: 0 CS: 0	PA: 36
<b>PITCHER</b>	IP	WLS	BF	H	R	ER	SO	BB	IBB	HBP	BLK	WP	HR	S	P	ERA	WHIP					
Angel Miranda, L ERA: 4.5	5.0	W	23	3	2	2	3	5	0	0	0	0	0	44	84	3.60	1.600					
Jaime Navarro, R ERA: 6.89	6.1		10	0	0	0	3	0	0	1	0	0	0	32	45	0.00	0.000					
Mike Fetters, R ERA: 2.36	9.1		3	0	0	0	3	0	0	0	0	0	0	10	14	0.00	0.000					

Milwaukee Brewers @ Chicago White Sox  
Comiskey Park, Chicago, IL  
Sun Jul 03 1994, 4:33 AM EDT  
Att: 33,921 - Sunny - 74 F

AB 30  
R 2  
H 3  
RBI 2  
BB 5  
SO 9  
LOB 15





Batter	1	2	3	4	5	6	7	8	9	AB	R	H	RBI	BB	SO	LOB	TOP										
Jody Reed, R OBP: 0.393, SLG: 0.343 (1, 4)	G4-3 2B		1B BB		2-1 1B		2-2 P6		1-1 G6-3	4	0	2	0	1	0	1											
Kevin Seitzer, R OBP: 0.371, SLG: 0.500 (1, 5)	G4-3 2-3		3-1 FC5-4 1B		0-1 F7			2-3 K		4	0	1	1	0	1	2											
Turner Ward, S OBP: 0.334, SLG: 0.383 (1, 8) (9, 7)	1-3 K		0-0 P7			1-3 K		3-2 1B SF8 1B		4	1	1	0	0	2	3											
Greg Vaughn, R OBP: 0.368, SLG: 0.566 Alex Diaz, S OBP: 0.307, SLG: 0.404 (1, 7) (9, 8)	0-1 P4		2-2 FC5-4 1-2			1-1 G1 1B		0-0 1B 1-3 1B		4	0	2	0	0	0	3											
Dave Nilsson, L OBP: 0.333, SLG: 0.486 (1, 10)		1-1 G1-3		1-2 G3-1		1-0 G1 1-2		0-1 SF8 3-H 1-2		3	0	0	1	0	0	1											
B.J. Surhoff, L OBP: 0.340, SLG: 0.488 (1, 2)		1-3 K		0-1 G3-1		0-0 G3		1-3 FC6-4 1B		4	0	1	0	0	1	1											
John Jaha, R OBP: 0.338, SLG: 0.391 (1, 3)		3-2 G6-3		0-0 G1-3			0-0 P4	1-1 FC6-4 1-2		4	0	0	0	0	0	2											
Matt Mieske, R OBP: 0.357, SLG: 0.470 (1, 9)			2-1 E 1B		0-1 G1-3		1-0 WP CS 2B		0-3 K	4	1	2	0	0	1	0											
Jose Valentin, S OBP: 0.311, SLG: 0.391 (1, 6)			0-0 B1 1-2		1-0 G6-3		4-2 2H BB		2-3 K	3	0	0	0	1	1	1											
<b>Inning Stats</b>	R: 0 E: 0 K: 1 S: 11	H: 1 LOB: 1 BB: 0 P: 14	R: 0 E: 0 K: 1 S: 8	H: 0 LOB: 0 BB: 0 P: 13	R: 1 E: 1 K: 0 S: 10	H: 2 LOB: 2 BB: 1 P: 21	R: 0 E: 0 K: 0 S: 6	H: 0 LOB: 0 BB: 0 P: 7	R: 0 E: 0 K: 0 S: 7	H: 1 LOB: 1 BB: 0 P: 10	R: 0 E: 0 K: 0 S: 7	H: 1 LOB: 1 BB: 0 P: 10	R: 0 E: 0 K: 0 S: 8	H: 1 LOB: 1 BB: 1 P: 14	R: 1 E: 0 K: 1 S: 16	H: 3 LOB: 2 BB: 0 P: 23	R: 0 E: 0 K: 2 S: 8	H: 0 LOB: 0 BB: 0 P: 11	1B: 7 2B: 2 3B: 0 HR: 0	SF: 1 SAC: 0 DP: 0 HBP: 0	WP: 1 PB: 0 CS: 1	PA: 37					
<b>PITCHER</b>	IP	WLS	BF	H	R	ER	SO	BB	IBB	HBP	BLK	WP	HR	S	P	ERA	WHIP										
Jason Bere, R ERA: 3.4 (1, 1)	7.1		31	8	2	2	4	2	0	0	0	1	0	66	103	2.46	1.364										
Paul Assenmacher, L ERA: 4.7 (8, 1)	0.1		2	1	0	0	0	0	0	0	0	0	0	5	6	0.00	3.000										
Roberto Hernandez, R ERA: 6.39 (8, 1)	1.1	W	4	0	0	0	2	0	0	0	0	0	0	10	14	0.00	0.000										

Milwaukee Brewers @ Chicago White Sox  
Comiskey Park, Chicago, IL  
Mon Jul 04 1994, 8:05 PM EDT  
Att: 32,808 - Unknown - 85 F

AB 34  
R 2  
H 9  
RBI 2  
BB 2  
SO 6  
LOB 14



Batter	1	2	3	4	5	6	7	8	9	AB	R	H	RBI	BB	SO	LOB	BOTTOM										
Lance Johnson, L OBP: 0.327, SLG: 0.392 (1, 8)	0-0 L7		1-2 S 1B		0-0 CS 1B			0-0 F7		4	1	2	0	0	0	0											
Tim Raines, S OBP: 0.367, SLG: 0.400 (1, 7)	2-2 L7		1-3 K		2-1 CS 1-2	2-1 F8		0-0 F8		4	0	0	0	0	1	2											
Frank Thomas, R OBP: 0.514, SLG: 0.776 (1, 3)	1-1 F7		3-2 1H 3H 1B			2-2 L8		1-1 FC6 1B		4	0	2	2	0	0	0											
Julio Franco, R OBP: 0.403, SLG: 0.505 (1, 10)		0-0 G4-3	3-1 F8			2-2 1B		1-2 FC6 1-2		4	0	1	0	0	0	2											
Robin Ventura, L OBP: 0.363, SLG: 0.447 (1, 5)		2-2 FC4-6 1B		2-1 L6		3-0 P5			0-0 G3-1	4	0	1	0	0	0	1											
Darin Jackson, R OBP: 0.375, SLG: 0.494 (1, 9)		1-0 P5		0-1 G6-3			1-2 F9		0-0 G4-3	4	0	0	0	0	0	1											
Craig Grebeck, R OBP: 0.408, SLG: 0.379 Ron Karkovics, R OBP: 0.333, SLG: 0.412 (1, 4) (9, PR)	0-0 FC4-6 1-2			1-0 L9			2-1 P2		1-0 2B	4	0	1	0	0	0	1											
Michael LaValliere, L OBP: 0.379, SLG: 0.342 Norberto Martin, R OBP: 0.307, SLG: 0.394 (1, 2) (9, PH)			4-2 FC6-4 BB		1-0 G4-3		1-0 FC5-4 1B		2-1 2B	2	0	1	0	1	0	0											
Ozzie Guillen, L OBP: 0.293, SLG: 0.335 (1, 6)			0-1 FC6-4 1B		1-1 G6-3		0-2 FC5-4 1-2		2-H 2B	3	1	0	0	0	0	2											
<b>Inning Stats</b>	R: 0 E: 0 K: 0 S: 6	H: 0 LOB: 0 BB: 0 P: 9	R: 0 E: 0 K: 0 S: 6	H: 1 LOB: 1 BB: 0 P: 9	R: 2 E: 0 K: 1 S: 16	H: 2 LOB: 1 BB: 1 P: 28	R: 0 E: 0 K: 0 S: 5	H: 0 LOB: 0 BB: 0 P: 8	R: 0 E: 0 K: 0 S: 12	H: 1 LOB: 1 BB: 0 P: 21	R: 0 E: 0 K: 0 S: 11	H: 1 LOB: 1 BB: 0 P: 15	R: 0 E: 0 K: 0 S: 7	H: 1 LOB: 1 BB: 0 P: 9	R: 1 E: 0 K: 0 S: 5	H: 2 LOB: 1 BB: 0 P: 8	1B: 7 2B: 2 3B: 0 HR: 0	SF: 0 SAC: 0 DP: 0 HBP: 0	WP: 0 PB: 0 CS: 1	PA: 36							
<b>PITCHER</b>	IP	WLS	BF	H	R	ER	SO	BB	IBB	HBP	BLK	WP	HR	S	P	ERA	WHIP										
Ricky Bones, R ERA: 3.0 (1, 1)	8.2	L	34	8	3	3	1	1	0	0	0	0	0	71	112	3.12	1.038										
Jesse Orosco, L ERA: 5.4 (9, 1)	0.0		1	1	0	0	0	0	0	0	0	0	0	2	4	∞	∞										

Milwaukee Brewers @ Chicago White Sox  
Comiskey Park, Chicago, IL  
Mon Jul 04 1994, 8:05 PM EDT  
Att: 32,808 - Unknown - 85 F

AB 34  
R 3  
H 9  
RBI 3  
BB 1  
SO 1  
LOB 9





Batter	1	2	3	4	5	6	7	8	9	AB	R	H	RBI	BB	SO	LOB	TOP								
Jody Reed, R OBP: 0.393, SLG: 0.351	0-0 F7		1-2 1B 2B		2-1 2B 2B		3-3 K		1-2 F8	5	2	2	2	0	1	1									
Kevin Seitzer, R OBP: 0.374, SLG: 0.505	0-0 F7		3-2 2B 1B		2-2 2B		1-3 K			4	0	2	2	2	0	1	0								
Turner Ward, S OBP: 0.333, SLG: 0.385	2-1 G4-3		3-2 F8		1-1 L7			0-0 F8 2B		4	0	1	0	0	0	2									
Greg Vaughn, R OBP: 0.367, SLG: 0.561		1-1 F8		1-3 K		0-0 2B 1B		2-3 K		4	1	1	0	0	2	1									
Dave Nilsson, L OBP: 0.329, SLG: 0.479		0-2 L8		1-1 G6-3		0-0 F7		1-0 F8		4	0	0	0	0	0	2									
B.J. Surhoff, L OBP: 0.338, SLG: 0.489		1-0 F9		1-2 G3-1		2-1 2B		3-2 G3-1		4	0	1	1	0	0	1									
John Jaha, R OBP: 0.337, SLG: 0.388			2-1 2B 1B		3-1 F8		2-3 K		2-3 K	4	1	1	0	0	2	1									
Troy O'Leary, L OBP: 0.286, SLG: 0.500			1-0 F7		0-0 G6-3		2-2 L9		2-2 F8	3	0	0	0	0	0	2									
Dave Valle, R OBP: 0.315, SLG: 0.351										1	0	0	0	0	0	0									
Jose Valentin, S OBP: 0.314, SLG: 0.396			2-3 K		1-0 2B 2B		1-0 L3		4-2 BB	3	1	1	0	1	1	1									
<b>Inning Stats</b>	R: 0 E: 0 K: 0 S: 4	H: 0 LOB: 0 BB: 0 P: 6	R: 0 E: 0 K: 0 S: 6	H: 0 LOB: 0 BB: 0 P: 8	R: 2 E: 0 K: 1 S: 17	H: 3 LOB: 1 BB: 0 P: 29	R: 0 E: 0 K: 1 S: 10	H: 0 LOB: 0 BB: 0 P: 13	R: 2 E: 0 K: 0 S: 11	H: 3 LOB: 1 BB: 0 P: 20	R: 1 E: 0 K: 1 S: 12	H: 2 LOB: 1 BB: 0 P: 18	R: 0 E: 0 K: 2 S: 7	H: 0 LOB: 0 BB: 0 P: 12	R: 0 E: 0 K: 1 S: 8	H: 1 LOB: 1 BB: 0 P: 14	R: 0 E: 0 K: 1 S: 13	H: 0 LOB: 1 BB: 1 P: 22	1B: 3 2B: 6 3B: 0 HR: 0	SF: 0 SAC: 0 DP: 0 HBP: 0	WP: 0 PB: 0 CS: 0	PA: 37			
<b>PITCHER</b>	IP	WLS	BF	H	R	ER	SO	BB	IBB	HBP	BLK	WP	HR	S	P	ERA	WHIP								
Mark Gubicza, R ERA: 4.44	(1, 1)	5.1	24	8	5	5	2	0	0	0	0	0	0	52	82	8.44	1.500								
Rusty Meacham, R ERA: 1.39	(6, 1)	2.0	W	7	1	0	0	4	0	0	0	0	0	19	30	0.00	0.500								
Billy Brewer, L ERA: 2.59	(8, 1)	1.2	S	6	0	0	0	1	0	0	0	0	0	17	30	0.00	0.600								

Milwaukee Brewers @ Kansas City Royals  
Kauffman Stadium, Kansas City, MO  
Tue Jul 05 1994, 7:05 PM CDT  
Att: 18,239 - Cloudy - 91 F

AB	36
R	5
H	9
RBI	5
BB	1
SO	7
LOB	11



Batter	1	2	3	4	5	6	7	8	9	AB	R	H	RBI	BB	SO	LOB	BOTTOM								
Greg Gagne, R OBP: 0.339, SLG: 0.425	0-1 F8	2-0 G5-3			0-0 1B 1B	1-3 K		3-1 HBP 1B		5	1	2	0	0	1	1									
Brian McRae, S OBP: 0.372, SLG: 0.403	1-1 2B 1B		1-0 SF9 1B		0-1 F8	0-3 K		2-0 WP HBP		4	2	2	0	0	1	2									
Mike Macfarlane, R OBP: 0.375, SLG: 0.482	1-1 2B		0-1 F8		0-1 1B		0-3 K	4-2 BB		4	1	2	2	1	1	1									
Bob Hamelin, L OBP: 0.369, SLG: 0.563	1-0 G6-3 2B		1-2 SF9		2-3 K		2-0 HR	1-1 G6-3		4	2	2	3	0	1	4									
Felix Jose, S OBP: 0.360, SLG: 0.445	2-1 G6-3		3-2 G4-3		1-1 3B 1B		1-3 K			4	1	1	0	0	1	1									
Dave Henderson, R OBP: 0.309, SLG: 0.442	0-1 2B			2-1 G4-3		0-0 1B 3B		2-0 F9		4	1	2	2	0	0	0									
Brent Mayne, L OBP: 0.280, SLG: 0.276	0-0 G4-3			1-2 F8		3-1 G5-3 1B		0-0 F8		4	1	1	1	0	0	1									
Terry Shumpert, R OBP: 0.298, SLG: 0.477		2-1 G5-3		1-3 K		1-1 G5-3		2-0 G5-3		4	0	0	0	0	1	1									
David Howard, S OBP: 0.311, SLG: 0.240										0	0	0	0	0	0	0									
Jose Lind, R OBP: 0.290, SLG: 0.305		1-0 F9			1-1 G5-3		3-2 2B	4-1 HBP 1B BB		3	1	1	1	1	0	0									
<b>Inning Stats</b>	R: 3 E: 0 K: 0 S: 12	H: 4 LOB: 1 BB: 0 P: 17	R: 0 E: 0 K: 0 S: 4	H: 0 LOB: 0 BB: 0 P: 9	R: 1 E: 1 K: 0 S: 9	H: 1 LOB: 0 BB: 0 P: 14	R: 0 E: 0 K: 1 S: 10	H: 0 LOB: 0 BB: 0 P: 14	R: 0 E: 0 K: 1 S: 10	H: 2 LOB: 2 BB: 0 P: 13	R: 3 E: 0 K: 2 S: 17	H: 4 LOB: 1 BB: 0 P: 26	R: 1 E: 0 K: 2 S: 8	H: 1 LOB: 0 BB: 0 P: 13	R: 2 E: 0 K: 0 S: 9	H: 1 LOB: 2 BB: 2 P: 25	1B: 7 2B: 4 3B: 1 HR: 1	SF: 1 SAC: 0 DP: 0 HBP: 1	WP: 3 PB: 0 SB: 1 CS: 0	PA: 40					
<b>PITCHER</b>	IP	WLS	BF	H	R	ER	SO	BB	IBB	HBP	BLK	WP	HR	S	P	ERA	WHIP								
Bill Wegman, R ERA: 3.92	(1, 1)	6.0	L	29	11	7	6	4	0	0	0	0	0	62	93	9.00	1.833								
Doug Henry, R ERA: 3.75	(7, 1)	1.0		4	1	1	1	2	0	0	0	0	1	8	13	9.00	1.000								
Graeme Lloyd, L ERA: 5.3	(8, 1)	0.2		5	1	2	2	0	1	0	1	0	0	5	16	27.00	3.000								
Jaime Navarro, R ERA: 6.85	(8, 1)	0.1		2	0	0	0	0	1	0	0	0	1	4	9	0.00	3.000								

Milwaukee Brewers @ Kansas City Royals  
Kauffman Stadium, Kansas City, MO  
Tue Jul 05 1994, 7:05 PM CDT  
Att: 18,239 - Cloudy - 91 F

AB	36
R	10
H	13
RBI	9
BB	2
SO	6
LOB	11





Batter	1	2	3	4	5	6	7	8	9	AB	R	H	RBI	BB	SO	LOB	TOP										
Jody Reed, R OBP: 0.384, SLG: 0.349	FC3-6 BB		SH1-4 1B		G5-3		G6-3			2	1	0	0	2	0	2	<b>Milwaukee Brewers @ Kansas City Royals</b> Kauffman Stadium, Kansas City, MO Wed Jul 06 1994, 7:05 PM CDT Att: 18,213 - Cloudy - 89 F										
Bill Splers, L OBP: 0.320, SLG: 0.299	F8		SH1-4		F9			K		3	0	0	0	0	1	2											
Turner Ward, S OBP: 0.329, SLG: 0.379	FC3-6 1-2		G4-3		F9			G3		4	0	0	1	0	0	3											
Greg Vaughn, R OBP: 0.368, SLG: 0.560	K		1B			K		HR	1B	4	1	2	1	0	2	1											
Dave Nilsson, L OBP: 0.328, SLG: 0.486		P5	F7			G3		HR	HR	4	1	1	2	0	0	1											
John Jaha, R OBP: 0.332, SLG: 0.382	K			G5-3		K		G6-3		4	0	0	0	0	2	0											
Dave Valle, R B.J. Surhoff, L OBP: 0.324, SLG: 0.354 OBP: 0.336, SLG: 0.485				G5-3			G6-3 G4-3 HBP		G4-3	2	0	1	0	0	0	0											
Alex Diaz, S OBP: 0.300, SLG: 0.394	L6			P5			G4-3		G4-3	4	0	0	0	0	0	2											
Jose Valentin, S OBP: 0.318, SLG: 0.395			SH1-4 BB G4-3 1B				G6-3		F7	3	1	1	0	1	0	1											
<b>Inning Stats</b>	R: 0 E: 0 K: 1 S: 10	H: 0 LOB: 1 BB: 1 P: 18	R: 0 E: 0 K: 1 S: 10	H: 1 LOB: 1 BB: 0 P: 13	R: 2 E: 0 K: 0 S: 10	H: 2 LOB: 1 BB: 1 P: 17	R: 0 E: 0 K: 0 S: 6	H: 0 LOB: 0 BB: 0 P: 9	R: 0 E: 0 K: 2 S: 15	H: 0 LOB: 1 BB: 1 P: 24	R: 0 E: 0 K: 2 S: 8	H: 0 LOB: 0 BB: 0 P: 14	R: 0 E: 0 K: 0 S: 12	H: 0 LOB: 1 BB: 0 P: 22	R: 2 E: 0 K: 1 S: 16	H: 2 LOB: 0 BB: 0 P: 23		R: 0 E: 0 K: 0 S: 6	H: 0 LOB: 0 BB: 0 P: 10	1B: 4 2B: 0 3B: 0 HR: 1	SF: 0 SAC: 1 DP: 0 HBP: 1	WP: 1 PB: 0 CS: 0	PA: 36				
<b>PITCHER</b>	IP	WLS	BF	H	R	ER	SO	BB	IBB	HBP	BLK	WP	HR	S	P	ERA	WHIP										
Kevin Appier, R ERA: 4.36	(1, 1)	7.0	28	3	2	2	4	3	0	1	0	1	0	71	117	2.57	0.857										
Rusty Meacham, R ERA: 1.99	(8, 1)	1.0	L	5	2	2	1	0	0	0	0	0	1	16	23	18.00	2.000										
Mike Magnante, L ERA: 5.09	(9, 1)	1.0		3	0	0	0	0	0	0	0	0	0	6	10	0.00	0.000										

AB	31
R	4
H	5
RBI	4
BB	3
SO	5
LOB	12



Batter	1	2	3	4	5	6	7	8	9	AB	R	H	RBI	BB	SO	LOB	BOTTOM										
Vince Coleman, S OBP: 0.282, SLG: 0.342	G6-3		K		P4			SF7		3	0	0	1	0	1	1	<b>Milwaukee Brewers @ Kansas City Royals</b> Kauffman Stadium, Kansas City, MO Wed Jul 06 1994, 7:05 PM CDT Att: 18,213 - Cloudy - 89 F										
Brian McRae, S OBP: 0.371, SLG: 0.401	L8			G3		L8		1B		4	0	1	0	0	0	0											
Mike MacFarlane, R OBP: 0.376, SLG: 0.478				HR	HBP	P4			G5-3	2	1	0	0	1	0	0											
Bob Hamelin, L OBP: 0.367, SLG: 0.571	G4-3			HR		G6-3			G6-3	4	1	1	2	0	0	1											
Felix Jose, S OBP: 0.362, SLG: 0.444		FC5-4 BB		G3-1			F9		1B	3	0	1	0	1	0	0											
Greg Gagne, R OBP: 0.335, SLG: 0.419	FC5-4 CS			K			F8		K	4	0	0	0	0	2	2											
Brent Mayne, L OBP: 0.252, SLG: 0.267	F8				F8		G4-3			3	0	0	0	0	0	1											
Terry Shumpert, R OBP: 0.292, SLG: 0.466			G6-3		G5-3			F9		3	0	0	0	0	0	0											
David Howard, S OBP: 0.328, SLG: 0.264			G6-3					E8 SF7 1B		3	1	2	0	0	0	0											
<b>Inning Stats</b>	R: 0 E: 0 K: 0 S: 8	H: 0 LOB: 1 BB: 1 P: 18	R: 0 E: 0 K: 0 S: 3	H: 0 LOB: 0 BB: 1 P: 9	R: 0 E: 0 K: 1 S: 8	H: 0 LOB: 0 BB: 0 P: 11	R: 2 E: 0 K: 1 S: 11	H: 1 LOB: 0 BB: 0 P: 18	R: 0 E: 0 K: 0 S: 8	H: 1 LOB: 1 BB: 0 P: 13	R: 0 E: 0 K: 0 S: 5	H: 0 LOB: 0 BB: 0 P: 8	R: 0 E: 0 K: 0 S: 4	H: 0 LOB: 0 BB: 0 P: 4	R: 1 E: 1 K: 0 S: 8	H: 2 LOB: 1 BB: 0 P: 11		R: 0 E: 0 K: 1 S: 13	H: 1 LOB: 1 BB: 0 P: 18	1B: 4 2B: 0 3B: 0 HR: 1	SF: 1 SAC: 0 DP: 0 HBP: 1	WP: 0 PB: 0 CS: 1	PA: 33				
<b>PITCHER</b>	IP	WLS	BF	H	R	ER	SO	BB	IBB	HBP	BLK	WP	HR	S	P	ERA	WHIP										
Bob Scanlan, R ERA: 4.72	(1, 1)	8.0	W	29	4	3	2	2	2	0	1	0	0	55	92	2.25	0.750										
Mike Fetters, R ERA: 2.29	(9, 1)	1.0	S	4	1	0	0	1	0	0	0	0	0	13	18	0.00	1.000										





Batter	1	2	3	4	5	6	7	8	9	AB	R	H	RBI	BB	SO	LOB	TOP				
<b>Jody Reed, R</b> OBP: 0.393, SLG: 0.345 (1, 4)	G4-3						F7			3	0	0	0	1	0	1	<b>Milwaukee Brewers @ Kansas City Royals</b> Kauffman Stadium, Kansas City, MO Thu Jul 07 1994, 7:05 PM CDT Att: 23,247 - Unknown - 83 F <a href="http://livebaseballscorecards.com">livebaseballscorecards.com</a>				
<b>Kevin Seitzer, R</b> OBP: 0.367, SLG: 0.495 (1, 3)	K	K			G5-3			F7		4	0	0	0	0	2	2					
<b>Turner Ward, S</b> OBP: 0.325, SLG: 0.374 (1, 8)	G6-3				G6-3			B3		4	0	0	0	0	0	0					
<b>Greg Vaughn, R</b> OBP: 0.367, SLG: 0.553 (1, 7)		1B	K			K		P4		3	1	0	0	1	2	0					
<b>Dave Nilsson, L</b> OBP: 0.327, SLG: 0.483 (1, 10)		1B	G4-3			F8		K		4	1	1	1	0	1	0					
<b>Matt Mieske, R</b> OBP: 0.355, SLG: 0.461 (1, 9)					K			G6-3		3	0	0	0	1	2	1					
<b>Bill Spiers, L</b> OBP: 0.324, SLG: 0.310 (1, 5)								K		4	1	2	0	0	2	0					
<b>Mike Matheny, R</b> OBP: 0.200, SLG: 0.143 (1, 2)		K			F9			P3		3	0	0	0	0	1	3					
<b>Jose Valentin, S</b> OBP: 0.323, SLG: 0.404 (1, 6)					K					3	0	2	2	0	1	1					
<b>Inning Stats</b>	R: 0 E: 0 K: 1 S: 5	H: 0 LOB: 0 BB: 0 P: 9	R: 3 E: 0 K: 3 S: 19	H: 3 LOB: 2 BB: 2 P: 35	R: 0 E: 0 K: 1 S: 6	H: 0 LOB: 0 BB: 0 P: 9	R: 0 E: 0 K: 2 S: 10	H: 1 LOB: 1 BB: 0 P: 15	R: 0 E: 0 K: 0 S: 4	H: 0 LOB: 0 BB: 0 P: 7	R: 0 E: 0 K: 1 S: 9	H: 1 LOB: 0 BB: 1 P: 14	R: 0 E: 0 K: 0 S: 6	H: 0 LOB: 0 BB: 0 P: 6	R: 0 E: 0 K: 2 S: 9	H: 0 LOB: 0 BB: 0 P: 16	1B: 3 2B: 2 HR: 0	SF: 0 SAC: 0 DP: 0 HBP: 0	WP: 0 PB: 0 CS: 2	PA: 35	
<b>PITCHER</b>	IP	WLS	BF	H	R	ER	SO	BB	IBB	HBP	BLK	WP	HR	S	P	ERA	WHIP				
<b>Tom Gordon, R</b> ERA: 3.95 (1, 1)	8.0	W	31	5	3	3	9	3	0	0	0	0	0	68	115	3.38	1.000				
<b>Jeff Montgomery, R</b> ERA: 5.97 (9, 1)	1.0		3	0	0	0	2	0	0	0	0	0	0	9	16	0.00	0.000				

Batter	1	2	3	4	5	6	7	8	9	AB	R	H	RBI	BB	SO	LOB	BOTTOM				
<b>Vince Coleman, S</b> OBP: 0.279, SLG: 0.337 (1, 7)	G4-3		F7		FC4-6		F7	G3-1		5	0	0	0	0	0	4	<b>Milwaukee Brewers @ Kansas City Royals</b> Kauffman Stadium, Kansas City, MO Thu Jul 07 1994, 7:05 PM CDT Att: 23,247 - Unknown - 83 F <a href="http://livebaseballscorecards.com">livebaseballscorecards.com</a>				
<b>Brian McRae, S</b> OBP: 0.372, SLG: 0.400 (1, 8)			G3-1			P3	HR			3	1	1	0	1	0	0					
<b>Mike MacFarlane, R</b> OBP: 0.375, SLG: 0.487 (1, 10)		F7			F8		F7	HR		4	1	1	3	0	0	1					
<b>Bob Hamelin, L</b> OBP: 0.361, SLG: 0.560 (1, 3)		P3			F7		F8	P5		4	0	0	0	0	0	1					
<b>Felix Jose, S</b> OBP: 0.360, SLG: 0.445 (1, 9)		G1-3			G5-3			G6-3		4	1	1	0	0	0	0					
<b>Greg Gagne, R</b> OBP: 0.333, SLG: 0.414 (1, 6)					G5-3		F8	F9		3	0	0	0	1	0	1					
<b>Brent Mayne, L</b> OBP: 0.279, SLG: 0.317 (1, 2)										3	2	3	2	1	0	0					
<b>Terry Shumpert, R</b> OBP: 0.304, SLG: 0.471 (1, 4)										3	2	2	0	1	0	1					
<b>David Howard, S</b> OBP: 0.338, SLG: 0.298 (1, 5)					F8					4	1	2	3	0	0	2					
<b>Inning Stats</b>	R: 0 E: 0 K: 0 S: 11	H: 1 LOB: 1 BB: 0 P: 19	R: 0 E: 0 K: 0 S: 6	H: 0 LOB: 1 BB: 2 P: 15	R: 0 E: 0 K: 0 S: 7	H: 0 LOB: 0 BB: 0 P: 11	R: 0 E: 0 K: 0 S: 6	H: 0 LOB: 0 BB: 0 P: 9	R: 0 E: 0 K: 0 S: 9	H: 2 LOB: 2 BB: 0 P: 14	R: 0 E: 0 K: 0 S: 5	H: 0 LOB: 0 BB: 0 P: 10	R: 6 E: 0 K: 0 S: 15	H: 5 LOB: 0 BB: 1 P: 24	R: 2 E: 0 K: 0 S: 8	H: 2 LOB: 1 BB: 1 P: 20	1B: 6 2B: 2 3B: 0 HR: 2	SF: 0 SAC: 0 DP: 0 HBP: 0	WP: 1 PB: 0 CS: 1	PA: 37	
<b>PITCHER</b>	IP	WLS	BF	H	R	ER	SO	BB	IBB	HBP	BLK	WP	HR	S	P	ERA	WHIP				
<b>21 Cal Eldred, R</b> ERA: 4.26 (1, 1)	7.0	L	31	8	6	6	0	3	0	0	0	0	2	59	102	7.71	1.571				
<b>Doug Henry, R</b> ERA: 4.26 (8, 1)	1.0		6	2	2	2	0	1	0	0	0	1	0	8	20	18.00	3.000				



Batter	1	2	3	4	5	6	7	8	9	AB	R	H	RBI	BB	SO	LOB	TOP			
<b>Norberto Martin, R</b> OBP: 0.310, SLG: 0.392 (1, 4)	4-2 BB G5-4-3	1-2 2B 1B		0-0 F8		0-0 SAFE 2B		1-2 G6-3		4	1	2	3	1	0	0	<b>Chicago White Sox @ Milwaukee Brewers</b> Milwaukee County Stadium, Milwaukee, WI Fri Jul 08 1994, 8:05 PM EDT Att: 27,421 - Unknown - 73 F			
<b>Tim Raines, S</b> OBP: 0.369, SLG: 0.408 (1, 7)	3-1 F9	0-0 2B		0-1 F9		1-3 2-H 2B		1-0 2B 1B		5	1	2	2	0	0	3				
<b>Frank Thomas, R</b> OBP: 0.512, SLG: 0.785 (1, 10)	0-0 G5-4-3	2-1 P4			1-1 G6-3	2-3 K		1-0 2B 1B		5	0	1	1	0	1	4				
<b>Julio Franco, R</b> OBP: 0.400, SLG: 0.497 (1, 3)		4-2 E 1B BB	3-1 HR		2-1 F9		2-0 1B 1B	4-0 IBB		3	2	2	1	2	0	0				
<b>Robin Ventura, L</b> OBP: 0.359, SLG: 0.451 (1, 5)		2-0 E9 BB 1B	3-3 K		0-1 P5		0-0 F8	1-2 G3-1		5	1	1	0	0	1	3				
<b>Darin Jackson, R</b> OBP: 0.372, SLG: 0.483 (1, 8) (7, 9)		0-1 G3-1	4-0 G4-3 BB			2-2 F9	0-0 1-2 1B		2-0 F8	4	0	1	0	1	0	2				
<b>Bob Zupic, R</b> OBP: 0.332, SLG: 0.314 <b>Lance Johnson, L</b> OBP: 0.321, SLG: 0.382 (7, PH) (7, 8)		4-0 BB BB	0-1 G4-3			2-2 HR	0-0 F8	0-0 G3-1		2	1	1	1	1	0	1				
<b>Ron Karkovics, R</b> OBP: 0.332, SLG: 0.400 <b>Michael Lavalliere, L</b> OBP: 0.388, SLG: 0.349 (9, 2)		4-1 BB 1B BB	0-0 G5-3			4-2 1B 2B BB	0-3 K	3-3 K		3	2	0	0	2	2	3				
<b>Craig Grebeck, R</b> OBP: 0.415, SLG: 0.386 (1, 6)		4-1 1B 2B BB		2-2 F9		2-2 2B 1B		0-0 G5-3		3	1	1	1	1	0	0				
<b>Inning Stats</b>	R: 0 E: 0 K: 0 S: 6	H: 0 LOB: 0 BB: 1 P: 13	R: 5 E: 1 K: 0 S: 13	H: 3 LOB: 1 BB: 4 P: 34	R: 1 E: 0 K: 1 S: 8	H: 1 LOB: 1 BB: 1 P: 18	R: 0 E: 0 K: 0 S: 6	H: 0 LOB: 0 BB: 0 P: 8	R: 0 E: 0 K: 1 S: 19	H: 2 LOB: 2 BB: 1 P: 33	R: 0 E: 0 K: 1 S: 7	H: 2 LOB: 2 BB: 0 P: 9	R: 1 E: 0 K: 1 S: 9	H: 2 LOB: 2 BB: 1 P: 17	R: 0 E: 0 K: 1 S: 5	H: 0 LOB: 0 BB: 1 P: 10		1B: 6 2B: 3 HR: 2	SF: 0 SAC: 0 DP: 1 HBP: 0	WP: 0 PB: 0 CS: 0
<b>PITCHER</b>	IP WLS BF H R ER SO BB IBB HBP BLK WP HR S P ERA WHIP	IP WLS BF H R ER SO BB IBB HBP BLK WP HR S P ERA WHIP	IP WLS BF H R ER SO BB IBB HBP BLK WP HR S P ERA WHIP	IP WLS BF H R ER SO BB IBB HBP BLK WP HR S P ERA WHIP	IP WLS BF H R ER SO BB IBB HBP BLK WP HR S P ERA WHIP	IP WLS BF H R ER SO BB IBB HBP BLK WP HR S P ERA WHIP	IP WLS BF H R ER SO BB IBB HBP BLK WP HR S P ERA WHIP	IP WLS BF H R ER SO BB IBB HBP BLK WP HR S P ERA WHIP	IP WLS BF H R ER SO BB IBB HBP BLK WP HR S P ERA WHIP	IP WLS BF H R ER SO BB IBB HBP BLK WP HR S P ERA WHIP	IP WLS BF H R ER SO BB IBB HBP BLK WP HR S P ERA WHIP	IP WLS BF H R ER SO BB IBB HBP BLK WP HR S P ERA WHIP	IP WLS BF H R ER SO BB IBB HBP BLK WP HR S P ERA WHIP	IP WLS BF H R ER SO BB IBB HBP BLK WP HR S P ERA WHIP	IP WLS BF H R ER SO BB IBB HBP BLK WP HR S P ERA WHIP	IP WLS BF H R ER SO BB IBB HBP BLK WP HR S P ERA WHIP	IP WLS BF H R ER SO BB IBB HBP BLK WP HR S P ERA WHIP	IP WLS BF H R ER SO BB IBB HBP BLK WP HR S P ERA WHIP		

AB	36
R	9
H	11
RBI	9
BB	8
SO	4
LOB	18



Batter	1	2	3	4	5	6	7	8	9	AB	R	H	RBI	BB	SO	LOB	BOTTOM					
<b>Jody Reed, R</b> OBP: 0.380, SLG: 0.340 (1, 4)	2-1 F7	0-2 L9		1-2 L8		4-0 1B 1B BB		1-0 G6-3		4	1	0	0	1	0	3	<b>Chicago White Sox @ Milwaukee Brewers</b> Milwaukee County Stadium, Milwaukee, WI Fri Jul 08 1994, 8:05 PM EDT Att: 27,421 - Unknown - 73 F					
<b>Kevin Seitzer, R</b> OBP: 0.367, SLG: 0.497 (1, 3)	2-0 F8		0-1 G4-3		2-1 1B 2B	1-2 1B 1B		2-3 K		5	0	2	2	0	1	0						
<b>Turner Ward, S</b> OBP: 0.329, SLG: 0.375 (1, 8)	4-2 BB		0-2 1B		2-3 K	1-1 1-2 2-H 1B		0-3 K		4	0	2	1	1	2	1						
<b>Greg Vaughn, R</b> OBP: 0.364, SLG: 0.546 (1, 7)	0-3 K		1-3 K		2-2 1B	2-3 K		2-3 K		5	0	1	0	0	4	4						
<b>Dave Nilsson, L</b> OBP: 0.325, SLG: 0.476 (1, 10)		4-2 1B 2B BB	3-2 G4-3		1-2 F8	0-2 F8		2-3 K		4	1	0	0	1	1	5						
<b>Matt Mieske, R</b> OBP: 0.353, SLG: 0.474 (1, 9)		2-3 K		2-0 HR		0-3 K		3-2 F8		4	1	1	1	0	2	3						
<b>Bill Spiers, L</b> OBP: 0.328, SLG: 0.310 (1, 5)		0-1 L6		1-1 FC4-6 1B		4-2 BB 1B BB		0-0 F8		3	1	1	0	1	0	1						
<b>Mike Matheny, R</b> OBP: 0.206, SLG: 0.156 (1, 2)		2-1 2B 1B		3-2 FC4-6		2-3 K		1-2 G6-3		4	0	1	0	0	1	2						
<b>Jose Valentin, S</b> OBP: 0.326, SLG: 0.408 (1, 6)		1-2 1-3 2-H 2B		2-0 F9		4-0 1B BB		3-3 K		3	1	1	1	1	1	1						
<b>Inning Stats</b>	R: 0 E: 0 K: 1 S: 8	H: 0 LOB: 1 BB: 1 P: 16	R: 1 E: 0 K: 1 S: 18	H: 2 LOB: 2 BB: 1 P: 27	R: 0 E: 0 K: 1 S: 13	H: 1 LOB: 1 BB: 0 P: 17	R: 1 E: 0 K: 0 S: 12	H: 2 LOB: 1 BB: 0 P: 21	R: 0 E: 0 K: 2 S: 14	H: 2 LOB: 2 BB: 0 P: 21	R: 3 E: 0 K: 2 S: 17	H: 2 LOB: 2 BB: 3 P: 35	R: 0 E: 0 K: 0 S: 9	H: 0 LOB: 0 BB: 0 P: 13	R: 0 E: 0 K: 2 S: 9	H: 0 LOB: 0 BB: 0 P: 15		R: 0 E: 0 K: 3 S: 11	H: 0 LOB: 0 BB: 0 P: 15	1B: 6 2B: 2 HR: 1	SF: 0 SAC: 0 DP: 0 HBP: 0	WP: 0 PB: 0 CS: 0
<b>PITCHER</b>	IP WLS BF H R ER SO BB IBB HBP BLK WP HR S P ERA WHIP	IP WLS BF H R ER SO BB IBB HBP BLK WP HR S P ERA WHIP	IP WLS BF H R ER SO BB IBB HBP BLK WP HR S P ERA WHIP	IP WLS BF H R ER SO BB IBB HBP BLK WP HR S P ERA WHIP	IP WLS BF H R ER SO BB IBB HBP BLK WP HR S P ERA WHIP	IP WLS BF H R ER SO BB IBB HBP BLK WP HR S P ERA WHIP	IP WLS BF H R ER SO BB IBB HBP BLK WP HR S P ERA WHIP	IP WLS BF H R ER SO BB IBB HBP BLK WP HR S P ERA WHIP	IP WLS BF H R ER SO BB IBB HBP BLK WP HR S P ERA WHIP	IP WLS BF H R ER SO BB IBB HBP BLK WP HR S P ERA WHIP	IP WLS BF H R ER SO BB IBB HBP BLK WP HR S P ERA WHIP	IP WLS BF H R ER SO BB IBB HBP BLK WP HR S P ERA WHIP	IP WLS BF H R ER SO BB IBB HBP BLK WP HR S P ERA WHIP	IP WLS BF H R ER SO BB IBB HBP BLK WP HR S P ERA WHIP	IP WLS BF H R ER SO BB IBB HBP BLK WP HR S P ERA WHIP	IP WLS BF H R ER SO BB IBB HBP BLK WP HR S P ERA WHIP	IP WLS BF H R ER SO BB IBB HBP BLK WP HR S P ERA WHIP	IP WLS BF H R ER SO BB IBB HBP BLK WP HR S P ERA WHIP				

AB	36
R	5
H	9
RBI	5
BB	5
SO	12
LOB	20









Batter	1	2	3	4	5	6	7	8	9	AB	R	H	RBI	BB	SO	LOB	TOP					
Norberto Martin, R (1,4) OBP: 0.319, SLG: 0.404	G6-3		G6-3		SH1-4			G6-3		4	0	1	0	0	0	1	<b>Chicago White Sox @ Milwaukee Brewers</b> Milwaukee County Stadium, Milwaukee, WI Sun Jul 10 1994, 4:33 AM EDT Att: 37,073 - Sunny - 69 F					
Tim Raines, S (1,7) OBP: 0.373, SLG: 0.411	L7		BB BB		K		L9		G6-3	4	0	0	0	1	1	3						
Frank Thomas, R (1,3) OBP: 0.315, SLG: 0.795 Warren Newson, L (9,PH) OBP: 0.293, SLG: 0.358 Craig Grebeck, R (9,5) OBP: 0.415, SLG: 0.386	F9		BB				1B BB		WP 1B BB	1	1	0	0	3	0	0						
Julio Franco, R (1,10) OBP: 0.403, SLG: 0.492		1B SF8 1B					1B BB		WP 1B BB	4	2	2	0	1	1	2						
Robin Ventura, L (1,5) OBP: 0.360, SLG: 0.466		1B					1B		F7	5	2	3	2	0	0	5						
Darin Jackson, R (1,9) OBP: 0.366, SLG: 0.473		L4			G5-3		3B 1B		K	5	1	2	1	0	1	4						
Lance Johnson, L (1,8) OBP: 0.318, SLG: 0.385		SF8			G3		3B 1B		K	3	1	1	3	0	0	1						
Ron Karkovics, R (1,2) OBP: 0.326, SLG: 0.406		G4-3			K		K		G6-3	4	0	0	0	0	2	1						
Ozzie Guillen, L (1,6) OBP: 0.294, SLG: 0.333					F9		SH1-4 1B		G6-3	4	0	3	0	0	0	0						
<b>Inning Stats</b>	R: 0 E: 0 K: 0 S: 7	H: 0 LOB: 0 BB: 0 P: 9	R: 1 E: 0 K: 0 S: 12	H: 2 LOB: 1 BB: 0 P: 17	R: 0 E: 0 K: 0 S: 11	H: 0 LOB: 3 BB: 3 P: 28	R: 0 E: 0 K: 1 S: 8	H: 0 LOB: 0 BB: 0 P: 13	R: 0 E: 0 K: 1 S: 6	H: 1 LOB: 0 BB: 0 P: 10	R: 4 E: 0 K: 2 S: 18	H: 5 LOB: 2 BB: 1 P: 31	R: 2 E: 0 K: 0 S: 14	H: 2 LOB: 0 BB: 1 P: 25	R: 0 E: 0 K: 0 S: 7	H: 1 LOB: 2 BB: 1 P: 9		R: 0 E: 0 K: 1 S: 12	H: 1 LOB: 2 BB: 1 P: 22	1B: 10 2B: 0 3B: 1 HR: 1	SF: 1 SAC: 1 DP: 2 HBP: 0	WP: 1 PB: 0 CS: 1
<b>PITCHER</b>	IP WLS BF H R ER SO BB IBB HBP BLK WP HR S P ERA WHIP																					
Bill Wegman, R (1,1) ERA: 4.2	5.2 L 28 8 5 5 4 4 0 0 0 0 0 0 60 103 7.94 2.118																					
Graeme Lloyd, L (6,1) ERA: 4.89	0.1 1 0 0 0 0 0 0 0 0 0 0 0 2 5 0.00 0.000																					
Doug Henry, R (7,1) ERA: 4.71	1.0 5 2 2 2 0 1 0 0 0 0 0 0 14 25 18.00 3.000																					
Jose Mercedes, R (8,1) ERA: 1.84	1.0 3 1 0 0 0 0 0 0 0 0 0 0 7 9 0.00 1.000																					
Mike Fetters, R (9,1) ERA: 2.23	1.0 5 1 0 0 0 1 1 0 0 0 0 1 0 12 22 0.00 2.000																					

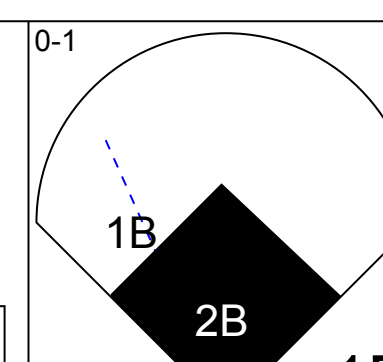
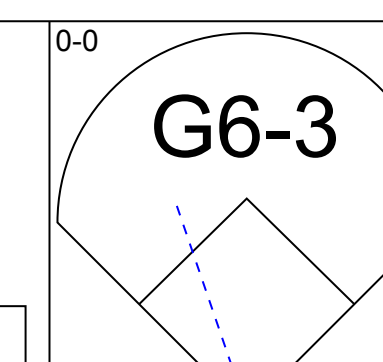
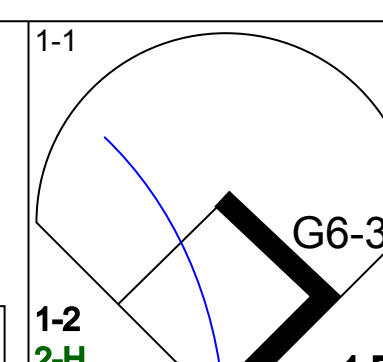
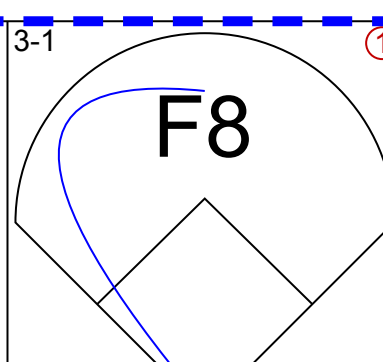
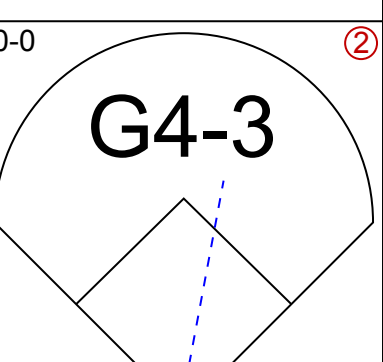
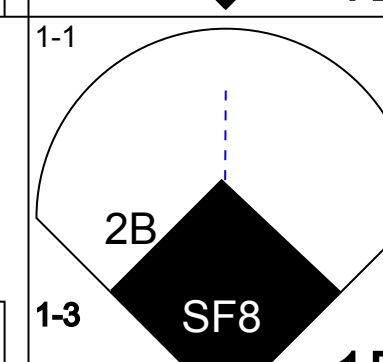
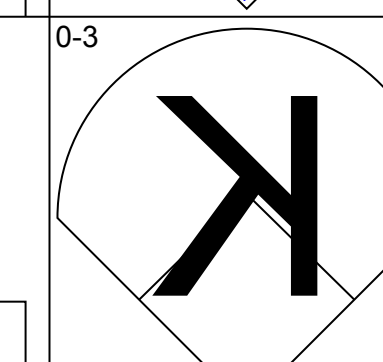
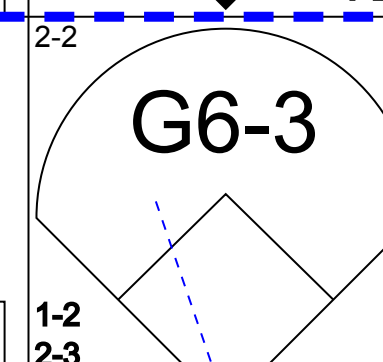
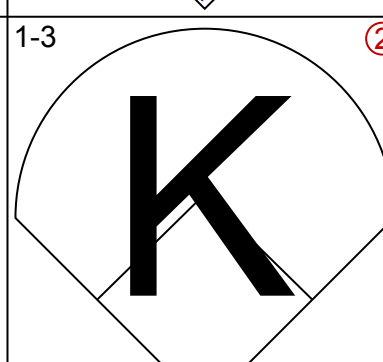
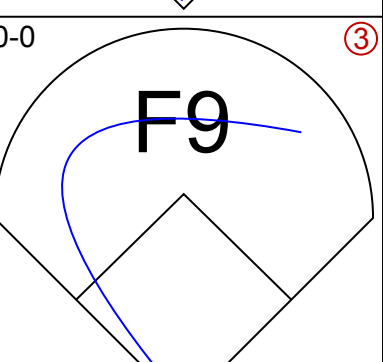
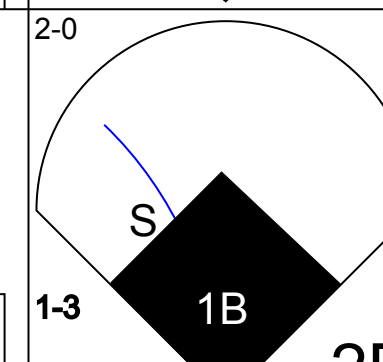
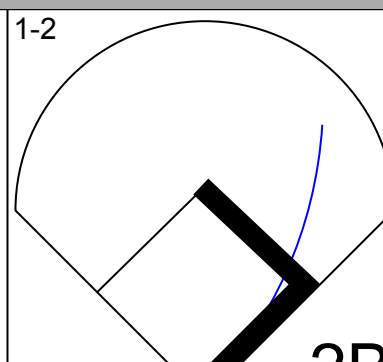
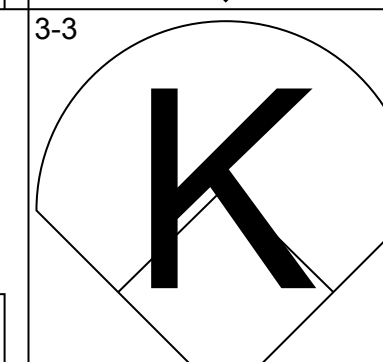
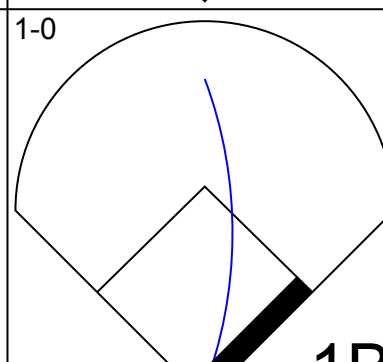

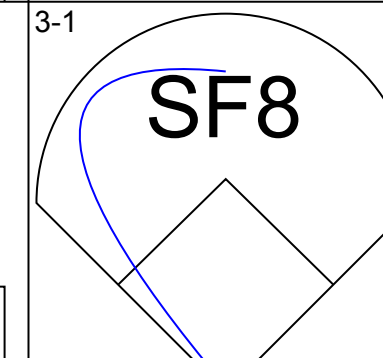
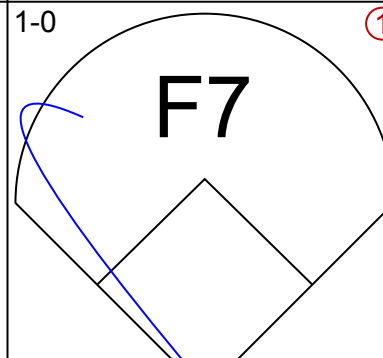
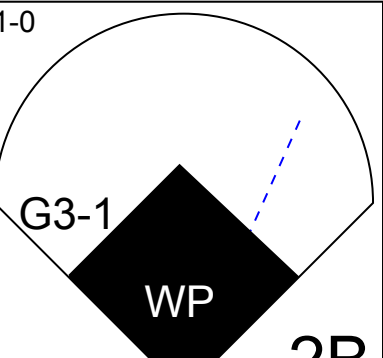
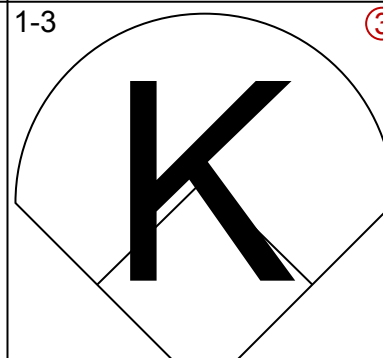

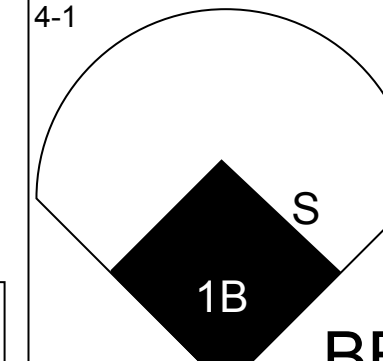
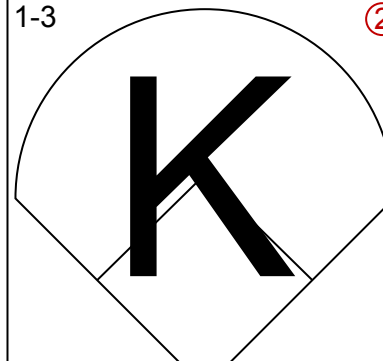
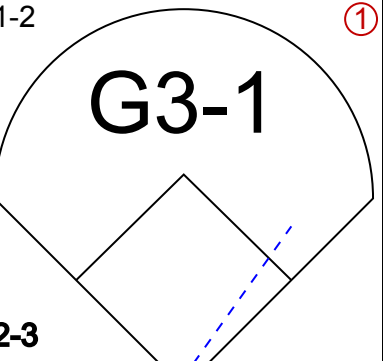
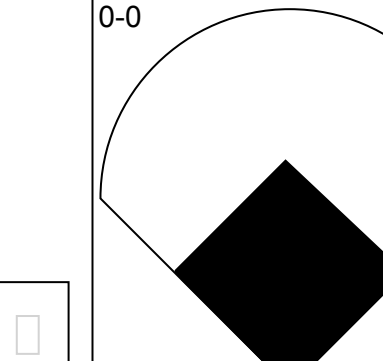

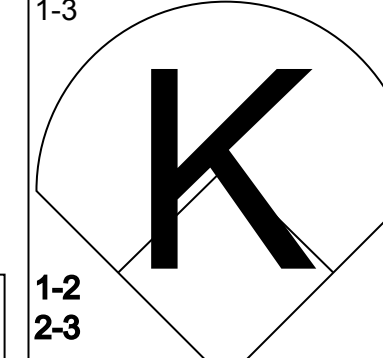
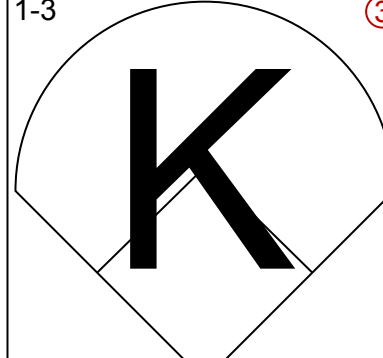
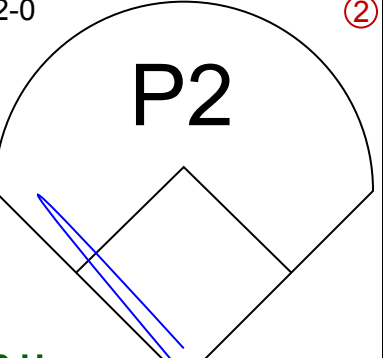
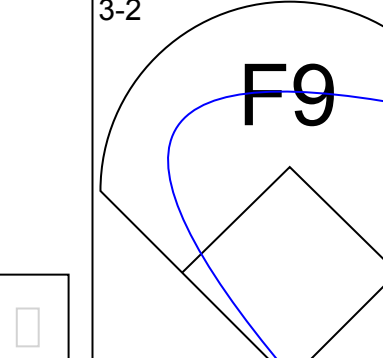

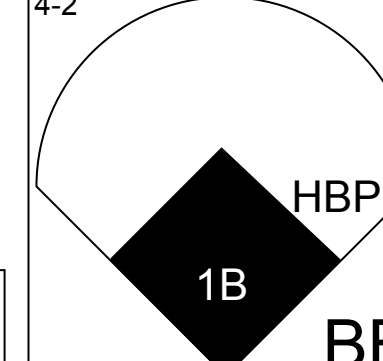
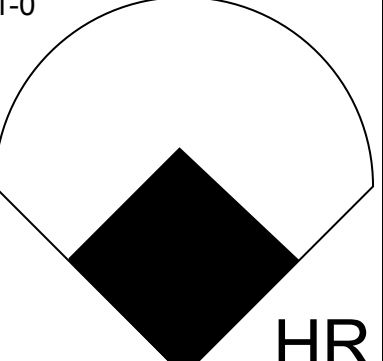
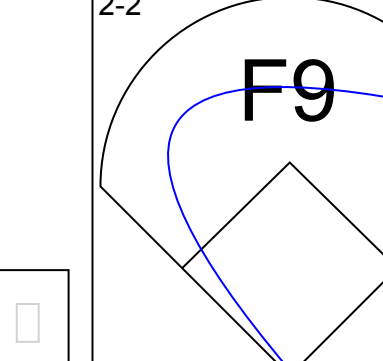
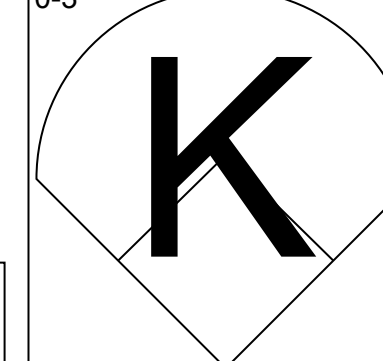
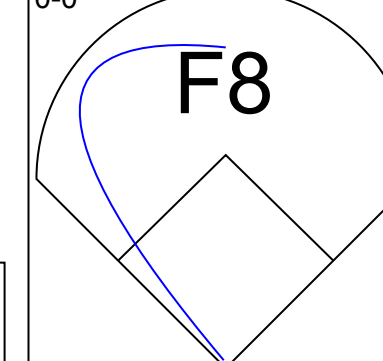
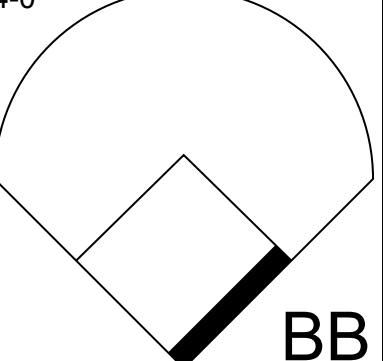
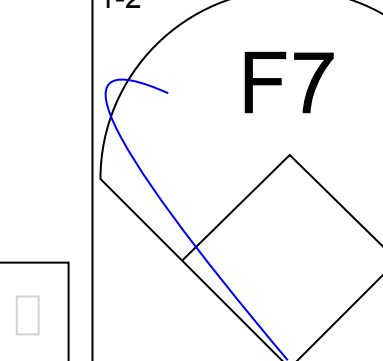
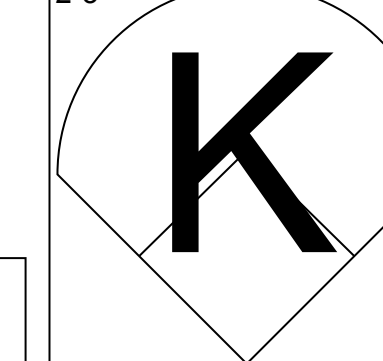
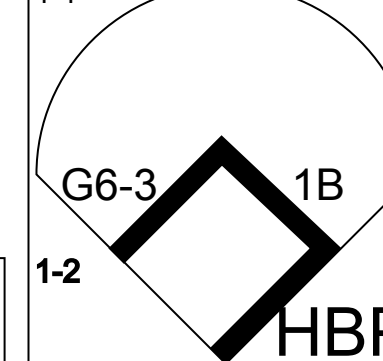
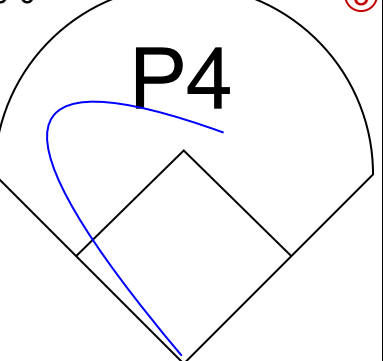

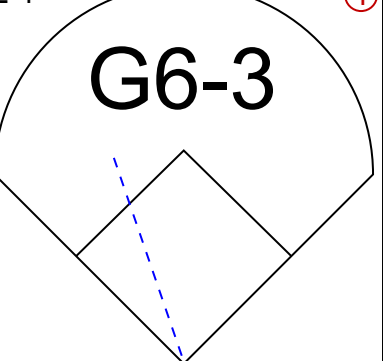
Batter	1	2	3	4	5	6	7	8	9	AB	R	H	RBI	BB	SO	LOB	BOTTOM					
Jody Reed, R (1,4) OBP: 0.379, SLG: 0.343	G4-3				1B 2B			F8		4	0	1	0	0	0	0	<b>Chicago White Sox @ Milwaukee Brewers</b> Milwaukee County Stadium, Milwaukee, WI Sun Jul 10 1994, 4:33 AM EDT Att: 37,073 - Sunny - 69 F					
Kevin Seitzer, R (1,3) OBP: 0.375, SLG: 0.498	L7 1B				2-3 1B			1B 1B		4	1	3	0	0	0	0						
Turner Ward, S (1,8) OBP: 0.332, SLG: 0.373	L7				K			1B 1B		4	0	1	0	0	1	3						
Greg Vaughn, R (1,7) OBP: 0.366, SLG: 0.554					L5			K		4	0	1	0	0	2	4						
Dave Nilsson, L (1,10) OBP: 0.325, SLG: 0.470					F7			1B		3	0	1	1	1	0	2						
Jeff Cirillo, R (1,5) OBP: 0.194, SLG: 0.143					K			F8 B1-3		4	0	0	0	0	1	4						
Alex Diaz, S (1,9) OBP: 0.309, SLG: 0.400								1B		4	0	2	0	0	0	0						
Mike Matheny, R (1,2) OBP: 0.175, SLG: 0.132 Rick Wrona, R (7,PH) (8,2)					L6-3			F7		2	0	0	0	0	0	2						
Jose Valentin, S (1,6) OBP: 0.330, SLG: 0.431					P7			K		4	1	1	1	0	2	1						
<b>Inning Stats</b>	R: 0 E: 0 K: 0 S: 9	H: 1 LOB: 0 BB: 0 P: 14	R: 0 E: 0 K: 2 S: 10	H: 0 LOB: 0 BB: 0 P: 13	R: 0 E: 0 K: 0 S: 6	H: 1 LOB: 0 BB: 0 P: 8	R: 0 E: 0 K: 1 S: 14	H: 2 LOB: 2 BB: 0 P: 17	R: 0 E: 0 K: 1 S: 13	H: 1 LOB: 1 BB: 0 P: 19	R: 1 E: 0 K: 0 S: 15	H: 3 LOB: 2 BB: 0 P: 24	R: 1 E: 0 K: 0 S: 9	H: 1 LOB: 0 BB: 0 P: 14	R: 0 E: 0 K: 0 S: 8	H: 1 LOB: 2 BB: 1 P: 12		R: 0 E: 0 K: 1 S: 8	H: 0 LOB: 0 BB: 0 P: 11	1B: 7 2B: 3 3B: 0 HR: 1	SF: 0 SAC: 0 DP: 1 HBP: 0	WP: 0 PB: 0 CS: 0
<b>PITCHER</b>	IP WLS BF H R ER SO BB IBB HBP BLK WP HR S P ERA WHIP																					
Jack McDowell, R (1,1) ERA: 4.42	8.0 W 33 10 2 2 5 1 0 0 0 0 0 0 84 121 2.25 1.375																					
Roberto Hernandez, R (9,1) ERA: 5.91	1.0 3 0 0 0 0 1 0 0 0 0 0 0 8 11 0.00 0.000																					

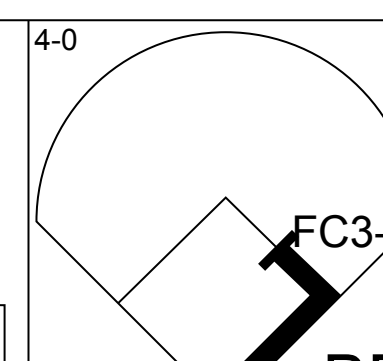
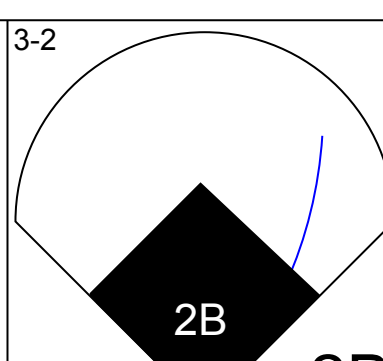
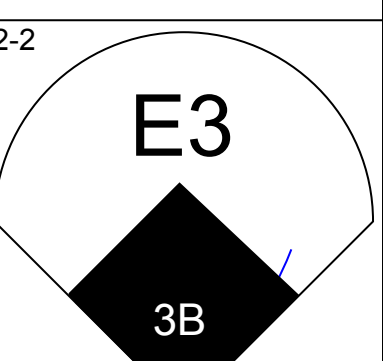
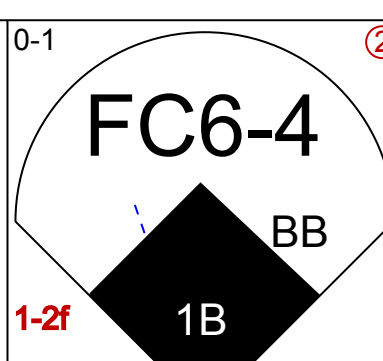
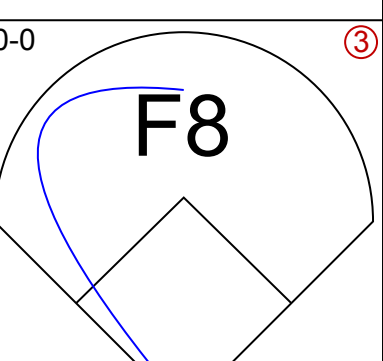
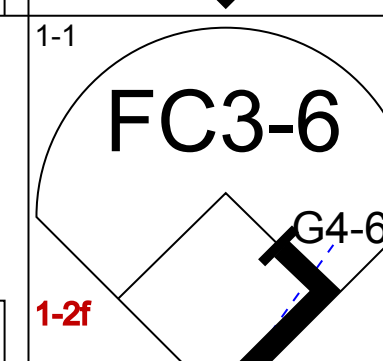
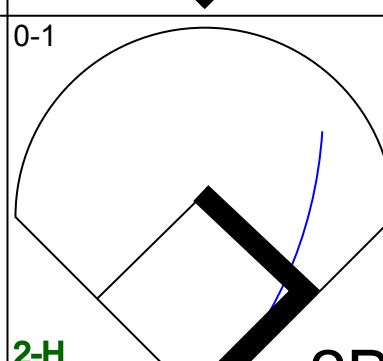
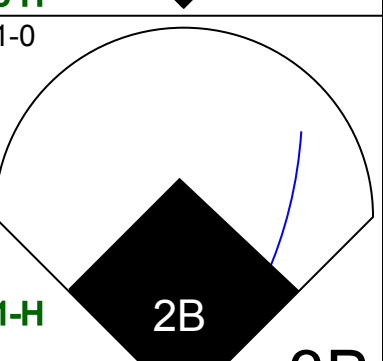
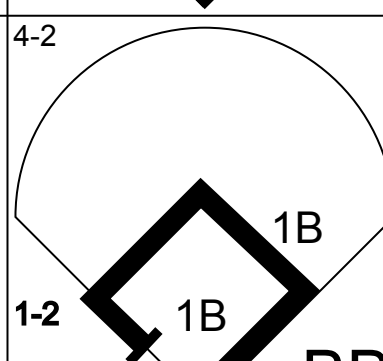

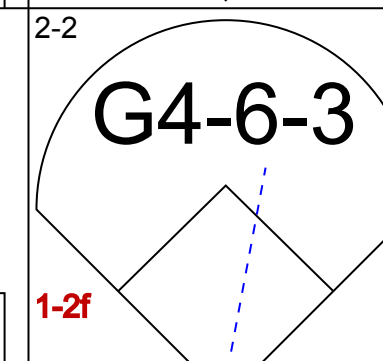
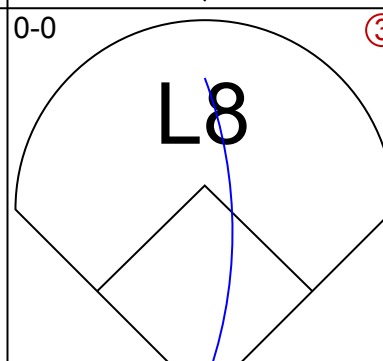
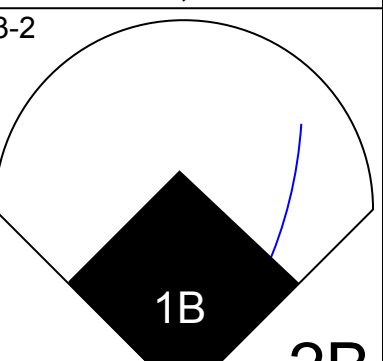
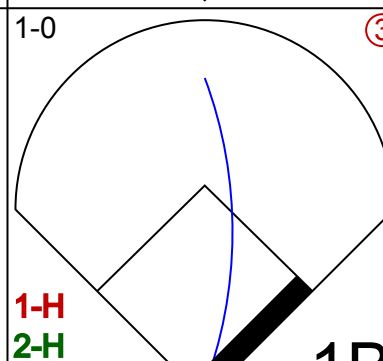

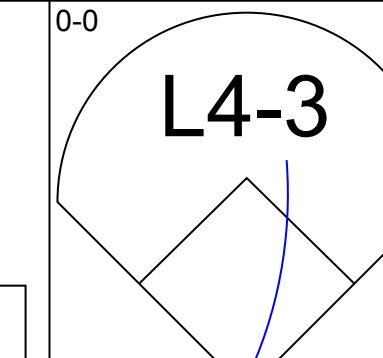
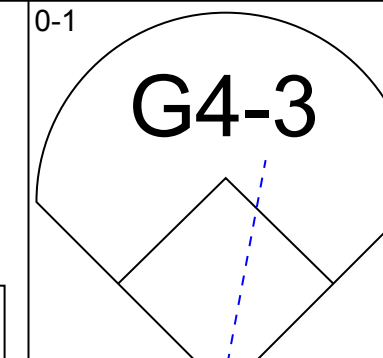
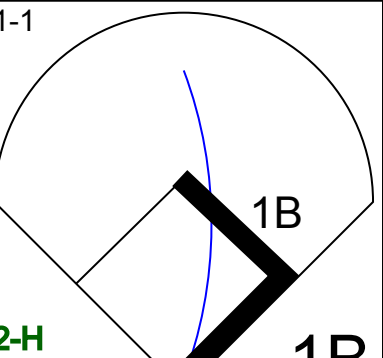
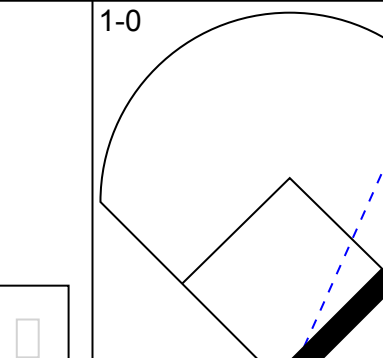

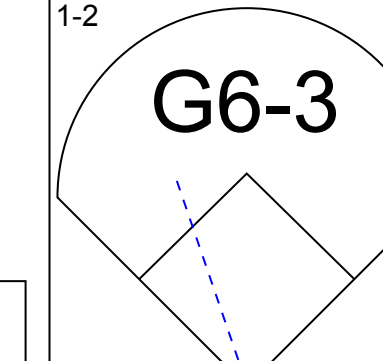
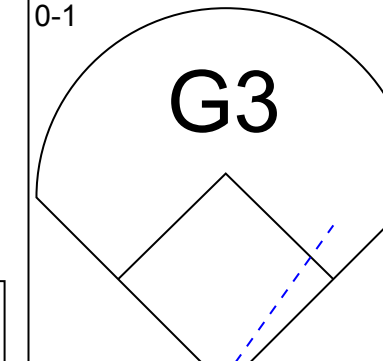
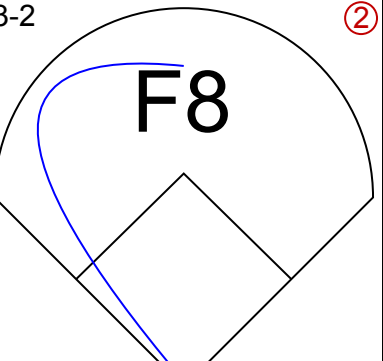
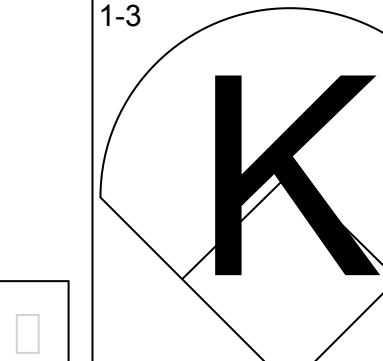

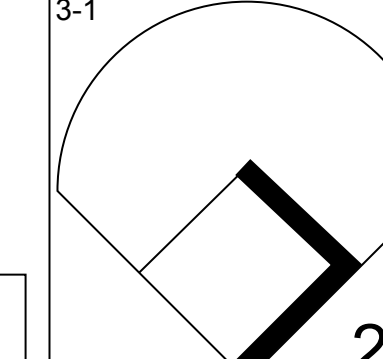
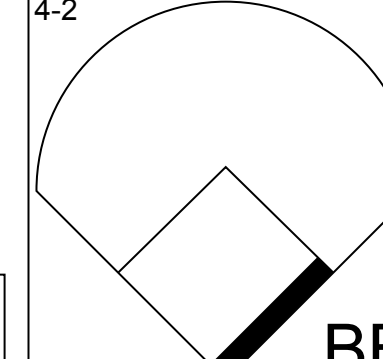
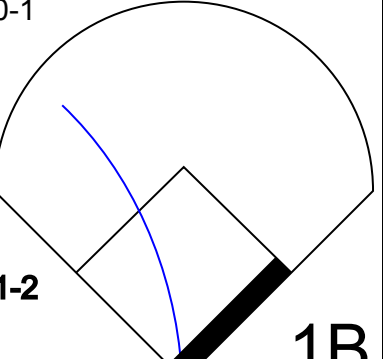
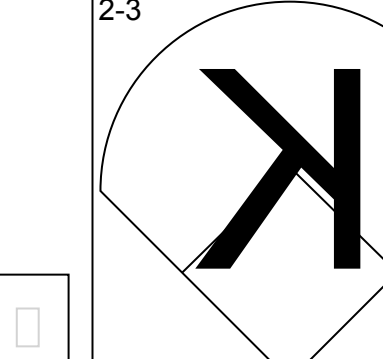

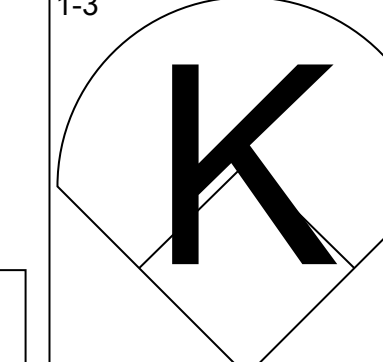
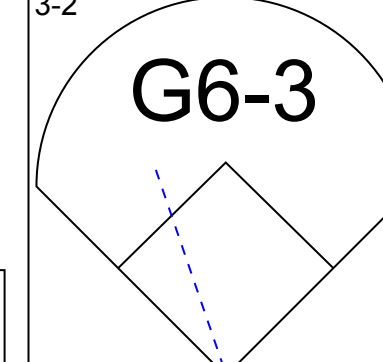
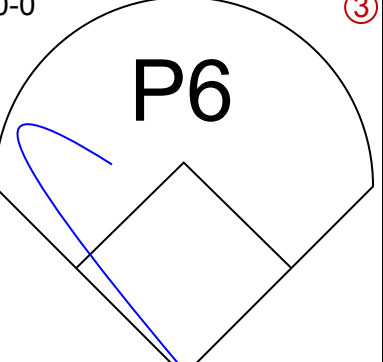
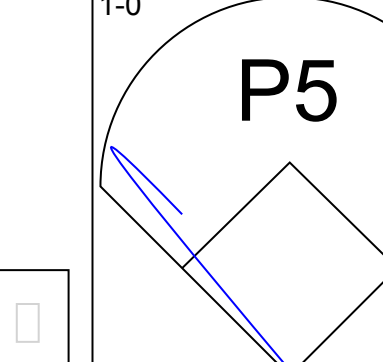
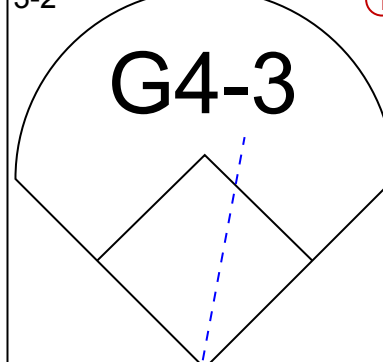
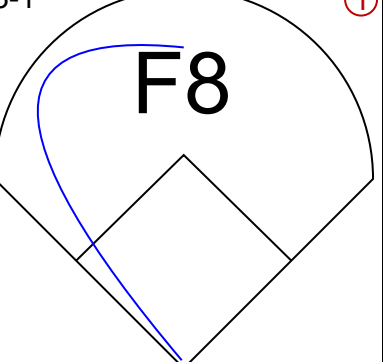
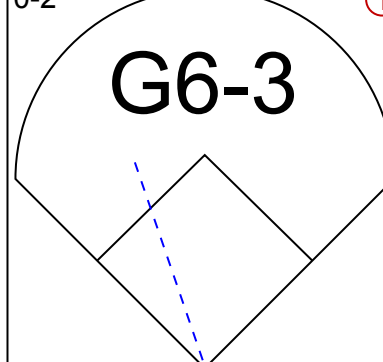
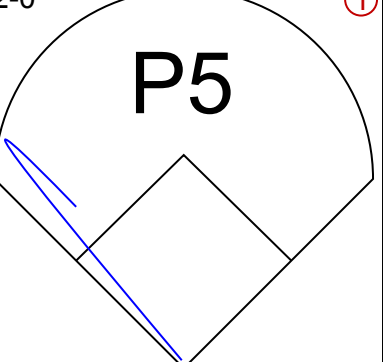

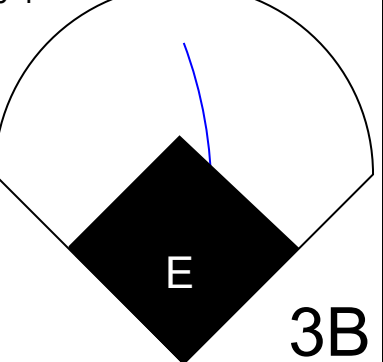
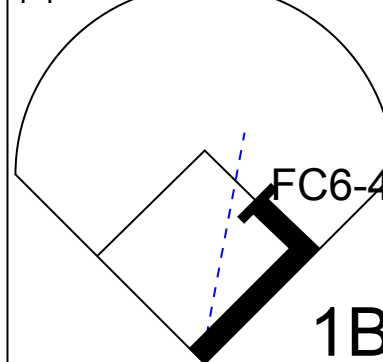
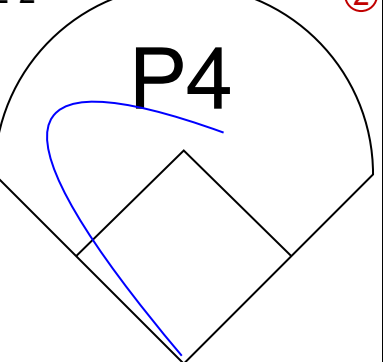


Batter	1	2	3	4	5	6	7	8	9	AB R H RBI BB SO LOB	TOP									
Jody Reed, R OBP: 0.379, SLG: 0.346	0-1 2B		0-1 G1-4-3		2-1 F8		2-2 F8		4-0 IBB	4 1 1 0 1 0 0	<b>Milwaukee Brewers @ Minnesota Twins</b> Hubert H. Humphrey Metrodome, Minneapolis, MN Thu Jul 14 1994, 8:05 PM EDT Att: 24,672 - Dome <a href="http://livebaseballscorecards.com">livebaseballscorecards.com</a>									
Bill Spiers, L OBP: 0.320, SLG: 0.302	0-0 P5		2-2 G4-3			1-3 K		0-1 G6-3	3-1 G1-3	5 0 0 0 0 1 3										
Kevin Seitzer, R OBP: 0.368, SLG: 0.488	3-1 P4		2-0 F8			2-2 F9		1-1 F9		4 0 0 0 0 0 1										
Greg Vaughn, R OBP: 0.368, SLG: 0.557	1-1 2H 2B			0-0 L5		0-0 1B E 1B		2-1 G6-3		4 1 2 1 0 0 0										
Dave Nilsson, L OBP: 0.324, SLG: 0.467	1-3 K		1-1 G4-3		2-1 E8 1B 1-H 1B			1-1 F8		4 1 1 0 0 1 1										
Turner Ward, S OBP: 0.334, SLG: 0.375		0-3 K		2-3 K		0-2 2H 1B		1-1 1B 2B 1B		4 1 2 1 0 2 0										
Matt Mieske, R OBP: 0.362, SLG: 0.489		1-2 2B			2-2 G4-3 SH1-3 2B		0-2 G5-3	0-0 1B 2B 1B		4 2 3 0 0 0 1										
Jose Valentin, S OBP: 0.326, SLG: 0.425		2-1 P2			0-0 G4-3		3-3 K	0-1 F9 1-H 2H 2B		3 0 0 0 0 1 2 1 0 1 2 0 0 0										
Jeff Cirillo, R OBP: 0.219, SLG: 0.207					2-3 SH1-3		2-3 K	1-1 F9		3 0 0 1 0 1 2										
Mike Matheny, R OBP: 0.163, SLG: 0.122		2-2 G5-3			3-H			2-3 F9		3 0 0 1 0 1 2										
<b>Inning Stats</b>	R: 1 E: 0 K: 1 S: 11	H: 2 LOB: 1 BB: 0 P: 16	R: 0 E: 0 K: 1 S: 11	H: 1 LOB: 1 BB: 0 P: 16	R: 0 E: 0 K: 0 S: 7	H: 0 LOB: 0 BB: 0 P: 11	R: 0 E: 0 K: 1 S: 6	H: 0 LOB: 0 BB: 0 P: 9	R: 2 E: 1 K: 1 S: 16	H: 3 LOB: 1 BB: 0 P: 21	R: 0 E: 0 K: 0 S: 6	H: 0 LOB: 0 BB: 0 P: 18	R: 0 E: 0 K: 0 S: 6	H: 0 LOB: 0 BB: 0 P: 9	R: 2 E: 0 K: 0 S: 11	H: 3 LOB: 2 BB: 1 P: 21	1B: 5 2B: 5 3B: 0 HR: 0	SF: 0 SAC: 1 DP: 0 HBP: 0	WP: 0 PB: 0 SB: 0 CS: 0	PA: 38
<b>PITCHER</b>	IP WLS BF H R ER SO BB IBB HBP BLK WP HR S P ERA WHIP											IP WLS BF H R ER SO BB IBB HBP BLK WP HR S P ERA WHIP								
Kevin Tapani, R ERA: 4.42	(1, 1) 7.0 28 7 4 3 6 0 0 0 0 0 0 69 102 3.86 1.000																			
Carl Willis, R ERA: 6.39	(8, 1) 1.1 L 6 2 2 2 0 0 0 0 0 0 0 0 11 16 13.50 1.500																			
Mark Guthrie, L ERA: 6.55	(9, 1) 0.2 4 1 0 0 0 0 0 1 0 0 0 0 6 14 0.00 1.500																			

Batter	1	2	3	4	5	6	7	8	9	AB R H RBI BB SO LOB	BOTTOM											
Chuck Knoblauch, R OBP: 0.377, SLG: 0.488	0-3 K		2-2 G6-3		1-0 HR		1-0 L8		4-2 BB	4 1 1 1 1 1 0	<b>Milwaukee Brewers @ Minnesota Twins</b> Hubert H. Humphrey Metrodome, Minneapolis, MN Thu Jul 14 1994, 8:05 PM EDT Att: 24,672 - Dome <a href="http://livebaseballscorecards.com">livebaseballscorecards.com</a>											
Rich Becker, L OBP: 0.376, SLG: 0.358	1-2 G3-1 S 1B		0-0 2B S 1B		1-1 G3-1		2-3 K		2-2 F7	5 1 2 0 0 1 2												
Kirby Puckett, R OBP: 0.362, SLG: 0.523	1 SAFE G3-1		4-0 2B BB		1-2 G4-6-3 1B		3-1 2B		0-1 FC5 2-3F	4 1 2 0 1 0 3												
Kent Hrbek, L OBP: 0.335, SLG: 0.375	1-0 F7		3-2 2B 1-H 2H		2-0 G4-6-3 1-2F		2-2 G3			4 0 1 2 0 0 3												
Shane Mack, R OBP: 0.392, SLG: 0.571		1-2 F9 2B		3-2 L4		1-2 1B FC9-6 2B		0-0 P9		4 1 2 0 0 0 1												
Pedro Munoz, R OBP: 0.378, SLG: 0.535		0-0 P3		1-2 2B		1-2 FC9-6 1B		2-2 E CS 1B		4 0 3 0 0 0 1 0 0 0 0 0 0 0												
Alex Cole, L OBP: 0.379, SLG: 0.420						2-3 FC9-6 PB 1B		1-1 FC9-6 1B		4 0 0 1 0 2 4												
Scott Leius, R OBP: 0.317, SLG: 0.426		3-2 F9		1-3 K		1-1 FC9-6 1-2F 3-H		1 SAFE 3-3 K		4 0 0 1 0 2 4												
Matt Walbeck, S OBP: 0.232, SLG: 0.273		0-0 F8		2-3 K		3-2 L7			2-2 FC5 2B	4 0 1 0 0 1 3												
Pat Meares, R OBP: 0.331, SLG: 0.395			3-2 P2		2-1 L7		1-0 L7		0-0 L7	3 0 0 0 0 0 2 1 0 0 0 0 0 1												
Chip Hale, L OBP: 0.363, SLG: 0.354																						
<b>Inning Stats</b>	R: 0 E: 0 K: 1 S: 11	H: 1 LOB: 1 BB: 0 P: 16	R: 0 E: 0 K: 0 S: 9	H: 1 LOB: 0 BB: 0 P: 13	R: 2 E: 0 K: 0 S: 16	H: 2 LOB: 1 BB: 1 P: 31	R: 0 E: 0 K: 2 S: 12	H: 1 LOB: 0 BB: 0 P: 18	R: 1 E: 0 K: 0 S: 7	H: 2 LOB: 0 BB: 0 P: 12	R: 1 E: 0 K: 0 S: 12	H: 2 LOB: 1 BB: 0 P: 19	R: 0 E: 0 K: 1 S: 9	H: 1 LOB: 1 BB: 0 P: 17	R: 0 E: 0 K: 1 S: 9	H: 1 LOB: 2 BB: 0 P: 14	R: 0 E: 0 K: 0 S: 15	H: 1 LOB: 2 BB: 1 P: 23	1B: 5 2B: 7 3B: 0 HR: 1	SF: 0 SAC: 0 DP: 2 HBP: 0	WP: 0 PB: 1 SB: 3 CS: 1	PA: 39
<b>PITCHER</b>	IP WLS BF H R ER SO BB IBB HBP BLK WP HR S P ERA WHIP											IP WLS BF H R ER SO BB IBB HBP BLK WP HR S P ERA WHIP										
21 Cal Eldred, R ERA: 4.33	(1, 1) 6.0 27 9 4 4 3 1 0 0 0 0 0 0 67 109 6.00 1.667																					
Mike Ignasiak, R ERA: 5.25	(7, 1) 2.0 W 7 2 0 0 2 0 0 0 0 0 0 0 18 31 0.00 1.000																					
Mike Fetters, R ERA: 2.17	(9, 1) 1.0 S 5 1 0 0 0 0 1 0 0 0 0 0 0 15 23 0.00 2.000																					



Batter	1	2	3	4	5	6	7	8	9	AB	R	H	RBI	BB	SO	LOB	TOP										
<b>Bill Spiers, L</b> OBP: 0.322, SLG: 0.304 (1, 6)										5	1	2	1	0	0	0	<b>Milwaukee Brewers @ Minnesota Twins</b> Hubert H. Humphrey Metrodome, Minneapolis, MN Fri Jul 15 1994, 8:05 PM EDT Att: 24,899 - Dome										
<b>Kevin Seitzer, R</b> OBP: 0.365, SLG: 0.481 (1, 3)										5	1	1	0	0	2	2											
<b>Greg Vaughn, R</b> OBP: 0.372, SLG: 0.565 (1, 7)										5	1	3	1	0	1	2											
<b>Dave Nilsson, L</b> OBP: 0.322, SLG: 0.468 (1, 10)											4	1	1	1	0	1		2									
<b>Turner Ward, S</b> OBP: 0.335, SLG: 0.384 (1, 8)											4	2	1	1	1	1		2									
<b>Matt Mieske, R</b> OBP: 0.355, SLG: 0.478 <b>Alex Diaz, S</b> OBP: 0.309, SLG: 0.400 (1, 9) (7, 9)										4	0	0	0	0	2	3											
<b>Jeff Cirillo, R</b> OBP: 0.278, SLG: 0.344 (1, 5)									3	2	2	3	1	0	0												
<b>Jose Valentin, S</b> OBP: 0.325, SLG: 0.419 (1, 4)									3	0	0	0	1	1	2												
<b>Mike Matheny, R</b> OBP: 0.170, SLG: 0.114 (1, 2)										3	0	0	0	0	1	1											
<b>Inning Stats</b>	R: 4 E: 0 K: 2 S: 17	H: 4 LOB: 1 BB: 1 P: 29	R: 0 E: 0 K: 2 S: 8	H: 0 LOB: 0 BB: 0 P: 10	R: 0 E: 0 K: 2 S: 11	H: 1 LOB: 1 BB: 0 P: 15	R: 1 E: 0 K: 1 S: 16	H: 1 LOB: 2 BB: 1 P: 27	R: 2 E: 0 K: 0 S: 7	H: 2 LOB: 1 BB: 1 P: 16	R: 0 E: 0 K: 2 S: 15	H: 1 LOB: 1 BB: 0 P: 21	R: 1 E: 0 K: 0 S: 11	H: 1 LOB: 0 BB: 0 P: 17	R: 0 E: 0 K: 0 S: 4	H: 0 LOB: 0 BB: 0 P: 6		R: 0 E: 0 K: 0 S: 6	H: 0 LOB: 0 BB: 0 P: 8	R: 0 E: 0 K: 0 S: 6	H: 0 LOB: 0 BB: 0 P: 8	1B: 5 2B: 3 3B: 0 HR: 2	SF: 1 SAC: 0 DP: 0 HBP: 1	WP: 1 PB: 0 SB: 2 CS: 0	PA: 41		
<b>PITCHER</b>	IP	WLS	BF	H	R	ER	SO	BB	IBB	HBP	BLK	WP	HR	S	P	ERA	WHIP										
<b>Scott Erickson, R</b> ERA: 5.35 (1, 1)	3.1	L	19	6	5	5	6	2	0	1	0	0	0	42	66	13.50	2.400										
<b>Dave Stevens, R</b> ERA: 8.59 (4, 1)	1.2		8	2	2	2	1	1	0	0	0	1	1	17	31	10.80	1.800										
<b>Kevin Campbell, R</b> ERA: 2.77 (6, 1)	4.0	S	14	2	1	1	2	0	0	0	0	0	1	36	52	2.25	0.500										

Batter	1	2	3	4	5	6	7	8	9	AB	R	H	RBI	BB	SO	LOB	BOTTOM										
<b>Chuck Knoblauch, R</b> OBP: 0.378, SLG: 0.488 (1, 4)										4	3	1	1	1	0	1	<b>Milwaukee Brewers @ Minnesota Twins</b> Hubert H. Humphrey Metrodome, Minneapolis, MN Fri Jul 15 1994, 8:05 PM EDT Att: 24,899 - Dome										
<b>Alex Cole, L</b> OBP: 0.386, SLG: 0.437 (1, 8)											4	1	3	2	1	0		1									
<b>Kirby Puckett, R</b> OBP: 0.362, SLG: 0.524 (1, 9)											5	2	2	2	0	3											
<b>Kent Hrbek, L</b> OBP: 0.341, SLG: 0.381 <b>Denny Hocking, S</b> OBP: 0.323, SLG: 0.419 (9, PR)											5	0	3	1	0	0		0									
<b>Shane Mack, R</b> OBP: 0.384, SLG: 0.558 (1, 10)											5	0	0	1	0	1		3									
<b>Pedro Munoz, R</b> OBP: 0.383, SLG: 0.540 (1, 7)											4	0	2	0	1	1		2									
<b>Scott Leius, R</b> OBP: 0.313, SLG: 0.420 (1, 5)										4	0	0	0	0	1	5											
<b>Matt Walbeck, S</b> OBP: 0.229, SLG: 0.269 (1, 2)										4	0	0	0	0	0	0											
<b>Pat Meares, R</b> OBP: 0.335, SLG: 0.410 (1, 6)										4	1	2	0	0	1	0											
<b>Inning Stats</b>	R: 0 E: 0 K: 0 S: 5	H: 0 LOB: 0 BB: 1 P: 12	R: 0 E: 0 K: 1 S: 9	H: 1 LOB: 0 BB: 0 P: 14	R: 1 E: 0 K: 1 S: 13	H: 2 LOB: 1 BB: 0 P: 21	R: 0 E: 0 K: 0 S: 10	H: 0 LOB: 1 BB: 1 P: 17	R: 4 E: 1 K: 0 S: 22	H: 5 LOB: 2 BB: 0 P: 35	R: 1 E: 0 K: 0 S: 12	H: 2 LOB: 1 BB: 1 P: 18	R: 0 E: 0 K: 2 S: 8	H: 1 LOB: 1 BB: 0 P: 13	R: 0 E: 0 K: 0 S: 5	H: 0 LOB: 0 BB: 0 P: 9		R: 1 E: 0 K: 0 S: 7	H: 2 LOB: 1 BB: 0 P: 12	R: 0 E: 0 K: 0 S: 6	H: 0 LOB: 0 BB: 0 P: 8	1B: 7 2B: 4 3B: 2 HR: 0	SF: 0 SAC: 0 DP: 1 HBP: 0	WP: 0 PB: 0 SB: 0 CS: 0	PA: 42		
<b>PITCHER</b>	IP	WLS	BF	H	R	ER	SO	BB	IBB	HBP	BLK	WP	HR	S	P	ERA	WHIP										
<b>Ricky Bones, R</b> ERA: 3.48 (1, 1)	5.0	W	25	8	5	4	2	2	0	0	0	0	0	59	99	7.20	2.000										
<b>Jose Mercedes, R</b> ERA: 2.04 (6, 1)	3.0		12	3	1	1	2	1	0	0	0	0	0	25	40	3.00	1.333										
<b>Mike Fetters, R</b> ERA: 2.35 (9, 1)	1.0	S	5	2	1	1	0	0	0	0	0	0	0	7	12	9.00	2.000										

AB	36
R	8
H	10
RBI	7
BB	3
SO	9
LOB	14





Batter	1	2	3	4	5	6	7	8	9	AB	R	H	RBI	BB	SO	LOB	TOP										
Jody Reed, R OBP: 0.378, SLG: 0.348 (1, 4)	G5-3		F8			F8				4	0	1	0	0	0	1	<b>Milwaukee Brewers @ Minnesota Twins</b> Hubert H. Humphrey Metrodome, Minneapolis, MN Sat Jul 16 1994, 8:05 PM EDT Att: 30,659 - Dome										
Kevin Seitzer, R OBP: 0.363, SLG: 0.482 (1, 3)	F8			F7			HR	F7		4	1	1	0	0	0	1											
Greg Vaughn, R OBP: 0.370, SLG: 0.571 (1, 7)	G5-3			P2				P4		4	1	1	2	0	0	1											
Dave Nilsson, L OBP: 0.322, SLG: 0.465 (1, 10)		G6-3			FC6			K		4	0	1	0	0	2	1											
Turner Ward, S OBP: 0.331, SLG: 0.378 (1, 8)		G6-3			FC6				K	4	0	0	0	0	1	1											
Matt Mieske, R OBP: 0.348, SLG: 0.468 (1, 9)									F9	4	0	0	0	0	2	0											
Jeff Cirillo, R OBP: 0.275, SLG: 0.333 (1, 5)			G4-3			G4-3			P3	4	0	1	0	0	0	0											
Mike Matheny, R OBP: 0.204, SLG: 0.133 (7, PH)										1	0	1	0	1	0	0											
Troy O'Leary, L OBP: 0.275, SLG: 0.476 (7, 2)										1	0	0	0	0	0	1											
Rick Wrona, R (7, 2)										0	0	0	0	0	0	0											
Jose Valentin, S OBP: 0.321, SLG: 0.413 (1, 6)										3	0	0	0	0	0	3											
<b>Inning Stats</b>	R: 0 E: 0 K: 0 S: 6	H: 0 LOB: 0 BB: 0 P: 9	R: 0 E: 0 K: 1 S: 9	H: 0 LOB: 0 BB: 0 P: 15	R: 0 E: 0 K: 0 S: 10	H: 1 LOB: 1 BB: 0 P: 16	R: 0 E: 0 K: 0 S: 8	H: 1 LOB: 1 BB: 0 P: 13	R: 0 E: 0 K: 1 S: 10	H: 0 LOB: 0 BB: 0 P: 18	R: 2 E: 0 K: 1 S: 13	H: 2 LOB: 0 BB: 0 P: 19	R: 0 E: 0 K: 0 S: 9	H: 1 LOB: 1 BB: 0 P: 14	R: 0 E: 0 K: 1 S: 10	H: 1 LOB: 1 BB: 0 P: 17	R: 0 E: 0 K: 1 S: 8	H: 0 LOB: 0 BB: 0 P: 12	1B: 3 2B: 2 3B: 0 HR: 1	SF: 0 SAC: 0 DP: 0 HBP: 0	WP: 1 PB: 0 SB: 0 CS: 0	PA: 34					
<b>PITCHER</b>	IP	WLS	BF	H	R	ER	SO	BB	IBB	HBP	BLK	WP	HR	S	P	ERA	WHIP										
Jim Deshaies, L ERA: 6.59 (1, 1)	6.1	W	25	5	2	2	3	1	0	0	0	0	1	59	96	2.84	0.947										
Carl Willis, R ERA: 8.2 (7, 1)	1.1		5	1	0	0	0	0	0	0	0	1	0	13	21	0.00	0.750										
Mark Guthrie, L ERA: 6.5 (8, 1)	0.1		1	0	0	0	1	0	0	0	0	0	0	3	4	0.00	0.000										
Rick Aguilera, R ERA: 4.28 (9, 1)	1.0	S	3	0	0	0	1	0	0	0	0	0	0	8	12	0.00	0.000										

Batter	1	2	3	4	5	6	7	8	9	AB	R	H	RBI	BB	SO	LOB	BOTTOM										
Chuck Knoblauch, R OBP: 0.376, SLG: 0.486 (1, 4)	K	G1-3			G5-3					4	0	1	0	0	1	2	<b>Milwaukee Brewers @ Minnesota Twins</b> Hubert H. Humphrey Metrodome, Minneapolis, MN Sat Jul 16 1994, 8:05 PM EDT Att: 30,659 - Dome										
Alex Cole, L OBP: 0.384, SLG: 0.445 (1, 8)	L6	G5-3								4	1	1	1	0	0	4											
Kirby Puckett, R OBP: 0.359, SLG: 0.518 (1, 9)	G5-3		G6-3		L5					4	0	0	0	0	0	0											
Kent Hrbek, L OBP: 0.335, SLG: 0.373 (1, 3)		K	G4-3							4	0	0	0	0	1	0											
Shane Mack, R OBP: 0.382, SLG: 0.552 (1, 10)				G4-3						4	1	1	0	0	0	0											
Pedro Munoz, R OBP: 0.383, SLG: 0.554 (1, 7)					K					3	1	1	2	0	1	0											
Scott Leius, R OBP: 0.316, SLG: 0.434 (1, 5)										3	2	2	1	0	0	0											
Matt Walbeck, S OBP: 0.233, SLG: 0.274 (1, 2)					L7					3	0	2	0	0	0	0											
Pat Meares, R OBP: 0.337, SLG: 0.411 (1, 6)										2	0	1	1	0	1	0											
<b>Inning Stats</b>	R: 0 E: 0 K: 1 S: 7	H: 0 LOB: 0 BB: 0 P: 10	R: 3 E: 0 K: 1 S: 15	H: 5 LOB: 2 BB: 0 P: 23	R: 0 E: 0 K: 0 S: 4	H: 0 LOB: 0 BB: 0 P: 6	R: 1 E: 0 K: 2 S: 10	H: 1 LOB: 0 BB: 0 P: 13	R: 1 E: 0 K: 0 S: 11	H: 1 LOB: 0 BB: 0 P: 18	R: 0 E: 0 K: 0 S: 5	H: 0 LOB: 0 BB: 0 P: 5	R: 0 E: 0 K: 0 S: 8	H: 2 LOB: 1 BB: 0 P: 8	R: 0 E: 0 K: 0 S: 8	H: 0 LOB: 0 BB: 0 P: 11		1B: 6 2B: 1 3B: 0 HR: 3	SF: 0 SAC: 1 DP: 1 HBP: 0	WP: 0 PB: 0 SB: 0 CS: 0	PA: 32						
<b>PITCHER</b>	IP	WLS	BF	H	R	ER	SO	BB	IBB	HBP	BLK	WP	HR	S	P	ERA	WHIP										
Bill Wegman, R ERA: 4.4 (7, 1)	0.2		1	0	0	0	0	0	0	0	0	0	0	1	1	0.00	0.000										
Jaime Navarro, R ERA: 6.78 (8, 1)	1.0		3	0	0	0	0	0	0	0	0	0	0	8	11	0.00	0.000										



Batter	1	2	3	4	5	6	7	8	9	AB	R	H	RBI	BB	SO	LOB	TOP				
Jody Reed, R OBP: 0.374, SLG: 0.343	L8		F9		K		F7			4	0	0	0	0	1	0					
Kevin Seitzer, R OBP: 0.365, SLG: 0.482	F9 BLK HR 1B		F9		FC6-4 1B			F9		4	1	2	0	0	0	0					
Greg Vaughn, R OBP: 0.369, SLG: 0.565	HR IBB		F8		FC6-4 1-2			G5-3		3	1	0	0	1	0	1					
Dave Nilsson, L OBP: 0.318, SLG: 0.459	F9			G4-3		F8		G3		4	0	0	0	0	0	2					
Matt Mieske, R OBP: 0.352, SLG: 0.492 Alex Diaz, S OBP: 0.307, SLG: 0.398	HR		CS 2B		P2			F9		3	1	2	3	0	0	0					
Turner Ward, S OBP: 0.330, SLG: 0.375	G6-3		CS 2B BB		G3			K		3	1	0	0	1	1	0					
Jeff Cirillo, R OBP: 0.273, SLG: 0.350		G4-3	WP 1-H 2-3 2B		G6-3			G5-3		4	0	1	1	0	0	0					
Rick Wrona, R OBP: 0.200, SLG: 0.800	F9		K2-3					HR		3	1	1	1	0	1	1					
Jose Valentin, S OBP: 0.317, SLG: 0.407	K				K			K		3	0	0	0	0	3	0					
<b>Inning Stats</b>	R: 3 E: 0 K: 0 S: 11	H: 2 LOB: 0 BB: 1 P: 20	R: 0 E: 0 K: 1 S: 8	H: 0 LOB: 0 BB: 0 P: 12	R: 0 E: 0 K: 0 S: 6	H: 0 LOB: 0 BB: 0 P: 13	R: 1 E: 0 K: 1 S: 9	H: 2 LOB: 1 BB: 1 P: 20	R: 0 E: 0 K: 2 S: 11	H: 0 LOB: 0 BB: 0 P: 10	R: 1 E: 0 K: 1 S: 12	H: 1 LOB: 0 BB: 0 P: 17	R: 0 E: 0 K: 0 S: 8	H: 0 LOB: 0 BB: 0 P: 10	R: 0 E: 0 K: 1 S: 5	H: 0 LOB: 0 BB: 0 P: 7	1B: 2 2B: 2 3B: 0 HR: 2	SF: 0 SAC: 0 DP: 0 HBP: 0	WP: 1 PB: 0 SB: 0 CS: 2	PA: 34	
<b>PITCHER</b>	IP WLS BF H R ER SO BB IBB HBP BLK WP HR S P ERA WHIP	IP WLS BF H R ER SO BB IBB HBP BLK WP HR S P ERA WHIP	IP WLS BF H R ER SO BB IBB HBP BLK WP HR S P ERA WHIP	IP WLS BF H R ER SO BB IBB HBP BLK WP HR S P ERA WHIP	IP WLS BF H R ER SO BB IBB HBP BLK WP HR S P ERA WHIP	IP WLS BF H R ER SO BB IBB HBP BLK WP HR S P ERA WHIP	IP WLS BF H R ER SO BB IBB HBP BLK WP HR S P ERA WHIP	IP WLS BF H R ER SO BB IBB HBP BLK WP HR S P ERA WHIP	IP WLS BF H R ER SO BB IBB HBP BLK WP HR S P ERA WHIP	IP WLS BF H R ER SO BB IBB HBP BLK WP HR S P ERA WHIP	IP WLS BF H R ER SO BB IBB HBP BLK WP HR S P ERA WHIP	IP WLS BF H R ER SO BB IBB HBP BLK WP HR S P ERA WHIP	IP WLS BF H R ER SO BB IBB HBP BLK WP HR S P ERA WHIP	IP WLS BF H R ER SO BB IBB HBP BLK WP HR S P ERA WHIP	IP WLS BF H R ER SO BB IBB HBP BLK WP HR S P ERA WHIP	IP WLS BF H R ER SO BB IBB HBP BLK WP HR S P ERA WHIP	IP WLS BF H R ER SO BB IBB HBP BLK WP HR S P ERA WHIP	IP WLS BF H R ER SO BB IBB HBP BLK WP HR S P ERA WHIP	IP WLS BF H R ER SO BB IBB HBP BLK WP HR S P ERA WHIP	IP WLS BF H R ER SO BB IBB HBP BLK WP HR S P ERA WHIP	IP WLS BF H R ER SO BB IBB HBP BLK WP HR S P ERA WHIP

Milwaukee Brewers @ Minnesota Twins  
Hubert H. Humphrey Metrodome, Minneapolis, MN

AB 32  
R 5  
H 6  
RBI 5  
BB 2  
SO 6  
LOB 4



WP: 1 PA: 34  
PB: 0  
SB: 0  
CS: 2

Sun Jul 17 1994, 4:33 AM EDT  
Att: 33,529 - Dome

Batter	1	2	3	4	5	6	7	8	9	AB	R	H	RBI	BB	SO	LOB	BOTTOM				
Chuck Knoblauch, R OBP: 0.377, SLG: 0.482	1B FC1-2 BB		BB 2B HBP		G6-3		G6-3		F7	3	1	0	0	1	0	2					
Alex Cole, L OBP: 0.388, SLG: 0.446	FC1-2 1B		2B BB		K			G6-4-3 1B	K	4	1	2	0	1	2	2					
Kirby Puckett, R OBP: 0.359, SLG: 0.522	L9		1-H 2-H 2B		2B			G6-4-3 1-2	G4-3	5	0	2	2	0	0	5					
Kent Hrbek, L OBP: 0.333, SLG: 0.371	FC1-2 1B		K		F8			E6 1B		4	0	1	0	0	1	2					
Shane Mack, R OBP: 0.380, SLG: 0.547	FC1-2		G5-3				F9	FC6-4 1B		4	0	1	0	0	0	4					
Chip Hale, L OBP: 0.350, SLG: 0.340	K		K				L4	FC6-4 1-2		4	0	0	0	0	2	6					
Scott Leius, R OBP: 0.315, SLG: 0.435		F7		G3		G6-3			1B E 2B	4	1	1	0	0	0	0					
Derek Parks, R OBP: 0.264, SLG: 0.343 Rich Becker, L OBP: 0.383, SLG: 0.366	G4-3		P3				F9		E 1B	3	0	0	0	0	0	0					
Pat Meares, R OBP: 0.332, SLG: 0.404 Pedro Munoz, R OBP: 0.381, SLG: 0.551	G5-3		F8				G4-3		E4 1-2 3-H	3	0	0	0	0	0	0					
<b>Inning Stats</b>	R: 0 E: 0 K: 1 S: 12	H: 2 LOB: 3 BB: 1 P: 20	R: 0 E: 0 K: 0 S: 5	H: 0 LOB: 0 BB: 0 P: 7	R: 2 E: 0 K: 2 S: 13	H: 1 LOB: 1 BB: 1 P: 27	R: 0 E: 0 K: 0 S: 6	H: 0 LOB: 0 BB: 0 P: 10	R: 0 E: 0 K: 0 S: 7	H: 0 LOB: 0 BB: 0 P: 10	R: 0 E: 0 K: 0 S: 7	H: 0 LOB: 0 BB: 0 P: 12	R: 0 E: 1 K: 0 S: 7	H: 2 LOB: 2 BB: 0 P: 9	R: 1 E: 1 K: 1 S: 9	H: 2 LOB: 2 BB: 0 P: 13	1B: 5 2B: 3 3B: 0 HR: 0	SF: 0 SAC: 0 DP: 1 HBP: 1	WP: 0 PB: 0 SB: 0 CS: 0	PA: 39	
<b>PITCHER</b>	IP WLS BF H R ER SO BB IBB HBP BLK WP HR S P ERA WHIP	IP WLS BF H R ER SO BB IBB HBP BLK WP HR S P ERA WHIP	IP WLS BF H R ER SO BB IBB HBP BLK WP HR S P ERA WHIP	IP WLS BF H R ER SO BB IBB HBP BLK WP HR S P ERA WHIP	IP WLS BF H R ER SO BB IBB HBP BLK WP HR S P ERA WHIP	IP WLS BF H R ER SO BB IBB HBP BLK WP HR S P ERA WHIP	IP WLS BF H R ER SO BB IBB HBP BLK WP HR S P ERA WHIP	IP WLS BF H R ER SO BB IBB HBP BLK WP HR S P ERA WHIP	IP WLS BF H R ER SO BB IBB HBP BLK WP HR S P ERA WHIP	IP WLS BF H R ER SO BB IBB HBP BLK WP HR S P ERA WHIP	IP WLS BF H R ER SO BB IBB HBP BLK WP HR S P ERA WHIP	IP WLS BF H R ER SO BB IBB HBP BLK WP HR S P ERA WHIP	IP WLS BF H R ER SO BB IBB HBP BLK WP HR S P ERA WHIP	IP WLS BF H R ER SO BB IBB HBP BLK WP HR S P ERA WHIP	IP WLS BF H R ER SO BB IBB HBP BLK WP HR S P ERA WHIP	IP WLS BF H R ER SO BB IBB HBP BLK WP HR S P ERA WHIP	IP WLS BF H R ER SO BB IBB HBP BLK WP HR S P ERA WHIP	IP WLS BF H R ER SO BB IBB HBP BLK WP HR S P ERA WHIP	IP WLS BF H R ER SO BB IBB HBP BLK WP HR S P ERA WHIP	IP WLS BF H R ER SO BB IBB HBP BLK WP HR S P ERA WHIP	IP WLS BF H R ER SO BB IBB HBP BLK WP HR S P ERA WHIP

Milwaukee Brewers @ Minnesota Twins  
Hubert H. Humphrey Metrodome, Minneapolis, MN

AB 36  
R 3  
H 8  
RBI 3  
BB 2  
SO 5  
LOB 22



WP: 0 PA: 39  
PB: 0  
SB: 0  
CS: 0

Sun Jul 17 1994, 4:33 AM EDT  
Att: 33,529 - Dome



Batter	1	2	3	4	5	6	7	8	9	AB	R	H	RBI	BB	SO	LOB	TOP			
Vince Coleman, S (1, 7) OBP: 0.282, SLG: 0.345	1-2 G5-3		1-2 F9		3-2 G3			0-1 F8		4	0	0	0	0	0	0	<b>Kansas City Royals @ Milwaukee Brewers</b> Milwaukee County Stadium, Milwaukee, WI Mon Jul 18 1994, 8:05 PM EDT Att: 14,040 - Unknown - 83 F <a href="http://livebaseballscorecards.com">livebaseballscorecards.com</a>			
Wally Joyner, L (1, 3) OBP: 0.404, SLG: 0.476	1-1 B2-3 1B		2-2 F7		2-2 G4-3			1-0 F9		4	0	1	0	0	0	0				
Brian McRae, S (1, 8) OBP: 0.366, SLG: 0.385	0-0 B2-3			2-2 1B BLK 1B		1-0 G6-3		0-1 1B		4	1	2	0	0	0	1				
Mike Macfarlane, R (1, 2) OBP: 0.357, SLG: 0.451	1-3 K			2-2 F8		0-3 K		2-2 P4		4	0	0	0	0	2	3				
Dave Henderson, R (1, 9) OBP: 0.309, SLG: 0.434		3-3 K		0-0 S BLK 1B		2-2 F9			0-0 2B	4	0	2	0	0	1	0				
Bob Hamelin, L (1, 10) OBP: 0.394, SLG: 0.564		3-3 K		4-0 S BB			3-1 P5		1-0 F7	3	0	0	0	1	1	1				
Greg Gagne, R (1, 6) OBP: 0.325, SLG: 0.403		4-1 BB		1-2 F9			2-3 K		2 SAFE 1-3 K	3	0	0	0	1	2	3				
Terry Shumpert, R (1, 5) OBP: 0.303, SLG: 0.461		1-3 K		2-3 K			2-3 K		1-3 K2-3	3	0	0	0	0	3	3				
David Howard, S (7, 5) OBP: 0.315, SLG: 0.312										1	0	0	0	0	1	1				
Jose Lind, R (1, 4) OBP: 0.288, SLG: 0.313			3-2 F8		1-0 G5-3			1-1 HR		3	1	1	1	0	0	0				
<b>Inning Stats</b>	R: 0 E: 0 K: 1 S: 9	H: 1 LOB: 1 BB: 0 P: 12	R: 0 E: 0 K: 3 S: 11	H: 0 LOB: 1 BB: 1 P: 22	R: 0 E: 0 K: 0 S: 9	H: 0 LOB: 0 BB: 0 P: 15	R: 1 E: 0 K: 1 S: 14	H: 2 LOB: 2 BB: 1 P: 25	R: 0 E: 0 K: 0 S: 7	H: 0 LOB: 0 BB: 0 P: 10	R: 0 E: 0 K: 2 S: 9	H: 0 LOB: 0 BB: 0 P: 16	R: 1 E: 0 K: 0 S: 11	H: 2 LOB: 1 BB: 0 P: 14	R: 0 E: 0 K: 2 S: 8	H: 1 LOB: 1 BB: 0 P: 11	1B: 4 2B: 1 3B: 0 HR: 1	SF: 0 SAC: 0 DP: 0 HBP: 0	WP: 0 PB: 0 SB: 2 CS: 0	PA: 35
<b>PITCHER</b>	IP WLS BF H R ER SO BB IBB HBP BLK WP HR S P ERA WHIP	7.0 L 27 4 2 2 8 2 0 0 0 0 1 68 116 2.57 0.857	0.2 3 1 0 0 0 0 0 0 0 0 0 0 5 6 0.00 1.500	0.1 2 1 0 0 0 0 0 0 0 0 0 0 5 6 0.00 3.000	1.0 3 0 0 0 2 0 0 0 0 0 0 0 7 10 0.00 0.000	<b>PITCHER</b>										IP WLS BF H R ER SO BB IBB HBP BLK WP HR S P ERA WHIP				

Batter	1	2	3	4	5	6	7	8	9	AB	R	H	RBI	BB	SO	LOB	BOTTOM					
Jody Reed, R (1, 4) OBP: 0.370, SLG: 0.339	0-1 F9		0-3 K		1-0 F9			1-1 G6-3		4	0	0	0	0	1	2	<b>Kansas City Royals @ Milwaukee Brewers</b> Milwaukee County Stadium, Milwaukee, WI Mon Jul 18 1994, 8:05 PM EDT Att: 14,040 - Unknown - 83 F <a href="http://livebaseballscorecards.com">livebaseballscorecards.com</a>					
Kevin Seitzer, R (1, 3) OBP: 0.363, SLG: 0.476	1-0 F9		4-2 BB BB		1-3 K			0-1 G4-3		3	0	0	0	1	1	1						
Greg Vaughn, R (1, 7) OBP: 0.367, SLG: 0.559	2-2 G6-3		4-1 BB		1-2 2-3 BB		1-1 P3	2-2 F7		3	0	0	0	1	0	0						
Dave Nilsson, L (1, 10) OBP: 0.317, SLG: 0.460		0-1 F8	3-1 G3		2-0 2B			2-1 F7		4	0	1	0	0	0	3						
Matt Mieske, R (1, 9) OBP: 0.355, SLG: 0.490		2-2 S 1B		4-1 FC6-4 BB		3-2 L7		2-3 K		3	0	1	0	1	1	1						
Turner Ward, S (1, 8) OBP: 0.329, SLG: 0.373		2-3 K		1-1 FC6-4 L1-3		3-3 K		1-2 1B		4	0	1	0	0	2	3						
Jeff Cirillo, R (1, 5) OBP: 0.292, SLG: 0.364		3-2 L8		1-2 L1-3			1-1 G2-6-4 1B		0-1 1B	4	0	2	0	0	0	2						
Alex Diaz, S (9, PR) OBP: 0.307, SLG: 0.398				1-2 L1-3			1-2 1B		0-1 1B	0	0	0	0	0	0	0						
Mike Matheny, R (1, 2) OBP: 0.231, SLG: 0.188			1-2 BB SH1-4 1B		0-0 SH5-3 2B		1-1 G2-6-4 1B		2-3 K	3	0	2	0	0	0	1						
Bill Splers, L (9, PH) OBP: 0.320, SLG: 0.303				2-0 SH1-4 1B		1-0 SH5-3 2B		1-2 K		1	0	0	0	0	1	2						
Jose Valentin, S (1, 6) OBP: 0.316, SLG: 0.406				2-0 SH1-4 1B		1-0 SH5-3 2B		2-3 K		1	0	0	0	0	1	0						
<b>Inning Stats</b>	R: 0 E: 0 K: 0 S: 6	H: 0 LOB: 0 BB: 0 P: 9	R: 0 E: 0 K: 1 S: 11	H: 1 LOB: 1 BB: 0 P: 18	R: 0 E: 0 K: 1 S: 13	H: 1 LOB: 3 BB: 2 P: 26	R: 0 E: 0 K: 0 S: 6	H: 0 LOB: 0 BB: 1 P: 12	R: 0 E: 0 K: 1 S: 6	H: 1 LOB: 1 BB: 0 P: 9	R: 0 E: 0 K: 1 S: 12	H: 1 LOB: 1 BB: 0 P: 21	R: 0 E: 0 K: 1 S: 6	H: 1 LOB: 0 BB: 0 P: 10	R: 0 E: 0 K: 0 S: 7	H: 0 LOB: 0 BB: 0 P: 10	R: 0 E: 0 K: 2 S: 14	H: 2 LOB: 2 BB: 0 P: 21	1B: 5 2B: 3 3B: 0 HR: 0	SF: 0 SAC: 2 DP: 2 HBP: 0	WP: 0 PB: 0 SB: 1 CS: 0	PA: 35
<b>PITCHER</b>	IP WLS BF H R ER SO BB IBB HBP BLK WP HR S P ERA WHIP	7.0 W 27 5 0 0 0 3 0 0 0 0 0 7 10 0.00 0.000	1.0 3 0 0 0 0 0 0 0 0 0 0 0 7 10 0.00 0.000	1.0 S 5 2 0 0 2 0 0 0 0 0 0 14 21 0.00 2.000	<b>PITCHER</b>										IP WLS BF H R ER SO BB IBB HBP BLK WP HR S P ERA WHIP							





Batter	1	2	3	4	5	6	7	8	9	10	11	12	13	14	AB	R	H	RBI	BB	SO	LOB	TOP												
Brian McRae, S OBP: 0.363, SLG: 0.379 (1, 8)	G3-1		S BB		K			P7		G3		G4-3			5	0	0	0	1	1	2													
Dave Henderson, R OBP: 0.308, SLG: 0.430 Vince Coleman, S OBP: 0.293, SLG: 0.345 (8, PR) (8, 7)	F8		F8		F9			2B 1-H		G4-3		1-2 2-H			4	0	1	1	0	0	2													
Wally Joyner, L OBP: 0.399, SLG: 0.470 (1, 3)	G3-1		F7					F7							6	0	1	0	0	1	3													
Bob Hamelin, L OBP: 0.367, SLG: 0.563 (1, 10)		G6-4-3 BB		P9		P4		2B		K					4	0	1	0	2	1														
Felix Jose, S OBP: 0.357, SLG: 0.465 (1, 9)		G6-4-3 1-2F		HR		F7		BB				G4-3			5	1	1	1	1	0	2													
Brent Mayne, L OBP: 0.326, SLG: 0.323 Mike Macfiatore, R OBP: 0.357, SLG: 0.448 (8, PH) (8, 2)		FC6-4 1B		BB		F8		L9				FC4-6 HBP			2	0	1	0	1	0	0													
Greg Gagne, R OBP: 0.396, SLG: 0.396 David Howard, S OBP: 0.311, SLG: 0.308 (1, 6) (11, 6)	FC6-4 1-2F		L8			P4		G6-3				FC4-6 CS			5	0	0	0	0	0	3													
Terry Shumpert, R OBP: 0.299, SLG: 0.447 (1, 5)			L9			P2		G5-3				CS		F7	5	0	0	0	1	0	1													
Jose Lind, R OBP: 0.289, SLG: 0.311 (1, 4)			L9		G1-3			1B		K		G4-3 1B		L6	5	2	1	0	1	2	1													
<b>Inning Stats</b>	R: 0 E: 0 K: 0 S: 5	H: 0 LOB: 0 BB: 0 P: 10	R: 0 E: 0 K: 0 S: 12	H: 1 LOB: 1 BB: 2 P: 21	R: 0 E: 0 K: 1 S: 12	H: 0 LOB: 2 BB: 2 P: 24	R: 1 E: 0 K: 1 S: 11	H: 1 LOB: 1 BB: 1 P: 19	R: 0 E: 0 K: 1 S: 7	H: 0 LOB: 0 BB: 0 P: 7	R: 0 E: 0 K: 1 S: 8	H: 0 LOB: 0 BB: 0 P: 11	R: 0 E: 0 K: 1 S: 16	H: 0 LOB: 0 BB: 0 P: 9	R: 0 E: 0 K: 0 S: 16	H: 3 LOB: 3 BB: 1 P: 25	R: 0 E: 0 K: 1 S: 9	H: 0 LOB: 0 BB: 0 P: 13	R: 0 E: 0 K: 1 S: 13	H: 1 LOB: 1 BB: 0 P: 17	R: 1 E: 0 K: 0 S: 9	H: 1 LOB: 1 BB: 1 P: 15	R: 0 E: 0 K: 1 S: 7	H: 0 LOB: 0 BB: 0 P: 14	R: 0 E: 0 K: 0 S: 5	H: 0 LOB: 0 BB: 0 P: 7	1B: 5 2B: 1 3B: 0 HR: 1	SF: 0 SAC: 0 DP: 1 HBP: 1	WP: 0 PB: 0 SB: 4 CS: 1	PA: 55				
<b>PITCHER</b>	IP WLS BF H R ER SO BB IBB HBP BLK WP HR S P ERA WHIP	21 Cal Eldred, R ERA: 4.24	Jesse Crosco, L ERA: 5.14	Mike Ignasiak, R ERA: 4.83	Graeme Lloyd, L ERA: 4.76	Jaime Navarro, R ERA: 6.72	<b>PITCHER</b>	IP WLS BF H R ER SO BB IBB HBP BLK WP HR S P ERA WHIP	Mike Fetters, R ERA: 2.45	Jose Mercedes, R ERA: 1.93																								

**Kansas City Royals @ Milwaukee Brewers**  
 Milwaukee County Stadium, Milwaukee, WI  
 Tue Jul 19 1994, 6:05 PM EDT  
 Att. 14,829 - Unknown - 81 F

AB: 46  
 R: 3  
 H: 7  
 RBI: 3  
 BB: 7  
 SO: 6  
 LOB: 19



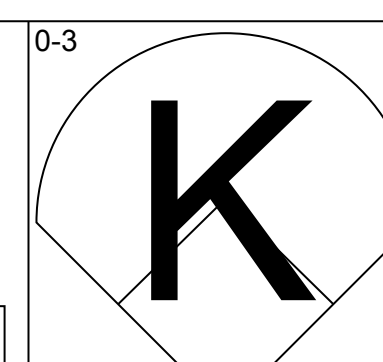
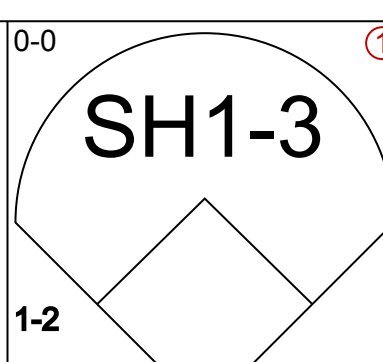
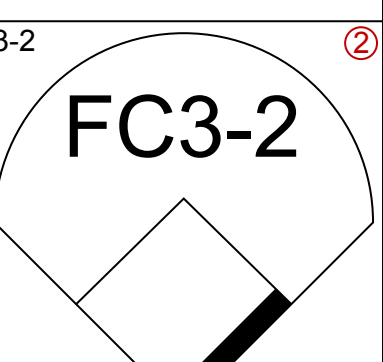
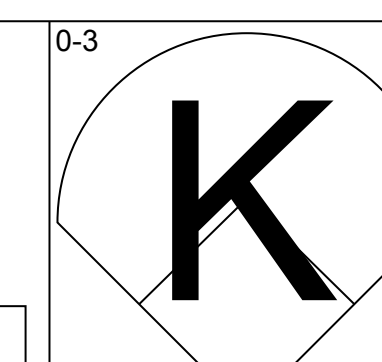
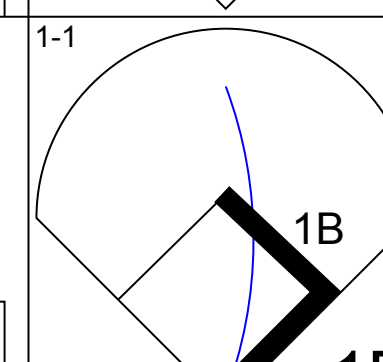
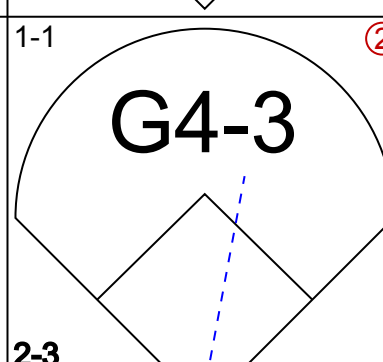
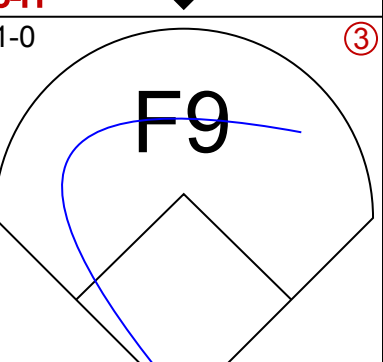
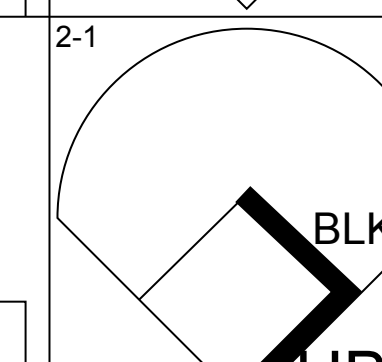
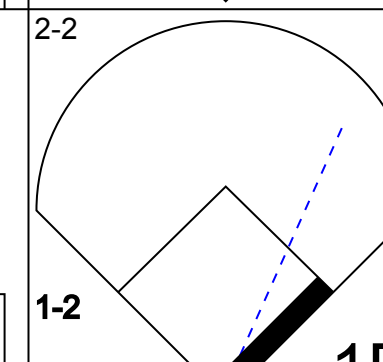
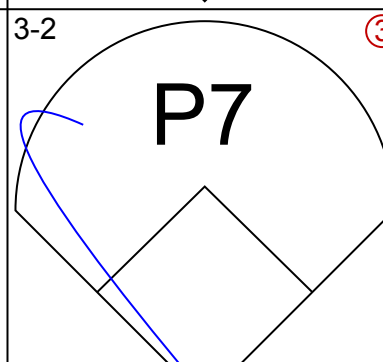
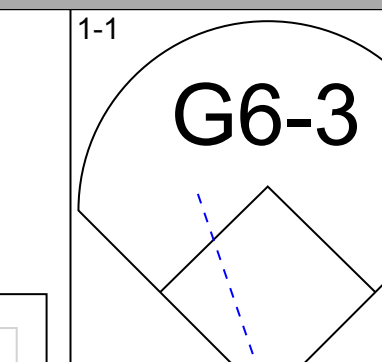
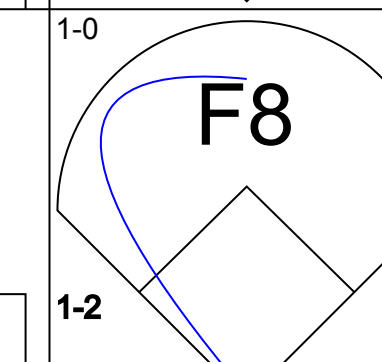
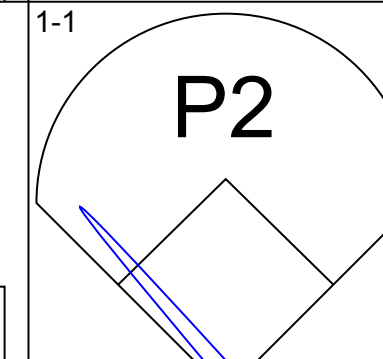
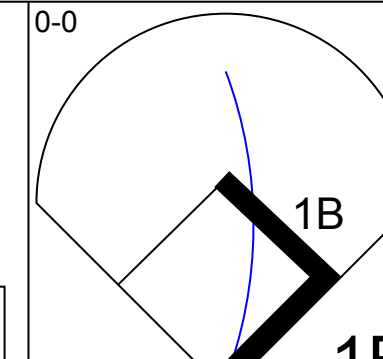
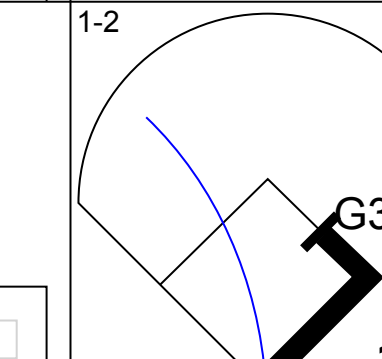
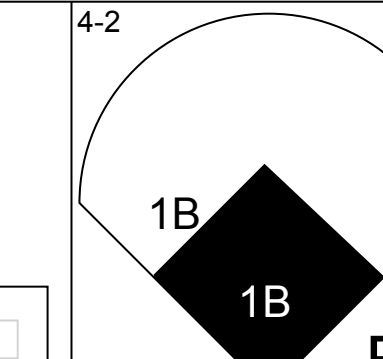
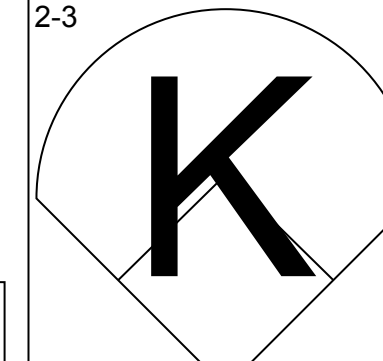
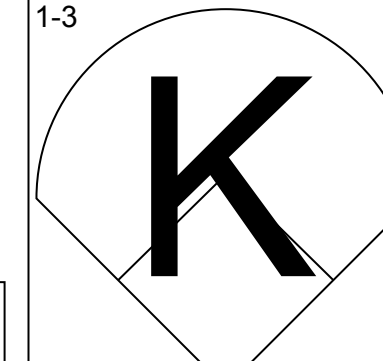
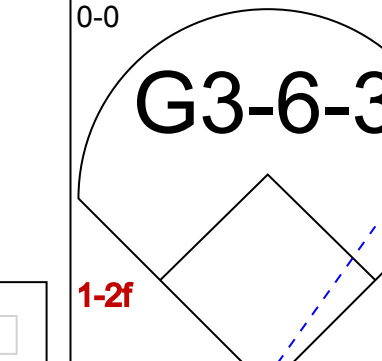
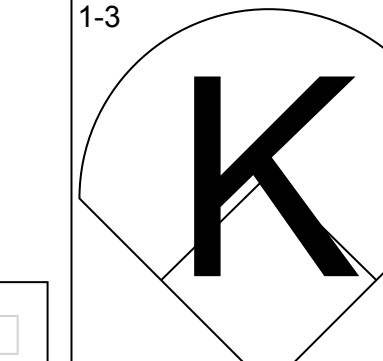
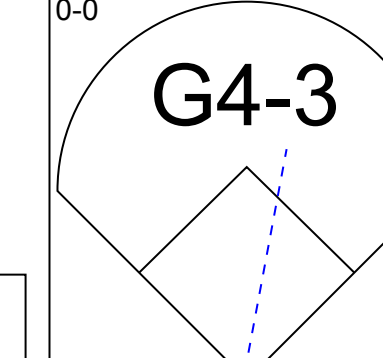
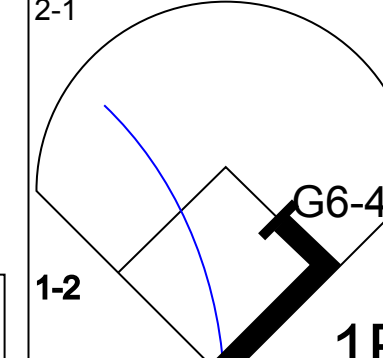
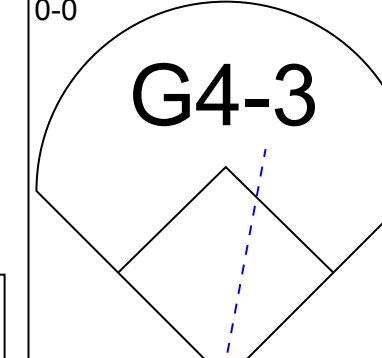
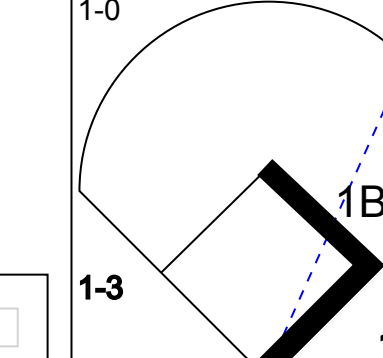

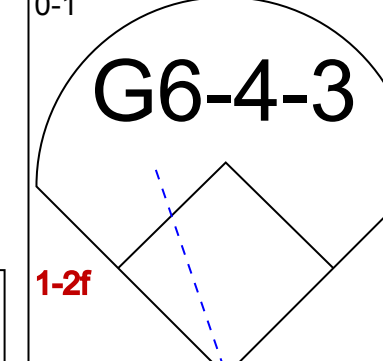
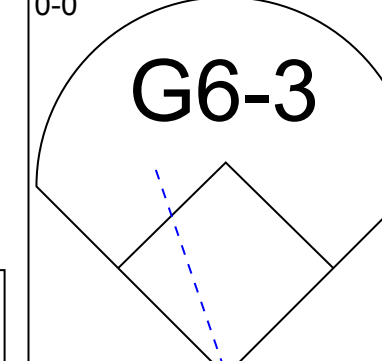
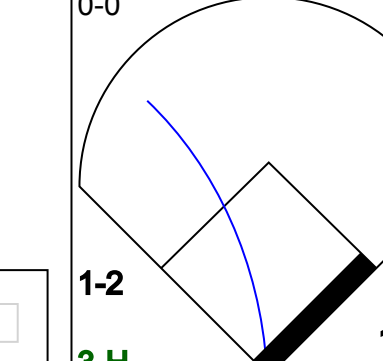

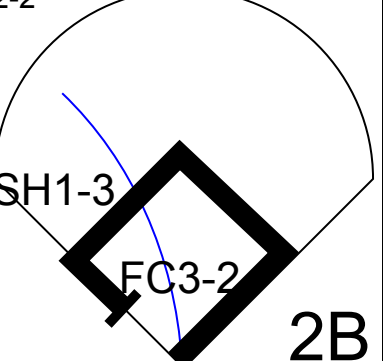
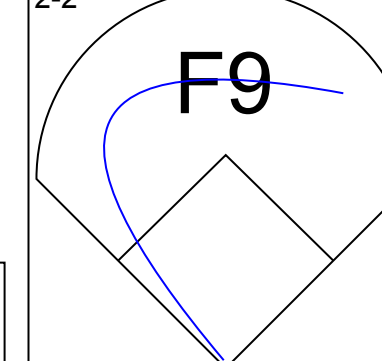
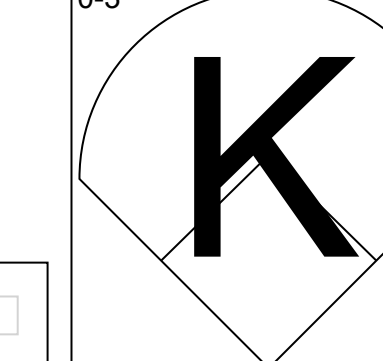
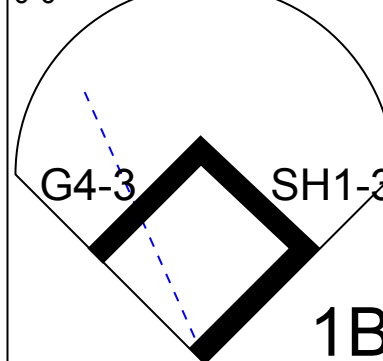
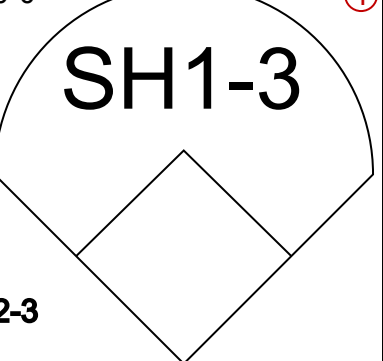
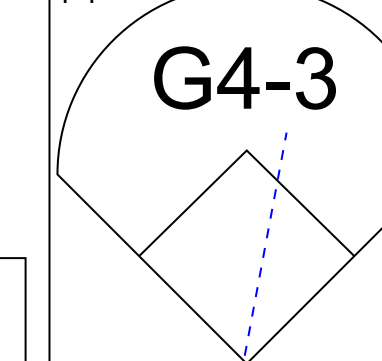
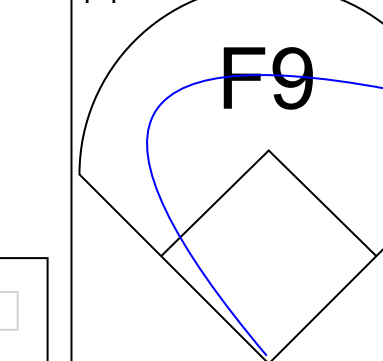
Batter	1	2	3	4	5	6	7	8	9	10	11	12	13	14	AB	R	H	RBI	BB	SO	LOB	BOTTOM										
Bill Spiers, L OBP: 0.326, SLG: 0.305 (1, 6)	G5-3 WP 1B		G4-3		G4-3 BB			K		F8		1B			5	1	2	0	2	1	2											
Kevin Seitzer, R OBP: 0.361, SLG: 0.470 (1, 3)	G3		G3		G5-3			1B		P9					7	0	2	2	0	0	3											
Troy O'Leary, L OBP: 0.250, SLG: 0.385 (1, 7)	G5-3		P6					K		K		G4-3			5	0	0	0	1	1	2											
Greg Vaughn, R OBP: 0.367, SLG: 0.553 (1, 10)	G5-3				CS 1B			K		K		K			5	0	1	0	1	3	1											
Dave Nilsson, L OBP: 0.319, SLG: 0.466 Mike Matheny, R OBP: 0.245, SLG: 0.204 Jody Reed, R OBP: 0.369, SLG: 0.338 Rick Wrona, R OBP: 0.200, SLG: 0.800 (1, 2) (10, 2) (13, PH) (14, 2)		L9 2B		G6-3 2B		F7		K		K		K			4	0	2	0	0	1	0											
Matt Mieske, R OBP: 0.355, SLG: 0.487 Turner Ward, S OBP: 0.327, SLG: 0.369 (7, PR) (8, 8)		L9		G6-3				1B		K		F8			3	0	1	0	0	0	2											
Jeff Cirillo, R OBP: 0.296, SLG: 0.408 (1, 5)		G5-3		L8				P3		F9					5	2	1	1	0	0	3											
Alex Diaz, S OBP: 0.304, SLG: 0.392 (8, 9)		G3-1				F8		L9				G4-3			5	0	1	0	0	0	2											
Jose Valentin, S OBP: 0.316, SLG: 0.405 (1, 4)				G4-3 G3 2B		K		G3				F8			5	1	1	0	1	2	2											
<b>Inning Stats</b>	R: 1 E: 0 K: 0 S: 10	H: 1 LOB: 0 BB: 0 P: 18	R: 0 E: 0 K: 0 S: 10	H: 1 LOB: 1 BB: 0 P: 15	R: 1 E: 0 K: 0 S: 9	H: 1 LOB: 0 BB: 2 P: 13	R: 0 E: 0 K: 1 S: 8	H: 2 LOB: 1 BB: 1 P: 11	R: 0 E: 0 K: 0 S: 10	H: 0 LOB: 0 BB: 0 P: 16	R: 0 E: 0 K: 1 S: 10	H: 1 LOB: 1 BB: 0 P: 16	R: 0 E: 0 K: 1 S: 14	H: 1 LOB: 1 BB: 0 P: 18	R: 0 E: 0 K: 1 S: 6	H: 1 LOB: 1 BB: 0 P: 10	R: 1 E: 0 K: 0 S: 8	H: 2 LOB: 1 BB: 0 P: 12	R: 0 E: 0 K: 1 S: 12	H: 0 LOB: 2 BB: 2 P: 22	R: 1 E: 0 K: 0 S: 6	H: 1 LOB: 3 BB: 2 P: 16	1B: 8 2B: 3 3B: 0 HR: 1	SF: 0 SAC: 1 DP: 0 HBP: 1	WP: 2 PB: 0 SB: 0 CS: 1	PA: 56						
<b>PITCHER</b>	IP WLS BF H R ER SO BB IBB HBP BLK WP HR S P ERA WHIP	Kevin Appier, R ERA: 4.05	Billy Brewer, L ERA: 2.31	Rusty Meacham, R ERA: 2.9	Hipolito Pichardo, R ERA: 4.05																											

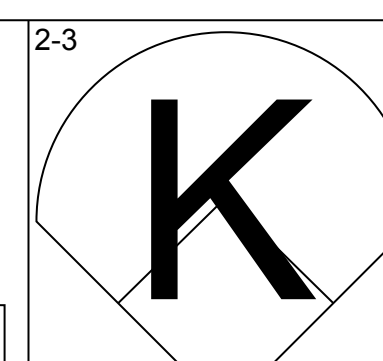
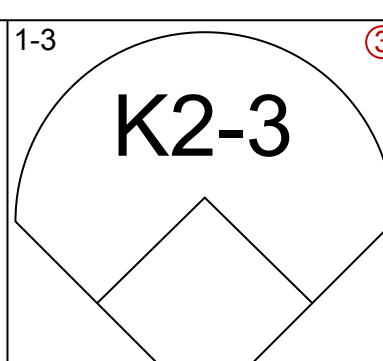
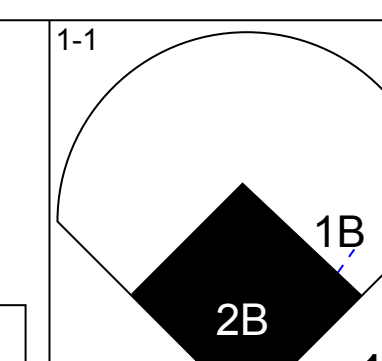
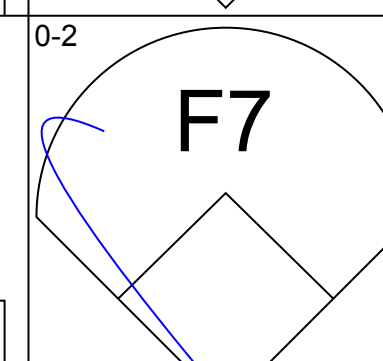
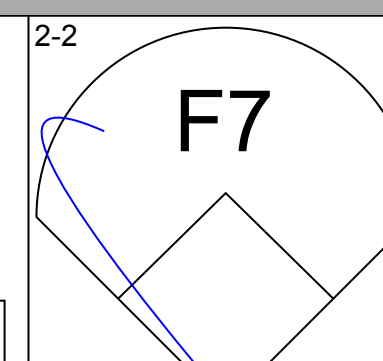
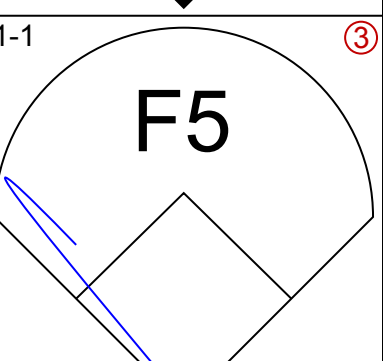
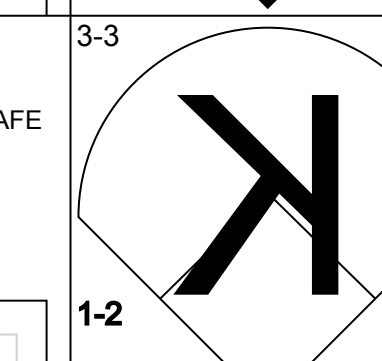
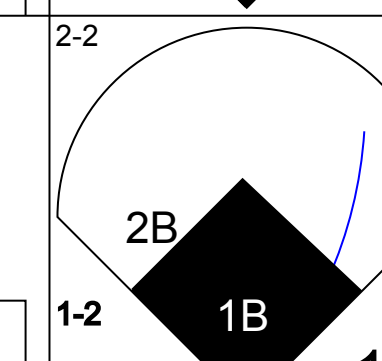
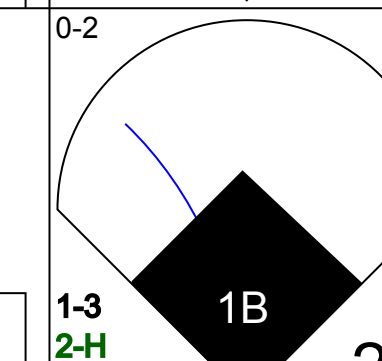
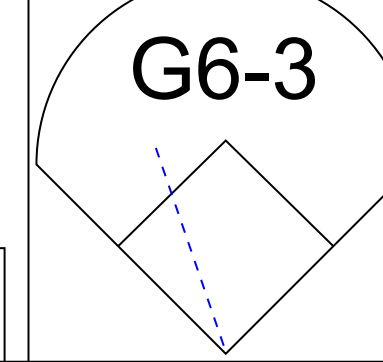
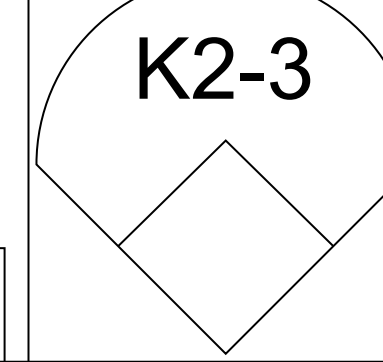
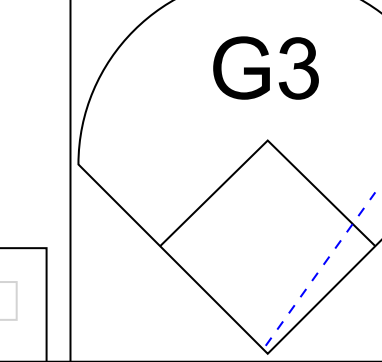
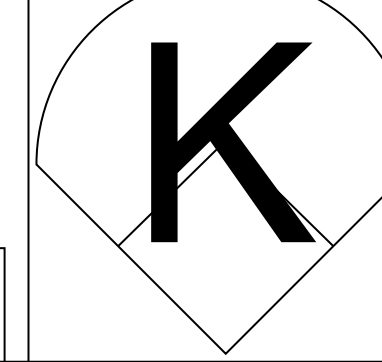
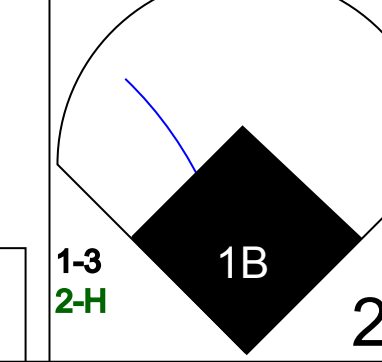
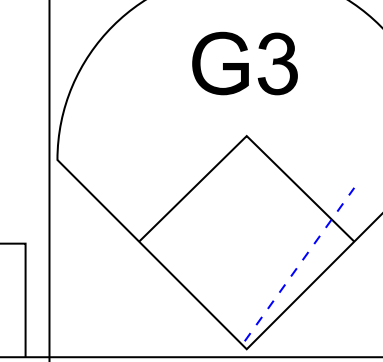
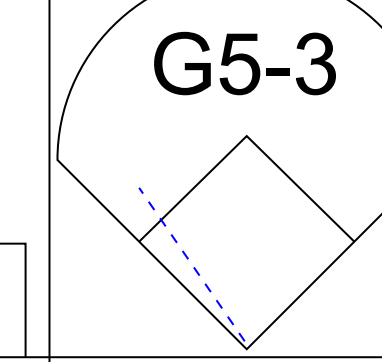
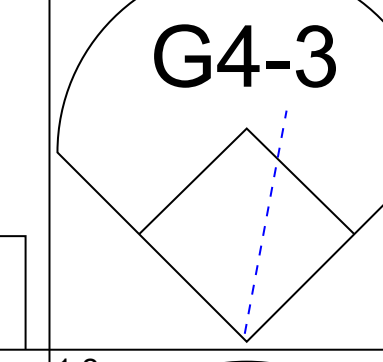
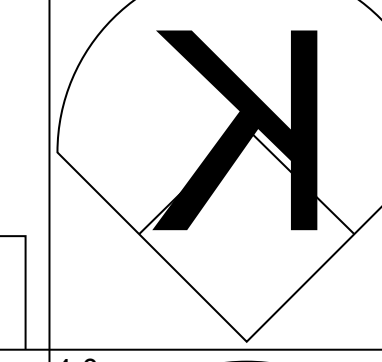
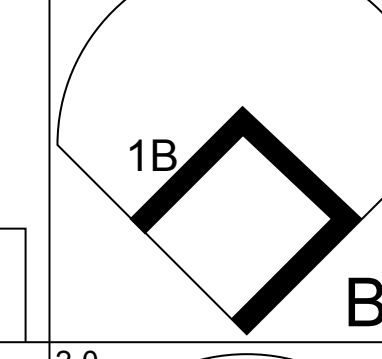
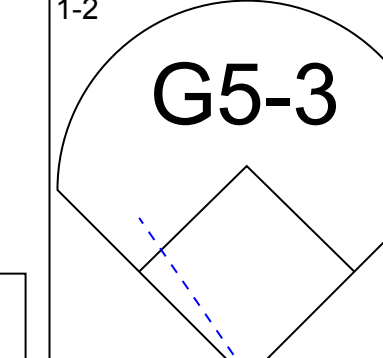
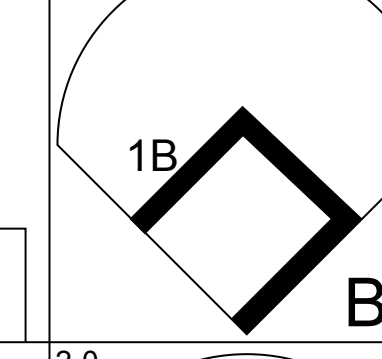
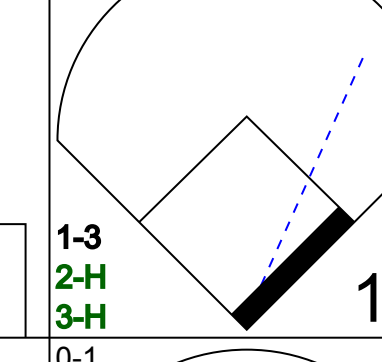
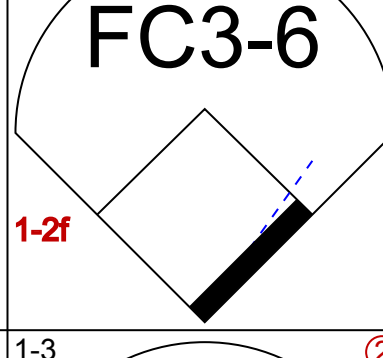
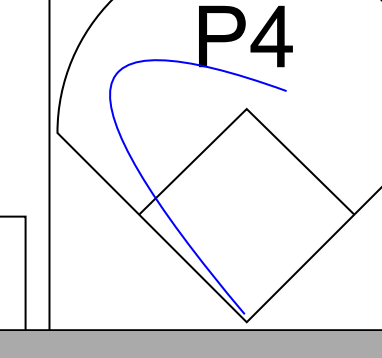


**Kansas City Royals @ Milwaukee Brewers**  
 Milwaukee County Stadium, Milwaukee, WI  
 Tue Jul 19 1994, 6:05 PM EDT  
 Att. 14,829 - Unknown - 81 F

AB: 49  
 R: 4  
 H: 12  
 RBI: 3  
 BB: 5  
 SO: 10  
 LOB: 22





Batter	1	2	3	4	5	6	7	8	9	AB	R	H	RBI	BB	SO	LOB	TOP			
Brian McRae, S OBP: 0.360, SLG: 0.376			SH1-3 		FC3-2 			K 		3	0	0	0	0	2	1	<b>Kansas City Royals @ Milwaukee Brewers</b> Milwaukee County Stadium, Milwaukee, WI Wed Jul 20 1994, 4:33 AM EDT Att: 20,085 - Cloudy - 79 F			
Dave Henderson, R OBP: 0.312, SLG: 0.429			G4-3 		F9 			BLK HBP 		3	0	1	0	0	0	2				
Wally Joyner, L OBP: 0.398, SLG: 0.466			P7 			G6-3 		F8 		4	0	1	0	0	0	2				
Mike Macfarlane, R OBP: 0.362, SLG: 0.450	P2 					G3-6-3 1B 			1B BB 	3	1	2	0	1	0	2				
Bob Hamelin, L OBP: 0.362, SLG: 0.553	K 			K 		G3-6-3 1-2f 			K 	4	0	0	0	0	3	5				
Felix Jose, S OBP: 0.358, SLG: 0.465		G4-3 		G6-4-3 1B 			G4-3 		1B 	4	0	2	0	0	0	0				
Gary Gaetti, R OBP: 0.318, SLG: 0.455	P3 			G6-4-3 1-2f 			G6-3 		1B 	4	0	1	1	0	0	2				
Greg Gagne, R OBP: 0.319, SLG: 0.397	G5-3 				SH1-3 FC3-2 2B 		F9 		K 	4	0	1	0	0	1	2				
Jose Lind, R OBP: 0.290, SLG: 0.311			G4-3 SH1-3 1B 		SH1-3 2-3 			G4-3 	F9 	3	0	1	0	0	0	2				
<b>Inning Stats</b>	R: 0 E: 0 K: 2 S: 14	H: 2 LOB: 2 BB: 0 P: 20	R: 0 E: 0 K: 0 S: 3	H: 0 LOB: 0 BB: 0 P: 5	R: 0 E: 0 K: 0 S: 7	H: 1 LOB: 1 BB: 0 P: 11	R: 0 E: 0 K: 1 S: 8	H: 2 LOB: 2 BB: 0 P: 11	R: 0 E: 0 K: 0 S: 6	H: 1 LOB: 0 BB: 0 P: 8	R: 0 E: 0 K: 0 S: 6	H: 0 LOB: 0 BB: 0 P: 8	R: 0 E: 0 K: 1 S: 7	H: 0 LOB: 1 BB: 0 P: 11	R: 1 E: 0 K: 2 S: 13	H: 2 LOB: 2 BB: 1 P: 20	1B: 8 2B: 1 3B: 0 HR: 0	SF: 0 SAC: 2 DP: 2 HBP: 1	WP: 0 PB: 0 SB: 0 CS: 0	PA: 36
<b>PITCHER</b>	IP WLS BF H R ER SO BB IBB HBP BLK WP HR S P ERA WHIP																			
Ricky Bones, R ERA: 3.31	(1, 1) 7.0 W 26 7 0 0 3 0 0 0 0 0 0 0 55 79 0.00 1.000																			
Jose Mercedes, R ERA: 2.18	(8, 1) 2.0 10 2 1 1 3 1 0 1 1 0 0 0 20 31 4.50 1.500																			

Batter	1	2	3	4	5	6	7	8	9	AB	R	H	RBI	BB	SO	LOB	BOTTOM			
Bill Spiers, L OBP: 0.335, SLG: 0.318	K 		K2-3 					1B 2B 		5	1	3	1	0	2	1	<b>Kansas City Royals @ Milwaukee Brewers</b> Milwaukee County Stadium, Milwaukee, WI Wed Jul 20 1994, 4:33 AM EDT Att: 20,085 - Cloudy - 79 F			
Jeff Cirillo, R OBP: 0.288, SLG: 0.389	F7 			F7 	F5 		K 	1B 2B 		5	1	1	0	0	1	2				
Kevin Seitzer, R OBP: 0.355, SLG: 0.462								1B 2B 		4	0	0	0	0	2	0				
Rick Wrona, R OBP: 0.333, SLG: 1.000	G6-3 			K2-3 		G3 	K 	1B 2B 		1	1	1	1	0	0	0				
Greg Vaughn, R OBP: 0.367, SLG: 0.550		G3 						G5-3 		5	1	2	0	0	1	2				
Dave Nilsson, L OBP: 0.324, SLG: 0.477		G4-3 						K 		3	2	2	0	1	0	0				
Mike Matheny, R OBP: 0.241, SLG: 0.200								K 		1	0	0	0	0	1	2				
Matt Mieske, R OBP: 0.360, SLG: 0.493		G5-3 						1B BB 		4	1	2	3	1	0	2				
Troy O'Leary, L OBP: 0.333, SLG: 0.414								1B 		3	1	2	2	2	0	0				
Alex Diaz, S OBP: 0.301, SLG: 0.383			FC3-6 1-2f 					1B 		4	1	0	0	1	0	5				
Jose Valentin, S OBP: 0.319, SLG: 0.420			K 					1B 		4	2	2	4	0	1	3				
<b>Inning Stats</b>	R: 0 E: 0 K: 1 S: 7	H: 0 LOB: 0 BB: 0 P: 9	R: 0 E: 0 K: 0 S: 8	H: 0 LOB: 0 BB: 0 P: 10	R: 0 E: 0 K: 2 S: 10	H: 1 LOB: 1 BB: 0 P: 13	R: 0 E: 0 K: 1 S: 15	H: 1 LOB: 2 BB: 1 P: 25	R: 1 E: 0 K: 0 S: 11	H: 2 LOB: 1 BB: 0 P: 15	R: 5 E: 0 K: 2 S: 22	H: 4 LOB: 1 BB: 2 P: 39	R: 2 E: 0 K: 1 S: 13	H: 3 LOB: 2 BB: 1 P: 24	R: 3 E: 0 K: 1 S: 16	H: 4 LOB: 2 BB: 1 P: 27	1B: 9 2B: 4 3B: 1 HR: 1	SF: 0 SAC: 0 DP: 0 HBP: 0	WP: 0 PB: 0 SB: 3 CS: 0	PA: 44
<b>PITCHER</b>	IP WLS BF H R ER SO BB IBB HBP BLK WP HR S P ERA WHIP																			
Tom Gordon, R ERA: 4.74	(1, 1) 6.0 L 29 8 6 6 6 3 0 0 0 0 0 0 73 111 9.00 1.833																			
Stan Belinda, R ERA: 5.23	(7, 1) 2.0 15 7 5 5 2 2 0 0 0 0 0 0 29 51 22.50 4.500																			



Batter	1	2	3	4	5	6	7	8	9	AB	R	H	RBI	BB	SO	LOB	TOP					
Chuck Knoblauch R (1.4) OBP: 0.374, SLG: 0.474	G6-3		G1-6-3 1B			G5-4-3 HBP 1B		G6-4-3 1-2		4	0	2	0	0	0	1	<b>Minnesota Twins @ Milwaukee Brewers</b> Milwaukee County Stadium, Milwaukee, WI Thu Jul 21 1994, 8:05 PM EDT Att: 21,782 - Unknown - 79 F <a href="http://livebaseballscorecards.com">livebaseballscorecards.com</a>					
Alex Cole L (1.8) OBP: 0.380, SLG: 0.432	F7		G1-6-3 1-2			G5-4-3 HBP		P6		3	0	0	0	0	0	1						
Shane Mack R (1.7) OBP: 0.391, SLG: 0.581	HR			G4-3		G5-4-3 1-2 2-3 HBP			K	4	1	1	1	0	1	2						
Kent Hrbek L (1.3) OBP: 0.331, SLG: 0.377	G4-3			G6-3					HR	3	1	1	1	1	0	0						
Pedro Munoz R (1.10) OBP: 0.378, SLG: 0.532		FC6-4 1B		K		L8			G5-3	4	0	1	0	0	1	2						
Scott Leius R (1.5) OBP: 0.315, SLG: 0.433	FC6-4 1-2				G6-3 1B				G5-3	4	0	1	0	0	0	1						
Rich Becker L (1.9) OBP: 0.349, SLG: 0.330	E6				G6-3 1-2				G4-3	3	0	0	0	0	0	2						
Matt Walbeck S (1.2) OBP: 0.237, SLG: 0.283	G5-4-3 1-2				G6-3				G6-3	3	0	0	0	0	0	2						
Pat Meares R (1.6) OBP: 0.340, SLG: 0.402			F8			HBP 1B G5-4-3 1B			G6-4-3 1B	3	1	2	0	0	0	0						
<b>Inning Stats</b>	R: 1 E: 0 K: 0 S: 9	H: 1 LOB: 0 BB: 0 P: 12	R: 0 E: 1 K: 0 S: 7	H: 1 LOB: 1 BB: 0 P: 8	R: 0 E: 0 K: 1 S: 5	H: 1 LOB: 0 BB: 0 P: 8	R: 0 E: 0 K: 1 S: 7	H: 0 LOB: 0 BB: 0 P: 13	R: 0 E: 0 K: 0 S: 6	H: 1 LOB: 0 BB: 0 P: 10	R: 1 E: 0 K: 0 S: 11	H: 2 LOB: 2 BB: 1 P: 18	R: 0 E: 0 K: 0 S: 8	H: 0 LOB: 0 BB: 0 P: 11	R: 0 E: 0 K: 0 S: 5	H: 1 LOB: 0 BB: 0 P: 6		R: 1 E: 0 K: 1 S: 10	H: 1 LOB: 0 BB: 0 P: 15	1B: 6 2B: 0 3B: 0 HR: 2	SF: 0 SAC: 0 DP: 5 HBP: 1	WP: 0 PB: 0 SB: 0 CS: 0
<b>PITCHER</b>	IP	WLS	BF	H	R	ER	SO	BB	IBB	HBP	BLK	WP	HR	S	P	ERA	WHIP					
Bill Wegman R (1.1) ERA: 4.27	7.0	W	27	7	2	2	1	1	0	1	0	0	1	55	82	2.57	1.143					
Mike Ignasiak R (8.1) ERA: 4.91	2.0		6	1	1	1	1	0	0	0	0	0	1	13	19	4.50	0.500					

Batter	1	2	3	4	5	6	7	8	9	AB	R	H	RBI	BB	SO	LOB	BOTTOM					
Jody Reed R (1.4) OBP: 0.365, SLG: 0.333	G5-3		G6-3			G6-3		F7		4	0	0	0	0	0	0	<b>Minnesota Twins @ Milwaukee Brewers</b> Milwaukee County Stadium, Milwaukee, WI Thu Jul 21 1994, 8:05 PM EDT Att: 21,782 - Unknown - 79 F <a href="http://livebaseballscorecards.com">livebaseballscorecards.com</a>					
Jeff Cirillo R (1.5) OBP: 0.302, SLG: 0.397	G6-3		BB 1B			L4		G6-3 1B		4	1	2	0	0	0	0						
Kevin Seitzer R (1.3) OBP: 0.354, SLG: 0.456	F8		1B BB			F9		G6-3 1-2		3	0	0	0	1	0	1						
Greg Vaughn R (1.7) OBP: 0.369, SLG: 0.549		G4-3	1B			G5-3			1B	4	0	2	1	0	0	0						
Dave Nilsson L (1.10) OBP: 0.320, SLG: 0.471		L9	F7			G4-3		F7		4	0	0	0	0	0	3						
Matt Mieske R (1.9) Turner Ward S (9.9) OBP: 0.327, SLG: 0.369		HR			G6-3	BB 1B			L9	4	2	2	1	0	0	0						
Mike Matheny R (1.2) OBP: 0.293, SLG: 0.340		HR			2B	HR BB			2B	3	2	3	1	1	0	0						
Alex Diaz S (1.8) OBP: 0.300, SLG: 0.385		G5-3			K	HR 2B			K	4	1	1	1	0	2	2						
Jose Valentin S (1.6) OBP: 0.318, SLG: 0.430			K		P2	HR			P5	4	1	1	3	0	1	2						
<b>Inning Stats</b>	R: 0 E: 0 K: 0 S: 4	H: 0 LOB: 0 BB: 0 P: 7	R: 2 E: 0 K: 0 S: 16	H: 2 LOB: 0 BB: 0 P: 24	R: 1 E: 0 K: 1 S: 14	H: 2 LOB: 1 BB: 1 P: 24	R: 0 E: 0 K: 1 S: 11	H: 1 LOB: 0 BB: 0 P: 17	R: 0 E: 0 K: 0 S: 4	H: 0 LOB: 0 BB: 0 P: 4	R: 4 E: 0 K: 0 S: 11	H: 3 LOB: 0 BB: 1 P: 21	R: 0 E: 0 K: 0 S: 10	H: 2 LOB: 1 BB: 0 P: 14	R: 0 E: 0 K: 1 S: 8	H: 1 LOB: 1 BB: 0 P: 9		R: 0 E: 0 K: 1 S: 10	H: 1 LOB: 0 BB: 0 P: 15	1B: 5 2B: 3 3B: 0 HR: 3	SF: 0 SAC: 0 DP: 1 HBP: 0	WP: 0 PB: 0 SB: 0 CS: 0
<b>PITCHER</b>	IP	WLS	BF	H	R	ER	SO	BB	IBB	HBP	BLK	WP	HR	S	P	ERA	WHIP					
Jim Deshaies L (1.1) ERA: 6.73	5.2	L	26	7	6	6	2	2	0	0	0	0	1	21	30	3.86	1.714					
Carl Willis R (6.1) ERA: 6.1	2.1		10	4	1	1	1	0	0	0	0	0	1	21	30	3.86	1.714					



Batter	1	2	3	4	5	6	7	8	9	10	11	12	13	AB R H RBI BB SO LOB	TOP											
Chuck Knoblauch, R OBP: 0.375, SLG: 0.474 (1, 4)	G4-3		K				P4		BLK 1B			1B SH1-4 BB	G6-3	6 0 2 1 1 1 1	<b>Minnesota Twins @ Milwaukee Brewers</b> <b>Milwaukee County Stadium, Milwaukee, WI</b> Fri Jul 22 1994, 8:05 PM EDT Att: 23,190 - Cloudy - 79 F											
Rich Becker, L OBP: 0.351, SLG: 0.327 (1, 8)	F7			G4-3 G1 1B	G4-3		FC6-4 BB		G5-3			SH1-4		4 0 1 0 1 0 3												
Kirby Puckett, R OBP: 0.380, SLG: 0.528 (1, 9)	HR			G1		G6-3	FC6-4					1B IBB		4 1 1 1 2 0 2												
Kent Hrbek, L OBP: 0.331, SLG: 0.373 (1, 3)	F5			G4-3		1B BB			F7	PO		G6-4-3 1B		5 1 1 0 1 0 1												
Shane Mack, R OBP: 0.386, SLG: 0.571 (1, 7)		G6-3		F8		1B BB			G6-3			G6-4-3 1B		6 0 1 0 0 0 4												
Pedro Munoz, R OBP: 0.372, SLG: 0.521 (1, 10)		F8			G6-3		1B		G5-3				K	6 0 1 0 0 2 0												
Scott Leius, R OBP: 0.322, SLG: 0.450 (1, 5)							1-2 2-3							5 3 3 2 1 0 0												
Matt Walbeck, S OBP: 0.235, SLG: 0.278 (1, 2)				G4-3		HR	1-2 2-3 3H	1B	1B E BB				G4-3 2B	5 0 0 0 1 1 5												
Pat Meares, R OBP: 0.335, SLG: 0.396 Chip Hale, R OBP: 0.355, SLG: 0.359 Alex Cole, L OBP: 0.380, SLG: 0.432 Jeff Rebutel, R OBP: 0.341, SLG: 0.412 (1, 6)				F7										3 0 0 0 0 0 1												
<b>Inning Stats</b>	R: 1 E: 0 K: 0 S: 4	H: 1 LOB: 0 BB: 0 P: 4	R: 0 E: 0 K: 0 S: 3	H: 0 LOB: 0 BB: 0 P: 3	R: 0 E: 0 K: 1 S: 5	H: 0 LOB: 0 BB: 0 P: 5	R: 0 E: 0 K: 0 S: 4	H: 1 LOB: 1 BB: 0 P: 4	R: 1 E: 0 K: 0 S: 5	H: 2 LOB: 2 BB: 1 P: 9	R: 0 E: 0 K: 0 S: 5	H: 3 LOB: 2 BB: 1 P: 9	R: 0 E: 0 K: 1 S: 6	H: 0 LOB: 0 BB: 0 P: 14		R: 0 E: 0 K: 1 S: 5	H: 0 LOB: 0 BB: 0 P: 5	R: 0 E: 0 K: 0 S: 3	H: 1 LOB: 2 BB: 2 P: 11	R: 1 E: 0 K: 1 S: 7	H: 2 LOB: 1 BB: 0 P: 7	1B: 7 2B: 4 3B: 0 HR: 2	SF: 0 SAC: 1 DP: 3 HBP: 0	WP: 0 PB: 0 SB: 2 CS: 0	PA: 56	
<b>PITCHER</b>	IP WLS BF H R ER SO BB IBB HBP BLK WP HR S P ERA WHIP																									
Bob Scanlan, R ERA: 4.5 Jose Mercades, R ERA: 1.93 Mike Fetters, R ERA: 2.83 Jaime Navarro, R ERA: 6.49 (1, 1) (8, 1) (8, 1) (10, 1)	5.1 2.2 1.0 4.0	L WLS 25 4	H 7 0 16	R 3 0 3	ER 3 0 1	SO 1 0 2	BB 2 0 1	IBB 0 0 1	HBP 0 0 0	BLK 0 0 0	WP 0 0 0	HR 2 0 0	S 25 7 11	P 33 11 14 26	ERA 5.06 0.00 18.00 2.25	WHIP 1.688 0.375 3.000 1.000										

AB	47
R	6
H	12
RBI	5
BB	7
SO	4
LOB	18



Batter	1	2	3	4	5	6	7	8	9	10	11	12	13	AB R H RBI BB SO LOB	BOTTOM											
Jody Reed, R OBP: 0.302, SLG: 0.329 Bill Spiers, L OBP: 0.333, SLG: 0.316 (1, 4) (11, PH) (12, 6)	G6-3	P4		S BB		G5-3			G4-3		K			4 0 0 0 1 0 1 1 0 0 0 0 1 1	<b>Minnesota Twins @ Milwaukee Brewers</b> <b>Milwaukee County Stadium, Milwaukee, WI</b> Fri Jul 22 1994, 8:05 PM EDT Att: 23,190 - Cloudy - 79 F											
Jeff Cirillo, R OBP: 0.290, SLG: 0.391 (1, 5)	F7		G4-3 2B	F7		F8			F3			K		6 0 1 0 0 1 2												
Kevin Seltzer, R OBP: 0.357, SLG: 0.461 (1, 3)	P3		G4-3		F8 2B				P4					6 1 3 0 0 0 1												
Greg Vaughn, R OBP: 0.365, SLG: 0.545 (1, 7)		E 2B	G6-3		K		F8			F3		L9		6 1 1 0 0 1 4												
Dave Nilsson, L OBP: 0.323, SLG: 0.473 (1, 10)		E9 2B 1B			F8					P6		F7		5 1 2 1 1 0 2												
Matt Mieske, R OBP: 0.365, SLG: 0.510 Turner Ward, S OBP: 0.328, SLG: 0.368 (1, 9) (8, 9)		G3 SF8 2B	G1-3		2B WP BB					P4				3 2 1 1 1 1 3 1 0 0 0 1 0 0												
Rick Wrona, R OBP: 0.545, SLG: 1.200 (1, 2)	G3			1B BB	WP 2B			L4-6 2B					SH1-4 BB	4 0 3 1 1 0 1												
Alex Diaz, S OBP: 0.291, SLG: 0.375 (1, 8) (8, 9)	SF8			F7	G6-3			K			B1		F9	5 0 0 1 0 1 5												
Jose Valentin, S OBP: 0.318, SLG: 0.426 (1, 6) (12, 4)	S BB					K		L4-6			K		G3-1	5 0 1 0 1 2 3												
<b>Inning Stats</b>	R: 0 E: 0 K: 0 S: 3	H: 0 LOB: 0 BB: 0 P: 3	R: 3 E: 1 K: 0 S: 6	H: 3 LOB: 1 BB: 1 P: 10	R: 0 E: 0 K: 0 S: 4	H: 1 LOB: 2 BB: 1 P: 8	R: 0 E: 0 K: 1 S: 5	H: 1 LOB: 2 BB: 2 P: 11	R: 2 E: 0 K: 1 S: 7	H: 2 LOB: 1 BB: 1 P: 11	R: 0 E: 0 K: 1 S: 5	H: 0 LOB: 0 BB: 0 P: 5	R: 0 E: 0 K: 2 S: 8	H: 1 LOB: 1 BB: 0 P: 8		R: 0 E: 0 K: 1 S: 6	H: 1 LOB: 1 BB: 0 P: 6	R: 0 E: 0 K: 0 S: 3	H: 0 LOB: 1 BB: 1 P: 7	1B: 4 2B: 9 3B: 0 HR: 0	SF: 1 SAC: 1 DP: 1 HBP: 0	WP: 1 PB: 0 SB: 2 CS: 0	PA: 54			
<b>PITCHER</b>	IP WLS BF H R ER SO BB IBB HBP BLK WP HR S P ERA WHIP																									
Eddie Guardado, L ERA: 6.47 Mike Trombley, R ERA: 6.75 Kevin Campbrell, R ERA: 3.33 Erik Schulstrom, R ERA: Mark Guthrie, L ERA: 6.22 (1, 1) (3, 1) (8, 1) (7, 1) (10, 1)	2.1 2.1 2.0 2.2 1.1	L WLS 12 13 7 8 5	H 4 3 2 1 0	R 3 2 0 0 0	ER 3 2 0 0 0	SO 3 1 1 2 0	BB 1 3 0 0 0	IBB 0 1 0 0 0	HBP 0 0 0 0 0	BLK 0 0 0 0 0	WP 0 0 1 0 0	HR 0 0 0 0 0	S 11 27 9 12 7	P 15 25 9 12 7	ERA 11.57 7.71 0.00 0.00 0.00	WHIP 2.143 2.571 1.000 0.375 0.750										
<b>PITCHER</b>	IP WLS BF H R ER SO BB IBB HBP BLK WP HR S P ERA WHIP																									
Rick Aguilera, R ERA: 3.89 (11, 1)	2.1 W	WLS 9	H 1	R 0	ER 0	SO 2	BB 1	IBB 0	HBP 0	BLK 0	WP 0	HR 0	S 12	P 16	ERA 0.00	WHIP 0.857										

AB	46
R	5
H	12
RBI	4
BB	6
SO	7
LOB	23





Batter	1	2	3	4	5	6	7	8	9	AB	R	H	RBI	BB	SO	LOB	TOP					
Chuck Knoblauch R (1,4) OBP: 0.373, SLG: 0.471	K2-3		K		G4-3		G6-3		F8	5	1	1	0	0	2	1	<b>Minnesota Twins @ Milwaukee Brewers</b> Milwaukee County Stadium, Milwaukee, WI Sat Jul 23 1994, 8:05 PM EDT Att: 37,438 - Unknown - 83 F <a href="http://livebaseballscorecards.com">livebaseballscorecards.com</a>					
Alex Cole L (1,8) OBP: 0.380, SLG: 0.430	G1-3		K		G4-3				FC3-6	4	0	1	0	1	1	1						
Kirby Puckett R (1,9) OBP: 0.359, SLG: 0.523	F8				K		P4		F8	4	1	0	0	1	1	4						
Dave Winfield R (1,10) OBP: 0.334, SLG: 0.444		G4-3			G4-3		L9			3	0	0	1	1	0	2						
Pedro Munoz R (1,7) OBP: 0.379, SLG: 0.538					F9					3	2	2	2	1	0	1						
Scott Leius R (1,5) OBP: 0.327, SLG: 0.450										2	1	1	0	2	0	2						
Jeff Reboulet R (1,3) OBP: 0.339, SLG: 0.414					G4-3		G5-3		G1-6-3	4	0	1	2	0	0	2						
Derek Parks R (1,2) OBP: 0.244, SLG: 0.315					F9		F8		F8	4	0	0	0	0	0	2						
Pat Meares R (1,6) OBP: 0.333, SLG: 0.392					K		G6-3		FC3-6	4	0	1	0	0	1	2						
<b>Inning Stats</b>	R: 0 E: 0 K: 1 S: 7	H: 0 LOB: 0 BB: 0 P: 10	R: 2 E: 0 K: 0 S: 12	H: 2 LOB: 1 BB: 1 P: 25	R: 1 E: 0 K: 2 S: 12	H: 1 LOB: 2 BB: 2 P: 24	R: 0 E: 0 K: 1 S: 8	H: 0 LOB: 0 BB: 0 P: 12	R: 1 E: 0 K: 1 S: 11	H: 1 LOB: 1 BB: 1 P: 22	R: 0 E: 0 K: 0 S: 7	H: 0 LOB: 1 BB: 1 P: 16	R: 0 E: 0 K: 0 S: 10	H: 1 LOB: 1 BB: 0 P: 10	R: 1 E: 0 K: 0 S: 9	H: 1 LOB: 0 BB: 1 P: 15	R: 0 E: 0 K: 0 S: 7	H: 1 LOB: 1 BB: 0 P: 10	1B: 5 2B: 1 3B: 0 HR: 1	SF: 0 SAC: 0 DP: 1 HBP: 0	WP: 0 PB: 0 SB: 3 CS: 0	PA: 39
<b>PITCHER</b>	IP WLS BF H R ER SO	IP WLS BF H R ER SO	IP WLS BF H R ER SO	IP WLS BF H R ER SO	IP WLS BF H R ER SO	IP WLS BF H R ER SO	IP WLS BF H R ER SO	IP WLS BF H R ER SO	IP WLS BF H R ER SO	IP WLS BF H R ER SO	IP WLS BF H R ER SO	IP WLS BF H R ER SO	IP WLS BF H R ER SO	IP WLS BF H R ER SO	IP WLS BF H R ER SO	IP WLS BF H R ER SO	ERA WHIP	ERA WHIP				
Angel Miranda L (1,1) ERA: 5.96	5.1 L 25 4 4 4 5	3.2 L 14 3 1 1 0	6.1 L 25 4 4 4 5	6.1 L 14 3 1 1 0	6.1 L 14 3 1 1 0	6.1 L 14 3 1 1 0	6.1 L 14 3 1 1 0	6.1 L 14 3 1 1 0	6.1 L 14 3 1 1 0	6.1 L 14 3 1 1 0	6.1 L 14 3 1 1 0	6.1 L 14 3 1 1 0	6.1 L 14 3 1 1 0	6.1 L 14 3 1 1 0	6.1 L 14 3 1 1 0	6.1 L 14 3 1 1 0	6.75 1.688	2.46 1.091				
Mike Ignasiak R (6,1) ERA: 4.7	3.2 L 14 3 1 1 0	6.1 L 14 3 1 1 0	6.1 L 14 3 1 1 0	6.1 L 14 3 1 1 0	6.1 L 14 3 1 1 0	6.1 L 14 3 1 1 0	6.1 L 14 3 1 1 0	6.1 L 14 3 1 1 0	6.1 L 14 3 1 1 0	6.1 L 14 3 1 1 0	6.1 L 14 3 1 1 0	6.1 L 14 3 1 1 0	6.1 L 14 3 1 1 0	6.1 L 14 3 1 1 0	6.1 L 14 3 1 1 0	6.1 L 14 3 1 1 0	2.46 1.091					

Batter	1	2	3	4	5	6	7	8	9	AB	R	H	RBI	BB	SO	LOB	BOTTOM					
Jody Reed R (1,4) OBP: 0.361, SLG: 0.328	G5-3		F8		G5-3				F7	4	0	1	1	0	0	1	<b>Minnesota Twins @ Milwaukee Brewers</b> Milwaukee County Stadium, Milwaukee, WI Sat Jul 23 1994, 8:05 PM EDT Att: 37,438 - Unknown - 83 F <a href="http://livebaseballscorecards.com">livebaseballscorecards.com</a>					
Jeff Cirillo R (1,5) OBP: 0.288, SLG: 0.382	F9		F8						F9	4	0	1	0	0	0	2						
Kevin Seitzer R (1,3) OBP: 0.352, SLG: 0.454	G5-3		F9						F7	4	0	0	0	0	0	3						
Greg Vaughn R (1,10) OBP: 0.367, SLG: 0.543										3	0	1	0	1	1	2						
Dave Nilsson L (1,2) OBP: 0.320, SLG: 0.468										4	0	0	0	0	0	4						
Matt Mieske R (1,9) OBP: 0.359, SLG: 0.500										4	0	0	0	0	1	1						
Turner Ward S (1,8) OBP: 0.328, SLG: 0.366										2	0	0	0	1	0	0						
Troy O'Leary L (1,7) OBP: 0.333, SLG: 0.387										2	1	0	0	1	1	1						
Jose Valentin S (1,6) OBP: 0.318, SLG: 0.424										3	0	1	0	0	0	1						
<b>Inning Stats</b>	R: 0 E: 0 K: 0 S: 5	H: 0 LOB: 0 BB: 0 P: 8	R: 0 E: 0 K: 0 S: 5	H: 1 LOB: 0 BB: 0 P: 10	R: 1 E: 0 K: 0 S: 15	H: 2 LOB: 2 BB: 1 P: 30	R: 0 E: 0 K: 1 S: 7	H: 0 LOB: 0 BB: 0 P: 11	R: 0 E: 0 K: 1 S: 6	H: 0 LOB: 1 BB: 1 P: 12	R: 0 E: 1 K: 1 S: 10	H: 1 LOB: 1 BB: 0 P: 12	R: 0 E: 0 K: 0 S: 4	H: 0 LOB: 0 BB: 0 P: 5	R: 0 E: 0 K: 0 S: 7	H: 0 LOB: 0 BB: 0 P: 11	R: 0 E: 0 K: 0 S: 10	H: 0 LOB: 1 BB: 1 P: 18	1B: 4 2B: 0 3B: 0 HR: 0	SF: 0 SAC: 0 DP: 2 HBP: 0	WP: 0 PB: 0 SB: 0 CS: 0	PA: 33
<b>PITCHER</b>	IP WLS BF H R ER SO	IP WLS BF H R ER SO	IP WLS BF H R ER SO	IP WLS BF H R ER SO	IP WLS BF H R ER SO	IP WLS BF H R ER SO	IP WLS BF H R ER SO	IP WLS BF H R ER SO	IP WLS BF H R ER SO	IP WLS BF H R ER SO	IP WLS BF H R ER SO	IP WLS BF H R ER SO	IP WLS BF H R ER SO	IP WLS BF H R ER SO	IP WLS BF H R ER SO	IP WLS BF H R ER SO	ERA WHIP	ERA WHIP				
Pat Mahomes R (1,1) ERA: 5.4	3.0 W 12 3 1 1 0	5.1 W 19 1 0 0 3	4.1 W 19 1 0 0 3	4.1 W 19 1 0 0 3	4.1 W 19 1 0 0 3	4.1 W 19 1 0 0 3	4.1 W 19 1 0 0 3	4.1 W 19 1 0 0 3	4.1 W 19 1 0 0 3	4.1 W 19 1 0 0 3	4.1 W 19 1 0 0 3	4.1 W 19 1 0 0 3	4.1 W 19 1 0 0 3	4.1 W 19 1 0 0 3	4.1 W 19 1 0 0 3	4.1 W 19 1 0 0 3	3.00 1.333	0.00 0.562				
Dave Stevens R (4,1) ERA: 7.3	5.1 W 19 1 0 0 3	4.1 W 19 1 0 0 3	4.1 W 19 1 0 0 3	4.1 W 19 1 0 0 3	4.1 W 19 1 0 0 3	4.1 W 19 1 0 0 3	4.1 W 19 1 0 0 3	4.1 W 19 1 0 0 3	4.1 W 19 1 0 0 3	4.1 W 19 1 0 0 3	4.1 W 19 1 0 0 3	4.1 W 19 1 0 0 3	4.1 W 19 1 0 0 3	4.1 W 19 1 0 0 3	4.1 W 19 1 0 0 3	4.1 W 19 1 0 0 3	0.00 0.562					
Mark Guthrie L (9,1) ERA: 6.13	0.2 L 2 0 0 0 0	0.2 L 2 0 0 0 0	0.2 L 2 0 0 0 0	0.2 L 2 0 0 0 0	0.2 L 2 0 0 0 0	0.2 L 2 0 0 0 0	0.2 L 2 0 0 0 0	0.2 L 2 0 0 0 0	0.2 L 2 0 0 0 0	0.2 L 2 0 0 0 0	0.2 L 2 0 0 0 0	0.2 L 2 0 0 0 0	0.2 L 2 0 0 0 0	0.2 L 2 0 0 0 0	0.2 L 2 0 0 0 0	0.2 L 2 0 0 0 0	0.00 0.000					

AB 33  
R 5  
H 7  
RBI 5  
BB 6  
SO 5  
LOB 17



AB 30  
R 1  
H 4  
RBI 1  
BB 3  
SO 3  
LOB 15





Batter	1	2	3	4	5	6	7	8	9	AB	R	H	RBI	BB	SO	LOB	TOP											
<b>Chuck Knoblauch, R</b> OBP: 0.376, SLG: 0.470	4-2 F7 HR BB		0-2 G4-3			0-0 G3-1 SF9 1B	2-0 HR HBP		2-1 E6 1B FC4-6	3	4	1	0	1	0	0												
<b>Alex Cole, L</b> OBP: 0.380, SLG: 0.427	4-2 SAFE 1-2 HR BB		3-2 F7			1-1 G3-1	1-0 SF8		0-1 FC4-6 1B	2	1	0	0	1	0	1												
<b>Shane Mack, R</b> OBP: 0.384, SLG: 0.571	SAFE 1-2 HR BB					1-3 SF9	3-H HR		1-3 FC4-6 1B	0	0	0	1	0	0	0												
<b>Jeff Reboulet, R</b> OBP: 0.343, SLG: 0.418	SAFE 1-2 HR BB					1-1 G5-3	0-1 SF9		1-1 FC4-6	1	0	1	0	0	0	0												
<b>Kirby Puckett, R</b> OBP: 0.357, SLG: 0.528	0-1 F7		1-1 G5-3			0-1 SF9	0-1 HR		1-1 FC4-6	4	1	1	4	0	0	3												
<b>Kent Hrbek, L</b> OBP: 0.336, SLG: 0.391	2-2 1-H 3-H HR			2-2 P6		1-1 1B	0-2 1B		1-1 P4	5	1	3	3	0	0	1												
<b>Pedro Munoz, R</b> OBP: 0.372, SLG: 0.527	1-3 K		1-2 G5-3			1-2 G4-3	0-0 F9			4	0	0	0	0	1	2												
<b>Dave Winfield, R</b> OBP: 0.337, SLG: 0.457	2-1 F8		1-1 P5			0-1 HR	2-1 1B			4	1	2	1	0	0	0												
<b>Scott Leius, R</b> OBP: 0.326, SLG: 0.447		2-2 G5-3			1-0 G6-3	1-0 SH1-4 WP 1B	1-0 P4			4	1	1	0	0	0	0												
<b>Matt Walbeck, S</b> OBP: 0.235, SLG: 0.278		0-0 G4-3			1-3 K	1-0 WP SH1-4 1B	1-2 G4-3			4	1	1	0	0	1	0												
<b>Pat Meares, R</b> OBP: 0.329, SLG: 0.386		1-0 G6-3			0-2 G1-3	0-0 SH1-4			0-0 P2	3	0	0	0	0	0	0												
<b>Inning Stats</b>	R: 3 E: 0 K: 1 S: 16	H: 1 LOB: 0 BB: 2 P: 29	R: 0 E: 0 K: 0 S: 5	H: 0 LOB: 0 BB: 0 P: 8	R: 0 E: 0 K: 0 S: 9	H: 0 LOB: 0 BB: 0 P: 13	R: 0 E: 0 K: 1 S: 8	H: 0 LOB: 0 BB: 0 P: 12	R: 0 E: 0 K: 2 S: 10	H: 1 LOB: 1 BB: 0 P: 13	R: 5 E: 0 K: 0 S: 12	H: 5 LOB: 1 BB: 0 P: 17	R: 0 E: 0 K: 0 S: 6	H: 1 LOB: 0 BB: 0 P: 10	R: 1 E: 1 K: 0 S: 9	H: 1 LOB: 1 BB: 0 P: 13	1B: 7 2B: 0 3B: 0 HR: 3	SF: 2 SAC: 1 DP: 0 HBP: 1	WP: 1 PB: 0 SB: 2 CS: 0	PA: 40								
<b>PITCHER</b>	IP	WLS	BF	H	R	ER	SO	BB	IBB	HBP	BLK	WP	HR	S	P	ERA	WHIP											
<b>21 Cal Eldred, R</b> ERA: 4.52	(1, 1)	6.1	L	28	6	8	8	2	2	0	1	0	1	2	61	94	11.37	1.263										
<b>Graeme Lloyd, L</b> ERA: 4.95	(7, 1)	0.1		3	2	1	1	0	0	0	0	0	0	1	6	7	27.00	6.000										
<b>Jose Mercedes, R</b> ERA: 1.75	(7, 1)	2.1		9	2	1	0	0	0	0	0	0	0	0	16	24	0.00	0.857										

Minnesota Twins @ Milwaukee Brewers  
Milwaukee County Stadium, Milwaukee, WI

Sun Jul 24 1994, 4:33 AM EDT  
Att: 40,195 - Cloudy - 77 F

AB 34  
R 10  
H 10  
RBI 9  
BB 2  
SO 2  
LOB 7



Batter	1	2	3	4	5	6	7	8	9	AB	R	H	RBI	BB	SO	LOB	BOTTOM											
<b>Jody Reed, R</b> OBP: 0.358, SLG: 0.324	2-2 G6-3			2-1 P5		0-1 F9		0-3 K		4	0	0	0	0	0	1												
<b>Bill Spiers, L</b> OBP: 0.332, SLG: 0.315		0-0 F8								1	0	0	0	0	1	2												
<b>Turner Ward, S</b> OBP: 0.331, SLG: 0.377	3-2 HR	2-0 2B 1B		0-1 F9		3-2 CS	1-3 K		4-0 BB	4	2	2	1	1	1	0												
<b>Kevin Seitzer, R</b> OBP: 0.353, SLG: 0.457	1-1 F9	3-2 1-H 2B		1-2 G4-3		0-1 1B	0-1 1B		3-2 F8	5	0	2	1	0	0	1												
<b>Greg Vaughn, R</b> OBP: 0.367, SLG: 0.539	0-0 1B	4-2 BB		1-3 K		0-1 P4	0-1 P4		0-3 K	4	0	1	0	1	2	2												
<b>Dave Nilsson, L</b> OBP: 0.318, SLG: 0.464	3-3 K	3-2 F8		1-0 1B		1-2 P6	1-2 P6		0-0 G4-3	5	0	1	0	0	1	5												
<b>Matt Mieske, R</b> OBP: 0.353, SLG: 0.491		2-2 F9		0-0 G5-3		0-3 K	1-3 K			4	0	0	0	0	2	1												
<b>Jeff Cirillo, R</b> OBP: 0.312, SLG: 0.394		0-0 2B HR 1B		1-0 P5		1-1 2B HBP	2-1 2B 1B			3	2	2	0	0	0	0												
<b>Dave Valle, R</b> OBP: 0.339, SLG: 0.400		1-1 HR 2B		1-1 G5-3		3-2 1-H 2B	1-2 2B		1-2 2B	4	1	3	1	0	0	0												
<b>Jose Valentin, S</b> OBP: 0.321, SLG: 0.438		0-0 HR		1-3 K		2-2 CS 1B	3-3 K			4	1	2	3	0	2	2												
<b>Inning Stats</b>	R: 1 E: 0 K: 1 S: 15	H: 2 LOB: 1 BB: 0 P: 24	R: 4 E: 0 K: 0 S: 19	H: 5 LOB: 2 BB: 1 P: 33	R: 0 E: 0 K: 0 S: 4	H: 0 LOB: 0 BB: 0 P: 6	R: 0 E: 0 K: 1 S: 8	H: 0 LOB: 0 BB: 0 P: 11	R: 0 E: 0 K: 2 S: 10	H: 1 LOB: 1 BB: 0 P: 13	R: 1 E: 0 K: 0 S: 14	H: 2 LOB: 0 BB: 0 P: 23	R: 0 E: 0 K: 1 S: 10	H: 1 LOB: 1 BB: 0 P: 12	R: 0 E: 0 K: 3 S: 14	H: 2 LOB: 2 BB: 0 P: 21	R: 0 E: 0 K: 1 S: 8	H: 0 LOB: 1 BB: 1 P: 15	1B: 7 2B: 4 3B: 0 HR: 2	SF: 0 SAC: 0 DP: 0 HBP: 1	WP: 0 PB: 0 SB: 0 CS: 1	PA: 42						
<b>PITCHER</b>	IP	WLS	BF	H	R	ER	SO	BB	IBB	HBP	BLK	WP	HR	S	P	ERA	WHIP											
<b>Kevin Tapani, R</b> ERA: 4.73	(1, 1)	1.2		13	7	5	5	1	1	0	0	0	0	0	30	50	27.00	4.800										
<b>Kevin Campbell, R</b> ERA: 3.2	(2, 1)	3.1		12	1	1	1	3	0	0	1	0	0	0	27	39	2.70	0.300										
<b>Carl Willis, R</b> ERA: 5.91	(6, 1)	1.2	W	6	3	0	0	1	0	0	0	0	0	0	20	29	0.00	1.800										
<b>Mark Guthrie, L</b> ERA: 6.08	(7, 1)	0.1		1	0	0	0	0	0	0	0	0	0	3	4	0.00	0.000											
<b>Erik Schultstrom, R</b> ERA:	(8, 1)	2.0	S	9	2	0	0	4	1	0	0	0	0	0	22	36	0.00	1.500										

Minnesota Twins @ Milwaukee Brewers  
Milwaukee County Stadium, Milwaukee, WI

Sun Jul 24 1994, 4:33 AM EDT  
Att: 40,195 - Cloudy - 77 F

AB 38  
R 6  
H 13  
RBI 6  
BB 2  
SO 9  
LOB 14





Batter	1	2	3	4	5	6	7	8	9	AB	R	H	RBI	BB	SO	LOB	TOP					
Jody Reed, R OBP: 0.391, SLG: 0.326										4	1	2	2	1	0	2	<b>Milwaukee Brewers @ Toronto Blue Jays</b> SkyDome, Toronto, ON Tue Jul 26 1994, 7:05 PM EDT Att: 49,098 - Unknown - 73 F					
Turner Ward, S OBP: 0.330, SLG: 0.374										5	0	1	0	0	1	2						
Kevin Seitzer, R OBP: 0.350, SLG: 0.452										5	1	1	1	0	0	2						
Greg Vaughn, R OBP: 0.365, SLG: 0.534										5	1	1	0	0	2	2						
Dave Nilsson, L OBP: 0.320, SLG: 0.471										3	1	1	3	1	0	2						
Matt Mieske, R OBP: 0.347, SLG: 0.482										4	0	0	0	0	1	1						
Troy O'Leary, L OBP: 0.325, SLG: 0.371										4	1	1	0	0	0	0						
Jeff Cirillo, R OBP: 0.333, SLG: 0.419										3	1	2	0	1	1	0						
Jose Valentin, S OBP: 0.320, SLG: 0.433										3	1	0	0	1	1	2						
<b>Inning Stats</b>	R: 7 E: 1 K: 1 S: 22	H: 6 LOB: 1 BB: 1 P: 39	R: 0 E: 0 K: 1 S: 9	H: 0 LOB: 0 BB: 0 P: 14	R: 0 E: 0 K: 1 S: 8	H: 1 LOB: 1 BB: 0 P: 12	R: 0 E: 0 K: 0 S: 11	H: 1 LOB: 2 BB: 1 P: 20	R: 0 E: 0 K: 0 S: 8	H: 0 LOB: 0 BB: 0 P: 12	R: 0 E: 0 K: 0 S: 4	H: 0 LOB: 0 BB: 1 P: 8	R: 0 E: 0 K: 1 S: 5	H: 0 LOB: 0 BB: 0 P: 8	R: 0 E: 0 K: 0 S: 7	H: 0 LOB: 0 BB: 0 P: 12	1B: 7 2B: 1 3B: 0 HR: 1	SF: 0 SAC: 0 DP: 1 HBP: 0	WP: 1 PB: 0 CS: 2	PA: 40		
<b>PITCHER</b>	IP WLS BF H R ER SO BB IBB HBP BLK WP HR S P ERA WHIP	IP WLS BF H R ER SO BB IBB HBP BLK WP HR S P ERA WHIP																				
Juan Guzman, R ERA: 5.78	(1, 1)	0.2	L	10	6	7	4	1	1	0	0	0	0	0	0	0	1	1	21	37	54.00	10.500
Woody Williams, R ERA: 4.32	(1, 1)	4.1		18	3	0	0	2	2	0	0	0	0	0	0	0	0	0	37	65	0.00	1.154
Mike Timlin, R ERA: 5.05	(6, 1)	4.0		12	0	0	0	3	1	0	0	0	0	0	0	0	0	0	24	40	0.00	0.250

Batter	1	2	3	4	5	6	7	8	9	AB	R	H	RBI	BB	SO	LOB	BOTTOM					
Devon White, S OBP: 0.326, SLG: 0.485										4	1	3	0	0	0	0	<b>Milwaukee Brewers @ Toronto Blue Jays</b> SkyDome, Toronto, ON Tue Jul 26 1994, 7:05 PM EDT Att: 49,098 - Unknown - 73 F					
Roberto Alomar, S OBP: 0.384, SLG: 0.457										4	0	0	0	0	0	4						
Paul Molitor, R OBP: 0.420, SLG: 0.534										3	2	2	1	0	0	0						
Joe Carter, R OBP: 0.314, SLG: 0.511										4	0	1	0	0	1	1						
John Olerud, L OBP: 0.387, SLG: 0.453										3	1	2	2	1	0	1						
Darnell Coles, R OBP: 0.282, SLG: 0.362										3	0	0	0	1	0	1						
Ed Sprague, R OBP: 0.282, SLG: 0.354										4	0	0	0	0	1	2						
Pat Borders, R OBP: 0.289, SLG: 0.338										4	1	1	1	0	1	0						
Dick Schofield, R OBP: 0.336, SLG: 0.360										4	0	1	0	0	1	0						
<b>Inning Stats</b>	R: 1 E: 0 K: 0 S: 11	H: 1 LOB: 0 BB: 0 P: 17	R: 0 E: 0 K: 1 S: 8	H: 0 LOB: 0 BB: 1 P: 16	R: 0 E: 0 K: 0 S: 10	H: 1 LOB: 1 BB: 0 P: 15	R: 1 E: 1 K: 0 S: 11	H: 2 LOB: 0 BB: 0 P: 16	R: 1 E: 0 K: 0 S: 9	H: 3 LOB: 1 BB: 0 P: 13	R: 0 E: 0 K: 0 S: 8	H: 1 LOB: 0 BB: 1 P: 15	R: 0 E: 0 K: 2 S: 7	H: 0 LOB: 0 BB: 0 P: 12	R: 2 E: 0 K: 1 S: 11	H: 2 LOB: 0 BB: 0 P: 18	R: 0 E: 0 K: 0 S: 5	H: 0 LOB: 0 BB: 0 P: 9	1B: 6 2B: 2 3B: 0 HR: 2	SF: 1 SAC: 0 DP: 3 HBP: 0	WP: 0 PB: 0 CS: 0	PA: 36
<b>PITCHER</b>	IP WLS BF H R ER SO BB IBB HBP BLK WP HR S P ERA WHIP	IP WLS BF H R ER SO BB IBB HBP BLK WP HR S P ERA WHIP																				
Ricky Bones, R ERA: 3.38	(1, 1)	8.0	W	33	10	5	4	4	0	0	0	0	0	0	0	0	0	0	75	122	4.50	1.500
Mike Fetters, R ERA: 2.76	(9, 1)	1.0	S	3	0	0	0	0	0	0	0	0	0	0	0	0	0	0	5	9	0.00	0.000



Batter	1	2	3	4	5	6	7	8	9	AB	R	H	RBI	BB	SO	LOB	TOP				
Jody Reed, R OBP: 0.359, SLG: 0.324	F8	F9		G6-3			FC1-6 1B		P6	5	0	1	0	0	0	3					
Turner Ward, S OBP: 0.328, SLG: 0.372	BB 1B	P3			L6		FC1-6 1B HR		F8	5	2	1	0	0	0	3					
Kevin Seitzer, R OBP: 0.351, SLG: 0.449	F9			BB	G5-3		HR 1B		P5	4	1	1	0	1	0	1					
Greg Vaughn, R OBP: 0.366, SLG: 0.532	1B CS BB			F9		1B	P3			3	1	1	0	1	0	3					
Dave Nilsson, L OBP: 0.325, SLG: 0.483	CS 1B			K		1B	HR			4	1	3	4	0	1	1					
Troy O'Leary, L OBP: 0.295, SLG: 0.333	K			G1-3		G3-1	G6-3			4	0	0	0	0	1	4					
Matt Mieske, R OBP: 0.341, SLG: 0.473		E5		F8		G1-3		G4-3		4	0	0	0	0	0	0					
Jeff Cirillo, R OBP: 0.329, SLG: 0.403		K			BB BB	L5		F9		3	0	0	0	1	1	1					
Jose Valentin, S OBP: 0.325, SLG: 0.433								F8		0	0	0	0	2	0	0					
Bill Spiers, L OBP: 0.329, SLG: 0.312				E S BB		K				2	0	0	0	0	1	0					
<b>Inning Stats</b>	R: 2 E: 0 K: 1 S: 12	H: 2 LOB: 1 BB: 1 P: 20	R: 0 E: 1 K: 13	H: 0 LOB: 2 BB: 1 P: 21	R: 0 E: 0 K: 1 S: 9	H: 0 LOB: 1 BB: 1 P: 16	R: 0 E: 0 K: 0 S: 10	H: 2 LOB: 2 BB: 0 P: 17	R: 0 E: 0 K: 1 S: 6	H: 0 LOB: 0 BB: 0 P: 10	R: 3 E: 0 K: 0 S: 9	H: 3 LOB: 0 BB: 0 P: 16	R: 0 E: 0 K: 0 S: 4	H: 0 LOB: 0 BB: 0 P: 6	R: 0 E: 0 K: 0 S: 8	H: 0 LOB: 0 BB: 0 P: 15	1B: 6 2B: 0 3B: 0 HR: 1	SF: 0 SAC: 0 DP: 0 HBP: 0	WP: 0 PB: 0 SB: 1 CS: 2	PA: 39	
<b>PITCHER</b>	IP WLS BF H R ER SO BB IBB HBP BLK WP HR S P ERA WHIP	IP WLS BF H R ER SO BB IBB HBP BLK WP HR S P ERA WHIP	IP WLS BF H R ER SO BB IBB HBP BLK WP HR S P ERA WHIP	IP WLS BF H R ER SO BB IBB HBP BLK WP HR S P ERA WHIP	IP WLS BF H R ER SO BB IBB HBP BLK WP HR S P ERA WHIP	IP WLS BF H R ER SO BB IBB HBP BLK WP HR S P ERA WHIP	IP WLS BF H R ER SO BB IBB HBP BLK WP HR S P ERA WHIP	IP WLS BF H R ER SO BB IBB HBP BLK WP HR S P ERA WHIP	IP WLS BF H R ER SO BB IBB HBP BLK WP HR S P ERA WHIP	IP WLS BF H R ER SO BB IBB HBP BLK WP HR S P ERA WHIP	IP WLS BF H R ER SO BB IBB HBP BLK WP HR S P ERA WHIP	IP WLS BF H R ER SO BB IBB HBP BLK WP HR S P ERA WHIP	IP WLS BF H R ER SO BB IBB HBP BLK WP HR S P ERA WHIP	IP WLS BF H R ER SO BB IBB HBP BLK WP HR S P ERA WHIP	IP WLS BF H R ER SO BB IBB HBP BLK WP HR S P ERA WHIP	IP WLS BF H R ER SO BB IBB HBP BLK WP HR S P ERA WHIP	IP WLS BF H R ER SO BB IBB HBP BLK WP HR S P ERA WHIP	IP WLS BF H R ER SO BB IBB HBP BLK WP HR S P ERA WHIP	IP WLS BF H R ER SO BB IBB HBP BLK WP HR S P ERA WHIP	IP WLS BF H R ER SO BB IBB HBP BLK WP HR S P ERA WHIP	IP WLS BF H R ER SO BB IBB HBP BLK WP HR S P ERA WHIP

Milwaukee Brewers @ Toronto Blue Jays  
SkyDome, Toronto, ON  
Wed Jul 27 1994, 7:05 PM EDT  
Att: 47,172 - Unknown

AB 34  
R 5  
H 7  
RBI 4  
BB 5  
SO 4  
LOB 16



Batter	1	2	3	4	5	6	7	8	9	AB	R	H	RBI	BB	SO	LOB	BOTTOM				
Devon White, S OBP: 0.326, SLG: 0.482	F8		K			FC6-4 1B		P6		4	0	1	0	0	1	2					
Roberto Alomar, S OBP: 0.382, SLG: 0.454	G4-3			G1-3		FC6-4		K		2	0	0	0	0	0	0					
Domingo Cedeño, S OBP: 0.222, SLG: 0.272										2	0	0	0	0	1	2					
Paul Moltis, R OBP: 0.419, SLG: 0.531	G6-3			G4-3		F8				4	0	1	0	0	0	1					
Joe Carter, R OBP: 0.314, SLG: 0.511		G4-3						FC5-4 1B		4	0	1	0	0	1	2					
John Olerud, L OBP: 0.383, SLG: 0.448		G3		G3				FC5-4 G6-3		4	0	1	0	0	0	2					
Darnell Coles, R OBP: 0.294, SLG: 0.356	F7					G4-3				2	0	0	0	1	0	0					
Ed Sprague, R OBP: 0.279, SLG: 0.351				F9		K		F7		3	0	0	0	0	1	1					
Dick Schofield, R OBP: 0.336, SLG: 0.363				G6-3		L5				3	0	1	0	0	0	1					
Randy Knorr, R OBP: 0.278, SLG: 0.440						FC4-6		K		3	0	1	0	0	1	2					
<b>Inning Stats</b>	R: 0 E: 0 K: 0 S: 7	H: 0 LOB: 0 BB: 0 P: 12	R: 0 E: 0 K: 0 S: 7	H: 0 LOB: 0 BB: 0 P: 11	R: 0 E: 0 K: 1 S: 12	H: 1 LOB: 1 BB: 0 P: 16	R: 0 E: 0 K: 0 S: 11	H: 1 LOB: 1 BB: 0 P: 14	R: 0 E: 0 K: 1 S: 7	H: 0 LOB: 1 BB: 1 P: 13	R: 0 E: 0 K: 1 S: 7	H: 1 LOB: 1 BB: 0 P: 10	R: 0 E: 0 K: 2 S: 10	H: 1 LOB: 1 BB: 0 P: 18	R: 0 E: 0 K: 0 S: 5	H: 1 LOB: 0 BB: 0 P: 8	1B: 3 2B: 2 3B: 0 HR: 0	SF: 0 SAC: 0 DP: 1 HBP: 0	WP: 0 PB: 0 SB: 0 CS: 0	PA: 32	
<b>PITCHER</b>	IP WLS BF H R ER SO BB IBB HBP BLK WP HR S P ERA WHIP	IP WLS BF H R ER SO BB IBB HBP BLK WP HR S P ERA WHIP	IP WLS BF H R ER SO BB IBB HBP BLK WP HR S P ERA WHIP	IP WLS BF H R ER SO BB IBB HBP BLK WP HR S P ERA WHIP	IP WLS BF H R ER SO BB IBB HBP BLK WP HR S P ERA WHIP	IP WLS BF H R ER SO BB IBB HBP BLK WP HR S P ERA WHIP	IP WLS BF H R ER SO BB IBB HBP BLK WP HR S P ERA WHIP	IP WLS BF H R ER SO BB IBB HBP BLK WP HR S P ERA WHIP	IP WLS BF H R ER SO BB IBB HBP BLK WP HR S P ERA WHIP	IP WLS BF H R ER SO BB IBB HBP BLK WP HR S P ERA WHIP	IP WLS BF H R ER SO BB IBB HBP BLK WP HR S P ERA WHIP	IP WLS BF H R ER SO BB IBB HBP BLK WP HR S P ERA WHIP	IP WLS BF H R ER SO BB IBB HBP BLK WP HR S P ERA WHIP	IP WLS BF H R ER SO BB IBB HBP BLK WP HR S P ERA WHIP	IP WLS BF H R ER SO BB IBB HBP BLK WP HR S P ERA WHIP	IP WLS BF H R ER SO BB IBB HBP BLK WP HR S P ERA WHIP	IP WLS BF H R ER SO BB IBB HBP BLK WP HR S P ERA WHIP	IP WLS BF H R ER SO BB IBB HBP BLK WP HR S P ERA WHIP	IP WLS BF H R ER SO BB IBB HBP BLK WP HR S P ERA WHIP	IP WLS BF H R ER SO BB IBB HBP BLK WP HR S P ERA WHIP	IP WLS BF H R ER SO BB IBB HBP BLK WP HR S P ERA WHIP

Milwaukee Brewers @ Toronto Blue Jays  
SkyDome, Toronto, ON  
Wed Jul 27 1994, 7:05 PM EDT  
Att: 47,172 - Unknown

AB 31  
R 0  
H 5  
RBI 0  
BB 1  
SO 5  
LOB 13





Batter	1	2	3	4	5	6	7	8	9	AB	R	H	RBI	BB	SO	LOB	TOP					
Jody Reed, R OBP: 0.359, SLG: 0.324	F7	F8		L7					BB	4	1	1	0	1	0	2						
Turner Ward, S OBP: 0.329, SLG: 0.368	1B	G4-3			G4-3	G3-1			BB	3	1	0	0	2	0	4						
Kevin Seitzer, R OBP: 0.355, SLG: 0.451	1B									5	0	3	1	0	2	2						
Greg Vaughn, R OBP: 0.364, SLG: 0.527	G4-6-3			P6	F9				P4	5	0	1	1	0	0	3						
Dave Nilsson, L OBP: 0.328, SLG: 0.482	G4-6-3				F8					3	0	1	0	2	0	3						
Matt Mieske, R OBP: 0.343, SLG: 0.476										5	2	2	0	0	2	5						
Jeff Cirillo, R OBP: 0.322, SLG: 0.390										5	1	1	0	0	2	5						
Troy O'Leary, L OBP: 0.292, SLG: 0.333										3	0	1	2	0	0	0						
Alex Diaz, S OBP: 0.291, SLG: 0.375										0	0	0	0	0	0	0						
Jose Valentin, S OBP: 0.327, SLG: 0.434										4	0	2	1	0	0	0						
<b>Inning Stats</b>	R: 1 E: 0 K: 0 S: 10	H: 2 LOB: 1 BB: 1 P: 17	R: 2 E: 0 K: 1 S: 17	H: 4 LOB: 2 BB: 0 P: 25	R: 0 E: 0 K: 2 S: 13	H: 1 LOB: 1 BB: 0 P: 21	R: 0 E: 0 K: 0 S: 6	H: 0 LOB: 0 BB: 0 P: 9	R: 0 E: 0 K: 0 S: 10	H: 1 LOB: 1 BB: 0 P: 14	R: 1 E: 0 K: 0 S: 12	H: 2 LOB: 2 BB: 1 P: 21	R: 0 E: 0 K: 1 S: 9	H: 0 LOB: 1 BB: 1 P: 17	R: 0 E: 0 K: 1 S: 9	H: 0 LOB: 0 BB: 0 P: 14	R: 1 E: 0 K: 1 S: 15	H: 2 LOB: 2 BB: 2 P: 28	1B: 11 2B: 1 3B: 0 HR: 0	SF: 1 SAC: 0 DP: 1 HBP: 0	WP: 0 PB: 1 CS: 2	PA: 43
<b>PITCHER</b>	IP	WLS	BF	H	R	ER	SO	BB	IBB	HBP	BLK	WP	HR	S	P	ERA	WHIP					
Dave Stewart, R ERA: 5.44	(1, 1)	6.0	L	29	10	4	4	3	2	0	0	0	0	68	107	6.00	2.000					
Danny Cox, R ERA: 2.61	(7, 1)	3.0	L	14	2	1	1	3	2	1	0	0	0	33	59	3.00	1.333					

Milwaukee Brewers @ Toronto Blue Jays  
SkyDome, Toronto, ON  
Thu Jul 28 1994, 7:05 PM EDT  
Att: 47,061 - Dome

AB	37
R	5
H	12
RBI	5
BB	5
SO	6
LOB	24



Batter	1	2	3	4	5	6	7	8	9	AB	R	H	RBI	BB	SO	LOB	BOTTOM				
Devon White, S OBP: 0.321, SLG: 0.475	P6	FC5							G4-3	5	0	0	0	0	1	4					
Roberto Alomar, S OBP: 0.382, SLG: 0.452	S	F8			F8				G5-3	4	2	1	0	1	0	4					
Paul Molitor, R OBP: 0.417, SLG: 0.528	K									4	0	1	0	0	3	2					
Joe Carter, R OBP: 0.318, SLG: 0.524	1B									4	2	3	3	0	0	1					
John Olerud, L OBP: 0.385, SLG: 0.447										3	0	1	1	1	1	1					
Darnell Coles, R OBP: 0.296, SLG: 0.344										4	0	0	0	0	0	3					
Rob Butler, L OBP: 0.224, SLG: 0.183	P3									0	0	0	0	0	0	0					
Ed Sprague, R OBP: 0.282, SLG: 0.356										4	0	2	0	0	0	1					
Domingo Cedenio, S OBP: 0.222, SLG: 0.272										0	0	0	0	0	0	0					
Pat Borders, R OBP: 0.292, SLG: 0.341										4	0	2	0	0	1	1					
Dick Schofield, R OBP: 0.336, SLG: 0.361										2	0	0	0	1	0	1					
<b>Inning Stats</b>	R: 2 E: 0 K: 1 S: 16	H: 3 LOB: 1 BB: 0 P: 25	R: 0 E: 0 K: 0 S: 12	H: 2 LOB: 2 BB: 0 P: 17	R: 0 E: 0 K: 1 S: 9	H: 1 LOB: 1 BB: 0 P: 14	R: 0 E: 0 K: 0 S: 6	H: 1 LOB: 0 BB: 0 P: 12	R: 0 E: 0 K: 0 S: 7	H: 0 LOB: 0 BB: 1 P: 14	R: 0 E: 0 K: 0 S: 6	H: 0 LOB: 0 BB: 0 P: 12	R: 2 E: 0 K: 2 S: 16	H: 1 LOB: 0 BB: 1 P: 24	R: 0 E: 0 K: 1 S: 11	H: 1 LOB: 2 BB: 1 P: 17	1B: 7 2B: 3 3B: 0 HR: 1	SF: 0 SAC: 1 DP: 2 HBP: 0	WP: 0 PB: 0 CS: 0	PA: 38	
<b>PITCHER</b>	IP	WLS	BF	H	R	ER	SO	BB	IBB	HBP	BLK	WP	HR	S	P	ERA	WHIP				
Bob Scanlan, R ERA: 4.4	(1, 1)	6.0	L	25	8	2	2	3	1	0	0	0	0	63	100	3.00	1.500				
Jose Mercedes, R ERA: 2.33	(7, 1)	1.1	L	6	1	2	2	1	1	0	0	0	1	16	28	13.50	1.500				
Jesse Orosco, L ERA: 5.05	(8, 1)	0.2	W	2	0	0	0	1	0	0	0	0	0	6	8	0.00	0.000				
Mike Fetters, R ERA: 2.7	(9, 1)	1.0	S	5	1	0	0	1	1	0	0	0	0	11	17	0.00	2.000				

Milwaukee Brewers @ Toronto Blue Jays  
SkyDome, Toronto, ON  
Thu Jul 28 1994, 7:05 PM EDT  
Att: 47,061 - Dome

AB	34
R	4
H	10
RBI	4
BB	3
SO	6
LOB	18





Batter	1	2	3	4	5	6	7	8	9	AB	R	H	RBI	BB	SO	LOB	TOP					
<b>Jody Reed, R</b> OBP: 0.358, SLG: 0.323	G5-3		P3														4 0 1 0 0 1 1					
<b>Alex Diaz, S</b> OBP: 0.285, SLG: 0.369	G6-3			G4-3		SF7		G4-3									3 0 0 1 0 0 0					
<b>Kevin Seitzer, R</b> OBP: 0.357, SLG: 0.450	P3			L9													3 0 1 0 1 0 0					
<b>Greg Vaughn, R</b> OBP: 0.360, SLG: 0.520					K												4 0 0 0 0 1 3					
<b>Dave Nilsson, L</b> OBP: 0.330, SLG: 0.481						F8											3 0 1 0 1 0 0					
<b>Matt Mieske, R</b> OBP: 0.337, SLG: 0.468																	4 0 0 0 0 2 2					
<b>John Jaha, R</b> OBP: 0.336, SLG: 0.398																	3 1 2 1 0 0 0					
<b>Jeff Cirillo, R</b> OBP: 0.312, SLG: 0.376																	3 0 0 0 0 0 1					
<b>Jose Valentin, S</b> OBP: 0.327, SLG: 0.430																	2 1 0 0 1 0 1					
<b>Inning Stats</b>	R: 0 E: 0 K: 0 S: 11	H: 0 LOB: 0 BB: 0 P: 17	R: 0 E: 0 K: 1 S: 7	H: 0 LOB: 0 BB: 0 P: 9	R: 0 E: 0 K: 1 S: 10	H: 1 LOB: 1 BB: 0 P: 13	R: 0 E: 0 K: 1 S: 6	H: 0 LOB: 0 BB: 0 P: 12	R: 0 E: 0 K: 0 S: 4	H: 0 LOB: 0 BB: 0 P: 7	R: 0 E: 0 K: 0 S: 9	H: 1 LOB: 2 BB: 2 P: 19	R: 1 E: 0 K: 0 S: 6	H: 1 LOB: 1 BB: 1 P: 11	R: 0 E: 0 K: 1 S: 8	H: 0 LOB: 0 BB: 0 P: 12	R: 0 E: 0 K: 1 S: 12	H: 2 LOB: 1 BB: 0 P: 17	1B: 4 2B: 0 3B: 0 HR: 1	SF: 1 SAC: 0 DP: 2 HBP: 0	WP: 0 PB: 0 SB: 0 CS: 0	PA: 33
<b>PITCHER</b> <b>Tim Van Egmond, R</b> ERA: 7.26	IP: 9.0 WLS: W BF: 33 H: 5 R: 2 ER: 2 SO: 4 BB: 3 IBB: 0 HBP: 0 BLK: 0 WP: 0 HR: 1 S: 73 P: 117 ERA: 2.00 WHIP: 0.889															<b>PITCHER</b>						

**Milwaukee Brewers @ Boston Red Sox**  
Fenway Park, Boston, MA  
Fri Jul 29 1994, 7:05 PM EDT  
Att: 33,528 - Unknown - 86 F

AB 29  
R 2  
H 5  
RBI 2  
BB 3  
SO 4  
LOB 8



Batter	1	2	3	4	5	6	7	8	9	AB	R	H	RBI	BB	SO	LOB	BOTTOM					
<b>Otis Nixon, S</b> OBP: 0.370, SLG: 0.326																	3 1 1 0 1 0 1					
<b>Tim Lincecum, R</b> OBP: 0.394, SLG: 0.443																	4 2 3 1 0 0 2					
<b>John Valentin, R</b> OBP: 0.419, SLG: 0.534																	2 0 1 1 1 0 1					
<b>Mo Vaughn, L</b> OBP: 0.394, SLG: 0.576																	4 2 2 4 0 0 3					
<b>Tom Brunansky, R</b> OBP: 0.320, SLG: 0.452																	2 0 0 1 1 0 1					
<b>Wes Chamberlain, R</b> OBP: 0.304, SLG: 0.399																	4 0 0 0 0 1 2					
<b>Scott Cooper, L</b> OBP: 0.332, SLG: 0.458																	4 0 0 0 0 1 0					
<b>Eric Wedge, R</b> (1, 10)																	2 0 0 0 1 1 0					
<b>Lee Tinsley, S</b> OBP: 0.304, SLG: 0.231																	1 1 0 0 0 0 0					
<b>Damon Berryhill, S</b> OBP: 0.315, SLG: 0.442																	3 1 2 0 1 0 0					
<b>Inning Stats</b>	R: 2 E: 0 K: 0 S: 12	H: 2 LOB: 1 BB: 1 P: 21	R: 0 E: 0 K: 1 S: 10	H: 1 LOB: 2 BB: 1 P: 20	R: 0 E: 0 K: 1 S: 9	H: 1 LOB: 0 BB: 0 P: 11	R: 0 E: 0 K: 1 S: 9	H: 0 LOB: 0 BB: 0 P: 12	R: 0 E: 0 K: 0 S: 13	H: 1 LOB: 1 BB: 0 P: 18	R: 1 E: 0 K: 0 S: 4	H: 1 LOB: 0 BB: 0 P: 5	R: 4 E: 0 K: 0 S: 16	H: 3 LOB: 1 BB: 2 P: 32	R: 0 E: 0 K: 1 S: 8	H: 0 LOB: 1 BB: 1 P: 15	R: 0 E: 0 K: 1 S: 12	H: 0 LOB: 1 BB: 1 P: 17	1B: 6 2B: 1 3B: 0 HR: 2	SF: 2 SAC: 1 DP: 1 HBP: 0	WP: 0 PB: 0 SB: 0 CS: 0	PA: 37
<b>PITCHER</b> <b>Angel Miranda, L</b> ERA: 8.19	IP: 6.1 WLS: L BF: 28 H: 7 R: 6 ER: 6 SO: 2 BB: 3 IBB: 0 HBP: 0 BLK: 0 WP: 0 HR: 1 S: 57 P: 97 ERA: 8.53 WHIP: 1.579															<b>PITCHER</b>						
<b>Jaime Navarro, R</b> ERA: 6.66	IP: 0.2 WLS: L BF: 5 H: 2 R: 1 ER: 1 SO: 0 BB: 1 IBB: 0 HBP: 0 BLK: 0 WP: 0 HR: 0 S: 13 P: 22 ERA: 13.50 WHIP: 4.500															<b>PITCHER</b>						
<b>Teddy Higuera, L</b> ERA: 7.45	IP: 1.0 WLS: L BF: 4 H: 0 R: 0 ER: 0 SO: 1 BB: 1 IBB: 0 HBP: 0 BLK: 0 WP: 0 HR: 0 S: 8 P: 15 ERA: 0.00 WHIP: 1.000															<b>PITCHER</b>						

**Milwaukee Brewers @ Boston Red Sox**  
Fenway Park, Boston, MA  
Fri Jul 29 1994, 7:05 PM EDT  
Att: 33,528 - Unknown - 86 F

AB 29  
R 7  
H 9  
RBI 7  
BB 5  
SO 3  
LOB 10





Batter	1	2	3	4	5	6	7	8	9	AB	R	H	RBI	BB	SO	LOB	TOP				
Jody Reed, R OBP: 0.359, SLG: 0.332 (1, 4)	G5-3		G4-3 1B		G6-3	G5-3		HR		5	1	2	3	0	0	3					
Bill Spiers, L OBP: 0.326, SLG: 0.319 (1, 5)	1B 3B		G4-3		G3-1		K	F7		5	1	1	0	0	1	1					
Kevin Seitzer, R OBP: 0.358, SLG: 0.451 (1, 3)	G6-3		G1-6-3 BB		G5-3		F8		G5-3	4	0	1	0	1	0	1					
Dave Nilsson, L OBP: 0.328, SLG: 0.475 (1, 2)	FC5 1B BB		G1-6-3		G5-3		E5		G4-3	4	0	0	0	1	0	3					
John Jaha, R OBP: 0.340, SLG: 0.411 (1, 10)	1-2 3-H 1B			HR		FC1-6 BB	F8		K	4	1	2	2	1	1	1					
Troy O'Leary, L OBP: 0.285, SLG: 0.326 (1, 7)	FC5		1B CS 1B		FC1-6 BB BB		F7			4	0	1	0	0	0	3					
Turner Ward, S OBP: 0.333, SLG: 0.369 (1, 8)		G5-3	1-2 CS 1B		1-2 SAFE SAFE BB BB		4-1 BB HR WP BB			2	1	1	0	2	0	0					
Matt Mieske, R OBP: 0.332, SLG: 0.460 (1, 9)		F9	2-3 K		1-1 F9		G5-3			4	0	0	0	0	1	5					
Jose Valentin, S OBP: 0.330, SLG: 0.427 (1, 6)		F8	1-2 3-H F9		4-2 F9		HR BB			2	1	0	0	2	0	1					
<b>Inning Stats</b>	R: 1 E: 0 K: 0 S: 9	H: 2 LOB: 2 BB: 1 P: 21	R: 0 E: 0 K: 0 S: 4	H: 0 LOB: 0 BB: 0 P: 8	R: 0 E: 0 K: 0 S: 9	H: 1 LOB: 1 BB: 1 P: 18	R: 1 E: 0 K: 1 S: 13	H: 3 LOB: 1 BB: 0 P: 21	R: 0 E: 0 K: 0 S: 8	H: 0 LOB: 3 BB: 3 P: 27	R: 0 E: 1 K: 1 S: 8	H: 0 LOB: 1 BB: 0 P: 14	R: 3 E: 0 K: 0 S: 7	H: 1 LOB: 2 BB: 2 P: 20	R: 0 E: 0 K: 1 S: 9	H: 0 LOB: 0 BB: 0 P: 12	1B: 4 2B: 1 3B: 1 HR: 2	SF: 0 SAC: 0 DP: 1 HBP: 0	WP: 1 PB: 0 SB: 0 CS: 2	PA: 41	
<b>PITCHER</b>	IP	WLS	BF	H	R	ER	SO	BB	IBB	HBP	BLK	WP	HR	S	P	ERA	WHIP				
Roger Clemens, R ERA: 2.78 (1, 1)	7.0	L	32	7	2	2	2	5	0	0	0	0	1	63	120	2.57	1.714				
Scott Bankhead, R ERA: 3.25 (8, 1)	1.0		6	1	3	3	0	2	0	0	0	1	1	7	20	27.00	3.000				
Jose Melendez, R ERA: 11.37 (9, 1)	1.0		3	0	0	0	1	0	0	0	0	0	0	9	12	0.00	0.000				

**Milwaukee Brewers @ Boston Red Sox**  
Fenway Park, Boston, MA  
Sat Jul 30 1994, 3:33 AM EDT  
Att: 33,081 - Cloudy - 87 F

AB 34  
R 5  
H 8  
RBI 5  
BB 7  
SO 3  
LOB 18



Batter	1	2	3	4	5	6	7	8	9	AB	R	H	RBI	BB	SO	LOB	BOTTOM					
Otis Nixon, S OBP: 0.366, SLG: 0.321 (1, 8)	G5-3		G6-3		E6		G3		FC6-4	5	0	0	1	0	0	2						
Tim Lincecum, R OBP: 0.366, SLG: 0.441 (1, 10)	BB 1B BB		K		L7			BB 1B		3	0	1	0	1	1	1						
John Valentin, R OBP: 0.417, SLG: 0.527 (1, 6)	F7		F8		P3			BB		3	0	0	0	1	0	2						
Mo Vaughn, L OBP: 0.395, SLG: 0.574 (1, 3)	BB 1B			K		G4-6-3 HBP		K		3	0	1	0	0	2	2						
Scott Cooper, L OBP: 0.331, SLG: 0.455 (1, 5)	F7 BB			F7		G4-6-3		F8		3	0	0	0	1	0	3						
Tom Brunansky, R OBP: 0.319, SLG: 0.453 (1, 9)	F7					F8		L6		4	0	1	0	0	0	5						
Damon Berryhill, S OBP: 0.314, SLG: 0.439 (1, 2)		G3		G4-3			FC4-6 1B		G4-3	4	0	1	0	0	0	1						
Scott Fletcher, R OBP: 0.277, SLG: 0.317 Carlos Rodriguez, S OBP: 0.305, SLG: 0.385 (8, PH)		G3-1			SH1-3 E		K		FC6-4 1B	3	1	1	0	0	1	1						
Lee Tinsley, S OBP: 0.300, SLG: 0.227 Wes Chamberlain, R OBP: 0.302, SLG: 0.397 (8, PH)		G4-3			SH1-3		FC4-6 S		P4	1	0	0	0	0	0	1						
<b>Inning Stats</b>	R: 0 E: 0 K: 0 S: 14	H: 1 LOB: 3 BB: 2 P: 29	R: 0 E: 0 K: 0 S: 8	H: 0 LOB: 0 BB: 0 P: 11	R: 0 E: 0 K: 1 S: 7	H: 0 LOB: 0 BB: 0 P: 13	R: 0 E: 0 K: 1 S: 11	H: 1 LOB: 1 BB: 0 P: 17	R: 1 E: 1 K: 0 S: 8	H: 1 LOB: 1 BB: 0 P: 9	R: 0 E: 0 K: 0 S: 3	H: 0 LOB: 0 BB: 0 P: 7	R: 0 E: 0 K: 1 S: 10	H: 1 LOB: 1 BB: 0 P: 16	R: 0 E: 0 K: 1 S: 14	H: 1 LOB: 2 BB: 1 P: 28	R: 0 E: 0 K: 0 S: 7	H: 1 LOB: 1 BB: 0 P: 12	1B: 4 2B: 2 3B: 0 HR: 0	SF: 0 SAC: 1 DP: 1 HBP: 1	WP: 0 PB: 0 SB: 1 CS: 0	PA: 37
<b>PITCHER</b>	IP	WLS	BF	H	R	ER	SO	BB	IBB	HBP	BLK	WP	HR	S	P	ERA	WHIP					
21 Cal Eldred, R ERA: 4.41 (1, 1)	6.0	W	25	4	1	1	2	2	0	0	0	0	0	8	13	0.00	1.000					
Mike Ignasiak, R ERA: 4.4 (7, 1)	1.0		3	0	0	0	1	0	0	0	0	0	0	8	13	0.00	0.000					
Jose Mercedes, R ERA: 2.33 (8, 1)	0.0		2	1	0	0	0	1	0	0	0	0	0	5	12	∞	∞					
Graeme Lloyd, L ERA: 4.67 (8, 1)	0.2		2	0	0	0	1	0	0	0	0	0	0	6	10	0.00	0.000					
Mike Fetters, R ERA: 2.62 (8, 1)	1.1	S	5	1	0	0	0	0	0	0	0	0	0	10	18	0.00	0.750					

**Milwaukee Brewers @ Boston Red Sox**  
Fenway Park, Boston, MA  
Sat Jul 30 1994, 3:33 AM EDT  
Att: 33,081 - Cloudy - 87 F

AB 32  
R 1  
H 6  
RBI 1  
BB 3  
SO 4  
LOB 19





Batter	1	2	3	4	5	6	7	8	9	AB	R	H	RBI	BB	SO	LOB	TOP											
Jody Reed, R OBP: 0.361, SLG: 0.332	4-0 BB BB G1-2-3 BB		4-0 WP BB BB	0-1 F8		1-2 2-H 3-H 1B		0-3 SAFE K		3	0	1	2	2	1	4												
Turner Ward, S OBP: 0.337, SLG: 0.369	4-1 BB 1-2 BB		1-2 L7		2-2 BB 1B		4-2 BB 1-2 2-3 BB		3	1	1	0	2	1	2													
Kevin Seitzer, R OBP: 0.365, SLG: 0.449	4-2 BB 1-2 2-3 BB		4-0 WP 1-2 BB		4-0 1B 1-2 BB		3-2 G6-3		4-2 BB	1	0	0	1	4	0	1												
Greg Vaughn, R OBP: 0.355, SLG: 0.512	2-1 P5		1-3 K		0-0 F7		1-2 F7		0-1 3-H P3	5	0	0	0	0	1	10												
John Jaha, R OBP: 0.338, SLG: 0.407	1-2 G1-2-3 3-H		2-2 G5-3		0-0 WP 1-3 2-H 1B		1-2 G5-3		0-0 P5	5	1	1	1	0	0	8												
Matt Mieske, R OBP: 0.337, SLG: 0.461		3-1 F7		0-0 G3		3-2 CS 1-H 1B		4-0 BB		1-1 F8 1B	4	0	2	1	1	0	0											
Dave Valle, R OBP: 0.350, SLG: 0.398		4-2 BB		2-0 1B 1B		2-2 CS 1-2		1-1 F7		1-1 F8 1-2	3	1	1	0	2	0	2											
Jeff Cirillo, R OBP: 0.327, SLG: 0.393		1-3 K		0-2 1-2 1B		1-2 1-3 1B		4-2 BB BB BB		2-2 F9	4	2	2	0	1	1	2											
Jose Valentin, S OBP: 0.328, SLG: 0.420		0-3 K		2-1 F7		0-0 P6		4-1 BB BB BB		1-1 L5	4	0	0	0	1	1	6											
<b>Inning Stats</b>	R: 0 E: 0 K: 0 S: 8	H: 0 LOB: 2 BB: 3 P: 23	R: 0 E: 0 K: 2 S: 11	H: 0 LOB: 1 BB: 1 P: 19	R: 0 E: 0 K: 1 S: 10	H: 2 LOB: 2 BB: 2 P: 22	R: 0 E: 0 K: 0 S: 10	H: 2 LOB: 0 BB: 1 P: 14	R: 2 E: 0 K: 0 S: 12	H: 3 LOB: 0 BB: 1 P: 23	R: 2 E: 0 K: 1 S: 16	H: 2 LOB: 1 BB: 1 P: 27	R: 0 E: 0 K: 0 S: 9	H: 0 LOB: 1 BB: 1 P: 16	R: 1 E: 0 K: 1 S: 14	H: 0 LOB: 3 BB: 4 P: 30	R: 0 E: 0 K: 0 S: 9	H: 1 LOB: 1 BB: 0 P: 14	1B: 7 2B: 1 3B: 0 HR: 0	SF: 0 SAC: 0 DP: 1 HBP: 0	WP: 2 PB: 0 SB: 1 CS: 1	PA: 46						
<b>PITCHER</b>	IP	WLS	BF	H	R	ER	SO	BB	IBB	HBP	BLK	WP	HR	S	P	ERA	WHIP	<b>PITCHER</b>										
Chris Nabholz, L ERA: 7.24	(1, 1)	5.0	L	26	6	4	4	3	8	0	0	0	2	0	54	109	7.20	2.800										
Jose Melendez, R ERA: 9.72	(6, 1)	2.0		10	1	1	1	1	3	0	0	0	0	0	25	46	4.50	2.000										
Tony Fossas, L ERA: 3.86	(8, 1)	2.0		9	1	0	0	1	2	0	0	0	0	0	20	33	0.00	1.500										

Milwaukee Brewers @ Boston Red Sox  
Fenway Park, Boston, MA  
Sun Jul 31 1994, 3:33 AM EDT  
Att: 32,220 - Cloudy - 86 F

AB 32  
R 5  
H 8  
RBI 5  
BB 13  
SO 5  
LOB 35




Batter	1	2	3	4	5	6	7	8	9	AB	R	H	RBI	BB	SO	LOB	BOTTOM										
Carlos Rodriguez, S OBP: 0.303, SLG: 0.381	2-1 F9		1-1 F8-3 1-2		1-2 CS 1B		1-2 F8		1-2 2B G6-3 1B	4	1	1	0	0	0	3											
Tim Lincecum, R OBP: 0.397, SLG: 0.446	3-1 G5-3				1-0 CS 1B		1-0 G6-4-3		0-1 1-3 1B	4	1	2	0	0	0	2											
John Valentin, R OBP: 0.412, SLG: 0.519	1-2 F7		3-3 K		3-3 K		1-0 F7		3-2 G6-3	4	0	0	1	0	1	2											
Mo Vaughn, L OBP: 0.393, SLG: 0.570		1-1 F8		3-3 K		1-3 K		3-2 3-H 2-0		4	0	1	1	0	2	1											
Mike Greenwell, L OBP: 0.347, SLG: 0.455		3-1 G3-1			1-3 K		1-0 G3		2-0 P6	4	0	0	0	0	1	1											
Scott Cooper, L OBP: 0.332, SLG: 0.455		2-2 1B			2-3 K			0-2 F7		2	0	1	0	0	1	0											
Scott Fletcher, R OBP: 0.275, SLG: 0.315										1	0	0	0	0	0	0											
Damon Berryhill, S OBP: 0.310, SLG: 0.433					0-0 G3			2-1 F8		3	0	0	0	0	1	1											
Rich Rowland, R OBP: 0.252, SLG: 0.394										0	0	0	0	0	0	0											
Wes Chamberlain, R OBP: 0.303, SLG: 0.396					1-1 E6 FC3-6		0-1 1B 1B		3-2 G4-3	3	0	1	0	0	0	0											
Lee Tinsley, S OBP: 0.301, SLG: 0.230					0-0 FC3-6 F8-3		1-2 1-2 1B		2-3 K	3	0	1	0	0	1	1											
<b>Inning Stats</b>	R: 0 E: 0 K: 0 S: 10	H: 0 LOB: 0 BB: 0 P: 16	R: 0 E: 0 K: 1 S: 13	H: 1 LOB: 1 BB: 0 P: 21	R: 0 E: 1 K: 0 S: 5	H: 0 LOB: 0 BB: 0 P: 7	R: 0 E: 0 K: 2 S: 9	H: 1 LOB: 1 BB: 0 P: 16	R: 0 E: 0 K: 2 S: 7	H: 0 LOB: 0 BB: 0 P: 10	R: 0 E: 0 K: 0 S: 13	H: 2 LOB: 1 BB: 0 P: 15	R: 0 E: 0 K: 1 S: 5	H: 0 LOB: 0 BB: 0 P: 8	R: 0 E: 0 K: 0 S: 10	H: 0 LOB: 0 BB: 0 P: 15	R: 2 E: 0 K: 1 S: 15	H: 3 LOB: 1 BB: 0 P: 25	1B: 6 2B: 3 3B: 0 HR: 0	SF: 0 SAC: 0 DP: 3 HBP: 0	WP: 0 PB: 0 SB: 0 CS: 1	PA: 32					
<b>PITCHER</b>	IP	WLS	BF	H	R	ER	SO	BB	IBB	HBP	BLK	WP	HR	S	P	ERA	WHIP	<b>PITCHER</b>									
Ricky Bones, R ERA: 3.34	(1, 1)	1.2		6	1	0	0	0	0	0	0	0	0	18	30	0.00	0.600										
Jaime Navarro, R ERA: 6.31	(2, 1)	4.1	W	14	3	0	0	5	0	0	0	0	0	39	55	0.00	0.692										
Graeme Lloyd, L ERA: 4.81	(7, 1)	2.1		8	1	1	1	2	0	0	0	0	0	22	33	3.86	0.429										
Mike Ignasiak, R ERA: 4.56	(9, 1)	0.1		3	2	1	1	0	0	0	0	0	0	7	12	27.00	6.000										
Mike Fetters, R ERA: 2.6	(9, 1)	0.1	S	1	0	0	0	0	0	0	0	0	0	1	3	0.00	0.000										

Milwaukee Brewers @ Boston Red Sox  
Fenway Park, Boston, MA  
Sun Jul 31 1994, 3:33 AM EDT  
Att: 32,220 - Cloudy - 86 F

AB 32  
R 2  
H 7  
RBI 2  
BB 0  
SO 7  
LOB 11





Batter	1	2	3	4	5	6	7	8	9	AB	R	H	RBI	BB	SO	LOB	TOP					
Luis Polonia, L OBP: 0.369, SLG: 0.391	L6		G4-6-3 1B		L9	1B		F8		5	0	2	1	0	0	2	<b>New York Yankees @ Milwaukee Brewers</b> Milwaukee County Stadium, Milwaukee, WI Mon Aug 01 1994, 8:05 PM EDT Att: 18,361 - Unknown - 72 F					
Wade Boggs, L OBP: 0.421, SLG: 0.488	G4-3		SF9		SF8	1B				2	0	1	2	2	0							
Paul O'Neill, L OBP: 0.456, SLG: 0.588			G4-6-3		SF8	F8		F8		4	0	1	1	0	0	5						
Danny Tartabull, R OBP: 0.360, SLG: 0.473	F9				G5-3	G6-3				4	1	1	0	1	0	2						
Don Mattingly, L OBP: 0.402, SLG: 0.422					F9			L9		5	1	3	0	0	0	1						
Mike Stanley, R OBP: 0.380, SLG: 0.533	F8				L9			G6-4-3		4	1	1	0	1	0	3						
Bernie Williams, S OBP: 0.386, SLG: 0.450								G6-4-3		4	1	1	0	1	0	3						
Mike Gallego, R OBP: 0.329, SLG: 0.374								FC5-4		3	1	1	2	1	0	2						
Pat Kelly, R OBP: 0.333, SLG: 0.394								FC5-4		5	2	1	2	0	0	4						
										5	2	3	0	0	2	4						
<b>Inning Stats</b>	R: 0 E: 0 K: 0 S: 9	H: 1 LOB: 1 BB: 0 P: 14	R: 0 E: 0 K: 0 S: 6	H: 1 LOB: 1 BB: 0 P: 8	R: 1 E: 0 K: 0 S: 7	H: 2 LOB: 0 BB: 0 P: 13	R: 0 E: 0 K: 0 S: 5	H: 0 LOB: 0 BB: 0 P: 8	R: 3 E: 0 K: 0 S: 14	H: 2 LOB: 1 BB: 2 P: 27	R: 3 E: 0 K: 1 S: 14	H: 4 LOB: 2 BB: 0 P: 20	R: 0 E: 0 K: 0 S: 9	H: 1 LOB: 1 BB: 1 P: 15	R: 0 E: 0 K: 0 S: 9	H: 1 LOB: 2 BB: 1 P: 17		R: 1 E: 0 K: 1 S: 15	H: 2 LOB: 2 BB: 1 P: 26	1B: 9 2B: 3 HR: 1	SF: 3 SAC: 0 HBP: 0	WP: 0 PB: 0 CS: 1
<b>PITCHER</b>	IP WLS BF H R ER SO BB IBB HBP BLK WP HR S P ERA WHIP																					
Bill Wegman, R ERA: 4.35	(1, 1) 5.2 L 29 10 7 7 1 2 0 0 0 0 0 1 54 89 11.12 2.118																					
Jose Mercedes, L ERA: 2.22	(6, 1) 1.1 5 1 0 0 0 1 0 0 0 0 0 0 10 16 0.00 1.500																					
Teddy Higuera, L ERA: 7.44	(8, 1) 1.1 9 3 1 1 0 2 0 0 0 0 0 0 20 37 6.75 3.750																					
Jesse Orosco, L ERA: 4.95	(9, 1) 0.2 2 0 0 0 1 0 0 0 0 0 0 0 4 6 0.00 0.000																					

Batter	1	2	3	4	5	6	7	8	9	AB	R	H	RBI	BB	SO	LOB	BOTTOM					
Jody Reed, R OBP: 0.363, SLG: 0.334	2B SF8 1B		G3-1		1B		L6			4	1	2	0	0	0	0	<b>New York Yankees @ Milwaukee Brewers</b> Milwaukee County Stadium, Milwaukee, WI Mon Aug 01 1994, 8:05 PM EDT Att: 18,361 - Unknown - 72 F					
Turner Ward, S OBP: 0.341, SLG: 0.376	SF8 SF8 2B		HBP WP 1B		1B			F8		4	2	3	0	0	0	0						
Kevin Seitzer, R OBP: 0.369, SLG: 0.449										0	0	0	0	1	0	0						
Dave Valle, R OBP: 0.344, SLG: 0.390										2	0	0	0	0	0	2						
Dave Nilsson, L OBP: 0.325, SLG: 0.471	SF8		L7		L9			G4-3		3	0	0	1	0	0	4						
John Jaha, R OBP: 0.333, SLG: 0.402	SF8		K							3	0	0	1	0	2	1						
Greg Vaughn, R OBP: 0.354, SLG: 0.508	K2-3									3	0	0	0	1	3	1						
Bill Spiers, L OBP: 0.320, SLG: 0.313										4	0	0	0	0	1	1						
Matt Mieske, R OBP: 0.333, SLG: 0.455										3	0	0	0	0	1	0						
Troy O'Leary, L OBP: 0.265, SLG: 0.319										1	0	0	0	0	1	1						
Jeff Cirillo, R OBP: 0.317, SLG: 0.380										3	0	0	0	0	0	0						
<b>Inning Stats</b>	R: 2 E: 0 K: 1 S: 14	H: 2 LOB: 1 BB: 1 P: 23	R: 0 E: 0 K: 1 S: 9	H: 0 LOB: 0 BB: 0 P: 13	R: 1 E: 0 K: 1 S: 12	H: 1 LOB: 2 BB: 0 P: 20	R: 0 E: 0 K: 1 S: 7	H: 0 LOB: 0 BB: 0 P: 13	R: 0 E: 0 K: 2 S: 7	H: 2 LOB: 2 BB: 0 P: 16	R: 0 E: 0 K: 2 S: 7	H: 0 LOB: 0 BB: 0 P: 10	R: 0 E: 0 K: 1 S: 6	H: 0 LOB: 0 BB: 0 P: 7	R: 0 E: 0 K: 0 S: 11	H: 0 LOB: 0 BB: 0 P: 16	R: 0 E: 0 K: 1 S: 8	H: 0 LOB: 1 BB: 1 P: 16	1B: 4 2B: 1 3B: 0 HR: 0	SF: 2 SAC: 0 DP: 0 HBP: 1	WP: 2 PB: 0 CS: 0	PA: 35
<b>PITCHER</b>	IP WLS BF H R ER SO BB IBB HBP BLK WP HR S P ERA WHIP																					
Melido Perez, R ERA: 3.88	(1, 1) 3.0 W 31 5 3 3 7 1 0 1 0 0 0 0 0 8 16 0.00 1.000																					
Joe Ausanio, R ERA: 4.22	(9, 1) 1.0 4 0 0 0 1 1 0 0 0 0 0 0 0 8 16 0.00 1.000																					





Batter	1	2	3	4	5	6	7	8	9	AB	R	H	RBI	BB	SO	LOB	TOP										
Luis Polonia, L OBP: 0.373, SLG: 0.393	G5-3		G3-6-1 1B			L6		PB 1B	G4-3 2B BB	4	1	2	1	1	0	0	<b>New York Yankees @ Milwaukee Brewers</b> Milwaukee County Stadium, Milwaukee, WI Tue Aug 02 1994, 8:05 PM EDT Att: 23,532 - Unknown - 76 F <a href="http://livebaseballscorecards.com">livebaseballscorecards.com</a>										
Wade Boggs, L OBP: 0.443, SLG: 0.488	F7		P7			G6-4-3 1B		PB 1B	G4-3 2B BB	4	1	2	1	1	0	2											
Paul O'Neill, L OBP: 0.456, SLG: 0.593	HR		G3-6-1			G6-4-3			G4-3	4	1	1	2	1	0	5											
Danny Tartabull, R OBP: 0.358, SLG: 0.468	F9									4	0	0	0	1	2	3											
Don Mattingly, L OBP: 0.405, SLG: 0.428										5	1	3	2	0	1	0											
Bernie Williams, S OBP: 0.388, SLG: 0.451										4	1	2	0	1	1	1											
Matt Nokes, L OBP: 0.366, SLG: 0.682										4	0	2	1	0	1	1											
Gerald Williams, R OBP: 0.291, SLG: 0.526										1	1	0	0	0	0	3											
Mike Stanley, R OBP: 0.380, SLG: 0.533										0	0	0	0	0	0	0											
Mike Gallego, R OBP: 0.325, SLG: 0.368										4	0	0	0	0	0	3											
Pat Kelly, R OBP: 0.336, SLG: 0.394										3	1	1	0	1	1	0											
<b>Inning Stats</b>	R: 1 E: 0 K: 0 S: 8	H: 1 LOB: 0 BB: 0 P: 16	R: 0 E: 0 K: 0 S: 9	H: 2 LOB: 1 BB: 0 P: 13	R: 0 E: 0 K: 0 S: 9	H: 2 LOB: 1 BB: 0 P: 12	R: 0 E: 0 K: 2 S: 7	H: 0 LOB: 0 BB: 0 P: 12	R: 0 E: 0 K: 0 S: 12	H: 1 LOB: 1 BB: 0 P: 18	R: 0 E: 0 K: 1 S: 5	H: 1 LOB: 1 BB: 0 P: 9	R: 0 E: 0 K: 1 S: 10	H: 1 LOB: 1 BB: 0 P: 12	R: 0 E: 0 K: 1 S: 12	H: 2 LOB: 3 BB: 1 P: 24	R: 6 E: 0 K: 0 S: 19	H: 4 LOB: 3 BB: 5 P: 48	1B: 11 2B: 1 3B: 0 HR: 1	SF: 0 SAC: 0 DP: 3 HBP: 0	WP: 0 PB: 1 CS: 0	PA: 43					
<b>PITCHER</b>	IP	WLS	BF	H	R	ER	SO	BB	IBB	HBP	BLK	WP	HR	S	P	ERA	WHIP										
Bob Scanlan, R ERA: 4.14	(1, 1)	7.2	29	9	1	1	5	0	0	0	0	0	1	68	107	1.17	1.174										
Jesse Orosco, L ERA: 4.95	(8, 1)	0.0	1	0	0	0	1	0	0	0	0	0	0	1	5	∞	∞										
Jaime Navarro, R ERA: 6.59	(8, 1)	0.2	L	5	3	3	1	0	0	0	0	0	0	12	16	40.50	4.500										
Graeme Lloyd, L ERA: 5.4	(9, 1)	0.1	6	1	3	3	0	3	1	0	0	0	0	7	27	81.00	12.000										
Mike Ignasiak, R ERA: 4.53	(9, 1)	0.1	2	0	0	0	0	0	1	0	0	0	0	3	9	0.00	0.000										

Batter	1	2	3	4	5	6	7	8	9	AB	R	H	RBI	BB	SO	LOB	BOTTOM										
Jody Reed, R OBP: 0.363, SLG: 0.334	L6		K			SH1-3		FC6 1B		3	0	1	0	0	1	0	<b>New York Yankees @ Milwaukee Brewers</b> Milwaukee County Stadium, Milwaukee, WI Tue Aug 02 1994, 8:05 PM EDT Att: 23,532 - Unknown - 76 F <a href="http://livebaseballscorecards.com">livebaseballscorecards.com</a>										
Bill Spiers, L OBP: 0.319, SLG: 0.311	G3-1					G3		FC6 BB		4	0	1	0	0	0	2											
Turner Ward, S OBP: 0.348, SLG: 0.376								1B BB		0	0	0	0	4	0	0											
Dave Nilsson, L OBP: 0.324, SLG: 0.469	G4-3					FC6		BB		4	0	1	1	0	1	5											
John Jaha, R OBP: 0.329, SLG: 0.396										4	0	0	0	0	2	4											
Greg Vaughn, R OBP: 0.351, SLG: 0.501										4	0	0	0	0	2	0											
Troy O'Leary, L OBP: 0.296, SLG: 0.333										4	0	2	0	0	1	0											
Jeff Cirillo, R OBP: 0.305, SLG: 0.365										4	0	0	0	0	1	2											
Jose Valentin, S OBP: 0.328, SLG: 0.417										2	1	0	0	1	0	0											
<b>Inning Stats</b>	R: 0 E: 0 K: 0 S: 7	H: 0 LOB: 1 BB: 1 P: 16	R: 0 E: 0 K: 2 S: 8	H: 0 LOB: 0 BB: 0 P: 12	R: 0 E: 0 K: 1 S: 7	H: 0 LOB: 0 BB: 0 P: 10	R: 0 E: 0 K: 0 S: 3	H: 1 LOB: 1 BB: 1 P: 7	R: 0 E: 0 K: 1 S: 8	H: 0 LOB: 0 BB: 0 P: 13	R: 1 E: 0 K: 1 S: 17	H: 1 LOB: 2 BB: 2 P: 30	R: 0 E: 0 K: 0 S: 7	H: 1 LOB: 0 BB: 0 P: 10	R: 0 E: 0 K: 1 S: 9	H: 1 LOB: 2 BB: 1 P: 18		R: 0 E: 0 K: 2 S: 13	H: 1 LOB: 1 BB: 0 P: 18	1B: 5 2B: 0 3B: 0 HR: 0	SF: 0 SAC: 1 DP: 2 HBP: 0	WP: 0 PB: 0 CS: 0	PA: 35				
<b>PITCHER</b>	IP	WLS	BF	H	R	ER	SO	BB	IBB	HBP	BLK	WP	HR	S	P	ERA	WHIP										
Scott Kamieniecki, R ERA: 3.63	(1, 1)	8.0	W	31	4	1	1	6	5	0	0	0	0	66	116	1.12	1.125										
Bob Wickman, R ERA: 3.0	(9, 1)	1.0	4	1	0	0	2	0	0	0	0	0	0	13	18	0.00	1.000										



Batter	1	2	3	4	5	6	7	8	9	AB	R	H	RBI	BB	SO	LOB	TOP
<b>Bernie Williams, S</b> (1, 8) OBP: 0.385, SLG: 0.446	1-2 G4-3		2-2 G6-4-3			2-1 L9		3-2 L9		4	0	0	0	0	0	2	<b>New York Yankees @ Milwaukee Brewers</b> <b>Milwaukee County Stadium, Milwaukee, WI</b> Wed Aug 03 1994, 4:33 AM EDT Att: 25,050 - Overcast - 83 F <a href="http://livebaseballscorecards.com">livebaseballscorecards.com</a>
<b>Don Mattingly, L</b> (1, 3) OBP: 0.404, SLG: 0.427	1-2 G6-4-3 1B			3-1 G6-3		0-1 G6-3				3	0	1	0	0	0	0	
<b>Jim Leyritz, R</b> (1, 10) OBP: 0.376, SLG: 0.547	2-0 G6-4-3			1-1 HR		0-1 G6-3				3	1	1	1	0	0	1	
<b>Danny Tartabull, R</b> (1, 9) OBP: 0.358, SLG: 0.466		2-1 F8		0-0 L8			4-1 1B BB			2	0	0	0	1	0	0	
<b>Mike Stanley, R</b> (1, 2) OBP: 0.376, SLG: 0.527	0-1 F9			2-2 F8		2-2 L5				3	0	0	0	0	0	1	
<b>Randy Velarde, R</b> (1, 5) OBP: 0.340, SLG: 0.441	3-3 K				1-0 HR		0-0 G6-4-3 1B			3	1	2	1	0	1	0	
<b>Gerald Williams, R</b> (1, 7) OBP: 0.280, SLG: 0.506			2-1 G5-3		2-3 K		1-0 G6-4-3 1B			3	0	0	0	0	1	2	
<b>Mike Gallego, R</b> (1, 6) OBP: 0.325, SLG: 0.366			4-2 BB BB		1-0 L9		0-0 L7			2	0	0	0	1	0	0	
<b>Pat Kelly, R</b> (1, 4) OBP: 0.336, SLG: 0.391			4-0 G6-4-3 BB		2-2 G5-3		0-0 P8			2	0	0	0	1	0	0	
<b>Inning Stats</b>	R: 0 E: 0 K: 0 S: 7	H: 1 LOB: 0 BB: 0 P: 11	R: 0 E: 0 K: 0 S: 7	H: 0 LOB: 0 BB: 0 P: 12	R: 0 E: 0 K: 0 S: 7	H: 0 LOB: 1 BB: 2 P: 19	R: 1 E: 0 K: 0 S: 12	H: 1 LOB: 0 BB: 0 P: 18	R: 1 E: 0 K: 0 S: 11	H: 1 LOB: 0 BB: 0 P: 17	R: 0 E: 0 K: 0 S: 6	H: 0 LOB: 0 BB: 0 P: 8	R: 0 E: 0 K: 0 S: 6	H: 1 LOB: 1 BB: 1 P: 13	R: 0 E: 0 K: 0 S: 5	H: 0 LOB: 0 BB: 0 P: 8	1B: 2 SF: 0 2B: 0 SAC: 0 3B: 0 DP: 3 HR: 2 HBP: 0 WP: 0 PA: 28 SB: 0 CS: 0
<b>PITCHER</b> <b>Angel Miranda, L</b> (1, 1) ERA: 5.4	IP: 8.0 WLS: L BF: 28 H: 4 R: 2 ER: 2 SO: 2 BB: 3 IBB: 0 HBP: 0 BLK: 0 WP: 0 HR: 2 S: 61 P: 106 ERA: 2.25 WHIP: 0.875											<b>PITCHER</b>	IP: 8.0 WLS: L BF: 28 H: 4 R: 2 ER: 2 SO: 2 BB: 3 IBB: 0 HBP: 0 BLK: 0 WP: 0 HR: 2 S: 61 P: 106 ERA: 2.25 WHIP: 0.875				

Batter	1	2	3	4	5	6	7	8	9	AB	R	H	RBI	BB	SO	LOB	BOTTOM
<b>Jody Reed, R</b> (1, 4) OBP: 0.367, SLG: 0.338	3-1 WP 1B		1-2 CS 1B		4-2 FC6-4 BB					2	0	2	0	1	0	0	<b>New York Yankees @ Milwaukee Brewers</b> <b>Milwaukee County Stadium, Milwaukee, WI</b> Wed Aug 03 1994, 4:33 AM EDT Att: 25,050 - Overcast - 83 F <a href="http://livebaseballscorecards.com">livebaseballscorecards.com</a>
<b>Turner Ward, S</b> (1, 8) OBP: 0.345, SLG: 0.373	1-2 L3		3-2 P4		2-1 P3					3	0	0	0	0	0	3	
<b>Kevin Seitzer, R</b> (1, 10) OBP: 0.372, SLG: 0.450	4-0 BB			2-0 BB SF8 1B	2-1 FC6-4					2	1	1	0	1	0	1	
<b>Dave Nilsson, L</b> (1, 3) OBP: 0.322, SLG: 0.465	1-3 K			0-3 K		2-2 F7				3	0	0	0	0	2	3	
<b>Greg Vaughn, R</b> (1, 7) OBP: 0.351, SLG: 0.500	1-2 F9			2-2 SF8 BB 1B		0-0 G6-3				3	0	1	0	0	0	2	
<b>Dave Valle, R</b> (1, 2) OBP: 0.352, SLG: 0.393		1-0 CS 1B		4-1 BB BB		1-0 P3				2	0	1	0	1	0	0	
<b>Matt Mieske, R</b> (1, 9) OBP: 0.330, SLG: 0.451	0-1 F9			1-2 SF8		0-0 G6-3				2	0	0	1	0	0	1	
<b>Jeff Cirillo, R</b> (1, 5) OBP: 0.296, SLG: 0.354	1-1 G6-3			2-3 3-H		2-1 F8				3	0	0	0	0	0	3	
<b>Jose Valentin, S</b> (1, 6) OBP: 0.324, SLG: 0.412			2-0 B1-3		1-2 G6-3		3-3 K			3	0	0	0	0	1	0	
<b>Inning Stats</b>	R: 0 E: 0 K: 1 S: 19	H: 1 LOB: 2 BB: 1 P: 29	R: 0 E: 0 K: 0 S: 5	H: 1 LOB: 0 BB: 0 P: 7	R: 0 E: 0 K: 0 S: 10	H: 1 LOB: 0 BB: 0 P: 16	R: 1 E: 0 K: 0 S: 12	H: 2 LOB: 2 BB: 1 P: 21	R: 0 E: 0 K: 0 S: 14	H: 0 LOB: 1 BB: 1 P: 23	R: 0 E: 0 K: 0 S: 5	H: 0 LOB: 0 BB: 0 P: 8	R: 0 E: 0 K: 1 S: 6	H: 0 LOB: 0 BB: 0 P: 11	R: 0 E: 0 K: 0 S: 5	H: 0 LOB: 0 BB: 0 P: 11	1B: 5 SF: 1 2B: 0 SAC: 0 3B: 0 DP: 0 HR: 0 HBP: 0 WP: 1 PA: 27 SB: 0 CS: 2
<b>PITCHER</b> <b>Sterling Hitchcock, L</b> (1, 1) ERA: 4.04	IP: 7.0 WLS: W BF: 27 H: 5 R: 1 ER: 1 SO: 3 BB: 3 IBB: 0 HBP: 0 BLK: 0 WP: 1 HR: 0 S: 71 P: 115 ERA: 1.29 WHIP: 1.143											<b>PITCHER</b>	IP: 7.0 WLS: W BF: 27 H: 5 R: 1 ER: 1 SO: 3 BB: 3 IBB: 0 HBP: 0 BLK: 0 WP: 1 HR: 0 S: 71 P: 115 ERA: 1.29 WHIP: 1.143				



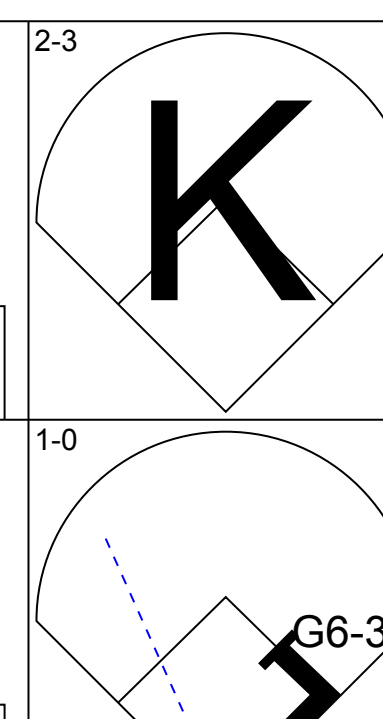
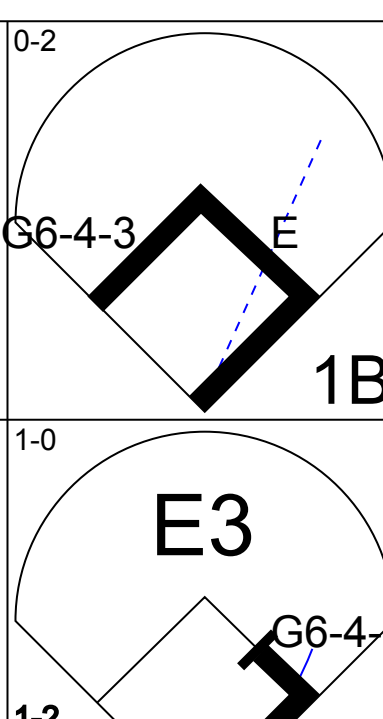
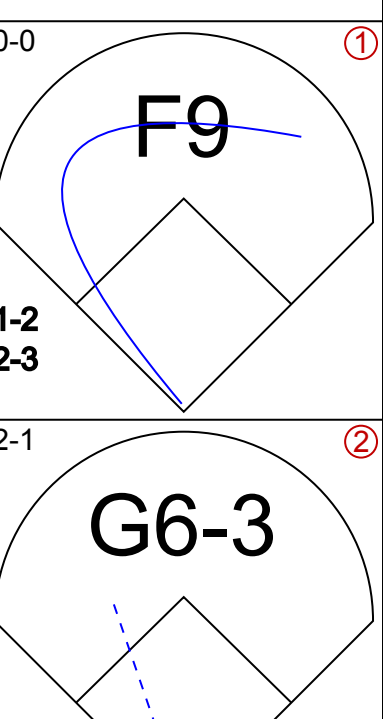
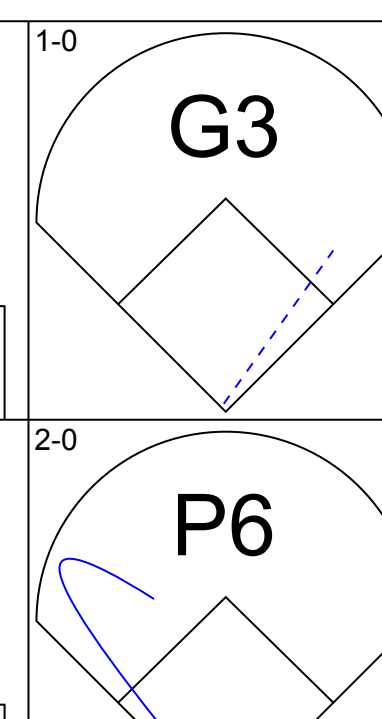
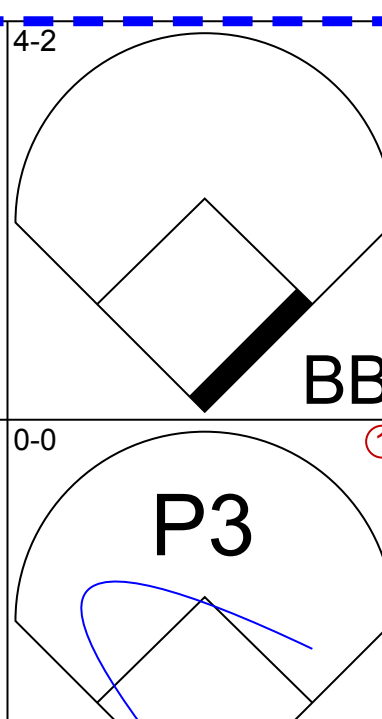
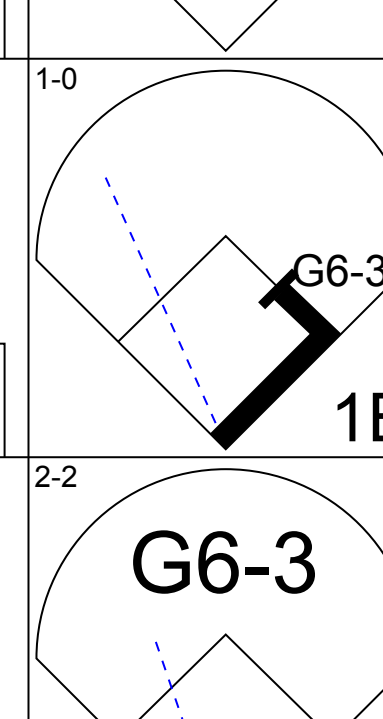
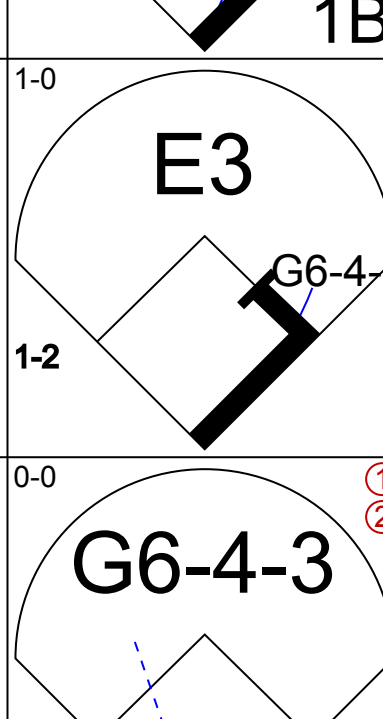
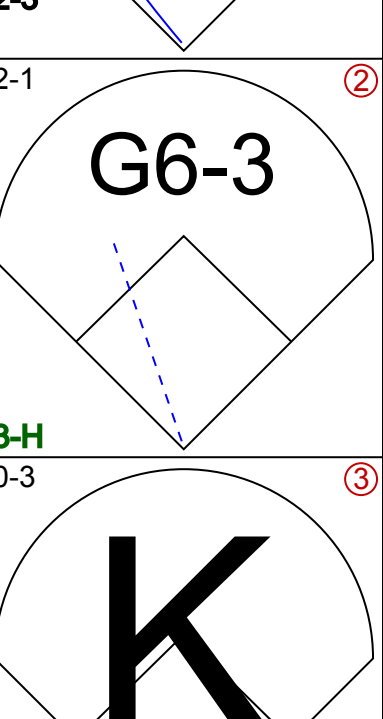
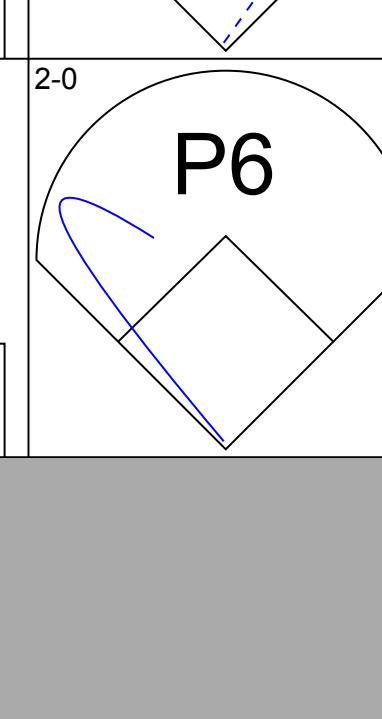
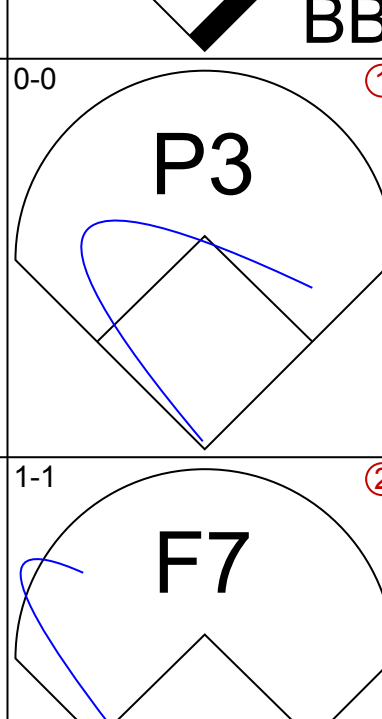
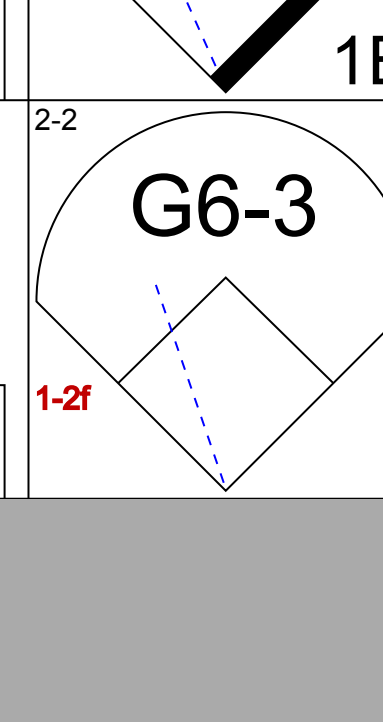
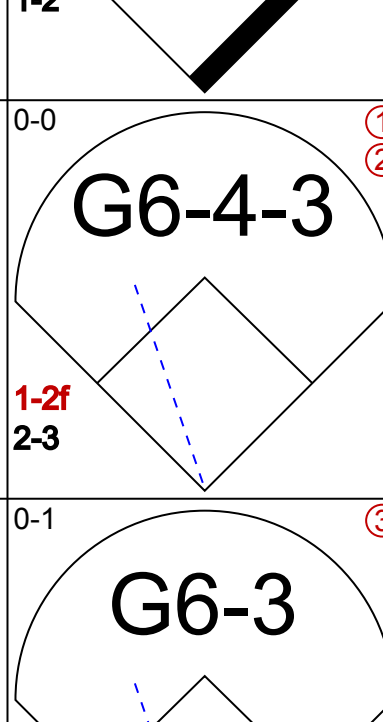

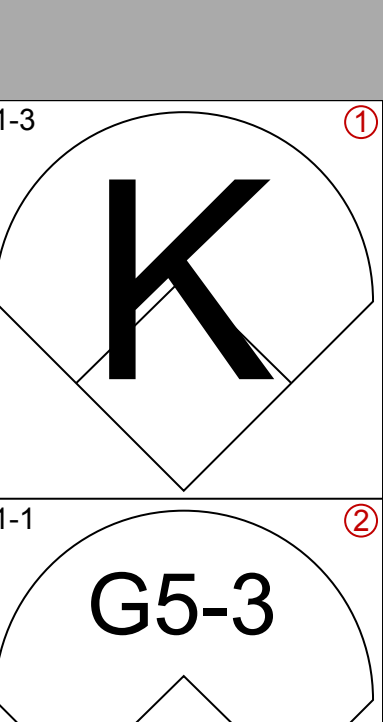
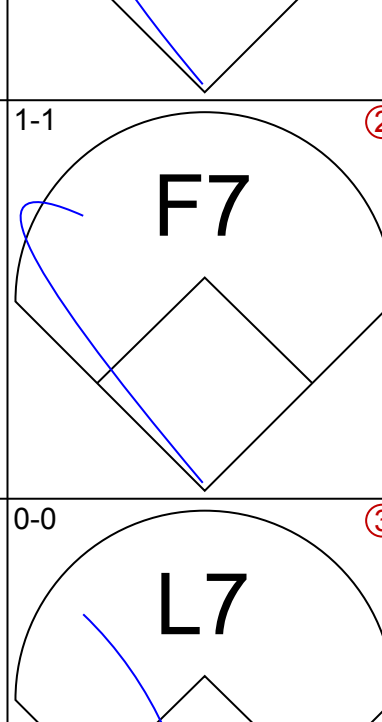
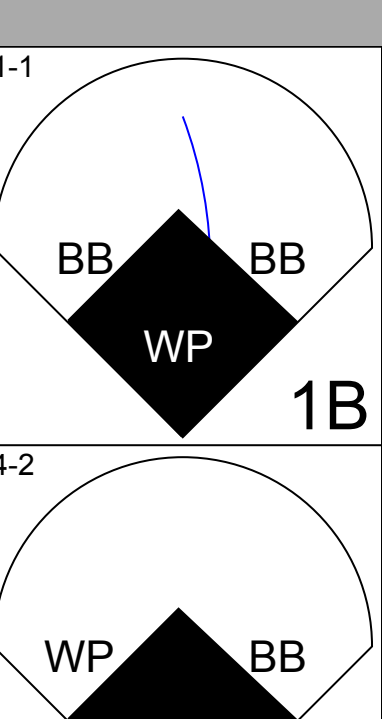
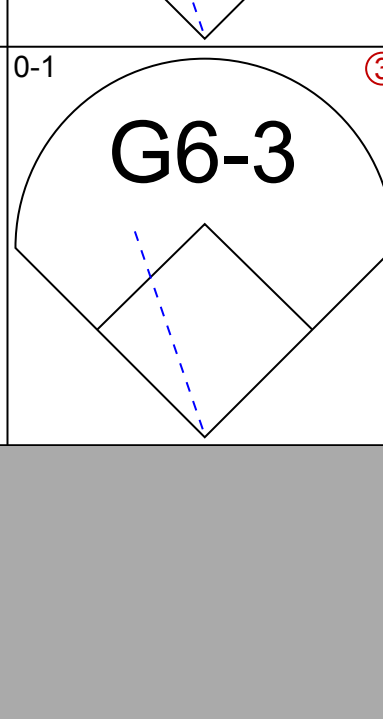
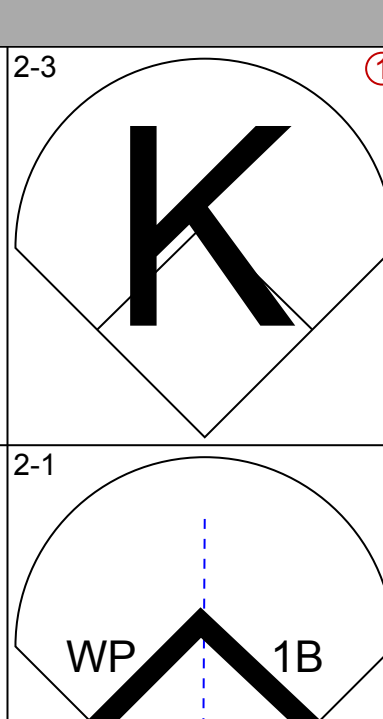
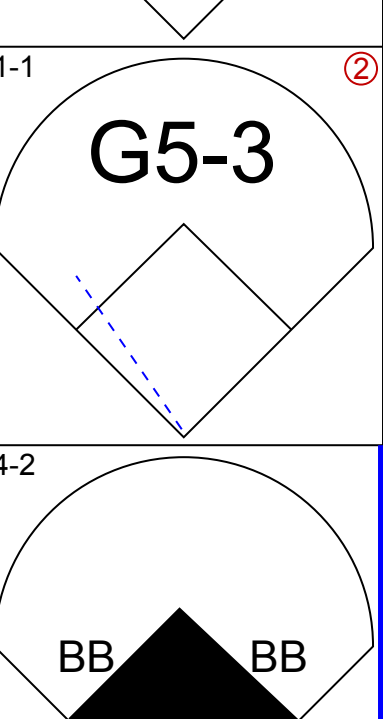
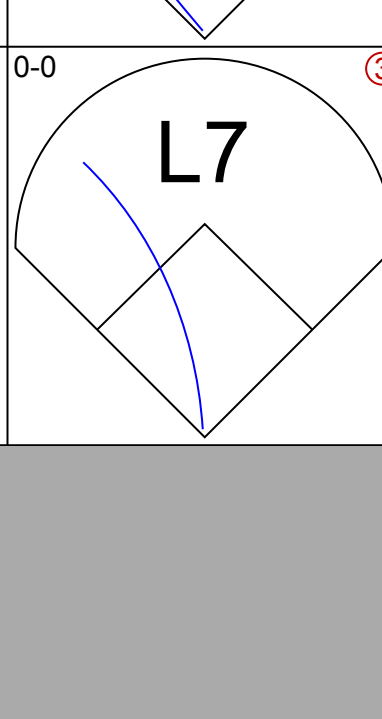
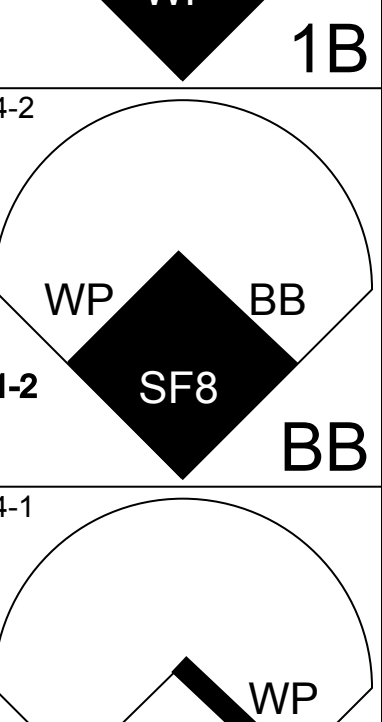
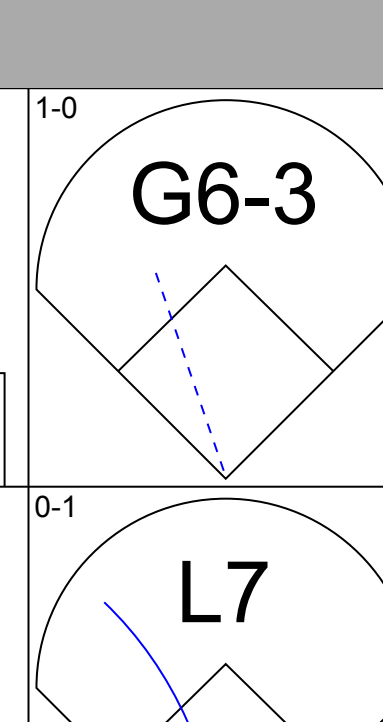
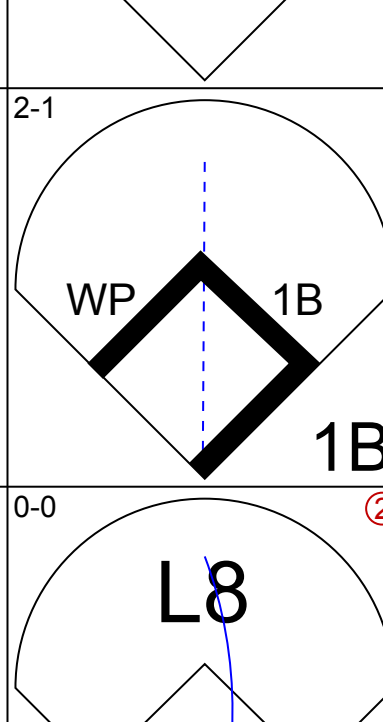
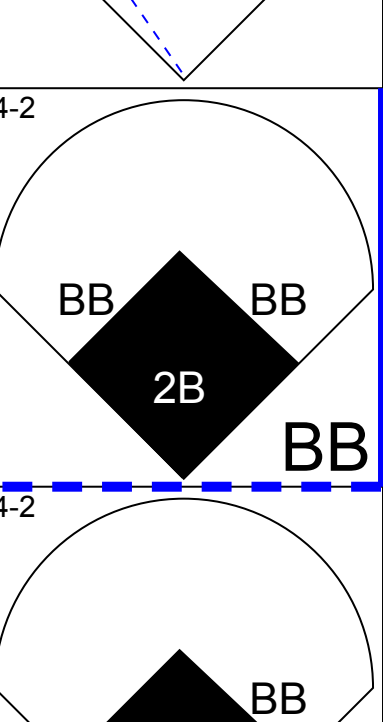
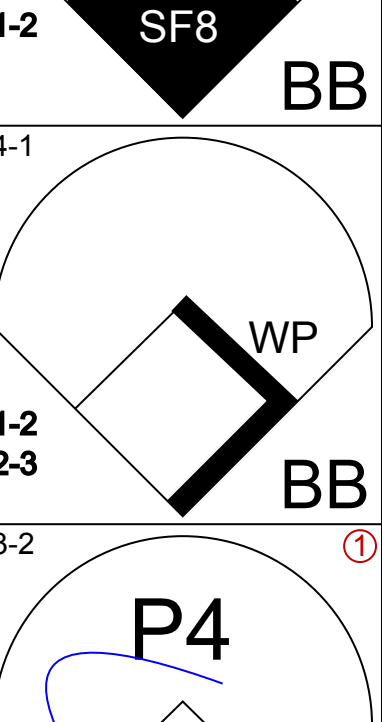
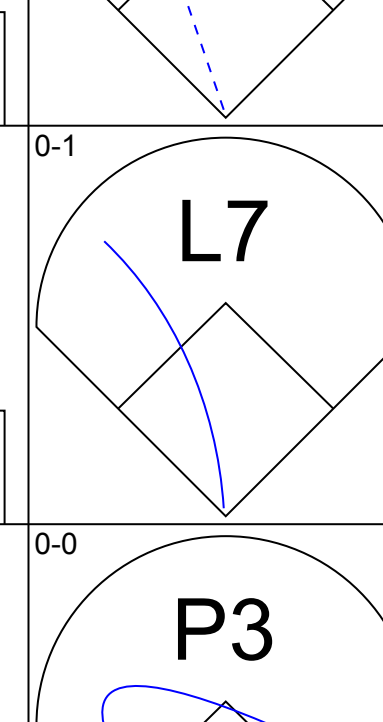
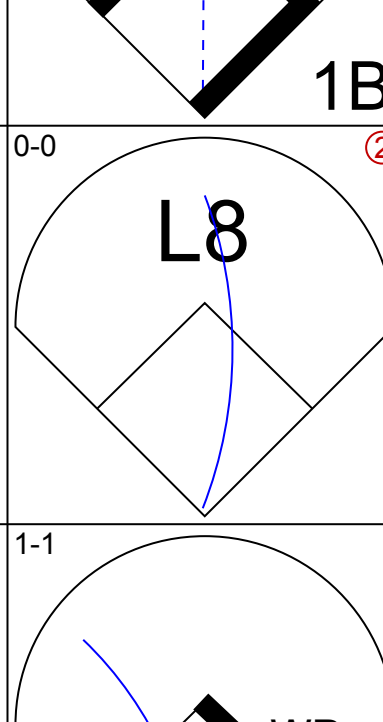
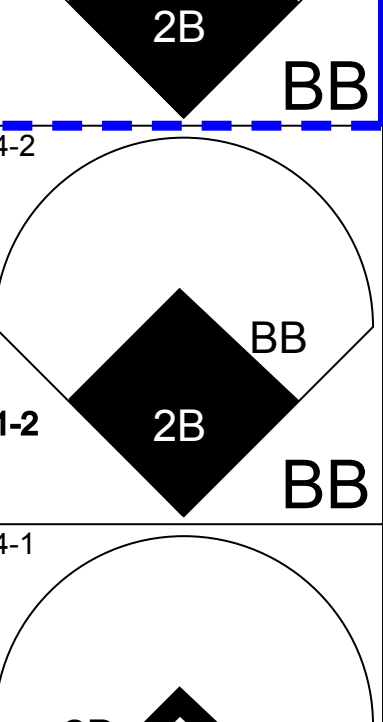
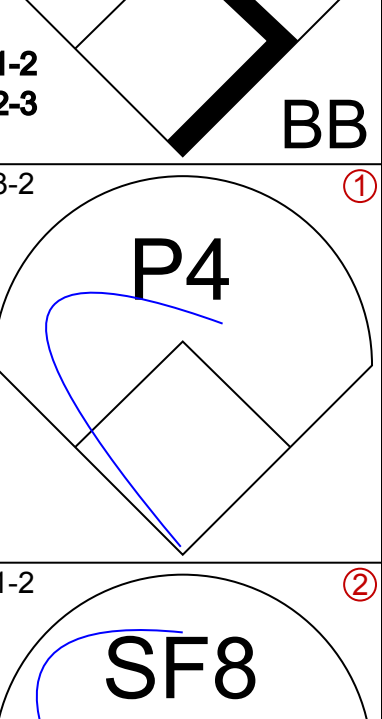
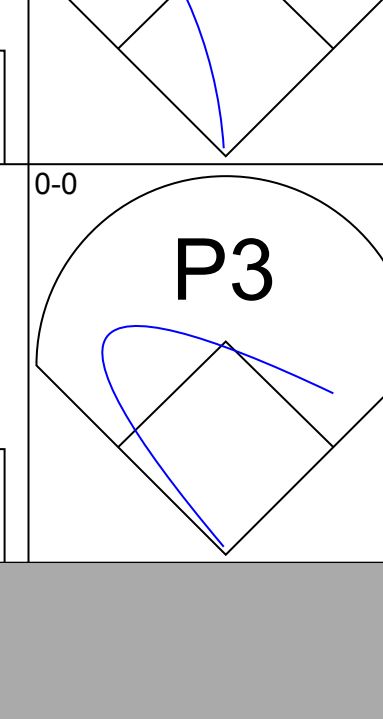
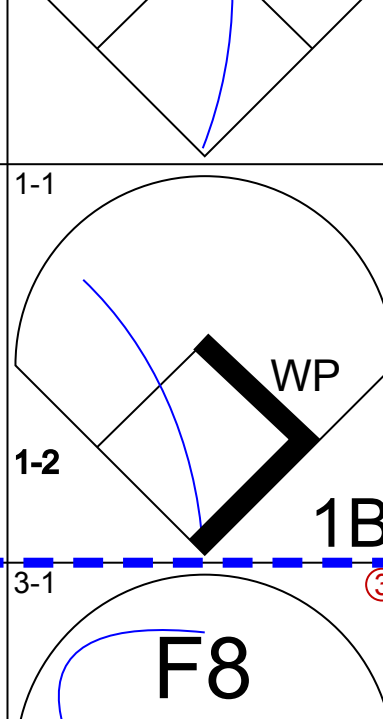
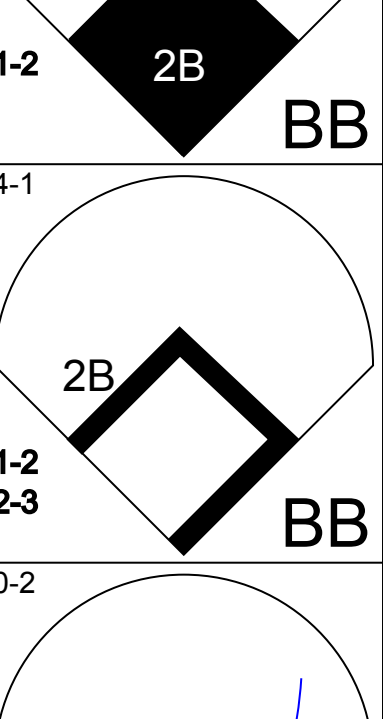
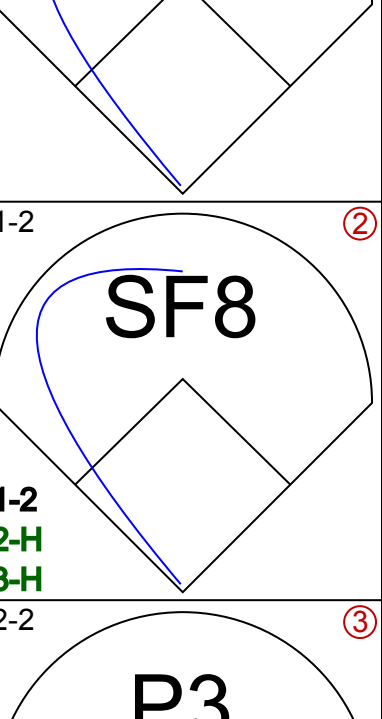
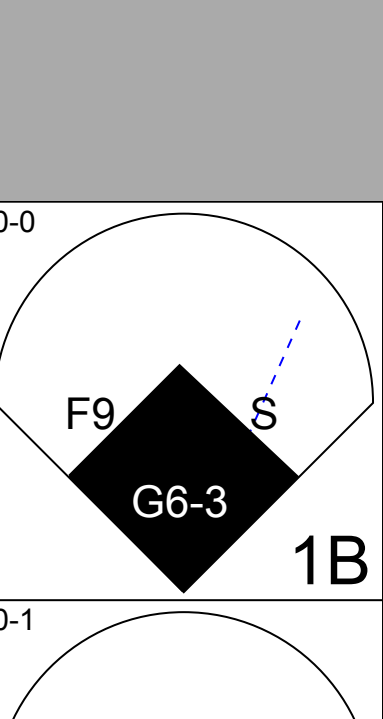
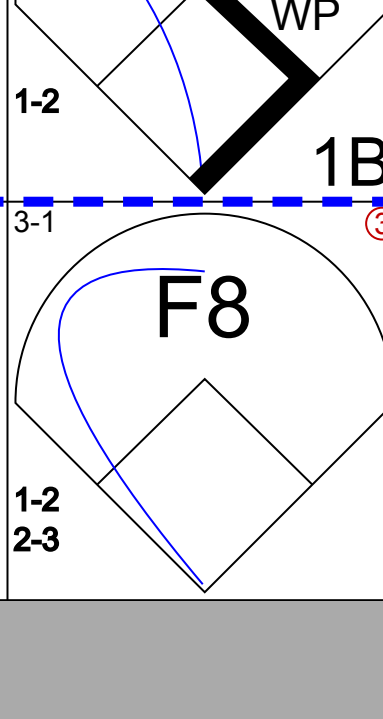
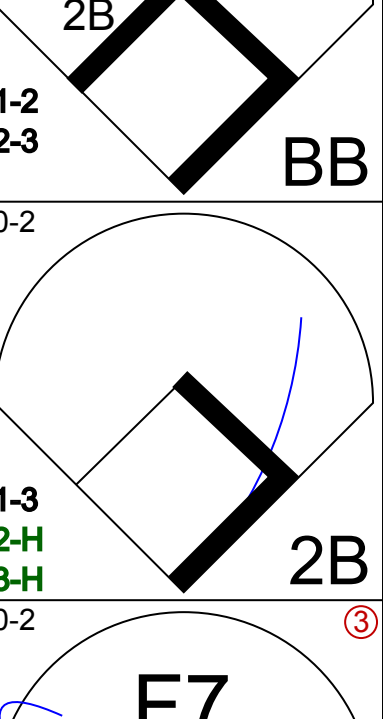
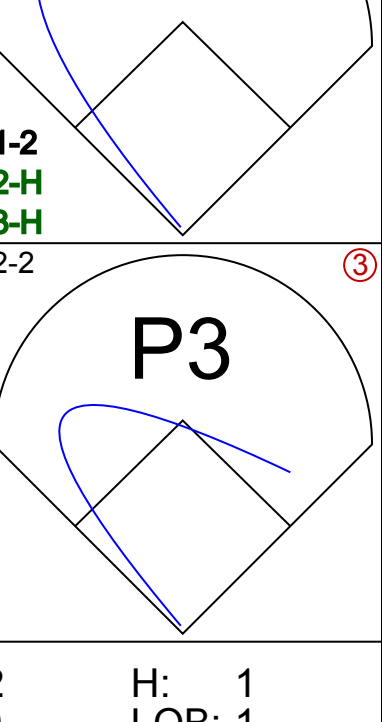
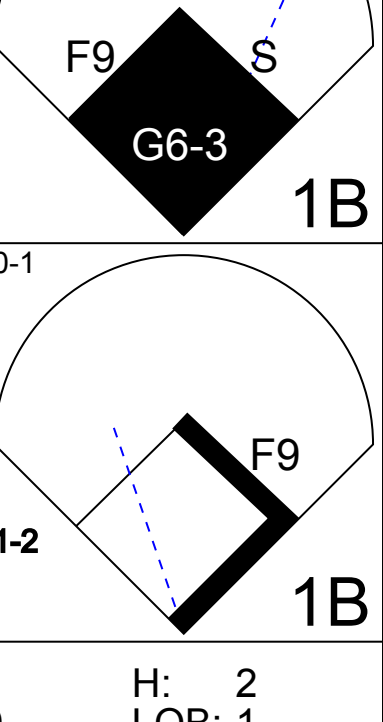
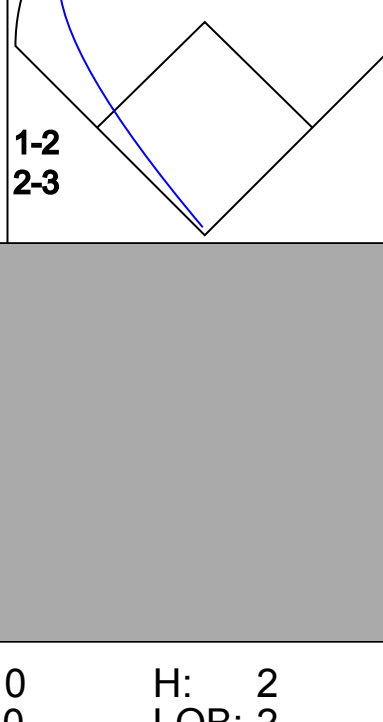
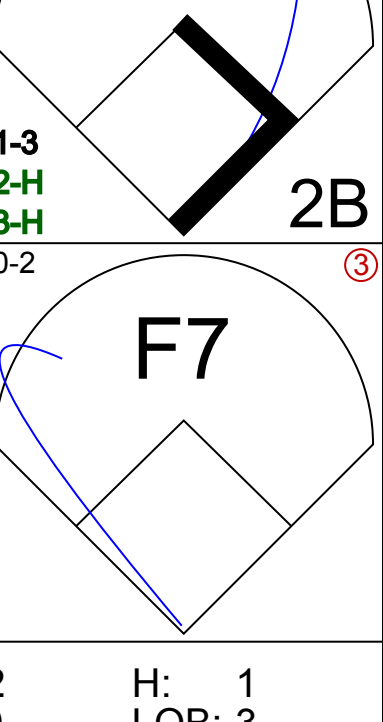


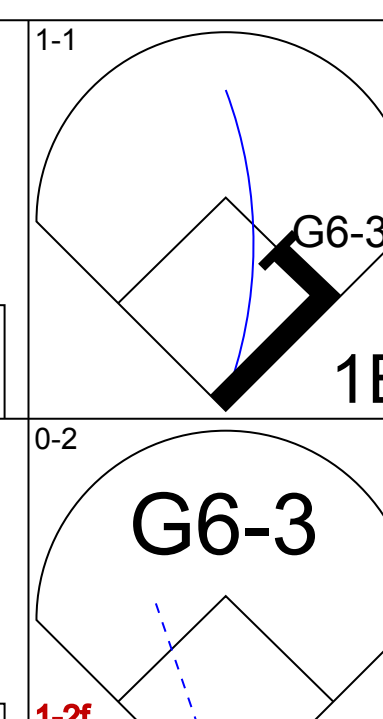
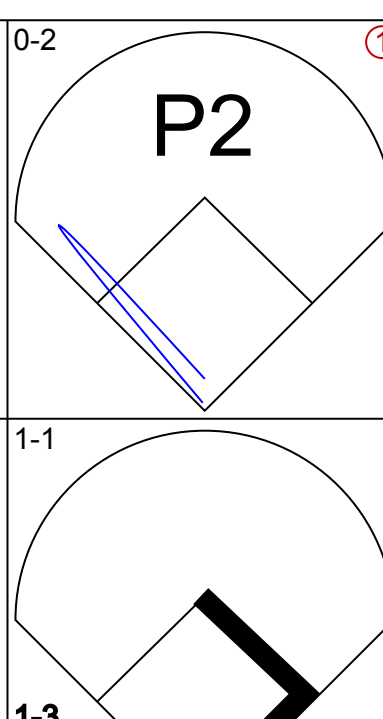
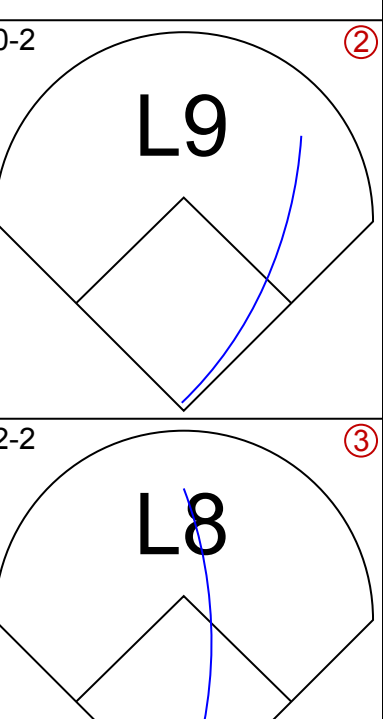
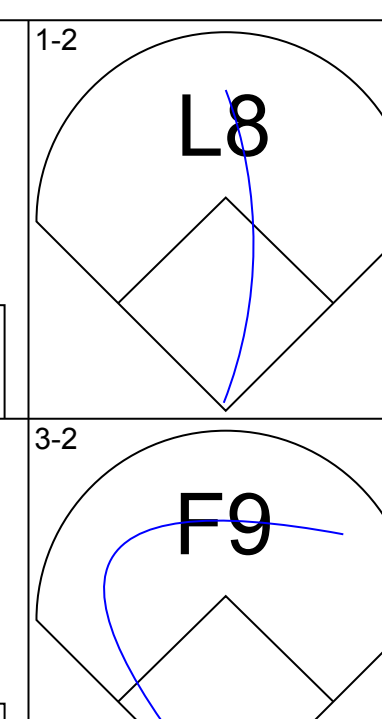
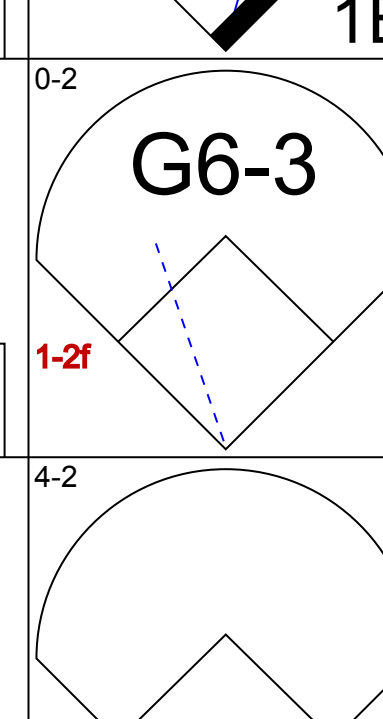
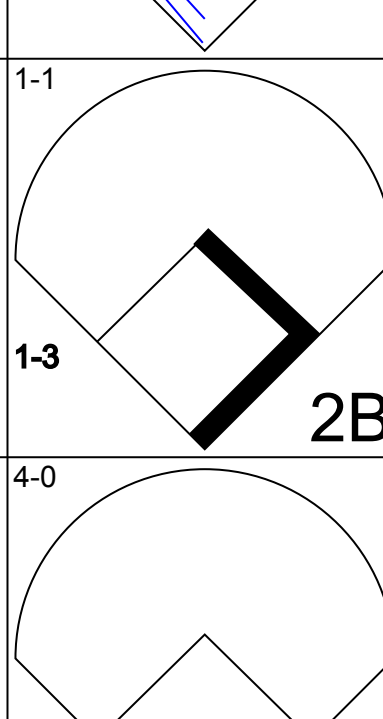
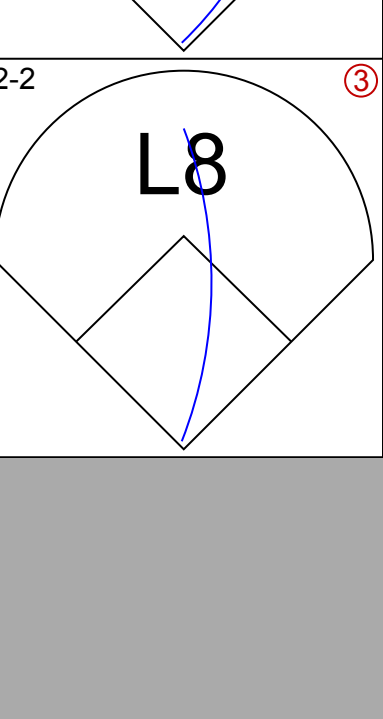
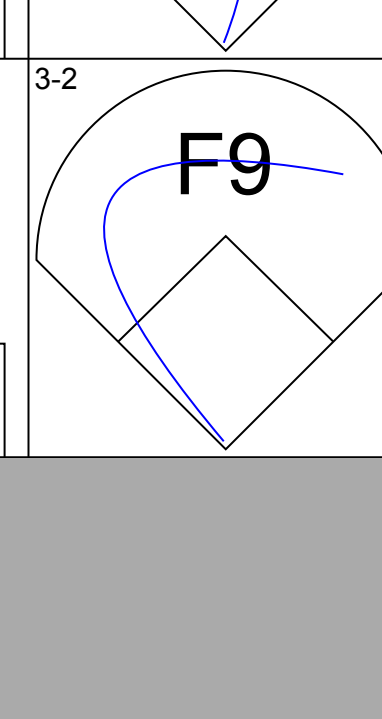
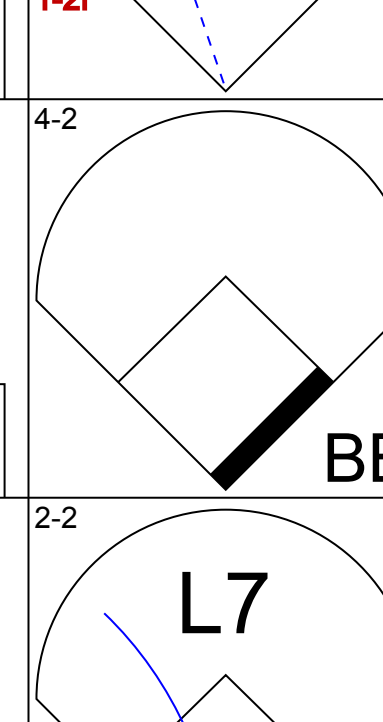
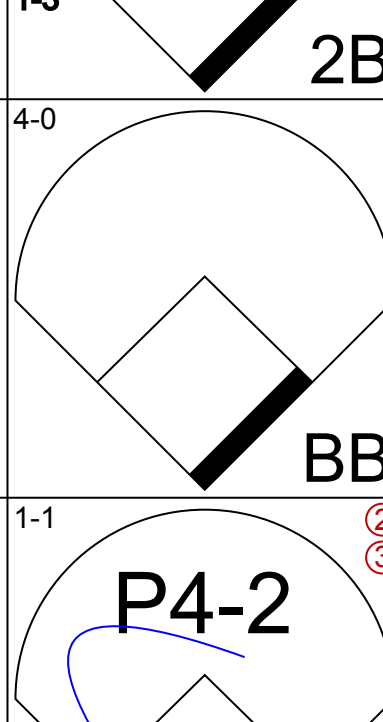
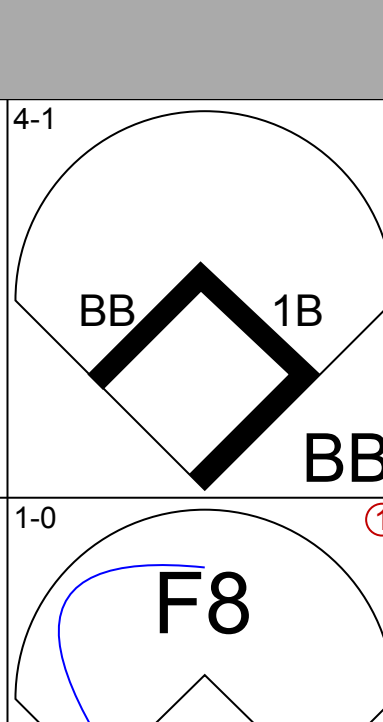
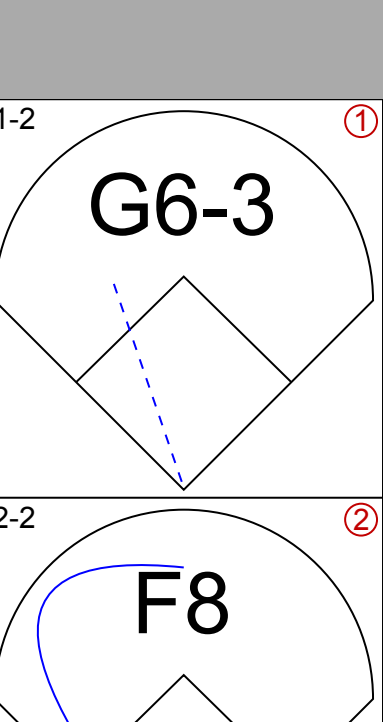
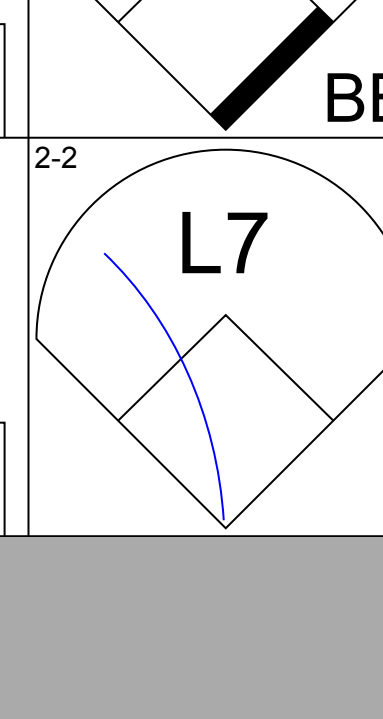
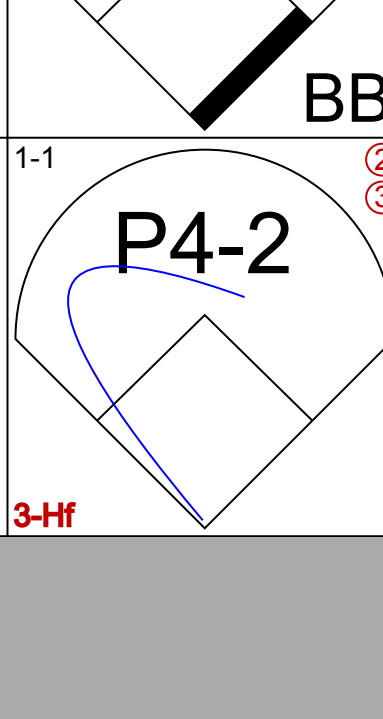
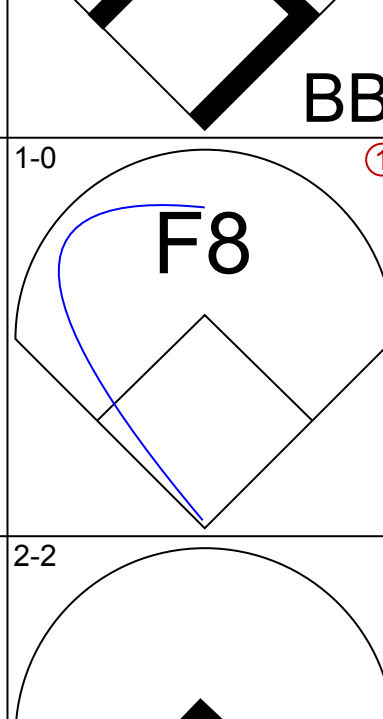
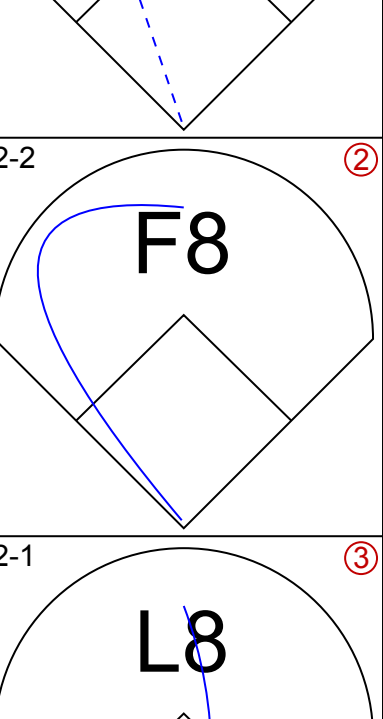
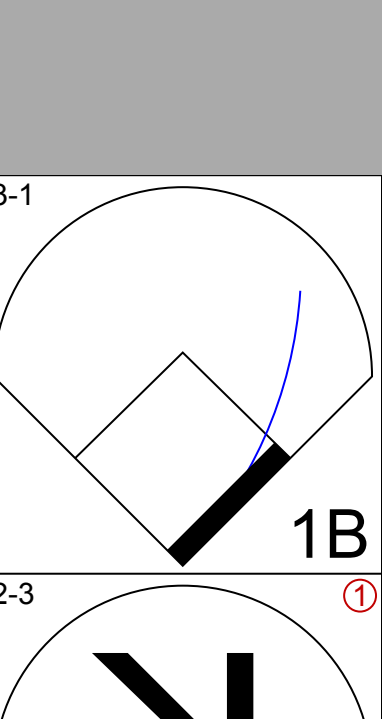
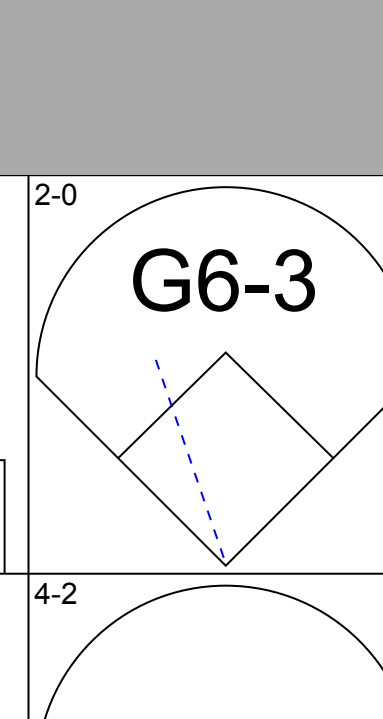
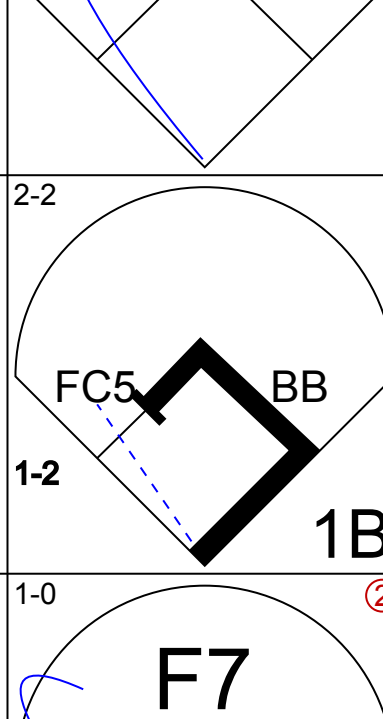
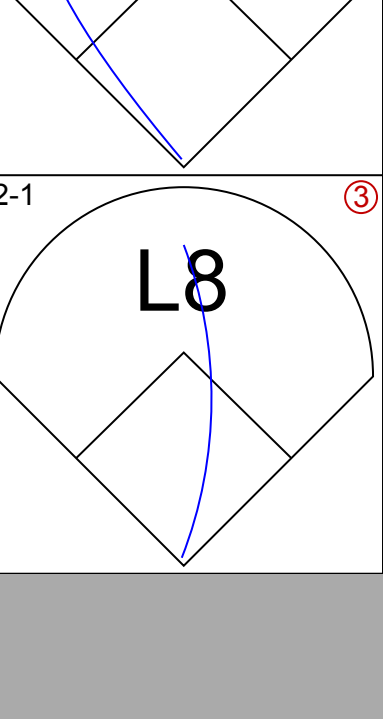

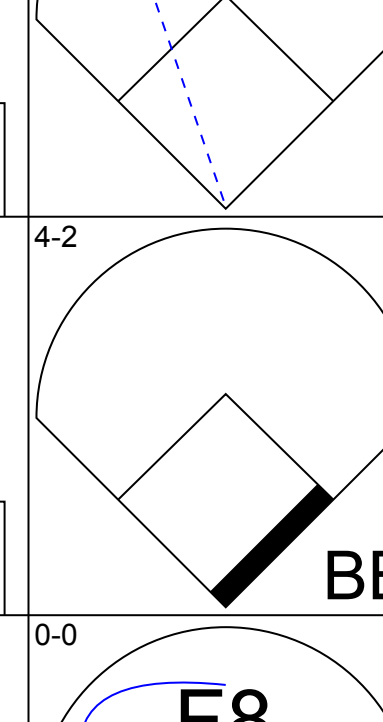
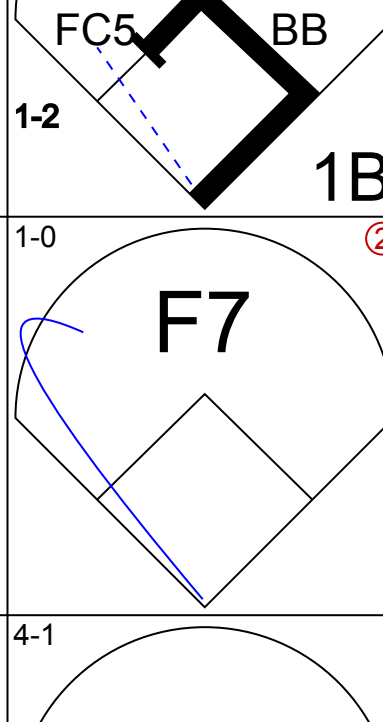
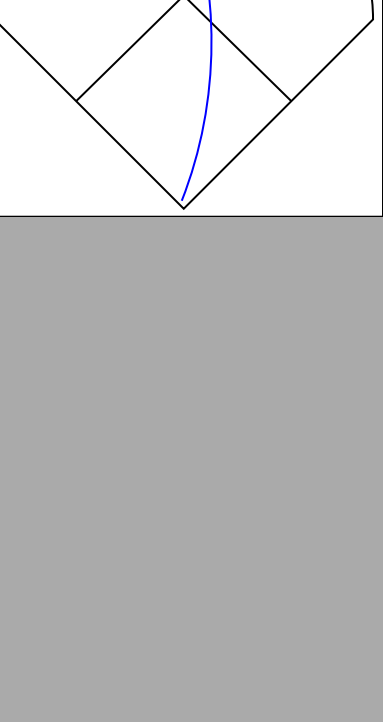

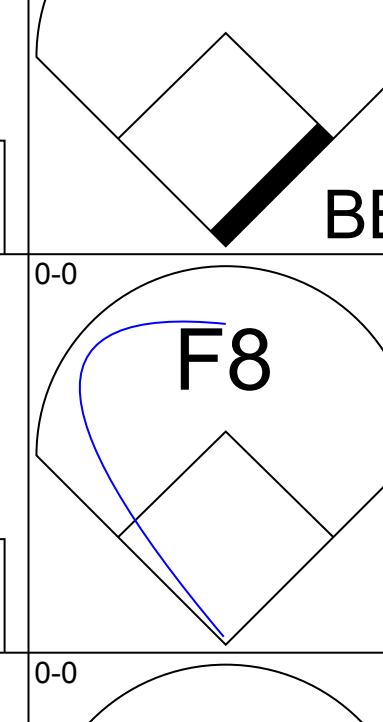
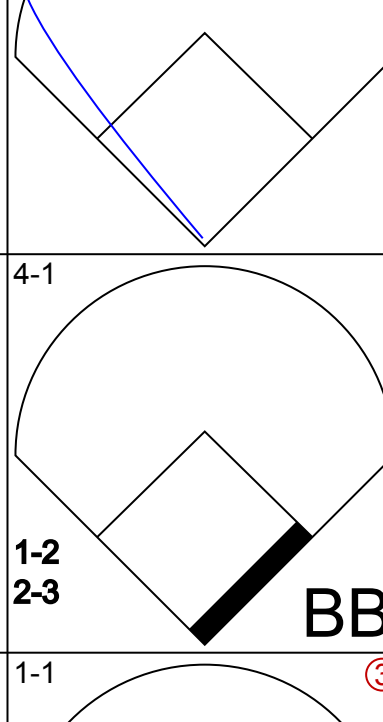


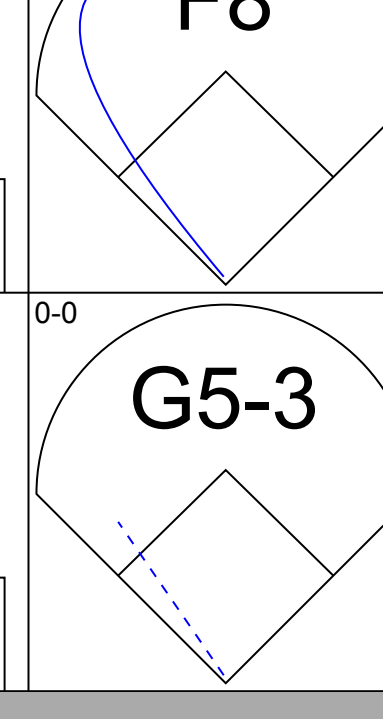
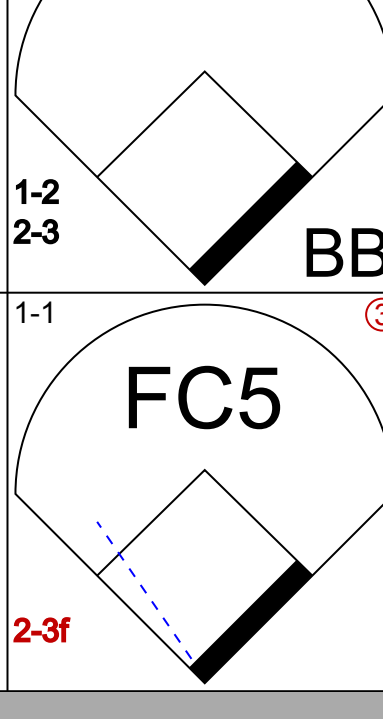

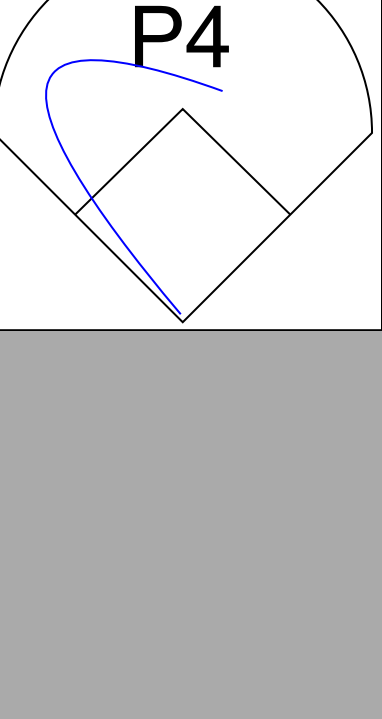
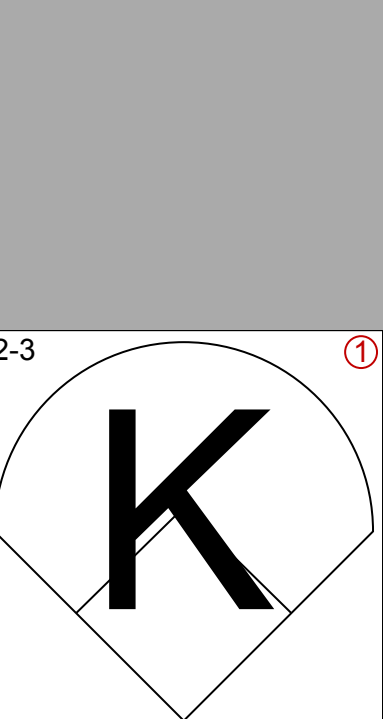
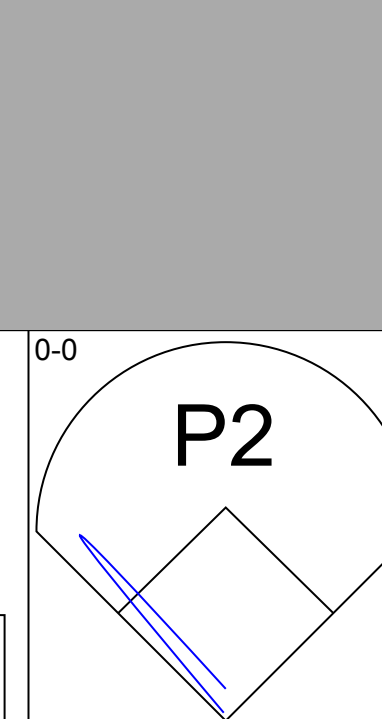


Batter	1	2	3	4	5	6	7	8	9	AB	R	H	RBI	BB	SO	LOB	TOP			
<b>Brady Anderson, L</b> (1, 9) OBP: 0.353, SLG: 0.420	2-2 <b>K</b>		0-0 <b>P7</b>		2-1 <b>G6-3</b>		0-0 <b>G4-6-3</b>			4	0	0	0	0	1	1	<b>Baltimore Orioles @ Milwaukee Brewers</b> Milwaukee County Stadium, Milwaukee, WI Fri Aug 05 1994, 8:05 PM EDT Att: 23,174 - Unknown - 69 F			
<b>Chris Sabo, R</b> (1, 7) OBP: 0.320, SLG: 0.465 <b>Jeffrey Hammonds, R</b> (8, 7)	2-2 <b>3B</b> HBP		1-2 <b>E6</b> 1B 2B		0-3 <b>K</b>		0-0 <b>P4</b>			3	2	1	0	0	1	0				
<b>Rafael Palmeiro, L</b> (1, 3) OBP: 0.393, SLG: 0.551	2-2 <b>F8</b>		1-1 <b>G4-3</b> 1B		0-0 <b>G4-3</b>		0-1 <b>G4-3</b>			4	0	1	1	0	0	1				
<b>Cal Ripken Jr., R</b> (1, 6) OBP: 0.359, SLG: 0.461	1-2 <b>1-H</b> <b>3B</b>		3-H 3-0 <b>F7</b>		0-0 <b>L9</b>		1-2 <b>G1-3</b>			4	0	1	1	0	0	1				
<b>Harold Baines, L</b> (1, 10) OBP: 0.356, SLG: 0.494	1-0 <b>F8</b>			2-1 <b>F7</b>		3-2 <b>2B</b>		2-2 <b>F7</b>		4	0	1	0	0	0	1				
<b>Leo Gomez, R</b> (1, 5) OBP: 0.365, SLG: 0.515		3-3 <b>K</b>		2-1 <b>HR</b> 1B		3-3 <b>K</b>		1-1 <b>L8</b>		4	1	1	0	0	2	1				
<b>Chris Hoiles, R</b> (1, 2) OBP: 0.370, SLG: 0.450		2-0 <b>P4</b>		3-2 <b>1-H</b> <b>HR</b>		1-3 <b>K</b>		2-1 <b>FC4-6</b> 1B		4	1	2	2	0	1	1				
<b>Mark McLemore, S</b> (1, 4) OBP: 0.357, SLG: 0.318		1-2 <b>G6-3</b>		0-3 <b>K</b>		0-1 <b>F7</b>		1-1 <b>FC4-6</b> 1-2		4	0	0	0	0	1	1				
<b>Mike Devereaux, R</b> (1, 8) OBP: 0.258, SLG: 0.338			0-1 <b>F8</b>		0-0 <b>G1-3</b>		1-1 <b>G4-6-3</b> 1B			3	0	1	0	0	0	0				
<b>Inning Stats</b>	R: 1 E: 0 K: 1 S: 13	H: 1 LOB: 1 BB: 0 P: 21	R: 0 E: 0 K: 1 S: 7	H: 0 LOB: 0 BB: 0 P: 13	R: 1 E: 1 K: 0 S: 9	H: 2 LOB: 1 BB: 0 P: 14	R: 2 E: 0 K: 1 S: 11	H: 2 LOB: 0 BB: 0 P: 18	R: 0 E: 0 K: 2 S: 10	H: 1 LOB: 1 BB: 0 P: 17	R: 0 E: 0 K: 0 S: 5	H: 1 LOB: 0 BB: 0 P: 6	R: 0 E: 0 K: 0 S: 8	H: 0 LOB: 0 BB: 0 P: 9	R: 0 E: 0 K: 0 S: 9	H: 1 LOB: 1 BB: 0 P: 15	1B: 4 2B: 2 3B: 1 HR: 1	SF: 0 SAC: 0 DP: 1 HBP: 1	WP: 0 PB: 0 SB: 0 CS: 0	PA: 35
<b>PITCHER</b> <b>Ricky Bones, R</b> (1, 1) ERA: 3.38	IP: 9.0 WLS: L BF: 35	H: 8 R: 4 ER: 4 SO: 6	BB: 0 IBB: 0 HBP: 1 BLK: 0	WP: 0 HR: 1 S: 78 P: 121	ERA: 4.00 WHIP: 0.889															

Batter	1	2	3	4	5	6	7	8	9	AB	R	H	RBI	BB	SO	LOB	BOTTOM					
<b>Jody Reed, R</b> (1, 4) OBP: 0.359, SLG: 0.330	3-1 <b>L5</b>		1-1 <b>G6-3</b>		0-2 <b>G6-3</b>			1-1 <b>G1-3</b>		4	0	0	0	0	0	2	<b>Baltimore Orioles @ Milwaukee Brewers</b> Milwaukee County Stadium, Milwaukee, WI Fri Aug 05 1994, 8:05 PM EDT Att: 23,174 - Unknown - 69 F					
<b>Turner Ward, S</b> (1, 8) OBP: 0.338, SLG: 0.364	1-2 <b>G3</b>		3-3 <b>K</b>			1-2 <b>L9</b>		2-3 <b>K</b>		4	0	0	0	0	2	1						
<b>Kevin Seitzer, R</b> (1, 3) OBP: 0.372, SLG: 0.453	3-2 <b>G6-3</b>			3-1 <b>F9</b>		1-3 <b>K</b>		0-3 <b>K</b>		4	0	0	0	0	2	0						
<b>Dave Nilsson, L</b> (1, 2) OBP: 0.323, SLG: 0.461		4-2 <b>G4-3</b> <b>G1-3</b> BB		2-1 <b>1B</b>		1-0 <b>G4-3</b>		4-2 <b>BB</b>		2	0	1	0	2	0	0						
<b>Greg Vaughn, R</b> (1, 7) OBP: 0.351, SLG: 0.499		2-2 <b>G1-3</b>		1-3 <b>K</b>		3-3 <b>K</b>		0-0 <b>F8</b>		4	0	0	0	0	2	3						
<b>John Jaha, R</b> (1, 10) OBP: 0.327, SLG: 0.399		1-2 <b>G4-3</b>		2-3 <b>K</b>		2-0 <b>G5-3</b>		2-1 <b>L8</b>		4	0	0	0	0	1	3						
<b>Matt Mieske, R</b> (1, 9) OBP: 0.329, SLG: 0.444		4-1 <b>BB</b>			1-3 <b>K</b>		3-3 <b>K</b>			2	0	0	0	1	2	0						
<b>Jeff Cirillo, R</b> (1, 5) OBP: 0.304, SLG: 0.362		1-1 <b>G5-3</b>			1-2 <b>G5-3</b>			4-2 <b>G1-3</b> <b>G4-3</b> BB		2	0	0	0	1	0	2						
<b>Jose Valentin, S</b> (1, 6) OBP: 0.327, SLG: 0.419			1-0 <b>F9</b>		1-0 <b>HBP</b>			2-1 <b>G4-3</b>		2	0	0	0	0	0	1						
<b>Inning Stats</b>	R: 0 E: 0 K: 0 S: 8	H: 0 LOB: 0 BB: 0 P: 15	R: 0 E: 0 K: 0 S: 14	H: 0 LOB: 2 BB: 2 P: 26	R: 0 E: 0 K: 1 S: 9	H: 0 LOB: 0 BB: 0 P: 14	R: 0 E: 0 K: 2 S: 10	H: 1 LOB: 1 BB: 0 P: 18	R: 0 E: 0 K: 1 S: 10	H: 0 LOB: 0 BB: 0 P: 13	R: 0 E: 0 K: 1 S: 8	H: 0 LOB: 0 BB: 0 P: 11	R: 0 E: 0 K: 2 S: 7	H: 0 LOB: 0 BB: 0 P: 15	R: 0 E: 0 K: 1 S: 9	H: 0 LOB: 1 BB: 1 P: 18	R: 0 E: 0 K: 1 S: 9	H: 0 LOB: 1 BB: 1 P: 15	1B: 1 2B: 0 3B: 0 HR: 0	SF: 0 SAC: 0 DP: 0 HBP: 1	WP: 0 PB: 0 SB: 0 CS: 0	PA: 33
<b>PITCHER</b> <b>Ben McDonald, R</b> (1, 1) ERA: 4.2	IP: 9.0 WLS: W BF: 33	H: 1 R: 0 ER: 0 SO: 9	BB: 4 IBB: 0 HBP: 1 BLK: 0	WP: 0 HR: 0 S: 84 P: 145	ERA: 0.00 WHIP: 0.556																	



Batter	1	2	3	4	5	6	7	8	9	AB	R	H	RBI	BB	SO	LOB	TOP					
<b>Brady Anderson, L</b> (1, 7) OBP: 0.353, SLG: 0.418			 G6-4-3 1B		 1-2 2-3		 1-0		 4-2	4	0	1	0	1	1	2	<b>Baltimore Orioles @ Milwaukee Brewers</b> Milwaukee County Stadium, Milwaukee, WI Sat Aug 06 1994, 8:05 PM EDT Att: 29,077 - Unknown - 69 F <a href="http://livebaseballscorecards.com">livebaseballscorecards.com</a>					
<b>Jeffrey Hammonds, R</b> (1, 9) OBP: 0.339, SLG: 0.483	 1B		 G6-4-3 1-2		 2-1 3-H 6-3		 2-0		 0-0	5	0	1	1	0	0	3						
<b>Rafael Palmeiro, L</b> (1, 3) OBP: 0.389, SLG: 0.544	 1-2		 1-2 2-3		 1-2 2-3			 1-3 1 SAFE	 1-1	5	0	0	0	0	2	5						
<b>Cal Ripken Jr., R</b> (1, 6) OBP: 0.357, SLG: 0.458		 1B	 0-1			 2-3		 1-1	 0-0	5	1	1	0	0	1	2						
<b>Harold Baines, L</b> (1, 10) OBP: 0.360, SLG: 0.494 <b>Lonnie Smith, R</b> (8, PR) OBP: 0.349, SLG: 0.288	 1-2			 1-0		 1B		 4-2		2	1	1	0	2	0	0						
<b>Leo Gomez, R</b> (1, 5) OBP: 0.366, SLG: 0.511	 1-2 2-3			 0-1		 0-0		 4-2		2	1	0	0	2	0	1						
<b>Chris Hoiles, R</b> (1, 2) OBP: 0.371, SLG: 0.449	 3-2			 0-0		 1-2		 4-1		3	0	1	0	1	0	3						
<b>Mark McLemore, S</b> (1, 4) OBP: 0.359, SLG: 0.324	 1-2 2-H 3-H				 0-0 G6-3		 3-1		 0-2	3	1	2	3	0	0	2						
<b>Mike Devereaux, R</b> (1, 8) OBP: 0.258, SLG: 0.337	 2-2				 1-2		 0-2		 0-2	4	0	1	0	0	0	4						
<b>Inning Stats</b>	R: 0 E: 0 K: 1 S: 7	H: 1 LOB: 0 BB: 0 P: 12	R: 2 E: 0 K: 0 S: 15	H: 1 LOB: 1 BB: 2 P: 30	R: 0 E: 1 K: 0 S: 9	H: 1 LOB: 1 BB: 0 P: 10	R: 0 E: 0 K: 0 S: 4	H: 0 LOB: 0 BB: 0 P: 5	R: 1 E: 0 K: 1 S: 10	H: 2 LOB: 1 BB: 0 P: 12	R: 0 E: 0 K: 1 S: 10	H: 2 LOB: 2 BB: 0 P: 18	R: 0 E: 0 K: 0 S: 5	H: 0 LOB: 0 BB: 0 P: 8	R: 2 E: 0 K: 1 S: 19	H: 1 LOB: 3 BB: 3 P: 33	R: 0 E: 0 K: 0 S: 6	H: 0 LOB: 1 BB: 1 P: 11	1B: 7 2B: 1 3B: 0 HR: 0	SF: 1 SAC: 0 DP: 2 HBP: 0	WP: 2 PB: 0 SB: 1 CS: 0	PA: 40
<b>PITCHER</b>	IP	WLS	BF	H	R	ER	SO	BB	IBB	HBP	BLK	WP	HR	S	P	ERA	WHIP					
<b>Jaime Navarro, R</b> (1, 1) ERA: 6.47	5.2	L	25	7	3	3	3	2	0	0	0	1	0	53	82	4.76	1.588					
<b>Graeme Lloyd, L</b> (6, 1) ERA: 5.29	2.0		7	0	1	1	1	1	0	0	0	1	0	17	29	4.50	0.500					
<b>Doug Henry, R</b> (8, 1) ERA: 4.8	0.1		4	1	1	1	0	2	0	0	0	0	0	9	17	27.00	9.000					
<b>Teddy Higuera, L</b> (9, 1) ERA: 7.31	1.0		4	0	0	0	0	1	0	0	0	0	0	6	11	0.00	1.000					

Batter	1	2	3	4	5	6	7	8	9	AB	R	H	RBI	BB	SO	LOB	BOTTOM					
<b>Jody Reed, R</b> (1, 4) OBP: 0.358, SLG: 0.329	 1B		 0-2 1 SAFE		 0-2		 1-2			4	0	1	0	0	0	1	<b>Baltimore Orioles @ Milwaukee Brewers</b> Milwaukee County Stadium, Milwaukee, WI Sat Aug 06 1994, 8:05 PM EDT Att: 29,077 - Unknown - 69 F <a href="http://livebaseballscorecards.com">livebaseballscorecards.com</a>					
<b>Jeff Cirillo, R</b> (1, 5) OBP: 0.303, SLG: 0.367	 1-2		 1-3		 2-2		 3-2			4	0	1	0	0	0	1						
<b>Kevin Seitzer, R</b> (1, 3) OBP: 0.377, SLG: 0.451	 4-2		 4-0			 4-1		 1-2		1	0	0	0	3	0	0						
<b>Greg Vaughn, R</b> (1, 7) OBP: 0.348, SLG: 0.493	 2-2		 1-1 3-H			 1-0		 2-2		4	0	0	0	0	0	5						
<b>John Jaha, R</b> (1, 10) OBP: 0.329, SLG: 0.401		 3-1		 2-0		 2-2 1-2		 2-1		4	0	2	0	0	0	0						
<b>Turner Ward, S</b> (1, 8) OBP: 0.337, SLG: 0.361	 2-3			 4-2		 1-0		 4-2		3	0	0	0	1	1	3						
<b>Dave Valle, R</b> (1, 2) OBP: 0.349, SLG: 0.382	 2-3			 0-0		 4-1 1-2 2-3		 1-2		3	0	0	0	1	1	2						
<b>Matt Mieske, R</b> (1, 9) OBP: 0.324, SLG: 0.438	 2-0			 0-0		 1-1 2-3		 1-2		4	0	0	0	0	0	5						
<b>Jose Valentin, S</b> (1, 6) OBP: 0.327, SLG: 0.419			 3-2		 2-3		 0-0			3	0	1	0	0	1	0						
<b>Inning Stats</b>	R: 0 E: 0 K: 0 S: 11	H: 1 LOB: 1 BB: 1 P: 18	R: 0 E: 0 K: 2 S: 9	H: 1 LOB: 0 BB: 0 P: 18	R: 0 E: 0 K: 0 S: 13	H: 2 LOB: 2 BB: 1 P: 22	R: 0 E: 0 K: 0 S: 5	H: 0 LOB: 1 BB: 1 P: 11	R: 0 E: 0 K: 1 S: 10	H: 0 LOB: 0 BB: 0 P: 14	R: 0 E: 0 K: 0 S: 8	H: 1 LOB: 3 BB: 2 P: 23	R: 0 E: 0 K: 0 S: 9	H: 0 LOB: 0 BB: 0 P: 12	R: 0 E: 0 K: 0 S: 9	H: 0 LOB: 0 BB: 0 P: 14	R: 0 E: 0 K: 0 S: 10	H: 0 LOB: 0 BB: 0 P: 14	1B: 4 2B: 2 3B: 0 HR: 0	SF: 0 SAC: 0 DP: 2 HBP: 0	WP: 0 PB: 0 SB: 0 CS: 0	PA: 35
<b>PITCHER</b>	IP	WLS	BF	H	R	ER	SO	BB	IBB	HBP	BLK	WP	HR	S	P	ERA	WHIP					
<b>Arthur Rhodes, L</b> (1, 1) ERA: 5.81	9.0	W	35	5	0	0	3	5	0	0	0	0	0	85	146	0.00	1.111					



Batter	1	2	3	4	5	6	7	8	9	AB	R	H	RBI	BB	SO	LOB	TOP				
<b>Brady Anderson, L</b> (1, 7) OBP: 0.352, SLG: 0.418	3-2 G4-3	1-0 S 1B 2B		2-0 G3			3-1 F8		1-1 P4	5	1	1	2	0	0	0					
<b>Jeffrey Hammonds, R</b> (1, 9) OBP: 0.344, SLG: 0.489	1-1 1B 2B	1-2 S E 1B			0-1 G5-3		1-2 P3		0-0 BB 1B	5	2	3	1	0	0	0					
<b>Rafael Palmeiro, L</b> (1, 3) OBP: 0.389, SLG: 0.542	0-0 F8	3-1 SAFE E6 1-H S			2-2 G3-1		3-1 S 1B		4-0 SAFE 1B 1-2 1B BB	4	1	1	0	1	0	1					
<b>Cal Ripken Jr., R</b> (1, 6) OBP: 0.360, SLG: 0.458	2-0 1B	2-1 G4-3			0-0 G5-3		4-2 1B		3-2 1B 1-3 2-H 1B	4	0	2	1	1	0	1					
<b>Harold Baines, L</b> (1, 10) OBP: 0.355, SLG: 0.486	1-1 G4-3		2-2 G4-3			0-0 F7	0-2 G1-3		0-3 K	5	0	0	0	0	1	6					
<b>Leo Gomez, R</b> (1, 5) OBP: 0.367, SLG: 0.509		0-0 2B 1B	3-2 L7			2-1 L7		3-3 K	2-0 1B	5	0	2	1	0	1	0					
<b>Chris Hoiles, R</b> (1, 2) OBP: 0.374, SLG: 0.455		3-2 1-H 2B	1-1 G6-3			0-2 2B 1B		3-2 1B	3-H 0-0 F8	5	1	3	0	0	0	2					
<b>Mark McLemore, S</b> (1, 4) OBP: 0.356, SLG: 0.326		1-2 F8		1-3 K		3-1 2B		0-1 F8		4	0	1	0	0	1	2					
<b>Mike Devereaux, R</b> (1, 8) OBP: 0.258, SLG: 0.333		4-1 2B BB		2-0 G6-3		0-1 G5-3		3-2 F9		3	1	0	0	1	0	3					
<b>Inning Stats</b>	R: 0 E: 0 K: 0 S: 10	H: 2 LOB: 2 BB: 0 P: 17	R: 4 E: 1 K: 0 S: 18	H: 4 LOB: 1 BB: 1 P: 33	R: 0 E: 0 K: 0 S: 8	H: 0 LOB: 0 BB: 0 P: 14	R: 0 E: 0 K: 1 S: 5	H: 0 LOB: 0 BB: 0 P: 10	R: 0 E: 0 K: 0 S: 6	H: 2 LOB: 2 BB: 0 P: 15	R: 0 E: 0 K: 0 S: 12	H: 1 LOB: 2 BB: 1 P: 23	R: 0 E: 0 K: 1 S: 14	H: 1 LOB: 1 BB: 0 P: 20	R: 2 E: 0 K: 1 S: 12	H: 3 LOB: 2 BB: 1 P: 22	1B: 9 2B: 4 3B: 0 HR: 0	SF: 0 SAC: 0 DP: 0 HBP: 0	WP: 0 PB: 0 SB: 4 CS: 0	PA: 43	
<b>PITCHER</b>	IP	WLS	BF	H	R	ER	SO	BB	IBB	HBP	BLK	WP	HR	S	P	ERA	WHIP				
<b>Bob Scanlan, R</b> (1, 1) ERA: 4.11	7.1	L	34	10	4	3	2	2	0	0	0	0	0	77	134	3.68	1.636				
<b>Jesse Orosco, L</b> (8, 1) ERA: 5.25	1.1		7	2	2	2	1	1	0	0	0	0	0	16	27	13.50	2.250				
<b>Doug Henry, R</b> (9, 1) ERA: 4.75	0.1		2	1	0	0	0	0	0	0	0	0	0	2	4	0.00	3.000				

Baltimore Orioles @ Milwaukee Brewers  
Milwaukee County Stadium, Milwaukee, WI  
Sun Aug 07 1994, 4:33 AM EDT  
Att: 29,223 - Sunny - 73 F

AB 40  
R 6  
H 13  
RBI 5  
BB 3  
SO 3  
LOB 15



Batter	1	2	3	4	5	6	7	8	9	AB	R	H	RBI	BB	SO	LOB	BOTTOM					
<b>Jody Reed, R</b> (1, 4) OBP: 0.360, SLG: 0.331	1-2 1B 1B		1-1 G6-3		1-2 F7			1-0 1B		4	1	2	0	0	0	1						
<b>Kevin Seitzer, R</b> (1, 3) OBP: 0.375, SLG: 0.448	0-1 1B SF8 1B		2-2 L7		0-0 G1-3			1-0 P7		4	1	1	0	0	0	2						
<b>Dave Nilsson, L</b> (1, 2) OBP: 0.320, SLG: 0.456	0-0 L3		2-2 G4-3			0-1 G4-3		0-0 F7		4	0	0	0	0	0	3						
<b>Greg Vaughn, R</b> (1, 7) OBP: 0.349, SLG: 0.493	0-2 SF8 CS 1B			3-1 G4-6-3 BB 1B		2-3 K		1-3 K		4	0	2	1	0	2	0						
<b>John Jaha, R</b> (1, 10) OBP: 0.331, SLG: 0.398	4-2 BB			4-2 G4-6-3 BB		0-3 K		2-1 F9		2	0	0	0	2	1	0						
<b>Turner Ward, S</b> (1, 8) OBP: 0.337, SLG: 0.369	1-1 SF8			0-1 G4-6-3			0-0 F9		2-2 HR	3	1	1	2	0	0	2						
<b>Troy O'Leary, L</b> (1, 9) OBP: 0.311, SLG: 0.364	2-2 CS		0-2 G5-4-3 1B		1-0 G3		2-2 G4-3		3-1 2B	4	0	2	0	0	0	1						
<b>Jeff Cirillo, R</b> (1, 5) OBP: 0.301, SLG: 0.357			2-2 G5-4-3		4-2 BB		2-3 K		3-1 G5-3	3	0	0	0	1	1	2						
<b>Jose Valentin, S</b> (1, 6) OBP: 0.324, SLG: 0.414		0-1 B3			3-2 F9			1-0 F9		3	0	0	0	0	0	1						
<b>Inning Stats</b>	R: 2 E: 0 K: 0 S: 15	H: 3 LOB: 1 BB: 1 P: 23	R: 0 E: 0 K: 0 S: 8	H: 1 LOB: 0 BB: 0 P: 10	R: 0 E: 0 K: 0 S: 9	H: 0 LOB: 0 BB: 0 P: 14	R: 0 E: 0 K: 0 S: 8	H: 1 LOB: 1 BB: 1 P: 16	R: 0 E: 0 K: 0 S: 14	H: 0 LOB: 1 BB: 1 P: 22	R: 0 E: 0 K: 2 S: 9	H: 0 LOB: 0 BB: 0 P: 11	R: 0 E: 0 K: 1 S: 10	H: 0 LOB: 0 BB: 0 P: 14	R: 0 E: 0 K: 0 S: 4	H: 1 LOB: 1 BB: 0 P: 7	R: 1 E: 0 K: 1 S: 14	H: 2 LOB: 1 BB: 0 P: 25	1B: 6 2B: 1 3B: 0 HR: 1	SF: 1 SAC: 0 DP: 2 HBP: 0	WP: 0 PB: 0 SB: 0 CS: 1	PA: 36
<b>PITCHER</b>	IP	WLS	BF	H	R	ER	SO	BB	IBB	HBP	BLK	WP	HR	S	P	ERA	WHIP					
<b>35 Mike Mussina, R</b> (1, 1) ERA: 3.06	8.0	W	30	6	2	2	3	3	0	0	0	0	0	77	117	2.25	1.125					
<b>Lee Smith, R</b> (9, 1) ERA: 3.35	1.0		5	2	1	1	1	0	0	0	0	0	1	14	25	9.00	2.000					

Baltimore Orioles @ Milwaukee Brewers  
Milwaukee County Stadium, Milwaukee, WI  
Sun Aug 07 1994, 4:33 AM EDT  
Att: 29,223 - Sunny - 73 F

AB 31  
R 3  
H 8  
RBI 3  
BB 3  
SO 4  
LOB 12





Batter	1	2	3	4	5	6	7	8	9	AB	R	H	RBI	BB	SO	LOB	TOP					
Jody Reed, R OBP: 0.362, SLG: 0.337 Bill Spiers, L OBP: 0.318, SLG: 0.310	P4		2B		K2-3				K	5	1	3	1	0	1	1						
Greg Vaughn, R OBP: 0.345, SLG: 0.486 Duane Singleton, L	K		G5-3		F9					5	0	0	0	0	2	5						
Kevin Seitzer, R OBP: 0.376, SLG: 0.451	E		F8		G4-3			L6		5	1	2	2	0	0	2						
Dave Nilsson, L OBP: 0.319, SLG: 0.451 Dave Valle, R OBP: 0.349, SLG: 0.382	E4			K		F7		E3		4	1	0	0	1	1							
John Jaha, R OBP: 0.329, SLG: 0.405	G6-3			G6-3		G4-3		G6-4-3		5	1	1	3	0	0	3						
Turner Ward, S OBP: 0.335, SLG: 0.367		G6-3		F9		F9			P6	5	1	1	0	0	0	0						
Troy O'Leary, L OBP: 0.333, SLG: 0.373									G5-3	4	2	2	0	1	0	0						
Jeff Cirillo, R OBP: 0.320, SLG: 0.391										3	3	2	3	2	0	1						
Jose Valentin, S OBP: 0.331, SLG: 0.428										3	2	2	2	2	1	0						
<b>Inning Stats</b>	R: 0 H: 1 E: 1 K: 1 S: 12	H: 1 LOB: 2 BB: 0 P: 19	R: 0 H: 1 E: 0 K: 0 S: 8	H: 1 LOB: 0 BB: 0 P: 10	R: 0 H: 1 E: 0 K: 1 S: 12	H: 1 LOB: 1 BB: 0 P: 17	R: 0 H: 0 E: 0 K: 1 S: 7	H: 0 LOB: 0 BB: 0 P: 12	R: 2 H: 2 E: 1 K: 1 S: 15	H: 2 LOB: 1 BB: 1 P: 25	R: 0 H: 0 E: 0 K: 0 S: 4	H: 0 LOB: 0 BB: 0 P: 6	R: 10 H: 8 E: 0 K: 1 S: 32	H: 8 LOB: 1 BB: 3 P: 55	R: 0 H: 0 E: 1 K: 0 S: 6	H: 0 LOB: 0 BB: 0 P: 9	R: 0 H: 0 E: 0 K: 1 S: 11	H: 0 LOB: 2 BB: 2 P: 20	1B: 8 2B: 2 3B: 0 HR: 3	SF: 0 SAC: 0 DP: 2 HBP: 0	WP: 0 PB: 0 SB: 1 CS: 0	PA: 46
<b>PITCHER</b>	IP	WLS	BF	H	R	ER	SO	BB	IBB	HBP	BLK	WP	HR	S	P	ERA	WHIP					
Tim Belcher, R ERA: 5.89	6.2	L	32	8	8	7	4	3	1	0	0	0	1	74	122	9.45	1.650					
Joe Boever, R ERA: 4.07	0.1		6	5	4	4	1	0	0	0	0	0	2	16	22	108.00	15.000					
Greg Cadaret, L ERA: 4.73	2.0		8	0	0	0	1	2	0	0	0	0	0	17	29	0.00	1.000					

Milwaukee Brewers @ Detroit Tigers  
Tiger Stadium, Detroit, MI  
Mon Aug 08 1994, 7:05 PM EDT  
Att: 30,803 - Unknown - 83 F

AB 40  
R 12  
H 13  
RBI 11  
BB 6  
SO 6  
LOB 15



Batter	1	2	3	4	5	6	7	8	9	AB	R	H	RBI	BB	SO	LOB	BOTTOM					
Tony Phillips, S OBP: 0.408, SLG: 0.463 Chad Kreuter, S OBP: 0.327, SLG: 0.288	F7	G5-3			G6-4-3			F8		3	0	0	0	0	0	2						
Alan Trammell, R OBP: 0.308, SLG: 0.410				L9	L5			G4-3		4	0	1	0	0	0	0						
Travis Fryman, R OBP: 0.325, SLG: 0.480	G5-4-3		G5-3			G6-3		HR		4	1	1	1	0	0	1						
Cecil Fielder, R OBP: 0.333, SLG: 0.498 Junior Felix, S OBP: 0.366, SLG: 0.526		2B	L9			F9		P3		3	1	1	0	0	0	0						
Mickey Tettleton, S OBP: 0.421, SLG: 0.462		HR			F8			G5-3	1B	3	1	2	0	1	0	0						
Juan Samuel, R OBP: 0.394, SLG: 0.559		HR	L9			F9			BB	4	0	2	0	0	1	3						
Danny Bautista, R OBP: 0.257, SLG: 0.418									G5-3	4	1	1	3	0	1	3						
Milt Cuyler, S OBP: 0.328, SLG: 0.324										3	0	0	0	0	0	2						
Chris Gomez, R OBP: 0.336, SLG: 0.402										3	0	2	0	0	0	1						
<b>Inning Stats</b>	R: 0 H: 1 E: 0 K: 0 S: 4	H: 4 LOB: 1 BB: 0 P: 7	R: 3 H: 4 E: 0 K: 1 S: 16	H: 4 LOB: 1 BB: 0 P: 28	R: 0 H: 0 E: 0 K: 0 S: 9	H: 0 LOB: 0 BB: 0 P: 17	R: 0 H: 1 E: 0 K: 1 S: 8	H: 1 LOB: 0 BB: 0 P: 15	R: 0 H: 1 E: 0 K: 0 S: 9	H: 1 LOB: 0 BB: 0 P: 12	R: 0 H: 0 E: 0 K: 0 S: 6	H: 0 LOB: 0 BB: 0 P: 12	R: 0 H: 0 E: 0 K: 0 S: 9	H: 0 LOB: 0 BB: 0 P: 17	R: 1 H: 1 E: 0 K: 0 S: 12	H: 1 LOB: 0 BB: 0 P: 17	R: 0 H: 1 E: 0 K: 0 S: 13	H: 1 LOB: 1 BB: 1 P: 22	1B: 5 2B: 3 3B: 0 HR: 2	SF: 0 SAC: 0 DP: 4 HBP: 1	WP: 0 PB: 0 SB: 1 CS: 0	PA: 35
<b>PITCHER</b>	IP	WLS	BF	H	R	ER	SO	BB	IBB	HBP	BLK	WP	HR	S	P	ERA	WHIP					
Angel Miranda, L ERA: 5.28	6.0	W	24	8	3	3	2	0	0	0	0	0	1	52	91	4.50	1.333					
Jose Mercedes, R ERA: 2.4	1.2		6	1	1	1	0	0	0	1	0	0	1	20	31	5.40	0.600					
Jesse Orosco, L ERA: 5.21	0.1		1	0	0	0	0	0	0	0	0	0	0	1	3	0.00	0.000					
Doug Henry, R ERA: 4.6	1.0		4	1	0	0	0	1	0	0	0	0	0	13	22	0.00	2.000					

Milwaukee Brewers @ Detroit Tigers  
Tiger Stadium, Detroit, MI  
Mon Aug 08 1994, 7:05 PM EDT  
Att: 30,803 - Unknown - 83 F

AB 33  
R 4  
H 10  
RBI 4  
BB 1  
SO 2  
LOB 12













Batter	1	2	3	4	5	6	7	8	9	AB	R	H	RBI	BB	SO	LOB	TOP			
Jody Reed, R OBP: 0.362, SLG: 0.341 (1, 4)	0-0 CS 1B		4-0 2B BB	0-1 G6-3			2-0 P3	1-2 E4 1B 2B		4	2	2	2	1	0	0				
Greg Vaughn, R OBP: 0.345, SLG: 0.478 (1, 7)	4-2 G4-6-3 BB		0-0 L7		0-0 G5-3		0-2 F7	2-1 1B		4	0	1	1	1	0	2				
Kevin Seitzer, R OBP: 0.375, SLG: 0.453 (1, 3)	0-2 G4-6-3		0-0 1B 2B		1-0 2B		1-1 G5-3	0-0 F9		5	1	2	2	0	0	3				
Dave Nilsson, L OBP: 0.326, SLG: 0.451 Bill Spiers, L OBP: 0.316, SLG: 0.308 (8, 9)		2-0 F8	4-0 1B IBB		3-2 F7			1B F8		3	0	1	0	1	0	1				
John Jaha, R OBP: 0.332, SLG: 0.412 (1, 10)		2-2 G6-3	3-2 1B		0-0 P3			2-1 E WP 2B	2-2 FC4-6 1B	5	1	3	1	0	0	1				
Turner Ward, S OBP: 0.328, SLG: 0.357 (1, 8)		1-1 HBP	1-1 G6-3			1-0 F7		1-0 P6	0-1 FC4-6 G6-4-3	4	0	0	0	0	0	5				
Troy O'Leary, L OBP: 0.325, SLG: 0.409 Dave Valle, R OBP: 0.348, SLG: 0.375 (8, PH)		1-0 G3		3-1 HR		1-2 1B		4-0 WP E 1B IBB	0-2 G6-4-3	3	1	2	1	0	0	1				
Jeff Cirillo, R OBP: 0.309, SLG: 0.381 (1, 5)			0-3 K	2-0 P3		1-0 P3		0-1 E4 1B WP E		4	1	0	0	0	1	3				
Jose Valentin, S OBP: 0.330, SLG: 0.421 (1, 6)			1-0 2B 1B	0-1 P6		3-2 F9		1-2 E 1B		4	2	2	1	0	0	1				
<b>Inning Stats</b>	R: 0 E: 0 K: 0 S: 6	H: 1 LOB: 0 BB: 1 P: 10	R: 0 E: 0 K: 0 S: 6	H: 0 LOB: 1 BB: 0 P: 12	R: 3 E: 0 K: 1 S: 13	H: 3 LOB: 2 BB: 2 P: 26	R: 1 E: 0 K: 0 S: 7	H: 1 LOB: 1 BB: 0 P: 12	R: 0 E: 0 K: 0 S: 6	H: 1 LOB: 1 BB: 0 P: 10	R: 0 E: 0 K: 0 S: 6	H: 0 LOB: 0 BB: 0 P: 9	R: 6 E: 2 K: 0 S: 19	H: 5 LOB: 2 BB: 1 P: 34	R: 0 E: 0 K: 0 S: 8	H: 1 LOB: 0 BB: 0 P: 10	1B: 8 2B: 4 3B: 0 HR: 1	SF: 0 SAC: 0 DP: 2 HBP: 1	WP: 1 PA: 43 PB: 0 SB: 0 CS: 1	
<b>PITCHER</b>	IP WLS BF H R ER SO BB IBB HBP BLK WP HR S P ERA WHIP	IP WLS BF H R ER SO BB IBB HBP BLK WP HR S P ERA WHIP	IP WLS BF H R ER SO BB IBB HBP BLK WP HR S P ERA WHIP	IP WLS BF H R ER SO BB IBB HBP BLK WP HR S P ERA WHIP	IP WLS BF H R ER SO BB IBB HBP BLK WP HR S P ERA WHIP	IP WLS BF H R ER SO BB IBB HBP BLK WP HR S P ERA WHIP	IP WLS BF H R ER SO BB IBB HBP BLK WP HR S P ERA WHIP	IP WLS BF H R ER SO BB IBB HBP BLK WP HR S P ERA WHIP	IP WLS BF H R ER SO BB IBB HBP BLK WP HR S P ERA WHIP	IP WLS BF H R ER SO BB IBB HBP BLK WP HR S P ERA WHIP	IP WLS BF H R ER SO BB IBB HBP BLK WP HR S P ERA WHIP	IP WLS BF H R ER SO BB IBB HBP BLK WP HR S P ERA WHIP	IP WLS BF H R ER SO BB IBB HBP BLK WP HR S P ERA WHIP	IP WLS BF H R ER SO BB IBB HBP BLK WP HR S P ERA WHIP	IP WLS BF H R ER SO BB IBB HBP BLK WP HR S P ERA WHIP	IP WLS BF H R ER SO BB IBB HBP BLK WP HR S P ERA WHIP	IP WLS BF H R ER SO BB IBB HBP BLK WP HR S P ERA WHIP	IP WLS BF H R ER SO BB IBB HBP BLK WP HR S P ERA WHIP	IP WLS BF H R ER SO BB IBB HBP BLK WP HR S P ERA WHIP	
Mike Moore, R ERA: 5.42 Storm Davis, R ERA: 3.55 Buddy Groom, L ERA: 3.94 Gene Harris, R ERA: 7.61 Joe Boever, R ERA: 3.99	(1, 1) 6.0 L 5 2 0 0 0 2 1 1 0 0 1 46 84 6.00 1.500	(7, 1) 1.0 0.1 (8, 1) 0.0 (8, 1) 1.2	(1, 1) 6.0 L 5 2 0 0 0 2 1 1 0 0 0 14 21 5.40 1.200	(1, 1) 6.0 L 5 2 0 0 0 2 1 1 0 0 0 14 21 5.40 1.200	(1, 1) 6.0 L 5 2 0 0 0 2 1 1 0 0 0 14 21 5.40 1.200	(1, 1) 6.0 L 5 2 0 0 0 2 1 1 0 0 0 14 21 5.40 1.200	(1, 1) 6.0 L 5 2 0 0 0 2 1 1 0 0 0 14 21 5.40 1.200	(1, 1) 6.0 L 5 2 0 0 0 2 1 1 0 0 0 14 21 5.40 1.200	(1, 1) 6.0 L 5 2 0 0 0 2 1 1 0 0 0 14 21 5.40 1.200	(1, 1) 6.0 L 5 2 0 0 0 2 1 1 0 0 0 14 21 5.40 1.200	(1, 1) 6.0 L 5 2 0 0 0 2 1 1 0 0 0 14 21 5.40 1.200	(1, 1) 6.0 L 5 2 0 0 0 2 1 1 0 0 0 14 21 5.40 1.200	(1, 1) 6.0 L 5 2 0 0 0 2 1 1 0 0 0 14 21 5.40 1.200	(1, 1) 6.0 L 5 2 0 0 0 2 1 1 0 0 0 14 21 5.40 1.200	(1, 1) 6.0 L 5 2 0 0 0 2 1 1 0 0 0 14 21 5.40 1.200	(1, 1) 6.0 L 5 2 0 0 0 2 1 1 0 0 0 14 21 5.40 1.200	(1, 1) 6.0 L 5 2 0 0 0 2 1 1 0 0 0 14 21 5.40 1.200	(1, 1) 6.0 L 5 2 0 0 0 2 1 1 0 0 0 14 21 5.40 1.200	(1, 1) 6.0 L 5 2 0 0 0 2 1 1 0 0 0 14 21 5.40 1.200	(1, 1) 6.0 L 5 2 0 0 0 2 1 1 0 0 0 14 21 5.40 1.200

Milwaukee Brewers @ Detroit Tigers  
Tiger Stadium, Detroit, MI  
Thu Aug 11, 1994, 3:33 AM EDT  
Att: 18,857 - Overcast - 63 F

AB 38  
R 10  
H 13  
RBI 8  
BB 4  
SO 1  
LOB 20



Batter	1	2	3	4	5	6	7	8	9	AB	R	H	RBI	BB	SO	LOB	BOTTOM				
Tony Phillips, S OBP: 0.409, SLG: 0.468 (1, 7)	2-3 K		3-1 HR	3-3 K			0-1 G4-3		0-3 K	5	1	1	1	0	3	1					
Lou Whitaker, L OBP: 0.377, SLG: 0.491 (1, 4)	0-2 1B 1B		1-0 1B 1B	4-0 BB			0-0 L6			3	2	2	0	1	0	0					
Travis Fryman, R OBP: 0.326, SLG: 0.474 (1, 5)	3-2 1B FC4-6 1B		3-2 F9	3-2 P4			2-3 K			4	1	1	0	0	1	3					
Cecil Fielder, R OBP: 0.337, SLG: 0.504 (1, 3)	0-1 FC4-6 1B		3-1 1B 1B	4-2 G4-3 BB			4-2 G4-3 BB			2	1	2	1	2	0	0					
Kirk Gibson, L OBP: 0.358, SLG: 0.548 (1, 10)	2-1 FC4-6		0-1 CS 1B	1-0 G4-3			1-2 F8			4	0	1	2	0	0	3					
Mickey Tettleton, S OBP: 0.419, SLG: 0.463 (1, 2)	1 SAFE P4		1-0 1B	2-3 K			3-3 K			4	0	1	1	0	2	2					
Junior Felix, S OBP: 0.372, SLG: 0.525 (1, 9)		4-2 G1-6-3 BB	2-3 K	4-0 L4-3 BB			0-0 FC1-6-4			2	0	0	0	2	1	3					
Alan Trammell, R OBP: 0.307, SLG: 0.414 (1, 6)		1 SAFE G1-6-3		0-0 SH1-4 1B			1-0 L4-3		4-1 G1-6-3 BB	3	0	1	0	1	0	2					
Mitt Cuyler, S OBP: 0.318, SLG: 0.310 (1, 8)		0-1 G6-3		1-1 SH1-4			0-0 P6		2-2 G1-6-3	3	0	0	0	0	0	1					
<b>Inning Stats</b>	R: 2 E: 0 K: 1 S: 16	H: 3 LOB: 1 BB: 0 P: 25	R: 0 E: 0 K: 0 S: 6	H: 0 LOB: 0 BB: 1 P: 11	R: 3 E: 0 K: 1 S: 15	H: 5 LOB: 2 BB: 0 P: 29	R: 0 E: 1 K: 1 S: 11	H: 1 LOB: 2 BB: 1 P: 22	R: 0 E: 0 K: 0 S: 6	H: 0 LOB: 0 BB: 1 P: 13	R: 0 E: 0 K: 0 S: 2	H: 0 LOB: 0 BB: 1 P: 7	R: 0 E: 0 K: 1 S: 7	H: 0 LOB: 0 BB: 0 P: 9	R: 0 E: 0 K: 1 S: 12	H: 0 LOB: 1 BB: 1 P: 20	R: 0 E: 0 K: 1 S: 7	H: 0 LOB: 0 BB: 1 P: 13	1B: 8 2B: 2 3B: 0 HR: 1	SF: 0 SAC: 1 DP: 5 HBP: 0	WP: 0 PA: 37 PB: 0 SB: 0 CS: 1
<b>PITCHER</b>	IP WLS BF H R ER SO BB IBB HBP BLK WP HR S P ERA WHIP	IP WLS BF H R ER SO BB IBB HBP BLK WP HR S P ERA WHIP	IP WLS BF H R ER SO BB IBB HBP BLK WP HR S P ERA WHIP	IP WLS BF H R ER SO BB IBB HBP BLK WP HR S P ERA WHIP	IP WLS BF H R ER SO BB IBB HBP BLK WP HR S P ERA WHIP	IP WLS BF H R ER SO BB IBB HBP BLK WP HR S P ERA WHIP	IP WLS BF H R ER SO BB IBB HBP BLK WP HR S P ERA WHIP	IP WLS BF H R ER SO BB IBB HBP BLK WP HR S P ERA WHIP	IP WLS BF H R ER SO BB IBB HBP BLK WP HR S P ERA WHIP	IP WLS BF H R ER SO BB IBB HBP BLK WP HR S P ERA WHIP	IP WLS BF H R ER SO BB IBB HBP BLK WP HR S P ERA WHIP	IP WLS BF H R ER SO BB IBB HBP BLK WP HR S P ERA WHIP	IP WLS BF H R ER SO BB IBB HBP BLK WP HR S P ERA WHIP	IP WLS BF H R ER SO BB IBB HBP BLK WP HR S P ERA WHIP	IP WLS BF H R ER SO BB IBB HBP BLK WP HR S P ERA WHIP	IP WLS BF H R ER SO BB IBB HBP BLK WP HR S P ERA WHIP	IP WLS BF H R ER SO BB IBB HBP BLK WP HR S P ERA WHIP	IP WLS BF H R ER SO BB IBB HBP BLK WP HR S P ERA WHIP	IP WLS BF H R ER SO BB IBB HBP BLK WP HR S P ERA WHIP	IP WLS BF H R ER SO BB IBB HBP BLK WP HR S P ERA WHIP	
Bill Wegman, R ERA: 4.51 Jesse Orosco, L ERA: 5.09 Jose Mercedes, R ERA: 2.32 Graeme Lloyd, L ERA: 5.17	(1, 1) 6.0 W 3 0 0 0 1 4 0 0 0 0 0 7 9 0.00 0.000	(7, 1) 1.0 5 0 0 0 1 2 0 0 0 0 0 13 25 0.00 2.000	(8, 1) 1.0 2 0 0 0 1 0 0 0 0 0 0 6 8 0.00 0.000	(8, 1) 1.0 2 0 0 0 1 0 0 0 0 0 0 6 8 0.00 0.000	(8, 1) 1.0 2 0 0 0 1 0 0 0 0 0 0 6 8 0.00 0.000	(8, 1) 1.0 2 0 0 0 1 0 0 0 0 0 0 6 8 0.00 0.000	(8, 1) 1.0 2 0 0 0 1 0 0 0 0 0 0 6 8 0.00 0.000	(8, 1) 1.0 2 0 0 0 1 0 0 0 0 0 0 6 8 0.00 0.000	(8, 1) 1.0 2 0 0 0 1 0 0 0 0 0 0 6 8 0.00 0.000	(8, 1) 1.0 2 0 0 0 1 0 0 0 0 0 0 6 8 0.00 0.000	(8, 1) 1.0 2 0 0 0 1 0 0 0 0 0 0 6 8 0.00 0.000	(8, 1) 1.0 2 0 0 0 1 0 0 0 0 0 0 6 8 0.00 0.000	(8, 1) 1.0 2 0 0 0 1 0 0 0 0 0 0 6 8 0.00 0.000	(8, 1) 1.0 2 0 0 0 1 0 0 0 0 0 0 6 8 0.00 0.000	(8, 1) 1.0 2 0 0 0 1 0 0 0 0 0 0 6 8 0.00 0.000	(8, 1) 1.0 2 0 0 0 1 0 0 0 0 0 0 6 8 0.00 0.000	(8, 1) 1.0 2 0 0 0 1 0 0 0 0 0 0 6 8 0.00 0.000	(8, 1) 1.0 2 0 0 0 1 0 0 0 0 0 0 6 8 0.00 0.000	(8, 1) 1.0 2 0 0 0 1 0 0 0 0 0 0 6 8 0.00 0.000	(8, 1) 1.0 2 0 0 0 1 0 0 0 0 0 0 6 8 0.00 0.000	(8, 1) 1.0 2 0 0 0 1 0 0 0 0 0 0 6 8 0.00 0.000

Milwaukee Brewers @ Detroit Tigers  
Tiger Stadium, Detroit, MI  
Thu Aug 11, 1994, 3:33 AM EDT  
Att: 18,857 - Overcast - 63 F

AB 30  
R 5  
H 9  
RBI 5  
BB 6  
SO 7  
LOB 15

