

Milwaukee Brewers - 1996

Milwaukee Brewers @ California Angels
 Anaheim Stadium, Anaheim, CA

Tue Apr 02 1996, 10:05 PM EST
 Att. 27,836 - Unknown - 62 F

AB	47
R	15
H	22
RBI	15
BB	2
SO	7
LOB	27



WP	0	PA	54
PB	1		
SB	0		
CS	0		

AB R H RBI BB SO LOB

6	0	2	1	0	0	5
5	3	4	3	1	0	0
5	1	2	1	0	1	5
5	2	2	3	0	1	3
0	0	0	0	0	0	0
4	1	1	0	1	1	2
5	1	2	1	0	0	2
6	1	3	2	0	1	5
5	2	2	2	0	1	1
6	4	4	2	0	2	4

Batter	1	2	3	4	5	6	7	8	9
Pat Listach, S (1, 4) OBP: 0.333, SLG: 0.333	0-0 F9		FC2-5 1B	0-0 G3		0-0 G6-3		0-0 G1-3	
Chuck Carr, S (1, 8) OBP: 0.833, SLG: 1.600	0-0 G5-3		FC2-5 1B		4-0 1B HBP	0-0 SF8		0-0 HR	
Kevin Seitzer, R (1, 10) OBP: 0.333, SLG: 0.600	0-0 1B		FC2-5 HR		0-3 K	0-0 SF8		0-0 2B	
Greg Vaughn, R (1, 7) OBP: 0.500, SLG: 1.000 David Hulse, L (8, PR)	0-3 K		FC2-5 HR	0-0 HR	0-0 1B	0-0 P6		1-0 2B	
John Jaha, R (1, 3) OBP: 0.500, SLG: 0.250		0-3 K	4-0 1B	0-0 1B	1-0 1B		0-0 G6-3	0-0 L4	
Matt Mieske, R (1, 9) OBP: 0.500, SLG: 0.400		0-0 G4-3	0-0 1B	0-0 1B	0-0 1B		1-0 G6-4-3	0-0 F8	
Jeff Cirillo, R (1, 5) OBP: 0.500, SLG: 1.000		0-0 HR	0-3 K	0-0 1B	0-0 L4		0-0 G6-4-3	0-0 G5-3	
Mike Matheny, R (1, 2) OBP: 0.500, SLG: 0.600		0-0 G6-3	0-0 HR	0-0 1B		1-0 1B		0-3 K2-3	0-0 G5-3
Jose Valentin, S (1, 6) OBP: 0.667, SLG: 1.167			0-0 1B	0-3 K		0-0 1B		0-0 G1-3	0-3 K

Inning Stats	R: 0	H: 1	E: 0	LOB: 1	K: 1	BB: 0	S: 6	P: 6
	R: 1	H: 1	E: 0	LOB: 0	K: 1	BB: 0	S: 6	P: 6
	R: 8	H: 9	E: 1	LOB: 2	K: 1	BB: 1	S: 14	P: 18
	R: 1	H: 4	E: 0	LOB: 3	K: 1	BB: 0	S: 9	P: 9
	R: 1	H: 1	E: 0	LOB: 2	K: 1	BB: 1	S: 6	P: 11
	R: 2	H: 2	E: 0	LOB: 1	K: 0	BB: 0	S: 5	P: 6
	R: 0	H: 0	E: 0	LOB: 0	K: 0	BB: 0	S: 2	P: 3
	R: 2	H: 3	E: 0	LOB: 2	K: 1	BB: 0	S: 8	P: 9
	R: 0	H: 1	E: 0	LOB: 1	K: 1	BB: 0	S: 6	P: 6

PITCHER	IP	WLS	BF	H	R	ER	SO	BB	IBB	HBP	BLK	WP	HR	S	P	ERA	WHIP
Chuck Finley, L (1, 1) ERA: 27.0	2.2	L	17	8	8	8	3	1	0	0	0	0	2	22	26	27.00	3.375
Ken Edenfield, R (3, 1) ERA: 13.5	2.0		16	8	3	3	2	1	0	1	0	0	1	18	23	13.50	4.500
Mark Eichhorn, R (5, 1) ERA: 7.71	2.1		10	2	2	2	0	0	0	2	0	0	0	8	10	7.71	0.857
Mark Holzemer, L (8, 1) ERA: 18.0	1.0		7	3	2	2	1	0	0	1	0	0	1	8	9	18.00	3.000
Lee Smith, R (9, 1) ERA:	1.0		4	1	0	0	1	0	0	0	0	0	0	6	6	0.00	1.000

1B: 15	SF: 1
2B: 3	SAC: 0
3B: 0	DP: 1
HR: 4	HBP: 4

BOTTOM

Milwaukee Brewers @ California Angels
Anaheim Stadium, Anaheim, CA

Tue Apr 02 1996, 10:05 PM EST
Att: 27,836 - Unknown - 62 F

livebaseballscorecards.com

AB	42
R	9
H	15
RBI	9
BB	0
SO	3
LOB	14



WP:	0	PA:	42
PB:	0	SB:	0
CS:	0		

AB R H RBI BB SO LOB

5 1 2 0 0 0 0

5 2 2 4 0 0 0

5 0 2 0 0 2 1

5 1 3 2 0 0 1

5 1 1 0 0 0 3

4 1 1 0 0 0 2

1 0 0 0 0 0 1

3 0 2 1 0 0 2

1 1 1 2 0 0 0

4 1 1 0 0 0 3

4 1 0 0 0 1 1

1B: 11 SF: 0

2B: 1 SAC: 0

3B: 0 DP: 1

HR: 3 HBP: 0

Batter	1	2	3	4	5	6	7	8	9
Randy Velarde, R (1, 4) OBP: 0.400, SLG: 0.400	0-0 F8 1B		0-0 F8 1B		0-0 HR 1B	0-0 F9 1B		0-0 L8 1B	
Jim Edmonds, L (1, 8) OBP: 0.400, SLG: 1.200	0-0 F8 1B		0-0 G4-3 1B		0-0 HR 1B	0-0 G3-1 1B		0-0 G6-3 1B 2B	
Tim Salmon, R (1, 9) OBP: 0.400, SLG: 0.400	0-3 K 1B			0-0 G1-3 16 FC1-5 1B 1B	0-0 G4-6-3 1B		0-3 K 1B	0-0 G6-3 2-3 1B	
Chili Davis, S (1, 10) OBP: 0.600, SLG: 1.200		0-0 HR 1B		0-0 16 FC1-5 G1-3 1-2 1B	0-0 G4-6-3 1-2 1B		0-0 G5-3 1B	0-0 G6-3 3-H 1B	
J.T. Snow, L (1, 3) OBP: 0.200, SLG: 0.200		0-0 F9 1B		0-0 G1-3 1-2 2-3 1B	0-0 16 1B 1B		0-0 G1-3 1B	0-0 F7 1B	
16 Garret Anderson, L (1, 7) OBP: 0.250, SLG: 0.250 Rex Hudler, R (9, PH)		0-0 G4-3 1B		0-0 FC1-5 2-3 3-H 1B	0-0 1B 1-3 1B		0-0 E3 HR 1B	0-0 L3 1B	
George Arias, R (1, 5) OBP: 0.667, SLG: 0.667 Jack Howell, L (8, PH) OBP: 1.000, SLG: 4.000 (9, 5)		0-0 1B 1B		0-0 G2-3 1-3 3-H 1B	0-0 1B 1-3 3-H 1B		0-0 HR 1B	0-0 F7 1B	
Jorge Fabregas, L (1, 2) OBP: 0.250, SLG: 0.250		0-0 G1-3 1B			0-0 1B HR 1B			0-0 F7 1B	
Gary Disarcina, R (1, 6)			0-0 F9 1B		0-0 E6 1B HR 1B	0-3 K 1B		0-0 P5 1B	

Inning Stats	R: 0 H: 1 E: 0 K: 5	H: 1 LOB: 0 BB: 0 P: 5	R: 1 H: 2 E: 0 K: 5	H: 2 LOB: 1 BB: 0 P: 5	R: 0 H: 0 E: 0 K: 3	H: 0 LOB: 0 BB: 0 P: 3	R: 0 H: 2 E: 0 K: 5	H: 2 LOB: 2 BB: 0 P: 5	R: 5 H: 7 E: 1 K: 10	H: 7 LOB: 2 BB: 0 P: 10	R: 0 H: 0 E: 0 K: 5	H: 0 LOB: 0 BB: 0 P: 5	R: 0 H: 0 E: 0 K: 5	H: 0 LOB: 0 BB: 0 P: 5	R: 2 H: 1 E: 1 K: 5	H: 1 LOB: 0 BB: 0 P: 5	R: 1 H: 2 E: 0 K: 5	H: 2 LOB: 1 BB: 0 P: 5
--------------	---------------------	------------------------	---------------------	------------------------	---------------------	------------------------	---------------------	------------------------	----------------------	-------------------------	---------------------	------------------------	---------------------	------------------------	---------------------	------------------------	---------------------	------------------------

PITCHER	IP	WLS	BF	H	R	ER	SO	BB	IBB	HBP	BLK	WP	HR	S	P	ERA	WHIP
Ricky Bones, R (1, 1) ERA: 7.71	4.2		25	12	6	4	1	0	0	0	0	0	2	27	27	7.71	2.571
Kevin Wickander, L (5, 1) ERA:	2.1	W	7	0	0	0	2	0	0	0	0	0	0	11	11	0.00	0.000
Cris Carpenter, R (8, 1) ERA: 13.5	1.1		8	3	3	2	0	0	0	0	0	0	1	8	8	13.50	2.250
Graeme Lloyd, L (9, 1) ERA:	0.2		2	0	0	0	0	0	0	0	0	0	0	2	2	0.00	0.000

PITCHER	IP	WLS	BF	H	R	ER	SO	BB	IBB	HBP	BLK	WP	HR	S	P	ERA	WHIP
---------	----	-----	----	---	---	----	----	----	-----	-----	-----	----	----	---	---	-----	------

Batter	1	2	3	4	5	6	7	8	9	10	11	AB R H RBI BB SO LOB	TOP												
Pat Listach, S OBP: 0.182, SLG: 0.182 (1, 4)	G6-3		G1-3			P2			G4-3		K	5 0 0 0 0 1 0	Milwaukee Brewers @ California Angels Anaheim Stadium, Anaheim, CA Wed Apr 03 1996, 10:05 PM EST Att: 15,024 - Unknown - 64 F												
Chuck Carr, S OBP: 0.455, SLG: 0.800 (1, 8)	K			G5-3			G5-3		B5-3		K	5 0 0 0 0 2 0													
Kevin Seitzer, R OBP: 0.400, SLG: 0.656 Fernando Vina, L (9, PR) Dave Nilsson, L OBP: 1.000, SLG: 1.000 Ricky Bornes, R (11, PR) Graeme Lloyd, L (11, 1) Mike Fetters, R (11, 1)	FC6-4 1B			G6-3			G1-3		2B 1B		E BB 1B	4 0 2 0 0 0 0 0 1 0 0 0 0 0 1 0 1 0 0 0 0 0 0 0 0 0 0 0 0 0 0 0 0 0 0 0 0 0 0 0 0 0													
Greg Vaughn, R OBP: 0.455, SLG: 0.778 (1, 7)	FC6-4 1-2f			G6-3			F9		1-0 1-3 1B 2B		E BB	4 1 1 0 1 0 1													
John Jaha, R OBP: 0.455, SLG: 0.250 (1, 10) (11, 3)		G6-3				G6-4-3 BB		K	1-0 S 1B		E5	4 0 1 2 1 1 2													
Matt Mieske, R OBP: 0.444, SLG: 0.375 Turner Ward, S (8, PR) (8, 9)		G1-3		G6-4-3 1-2f			1B 1B		1-3 K		L7	3 0 1 0 0 0 1 2 0 0 0 0 1 4													
Jeff Cirillo, R OBP: 0.400, SLG: 0.700 (1, 5)		K		L7				1-2 1B		G4-3		4 0 1 0 0 1 0													
Mike Matheny, R OBP: 0.375, SLG: 0.429 David Hulse, L (8, PH) Kelly Stinnett, R (8, 2)			K			K		F8		F8		2 0 0 0 0 2 0 1 0 0 0 0 0 2 1 0 0 0 0 0 0													
Jose Valentin, S OBP: 0.400, SLG: 0.700 (1, 6)			K			K		F9		F8		4 0 0 0 0 2 2													
Inning Stats	R: 0 E: 0 K: 1 S: 8	H: 1 LOB: 1 BB: 0 P: 12	R: 0 E: 0 K: 1 S: 7	H: 0 LOB: 0 BB: 0 P: 13	R: 0 E: 0 K: 2 S: 8	H: 0 LOB: 0 BB: 0 P: 13	R: 0 E: 0 K: 0 S: 6	H: 0 LOB: 0 BB: 0 P: 10	R: 0 E: 0 K: 0 S: 7	H: 0 LOB: 0 BB: 1 P: 14	R: 0 E: 0 K: 2 S: 8	H: 0 LOB: 0 BB: 0 P: 12		R: 0 E: 0 K: 1 S: 12	H: 2 LOB: 2 BB: 0 P: 18	R: 2 E: 0 K: 1 S: 12	H: 3 LOB: 2 BB: 0 P: 18	R: 0 E: 0 K: 0 S: 10	H: 0 LOB: 0 BB: 0 P: 14	R: 0 E: 1 K: 2 S: 16	H: 1 LOB: 3 BB: 1 P: 28	1B: 6 2B: 1 3B: 0 HR: 0	SF: 0 SAC: 0 DP: 1 HBP: 0	WP: 0 PB: 0 SB: 1 CS: 0	PA: 42
PITCHER	IP WLS BF H R ER SO BB IBB HBP BLK WP HR S P ERA WHIP													IP WLS BF H R ER SO BB IBB HBP BLK WP HR S P ERA WHIP											
Mark Langston, L ERA: Troy Percival, R ERA: Lee Smith, R ERA: 9.0 Mike James, R ERA:	(1, 1) 7.1 24 2 0 0 7 1 0 0 0 0 0 56 92 0.00 0.409												(8, 1) 0.2 3 1 0 0 0 0 0 0 0 0 0 6 8 0.00 1.500												
	(9, 1) 1.0 6 3 2 2 1 0 0 0 0 0 0 12 18 18.00 3.000												(10, 1) 2.0 W 9 1 0 0 2 1 0 0 0 0 0 26 42 0.00 1.000												

livebaseballscorecards.com

AB	40
R	2
H	7
RBI	2
BB	2
SO	10
LOB	12



Batter	1	2	3	4	5	6	7	8	9	10	11	AB	R	H	RBI	BB	SO	LOB	BOTTOM						
Randy Velarde, R OBP: 0.400, SLG: 0.333 (1, 4)	1-1 G5-3		2-0 F7		4-1 BB		2-2 1B			0-0 G6-3		4	0	1	0	1	0	0							
Jim Edmonds, L OBP: 0.300, SLG: 0.700 (1, 8)	1-0 1B		0-0 F9		2-3 K		2-1 F8			0-3 K		5	0	1	0	0	2	4							
Tim Salmon, R OBP: 0.300, SLG: 0.300 (1, 9)	2-1 1B			1-0 G1-3		2-1 F9		1-2 F7		3-1 F9		5	0	1	0	0	0	0							
Chili Davis, S OBP: 0.400, SLG: 1.000 (1, 10)	2-1 G5-3		2-1 F7		3-3 K		3-2 HR			1-2 F9		5	1	1	1	0	1	1							
J.T. Snow, L OBP: 0.300, SLG: 0.125 (1, 3)		4-2 BB		4-2 BB		3-2 F7		2-3 K		2-3 K		3	0	0	0	2	2	0							
16 Garret Anderson, L OBP: 0.222, SLG: 0.222 (1, 7)		1-3 K		1-2 L1		1-0 SH3-4 1B		2-2 G5-3		1-1 E7 BB 1B		5	2	1	0	0	1	2							
George Arias, R OBP: 0.600, SLG: 0.600 (1, 5)		2-2 F9		0-2 G1-3 SH3-4 1B		1-0 SH3-4		1-2 F9		4-0 1B BB IBB		2	0	1	0	0	0	1							
Jack Howell, L OBP: 0.500, SLG: 2.000 (9, PH)		1 SAFE				1-2 1B						1	0	0	0	0	0	0							
Tim Wallach, R (11, PH)		1 SAFE				0-0 SH3-4		1-2 1B		2-1 P6		0	0	0	0	1	0	0							
Jorge Fabregas, L OBP: 0.286, SLG: 0.286 (1, 2)		0-1 G4-3		1-2 SH3-4		1-2 1B		2-H 1B		1-2 2-3 3-H BB		3	0	1	1	0	0	1							
Rex Hudler, R (11, PH)		1 SAFE										0	0	0	0	0	0	0							
Mike Aldrete, L (11, PH)		1 SAFE										0	0	0	0	1	0	0							
Gary Disarcina, R OBP: 0.111, SLG: 0.111 (1, 6)			1-1 F9		0-1 G1-3		1-0 F7		1-3 K		3-1 1B	5	0	1	1	0	1	2							
Inning Stats	R: 0 E: 0 K: 0 S: 7	H: 2 LOB: 1 BB: 0 P: 13	R: 0 E: 0 K: 1 S: 10	H: 0 LOB: 1 BB: 1 P: 17	R: 0 E: 0 K: 0 S: 4	H: 0 LOB: 0 BB: 0 P: 7	R: 0 E: 0 K: 0 S: 8	H: 0 LOB: 1 BB: 1 P: 16	R: 0 E: 0 K: 1 S: 13	H: 1 LOB: 2 BB: 1 P: 19	R: 0 E: 0 K: 1 S: 8	H: 0 LOB: 0 BB: 0 P: 16	R: 1 E: 0 K: 0 S: 12	H: 3 LOB: 2 BB: 0 P: 19	R: 1 E: 0 K: 1 S: 12	H: 1 LOB: 0 BB: 0 P: 20	R: 0 E: 0 K: 1 S: 8	H: 0 LOB: 0 BB: 0 P: 12	R: 0 E: 0 K: 1 S: 6	H: 0 LOB: 0 BB: 0 P: 9	R: 1 E: 1 K: 1 S: 10	H: 1 LOB: 3 BB: 2 P: 25	1B: 7 2B: 0 3B: 0 HR: 1	SF: 0 SAC: 2 DP: 0 HBP: 0	WP: 0 PA: 45
PITCHER	IP	WLS	BF	H	R	ER	SO	BB	IBB	HBP	BLK	WP	HR	S	P	ERA	WHIP								
Ben McDonald, R ERA: 6.0 (1, 1)	6.0		23	3	0	0	3	3	0	0	0	0	0	50	88	0.00	1.000								
Mark Kiefer, R ERA: 6.0 (7, 1)	3.0		13	4	2	2	2	0	0	0	0	0	1	32	51	6.00	1.333								
Graeme Lloyd, L ERA: 6.0 (10, 1)	1.2	L	7	0	1	0	2	0	1	0	0	0	0	14	25	0.00	0.000								
Graeme Lloyd, L ERA: 6.0 (11, 1)	1.2	L	7	0	1	0	2	0	1	0	0	0	0	14	25	0.00	0.000								
Mike Fetters, R ERA: 6.0 (11, 1)	0.0		2	1	0	0	0	1	0	0	0	0	0	2	9	∞	∞								

Milwaukee Brewers @ California Angels
Anaheim Stadium, Anaheim, CA
Wed Apr 03 1996, 10:05 PM EST
Att: 15,024 - Unknown - 64 F

AB	38
R	3
H	8
RBI	3
BB	5
SO	7
LOB	11



Batter	1	2	3	4	5	6	7	8	9	AB R H RBI BB SO LOB	TOP											
Pat Listach, S OBP: 0.188, SLG: 0.133 (1, 4)	0-2 E4 BB BB	2-3 K			0-1 G4-3		4-2 2B BB	2-3 K		4 1 0 0 1 2 2												
Chuck Carr, S OBP: 0.333, SLG: 0.526 (1, 8)	0-0 F7		1-2 F7		3-2 P4		0-1 P6		0-3 K	5 0 0 0 0 1 2												
Kevin Seitzer, R OBP: 0.500, SLG: 0.882 (1, 3)	1 SAFE 1 SAFE 1 SAFE BB BB	4-0 BB 1-2 BB	2-2 L8		2-0 HR 1B		2-3 K		1-2 G6-3	4 1 1 0 1 1 1												
Greg Vaughn, R OBP: 0.476, SLG: 1.111 (1, 7)	2-3 K		1-2 G5-3		0-0 1-H HR		4-2 1-2 2B BB		2-0 HR	4 3 2 3 1 1 2												
John Jaha, R OBP: 0.450, SLG: 0.533 (1, 10)	4-2 1-2 2-3 BB			4-0 2B BB	1-3 K		3-2 1-H 2-H 2B		2-3 K	3 0 1 2 2 2 0												
Matt Mieske, R OBP: 0.417, SLG: 0.300 (1, 9)	1-0 P4			0-1 SAFE P3		4-0 G1-4-3 E BB	3-1 F7			2 0 0 0 1 0 4 1 0 0 0 0 0 1												
Turner Ward, S OBP: 0.143, SLG: 0.143 (7, PH) (7, 9)																						
Jeff Cirillo, R OBP: 0.316, SLG: 0.444 (1, 5)			1-1 L4		3-1 L9		1 SAFE 0-3 K		0-1 L5	4 0 0 0 0 1 2												
Mike Matheny, R OBP: 0.375, SLG: 0.667 (1, 2)		2-0 1B		1-1 2B		2-2 G1-4-3		1-3 K		4 0 2 0 0 1 1												
Jose Valentin, S OBP: 0.333, SLG: 0.438 (1, 6)		2-0 F7		0-2 G5-3		3-3 K		4-1 BB		3 0 0 0 1 1 4												
Inning Stats	R: 0 E: 1 K: 1 S: 12	H: 0 LOB: 3 BB: 2 P: 23	R: 0 E: 0 K: 1 S: 8	H: 1 LOB: 1 BB: 0 P: 15	R: 0 E: 0 K: 0 S: 9	H: 0 LOB: 0 BB: 0 P: 13	R: 0 E: 0 K: 0 S: 9	H: 1 LOB: 2 BB: 1 P: 17	R: 2 E: 0 K: 1 S: 10	H: 2 LOB: 0 BB: 0 P: 16	R: 0 E: 1 K: 2 S: 10	H: 0 LOB: 1 BB: 1 P: 19	R: 2 E: 0 K: 1 S: 14	H: 1 LOB: 1 BB: 2 P: 30	R: 0 E: 0 K: 2 S: 10	H: 0 LOB: 1 BB: 1 P: 17	R: 1 E: 0 K: 2 S: 10	H: 1 LOB: 0 BB: 0 P: 15	1B: 2 2B: 2 3B: 0 HR: 2	SF: 0 SAC: 0 DP: 0 HBP: 0	WP: 0 PB: 0 SB: 0 CS: 0	PA: 41
PITCHER	IP WLS BF H R ER SO BB IBB HBP BLK WP HR S P ERA WHIP																					
Randy Johnson, L ERA: 3.95 (1, 1)	6.2 W 31 4 4 4 6 6 0 0 0 0 1 67 122 5.40 1.500																					
Michael Jackson, R ERA: (7, 1)	1.1 6 1 0 0 2 1 0 0 0 0 0 15 28 0.00 1.500																					
Norm Charlton, L ERA: 2.45 (9, 1)	1.0 4 1 1 1 2 0 0 0 0 0 1 10 15 9.00 1.000																					

Milwaukee Brewers @ Seattle Mariners
The Kingdome, Seattle, WA
Sat Apr 06 1996, 10:05 PM EST
Att. 56,892 - Dome - 68 F

livebaseballscorecards.com

AB 34
R 5
H 6
RBI 5
BB 7
SO 10
LOB 19



Batter	1	2	3	4	5	6	7	8	9	AB R H RBI BB SO LOB
Darren Bragg, L (1, 7) OBP: 0.308, SLG: 0.455	3-2 1B S HR 1B	3-2 G3-1		B 1 SAFE 1-0 PO 1-2	0-0 G4-3		2-0 F7			4 1 1 0 0 0 0
Joey Cora, S (1, 4) OBP: 0.286, SLG: 0.462	1 SAFE 3-1 G6-3 1-2	2-2 G6-3			0-1 G3		0-3 K			4 0 0 0 0 1 1
Ken Griffey Jr., L (1, 8) OBP: 0.273, SLG: 0.474	4-1 1B HR BB		X 0-0 F8		2-0 G4-3		3-0 HR			3 2 1 1 1 0 0
Edgar Martinez, R (1, 10) OBP: 0.364, SLG: 0.368	0-2 HR 1B		0-3 K		1-0 F7		3-2 P6			4 1 1 0 0 1 0
Jay Buhner, R (1, 9) OBP: 0.476, SLG: 0.429	1-0 P4		4-2 HBP		4-0 HR BB			3-2 L8-4 1B 1B		2 1 1 0 1 0 3
Paul Sorrento, L (1, 3) OBP: 0.333, SLG: 0.818	0-2 HR		3-1 L3		0-0 HR		2-0 F7			4 2 2 6 0 0 2
Russ Davis, R (1, 5) OBP: 0.350, SLG: 0.500	0-0 HR			1-0 P2		3-1 G6-3		1-1 1B		4 1 2 1 0 0 0
Dan Wilson, R (1, 2) OBP: 0.250, SLG: 0.278	1-2 G1-3			0-1 F8		4-2 WP BB		0-1 L8-4		3 0 0 0 1 0 2
Alex Rodriguez, R (1, 6) OBP: 0.211, SLG: 0.176				3-2 E6 PO		3-3 K				3 0 0 0 0 1 1

Inning Stats	R: 5 E: 0 K: 0 S: 17	H: 4 LOB: 0 BB: 1 P: 29	R: 0 E: 0 K: 0 S: 9	H: 0 LOB: 0 BB: 0 P: 15	R: 0 E: 0 K: 1 S: 9	H: 0 LOB: 1 BB: 0 P: 16	R: 0 E: 1 K: 0 S: 8	H: 0 LOB: 0 BB: 0 P: 13	R: 0 E: 0 K: 0 S: 4	H: 0 LOB: 0 BB: 0 P: 6	R: 2 E: 0 K: 1 S: 9	H: 1 LOB: 1 BB: 2 P: 24	R: 1 E: 0 K: 1 S: 9	H: 1 LOB: 0 BB: 0 P: 17	R: 0 E: 0 K: 0 S: 8	H: 2 LOB: 1 BB: 0 P: 14
--------------	-------------------------------	----------------------------------	------------------------------	----------------------------------	------------------------------	----------------------------------	------------------------------	----------------------------------	------------------------------	---------------------------------	------------------------------	----------------------------------	------------------------------	----------------------------------	------------------------------	----------------------------------

PITCHER	IP	WLS	BF	H	R	ER	SO	BB	IBB	HBP	BLK	WP	HR	S	P	ERA	WHIP
Steve Sparks, R (1, 1) ERA: 11.12	5.2	L	26	5	7	7	1	3	0	1	0	0	3	53	97	11.12	1.412
Angel Miranda, L (6, 1) ERA: 6.75	1.1		5	1	1	1	2	0	0	0	0	1	1	12	23	6.75	0.750
Mike Potts, L (8, 1) ERA:	1.0		4	2	0	0	0	0	0	0	0	0	0	8	14	0.00	2.000

BOTTOM

Milwaukee Brewers @ Seattle Mariners
The Kingdom, Seattle, WA
Sat Apr 06 1996, 10:05 PM EST
Att: 56,892 - Dome - 68 F

AB	31
R	8
H	8
RBI	8
BB	3
SO	3
LOB	9



1B	2B	3B	HR	SF	SAC	DP	HBP	WP	PB	SB	CS	PA
4	1	0	4	0	0	1	1	1	0	0	0	36

Batter	1	2	3	4	5	6	7	8	9	AB R H RBI BB SO LOB	TOP											
Pat Listach, S (1, 4) OBP: 0.200, SLG: 0.111	0-1 L8			0-1 P3		2-1 FC3-6			4-1 1B WP FC5-4 BB	3 1 0 0 1 0 1												
Chuck Carr, S (1, 8) OBP: 0.333, SLG: 0.476 David Hulse, L (6, 8)	1-0 G5-3			4-1 CS BB		0-0 G3-1			3-2 L8	2 0 0 0 1 0 1 1 0 0 0 0 0 1												
Kevin Seitzer, R (1, 3) OBP: 0.458, SLG: 0.762	1-3 K			0-1 B2			1-0 F9		2-1 FC5-4 1B	4 0 1 0 0 1 1												
Greg Vaughn, R (1, 7) OBP: 0.400, SLG: 0.909		3-3 K		0-1 CS	2-1 F7		3-3 K		0-1 FC5-4	4 0 0 1 0 2 1												
John Jaha, R (1, 10) OBP: 0.458, SLG: 0.500		3-2 F8			1-0 FC5-4 1B		4-2 FC6-4 BB		2-3 K	3 0 1 0 1 1 1												
Matt Mieske, R (1, 9) OBP: 0.333, SLG: 0.231		1-3 K			0-3 K		2-0 FC6-4			3 0 0 0 0 2 2												
Jeff Cirillo, R (1, 5) OBP: 0.273, SLG: 0.381			3-3 K		1-2 FC5-4			2-2 L8		3 0 0 0 0 1 1												
Mike Matheny, R (1, 2) OBP: 0.368, SLG: 0.588			4-2 CS BB			1-0 L4		0-1 G1-3		2 0 0 0 1 0 0												
Jose Valentin, S (1, 6) OBP: 0.333, SLG: 0.421			2-3 K			0-1 FC3-6 1B		0-0 F9		3 0 1 0 0 1 1												
Inning Stats	R: 0 E: 0 K: 1 S: 6	H: 0 LOB: 0 BB: 0 P: 8	R: 0 E: 0 K: 2 S: 10	H: 0 LOB: 0 BB: 1 P: 17	R: 0 E: 0 K: 2 S: 9	H: 0 LOB: 0 BB: 1 P: 18	R: 0 E: 0 K: 0 S: 6	H: 1 LOB: 1 BB: 0 P: 10	R: 0 E: 0 K: 1 S: 10	H: 1 LOB: 1 BB: 0 P: 14	R: 0 E: 0 K: 0 S: 6	H: 1 LOB: 1 BB: 0 P: 9	R: 0 E: 0 K: 1 S: 7	H: 0 LOB: 1 BB: 1 P: 17	R: 0 E: 0 K: 0 S: 6	H: 0 LOB: 0 BB: 0 P: 8	R: 1 E: 0 K: 1 S: 11	H: 1 LOB: 1 BB: 1 P: 22	1B: 3 2B: 0 3B: 0 HR: 0	SF: 0 SAC: 0 DP: 0 HBP: 0	WP: 1 PB: 0 SB: 0 CS: 2	PA: 33
PITCHER	IP WLS BF H R ER SO BB IBB HBP BLK WP HR S P ERA WHIP																					
Sterling Hitchcock, L (1, 1) ERA: 1.2	8.0 W 27 2 0 0 7 3 0 0 0 0 0 0 60 101 0.00 0.625																					
Norm Charlton, L (9, 1) ERA: 4.5	0.1 3 1 1 1 0 1 0 0 0 1 0 6 15 27.00 6.000																					
Michael Jackson, R (9, 1) ERA:	0.2 S 2 0 0 0 1 0 0 0 0 0 0 5 7 0.00 0.000																					

Milwaukee Brewers @ Seattle Mariners
The Kingdome, Seattle, WA
Sun Apr 07 1996, 6:33 AM EDT
Att: 21,004 - Dome - 68 F

AB	28
R	1
H	3
RBI	1
BB	4
SO	8
LOB	10



WP	1	PA	33
PB	0		
SB	0		
CS	2		

ERA	0.00	27.00	0.00
WHIP	0.625	6.000	0.000

Batter	1	2	3	4	5	6	7	8	9
Darren Bragg, L OBP: 0.313, SLG: 0.385 (1, 7)	2-1 P6		3-2 G3		2 SAFE 4-0 BB		1-3 K		
Rich Amaral, R OBP: 0.222, SLG: 0.250 (7, PH) (8, 7)									
Joey Cora, S OBP: 0.333, SLG: 0.529 (1, 4)	0-1 2B 1B		3-1 2B		3-1 G3-1			0-1 E6 WP 1B	
Edgar Martinez, R OBP: 0.385, SLG: 0.409 (1, 10)	3-1 1-H 2B		0-2 P5			1-2 G4-3		4-2 1B WP BB	
Paul Sorrento, L OBP: 0.313, SLG: 0.667 (1, 3)	2-3 SAFE K			2-1 L8		0-0 L8		1-0 1B WP FC1 1B	
Jay Buhner, R OBP: 0.440, SLG: 0.389 (1, 9)	1-1 L7			1-3 K		0-1 F9		1-2 WP FC1 1B	
Doug Strange, S OBP: 0.167, SLG: 0.167 (1, 5)		1-0 F7		1-2 G1-3			1-1 FC3-6 1B	0-0 FC1 G4-6-3	
Alex Diaz, S OBP: 0.167, SLG: 0.167 (1, 8)		3-2 G3-1			0-0 SH1-4 1B		1 SAFE 0-0 FC3-6 CS 1-2f	2-2 G4-6-3 1-2f 2-3	
Dan Wilson, R OBP: 0.273, SLG: 0.263 (1, 2)		2-3 K			0-0 SH1-4		1 SAFE 4-1 SAFE SAFE BB 1-2 BB		
Alex Rodriguez, R OBP: 0.227, SLG: 0.158 (1, 6)			3-1 F8		0-0 G5-3		4-2 BB		

Inning Stats	R: 1 E: 0 K: 1 S: 11	H: 2 LOB: 1 BB: 0 P: 19	R: 0 E: 0 K: 1 S: 9	H: 0 LOB: 0 BB: 0 P: 15	R: 0 E: 0 K: 1 S: 10	H: 1 LOB: 1 BB: 0 P: 19	R: 0 E: 0 K: 1 S: 8	H: 0 LOB: 0 BB: 0 P: 12	R: 0 E: 0 K: 0 S: 5	H: 1 LOB: 2 BB: 1 P: 12	R: 0 E: 0 K: 0 S: 6	H: 0 LOB: 0 BB: 0 P: 7	R: 0 E: 0 K: 1 S: 11	H: 1 LOB: 2 BB: 2 P: 20	R: 2 E: 1 K: 0 S: 14	H: 2 LOB: 1 BB: 1 P: 22
--------------	-------------------------------	----------------------------------	------------------------------	----------------------------------	-------------------------------	----------------------------------	------------------------------	----------------------------------	------------------------------	----------------------------------	------------------------------	---------------------------------	-------------------------------	----------------------------------	-------------------------------	----------------------------------

PITCHER	IP	WLS	BF	H	R	ER	SO	BB	IBB	HBP	BLK	WP	HR	S	P	ERA	WHIP
Ricky Bones, R ERA: 3.97 (1, 1)	6.2	L	27	5	1	1	3	3	0	0	0	0	0	56	99	1.35	1.200
Kevin Wickander, L ERA: (7, 1)	0.1		2	0	1	1	1	0	0	0	0	0	0	6	7	27.00	0.000
Mike Fetters, R ERA: 9.0 (8, 1)	1.0		5	2	1	0	0	1	0	0	0	3	0	12	20	0.00	3.000

BOTTOM

AB	R	H	RBI	BB	SO	LOB
2	0	0	0	1	0	0
1	0	0	0	0	1	2
4	2	2	0	0	0	2
3	1	1	1	1	0	1
4	0	1	1	0	1	1
4	0	1	0	0	1	1
4	0	1	0	0	0	2
4	0	1	0	0	0	3
1	0	0	0	1	1	0
2	0	0	0	1	0	1

Milwaukee Brewers @ Seattle Mariners
The Kingdom, Seattle, WA
Sun Apr 07 1996, 6:33 AM EDT
Att: 21,004 - Dome - 68 F

AB	29
R	3
H	7
RBI	2
BB	4
SO	4
LOB	13



WP	PA
3	34
PB	0
SB	2
CS	1

livebaseballscores.com

Batter	1	2	3	4	5	6	7	8	9	AB R H RBI BB SO LOB	TOP											
Ernie Young, R (1, 8) OBP: 0.278, SLG: 0.235 Allen Battle, R (7, 8) OBP: 0.364, SLG: 0.368	3-3 K		3-3 K		1-1 E7 2-H 1B			1-0 F9		3 0 1 1 0 2 0 1 0 0 0 0 0 0	Oakland Athletics @ Milwaukee Brewers Milwaukee County Stadium, Milwaukee, WI Tue Apr 09 1996, 4:33 AM EDT Att. 42,090 - Cloudy - 44 F											
Brent Gates, S (1, 4) OBP: 0.343, SLG: 0.375	1-2 1B 1B		1-1 1B		1-0 G4-3			0-1 G5-3		4 0 2 0 0 0 1												
Jason Giambi, L (1, 3) OBP: 0.429, SLG: 0.393	1-2 SAFE 1-2 1B		0-3 K			1-1 L9			1-0 E8 HR	4 1 1 0 0 1 1												
Geronimo Berroa, R (1, 10) OBP: 0.207, SLG: 0.552	2-3 SAFE SAFE K			1-3 K		0-0 G5-3			0-0 HR 1-H	4 1 1 2 0 2 2												
Phil Plantier, L (1, 7) OBP: 0.370, SLG: 0.450	2-3 SAFE SAFE K			2-2 G3		3-1 G3			2-2 G3-1	4 0 0 0 0 1 2												
Pedro Munoz, R (1, 9) OBP: 0.400, SLG: 0.333 Matt Stairs, L (7, 9) OBP: 0.333, SLG: 0.667		1-1 F7		1-3 K			2-2 G3		2-1 F8	3 0 0 0 0 1 0 1 0 0 0 0 0 0												
Terry Steinbach, R (1, 2) OBP: 0.304, SLG: 0.571 George Williams, S (7, 2) OBP: 0.500, SLG: 1.000		1-1 6-3			1-0 1B 2B		0-0 L8		0-0 HR	3 1 1 0 0 0 0 1 1 1 1 0 0 0												
Scott Brosius, R (1, 5) OBP: 0.370, SLG: 0.682 Torey Lovullo, S (7, 5) OBP: 0.143, SLG: 0.143		1-3 K			0-0 P9		1-1 P3		1-2 G3	3 0 0 0 0 1 1 1 0 0 0 0 0 0												
Rafael Bourrigal, R (1, 6)			2-2 G5-3		1-0 G6-3			0-0 F7		3 0 0 0 0 0 1												
Inning Stats	R: 0 E: 0 K: 3 S: 18	H: 2 LOB: 2 BB: 0 P: 27	R: 0 E: 0 K: 1 S: 7	H: 0 LOB: 0 BB: 0 P: 10	R: 0 E: 0 K: 2 S: 12	H: 1 LOB: 1 BB: 0 P: 18	R: 0 E: 0 K: 2 S: 9	H: 0 LOB: 0 BB: 0 P: 13	R: 1 E: 1 K: 0 S: 6	H: 2 LOB: 1 BB: 0 P: 10		R: 0 E: 0 K: 0 S: 5	H: 0 LOB: 0 BB: 0 P: 9	R: 0 E: 0 K: 0 S: 7	H: 0 LOB: 0 BB: 0 P: 10	R: 0 E: 0 K: 0 S: 4	H: 0 LOB: 0 BB: 0 P: 5	R: 3 E: 1 K: 0 S: 11	H: 2 LOB: 0 BB: 0 P: 17	1B: 4 2B: 1 3B: 0 HR: 2	SF: 0 SAC: 0 DP: 0 HBP: 0	WP: 0 PB: 0 SB: 0 CS: 0
PITCHER	IP WLS BF H R ER SO BB IBB HBP BLK WP HR S P ERA WHIP																					
Ben McDonald, R (1, 1) ERA: 0.75	6.0 W 23 5 1 1 8 0 0 0 0 0 0 0 57 87 1.50 0.833																					
Cris Carpenter, R (7, 1) ERA: 6.75	1.0 3 0 0 0 0 0 0 0 0 0 0 0 7 10 0.00 0.000																					
Graeme Lloyd, L (8, 1) ERA:	1.0 3 0 0 0 0 0 0 0 0 0 0 0 4 5 0.00 0.000																					
Mike Fetters, R (9, 1) ERA: 9.0	1.0 6 2 3 1 0 0 0 0 0 0 0 0 2 11 9.00 2.000																					

AB	35
R	4
H	7
RBI	4
BB	0
SO	8
LOB	8



livebaseballscorecards.com

Batter	1	2	3	4	5	6	7	8	9	AB R H RBI BB SO LOB	TOP		
Ernie Young, R OBP: 0.333, SLG: 0.409 (1, 8) C X	0-1 G6-3		4-2 1B WP BB		2-2 G6-3		1 SAFE 0-1 SF9 3B	0-0 1B 2B	3-3 K	5 3 2 3 1 1 1			
Allen Battle, R OBP: 0.407, SLG: 0.409 (1, 7) B C X	1-2 FC1-6 1B		2-2 WP 1B		0-2 F7		0-0 SF9	4-0 1B IBB		3 0 2 2 1 0 0			
Brent Gates, S OBP: 0.325, SLG: 0.351 (1, 4) C X	0-1 FC1-6 FC6-4		1-1 G5-3		0-0 G5-3		0-2 F8	1-2 1B		5 0 1 2 0 0 3			
Geronimo Berroa, R OBP: 0.206, SLG: 0.485 (1, 10) X	0-0 FC6-4		4-2 BB		3-2 G6-3			K		4 0 0 0 1 2 3			
Pedro Munoz, R OBP: 0.400, SLG: 0.323 (1, 9) B S X		1-1 L5	0-3 K		4-2 1B BB			K		4 1 1 0 1 1 4			
Terry Steinbach, R OBP: 0.321, SLG: 0.538 (1, 2) C X		0-1 F9		0-0 G6-3		1-1 1B		K2-3		5 1 2 0 0 1 0			
Jason Giambi, L OBP: 0.410, SLG: 0.375 (1, 3) Torey Lovullo, S OBP: 0.250, SLG: 0.250 (8, 3) B B X		2-2 G4-3		2-1 G3-1		1-2 P8		1B 1B 1B		4 1 1 1 0 0 2 1 1 1 0 0 0 0			
Scott Brosius, R OBP: 0.375, SLG: 0.615 (1, 5) C X			1-2 G4-3		0-0 P9		F9	1B 2B 1B		4 1 1 0 1 0 0			
Mike Bordick, R OBP: 0.385, SLG: 0.316 (1, 6) C X			2-2 1B E 1B		0-1 L9		4-2 S 3B BB	1-0 2B 1B		3 3 2 2 1 0 0			
Inning Stats	R: 0 H: 1 E: 0 LOB: 1 K: 0 BB: 0 S: 8 P: 9	R: 0 H: 0 E: 0 LOB: 0 K: 0 BB: 0 S: 8 P: 11	R: 2 H: 2 E: 1 LOB: 2 K: 1 BB: 2 S: 20 P: 34	R: 0 H: 0 E: 0 LOB: 0 K: 0 BB: 0 S: 4 P: 6	R: 0 H: 0 E: 0 LOB: 0 K: 0 BB: 0 S: 8 P: 10	R: 0 H: 1 E: 0 LOB: 2 K: 0 BB: 1 S: 12 P: 21	R: 2 H: 1 E: 0 LOB: 0 K: 0 BB: 1 S: 13 P: 19	R: 6 H: 7 E: 0 LOB: 2 K: 2 BB: 1 S: 20 P: 36	R: 1 H: 1 E: 0 LOB: 1 K: 2 BB: 1 S: 16 P: 28	1B: 11 SF: 2 2B: 1 SAC: 0 3B: 1 DP: 0 HR: 0 HBP: 0	WP: 2 PA: 46 PB: 0 SB: 1 CS: 0		
PITCHER	IP WLS BF H R ER SO BB IBB HBP BLK WP HR S P ERA WHIP											PITCHER	IP WLS BF H R ER SO BB IBB HBP BLK WP HR S P ERA WHIP
Scott Karl, L ERA: 3.6 (1, 1)	6.1 L 27 4 3 3 1 4 0 0 0 0 1 0 67 104 4.26 1.263												
Cris Carpenter, R ERA: 12.27 (7, 1)	1.0 6 3 3 3 1 0 0 0 0 0 0 0 13 15 27.00 3.000												
Graeme Lloyd, L ERA: 5.4 (8, 1)	0.0 2 2 0 0 0 0 0 0 0 0 0 0 4 9 ∞ ∞												
Mark Kiefer, R ERA: 9.82 (8, 1)	0.2 6 3 4 4 1 0 1 0 0 0 0 0 9 18 54.00 4.500												
Angel Miranda, L ERA: 7.71 (9, 1)	1.0 5 1 1 1 2 1 0 0 0 0 1 0 16 28 9.00 2.000												

Oakland Athletics @ Milwaukee Brewers
Milwaukee County Stadium, Milwaukee, WI

Thu Apr 11 1996, 4:33 AM EDT
Att. 12,236 - Sunny - 70 F

livebaseballscorecards.com



Batter	1	2	3	4	5	6	7	8	9	AB	R	H	RBI	BB	SO	LOB
Chuck Carr, S (1, 8) OBP: 0.346, SLG: 0.478 Turner Ward, S (6, 8) OBP: 0.308, SLG: 0.455	1-2 			1-0 		1 SAFE 0-1 			3-2 	2	0	1	0	0	0	0
Jeff Cirillo, R (1, 5) OBP: 0.241, SLG: 0.357 Jesse Levis, L (9, PH)	1-2 			0-0 			2-3 		1-0 	3	0	0	0	0	1	1
Kevin Seitzer, R (1, 10) OBP: 0.500, SLG: 0.815	2-0 			0-2 			1-1 			3	0	1	0	0	0	0
Greg Vaughn, R (1, 7) OBP: 0.344, SLG: 0.714			4-0 		1-1 		3-1 			2	0	0	0	1	0	1
John Jaha, R (1, 3) OBP: 0.438, SLG: 0.440			2-1 		2-2 		3-3 			3	0	2	0	0	1	1
Matt Mieske, R (1, 9) OBP: 0.316, SLG: 0.235			2-1 		1-3 			0-0 		3	0	0	0	0	1	2
Mike Matheny, R (1, 2) OBP: 0.320, SLG: 0.478			1-2 		0-0 			2-3 		3	0	0	0	0	1	1
Pat Listach, S (1, 4) OBP: 0.174, SLG: 0.095			2-1 			0-0 		2-1 		3	0	0	0	0	0	0
Jose Valentin, S (1, 6) OBP: 0.357, SLG: 0.538 Mark Loretta, R (9, 6) OBP: 1.000, SLG: 1.000			2-3 			0-1 		0-0 		2	0	1	0	0	1	0
										1	0	1	0	0	0	0

BOTTOM

Oakland Athletics @ Milwaukee Brewers
 Milwaukee County Stadium, Milwaukee, WI

Thu Apr 11 1996, 4:33 AM EDT
 Att. 12,236 - Sunny - 70 F

livebaseballscorecards.com

AB	28
R	0
H	6
RBI	0
BB	1
SO	5
LOB	8



Inning Stats	R: 0	H: 0	E: 0	K: 0	S: 7	R: 0	H: 1	E: 0	K: 0	S: 4	R: 0	H: 0	E: 0	K: 1	S: 8	R: 0	H: 1	E: 0	K: 0	S: 5	R: 0	H: 1	E: 0	K: 1	S: 11	R: 0	H: 1	E: 0	K: 0	S: 5	R: 0	H: 0	E: 0	K: 2	S: 16	R: 0	H: 0	E: 0	K: 1	S: 6	R: 0	H: 1	E: 0	K: 0	S: 5	R: 0	H: 0	E: 0	K: 0	S: 9	1B: 6	SF: 0	2B: 0	SAC: 0	3B: 0	DP: 4	HR: 0	HBP: 0	WP: 1	PA: 29
--------------	------	------	------	------	------	------	------	------	------	------	------	------	------	------	------	------	------	------	------	------	------	------	------	------	-------	------	------	------	------	------	------	------	------	------	-------	------	------	------	------	------	------	------	------	------	------	------	------	------	------	------	-------	-------	-------	--------	-------	-------	-------	--------	-------	--------

PITCHER	IP	WLS	BF	H	R	ER	SO	BB	IBB	HBP	BLK	WP	HR	S	P	ERA	WHIP
Doug Johns, L (1, 1) ERA: 1.2	8.0	W	26	5	0	0	5	1	0	0	0	1	0	62	97	0.00	0.750
Jim Corsi, R (9, 1) ERA: 2.25	1.0		3	1	0	0	0	0	0	0	0	0	0	5	9	0.00	1.000

Batter	1	2	3	4	5	6	7	8	9	AB R H RBI BB SO LOB	TOP		
Bip Roberts, S (1, 4) OBP: 0.297, SLG: 0.343	0-0 P5		0-1 L9		3-1 G4-3			4-1 BB 1B BB	0-2 G3	4 1 0 0 1 0 2	Kansas City Royals @ Milwaukee Brewers Milwaukee County Stadium, Milwaukee, WI Fri Apr 12 1996, 8:05 PM EDT Att: 7,113 - Unknown - 44 F livebaseballscorecards.com		
Tom Goodwin, L (1, 7) OBP: 0.278, SLG: 0.212	1-2 E6 G4-6-3			2-2 L9		1-2 G4-3		4-0 1B BB		3 0 0 0 1 0 0			
Keith Lockhart, L (1, 5) OBP: 0.500, SLG: 0.444	0-0 G4-6-3 1-2f			1-2 L9 BB 2B HBP		0-0 F8		1-2 1B		3 1 1 1 0 0 1			
Johnny Damon, L (1, 8) OBP: 0.424, SLG: 0.533		1-0 G4-6-3 1B		4-1 BB 2B BB		1-2 L7		0-1 L7		3 1 1 0 1 0 2			
Michael Tucker, L (1, 9) OBP: 0.222, SLG: 0.160		1-2 G4-6-3 1-2f		0-2 L9			3-1 G4-3	0-0 G6-3		4 0 0 0 0 0 5			
Bob Hamelin, L (1, 10) OBP: 0.344, SLG: 0.320		3-2 HR		4-0 2B 1-2 BB		2-0 1B 1B		2-3 K		3 1 2 1 1 1 0			
Sal Fasano, R (1, 2) OBP: 0.273, SLG: 0.300		0-0 G6-3		0-0 2B 1-3 2-H 3-H		1-2 G6-3 1B		0-2 P3		4 0 2 2 0 0 0			
David Howard, S (1, 6) OBP: 0.429, SLG: 0.526			2-1 L6		0-0 P6		1-1 G6-3 1-2f	0-0 1B 1B		4 0 1 0 0 0 2			
Joe Randa, R (1, 3) OBP: 0.320, SLG: 0.286			1-2 G6-3		2-1 G4-3		2-1 P3	1-0 1B		4 0 1 0 0 0 0			
Inning Stats	R: 0 E: 1 K: 0 S: 5 H: 0 LOB: 0 BB: 0 P: 6	R: 1 E: 0 K: 0 S: 9 H: 2 LOB: 0 BB: 0 P: 14	R: 0 E: 0 K: 0 S: 7 H: 0 LOB: 0 BB: 0 P: 10	R: 2 E: 0 K: 0 S: 10 H: 1 LOB: 2 BB: 2 P: 21	R: 0 E: 0 K: 0 S: 5 H: 0 LOB: 0 BB: 0 P: 10	R: 0 E: 0 K: 0 S: 7 H: 0 LOB: 0 BB: 0 P: 9	R: 0 E: 0 K: 0 S: 8 H: 2 LOB: 1 BB: 0 P: 15	R: 1 E: 0 K: 0 S: 9 H: 1 LOB: 2 BB: 2 P: 20	R: 0 E: 0 K: 1 S: 12 H: 2 LOB: 2 BB: 0 P: 15	1B: 6 2B: 1 3B: 0 HR: 1 SF: 0 SAC: 0 DP: 3 HBP: 1	WP: 0 PB: 0 SB: 0 CS: 0 PA: 37		
PITCHER	IP WLS BF H R ER SO BB IBB HBP BLK WP HR S P ERA WHIP											PITCHER	IP WLS BF H R ER SO BB IBB HBP BLK WP HR S P ERA WHIP
Ricky Bones, R (1, 1) ERA: 4.34	7.1 L 28 5 4 4 0 3 0 1 0 0 0 1 54 94 4.91 1.091												
Kevin Wickander, L (8, 1) ERA:	1.2 9 3 0 0 1 1 0 0 0 0 0 0 18 26 0.00 2.400												

Batter	1	2	3	4	5	6	7	8	9	AB R H RBI BB SO LOB	TOP											
Jose Offerman, S (1, 6) OBP: 0.208, SLG: 0.174	1-1 G4-3		2-1 F7		0-0 L8			1-1 G4-3		4 0 0 0 0 0 0	Kansas City Royals @ Milwaukee Brewers Milwaukee County Stadium, Milwaukee, WI Sat Apr 13 1996, 4:33 AM EDT Att. 9,224 - Overcast - 39 F											
Tom Goodwin, L (1, 7) OBP: 0.275, SLG: 0.194	4-2 BB			3-2 G6-3		0-1 G4-3		0-1 L8		3 0 0 0 1 0 0												
Keith Lockhart, L (1, 5) OBP: 0.423, SLG: 0.364	1-1 P9			1-0 G3-1		2-1 G3-1			1-0 P5	4 0 0 0 0 0 1												
Johnny Damon, L (1, 8) OBP: 0.378, SLG: 0.471	0-1 G6-3			3-2 G6-3		3-2 F8			2-1 G2-3	4 0 0 0 0 0 1												
Bob Hamelin, L (1, 3) OBP: 0.371, SLG: 0.308		1-1 G3-1			4-0 HR		4-1 BB		2-2 L3	1 1 0 0 2 0 0												
Joe Randa, R (7, PR) OBP: 0.308, SLG: 0.273					BB					1 0 0 0 0 0 0												
Joe Vitiello, R (1, 10) OBP: 0.419, SLG: 0.286		1-0 HBP			4-2 HR		2-1 F9			1 1 0 0 1 0 1												
Michael Tucker, L (1, 9) OBP: 0.233, SLG: 0.286		3-2 G6-4-3			1-2 HR		1-0 HR			3 1 1 3 0 0 2												
Sal Fasano, R (1, 2) OBP: 0.214, SLG: 0.231			1-1 G6-3		3-3 K		1-0 F7			3 0 0 0 0 1 1												
David Howard, S (1, 4) OBP: 0.375, SLG: 0.455			1-0 G1-3		2-2 G1-3			0-1 G4-3		3 0 0 0 0 0 0												
Inning Stats	R: 0 E: 0 K: 0 S: 8	H: 0 LOB: 1 BB: 1 P: 14	R: 0 E: 0 K: 0 S: 6	H: 0 LOB: 0 BB: 0 P: 11	R: 0 E: 0 K: 0 S: 5	H: 0 LOB: 0 BB: 0 P: 9	R: 0 E: 0 K: 0 S: 7	H: 0 LOB: 0 BB: 0 P: 14	R: 3 E: 0 K: 1 S: 11	H: 1 LOB: 0 BB: 2 P: 25	R: 0 E: 0 K: 0 S: 7	H: 0 LOB: 1 BB: 1 P: 12	R: 0 E: 0 K: 0 S: 5	H: 0 LOB: 1 BB: 1 P: 14	R: 0 E: 0 K: 0 S: 6	H: 0 LOB: 0 BB: 0 P: 7	R: 0 E: 0 K: 0 S: 6	H: 0 LOB: 0 BB: 0 P: 11	1B: 0 2B: 0 3B: 0 HR: 1	SF: 0 SAC: 0 DP: 1 HBP: 1	WP: 0 PB: 0 SB: 1 CS: 0	PA: 32
PITCHER	IP WLS BF H R ER SO BB IBB HBP BLK WP HR S P ERA WHIP																					
Steve Sparks, R (1, 1) ERA: 6.59	8.0 L 29 1 3 3 1 4 0 1 0 0 0 1 55 106 3.38 0.625																					
Graeme Lloyd, L (9, 1) ERA: 4.15	1.0 3 0 0 0 0 0 0 0 0 0 0 0 6 11 0.00 0.000																					

livebaseballscorecards.com

AB	27
R	3
H	1
RBI	3
BB	4
SO	1
LOB	6



Batter	1	2	3	4	5	6	7	8	9	AB R H RBI BB SO LOB	TOP									
Bip Roberts, S (1, 4) OBP: 0.317, SLG: 0.342	0-2 G3		0-0 1B		4-1 SH5-3 BB		0-1 G6-3			3 1 1 0 1 0 1	Kansas City Royals @ Milwaukee Brewers Milwaukee County Stadium, Milwaukee, WI Sun Apr 14 1996, 4:33 AM EDT Att. 19,131 - Overcast - 36 F									
Tom Goodwin, L (1, 7) OBP: 0.286, SLG: 0.211 Pat Lennon, R (7, PH) OBP: 0.375, SLG: 0.308 (7, 7)	2-1 F7		1-2 S 1B		2-1 SH5-3		2-3 K			2 0 1 0 0 0 0 1 0 0 0 0 1 1										
Keith Lockhart, L (1, 5) OBP: 0.433, SLG: 0.423	1-0 CS 2B		0-1 BB 1B		1-3 K		2-2 G6-3			4 0 2 1 0 1 1										
Johnny Damon, L (1, 8) OBP: 0.366, SLG: 0.432	0-1 CS 2-3	2-2 G1-3	4-1 BB 1B		2-3 K		2-3 K			3 0 0 0 1 2 1										
Bob Hamelin, L (1, 10) OBP: 0.359, SLG: 0.276		4-1 G5-3 2B BB	2-3 K		3-3 K		2-2 F9			3 1 0 0 1 2 3										
Mike Macfarlane, R (1, 2) OBP: 0.259, SLG: 0.346		3-1 G5-3	1-3 K		1-1 G6-3		1-3 K			4 0 0 0 0 2 4										
Michael Tucker, L (1, 9) OBP: 0.265, SLG: 0.323		3-2 2-H 2B		1-1 G5-3		1-0 F7		4-0 BB		3 0 1 1 1 0 0										
Jose Offerman, S (1, 6) OBP: 0.192, SLG: 0.160 David Howard, S (6, 6) OBP: 0.346, SLG: 0.417		0-1 G4-3		1-3 K		0-3 K		2-3 K		2 0 0 0 0 1 1 2 0 0 0 0 2 1										
Joe Randa, R (1, 3) OBP: 0.300, SLG: 0.308			2-1 G4-3	1-1 F9		2-0 2B		1-3 K		4 0 1 0 0 1 1										
Inning Stats	R: 0 E: 0 K: 0 S: 8	H: 1 LOB: 0 BB: 0 P: 11	R: 1 E: 0 K: 0 S: 11	H: 1 LOB: 1 BB: 1 P: 23	R: 1 E: 0 K: 2 S: 15	H: 3 LOB: 3 BB: 1 P: 25	R: 0 E: 0 K: 1 S: 7	H: 0 LOB: 0 BB: 0 P: 10	R: 0 E: 0 K: 1 S: 6	H: 0 LOB: 0 BB: 0 P: 11		R: 0 E: 0 K: 2 S: 9	H: 1 LOB: 1 BB: 0 P: 13	R: 0 E: 0 K: 1 S: 10	H: 0 LOB: 0 BB: 0 P: 16	R: 0 E: 0 K: 3 S: 13	H: 0 LOB: 1 BB: 1 P: 21	1B: 3 2B: 3 3B: 0 HR: 0	SF: 0 SAC: 1 DP: 0 HBP: 0	WP: 0 PB: 0 SB: 1 CS: 1
PITCHER	IP WLS BF H R ER SO BB IBB HBP BLK WP HR S P ERA WHIP																			
Ben McDonald, R (1, 1) ERA: 1.5	6.0 W 25 5 2 2 6 3 0 0 0 0 0 58 100 3.00 1.333																			
Angel Miranda, L (7, 1) ERA: 3.38	3.0 S 11 1 0 0 6 1 0 0 0 0 0 32 50 0.00 0.667																			

livebaseballscorecards.com

AB	31
R	2
H	6
RBI	2
BB	4
SO	12
LOB	14



BOTTOM

Kansas City Royals @ Milwaukee Brewers
Milwaukee County Stadium, Milwaukee, WI

AB	31
R	5
H	9
RBI	5
BB	6
SO	5
LOB	21



WP:	1	PA:	38
PB:	0		
SB:	0		
CS:	1		

Sun Apr 14 1996, 4:33 AM EDT
Att. 19,131 - Overcast - 36 F

livebaseballscorecards.com

Batter	1	2	3	4	5	6	7	8	9	AB	R	H	RBI	BB	SO	LOB		
Pat Listach, S OBP: 0.172, SLG: 0.148 (1, 4)	G3	E6		2B		P3		K		5	0	1	1	0	1	2		
David Hulse, L OBP: 0.333, SLG: 0.294 (1, 8)	1B SF8	K		L8			G4-3	K		5	1	1	0	0	2	3		
Kevin Seitzer, R OBP: 0.455, SLG: 0.639 (1, 3)	E 1B						WP BB			1	1	1	0	3	0	0		
Greg Vaughn, R OBP: 0.341, SLG: 0.667 Turner Ward, S OBP: 0.300, SLG: 0.353 (1, 7) (8, 7)	SF8					F8				1	0	0	1	2	0	1		
John Jaha, R OBP: 0.409, SLG: 0.389 (1, 10)	E 1B					FC5-4		F9		3	1	0	0	1	1	5		
Matt Mieske, R OBP: 0.250, SLG: 0.182 (1, 9)	E6 1B					F7		G3		4	0	0	0	0	0	7		
Mike Matheny, R OBP: 0.344, SLG: 0.567 (1, 2)						F8				4	1	2	3	0	0	0		
Jose Valentin, S OBP: 0.333, SLG: 0.444 (1, 6)								G3-1		4	1	2	0	0	1	2		
Mark Loretta, R OBP: 0.375, SLG: 0.375 (1, 5)										4	0	2	0	0	0	1		
Inning Stats	R: 3 E: 1 K: 1 S: 17	H: 3 LOB: 2 BB: 1 P: 30	R: 0 E: 1 K: 1 S: 8	H: 0 LOB: 0 BB: 0 P: 13	R: 0 E: 0 K: 1 S: 12	H: 0 LOB: 1 BB: 2 P: 25	R: 1 E: 0 K: 0 S: 8	H: 3 LOB: 1 BB: 0 P: 9	R: 0 E: 0 K: 0 S: 9	H: 1 LOB: 1 BB: 0 P: 14	R: 0 E: 0 K: 0 S: 12	H: 0 LOB: 2 BB: 2 P: 22	R: 1 E: 0 K: 2 S: 14	H: 2 LOB: 1 BB: 0 P: 19	1B: 7 2B: 1 3B: 0 HR: 1	SF: 1 SAC: 0 DP: 1 HBP: 0	WP: 1 PB: 0 SB: 0 CS: 1	PA: 38

Batter	1	2	3	4	5	6	7	8	9
Chris Haney, L ERA: 2.79 (1, 1)									
Terry Clark, R ERA: 7.36 (7, 1)									
Jeff Granger, L ERA: (8, 1)									

PITCHER	IP	WLS	BF	H	R	ER	SO	BB	IBB	HBP	BLK	WP	HR	S	P	ERA	WHIP
Chris Haney, L ERA: 2.79 (1, 1)	6.1	L	29	7	4	2	3	4	0	0	0	0	0	65	109	2.84	1.737
Terry Clark, R ERA: 7.36 (7, 1)	1.1		8	2	1	1	1	2	0	0	0	1	1	20	32	6.75	3.000
Jeff Granger, L ERA: (8, 1)	0.1		1	0	0	0	1	0	0	0	0	0	0	3	5	0.00	0.000

Batter	1	2	3	4	5	6	7	8	9	AB R H RBI BB SO LOB	TOP											
Bernie Williams, S (1, 8) OBP: 0.250, SLG: 0.317	1-1 G5-3		0-0 F9		2-2 G5-4-3		1-3 K			4 0 0 0 0 1 4												
Joe Girardi, R (1, 2) OBP: 0.286, SLG: 0.303	1-2 G5-3		0-1 G5-4-3			1-2 F7		0-2 G5-3		4 0 0 0 0 0 1												
Tino Martinez, L (1, 3) OBP: 0.245, SLG: 0.167	1-3 K			1-2 G4-3		3-1 L7		1-0 1B		4 0 1 0 0 1 0												
Ruben Sierra, S (1, 10)		1-0 G5-3		2-0 F9		1-1 P2		1-2 P5		4 0 0 0 0 0 1												
Jim Leyritz, R (1, 5) OBP: 0.394, SLG: 0.552		1-1 G6-3		4-2 FC5-4 BB		2-1 2B SF9 1B		3-1 G4-3		3 1 1 0 1 0 1												
Mariano Duncan, R (1, 7) OBP: 0.353, SLG: 0.485		1-2 E 1B		1-1 FC5-4		0-0 B2		1-2 1B 2B		4 1 2 0 0 0 2												
Gerald Williams, R (1, 9) OBP: 0.360, SLG: 0.609		2-2 E5		2-2 E 1B		0-1 SF9 2 1B 2B		0-2 G5-3		4 1 2 0 0 0 2												
Robert Eenhoorn, R (1, 4) OBP: 0.200, SLG: 0.333		0-0 F9		2-1 E6 FC5-4 1B		1-2 SF9		1-0 G6-4-3 1B		2 0 1 1 0 0 2												
Wade Boggs, L (9, PH) OBP: 0.357, SLG: 0.289				1-3 FC5-4 1B		2-3 3-H		2-H		1 0 1 1 0 0 0												
2 Derek Jeter, R (1, 6) OBP: 0.524, SLG: 0.516			1-2 G5-4-3 1B		2-2 FC5-4 G5-4-3 1B		3-2 3-H 1B		2-1 G6-4-3		4 0 2 1 0 0 3											
Inning Stats	R: 0 E: 0 K: 1 S: 10	H: 0 LOB: 0 BB: 0 P: 13	R: 0 E: 1 K: 0 S: 10	H: 1 LOB: 2 BB: 0 P: 15	R: 0 E: 0 K: 0 S: 6	H: 1 LOB: 0 BB: 0 P: 7	R: 0 E: 0 K: 0 S: 9	H: 0 LOB: 1 BB: 1 P: 17	R: 0 E: 1 K: 0 S: 12	H: 2 LOB: 1 BB: 0 P: 20	R: 0 E: 0 K: 0 S: 7	H: 0 LOB: 0 BB: 0 P: 12	R: 2 E: 0 K: 1 S: 14	H: 3 LOB: 1 BB: 0 P: 21	R: 0 E: 0 K: 0 S: 9	H: 1 LOB: 1 BB: 0 P: 14	R: 1 E: 0 K: 0 S: 9	H: 2 LOB: 0 BB: 0 P: 13	1B: 8 2B: 2 3B: 0 HR: 0	SF: 1 SAC: 0 DP: 3 HBP: 0	WP: 0 PB: 0 SB: 0 CS: 0	PA: 36
PITCHER	IP WLS BF H R ER SO BB IBB HBP BLK WP HR S P ERA WHIP																					
Scott Karl, L (1, 1) ERA: 3.27	7.0 W 28 7 2 2 2 1 0 0 0 0 0 0 68 105 2.57 1.143																					
Mark Kiefer, R (8, 1) ERA: 9.0	1.1 6 2 1 1 0 0 0 0 0 0 0 0 15 21 6.75 1.500																					
Graeme Lloyd, L (9, 1) ERA: 3.6	0.2 2 1 0 0 0 0 0 0 0 0 0 0 3 6 0.00 1.500																					

New York Yankees @ Milwaukee Brewers
Milwaukee County Stadium, Milwaukee, WI
 Tue Apr 16 1996, 8:05 PM EDT
 Att: 7,059 - Unknown - 49 F

AB	34
R	3
H	10
RBI	3
BB	1
SO	2
LOB	16



Batter	1	2	3	4	5	6	7	8	9	AB R H RBI BB SO LOB
Pat Listach, S OBP: 0.242, SLG: 0.226 (1, 4)	0-0 G6-3	0-1 SAFE SAFE		2-2 HR		0-0 1B				4 1 3 1 0 0 0
Jeff Cirillo, R OBP: 0.250, SLG: 0.343 (1, 5)	2-2 1B	2-3 K		1-0 HR		0-0 P4				4 2 2 0 0 1 4
Kevin Seitzer, R OBP: 0.458, SLG: 0.700 (1, 10)	2-2 1B		0-1 G4-3	1-1 HR		1-2 G4-3				4 1 2 3 0 0 2
Greg Vaughn, R OBP: 0.333, SLG: 0.625 (1, 7)	1-1 1B		1-2 F8	2-3 K		1-2 G4-3				4 0 1 1 0 1 0
John Jaha, R OBP: 0.375, SLG: 0.350 (1, 3)	1-2 F9		3-2 G6-3		0-1 F9		3-3 K			4 0 0 0 0 1 2
Matt Mieske, R OBP: 0.250, SLG: 0.231 (1, 9)	2-3 K		0-2 3B	2B	0-1 G5-3		3-3 K			4 1 1 0 0 2 2
Mike Matheny, R OBP: 0.333, SLG: 0.515 (1, 2)		4-2 CS		0-2 G5-3	0-1 G2-3		3-3 K			3 0 0 0 1 1 1
Jose Valentin, S OBP: 0.372, SLG: 0.525 (1, 6)		3-2 1B		3-2 1B		2-2 FC6-4		1-2 P2		4 1 3 1 0 0 0
David Hulse, L OBP: 0.273, SLG: 0.238 (1, 8)		0-1 F7		2-3 K		0-0 FC6-4		0-2 L7		4 0 0 0 0 1 3


Inning Stats	R: 1	H: 3	E: 0	K: 1	S: 17	R: 0	H: 2	E: 0	K: 1	S: 12	R: 0	H: 0	E: 0	K: 0	S: 10	R: 5	H: 5	E: 0	K: 2	S: 23	R: 0	H: 0	E: 0	K: 0	S: 6	R: 0	H: 2	E: 0	K: 2	S: 9	R: 0	H: 0	E: 0	K: 2	S: 11	R: 0	H: 0	E: 0	K: 1	S: 11	R: 0	H: 0	E: 0	K: 1	S: 11	1B: 9	SF: 0	2B: 1	SAC: 0	3B: 1	DP: 0	HR: 1	HBP: 0
	LOB: 2	BB: 0	P: 25	LOB: 2	BB: 1	LOB: 0	BB: 0	LOB: 0	BB: 0	P: 14	LOB: 0	BB: 0	LOB: 0	BB: 0	P: 6	LOB: 2	BB: 0	LOB: 0	BB: 0	P: 12	LOB: 0	BB: 0	LOB: 0	BB: 0	P: 18	LOB: 0	BB: 0	LOB: 0	BB: 0	P: 15	LOB: 0	BB: 0	LOB: 0	BB: 0	P: 15	1B: 9 <td>SF: 0 <td>2B: 1 <td>SAC: 0 <td>3B: 1 <td>DP: 0 <td>HR: 1 <td>HBP: 0 </td></td></td></td></td></td></td>	SF: 0 <td>2B: 1 <td>SAC: 0 <td>3B: 1 <td>DP: 0 <td>HR: 1 <td>HBP: 0 </td></td></td></td></td></td>	2B: 1 <td>SAC: 0 <td>3B: 1 <td>DP: 0 <td>HR: 1 <td>HBP: 0 </td></td></td></td></td>	SAC: 0 <td>3B: 1 <td>DP: 0 <td>HR: 1 <td>HBP: 0 </td></td></td></td>	3B: 1 <td>DP: 0 <td>HR: 1 <td>HBP: 0 </td></td></td>	DP: 0 <td>HR: 1 <td>HBP: 0 </td></td>	HR: 1 <td>HBP: 0 </td>	HBP: 0										

PITCHER	IP	WLS	BF	H	R	ER	SO	BB	IBB	HBP	BLK	WP	HR	S	P	ERA	WHIP
Jimmy Key, L ERA: 7.24 (1, 1)	3.2	L	21	10	6	6	3	1	0	0	0	0	1	59	89	14.73	3.000
Bob Wickman, R ERA: 6.14 (4, 1)	2.1		9	2	0	0	1	0	0	0	0	0	0	18	23	0.00	0.857
Jeff Nelson, R ERA: (7, 1)	1.0		3	0	0	0	2	0	0	0	0	0	0	11	18	0.00	0.000
42 Mariano Rivera, R ERA: 1.59 (8, 1)	1.0		3	0	0	0	1	0	0	0	0	0	0	11	15	0.00	0.000

BOTTOM

New York Yankees @ Milwaukee Brewers
Milwaukee County Stadium, Milwaukee, WI
 Tue Apr 16 1996, 8:05 PM EDT
 Att. 7,059 - Unknown - 49 F

AB	35
R	6
H	12
RBI	6
BB	1
SO	7
LOB	14



WP: 0	PA: 36
PB: 0	
SB: 0	
CS: 1	

Batter	1	2	3	4	5	6	7	8	9	AB R H RBI BB SO LOB	TOP											
Tim Raines, S (1, 7) OBP: 0.500, SLG: 0.750 Robert Eenhoorn, R (7, 4) OBP: 0.200, SLG: 0.333 Dion James, L (8, PH) OBP: 0.231, SLG: 0.167 Jim Leyritz, R (8, PH) OBP: 0.382, SLG: 0.533 (8, 7)	0-1 G4-3		2-1 1-2 1B		2-2 2B		3-2 F8	1-3 SAFE K		4 0 2 0 0 0 0 0 0 0 0 0 0 0 0 0 0 0 0 0 0 1 0 0 0 0 1 2												
Wade Boggs, L (1, 5) OBP: 0.340, SLG: 0.262	1-1 L8		2-0 F7		0-0 G6-3		1-1 G6-3		4-1 G4-6-3 BB	4 0 0 0 1 0 3												
Paul O'Neill, L (1, 10) OBP: 0.408, SLG: 0.372	0-0 1B		0-0 P3		0-1 F9			4-1 G3-4 2B BB	1-1 G4-6-3 1-2f	4 1 1 0 1 0 4												
Ruben Sierra, S (1, 9) OBP: 0.333, SLG: 0.450	1-2 F7			1-0 G4-3		1-1 G4-3		1-2 G3-4 1-2	1-0 G5-3	5 0 0 0 0 0 2												
Tino Martinez, L (1, 3) OBP: 0.283, SLG: 0.200		1-0 G4-3		3-2 F9 BB 1B		2-0 BB E 1B		1-2 2B 1B HBP		3 2 2 0 0 0 0												
Bernie Williams, S (1, 8) OBP: 0.288, SLG: 0.349		2-1 G4-3		4-0 F9 BB		4-2 FC4-6 BB		1-1 1B 2 1B 2B		2 1 1 1 2 0 0												
Mariano Duncan, R (1, 4) OBP: 0.342, SLG: 0.459 (7, 7) (8, 4)		2-2 L9		1-1 F9		2-2 FC4-6 1-2f 2-H		1-2 2 1B 1B		4 0 1 1 0 0 3												
Joe Girardi, R (1, 2) OBP: 0.282, SLG: 0.324			2-2 FC6-5 2B	0-0 L8		1-0 L8		1-2 L4		4 0 1 0 0 0 5												
2 Derek Jeter, R (1, 6) OBP: 0.500, SLG: 0.486			0-0 FC6-5 1B 2-3		1-2 G6-3		1-3 K	0-2 1-2 3-H 1B		4 0 1 1 0 1 1												
Inning Stats	R: 0 E: 0 K: 0 S: 8	H: 1 LOB: 1 BB: 0 P: 10	R: 0 E: 0 K: 0 S: 8	H: 0 LOB: 0 BB: 0 P: 13	R: 0 E: 0 K: 0 S: 8	H: 2 LOB: 2 BB: 0 P: 14	R: 0 E: 0 K: 0 S: 9	H: 1 LOB: 2 BB: 1 P: 18	R: 0 E: 0 K: 0 S: 9	H: 1 LOB: 1 BB: 0 P: 12	R: 1 E: 1 K: 0 S: 11	H: 1 LOB: 1 BB: 1 P: 21	R: 0 E: 0 K: 1 S: 9	H: 0 LOB: 0 BB: 0 P: 14	R: 3 E: 0 K: 0 S: 24	H: 3 LOB: 2 BB: 1 P: 34	R: 0 E: 0 K: 0 S: 4	H: 0 LOB: 0 BB: 1 P: 10	1B: 6 2B: 3 3B: 0 HR: 0	SF: 0 SAC: 0 DP: 1 HBP: 1	WP: 0 PB: 0 SB: 0 CS: 0	PA: 40
PITCHER	IP WLS BF H R ER SO BB IBB HBP BLK WP HR S P ERA WHIP																					
Ricky Bones, R (1, 1) ERA: 4.15 Cris Carpenter, R (8, 1) ERA: 11.25 Kevin Wickander, L (8, 1) ERA: Graeme Lloyd, L (9, 1) ERA: 3.0	7.1 0.1 0.1 1.0	W 3 2 2	33 3 2 2	7 2 0 0	4 0 0 0	3 0 0 0	1 0 1 0	3 0 1 0	0 0 0 0	0 0 0 0	0 0 0 0	0 0 0 0	0 0 4 3	118 14 9 5	3.68 0.00 0.00 0.00	1.364 6.000 3.000 0.000						

New York Yankees @ Milwaukee Brewers
 Milwaukee County Stadium, Milwaukee, WI
 Wed Apr 17 1996, 4:33 AM EDT
 Att. 7,124 - Sunny - 50 F

AB	35
R	4
H	9
RBI	3
BB	4
SO	2
LOB	20



Batter	1	2	3	4	5	6	7	8	9
Chuck Carr, S (1, 8) OBP: 0.367, SLG: 0.481 David Hulse, L (8, 8) OBP: 0.261, SLG: 0.227	2-1 1B	0-1 G3-6 1-2f			1-2 1B	0-2 F7		2-2 G4-3	
Fernando Vina, L (1, 4) OBP: 0.450, SLG: 0.667	2-0 1B 2B 1B		1-1 1B		1-3 1B 2B	1-2 K			
Kevin Seitzer, R (1, 3) OBP: 0.462, SLG: 0.698	0-0 SF9		2-1 G4-3 1-2f		1-1 1B		0-1 1B		
Greg Vaughn, R (1, 7) OBP: 0.346, SLG: 0.595 Matt Mieske, R (8, 9) OBP: 0.250, SLG: 0.231	2-3 K		4-2 BB		1-0 FC6-4 1-2f		4-2 1B BB		
John Jaha, R (1, 10) OBP: 0.365, SLG: 0.341	3-2 2B 1B		3-2 F7		1-2 1-2f		2-2 F9		
Jose Valentin, S (1, 6) OBP: 0.383, SLG: 0.545	1-1 2B			1-3 K	0-0 P4		2-2 1B		
Turner Ward, S (1, 9) OBP: 0.292, SLG: 0.300 (8, 7)	2-1 G6-3			0-0 P6		4-2 1B BB		2-3 K	
Jeff Cirillo, R (1, 5) OBP: 0.250, SLG: 0.333		1-2 F9		2-2 E8		1-1 1B		3-1 G6-3	
Mike Matheny, R (1, 2) OBP: 0.325, SLG: 0.486		1-1 1B		3-3 K		1-3 K		1-2 G6-3	

Inning Stats	R: 4	H: 4	E: 0	K: 1	S: 15	L: 4	LOB: 0	BB: 0	P: 27	R: 0	H: 1	E: 0	K: 0	S: 7	R: 0	H: 1	E: 0	K: 0	S: 10	R: 0	H: 0	E: 1	K: 2	S: 13	R: 2	H: 3	E: 0	K: 0	S: 12	R: 0	H: 1	E: 0	K: 2	S: 19	R: 0	H: 1	E: 0	K: 1	S: 19	R: 2	H: 2	E: 0	K: 1	S: 16	R: 0	H: 0	E: 0	K: 0	S: 8
--------------	------	------	------	------	-------	------	--------	-------	-------	------	------	------	------	------	------	------	------	------	-------	------	------	------	------	-------	------	------	------	------	-------	------	------	------	------	-------	------	------	------	------	-------	------	------	------	------	-------	------	------	------	------	------

PITCHER	IP	WLS	BF	H	R	ER	SO	BB	IBB	HBP	BLK	WP	HR	S	P	ERA	WHIP
David Cone, R (1, 1) ERA: 2.42	5.0	L	24	9	6	6	3	1	0	0	0	1	0	57	94	10.80	2.000
42 Mariano Rivera, R (6, 1) ERA: 3.52	2.0		10	3	2	2	3	2	0	0	0	1	0	35	52	9.00	2.500
Steve Howe, L (8, 1) ERA: 5.68	1.0		3	0	0	0	0	0	0	0	0	0	0	8	14	0.00	0.000

BOTTOM

New York Yankees @ Milwaukee Brewers
 Milwaukee County Stadium, Milwaukee, WI

Wed Apr 17 1996, 4:33 AM EDT
 Att. 7,124 - Sunny - 50 F

AB	R	H	RBI	BB	SO	LOB
4	2	2	0	0	0	3
1	0	0	0	0	0	0
4	2	3	0	0	1	2
3	1	2	2	0	0	1
2	1	0	1	2	1	2
0	0	0	0	0	0	0
4	1	1	0	0	0	4
4	1	2	4	0	1	1
3	0	0	0	1	1	0
4	0	1	0	0	0	0
4	0	1	0	0	2	3

AB	33
R	8
H	12
RBI	7
BB	3
SO	6
LOB	16

1B: 10 SF: 1
 2B: 2 SAC: 0
 3B: 0 DP: 2
 HR: 0 HBP: 0

WP: 2 PA: 37
 PB: 0
 SB: 3
 CS: 0

Batter	1	2	3	4	5	6	7	8	9	AB R H RBI BB SO LOB	TOP
Chuck Carr, S (1, 8) <small>OBP: 0.371, SLG: 0.500</small>	0-2 		0-0 			0-2 	0-0 		1-3 	5 2 2 0 0 1 2	Milwaukee Brewers @ Kansas City Royals Kauffman Stadium, Kansas City, MO Thu Apr 18 1996, 7:05 PM CDT Att. 13,153 - Unknown - 78 F
Fernando Vina, L (1, 4) <small>OBP: 0.500, SLG: 0.773</small>	0-0 		1-1 			2-2 		3-2 		4 2 3 1 0 0 0	
Kevin Seitzer, R (1, 10) <small>OBP: 0.446, SLG: 0.723</small>	0-0 		2-3 			2-1 		3-2 		4 1 1 4 0 0 1	
Greg Vaughn, R (1, 7) David Hulse, L (6, 7) <small>OBP: 0.345, SLG: 0.644</small> <small>OBP: 0.250, SLG: 0.217</small>		2-0 			1-1 			0-0 		3 1 1 1 0 0 0 1 0 0 0 0 0 0	
John Jaha, R (1, 3) <small>OBP: 0.339, SLG: 0.313</small>		3-3 			1-0 			1-0 		4 0 0 0 0 1 1	
Jose Valentin, S (1, 6) <small>OBP: 0.373, SLG: 0.511</small>		3-2 			2-1 			4-2 		3 1 0 0 1 0 0	
Turner Ward, S (1, 9) <small>OBP: 0.286, SLG: 0.261</small>		1-0 			2-3 			1-2 		3 0 0 0 1 1 0	
Jeff Cirillo, R (1, 5) <small>OBP: 0.250, SLG: 0.310</small>			4-2 			1-2 		0-0 		3 0 0 0 1 0 2	
Jesse Levis, L (1, 2) <small>OBP: 0.300, SLG: 0.222</small>			1-1 			1-1 		0-0 		4 1 1 1 0 0 2	
Inning Stats	R: 0 H: 0 E: 0 LOB: 0 K: 0 BB: 0 S: 5 P: 5	R: 1 H: 1 E: 0 LOB: 0 K: 1 BB: 0 S: 8 P: 17	R: 2 H: 2 E: 0 LOB: 0 K: 0 BB: 1 S: 9 P: 18	R: 0 H: 0 E: 1 LOB: 0 K: 0 BB: 0 S: 5 P: 9	R: 0 H: 0 E: 0 LOB: 0 K: 1 BB: 0 S: 10 P: 14	R: 3 H: 3 E: 0 LOB: 0 K: 0 BB: 0 S: 16 P: 26	R: 0 H: 1 E: 0 LOB: 1 K: 0 BB: 0 S: 6 P: 7	R: 1 H: 1 E: 1 LOB: 0 K: 0 BB: 0 S: 12 P: 19	R: 1 H: 0 E: 0 LOB: 1 K: 1 BB: 2 S: 9 P: 20	1B: 4 SF: 0 2B: 2 SAC: 0 3B: 1 DP: 2 HR: 2 HBP: 0	WP: 1 PA: 37 PB: 0 SB: 0 CS: 0
PITCHER Mark Gubicza, R (1, 1) <small>ERA: 6.0</small> Terry Clark, R (8, 1) <small>ERA: 7.94</small> Jeff Granger, L (9, 1) <small>ERA: 13.5</small>	IP WLS BF H R ER SO BB IBB HBP BLK WP HR S P ERA WHIP 7.0 L 28 7 6 6 2 1 0 0 0 1 2 59 96 7.71 1.143 1.0 4 1 1 1 0 0 0 0 0 0 0 12 19 9.00 1.000 1.0 5 0 1 1 1 2 0 0 0 0 0 9 20 9.00 2.000	PITCHER IP WLS BF H R ER SO BB IBB HBP BLK WP HR S P ERA WHIP									

AB	34
R	8
H	8
RBI	7
BB	3
SO	3
LOB	8



Batter	1	2	3	4	5	6	7	8	9	AB R H RBI BB SO LOB	TOP		
Chuck Carr, S (1, 8) OBP: 0.359, SLG: 0.472 David Hulse, L (7, 8) OBP: 0.240, SLG: 0.208	1-0 2B 1B	1-1 G6-3			2-2 G6-3		1-2 G4-3		3-2 G6-3 2-3	4 1 1 0 0 0 1 0 0 0 0 1			
Pat Listach, S (1, 4) OBP: 0.263, SLG: 0.257	0-2 1-3 2B		2-1 G6-3		2-1 P3		1-1 G3		4-0 1B BB	4 2 1 0 1 0 0			
Kevin Seitzer, R (1, 3) OBP: 0.459, SLG: 0.706	0-0 G3		0-2 P3		1-0 1B		1-0 1B		4-1 1B IBB	4 0 2 1 1 0 1			
Greg Vaughn, R (1, 7) OBP: 0.383, SLG: 0.714 Turner Ward, S (9, PR) OBP: 0.286, SLG: 0.261	4-2 1B BB		3-1 HR		2-1 1B		0-0 F9		1-2 1B	4 2 3 3 1 0 1 0 0 0 0 0 0 0			
John Jaha, R (1, 10) OBP: 0.328, SLG: 0.358	1-0 G1-3 1-3 2-H		3-1 HR		0-1 F7			2-0 L8	2-1 G5-3	5 1 1 1 0 0 5			
Matt Mieske, R (1, 9) OBP: 0.313, SLG: 0.400	0-1 1B		1-0 G6-3			0-0 HR		2-1 1B CS		4 1 3 2 0 0 0			
Jeff Cirillo, R (1, 5) OBP: 0.229, SLG: 0.283	1-2 G5-3			3-2 G6-3		0-0 F8		2-2 G5-3 1-2		4 0 0 0 0 0 2			
Jose Valentin, S (1, 6) OBP: 0.364, SLG: 0.510		3-2 F9		1-0 P6		0-0 L7			2-2 1B 2B	4 1 1 0 0 0 0			
Mike Matheny, R (1, 2) OBP: 0.295, SLG: 0.439		1-0 F9		1-0 F9		1-2 G6-3			1-3 K	4 0 0 0 0 1 1			
Inning Stats	R: 3 H: 3 E: 0 LOB: 1 K: 0 BB: 1 S: 14 P: 21	R: 0 H: 0 E: 0 LOB: 0 K: 0 BB: 0 S: 7 P: 12	R: 2 H: 2 E: 0 LOB: 0 K: 0 BB: 0 S: 10 P: 19	R: 0 H: 0 E: 0 LOB: 0 K: 0 BB: 0 S: 5 P: 10	R: 0 H: 2 E: 0 LOB: 2 K: 0 BB: 0 S: 10 P: 17	R: 1 H: 1 E: 0 LOB: 0 K: 0 BB: 0 S: 6 P: 7	R: 0 H: 1 E: 0 LOB: 1 K: 0 BB: 0 S: 7 P: 10	R: 0 H: 1 E: 0 LOB: 0 K: 1 BB: 2 S: 19 P: 36	1B: 7 SF: 0 2B: 2 SAC: 0 3B: 0 DP: 0 HR: 3 HBP: 0	WP: 0 PA: 41 PB: 0 SB: 2 CS: 1			
PITCHER	IP WLS BF H R ER SO BB IBB HBP BLK WP HR S P ERA WHIP											PITCHER	IP WLS BF H R ER SO BB IBB HBP BLK WP HR S P ERA WHIP
Chris Haney, L (1, 1) ERA: 3.91 Julio Valera, R (7, 1) ERA: 0.9 Mike Magnante, L (9, 1) ERA: 4.05 Hipolito Pichardo, R (9, 1) ERA: 3.86	6.0 L 27 8 6 5 0 1 0 0 0 0 0 3 52 86 7.50 1.500												

Milwaukee Brewers @ Kansas City Royals
 Kauffman Stadium, Kansas City, MO
 Fri Apr 19 1996, 7:05 PM CDT
 Att. 15,321 - Unknown - 74 F

AB	38
R	8
H	12
RBI	7
BB	3
SO	1
LOB	11



Batter	1	2	3	4	5	6	7	8	9	AB	R	H	RBI	BB	SO	LOB
Tom Goodwin, L (1, 7) OBP: 0.266, SLG: 0.217	3-2 L8		1-1 L7		2-2 P6			2-2 G3		4	0	0	0	0	0	0
Johnny Damon, L (1, 8) OBP: 0.317, SLG: 0.407	1-0 F9		1-1 F7		1-2 1B			0-0 F9		4	0	1	0	0	0	0
Bip Roberts, S (1, 4) OBP: 0.369, SLG: 0.443	0-0 1B			1-0 S 1B	0-2 L5			0-1 E4		4	1	2	0	0	0	1
Keith Lockhart, L (1, 5) OBP: 0.354, SLG: 0.333	1-3 K		1-3 K	1-0 FC6-4 1B		1-3 K		3-3 K		3	1	1	1	0	2	1
Pat Lennon, R (8, PH) OBP: 0.353, SLG: 0.286										1	0	0	0	0	1	1
Joe Randa, R (9, 5) OBP: 0.281, SLG: 0.286										0	0	0	0	0	0	0
Bob Hamelin, L (1, 3) OBP: 0.390, SLG: 0.256		3-2 F8		2-1 FC6-4 1B		1-0 F8		1-3 K		4	0	1	0	0	1	1
Joe Vitiello, R (1, 10) OBP: 0.373, SLG: 0.308		0-0 F7		1-2 FC6-4 1B		0-0 G6-4-3		2-2 L9		4	0	0	1	0	0	2
Michael Tucker, L (1, 9) OBP: 0.352, SLG: 0.449		3-1 S 2B		1-1 S 1B				0-2 2B		4	0	3	0	0	0	0
Mike Macfarlane, R (1, 2) OBP: 0.229, SLG: 0.353		1-0 G5-3		2-1 G5-3 1B				3-1 G5-3		4	0	0	0	0	0	3
David Howard, S (1, 6) OBP: 0.333, SLG: 0.429			3-2 F9		2-2 F8			0-1 P4		3	0	0	0	0	0	0

Inning Stats	R: 0	H: 1	E: 0	LOB: 1	K: 1	P: 16	R: 0	H: 1	E: 0	LOB: 1	K: 0	P: 14	R: 0	H: 0	E: 0	LOB: 0	K: 0	P: 13	R: 2	H: 4	E: 0	LOB: 1	K: 0	P: 21	R: 0	H: 1	E: 0	LOB: 1	K: 0	P: 18	R: 0	H: 0	E: 0	LOB: 0	K: 1	P: 7	R: 0	H: 0	E: 0	LOB: 0	K: 0	P: 4	R: 0	H: 0	E: 1	LOB: 1	K: 1	P: 16	R: 0	H: 1	E: 0	LOB: 1	K: 1	P: 17	1B: 6	SF: 0	2B: 2	SAC: 0	3B: 0	DP: 1	HR: 0	HBP: 0	WP: 1	PA: 35
PITCHER	IP	WLS	BF	H	R	ER	SO	BB	IBB	HBP	BLK	WP	HR	S	P	ERA	WHIP																																															
Ben McDonald, R (1, 1) ERA: 1.8	7.0	W	27	7	2	2	2	0	0	0	0	1	0	60	93	2.57	1.000																																															
Graeme Lloyd, L (8, 1) ERA: 2.25	2.0		8	1	0	0	2	0	0	0	0	0	0	22	33	0.00	0.500																																															

BOTTOM

Milwaukee Brewers @ Kansas City Royals
Kauffman Stadium, Kansas City, MO

Fri Apr 19 1996, 7:05 PM CDT
Att: 15,321 - Unknown - 74 F

livebaseballscores.com

AB	35
R	2
H	8
RBI	2
BB	0
SO	4
LOB	9



Batter	1	2	3	4	5	6	7	8	9	AB	R	H	RBI	BB	SO	LOB
Les Norman, R (1, 9) OBP: 0.200, SLG: 0.200 Johnny Damon, L (6, PH) OBP: 0.308, SLG: 0.393 (7, 9)	K			FC5-4 1B		FC4-6 E 1-2f		G4-3		2	0	1	0	0	1	0
Tom Goodwin, L (1, 8) OBP: 0.265, SLG: 0.219	G3-1			FC5-4 S G6-3 1-2f		E6 G4-6-3 1-2		G4-6-3 1B		4	0	1	0	0	0	2
Bip Roberts, S (1, 4) OBP: 0.364, SLG: 0.435 David Howard, S (3, 4) OBP: 0.313, SLG: 0.400	G6-3			G6-3 1-2		G4-6-3 1-2f		G4-6-3 1-2f		1	0	0	0	0	0	0
Pat Lennon, R (1, 7) OBP: 0.381, SLG: 0.353			G6-3	G6-3 2-3			1B SF9 2B		E 1B BB	3	2	1	0	1	0	1
Mike Macfarlane, R (1, 2) OBP: 0.237, SLG: 0.351 Sal Fasano, R (9, 2) OBP: 0.192, SLG: 0.130		K			L3		SF9 BB WP 1B		F7	3	1	1	0	0	1	0
Joe Vitiello, R (1, 10) OBP: 0.382, SLG: 0.333		K			2B		WP BB		K	3	0	1	0	1	2	1
Michael Tucker, L (1, 3) OBP: 0.328, SLG: 0.423			G4-3		F8		SF9		E3 1B	3	1	0	1	0	0	2
Jose Offerman, S (1, 6) OBP: 0.219, SLG: 0.194			K		G6-3		K		1B	4	0	1	2	0	2	3
Joe Randa, R (1, 5) OBP: 0.278, SLG: 0.258			K			FC4-6 BB	G5-3 3-H		F9	3	0	0	0	1	1	2

Inning Stats	R: 0	H: 0	E: 0	K: 1	S: 9	R: 0	H: 0	E: 0	K: 2	S: 8	R: 0	H: 0	E: 0	K: 2	S: 11	R: 0	H: 1	E: 0	K: 0	S: 11	R: 0	H: 1	E: 0	K: 0	S: 8	R: 0	H: 0	E: 1	K: 0	S: 6	R: 2	H: 2	E: 0	K: 1	S: 17	R: 0	H: 1	E: 0	K: 0	S: 7	R: 2	H: 1	E: 1	K: 1	S: 15	1B: 4	2B: 2	3B: 0	HR: 0	SF: 1	SAC: 0	DP: 2	HBP: 0	WP: 1	PB: 0	SB: 1	CS: 0	PA: 36
--------------	------	------	------	------	------	------	------	------	------	------	------	------	------	------	-------	------	------	------	------	-------	------	------	------	------	------	------	------	------	------	------	------	------	------	------	-------	------	------	------	------	------	------	------	------	------	-------	-------	-------	-------	-------	-------	--------	-------	--------	-------	-------	-------	-------	--------

PITCHER	IP	WLS	BF	H	R	ER	SO	BB	IBB	HBP	BLK	WP	HR	S	P	ERA	WHIP
Angel Miranda, L (1, 1) ERA: 1.74	5.0	W	17	2	0	0	5	0	0	0	0	0	0	47	79	0.00	0.400
Mark Kiefer, R (6, 1) ERA: 9.0	2.0		10	2	2	2	1	2	0	0	0	1	0	23	45	9.00	2.000
Mike Potts, L (8, 1) ERA:	1.0		3	1	0	0	0	0	0	0	0	0	0	7	14	0.00	1.000
Mike Fetters, R (9, 1) ERA: 4.5	1.0		6	1	2	0	1	1	0	0	0	0	0	15	23	0.00	2.000

BOTTOM

Milwaukee Brewers @ Kansas City Royals
 Kauffman Stadium, Kansas City, MO

Sat Apr 20 1996, 3:33 AM CDT
 Att: 17,220 - Sunny - 60 F

livebaseballscorecards.com

AB	32
R	4
H	6
RBI	3
BB	3
SO	7
LOB	17



Batter	1	2	3	4	5	6	7	8	9	AB R H RBI BB SO LOB	TOP																	
Chuck Carr, S (1, 8) OBP: 0.350, SLG: 0.459 David Hulse, L (2, 8) OBP: 0.207, SLG: 0.179	1-2 		0-0 	2-2 			2-3 		2-1 	1 0 0 0 0 0 4 0 0 0 0 1 2	Milwaukee Brewers @ Kansas City Royals Kauffman Stadium, Kansas City, MO Sun Apr 21 1996, 3:33 AM CDT Att. 14,666 - Overcast - 70 F livebaseballscorecards.com AB 34 R 5 H 10 RBI 5 BB 5 SO 4 LOB 12 																	
Fernando Vina, L (1, 4) OBP: 0.414, SLG: 0.630	3-3 		1-1 		0-0 		1-0 		2-1 	5 0 0 0 0 1 0																		
Kevin Seitzer, R (1, 3) OBP: 0.457, SLG: 0.655	0-1 		4-2 		2-2 			1-1 	0-1 	4 1 2 0 1 0 0																		
Greg Vaughn, R (1, 7) OBP: 0.420, SLG: 0.709	3-0 		4-1 		1-0 			4-1 		2 1 1 0 2 0 1																		
John Jaha, R (1, 10) OBP: 0.338, SLG: 0.381		2-0 	2-2 		2-0 	2-2 		1-2 		4 1 1 0 0 0 2																		
Jose Valentin, S (1, 6) OBP: 0.406, SLG: 0.586		1-2 		3-3 		4-1 		0-1 		3 2 2 1 1 1 0																		
Turner Ward, S (1, 9) OBP: 0.281, SLG: 0.240 Jesse Levis, L (8, PH) OBP: 0.385, SLG: 0.333 Matt Mieske, R (8, 9) OBP: 0.324, SLG: 0.412		1-2 		4-2 		2-1 		3-2 		2 0 0 0 1 0 2 1 0 1 2 0 0 0 0 0 0 0 0 0 0																		
Jeff Cirillo, R (1, 5) OBP: 0.293, SLG: 0.339		3-2 		2-2 		2-1 		1-0 		4 0 3 2 0 0 1																		
Mike Matheny, R (1, 2) OBP: 0.302, SLG: 0.420		1-0 		2-3 		3-2 		0-0 		4 0 0 0 0 1 4																		
Inning Stats	R: 0 H: 1 E: 0 LOB: 1 K: 1 BB: 0 S: 10 P: 17	R: 1 H: 2 E: 0 LOB: 1 K: 0 BB: 0 S: 11 P: 19	R: 0 H: 0 E: 0 LOB: 2 K: 0 BB: 2 S: 9 P: 20	R: 0 H: 1 E: 0 LOB: 2 K: 2 BB: 1 S: 16 P: 29	R: 0 H: 1 E: 0 LOB: 0 K: 0 BB: 0 S: 5 P: 10	R: 0 H: 0 E: 0 LOB: 1 K: 0 BB: 1 S: 9 P: 18	R: 0 H: 0 E: 0 LOB: 0 K: 1 BB: 0 S: 9 P: 15	R: 4 H: 5 E: 0 LOB: 0 K: 0 BB: 1 S: 15 P: 25	R: 0 H: 0 E: 0 LOB: 0 K: 0 BB: 0 S: 6 P: 10	1B: 9 SF: 0 2B: 1 SAC: 0 3B: 0 DP: 1 HR: 0 HBP: 0		WP: 1 PA: 40 PB: 0 SB: 0 CS: 1																
PITCHER	IP WLS BF H R ER SO BB IBB HBP BLK WP HR S P ERA WHIP											PITCHER	IP WLS BF H R ER SO BB IBB HBP BLK WP HR S P ERA WHIP															
Tim Belcher, R (1, 1) ERA: 3.28	6.1		27	5	1	1	3	4	0	0	0	1	0	65	121	1.42	1.421											
Mike Magnante, L (7, 1) ERA: 3.68	0.2		2	0	0	0	1	0	0	0	0	0	0	4	7	0.00	0.000											
Hipolito Pichardo, R (8, 1) ERA: 7.71	0.0	L	4	3	4	4	0	1	0	0	0	0	0	9	15	∞	∞											
Jeff Montgomery, R (8, 1) ERA:	2.0		6	2	0	0	0	0	0	0	0	0	0	12	20	0.00	1.000											

Batter	1	2	3	4	5	6	7	8	9	AB R H RBI BB SO LOB	TOP			
David Hulse, L (1, 8) OBP: 0.182, SLG: 0.156 Pat Listach, S (9, PH) OBP: 0.311, SLG: 0.333	1-0 B1-3		2-2 F8		2-1 G3-1			0-2 L7	2-2 1B	4 0 0 0 0 0 2 1 0 1 1 0 0 0				
Fernando Vina, L (1, 4) OBP: 0.364, SLG: 0.548 Matt Mieske, R (9, PH) OBP: 0.316, SLG: 0.400	1-1 B5-3		1-1 P7			1-0 L8		2-0 F7	2-2 G4-3	4 0 0 0 0 0 2 1 0 0 0 0 0 3				
Kevin Seitzer, R (1, 10) OBP: 0.446, SLG: 0.623	2-1 G6-3			3-1 F8		2-1 P3		4-0 BB		3 0 0 0 1 0 0				
Greg Vaughn, R (1, 7) OBP: 0.397, SLG: 0.661		1-1 G5-3		3-3 K		2-1 P6		0-0 F8		4 0 0 0 0 1 1				
John Jaha, R (1, 3) OBP: 0.360, SLG: 0.439		3-2 G5-3		2-1 HR			3-2 FC4-6 1B HBP	2-2 BB DI 1B		3 2 2 1 0 0 0				
Jose Valentin, S (1, 6) OBP: 0.397, SLG: 0.565		0-2 G1-3		0-1 1B			2-1 F8	1-3 K		4 0 1 0 0 1 2				
Jeff Cirillo, R (1, 5) OBP: 0.306, SLG: 0.339			4-2 BB BB	1-3 SAFE K			3-1 SAFE FC4-6 1B	1-2 P4		3 0 1 0 1 1 2				
Turner Ward, S (1, 9) OBP: 0.306, SLG: 0.222			4-0 BB		1-1 G4-3		2-2 FC4-6 FC5-4	4-1 1B BB BB		2 0 0 0 2 0 2				
Mike Matheny, R (1, 2) OBP: 0.286, SLG: 0.396 Jesse Levis, L (9, PH) OBP: 0.429, SLG: 0.333			2-3 K		0-1 G5-3		1-1 SAFE FC5-4	4-2 1B BB		3 0 0 0 0 1 4 0 0 0 0 1 0 0				
Inning Stats	R: 0 E: 0 K: 0 S: 5 H: 0 LOB: 0 BB: 0 P: 9	R: 0 E: 0 K: 0 S: 9 H: 0 LOB: 0 BB: 0 P: 13	R: 0 E: 0 K: 1 S: 10 H: 0 LOB: 2 BB: 2 P: 23	R: 1 E: 0 K: 2 S: 12 H: 2 LOB: 1 BB: 0 P: 21	R: 0 E: 0 K: 0 S: 6 H: 0 LOB: 0 BB: 0 P: 9	R: 0 E: 0 K: 0 S: 5 H: 0 LOB: 0 BB: 0 P: 10	R: 0 E: 0 K: 0 S: 12 H: 1 LOB: 2 BB: 0 P: 23	R: 0 E: 0 K: 0 S: 5 H: 0 LOB: 1 BB: 1 P: 11	R: 1 E: 0 K: 1 S: 18 H: 2 LOB: 3 BB: 2 P: 34	1B: 4 2B: 0 3B: 0 HR: 1 SF: 0 SAC: 0 DP: 0 HBP: 1	WP: 0 PB: 0 SB: 0 CS: 0 PA: 38			
PITCHER	IP WLS BF H R ER SO BB IBB HBP BLK WP HR S P ERA WHIP												PITCHER	IP WLS BF H R ER SO BB IBB HBP BLK WP HR S P ERA WHIP
Carlos Reyes, R (1, 1) ERA: 6.84	5.0 W 19 2 1 1 3 2 0 0 0 0 0 1 42 75 1.80 0.800													
Don Wengert, R (6, 1) ERA: 4.91	3.2 17 2 1 1 1 3 0 1 0 0 0 0 34 68 2.46 1.364													
Buddy Groom, L (9, 1) ERA: 6.48	0.0 1 1 0 0 0 0 0 0 0 0 0 0 3 5 ∞ ∞													
John Briscoe, R (9, 1) ERA: 4.63	0.1 S 1 0 0 0 0 0 0 0 0 0 0 0 3 5 0.00 0.000													

Milwaukee Brewers @ Oakland Athletics
Oakland-Alameda County Coliseum, Oakland, CA

Mon Apr 22 1996, 7:05 PM PDT
Att: 6,021 - Unknown - 65 F

livebaseballscorecards.com

AB	32
R	2
H	5
RBI	2
BB	5
SO	4
LOB	18



Batter	1	2	3	4	5	6	7	8	9	AB	R	H	RBI	BB	SO	LOB
Ernie Young, R OBP: 0.333, SLG: 0.333 (1, 8)										5	1	2	0	0	0	3
Allen Battle, R OBP: 0.349, SLG: 0.370 (1, 7)										5	1	0	0	0	0	2
Jason Giambi, L OBP: 0.449, SLG: 0.438 (1, 3)										2	2	2	2	2	0	0
Geronimo Berroa, R OBP: 0.280, SLG: 0.569 (1, 10)										4	1	1	2	0	1	4
Pedro Munoz, R OBP: 0.397, SLG: 0.507 (1, 9)										3	1	2	2	1	0	2
Matt Stairs, L OBP: 0.250, SLG: 0.400 (7, PR) (8, 9)										0	0	0	0	0	0	0
George Williams, S OBP: 0.364, SLG: 0.471 (1, 2)										3	0	0	0	1	1	3
Scott Brosius, R OBP: 0.447, SLG: 0.542 (1, 5)										3	0	0	0	1	0	2
Brent Gates, S OBP: 0.302, SLG: 0.263 (1, 4)										3	0	0	0	1	0	1
Mike Bordick, R OBP: 0.382, SLG: 0.375 (1, 6)										3	0	0	0	1	0	0

Inning Stats	R: 4	H: 3	R: 0	H: 1	R: 0	H: 0	R: 0	H: 0	R: 0	H: 0	R: 2	H: 2	R: 0	H: 0	R: 0	H: 0
	E: 1	LOB: 3	E: 0	LOB: 2	E: 0	LOB: 0	E: 0	LOB: 0	E: 0	LOB: 0	E: 0	LOB: 1	E: 0	LOB: 0	E: 0	LOB: 0
	K: 1	BB: 3	K: 0	BB: 1	K: 0	BB: 0	K: 1	BB: 1	K: 0	BB: 0	K: 0	BB: 1	K: 0	BB: 0	K: 0	BB: 0
	S: 21	P: 43	S: 9	P: 21	S: 8	P: 12	S: 12	P: 22	S: 7	P: 11	S: 16	P: 27	S: 6	P: 7	S: 6	P: 7

PITCHER	IP	WLS	BF	H	R	ER	SO	BB	IBB	HBP	BLK	WP	HR	S	P	ERA	WHIP
Ricky Bones, R ERA: 4.35 (1, 1)	5.0	L	26	5	4	3	2	5	1	0	0	0	1	57	109	5.40	2.000
Mike Potts, L ERA: 6.0 (6, 1)	1.0		6	2	2	2	0	1	0	0	0	0	1	20	33	18.00	3.000
Cris Carpenter, R ERA: 7.71 (7, 1)	2.0		6	0	0	0	0	0	0	0	0	0	0	10	12	0.00	0.000

BOTTOM

Milwaukee Brewers @ Oakland Athletics
Oakland-Alameda County Coliseum, Oakland, CA

Mon Apr 22 1996, 7:05 PM PDT
Att. 6,021 - Unknown - 65 F

AB	31
R	6
H	7
RBI	6
BB	7
SO	2
LOB	17

WP	HR	S	P	ERA	WHIP
0	0	0	0	0	0

Batter	1	2	3	4	5	6	7	8	9	AB R H RBI BB SO LOB	TOP			
Pat Listach, S (1, 4) OBP: 0.320, SLG: 0.348	0-1 G5-4-3 E 2B		4-1 F9 WP BB		0-0 G6-3		0-0 G6-3	1-3 K		4 1 1 0 1 1 4				
Jeff Cirillo, R (1, 5) OBP: 0.308, SLG: 0.328	4-2 G5-4-3 BB		2-2 F9			1-1 G5-3		0-1 BB 1B 1B	1-2 PB WP SF9 1B	2 0 0 0 1 0 1 2 2 2 0 0 0 0				
Mark Loretta, R (6, 5) OBP: 0.533, SLG: 0.500			1-3											
Kevin Seitzer, R (1, 3) OBP: 0.429, SLG: 0.594	0-2 G5-4-3		0-0 G6-3			1-3 K		0-0 BB BB SF9 1B	2-3 K	3 0 0 0 0 1 3 2 1 1 0 0 1 1				
David Hulse, L (7, 7) OBP: 0.200, SLG: 0.176	1-2f 2-3													
Greg Vaughn, R (1, 7) OBP: 0.408, SLG: 0.677	2-0 E4			2-1 S 1B		2-2 2B		4-2 BB BB 1B BB	1-2 SF9 PB 1B	3 0 2 0 0 0 0 1 1 1 0 1 0 0				
Tim Unroe, R (6, 7) OBP: 1.000, SLG: 1.000	3-H													
John Jaha, R (1, 10) OBP: 0.363, SLG: 0.420	2-1 P7			2-3 SAFE K		2-0 F7		4-0 BB 1B BB	4-0 DI BB	3 1 0 1 2 1 3				
Matt Mieske, R (1, 9) OBP: 0.302, SLG: 0.378		0-1 G6-3		3-1 SAFE G5-3		4-0 G1-3 BB		0-0 SF9	0-1 SF9	2 0 0 2 1 0 1				
Jose Valentin, S (1, 6) OBP: 0.370, SLG: 0.522		2-1 G6-3		0-1 F7		0-2 G1-3		1-3 K	1-3 K	5 0 0 0 0 2 6				
Turner Ward, S (1, 8) OBP: 0.325, SLG: 0.207		2-2 G5-3			0-3 K		4-0 BB	4-2 1B BB		2 0 0 0 2 1 0				
Jesse Levis, L (1, 2) OBP: 0.353, SLG: 0.267			2-1 F7		1-0 G4-3		0-1 L5	1-2 1B		3 0 0 0 0 0 2 1 0 1 2 0 0 0				
Mike Matheny, R (8, PH) OBP: 0.298, SLG: 0.407														
Inning Stats	R: 1 H: 1 E: 1 LOB: 1 K: 0 BB: 1 S: 10 P: 18	R: 0 H: 0 E: 0 LOB: 0 K: 0 BB: 0 S: 7 P: 11	R: 0 H: 0 E: 0 LOB: 1 K: 0 BB: 1 S: 7 P: 15	R: 0 H: 1 E: 0 LOB: 1 K: 1 BB: 0 S: 9 P: 16	R: 0 H: 0 E: 0 LOB: 0 K: 1 BB: 0 S: 5 P: 6	R: 0 H: 1 E: 0 LOB: 1 K: 1 BB: 0 S: 11 P: 17	R: 0 H: 0 E: 0 LOB: 2 K: 0 BB: 2 S: 6 P: 14	R: 4 H: 3 E: 0 LOB: 2 K: 2 BB: 3 S: 21 P: 36	R: 1 H: 2 E: 0 LOB: 2 K: 2 BB: 1 S: 15 P: 24	1B: 6 SF: 2 2B: 2 SAC: 0 3B: 0 DP: 1 HR: 0 HBP: 0	WP: 2 PA: 43 PB: 1 SB: 1 CS: 0			
PITCHER	IP WLS BF H R ER SO BB IBB HBP BLK WP HR S P ERA WHIP												PITCHER	IP WLS BF H R ER SO BB IBB HBP BLK WP HR S P ERA WHIP
Steve Wojciechowski, L (1, 1) ERA: 3.12	6.0 W 23 3 1 0 3 2 0 0 0 1 0 49 83 0.00 0.833													
Aaron Small, R (7, 1) ERA: 5.11	1.2 12 2 4 4 1 5 0 0 0 0 0 20 41 21.60 4.200													
Buddy Groom, L (8, 1) ERA: 6.48	0.0 1 1 0 0 0 0 0 0 0 0 0 3 4 ∞ ∞													
John Briscoe, R (8, 1) ERA: 5.11	0.2 5 2 1 1 2 1 0 0 0 1 0 14 23 13.50 4.500													
Mike Mohler, L (9, 1) ERA:	0.2 S 2 0 0 0 1 0 0 0 0 0 0 5 6 0.00 0.000													

Milwaukee Brewers @ Oakland Athletics
Oakland-Alameda County Coliseum, Oakland, CA

Tue Apr 23 1996, 3:33 AM PDT
Att. 7,026 - Sunny - 64 F

livebaseballscorecards.com

AB	33
R	6
H	8
RBI	5
BB	8
SO	7
LOB	21



Batter	1	2	3	4	5	6	7	8	9	AB R H RBI BB SO LOB	TOP											
Randy Velarde, R (1, 4) OBP: 0.376, SLG: 0.360	3-2 G6-3		4-1 BB 1-2 BB			1-0 2B 1B	1-3 K		3-3 K	4 1 1 0 1 2 2												
Jim Edmonds, L (1, 8) OBP: 0.414, SLG: 0.697	2-1 HR		4-0 BB 1-2 2-3 BB			3-1 1B 1-3 2B	2-3 K		1-1 L3	4 2 2 1 1 1 2												
Tim Salmon, R (1, 9) OBP: 0.364, SLG: 0.462	2-1 L7		0-0 F8-2			2-2 2B 16 SF9 1B		2-1 SH5-4 1B		4 1 2 1 0 0 3												
Chili Davis, S (1, 10) OBP: 0.348, SLG: 0.557	2-2 G3-1		3-H			2-3 3-H 1B		2-2 SH5-4 1B		4 0 2 1 0 0 0												
J.T. Snow, L (1, 3) OBP: 0.325, SLG: 0.264		1-1 F7		2-1 L8		1-1 16 SF9 2B		2-2 SH5-4 1B		4 0 2 1 0 0 0												
16 Garret Anderson, L (1, 7) OBP: 0.291, SLG: 0.373		1-0 F7		1-2 F8		0-1 F8		1-0 SH5-4		3 0 0 0 0 0 2												
George Arias, R (1, 5) OBP: 0.288, SLG: 0.302		1-1 P4		2-1 G4-3		1-2 SF9		3-3 K		3 0 0 1 0 1 2												
Jorge Fabregas, L (1, 2) OBP: 0.396, SLG: 0.375			2-2 L8		2-2 G6-3	1-2 P4		0-1 L5		4 0 0 0 0 0 3												
Gary Disarcina, R (1, 6) OBP: 0.227, SLG: 0.222			0-0 BB F8-2 1B		1-1 G6-3		2-0 SH1-3 1B		4-2 SH3 BB	3 0 1 0 1 0 0												
					0-0 G5-3		0-1 SH1-3		0-1 SH3	2 0 1 0 0 0 0												
Inning Stats	R: 1 E: 0 K: 0 S: 10	H: 1 LOB: 0 BB: 0 P: 19	R: 0 E: 0 K: 0 S: 5	H: 0 LOB: 0 BB: 0 P: 8	R: 0 E: 0 K: 0 S: 7	H: 1 LOB: 2 BB: 2 P: 17	R: 0 E: 0 K: 0 S: 7	H: 0 LOB: 0 BB: 0 P: 12	R: 0 E: 0 K: 0 S: 8	H: 0 LOB: 0 BB: 0 P: 11	R: 3 E: 0 K: 0 S: 17	H: 4 LOB: 1 BB: 0 P: 26	R: 0 E: 0 K: 2 S: 9	H: 1 LOB: 1 BB: 0 P: 14	R: 0 E: 0 K: 1 S: 12	H: 2 LOB: 2 BB: 0 P: 20	R: 0 E: 0 K: 1 S: 9	H: 0 LOB: 1 BB: 1 P: 17	1B: 6 2B: 3 3B: 0 HR: 1	SF: 1 SAC: 3 DP: 1 HBP: 0	WP: 0 PB: 0 SB: 0 CS: 0	PA: 38
PITCHER	IP WLS BF H R ER SO BB IBB HBP BLK WP HR S P ERA WHIP																					
Ben McDonald, R (1, 1) ERA: 2.7	5.0 L 21 5 4 4 0 2 0 0 0 0 0 1 43 79 7.20 1.400																					
Kevin Wickander, L (6, 1) ERA: 1.13	2.0 8 2 0 0 2 0 0 0 0 0 0 0 20 28 0.00 1.000																					
Graeme Lloyd, L (8, 1) ERA: 1.59	2.0 9 2 0 0 2 1 0 0 0 0 0 0 21 37 0.00 1.500																					

California Angels @ Milwaukee Brewers
Milwaukee County Stadium, Milwaukee, WI

AB	31
R	4
H	9
RBI	4
BB	3
SO	4
LOB	14



Wed Apr 24 1996, 8:05 PM EDT
Att. 7,051 - Unknown - 51 F

livebaseballscorecards.com

Batter	1	2	3	4	5	6	7	8	9	AB	R	H	RBI	BB	SO	LOB
Jeff Cirillo, R OBP: 0.300, SLG: 0.318 (1, 5)	1-2 G5-3	1-0 G4-3		1-2 G5-3			0-1 SH1-4 FC5-4 1B	1-1 G4-3		5	1	1	1	0	0	3
Fernando Vina, L OBP: 0.368, SLG: 0.528 (1, 4)	0-1 S 1B	2-3 3-H P6			1-0 F7		0-0 FC5-4 SH1-4 1B		1-1 F9	5	1	2	0	0	0	1
Kevin Seitzer, R OBP: 0.420, SLG: 0.567 (1, 10)	0-1 P4		3-1 P4		4-2 BB BB		2-0 SH1-4		1-1 G6-3	3	0	0	0	1	0	1
Greg Vaughn, R OBP: 0.407, SLG: 0.652 (1, 7)	0-2 1B 1-H		2-1 F7		0-1 P2		4-2 FC5-4 BB		2-3 K	4	0	1	1	1	1	1
John Jaha, R OBP: 0.381, SLG: 0.431 (1, 3)	3-2 SAFE 1B		1-2 1B		4-1 1B		3-2 FC5-4 FC4-6			3	0	2	1	1	0	2
Jose Valentin, S OBP: 0.351, SLG: 0.493 (1, 6)	1-2 L3		3-2 F7		0-3 K		0-0 FC4-6			4	0	0	0	0	1	7
Matt Mieske, R OBP: 0.340, SLG: 0.439 (1, 9)		0-0 SH1-4 G4-3 1B		0-0 G6-3 2B		2-2 G4-6-3 1B		2-2 L1		4	1	3	0	0	0	0
David Hulse, L OBP: 0.205, SLG: 0.184 (1, 8)		0-1 G4-3 SH1-4 1B		1-0 G6-3		1-2 G4-6-3		1-2 G4-3		4	0	1	0	0	0	2
Mike Matheny, R OBP: 0.288, SLG: 0.393 Jesse Levis, L OBP: 0.389, SLG: 0.313 (8, PH) (9, 2)		0-0 SH1-4		1-1 G6-3		1-3 K		3-2 1B		2	0	0	0	0	1	1
		1-2 2-3		2-3						1	0	1	0	0	0	0

Inning Stats	R: 1	H: 3	E: 0	K: 0	S: 18	H: 2	LOB: 2	BB: 0	P: 23	R: 1	H: 2	E: 0	K: 0	S: 9	H: 1	LOB: 1	BB: 0	P: 12	R: 0	H: 1	E: 0	K: 0	S: 10	R: 0	H: 0	E: 0	K: 1	S: 12	H: 1	LOB: 0	BB: 0	P: 14	R: 1	H: 2	E: 0	K: 0	S: 11	H: 1	LOB: 1	BB: 0	P: 19	R: 0	H: 0	E: 0	K: 1	S: 7	R: 0	H: 0	E: 0	K: 1	S: 7	1B: 10	SF: 0	2B: 1	SAC: 2	3B: 0	DP: 1	HR: 0	HBP: 0	WP: 0	PA: 40
--------------	------	------	------	------	-------	------	--------	-------	-------	------	------	------	------	------	------	--------	-------	-------	------	------	------	------	-------	------	------	------	------	-------	------	--------	-------	-------	------	------	------	------	-------	------	--------	-------	-------	------	------	------	------	------	------	------	------	------	------	--------	-------	-------	--------	-------	-------	-------	--------	-------	--------

PITCHER	IP	WLS	BF	H	R	ER	SO	BB	IBB	HBP	BLK	WP	HR	S	P	ERA	WHIP
Scott Sanderson, R ERA: 8.74 (1, 1)	3.0		16	7	2	2	0	0	0	0	0	0	0	38	55	6.00	2.333
Shawn Boskie, R ERA: 6.04 (4, 1)	3.1	W	14	3	1	1	2	2	0	0	0	0	0	32	50	2.70	1.500
Mark Eichhorn, R ERA: 3.38 (7, 1)	1.2		7	1	0	0	0	1	0	0	0	0	0	19	33	0.00	1.200
Troy Percival, R ERA: (9, 1)	1.0	S	3	0	0	0	1	0	0	0	0	0	0	7	11	0.00	0.000

BOTTOM

California Angels @ Milwaukee Brewers
Milwaukee County Stadium, Milwaukee, WI

Wed Apr 24 1996, 8:05 PM EDT
Att. 7,051 - Unknown - 51 F

livebaseballscores.com

AB	35
R	3
H	11
RBI	3
BB	3
SO	3
LOB	18



Batter	1	2	3	4	5	6	7	8	9	AB R H RBI BB SO LOB	TOP																
Randy Velarde, R OBP: 0.378, SLG: 0.354 (1, 4) (9, 6)	2-2 G5-3		2-0 G6-3			1-1 F8	4-2 1B BB		2-2 G4-6-3 1B	4 0 1 1 1 0 0																	
Rex Hudler, R OBP: 0.333, SLG: 0.684 Jim Edmonds, L OBP: 0.416, SLG: 0.692 (1, 8) (7, PH) (7, 8)	0-3 K			4-0 BB BB		3-1 F8	1-0 BB		2-3 3-H 0-0 G4-6-3	2 0 0 0 1 1 0 2 0 1 2 0 0 2																	
Tim Salmon, R OBP: 0.348, SLG: 0.439 (1, 9)	1-1 F7			2-1 SAFE P9		1-1 F7	0-3 K			4 0 0 0 0 1 3																	
Chili Davis, S OBP: 0.357, SLG: 0.540 (1, 10)		0-0 G5-3		4-1 BB BB			4-2 1B BB		1-1 G6-3	2 1 0 0 2 0 0																	
Tim Wallach, R OBP: 0.304, SLG: 0.545 (1, 3) (9, 5)		0-0 L7		1-3 K			1-1 1B 1B		2-0 G6-3	4 1 1 0 0 1 2																	
16 Garret Anderson, L OBP: 0.289, SLG: 0.367 (1, 7)		0-0 1B		2-1 F7			3-2 P6		0-2 G4-3	4 0 1 0 0 0 4																	
George Arias, R OBP: 0.295, SLG: 0.309 Jack Howell, L OBP: 0.300, SLG: 0.421 (1, 5) (7, PH) (9, 4)		1-2 G4-3			3-2 G6-4-3 1B		2-3 K		3-1 2B 1B	2 0 1 0 0 0 1 2 1 1 0 0 1 2	AB 34 R 5 H 9 RBI 5 BB 4 SO 4 LOB 16																
Don Slaught, R OBP: 0.467, SLG: 0.778 Mike Aldrete, L OBP: 0.389, SLG: 1.000 Jorge Fabregas, L OBP: 0.396, SLG: 0.375 (1, 2) (9, PH) (9, 2)			1-0 G4-3		0-0 G6-4-3		2-1 BB 1B		1-1 F8	3 1 1 1 0 0 1 1 0 0 0 0 0 1 0 0 0 0 0 0 0																	
Gary Disarcina, R OBP: 0.232, SLG: 0.227 J.T. Snow, L OBP: 0.333, SLG: 0.288 (1, 6) (9, PH) (9, 3)			3-1 F8		0-2 P6		0-1 BB 1B		3-1 1B 2B	3 1 1 1 0 0 0 1 0 1 0 0 0 0																	
Inning Stats	R: 0 E: 0 K: 1 S: 9	H: 0 LOB: 0 BB: 0 P: 12	R: 0 E: 0 K: 0 S: 6	H: 1 LOB: 1 BB: 0 P: 7	R: 0 E: 0 K: 0 S: 4	H: 0 LOB: 0 BB: 0 P: 10	R: 0 E: 0 K: 1 S: 8	H: 0 LOB: 2 BB: 2 P: 21	R: 0 E: 0 K: 0 S: 7	H: 1 LOB: 0 BB: 0 P: 10	R: 0 E: 0 K: 0 S: 6	H: 0 LOB: 0 BB: 0 P: 11	R: 4 E: 0 K: 2 S: 22	H: 4 LOB: 2 BB: 2 P: 39	R: 0 E: 0 K: 0 S: 6	H: 0 LOB: 0 BB: 0 P: 9	R: 1 E: 0 K: 0 S: 10	H: 3 LOB: 1 BB: 0 P: 19	1B: 8 2B: 1 3B: 0 HR: 0	SF: 0 SAC: 0 DP: 2 HBP: 0	WP: 0 PB: 0 SB: 0 CS: 0	PA: 38					
PITCHER	IP WLS BF H R ER SO BB IBB HBP BLK WP HR S P ERA WHIP																										
Angel Miranda, L ERA: 2.2 (1, 1)	6.0		23	3	2	2	2	3	0	0	0	0	0	45	81	3.00	1.000										
Mark Kiefer, R ERA: 9.35 (7, 1)	0.2		5	2	0	0	1	1	0	0	0	0	0	13	24	0.00	4.500										
Graeme Lloyd, L ERA: 1.54 (7, 1)	0.1		2	1	2	2	1	0	0	0	0	0	0	4	5	54.00	3.000										
Mike Fetters, R ERA: 4.05 (8, 1)	2.0	W	8	3	1	1	0	0	0	0	0	0	0	16	28	4.50	1.500										

California Angels @ Milwaukee Brewers
Milwaukee County Stadium, Milwaukee, WI

Thu Apr 25 1996, 4:33 AM EDT
Att. 6,707 - Overcast - 65 F

livebaseballscorecards.com



Batter	1	2	3	4	5	6	7	8	9	AB	R	H	RBI	BB	SO	LOB						
Jeff Cirillo, R <small>OBP: 0.307, SLG: 0.371</small> (1, 5)	0-0 HR		1-0 F7	1-2 1B		0-0 G6-3		3-1 SF8-3-5		4	1	2	3	0	0	0						
Pat Listach, S <small>OBP: 0.345, SLG: 0.451</small> (1, 8)	1-0 HR		0-0 2B	3-2 G6-3			1-0 1B		0-3 K	5	1	3	1	0	1	1						
Kevin Seitzer, R <small>OBP: 0.424, SLG: 0.571</small> David Hulse, L <small>OBP: 0.205, SLG: 0.184</small> (7, PR) Tim Unroe, R <small>OBP: 1.000, SLG: 1.000</small> (8, 3)	0-1 2B		4-2 BB		0-0 F9		0-0 FC1-6		0-2 1B	3	0	1	0	1	0	1						
Greg Vaughn, R <small>OBP: 0.388, SLG: 0.614</small> Turner Ward, S <small>OBP: 0.341, SLG: 0.300</small> (1, 7) (9, 7)	2-0 G6-3		1-3 K		2-3 K		0-0 F8		0-1 3B	4	0	0	0	0	2	4						
John Jaha, R <small>OBP: 0.375, SLG: 0.413</small> (1, 10)	1-3 1B		2-2 FC6-4		4-0 BB		1-2 G4-3			3	0	0	0	1	1	4						
Matt Mieske, R <small>OBP: 0.373, SLG: 0.477</small> (1, 9)	1-0 F7			2-1 1B	1-0 2B			4-1 BB		3	0	2	0	1	0	1						
Mark Loretta, R <small>OBP: 0.421, SLG: 0.389</small> (1, 4)		0-1 B5-3		1-2 F9	0-1 G1-6-3			1-2 FC5-4		4	1	0	0	0	0	4						
Jose Valentin, S <small>OBP: 0.358, SLG: 0.486</small> (1, 6)		3-2 F7		2-1 1B		0-3 K		4-2 BB		3	1	1	0	1	1	0						
Mike Matheny, R <small>OBP: 0.290, SLG: 0.379</small> Jesse Levis, L <small>OBP: 0.421, SLG: 0.313</small> (8, PH) (9, 2)		1-0 F8		4-0 1B		0-0 G3-1		4-2 BB		2	1	0	0	1	0	0						
Inning Stats	R: 2 E: 0 K: 1 S: 9	H: 3 LOB: 1 BB: 0 P: 14	R: 0 E: 0 K: 0 S: 6	H: 0 LOB: 0 BB: 0 P: 10	R: 0 E: 0 K: 1 S: 10	H: 1 LOB: 2 BB: 1 P: 18	R: 2 E: 0 K: 0 S: 14	H: 3 LOB: 1 BB: 1 P: 27	R: 0 E: 0 K: 1 S: 7	H: 1 LOB: 2 BB: 1 P: 14	R: 0 E: 0 K: 1 S: 5	H: 0 LOB: 0 BB: 0 P: 5	R: 0 E: 0 K: 0 S: 6	H: 1 LOB: 1 BB: 0 P: 8	R: 1 E: 0 K: 0 S: 17	H: 0 LOB: 1 BB: 3 P: 33	R: 1 E: 0 K: 1 S: 8	H: 2 LOB: 1 BB: 0 P: 8	1B: 5 2B: 4 3B: 1 HR: 2	SF: 1 SAC: 0 DP: 1 HBP: 0	WP: 0 PB: 0 SB: 5 CS: 1	PA: 40

BOTTOM

California Angels @ Milwaukee Brewers
 Milwaukee County Stadium, Milwaukee, WI

Thu Apr 25 1996, 4:33 AM EDT
 Att. 6,707 - Overcast - 65 F

AB	33
R	6
H	11
RBI	5
BB	6
SO	5
LOB	15



PITCHER	IP	WLS	BF	H	R	ER	SO	BB	IBB	HBP	BLK	WP	HR	S	P	ERA	WHIP
Mark Langston, L <small>ERA: 3.86</small> (1, 1)	7.0		32	9	4	4	4	3	0	0	0	0	2	57	96	5.14	1.714
Mike James, R <small>ERA: 2.57</small> (8, 1)	1.1	L	8	2	2	2	1	3	0	0	0	0	0	25	41	13.50	3.750

Batter	1	2	3	4	5	6	7	8	9	AB R H RBI BB SO LOB	TOP																										
Rich Amaral, R (1, 7) OBP: 0.308, SLG: 0.279	1-0 F9		2-0 G1-6-3		2-3 K		1-0 1B 3B	2-2 G4-3		5 1 1 1 0 1 2																											
Luis Sojo, R (1, 4) OBP: 0.319, SLG: 0.341	2-2 S 1B		1-2 WP BLK 1B		0-1 L9		1-2 3-H BB 1B		4-0 1B G6-4-3 BB	4 2 3 2 1 0 0																											
Ken Griffey Jr., L (1, 8) OBP: 0.347, SLG: 0.607	3-3 SAFE K 1-2		4-2 SAFE BLK WP BB		0-1 2B		2-0 P3		1-0 G6-4-3 1B	4 0 2 0 1 1 2																											
Edgar Martinez, R (1, 10) OBP: 0.485, SLG: 0.707	1-1 G6-3		4-2 BLK BB		3-3 K		4-2 SAFE 1-2 BB		1-2 G6-4-3 1-2f 3-H BB	3 0 0 0 2 1 3																											
Jay Buhner, R (1, 9) OBP: 0.406, SLG: 0.444		1-3 K	2-3 K 1-2 2-3 3-H		1-0 F8		3-3 K		4-0 BB	4 0 0 0 1 3 4																											
Ricky Jordan, R (1, 3) OBP: 0.292, SLG: 0.364		1-1 G3		0-0 WP 1B		1-3 K		1-1 G6-3		3 0 1 0 0 1 0																											
Paul Sorrento, L (7, 3) OBP: 0.351, SLG: 0.508										2 0 0 0 0 0 1																											
Russ Davis, R (1, 5) OBP: 0.367, SLG: 0.478		2-0 F8		2-3 K		2-2 F7		2-1 S 1B		4 1 1 0 0 1 1																											
Dan Wilson, R (1, 2) OBP: 0.325, SLG: 0.500			3-2 P4		3-2 SAFE G5-3		2-2 G4-3		3-2 1-H 1B	4 0 1 1 0 0 1																											
Andy Sheets, R (1, 6) OBP: 0.500, SLG: 0.714			1-0 G1-6-3 1B		0-3 K		2-2 3B 2B		1-0 F8	3 2 2 0 0 1 1																											
Joey Cora, S (8, PH) OBP: 0.275, SLG: 0.413										1 0 0 0 0 0 1																											
Inning Stats	R: 0 E: 0 K: 1 S: 10	H: 1 LOB: 1 BB: 0 P: 17	R: 0 E: 0 K: 1 S: 6	H: 0 LOB: 0 BB: 0 P: 10	R: 2 E: 0 K: 1 S: 19	H: 2 LOB: 2 BB: 2 P: 36	R: 0 E: 0 K: 2 S: 10	H: 1 LOB: 1 BB: 0 P: 15	R: 0 E: 0 K: 2 S: 11	H: 1 LOB: 1 BB: 0 P: 16	R: 0 E: 0 K: 1 S: 7	H: 0 LOB: 0 BB: 0 P: 11	R: 2 E: 0 K: 1 S: 22	H: 3 LOB: 2 BB: 1 P: 37	R: 1 E: 0 K: 0 S: 11	H: 2 LOB: 1 BB: 0 P: 20	R: 1 E: 0 K: 0 S: 8	H: 1 LOB: 1 BB: 2 P: 21	1B: 7 2B: 3 3B: 1 HR: 0	SF: 0 SAC: 0 DP: 1 HBP: 0	WP: 2 PB: 0 SB: 2 CS: 0	PA: 42															
PITCHER	IP WLS BF H R ER SO BB IBB HBP BLK WP HR S P ERA WHIP																				PITCHER	IP WLS BF H R ER SO BB IBB HBP BLK WP HR S P ERA WHIP															
Scott Karl, L (1, 1) ERA: 3.97	6.1		28	7	4	4	8	2	0	0	1	2	0	70	117	5.68	1.421																				
Kevin Wickander, L (7, 1) ERA: 1.08	0.1		2	1	0	0	0	0	0	0	0	0	0	8	11	0.00	3.000																				
Cris Carpenter, R (7, 1) ERA: 7.56	1.1		7	2	1	1	1	1	0	0	0	0	0	18	34	6.75	2.250																				
Mike Potts, L (9, 1) ERA: 6.75	1.0	L	5	1	1	1	0	2	0	0	0	0	0	8	21	9.00	3.000																				

Seattle Mariners @ Milwaukee Brewers
Milwaukee County Stadium, Milwaukee, WI

Fri Apr 26 1996, 8:05 PM EDT
Att. 13,072 - Unknown - 47 F

AB	37
R	6
H	11
RBI	4
BB	5
SO	9
LOB	16



BOTTOM

Seattle Mariners @ Milwaukee Brewers
Milwaukee County Stadium, Milwaukee, WI

Fri Apr 26 1996, 8:05 PM EDT
 Att: 13,072 - Unknown - 47 F

livebaseballscorecards.com

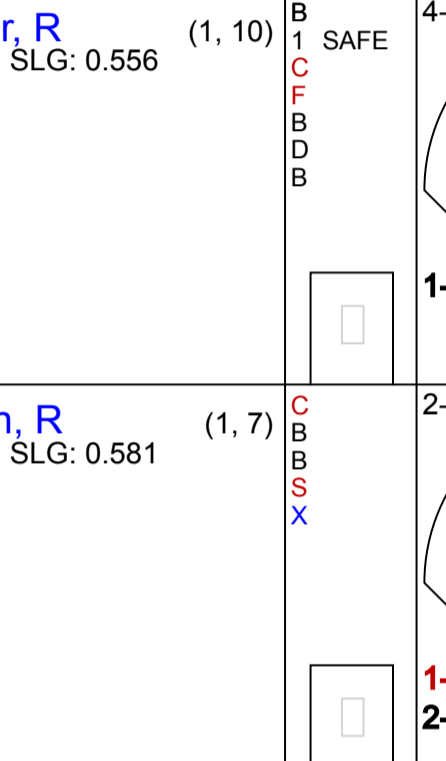
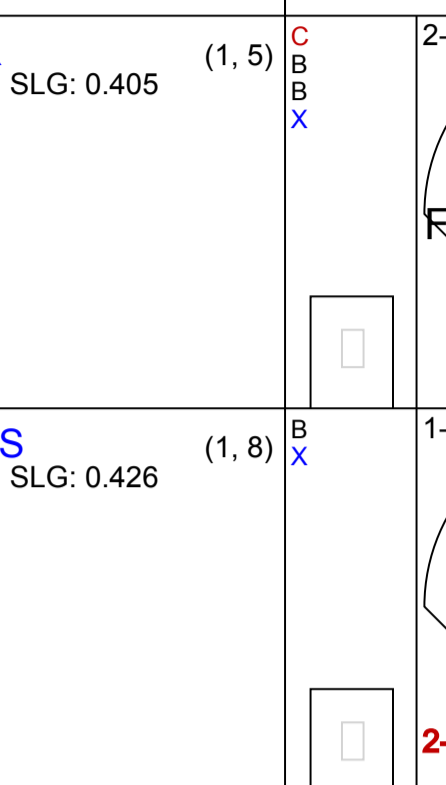
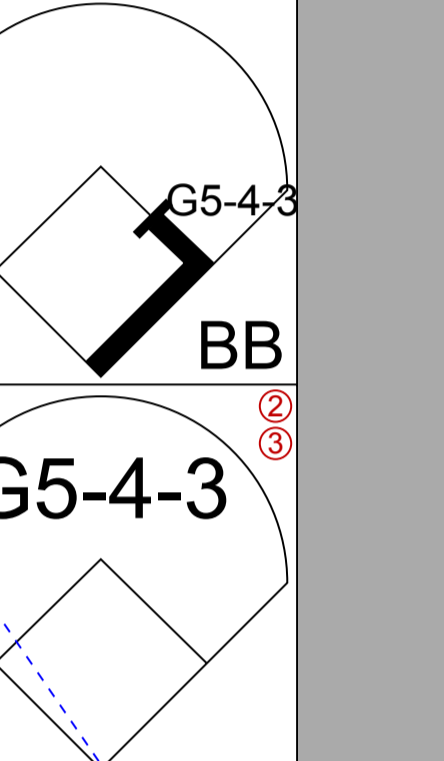
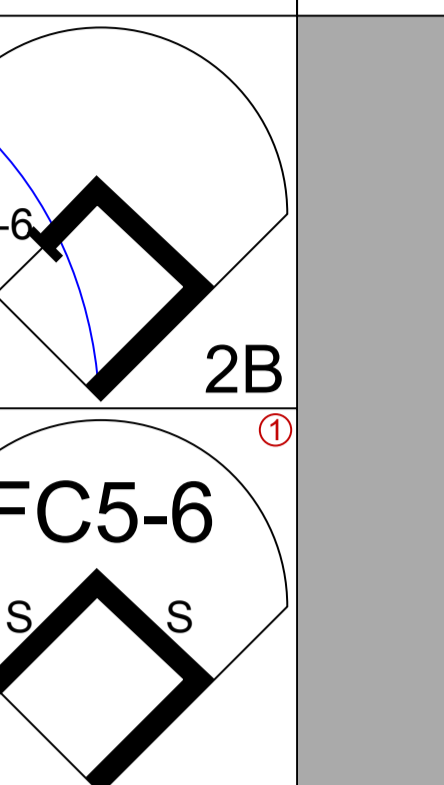

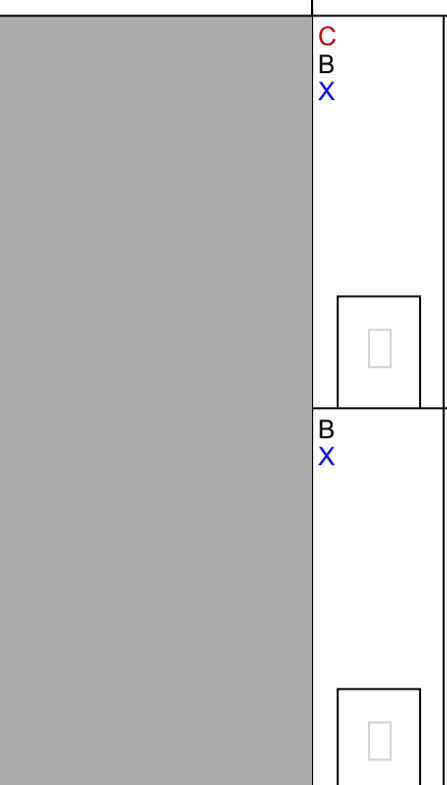
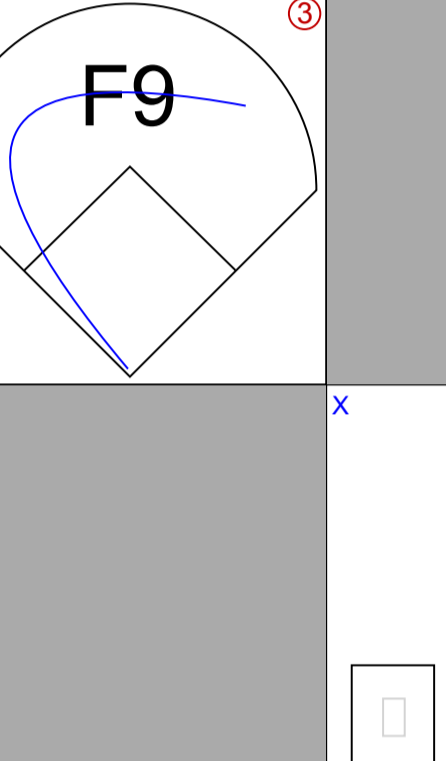
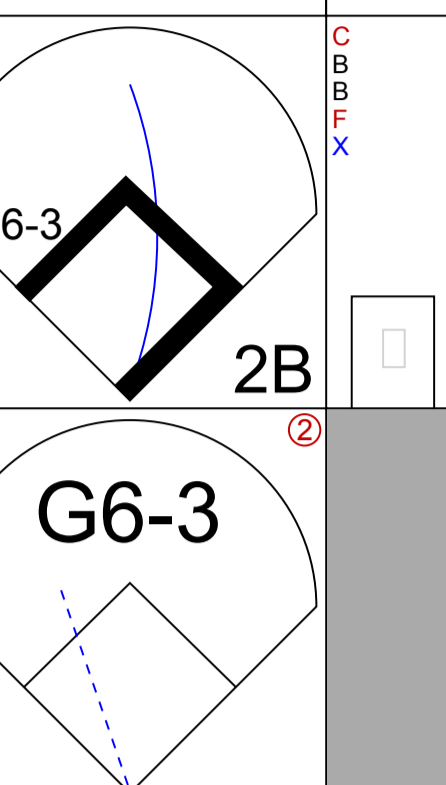
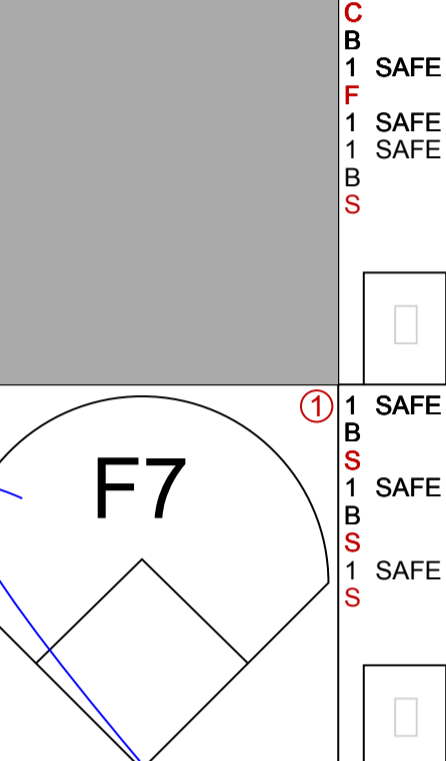
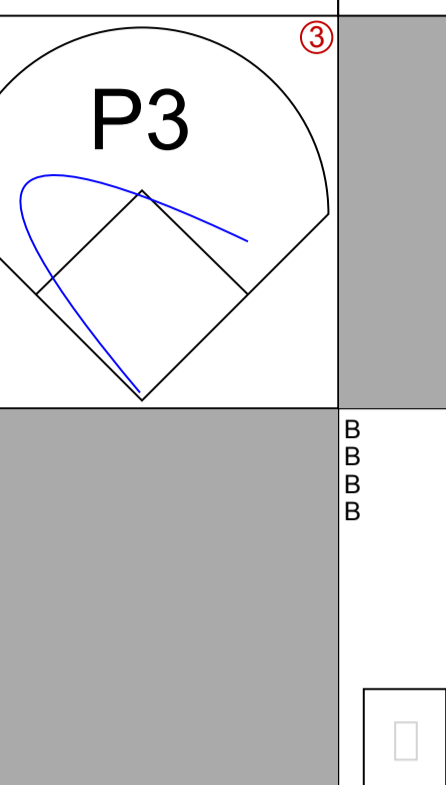
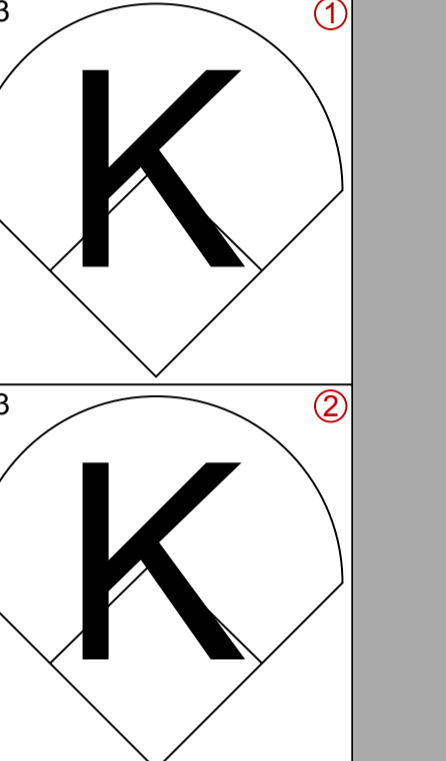
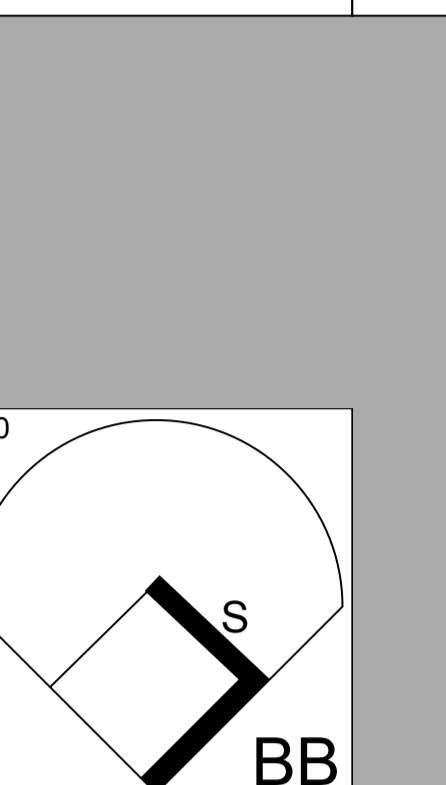
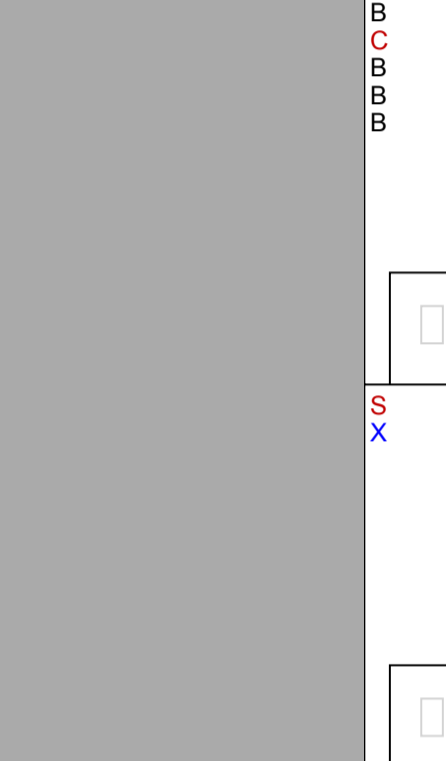
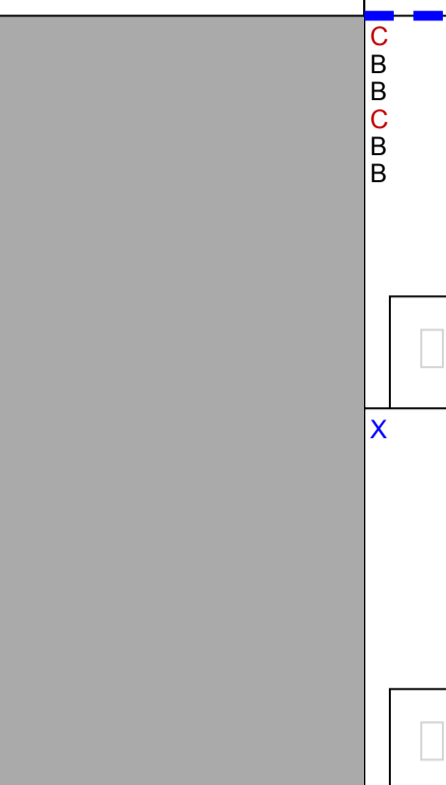
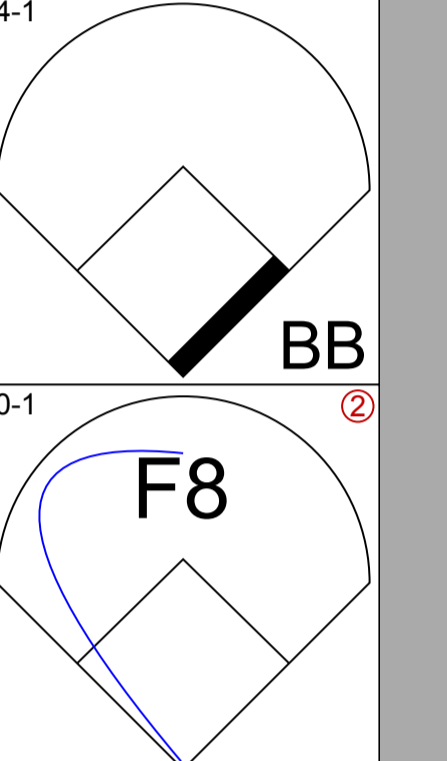
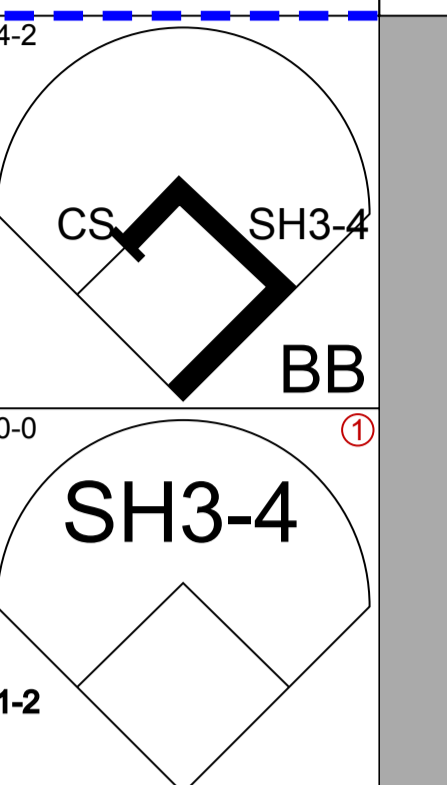

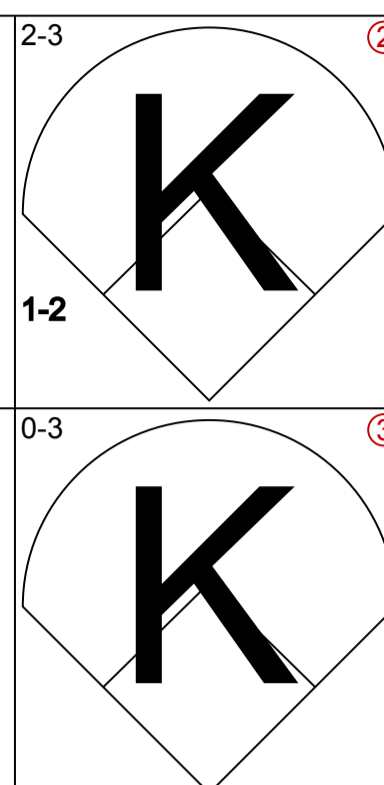
AB	30
R	5
H	6
RBI	5
BB	7
SO	6
LOB	15



WP:	3	PA:	39
PB:	0		
SB:	4		
CS:	1		

AB R H RBI BB SO LOB

4	0	2	0	1	1	2
3	0	0	0	1	1	4
2	0	0	0	2	1	2
4	0	0	0	0	1	5
4	0	0	0	0	2	1
4	1	1	1	0	0	0
3	1	0	0	1	0	0
2	2	1	0	2	0	0
4	1	2	4	0	0	1
0	0	0	0	0	0	0
1B:	1	SF:	0			
2B:	3	SAC:	1			
3B:	0	DP:	1			
HR:	2	HBP:	0			



Batter	1	2	3	4	5	6	7	8	9
Jeff Cirillo, R OBP: 0.325, SLG: 0.405 (1, 5)	Pat Listach, S OBP: 0.339, SLG: 0.426 (1, 8)	Kevin Seitzer, R OBP: 0.427, SLG: 0.556 (1, 10)	Greg Vaughn, R OBP: 0.371, SLG: 0.581 (1, 7)	John Jaha, R OBP: 0.359, SLG: 0.392 (1, 3)	Matt Mieske, R OBP: 0.364, SLG: 0.521 (1, 9)	Jose Valentin, S OBP: 0.353, SLG: 0.468 (1, 6)	Mark Loretta, R OBP: 0.478, SLG: 0.400 (1, 4)	Mike Matheny, R OBP: 0.303, SLG: 0.452 (1, 2)	David Hulse, L OBP: 0.205, SLG: 0.184 (9, PR)
R: 0 E: 0 K: 0 S: 8	H: 1 LOB: 1 BB: 1 P: 17	R: 0 E: 0 K: 0 S: 7	H: 0 LOB: 0 BB: 0 P: 13	R: 1 E: 0 K: 0 S: 11	H: 1 LOB: 1 BB: 1 P: 20	R: 3 E: 0 K: 1 S: 14	H: 2 LOB: 1 BB: 2 P: 31	R: 0 E: 0 K: 0 S: 9	H: 0 LOB: 0 BB: 0 P: 9
R: 1 E: 0 K: 0 S: 9	H: 1 LOB: 1 BB: 2 P: 19	R: 0 E: 0 K: 1 S: 12	H: 0 LOB: 0 BB: 0 P: 15	R: 0 E: 0 K: 0 S: 11	H: 0 LOB: 0 BB: 0 P: 15	R: 0 E: 0 K: 0 S: 12	H: 0 LOB: 0 BB: 0 P: 15	R: 0 E: 0 K: 0 S: 12	H: 1 LOB: 2 BB: 0 P: 15

Inning Stats		R	H	E	K	S	P	ERA	WHIP
Randy Johnson, L ERA: 3.35 (1, 1)		3.2	3	3	1	3	64	7.36	1.636
Edwin Hurtado, R ERA: 8.34 (4, 1)		2.1	2	2	2	2	48	7.71	1.714
Rafael Carmona, R ERA: 1.59 (7, 1)		2.0	0	0	0	2	31	0.00	1.000
Norm Charlton, L ERA: 3.24 (9, 1)		1.0	1	0	0	2	15	0.00	1.000

PITCHER		IP	WLS	BF	H	R	ER	SO	BB	IBB	HBP	BLK	WP	HR	S	P	ERA	WHIP
Randy Johnson, L ERA: 3.35 (1, 1)		3.2		16	3	3	3	1	3	0	0	0	1	1	32	64	7.36	1.636
Edwin Hurtado, R ERA: 8.34 (4, 1)		2.1		11	2	2	2	2	2	0	0	0	1	1	23	48	7.71	1.714
Rafael Carmona, R ERA: 1.59 (7, 1)		2.0	W	7	0	0	0	1	2	0	0	0	0	0	19	31	0.00	1.000
Norm Charlton, L ERA: 3.24 (9, 1)		1.0	S	4	1	0	0	2	0	0	0	0	1	0	12	15	0.00	1.000

Batter	1	2	3	4	5	6	7	8	9	AB R H RBI BB SO LOB	TOP
Joey Cora, S (1, 4) <small>OBP: 0.282, SLG: 0.418</small>	0-0 G4-3 SF9 2B	2-2 G4-6-3 1-2f			0-0 F7		2-2 F7		4-2 L7-4 CS 1-2 BB	4 1 1 0 1 0 3	
Luis Sojo, R (1, 6) <small>OBP: 0.327, SLG: 0.347</small>	0-0 G4-3 2-3		2-0 G5-4-3 1B		1-1 L5			1-2 G1-3 3B 1B	0-1 L7-4 1-3 2-3	5 1 2 0 0 0 3	
Ken Griffey Jr., L (1, 8) <small>OBP: 0.343, SLG: 0.586</small>	4-0 2B BB		1-0 P6			0-0 G3		2-1 G1-3 1-2		3 1 0 0 1 0 2	
Edgar Martinez, R (1, 10) <small>OBP: 0.477, SLG: 0.718</small> Rich Amaral, R (8, PR) <small>OBP: 0.308, SLG: 0.279</small>	0-0 SF9 3-H		1-1 G5-4-3 1-2f		0-1 G4-3		3-2 SF7 3B 2-H			3 0 1 2 0 0 1 0 1 0 0 0 0 0	
Jay Buhner, R (1, 9) <small>OBP: 0.410, SLG: 0.452</small>	0-0 1B 2B 1-H			1-1 P3		2-1 G5-3		4-1 1B BLK BB		3 2 1 1 1 0 0	
Paul Sorrento, L (1, 3) <small>OBP: 0.351, SLG: 0.500</small> Ricky Jordan, R (8, PH) <small>OBP: 0.280, SLG: 0.364</small> Dan Wilson, R (8, 2) <small>OBP: 0.325, SLG: 0.500</small>	0-0 2-H 1B			0-0 G1			3-2 G4-3	1-0 SF7 3-H		3 0 1 1 0 0 0 0 0 0 1 0 0 0 0 0 0 0 0 0 0	
Russ Davis, R (1, 5) <small>OBP: 0.373, SLG: 0.479</small>	0-1 F7			1-2 1B		2-1 P4		3-2 BLK 1B 1-3		4 0 2 0 0 0 1	
Doug Strange, S (1, 7) <small>OBP: 0.250, SLG: 0.458</small> (8, 3)		3-2 G4-6-3 1B		0-0 G4-3		1-1 E3 1B		3-2 F7 1-2 3-H		4 0 1 0 0 0 2	
John Marzano, R (1, 2) <small>OBP: 0.167, SLG: 0.091</small> Alex Diaz, S (8, 7) <small>OBP: 0.271, SLG: 0.356</small>		1-0 F9			2-0 L8		1-2 1B		1-0 CS S 1B	3 0 1 0 0 0 1 1 0 1 0 0 0 0	
Inning Stats	R: 3 H: 3 E: 0 LOB: 1 K: 0 BB: 1 S: 7 P: 11	R: 0 H: 1 E: 0 LOB: 0 K: 0 BB: 0 S: 8 P: 14	R: 0 H: 1 E: 0 LOB: 0 K: 0 BB: 0 S: 4 P: 8	R: 0 H: 1 E: 0 LOB: 1 K: 0 BB: 0 S: 7 P: 9	R: 0 H: 0 E: 0 LOB: 0 K: 0 BB: 0 S: 4 P: 7	R: 0 H: 0 E: 0 LOB: 0 K: 0 BB: 0 S: 5 P: 7	R: 0 H: 1 E: 1 LOB: 2 K: 0 BB: 0 S: 16 P: 25	R: 3 H: 3 E: 0 LOB: 2 K: 0 BB: 1 S: 17 P: 34	R: 0 H: 1 E: 0 LOB: 0 K: 0 BB: 1 S: 6 P: 11	1B: 8 SF: 2 2B: 3 SAC: 0 3B: 1 DP: 3 HR: 0 HBP: 0	WP: 0 PA: 38 PB: 0 SB: 1 CS: 2
PITCHER Ricky Bones, R (1, 1) <small>ERA: 4.93</small> Kevin Wickander, L (8, 1) <small>ERA: 1.04</small> Mark Kiefer, R (8, 1) <small>ERA: 8.1</small>	IP WLS BF H R ER SO BB IBB HBP BLK WP HR S P ERA WHIP 7.1 L 32 9 6 6 0 2 0 0 0 0 0 0 61 101 7.36 1.500 0.1 1 0 0 0 0 0 0 0 0 0 0 0 1 2 0.00 0.000 1.1 5 2 0 0 0 0 1 0 0 1 0 0 12 23 0.00 2.250	PITCHER IP WLS BF H R ER SO BB IBB HBP BLK WP HR S P ERA WHIP									

Seattle Mariners @ Milwaukee Brewers
 Milwaukee County Stadium, Milwaukee, WI

Sat Apr 27 1996, 4:33 AM EDT
 Att. 17,270 - Sunny - 46 F

AB	33
R	6
H	11
RBI	5
BB	3
SO	0
LOB	13



BOTTOM

Seattle Mariners @ Milwaukee Brewers
Milwaukee County Stadium, Milwaukee, WI

Sat Apr 27 1996, 4:33 AM EDT
Att. 17,270 - Sunny - 46 F

livebaseballscorecards.com

AB	36
R	5
H	12
RBI	5
BB	4
SO	6
LOB	23



WP	0	PA	41
PB	0	SB	0
CS	0		

AB R H RBI BB SO LOB

4 2 2 0 1 0 2

4 0 2 0 1 1 2

4 0 1 1 0 2 5

5 1 1 1 0 1 4

5 1 2 2 0 1 2

4 0 2 1 0 0 2

3 0 0 0 1 1 2

2 0 0 0 0 0 2

2 0 1 0 0 0 2

2 1 0 0 1 0 0

1 0 1 0 0 0 0

1B	9	SF	1
2B	3	SAC	0
3B	0	DP	2
HR	0	HBP	0

R	0	H	1
E	0	LOB	1
K	2	BB	0
S	11	P	13

R	0	H	1
E	0	LOB	1
K	0	BB	0
S	11	P	17

R	0	H	1
E	0	LOB	1
K	0	BB	0
S	11	P	17

R	4	H	4
E	0	LOB	2
K	1	BB	2
S	21	P	35

R	0	H	0
E	0	LOB	0
K	1	BB	0
S	7	P	13

R	0	H	1
E	0	LOB	1
K	0	BB	0
S	11	P	17

R	0	H	2
E	0	LOB	1
K	0	BB	0
S	14	P	22

R	0	H	1
E	0	LOB	1
K	2	BB	0
S	11	P	13

R	0	H	1
E	0	LOB	1
K	0	BB	0
S	11	P	17

R	0	H	1
E	0	LOB	1
K	0	BB	0
S	11	P	17

R	0	H	1
E	0	LOB	1
K	0	BB	0
S	11	P	17

R	0	H	1
E	0	LOB	1
K	0	BB	0
S	11	P	17

R	0	H	1
E	0	LOB	1
K	0	BB	0
S	11	P	17

R	0	H	1
E	0	LOB	1
K	0	BB	0
S	11	P	17

R	0	H	1
E	0	LOB	1
K	0	BB	0
S	11	P	17

R	0	H	1
E	0	LOB	1
K	0	BB	0
S	11	P	17

R	0	H	1
E	0	LOB	1
K	0	BB	0
S	11	P	17

R	0	H	1
E	0	LOB	1
K	0	BB	0
S	11	P	17

R	0	H	1
E	0	LOB	1
K	0	BB	0
S	11	P	17

R	0	H	1
E	0	LOB	1
K	0	BB	0
S	11	P	17

R	0	H	1
E	0	LOB	1
K	0	BB	0
S	11	P	17

R	0	H	1
E	0	LOB	1
K	0	BB	0
S	11	P	17

R	0	H	1
E	0	LOB	1
K	0	BB	0
S	11	P	17

R	0	H	1
E	0	LOB	1
K	0	BB	0
S	11	P	17

R	0	H	1
E	0	LOB	1
K	0	BB	0
S	11	P	17

R	0	H	1
E	0	LOB	1
K	0	BB	0
S	11	P	17

R	0	H	1
E	0	LOB	1
K	0	BB	0
S	11	P	17

R	0	H	1
E	0	LOB	1
K	0	BB	0
S	11	P	17

R	0	H	1
E	0	LOB	1
K	0	BB	0
S	11	P	17

R	0	H	1
E	0	LOB	1
K	0	BB	0
S	11	P	17

R	0	H	1
E	0	LOB	1
K	0	BB	0
S	11	P	17

R	0	H	1
E	0	LOB	1
K	0	BB	0
S	11	P	17

R	0	H	1
E	0	LOB	1
K	0	BB	0
S	11	P	17

R	0	H	1
E	0	LOB	1
K	0	BB	0
S	11	P	17

R	0	H	1
E	0	LOB	1
K	0	BB	0
S	11	P	17

R	0	H	1
E	0	LOB	1
K	0	BB	0
S	11	P	17

R	0	H	1
E	0	LOB	1
K	0	BB	0
S	11	P	17

R	0	H	1
E	0	LOB	1
K	0	BB	0
S	11	P	17

R	0	H	1
E	0	LOB	1
K	0	BB	0
S	11	P	17

R	0	H	1
E	0	LOB	1
K	0	BB	0
S	11	P	17

R	0	H	1
E	0	LOB	1
K	0	BB	0
S	11	P	17

R	0	H	1
E	0	LOB	1
K	0	BB	0
S	11	P	17

R	0	H	1
E	0	LOB	1
K	0	BB	0
S	11	P	17

R	0	H	1
E	0	LOB	1
K	0	BB	0
S	11	P	17

R	0	H	1
E	0	LOB	1
K	0	BB	0
S	11	P	17

R	0	H	1
E	0	LOB	1
K	0	BB	0
S	11	P	17

R	0	H	1
E	0	LOB	1
K	0	BB	0
S	11	P	17

R	0	H	1
E	0	LOB	1
K	0	BB	0
S	11	P	17

R	0	H	1
E	0	LOB	1
K	0	BB	0
S	11	P	17

R	0	H	1
E	0	LOB	1
K	0	BB	0
S	11	P	17

R	0	H	1
E	0	LOB	1
K	0	BB	0
S	11	P	17

R	0	H	1
E	0	LOB	1
K	0	BB	0
S	11	P	17

R	0	H	1
E	0	LOB	1
K	0	BB	0
S	11	P	17

R	0	H	1
E	0	LOB	1
K	0	BB	0
S	11	P	17

R	0	H	1
E	0	LOB	1
K	0	BB	0
S	11	P	17

R	0	H	1
E	0	LOB	1
K	0	BB	0
S	11	P	17

R	0	H	1
E	0	LOB	1
K	0	BB	0
S	11	P	17

R	0	H	1
E	0	LOB	1
K	0	BB	0
S	11	P	17

R	0	H	1
E	0	LOB	1
K	0	BB	0
S	11	P	17

R	0	H	1
E	0	LOB	1
K	0	BB	0
S	11	P	17

R	0	H	1
E	0	LOB	1
K	0	BB	0
S	11	P	17

R	0	H	1
E	0	LOB	1
K	0	BB	0
S	11	P	17

R	0	H	1
E	0	LOB	1
K	0	BB	0
S	11	P	17

R	0	H	1
E	0	LOB	1
K	0	BB	0
S	11	P	17

R	0	H	1
E	0	LOB	1
K	0	BB	0
S	11	P	17

R	0	H	1
E	0	LOB	1
K	0	BB	0
S	11	P	17

R	0	H	1
E	0	LOB	1
K	0	BB	0
S	11	P	17

R	0	H	1
E	0	LOB	1
K	0	BB	0
S	11	P	17

R	0	H	1
E	0	LOB	1
K	0	BB	0
S	11	P	17

R	0	H	1
E	0	LOB	1
K	0	BB	0
S	11	P	17

R	0	H	1
E	0	LOB	1
K	0	BB	0
S	11	P	17

R	0	H	1
E	0	LOB	1
K	0	BB	0
S	11	P	17

R	0	H	1
E	0	LOB	1
K	0	BB	0
S			

Batter	1	2	3	4	5	6	7	8	9	AB R H RBI BB SO LOB	TOP
Joey Cora, S (1, 4) <small>OBP: 0.278, SLG: 0.398</small>	1-1 		1-1 		1-2 	4-2 		1-1 		4 1 0 0 1 0 0	
Luis Sojo, R (1, 6) <small>OBP: 0.333, SLG: 0.370</small>	2-2 		1-1 		2-0 	1-0 		0-0 		5 1 2 0 0 0 0	
Ken Griffey Jr., L (1, 8) <small>OBP: 0.364, SLG: 0.586</small>	4-0 		4-1 		4-0 	1-0 		1-1 		0 1 0 1 3 0 0	
Edgar Martinez, R (1, 10) <small>OBP: 0.464, SLG: 0.685</small>	2-0 		3-3 		4-1 	3-3 		1-1 		4 1 0 0 1 2 4	
Jay Buhner, R (1, 9) <small>OBP: 0.413, SLG: 0.523</small>		0-3 		2-0 	0-0 		1-0 			4 2 2 5 0 1 0	
Paul Sorrento, L (1, 3) <small>OBP: 0.346, SLG: 0.477</small>		4-1 		3-2 	2-0 		1-3 			3 1 0 0 1 1 0	
Russ Davis, R (1, 5) <small>OBP: 0.368, SLG: 0.468</small>		2-2 		1-0 	2-2 		2-1 			4 0 1 0 0 0 1	
Dan Wilson, R (1, 2) <small>OBP: 0.346, SLG: 0.595</small>		2-1 		1-0 	0-2 		1-0 			4 2 3 3 0 0 0	
Alex Diaz, S (1, 7) <small>OBP: 0.250, SLG: 0.327</small>		1-0 		2-2 	0-2 		1-0 			4 0 0 0 0 0 2	
Inning Stats	R: 0 H: 0 E: 0 LOB: 1 K: 0 BB: 1 S: 6 P: 15	R: 2 H: 1 E: 0 LOB: 0 K: 1 BB: 1 S: 10 P: 19	R: 0 H: 0 E: 1 LOB: 1 K: 1 BB: 1 S: 8 P: 17	R: 2 H: 2 E: 0 LOB: 0 K: 0 BB: 0 S: 9 P: 18	R: 4 H: 4 E: 0 LOB: 2 K: 0 BB: 2 S: 18 P: 33	R: 1 H: 1 E: 0 LOB: 1 K: 1 BB: 1 S: 11 P: 20	R: 0 H: 0 E: 0 LOB: 0 K: 1 BB: 0 S: 6 P: 10	R: 0 H: 0 E: 0 LOB: 0 K: 0 BB: 0 S: 4 P: 7	R: 0 H: 0 E: 0 LOB: 0 K: 0 BB: 0 S: 4 P: 6	1B: 3 SF: 1 2B: 2 SAC: 0 3B: 0 DP: 2 HR: 4 HBP: 1	WP: 2 PA: 40 PB: 0 SB: 0 CS: 1
PITCHER Steve Sparks, R (1, 1) <small>ERA: 7.88</small> Mike Potts, L (5, 1) <small>ERA: 5.68</small> Marshall Boze, R (7, 1) <small>ERA:</small> Mike Fetters, R (9, 1) <small>ERA: 3.52</small>	IP WLS BF H R ER SO BB IBB HBP BLK WP HR S P ERA WHIP 4.1 0 23 5 8 8 2 5 0 0 0 1 4 39 86 16.61 2.308 2.1 W 10 3 1 1 2 1 0 0 0 0 1 0 27 42 3.86 1.714 1.1 4 0 0 0 0 0 0 0 0 0 0 0 6 11 0.00 0.000 1.0 3 0 0 0 0 0 0 0 0 1 0 0 0 4 6 0.00 0.000	PITCHER IP WLS BF H R ER SO BB IBB HBP BLK WP HR S P ERA WHIP 11.0 0 56 14 11 11 10 11 0 0 0 0 0 66 111 4.50 1.455									

Seattle Mariners @ Milwaukee Brewers
 Milwaukee County Stadium, Milwaukee, WI

livebaseballscorecards.com

AB	32
R	9
H	8
RBI	9
BB	6
SO	4
LOB	7



Sun Apr 28 1996, 4:33 AM EDT
 Att. 19,717 - Overcast - 47 F

Batter	1	2	3	4	5	6	7	8	9	AB	R	H	RBI	BB	SO	LOB	BOTTOM						
Jeff Cirillo, R (1, 5) OBP: 0.356, SLG: 0.432 Mark Loretta, R (9, 5) OBP: 0.440, SLG: 0.364	1-1 G5-3 	4-2 3B BB 		3-2 P6 		1-2 2B 3B 	1-1 SH5-4 	3-2 3B HBP 		3	3	1	0	1	0	0							
Fernando Vina, L (1, 4) OBP: 0.413, SLG: 0.628	0-0 CS 1B 	2-0 1-H 2-H 3B 			3-2 F7 	1-1 F8 	4-0 BB 1B IBB 	0-0 1-H 2-H 3-H 3B 		5	1	3	5	1	0	1							
Kevin Seitzer, R (1, 10) OBP: 0.430, SLG: 0.563	4-2 1B 3B BB 	1-0 F8 			1-2 HR 1B 	1-1 S 1B 2B 	4-0 1B BB 	0-3 K 		4	3	2	2	2	1	3							
Greg Vaughn, R (1, 7) OBP: 0.384, SLG: 0.610 Turner Ward, S (8, 7) OBP: 0.333, SLG: 0.290 (9, 9)	3-2 3B 1B 		0-0 F7 BB 1B 		1-1 HR 	4-2 E 1B BB 	0-0 SF7 	2-1 P6 		3	2	3	3	1	0	0							
Jose Valentin, S (1, 6) OBP: 0.383, SLG: 0.494	3-1 1-H 3-H 3B 		4-0 G4-6-3 BB 		4-2 HR BB 	0-0 E1 S 1B 	3-1 1-3 2-H 1B 			3	1	3	4	2	0	0							
Matt Mieske, R (1, 9) OBP: 0.375, SLG: 0.554 Mike Matheny, R (9, 2) OBP: 0.304, SLG: 0.438	2-2 G5-3 		3-2 F7 		0-0 HR 	4-0 G6-3 IBB 	2-0 P6 			4	1	1	2	1	0	5							
Jesse Levis, L (1, 2) OBP: 0.440, SLG: 0.333 David Hulse, L (8, PR) OBP: 0.205, SLG: 0.184 (9, 7)		3-2 G4-3 	0-2 G4-6-3 		1-2 FC6-4 1B 	1-0 G6-3 		3-1 HBP 1B HBP 		4	0	1	0	0	0	5							
Pat Listach, S (1, 8) OBP: 0.377, SLG: 0.452		1-2 S 3B 1B 		0-1 L6 	3-2 FC6-4 		4-0 SH5-4 BB BB 	0-0 HBP 3B 1B 		4	3	2	0	1	0	1							
Tim Unroe, R (1, 3) OBP: 0.500, SLG: 0.333		2-3 K 		2-1 P4 	1-0 L7 		4-2 BB SH5-4 SF7 BB 	0-3 K 		4	1	0	0	1	2	4							
Inning Stats	R: 2 E: 0 K: 0 S: 16	H: 3 LOB: 1 BB: 1 P: 29	R: 2 E: 0 K: 1 S: 14	H: 2 LOB: 1 BB: 1 P: 27	R: 0 E: 0 K: 0 S: 7	H: 1 LOB: 1 BB: 1 P: 14	R: 0 E: 0 K: 0 S: 8	H: 0 LOB: 0 BB: 0 P: 13	R: 4 E: 0 K: 0 S: 23	H: 4 LOB: 1 BB: 1 P: 37	R: 2 E: 1 K: 0 S: 12	H: 3 LOB: 2 BB: 2 P: 23	R: 3 E: 0 K: 0 S: 10	H: 1 LOB: 2 BB: 4 P: 31	R: 3 E: 0 K: 2 S: 16	H: 2 LOB: 2 BB: 0 P: 24	1B: 9 2B: 1 3B: 4 HR: 2	SF: 1 SAC: 1 DP: 2 HBP: 2	WP: 0 PB: 0 SB: 3 CS: 1	PA: 49			
Paul Menhart, R (1, 1) ERA: 9.86	IP: 4.1 WLS: L BF: 24	H: 9 R: 8 ER: 8 SO: 1	BB: 4 IBB: 0 HBP: 0 BLK: 0	WP: 0 HR: 2 S: 61 P: 108	ERA: 16.61 WHIP: 3.000	Tim Davis, L (5, 1) ERA: 7.36	IP: 1.2 WLS: L BF: 11	H: 4 R: 3 ER: 3 SO: 0	BB: 2 IBB: 1 HBP: 0 BLK: 0	WP: 0 HR: 0 S: 19 P: 39	ERA: 16.20 WHIP: 3.600	Rafael Carmona, R (7, 1) ERA: 4.5	IP: 0.1 WLS: L BF: 3	H: 0 R: 0 ER: 0 SO: 0	BB: 1 IBB: 1 HBP: 0 BLK: 0	WP: 0 HR: 0 S: 6 P: 14	ERA: 0.00 WHIP: 3.000	Michael Jackson, R (7, 1) ERA: 4.5	IP: 1.2 WLS: L BF: 11	H: 3 R: 5 ER: 5 SO: 2	BB: 1 IBB: 0 HBP: 2 BLK: 0	WP: 0 HR: 0 S: 20 P: 37	ERA: 27.00 WHIP: 2.400

Seattle Mariners @ Milwaukee Brewers
 Milwaukee County Stadium, Milwaukee, WI

Sun Apr 28 1996, 4:33 AM EDT
 Att: 19,717 - Overcast - 47 F

livebaseballscorecards.com

AB	35
R	16
H	16
RBI	16
BB	10
SO	3
LOB	21



Batter	1	2	3	4	5	6	7	8	9	AB	R	H	RBI	BB	SO	LOB	TOP										
Pat Listach, S OBP: 0.351, SLG: 0.418 (1, 8)	G6-3	F9-2		K			F8	G3		5	0	0	0	0	1	4											
Fernando Vina, L OBP: 0.392, SLG: 0.604 (1, 4)	G3		G4-3	F8			G6-3 1B 2B		F8	5	1	1	0	0	0	2											
Kevin Seitzer, R OBP: 0.438, SLG: 0.554 (1, 3)	F8						G6-3			3	0	1	0	0	0	1											
Tim Unroe, R OBP: 0.500, SLG: 0.333 (9, PR)				HBP			2-3		G6-3 HBP	0	0	0	0	0	0	0											
Greg Vaughn, R OBP: 0.388, SLG: 0.605 (1, 7)										4	2	2	1	0	2	2											
David Hulse, L OBP: 0.200, SLG: 0.179 (8, 7)										1	0	0	0	0	0	1											
John Jaha, R OBP: 0.363, SLG: 0.416 (1, 10)										5	2	2	1	0	0	4											
Jose Valentin, S OBP: 0.398, SLG: 0.547 (1, 6)										3	3	2	3	1	0	1											
Matt Mieske, R OBP: 0.382, SLG: 0.567 (1, 9)										4	0	2	1	0	0	0											
Mark Loretta, R OBP: 0.414, SLG: 0.346 (1, 5)										4	0	1	1	0	2	2											
Jeff Cirillo, R OBP: 0.356, SLG: 0.432 (8, 5)										0	0	0	0	0	0	0											
Mike Matheny, R OBP: 0.301, SLG: 0.426 (1, 2)										4	0	1	1	0	0	2											
Inning Stats	R: 0 E: 0 K: 0 S: 11	H: 0 LOB: 0 BB: 0 P: 19	R: 3 E: 0 K: 1 S: 18	H: 5 LOB: 1 BB: 0 P: 24	R: 0 E: 0 K: 1 S: 8	H: 0 LOB: 1 BB: 0 P: 15	R: 1 E: 0 K: 1 S: 19	H: 2 LOB: 2 BB: 1 P: 29	R: 0 E: 0 K: 1 S: 12	H: 1 LOB: 1 BB: 0 P: 20	R: 0 E: 0 K: 1 S: 6	H: 0 LOB: 0 BB: 0 P: 8	R: 4 E: 0 K: 0 S: 21	H: 4 LOB: 0 BB: 0 P: 36	R: 0 E: 0 K: 0 S: 10	H: 0 LOB: 0 BB: 0 P: 14	R: 0 E: 0 K: 0 S: 10	H: 0 LOB: 2 BB: 0 P: 18	1B: 7 2B: 5 3B: 0 HR: 1	SF: 0 SAC: 0 DP: 1 HBP: 2	WP: 0 PB: 0 SB: 0 CS: 0	PA: 41					
PITCHER	IP	WLS	BF	H	R	ER	SO	BB	IBB	HBP	BLK	WP	HR	S	P	ERA	WHIP										
Pat Hentgen, R ERA: 4.39 (1, 1)	6.0		27	8	4	4	5	1	0	1	0	0	0	74	115	6.00	1.500										
Tony Castillo, L ERA: 5.63 (7, 1)	1.0		7	4	4	4	0	0	0	0	0	0	1	21	36	36.00	4.000										
Tim Crabtree, R ERA: 0.87 (8, 1)	2.0	W	7	0	0	0	0	0	0	1	0	0	0	20	32	0.00	0.000										

Milwaukee Brewers @ Toronto Blue Jays
SkyDome, Toronto, ON
Tue Apr 30 1996, 7:05 PM EDT
Att: 25,467 - Dome - 68 F

AB	38
R	8
H	12
RBI	8
BB	1
SO	5
LOB	19



Batter	1	2	3	4	5	6	7	8	9	AB	R	H	RBI	BB	SO	LOB
Otis Nixon, S <small>OBP: 0.364, SLG: 0.340</small> (1, 8)	 2-3		 1-1	 0-0 1-2	 4-2		 3-2		 1-2 1B	4	1	1	0	1	1	1
Domingo Cedeno, S <small>OBP: 0.438, SLG: 0.605</small> (1, 4)	 2-2		 2-1	 4-2 BB	 2-1			 1-0 3B	 0-2 1-3	5	1	1	0	1	0	3
Carlos Delgado, L <small>OBP: 0.417, SLG: 0.578</small> (1, 10)	 3-2		 0-0	 1-0 1-3 2-H 3-H		 4-0		 1-0	 0-2 3-H	5	0	4	3	1	0	1
Joe Carter, R <small>OBP: 0.366, SLG: 0.577</small> (1, 7)	 1-1		 0-3	 1-0 1-2f		 3-2		 0-1 WP FC3-2		4	0	1	1	0	1	4
Ed Sprague, R <small>OBP: 0.364, SLG: 0.625</small> (1, 5)	 1-1			 0-2	 0-0	 2-3		 4-1 1-2 BB		4	2	2	2	1	1	3
John Olerud, L <small>OBP: 0.360, SLG: 0.434</small> (1, 3)		 2-2		 0-0 FC6	 3-2	 0-3		 4-0 1-2 2-3 IBB		4	2	2	1	1	1	1
Shawn Green, L <small>OBP: 0.319, SLG: 0.432</small> (1, 9)		 2-0		 3-2 FC6 1-3 1B	 3-2 F8		 1-0	 1-1 1-2 2-3 3-Hf		5	1	2	0	0	0	3
Charlie O'Brien, R <small>OBP: 0.407, SLG: 0.560</small> (1, 2)		 1-2		 1-2 FC6 1B	 0-0		 1-1	 0-0		4	1	1	1	0	0	5
Alex Gonzalez, R <small>OBP: 0.313, SLG: 0.420</small> (1, 6)		 1-3		 2-0 SH5-3 1-3 2-H	 0-1		 1-0	 1-0		5	1	1	1	0	1	3

Inning Stats	R: 0	H: 1	E: 0	K: 1	S: 12	LOB: 2	BB: 0	P: 21	R: 0	H: 0	E: 0	K: 1	S: 10	LOB: 1	BB: 0	P: 16	R: 0	H: 1	E: 0	K: 1	S: 8	LOB: 1	BB: 0	P: 11	R: 5	H: 5	E: 0	K: 0	S: 16	LOB: 1	BB: 1	P: 28	R: 2	H: 3	E: 0	K: 2	S: 18	LOB: 2	BB: 1	P: 30	R: 0	H: 0	E: 0	K: 2	S: 10	LOB: 1	BB: 1	P: 19	R: 0	H: 1	E: 0	K: 0	S: 9	LOB: 1	BB: 0	P: 15	R: 1	H: 2	E: 0	K: 0	S: 8	LOB: 3	BB: 2	P: 19	R: 1	H: 2	E: 0	K: 0	S: 10	LOB: 1	BB: 0	P: 12	1B: 9	2B: 2	3B: 1	HR: 3	SF: 0	SAC: 1	DP: 1	HBP: 2	WP: 1	PB: 0	SB: 2	CS: 0	PA: 48
--------------	------	------	------	------	-------	--------	-------	-------	------	------	------	------	-------	--------	-------	-------	------	------	------	------	------	--------	-------	-------	------	------	------	------	-------	--------	-------	-------	------	------	------	------	-------	--------	-------	-------	------	------	------	------	-------	--------	-------	-------	------	------	------	------	------	--------	-------	-------	------	------	------	------	------	--------	-------	-------	------	------	------	------	-------	--------	-------	-------	-------	-------	-------	-------	-------	--------	-------	--------	-------	-------	-------	-------	--------

PITCHER	IP	WLS	BF	H	R	ER	SO	BB	IBB	HBP	BLK	WP	HR	S	P	ERA	WHIP
Ben McDonald, R <small>ERA: 4.15</small>	(1, 1)	4.2	28	10	7	7	3	2	0	2	0	0	3	62	102	13.50	2.571
Mike Potts, L <small>ERA: 4.15</small>	(5, 1)	2.1	9	1	0	0	2	1	0	0	0	0	0	21	38	0.00	0.857
Graeme Lloyd, L <small>ERA: 2.25</small>	(8, 1)	0.1	2	1	1	1	0	0	0	0	0	0	0	2	4	27.00	3.000
Marshall Boze, R <small>ERA: 3.38</small>	(8, 1)	1.1	L 9	3	1	1	0	1	1	0	0	1	0	16	27	6.75	3.000

Milwaukee Brewers @ Toronto Blue Jays
SkyDome, Toronto, ON
 Tue Apr 30 1996, 7:05 PM EDT
 Att. 25,467 - Dome - 68 F

AB 40
R 9
H 15
RBI 9
BB 5
SO 5
LOB 24

Batter	1	2	3	4	5	6	7	8	9	AB R H RBI BB SO LOB	TOP
Jeff Cirillo, R (1, 5) OBP: 0.362, SLG: 0.464 C F B B B B	4-2 G1-6-3 BB		2-3 K 1-2			0-1 1-H HR		0-1 G5-3		3 1 1 2 1 1 1	
Fernando Vina, L (1, 4) OBP: 0.364, SLG: 0.558 C X	0-1 G1-6-3 1-2f			2-1 L3		0-0 G4-3		1-1 G4-3		4 0 0 0 0 0 1	
Kevin Seitzer, R (1, 3) OBP: 0.431, SLG: 0.535 Turner Ward, S (8, 7) OBP: 0.333, SLG: 0.290 B B C F S	2-3 K			4-1 BB		1-0 G5-3		1-2 E6 FC5-4		3 0 0 0 1 1 0 0 0 0 0 0 0 0	
Greg Vaughn, R (1, 7) OBP: 0.374, SLG: 0.578 Tim Unroe, R (8, 3) OBP: 0.500, SLG: 0.333 C S		0-3 K		1-3 K		2-3 K		1-2 FC5-4 1-2f		4 0 0 0 0 3 2 0 0 0 0 0 0 0	
John Jaha, R (1, 10) OBP: 0.358, SLG: 0.402 C B B		1-2 G6-3		2-1 P4		4-2 WP 1B BB		1-2 G6-3		3 1 0 0 1 0 1	
Jose Valentin, S (1, 6) OBP: 0.392, SLG: 0.528 B B T T T T B B		4-2 BB		1-3 K		2-3 K		1-1 G3-1		3 0 0 0 1 2 1	
Matt Mieske, R (1, 9) OBP: 0.375, SLG: 0.547 1 SAFE B T X 1 SAFE	1-0 P3			0-0 F8		1-0 G3 1B		2-3 K		4 0 1 1 0 1 1	
David Hulse, L (1, 8) OBP: 0.209, SLG: 0.190 C X			0-1 K 1B		0-1 G1-4-3		2-2 G3			3 0 1 0 0 0 1	
Mike Matheny, R (1, 2) OBP: 0.303, SLG: 0.423 1 SAFE C 1 SAFE S 1 SAFE			1-3 K			1-2 HR 1B		0-1 F9		3 1 1 0 0 1 2	
Inning Stats	R: 0 H: 0 E: 0 LOB: 0 K: 1 BB: 1 S: 7 P: 13	R: 0 H: 0 E: 0 LOB: 1 K: 1 BB: 1 S: 11 P: 17	R: 0 H: 1 E: 0 LOB: 0 K: 2 BB: 0 S: 9 P: 12	R: 0 H: 0 E: 0 LOB: 1 K: 1 BB: 1 S: 9 P: 18	R: 0 H: 0 E: 0 LOB: 0 K: 1 BB: 0 S: 7 P: 8	R: 2 H: 2 E: 0 LOB: 0 K: 1 BB: 0 S: 11 P: 15	R: 1 H: 1 E: 0 LOB: 1 K: 1 BB: 1 S: 11 P: 20	R: 0 H: 0 E: 1 LOB: 1 K: 0 BB: 0 S: 10 P: 13	R: 0 H: 0 E: 0 LOB: 0 K: 1 BB: 0 S: 10 P: 14	1B: 3 SF: 0 2B: 0 SAC: 0 3B: 0 DP: 1 HR: 1 HBP: 0	WP: 1 PA: 34 PB: 0 SB: 0 CS: 0
PITCHER Juan Guzman, R (1, 1) ERA: 2.12 Bill Risley, R (9, 1) ERA: 6.97	IP WLS BF H R ER SO BB IBB HBP BLK WP HR S P ERA WHIP 8.0 W 31 4 3 3 8 4 0 0 0 1 1 75 116 3.38 1.000 1.0 3 0 0 0 1 0 0 0 0 0 0 0 10 14 0.00 0.000										

Milwaukee Brewers @ Toronto Blue Jays
 SkyDome, Toronto, ON
 Wed May 01 1996, 7:05 PM EDT
 Att: 25,684 - Dome - 72 F

AB	30
R	3
H	4
RBI	3
BB	4
SO	9
LOB	10



Batter	1	2	3	4	5	6	7	8	9	AB	R	H	RBI	BB	SO	LOB
Otis Nixon, S <small>OBP: 0.352, SLG: 0.327</small> (1, 8) X	0-0 		0-1 		1-0 	1-1 				4	0	0	0	0	0	1
Domingo Cedeno, S <small>OBP: 0.423, SLG: 0.574</small> (1, 4) B X	2-0 		0-0 			2-0 	0-0 			4	0	1	0	0	0	0
Carlos Delgado, L <small>OBP: 0.420, SLG: 0.628</small> (1, 3) 1 SAFE B B S 1 C C B F F S 1 C C B F F SAFE 1-2	3-3 		2-3 			0-0 	2-0 			4	2	2	1	0	2	1
Joe Carter, R <small>OBP: 0.371, SLG: 0.574</small> (1, 7)		2-2 		0-1 		1-1 	0-1 			4	1	2	1	0	0	0
Ed Sprague, R <small>OBP: 0.360, SLG: 0.606</small> (1, 5)		4-2 		0-2 		1-0 	3-3 			3	2	0	0	1	1	2
Juan Samuel, R <small>OBP: 0.357, SLG: 0.679</small> (1, 10)		2-2 		3-2 		1-0 		0-3 		4	2	2	0	0	1	0
Robert Perez, R <small>OBP: 0.263, SLG: 0.444</small> (1, 9)		1-0 		2-0 		0-2 		0-0 		3	1	1	2	0	0	1
Sandy Martinez, L <small>OBP: 0.298, SLG: 0.432</small> (1, 2)		0-3 		2-2 		0-1 		1-2 		4	1	1	2	0	1	0
Alex Gonzalez, R <small>OBP: 0.313, SLG: 0.440</small> (1, 6)		0-0 		3-2 		2-2 				3	0	1	1	0	0	0

Inning Stats	R: 0	H: 1	E: 0	LOB: 0	K: 1	BB: 0	S: 9	P: 14
	R: 3	H: 0	E: 2	LOB: 0	K: 1	BB: 1	S: 15	P: 24
	R: 0	H: 0	E: 0	LOB: 0	K: 1	BB: 0	S: 7	P: 9
	R: 0	H: 1	E: 0	LOB: 1	K: 0	BB: 0	S: 10	P: 15
	R: 0	H: 0	E: 0	LOB: 0	K: 0	BB: 0	S: 7	P: 13
	R: 5	H: 6	E: 0	LOB: 1	K: 0	BB: 0	S: 16	P: 24
	R: 1	H: 2	E: 0	LOB: 1	K: 1	BB: 0	S: 8	P: 13
	R: 0	H: 0	E: 0	LOB: 0	K: 1	BB: 0	S: 7	P: 8

PITCHER	IP	WLS	BF	H	R	ER	SO	BB	IBB	HBP	BLK	WP	HR	S	P	ERA	WHIP
Angel Miranda, L <small>ERA: 3.68</small>	(1, 1)	5.2	L	27	8	8	5	3	1	0	0	0	0	62	96	7.94	1.588
Ramon Garcia, R <small>ERA: 3.86</small>	(6, 1)	2.1		8	2	1	1	2	0	0	0	0	1	17	24	3.86	0.857

BOTTOM

Milwaukee Brewers @ Toronto Blue Jays
 SkyDome, Toronto, ON
 Wed May 01 1996, 7:05 PM EDT
 Att. 25,684 - Dome - 72 F

AB	33
R	9
H	10
RBI	7
BB	1
SO	5
LOB	5

livebaseballscores.com

1B:	4	SF:	1	WP:	1	PA:	35
2B:	4	SAC:	0	PB:	0		
3B:	2	DP:	1	SB:	0		
HR:	1	HBP:	0	CS:	2		

Batter	1	2	3	4	5	6	7	8	9	AB R H RBI BB SO LOB
Otis Nixon, S OBP: 0.349, SLG: 0.324 (1, 8)	1-0 G1-3		2-2 L4		1-0 L9	1-2 1B				4 0 1 0 0 0 0
Domingo Cedeno, S OBP: 0.411, SLG: 0.549 (1, 4)	0-0 3B		0-0 L1		2-0 L3					4 1 1 0 0 0 0
Carlos Delgado, L OBP: 0.414, SLG: 0.643 (1, 3)	3-3 K		0-3 K			2-2 K				4 1 1 1 0 3 1
Joe Carter, R OBP: 0.375, SLG: 0.598 (1, 7)	2-2 3B			3-2 P3		3-2 3B				4 1 2 1 0 1 0
Ed Sprague, R OBP: 0.356, SLG: 0.588 (1, 5)	4-0 BB			2-2 G1-3		3-2 G6-3				3 0 0 0 1 0 1
Juan Samuel, R OBP: 0.344, SLG: 0.688 (1, 10)	0-3 K			0-0 G6-3		2-1 1B				4 1 1 1 0 1 2
Robert Perez, R OBP: 0.348, SLG: 0.476 (1, 9)		0-0 B1-3			4-0 HR	1-0 1B				3 2 2 1 1 0 0
Charlie O'Brien, R OBP: 0.429, SLG: 0.615 (1, 2)		2-1 G5-3			3-2 HR	4-2 1B				2 1 1 2 1 0 0
Alex Gonzalez, R OBP: 0.311, SLG: 0.432 (1, 6)		1-0 F9			1-0 F8	1-0 1B				4 0 1 1 0 0 2

Inning Stats	R: 1	H: 2	E: 0	K: 2	S: 14	LOB: 2	BB: 1	P: 24	R: 0	H: 0	E: 0	K: 0	S: 4	LOB: 0	BB: 0	P: 7	R: 0	H: 0	E: 0	K: 1	S: 8	LOB: 0	BB: 0	P: 10	R: 0	H: 0	E: 0	K: 0	S: 7	LOB: 0	BB: 0	P: 12	R: 2	H: 1	E: 0	K: 0	S: 9	LOB: 0	BB: 1	P: 20	R: 3	H: 5	E: 0	K: 1	S: 18	LOB: 2	BB: 1	P: 35	R: 1	H: 1	E: 0	K: 1	S: 14	LOB: 0	BB: 0	P: 16	R: 0	H: 1	E: 0	K: 0	S: 5	LOB: 1	BB: 0	P: 9	1B: 5	SF: 0	2B: 2	SAC: 0	3B: 2	DP: 1	HR: 2	HBP: 1	WP: 0	PA: 36
--------------	------	------	------	------	-------	--------	-------	-------	------	------	------	------	------	--------	-------	------	------	------	------	------	------	--------	-------	-------	------	------	------	------	------	--------	-------	-------	------	------	------	------	------	--------	-------	-------	------	------	------	------	-------	--------	-------	-------	------	------	------	------	-------	--------	-------	-------	------	------	------	------	------	--------	-------	------	-------	-------	-------	--------	-------	-------	-------	--------	-------	--------


PITCHER	IP	WLS	BF	H	R	ER	SO	BB	IBB	HBP	BLK	WP	HR	S	P	ERA	WHIP
Scott Karl, L ERA: 4.76 (1, 1)	5.2	L	26	6	6	6	4	3	0	0	0	0	1	56	102	9.53	1.588
Marshall Boze, R ERA: 3.6 (6, 1)	2.1		10	4	1	1	1	0	0	1	0	0	1	23	31	3.86	1.714

BOTTOM

Milwaukee Brewers @ Toronto Blue Jays
SkyDome, Toronto, ON
Thu May 02 1996, 3:33 AM EDT
Att. 31,299 - Dome

livebaseballscorecards.com

AB	32
R	7
H	10
RBI	7
BB	3
SO	5
LOB	6



Batter	1	2	3	4	5	6	7	8	9	AB R H RBI BB SO LOB	TOP	
Jeff Cirillo, R (1, 5) OBP: 0.350, SLG: 0.441 C X	0-1 SH3 1B 1B		3-1 G6-3 ②		1-2 G5-3 ③ 1-3			1-3 K ③		4 1 1 0 0 1 1		
Pat Listach, S (1, 8) OBP: 0.325, SLG: 0.384 L B 1 SAFE X	1-1 SH3 1-2		3-3 K ③			0-0 G1 ①			2-1 G3-1 ①	3 0 0 0 0 1 0		
Fernando Vina, L (1, 4) OBP: 0.328, SLG: 0.483 C B B B T F X	3-2 F8			0-0 G4-3 ①		2-2 G4-3 ②			0-2 G5-3 ②	4 0 0 0 0 0 1		
Greg Vaughn, R (1, 10) OBP: 0.383, SLG: 0.567 B B C C X	3-1 FC6-4 2-H 1B			1-1 G4-3 ②		1-3 K ③			3-2 G6-3 ③	4 0 1 1 0 1 0		
John Jaha, R (1, 3) OBP: 0.345, SLG: 0.385 B C C X	2-2 FC6-4 1-2f			0-0 G1 ③			1-1 G6-3 ①			3 0 0 0 0 0 1		
Jose Valentin, S (1, 6) OBP: 0.385, SLG: 0.537 C X		0-1 G3-1 ①			1-0 G6-3 ①		3-2 F8 ②			3 0 0 0 0 0 0		
Matt Mieske, R (1, 9) OBP: 0.373, SLG: 0.537 B B B C C C X		3-3 K2-3 ②			1-0 1B SF9 1B		1-0 G4-3 ③			3 1 1 0 0 1 0		
Turner Ward, S (1, 7) OBP: 0.327, SLG: 0.289 B B B X		2-0 G4-3 ③			0-0 E S 1-3 1B			0-1 F7 ①		3 0 1 0 0 0 0		
Mike Matheny, R (1, 2) OBP: 0.289, SLG: 0.408 Jesse Levis, L (8, 2) OBP: 0.440, SLG: 0.333 C C C B B B T F X			2-2 G3 ①		0-2 SF9 ② 3-H			0-0 P3 ②		2 0 0 1 0 0 0 0 0 0 0 0 0 0		
Inning Stats	R: 1 H: 2 E: 0 LOB: 1 K: 0 BB: 0 S: 14 P: 23	R: 0 H: 0 E: 0 LOB: 0 K: 1 BB: 0 S: 6 P: 11	R: 0 H: 0 E: 0 LOB: 0 K: 1 BB: 0 S: 9 P: 17	R: 0 H: 0 E: 0 LOB: 0 K: 0 BB: 0 S: 4 P: 5	R: 1 H: 2 E: 0 LOB: 1 K: 0 BB: 0 S: 9 P: 12	R: 0 H: 0 E: 0 LOB: 0 K: 1 BB: 0 S: 8 P: 11	R: 0 H: 0 E: 0 LOB: 0 K: 0 BB: 0 S: 7 P: 12	R: 0 H: 0 E: 0 LOB: 0 K: 1 BB: 0 S: 6 P: 7	R: 0 H: 0 E: 0 LOB: 0 K: 0 BB: 0 S: 9 P: 14	1B: 4 SF: 1 2B: 0 SAC: 1 3B: 0 DP: 0 HR: 0 HBP: 0	WP: 0 PA: 31 PB: 0 SB: 1 CS: 0	
PITCHER Scott Erickson, R (1, 1) ERA: 3.15	IP WLS BF H R ER SO BB IBB HBP BLK WP HR S P ERA WHIP 9.0 W 31 4 2 2 4 0 0 0 0 0 0 0 72 112 2.00 0.444											PITCHER IP WLS BF H R ER SO BB IBB HBP BLK WP HR S P ERA WHIP

Milwaukee Brewers @ Baltimore Orioles
 Oriole Park at Camden Yards, Baltimore, MD

Fri May 03 1996, 7:05 PM EDT
 Att. 41,037 - Overcast - 75 F

livebaseballscorecards.com

AB	29
R	2
H	4
RBI	2
BB	0
SO	4
LOB	3



Batter	1	2	3	4	5	6	7	8	9	AB	R	H	RBI	BB	SO	LOB
Brady Anderson, L (1, 8) OBP: 0.440, SLG: 0.807	4-2 G4-6-3 BB		2-1 1-H HR		3-2 1-H HR		1-0 2-H 1B 2B			3	3	3	5	1	0	0
Roberto Alomar, S (1, 4) OBP: 0.415, SLG: 0.530	0-1 G4-6-3 1-2f		1-1 F7		1-1 G4-3		0-2 F9			4	0	0	0	0	0	2
Rafael Palmeiro, L (1, 3) OBP: 0.380, SLG: 0.457	1-1 G4-3		3-1 G3-1		3-2 G3		2-3 K			4	0	0	0	0	1	1
Bobby Bonilla, S (1, 10) OBP: 0.262, SLG: 0.295		2-2 F7		1-2 G3	2-1 G3		2-0 2-H 1B			4	0	1	1	0	0	0
B.J. Surhoff, L (1, 5) OBP: 0.357, SLG: 0.594		0-1 HR		2-1 G1-3		0-0 HR	2-1 P2			4	2	2	2	0	0	1
Cal Ripken Jr., R (1, 6) OBP: 0.331, SLG: 0.393		0-0 F8		4-0 1B BB		2-0 F8		4-2 G6-4-3 BB		2	0	0	0	2	0	0
Mike Devereaux, R (1, 7) OBP: 0.328, SLG: 0.393		1-3 K2-3		1-0 FC5-4 1B		3-1 F4		0-1 G6-4-3 1-2f		4	0	1	0	0	1	1
Chris Hoiles, R (1, 2) OBP: 0.322, SLG: 0.500			4-2 HR BB	2-1 FC5-4 1-2f		1-1 G1-3		4-2 BB		2	1	0	0	2	0	2
Tony Tarasco, L (1, 9) OBP: 0.270, SLG: 0.288			1-2 F8		1-1 HR 1B		2-0 2B 2B	3-3 K		4	2	2	0	0	1	2

Inning Stats	R: 0	H: 0	E: 0	K: 0	S: 6	LOB: 0	BB: 1	P: 11	R: 1	H: 1	E: 0	K: 1	S: 9	LOB: 0	BB: 0	P: 12	R: 2	H: 1	E: 0	K: 0	S: 11	LOB: 0	BB: 1	P: 22	R: 0	H: 1	E: 0	K: 0	S: 8	LOB: 2	BB: 1	P: 18	R: 2	H: 2	E: 0	K: 0	S: 13	LOB: 0	BB: 0	P: 23	R: 1	H: 1	E: 0	K: 0	S: 6	LOB: 0	BB: 0	P: 12	R: 2	H: 3	E: 0	K: 1	S: 11	LOB: 1	BB: 0	P: 20	R: 0	H: 0	E: 0	K: 1	S: 9	LOB: 1	BB: 2	P: 20	1B: 3	2B: 2	3B: 0	HR: 4	SF: 0	SAC: 0	DP: 2	HBP: 0	WP: 0	PA: 36
--------------	------	------	------	------	------	--------	-------	-------	------	------	------	------	------	--------	-------	-------	------	------	------	------	-------	--------	-------	-------	------	------	------	------	------	--------	-------	-------	------	------	------	------	-------	--------	-------	-------	------	------	------	------	------	--------	-------	-------	------	------	------	------	-------	--------	-------	-------	------	------	------	------	------	--------	-------	-------	-------	-------	-------	-------	-------	--------	-------	--------	-------	--------


PITCHER	IP	WLS	BF	H	R	ER	SO	BB	IBB	HBP	BLK	WP	HR	S	P	ERA	WHIP
Ricky Bones, R (1, 1) ERA: 5.68	6.0	L	27	7	7	7	1	3	0	0	0	0	4	54	101	10.50	1.667
Graeme Lloyd, L (7, 1) ERA: 2.77	1.0		5	2	1	1	1	0	0	0	0	0	0	10	17	9.00	2.000
Mike Fetters, R (8, 1) ERA: 3.12	1.0		4	0	0	0	1	2	0	0	0	0	0	9	20	0.00	2.000

BOTTOM

Milwaukee Brewers @ Baltimore Orioles
Oriole Park at Camden Yards, Baltimore, MD

livebaseballscorecards.com

AB 31
R 8
H 9
RBI 8
BB 5
SO 3
LOB 9



Fri May 03 1996, 7:05 PM EDT
Att. 41,037 - Overcast - 75 F

Batter	1	2	3	4	5	6	7	8	9	AB R H RBI BB SO LOB	TOP																												
Jeff Cirillo, R (1, 5) OBP: 0.352, SLG: 0.459	2-0 1B 1B 2B	0-0 F8			1-3 K	0-0 F7		1-1 2B		5 1 2 0 0 1 2																													
Fernando Vina, L (1, 4) OBP: 0.333, SLG: 0.477	2-0 1B 2-3 1B		0-0 F8		1-1 1B 1B		1-1 G4-3	0-2 F8		5 0 2 0 0 0 1																													
Kevin Seitzer, R (1, 3) OBP: 0.429, SLG: 0.511	2-1 1B 1-3 1B		2-1 G4-3		2-1 1B 1-2 1B		2-0 E5 HR	2-2 G6-3		5 1 2 1 0 0 1																													
Greg Vaughn, R (1, 7) OBP: 0.392, SLG: 0.569	0-3 K		1-0 1B		2-3 K		0-0 1-2 HR 1B		0-1 S 1B	5 1 3 0 0 2 4																													
John Jaha, R (1, 10) OBP: 0.330, SLG: 0.366	2-3 K		2-3 K		1-1 G3-1		2-3 K		2-3 K	5 0 0 0 0 4 8																													
Jose Valentin, S (1, 6) OBP: 0.377, SLG: 0.550	0-1 F9			1-1 F9		3-3 K	1-1 HR		2-1 G6-3	5 1 1 3 0 1 3																													
Matt Mieske, R (1, 9) OBP: 0.388, SLG: 0.577		1-0 HR		0-3 K		4-1 FC5-4 BB	0-2 FC4-6 1B		0-0 G4-3	4 1 2 1 1 1 1																													
Pat Listach, S (1, 8) OBP: 0.321, SLG: 0.368		1-1 G4-3		4-2 BB		0-0 1B 1-2f	2-1 FC4-6 1-2f			3 0 0 0 1 0 2																													
Mike Matheny, R (1, 2) OBP: 0.287, SLG: 0.400		1-1 G6-3		0-1 F8		1-0 1B		2-2 G6-3		4 0 1 0 0 0 1																													
Inning Stats	R: 1 E: 0 K: 2 S: 13	H: 3 LOB: 2 BB: 0 P: 21	R: 1 E: 0 K: 0 S: 6	H: 1 LOB: 0 BB: 0 P: 9	R: 0 E: 0 K: 1 S: 8	H: 1 LOB: 1 BB: 0 P: 13	R: 0 E: 0 K: 1 S: 9	H: 0 LOB: 1 BB: 1 P: 14	R: 0 E: 0 K: 2 S: 12	H: 2 LOB: 2 BB: 0 P: 19	R: 0 E: 0 K: 1 S: 10	H: 1 LOB: 2 BB: 1 P: 18	R: 3 E: 1 K: 1 S: 15	H: 3 LOB: 1 BB: 0 P: 23	R: 0 E: 0 K: 0 S: 11	H: 1 LOB: 1 BB: 0 P: 16	R: 0 E: 0 K: 1 S: 8	H: 1 LOB: 1 BB: 0 P: 12	1B: 9 2B: 2 3B: 0 HR: 2	SF: 0 SAC: 0 DP: 0 HBP: 0	WP: 0 PB: 0 SB: 1 CS: 0	PA: 43																	
PITCHER 35 Mike Mussina, R (1, 1) ERA: 3.86 Roger McDowell, R (7, 1) ERA: 1.59	IP 6.2	WLS W	BF 34	H 11	R 5	ER 2	SO 8	BB 2	IBB 0	HBP 0	BLK 0	WP 0	HR 2	S 71	P 113	ERA 2.70	WHIP 1.950						PITCHER IP 2.1	WLS 9	BF 2	H 2	R 0	ER 0	SO 1	BB 0	IBB 0	HBP 0	BLK 0	WP 0	HR 0	S 21	P 32	ERA 0.00	WHIP 0.857

Milwaukee Brewers @ Baltimore Orioles
 Oriole Park at Camden Yards, Baltimore, MD
 Sat May 04 1996, 3:33 AM EDT
 Att. 44,175 - Cloudy - 73 F

livebaseballscorecards.com

AB	41
R	5
H	13
RBI	5
BB	2
SO	9
LOB	23



Batter	1	2	3	4	5	6	7	8	9	AB R H RBI BB SO LOB	TOP		
Jeff Cirillo, R (1, 5) OBP: 0.342, SLG: 0.471	2-1 G4-3		3-1 G4-3		0-0 G1-3		2-3 K	3-2 P2	3-1 HR	6 1 1 3 0 1 1			
Fernando Vina, L (1, 4) OBP: 0.360, SLG: 0.478	1-2 1B		2-2 1B		0-2 G3		4-1 2B 1B BB	4-0 G4-3 BB	1-0 G6-3	4 2 2 0 2 0 0			
Kevin Seitzer, R (1, 10) OBP: 0.439, SLG: 0.526 Jesse Levis, L (8, PH) OBP: 0.462, SLG: 0.333	1-1 F9		0-1 1B		4-2 HR		2-2 1B 2B	4-2 G4-3 BB		3 2 2 0 1 0 1 0 0 0 0 1 0 0			
Greg Vaughn, R (1, 7) OBP: 0.400, SLG: 0.594 David Hulse, L (8, 7) OBP: 0.209, SLG: 0.190	1-0 L5		0-0 1B		0-1 HR		4-0 1B 3B IBB	0-0 G4-3		4 2 2 4 1 0 3 0 0 0 0 0 0 0			
John Jaha, R (1, 3) OBP: 0.336, SLG: 0.365 Turner Ward, S (7, 9) OBP: 0.320, SLG: 0.282			4-2 1B		0-3 K		2-2 3B 1B	1-3 K		3 1 1 2 1 1 0 1 0 0 0 0 1 2			
Jose Valentin, S (1, 6) OBP: 0.373, SLG: 0.567 Mark Loretta, R (9, PH) OBP: 0.433, SLG: 0.370			1-2 BB		1-1 HR		0-3 K		3-1 HR 1B	4 1 1 1 0 2 5 1 1 1 0 0 0 0			
Matt Mieske, R (1, 9) OBP: 0.393, SLG: 0.613 Tim Unroe, R (7, 3) OBP: 0.417, SLG: 0.222			2-2 F9		0-1 G6-3		1-0 3B		1-0 G5-3	4 1 2 2 0 0 0 1 0 0 0 0 0 1			
Pat Listach, S (1, 8) OBP: 0.326, SLG: 0.363			2-2 F9		2-2 F9		2-3 K		4-2 HR BB	4 1 1 1 1 1 1			
Mike Matheny, R (1, 2) OBP: 0.283, SLG: 0.381 Mike Fetters, R (9, 1) OBP: 0.283, SLG: 0.381			2-2 F9		1-0 F9		3-2 P2		0-3 K	4 1 0 0 1 2 2 0 0 0 0 0 0 0			
Inning Stats	R: 0 H: 1 E: 0 LOB: 1 K: 0 BB: 0 S: 9 P: 14	R: 1 H: 2 E: 0 LOB: 0 K: 1 BB: 0 S: 11 P: 22	R: 1 H: 3 E: 0 LOB: 3 K: 1 BB: 1 S: 21 P: 34	R: 0 H: 0 E: 0 LOB: 0 K: 0 BB: 0 S: 7 P: 13	R: 2 H: 1 E: 0 LOB: 0 K: 1 BB: 1 S: 11 P: 15	R: 1 H: 1 E: 0 LOB: 0 K: 1 BB: 0 S: 10 P: 16	R: 4 H: 3 E: 0 LOB: 1 K: 2 BB: 2 S: 18 P: 35	R: 1 H: 0 E: 0 LOB: 2 K: 1 BB: 3 S: 12 P: 28	R: 3 H: 2 E: 0 LOB: 0 K: 1 BB: 1 S: 12 P: 24	1B: 7 SF: 0 2B: 2 SAC: 0 3B: 1 DP: 0 HR: 3 HBP: 0	WP: 0 PA: 48 PB: 0 SB: 0 CS: 1		
PITCHER	IP WLS BF H R ER SO BB IBB HBP BLK WP HR S P ERA WHIP											PITCHER	IP WLS BF H R ER SO BB IBB HBP BLK WP HR S P ERA WHIP
Jimmy Haynes, R (1, 1) ERA: 9.26	5.1 L 25 8 5 5 3 2 0 0 0 0 0 2 63 103 8.44 1.875												
Arthur Rhodes, L (6, 1) ERA: 5.23	1.1 9 3 4 4 3 1 1 0 0 0 0 0 22 42 27.00 3.000												
Keith Shepherd, R (7, 1) ERA: 6.35	1.1 7 0 1 1 1 3 0 0 0 0 0 0 14 32 6.75 2.250												
Jimmy Myers, R (9, 1) ERA: 7.07	1.0 6 2 3 3 1 1 0 0 0 0 0 1 12 24 27.00 3.000												

Milwaukee Brewers @ Baltimore Orioles
Oriole Park at Camden Yards, Baltimore, MD

Sun May 05 1996, 3:33 AM EDT
 Att. 46,027 - Sunny - 75 F

livebaseballscorecards.com

AB	39
R	13
H	13
RBI	13
BB	8
SO	8
LOB	16



Batter	1	2	3	4	5	6	7	8	9	AB R H RBI BB SO LOB	TOP	
Alex Cole, L (1, 8) OBP: 0.328, SLG: 0.340	1-1 G6-3		1-0 BB 2B 1B	4-0 BB 1-2 BB		3-2 F9		1-0 FC4 1-2f		4 1 1 0 1 0 3		
John Valentin, R (1, 6) OBP: 0.343, SLG: 0.336	0-0 3B		4-2 BB 1-2 2B BB	0-2 F8			0-1 G3-1	1-0 G5-3		4 1 1 0 1 0 2		
Mo Vaughn, L (1, 3) OBP: 0.433, SLG: 0.629	2-3 K		0-1 K 1-H 2-H 2B	4-2 BB 1-2 2-3 BB			2-1 G6-3	4-2 2B BB		3 0 1 2 2 1 1		
Mike Stanley, R (1, 10) OBP: 0.423, SLG: 0.478 Bill Selby, L (9, PR) OBP: 0.386, SLG: 0.474	1-0 G5-3		3-3 K 2-3	2-2 F9			0-1 F9	3-0 BB 1-3 2B		5 0 1 0 0 1 5 0 0 0 0 0 0 0		
Wil Cordero, R (1, 4) OBP: 0.315, SLG: 0.349			2-1 G5-3				1-0 G5-3	0-0 BB HBP 1B	4-0 G5-4-3 IBB	4 0 1 0 1 0 0		
Tim Lincecum, R (1, 5) OBP: 0.347, SLG: 0.400			1-3 K	4-2 2B 1B BB	3-1 L7		2-1 BB HBP	3-2 G5-4-3 1-2f		3 1 0 0 1 1 3		
Bill Haselman, R (1, 2) OBP: 0.412, SLG: 0.625			4-2 BB BB	1-0 1B 1-3 SF7 2B	2-0 P4		0-0 F7			3 1 1 0 1 0 2		
Troy O'Leary, L (1, 7) OBP: 0.339, SLG: 0.451			4-2 FC6-4 1-2 BB	1-1 BB BB 1B			0-1 G3	2-1 P6		3 0 1 1 1 0 2		
Milt Cuyler, S (1, 9) OBP: 0.261, SLG: 0.250			2-2 FC6-4 1-2f	0-0 SF7 3-H			1-2 L7	4-2 FC4 1-2 2-3 BB		2 0 0 1 1 0 2		
Inning Stats	R: 0 E: 0 K: 1 S: 7 H: 1 LOB: 1 BB: 0 P: 11	R: 0 E: 0 K: 1 S: 16 H: 0 LOB: 2 BB: 2 P: 27	R: 2 E: 0 K: 1 S: 10 H: 2 LOB: 0 BB: 1 P: 20	R: 2 E: 0 K: 0 S: 17 H: 2 LOB: 3 BB: 3 P: 33	R: 0 E: 0 K: 0 S: 4 H: 0 LOB: 0 BB: 0 P: 10	R: 0 E: 0 K: 0 S: 10 H: 0 LOB: 0 BB: 0 P: 14	R: 0 E: 0 K: 0 S: 6 H: 0 LOB: 0 BB: 0 P: 8	R: 0 E: 0 K: 0 S: 8 H: 1 LOB: 3 BB: 1 P: 17	R: 0 E: 0 K: 0 S: 7 H: 1 LOB: 2 BB: 2 P: 22	1B: 3 2B: 3 3B: 1 HR: 0 SF: 1 SAC: 0 DP: 1 HBP: 1	WP: 0 PB: 0 SB: 0 CS: 0 PA: 42	
PITCHER	IP WLS BF H R ER SO BB IBB HBP BLK WP HR S P ERA WHIP	IP WLS BF H R ER SO BB IBB HBP BLK WP HR S P ERA WHIP	IP WLS BF H R ER SO BB IBB HBP BLK WP HR S P ERA WHIP	IP WLS BF H R ER SO BB IBB HBP BLK WP HR S P ERA WHIP	IP WLS BF H R ER SO BB IBB HBP BLK WP HR S P ERA WHIP	IP WLS BF H R ER SO BB IBB HBP BLK WP HR S P ERA WHIP	IP WLS BF H R ER SO BB IBB HBP BLK WP HR S P ERA WHIP	IP WLS BF H R ER SO BB IBB HBP BLK WP HR S P ERA WHIP	IP WLS BF H R ER SO BB IBB HBP BLK WP HR S P ERA WHIP	IP WLS BF H R ER SO BB IBB HBP BLK WP HR S P ERA WHIP	IP WLS BF H R ER SO BB IBB HBP BLK WP HR S P ERA WHIP	
Angel Miranda, L (1, 1) ERA: 4.56	3.2 L											
Ramon Garcia, R (4, 1) ERA: 1.08	4.0	15	1	0	0	0	1	0	1	0	0	0
Graeme Lloyd, L (8, 1) ERA: 2.3	0.2	4	1	0	0	0	1	0	0	0	0	0
Marshall Boze, R (9, 1) ERA: 3.18	0.2	2	0	0	0	0	0	1	0	0	0	0

Boston Red Sox @ Milwaukee Brewers
Milwaukee County Stadium, Milwaukee, WI

Tue May 07 1996, 8:05 PM EDT
 Att. 7,039 - Unknown - 48 F

AB	31
R	4
H	7
RBI	4
BB	9
SO	3
LOB	20



Batter	1	2	3	4	5	6	7	8	9	AB	R	H	RBI	BB	SO	LOB
Jeff Cirillo, R OBP: 0.336, SLG: 0.454 (1, 5)	1-3 K		1-0 F9		0-0 P9			1-3 K	4-1 FC5-2 BB	4	0	0	0	1	2	0
Fernando Vina, L OBP: 0.350, SLG: 0.459 (1, 4)	1-1 G4-3 1B			2-1 L9	2-2 F7			1-2 G4-3	0-2 FC5-2	5	0	1	0	0	0	3
Kevin Seitzer, R OBP: 0.449, SLG: 0.530 (1, 10) David Hulse, L OBP: 0.205, SLG: 0.186 (8, PR)	0-1 G4-3			1-1 BB PB 1B		2-2 FC4-6 1B		4-2 HBP BB	3-1 G1-3	3	1	2	0	1	0	1
Greg Vaughn, R OBP: 0.403, SLG: 0.583 (1, 7)	1-3 K			4-2 BB 1B BB		1-3 K		4-2 HBP BB		2	1	0	0	2	2	2
John Jaha, R OBP: 0.341, SLG: 0.358 (1, 3)		2-3 K		4-1 1B BB		2-3 K		3-0 FC6-4 HBP		2	0	0	0	1	2	1
Jose Valentin, S OBP: 0.369, SLG: 0.556 (1, 6)		3-1 L8		3-2 1-2 2-H 3-H 1B		0-0 FC4-6		1-1 FC6-4		4	0	1	2	0	0	4
Matt Mieske, R OBP: 0.386, SLG: 0.595 (1, 9)		3-2 F9		2-3 K		1-3 K		2-2 FC1-5 BB 1B		4	0	1	0	0	2	2
Pat Listach, S OBP: 0.323, SLG: 0.349 (1, 8)			0-2 G5-3	1-3 K		3-3 K		4-0 FC1-5 FC5-2 BB		3	0	0	0	1	2	2
Jesse Levis, L OBP: 0.400, SLG: 0.280 (1, 2) Turner Ward, S OBP: 0.320, SLG: 0.282 (9, PR)			0-0 G4-3		0-1 G4-3		1-1 P5	1-2 FC5-2 S		4	0	0	0	0	0	2

Inning Stats	R: 0	H: 1	E: 0	K: 2	S: 11	R: 0	H: 0	E: 0	K: 1	S: 9	R: 0	H: 0	E: 0	K: 0	S: 5	R: 2	H: 2	E: 0	K: 2	S: 22	R: 0	H: 0	E: 0	K: 0	S: 6	R: 0	H: 1	E: 0	K: 2	S: 11	R: 0	H: 0	E: 0	K: 2	S: 8	R: 0	H: 0	E: 0	K: 1	S: 13	R: 0	H: 1	E: 0	K: 0	S: 15	1B: 5	2B: 0	3B: 0	HR: 0	SF: 0	SAC: 0	DP: 0	HBP: 1	WP: 0	PB: 1	SB: 2	CS: 0	PA: 39
--------------	------	------	------	------	-------	------	------	------	------	------	------	------	------	------	------	------	------	------	------	-------	------	------	------	------	------	------	------	------	------	-------	------	------	------	------	------	------	------	------	------	-------	------	------	------	------	-------	-------	-------	-------	-------	-------	--------	-------	--------	-------	-------	-------	-------	--------

PITCHER	IP	WLS	BF	H	R	ER	SO	BB	IBB	HBP	BLK	WP	HR	S	P	ERA	WHIP
Roger Clemens, R ERA: 3.38 (1, 1)	7.2	W	30	4	2	2	10	3	0	0	0	0	0	81	128	2.35	0.913
Stan Belinda, R ERA: 9.64 (8, 1)	0.0		2	0	0	0	0	1	0	1	0	0	0	2	9	∞	∞
Mike Stanton, L ERA: 6.57 (8, 1)	0.1		1	0	0	0	0	0	0	0	0	0	0	2	3	0.00	0.000
Heathcliff Stocumb, R ERA: 3.0 (9, 1)	1.0	S	6	1	0	0	0	2	0	0	0	0	0	15	29	0.00	3.000

BOTTOM

Boston Red Sox @ Milwaukee Brewers
Milwaukee County Stadium, Milwaukee, WI

Tue May 07 1996, 8:05 PM EDT
Att. 7,039 - Unknown - 48 F

livebaseballscorecards.com

AB	32
R	2
H	5
RBI	2
BB	6
SO	10
LOB	20



Batter	1	2	3	4	5	6	7	8	9	AB R H RBI BB SO LOB	TOP
Alex Cole, L (1, 8) OBP: 0.339, SLG: 0.340	4-2 BB G6-4-3		3-2 1B		1-0 P6		1-2 P6			3 0 1 0 1 0 2	Boston Red Sox @ Milwaukee Brewers Milwaukee County Stadium, Milwaukee, WI Thu May 09 1996, 4:33 AM EDT Att. 7,379 - Overcast - 54 F
John Valentin, R (1, 6) OBP: 0.333, SLG: 0.326	0-0 G6-4-3 1-2f		3-1 F8		2-0 FC6-4 1-2f			0-1 G4-3		4 0 0 0 0 0 3	
Mo Vaughn, L (1, 3) OBP: 0.434, SLG: 0.647	4-2 BB			3-1 G2-3		1-2 HR		1-0 G3		3 1 1 1 1 0 0	
18 Reggie Jefferson, S (1, 10) OBP: 0.453, SLG: 0.735 Esteban Beltré, R (8, PH) OBP: 0.268, SLG: 0.243	0-1 F9			2-2 1B 2B		1-2 F7		2-2 L8		3 1 1 0 0 0 1 1 0 0 0 0 0 0	
Mike Stanley, R (1, 2) OBP: 0.409, SLG: 0.458		2-2 G5-3		1-0 G6-3		1-1 G5-3		1-3 K2-3		4 0 0 0 0 1 1	
Wil Cordero, R (1, 4) OBP: 0.313, SLG: 0.345		1-1 G6-3		0-1 1B 2-H		3-3 K		1-0 G5-3		4 0 1 1 0 1 0	
Troy O'Leary, L (1, 7) OBP: 0.326, SLG: 0.436 (7, 9)		3-3 K		2-1 F8			3-1 G4-3		0-2 G4-3	4 0 0 0 0 1 1	
Tim Lincecum, R (1, 5) OBP: 0.365, SLG: 0.419			3-1 G5-3		0-0 FC6-4 1B		1-1 1B			3 0 2 0 0 0 0	
Milt Cuyler, S (1, 9) OBP: 0.250, SLG: 0.238 Bill Selby, L (7, PH) OBP: 0.378, SLG: 0.462 (7, 7)			0-1 G3		1-3 K		3-2 F8			2 0 0 0 0 1 1 1 0 0 0 0 0 1	
Inning Stats	R: 0 H: 0 E: 0 LOB: 1 K: 0 BB: 2 S: 7 P: 15	R: 0 H: 0 E: 0 LOB: 0 K: 1 BB: 0 S: 11 P: 17	R: 0 H: 1 E: 0 LOB: 1 K: 0 BB: 0 S: 9 P: 18	R: 1 H: 2 E: 0 LOB: 1 K: 0 BB: 0 S: 10 P: 18	R: 0 H: 1 E: 0 LOB: 1 K: 1 BB: 0 S: 6 P: 10	R: 1 H: 1 E: 0 LOB: 0 K: 1 BB: 0 S: 15 P: 21	R: 0 H: 1 E: 0 LOB: 1 K: 0 BB: 0 S: 10 P: 18	R: 0 H: 0 E: 0 LOB: 0 K: 0 BB: 0 S: 6 P: 9	R: 0 H: 0 E: 0 LOB: 0 K: 1 BB: 0 S: 7 P: 9	1B: 4 SF: 0 2B: 1 SAC: 0 3B: 0 DP: 1 HR: 1 HBP: 0	
PITCHER	IP WLS BF H R ER SO BB IBB HBP BLK WP HR S P ERA WHIP										
Ricky Bones, R (1, 1) ERA: 5.26	7.0 W 28 6 2 2 3 2 0 0 0 0 0 1 68 117 2.57 1.143										
Kevin Wickander, L (8, 1) ERA: 1.69	1.0 3 0 0 0 0 0 0 0 0 0 0 0 6 9 0.00 0.000										
Mike Fetters, R (9, 1) ERA: 2.53	1.0 3 0 0 0 0 1 0 0 0 0 0 0 7 9 0.00 0.000										

livebaseballscorecards.com

AB	32
R	2
H	6
RBI	2
BB	2
SO	4
LOB	10



Batter	1	2	3	4	5	6	7	8	9	10	11	12	AB	R	H	RBI	BB	SO	LOB	
Fernando Vina, L OBP: 0.378, SLG: 0.481 Turner Ward, S OBP: 0.352, SLG: 0.405 Mark Loretta, R OBP: 0.438, SLG: 0.357	4-2 1B 2B BB	1-0 SAFE F9			0-2 L8			0-0 B1-3	3-3 K		1-0 P3		3	1	0	0	1	0	1	
Kevin Seitzer, R OBP: 0.442, SLG: 0.500	1-0 F8			4-1 L3 BB				2-3 K		4-2 BB 1B BB		2-2 P3	4	1	0	0	2	1	1	
Jose Valentin, S OBP: 0.383, SLG: 0.560	3-1 SAFE 1-3 2B 1B		2-2 L3			4-2 E BB		3-1 P6		4-2 1B G3 BB		1-1 F7	4	2	1	0	2	0	1	
Greg Vaughn, R OBP: 0.379, SLG: 0.534	3-3 SAFE 1-2 K		3-3 K			1-3 SAFE K			0-3 K		1-0 L8		1-1 G6-3	6	0	0	0	0	4	5
John Jaha, R OBP: 0.366, SLG: 0.383	4-0 2B BB			3-2 G3-1		1-0 SAFE E6			2-0 BB 1B		0-1 G3 1B			4	2	2	1	1	0	1
Dave Nilsson, L OBP: 0.600, SLG: 0.571 Jeff Cirillo, R OBP: 0.339, SLG: 0.450 David Hulse, L OBP: 0.200, SLG: 0.182 Jesse Levis, L OBP: 0.387, SLG: 0.269	0-2 1-H 2-H 3-H 2B			0-1 F7		0-0 P6			4-0 1B 1B BB		0-1 G3			3	0	1	3	0	0	2
Matt Mieske, R OBP: 0.375, SLG: 0.565		4-2 BB		1-0 P4			0-0 F9		1-2 P3		2-2 F8			4	0	0	0	1	0	3
Pat Listach, S OBP: 0.317, SLG: 0.340		0-1 B5			3-2 F7				2-2 G6-3					5	0	1	1	0	0	1
Mike Matheny, R OBP: 0.275, SLG: 0.366			1-3 K		1-3 K				1-3 K		1-0 S 1B		2-2 L7	5	0	1	1	0	3	1

Inning Stats	R: 3	H: 2	E: 0	LOB: 1	K: 1	S: 11	R: 0	H: 0	E: 0	LOB: 1	K: 1	S: 11	R: 0	H: 0	E: 0	LOB: 0	K: 1	S: 8	R: 0	H: 0	E: 0	LOB: 0	K: 0	S: 6	R: 0	H: 0	E: 0	LOB: 0	K: 1	S: 11	R: 0	H: 0	E: 1	LOB: 2	K: 1	S: 11	R: 0	H: 0	E: 0	LOB: 0	K: 1	S: 9	R: 0	H: 0	E: 0	LOB: 0	K: 1	S: 7	R: 2	H: 3	E: 0	LOB: 3	K: 2	S: 15	R: 2	H: 1	E: 0	LOB: 1	K: 0	S: 16	R: 0	H: 0	E: 0	LOB: 0	K: 0	S: 5	R: 0	H: 0	E: 0	LOB: 0	K: 0	S: 7	R: 0	H: 0	E: 0	LOB: 0	K: 0	S: 11	1B: 5	2B: 2	3B: 0	HR: 0	SF: 0	SAC: 0	DP: 1	HBP: 0	WP: 0	PA: 49
--------------	------	------	------	--------	------	-------	------	------	------	--------	------	-------	------	------	------	--------	------	------	------	------	------	--------	------	------	------	------	------	--------	------	-------	------	------	------	--------	------	-------	------	------	------	--------	------	------	------	------	------	--------	------	------	------	------	------	--------	------	-------	------	------	------	--------	------	-------	------	------	------	--------	------	------	------	------	------	--------	------	------	------	------	------	--------	------	-------	-------	-------	-------	-------	-------	--------	-------	--------	-------	--------

PITCHER	IP	WLS	BF	H	R	ER	SO	BB	IBB	HBP	BLK	WP	HR	S	P	ERA	WHIP
Jimmy Haynes, R ERA: 7.76	8.0		30	2	3	3	7	5	0	0	0	0	0	74	127	3.38	0.875
Randy Myers, L ERA: 2.63	1.0		7	3	2	2	2	1	0	0	0	0	0	15	28	18.00	4.000
Keith Shepherd, R ERA: 7.71	0.1		4	1	2	2	0	2	0	0	0	0	0	10	19	54.00	9.000
Jesse Orosco, L ERA: 10.97	1.2	W	5	0	0	0	0	0	0	0	0	0	0	11	16	0.00	0.000
Roger McDowell, R ERA: 1.35	1.0	S	3	0	0	0	0	0	0	0	0	0	0	7	11	0.00	0.000


BOTTOM

Baltimore Orioles @ Milwaukee Brewers
Milwaukee County Stadium, Milwaukee, WI

Fri May 10 1996, 8:05 PM EDT
 Att. 9,520 - Unknown - 43 F

livebaseballscorecards.com

AB	41
R	7
H	6
RBI	7
BB	8
SO	9
LOB	19



Baltimore Orioles @ Milwaukee Brewers
 Milwaukee County Stadium, Milwaukee, WI

Sat May 11 1996, 4:33 AM EDT
 Att. 21,081 - Sunny - 46 F

AB	30
R	5
H	4
RBI	5
BB	10
SO	2
LOB	22



AB R H RBI BB SO LOB

3	0	1	1	1	0	0
0	0	0	1	0	0	0
0	0	0	0	0	0	0

4	0	0	0	0	0	5
---	---	---	---	---	---	---

2	1	0	0	3	1	0
---	---	---	---	---	---	---

3	1	0	0	2	0	3
---	---	---	---	---	---	---

4	0	1	1	1	0	2
---	---	---	---	---	---	---

3	2	0	1	1	0	2
---	---	---	---	---	---	---

4	1	1	0	1	0	3
---	---	---	---	---	---	---

2	0	0	0	0	1	2
---	---	---	---	---	---	---

1	0	0	0	0	0	2
---	---	---	---	---	---	---

1	0	0	0	0	0	1
---	---	---	---	---	---	---

3	0	1	1	1	0	2
---	---	---	---	---	---	---

1B:	4	SF:	2
2B:	0	SAC:	0
3B:	0	DP:	2
HR:	0	HBP:	2

WP:	0	PA:	46
PB:	0		
SB:	0		
CS:	2		

Batter	1	2	3	4	5	6	7	8	9	10
Manny Alexander, R OBP: 0.250, SLG: 0.143 Bobby Bonilla, S OBP: 0.268, SLG: 0.288 Randy Myers, L	0-0 G1-3		1-1 BB 1B		3-2 P4		0-1 CS	4-0 BB BB	0-0 SF7	
Jeffrey Hammonds, R OBP: 0.328, SLG: 0.451	2-1 F9		2-2 P3		1-2 CS HBP			1-1 G5-4-3 BB	0-1 F8	
Roberto Alomar, S OBP: 0.436, SLG: 0.552	2-3 K		4-0 BB		2-2 CS	0-1 F9		4-1 BB BB		4-2 BB BB
Rafael Palmeiro, L OBP: 0.380, SLG: 0.403		1-2 G4-3	3-2 L6			0-1 F9		4-1 FC5-4 BB		4-2 BB BB
Cal Ripken Jr., R OBP: 0.300, SLG: 0.336	1-0 E6			4-1 BB		0-0 F7		1-0 FC5-4		3-2 BB
B.J. Surhoff, L OBP: 0.367, SLG: 0.579	1-1 G4-6-3			1-0 F7			1-0 E1 BB 1B		4-2 FC6 BB SF7	0-0 SF9
Chris Hoiles, R OBP: 0.330, SLG: 0.462			0-2 HBP 1B 1B	2-2 P4			2-2 P6		4-2 FC6 BB	1-1 P3
Billy Ripken, R OBP: 0.250, SLG: 0.286 Brady Anderson, L OBP: 0.412, SLG: 0.754 Jeff Huson, L OBP: 0.250, SLG: 0.143			1-1 BB 1B HBP	0-3 K			0-0 B5-3		3-2 FC6 BB	1-2 G4-3
Tony Tarasco, L OBP: 0.299, SLG: 0.313			0-2 P2		1-0 P6		3-2 CS 1B		4-2 BB	

Inning Stats	R: 0	H: 0	R: 0	H: 0	R: 1	H: 2	R: 0	H: 0	R: 0	H: 0	R: 1	H: 1	R: 0	H: 0	R: 1	H: 0	R: 2	H: 1	1B: 4	SF: 2
	E: 0	LOB: 0	E: 1	LOB: 0	E: 0	LOB: 3	E: 0	LOB: 1	E: 0	LOB: 0	E: 1	LOB: 0	E: 0	LOB: 2	E: 0	LOB: 2	E: 0	LOB: 1	2B: 0	SAC: 0
	K: 1	BB: 0	K: 0	BB: 0	K: 0	BB: 1	K: 1	BB: 1	K: 0	BB: 0	K: 0	BB: 0	K: 0	BB: 3	K: 0	BB: 3	K: 0	BB: 2	3B: 0	DP: 2
	S: 6	P: 10	S: 7	P: 10	S: 15	P: 26	S: 8	P: 15	S: 8	P: 15	S: 11	P: 17	S: 5	P: 19	S: 17	P: 32	S: 14	P: 27	HR: 0	HBP: 2

PITCHER	IP	WLS	BF	H	R	ER	SO	BB	IBB	HBP	BLK	WP	HR	S	P	ERA	WHIP
Scott Karl, L ERA: 4.27	6.2		27	3	2	1	2	2	0	2	0	0	0	59	97	1.35	0.750
Marshall Boze, R ERA: 2.35	7.1		5	0	0	0	0	3	0	0	0	0	0	6	20	0.00	2.250
Mike Fetters, R ERA: 3.09	9.1		6	0	1	1	0	3	0	0	0	0	0	17	32	9.00	3.000
Mike Potts, L ERA: 4.91	10.1	L	6	1	2	2	0	2	0	0	0	0	0	14	27	18.00	3.000

Batter	1	2	3	4	5	6	7	8	9	AB R H RBI BB SO LOB	TOP	
Luis Polonia, L (1, 7) OBP: 0.250, SLG: 0.250	3-2 CS 1B	3-1 L5-4 2-3		2-1 G4-3			3-2 F7			4 0 1 0 0 0 2		
Jeffrey Hammonds, R (1, 9) OBP: 0.318, SLG: 0.436	3-1 F9		1-2 P5		2-2 F7		1-3 K			4 0 0 0 0 1 1		
Roberto Alomar, S (1, 10) OBP: 0.437, SLG: 0.548	3-2 HR 1B		4-1 HR BB		2-2 G1-3		0-3 K			3 2 1 0 1 1 0		
Rafael Palmeiro, L (1, 3) OBP: 0.383, SLG: 0.451	3-1 HR		3-2 HR		1-1 F9		0-0 F8			4 2 2 4 0 0 0		
Cal Ripken Jr., R (1, 6) OBP: 0.305, SLG: 0.348	0-1 2B		2-1 FC5-4 1B		1-2 F7		2-3 K			4 0 2 0 0 1 0		
B.J. Surhoff, L (1, 5) OBP: 0.358, SLG: 0.562	0-2 G3		2-0 F7		0-0 G4-3		1-1 F8			4 0 0 0 0 0 2		
Mike Devereaux, R (1, 8) OBP: 0.304, SLG: 0.357		4-0 FC1-5 BB	1-1 FC5-4		0-0 F7		0-0 F7			2 0 0 0 1 0 1		
Brady Anderson, L (9, PH) OBP: 0.409, SLG: 0.748			1-2f							1 0 0 0 0 0 0		
Chris Hoiles, R (1, 2) OBP: 0.348, SLG: 0.467		4-0 L5-4 FC1-5 BB		4-1 G6-4-3 BB		1-1 G6-4-3 1B				1 0 1 0 2 0 0		
Billy Ripken, R (1, 4) OBP: 0.211, SLG: 0.235		1-1 FC1-5		0-1 G6-4-3		2-1 G6-4-3				3 0 0 0 0 0 4		
Inning Stats	R: 2 H: 4 E: 0 LOB: 1 K: 0 BB: 0 S: 16 P: 28	R: 0 H: 0 E: 0 LOB: 1 K: 0 BB: 2 S: 4 P: 16	R: 2 H: 2 E: 0 LOB: 1 K: 0 BB: 1 S: 12 P: 25	R: 0 H: 0 E: 0 LOB: 0 K: 0 BB: 1 S: 5 P: 11	R: 0 H: 0 E: 0 LOB: 0 K: 0 BB: 0 S: 9 P: 14	R: 0 H: 0 E: 0 LOB: 0 K: 0 BB: 0 S: 6 P: 7	R: 0 H: 1 E: 0 LOB: 0 K: 0 BB: 0 S: 7 P: 13	R: 0 H: 0 E: 0 LOB: 0 K: 2 BB: 0 S: 7 P: 8	R: 0 H: 0 E: 0 LOB: 0 K: 1 BB: 0 S: 6 P: 9	1B: 4 SF: 0 2B: 2 SAC: 0 3B: 0 DP: 3 HR: 2 HBP: 0	WP: 0 PA: 34 PB: 0 SB: 0 CS: 1	
PITCHER	IP WLS BF H R ER SO BB IBB HBP BLK WP HR S P ERA WHIP											
Angel Miranda, L (1, 1) ERA: 4.68	7.0 W 28 7 4 4 0 4 0 0 0 0 0 2 59 114 5.14 1.571											
Graeme Lloyd, L (8, 1) ERA: 3.0	1.0 3 0 0 0 2 0 0 0 0 0 0 0 7 8 0.00 0.000											
Mike Fetters, R (9, 1) ERA: 2.84	1.0 S 3 0 0 0 1 0 0 0 0 0 0 0 6 9 0.00 0.000											

Baltimore Orioles @ Milwaukee Brewers
Milwaukee County Stadium, Milwaukee, WI

Sun May 12 1996, 4:33 AM EDT
Att. 14,333 - Sunny - 48 F

livebaseballscorecards.com

AB 30
R 4
H 7
RBI 4
BB 4
SO 3
LOB 10



Batter	1	2	3	4	5	6	7	8	9
Chuck Carr, S OBP: 0.370, SLG: 0.452 (1, 8)	4-2 FC3-6 BB 2B	0-1 1B 3-H		1-2 FC6-4 1-2f		2-0 FC6-4 1B		2-3 K	
Kevin Seitzer, R OBP: 0.432, SLG: 0.479 (1, 5) (8, 3)	4-2 FC3-6 BB 1-2	0-1 1B 2-H		0-1 G5-3 1-2		0-1 FC6-4 1-2f		1-0 P3	
Jose Valentin, S OBP: 0.373, SLG: 0.532 (1, 6)	1-2 F9		3-2 G6-3 1B		0-1 F8		1-3 K		
John Jaha, R OBP: 0.359, SLG: 0.364 David Hulse, L OBP: 0.200, SLG: 0.182 (7, PR) (8, 7)	1-2 FC3-6 2B 1-2f 2-3		1-1 G6-3 1-2f		3-2 F7		4-0 2B BB		
Dave Nilsson, L OBP: 0.643, SLG: 0.818 (1, 10)	1-1 E5 1-H 3-H 2B		2-0 BB 1B		3-3 K		3-2 SAFE SAFE 1-H 2B		
Matt Mieske, R OBP: 0.385, SLG: 0.556 Jeff Cirillo, R OBP: 0.344, SLG: 0.441 (1, 9) (8, 5)		3-2 F8	4-1 BB 1-2 BB		1-2 G3-6-1 2B		4-0 IBB		
Fernando Vina, L OBP: 0.378, SLG: 0.466 (1, 4)		4-1 FC6-4 1B BB	1-1 G3-1		2-1 G3-6-1 2B FC5 1B		2-1 P2		
Turner Ward, S OBP: 0.345, SLG: 0.391 (1, 7) (8, 9)		0-1 FC6-4 1B 1-2		2-1 F7		0-0 FC5 G3-6-1 1-2		2-2 F7	
Jesse Levis, L OBP: 0.371, SLG: 0.267 (1, 2)		0-1 FC6-4 1B 1-2f 2-3		2-1 FC6-4 1B		2-0 G3-6-1 1-2f 2-H 3-H		1-2 G4-3	

Inning Stats	R: 2	H: 1	LOB: 0	K: 0	S: 12	R: 1	H: 3	LOB: 2	K: 0	S: 12	R: 0	H: 2	LOB: 2	K: 0	S: 9	R: 0	H: 1	LOB: 1	K: 0	S: 9	R: 0	H: 0	LOB: 0	K: 1	S: 10	R: 2	H: 3	LOB: 1	K: 0	S: 10	R: 1	H: 1	LOB: 2	K: 1	S: 17	R: 0	H: 0	LOB: 0	K: 1	S: 7		
	E: 1	BB: 2	P: 23	E: 0	BB: 1	E: 0	LOB: 2	BB: 1	E: 0	LOB: 2	E: 0	LOB: 0	BB: 0	E: 0	LOB: 0	E: 0	LOB: 0	BB: 0	E: 0	LOB: 0	E: 0	LOB: 0	E: 0	LOB: 0	E: 0	LOB: 0	E: 0	LOB: 0	E: 0	LOB: 0	E: 0	LOB: 0	E: 0	LOB: 0	E: 0	LOB: 0	E: 0	LOB: 0	E: 0	LOB: 0	E: 0	LOB: 0

PITCHER	IP	WLS	BF	H	R	ER	SO	BB	IBB	HBP	BLK	WP	HR	S	P	ERA	WHIP
Scott Erickson, R ERA: 4.62 (1, 1)	6.1	L	31	10	6	6	2	5	0	0	0	0	0	65	117	8.53	2.368
Jesse Orosco, L ERA: 9.49 (7, 1)	1.2		7	1	0	0	1	0	1	0	0	0	0	21	36	0.00	0.600


BOTTOM

AB R H RBI BB SO LOB

4	1	2	1	1	1	1
4	0	1	0	1	0	2
4	0	1	0	0	1	2
3	1	0	0	1	0	3
0	1	0	0	0	0	0
4	0	3	3	0	1	0
2	1	1	0	2	0	0
0	0	0	0	0	0	0
3	2	1	0	1	0	4
4	0	1	0	0	0	4
4	0	1	0	0	0	3

AB 32
R 6
H 11
RBI 4
BB 6
SO 3
LOB 19

livebaseballscorecards.com



WP: 0 PA: 38
PB: 0
SB: 1
CS: 0

Baltimore Orioles @ Milwaukee Brewers
Milwaukee County Stadium, Milwaukee, WI

Sun May 12 1996, 4:33 AM EDT
Att. 14,333 - Sunny - 48 F

Batter	1	2	3	4	5	6	7	8	9	AB R H RBI BB SO LOB	TOP		
Tony Phillips, S (1, 7) OBP: 0.401, SLG: 0.420	4-1 BB 1B		1-0 F8		4-1 G1-3 1B BB		2-0 G1-3			2 0 0 0 2 0 0	Chicago White Sox @ Milwaukee Brewers Milwaukee County Stadium, Milwaukee, WI Mon May 13 1996, 8:05 PM EDT Att: 9,544 - Unknown - 51 F livebaseballscorecards.com		
Dave Martinez, L (1, 8) OBP: 0.358, SLG: 0.452	0-0 SAFE G6-3 1B		1-1 L8		2-1 FC5 G1-3 1B		1-0 F8			4 0 2 1 0 0 0			
Frank Thomas, R (1, 3) OBP: 0.453, SLG: 0.645	2-0 L6		1-0 F9		1-0 G1-3			1-1 HR		4 1 1 1 0 0 4			
Harold Baines, L (1, 10) OBP: 0.380, SLG: 0.538	1-1 G6-3 1-2f			2-1 G4-3		0-0 FC5 2-3		0-0 G4-6-3 1B		4 0 1 0 0 0 4			
Robin Ventura, L (1, 5) OBP: 0.322, SLG: 0.377		3-1 FC1-3 2B		1-1 F7		0-0 G6-3 2B		2-2 L6		4 0 2 0 0 0 1			
Danny Tartabull, R (1, 9) OBP: 0.328, SLG: 0.374		4-0 FC1-3 BB		4-0 BB		1-3 K		0-0 G4-6-3 1-2f		2 0 0 0 2 1 2			
Chad Kreuter, S (1, 2) OBP: 0.326, SLG: 0.306		0-0 FC1-3		3-1 G5-3		0-1 G6-3		1-3 K		4 0 0 0 0 1 4			
Ray Durham, S (1, 4) OBP: 0.384, SLG: 0.496		0-2 F8			0-1 1B 1B		2-2 L9		4-2 G6-4-3 BB	3 0 1 0 1 0 3			
Ozzie Guillen, L (1, 6) OBP: 0.246, SLG: 0.313		1-1 G6-3			3-2 BB 1B 1B		3-2 F8		1-0 G6-4-3 1-2f	4 1 1 0 0 0 3			
Inning Stats	R: 0 E: 0 K: 0 S: 5 H: 1 LOB: 1 BB: 1 P: 12	R: 0 E: 0 K: 0 S: 8 H: 1 LOB: 2 BB: 1 P: 16	R: 0 E: 0 K: 0 S: 4 H: 0 LOB: 0 BB: 0 P: 7	R: 0 E: 0 K: 0 S: 6 H: 0 LOB: 1 BB: 1 P: 16	R: 1 E: 0 K: 0 S: 10 H: 3 LOB: 2 BB: 1 P: 20	R: 0 E: 0 K: 1 S: 9 H: 1 LOB: 1 BB: 0 P: 12	R: 0 E: 0 K: 0 S: 5 H: 0 LOB: 0 BB: 0 P: 11	R: 1 E: 0 K: 0 S: 7 H: 2 LOB: 0 BB: 0 P: 10	R: 0 E: 0 K: 1 S: 6 H: 0 LOB: 0 BB: 1 P: 12	1B: 5 2B: 2 3B: 0 HR: 1 SF: 0 SAC: 0 DP: 3 HBP: 0	WP: 0 PB: 0 SB: 0 CS: 0 PA: 36		
PITCHER	IP WLS BF H R ER SO BB IBB HBP BLK WP HR S P ERA WHIP											PITCHER	IP WLS BF H R ER SO BB IBB HBP BLK WP HR S P ERA WHIP
Steve Sparks, R (1, 1) ERA: 7.78	7.0 W 30 7 2 2 1 4 0 0 0 0 0 1 49 97 2.57 1.571												
Graeme Lloyd, L (8, 1) ERA: 2.95	0.1 2 1 0 0 0 0 0 0 0 0 0 0 4 6 0.00 3.000												
Marshall Boze, R (8, 1) ERA: 1.93	1.2 S 4 0 0 0 1 1 0 0 0 0 0 0 7 13 0.00 0.600												

Chicago White Sox @ Milwaukee Brewers
 Milwaukee County Stadium, Milwaukee, WI

Mon May 13 1996, 8:05 PM EDT
 Att: 9,544 - Unknown - 51 F

AB 31
R 2
H 8
RBI 2
BB 5
SO 2
LOB 21



Batter	1	2	3	4	5	6	7	8	9
Chuck Carr, S (1, 8) OBP: 0.360, SLG: 0.478 	2-2 G3-1 	0-0 FC4-6 		0-1 CS 	1-1 G1-3 		0-2 		
Kevin Seitzer, R (1, 5) OBP: 0.434, SLG: 0.475 Jeff Cirillo, R (7, PR) OBP: 0.344, SLG: 0.441 (8, 5)	1-0 G5-3 		2-0 		1-0 F8 		4-2 		
Jose Valentin, S (1, 6) OBP: 0.370, SLG: 0.520	2-3 K 		0-0 F9 		4-1 		1-3 K 		
Greg Vaughn, R (1, 7) OBP: 0.378, SLG: 0.516 Turner Ward, S (9, 9) OBP: 0.345, SLG: 0.391		2-1 	0-3 K 		2-1 CS 	2-3 K 		4-2 	
John Jaha, R (1, 3) OBP: 0.370, SLG: 0.392		3-2 F7 	2-2 		1-1 	1-1 		2-2 	
Dave Nilsson, L (1, 10) OBP: 0.556, SLG: 0.867		1-1 	0-0 F7 		3-1 F9 	2-3 		0-0 P6 	
Matt Mieske, R (1, 9) OBP: 0.389, SLG: 0.553 David Hulse, L (9, 7) OBP: 0.200, SLG: 0.182		3-2 		3-2 F7 		1-1 G5-3 		1-2 	
Fernando Vina, L (1, 4) OBP: 0.382, SLG: 0.473		3-2 		4-2 		3-2 L9 		0-2 FC4-6 	
Mike Matheny, R (1, 2) OBP: 0.269, SLG: 0.354		1-0 		2-3 K 		1-1 G6-3 		0-1 PO 	

Inning Stats	R: 0	H: 0	E: 0	K: 1	S: 7	R: 3	H: 5	E: 0	K: 0	S: 17	R: 1	H: 2	E: 0	K: 1	S: 10	R: 0	H: 0	E: 0	K: 1	S: 11	R: 0	H: 0	E: 0	K: 0	S: 5	R: 0	H: 1	E: 0	K: 1	S: 9	R: 0	H: 1	E: 0	K: 1	S: 14	R: 2	H: 2	E: 0	K: 0	S: 14	
	0	0	0	1	7	3	5	0	0	17	1	2	0	1	10	0	0	0	1	11	0	0	0	0	5	0	1	0	0	0	9	0	1	0	0	14	2	2	0	0	14

PITCHER	IP	WLS	BF	H	R	ER	SO	BB	IBB	HBP	BLK	WP	HR	S	P	ERA	WHIP
James Baldwin, R (1, 1) ERA: 3.18	5.1	L	23	8	4	4	4	2	0	0	0	0	1	55	95	6.75	1.875
Larry Thomas, L (6, 1) ERA: 4.38	0.1		1	0	0	0	0	0	0	0	0	0	0	2	5	0.00	0.000
Kirk McCaskill, R (6, 1) ERA: 7.71	2.1		11	3	2	2	1	2	0	0	0	1	0	30	47	7.71	2.143

BOTTOM

Chicago White Sox @ Milwaukee Brewers
 Milwaukee County Stadium, Milwaukee, WI

Mon May 13 1996, 8:05 PM EDT
 Att. 9,544 - Unknown - 51 F

AB	31
R	6
H	11
RBI	6
BB	4
SO	5
LOB	12

1B	2B	3B	HR	SF	SAC	DP	HBP	WP	PA
6	3	1	1	0	0	0	0	1	38

Batter	1	2	3	4	5	6	7	8	9	AB	R	H	RBI	BB	SO	LOB	TOP											
Tony Phillips, S OBP: 0.407, SLG: 0.422 Lyle Mouton, R OBP: 0.294, SLG: 0.311	3-1 2B 1B	1-1 E5 2B 1B	2-3 K		2-1 F8	4-2 1B BB		2-0 G1-3	0-0 G6-3	4	2	2	2	1	1	1												
Dave Martinez, L OBP: 0.379, SLG: 0.474	0-0 2B	2-0 2B HBP	2-2 HR 1B					3-2 F7		5	3	3	2	0	0	1												
Frank Thomas, R OBP: 0.455, SLG: 0.664 Darren Lewis, R OBP: 0.354, SLG: 0.296	2-3 K	1-1 G4-3 FC6-4 2B	1-2 HR					4-0 BB 1B IBB		5	3	2	6	1	2	4												
Robin Ventura, L OBP: 0.329, SLG: 0.407	1-0 2B	1-1 G4-3	1-1 P4					4-0 1B BB		5	2	2	3	1	0	1												
Danny Tartabull, R OBP: 0.350, SLG: 0.390	4-2 BB	4-1 FC6-4 IBB		0-1 F8				4-1 1B BB		3	1	2	1	3	0	0												
Harold Baines, L OBP: 0.378, SLG: 0.527	1-0 G3-6-1	1-2 FC6-4 1B		2-2 L7				0-0 1B		6	1	2	3	0	1	4												
Ron Karkovics, R OBP: 0.295, SLG: 0.313				1-0 P2				2-2 G6-3		4	2	2	1	2	0	2												
Ray Durham, S OBP: 0.387, SLG: 0.504 Jose Munoz, S OBP: 0.400, SLG: 0.318									1-1 G3-1	4	1	2	0	0	0	0												
Ozzie Guillen, L OBP: 0.268, SLG: 0.333 Chris Snopce, R OBP: 0.302, SLG: 0.538									2-1 G6-3	5	4	4	2	0	0	0												
Inning Stats	R: 2 E: 0 K: 1 S: 11	H: 3 LOB: 1 BB: 1 P: 22	R: 6 E: 1 K: 0 S: 20	H: 5 LOB: 2 BB: 2 P: 39	R: 3 E: 0 K: 1 S: 14	H: 3 LOB: 0 BB: 0 P: 20	R: 0 E: 0 K: 0 S: 7	H: 0 LOB: 0 BB: 0 P: 10	R: 0 E: 0 K: 0 S: 4	H: 0 LOB: 0 BB: 0 P: 6	R: 6 E: 0 K: 1 S: 22	H: 7 LOB: 2 BB: 1 P: 41	R: 0 E: 0 K: 1 S: 9	H: 1 LOB: 2 BB: 1 P: 18	R: 3 E: 0 K: 0 S: 11	H: 2 LOB: 2 BB: 3 P: 30	R: 0 E: 0 K: 0 S: 5	H: 0 LOB: 0 BB: 0 P: 8	1B: 14 2B: 5 3B: 0 HR: 2	SF: 0 SAC: 0 DP: 1 HBP: 1	WP: 0 PB: 0 SB: 0 CS: 0	PA: 55						
PITCHER	IP	WLS	BF	H	R	ER	SO	BB	IBB	HBP	BLK	WP	HR	S	P	ERA	WHIP											
Ricky Bones, R ERA: 6.54	(1, 1)	1.0	L	12	7	8	8	1	2	0	1	0	0	0	22	41	72.00	9.000										
Mike Potts, L ERA: 6.98	(2, 1)	4.2		23	8	7	7	1	0	1	0	0	0	2	43	72	13.50	1.714										
Kevin Wickander, L ERA: 4.73	(6, 1)	2.0		15	5	5	5	2	2	2	0	0	0	0	28	62	22.50	3.500										
Marshall Boze, R ERA: 1.69	(8, 1)	1.1		6	1	0	0	0	1	0	0	0	0	0	10	19	0.00	1.500										

Chicago White Sox @ Milwaukee Brewers
 Milwaukee County Stadium, Milwaukee, WI
 Wed May 15 1996, 8:05 PM EDT
 Att: 8,733 - Unknown - 46 F

AB	46
R	20
H	21
RBI	20
BB	8
SO	4
LOB	16



livebaseballscorecards.com

Batter	1	2	3	4	5	6	7	8	9	AB	R	H	RBI	BB	SO	LOB
Chuck Carr, S (1, 8) OBP: 0.333, SLG: 0.440 David Hulse, L (7, 8) OBP: 0.196, SLG: 0.178	0-1 L6		1-3 K		1-3 K	1-1 F7			1-2 P6	4	0	0	0	0	2	2
Kevin Seitzer, R (1, 10) OBP: 0.439, SLG: 0.484	0-1 2B		4-1 BB		1-1 1B 2-3 2B 1B	2-2 G4-3			1-2 G3	4	1	2	0	1	0	1
Jose Valentin, S (1, 6) OBP: 0.377, SLG: 0.523	2-0 L5		0-1 L1-3		0-0 2B 1-2 HR 3-H 1B				3-2 1B 1B 1B	5	2	3	1	0	0	2
Greg Vaughn, R (1, 7) OBP: 0.384, SLG: 0.524 Turner Ward, S (7, 7) OBP: 0.350, SLG: 0.396	1-3 K			4-2 BB BB	0-0 HR 2B				0-0 1B 1-2 2B 1B	2	1	1	1	1	1	1
John Jaha, R (1, 3) OBP: 0.373, SLG: 0.414 Dave Nilsson, L (8, 3) OBP: 0.579, SLG: 0.875		0-1 G4-3		4-2 BB	2-0 HR				0-0 1B 1-2 2B 1B	3	1	1	3	1	0	2
Matt Mieske, R (1, 9) OBP: 0.381, SLG: 0.535		0-3 K		1-3 K	1-3 K				1-0 2B 1-2 2-3 3-H 1B	5	0	1	1	0	3	3
Jeff Cirillo, R (1, 5) OBP: 0.346, SLG: 0.443		4-2 BB		1-3 K	1-0 F8				0-0 1-3 2-H 3-H 2B	4	0	1	2	1	1	2
Pat Listach, S (1, 4) OBP: 0.310, SLG: 0.324		2-2 G3		1-0 L8					0-0 L8 FC4-6 BB	4	0	0	0	1	0	5
Mike Matheny, R (1, 2) OBP: 0.273, SLG: 0.366 Jesse Levis, L (6, PH) OBP: 0.351, SLG: 0.250 (7, 2)			1-3 K		1-1 1B 1B 2B				0-0 F9	2	1	1	0	0	1	0
										2	0	0	0	0	0	1

Inning Stats	R: 0	H: 1	E: 0	K: 1	S: 8	R: 0	H: 0	E: 0	K: 1	S: 12	R: 0	H: 0	E: 0	K: 2	S: 10	R: 0	H: 0	E: 0	K: 2	S: 14	R: 5	H: 5	E: 0	K: 2	S: 17	R: 0	H: 0	E: 0	K: 0	S: 8	R: 0	H: 1	E: 1	K: 0	S: 9	R: 0	H: 0	E: 0	K: 0	S: 3	R: 3	H: 5	E: 0	K: 0	S: 16	1B: 7	2B: 4	3B: 0	HR: 1	SF: 0	SAC: 0	DP: 1	HBP: 0	WP: 0	PA: 44
--------------	------	------	------	------	------	------	------	------	------	-------	------	------	------	------	-------	------	------	------	------	-------	------	------	------	------	-------	------	------	------	------	------	------	------	------	------	------	------	------	------	------	------	------	------	------	------	-------	-------	-------	-------	-------	-------	--------	-------	--------	-------	--------

PITCHER	IP	WLS	BF	H	R	ER	SO	BB	IBB	HBP	BLK	WP	HR	S	P	ERA	WHIP
Wilson Alvarez, L (1, 1) ERA: 5.01	5.0	W	25	6	5	5	8	4	0	0	0	0	1	61	94	9.00	2.000
Brian Keyser, R (6, 1) ERA: 2.28	4.0	S	19	6	3	3	0	1	0	0	0	0	0	36	57	6.75	1.750

BOTTOM

Chicago White Sox @ Milwaukee Brewers
 Milwaukee County Stadium, Milwaukee, WI

Wed May 15 1996, 8:05 PM EDT
 Att. 8,733 - Unknown - 46 F

AB	39
R	8
H	12
RBI	8
BB	5
SO	8
LOB	20



Batter	1	2	3	4	5	6	7	8	9
Chuck Carr, S <small>OBP: 0.345, SLG: 0.444</small> (1, 8)	1-1 G4-3 		2-1 2-3 1B		2-0 2-3 1B		0-3 K 		
Kevin Seitzer, R <small>OBP: 0.441, SLG: 0.484</small> (1, 5) (9, 3)	1-1 1B		1-0 2B 1-2 1B 3-H		1-1 G6-3 1-2 1B 3-H		1-3 K 		
Jose Valentin, S <small>OBP: 0.368, SLG: 0.507</small> (1, 6)	0-2 F9 		2-3 K 		1-0 P5 			3-3 K 	
Greg Vaughn, R <small>OBP: 0.387, SLG: 0.531</small> Jeff Cirillo, R <small>OBP: 0.346, SLG: 0.443</small> (1, 7) (9, 5)	0-0 1B 1-2		0-0 2B 1-3		1-3 			3-3 K 	
John Jaha, R <small>OBP: 0.370, SLG: 0.432</small> (1, 10)	0-0 F7 		2-3 K 		3-3 K 			2-1 HR	
Dave Nilsson, L <small>OBP: 0.522, SLG: 0.750</small> Turner Ward, S <small>OBP: 0.350, SLG: 0.396</small> (1, 3) (9, 7)		2-3 K 		0-0 G4-3 		1-1 1B E		0-0 G4-3 	
Matt Mieske, R <small>OBP: 0.379, SLG: 0.529</small> (1, 9)		2-2 G5-3 		2-2 G6-3 		0-0 1B 1-3			
Fernando Vina, L <small>OBP: 0.371, SLG: 0.457</small> (1, 4)		2-2 L8 		0-0 F8 		1-1 F7 			
Mike Matheny, R <small>OBP: 0.283, SLG: 0.394</small> (1, 2)			0-0 1B 2B		1-1 1B G6-3 2B		2-2 G6-3 		

AB	R	H	RBI	BB	SO	LOB
4	0	2	0	0	1	0
4	0	2	1	0	1	1
4	0	0	0	0	2	2
4	0	2	0	0	2	0
0	0	0	0	0	0	0
4	1	1	1	0	2	4
4	0	1	0	0	1	0
0	0	0	0	0	0	0
3	0	1	0	0	0	0
3	0	0	0	0	0	2
3	2	2	0	0	0	0

BOTTOM

Chicago White Sox @ Milwaukee Brewers
 Milwaukee County Stadium, Milwaukee, WI
 Thu May 16 1996, 4:33 AM EDT
 Att. 13,849 - Overcast - 49 F

AB	33
R	3
H	11
RBI	2
BB	0
SO	9
LOB	9



Inning Stats		R	H	E	K	S	R	H	E	K	S	R	H	E	K	S	R	H	E	K	S	R	H	E	K	S	R	H	E	K	S	R	H	E	K	S		
		0	2	0	0	11	0	0	0	1	11	0	0	0	0	11	0	0	0	0	1	11	0	0	0	0	1	11	0	0	0	1	11	0	0	0	1	11

PITCHER	IP	WLS	BF	H	R	ER	SO	BB	IBB	HBP	BLK	WP	HR	S	P	ERA	WHIP
Kevin Tapani, R <small>ERA: 3.88</small>	(1, 1)	7.2	L	32	11	3	3	9	0	0	0	0	1	71	110	3.52	1.435
Larry Thomas, L <small>ERA: 4.26</small>	(8, 1)	0.1		1	0	0	0	0	0	0	0	0	0	1	1	0.00	0.000

PITCHER	IP	WLS	BF	H	R	ER	SO	BB	IBB	HBP	BLK	WP	HR	S	P	ERA	WHIP

WP	PA	3B	SAC	DP	HBP
0	33	0	0	1	0

Batter	1	2	3	4	5	6	7	8	9	AB R H RBI BB SO LOB	TOP											
Chuck Carr, S (1, 8) OBP: 0.344, SLG: 0.424 <small>B C X</small>	2-1 		0-1 		1-1 				1-0 	5 2 1 0 1 1 1												
Kevin Seitzer, R (1, 5) OBP: 0.448, SLG: 0.489 Jeff Cirillo, R (6, PH) OBP: 0.348, SLG: 0.453 <small>B C X</small>	2-2 		1-0 		1-2 				1-0 	3 1 2 0 1 0 0 2 0 1 0 0 0 0												
Jose Valentin, S (1, 6) OBP: 0.365, SLG: 0.511 Pat Listach, S (7, PH) OBP: 0.304, SLG: 0.317 <small>B F X</small>	2-2 		0-0 		2-2 		2-3 		1-2 	3 1 1 3 0 0 1 2 0 0 0 0 1 0												
Greg Vaughn, R (1, 7) OBP: 0.396, SLG: 0.530 Turner Ward, S (6, 7) OBP: 0.344, SLG: 0.388 <small>B X</small>		1-0 	0-0 		4-1 		0-0 			2 1 1 0 1 0 1 1 0 0 0 0 0 0												
John Jaha, R (1, 3) OBP: 0.371, SLG: 0.426 <small>B B C SAFE</small>		4-1 	3-0 		0-0 		0-1 			4 1 1 2 1 0 3												
Dave Nilsson, L (1, 10) OBP: 0.536, SLG: 0.960 <small>C C B X</small>		1-2 		2-2 				0-1 		5 2 3 4 0 0 0												
Matt Mieske, R (1, 9) OBP: 0.397, SLG: 0.538 <small>C B F SAFE</small>		2-3 		1-0 				0-0 		4 2 3 0 1 1 3												
Fernando Vina, L (1, 4) OBP: 0.373, SLG: 0.480 <small>B B X</small>		2-0 		0-0 				4-1 		4 1 1 2 1 0 5												
Mike Matheny, R (1, 2) OBP: 0.288, SLG: 0.398 <small>S D C SAFE</small>		1-3 		0-0 				1-0 		4 1 1 1 1 1 5												
Inning Stats	R: 0 E: 0 K: 0 S: 8	H: 0 LOB: 0 BB: 0 P: 14	R: 0 E: 0 K: 2 S: 12	H: 2 LOB: 3 BB: 1 P: 23	R: 1 E: 0 K: 0 S: 6	H: 2 LOB: 1 BB: 0 P: 10	R: 0 E: 0 K: 0 S: 6	H: 1 LOB: 1 BB: 0 P: 9	R: 0 E: 0 K: 0 S: 10	H: 1 LOB: 2 BB: 1 P: 18	R: 11 E: 0 K: 1 S: 26	H: 8 LOB: 2 BB: 4 P: 57	R: 0 E: 0 K: 1 S: 7	H: 0 LOB: 0 BB: 0 P: 9	R: 0 E: 0 K: 0 S: 5	H: 1 LOB: 1 BB: 1 P: 10	R: 0 E: 0 K: 0 S: 5	H: 0 LOB: 0 BB: 0 P: 8	1B: 9 2B: 3 3B: 0 HR: 3	SF: 1 SAC: 0 DP: 0 HBP: 1	WP: 0 PB: 0 SB: 0 CS: 0	PA: 48
PITCHER	IP WLS BF H R ER SO BB IBB HBP BLK WP HR S P ERA WHIP																					
Jose Parra, R (1, 1) ERA: 6.04	5.1 L 27 9 4 4 2 2 0 0 0 0 0 1 49 87 6.75 2.062																					
Dan Naulty, R (6, 1) ERA: 2.6	0.0 3 1 1 1 0 2 0 0 0 0 0 0 4 13 ∞ ∞																					
Erik Bennett, R (6, 1) ERA: 7.54	0.0 6 3 7 7 0 2 0 1 0 0 0 2 10 25 ∞ ∞																					
Mike Milchin, L (6, 1) ERA:	2.2 9 2 0 0 2 1 0 0 0 0 0 0 17 25 0.00 1.125																					
Greg Hansell, R (9, 1) ERA: 5.48	1.0 3 0 0 0 0 0 0 0 0 0 0 0 5 8 0.00 0.000																					

Milwaukee Brewers @ Minnesota Twins
 Hubert H. Humphrey Metrodome, Minneapolis, MN

livebaseballscorecards.com

AB	39
R	12
H	15
RBI	12
BB	7
SO	4
LOB	19



Fri May 17 1996, 8:05 PM EDT
 Att. 26,733 - Dome - 70 F

Batter	1	2	3	4	5	6	7	8	9	AB R H RBI BB SO LOB	TOP
Chuck Carr, S (1, 8) OBP: 0.333, SLG: 0.406 B C X X 1-1 S 2B 1B	0-0 F7			2-2 FC4-6 1-2f			1-3 K		0-1 FC5-6 1-2f CS	5 1 1 0 0 1 2	
Kevin Seitzer, R (1, 5) OBP: 0.459, SLG: 0.504 Jeff Cirillo, R (9, PR) OBP: 0.348, SLG: 0.453 (9, 5) B C X B F X X 2-1 1B 2B 1-H			0-0 G6-3 1B			2-1 F8	1-2 G3-1 WP 1B	4-2 HR BB 1-2	4 1 3 1 1 0 0 0 1 0 0 0 0 0		
Jose Valentin, S (1, 6) OBP: 0.366, SLG: 0.528 X 0-0 1B 2-H			1-1 G6-3 1-2f			0-1 G3-1	1-1 G3-1 1-3	0-0 HR 1-H	5 1 2 3 0 0 2		
Greg Vaughn, R (1, 7) OBP: 0.402, SLG: 0.529 Turner Ward, S (9, PR) OBP: 0.344, SLG: 0.388 (9, 7) 1 SAFE 1 SAFE C 1-3 K 1-2			0-1 WP BB 1B			4-1 BB	1-2 G2	2-2 FC4-6 1B	4 0 2 0 1 1 2 0 0 0 0 0 0 0		
John Jaha, R (1, 3) OBP: 0.372, SLG: 0.443 B C X B F X 3-2 HR			4-2 WP BB 1-2			3-3 K		2-1 L8	2-0 FC4-6 1-2f	4 1 1 1 1 1 2	
Dave Nilsson, L (1, 10) OBP: 0.531, SLG: 1.103 B C X 1-0 HR			3-1 F7 1-2 2-3			0-0 P5		2-0 HR	4 2 2 2 0 0 2		
Matt Mieske, R (1, 9) OBP: 0.384, SLG: 0.518 B C X B F X 2-2 G5-3				3-1 P3		1-1 G1-3		0-3 K	4 0 0 0 0 1 0		
Fernando Vina, L (1, 4) OBP: 0.368, SLG: 0.480 B C X 1-1 G3-1				1-2 P6		0-1 P6 2B		2-2 P6	4 0 1 0 0 0 0		
Jesse Levis, L (1, 2) OBP: 0.366, SLG: 0.257 David Hulse, L (9, PR) OBP: 0.196, SLG: 0.178 Mike Matheny, R (9, 2) OBP: 0.288, SLG: 0.398 B C X B C X 2-1 G4-3				4-1 FC4-6 BB		3-1 G6-3		0-0 FC5-6 1B	3 0 1 0 1 0 1 0 0 0 0 0 0 0 0 0 0 0 0 0 0		
Inning Stats	R: 4 H: 5 E: 0 LOB: 0 K: 1 BB: 0 S: 17 P: 27	R: 0 H: 0 E: 0 LOB: 0 K: 0 BB: 0 S: 5 P: 8	R: 0 H: 2 E: 0 LOB: 2 K: 0 BB: 1 S: 9 P: 17	R: 0 H: 0 E: 0 LOB: 1 K: 0 BB: 1 S: 10 P: 20	R: 0 H: 0 E: 0 LOB: 1 K: 1 BB: 1 S: 9 P: 18	R: 0 H: 1 E: 0 LOB: 1 K: 0 BB: 0 S: 7 P: 11	R: 0 H: 1 E: 0 LOB: 1 K: 1 BB: 0 S: 11 P: 15	R: 1 H: 1 E: 0 LOB: 0 K: 1 BB: 0 S: 9 P: 15	R: 2 H: 3 E: 0 LOB: 1 K: 0 BB: 1 S: 10 P: 18	1B: 7 SF: 0 2B: 2 SAC: 0 3B: 0 DP: 1 HR: 4 HBP: 0	WP: 2 PA: 41 PB: 0 SB: 1 CS: 1
PITCHER Pat Mahomes, R (1, 1) ERA: 6.29 Greg Hansell, R (7, 1) ERA: 5.47 Eddie Guardado, L (8, 1) ERA: 4.37 Dave Stevens, R (9, 1) ERA: 5.17	IP WLS BF H R ER SO BB IBB HBP BLK WP HR S P ERA WHIP 6.0 L 27 8 4 4 2 3 0 0 0 1 2 57 101 6.00 1.833 1.2 7 2 1 1 2 0 0 0 0 1 1 17 25 5.40 1.200 1.0 4 1 1 1 0 1 0 0 0 0 0 8 14 9.00 2.000 0.1 3 2 1 1 0 0 0 0 0 0 1 5 9 27.00 6.000					PITCHER IP WLS BF H R ER SO BB IBB HBP BLK WP HR S P ERA WHIP					

Milwaukee Brewers @ Minnesota Twins
 Hubert H. Humphrey Metrodome, Minneapolis, MN
 Sat May 18 1996, 8:05 PM EDT
 Att. 30,593 - Dome - 69 F

AB	37
R	7
H	13
RBI	7
BB	4
SO	4
LOB	11



Batter	1	2	3	4	5	6	7	8	9	AB	R	H	RBI	BB	SO	LOB
Chuck Knoblauch, R (1, 4) <small>OBP: 0.415, SLG: 0.504</small>										5	1	3	0	0	1	0
Jeff Reboulet, R (1, 6) <small>OBP: 0.239, SLG: 0.195</small> Chip Hale, L (9, PH) <small>OBP: 0.462, SLG: 0.667</small>										4	0	0	0	0	0	1
Paul Molitor, R (1, 10) <small>OBP: 0.379, SLG: 0.451</small>										3	1	0	0	1	0	1
Marty Cordova, R (1, 7) <small>OBP: 0.415, SLG: 0.532</small>										4	1	2	3	0	0	0
Dave Hollins, S (1, 5) <small>OBP: 0.377, SLG: 0.450</small>										4	0	1	0	0	0	1
Roberto Kelly, R (1, 8) <small>OBP: 0.343, SLG: 0.340</small> Rich Becker, L (8, PH) <small>OBP: 0.320, SLG: 0.309</small> <small>(9, 8)</small>										2	0	0	0	1	1	1
Ron Coomer, R (1, 9) <small>OBP: 0.297, SLG: 0.458</small>										3	0	0	0	1	0	3
Scott Stahoviak, L (1, 3) <small>OBP: 0.384, SLG: 0.514</small> Pat Meares, R (9, PH) <small>OBP: 0.317, SLG: 0.461</small>										2	0	0	0	1	1	2
Mike Durant, R (1, 2) <small>OBP: 0.386, SLG: 0.359</small> Greg Myers, L (6, PH) <small>OBP: 0.322, SLG: 0.483</small> <small>(7, 2)</small>										2	0	0	0	0	2	3
										2	0	0	0	0	0	1

BOTTOM

Milwaukee Brewers @ Minnesota Twins
 Hubert H. Humphrey Metrodome, Minneapolis, MN

Sat May 18 1996, 8:05 PM EDT
 Att. 30,593 - Dome - 69 F

livebaseballscorecards.com

AB	34
R	3
H	8
RBI	3
BB	4
SO	5
LOB	15



Inning Stats	R: 3	H: 3	LOB: 2	K: 2	S: 23	P: 41	R: 0	H: 1	LOB: 1	K: 1	S: 9	P: 18	R: 0	H: 1	LOB: 3	K: 1	S: 12	P: 25	R: 0	H: 0	LOB: 0	K: 0	S: 3	P: 4	R: 0	H: 0	LOB: 0	K: 0	S: 6	P: 10	R: 0	H: 0	LOB: 0	K: 0	S: 4	P: 4	R: 0	H: 0	LOB: 0	K: 1	S: 8	P: 11	R: 0	H: 1	LOB: 1	K: 0	S: 14	P: 23	R: 0	H: 2	LOB: 1	K: 0	S: 8	P: 12	1B: 5	SF: 0	2B: 1	SAC: 0	3B: 1	DP: 1	HR: 1	HBP: 0	WP: 0	PA: 38
--------------	------	------	--------	------	-------	-------	------	------	--------	------	------	-------	------	------	--------	------	-------	-------	------	------	--------	------	------	------	------	------	--------	------	------	-------	------	------	--------	------	------	------	------	------	--------	------	------	-------	------	------	--------	------	-------	-------	------	------	--------	------	------	-------	-------	-------	-------	--------	-------	-------	-------	--------	-------	--------

PITCHER	IP	WLS	BF	H	R	ER	SO	BB	IBB	HBP	BLK	WP	HR	S	P	ERA	WHIP
Angel Miranda, L (1, 1) <small>ERA: 4.78</small>	5.0		24	5	3	3	4	4	0	0	0	0	1	53	98	5.40	1.800
Ramon Garcia, R (6, 1) <small>ERA: 2.77</small>	3.0		10	1	0	0	1	0	0	0	0	0	0	26	38	0.00	0.333
Graeme Lloyd, L (9, 1) <small>ERA: 2.79</small>	0.1		3	2	0	0	0	0	0	0	0	0	0	7	11	0.00	6.000
Mike Fetters, R (9, 1) <small>ERA: 2.51</small>	0.2	S	1	0	0	0	0	0	0	0	0	0	0	1	1	0.00	0.000

Batter	1	2	3	4	5	6	7	8	9	AB R H RBI BB SO LOB	TOP																													
Pat Listach, S OBP: 0.308, SLG: 0.321 (1, 4)	1-0 P4	0-1 1B			0-1 1B		0-0 G3		0-0 P6	5 0 2 1 0 0 1																														
Jeff Cirillo, R OBP: 0.343, SLG: 0.443 (1, 5)	2-1 G4-3	1-0 F8			1-2 1B		1-3 K		0-0 FC5-4	5 0 1 0 0 1 3																														
Jose Valentin, S OBP: 0.357, SLG: 0.514 (1, 6)	3-3 K				2-3 K		3-3 K			4 0 0 0 0 3 2																														
Greg Vaughn, R OBP: 0.399, SLG: 0.521 (1, 7)		1-0 G5-3			0-0 G5-3			0-3 K		4 0 1 0 0 1 2																														
John Jaha, R OBP: 0.381, SLG: 0.455 (1, 10)		3-1 1B			1-2 G5-4-3		0-1 G4-3		4-1 2B	3 2 2 0 1 0 1																														
Dave Nilsson, L OBP: 0.472, SLG: 0.970 (1, 3)		3-1 1B			2-3 K		1-1 G4-3		1-0 F7	4 1 0 0 0 1 3																														
Chuck Carr, S OBP: 0.333, SLG: 0.406 (9, 8)		1-3 1B					2-3			0 0 0 0 0 0 0																														
Matt Mieske, R OBP: 0.388, SLG: 0.527 (1, 9)		4-0 1B			2-3 K		1-0 SF7		2-1 2B	2 1 1 1 1 1 0																														
Turner Ward, S OBP: 0.344, SLG: 0.373 (1, 8)		0-3 K			0-0 F8		4-1 BB		1-0 G5-3	2 0 0 0 1 1 3																														
Kevin Seitzer, R OBP: 0.456, SLG: 0.500 (9, PH)										1 0 0 0 0 0 0																														
Mike Matheny, R OBP: 0.295, SLG: 0.402 (1, 2)		0-0 1B			2-3 K		0-3 K		1-0 FC5-4	4 0 2 2 0 2 1																														
	1-3 2-H 3-H																																							
Inning Stats	R: 0 E: 0 K: 1 S: 6	H: 0 LOB: 0 BB: 0 P: 12	R: 3 E: 1 K: 1 S: 12	H: 3 LOB: 2 BB: 1 P: 24	R: 0 E: 0 K: 0 S: 9	H: 1 LOB: 0 BB: 0 P: 15	R: 0 E: 0 K: 2 S: 9	H: 0 LOB: 0 BB: 0 P: 13	R: 0 E: 0 K: 2 S: 12	H: 2 LOB: 2 BB: 0 P: 17	R: 1 E: 0 K: 1 S: 9	H: 1 LOB: 1 BB: 1 P: 15	R: 0 E: 0 K: 2 S: 8	H: 0 LOB: 0 BB: 0 P: 12	R: 0 E: 0 K: 1 S: 7	H: 1 LOB: 2 BB: 1 P: 14	R: 0 E: 0 K: 0 S: 4	H: 1 LOB: 1 BB: 0 P: 6	1B: 7 2B: 2 3B: 0 HR: 0	SF: 1 SAC: 0 DP: 1 HBP: 0	WP: 0 PB: 0 SB: 1 CS: 0	PA: 38																		
PITCHER Rich Robertson, L ERA: 5.5 (1, 1)	IP 9.0	WLS L	BF 38	H 9	R 4	ER 1	SO 10	BB 3	IBB 0	HBP 0	BLK 0	WP 0	HR 0	S 76	P 128	ERA 1.00	WHIP 1.333						PITCHER	IP 9.0	WLS L	BF 38	H 9	R 4	ER 1	SO 10	BB 3	IBB 0	HBP 0	BLK 0	WP 0	HR 0	S 76	P 128	ERA 1.00	WHIP 1.333

Milwaukee Brewers @ Minnesota Twins
 Hubert H. Humphrey Metrodome, Minneapolis, MN
 Sun May 19 1996, 4:33 AM EDT
 Att. 24,411 - Dome - 68 F

AB	34
R	4
H	9
RBI	4
BB	3
SO	10
LOB	16



Batter	1	2	3	4	5	6	7	8	9	AB	R	H	RBI	BB	SO	LOB
Chuck Knoblauch, R (1, 4) <small>OBP: 0.401, SLG: 0.489</small>	3-2 G6-3		0-1 L9		1-0 SF9		2-2 P2		2-1 F8	4	0	0	1	0	0	1
Rich Becker, L (1, 8) <small>OBP: 0.307, SLG: 0.294</small>	1-0 F8		1-1 L9		1-3 K		1-0 F7			4	0	0	0	0	1	0
Paul Molitor, R (1, 10) <small>OBP: 0.387, SLG: 0.458</small>	1-0 FC5-4 1B		3-1 1B		1-1 BB 1B		2-1 F7			4	0	3	0	0	0	0
Marty Cordova, R (1, 7) <small>OBP: 0.411, SLG: 0.519</small>	0-1 FC5-4 1-2f		0-0 F9		4-2 BB 1-2		0-0 P4			3	0	0	0	1	0	2
Greg Myers, L (1, 2) <small>OBP: 0.328, SLG: 0.500</small>		1-0 G3-1 1B 2B		1-2 G6-3	3-1 G4-3		1-0 2B			4	1	2	0	0	0	3
Dave Hollins, S (1, 5) <small>OBP: 0.374, SLG: 0.444</small>		3-2 G3-1 2-3		2-2 F8		0-1 G6-4-3 1B		2-3 K		4	0	1	0	0	1	2
Scott Stahoviak, L (1, 3) <small>OBP: 0.389, SLG: 0.513</small>		0-2 FC6-4 1B 3-H		2-2 G1-3		1-2 G6-4-3 1-2f		0-0 FC1-6 1B		4	0	2	1	0	0	1
Pat Meares, R (1, 6) <small>OBP: 0.315, SLG: 0.462</small>		2-1 FC6-4 1-2f		1-2 SH3-1 SF9 2B		0-0 G4-3		0-0 FC1-6 1-2f		4	1	1	0	0	0	2
Denny Hocking, S (1, 9) <small>OBP: 0.204, SLG: 0.204</small> Chip Hale, L (9, PH) <small>OBP: 0.444, SLG: 0.640</small>		0-0 P4		0-0 SH3-1 2-3		2-2 G4-3		0-0 F8		2	0	0	0	0	0	1
										1	0	0	0	0	0	1

BOTTOM

Milwaukee Brewers @ Minnesota Twins
 Hubert H. Humphrey Metrodome, Minneapolis, MN
 Sun May 19 1996, 4:33 AM EDT
 Att. 24,411 - Dome - 68 F

livebaseballscorecards.com

AB	34
R	2
H	9
RBI	2
BB	1
SO	2
LOB	13



Inning Stats	R: 0 E: 0 K: 0 S: 7	H: 1 LOB: 1 BB: 0 P: 12	R: 1 E: 0 K: 0 S: 11	H: 2 LOB: 1 BB: 0 P: 17	R: 0 E: 0 K: 0 S: 7	H: 1 LOB: 1 BB: 0 P: 11	R: 0 E: 0 K: 0 S: 11	H: 0 LOB: 0 BB: 0 P: 16	R: 1 E: 0 K: 1 S: 14	H: 2 LOB: 3 BB: 1 P: 25	R: 0 E: 0 K: 0 S: 6	H: 1 LOB: 0 BB: 0 P: 7	R: 0 E: 0 K: 0 S: 7	H: 1 LOB: 1 BB: 0 P: 12	R: 0 E: 0 K: 0 S: 5	H: 1 LOB: 1 BB: 0 P: 7	1B: 6 2B: 3 3B: 0 HR: 0	SF: 1 SAC: 1 DP: 1 HBP: 0	WP: 1 PB: 0 SB: 0 CS: 0	PA: 37
--------------	------------------------------	----------------------------------	-------------------------------	----------------------------------	------------------------------	----------------------------------	-------------------------------	----------------------------------	-------------------------------	----------------------------------	------------------------------	---------------------------------	------------------------------	----------------------------------	------------------------------	---------------------------------	----------------------------------	------------------------------------	----------------------------------	--------

PITCHER	IP	WLS	BF	H	R	ER	SO	BB	IBB	HBP	BLK	WP	HR	S	P	ERA	WHIP
Steve Sparks, R (1, 1) <small>ERA: 6.93</small>	7.2	W	32	8	2	2	1	1	0	0	0	1	0	67	107	2.35	1.174
Marshall Boze, R (8, 1) <small>ERA: 1.64</small>	0.1		1	0	0	0	1	0	0	0	0	0	0	3	5	0.00	0.000
Mike Fetters, R (9, 1) <small>ERA: 2.35</small>	1.0	S	4	1	0	0	0	0	0	0	0	0	0	5	7	0.00	1.000

Batter	1	2	3	4	5	6	7	8	9	AB R H RBI BB SO LOB	TOP
Chuck Carr, S (1, 8) OBP: 0.329, SLG: 0.411 	1-3 		0-0 G4-3 	1-1 G4-3 		0-2 G3 		0-2 F9 		5 0 0 1 0 1 1	
Kevin Seitzer, R (1, 5) OBP: 0.444, SLG: 0.483 David Hulse, L (9, PR) OBP: 0.196, SLG: 0.178 Jeff Cirillo, R (9, 5) OBP: 0.355, SLG: 0.456 	1-2 FC5 BB 		2-1 L9 	0-1 G1-3 			1-0 G6-3 		3-2 SH1-3 	5 0 2 0 0 0 0 0 0 0 0 0 0 0 0 0 0 0 0 0 0	
Jose Valentin, S (1, 6) OBP: 0.369, SLG: 0.523 	4-2 B 		0-0 BB 1B 	2-3 K 			0-0 		0-0 SH1-3 	3 1 2 0 1 1 0	
Greg Vaughn, R (1, 7) OBP: 0.401, SLG: 0.534 	1-2 F7 		0-0 1B BB 		0-1 HR 		0-0 F7 		1-3 K 	5 1 2 1 0 1 5	
John Jaha, R (1, 10) OBP: 0.382, SLG: 0.449 	3-1 FC5 		4-0 1B 	1-2 2-3 BB 	1-0 FC6-4 		1-3 K 		0-1 G6-3 	4 0 1 0 1 1 5	
Dave Nilsson, L (1, 3) OBP: 0.477, SLG: 0.900 		2-1 F7 	0-0 1-2 2-3 3-H 1B 		0-1 FC6-4 			1-2 2B 		4 1 2 1 0 0 1	
Matt Mieske, R (1, 9) OBP: 0.372, SLG: 0.508 		2-0 F8 	3-2 G1-3 		2-0 G6-4-3 			0-2 2B 		4 0 1 1 0 0 4	
Fernando Vina, L (1, 4) OBP: 0.369, SLG: 0.473 		2-1 FC5-4 		3-2 3B 1B 		0-0 F7 		1-0 B5 		4 1 2 0 0 0 1	
Mike Matheny, R (1, 2) OBP: 0.287, SLG: 0.403 	1-0 FC5-4 			0-1 G4-3 		1-2 G6-3 		2-3 K 		4 1 1 1 0 1 2	
Inning Stats	R: 0 H: 1 E: 0 LOB: 2 K: 1 BB: 1 S: 16 P: 26	R: 0 H: 1 E: 0 LOB: 1 K: 0 BB: 0 S: 7 P: 13	R: 1 H: 3 E: 0 LOB: 3 K: 0 BB: 1 S: 9 P: 18	R: 2 H: 2 E: 0 LOB: 0 K: 1 BB: 0 S: 12 P: 18	R: 1 H: 2 E: 0 LOB: 0 K: 0 BB: 0 S: 6 P: 9	R: 0 H: 0 E: 0 LOB: 0 K: 0 BB: 0 S: 7 P: 8	R: 0 H: 1 E: 0 LOB: 1 K: 1 BB: 0 S: 6 P: 8	R: 1 H: 2 E: 0 LOB: 1 K: 1 BB: 0 S: 14 P: 18	R: 0 H: 1 E: 0 LOB: 2 K: 1 BB: 0 S: 11 P: 15	1B: 8 SF: 0 2B: 3 SAC: 1 3B: 1 DP: 1 HR: 1 HBP: 0	WP: 0 PA: 41 PB: 0 SB: 0 CS: 0
PITCHER Dennis Martinez, R (1, 1) ERA: 4.92 Jim Poole, L (8, 1) ERA: 2.77 Julian Tavarez, R (8, 1) ERA: 3.27	IP WLS BF H R ER SO BB IBB HBP BLK WP HR S P ERA WHIP 7.0 0 32 10 4 4 3 2 0 0 0 0 1 63 100 5.14 1.714 0.1 0 3 2 1 1 0 0 0 0 0 0 0 7 9 27.00 6.000 1.2 W 6 1 0 0 2 0 0 0 0 0 0 0 0 18 24 0.00 0.600	PITCHER IP WLS BF H R ER SO BB IBB HBP BLK WP HR S P ERA WHIP									

Milwaukee Brewers @ Cleveland Indians
 Jacobs Field, Cleveland, OH
 Tue May 21 1996, 7:05 PM EDT
 Att. 39,974 - Unknown - 67 F

AB	38
R	5
H	13
RBI	5
BB	2
SO	5
LOB	19



Batter	1	2	3	4	5	6	7	8	9	AB R H RBI BB SO LOB
Kenny Lofton, L OBP: 0.415, SLG: 0.446 (1, 8) C B B X	2-1 CS 1B		1-2 L7		0-0 G4-3		0-0 SF8		2-0 G4-3	4 0 1 1 0 0 0
Julio Franco, R OBP: 0.408, SLG: 0.488 (1, 3) C 1 SAFE C C 1 S	0-3 K		4-2 CS BB			4-2 WP BB	1-0 E5 1B		0-0 HR	3 1 2 2 2 1 1
Carlos Baerga, S OBP: 0.274, SLG: 0.355 (1, 4) B F P X	2-1 HR		0-1 CS	3-2 G4-3		1-1 P2	0-0 F7			4 1 1 1 0 0 2
Albert Belle, R OBP: 0.435, SLG: 0.750 (1, 7) B C F B X	2-2 G6-3			1-0 BB 1B		1 SAFE 2-1 F9		0-0 G6-3		4 0 1 0 0 0 1
Eddie Murray, S OBP: 0.320, SLG: 0.375 (1, 10) Wayne Kirby, L OBP: 0.286, SLG: 0.286 (8, PR)		1-1 F7		1-1 P4		3-2 G4-3		4-2 1B BB		3 0 0 0 1 0 2 0 0 0 0 0 0 0
Jim Thome, L OBP: 0.465, SLG: 0.672 (1, 5) C B B X		2-2 HR		4-0 1-2 BB			0-0 HR	3-2 P3		3 2 2 2 1 0 1
Manny Ramirez, R OBP: 0.364, SLG: 0.537 (1, 9) B B X		2-0 G5-3		2-1 G4-3			4-1 FC3-6 BB	1 SAFE 1-1 FC6-4 1B		3 0 1 0 1 0 2
Tony Peña, R OBP: 0.333, SLG: 0.389 (1, 2) Jeromy Burnitz, L OBP: 0.400, SLG: 0.500 (7, PH) Sandy Alomar Jr., R OBP: 0.323, SLG: 0.442 (8, 2)		3-2 G6-3			1-1 G5-3		1-1 FC3-6 1B SF8	2-2 FC6-4		2 0 0 0 0 0 0 1 1 0 0 0 0 1 1 0 0 0 0 0 2
Omar Vizquel, S OBP: 0.352, SLG: 0.430 (1, 6) C C B B X			2-2 F9		2-1 G3		1-2 SF8 E 1B		2-1 L9	4 1 1 0 0 0 0

Inning Stats	R: 1	H: 2	E: 0	K: 1	S: 11	H: 2	LOB: 0	BB: 0	P: 16	R: 1	H: 1	E: 0	K: 0	S: 9	H: 1	LOB: 0	BB: 0	P: 17	R: 0	H: 0	E: 0	K: 0	S: 10	H: 0	LOB: 0	BB: 1	P: 17	R: 0	H: 1	E: 0	K: 0	S: 8	H: 1	LOB: 2	BB: 1	P: 19	R: 0	H: 0	E: 0	K: 0	S: 5	H: 0	LOB: 0	BB: 0	P: 8	R: 0	H: 0	E: 0	K: 0	S: 9	H: 0	LOB: 1	BB: 1	P: 19	R: 3	H: 3	E: 1	K: 0	S: 11	H: 3	LOB: 1	BB: 1	P: 18	R: 0	H: 1	E: 0	K: 0	S: 17	H: 1	LOB: 2	BB: 1	P: 27	R: 1	H: 1	E: 0	K: 0	S: 4	H: 1	LOB: 0	BB: 0	P: 8	1B: 5	SF: 1	2B: 0	SAC: 0	3B: 0	DP: 0	HR: 4	HBP: 0	WP: 1	PA: 39
--------------	------	------	------	------	-------	------	--------	-------	-------	------	------	------	------	------	------	--------	-------	-------	------	------	------	------	-------	------	--------	-------	-------	------	------	------	------	------	------	--------	-------	-------	------	------	------	------	------	------	--------	-------	------	------	------	------	------	------	------	--------	-------	-------	------	------	------	------	-------	------	--------	-------	-------	------	------	------	------	-------	------	--------	-------	-------	------	------	------	------	------	------	--------	-------	------	-------	-------	-------	--------	-------	-------	-------	--------	-------	--------


PITCHER	IP	WLS	BF	H	R	ER	SO	BB	IBB	HBP	BLK	WP	HR	S	P	ERA	WHIP
Ben McDonald, R ERA: 3.88 (1, 1)	5.0		20	4	2	2	1	3	0	0	0	0	2	45	83	3.60	1.400
Ramon Garcia, R ERA: 4.11 (6, 1)	2.1		11	3	3	3	0	1	0	0	0	1	1	19	32	11.57	1.714
Kevin Wickander, L ERA: 4.61 (8, 1)	0.1		2	0	0	0	0	1	0	0	0	0	0	7	14	0.00	3.000
Marshall Boze, R ERA: 2.08 (8, 1)	1.0	L	5	2	1	1	0	0	0	0	0	0	1	13	20	9.00	2.000

BOTTOM

Milwaukee Brewers @ Cleveland Indians
Jacobs Field, Cleveland, OH
 Tue May 21 1996, 7:05 PM EDT
 Att: 39,974 - Unknown - 67 F

livebaseballscorecards.com

AB	32
R	6
H	9
RBI	6
BB	5
SO	1
LOB	12



Milwaukee Brewers @ Cleveland Indians
 Jacobs Field, Cleveland, OH
 Wed May 22 1996, 7:05 PM EDT
 Att. 41,027 - Unknown - 73 F

AB	37
R	10
H	13
RBI	9
BB	5
SO	9
LOB	18



WP:	0	PA:	44
PB:	0		
SB:	3		
CS:	1		

Batter	1	2	3	4	5	6	7	8	9	AB	R	H	RBI	BB	SO	LOB									
Chuck Carr, S OBP: 0.345, SLG: 0.436 (1, 8)	F8	G4-3		S 2B	2B			CS 1B		5	1	3	3	0	0	1									
Kevin Seitzer, R OBP: 0.443, SLG: 0.493 (1, 3)	2B	G1-3		1B	K			P5 1-2		5	0	2	1	0	1	3									
Jose Valentin, S OBP: 0.365, SLG: 0.513 (1, 6)	F9		G4-3	F7				K		5	0	1	0	0	1	2									
Greg Vaughn, R OBP: 0.390, SLG: 0.516 (1, 7)	K		K	P4				G4-6-3 1B		5	0	0	0	0	2	3									
Dave Nilsson, L OBP: 0.469, SLG: 0.909 (1, 10)		E 1B 2B BB	HR		E4 BB 1B BB			K		F7 2-0	4	3	1	1	1	0									
Jeff Cirillo, R OBP: 0.363, SLG: 0.457 (1, 5)		E8 2B 1B	G1-3		G4-6-3 1B			L8		G3 1-2	4	2	2	0	0	0									
Fernando Vina, L OBP: 0.394, SLG: 0.482 (1, 4)		2B BB		SH5-4 1B 1B	G4-6-3 2B BB			S BB		1B HBP	2	3	2	0	3	0									
Turner Ward, S OBP: 0.353, SLG: 0.370 Matt Mieske, R OBP: 0.370, SLG: 0.504 (9, PH) (9, 9)		K		1B 1B	G4-6-3 BB			K		1B	3	1	1	1	1	2									
Mike Matheny, R OBP: 0.288, SLG: 0.410 (1, 2)		G4-3 2B		SH5-4 1B	G4-6-3 BB			K		K	1	0	0	0	0	1									
											3	0	1	3	0	1									
Inning Stats	R: 0 E: 0 K: 1 S: 9	H: 1 LOB: 1 BB: 0 P: 15	R: 3 E: 1 K: 1 S: 13	H: 2 LOB: 1 BB: 2 P: 24	R: 1 E: 0 K: 1 S: 13	H: 1 LOB: 0 BB: 0 P: 18	R: 3 E: 0 K: 0 S: 15	H: 4 LOB: 1 BB: 0 P: 22	R: 3 E: 1 K: 1 S: 16	H: 2 LOB: 1 BB: 2 P: 31	R: 0 E: 0 K: 1 S: 7	H: 1 LOB: 0 BB: 0 P: 10	R: 0 E: 0 K: 2 S: 9	H: 0 LOB: 1 BB: 1 P: 17	R: 0 E: 0 K: 1 S: 11	H: 1 LOB: 0 BB: 0 P: 13	R: 0 E: 0 K: 1 S: 10	H: 1 LOB: 2 BB: 0 P: 18	1B: 8 2B: 4 3B: 0 HR: 1	SF: 0 SAC: 1 DP: 2 HBP: 1	WP: 0 PB: 0 SB: 3 CS: 1	PA: 44			
PITCHER	IP	WLS	BF	H	R	ER	SO	BB	IBB	HBP	BLK	WP	HR	S	P	ERA	WHIP								
Jack McDowell, R ERA: 3.86 (1, 1)	3.1	L	20	8	7	7	3	2	0	0	0	0	1	47	74	18.90	3.000								
Alan Embree, L ERA: 3.24 (4, 1)	2.2		12	3	3	0	2	2	0	0	0	0	0	26	46	0.00	1.875								
Eric Plunk, R ERA: 3.0 (7, 1)	2.1		8	1	0	0	3	1	0	0	0	0	0	21	33	0.00	0.857								
Paul Assenmacher, L ERA: 2.38 (9, 1)	0.2		4	1	0	0	1	0	0	1	0	0	0	9	15	0.00	1.500								

livebaseballscorecards.com

Batter	1	2	3	4	5	6	7	8	9	AB R H RBI BB SO LOB
Kenny Lofton, L OBP: 0.410, SLG: 0.439 (1, 8)	2-1 E4 G4-3		1-0 G6-3			1-1 1B 1B			2-1 G3	5 1 1 1 0 0 2
Julio Franco, R OBP: 0.408, SLG: 0.485 (1, 3)	1 SAFE 1 SAFE K		3-3 K			1-2 1B SF9 1B	2-1 L9		1-0 1B 1B	5 1 2 0 0 2 1
Carlos Baerga, S OBP: 0.277, SLG: 0.356 (1, 4)	0-2 G4-3 1-2f			1-3 K		1-0 1B 1B	0-0 F9		1-0 1B 1B	5 1 2 1 0 1 1
Albert Belle, R OBP: 0.429, SLG: 0.736 (1, 7)		3-1 L8		4-2 L6-3 BB		1-0 SF9	1-1 G4-3		3-3 K	3 0 0 1 1 1 2
Eddie Murray, S OBP: 0.324, SLG: 0.378 (1, 10)		2-3 K		0-0 L6-3 1-1		2-2 1B 2B 1B		0-0 FC4-6 1B		4 1 2 0 0 1 1
Manny Ramirez, R OBP: 0.361, SLG: 0.529 (1, 9)		2-2 G6-3			0-0 F7	0-0 2B BB 1B		3-1 FC4-6 FC1-4-3		4 1 1 1 0 0 1
Jim Thome, L OBP: 0.465, SLG: 0.664 (1, 5)			3-2 2B G3 1B		0-0 G4-3	4-2 2B BB		0-3 K		3 1 1 0 1 1 1
Sandy Alomar Jr., R OBP: 0.336, SLG: 0.492 (1, 2)			1-0 G3 G6-3 2B		1-1 HR	1-0 2B		2-2 FC1-4-3		4 2 3 3 0 0 1
Omar Vizquel, S OBP: 0.344, SLG: 0.418 (1, 6)			0-1 G3 2-3 3-H		0-1 L7	1-2 L5		3-2 G6-3		4 0 0 1 0 0 3

Inning Stats	R: 0	H: 0	E: 1	LOB: 0	K: 1	BB: 0	S: 8	P: 11	R: 0	H: 0	E: 0	LOB: 0	K: 1	BB: 0	S: 9	P: 16	R: 2	H: 2	E: 0	LOB: 0	K: 1	BB: 0	S: 11	P: 19	R: 0	H: 0	E: 0	LOB: 0	K: 1	BB: 1	S: 6	P: 11	R: 1	H: 1	E: 0	LOB: 0	K: 0	BB: 0	S: 6	P: 7	R: 5	H: 6	E: 0	LOB: 2	K: 0	BB: 1	S: 21	P: 33	R: 0	H: 0	E: 0	LOB: 0	K: 0	BB: 0	S: 5	P: 8	R: 0	H: 1	E: 0	LOB: 1	K: 1	BB: 0	S: 9	P: 14	R: 0	H: 2	E: 0	LOB: 2	K: 1	BB: 0	S: 10	P: 20	1B: 9	SF: 1	2B: 3	SAC: 0	3B: 0	DP: 2	HR: 1	HBP: 0	WP: 0	PA: 40
--------------	------	------	------	--------	------	-------	------	-------	------	------	------	--------	------	-------	------	-------	------	------	------	--------	------	-------	-------	-------	------	------	------	--------	------	-------	------	-------	------	------	------	--------	------	-------	------	------	------	------	------	--------	------	-------	-------	-------	------	------	------	--------	------	-------	------	------	------	------	------	--------	------	-------	------	-------	------	------	------	--------	------	-------	-------	-------	-------	-------	-------	--------	-------	-------	-------	--------	-------	--------

PITCHER	IP	WLS	BF	H	R	ER	SO	BB	IBB	HBP	BLK	WP	HR	S	P	ERA	WHIP
Scott Karl, L ERA: 4.6 (1, 1)	5.1	W	26	9	8	8	4	2	0	0	0	0	1	55	90	13.50	2.062
Mike Potts, L ERA: 6.33 (6, 1)	2.0		7	1	0	0	0	0	0	0	0	0	0	14	21	0.00	0.500
Graeme Lloyd, L ERA: 2.61 (8, 1)	1.1		4	0	0	0	1	0	0	0	0	0	0	11	18	0.00	0.000
Mike Fetters, R ERA: 2.16 (9, 1)	0.1	S	3	2	0	0	1	0	0	0	0	0	0	5	10	0.00	6.000


BOTTOM


Milwaukee Brewers @ Cleveland Indians
Jacobs Field, Cleveland, OH
 Wed May 22 1996, 7:05 PM EDT
 Att: 41,027 - Unknown - 73 F

livebaseballscores.com

AB	37
R	8
H	12
RBI	8
BB	2
SO	6
LOB	13



Batter	1	2	3	4	5	6	7	8	9	AB R H RBI BB SO LOB	TOP																						
Chuck Carr, S OBP: 0.337, SLG: 0.422 (1, 8) X	0-0 B1-3 ①			0-1 G4-3 ①	1-0 F8 ③		X 0-0 1-2 1B		1-3 K ②	5 0 1 0 0 1 2	Milwaukee Brewers @ Cleveland Indians Jacobs Field, Cleveland, OH Thu May 23 1996, 7:05 PM EDT Att. 42,395 - Unknown - 61 F AB 35 R 1 H 8 RBI 1 BB 2 SO 6 LOB 17 																						
Kevin Seitzer, R OBP: 0.442, SLG: 0.490 (1, 5) B X	2-0 G5-3 ②			1-0 BB 1B		1-2 BB 1B	X 2-0 F8 ③		2-2 F7 ③	5 0 2 0 0 0 2																							
Jose Valentin, S OBP: 0.362, SLG: 0.524 (1, 6) C F B	1-3 K ③			1-0 F7 ②		3-2 F7 ①		3-2 HR		4 1 1 1 0 1 2																							
Greg Vaughn, R OBP: 0.392, SLG: 0.513 (1, 7) C B X		1-1 L7 ①		4-2 FC6-4 BB		0-0 F7 ②		2-0 1B 1B		3 0 1 0 1 0 1																							
John Jaha, R OBP: 0.379, SLG: 0.440 (1, 10) B B X C		2-1 G4-3 ②		0-0 FC6-4 1-2f		4-1 BB		0-3 K ①		3 0 0 0 1 1 3																							
Dave Nilsson, L OBP: 0.453, SLG: 0.854 (1, 3) X T B B		2-1 G1-3 ③			1-1 G3-1 ①	1-0 L9 ③		3-1 1B		4 0 1 0 0 0 2																							
Matt Mieske, R OBP: 0.359, SLG: 0.488 (1, 9) B C X			1-1 G5-3 ①		3-2 F8 ②		2-3 K ①	1-3 K ②		4 0 0 0 0 2 2																							
Fernando Vina, L OBP: 0.397, SLG: 0.483 (1, 4) C B X			1-2 G3 ②		2-2 HBP 1B		X 0-0 1B 1B	B 1-0 F7 ③		4 0 2 0 0 0 2																							
Mike Matheny, R OBP: 0.289, SLG: 0.403 (1, 2) C F B Jesse Levis, L OBP: 0.357, SLG: 0.250 (9, PH) S T B B			2-3 K ③		1-0 HBP		F B F 1 X SAFE 1-2 L9 ②		1-2 G6-3 ①	2 0 0 0 0 1 1 1 0 0 0 0 0 0																							
Inning Stats	R: 0 E: 0 K: 1 S: 6	H: 0 LOB: 0 BB: 0 P: 9	R: 0 E: 0 K: 0 S: 6	H: 0 LOB: 0 BB: 0 P: 11	R: 0 E: 0 K: 1 S: 10	H: 0 LOB: 0 BB: 0 P: 14	R: 0 E: 0 K: 0 S: 8	H: 1 LOB: 2 BB: 1 P: 14	R: 0 E: 0 K: 0 S: 10	H: 1 LOB: 2 BB: 0 P: 18	R: 0 E: 0 K: 1 S: 9	H: 2 LOB: 2 BB: 0 P: 14	R: 1 E: 0 K: 2 S: 15	H: 3 LOB: 2 BB: 0 P: 25	R: 0 E: 0 K: 1 S: 9	H: 0 LOB: 0 BB: 0 P: 13	1B: 7 2B: 0 3B: 0 HR: 1	SF: 0 SAC: 0 DP: 0 HBP: 1	WP: 0 PB: 0 SB: 0 CS: 0	PA: 38													
PITCHER Orel Hershiser, R ERA: 5.4 (1, 1) Julian Tavarez, R ERA: 3.0 (8, 1)	IP 7.0	WLS W	BF 31	H 7	R 1	ER 1	SO 3	BB 2	IBB 0	HBP 1	BLK 0	WP 0	HR 1	S 63	P 108	ERA 1.29	WHIP 1.286																
											PITCHER	IP 2.0	WLS 7	BF 7	H 1	R 0	ER 0	SO 3	BB 0	IBB 0	HBP 0	BLK 0	WP 0	HR 0	S 19	P 28	ERA 0.00	WHIP 0.500					

Batter	1	2	3	4	5	6	7	8	9	AB R H RBI BB SO LOB	TOP																										
Chuck Carr, S (1, 8) OBP: 0.319, SLG: 0.398	0-0 P3	2-2 G5-3			0-0 L5		1-0 G3-4-3		1-3 K	5 0 0 1 0 1 4																											
Pat Listach, S (1, 6) OBP: 0.309, SLG: 0.315 Jose Valentin, S (7, PH) OBP: 0.360, SLG: 0.521	4-2 CS BB		1-1 B1-3		2-1 G4-3		2-3 K			2 0 0 0 1 0 0 1 0 0 0 0 1 1																											
Kevin Seitzer, R (1, 3) OBP: 0.438, SLG: 0.484	3-2 WP E 1-2 1B		1-1 G6-3		0-1 F8			2-2 G4-3		4 1 1 0 0 0 0																											
Greg Vaughn, R (1, 7) OBP: 0.389, SLG: 0.503	3-2 E9 1-H		1-3 K			0-0 G5-3		4-1 BB		3 0 0 0 1 1 0																											
John Jaha, R (1, 10) OBP: 0.370, SLG: 0.429	0-0 F9			2-1 G6-3		1-3 K		0-3 K		4 0 0 0 0 2 2																											
Matt Mieske, R (1, 9) OBP: 0.359, SLG: 0.492 Dave Nilsson, L (8, PH) OBP: 0.444, SLG: 0.837 Turner Ward, S (8, 9) OBP: 0.353, SLG: 0.370		0-1 P2		3-2 2B 2B		2-2 F9		1-0 G1-3		3 1 1 0 0 0 0 1 0 0 0 0 0 1 0 0 0 0 0 0 0																											
Jeff Cirillo, R (1, 5) OBP: 0.367, SLG: 0.455		3-3 K		3-2 F8			1-1 SH1-3 G3-4-3 1B 1B		4-0 FC6-4 BB	3 1 1 0 1 1 1	AB 33 R 3 H 7 RBI 2 BB 3 SO 6 LOB 12																										
Fernando Vina, L (1, 4) OBP: 0.407, SLG: 0.500		3-2 2B 1B		2-1 2B 2B			1 SAFE 0-1 G3-4-3 SH1-3 1-2 1B 1B		1-2 F9	4 0 3 1 0 0 1																											
Mike Matheny, R (1, 2) OBP: 0.290, SLG: 0.409 David Hulse, L (9, PR) OBP: 0.196, SLG: 0.178		0-1 2B		1-0 G5-3			B 2 SAFE 1-1 SH1-3 1-2 2-3		0-1 FC6-4 1-2f	3 0 1 0 0 0 2 0 0 0 0 0 0 0																											
Inning Stats	R: 1 E: 1 K: 0 S: 13	H: 1 LOB: 1 BB: 1 P: 23	R: 0 E: 0 K: 1 S: 16	H: 2 LOB: 2 BB: 0 P: 24	R: 0 E: 0 K: 1 S: 7	H: 0 LOB: 0 BB: 0 P: 10	R: 1 E: 0 K: 0 S: 14	H: 2 LOB: 1 BB: 0 P: 25	R: 0 E: 0 K: 0 S: 5	H: 0 LOB: 0 BB: 0 P: 7	R: 0 E: 0 K: 1 S: 8	H: 0 LOB: 0 BB: 0 P: 11	R: 1 E: 0 K: 1 S: 11	H: 2 LOB: 1 BB: 0 P: 16	R: 0 E: 0 K: 1 S: 14	H: 0 LOB: 1 BB: 1 P: 21	R: 0 E: 0 K: 1 S: 8	H: 0 LOB: 1 BB: 1 P: 14	1B: 4 2B: 3 3B: 0 HR: 0	SF: 0 SAC: 1 DP: 0 HBP: 0	WP: 1 PB: 0 SB: 0 CS: 1	PA: 37															
PITCHER	IP WLS BF H R ER SO BB IBB HBP BLK WP HR S P ERA WHIP																																				
Joe Magrane, L (1, 1) ERA: 4.67 Brian Keyser, R (7, 1) ERA: 2.35 41 Bill Simas, R (8, 1) ERA: 4.01 Larry Thomas, L (8, 1) ERA: 4.05 Roberto Hernandez, R (9, 1) ERA: 0.39	6.0		24	5	2	1	3	1	0	0	0	1	0	63	100	1.50	1.000																				

Milwaukee Brewers @ Chicago White Sox
 Comiskey Park, Chicago, IL
 Fri May 24 1996, 8:05 PM EDT
 Att. 18,346 - Overcast - 53 F

livebaseballscorecards.com

Batter	1	2	3	4	5	6	7	8	9
Tony Phillips, S OBP: 0.418, SLG: 0.430 (1, 7)	4-2 FC3-6 1B BB	1 SAFE 3-1 BB 1B		1-3 K			0-2 SH1-4 1B		
Darren Lewis, R OBP: 0.366, SLG: 0.379 (1, 8)	1-1 FC3-6 1B	1-1 BB BB 1B		2-0 F8			0-0 SH1-4 1-2		
Frank Thomas, R OBP: 0.438, SLG: 0.623 (1, 3)	3-3 K	4-2 BB BB BB 1B		2-0 P3			0-1 G3-6 1B		
Robin Ventura, L OBP: 0.330, SLG: 0.409 (1, 5)	3-1 FC3-6 1B	4-2 BB BB BB BB 1B		1-0 G6-3			0-0 G3-6 1-2f		
Harold Baines, L OBP: 0.399, SLG: 0.568 (1, 10)	0-0 1B	3-1 G3		0-0 G3-1			0-0 G4-3		
Danny Tartabull, R OBP: 0.327, SLG: 0.348 (1, 9)	1-3 K		3-2 F9		0-1 P4		2-2 G3-1		
Ron Karkovics, R OBP: 0.309, SLG: 0.339 (1, 2)		3-1 F7	0-0 F8		0-0 1B		0-0 HR		
Ray Durham, S OBP: 0.400, SLG: 0.514 (1, 4)		1-2 L5	1-0 G6-3		0-2 G1-3		0-1 B1-3		
Ozzie Guillen, L OBP: 0.288, SLG: 0.345 (1, 6)		0-1 1B 1B		0-1 1B		2-1 F8			

Inning Stats	R: 1	H: 2	E: 0	K: 2	S: 14	LOB: 2	BB: 1	P: 26	R: 2	H: 3	E: 0	K: 0	S: 18	LOB: 3	BB: 2	P: 37	R: 0	H: 0	E: 0	K: 0	S: 5	LOB: 0	BB: 0	P: 9	R: 0	H: 0	E: 0	K: 0	S: 4	LOB: 0	BB: 0	P: 5	R: 0	H: 1	E: 0	K: 0	S: 7	LOB: 0	BB: 0	P: 9	R: 0	H: 2	E: 0	K: 0	S: 7	LOB: 1	BB: 0	P: 7	R: 1	H: 1	E: 0	K: 0	S: 7	LOB: 0	BB: 0	P: 9
1B: 9	2B: 0	3B: 0	HR: 1	SF: 0	SAC: 1	DP: 1	HBP: 0	WP: 0	PB: 0	SB: 0	CS: 0	PA: 35																																												

PITCHER	IP	WLS	BF	H	R	ER	SO	BB	IBB	HBP	BLK	WP	HR	S	P	ERA	WHIP
Steve Sparks, R ERA: 6.59 (1, 1)	8.0	L	35	10	4	4	3	3	0	0	0	0	1	70	114	4.50	1.625

BOTTOM

Milwaukee Brewers @ Chicago White Sox
Comiskey Park, Chicago, IL

Fri May 24 1996, 8:05 PM EDT
Att. 18,346 - Overcast - 53 F

AB	31
R	4
H	10
RBI	4
BB	3
SO	3
LOB	14



livebaseballscores.com

Batter	1	2	3	4	5	6	7	8	9	AB R H RBI BB SO LOB	TOP
Chuck Carr, S (1, 8) OBP: 0.313, SLG: 0.380	3-2 	1-1 		2-2 		0-0 			4-2 	4 1 0 0 1 0 5	
Kevin Seitzer, R (1, 3) OBP: 0.437, SLG: 0.479	0-0 		1-0 		4-0 	2-1 			0-3 	4 1 1 0 1 1 2	
Jose Valentin, S (1, 6) OBP: 0.361, SLG: 0.515	2-3 		4-1 		1-3 		0-0 		2-1 	4 1 1 0 1 2 2	
Greg Vaughn, R (1, 7) OBP: 0.385, SLG: 0.512	3-3 		2-1 		1-0 		1-2 		2-0 	5 1 1 3 0 1 3	
Dave Nilsson, L (1, 10) OBP: 0.458, SLG: 0.815		0-1 	0-3 		2-0 		1-1 		1-0 	5 1 3 0 0 1 1	
Matt Mieske, R (1, 9) OBP: 0.373, SLG: 0.553		1-1 		4-2 	1-1 		1-0 		3-1 	4 2 3 4 1 0 1	
Jeff Cirillo, R (1, 5) OBP: 0.381, SLG: 0.467 Pat Listach, S (9, PR) OBP: 0.309, SLG: 0.315		3-2 		4-1 	0-1 			1-0 	4-0 	3 0 2 0 2 0 2 0 0 0 0 0 0 0	AB 38 R 7 H 12 RBI 7 BB 7 SO 7 LOB 24
Fernando Vina, L (1, 4) OBP: 0.400, SLG: 0.488		3-2 		0-0 		2-1 		1-2 	3-2 	5 0 1 0 0 0 4	
Mike Matheny, R (1, 2) OBP: 0.289, SLG: 0.400 Jesse Levis, L (8, 2) OBP: 0.357, SLG: 0.250 John Jaha, R (9, PH) OBP: 0.368, SLG: 0.426		4-0 		0-3 		0-0 		1-3 	1-2 	3 0 0 0 1 2 2 0 0 0 0 0 0 0 1 0 0 0 0 0 2	
Inning Stats	R: 0 H: 1 E: 0 LOB: 1 K: 2 BB: 0 S: 14 P: 22	R: 1 H: 2 E: 0 LOB: 2 K: 0 BB: 1 S: 12 P: 24	R: 0 H: 0 E: 0 LOB: 1 K: 1 BB: 1 S: 7 P: 14	R: 0 H: 0 E: 1 LOB: 2 K: 1 BB: 2 S: 10 P: 20	R: 1 H: 2 E: 0 LOB: 2 K: 1 BB: 1 S: 9 P: 18	R: 0 H: 0 E: 1 LOB: 1 K: 0 BB: 0 S: 6 P: 10	R: 0 H: 1 E: 0 LOB: 1 K: 0 BB: 0 S: 7 P: 10	R: 0 H: 1 E: 0 LOB: 0 K: 1 BB: 2 S: 21 P: 41	R: 5 H: 5 E: 0 LOB: 1 K: 1 BB: 2 S: 21 P: 41	1B: 7 SF: 0 2B: 2 SAC: 0 3B: 0 DP: 1 HR: 3 HBP: 0	WP: 1 PA: 45 PB: 0 SB: 1 CS: 1
PITCHER Wilson Alvarez, L (1, 1) ERA: 4.82 Matt Karchner, R (7, 1) ERA: 3.0 Roberto Hernandez, R (9, 1) ERA: 0.38	IP WLS BF H R ER SO BB IBB HBP BLK WP HR S P ERA WHIP 6.0 W 29 5 2 2 5 5 0 0 0 0 1 58 108 3.00 1.667 2.1 13 6 5 5 2 1 0 0 0 1 2 26 44 19.29 3.000 0.2 S 3 1 0 0 0 0 1 0 0 0 0 0 9 17 0.00 3.000	PITCHER IP WLS BF H R ER SO BB IBB HBP BLK WP HR S P ERA WHIP									

Milwaukee Brewers @ Chicago White Sox
 Comiskey Park, Chicago, IL
 Sat May 25 1996, 8:05 PM EDT
 Att. 20,585 - Unknown - 57 F

AB	38
R	7
H	12
RBI	7
BB	7
SO	7
LOB	24



Batter	1	2	3	4	5	6	7	8	9	AB R H RBI BB SO LOB	TOP											
Fernando Vina, L (1, 4) OBP: 0.396, SLG: 0.481	2-1 2B 1B	1-3 K		0-3 K			2-2 F7			4 1 1 0 0 2 4												
Kevin Seitzer, R (1, 10) OBP: 0.433, SLG: 0.479	1-0 SH1-3 1-H 2B	2-1 G5-3			0-0 G5-3		1-0 G5-3			4 0 1 1 0 0 3												
Jose Valentin, S (1, 6) OBP: 0.356, SLG: 0.506	0-1 SH1-3 2-3			0-0 F7		1-3 K		3-2 F9		3 0 0 0 0 1 0												
Greg Vaughn, R (1, 7) OBP: 0.377, SLG: 0.500	3-2 F7			3-3 K		2-3 K		1-0 F8		4 0 0 0 0 2 1												
Dave Nilsson, L (1, 3) OBP: 0.460, SLG: 0.793	1-0 G4-3			1-1 1B		3-2 FC6-4 1B		0-0 F8		4 0 2 0 0 0 1												
Matt Mieske, R (1, 9) OBP: 0.364, SLG: 0.537				0-3 K		3-2 F8		0-0 P6		4 0 0 0 0 2 2												
Jeff Cirillo, R (1, 5) OBP: 0.384, SLG: 0.464				1-1 B2		1-1 FC6-4 1-2f		1-2 1B		3 0 1 0 1 0 1												
David Hulse, L (1, 8) OBP: 0.200, SLG: 0.167				0-1 F7		1-1 G4-3		0-2 P5		3 0 0 0 1 0 2												
Mike Matheny, R (1, 2) OBP: 0.295, SLG: 0.403				1-1 1B			1-0 F9		1-2 G1-3	4 0 2 0 0 0 1												
Inning Stats	R: 1 E: 0 K: 0 S: 9	H: 2 LOB: 1 BB: 0 P: 16	R: 0 E: 0 K: 2 S: 15	H: 1 LOB: 3 BB: 2 P: 28	R: 0 E: 0 K: 2 S: 10	H: 1 LOB: 1 BB: 0 P: 14	R: 0 E: 0 K: 1 S: 9	H: 1 LOB: 1 BB: 0 P: 11	R: 0 E: 0 K: 2 S: 7	H: 0 LOB: 0 BB: 0 P: 10	R: 0 E: 0 K: 0 S: 10	H: 1 LOB: 1 BB: 0 P: 18	R: 0 E: 0 K: 0 S: 6	H: 0 LOB: 0 BB: 0 P: 10	R: 0 E: 0 K: 0 S: 5	H: 0 LOB: 0 BB: 0 P: 9	R: 0 E: 0 K: 0 S: 12	H: 1 LOB: 1 BB: 0 P: 14	1B: 6 2B: 1 3B: 0 HR: 0	SF: 0 SAC: 1 DP: 0 HBP: 0	WP: 0 PB: 0 SB: 0 CS: 0	PA: 36
PITCHER Kevin Tapani, R (1, 1) ERA: 3.22	IP: 9.0 WLS: W BF: 36 H: 7 R: 1 ER: 1 SO: 7 BB: 2 IBB: 0 HBP: 0 BLK: 0 WP: 0 HR: 0 S: 83 P: 130 ERA: 1.00 WHIP: 1.000											PITCHER	IP: 9.0 WLS: W BF: 36 H: 7 R: 1 ER: 1 SO: 7 BB: 2 IBB: 0 HBP: 0 BLK: 0 WP: 0 HR: 0 S: 83 P: 130 ERA: 1.00 WHIP: 1.000									

Milwaukee Brewers @ Chicago White Sox
Comiskey Park, Chicago, IL
 Sun May 26 1996, 4:33 AM EDT
 Att. 21,151 - Cloudy - 54 F

AB	33
R	1
H	7
RBI	1
BB	2
SO	7
LOB	15

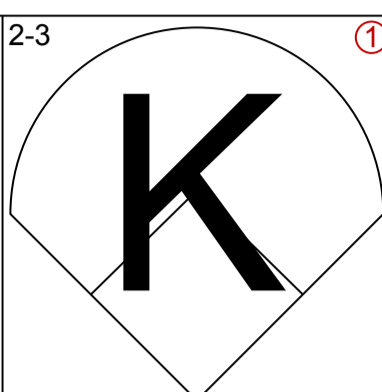
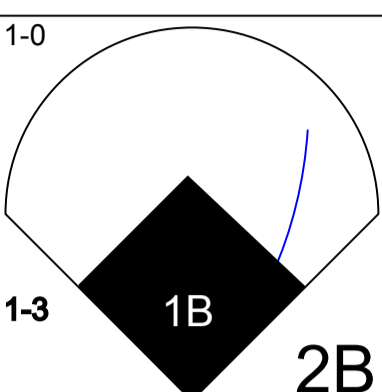
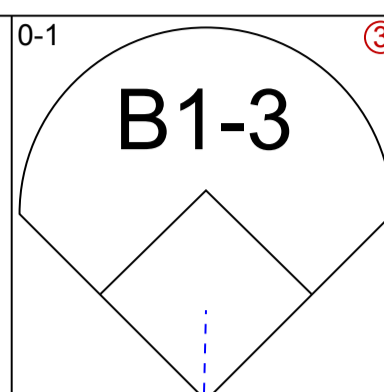
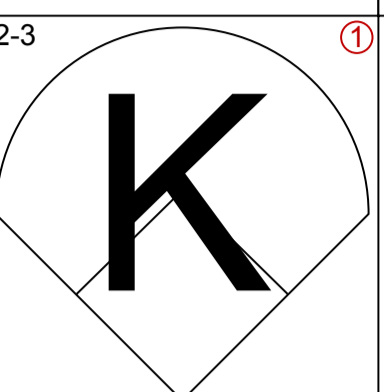
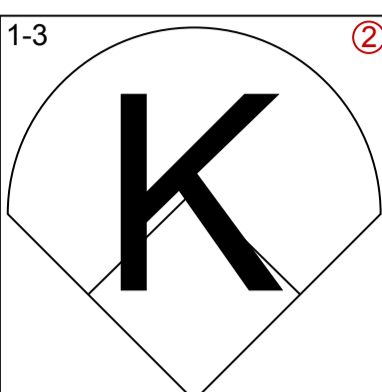
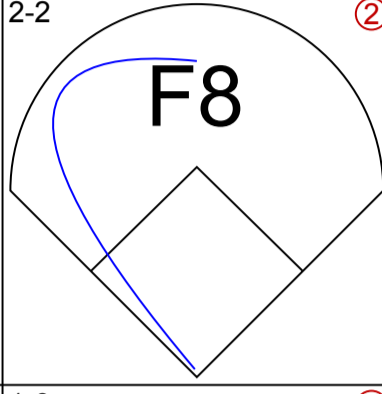
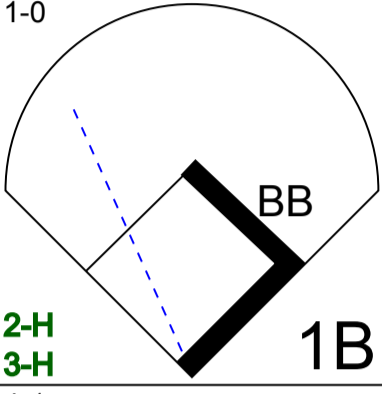
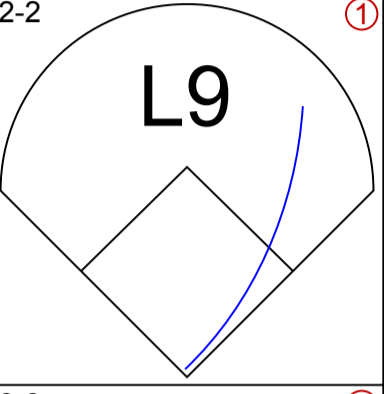
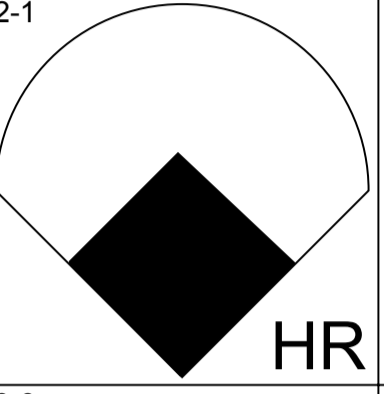
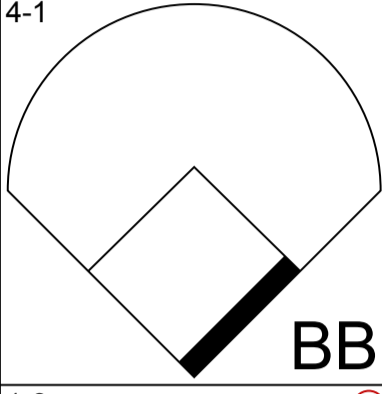
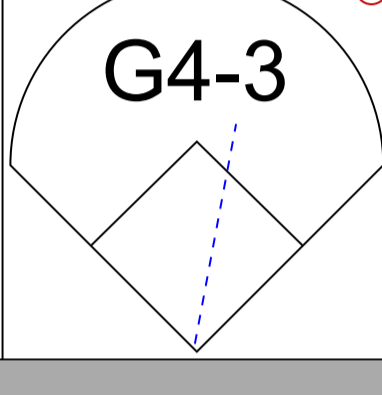
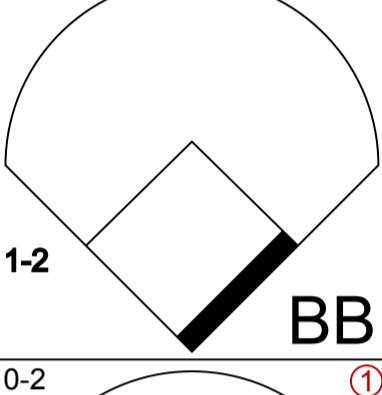
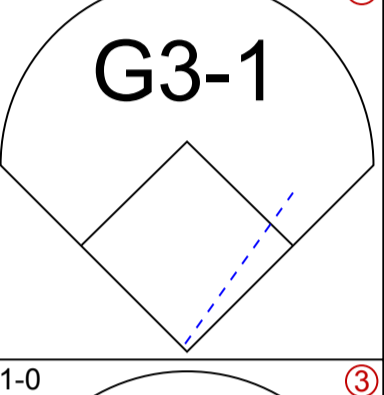
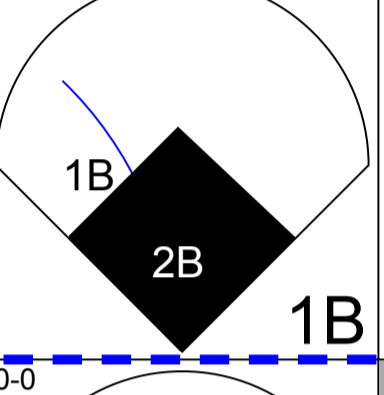
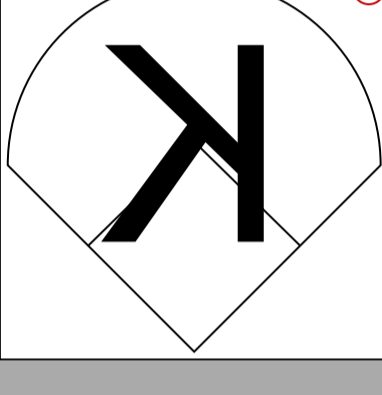
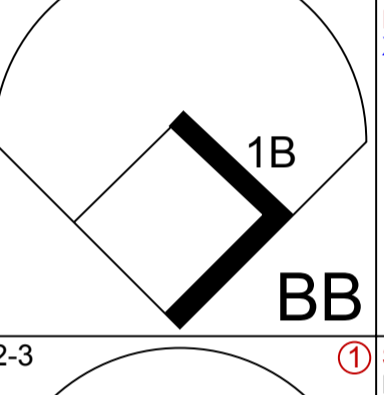
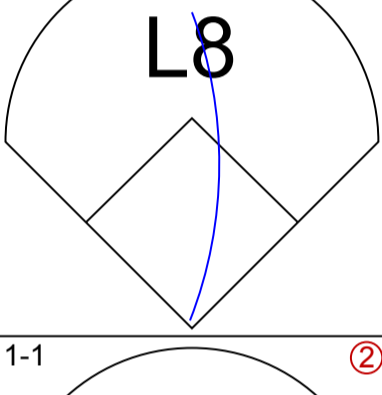
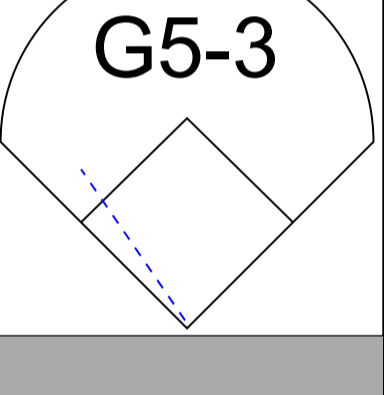
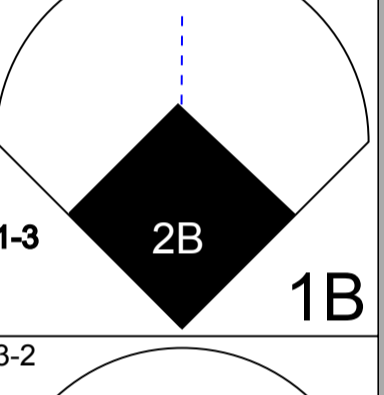
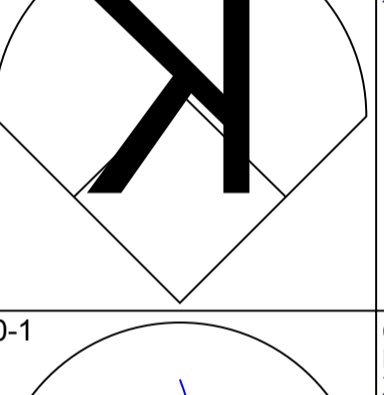
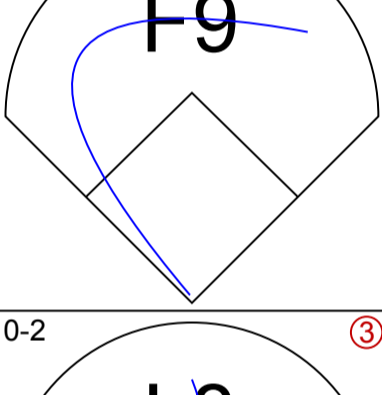
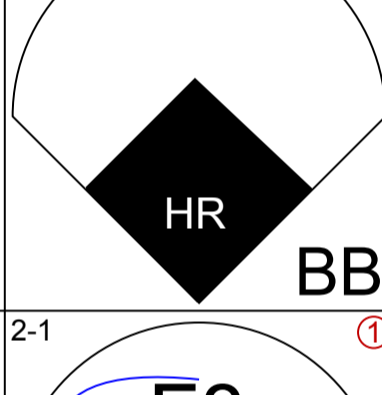
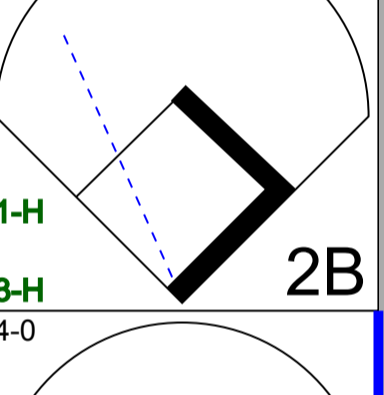
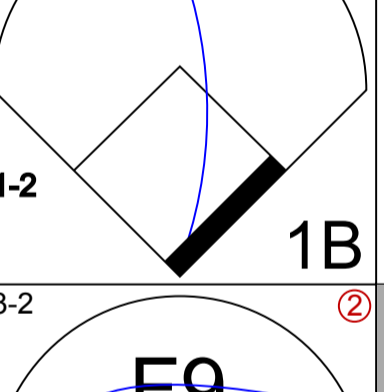
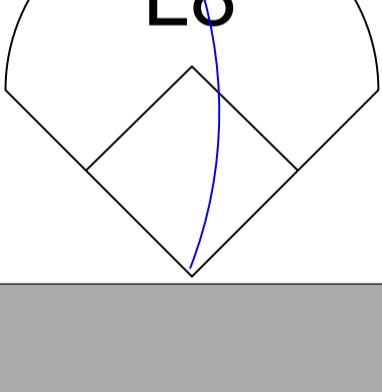
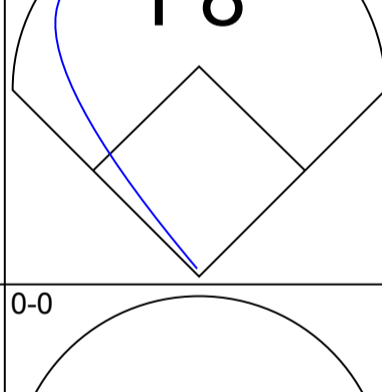
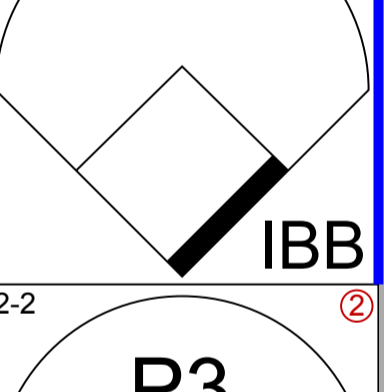
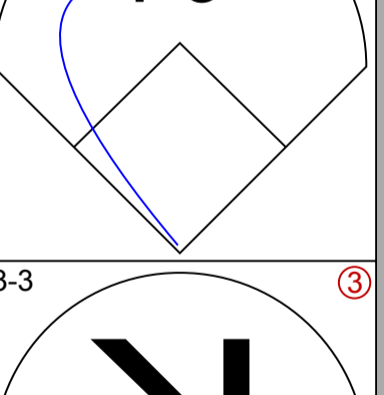
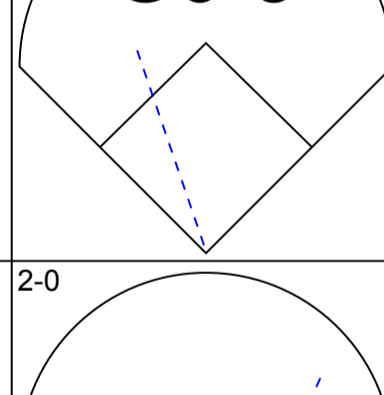
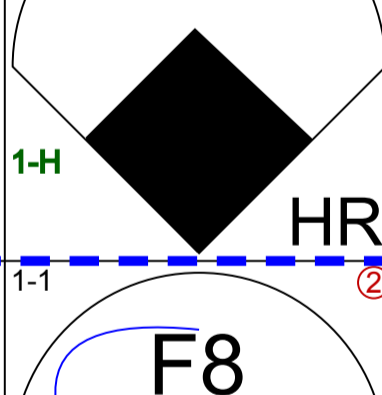
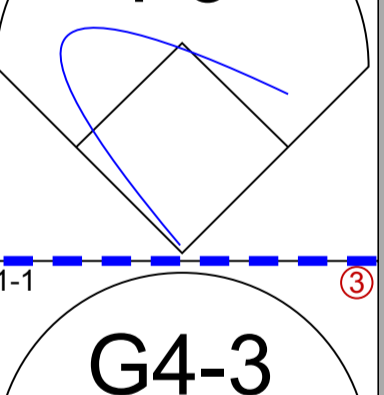

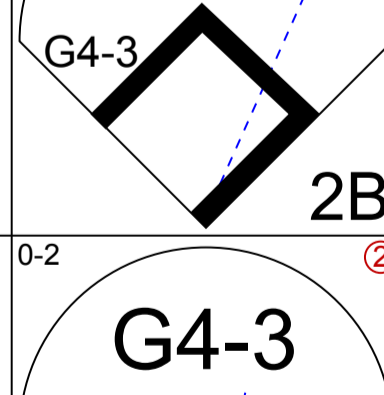
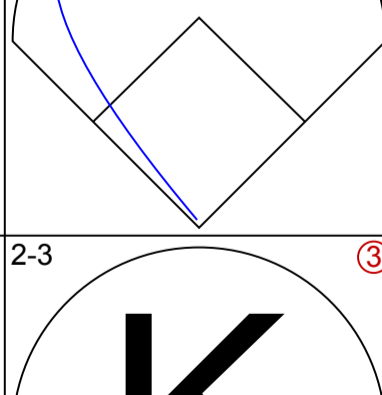
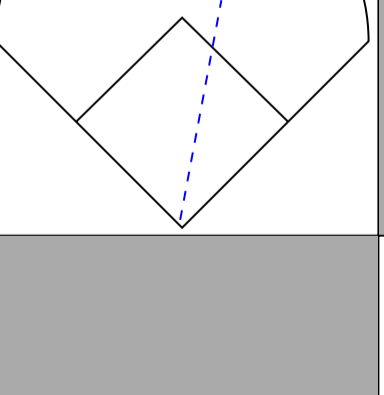
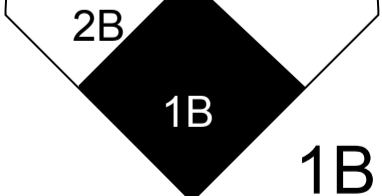
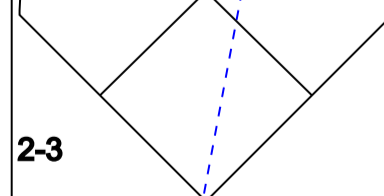

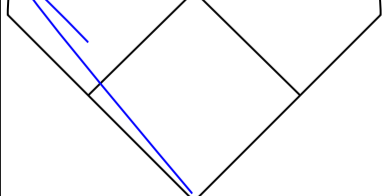


Batter	1	2	3	4	5	6	7	8	9	AB R H RBI BB SO LOB	TOP	
Chuck Knoblauch, R (1, 4) OBP: 0.420, SLG: 0.524 C B B F X	2-2 P3 		4-0 2B BB B B B B		2-2 G6-4-3 1B HBP C F B H		2-2 P1 			2 1 0 0 1 0 0	Minnesota Twins @ Milwaukee Brewers Milwaukee County Stadium, Milwaukee, WI Tue May 28 1996, 8:05 PM EDT Att. 10,117 - Unknown livebaseballscorecards.com	
Pat Meares, R (1, 6) OBP: 0.308, SLG: 0.433 F B B X	2-1 F9 		0-0 2B 1-H X		2-2 G6-4-3 1B 1 SAFE B B B F SAFE F X		1-0 G6-3 			4 0 2 1 0 0 0		
Paul Molitor, R (1, 10) OBP: 0.374, SLG: 0.430 C B X	1-1 P4 		2-2 F8 		1-1 G6-4-3 		2-3 K 			4 0 0 0 0 1 3		
Marty Cordova, R (1, 7) OBP: 0.388, SLG: 0.481 S B B B B B X		3-2 1B CS F B B B B X	2-2 P6 		0-0 G5-3 			3-2 G5-3 				4 0 1 0 0 0 2
Ron Coomer, R (1, 3) OBP: 0.382, SLG: 0.636 B F F F B X		2-2 HR 1-2 B F F F B X	4-1 BB 			3-2 HR 		0-2 P4 				3 2 2 2 1 0 0
Dave Hollins, S (1, 5) OBP: 0.362, SLG: 0.410 B X		1-0 1B BB F B C B X	1-2 F9 			3-3 K 		1-3 K 				4 0 1 0 0 2 2
Roberto Kelly, R (1, 8) OBP: 0.358, SLG: 0.408 Rich Becker, L (9, PH) OBP: 0.333, SLG: 0.384 C B F B F SAFE D SAFE F		4-2 1 SAFE B 1-2 FC6-4 BB F SAFE D SAFE F		1-0 G6-3 		2-1 G4-3 		1-2 P5 				2 0 0 0 1 0 0 1 0 0 0 0 0 0
Mike Durant, R (1, 2) OBP: 0.380, SLG: 0.356 Chip Hale, L (9, PH) OBP: 0.469, SLG: 0.607 C B X		1-1 L9 		0-1 P3 		1-0 S 1B B X		2-2 G4-6-3 1B B C C C B X				3 0 1 0 0 0 2 1 0 1 0 0 0 0
Denny Hocking, S (1, 9) OBP: 0.185, SLG: 0.233 X		0-0 FC6-4 1-2f X		1-3 K 		2-1 P3 		0-0 G4-6-3 1-2f X				4 0 0 0 0 1 4
Inning Stats	R: 0 H: 0 E: 0 LOB: 0 K: 0 BB: 0 S: 7 P: 12	R: 1 H: 3 E: 0 LOB: 2 K: 0 BB: 1 S: 15 P: 26	R: 1 H: 1 E: 0 LOB: 2 K: 0 BB: 2 S: 14 P: 27	R: 0 H: 0 E: 0 LOB: 0 K: 1 BB: 0 S: 6 P: 8	R: 0 H: 1 E: 0 LOB: 1 K: 0 BB: 0 S: 8 P: 13	R: 1 H: 2 E: 0 LOB: 1 K: 1 BB: 0 S: 13 P: 24	R: 0 H: 0 E: 0 LOB: 0 K: 1 BB: 0 S: 7 P: 12	R: 0 H: 0 E: 0 LOB: 0 K: 1 BB: 0 S: 9 P: 13	R: 0 H: 1 E: 0 LOB: 0 K: 0 BB: 0 S: 7 P: 10	1B: 5 SF: 0 2B: 1 SAC: 0 3B: 0 DP: 2 HR: 2 HBP: 1		WP: 0 PA: 36 PB: 0 SB: 1 CS: 1
PITCHER Scott Karl, L (1, 1) ERA: 4.59 Ramon Garcia, R (7, 1) ERA: 3.79	IP WLS BF H R ER SO BB IBB HBP BLK WP HR S P ERA WHIP 6.0 W 27 7 3 3 2 3 0 1 0 0 2 63 110 4.50 1.667 3.0 S 9 1 0 0 2 0 0 0 0 0 0 0 23 35 0.00 0.333	PITCHER IP WLS BF H R ER SO BB IBB HBP BLK WP HR S P ERA WHIP										

Minnesota Twins @ Milwaukee Brewers
 Milwaukee County Stadium, Milwaukee, WI
 Tue May 28 1996, 8:05 PM EDT
 Att. 10,117 - Unknown

AB	32
R	3
H	8
RBI	3
BB	3
SO	4
LOB	13



Batter	1	2	3	4	5	6	7	8	9
Chuck Carr, S (1, 8) <small>OBP: 0.308, SLG: 0.381</small>									
Kevin Seitzer, R (1, 5) <small>OBP: 0.438, SLG: 0.497</small>									
Jose Valentin, S (1, 6) <small>OBP: 0.357, SLG: 0.500</small>									
Greg Vaughn, R (1, 7) David Hulse, L (9, 7) <small>OBP: 0.379, SLG: 0.497</small> <small>OBP: 0.200, SLG: 0.167</small>									
John Jaha, R (1, 10) <small>OBP: 0.371, SLG: 0.430</small>									
Dave Nilsson, L (1, 3) Jeff Cirillo, R (8, 5) <small>OBP: 0.463, SLG: 0.770</small> <small>OBP: 0.384, SLG: 0.464</small>									
Matt Mieske, R (1, 9) <small>OBP: 0.361, SLG: 0.550</small>									
Fernando Vina, L (1, 4) <small>OBP: 0.392, SLG: 0.481</small>									
Mike Matheny, R (1, 2) <small>OBP: 0.293, SLG: 0.399</small>									

AB	R	H	RBI	BB	SO	LOB
5	1	1	0	0	3	1
4	1	2	3	1	0	0
4	1	1	0	1	1	1
3	1	1	0	1	0	2
0	0	0	0	0	0	0
3	1	1	2	1	1	3
3	0	1	0	1	0	3
0	0	0	0	0	0	0
4	1	1	2	0	0	4
4	0	1	0	0	1	4
4	1	1	0	0	1	1

BOTTOM

Minnesota Twins @ Milwaukee Brewers
Milwaukee County Stadium, Milwaukee, WI
 Tue May 28 1996, 8:05 PM EDT
 Att. 10,117 - Unknown

AB	34
R	7
H	10
RBI	7
BB	5
SO	7
LOB	19



1B: 5	SF: 0	WP: 0	PA: 39
2B: 3	SAC: 0	PB: 0	
3B: 0	DP: 0	SB: 0	
HR: 2	HBP: 0	CS: 0	

Inning Stats	Pitcher													Pitcher																	
	R	H	E	K	S	H	LOB	BB	P	R	H	E	K	S	IP	WLS	BF	H	R	ER	SO	BB	IBB	HBP	BLK	WP	HR	S	P	ERA	WHIP
Pat Mahomes, R (1, 1) <small>ERA: 6.31</small>	0	0	0	1	14	0	0	1	18	5.1	0	0	1	25	6	4	4	6	4	4	3	3	0	0	0	0	1	12	19	6.75	1.688
Eddie Guardado, L (6, 1) <small>ERA: 4.25</small>	0	0	0	0	0	0	0	0	0	1.0	5	2	2	2	2	2	2	2	2	2	0	0	0	0	0	0	1	12	19	18.00	2.000
Dan Naulty, R (7, 1) <small>ERA: 2.56</small>	0	0	0	0	0	0	0	0	0	0.1	4	2	1	1	0	1	1	0	0	0	0	1	0	0	0	0	0	9	18	27.00	6.000
Mike Milchin, L (7, 1) <small>ERA: 2.7</small>	0	0	0	0	0	0	0	0	0	1.1	5	0	0	2	1	0	0	0	0	0	2	1	0	0	0	0	0	10	19	0.00	0.750

WP	HR	S	P	ERA	WHIP
0	0	0	0	0.00	0.750

Batter	1	2	3	4	5	6	7	8	9	10	11	12	AB R H RBI BB SO LOB	TOP					
Chuck Knoblauch, R (1, 4) <small>OBP: 0.426, SLG: 0.530</small>													4 1 1 0 3 0 2	Minnesota Twins @ Milwaukee Brewers Milwaukee County Stadium, Milwaukee, WI Wed May 29 1996, 4:33 AM EDT Att. 14,324 - Unknown - 51 F					
Rich Becker, L (1, 8) <small>OBP: 0.326, SLG: 0.368</small>													5 1 0 0 1 2 3						
Paul Molitor, R (1, 10) <small>OBP: 0.382, SLG: 0.434</small>													5 1 3 1 1 0 2						
Marty Cordova, R (1, 7) <small>OBP: 0.386, SLG: 0.479</small>													5 1 1 1 1 1 5						
Greg Myers, L (1, 2) <small>OBP: 0.333, SLG: 0.510</small> Ron Coomer, R (11, PH) <small>OBP: 0.377, SLG: 0.627</small> Mike Durant, R (11, 2) <small>OBP: 0.380, SLG: 0.356</small>													5 1 1 1 0 1 4 1 0 0 0 0 0 2 0 0 0 0 0 0 0						
Dave Hollins, S (1, 5) <small>OBP: 0.366, SLG: 0.415</small>													5 2 2 0 1 0 1						
Scott Stahoviak, L (1, 3) <small>OBP: 0.375, SLG: 0.490</small>													5 1 1 2 0 3 1						
Pat Meares, R (1, 6) <small>OBP: 0.312, SLG: 0.435</small> Chip Hale, L (10, PH) <small>OBP: 0.485, SLG: 0.607</small> Jeff Reboulet, R (10, 6) <small>OBP: 0.243, SLG: 0.198</small>													4 0 2 1 0 1 0 0 0 0 0 1 0 0 1 0 1 1 0 0 0						
Denny Hocking, S (1, 9) <small>OBP: 0.188, SLG: 0.222</small> Roberto Kelly, R (9, 9) <small>OBP: 0.353, SLG: 0.402</small>													3 0 0 0 1 0 1 2 0 0 0 0 1 3						
Inning Stats	R: 0 H: 0 E: 0 LOB: 1 K: 0 BB: 1 S: 3 P: 7	R: 1 H: 2 E: 0 LOB: 2 K: 1 BB: 1 S: 7 P: 11	R: 4 H: 4 E: 1 LOB: 1 K: 0 BB: 1 S: 7 P: 11	R: 2 H: 2 E: 0 LOB: 1 K: 0 BB: 1 S: 5 P: 9	R: 0 H: 0 E: 0 LOB: 0 K: 2 BB: 0 S: 7 P: 7	R: 0 H: 1 E: 0 LOB: 1 K: 1 BB: 0 S: 6 P: 6	R: 0 H: 0 E: 0 LOB: 0 K: 1 BB: 0 S: 5 P: 5	R: 0 H: 0 E: 0 LOB: 0 K: 0 BB: 0 S: 3 P: 3	R: 0 H: 0 E: 0 LOB: 1 K: 1 BB: 1 S: 5 P: 9	R: 0 H: 1 E: 0 LOB: 1 K: 1 BB: 1 S: 5 P: 9	R: 0 H: 0 E: 0 LOB: 2 K: 0 BB: 2 S: 3 P: 11	R: 1 H: 2 E: 0 LOB: 1 K: 2 BB: 1 S: 9 P: 13	1B: 7 SF: 0 2B: 2 SAC: 2 3B: 2 DP: 1 HR: 1 HBP: 0		WP: 1 PA: 56 PB: 0 SB: 1 CS: 0				
PITCHER	IP WLS BF H R ER SO BB IBB HBP BLK WP HR S P ERA WHIP																		
Steve Sparks, R (1, 1) <small>ERA: 7.27</small>	3.1																		
Kevin Wickander, L (4, 1) <small>ERA: 3.38</small>	2.2	9	1	0	0	3	0	0	0	0	1	0	15	15	0.00	0.375			
Angel Miranda, L (7, 1) <small>ERA: 4.89</small>	2.1	7	0	0	0	1	0	0	0	0	0	0	9	9	0.00	0.000			
Marshall Boze, R (9, 1) <small>ERA: 3.71</small>	2.1	11	1	0	0	2	4	0	0	0	0	0	11	27	0.00	2.143			
Graeme Lloyd, L (11, 1) <small>ERA: 2.86</small>	1.1	L 7	2	1	1	2	0	1	0	0	0	0	10	14	6.75	1.500			

AB	45
R	8
H	12
RBI	7
BB	9
SO	9
LOB	24




Batter	1	2	3	4	5	6	7	8	9	10	11	12	AB R H RBI BB SO LOB
Chuck Carr, S OBP: 0.306, SLG: 0.375 (1, 8)	0-3 K		0-0 2B 1-2 1B		0-3 K		0-3 K	0-0 F9		0-0 SH3-4 1B		0-0 F6	7 0 2 0 0 3 0
Jeff Cirillo, R OBP: 0.388, SLG: 0.493 (1, 5)	0-0 5-3		0-0 1-3 2-H 2B		0-0 F7		0-0 1B 2B 1B	0-0 HR		0-0 SH3-4		0-0 L9	6 2 3 2 0 0 0
Kevin Seitzer, R OBP: 0.437, SLG: 0.492 (1, 3)	0-0 1-3		0-0 4-3		0-0 BB 1B		0-0 2B 1-3 1B	0-0 6-3		4-0 IBB		0-0 6-3	6 1 2 0 1 0 2
Greg Vaughn, R OBP: 0.383, SLG: 0.517 (1, 7)		0-0 F7		0-0 HR	4-0 1-2 BB		0-0 BB 1-3 3-H 2B		0-0 F7	0-3 K			5 1 2 2 1 1 2
John Jaha, R OBP: 0.370, SLG: 0.425 (1, 10)		0-3 K		4-0 FC9-6 WP FC3-6 BB	0-3 K		4-0 BB		0-0 2B	0-0 F8			2 1 0 0 1 2 2
Dave Nilsson, L OBP: 0.478, SLG: 0.790 (7, PH)													1 0 1 0 1 0 0
David Hulse, L OBP: 0.196, SLG: 0.163 (9, PR)													1 1 0 0 0 0 2
Matt Mieske, R OBP: 0.366, SLG: 0.548 (1, 9)		0-0 F8		0-0 FC9-6 1-2 1B		0-0 1B	0-0 L6		0-0 F2		0-0 8-4 BB 1B		6 0 3 0 0 0 4
Jose Valentin, S OBP: 0.366, SLG: 0.503 (1, 6)			4-0 FC5-4 BB	0-0 FC9-6 FC3-6	0-3 K	0-3 K	4-0 1-2 2-3 3-H BB		0-0 2B	4-0 BB		4-0 BB	3 0 1 2 3 1 3
Fernando Vina, L OBP: 0.383, SLG: 0.464 (1, 4)			0-0 F8	0-0 FC3-6	0-0 F8	0-0 F8	0-0 F9		4-0 IBB		0-0 F7		5 0 0 1 1 0 8
Mike Matheny, R OBP: 0.286, SLG: 0.387 (1, 2)			0-0 FC5-4 1B	0-3 K		0-0 F8		0-0 F8	0-0 L8		0-0 8-4		4 1 0 0 0 1 3
Jesse Levis, L OBP: 0.341, SLG: 0.237 (9, PH) (10, 2)			1-2 2B								2-3f		2 0 0 0 0 0 4

Inning Stats	R: 0	H: 0	E: 0	LOB: 0	K: 1	P: 5	R: 0	H: 0	E: 0	LOB: 0	K: 1	P: 5	R: 1	H: 2	E: 0	LOB: 2	K: 0	P: 5	R: 2	H: 2	E: 0	LOB: 1	K: 1	P: 7	R: 0	H: 1	E: 0	LOB: 2	K: 1	P: 8	R: 0	H: 1	E: 0	LOB: 1	K: 1	P: 6	R: 2	H: 3	E: 0	LOB: 3	K: 1	P: 8	R: 1	H: 1	E: 0	LOB: 0	K: 0	P: 4	R: 1	H: 2	E: 0	LOB: 2	K: 0	P: 5	R: 0	H: 1	E: 0	LOB: 2	K: 1	P: 6	R: 0	H: 1	E: 0	LOB: 1	K: 0	P: 7	R: 0	H: 0	E: 0	LOB: 0	K: 0	P: 3	1B: 8	2B: 5	3B: 0	HR: 2	SF: 0	SAC: 1	DP: 1	HBP: 0	WP: 1	PA: 57
--------------	------	------	------	--------	------	------	------	------	------	--------	------	------	------	------	------	--------	------	------	------	------	------	--------	------	------	------	------	------	--------	------	------	------	------	------	--------	------	------	------	------	------	--------	------	------	------	------	------	--------	------	------	------	------	------	--------	------	------	------	------	------	--------	------	------	------	------	------	--------	------	------	------	------	------	--------	------	------	-------	-------	-------	-------	-------	--------	-------	--------	-------	--------

PITCHER	IP	WLS	BF	H	R	ER	SO	BB	IBB	HBP	BLK	WP	HR	S	P	ERA	WHIP
Rich Robertson, L ERA: 4.76 (1, 1)	5.1		25	6	3	3	6	3	0	0	0	1	1	34	46	5.06	1.688
Eddie Guardado, L ERA: 4.11 (6, 1)	1.0		3	0	0	0	1	0	0	0	0	0	0	5	5	0.00	0.000
Dan Naulty, R ERA: 3.13 (7, 1)	0.0		3	3	1	1	0	0	0	0	0	0	0	3	3	∞	∞
Erik Bennett, R ERA: 7.13 (7, 1)	0.1		2	0	0	0	0	1	0	0	0	0	0	1	5	0.00	3.000
Mike Milchin, L ERA: 3.52 (7, 1)	1.0		5	1	2	2	0	1	0	0	0	0	1	4	8	18.00	2.000
PITCHER	IP	WLS	BF	H	R	ER	SO	BB	IBB	HBP	BLK	WP	HR	S	P	ERA	WHIP
Dave Stevens, R ERA: 4.5 (8, 1)	2.1		12	3	1	1	1	0	2	0	0	0	0	12	20	3.86	1.286
Greg Hansell, R ERA: 4.71 (11, 1)	2.0	W	7	1	0	0	0	1	0	0	0	0	0	6	10	0.00	1.000

MINNESOTA TWINS @ MILWAUKEE BREWERS
Milwaukee County Stadium, Milwaukee, WI
 Wed May 29 1996, 4:33 AM EDT
 Att: 14,324 - Unknown - 51 F

AB	48
R	7
H	14
RBI	7
BB	8
SO	8
LOB	30



Batter	1	2	3	4	5	6	7	8	9	AB R H RBI BB SO LOB	TOP									
Kenny Lofton, L (1, 8) OBP: 0.390, SLG: 0.429	2-1 F8	0-0 F9		3-2 F7			2-2 G4-3		4-1 S S BB	4 0 0 0 1 0 2										
Julio Franco, R (1, 3) OBP: 0.394, SLG: 0.463	0-0 G6-3	4-0 BB		2-1 F8			2-1 G4-3		4-2 SAFE BB BB	3 0 0 0 2 0 0										
Carlos Baerga, S (1, 4) OBP: 0.280, SLG: 0.383	1-1 HBP	2-1 L8			1-1 L8		3-1 L8		0-0 L7	2 0 0 0 0 0 3										
Alvaro Espinoza, R (5, 4) OBP: 0.276, SLG: 0.333										2 0 0 0 0 0 2										
Albert Belle, R (1, 7) OBP: 0.424, SLG: 0.740	2-1 F9		2-1 G4-3		1-0 P6			2-0 G4-3	4-2 SAFE BB	4 0 0 0 1 0 1										
Jim Thome, L (1, 5) OBP: 0.462, SLG: 0.629		4-2 1B BB	3-1 BB 1B		4-2 BB			2-1 1B	2-1 P6	3 1 2 0 2 0 3										
Eddie Murray, S (1, 10) OBP: 0.332, SLG: 0.361		2-1 1B BB	4-1 FC6-4 BB		2-1 F8			3-2 1B		3 1 2 0 1 0 1										
Manny Ramirez, R (1, 9) OBP: 0.366, SLG: 0.528		0-1 2B 1B	2-3 K			2-1 L8			2-1 L5	4 0 1 1 0 1 4										
Wayne Kirby, L (9, 9) OBP: 0.222, SLG: 0.222		1-2 3-H 1B								0 0 0 0 0 0 0										
Sandy Alomar Jr., R (1, 2) OBP: 0.323, SLG: 0.457		1-1 2B	1-1 FC6-4			0-1 G6-3			1-1 L7	4 0 1 1 0 0 4										
Omar Vizquel, S (1, 6) OBP: 0.349, SLG: 0.411		2-1 F7		2-1 L4			1-3 K		2-1 L6	4 0 0 0 0 1 2										
Inning Stats	R: 0 E: 0 K: 0 S: 6	H: 0 LOB: 1 BB: 0 P: 11	R: 2 E: 0 K: 0 S: 13	H: 3 LOB: 3 BB: 2 P: 28	R: 0 E: 0 K: 1 S: 10	H: 1 LOB: 2 BB: 1 P: 22	R: 0 E: 0 K: 0 S: 10	H: 0 LOB: 0 BB: 0 P: 17	R: 0 E: 0 K: 1 S: 8	H: 0 LOB: 0 BB: 0 P: 11	R: 0 E: 0 K: 0 S: 9	H: 0 LOB: 0 BB: 0 P: 16	R: 0 E: 0 K: 0 S: 10	H: 2 LOB: 2 BB: 0 P: 20	R: 0 E: 0 K: 0 S: 14	H: 0 LOB: 3 BB: 3 P: 30	1B: 5 2B: 1 3B: 0 HR: 0	SF: 0 SAC: 0 DP: 0 HBP: 1	WP: 0 PB: 0 SB: 2 CS: 0	PA: 41
PITCHER	IP WLS BF H R ER SO BB IBB HBP BLK WP HR S P ERA WHIP																			
Ricky Bones, R (1, 1) ERA: 5.7	7.1 L 33 6 2 2 2 4 0 0 0 0 0 0 69 133 2.46 1.364																			
Terry Burrows, L (8, 1) ERA:	0.2 2 0 0 0 0 0 0 0 0 0 0 0 4 7 0.00 0.000																			
Mike Fetters, R (9, 1) ERA: 2.08	0.2 5 0 0 0 0 3 0 0 0 0 0 0 12 26 0.00 4.500																			
Graeme Lloyd, L (9, 1) ERA: 2.82	0.1 1 0 0 0 0 0 0 0 0 0 0 0 2 4 0.00 0.000																			

Cleveland Indians @ Milwaukee Brewers
Milwaukee County Stadium, Milwaukee, WI

Thu May 30 1996, 8:05 PM EDT
Att. 11,543 - Unknown - 60 F

AB	33
R	2
H	6
RBI	2
BB	7
SO	2
LOB	22



livebaseballscorecards.com

Batter	1	2	3	4	5	6	7	8	9	AB	R	H	RBI	BB	SO	LOB
Chuck Carr, S (1, 8) OBP: 0.310, SLG: 0.377 David Hulse, L (5, 8) OBP: 0.226, SLG: 0.180	1-1 		0-0 G1-3 			1-0 		4-1 		2	0	1	0	0	0	0
Kevin Seitzer, R (1, 10) OBP: 0.443, SLG: 0.494 Pat Listach, S (8, PR) OBP: 0.309, SLG: 0.315	1-0 		1-2 F9 			0-1 		1-2 		3	0	2	0	0	0	0
Jose Valentin, S (1, 6) OBP: 0.364, SLG: 0.495	0-3 K 			0-0 F8 		3-2 P5 		4-1 		3	0	0	0	1	1	4
Greg Vaughn, R (1, 7) OBP: 0.376, SLG: 0.506	3-2 P4 			1-3 K 		0-1 L8 		2-1 P2 		4	0	0	0	0	1	7
Dave Nilsson, L (1, 3) OBP: 0.466, SLG: 0.754	2-2 G4-1 			4-1 		2-1 G3-1 		3-3 K 		3	0	0	0	1	1	7
Matt Mieske, R (1, 9) OBP: 0.357, SLG: 0.533		1-1 G5-3 		0-3 K 		2-3 K 			1-2 L8 	4	0	0	0	0	2	1
Jeff Cirillo, R (1, 5) OBP: 0.385, SLG: 0.486		3-1 G5-3 			1-2 G4-3 		0-1 G5-3 		1-1 	4	0	1	0	0	0	0
Fernando Vina, L (1, 4) OBP: 0.380, SLG: 0.458		0-0 F9 			1-2 		0-0 P5 		1-0 	4	0	1	0	0	0	1
Mike Matheny, R (1, 2) OBP: 0.287, SLG: 0.393			0-3 K 		2-2 		1-0 			3	0	1	0	0	1	1

Inning Stats	R: 0	H: 2	E: 0	LOB: 2	K: 1	BB: 0	S: 15	R: 0	H: 0	E: 0	LOB: 0	K: 0	BB: 0	S: 5	R: 0	H: 0	E: 0	LOB: 0	K: 1	BB: 0	S: 7	R: 0	H: 0	E: 0	LOB: 1	K: 2	BB: 1	S: 8	R: 0	H: 1	E: 0	LOB: 0	K: 0	BB: 0	S: 9	R: 0	H: 2	E: 0	LOB: 2	K: 1	BB: 0	S: 10	R: 0	H: 0	E: 0	LOB: 0	K: 1	BB: 0	S: 6	R: 0	H: 1	E: 0	LOB: 3	K: 1	BB: 2	S: 10	R: 0	H: 1	E: 0	LOB: 0	K: 0	BB: 0	S: 8	R: 0	H: 1	E: 0	LOB: 0	K: 0	BB: 0	S: 11	1B: 6	SF: 0	3B: 0	HR: 0	WP: 1	PA: 35
--------------	------	------	------	--------	------	-------	-------	------	------	------	--------	------	-------	------	------	------	------	--------	------	-------	------	------	------	------	--------	------	-------	------	------	------	------	--------	------	-------	------	------	------	------	--------	------	-------	-------	------	------	------	--------	------	-------	------	------	------	------	--------	------	-------	-------	------	------	------	--------	------	-------	------	------	------	------	--------	------	-------	-------	-------	-------	-------	-------	-------	--------

PITCHER	IP	WLS	BF	H	R	ER	SO	BB	IBB	HBP	BLK	WP	HR	S	P	ERA	WHIP
Charles Nagy, R (1, 1) ERA: 3.53	7.0	W	28	6	0	0	5	2	0	0	0	0	0	62	96	0.00	1.143
Eric Plunk, R (8, 1) ERA: 2.35	0.2		3	0	0	0	0	1	0	1	0	1	0	5	12	0.00	1.500
Paul Assenmacher, L (8, 1) ERA: 2.13	0.1		1	0	0	0	1	0	0	0	0	0	0	3	6	0.00	0.000
Jose Mesa, R (9, 1) ERA: 1.8	1.0	S	3	1	0	0	0	0	0	0	0	0	0	8	11	0.00	1.000

BOTTOM

Cleveland Indians @ Milwaukee Brewers
 Milwaukee County Stadium, Milwaukee, WI

Thu May 30 1996, 8:05 PM EDT
 Att. 11,543 - Unknown - 60 F

AB	31
R	0
H	7
RBI	0
BB	3
SO	6
LOB	21

Batter	1	2	3	4	5	6	7	8	9	AB R H RBI BB SO LOB	TOP											
Kenny Lofton, L (1, 8) <small>OBP: 0.390, SLG: 0.431</small> Wayne Kirby, L (8, 8) <small>OBP: 0.200, SLG: 0.200</small>	2-2 G4-3	1-3 K		2-2 E6 1-H 2B		2-3 K	4-1 E BB		0-0 F9	4 0 1 1 1 2 1 1 0 0 0 0 0 0	Cleveland Indians @ Milwaukee Brewers Milwaukee County Stadium, Milwaukee, WI Fri May 31 1996, 8:05 PM EDT Att. 24,050 - Unknown - 65 F											
Julio Franco, R (1, 3) <small>OBP: 0.393, SLG: 0.464</small>	2-2 G6-3		3-1 1B E 1B	3-1 G4-3		1-0 L9	2-2 E4 1-2 2-3 3-H	2-2 2B	6 1 2 0 0 0 3													
Carlos Baerga, S (1, 4) <small>OBP: 0.283, SLG: 0.384</small> Scott Leius, R (8, 4) <small>OBP: 0.038, SLG: 0.077</small>	2-2 1B		1 SAFE 3-2 L9 1-3 1B		1-0 L6		G4-3	3-3 K	5 0 2 0 0 0 3 1 0 0 0 0 1 1													
Albert Belle, R (1, 7) <small>OBP: 0.435, SLG: 0.738</small>	0-3 K		0-0 G4-3 1-2 3-H 1B		1-1 1B 1B		4-1 E S 2B BB	4-2 FC4 HBP	4-0 HBP	3 2 2 1 1 1 1												
Jim Thome, L (1, 5) <small>OBP: 0.458, SLG: 0.617</small>		2-2 HR 1B	2-0 L9		3-2 1B		2-3 K	3-2 K	1-3 K	6 1 2 0 0 3 6												
Eddie Murray, S (1, 10) <small>OBP: 0.333, SLG: 0.359</small>		0-0 F8	2-2 G4-3 1-2f		0-0 1B		4-1 2B WP BB	0-0 FC4 1-2 1B		4 2 1 1 1 0 4												
Manny Ramirez, R (1, 9) <small>OBP: 0.372, SLG: 0.554</small>		1-1 HR		0-0 F7		3-2 F9	1-0 WP 1-3 3-H 1B 2B	1-1 1B		5 2 3 3 0 0 2												
Tony Peña, R (1, 2) <small>OBP: 0.388, SLG: 0.432</small>		2-2 FC4-6 1B		1-0 E 1B		G4-3	3-1 1B E 1B 2-H 3-H	1-0 1B		5 2 4 2 0 0 2												
Omar Vizquel, S (1, 6) <small>OBP: 0.345, SLG: 0.405</small>		2-0 FC4-6 1-2f		1-0 F7		F9	3-2 E BB 1B	2-0 P2		5 0 1 0 0 0 4												
Inning Stats	R: 0 E: 0 K: 1 S: 13	H: 1 LOB: 1 BB: 0 P: 19	R: 2 E: 1 K: 1 S: 14	H: 3 LOB: 1 BB: 0 P: 22	R: 1 E: 1 K: 0 S: 10	H: 3 LOB: 1 BB: 0 P: 20	R: 1 E: 1 K: 0 S: 8	H: 2 LOB: 1 BB: 0 P: 15	R: 1 E: 0 K: 0 S: 15	H: 3 LOB: 2 BB: 0 P: 23	R: 0 E: 0 K: 1 S: 9	H: 0 LOB: 0 BB: 0 P: 15	R: 4 E: 1 K: 1 S: 20	H: 3 LOB: 3 BB: 3 P: 46	R: 1 E: 0 K: 1 S: 12	H: 2 LOB: 2 BB: 0 P: 23	R: 0 E: 0 K: 2 S: 11	H: 1 LOB: 2 BB: 0 P: 21	1B: 14 2B: 3 3B: 0 HR: 1	SF: 0 SAC: 0 DP: 1 HBP: 2	WP: 1 PB: 0 SB: 1 CS: 0	PA: 50
PITCHER	IP WLS BF H R ER SO BB IBB HBP BLK WP HR S P ERA WHIP																					
Ben McDonald, R (1, 1) <small>ERA: 4.52</small>	6.0 L 29 12 5 5 3 0 0 0 0 0 0 1 69 114 7.50 2.000																					
Mike Potts, L (7, 1) <small>ERA: 8.75</small>	0.2 4 0 2 2 1 2 0 0 0 0 0 0 7 18 27.00 3.000																					
Marshall Boze, R (7, 1) <small>ERA: 4.5</small>	1.0 11 5 3 2 1 1 0 1 0 1 0 0 24 48 18.00 6.000																					
Terry Burrows, L (8, 1) <small>ERA:</small>	1.1 6 1 0 0 0 2 0 0 1 0 0 0 12 24 0.00 0.750																					

AB	45
R	10
H	18
RBI	8
BB	3
SO	7
LOB	27



Batter	1	2	3	4	5	6	7	8	9	AB R H RBI BB SO LOB
Pat Listach, S OBP: 0.307, SLG: 0.313 (1, 8)	2-3 K		1-1 SH3	1-1 G4-3			0-3 K		2-0 2B 1B	4 0 1 0 0 2 0
Kevin Seitzer, R OBP: 0.442, SLG: 0.497 (1, 3)	1-1 G3		3-2 BB 1B 1B			1-1 G6-3	0-1 G6-3		2-2 1-3 2B	5 1 2 1 0 0 0
Jose Valentin, S OBP: 0.355, SLG: 0.481 (1, 6)	2-0 G4-3		1-1 F9			2-3 K		0-0 L7	2-3 K	5 0 0 0 0 2 3
Greg Vaughn, R OBP: 0.382, SLG: 0.511 (1, 7)		3-1 F9 BB 1B	0-1 1B BB E 1B			1-2 P6		2-1 2B G3-1 1B		4 2 3 0 0 0 0 0 0 0 0 0 0 0
Matt Mieske, R OBP: 0.357, SLG: 0.533 (9, 9)										
Dave Nilsson, L OBP: 0.466, SLG: 0.731 (1, 10)		4-1 SAFE F9 BB	4-1 E BB			0-0 B2		3-2 G3-1		2 0 0 0 2 0 1
Jeff Cirillo, R OBP: 0.387, SLG: 0.493 (1, 5)		1-1 F9	0-0 E5 1B			0-3 K		2-2 2B		4 0 2 2 0 1 2
Fernando Vina, L OBP: 0.377, SLG: 0.452 (1, 4)		3-2 P6	1-1 B1-3			1-1 1B		0-0 G4-3		4 0 1 0 0 0 5
Mike Matheny, R OBP: 0.281, SLG: 0.385 (1, 2)		0-2 G5-3				0-1 G5-3			2-2 F8	3 0 0 0 0 0 3 1 0 0 0 0 0 0
Mark Loretta, R OBP: 0.424, SLG: 0.345 (9, PH)							1-0 L8			
David Hulse, L OBP: 0.228, SLG: 0.204 (1, 9) (9, 7)			1-1 SH3 1B 2B			0-0 F8		1-1 F8	1-1 G4-3	4 1 1 0 0 0 0

Inning Stats	R: 0 E: 0 K: 1 S: 7	H: 0 LOB: 0 BB: 0 P: 12	R: 0 E: 0 K: 0 S: 11	H: 1 LOB: 2 BB: 1 P: 22	R: 3 E: 1 K: 0 S: 15	H: 4 LOB: 2 BB: 1 P: 26	R: 0 E: 0 K: 0 S: 5	H: 0 LOB: 0 BB: 0 P: 6	R: 0 E: 0 K: 1 S: 8	H: 0 LOB: 0 BB: 0 P: 12	R: 0 E: 0 K: 1 S: 7	H: 1 LOB: 1 BB: 0 P: 9	R: 0 E: 0 K: 1 S: 7	H: 0 LOB: 0 BB: 0 P: 8	R: 1 E: 0 K: 0 S: 10	H: 2 LOB: 1 BB: 0 P: 17	R: 0 E: 0 K: 1 S: 18	H: 2 LOB: 2 BB: 0 P: 27	1B: 7 2B: 3 3B: 0 HR: 0	SF: 0 SAC: 1 DP: 0 HBP: 0	WP: 0 PB: 0 SB: 0 CS: 0	PA: 39
PITCHER	IP	WLS	BF	H	R	ER	SO	BB	IBB	HBP	BLK	WP	HR	S	P	ERA	WHIP					
Dennis Martinez, R ERA: 4.13 (1, 1)	7.0	W	29	6	3	2	4	2	0	0	0	0	0	60	95	2.57	1.143					
Julian Tavarez, R ERA: 4.0 (8, 1)	1.0		5	2	1	1	0	0	0	0	0	0	0	10	17	9.00	2.000					
Jim Poole, L ERA: 2.4 (9, 1)	1.0		5	2	0	0	1	0	0	0	0	0	0	18	27	0.00	2.000					

BOTTOM

Cleveland Indians @ Milwaukee Brewers
Milwaukee County Stadium, Milwaukee, WI

Fri May 31 1996, 8:05 PM EDT
Att: 24,050 - Unknown - 65 F

livebaseballscores.com

AB	36
R	4
H	10
RBI	3
BB	2
SO	5
LOB	14



Batter	1	2	3	4	5	6	7	8	9	AB R H RBI BB SO LOB	TOP																
Kenny Lofton, L OBP: 0.398, SLG: 0.443 (1, 8)	3-2 G6-3 2B		1-0 G6-3 2B		4-1 1B BB	4-1 1-2 2-3 3-H 2-0 BB		2-1 FC5		3 0 2 1 2 0 1																	
Julio Franco, R OBP: 0.389, SLG: 0.458 (1, 3)	2-2 G6-3		0-3 H		1-2 1B FC6-4	1-2 G6-3		1-3 K		5 0 1 0 0 2 7																	
Carlos Baerga, S OBP: 0.285, SLG: 0.379 (1, 4)	4-2 BB BB		2-2 HBP		1-3 H		0-0 G3-1		1-2 G4-3	3 0 0 0 1 1 2																	
Albert Belle, R OBP: 0.430, SLG: 0.724 (1, 7)	4-2 1-2 BB		1-2 G6-3		0-0 FC6-4		1-1 L4		3-3 H	4 0 0 0 1 1 4																	
Manny Ramirez, R OBP: 0.377, SLG: 0.550 (1, 9)	1-3 H			1-0 L5		4-1 SH3-4 BB BB		4-2 BB	1-1 1B	3 1 1 0 2 1 3																	
Eddie Murray, S OBP: 0.332, SLG: 0.357 (1, 10)	2-1 L6			2-2 F9		1-2 BB SH3-4 1B		1-2 G1-3		4 0 1 0 0 0 4																	
Sandy Alomar Jr., R OBP: 0.323, SLG: 0.455 (1, 2)			3-1 G6-3		2-1 1B		2-1 SH3-4		1-2 G6-3	3 0 1 0 0 0 0																	
Scott Leius, R OBP: 0.069, SLG: 0.071 (1, 5)			2-1 P4		2-0 L7		4-2 BB BB		0-0 2B	2 0 0 0 1 0 1																	
Jim Thome, L OBP: 0.461, SLG: 0.627 (8, PH)										1 0 1 0 0 0 0																	
Omar Vizquel, S OBP: 0.338, SLG: 0.395 (1, 6)			1-3 H		2-2 G5-3		1-0 P4		3-2 F7	4 0 0 0 0 1 4																	
Inning Stats	R: 0 E: 0 K: 1 S: 19	H: 1 LOB: 3 BB: 2 P: 35	R: 0 E: 0 K: 1 S: 7	H: 0 LOB: 0 BB: 0 P: 13	R: 0 E: 0 K: 1 S: 11	H: 1 LOB: 1 BB: 0 P: 15	R: 0 E: 0 K: 0 S: 7	H: 1 LOB: 1 BB: 0 P: 14	R: 0 E: 0 K: 1 S: 12	H: 1 LOB: 2 BB: 1 P: 20	R: 1 E: 0 K: 0 S: 11	H: 1 LOB: 3 BB: 3 P: 29	R: 0 E: 0 K: 0 S: 9	H: 0 LOB: 1 BB: 1 P: 15	R: 0 E: 0 K: 1 S: 12	H: 1 LOB: 2 BB: 0 P: 19	R: 0 E: 0 K: 1 S: 9	H: 1 LOB: 1 BB: 0 P: 14	1B: 4 2B: 3 3B: 0 HR: 0	SF: 0 SAC: 1 DP: 0 HBP: 1	WP: 0 PB: 0 SB: 0 CS: 0	PA: 41					
PITCHER	IP WLS BF H R ER SO BB IBB HBP BLK WP HR S P ERA WHIP																										
Angel Miranda, L ERA: 4.53 (1, 1)	5.2		28	5	1	1	4	6	0	1	0	0	0	66	123	1.59	1.941										
Ramon Garcia, R ERA: 3.43 (6, 1)	2.0	W	8	1	0	0	0	1	0	0	0	0	0	17	29	0.00	1.000										
Graeme Lloyd, L ERA: 2.82 (8, 1)	0.0		1	0	0	0	0	0	0	0	0	0	0	2	4	∞	∞										
Mike Fetters, R ERA: 1.93 (8, 1)	1.1	S	4	1	0	0	2	0	0	0	0	0	0	12	18	0.00	0.750										

Cleveland Indians @ Milwaukee Brewers
Milwaukee County Stadium, Milwaukee, WI

Sat Jun 01 1996, 4:33 AM EDT
Att. 22,004 - Overcast - 67 F

AB	32
R	1
H	7
RBI	1
BB	7
SO	6
LOB	26



livebaseballscorecards.com

Batter	1	2	3	4	5	6	7	8	9
Jeff Cirillo, R <small>OBP: 0.381, SLG: 0.484</small> (1, 5)	0-1 G5-3 		1-1 L5 			0-0 SH1-4 		0-1 P3 	
Fernando Vina, L <small>OBP: 0.373, SLG: 0.443</small> (1, 4)	0-1 G4-3 			1-1 F8 S HBP 		0-1 G4-3 		2-2 G4-3 	
Kevin Seitzer, R <small>OBP: 0.439, SLG: 0.492</small> (1, 10)	2-2 			3-0 L9 		0-1 G1-3 		3-3 	
Greg Vaughn, R <small>OBP: 0.382, SLG: 0.508</small> (1, 7)		0-3 		2-1 F8 			2-2 E 3B 1B 		
Dave Nilsson, L <small>OBP: 0.450, SLG: 0.700</small> (1, 3)		2-2 F7 		0-0 L7 			0-0 P5 		
Matt Mieske, R <small>OBP: 0.357, SLG: 0.536</small> (1, 9)		2-1 			2-3 K 		2-0 F7 		
Jose Valentin, S <small>OBP: 0.355, SLG: 0.489</small> (1, 6)		0-2 G3 			2-2 L7 		0-2 		
David Hulse, L <small>OBP: 0.233, SLG: 0.211</small> (1, 8)			0-1 F8 		2-2 G4-3 		0-2 		
Jesse Levis, L <small>OBP: 0.340, SLG: 0.244</small> (1, 2)			2-2 G6-3 			0-1 G4-3 SH1-4 1B 	1-0 F7 		


Inning Stats	R: 0	H: 1	E: 0	LOB: 1	K: 0	BB: 0	S: 7	P: 9
	R: 0	H: 1	E: 0	LOB: 1	K: 1	BB: 0	S: 11	P: 15
	R: 0	H: 0	E: 0	LOB: 0	K: 0	BB: 0	S: 7	P: 10
	R: 0	H: 0	E: 0	LOB: 1	K: 0	BB: 0	S: 5	P: 11
	R: 0	H: 0	E: 0	LOB: 0	K: 1	BB: 0	S: 13	P: 19
	R: 0	H: 1	E: 0	LOB: 1	K: 0	BB: 0	S: 7	P: 7
	R: 2	H: 3	E: 1	LOB: 1	K: 0	BB: 0	S: 16	P: 21
	R: 0	H: 0	E: 0	LOB: 0	K: 1	BB: 0	S: 9	P: 14

PITCHER	IP	WLS	BF	H	R	ER	SO	BB	IBB	HBP	BLK	WP	HR	S	P	ERA	WHIP
Jack McDowell, R <small>ERA: 3.63</small>	8.0	L	30	6	2	2	3	0	0	1	0	0	0	75	106	2.25	0.750

BOTTOM

AB	R	H	RBI	BB	SO	LOB
3	0	0	0	0	0	0
3	0	0	0	0	0	1
4	0	1	0	0	1	2
3	1	1	0	0	1	1
3	0	0	0	0	0	2
3	0	1	0	0	1	1
3	1	1	1	0	0	1
3	0	1	1	0	0	0
3	0	1	0	0	0	1

AB	28
R	2
H	6
RBI	2
BB	0
SO	3
LOB	9



WP	PA
0	30

Cleveland Indians @ Milwaukee Brewers
 Milwaukee County Stadium, Milwaukee, WI
 Sat Jun 01 1996, 4:33 AM EDT
 Att. 22,004 - Overcast - 67 F

livebaseballscorecards.com

Batter	1	2	3	4	5	6	7	8	9	AB R H RBI BB SO LOB	TOP											
Kenny Lofton, L (1, 8) OBP: 0.398, SLG: 0.444	3-2 G3-1	4-1 1B BB		2-3 K		3-2 G6-3		1-1 HR 2B		4 1 1 0 1 1 1												
Julio Franco, R (1, 3) OBP: 0.389, SLG: 0.470	1-3 K	0-0 SAFE 1B		1-0 F8		2-0 F8		1-0 HR		5 1 2 3 0 1 1												
Carlos Baerga, S (1, 4) OBP: 0.283, SLG: 0.374	1-2 P3	2-2 L4		2-2 G6-3		1-2 1B		2-1 F8		5 0 1 0 0 0 3												
Albert Belle, R (1, 7) OBP: 0.421, SLG: 0.706		0-0 F9	0-0 G4-3		0-2 G4-3	0-1 F9		0-1 G4-3		5 0 0 0 0 0 1												
Wayne Kirby, L (9, 7) OBP: 0.200, SLG: 0.200										0 0 0 0 0 0 0												
Manny Ramirez, R (1, 9) OBP: 0.388, SLG: 0.583		4-1 1B BB	1-0 1B SF7 2B		3-2 F9		1-2 HR	1-2 1B 2B		4 4 3 1 1 0 0												
Eddie Murray, S (1, 10) OBP: 0.338, SLG: 0.363		0-0 1B 2B 1B	1-2 1B	2-3 1B	1-2 FC5-4 1B		0-0 G3	1-2 F7		5 1 3 0 0 0 1												
Sandy Alomar Jr., R (1, 2) OBP: 0.325, SLG: 0.456		0-1 2B 1B	0-0 SF7	2-3 1B	1-0 FC5-4		3-2 G5-3	1-2 1B		4 1 2 3 0 0 1												
Jim Thome, L (1, 5) OBP: 0.459, SLG: 0.623		1-0 WP 1B 2B	2-3 K		4-2 HR BB	3-2 F8		1-0 F8		4 2 1 2 1 1 2												
Alvaro Espinoza, R (1, 6) OBP: 0.294, SLG: 0.469		0-1 P3		2-2 F8 2B	1-1 SAFE		1-1 F8	2-2 P5		5 1 2 2 0 0 2												
Inning Stats	R: 0 E: 0 K: 1 S: 13	H: 0 LOB: 0 BB: 0 P: 18	R: 4 E: 0 K: 0 S: 13	H: 4 LOB: 2 BB: 2 P: 24	R: 1 E: 0 K: 1 S: 9	H: 2 LOB: 1 BB: 0 P: 13	R: 0 E: 0 K: 1 S: 11	H: 1 LOB: 1 BB: 0 P: 18	R: 0 E: 0 K: 0 S: 10	H: 1 LOB: 1 BB: 0 P: 15	R: 2 E: 0 K: 0 S: 15	H: 2 LOB: 1 BB: 1 P: 26	R: 1 E: 0 K: 0 S: 12	H: 1 LOB: 0 BB: 0 P: 19	R: 2 E: 0 K: 0 S: 9	H: 2 LOB: 0 BB: 0 P: 14	R: 1 E: 0 K: 0 S: 14	H: 2 LOB: 1 BB: 0 P: 20	1B: 7 2B: 5 3B: 0 HR: 3	SF: 1 SAC: 0 DP: 0 HBP: 0	WP: 1 PB: 0 SB: 0 CS: 0	PA: 45
PITCHER	IP WLS BF H R ER SO BB IBB HBP BLK WP HR S P ERA WHIP																					
Scott Karl, L (1, 1) ERA: 5.13	5.1 L 28 9 7 7 3 3 0 0 0 0 1 1 64 104 11.81 2.250																					
Ramon Garcia, R (6, 1) ERA: 4.18	2.2 12 4 3 3 0 0 0 0 0 0 0 2 28 43 10.12 1.500																					
Kevin Wickander, L (9, 1) ERA: 3.66	1.0 5 2 1 1 0 0 0 0 0 0 0 0 14 20 9.00 2.000																					

Cleveland Indians @ Milwaukee Brewers
Milwaukee County Stadium, Milwaukee, WI

Sun Jun 02 1996, 4:33 AM EDT
Att. 21,150 - Sunny - 75 F

AB	41
R	11
H	15
RBI	11
BB	3
SO	3
LOB	12



BOTTOM

Cleveland Indians @ Milwaukee Brewers
Milwaukee County Stadium, Milwaukee, WI

Sun Jun 02 1996, 4:33 AM EDT
Att. 21,150 - Sunny - 75 F

livebaseballscorecards.com

AB 35
R 6
H 12
RBI 4
BB 8
SO 5
LOB 19



WP: 0 PA: 43
PB: 0
SB: 0
CS: 0

AB R H RBI BB SO LOB

4 1 3 1 1 0 0

5 0 2 0 0 0 2

2 0 1 1 3 0 1

5 0 0 0 0 3 8

3 2 1 0 2 1 3

5 0 1 0 0 0 2

5 1 1 0 0 1 2

2 1 1 0 2 0 0

4 1 2 2 0 0 1

1B: 10 SF: 0
2B: 2 SAC: 0
3B: 0 DP: 3
HR: 0 HBP: 0

Batter	1	2	3	4	5	6	7	8	9
Jeff Cirillo, R OBP: 0.392, SLG: 0.497 (1, 5)	1-1 G1-3	0-0 BB 1B BLK 1-2 2-H		1-0 G4-6-3 1B		2-0 1B 2B		4-1 BB	
Fernando Vina, L OBP: 0.374, SLG: 0.442 (1, 4)	1-0 G4-3	1-1 BLK BB 1-2 2-3		0-0 G4-6-3 1-2f		2-2 1B		1-2 F7	
Kevin Seitzer, R OBP: 0.446, SLG: 0.492 (1, 3)	0-1 1B	4-2 BLK BB 1-2 2-3 3-H		4-0 FC5-4 BB		4-0 IBB		0-1 F9	
Greg Vaughn, R OBP: 0.373, SLG: 0.495 (1, 7)	0-0 L8	1-3 K 1-2 2-3 3-H		0-0 FC5-4 1-2f		0-3 K		3-3 K	
Dave Nilsson, L OBP: 0.459, SLG: 0.699 (1, 10)		4-2 G6-4-3 BB	0-0 1B 2B		4-2 1B G6-4-3 BB	3-1 G3		3-3 K	
Matt Mieske, R OBP: 0.352, SLG: 0.525 (1, 9)		1-1 G6-4-3 1-2f	0-1 G6-3		1-1 G6-4-3 1-3 1B		1-1 P6	1-0 P5	
Jose Valentin, S OBP: 0.351, SLG: 0.482 (1, 6)		1-0 1B 1B	0-1 F8		0-0 G6-4-3 1-2f 3-H		2-3 K	0-2 F7	
David Hulse, L OBP: 0.266, SLG: 0.220 (1, 8)		0-0 1B 1-2 1B	4-1 1B BB		0-0 G4-3		4-2 BB		
Mike Matheny, R OBP: 0.287, SLG: 0.388 (1, 2)		0-1 1B 1B BB 1-2 2-H	0-0 1B 1-3 2-H			1-0 L8	0-0 L9		

Inning Stats	R: 0	H: 1	E: 0	K: 6	S: 6	LOB: 1	P: 8	R: 4	H: 5	E: 0	K: 1	S: 16	R: 1	H: 2	E: 0	K: 0	S: 7	R: 0	H: 1	E: 0	K: 0	S: 3	R: 1	H: 1	E: 0	K: 0	S: 8	R: 0	H: 2	E: 0	K: 10	S: 10	R: 0	H: 0	E: 0	K: 1	S: 8	R: 0	H: 0	E: 0	K: 10	S: 8	R: 0	H: 0	E: 0	K: 1	S: 8	R: 0	H: 0	E: 0	K: 1	S: 8
--------------	------	------	------	------	------	--------	------	------	------	------	------	-------	------	------	------	------	------	------	------	------	------	------	------	------	------	------	------	------	------	------	-------	-------	------	------	------	------	------	------	------	------	-------	------	------	------	------	------	------	------	------	------	------	------

PITCHER	IP	WLS	BF	H	R	ER	SO	BB	IBB	HBP	BLK	WP	HR	S	P	ERA	WHIP
Orel Hershiser, R ERA: 6.64 (1, 1)	4.0		24	10	6	6	1	5	0	0	1	0	0	38	66	13.50	3.750
Jim Poole, L ERA: 2.2 (5, 1)	1.1	W	6	2	0	0	0	0	1	0	0	0	0	7	16	0.00	1.500
Eric Plunk, R ERA: 2.1 (6, 1)	2.2		10	0	0	0	3	2	0	0	0	0	0	23	41	0.00	0.750
Jose Mesa, R ERA: 1.73 (9, 1)	1.0		3	0	0	0	1	0	0	0	0	0	0	8	12	0.00	0.000

PITCHER	IP	WLS	BF	H	R	ER	SO	BB	IBB	HBP	BLK	WP	HR	S	P	ERA	WHIP
---------	----	-----	----	---	---	----	----	----	-----	-----	-----	----	----	---	---	-----	------

Batter	1	2	3	4	5	6	7	8	9	AB	R	H	RBI	BB	SO	LOB	TOP								
Darryl Hamilton, L (1, 8) OBP: 0.376, SLG: 0.409	3-2 F8	0-2 G3-1		3-0 G4-3 1-2 1B		1-2 G6-3 1-2f		4-2 1B BB		4	0	1	1	1	0	2									
Ivan Rodriguez, R (1, 2) OBP: 0.348, SLG: 0.468 Dave Valle, R (1, 2) OBP: 0.375, SLG: 0.407	2-1 PB G1-3 1B		1-1 F7	0-0 G4-3 1-2f			1-1 1B 3B	2-2 1-2 2-H 1B		1	1	1	0	0	0	0									
Will Clark, L (1, 3) OBP: 0.394, SLG: 0.444	2-1 G1-3 1-2		1-2 G6-3		1-1 HR 1B		1-2 FC4-6 1B	3-2 G4-6-3 1-2f		5	1	2	1	0	0	3									
Juan Gonzalez, R (1, 9) OBP: 0.351, SLG: 0.529 Damon Buford, R (7, PR) OBP: 0.328, SLG: 0.339	1-0 2-H 1B		2-1 1B		0-0 P3		2-2 FC4-6 E S WP 1-2f		0-1 F7	4	0	2	1	0	0	2									
Dean Palmer, R (1, 5) OBP: 0.339, SLG: 0.531	1-2 F9		1-1 F8		1-1 HR		2-3 K 1-3	2-3 K		5	1	1	2	0	2	3									
Mickey Tettleton, S (1, 10) OBP: 0.422, SLG: 0.536		4-0 29 WP 2B BB		1-2 F9	1-0 G5-3		4-0 BB	4-1 BB		2	1	0	0	3	0	0									
29 Rusty Greer, L (1, 7) OBP: 0.381, SLG: 0.497		2-0 P6 1-2 2B		1-0 2B	2-0 G3		1-3 K	3-2 L6		5	1	1	0	0	1	3									
Mark McLemore, S (1, 4) OBP: 0.390, SLG: 0.384		3-2 2-H 2B		1-0 PB 1B 2B		1-0 G6-3		4-0 BB 1B BB		3	2	2	2	1	0	0									
Kevin Elster, R (1, 6) OBP: 0.286, SLG: 0.503		2-0 G1-3		4-1 1B BB		4-1 G6-3 BB		0-0 F9		2	0	0	0	2	0	2									
Inning Stats	R: 1 E: 0 K: 0 S: 12	H: 2 LOB: 1 BB: 0 P: 21	R: 1 E: 0 K: 0 S: 8	H: 1 LOB: 1 BB: 1 P: 19	R: 0 E: 0 K: 0 S: 12	H: 1 LOB: 1 BB: 0 P: 17	R: 2 E: 0 K: 0 S: 8	H: 3 LOB: 1 BB: 1 P: 18	R: 2 E: 0 K: 0 S: 7	H: 2 LOB: 0 BB: 0 P: 12	R: 0 E: 0 K: 0 S: 5	H: 0 LOB: 0 BB: 1 P: 11	R: 2 E: 1 K: 2 S: 14	H: 2 LOB: 1 BB: 1 P: 25	R: 1 E: 0 K: 0 S: 10	H: 1 LOB: 1 BB: 2 P: 23	R: 0 E: 0 K: 1 S: 11	H: 0 LOB: 1 BB: 1 P: 20	1B: 7 2B: 3 3B: 1 HR: 1	SF: 0 SAC: 0 DP: 3 HBP: 0	WP: 2 PB: 2 SB: 1 CS: 0	PA: 43			
PITCHER	IP	WLS	BF	H	R	ER	SO	BB	IBB	HBP	BLK	WP	HR	S	P	ERA	WHIP								
Steve Sparks, R (1, 1) ERA: 7.48	4.1	L	23	9	6	5	0	2	0	0	0	1	1	45	82	10.38	2.538								
Mike Potts, L (5, 1) ERA: 8.44	3.0		14	2	3	2	2	4	0	0	0	1	0	24	52	6.00	2.000								
Terry Burrows, L (8, 1) ERA:	1.2		6	1	0	0	1	1	0	0	0	0	0	18	32	0.00	1.200								

Texas Rangers @ Milwaukee Brewers
Milwaukee County Stadium, Milwaukee, WI

Mon Jun 03 1996, 8:05 PM EDT
Att: 9,748 - Unknown - 63 F

livebaseballscorecards.com

AB	36
R	9
H	12
RBI	8
BB	7
SO	3
LOB	17



BOTTOM

Texas Rangers @ Milwaukee Brewers
 Milwaukee County Stadium, Milwaukee, WI

Mon Jun 03 1996, 8:05 PM EDT
 Att. 9,748 - Unknown - 63 F

livebaseballscorecards.com

AB	37
R	6
H	10
RBI	6
BB	5
SO	8
LOB	18



WP: 1	PA: 42
PB: 0	
SB: 0	
CS: 0	

AB	R	H	RBI	BB	SO	LOB
5	2	2	0	0	0	2

3	1	1	1	1	0	1
1	1	1	1	0	0	0

5	0	1	0	0	1	4
---	---	---	---	---	---	---

3	0	1	1	2	1	2
---	---	---	---	---	---	---

3	0	0	0	1	2	3
1	0	1	2	0	0	0

5	0	0	0	0	1	3
---	---	---	---	---	---	---

4	1	1	0	0	0	1
---	---	---	---	---	---	---

3	1	1	0	1	0	1
---	---	---	---	---	---	---

3	0	0	0	0	3	1
1	0	1	1	0	0	0

1B: 9	SF: 0
2B: 0	SAC: 0
3B: 1	DP: 0
HR: 0	HBP: 0

Batter	1	2	3	4	5	6	7	8	9
Fernando Vina, L OBP: 0.375, SLG: 0.440 (1, 4)	1-2 BLK WP 1B		2-2 P4 1B		0-0 3B 1B		1-1 L7		0-0 FC3-6 G4-3 1B 1B
Kevin Seitzer, R OBP: 0.447, SLG: 0.500 Pat Listach, S OBP: 0.313, SLG: 0.319 (1, 5) (9, 8)	3-2 F8 SAFE		4-0 1B BB		2-0 1B 3B 1-H		1-1 P4		0-0 G4-3 1B 1B 1-2 3-H 0-2
Dave Nilsson, L OBP: 0.444, SLG: 0.667 (1, 3)	3-3 K 1-2		2-1 1B		0-0 G1-3		1-1 G4-3		0-2 G4-3 1-2 2-3
John Jaha, R OBP: 0.376, SLG: 0.423 (1, 10)	4-0 BB 2-3		3-3 BB		0-0 1B 3-H			3-2 P5 BB	4-2 1B BB
Greg Vaughn, R OBP: 0.371, SLG: 0.487 Mark Loretta, R OBP: 0.441, SLG: 0.367 (1, 7) (9, 5)	3-2 P3			4-0 BB	3-3 BB		1-3 BB	1-1 BB	1-1 1B 1-3 2-H 3-H
Jose Valentin, S OBP: 0.344, SLG: 0.470 (1, 6)		2-3 BB		3-2 F8 SAFE		1-1 F9		1-0 G4-3	0-0 G3
Matt Mieske, R OBP: 0.350, SLG: 0.519 (1, 9)		0-1 P3		2-1 F8		2-2 G6-3			1-0 1B 1B
David Hulse, L OBP: 0.279, SLG: 0.226 (1, 8) (9, 7)		0-1 G6-3		2-0 L7		4-2 BB			0-0 FC3-6 1B 1B 1-2
Mike Matheny, R OBP: 0.281, SLG: 0.381 Jesse Levis, L OBP: 0.354, SLG: 0.262 (1, 2) (9, PH)			1-3 K		0-3 K		1-3 K		0-1 FC3-6 1B 1-2 2-H

Inning Stats	R: 0	H: 1	E: 0	K: 1	S: 13	R: 0	H: 0	E: 0	K: 1	S: 7	R: 0	H: 1	E: 0	K: 2	S: 12	R: 0	H: 0	E: 0	K: 0	S: 10	R: 2	H: 3	E: 0	K: 2	S: 15	R: 0	H: 0	E: 0	K: 1	S: 12	R: 0	H: 0	E: 0	K: 0	S: 6	R: 0	H: 0	E: 0	K: 1	S: 9	R: 0	H: 0	E: 0	K: 0	S: 15	1B: 9	2B: 0	3B: 1	HR: 0	SF: 0	SAC: 0	DP: 0	HBP: 0
--------------	------	------	------	------	-------	------	------	------	------	------	------	------	------	------	-------	------	------	------	------	-------	------	------	------	------	-------	------	------	------	------	-------	------	------	------	------	------	------	------	------	------	------	------	------	------	------	-------	-------	-------	-------	-------	-------	--------	-------	--------

PITCHER	IP	WLS	BF	H	R	ER	SO	BB	IBB	HBP	BLK	WP	HR	S	P	ERA	WHIP
Bobby Witt, R ERA: 6.01 (1, 1)	6.0	W	27	5	2	2	7	4	0	0	1	1	0	69	121	3.00	1.500
Gil Heredia, R ERA: 5.67 (7, 1)	2.1		11	4	4	4	1	0	0	0	0	0	0	21	30	15.43	1.714
Ed Vosberg, L ERA: 3.86 (9, 1)	0.1		2	0	0	0	0	1	0	0	0	0	0	6	10	0.00	3.000
Mike Henneman, R ERA: 6.27 (9, 1)	0.1	S	2	1	0	0	0	0	0	0	0	0	0	3	4	0.00	3.000

Batter	1	2	3	4	5	6	7	8	9	AB R H RBI BB SO LOB	TOP									
Darryl Hamilton, L OBP: 0.371, SLG: 0.403 (1, 8)	2-0 L8		2-0 G4-6-3		2-2 G6-3			2-3 K		4 0 0 0 0 1 1										
Ivan Rodriguez, R OBP: 0.346, SLG: 0.468 (1, 2)	0-0 P6		0-1 F9		2-0 G5-3			0-2 2B		4 0 1 0 0 0 0										
Will Clark, L OBP: 0.396, SLG: 0.450 (1, 3)	1-1 1B			0-0 HR	2-3 K			2-3 K		4 1 2 0 0 2 1										
Juan Gonzalez, R OBP: 0.348, SLG: 0.544 (1, 9)	0-0 L7			1-2 HR	2-1 P4			1-0 F7		4 1 1 2 0 0 2										
Mickey Tettleton, S OBP: 0.423, SLG: 0.533 (1, 10)		2-2 P4		4-1 29 1B BB	1-0 G3			1-1 FC6-4 1B		3 0 1 0 1 0 0										
Dean Palmer, R OBP: 0.333, SLG: 0.520 (1, 5)		1-3 K		1-2 P2	2-3 K			0-0 FC6-4 29 G3-1		4 0 0 0 0 2 2										
29 Rusty Greer, L OBP: 0.389, SLG: 0.500 (1, 7)		1-1 1B		0-1 FC6-4 1B	4-1 G3-6-1 BB			2-1 G3-1		3 0 2 0 1 0 1										
Mark McLemore, S OBP: 0.382, SLG: 0.376 (1, 4)		3-2 SAFE G6-3		2-1 F8	1-0 G3-6-1			1-2 G4-3		4 0 0 0 0 0 5										
Kevin Elster, R OBP: 0.286, SLG: 0.500 (1, 6)			3-1 G4-6-3 1B	2-2 FC6-4	2-1 L8					3 0 1 0 0 0 2										
Inning Stats	R: 0 E: 0 K: 0 S: 5	H: 1 LOB: 1 BB: 0 P: 8	R: 0 E: 0 K: 1 S: 11	H: 1 LOB: 1 BB: 0 P: 18	R: 0 E: 0 K: 0 S: 5	H: 1 LOB: 0 BB: 0 P: 10	R: 2 E: 0 K: 0 S: 16	H: 3 LOB: 2 BB: 1 P: 26	R: 0 E: 0 K: 1 S: 7	H: 0 LOB: 0 BB: 0 P: 13	R: 0 E: 0 K: 1 S: 8	H: 0 LOB: 0 BB: 0 P: 13	R: 0 E: 0 K: 2 S: 10	H: 1 LOB: 1 BB: 0 P: 15	R: 0 E: 0 K: 0 S: 8	H: 1 LOB: 1 BB: 0 P: 12	1B: 5 2B: 2 3B: 0 HR: 1	SF: 0 SAC: 0 DP: 2 HBP: 0	WP: 0 PB: 0 SB: 0 CS: 0	PA: 35
PITCHER	IP WLS BF H R ER SO BB IBB HBP BLK WP HR S P ERA WHIP																			
Ricky Bones, R ERA: 5.4 (1, 1)	7.1 W 29 7 2 2 4 2 0 0 0 0 0 1 62 107 2.46 1.227																			
Graeme Lloyd, L ERA: 2.74 (8, 1)	0.2 2 0 0 0 1 0 0 0 0 0 0 0 4 7 0.00 0.000																			
Mike Fetters, R ERA: 1.83 (9, 1)	1.0 4 1 0 0 0 0 0 0 0 0 0 0 8 12 0.00 1.000																			

Texas Rangers @ Milwaukee Brewers
Milwaukee County Stadium, Milwaukee, WI

Tue Jun 04 1996, 8:05 PM EDT
Att. 10,685 - Unknown - 55 F

livebaseballscorecards.com

AB	33
R	2
H	8
RBI	2
BB	2
SO	5
LOB	14



Batter	1	2	3	4	5	6	7	8	9	AB	R	H	RBI	BB	SO	LOB
Jeff Cirillo, R <small>OBP: 0.395, SLG: 0.503</small> (1, 5)	2-1 BB 2B 1B	2-2 G4-3		0-0 G5-3			2-1 G3 SF9 2B			4	2	2	0	0	0	1
Fernando Vina, L <small>OBP: 0.372, SLG: 0.432</small> (1, 4)	4-2 BB 2B BB	1-0 G6-3		0-0 F7			3-2 G3			3	1	0	0	1	0	2
Kevin Seitzer, R <small>OBP: 0.448, SLG: 0.495</small> (1, 3)	4-1 2B 1B BB	3-1 G6-3			1-3 K		4-0 IBB			2	1	0	0	2	1	0
Dave Nilsson, L <small>OBP: 0.436, SLG: 0.667</small> Pat Listach, S <small>OBP: 0.313, SLG: 0.319</small> (1, 7) (9, 8)	1-1 E 2B		1-3 K		0-1 F9		1-2 SF9			3	1	1	3	0	1	0
John Jaha, R <small>OBP: 0.374, SLG: 0.419</small> (1, 10)	1-2 E9 G3 1B 1B		0-0 G1-4-3		1-3 K		2-3 K			4	1	1	1	0	2	1
Jose Valentin, S <small>OBP: 0.342, SLG: 0.471</small> (1, 6)	0-0 G3		1-2 2B		1-2 F9		1-1 F7			4	0	1	0	0	0	1
Matt Mieske, R <small>OBP: 0.342, SLG: 0.506</small> (1, 9)	2-3 K		1-1 F9		2-2 P2		2-2 F8			4	0	0	0	0	1	2
David Hulse, L <small>OBP: 0.306, SLG: 0.262</small> (1, 8) (9, 7)	1-2 1B			1-2 2B		4-2 BB		1-0 F7		3	0	2	1	1	0	0
Mike Matheny, R <small>OBP: 0.276, SLG: 0.373</small> (1, 2)	1-0 G6-3			0-0 G1-3		0-1 G3				3	0	0	0	0	0	3

Inning Stats	R: 5	H: 4	R: 0	H: 0	R: 0	H: 1	R: 0	H: 0	R: 0	H: 0	R: 1	H: 1	R: 0	H: 0	R: 0	H: 0
	E: 1	LOB: 1	E: 0	LOB: 0	E: 0	LOB: 1	E: 0	LOB: 0	E: 0	LOB: 1	E: 0	LOB: 1	E: 0	LOB: 0	E: 0	LOB: 0
	K: 1	BB: 2	K: 0	BB: 0	K: 1	BB: 0	K: 0	BB: 0	K: 2	BB: 0	K: 1	BB: 1	K: 0	BB: 0	K: 0	BB: 0
	S: 19	P: 35	S: 6	P: 12	S: 9	P: 12	S: 6	P: 7	S: 8	P: 10	S: 13	P: 25	S: 6	P: 10	S: 6	P: 10

PITCHER	IP	WLS	BF	H	R	ER	SO	BB	IBB	HBP	BLK	WP	HR	S	P	ERA	WHIP
Kevin Gross, R <small>ERA: 6.05</small>	(1, 1)	6.0	L	28	7	6	5	4	3	0	0	0	0	62	99	7.50	1.667
Dennis Cook, L <small>ERA: 2.9</small>	(7, 1)	2.0		7	0	0	1	0	0	0	0	0	0	17	31	0.00	0.000


BOTTOM

Texas Rangers @ Milwaukee Brewers
 Milwaukee County Stadium, Milwaukee, WI

Tue Jun 04 1996, 8:05 PM EDT
 Att: 10,685 - Unknown - 55 F

livebaseballscorecards.com

AB	30
R	6
H	7
RBI	5
BB	4
SO	5
LOB	10



WP: 0	PA: 35
PB: 0	SB: 0
CS: 0	

Texas Rangers @ Milwaukee Brewers
Milwaukee County Stadium, Milwaukee, WI

Wed Jun 05 1996, 4:33 AM EDT
Att. 11,276 - Cloudy - 68 F

livebaseballscorecards.com

AB	34
R	4
H	9
RBI	4
BB	4
SO	6
LOB	19



AB R H RBI BB SO LOB

TOP

Batter	1	2	3	4	5	6	7	8	9
Darryl Hamilton, L (1, 8) OBP: 0.371, SLG: 0.400	2-2 L8		1-1 L7		2-1 CS			4-2 BB	0-0 P5
Ivan Rodriguez, R (1, 2) OBP: 0.347, SLG: 0.478	1-1 E4		0-0 HR		1-0 L9			1-0 L5	4-1 BB
Will Clark, L (1, 3) OBP: 0.388, SLG: 0.439	2-2 G6-3		1-1 F8		1-0 CS		0-1 F9	3-1 F8	0-0 L4
Juan Gonzalez, R (1, 9) OBP: 0.353, SLG: 0.539	1-1 P3			1-1 BB			2-2 G5-3	4-2 BB	
Mickey Tettleton, S (1, 10) Lou Frazier, S (8, PR) OBP: 0.420, SLG: 0.526 OBP: 0.342, SLG: 0.371		0-3 K		2-3 K			2-2 F9	3-2 BB	
Dean Palmer, R (1, 5) OBP: 0.341, SLG: 0.527		2-1 BB		4-2 BB			0-0 E6	0-2 BB	
29 Rusty Greer, L (1, 7) OBP: 0.386, SLG: 0.494		0-3 K		2-2 G4-6-3			1-0 G1-6-3	1-1 F2	
Mark McLemore, S (1, 4) OBP: 0.385, SLG: 0.378		1-3 K			1-0 SH3-4		2-0 G1-6-3	1-0 BB	
Kevin Elster, R (1, 6) Warren Newson, L (9, PH) OBP: 0.284, SLG: 0.495 OBP: 0.411, SLG: 0.474			1-0 P6		0-0 SH3-4		1-3 K	1-3 K	

4	1	1	1	1	0	1	4	1	1	1	1	0	2	5	0	0	0	0	0	4	3	1	1	0	1	0	1	4	0	1	1	0	2	1	0	0	0	0	0	0	0	3	0	2	1	1	0	0	4	0	1	0	0	1	5	4	1	2	0	0	1	3	2	0	0	0	0	1	1	1	0	0	0	0	1	1
---	---	---	---	---	---	---	---	---	---	---	---	---	---	---	---	---	---	---	---	---	---	---	---	---	---	---	---	---	---	---	---	---	---	---	---	---	---	---	---	---	---	---	---	---	---	---	---	---	---	---	---	---	---	---	---	---	---	---	---	---	---	---	---	---	---	---	---	---	---	---	---	---	---	---	---	---

Inning Stats													Pitcher																																																																								
R	H	E	K	S	R	H	E	K	S	R	H	E	K	S	R	H	E	K	S	R	H	E	K	S	R	H	E	K	S	R	H	E	K	S	R	H	E	K	S	R	H	E	K	S	R	H	E	K	S	R	H	E	K	S	1B	2B	3B	HR	SF	SAC	DP	HBP	WP	PA	ERA	WHIP																			
0	0	1	0	10	0	1	0	3	11	1	1	0	1	6	0	1	0	1	11	1	2	0	0	5	0	0	0	0	9	0	0	0	1	7	0	1	0	1	11	2	2	0	2	18	0	1	0	1	7	0	1	0	1	13	0	1	0	1	11	2	2	0	2	34	0	1	0	1	13	7	1	0	1	0	1	2	0	0	1	2	0	0	40	3.00	1.000
1	1	0	0	10	0	1	0	3	11	0	1	0	1	6	0	1	0	1	11	0	0	0	0	9	0	0	0	1	7	0	1	0	1	11	0	1	0	1	13	0	1	0	1	11	0	1	0	1	13	0	1	0	1	13	0	1	0	1	0	1	2	0	0	1	2	0	0	40	5.40	1.200															
0	0	0	0	10	0	0	0	0	11	0	0	0	0	6	0	0	0	0	11	0	0	0	0	9	0	0	0	0	7	0	0	0	0	11	0	0	0	0	13	0	0	0	0	11	0	0	0	0	13	0	0	0	0	0	0	0	0	0	40	∞	∞																								
0	0	0	0	10	0	0	0	0	11	0	0	0	0	6	0	0	0	0	11	0	0	0	0	9	0	0	0	0	7	0	0	0	0	11	0	0	0	0	13	0	0	0	0	11	0	0	0	0	13	0	0	0	0	0	0	0	0	0	40	0.00	0.000																								
0	0	0	0	10	0	0	0	0	11	0	0	0	0	6	0	0	0	0	11	0	0	0	0	9	0	0	0	0	7	0	0	0	0	11	0	0	0	0	13	0	0	0	0	11	0	0	0	0	13	0	0	0	0	0	0	0	0	0	40	0.00	2.000																								

Batter	1	2	3	4	5	6	7	8	9	AB R H RBI BB SO LOB	TOP																									
Jeff Cirillo, R (1, 5) OBP: 0.405, SLG: 0.512	1-1 G6-3	0-1 1B		4-2 1B BB		1-2 G5-3		1-2 1B		4 1 2 0 1 0 0																										
Fernando Vina, L (1, 4) OBP: 0.374, SLG: 0.430	2-0 F8	1-2 SAFE SAFE SAFE 1-3 1B		1-2 1B 1B		1-2 F8		2-0 SAFE G3		5 1 2 0 0 0 1																										
Kevin Seitzer, R (1, 10) OBP: 0.454, SLG: 0.498	2-2 2B HR 1B		0-2 2B 1B	0-0 1B 1B		2-0 FC6 1B			2-3 K	5 2 4 1 0 1 0																										
Dave Nilsson, L (1, 9) OBP: 0.437, SLG: 0.697	1-1 1-3 HR 2B		1-2 1-3 1B 2B	1-1 1-2 2-H 1B		1-0 FC6 1-2f			1-2 K	5 2 3 1 0 1 1																										
Greg Vaughn, R (1, 7) OBP: 0.372, SLG: 0.500	0-0 2-H 3-H HR		1-0 G5-4-3 2-H 3-H 1B	3-3 K			3-3 K		2-1 G6-3	5 1 2 5 0 2 2																										
John Jaha, R (1, 3) OBP: 0.383, SLG: 0.443	1-1 1B		2-2 G5-4-3 1-2f		3-2 1B		0-0 L3 1B			4 0 3 0 0 0 1																										
Jose Valentin, S (1, 6) OBP: 0.331, SLG: 0.453	3-3 K		0-1 F7		3-3 K		1-2 SAFE SAFE L3			4 0 0 0 0 2 3																										
Pat Listach, S (1, 8) OBP: 0.308, SLG: 0.308		3-2 L4		0-0 G5-3	2-2 L1			3-2 F7		4 0 0 0 0 0 1																										
Mike Matheny, R (1, 2) OBP: 0.271, SLG: 0.364		2-1 F7		2-2 F8	0-0 L8			2-3 K		4 0 0 0 0 1 1																										
Inning Stats	R: 3 E: 0 K: 1 S: 18	H: 4 LOB: 1 BB: 0 P: 28	R: 0 E: 0 K: 0 S: 10	H: 2 LOB: 2 BB: 0 P: 16	R: 2 E: 0 K: 0 S: 12	H: 3 LOB: 0 BB: 0 P: 16	R: 2 E: 0 K: 1 S: 17	H: 3 LOB: 2 BB: 1 P: 28	R: 0 E: 0 K: 1 S: 12	H: 1 LOB: 1 BB: 0 P: 20	R: 0 E: 0 K: 0 S: 8	H: 1 LOB: 1 BB: 0 P: 13	R: 0 E: 0 K: 1 S: 8	H: 1 LOB: 0 BB: 0 P: 12	R: 0 E: 0 K: 1 S: 11	H: 1 LOB: 1 BB: 0 P: 19	R: 0 E: 0 K: 2 S: 8	H: 0 LOB: 0 BB: 0 P: 13	1B: 13 2B: 3 3B: 0 HR: 1	SF: 0 SAC: 0 DP: 2 HBP: 0	WP: 0 PB: 0 SB: 0 CS: 0	PA: 41														
PITCHER	IP WLS BF H R ER SO BB IBB HBP BLK WP HR S P ERA WHIP																																			
49 Tim Wakefield, R (1, 1) ERA: 5.7	3.2		21	11	7	7	1	1	0	0	0	0	1	50	77	17.18	3.273																			
Jamie Moyer, L (4, 1) ERA: 5.82	2.1		10	3	0	0	2	0	0	0	0	0	0	27	44	0.00	1.286																			
Rich Garces, R (7, 1) ERA: 4.91	2.0	W	7	2	0	0	2	0	0	0	0	0	0	19	31	0.00	1.000																			
Heathcliff Slocumb, R (9, 1) ERA: 3.06	1.0	S	3	0	0	0	2	0	0	0	0	0	0	8	13	0.00	0.000																			

Milwaukee Brewers @ Boston Red Sox
 Fenway Park, Boston, MA
 Fri Jun 07 1996, 7:05 PM EDT
 Att. 26,861 - Unknown - 74 F

AB	40
R	7
H	16
RBI	7
BB	1
SO	7
LOB	10



Batter	1	2	3	4	5	6	7	8	9	AB R H RBI BB SO LOB
Jeff Frye, R OBP: 0.400, SLG: 0.143 (1, 4)	3-2 G5-3		4-2 G3-1 1B BB	1-2 F8		2-2 F9		1-2 HR HBP		3 1 0 0 1 0 2
John Valentin, R OBP: 0.375, SLG: 0.447 (1, 6)	4-1 1B BB		1-0 L5		1-0 F7	3-1 G5-3		1 SAFE 0-3 H		4 1 0 0 1 1 3
Mo Vaughn, L OBP: 0.465, SLG: 0.703 (1, 3)	0-0 E 1-2 1B		0-2 G3-1 1B		4-0 HR BB		3-3 K	2-2 F7		4 1 2 0 1 1 2
Jose Canseco, R OBP: 0.389, SLG: 0.657 (1, 10)	3-0 P4		2-0 G3-1		3-1 HR		1-0 HR HBP	3-1 HR		4 3 2 4 0 0 4
Tim Lincecum, R OBP: 0.437, SLG: 0.573 (1, 5)	1-2 E8 1-3 2-H 1B		2-2 G6-3		2-3 K		3-2 HR	4-1 BB		4 1 2 3 1 1 2
Mike Stanley, R OBP: 0.401, SLG: 0.466 (1, 2)	1-1 G5-3			4-2 2B BB	1-2 HR		2-3 K	4-1 BB		3 1 1 1 2 1 2
Troy O'Leary, L OBP: 0.335, SLG: 0.444 (1, 7) (9, 9)		1-0 L7		3-1 2B	4-0 BB		1-3 K	2-2 L7		4 0 1 0 1 1 2
Jose Malave, R OBP: 0.275, SLG: 0.396 (1, 9)		2-2 K		1-3 K	0-3 K			1-1 18 HR 2B		3 0 0 0 0 3 3
Bill Selby, L OBP: 0.357, SLG: 0.455 (8, PH)										1 0 1 0 0 0 0
Milt Cuyler, S OBP: 0.286, SLG: 0.298 (8, PR) (9, 8)										0 1 0 0 0 0 0
Dwayne Hoseney, S OBP: 0.280, SLG: 0.333 (1, 8)		3-1 G5-3		2-1 F8		1-0 P6		0-0 HR		3 0 0 0 0 0 2
18 Reggie Jefferson, S OBP: 0.387, SLG: 0.682 (8, PH) (9, 7)										1 1 1 2 0 0 0

Inning Stats	R: 1 E: 1 K: 0 S: 11	H: 2 LOB: 2 BB: 1 P: 23	R: 0 E: 0 K: 1 S: 6	H: 0 LOB: 0 BB: 0 P: 12	R: 0 E: 0 K: 0 S: 10	H: 1 LOB: 2 BB: 1 P: 19	R: 0 E: 0 K: 1 S: 14	H: 1 LOB: 2 BB: 1 P: 25	R: 3 E: 0 K: 2 S: 13	H: 2 LOB: 1 BB: 2 P: 28	R: 0 E: 0 K: 0 S: 7	H: 0 LOB: 0 BB: 0 P: 13	R: 2 E: 0 K: 3 S: 15	H: 1 LOB: 0 BB: 0 P: 25	R: 4 E: 0 K: 1 S: 20	H: 3 LOB: 2 BB: 2 P: 37
--------------	-------------------------------	----------------------------------	------------------------------	----------------------------------	-------------------------------	----------------------------------	-------------------------------	----------------------------------	-------------------------------	----------------------------------	------------------------------	----------------------------------	-------------------------------	----------------------------------	-------------------------------	----------------------------------

PITCHER	IP	WLS	BF	H	R	ER	SO	BB	IBB	HBP	BLK	WP	HR	S	P	ERA	WHIP
Angel Miranda, L ERA: 4.76 (1, 1)	5.0		26	6	4	4	4	5	0	0	0	0	2	54	107	7.20	2.200
Marshall Boze, R ERA: 5.4 (6, 1)	2.0		8	1	2	2	3	0	0	1	0	0	1	22	38	9.00	0.500
Ramon Garcia, R ERA: 5.47 (8, 1)	0.2	L	8	3	4	4	1	2	0	1	0	0	2	16	31	54.00	7.500
Kevin Wickander, L ERA: 3.6 (8, 1)	0.1		1	0	0	0	0	0	0	0	0	0	0	4	6	0.00	0.000

BOTTOM

Milwaukee Brewers @ Boston Red Sox
Fenway Park, Boston, MA
Fri Jun 07 1996, 7:05 PM EDT
Att: 26,861 - Unknown - 74 F

AB	34
R	10
H	10
RBI	10
BB	7
SO	8
LOB	22

WP: 0 PA: 43
PB: 0
SB: 0
CS: 0



Batter	1	2	3	4	5	6	7	8	9	10	AB R H RBI BB SO LOB	TOP										
Jeff Cirillo, R (1, 5) <small>OBP: 0.397, SLG: 0.500</small> Mike Matheny, R (7, 2) <small>OBP: 0.270, SLG: 0.361</small>	0-0 G4-3		2-3 K		0-0 F8		3-3 K		0-1 L4		4 0 0 0 0 2 1 1 0 0 0 0 0 0											
Fernando Vina, L (1, 4) <small>OBP: 0.379, SLG: 0.432</small>	1-1 CS 1B		4-2 BB WP BB		3-2 G4-3			1-1 2B 1B		2-1 B3	4 1 2 0 1 0 0											
Kevin Seitzer, R (1, 10) <small>OBP: 0.459, SLG: 0.510</small> Kevin Koslofski, L (8, PR) <small>OBP: 1.000, SLG: 2.000</small> (10, 9)	SAFE 2-1 E9 1-2 2B		4-2 BB BB		1-0 G1-3			3-2 G4-3 1-H FC6-4 2B		1-1 E 2B	3 0 2 1 1 0 0 1 2 1 0 0 0 0											
Dave Nilsson, L (1, 9) <small>OBP: 0.417, SLG: 0.660</small> Mike Fetters, R (10, 1)	3-1 G4-3		2-2 F7		2-3 K			0-0 G4-3		0-1 E4 BB BB 2-H	5 0 0 0 0 1 4 0 0 0 0 0 0 0											
Greg Vaughn, R (1, 7) <small>OBP: 0.377, SLG: 0.495</small>		3-3 K	4-2 BB 1-2 2-3		3-3 K			4-1 FC6-4 BB		4-2 BB 1-2 BB	2 0 0 0 3 2 0											
John Jaha, R (1, 3) <small>OBP: 0.374, SLG: 0.430</small>		2-1 E3 2B	2-2 L3		0-1 F9			1-0 FC6-4		1-1 F8	5 0 0 1 0 0 6											
Jose Valentin, S (1, 6) <small>OBP: 0.328, SLG: 0.444</small>		1-3 K		1-2 G3			1-3 K	0-3 K		4-2 BB 1-2 2-3	4 0 0 0 1 3 3											
Pat Listach, S (1, 8) <small>OBP: 0.304, SLG: 0.312</small>		SAFE 2-1 1-3 2B		2-2 G1-3			3-3 K		3-2 G6-3	2-3 K	5 0 1 0 0 2 3											
Jesse Levis, L (1, 2) <small>OBP: 0.327, SLG: 0.239</small> Mark Loretta, R (7, PR) <small>OBP: 0.429, SLG: 0.355</small> (7, 5)		2-3 K		1-1 G4-3			2-2 E3		1-1 F8		3 0 0 0 0 1 2 1 0 0 0 0 0 0											
Inning Stats	R: 0 E: 1 K: 0 S: 7	H: 2 LOB: 1 BB: 0 P: 13	R: 0 E: 1 K: 3 S: 14	H: 1 LOB: 2 BB: 0 P: 24	R: 0 E: 0 K: 1 S: 19	H: 0 LOB: 3 BB: 3 P: 37	R: 0 E: 0 K: 0 S: 8	H: 0 LOB: 0 BB: 0 P: 12	R: 0 E: 0 K: 2 S: 10	H: 0 LOB: 0 BB: 0 P: 15	R: 0 E: 1 K: 3 S: 13	H: 0 LOB: 1 BB: 0 P: 22	R: 2 E: 0 K: 1 S: 11	H: 2 LOB: 2 BB: 1 P: 20	R: 0 E: 0 K: 0 S: 7	H: 0 LOB: 0 BB: 0 P: 11	R: 1 E: 1 K: 1 S: 15	H: 1 LOB: 3 BB: 2 P: 29	1B: 2 2B: 4 3B: 0 HR: 0	SF: 0 SAC: 0 DP: 0 HBP: 0	WP: 1 PB: 0 SB: 0 CS: 1	PA: 44
PITCHER	IP WLS BF H R ER SO BB IBB HBP BLK WP HR S P ERA WHIP																					
Roger Clemens, R (1, 1) <small>ERA: 4.07</small>	7.0		5	2	2	9	3	0	0	0	0	1	0	0	142	2.57	1.143					
Mike Stanton, L (8, 1) <small>ERA: 4.22</small>	0.1	1	0	0	0	0	0	0	0	0	0	0	0	1	1	0.00	0.000					
Joe Hudson, R (8, 1) <small>ERA: 6.14</small>	2.0	L	8	1	1	1	0	0	0	0	0	0	0	16	28	0.00	1.000					
Eric Gunderson, L (10, 1) <small>ERA: 2.84</small>	0.0		1	0	0	0	0	0	0	0	0	0	0	2	2	∞	∞					
Rich Garces, R (10, 1) <small>ERA: 4.78</small>	0.2		4	0	0	1	2	0	0	0	0	0	0	9	20	0.00	3.000					

Milwaukee Brewers @ Boston Red Sox
 Fenway Park, Boston, MA
 Sat Jun 08 1996, 7:05 PM EDT
 Att. 30,399 - Unknown - 66 F

AB	38
R	3
H	6
RBI	2
BB	6
SO	11
LOB	19



Batter	1	2	3	4	5	6	7	8	9	10	AB	R	H	RBI	BB	SO	LOB
Jeff Frye, R OBP: 0.400, SLG: 0.100 (1, 4)	G4-3	F7		BB			1B SH1-4 BB	L8			3	0	0	0	2	0	3
John Valentin, R OBP: 0.374, SLG: 0.444 (1, 6)	G5-3		G4-6-3 1B	F8			SH1-4		G6-3		4	0	1	0	0	0	1
Mo Vaughn, L OBP: 0.464, SLG: 0.695 (1, 3)	1B		G4-6-3 1-2f		G1-3		1B IBB		L6		4	0	1	0	1	0	1
Jose Canseco, R OBP: 0.394, SLG: 0.661 (1, 10)	P4		BB 2B		G6-3		1B		1B		5	0	3	1	0	0	1
Tim Lincecum, R OBP: 0.436, SLG: 0.562 (1, 5)		G6-3		BB BB	P3		P6		FC6-4 IBB		3	0	0	0	2	0	3
Bill Haselman, R OBP: 0.315, SLG: 0.407 (1, 2)		1B 2B		BB			G5-3		FC6-4		3	1	1	0	1	1	3
Mike Stanley, R OBP: 0.399, SLG: 0.463 (9, PH)		1B		BB			K				1	0	0	0	0	0	2
32 Alex Delgado, R OBP: 0.167, SLG: 0.167 (10, 2)		1B		BB							0	0	0	0	0	0	0
Troy O'Leary, L OBP: 0.332, SLG: 0.438 (1, 7)	2B 1B		K		G3-1			K		F7	5	0	1	0	0	2	3
Jose Malave, R OBP: 0.273, SLG: 0.404 (1, 9)		2B			F8					G4-3	4	0	1	1	0	1	0
18 Reggie Jefferson, S OBP: 0.383, SLG: 0.674 (10, PH)		2B			K			F7			1	0	0	0	0	0	0
Milt Cuyler, S OBP: 0.287, SLG: 0.292 (1, 8)		L4			F8					K	2	1	0	0	1	0	2
Dwayne Hosey, S OBP: 0.286, SLG: 0.338 (9, 8)							SH1-4 BB 1B	1B			2	0	1	0	0	1	0


Inning Stats	R: 0	H: 1	E: 0	K: 0	S: 6	R: 1	H: 3	E: 0	K: 0	S: 12	R: 0	H: 2	E: 0	K: 1	S: 16	R: 0	H: 0	E: 0	K: 0	S: 8	R: 0	H: 0	E: 0	K: 1	S: 11	R: 1	H: 1	E: 0	K: 1	S: 13	R: 0	H: 1	E: 0	K: 1	S: 14	R: 0	H: 1	E: 0	K: 0	S: 6	R: 0	H: 0	E: 0	K: 1	S: 6	R: 0	H: 0	E: 0	K: 1	S: 6	1B: 7	2B: 2	3B: 0	HR: 0	SF: 0	SAC: 1	DP: 1	HBP: 0	WP: 0	PA: 45
--------------	------	------	------	------	------	------	------	------	------	-------	------	------	------	------	-------	------	------	------	------	------	------	------	------	------	-------	------	------	------	------	-------	------	------	------	------	-------	------	------	------	------	------	------	------	------	------	------	------	------	------	------	------	-------	-------	-------	-------	-------	--------	-------	--------	-------	--------

PITCHER	IP	WLS	BF	H	R	ER	SO	BB	IBB	HBP	BLK	WP	HR	S	P	ERA	WHIP
Scott Karl, L ERA: 4.96 (1, 1)	6.0		28	6	2	2	2	5	0	0	0	0	0	67	121	3.00	1.833
Marshall Boze, R ERA: 5.14 (7, 1)	1.0		5	1	0	0	1	0	1	0	0	0	0	9	19	0.00	1.000
Graeme Lloyd, L ERA: 2.7 (8, 1)	2.0	W	9	2	0	0	1	0	1	0	0	0	0	20	34	0.00	1.000
Mike Fetters, R ERA: 1.66 (10, 1)	1.0	S	3	0	0	0	1	0	0	0	0	0	0	6	11	0.00	0.000

BOTTOM

Milwaukee Brewers @ Boston Red Sox
 Fenway Park, Boston, MA
 Sat Jun 08 1996, 7:05 PM EDT
 Att. 30,399 - Unknown - 66 F

AB	37
R	2
H	9
RBI	2
BB	7
SO	5
LOB	19



Milwaukee Brewers @ Texas Rangers
 The Ballpark at Arlington, Arlington, TX

Mon Jun 10 1996, 8:05 PM EDT
 Att. 43,275 - Unknown - 83 F

AB	32
R	3
H	8
RBI	3
BB	2
SO	4
LOB	14



WP	1	PA	35
PB	0		
SB	0		
CS	0		

AB R H RBI BB SO LOB

3	1	1	0	1	0	0
3	1	0	0	0	0	1
4	0	1	0	0	1	2
0	0	0	0	0	0	0
4	1	2	1	0	1	1
4	0	2	2	0	1	2
3	0	0	0	1	0	3
3	0	0	0	0	0	1
1	0	0	0	0	0	1
4	0	2	0	0	0	1
3	0	0	0	0	1	2

1B	6	SF	0
2B	2	SAC	0
3B	0	DP	2
HR	0	HBP	1

Batter	1	2	3	4	5	6	7	8	9
Jeff Cirillo, R (1, 5) OBP: 0.399, SLG: 0.497 (8, 3)	0-1 G6-3		4-2 BB			0-1 G4-3 HBP 1B		1-2 G6-3	
Fernando Vina, L (1, 4) OBP: 0.376, SLG: 0.418	0-2 G4-1		1-2 P6			2-1 1B G4-3 1-2 FC6-4 HBP		0-0 F8	
Kevin Seitzer, R (1, 3) OBP: 0.453, SLG: 0.507 Mark Loretta, R (8, 5) OBP: 0.429, SLG: 0.355	1-3 K			3-2 1B		3-2 G4-3 1-2 2-3		1-2 G4-3	
Dave Nilsson, L (1, 9) OBP: 0.432, SLG: 0.657		1-3 K		0-0 F7		2-1 FC6-4 1B 2-3 3-H		2-2 1B 2B	
Greg Vaughn, R (1, 7) OBP: 0.378, SLG: 0.500		2-2 WP 2B		1-3 K		1-2 FC6-4 FC6-4 1-2f 3-H		0-0 1B 2-H	
John Jaha, R (1, 10) OBP: 0.371, SLG: 0.431		2-2 G5-3		0-2 G5-3		2-2 FC6-4 1-2f		4-2 G3 BB	
Jose Valentin, S (1, 6) OBP: 0.325, SLG: 0.442 Kevin Kostofski, L (9, PH) OBP: 0.500, SLG: 1.000		3-2 P6		0-1 L4			1-1 P4	0-2 G3 1-2	
Pat Listach, S (1, 8) OBP: 0.324, SLG: 0.336			1-1 G6-4-3 1B		0-2 G5-4-3 1B		0-2 G4-3	2-1 G3-1	
Mike Matheny, R (1, 2) OBP: 0.270, SLG: 0.355			1-2 G6-4-3 1-2f		0-1 G5-4-3 1-2f		2-3 K		
Inning Stats	R: 0 H: 0 E: 0 LOB: 0 K: 1 BB: 0 S: 9 P: 10	R: 0 H: 1 E: 0 LOB: 1 K: 1 BB: 0 S: 13 P: 21	R: 0 H: 1 E: 0 LOB: 1 K: 0 BB: 1 S: 14 P: 21	R: 0 H: 1 E: 0 LOB: 1 K: 1 BB: 0 S: 10 P: 14	R: 0 H: 1 E: 0 LOB: 0 K: 0 BB: 0 S: 7 P: 7	R: 2 H: 2 E: 0 LOB: 1 K: 0 BB: 0 S: 14 P: 24	R: 0 H: 0 E: 0 LOB: 0 K: 1 BB: 0 S: 10 P: 13	R: 0 H: 0 E: 0 LOB: 0 K: 0 BB: 0 S: 9 P: 11	R: 1 H: 2 E: 0 LOB: 1 K: 0 BB: 1 S: 13 P: 21
PITCHER Kevin Gross, R (1, 1) ERA: 5.71 Mark Brandenburg, R (9, 1) ERA: 1.63	IP WLS BF H R ER SO BB IBB HBP BLK WP HR S P ERA WHIP 8.0 W 31 7 3 3 4 1 0 1 0 90 127 3.38 1.000 1.0 4 1 0 0 0 1 0 0 0 9 15 0.00 2.000	PITCHER IP WLS BF H R ER SO BB IBB HBP BLK WP HR S P ERA WHIP							

livebaseballscorecards.com

Batter	1	2	3	4	5	6	7	8	9
Darryl Hamilton, L OBP: 0.371, SLG: 0.405	0-0 1B 2B	4-2 1B BB	0-1 SF7		2-3 K		1-0 FC6 1B		
Ivan Rodriguez, R OBP: 0.357, SLG: 0.479	1-0 29 G4-3 1B	2-0 1-2 2-H 1B	4-2 1-2 BB			1-0 L4-3	0-1 FC6 1-2f		
29 Rusty Greer, L OBP: 0.389, SLG: 0.497	0-1 G4-3	1-1 L4	2-0 F7			2-2 K		1-2 3B	
Juan Gonzalez, R OBP: 0.350, SLG: 0.531	3-1 3-H 1B	3-3 K		0-2 F7		3-1 G6-3		2-0 F9	
Mickey Tettleton, S OBP: 0.409, SLG: 0.495	2-1 F8		1-1 1B BB 1B	1-2 G6-3			0-0 1B 1B 1B	2-2 G3	
Dean Palmer, R OBP: 0.341, SLG: 0.519	1-2 G3-1		1-1 F8	1-1 L8			1-1 F8		
Mark McLemore, S OBP: 0.401, SLG: 0.389		2-3 K	3-2 BB SF7 1B		3-2 CS S 1B		1-1 1B 1B		
Damon Buford, R OBP: 0.354, SLG: 0.373		1-1 S 1B 2B	4-1 SF7 BB BB		2-2 G6-3		1-1 1B 1B		
Kevin Elster, R OBP: 0.292, SLG: 0.481		2-2 2-H 1B 1B	4-1 BB BB		4-2 BB		1-2 F4		

Inning Stats	R: 2 E: 0 K: 0 S: 11	H: 3 LOB: 1 BB: 0 P: 18	R: 2 E: 0 K: 2 S: 18	H: 3 LOB: 2 BB: 1 P: 33	R: 2 E: 0 K: 0 S: 14	H: 2 LOB: 3 BB: 3 P: 33	R: 0 E: 0 K: 0 S: 10	H: 0 LOB: 0 BB: 0 P: 12	R: 0 E: 0 K: 1 S: 12	H: 1 LOB: 1 BB: 1 P: 23	R: 0 E: 0 K: 1 S: 6	H: 0 LOB: 0 BB: 0 P: 12	R: 2 E: 0 K: 0 S: 13	H: 4 LOB: 2 BB: 0 P: 18	R: 0 E: 0 K: 0 S: 7	H: 1 LOB: 0 BB: 0 P: 12
--------------	-------------------------------	----------------------------------	-------------------------------	----------------------------------	-------------------------------	----------------------------------	-------------------------------	----------------------------------	-------------------------------	----------------------------------	------------------------------	----------------------------------	-------------------------------	----------------------------------	------------------------------	----------------------------------

PITCHER	IP	WLS	BF	H	R	ER	SO	BB	IBB	HBP	BLK	WP	HR	S	P	ERA	WHIP
Brian Givens, L ERA: 20.25	(1, 1)	2.2	L	20	8	6	6	2	4	0	0	0	0	42	81	20.25	4.500
Mike Potts, L ERA: 7.92	(3, 1)	4.0		17	5	2	2	1	0	0	0	0	0	40	66	4.50	1.500
Terry Burrows, L ERA:	(7, 1)	1.1		4	1	0	0	0	0	0	0	0	0	9	14	0.00	0.750

AB R H RBI BB SO LOB

3	1	2	3	1	1	1
4	1	2	2	1	0	2
5	0	1	0	0	1	6
5	0	1	1	0	1	2
5	2	2	0	0	0	1
4	0	0	0	0	0	3
4	2	3	0	0	1	0
3	1	2	0	1	0	1
2	1	1	2	2	0	3

1B: 11	SF: 1	WP: 0	PA: 41
2B: 2	SAC: 0	PB: 0	
3B: 1	DP: 0	SB: 3	
HR: 0	HBP: 0	CS: 1	

Milwaukee Brewers @ Texas Rangers
The Ballpark at Arlington, Arlington, TX
Mon Jun 10 1996, 8:05 PM EDT
Att: 43,275 - Unknown - 83 F

livebaseballscorecards.com

AB	35
R	8
H	14
RBI	8
BB	5
SO	4
LOB	19



Batter	1	2	3	4	5	6	7	8	9	AB R H RBI BB SO LOB	TOP										
Pat Listach, S OBP: 0.331, SLG: 0.338 (1, 6) (8, 7)	4-1 G1-3 FC1-2 1B BB	2-2 BLK G4-3 1B		0-0 B1-3	2-3 K		1-0 E6 1B		0-0 E4 G3 1B	5 2 2 0 1 1 0											
Fernando Vina, L OBP: 0.384, SLG: 0.423 (1, 4)	0-1 FC1-2 1B 1-2 1B	1-2 L9		1-1 2B HBP		1-1 1B 1B	1-0 F8		1-1 1B 1B	5 4 3 0 0 0 2											
Kevin Seitzer, R OBP: 0.452, SLG: 0.505 Jesse Levis, L OBP: 0.333, SLG: 0.250 (1, 10) (9, PH)	3-2 G1-3 1-2 2-3	0-0 G4-3 BLK 1B		0-0 F9		0-0 L5-4 1B 1-3 1B	0-3 K		1-0 G3 1-2 2-3	5 1 2 0 0 1 4 1 0 0 0 0 0 2											
Dave Nilsson, L OBP: 0.443, SLG: 0.667 Matt Mieske, R OBP: 0.349, SLG: 0.500 (1, 9) (7, 9)	4-1 FC1-2 1B BB	1-0 G4-3		2-1 2B 1-H		0-1 1B 1-2 3-H 1B	3-3 K		2-3 K	3 3 2 3 1 0 1 2 0 0 0 0 2 2											
Greg Vaughn, R OBP: 0.378, SLG: 0.495 Mark Loretta, R OBP: 0.444, SLG: 0.375 (1, 7) (8, 6)	0-1 FC1-2 1B 1-2 2-3 3-H	0-0 1B		4-2 2B BB		3-2 L5-4 2-2	2-3 K		2-2 1B 2-H 3-H	4 2 1 1 1 1 5 1 0 1 2 0 0 0											
John Jaha, R OBP: 0.379, SLG: 0.443 (1, 3)	3-1 1B 1-3 2-H 3-H 1B	2-2 L8		2-0 2B 1-H 2-H		0-0 1B 1-2 1B	2-1 1B 1B		1-3 K	6 1 4 4 0 1 2											
Jeff Cirillo, R OBP: 0.404, SLG: 0.500 (1, 5)	1-2 1B 1-3 3-H 1B			2-1 F4		0-0 G5-3 1-2 2-H 1B	0-2 1B		0-2 1B	5 0 3 2 0 0 1											
Kevin Kostofski, L OBP: 0.286, SLG: 0.429 (1, 8)	1-0 1B 1-3 3-H 1B			1-2 L6		0-1 G4-3 K	0-3 K		3-3 K	5 0 1 1 0 2 4											
Mike Matheny, R OBP: 0.268, SLG: 0.367 (1, 2)	2-3 K			0-0 L8		0-1 G5-3	2-2 G6-3		0-1 HR	5 1 1 1 0 1 2											
Inning Stats	R: 4 E: 0 K: 1 S: 21	H: 4 LOB: 2 BB: 2 P: 39	R: 2 E: 0 K: 0 S: 14	H: 3 LOB: 1 BB: 0 P: 20	R: 0 E: 0 K: 0 S: 6	H: 0 LOB: 0 BB: 0 P: 9	R: 3 E: 0 K: 0 S: 9	H: 2 LOB: 1 BB: 1 P: 19	R: 0 E: 0 K: 1 S: 7	H: 0 LOB: 0 BB: 0 P: 9	R: 2 E: 0 K: 1 S: 14	H: 5 LOB: 2 BB: 0 P: 18	R: 0 E: 1 K: 1 S: 8	H: 1 LOB: 1 BB: 0 P: 12	R: 0 E: 0 K: 3 S: 15	H: 2 LOB: 2 BB: 0 P: 25	R: 3 E: 1 K: 2 S: 18	H: 3 LOB: 1 BB: 0 P: 25	1B: 17 2B: 3 3B: 0 HR: 1	SF: 0 SAC: 0 DP: 1 HBP: 1	WP: 0 PA: 51 PB: 0 SB: 0 CS: 0
PITCHER	IP WLS BF H R ER SO BB IBB HBP BLK WP HR S P ERA WHIP											PITCHER	IP WLS BF H R ER SO BB IBB HBP BLK WP HR S P ERA WHIP								
Ken Hill, R ERA: 3.65 (1, 1)	3.2 L 23 8 9 9 1 3 0 1 1 0 0 48 82 22.09 3.000																				
Gil Heredia, R ERA: 5.7 (4, 1)	2.1 12 6 2 2 2 0 0 0 0 0 0 0 23 32 7.71 2.571																				
Ed Vosberg, L ERA: 3.31 (7, 1)	2.0 9 3 0 0 4 0 0 0 0 0 0 0 23 37 0.00 1.500																				
Mark Brandenburg, R ERA: 1.88 (9, 1)	1.0 7 3 3 1 2 0 0 0 0 0 0 1 18 25 9.00 3.000																				

Milwaukee Brewers @ Texas Rangers
The Ballpark at Arlington, Arlington, TX

Tue Jun 11 1996, 8:05 PM EDT
Att. 33,519 - Unknown - 89 F

AB	47
R	14
H	20
RBI	14
BB	3
SO	9
LOB	25



Batter	1	2	3	4	5	6	7	8	9	AB R H RBI BB SO LOB	TOP									
Pat Listach, S OBP: 0.327, SLG: 0.329 (1, 6) (7, 7)	1-0 F9		2-2 F8		2-1 G6-3		1-2 BB 1B HBP	3-2 L6		4 0 0 0 0 0 1										
Fernando Vina, L OBP: 0.380, SLG: 0.418 (1, 4)	1-2 F9		0-2 G4-3			3-2 BB E 1B	1-0 F5	0-0 G4-3		5 1 1 0 0 0 2										
Kevin Seitzer, R OBP: 0.458, SLG: 0.507 (1, 10)	0-2 G5-3		4-2 BB			4-2 E 1B BB	1-1 BB 1B		2-2 G3-1 1B	3 1 2 0 2 0 0										
Dave Nilsson, L OBP: 0.433, SLG: 0.642 (1, 9)		4-2 HR BB	3-0 G4-3			2-1 E4 1B 2B	1-3 K		0-0 G3-1	4 2 0 0 1 1 5										
Greg Vaughn, R OBP: 0.380, SLG: 0.507 Mark Loretta, R OBP: 0.432, SLG: 0.364 (1, 7) (7, 6)		0-1 HR		0-0 G6-3		0-2 F6	4-2 BB		1-1 G6-3	3 1 1 2 1 0 2 1 0 0 0 0 0 1										
John Jaha, R OBP: 0.375, SLG: 0.437 (1, 3)		0-1 F9		2-3 K		1-1 2B 1B	2-1 F6		0-0 G1-3	5 0 1 1 0 1 4										
Jeff Cirillo, R OBP: 0.410, SLG: 0.527 (1, 5)		3-2 3B		3-2 F8		0-0 2B		1-2 3B 2B		4 1 3 1 0 0 0										
Kevin Kostofski, L OBP: 0.273, SLG: 0.545 (1, 8)		1-3 K			2-3 K	2-3 K		1-0 3B		4 0 1 1 0 3 3										
Jesse Levis, L OBP: 0.321, SLG: 0.240 Matt Mieske, R OBP: 0.347, SLG: 0.497 Mike Matheny, R OBP: 0.267, SLG: 0.365 (1, 2) (6, PH) (6, 2)		0-0 L4			2-1 F7	0-0 F7		1-0 P1		2 0 0 0 0 0 1 1 0 0 0 0 0 2 1 0 0 0 0 0 1										
Inning Stats	R: 0 E: 0 K: 0 S: 7	H: 0 LOB: 0 BB: 0 P: 9	R: 2 E: 0 K: 1 S: 18	H: 2 LOB: 1 BB: 1 P: 26	R: 0 E: 0 K: 0 S: 13	H: 0 LOB: 0 BB: 0 P: 15	R: 0 E: 0 K: 1 S: 7	H: 0 LOB: 0 BB: 0 P: 13	R: 3 E: 1 K: 1 S: 18	H: 3 LOB: 2 BB: 1 P: 30	R: 0 E: 0 K: 1 S: 13	H: 1 LOB: 3 BB: 1 P: 23	R: 1 E: 0 K: 0 S: 9	H: 2 LOB: 1 BB: 0 P: 15	R: 0 E: 0 K: 0 S: 9	H: 1 LOB: 1 BB: 0 P: 12	1B: 4 2B: 2 3B: 2 HR: 1	SF: 0 SAC: 0 DP: 0 HBP: 1	WP: 0 PB: 0 SB: 0 CS: 0	PA: 42
PITCHER	IP WLS BF H R ER SO BB IBB HBP BLK WP HR S P ERA WHIP																			
Roger Pavlik, R ERA: 5.01 (1, 1)	5.1 W 25 5 5 4 3 3 0 0 0 0 0 1 68 108 6.75 1.500																			
Dennis Cook, L ERA: 2.86 (6, 1)	1.2 8 1 0 0 2 1 0 1 0 0 0 0 18 30 0.00 1.200																			
Jeff Russell, R ERA: 4.05 (8, 1)	1.0 5 2 1 1 0 0 0 0 0 0 0 0 9 15 9.00 2.000																			
Gil Heredia, R ERA: 5.54 (9, 1)	1.0 4 1 0 0 0 0 0 0 0 0 0 0 9 12 0.00 1.000																			

Milwaukee Brewers @ Texas Rangers
The Ballpark at Arlington, Arlington, TX
Wed Jun 12 1996, 4:33 AM EDT
Att. 34,842 - Sunny - 90 F

livebaseballscorecards.com

AB	37
R	6
H	9
RBI	5
BB	4
SO	5
LOB	22



Batter	1	2	3	4	5	6	7	8	9	AB	R	H	RBI	BB	SO	LOB
Damon Buford, R OBP: 0.338, SLG: 0.400 (1, 8)	K		F7	K	HR	K				5	1	1	4	0	3	2
Ivan Rodriguez, R OBP: 0.362, SLG: 0.480 (1, 10) Lou Frazier, S OBP: 0.341, SLG: 0.368 (5, PH)	BB		F8	1B	L8			L6		2	0	1	0	1	0	0
29 Rusty Greer, L OBP: 0.385, SLG: 0.502 (1, 7)	FC3-6		WP 2B	G3	K			F4		5	1	1	0	0	1	3
Dean Palmer, R OBP: 0.351, SLG: 0.527 (1, 5)	K		HR 2B		BB 1B	BB 1B		BB		4	3	3	1	1	1	1
Mickey Tettleton, S OBP: 0.405, SLG: 0.513 (1, 3)		HR	HR		K	BB 1B		L9		4	3	2	3	1	1	2
Mark McLemore, S OBP: 0.404, SLG: 0.393 (1, 4)		F7	1B		E3 BB	K		1B		5	1	2	0	0	1	3
Dave Valle, R OBP: 0.375, SLG: 0.382 (1, 2)		FC4-6 BB	P4		E6 BB HR	1B WP		G6-3		4	2	1	1	1	0	3
Warren Newson, L OBP: 0.388, SLG: 0.422 (1, 9)		FC4-6			1B BB	HR BB		G3-1		3	1	0	1	2	1	3
Kevin Elster, R OBP: 0.300, SLG: 0.480 (1, 6)		F7			P3	HR BB		WP		3	1	1	2	1	0	2

Inning Stats	R: 0	H: 0	E: 0	K: 2	S: 17	L: 1	LOB: 1	BB: 1	P: 26	R: 1	H: 1	E: 0	K: 0	S: 10	R: 3	H: 4	E: 0	K: 0	S: 16	R: 0	H: 1	E: 0	K: 1	S: 11	R: 6	H: 2	E: 2	K: 2	S: 21	R: 3	H: 3	E: 0	K: 3	S: 15	R: 0	H: 0	E: 0	K: 0	S: 7	R: 0	H: 1	E: 0	K: 0	S: 6	1B: 7	2B: 2	3B: 0	HR: 3	SF: 0	SAC: 0	DP: 0	HBP: 0	WP: 2	PB: 0	SB: 0	CS: 0	PA: 44
--------------	------	------	------	------	-------	------	--------	-------	-------	------	------	------	------	-------	------	------	------	------	-------	------	------	------	------	-------	------	------	------	------	-------	------	------	------	------	-------	------	------	------	------	------	------	------	------	------	------	-------	-------	-------	-------	-------	--------	-------	--------	-------	-------	-------	-------	--------

PITCHER	IP	WLS	BF	H	R	ER	SO	BB	IBB	HBP	BLK	WP	HR	S	P	ERA	WHIP
Angel Miranda, L ERA: 5.02 (1, 1)	4.1	L	24	7	6	6	4	3	0	0	0	1	2	65	116	12.46	2.308
Kevin Wickander, L ERA: 4.97 (5, 1)	2.2		17	4	7	4	4	4	0	0	0	1	1	32	55	13.50	3.000
Marshall Boze, R ERA: 4.91 (8, 1)	1.0		3	1	0	0	0	0	0	0	0	0	0	6	8	0.00	1.000

BOTTOM

Milwaukee Brewers @ Texas Rangers
The Ballpark at Arlington, Arlington, TX
Wed Jun 12 1996, 4:33 AM EDT
Att. 34,842 - Sunny - 90 F

livebaseballscores.com

AB	37
R	13
H	12
RBI	12
BB	7
SO	8
LOB	19



Batter	1	2	3	4	5	6	7	8	9	AB R H RBI BB SO LOB	TOP							
Jose Herrera, L (1, 9) OBP: 0.357, SLG: 0.433	1-2 HBP	2-1 1B		1-0 G4-3		2-1 1B		2-0 G1-3		4 0 2 1 0 0 3								
Mike Bordick, R (1, 6) OBP: 0.315, SLG: 0.314	0-2 P6	1-1 F8			2-2 G6-3	1-3 K			1-3 K	5 0 0 0 0 2 5								
Geronimo Berroa, R (1, 10) OBP: 0.313, SLG: 0.502	3-2 1B		1-3 K		0-0 2B		2-3 K		2-2 F8	5 0 2 0 0 2 0								
Mark McGwire, R (1, 3) Torey Lovullo, S (7, 3) OBP: 0.475, SLG: 0.761 OBP: 0.288, SLG: 0.424	0-3 K		2-1 F7		4-0 G6-4-3 BB		3-3 K		0-0 P6	3 0 0 0 1 2 1 1 0 0 0 0 0 0								
Terry Steinbach, R (1, 2) George Williams, S (7, PH) OBP: 0.341, SLG: 0.481 OBP: 0.306, SLG: 0.306		0-0 BB 1B	0-0 FC6-4 1B		1-2 G6-4-3		0-3 K			3 1 2 0 0 0 2 1 0 0 0 0 1 0								
Damon Mashore, R (1, 7) OBP: 0.316, SLG: 0.389		1-1 BB 1B	1-2 FC6-4			1-0 P4		1-2 1B		4 0 2 0 0 0 1								
Jason Giambi, L (1, 5) OBP: 0.392, SLG: 0.515		4-2 FC6-2-6 BB		0-0 L9		2-0 L8		2-1 1B		3 0 1 0 1 0 0								
Ernie Young, R (1, 8) OBP: 0.304, SLG: 0.391		4-2 1B BB		2-2 F9		1-0 1B 2B		1-1 P4		3 2 1 1 1 0 2								
Rafael Bournigal, R (1, 4) OBP: 0.286, SLG: 0.350		1-2 FC6-2-6 1B		1-0 2B		1-2 1B		2-2 F8		4 0 2 1 0 0 5								
Inning Stats	R: 0 E: 0 K: 1 S: 11	H: 1 LOB: 1 BB: 0 P: 15	R: 2 E: 0 K: 0 S: 19	H: 3 LOB: 2 BB: 2 P: 32	R: 0 E: 0 K: 1 S: 9	H: 1 LOB: 1 BB: 0 P: 13	R: 0 E: 0 K: 0 S: 6	H: 1 LOB: 1 BB: 0 P: 10	R: 0 E: 0 K: 3 S: 11	H: 0 LOB: 0 BB: 0 P: 16	R: 0 E: 0 K: 0 S: 12	H: 2 LOB: 2 BB: 0 P: 20	R: 0 E: 0 K: 1 S: 7	H: 0 LOB: 0 BB: 0 P: 10	1B: 9 2B: 3 3B: 0 HR: 0	SF: 0 SAC: 0 DP: 2 HBP: 1	WP: 0 PB: 0 SB: 0 CS: 0	PA: 40
PITCHER	IP WLS BF H R ER SO BB IBB HBP BLK WP HR S P ERA WHIP																	
Scott Karl, L (1, 1) ERA: 4.87	7.0 W 32 10 3 3 6 3 0 1 0 0 0 0 74 119 3.86 1.857																	
Jose Mercedes, R (8, 1) ERA:	2.0 8 2 0 0 1 0 0 0 0 0 0 0 19 30 0.00 1.000																	
Jose Mercedes, R (9, 1) ERA:	2.0 8 2 0 0 1 0 0 0 0 0 0 0 19 30 0.00 1.000																	

Oakland Athletics @ Milwaukee Brewers
Milwaukee County Stadium, Milwaukee, WI

Thu Jun 13 1996, 8:05 PM EDT
Att. 12,439 - Unknown - 87 F

AB	36
R	3
H	12
RBI	3
BB	3
SO	7
LOB	19



WP: 0	PA: 40
PB: 0	
SB: 0	
CS: 0	

ERA	WHIP

Batter	1	2	3	4	5	6	7	8	9
Jeff Cirillo, R <small>OBP: 0.408, SLG: 0.521</small> (1, 5)	1-1 G6-3		3-2 F9	1-0 G1-3	0-0 2B 1B	3-2 SF9		4-2 L6-4 1B BB	
Pat Listach, S <small>OBP: 0.333, SLG: 0.342</small> (1, 8)	2-2 G6-3		1-1 1B	0-0 E5 1B <small>BLK</small>	2-1 2B <small>1-H 2-H</small>	3-1 1B		3-2 L8	
Kevin Seitzer, R <small>OBP: 0.454, SLG: 0.500</small> Jesse Levis, L <small>OBP: 0.333, SLG: 0.255</small> (8, PH) (9, 2)	2-1 P4		1 SAFE G5-3	1-1 1B 1B <small>1-H 3-H</small>	0-0 G6-3	0-3 K		2-2 1B	
John Jaha, R <small>OBP: 0.382, SLG: 0.471</small> (1, 3)		2-2 P6		1-2 1B BB		0-0 HR	0-1 HR	2-2 L6-4 <small>2-2</small>	
Greg Vaughn, R <small>OBP: 0.382, SLG: 0.502</small> Kevin Koslofski, L <small>OBP: 0.333, SLG: 0.583</small> (7, 7)		4-1 BB BB		1-2 1B BB		1-3 K	0-1 HR 1B		
Matt Mieske, R <small>OBP: 0.363, SLG: 0.533</small> (1, 9)		1 SAFE BB BB	4-0 BB	1-2 1B 1B <small>FC5-2</small>	3-2 1B 3B	4-2 2B BB	2-2 HR		
Mark Loretta, R <small>OBP: 0.452, SLG: 0.395</small> (1, 4)		0-2 P6		0-1 2B 1B <small>1-2 2-H 3-H</small>	1-0 F8	0-0 2B SF9 1B	1-1 G6-3 1B		
Jose Valentin, S <small>OBP: 0.323, SLG: 0.441</small> (1, 6)		0-0 F9		0-0 FC5-2 2B E <small>1-2 2-3</small>	0-3 K	1-0 SF9 1B 2B <small>1-3 2-H</small>	1-3 K		
Mike Matheny, R <small>OBP: 0.276, SLG: 0.374</small> Jose Mercedes, R (9, 1)			1-2 P3	1-1 E BLK 2B <small>1-3 2-H</small>	1-0 2B 1B <small>3-H</small>	4-2 1B BB	3-2 G6-3		

Inning Stats	R: 0	H: 0	E: 0	K: 0	S: 8	LOB: 0	BB: 0	P: 13
	0	0	0	0	10	2	2	10
	0	0	0	0	11	1	0	16
	6	5	1	2	21	2	2	35
	3	4	0	1	14	1	0	21
	4	4	0	2	20	2	2	36
	3	4	0	1	15	0	0	22
	0	1	0	13	24	1	1	24

PITCHER										PITCHER																									
IP	WLS	BF	H	R	ER	SO	BB	IBB	HBP	BLK	WP	HR	S	P	ERA	WHIP	IP	WLS	BF	H	R	ER	SO	BB	IBB	HBP	BLK	WP	HR	S	P	ERA	WHIP		
4.2	L	28	9	9	6	1	4	0	0	1	0	0	61	100	11.57	2.786																			
0.2		8	4	4	4	1	2	0	0	0	0	1	14	26	54.00	9.000																			
2.2		13	6	3	3	2	1	0	0	0	0	2	37	61	10.12	2.625																			

BOTTOM

AB	R	H	RBI	BB	SO	LOB
4	1	1	1	1	0	2
6	1	3	3	0	0	2
5	0	1	1	0	1	4
1	0	1	0	0	0	0
5	3	3	2	1	0	2
2	1	0	0	2	1	2
1	1	1	0	0	0	0
3	3	3	2	2	0	0
5	2	3	2	0	0	3
5	2	1	1	0	2	6
4	2	2	2	1	0	1
0	0	0	0	0	0	0

AB 41
R 16
H 19
RBI 14
BB 7
SO 4
LOB 22

WP: 0 PA: 49
 PB: 0
 SB: 0
 CS: 0



Oakland Athletics @ Milwaukee Brewers
 Milwaukee County Stadium, Milwaukee, WI

Thu Jun 13 1996, 8:05 PM EDT
 Att: 12,439 - Unknown - 87 F

livebaseballscorecards.com

Batter	1	2	3	4	5	6	7	8	9	AB R H RBI BB SO LOB	TOP									
Jose Herrera, L (1, 9) OBP: 0.353, SLG: 0.426	2-1 G4-3 G4-3 1B	0-2 F7			0-1 G4-3		3-2 F8			4 0 1 0 0 0 1										
Brent Gates, S (1, 4) OBP: 0.316, SLG: 0.381	2-2 G4-3 1-2		0-0 G4-3			1-1 G4-3 2B		3-2 G6-4-3 1B		4 0 2 0 0 0 1										
Jason Giambi, L (1, 5) OBP: 0.386, SLG: 0.506	3-2 G4-3 2-3		0-2 F8			0-0 G4-3 2-3		2-3 K		4 0 0 0 0 1 3										
Mark McGwire, R (1, 3) OBP: 0.471, SLG: 0.745	3-3 K		0-0 F7			4-2 BB BB		0-0 G6-4-3 1-2f		3 0 0 0 1 1 2										
Geronimo Berroa, R (1, 10) OBP: 0.313, SLG: 0.510		3-1 HR			1-1 G5-3		0-3 K		0-2 G3-1	4 1 1 1 0 1 2										
Terry Steinbach, R (1, 2) OBP: 0.343, SLG: 0.479		1-1 1B SF8 1B			0-2 G6-3		4-2 1-2 BB		1-3 K	3 1 1 0 1 1 0										
Phil Plantier, L (1, 7) OBP: 0.309, SLG: 0.319		2-1 F7			1-0 G3-1		1-1 F9		1-3 K	4 0 0 0 0 1 4										
Ernie Young, R (1, 8) OBP: 0.304, SLG: 0.390		2-2 1-3 1B			0-0 F8		1-2 F8			3 0 1 0 0 0 0										
Mike Bordick, R (1, 6) OBP: 0.311, SLG: 0.311		1 SAFE 1-1 SF8 3-H			0-1 G5-3		0-2 G4-3			2 0 0 1 0 0 0										
Inning Stats	R: 0 E: 0 K: 1 S: 13	H: 1 LOB: 1 BB: 0 P: 23	R: 2 E: 0 K: 0 S: 15	H: 3 LOB: 1 BB: 0 P: 24	R: 0 E: 0 K: 0 S: 5	H: 0 LOB: 0 BB: 0 P: 5	R: 0 E: 0 K: 0 S: 6	H: 0 LOB: 0 BB: 0 P: 8	R: 0 E: 0 K: 1 S: 12	H: 1 LOB: 3 BB: 2 P: 22	R: 0 E: 0 K: 0 S: 11	H: 0 LOB: 0 BB: 0 P: 15	R: 0 E: 0 K: 1 S: 7	H: 1 LOB: 0 BB: 0 P: 12	R: 0 E: 0 K: 2 S: 9	H: 0 LOB: 0 BB: 0 P: 11	1B: 4 2B: 1 3B: 0 HR: 1	SF: 1 SAC: 0 DP: 1 HBP: 0	WP: 0 PB: 0 SB: 0 CS: 0	PA: 34
PITCHER	IP WLS BF H R ER SO BB IBB HBP BLK WP HR S P ERA WHIP																			
Ricky Bones, R (1, 1) ERA: 5.72	7.0 W 29 6 2 2 2 2 0 0 0 0 0 1 70 108 2.57 1.143																			
Ramon Garcia, R (8, 1) ERA: 4.66	1.0 2 0 0 0 1 0 0 0 0 0 0 0 4 6 0.00 0.000																			
Mike Fetters, R (9, 1) ERA: 1.52	1.0 3 0 0 0 2 0 0 0 0 0 0 0 9 11 0.00 0.000																			

Oakland Athletics @ Milwaukee Brewers
Milwaukee County Stadium, Milwaukee, WI

Fri Jun 14 1996, 8:05 PM EDT
Att. 14,404 - Unknown - 77 F

AB	31
R	2
H	6
RBI	2
BB	2
SO	5
LOB	13



Batter	1	2	3	4	5	6	7	8	9
Pat Listach, S OBP: 0.337, SLG: 0.349 (1, 8)	2-2 1B			1-1 HR 1B	0-0 SF8		0-1 F8		
Fernando Vina, L OBP: 0.382, SLG: 0.416 (1, 4)	0-1 G3-1			2-0 HR 1B	4-2 BB		2-2 G3		
Kevin Seitzer, R OBP: 0.451, SLG: 0.496 (1, 10)	0-3 K			2-3 K	1-2 F8			0-1 1B	
Dave Nilsson, L OBP: 0.443, SLG: 0.652 (1, 9)			4-2 BB	3-1 P5		0-0 F9 1B 2B		0-1 CS 1B	
Greg Vaughn, R OBP: 0.383, SLG: 0.513 (1, 7)			0-0 G6-4-3	1-1 HR		3-2 F9		4-2 BB	
Matt Mieske, R OBP: 0.363, SLG: 0.533 (9, 9)			1-2 1-2f	1-2 G6-3		1-3 K		3-3 K	
John Jaha, R OBP: 0.376, SLG: 0.462 (1, 3)			1-3 K						
Jeff Cirillo, R OBP: 0.412, SLG: 0.523 (1, 5)			2-2 G6-3			3-2 3B 1B		3-1 F9 1B	
Jose Valentin, S OBP: 0.323, SLG: 0.448 (1, 6)			2-1 F7			1-0 SF8 3B		1-0 F9	
Mike Matheny, R OBP: 0.271, SLG: 0.368 (1, 2)			2-0 P5			0-1 F9		1-3 K	

Inning Stats	R: 0 E: 0 K: 1 S: 11	H: 1 LOB: 0 BB: 0 P: 13	R: 0 E: 0 K: 1 S: 6	H: 0 LOB: 0 BB: 1 P: 11	R: 0 E: 0 K: 0 S: 7	H: 0 LOB: 0 BB: 0 P: 13	R: 3 E: 0 K: 1 S: 13	H: 3 LOB: 0 BB: 0 P: 23	R: 2 E: 0 K: 0 S: 18	H: 2 LOB: 1 BB: 1 P: 27	R: 1 E: 0 K: 1 S: 10	H: 2 LOB: 1 BB: 0 P: 18	R: 0 E: 0 K: 1 S: 8	H: 0 LOB: 0 BB: 0 P: 11	R: 0 E: 0 K: 1 S: 10	H: 2 LOB: 2 BB: 1 P: 17
1B: 7 2B: 2 3B: 1 HR: 1	SF: 1 SAC: 0 DP: 2 HBP: 0	WP: 0 PA: 33														

PITCHER	IP	WLS	BF	H	R	ER	SO	BB	IBB	HBP	BLK	WP	HR	S	P	ERA	WHIP
John Wasdin, R ERA: 6.12 (1, 1)	5.2	L	25	8	6	6	4	2	0	0	0	0	1	64	103	9.53	1.765
Billy Taylor, R ERA: 4.74 (6, 1)	1.1		4	0	0	0	1	0	0	0	0	0	0	9	13	0.00	0.000
Jim Corsi, R ERA: 3.62 (8, 1)	1.0		4	2	0	0	1	1	0	0	0	0	0	10	17	0.00	3.000

BOTTOM

Oakland Athletics @ Milwaukee Brewers
Milwaukee County Stadium, Milwaukee, WI

Fri Jun 14 1996, 8:05 PM EDT
Att: 14,404 - Unknown - 77 F

livebaseballscores.com

AB	29
R	6
H	10
RBI	6
BB	3
SO	6
LOB	12



Batter	1	2	3	4	5	6	7	8	9	AB R H RBI BB SO LOB	TOP	
Jose Herrera, L (1, 9) OBP: 0.333, SLG: 0.400	3-3 K		2-3 K	2-2 G6-3		3-2 G4-3		1-0 E5	0-1 G1-3	6 0 0 1 0 2 3		
Brent Gates, S (1, 4) Rafael Bournigal, R (1, PH) OBP: 0.316, SLG: 0.381 OBP: 0.319, SLG: 0.378	2-2 HR		2-2 2B		1-1 F8		1-1 B2	0-0 BB		0 0 0 0 0 0 0 5 2 3 1 0 0 0		
Geronimo Berroa, R (1, 10) OBP: 0.314, SLG: 0.510	2-2 F9		3-2 2B		0-2 G6-3		4-0 BB	0-0 F8		4 0 1 1 1 0 3		
Mark McGwire, R (1, 3) OBP: 0.479, SLG: 0.772	0-0 HR		1-1 2B		1-1 FC5-4		2-2 G5-4-3	4-2 BB		4 1 3 2 1 0 1		
Terry Steinbach, R (1, 2) OBP: 0.340, SLG: 0.472	1-3 K		1-1 F9		0-0 FC5-4			BB		5 1 1 0 0 2 6		
Damon Mashore, R (1, 7) Phil Plantier, L (9, PH) OBP: 0.391, SLG: 0.400 OBP: 0.307, SLG: 0.317		0-0 S	4-2 BB			2-1 L8		2-2 SF9	2-2 G3	2 1 1 0 1 0 0 1 0 0 0 0 0 0		
Torey Lovullo, S (1, 5) OBP: 0.308, SLG: 0.420		1 SAFE F7	3-1 G6-3			4-1 FC3-6		4-1 BB	1-2 HR	3 2 1 0 2 0 4		
Ernie Young, R (1, 8) OBP: 0.306, SLG: 0.404		2-0 F8		0-3 K		4-1 FC3-6		2-0 SF9	1-1 HR	3 1 1 3 1 1 1		
Mike Bordick, R (1, 6) Jason Giambi, L (8, PH) George Williams, S (9, PH) OBP: 0.307, SLG: 0.307 OBP: 0.388, SLG: 0.508 OBP: 0.302, SLG: 0.301		1 SAFE K	0-2 P4			1-2 FC3-6		2-1 E	3-3 K	3 0 0 0 0 1 3 1 1 1 1 0 0 0 1 0 0 0 0 1 0		
Inning Stats	R: 2 H: 2 E: 0 LOB: 0 K: 2 BB: 0 S: 15 P: 23	R: 0 H: 1 E: 0 LOB: 1 K: 1 BB: 0 S: 9 P: 14	R: 1 H: 3 E: 0 LOB: 3 K: 1 BB: 1 S: 18 P: 34	R: 0 H: 0 E: 0 LOB: 0 K: 1 BB: 0 S: 9 P: 11	R: 0 H: 1 E: 0 LOB: 1 K: 0 BB: 0 S: 8 P: 10	R: 0 H: 0 E: 0 LOB: 2 K: 0 BB: 2 S: 11 P: 25	R: 0 H: 0 E: 0 LOB: 0 K: 0 BB: 1 S: 5 P: 12	R: 4 H: 3 E: 1 LOB: 3 K: 1 BB: 2 S: 15 P: 32	R: 2 H: 2 E: 0 LOB: 0 K: 1 BB: 0 S: 13 P: 20	1B: 8 SF: 1 2B: 2 SAC: 0 3B: 0 DP: 1 HR: 2 HBP: 1	WP: 0 PA: 46 PB: 0 SB: 1 CS: 0	
PITCHER	IP WLS BF H R ER SO BB IBB HBP BLK WP HR S P ERA WHIP											
Brian Givens, L (1, 1) ERA: 10.13	5.1 W 25 7 3 3 5 2 0 0 0 0 0 1 62 101 5.06 1.688											
Graeme Lloyd, L (6, 1) ERA: 2.6	1.0 5 0 0 0 0 2 0 0 0 0 0 0 10 23 0.00 2.000											
Marshall Boze, R (7, 1) ERA: 5.87	1.0 5 1 3 3 0 1 0 1 0 0 0 0 8 18 27.00 2.000											
Terry Burrows, L (8, 1) ERA: 1.29	0.0 2 1 0 0 0 0 0 0 0 0 0 0 3 6 ∞ ∞											
Ramon Garcia, R (8, 1) ERA: 4.99	1.2 S 9 3 3 3 2 1 0 0 0 0 0 1 20 33 16.20 2.400											

Oakland Athletics @ Milwaukee Brewers
Milwaukee County Stadium, Milwaukee, WI

Sat Jun 15 1996, 8:05 PM EDT
Att. 21,064 - Unknown - 73 F

livebaseballscorecards.com

AB	38
R	9
H	12
RBI	9
BB	6
SO	7
LOB	21



Batter	1	2	3	4	5	6	7	8	9	AB	R	H	RBI	BB	SO	LOB
Pat Listach, S OBP: 0.345, SLG: 0.353 (1, 8)	1-2 HR 1B	1-3 K		0-2 L7	4-2 BB			2-1 SH1-4 2B 1B		4	2	2	0	1	1	0
Fernando Vina, L OBP: 0.384, SLG: 0.433 (1, 4)	1-2 HR 1B		1-0 G6-3		1-2 L9 1B			0-0 SH1-4 1-2		4	2	2	2	0	0	3
Jeff Cirillo, R OBP: 0.416, SLG: 0.530 (1, 5)	0-1 BB 1B		1-1 F8		1-2 1B 1B	2-2 F7		3-1 2B 2B		5	2	3	1	0	0	0
Dave Nilsson, L OBP: 0.449, SLG: 0.681 (1, 3)	4-1 BB 1-2 BB		3-1 HR		0-0 P4	1-1 G4-3		1-0 HR 2B		4	2	2	2	1	0	2
Greg Vaughn, R OBP: 0.384, SLG: 0.524 (1, 7)	0-0 P6		4-2 E BB		1-0 SF7	1-0 G4-3		2-0 HR		3	1	1	3	1	0	2
Kevin Kostofski, L OBP: 0.333, SLG: 0.583 (9, 7)										0	0	0	0	0	0	0
John Jaha, R OBP: 0.381, SLG: 0.479 (1, 10)	3-2 F7		3-1 E5		1-1 1B 1-3 1B		2-1 HR	2-1 1B		5	2	3	1	0	0	3
Jose Valentin, S OBP: 0.321, SLG: 0.443 (1, 6)	3-2 K		0-1 P2		0-0 WP S 1-2 1B		0-0 F8	0-1 F7		5	1	1	1	0	1	5
Matt Mieske, R OBP: 0.359, SLG: 0.524 (1, 9)		1-1 F7		2-2 F8	1-1 BB S 1-2 2-H 1B		3-2 G5-3	0-3 K		5	0	1	1	0	1	1
Jesse Levis, L OBP: 0.328, SLG: 0.241 (1, 2)		2-1 P6		2-0 F8	4-0 BB 1-2 2-H BB		0-3 K			3	0	0	0	1	1	0

Inning Stats	R: 2	H: 3	E: 0	K: 1	S: 21	LOB: 2	BB: 1	P: 33	R: 0	H: 0	E: 0	K: 1	S: 7	LOB: 0	BB: 0	P: 11	R: 1	H: 1	E: 1	K: 0	S: 11	LOB: 2	BB: 1	P: 23	R: 0	H: 0	E: 0	K: 0	S: 7	LOB: 0	BB: 0	P: 11	R: 4	H: 5	E: 0	K: 0	S: 15	LOB: 3	BB: 2	P: 27	R: 0	H: 0	E: 0	K: 0	S: 6	LOB: 0	BB: 0	P: 10	R: 1	H: 1	E: 0	K: 1	S: 11	LOB: 0	BB: 0	P: 16	R: 4	H: 5	E: 0	K: 1	S: 14	LOB: 1	BB: 0	P: 24
--------------	------	------	------	------	-------	--------	-------	-------	------	------	------	------	------	--------	-------	-------	------	------	------	------	-------	--------	-------	-------	------	------	------	------	------	--------	-------	-------	------	------	------	------	-------	--------	-------	-------	------	------	------	------	------	--------	-------	-------	------	------	------	------	-------	--------	-------	-------	------	------	------	------	-------	--------	-------	-------

BOTTOM

Oakland Athletics @ Milwaukee Brewers
Milwaukee County Stadium, Milwaukee, WI

Sat Jun 15 1996, 8:05 PM EDT
 Att: 21,064 - Unknown - 73 F

AB	38
R	12
H	15
RBI	11
BB	4
SO	4
LOB	16



1B: 9	SF: 1	WP: 1	PA: 44
2B: 2	SAC: 1	PB: 0	
3B: 0	DP: 0	SB: 2	
HR: 4	HBP: 0	CS: 0	

PITCHER	IP	WLS	BF	H	R	ER	SO	BB	IBB	HBP	BLK	WP	HR	S	P	ERA	WHIP
Don Wengert, R ERA: 4.93 (1, 1)	4.2	L	26	9	7	7	2	2	0	0	0	0	2	58	94	13.50	2.357
Buddy Groom, L ERA: 3.52 (5, 1)	1.1		6	0	0	0	0	2	0	0	0	1	0	9	21	0.00	1.500
Steve Montgomery, R ERA: 9.0 (7, 1)	1.0		4	1	1	1	1	0	0	0	0	0	1	11	16	9.00	1.000
Mike Mohler, L ERA: 2.68 (8, 1)	0.1		5	4	4	4	0	0	0	0	0	0	1	7	15	108.00	12.000
Carlos Reyes, R ERA: 5.52 (8, 1)	0.2		3	1	0	0	1	0	0	0	0	0	0	7	9	0.00	1.500

Batter	1	2	3	4	5	6	7	8	9	AB	R	H	RBI	BB	SO	LOB
Pat Listach, S OBP: 0.341, SLG: 0.348 (1, 8)	2-1 G5-3 ①		1 SAFE 1-2 1 SAFE 1B HR	3-2 G6-3 ②		0-0 G3-1 ①		1-3 K ②		5	1	1	0	0	1	0
Jeff Cirillo, R OBP: 0.407, SLG: 0.517 (1, 5)	2-2 G6-3 ②		0-3 K ②	1-3 K ③		2-2 G6-3 ②		2-3 K ③		5	0	0	0	0	3	2
Kevin Seitzer, R OBP: 0.457, SLG: 0.513 (1, 3)	2-0 G6-3 ③		1 SAFE 4-1 1B HR BB		1-1 WP 1B	1-0 FC6-4 1B		3-2 HR		4	3	3	1	1	0	0
John Jaha, R OBP: 0.385, SLG: 0.491 (1, 10)		4-1 G5-3 1B BB	2-2 HR		4-1 1B BB	3-1 FC6-4 ③		2-3 K ①		3	2	1	4	2	1	1
Greg Vaughn, R OBP: 0.391, SLG: 0.532 (1, 7)		0-0 1B	4-2 1B BB		0-2 2B 1B		0-1 2B		1-3 K ②	4	2	3	1	1	1	0
Matt Mieske, R OBP: 0.361, SLG: 0.524 Dave Nilsson, L (5, PH) OBP: 0.453, SLG: 0.689 (6, 9) Kevin Koslowski, L (9, PR) OBP: 0.333, SLG: 0.583		0-3 K	0-0 1B	1-2 1B	0-0 SH2-3 1H 2H 2B		0-0 P6		0-1 1B	2	0	1	0	0	1	2
Mark Loretta, R OBP: 0.444, SLG: 0.390 Jose Valentin, S OBP: 0.320, SLG: 0.441 (9, 6)		0-2 G5-3	1-2 1B	0-0 SH2-3		0-0 E5		2-3 K ③		3	0	1	1	0	0	3
Fernando Vina, L OBP: 0.386, SLG: 0.429 (1, 4)			1-2 1B	1-1 G6-4-3 HBP		1-0 G4-3		1-0 G4-3		2	1	0	0	0	0	4
Mike Matheny, R OBP: 0.266, SLG: 0.360 (1, 2)			1-0 F9	0-0 F8		1-1 G6-4-3		3-3 K		4	0	0	0	0	1	3

Inning Stats	R: 0	H: 0	E: 0	K: 0	S: 7	R: 0	H: 1	E: 0	K: 1	S: 10	R: 5	H: 4	E: 0	K: 1	S: 23	R: 0	H: 0	E: 0	K: 1	S: 7	R: 3	H: 3	E: 0	K: 0	S: 11	R: 0	H: 1	E: 1	K: 0	S: 7	R: 0	H: 0	E: 0	K: 3	S: 9	R: 1	H: 2	E: 0	K: 3	S: 19	1B: 8	2B: 2	3B: 0	HR: 2	SF: 0	SAC: 1	DP: 3	HBP: 2	WP: 2	PA: 43
PITCHER	IP	WLS	BF	H	R	ER	SO	BB	IBB	HBP	BLK	WP	HR	S	P	ERA	WHIP																																	
Doug Johns, L (1, 1) ERA: 5.99	4.0		23	7	8	8	3	4	0	1	0	1	1	53	89	18.00	2.750																																	
Jim Corsi, R (5, 1) ERA: 3.38	2.0		9	3	0	0	0	0	0	1	0	0	0	14	22	0.00	1.500																																	
Buddy Groom, L (7, 1) ERA: 3.43	1.0		3	0	0	0	0	0	0	0	0	0	0	5	6	0.00	0.000																																	
Billy Taylor, R (8, 1) ERA: 4.79	1.2	W	6	1	1	1	5	0	0	0	0	0	1	22	34	5.40	0.600																																	
Mike Mohler, L (9, 1) ERA: 2.65	0.1	S	2	1	0	0	1	0	0	0	0	1	0	6	8	0.00	3.000																																	

BOTTOM

Oakland Athletics @ Milwaukee Brewers
Milwaukee County Stadium, Milwaukee, WI

Sun Jun 16 1996, 4:33 AM EDT
Att. 26,744 - Overcast - 79 F

livebaseballscores.com

AB	36
R	9
H	12
RBI	9
BB	4
SO	9
LOB	17



Batter	1	2	3	4	5	6	7	8	9	AB R H RBI BB SO LOB
Johnny Damon, L (1, 8) OBP: 0.322, SLG: 0.394	3-2 F7		1-2 1B	2-2 P4			1-0 1B 2B	2-0 G4-3		5 1 2 0 0 0 4
Tom Goodwin, L (1, 7) OBP: 0.323, SLG: 0.310	3-1 E		1-1 1B		4-1 G6-4-3 BB		4-0 G6-3 1B BB		2-2 G6-4-3 1B	3 0 3 0 2 0 0
Craig Paquette, R (1, 5) OBP: 0.279, SLG: 0.446	3-3 SAFE		0-0 G6-4-3 1B		1-2 G6-4-3 1-2f		0-0 G6-3 1B		1-0 F6	5 0 2 1 0 1 3
Joe Vitiello, R (1, 10) OBP: 0.374, SLG: 0.452	4-1 BB		0-2 G6-4-3 1-2f		2-1 F9		0-0 G6-3 1-2f 2-3		0-1 G6-4-3 1-2f	4 0 0 0 1 0 6
Kevin Young, R (1, 9) OBP: 0.333, SLG: 0.500	0-1 G3			1-0 L1		1-1 F4	3-3 K			4 0 0 0 0 1 3
Jose Offerman, S (1, 3) OBP: 0.360, SLG: 0.338		0-0 P4		1-0 P4		4-1 FC4-6 BB		2-2 F7		3 0 0 0 1 0 0
Joe Randa, R (1, 4) OBP: 0.381, SLG: 0.423		4-1 CS BB		4-1 BB BB BB		2-0 FC4-6 HR 1-2f		0-0 G3-1 2B 2B		2 2 1 0 2 0 1
Sal Fasano, R (1, 2) OBP: 0.292, SLG: 0.336		0-3 SAFE		4-1 BB BB		1-0 HR 1-H		3-1 G3-1		3 1 1 2 1 1 2
David Howard, S (1, 6) OBP: 0.306, SLG: 0.349			1-3 K	4-2 BB 1-2 2-3		1-0 G3-1		1-2 2B 3-H		3 0 1 1 1 1 0

Inning Stats	R: 0 E: 1 K: 1 S: 15	H: 1 LOB: 2 BB: 1 P: 28	R: 0 E: 0 K: 1 S: 5	H: 0 LOB: 0 BB: 1 P: 9	R: 0 E: 0 K: 1 S: 13	H: 3 LOB: 2 BB: 0 P: 16	R: 0 E: 0 K: 0 S: 11	H: 0 LOB: 3 BB: 3 P: 27	R: 0 E: 0 K: 0 S: 6	H: 0 LOB: 0 BB: 1 P: 13	R: 2 E: 0 K: 0 S: 6	H: 1 LOB: 0 BB: 1 P: 15	R: 1 E: 0 K: 1 S: 6	H: 2 LOB: 1 BB: 1 P: 14	R: 1 E: 0 K: 0 S: 13	H: 2 LOB: 1 BB: 0 P: 21	R: 0 E: 0 K: 0 S: 6	H: 1 LOB: 0 BB: 0 P: 9	1B: 5 2B: 4 3B: 0 HR: 1	SF: 0 SAC: 0 DP: 4 HBP: 0	WP: 0 PB: 0 SB: 0 CS: 1	PA: 40
--------------	-------------------------------	----------------------------------	------------------------------	---------------------------------	-------------------------------	----------------------------------	-------------------------------	----------------------------------	------------------------------	----------------------------------	------------------------------	----------------------------------	------------------------------	----------------------------------	-------------------------------	----------------------------------	------------------------------	---------------------------------	----------------------------------	------------------------------------	----------------------------------	--------

PITCHER	IP	WLS	BF	H	R	ER	SO	BB	IBB	HBP	BLK	WP	HR	S	P	ERA	WHIP
Angel Miranda, L (1, 1) ERA: 4.86	2.0		8	1	0	0	2	2	0	0	0	0	0	20	37	0.00	1.500
Terry Burrows, L (3, 1) ERA: 2.53	3.2	W	18	4	2	2	1	5	0	0	0	0	1	35	69	4.91	2.455
Marshall Boze, R (6, 1) ERA: 6.04	2.1		11	4	2	2	1	1	0	0	0	0	0	20	37	7.71	2.143
Graeme Lloyd, L (9, 1) ERA: 2.51	1.0		3	1	0	0	0	0	0	0	0	0	0	6	9	0.00	1.000

TOP

Kansas City Royals @ Milwaukee Brewers
Milwaukee County Stadium, Milwaukee, WI

Mon Jun 17 1996, 8:05 PM EDT
Att: 9,315 - Unknown - 60 F

AB	32
R	4
H	10
RBI	4
BB	8
SO	4
LOB	19



Batter	1	2	3	4	5	6	7	8	9	AB R H RBI BB SO LOB	TOP											
Chris Stynes, R (1, 7) OBP: 0.306, SLG: 0.333	2-1 1B 2B		0-0 G5-3		2-2 G3			1-1 G6-3		4 0 1 0 0 0 1	Kansas City Royals @ Milwaukee Brewers Milwaukee County Stadium, Milwaukee, WI Tue Jun 18 1996, 8:05 PM EDT Att: 9,116 - Unknown - 56 F											
Tom Goodwin, L (1, 8) OBP: 0.322, SLG: 0.313	0-0 2B 1-2		3-2 F8			2-3 K		2-1 G4-3		4 0 1 0 0 1 0												
Craig Paquette, R (1, 5) OBP: 0.278, SLG: 0.440	2-3 K			2-3 K		1-0 G5-3		1-0 1B		4 0 1 0 0 2 1												
Joe Vitiello, R (1, 10) OBP: 0.372, SLG: 0.447	1-3 K			0-0 G5-3		2-1 1B		1-3 K		4 0 1 0 0 2 2												
Mike Macfarlane, R (1, 2) OBP: 0.331, SLG: 0.517		0-0 F9		3-2 F7		0-0 G6-3			0-0 G5-3	4 0 0 0 0 0 1												
Kevin Young, R (1, 9) OBP: 0.360, SLG: 0.625		1-1 1B B1-3			3-2 HR		0-0 G1-3		2-1 G5-3	4 1 2 1 0 0 0												
Jose Offerman, S (1, 3) OBP: 0.354, SLG: 0.332		1-0 1B B1-3			2-1 G6-3		3-1 G6-3		0-1 L8	4 0 0 0 0 0 1												
Joe Randa, R (1, 4) OBP: 0.380, SLG: 0.430		0-1 F8			3-2 G4-3		2-2 2B			3 0 1 0 0 0 1												
David Howard, S (1, 6) OBP: 0.306, SLG: 0.349			3-2 L9		1-1 1B		1-3 K			3 0 1 0 0 1 1												
Inning Stats	R: 0 E: 0 K: 2 S: 11	H: 2 LOB: 1 BB: 0 P: 16	R: 0 E: 0 K: 0 S: 6	H: 1 LOB: 1 BB: 0 P: 8	R: 0 E: 0 K: 0 S: 7	H: 0 LOB: 0 BB: 0 P: 13	R: 0 E: 0 K: 1 S: 7	H: 0 LOB: 0 BB: 0 P: 12	R: 1 E: 0 K: 0 S: 15	H: 2 LOB: 1 BB: 0 P: 26	R: 0 E: 0 K: 1 S: 7	H: 1 LOB: 1 BB: 0 P: 12	R: 0 E: 0 K: 1 S: 10	H: 1 LOB: 1 BB: 0 P: 16	R: 0 E: 0 K: 1 S: 8	H: 1 LOB: 1 BB: 0 P: 13	R: 0 E: 0 K: 0 S: 5	H: 0 LOB: 0 BB: 0 P: 7	1B: 5 2B: 2 3B: 0 HR: 1	SF: 0 SAC: 0 DP: 0 HBP: 0	WP: 0 PB: 0 SB: 0 CS: 0	PA: 34
PITCHER	IP WLS BF H R ER SO BB IBB HBP BLK WP HR S P ERA WHIP																					
Scott Karl, L (1, 1) ERA: 4.7	5.0 W 19 5 1 1 3 0 0 0 0 0 1 46 75 1.80 1.000																					
Mike Potts, L (6, 1) ERA: 7.01	4.0 S 15 3 0 0 3 0 0 0 0 0 0 30 48 0.00 0.750																					

AB	34
R	1
H	8
RBI	1
BB	0
SO	6
LOB	8



Batter	1	2	3	4	5	6	7	8	9
Pat Listach, S OBP: 0.339, SLG: 0.347 (1, 8)	0-0 F8		2-2 E HR 1B	1-0 F7		0-3 K		0-0 G3	
Fernando Vina, L OBP: 0.384, SLG: 0.439 Mark Loretta, R OBP: 0.435, SLG: 0.381 (8, PH) (9, 4)	0-1 F8		1 SAFE 1 SAFE 1 SAFE E1 HR 1-2	0-1 F8			0-0 BB HR G5-3 1B	0-0 F9	
Kevin Seitzer, R OBP: 0.452, SLG: 0.502 (1, 10)	1-3 K		0-3 K	1-3 K			1-0 G5-3	1-0 F7	
Dave Nilsson, L OBP: 0.453, SLG: 0.667 Matt Mieske, R OBP: 0.361, SLG: 0.524 (1, 9) (8, 9)		2-3 K	0-0 L7		3-1 FC5-4 1B		4-2 HR BB BB		
Greg Vaughn, R OBP: 0.393, SLG: 0.567 Kevin Kostofski, L OBP: 0.333, SLG: 0.583 (1, 7) (8, 7)		0-1 HR	0-0 HR		3-2 FC5-4 1-2f		2-3 K		
John Jaha, R OBP: 0.388, SLG: 0.484 (1, 3)		0-2 G6-3	2-2 1B 1B		1-2 F8		4-2 HR BB		
Jose Valentin, S OBP: 0.325, SLG: 0.457 (1, 6)		4-1 HBP BB	0-0 1B 1B		2-3 K		0-2 HR		
Jeff Cirillo, R OBP: 0.414, SLG: 0.526 (1, 5)		1-0 HBP	0-0 FC6-4 1B			1-1 P3	1-0 L7		
Mike Matheny, R OBP: 0.266, SLG: 0.354 (1, 2)		2-2 L3	0-0 FC6-4			0-0 L8		4-2 G3 BB	

Inning Stats	R: 0	H: 0	E: 0	K: 1	S: 6	R: 1	H: 1	E: 0	K: 1	S: 12	R: 4	H: 5	E: 1	K: 1	S: 18	R: 0	H: 0	E: 0	K: 1	S: 6	R: 0	H: 1	E: 0	K: 1	S: 11	R: 0	H: 0	E: 0	K: 1	S: 8	R: 4	H: 2	E: 0	K: 1	S: 15	R: 0	H: 0	E: 0	K: 0	S: 6
	LOB: 0	BB: 0	P: 7	LOB: 2	BB: 1	P: 21	LOB: 2	BB: 0	P: 22	LOB: 0	BB: 0	P: 8	LOB: 1	BB: 0	P: 20	LOB: 0	BB: 0	P: 9	LOB: 0	BB: 2	P: 27	LOB: 1	BB: 1	P: 11	LOB: 0	BB: 0	P: 11	LOB: 0	BB: 0	P: 11	LOB: 0	BB: 0	P: 11	LOB: 1	BB: 1	P: 11				

PITCHER	IP	WLS	BF	H	R	ER	SO	BB	IBB	HBP	BLK	WP	HR	S	P	ERA	WHIP
Doug Linton, R ERA: 3.82 (1, 1)	5.0	L	25	7	5	1	5	1	0	1	0	0	2	53	78	1.80	1.600
Julio Valera, R ERA: 6.0 (6, 1)	3.0		14	2	4	4	2	3	0	0	0	0	1	29	47	12.00	1.667


BOTTOM

Kansas City Royals @ Milwaukee Brewers
Milwaukee County Stadium, Milwaukee, WI

Tue Jun 18 1996, 8:05 PM EDT
Att. 9,116 - Unknown - 56 F

AB	34
R	9
H	9
RBI	9
BB	4
SO	7
LOB	18

livebaseballscorecards.com



WP	HR	S	P	ERA	WHIP
0	0	0	0	0	0

Batter	1	2	3	4	5	6	7	8	9	10	AB	R	H	RBI	BB	SO	LOB	TOP				
Johnny Damon, L (1, 9) <small>OBP: 0.325, SLG: 0.395</small> Kevin Young, R (8, PH) <small>OBP: 0.370, SLG: 0.615</small> (8, 9)	K2-3		E 1B	G4-3			G4-3 FC4-2 1B	1-3 2-H 1B		L8	4	1	2	0	0	1	2					
Tom Goodwin, L (1, 8) <small>OBP: 0.322, SLG: 0.314</small>	K		1-H 1B		1B SF7 1B		G4-3	L6		E6 3B	6	2	2	1	0	1	4					
Keith Lockhart, L (1, 4) <small>OBP: 0.372, SLG: 0.461</small>	1B		F8		G2-3 1B		FC4-2 FC6		G4-3	2B 3B	6	1	3	2	0	0	2					
Craig Paquette, R (1, 7) <small>OBP: 0.281, SLG: 0.443</small> (4, 5)	F9		G5-3		G2-3		FC6		1B	WP 2B	6	0	2	1	0	0	5					
Joe Vitiello, R (1, 10) <small>OBP: 0.371, SLG: 0.445</small>			G5-3		SF7 1B		F8		1B	K	5	1	2	1	0	1	3					
Jose Offerman, S (1, 3) <small>OBP: 0.359, SLG: 0.329</small>			1B BB		SH5 1B		F7		FC5-4 BB	K	2	0	0	0	3	1	2					
Joe Randa, R (1, 5) <small>OBP: 0.382, SLG: 0.431</small> Chris Stynes, R (4, 7) <small>OBP: 0.288, SLG: 0.314</small>			K		FC1 1B		P5-3		FC5-4		2	0	1	1	0	1	1					
Sal Fasano, R (1, 2) <small>OBP: 0.304, SLG: 0.375</small>			PO 1B		FC1		K		FC4-2 1B	HR	5	2	3	1	0	1	1					
David Howard, S (1, 6) <small>OBP: 0.304, SLG: 0.342</small>			PO		F9		G3-1		FC4-2 1B	E 3B BB	4	1	0	0	1	1	4					
Inning Stats	R: 0 E: 0 K: 2 S: 13	H: 1 LOB: 1 BB: 0 P: 19	R: 0 E: 0 K: 1 S: 9	H: 1 LOB: 1 BB: 1 P: 21	R: 1 E: 1 K: 0 S: 8	H: 2 LOB: 2 BB: 0 P: 21	R: 1 E: 0 K: 1 S: 13	H: 2 LOB: 0 BB: 0 P: 13	R: 0 E: 0 K: 1 S: 6	H: 0 LOB: 0 BB: 0 P: 7	R: 0 E: 1 K: 0 S: 9	H: 1 LOB: 2 BB: 0 P: 13	R: 1 E: 0 K: 0 S: 12	H: 2 LOB: 2 BB: 1 P: 21	R: 0 E: 0 K: 0 S: 10	H: 2 LOB: 2 BB: 1 P: 16	R: 4 E: 1 K: 2 S: 15	H: 3 LOB: 1 BB: 1 P: 28	1B: 13 2B: 1 3B: 1 HR: 1	SF: 1 SAC: 1 DP: 0 HBP: 0	WP: 1 PB: 0 SB: 1 CS: 0	PA: 52
PITCHER	IP	WLS	BF	H	R	ER	SO	BB	IBB	HBP	BLK	WP	HR	S	P	ERA	WHIP					
Ricky Bones, R (1, 1) <small>ERA: 5.49</small>	7.0		32	9	3	2	5	1	0	0	0	0	0	67	107	2.57	1.429					
Ramon Garcia, R (8, 1) <small>ERA: 5.23</small>	0.1		3	1	1	1	0	1	0	0	0	0	0	5	10	27.00	6.000					
Graeme Lloyd, L (8, 1) <small>ERA: 2.4</small>	1.1		7	3	0	0	0	1	0	0	0	0	0	15	24	0.00	3.000					
Jose Mercedes, R (9, 1) <small>ERA: 12.27</small>	0.2	L	7	3	4	3	0	1	0	0	0	0	1	11	21	40.50	6.000					
Mike Fetters, R (10, 1) <small>ERA: 2.13</small>	0.2		2	0	0	0	2	0	0	0	0	1	0	6	10	0.00	0.000					

Kansas City Royals @ Milwaukee Brewers
 Milwaukee County Stadium, Milwaukee, WI
 Wed Jun 19 1996, 4:33 AM EDT
 Att. 13,431 - Overcast - 61 F

AB	45
R	8
H	16
RBI	8
BB	4
SO	7
LOB	28



Batter	1	2	3	4	5	6	7	8	9	AB	R	H	RBI	BB	SO	LOB
Pat Listach, S OBP: 0.330, SLG: 0.333 (1, 8)	4-2 1B BB	2-2 P4		3-1 P4			3-2 F8			3	0	0	0	1	0	2
Jeff Cirillo, R OBP: 0.401, SLG: 0.507 (1, 5)	1-1 F9	2-1 F8			0-1 G3			2-1 G4-3		4	0	0	0	0	0	2
Kevin Seitzer, R OBP: 0.450, SLG: 0.510 (1, 10)	1-0 1B		1-2 G6-3		2-2 G5-3			1-2 1B		4	0	2	0	0	0	0
John Jaha, R OBP: 0.384, SLG: 0.487 (1, 3)	1-2 F8		0-3 K		1-3 K			1-2 L9		4	0	0	0	0	2	3
Greg Vaughn, R OBP: 0.392, SLG: 0.571 (1, 7)	3-3 K		3-0 HR		2-2 G4-3			1-0 G3		4	1	1	1	0	1	3
Matt Mieske, R OBP: 0.358, SLG: 0.524 (1, 9)		1-1 3B 2B	3-0 F7		3-3 K			3-2 G4-3		4	1	1	0	0	1	0
Mark Loretta, R OBP: 0.420, SLG: 0.356 (1, 4)		0-1 L9		4-1 FC4-6 BB		3-2 L6		0-1 G6-3		3	0	0	0	1	0	1
Jose Valentin, S OBP: 0.323, SLG: 0.458 (1, 6)		0-0 1B 3B	2-2 P4		0-0 L7			3-3 K		4	1	1	1	0	1	1
Jesse Levis, L OBP: 0.333, SLG: 0.290 (1, 2)		1-2 1B	0-2 FC4-6		1-2 G4-3					3	0	1	1	0	0	1

Inning Stats	R: 0	H: 1	E: 0	K: 1	S: 11	H: 1	LOB: 2	BB: 1	P: 21	R: 2	H: 3	E: 0	K: 0	S: 13	H: 1	LOB: 0	BB: 0	P: 19	R: 1	H: 1	E: 0	K: 1	S: 8	H: 0	LOB: 1	BB: 1	P: 20	R: 0	H: 0	E: 0	K: 1	S: 9	H: 0	LOB: 0	BB: 0	P: 12	R: 0	H: 0	E: 0	K: 1	S: 11	H: 0	LOB: 0	BB: 0	P: 19	R: 0	H: 1	E: 0	K: 0	S: 10	H: 0	LOB: 1	BB: 0	P: 15	R: 0	H: 0	E: 0	K: 1	S: 13	H: 0	LOB: 0	BB: 0	P: 19	1B: 3	SF: 0	2B: 1	SAC: 0	3B: 1	DP: 0	HR: 1	HBP: 0	WP: 0	PA: 35
--------------	------	------	------	------	-------	------	--------	-------	-------	------	------	------	------	-------	------	--------	-------	-------	------	------	------	------	------	------	--------	-------	-------	------	------	------	------	------	------	--------	-------	-------	------	------	------	------	-------	------	--------	-------	-------	------	------	------	------	-------	------	--------	-------	-------	------	------	------	------	-------	------	--------	-------	-------	-------	-------	-------	--------	-------	-------	-------	--------	-------	--------

PITCHER	IP	WLS	BF	H	R	ER	SO	BB	IBB	HBP	BLK	WP	HR	S	P	ERA	WHIP
Mark Langston, L ERA: 4.52 (1, 1)	7.0	W	28	5	3	3	4	2	0	0	0	0	1	70	117	3.86	1.000
Rich Monteleone, R ERA: 1.69 (8, 1)	1.0		4	1	0	0	0	0	0	0	0	0	0	10	15	0.00	1.000
Ryan Hancock, R ERA: (9, 1)	1.0		3	0	0	0	1	0	0	0	0	0	0	13	19	0.00	0.000


BOTTOM

California Angels @ Milwaukee Brewers
Milwaukee County Stadium, Milwaukee, WI

Thu Jun 20 1996, 8:05 PM EDT
Att: 16,034 - Unknown - 81 F

livebaseballscorecards.com

AB	33
R	3
H	6
RBI	3
BB	2
SO	5
LOB	13



Batter	1	2	3	4	5	6	7	8	9	AB R H RBI BB SO LOB	TOP	
Darin Erstad, L (1, 8) OBP: 0.415, SLG: 0.514	3-2 BB 16 E 1B	0-1 G1-3		1-1 FC3-6 FC4 1-2f			0-1 F8	3-3 K		5 0 1 0 0 1 4		
Randy Velarde, R (1, 4) OBP: 0.368, SLG: 0.410	1-1 F8		1-0 S 16 1B G4-3 1B	1-1 FC4 1-2f			3-2 1B		2-1 G1-3	5 1 2 0 0 0 2		
16 Garret Anderson, L (1, 7) OBP: 0.322, SLG: 0.445	1-1 E5 BB 1-2		0-2 G4-3 S 1B		1-0 F7		2-0 P6		2-2 1B	5 0 2 0 0 0 2		
Tim Salmon, R (1, 9) OBP: 0.375, SLG: 0.529 Orlando Palmeiro, L (7, 9) OBP: 0.325, SLG: 0.235	4-2 BB 1-2 2-3		3-3 K 1-2 2-3		1-1 G5-3			1-1 FC4-8 HBP	1-0 F7	2 0 0 0 1 1 2 1 0 0 0 0 0 1		
Chili Davis, S (1, 10) OBP: 0.388, SLG: 0.540	2-3 K		1-0 G4-3 2-3 3-H		1-2 F8			0-0 FC4-6 1B 1B 1-2f 2B	3-3 K	5 1 0 1 0 2 5		
J.T. Snow, L (1, 3) OBP: 0.361, SLG: 0.402		4-2 1B BB	3-2 P4			3-2 F8		1-1 1B 2B 1B		3 1 1 0 1 0 1		
Tim Wallach, R (1, 5) OBP: 0.340, SLG: 0.482		2-2 1B		2-0 HR		2-1 G5-3		0-0 2B G3 1B		4 2 3 1 0 0 0		
Pat Borders, R (1, 2) OBP: 0.316, SLG: 0.372		0-3 K		0-3 K		2-3 K		0-2 G3 2B		4 0 1 2 0 3 2		
Gary Disarcina, R (1, 6) OBP: 0.258, SLG: 0.285		1-2 L4		0-1 FC3-6 1B			1-2 G4-3	3-2 G3		4 0 1 1 0 0 3		
Inning Stats	R: 0 H: 1 E: 1 LOB: 2 K: 1 BB: 1 S: 13 P: 24	R: 0 H: 1 E: 0 LOB: 2 K: 1 BB: 1 S: 17 P: 24	R: 1 H: 2 E: 0 LOB: 1 K: 1 BB: 0 S: 12 P: 20	R: 1 H: 2 E: 0 LOB: 1 K: 1 BB: 0 S: 10 P: 14	R: 0 H: 0 E: 0 LOB: 0 K: 0 BB: 0 S: 6 P: 9	R: 0 H: 0 E: 0 LOB: 0 K: 1 BB: 0 S: 10 P: 17	R: 0 H: 1 E: 0 LOB: 1 K: 0 BB: 0 S: 10 P: 16	R: 3 H: 3 E: 0 LOB: 1 K: 1 BB: 0 S: 15 P: 23	R: 0 H: 1 E: 0 LOB: 1 K: 1 BB: 0 S: 9 P: 17	1B: 9 SF: 0 2B: 1 SAC: 0 3B: 0 DP: 0 HR: 1 HBP: 1	WP: 0 PA: 41 PB: 0 SB: 2 CS: 0	
PITCHER Ben McDonald, R (1, 1) ERA: 4.53 Ramon Garcia, R (8, 1) ERA: 5.73	IP WLS BF H R ER SO BB IBB HBP BLK WP HR S P ERA WHIP	7.0 W 30 7 2 2 5 2 0 0 0 0 0 1 78 124 2.57 1.286	2.0 11 4 3 3 2 0 0 1 0 0 0 0 24 40 13.50 2.000									

California Angels @ Milwaukee Brewers
Milwaukee County Stadium, Milwaukee, WI

Fri Jun 21 1996, 8:05 PM EDT
Att. 16,274 - Unknown - 81 F

AB	38
R	5
H	11
RBI	5
BB	2
SO	7
LOB	22



Batter	1	2	3	4	5	6	7	8	9	AB R H RBI BB SO LOB
Darin Erstad, L (1, 8) OBP: 0.391, SLG: 0.487	2-3 		3-1 E9 WP 16 SF7	0-0 			1-2 SF7		1-1 G4-3	4 1 1 3 0 1 2
Don Slaught, R (1, 2) OBP: 0.395, SLG: 0.521	1-0 G6-3		3-3 K	0-2 CS	0-0 16 G4-3 1B		0-1 F9			4 0 1 0 0 1 1
16 Garret Anderson, L (1, 7) OBP: 0.318, SLG: 0.440	2-2 L4		1-1 SF7		1-2 G4-3		1-0 G3-1			3 0 0 1 0 0 1
Tim Salmon, R (1, 9) OBP: 0.376, SLG: 0.531		4-1 	0-0 F8		2-1 		1-0 G5-3			3 0 1 0 1 0 1
Chili Davis, S (1, 10) OBP: 0.386, SLG: 0.533		3-1 F7		4-2 2B 1B BB	2-1 G5-3		0-0 G1-3			3 1 0 0 1 0 2
J.T. Snow, L (1, 3) OBP: 0.356, SLG: 0.395		1-1 L5-3		0-1 F8		1-1 L5		0-2 F9		4 0 0 0 0 0 2
Tim Wallach, R (1, 5) OBP: 0.338, SLG: 0.483			2-1 G1-3	1-0 	3-2 G6-3		1-3 K			4 1 1 0 0 1 0
Randy Velarde, R (1, 4) OBP: 0.374, SLG: 0.411			4-1 	4-2 1B CS BB	1-3 K		1-2 			2 1 1 0 2 1 0
Gary Disarcina, R (1, 6) OBP: 0.262, SLG: 0.302			1-1 E WP 1B 2B	1-3 K		1-0 SF7 3B		0-0 FC6-4		4 2 2 1 0 1 4

Inning Stats	R: 0	H: 0	E: 0	K: 1	S: 11	R: 0	H: 0	E: 0	K: 0	S: 5	R: 3	H: 1	E: 1	K: 1	S: 15	R: 2	H: 2	E: 0	K: 1	S: 15	R: 0	H: 2	E: 0	K: 0	S: 8	R: 0	H: 0	E: 0	K: 1	S: 8	R: 1	H: 1	E: 0	K: 0	S: 7	R: 0	H: 0	E: 0	K: 0	S: 5	R: 0	H: 1	E: 0	K: 1	S: 9	1B: 3	SF: 2	2B: 4	3B: 1	HR: 0	WP: 1	PA: 38
	0	0	0	1	11	0	0	0	0	5	3	1	1	1	15	2	2	0	1	15	0	2	0	0	8	0	0	0	0	8	1	1	0	0	7	0	0	0	5	0	1	0	0	0	0	3	2	4	1	0	1	38

PITCHER	IP	WLS	BF	H	R	ER	SO	BB	IBB	HBP	BLK	WP	HR	S	P	ERA	WHIP
Angel Miranda, L (1, 1) ERA: 5.19	6.0	L	27	6	6	4	4	4	0	0	0	1	0	63	111	6.00	1.667
Graeme Lloyd, L (7, 1) ERA: 2.18	3.0		10	1	0	0	1	0	0	0	0	0	0	20	26	0.00	0.333

California Angels @ Milwaukee Brewers
Milwaukee County Stadium, Milwaukee, WI

Sat Jun 22 1996, 8:05 PM EDT
Att. 35,464 - Unknown - 66 F

AB	31
R	6
H	7
RBI	5
BB	4
SO	5
LOB	13

Batter	1	2	3	4	5	6	7	8	9	AB R H RBI BB SO LOB
Pat Listach, S OBP: 0.338, SLG: 0.332 (1, 8)	0-3 K		0-3 K	0-2 F7			2-2 F8		4-1 DI BB	4 0 0 0 1 2 2
Fernando Vina, L OBP: 0.378, SLG: 0.434 (1, 4)	1-1 G5-3 1B		2-3 K		0-0 P6		0-1 G6-3		0-0 F7	5 0 1 0 0 1 2
Kevin Seitzer, R OBP: 0.445, SLG: 0.504 (1, 10)	1 SAFE 2-2 G5-3 1-2		1-1 1B		3-1 F9			2-3 K	1-3 K	5 0 1 0 0 2 2
Dave Nilsson, L OBP: 0.438, SLG: 0.635 (1, 9)	1-2 P5		3-2 L7		0-0 F8			1-3 K		4 0 0 0 0 1 2
Greg Vaughn, R OBP: 0.402, SLG: 0.577 (1, 7)		0-1 F9		1-2 HR 1B		0-0 G6-4-3 1B		4-2 BB		3 1 2 0 1 0 0
John Jaha, R OBP: 0.386, SLG: 0.494 (1, 3)		0-0 1B 1B		2-0 1-H HR		3-2 G6-4-3 1-2f		1-0 P5		4 1 2 2 0 0 2
Jose Valentin, S OBP: 0.329, SLG: 0.479 (1, 6)		1-0 1B		1-0 FC1-5-6-5 2B		2-1 F8		1-2 HR		4 1 3 1 0 0 0
Jeff Cirillo, R OBP: 0.404, SLG: 0.522 (1, 5)		2-2 L4		1-0 FC1-5-6-5 2-3		0-2 G3 1B		1-0 HR		4 1 2 1 0 0 3
Jesse Levis, L OBP: 0.312, SLG: 0.271 (1, 2)		1-1 P5		0-1 F8		2-2 G3 1-2		1-3 K		4 0 0 0 0 1 4

Inning Stats	R: 0	H: 1	E: 0	K: 1	S: 11	H: 1	LOB: 1	BB: 0	P: 15	R: 0	H: 2	E: 0	K: 0	S: 9	H: 2	LOB: 2	BB: 0	P: 13	R: 0	H: 1	E: 0	K: 2	S: 15	H: 3	LOB: 1	BB: 0	P: 16	R: 0	H: 0	E: 0	K: 0	S: 4	H: 1	LOB: 0	BB: 0	P: 7	R: 0	H: 1	E: 0	K: 0	S: 7	H: 1	LOB: 1	BB: 0	P: 12	R: 0	H: 1	E: 0	K: 0	S: 13	H: 0	LOB: 1	BB: 1	P: 22	R: 0	H: 0	E: 0	K: 2	S: 14	H: 2	LOB: 1	BB: 1	P: 21	1B: 7	SF: 0	2B: 1	SAC: 0	3B: 0	DP: 1	HR: 3	HBP: 0	WP: 0	PA: 39
--------------	------	------	------	------	-------	------	--------	-------	-------	------	------	------	------	------	------	--------	-------	-------	------	------	------	------	-------	------	--------	-------	-------	------	------	------	------	------	------	--------	-------	------	------	------	------	------	------	------	--------	-------	-------	------	------	------	------	-------	------	--------	-------	-------	------	------	------	------	-------	------	--------	-------	-------	-------	-------	-------	--------	-------	-------	-------	--------	-------	--------

PITCHER	IP	WLS	BF	H	R	ER	SO	BB	IBB	HBP	BLK	WP	HR	S	P	ERA	WHIP
Shawn Boskie, R ERA: 3.79 (1, 1)	8.0	W	35	11	4	4	5	1	0	0	0	0	3	88	129	4.50	1.500
Troy Percival, R ERA: 1.6 (9, 1)	1.0	S	4	0	0	0	2	1	0	0	0	0	0	9	15	0.00	1.000

BOTTOM

California Angels @ Milwaukee Brewers
Milwaukee County Stadium, Milwaukee, WI

Sat Jun 22 1996, 8:05 PM EDT
Att: 35,464 - Unknown - 66 F

livebaseballscores.com

AB	37
R	4
H	11
RBI	4
BB	2
SO	7
LOB	17



Batter	1	2	3	4	5	6	7	8	9	AB R H RBI BB SO LOB	TOP						
Darin Erstad, L (1, 8) OBP: 0.400, SLG: 0.488	1-1 B2	1-0 FC6-4 1B			3-2 CS 1B		1-1 SH5-4		0-3 K	4 0 2 1 0 1 1							
Rex Hudler, R (1, 10) Chili Davis, S (7, PH) OBP: 0.338, SLG: 0.586 OBP: 0.387, SLG: 0.531	0-1 1B 1B	2-0 FC6-4 1B			1-3 K		4-0 IBB		2-3 K	3 0 1 0 0 1 2 1 0 0 0 1 1 1							
16 Garret Anderson, L (1, 7) OBP: 0.316, SLG: 0.438	0-0 L9				0-1 G5-3		0-2 CS 1B		0-0 P4	4 0 1 1 0 0 2							
Tim Salmon, R (1, 9) OBP: 0.381, SLG: 0.532	1-1 1B 1B				2-1 G5-4-3 1B		4-2 1B BB		2-0 P3	3 0 2 0 1 0 2							
Tim Wallach, R (1, 5) OBP: 0.329, SLG: 0.469	2-1 F8				1-0 G5-4-3		2-2 K		2-2 F8	4 0 0 0 0 1 4							
Don Slaught, R (1, 2) Pat Borders, R (8, 2) OBP: 0.392, SLG: 0.513 OBP: 0.316, SLG: 0.372					2-2 G6-3		1-2 1B		0-0 F9	4 0 1 0 0 0 0 0 0 0 0 0 0 0							
J.T. Snow, L (1, 3) OBP: 0.355, SLG: 0.393					3-1 G6-3		1-0 P4		1-1 F6	4 1 1 0 0 0 2							
Randy Velarde, R (1, 4) OBP: 0.379, SLG: 0.415					2-0 F9		1-0 SH5-4 16 SF9 1B		3-1 E 1B	3 3 2 0 1 0 0							
Gary Disarcina, R (1, 6) OBP: 0.266, SLG: 0.310					1-0 F8		3-1 16 SF9 SH5-4 1B		1-2 E6 2B	4 0 2 2 0 0 1							
Inning Stats	R: 0 H: 2 E: 0 LOB: 2 K: 0 BB: 0 S: 9 P: 13	R: 2 H: 2 E: 1 LOB: 1 K: 0 BB: 1 S: 12 P: 21	R: 0 H: 1 E: 0 LOB: 0 K: 0 BB: 0 S: 5 P: 8	R: 0 H: 0 E: 0 LOB: 0 K: 0 BB: 0 S: 6 P: 13	R: 0 H: 1 E: 0 LOB: 0 K: 1 BB: 0 S: 9 P: 14	R: 0 H: 2 E: 0 LOB: 2 K: 1 BB: 1 S: 14 P: 22	R: 1 H: 2 E: 0 LOB: 2 K: 0 BB: 1 S: 8 P: 19	R: 0 H: 0 E: 0 LOB: 0 K: 0 BB: 0 S: 7 P: 10	R: 1 H: 2 E: 1 LOB: 1 K: 2 BB: 0 S: 13 P: 19	1B: 11 SF: 1 2B: 1 SAC: 1 3B: 0 DP: 1 HR: 0 HBP: 0	WP: 0 PA: 39 PB: 0 SB: 0 CS: 2						
PITCHER	IP WLS BF H R ER SO BB IBB HBP BLK WP HR S P ERA WHIP																
Scott Karl, L (1, 1) ERA: 4.5	6.0		8	2	1	2	2	0	0	0	0	0	0	55	91	1.50	1.667
Mike Potts, L (7, 1) ERA: 7.2	0.1		3	2	1	0	0	0	0	0	0	0	0	5	10	27.00	6.000
Ramon Garcia, R (7, 1) ERA: 5.45	1.2	W	6	0	0	0	0	1	0	0	0	0	0	10	19	0.00	0.000
Mike Fetters, R (9, 1) ERA: 2.39	1.0		5	2	1	1	2	0	0	0	0	0	0	13	19	9.00	2.000

California Angels @ Milwaukee Brewers
Milwaukee County Stadium, Milwaukee, WI

Sun Jun 23 1996, 4:33 AM EDT
Att. 17,051 - Sunny - 62 F

AB	34
R	4
H	12
RBI	4
BB	3
SO	4
LOB	15



Batter	1	2	3	4	5	6	7	8	9	AB	R	H	RBI	BB	SO	LOB
Pat Listach, S OBP: 0.344, SLG: 0.340 Kevin Koslofski, L OBP: 0.357, SLG: 0.538	3-2 1B 2B	3-3 K		2-3 K			0-1 BB SH1-3 BB 1B	4-2 1B BB		4	2	2	0	1	2	3
Kevin Seitzer, R OBP: 0.445, SLG: 0.504	2-2 G6-3		1-2 F8		1-2 BB 1B		1 SAFE SH1-3	3-1 1B		4	0	2	0	0	0	1
Greg Vaughn, R OBP: 0.405, SLG: 0.586	0-0 G5-3		2-2 HR		4-1 BB 1B		2 SAFE BB BB 1B IBB	1-3 K		3	2	1	1	2	1	3
John Jaha, R OBP: 0.387, SLG: 0.490	0-0 1B		0-1 F8		2-0 P4		BB BB BB 1B 2B BB	2-3 K		4	1	1	1	1	1	4
Matt Mieske, R OBP: 0.358, SLG: 0.531	2-2 F8		0-1 G6-3		1-2 F9		4-2 BB 1B 2B BB	1-1 P3		4	1	0	1	1	0	5
Jeff Cirillo, R OBP: 0.405, SLG: 0.522		0-0 G6-3		0-0 WP 1B SF8 1B		0-0 L8	0-1 2B SF9 1B			4	2	2	1	0	0	2
Jose Valentin, S OBP: 0.331, SLG: 0.483		2-0 L7		0-0 WP WP 1B		1-2 F8	1-2 1-3 2-H 3-H 2B			4	0	2	2	0	0	0
Fernando Vina, L OBP: 0.376, SLG: 0.432		1-1 1B 1B		1 SAFE 1-3 K		0-1 G4-3	1-2 SF9			3	0	1	1	0	1	2
Mike Matheny, R OBP: 0.263, SLG: 0.350		1 SAFE 1-0 1B		3-1 SF8		2-3 K2-3	1-3 K			3	0	1	1	0	2	1

Inning Stats	R: 1	H: 2	E: 0	K: 0	S: 11	H: 2	LOB: 1	BB: 0	P: 18	R: 0	H: 2	E: 0	K: 1	S: 8	H: 2	LOB: 2	BB: 0	P: 15	R: 1	H: 1	E: 0	K: 0	S: 11	R: 1	H: 2	E: 0	K: 2	S: 11	R: 0	H: 1	E: 0	K: 0	S: 9	R: 0	H: 0	E: 0	K: 1	S: 8	R: 5	H: 3	E: 0	K: 1	S: 19	R: 0	H: 1	E: 0	K: 2	S: 15	R: 0	H: 1	E: 0	K: 1	S: 26
--------------	------	------	------	------	-------	------	--------	-------	-------	------	------	------	------	------	------	--------	-------	-------	------	------	------	------	-------	------	------	------	------	-------	------	------	------	------	------	------	------	------	------	------	------	------	------	------	-------	------	------	------	------	-------	------	------	------	------	-------

PITCHER	IP	WLS	BF	H	R	ER	SO	BB	IBB	HBP	BLK	WP	HR	S	P	ERA	WHIP
Chuck Finley, L ERA: 4.5	(1, 1)	6.1	L	32	9	7	7	4	3	1	0	0	1	65	111	9.95	1.895
Rich Monteleone, R ERA: 3.38	(7, 1)	0.0		1	1	0	0	0	0	0	0	0	0	2	2	∞	∞
Chuck McElroy, L ERA: 4.44	(7, 1)	0.2		3	1	1	1	0	0	0	0	0	0	10	13	13.50	1.500
Brad Pennington, L ERA: 4.26	(8, 1)	1.0		5	1	0	2	1	0	0	0	0	0	15	26	0.00	2.000


BOTTOM

California Angels @ Milwaukee Brewers
Milwaukee County Stadium, Milwaukee, WI

Sun Jun 23 1996, 4:33 AM EDT
Att. 17,051 - Sunny - 62 F

livebaseballscorecards.com

AB	33
R	8
H	12
RBI	8
BB	5
SO	7
LOB	21



1B: 9	SF: 2	WP: 2	PA: 41
2B: 2	SAC: 1	PB: 0	
3B: 0	DP: 0	SB: 0	
HR: 1	HBP: 0	CS: 0	

Batter	1	2	3	4	5	6	7	8	9	AB R H RBI BB SO LOB	TOP		
Pat Listach, S (1, 8) <small>OBP: 0.343, SLG: 0.349</small> Kevin Kostofski, L (6, 8) <small>OBP: 0.333, SLG: 0.500</small>	2-2 		1-1 	0-0 		2-2 		1-1 		4 1 1 1 0 0 2 1 0 0 0 0 0 1	Milwaukee Brewers @ Kansas City Royals Kauffman Stadium, Kansas City, MO Tue Jun 25 1996, 7:05 PM CDT Att. 14,448 - Unknown - 82 F		
Fernando Vina, L (1, 4) <small>OBP: 0.373, SLG: 0.427</small>	0-0 		1-1 		1-1 		0-0 	2-2 	5 1 1 1 0 0 0				
Kevin Seitzer, R (1, 10) <small>OBP: 0.446, SLG: 0.502</small> Tim Unroe, R (9, PR) <small>OBP: 0.417, SLG: 0.222</small>	1-1 		0-0 		4-1 		1-0 	3-2 	3 0 1 0 1 0 1 0 0 0 0 0 0 0				
Dave Nilsson, L (1, 9) <small>OBP: 0.430, SLG: 0.620</small> Matt Mieske, R (9, 9) <small>OBP: 0.358, SLG: 0.531</small>		2-3 	1-0 		2-0 		1-2 	3-3 	5 0 1 0 0 2 2 0 0 0 0 0 0 0				
Greg Vaughn, R (1, 7) <small>OBP: 0.410, SLG: 0.598</small>		1-1 		0-1 	1-0 		4-2 		3 2 2 1 1 0 2				
John Jaha, R (1, 3) <small>OBP: 0.392, SLG: 0.492</small>		2-0 		1-1 	4-2 		1-2 		3 0 2 1 1 0 0				
Jose Valentin, S (1, 6) <small>OBP: 0.333, SLG: 0.483</small>		1-1 		2-2 	0-3 		3-1 		4 0 2 0 0 1 5				
Jeff Cirillo, R (1, 5) <small>OBP: 0.399, SLG: 0.515</small>	2-0 		2-2 		3-3 		0-0 		3 0 0 1 0 1 1				
Mike Matheny, R (1, 2) <small>OBP: 0.267, SLG: 0.350</small>			1-1 	0-0 		2-3 		4-1 	3 1 1 0 1 1 2				
Inning Stats	R: 0 H: 0 E: 0 LOB: 0 K: 0 BB: 0 S: 6 P: 9	R: 1 H: 2 E: 0 LOB: 1 K: 1 BB: 0 S: 11 P: 19	R: 2 H: 3 E: 0 LOB: 0 K: 0 BB: 0 S: 8 P: 12	R: 1 H: 3 E: 0 LOB: 2 K: 0 BB: 0 S: 13 P: 18	R: 0 H: 1 E: 0 LOB: 3 K: 1 BB: 2 S: 11 P: 23	R: 0 H: 0 E: 0 LOB: 0 K: 2 BB: 0 S: 12 P: 19	R: 1 H: 1 E: 1 LOB: 2 K: 0 BB: 1 S: 12 P: 20	R: 0 H: 0 E: 0 LOB: 0 K: 0 BB: 1 S: 4 P: 9	R: 0 H: 1 E: 0 LOB: 1 K: 1 BB: 0 S: 13 P: 21	1B: 9 SF: 1 2B: 1 SAC: 1 3B: 1 DP: 3 HR: 1 HBP: 0		WP: 0 PA: 40 PB: 0 SB: 0 CS: 1	
PITCHER	IP WLS BF H R ER SO BB IBB HBP BLK WP HR S P ERA WHIP											PITCHER	IP WLS BF H R ER SO BB IBB HBP BLK WP HR S P ERA WHIP
Mark Gubicza, R (1, 1) <small>ERA: 5.19</small>	4.2 L 24 9 4 4 1 2 0 0 0 0 0 1 46 78 7.71 2.357												
Doug Linton, R (5, 1) <small>ERA: 3.62</small>	2.0 8 0 1 0 3 1 0 0 0 0 0 0 22 35 0.00 0.500												
Hipolito Pichardo, R (7, 1) <small>ERA: 5.59</small>	0.0 1 1 0 0 0 0 0 0 0 0 0 0 3 4 ∞ ∞												
Jason Jacome, L (7, 1) <small>ERA: 4.96</small>	2.1 7 1 0 0 1 1 0 0 0 0 0 0 19 33 0.00 0.857												

livebaseballscorecards.com

AB	34
R	5
H	11
RBI	5
BB	4
SO	5
LOB	16



Batter	1	2	3	4	5	6	7	8	9	AB R H RBI BB SO LOB	TOP											
Jeff Cirillo, R (1, 5) OBP: 0.397, SLG: 0.511	3-2 G6-3			0-0 G6-3		1-0 G3		2-0 FC1-4 1B		4 0 1 0 0 0 0												
Kevin Seitzer, R (1, 10) OBP: 0.444, SLG: 0.502	2-2 F8			0-2 2B		1-2 L5		2-3 K		4 0 1 0 0 1 2												
Greg Vaughn, R (1, 8) OBP: 0.408, SLG: 0.593	2-1 G5-3			2-2 P6		0-0 1B		1-2 FC1-4 1-2f		4 0 1 1 0 0 2												
Dave Nilsson, L (1, 7) OBP: 0.420, SLG: 0.603		1-3 K		1-0 G4-3		1-1 G3		3-3 K		4 0 0 0 0 2 3												
John Jaha, R (1, 3) OBP: 0.390, SLG: 0.500		0-0 G4-3		2-2 G4-3		0-0 HR		0-1 F7		4 1 1 1 0 0 0												
Matt Mieske, R (1, 9) OBP: 0.356, SLG: 0.530		1-1 G5-3		1-0 1B 2B		3-2 L9		1-3 K		4 1 1 0 0 1 0												
Mark Loretta, R (1, 4) OBP: 0.368, SLG: 0.308			0-0 P3		0-1 F9		1-2 G6-3		3-2 1B	3 0 0 0 0 0 1												
Fernando Vina, L (9, PH) OBP: 0.375, SLG: 0.430										1 0 1 0 0 0 0												
Jose Valentin, S (1, 6) OBP: 0.332, SLG: 0.480			0-3 K		1-1 S 1B		2-2 G6-3		1-1 F7	4 0 1 1 0 1 1												
Mike Matheny, R (1, 2) OBP: 0.268, SLG: 0.355			3-2 F8		1-2 F7			0-1 1B FC1-4 2B		3 1 1 0 0 0 1												
Inning Stats	R: 0 E: 0 K: 0 S: 10	H: 0 LOB: 0 BB: 0 P: 17	R: 0 E: 0 K: 1 S: 6	H: 0 LOB: 0 BB: 0 P: 8	R: 0 E: 0 K: 1 S: 8	H: 0 LOB: 0 BB: 0 P: 11	R: 0 E: 0 K: 0 S: 9	H: 1 LOB: 1 BB: 0 P: 12	R: 1 E: 0 K: 0 S: 11	H: 2 LOB: 1 BB: 0 P: 16	R: 0 E: 0 K: 0 S: 8	H: 1 LOB: 1 BB: 0 P: 11	R: 1 E: 0 K: 0 S: 11	H: 1 LOB: 0 BB: 0 P: 17	R: 1 E: 0 K: 2 S: 15	H: 2 LOB: 1 BB: 0 P: 23	R: 0 E: 0 K: 1 S: 12	H: 1 LOB: 1 BB: 0 P: 17	1B: 4 2B: 3 3B: 0 HR: 1	SF: 0 SAC: 0 DP: 0 HBP: 0	WP: 0 PB: 0 SB: 1 CS: 0	PA: 35
PITCHER	IP WLS BF H R ER SO BB IBB HBP BLK WP HR S P ERA WHIP																					
Chris Haney, L (1, 1) ERA: 4.57	8.0 W 31 7 3 3 4 0 0 0 0 0 0 1 78 115 3.38 0.875																					
Julio Valera, R (9, 1) ERA: 5.92	0.2 2 0 0 0 1 0 0 0 0 0 0 0 6 7 0.00 0.000																					
Jason Jacome, L (9, 1) ERA: 4.91	0.1 2 1 0 0 0 0 0 0 0 0 0 0 6 10 0.00 3.000																					

Milwaukee Brewers @ Kansas City Royals
Kauffman Stadium, Kansas City, MO

Wed Jun 26 1996, 7:05 PM CDT
Att. 14,560 - Unknown - 82 F

AB	35
R	3
H	8
RBI	3
BB	0
SO	5
LOB	10



Batter	1	2	3	4	5	6	7	8	9	AB R H RBI BB SO LOB	TOP											
Fernando Vina, L (1, 4) OBP: 0.372, SLG: 0.425	0-1 G6-3		1-0 2B		0-1 G3		0-1 F9		0-3 K	5 1 1 0 0 1 0												
Jeff Cirillo, R (1, 5) OBP: 0.399, SLG: 0.513	2-2 F9		3-2 2B		1-0 F8		1-0 HBP			3 1 1 1 0 0 0												
Tim Unroe, R (9, 5) OBP: 0.417, SLG: 0.222			1-H							0 0 0 0 0 0 0												
Kevin Seitzer, R (1, 3) OBP: 0.444, SLG: 0.505	2-1 G6-3		0-1 2B		2-0 G3		0-2 1B			4 0 2 1 0 0 0												
Dave Nilsson, L (1, 9) OBP: 0.422, SLG: 0.617		2-2 F7	4-1 BB		3-2 F8			2-1 HR		3 1 1 1 1 0 0												
Matt Mieske, R (8, 9) OBP: 0.356, SLG: 0.530										0 0 0 0 0 0 0												
Greg Vaughn, R (1, 7) OBP: 0.406, SLG: 0.599	1-0 HR		1-0 G5-3		1-0 P2			1-2 F7		4 1 1 1 0 0 2												
John Jaha, R (1, 10) OBP: 0.391, SLG: 0.524		1-3 K		2-2 HR		2-2 HR		0-1 G5-3		4 2 2 2 0 1 0												
Jose Valentin, S (1, 6) OBP: 0.334, SLG: 0.484		0-2 CS		2-1 F7		2-2 2B		2-3 K		4 0 2 0 0 1 0												
Mike Matheny, R (1, 2) OBP: 0.263, SLG: 0.348	2-0 CS		1-3 K		2-2 F8		3-2 F9		1-2 G6-3	4 0 0 0 0 1 1												
Kevin Koslofski, L (1, 8) OBP: 0.263, SLG: 0.389			3-3 K		0-1 F8		0-0 L6		2-2 G6-3	4 0 0 0 0 1 0												
Inning Stats	R: 0 E: 0 K: 0 S: 10	H: 0 LOB: 0 BB: 0 P: 14	R: 1 E: 0 K: 1 S: 10	H: 2 LOB: 0 BB: 0 P: 16	R: 2 E: 0 K: 2 S: 17	H: 3 LOB: 2 BB: 1 P: 30	R: 1 E: 0 K: 0 S: 12	H: 1 LOB: 0 BB: 0 P: 18	R: 0 E: 0 K: 0 S: 4	H: 0 LOB: 0 BB: 0 P: 7	R: 1 E: 0 K: 0 S: 15	H: 2 LOB: 1 BB: 0 P: 26	R: 0 E: 0 K: 0 S: 6	H: 1 LOB: 2 BB: 0 P: 7	R: 1 E: 0 K: 1 S: 12	H: 1 LOB: 0 BB: 0 P: 17	R: 0 E: 0 K: 1 S: 13	H: 0 LOB: 0 BB: 0 P: 16	1B: 3 2B: 3 3B: 0 HR: 4	SF: 0 SAC: 0 DP: 0 HBP: 1	WP: 0 PB: 0 SB: 0 CS: 1	PA: 38
PITCHER	IP WLS BF H R ER SO BB IBB HBP BLK WP HR S P ERA WHIP																					
Tim Belcher, R (1, 1) ERA: 4.47	7.0 L 30 9 5 5 3 1 0 1 0 0 0 3 74 118 6.43 1.429																					
Mike Magnante, L (8, 1) ERA: 5.1	2.0 7 1 1 1 2 0 0 0 0 0 0 1 25 33 4.50 0.500																					

Milwaukee Brewers @ Kansas City Royals
Kauffman Stadium, Kansas City, MO

Thu Jun 27 1996, 7:05 PM CDT
Att. 17,670 - Unknown - 85 F

AB	35
R	6
H	10
RBI	6
BB	1
SO	5
LOB	3



Batter	1	2	3	4	5	6	7	8	9
Johnny Damon, L (1, 8) <small>OBP: 0.323, SLG: 0.398</small> Chris Stynes, R (8, PH) <small>OBP: 0.271, SLG: 0.293</small> (9, 4)	1-0 G6-3		3-2 E4		1-2 L3			3-1 P3	
Tom Goodwin, L (1, 7) <small>OBP: 0.326, SLG: 0.310</small> (9, 8)	1-1 G5-3		1-1 G6-3			3-2 G6-3		1-3 K	
Keith Lockhart, L (1, 4) <small>OBP: 0.364, SLG: 0.441</small> Kevin Young, R (8, PH) <small>OBP: 0.324, SLG: 0.500</small> (9, 5)	2-1 F7			1-0 P6		0-3 K		0-0 F9	
Craig Paquette, R (1, 5) <small>OBP: 0.275, SLG: 0.430</small> (9, 7)		1-1 P6		2-3 K		0-0 L9			3-2 2B
Michael Tucker, L (1, 9) <small>OBP: 0.313, SLG: 0.376</small> Joe Vitiello, R (9, PH) <small>OBP: 0.367, SLG: 0.440</small>		1-3 K		2-1 F8			1-2 G6-3	1-2 1B	1-2 1B
Jose Offerman, S (1, 3) <small>OBP: 0.369, SLG: 0.336</small>		0-2 1B			4-2 HBP		1-1 G6-3	2-1 G5-3	
Joe Randa, R (1, 10) <small>OBP: 0.373, SLG: 0.425</small>		1-1 L6			1-1 F8		0-2 G1-6-3	2-2 1B	2-2 1B
Mike Macfarlane, R (1, 2) <small>OBP: 0.331, SLG: 0.533</small> Sal Fasano, R (7, 2) <small>OBP: 0.296, SLG: 0.385</small>			0-0 F9		2-2 HBP		2-2 1B	3-2 G5-3	3-2 G5-3
David Howard, S (1, 6) <small>OBP: 0.297, SLG: 0.329</small>			1-0 F7		1-3 K		1-0 L7	1-3 K	

Inning Stats	R: 0	H: 0	E: 0	K: 0	S: 5	R: 0	H: 1	E: 0	K: 1	S: 10	R: 0	H: 0	E: 1	K: 0	S: 8	R: 0	H: 0	E: 0	K: 1	S: 6	R: 0	H: 0	E: 0	K: 1	S: 12	R: 0	H: 0	E: 0	K: 1	S: 8	R: 1	H: 2	E: 0	K: 0	S: 12	R: 0	H: 0	E: 0	K: 1	S: 6	R: 1	H: 3	E: 0	K: 1	S: 22
	0	0	0	0	9	0	1	0	1	10	0	0	1	0	8	0	0	0	1	6	0	0	0	0	12	0	0	0	0	8	1	2	0	0	12	0	0	0	6	1	0	0	22		

PITCHER	IP	WLS	BF	H	R	ER	SO	BB	IBB	HBP	BLK	WP	HR	S	P	ERA	WHIP
Ben McDonald, R (1, 1) <small>ERA: 4.31</small>	7.0	W	27	3	1	1	4	1	0	1	0	0	0	61	95	1.29	0.571
Graeme Lloyd, L (8, 1) <small>ERA: 2.25</small>	1.0		5	2	1	1	1	0	0	0	0	0	0	15	23	9.00	2.000
Ramon Garcia, R (9, 1) <small>ERA: 5.3</small>	1.0		4	1	0	0	1	0	0	0	0	0	0	13	21	0.00	1.000

BOTTOM

Milwaukee Brewers @ Kansas City Royals
Kauffman Stadium, Kansas City, MO

Thu Jun 27 1996, 7:05 PM CDT
 Att: 17,670 - Unknown - 85 F

AB	R	H	RBI	BB	SO	LOB
34	2	6	2	1	6	14



WP	PA	ERA	WHIP
0	36		

Batter	1	2	3	4	5	6	7	8	9	AB R H RBI BB SO LOB	TOP									
Fernando Vina, L OBP: 0.376, SLG: 0.441 (1, 4) X	0-0 HR		1-0 F9		2-3 K		1-1 1B		0-0 1B	5 1 3 1 0 1 0										
Jeff Cirillo, R OBP: 0.399, SLG: 0.510 (1, 5) C C X	0-2 G5-3		0-0 F9			0-0 CS 1B	1-0 1B		2-3 K	5 0 2 1 0 1 1										
Dave Nilsson, L OBP: 0.412, SLG: 0.601 (1, 10) B C S B C	2-3 K		0-3 K			3-3 1-2 K	0-3 K			4 0 0 0 0 4 3										
Greg Vaughn, R OBP: 0.410, SLG: 0.615 (1, 7) B B B	4-0 2B BB			1-2 G5-3		3-0 HR		0-0 G4-3 2B		3 2 2 1 1 0 0										
John Jaha, R OBP: 0.389, SLG: 0.524 (1, 3) B C 1 B D 1 X	3-1 2B 1-H			2-3 K		1-1 G6-3		0-3 K		4 0 1 1 0 2 1										
Jose Valentin, S OBP: 0.333, SLG: 0.480 (1, 6) S D B F B S	3-3 K			3-0 1B			2-3 K	0-2 G4-3		4 0 1 0 0 2 2										
Matt Mieske, R OBP: 0.350, SLG: 0.520 (1, 9) C M B S		1-3 K		2-1 F8			0-1 F7	1-3 K		4 0 0 0 0 2 2										
Jesse Levis, L OBP: 0.309, SLG: 0.284 (1, 2) B C X		1-1 L7			0-1 L8		2-1 2B		2-1 L8	4 1 1 0 0 0 0										
Kevin Koslofski, L OBP: 0.261, SLG: 0.409 (1, 8) B B X		2-0 G3			0-0 G4-3		3-2 1B 2B		1-2 F8	4 1 1 1 0 0 0										
Inning Stats	R: 2 E: 0 K: 2 S: 13	H: 2 LOB: 1 BB: 1 P: 25	R: 0 E: 0 K: 1 S: 6	H: 0 LOB: 0 BB: 0 P: 10	R: 0 E: 0 K: 1 S: 5	H: 1 LOB: 1 BB: 0 P: 17	R: 0 E: 0 K: 1 S: 8	H: 0 LOB: 0 BB: 0 P: 10	R: 1 E: 0 K: 1 S: 7	H: 2 LOB: 0 BB: 0 P: 14	R: 2 E: 0 K: 2 S: 16	H: 4 LOB: 2 BB: 0 P: 25	R: 0 E: 0 K: 2 S: 11	H: 1 LOB: 1 BB: 0 P: 12	R: 0 E: 0 K: 1 S: 10	H: 1 LOB: 1 BB: 0 P: 14	1B: 5 2B: 5 3B: 0 HR: 2	SF: 0 SAC: 0 DP: 1 HBP: 0	WP: 0 PB: 0 SB: 0 CS: 1	PA: 38
PITCHER	IP WLS BF H R ER SO BB IBB HBP BLK WP HR S P ERA WHIP																			
Juan Guzman, R ERA: 3.38 (1, 1)	8.0 L 34 10 5 5 11 1 0 0 0 0 2 75 119 5.62 1.375																			
Scott Brow, R ERA: (9, 1)	1.0 4 1 0 0 1 0 0 0 0 0 0 10 14 0.00 1.000																			

Milwaukee Brewers @ Toronto Blue Jays
SkyDome, Toronto, ON
Fri Jun 28 1996, 7:05 PM EDT
Att. 31,333 - Unknown - 71 F

AB	37
R	5
H	11
RBI	5
BB	1
SO	12
LOB	9



Batter	1	2	3	4	5	6	7	8	9	AB R H RBI BB SO LOB
Otis Nixon, S (1, 8) OBP: 0.384, SLG: 0.335 BB CS BB BB	4-1 CS BB BB		3-3 K SAFE			4-2 CS BLK BB		4-2 G1-4-3 BB E	2-0 1B	2 1 1 0 3 1 1
Domingo Cedeno, S (1, 4) OBP: 0.320, SLG: 0.346 BB CS BB BB	4-1 CS BB BB		2-2 G4-3			1-3 K BB		0-0 G1-4-3 BB	1-3 K	4 0 0 0 1 2 5
Carlos Delgado, L (1, 10) OBP: 0.373, SLG: 0.490 CS BB BB	2-3 K			3-2 G3-1		4-2 WP BB BB		3-1 E7 BB		3 0 0 0 1 1 2
Joe Carter, R (1, 7) OBP: 0.342, SLG: 0.534 C X BB BB	0-1 P4 BB BB			1-1 P2		4-2 WP BB BB		4-2 BB BB		2 0 0 0 2 0 2
Ed Sprague, R (1, 5) OBP: 0.364, SLG: 0.569 BB BB BB		2-1 G5-3		1-3 K		3-2 G5-3 BB BB		4-2 BB BB		3 0 0 0 1 1 2
John Olerud, L (1, 3) OBP: 0.373, SLG: 0.448 Robert Perez, R (7, PH) OBP: 0.323, SLG: 0.367 C BB BB		1-3 K			0-1 G4-3		0-2 P3	1-2 G1-3		2 0 0 0 0 1 0 2 0 0 0 0 0 3
Shawn Green, L (1, 9) OBP: 0.293, SLG: 0.388 Jacob Brumfield, R (7, PH) OBP: 0.302, SLG: 0.477 BB BB BB		2-0 G6-3			2-1 1B		0-0 G4-3		2-2 G5-3	2 0 1 0 0 0 0 2 0 0 0 0 0 0
Sandy Martinez, L (1, 2) OBP: 0.295, SLG: 0.343 Charlie O'Brien, R (7, PH) OBP: 0.384, SLG: 0.474 F BB BB			1-2 1B		0-0 F8		1-3 K		0-0 1B G4-1 1B	2 0 1 0 0 0 1 2 0 1 0 0 1 0
Tomas Perez, S (1, 6) OBP: 0.289, SLG: 0.342 X BB BB			0-0 P4		1-2 G4-3			0-0 F8	0-2 G4-1	4 0 0 0 0 0 3

BOTTOM

Milwaukee Brewers @ Toronto Blue Jays
 SkyDome, Toronto, ON
 Fri Jun 28 1996, 7:05 PM EDT
 Att: 31,333 - Unknown - 71 F

livebaseballscorecards.com

AB	30
R	1
H	4
RBI	0
BB	8
SO	7
LOB	19



Inning Stats	R: 0	H: 0	E: 0	K: 1	S: 7	H: 0	LOB: 1	BB: 2	P: 17	R: 0	H: 0	E: 0	K: 1	S: 6	H: 0	LOB: 0	BB: 0	P: 11	R: 0	H: 1	E: 0	K: 1	S: 10	H: 0	LOB: 1	BB: 0	P: 16	R: 0	H: 0	E: 0	K: 1	S: 10	R: 0	H: 0	E: 0	K: 1	S: 9	R: 0	H: 0	E: 0	K: 1	S: 18	R: 0	H: 0	E: 0	K: 1	S: 7	R: 1	H: 0	E: 1	K: 0	S: 16	H: 0	LOB: 3	BB: 3	P: 32	R: 0	H: 2	E: 0	K: 1	S: 12	H: 2	LOB: 2	BB: 0	P: 17	1B: 4	2B: 0	3B: 0	HR: 0	SF: 0	SAC: 0	DP: 0	HBP: 0	WP: 1	PB: 0	SB: 0	CS: 3	PA: 38
--------------	------	------	------	------	------	------	--------	-------	-------	------	------	------	------	------	------	--------	-------	-------	------	------	------	------	-------	------	--------	-------	-------	------	------	------	------	-------	------	------	------	------	------	------	------	------	------	-------	------	------	------	------	------	------	------	------	------	-------	------	--------	-------	-------	------	------	------	------	-------	------	--------	-------	-------	-------	-------	-------	-------	-------	--------	-------	--------	-------	-------	-------	-------	--------

PITCHER	IP	WLS	BF	H	R	ER	SO	BB	IBB	HBP	BLK	WP	HR	S	P	ERA	WHIP
Jeff D'Amico, R (1, 1) ERA: 5.23	5.2	W	21	2	0	0	5	4	0	0	1	0	0	53	91	0.00	1.059
Jose Mercedes, R (6, 1) ERA: 5.23	0.1		2	0	0	0	0	1	0	0	0	1	0	7	14	0.00	3.000
Mike Potts, L (7, 1) ERA: 6.46	1.2		8	0	1	0	1	2	0	0	0	0	0	18	30	0.00	1.200
Mike Fetters, R (8, 1) ERA: 2.2	1.1	S	7	2	0	0	1	1	0	0	0	0	0	17	27	0.00	2.250

Batter	1	2	3	4	5	6	7	8	9	AB R H RBI BB SO LOB	TOP		
Fernando Vina, L (1, 4) OBP: 0.380, SLG: 0.440	4-1 G6-4-3 BB		0-0 FC6 1B			0-1 F7	4-0 G6-3 WP FC6-4 BB		1-3 K	3 1 1 0 2 1 0			
Jeff Cirillo, R (1, 5) OBP: 0.399, SLG: 0.508	1-1 G6-4-3 1-2f		0-2 FC6 1-2f			1-2 HR 1B	3-2 G6-3 1-3		1-1 1B	5 1 2 0 0 0 3			
Kevin Seitzer, R (1, 3) OBP: 0.447, SLG: 0.516	1-1 1B				2-0 G6-3	2-0 HR 1-H	4-2 FC6-4 BB		0-0 P4	4 1 2 2 1 0 1			
Greg Vaughn, R (1, 7) OBP: 0.407, SLG: 0.611	1-1 L9				3-2 G5-3	0-0 WP 1B 2B	1-0 FC6-4 BB 1-2f 3-H		0-1 F8	5 1 1 1 0 0 3			
John Jaha, R (1, 10) OBP: 0.391, SLG: 0.520					0-1 G6-3	4-2 E 1B 2-3 1B BB	4-2 1-2 BB			2 1 0 0 2 1 0			
Jose Valentin, S (1, 6) OBP: 0.335, SLG: 0.491						1-0 HR	1-0 E 1B 1-2 3-H 1B		1-3 K	4 2 2 2 0 2 2			
Matt Mieske, R (1, 9) OBP: 0.343, SLG: 0.510						3-3 K	1-2 SAFE G6-3 1-2 2-3		0-0 G1-3	4 0 0 0 0 1 2			
Kevin Kostofski, L (1, 8) OBP: 0.259, SLG: 0.385						1-3 K	0-1 2-H 3-H 1B		3-1 G3	4 0 1 2 0 2 0			
Mike Matheny, R (1, 2) OBP: 0.259, SLG: 0.341						3-3 K	0-2 SAFE G3		3-2 F8	4 0 0 0 0 1 1			
Inning Stats	R: 0 E: 0 K: 0 S: 7 H: 1 LOB: 1 BB: 1 P: 14	R: 0 E: 0 K: 2 S: 9 H: 0 LOB: 0 BB: 0 P: 13	R: 0 E: 0 K: 1 S: 9 H: 1 LOB: 1 BB: 0 P: 10	R: 0 E: 0 K: 0 S: 6 H: 0 LOB: 0 BB: 0 P: 11	R: 1 E: 0 K: 3 S: 11 H: 1 LOB: 0 BB: 0 P: 20	R: 5 E: 1 K: 0 S: 21 H: 5 LOB: 1 BB: 1 P: 30	R: 1 E: 0 K: 1 S: 13 H: 0 LOB: 2 BB: 3 P: 30	R: 0 E: 0 K: 0 S: 9 H: 0 LOB: 0 BB: 0 P: 15	R: 0 E: 0 K: 1 S: 9 H: 1 LOB: 1 BB: 0 P: 11	1B: 6 2B: 1 3B: 0 HR: 2 SF: 0 SAC: 0 DP: 1 HBP: 0	WP: 2 PB: 0 SB: 0 CS: 0 PA: 40		
PITCHER	IP WLS BF H R ER SO BB IBB HBP BLK WP HR S P ERA WHIP											PITCHER	IP WLS BF H R ER SO BB IBB HBP BLK WP HR S P ERA WHIP
Marty Janzen, R (1, 1) ERA: 6.17	5.2 L 26 8 6 5 6 2 0 0 0 1 2 60 95 7.94 1.765												
Jeff Ware, R (6, 1) ERA: 7.8	3.1 14 1 1 1 2 3 0 0 0 1 0 34 59 2.70 1.200												

Milwaukee Brewers @ Toronto Blue Jays
 SkyDome, Toronto, ON
 Sat Jun 29 1996, 3:33 AM EDT
 Att: 31,170 - Dome - 68 F

AB	35
R	7
H	9
RBI	7
BB	5
SO	8
LOB	12



Batter	1	2	3	4	5	6	7	8	9	AB R H RBI BB SO LOB
Otis Nixon, S <small>OBP: 0.380, SLG: 0.332</small> (1, 8)	0-1 2B 1B		0-2 L8		3-2 G4-3		3-2 F8		0-0 G1-3	5 1 1 0 0 0 2
Alex Gonzalez, R <small>OBP: 0.293, SLG: 0.402</small> (1, 6)	2-0 1-H HR 2B		0-0 L7		1-1 G6-3			1-1 2B		4 1 2 1 0 0 0
Jacob Brumfield, R <small>OBP: 0.301, SLG: 0.472</small> (1, 10)	1-3 K		1-1 1B			3-1 F8		0-0 P9		4 0 1 0 0 1 2
Joe Carter, R <small>OBP: 0.344, SLG: 0.543</small> (1, 3)	0-2 2-H HR		0-0 G6-3			0-0 1B		2-2 P4		4 1 2 2 0 0 2
Ed Sprague, R <small>OBP: 0.360, SLG: 0.561</small> (1, 5)	2-3 K			1-0 P3		1-0 L8		1-3 K		4 0 0 0 0 2 2
Mike Huff, R <small>OBP: 0.238, SLG: 0.300</small> Shawn Green, L <small>OBP: 0.296, SLG: 0.395</small> (9, PH)	2-1 F8			1-0 F7		3-2 G1-3		1-1 1B 2B		3 0 0 0 0 0 1 1 1 1 0 0 0 0
Charlie O'Brien, R <small>OBP: 0.381, SLG: 0.468</small> (1, 2)			1-1 G6-3		1-2 FC5-4 1B		1-1 F7		1-1 F8	4 0 1 0 0 0 1
Robert Perez, R <small>OBP: 0.313, SLG: 0.355</small> John Olerud, L <small>OBP: 0.371, SLG: 0.446</small> (9, PH)			0-0 G6-3		0-0 FC5-4 1-2f		2-1 G5-3		2-3 K	3 0 0 0 0 0 1 1 0 0 0 0 1 1
Tomas Perez, S <small>OBP: 0.300, SLG: 0.364</small> (1, 4)			2-2 G6-3			2-2 G4-3		1-0 2B		4 0 2 1 0 0 0

Inning Stats	R: 3	H: 3	E: 0	K: 2	S: 16	LOB: 0	BB: 0	P: 23	R: 0	H: 0	E: 0	K: 0	S: 6	LOB: 0	BB: 0	P: 9	R: 0	H: 1	E: 0	K: 0	S: 8	LOB: 1	BB: 0	P: 9	R: 0	H: 1	E: 0	K: 0	S: 8	LOB: 0	BB: 0	P: 14	R: 0	H: 1	E: 0	K: 0	S: 9	LOB: 1	BB: 0	P: 16	R: 0	H: 1	E: 0	K: 0	S: 8	LOB: 1	BB: 0	P: 15	R: 0	H: 1	E: 0	K: 1	S: 10	LOB: 1	BB: 0	P: 14	R: 1	H: 2	E: 0	K: 1	S: 10	LOB: 1	BB: 0	P: 14	1B: 5	SF: 0	2B: 4	SAC: 0	3B: 0	DP: 0	HR: 1	HBP: 0	WP: 0	PA: 37
--------------	------	------	------	------	-------	--------	-------	-------	------	------	------	------	------	--------	-------	------	------	------	------	------	------	--------	-------	------	------	------	------	------	------	--------	-------	-------	------	------	------	------	------	--------	-------	-------	------	------	------	------	------	--------	-------	-------	------	------	------	------	-------	--------	-------	-------	------	------	------	------	-------	--------	-------	-------	-------	-------	-------	--------	-------	-------	-------	--------	-------	--------

PITCHER	IP	WLS	BF	H	R	ER	SO	BB	IBB	HBP	BLK	WP	HR	S	P	ERA	WHIP
Scott Karl, L <small>ERA: 4.46</small>	(1, 1)	7.0	29	8	3	3	2	0	0	0	0	0	1	63	98	3.86	1.143
Ramon Garcia, R <small>ERA: 5.26</small>	(8, 1)	2.0	8	2	1	1	2	0	0	0	0	0	0	18	25	4.50	1.000

BOTTOM

Milwaukee Brewers @ Toronto Blue Jays
 SkyDome, Toronto, ON
 Sat Jun 29 1996, 3:33 AM EDT
 Att: 31,170 - Dome - 68 F

AB	37
R	4
H	10
RBI	4
BB	0
SO	4
LOB	12



WP	PA	ERA	WHIP
0	37		

Batter	1	2	3	4	5	6	7	8	9	AB R H RBI BB SO LOB	TOP											
Fernando Vina, L (1, 4) OBP: 0.379, SLG: 0.437	2-1 1B CS 1B		2-1 G6-4-3 1-2f			2-1 L8			1-0 G4-3	4 1 1 0 0 0 1												
Jeff Cirillo, R (1, 5) OBP: 0.398, SLG: 0.506	2-2 SAFE 1-3 CS 1B		0-0 G4-3			1-1 G6-3			1-2 2B	3 0 1 0 0 0 0 1 0 1 0 0 0 0												
Kevin Seitzer, R (1, 3) OBP: 0.446, SLG: 0.517	3-3 1-2 3-H				3-2 G3		2-1 F8 2B		2-2 G5-3	3 0 1 0 0 1 1 1 0 0 0 0 0 1												
Danny Perez, R (7, 7)																						
Dave Nilsson, L (1, 9) OBP: 0.409, SLG: 0.611	3-1 HR				2-1 P5		1-1 L8		3-1 F8	4 1 1 1 0 0 2												
Greg Vaughn, R (1, 7) OBP: 0.403, SLG: 0.604	2-3 K				1-0 P3		2-1 F8			3 0 0 0 0 1 1 0 0 0 0 0 0 0												
Matt Mieske, R (7, 9)							2-3															
John Jaha, R (1, 10) OBP: 0.387, SLG: 0.514			1-2 F8			2-2 F8		1-1 G5-3		3 0 0 0 0 0 1												
Jose Valentin, S (1, 6) OBP: 0.339, SLG: 0.493			1-1 21-4-6-3 1B			0-1 L8		0-1 G6-4-3 1B		3 0 2 0 0 0 0												
Mike Matheny, R (1, 2) OBP: 0.257, SLG: 0.338			1-2 G1-4-6-3 1-2f			2-3 K		1-0 G6-4-3 1-2f		2 0 0 0 0 1 1 1 0 0 0 0 0 1												
Jesse Levis, L (8, PH) OBP: 0.305, SLG: 0.280																						
Kevin Koslofski, L (1, 8) OBP: 0.267, SLG: 0.357			4-0 G6-4-3 BB			1-3 K		3-3 K		2 0 0 0 1 2 0												
Inning Stats	R: 2 E: 0 K: 2 S: 14	H: 3 LOB: 0 BB: 0 P: 26	R: 0 E: 0 K: 0 S: 9	H: 1 LOB: 0 BB: 0 P: 12	R: 0 E: 0 K: 0 S: 3	H: 0 LOB: 0 BB: 1 P: 9	R: 0 E: 0 K: 0 S: 6	H: 0 LOB: 0 BB: 0 P: 12	R: 0 E: 0 K: 1 S: 9	H: 0 LOB: 0 BB: 0 P: 13	R: 0 E: 0 K: 1 S: 7	H: 0 LOB: 0 BB: 0 P: 11	R: 0 E: 0 K: 0 S: 8	H: 1 LOB: 1 BB: 0 P: 14	R: 0 E: 0 K: 1 S: 6	H: 1 LOB: 0 BB: 0 P: 10	R: 0 E: 0 K: 0 S: 11	H: 1 LOB: 1 BB: 0 P: 18	1B: 4 2B: 3 3B: 0 HR: 1	SF: 0 SAC: 0 DP: 4 HBP: 0	WP: 0 PB: 0 SB: 0 CS: 2	PA: 31
PITCHER	IP WLS BF H R ER SO BB IBB HBP BLK WP HR S P ERA WHIP																					
Erik Hanson, R (1, 1) ERA: 6.12	7.0 W 24 5 2 2 4 1 0 0 0 0 0 1 56 97 2.57 0.857																					
Tim Crabtree, R (8, 1) ERA: 2.16	1.0 3 1 0 0 1 0 0 0 0 0 0 0 6 10 0.00 1.000																					
Mike Timlin, R (9, 1) ERA: 2.77	1.0 4 1 0 0 0 0 0 0 0 0 0 0 11 18 0.00 1.000																					

Milwaukee Brewers @ Toronto Blue Jays
SkyDome, Toronto, ON
Sun Jun 30 1996, 3:33 AM EDT
Att. 30,104 - Sunny - 79 F

AB	30
R	2
H	7
RBI	1
BB	1
SO	5
LOB	9



livebaseballscorecards.com

Batter	1	2	3	4	5	6	7	8	9
Otis Nixon, S (1, 8) OBP: 0.385, SLG: 0.338 Mike Huff, R (7, 8) OBP: 0.227, SLG: 0.286	2-2 WP BB 1B	3-2 S 2B 1B	2-3 K			L6 1B	F7		
Alex Gonzalez, R (1, 6) OBP: 0.297, SLG: 0.408	0-0 P3	1-1 HR 2B	0-3 K			L6 1B	L8		
Carlos Delgado, L (1, 10) OBP: 0.375, SLG: 0.498	4-0 BB BB 1B	2-2 HR				F8	G1-3	K	
Joe Carter, R (1, 7) OBP: 0.346, SLG: 0.555 Robert Perez, R (7, 7) OBP: 0.327, SLG: 0.362	3-2 P6	1-3 K				E8 2B	G3-1 2B 1B	2B G4-3 BB	
Ed Sprague, R (1, 5) OBP: 0.365, SLG: 0.571 Domingo Cedeno, S (7, 5) OBP: 0.321, SLG: 0.352	4-0 BB BB	4-2 HBP BB				K	G3-1	G4-3 2B	
John Olerud, L (1, 3) OBP: 0.378, SLG: 0.452	4-2 E BB	2-2 HBP				P5	FC6-4 1B	G4-3	
Shawn Green, L (1, 9) OBP: 0.297, SLG: 0.391	1-2 2-3 3-H E BB	0-0 F8				F8	FC6-4 1B	BB BB 1B	
Sandy Martinez, L (1, 2) OBP: 0.297, SLG: 0.338	3-2 F8					G6-3	1B WP 1B	BB BB	
Tomas Perez, S (1, 4) OBP: 0.318, SLG: 0.375		1-0 B1-3				L4	1B BB	BB	


AB	R	H	RBI	BB	SO	LOB
5	3	3	0	0	1	3
1	0	0	0	0	0	3
6	2	3	2	0	1	5
4	3	1	2	2	1	3
4	1	2	3	0	1	2
1	2	1	0	1	0	0
2	2	1	1	2	1	1
2	0	1	0	0	0	1
4	1	2	3	1	0	2
5	1	1	1	1	0	4
5	0	1	0	1	1	4
3	0	1	0	2	0	0

BOTTOM

Milwaukee Brewers @ Toronto Blue Jays
 SkyDome, Toronto, ON
 Sun Jun 30 1996, 3:33 AM EDT
 Att. 30,104 - Sunny - 79 F

AB	42
R	15
H	17
RBI	12
BB	10
SO	6
LOB	28

livebaseballscorecards.com



Inning Stats	R: 3	H: 1	LOB: 2	K: 0	P: 36	R: 3	H: 3	LOB: 2	K: 1	P: 35	R: 0	H: 1	LOB: 1	K: 3	P: 15	R: 0	H: 1	LOB: 1	K: 1	P: 16	R: 0	H: 0	LOB: 0	K: 0	P: 17	R: 6	H: 7	LOB: 3	K: 0	P: 41	R: 2	H: 3	LOB: 3	K: 0	P: 34	R: 1	H: 1	LOB: 2	K: 1	P: 27	
PITCHER Ricky Bones, R (1, 1) ERA: 5.62 Angel Miranda, L (2, 1) ERA: 4.95 Marshall Boze, R (6, 1) ERA: 8.33 Mike Potts, L (7, 1) ERA: 6.42	IP	WLS	BF	H	R	ER	SO	BB	IBB	HBP	BLK	WP	HR	S	P	ERA	WHIP																								

WP	HR	S	P	ERA	WHIP
2	0				
0	0				
3	0				
0	0				

Batter	1	2	3	4	5	6	7	8	9	AB R H RBI BB SO LOB	TOP		
Fernando Vina, L (1, 4) OBP: 0.382, SLG: 0.447	1-0 L7		0-0 SF9		1-1 1B	2-2 FC6-4 1B		4-0 FC6-4 BB		3 1 2 1 1 0 0			
Kevin Seitzer, R (1, 10) OBP: 0.442, SLG: 0.510	0-1 G4-3		4-0 BB		1-2 G1-3	1-0 FC6-4		0-1 FC6-4		4 0 0 0 1 0 4			
Dave Nilsson, L (1, 9) OBP: 0.403, SLG: 0.599 Matt Mieske, R (9, 9) OBP: 0.343, SLG: 0.510	2-1 F9		2-0 G4-3		2-2 1B HBP 1B		0-3 K		0-0 G3	5 0 1 1 0 1 2 0 0 0 0 0 0 0			
Greg Vaughn, R (1, 7) OBP: 0.406, SLG: 0.600		1-1 G6-3		1-3 K	1-1 1B HBP		4-1 S BB		4-2 1B BB	2 0 0 0 2 1 0			
John Jaha, R (1, 3) OBP: 0.390, SLG: 0.515		2-1 G6-3		2-1 1B 1B	3-1 1B		2-3 SAFE K		2-0 1B 1B	5 0 3 0 0 1 1			
Jose Valentin, S (1, 6) OBP: 0.336, SLG: 0.486		2-3 K		1-2 F7	2-0 G4-3		4-0 FC6-4 IBB		0-1 L3	4 0 0 0 1 1 6			
Mark Loretta, R (1, 5) OBP: 0.371, SLG: 0.333 Jeff Cirillo, R (9, 5) OBP: 0.398, SLG: 0.506			0-1 G5-3	1-0 FC6-4 1B		1-1 F7	0-1 FC6-4			4 0 1 0 0 0 2 0 0 0 0 0 0 0	AB 34		
Kevin Kostofski, L (1, 8) OBP: 0.265, SLG: 0.323		4-1 1B SF9 BB		0-0 FC6-4		1-1 G4-3		0-0 F7		3 1 0 0 1 0 2	R 2		
Mike Matheny, R (1, 2) OBP: 0.261, SLG: 0.346		1-1 SAFE BB		1-3 K2-3		2-0 1B 2B		0-1 F8		4 0 2 0 0 1 0	H 9		
Inning Stats	R: 0 E: 0 K: 0 S: 5 H: 0 LOB: 0 BB: 0 P: 8	R: 0 E: 0 K: 1 S: 8 H: 0 LOB: 0 BB: 0 P: 13	R: 1 E: 0 K: 0 S: 7 H: 1 LOB: 2 BB: 2 P: 18	R: 0 E: 0 K: 1 S: 12 H: 2 LOB: 2 BB: 0 P: 17	R: 1 E: 0 K: 1 S: 18 H: 3 LOB: 3 BB: 0 P: 29	R: 0 E: 0 K: 0 S: 9 H: 2 LOB: 2 BB: 0 P: 16	R: 0 E: 0 K: 2 S: 9 H: 0 LOB: 2 BB: 2 P: 19	R: 0 E: 0 K: 0 S: 5 H: 0 LOB: 1 BB: 1 P: 9	R: 0 E: 0 K: 0 S: 6 H: 1 LOB: 1 BB: 1 P: 12	1B: 7 2B: 2 3B: 1 HR: 0 SF: 1 SAC: 0 DP: 1 HBP: 1	WP: 0 PB: 0 SB: 1 CS: 0	PA: 42	
PITCHER Omar Olivares, R (1, 1) ERA: 4.35 Gregg Olson, R (9, 1) ERA: 4.4	IP 8.0 WLS L BF 38 H 8 R 2 ER 2 SO 5 BB 4 IBB 1 HBP 1 BLK 0 WP 0 HR 0 S 73 P 129 ERA 2.25 WHIP 1.500	IP 1.0 WLS 4 BF 1 H 0 R 0 ER 0 SO 0 BB 1 IBB 0 HBP 0 BLK 0 WP 0 HR 0 S 6 P 12 ERA 0.00 WHIP 2.000											PITCHER IP WLS BF H R ER SO BB IBB HBP BLK WP HR S P ERA WHIP

Milwaukee Brewers @ Detroit Tigers
Tiger Stadium, Detroit, MI
Mon Jul 01 1996, 7:05 PM EDT
Att. 10,727 - Unknown - 86 F

livebaseballscorecards.com



Batter	1	2	3	4	5	6	7	8	9
Bobby Higginson, L (1, 7) OBP: 0.394, SLG: 0.569 Eddie Williams, R (8, PH) OBP: 0.304, SLG: 0.370 Curtis Pride, L (8, PH) OBP: 0.336, SLG: 0.470 (9, 7)	1-3 K		1 SAFE 2-1 1B			2-1 F8		1-1 2B	
Chad Curtis, R (1, 8) OBP: 0.345, SLG: 0.376	0-0 L8		1-2 G1-3			0-1 2B		2-3 K	
Travis Fryman, R (1, 5) OBP: 0.318, SLG: 0.454	0-0 G1-3		0-0 G5-3			1-0 F7		2-1 L5	
Cecil Fielder, R (1, 10) OBP: 0.346, SLG: 0.464		3-2 G6-3		0-2 G1-3		1-2 G4-3		0-2 L6	
Tony Clark, S (1, 3) OBP: 0.311, SLG: 0.530		0-0 F8		2-0 G5-4-3 1B		1-1 F8		2-2 G6-3	
Melvin Nieves, S (1, 9) OBP: 0.328, SLG: 0.444		0-0 FC5-4 1B		0-0 G5-4-3 1-2f		0-0 G4-3		1-1 P6	
Mark Lewis, R (1, 4) OBP: 0.337, SLG: 0.441		2-1 FC5-4 1-2f		2-2 G4-3		0-0 F8			
Andujar Cedeno, R (1, 6) OBP: 0.254, SLG: 0.286 Alan Trammell, R (8, PH) OBP: 0.305, SLG: 0.295 (9, 6)			0-2 F9		1-3 K		0-1 2B BLK 1B		
Brad Ausmus, R (1, 2) OBP: 0.272, SLG: 0.229			0-1 G1-3 1B		3-2 L7		2-0 F8		

AB	R	H	RBI	BB	SO	LOB
3	0	1	0	0	1	0
0	0	0	0	0	0	0
1	0	1	0	0	0	0

4	0	1	0	0	1	4
---	---	---	---	---	---	---

4	0	0	0	0	0	5
---	---	---	---	---	---	---

4	0	0	0	0	0	1
---	---	---	---	---	---	---

4	0	1	0	0	0	0
---	---	---	---	---	---	---

4	0	1	0	0	0	1
---	---	---	---	---	---	---

3	0	0	0	0	0	1
---	---	---	---	---	---	---

2	0	0	0	0	1	0
1	0	1	0	0	0	0

3	0	1	0	0	0	1
---	---	---	---	---	---	---

1B:	5	SF:	0
2B:	2	SAC:	0
3B:	0	DP:	1
HR:	0	HBP:	0

BOTTOM

Milwaukee Brewers @ Detroit Tigers
Tiger Stadium, Detroit, MI
 Mon Jul 01 1996, 7:05 PM EDT
 Att: 10,727 - Unknown - 86 F

AB	33
R	0
H	7
RBI	0
BB	0
SO	3
LOB	13



Inning Stats	R: 0	H: 0	E: 0	K: 1	S: 6	H: 0	LOB: 0	BB: 0	P: 7	R: 0	H: 1	E: 0	K: 0	S: 9	H: 1	LOB: 1	BB: 0	P: 14	R: 0	H: 2	E: 0	K: 0	S: 11	H: 1	LOB: 0	BB: 0	P: 8	R: 0	H: 0	E: 0	K: 1	S: 11	H: 0	LOB: 0	BB: 0	P: 17	R: 0	H: 1	E: 0	K: 0	S: 8	H: 1	LOB: 1	BB: 0	P: 12	R: 0	H: 0	E: 0	K: 0	S: 4	H: 0	LOB: 0	BB: 0	P: 5	R: 0	H: 2	E: 0	K: 1	S: 10	H: 0	LOB: 2	BB: 0	P: 17	R: 0	H: 0	E: 0	K: 0	S: 8	H: 0	LOB: 0	BB: 11	P: 11	1B: <th>5 <th>SF: <th>0 <th>2B: <th>2 <th>SAC: <th>0 <th>3B: <th>0 <th>DP: <th>1 <th>HR: <th>0 <th>HBP: <th>0 <th>WP: <th>0 <th>PA: <th>33 </th></th></th></th></th></th></th></th></th></th></th></th></th></th></th></th></th></th></th>	5 <th>SF: <th>0 <th>2B: <th>2 <th>SAC: <th>0 <th>3B: <th>0 <th>DP: <th>1 <th>HR: <th>0 <th>HBP: <th>0 <th>WP: <th>0 <th>PA: <th>33 </th></th></th></th></th></th></th></th></th></th></th></th></th></th></th></th></th></th>	SF: <th>0 <th>2B: <th>2 <th>SAC: <th>0 <th>3B: <th>0 <th>DP: <th>1 <th>HR: <th>0 <th>HBP: <th>0 <th>WP: <th>0 <th>PA: <th>33 </th></th></th></th></th></th></th></th></th></th></th></th></th></th></th></th></th>	0 <th>2B: <th>2 <th>SAC: <th>0 <th>3B: <th>0 <th>DP: <th>1 <th>HR: <th>0 <th>HBP: <th>0 <th>WP: <th>0 <th>PA: <th>33 </th></th></th></th></th></th></th></th></th></th></th></th></th></th></th></th>	2B: <th>2 <th>SAC: <th>0 <th>3B: <th>0 <th>DP: <th>1 <th>HR: <th>0 <th>HBP: <th>0 <th>WP: <th>0 <th>PA: <th>33 </th></th></th></th></th></th></th></th></th></th></th></th></th></th></th>	2 <th>SAC: <th>0 <th>3B: <th>0 <th>DP: <th>1 <th>HR: <th>0 <th>HBP: <th>0 <th>WP: <th>0 <th>PA: <th>33 </th></th></th></th></th></th></th></th></th></th></th></th></th></th>	SAC: <th>0 <th>3B: <th>0 <th>DP: <th>1 <th>HR: <th>0 <th>HBP: <th>0 <th>WP: <th>0 <th>PA: <th>33 </th></th></th></th></th></th></th></th></th></th></th></th></th>	0 <th>3B: <th>0 <th>DP: <th>1 <th>HR: <th>0 <th>HBP: <th>0 <th>WP: <th>0 <th>PA: <th>33 </th></th></th></th></th></th></th></th></th></th></th></th>	3B: <th>0 <th>DP: <th>1 <th>HR: <th>0 <th>HBP: <th>0 <th>WP: <th>0 <th>PA: <th>33 </th></th></th></th></th></th></th></th></th></th></th>	0 <th>DP: <th>1 <th>HR: <th>0 <th>HBP: <th>0 <th>WP: <th>0 <th>PA: <th>33 </th></th></th></th></th></th></th></th></th></th>	DP: <th>1 <th>HR: <th>0 <th>HBP: <th>0 <th>WP: <th>0 <th>PA: <th>33 </th></th></th></th></th></th></th></th></th>	1 <th>HR: <th>0 <th>HBP: <th>0 <th>WP: <th>0 <th>PA: <th>33 </th></th></th></th></th></th></th></th>	HR: <th>0 <th>HBP: <th>0 <th>WP: <th>0 <th>PA: <th>33 </th></th></th></th></th></th></th>	0 <th>HBP: <th>0 <th>WP: <th>0 <th>PA: <th>33 </th></th></th></th></th></th>	HBP: <th>0 <th>WP: <th>0 <th>PA: <th>33 </th></th></th></th></th>	0 <th>WP: <th>0 <th>PA: <th>33 </th></th></th></th>	WP: <th>0 <th>PA: <th>33 </th></th></th>	0 <th>PA: <th>33 </th></th>	PA: <th>33 </th>	33
--------------	------	------	------	------	------	------	--------	-------	------	------	------	------	------	------	------	--------	-------	-------	------	------	------	------	-------	------	--------	-------	------	------	------	------	------	-------	------	--------	-------	-------	------	------	------	------	------	------	--------	-------	-------	------	------	------	------	------	------	--------	-------	------	------	------	------	------	-------	------	--------	-------	-------	------	------	------	------	------	------	--------	--------	-------	--------------------------------------------------------------------------------------------------------------------------------------------------------------------------------------------------------------------------------------------	-------------------------------------------------------------------------------------------------------------------------------------------------------------------------------------------------------------------------------	--------------------------------------------------------------------------------------------------------------------------------------------------------------------------------------------------------------------	-------------------------------------------------------------------------------------------------------------------------------------------------------------------------------------------------------	--------------------------------------------------------------------------------------------------------------------------------------------------------------------------------------------	-------------------------------------------------------------------------------------------------------------------------------------------------------------------------------	--------------------------------------------------------------------------------------------------------------------------------------------------------------------	------------------------------------------------------------------------------------------------------------------------------------------------------	-------------------------------------------------------------------------------------------------------------------------------------------	------------------------------------------------------------------------------------------------------------------------------	-------------------------------------------------------------------------------------------------------------------	------------------------------------------------------------------------------------------------------	-------------------------------------------------------------------------------------------	------------------------------------------------------------------------------	-------------------------------------------------------------------	-----------------------------------------------------	------------------------------------------	-----------------------------	------------------	----

PITCHER	IP	WLS	BF	H	R	ER	SO	BB	IBB	HBP	BLK	WP	HR	S	P	ERA	WHIP
Steve Sparks, R (1, 1) ERA: 6.75	7.0		26	6	0	0	2	0	0	0	0	0	0	57	79	0.00	0.857
Graeme Lloyd, L (8, 1) ERA: 2.23	0.1		1	0	0	0	0	0	0	0	0	0	0	1	3	0.00	0.000
Ramon Garcia, R (8, 1) ERA: 5.17	0.2		3	1	0	0	1	0	0	0	1	0	0	7	12	0.00	1.500
Mike Fetters, R (9, 1) ERA: 2.12	1.0	S	3	0	0	0	0	0	0	0	0	0	0	8	11	0.00	0.000

PITCHER	IP	WLS	BF	H	R	ER	SO	BB	IBB	HBP	BLK	WP	HR	S	P	ERA	WHIP
---------	----	-----	----	---	---	----	----	----	-----	-----	-----	----	----	---	---	-----	------

Batter	1	2	3	4	5	6	7	8	9	10	11	AB R H RBI BB SO LOB	TOP																	
Fernando Vina, L OBP: 0.376, SLG: 0.438 (1, 4)	F8		B2		G3		G4-3			G4-3		5 0 0 0 0 0 0	<p>Milwaukee Brewers @ Detroit Tigers</p> <p>Tiger Stadium, Detroit, MI</p> <p>Tue Jul 02 1996, 7:05 PM EDT</p> <p>Att. 9,455 - Unknown - 81 F</p>																	
Kevin Seitzer, R OBP: 0.444, SLG: 0.515 Danny Perez, R (10, PR)	F8		1B		2B		F9			1B		5 0 3 0 0 0 0 0 0 0 0 0 0 0																		
Dave Nilsson, L OBP: 0.403, SLG: 0.599 Matt Mieske, R OBP: 0.343, SLG: 0.510 (1, 9) (10, 9)	2B		1B		P4		F8			P6		5 1 2 0 0 0 2 0 0 0 0 0 0 0																		
Greg Vaughn, R OBP: 0.406, SLG: 0.600 (1, 7)	2B		F8		WP		1B			K		5 0 2 1 0 2 3																		
John Jaha, R OBP: 0.390, SLG: 0.517 (1, 3)	F9		1B		L6		F8			F8		5 1 2 0 0 0 2																		
Jose Valentin, S OBP: 0.335, SLG: 0.481 (1, 6)			G4-3		K		G5-3			F8		3 0 0 0 1 2 2																		
Jeff Cirillo, R OBP: 0.394, SLG: 0.508 (1, 5)			G4-3		L5		G5-3			G1-6-3		5 0 1 1 0 0 4																		
Kevin Koslofski, L OBP: 0.282, SLG: 0.294 (1, 8)			F7		K		FC6-4			F7		3 0 0 0 2 1 1																		
Mike Matheny, R OBP: 0.257, SLG: 0.341 Jesse Levis, L OBP: 0.298, SLG: 0.273 (9, PH) (9, 2)			K		F8		FC6-4			K		3 0 0 0 0 1 3 2 0 0 0 0 1 1																		
Inning Stats	R: 1 E: 0 K: 0 S: 7	H: 2 LOB: 1 BB: 0 P: 12	R: 0 E: 0 K: 0 S: 3	H: 0 LOB: 0 BB: 1 P: 7	R: 0 E: 0 K: 1 S: 13	H: 2 LOB: 2 BB: 0 P: 14	R: 0 E: 0 K: 2 S: 12	H: 1 LOB: 1 BB: 0 P: 19	R: 0 E: 0 K: 0 S: 9	H: 1 LOB: 1 BB: 0 P: 17	R: 0 E: 0 K: 1 S: 14	H: 0 LOB: 0 BB: 0 P: 11		R: 0 E: 0 K: 1 S: 6	H: 0 LOB: 0 BB: 0 P: 11	R: 0 E: 0 K: 1 S: 7	H: 0 LOB: 0 BB: 0 P: 11	R: 0 E: 0 K: 1 S: 11	H: 1 LOB: 1 BB: 0 P: 17	R: 1 E: 0 K: 0 S: 7	H: 2 LOB: 1 BB: 1 P: 15	1B: 5 2B: 4 3B: 1 HR: 0	SF: 0 SAC: 1 DP: 1 HBP: 0	WP: 1 PB: 0 SB: 1 CS: 1	PA: 45					
PITCHER	IP WLS BF H R ER SO BB IBB HBP BLK WP HR S P ERA WHIP																													
Felipe Lira, R ERA: 6.12 (1, 1)	8.2	35	7	1	1	5	1	1	0	0	0	1	0	75	123	1.04	0.923													
Mike Myers, L ERA: 6.16 (9, 1)	1.0	4	1	0	0	1	0	0	0	0	0	0	0	11	17	0.00	1.000													
A.J. Sager, R ERA: 5.87 (10, 1)	0.2	L	4	2	1	1	0	0	0	0	0	0	0	8	14	13.50	3.000													
Tom Urbani, L ERA: 8.53 (11, 1)	0.2	2	0	0	0	0	1	0	0	0	0	0	0	2	6	0.00	1.500													

livebaseballscores.com

AB	41
R	2
H	10
RBI	2
BB	3
SO	7
LOB	18



Batter	1	2	3	4	5	6	7	8	9	10	11	AB R H RBI BB SO LOB	BOTTOM																				
Bobby Higginson, L (1, 7) OBP: 0.394, SLG: 0.581	2-3 K		2-0 1B			3-2 HR		1-2 G6-3		1-1 G1-6-3		5 1 2 1 0 1 1	Milwaukee Brewers @ Detroit Tigers Tiger Stadium, Detroit, MI Tue Jul 02 1996, 7:05 PM EDT Att. 9,455 - Unknown - 81 F																				
Chad Curtis, R (1, 8) OBP: 0.343, SLG: 0.371	2-0 G6-3		2-1 F8			4-2 CS BB		0-1 G6-3			2-1 F8	4 0 0 0 1 0 1																					
Travis Fryman, R (1, 5) OBP: 0.317, SLG: 0.450	2-1 P4			0-0 F8		3-3 K			0-1 G5-3		1-0 G4-3 BB 1B	5 0 1 0 0 1 1																					
Cecil Fielder, R (1, 3) OBP: 0.347, SLG: 0.461		4-2 G1-6-3 BB		2-0 G6-3		2-1 G4-3			4-2 1B S BB		4-2 G4-3 BB	2 0 0 0 2 0 0																					
Kimera Barteo, R (9, PR) OBP: 0.328, SLG: 0.333											1-2 BB	0 0 0 0 0 0 0																					
Eddie Williams, R (10, 3) OBP: 0.308, SLG: 0.370											1-2 BB	0 0 0 0 1 0 0																					
Tony Clark, S (1, 10) OBP: 0.305, SLG: 0.506		2-1 G1-6-3		1-2 G4-3			1-1 F7		4-0 1B BB		1-0 G4-3	4 0 0 0 1 0 3																					
Melvin Nieves, S (1, 9) OBP: 0.329, SLG: 0.450		3-1 3B			2-3 K		4-1 FC6-4 BB		1-3 K		1-0 F7	4 0 1 0 1 2 4																					
Mark Lewis, R (1, 4) OBP: 0.339, SLG: 0.442		0-1 P6		0-1 E S 1B			3-1 FC6-4		1-0 1B			4 0 2 0 0 0 2																					
Andujar Cedeno, R (1, 6) OBP: 0.251, SLG: 0.283			1-3 K		2-3 K		0-0 P2			3-2 G5-3		2 0 0 0 0 2 1																					
Curtis Pride, L (7, PH) OBP: 0.336, SLG: 0.470					1-3 K							0 0 0 0 0 0 0																					
Alan Trammell, R (7, PH) OBP: 0.302, SLG: 0.291					1-3 K							2 0 0 0 0 0 1																					
Brad Ausmus, R (1, 2) OBP: 0.271, SLG: 0.225			0-1 G5-3					0-0 G6-3		4-1 G1-6-3 BB		3 0 0 0 1 1 1																					
Inning Stats	R: 0 E: 0 K: 1 S: 6	H: 0 LOB: 0 BB: 0 P: 12	R: 0 E: 0 K: 0 S: 9	H: 1 LOB: 1 BB: 1 P: 18	R: 0 E: 0 K: 1 S: 10	H: 1 LOB: 1 BB: 0 P: 15	R: 0 E: 0 K: 0 S: 5	H: 0 LOB: 0 BB: 0 P: 8	R: 0 E: 0 K: 3 S: 11	H: 1 LOB: 1 BB: 0 P: 16	R: 1 E: 0 K: 1 S: 12	H: 1 LOB: 0 BB: 1 P: 24	R: 0 E: 0 K: 0 S: 6	H: 0 LOB: 1 BB: 1 P: 14	R: 0 E: 0 K: 0 S: 7	H: 0 LOB: 0 BB: 0 P: 8	R: 0 E: 0 K: 1 S: 8	H: 1 LOB: 2 BB: 2 P: 18	R: 0 E: 0 K: 0 S: 8	H: 0 LOB: 0 BB: 1 P: 16	R: 0 E: 0 K: 0 S: 9	H: 1 LOB: 2 BB: 1 P: 18	1B: 4 2B: 1 3B: 1 HR: 1	SF: 0 SAC: 0 DP: 3 HBP: 0	WP: 0 PB: 0 SB: 2 CS: 1	PA: 42							
PITCHER	IP WLS BF H R ER SO BB IBB HBP BLK WP HR S P ERA WHIP																																
Ben McDonald, R (1, 1) ERA: 4.13	6.2		25	4	1	1	6	3	0	0	0	0	0	0	1	58	106	1.35	1.050														
Angel Miranda, L (7, 1) ERA: 4.86	1.1		4	0	0	0	0	0	0	0	0	0	0	0	0	8	9	0.00	0.000														
Ramon Garcia, R (9, 1) ERA: 4.91	2.0	W	8	1	0	0	1	3	0	0	0	0	0	0	0	16	34	0.00	2.000														
Mike Fetters, R (11, 1) ERA: 2.05	1.0	S	5	1	0	0	0	1	0	0	0	0	0	0	0	9	18	0.00	2.000														

livebaseballscores.com

AB	35
R	1
H	6
RBI	1
BB	7
SO	7
LOB	15



Batter	1	2	3	4	5	6	7	8	9
Curtis Pride, L (1, 10) OBP: 0.353, SLG: 0.496	4-2 P5-3 BB	0-0 SF7 3B		2-1 1B		1-0 P6	1-1 1B		
Chad Curtis, R (1, 8) OBP: 0.344, SLG: 0.369	3-2 P5-3 1-f	1-1 SF7		4-2 1B 1-2 BB		4-0 BB SF8 BB	3-3 K		
Travis Fryman, R (1, 5) OBP: 0.327, SLG: 0.462	0-1 2B	4-2 BB		0-0 1-2 2-H 1B		4-2 SF8 1-2 2-3 BB		0-0 G4-3 SF7 2B	
Cecil Fielder, R (1, 3) OBP: 0.348, SLG: 0.456	4-0 BB	1-2 P4		2-3 K		4-0 1-2 2-3 3-H BB		2-1 G4-3	
Bobby Higginson, L (1, 7) OBP: 0.390, SLG: 0.571	2-3 K		2-2 G4-3		2-2 L3	2-1 SF8		4-0 FC5-4 BB	
Melvin Nieves, S (1, 9) OBP: 0.326, SLG: 0.443		2-3 K	1-3 K		1-3 K	4-2 1-2 BB		2-2 SF7	
Mark Lewis, R (1, 4) OBP: 0.340, SLG: 0.447		0-0 2B	3-2 G6-3		1-2 2B	1-3 K		2-1 FC5-4	
Mark Parent, R (1, 2) OBP: 0.288, SLG: 0.507		1-0 2B		1-3 K	1-1 F9		1-1 G6-3		
Andujar Cedeno, R (1, 6) OBP: 0.256, SLG: 0.292		1-1 3B		2-2 G1-4-3		0-2 BB	2-0 F9		

Inning Stats	R: 0	H: 1	E: 0	K: 1	S: 16	R: 4	H: 1	E: 0	K: 1	S: 16	R: 0	H: 0	E: 0	K: 1	S: 19	R: 1	H: 2	E: 0	K: 2	S: 15	R: 0	H: 1	E: 0	K: 1	S: 11	R: 2	H: 1	E: 0	K: 1	S: 15	R: 0	H: 1	E: 0	K: 1	S: 9	R: 1	H: 1	E: 0	K: 0	S: 9
	LOB: 2	BB: 2	LOB: 2	BB: 1	LOB: 0	BB: 0	LOB: 2	BB: 1	LOB: 3	BB: 4	LOB: 1	BB: 0	LOB: 1	BB: 1	LOB: 0	LOB: 3	BB: 4	LOB: 1	BB: 1	LOB: 1	BB: 0	LOB: 1	BB: 1	LOB: 1	BB: 0	LOB: 1	BB: 1	LOB: 1	BB: 0	LOB: 1	BB: 1	LOB: 1	BB: 1	LOB: 1	BB: 1	LOB: 1	BB: 1	LOB: 1	BB: 1	LOB: 1

PITCHER	IP	WLS	BF	H	R	ER	SO	BB	IBB	HBP	BLK	WP	HR	S	P	ERA	WHIP
Jeff D'Amico, R (1, 1) ERA: 4.82	3.2	L	19	6	5	5	4	3	0	0	0	0	0	60	94	12.27	2.455
Marshall Boze, R (4, 1) ERA: 8.48	1.2		10	3	2	2	2	2	0	0	0	0	0	21	37	10.80	3.000
Mike Potts, L (6, 1) ERA: 6.33	2.0		12	2	1	1	2	4	0	0	0	0	0	23	51	4.50	3.000
Jose Mercedes, R (8, 1) ERA: 4.91	0.2		2	0	0	0	0	0	0	0	0	0	0	6	10	0.00	0.000

AB R H RBI BB SO LOB

4	2	3	1	1	0	1
2	1	0	1	2	1	2
3	1	3	1	2	0	0
3	0	0	1	2	1	4
3	0	0	1	1	1	2
3	0	0	1	1	3	0
5	1	2	0	0	1	4
4	1	1	1	0	1	1
4	2	2	1	0	0	0

1B: 4	SF: 3	WP: 0	PA: 43
2B: 7	SAC: 0	PB: 0	
3B: 1	DP: 1	SB: 2	
HR: 0	HBP: 0	CS: 0	

Milwaukee Brewers @ Detroit Tigers
Tiger Stadium, Detroit, MI
Wed Jul 03 1996, 7:05 PM EDT
Att: 11,047 - Unknown - 73 F

AB	31
R	8
H	11
RBI	8
BB	9
SO	8
LOB	14



PITCHER	IP	WLS	BF	H	R	ER	SO	BB	IBB	HBP	BLK	WP	HR	S	P	ERA	WHIP
---------	----	-----	----	---	---	----	----	----	-----	-----	-----	----	----	---	---	-----	------

Batter	1	2	3	4	5	6	7	8	9	AB	R	H	RBI	BB	SO	LOB	TOP
Fernando Vina, L (1, 4) OBP: 0.378, SLG: 0.440	1-2 G1-3		0-1 HR 1B		3-2 1B HBP		0-0 G3		1-1 G3	4	0	1	0	0	0	0	
Kevin Seitzer, R (1, 10) OBP: 0.447, SLG: 0.524	1-2 F8		2-2 SAFE 1 SAFE 1-2 HR		2-2 1-2 1B		3-3 K		2-1 G6-3	5	1	2	1	0	1	0	
Dave Nilsson, L (1, 9) OBP: 0.413, SLG: 0.592	2-1 1B		4-2 HBP BB		4-0 1-2 BB		2-2 G6-3		1-1 1B	3	0	2	0	2	0	0	
Greg Vaughn, R (1, 7) OBP: 0.394, SLG: 0.576 Mark Loretta, R (8, 6) OBP: 0.365, SLG: 0.328	0-0 F7		2-1 1-2 HBP		0-1 L7		1-2 K		2-2 F9	3	0	0	0	0	1	3	
John Jaha, R (1, 3) OBP: 0.387, SLG: 0.511		2-2 G1-3 BB 1B	3-3 K		1-2 FC6-4		1-2 L8			4	0	1	0	0	1	4	
Jose Valentin, S (1, 6) OBP: 0.341, SLG: 0.490 Danny Perez, R (8, 7)		4-2 SAFE 1-2 BB	3-3 K			2-1 F8		0-1 HR		3	1	1	1	1	1	2	
Jeff Cirillo, R (1, 5) OBP: 0.397, SLG: 0.506		1-3 K		2-1 P4		3-2 K		1-0 3B 1B		4	1	1	0	0	2	2	
Kevin Kostofski, L (1, 8) OBP: 0.298, SLG: 0.381	0-1 G1-3			2-1 L9		2-1 1B		1-2 3B		4	0	2	1	0	0	2	
Mike Matheny, R (1, 2) OBP: 0.252, SLG: 0.333 Jesse Levis, L (8, PH) OBP: 0.289, SLG: 0.256 (8, 2)		2-2 P3		0-3 K		1-3 K		3-2 P5		3	0	0	0	0	2	3	
Inning Stats	R: 0 E: 0 K: 0 S: 9 H: 1 LOB: 1 BB: 0 P: 13	R: 0 E: 0 K: 1 S: 18 H: 1 LOB: 2 BB: 1 P: 27	R: 1 E: 0 K: 2 S: 17 H: 2 LOB: 2 BB: 1 P: 31	R: 0 E: 0 K: 1 S: 7 H: 0 LOB: 0 BB: 0 P: 11	R: 0 E: 0 K: 0 S: 13 H: 1 LOB: 2 BB: 1 P: 23	R: 0 E: 0 K: 2 S: 10 H: 1 LOB: 1 BB: 0 P: 18	R: 0 E: 0 K: 1 S: 7 H: 0 LOB: 0 BB: 0 P: 12	R: 2 E: 0 K: 1 S: 19 H: 3 LOB: 1 BB: 0 P: 26	R: 0 E: 0 K: 0 S: 9 H: 1 LOB: 1 BB: 0 P: 15	1B: 7 2B: 0 3B: 1 HR: 2 SF: 0 SAC: 0 DP: 0 HBP: 2	WP: 0 PB: 0 SB: 0 CS: 0	PA: 40					
PITCHER	IP WLS BF H R ER SO BB IBB HBP BLK WP HR S P ERA WHIP	IP WLS BF H R ER SO BB IBB HBP BLK WP HR S P ERA WHIP	IP WLS BF H R ER SO BB IBB HBP BLK WP HR S P ERA WHIP	IP WLS BF H R ER SO BB IBB HBP BLK WP HR S P ERA WHIP	IP WLS BF H R ER SO BB IBB HBP BLK WP HR S P ERA WHIP	IP WLS BF H R ER SO BB IBB HBP BLK WP HR S P ERA WHIP	IP WLS BF H R ER SO BB IBB HBP BLK WP HR S P ERA WHIP	IP WLS BF H R ER SO BB IBB HBP BLK WP HR S P ERA WHIP	IP WLS BF H R ER SO BB IBB HBP BLK WP HR S P ERA WHIP								
Dwight Gooden, R (1, 1) ERA: 4.2	5.0 W	23 5	1 1	0 1	0 1	4 4	3 3	0 0	2 2	0 0	0 0	0 0	0 0	0 0	0 0	0 0	1.80 1.600
Bob Wickman, R (6, 1) ERA: 3.81	2.0	7	1	0	0	3	0	0	0	0	0	0	0	0	0	0	0.00 0.500
Jeff Nelson, R (8, 1) ERA: 5.03	1.0	6	3	2	2	1	0	0	0	0	0	0	0	0	0	0	18.00 3.000
Mark Hutton, R (9, 1) ERA: 5.4	1.0	4	1	0	0	0	0	0	0	0	0	0	0	0	0	0	0.00 1.000

livebaseballscorecards.com

AB	35
R	3
H	10
RBI	3
BB	3
SO	8
LOB	18



Batter	1	2	3	4	5	6	7	8	9	AB	R	H	RBI	BB	SO	LOB
Wade Boggs, L (1, 5) OBP: 0.406, SLG: 0.415 Andy Fox, L (8, 5) OBP: 0.281, SLG: 0.281	1-0 L3 1B		1-2 G5-3	0-0 G3		2-2 CS	0-2 SH SF9 2B	1-1 G4-3		4	1	2	0	0	0	2
Joe Girardi, R (1, 2) OBP: 0.351, SLG: 0.352	1-0 L3 1-1		1-0 E 1B	1-1 1B			0-0 SH 1B SF8 2-3	2-1 1B 1B		4	2	3	2	0	0	1
Paul O'Neill, L (1, 9) OBP: 0.437, SLG: 0.474 Gerald Williams, R (8, PR) OBP: 0.374, SLG: 0.503 (9, 9)	4-1 BB		1 SAFE E5 1-3	0-0 G6-3			3-2 SF9 3-H	1-0 1B 1B		3	0	1	1	1	0	2
Bernie Williams, S (1, 8) OBP: 0.412, SLG: 0.582	2-2 G6-3		1-0 F9		1-0 G3		0-0 SF8 2B 1B	2-0 1B 1B		5	1	2	1	0	0	3
Tino Martinez, L (1, 3) OBP: 0.337, SLG: 0.449		2-1 G3		0-0 F8	0-2 F7		4-1 2B IBB	1-3 K		4	1	0	0	1	1	2
Ruben Sierra, S (1, 7) OBP: 0.331, SLG: 0.406		0-0 G6-3		2-2 HR 1B	0-0 P4		2-0 SF8 2-3 3-H	1-1 P5		4	1	1	1	0	0	2
Mike Aldrete, L (1, 10) OBP: 0.312, SLG: 0.515		2-0 G6-3		1 SAFE 1 SAFE 1-H HR			1-0 CS 1B 1-H HR 2B			4	2	3	4	0	0	0
Mariano Duncan, R (1, 4) OBP: 0.327, SLG: 0.452			2-0 2 G4-3 3B	3-2 G3 2 BB 1B			0-3 K HR			4	3	3	2	0	1	1
2 Derek Jeter, R (1, 6) OBP: 0.354, SLG: 0.375			2-2 G4-3 3-H	4-0 G3 1B BB			1-2 L8	2-2 L9		3	1	0	1	1	0	1

Inning Stats	R: 0	H: 1	R: 0	H: 0	R: 1	H: 2	R: 4	H: 4	R: 0	H: 0	R: 6	H: 4	R: 1	H: 3	R: 0	H: 0
	E: 0	LOB: 1	E: 0	LOB: 0	E: 1	LOB: 2	E: 0	LOB: 1	E: 0	LOB: 0	E: 0	LOB: 0	E: 0	LOB: 2	E: 0	LOB: 0
	K: 0	BB: 1	K: 0	BB: 0	K: 0	BB: 0	K: 0	BB: 1	K: 0	BB: 0	K: 0	BB: 1	K: 1	BB: 0	K: 1	BB: 0
	S: 6	P: 14	S: 4	P: 8	S: 10	P: 17	S: 15	P: 26	S: 5	P: 6	S: 16	P: 29	S: 11	P: 19	S: 10	P: 16

PITCHER	IP	WLS	BF	H	R	ER	SO	BB	IBB	HBP	BLK	WP	HR	S	P	ERA	WHIP
Ricky Bones, R (1, 1) ERA: 5.8	6.0	L	28	9	6	6	1	2	0	0	0	0	1	53	90	9.00	1.833
Ramon Garcia, R (7, 1) ERA: 5.88	1.0		8	3	5	5	0	0	1	0	0	0	1	13	26	45.00	3.000
Marshall Boze, R (8, 1) ERA: 6.49	1.0		6	3	1	1	1	0	0	0	0	0	0	11	19	9.00	3.000


BOTTOM

Milwaukee Brewers @ New York Yankees
 Yankee Stadium, Bronx, NY

Fri Jul 05 1996, 7:05 PM EDT
 Att: 26,699 - Unknown - 81 F

AB	36
R	12
H	15
RBI	12
BB	3
SO	2
LOB	14

WP: 0 PA: 43
 PB: 0 SB: 1
 CS: 1



1B	2B	3B	HR	SF	SAC	DP	HBP	WP	HR	S	P	ERA	WHIP
10	3	1	2	2	1	1	0	0	0	0	0	9.00	1.833

Batter	1	2	3	4	5	6	7	8	9	AB R H RBI BB SO LOB	TOP											
Fernando Vina, L (1, 4) OBP: 0.378, SLG: 0.438	2-1 L8		2-2 FC4-6 1B		0-0 SH1-3			0-0 G4-3		3 0 1 0 0 0 1												
Jeff Cirillo, R (1, 5) OBP: 0.395, SLG: 0.502	2-1 1B		2-1 FC4-6 L9-3 1-2f		2-3 L6			1-2 G6-3		4 0 1 0 0 0 2												
Kevin Seitzer, R (1, 10) OBP: 0.447, SLG: 0.523	1-1 1-2 1B		3-2 L9-3 1-1				1-3 K		4-2 FC3-6 BB	3 0 1 0 1 1 1												
Dave Nilsson, L (1, 7) OBP: 0.410, SLG: 0.582 Kevin Koslofski, L (9, PR) OBP: 0.298, SLG: 0.381	1-3 K				0-2 G3		4-2 G5-4-3 BB		0-1 FC3-6 1B 1-2f	3 0 0 0 1 1 3 0 0 0 0 0 0 0												
Greg Vaughn, R (1, 8) OBP: 0.392, SLG: 0.571	2-0 L7				1-0 F8		0-0 G5-4-3 1-2f		2-2 1-2 1B	4 0 1 0 0 0 3												
John Jaha, R (1, 3) OBP: 0.389, SLG: 0.510					1-1 1B			0-0 G4-3	1-3 K	4 0 2 0 0 1 2												
Matt Mieske, R (1, 9) OBP: 0.336, SLG: 0.500					3-2 G6-3			2-1 F9	2-2 F9	4 0 0 0 0 0 4												
Mark Loretta, R (1, 6) OBP: 0.369, SLG: 0.333 Jose Valentin, S (7, PH) OBP: 0.340, SLG: 0.488 (7, 6)								1-3 K		2 0 1 0 0 1 1 1 0 0 0 0 1 0												
Mike Matheny, R (1, 2) OBP: 0.251, SLG: 0.332 Jesse Levis, L (8, PH) OBP: 0.297, SLG: 0.265 (8, 2)							1 SAFE 0-0 SH1		1-1 G4-3 1B	1 0 0 0 0 1 1 1 0 1 0 0 0 0												
Inning Stats	R: 0 E: 0 K: 1 S: 10	H: 2 LOB: 2 BB: 0 P: 18	R: 0 E: 0 K: 2 S: 11	H: 1 LOB: 1 BB: 0 P: 18	R: 0 E: 0 K: 0 S: 9	H: 1 LOB: 0 BB: 0 P: 16	R: 0 E: 0 K: 0 S: 9	H: 1 LOB: 1 BB: 0 P: 14	R: 0 E: 0 K: 0 S: 8	H: 1 LOB: 1 BB: 0 P: 13	R: 0 E: 0 K: 1 S: 6	H: 0 LOB: 0 BB: 1 P: 11	R: 0 E: 0 K: 1 S: 6	H: 0 LOB: 0 BB: 0 P: 9	R: 0 E: 0 K: 0 S: 6	H: 1 LOB: 0 BB: 0 P: 8	R: 0 E: 0 K: 1 S: 17	H: 1 LOB: 2 BB: 1 P: 26	1B: 8 2B: 1 3B: 0 HR: 0	SF: 0 SAC: 2 DP: 3 HBP: 0	WP: 0 PB: 0 SB: 0 CS: 0	PA: 34
PITCHER	IP WLS BF H R ER SO BB IBB HBP BLK WP HR S P ERA WHIP																					
Jimmy Key, L (1, 1) ERA: 5.05	6.0 W 23 6 0 0 4 1 0 0 0 0 0 0 53 90 0.00 1.167																					
42 Mariano Rivera, R (7, 1) ERA: 1.8	2.0 6 1 0 0 1 0 0 0 0 0 0 0 12 17 0.00 0.500																					
John Wetteland, R (9, 1) ERA: 3.03	1.0 S 5 1 0 0 1 1 0 0 0 0 0 0 17 26 0.00 2.000																					

Milwaukee Brewers @ New York Yankees
 Yankee Stadium, Bronx, NY
 Sat Jul 06 1996, 7:05 PM EDT
 Att. 24,033 - Unknown - 87 F

AB	30
R	0
H	8
RBI	0
BB	2
SO	6
LOB	18



Batter	1	2	3	4	5	6	7	8	9
Wade Boggs, L OBP: 0.404, SLG: 0.413 (1, 5)	1-2 G5-3	3-0 P6			2-1 1B	0-0 F8		1 SAFE 2-2 CS	
Joe Girardi, R OBP: 0.362, SLG: 0.365 (1, 2)	1-1 CS 1B		4-1 G4-3 BB		0-0 1B	1-2 F9-2 1B		1-0 G6-3 1B 2B	
Paul O'Neill, L OBP: 0.443, SLG: 0.475 (1, 9)	4-1 WP BB		4-1 G4-3 BB		2-0 1B	1-2 2-H		4-0 G6-3 BB	
Bernie Williams, S OBP: 0.410, SLG: 0.575 (1, 8)	4-0 1-2 BB		1-1 G4-3		0-1 F9-2	1-1 2-H		1-0 G6-3	
Tino Martinez, L OBP: 0.339, SLG: 0.448 (1, 3)	0-1 G1-3		4-0 BB		0-0 G3	0-0		2-0 3-H 1B	
Ruben Sierra, S OBP: 0.333, SLG: 0.407 (1, 7)		3-2 G6-4-3 1B	1-1 G4-3		1-2 1B	1-2 1B		1-3 K	
Gerald Williams, R OBP: 0.374, SLG: 0.503 (8, 7)									
Mike Aldrete, L OBP: 0.316, SLG: 0.514 (1, 10)		1 SAFE 3-2 B 1 SAFE 1 SAFE 1 SAFE 1 SAFE		3-3 K		1-3 K		1-1 L7	
Jim Leyritz, R OBP: 0.337, SLG: 0.353 (6, PH)		1-2 G6-4-3 1B							
2 Derek Jeter, R OBP: 0.350, SLG: 0.370 (1, 6)		2-2 G6-4-3		1-0 G5-3		2-3 K		2-2 G6-3	
Andy Fox, L OBP: 0.295, SLG: 0.291 (1, 4)		1-2 2-3							
		4-0 BB		1-0 G5-3		0-0 1B		0-1 CS 1B	

Inning Stats	R: 0	H: 1	E: 0	K: 0	S: 8	R: 0	H: 2	E: 0	K: 0	S: 11	R: 0	H: 0	E: 0	K: 0	S: 6	R: 0	H: 0	E: 0	K: 1	S: 6	R: 1	H: 3	E: 0	K: 0	S: 7	R: 0	H: 2	E: 0	K: 2	S: 11	R: 1	H: 2	E: 0	K: 1	S: 6	R: 0	H: 1	E: 0	K: 0	S: 9
	LOB: 2	BB: 2	P: 18	LOB: 2	BB: 1	P: 26	LOB: 2	BB: 3	P: 20		LOB: 0	BB: 0	P: 11	LOB: 1	BB: 0	P: 11	LOB: 2	BB: 0	P: 15		LOB: 1	BB: 1	P: 15	LOB: 0	BB: 0	P: 14		LOB: 0	BB: 0	P: 14		LOB: 0	BB: 0	P: 14		LOB: 0	BB: 0	P: 14		

PITCHER	IP	WLS	BF	H	R	ER	SO	BB	IBB	HBP	BLK	WP	HR	S	P	ERA	WHIP
Steve Sparks, R ERA: 6.43 (1, 1)	5.0	L	24	7	1	1	1	6	0	0	0	1	0	41	90	1.80	2.600
Angel Miranda, L ERA: 4.79 (6, 1)	3.0		12	4	1	1	3	1	0	0	0	0	0	23	40	3.00	1.667

AB R H RBI BB SO LOB

4	1	1	0	0	0	4
3	1	3	0	1	0	0
1	0	1	1	3	0	0
3	0	0	0	1	0	6
3	0	1	1	1	0	3
4	0	2	0	0	1	3
0	0	0	0	0	0	0
2	0	1	0	0	1	0
2	0	0	0	0	1	1
4	0	0	0	0	1	3
3	0	2	0	1	0	0

AB	29
R	2
H	11
RBI	2
BB	7
SO	4
LOB	20



WP	PA	ERA	WHIP
1	37		
0			
0			
2			

Milwaukee Brewers @ New York Yankees
 Yankee Stadium, Bronx, NY
 Sat Jul 06 1996, 7:05 PM EDT
 Att: 24,033 - Unknown - 87 F

livebaseballscorecards.com

Batter	1	2	3	4	5	6	7	8	9	AB R H RBI BB SO LOB	TOP		
Fernando Vina, L (1, 4) OBP: 0.376, SLG: 0.434	2-1 SH1-3 1B HBP		3-2 K		1-3 K		0-1 FC4-6 1-2f			3 1 0 0 0 2 2	Milwaukee Brewers @ New York Yankees Yankee Stadium, Bronx, NY Sun Jul 07 1996, 3:33 AM EDT Att. 35,242 - Sunny - 81 F		
Jeff Cirillo, R (1, 5) OBP: 0.393, SLG: 0.498	0-1 SH1-3 1B		2-2 G6-3		1-2 F8			1-2 G6-3		4 1 1 0 0 0 0			
Kevin Seitzer, R (1, 3) OBP: 0.446, SLG: 0.519	0-0 SH1-3		0-0 G6-3		2-3 K			4-0 1B WP BB		2 1 0 0 1 1 0			
Dave Nilsson, L (1, 7) OBP: 0.411, SLG: 0.580 Kevin Koslofski, L (8, PR) OBP: 0.298, SLG: 0.381	0-0 G6-3 1B 2-H 3-H		2-3 K		2-2 G3			0-0 WP 1B 1-3		4 0 2 2 0 1 0 0 0 0 0 0 0 0			
Greg Vaughn, R (1, 8) OBP: 0.388, SLG: 0.564	1-0 G6-3 1-2f		3-2 L7		1-0 P5			3-3 K 1-2 3-H		4 0 0 0 0 1 2			
John Jaha, R (1, 10) OBP: 0.393, SLG: 0.516		3-1 2B	3-2 2B 1B		4-2 1B BB			1-3 K		3 1 2 0 1 1 2			
Jose Valentin, S (1, 6) OBP: 0.339, SLG: 0.489		0-0 F2	3-2 2B		2-3 K			3-3 K		4 0 1 1 0 2 2			
Matt Mieske, R (1, 9) OBP: 0.335, SLG: 0.495		1-1 F9	3-0 F7		0-0 FC4-6 1B			2-3 K		4 0 1 0 0 1 2			
Mike Matheny, R (1, 2) OBP: 0.247, SLG: 0.326		2-2 L9	0-0 G5-3		1-3 K			0-0 G4-3		4 0 0 0 0 1 3			
Inning Stats	R: 2 H: 2 E: 0 LOB: 0 K: 0 BB: 0 S: 6 P: 9	R: 0 H: 1 E: 0 LOB: 1 K: 0 BB: 0 S: 8 P: 14	R: 0 H: 0 E: 0 LOB: 0 K: 1 BB: 0 S: 10 P: 15	R: 1 H: 2 E: 0 LOB: 1 K: 1 BB: 0 S: 15 P: 29	R: 0 H: 0 E: 0 LOB: 0 K: 1 BB: 0 S: 7 P: 9	R: 0 H: 0 E: 0 LOB: 0 K: 1 BB: 0 S: 11 P: 16	R: 0 H: 1 E: 0 LOB: 2 K: 2 BB: 1 S: 12 P: 19	R: 1 H: 1 E: 0 LOB: 2 K: 2 BB: 1 S: 10 P: 19	R: 0 H: 0 E: 0 LOB: 0 K: 2 BB: 0 S: 7 P: 12	1B: 5 SF: 0 2B: 2 SAC: 1 3B: 0 DP: 1 HR: 0 HBP: 1		WP: 1 PA: 36 PB: 0 SB: 0 CS: 0	
PITCHER	IP WLS BF H R ER SO BB IBB HBP BLK WP HR S P ERA WHIP											PITCHER	IP WLS BF H R ER SO BB IBB HBP BLK WP HR S P ERA WHIP
Kenny Rogers, L (1, 1) ERA: 4.25	6.1 L 26 6 3 3 5 1 0 1 0 0 0 64 105 4.26 1.105												
Bob Wickman, R (7, 1) ERA: 3.86	1.2 7 1 1 1 3 1 0 0 0 1 0 15 25 5.40 1.200												
Jeff Nelson, R (9, 1) ERA: 4.91	1.0 3 0 0 0 2 0 0 0 0 0 0 7 12 0.00 0.000												

livebaseballscorecards.com

AB	32
R	4
H	7
RBI	3
BB	2
SO	10
LOB	13



Batter	1	2	3	4	5	6	7	8	9	AB R H RBI BB SO LOB
Wade Boggs, L OBP: 0.401, SLG: 0.410 (1, 5)	F6		F6		F6			G5-3	K	5 0 1 0 0 1 4
Bernie Williams, S OBP: 0.404, SLG: 0.567 (1, 8)	F7		G4-3		FC6			G3		4 0 0 0 0 0 3
Paul O'Neill, L OBP: 0.441, SLG: 0.471 (1, 9)	F7				FC4-6			K		3 0 0 0 1 1 0
Tino Martinez, L OBP: 0.341, SLG: 0.461 (1, 3)		2B			F7				HR	4 1 2 1 0 0 1
Darryl Strawberry, L (1, 10)		L9			FC4-6			G3-1	F9	4 0 0 0 0 0 2
Ruben Sierra, S OBP: 0.329, SLG: 0.402 (1, 7)		L4			G1-3			G6-3	G6-3	4 0 0 0 0 0 2
Mariano Duncan, R OBP: 0.335, SLG: 0.458 (1, 4)									K	4 0 3 0 0 1 1
Joe Girardi, R OBP: 0.360, SLG: 0.360 (1, 2)					G5-3			F7		3 0 0 0 1 0 2
2 Derek Jeter, R OBP: 0.355, SLG: 0.375 (1, 6)								K		4 0 3 0 0 1 1

BOTTOM

Milwaukee Brewers @ New York Yankees
 Yankee Stadium, Bronx, NY
 Sun Jul 07 1996, 3:33 AM EDT
 Att. 35,242 - Sunny - 81 F

livebaseballscores.com

AB	35
R	1
H	9
RBI	1
BB	2
SO	4
LOB	16



Inning Stats	R: 0	H: 0	E: 0	K: 0	S: 4	R: 0	H: 1	E: 0	K: 1	S: 6	R: 0	H: 1	E: 0	K: 0	S: 9	R: 0	H: 3	E: 0	K: 0	S: 8	R: 0	H: 0	E: 0	K: 0	S: 5	R: 0	H: 1	E: 0	K: 1	S: 9	R: 0	H: 0	E: 0	K: 1	S: 7	R: 1	H: 3	E: 0	K: 1	S: 18	1B: 7	SF: 0	2B: 1	SAC: 0	3B: 0	DP: 1	HR: 1	HBP: 0	WP: 0	PA: 37
--------------	------	------	------	------	------	------	------	------	------	------	------	------	------	------	------	------	------	------	------	------	------	------	------	------	------	------	------	------	------	------	------	------	------	------	------	------	------	------	------	-------	-------	-------	-------	--------	-------	-------	-------	--------	-------	--------

PITCHER	IP	WLS	BF	H	R	ER	SO	BB	IBB	HBP	BLK	WP	HR	S	P	ERA	WHIP
Ben McDonald, R ERA: 3.92 (1, 1)	8.0		31	7	1	1	3	1	0	0	0	0	1	60	97	1.12	1.000
Graeme Lloyd, L ERA: 2.13 (9, 1)	0.2		3	1	0	0	0	0	0	0	0	0	0	7	8	0.00	1.500
Mike Fetters, R ERA: 2.03 (9, 1)	0.1	S	3	1	0	0	1	1	0	0	0	0	0	8	15	0.00	6.000

PITCHER	IP	WLS	BF	H	R	ER	SO	BB	IBB	HBP	BLK	WP	HR	S	P	ERA	WHIP
---------	----	-----	----	---	---	----	----	----	-----	-----	-----	----	----	---	---	-----	------

Batter	1	2	3	4	5	6	7	8	9	AB R H RBI BB SO LOB	TOP											
Otis Nixon, S (1, 8) OBP: 0.391, SLG: 0.331 C X	0-1 B1		3-2 L7			2-2 P5	0-0 F7		2-3 K	5 0 0 0 0 1 0												
Tomas Perez, S (1, 4) OBP: 0.328, SLG: 0.358 C C B C	1-3 K		0-1 1B			0-2 1B	1-3 K			4 1 2 0 0 2 0												
Carlos Delgado, L (1, 10) OBP: 0.369, SLG: 0.505 C S B B C	2-3 K		1-2 G4-3			3-2 F8	1-2 G4-3			4 0 0 0 0 1 2												
Joe Carter, R (1, 7) OBP: 0.351, SLG: 0.552 F B X		1-1 L5		2-1 P4		2-2 1B		0-0 F8		4 1 1 1 0 0 0												
Ed Sprague, R (1, 5) OBP: 0.361, SLG: 0.564 C T C B B X		1-2 L6		1-3 K		0-0 1B		2-0 P2		4 1 1 0 0 1 0												
John Olerud, L (1, 3) OBP: 0.382, SLG: 0.483 F B X		1-1 G4-3		1-0 F8		1-0 HBP		3-2 F7		3 0 0 0 0 0 0												
Shawn Green, L (1, 9) OBP: 0.301, SLG: 0.403 C B B X			1-2 HR		1-3 K	0-0 E1			3-1 G3	4 1 2 1 0 1 0												
Charlie O'Brien, R (1, 2) OBP: 0.388, SLG: 0.481 B X			1-0 HR		2-3 K	4-1 BB			2-1 HR	3 2 2 3 1 1 0												
Alex Gonzalez, R (1, 6) OBP: 0.283, SLG: 0.389 B F F X			1-2 G6-3		2-2 P4	3-2 P4			1-0 L8	4 0 0 0 0 0 3												
Inning Stats	R: 0 E: 0 K: 2 S: 8	H: 0 LOB: 0 BB: 0 P: 11	R: 0 E: 0 K: 0 S: 8	H: 0 LOB: 0 BB: 0 P: 11	R: 2 E: 0 K: 0 S: 16	H: 3 LOB: 1 BB: 0 P: 23	R: 0 E: 0 K: 1 S: 8	H: 0 LOB: 0 BB: 0 P: 12	R: 0 E: 0 K: 2 S: 11	H: 0 LOB: 0 BB: 0 P: 16	R: 3 E: 1 K: 0 S: 24	H: 4 LOB: 3 BB: 1 P: 39	R: 0 E: 0 K: 1 S: 7	H: 0 LOB: 0 BB: 0 P: 9	R: 0 E: 0 K: 0 S: 5	H: 0 LOB: 0 BB: 0 P: 10	R: 1 E: 0 K: 1 S: 8	H: 1 LOB: 0 BB: 0 P: 16	1B: 4 2B: 2 3B: 0 HR: 2	SF: 0 SAC: 0 DP: 0 HBP: 1	WP: 0 PB: 0 SB: 1 CS: 0	PA: 37
PITCHER	IP WLS BF H R ER SO BB IBB HBP BLK WP HR S P ERA WHIP																					
Jeff D'Amico, R (1, 1) ERA: 5.4	5.2 L 22 5 4 4 5 0 0 0 0 0 1 66 95 6.35 0.882																					
Angel Miranda, L (6, 1) ERA: 4.83	1.1 8 2 1 1 1 1 0 1 0 0 0 16 26 6.75 2.250																					
Jose Mercedes, R (8, 1) ERA: 4.85	2.0 7 1 1 1 1 0 0 0 0 0 1 13 26 4.50 0.500																					

Toronto Blue Jays @ Milwaukee Brewers
 Milwaukee County Stadium, Milwaukee, WI

Thu Jul 11 1996, 8:05 PM EDT
 Att. 16,019 - Unknown - 73 F

AB	35
R	6
H	8
RBI	5
BB	1
SO	7
LOB	5



WP: 0	PA: 37
-------	--------

Batter	1	2	3	4	5	6	7	8	9	AB	R	H	RBI	BB	SO	LOB
Fernando Vina, L (1, 4) OBP: 0.375, SLG: 0.431 Matt Mieske, R (9, PH) OBP: 0.333, SLG: 0.493	3-1 G4-3		0-0 1B			0-1 L6		1-2 L7	0-0 F8	4	0	1	0	0	0	2
Kevin Seitzer, R (1, 10) OBP: 0.441, SLG: 0.513	1-0 F9		0-3 K			1-2 F8		0-1 FC4-6		4	0	0	0	0	1	4
Dave Nilsson, L (1, 9) OBP: 0.408, SLG: 0.571	1-0 P6				3-3 K		4-2 G6-3 BB	1-1 FC4-6		3	0	0	0	1	1	2
John Jaha, R (1, 3) OBP: 0.391, SLG: 0.510		0-1 F9		3-3 K		0-1 G6-3			4-2 1B BB FC4-6 BB	3	1	0	0	1	1	1
Jose Valentin, S (1, 6) OBP: 0.338, SLG: 0.489		3-3 K		0-1 P2		1-1 HR 2B			1-3 K	4	1	1	0	0	2	1
Jeff Cirillo, R (1, 5) OBP: 0.394, SLG: 0.507		2-0 P4			2-2 G6-3		2-1 HR		4-1 FC4-6 1B 1-2 BB	3	1	1	2	1	0	0
David Hulse, L (1, 7) OBP: 0.304, SLG: 0.264			1-0 G6-3		0-0 G1-3		3-3 K		3-2 FC4-6 1B 1-2 2-3	4	0	1	0	0	1	0
Pat Listach, S (1, 8) OBP: 0.341, SLG: 0.344			2-2 G4-3		1-1 F7			4-2 FC4-6 S BB	0-0 FC4-6 BB	3	0	0	1	1	0	2
Jesse Levis, L (1, 2) OBP: 0.309, SLG: 0.262 Greg Vaughn, R (9, PH) OBP: 0.390, SLG: 0.564			4-2 1B BB		2-1 G4-3			4-2 FC4-6 BB	4-1 BB	1	0	0	0	2	0	0

Inning Stats	R: 0	H: 0	E: 0	K: 0	S: 4	LOB: 0	BB: 0	P: 9	R: 0	H: 0	E: 0	K: 1	S: 7	LOB: 0	BB: 0	P: 12	R: 0	H: 1	E: 0	K: 1	S: 10	LOB: 2	BB: 1	P: 17	R: 0	H: 0	E: 0	K: 2	S: 14	LOB: 0	BB: 0	P: 20	R: 0	H: 0	E: 0	K: 0	S: 6	LOB: 0	BB: 0	P: 9	R: 2	H: 2	E: 0	K: 1	S: 17	LOB: 0	BB: 1	P: 27	R: 0	H: 0	E: 0	K: 0	S: 17	LOB: 2	BB: 2	P: 27	R: 1	H: 1	E: 0	K: 1	S: 15	LOB: 3	BB: 3	P: 31	1B: 2	SF: 0	2B: 1	SAC: 0	3B: 0	DP: 1	HR: 1	HBP: 0	WP: 0	PA: 37
--------------	------	------	------	------	------	--------	-------	------	------	------	------	------	------	--------	-------	-------	------	------	------	------	-------	--------	-------	-------	------	------	------	------	-------	--------	-------	-------	------	------	------	------	------	--------	-------	------	------	------	------	------	-------	--------	-------	-------	------	------	------	------	-------	--------	-------	-------	------	------	------	------	-------	--------	-------	-------	-------	-------	-------	--------	-------	-------	-------	--------	-------	--------


PITCHER	IP	WLS	BF	H	R	ER	SO	BB	IBB	HBP	BLK	WP	HR	S	P	ERA	WHIP
Juan Guzman, R (1, 1) ERA: 3.21	7.0	W	25	3	2	2	5	2	0	0	0	0	1	66	105	2.57	0.714
Tim Crabtree, R (8, 1) ERA: 2.4	1.1		8	0	1	1	1	4	0	0	0	0	0	23	42	6.75	3.000
Mike Timlin, R (9, 1) ERA: 2.54	0.1	S	3	1	0	0	0	1	0	0	0	0	0	8	15	0.00	6.000
Tony Castillo, L (9, 1) ERA: 3.69	0.1		1	0	0	0	0	0	0	0	0	0	0	1	1	0.00	0.000

BOTTOM

Toronto Blue Jays @ Milwaukee Brewers
Milwaukee County Stadium, Milwaukee, WI

Thu Jul 11 1996, 8:05 PM EDT
 Att: 16,019 - Unknown - 73 F

AB	30
R	3
H	4
RBI	3
BB	7
SO	6
LOB	15



Batter	1	2	3	4	5	6	7	8	9	AB R H RBI BB SO LOB	TOP
Otis Nixon, S (1, 8) <small>OBP: 0.387, SLG: 0.327</small> Robert Perez, R (7, PH) <small>OBP: 0.357, SLG: 0.393</small> (7, 7)	1-2 	2-3 			0-1 		0-1 	0-2 		3 0 0 0 0 1 2 2 1 1 1 0 0 2	
Tomas Perez, S (1, 4) <small>OBP: 0.331, SLG: 0.354</small>	4-2 		3-2 		2-1 		3-1 		2-1 	4 0 1 0 1 0 1	
Carlos Delgado, L (1, 10) <small>OBP: 0.370, SLG: 0.512</small>	4-1 		0-1 			0-0 	1-1 		0-3 	4 1 1 1 1 1 3	
Joe Carter, R (1, 7) <small>OBP: 0.350, SLG: 0.549</small> Jacob Brumfield, R (3, 7) <small>OBP: 0.303, SLG: 0.458</small> (7, 8)	2-2 		2-2 			1-3 	1-1 		1-0 	2 0 0 0 0 0 2 3 0 1 1 0 1 1	
Ed Sprague, R (1, 5) <small>OBP: 0.359, SLG: 0.557</small>	2-3 			0-1 		4-2 	1-1 		1-3 	4 0 0 0 1 2 4	
John Olerud, L (1, 3) <small>OBP: 0.380, SLG: 0.492</small>		2-0 		2-1 		0-2 		2-2 		4 1 1 1 0 1 1	
Shawn Green, L (1, 9) <small>OBP: 0.300, SLG: 0.401</small>		2-0 		2-2 		0-0 		0-0 		4 0 1 0 0 0 1	
Sandy Martinez, L (1, 2) <small>OBP: 0.310, SLG: 0.355</small>		0-2 			1-1 		2-2 	1-0 		4 1 1 0 0 0 1	
Alex Gonzalez, R (1, 6) <small>OBP: 0.292, SLG: 0.395</small>		4-2 		1-2 		1-2 	1-2 	0-2 		3 1 3 0 1 0 0	
Inning Stats	R: 0 H: 0 E: 0 LOB: 2 K: 1 BB: 2 S: 18 P: 31	R: 1 H: 1 E: 0 LOB: 1 K: 1 BB: 1 S: 11 P: 21	R: 0 H: 0 E: 0 LOB: 0 K: 0 BB: 0 S: 9 P: 14	R: 0 H: 0 E: 0 LOB: 0 K: 0 BB: 0 S: 7 P: 11	R: 0 H: 1 E: 0 LOB: 1 K: 0 BB: 0 S: 10 P: 14	R: 1 H: 1 E: 0 LOB: 1 K: 2 BB: 1 S: 10 P: 15	R: 3 H: 5 E: 0 LOB: 1 K: 0 BB: 0 S: 20 P: 29	R: 0 H: 2 E: 0 LOB: 2 K: 0 BB: 0 S: 12 P: 15	R: 0 H: 0 E: 1 LOB: 1 K: 2 BB: 0 S: 9 P: 13	1B: 8 SF: 0 2B: 0 SAC: 0 3B: 0 DP: 1 HR: 2 HBP: 0	WP: 0 PA: 41 PB: 0 SB: 1 CS: 0
PITCHER Ben McDonald, R (1, 1) <small>ERA: 3.88</small> Mike Potts, L (7, 1) <small>ERA: 6.96</small> Graeme Lloyd, L (7, 1) <small>ERA: 2.03</small> Mike Fetters, R (9, 1) <small>ERA: 1.97</small>	IP WLS BF H R ER SO BB IBB HBP BLK WP HR S P ERA WHIP 6.0 W 25 3 2 2 4 4 0 0 0 0 2 65 106 3.00 1.167 0.0 4 4 3 3 0 0 0 0 0 0 0 0 14 20 ∞ ∞ 2.0 8 3 0 0 0 0 0 0 0 0 0 0 18 24 0.00 1.500 1.0 4 0 0 0 0 2 0 0 0 0 0 0 9 13 0.00 0.000	PITCHER IP WLS BF H R ER SO BB IBB HBP BLK WP HR S P ERA WHIP									

Toronto Blue Jays @ Milwaukee Brewers
 Milwaukee County Stadium, Milwaukee, WI
 Fri Jul 12 1996, 8:05 PM EDT
 Att. 15,691 - Unknown - 79 F

livebaseballscorecards.com

AB	37
R	5
H	10
RBI	4
BB	4
SO	6
LOB	18



Batter	1	2	3	4	5	6	7	8	9	AB	R	H	RBI	BB	SO	LOB
Fernando Vina, L (1, 4) OBP: 0.372, SLG: 0.433	3-1 1B 2B		1-3 K	0-0 F9		1-1 G3		1-2 FC5-4 E		5	2	1	0	0	1	2
Jeff Cirillo, R (1, 5) OBP: 0.404, SLG: 0.510	0-3 K		3-2 1B 1B		1-2 G6-3 1B	1-1 G5-3		1-0 E6 1B		5	1	3	0	0	1	1
Kevin Seitzer, R (1, 10) OBP: 0.440, SLG: 0.506	1-0 1B		0-1 F9		3-2 G6-3		4-2 FC3-6 BB	3-2 G3		4	0	1	1	1	0	3
Dave Nilsson, L (1, 9) OBP: 0.410, SLG: 0.570	2-1 P3		2-1 1B		0-0 HR 1B		0-0 FC3-6		0-3 K	5	1	2	1	0	1	2
Greg Vaughn, R (1, 7) OBP: 0.391, SLG: 0.572	4-1 BB		2-1 F7		0-0 HR		0-1 P2		0-1 G4-3	3	1	1	2	1	0	3
David Hulse, L (8, 7) OBP: 0.300, SLG: 0.260					1-H HR					1	0	0	0	0	0	0
John Jaha, R (1, 3) OBP: 0.395, SLG: 0.530	1-0 L5				0-1 HR		1-3 K		0-0 G4-3	5	1	2	1	0	1	3
Jose Valentin, S (1, 6) OBP: 0.339, SLG: 0.487		1-2 G4-3			2-0 P6		2-0 F8		1-1 FC6-4 1B	4	0	1	0	0	0	1
Pat Listach, S (1, 8) OBP: 0.338, SLG: 0.345		1-1 B3			1-3 K		0-0 G1-3		2-2 FC6-4 1B E	4	1	0	0	0	1	2
Mike Matheny, R (1, 2) OBP: 0.252, SLG: 0.331		1-3 K			2-2 2B		2-2 L4		2-1 FC5-4 1B	3	0	1	0	0	1	0
Jesse Levis, L (8, PH) OBP: 0.316, SLG: 0.271										1	0	1	0	0	0	0

Inning Stats	R: 1	H: 2	E: 0	K: 1	S: 10	R: 0	H: 0	E: 0	K: 1	S: 8	R: 0	H: 2	E: 0	K: 1	S: 13	R: 1	H: 2	E: 0	K: 1	S: 13	R: 3	H: 4	E: 0	K: 0	S: 14	R: 0	H: 0	E: 0	K: 1	S: 8	R: 0	H: 0	E: 0	K: 1	S: 10	R: 2	H: 3	E: 2	K: 0	S: 15	R: 0	H: 0	E: 0	K: 1	S: 6	R: 0	H: 0	E: 0	K: 1	S: 6	1B: 9	SF: 0	2B: 2	SAC: 0	3B: 0	DP: 0	HR: 2	HBP: 0	WP: 0	PA: 42
--------------	------	------	------	------	-------	------	------	------	------	------	------	------	------	------	-------	------	------	------	------	-------	------	------	------	------	-------	------	------	------	------	------	------	------	------	------	-------	------	------	------	------	-------	------	------	------	------	------	------	------	------	------	------	-------	-------	-------	--------	-------	-------	-------	--------	-------	--------

PITCHER	IP	WLS	BF	H	R	ER	SO	BB	IBB	HBP	BLK	WP	HR	S	P	ERA	WHIP
Pat Hentgen, R (1, 1) ERA: 3.99	7.0		33	10	5	5	5	2	0	0	0	0	2	76	120	6.43	1.714
Paul Quantrill, R (8, 1) ERA: 6.16	1.0		6	3	2	1	0	0	0	0	0	0	0	15	25	9.00	3.000
Tim Crabtree, R (9, 1) ERA: 2.35	1.0		3	0	0	0	1	0	0	0	0	0	0	6	6	0.00	0.000

BOTTOM

Toronto Blue Jays @ Milwaukee Brewers
Milwaukee County Stadium, Milwaukee, WI

Sat Jul 13 1996, 8:05 PM EDT
Att: 29,383 - Unknown - 73 F

livebaseballscores.com

AB	40
R	7
H	13
RBI	5
BB	2
SO	6
LOB	17



Batter	1	2	3	4	5	6	7	8	9	10	AB R H RBI BB SO LOB	TOP														
Otis Nixon, S <small>(1, 8) C X</small> <small>OBP: 0.393, SLG: 0.333</small>											4 3 3 0 1 0 0															
Tomas Perez, S <small>(1, 4) B X</small> <small>OBP: 0.336, SLG: 0.353</small>											3 2 1 1 1 0 2															
Carlos Delgado, L <small>(1, 3) X</small> <small>OBP: 0.370, SLG: 0.520</small>											5 1 2 3 0 1 3															
Joe Carter, R <small>(1, 10) B X</small> <small>OBP: 0.353, SLG: 0.556</small>											5 0 2 2 0 0 3															
Ed Sprague, R <small>(1, 5) B X</small> <small>OBP: 0.357, SLG: 0.561</small>											5 0 0 0 0 1 3															
Shawn Green, L <small>(1, 9) B X</small> <small>OBP: 0.303, SLG: 0.400</small>											3 0 1 0 1 2 0															
Jacob Brumfield, R <small>(1, 7) B X</small> <small>OBP: 0.300, SLG: 0.446</small>											4 0 0 0 0 0 2															
Sandy Martinez, L <small>(1, 2) B X</small> <small>OBP: 0.309, SLG: 0.348</small>											3 0 0 0 0 0 1															
Alex Gonzalez, R <small>(1, 6) B X</small> <small>OBP: 0.290, SLG: 0.386</small>											4 1 0 0 0 1 1															
Inning Stats	R: 1 E: 0 K: 0 S: 8	H: 2 LOB: 0 BB: 0 P: 10	R: 0 E: 0 K: 1 S: 7	H: 0 LOB: 0 BB: 1 P: 16	R: 0 E: 0 K: 1 S: 8	H: 0 LOB: 0 BB: 0 P: 12	R: 2 E: 0 K: 1 S: 11	H: 2 LOB: 0 BB: 1 P: 22	R: 0 E: 0 K: 0 S: 4	H: 0 LOB: 0 BB: 0 P: 9	R: 0 E: 1 K: 1 S: 7	H: 0 LOB: 1 BB: 1 P: 14	R: 0 E: 0 K: 0 S: 8	H: 1 LOB: 1 BB: 0 P: 12	R: 2 E: 2 K: 0 S: 8	H: 1 LOB: 1 BB: 0 P: 11	R: 0 E: 0 K: 1 S: 9	H: 0 LOB: 0 BB: 0 P: 10	R: 2 E: 0 K: 0 S: 19	H: 3 LOB: 1 BB: 0 P: 27	1B: 8 2B: 2 3B: 0 HR: 1	SF: 0 SAC: 1 DP: 4 HBP: 1	WP: 0 PB: 0 SB: 2 CS: 0	PA: 41		
PITCHER	IP WLS BF H R ER SO BB IBB HBP BLK WP HR S P ERA WHIP																									
21 Cal Eldred, R <small>(1, 1) ERA: 3.86</small>	7.0																									
Graeme Lloyd, L <small>(8, 1) ERA: 2.01</small>	0.1	4	1	2	0	0	0	0	0	0	0	4	5	0.00	3.000											
Ramon Garcia, R <small>(8, 1) ERA: 5.93</small>	2.2	L	11	3	2	2	1	0	0	0	0	0	32	43	6.75	1.125										

Toronto Blue Jays @ Milwaukee Brewers
 Milwaukee County Stadium, Milwaukee, WI

Sun Jul 14 1996, 4:33 AM EDT
 Att: 20,798 - Overcast - 73 F

livebaseballscorecards.com

AB 36
 R 7
 H 9
 RBI 6
 BB 3
 SO 5
 LOB 15



Batter	1	2	3	4	5	6	7	8	9	AB	R	H	RBI	BB	SO	LOB	TOP										
Bobby Higginson, L OBP: 0.384, SLG: 0.573 (1, 7) (8, 9)	2-3 K		1-2 P5	1-0 SF9	2-2 BB 1B		3-3 K		1-2 E4	5	0	1	2	0	2	1											
Chad Curtis, R OBP: 0.346, SLG: 0.386 (1, 8) (8, 7)	2-2 HR		0-1 2B	2-2 E4	1-2 BB 1B		0-0 G6-4-3		3-2 G5-3	6	1	3	1	0	0	3											
Travis Fryman, R OBP: 0.314, SLG: 0.439 (1, 5)	3-3 K		3-2 G6-3	2-3 K	4-2 BB			1-1 P3		4	0	0	0	1	2	3											
Cecil Fielder, R OBP: 0.345, SLG: 0.445 (1, 10)	3-3 K		0-3 K	4-0 FC6-4 IBB	0-1 G4-3			4-1 BB 1B BB		3	1	0	0	2	2	4											
Tony Clark, S OBP: 0.291, SLG: 0.504 (1, 3)		2-3 K				0-0 BB 1B		0-0 F8		5	1	2	1	0	1	4											
Melvin Nieves, S OBP: 0.339, SLG: 0.477 (1, 9) Kimera Barteo, R OBP: 0.286, SLG: 0.279 (8, PR) (8, 8)		3-1 HR		2-0 1B 2B	0-1 HR	3-3 K		4-2 1B BB		4	3	3	2	1	1	1											
Mark Lewis, R OBP: 0.351, SLG: 0.448 (1, 4)		3-2 G6-3		3-2 1B 1B	0-1 G6-4-3 1B	4-0 G1-4-3 BB		2-0 1B		4	2	3	1	1	0	0											
Andujar Cedeno, R OBP: 0.257, SLG: 0.308 (1, 6)		1-2 G6-3		1-0 1B SF9 1B	1-1 G6-4-3 1B	1-2 G1-4-3		2-1 F8		5	1	2	1	0	0	4											
Brad Ausmus, R OBP: 0.282, SLG: 0.262 (1, 2)			1-0 HR	0-1 S E 1B	1-0 G6-4-3		1-1 G6-4-3 1B		3-3 K	5	1	3	2	0	1	2											
Inning Stats	R: 1 E: 0 K: 3 S: 13	H: 1 LOB: 0 BB: 0 P: 23	R: 1 E: 0 K: 1 S: 14	H: 1 LOB: 0 BB: 0 P: 23	R: 1 E: 0 K: 1 S: 13	H: 2 LOB: 1 BB: 0 P: 18	R: 4 E: 1 K: 1 S: 16	H: 5 LOB: 3 BB: 1 P: 33	R: 2 E: 0 K: 0 S: 19	H: 5 LOB: 3 BB: 1 P: 28	R: 0 E: 0 K: 1 S: 7	H: 1 LOB: 1 BB: 1 P: 15	R: 0 E: 0 K: 1 S: 11	H: 1 LOB: 0 BB: 0 P: 15	R: 1 E: 0 K: 0 S: 9	H: 1 LOB: 2 BB: 2 P: 22	R: 0 E: 1 K: 1 S: 9	H: 0 LOB: 0 BB: 0 P: 16	1B: 10 2B: 2 3B: 0 HR: 5	SF: 1 SAC: 0 DP: 3 HBP: 0	WP: 0 PB: 0 SB: 2 CS: 1	PA: 47					
PITCHER	IP	WLS	BF	H	R	ER	SO	BB	IBB	HBP	BLK	WP	HR	S	P	ERA	WHIP										
Ricky Bones, R ERA: 6.2 (1, 1)	3.0	L	17	8	7	7	5	0	0	0	0	0	4	46	77	21.00	2.667										
Mike Potts, L ERA: 7.15 (4, 1)	1.2		12	6	2	2	1	0	1	0	0	0	1	25	40	10.80	3.600										
Steve Sparks, R ERA: 6.8 (5, 1)	2.2		11	2	1	1	2	3	0	0	0	0	0	25	46	3.38	1.875										
Angel Miranda, L ERA: 4.76 (8, 1)	1.0		6	1	0	0	1	1	0	0	0	0	0	12	24	0.00	2.000										
Jose Mercedes, R ERA: 4.61 (9, 1)	0.2		1	0	0	0	0	0	0	0	0	0	0	3	6	0.00	0.000										

Detroit Tigers @ Milwaukee Brewers
Milwaukee County Stadium, Milwaukee, WI
 Mon Jul 15 1996, 8:05 PM EDT
 Att. 15,819 - Unknown - 77 F

AB	41
R	10
H	17
RBI	10
BB	5
SO	9
LOB	22



Batter	1	2	3	4	5	6	7	8	9	AB	R	H	RBI	BB	SO	LOB
Fernando Vina, L OBP: 0.370, SLG: 0.427 (1, 4)	1-0 G4-3		4-1 SH 1B G4-3 BB	0-1 G6-3		0-0 G4-3 1B		0-1 B1	2-1 P5	5	1	1	0	1	0	0
Jeff Cirillo, R OBP: 0.404, SLG: 0.505 (1, 5)	1-2 FC4-6 1B		1-2 G4-3 SH SF8 1B	2-1 E 1B		3-2 G4-3 1-2f		4-2 BB BB		4	1	3	0	1	0	1
Kevin Seitzer, R OBP: 0.438, SLG: 0.503 (1, 10)	1-2 FC4-6 1B 1-2f		0-0 SH G4-3 E	1-1 E6 PO			1-1 BB HR 1B	0-0 F9		4	2	1	0	0	0	3
Dave Nilsson, L OBP: 0.416, SLG: 0.565 (1, 9)	2-2 1B		2-0 G4-3	2-1 F7			4-1 HR BB	4-2 BB		3	1	1	1	2	0	4
Greg Vaughn, R OBP: 0.391, SLG: 0.590 (1, 7)	0-0 P6		1-0 SF8	2-2 PO	1-0 G6-4-3 1B		3-2 HR	2-0 G5-3		4	1	2	4	0	0	4
John Jaha, R OBP: 0.396, SLG: 0.523 (1, 3)		2-1 G3	1-1 E3 1B 1B 1B		0-1 G6-4-3 1-2f		1-3 K		1-0 2B G6-3 1B	5	1	2	0	0	1	1
Jose Valentin, S OBP: 0.341, SLG: 0.486 (1, 6)		3-2 G4-3	1-1 1B		1-2 G4-3		2-0 F9		1-0 G6-3 G4-3 2B	5	1	2	0	0	0	0
David Hulse, L OBP: 0.314, SLG: 0.291 (1, 8)		1-0 1B	0-0 1B		1-2 2-3 1B		1-2 G4-3	1-2 2B	0-2 G6-3	5	0	3	1	0	0	1
Mike Matheny, R OBP: 0.250, SLG: 0.339 Jesse Levis, L OBP: 0.316, SLG: 0.273 (7, PH) (8, 2)		0-1 G4-3	2-2 G6-3			1-0 HR	2-2 L3		0-0 G4-3 3-H	3	1	1	1	0	0	4
										2	0	0	1	0	0	1

Inning Stats	R: 0	H: 2	E: 0	K: 0	S: 12	LOB: 2	BB: 0	P: 17	R: 0	H: 1	E: 0	K: 0	S: 9	LOB: 1	BB: 0	P: 15	R: 3	H: 4	E: 2	K: 0	S: 15	LOB: 3	BB: 1	P: 27	R: 0	H: 1	E: 1	K: 0	S: 10	LOB: 0	BB: 0	P: 8	R: 1	H: 2	E: 0	K: 0	S: 8	LOB: 0	BB: 0	P: 13	R: 3	H: 3	E: 0	K: 1	S: 17	LOB: 1	BB: 1	P: 31	R: 0	H: 0	E: 0	K: 0	S: 9	LOB: 2	BB: 2	P: 19	R: 2	H: 2	E: 0	K: 0	S: 8	LOB: 0	BB: 0	P: 12	1B: 12	SF: 1	2B: 2	SAC: 1	3B: 0	DP: 2	HR: 2	HBP: 0	WP: 0	PA: 47
--------------	------	------	------	------	-------	--------	-------	-------	------	------	------	------	------	--------	-------	-------	------	------	------	------	-------	--------	-------	-------	------	------	------	------	-------	--------	-------	------	------	------	------	------	------	--------	-------	-------	------	------	------	------	-------	--------	-------	-------	------	------	------	------	------	--------	-------	-------	------	------	------	------	------	--------	-------	-------	--------	-------	-------	--------	-------	-------	-------	--------	-------	--------

PITCHER	IP	WLS	BF	H	R	ER	SO	BB	IBB	HBP	BLK	WP	HR	S	P	ERA	WHIP
A.J. Sager, R ERA: 4.58 (1, 1)	6.0		31	12	6	4	0	2	0	0	0	0	1	63	105	6.00	2.333
Richie Lewis, R ERA: 4.38 (7, 1)	0.2		4	2	1	1	1	0	0	0	0	0	1	11	18	13.50	3.000
Mike Myers, L ERA: 5.82 (7, 1)	1.0		5	0	0	0	0	2	0	0	0	0	0	11	21	0.00	2.000
Gregg Olson, R ERA: 4.46 (8, 1)	1.1	S	6	2	2	2	0	0	0	0	0	0	0	9	15	13.50	1.500

BOTTOM

Detroit Tigers @ Milwaukee Brewers
Milwaukee County Stadium, Milwaukee, WI

Mon Jul 15 1996, 8:05 PM EDT
Att: 15,819 - Unknown - 77 F

livebaseballscores.com

AB	40
R	9
H	16
RBI	8
BB	4
SO	1
LOB	19



Batter	1	2	3	4	5	6	7	8	9	10	AB	R	H	RBI	BB	SO	LOB	TOP								
Bobby Higginson, L OBP: 0.385, SLG: 0.568 (1, 7) C F B X	1-2 G4-3 ①		1-3 K ③			0-1 E 1-2 E 1B		0-3 K ②		1-1 F9 ③	5	1	1	0	0	2	1									
Chad Curtis, R OBP: 0.348, SLG: 0.395 (1, 8) B C B X	3-1 G4-3 ②			4-0 CS G6-3 BB		0-0 SH G5-3 1-H 2-H		0-1 1B				2	0	1	0	1	0	0								
Travis Fryman, R OBP: 0.310, SLG: 0.432 (1, 5) C X	0-1 P3 ③			3-2 SAFE SAFE X G6-3 1-2		2-2 G5-3 ① 2-3		0-0 F7 ③			4	0	0	0	0	0	3									
Cecil Fielder, R OBP: 0.344, SLG: 0.449 (1, 10) C B B X		2-2 G4-3 ①		2-3 K ② ③ 2-3		3-1 P6 ②			1-1 F9 ①		4	0	0	0	0	1	2									
Tony Clark, S OBP: 0.281, SLG: 0.480 (1, 3) B F B X		2-1 F9 ②			1-1 G3-1 ①	1-2 F9 ③			2-2 G4-3 ②		4	0	0	0	0	0	1									
Melvin Nieves, S OBP: 0.337, SLG: 0.486 (1, 9) C B B X		1-3 K ③			1-3 K ②		2-3 K ①		2-2 2B		4	0	1	0	0	3	0									
Mark Lewis, R OBP: 0.348, SLG: 0.446 (1, 4) C F C			0-3 K ①		1-1 2B		2-2 G4-3 ②		1-1 L6 ③		4	0	1	0	0	1	1									
Mark Parent, R OBP: 0.286, SLG: 0.488 (1, 2) X			0-0 1B		3-2 G6-3 ③		1-0 F9 ③			1-2 G5-3 ①	4	0	1	0	0	0	1									
Fausto Cruz, R OBP: 0.400, SLG: 0.400 (1, 6) C F C			0-3 K ②			0-1 SH 1B E 1B		2-0 P5 ①		2-2 F8 ②	2	1	1	0	0	1	1									
Curtis Pride, L OBP: 0.349, SLG: 0.496 (8, PH)											1	0	0	0	0	0	0									
Andujar Cedeno, R OBP: 0.256, SLG: 0.306 (8, 6)											1	0	0	0	0	0	0									
Inning Stats	R: 0 E: 0 K: 0 S: 7	H: 0 LOB: 0 BB: 0 P: 11	R: 0 E: 0 K: 1 S: 9	H: 0 LOB: 0 BB: 0 P: 14	R: 0 E: 0 K: 3 S: 10	H: 1 LOB: 1 BB: 0 P: 11	R: 0 E: 0 K: 1 S: 9	H: 0 LOB: 0 BB: 1 P: 17	R: 0 E: 0 K: 1 S: 10	H: 1 LOB: 1 BB: 0 P: 16	R: 2 E: 1 K: 0 S: 13	H: 2 LOB: 1 BB: 0 P: 19	R: 0 E: 0 K: 1 S: 7	H: 0 LOB: 0 BB: 0 P: 12	R: 0 E: 0 K: 1 S: 7	H: 1 LOB: 1 BB: 0 P: 9	R: 0 E: 0 K: 0 S: 11	H: 1 LOB: 1 BB: 0 P: 17	R: 0 E: 0 K: 0 S: 8	H: 0 LOB: 0 BB: 0 P: 12	1B: 4 2B: 2 3B: 0 HR: 0	SF: 0 SAC: 1 DP: 0 HBP: 0	WP: 0 PB: 0 SB: 0 CS: 1	PA: 37		
PITCHER Ben McDonald, R ERA: 3.61 (1, 1)	IP 9.0	WLS 34	BF 6	H 2	R 0	ER 0	SO 8	BB 1	IBB 0	HBP 0	BLK 0	WP 0	HR 0	S 83	P 126	ERA 0.00	WHIP 0.778									
Mike Fetters, R ERA: 1.91 (10, 1)	1.0	W	3	0	0	0	0	0	0	0	0	0	0	8	12	0.00	0.000									

Detroit Tigers @ Milwaukee Brewers
Milwaukee County Stadium, Milwaukee, WI

Wed Jul 17 1996, 4:33 AM EDT
Att: 21,121 - Overcast - 73 F

livebaseballscorecards.com

AB 35
R 2
H 6
RBI 0
BB 1
SO 8
LOB 10



Batter	1	2	3	4	5	6	7	8	9	AB R H RBI BB SO LOB	TOP		
Wade Boggs, L (1, 5) OBP: 0.393, SLG: 0.404 Jim Leyritz, R (7, PH) OBP: 0.330, SLG: 0.344 (7, 5)	4-0 BB		0-1 G4-3		3-1 F7		1-0 1B		1-0 F8	2 0 0 0 1 0 1 2 0 1 1 0 0 0			
Bernie Williams, S (1, 8) OBP: 0.400, SLG: 0.545 Gerald Williams, R (7, PH) OBP: 0.367, SLG: 0.503 (7, 8)	3-3 K		0-0 G6-3		1-1 F9		0-2 P2		0-1 3B	3 0 0 0 0 1 2 2 0 1 0 0 0 2			
Paul O'Neill, L (1, 9) OBP: 0.443, SLG: 0.479 Mike Aldrete, L (7, 9) OBP: 0.344, SLG: 0.494	2-2 F9			1-2 G3		1-0 G4-3		4-2 1B HBP 1B BB	2-1 L6	3 0 0 0 0 0 1 1 1 0 0 1 0 1			
Darryl Strawberry, L (1, 10) OBP: 0.415, SLG: 0.545 (8, 9)	2-3 K			0-0 F9 1B 2B		4-0 BB		2-2 1B 1B HBP	1-0 G3	3 2 1 0 1 1 2			
Tino Martinez, L (1, 3) OBP: 0.342, SLG: 0.460		2-3 K		1-2 F9 2-3		3-1 F8		2-2 F7		4 0 0 0 0 1 4			
Ruben Sierra, S (1, 7) OBP: 0.331, SLG: 0.409		0-0 G5-4-3 1B		2-0 FC6-4 1B			1-2 G6-3	1-1 FC6-4 1B 1-2 2-3 1B		4 0 3 1 0 0 0			
Mariano Duncan, R (1, 4) OBP: 0.338, SLG: 0.464 Matt Howard, R (7, PH) OBP: 0.224, SLG: 0.283 (7, 4)		2-1 G5-4-3		0-0 FC6-4			3-2 F8	2-2 FC6-4 1B 1-2 2-H 3-H		2 0 0 0 0 0 2 2 0 1 2 0 0 0			
Joe Girardi, R (1, 2) OBP: 0.364, SLG: 0.367			3-1 G4-3 2B		2-1 F7		2-1 1B 2B	0-0 FC6-4 1-2f 2-3		4 1 2 0 0 0 2			
Derek Jeter, R (1, 6) OBP: 0.353, SLG: 0.392 Andy Fox, L (7, PH) OBP: 0.297, SLG: 0.282 (7, 6)			1-3 K		1-1 F8		0-2 1B 1B	1-1 G3		2 0 0 0 0 1 1 2 0 1 0 0 0 2			
Inning Stats	R: 0 H: 0 E: 0 LOB: 1 K: 2 BB: 1 S: 9 P: 20	R: 0 H: 1 E: 0 LOB: 0 K: 1 BB: 0 S: 10 P: 14	R: 0 H: 1 E: 0 LOB: 1 K: 1 BB: 0 S: 8 P: 12	R: 1 H: 2 E: 0 LOB: 1 K: 0 BB: 0 S: 11 P: 15	R: 0 H: 0 E: 0 LOB: 0 K: 0 BB: 0 S: 6 P: 12	R: 0 H: 0 E: 0 LOB: 1 K: 0 BB: 1 S: 5 P: 14	R: 1 H: 3 E: 0 LOB: 2 K: 0 BB: 0 S: 16 P: 23	R: 2 H: 2 E: 0 LOB: 2 K: 0 BB: 1 S: 16 P: 28	R: 0 H: 1 E: 0 LOB: 1 K: 0 BB: 0 S: 6 P: 10	1B: 6 SF: 0 2B: 3 SAC: 0 3B: 1 DP: 1 HR: 0 HBP: 1	WP: 0 PA: 40 PB: 0 SB: 0 CS: 0		
PITCHER	IP WLS BF H R ER SO BB IBB HBP BLK WP HR S P ERA WHIP											PITCHER	IP WLS BF H R ER SO BB IBB HBP BLK WP HR S P ERA WHIP
Scott Karl, L (1, 1) ERA: 4.95	7.0 W 30 7 3 3 4 3 0 0 0 0 0 0 67 116 3.86 1.429												
Ramon Garcia, R (8, 1) ERA: 6.0	1.0 6 2 1 1 0 0 0 0 1 0 0 0 14 22 9.00 2.000												
Ricky Bones, R (9, 1) ERA: 6.15	1.0 4 1 0 0 0 0 0 0 0 0 0 0 6 10 0.00 1.000												

New York Yankees @ Milwaukee Brewers
Milwaukee County Stadium, Milwaukee, WI
 Thu Jul 18 1996, 8:05 PM EDT
 Att. 19,079 - Unknown - 88 F

AB	36
R	4
H	10
RBI	4
BB	3
SO	4
LOB	20



Batter	1	2	3	4	5	6	7	8	9	AB R H RBI BB SO LOB	TOP											
Wade Boggs, L (1, 5) OBP: 0.396, SLG: 0.407	1-2 G3		1-1 G6-3		1-1 1B		2-1 HR		1-0 1B	5 1 3 0 0 0 0												
Bernie Williams, S (1, 8) OBP: 0.397, SLG: 0.551	3-2 L8		3-2 G1-3		2-0 P5		2-1 HR		1-1 SF7	4 1 1 4 0 0 2												
Paul O'Neill, L (1, 9) OBP: 0.440, SLG: 0.475	0-1 L8		1-2 L9		1-2 1B		2-3 K		2-3 K	5 0 1 1 0 2 1												
Darryl Strawberry, L (1, 10) OBP: 0.370, SLG: 0.474		2-1 P6		3-2 G4-3		2-2 K		2-2 P6	0-0 G4-3	5 0 0 0 0 1 3												
Tino Martinez, L (1, 3) OBP: 0.341, SLG: 0.458		3-2 F9		0-0 G1-3 BB		3-2 P5		3-1 F8		4 0 1 0 0 0 2												
Ruben Sierra, S (1, 7) OBP: 0.336, SLG: 0.411		1-0 1B		4-2 G1-3 BB		1-3 K		3-1 G6-3		3 0 2 0 1 1 0												
Mariano Duncan, R (1, 4) OBP: 0.336, SLG: 0.460		0-1 BB		1-2 G1-3		0-1 G5-3		2-2 G6-3		4 0 1 0 0 0 3												
Jim Leyritz, R (1, 2) OBP: 0.330, SLG: 0.341		4-0 1B		2-3 K		2-2 F9		0-2 G1-3		2 0 0 0 1 1 2												
Mike Aldrete, L (8, PH) OBP: 0.341, SLG: 0.487		1-2 BB								1 0 0 0 0 0 0												
Joe Girardi, R (8, 2) OBP: 0.364, SLG: 0.367		1-2 BB								0 0 0 0 0 0 0												
2 Derek Jeter, R (1, 6) OBP: 0.357, SLG: 0.400		0-3 K		3-2 1B			2-2 HR		0-1 SF7	4 3 3 0 0 1 3												
Inning Stats	R: 0 E: 0 K: 0 S: 9	H: 0 LOB: 0 BB: 0 P: 13	R: 0 E: 0 K: 1 S: 11	H: 2 LOB: 3 BB: 1 P: 21	R: 0 E: 0 K: 0 S: 9	H: 0 LOB: 0 BB: 0 P: 14	R: 0 E: 0 K: 1 S: 15	H: 1 LOB: 2 BB: 1 P: 25	R: 1 E: 0 K: 1 S: 18	H: 3 LOB: 2 BB: 0 P: 31	R: 0 E: 0 K: 1 S: 9	H: 0 LOB: 0 BB: 0 P: 12	R: 3 E: 0 K: 1 S: 16	H: 3 LOB: 0 BB: 0 P: 29	R: 0 E: 0 K: 0 S: 9	H: 1 LOB: 0 BB: 0 P: 14	R: 1 E: 0 K: 1 S: 9	H: 2 LOB: 1 BB: 0 P: 13	1B: 10 2B: 1 3B: 0 HR: 1	SF: 1 SAC: 0 DP: 1 HBP: 0	WP: 0 PB: 0 SB: 0 CS: 0	PA: 40
PITCHER	IP WLS BF H R ER SO BB IBB HBP BLK WP HR S P ERA WHIP																					
21 Cal Eldred, R (1, 1) ERA: 3.0	5.0 W 23 6 1 1 3 2 0 0 0 0 0 0 62 104 1.80 1.600																					
Angel Miranda, L (6, 1) ERA: 4.98	2.0 10 4 3 3 2 0 0 0 0 0 0 1 27 46 13.50 2.000																					
Ramon Garcia, R (8, 1) ERA: 5.87	1.0 2 0 0 0 0 0 0 0 0 0 0 0 7 9 0.00 0.000																					
Mike Fetters, R (9, 1) ERA: 2.12	1.0 S 5 2 1 1 1 0 0 0 0 0 0 0 9 13 9.00 2.000																					

New York Yankees @ Milwaukee Brewers
 Milwaukee County Stadium, Milwaukee, WI
 Fri Jul 19 1996, 8:05 PM EDT
 Att. 19,300 - Unknown - 65 F

AB	37
R	5
H	12
RBI	5
BB	2
SO	6
LOB	16



Batter	1	2	3	4	5	6	7	8	9
Pat Listach, S (1, 8) OBP: 0.347, SLG: 0.360 David Hulse, L (9, 8) OBP: 0.322, SLG: 0.300	2-1 G6-3 	1-0 1B 2B 2-H 3-H		0-0 L7 		4-0 1-2 BB 		0-1 G4-3 	
Jeff Cirillo, R (1, 5) OBP: 0.403, SLG: 0.500	4-2 1B BB 	2-1 G1-3 		1-1 2B 		0-3 K 		0-1 G1-3 	
Kevin Seitzer, R (1, 3) OBP: 0.435, SLG: 0.494	0-2 L6 	1-1 1B 1B 2-H		2-1 G5-3 				0-1 G4-3 	
Dave Nilsson, L (1, 10) OBP: 0.434, SLG: 0.586	3-2 1B WP 1B 1-3 1 SAFE 1 SAFE 1 SAFE 1 SAFE	4-0 1B BB 		1-0 FC6-4 1B 				2-2 E5 1B PB 	
Greg Vaughn, R (1, 7) OBP: 0.396, SLG: 0.595	1-0 WP 1B 1-3 3-H 2-H	3-0 1B 		3-1 FC6-4 G5-4-3 1-2f 				4-1 1B IBB 	
Matt Mieske, R (1, 9) OBP: 0.325, SLG: 0.487	3-1 G6-3 		2-3 K 		0-1 G5-4-3 1-2f 			0-2 P3 	
Jose Valentin, S (1, 6) OBP: 0.353, SLG: 0.497		4-2 SH5-4 1B 2B BB 		0-2 G6-3 		0-0 FC4-6 1B 		0-0 1-3 2-H 1B 	
Mark Loretta, R (1, 4) OBP: 0.342, SLG: 0.310		0-0 SH5-4 2B 1B 1-2 		1-2 G4-3 		1-1 FC4-6 BB 1-2f 		0-1 G6-3 	
Mike Matheny, R (1, 2) OBP: 0.247, SLG: 0.331		0-0 SH5-4 		1-3 K 		0-0 L9 		3-2 L9 	

Inning Stats	R: 2	H: 2	E: 0	K: 0	S: 18	LOB: 1	BB: 1	P: 31	R: 4	H: 4	E: 0	K: 0	S: 13	LOB: 2	BB: 2	P: 28	R: 0	H: 0	E: 0	K: 1	S: 10	LOB: 0	BB: 0	P: 13	R: 0	H: 1	E: 0	K: 1	S: 8	LOB: 1	BB: 0	P: 12	R: 0	H: 1	E: 0	K: 0	S: 5	LOB: 0	BB: 0	P: 9	R: 0	H: 1	E: 0	K: 1	S: 7	LOB: 2	BB: 1	P: 12	R: 1	H: 1	E: 1	K: 0	S: 13	LOB: 2	BB: 1	P: 19	R: 0	H: 0	E: 0	K: 0	S: 7	LOB: 0	BB: 0	P: 10
--------------	------	------	------	------	-------	--------	-------	-------	------	------	------	------	-------	--------	-------	-------	------	------	------	------	-------	--------	-------	-------	------	------	------	------	------	--------	-------	-------	------	------	------	------	------	--------	-------	------	------	------	------	------	------	--------	-------	-------	------	------	------	------	-------	--------	-------	-------	------	------	------	------	------	--------	-------	-------

PITCHER	IP	WLS	BF	H	R	ER	SO	BB	IBB	HBP	BLK	WP	HR	S	P	ERA	WHIP
Andy Pettitte, L (1, 1) ERA: 3.89	7.0	L	35	10	7	6	3	4	1	0	0	1	0	74	124	7.71	2.000
Bob Wickman, R (8, 1) ERA: 3.82	1.0		3	0	0	0	0	0	0	0	0	0	0	7	10	0.00	0.000

BOTTOM

AB R H RBI BB SO LOB
 4 1 1 2 1 0 0
 0 0 0 0 0 0 0
 4 1 1 0 1 1 3
 4 1 1 1 0 0 2
 3 2 2 0 1 0 0
 3 0 2 2 1 0 1
 4 0 0 0 0 1 4
 3 1 2 1 1 0 0
 4 1 1 0 0 0 3
 3 0 0 0 0 1 1

AB 32
R 7
H 10
RBI 6
BB 5
SO 3
LOB 14

WP: 1 PA: 38
 PB: 1
 SB: 0
 CS: 0

New York Yankees @ Milwaukee Brewers
Milwaukee County Stadium, Milwaukee, WI
 Fri Jul 19 1996, 8:05 PM EDT
 Att: 19,300 - Unknown - 65 F

PITCHER	IP	WLS	BF	H	R	ER	SO	BB	IBB	HBP	BLK	WP	HR	S	P	ERA	WHIP
---------	----	-----	----	---	---	----	----	----	-----	-----	-----	----	----	---	---	-----	------

Batter	1	2	3	4	5	6	7	8	9	AB R H RBI BB SO LOB	TOP									
Wade Boggs, L (1, 5) OBP: 0.396, SLG: 0.405	4-0 G3-6-1 BB	0-0 F8		0-3 K		0-0 P6			0-0 PB 1B	4 0 1 0 1 1 3										
Bernie Williams, S (1, 8) OBP: 0.397, SLG: 0.547	0-0 F8		0-0 E7 2B 1B	0-0 F9		4-0 BB			0-3 K	4 1 1 0 1 1 3										
Paul O'Neill, L (1, 9) OBP: 0.435, SLG: 0.468	0-0 G3-6-1 1-2f		0-0 F8		0-3 K	0-0 L7			0-0 F7 1-2	5 0 0 0 0 1 5										
Darryl Strawberry, L (1, 10) OBP: 0.392, SLG: 0.488		4-0 S 1B BB	0-0 FC5 2-H 2B		4-0 1B BB			0-0 G3-1	0-0 G3	3 1 1 1 2 0 1										
Tino Martinez, L (1, 3) OBP: 0.345, SLG: 0.460		0-0 S 1B 3B 1B 1-H	4-0 BB		0-0 BB	0-0 BB 1B		0-0 P5		3 1 2 1 1 0 0										
Ruben Sierra, S (1, 7) OBP: 0.335, SLG: 0.409		0-0 S 3B 1B 1-2	0-0 P6		0-3 K			0-3 K		4 1 1 0 0 2 4										
Gerald Williams, R (7, 7) OBP: 0.367, SLG: 0.503										0 0 0 0 0 0 0										
Mariano Duncan, R (1, 4) OBP: 0.331, SLG: 0.452		0-0 F9	0-0 FC5 2-3f		0-3 K			0-0 G6-3		4 0 0 0 0 1 6										
Andy Fox, L (8, 4) OBP: 0.297, SLG: 0.282										0 0 0 0 0 0 0										
Joe Girardi, R (1, 2) OBP: 0.366, SLG: 0.378		0-0 1-H 2-H 3B		0-0 1B		0-0 F7		0-0 L5		4 0 2 2 0 0 0										
2 Derek Jeter, R (1, 6) OBP: 0.356, SLG: 0.398		0-0 G4-3		0-3 K		0-0 BB 1B		0-0 F9		4 0 1 0 0 1 2										
Inning Stats	R: 0 E: 0 K: 0 S: 2	H: 0 LOB: 0 BB: 1 P: 6	R: 3 E: 0 K: 0 S: 6	H: 3 LOB: 1 BB: 1 P: 10	R: 1 E: 1 K: 0 S: 5	H: 2 LOB: 2 BB: 1 P: 9	R: 0 E: 0 K: 2 S: 8	H: 1 LOB: 1 BB: 0 P: 8	R: 0 E: 0 K: 3 S: 10	H: 1 LOB: 2 BB: 1 P: 14	R: 0 E: 0 K: 1 S: 5	H: 0 LOB: 0 BB: 0 P: 5	R: 0 E: 0 K: 1 S: 3	H: 0 LOB: 0 BB: 0 P: 3	R: 0 E: 0 K: 1 S: 6	H: 1 LOB: 1 BB: 0 P: 6	1B: 7 2B: 1 3B: 1 HR: 0	SF: 0 SAC: 0 DP: 1 HBP: 0	WP: 0 PB: 1 SB: 4 CS: 0	PA: 40
PITCHER	IP WLS BF H R ER SO BB IBB HBP BLK WP HR S P ERA WHIP																			
Tim Van Egmond, R (1, 1) ERA: 6.75	3.0 L 17 6 4 3 0 3 0 0 0 0 0 0 14 26 9.00 3.000																			
Ricky Bones, R (4, 1) ERA: 5.88	5.1 21 3 0 0 7 2 0 0 0 0 0 0 33 41 0.00 0.938																			
Graeme Lloyd, L (9, 1) ERA: 1.98	0.2 2 0 0 0 0 0 0 0 0 0 0 0 2 2 0.00 0.000																			

New York Yankees @ Milwaukee Brewers
Milwaukee County Stadium, Milwaukee, WI

Sat Jul 20 1996, 4:33 AM EDT
 Att. 25,473 - Sunny - 65 F

AB	35
R	4
H	9
RBI	4
BB	5
SO	7
LOB	24



WP: 0	PA: 40
-------	--------

ERA	WHIP
-----	------

livebaseballscorecards.com

Batter	1	2	3	4	5	6	7	8	9	AB R H RBI BB SO LOB
Fernando Vina, L (1, 4) OBP: 0.376, SLG: 0.444	0-0 CS 1B		0-0 1-2 1B		0-0 2-H 1B 3B		0-0 1-2f 2-3 FC6-4		0-0 F9	5 1 3 1 0 0 2
Jeff Cirillo, R (1, 5) OBP: 0.402, SLG: 0.497	0-0 1-2 F8		0-0 F8		0-0 3-H 1B		0-3 K			4 0 1 1 0 1 5
Kevin Seitzer, R (1, 10) OBP: 0.433, SLG: 0.491	0-0 F7		0-0 F8		0-3 K			0-0 FC1-6 1B		4 0 1 0 0 1 3
Dave Nilsson, L (1, 9) OBP: 0.427, SLG: 0.575		0-0 F8		0-3 K		0-3 K		0-0 FC1-6 1B		4 0 0 0 0 2 1
Greg Vaughn, R (1, 7) OBP: 0.392, SLG: 0.588		0-3 K		0-3 K		0-3 K		0-3 K		4 0 0 0 0 4 1
John Jaha, R (1, 3) OBP: 0.396, SLG: 0.525		4-0 BB		0-3 K		0-0 F9		0-0 1-2 1B		3 0 1 0 1 1 0
Jose Valentin, S (1, 6) OBP: 0.349, SLG: 0.491		0-0 F9			0-0 P4		0-3 K	0-3 K		4 0 0 0 0 2 3
Pat Listach, S (1, 8) OBP: 0.353, SLG: 0.359			4-0 1B BB		4-0 S 3B BB		4-0 FC6-4 BB BB		0-0 G3	1 1 0 0 3 0 0
Jesse Levis, L (1, 2) OBP: 0.354, SLG: 0.286			0-0 P8		0-0 G5-3		4-0 FC6-4 BB		0-0 G3	3 0 0 0 1 0 2

Inning Stats	R: 0 E: 0 K: 0 S: 3	H: 1 LOB: 0 BB: 0 P: 3	R: 0 E: 0 K: 1 S: 5	H: 0 LOB: 1 BB: 1 P: 9	R: 0 E: 0 K: 0 S: 4	H: 1 LOB: 2 BB: 1 P: 8	R: 0 E: 0 K: 3 S: 9	H: 0 LOB: 0 BB: 0 P: 9	R: 2 E: 0 K: 1 S: 7	H: 2 LOB: 1 BB: 1 P: 11	R: 0 E: 0 K: 2 S: 7	H: 0 LOB: 0 BB: 0 P: 7	R: 0 E: 0 K: 2 S: 7	H: 0 LOB: 2 BB: 2 P: 15	R: 0 E: 0 K: 2 S: 9	H: 2 LOB: 2 BB: 0 P: 9	R: 0 E: 0 K: 0 S: 3	H: 0 LOB: 0 BB: 0 P: 3	1B: 5 2B: 0 3B: 1 HR: 0	SF: 0 SAC: 0 DP: 0 HBP: 0
--------------	------------------------------	---------------------------------	------------------------------	---------------------------------	------------------------------	---------------------------------	------------------------------	---------------------------------	------------------------------	----------------------------------	------------------------------	---------------------------------	------------------------------	----------------------------------	------------------------------	---------------------------------	------------------------------	---------------------------------	----------------------------------	------------------------------------


BOTTOM

New York Yankees @ Milwaukee Brewers
Milwaukee County Stadium, Milwaukee, WI

Sat Jul 20 1996, 4:33 AM EDT
Att: 25,473 - Sunny - 65 F

AB	32
R	2
H	6
RBI	2
BB	5
SO	11
LOB	17

livebaseballscorecards.com



PITCHER	IP	WLS	BF	H	R	ER	SO	BB	IBB	HBP	BLK	WP	HR	S	P	ERA	WHIP
Mark Hutton, R (1, 1) ERA: 5.04	4.2		20	4	2	2	4	3	0	0	0	0	0	25	37	3.86	1.500
Bob Wickman, R (5, 1) ERA: 3.79	0.1		1	0	0	0	1	0	0	0	0	0	0	3	3	0.00	0.000
42 Mariano Rivera, R (6, 1) ERA: 1.6	2.2	W	12	2	0	0	5	2	0	0	0	0	0	20	28	0.00	1.500
John Wetteland, R (8, 1) ERA: 3.22	1.1	S	4	0	0	0	1	0	0	0	0	0	0	6	6	0.00	0.000

Batter	1	2	3	4	5	6	7	8	9
Pat Listach, S OBP: 0.355, SLG: 0.370 (1, 8)	3-2 1B 3B		2-2 1B		2-1 G5-3		3-2 F8		
Fernando Vina, L OBP: 0.372, SLG: 0.439 (1, 4)	0-0 B1		3-1 SAFE P3		0-1 G4-3			0-1 G4-3	
Kevin Seitzer, R OBP: 0.431, SLG: 0.489 (1, 10)	2-2 FC6-4 1B		0-3 K		1-1 F9			2-2 G4-3	
Greg Vaughn, R OBP: 0.391, SLG: 0.584 (1, 7)	2-2 FC6-4 FC6 1-2f			3-2 HR 1B		2-2 G5-3		3-3 K	
John Jaha, R OBP: 0.396, SLG: 0.532 (1, 3)	3-2 FC6 1-2f			2-1 HR		1-3 K			
Jeff Cirillo, R OBP: 0.401, SLG: 0.494 (1, 5)		4-1 G4-3 BB		0-0 F9		2-0 G5-3			
Matt Mieske, R OBP: 0.329, SLG: 0.494 (1, 9)		2-1 SAFE SAFE G4-3 1-2f		1-2 F9 2B		3-1 SH2-3 1B			
Mark Loretta, R OBP: 0.333, SLG: 0.301 (1, 6)		1-2 F9		0-0 F9 2-3		2-1 SAFE SAFE SH2-3 1-2			
Mike Matheny, R OBP: 0.244, SLG: 0.327 (1, 2)			3-2 P4		1-3 K		1-3 K		

Inning Stats	1	2	3	4	5	6	7	8	9				
R: 1 E: 0 K: 0 S: 15	H: 2 LOB: 1 BB: 0 P: 25	R: 0 E: 0 K: 0 S: 6	H: 0 LOB: 0 BB: 1 P: 13	R: 0 E: 0 K: 1 S: 11	H: 1 LOB: 1 BB: 0 P: 19	R: 2 E: 0 K: 1 S: 14	H: 3 LOB: 1 BB: 0 P: 21	R: 0 E: 0 K: 1 S: 7	H: 0 LOB: 0 BB: 0 P: 12	R: 0 E: 0 K: 1 S: 11	H: 1 LOB: 1 BB: 0 P: 20	R: 0 E: 0 K: 1 S: 8	H: 0 LOB: 0 BB: 0 P: 13

PITCHER	IP	WLS	BF	H	R	ER	SO	BB	IBB	HBP	BLK	WP	HR	S	P	ERA	WHIP
Jimmy Key, L ERA: 4.89 (1, 1)	7.0	L	28	7	3	3	4	1	0	0	0	0	1	70	119	3.86	1.143
Dale Polley, L ERA: 6.75 (8, 1)	0.1		1	0	0	0	0	0	0	0	0	0	0	2	2	0.00	0.000
Jeff Nelson, R ERA: 4.53 (8, 1)	0.2		2	0	0	0	1	0	0	0	0	0	0	6	11	0.00	0.000


BOTTOM

New York Yankees @ Milwaukee Brewers
Milwaukee County Stadium, Milwaukee, WI

Sun Jul 21 1996, 4:33 AM EDT
 Att: 25,662 - Cloudy - 67 F

livebaseballscorecards.com

AB	29
R	3
H	7
RBI	3
BB	1
SO	5
LOB	10



1B: 4	SF: 0	WP: 0	PA: 31
2B: 1	SAC: 1	PB: 0	
3B: 1	DP: 1	SB: 0	
HR: 1	HBP: 0	CS: 0	

Batter	1	2	3	4	5	6	7	8	9	AB R H RBI BB SO LOB	TOP									
Fernando Vina, L (1, 4) OBP: 0.370, SLG: 0.437	0-0 F7		1-1 P6		2-1 P6			0-0 E5 1B		4 0 1 0 0 0 0										
Pat Listach, S (1, 8) OBP: 0.350, SLG: 0.364	0-2 L7		2-1 F8		2-2 G6-3			1-3 K		4 0 0 0 0 1 1										
Kevin Seitzer, R (1, 10) OBP: 0.432, SLG: 0.487	4-2 1B BB			3-2 2B HR 1B		2-1 P2			2-2 F9	3 1 1 0 1 0 0										
Dave Nilsson, L (1, 9) OBP: 0.429, SLG: 0.578	1-1 1-2 1B			0-0 1-3 HR 2B		0-1 G6-3			2-3 K	4 1 2 0 0 1 0										
Greg Vaughn, R (1, 7) OBP: 0.387, SLG: 0.578	1-0 P5			0-2 K		1-3 K			0-1 F8	4 0 0 0 0 2 4										
John Jaha, R (1, 3) OBP: 0.395, SLG: 0.540		0-0 L5		1-1 HR			3-2 F9			3 1 1 3 0 0 0										
Jose Valentin, S (1, 6) OBP: 0.349, SLG: 0.489		0-1 G4-3		1-3 K			4-2 G4-6-3 BB			2 0 0 0 1 1 0										
Jeff Cirillo, R (1, 5) OBP: 0.398, SLG: 0.489		1-1 F7		2-2 P4			0-2 G4-6-3			3 0 0 0 0 0 1										
Mike Matheny, R (1, 2) OBP: 0.243, SLG: 0.324			2-2 G2-3			2-2 G2-3		3-2 F8		2 0 0 0 0 0 0										
Jesse Levis, L (8, PH) OBP: 0.351, SLG: 0.283 (8, 2)										1 0 0 0 0 0 0										
Inning Stats	R: 0 E: 0 K: 0 S: 10	H: 1 LOB: 2 BB: 1 P: 16	R: 0 E: 0 K: 0 S: 5	H: 0 LOB: 0 BB: 0 P: 6	R: 0 E: 0 K: 0 S: 8	H: 0 LOB: 0 BB: 0 P: 13	R: 3 E: 0 K: 2 S: 16	H: 3 LOB: 0 BB: 0 P: 23	R: 0 E: 0 K: 1 S: 7	H: 0 LOB: 0 BB: 0 P: 10	R: 0 E: 0 K: 0 S: 8	H: 0 LOB: 0 BB: 1 P: 15	R: 0 E: 1 K: 1 S: 8	H: 1 LOB: 1 BB: 0 P: 12	R: 0 E: 0 K: 1 S: 10	H: 0 LOB: 0 BB: 0 P: 14	1B: 3 2B: 1 3B: 0 HR: 1	SF: 0 SAC: 0 DP: 1 HBP: 0	WP: 0 PB: 0 SB: 0 CS: 0	PA: 32
PITCHER Matt Wagner, R (1, 1) ERA: 6.02	IP: 9.0 WLS: W BF: 32 H: 5 R: 3 ER: 3 SO: 5 BB: 2 IBB: 0 HBP: 0 BLK: 0 WP: 0 HR: 1 S: 83 P: 126 ERA: 3.00 WHIP: 0.778																			
PITCHER	IP	WLS	BF	H	R	ER	SO	BB	IBB	HBP	BLK	WP	HR	S	P	ERA	WHIP			

Milwaukee Brewers @ Seattle Mariners
The Kingdome, Seattle, WA
Mon Jul 22 1996, 10:05 PM EDT
Att. 40,555 - Unknown - 68 F

livebaseballscorecards.com

AB 30
R 3
H 5
RBI 3
BB 2
SO 5
LOB 6



Batter	1	2	3	4	5	6	7	8	9	AB R H RBI BB SO LOB	TOP											
Fernando Vina, L (1, 4) OBP: 0.371, SLG: 0.436	2-1 3B 1B	1-0 G4-6-3 1-2f		1-0 P3		1 SAFE 3-2 1B 1B		2-1 FC4-6 1-2f		5 1 2 1 0 0 4												
Jeff Cirillo, R (1, 5) OBP: 0.401, SLG: 0.495	1-2 SF8 3B		4-2 G4-6-3 BB BB		2-2 G6-3	2-2 1B		1-2 G4-3		4 1 2 1 1 0 1												
Kevin Seitzer, R (1, 3) OBP: 0.434, SLG: 0.487	2-1 SF8		1 SAFE 4-1 G4-6-3 BB 1-2		2-2 BB 1B	1-3 K			4-2 HR BB	2 1 1 1 2 1 2												
Dave Nilsson, L (1, 9) OBP: 0.436, SLG: 0.608	1-0 2B HBP		0-0 G4-6-3 1-2f 2-3		1-0 BB 1B		0-0 HR		1-0 HR	4 3 3 3 0 0 2												
Greg Vaughn, R (1, 7) OBP: 0.387, SLG: 0.573 Matt Mieske, R (9, 7) OBP: 0.329, SLG: 0.494	4-2 2B BB		2-3 K		4-2 G5-4-3 BB		1-2 F7		1-3 K	3 0 0 0 2 2 1 0 0 0 0 0 0 0												
John Jaha, R (1, 10) OBP: 0.393, SLG: 0.535	1-2 K			1-3 K	0-0 G5-4-3 1-2f		2-2 F8		1-1 1B 1B	5 0 1 0 0 2 5												
Jose Valentin, S (1, 6) OBP: 0.349, SLG: 0.490 Mark Loretta, R (9, 6) OBP: 0.333, SLG: 0.301	3-0 2B			1-1 F8		1-3 K	2-1 L8		1-0 1B	5 0 2 1 0 1 0 0 0 0 0 0 0 0												
David Hulse, L (1, 8) OBP: 0.315, SLG: 0.293 Pat Listach, S (5, 8) OBP: 0.350, SLG: 0.361		1-0 G4-3		0-0 E4 1B		4-2 E 1B S BB		3-2 G4-3	0-0 F7	2 0 0 0 0 0 0 2 1 0 0 1 0 2												
Jesse Levis, L (1, 2) OBP: 0.361, SLG: 0.284		4-0 G4-6-3 BB		1-1 1B		1 SAFE 3-1 F9		4-1 FC4-6 BB	1-1 F7	3 0 1 0 2 0 3												
Inning Stats	R: 3 E: 0 K: 1 S: 13	H: 3 LOB: 2 BB: 1 P: 27	R: 0 E: 0 K: 0 S: 2	H: 0 LOB: 0 BB: 1 P: 8	R: 0 E: 0 K: 1 S: 13	H: 0 LOB: 1 BB: 2 P: 22	R: 0 E: 1 K: 1 S: 10	H: 1 LOB: 2 BB: 0 P: 14	R: 0 E: 0 K: 0 S: 14	H: 2 LOB: 2 BB: 1 P: 23	R: 1 E: 0 K: 2 S: 19	H: 2 LOB: 2 BB: 1 P: 32	R: 1 E: 0 K: 0 S: 10	H: 1 LOB: 0 BB: 0 P: 15	R: 0 E: 0 K: 0 S: 9	H: 0 LOB: 1 BB: 1 P: 19	R: 2 E: 0 K: 1 S: 13	H: 3 LOB: 2 BB: 1 P: 22	1B: 8 2B: 1 3B: 1 HR: 2	SF: 1 SAC: 0 DP: 3 HBP: 1	WP: 0 PB: 0 SB: 1 CS: 0	PA: 45
PITCHER	IP WLS BF H R ER SO BB IBB HBP BLK WP HR S P ERA WHIP																					
Rusty Meacham, R (1, 1) ERA: 5.02	1.0		7 3 3 3 1 1 0 1 0 0 0 0 13 27 27.00 4.000																			
Rafael Carmona, R (2, 1) ERA: 4.8	4.1	L	19 3 1 1 3 5 0 0 0 0 0 0 45 78 2.08 1.846																			
Tim Davis, L (6, 1) ERA: 5.4	0.1		2 1 0 0 0 0 0 0 0 0 0 0 6 11 0.00 3.000																			
Blas Minor, R (6, 1) ERA: 3.75	3.1		17 5 3 3 2 2 0 0 0 0 0 0 2 39 66 8.10 2.100																			

Milwaukee Brewers @ Seattle Mariners
The Kingdome, Seattle, WA
Tue Jul 23 1996, 10:05 PM EDT
Att. 22,378 - Dome

livebaseballscorecards.com

AB	35
R	7
H	12
RBI	7
BB	8
SO	6
LOB	20



Batter	1	2	3	4	5	6	7	8	9	AB	R	H	RBI	BB	SO	LOB
Rich Amaral, R (1, 7) OBP: 0.402, SLG: 0.361 Joey Cora, S (9, PH) OBP: 0.335, SLG: 0.428	0-1 G3-1 2B	2 SAFE 3-2 PB 1B		0-0 P2		1-2 G6-3			1-2 2B	4	0	2	1	0	0	3
Alex Rodriguez, R (1, 6) OBP: 0.404, SLG: 0.635	0-0 P4	1-1 PB 1B			0-0 L6		1-1 P6		1-1 G5-3	5	0	1	0	0	0	2
Ken Griffey Jr., L (1, 8) OBP: 0.384, SLG: 0.640	3-1 G3-1	3-3 K			1-0 P4		4-2 FC5-4 BB		2-0 G6-3	4	0	0	0	1	1	4
Jay Buhner, R (1, 9) OBP: 0.388, SLG: 0.576	4-2 BB		4-2 G6-4-3 BB		1-2 HR		0-0 FC5-4 FC6-4		0-3 K	3	1	1	1	2	1	2
Brian Hunter, R (1, 3) OBP: 0.359, SLG: 0.483	3-1 F8		0-3 K		2-0 L8		2-2 FC6-4			4	0	0	0	0	1	4
Greg Pirkel, R (1, 10) OBP: 0.190, SLG: 0.381		0-0 F8	0-0 G6-4-3		2-2 G6-3			2-0 F7		4	0	0	0	0	0	1
Dan Wilson, R (1, 2) OBP: 0.354, SLG: 0.467		2-2 FC6-4 1B		4-1 SH5-3 WP BB		0-0 F8		1-0 G3-1		3	0	1	0	1	0	0
Luis Sojo, R (1, 5) OBP: 0.253, SLG: 0.282		2-2 FC6-4 2B		1-0 SH5-3		4-0 1B BB		0-1 2B		2	1	1	0	1	0	1
Andy Sheets, R (1, 4) OBP: 0.324, SLG: 0.339		0-0 1B 2B		0-3 K		1-1 1B		2-1 F8		4	1	2	1	0	1	2

Inning Stats	R: 0	H: 1	E: 0	LOB: 2	K: 0	P: 19	R: 2	H: 4	E: 0	LOB: 2	K: 1	P: 32	R: 0	H: 0	E: 0	LOB: 0	K: 1	P: 10	R: 0	H: 0	E: 0	LOB: 1	K: 1	P: 11	R: 1	H: 1	E: 0	LOB: 0	K: 0	P: 10	R: 0	H: 1	E: 0	LOB: 2	K: 0	P: 17	R: 0	H: 0	E: 0	LOB: 1	K: 0	P: 17	R: 0	H: 1	E: 0	LOB: 1	K: 0	P: 11	R: 0	H: 1	E: 0	LOB: 1	K: 1	P: 13	1B: 4	SF: 0	2B: 4	SAC: 1	3B: 0	DP: 1	HR: 1	HBP: 0	WP: 1	PA: 40
--------------	------	------	------	--------	------	-------	------	------	------	--------	------	-------	------	------	------	--------	------	-------	------	------	------	--------	------	-------	------	------	------	--------	------	-------	------	------	------	--------	------	-------	------	------	------	--------	------	-------	------	------	------	--------	------	-------	------	------	------	--------	------	-------	-------	-------	-------	--------	-------	-------	-------	--------	-------	--------

PITCHER	IP	WLS	BF	H	R	ER	SO	BB	IBB	HBP	BLK	WP	HR	S	P	ERA	WHIP
Scott Karl, L (1, 1) ERA: 4.94	5.2	W	27	7	3	3	3	4	0	0	0	1	1	54	95	4.76	1.941
Angel Miranda, L (6, 1) ERA: 4.8	2.1		9	1	0	0	0	1	0	0	0	0	0	19	32	0.00	0.857
Mike Fetters, R (9, 1) ERA: 2.0	1.0		4	1	0	0	1	0	0	0	0	0	0	9	13	0.00	1.000

BOTTOM

Milwaukee Brewers @ Seattle Mariners
The Kingdom, Seattle, WA
Tue Jul 23 1996, 10:05 PM EDT
Att. 22,378 - Dome

livebaseballscores.com

AB	34
R	3
H	9
RBI	3
BB	5
SO	4
LOB	19



Batter	1	2	3	4	5	6	7	8	9	AB	R	H	RBI	BB	SO	LOB
Joey Cora, S OBP: 0.333, SLG: 0.427 (1, 4)	G4-3		P5		P2		G3		1B	5	1	1	0	0	0	0
Alex Rodriguez, R OBP: 0.406, SLG: 0.637 (1, 6)	K		G5-3		BB HBP		2B		1B SF7	5	2	3	1	0	1	0
Ken Griffey Jr., L OBP: 0.384, SLG: 0.635 (1, 8)	G3-1		L9		BB HBP		F7		2B	4	1	1	0	0	0	1
Jay Buhner, R OBP: 0.391, SLG: 0.578 (1, 9)		2B SF7		L7	G4-6-3		2B		K	4	1	2	1	1	1	2
Paul Sorrento, L OBP: 0.388, SLG: 0.554 (1, 3)		SF7		1B HBP	G4-6-3		K		2B	4	2	2	0	1	1	4
Doug Strange, S OBP: 0.319, SLG: 0.376 (1, 5)		SF7		1B			G3-1		F9	1	0	0	1	0	0	0
Luis Sojo, R OBP: 0.252, SLG: 0.281 (8, PH)				HBP					SF7	1	0	0	0	0	0	0
Darren Bragg, L OBP: 0.380, SLG: 0.441 (9, PH)										0	0	0	1	0	0	0
Dan Wilson, R OBP: 0.360, SLG: 0.484 (1, 2)		1B		1B	HR				F9	5	1	4	4	0	0	0
Brian Hunter, R OBP: 0.364, SLG: 0.484 (1, 10)		1B		1B			K		FC5-4	4	0	2	0	0	2	2
Rich Amaral, R OBP: 0.396, SLG: 0.356 (1, 7)		E5		K			K		1B							
Jeff Manto, R OBP: 0.343, SLG: 0.613 (8, PH)		1B		L8			F9		FC5-4	3	0	0	0	0	1	3
										1	0	0	0	0	0	1

Inning Stats	R: 0	H: 0	E: 0	K: 11	S: 11	R: 2	H: 4	E: 1	K: 11	S: 11	R: 0	H: 0	E: 0	K: 0	S: 6	R: 1	H: 2	E: 0	K: 1	S: 12	R: 0	H: 1	E: 0	K: 0	S: 7	R: 1	H: 1	E: 0	K: 1	S: 9	R: 1	H: 2	E: 0	K: 14	R: 0	H: 1	E: 0	K: 7	S: 7	R: 3	H: 4	E: 0	K: 17	S: 17	1B: 9	SF: 2	2B: 5	SAC: 0	3B: 0	DP: 1	HR: 1	HBP: 2	WP: 0	PA: 43
--------------	------	------	------	-------	-------	------	------	------	-------	-------	------	------	------	------	------	------	------	------	------	-------	------	------	------	------	------	------	------	------	------	------	------	------	------	-------	------	------	------	------	------	------	------	------	-------	-------	-------	-------	-------	--------	-------	-------	-------	--------	-------	--------

PITCHER	IP	WLS	BF	H	R	ER	SO	BB	IBB	HBP	BLK	WP	HR	S	P	ERA	WHIP
21 Cal Eldred, R ERA: 3.71 (1, 1)	5.0		23	7	3	3	3	1	0	2	0	0	0	47	87	5.40	1.600
Ramon Garcia, R ERA: 6.04 (6, 1)	1.1		6	2	2	2	1	0	0	0	0	0	1	14	22	13.50	1.500
Angel Miranda, L ERA: 4.76 (7, 1)	0.2		3	1	0	0	1	0	0	0	0	0	0	9	13	0.00	1.500
Graeme Lloyd, L ERA: 2.08 (8, 1)	1.0		4	1	0	0	0	0	0	0	0	0	0	7	8	0.00	1.000
Mike Fetters, R ERA: 2.7 (9, 1)	0.2	L	7	4	3	3	1	0	1	0	0	0	0	17	31	40.50	6.000

BOTTOM

Milwaukee Brewers @ Seattle Mariners

The Kingdom, Seattle, WA

Wed Jul 24 1996, 10:05 PM EDT

Att. 19,899 - Dome - 68 F

AB 37
R 8
H 15
RBI 8
BB 2
SO 6
LOB 13



Batter	1	2	3	4	5	6	7	8	9	AB R H RBI BB SO LOB	TOP																
Pat Listach, S (1, 8) OBP: 0.348, SLG: 0.353	4-1 BB G3-1		1-3 K	2-3 K			3-2 L9		4-1 BB G4-6-3	3 0 0 0 2 2 3																	
Fernando Vina, L (1, 4) OBP: 0.369, SLG: 0.435	1-2 SAFE G3-1		2-0 1B 2B			3-1 1B G6-3		3-2 G4-3	1-1 G4-6-3	5 1 2 1 0 0 3																	
Jeff Cirillo, R (1, 5) OBP: 0.400, SLG: 0.494	3-1 G5-3		3-0 1B FC4-6			1-1 G6-3		1-0 L6		4 0 1 2 0 0 2																	
Dave Nilsson, L (1, 10) OBP: 0.434, SLG: 0.609	2-0 G6-3		3-1 FC4-6 BB			4-2 BB		3-2 G3-1		3 0 0 0 1 0 2																	
John Jaha, R (1, 3) OBP: 0.392, SLG: 0.538		0-1 F9	4-2 BB			1-0 F7		0-0 F8		3 0 0 0 1 0 2																	
Jose Valentin, S (1, 6) OBP: 0.343, SLG: 0.479		1-0 G3	0-0 F9			0-1 G3-1		1-3 K		4 0 0 0 0 1 4																	
Matt Mieske, R (1, 9) OBP: 0.328, SLG: 0.490		1-1 F9		1-0 F8		1-3 K			1-0 G1-3 2B 1B	4 1 1 0 0 1 0	AB 32 R 4 H 5 RBI 4 BB 6 SO 5 LOB 17																
David Hulse, L (1, 7) OBP: 0.301, SLG: 0.279			1-3 K 2B	2-2 G1-3		0-0 G1-3		0-2 G1-3	0-2 G1-3	4 1 0 0 0 1 1																	
Jesse Levis, L (1, 2) OBP: 0.369, SLG: 0.282			4-1 2B 1B	4-1 BB		1-0 G3			2-1 2B	1 1 0 0 2 0 0																	
Kevin Seitzer, R (9, PH) OBP: 0.435, SLG: 0.490										1 0 1 1 0 0 0																	
Mike Matheny, R (9, 2) OBP: 0.250, SLG: 0.339										0 0 0 0 0 0 0																	
Inning Stats	R: 0 E: 0 K: 0 S: 7	H: 0 LOB: 1 BB: 1 P: 17	R: 0 E: 0 K: 2 S: 5	H: 0 LOB: 0 BB: 0 P: 7	R: 3 E: 0 K: 2 S: 16	H: 2 LOB: 2 BB: 2 P: 34	R: 0 E: 0 K: 1 S: 8	H: 0 LOB: 1 BB: 1 P: 17	R: 0 E: 0 K: 0 S: 11	H: 1 LOB: 2 BB: 1 P: 20	R: 0 E: 0 K: 1 S: 5	H: 0 LOB: 0 BB: 0 P: 7	R: 0 E: 0 K: 0 S: 8	H: 0 LOB: 0 BB: 0 P: 15	R: 0 E: 0 K: 1 S: 9	H: 0 LOB: 0 BB: 0 P: 13	R: 1 E: 0 K: 0 S: 11	H: 2 LOB: 1 BB: 1 P: 19	1B: 3 2B: 2 3B: 0 HR: 0	SF: 0 SAC: 0 DP: 1 HBP: 0	WP: 1 PB: 0 SB: 0 CS: 0	PA: 38					
PITCHER	IP WLS BF H R ER SO BB IBB HBP BLK WP HR S P ERA WHIP																										
Jason Grimsley, R (1, 1) ERA: 5.59	8.0		34	4	4	4	5	5	0	0	0	1	0	70	132	4.50	1.125										
Chuck McElroy, L (9, 1) ERA: 3.92	0.1		1	0	0	0	0	0	0	0	0	0	0	5	5	0.00	0.000										
Mike James, R (9, 1) ERA: 2.65	0.0		2	1	0	0	0	1	0	0	0	0	0	3	9	∞	∞										
Mike Holtz, L (9, 1) ERA: 1.08	0.2	W	1	0	0	0	0	0	0	0	0	0	0	2	3	0.00	0.000										

Milwaukee Brewers @ California Angels
Anaheim Stadium, Anaheim, CA

Thu Jul 25 1996, 10:05 PM EDT
Att. 16,841 - Unknown - 74 F

livebaseballscorecards.com



BOTTOM

Milwaukee Brewers @ California Angels
Anaheim Stadium, Anaheim, CA

Thu Jul 25 1996, 10:05 PM EDT
 Att: 16,841 - Unknown - 74 F

livebaseballscorecards.com

AB	36
R	5
H	10
RBI	5
BB	2
SO	8
LOB	16



WP: 0	PA: 38
PB: 0	
SB: 0	
CS: 0	

AB	R	H	RBI	BB	SO	LOB
4	0	1	0	0	1	0
1	0	0	0	0	0	2

5	2	3	3	0	0	1
---	---	---	---	---	---	---

3	0	1	1	1	1	1
---	---	---	---	---	---	---

4	0	1	0	0	2	2
---	---	---	---	---	---	---

3	0	0	0	1	0	1
---	---	---	---	---	---	---

4	1	2	1	0	0	3
---	---	---	---	---	---	---

4	0	0	0	0	2	3
---	---	---	---	---	---	---

4	1	1	0	0	1	3
---	---	---	---	---	---	---

3	0	0	0	0	1	0
1	1	1	0	0	0	0

1B: 7	SF: 0
2B: 1	SAC: 0
3B: 0	DP: 1
HR: 2	HBP: 0

Batter	1	2	3	4	5	6	7	8	9
Darin Erstad, L (1, 7) OBP: 0.353, SLG: 0.378 Randy Velarde, R (9, PH) OBP: 0.381, SLG: 0.416	3-2 P3		0-0 F9		2-3 K		2-2 G5-4-3 1B		2-2 G4-1
Gary Disarcina, R (1, 6) OBP: 0.289, SLG: 0.338	3-2 1B 2B		0-1 F9		0-0 1B		2-0 G5-4-3 1-2f		0-1 HR
Jim Edmonds, L (1, 8) OBP: 0.378, SLG: 0.577	1-0 BLK 2-H 1B		4-2 BB		3-3 K			0-1 G4-3	
Tim Salmon, R (1, 9) OBP: 0.385, SLG: 0.528	2-3 K 1-2		1-1 F8		1-1 E 1B			1-3 K	
Chili Davis, S (1, 10) OBP: 0.383, SLG: 0.488	4-0 BB			1-1 F8		0-1 F7		1-2 F8	
J.T. Snow, L (1, 3) OBP: 0.347, SLG: 0.399	1-1 G4-1			1-1 FC5-4 1B		2-2 E6 1-2		3-2 HR	
Jack Howell, L (1, 5) OBP: 0.280, SLG: 0.474				2-3 K		1-1 P5		3-1 P6	
Rex Hudler, R (1, 4) OBP: 0.359, SLG: 0.592				0-1 FC5-4 1-2f		1-3 K		0-0 G4-1 16 1B HR	
Jorge Fabregas, L (1, 2) OBP: 0.320, SLG: 0.302 16 Garret Anderson, L (9, PH) OBP: 0.325, SLG: 0.424					1-0 F7			1-1 G4-1 1-2 HR 1B	

Inning Stats	R: 1	H: 2	E: 0	K: 1	S: 12	LOB: 2	BB: 1	P: 26	R: 0	H: 0	E: 0	K: 2	S: 10	LOB: 0	BB: 0	P: 15	R: 0	H: 0	E: 0	K: 0	S: 7	LOB: 1	BB: 1	P: 12	R: 0	H: 1	E: 0	K: 1	S: 10	LOB: 1	BB: 0	P: 14	R: 0	H: 1	E: 1	K: 1	S: 14	LOB: 2	BB: 0	P: 19	R: 0	H: 1	E: 0	K: 0	S: 5	LOB: 0	BB: 0	P: 9	R: 0	H: 0	E: 0	K: 1	S: 8	LOB: 0	BB: 0	P: 10	R: 4	H: 4	E: 0	K: 0	S: 20	LOB: 0	BB: 0	P: 29	1B: 7	SF: 0	2B: 1	SAC: 0	3B: 0	DP: 1	HR: 2	HBP: 0	WP: 0	PA: 38
--------------	------	------	------	------	-------	--------	-------	-------	------	------	------	------	-------	--------	-------	-------	------	------	------	------	------	--------	-------	-------	------	------	------	------	-------	--------	-------	-------	------	------	------	------	-------	--------	-------	-------	------	------	------	------	------	--------	-------	------	------	------	------	------	------	--------	-------	-------	------	------	------	------	-------	--------	-------	-------	-------	-------	-------	--------	-------	-------	-------	--------	-------	--------

PITCHER	IP	WLS	BF	H	R	ER	SO	BB	IBB	HBP	BLK	WP	HR	S	P	ERA	WHIP
Tim Van Egmond, R (1, 1) ERA: 3.86	5.1		24	5	1	1	6	2	0	0	1	0	0	58	95	1.69	1.312
Ricky Bones, R (6, 1) ERA: 5.88	3.0		11	3	2	2	2	0	0	0	0	0	1	28	42	6.00	1.000
Graeme Lloyd, L (9, 1) ERA: 2.47	0.1	L	3	2	2	2	0	0	0	0	0	0	1	10	13	54.00	6.000

Batter	1	2	3	4	5	6	7	8	9	AB R H RBI BB SO LOB	TOP													
Pat Listach, S OBP: 0.343, SLG: 0.347 (1, 8)	1-1 P6		2-1 FC5-4 1B		1-2 F8			2-2 L7		4 1 0 1 0 0 1														
Fernando Vina, L OBP: 0.370, SLG: 0.434 (1, 4)	2-3 K		2-2 1B			2-1 P2		2-1 HBP		3 0 1 1 0 1 0														
Kevin Seitzer, R OBP: 0.431, SLG: 0.485 (1, 10)	1-1 G6-3		1-1 G6-3			2-1 G6-3		2-3 K		4 0 0 0 0 1 2														
Dave Nilsson, L OBP: 0.435, SLG: 0.608 (1, 9)		3-2 L6		3-2 FC5-4 1B		0-2 P5			3-2 HR 1B	4 1 2 0 0 0 0														
Greg Vaughn, R OBP: 0.382, SLG: 0.571 (1, 7)		2-3 K		0-0 FC5-4			3-2 HR		0-0 L9	4 1 1 1 0 1 2														
John Jaha, R OBP: 0.388, SLG: 0.532 (1, 3)		0-2 G5-3		1 SAFE 2-1 F9			0-0 F8		1-1 P3	4 0 0 0 0 0 2														
Jose Valentin, S OBP: 0.344, SLG: 0.486 (1, 6)			4-1 1B FC5-4 BB	1 SAFE 0-3 K			0-0 G3		0-2 HR	3 2 1 2 1 1 1														
Jeff Cirillo, R OBP: 0.396, SLG: 0.488 (1, 5)			1 SAFE 0-1 F9	1 SAFE 0-0 F8			1-0 G6-3		0-0 P3	4 0 0 0 0 0 1														
Jesse Levis, L OBP: 0.368, SLG: 0.283 (1, 2)			2-2 FC5-4 1B		1-0 B3-1			2-1 G3		3 0 1 0 0 0 0														
Inning Stats	R: 0 E: 0 K: 1 S: 7	H: 0 LOB: 0 BB: 0 P: 11	R: 0 E: 0 K: 1 S: 10	H: 0 LOB: 0 BB: 0 P: 15	R: 2 E: 0 K: 0 S: 15	H: 2 LOB: 1 BB: 1 P: 24	R: 0 E: 0 K: 1 S: 13	H: 1 LOB: 1 BB: 0 P: 18	R: 0 E: 0 K: 0 S: 6	H: 0 LOB: 0 BB: 0 P: 8	R: 0 E: 0 K: 0 S: 7	H: 0 LOB: 0 BB: 0 P: 11	R: 1 E: 0 K: 0 S: 6	H: 1 LOB: 0 BB: 0 P: 10	R: 0 E: 0 K: 1 S: 10	H: 0 LOB: 1 BB: 0 P: 18	R: 2 E: 0 K: 0 S: 12	H: 2 LOB: 0 BB: 0 P: 16	1B: 4 2B: 0 3B: 0 HR: 2	SF: 0 SAC: 0 DP: 0 HBP: 1	WP: 0 PB: 0 SB: 3 CS: 0	PA: 35		
PITCHER Dennis Springer, R ERA: 7.29 Troy Percival, R ERA: 1.85	IP 7.2	WLS W	BF 29	H 4	R 3	ER 3	SO 3	BB 1	IBB 0	HBP 1	BLK 0	WP 0	HR 1	S 70	P 109	ERA 3.52	WHIP 0.652							
	IP 1.1	WLS S	BF 6	H 2	R 2	ER 2	SO 1	BB 0	IBB 0	HBP 0	BLK 0	WP 0	HR 1	S 16	P 22	ERA 13.50	WHIP 1.500							

Milwaukee Brewers @ California Angels
Anaheim Stadium, Anaheim, CA
Fri Jul 26 1996, 10:05 PM EDT
Att. 18,189 - Unknown - 78 F

livebaseballscorecards.com

AB	33
R	5
H	6
RBI	5
BB	1
SO	4
LOB	9



Batter	1	2	3	4	5	6	7	8	9	AB	R	H	RBI	BB	SO	LOB
Randy Velarde, R OBP: 0.385, SLG: 0.417 (1, 4)	2-0 CS 1B		2-2 F8			4-2 SH1-4 BB	4-0 BB 1-2 2-3 BB			2	0	1	0	2	0	0
Gary Disarcina, R OBP: 0.289, SLG: 0.336 (1, 6)	4-2 1B 1-2 SF9-2-4 BB		1-1 G6-3			1-1 SH1-4 1-2	1-0 L5 3-3			2	1	0	0	1	0	3
Jim Edmonds, L OBP: 0.376, SLG: 0.571 (1, 8)	1-2 BB 1-3 1B				0-0 F9	3-2 K		0-0 F7		4	0	1	0	0	1	1
Tim Salmon, R OBP: 0.386, SLG: 0.527 (1, 9)	4-1 SF9-2-4 1-2 BB				2-1 G4-3	0-0 F7		1-2 HR 1B		3	1	1	0	1	0	1
Chili Davis, S OBP: 0.384, SLG: 0.497 (1, 10)	1-0 SF9-2-4 1-2 3-H				3-3 K			0-1 HR 1B		2	2	1	3	1	1	0
16 Garret Anderson, L OBP: 0.324, SLG: 0.424 (1, 7)		1-0 F9			2-0 P5			2-2 F9		4	1	1	0	0	0	0
J.T. Snow, L OBP: 0.346, SLG: 0.397 (1, 3)		2-1 F8			0-1 G3-1			0-3 K		4	0	1	1	0	1	0
George Arias, R OBP: 0.291, SLG: 0.315 (1, 5)		1-0 L4			0-2 HR			0-3 K		3	1	1	1	0	1	2
Pat Borders, R OBP: 0.300, SLG: 0.373 Darin Erstad, L OBP: 0.357, SLG: 0.383 Jorge Fabregas, L OBP: 0.320, SLG: 0.302 (1, 2) (7, PH) (8, 2)					0-0 P3			3-2 BB 1-2 3-H 1B		2	0	0	0	0	0	0
								1-2 BB 1B		1	0	1	1	0	0	0
								1-2 SAFE SAFE SAFE SAFE 1B		0	0	0	0	0	0	0

Inning Stats	R: 1	H: 2	E: 0	K: 0	S: 8	LOB: 1	BB: 2	P: 20	R: 0	H: 0	E: 0	K: 0	S: 4	LOB: 0	BB: 0	P: 8	R: 0	H: 0	E: 0	K: 0	S: 6	LOB: 0	BB: 0	P: 9	R: 0	H: 0	E: 0	K: 1	S: 6	LOB: 0	BB: 0	P: 11	R: 1	H: 1	E: 0	K: 0	S: 8	LOB: 0	BB: 0	P: 13	R: 0	H: 0	E: 0	K: 1	S: 10	LOB: 1	BB: 1	R: 2	H: 3	E: 0	K: 1	S: 13	LOB: 2	BB: 2	P: 27	R: 2	H: 2	E: 0	K: 1	S: 12	LOB: 0	BB: 0	P: 15
--------------	------	------	------	------	------	--------	-------	-------	------	------	------	------	------	--------	-------	------	------	------	------	------	------	--------	-------	------	------	------	------	------	------	--------	-------	-------	------	------	------	------	------	--------	-------	-------	------	------	------	------	-------	--------	-------	------	------	------	------	-------	--------	-------	-------	------	------	------	------	-------	--------	-------	-------

PITCHER	IP	WLS	BF	H	R	ER	SO	BB	IBB	HBP	BLK	WP	HR	S	P	ERA	WHIP
Jeff D'Amico, R ERA: 4.78 (1, 1)	6.0	L	25	5	4	4	2	4	0	0	0	0	1	47	89	6.00	1.500
Ramon Garcia, R ERA: 6.16 (7, 1)	2.0		9	3	2	2	2	1	0	0	0	0	1	20	31	9.00	2.000

BOTTOM

Milwaukee Brewers @ California Angels
Anaheim Stadium, Anaheim, CA

Fri Jul 26 1996, 10:05 PM EDT
Att: 18,189 - Unknown - 78 F

AB	27
R	6
H	8
RBI	6
BB	5
SO	4
LOB	7



WP: 0	PA: 34
PB: 0	SB: 0
CS: 1	

PITCHER	IP	WLS	BF	H	R	ER	SO	BB	IBB	HBP	BLK	WP	HR	S	P	ERA	WHIP
---------	----	-----	----	---	---	----	----	----	-----	-----	-----	----	----	---	---	-----	------

Batter	1	2	3	4	5	6	7	8	9	AB R H RBI BB SO LOB	TOP											
Pat Listach, S OBP: 0.342, SLG: 0.345 (1, 8) X	0-0 G6-3		2-2 1B			2-2 G6-3		0-0 FC6-4		4 0 1 0 0 0 2												
Jeff Cirillo, R OBP: 0.397, SLG: 0.491 (1, 5) B C X	2-1 2B		1-1 1B			2-3 K		2-2 FC6-4		4 0 2 0 0 1 2												
Kevin Seitzer, R OBP: 0.427, SLG: 0.480 (1, 3) C B F X	1-2 G1-3		1-1 FC6-4			1-2 F9			2-1 G6-3	4 0 0 0 0 0 3												
Greg Vaughn, R OBP: 0.381, SLG: 0.567 (1, 7) B B X	3-0 G5-3			0-1 L7			0-0 F7		2-1 BB	4 0 1 0 0 0 1												
John Jaha, R OBP: 0.387, SLG: 0.527 (1, 10) X				0-0 F9			2-1 F9		4-0 BB	3 0 0 0 1 0 0												
Matt Mieske, R OBP: 0.323, SLG: 0.481 (1, 9) C B X				2-0 F9			2-3 K		1-2 K	4 0 0 0 0 2 2												
Jose Valentin, S OBP: 0.341, SLG: 0.481 (1, 6) C B X				1-3 K2-3					1-3 K	4 0 0 0 0 3 2												
Mark Loretta, R OBP: 0.333, SLG: 0.303 (1, 4) C B X				0-3 K					1-0 FC6-4	3 0 1 0 0 2 0												
Mike Matheny, R OBP: 0.251, SLG: 0.338 (1, 2) X				0-1 G3					0-0 FC6-4	3 0 1 0 0 1 0												
Inning Stats	R: 0 E: 0 K: 0 S: 7	H: 1 LOB: 1 BB: 0 P: 13	R: 0 E: 0 K: 1 S: 7	H: 0 LOB: 0 BB: 0 P: 9	R: 0 E: 0 K: 1 S: 14	H: 2 LOB: 2 BB: 0 P: 18	R: 0 E: 0 K: 0 S: 4	H: 0 LOB: 0 BB: 0 P: 6	R: 0 E: 0 K: 3 S: 10	H: 0 LOB: 0 BB: 0 P: 12	R: 0 E: 0 K: 1 S: 9	H: 0 LOB: 0 BB: 0 P: 14	R: 0 E: 0 K: 1 S: 7	H: 0 LOB: 0 BB: 0 P: 11	R: 0 E: 0 K: 0 S: 8	H: 2 LOB: 2 BB: 0 P: 11	R: 0 E: 0 K: 2 S: 10	H: 1 LOB: 2 BB: 1 P: 20	1B: 5 2B: 1 3B: 0 HR: 0	SF: 0 SAC: 0 DP: 0 HBP: 0	WP: 0 PB: 0 SB: 0 CS: 0	PA: 34
PITCHER Chuck Finley, L ERA: 4.63 (1, 1)	IP 9.0 WLS W BF 34 H 6 R 0 ER 0 SO 9 BB 1 IBB 0 HBP 0 BLK 0 WP 0 HR 0 S 76 P 114 ERA 0.00 WHIP 0.778																				PITCHER IP WLS BF H R ER SO BB IBB HBP BLK WP HR S P ERA WHIP	

Milwaukee Brewers @ California Angels
Anaheim Stadium, Anaheim, CA

Sat Jul 27 1996, 6:33 AM EDT
Att. 17,497 - Sunny - 84 F

AB	33
R	0
H	6
RBI	0
BB	1
SO	9
LOB	12



Batter	1	2	3	4	5	6	7	8	9
Darin Erstad, L (1, 7) OBP: 0.349, SLG: 0.373	3-2 G5-3	0-0 G3			3-2 G4-3		1-0 G5-3		
Gary Disarcina, R (1, 6) OBP: 0.289, SLG: 0.335	0-1 G6-3		0-0 2B 16 1B 1B		3-3 K			1-0 F9	
Jim Edmonds, L (1, 8) OBP: 0.378, SLG: 0.570	3-3 K		1 SAFE 3-1 F7		2-2 1B			1-0 16 2B 16 E 1B	
Chili Davis, S (1, 10) OBP: 0.385, SLG: 0.500		1-1 BB 16 1B HR 1B	2-0 16 1B 2B		1-0 G1-3			0-0 F6	
16 Garret Anderson, L (1, 9) OBP: 0.328, SLG: 0.430		2-1 1-2 HR 1B	0-1 G6-4-3 1B		1-3 K			0-1 1-H E 2B	
Randy Velarde, R (1, 4) OBP: 0.384, SLG: 0.413		4-2 1-2 2-3 HR BB	1-0 G6-4-3 1-2f		0-0 F8			1-2 3-H E6	
J.T. Snow, L (1, 3) OBP: 0.345, SLG: 0.404		1-0 1-H 2-H 3-H HR		3-2 F9		2-2 G6-3		1-2 G3-1	
Don Slaught, R (1, 2) OBP: 0.377, SLG: 0.476		1-3 K		0-3 K			0-0 G4-3		
George Arias, R (1, 5) OBP: 0.283, SLG: 0.306		1-3 K		3-1 G6-3			1-1 F9		

Inning Stats	R: 0	H: 0	E: 0	K: 1	S: 8	R: 4	H: 3	E: 0	K: 2	S: 16	R: 1	H: 3	E: 0	K: 0	S: 7	R: 0	H: 0	E: 0	K: 1	S: 8	R: 0	H: 1	E: 0	K: 1	S: 11	R: 0	H: 0	E: 0	K: 1	S: 8	R: 0	H: 0	E: 2	K: 0	S: 11	R: 2	H: 2	E: 2	K: 0	S: 11
	LOB: 0	BB: 0	P: 14	LOB: 0	BB: 1	P: 26	LOB: 1	BB: 0	P: 13		LOB: 0	BB: 0	P: 14	LOB: 1	BB: 0	P: 20	LOB: 0	BB: 0	P: 11		LOB: 0	BB: 0	P: 6	LOB: 0	BB: 0	P: 15	LOB: 1	BB: 0	P: 15		LOB: 0	BB: 0	P: 15	SF: 0	SAC: 0	DP: 1	HBP: 0			

PITCHER	IP	WLS	BF	H	R	ER	SO	BB	IBB	HBP	BLK	WP	HR	S	P	ERA	WHIP
Ben McDonald, R (1, 1) ERA: 3.67	8.0	L	34	9	7	5	6	1	0	0	0	0	1	73	119	5.62	1.250

BOTTOM

AB	R	H	RBI	BB	SO	LOB
4	0	0	0	0	0	0
4	1	1	0	0	1	0
4	1	2	0	0	1	1
4	1	2	0	0	0	2
4	2	3	1	0	1	0
3	1	0	0	1	0	2
4	1	1	4	0	0	1
3	0	0	0	0	2	0
3	0	0	0	0	1	0

AB	33
R	7
H	9
RBI	5
BB	1
SO	6
LOB	6



WP	PA
0	34

Milwaukee Brewers @ California Angels
Anaheim Stadium, Anaheim, CA
 Sat Jul 27 1996, 6:33 AM EDT
 Att. 17,497 - Sunny - 84 F

livebaseballscorecards.com

Batter	1	2	3	4	5	6	7	8	9	AB R H RBI BB SO LOB	TOP
Joey Cora, S (1, 4) OBP: 0.340, SLG: 0.433 WP 1B 2B 1B	1-1 1B 2B 1B		2-1 HR 2B	4-2 1B BB		3-3 K 1-2		1-1 SH5-3 2-3		3 3 2 0 1 1 1	
Alex Rodriguez, R (1, 6) OBP: 0.410, SLG: 0.634 SAFE K	1-3 K		4-2 HR BB	1-0 F9 1B		0-0 1B		2-3 K		4 1 1 0 1 2 3	
Ken Griffey Jr., L (1, 8) OBP: 0.396, SLG: 0.669 2B 1B	3-0 2B 1B		2-0 HR 1-H 2-H	1-1 1B 1B		3-3 K		4-2 S BB		4 1 3 3 1 1 1	
Jay Buhner, R (1, 9) OBP: 0.383, SLG: 0.563 1-3 3-H 2B	0-1 1-3 3-H 2B		0-3 K	1-1 1-3 3-H 1B		1-1 F9		3-3 K 1-2		5 0 2 2 0 2 2	
Paul Sorrento, L (1, 3) OBP: 0.380, SLG: 0.547 K	2-3 K		2-3 K	2-2 F4		1-0 P6			2-1 L9	5 0 0 0 0 2 4	
Dan Wilson, R (1, 2) OBP: 0.369, SLG: 0.496 F9	3-1 F9		1-1 1B 2B	4-1 G6-4-3 BB		4-1 1B BB		4-2 HBP BB		2 1 1 0 3 0 2	
Doug Strange, S (1, 10) OBP: 0.315, SLG: 0.359 G3 1B		1-1 G3	2-1 1B 2-H	3-2 1 SAFE P2		2-2 1-3 1B		0-2 F9		5 0 2 1 0 0 2	
Brian Hunter, R (1, 7) OBP: 0.353, SLG: 0.461 P5 K		0-2 P5	0-3 K	0-0 G6-4-3 1-2f		1-2 P6		1-0 HBP		4 0 0 0 0 1 4	
Jeff Manto, R (1, 5) OBP: 0.313, SLG: 0.535 L9 P4 CS BB SH5-3 2B G5-3		2-2 L9		0-1 P4		4-2 CS BB		2-1 SH5-3 2B	2-0 G5-3	4 0 1 0 1 0 2	
Inning Stats	R: 1 H: 3 E: 0 LOB: 2 K: 2 BB: 0 S: 13 P: 23	R: 0 H: 0 E: 0 LOB: 0 K: 0 BB: 0 S: 8 P: 11	R: 4 H: 4 E: 0 LOB: 1 K: 3 BB: 1 S: 19 P: 32	R: 1 H: 2 E: 0 LOB: 2 K: 0 BB: 1 S: 14 P: 23	R: 0 H: 0 E: 0 LOB: 0 K: 0 BB: 1 S: 8 P: 15	R: 0 H: 1 E: 0 LOB: 1 K: 2 BB: 1 S: 9 P: 19	R: 0 H: 1 E: 0 LOB: 2 K: 0 BB: 1 S: 10 P: 19	R: 0 H: 1 E: 0 LOB: 2 K: 2 BB: 1 S: 13 P: 25	R: 0 H: 0 E: 0 LOB: 2 K: 0 BB: 1 S: 8 P: 17	1B: 7 SF: 0 2B: 4 SAC: 1 3B: 0 DP: 1 HR: 1 HBP: 1	WP: 1 PA: 45 PB: 0 SB: 1 CS: 1
PITCHER 21 Cal Eldred, R (1, 1) ERA: 5.57 Steve Sparks, R (5, 1) ERA: 6.51 Angel Miranda, L (8, 1) ERA: 4.6 Ricky Bones, R (8, 1) ERA: 5.8	IP WLS BF H R ER SO BB IBB HBP BLK WP HR S P ERA WHIP 4.0 L 23 9 6 6 5 2 0 0 0 1 1 54 89 13.50 2.750 3.0 13 3 0 0 2 3 0 0 0 0 0 29 57 0.00 2.000 0.2 3 0 0 0 1 1 0 0 0 0 0 8 15 0.00 1.500 1.1 6 0 0 0 1 1 0 1 0 0 0 11 23 0.00 0.750	PITCHER IP WLS BF H R ER SO BB IBB HBP BLK WP HR S P ERA WHIP									

Seattle Mariners @ Milwaukee Brewers
 Milwaukee County Stadium, Milwaukee, WI
 Tue Jul 30 1996, 8:05 PM EDT
 Unknown - 69 F

livebaseballscorecards.com



Batter	1	2	3	4	5	6	7	8	9	AB R H RBI BB SO LOB
Pat Listach, S OBP: 0.338, SLG: 0.338 (1, 8)	F8		K		G6-3			1B FC5-2	K	5 0 1 0 0 2 3
Fernando Vina, L OBP: 0.368, SLG: 0.427 (1, 4)	G3		G4-3		F8			1B FC5-2	1B	5 1 2 1 0 0 1
Kevin Seitzer, R OBP: 0.423, SLG: 0.482 (1, 3)	K		P3			G6-3		FC5-2 WP 1B	FC6-4	5 0 0 0 0 1 4
Dave Nilsson, L OBP: 0.434, SLG: 0.603 (1, 9)		P6		L1		F8		WP 1B		4 0 1 1 0 0 0
David Hulse, L OBP: 0.298, SLG: 0.276 (8, PR) (9, 9)										0 0 0 0 0 0 0
Greg Vaughn, R OBP: 0.379, SLG: 0.575 (1, 7)		HR		HR		BB		K		3 2 2 2 1 1 2
John Jaha, R OBP: 0.385, SLG: 0.528 (1, 10)		K		K		K		G1-3		4 0 0 0 0 3 4
Jose Valentin, S OBP: 0.340, SLG: 0.485 (1, 6)		HR		K			K		1B 1B	4 2 2 1 0 2 0
Jeff Cirillo, R OBP: 0.397, SLG: 0.490 (1, 5)		2B			F9		F8		K	4 0 1 0 0 1 1
Mike Matheny, R OBP: 0.249, SLG: 0.338 (1, 2)			K		G6-3		P4		1B 1B	3 0 1 0 0 1 1
Jesse Levis, L OBP: 0.372, SLG: 0.291 (9, PH)										1 0 1 0 0 0 0

Inning Stats	R: 0 E: 0 K: 1 S: 9	H: 0 LOB: 0 BB: 0 P: 14	R: 2 E: 0 K: 2 S: 18	H: 3 LOB: 1 BB: 0 P: 32	R: 0 E: 0 K: 1 S: 10	H: 0 LOB: 0 BB: 0 P: 14	R: 1 E: 0 K: 2 S: 11	H: 1 LOB: 0 BB: 0 P: 20	R: 0 E: 0 K: 0 S: 7	H: 1 LOB: 1 BB: 0 P: 11	R: 0 E: 0 K: 1 S: 10	H: 0 LOB: 1 BB: 1 P: 20	R: 0 E: 0 K: 1 S: 8	H: 0 LOB: 0 BB: 0 P: 11	R: 1 E: 0 K: 1 S: 21	H: 3 LOB: 3 BB: 0 P: 29	R: 1 E: 0 K: 2 S: 13	H: 3 LOB: 2 BB: 0 P: 20	1B: 6 2B: 2 3B: 0 HR: 3	SF: 0 SAC: 0 DP: 0 HBP: 0
--------------	------------------------------	----------------------------------	-------------------------------	----------------------------------	-------------------------------	----------------------------------	-------------------------------	----------------------------------	------------------------------	----------------------------------	-------------------------------	----------------------------------	------------------------------	----------------------------------	-------------------------------	----------------------------------	-------------------------------	----------------------------------	----------------------------------	------------------------------------

BOTTOM

Seattle Mariners @ Milwaukee Brewers
Milwaukee County Stadium, Milwaukee, WI

Tue Jul 30 1996, 8:05 PM EDT
Unknown - 69 F

AB	38
R	5
H	11
RBI	5
BB	1
SO	11
LOB	16

WP: 1 PA: 39
PB: 0
SB: 0
CS: 0



PITCHER	IP	WLS	BF	H	R	ER	SO	BB	IBB	HBP	BLK	WP	HR	S	P	ERA	WHIP
Bob Wells, R ERA: 4.19 (1, 1)	5.0	W	20	5	3	3	6	0	0	0	0	0	3	55	91	5.40	1.000
Rafael Carmona, R ERA: 4.66 (6, 1)	2.0		8	1	1	1	2	1	0	0	0	0	0	19	32	4.50	1.000
Norm Charlton, L ERA: 4.43 (8, 1)	0.1		3	2	0	0	0	0	0	0	0	0	0	11	17	0.00	6.000
Michael Jackson, R ERA: 4.66 (8, 1)	1.0		4	1	1	1	2	0	0	0	0	1	0	13	17	9.00	1.000
Bobby Ayala, R ERA: 6.37 (9, 1)	0.2	S	4	2	0	0	1	0	0	0	0	0	0	9	14	0.00	3.000

Batter	1	2	3	4	5	6	7	8	9	AB R H RBI BB SO LOB	TOP
Joey Cora, S (1, 4) OBP: 0.336, SLG: 0.429 	3-2 F9 		3-1 L4 		1-0 SF8 			0-0 F9 	1-0 G4-3 	4 0 0 1 0 0 1	Seattle Mariners @ Milwaukee Brewers Milwaukee County Stadium, Milwaukee, WI Tue Jul 30 1996, 8:05 PM EDT Att. 18,591 - Unknown - 68 F livebaseballscorecards.com
Rich Amaral, R (1, 9) OBP: 0.395, SLG: 0.349 	0-1 G1-3 		1-3 K 		0-0 G6-3 			2-1 1B 1B 		4 0 1 0 0 1 1	
Ken Griffey Jr., L (1, 8) OBP: 0.395, SLG: 0.663 	1-0 F9 			1-1 F7 		0-0 P6 		4-2 1B 1B 1-2 BB 		3 0 0 0 1 0 0	
Jay Buhner, R (1, 10) OBP: 0.381, SLG: 0.568 		0-1 L7 		2-0 F9 		1-1 HR 		1-2 F8 		4 1 1 1 0 0 2	
Alex Rodriguez, R (1, 6) OBP: 0.411, SLG: 0.632 		1-2 1B 		1-1 F7 		1-2 G1-3 		3-1 1-2 2-3 1B 		4 0 2 0 0 0 0	
Paul Sorrento, L (1, 3) OBP: 0.379, SLG: 0.542 		3-1 E3 			4-2 1B 1B BB 		2-3 K 	3-3 K 		3 1 0 0 1 2 4	
Doug Strange, S (1, 7) OBP: 0.313, SLG: 0.355 		1-3 K 		2-1 SH3 1B SF8 1B 		0-1 G4-3 		3-2 G3 		4 1 1 0 0 1 2	
Luis Sojo, R (1, 5) OBP: 0.249, SLG: 0.277 Dan Wilson, R (9, PH) OBP: 0.370, SLG: 0.497 		3-2 P5 		1-0 SH3 1B 		2-3 K 		1-0 1B 		3 0 1 1 0 1 2 1 0 1 0 0 0 0	
John Marzano, R (1, 2) OBP: 0.353, SLG: 0.322 Jeff Manto, R (9, PH) OBP: 0.306, SLG: 0.523 		0-0 P4 		0-0 SH3 		0-1 G5-3 		1-3 K 		2 0 0 0 0 0 0 1 0 0 0 0 1 1	
Inning Stats	R: 0 H: 0 E: 0 LOB: 0 K: 0 BB: 0 S: 6 P: 10	R: 0 H: 1 E: 1 LOB: 2 K: 1 BB: 0 S: 15 P: 23	R: 0 H: 0 E: 0 LOB: 0 K: 1 BB: 0 S: 6 P: 10	R: 0 H: 0 E: 0 LOB: 0 K: 0 BB: 0 S: 5 P: 9	R: 2 H: 2 E: 0 LOB: 1 K: 0 BB: 1 S: 9 P: 16	R: 1 H: 1 E: 0 LOB: 0 K: 1 BB: 0 S: 9 P: 13	R: 0 H: 0 E: 0 LOB: 0 K: 1 BB: 0 S: 8 P: 10	R: 0 H: 2 E: 0 LOB: 3 K: 1 BB: 1 S: 14 P: 27	R: 0 H: 1 E: 0 LOB: 1 K: 1 BB: 0 S: 9 P: 15	1B: 6 SF: 1 2B: 0 SAC: 1 3B: 0 DP: 0 HR: 1 HBP: 0	WP: 0 PA: 37 PB: 0 SB: 0 CS: 0
PITCHER Tim Van Emdon, R (1, 1) ERA: 3.78 Graeme Lloyd, L (8, 1) ERA: 2.38 Doug Jones, R (8, 1) ERA: 4.91 Mike Fetters, R (9, 1) ERA: 2.72	IP WLS BF H R ER SO BB IBB HBP BLK WP HR S P ERA WHIP 7.1 W 29 5 3 3 4 1 0 0 0 0 1 61 96 3.68 0.818 0.0 1 0 0 0 0 1 0 0 0 0 0 3 7 ∞ ∞ 0.2 3 1 0 0 1 0 0 0 0 0 0 8 15 0.00 1.500 1.0 S 4 1 0 0 1 0 0 0 0 0 0 9 15 0.00 1.000	PITCHER IP WLS BF H R ER SO BB IBB HBP BLK WP HR S P ERA WHIP									



Batter	1	2	3	4	5	6	7	8	9
Fernando Vina, L OBP: 0.365, SLG: 0.423 (1, 4)	1-1 L7		0-1 P5		0-1 G4-3	4-2 FC5-4 BB		2-2 P6	
Jeff Cirillo, R OBP: 0.398, SLG: 0.493 (1, 5)	1-1 L1-6 2B		2-2 E6			0-1 HR 1B			
Jose Valentin, S OBP: 0.339, SLG: 0.491 (1, 6)	1-2 L1-6 2-2		2-2 F8			0-1 HR 1-H	1-1 L7		
Dave Nilsson, L OBP: 0.435, SLG: 0.614 (1, 10)		0-3 K		1-2 F7		2-0 HR 1B	3-2 E4 1B		
Greg Vaughn, R OBP: 0.378, SLG: 0.571 (1, 7)		4-2 FC6-4 E BB		0-0 G6-3		1-1 E5 F9 1B 1B	3-2 F6		
John Jaha, R OBP: 0.385, SLG: 0.526 Kevin Seitzer, R OBP: 0.424, SLG: 0.482 (7, PH) (8, 3)		2-1 E5 FC6-4		1-3 K		0-2 1B 1-2 1B	4-0 FC6-4 IBB		
Matt Mieske, R OBP: 0.322, SLG: 0.476 (1, 9)		1-2 FC6-4 1-2f 2-3			0-3 K	0-3 K	0-1 FC6-4 1-2f		
David Hulse, L OBP: 0.296, SLG: 0.275 (1, 8)		1-2 F8 SAFE SAFE			0-0 G4-3 1B	1-0 F9 2-3		1-1 G4-3	
Jesse Levis, L OBP: 0.368, SLG: 0.289 (1, 2)			0-1 G4-3		3-1 G4-3 1-2	1-1 BB 1B 3-H		2-2 G4-6-3	

Inning Stats	R: 0 E: 0 K: 0 S: 8	H: 1 LOB: 0 BB: 0 P: 11	R: 0 E: 1 K: 1 S: 16	H: 0 LOB: 2 BB: 1 P: 24	R: 0 E: 1 K: 0 S: 12	H: 0 LOB: 1 BB: 0 P: 16	R: 0 E: 0 K: 1 S: 7	H: 0 LOB: 0 BB: 0 P: 9	R: 0 E: 0 K: 1 S: 8	H: 1 LOB: 1 BB: 0 P: 11	R: 4 E: 1 K: 0 S: 11	H: 5 LOB: 3 BB: 1 P: 34	R: 0 E: 1 K: 0 S: 11	H: 1 LOB: 2 BB: 1 P: 22	R: 0 E: 0 K: 0 S: 8	H: 0 LOB: 0 BB: 0 P: 13
--------------	------------------------------	----------------------------------	-------------------------------	----------------------------------	-------------------------------	----------------------------------	------------------------------	---------------------------------	------------------------------	----------------------------------	-------------------------------	----------------------------------	-------------------------------	----------------------------------	------------------------------	----------------------------------

PITCHER	IP	WLS	BF	H	R	ER	SO	BB	IBB	HBP	BLK	WP	HR	S	P	ERA	WHIP
Bob Wolcott, R ERA: 5.38 (1, 1)	5.1	L	25	6	4	3	4	1	0	0	0	0	2	65	88	5.06	1.312
Tim Davis, L ERA: 4.76 (6, 1)	0.1		3	1	0	0	0	1	0	0	0	0	0	6	12	0.00	6.000
Rafael Carmona, R ERA: 4.48 (6, 1)	2.1		9	1	0	0	0	0	1	0	0	0	0	22	40	0.00	0.429


BOTTOM

Seattle Mariners @ Milwaukee Brewers
Milwaukee County Stadium, Milwaukee, WI

Tue Jul 30 1996, 8:05 PM EDT
Att: 18,591 - Unknown - 68 F

AB	34
R	4
H	8
RBI	4
BB	3
SO	4
LOB	19

WP: 0 PA: 37
PB: 0
SB: 0
CS: 0



1B	2B	3B	HR	SF	SAC	DP	HBP	WP	HR	S	P	ERA	WHIP
5	2	0	2	0	1	0	0	0	0	0	0	0.00	0.429

Batter	1	2	3	4	5	6	7	8	9	AB R H RBI BB SO LOB	TOP											
Joey Cora, S OBP: 0.340, SLG: 0.432 (1, 4)	0-0 F8		0-0 1-H 2B		0-0 2-3 1B 1B	0-0 1-3 3-H 2B 1B	1-0 HBP			4 2 3 2 0 0 0												
Alex Rodriguez, R OBP: 0.413, SLG: 0.647 (1, 6)	0-3 K		0-0 G5-3		0-0 1-2 3-H F9 1B 1B	0-0 1-3 3-H 2B	0-0 1-3 3-H 1B			5 2 3 3 0 1 1												
Ken Griffey Jr., L OBP: 0.400, SLG: 0.680 (1, 8)	0-0 2B		0-3 K		0-0 1-2 2-H G5-3 WP 1B	4-0 1B IBB	0-0 F9			4 0 2 1 1 1 3												
Jay Buhner, R OBP: 0.382, SLG: 0.580 (1, 9)	0-0 G4-3			0-0 FC1-5 1B 1B	0-0 F9	0-3 K		0-0 G6-3		5 0 1 0 0 1 6												
Paul Sorrento, L OBP: 0.378, SLG: 0.535 (1, 3)		0-0 G5-3		0-0 1-2 FC1-5 1B	4-0 1-2 3-H G5-3 BB	0-0 1-2 2-H 3-H 1B		0-0 G5-3		4 0 2 2 1 0 0												
Dan Wilson, R OBP: 0.364, SLG: 0.487 (1, 2)		0-3 K		0-0 1-2 2-3f FC1-5	0-0 1-2 2-3 G5-3	0-0 1-2f G6-4-3		0-0 F8		5 0 0 0 0 1 6												
Doug Strange, S OBP: 0.307, SLG: 0.346 (1, 10)		0-0 G3		0-3 K	0-0 G4-3		0-0 G4-6-3 1B 1B		0-0 F9	4 1 1 0 0 1 4												
Raul Ibanez, L (9, PH)									0-0 F9	1 0 0 0 0 0 0												
Luis Sojo, R OBP: 0.252, SLG: 0.279 (1, 5)			0-0 G6-3	0-0 F8		0-0 WP 1B 1B	0-0 1-2 G4-6-3 1B		0-0 G1-3	5 1 2 0 0 0 2												
Rich Amaral, R OBP: 0.401, SLG: 0.356 (1, 7)			0-0 S 2B 1B		0-0 1B 1B 2B	4-0 1-3 2B BB	0-0 1-2f 2-3 G4-6-3		0-0 G6-3	4 3 2 0 1 0 2												
Inning Stats	R: 0 E: 0 K: 1 S: 6	H: 1 LOB: 1 BB: 0 P: 6	R: 0 E: 0 K: 1 S: 5	H: 0 LOB: 0 BB: 0 P: 5	R: 1 E: 0 K: 1 S: 7	H: 2 LOB: 1 BB: 0 P: 7	R: 0 E: 0 K: 1 S: 7	H: 2 LOB: 2 BB: 0 P: 7	R: 3 E: 0 K: 0 S: 7	H: 4 LOB: 2 BB: 1 P: 11	R: 4 E: 0 K: 1 S: 8	H: 4 LOB: 1 BB: 2 P: 16	R: 1 E: 0 K: 0 S: 5	H: 3 LOB: 2 BB: 0 P: 6	R: 0 E: 0 K: 0 S: 3	H: 0 LOB: 0 BB: 0 P: 3	R: 0 E: 0 K: 0 S: 3	H: 0 LOB: 0 BB: 0 P: 3	1B: 12 2B: 4 3B: 0 HR: 0	SF: 0 SAC: 0 DP: 2 HBP: 1	WP: 3 PB: 0 SB: 1 CS: 0	PA: 45
PITCHER	IP WLS BF H R ER SO BB IBB HBP BLK WP HR S P ERA WHIP											PITCHER	IP WLS BF H R ER SO BB IBB HBP BLK WP HR S P ERA WHIP									
Ben McDonald, R ERA: 3.81 (1, 1)	4.0 L 21 9 4 4 4 0 0 0 0 0 0 29 29 9.00 2.250																					
Steve Sparks, R ERA: 6.75 (5, 1)	1.0 7 2 3 3 0 2 0 0 0 2 0 5 13 27.00 4.000																					
Ricky Bones, R ERA: 5.83 (6, 1)	1.0 5 2 1 1 1 0 1 0 0 0 0 6 10 9.00 2.000																					
Doug Jones, R ERA: 4.89 (7, 1)	2.0 9 3 1 1 0 0 0 0 1 0 0 8 9 4.50 1.500																					
Ramon Garcia, R ERA: 6.08 (9, 1)	1.0 3 0 0 0 0 0 0 0 0 0 0 3 3 0.00 0.000																					

Seattle Mariners @ Milwaukee Brewers
Milwaukee County Stadium, Milwaukee, WI

Thu Aug 01 1996, 4:33 AM EDT
Att. 18,425 - Cloudy - 71 F

livebaseballscorecards.com

AB	41
R	9
H	16
RBI	8
BB	3
SO	5
LOB	24



Batter	1	2	3	4	5	6	7	8	9	10	AB	R	H	RBI	BB	SO	LOB
Damon Mashore, R OBP: 0.375, SLG: 0.442 (1, 7)	K		K		K		FC6-5 E 1B WP	BB 1-2 3-H 1B			5	1	1	1	0	3	1
Webster Garrison, R Matt Stairs, L (7, PH) Rafael Bournigal, R (7, PR) OBP: 0.373, SLG: 0.544 OBP: 0.312, SLG: 0.340 (8, 4)	G6-3		F8		G6-3		E4 WP 1-3 1B	BB 1-2 2-3 BB			3	0	0	0	0	0	0
Scott Brosius, R OBP: 0.446, SLG: 0.632 (1, 5)	1B BB		K		BB BB		K	L7			3	0	0	0	2	2	4
Mark McGwire, R OBP: 0.486, SLG: 0.813 (1, 10)	1-2 1B				FC3-6 1B 1-2 BB		1-2 BB				3	0	2	0	2	1	0
Geronimo Berroa, R OBP: 0.343, SLG: 0.549 (1, 9)	K				FC3-6 1-2 1B		G3				5	0	1	0	0	1	7
Terry Steinbach, R OBP: 0.357, SLG: 0.565 (1, 2)		G5-3			L7		G4-3				5	0	0	0	0	1	2
Jason Giambi, L OBP: 0.372, SLG: 0.544 (1, 3) Jose Herrera, L (10, PR) OBP: 0.298, SLG: 0.357		G4-3			FC3-6 BB 1-2f 2-3		K				5	0	1	0	0	1	2
Ernie Young, R OBP: 0.322, SLG: 0.433 (1, 8)							G5-3				3	2	1	1	2	0	1
Mike Bordick, R OBP: 0.303, SLG: 0.301 (1, 6)											5	0	2	0	0	1	4

Inning Stats	R: 0	H: 1	E: 0	K: 2	S: 12	R: 1	H: 1	E: 0	K: 0	S: 9	R: 0	H: 0	E: 0	K: 2	S: 7	R: 0	H: 2	E: 0	K: 1	S: 12	R: 0	H: 0	E: 0	K: 1	S: 11	R: 0	H: 0	E: 0	K: 1	S: 8	R: 1	H: 2	E: 1	K: 1	S: 10	R: 1	H: 2	E: 0	K: 0	S: 13	R: 0	H: 0	E: 0	K: 2	S: 8	R: 0	H: 1	E: 0	K: 1	S: 7	R: 0	H: 1	E: 0	K: 1	S: 7	1B: 7	2B: 1	3B: 0	HR: 1	SF: 0	SAC: 0	DP: 1	HBP: 0	WP: 1	PA: 45
--------------	------	------	------	------	-------	------	------	------	------	------	------	------	------	------	------	------	------	------	------	-------	------	------	------	------	-------	------	------	------	------	------	------	------	------	------	-------	------	------	------	------	-------	------	------	------	------	------	------	------	------	------	------	------	------	------	------	------	-------	-------	-------	-------	-------	--------	-------	--------	-------	--------

PITCHER	IP	WLS	BF	H	R	ER	SO	BB	IBB	HBP	BLK	WP	HR	S	P	ERA	WHIP
Scott Karl, L ERA: 4.76 (1, 1)	6.1		28	5	2	2	6	4	0	0	0	0	1	62	114	2.84	1.421
Bryce Florie, R ERA: 3.93 (7, 1)	1.0		5	1	0	0	1	0	1	0	0	1	0	8	17	0.00	1.000
Graeme Lloyd, L ERA: 2.36 (8, 1)	0.1		1	0	0	0	0	0	0	0	0	0	0	3	4	0.00	0.000
Doug Jones, R ERA: 5.09 (8, 1)	0.1		5	2	1	1	0	2	0	0	0	0	0	9	18	27.00	12.000
Angel Miranda, L ERA: 4.75 (9, 1)	1.0	W	3	0	0	0	2	0	0	0	0	0	0	8	15	0.00	0.000

PITCHER	IP	WLS	BF	H	R	ER	SO	BB	IBB	HBP	BLK	WP	HR	S	P	ERA	WHIP
Mike Fetters, R ERA: 2.66 (10, 1)	1.0		3	1	0	0	1	0	0	0	0	0	0	7	8	0.00	1.000

Milwaukee Brewers @ Oakland Athletics
Oakland-Alameda County Coliseum, Oakland, CA

Fri Aug 02 1996, 7:05 PM PDT
Att. 10,056 - Unknown - 65 F

livebaseballscorecards.com

AB	38
R	3
H	9
RBI	2
BB	7
SO	10
LOB	21



Batter	1	2	3	4	5	6	7	8	9	AB R H RBI BB SO LOB	TOP		
Pat Listach, S OBP: 0.337, SLG: 0.332 (1, 8)	3-2 G6-3 ①		0-0 G1-3 ①		4-2 G3-6-3 BB			0-1 G6-3 ①	3-3 K ②	4 0 0 0 1 1 1			
Mark Loretta, R OBP: 0.344, SLG: 0.303 (1, 4) (3, 6)	0-0 F8 ②		4-0 G6-3 BB		0-1 G3-6-3 ② ③ 1-2f			2-2 G6-3 ②	3-1 F7 ③	4 0 0 0 1 0 2			
Jeff Cirillo, R OBP: 0.400, SLG: 0.492 (1, 5)	0-2 E 2B 1B		0-1 G6-3 ② ③ 1-2f		1-3 K ①			0-1 BB E 2B		4 2 2 0 0 1 1			
John Jaha, R OBP: 0.379, SLG: 0.515 (1, 10)	3-1 E6 2B 1-3			2-0 G6-3 ①		1-0 G3 ②		4-0 BB E BB		3 2 0 0 1 0 1			
Kevin Seitzer, R OBP: 0.422, SLG: 0.481 (1, 3)	2-2 1-H 3-H 2B			0-0 2B 3B		0-3 K ③		4-1 1-2 2-3 E BB		3 2 2 2 1 1 0			
Matt Mieske, R OBP: 0.326, SLG: 0.485 (1, 9)	2-1 G6-3 ③			1-0 2B		1-0 P6		2-2 1-H 2-H 3-H E4 3B		4 1 2 4 0 0 1			
Marc Newfield, R OBP: 0.314, SLG: 0.384 David Hulse, L OBP: 0.297, SLG: 0.277 (1, 7) (8, 7)		0-0 G1-3 ①		3-1 G5-3 ②		1-0 G3 1B		2-2 G3 ③		4 0 1 0 0 0 1 0 0 0 0 0 0 0	AB 33 R 7 H 7 RBI 6 BB 5 SO 6 LOB 11		
Jose Valentin, S OBP: 0.336, SLG: 0.483 Fernando Vina, L OBP: 0.358, SLG: 0.408 (1, 6) (3, 4)		2-3 K		0-2 G3-1 ③		0-0 G3		4-0 BB		1 0 0 0 0 1 0 2 0 0 0 1 0 2			
Mike Matheny, R OBP: 0.245, SLG: 0.331 (1, 2)		1-2 G4-3 ③		0-3 K ①		1-2 F7 ③		3-3 K ①		4 0 0 0 0 2 2			
Inning Stats	R: 2 E: 1 K: 0 S: 15 H: 2 LOB: 1 BB: 0 P: 25	R: 0 E: 0 K: 1 S: 7 H: 0 LOB: 0 BB: 0 P: 10	R: 0 E: 0 K: 0 S: 3 H: 0 LOB: 0 BB: 1 P: 7	R: 1 E: 0 K: 0 S: 8 H: 2 LOB: 1 BB: 0 P: 14	R: 0 E: 0 K: 1 S: 8 H: 0 LOB: 0 BB: 1 P: 12	R: 0 E: 0 K: 2 S: 7 H: 0 LOB: 0 BB: 0 P: 9	R: 0 E: 0 K: 0 S: 6 H: 1 LOB: 1 BB: 0 P: 9	R: 4 E: 1 K: 0 S: 17 H: 2 LOB: 0 BB: 2 P: 31	R: 0 E: 0 K: 2 S: 10 H: 0 LOB: 1 BB: 1 P: 23	1B: 2 2B: 3 3B: 2 HR: 0 SF: 0 SAC: 0 DP: 2 HBP: 0	WP: 0 PB: 0 SB: 0 CS: 0 PA: 38		
PITCHER	IP WLS BF H R ER SO BB IBB HBP BLK WP HR S P ERA WHIP											PITCHER	IP WLS BF H R ER SO BB IBB HBP BLK WP HR S P ERA WHIP
Doug Johns, L ERA: 5.98 (1, 1)	7.2 L 32 6 6 4 4 4 0 0 0 0 0 0 64 106 4.70 1.304												
Mike Mohler, L ERA: 2.35 (8, 1)	0.1 2 1 1 0 0 0 0 0 0 0 0 0 7 11 0.00 3.000												
Carlos Reyes, R ERA: 5.31 (9, 1)	1.0 4 0 0 0 0 2 1 0 0 0 0 0 10 23 0.00 1.000												

Milwaukee Brewers @ Oakland Athletics
Oakland-Alameda County Coliseum, Oakland, CA

Sat Aug 03 1996, 3:33 AM PDT
Att. 15,171 - Sunny - 69 F

livebaseballscorecards.com



Batter	1	2	3	4	5	6	7	8	9	AB R H RBI BB SO LOB
Damon Mashore, R OBP: 0.368, SLG: 0.430 (1, 7)	3-2 G4-3 ①		3-1 P2 ①		0-1 1B ①			0-0 F9 ①	2-3 K ③	5 0 1 0 0 1 3
Webster Garrison, R (1, 4)	0-1 P6 ②		4-2 G4-6-3 BB ②		1-0 F7 ③			1-2 G4-3 ②		3 0 0 0 1 0 2
Jason Giambi, L OBP: 0.373, SLG: 0.543 (1, 3)	1-0 HBP ③		2-0 G4-6-3 1-2f ②					2-1 1B ③		3 0 1 0 0 0 1
Mark McGwire, R OBP: 0.480, SLG: 0.801 (1, 10)	1-3 K ③			2-3 K ①				2-0 F8 ③		4 0 0 0 0 2 2
Geronimo Berroa, R OBP: 0.340, SLG: 0.543 (1, 9)				1-3 K ②				0-1 G1-3 ①		4 0 0 0 0 2 0
Scott Brosius, R OBP: 0.451, SLG: 0.632 (1, 5)				0-0 F7 ③				4-2 BB BB BB BB		3 0 2 0 1 0 0
George Williams, S OBP: 0.333, SLG: 0.273 (1, 2)								4-1 BB BB		3 0 0 0 1 1 2
Ernie Young, R OBP: 0.324, SLG: 0.430 (1, 8)								4-1 BB BB		2 0 0 0 2 1 2
Mike Bordick, R OBP: 0.300, SLG: 0.297 (1, 6)								1-2 2-3 BB ②		4 0 0 0 0 0 7

Inning Stats	R: 0 E: 0 K: 1 S: 8	H: 0 LOB: 1 BB: 0 P: 13	R: 0 E: 1 K: 2 S: 11	H: 1 LOB: 2 BB: 1 P: 21	R: 0 E: 0 K: 0 S: 5	H: 0 LOB: 0 BB: 1 P: 14	R: 0 E: 0 K: 2 S: 8	H: 0 LOB: 0 BB: 0 P: 11	R: 0 E: 1 K: 0 S: 8	H: 1 LOB: 2 BB: 0 P: 10	R: 0 E: 0 K: 0 S: 5	H: 0 LOB: 0 BB: 0 P: 9	R: 0 E: 0 K: 1 S: 10	H: 1 LOB: 1 BB: 0 P: 14	R: 0 E: 0 K: 0 S: 8	H: 1 LOB: 1 BB: 0 P: 13	R: 0 E: 0 K: 1 S: 11	H: 0 LOB: 3 BB: 3 P: 27	1B: 4 2B: 0 3B: 0 HR: 0	SF: 0 SAC: 0 DP: 1 HBP: 1	WP: 0 PB: 0 SB: 0 CS: 0	PA: 37
--------------	------------------------------	----------------------------------	-------------------------------	----------------------------------	------------------------------	----------------------------------	------------------------------	----------------------------------	------------------------------	----------------------------------	------------------------------	---------------------------------	-------------------------------	----------------------------------	------------------------------	----------------------------------	-------------------------------	----------------------------------	----------------------------------	------------------------------------	----------------------------------	--------

PITCHER	IP	WLS	BF	H	R	ER	SO	BB	IBB	HBP	BLK	WP	HR	S	P	ERA	WHIP
Ricky Bones, R ERA: 5.48 (1, 1)	8.0	W	31	4	0	0	6	2	0	1	0	0	0	63	105	0.00	0.750
Ron Villone, L ERA: 2.79 (9, 1)	1.0		6	0	0	0	1	3	0	0	0	0	0	11	27	0.00	3.000

BOTTOM

Milwaukee Brewers @ Oakland Athletics
Oakland-Alameda County Coliseum, Oakland, CA

AB	31
R	0
H	4
RBI	0
BB	5
SO	7
LOB	19



PITCHER	IP	WLS	BF	H	R	ER	SO	BB	IBB	HBP	BLK	WP	HR	S	P	ERA	WHIP
---------	----	-----	----	---	---	----	----	----	-----	-----	-----	----	----	---	---	-----	------

Sat Aug 03 1996, 3:33 AM PDT
Att: 15,171 - Sunny - 69 F

livebaseballscores.com

Batter	1	2	3	4	5	6	7	8	9	AB R H RBI BB SO LOB	TOP											
Pat Listach, S OBP: 0.335, SLG: 0.331 (1, 8)	1-1 G3-6-1 1B	0-1 G4-3			1-0 F8			1-2 G5-3		4 0 1 0 0 0 2												
Fernando Vina, L OBP: 0.357, SLG: 0.406 (1, 4)	0-2 G3-6-1 1-2f		2-2 P8			2-1 F8-4 1B		0-0 G3		4 0 1 0 0 0 1												
Jeff Cirillo, R OBP: 0.400, SLG: 0.492 (1, 5)	1-2 2B 1B		2-1 P4			0-3 K			1-1 1B G4-3 1B	4 2 2 0 0 1 1												
Dave Nilsson, L OBP: 0.435, SLG: 0.605 (1, 9)	1-1 1-H 2B		2-2 G3			1-0 F8-4 1-2			1-2 F8	4 0 1 1 0 0 2												
Kevin Seitzer, R OBP: 0.420, SLG: 0.479 (1, 3)	2-0 P4			2-1 G1-3			1-1 G6-3		2-2 G4-3 1B 1-3	4 0 1 0 0 0 1												
John Jaha, R OBP: 0.375, SLG: 0.509 (1, 10)				2-3 K		2-3 K	1-1 G5-3		0-1 G4-3 1-2 3-H	4 0 0 1 0 2 1												
Marc Newfield, R OBP: 0.314, SLG: 0.380 (1, 7)			1-3 K		0-0 G4-3		4-0 BB		2-2 L6	2 0 0 0 1 1 0												
Jose Valentin, S OBP: 0.335, SLG: 0.482 (9, PH)										1 0 0 0 0 0 1	AB 33 R 2 H 8 RBI 2 BB 1 SO 6 LOB 10											
Mark Loretta, R OBP: 0.343, SLG: 0.304 (1, 6)		0-1 1B 1B			1-0 G6-3		2-3 K			3 0 1 0 0 1 1												
Jesse Levis, L OBP: 0.355, SLG: 0.279 (1, 2)		2-2 1B 1-3			1-0 G6-3			0-3 K		3 0 1 0 0 1 0												
Inning Stats	R: 1 E: 0 K: 0 S: 11	H: 3 LOB: 1 BB: 0 P: 16	R: 0 E: 0 K: 2 S: 15	H: 2 LOB: 2 BB: 0 P: 20	R: 0 E: 0 K: 0 S: 10	H: 0 LOB: 0 BB: 0 P: 16	R: 0 E: 0 K: 1 S: 6	H: 0 LOB: 0 BB: 0 P: 10	R: 0 E: 0 K: 0 S: 3	H: 0 LOB: 0 BB: 0 P: 6	R: 0 E: 0 K: 1 S: 6	H: 1 LOB: 0 BB: 0 P: 9	R: 0 E: 0 K: 1 S: 8	H: 0 LOB: 1 BB: 1 P: 16	R: 0 E: 0 K: 1 S: 7	H: 0 LOB: 0 BB: 0 P: 8	R: 1 E: 0 K: 0 S: 14	H: 2 LOB: 1 BB: 0 P: 20	1B: 7 2B: 2 3B: 0 HR: 0	SF: 0 SAC: 0 DP: 2 HBP: 0	WP: 0 PB: 0 SB: 0 CS: 0	PA: 34
PITCHER	IP WLS BF H R ER SO BB IBB HBP BLK WP HR S P ERA WHIP																					
Dave Telgheder, R ERA: 2.84 (1, 1)	7.0 W 26 6 1 1 5 1 0 0 0 0 0 0 59 93 1.29 1.000																					
Jim Corsi, R ERA: 3.17 (8, 1)	1.0 4 1 1 1 1 0 0 0 0 0 0 0 9 11 9.00 1.000																					
Mike Mohler, L ERA: 2.34 (9, 1)	0.1 1 0 0 0 0 0 0 0 0 0 0 0 3 4 0.00 0.000																					
Billy Taylor, R ERA: 3.66 (9, 1)	0.2 S 3 1 0 0 0 0 0 0 0 0 0 0 9 13 0.00 1.500																					

Milwaukee Brewers @ Oakland Athletics
Oakland-Alameda County Coliseum, Oakland, CA

Sun Aug 04 1996, 7:05 PM PDT
Att. 10,281 - Unknown - 66 F

livebaseballscorecards.com



Batter	1	2	3	4	5	6	7	8	9
Rafael Bournigal, R OBP: 0.306, SLG: 0.333 (1, 4)	0-2 G6-3		1-0 G5-3		2-1 F7		0-0 G4-3		
Scott Brosius, R OBP: 0.455, SLG: 0.639 (1, 5)	0-0 FC6-4 1B			1-1 P9		0-1 1B 1B		1-1 2B	
Jason Giambi, L OBP: 0.374, SLG: 0.542 Damon Mashore, R OBP: 0.368, SLG: 0.430 (1, 7) (9, 7)	1-0 F8			1-0 E8 2B 1B		0-1 1B SF9 1B		0-3 K	
Mark McGwire, R OBP: 0.478, SLG: 0.793 (1, 3)	2-1 FC6-4 1-2f			1-0 L4		0-1 G5-4-3 1B		3-3 K	
Geronimo Berroa, R OBP: 0.339, SLG: 0.541 (1, 10)		2-3 K		4-1 2B BB		2-0 SF9		0-0 F7	
Terry Steinbach, R OBP: 0.357, SLG: 0.566 (1, 2)		3-3 K		1-2 1-H 2-H 2B		0-0 G5-4-3 1-2f			
Matt Stairs, L OBP: 0.359, SLG: 0.521 Jose Herrera, L OBP: 0.298, SLG: 0.357 (1, 9) (8, 9)		1-0 F8		1-0 G3			1-0 G3		
Ernie Young, R OBP: 0.324, SLG: 0.427 (1, 8)			2-2 F9		4-0 G4-3 BB		0-1 G1-3		
Mike Bordick, R OBP: 0.300, SLG: 0.298 (1, 6)			1-2 F8		1 SAFE 2-1 G4-3 1-2f		1-2 1B		

Inning Stats	R: 0	H: 1	E: 0	LOB: 1	K: 0	BB: 0	S: 7	P: 10
	R: 0	H: 0	E: 0	LOB: 0	K: 2	BB: 0	S: 9	P: 15
	R: 0	H: 0	E: 0	LOB: 0	K: 0	BB: 0	S: 7	P: 11
	R: 2	H: 2	E: 1	LOB: 1	K: 0	BB: 1	S: 9	P: 18
	R: 0	H: 0	E: 0	LOB: 0	K: 0	BB: 1	S: 4	P: 12
	R: 2	H: 3	E: 0	LOB: 0	K: 0	BB: 0	S: 8	P: 10
	R: 0	H: 1	E: 0	LOB: 1	K: 0	BB: 0	S: 7	P: 9
	R: 0	H: 1	E: 0	LOB: 1	K: 2	BB: 0	S: 10	P: 14

PITCHER	IP	WLS	BF	H	R	ER	SO	BB	IBB	HBP	BLK	WP	HR	S	P	ERA	WHIP
Tim Van Egmond, R ERA: 4.18 (1, 1)	7.0	L	29	8	4	4	2	2	0	0	0	0	0	53	88	5.14	1.429
Doug Jones, R ERA: 4.95 (8, 1)	1.0		3	0	0	0	2	0	0	0	0	0	0	8	11	0.00	0.000

BOTTOM

Milwaukee Brewers @ Oakland Athletics
Oakland-Alameda County Coliseum, Oakland, CA

Sun Aug 04 1996, 7:05 PM PDT
Att: 10,281 - Unknown - 66 F

AB	29
R	4
H	8
RBI	4
BB	2
SO	4
LOB	10



1B	2B	3B	HR	SF	SAC	DP	HBP	WP	HR	S	P	ERA	WHIP
6	2	0	0	1	0	2	0	0	0	0	0	0	0

Batter	1	2	3	4	5	6	7	8	9	AB R H RBI BB SO LOB	TOP
David Hulse, L (1, 8) OBP: 0.283, SLG: 0.263	3-2 P6	0-0 E4 HR		0-1 L8			1-2 G5-3	0-1 G4-3		5 1 0 0 0 0 0	
Fernando Vina, L (1, 4) OBP: 0.355, SLG: 0.404	1-0 G5-3	0-3 K			2-1 G3		0-0 G6-3 1B	1-1 G5-3		5 1 1 0 0 1 1	
Jeff Cirillo, R (1, 5) OBP: 0.401, SLG: 0.499 Mark Loretta, R (8, PH) OBP: 0.350, SLG: 0.344 (8, 5)	4-2 BB	3-0 HR			3-3 K		1 SAFE 2-2 1 SAFE 1 SAFE G6-3 1-2	1-1 HR		3 1 1 2 1 1 1 1 1 1 1 0 0 0	
Dave Nilsson, L (1, 3) OBP: 0.435, SLG: 0.600	1-1 G3	1-3 K			4-2 BB		1-0 HR 1B	2-1 G3		4 1 1 1 1 1 1	
Kevin Seitzer, R (1, 10) OBP: 0.419, SLG: 0.476 Jesse Levis, L (9, PH) OBP: 0.352, SLG: 0.276		2-1 G6-3	2-0 F8		1-3 K		2-2 HR 1B		1-0 G6-3	4 1 1 0 0 1 1 1 0 0 0 0 0 0	
Jose Valentin, S (1, 6) OBP: 0.338, SLG: 0.491		3-0 HBP HR 1B	1-3 K			3-2 F8	0-0 HR		3-1 WP 1B	5 2 3 3 0 1 0	
Matt Mieske, R (1, 9) OBP: 0.328, SLG: 0.481		1-2 HR HBP	1-3 K			0-3 K	1-2 HR 1B		2-0 P3	4 2 1 0 0 2 1	
Marc Newfield, R (1, 7) OBP: 0.325, SLG: 0.404		1-0 HR HBP		0-3 K2-3		0-1 2B	0-2 HR		4-2 BB	3 2 2 2 1 1 0	
Mike Matheny, R (1, 2) OBP: 0.244, SLG: 0.339		0-0 HR		1-3 K		2-3 K	1-3 K		0-1 P2	5 1 1 4 0 3 3	
Inning Stats	R: 0 E: 0 K: 0 S: 10 H: 0 LOB: 1 BB: 1 P: 19	R: 6 E: 1 K: 2 S: 16 H: 3 LOB: 0 BB: 0 P: 27	R: 0 E: 0 K: 2 S: 8 H: 0 LOB: 0 BB: 0 P: 12	R: 0 E: 0 K: 2 S: 8 H: 0 LOB: 0 BB: 0 P: 9	R: 0 E: 0 K: 2 S: 13 H: 0 LOB: 1 BB: 1 P: 23	R: 0 E: 0 K: 2 S: 11 H: 1 LOB: 1 BB: 0 P: 16	R: 6 E: 0 K: 1 S: 32 H: 6 LOB: 0 BB: 0 P: 40	R: 1 E: 0 K: 0 S: 8 H: 1 LOB: 0 BB: 0 P: 12	R: 0 E: 0 K: 0 S: 10 H: 1 LOB: 2 BB: 1 P: 20	1B: 6 2B: 1 3B: 0 HR: 5 SF: 0 SAC: 0 DP: 0 HBP: 2	WP: 1 PB: 0 SB: 1 CS: 0 PA: 45
PITCHER	IP WLS BF H R ER SO BB IBB HBP BLK WP HR S P ERA WHIP	IP WLS BF H R ER SO BB IBB HBP BLK WP HR S P ERA WHIP	IP WLS BF H R ER SO BB IBB HBP BLK WP HR S P ERA WHIP	IP WLS BF H R ER SO BB IBB HBP BLK WP HR S P ERA WHIP	IP WLS BF H R ER SO BB IBB HBP BLK WP HR S P ERA WHIP	IP WLS BF H R ER SO BB IBB HBP BLK WP HR S P ERA WHIP	IP WLS BF H R ER SO BB IBB HBP BLK WP HR S P ERA WHIP	IP WLS BF H R ER SO BB IBB HBP BLK WP HR S P ERA WHIP	IP WLS BF H R ER SO BB IBB HBP BLK WP HR S P ERA WHIP	IP WLS BF H R ER SO BB IBB HBP BLK WP HR S P ERA WHIP	IP WLS BF H R ER SO BB IBB HBP BLK WP HR S P ERA WHIP
Willie Adams, R (1, 1) ERA: 4.62	6.0 L	27 4 6 4 10	2 0 2 0	0 1 20 26	6.00 6.000						
Buddy Groom, L (7, 1) ERA: 3.9	0.2	6 4 4 0	0 0 0 0	1 20 26	54.00 6.000						
Jay Witasick, R (7, 1) ERA: 5.19	2.1	12 4 3 3 1	1 0 0 0	1 2 30 46	11.57 2.143						

Milwaukee Brewers @ Oakland Athletics
Oakland-Alameda County Coliseum, Oakland, CA

Mon Aug 05 1996, 3:33 AM PDT
Att: 8,616 - Sunny - 65 F

AB	40
R	13
H	12
RBI	13
BB	3
SO	11
LOB	8



Batter	1	2	3	4	5	6	7	8	9	AB	R	H	RBI	BB	SO	LOB
Rafael Bournigal, R (1, 4) Tony Batista, R (7, PH) (8, 6) OBP: 0.307, SLG: 0.338 OBP: 0.306, SLG: 0.450	0-1 P7		2-2 2B		1-2 G5-3		3-2 F9			3	0	1	0	0	0	0
Scott Brosius, R (1, 5) OBP: 0.452, SLG: 0.632	2-2 L7		0-0 F7		1-0 1B		0-0 G5-3			4	0	1	0	0	0	1
Jason Giambi, L (1, 7) (8, 3) OBP: 0.375, SLG: 0.541	0-1 1B		0-1 P6		0-0 P6		4-1 BB			3	0	1	0	1	0	2
Mark McGwire, R (1, 3) (8, 9) Jose Herrera, L (8, 9) OBP: 0.476, SLG: 0.799 OBP: 0.296, SLG: 0.356	2-0 P9			1-1 HR		0-0 P8		3-2 F7		3	1	1	1	0	0	2
Geronimo Berroa, R (1, 10) OBP: 0.339, SLG: 0.537		0-0 G6-3		4-2 HR		2-3 K		1-1 G4-6-3		3	1	0	0	1	1	1
Terry Steinbach, R (1, 2) (7, 2) George Williams, S (7, 2) OBP: 0.357, SLG: 0.572 OBP: 0.331, SLG: 0.270		1-0 F8		0-0 HR		0-3 K		0-0 F7		3	1	1	2	0	1	0
Matt Stairs, L (1, 9) (8, 7) Damon Mashore, R (9, PH) OBP: 0.370, SLG: 0.521 OBP: 0.364, SLG: 0.426		4-1 BB		3-2 L6		0-0 1B		3-2 F8		2	0	1	0	1	0	0
Ernie Young, R (1, 8) OBP: 0.323, SLG: 0.423		1-3 K		3-2 P4		1-0 P4		4-0 BB		3	0	0	0	1	1	2
Mike Bordick, R (1, 6) (8, 4) Webster Garrison, R (8, 4) OBP: 0.298, SLG: 0.295		1-1 P3		2-2 F8		1-2 G6-3		3-2 F8		3	0	0	0	0	0	0

BOTTOM

Milwaukee Brewers @ Oakland Athletics
Oakland-Alameda County Coliseum, Oakland, CA

Mon Aug 05 1996, 3:33 AM PDT
Att. 8,616 - Sunny - 65 F

livebaseballscorecards.com

AB	32
R	3
H	6
RBI	3
BB	4
SO	3
LOB	10



Inning Stats	R: 0	H: 1	E: 0	K: 0	S: 9	R: 0	H: 0	E: 0	K: 1	S: 6	R: 0	H: 1	E: 0	K: 0	S: 11	R: 3	H: 2	E: 0	K: 0	S: 19	R: 0	H: 1	E: 0	K: 2	S: 8	R: 0	H: 0	E: 0	K: 0	S: 8	R: 0	H: 0	E: 0	K: 0	S: 6	R: 0	H: 0	E: 0	K: 0	S: 8	R: 0	H: 0	E: 0	K: 0	S: 8	R: 0	H: 0	E: 0	K: 0	S: 8	1B: 3	SF: 0	2B: 1	SAC: 0	3B: 0	DP: 1	HR: 2	HBP: 0	WP: 0	PA: 36
--------------	------	------	------	------	------	------	------	------	------	------	------	------	------	------	-------	------	------	------	------	-------	------	------	------	------	------	------	------	------	------	------	------	------	------	------	------	------	------	------	------	------	------	------	------	------	------	------	------	------	------	------	-------	-------	-------	--------	-------	-------	-------	--------	-------	--------

PITCHER	IP	WLS	BF	H	R	ER	SO	BB	IBB	HBP	BLK	WP	HR	S	P	ERA	WHIP
21 Cal Eldred, R (1, 1) ERA: 5.4	5.2		25	6	3	3	3	2	0	0	0	0	2	58	88	4.76	1.412
Bryce Florie, R (6, 1) ERA: 3.83	1.1		4	0	0	0	0	0	0	0	0	0	0	9	14	0.00	0.000
Ron Villone, L (8, 1) ERA: 2.53	2.0		7	0	0	0	0	2	0	0	0	0	0	14	32	0.00	1.000

Batter	1	2	3	4	5	6	7	8	9	AB R H RBI BB SO LOB	TOP	
Roberto Alomar, S (1, 4) OBP: 0.426, SLG: 0.546 Manny Alexander, R (9, PH) OBP: 0.152, SLG: 0.111 (9, 6)	4-1 BB G4-6-3		1-1 G3	1-2 BB 1B	0-1 F9		3-1 G5-3		2-3 K	4 1 1 2 1 0 0 1 0 0 0 0 1 0		
Brady Anderson, L (1, 8) OBP: 0.392, SLG: 0.632 Mike Devereaux, R (8, 8) OBP: 0.314, SLG: 0.345	1-2 SAFE G4-6-3 1-2f		1-0 F8	4-1 SAFE 1B SF8 BB	3-1 G4-3		1-2 P6		2-1 G5-3	4 1 0 0 1 0 1 1 0 0 0 0 0 0		
Rafael Palmeiro, L (1, 3) OBP: 0.390, SLG: 0.545	4-2 BB		0-2 2B	1-1 2B SF8 1B		2-1 F4		0-3 K		4 1 2 1 1 1 0		
Bobby Bonilla, S (1, 9) OBP: 0.355, SLG: 0.467	1-0 F7		2-1 G3	0-1 SF8		0-0 1B 1B		1-1 F7		4 1 1 1 0 0 2		
B.J. Surhoff, L (1, 5) OBP: 0.355, SLG: 0.521		2-0 HR				3-2 1B SF7 1B		3-2 G1-3		5 3 4 2 0 0 0		
Cal Ripken Jr., R (1, 6) OBP: 0.356, SLG: 0.477 Billy Ripken, R (9, 4) OBP: 0.256, SLG: 0.331		0-0 1B 1B				1-1 1B 1B		0-0 2B 2B		3 2 3 1 2 0 0 0 0 0 0 0 0 0		
Eddie Murray, S (1, 10) OBP: 0.329, SLG: 0.407		0-2 G5-4-3 1B				2-0 SF7		3-2 2B 2B		2 1 2 3 1 0 0		
Chris Hoiles, R (1, 2) OBP: 0.339, SLG: 0.454 Cesar Devarez, R (9, 2)		3-1 P5				3-1 P2		1-0 G6-3		5 1 1 1 0 1 6 0 0 0 0 0 0 0		
Jeffrey Hammonds, R (1, 7) OBP: 0.321, SLG: 0.410		3-1 G5-4-3				0-1 SH 1B		0-1 HR		4 2 1 1 0 0 2		
Inning Stats	R: 0 H: 0 E: 0 LOB: 1 K: 0 BB: 2 S: 8 P: 18	R: 1 H: 3 E: 0 LOB: 1 K: 0 BB: 0 S: 9 P: 17	R: 0 H: 1 E: 0 LOB: 1 K: 0 BB: 0 S: 8 P: 12	R: 8 H: 5 E: 1 LOB: 2 K: 1 BB: 4 S: 21 P: 45	R: 0 H: 0 E: 0 LOB: 0 K: 0 BB: 0 S: 6 P: 10	R: 2 H: 3 E: 0 LOB: 1 K: 0 BB: 0 S: 14 P: 24	R: 1 H: 1 E: 0 LOB: 0 K: 1 BB: 0 S: 10 P: 14	R: 1 H: 2 E: 0 LOB: 1 K: 0 BB: 0 S: 13 P: 21	R: 0 H: 0 E: 0 LOB: 0 K: 1 BB: 0 S: 7 P: 11	1B: 8 SF: 3 2B: 4 SAC: 1 3B: 0 DP: 2 HR: 3 HBP: 0	WP: 0 PA: 47 PB: 0 SB: 1 CS: 0	
PITCHER	IP WLS BF H R ER SO BB IBB HBP BLK WP HR S P ERA WHIP											
Ben McDonald, R (1, 1) ERA: 4.21	3.0 L 20 7 8 8 0 5 0 0 0 0 0 2 36 73 24.00 4.000											
Angel Miranda, L (4, 1) ERA: 4.88	3.0 15 5 3 3 1 0 1 0 0 0 0 0 30 53 9.00 1.667											
Ron Villone, L (7, 1) ERA: 2.82	1.0 4 1 1 1 1 0 0 0 0 0 0 1 10 14 9.00 1.000											
Mike Fetters, R (8, 1) ERA: 2.81	1.0 5 2 1 1 0 0 0 0 0 0 0 0 13 21 9.00 2.000											
Doug Jones, R (9, 1) ERA: 4.82	1.0 3 0 0 0 0 1 0 0 0 0 0 0 7 11 0.00 0.000											

Baltimore Orioles @ Milwaukee Brewers
Milwaukee County Stadium, Milwaukee, WI

Tue Aug 06 1996, 8:05 PM EDT
Att. 17,075 - Unknown - 91 F

AB	37
R	13
H	15
RBI	12
BB	6
SO	3
LOB	11



WP: 0	PA: 47
PB: 0	
SB: 1	
CS: 0	

PITCHER	IP	WLS	BF	H	R	ER	SO	BB	IBB	HBP	BLK	WP	HR	S	P	ERA	WHIP
Ben McDonald, R	3.0	L	20	7	8	8	0	5	0	0	0	0	2	36	73	24.00	4.000
Angel Miranda, L	3.0		15	5	3	3	1	0	1	0	0	0	0	30	53	9.00	1.667
Ron Villone, L	1.0		4	1	1	1	1	0	0	0	0	0	1	10	14	9.00	1.000
Mike Fetters, R	1.0		5	2	1	1	0	0	0	0	0	0	0	13	21	9.00	2.000
Doug Jones, R	1.0		3	0	0	0	1	0	0	0	0	0	0	7	11	0.00	0.000

Batter	1	2	3	4	5	6	7	8	9	AB	R	H	RBI	BB	SO	LOB
Pat Listach, S OBP: 0.331, SLG: 0.326 (1, 8)	2-3 K ①			2-0 G5 ①		0-1 G4-3 1-2 ②		0-1 L7 ③		4	0	0	0	0	1	1
Fernando Vina, L OBP: 0.354, SLG: 0.401 David Hulse, L OBP: 0.283, SLG: 0.263 (1, 4) (9, PR)	2-2 G4-3 ②			2-2 G4-3 ②		3-2 L7 ③			1-1 BB HBP	3	0	0	0	0	0	1
Jeff Cirillo, R OBP: 0.398, SLG: 0.493 (1, 5) (8, 3)	3-2 G6-3 ③			1-1 G4-3 ③			3-3 K ①		0-3 K ①	4	0	0	0	0	2	1
Dave Nilsson, L OBP: 0.429, SLG: 0.591 (1, 10)			0-1 G6-3 ①		1-0 L8 ①		2-3 K ②		1-3 K ②	4	0	0	0	0	2	1
Kevin Seitzer, R OBP: 0.416, SLG: 0.473 Mark Loretta, R OBP: 0.356, SLG: 0.344 (1, 3) (8, 5)			1-1 F9 ②		2-3 K ②		1-0 G6-3 ③		4-1 FC4-6 BB	3	0	0	0	0	1	0
Jose Valentin, S OBP: 0.337, SLG: 0.491 (1, 6)			0-1 G4-3 ③		0-0 G3-1 ③			1-0 L9 HR 2B	1-1 FC4-6 1-2f	4	1	1	0	0	0	2
Matt Mieske, R OBP: 0.328, SLG: 0.483 (1, 9)			1-0 L8 ①		0-0 G6-3 1B 2B			2-2 L9 ①		3	1	1	0	0	0	1
Marc Newfield, R OBP: 0.329, SLG: 0.420 (1, 7)			4-2 G1-6-3 BB		3-2 G6-3 ①			0-0 HR		2	1	1	2	1	0	1
Mike Matheny, R OBP: 0.245, SLG: 0.339 (1, 2)			0-2 G1-6-3 1-2f		1-0 G4-3 1B 3-H			1-1 G5-3 ②		3	0	1	1	0	0	1

Inning Stats	R: 0	H: 0	E: 0	K: 1	S: 10	R: 0	H: 0	E: 0	K: 0	S: 6	R: 0	H: 0	E: 0	K: 0	S: 8	R: 0	H: 0	E: 0	K: 1	S: 7	R: 1	H: 2	E: 0	K: 0	S: 10	R: 0	H: 0	E: 0	K: 2	S: 9	R: 2	H: 2	E: 0	K: 0	S: 10	R: 0	H: 0	E: 0	K: 2	S: 10	1B: 1	2B: 2	3B: 0	HR: 1	SF: 0	SAC: 0	DP: 1	HBP: 1	WP: 0	PB: 0	SB: 0	CS: 0	PA: 33							
PITCHER	IP	WLS	BF	H	R	ER	SO	BB	IBB	HBP	BLK	WP	HR	S	P	ERA	WHIP															PITCHER	IP	WLS	BF	H	R	ER	SO	BB	IBB	HBP	BLK	WP	HR	S	P	ERA	WHIP											
35 Mike Mussina, R ERA: 4.98 Archie Corbin, R ERA: 2.08	(1, 1)	8.0	28	4	3	3	4	1	0	0	0	0	1	66	104	3.38	0.625																																											

BOTTOM

Baltimore Orioles @ Milwaukee Brewers
Milwaukee County Stadium, Milwaukee, WI

Tue Aug 06 1996, 8:05 PM EDT
Att: 17,075 - Unknown - 91 F

livebaseballscorecards.com

AB	30
R	3
H	4
RBI	3
BB	2
SO	6
LOB	9



Batter	1	2	3	4	5	6	7	8	9	AB R H RBI BB SO LOB
Pat Listach, S OBP: 0.330, SLG: 0.329 (1, 8)	0-0 1B 2B		3-2 G4-3		3-3 K		2-3 K			4 1 1 0 0 2 1
Kevin Seitzer, R OBP: 0.413, SLG: 0.468 (1, 3)	0-1 G3		0-3 K		1-1 G3			0-0 G6-3		4 0 0 0 0 1 2
Jeff Cirillo, R OBP: 0.399, SLG: 0.496 (1, 5)	1-1 1B 2-H 1B		1-0 1B 2B		2-1 G3-1			2-1 G5-3		4 1 2 1 0 0 1
Dave Nilsson, L OBP: 0.427, SLG: 0.586 (1, 9)	2-1 L7		0-0 1B		2-0 G6-3			0-0 G4-3		4 0 1 1 0 0 1
John Jaha, R OBP: 0.379, SLG: 0.512 (1, 10)	0-1 1-3 1B		1-3 K		0-0 FC5-4 1B			1-1 G4-6-3 1B		4 0 3 0 0 1 1
Jose Valentin, S OBP: 0.336, SLG: 0.489 (1, 6)	2-2 P5		0-1 G3-1		0-2 P5			0-2 G4-6-3 1B		4 0 1 0 0 0 3
Marc Newfield, R OBP: 0.328, SLG: 0.416 (1, 7)		1-1 G3-6-3 1B		3-3 K		2-1 FC5-4 1-2f		3-2 G4-6-3 1-2f 2-3		4 0 1 0 0 1 3
Mark Loretta, R OBP: 0.346, SLG: 0.333 (1, 4)		1-0 G3-6-3 1-2f		3-1 G5-3			0-1 G6-3		1-1 G4-3	3 0 0 0 0 0 1 1 0 0 0 0 0 1
David Hulse, L OBP: 0.280, SLG: 0.260 (9, PH)										
Jesse Levis, L OBP: 0.352, SLG: 0.278 (1, 2)			1-3 K		2-1 G3 1B		0-1 G4-3			3 0 1 0 0 1 0

Inning Stats	R: 1	H: 3	E: 0	K: 0	S: 12	LOB: 2	BB: 0	P: 17	R: 0	H: 1	E: 0	K: 1	S: 6	LOB: 0	BB: 0	P: 9	R: 1	H: 2	E: 0	K: 2	S: 13	LOB: 1	BB: 0	P: 18	R: 0	H: 0	E: 0	K: 1	S: 8	LOB: 0	BB: 0	P: 14	R: 0	H: 1	E: 0	K: 1	S: 9	LOB: 1	BB: 0	P: 17	R: 0	H: 1	E: 0	K: 0	S: 8	LOB: 1	BB: 0	P: 12	R: 0	H: 0	E: 0	K: 1	S: 7	LOB: 0	BB: 0	P: 9	R: 0	H: 0	E: 0	K: 0	S: 4	LOB: 0	BB: 0	P: 6	R: 0	H: 2	E: 0	K: 0	S: 15	LOB: 1	BB: 0	P: 20	1B: 8	2B: 2	3B: 0	HR: 0	SF: 0	SAC: 0	DP: 2	HBP: 0	WP: 0	PA: 35
PITCHER Scott Erickson, R ERA: 5.15 (1, 1)	IP	WLS	BF	H	R	ER	SO	BB	IBB	HBP	BLK	WP	HR	S	P	ERA	WHIP	IP	WLS	BF	H	R	ER	SO	BB	IBB	HBP	BLK	WP	HR	S	P	ERA	WHIP	IP	WLS	BF	H	R	ER	SO	BB	IBB	HBP	BLK	WP	HR	S	P	ERA	WHIP																															

BOTTOM

Baltimore Orioles @ Milwaukee Brewers
Milwaukee County Stadium, Milwaukee, WI

Wed Aug 07 1996, 8:05 PM EDT
Att: 20,287 - Unknown - 89 F

livebaseballscores.com

AB	35
R	2
H	10
RBI	2
BB	0
SO	6
LOB	14



BOTTOM

Baltimore Orioles @ Milwaukee Brewers
 Milwaukee County Stadium, Milwaukee, WI

Thu Aug 08 1996, 4:33 AM EDT
 Att. 18,620 - Sunny - 81 F

livebaseballscorecards.com

AB	38
R	4
H	13
RBI	4
BB	3
SO	8
LOB	19



WP : 0	PA : 42
PB : 0	
SB : 0	
CS : 0	

AB	R	H	RBI	BB	SO	LOB
2	0	1	1	1	0	0
2	1	2	0	0	0	0

5	1	2	2	0	0	2
---	---	---	---	---	---	---

3	0	2	0	2	0	0
---	---	---	---	---	---	---

4	0	2	1	0	2	3
---	---	---	---	---	---	---

4	0	0	0	0	3	8
1	0	1	0	0	0	0

5	0	0	0	0	2	5
---	---	---	---	---	---	---

4	0	0	0	0	1	0
---	---	---	---	---	---	---

4	1	2	0	0	0	0
---	---	---	---	---	---	---

4	1	1	0	0	0	1
---	---	---	---	---	---	---

1B	11	SF	1
2B	2	SAC	0
3B	0	DP	1
HR	0	HBP	0

Batter	1	2	3	4	5	6	7	8	9
David Hulse, L OBP: 0.291, SLG: 0.265 Pat Listach, S OBP: 0.334, SLG: 0.333 (1, 8) (7, PH) (8, 8)	4-2 1B G3 BB		0-1 G3		0-1 2B 1B		2-2 G4-6-3 1B		0-1 2B 1B
Jeff Cirillo, R OBP: 0.399, SLG: 0.500 (1, 5)	2-2 G3 1-2		2-0 G5-3		1-1 2B		1-1 G4-6-3 1-2f		0-0 1B SF9 2B
Dave Nilsson, L OBP: 0.433, SLG: 0.587 (1, 10)	4-2 1B BB		2-0 F8		4-0 IBB		1-1 1B 1B		2-2 1B 1B
John Jaha, R OBP: 0.379, SLG: 0.512 (1, 3)	1-2 1B			2-3 K	2-3 K		2-2 1B		3-2 SF9
Jose Valentin, S OBP: 0.333, SLG: 0.484 Kevin Seitzer, R OBP: 0.414, SLG: 0.470 (1, 6) (9, PH)	3-3 K			0-0 F9	1-3 K		1-3 K		1-1 1B
Matt Mieske, R OBP: 0.322, SLG: 0.474 (1, 9)	1-3 K			1-2 G5-3		1-1 F7		0-1 F8	1-3 K
Marc Newfield, R OBP: 0.322, SLG: 0.408 (1, 7)			1-3 K		1-0 P3	3-1 G4-3		0-1 F8	
Mark Loretta, R OBP: 0.352, SLG: 0.340 (1, 4)			3-1 F7		3-2 1B 1B	1-2 1B		0-1 P3	
Jesse Levis, L OBP: 0.349, SLG: 0.277 (1, 2)			1-2 P6		0-1 1B 2B 1B	2-1 G3			0-0 L3

Inning Stats	R	H	E	K	S	H	LOB	BB	P	R	H	E	K	S	H	LOB	BB	P	1B	2B	3B	HR	SF	SAC	DP	HBP
	0	1	0	2	37	0	3	0	2	0	0	0	1	9	0	0	14	0	0	0	0	0	0	0	0	
	0	0	0	1	9	0	0	0	14	0	0	0	0	12	0	0	30	2	4	0	0	0	0	0	0	
	0	1	0	1	16	0	1	0	16	0	0	0	0	12	0	0	30	0	3	0	0	0	0	0	0	
	0	0	0	1	6	0	0	0	6	0	0	0	0	22	0	0	22	0	0	0	0	0	0	0	0	
	0	0	0	0	12	0	0	0	12	0	0	0	0	19	0	0	19	0	0	0	0	0	0	0	0	

PITCHER	IP	WLS	BF	H	R	ER	SO	BB	IBB	HBP	BLK	WP	HR	S	P	ERA	WHIP
Rocky Coppinger, R ERA: 4.93 (1, 1)	5.0		23	5	2	2	6	2	1	0	0	0	0	62	101	3.60	1.400
Roger McDowell, R ERA: 4.23 (6, 1)	1.0		4	1	0	0	0	0	0	0	0	0	0	9	16	0.00	1.000
Jesse Orosco, L ERA: 4.26 (7, 1)	1.0		5	3	0	0	1	0	0	0	0	0	0	15	22	0.00	3.000
Alan Mills, R ERA: 3.86 (8, 1)	1.1		6	2	2	2	0	0	0	0	0	0	0	10	10	13.50	1.500
Randy Myers, L ERA: 3.63 (9, 1)	0.2	S	4	2	0	0	1	0	0	0	0	0	0	12	19	0.00	3.000

Batter	1	2	3	4	5	6	7	8	9	AB	R	H	RBI	BB	SO	LOB	TOP
Darren Bragg, L (1, 8) OBP: 0.372, SLG: 0.452	2-1 P4	0-0 FC4-6 1B		1-0 L7			3-2 F7	1-2 1B		5	0	2	0	0	0	0	
Jeff Frye, R (1, 4) OBP: 0.367, SLG: 0.347	2-1 L9	0-1 FC4-6 1-2f			0-1 G1-3 2B		0-1 18 S 18 1B 2B	3-1 SF7		4	1	2	1	0	0	2	
Mo Vaughn, L (1, 3) OBP: 0.417, SLG: 0.595	3-0 L9			3-2 G1-6-3		1-2 G5-3	4-0 18 1B 18 E IBB	0-1 F8		4	1	0	0	1	0	2	
18 Reggie Jefferson, S (1, 10) OBP: 0.387, SLG: 0.614		0-0 HR 2B		1-1 HR		1-1 G1-3	2-1 E9 1B 1-H 2-H		3-3 K	5	3	3	2	0	1	1	
Mike Stanley, R (1, 2) OBP: 0.384, SLG: 0.518		2-1 F8		2-2 F9		1-0 F9	2-1 HR		1-0 FC6-4 HBP	4	1	1	2	0	0	2	
Mike Greenwell, L (1, 7) OBP: 0.325, SLG: 0.403		0-3 K		4-2 BB			4-1 SH5-3 BB		2-2 F8	3	0	0	0	2	1	2	
Lee Tinsley, S (9, 7) OBP: 0.287, SLG: 0.283							1-1 G3-1		1-1 F8	0	0	0	0	0	0	0	
Tim Naehring, R (1, 5) OBP: 0.371, SLG: 0.457		4-0 HR BB		1-1 F9		0-0 SH5-3	2-3 K		0-0 FC6-4 1-2f	3	1	0	0	1	1	2	
Troy O'Leary, L (1, 9) OBP: 0.326, SLG: 0.423		3-1 HR 1-H 2-H			0-0 G4-3		2-3 K		3-1 L9	4	1	1	3	0	1	1	
Tony Rodriguez, R (1, 6) OBP: 0.350, SLG: 0.371		4-2 1B BB		1-0 L5		1-2 F8		2-2 1B SF7 HBP		2	1	0	0	1	0	1	
Inning Stats	R: 0 E: 0 K: 0 S: 5 H: 0 LOB: 0 BB: 0 P: 12	R: 3 E: 0 K: 1 S: 15 H: 3 LOB: 2 BB: 2 P: 28	R: 1 E: 0 K: 0 S: 14 H: 1 LOB: 1 BB: 1 P: 25	R: 0 E: 0 K: 0 S: 3 H: 0 LOB: 0 BB: 0 P: 5	R: 0 E: 0 K: 0 S: 9 H: 1 LOB: 1 BB: 0 P: 12	R: 0 E: 0 K: 1 S: 10 H: 0 LOB: 1 BB: 1 P: 17	R: 4 E: 1 K: 1 S: 16 H: 3 LOB: 0 BB: 1 P: 30	R: 1 E: 0 K: 0 S: 11 H: 1 LOB: 1 BB: 0 P: 20	R: 0 E: 0 K: 1 S: 9 H: 0 LOB: 1 BB: 0 P: 15	1B: 3 2B: 3 3B: 0 HR: 3 SF: 1 SAC: 1 DP: 0 HBP: 2	WP: 0 PB: 0 SB: 1 CS: 0	PA: 43					
PITCHER	IP WLS BF H R ER SO BB IBB HBP BLK WP HR S P ERA WHIP	IP WLS BF H R ER SO BB IBB HBP BLK WP HR S P ERA WHIP	IP WLS BF H R ER SO BB IBB HBP BLK WP HR S P ERA WHIP	IP WLS BF H R ER SO BB IBB HBP BLK WP HR S P ERA WHIP	IP WLS BF H R ER SO BB IBB HBP BLK WP HR S P ERA WHIP	IP WLS BF H R ER SO BB IBB HBP BLK WP HR S P ERA WHIP	IP WLS BF H R ER SO BB IBB HBP BLK WP HR S P ERA WHIP	IP WLS BF H R ER SO BB IBB HBP BLK WP HR S P ERA WHIP	IP WLS BF H R ER SO BB IBB HBP BLK WP HR S P ERA WHIP								
Tim Van Egmond, R (1, 1) ERA: 5.1	6.1 L 30 6 6 6 2 4 1 0 0 0 2 63 113 8.53 1.579	1.0 7 3 3 3 1 0 0 0 1 0 0 1 16 29 27.00 3.000	0.1 1 0 0 0 0 0 0 0 0 0 0 0 2 5 0.00 0.000	1.1 5 0 0 0 0 1 0 0 1 0 0 0 11 17 0.00 0.000													
Ron Villone, L (7, 1) ERA: 3.7																	
Doug Jones, R (8, 1) ERA: 4.87																	
Graeme Lloyd, L (8, 1) ERA: 2.23																	

Boston Red Sox @ Milwaukee Brewers
Milwaukee County Stadium, Milwaukee, WI
 Fri Aug 09 1996, 8:05 PM EDT
 Sunny - 72 F

livebaseballscorecards.com

AB	34
R	9
H	9
RBI	8
BB	5
SO	4
LOB	13



Batter	1	2	3	4	5	6	7	8	9	AB	R	H	RBI	BB	SO	LOB
David Hulse, L (1, 8) OBP: 0.278, SLG: 0.252	1-0 L6	2-1 L5								5	0	0	0	0	1	2
Kevin Seitzer, R (1, 10) OBP: 0.418, SLG: 0.477	2-0 1B		X 0-0 G4-3							4	2	3	1	1	0	0
Jeff Cirillo, R (1, 5) OBP: 0.399, SLG: 0.499	1-1 1B		C 3-2 F8							3	1	1	1	1	0	1
Dave Nilsson, L (1, 9) OBP: 0.432, SLG: 0.582	1-1 1B		C 1-1 L8							4	1	1	1	1	0	3
John Jaha, R (1, 3) OBP: 0.381, SLG: 0.521	2-2 SF8		X 0-0 1B							3	1	2	3	1	1	0
Jose Valentin, S (1, 6) OBP: 0.336, SLG: 0.491	0-1 F7		X 0-0 1B							4	1	2	1	1	0	1
Marc Newfield, R (1, 7) OBP: 0.320, SLG: 0.404			C 2-3 K							5	0	1	0	0	1	5
Mark Loretta, R (1, 4) OBP: 0.351, SLG: 0.340			X 0-0 G4-3							3	0	1	0	0	0	3
Pat Listach, S (8, PH) OBP: 0.333, SLG: 0.332			C 1-1 F8							1	0	0	0	0	1	0
Jesse Levis, L (1, 2) OBP: 0.346, SLG: 0.276			C 2-2 G4-3							4	1	1	0	0	0	3

Inning Stats	R: 2	H: 3	E: 0	K: 0	S: 13	H: 3	LOB: 1	BB: 0	P: 20	R: 0	H: 1	E: 0	K: 1	S: 9	H: 1	LOB: 1	BB: 0	P: 15	R: 0	H: 0	E: 0	K: 0	S: 6	H: 2	LOB: 2	BB: 0	P: 12	R: 0	H: 0	E: 0	K: 0	S: 8	H: 1	LOB: 1	BB: 1	P: 14	R: 0	H: 1	E: 0	K: 1	S: 12	H: 4	LOB: 0	BB: 1	P: 28	R: 5	H: 4	E: 0	K: 0	S: 16	H: 0	LOB: 0	BB: 0	P: 12	R: 0	H: 1	E: 0	K: 0	S: 8	H: 1	LOB: 3	BB: 3	P: 23	1B: 9	SF: 2	2B: 1	SAC: 0	3B: 1	DP: 1	HR: 2	HBP: 0	WP: 1	PA: 43
--------------	------	------	------	------	-------	------	--------	-------	-------	------	------	------	------	------	------	--------	-------	-------	------	------	------	------	------	------	--------	-------	-------	------	------	------	------	------	------	--------	-------	-------	------	------	------	------	-------	------	--------	-------	-------	------	------	------	------	-------	------	--------	-------	-------	------	------	------	------	------	------	--------	-------	-------	-------	-------	-------	--------	-------	-------	-------	--------	-------	--------

PITCHER	IP	WLS	BF	H	R	ER	SO	BB	IBB	HBP	BLK	WP	HR	S	P	ERA	WHIP
Jeff Suppan, R (1, 1) ERA: 5.63	6.2	W	31	9	5	5	2	2	0	0	0	0	0	66	107	6.75	1.650
Mark Brandenburg, R (7, 1) ERA: 3.4	0.1		3	2	2	2	0	0	0	0	0	0	2	7	11	54.00	6.000
Stan Belinda, R (8, 1) ERA: 7.46	1.0		4	1	0	0	2	0	0	0	0	0	0	10	15	0.00	1.000
Heathcliff Stocumb, R (9, 1) ERA: 4.04	1.0	S	5	0	0	0	0	2	1	0	0	1	0	6	20	0.00	2.000

BOTTOM

Boston Red Sox @ Milwaukee Brewers
Milwaukee County Stadium, Milwaukee, WI

livebaseballscores.com

AB 36
R 7
H 12
RBI 7
BB 5
SO 4
LOB 18



Fri Aug 09 1996, 8:05 PM EDT
 Sunny - 72 F

Batter	1	2	3	4	5	6	7	8	9	AB R H RBI BB SO LOB	TOP
Darren Bragg, L (1, 9) OBP: 0.374, SLG: 0.449	0-0 L9		4-0 F8 1B BB		0-0 G4-3		4-1 S 1B BB			2 1 0 0 2 0 0	Boston Red Sox @ Milwaukee Brewers Milwaukee County Stadium, Milwaukee, WI Fri Aug 09 1996, 8:05 PM EDT Att. 19,541 - Unknown - 66 F livebaseballscorecards.com
Jeff Frye, R (1, 4) OBP: 0.369, SLG: 0.349	2-1 F9		3-2 1B 2-H		1-0 G6-3		2-2 SAFE 1-H 1B CS			4 0 2 2 0 0 0	
Mo Vaughn, L (1, 10) OBP: 0.416, SLG: 0.592	1-1 F7		1-1 F8		2-2 1B		1-2 SAFE 1-2 CS	0-0 G3		4 0 1 0 0 0 2	
18 Reggie Jefferson, S (1, 3) OBP: 0.385, SLG: 0.619		1-1 L8	1-0 L4		0-1 L4			1-1 HR		4 1 1 1 0 0 3	
Troy O'Leary, L (1, 7) OBP: 0.328, SLG: 0.424		2-2 F7 1B 1B	0-1 F7		1-2 G6-4-3 1B			0-1 L7		4 0 2 0 0 0 2	
Bill Haselman, R (1, 2) OBP: 0.288, SLG: 0.366		3-1 SAFE 1-2 S 1B		0-1 P4		3-1 G6-4-3 1-2f		1-3 K		4 0 1 0 0 1 1	
Arquimedes Pozo, R (1, 5) OBP: 0.209, SLG: 0.308		2-1 F7 2-3		1-1 P2		1-2 P2			0-2 G3	4 0 0 0 0 0 2	
Lee Tinsley, S (1, 8) OBP: 0.286, SLG: 0.297		1-2 G4-3 1-2		0-1 HR			1-1 F8		0-0 G3	4 1 1 1 0 0 2	
Tony Rodriguez, R (1, 6) OBP: 0.341, SLG: 0.359			3-2 BB 1B 1B		2-2 F9		1-0 F9		0-1 G4-3	4 1 1 0 0 0 0	
Inning Stats	R: 0 E: 0 K: 0 S: 5 H: 0 LOB: 0 BB: 0 P: 8	R: 0 E: 0 K: 0 S: 13 H: 2 LOB: 2 BB: 0 P: 22	R: 1 E: 0 K: 0 S: 12 H: 2 LOB: 2 BB: 1 P: 24	R: 1 E: 0 K: 0 S: 9 H: 1 LOB: 0 BB: 0 P: 12	R: 0 E: 0 K: 0 S: 8 H: 1 LOB: 1 BB: 0 P: 11	R: 0 E: 0 K: 0 S: 9 H: 1 LOB: 0 BB: 0 P: 14	R: 1 E: 0 K: 0 S: 9 H: 1 LOB: 0 BB: 1 P: 18	R: 1 E: 0 K: 1 S: 8 H: 1 LOB: 0 BB: 0 P: 10	R: 0 E: 0 K: 0 S: 7 H: 0 LOB: 0 BB: 0 P: 7	1B: 7 2B: 0 3B: 0 HR: 2 SF: 0 SAC: 0 DP: 1 HBP: 0	WP: 0 PB: 0 SB: 2 CS: 1 PA: 37
PITCHER	IP WLS BF H R ER SO BB IBB HBP BLK WP HR S P ERA WHIP										
Ricky Bones, R (1, 1) ERA: 5.48	6.2 L 29 8 3 3 0 2 0 0 0 0 0 1 63 106 4.05 1.500										
Graeme Lloyd, L (7, 1) ERA: 2.36	1.1 4 1 1 1 1 0 0 0 0 0 0 1 10 13 6.75 0.750										
Bryce Florie, R (9, 1) ERA: 3.69	1.0 3 0 0 0 0 0 0 0 0 0 0 0 7 7 0.00 0.000										

Boston Red Sox @ Milwaukee Brewers
Milwaukee County Stadium, Milwaukee, WI

Fri Aug 09 1996, 8:05 PM EDT
 Att. 19,541 - Unknown - 66 F

livebaseballscorecards.com

AB	34
R	4
H	9
RBI	4
BB	2
SO	1
LOB	12



BOTTOM

Boston Red Sox @ Milwaukee Brewers
 Milwaukee County Stadium, Milwaukee, WI

Fri Aug 09 1996, 8:05 PM EDT
 Att: 19,541 - Unknown - 66 F

livebaseballscorecards.com

AB	31
R	1
H	6
RBI	1
BB	2
SO	5
LOB	9



WP: 1	PA: 33
PB: 0	SB: 0
CS: 0	

AB R H RBI BB SO LOB

4	0	0	0	0	1	1
3	0	0	0	1	1	0
4	0	1	0	0	0	0
4	0	0	0	0	1	2
3	0	1	0	1	1	2
4	1	1	0	0	0	2
3	0	1	1	0	0	1
3	0	0	0	0	1	1
3	0	2	0	0	0	0
1B: 4	SF: 0					
2B: 2	SAC: 0					
3B: 0	DP: 1					
HR: 0	HBP: 0					

Batter	1	2	3	4	5	6	7	8	9
Pat Listach, S OBP: 0.329, SLG: 0.328 (1, 6)	1-1 G6-3		0-3 K			0-1 G5-3		1-0 G5-4-3	
Kevin Seitzer, R OBP: 0.417, SLG: 0.474 (1, 3)	2-3 K			1-1 F9		4-1 1B BB		1-0 G4-3	
Jeff Cirillo, R OBP: 0.397, SLG: 0.496 (1, 5)	1-2 G6-3			0-2 G5-3		0-2 1B		3-2 G5-3	
Dave Nilsson, L OBP: 0.427, SLG: 0.574 (1, 9)		1-2 G1-6-3		2-2 G3		2-3 K		1-1 G6-3	
John Jaha, R OBP: 0.383, SLG: 0.519 (1, 10)		1-2 FC6-5 WP 1B		1-3 K		0-0 G5-3		4-2 DI BB	
Matt Mieske, R OBP: 0.321, SLG: 0.475 (1, 8)		3-0 FC6-5 1-3		0-1 2B 2B		3-1 G6-3		3-2 G4-3	
Marc Newfield, R OBP: 0.320, SLG: 0.407 (1, 7)		3-1 L5		3-2 1B 2B 2-H		1-2 G5-3		1-2 G4-3	
Mark Loretta, R OBP: 0.342, SLG: 0.330 (1, 4)			3-3 K		2-2 F7		0-1 F9		
Mike Matheny, R OBP: 0.249, SLG: 0.343 (1, 2)			0-0 G3-1		1-1 1B 2-H		0-1 G5-4-3 1B		

Inning Stats	R: 0	H: 0	E: 0	K: 1	S: 9	LOB: 0	BB: 0	P: 13
	R: 0	H: 1	E: 0	K: 0	S: 9	LOB: 1	BB: 0	P: 17
	R: 0	H: 0	E: 0	K: 2	S: 7	LOB: 0	BB: 0	P: 10
	R: 0	H: 0	E: 0	K: 0	S: 8	LOB: 0	BB: 0	P: 11
	R: 1	H: 3	E: 0	K: 1	S: 15	LOB: 2	BB: 0	P: 22
	R: 0	H: 1	E: 0	K: 1	S: 10	LOB: 2	BB: 1	P: 16
	R: 0	H: 0	E: 0	K: 0	S: 9	LOB: 0	BB: 0	P: 13
	R: 0	H: 1	E: 0	K: 0	S: 4	LOB: 0	BB: 0	P: 6
	R: 0	H: 0	E: 0	K: 0	S: 13	LOB: 1	BB: 1	P: 24

PITCHER	IP	WLS	BF	H	R	ER	SO	BB	IBB	HBP	BLK	WP	HR	S	P	ERA	WHIP
Vaughn Eshelman, L ERA: 6.52 (1, 1)	8.2	W	32	6	1	1	5	2	0	0	0	1	0	79	124	1.04	0.923
Stan Belinda, R ERA: 7.36 (9, 1)	0.1	S	1	0	0	0	0	0	0	0	0	0	0	5	8	0.00	0.000

Batter	1	2	3	4	5	6	7	8	9	AB	R	H	RBI	BB	SO	LOB
Pat Listach, S OBP: 0.325, SLG: 0.323 (1, 8) C X	0-1 F9 ①		0-1 G4-3 ①		0-2 G6-3 ①		1-3 K ②			4	0	0	0	0	1	0
Jeff Cirillo, R OBP: 0.394, SLG: 0.491 (1, 5) C B B X	2-1 F7 ②		2-2 P4 ②		0-3 K ②		2-2 G6-3 ③			4	0	0	0	0	1	0
Kevin Seitzer, R OBP: 0.417, SLG: 0.474 (1, 10) B B X	2-0 1B 1B		3-2 G6-3 ③		1-1 1B 1B			3-2 G5-3 ①		4	0	2	0	0	0	0
Dave Nilsson, L OBP: 0.431, SLG: 0.576 (1, 9) (9, 3) C X	0-1 1-3 FC6-4 1B			1-1 HR 1B	3-2 1-3 1B			0-2 G1-3 ②		4	1	3	0	0	0	0
John Jaha, R OBP: 0.384, SLG: 0.526 David Hulse, L OBP: 0.278, SLG: 0.252 (1, 3) (8, PR) (9, 9) C X	0-1 FC6-4 1-2f			1-2 HR	0-1 L9 ③			4-2 S BB		3	1	1	2	1	0	4
Jose Valentin, S OBP: 0.333, SLG: 0.487 (1, 6) B B X		2-0 G4-1 ①		1-0 G3 ①		1-3 K ①		3-3 K ③		4	0	0	0	0	2	1
Marc Newfield, R OBP: 0.315, SLG: 0.400 (1, 7) C B B S		1-3 K ②		1-3 K ②		0-1 F8 ②			0-3 K ①	4	0	0	0	0	3	0
Fernando Vina, L OBP: 0.355, SLG: 0.402 (1, 4) B C X		1-1 1B		2-1 S 1B		2-3 K ③			1-1 P5 ②	4	0	2	0	0	1	0
Mike Matheny, R OBP: 0.247, SLG: 0.339 Matt Mieske, R OBP: 0.320, SLG: 0.473 (1, 2) (9, PH) 1 SAFE B X		1-0 F7 ③		2-1 G6-3 ③		0-3 K ①			1-3 K ③	3	0	0	0	0	1	2
										1	0	0	0	0	1	0

Inning Stats	R: 0 E: 0 K: 0 S: 9	H: 2 LOB: 2 BB: 0 P: 13	R: 0 E: 0 K: 1 S: 7	H: 1 LOB: 1 BB: 0 P: 12	R: 0 E: 0 K: 0 S: 8	H: 0 LOB: 0 BB: 0 P: 13	R: 2 E: 0 K: 1 S: 15	H: 3 LOB: 1 BB: 0 P: 22	R: 0 E: 0 K: 1 S: 13	H: 2 LOB: 2 BB: 0 P: 17	R: 0 E: 0 K: 2 S: 9	H: 0 LOB: 0 BB: 0 P: 12	R: 0 E: 0 K: 2 S: 9	H: 0 LOB: 0 BB: 0 P: 12	R: 0 E: 0 K: 1 S: 14	H: 0 LOB: 2 BB: 1 P: 24	R: 0 E: 0 K: 2 S: 8	H: 0 LOB: 0 BB: 0 P: 10	1B: 7 2B: 0 3B: 0 HR: 1	SF: 0 SAC: 0 DP: 0 HBP: 0																																										
PITCHER 49 Tim Wakefield, R ERA: 5.56 (1, 1)	IP 9.0	WLS W	BF 36	H 8	R 2	ER 2	SO 10	BB 1	IBB 0	HBP 0	BLK 0	WP 0	HR 1	S 92	P 135	ERA 2.00	WHIP 1.000																																													
	<table border="1"> <tr> <td>PITCHER</td> <td>IP</td> <td>WLS</td> <td>BF</td> <td>H</td> <td>R</td> <td>ER</td> <td>SO</td> <td>BB</td> <td>IBB</td> <td>HBP</td> <td>BLK</td> <td>WP</td> <td>HR</td> <td>S</td> <td>P</td> <td>ERA</td> <td>WHIP</td> <td colspan="4"></td> </tr> <tr> <td></td> <td></td> <td></td> <td></td> <td></td> <td></td> <td></td> <td></td> <td></td> <td></td> <td></td> <td></td> <td></td> <td></td> <td></td> <td></td> <td></td> <td></td> <td>WP: 0</td> <td>PA: 36</td> <td>PB: 0</td> <td>SB: 2</td> <td>CS: 0</td> </tr> </table>																	PITCHER	IP	WLS	BF	H	R	ER	SO	BB	IBB	HBP	BLK	WP	HR	S	P	ERA	WHIP																							WP: 0	PA: 36	PB: 0	SB: 2	CS: 0
PITCHER	IP	WLS	BF	H	R	ER	SO	BB	IBB	HBP	BLK	WP	HR	S	P	ERA	WHIP																																													
																		WP: 0	PA: 36	PB: 0	SB: 2	CS: 0																																								

BOTTOM

Boston Red Sox @ Milwaukee Brewers
Milwaukee County Stadium, Milwaukee, WI

Sat Aug 10 1996, 8:05 PM EDT
Att: 20,297 - Unknown - 68 F

AB	35
R	2
H	8
RBI	2
BB	1
SO	10
LOB	7



Batter	1	2	3	4	5	6	7	8	9	AB R H RBI BB SO LOB	TOP
Darren Bragg, L (1, 8) OBP: 0.380, SLG: 0.450	2-3 C 1B	2-0 CS 1B			0-1 G6-3		4-1 BB			3 0 1 0 1 1 0	Boston Red Sox @ Milwaukee Brewers Milwaukee County Stadium, Milwaukee, WI Sun Aug 11 1996, 4:33 AM EDT Att. 19,178 - Sunny - 70 F
Jeff Frye, R (1, 4) OBP: 0.377, SLG: 0.369	1-0 BB 18 G2-3 1B	3-2 CS 1-2	2-2 G6-3		4-0 18 S BB		2-3 K			3 0 1 0 1 1 1	
18 Reggie Jefferson, S (1, 3) OBP: 0.375, SLG: 0.601	2-0 G2-3 1-2		0-0 G6-3		2-3 K 1-2		2-2 F9			4 0 0 0 0 1 2	
Mo Vaughn, L (1, 10) OBP: 0.412, SLG: 0.583	4-1 FC5 BB BB		2-1 G4-3		2-1 G4-3		2-2 G3			3 0 0 0 1 0 1	
Mike Greenwell, L (1, 7) OBP: 0.316, SLG: 0.385 Lee Tinsley, S (8, 7) OBP: 0.286, SLG: 0.297	4-2 BB 1-2 2-3 BB			0-2 F7		0-0 F7		2-3 K		3 0 0 0 1 1 0 0 0 0 0 0 0 0	
Tim Lincecum, R (1, 5) OBP: 0.364, SLG: 0.448	0-1 FC5 2-3f			1-1 G6-3		1-3 K		2-1 P5		4 0 0 0 0 1 3	
Troy O'Leary, L (1, 9) OBP: 0.324, SLG: 0.419		2-2 G4-3		2-1 S 1B 1B		1-2 G3		3-2 F9		4 1 1 0 0 0 0	
Bill Haselman, R (1, 2) OBP: 0.294, SLG: 0.378		1-0 1B 2B		3-2 SAFE 1B 1-H 1B		3-2 G5-3		2-3 K		4 1 2 1 0 1 0	
Tony Rodriguez, R (1, 6) OBP: 0.320, SLG: 0.333		0-2 2-H 1B		1-0 F8		1-1 P6				3 0 1 1 0 0 1	
Inning Stats	R: 0 H: 1 E: 0 LOB: 3 K: 1 BB: 2 S: 15 P: 28	R: 1 H: 3 E: 0 LOB: 0 K: 0 BB: 0 S: 12 P: 19	R: 0 H: 0 E: 0 LOB: 0 K: 0 BB: 0 S: 6 P: 10	R: 1 H: 2 E: 0 LOB: 1 K: 0 BB: 0 S: 11 P: 18	R: 0 H: 0 E: 0 LOB: 1 K: 1 BB: 1 S: 8 P: 16	R: 0 H: 0 E: 0 LOB: 0 K: 1 BB: 0 S: 9 P: 11	R: 0 H: 0 E: 0 LOB: 1 K: 1 BB: 1 S: 10 P: 19	R: 0 H: 0 E: 0 LOB: 0 K: 1 BB: 0 S: 10 P: 16	R: 0 H: 0 E: 0 LOB: 0 K: 1 BB: 0 S: 11 P: 18	1B: 5 SF: 0 2B: 1 SAC: 0 3B: 0 DP: 0 HR: 0 HBP: 0	WP: 0 PA: 36 PB: 0 SB: 2 CS: 1
PITCHER	IP WLS BF H R ER SO BB IBB HBP BLK WP HR S P ERA WHIP										
Ben McDonald, R (1, 1) ERA: 4.14	7.0 L 29 6 2 2 4 4 0 0 0 0 0 0 71 121 2.57 1.429										
Ron Villone, L (8, 1) ERA: 3.55	1.0 3 0 0 0 1 0 0 0 0 0 0 0 10 16 0.00 0.000										
Mike Fetters, R (9, 1) ERA: 2.74	1.0 3 0 0 0 1 0 0 0 0 0 0 0 11 18 0.00 0.000										

AB	31
R	2
H	6
RBI	2
BB	4
SO	6
LOB	8



Batter	1	2	3	4	5	6	7	8	9	AB	R	H	RBI	BB	SO	LOB
Pat Listach, S OBP: 0.322, SLG: 0.319 (1, 8)	1-3 K		1-1 L5		0-0 G4-3		3-2 G6-3			4	0	0	0	0	1	2
Fernando Vina, L OBP: 0.352, SLG: 0.397 (1, 4)	3-1 F7		2-3 K		1-3 K			1-2 G3		4	0	0	0	0	2	1
Kevin Seitzer, R OBP: 0.416, SLG: 0.471 (1, 10)	2-1 G5-3		2-1 G5-3			1-2 G1-3		4-1 BB		3	0	0	0	1	0	0
Dave Nilsson, L OBP: 0.432, SLG: 0.575 (1, 9)		2-2 BB 1B		3-1 1B		2-2 F7		0-2 L9		4	0	2	0	0	0	1
John Jaha, R OBP: 0.385, SLG: 0.528 (1, 3)		2-1 BB 1B		1-3 K		0-2 2B		0-3 K		4	0	2	0	0	2	2
Jose Valentin, S OBP: 0.330, SLG: 0.482 (1, 6)		2-2 P3		1-3 K		0-3 K			3-3 K	4	0	0	0	0	3	4
Marc Newfield, R OBP: 0.310, SLG: 0.393 (1, 7)		2-2 L4		2-3 K			0-0 F8		0-2 G6-3	4	0	0	0	0	1	3
Jesse Levis, L OBP: 0.344, SLG: 0.270 (1, 2)		4-1 FC6 BB			1-2 G3-1		1-3 K		0-2 F7	3	0	0	0	1	1	0
Mark Loretta, R OBP: 0.350, SLG: 0.339 (1, 5)		1-2 FC6			1-0 G4-3 1B		0-2 1B			3	0	2	0	0	0	3

Inning Stats	R: 0	H: 0	E: 0	K: 1	S: 8	H: 0	LOB: 0	BB: 0	P: 14	R: 0	H: 2	E: 0	K: 0	S: 16	H: 0	LOB: 3	BB: 1	P: 29	R: 0	H: 0	E: 0	K: 1	S: 7	H: 0	LOB: 0	BB: 0	P: 12	R: 0	H: 1	E: 0	K: 3	S: 12	H: 1	LOB: 1	BB: 0	P: 19	R: 0	H: 1	E: 0	K: 1	S: 9	H: 1	LOB: 1	BB: 0	P: 12	R: 0	H: 1	E: 0	K: 1	S: 12	H: 1	LOB: 1	BB: 0	P: 15	R: 0	H: 1	E: 0	K: 1	S: 14	H: 1	LOB: 1	BB: 0	P: 18	R: 0	H: 0	E: 0	K: 1	S: 12	H: 0	LOB: 1	BB: 1	P: 17	R: 0	H: 0	E: 0	K: 1	S: 10	H: 0	LOB: 0	BB: 0	P: 13	1B: 5	SF: 0	2B: 1	SAC: 0	3B: 0	DP: 0	HR: 0	HBP: 0	WP: 0	PA: 35
--------------	------	------	------	------	------	------	--------	-------	-------	------	------	------	------	-------	------	--------	-------	-------	------	------	------	------	------	------	--------	-------	-------	------	------	------	------	-------	------	--------	-------	-------	------	------	------	------	------	------	--------	-------	-------	------	------	------	------	-------	------	--------	-------	-------	------	------	------	------	-------	------	--------	-------	-------	------	------	------	------	-------	------	--------	-------	-------	------	------	------	------	-------	------	--------	-------	-------	-------	-------	-------	--------	-------	-------	-------	--------	-------	--------

PITCHER	IP	WLS	BF	H	R	ER	SO	BB	IBB	HBP	BLK	WP	HR	S	P	ERA	WHIP
Roger Clemens, R ERA: 4.19 (1, 1)	7.0	W	28	6	0	0	8	1	0	0	0	0	0	78	119	0.00	1.000
Mark Brandenburg, R ERA: 3.33 (8, 1)	1.0		4	0	0	0	1	1	0	0	0	0	0	12	17	0.00	1.000
Stan Belinda, R ERA: 7.09 (9, 1)	1.0	S	3	0	0	0	1	0	0	0	0	0	0	10	13	0.00	0.000

BOTTOM

Boston Red Sox @ Milwaukee Brewers
Milwaukee County Stadium, Milwaukee, WI

Sun Aug 11 1996, 4:33 AM EDT
Att: 19,178 - Sunny - 70 F

livebaseballscores.com

AB	33
R	0
H	6
RBI	0
BB	2
SO	10
LOB	16



Batter	1	2	3	4	5	6	7	8	9	AB R H RBI BB SO LOB	TOP																
Fernando Vina, L (1, 4) OBP: 0.351, SLG: 0.396	0-1 L6		0-0 L3			2-2 WP HR 1B		1-2 P6		4 1 1 0 0 0 1																	
Jeff Cirillo, R (1, 5) OBP: 0.395, SLG: 0.499	0-0 F8			1-1 G6-3		2-2 HR		0-2 1B		4 1 2 2 0 0 0																	
Dave Nilsson, L (1, 9) OBP: 0.429, SLG: 0.581	1-0 HR			2-3 K		1-1 F8		0-0 F8		4 1 1 1 0 1 1																	
David Hulse, L (8, 8) OBP: 0.278, SLG: 0.252										0 0 0 0 0 0 0																	
John Jaha, R (1, 3) OBP: 0.381, SLG: 0.523	1-0 G6-3			0-3 K		2-1 G6-3		1-2 G1-2-3		4 0 0 0 0 1 1																	
Kevin Seitzer, R (1, 10) OBP: 0.415, SLG: 0.467			0-1 F8		4-1 BB		2-2 G1-3		2-0 P6	3 0 0 0 1 0 0																	
Jose Valentin, S (1, 6) OBP: 0.328, SLG: 0.479			0-2 F8		3-3 K		2-3 K		2-3 K	3 0 0 0 0 2 1																	
Mark Loretta, R (9, PH) OBP: 0.347, SLG: 0.336					1-2 K					1 0 0 0 0 1 0																	
Matt Mieske, R (1, 8) OBP: 0.319, SLG: 0.468			0-3 K		2-3 K		4-2 1B BB		3-3 K	3 0 0 0 1 3 1																	
Marc Newfield, R (1, 7) OBP: 0.314, SLG: 0.397			1-2 L3 1B		2-2 F8		0-1 1-3 1B			3 0 2 0 0 0 1																	
Kelly Stinnett, R (1, 2)			0-0 F8			1-2 P6		2-3 K		3 0 0 0 0 1 3																	
Inning Stats	R: 1 E: 0 K: 0 S: 5	H: 1 LOB: 0 BB: 0 P: 7	R: 0 E: 0 K: 1 S: 8	H: 0 LOB: 0 BB: 0 P: 8	R: 0 E: 0 K: 0 S: 6	H: 1 LOB: 0 BB: 0 P: 7	R: 0 E: 0 K: 2 S: 11	H: 0 LOB: 0 BB: 0 P: 14	R: 0 E: 0 K: 2 S: 12	H: 0 LOB: 1 BB: 1 P: 23	R: 2 E: 0 K: 0 S: 13	H: 2 LOB: 0 BB: 0 P: 21	R: 0 E: 0 K: 2 S: 14	H: 1 LOB: 2 BB: 1 P: 24	R: 0 E: 0 K: 0 S: 10	H: 1 LOB: 1 BB: 0 P: 12	R: 0 E: 0 K: 2 S: 7	H: 0 LOB: 0 BB: 0 P: 14	1B: 4 2B: 1 3B: 0 HR: 2	SF: 0 SAC: 0 DP: 1 HBP: 0	WP: 1 PB: 0 SB: 1 CS: 0	PA: 34					
PITCHER	IP WLS BF H R ER SO BB IBB HBP BLK WP HR S P ERA WHIP																										
Rocky Coppinger, R (1, 1) ERA: 4.83	7.0		27	5	3	3	7	2	0	0	0	1	2	69	104	3.86	1.000										
Jesse Orosco, L (8, 1) ERA: 4.02	0.2		3	1	0	0	0	0	0	0	0	0	0	7	8	0.00	1.500										
Archie Corbin, R (8, 1) ERA: 1.93	0.1	W	1	0	0	0	0	0	0	0	0	0	0	3	4	0.00	0.000										
Randy Myers, L (9, 1) ERA: 3.76	1.0	S	3	0	0	0	2	0	0	0	0	0	0	7	14	0.00	0.000										

Milwaukee Brewers @ Baltimore Orioles
 Oriole Park at Camden Yards, Baltimore, MD

Tue Aug 13 1996, 7:05 PM EDT
 Att. 44,461 - Unknown - 77 F

livebaseballscorecards.com

AB	32
R	3
H	6
RBI	3
BB	2
SO	9
LOB	9



Batter	1	2	3	4	5	6	7	8	9
Roberto Alomar, S OBP: 0.423, SLG: 0.545 (1, 4)	4-1 G4-3 1B BB	3-2 F9		0-1 FC4-6 1-2f			0-1 G1-3	3-2 SF7	
Jeffrey Hammonds, R OBP: 0.306, SLG: 0.394 (1, 7) (9, 8)	0-3 SAFE		1-2 F7		3-2 P4		2-1 G5-3	0-0 FC6-5 2-3f	
Cal Ripken Jr., R OBP: 0.351, SLG: 0.475 (1, 6)	1-0 G4-3 1-2		2-1 P2		4-2 FC5-4 BB		0-0 F7		
Rafael Palmeiro, L OBP: 0.387, SLG: 0.542 (1, 3)	3-0 S 1B 2-H		2-3 K		3-2 F8			4-1 F9 BB BB	
Bobby Bonilla, S OBP: 0.353, SLG: 0.463 (1, 9)	4-2 SAFE 1-2 BB			0-0 G5-3	0-0 FC5-4 1-2f			4-1 BB BB BB	
Eddie Murray, S OBP: 0.334, SLG: 0.423 (1, 10)	0-0 G2-3			2-3 SAFE		0-0 E5 G6-4-3 E		0-2 F9	
B.J. Surhoff, L OBP: 0.352, SLG: 0.513 (1, 5) (9, 7)		1-1 G6-3		1-1 BB 1B HBP		0-0 E4 G6-4-3		4-2 BB BB SF7 BB	
Chris Hoiles, R OBP: 0.353, SLG: 0.470 (1, 2)			4-2 FC5-4 BB		2-0 BB 1B	0-0 G6-4-3 1-2f 2-3		4-0 FC6-5 BB BB	
Mike Devereaux, R OBP: 0.307, SLG: 0.339 (8, PH) Brady Anderson, L OBP: 0.398, SLG: 0.654 (8, PR) Billy Ripken, R OBP: 0.262, SLG: 0.331 (9, 5)		2-1 FC5-4 1-2f		4-2 FC4-6 1-2 2-3 BB		0-3 SAFE		4-2 BB BB BB	

Inning Stats	R: 1	H: 1	E: 0	K: 1	S: 12	H: 1	LOB: 2	BB: 2	P: 24	R: 0	H: 0	E: 0	K: 0	S: 10	R: 0	H: 0	E: 0	K: 1	S: 9	R: 0	H: 1	E: 0	K: 1	S: 10	R: 0	H: 0	E: 2	K: 1	S: 6	R: 0	H: 0	E: 0	K: 0	S: 5	R: 3	H: 0	E: 0	K: 0	S: 17	H: 0	LOB: 2	BB: 5	P: 40
--------------	------	------	------	------	-------	------	--------	-------	-------	------	------	------	------	-------	------	------	------	------	------	------	------	------	------	-------	------	------	------	------	------	------	------	------	------	------	------	------	------	------	-------	------	--------	-------	-------

PITCHER															PITCHER																																
IP	WLS	BF	H	R	ER	SO	BB	IBB	HBP	BLK	WP	HR	S	P	ERA	WHIP	IP	WLS	BF	H	R	ER	SO	BB	IBB	HBP	BLK	WP	HR	S	P	ERA	WHIP														
Scott Karl, L (1, 1)	7.0		31	2	2	2	4	6	0	0	0	0	63	115	2.57	1.143																															
Doug Jones, R (8, 1)	0.0		1	0	0	0	1	0	0	0	0	0	1	5	∞	∞																															
Graeme Lloyd, L (8, 1)	0.1	L	2	0	0	0	1	0	0	0	0	0	8	12	0.00	3.000																															
Bryce Florie, R (8, 1)	0.2		4	0	2	2	0	2	0	0	0	0	7	18	27.00	3.000																															

BOTTOM


Milwaukee Brewers @ Baltimore Orioles
Oriole Park at Camden Yards, Baltimore, MD

Tue Aug 13 1996, 7:05 PM EDT
Att: 44,461 - Unknown - 77 F

AB	R	H	RBI	BB	SO	LOB
3	1	0	1	1	0	4
5	0	0	0	0	1	3
3	0	0	0	1	0	1
3	1	1	1	1	1	1
2	1	0	0	2	0	1
4	0	0	0	0	1	4
2	1	0	0	1	0	1
2	0	1	1	2	0	2
2	0	0	0	1	1	2
0	0	0	1	1	0	0
0	0	0	0	0	0	0

AB 26
R 4
H 2
RBI 4
BB 10
SO 4
LOB 19

WP: 0 PA: 38
PB: 0
SB: 1
CS: 0



livebaseballscorecards.com

Batter	1	2	3	4	5	6	7	8	9
Roberto Alomar, S OBP: 0.424, SLG: 0.561 (1, 4)	3-2 1B 2B	2-2 HR		2-2 F7		2-3 K		2-1 HR	
Jeffrey Hammonds, R OBP: 0.304, SLG: 0.388 (1, 7)	4-1 1B BB	1-1 P6		1-1 G1-3		2-1 P2		3-3 K	
Rafael Palmeiro, L OBP: 0.389, SLG: 0.541 (1, 3)	2-1 1B 1B	4-1		4-1 WP BB		0-0 F8		0-0 4-3	
Bobby Bonilla, S OBP: 0.355, SLG: 0.462 (1, 9)	1-0 F8 1B 1B	0-0 F8		4-2 BB			3-3 K		
Cal Ripken Jr., R OBP: 0.349, SLG: 0.471 (1, 6)	0-0 P3		2-2 F7	1-1 F7			1-2 G4-3		
B.J. Surhoff, L OBP: 0.351, SLG: 0.510 (1, 5)	1-2 1B		0-0 F9		1-0 F8		2-1 G4-3		
Eddie Murray, S OBP: 0.335, SLG: 0.439 (1, 10)	1-1 F8		0-2 HR		0-0 F7			1-0 HR	
Chris Hoiles, R OBP: 0.355, SLG: 0.468 Manny Alexander, R OBP: 0.152, SLG: 0.111 Cesar Devarez, R (9, 2)	3-3 K		4-2 BB		3-3 K		2-2 SH1-3 HR 1B		
Mike Devereaux, R OBP: 0.307, SLG: 0.337 (1, 8)		3-1 G6-3	1-2 F9			4-0 BB		1-1 SH1-3	

Inning Stats	R: 3 E: 0 K: 1 S: 21	H: 4 LOB: 2 BB: 1 P: 36	R: 1 E: 0 K: 0 S: 9	H: 1 LOB: 1 BB: 1 P: 19	R: 1 E: 0 K: 0 S: 17	H: 1 LOB: 1 BB: 1 P: 24	R: 0 E: 0 K: 0 S: 13	H: 0 LOB: 2 BB: 2 P: 25	R: 0 E: 0 K: 1 S: 5	H: 0 LOB: 0 BB: 0 P: 9	R: 0 E: 0 K: 1 S: 8	H: 0 LOB: 1 BB: 1 P: 16	R: 0 E: 0 K: 1 S: 11	H: 0 LOB: 0 BB: 0 P: 17	R: 3 E: 0 K: 1 S: 12	H: 3 LOB: 1 BB: 0 P: 21
--------------	-------------------------------	----------------------------------	------------------------------	----------------------------------	-------------------------------	----------------------------------	-------------------------------	----------------------------------	------------------------------	---------------------------------	------------------------------	----------------------------------	-------------------------------	----------------------------------	-------------------------------	----------------------------------

PITCHER	IP	WLS	BF	H	R	ER	SO	BB	IBB	HBP	BLK	WP	HR	S	P	ERA	WHIP
Jeff D'Amico, R ERA: 6.0 (1, 1)	3.0		18	6	5	5	1	3	0	0	0	0	2	47	79	15.00	3.000
Angel Miranda, L ERA: 4.73 (4, 1)	3.0		12	0	0	0	2	3	0	0	0	1	0	26	50	0.00	1.000
Ricky Bones, R ERA: 5.55 (7, 1)	1.1	L	6	2	3	3	1	0	0	0	0	0	1	17	27	20.25	1.500
Ron Villone, L ERA: 3.81 (8, 1)	0.2		3	1	0	0	1	0	0	0	0	0	1	6	11	0.00	1.500

AB R H RBI BB SO LOB

5	3	3	3	0	1	1
4	1	0	0	1	1	2
3	1	1	1	2	0	2
3	0	1	1	1	1	1
4	0	0	0	0	0	4
4	0	1	1	0	0	0
4	2	2	2	0	0	2
3	0	1	0	1	2	2
0	1	0	0	0	0	0
0	0	0	0	0	0	0
2	0	0	0	1	0	1

AB	32
R	8
H	9
RBI	8
BB	6
SO	5
LOB	15



WP	PA
1	39

Milwaukee Brewers @ Baltimore Orioles
Oriole Park at Camden Yards, Baltimore, MD
 Wed Aug 14 1996, 3:33 AM EDT
 Att: 47,480 - Cloudy - 87 F

livebaseballscorecards.com

Batter	1	2	3	4	5	6	7	8	9	AB R H RBI BB SO LOB	TOP																	
Tony Phillips, S (1, 7) OBP: 0.420, SLG: 0.413	2-3 K		4-0 SF8 BB 1-2 BB	1-2 L8		3-1 F8			2-2 2B 1-2 1B	4 0 1 0 1 1 0	Chicago White Sox @ Milwaukee Brewers Milwaukee County Stadium, Milwaukee, WI Fri Aug 16 1996, 8:05 PM EDT Unknown - 73 F livebaseballscorecards.com																	
Dave Martinez, L (1, 8) (8, 9) OBP: 0.388, SLG: 0.472	1-2 L8		1-3 K		0-1 HR		3-2 F8	2-2 2B 1-3 2B	5 1 2 1 0 1 3																			
Frank Thomas, R (1, 3) OBP: 0.473, SLG: 0.609	2-3 K		4-2 BB 1-2 2-3 3-H		3-2 F9		4-0 1B BB	4-0 G4-6-3 IBB	2 0 0 1 3 1 0																			
Robin Ventura, L (1, 5) OBP: 0.374, SLG: 0.525		0-0 G4-3	0-0 SF8 2-3 3-H		4-2 2B BB		2-2 G4-3 1-2 1B	3-2 G4-6-3 1-2f	3 1 1 1 1 0 3																			
Harold Baines, L (1, 10) OBP: 0.382, SLG: 0.519		0-1 G4-3	1-1 G1-3		2-2 L8		0-1 G4-3 1-2f		4 0 0 0 0 0 5																			
Lyle Mouton, R (1, 9) Darren Lewis, R (8, 8) OBP: 0.369, SLG: 0.436 OBP: 0.319, SLG: 0.312		1-2 G6-3		1-2 L4	4-2 2B BB		3-2 L9		3 0 0 0 1 0 0 0 0 0 0 0 0 0																			
Ray Durham, S (1, 4) OBP: 0.362, SLG: 0.427			1-1 2B 1B	1-3 K	2-2 2B		0-0 B1-3		4 1 2 1 0 1 0																			
Ron Karkovics, R (1, 2) OBP: 0.273, SLG: 0.375			1-1 1B BB 2B	0-1 HR 2B		0-0 F8	1-3 K		4 2 2 1 0 1 0																			
Ozzie Guillen, L (1, 6) OBP: 0.280, SLG: 0.373			1-0 BB SF8 1B	0-0 HR		0-0 P2	2-2 1B		4 2 3 2 0 0 0																			
Inning Stats	R: 0 E: 0 K: 2 S: 14	H: 0 LOB: 0 BB: 0 P: 19	R: 0 E: 0 K: 0 S: 6	H: 0 LOB: 0 BB: 0 P: 7	R: 3 E: 0 K: 1 S: 14	H: 3 LOB: 2 BB: 2 P: 27	R: 2 E: 0 K: 1 S: 12	H: 2 LOB: 0 BB: 0 P: 15	R: 2 E: 0 K: 0 S: 16	H: 2 LOB: 2 BB: 2 P: 31		R: 0 E: 0 K: 0 S: 4	H: 0 LOB: 0 BB: 0 P: 7	R: 0 E: 0 K: 0 S: 8	H: 1 LOB: 1 BB: 1 P: 17	R: 0 E: 0 K: 1 S: 9	H: 0 LOB: 0 BB: 0 P: 13	R: 0 E: 0 K: 0 S: 15	H: 3 LOB: 2 BB: 1 P: 28	1B: 5 2B: 4 3B: 0 HR: 2	SF: 1 SAC: 0 DP: 2 HBP: 0	WP: 0 PB: 0 SB: 1 CS: 0	PA: 40					
PITCHER	IP WLS BF H R ER SO BB IBB HBP BLK WP HR S P ERA WHIP																											
21 Cal Eldred, R (1, 1) ERA: 6.05	5.0		25	7	7	7	4	4	0	0	0	0	0	2	62	99	12.60	2.200										
Angel Miranda, L (6, 1) ERA: 4.59	3.0	W	10	1	0	0	1	1	0	0	0	0	0	0	21	37	0.00	0.667										
Mike Fetters, R (9, 1) ERA: 2.72	0.1		4	3	0	0	0	0	1	0	0	0	0	0	11	21	0.00	9.000										
Ron Villone, L (9, 1) ERA: 3.71	0.2	S	1	0	0	0	0	0	0	0	0	0	0	4	7	0.00	0.000											

AB	33
R	7
H	11
RBI	7
BB	6
SO	5
LOB	11



Batter	1	2	3	4	5	6	7	8	9
Pat Listach, S OBP: 0.321, SLG: 0.316 (1, 6) (9, 8)	0-2 S HBP 2B 1B	0-1 G5-3		1-2 G6-3		2-3 K		4-2 E 2B BB	
Jeff Cirillo, R OBP: 0.393, SLG: 0.504 (1, 5) 1 SAFE SAFE	0-3 K		3-2 1B 2B	1-0 L6			0-1 G6-3	3-2 E3 2B	
Dave Nilsson, L OBP: 0.429, SLG: 0.577 (1, 9) (9, 2)	1-2 S 2B HBP		3-2 1B G5-3 1B		0-0 1B 1B		1-2 F8	2-2 1-H 3-H 2B	
John Jaha, R OBP: 0.382, SLG: 0.522 (1, 3) B C F B S	3-3 K		2-1 G5-3 BB G3 1B		2-1 F8		2-1 1B	1-3 K	
Kevin Seitzer, R OBP: 0.416, SLG: 0.468 (1, 10) X	0-0 2B 2B		4-0 G3 G5-3 BB		2-2 L6		2-2 1B		
Matt Mieske, R OBP: 0.322, SLG: 0.470 (1, 8) (9, 9)	1-0 2B		1-0 G5-3		1-2 1B		3-1 F8		
Marc Newfield, R OBP: 0.313, SLG: 0.395 Jose Valentin, S OBP: 0.329, SLG: 0.481 (8, PH) (9, 6)	1-0 G4-3		2-2 G3		1-2 F7		1-2 P5		
Kelly Stinnett, R Fernando Vina, L OBP: 0.348, SLG: 0.392 (6, PH) (7, 4)		0-1 G3	0-3 K2-3		0-0 G3		2-2 L9		
Mark Loretta, R OBP: 0.352, SLG: 0.336 Jesse Levis, L OBP: 0.344, SLG: 0.266 (6, PH) (7, 2)		2-0 G3		3-2 G6-3		0-2 G4-3		4-1 BB E BB	
David Hulse, L OBP: 0.278, SLG: 0.252 (8, PR) (9, 7)									

Inning Stats	R: 3	H: 3	E: 0	LOB: 1	K: 2	S: 17	P: 23	R: 0	H: 0	E: 0	LOB: 0	K: 0	S: 5	P: 7	R: 3	H: 3	E: 0	LOB: 1	K: 1	S: 15	P: 30	R: 0	H: 0	E: 0	LOB: 0	K: 0	S: 7	R: 0	H: 2	E: 0	LOB: 2	K: 0	S: 18	P: 24	R: 0	H: 0	E: 0	LOB: 0	K: 1	S: 7	P: 9	R: 0	H: 2	E: 0	LOB: 2	K: 0	S: 12	P: 20	R: 3	H: 1	E: 1	LOB: 2	K: 1	S: 22	P: 39
--------------	------	------	------	--------	------	-------	-------	------	------	------	--------	------	------	------	------	------	------	--------	------	-------	-------	------	------	------	--------	------	------	------	------	------	--------	------	-------	-------	------	------	------	--------	------	------	------	------	------	------	--------	------	-------	-------	------	------	------	--------	------	-------	-------

PITCHER	IP	WLS	BF	H	R	ER	SO	BB	IBB	HBP	BLK	WP	HR	S	P	ERA	WHIP
Wilson Alvarez, L ERA: 3.98	(1, 1)	5.0	25	8	6	6	3	1	0	0	0	0	0	62	96	10.80	1.800
Jeff Darwin, R ERA: 2.03	(6, 1)	1.1	4	0	0	0	1	0	0	0	0	0	0	9	11	0.00	0.000
Mike Bertotti, L ERA: 5.23	(7, 1)	0.1	1	0	0	0	0	0	0	0	0	0	0	3	4	0.00	0.000
41 Bill Simas, R ERA: 4.42	(7, 1)	0.1	3	2	0	0	0	0	0	0	0	0	0	7	14	0.00	6.000
Al Levine, R ERA: 6.75	(8, 1)	1.0	L 7	1	3	0	1	2	0	0	0	0	0	22	39	0.00	3.000

AB	R	H	RBI	BB	SO	LOB
4	2	1	0	1	1	0
5	2	1	0	0	1	2
4	2	3	2	0	0	0
5	1	2	1	0	2	5
3	1	2	2	1	0	1
4	0	2	2	0	0	4
3	0	0	1	0	0	4
1	0	0	0	0	0	0
2	0	0	0	0	1	1
2	0	0	0	0	0	0
2	0	0	0	0	0	0
1	0	0	0	1	0	0
0	1	0	0	0	0	0


WP	PA	ERA	WHIP
0	40		
0			
0			
0			
0			

Chicago White Sox @ Milwaukee Brewers
Milwaukee County Stadium, Milwaukee, WI
 Fri Aug 16 1996, 8:05 PM EDT
 Unknown - 73 F

livebaseballscores.com

AB	36
R	9
H	11
RBI	8
BB	3
SO	5
LOB	17



Batter	1	2	3	4	5	6	7	8	9	AB R H RBI BB SO LOB	TOP														
Tony Phillips, S (1, 7) OBP: 0.419, SLG: 0.410	0-3 K		1-3 K			3-2 G3-1		1-1 FC3-6 HBP		3 0 0 0 0 2 0															
Ray Durham, S (1, 4) OBP: 0.361, SLG: 0.425	0-1 G4-3 S 1B		3-2 L8			2-0 F8		1-2 FC3-6 SAFE 1-2 3-H		4 0 1 1 0 0 1															
Robin Ventura, L (1, 5) OBP: 0.373, SLG: 0.525 (8, 3)	2-2 G4-3 1-3			2-0 2B		2-1 F9		0-0 L7		4 0 1 0 0 0 2															
Harold Baines, L (1, 10) OBP: 0.381, SLG: 0.516	0-0 F9			3-2 F8			2-3 K		1-1 1B 1B	4 1 1 0 0 1 2															
Danny Tartabull, R (1, 9) OBP: 0.325, SLG: 0.432 Lyle Mouton, R (9, PR) OBP: 0.369, SLG: 0.436		1-2 G4-3		3-3 K		0-0 G5-3		1-1 F9 1B 1B		4 0 1 0 0 1 1 0 0 0 0 0 0 0															
Dave Martinez, L (1, 3) OBP: 0.369, SLG: 0.479 (8, 8)		3-3 K		3-2 L8		0-1 3B		1-1 WP 1B 1-2 2-H		4 0 2 1 0 1 1															
Pat Borders, R (1, 2) OBP: 0.282, SLG: 0.338 Frank Thomas, R (9, PH) OBP: 0.472, SLG: 0.608		1-2 1B			1-1 L5		1-3 K		1-0 F9 2-3	3 0 1 0 0 1 1 1 0 0 0 0 0 2	AB 35 R 2 H 8 RBI 2 BB 0 SO 7 LOB 17														
Darren Lewis, R (1, 8) OBP: 0.317, SLG: 0.310 Norberto Martin, R (8, PH) OBP: 0.392, SLG: 0.457 (8, 5)		1-0 F8			1-1 G5-3			0-0 G4-3 FC3-6 2B	2-3 K 1-2	2 0 0 0 0 0 1 2 1 1 0 0 1 3															
Ozzie Guillen, L (1, 6) OBP: 0.277, SLG: 0.369			0-1 F9		2-1 F8			0-2 G4-3	0-0 G4-3	4 0 0 0 0 0 3															
Inning Stats	R: 0 E: 0 K: 1 S: 9	H: 1 LOB: 1 BB: 0 P: 11	R: 0 E: 0 K: 1 S: 10	H: 1 LOB: 1 BB: 0 P: 16	R: 0 E: 0 K: 1 S: 9	H: 0 LOB: 0 BB: 0 P: 13	R: 0 E: 0 K: 1 S: 12	H: 1 LOB: 1 BB: 0 P: 23	R: 0 E: 0 K: 0 S: 6	H: 0 LOB: 0 BB: 0 P: 10	R: 0 E: 0 K: 0 S: 6	H: 0 LOB: 0 BB: 0 P: 13	R: 0 E: 0 K: 2 S: 10	H: 1 LOB: 1 BB: 0 P: 13	R: 1 E: 0 K: 0 S: 10	H: 1 LOB: 1 BB: 0 P: 12	R: 1 E: 0 K: 1 S: 13	H: 3 LOB: 2 BB: 0 P: 19	1B: 5 2B: 2 3B: 1 HR: 0	SF: 0 SAC: 0 DP: 0 HBP: 1	WP: 1 PB: 0 SB: 1 CS: 0	PA: 36			
PITCHER Tim Van Egmond, R (1, 1) ERA: 4.38 Ron Villone, L (8, 1) ERA: 3.58 Mike Fetters, R (9, 1) ERA: 2.86	IP 7.0 1.0 1.0	WLS W S	BF 26 4 6	H 5 0 3	R 1 0 1	ER 1 0 1	SO 6 0 1	BB 0 0 0	IBB 0 0 0	HBP 0 1 0	BLK 0 0 0	WP 0 0 1	HR 0 0 0	S 63 9 13	P 100 11 19	ERA 1.29 0.00 9.00	WHIP 0.714 0.000 3.000								

Chicago White Sox @ Milwaukee Brewers
Milwaukee County Stadium, Milwaukee, WI

Fri Aug 16 1996, 8:05 PM EDT
Att. 25,529 - Unknown - 66 F

livebaseballscorecards.com

Batter	1	2	3	4	5	6	7	8	9	AB R H RBI BB SO LOB	TOP	
Tony Phillips, S OBP: 0.417, SLG: 0.410 (1, 7)	F8		G4-3	G3			E 2B	F7		5 1 1 0 0 0 0		
Dave Martinez, L OBP: 0.389, SLG: 0.477 (1, 8) (7, 9)	P6		F8			F8	E1 S 2-H 1B	2B 1B 1B		5 1 2 0 0 0 0		
Frank Thomas, R OBP: 0.471, SLG: 0.607 (1, 3)	G1-3		1B 1B HBP			F9	K 2-3	1B 2B	1 SAFE 0-0	4 2 1 0 0 1 1		
Harold Baines, L OBP: 0.381, SLG: 0.514 (1, 10)		1-1 1B SF8 1B	2-1 1B 1-2 1B			K 1-3	G6-3	F9	0-1	5 1 2 0 0 1 3		
Robin Ventura, L OBP: 0.377, SLG: 0.533 (1, 5)		3-2 G4-3 1-2	3-2 BB 1-3 2-H 1B			HR	BB HBP	1B IBB	4-0	3 1 2 2 1 0 1		
Lyle Mouton, R OBP: 0.377, SLG: 0.436 (1, 9)		0-0 SF8 1B	4-0 1-2 BB			G5-3	1-2 BB	1B	2-1	2 0 1 0 2 0 0 1 0 1 2 0 0 0		
Darren Lewis, R OBP: 0.319, SLG: 0.313 (7, 8)		2-3 1B	BB			B2	K	IBB	1-3 2-H 3-H	4 0 1 0 1 1 6		
Ray Durham, S OBP: 0.362, SLG: 0.424 (1, 4)		0-2 1-2 1B	G4-3						4-0			
Ron Karkovics, R OBP: 0.272, SLG: 0.377 (1, 2)	SF8			P2				K	1-3	4 0 1 1 0 2 3		
Ozzie Guillen, L OBP: 0.274, SLG: 0.365 (1, 6)	L8			G4-3			F4	G4-3	0-1	5 0 0 0 0 0 6		
Inning Stats	R: 0 E: 0 K: 0 S: 7 H: 0 LOB: 0 BB: 0 P: 11	R: 1 E: 0 K: 0 S: 12 H: 3 LOB: 2 BB: 0 P: 16	R: 1 E: 0 K: 0 S: 17 H: 2 LOB: 3 BB: 1 P: 36	R: 0 E: 0 K: 0 S: 5 H: 0 LOB: 0 BB: 0 P: 10	R: 0 E: 0 K: 1 S: 6 H: 0 LOB: 0 BB: 0 P: 12	R: 1 E: 0 K: 0 S: 7 H: 2 LOB: 1 BB: 0 P: 8	R: 1 E: 1 K: 2 S: 15 H: 2 LOB: 3 BB: 1 P: 31	R: 0 E: 0 K: 1 S: 8 H: 0 LOB: 0 BB: 0 P: 12	R: 2 E: 0 K: 1 S: 13 H: 3 LOB: 3 BB: 2 P: 25	1B: 8 2B: 3 3B: 0 HR: 1 SF: 1 SAC: 0 DP: 0 HBP: 2	WP: 0 PB: 0 SB: 1 CS: 0 PA: 45	
PITCHER	IP WLS BF H R ER SO BB IBB HBP BLK WP HR S P ERA WHIP											
Ben McDonald, R ERA: 4.2 (1, 1)	6.0 L 29 9 4 4 1 1 0 1 0 0 0 1 59 102 6.00 1.667											
Ron Villone, L ERA: 3.49 (7, 1)	0.2 3 0 0 0 1 0 0 1 0 0 0 0 5 10 0.00 0.000											
Doug Jones, R ERA: 5.23 (7, 1)	2.1 13 3 2 2 3 1 2 0 0 0 0 0 26 49 7.71 1.714											

Chicago White Sox @ Milwaukee Brewers
Milwaukee County Stadium, Milwaukee, WI

Sat Aug 17 1996, 8:05 PM EDT
Att. 31,551 - Unknown - 74 F

AB	38
R	6
H	12
RBI	5
BB	4
SO	5
LOB	20



Batter	1	2	3	4	5	6	7	8	9	AB R H RBI BB SO LOB
Fernando Vina, L (1, 4) OBP: 0.346, SLG: 0.389 John Jaha, R (9, PH) OBP: 0.381, SLG: 0.517	1-0 F7		0-1 B5-3		1-1 1B		0-1 F8		1-0 FC4-6	4 0 1 0 0 0 0 1 0 0 0 0 0 3
Jeff Cirillo, R (1, 5) OBP: 0.390, SLG: 0.501	2-2 F3		1-1 2B		0-3 K			2-0 G6-3		4 0 1 0 0 1 1
Dave Nilsson, L (1, 10) OBP: 0.425, SLG: 0.569	3-1 FC6 1B		2-2 G4-3			0-0 P5		1-2 G6-3		4 0 1 0 0 0 1
Kevin Seitzer, R (1, 3) OBP: 0.410, SLG: 0.459	2-2 FC6 1-2f			0-0 G3-1		1-1 G1-3		1-1 F8		4 0 0 0 0 0 1
Jose Valentin, S (1, 6) OBP: 0.331, SLG: 0.486		1-0 G6-3		2-0 G3-1		0-1 1B			2-3 K	4 0 1 0 0 1 0
Matt Mieske, R (1, 9) OBP: 0.321, SLG: 0.480		0-3 K		3-1 HR		0-3 K			2-2 G3-1	4 1 1 1 0 2 1
David Hulse, L (1, 8) OBP: 0.286, SLG: 0.261		2-1 1B		0-3 K			1-2 F9		0-2 1B 1B	4 0 2 0 0 1 0
Marc Newfield, R (1, 7) OBP: 0.313, SLG: 0.404		0-0 L8			1-0 P4		1-0 HR		0-2 1B 1B	4 1 2 1 0 0 1
Jesse Levis, L (1, 2) OBP: 0.335, SLG: 0.260			1-2 G1-3		0-2 L8		0-1 G4-3		1-2 FC4-6 1B	4 0 1 0 0 0 0


Inning Stats	R: 0	H: 1	E: 0	LOB: 1	K: 0	BB: 0	S: 10	R: 0	H: 1	E: 0	LOB: 1	K: 1	BB: 0	S: 7	R: 0	H: 1	E: 0	LOB: 1	K: 0	BB: 0	S: 12	R: 1	H: 1	E: 0	LOB: 0	K: 1	BB: 0	S: 7	R: 0	H: 1	E: 0	LOB: 1	K: 1	BB: 0	S: 10	R: 0	H: 1	E: 0	LOB: 1	K: 1	BB: 0	S: 8	R: 1	H: 1	E: 0	LOB: 0	K: 0	BB: 0	S: 8	R: 0	H: 0	E: 0	LOB: 0	K: 0	BB: 0	S: 6	R: 0	H: 3	E: 0	LOB: 3	K: 1	BB: 0	S: 18	1B: 7	SF: 0	2B: 1	SAC: 0	3B: 0	DP: 0	HR: 2	HBP: 0
--------------	------	------	------	--------	------	-------	-------	------	------	------	--------	------	-------	------	------	------	------	--------	------	-------	-------	------	------	------	--------	------	-------	------	------	------	------	--------	------	-------	-------	------	------	------	--------	------	-------	------	------	------	------	--------	------	-------	------	------	------	------	--------	------	-------	------	------	------	------	--------	------	-------	-------	-------	-------	-------	--------	-------	-------	-------	--------

PITCHER	IP	WLS	BF	H	R	ER	SO	BB	IBB	HBP	BLK	WP	HR	S	P	ERA	WHIP
Alex Fernandez, R (1, 1) ERA: 3.61	8.2	W	36	10	2	2	5	0	0	0	0	0	2	85	119	2.08	1.154
Roberto Hernandez, R (9, 1) ERA: 1.11	0.1	S	1	0	0	0	0	0	0	0	0	0	0	1	2	0.00	0.000

BOTTOM

Chicago White Sox @ Milwaukee Brewers
Milwaukee County Stadium, Milwaukee, WI
 Sat Aug 17 1996, 8:05 PM EDT
 Att: 31,551 - Unknown - 74 F

AB	37
R	2
H	10
RBI	2
BB	0
SO	5
LOB	8



WP: 0	PA: 37
PB: 0	
SB: 0	
CS: 0	
ERA	WHIP

Batter	1	2	3	4	5	6	7	8	9	AB R H RBI BB SO LOB	TOP																
Tony Phillips, S OBP: 0.422, SLG: 0.416 (1, 7) (8, 8)	4-2 G5-4-3 BB		4-2 1-2 2-3 BB		0-1 HR 1B		1-0 WP 2B	2-1 1-2 2-H 1B		3 2 3 1 2 0 0																	
Ray Durham, S OBP: 0.360, SLG: 0.421 (1, 4)	1-1 G5-4-3 1-2f		0-1 SF8		4-2 1-2 HR BB		2-1 F7 2-H	3-3 K		3 1 0 1 1 1 3																	
Frank Thomas, R OBP: 0.473, SLG: 0.612 (1, 3)	4-2 BB		3-1 F8 2-3		2-2 1-H 2-H HR		4-2 2B BB			3 1 1 3 2 0 2																	
Danny Tartabull, R OBP: 0.326, SLG: 0.435 (1, 9)	1-3 K			1-3 K	2-3 K		0-0 1-3 2B		0-1 1B	5 0 2 0 0 3 1																	
Robin Ventura, L OBP: 0.375, SLG: 0.531 (1, 5)		0-0 L8		3-2 2B		1-2 G3-1	0-0 G6-3		1-3 K	5 0 1 0 0 1 3																	
Pat Borders, R OBP: 0.280, SLG: 0.353 (1, 2)		2-1 G5-3		2-2 G5-3		1-0 HR		2-3 K	1-3 K	5 1 1 1 0 2 2																	
Harold Baines, L OBP: 0.380, SLG: 0.510 Greg Norton, S (8, PR)		1-0 G6-3		0-1 G1		1-2 G6-3		4-1 1B BB BB		3 0 0 0 1 0 1 0 1 0 0 0 0 0	AB 33 R 7 H 9 RBI 6 BB 8 SO 9 LOB 13																
Norberto Martin, R OBP: 0.386, SLG: 0.442 (1, 6)			4-2 BB 1B SF8 BB		0-0 L9	0-0 F9		1-3 K		3 1 0 0 1 1 1																	
Darren Lewis, R OBP: 0.319, SLG: 0.313 Dave Martinez, L OBP: 0.389, SLG: 0.477 Lyle Mouton, R OBP: 0.380, SLG: 0.436 Ozzie Guillen, L OBP: 0.274, SLG: 0.365			2-0 CS BB 1B		2-3 K		1-2 G6-3	4-0 1B BB		3 0 1 0 0 1 0 0 0 0 0 0 0 0 0 0 0 0 1 0 0 0 0 0 0 0 0 0																	
Inning Stats	R: 0 E: 0 K: 1 S: 10	H: 0 LOB: 1 BB: 2 P: 20	R: 0 E: 0 K: 0 S: 4	H: 0 LOB: 0 BB: 0 P: 7	R: 1 E: 0 K: 0 S: 11	H: 1 LOB: 1 BB: 2 P: 24	R: 0 E: 0 K: 1 S: 16	H: 1 LOB: 1 BB: 0 P: 22	R: 3 E: 0 K: 2 S: 21	H: 2 LOB: 0 BB: 1 P: 31	R: 1 E: 0 K: 0 S: 9	H: 1 LOB: 0 BB: 0 P: 12	R: 1 E: 0 K: 0 S: 11	H: 2 LOB: 2 BB: 1 P: 19	R: 1 E: 0 K: 3 S: 13	H: 1 LOB: 2 BB: 2 P: 29	R: 0 E: 0 K: 2 S: 9	H: 1 LOB: 1 BB: 0 P: 11	1B: 4 2B: 3 3B: 0 HR: 2	SF: 1 SAC: 0 DP: 1 HBP: 0	WP: 2 PB: 0 SB: 1 CS: 1	PA: 42					
PITCHER	IP	WLS	BF	H	R	ER	SO	BB	IBB	HBP	BLK	WP	HR	S	P	ERA	WHIP										
Scott Karl, L ERA: 5.15	(1, 1)	5.2		25	5	5	4	5	0	0	0	0	2	70	115	7.94	1.765										
Bryce Florie, R ERA: 3.7	(6, 1)	2.0		10	2	2	2	2	0	0	0	1	0	19	34	9.00	2.000										
Angel Miranda, L ERA: 4.57	(8, 1)	0.1	W	3	1	0	1	1	0	0	0	0	0	6	15	0.00	6.000										
Mike Fetters, R ERA: 2.8	(9, 1)	1.0	S	4	1	0	2	0	0	0	0	0	0	9	11	0.00	1.000										

Chicago White Sox @ Milwaukee Brewers
Milwaukee County Stadium, Milwaukee, WI

Sun Aug 18 1996, 4:33 AM EDT
Att. 33,094 - Sunny - 78 F

livebaseballscorecards.com



Batter	1	2	3	4	5	6	7	8	9	AB R H RBI BB SO LOB	TOP											
Fernando Vina, L (1, 4) OBP: 0.346, SLG: 0.385	2-2 L7		1-0 G3		0-0 B3		2-1 P4		1-0 F8 BB 1B	5 1 1 0 0 0 0												
Jeff Cirillo, R (1, 5) OBP: 0.392, SLG: 0.501	2-2		2-1 G6-3		4-1 G4-6-3 BB		0-0 G5-3		4-2 G6-3 1B 1-2 BB	3 0 1 0 2 0 0 0 0 0 0 0 0 0												
Mark Loretta, R (9, 5) OBP: 0.352, SLG: 0.336																						
Dave Nilsson, L (1, 9) OBP: 0.424, SLG: 0.565	1-3 K				2-0 1B 1B		1-1 G4-6-3		0-2 F8	5 1 2 0 0 1 4 0 0 0 0 0 0 0												
David Hulse, L (9, 8) OBP: 0.286, SLG: 0.261																						
John Jaha, R (1, 10) OBP: 0.382, SLG: 0.514	0-0 L6				1-1 1B 1B 1-3 E 1B		2-3 K		2-1 G6-3 1B	5 1 2 1 0 1 2												
Kevin Seitzer, R (1, 3) OBP: 0.412, SLG: 0.459					1-2 E5 G4-3 1B 1-H 3-H		3-2 E6 F8 1B HR		2-0 G6-3	5 1 2 1 0 1 2												
Jose Valentin, S (1, 6) OBP: 0.335, SLG: 0.494					1-0 G4-3		1-1 F8 1B HR		0-2 P6	4 1 1 0 1 1 4												
Matt Mieske, R (1, 8) OBP: 0.316, SLG: 0.472					1-2 G1-3		2-0 F8		3-2 G4-6-3	4 0 0 0 0 1 5												
Marc Newfield, R (1, 7) OBP: 0.321, SLG: 0.420					4-0 BB		0-0 HR		4-2 BB	2 1 1 3 2 0 1												
Jesse Levis, L (1, 2) OBP: 0.331, SLG: 0.261					2-1 G4-3		3-1 F7		0-3 K	4 0 0 0 0 1 4												
Inning Stats	R: 0 E: 0 K: 1 S: 11	H: 1 LOB: 1 BB: 0 P: 16	R: 0 E: 0 K: 2 S: 8	H: 0 LOB: 1 BB: 1 P: 15	R: 0 E: 0 K: 0 S: 5	H: 0 LOB: 0 BB: 0 P: 9	R: 2 E: 1 K: 0 S: 13	H: 3 LOB: 2 BB: 1 P: 25	R: 0 E: 0 K: 0 S: 4	H: 0 LOB: 0 BB: 1 P: 10	R: 3 E: 1 K: 1 S: 12	H: 2 LOB: 0 BB: 0 P: 23	R: 0 E: 0 K: 0 S: 8	H: 1 LOB: 1 BB: 0 P: 11	R: 0 E: 0 K: 1 S: 13	H: 1 LOB: 2 BB: 1 P: 22	R: 1 E: 0 K: 1 S: 18	H: 2 LOB: 2 BB: 1 P: 30	1B: 8 2B: 1 3B: 0 HR: 1	SF: 0 SAC: 0 DP: 1 HBP: 0	WP: 0 PB: 0 SB: 0 CS: 0	PA: 42
PITCHER	IP WLS BF H R ER SO BB IBB HBP BLK WP HR S P ERA WHIP																					
Frankie Rodriguez, R (1, 1) ERA: 5.11	6.0 L 27 6 5 1 4 3 0 0 0 0 0 1 53 98 1.50 1.500																					
Dave Stevens, R (7, 1) ERA: 5.19	1.2 8 2 0 0 0 1 0 0 0 0 0 0 18 30 0.00 1.800																					
Eddie Guardado, L (8, 1) ERA: 5.12	0.2 4 1 1 1 1 1 0 0 0 0 0 0 12 17 13.50 3.000																					
Greg Hansell, R (9, 1) ERA: 5.27	0.2 3 1 0 0 1 0 0 0 0 0 0 0 9 16 0.00 1.500																					

Milwaukee Brewers @ Minnesota Twins
 Hubert H. Humphrey Metrodome, Minneapolis, MN

AB	37
R	6
H	10
RBI	5
BB	5
SO	6
LOB	22



Mon Aug 19 1996, 8:05 PM EDT
 Att. 21,879 - Dome

livebaseballscorecards.com

Batter	1	2	3	4	5	6	7	8	9	AB R H RBI BB SO LOB	TOP																
Fernando Vina, L (1, 4) OBP: 0.346, SLG: 0.383	1-1 HR 1B	2-3 K		4-2 1B BB		1-3 K		3-2 F9	1-1 F8	5 1 1 0 1 2 6																	
Jeff Cirillo, R (1, 5) OBP: 0.395, SLG: 0.501	0-2 HR 1B	0-1 G4-3		0-0 1-3 2-H 1B		4-0 1-2 2-3 BB		2-1 FC5-4 1-2f		4 1 2 1 1 0 1																	
Dave Nilsson, L (1, 9) OBP: 0.424, SLG: 0.581	1-1 HR 1-H 2-H		2-2 F9	0-2 F7		0-1 G6-3			1-0 HR	5 2 2 4 0 0 5																	
John Jaha, R (1, 10) OBP: 0.380, SLG: 0.513	0-0 F8		0-3 K		0-1 F9		2-1 G5-3		1-0 1B 2B	5 1 1 0 0 1 0																	
Kevin Seitzer, R (1, 3) OBP: 0.410, SLG: 0.456	1-0 2B 1B		2-1 F9		1-1 G4-3		2-2 G1-3		0-1 F9	5 0 1 0 0 0 1																	
Jose Valentin, S (1, 6) OBP: 0.337, SLG: 0.498	1-1 1-3 2B		1-2 F7		2-3 K		0-0 FC5-4 1B		2-0 1B 2-H 1B	5 0 3 1 0 1 0																	
Marc Newfield, R (1, 7) OBP: 0.323, SLG: 0.424	2-3 K		2-2 G6-3			0-1 BB 2B	1-2 FC5-4 1-2f		2-2 BB 1B	5 0 2 0 0 1 3																	
Matt Mieske, R (1, 8) OBP: 0.320, SLG: 0.475	0-1 F9		1-1 E 2B		0-0 F7			2-1 FC5-4 1B	4-2 1-2 BB	4 1 2 0 1 0 3																	
Jesse Levis, L (1, 2) OBP: 0.335, SLG: 0.263		0-0 F9		0-0 E2 1B		4-1 BB BB		0-0 F7	2-3 K	3 1 1 0 1 0 1 1 0 0 0 0 1 3																	
Pat Listach, S (9, PH) OBP: 0.320, SLG: 0.315																											
Inning Stats	R: 3 E: 0 K: 1 S: 16	H: 5 LOB: 2 BB: 0 P: 22	R: 0 E: 0 K: 1 S: 6	H: 0 LOB: 0 BB: 0 P: 8	R: 0 E: 0 K: 1 S: 8	H: 0 LOB: 0 BB: 0 P: 12	R: 2 E: 1 K: 0 S: 20	H: 3 LOB: 2 BB: 1 P: 28	R: 0 E: 0 K: 1 S: 7	H: 0 LOB: 0 BB: 0 P: 10	R: 0 E: 0 K: 1 S: 9	H: 1 LOB: 3 BB: 2 P: 18	R: 0 E: 0 K: 0 S: 11	H: 1 LOB: 1 BB: 0 P: 16	R: 0 E: 0 K: 0 S: 9	H: 1 LOB: 1 BB: 0 P: 16	R: 2 E: 0 K: 1 S: 17	H: 4 LOB: 3 BB: 1 P: 30	1B: 9 2B: 4 3B: 0 HR: 2	SF: 0 SAC: 0 DP: 0 HBP: 0	WP: 0 PB: 0 SB: 0 CS: 0	PA: 46					
PITCHER	IP WLS BF H R ER SO BB IBB HBP BLK WP HR S P ERA WHIP																										
Scott Kligenbeck, R (1, 1) ERA: 9.0	3.2		20	8	5	3	3	1	0	0	0	0	1	44	64	7.36	2.455										
Jose Parra, R (4, 1) ERA: 5.57	3.0	W	13	2	0	0	2	2	0	0	0	0	0	28	44	0.00	1.333										
Mike Trombley, R (7, 1) ERA: 3.42	1.2		10	5	2	2	0	0	0	0	0	0	1	22	36	10.80	3.000										
Eddie Guardado, L (9, 1) ERA: 5.06	0.2		3	0	0	0	1	1	0	0	0	0	0	9	16	0.00	1.500										

Milwaukee Brewers @ Minnesota Twins
 Hubert H. Humphrey Metrodome, Minneapolis, MN

Tue Aug 20 1996, 8:05 PM EDT
 Att. 14,630 - Dome - 69 F

AB	42
R	7
H	15
RBI	6
BB	4
SO	6
LOB	23



BOTTOM

Milwaukee Brewers @ Minnesota Twins
Hubert H. Humphrey Metrodome, Minneapolis, MN

Wed Aug 21 1996, 4:33 AM EDT
Att. 15,885 - Dome - 70 F

livebaseballscorecards.com

AB	37
R	7
H	12
RBI	6
BB	8
SO	5
LOB	25



WP:	0	PA:	45
PB:	2		
SB:	2		
CS:	0		

AB R H RBI BB SO LOB

3 2 0 0 2 1 2

3 0 1 1 2 1 2

4 1 2 2 1 0 1

5 0 2 0 0 1 4

4 1 1 0 1 1 4

3 1 1 0 0 0 3

2 1 2 1 0 0 0

4 0 1 0 1 1 3

3 0 0 1 0 0 1

1 0 0 1 0 0 1

1 0 1 0 0 0 0

3 1 1 0 0 0 1

0 0 0 0 0 0 0

1 0 0 0 1 0 3

1B: 9 SF: 0

2B: 3 SAC: 0

3B: 0 DP: 2

HR: 0 HBP: 0

1B: 9 SF: 0

2B: 3 SAC: 0

3B: 0 DP: 2

HR: 0 HBP: 0

1B: 9 SF: 0

2B: 3 SAC: 0

3B: 0 DP: 2

HR: 0 HBP: 0

1B: 9 SF: 0

2B: 3 SAC: 0

3B: 0 DP: 2

HR: 0 HBP: 0

1B: 9 SF: 0

2B: 3 SAC: 0

3B: 0 DP: 2

HR: 0 HBP: 0

1B: 9 SF: 0

2B: 3 SAC: 0

3B: 0 DP: 2

HR: 0 HBP: 0

1B: 9 SF: 0

2B: 3 SAC: 0

3B: 0 DP: 2

HR: 0 HBP: 0

1B: 9 SF: 0

2B: 3 SAC: 0

3B: 0 DP: 2

HR: 0 HBP: 0

1B: 9 SF: 0

2B: 3 SAC: 0

3B: 0 DP: 2

HR: 0 HBP: 0

1B: 9 SF: 0

2B: 3 SAC: 0

3B: 0 DP: 2

HR: 0 HBP: 0

1B: 9 SF: 0

2B: 3 SAC: 0

3B: 0 DP: 2

HR: 0 HBP: 0

1B: 9 SF: 0

2B: 3 SAC: 0

3B: 0 DP: 2

HR: 0 HBP: 0

1B: 9 SF: 0

2B: 3 SAC: 0

3B: 0 DP: 2

HR: 0 HBP: 0

1B: 9 SF: 0

2B: 3 SAC: 0

3B: 0 DP: 2

HR: 0 HBP: 0

1B: 9 SF: 0

2B: 3 SAC: 0

3B: 0 DP: 2

HR: 0 HBP: 0

1B: 9 SF: 0

2B: 3 SAC: 0

3B: 0 DP: 2

HR: 0 HBP: 0

1B: 9 SF: 0

2B: 3 SAC: 0

3B: 0 DP: 2

HR: 0 HBP: 0

1B: 9 SF: 0

2B: 3 SAC: 0

3B: 0 DP: 2

HR: 0 HBP: 0

1B: 9 SF: 0

2B: 3 SAC: 0

3B: 0 DP: 2

HR: 0 HBP: 0

1B: 9 SF: 0

2B: 3 SAC: 0

3B: 0 DP: 2

HR: 0 HBP: 0

1B: 9 SF: 0

2B: 3 SAC: 0

3B: 0 DP: 2

HR: 0 HBP: 0

1B: 9 SF: 0

2B: 3 SAC: 0

3B: 0 DP: 2

HR: 0 HBP: 0

1B: 9 SF: 0

2B: 3 SAC: 0

3B: 0 DP: 2

HR: 0 HBP: 0

1B: 9 SF: 0

2B: 3 SAC: 0

3B: 0 DP: 2

HR: 0 HBP: 0

1B: 9 SF: 0

2B: 3 SAC: 0

3B: 0 DP: 2

HR: 0 HBP: 0

1B: 9 SF: 0

2B: 3 SAC: 0

3B: 0 DP: 2

HR: 0 HBP: 0

1B: 9 SF: 0

2B: 3 SAC: 0

3B: 0 DP: 2

HR: 0 HBP: 0

1B: 9 SF: 0

2B: 3 SAC: 0

3B: 0 DP: 2

HR: 0 HBP: 0

1B: 9 SF: 0

2B: 3 SAC: 0

3B: 0 DP: 2

HR: 0 HBP: 0

1B: 9 SF: 0

2B: 3 SAC: 0

3B: 0 DP: 2

HR: 0 HBP: 0

1B: 9 SF: 0

2B: 3 SAC: 0

3B: 0 DP: 2

HR: 0 HBP: 0

1B: 9 SF: 0

2B: 3 SAC: 0

3B: 0 DP: 2

HR: 0 HBP: 0

1B: 9 SF: 0

2B: 3 SAC: 0

3B: 0 DP: 2

HR: 0 HBP: 0

1B: 9 SF: 0

2B: 3 SAC: 0

3B: 0 DP: 2

HR: 0 HBP: 0

1B: 9 SF: 0

2B: 3 SAC: 0

3B: 0 DP: 2

HR: 0 HBP: 0

1B: 9 SF: 0

2B: 3 SAC: 0

3B: 0 DP: 2

HR: 0 HBP: 0

1B: 9 SF: 0

2B: 3 SAC: 0

3B: 0 DP: 2

HR: 0 HBP: 0

1B: 9 SF: 0

2B: 3 SAC: 0

3B: 0 DP: 2

HR: 0 HBP: 0

1B: 9 SF: 0

2B: 3 SAC: 0

3B: 0 DP: 2

HR: 0 HBP: 0

1B: 9 SF: 0

2B: 3 SAC: 0

3B: 0 DP: 2

HR: 0 HBP: 0

1B: 9 SF: 0

2B: 3 SAC: 0

3B: 0 DP: 2

HR: 0 HBP: 0

1B: 9 SF: 0

2B: 3 SAC: 0

3B: 0 DP: 2

HR: 0 HBP: 0

1B: 9 SF: 0

2B: 3 SAC: 0

3B: 0 DP: 2

HR: 0 HBP: 0

1B: 9 SF: 0

2B: 3 SAC: 0

3B: 0 DP: 2

HR: 0 HBP: 0

1B: 9 SF: 0

2B: 3 SAC: 0

3B: 0 DP: 2

HR: 0 HBP: 0

1B: 9 SF: 0

2B: 3 SAC: 0

3B: 0 DP: 2

HR: 0 HBP: 0

1B: 9 SF: 0

2B: 3 SAC: 0

3B: 0 DP: 2

HR: 0 HBP: 0

1B: 9 SF: 0

2B: 3 SAC: 0

3B: 0 DP: 2

HR: 0 HBP: 0

1B: 9 SF: 0

2B: 3 SAC: 0

3B: 0 DP: 2

HR: 0 HBP: 0

1B: 9 SF: 0

2B: 3 SAC: 0

3B: 0 DP: 2

HR: 0 HBP: 0

1B: 9 SF: 0

2B: 3 SAC: 0

3B: 0 DP: 2

HR: 0 HBP: 0

1B: 9 SF: 0

2B: 3 SAC: 0

3B: 0 DP: 2

HR: 0 HBP: 0

1B: 9 SF: 0

2B: 3 SAC: 0

3B: 0 DP: 2

HR: 0 HBP: 0

1B: 9 SF: 0

2B: 3 SAC: 0

3B: 0 DP: 2

HR: 0 HBP: 0

1B: 9 SF: 0

2B: 3 SAC: 0

3B: 0 DP: 2

HR: 0 HBP: 0

1B: 9 SF: 0

2B: 3 SAC: 0

3B: 0 DP: 2

HR: 0 HBP: 0

1B: 9 SF: 0

2B: 3 SAC: 0

3B: 0 DP: 2

HR: 0 HBP: 0

1B: 9 SF: 0

2B: 3 SAC: 0

3B: 0 DP: 2

HR: 0 HBP: 0

1B: 9 SF: 0

2B: 3 SAC: 0

3B: 0 DP: 2

HR: 0 HBP: 0

1B: 9 SF: 0

2B: 3 SAC: 0

3B: 0 DP: 2

HR: 0 HBP: 0

1B: 9 SF: 0

2B: 3 SAC: 0

3B: 0 DP: 2

HR: 0 HBP: 0

1B: 9 SF: 0

2B: 3 SAC: 0

3B: 0 DP: 2

Batter	1	2	3	4	5	6	7	8	9	10	11	AB R H RBI BB SO LOB	TOP											
Fernando Vina, L (1, 4) OBP: 0.349, SLG: 0.389	2-0 E 2B		1-0 F8		1-0 G6-3		3-2 G5-4-3 1B			2-2 L4		5 1 2 0 0 0 1												
Jeff Cirillo, R (1, 5) OBP: 0.393, SLG: 0.497	0-0 E6 G3-1 2-H 1B		1-1 FC4 2B 1-2f HR		0-1 1B		0-0 G5-4-3 1-2f			1-0 1B		5 1 3 0 0 0 2												
Dave Nilsson, L (1, 9) OBP: 0.424, SLG: 0.582 Gerald Williams, R (8, 9) OBP: 0.318, SLG: 0.432	2-2 G3-1 2-3		1-0 HR 2B		2-1 G3				3-1 G6-3		1-1 P4	4 1 1 0 0 0 2 1 0 0 0 0 0 1												
John Jaha, R (1, 3) OBP: 0.384, SLG: 0.531	1-0 F9		0-1 HR				0-1 1B FC6-4 2B		1-3 K		1-0 G6-3 S 1B	5 3 3 3 0 1 1												
Kevin Seitzer, R (1, 10) OBP: 0.408, SLG: 0.453	2-2 P2		1-3 K				1-1 FC6-4 2-3 1B		1-1 L8		2-1 G6-3	5 0 1 0 0 1 2												
Jose Valentin, S (1, 6) OBP: 0.339, SLG: 0.502		1-2 F9		2-2 F8			0-1 FC6-4 1-2f 3-H S		1-3 K		4-0 1B IBB	4 0 0 1 1 1 1												
Marc Newfield, R (1, 7) OBP: 0.322, SLG: 0.418		0-0 G5-3		0-1 P4			3-2 G6-3 1-2		0-2 G1-3		0-1 SAFE 1B	5 0 1 1 0 0 1												
David Hulse, L (1, 8) OBP: 0.272, SLG: 0.248		1-3 K		0-0 G3			0-0 G1		1-3 K		0-0 G4-3	5 0 0 0 0 2 2												
Jesse Levis, L (1, 2) OBP: 0.335, SLG: 0.261			2-2 FC4 1B		1-1 G1-3		1-2 G3			1-2 L3		4 0 1 0 0 0 0												
Inning Stats	R: 1 E: 1 K: 0 S: 11	H: 2 LOB: 1 BB: 0 P: 18	R: 0 E: 0 K: 1 S: 7	H: 0 LOB: 0 BB: 0 P: 9	R: 3 E: 0 K: 1 S: 12	H: 3 LOB: 0 BB: 0 P: 18	R: 0 E: 0 K: 0 S: 7	H: 0 LOB: 0 BB: 0 P: 9	R: 0 E: 0 K: 0 S: 7	H: 1 LOB: 1 BB: 0 P: 11	R: 1 E: 0 K: 0 S: 10	H: 2 LOB: 1 BB: 0 P: 14	R: 0 E: 0 K: 1 S: 7	H: 0 LOB: 0 BB: 0 P: 12	R: 0 E: 0 K: 2 S: 10	H: 0 LOB: 0 BB: 0 P: 12	R: 0 E: 0 K: 0 S: 9	H: 1 LOB: 1 BB: 0 P: 14	R: 1 E: 0 K: 0 S: 6	H: 2 LOB: 1 BB: 1 P: 13	1B: 8 2B: 3 3B: 0 HR: 1	SF: 0 SAC: 0 DP: 1 HBP: 0	WP: 0 PB: 0 SB: 2 CS: 0	PA: 44
PITCHER	IP WLS BF H R ER SO BB IBB HBP BLK WP HR S P ERA WHIP																							
Orel Hershiser, R (1, 1) ERA: 3.96	9.0		9	5	4	5	0	0	0	0	0	0	0	1	78	114	4.00	1.000						
Jose Mesa, R (10, 1) ERA: 3.68	2.0	L	9	3	1	1	0	0	1	0	0	0	0	0	15	27	4.50	1.500						

Milwaukee Brewers @ Cleveland Indians
Jacobs Field, Cleveland, OH
 Fri Aug 23 1996, 7:05 PM EDT
 Att: 42,405 - Unknown - 75 F

AB	43
R	6
H	12
RBI	5
BB	1
SO	5
LOB	13



Batter	1	2	3	4	5	6	7	8	9	10	11	AB R H RBI BB SO LOB	BOTTOM
Kenny Lofton, L OBP: 0.371, SLG: 0.450 (1, 8)	1-2 S 1B		0-1 F8	3-2 G4-3			0-0 G4-3		0-0 SH1-3		0-0 P6	5 1 1 0 0 0 1	Milwaukee Brewers @ Cleveland Indians Jacobs Field, Cleveland, OH Fri Aug 23 1996, 7:05 PM EDT Att: 42,405 - Unknown - 75 F
Omar Vizquel, S OBP: 0.369, SLG: 0.432 (1, 6)	1 SAFE SAFE 1 G6-3 G4-3 1B		0-0 G3		1-2 G3		1-2 2B		2-1 F9			5 1 2 1 0 0 1	
Jim Thome, L OBP: 0.461, SLG: 0.619 (1, 5)	4-1 G4-3 G6-3 1B BB		3-1 FC5-4 1B		4-2 1B BB		3-2 F8		4-2 BB			2 0 1 0 3 0 1	
Albert Belle, R OBP: 0.411, SLG: 0.628 (1, 7)	3-2 G6-3		0-0 FC5-4		2-2 G4-3 1B		4-2 FC1 BB BB		0-1 P4			4 1 1 0 1 0 5	
Manny Ramirez, R OBP: 0.401, SLG: 0.584 (1, 9)	0-2 G4-3		2-0 1B 1B		1-2 G4-3		4-1 E L7-2 BB		1-2 L9			4 1 1 1 1 0 3	
Brian Giles, L OBP: 0.412, SLG: 0.619 (1, 10)	1-3 K		0-2 SH3-4 1B SF7 1B		1-1 G4-3		0-1 FC1 L7-2 2-H		0-2 G1-3			5 1 1 0 0 1 2	
Mark Carreon, R OBP: 0.339, SLG: 0.449 (1, 3)		0-2 G4-6-3 1B	1-0 SH3-4 1B		2-2 L7		2-0 L7-2		1-2 F8			5 0 2 1 0 0 2	
Jeff Kent, R OBP: 0.317, SLG: 0.420 (11, 3)			1-2 3-H 1B		2-1 L7		2-3 3-H					0 0 0 0 0 0 0	
Tony Peña, R OBP: 0.273, SLG: 0.264 (1, 2)		0-0 SAFE 1 G4-6-3	0-0 SH3-4		0-0 G6-3		0-0 G6-3				2-3 K	2 0 0 0 0 0 1	
Casey Candaele, S OBP: 0.360, SLG: 0.458 (8, PH)			1-2 2-3 1B									1 0 0 0 0 0 1	
Sandy Alomar Jr., R OBP: 0.297, SLG: 0.371 (9, 2)			1-2 2-3 1B									1 0 0 0 0 1 0	
Jose Vizcaino, S OBP: 0.345, SLG: 0.371 (1, 4)		2-2 L3	0-1 SF7		1-0 P6			3-2 SH1-3 1B			0-1 G6-3	4 0 1 1 0 0 0	
Inning Stats	R: 2 H: 2 E: 0 LOB: 1 K: 1 BB: 1 S: 16 P: 27	R: 0 H: 1 E: 0 LOB: 0 K: 0 BB: 0 S: 9 P: 11	R: 0 H: 1 E: 0 LOB: 1 K: 0 BB: 0 S: 6 P: 9	R: 2 H: 3 E: 0 LOB: 1 K: 0 BB: 0 S: 12 P: 20	R: 0 H: 1 E: 0 LOB: 1 K: 0 BB: 1 S: 11 P: 19	R: 0 H: 0 E: 0 LOB: 0 K: 0 BB: 0 S: 6 P: 9	R: 0 H: 1 E: 0 LOB: 1 K: 0 BB: 0 S: 12 P: 17	R: 1 H: 0 E: 1 LOB: 1 K: 0 BB: 2 S: 9 P: 19	R: 0 H: 1 E: 0 LOB: 2 K: 0 BB: 1 S: 12 P: 21	R: 0 H: 0 E: 0 LOB: 0 K: 0 BB: 0 S: 11 P: 13	R: 0 H: 0 E: 0 LOB: 0 K: 1 BB: 0 S: 6 P: 8	1B: 9 SF: 1 2B: 2 SAC: 2 3B: 0 DP: 3 HR: 0 HBP: 0	WP: 0 PA: 46 PB: 0 SB: 1 CS: 0
PITCHER	IP WLS BF H R ER SO BB IBB HBP BLK WP HR S P ERA WHIP												
Ben McDonald, R ERA: 4.25 (1, 1)	6.2 29 9 4 4 1 2 0 0 0 0 0 0 65 102 5.40 1.650												
Ron Villone, L ERA: 3.45 (7, 1)	0.1 1 0 0 0 0 0 0 0 0 0 0 0 7 10 0.00 0.000												
Bryce Florie, R ERA: 3.86 (8, 1)	1.0 6 1 1 0 0 2 0 0 0 0 0 0 12 25 0.00 3.000												
Angel Miranda, L ERA: 4.82 (9, 1)	0.2 3 0 0 0 0 1 0 0 0 0 0 0 7 13 0.00 1.500												
Doug Jones, R ERA: 4.94 (9, 1)	1.1 W 4 0 0 0 0 0 0 0 0 0 0 0 13 15 0.00 0.000												
PITCHER	IP WLS BF H R ER SO BB IBB HBP BLK WP HR S P ERA WHIP												
Mike Fetters, R ERA: 2.83 (11, 1)	1.0 S 3 0 0 0 1 0 0 0 0 0 0 0 6 8 0.00 0.000												

livebaseballscorecards.com

AB	38
R	5
H	10
RBI	4
BB	5
SO	2
LOB	17



Batter	1	2	3	4	5	6	7	8	9	10	AB R H RBI BB SO LOB	TOP											
Fernando Vina, L (1, 4) OBP: 0.349, SLG: 0.391	2-2 BB 1B		1-1 G2-3		0-2 F7		0-2 SH2-3 2B		0-0 G3		5 0 2 0 0 0 1	Milwaukee Brewers @ Cleveland Indians Jacobs Field, Cleveland, OH Sat Aug 24 1996, 3:33 AM EDT Att: 42,437 - Sunny - 74 F											
Jeff Cirillo, R (1, 5) OBP: 0.396, SLG: 0.500	4-2 BB 1-2		3-2 E 2B		0-1 G5-3		0-1 SH2-3		1-0 FC3-6 1B	3 1 2 1 1 0 0													
Dave Nilsson, L (1, 9) OBP: 0.426, SLG: 0.580	0-0 P5		0-1 E2 G6-3 1B		4-2 BB BB		4-0 G5-4-3 IBB		0-0 FC3-6 1B	3 1 1 1 2 0 3 0 1 0 0 0 0 0													
David Hulse, L (10, PR) OBP: 0.272, SLG: 0.248			1-1 G6-3		4-2 BB BB		0-0 G5-4-3		1-3 K	4 0 0 1 1 1 5													
John Jaha, R (1, 10) OBP: 0.382, SLG: 0.526	3-2 G6-4-3 1-2f		1-1 G6-3		1-2 BB		1-2f		1-2 K														
Kevin Seitzer, R (1, 3) OBP: 0.408, SLG: 0.455		1-0 2B	1-3 K		0-1 P8			0-1 L9	0-0 2B 1B	5 0 2 1 0 1 2													
Jose Valentin, S (1, 6) OBP: 0.337, SLG: 0.503		1-2 P6		0-0 L8		1-2 3B		1-3 K	3-3 K	5 0 1 0 0 2 2													
Marc Newfield, R (1, 7) OBP: 0.318, SLG: 0.412		1-3 K		0-1 G6-3		1-0 P3		1-1 G4-3		4 0 0 0 0 1 2													
Gerald Williams, R (1, 8) OBP: 0.313, SLG: 0.424		3-3 K		1-3 K		0-1 G5-3			1-3 K	4 0 0 0 0 3 2													
Jesse Levis, L (1, 2) OBP: 0.333, SLG: 0.261			2-1 2B 1B		3-2 G4-3		2-2 L7		1-0 G1-3	4 1 1 0 0 0 2													
Inning Stats	R: 0 E: 0 K: 10 S: 10	H: 1 LOB: 1 BB: 1 P: 19	R: 0 E: 0 K: 2 S: 14	H: 1 LOB: 1 BB: 0 P: 20	R: 3 E: 1 K: 1 S: 16	H: 3 LOB: 0 BB: 0 P: 24	R: 0 E: 0 K: 1 S: 11	H: 0 LOB: 1 BB: 0 P: 15	R: 0 E: 0 K: 0 S: 13	H: 1 LOB: 1 BB: 2 P: 14	R: 0 E: 0 K: 0 S: 6	H: 1 LOB: 1 BB: 1 P: 10	R: 0 E: 0 K: 1 S: 8	H: 0 LOB: 0 BB: 0 P: 10	R: 0 E: 0 K: 1 S: 5	H: 0 LOB: 0 BB: 0 P: 7	R: 1 E: 0 K: 2 S: 11	H: 2 LOB: 1 BB: 0 P: 16	1B: 5 2B: 3 3B: 1 HR: 0	SF: 0 SAC: 1 DP: 2 HBP: 0	WP: 1 PB: 0 SB: 1 CS: 0	PA: 42	
PITCHER	IP WLS BF H R ER SO BB IBB HBP BLK WP HR S P ERA WHIP																						
Chad Ogea, R (1, 1) ERA: 5.19	7.0	L	31	7	3	2	4	3	1	0	0	0	0	1	0	80	123	2.57	1.429				
Eric Plunk, R (8, 1) ERA: 2.59	2.0		7	1	1	1	2	0	0	0	0	0	0	0	0	14	19	4.50	0.500				
Paul Assenmacher, L (10, 1) ERA: 2.27	0.1		1	0	0	0	0	0	0	0	0	0	0	0	1	1	0.00	0.000					
Paul Shuey, R (10, 1) ERA: 2.79	0.2		3	1	0	0	2	0	0	0	0	0	0	0	9	13	0.00	1.500					

AB	37
R	4
H	9
RBI	4
BB	4
SO	8
LOB	19



BOTTOM

Milwaukee Brewers @ Cleveland Indians
Jacobs Field, Cleveland, OH
Sat Aug 24 1996, 3:33 AM EDT
Att. 42,437 - Sunny - 74 F

livebaseballscorecards.com

AB	40
R	3
H	10
RBI	3
BB	2
SO	9
LOB	17



WP	1	PA	42
PB	0		
SB	2		
CS	1		

AB R H RBI BB SO LOB

4 2 3 0 1 0 0

4 1 1 1 1 0 4

5 0 1 1 0 1 1

5 0 2 1 0 2 3

5 0 1 0 0 1 2

3 0 0 0 0 2 1

1 0 0 0 0 0 2

0 0 0 0 0 0 0

1 0 0 0 0 1 1

4 0 1 0 0 1 1

4 0 1 0 0 1 1

1B: 9 SF: 0

2B: 1 SAC: 0

3B: 0 DP: 1

HR: 0 HBP: 0

1B: 9 SF: 0

2B: 1 SAC: 0

3B: 0 DP: 1

HR: 0 HBP: 0

1B: 9 SF: 0

2B: 1 SAC: 0

3B: 0 DP: 1

HR: 0 HBP: 0

1B: 9 SF: 0

2B: 1 SAC: 0

3B: 0 DP: 1

HR: 0 HBP: 0

1B: 9 SF: 0

2B: 1 SAC: 0

3B: 0 DP: 1

HR: 0 HBP: 0

1B: 9 SF: 0

2B: 1 SAC: 0

3B: 0 DP: 1

HR: 0 HBP: 0

1B: 9 SF: 0

2B: 1 SAC: 0

3B: 0 DP: 1

HR: 0 HBP: 0

1B: 9 SF: 0

2B: 1 SAC: 0

3B: 0 DP: 1

HR: 0 HBP: 0

1B: 9 SF: 0

2B: 1 SAC: 0

3B: 0 DP: 1

HR: 0 HBP: 0

1B: 9 SF: 0

2B: 1 SAC: 0

3B: 0 DP: 1

HR: 0 HBP: 0

1B: 9 SF: 0

2B: 1 SAC: 0

3B: 0 DP: 1

HR: 0 HBP: 0

1B: 9 SF: 0

2B: 1 SAC: 0

3B: 0 DP: 1

HR: 0 HBP: 0

1B: 9 SF: 0

2B: 1 SAC: 0

3B: 0 DP: 1

HR: 0 HBP: 0

1B: 9 SF: 0

2B: 1 SAC: 0

3B: 0 DP: 1

HR: 0 HBP: 0

1B: 9 SF: 0

2B: 1 SAC: 0

3B: 0 DP: 1

HR: 0 HBP: 0

1B: 9 SF: 0

2B: 1 SAC: 0

3B: 0 DP: 1

HR: 0 HBP: 0

1B: 9 SF: 0

2B: 1 SAC: 0

3B: 0 DP: 1

HR: 0 HBP: 0

1B: 9 SF: 0

2B: 1 SAC: 0

3B: 0 DP: 1

HR: 0 HBP: 0

1B: 9 SF: 0

2B: 1 SAC: 0

3B: 0 DP: 1

HR: 0 HBP: 0

1B: 9 SF: 0

2B: 1 SAC: 0

3B: 0 DP: 1

HR: 0 HBP: 0

1B: 9 SF: 0

2B: 1 SAC: 0

3B: 0 DP: 1

HR: 0 HBP: 0

1B: 9 SF: 0

2B: 1 SAC: 0

3B: 0 DP: 1

HR: 0 HBP: 0

1B: 9 SF: 0

2B: 1 SAC: 0

3B: 0 DP: 1

HR: 0 HBP: 0

1B: 9 SF: 0

2B: 1 SAC: 0

3B: 0 DP: 1

HR: 0 HBP: 0

1B: 9 SF: 0

2B: 1 SAC: 0

3B: 0 DP: 1

HR: 0 HBP: 0

1B: 9 SF: 0

2B: 1 SAC: 0

3B: 0 DP: 1

HR: 0 HBP: 0

1B: 9 SF: 0

2B: 1 SAC: 0

3B: 0 DP: 1

HR: 0 HBP: 0

1B: 9 SF: 0

2B: 1 SAC: 0

3B: 0 DP: 1

HR: 0 HBP: 0

1B: 9 SF: 0

2B: 1 SAC: 0

3B: 0 DP: 1

HR: 0 HBP: 0

1B: 9 SF: 0

2B: 1 SAC: 0

3B: 0 DP: 1

HR: 0 HBP: 0

1B: 9 SF: 0

2B: 1 SAC: 0

3B: 0 DP: 1

HR: 0 HBP: 0

1B: 9 SF: 0

2B: 1 SAC: 0

3B: 0 DP: 1

HR: 0 HBP: 0

1B: 9 SF: 0

2B: 1 SAC: 0

3B: 0 DP: 1

HR: 0 HBP: 0

1B: 9 SF: 0

2B: 1 SAC: 0

3B: 0 DP: 1

HR: 0 HBP: 0

1B: 9 SF: 0

2B: 1 SAC: 0

3B: 0 DP: 1

HR: 0 HBP: 0

1B: 9 SF: 0

2B: 1 SAC: 0

3B: 0 DP: 1

HR: 0 HBP: 0

1B: 9 SF: 0

2B: 1 SAC: 0

3B: 0 DP: 1

HR: 0 HBP: 0

1B: 9 SF: 0

2B: 1 SAC: 0

3B: 0 DP: 1

HR: 0 HBP: 0

1B: 9 SF: 0

2B: 1 SAC: 0

3B: 0 DP: 1

HR: 0 HBP: 0

1B: 9 SF: 0

2B: 1 SAC: 0

3B: 0 DP: 1

HR: 0 HBP: 0

1B: 9 SF: 0

2B: 1 SAC: 0

3B: 0 DP: 1

HR: 0 HBP: 0

1B: 9 SF: 0

2B: 1 SAC: 0

3B: 0 DP: 1

HR: 0 HBP: 0

1B: 9 SF: 0

2B: 1 SAC: 0

3B: 0 DP: 1

HR: 0 HBP: 0

1B: 9 SF: 0

2B: 1 SAC: 0

3B: 0 DP: 1

HR: 0 HBP: 0

1B: 9 SF: 0

2B: 1 SAC: 0

3B: 0 DP: 1

HR: 0 HBP: 0

1B: 9 SF: 0

2B: 1 SAC: 0

3B: 0 DP: 1

HR: 0 HBP: 0

1B: 9 SF: 0

2B: 1 SAC: 0

3B: 0 DP: 1

HR: 0 HBP: 0

1B: 9 SF: 0

2B: 1 SAC: 0

3B: 0 DP: 1

HR: 0 HBP: 0

1B: 9 SF: 0

2B: 1 SAC: 0

3B: 0 DP: 1

HR: 0 HBP: 0

1B: 9 SF: 0

2B: 1 SAC: 0

3B: 0 DP: 1

HR: 0 HBP: 0

1B: 9 SF: 0

2B: 1 SAC: 0

3B: 0 DP: 1

HR: 0 HBP: 0

1B: 9 SF: 0

2B: 1 SAC: 0

3B: 0 DP: 1

HR: 0 HBP: 0

1B: 9 SF: 0

2B: 1 SAC: 0

3B: 0 DP: 1

HR: 0 HBP: 0

1B: 9 SF: 0

2B: 1 SAC: 0

3B: 0 DP: 1

HR: 0 HBP: 0

1B: 9 SF: 0

2B: 1 SAC: 0

3B: 0 DP: 1

HR: 0 HBP: 0

1B: 9 SF: 0

2B: 1 SAC: 0

3B: 0 DP: 1

HR: 0 HBP: 0

1B: 9 SF: 0

2B: 1 SAC: 0

3B: 0 DP: 1

HR: 0 HBP: 0

1B: 9 SF: 0

2B: 1 SAC: 0

3B: 0 DP: 1

HR: 0 HBP: 0

1B: 9 SF: 0

2B: 1 SAC: 0

3B: 0 DP: 1

HR: 0 HBP: 0

1B: 9 SF: 0

2B: 1 SAC: 0

3B: 0 DP: 1

HR: 0 HBP: 0

1B: 9 SF: 0

2B: 1 SAC: 0

3B: 0 DP: 1

HR: 0 HBP: 0

1B: 9 SF: 0

2B: 1 SAC: 0

3B: 0 DP: 1

HR: 0 HBP: 0

1B: 9 SF: 0

2B: 1 SAC: 0

3B: 0 DP: 1

Batter	1	2	3	4	5	6	7	8	9	AB R H RBI BB SO LOB	TOP																
Fernando Vina, L (1, 4) OBP: 0.348, SLG: 0.389	1-2 L9	1-1 P6		1-0 F8			0-0 1B		1-0 F9	5 0 1 0 0 0 3																	
Mark Loretta, R (1, 5) OBP: 0.346, SLG: 0.331	0-0 L6		0-1 F8 PB 1B		2-3 K		2-2 F9 1B		3-2 F8	5 1 1 0 0 1 1																	
Dave Nilsson, L (1, 9) OBP: 0.425, SLG: 0.575	1-3 K		2-2 F7 1B		4-2 FC5 BB		0-0 L8			3 0 0 0 1 1 2																	
John Jaha, R (1, 10) OBP: 0.385, SLG: 0.526		0-0 HR 1B	2-0 F8 1B		4-2 FC5 2B BB		4-2 BB			2 2 1 0 2 0 1																	
Kevin Seitzer, R (1, 3) OBP: 0.409, SLG: 0.460		0-0 HR	4-0 BB		3-1 FC5 2B		3-3 K			3 2 1 2 1 1 4																	
Jose Valentin, S (1, 6) OBP: 0.339, SLG: 0.505		3-2 SH5-3 HBP 1B	2-3 K		0-2 1B			0-1 G4-3		4 0 2 2 0 1 1																	
Marc Newfield, R (1, 7) OBP: 0.320, SLG: 0.411		2-0 SH5-3 HBP		1-3 K		0-0 CS 1B		1-0 G4-3		3 0 1 0 0 1 0																	
Gerald Williams, R (1, 8) OBP: 0.309, SLG: 0.419		0-0 SH5-3		3-1 G5-3		0-1 F8		3-2 P5		3 0 0 0 0 0 1																	
Jesse Levis, L (1, 2) OBP: 0.333, SLG: 0.257		2-2 P6		4-2 BB		3-2 G4-3			1-1 G5-3	2 0 0 0 1 0 3																	
Jeff Cirillo, R (9, PH) OBP: 0.395, SLG: 0.499										1 0 0 0 0 0 0																	
Inning Stats	R: 0 E: 0 K: 1 S: 7	H: 0 LOB: 0 BB: 0 P: 9	R: 2 E: 0 K: 0 S: 12	H: 3 LOB: 2 BB: 0 P: 20	R: 1 E: 0 K: 1 S: 11	H: 1 LOB: 1 BB: 1 P: 21	R: 0 E: 0 K: 1 S: 8	H: 0 LOB: 1 BB: 1 P: 17	R: 2 E: 0 K: 1 S: 15	H: 1 LOB: 1 BB: 2 P: 28	R: 0 E: 0 K: 0 S: 7	H: 1 LOB: 0 BB: 0 P: 9	R: 0 E: 0 K: 1 S: 13	H: 1 LOB: 2 BB: 1 P: 22	R: 0 E: 0 K: 0 S: 7	H: 0 LOB: 0 BB: 0 P: 11	R: 0 E: 0 K: 0 S: 6	H: 0 LOB: 0 BB: 0 P: 11	1B: 5 2B: 1 3B: 0 HR: 1	SF: 0 SAC: 1 DP: 0 HBP: 1	WP: 0 PB: 1 SB: 2 CS: 1	PA: 38					
PITCHER	IP WLS BF H R ER SO BB IBB HBP BLK WP HR S P ERA WHIP																										
Jack McDowell, R (1, 1) ERA: 5.17	6.0		27	6	5	4	4	4	0	1	0	0	1	60	104	6.00	1.667										
Kent Mercker, L (7, 1) ERA: 7.71	0.2		3	1	0	0	0	0	0	0	0	0	0	7	9	0.00	1.500										
Paul Shuey, R (7, 1) ERA: 2.7	1.1	W	5	0	0	0	1	1	0	0	0	0	0	13	24	0.00	0.750										
Jose Mesa, R (9, 1) ERA: 3.62	1.0	S	3	0	0	0	0	0	0	0	0	0	0	6	11	0.00	0.000										

Milwaukee Brewers @ Cleveland Indians
Jacobs Field, Cleveland, OH
 Sun Aug 25 1996, 3:33 AM EDT
 Att. 42,335 - Sunny - 77 F

AB	31
R	5
H	7
RBI	4
BB	5
SO	5
LOB	16



Batter	1	2	3	4	5	6	7	8	9	AB R H RBI BB SO LOB	TOP	
Fernando Vina, L (1, 4) OBP: 0.349, SLG: 0.390	0-0 L6		3-1 G5-4-3 1B			1-2 G6-3		2-1 2B 1B		4 1 2 0 0 0 0	Milwaukee Brewers @ Chicago White Sox Comiskey Park, Chicago, IL Mon Aug 26 1996, 8:05 PM EDT Att. 19,637 - Unknown - 79 F	
Mark Loretta, R (1, 6) OBP: 0.336, SLG: 0.320	3-2 F9		1-1 G5-4-3 1-2f			2-2 G5-3		0-1 B2		4 0 0 0 0 0 2		
Jeff Cirillo, R (1, 5) OBP: 0.398, SLG: 0.502	1-0 G6-3			1-2 L4-3 1B		4-2 1B BB BB		3-1 2B 1-H		3 1 2 1 1 0 0		
John Jaha, R (1, 3) OBP: 0.388, SLG: 0.530		1-1 2B 1B		2-3 K		4-2 1B BB 1-2		2-2 2B 2-H		3 1 2 1 1 1 1		
Kevin Seitzer, R (1, 10) OBP: 0.408, SLG: 0.459		1-3 K		0-0 L4-3 1-1		2-0 1B 1-2 2-3		2-3 K		4 0 1 0 0 2 3		
Marc Newfield, R (1, 7) OBP: 0.322, SLG: 0.420		1-2 L9 1-H 2B			0-0 2B	0-1 G6-3		0-0 G6-3		4 0 2 1 0 0 4		
Matt Mieske, R (1, 9) OBP: 0.319, SLG: 0.470		0-2 L9 2-3			3-3 K		3-1 L7		2-3 K	4 0 0 0 0 2 2		
Gerald Williams, R (1, 8) OBP: 0.306, SLG: 0.414 Dave Nilsson, L (9, PH) OBP: 0.423, SLG: 0.573 David Hulse, L (9, 8) OBP: 0.272, SLG: 0.248		0-1 F7			1-2 F7		1-1 G6-3		1-2 G4-3	3 0 0 0 0 0 2 1 0 0 0 0 0 0 0 0 0 0 0 0 0		
Kelly Stinnett, R (1, 2) Jesse Levis, L (9, 2) OBP: 0.333, SLG: 0.257			0-3 K		0-3 K		2-2 F9		1-2 F7	4 0 0 0 0 2 1 0 0 0 0 0 0 0		
Inning Stats	R: 0 E: 0 K: 0 S: 7 H: 0 LOB: 0 BB: 0 P: 11	R: 1 E: 0 K: 1 S: 15 H: 2 LOB: 1 BB: 0 P: 18	R: 0 E: 0 K: 1 S: 7 H: 1 LOB: 0 BB: 0 P: 11	R: 0 E: 0 K: 1 S: 9 H: 1 LOB: 0 BB: 0 P: 12	R: 0 E: 0 K: 2 S: 14 H: 1 LOB: 1 BB: 0 P: 18	R: 0 E: 0 K: 0 S: 18 H: 1 LOB: 3 BB: 2 P: 31	R: 0 E: 0 K: 0 S: 8 H: 0 LOB: 0 BB: 0 P: 14	R: 2 E: 0 K: 1 S: 13 H: 3 LOB: 1 BB: 0 P: 22	R: 0 E: 0 K: 1 S: 15 H: 0 LOB: 0 BB: 0 P: 19	1B: 5 2B: 5 3B: 0 HR: 0 SF: 0 SAC: 0 DP: 2 HBP: 0		WP: 0 PB: 0 SB: 0 CS: 0 PA: 36
PITCHER	IP WLS BF H R ER SO BB IBB HBP BLK WP HR S P ERA WHIP											
Wilson Alvarez, L (1, 1) ERA: 3.96	7.1 L 31 9 3 3 5 2 0 0 0 0 0 0 87 131 3.68 1.500											
Jeff Darwin, R (8, 1) ERA: 1.83	1.0 3 0 0 0 2 0 0 0 0 0 0 0 9 13 0.00 0.000											
Mike Bertotti, L (9, 1) ERA: 5.51	0.2 2 0 0 0 0 0 0 0 0 0 0 0 10 12 0.00 0.000											

AB	34
R	3
H	9
RBI	3
BB	2
SO	7
LOB	15



livebaseballscorecards.com

Batter	1	2	3	4	5	6	7	8	9	AB R H RBI BB SO LOB	TOP
Fernando Vina, L (1, 4) OBP: 0.348, SLG: 0.388	0-0 F8		1-2 F7		0-1 F7		0-0 2-H 1B		1-2 F9	5 0 1 1 0 0 3	
Jeff Cirillo, R (1, 5) OBP: 0.394, SLG: 0.498	0-2 G5-3		2-1 F9		3-1 FC5-4		0-3 K			4 0 0 0 0 1 3	
Dave Nilsson, L (1, 9) OBP: 0.424, SLG: 0.575 David Hulse, L (8, PR) OBP: 0.272, SLG: 0.248	0-1 F8			0-3 K		2-0 2B		0-1 G4-6-3 1B		4 0 2 0 0 1 0 0 0 0 0 0 0 0	
John Jaha, R (1, 3) OBP: 0.385, SLG: 0.525		3-2 F8		3-3 K		1-3 K		1-3 K		4 0 0 0 0 3 2	
Kevin Seitzer, R (1, 10) OBP: 0.406, SLG: 0.457		2-2 G4-3		0-0 1B		1-3 K		2-1 G4-6-3 1-2f		4 0 1 0 0 1 2	
Jose Valentin, S (1, 6) OBP: 0.338, SLG: 0.510		0-0 L6		1-0 L7		3-3 K			2-1 HR	4 1 1 1 0 1 2	
Marc Newfield, R (1, 7) OBP: 0.328, SLG: 0.439			0-0 HR		0-1 1B 2B		1-0 SH5-3 1B 1B		3-2 G6-3	4 3 3 1 0 0 0	
Gerald Williams, R (1, 8) OBP: 0.303, SLG: 0.409			0-0 G4-3		2-2 G1-3		1 SAFE SH5-3		0-2 L8	3 0 0 0 0 0 1	
Jesse Levis, L (1, 2) OBP: 0.342, SLG: 0.275			1-1 1B		3-2 FC5-4 2-H 1B		3-2 G6-3		2-1 2B	4 0 3 1 0 0 1	
Inning Stats	R: 0 E: 0 K: 0 S: 6 H: 0 LOB: 0 BB: 0 P: 6	R: 0 E: 0 K: 0 S: 7 H: 0 LOB: 0 BB: 0 P: 12	R: 1 E: 0 K: 0 S: 10 H: 2 LOB: 1 BB: 0 P: 14	R: 0 E: 0 K: 2 S: 8 H: 1 LOB: 1 BB: 0 P: 12	R: 1 E: 0 K: 0 S: 13 H: 2 LOB: 1 BB: 0 P: 21	R: 0 E: 0 K: 3 S: 12 H: 1 LOB: 1 BB: 0 P: 19	R: 1 E: 0 K: 1 S: 9 H: 2 LOB: 1 BB: 0 P: 13	R: 0 E: 0 K: 1 S: 7 H: 1 LOB: 1 BB: 0 P: 10	R: 1 E: 0 K: 0 S: 15 H: 2 LOB: 1 BB: 0 P: 23	1B: 6 2B: 3 3B: 0 HR: 2 SF: 0 SAC: 1 DP: 1 HBP: 0	WP: 0 PB: 0 SB: 0 CS: 0 PA: 37
PITCHER Alex Fernandez, R (1, 1) ERA: 3.57 Tony Castillo, L (9, 1) ERA: 4.28	IP 8.2 WLS L BF 36 H 11 R 4 ER 4 SO 7 BB 0 IBB 0 HBP 0 BLK 0 WP 0 HR 2 S 84 P 126 ERA 4.15 WHIP 1.269										
PITCHER	IP WLS BF H R ER SO BB IBB HBP BLK WP HR S P ERA WHIP										

Milwaukee Brewers @ Chicago White Sox
Comiskey Park, Chicago, IL
Tue Aug 27 1996, 8:05 PM EDT
Att. 15,443 - Unknown - 73 F

AB	36
R	4
H	11
RBI	4
BB	0
SO	7
LOB	14



Batter	1	2	3	4	5	6	7	8	9	AB	R	H	RBI	BB	SO	LOB
Tony Phillips, S OBP: 0.417, SLG: 0.414 (1, 7)	2-0 F8	0-3 K		0-0 SF7			2-1 L7		0-0 F7	4	0	0	1	0	1	3
Dave Martinez, L OBP: 0.382, SLG: 0.463 (1, 8)	3-2 F9		1-2 F9	2-1 F9			2-1 G3-1			4	0	0	0	0	0	1
Frank Thomas, R OBP: 0.465, SLG: 0.602 (1, 3)	2-1 BB 1B		1-0 2B 1B		1-3 K		2-1 F8			4	1	2	0	0	1	0
Harold Baines, L OBP: 0.384, SLG: 0.505 (1, 10)	4-0 1-2 BB		2-2 F8		0-0 CS 1B		4-1 L4 S BB			2	0	1	0	2	0	1
Domingo Cedeneno, S OBP: 0.317, SLG: 0.347 (8, PR)										0	0	0	0	0	0	0
Robin Ventura, L OBP: 0.372, SLG: 0.525 (1, 5)	1-2 G1		1-1 1-H 2B		3-3 K		1-2 L8		1-2 L8	4	0	1	1	0	1	4
Danny Tartabull, R OBP: 0.333, SLG: 0.454 (1, 9)		4-0 1B BB	1-3 K			4-2 BB		3-2 L4		2	0	0	0	2	1	2
Ray Durham, S OBP: 0.362, SLG: 0.422 (1, 4)		3-2 P5		0-0 SH1-4 SF7 1B		1-2 P4		1-2 FC4-6 1B		4	1	2	0	0	0	2
Ron Karkovice, R OBP: 0.272, SLG: 0.371 (1, 2)		0-2 1B		0-1 E5 SH1-4		0-3 K		0-2 FC4-6 G4-3		3	0	1	0	0	1	2
Norberto Martin, R OBP: 0.387, SLG: 0.440 (9, PH)		1-2 1B		1-2 SH1-4		1-2 K		1-2f FC4-6 G4-3		1	0	0	0	0	0	1
Ozzie Guillen, L OBP: 0.274, SLG: 0.367 (1, 6)		0-1 F9		0-1 SH1-4		1-0 P6		2-2 G4-3		3	0	0	0	0	0	4

Inning Stats	R: 0	H: 1	E: 0	LOB: 2	K: 0	BB: 1	S: 9	R: 0	H: 1	E: 0	LOB: 2	K: 1	BB: 1	S: 12	R: 1	H: 2	E: 0	LOB: 1	K: 1	BB: 0	S: 12	R: 1	H: 1	E: 1	LOB: 1	K: 0	BB: 0	S: 8	R: 0	H: 1	E: 0	LOB: 1	K: 2	BB: 0	S: 8	R: 0	H: 0	E: 0	LOB: 1	K: 1	BB: 1	S: 11	R: 0	H: 0	E: 0	LOB: 0	K: 0	BB: 0	S: 6	R: 0	H: 0	E: 0	LOB: 1	K: 0	BB: 1	S: 8	R: 0	H: 1	E: 0	LOB: 1	K: 0	BB: 0	S: 14	1B: 6	SF: 1	2B: 3	SAC: 1	3B: 0	DP: 2	HR: 0	HBP: 0
--------------	------	------	------	--------	------	-------	------	------	------	------	--------	------	-------	-------	------	------	------	--------	------	-------	-------	------	------	------	--------	------	-------	------	------	------	------	--------	------	-------	------	------	------	------	--------	------	-------	-------	------	------	------	--------	------	-------	------	------	------	------	--------	------	-------	------	------	------	------	--------	------	-------	-------	-------	-------	-------	--------	-------	-------	-------	--------

PITCHER	IP	WLS	BF	H	R	ER	SO	BB	IBB	HBP	BLK	WP	HR	S	P	ERA	WHIP
Tim Van Egmond, R ERA: 3.64 (1, 1)	6.1		28	6	2	1	5	3	0	0	0	0	0	62	101	1.42	1.421
Bob Wickman, R ERA: 4.7 (7, 1)	0.2		3	0	0	0	0	1	0	0	0	0	0	5	13	0.00	1.500
Angel Miranda, L ERA: 4.95 (8, 1)	0.1		1	0	0	0	0	0	0	0	0	0	0	4	5	0.00	0.000
Ricky Bones, R ERA: 5.83 (8, 1)	0.2		1	0	0	0	0	0	0	0	0	0	0	3	6	0.00	0.000
Mike Fetters, R ERA: 2.72 (9, 1)	1.0	S	4	1	0	0	0	0	0	0	0	0	0	14	17	0.00	1.000


BOTTOM

Milwaukee Brewers @ Chicago White Sox
Comiskey Park, Chicago, IL

Tue Aug 27 1996, 8:05 PM EDT
Att: 15,443 - Unknown - 73 F

livebaseballscorecards.com

AB	31
R	2
H	7
RBI	2
BB	4
SO	5
LOB	20



WP	PA
0	37

Batter	1	2	3	4	5	6	7	8	9	AB R H RBI BB SO LOB	TOP											
Fernando Vina, L (1, 4) OBP: 0.345, SLG: 0.384	1-2 G6-3		1-2 FC4-6			2-0 G4-3		1-2 F7		4 0 0 0 0 0 1												
Mark Loretta, R (1, 5) OBP: 0.326, SLG: 0.310	0-1 F7		0-0 F9			3-2 F7		2-2 G4-3		4 0 0 0 0 0 1												
Kelly Stinnett, R (8, 2)										0 0 0 0 0 0 0												
Dave Nilsson, L (1, 9) OBP: 0.428, SLG: 0.577	2-2 F8				2-2 FC4-6 1B	1-2 1B			0-0 1B	4 0 3 0 0 0 0												
John Jaha, R (1, 3) OBP: 0.384, SLG: 0.522		1-1 1B		1-1 F7		1-1 P2			2-3 K	4 0 1 0 0 1 3												
Kevin Seitzer, R (1, 10) OBP: 0.405, SLG: 0.455		1-2 P4		0-2 P6			2-0 1B		0-3 K	4 0 1 0 0 1 3												
Jose Valentin, S (1, 6) OBP: 0.335, SLG: 0.505		1-1 P5		2-0 FC4-6			3-3 K		0-0 L9	4 0 0 0 0 1 4												
Marc Newfield, R (1, 7) OBP: 0.325, SLG: 0.434		0-0 F7			1-3 K		0-2 F8			3 0 0 0 0 1 2												
Gerald Williams, R (1, 8) OBP: 0.299, SLG: 0.404			3-3 K		0-3 K		0-0 L7			3 0 0 0 0 2 1												
Jesse Levis, L (1, 2) OBP: 0.343, SLG: 0.277			1-0 FC4-6 1B		1-0 F7			2-2 F8		2 0 1 0 0 0 0												
Jeff Cirillo, R (8, PH) OBP: 0.394, SLG: 0.497										1 0 0 0 0 0 0												
Inning Stats	R: 0 E: 0 K: 0 S: 9	H: 0 LOB: 0 BB: 0 P: 12	R: 0 E: 0 K: 0 S: 8	H: 1 LOB: 1 BB: 0 P: 11	R: 0 E: 0 K: 1 S: 12	H: 1 LOB: 1 BB: 0 P: 17	R: 0 E: 0 K: 0 S: 9	H: 1 LOB: 1 BB: 0 P: 14	R: 0 E: 0 K: 2 S: 7	H: 0 LOB: 0 BB: 0 P: 9	R: 0 E: 0 K: 1 S: 12	H: 1 LOB: 1 BB: 0 P: 19	R: 0 E: 0 K: 1 S: 8	H: 1 LOB: 1 BB: 0 P: 13	R: 0 E: 0 K: 0 S: 10	H: 0 LOB: 0 BB: 0 P: 15	R: 0 E: 0 K: 2 S: 8	H: 1 LOB: 1 BB: 0 P: 10	1B: 6 2B: 0 3B: 0 HR: 0	SF: 0 SAC: 0 DP: 0 HBP: 0	WP: 0 PB: 0 SB: 0 CS: 0	PA: 33
PITCHER	IP WLS BF H R ER SO BB IBB HBP BLK WP HR S P ERA WHIP																					
James Baldwin, R (1, 1) ERA: 4.15	7.0 W 26 5 0 0 4 0 0 0 0 0 0 0 65 95 0.00 0.714																					
Tony Castillo, L (8, 1) ERA: 4.23	1.0 3 0 0 0 0 0 0 0 0 0 0 0 10 15 0.00 0.000																					
Roberto Hernandez, R (9, 1) ERA: 1.03	1.0 S 4 1 0 0 2 0 0 0 0 0 0 0 8 10 0.00 1.000																					

Milwaukee Brewers @ Chicago White Sox
 Comiskey Park, Chicago, IL
 Wed Aug 28 1996, 4:33 AM EDT
 Att. 17,269 - Sunny - 75 F

AB	33
R	0
H	6
RBI	0
BB	0
SO	6
LOB	15



WP: 0	PA: 33
PB: 0	
SB: 0	
CS: 0	

Batter	1	2	3	4	5	6	7	8	9
Tony Phillips, S OBP: 0.414, SLG: 0.410 (1, 7) C X	0-1 F8 ① B C C X	2-2 G6-3 ② 2-3 B C C X		1-1 F7 ③ 1 SAFE B C 1 SAFE X			2-3 K ② B B C C 1 X		
Dave Martinez, L OBP: 0.378, SLG: 0.458 (1, 8) (8, 9) B S F F X X	2-2 F8 ② X	0-0 B1-3 ③			1-0 F8 ① B X		1-0 G4-3 ③ B X		
Frank Thomas, R OBP: 0.464, SLG: 0.598 (1, 3) B B B B	4-0 1B BB		2-2 G6-3 ① B F B C X		2-0 G4-3 ② B B X		1-0 G6-3 ① B X		
Harold Baines, L OBP: 0.385, SLG: 0.504 (1, 10) B X	1-0 1-2 1B		1-0 F7 ② B X		4-1 BB		0-0 L7 ② X		
Robin Ventura, L OBP: 0.371, SLG: 0.523 (1, 5) F F X	0-2 G3 ③		3-2 1B		2-2 L6 ③ F F B B D D X		2-2 E3 1B ③ B C F F X		
Lyle Mouton, R OBP: 0.380, SLG: 0.439 Darren Lewis, R OBP: 0.319, SLG: 0.309 (1, 9) (8, 8) S B X		1-1 3B 1B	0-3 K ③ C C C X			2-2 G6-3 ① F C B B X		0-0 1-2 1B	
Ray Durham, S OBP: 0.361, SLG: 0.425 (1, 4) B F B 1 SAFE B SAFE X		3-2 2B 3B 1-H		1-2 G5-3 ① C B S X		2-2 G4-3 ② B S F F B X		2-3 K ③ B C B S C	
Pat Borders, R OBP: 0.279, SLG: 0.365 (1, 2) C C B B F S		3-3 K ①		0-0 G4-3 ② X		1-3 K ③ C B C S			
Ozzie Guillen, L OBP: 0.277, SLG: 0.371 (1, 6) X		0-0 G6-3 3-H 2B		2-1 1B			0-2 G4-3 ① S C C X		

Inning Stats	R: 0	H: 1	E: 0	K: 0	S: 10	R: 2	H: 3	E: 0	K: 1	S: 14	R: 0	H: 1	E: 0	K: 1	S: 10	R: 0	H: 0	E: 0	K: 0	S: 7	R: 0	H: 0	E: 0	K: 1	S: 11	R: 0	H: 1	E: 1	K: 1	S: 10	R: 0	H: 0	E: 0	K: 1	S: 8	R: 0	H: 1	E: 0	K: 1	S: 15
	LOB: 2	BB: 1	LOB: 1	BB: 0	LOB: 2	LOB: 1	BB: 0	LOB: 1	BB: 0	LOB: 1	LOB: 0	BB: 1	LOB: 0	BB: 0	LOB: 0	LOB: 1	BB: 0	LOB: 0	BB: 0	LOB: 0	LOB: 0	LOB: 0	LOB: 0	LOB: 0	LOB: 0	LOB: 0	LOB: 2	BB: 0	LOB: 0	LOB: 0	LOB: 0	LOB: 0	LOB: 0	LOB: 0	LOB: 0	LOB: 0	LOB: 0	LOB: 0	LOB: 0	LOB: 0

PITCHER	IP	WLS	BF	H	R	ER	SO	BB	IBB	HBP	BLK	WP	HR	S	P	ERA	WHIP
Ben McDonald, R ERA: 4.16 (1, 1)	8.0	L	34	7	2	2	5	2	0	0	0	0	0	78	126	2.25	1.125

BOTTOM

Milwaukee Brewers @ Chicago White Sox
Comiskey Park, Chicago, IL

Wed Aug 28 1996, 4:33 AM EDT
Att. 17,269 - Sunny - 75 F

AB	R	H	RBI	BB	SO	LOB
4	0	0	0	0	1	2
4	0	0	0	0	0	1
3	0	0	0	1	0	0
3	0	1	0	1	0	0
4	0	1	0	0	0	3
3	1	1	0	0	1	1
1	0	1	0	0	0	0
4	1	1	1	0	1	2
3	0	0	0	0	2	1
3	0	2	1	0	0	0

AB	32
R	2
H	7
RBI	2
BB	2
SO	5
LOB	10

livebaseballscorecards.com



WP	PA
0	34

Batter	1	2	3	4	5	6	7	8	9	AB R H RBI BB SO LOB	TOP
Chuck Knoblauch, R (1, 4) OBP: 0.447, SLG: 0.517 	4-1 		0-1 P2 	0-2 F8 		0-0 F9 			0-0 FC5-4 	4 1 0 0 1 0 4	
Jeff Reboulet, R (1, 5) OBP: 0.288, SLG: 0.247 	1-1 F4 		0-0 		0-1 P5 		0-0 P6 		3-1 	5 1 2 0 0 0 1	
Paul Molitor, R (1, 10) OBP: 0.393, SLG: 0.467 	1-3 K 		0-0 		2-2 G4-3 		1-1 F7 		1-0 	5 1 2 1 0 1 1	
Marty Cordova, R (1, 7) OBP: 0.364, SLG: 0.473 	2-2 F8 		0-2 SF9 		3-2 G6-3 		1-2 F7 		0-0 G1-3 	4 0 0 1 0 0 3	
Ron Coomer, R (1, 3) OBP: 0.348, SLG: 0.529 		2-2 	2-2 			2-1 F8 			3-3 K 	4 1 2 1 0 1 0	
Roberto Kelly, R (1, 9) OBP: 0.372, SLG: 0.454 		1-0 		0-2 F8 		1-0 			1-1 F8 	4 1 2 2 0 0 0	
Matt Walbeck, S (1, 2) OBP: 0.273, SLG: 0.353 		0-0 G5-3 		1-0 		1-3 K 			1-0 G6-3 	4 0 1 0 0 1 1	
Rich Becker, L (1, 8) OBP: 0.359, SLG: 0.417 		0-2 G6-3 		0-0 F8 		4-2 			1-0 	2 1 0 0 1 0 2	
Pat Meares, R (1, 6) OBP: 0.298, SLG: 0.401 		1-1 L5 		2-0 		2-1 			1-0 F8 	4 0 2 1 0 0 2	
Inning Stats R: 0 H: 0 E: 0 K: 1 S: 10 H: 0 LOB: 1 BB: 1 P: 18	R: 1 H: 2 E: 0 K: 0 S: 11 H: 2 LOB: 1 BB: 0 P: 15	R: 2 H: 3 E: 0 K: 0 S: 10 H: 3 LOB: 1 BB: 0 P: 12	R: 0 H: 2 E: 0 K: 0 S: 10 H: 2 LOB: 2 BB: 0 P: 13	R: 0 H: 0 E: 0 K: 0 S: 10 H: 0 LOB: 0 BB: 0 P: 15	R: 2 H: 2 E: 0 K: 1 S: 12 H: 2 LOB: 1 BB: 1 P: 22	R: 0 H: 0 E: 0 K: 0 S: 6 H: 0 LOB: 0 BB: 0 P: 8	R: 0 H: 0 E: 0 K: 1 S: 6 H: 0 LOB: 0 BB: 0 P: 11	R: 1 H: 2 E: 0 K: 0 S: 6 H: 2 LOB: 2 BB: 0 P: 12	1B: 8 SF: 1 2B: 1 SAC: 0 3B: 1 DP: 0 HR: 1 HBP: 1	WP: 0 PA: 40 PB: 0 SB: 1 CS: 0	
PITCHER Scott Karl, L (1, 1) ERA: 5.11 Bryce Florie, R (9, 1) ERA: 4.06	IP WLS BF H R ER SO BB IBB HBP BLK WP HR S P ERA WHIP 8.0 L 35 9 6 6 3 2 0 1 0 0 1 75 115 6.75 1.375 1.0 5 2 0 0 0 0 0 0 0 0 0 6 11 0.00 2.000	PITCHER IP WLS BF H R ER SO BB IBB HBP BLK WP HR S P ERA WHIP									

Minnesota Twins @ Milwaukee Brewers
 Milwaukee County Stadium, Milwaukee, WI

Thu Aug 29 1996, 8:05 PM EDT
 Att. 14,922 - Unknown - 75 F

livebaseballscorecards.com

AB	36
R	6
H	11
RBI	6
BB	2
SO	3
LOB	14



Batter	1	2	3	4	5	6	7	8	9	AB	R	H	RBI	BB	SO	LOB
Fernando Vina, L OBP: 0.345, SLG: 0.385 (1, 4)	0-1 1B 1B	2-0 F9			1-0 1B		0-2 L4		0-3 K	5	1	2	0	0	1	3
Jeff Cirillo, R OBP: 0.390, SLG: 0.491 (1, 5)	1-0 F9		1-1 G5-3		3-1 L5			1-0 F8	1-1 L7	5	0	0	0	0	0	4
Dave Nilsson, L OBP: 0.426, SLG: 0.573 (1, 9)	3-2 BB 1B 1-3 1B		0-1 G4-3			2-0 G1-3		3-3 K		4	0	1	0	0	1	0
John Jaha, R OBP: 0.387, SLG: 0.525 (1, 10)	0-0 BB 1-2 1B 3-H		3-1 F8			0-0 2B		4-1 1B BB		3	0	2	1	1	0	0
Kevin Seitzer, R OBP: 0.404, SLG: 0.453 (1, 3)	2-3 K			2-2 G4-3		0-0 G5-3		1-2 1B		4	0	1	0	0	1	3
Jose Valentin, S OBP: 0.335, SLG: 0.502 (1, 6)	4-2 FC5-4 1-2 2-3 BB		0-0 F7		2-3 K			1-1 G6-3		3	0	0	0	1	1	3
Marc Newfield, R OBP: 0.321, SLG: 0.428 (1, 7)	3-1 FC5-4 1-2f			0-0 P4			3-1 P3		0-0 G5-3	4	0	0	0	0	0	3
Gerald Williams, R OBP: 0.299, SLG: 0.402 (1, 8)		0-0 F7			1-1 G4-3		0-0 G6-3		1-1 1B 1B	4	0	1	0	0	0	0
Jesse Levis, L OBP: 0.347, SLG: 0.282 (1, 2)		3-2 F9			1-1 G4-3		1-2 1B		0-1 1B	4	0	2	0	0	0	0

Inning Stats	R: 1 E: 0 K: 1 S: 15	H: 3 LOB: 3 BB: 1 P: 28	R: 0 E: 0 K: 0 S: 5	H: 0 LOB: 0 BB: 0 P: 10	R: 0 E: 0 K: 0 S: 6	H: 0 LOB: 0 BB: 0 P: 7	R: 0 E: 0 K: 0 S: 5	H: 1 LOB: 1 BB: 0 P: 13	R: 0 E: 0 K: 1 S: 6	H: 1 LOB: 1 BB: 0 P: 10	R: 0 E: 0 K: 0 S: 9	H: 1 LOB: 1 BB: 0 P: 13	R: 0 E: 0 K: 1 S: 10	H: 1 LOB: 2 BB: 1 P: 20	R: 0 E: 0 K: 1 S: 10	H: 2 LOB: 2 BB: 0 P: 12	1B: 8 2B: 1 3B: 0 HR: 0	SF: 0 SAC: 0 DP: 0 HBP: 0	
PITCHER Frankie Rodriguez, R ERA: 4.79 (1, 1)	IP 9.0	WLS W	BF 38	H 9	R 1	ER 1	SO 4	BB 2	IBB 0	HBP 0	BLK 0	WP 0	HR 0	S 73	P 123	ERA 1.00	WHIP 1.222		
PITCHER	IP	WLS	BF	H	R	ER	SO	BB	IBB	HBP	BLK	WP	HR	S	P	ERA	WHIP		

BOTTOM

Minnesota Twins @ Milwaukee Brewers
Milwaukee County Stadium, Milwaukee, WI
 Thu Aug 29 1996, 8:05 PM EDT
 Att: 14,922 - Unknown - 75 F

livebaseballscores.com

AB	36
R	1
H	9
RBI	1
BB	2
SO	4
LOB	16



WP: 0	PA: 38
PB: 0	
SB: 0	
CS: 0	

Batter	1	2	3	4	5	6	7	8	9	10	11	12	AB	R	H	RBI	BB	SO	LOB	TOP
Chuck Knoblauch, R (1, 4) OBP: 0.446, SLG: 0.514 Jeff Reboulet, R (7, 6) OBP: 0.290, SLG: 0.246	4-2 G6-4-3 1B BB		3-3 K		2-2 F9		3-3 K 1-2		3-0 P5			4-0 G3 BB	3 0 0 0 1 2 4 1 0 0 0 1 0 0							
Rich Becker, L (1, 8) OBP: 0.360, SLG: 0.420	1-1 G6-4-3 1B		3-3 K			0-0 1B		1-1 F9		3-1 2B		0-0 G3	6 0 3 0 0 1 2							
Paul Molitor, R (1, 10) OBP: 0.393, SLG: 0.464	1-2 G6-4-3 1-2f 2-3			1-2 G1-4-3		1-0 F7		0-1 G1-3		4-0 G6-4-3 IBB		4-0 IBB	4 0 0 0 2 0 3							
Scott Stahoviak, L (1, 3) OBP: 0.390, SLG: 0.467	2-2 G3		1-1 G3		1-0 1B		1-0 1B		0-3 K		0-0 F9	2-3 K	6 0 1 0 0 2 5							
Marty Cordova, R (1, 7) OBP: 0.364, SLG: 0.472		0-0 F8		0-1 G5-3		2-1 1B			0-0 HR 1B		1-0 G6-4-3 1-2f		5 1 2 0 0 0 2							
Todd Walker, L (1, 5) OBP: 0.200, SLG: 0.200 (9, 4)		1-2 L7			0-0 L1		0-2 G3-1		0-0 HR 1B		1-0 G6-3		5 1 1 0 0 0 2							
Matt Walbeck, S (1, 2) OBP: 0.271, SLG: 0.348		1-0 F9			2-3 K			1-1 1B SF8 1B		1-3 K		2-3 K	5 1 1 0 0 3 2							
Matt Lawton, L (1, 9) OBP: 0.357, SLG: 0.398			1-2 1B		1-0 2B		2-2 CS 1B		2-1 HR		3-1 G4-3		5 1 4 3 0 0 0							
Pat Meares, R (1, 6) OBP: 0.299, SLG: 0.400 Chip Hale, L (7, PH) OBP: 0.383, SLG: 0.423 (7, 4) Ron Coomer, R (9, 5) OBP: 0.346, SLG: 0.527			2-2 F9		4-0 BB		1-1 SF8 3-H		1-2 F8		2-1 G6-3		1 0 0 0 1 0 1 1 0 0 1 0 0 0 1 0 0 0 0 0 0							
Inning Stats	R: 0 E: 0 K: 12 H: 1 LOB: 1 BB: 20 P: 20	R: 0 E: 0 K: 6 H: 0 LOB: 0 BB: 0 P: 8	R: 0 E: 0 K: 2 H: 1 LOB: 1 BB: 0 P: 21	R: 0 E: 0 K: 0 H: 0 LOB: 0 BB: 10 P: 10	R: 0 E: 0 K: 1 H: 1 LOB: 2 BB: 1 P: 18	R: 0 E: 0 K: 8 H: 3 LOB: 2 BB: 0 P: 12	R: 1 E: 0 K: 1 H: 2 LOB: 1 BB: 0 P: 17	R: 0 E: 0 K: 8 H: 0 LOB: 0 BB: 9 P: 9	R: 3 E: 0 K: 11 H: 3 LOB: 0 BB: 0 P: 18	R: 0 E: 0 K: 4 H: 1 LOB: 1 BB: 1 P: 12	R: 0 E: 0 K: 1 H: 0 LOB: 0 BB: 0 P: 12	R: 0 E: 0 K: 1 H: 0 LOB: 2 BB: 2 P: 19	1B: 9 2B: 3 3B: 0 HR: 1	SF: 1 SAC: 0 DP: 3 HBP: 0	WP: 0 PB: 0 SB: 1 CS: 1	PA: 49				
PITCHER	IP WLS BF H R ER SO BB IBB HBP BLK WP HR S P ERA WHIP				IP WLS BF H R ER SO BB IBB HBP BLK WP HR S P ERA WHIP															
Jeff D'Amico, R (1, 1) ERA: 4.95	6.0																			
Doug Jones, R (7, 1) ERA: 4.44	2.0																			
Mike Fetters, R (9, 1) ERA: 3.2	1.0																			
Angel Miranda, L (10, 1) ERA: 4.93	0.1																			
Bob Wickman, R (10, 1) ERA: 4.55	2.2	W																		

Minnesota Twins @ Milwaukee Brewers
 Milwaukee County Stadium, Milwaukee, WI

Fri Aug 30 1996, 8:05 PM EDT
 Att. 17,444 - Unknown - 75 F

livebaseballscorecards.com

AB	43
R	4
H	12
RBI	4
BB	5
SO	8
LOB	21



TOP

Minnesota Twins @ Milwaukee Brewers

Milwaukee County Stadium, Milwaukee, WI

Sun Sep 01 1996, 4:33 AM EDT
Att. 17,074 - Cloudy - 79 F

AB	34
R	6
H	11
RBI	6
BB	4
SO	5
LOB	18



WP	1	PA	39
PB	0		
SB	0		
CS	0		

AB	R	H	RBI	BB	SO	LOB
3	2	1	1	2	0	0
5	1	4	3	0	0	1
5	1	2	0	0	0	4
3	0	0	1	0	0	4
4	0	1	1	0	0	3
4	0	1	0	0	2	1
4	0	0	0	0	1	1
2	1	1	0	2	1	1
4	1	1	0	0	1	3

R	H	ER	SO	BB	IBB	HBP	BLK	WP	HR	S	P	ERA	WHIP
0	0	0	0	0	0	0	0	0	0	0	0	0.00	1.000
0	0	0	0	0	0	0	0	0	0	0	0	0.00	1.000
0	0	0	0	0	0	0	0	0	0	0	0	0.00	1.000

R	H	ER	SO	BB	IBB	HBP	BLK	WP	HR	S	P	ERA	WHIP
0	1	0	0	0	0	0	0	0	0	0	0	0.00	1.000
0	0	0	0	0	0	0	0	0	0	0	0	0.00	1.000
0	0	0	0	0	0	0	0	0	0	0	0	0.00	1.000

R	H	ER	SO	BB	IBB	HBP	BLK	WP	HR	S	P	ERA	WHIP
0	1	0	0	0	0	0	0	0	0	0	0	0.00	1.000
0	0	0	0	0	0	0	0	0	0	0	0	0.00	1.000
0	0	0	0	0	0	0	0	0	0	0	0	0.00	1.000

R	H	ER	SO	BB	IBB	HBP	BLK	WP	HR	S	P	ERA	WHIP
0	0	0	0	0	0	0	0	0	0	0	0	0.00	1.000
0	0	0	0	0	0	0	0	0	0	0	0	0.00	1.000
0	0	0	0	0	0	0	0	0	0	0	0	0.00	1.000

R	H	ER	SO	BB	IBB	HBP	BLK	WP	HR	S	P	ERA	WHIP
0	0	0	0	0	0	0	0	0	0	0	0	0.00	1.000
0	0	0	0	0	0	0	0	0	0	0	0	0.00	1.000
0	0	0	0	0	0	0	0	0	0	0	0	0.00	1.000

R	H	ER	SO	BB	IBB	HBP	BLK	WP	HR	S	P	ERA	WHIP
0	0	0	0	0	0	0	0	0	0	0	0	0.00	1.000
0	0	0	0	0	0	0	0	0	0	0	0	0.00	1.000
0	0	0	0	0	0	0	0	0	0	0	0	0.00	1.000

R	H	ER	SO	BB	IBB	HBP	BLK	WP	HR	S	P	ERA	WHIP
0	1	0	0	0	0	0	0	0	0	0	0	0.00	1.000
0	0	0	0	0	0	0	0	0	0	0	0	0.00	1.000
0	0	0	0	0	0	0	0	0	0	0	0	0.00	1.000

R	H	ER	SO	BB	IBB	HBP	BLK	WP	HR	S	P	ERA	WHIP
0	1	0	0	0	0	0	0	0	0	0	0	0.00	1.000
0	0	0	0	0	0	0	0	0	0	0	0	0.00	1.000
0	0	0	0	0	0	0	0	0	0	0	0	0.00	1.000

R	H	ER	SO	BB	IBB	HBP	BLK	WP	HR	S	P	ERA	WHIP
0	3	0	0	0	0	0	0	0	0	0	0	0.00	1.000
0	0	0	0	0	0	0	0	0	0	0	0	0.00	1.000
0	0	0	0	0	0	0	0	0	0	0	0	0.00	1.000

R	H	ER	SO	BB	IBB	HBP	BLK	WP	HR	S	P	ERA	WHIP
1	3	0	0	0	0	0	0	0	0	0	0	0.00	1.000
0	0	0	0	0	0	0	0	0	0	0	0	0.00	1.000
0	0	0	0	0	0	0	0	0	0	0	0	0.00	1.000

Batter	1	2	3	4	5	6	7	8	9
Chuck Knoblauch, R (1, 4) OBP: 0.447, SLG: 0.519	3-2 HR		3-2 G6-3		1-0 G4-3		4-2 1B SF7 BB		4-1 G6-4-3 BB
Rich Becker, L (1, 8) OBP: 0.363, SLG: 0.428	0-0 1B		2-2 HR		0-0 G5-3 1B		3-2 1B		1-1 P2
Paul Molitor, R (1, 10) OBP: 0.393, SLG: 0.467	1-0 FC6-4 1B		2-0 1B 3B		2-0 G5-3		0-1 P3		2-1 G6-4-3
Todd Walker, L (1, 5) OBP: 0.231, SLG: 0.333	1-1 FC6-4 G6-4-3 1-2f		0-0 G4-3		0-0 G3-1		0-2 SF7		
Marty Cordova, R (1, 7) OBP: 0.363, SLG: 0.470	0-0 G6-4-3 1-2f		0-0 3-H 1B		2-0 G6-3		2-1 F9		
Matt Lawton, L (1, 9) OBP: 0.354, SLG: 0.390		1-3 K	0-3 K		3-2 L3		2-1 WP 1B		
Matt Walbeck, S (1, 2) OBP: 0.265, SLG: 0.340		2-2 G4-3		2-0 G3-1		2-2 F7		1-3 K	
Scott Stahoviak, L (1, 3) OBP: 0.393, SLG: 0.469		2-0 2B		4-0 G6-4-3 BB		4-1 1B BB		2-3 K	
Pat Meares, R (1, 6) OBP: 0.301, SLG: 0.397		0-2 F9		0-1 G6-4-3 1-2f		2-1 BB 1B		1-3 K	

PITCHER	IP	WLS	BF	H	R	ER	SO	BB	IBB	HBP	BLK	WP	HR	S	P	ERA	WHIP
Tim Van Egmond, R (1, 1) ERA: 4.08	6.0	L	27	9	5	5	2	2	0	0	0	0	2	57	96	7.50	1.833
Bryce Florie, R (7, 1) ERA: 4.08	2.0		9	2	1	1	3	1	0	0	0	1	0	24	39	4.50	1.500
Ron Villone, L (9, 1) ERA: 3.56	1.0		3	0	0	0	0	1	0	0	0	0	0	5	12	0.00	1.000

Batter	1	2	3	4	5	6	7	8	9	AB	R	H	RBI	BB	SO	LOB
Fernando Vina, L (1, 4) OBP: 0.343, SLG: 0.384	2-1 G4-3		1-0 B1-3		1-1 P6		1-2 F9			4	0	0	0	0	0	3
Jeff Cirillo, R (1, 10) OBP: 0.384, SLG: 0.488	1-2 1B		2-3 K			2-2 F8		3-2 HR		4	1	2	1	0	1	0
Dave Nilsson, L (1, 9) OBP: 0.424, SLG: 0.567	0-1 1B		0-3 K			1-3 K		0-0 F8		4	0	1	0	0	2	0
John Jaha, R (1, 3) OBP: 0.386, SLG: 0.517	0-0 F9			1-3 K		1-1 1B		2-1 F9		4	0	1	0	0	1	2
Marc Newfield, R (1, 7) OBP: 0.328, SLG: 0.443	3-1 F7			3-2 L6		0-0 P6		0-0 F7		4	0	0	0	0	0	3
Matt Mieske, R (1, 8) OBP: 0.328, SLG: 0.492		2-1 CS		1-0 G6-3			3-2 1B		2-0 HR	4	1	3	1	0	0	0
Jose Valentin, S (1, 6) OBP: 0.334, SLG: 0.499		1-2 SAFE			1-2 F8		1-0 F9		0-0 F7	4	0	1	0	0	0	1
Mark Loretta, R (1, 5) OBP: 0.329, SLG: 0.313			1-3 K			2-2 1B		0-1 G6-3		4	0	2	0	0	1	2
Kelly Stinnett, R (1, 2) OBP: 0.136, SLG: 0.050 Turner Ward, S (9, PH) OBP: 0.348, SLG: 0.364			3-3 K		1-3 K		0-3 K		2-3 K	3	0	0	0	0	3	5
			2-3 K							1	0	0	0	0	1	0

Inning Stats	R: 0	H: 2	E: 0	LOB: 2	K: 0	BB: 0	S: 10	R: 0	H: 2	E: 0	LOB: 2	K: 2	BB: 0	S: 13	R: 0	H: 0	E: 0	LOB: 0	K: 2	BB: 0	S: 7	R: 0	H: 0	E: 0	LOB: 0	K: 1	BB: 0	S: 8	R: 0	H: 1	E: 0	LOB: 1	K: 1	BB: 0	S: 11	R: 0	H: 1	E: 0	LOB: 1	K: 1	BB: 0	S: 9	R: 0	H: 2	E: 0	LOB: 2	K: 1	BB: 0	S: 11	R: 1	H: 1	E: 0	LOB: 0	K: 0	BB: 0	S: 7	R: 1	H: 1	E: 0	LOB: 0	K: 1	BB: 0	S: 7	R: 1	H: 1	E: 0	LOB: 0	K: 1	BB: 0	S: 11	1B: 8	SF: 0	2B: 1	SAC: 0	3B: 0	DP: 1	HR: 2	HBP: 0	WP: 0	PA: 36
--------------	------	------	------	--------	------	-------	-------	------	------	------	--------	------	-------	-------	------	------	------	--------	------	-------	------	------	------	------	--------	------	-------	------	------	------	------	--------	------	-------	-------	------	------	------	--------	------	-------	------	------	------	------	--------	------	-------	-------	------	------	------	--------	------	-------	------	------	------	------	--------	------	-------	------	------	------	------	--------	------	-------	-------	-------	-------	-------	--------	-------	-------	-------	--------	-------	--------

PITCHER	IP	WLS	BF	H	R	ER	SO	BB	IBB	HBP	BLK	WP	HR	S	P	ERA	WHIP
Scott Aldred, L (1, 1) ERA: 6.51	8.0	W	32	9	1	1	8	0	0	0	0	0	1	76	116	1.12	1.125
Eddie Guardado, L (9, PH) ERA: 5.46	1.0		4	1	1	1	1	0	0	0	0	0	1	7	11	9.00	1.000

BOTTOM

Minnesota Twins @ Milwaukee Brewers
Milwaukee County Stadium, Milwaukee, WI

livebaseballscores.com

AB	36
R	2
H	10
RBI	2
BB	0
SO	9
LOB	16



Sun Sep 01 1996, 4:33 AM EDT
Att: 17,074 - Cloudy - 79 F

Batter	1	2	3	4	5	6	7	8	9	AB R H RBI BB SO LOB	TOP																	
Kenny Lofton, L OBP: 0.370, SLG: 0.444 (1, 8) X	0-0 G6-3	2-2 G1-3		3-2 F9		0-3 K		4-1 BB		4 0 0 0 1 1 0																		
Kevin Seitzer, R OBP: 0.407, SLG: 0.457 (1, 10) B B B B	4-0 BB 1B BB	2-2 G6-3		2-2 F9		1-2 G5-3		2-3 K		4 1 0 0 1 1 2																		
Jim Thome, L OBP: 0.461, SLG: 0.626 (1, 5) B B B B	4-1 1B 1-2 1B BB		0-3 K2-3	4-2 BB		2-3 K		1-3 K		3 1 0 0 2 3 0																		
Albert Belle, R OBP: 0.411, SLG: 0.630 (1, 7) B X	1-0 1B 1-2 2-H 1B		4-0 FC4 2B BB	0-0 L5		2-1 L9		2-1 1B 2B		4 2 2 1 1 0 1																		
Manny Ramirez, R OBP: 0.397, SLG: 0.566 (1, 9) C B B X	2-1 P3		4-1 SAFE 1-2 2B BB		2-3 K		4-2 BB	0-3 K		3 1 0 0 2 2 3																		
Julio Franco, R OBP: 0.420, SLG: 0.481 (1, 3) B B X	2-0 1-2 2-H 1B		2-2 FC4 2B 1-2 2-3		2-1 SAFE G4-3 1B		0-2 G4-3	0-2 2-H 1B		5 0 3 2 0 0 3																		
Sandy Alomar Jr., R OBP: 0.292, SLG: 0.381 (1, 2) B X	1-0 L9		1-1 1-3 2-H 3-H 2B		2-0 SAFE F9		1-2 SH3 1B	1-1 SAFE G6-3		4 0 2 2 0 0 3 0 0 0 0 0 0 0 1 0 0 0 0 0 1																		
Casey Candaele, S OBP: 0.333, SLG: 0.414 (8, PR) X																												
Tony Peña, R OBP: 0.261, SLG: 0.252 (8, 2) X																												
Omar Vizquel, S OBP: 0.388, SLG: 0.434 (1, 6) B X		1-0 HR	1-0 P6		1-1 SAFE FC6-4 1-2f		1-1 X FC6-4	0-0 SH3		3 1 1 1 0 0 3																		
Jose Vizcaino, S OBP: 0.343, SLG: 0.369 (1, 4) D F X		2-2 F8	1-1 G4-3			0-0 G4-3		3-1 G6-3		4 0 0 0 0 0 4																		
Inning Stats	R: 2 E: 0 K: 0 S: 7	H: 2 LOB: 2 BB: 2 P: 21	R: 1 E: 0 K: 0 S: 12	H: 1 LOB: 0 BB: 0 P: 19	R: 2 E: 1 K: 1 S: 14	H: 1 LOB: 2 BB: 2 P: 27	R: 0 E: 0 K: 0 S: 11	H: 0 LOB: 1 BB: 1 P: 20	R: 0 E: 0 K: 1 S: 8	H: 1 LOB: 1 BB: 0 P: 15	R: 0 E: 0 K: 1 S: 7	H: 0 LOB: 0 BB: 0 P: 8	R: 0 E: 0 K: 1 S: 12	H: 0 LOB: 1 BB: 1 P: 20	R: 0 E: 0 K: 1 S: 10	H: 1 LOB: 2 BB: 1 P: 20	R: 1 E: 0 K: 2 S: 15	H: 2 LOB: 1 BB: 0 P: 18	1B: 5 2B: 2 3B: 0 HR: 1	SF: 0 SAC: 1 DP: 0 HBP: 0	WP: 0 PB: 0 SB: 0 CS: 0	PA: 43						
PITCHER	IP WLS BF H R ER SO BB IBB HBP BLK WP HR S P ERA WHIP																											
Ben McDonald, R ERA: 4.21 (1, 1)	6.2		32	5	5	4	4	6	0	0	0	0	1	67	126	5.40	1.650											
Bob Wickman, R ERA: 4.5 (7, 1)	1.0		4	1	0	0	0	0	0	0	0	0	0	10	14	0.00	1.000											
Ron Villone, L ERA: 3.56 (8, 1)	0.0		1	0	0	0	0	1	0	0	0	0	0	1	5	∞	∞											
Doug Jones, R ERA: 4.42 (8, 1)	1.1	W	6	2	1	1	3	0	0	0	0	0	0	18	23	6.75	1.500											

Cleveland Indians @ Milwaukee Brewers
Milwaukee County Stadium, Milwaukee, WI

Mon Sep 02 1996, 4:33 AM EDT
Att. 18,015 - Sunny - 82 F

AB	35
R	6
H	8
RBI	6
BB	7
SO	7
LOB	20



livebaseballscorecards.com

Batter	1	2	3	4	5	6	7	8	9	AB R H RBI BB SO LOB	TOP						
Kenny Lofton, L (1, 8) OBP: 0.367, SLG: 0.440	0-1 F7		0-2 G4-3		1-0 G1-3		1-1 G4-3		1-2 F8	5 0 0 0 0 0 2	Cleveland Indians @ Milwaukee Brewers Milwaukee County Stadium, Milwaukee, WI Tue Sep 03 1996, 8:05 PM EDT Att. 10,599 - Unknown - 78 F						
Kevin Seitzer, R (1, 3) OBP: 0.409, SLG: 0.457	3-1 G6-3 1B		4-2 2B FC6-2 BB		0-3 K		0-0 FC5-4 1B		1-2 L8	4 0 2 0 1 1 1							
Julio Franco, R (1, 10) OBP: 0.418, SLG: 0.481	1-0 G6-3 1-2f		0-1 FC6-2 1-3 2-H 2B		1-1 G6-3		2-2 FC5-4 1-2f			4 0 1 1 0 0 2							
Albert Belle, R (1, 7) OBP: 0.410, SLG: 0.627		2-0 G3-6-3 1B	2-2 FC6-2 2-3 3-H			1-0 F8		1-3 K		4 0 1 0 0 1 2							
Manny Ramirez, R (1, 9) OBP: 0.396, SLG: 0.563	1-2 G3-6-3 1-2f		1-1 L9			1-2 2B HBP		0-0 L8		3 0 0 0 0 0 3							
Sandy Alomar Jr., R (1, 2) OBP: 0.299, SLG: 0.400		4-1 1B BB		0-0 G6-3 2B		1-0 2B		3-2 HR		3 1 3 1 1 0 0							
Jeff Kent, R (1, 5) OBP: 0.315, SLG: 0.420	1-2 1B			0-2 P3		0-0 L7		0-3 K2-3		4 0 1 0 0 1 3							
Omar Vizquel, S (1, 6) OBP: 0.367, SLG: 0.433	0-0 L8			1-2 G6-3 2-3		0-0 P4			0-1 B1-3 1B	4 0 1 0 0 0 5							
Jose Vizcaino, S (1, 4) OBP: 0.343, SLG: 0.368			0-1 G4-3 2B 1B		0-0 G4-3		2-2 G6-3		0-0 B1-3 1-2	4 1 1 0 0 0 2							
Inning Stats	R: 0 E: 0 K: 0 S: 5 H: 1 LOB: 0 BB: 0 P: 9	R: 0 E: 0 K: 0 S: 9 H: 2 LOB: 2 BB: 1 P: 17	R: 1 E: 0 K: 0 S: 18 H: 2 LOB: 2 BB: 1 P: 25	R: 0 E: 0 K: 0 S: 8 H: 1 LOB: 1 BB: 0 P: 9	R: 0 E: 0 K: 1 S: 6 H: 0 LOB: 0 BB: 0 P: 8	R: 0 E: 0 K: 0 S: 6 H: 1 LOB: 2 BB: 0 P: 9	R: 0 E: 0 K: 0 S: 10 H: 1 LOB: 1 BB: 0 P: 15	R: 1 E: 0 K: 2 S: 11 H: 1 LOB: 0 BB: 0 P: 15	R: 0 E: 0 K: 0 S: 9 H: 1 LOB: 1 BB: 0 P: 11	1B: 6 2B: 3 3B: 0 HR: 1 SF: 0 SAC: 0 DP: 2 HBP: 1	WP: 0 PB: 0 SB: 0 CS: 0 PA: 38						
PITCHER Scott Karl, L (1, 1) ERA: 4.95	IP 9.0	WLS W	BF 38	H 10	R 2	ER 2	SO 3	BB 2	IBB 0	HBP 1	BLK 0	WP 0	HR 1	S 82	P 118	ERA 2.00	WHIP 1.333
PITCHER	IP	WLS	BF	H	R	ER	SO	BB	IBB	HBP	BLK	WP	HR	S	P	ERA	WHIP

livebaseballscorecards.com

AB	35
R	2
H	10
RBI	2
BB	2
SO	3
LOB	20



Batter	1	2	3	4	5	6	7	8	9	AB	R	H	RBI	BB	SO	LOB
Fernando Vina, L OBP: 0.343, SLG: 0.383 (1, 4)	0-1 F8	1-1 G3-1		1-0 FC5-4 1B		1-1 SH3-4 1B	0-1 L6			5	1	2	0	0	0	1
Jeff Cirillo, R OBP: 0.389, SLG: 0.488 (1, 5)	4-2 WP FC3-2 1B BB		4-0 1B BB	0-0 FC5-4 1-2f		1-0 SH3-4 1-2		2-2 G6-3 G4-3 1B 1B		2	1	1	0	2	0	1
Dave Nilsson, L OBP: 0.419, SLG: 0.558 (1, 10)	2-1 FC3-2 1-2 2B 1B		1-2 F8		0-1 F8	4-0 1B SF8 IBB		2-1 G4-3 1-2		4	2	1	0	1	0	2
John Jaha, R OBP: 0.392, SLG: 0.529 (1, 3)	1-0 FC3-2 2B 1-3 2-H		2-2 1B		1-2 SF8 2B	1-2 1-3 2-H 1B		2-2 G6-3 2-3		5	1	3	1	0	0	3
Jose Valentin, S OBP: 0.337, SLG: 0.500 Mark Loretta, R OBP: 0.333, SLG: 0.321 (1, 6) (9, 6)	1-2 1-3 3-H 2B		2-3 K		0-0 E9 SF8 1B	4-0 IBB		0-0 E S 1B 1B		4	2	2	2	1	1	3
Marc Newfield, R OBP: 0.326, SLG: 0.439 (1, 7)	2-3 K		2-3 K		0-1 SF8	0-0 SF8		3-1 1-H 1B		3	0	1	3	0	2	4
Jeremy Burnitz, L OBP: 0.390, SLG: 0.493 (1, 8)		2-2 F8		0-0 F7	1-0 1B HBP	1-0 G4-3		3-1 G4-1		4	0	0	0	0	0	3
Matt Mieske, R OBP: 0.326, SLG: 0.486 (1, 9)		1-3 K		3-3 K	1-0 1-2 3-H 1B		2-3 K			4	0	1	1	0	3	0
Mike Matheny, R OBP: 0.250, SLG: 0.349 (1, 2)		4-2 BB		0-0 HR	0-0 K		1-1 G3			3	1	1	1	1	1	2

Inning Stats	R: 1	H: 2	E: 0	K: 1	S: 13	H: 2	LOB: 2	BB: 1	P: 23	R: 0	H: 0	E: 0	K: 1	S: 12	H: 0	LOB: 1	BB: 1	P: 20	R: 0	H: 1	E: 0	K: 2	S: 12	H: 1	LOB: 2	BB: 1	P: 23	R: 1	H: 2	E: 0	K: 1	S: 7	H: 2	LOB: 1	BB: 0	P: 11	R: 2	H: 2	E: 1	K: 1	S: 12	H: 2	LOB: 2	BB: 0	P: 17	R: 2	H: 2	E: 0	K: 10	S: 10	H: 2	LOB: 2	BB: 2	P: 23	R: 0	H: 0	E: 0	K: 1	S: 9	H: 3	LOB: 1	BB: 0	P: 26	R: 2	H: 3	E: 0	K: 14	S: 14	H: 3	LOB: 1	BB: 0	P: 26
1B: 9	SF: 2	2B: 2	SAC: 1	3B: 0	DP: 0	HR: 1	HBP: 1	WP: 1	PA: 43	1B: 9	SF: 2	2B: 2	SAC: 1	3B: 0	DP: 0	HR: 1	HBP: 1	WP: 1	PA: 43	1B: 9	SF: 2	2B: 2	SAC: 1	3B: 0	DP: 0	HR: 1	HBP: 1	WP: 1	PA: 43	1B: 9	SF: 2	2B: 2	SAC: 1	3B: 0	DP: 0	HR: 1	HBP: 1	WP: 1	PA: 43	1B: 9	SF: 2	2B: 2	SAC: 1	3B: 0	DP: 0	HR: 1	HBP: 1	WP: 1	PA: 43																							

PITCHER	IP	WLS	BF	H	R	ER	SO	BB	IBB	HBP	BLK	WP	HR	S	P	ERA	WHIP
Orel Hershiser, R ERA: 3.96 (1, 1)	4.2	L	26	7	4	2	5	3	0	1	0	1	1	53	89	3.86	2.143
Julian Tavarez, R ERA: 5.61 (5, 1)	3.1		17	5	4	4	2	0	2	0	0	0	0	36	66	10.80	1.500

BOTTOM

Cleveland Indians @ Milwaukee Brewers
Milwaukee County Stadium, Milwaukee, WI

Tue Sep 03 1996, 8:05 PM EDT
Att: 10,599 - Unknown - 78 F

AB	34
R	8
H	12
RBI	8
BB	5
SO	7
LOB	19



WP: 1	PA: 43
PB: 0	
SB: 1	
CS: 0	

ERA	WHIP
3.96	2.143
5.61	1.500

Batter	1	2	3	4	5	6	7	8	9	AB R H RBI BB SO LOB	TOP											
Kenny Lofton, L (1, 8) OBP: 0.369, SLG: 0.447	0-2 F7	2-0 HR		1-0 G6-3			2-1 HR 1B	1-0 1B		5 2 3 2 0 0 0												
Kevin Seitzer, R (1, 10) OBP: 0.409, SLG: 0.458 Nigel Wilson, L (8, PH)	1-1 2B	1-2 F9			0-0 G4-3		1-1 HR HBP	0-3 K		3 2 1 0 0 0 0 1 0 0 0 0 1 1												
Jim Thome, L (1, 5) OBP: 0.462, SLG: 0.632	4-2 2B				2-1 G4-3		0-0 HR		2-3 K	4 2 2 3 1 1 0												
Albert Belle, R (1, 7) OBP: 0.410, SLG: 0.629	0-0 F9 1-H 2-H				2-2 P2		1-0 G3-1		0-1 G6-3	5 0 2 2 0 0 1												
Julio Franco, R (1, 3) OBP: 0.418, SLG: 0.483	2-2 F9				2-1 1B		3-2 G6-3	1-2 G3-1	0-2 2B	5 0 2 0 0 0 2												
Brian Giles, L (1, 9) OBP: 0.400, SLG: 0.596	2-2 G4-3				1-2 1B		1-1 1B	2-0 P2	1-3 K	5 0 2 0 0 1 3												
Sandy Alomar Jr., R (1, 2) OBP: 0.299, SLG: 0.398		2-1 SH1-3 HR 1B		1-1 G6-4-3		2-1 F8	3-1 G5-3			4 1 1 0 0 0 5												
Omar Vizquel, S (1, 6) OBP: 0.367, SLG: 0.432		0-0 SH1-3			2-1 G4-3		1-2 FC6	2-3 K		3 0 1 0 0 1 0												
Jose Vizcaino, S (1, 4) OBP: 0.340, SLG: 0.365		1-0 L8			0-0 G3		0-0 FC6	0-1 L9		4 0 0 0 0 0 3												
Inning Stats	R: 2 E: 0 K: 0 S: 19	H: 2 LOB: 1 BB: 1 P: 28	R: 2 E: 0 K: 0 S: 8	H: 2 LOB: 0 BB: 0 P: 14	R: 0 E: 0 K: 0 S: 12	H: 3 LOB: 2 BB: 0 P: 19	R: 0 E: 0 K: 0 S: 4	H: 0 LOB: 0 BB: 0 P: 7	R: 0 E: 0 K: 0 S: 6	H: 0 LOB: 0 BB: 0 P: 10	R: 0 E: 0 K: 0 S: 11	H: 2 LOB: 2 BB: 0 P: 18	R: 3 E: 0 K: 0 S: 11	H: 3 LOB: 1 BB: 0 P: 21	R: 0 E: 0 K: 2 S: 10	H: 1 LOB: 1 BB: 0 P: 13	R: 0 E: 0 K: 2 S: 14	H: 1 LOB: 1 BB: 0 P: 17	1B: 7 2B: 5 3B: 0 HR: 2	SF: 0 SAC: 1 DP: 1 HBP: 1	WP: 0 PB: 0 SB: 0 CS: 0	PA: 42
PITCHER	IP WLS BF H R ER SO BB IBB HBP BLK WP HR S P ERA WHIP																					
Jeff D'Amico, R (1, 1) ERA: 5.32	2.1 L 15 7 4 4 0 1 0 0 0 0 1 37 58 15.43 3.429																					
Ramon Garcia, R (3, 1) ERA: 6.0	3.2 14 3 2 2 0 0 0 1 0 0 0 26 44 4.91 0.818																					
Ron Villone, L (7, 1) ERA: 3.66	1.2 8 3 1 1 1 0 0 0 0 0 1 15 25 5.40 1.800																					
Doug Jones, R (8, 1) ERA: 4.31	1.1 5 1 0 0 3 0 0 0 0 0 0 17 20 0.00 0.750																					

Cleveland Indians @ Milwaukee Brewers
Milwaukee County Stadium, Milwaukee, WI

Wed Sep 04 1996, 8:05 PM EDT
Att. 12,666 - Unknown - 78 F

AB 39
R 7
H 14
RBI 7
BB 1
SO 4
LOB 15



livebaseballscorecards.com

Batter	1	2	3	4	5	6	7	8	9	AB R H RBI BB SO LOB	TOP		
Darryl Hamilton, L OBP: 0.360, SLG: 0.387 (1, 8)	4-1 FC5-4 BB		4-1 FC5-4 BB		1-2 1B 2B		2-1 F7	4-0 E 1B IBB		2 1 1 0 3 0 0			
Ivan Rodriguez, R OBP: 0.354, SLG: 0.500 (1, 2)	2-0 FC5-4 BB 1-2f		1-2 P4 1 SAFE 1 SAFE 1 SAFE		4-0 1B 2B BB		4-2 HR BB	1-0 E7 1B 1-3 2-H 3-H		3 2 1 2 2 0 2			
Will Clark, L OBP: 0.378, SLG: 0.429 (1, 3)	4-2 G6-4-3 BB		0-0 FC5-4 1-2f		0-0 2B 1B 1-2 2-H		1-2 F8 SAFE	1-2 G6-3 HBP		3 1 1 1 1 0 2 0 0 0 0 0 0 0			
Lee Stevens, L OBP: 0.328, SLG: 0.453 (8, 3)													
Juan Gonzalez, R OBP: 0.389, SLG: 0.689 (1, 9)	1-0 G6-4-3 1-2f		2-0 P4		2-0 2B 1-H 2-H		1-2 HR 1-H	1-2 G6-3 1-2f		5 1 2 4 0 0 6			
Mickey Tettleton, S OBP: 0.373, SLG: 0.443 (1, 10)		3-3 K		3-2 G3	4-1 BB		4-0 BB		1-0 G4-3 1B	3 0 1 0 2 1 0 0 0 0 0 0 0 0			
Lou Frazier, S OBP: 0.365, SLG: 0.333 (9, PR)													
Dean Palmer, R OBP: 0.357, SLG: 0.538 (1, 5)		0-1 P2		0-3 K	1-0 F7		0-3 K		0-0 G4-3 1-2	5 0 0 0 0 2 4			
Warren Newson, L OBP: 0.348, SLG: 0.456 (1, 7)		0-1 2B		2-3 K		1-1 F8		4-2 SH3-4 E 1B BB	1-2 F8	4 1 1 0 1 1 2			
Mark McLemore, S OBP: 0.396, SLG: 0.385 (1, 4)		4-1 BB			0-0 1B	3-2 G3		1-0 E4 SH3-4 1B	1-1 G4-3	4 1 1 0 1 0 3			
Kevin Elster, R OBP: 0.317, SLG: 0.470 (1, 6)		2-3 K		0-3 K	2-3 K		2-3 K	2-0 SH3-4 1-2 2-3		3 0 0 0 0 3 2			
Inning Stats	R: 0 E: 0 K: 0 S: 5 H: 0 LOB: 1 BB: 2 P: 16	R: 0 E: 0 K: 2 S: 11 H: 1 LOB: 2 BB: 1 P: 20	R: 0 E: 0 K: 0 S: 6 H: 0 LOB: 1 BB: 1 P: 13	R: 0 E: 0 K: 2 S: 12 H: 0 LOB: 0 BB: 0 P: 17	R: 3 E: 0 K: 1 S: 13 H: 4 LOB: 2 BB: 2 P: 25	R: 0 E: 0 K: 1 S: 8 H: 0 LOB: 0 BB: 0 P: 14	R: 2 E: 0 K: 1 S: 16 H: 1 LOB: 1 P: 28	R: 2 E: 2 K: 0 S: 12 H: 1 LOB: 3 BB: 2 P: 26	R: 0 E: 0 K: 0 S: 10 H: 1 LOB: 2 BB: 0 P: 13	1B: 4 2B: 3 3B: 0 HR: 1 SF: 0 SAC: 1 DP: 2 HBP: 1	WP: 0 PB: 0 SB: 0 CS: 0 PA: 44		
PITCHER	IP WLS BF H R ER SO BB IBB HBP BLK WP HR S P ERA WHIP											PITCHER	IP WLS BF H R ER SO BB IBB HBP BLK WP HR S P ERA WHIP
21 Cal Eldred, R ERA: 5.01 (1, 1)	6.0 L 27 5 3 3 6 6 0 0 0 0 0 0 55 105 4.50 1.833											Mike Fetters, R ERA: 3.04 (8, 1)	1.2 5 1 0 0 0 0 0 0 0 0 0 13 17 0.00 0.600
Angel Miranda, L ERA: 4.86 (7, 1)	0.2 3 0 1 1 0 1 0 0 0 0 0 0 9 16 13.50 1.500												
Bob Wickman, R ERA: 4.59 (7, 1)	0.1 3 1 1 1 1 1 0 0 0 0 0 1 7 12 27.00 6.000												
Bryce Florie, R ERA: 4.2 (8, 1)	0.1 5 1 2 1 0 1 1 0 0 0 0 0 7 19 27.00 6.000												
Ron Villone, L ERA: 3.66 (8, 1)	0.0 1 0 0 0 0 0 0 0 1 0 0 0 2 3 ∞ ∞												

Texas Rangers @ Milwaukee Brewers
Milwaukee County Stadium, Milwaukee, WI

Fri Sep 06 1996, 8:05 PM EDT
Att. 16,714 - Unknown - 75 F

livebaseballscorecards.com

AB	32
R	7
H	8
RBI	7
BB	10
SO	7
LOB	21



Batter	1	2	3	4	5	6	7	8	9	AB R H RBI BB SO LOB	TOP		
Darryl Hamilton, L OBP: 0.358, SLG: 0.385 (1, 8) C X	0-1 E6 G4-3 1B G6-3		1-2 F8		2-0 F8		0-1 G3			4 1 0 0 0 0 1			
Ivan Rodriguez, R OBP: 0.357, SLG: 0.502 (1, 10) (8, 2) B C SAFE 1 B X	3-1 G4-3 1-2 1B		1-1 BB 1B			0-1 1B 1B		1-1 P4		4 1 3 0 0 0 0			
Will Clark, L OBP: 0.379, SLG: 0.429 (1, 3) C B X	1-1 G4-3 1-2 2-3		4-2 BB 1B			2-1 1B 1B		2-3 K		3 0 1 0 0 1 2			
Juan Gonzalez, R OBP: 0.386, SLG: 0.683 (1, 9) B C B F X	2-2 G6-3 3-H		0-2 G4-3			3-0 F7		0-0 G6-3		4 0 0 1 0 0 5			
Dean Palmer, R OBP: 0.358, SLG: 0.538 (1, 5) X	0-0 P4			1-1 G6-4-3 1B		2-2 G6-4-3 1-2 2-H 1B		2-1 G5-3		4 0 2 1 0 0 1			
Warren Newson, L OBP: 0.343, SLG: 0.447 (1, 7) S T B X		1-2 F7		1-1 G6-4-3 1-2f		1-0 G6-4-3 1-2f		2-3 K		4 0 0 0 0 1 3			
Mark McLemore, S OBP: 0.395, SLG: 0.388 (1, 4) C B X		1-1 G4-3		1-1 F9			2-2 3B		1-0 G4-3	4 0 1 0 0 0 0	AB 33 R 2 H 7 RBI 2 BB 1 SO 3 LOB 14		
Kevin Elster, R OBP: 0.315, SLG: 0.467 (1, 6) X		0-0 P2			2-1 G5-3		0-1 P4			3 0 0 0 0 0 1			
Dave Valle, R OBP: 0.353, SLG: 0.434 Mike Henneman, R (9, 1) C B X			2-1 F8		0-1 G3		0-3 K			3 0 0 0 0 1 1 0 0 0 0 0 0 0			
Inning Stats	R: 1 H: 1 E: 1 LOB: 1 K: 0 BB: 0 S: 10 P: 16	R: 0 H: 0 E: 0 LOB: 0 K: 0 BB: 0 S: 6 P: 8	R: 0 H: 1 E: 0 LOB: 2 K: 0 BB: 1 S: 13 P: 21	R: 0 H: 1 E: 0 LOB: 0 K: 0 BB: 0 S: 6 P: 9	R: 0 H: 0 E: 0 LOB: 0 K: 0 BB: 0 S: 5 P: 9	R: 1 H: 3 E: 0 LOB: 1 K: 0 BB: 0 S: 9 P: 17	R: 0 H: 1 E: 0 LOB: 1 K: 1 BB: 0 S: 11 P: 13	R: 0 H: 0 E: 0 LOB: 0 K: 1 BB: 0 S: 6 P: 9	R: 0 H: 0 E: 0 LOB: 0 K: 1 BB: 0 S: 8 P: 13	1B: 6 SF: 0 2B: 0 SAC: 0 3B: 1 DP: 2 HR: 0 HBP: 0	WP: 0 PA: 34 PB: 0 SB: 0 CS: 0		
PITCHER	IP WLS BF H R ER SO BB IBB HBP BLK WP HR S P ERA WHIP											PITCHER	IP WLS BF H R ER SO BB IBB HBP BLK WP HR S P ERA WHIP
Ben McDonald, R ERA: 4.08 (1, 1)	8.0 L 31 7 2 1 2 1 0 0 0 0 0 0 66 102 1.12 1.000												
Bob Wickman, R ERA: 4.53 (9, 1)	1.0 3 0 0 0 1 0 0 0 0 0 0 0 8 13 0.00 0.000												

Texas Rangers @ Milwaukee Brewers
Milwaukee County Stadium, Milwaukee, WI

Sat Sep 07 1996, 4:33 AM EDT
Att. 19,110 - Sunny - 79 F

livebaseballscorecards.com



Batter	1	2	3	4	5	6	7	8	9	AB	R	H	RBI	BB	SO	LOB
Fernando Vina, L OBP: 0.343, SLG: 0.381 (1, 4)	0-1 SH1-3 L5 1B		1-3 K		2-2 L5		1-2 F9			4	0	1	0	0	1	1
Jeff Cirillo, R OBP: 0.389, SLG: 0.490 David Hulse, L OBP: 0.272, SLG: 0.248 Mark Loretta, R OBP: 0.333, SLG: 0.321 (1, 5) (8, PR) (9, 5)	1-1 SH1-3 1-2		1-0 G1-3			4-0 G3 WP BB		4-2 G3 FC3-2 BB		1	0	0	0	2	0	0
Dave Nilsson, L OBP: 0.412, SLG: 0.545 (1, 3)	4-2 BB 2-3		0-0 L7			3-3 K 1-2		3-2 G3 1-2		3	0	0	0	1	1	2
John Jaha, R OBP: 0.389, SLG: 0.521 (1, 10)	1-2 L5 3-3			0-0 P3		4-1 G3 BB		2-2 FC5 FC3-2 1B 2-3		3	0	1	0	1	0	2
Jose Valentin, S OBP: 0.335, SLG: 0.494 (1, 6)		4-2 G3 S BB		3-2 G4-3 2B		0-2 G3 1-2 2-3		0-0 FC3-2 1-2 3-H		3	0	1	0	1	0	4
Marc Newfield, R OBP: 0.324, SLG: 0.434 (1, 7)		2-2 G3 1-3		1-0 G4-3 2-3		3-1 G4-3		2-2 FC5 2-3f		4	0	0	0	0	0	7
Jeremy Burnitz, L OBP: 0.383, SLG: 0.486 (1, 8)		0-0 P5		3-3 K			4-2 SH2-3 BB		1-3 K	3	0	0	0	1	2	2
Matt Mieske, R OBP: 0.317, SLG: 0.472 (1, 9)	0-1 L8			1-1 L9			0-0 SH2-3 1-2		0-3 K	3	0	0	0	0	1	1
Mike Matheny, R OBP: 0.248, SLG: 0.355 Turner Ward, S OBP: 0.338, SLG: 0.351 (1, 2) (9, PH)			3-2 HR		2-3 K		0-0 F7		1-1 G4-3	3	1	1	1	0	1	1
										1	0	0	0	0	0	0

Inning Stats	R: 0	H: 1	E: 1	K: 0	S: 12	H: 1	LOB: 1	BB: 1	P: 18	R: 0	H: 0	E: 0	K: 0	S: 8	H: 0	LOB: 1	BB: 1	P: 14	R: 1	H: 1	E: 0	K: 1	S: 10	H: 1	LOB: 0	BB: 0	P: 15	R: 0	H: 1	E: 0	K: 1	S: 11	H: 1	LOB: 1	BB: 0	P: 18	R: 0	H: 0	E: 0	K: 1	S: 8	H: 0	LOB: 0	BB: 0	P: 13	R: 0	H: 0	E: 0	K: 1	S: 9	H: 0	LOB: 2	BB: 2	S: 23	R: 0	H: 0	E: 0	K: 0	S: 8	H: 0	LOB: 1	BB: 1	P: 13	R: 0	H: 1	E: 0	K: 0	S: 19	H: 1	LOB: 3	BB: 1	P: 30	R: 0	H: 0	E: 0	K: 2	S: 9	H: 0	LOB: 0	BB: 0	P: 11	1B: 2	2B: 2	3B: 0	HR: 1	SF: 0	SAC: 2	DP: 1	HBP: 0
--------------	------	------	------	------	-------	------	--------	-------	-------	------	------	------	------	------	------	--------	-------	-------	------	------	------	------	-------	------	--------	-------	-------	------	------	------	------	-------	------	--------	-------	-------	------	------	------	------	------	------	--------	-------	-------	------	------	------	------	------	------	--------	-------	-------	------	------	------	------	------	------	--------	-------	-------	------	------	------	------	-------	------	--------	-------	-------	------	------	------	------	------	------	--------	-------	-------	-------	-------	-------	-------	-------	--------	-------	--------

PITCHER	IP	WLS	BF	H	R	ER	SO	BB	IBB	HBP	BLK	WP	HR	S	P	ERA	WHIP
Ken Hill, R ERA: 3.54 (1, 1)	6.2	W	27	3	1	1	4	5	0	0	0	1	1	63	110	1.35	1.200
Ed Vosberg, L ERA: 2.43 (7, 1)	0.2		3	0	0	0	0	1	0	0	0	0	0	14	22	0.00	1.500
Jeff Russell, R ERA: 3.73 (8, 1)	0.0		1	1	0	0	0	0	0	0	0	1	0	4	6	∞	∞
Mike Stanton, L ERA: 3.67 (8, 1)	1.0		3	0	0	0	1	0	0	0	0	0	0	7	10	0.00	0.000
Mike Henneman, R ERA: 6.45 (9, 1)	0.2	S	2	0	0	0	1	0	0	0	0	0	0	6	7	0.00	0.000

BOTTOM

Texas Rangers @ Milwaukee Brewers
Milwaukee County Stadium, Milwaukee, WI

Sat Sep 07 1996, 4:33 AM EDT
Att: 19,110 - Sunny - 79 F

AB	28
R	1
H	4
RBI	1
BB	6
SO	6
LOB	20

livebaseballscores.com



PITCHER	IP	WLS	BF	H	R	ER	SO	BB	IBB	HBP	BLK	WP	HR	S	P	ERA	WHIP
Ken Hill, R ERA: 3.54 (1, 1)	6.2	W	27	3	1	1	4	5	0	0	0	1	1	63	110	1.35	1.200
Ed Vosberg, L ERA: 2.43 (7, 1)	0.2		3	0	0	0	0	1	0	0	0	0	0	14	22	0.00	1.500
Jeff Russell, R ERA: 3.73 (8, 1)	0.0		1	1	0	0	0	0	0	0	0	1	0	4	6	∞	∞
Mike Stanton, L ERA: 3.67 (8, 1)	1.0		3	0	0	0	1	0	0	0	0	0	0	7	10	0.00	0.000
Mike Henneman, R ERA: 6.45 (9, 1)	0.2	S	2	0	0	0	1	0	0	0	0	0	0	6	7	0.00	0.000

Batter	1	2	3	4	5	6	7	8	9	AB	R	H	RBI	BB	SO	LOB	TOP	
Fernando Vina, L (1, 4) OBP: 0.342, SLG: 0.378 Mark Loretta, R (8, 4) OBP: 0.333, SLG: 0.321	2-1 G6-3	0-1 G4-3		1-2 1B HBP		0-1 G4-3		0-0 SH3		3	0	0	0	0	0	3		
Jeff Cirillo, R (1, 5) OBP: 0.388, SLG: 0.487	3-2 G6-3		0-0	1-2 2-3 1B			2-2 F6	0-2 F8		5	0	2	1	0	0	1		
Dave Nilsson, L (1, 10) OBP: 0.413, SLG: 0.544	3-3 K		2-2 L6	0-0 G4-3			1-0 FC6 2B	1-2 HR HBP		4	1	1	0	0	1	4		
John Jaha, R (1, 3) OBP: 0.386, SLG: 0.521		1-0 F9 BB 1B	1-3 K		3-1 G5-3		1-2 G5-3	1-0 HR HR		5	2	2	3	0	1	2		
Jose Valentin, S (1, 6) OBP: 0.335, SLG: 0.488		4-2 1B BB	3-3 K		2-3 K		4-0 FC6 IBB	1-0 P5		3	0	0	0	2	2	1		
Marc Newfield, R (1, 7) OBP: 0.317, SLG: 0.423 Brian Banks, S (9, PH) (9, 7)		1-3 K		1-3 K	1-2 E6		1-0 FC6		2-3 K	4	0	0	0	0	2	4		
Jeromy Burnitz, L (1, 8) OBP: 0.383, SLG: 0.477		3-1 F9		0-2 HBP 1B 1B	0-2 G4-3		2-3 K		3-2 F8	5	1	1	0	0	1	6		
Matt Mieske, R (1, 9) OBP: 0.321, SLG: 0.483		0-0 BB 1B		1-3 K		1-2 G6-3		1-1 HR	0-2 1B	5	1	3	2	0	1	1		
Jesse Levis, L (1, 2) OBP: 0.352, SLG: 0.275		4-0 1B BB		2-1 1B HBP 1B		0-2 L4		4-0 F8 SH3 HR BB	0-1 G4-3	3	1	1	0	2	0	1		
Inning Stats	R: 0 E: 0 K: 1 S: 9 H: 0 LOB: 0 BB: 0 P: 17	R: 1 E: 0 K: 1 S: 11 H: 2 LOB: 3 BB: 2 P: 24	R: 0 E: 0 K: 2 S: 10 H: 1 LOB: 1 BB: 0 P: 16	R: 1 E: 0 K: 2 S: 18 H: 3 LOB: 3 BB: 0 P: 25	R: 0 E: 1 K: 1 S: 11 H: 0 LOB: 1 BB: 0 P: 17	R: 0 E: 0 K: 0 S: 10 H: 0 LOB: 0 BB: 0 P: 11	R: 0 E: 0 K: 1 S: 14 H: 1 LOB: 3 BB: 1 P: 25	R: 4 E: 0 K: 0 S: 10 H: 2 LOB: 0 BB: 1 P: 18	R: 0 E: 0 K: 1 S: 11 H: 1 LOB: 1 BB: 0 P: 16	1B: 7 2B: 1 3B: 0 HR: 2 SF: 0 SAC: 1 DP: 0 HBP: 2	WP: 0 PB: 0 SB: 0 CS: 0	PA: 45						
PITCHER	IP	WLS	BF	H	R	ER	SO	BB	IBB	HBP	BLK	WP	HR	S	P	ERA	WHIP	
Tom Gordon, R (1, 1) ERA: 5.41	7.0	L	35	8	3	3	8	2	1	1	0	0	1	85	138	3.86	1.429	
Vaughn Eshelman, L (8, 1) ERA: 6.37	0.2		4	0	0	0	0	1	0	1	0	0	0	6	11	0.00	1.500	
Pat Mahomes, R (8, 1) ERA: 7.02	0.1		2	1	3	3	0	0	0	0	0	0	1	2	4	81.00	3.000	
Kerry Lacy, R (9, 1) ERA: 1.42	1.0		4	1	0	0	1	0	0	0	0	0	0	11	16	0.00	1.000	

Milwaukee Brewers @ Boston Red Sox
Fenway Park, Boston, MA
 Mon Sep 09 1996, 7:05 PM EDT
 Att. 22,386 - Unknown - 71 F

livebaseballscorecards.com

AB	38
R	6
H	10
RBI	6
BB	4
SO	9
LOB	23



Milwaukee Brewers @ Boston Red Sox
 Fenway Park, Boston, MA
 Tue Sep 10 1996, 7:05 PM EDT
 Att. 20,487 - Unknown - 80 F

AB	39
R	11
H	14
RBI	11
BB	8
SO	7
LOB	22



WP:	0	PA:	48
PB:	0		
SB:	1		
CS:	1		

AB	R	H	RBI	BB	SO	LOB
4	1	1	0	2	2	1
5	2	4	4	1	1	3
5	0	1	2	1	2	3
5	2	2	0	0	1	5
3	1	0	0	1	0	3
1	0	0	0	0	0	0
5	0	2	1	0	0	0
4	1	2	1	1	1	2
4	1	0	1	1	0	4
3	3	2	2	1	0	1
0	0	0	0	0	0	0
0	0	0	0	0	0	0

R	H	ER	SO	BB	IBB	HBP	BLK	WP	HR	S	P	ERA	WHIP
2	3	1	2	1	0	0	0	0	2	24	42	21.60	4.200
0	0	0	0	0	0	0	0	0	0	11	18	27.00	6.000
2	12	1	1	3	0	1	0	0	0	28	43	4.50	3.000
2	8	1	1	0	0	0	0	0	1	17	24	4.50	1.500
0	1	0	0	0	0	0	0	0	0	3	4	0.00	0.000

R	H	ER	SO	BB	IBB	HBP	BLK	WP	HR	S	P	ERA	WHIP
0	0	0	0	0	0	0	0	0	0	10	13	0.00	0.000
0	0	0	0	0	0	0	0	0	0	9	19	0.00	2.000

R	H	ER	SO	BB	IBB	HBP	BLK	WP	HR	S	P	ERA	WHIP
0	0	0	0	0	0	0	0	0	0	10	19	0.00	0.000
1	2	1	1	2	0	0	0	0	0	11	18	27.00	6.000
0	0	0	0	0	0	0	0	0	0	28	43	4.50	3.000
0	1	1	2	0	0	0	0	0	1	17	24	4.50	1.500
0	0	0	0	0	0	0	0	0	0	3	4	0.00	0.000

R	H	ER	SO	BB	IBB	HBP	BLK	WP	HR	S	P	ERA	WHIP
0	1	0	0	0	0	0	0	0	0	10	19	0.00	0.000
0	0	0	0	0	0	0	0	0	0	11	18	27.00	6.000
0	0	0	0	0	0	0	0	0	0	28	43	4.50	3.000
0	0	0	0	0	0	0	0	0	0	17	24	4.50	1.500
0	0	0	0	0	0	0	0	0	0	3	4	0.00	0.000

R	H	ER	SO	BB	IBB	HBP	BLK	WP	HR	S	P	ERA	WHIP
0	0	0	0	0	0	0	0	0	0	10	19	0.00	0.000
1	2	1	1	2	0	0	0	0	0	11	18	27.00	6.000
0	0	0	0	0	0	0	0	0	0	28	43	4.50	3.000
0	1	1	2	0	0	0	0	0	1	17	24	4.50	1.500
0	0	0	0	0	0	0	0	0	0	3	4	0.00	0.000

R	H	ER	SO	BB	IBB	HBP	BLK	WP	HR	S	P	ERA	WHIP
0	0	0	0	0	0	0	0	0	0	10	19	0.00	0.000
0	0	0	0	0	0	0	0	0	0	11	18	27.00	6.000
0	0	0	0	0	0	0	0	0	0	28	43	4.50	3.000
0	1	1	2	0	0	0	0	0	1	17	24	4.50	1.500
0	0	0	0	0	0	0	0	0	0	3	4	0.00	0.000

R	H	ER	SO	BB	IBB	HBP	BLK	WP	HR	S	P	ERA	WHIP
0	0	0	0	0	0	0	0	0	0	10	19	0.00	0.000
0	0	0	0	0	0	0	0	0	0	11	18	27.00	6.000
0	0	0	0	0	0	0	0	0	0	28	43	4.50	3.000
0	1	1	2	0	0	0	0	0	1	17	24	4.50	1.500
0	0	0	0	0	0	0	0	0	0	3	4	0.00	0.000

R	H	ER	SO	BB	IBB	HBP	BLK	WP	HR	S	P	ERA	WHIP
2	3	1	2	1	0	0	0	0	2	24	42	21.60	4.200
0	0	0	0	0	0	0	0	0	0	11	18	27.00	6.000
2	12	1	1	3	0	1	0	0	0	28	43	4.50	3.000
2	8	1	1	0	0	0	0	0	1	17	24	4.50	1.500
0	1	0	0	0	0	0	0	0	0	3	4	0.00	0.000

R	H	ER	SO	BB	IBB	HBP	BLK	WP	HR	S	P	ERA	WHIP
0	0	0	0	0	0	0	0	0	0	10	19	0.00	0.000
0	0	0	0	0	0	0	0	0	0	11	18	27.00	6.000
0	0	0	0	0	0	0	0	0	0	28	43	4.50	3.000
0	1	1	2	0	0	0	0	0	1	17	24	4.50	1.500
0	0	0	0	0	0	0	0	0	0	3	4	0.00	0.000

R	H	ER	SO	BB	IBB	HBP	BLK	WP	HR	S	P	ERA	WHIP
2	3	1	2	1	0	0	0	0	2	24	42	21.60	4.200
0	0	0	0	0	0	0	0	0	0	11	18	27.00	6.000
2	12	1	1	3	0	1	0	0	0	28	43	4.50	3.000
2	8	1	1	0	0	0	0	0	1	17	24	4.50	1.500
0	1	0	0	0	0	0	0	0	0	3	4	0.00	0.000

Batter	1	2	3	4	5	6	7	8	9	AB	R	H	RBI	BB	SO	LOB
Jose Valentin, S (1, 6)	G5-3	HR	1B		E9		K		K	4	1	1	0	2	2	1
Jeff Cirillo, R (1, 5)	HR	HR	K		BB		BB		FC4-6	5	2	4	4	1	1	3
Dave Nilsson, L (1, 10)	K	F7	1B		BB		K		FC4-6	5	0	1	2	1	2	3
John Jaha, R (1, 3)	BB		1B		K		G5-3			5	2	2	0	0	1	5
Matt Mieske, R (1, 9)	1B		1B		L3		F8			3	1	0	0	1	0	3
Jeromy Burnitz, L (8, PH)	BB		FC6-5							1	0	0	0	0	0	0
Marc Newfield, R (1, 7)	1B		1B		G4-3		F9		F8	5	0	2	1	0	0	0
Gerald Williams, R (1, 8)	K		1B		BB		1B		P4	4	1	2	1	1	1	2
Mark Loretta, R (1, 4)		CS	1B		F7		G6-4-3		F9	4	1	0	1	1	0	4
Jesse Levis, L (1, 2)		BB	1B													
Turner Ward, S (9, PR)	G4-3		BB							3	3	2	2	1	0	1
Mike Matheny, R (9, 2)			1B						BB	0	0	0	0	0	0	0
										0	0	0	0	0	0	0

PITCHER	IP	WLS	BF	H	R	ER	SO	BB	IBB	HBP	BLK	WP	HR	S	P	ERA	WHIP
Vaughn Eshelman, L (1, 1)	1.2		11	4	4	4	2	3	0	0	0	0	2	24	42	21.60	4.200
Joe Hudson, R (2, 1)	0.2	L	7	4	5	2	0	0	0	0	0	0	0	11	18	27.00	6.000
Reggie Harris, R (3, 1)	2.0		12	3	1	1	1	3	0	1	0	0	0	28	43	4.50	3.000
Kerry Lacy, R (5, 1)	2.0		8	3	1	1	2	0	0	0	0	0	1	17	24	4.50	1.500
Eric Gunderson, L (7, 1)	0.1		1	0	0	0	1	0	0	0	0	0	0	3	4	0.00	0.000
Mark Brandenburg, R (7, 1)	1.1		4	0	0	0	0	0	0	0	0	0	0	10	13	0.00	0.000
Heathcliff Slocumb, R (9, 1)	1.0		5	0	0	0	1	2	0	0	0	0	0	9	19	0.00	2.000

Batter	1	2	3	4	5	6	7	8	9
Darren Bragg, L OBP: 0.365, SLG: 0.411 (1, 8)	1-0 G6-3 18 1B	2-2 P5			3-2 G4-3	4-2 BB		2-2 1-H 3B	
Jeff Frye, R OBP: 0.380, SLG: 0.396 (1, 4)	2-2 G6-3 1-2	2-2 F8			2-2 G4-3	0-3 K		2-3 K2-3	
18 Reggie Jefferson, S OBP: 0.383, SLG: 0.610 (1, 10)	1-2 2-H 2B 1B		2-3 K		1-1 F8	2-3 K		1-0 F8	
Mo Vaughn, L OBP: 0.417, SLG: 0.575 Lee Tinsley, S OBP: 0.277, SLG: 0.292 (1, 3) (9, PR)	3-3 K		0-1 HR		0-1 3B 1B	2-1 F8		2-2 1B	
John Valentin, R OBP: 0.377, SLG: 0.433 (1, 6) (9, 5)	0-1 1-H HR 2B		0-0 G5-3		1-0 F9 1B 3B	1-1 L8		1-1 P6	
Mike Greenwell, L OBP: 0.328, SLG: 0.452 (1, 7)	0-1 2-H HR		2-0 G6-3		2-1 1-H 1B 3B	0-0 P3		0-0 G4-3	
Jeff Manto, R OBP: 0.321, SLG: 0.396 Nomar Garciaparra, R OBP: 0.318, SLG: 0.476 (1, 5) (8, PH) (9, 6)	2-3 K			3-2 F9	3-2 E 1B 2B 1B		1-1 3B 1B		
Troy O'Leary, L OBP: 0.327, SLG: 0.438 (1, 9)	0-0 G3			1-1 G6-3 1B	1-1 E8 2B 1B		2-3 K		
Bill Haselman, R OBP: 0.297, SLG: 0.364 Wil Cordero, R OBP: 0.322, SLG: 0.402 Scott Hatteberg, L OBP: 0.250, SLG: 0.143 (1, 2) (8, PH) (9, 2)		2-3 K		0-0 G6-3 1-2f	2-2 2-H 3-H 2B		1-3 K		

AB	R	H	RBI	BB	SO	LOB
4	1	2	1	1	0	0
5	0	0	0	0	2	4
5	1	1	1	0	2	2
5	2	3	1	0	1	1
0	0	0	0	0	0	0
5	1	1	1	0	0	2
5	2	2	3	0	0	1
3	1	1	1	0	1	0
1	1	1	0	0	0	0
4	1	2	0	0	1	2
3	0	1	2	0	1	1
1	0	0	0	0	1	1
0	0	0	0	0	0	0

BOTTOM

Milwaukee Brewers @ Boston Red Sox
Fenway Park, Boston, MA
 Tue Sep 10 1996, 7:05 PM EDT
 Att: 20,487 - Unknown - 80 F

AB	41
R	10
H	14
RBI	10
BB	1
SO	9
LOB	14



Inning Stats		R: 4	H: 4	E: 0	K: 2	S: 20	R: 0	H: 0	E: 0	K: 1	S: 12	R: 1	H: 1	E: 0	K: 1	S: 8	R: 0	H: 1	E: 0	K: 0	S: 6	R: 0	H: 0	E: 0	K: 0	S: 10	R: 4	H: 5	E: 1	K: 2	S: 23	R: 0	H: 0	E: 0	K: 0	S: 5	R: 1	H: 2	E: 0	K: 3	S: 16	R: 0	H: 1	E: 0	K: 0	S: 7	1B: 8	2B: 2	3B: 2	HR: 2	SF: 0	SAC: 0	DP: 1	HBP: 0	WP: 1	PB: 0	SB: 0	CS: 0	PA: 42
PITCHER	IP	WLS	BF	H	R	ER	SO	BB	IBB	HBP	BLK	WP	HR	S	P	ERA	WHIP																																										
Ramon Garcia, R ERA: 6.35 (1, 1)	5.1	W	23	7	6	6	4	0	0	0	0	1	2	59	89	10.12	1.312																																										
Angel Miranda, L ERA: 5.03 (6, 1)	0.0		4	4	3	2	0	0	0	0	0	0	0	10	18	∞	∞																																										
Doug Jones, R ERA: 4.15 (6, 1)	2.1		10	2	1	1	4	1	0	0	0	0	0	28	43	3.86	1.286																																										
Mike Fetters, R ERA: 2.96 (8, 1)	1.1	S	5	1	0	0	1	0	0	0	0	0	0	10	16	0.00	0.750																																										

Batter	1	2	3	4	5	6	7	8	9
Darren Bragg, L OBP: 0.366, SLG: 0.411 (1, 8) B C F B B X (9, 9)	3-2 F8		0-1 F7		0-2 CS 1B			4-1 1B BB	
Jeff Frye, R OBP: 0.381, SLG: 0.397 (1, 4) B C C C X	1-2 G6-3			0-2 1B SF8 1B	2-0 CS 1-2	1-2 18 G4-6-3 1B		0-3 SAFE K	
18 Reggie Jefferson, S OBP: 0.382, SLG: 0.606 (1, 10) C B X	1-1 G4-3			0-0 SF8 1B 1-2		0-1 G4-6-3 1-2f		0-0 P5	
Mo Vaughn, L OBP: 0.419, SLG: 0.576 (1, 3)		3-2 G6-4-3 1B		2-1 1B 1-2 2-3		0-0 G1		0-0 1B 1-3	
Mike Greenwell, L OBP: 0.327, SLG: 0.449 Lee Tinsley, S OBP: 0.277, SLG: 0.292 (1, 7) (9, 8)		2-0 F8		1-2 F7			1-3 K	0-1 1B	
John Valentin, R OBP: 0.375, SLG: 0.431 (1, 5)		1-1 G6-4-3 1-2f		2-1 SF8 2-3 3-H			1-2 F9		
Troy O'Leary, L OBP: 0.325, SLG: 0.435 (1, 9) (9, 7)			2-0 F8	1-1 G4-3			1-1 P2		
Nomar Garciaparra, R OBP: 0.320, SLG: 0.542 (1, 6)			2-2 G6-3		2-3 K			1-2 HR 3B	
Bill Haselman, R OBP: 0.303, SLG: 0.382 (1, 2)			4-1 BB		1-3 K			1-1 HR	

Inning Stats	R: 0 E: 0 K: 0 S: 8	H: 0 LOB: 0 BB: 0 P: 13	R: 0 E: 0 K: 0 S: 6	H: 1 LOB: 0 BB: 0 P: 12	R: 0 E: 0 K: 0 S: 7	H: 0 LOB: 1 BB: 1 P: 15	R: 1 E: 0 K: 0 S: 13	H: 3 LOB: 2 BB: 0 P: 19	R: 0 E: 0 K: 2 S: 12	H: 1 LOB: 0 BB: 0 P: 16	R: 0 E: 0 K: 1 S: 9	H: 0 LOB: 0 BB: 0 P: 12	R: 3 E: 0 K: 1 S: 14	H: 4 LOB: 2 BB: 1 P: 20
1B: 8 2B: 0 3B: 1 HR: 1	SF: 1 SAC: 0 DP: 2 HBP: 0	WP: 0 PB: 0 SB: 0 CS: 1												

PITCHER	IP	WLS	BF	H	R	ER	SO	BB	IBB	HBP	BLK	WP	HR	S	P	ERA	WHIP
21 Cal Eldred, R ERA: 4.75 (1, 1)	7.0	L	26	7	2	2	3	1	0	0	0	0	0	64	98	2.57	1.143
Doug Jones, R ERA: 4.3 (8, 1)	0.0		1	1	1	1	0	0	0	0	0	0	1	2	3	∞	∞
Ron Villone, L ERA: 3.71 (8, 1)	1.0		5	2	1	1	1	1	0	0	0	0	0	9	13	9.00	3.000

AB R H RBI BB SO LOB

3 1 1 0 1 0 1

4 1 2 0 0 1 1

4 0 1 0 0 0 2

4 0 3 0 0 0 0

4 0 1 1 0 1 4
0 0 0 0 0 0 0

2 0 0 1 0 0 1

3 0 0 0 0 0 2

3 1 1 0 0 1 0

2 1 1 2 1 1 0

1B: 8 SF: 1
2B: 0 SAC: 0
3B: 1 DP: 2
HR: 1 HBP: 0

WP: 0 PA: 33
PB: 0
SB: 0
CS: 1

AB 29
R 4
H 10
RBI 4
BB 2
SO 4
LOB 11

livebaseballscorecards.com



Milwaukee Brewers @ Boston Red Sox
Fenway Park, Boston, MA
Wed Sep 11 1996, 7:05 PM EDT
Att: 21,310 - Unknown - 71 F

Batter	1	2	3	4	5	6	7	8	9	AB R H RBI BB SO LOB	TOP										
Fernando Vina, L (1, 4) OBP: 0.348, SLG: 0.399										6 4 5 3 0 0 1											
Jeff Cirillo, R (1, 5) OBP: 0.388, SLG: 0.499										5 0 0 1 0 0 4											
Mark Loretta, R (7, 5) OBP: 0.331, SLG: 0.322										1 0 0 0 0 0 0											
Dave Nilsson, L (1, 10) OBP: 0.411, SLG: 0.537										4 1 1 0 0 0 1											
Kelly Stinnett, R (8, PH) OBP: 0.130, SLG: 0.048										1 0 0 0 0 0 0											
John Jaha, R (1, 3) OBP: 0.388, SLG: 0.526										3 2 2 2 1 0 0											
Tim Unroe, R (7, 3) OBP: 0.385, SLG: 0.200										1 0 0 0 0 0 0											
Jose Valentin, S (1, 6) OBP: 0.337, SLG: 0.486										5 2 2 1 0 0 1											
Marc Newfield, R (1, 7) OBP: 0.322, SLG: 0.429										4 2 3 1 0 0 1											
Brian Banks, S (8, 7)										1 0 0 0 0 0 0											
Jeremy Burnitz, L (1, 9) OBP: 0.385, SLG: 0.475										4 2 2 4 0 1 2											
18 Todd Dunn, R (9, PH) OBP: 0.250, SLG: 0.250										1 1 1 0 0 0 0											
Gerald Williams, R (1, 8) OBP: 0.294, SLG: 0.394										5 0 1 1 0 1 3											
Jesse Levis, L (1, 2) OBP: 0.361, SLG: 0.299										4 1 1 1 1 0 1											
Al Reyes, R (9, 1)										0 0 0 0 0 0 0											
Inning Stats	R: 6 E: 1 K: 1 S: 26	H: 6 LOB: 2 BB: 1 P: 34	R: 4 E: 0 K: 0 S: 19	H: 5 LOB: 0 BB: 0 P: 27	R: 1 E: 0 K: 0 S: 6	H: 1 LOB: 0 BB: 0 P: 10	R: 0 E: 0 K: 0 S: 5	H: 1 LOB: 1 BB: 0 P: 11	R: 0 E: 0 K: 0 S: 9	H: 1 LOB: 1 BB: 0 P: 15	R: 0 E: 0 K: 1 S: 12	H: 0 LOB: 1 BB: 1 P: 22	R: 1 E: 0 K: 0 S: 10	H: 1 LOB: 0 BB: 0 P: 14	R: 0 E: 0 K: 0 S: 5	H: 0 LOB: 0 BB: 0 P: 9	R: 3 E: 0 K: 0 S: 13	H: 3 LOB: 0 BB: 0 P: 18	1B: 8 2B: 7 3B: 1 HR: 3	SF: 0 SAC: 0 DP: 1 HBP: 0	WP: 0 PA: 47 PB: 0 SB: 0 CS: 0
PITCHER	IP WLS BF H R ER SO BB IBB HBP BLK WP HR S P ERA WHIP																				
Ken Hill, R (1, 1) ERA: 3.8	1.1 L 14 8 8 7 1 1 0 0 0 0 0 1 36 47 47.25 6.750																				
Dennis Cook, L (2, 1) ERA: 4.3	0.2 4 3 2 2 0 0 0 0 0 0 0 0 9 14 27.00 4.500																				
Matt Whiteside, R (3, 1) ERA: 7.48	7.0 29 7 5 5 1 1 0 0 0 0 0 2 60 99 6.43 1.143																				

Milwaukee Brewers @ Texas Rangers
The Ballpark at Arlington, Arlington, TX

livebaseballscorecards.com

AB 45
R 15
H 18
RBI 14
BB 2
SO 2
LOB 14



Thu Sep 12 1996, 8:05 PM EDT
Att. 41,303 - Unknown - 82 F

Batter	1	2	3	4	5	6	7	8	9	AB R H RBI BB SO LOB	TOP											
Fernando Vina, L (1, 4) OBP: 0.345, SLG: 0.395	2-1 F8		0-2 E4 G3 WP HR		3-1 F7		0-0 L6		0-0 G6-3	5 1 0 0 0 0 1												
Jeff Cirillo, R (1, 5) OBP: 0.388, SLG: 0.500	1-1 P4		3-2 K		1-1 CS 1B		0-3 K		0-1 1B CS 2B	5 1 2 0 0 2 2												
Dave Nilsson, L (1, 10) OBP: 0.413, SLG: 0.537	4-2 2B BB		0-2 G3		3-3 K 1-2		1-1 1B SF8 1B		0-2 CS 1B	4 1 2 1 1 1 2												
John Jaha, R (1, 3) OBP: 0.390, SLG: 0.535	2-0 1-3 2B		2-2 HR		2-3 K		0-0 FC3-6 1B		3-3 1 SAFE K 1-2 3-H	5 1 3 2 0 2 1												
Jose Valentin, S (1, 6) OBP: 0.336, SLG: 0.491	2-2 K		0-3 K		0-2 HR		3-2 SF8			3 1 1 2 0 2 2												
Marc Newfield, R (1, 7) OBP: 0.324, SLG: 0.433		1-0 G6-3		2-1 2B		1-1 1B 1B		2-0 E9 FC3-6		4 0 2 0 0 0 1												
Matt Mieske, R (8, 7) OBP: 0.318, SLG: 0.474										0 0 0 0 0 0 0												
Jeremy Burnitz, L (1, 9) OBP: 0.383, SLG: 0.470		1-3 K		3-3 K		2-1 1B G4-6-3		0-0 FC3-6 1-2f 2-3		4 0 1 0 0 2 3												
Gerald Williams, R (1, 8) OBP: 0.294, SLG: 0.390		3-1 F8		0-1 G5-3		0-1 G4-6-3 1-2f		4-0 HBP		3 0 0 0 0 0 3												
Jesse Levis, L (1, 2) OBP: 0.359, SLG: 0.295			4-1 WP E G3 BB		1-3 K		0-0 G5-3		1-1 L4-3	3 1 0 0 1 1 4												
Inning Stats	R: 0 E: 0 K: 1 S: 11	H: 1 LOB: 2 BB: 1 P: 22	R: 0 E: 0 K: 1 S: 6	H: 0 LOB: 0 BB: 0 P: 11	R: 3 E: 1 K: 2 S: 17	H: 1 LOB: 0 BB: 1 P: 26	R: 0 E: 0 K: 2 S: 11	H: 1 LOB: 1 BB: 0 P: 17	R: 0 E: 0 K: 1 S: 7	H: 1 LOB: 1 BB: 0 P: 14	R: 1 E: 0 K: 1 S: 12	H: 3 LOB: 1 BB: 0 P: 17	R: 0 E: 0 K: 1 S: 5	H: 0 LOB: 0 BB: 0 P: 5	R: 1 E: 1 K: 0 S: 10	H: 2 LOB: 3 BB: 0 P: 21	R: 1 E: 0 K: 1 S: 13	H: 2 LOB: 2 BB: 0 P: 16	1B: 6 2B: 5 3B: 0 HR: 2	SF: 1 SAC: 0 DP: 3 HBP: 1	WP: 1 PB: 0 SB: 1 CS: 3	PA: 40
PITCHER	IP WLS BF H R ER SO BB IBB HBP BLK WP HR S P ERA WHIP																					
Bobby Witt, R (1, 1) ERA: 5.26	7.0 L 30 8 5 2 9 2 0 0 0 1 2 71 115 2.57 1.429																					
Jeff Russell, R (8, 1) ERA: 3.63	1.0 6 1 0 0 0 0 0 0 1 0 0 0 8 18 0.00 1.000																					
Ed Vosberg, L (9, 1) ERA: 3.29	1.0 4 2 1 1 1 0 0 0 0 0 0 0 13 16 9.00 2.000																					

Milwaukee Brewers @ Texas Rangers
The Ballpark at Arlington, Arlington, TX

Fri Sep 13 1996, 8:05 PM EDT
Att. 39,235 - Unknown - 79 F

AB	36
R	6
H	11
RBI	5
BB	2
SO	10
LOB	19



Batter	1	2	3	4	5	6	7	8	9	AB R H RBI BB SO LOB	TOP
Fernando Vina, L (1, 4) OBP: 0.345, SLG: 0.393	4-2 BB BB 2B BB	1-3 K		0-2 F7		0-0 HR 1B	1-2 FC6-4		0-3 K	5 2 1 1 1 2 2	
Jeff Cirillo, R (1, 5) OBP: 0.390, SLG: 0.509	1-1 F9		0-0 HR 2B	2-2 1B		0-1 HR 1H 2H	2-2 F7			5 2 3 3 0 0 3	
Dave Nilsson, L (1, 3) OBP: 0.413, SLG: 0.541 Tim Unroe, R (9, 3) OBP: 0.385, SLG: 0.200	4-2 BB BB 2B BB		1-0 HR 2-H	3-2 G1-3		1-3 K		0-3 K		4 2 1 2 1 2 1 0 0 0 0 0 0 0	
John Jaha, R (1, 10) OBP: 0.393, SLG: 0.534	4-1 2B BB 1-2 2-3		4-2 1B BB		2-1 L1	4-1 BB		1-1 BB 1B		2 0 1 0 3 0 0	
Jose Valentin, S (1, 6) OBP: 0.335, SLG: 0.488	1-1 P4		3-2 L9		0-0 G4-3	2-3 K		4-2 BB 1-2		4 0 0 0 1 1 5	
Marc Newfield, R (1, 7) OBP: 0.328, SLG: 0.442	1-2 2B		0-0 F9		2-2 2B		1-2 1B HBP FC6-4 1B	1-2 L8		5 1 3 2 0 0 3	
Jeromy Burnitz, L (1, 9) OBP: 0.383, SLG: 0.464	1-2 G3		1-2 1B		1-1 F9		3-2 FC6-4 1B 1-2 HBP	0-1 F9		4 0 1 0 0 0 5	
Gerald Williams, R (1, 8) OBP: 0.289, SLG: 0.383		1-2 F8	1-3 K		0-0 F8		3-1 L7		1-2 F7	5 0 0 0 0 1 4	
Jesse Levis, L (1, 2) OBP: 0.360, SLG: 0.294		0-0 F7		1-2 G4-3		4-1 1B HR BB	0-2 FC6-4 1B		1-1 G4-3	4 1 1 0 1 0 0	
Inning Stats	R: 2 H: 1 E: 0 LOB: 2 K: 0 BB: 3 S: 15 P: 31	R: 0 H: 0 E: 0 LOB: 0 K: 1 BB: 0 S: 8 P: 10	R: 2 H: 3 E: 0 LOB: 2 K: 1 BB: 1 S: 14 P: 24	R: 0 H: 1 E: 0 LOB: 1 K: 0 BB: 0 S: 13 P: 19	R: 0 H: 1 E: 0 LOB: 1 K: 0 BB: 0 S: 10 P: 15	R: 3 H: 2 E: 0 LOB: 1 K: 2 BB: 2 S: 12 P: 23	R: 1 H: 2 E: 0 LOB: 2 K: 0 BB: 0 S: 16 P: 26	R: 0 H: 1 E: 0 LOB: 2 K: 1 BB: 1 S: 13 P: 19	R: 0 H: 0 E: 0 LOB: 0 K: 1 BB: 0 S: 8 P: 10	1B: 6 SF: 0 2B: 3 SAC: 0 3B: 0 DP: 0 HR: 2 HBP: 1	WP: 0 PA: 46 PB: 0 SB: 0 CS: 0
PITCHER	IP WLS BF H R ER SO BB IBB HBP BLK WP HR S P ERA WHIP										
Roger Pavlik, R (1, 1) ERA: 5.17	5.1 L 29 8 7 7 2 5 0 0 0 0 0 2 65 108 11.81 2.438										
Dennis Cook, L (6, 1) ERA: 4.26	2.2 14 3 1 1 3 2 0 1 0 0 0 0 36 59 3.38 1.875										
Mike Stanton, L (9, 1) ERA: 3.57	1.0 3 0 0 0 1 0 0 0 0 0 0 0 8 10 0.00 0.000										

Milwaukee Brewers @ Texas Rangers
The Ballpark at Arlington, Arlington, TX

Sat Sep 14 1996, 8:05 PM EDT
Att. 45,901 - Unknown - 81 F

livebaseballscorecards.com

AB 38
R 8
H 11
RBI 8
BB 7
SO 6
LOB 23



Batter	1	2	3	4	5	6	7	8	9	AB R H RBI BB SO LOB
Darryl Hamilton, L (1, 8) OBP: 0.355, SLG: 0.385	1-1 G5-3 1B		0-1 E6			2-1 G4-6-3 1B		2-2 E6 1B	1-0 G4-3	5 1 2 1 0 0 2
Ivan Rodriguez, R (1, 2) OBP: 0.349, SLG: 0.492	3-1 G5-3 1-2		1 SAFE 2-1 F8			2-2 G4-6-3 1-2f		0-1 E5 1B 3-H	2-3 G6-3 3-2	5 0 0 1 0 0 5
Will Clark, L (1, 3) OBP: 0.375, SLG: 0.445	0-1 L5				2-2 HR	0-0 G3		0-3 K		4 1 1 1 0 1 3
Juan Gonzalez, R (1, 9) OBP: 0.382, SLG: 0.668	3-3 K				1-0 G6-3		2-1 L8	0-0 1B		4 0 1 1 0 1 1
Mickey Tettleton, S (1, 10) OBP: 0.367, SLG: 0.445					0-1 G6-3		3-2 F8-6-3 1B	1-3 K		3 0 1 0 1 1 2
Dean Palmer, R (1, 5) OBP: 0.353, SLG: 0.534					0-3 K		1-0 F8-6-3 1-1	0-3 K		4 0 0 0 0 2 4
Mark McLemore, S (1, 4) OBP: 0.392, SLG: 0.383								1-0 HR 1B	2-1 G1 BB G4-3 1B	4 2 2 0 0 1 1
Damon Buford, R (1, 7) OBP: 0.345, SLG: 0.474								0-1 HR	4-0 G4-3 G1 BB	3 1 1 2 0 1 0
Kurt Stillwell, S (9, PH) OBP: 0.354, SLG: 0.304								1-H HR	1-2 BB	0 0 0 0 1 0 0
Kevin Elster, R (1, 6) OBP: 0.315, SLG: 0.460								0-0 E	1-2 G1	3 1 1 0 0 2 0
Lee Stevens, L (9, PH) OBP: 0.315, SLG: 0.522								2B	1-2 2-3	1 0 0 0 0 0 2

Inning Stats	R: 0 E: 0 K: 1 S: 9	H: 1 LOB: 1 BB: 0 P: 16	R: 0 E: 0 K: 0 S: 6	H: 0 LOB: 0 BB: 1 P: 10	R: 0 E: 1 K: 2 S: 10	H: 0 LOB: 1 BB: 0 P: 15	R: 1 E: 0 K: 1 S: 9	H: 1 LOB: 0 BB: 0 P: 12	R: 0 E: 0 K: 2 S: 7	H: 0 LOB: 0 BB: 0 P: 12	R: 0 E: 0 K: 0 S: 7	H: 1 LOB: 0 BB: 0 P: 11	R: 0 E: 0 K: 0 S: 6	H: 1 LOB: 0 BB: 0 P: 12	R: 4 E: 2 K: 3 S: 21	H: 4 LOB: 2 BB: 0 P: 25	R: 1 E: 0 K: 0 S: 10	H: 1 LOB: 1 BB: 1 P: 21	1B: 6 2B: 2 3B: 0 HR: 2	SF: 0 SAC: 0 DP: 3 HBP: 0	WP: 0 PB: 0 SB: 0 CS: 0	PA: 38
--------------	------------------------------	----------------------------------	------------------------------	----------------------------------	-------------------------------	----------------------------------	------------------------------	----------------------------------	------------------------------	----------------------------------	------------------------------	----------------------------------	------------------------------	----------------------------------	-------------------------------	----------------------------------	-------------------------------	----------------------------------	----------------------------------	------------------------------------	----------------------------------	--------

PITCHER	IP	WLS	BF	H	R	ER	SO	BB	IBB	HBP	BLK	WP	HR	S	P	ERA	WHIP
Scott Karl, L (1, 1) ERA: 4.74	7.0	W	28	7	5	4	6	1	0	0	0	0	2	61	98	5.14	1.143
Doug Jones, R (8, 1) ERA: 4.23	1.0		5	1	0	0	3	0	0	0	0	0	0	14	15	0.00	1.000
Mike Fetters, R (9, 1) ERA: 3.02	1.0	S	5	1	1	1	0	1	0	0	0	0	0	10	21	9.00	2.000

BOTTOM

Milwaukee Brewers @ Texas Rangers
The Ballpark at Arlington, Arlington, TX

Sat Sep 14 1996 8:05 PM EDT
Att: 45,901 - Unknown - 81 F

livebaseballscorecards.com

AB	36
R	6
H	9
RBI	6
BB	2
SO	9
LOB	20



Batter	1	2	3	4	5	6	7	8	9	AB R H RBI BB SO LOB	TOP														
Fernando Vina, L (1, 4) OBP: 0.344, SLG: 0.391	1-1 F7		3-2 F9		1-2 F8		1-1 G6-4-3 1B		2-2 L6	5 0 1 0 0 0 1															
Jeff Cirillo, R (1, 5) OBP: 0.391, SLG: 0.511	0-1 G4-3		3-2 2B		0-1 1B		2-2 G6-4-3 1-2f 2-3			4 0 2 1 0 0 2															
Dave Nilsson, L (1, 10) OBP: 0.409, SLG: 0.536	2-2 F7		3-1 G4-3		1-3 K		1-3 K			4 0 0 0 0 2 3															
John Jaha, R (1, 3) OBP: 0.392, SLG: 0.531		4-0 FC6-4 BB		1-0 G5-3		2-2 K		0-1 G3		3 0 0 0 1 1 0															
Marc Newfield, R (1, 7) OBP: 0.330, SLG: 0.442		2-2 FC6-4 1-2f		0-0 1B WP 1B		0-0 1B 1B 1B		1-2 G6-3		4 1 2 0 0 0 1															
Matt Mieske, R (1, 9) OBP: 0.318, SLG: 0.473		0-3 K		1-1 F8		1-1 1B 1B		0-0 1B		3 0 1 0 0 1 2															
Jesse Levis, L (8, PH) OBP: 0.363, SLG: 0.298										1 0 1 0 0 0 0															
18 Todd Dunn, R (8, 9) OBP: 0.250, SLG: 0.250										0 0 0 0 0 0 0															
Gerald Williams, R (1, 8) OBP: 0.293, SLG: 0.386		2-0 G6-3		0-0 1B WP		1-2 1B G6-4-3 1B		1-3 K		3 0 2 0 0 0 1															
Jeremy Burnitz, L (8, PH) OBP: 0.381, SLG: 0.462										1 0 0 0 0 1 1															
Mark Loretta, R (1, 6) OBP: 0.329, SLG: 0.320			2-2 G4-3 2B 1B		3-2 F9		2-0 G6-4-3 1-2f		3-2 L1-3	4 1 1 0 0 0 4															
Mike Matheny, R (1, 2) OBP: 0.243, SLG: 0.344			3-2 G4-3		0-0 F6		1-0 G6-4-3 1B HBP		2-3 K	3 0 0 0 0 1 1															
Inning Stats	R: 0 E: 0 K: 0 S: 7	H: 0 LOB: 0 BB: 0 P: 10	R: 0 E: 0 K: 1 S: 7	H: 0 LOB: 1 BB: 1 P: 15	R: 1 E: 0 K: 0 S: 16	H: 2 LOB: 1 BB: 0 P: 30	R: 1 E: 0 K: 0 S: 9	H: 2 LOB: 1 BB: 0 P: 14	R: 0 E: 0 K: 1 S: 10	H: 1 LOB: 1 BB: 0 P: 12	R: 0 E: 0 K: 1 S: 11	H: 3 LOB: 2 BB: 0 P: 17	R: 0 E: 0 K: 1 S: 9	H: 1 LOB: 1 BB: 0 P: 14	R: 0 E: 0 K: 1 S: 11	H: 1 LOB: 1 BB: 0 P: 13	R: 0 E: 0 K: 1 S: 9	H: 0 LOB: 0 BB: 0 P: 16	1B: 9 2B: 1 3B: 0 HR: 0	SF: 0 SAC: 0 DP: 2 HBP: 1	WP: 1 PB: 0 SB: 1 CS: 0	PA: 37			
PITCHER	IP	WLS	BF	H	R	ER	SO	BB	IBB	HBP	BLK	WP	HR	S	P	ERA	WHIP								
Darren Oliver, L (1, 1) ERA: 4.76	7.0	W	30	9	2	2	4	1	0	1	0	1	0	69	112	2.57	1.429								
Jeff Russell, R (8, 1) ERA: 3.59	0.2		3	1	0	0	0	0	0	0	0	0	0	7	8	0.00	1.500								
Ed Vosberg, L (8, 1) ERA: 3.18	1.1	S	4	0	0	0	2	0	0	0	0	0	0	13	21	0.00	0.000								

Milwaukee Brewers @ Texas Rangers
The Ballpark at Arlington, Arlington, TX

Sun Sep 15 1996, 4:33 AM EDT
Att. 45,941 - Sunny - 88 F

AB	35
R	2
H	10
RBI	1
BB	1
SO	6
LOB	16



Batter	1	2	3	4	5	6	7	8	9
Darryl Hamilton, L OBP: 0.354, SLG: 0.384 (1, 8)	0-1 G4-3		2-2 1B		0-0 G4-6-3		2-0 G3		
Mark McLemore, S OBP: 0.393, SLG: 0.390 (1, 4)	1-1 F8		2-2 K			1-0 HR		3-2 1B 2B 1B	
Will Clark, L OBP: 0.378, SLG: 0.447 (1, 3)	4-0 FC6-4 BB		3-3 K			0-0 HR 1B		0-0 2B 1B	
Juan Gonzalez, R OBP: 0.381, SLG: 0.667 (1, 9)	1-1 FC6-4		1-1 L5			0-0 L9		0-0 1B 2B	
Mickey Tettleton, S OBP: 0.370, SLG: 0.454 Lou Frazier, S OBP: 0.358, SLG: 0.326 (1, 10) (8, PR)		2-2 G3		4-1 G4-6-3 BB		1-1 HR		2-2 DI 1B	
Dean Palmer, R OBP: 0.353, SLG: 0.531 (1, 5)		4-2 1B 2B BB		0-2 P4		3-1 L8		2-3 K	
Warren Newson, L OBP: 0.346, SLG: 0.441 Jack Voigt, R OBP: 0.333, SLG: 0.333 Damon Buford, R OBP: 0.345, SLG: 0.474 (1, 7) (8, PH) (9, 7)		2-2 2B 1B		1-1 G4-6-3		1-0 L5		0-3 K	
Dave Valle, R OBP: 0.367, SLG: 0.469 (1, 2)		1-0 2B		2-2 G4-6-3 1B		1-0 P4		1-3 K	
Kevin Elster, R OBP: 0.313, SLG: 0.458 (1, 6)		3-3 K		1-3 K		3-3 K			

AB	R	H	RBI	BB	SO	LOB
4	0	1	0	0	0	1
4	2	2	1	0	1	1
3	2	2	0	1	1	1
4	0	1	2	0	0	3
3	1	2	2	1	0	0
0	0	0	0	0	0	0
3	1	0	0	1	1	3
3	0	1	0	0	0	1
1	0	0	0	0	1	2
0	0	0	0	0	0	0
4	0	2	1	0	1	2
3	0	0	0	0	3	2


AB	R	H	RBI	BB	SO	LOB
32	6	11	6	3	8	16

Inning	1	2	3	4	5	6	7	8	9
R: 0	R: 1	R: 0	R: 0	R: 0	R: 0	R: 3	R: 0	R: 2	R: 0
H: 0	H: 2	H: 1	H: 0	H: 1	H: 3	H: 0	H: 0	H: 4	H: 0
E: 0	E: 0	E: 0	E: 0	E: 0	E: 0	E: 0	E: 0	E: 0	E: 0
K: 0	K: 1	K: 2	K: 0	K: 1	K: 0	K: 1	K: 3	K: 3	K: 1
S: 6	S: 13	S: 12	S: 6	S: 9	S: 8	S: 5	S: 18	S: 18	S: 18
LOB: 1	LOB: 1	LOB: 1	LOB: 0	LOB: 0	LOB: 0	LOB: 0	LOB: 0	LOB: 3	LOB: 0
BB: 1	BB: 1	BB: 0	BB: 1	BB: 0	BB: 0	BB: 0	BB: 0	BB: 0	BB: 0
P: 12	P: 25	P: 20	P: 11	P: 11	P: 14	P: 11	P: 26	P: 26	P: 26

WP	HR	S	P	ERA	WHIP
0	1	13	18	0.00	1.000

Milwaukee Brewers @ Texas Rangers
The Ballpark at Arlington, Arlington, TX
Sun Sep 15 1996, 4:33 AM EDT
Att: 45,941 - Sunny - 88 F

livebaseballscorecards.com



Batter	1	2	3	4	5	6	7	8	9	AB R H RBI BB SO LOB	TOP
Otis Nixon, S (1, 8) OBP: 0.376, SLG: 0.325 C C C X B B B B B	0-2 G3-1 2B		4-2 S BB			0-1 G5-3		2-2 FC6 1-2f		3 0 1 0 1 0 1	
Shawn Green, L (1, 9) OBP: 0.338, SLG: 0.458 C C C B B X S B B F X	2-2 G3-1		2-3 K			3-3 K			2-2 F9	4 0 0 0 0 2 2	
Joe Carter, R (1, 7) OBP: 0.308, SLG: 0.480 B X	1-0 P4				1-2 G5-3		1-0 P4		0-0 P3	4 0 0 0 0 0 1	
John Olerud, L (1, 3) OBP: 0.383, SLG: 0.484 B C C F C X S B B B	2-3 K				0-2 1B			0-0 F9	3-2 L7	4 0 1 0 0 1 1	
Ed Sprague, R (1, 5) OBP: 0.331, SLG: 0.501 B C C C C X S B B B B		2-2 G5-3			1-3 K			2-2 L4		3 0 0 0 0 1 1	
Carlos Delgado, L (1, 10) OBP: 0.358, SLG: 0.492 C C C C C X S B B B B		0-3 K2-3			1-3 K			0-2 P2		3 0 0 0 0 2 1	
Felipe Crespo, S (1, 4) OBP: 0.306, SLG: 0.111 B C C C C X S B B B B		0-1 L3				2-2 G3			0-0 P2	3 0 0 0 0 0 0	
Sandy Martinez, L (1, 2) OBP: 0.284, SLG: 0.329 S C C C C X S B B B B			0-3 K			0-2 G6-3			0-3 K	3 0 0 0 0 2 0	
Tilson Brito, R (1, 6) OBP: 0.333, SLG: 0.333 S C C C C X S B B B B			2-3 K			3-3 K			0-1 FC6 1B	3 0 1 0 0 2 0	
Inning Stats	R: 0 H: 1 E: 0 LOB: 1 K: 1 BB: 0 S: 11 P: 16	R: 0 H: 0 E: 0 LOB: 0 K: 1 BB: 0 S: 9 P: 11	R: 0 H: 0 E: 0 LOB: 1 K: 3 BB: 1 S: 12 P: 20	R: 0 H: 1 E: 0 LOB: 1 K: 2 BB: 0 S: 12 P: 15	R: 0 H: 0 E: 0 LOB: 0 K: 1 BB: 0 S: 10 P: 15	R: 0 H: 0 E: 0 LOB: 0 K: 1 BB: 0 S: 7 P: 11	R: 0 H: 0 E: 0 LOB: 0 K: 0 BB: 0 S: 7 P: 9	R: 0 H: 1 E: 0 LOB: 1 K: 1 BB: 0 S: 9 P: 11	R: 0 H: 0 E: 0 LOB: 0 K: 0 BB: 0 S: 7 P: 12	1B: 2 SF: 0 2B: 1 SAC: 0 3B: 0 DP: 0 HR: 0 HBP: 0	WP: 0 PA: 31 PB: 0 SB: 1 CS: 0
PITCHER Ben McDonald, R (1, 1) ERA: 3.86 Angel Miranda, L (9, 1) ERA: 4.94	IP WLS BF H R ER SO BB IBB HBP BLK WP HR S P ERA WHIP 8.0 W 28 3 0 0 10 1 0 0 0 0 0 0 77 108 0.00 0.500 1.0 3 0 0 0 0 0 0 0 0 0 0 0 7 12 0.00 0.000										

Toronto Blue Jays @ Milwaukee Brewers
 Milwaukee County Stadium, Milwaukee, WI

Tue Sep 17 1996, 8:05 PM EDT
 Att. 10,184 - Unknown - 61 F

AB	30
R	0
H	3
RBI	0
BB	1
SO	10
LOB	7



Batter	1	2	3	4	5	6	7	8	9
Fernando Vina, L OBP: 0.345, SLG: 0.396 (1, 4)	1-1 FC4 1B		0-2 F7		2-1 3B			2-1 G3	
Jeff Cirillo, R OBP: 0.390, SLG: 0.508 (1, 5)	3-2 FC4 1B SF		3-2 G6-3		4-0 BB			2-2 F8	
Dave Nilsson, L OBP: 0.408, SLG: 0.533 (1, 10)	3-2 SF 1B			1-1 F7	2-2 F7			3-2 G3	
John Jaha, R OBP: 0.390, SLG: 0.529 (1, 3)	3-2 SF			2-2 F7		1-2 P6			
Jose Valentin, S OBP: 0.333, SLG: 0.485 (1, 6)		1-2 P5		2-3 K		1-0 G4-3			
Marc Newfield, R OBP: 0.332, SLG: 0.451 Matt Mieske, R OBP: 0.318, SLG: 0.473 (1, 7) (9, 7)		1-2 HR			1-1 1B 3B HBP	0-1 F8			
Jeremy Burnitz, L OBP: 0.380, SLG: 0.459 (1, 9)		3-1 G3			2-2 3B 1B		1-3 K		
Gerald Williams, R OBP: 0.290, SLG: 0.382 (1, 8)		1-2 F7			0-0 B2		0-0 F8		
Jesse Levis, L OBP: 0.358, SLG: 0.293 (1, 2)			3-3 K		1-0 F7		2-2 G4-3		

Inning Stats	R: 1	H: 2	E: 0	LOB: 0	K: 0	BB: 0	S: 12	P: 22
	R: 1	H: 1	E: 0	LOB: 0	K: 0	BB: 0	S: 13	P: 19
	R: 0	H: 0	E: 0	LOB: 0	K: 1	BB: 0	S: 14	P: 20
	R: 0	H: 0	E: 0	LOB: 0	K: 1	BB: 0	S: 8	P: 13
	R: 2	H: 2	E: 0	LOB: 2	K: 0	BB: 0	S: 11	P: 23
	R: 0	H: 0	E: 0	LOB: 0	K: 0	BB: 0	S: 6	P: 8
	R: 0	H: 0	E: 0	LOB: 0	K: 1	BB: 0	S: 7	P: 10
	R: 0	H: 0	E: 0	LOB: 0	K: 0	BB: 0	S: 9	P: 16

PITCHER	IP	WLS	BF	H	R	ER	SO	BB	IBB	HBP	BLK	WP	HR	S	P	ERA	WHIP
Luis Andujar, R ERA: 6.99 (1, 1)	4.2	L	18	4	4	4	2	0	0	1	0	0	1	53	84	7.71	0.857
Bill Risley, R ERA: 4.12 (5, 1)	1.1		6	1	0	0	0	1	0	0	0	0	0	11	21	0.00	1.500
Scott Brow, R ERA: 5.4 (7, 1)	1.0		3	0	0	0	1	0	0	0	0	0	0	7	10	0.00	0.000
Paul Spoljaric, L ERA: 3.15 (8, 1)	1.0		3	0	0	0	0	0	0	0	0	0	0	9	16	0.00	0.000

AB R H RBI BB SO LOB

4	0	2	2	0	0	0
3	1	0	0	1	0	1
4	0	1	0	0	0	2
2	0	0	1	0	0	0
3	0	0	0	0	1	0
2	2	1	1	0	0	0
0	0	0	0	0	0	0
3	1	1	0	0	1	0
3	0	0	0	0	0	2
3	0	0	0	0	1	2

AB	R	H	RBI	BB	SO	LOB
27	4	5	4	1	3	7



Toronto Blue Jays @ Milwaukee Brewers
Milwaukee County Stadium, Milwaukee, WI
 Tue Sep 17 1996, 8:05 PM EDT
 Att: 10,184 - Unknown - 61 F

livebaseballscores.com

WP: 0	PA: 30
PB: 0	
SB: 0	
CS: 0	

Batter	1	2	3	4	5	6	7	8	9	AB R H RBI BB SO LOB	TOP											
Shannon Stewart, R (1, 8) C X	0-1 F7		2-1 FC6-4 1-2f			1-0 F7		0-2 F8		4 0 0 0 0 0 2												
Miguel Cairo, R (1, 4) OBP: 0.250, SLG: 0.316 C F B S	1-3 K			2-2 G4-3 1B		0-1 F8		1-3 K		4 0 1 0 0 2 1												
Carlos Delgado, L (1, 3) OBP: 0.357, SLG: 0.490 B C X	1-1 G4-3			2-2 G4-3 1-2			2-2 1B		2-2 G3-1	4 0 1 0 0 0 1												
Ed Sprague, R (1, 10) OBP: 0.329, SLG: 0.497 B B T F X		2-3 K		2-2 F7			2-0 F8		0-1 F7	4 0 0 0 0 1 2												
Jacob Brumfield, R (1, 7) OBP: 0.322, SLG: 0.478 B T X		1-1 E5 G4-6-3		0-0 G4-3			3-2 F9		4-0 S BB	3 0 0 0 1 0 2												
Shawn Green, L (1, 9) OBP: 0.335, SLG: 0.454 1 SAFE B B X		2-0 G4-6-3 1-2f					2-2 F8		2-3 K	4 0 0 0 0 1 3												
Felipe Crespo, S (1, 5) OBP: 0.333, SLG: 0.172 B B B B			4-0 S FC4-2 G1-3 BB			0-3 K		3-1 1B 2B		2 1 1 0 1 1 0												
Tilson Brito, R (1, 6) OBP: 0.321, SLG: 0.319 B X			1-0 G1-3			0-0 F7		0-3 K		3 0 0 0 0 1 2												
Julio Mosquera, R (1, 2) OBP: 0.143, SLG: 0.154 John Olerud, L (8, PH) OBP: 0.384, SLG: 0.486 Tomas Perez, S (8, PR) OBP: 0.304, SLG: 0.329 Charlie O'Brien, R (8, 2) OBP: 0.335, SLG: 0.422 C F B X			2-2 FC4-2 FC6-4 2-H				2-2 P5		2-1 2-H 1B	2 0 0 0 0 0 1 1 0 1 1 0 0 0 0 0 0 0 0 0 0 0 0 0 0 0 0 0												
Inning Stats	R: 0 E: 0 K: 1 S: 7	H: 0 LOB: 0 BB: 0 P: 9	R: 0 E: 1 K: 1 S: 6	H: 0 LOB: 0 BB: 0 P: 11	R: 0 E: 0 K: 0 S: 7	H: 0 LOB: 1 BB: 1 P: 16	R: 0 E: 0 K: 0 S: 15	H: 1 LOB: 1 BB: 0 P: 21	R: 0 E: 0 K: 1 S: 6	H: 0 LOB: 0 BB: 0 P: 9	R: 0 E: 0 K: 0 S: 7	H: 0 LOB: 0 BB: 0 P: 10	R: 0 E: 0 K: 0 S: 11	H: 1 LOB: 1 BB: 0 P: 20	R: 1 E: 0 K: 2 S: 14	H: 2 LOB: 1 BB: 0 P: 20	R: 0 E: 0 K: 1 S: 10	H: 0 LOB: 1 BB: 1 P: 18	1B: 3 2B: 1 3B: 0 HR: 0	SF: 0 SAC: 0 DP: 1 HBP: 0	WP: 0 PB: 0 SB: 2 CS: 0	PA: 33
PITCHER	IP WLS BF H R ER SO BB IBB HBP BLK WP HR S P ERA WHIP																					
21 Cal Eldred, R (1, 1) ERA: 4.3	7.0		24	2	0	0	3	1	0	0	0	0	0	0	59	96	0.00	0.429				
Tim Van Emond, R (8, 1) ERA: 4.22	0.1		2	1	1	1	1	0	0	0	0	0	0	0	5	8	27.00	3.000				
Angel Miranda, L (8, 1) ERA: 4.94	0.0		1	1	0	0	0	0	0	0	0	0	0	2	4	∞	∞					
Mike Fetters, R (8, 1) ERA: 2.93	1.2	W	6	0	0	0	2	1	0	0	0	0	0	17	26	0.00	0.600					

Toronto Blue Jays @ Milwaukee Brewers
Milwaukee County Stadium, Milwaukee, WI

Wed Sep 18 1996, 4:33 AM EDT
Att: 9,550 - Sunny - 64 F

AB	31
R	1
H	4
RBI	1
BB	2
SO	6
LOB	14



Batter	1	2	3	4	5	6	7	8	9	AB R H RBI BB SO LOB
Fernando Vina, L (1, 4) OBP: 0.345, SLG: 0.394	0-1 G6-3		2-3 K		1-1 L9			4-2 FC1-5 BB	4-1 1B DI	3 0 0 0 2 1 0
Jeff Cirillo, R (1, 5) OBP: 0.392, SLG: 0.509	0-1 F8		1-3 K			2-1 L4-6 2B		4-2 SAFE FC1-5	1-2 1B	4 0 2 1 1 1 0
Dave Nilsson, L (1, 10) OBP: 0.407, SLG: 0.533	1-2 2B		0-0 G6-3			1-1 L4-6 2-3		1-0 FC1-5		4 0 1 0 0 0 3
John Jaha, R (1, 3) OBP: 0.393, SLG: 0.531	4-0 BB			0-0 G4-3 2B		4-2 WP BB		1-3 K		2 0 1 0 2 1 2
Jose Valentin, S (1, 6) OBP: 0.333, SLG: 0.482	1-2 L7			1-1 G4-3 2-3		4-2 BB		1-1 F8		3 0 0 0 1 0 5
Matt Mieske, R (1, 7) OBP: 0.317, SLG: 0.471		0-0 G5-3 1B		3-2 G4-3		0-1 P3			0-3 K	4 0 1 0 0 1 3
Jeremy Burnitz, L (1, 9) OBP: 0.378, SLG: 0.455		1-1 SAFE L5		1-1 G3-1			2-2 G3-1		2-2 2B 1B	4 1 1 0 0 0 2
Gerald Williams, R (1, 8) Turner Ward, S (9, PH) OBP: 0.287, SLG: 0.378 OBP: 0.342, SLG: 0.373		2-1 G5-3			2-3 K		3-3 K		0-0 G6-3 1B 2B	3 0 0 0 0 2 1 1 1 1 1 0 0 0
Jesse Levis, L (1, 2) OBP: 0.352, SLG: 0.288		0-0 G4-3			1-0 F7		1-3 K		0-1 G6-3	4 0 0 0 0 1 2

Inning Stats	R: 0	H: 1	E: 0	LOB: 2	K: 0	S: 11	P: 17	R: 0	H: 1	E: 0	LOB: 1	K: 0	S: 8	P: 10	R: 0	H: 0	E: 0	LOB: 0	K: 2	S: 7	R: 0	H: 1	E: 0	LOB: 1	K: 0	S: 13	P: 11	R: 0	H: 0	E: 0	LOB: 0	K: 2	S: 11	R: 0	H: 0	E: 0	LOB: 2	K: 1	S: 13	R: 0	H: 0	E: 0	LOB: 2	K: 1	S: 13	R: 2	H: 3	E: 0	LOB: 2	K: 1	S: 15	P: 22	1B: 3	2B: 5	3B: 0	HR: 0	SF: 0	SAC: 0	DP: 1	HBP: 0	WP: 1	PA: 38
PITCHER	IP	WLS	BF	H	R	ER	SO	BB	IBB	HBP	BLK	WP	HR	S	P	ERA	WHIP																																													
Erik Hanson, R (1, 1) ERA: 5.54	7.0		27	4	0	0	5	3	0	0	0	1	0	63	101	0.00	1.000																																													
Paul Spoljaric, L (8, 1) ERA: 3.12	0.1		3	0	0	0	0	2	0	0	0	0	0	8	17	0.00	6.000																																													
Dane Johnson, R (8, 1) ERA:	0.2		2	0	0	0	1	0	0	0	0	0	0	5	7	0.00	0.000																																													
Mike Timlin, R (9, 1) ERA: 3.81	0.2	L	6	3	2	2	1	0	1	0	0	0	0	15	22	27.00	4.500																																													

BOTTOM

Toronto Blue Jays @ Milwaukee Brewers
Milwaukee County Stadium, Milwaukee, WI

Wed Sep 18 1996, 4:33 AM EDT
Att. 9,550 - Sunny - 64 F

livebaseballscores.com

AB	32
R	2
H	7
RBI	2
BB	6
SO	7
LOB	18



Batter	1	2	3	4	5	6	7	8	9	AB R H RBI BB SO LOB	TOP	
Kimera Bartee, R (1, 8) OBP: 0.322, SLG: 0.323	1-2 F9			0-1 1B	0-2 1B	2-3 K		3-3 K		5 2 2 0 0 2 3		
Bobby Higginson, L (1, 7) OBP: 0.405, SLG: 0.572	2-0 G4-3			4-2 1B SF8	0-0 1B	4-0 G4-3		2-1 G6-3		3 2 0 0 2 0 3		
Travis Fryman, R (1, 6) OBP: 0.326, SLG: 0.440	1-2 G6-3			0-0 F8	0-1 1B	1-2 G4-3			1-1 3B	5 0 2 3 0 0 4		
Ruben Sierra, S (1, 10)		0-2 G5-3		0-2 1B HR	2-2 G3-6-1	2-2 G4-3			0-2 G4-3	5 1 1 1 0 0 5		
Tony Clark, S (1, 3) OBP: 0.294, SLG: 0.474		2-3 K		0-2 1B SF8	3-2 1B		3-3 K		2-1 P4	4 0 1 2 0 2 1		
Phil Nevin, R (1, 5) OBP: 0.304, SLG: 0.406		1-3 K		2-1 1B HR	1-0 G5-3		1-2 F9		2-2 G6-3	5 1 0 0 0 1 3		
Melvin Nieves, S (1, 9) OBP: 0.324, SLG: 0.485			2-3 K	3-0 1B HR		4-2 1B		0-0 G4-3		3 2 1 3 1 1 0		
Brad Ausmus, R (1, 2) OBP: 0.298, SLG: 0.309			0-0 G5-3	2-1 P6		1-1 1B		2-2 L7		4 1 1 0 0 0 0		
Fausto Cruz, R (1, 4) OBP: 0.333, SLG: 0.385			3-2 F7		2-1 1B	0-1 1B		2-0 2B		4 1 2 0 0 0 1		
Inning Stats	R: 0 E: 0 K: 0 S: 7 H: 0 LOB: 0 BB: 0 P: 11	R: 0 E: 0 K: 2 S: 9 H: 0 LOB: 0 BB: 0 P: 12	R: 0 E: 0 K: 1 S: 9 H: 0 LOB: 0 BB: 0 P: 14	R: 5 E: 1 K: 0 S: 17 H: 3 LOB: 0 BB: 1 P: 28	R: 3 E: 1 K: 0 S: 16 H: 4 LOB: 1 BB: 0 P: 24	R: 2 E: 1 K: 1 S: 18 H: 1 LOB: 2 BB: 2 P: 32	R: 0 E: 0 K: 1 S: 10 H: 0 LOB: 0 BB: 0 P: 14	R: 0 E: 0 K: 1 S: 9 H: 1 LOB: 1 BB: 0 P: 18	R: 0 E: 0 K: 0 S: 10 H: 1 LOB: 1 BB: 0 P: 15	1B: 6 2B: 2 3B: 1 HR: 1 SF: 1 SAC: 0 DP: 1 HBP: 0	WP: 0 PB: 1 SB: 0 CS: 0 PA: 42	
PITCHER	IP WLS BF H R ER SO BB IBB HBP BLK WP HR S P ERA WHIP											
Scott Karl, L (1, 1) ERA: 4.78	4.0 L 21 6 8 3 3 1 0 0 0 0 1 50 75 6.75 1.750											
Ramon Garcia, R (5, 1) ERA: 5.9	4.0 17 3 2 0 3 1 1 0 0 0 0 45 78 0.00 1.000											
Al Reyes, R (9, 1) ERA: 9.0	1.0 4 1 0 0 0 0 0 0 0 0 0 10 15 0.00 1.000											

Detroit Tigers @ Milwaukee Brewers
Milwaukee County Stadium, Milwaukee, WI

Fri Sep 20 1996, 8:05 PM EDT
Att. 15,046 - Unknown - 63 F

livebaseballscorecards.com



Batter	1	2	3	4	5	6	7	8	9	AB	R	H	RBI	BB	SO	LOB
Fernando Vina, L (1, 4) OBP: 0.343, SLG: 0.391 Mark Loretta, R (8, 4) OBP: 0.329, SLG: 0.320	2-1 G4-3		2-1 G3-1		1-1 L7		0-0 L5			4	0	0	0	0	0	2
Jeff Cirillo, R (1, 5) OBP: 0.391, SLG: 0.507	1-1 G4-3			4-2 BB 1B BB		1-0 L6		2-1 P6		3	0	0	0	1	0	0
Dave Nilsson, L (1, 3) OBP: 0.407, SLG: 0.533	2-1 FC6-4 1B			1-2 SAFE BB 1B		0-2 G6-3		1-3 K		4	0	2	0	0	1	0
John Jaha, R (1, 10) OBP: 0.392, SLG: 0.528	1-2 FC6-4			4-2 BB 1B		3-3 K		1-0 G5-3		3	0	0	0	1	1	1
Jose Valentin, S (1, 6) OBP: 0.331, SLG: 0.478		3-3 K		2-2 F9		0-0 G4-3		1-3 K		4	0	0	0	0	2	3
Marc Newfield, R (1, 7) OBP: 0.332, SLG: 0.450 18 Todd Dunn, R (9, 7) OBP: 0.200, SLG: 0.200		0-1 G5-3		0-0 P3		1-1 1B 1B		0-3 K		3	1	1	0	0	0	3
Jeremy Burnitz, L (1, 9) OBP: 0.376, SLG: 0.450		2-2 G3		0-1 G4-3		2-1 1B 1B		2-2 G4-3		4	0	1	0	0	0	3
Gerald Williams, R (1, 8) OBP: 0.294, SLG: 0.384			1-0 G1-6-3 1B		1-2 L3 1B		0-1 1B			3	0	3	1	0	0	0
Jesse Levis, L (1, 2) OBP: 0.348, SLG: 0.284 Kelly Stinnett, R (8, 2) OBP: 0.130, SLG: 0.048			1-2 G1-6-3		3-2 L3		0-0 F7			3	0	0	0	0	0	4
			1-2 SAFE		1-1					0	0	0	0	0	0	0

Inning Stats		R: 0	H: 1	R: 0	H: 0	R: 0	H: 1	R: 0	H: 1	R: 0	H: 0	R: 1	H: 3	R: 0	H: 0	R: 0	H: 0	1B: 7	SF: 0
		E: 0	LOB: 1	E: 0	LOB: 0	E: 0	LOB: 0	E: 0	LOB: 0	E: 0	LOB: 0	E: 0	LOB: 2	E: 0	LOB: 0	E: 0	LOB: 0	2B: 1	SAC: 0
		K: 0	BB: 0	K: 1	BB: 0	K: 0	BB: 0	K: 0	BB: 0	K: 1	BB: 0	K: 0	BB: 0	K: 1	BB: 0	K: 2	BB: 0	3B: 0	DP: 2
		S: 9	P: 15	S: 8	P: 13	S: 6	P: 10	S: 13	P: 24	S: 9	P: 14	S: 9	P: 12	S: 6	P: 10	S: 9	P: 12	HR: 0	HBP: 0

PITCHER		IP	WLS	BF	H	R	ER	SO	BB	IBB	HBP	BLK	WP	HR	S	P	ERA	WHIP
Omar Olivares, R (1, 1) ERA: 4.89		4.0		17	4	0	0	1	2	0	0	0	0	0	39	66	0.00	1.500
A.J. Sager, R (5, 1) ERA: 4.85		3.0	W	11	3	1	1	1	0	0	0	0	0	0	24	35	3.00	1.000
Mike Myers, L (8, 1) ERA: 4.81		1.0		3	0	0	0	1	0	0	0	0	0	6	10	0.00	0.000	
Jose Lima, R (9, 1) ERA: 5.88		1.0		3	0	0	0	2	0	0	0	0	0	9	12	0.00	0.000	


BOTTOM

Detroit Tigers @ Milwaukee Brewers
Milwaukee County Stadium, Milwaukee, WI

Fri Sep 20 1996, 8:05 PM EDT
Att: 15,046 - Unknown - 63 F

livebaseballscorecards.com

AB	32
R	1
H	7
RBI	1
BB	2
SO	5
LOB	16



WP	PA	34
WP: 0	PA: 34	
PB: 0		
SB: 0		
CS: 0		

Batter	1	2	3	4	5	6	7	8	9	AB R H RBI BB SO LOB	TOP	
Bobby Higginson, L (1, 7) OBP: 0.408, SLG: 0.579 Shannon Penn, S (8, 7) OBP: 0.071, SLG: 0.071	1-0 L3		4-1 L5-4 BB		0-2 HR		4-2 1B BB		1-2 F8	2 1 1 1 2 0 0 1 0 0 0 0 0 0		
Brad Ausmus, R (1, 2) OBP: 0.300, SLG: 0.310 Raul Casanova, S (7, PH) OBP: 0.221, SLG: 0.342 (7, 2)	0-1 1B		4-1 1-2 BB		1-0 F7		4-1 1-2 BB		1-3 K	2 0 1 0 1 0 0 1 0 0 0 1 1 0		
Travis Fryman, R (1, 6) OBP: 0.325, SLG: 0.438	3-2 P4		2-1 L5-4		1-0 P3		1-2 1-2 2-3 1B		2-3 K	5 0 1 0 0 1 3		
Ruben Sierra, S (1, 10) OBP: 0.321, SLG: 0.376	2-1 G3-1		0-0 F9		0-2 L9		0-0 F8			4 0 0 0 0 0 5		
Tony Clark, S (1, 3) OBP: 0.296, SLG: 0.483 Eddie Williams, R (8, 3) OBP: 0.267, SLG: 0.307		0-0 HR 1B		1-0 G4-3		0-1 HR	2-3 K			4 2 2 1 0 1 3 0 0 0 0 0 0 0		
Melvin Nieves, S (1, 9) OBP: 0.323, SLG: 0.490		3-3 K		3-2 HR		3-3 K	1-1 P4			4 1 1 1 0 2 4		
Phil Nevin, R (1, 5) OBP: 0.330, SLG: 0.495		0-0 HR		1-2 FC6-5 2B		0-0 HR		4-0 G6-4-3 BB		3 2 3 3 1 0 0		
Fausto Cruz, R (1, 4) OBP: 0.290, SLG: 0.333		1-2 F9		0-1 FC6-5-4		2-1 F7		0-2 G6-4-3		4 0 0 0 0 0 2		
Kimera Bartee, R (1, 8) OBP: 0.316, SLG: 0.317		1-3 K2-3		2-3 K		0-1 P6		3-3 K		4 0 0 0 0 3 1		
Inning Stats	R: 0 H: 1 E: 0 LOB: 1 K: 0 BB: 0 S: 11 P: 17	R: 2 H: 2 E: 0 LOB: 0 K: 2 BB: 0 S: 14 P: 19	R: 0 H: 0 E: 0 LOB: 1 K: 0 BB: 2 S: 5 P: 15	R: 1 H: 2 E: 0 LOB: 1 K: 1 BB: 0 S: 14 P: 21	R: 1 H: 1 E: 0 LOB: 0 K: 0 BB: 0 S: 8 P: 10	R: 2 H: 2 E: 0 LOB: 0 K: 1 BB: 0 S: 11 P: 16	R: 0 H: 1 E: 0 LOB: 3 K: 1 BB: 2 S: 12 P: 24	R: 0 H: 0 E: 0 LOB: 0 K: 1 BB: 1 S: 6 P: 13	R: 0 H: 0 E: 0 LOB: 0 K: 2 BB: 0 S: 10 P: 14	1B: 3 SF: 0 2B: 2 SAC: 0 3B: 0 DP: 2 HR: 5 HBP: 0	WP: 0 PA: 39 PB: 0 SB: 0 CS: 0	
PITCHER Jeff D'Amico, R (1, 1) ERA: 5.4 Ron Villone, L (7, 1) ERA: 3.26	IP WLS BF H R ER SO BB IBB HBP BLK WP HR S P ERA WHIP	6.0 W 27 8 6 6 4 2 0 0 0 0 5 63 98 9.00 1.667	3.0 S 12 1 0 0 4 3 0 0 0 0 0 0 28 51 0.00 1.333	PITCHER IP WLS BF H R ER SO BB IBB HBP BLK WP HR S P ERA WHIP								

Detroit Tigers @ Milwaukee Brewers
Milwaukee County Stadium, Milwaukee, WI

Sat Sep 21 1996, 8:05 PM EDT
Att. 33,106 - Unknown - 65 F

livebaseballscorecards.com

AB 34
R 6
H 9
RBI 6
BB 5
SO 8
LOB 18



Batter	1	2	3	4	5	6	7	8	9
Fernando Vina, L OBP: 0.341, SLG: 0.391 (1, 4)	1-1 G4-3 1B 2B	1-1 SF7 2-H	1-1 G4-3	1-2 E3 1-3 2-H			1-0 L1	2-1 G4-6-3 1-2f	
Jeff Cirillo, R OBP: 0.391, SLG: 0.505 (1, 5)	0-0 G4-3 2-3	4-1 WP 1B BB	1-2 P5	2-3 K			1-1 1B 1B		
Dave Nilsson, L OBP: 0.409, SLG: 0.534 (1, 10)	1-1 HR 1B 3-H	1-2 BB HR 1B 1-H	2-2 G6-3		2-2 G6-3		2-1 1B 1-2		
John Jaha, R OBP: 0.392, SLG: 0.525 (1, 3)	4-2 HR 1-2 BB	3-2 E5 HR BB		4-2 FC5-4 1B BB	2-3 K		3-3 K		
Jose Valentin, S OBP: 0.334, SLG: 0.484 (1, 6)	3-2 HR 1-H 2-H	4-2 HR 1-2 2-3 BB		4-2 FC5-4 1B BB	4-2 BB		2-3 K		
Marc Newfield, R OBP: 0.333, SLG: 0.452 (1, 7)	2-0 2B	2-3 K		1-2 FC5-4 1B 1-2f 2-3	1-3 K		2-0 BB BB 1B		
Jeremy Burnitz, L OBP: 0.381, SLG: 0.467 (1, 9)	0-0 G5-3	0-1 HR 1-H 2-H 3-H		1-0 1B 1-2 E 1B 3-H		1-3 K	4-1 BB 1-2 BB		
Gerald Williams, R OBP: 0.295, SLG: 0.385 (1, 8)	3-3 K	0-0 1B		0-0 E 1B 1-2 2-H		1-3 K	0-3 K		
Jesse Levis, L OBP: 0.349, SLG: 0.288 (1, 2)		WP SF7 2B		1-3 K		1-2 G1-3	4-0 G4-6-3 1-2 2-3 BB		

Inning Stats	R: 4	H: 4	E: 0	K: 1	S: 15	LOB: 1	BB: 1	P: 29	R: 6	H: 4	E: 1	K: 1	S: 26	LOB: 1	BB: 2	P: 44	R: 0	H: 0	E: 0	K: 0	S: 9	LOB: 0	BB: 0	P: 13	R: 3	H: 2	E: 1	K: 2	S: 21	LOB: 2	BB: 2	P: 35	R: 0	H: 0	E: 0	K: 2	S: 11	LOB: 0	BB: 0	P: 12	R: 0	H: 2	E: 0	K: 2	S: 11	LOB: 2	BB: 0	P: 20	R: 0	H: 1	E: 0	K: 1	S: 7	LOB: 2	BB: 2	P: 19
--------------	------	------	------	------	-------	--------	-------	-------	------	------	------	------	-------	--------	-------	-------	------	------	------	------	------	--------	-------	-------	------	------	------	------	-------	--------	-------	-------	------	------	------	------	-------	--------	-------	-------	------	------	------	------	-------	--------	-------	-------	------	------	------	------	------	--------	-------	-------

PITCHER	IP	WLS	BF	H	R	ER	SO	BB	IBB	HBP	BLK	WP	HR	S	P	ERA	WHIP
Todd Van Poppel, R ERA: 8.73 (1, 1)	1.2	L	16	7	10	6	2	3	0	0	0	2	2	38	69	32.40	6.000
C.J. Nitkowski, L ERA: 7.38 (2, 1)	3.1		17	3	3	2	4	3	0	0	0	0	0	44	72	5.40	1.800
Joey Eischen, L ERA: 4.29 (6, 1)	1.0		3	0	0	0	2	0	0	0	0	0	0	9	12	0.00	0.000
Richie Lewis, R ERA: 4.27 (7, 1)	1.0		5	2	0	0	2	0	0	0	0	0	0	11	20	0.00	2.000
Brian Williams, R ERA: 6.86 (8, 1)	1.0		5	1	0	0	1	2	0	0	0	0	0	7	19	0.00	3.000

AB	R	H	RBI	BB	SO	LOB
5	1	1	1	0	0	4
4	1	1	0	1	1	3
5	2	3	2	0	0	0
3	3	0	0	2	2	3
2	2	1	3	3	1	2
5	1	2	0	0	2	6
4	2	2	5	1	1	1
5	0	2	1	0	3	3
4	1	1	0	1	1	3

WP	HR	S	P	ERA	WHIP
2	0	46	0		

Detroit Tigers @ Milwaukee Brewers
Milwaukee County Stadium, Milwaukee, WI
 Sat Sep 21 1996 8:05 PM EDT
 Att: 33,106 - Unknown - 65 F

AB	37
R	13
H	13
RBI	12
BB	8
SO	11
LOB	25



Batter	1	2	3	4	5	6	7	8	9	AB R H RBI BB SO LOB	TOP						
Curtis Pride, L (1, 10) OBP: 0.359, SLG: 0.492	3-1 P6		0-3 K		0-0 1B 2B 1B	3-3 K2-3			1-2 1B WP 1B	5 2 2 0 0 2 2							
Fausto Cruz, R (1, 4) OBP: 0.257, SLG: 0.294 Ruben Sierra, S (9, PH) OBP: 0.322, SLG: 0.377 Alan Trammell, R (9, 4) OBP: 0.269, SLG: 0.258	0-3 K		1-1 G6-3		1-3 K		3-3 K		1-2 1B 1B	4 0 0 0 0 3 3 1 1 1 1 0 0 0 0 0 0 0 0 0 0							
Travis Fryman, R (1, 6) OBP: 0.328, SLG: 0.440	3-1 P4			2-2 E6 1B	1-0 2B 1B		4-1 G6-3 BB		1-0 1B SF9 1B	4 1 3 2 1 0 0							
Bobby Higginson, L (1, 7) OBP: 0.408, SLG: 0.579		1-1 P4		2-1 P4	1-1 2B		1-1 G6-3		1-0 SF9 1B	5 0 2 2 0 0 2							
Tony Clark, S (1, 3) OBP: 0.297, SLG: 0.479		0-1 G4-3		0-3 K	4-2 BB			0-3 K	4-0 IBB	3 0 0 0 2 2 1							
Phil Nevin, R (1, 5) OBP: 0.324, SLG: 0.485		1-2 1B		0-3 K	3-3 K			2-3 K	0-2 SF9	4 0 1 1 0 3 4							
Melvin Nieves, S (1, 9) OBP: 0.324, SLG: 0.490		1-3 K			1-0 1B 2B	3-2 G1-3		4-1 BB	0-3 K	4 1 1 0 1 2 3							
Raul Casanova, S (1, 2) OBP: 0.232, SLG: 0.338			4-2 SH1-4 BB		1-1 1B 1B	0-0 F7		1-2 G3	1-1 G1-3	4 1 1 1 1 0 3							
Kimera Barteel, R (1, 8) OBP: 0.321, SLG: 0.318			2-0 SH1-4		2-2 F7	1-0 S 1B			4-1 WP 1B BB	2 1 1 0 1 0 1							
Inning Stats	R: 0 E: 0 K: 1 S: 7 H: 0 LOB: 0 BB: 0 P: 13	R: 0 E: 0 K: 1 S: 11 H: 1 LOB: 1 BB: 0 P: 14	R: 0 E: 0 K: 1 S: 8 H: 0 LOB: 1 BB: 1 P: 15	R: 0 E: 1 K: 2 S: 13 H: 1 LOB: 1 BB: 0 P: 17	R: 3 E: 0 K: 2 S: 19 H: 5 LOB: 3 BB: 1 P: 33	R: 0 E: 0 K: 1 S: 8 H: 1 LOB: 1 BB: 0 P: 15	R: 0 E: 0 K: 1 S: 10 H: 0 LOB: 0 BB: 1 P: 18	R: 0 E: 0 K: 2 S: 14 H: 0 LOB: 1 BB: 1 P: 21	R: 4 E: 0 K: 1 S: 19 H: 4 LOB: 2 BB: 2 P: 32	1B: 10 2B: 2 3B: 0 HR: 0 SF: 1 SAC: 1 DP: 1 HBP: 0	WP: 1 PB: 0 SB: 1 CS: 0 PA: 44						
PITCHER	IP WLS BF H R ER SO BB IBB HBP BLK WP HR S P ERA WHIP																
Ben McDonald, R (1, 1) ERA: 3.87	6.0		28	8	3	3	8	2	0	0	0	0	0	66	107	4.50	1.667
Bob Wickman, R (7, 1) ERA: 4.63	2.0		7	0	0	0	3	2	0	0	0	0	0	24	39	0.00	1.000
Mike Fetters, R (9, 1) ERA: 3.49	1.0	L	9	4	4	4	1	1	1	0	0	1	0	19	32	36.00	5.000

Detroit Tigers @ Milwaukee Brewers
Milwaukee County Stadium, Milwaukee, WI

Sun Sep 22 1996, 4:33 AM EDT
Att. 15,705 - Sunny - 67 F

livebaseballscorecards.com

AB	36
R	7
H	12
RBI	7
BB	6
SO	12
LOB	19



BOTTOM

Detroit Tigers @ Milwaukee Brewers
Milwaukee County Stadium, Milwaukee, WI

Sun Sep 22 1996, 4:33 AM EDT
Att. 15,705 - Sunny - 67 F

livebaseballscorecards.com

AB	39
R	5
H	11
RBI	5
BB	7
SO	2
LOB	31



WP	0	PA	46
PB	0		
SB	0		
CS	0		

AB	6	R	1	H	2	RBI	1	BB	0	SO	1	LOB	3
----	---	---	---	---	---	-----	---	----	---	----	---	-----	---

3	1	0	0	2	0	3							
---	---	---	---	---	---	---	--	--	--	--	--	--	--

5	0	1	1	0	0	5							
---	---	---	---	---	---	---	--	--	--	--	--	--	--

5	1	3	3	0	0	2							
---	---	---	---	---	---	---	--	--	--	--	--	--	--

3	0	0	0	2	0	2							
---	---	---	---	---	---	---	--	--	--	--	--	--	--

4	0	1	0	1	1	4							
0	0	0	0	0	0	0							

4	0	2	0	1	0	1							
---	---	---	---	---	---	---	--	--	--	--	--	--	--

4	1	0	0	0	0	6							
1	0	0	0	0	0	1							

4	1	2	0	1	0	4							
---	---	---	---	---	---	---	--	--	--	--	--	--	--

Batter	1	2	3	4	5	6	7	8	9
Fernando Vina, L (1, 4) OBP: 0.341, SLG: 0.392	1-1 2B		0-0 E1 G4-3 BB HR	1-0 F8		2-1 FC5-4 1B		1-3 K	0-0 F7
Jeff Cirillo, R (1, 5) OBP: 0.391, SLG: 0.502	1-2 F8		4-0 G4-3 HR	3-2 G5-3		2-0 FC5-4 1B		4-1 G1-3 1B BB	
Dave Nilsson, L (1, 10) OBP: 0.407, SLG: 0.530	2-0 G4-3		1-1 G4-3	1-1 F7		1-2 G5-3		2-2 G1-3 1B	
John Jaha, R (1, 3) OBP: 0.393, SLG: 0.533		1-1 G6-3 2B	2-1 HR		0-1 G5-3		1-0 1B FC5-2 1B	1-2 G1-3	
Jose Valentin, S (1, 6) OBP: 0.335, SLG: 0.481		2-1 F9	4-1 2B BB		2-1 G4-3		0-0 F8	4-0 FC6-4 IBB	
Marc Newfield, R (1, 7) OBP: 0.334, SLG: 0.453		0-0 G6-3	1-2 2B		0-3 K		4-1 FC5-2 1B BB	2-2 FC6-4	
Matt Mieske, R (9, 7) OBP: 0.317, SLG: 0.471		2-3	1-3 2B				1-2 BB	1-2f	
Jeremy Burnitz, L (1, 9) OBP: 0.386, SLG: 0.468	0-1 G6-3		4-0 IBB			1-1 G3	2-0 FC5-2 1B	2-2 1B	
Gerald Williams, R (1, 8) OBP: 0.292, SLG: 0.380			F7			2-2 E5 1B	1-2 FC5-2	0-2 F7	
Turner Ward, S (9, PH) OBP: 0.338, SLG: 0.367			G5-3			1-2 1B	1-2 2-3 3-Hf		
Jesse Levis, L (1, 2) OBP: 0.354, SLG: 0.296			2-1 E G4-3 2B	4-1 G5-3 BB		3-1 1B	0-1 F8	1-0 F8	

Inning Stats	R: 0 E: 0 K: 0 S: 6	H: 1 LOB: 0 BB: 0 P: 10	R: 0 E: 0 K: 0 S: 7	H: 1 LOB: 1 BB: 0 P: 10	R: 4 E: 1 K: 0 S: 14	H: 3 LOB: 3 BB: 3 P: 32	R: 0 E: 0 K: 0 S: 7	H: 0 LOB: 1 BB: 0 P: 16	R: 0 E: 0 K: 1 S: 7	H: 0 LOB: 0 BB: 0 P: 9	R: 1 E: 1 K: 0 S: 14	H: 2 LOB: 2 BB: 0 P: 25	R: 0 E: 0 K: 0 S: 9	H: 2 LOB: 3 BB: 1 P: 17	R: 0 E: 0 K: 1 S: 13	H: 1 LOB: 3 BB: 2 P: 27	R: 0 E: 0 K: 0 S: 8	H: 1 LOB: 1 BB: 0 P: 11	1B: 6 2B: 4 3B: 0 HR: 1	SF: 0 SAC: 0 DP: 0 HBP: 0
--------------	------------------------------	----------------------------------	------------------------------	----------------------------------	-------------------------------	----------------------------------	------------------------------	----------------------------------	------------------------------	---------------------------------	-------------------------------	----------------------------------	------------------------------	----------------------------------	-------------------------------	----------------------------------	------------------------------	----------------------------------	----------------------------------	------------------------------------

PITCHER	IP	WLS	BF	H	R	ER	SO	BB	IBB	HBP	BLK	WP	HR	S	P	ERA	WHIP
Brian Moehler, R (1, 1) ERA: 5.74	5.1		27	6	5	0	1	3	1	0	0	0	1	49	91	0.00	1.688
John Cummings, L (6, 1) ERA: 4.32	0.0		1	1	0	0	0	0	0	0	0	0	0	2	4	∞	∞
Richie Lewis, R (6, 1) ERA: 4.26	0.1		1	0	0	0	0	0	0	0	0	0	0	1	3	0.00	0.000
Joey Eischen, L (6, 1) ERA: 4.23	1.0		6	2	0	0	0	1	0	0	0	0	0	10	19	0.00	3.000
Mike Myers, L (7, 1) ERA: 4.76	0.2		4	1	0	0	1	1	0	0	0	0	0	9	16	0.00	3.000

PITCHER	IP	WLS	BF	H	R	ER	SO	BB	IBB	HBP	BLK	WP	HR	S	P	ERA	WHIP
Jose Lima, R (8, 1) ERA: 5.74	1.2		7	1	0	0	0	0	1	0	0	0	0	14	24	0.00	0.600

Batter	1	2	3	4	5	6	7	8	9	10	AB	R	H	RBI	BB	SO	LOB
Brady Anderson, L OBP: 0.393, SLG: 0.623 (1, 8)	4-1 G5-4-3 S HR BB		2-1 F8		0-1 G4-3-6 1-2f	1-0 G4-3 BB 1B		3-1 F9		2-0 F7	5	1	1	1	1	0	3
Roberto Alomar, S OBP: 0.417, SLG: 0.528 (1, 4)	4-1 G5-4-3 BB		2-1 FC6-5 1B		3-1 1B	4-2 G4-3 BB		2-2 P6			3	0	2	0	2	0	0
Todd Zeile, R OBP: 0.357, SLG: 0.453 (1, 5)	3-1 G5-4-3 1-2f 2-3		3-1 FC6-5 1-3		1-1 G5-3	1-2 G4-3			2-2 F8		5	0	0	1	0	0	6
Rafael Palmeiro, L OBP: 0.381, SLG: 0.546 (1, 3)	2-2 HR		3-3 K			1-2 G4-3 1B			3-2 P5		5	2	2	2	0	1	3
Bobby Bonilla, S OBP: 0.367, SLG: 0.506 (1, 9)	2-0 FC6-4 1B			4-1 G1-3 BB		2-2 1B 2B	0-3 K		1-3 K		3	1	2	0	1	1	0
Mike Devereaux, R OBP: 0.305, SLG: 0.351 (8, 9)						1-3 1B 2B	0-1 K				1	0	0	0	0	1	0
Cal Ripken Jr., R OBP: 0.339, SLG: 0.454 (1, 6)	0-1 FC6-4 1-2f			0-0 F9		1-2 1B 1B	0-1 1B			1-0 G5-3	5	1	2	2	0	0	2
Eddie Murray, S OBP: 0.328, SLG: 0.420 (1, 10)		0-0 F8		1 SAFE G1-3		0-1 F7	0-3 K			3-3 K	5	0	0	0	0	2	3
B.J. Surhoff, L OBP: 0.349, SLG: 0.475 (1, 7)		1-3 K		0-0 G4-3		0-0 1B 1B	1-3 K			0-0 1B 1B	5	1	2	0	0	2	2
Manny Alexander, R OBP: 0.147, SLG: 0.108 (10, PR)						2-3 1B 1B					0	0	0	0	0	0	0
Chris Hoiles, R OBP: 0.362, SLG: 0.483 (1, 2)		2-3 K				3-2 1B 1B				3-1 1B	4	1	2	1	1	1	0
Gene Kingsale, S (10, PR)					4-2 G4-3-6 BB	1-2 G4-3 1B		0-0 G6-3		1-2 1B	0	0	0	0	0	0	0


Inning Stats	R: 2	H: 2	E: 0	K: 0	S: 10	R: 0	H: 0	E: 0	K: 2	S: 10	R: 0	H: 1	E: 0	K: 1	S: 9	R: 0	H: 0	E: 0	K: 0	S: 4	R: 0	H: 1	E: 0	K: 0	S: 8	R: 5	H: 6	E: 0	K: 0	S: 21	R: 0	H: 1	E: 0	K: 3	S: 12	R: 0	H: 0	E: 0	K: 0	S: 6	R: 0	H: 0	E: 0	K: 1	S: 11	R: 0	H: 2	E: 0	K: 1	S: 8	1B: 11	SF: 0	2B: 1	3B: 0	HR: 1
--------------	------	------	------	------	-------	------	------	------	------	-------	------	------	------	------	------	------	------	------	------	------	------	------	------	------	------	------	------	------	------	-------	------	------	------	------	-------	------	------	------	------	------	------	------	------	------	-------	------	------	------	------	------	--------	-------	-------	-------	-------

PITCHER	IP	WLS	BF	H	R	ER	SO	BB	IBB	HBP	BLK	WP	HR	S	P	ERA	WHIP
21 Cal Eldred, R ERA: 4.81 (1, 1)	5.1		27	9	7	7	3	4	0	0	0	0	1	54	101	11.81	2.438
Ron Villone, L ERA: 3.05 (6, 1)	2.2		11	2	0	0	3	1	0	0	0	0	0	26	40	0.00	1.125
Doug Jones, R ERA: 4.16 (9, 1)	1.0	W	3	0	0	0	1	0	0	0	0	0	0	11	17	0.00	0.000
Mike Fetters, R ERA: 3.43 (10, 1)	1.0	S	5	2	0	0	1	0	0	0	0	0	0	8	17	0.00	2.000

Milwaukee Brewers @ Baltimore Orioles
Oriole Park at Camden Yards, Baltimore, MD
 Mon Sep 23 1996, 3:33 AM EDT
 Att. 46,542 - Sunny - 73 F

AB	41
R	7
H	13
RBI	7
BB	5
SO	8
LOB	19

WP: 0 PA: 46
PB: 0
SB: 1
CS: 0



Batter	1	2	3	4	5	6	7	8	9	AB R H RBI BB SO LOB	TOP		
Fernando Vina, L (1, 4) OBP: 0.341, SLG: 0.392	0-1 F9		3-0 P4		0-1 1B		0-1 G4-3		1-2 F8	5 0 1 0 0 0 0	Milwaukee Brewers @ New York Yankees Yankee Stadium, Bronx, NY Wed Sep 25 1996, 3:33 AM EDT Unknown - 64 F		
Jeff Cirillo, R (1, 5) OBP: 0.388, SLG: 0.498 18 Todd Dunn, R (8, 8) OBP: 0.200, SLG: 0.200	3-3 K		1-1 F9		1-3 K		4-2 BB			3 0 0 0 1 2 2 0 0 0 0 0 0 0			
Dave Nilsson, L (1, 10) OBP: 0.406, SLG: 0.525	2-2 L3		4-1 BB		1-0 G4-6-3 1B		3-2 G4-3			3 0 1 0 1 0 1			
John Jaha, R (1, 3) Steve Sparks, R (8, 1)		3-2 HR	3-3 K		1-1 G4-6-3 1B		0-0 P3			4 1 1 1 0 1 4 0 0 0 0 0 0 0			
Jose Valentin, S (1, 6) Mark Loretta, R (7, 6) OBP: 0.327, SLG: 0.318		4-2 S F9 BB		2-1 F9 SF9 2B		1-3 K		0-3 K		2 1 1 0 1 1 0 1 0 0 0 0 1 0			
Marc Newfield, R (1, 7) Brian Banks, S (6, 7) OBP: 0.333, SLG: 0.667		1-2 SAFE SAFE F9		0-0 F9		1-3 K		2-1 2B		3 0 0 0 0 1 2 1 0 1 0 0 0 0			
Jeremy Burnitz, L (1, 9) OBP: 0.387, SLG: 0.479		2-3 K		1-0 SF9		4-1 BB		3-2 G5-3		2 0 0 1 1 1 2			
Gerald Williams, R (1, 8) Tim Unroe, R (8, 5) OBP: 0.357, SLG: 0.182		4-1 S BB		3-H 1-1 G5-3		1-1 F9		1-3 K		2 0 0 0 1 0 1 1 0 0 0 0 1 0			
Jesse Levis, L (1, 2) Kelly Stinnett, R (7, 2) OBP: 0.125, SLG: 0.045		1 SAFE 3-2 G4-3		4-0 1B 1B BB		2-2 F9		1-3 K		2 0 0 0 1 0 2 1 0 0 0 0 1 0			
Inning Stats	R: 0 H: 0 E: 0 LOB: 0 K: 1 BB: 0 S: 10 P: 15	R: 1 H: 1 E: 0 LOB: 2 K: 1 BB: 2 S: 18 P: 35	R: 0 H: 0 E: 0 LOB: 1 K: 1 BB: 0 S: 7 P: 18	R: 1 H: 1 E: 0 LOB: 0 K: 0 BB: 0 S: 6 P: 10	R: 0 H: 2 E: 0 LOB: 2 K: 1 BB: 1 S: 8 P: 15	R: 0 H: 0 E: 0 LOB: 1 K: 2 BB: 1 S: 9 P: 16	R: 0 H: 0 E: 0 LOB: 1 K: 0 BB: 1 S: 11 P: 20	R: 0 H: 1 E: 0 LOB: 1 K: 1 BB: 0 S: 10 P: 15	R: 0 H: 0 E: 0 LOB: 0 K: 2 BB: 0 S: 9 P: 12	1B: 2 SF: 1 2B: 2 SAC: 0 3B: 0 DP: 1 HR: 1 HBP: 0		WP: 0 PA: 37 PB: 0 SB: 2 CS: 0	
PITCHER	IP WLS BF H R ER SO BB IBB HBP BLK WP HR S P ERA WHIP											PITCHER	IP WLS BF H R ER SO BB IBB HBP BLK WP HR S P ERA WHIP
David Cone, R (1, 1) ERA: 2.88	6.0 W 26 4 2 2 6 5 0 0 0 0 0 1 58 109 3.00 1.500												
David Weathers, R (7, 1) ERA: 5.59	2.0 8 1 0 0 1 1 0 0 0 0 0 0 21 35 0.00 1.000												
Jeff Nelson, R (9, 1) ERA: 4.42	1.0 3 0 0 0 2 0 0 0 0 0 0 0 9 12 0.00 0.000												

livebaseballscorecards.com

AB	30
R	2
H	5
RBI	2
BB	6
SO	9
LOB	14



Batter	1	2	3	4	5	6	7	8	9	AB	R	H	RBI	BB	SO	LOB
Luis Sojo, R OBP: 0.248, SLG: 0.271 (1, 6)	0-1 G5-3	0-0 L8		3-2 F7		3-2 2-H 1B				4	0	1	1	0	0	0
Jim Leyritz, R OBP: 0.356, SLG: 0.383 (1, 10)	4-2 1B BB		4-2 HR BB	1-3 K		1-0 G3				2	2	0	0	2	1	1
Darryl Strawberry, L OBP: 0.364, SLG: 0.508 (1, 9)	0-1 1B E 1B		2-0 1-H HR		2-0 P6		1-3 K			4	2	2	2	0	1	0
Cecil Fielder, R OBP: 0.349, SLG: 0.478 (1, 3)	2-2 F8		0-1 2B 2B		2-2 1B		1-3 K			4	1	2	0	0	1	2
Charlie Hayes, R OBP: 0.300, SLG: 0.375 (1, 5)	3-2 1-3 2-H 1B		0-0 2-H 2B		1-0 F8		1-0 F8			4	0	2	2	0	0	1
Ruben Rivera, R OBP: 0.398, SLG: 0.461 (1, 8)	1-1 E5 20 FC6-4		2-2 L6		0-0 F8			3-2 L8		4	0	0	0	0	0	3
20 Jorge Posada, S OBP: 0.125, SLG: 0.125 (1, 2)	1-0 FC6-4		0-3 K			1-0 G3 1B 1B		1-0 G3		4	1	1	0	0	1	3
Mike Aldrete, L OBP: 0.291, SLG: 0.412 (1, 7)		3-3 K	1-3 K			2-2 G3		1-1 G1-3		4	0	0	0	0	2	2
Andy Fox, L OBP: 0.281, SLG: 0.270 (1, 4)		2-1 G3		1-1 F8		3-3 K				3	0	0	0	0	1	1

Inning Stats	R: 2	H: 2	E: 1	K: 0	S: 16	LOB: 2	BB: 1	P: 27	R: 0	H: 0	E: 0	K: 1	S: 7	LOB: 0	BB: 0	P: 12	R: 3	H: 3	E: 0	K: 2	S: 15	LOB: 1	BB: 1	P: 24	R: 0	H: 0	E: 0	K: 1	S: 10	LOB: 0	BB: 0	P: 15	R: 0	H: 1	E: 0	K: 0	S: 7	LOB: 1	BB: 0	P: 12	R: 1	H: 2	E: 0	K: 1	S: 14	LOB: 1	BB: 0	P: 24	R: 0	H: 0	E: 0	K: 2	S: 7	LOB: 0	BB: 0	P: 10	R: 0	H: 0	E: 0	K: 0	S: 6	LOB: 0	BB: 0	P: 11
1B: 5	SF: 0	2B: 2	SAC: 0	3B: 0	DP: 0	HR: 1	HBP: 0	WP: 0	PA: 35	WP: 0	PA: 35	SB: 0	CS: 0																																																			

PITCHER	IP	WLS	BF	H	R	ER	SO	BB	IBB	HBP	BLK	WP	HR	S	P	ERA	WHIP
Scott Karl, L ERA: 4.86 (1, 1)	5.2	L	28	8	6	5	5	2	0	0	0	0	1	68	112	7.94	1.765
Bob Wickman, R ERA: 4.52 (6, 1)	2.1		7	0	0	0	2	0	0	0	0	0	0	14	23	0.00	0.000

Milwaukee Brewers @ New York Yankees
 Yankee Stadium, Bronx, NY
 Wed Sep 25 1996, 7:05 PM EDT
 Att: 37,947 - Unknown - 65 F

AB	33
R	6
H	8
RBI	5
BB	2
SO	7
LOB	13



Batter	1	2	3	4	5	6	7	8	9	AB R H RBI BB SO LOB	TOP					
Fernando Vina, L OBP: 0.342, SLG: 0.394 (1, 4) X	0-0 BB 1B	1-0 2B 1B		0-3 K						3 2 2 0 0 1 1						
Jeff Cirillo, R OBP: 0.390, SLG: 0.499 (1, 5) B B C C F B B	4-2 BB 1-2 BB	2-1 FC5 1-H 2B		1-1 FC6-4 1-2f						2 1 1 1 1 0 1						
Dave Nilsson, L OBP: 0.408, SLG: 0.523 (1, 10) S C C S	0-3 K	4-2 BB			0-0 B2-3					2 0 0 0 1 1 2						
John Jaha, R OBP: 0.399, SLG: 0.547 (1, 3) B B C C F 1 F B	4-2 BB 1-2 2-3 SF8 BB	2-0 FC5 2-3f			0-0 E 2B					2 2 1 0 1 0 2						
Jose Valentin, S OBP: 0.335, SLG: 0.477 (1, 6) B B B B	4-0 SF8 1-2 2-3 3-H CS BB		3-2 L8		2-1 E9 1B 2-H					2 2 1 2 1 0 0						
Matt Mieske, R OBP: 0.320, SLG: 0.471 (1, 7) B C C F B B B	4-2 CS 1-2 2-3 3-H BB		1-0 G1-3		1-0 G1-6-3 1B 2-H					2 0 1 2 1 0 0						
Jeromy Burnitz, L OBP: 0.380, SLG: 0.472 (1, 9) X	0-0 SF8 2-3 3-H		2-2 L5		2-1 G1-6-3 1-2f					2 0 0 1 0 0 1						
Gerald Williams, R OBP: 0.294, SLG: 0.373 (1, 8) C F B	1-2 CS 1-2 3-H	0-0 G4-6-3 1B		2-2 FC3-6 1B		2-2 F7				3 0 2 0 0 0 0						
Jesse Levis, L OBP: 0.346, SLG: 0.286 (1, 2) C 1 C 1 X		0-2 G4-6-3 1-2f		1-2 FC3-6 1-2f FC6-4						2 0 0 0 0 0 2						
Inning Stats	R: 4 E: 0 K: 1 S: 15	H: 1 LOB: 0 BB: 4 P: 31	R: 1 E: 0 K: 0 S: 12	H: 3 LOB: 2 BB: 1 P: 21	R: 0 E: 0 K: 0 S: 7	H: 0 LOB: 0 BB: 0 P: 13	R: 0 E: 0 K: 1 S: 11	H: 1 LOB: 1 BB: 0 P: 15	R: 2 E: 1 K: 0 S: 7	H: 3 LOB: 0 BB: 0 P: 12	R: 0 E: 0 K: 0 S: 8	H: 0 LOB: 0 BB: 0 P: 10	1B: 6 2B: 2 3B: 0 HR: 0	SF: 1 SAC: 0 DP: 2 HBP: 0	WP: 0 PA: 27 PB: 0 SB: 2 CS: 2	
PITCHER Todd Van Poppel, R (1, 1) ERA: 9.06 A.J. Sager, R (1, 1) ERA: 4.93 Joey Eischen, L (4, 1) ERA: 4.21 Richie Lewis, R (6, 1) ERA: 4.18	IP WLS BF H R ER SO BB IBB HBP BLK WP HR S P ERA WHIP															

Milwaukee Brewers @ Detroit Tigers
Tiger Stadium, Detroit, MI
Fri Sep 27 1996, 7:05 PM EDT
Att: 8,606 - Unknown - 64 F

AB	20
R	7
H	8
RBI	6
BB	5
SO	2
LOB	9



WP: 0	PA: 27
PB: 0	
SB: 2	
CS: 2	

Batter	1	2	3	4	5	6	7	8	9	AB R H RBI BB SO LOB
--------	---	---	---	---	---	---	---	---	---	----------------------

Curtis Pride, L OBP: 0.372, SLG: 0.515 (1, 10) X	0-0 E1 G6-3 1B		3-2 E G5-3 SF7 1B		0-3 K					3 2 2 0 0 1 0
Mark Lewis, R OBP: 0.327, SLG: 0.397 (1, 4) B C X	1-1 G6-3 3-H		0-0 G5-3 1-2		1-1 G6-3					3 0 0 1 0 0 1
Travis Fryman, R OBP: 0.333, SLG: 0.443 (1, 6) C X	0-1 1B 1B		3-2 E6 2-3		0-1 E3 HR WP					3 1 1 0 0 0 1
Bobby Higginson, L OBP: 0.407, SLG: 0.581 (1, 7) C B 1 X SAFE	1-1 1-3 1B		1-1 SF7 3-H		4-0 HR BB					1 1 1 1 1 0 0
Tony Clark, S OBP: 0.300, SLG: 0.492 (1, 3) S B S	1-3 K		1-3 K		0-1 HR 1-H 2-H					3 1 1 3 0 2 2
Melvin Nieves, S OBP: 0.319, SLG: 0.478 (1, 9) C B F X		1-2 G4-3		1-3 K	0-1 G3					3 0 0 0 0 1 0
Phil Nevin, R OBP: 0.333, SLG: 0.526 (1, 5) C F X		0-2 HR		4-1 G5-3 BB						1 1 1 1 1 0 0
Brad Ausmus, R OBP: 0.302, SLG: 0.306 (1, 2) B F B C X		2-3 K		1-2 G5-3 1-2						2 0 0 0 0 1 1
Kimera Barteo, R OBP: 0.310, SLG: 0.307 (1, 8) C B B B S		2-3 K		3-3 K						2 0 0 0 0 2 1

Inning Stats	R: 1	H: 3	E: 1	LOB: 1	K: 1	S: 10	P: 13	R: 1	H: 1	E: 0	LOB: 0	K: 2	S: 12	P: 17	R: 1	H: 1	E: 1	LOB: 1	K: 1	S: 13	R: 0	H: 0	E: 0	LOB: 1	K: 2	S: 11	P: 20	R: 3	H: 1	E: 1	LOB: 0	K: 1	S: 11	P: 16
--------------	------	------	------	--------	------	-------	-------	------	------	------	--------	------	-------	-------	------	------	------	--------	------	-------	------	------	------	--------	------	-------	-------	------	------	------	--------	------	-------	-------

PITCHER	IP	WLS	BF	H	R	ER	SO	BB	IBB	HBP	BLK	WP	HR	S	P	ERA	WHIP
Ben McDonald, R ERA: 3.9 (1, 1)	3.0		14	5	3	2	4	0	0	0	0	0	1	35	51	6.00	1.667
Bob Wickman, R ERA: 4.42 (4, 1)	2.0	W	10	1	3	0	3	2	0	0	0	1	1	22	36	0.00	1.500

BOTTOM

Milwaukee Brewers @ Detroit Tigers
Tiger Stadium, Detroit, MI
Fri Sep 27 1996, 7:05 PM EDT
Att. 8,606 - Unknown - 64 F

AB	21
R	6
H	6
RBI	6
BB	2
SO	7
LOB	6



WP	PA	24
1B: 4	SF: 1	
2B: 0	SAC: 0	
3B: 0	DP: 0	
HR: 2	HBP: 0	
WP: 1	PA: 24	
PB: 0		
SB: 0		
CS: 0		

Batter	1	2	3	4	5	6	7	8	9	AB R H RBI BB SO LOB	TOP		
Fernando Vina, L (1, 4) OBP: 0.342, SLG: 0.392	1-0 G6-3		0-0 SH5-3		4-0 WP 1B 3B BB		1-2 G4-3		0-3 K	3 1 0 0 1 1 1			
Jeff Cirillo, R (1, 5) OBP: 0.393, SLG: 0.505	2-1 FC4-6 1B		0-1 G6-3		0-0 WP 3B 1B		2-2		0-0 BB 1-3 BB 2B	5 2 4 2 0 0 1 0 0 0 0 0 0 0			
Mark Loretta, R (9, 5) OBP: 0.327, SLG: 0.313			2-3 3-H		1-2 2-H								
Dave Nilsson, L (1, 3) OBP: 0.407, SLG: 0.525	2-2 FC4-6 FC6-4 1-2f		2-1 F8		3-1 3B		2-2 L8		1-3 K	4 0 1 2 0 0 3 1 0 0 0 0 1 2			
Tim Unroe, R (7, 3) OBP: 0.333, SLG: 0.167													
John Jaha, R (1, 10) OBP: 0.398, SLG: 0.543	3-0 FC6-4 1-2f			1-1 G1-3		1-3 K		3-2 F9	4-1 BB BB BB	4 0 0 0 1 1 3			
Jose Valentin, S (1, 6) OBP: 0.336, SLG: 0.475		0-0 G3		2-1 L3		4-1 2B BB		3-3 K	4-1 BB 1-2 BB 2-3 BB	3 1 0 1 2 1 0			
Matt Mieske, R (1, 7) OBP: 0.321, SLG: 0.472		0-2 G6-3		1-0 G6-3		1 SAFE 3-1 G3 1-H 2B		0-2 G6-3	4-1 BB 1-2 BB 2-3 BB	4 0 1 2 1 0 0			
Jeromy Burnitz, L (1, 9) OBP: 0.377, SLG: 0.470		0-1 P2			3-1 G3		3-3 K	0-0 2B	2-2 F8	5 0 1 0 0 1 4			
Gerald Williams, R (1, 8) OBP: 0.296, SLG: 0.376			4-0 SH5-3 BB G6-3 BB		0-0 1B 2B		0-0 G3	3-3 K		3 2 1 0 1 1 2			
Jesse Levis, L (1, 2) OBP: 0.348, SLG: 0.283			4-2 G6-3 SH5-3 1-2 BB		0-0 F7		1-2 G5-3		4-2 2B BB BB	2 1 0 0 2 0 2			
Inning Stats	R: 0 H: 1 E: 0 LOB: 1 K: 0 BB: 0 S: 7 P: 15	R: 0 H: 0 E: 0 LOB: 0 K: 0 BB: 0 S: 6 P: 6	R: 1 H: 0 E: 0 LOB: 1 K: 0 BB: 2 S: 7 P: 17	R: 0 H: 0 E: 0 LOB: 0 K: 0 BB: 0 S: 5 P: 9	R: 3 H: 3 E: 0 LOB: 1 K: 1 BB: 1 S: 13 P: 24	R: 1 H: 1 E: 0 LOB: 1 K: 1 BB: 1 S: 14 P: 25	R: 0 H: 1 E: 0 LOB: 1 K: 0 BB: 0 S: 18 P: 26	R: 0 H: 1 E: 0 LOB: 1 K: 2 BB: 0 S: 16 P: 22	R: 2 H: 1 E: 0 LOB: 3 K: 2 BB: 4 S: 16 P: 35	1B: 2 SF: 0 2B: 5 SAC: 1 3B: 1 DP: 0 HR: 0 HBP: 0	WP: 1 PA: 43 PB: 0 SB: 0 CS: 0		
PITCHER	IP WLS BF H R ER SO BB IBB HBP BLK WP HR S P ERA WHIP											PITCHER	IP WLS BF H R ER SO BB IBB HBP BLK WP HR S P ERA WHIP
Brian Moehler, R (1, 1) ERA: 4.35	5.0 L 24 5 5 5 1 4 0 0 0 1 0 41 81 9.00 1.800												
Greg Keagle, R (6, 1) ERA: 7.39	3.0 11 2 0 0 3 0 0 0 0 0 0 45 63 0.00 0.667												
Mike Myers, L (9, 1) ERA: 5.01	0.1 3 1 2 2 1 1 0 0 0 0 0 6 10 54.00 6.000												
Brian Williams, R (9, 1) ERA: 6.77	0.2 5 0 0 0 0 1 3 0 0 0 0 0 10 25 0.00 4.500												

Milwaukee Brewers @ Detroit Tigers

Tiger Stadium, Detroit, MI

Sat Sep 28 1996, 7:05 PM EDT
Att. 12,939 - Unknown - 59 F

livebaseballscorecards.com

AB	34
R	7
H	8
RBI	7
BB	8
SO	6
LOB	18



Batter	1	2	3	4	5	6	7	8	9	AB R H RBI BB SO LOB
Curtis Pride, L (1, 10) OBP: 0.371, SLG: 0.515 Raul Casanova, S (9, PH) OBP: 0.241, SLG: 0.333	0-3 K		0-1 F8 2B		1-1 F8		2-2 G5-3		3-3 K	4 0 1 0 0 1 1 1 0 0 0 0 1 2
Mark Lewis, R (1, 4) OBP: 0.326, SLG: 0.396	2-3 K		2-0 F9		3-2 G4-3			0-1 G4-6-3 1B		4 0 1 0 0 1 1
Travis Fryman, R (1, 6) OBP: 0.331, SLG: 0.440	1-3 K		3-2 F8			0-0 F8		1-3 K		4 0 0 0 0 2 2
Bobby Higginson, L (1, 7) OBP: 0.406, SLG: 0.580		2-1 G4-3 FC1-2 2B	2-3 K		1-2 G3-1		1-2 G4-6-3			4 0 1 0 0 1 2
Tony Clark, S (1, 3) OBP: 0.297, SLG: 0.487		1-2 G4-3		0-2 E3		1-0 P5		3-2 G5-3		4 0 0 0 0 0 1
Melvin Nieves, S (1, 9) OBP: 0.323, SLG: 0.485		4-2 BB BB		0-0 F8		3-2 HR		4-2 1B SF8 BB		2 2 1 1 2 0 1
Phil Nevin, R (1, 5) OBP: 0.338, SLG: 0.533		2-3 SAFE K		2-3 K		1-1 2B		3-1 DI 1B		4 0 2 0 0 2 3
Brad Ausmus, R (1, 2) OBP: 0.302, SLG: 0.304		4-0 BB		0-0 G1-3		3-2 G6-3		1-1 SF8		2 0 0 1 1 0 2
Kimera Bartee, R (1, 8) OBP: 0.306, SLG: 0.302 Phil Hiatt, R (9, PH) OBP: 0.261, SLG: 0.286		1-1 FC1-2		1-0 F8		0-0 G5-3		4-1 BB		3 0 0 0 0 0 4 0 0 0 0 1 0 0

Inning Stats	R: 0 E: 0 K: 3 S: 13	H: 0 LOB: 0 BB: 0 P: 16	R: 0 E: 0 K: 1 S: 12	H: 1 LOB: 3 BB: 2 P: 26	R: 0 E: 0 K: 1 S: 9	H: 1 LOB: 1 BB: 0 P: 16	R: 0 E: 1 K: 1 S: 8	H: 0 LOB: 1 BB: 0 P: 10	R: 0 E: 0 K: 0 S: 7	H: 0 LOB: 0 BB: 0 P: 12	R: 0 E: 0 K: 0 S: 8	H: 0 LOB: 0 BB: 0 P: 10	R: 1 E: 0 K: 0 S: 12	H: 2 LOB: 1 BB: 0 P: 21	R: 0 E: 0 K: 1 S: 8	H: 1 LOB: 0 BB: 0 P: 10	R: 1 E: 0 K: 1 S: 14	H: 1 LOB: 2 BB: 2 P: 32	1B: 2 2B: 3 3B: 0 HR: 1	SF: 1 SAC: 0 DP: 1 HBP: 0	WP: 0 PB: 0 SB: 0 CS: 0	PA: 37
--------------	-------------------------------	----------------------------------	-------------------------------	----------------------------------	------------------------------	----------------------------------	------------------------------	----------------------------------	------------------------------	----------------------------------	------------------------------	----------------------------------	-------------------------------	----------------------------------	------------------------------	----------------------------------	-------------------------------	----------------------------------	----------------------------------	------------------------------------	----------------------------------	--------

PITCHER	IP	WLS	BF	H	R	ER	SO	BB	IBB	HBP	BLK	WP	HR	S	P	ERA	WHIP
21 Cal Eldred, R (1, 1) ERA: 4.46	6.0		23	2	0	0	6	2	0	0	0	0	0	57	90	0.00	0.667
Doug Jones, R (7, 1) ERA: 4.22	1.1		7	3	1	1	1	0	0	0	0	0	1	17	27	6.75	2.250
Ron Villone, L (8, 1) ERA: 3.14	1.2		7	1	1	1	1	2	0	0	0	0	0	17	36	5.40	1.800


BOTTOM

Milwaukee Brewers @ Detroit Tigers
Tiger Stadium, Detroit, MI

Sat Sep 28 1996, 7:05 PM EDT
Att: 12,939 - Unknown - 59 F

livebaseballscorecards.com

AB	32
R	2
H	6
RBI	2
BB	4
SO	8
LOB	19



Batter	1	2	3	4	5	6	7	8	9	10	AB R H RBI BB SO LOB	TOP										
Gerald Williams, R OBP: 0.299, SLG: 0.382 (1, 8)	2-2 G4-3		1-2 G1-3	0-0 2B		2-2 G1-3 1B		2-3 K		0-0 FC5-2 1B	6 1 3 0 0 1 2											
Mark Loretta, R OBP: 0.339, SLG: 0.318 (1, 6)	0-0 G5-3		2-2 BB 1B	1-3 BB		1-0 G1-3		0-2 2B 1B		4-1 FC5-2 1B BB	4 2 2 1 2 0 1											
Jeff Cirillo, R OBP: 0.391, SLG: 0.504 (1, 4) (10, 5)	2-3 K		1-1 F9	1-2 G4-3		2-3 K		2-1 2B		2-2 FC5-2 1B	6 0 1 1 0 2 9											
Matt Mieske, R OBP: 0.324, SLG: 0.471 (1, 7)		1-0 G6-4-3 1B	4-1 BB		0-0 P3		3-2 L8	0-0 P3		3-2 1B	5 0 2 2 1 0 1											
Turner Ward, S OBP: 0.309, SLG: 0.328 (1, 10)		1-0 G6-4-3 1-2f	1-2 F9		1-2 P3		1-3 K		3-1 F7	0-1 F9	6 0 0 0 0 1 6											
Tim Unroe, R OBP: 0.350, SLG: 0.188 (1, 5) (10, 3)		2-2 BB 1B		1-1 G6-3	4-1 WP 2B BB		0-0 P3		0-3 K		4 1 1 0 1 1 0											
Brian Banks, S OBP: 0.625, SLG: 1.286 Fernando Vina, L OBP: 0.342, SLG: 0.392 (1, 3) (10, 4)		4-1 BB		3-2 HR	3-2 2B			1-1 18 2B 1B	0-3 K		4 2 3 2 1 1 0 0 0 0 0 0 0 0	AB 44 R 7 H 15 RBI 7 BB 6 SO 7 LOB 25										
Kelly Stinnett, R OBP: 0.172, SLG: 0.077 (1, 2)		1-0 G3		1-1 18 FC4 1B	2-0 P4			2-3 K		4-1 18 FC5-6 BB	4 0 1 0 1 1 4											
18 Todd Dunn, R OBP: 0.300, SLG: 0.400 (1, 9)			0-0 1B G1-3 1B	1-2 FC4 2B		0-0 G6-3		0-0 1B 2B		0-1 FC5-6 1B	5 1 2 1 0 0 2											
Inning Stats	R: 0 E: 0 K: 1 S: 7	H: 0 LOB: 0 BB: 0 P: 11	R: 0 E: 0 K: 0 S: 9	H: 2 LOB: 2 BB: 1 P: 18	R: 0 E: 0 K: 0 S: 14	H: 2 LOB: 3 BB: 1 P: 23	R: 1 E: 0 K: 0 S: 17	H: 3 LOB: 3 BB: 1 P: 28	R: 1 E: 0 K: 1 S: 9	H: 1 LOB: 1 BB: 0 P: 14	R: 0 E: 0 K: 1 S: 7	H: 0 LOB: 0 BB: 0 P: 11	R: 3 E: 0 K: 2 S: 16	H: 4 LOB: 1 BB: 0 P: 23	R: 0 E: 0 K: 2 S: 8	H: 0 LOB: 0 BB: 0 P: 11	R: 2 E: 0 K: 0 S: 15	H: 2 LOB: 2 BB: 2 P: 28	1B: 10 2B: 4 3B: 0 HR: 1	SF: 0 SAC: 0 DP: 1 HBP: 0	WP: 1 PB: 0 SB: 1 CS: 0	PA: 50
PITCHER	IP	WLS	BF	H	R	ER	SO	BB	IBB	HBP	BLK	WP	HR	S	P	ERA	WHIP					
Justin Thompson, L ERA: 4.58 (1, 1)	5.0		26	8	2	2	1	4	0	0	0	1	1	57	100	3.60	2.400					
A.J. Sager, R ERA: 5.01 (6, 1)	2.1		10	3	2	2	3	0	0	0	0	0	0	23	35	7.71	1.286					
Jose Lima, R ERA: 5.7 (8, 1)	1.2	L	7	2	1	1	3	0	0	0	0	0	0	17	24	5.40	1.200					
John Cummings, L ERA: 5.35 (10, 1)	1.0	L	7	2	2	2	0	2	0	0	0	0	0	15	28	18.00	4.000					

Milwaukee Brewers @ Detroit Tigers
Tiger Stadium, Detroit, MI
Sun Sep 29 1996, 3:33 AM EDT
Att. 13,038 - Sunny - 59 F

livebaseballscorecards.com



BOTTOM

Milwaukee Brewers @ Detroit Tigers

Tiger Stadium, Detroit, MI

Sun Sep 29 1996, 3:33 AM EDT

Att. 13,038 - Sunny - 59 F

livebaseballscorecards.com

AB	35
R	5
H	10
RBI	5
BB	1
SO	2
LOB	7



WP:	0	PA:	39
PB:	0		
SB:	2		
CS:	0		

AB R H RBI BB SO LOB

3	1	1	0	1	0	1
4	0	2	1	0	0	1
0	0	0	0	0	0	0
5	0	0	0	0	1	4
4	1	1	0	0	0	0
4	2	2	3	0	0	0
4	1	1	0	0	1	0
4	0	1	1	0	0	0
4	0	1	0	0	0	1
2	0	1	0	0	0	0
1	0	0	0	0	0	0

Batter	1	2	3	4	5	6	7	8	9	10
Curtis Pride, L OBP: 0.372, SLG: 0.513 (1, 10)	G4-3		SH5-3		SF8 BB		G4-3			S 1B
Alan Trammell, R OBP: 0.267, SLG: 0.259 Shannon Penn, S OBP: 0.071, SLG: 0.071 (1, 6)	G5-3		1B		SF8 1-H		G5-3			G6-4-3 1B
Travis Fryman, R OBP: 0.329, SLG: 0.437 (1, 5)	P2		L4-6		P3			K		G6-4-3 1-2f 2-3
Bobby Higginson, L OBP: 0.404, SLG: 0.577 (1, 7)		HR 1B			G3-1		F7		L7	
Tony Clark, S OBP: 0.299, SLG: 0.503 (1, 3)		HR			L6		HR		G5-3	
Melvin Nieves, S OBP: 0.322, SLG: 0.485 (1, 9)			P6		2B		K		G5-3	
Raul Casanova, S OBP: 0.242, SLG: 0.341 (1, 2)			P4		2B		G6-3		G4-3	
Fausto Cruz, R OBP: 0.256, SLG: 0.289 (1, 4)			F9		G5-3				G6-3	
Kimera Barteo, R OBP: 0.308, SLG: 0.304 Ruben Sierra, S OBP: 0.320, SLG: 0.375 (1, 8)			L4-6 SH5-3 1B		G5-3		SH1-3			F7

Inning Stats	R: 0	H: 0	E: 0	K: 0	S: 11	P: 16	R: 2	H: 2	E: 0	K: 0	S: 13	P: 21	R: 0	H: 2	E: 0	K: 0	S: 5	R: 1	H: 2	E: 0	K: 0	S: 9	P: 15	R: 1	H: 1	E: 0	K: 1	S: 11	P: 18	R: 0	H: 1	E: 0	K: 0	S: 9	P: 10	R: 0	H: 0	E: 0	K: 1	S: 9	P: 14	R: 0	H: 0	E: 0	K: 0	S: 4	P: 6	R: 0	H: 2	E: 0	K: 0	S: 13	P: 21	1B: 6	SF: 1	2B: 3	SAC: 2	3B: 0	DP: 2	HR: 2	HBP: 0	WP: 0	PA: 39
--------------	------	------	------	------	-------	-------	------	------	------	------	-------	-------	------	------	------	------	------	------	------	------	------	------	-------	------	------	------	------	-------	-------	------	------	------	------	------	-------	------	------	------	------	------	-------	------	------	------	------	------	------	------	------	------	------	-------	-------	-------	-------	-------	--------	-------	-------	-------	--------	-------	--------

PITCHER	IP	WLS	BF	H	R	ER	SO	BB	IBB	HBP	BLK	WP	HR	S	P	ERA	WHIP
Jeff D'Amico, R ERA: 5.44 (1, 1)	6.0		25	7	5	4	1	1	0	0	0	0	2	62	98	6.00	1.333
Steve Sparks, R ERA: 6.6 (7, 1)	1.0		4	1	0	0	0	0	0	0	0	0	0	9	10	0.00	1.000
Bryce Florie, R ERA: 4.74 (8, 1)	1.0		3	0	0	0	1	0	0	0	0	0	0	9	14	0.00	0.000
Al Reyes, R ERA: 7.94 (9, 1)	1.0	W	3	0	0	0	0	0	0	0	0	0	0	4	6	0.00	0.000
Mike Fetters, R ERA: 3.38 (10, 1)	1.0	S	4	2	0	0	0	0	0	0	0	0	0	13	21	0.00	2.000

PITCHER	IP	WLS	BF	H	R	ER	SO	BB	IBB	HBP	BLK	WP	HR	S	P	ERA	WHIP
---------	----	-----	----	---	---	----	----	----	-----	-----	-----	----	----	---	---	-----	------