

Milwaukee Brewers - 1997

| Batter | 1 | 2 | 3 | 4 | 5 | 6 | 7 | 8 | 9 | AB | R | H | RBI | BB | SO | LOB | TOP | | | | | | | | |
|---|------------------------------|----------------------------------|-------------------------------|----------------------------------|-------------------------------|----------------------------------|------------------------------|---------------------------------|-------------------------------|----------------------------------|------------------------------|----------------------------------|------------------------------|---------------------------------|------------------------------|----------------------------------|-------------------------------|----------------------------------|----------------------------------|------------------------------------|----------------------------------|--------|--|--|--|
| Fernando Vina, L OBP: 0.600, SLG: 1.000 | 2-1 L6 | | 1-1 2B | | 0-0 SF7 1B 2B | | 0-0 1B | | 3-1 L9 | 5 | 1 | 3 | 0 | 0 | 0 | 2 | | | | | | | | | |
| Jeff Cirillo, R (1, 5) | 4-1 G4-3 BB | | 4-2 BB | | 4-2 1B BB | | 0-1 L9 | | 4-2 BB | 1 | 0 | 0 | 0 | 4 | 0 | 1 | | | | | | | | | |
| Dave Nilsson, L (1, 10) | 0-1 G4-3 | | 0-0 F9 | | 0-1 SF7 | | 1-1 P2 | | 1-2 P6 | 4 | 0 | 0 | 1 | 0 | 0 | 7 | | | | | | | | | |
| John Jaha, R (1, 3) | 2-3 K | | 2-3 K | | 2-3 K | | | | 1-2 F9 | 4 | 0 | 0 | 0 | 0 | 3 | 5 | | | | | | | | | |
| Jose Valentin, S OBP: 0.500, SLG: 0.333 | | 4-1 1B BB | 3-2 L5 | | 1-1 CS 1B | | | 1-2 F9 | | 3 | 0 | 1 | 1 | 1 | 0 | 2 | | | | | | | | | |
| Gerald Williams, R (1, 7) | | 0-3 K | | 1-0 P3 | 0-1 CS | 1-3 K | | 1-2 L9 | | 4 | 0 | 0 | 0 | 0 | 2 | 1 | | | | | | | | | |
| Jeremy Burnitz, L OBP: 0.250, SLG: 0.250 | | 1-1 1B | | 1-1 G1-3 | | 1-1 G3 | | | 1-0 F9 | 4 | 0 | 1 | 0 | 0 | 0 | 0 | | | | | | | | | |
| Chuck Carr, S OBP: 0.250, SLG: 0.250 | | 3-3 K | | 0-2 G6-3 | | 0-2 G1 | | | 1-1 BB DI 1B | 4 | 0 | 1 | 0 | 0 | 1 | 2 | | | | | | | | | |
| Mike Matheny, R OBP: 0.500, SLG: 0.500 | | 1-3 K | | | 2-2 2B SF7 1B | | | | 4-2 BB BB | 2 | 1 | 1 | 0 | 0 | 1 | 2 | | | | | | | | | |
| Jesse Levis, L (7, PH) | | | | | | | | 0-0 F8 | | 1 | 0 | 0 | 0 | 1 | 0 | 0 | | | | | | | | | |
| Inning Stats | R: 0 E: 0 K: 1 S: 9 | H: 0 LOB: 1 BB: 1 P: 17 | R: 0 E: 0 K: 3 S: 13 | H: 1 LOB: 2 BB: 1 P: 22 | R: 0 E: 0 K: 1 S: 11 | H: 1 LOB: 2 BB: 1 P: 21 | R: 0 E: 0 K: 0 S: 6 | H: 0 LOB: 0 BB: 0 P: 8 | R: 2 E: 0 K: 1 S: 15 | H: 3 LOB: 1 BB: 1 P: 24 | R: 0 E: 0 K: 1 S: 8 | H: 0 LOB: 0 BB: 0 P: 10 | R: 0 E: 0 K: 0 S: 6 | H: 1 LOB: 1 BB: 0 P: 7 | R: 0 E: 0 K: 0 S: 9 | H: 0 LOB: 0 BB: 0 P: 12 | R: 0 E: 0 K: 0 S: 16 | H: 1 LOB: 3 BB: 2 P: 30 | 1B: 5 2B: 2 3B: 0 HR: 0 | SF: 1 SAC: 0 DP: 0 HBP: 0 | WP: 0 PB: 0 SB: 0 CS: 1 | PA: 40 | | | |
| PITCHER | IP | WLS | BF | H | R | ER | SO | BB | IBB | HBP | BLK | WP | HR | S | P | ERA | WHIP | | | | | | | | |
| Ken Hill, R ERA: 2.25 | 8.0 | W | 33 | 6 | 2 | 2 | 7 | 4 | 0 | 0 | 0 | 0 | 0 | 77 | 121 | 2.25 | 1.250 | | | | | | | | |
| John Wetteland, R ERA: | 1.0 | | 6 | 1 | 0 | 0 | 0 | 2 | 0 | 0 | 0 | 0 | 0 | 16 | 30 | 0.00 | 3.000 | | | | | | | | |

Milwaukee Brewers @ Texas Rangers
The Ballpark at Arlington, Arlington, TX
Tue Apr 01 1997, 4:33 AM EST
Att: 45,098 - Cloudy - 71 F

AB 32
R 2
H 7
RBI 2
BB 6
SO 7
LOB 22

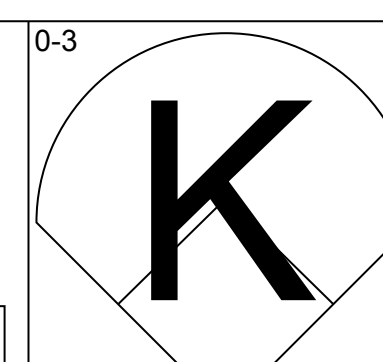
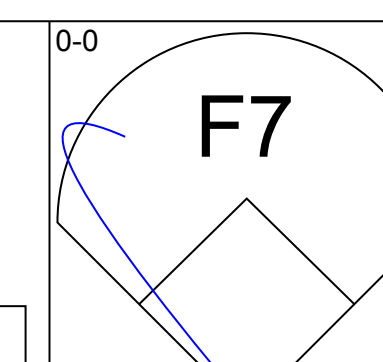
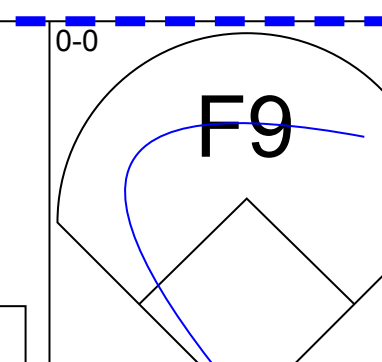
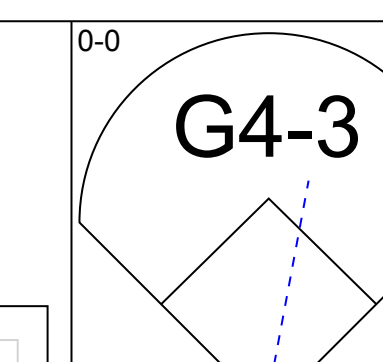
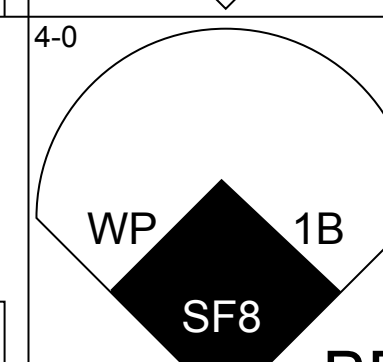
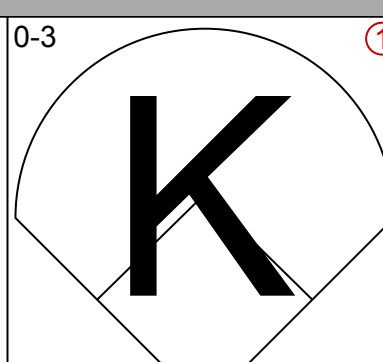
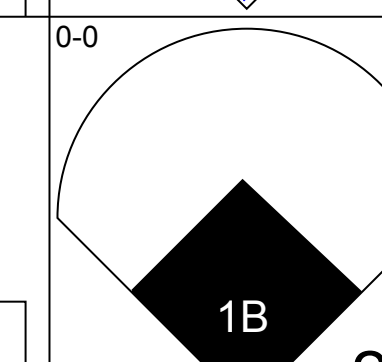
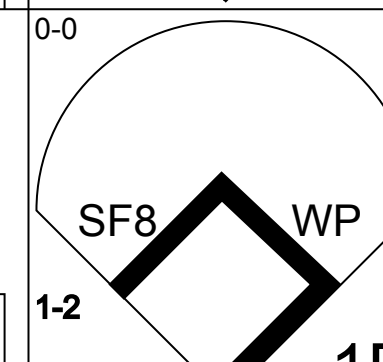
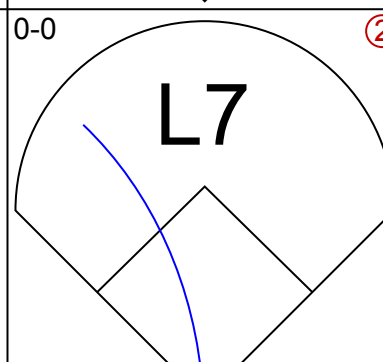
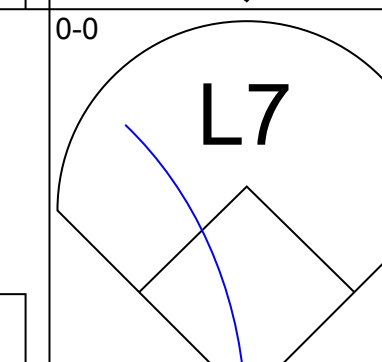
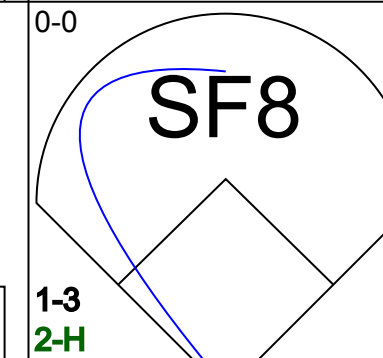
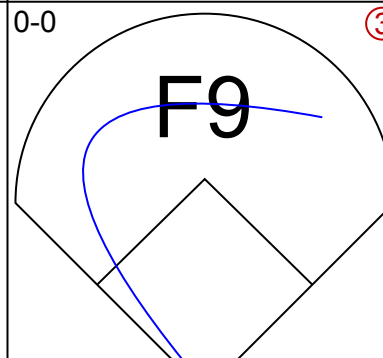
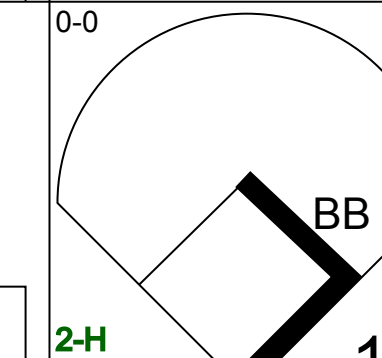
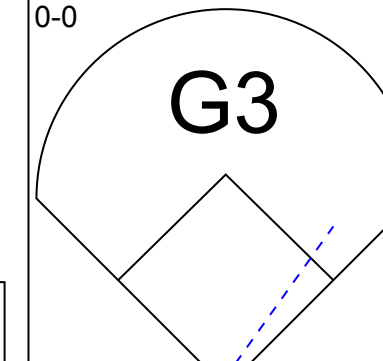
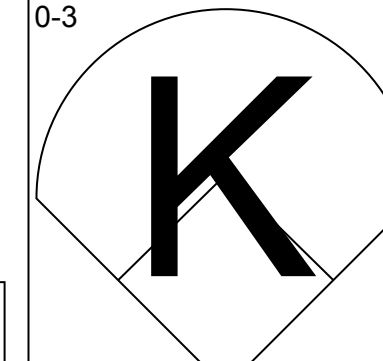
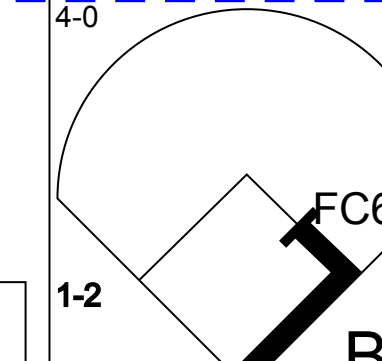
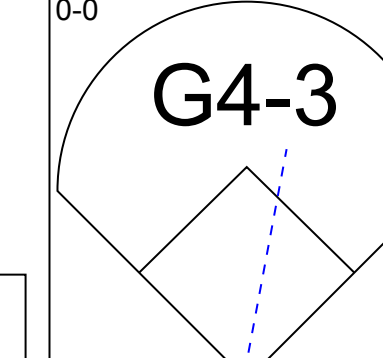
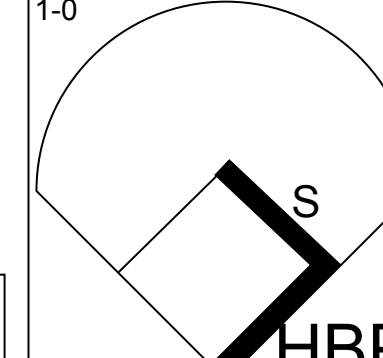
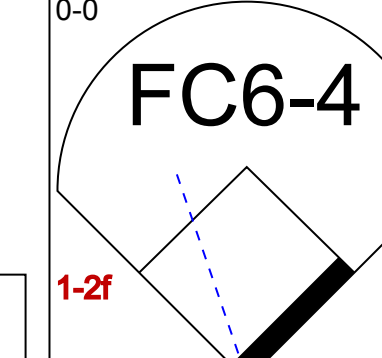
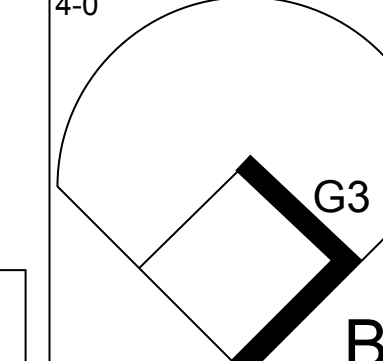
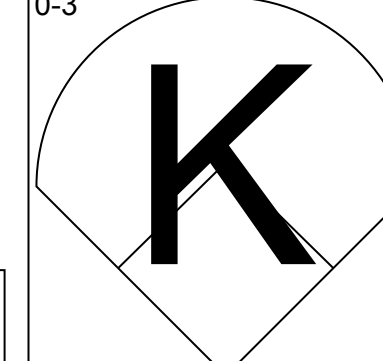
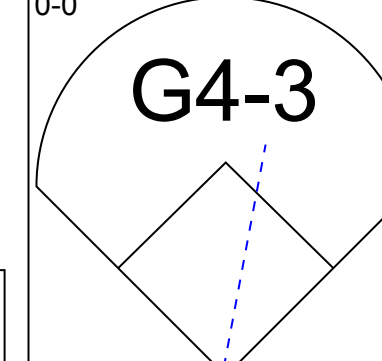
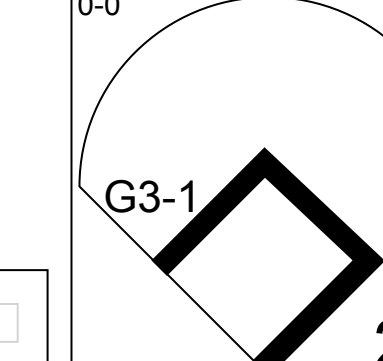
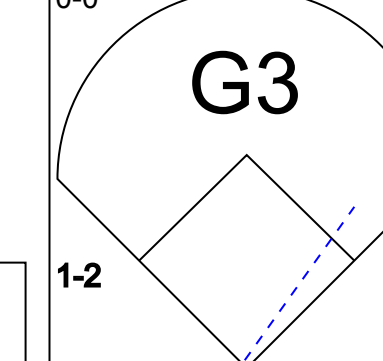
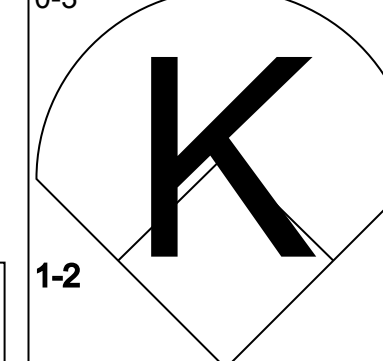
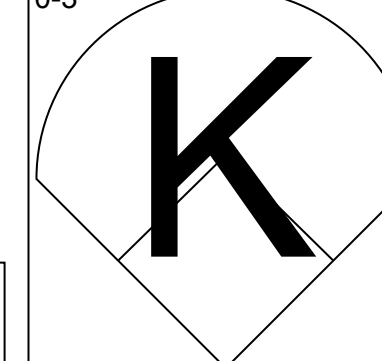
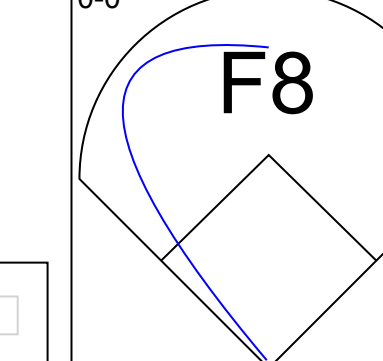
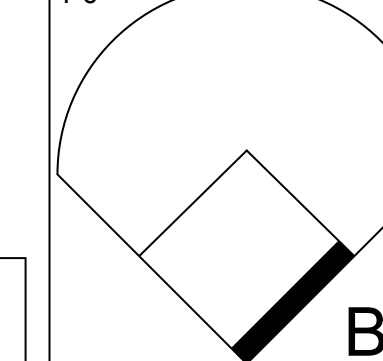
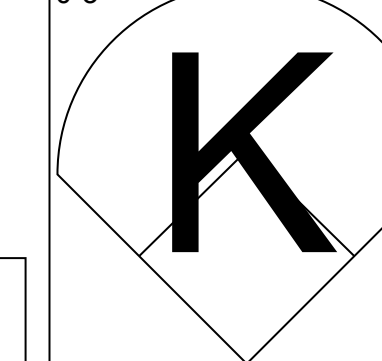
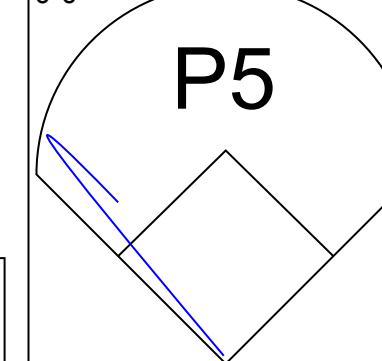
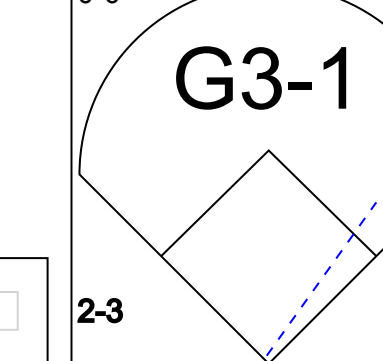


| Batter | 1 | 2 | 3 | 4 | 5 | 6 | 7 | 8 | 9 | AB | R | H | RBI | BB | SO | LOB | BOTTOM | | | | | | | | |
|---|-------------------------------|----------------------------------|-------------------------------|----------------------------------|------------------------------|---------------------------------|-------------------------------|----------------------------------|------------------------------|----------------------------------|-------------------------------|----------------------------------|------------------------------|---------------------------------|------------------------------|----------------------------------|------------------------------|----------------------------------|----------------------------------|------------------------------------|----------------------------------|--------|--|--|--|
| Mark McLemore, S (1, 4) | 0-1 F7 | | 1-1 G3 | | 4-1 G4-6-3 BB | | 0-0 G4-3 | | | 3 | 0 | 0 | 0 | 1 | 0 | 0 | | | | | | | | | |
| Ivan Rodriguez, R (1, 2) | 2-1 G5-3 | | 0-1 G5-3 | | 1-2 G4-6-3 | | 2-1 G6-3 | | | 4 | 0 | 0 | 0 | 0 | 0 | 1 | | | | | | | | | |
| 29 Rusty Greer, L OBP: 0.500, SLG: 0.333 | 1-1 1B HR | | 2-1 F7 | | 4-0 BB | | 1-1 P6 | | | 3 | 1 | 1 | 0 | 1 | 0 | 0 | | | | | | | | | |
| Dean Palmer, R OBP: 0.500, SLG: 0.333 | 2-1 HR | | | 1-2 G6-3 | 1-3 K | | | 4-2 G1-6-3 BB | | 3 | 1 | 1 | 0 | 1 | 1 | 1 | | | | | | | | | |
| Lee Stevens, L OBP: 0.500, SLG: 1.250 | 1-2 HR | | | 1-0 G3-4-3 2B 1B | | 0-0 G4-3 | | 0-0 G1-6-3 | | 4 | 2 | 2 | 3 | 0 | 0 | 1 | | | | | | | | | |
| Mickey Tettleton, S (1, 10) | 1-1 G4-3 | | | 0-0 G3-4-3 | 2-2 G5-3 | | 2-2 G5-3 | | 1-1 G5-3 | 4 | 0 | 0 | 0 | 0 | 0 | 1 | | | | | | | | | |
| Warren Newson, L OBP: 0.667, SLG: 0.500 | | 2-2 G4-3 | | 4-0 2B IBB | | 2-0 HR 1B | | | | 2 | 1 | 1 | 0 | 1 | 0 | 0 | | | | | | | | | |
| Damon Buford, R OBP: 0.667, SLG: 2.000 | | 1-2 G5-3 | | 2-2 2B | 1-3 2B HR | | 2-2 HR | | | 3 | 1 | 2 | 3 | 0 | 0 | 0 | | | | | | | | | |
| Benji Gil, R (1, 6) | | 1-1 G4-3 | | 1-1 G5-3 | | 2-3 K | | | | 3 | 0 | 0 | 0 | 0 | 1 | 2 | | | | | | | | | |
| Inning Stats | R: 3 E: 0 K: 0 S: 13 | H: 3 LOB: 0 BB: 0 P: 20 | R: 0 E: 0 K: 0 S: 11 | H: 0 LOB: 0 BB: 0 P: 15 | R: 0 E: 0 K: 0 S: 6 | H: 0 LOB: 0 BB: 0 P: 9 | R: 1 E: 0 K: 0 S: 10 | H: 2 LOB: 2 BB: 1 P: 19 | R: 0 E: 0 K: 1 S: 7 | H: 0 LOB: 1 BB: 2 P: 17 | R: 2 E: 0 K: 1 S: 13 | H: 2 LOB: 0 BB: 0 P: 21 | R: 0 E: 0 K: 0 S: 5 | H: 0 LOB: 0 BB: 0 P: 8 | R: 0 E: 0 K: 0 S: 6 | H: 0 LOB: 0 BB: 0 P: 11 | R: 0 E: 0 K: 0 S: 6 | H: 0 LOB: 0 BB: 1 P: 11 | 1B: 4 2B: 1 3B: 0 HR: 2 | SF: 0 SAC: 0 DP: 2 HBP: 0 | WP: 0 PB: 0 SB: 0 CS: 0 | PA: 33 | | | |
| PITCHER | IP | WLS | BF | H | R | ER | SO | BB | IBB | HBP | BLK | WP | HR | S | P | ERA | WHIP | | | | | | | | |
| Ben McDonald, R ERA: 7.71 | 7.0 | L | 30 | 7 | 6 | 6 | 2 | 2 | 1 | 0 | 0 | 0 | 0 | 65 | 109 | 7.71 | 1.286 | | | | | | | | |
| Ron Villone, L ERA: | 1.0 | | 3 | 0 | 0 | 0 | 0 | 1 | 0 | 0 | 0 | 0 | 0 | 6 | 11 | 0.00 | 1.000 | | | | | | | | |

Milwaukee Brewers @ Texas Rangers
The Ballpark at Arlington, Arlington, TX
Tue Apr 01 1997, 4:33 AM EST
Att: 45,098 - Cloudy - 71 F

AB 29
R 6
H 7
RBI 6
BB 4
SO 2
LOB 6

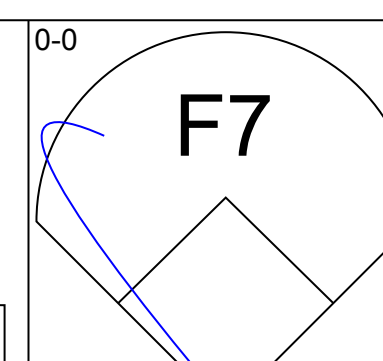
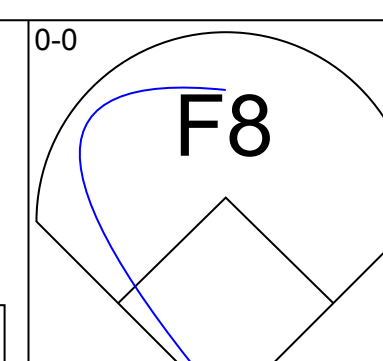
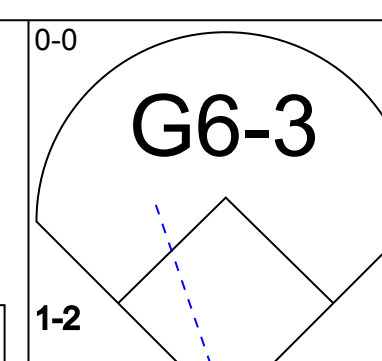
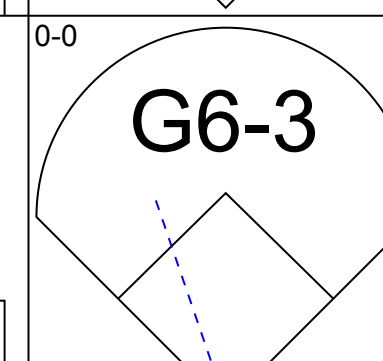
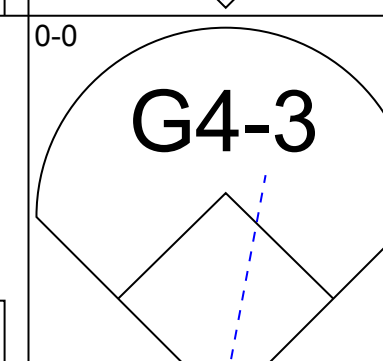
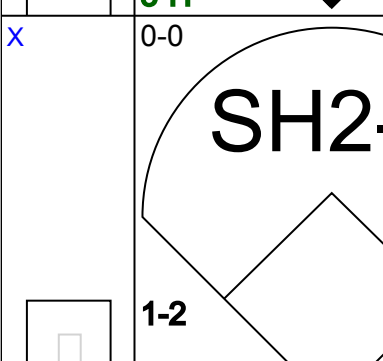
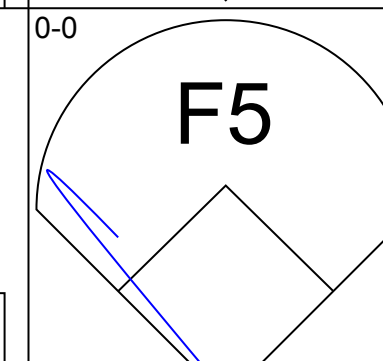
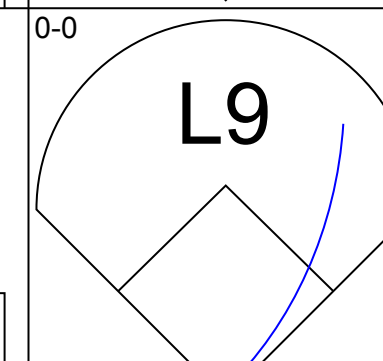
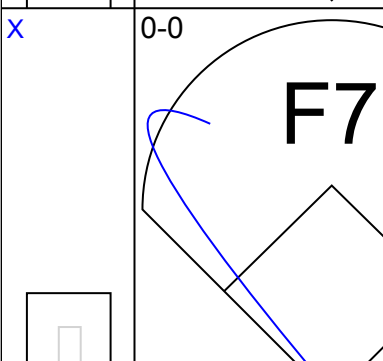
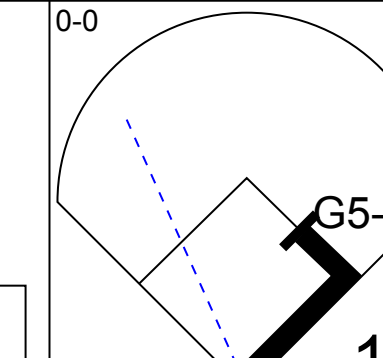
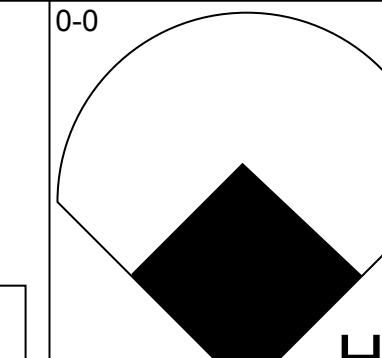
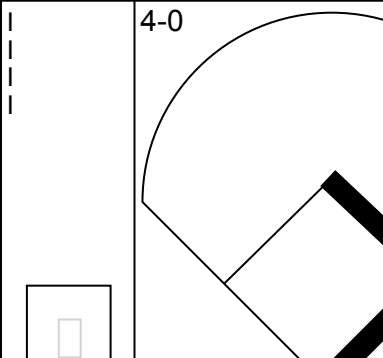
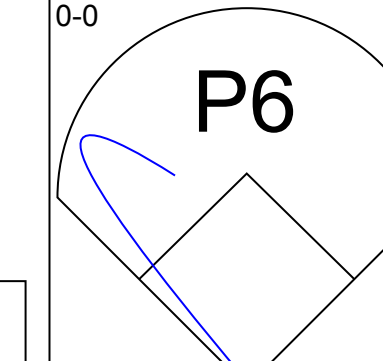
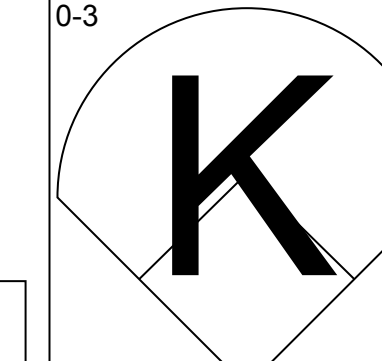
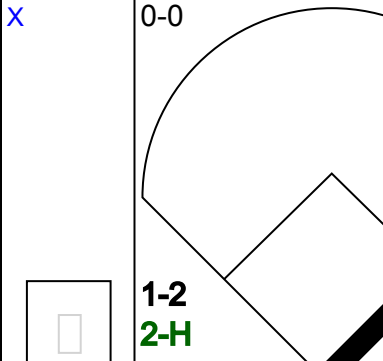
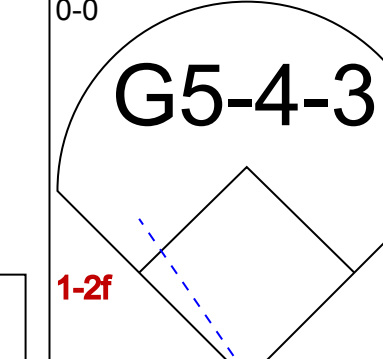
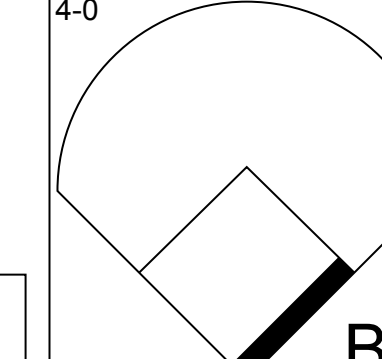
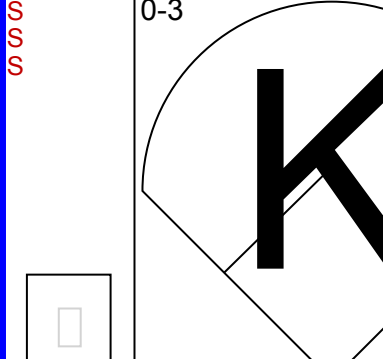
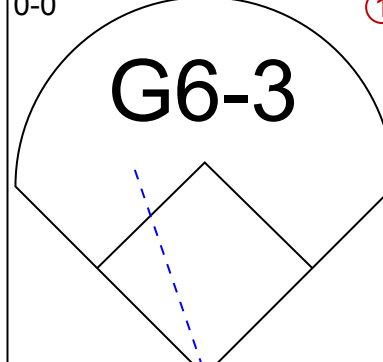
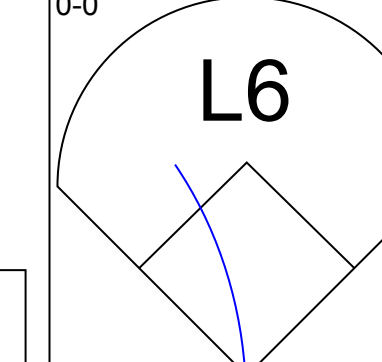
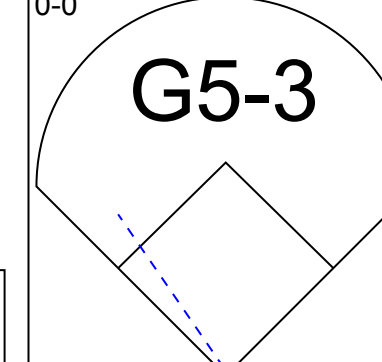
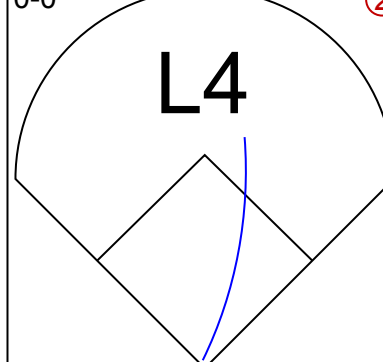
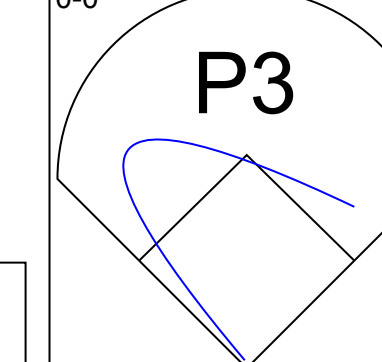
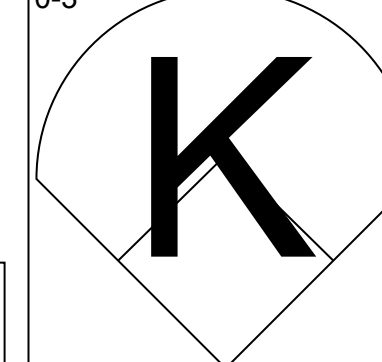
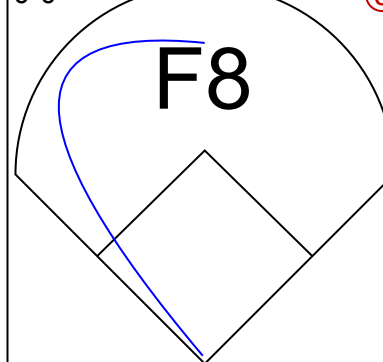
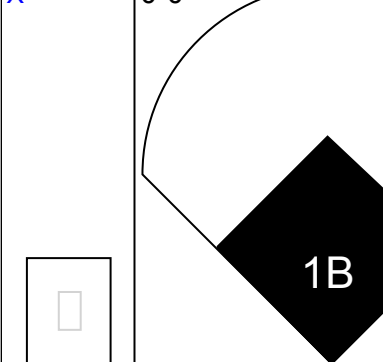
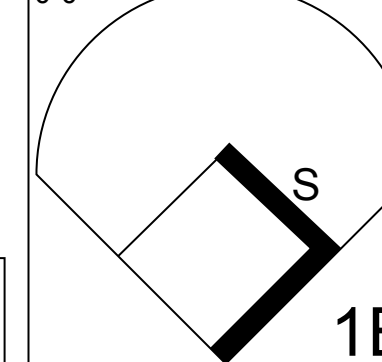


| Batter | 1 | 2 | 3 | 4 | 5 | 6 | 7 | 8 | 9 | AB | R | H | RBI | BB | SO | LOB | TOP | | | | | | | | | | |
|---|---|---|---|--|------------------------------|---------------------------------|------------------------------|---|---|---------------------------------|------------------------------|---------------------------------|------------------------------|---------------------------------|------------------------------|---------------------------------|----------------------------------|------------------------------------|----------------------------------|--------|--|--|--|--|--|--|--|
| Fernando Vina, L OBP: 0.300, SLG: 0.500 |  |  | | | | | |  |  | 5 | 0 | 0 | 0 | 0 | 1 | 3 | | | | | | | | | | | |
| Jeff Cirillo, R OBP: 0.997, SLG: 0.500 |  | |  | | | | |  | | 3 | 2 | 1 | 0 | 1 | 1 | 0 | | | | | | | | | | | |
| Dave Nilsson, L OBP: 0.111, SLG: 0.125 |  | |  | | | | |  | | 4 | 0 | 1 | 0 | 0 | 0 | 1 | | | | | | | | | | | |
| John Jaha, R OBP: 0.250, SLG: 0.286 |  | |  | | | | |  | | 3 | 0 | 2 | 2 | 0 | 0 | 0 | | | | | | | | | | | |
| Jose Valentin, S OBP: 0.286, SLG: 0.167 Marc Newfield, R (8, PH) Mark Loretta, R (8, PR) |  | |  | | | | |  | | 3 | 0 | 0 | 0 | 0 | 2 | 2 | | | | | | | | | | | |
| Gerald Williams, R (1, 7) | |  | |  | | | |  | | 3 | 0 | 0 | 0 | 0 | 0 | 3 | | | | | | | | | | | |
| Jeremy Burnitz, L OBP: 0.375, SLG: 0.429 | |  | |  | | | |  |  | 3 | 0 | 1 | 0 | 1 | 1 | 1 | | | | | | | | | | | |
| Chuck Carr, S OBP: 0.125, SLG: 0.125 | |  | |  | | | |  |  | 4 | 0 | 0 | 0 | 0 | 2 | 3 | | | | | | | | | | | |
| Mike Matheny, R OBP: 0.400, SLG: 0.250 Jesse Levis, L (9, PH) | |  | |  | | | |  |  | 2 | 0 | 0 | 0 | 1 | 1 | 0 | | | | | | | | | | | |
| Inning Stats | R: 1 E: 0 K: 1 S: 6 | H: 1 LOB: 1 BB: 1 P: 10 | R: 0 E: 0 K: 0 S: 3 | H: 0 LOB: 2 BB: 2 P: 11 | R: 0 E: 0 K: 1 S: 5 | H: 0 LOB: 0 BB: 0 P: 5 | R: 0 E: 0 K: 3 S: 9 | H: 0 LOB: 1 BB: 0 P: 10 | R: 0 E: 0 K: 1 S: 5 | H: 1 LOB: 0 BB: 0 P: 6 | R: 0 E: 0 K: 1 S: 5 | H: 0 LOB: 0 BB: 0 P: 5 | R: 1 E: 0 K: 0 S: 5 | H: 2 LOB: 2 BB: 1 P: 9 | R: 0 E: 0 K: 0 S: 4 | H: 1 LOB: 1 BB: 0 P: 4 | 1B: 3 2B: 2 3B: 0 HR: 0 | SF: 1 SAC: 0 DP: 0 HBP: 1 | WP: 1 PB: 0 SB: 1 CS: 0 | PA: 37 | | | | | | | |
| PITCHER | IP | WLS | BF | H | R | ER | SO | BB | IBB | HBP | BLK | WP | HR | S | P | ERA | WHIP | | | | | | | | | | |
| Juan Guzman, R ERA: 1.29 | (1, 1) | 7.0 | W | 27 | 2 | 1 | 1 | 8 | 3 | 0 | 1 | 0 | 0 | 39 | 52 | 1.29 | 0.714 | | | | | | | | | | |
| Dan Plesac, L ERA: 5.4 | (8, 1) | 0.2 | | 4 | 2 | 1 | 1 | 0 | 0 | 0 | 0 | 0 | 0 | 4 | 4 | 13.50 | 3.000 | | | | | | | | | | |
| Tim Crabtree, R ERA: | (8, 1) | 1.1 | S | 6 | 1 | 0 | 0 | 0 | 1 | 0 | 0 | 0 | 0 | 5 | 9 | 0.00 | 1.500 | | | | | | | | | | |

Milwaukee Brewers @ Toronto Blue Jays
SkyDome, Toronto, ON
Fri Apr 04 1997, 7:05 PM EST
Att: 26,331 - Dome

AB 31
R 2
H 5
RBI 2
BB 4
SO 8
LOB 14



| Batter | 1 | 2 | 3 | 4 | 5 | 6 | 7 | 8 | 9 | AB | R | H | RBI | BB | SO | LOB | BOTTOM | | | | | | | | | | |
|---|---|---|---|---|------------------------------|---|------------------------------|---|------------------------------|----------------------------------|------------------------------|----------------------------------|------------------------------|---------------------------------|-------------------------------|----------------------------------|----------------------------------|------------------------------------|----------------------------------|--------|--|--|--|--|--|--|--|
| Otis Nixon, S OBP: 0.308, SLG: 0.182 |  | | |  | | | |  | | 4 | 1 | 1 | 1 | 0 | 0 | 1 | | | | | | | | | | | |
| Carlos Garcia, R OBP: 0.083, SLG: 0.083 |  | | |  | | | |  | | 3 | 1 | 1 | 0 | 0 | 0 | 0 | | | | | | | | | | | |
| Orlando Merced, S OBP: 0.308, SLG: 0.273 |  | | |  | | | |  | | 4 | 0 | 0 | 0 | 0 | 1 | 2 | | | | | | | | | | | |
| Joe Carter, R OBP: 0.385, SLG: 0.545 | |  | | | |  | |  | | 2 | 2 | 2 | 1 | 2 | 0 | 0 | | | | | | | | | | | |
| Ed Sprague, R OBP: 0.154, SLG: 0.231 | |  | | | |  | |  | | 4 | 0 | 1 | 1 | 0 | 2 | 3 | | | | | | | | | | | |
| Juan Samuel, R OBP: 0.600, SLG: 0.333 Carlos Delgado, L OBP: 0.625, SLG: 1.000 | |  | | | |  | |  | | 1 | 0 | 0 | 0 | 1 | 0 | 1 | | | | | | | | | | | |
| Benito Santiago, R OBP: 0.154, SLG: 0.462 | | |  | | |  | |  | | 4 | 0 | 1 | 2 | 0 | 0 | 1 | | | | | | | | | | | |
| Robert Perez, R OBP: 0.200, SLG: 0.200 Shawn Green, L OBP: 0.625, SLG: 0.250 | | |  | | |  | |  | | 2 | 0 | 0 | 0 | 0 | 0 | 1 | | | | | | | | | | | |
| Alex Gonzalez, R OBP: 0.545, SLG: 1.100 | | |  | | |  | |  | | 4 | 1 | 2 | 0 | 0 | 0 | 2 | | | | | | | | | | | |
| Inning Stats | R: 0 E: 0 K: 0 S: 3 | H: 0 LOB: 0 BB: 0 P: 3 | R: 0 E: 0 K: 0 S: 3 | H: 1 LOB: 0 BB: 0 P: 3 | R: 0 E: 0 K: 0 S: 3 | H: 0 LOB: 0 BB: 0 P: 3 | R: 0 E: 0 K: 0 S: 3 | H: 0 LOB: 0 BB: 0 P: 3 | R: 1 E: 0 K: 1 S: 6 | H: 1 LOB: 1 BB: 1 P: 10 | R: 2 E: 0 K: 1 S: 8 | H: 3 LOB: 2 BB: 1 P: 12 | R: 0 E: 0 K: 1 S: 6 | H: 1 LOB: 0 BB: 0 P: 6 | R: 3 E: 0 K: 2 S: 10 | H: 3 LOB: 2 BB: 1 P: 15 | 1B: 6 2B: 1 3B: 1 HR: 1 | SF: 0 SAC: 1 DP: 1 HBP: 1 | WP: 0 PB: 0 SB: 2 CS: 0 | PA: 36 | | | | | | | |
| PITCHER | IP | WLS | BF | H | R | ER | SO | BB | IBB | HBP | BLK | WP | HR | S | P | ERA | WHIP | | | | | | | | | | |
| Scott Karl, L ERA: 4.76 | (1, 1) | 5.2 | L | 23 | 5 | 3 | 3 | 3 | 1 | 1 | 0 | 0 | 0 | 23 | 31 | 4.76 | 1.059 | | | | | | | | | | |
| Bryce Florie, R ERA: 9.0 | (6, 1) | 2.0 | | 9 | 2 | 2 | 2 | 4 | 0 | 1 | 0 | 0 | 0 | 16 | 20 | 9.00 | 1.000 | | | | | | | | | | |
| Ron Villone, L ERA: 9.0 | (8, 1) | 0.0 | | 1 | 1 | 0 | 0 | 0 | 0 | 0 | 0 | 0 | 0 | 1 | 1 | ∞ | ∞ | | | | | | | | | | |
| Bob Wickman, R ERA: | (8, 1) | 0.1 | | 3 | 1 | 1 | 1 | 0 | 0 | 0 | 1 | 0 | 0 | 2 | 3 | 27.00 | 3.000 | | | | | | | | | | |

Milwaukee Brewers @ Toronto Blue Jays
SkyDome, Toronto, ON
Fri Apr 04 1997, 7:05 PM EST
Att: 26,331 - Dome

AB 31
R 6
H 9
RBI 6
BB 3
SO 5
LOB 13



| Batter | 1 | 2 | 3 | 4 | 5 | 6 | 7 | 8 | 9 | AB | R | H | RBI | BB | SO | LOB | TOP | | | |
|---|---|----------------------------------|------------------------------|---------------------------------|------------------------------|---------------------------------|------------------------------|---------------------------------|------------------------------|---------------------------------|------------------------------|---------------------------------|-------------------------------|----------------------------------|------------------------------|---------------------------------|----------------------------------|------------------------------------|-------------------------|--------|
| Fernando Vina, L OBP: 0.333, SLG: 0.533 (1, 4) | | | | | | | | | | 5 | 1 | 2 | 0 | 0 | 0 | 0 | | | | |
| Jeff Cirillo, R OBP: 0.643, SLG: 0.625 (1, 5) | | | | | | | | | | 4 | 2 | 2 | 1 | 1 | 0 | 0 | | | | |
| Dave Nilsson, L OBP: 0.214, SLG: 0.167 Doug Jones, R (9, 1) | | | | | | | | | | 4 | 1 | 1 | 0 | 1 | 0 | 2 | | | | |
| John Jaha, R OBP: 0.308, SLG: 0.273 (1, 10) | | | | | | | | | | 4 | 0 | 1 | 1 | 1 | 0 | 2 | | | | |
| Jose Valentin, S OBP: 0.300, SLG: 0.125 Marc Newfield, R OBP: 1.000, SLG: 1.000 Mark Loretta, R (8, PH) (8, PR) (8, 6) | | | | | | | | | | 2 | 0 | 0 | 0 | 1 | 1 | 1 | | | | |
| Gerald Williams, R OBP: 0.250, SLG: 0.545 (1, 7) | | | | | | | | | | 4 | 1 | 2 | 2 | 0 | 1 | 3 | | | | |
| Jerome Burnitz, L OBP: 0.333, SLG: 0.300 (1, 9) | | | | | | | | | | 3 | 0 | 0 | 0 | 1 | 2 | 5 | | | | |
| Chuck Carr, S OBP: 0.083, SLG: 0.083 (1, 8) | | | | | | | | | | 4 | 0 | 0 | 0 | 0 | 2 | 4 | | | | |
| Mike Matheny, R OBP: 0.222, SLG: 0.125 (1, 2) | | | | | | | | | | 4 | 0 | 0 | 0 | 0 | 1 | 1 | | | | |
| Inning Stats | R: 1 E: 0 K: 1 S: 6 | H: 1 LOB: 1 BB: 1 P: 10 | R: 0 E: 0 K: 1 S: 5 | H: 0 LOB: 1 BB: 1 P: 9 | R: 0 E: 0 K: 0 S: 3 | H: 0 LOB: 0 BB: 0 P: 3 | R: 1 E: 0 K: 1 S: 6 | H: 1 LOB: 0 BB: 0 P: 6 | R: 0 E: 0 K: 0 S: 5 | H: 2 LOB: 2 BB: 1 P: 9 | R: 0 E: 0 K: 0 S: 3 | H: 1 LOB: 1 BB: 0 P: 3 | R: 1 E: 0 K: 3 S: 11 | H: 2 LOB: 3 BB: 2 P: 19 | R: 1 E: 0 K: 0 S: 5 | H: 2 LOB: 1 BB: 0 P: 5 | 1B: 5 2B: 3 3B: 0 HR: 1 | SF: 0 SAC: 0 DP: 0 HBP: 0 | WP: 0 PB: 0 CS: 2 | PA: 40 |
| PITCHER | IP WLS BF H R ER SO BB IBB HBP BLK WP HR S P ERA WHIP | | | | | | | | | | | | | | | | | | | |
| Woody Williams, R ERA: 4.5 (1, 1) | 6.0 L 25 4 3 3 4 2 1 0 0 0 1 30 42 4.50 1.000 | | | | | | | | | | | | | | | | | | | |
| Robert Person, R ERA: 9.0 (7, 1) | 1.0 6 2 1 1 0 2 0 0 0 0 0 4 12 9.00 4.000 | | | | | | | | | | | | | | | | | | | |
| Dan Plesac, L ERA: 3.38 (8, 1) | 1.0 4 1 0 0 3 0 0 0 0 0 0 10 10 0.00 1.000 | | | | | | | | | | | | | | | | | | | |
| Paul Quantrill, R ERA: 9.0 (9, 1) | 1.0 5 2 1 1 0 0 0 0 0 0 0 5 5 9.00 2.000 | | | | | | | | | | | | | | | | | | | |

Milwaukee Brewers @ Toronto Blue Jays
SkyDome, Toronto, ON
Sat Apr 05 1997, 3:33 AM EST
Att: 31,226 - Dome

AB 35
R 5
H 9
RBI 5
BB 5
SO 7
LOB 18



| Batter | 1 | 2 | 3 | 4 | 5 | 6 | 7 | 8 | 9 | AB | R | H | RBI | BB | SO | LOB | BOTTOM | | | | | |
|--|---|---------------------------------|------------------------------|---------------------------------|------------------------------|---------------------------------|------------------------------|----------------------------------|------------------------------|---------------------------------|------------------------------|---------------------------------|------------------------------|---------------------------------|------------------------------|---------------------------------|------------------------------|---------------------------------|----------------------------------|------------------------------------|-------------------------|--------|
| Otis Nixon, S OBP: 0.294, SLG: 0.143 (1, 8) | | | | | | | | | | 3 | 0 | 0 | 0 | 1 | 0 | 1 | | | | | | |
| Carlos Garcia, R OBP: 0.125, SLG: 0.125 (1, 4) | | | | | | | | | | 4 | 0 | 1 | 0 | 0 | 0 | 0 | | | | | | |
| Orlando Merced, S OBP: 0.353, SLG: 0.333 (1, 9) | | | | | | | | | | 4 | 0 | 2 | 0 | 0 | 1 | 0 | | | | | | |
| Joe Carter, R OBP: 0.353, SLG: 0.467 (1, 10) | | | | | | | | | | 4 | 0 | 1 | 0 | 0 | 0 | 3 | | | | | | |
| Ed Sprague, R OBP: 0.235, SLG: 0.313 (1, 5) | | | | | | | | | | 3 | 1 | 1 | 0 | 0 | 0 | 2 | | | | | | |
| Carlos Delgado, L OBP: 0.417, SLG: 0.636 (1, 3) | | | | | | | | | | 4 | 0 | 0 | 1 | 0 | 2 | 2 | | | | | | |
| Charlie O'Brien, R OBP: 0.750, SLG: 1.000 (1, 2) | | | | | | | | | | 2 | 1 | 1 | 0 | 1 | 1 | 0 | | | | | | |
| Shawn Green, L OBP: 0.500, SLG: 0.250 (1, 7) | | | | | | | | | | 4 | 0 | 1 | 0 | 0 | 0 | 2 | | | | | | |
| Alex Gonzalez, R OBP: 0.467, SLG: 0.857 (1, 6) | | | | | | | | | | 4 | 0 | 1 | 1 | 0 | 0 | 2 | | | | | | |
| Inning Stats | R: 0 E: 0 K: 0 S: 4 | H: 1 LOB: 1 BB: 0 P: 4 | R: 2 E: 0 K: 0 S: 6 | H: 3 LOB: 1 BB: 0 P: 6 | R: 0 E: 0 K: 0 S: 3 | H: 0 LOB: 0 BB: 0 P: 3 | R: 0 E: 0 K: 1 S: 6 | H: 1 LOB: 2 BB: 1 P: 10 | R: 0 E: 0 K: 0 S: 4 | H: 2 LOB: 2 BB: 1 P: 8 | R: 0 E: 0 K: 1 S: 4 | H: 0 LOB: 0 BB: 0 P: 5 | R: 0 E: 0 K: 0 S: 3 | H: 0 LOB: 0 BB: 0 P: 3 | R: 0 E: 0 K: 1 S: 5 | H: 1 LOB: 1 BB: 0 P: 6 | R: 0 E: 0 K: 1 S: 5 | H: 0 LOB: 0 BB: 0 P: 5 | 1B: 6 2B: 2 3B: 0 HR: 0 | SF: 0 SAC: 0 DP: 1 HBP: 2 | WP: 0 PB: 1 CS: 2 | PA: 37 |
| PITCHER | IP WLS BF H R ER SO BB IBB HBP BLK WP HR S P ERA WHIP | | | | | | | | | | | | | | | | | | | | | |
| Jamie McAndrew, R ERA: 3.6 (1, 1) | 5.0 W 23 7 2 2 1 2 0 0 0 0 0 23 31 3.60 1.800 | | | | | | | | | | | | | | | | | | | | | |
| Angel Miranda, L ERA (6, 1) | 3.0 10 1 0 0 2 0 0 2 0 0 0 12 14 0.00 0.333 | | | | | | | | | | | | | | | | | | | | | |
| Doug Jones, R ERA (9, 1) | 1.0 S 3 0 0 0 1 0 0 0 0 0 0 5 5 0.00 0.000 | | | | | | | | | | | | | | | | | | | | | |

Milwaukee Brewers @ Toronto Blue Jays
SkyDome, Toronto, ON
Sat Apr 05 1997, 3:33 AM EST
Att: 31,226 - Dome

AB 32
R 2
H 8
RBI 2
BB 2
SO 4
LOB 12



| Batter | 1 | 2 | 3 | 4 | 5 | 6 | 7 | 8 | 9 | AB | R | H | RBI | BB | SO | LOB | TOP | | | | | |
|--|---|----------------------------------|-------------------------------|----------------------------------|------------------------------|----------------------------------|------------------------------|---------------------------------|------------------------------|----------------------------------|-------------------------------|----------------------------------|------------------------------|----------------------------------|-------------------------------|----------------------------------|--|---------------------------------|-------------------------|------------------------------------|-------------------------|--------|
| Fernando Vina, L (1,4) OBP: 0.350, SLG: 0.550 | G1-3 | | CS SH3 1B | | | 2B 2B | F9 | | G4-3 | 5 | 1 | 2 | 0 | 0 | 0 | 1 | Milwaukee Brewers @ Toronto Blue Jays SkyDome, Toronto, ON Sun Apr 06 1997, 3:33 AM EDT Att: 29,106 - Dome | | | | | |
| Jeff Cirillo, R (1,5) OBP: 0.588, SLG: 0.636 | K | | SH3 | | | F7 | PO | | | 3 | 0 | 1 | 2 | 0 | 1 | | | | | | | |
| Dave Nilsson, L (1,10) OBP: 0.222, SLG: 0.250 | F9 | | CS | G3-1 | | E | PO | P5 | | 4 | 0 | 1 | 1 | 0 | 0 | | | | | | | |
| John Jaha, R (1,3) OBP: 0.294, SLG: 0.467 | | F9 | | K | | E5 | | HR | | 4 | 1 | 1 | 1 | 0 | 1 | | | | | | | |
| Jose Valentin, S (1,6) OBP: 0.214, SLG: 0.083 | | F8 | | P6 | | P5 | | P6 | | 4 | 0 | 0 | 0 | 0 | 2 | | | | | | | |
| Jeremy Burnitz, L (1,9) OBP: 0.438, SLG: 0.385 | | | | | G4-3 | | | | | 3 | 0 | 2 | 0 | 1 | 0 | | | | | | | |
| Gerald Williams, R (1,7) OBP: 0.250, SLG: 0.467 | | | | | | IBB | | | | 3 | 0 | 2 | 0 | 1 | 0 | | | | | | | |
| Chuck Carr, S (1,8) OBP: 0.063, SLG: 0.063 | | | G3 | | F7 | | G4-3 | | G6-3 | 4 | 0 | 0 | 0 | 0 | 1 | | | | | | | |
| Jesse Levis, L (1,2) OBP: 0.429, SLG: 0.333 | | | 1B SH3 1B | | P5 | | | | L1-5-3 | 4 | 2 | 2 | 0 | 0 | 1 | | | | | | | |
| Inning Stats | R: 0 E: 0 K: 1 S: 6 | H: 0 LOB: 0 BB: 0 P: 10 | R: 0 E: 0 K: 1 S: 13 | H: 1 LOB: 1 BB: 0 P: 22 | R: 1 E: 0 K: 0 S: 9 | H: 2 LOB: 0 BB: 0 P: 14 | R: 0 E: 0 K: 1 S: 6 | H: 0 LOB: 0 BB: 0 P: 8 | R: 0 E: 0 K: 0 S: 8 | H: 1 LOB: 1 BB: 0 P: 12 | R: 1 E: 0 K: 0 S: 13 | H: 2 LOB: 3 BB: 1 P: 26 | R: 1 E: 0 K: 0 S: 9 | H: 2 LOB: 0 BB: 0 P: 14 | R: 1 E: 0 K: 0 S: 12 | H: 2 LOB: 1 BB: 0 P: 20 | R: 0 E: 0 K: 0 S: 5 | H: 0 LOB: 0 BB: 0 P: 6 | 1B: 6 2B: 3 HR: 1 | SF: 0 SAC: 1 DP: 0 HBP: 0 | WP: 0 PB: 0 CS: 1 | PA: 39 |
| PITCHER | IP WLS BF H R ER SO BB IBB HBP BLK WP HR S P ERA WHIP | | | | | | | | | | | | | | | | | | | | | |
| Pat Hentgen, R (1,1) ERA: 4.5 | 8.0 L 34 10 4 4 3 0 0 1 0 0 0 1 76 126 4.50 1.250 | | | | | | | | | | | | | | | | | | | | | |
| Mike Timlin, R (9,1) ERA: 4.5 | 1.0 3 0 0 0 0 0 0 0 0 0 0 0 5 6 0.00 0.000 | | | | | | | | | | | | | | | | | | | | | |

| | |
|-----|----|
| AB | 35 |
| R | 4 |
| H | 10 |
| RBI | 4 |
| BB | 1 |
| SO | 3 |
| LOB | 12 |



| Batter | 1 | 2 | 3 | 4 | 5 | 6 | 7 | 8 | 9 | AB | R | H | RBI | BB | SO | LOB | BOTTOM | | | | | |
|--|---|----------------------------------|-------------------------------|----------------------------------|------------------------------|---------------------------------|-------------------------------|----------------------------------|-------------------------------|----------------------------------|------------------------------|----------------------------------|------------------------------|----------------------------------|------------------------------|----------------------------------|--|---------------------------------|----------------------------------|------------------------------------|-------------------------|--------|
| Otis Nixon, S (1,8) OBP: 0.333, SLG: 0.222 | F8 S 1B | | K | | | | G4-3 | | | 4 | 0 | 2 | 0 | 0 | 1 | 1 | Milwaukee Brewers @ Toronto Blue Jays SkyDome, Toronto, ON Sun Apr 06 1997, 3:33 AM EDT Att: 29,106 - Dome | | | | | |
| Carlos Garcia, R (1,4) OBP: 0.150, SLG: 0.105 | G6-4-3 BB | | G4-3 | | K | | G5-3 | | | 3 | 0 | 0 | 0 | 1 | 1 | 2 | | | | | | |
| Orlando Merced, S (1,9) OBP: 0.286, SLG: 0.263 | F8 | | F9 | | G4-3 | | | | | 4 | 0 | 0 | 0 | 0 | 1 | 3 | | | | | | |
| Joe Carter, R (1,3) OBP: 0.333, SLG: 0.389 | G6-4-3 | | | 2B BB | | F7 | | G6-3 | | 3 | 0 | 0 | 0 | 1 | 0 | 2 | | | | | | |
| Ed Sprague, R (1,5) OBP: 0.238, SLG: 0.350 | | G5-3 | | | | E5 | | G1-3 | | 4 | 0 | 1 | 0 | 0 | 0 | 0 | | | | | | |
| Carlos Delgado, L (1,10) OBP: 0.375, SLG: 0.533 | | | HR | | K | | F9 | | K | 4 | 1 | 1 | 0 | 0 | 2 | 3 | | | | | | |
| Benito Santiago, R (1,2) OBP: 0.118, SLG: 0.353 | | F7 | | L4 | | K | | | G6-3 | 4 | 0 | 0 | 0 | 0 | 1 | 4 | | | | | | |
| Shawn Green, L (1,7) OBP: 0.438, SLG: 0.500 | | | | | K | | | | G4-3 | 4 | 1 | 1 | 2 | 0 | 1 | 2 | | | | | | |
| Alex Gonzalez, R (1,6) OBP: 0.444, SLG: 0.750 | | | | | K | | | | G4-3 S BB | 2 | 0 | 0 | 0 | 1 | 2 | 0 | | | | | | |
| Inning Stats | R: 0 E: 0 K: 0 S: 12 | H: 1 LOB: 1 BB: 1 P: 21 | R: 2 E: 0 K: 1 S: 13 | H: 2 LOB: 0 BB: 0 P: 20 | R: 0 E: 0 K: 1 S: 6 | H: 0 LOB: 0 BB: 0 P: 9 | R: 0 E: 0 K: 2 S: 16 | H: 1 LOB: 2 BB: 1 P: 28 | R: 0 E: 0 K: 2 S: 12 | H: 1 LOB: 1 BB: 0 P: 15 | R: 0 E: 1 K: 1 S: 9 | H: 0 LOB: 1 BB: 0 P: 13 | R: 0 E: 0 K: 0 S: 9 | H: 0 LOB: 1 BB: 1 P: 18 | R: 0 E: 0 K: 1 S: 9 | H: 0 LOB: 0 BB: 0 P: 12 | R: 0 E: 0 K: 1 S: 6 | H: 0 LOB: 0 BB: 0 P: 6 | 1B: 3 2B: 1 3B: 0 HR: 1 | SF: 0 SAC: 0 DP: 1 HBP: 0 | WP: 0 PB: 0 CS: 0 | PA: 35 |
| PITCHER | IP WLS BF H R ER SO BB IBB HBP BLK WP HR S P ERA WHIP | | | | | | | | | | | | | | | | | | | | | |
| Ben McDonald, R (1,1) ERA: 5.54 | 6.0 W 25 2 2 2 7 2 0 0 0 0 0 1 68 106 3.00 1.167 | | | | | | | | | | | | | | | | | | | | | |
| Bob Wickman, R (7,1) ERA | 2.0 7 0 0 0 1 1 0 0 0 0 0 0 18 30 0.00 0.500 | | | | | | | | | | | | | | | | | | | | | |
| Doug Jones, R (9,1) ERA | 1.0 S 3 0 0 0 1 0 0 0 0 0 0 0 6 6 0.00 0.000 | | | | | | | | | | | | | | | | | | | | | |

| | |
|-----|----|
| AB | 32 |
| R | 2 |
| H | 5 |
| RBI | 2 |
| BB | 3 |
| SO | 9 |
| LOB | 17 |



| Batter | 1 | 2 | 3 | 4 | 5 | 6 | 7 | 8 | 9 | AB | R | H | RBI | BB | SO | LOB | TOP | | | | | | | | | | |
|---|-------------------------------|----------------------------------|------------------------------|----------------------------------|-------------------------------|----------------------------------|------------------------------|----------------------------------|------------------------------|----------------------------------|------------------------------|----------------------------------|-------------------------------|----------------------------------|-------------------------------|----------------------------------|-------------------------------|----------------------------------|----------------------------------|------------------------------------|----------------------------------|--------|--|--|--|--|--|
| Mark McLemore, S OBP: 0.261, SLG: 0.200 (1, 4) | | | | | | | | | | 5 | 1 | 2 | 0 | 0 | 1 | 1 | | | | | | | | | | | |
| Ivan Rodriguez, R OBP: 0.261, SLG: 0.304 (1, 2) | | | | | | | | | | 5 | 1 | 1 | 0 | 0 | 2 | 2 | | | | | | | | | | | |
| 29 Rusty Greer, L OBP: 0.545, SLG: 0.588 (1, 7) | | | | | | | | | | 3 | 0 | 2 | 0 | 1 | 0 | 0 | | | | | | | | | | | |
| Dean Palmer, R OBP: 0.318, SLG: 0.211 (1, 5) | | | | | | | | | | 4 | 0 | 0 | 1 | 0 | 3 | 4 | | | | | | | | | | | |
| Lee Stevens, L OBP: 0.350, SLG: 0.684 (1, 3) | | | | | | | | | | 3 | 0 | 1 | 1 | 1 | 0 | 0 | | | | | | | | | | | |
| Mickey Tettleton, S OBP: 0.250, SLG: 0.667 (1, 10) | | | | | | | | | | 4 | 1 | 1 | 1 | 0 | 2 | 4 | | | | | | | | | | | |
| Mike Devereaux, R OBP: 0.250, SLG: 0.214 (1, 9) | | | | | | | | | | 3 | 0 | 0 | 0 | 1 | 1 | 0 | | | | | | | | | | | |
| Damon Buford, R OBP: 0.316, SLG: 0.438 (1, 8) | | | | | | | | | | 4 | 0 | 0 | 0 | 0 | 2 | 3 | | | | | | | | | | | |
| Domingo Cedenio, S OBP: 0.250, SLG: 0.143 (1, 6) | | | | | | | | | | 3 | 0 | 0 | 0 | 1 | 2 | 0 | | | | | | | | | | | |
| Inning Stats | R: 1 E: 0 K: 1 S: 18 | H: 1 LOB: 2 BB: 2 P: 31 | R: 0 E: 0 K: 0 S: 6 | H: 0 LOB: 1 BB: 1 P: 15 | R: 1 E: 0 K: 2 S: 16 | H: 3 LOB: 3 BB: 1 P: 26 | R: 0 E: 0 K: 1 S: 9 | H: 0 LOB: 0 BB: 0 P: 16 | R: 0 E: 0 K: 1 S: 8 | H: 0 LOB: 0 BB: 0 P: 13 | R: 1 E: 0 K: 0 S: 7 | H: 1 LOB: 0 BB: 0 P: 13 | R: 0 E: 0 K: 3 S: 12 | H: 1 LOB: 1 BB: 0 P: 19 | R: 0 E: 0 K: 2 S: 10 | H: 0 LOB: 0 BB: 0 P: 14 | R: 0 E: 0 K: 3 S: 11 | H: 1 LOB: 1 BB: 0 P: 16 | 1B: 4 2B: 2 3B: 0 HR: 1 | SF: 0 SAC: 0 DP: 0 HBP: 0 | WP: 1 PB: 0 SB: 0 CS: 0 | PA: 38 | | | | | |
| PITCHER | IP | WLS | BF | H | R | ER | SO | BB | IBB | HBP | BLK | WP | HR | S | P | ERA | WHIP | | | | | | | | | | |
| 21 Cal Eldred, R ERA: 3.6 (1, 1) | 5.0 | W | 23 | 4 | 2 | 2 | 5 | 4 | 0 | 0 | 0 | 1 | 0 | 57 | 101 | 3.60 | 1.600 | | | | | | | | | | |
| Jose Mercedes, R ERA: 4.5 (6, 1) | 2.0 | | 8 | 2 | 1 | 1 | 3 | 0 | 0 | 0 | 0 | 0 | 1 | 19 | 32 | 4.50 | 1.000 | | | | | | | | | | |
| Bob Wickman, R ERA: (8, 1) | 1.0 | S | 3 | 0 | 0 | 0 | 2 | 0 | 0 | 0 | 0 | 0 | 0 | 10 | 14 | 0.00 | 0.000 | | | | | | | | | | |
| Doug Jones, R ERA: (9, 1) | 1.0 | S | 4 | 1 | 0 | 0 | 3 | 0 | 0 | 0 | 0 | 0 | 0 | 11 | 16 | 0.00 | 1.000 | | | | | | | | | | |

Texas Rangers @ Milwaukee Brewers
Milwaukee County Stadium, Milwaukee, WI
Mon Apr 07 1997, 4:33 AM EDT
Att: 42,893 - Sunny - 35 F


AB 34
R 3
H 7
RBI 3
BB 4
SO 13
LOB 14



| Batter | 1 | 2 | 3 | 4 | 5 | 6 | 7 | 8 | 9 | AB | R | H | RBI | BB | SO | LOB | BOTTOM | | | | | | | | | | |
|---|------------------------------|----------------------------------|-------------------------------|----------------------------------|------------------------------|----------------------------------|-------------------------------|----------------------------------|-------------------------------|----------------------------------|------------------------------|---------------------------------|-------------------------------|----------------------------------|------------------------------|----------------------------------|----------------------------------|------------------------------------|----------------------------------|--------|--|--|--|--|--|--|--|
| Fernando Vina, L OBP: 0.292, SLG: 0.458 (1, 4) | | | | | | | | | | 4 | 0 | 0 | 0 | 0 | 0 | 2 | | | | | | | | | | | |
| Jeff Cirillo, R OBP: 0.571, SLG: 0.667 (1, 5) | | | | | | | | | | 4 | 0 | 2 | 0 | 0 | 0 | 0 | | | | | | | | | | | |
| Dave Nilsson, L OBP: 0.227, SLG: 0.211 (1, 10) | | | | | | | | | | 3 | 0 | 0 | 0 | 1 | 2 | 2 | | | | | | | | | | | |
| John Jaha, R OBP: 0.286, SLG: 0.474 (1, 3) | | | | | | | | | | 4 | 1 | 1 | 0 | 0 | 2 | 3 | | | | | | | | | | | |
| Marc Newfield, R OBP: 0.500, SLG: 0.400 Chuck Carr, S OBP: 0.063, SLG: 0.063 (8, 8) | | | | | | | | | | 4 | 0 | 1 | 0 | 0 | 3 | 2 | | | | | | | | | | | |
| Jeromy Burnitz, L OBP: 0.450, SLG: 0.333 (1, 9) | | | | | | | | | | 2 | 1 | 0 | 0 | 2 | 1 | 1 | | | | | | | | | | | |
| Jose Valentin, S OBP: 0.222, SLG: 0.125 (1, 6) | | | | | | | | | | 4 | 1 | 1 | 0 | 0 | 2 | 3 | | | | | | | | | | | |
| Gerald Williams, R OBP: 0.300, SLG: 0.444 (8, 7) | | | | | | | | | | 3 | 1 | 1 | 0 | 1 | 1 | 0 | | | | | | | | | | | |
| Mike Matheny, R OBP: 0.250, SLG: 0.455 (1, 2) | | | | | | | | | | 3 | 1 | 1 | 4 | 0 | 0 | 2 | | | | | | | | | | | |
| Inning Stats | R: 0 E: 0 K: 1 S: 5 | H: 0 LOB: 1 BB: 1 P: 14 | R: 4 E: 0 K: 1 S: 11 | H: 3 LOB: 0 BB: 1 P: 20 | R: 0 E: 0 K: 1 S: 8 | H: 1 LOB: 0 BB: 0 P: 11 | R: 0 E: 0 K: 1 S: 12 | H: 0 LOB: 2 BB: 2 P: 27 | R: 1 E: 0 K: 2 S: 18 | H: 2 LOB: 2 BB: 0 P: 25 | R: 0 E: 0 K: 0 S: 5 | H: 0 LOB: 0 BB: 0 P: 7 | R: 0 E: 0 K: 3 S: 13 | H: 1 LOB: 1 BB: 0 P: 16 | R: 0 E: 0 K: 2 S: 8 | H: 0 LOB: 0 BB: 0 P: 10 | 1B: 4 2B: 2 3B: 0 HR: 1 | SF: 0 SAC: 0 DP: 0 HBP: 0 | WP: 0 PB: 0 SB: 1 CS: 0 | PA: 35 | | | | | | | |
| PITCHER | IP | WLS | BF | H | R | ER | SO | BB | IBB | HBP | BLK | WP | HR | S | P | ERA | WHIP | | | | | | | | | | |
| Ken Hill, R ERA: 3.86 (1, 1) | 6.0 | L | 29 | 7 | 5 | 4 | 6 | 4 | 0 | 0 | 0 | 0 | 0 | 5 | 7 | 6.00 | 1.833 | | | | | | | | | | |
| Eric Gunderson, L ERA: (7, 1) | 0.1 | | 1 | 0 | 0 | 0 | 1 | 0 | 0 | 0 | 0 | 0 | 0 | 5 | 7 | 0.00 | 0.000 | | | | | | | | | | |
| Danny Patterson, R ERA: 3.0 (7, 1) | 0.2 | | 2 | 0 | 0 | 0 | 2 | 0 | 0 | 0 | 0 | 0 | 0 | 6 | 7 | 0.00 | 0.000 | | | | | | | | | | |
| John Wetteland, R ERA: (8, 1) | 1.0 | | 3 | 0 | 0 | 0 | 2 | 0 | 0 | 0 | 0 | 0 | 0 | 8 | 10 | 0.00 | 0.000 | | | | | | | | | | |

Texas Rangers @ Milwaukee Brewers
Milwaukee County Stadium, Milwaukee, WI
Mon Apr 07 1997, 4:33 AM EDT
Att: 42,893 - Sunny - 35 F

AB 31
R 5
H 7
RBI 4
BB 4
SO 11
LOB 15



| Batter | 1 | 2 | 3 | 4 | 5 | 6 | 7 | 8 | 9 | AB | R | H | RBI | BB | SO | LOB | TOP | | | | | | | | | | |
|--|------------------------------|---------------------------------|-------------------------------|----------------------------------|-------------------------------|----------------------------------|------------------------------|----------------------------------|-------------------------------|----------------------------------|-------------------------------|----------------------------------|-------------------------------|----------------------------------|------------------------------|----------------------------------|--|----------------------------------|----------------------------------|------------------------------------|----------------------------------|--------|--|--|--|--|--|
| Mark McLemore, S (1,4) OBP: 0.286, SLG: 0.208 | B5-3 | | F9 | | G3-1 | | BB | | K | 4 | 0 | 1 | 1 | 1 | 1 | 0 | Texas Rangers @ Milwaukee Brewers Milwaukee County Stadium, Milwaukee, WI Thu Apr 10 1997, 4:33 AM EDT Att: 5,638 - Overcast - 38 F | | | | | | | | | | |
| Ivan Rodriguez, R (1,2) OBP: 0.296, SLG: 0.333 | G3 | | 1B | | G3-1 | | BB | | | 4 | 0 | 2 | 1 | 0 | 1 | | | | | | | | | | | | |
| 29 Rusty Greer, L (1,7) OBP: 0.462, SLG: 0.476 | G6-3 | | G4-3 | | G3-1 | | G5-3 | | | 4 | 0 | 0 | 0 | 0 | 4 | | | | | | | | | | | | |
| Dean Palmer, R (1,5) OBP: 0.308, SLG: 0.217 | | E5 | | G6-3 | P6 | | | | 1B | 4 | 0 | 1 | 0 | 0 | 2 | | | | | | | | | | | | |
| Mickey Tettleton, S (1,10) OBP: 0.208, SLG: 0.545 | L6 | | | K | | F8 | | F7 | | 4 | 0 | 0 | 0 | 0 | 1 | | | | | | | | | | | | |
| Mike Devereaux, R (1,9) OBP: 0.300, SLG: 0.278 | 1B | | | G5-3 | | K | | 1B | | 4 | 0 | 2 | 0 | 0 | 1 | | | | | | | | | | | | |
| Lee Stevens, L (1,3) OBP: 0.375, SLG: 0.619 | K | | | | 1B | BB | | G6-3 | | 2 | 1 | 0 | 0 | 2 | 1 | | | | | | | | | | | | |
| Damon Buford, R (1,8) OBP: 0.261, SLG: 0.350 | P2 | | | | K | G5-3 | | | K | 4 | 0 | 0 | 0 | 0 | 2 | | | | | | | | | | | | |
| Billy Ripken, R (1,6) OBP: 0.250, SLG: 0.250 | | | F7 | | 1B | | G1-3 | | G6-3 | 4 | 1 | 1 | 0 | 0 | 0 | | | | | | | | | | | | |
| Inning Stats | R: 0 E: 0 K: 0 S: 5 | H: 0 LOB: 0 BB: 0 P: 7 | R: 0 E: 1 K: 1 S: 14 | H: 1 LOB: 2 BB: 0 P: 17 | R: 0 E: 0 K: 0 S: 11 | H: 1 LOB: 1 BB: 0 P: 18 | R: 0 E: 0 K: 1 S: 7 | H: 0 LOB: 0 BB: 0 P: 11 | R: 2 E: 0 K: 1 S: 18 | H: 3 LOB: 2 BB: 1 P: 27 | R: 0 E: 0 K: 1 S: 11 | H: 0 LOB: 1 BB: 1 P: 19 | R: 0 E: 0 K: 1 S: 11 | H: 0 LOB: 1 BB: 1 P: 19 | R: 0 E: 0 K: 0 S: 9 | H: 2 LOB: 1 BB: 0 P: 12 | R: 0 E: 0 K: 2 S: 7 | H: 0 LOB: 0 BB: 0 P: 11 | 1B: 7 2B: 0 3B: 0 HR: 0 | SF: 0 SAC: 0 DP: 0 HBP: 0 | WP: 0 PB: 0 SB: 0 CS: 0 | PA: 37 | | | | | |
| PITCHER | IP | WLS | BF | H | R | ER | SO | BB | IBB | HBP | BLK | WP | HR | S | P | ERA | WHIP | | | | | | | | | | |
| Scott Karl, L (1,1) ERA: 3.75 | 6.1 | L | 28 | 5 | 2 | 2 | 4 | 3 | 0 | 0 | 0 | 0 | 0 | 73 | 113 | 2.84 | 1.263 | | | | | | | | | | |
| Bryce Florie, R (7,1) ERA: 3.95 | 2.2 | | 9 | 2 | 0 | 0 | 3 | 0 | 0 | 0 | 0 | 0 | 0 | 20 | 28 | 0.00 | 0.750 | | | | | | | | | | |

Texas Rangers @ Milwaukee Brewers
Milwaukee County Stadium, Milwaukee, WI
 Thu Apr 10 1997, 4:33 AM EDT
 Att: 5,638 - Overcast - 38 F


AB 34
 R 2
 H 7
 RBI 2
 BB 3
 SO 7
 LOB 15



| Batter | 1 | 2 | 3 | 4 | 5 | 6 | 7 | 8 | 9 | AB | R | H | RBI | BB | SO | LOB | BOTTOM | | | | | | | | | | |
|--|------------------------------|---------------------------------|-------------------------------|----------------------------------|------------------------------|---------------------------------|-------------------------------|----------------------------------|------------------------------|----------------------------------|------------------------------|----------------------------------|------------------------------|----------------------------------|------------------------------|--|------------------------------|----------------------------------|----------------------------------|------------------------------------|----------------------------------|--------|--|--|--|--|--|
| Fernando Vina, L (1,4) OBP: 0.286, SLG: 0.429 | B1-3 | | | 1B | | G1-4-3 | | | F9 | 4 | 0 | 1 | 0 | 0 | 0 | Texas Rangers @ Milwaukee Brewers Milwaukee County Stadium, Milwaukee, WI Thu Apr 10 1997, 4:33 AM EDT Att: 5,638 - Overcast - 38 F | | | | | | | | | | | |
| Jeff Cirillo, R (1,5) OBP: 0.480, SLG: 0.526 | F8 | | | F9 | | K | | G6-3 | | 4 | 0 | 0 | 0 | 0 | 1 | | | | | | | | | | | | |
| Dave Nilsson, L (1,3) OBP: 0.231, SLG: 0.217 | F7 | | | 1B | | L7 | | F8 | | 4 | 0 | 1 | 0 | 0 | 0 | | | | | | | | | | | | |
| John Jaha, R (1,10) OBP: 0.250, SLG: 0.409 | | K | | K | | K | | | | 3 | 0 | 0 | 0 | 0 | 3 | | | | | | | | | | | | |
| Marc Newfield, R (1,7) OBP: 0.444, SLG: 0.375 | | G1-3 | | G4-3 | | | | | | 3 | 0 | 1 | 0 | 0 | 0 | | | | | | | | | | | | |
| Chuck Carr, S (7, PR) OBP: 0.063, SLG: 0.063 | | | | | | 1B | | | | 0 | 0 | 0 | 0 | 0 | 0 | | | | | | | | | | | | |
| Jeremy Burnitz, L (1,9) OBP: 0.435, SLG: 0.294 | | CS | | G4-1 | | G3 | | | | 2 | 0 | 0 | 0 | 1 | 1 | | | | | | | | | | | | |
| Jose Valentin, S (1,6) OBP: 0.190, SLG: 0.105 | | CS | | L7 | | P4 | | P2 | | 3 | 0 | 0 | 0 | 0 | 0 | | | | | | | | | | | | |
| Gerald Williams, R (1,8) OBP: 0.261, SLG: 0.381 | | | | K | | F8 | | G1-6-3 | | 3 | 0 | 0 | 0 | 0 | 1 | | | | | | | | | | | | |
| Mike Matheny, R (1,2) OBP: 0.214, SLG: 0.385 | | | | L8 | | | | G4-3 | | 2 | 0 | 0 | 0 | 0 | 0 | | | | | | | | | | | | |
| Jesse Levis, L (8, PH) OBP: 0.375, SLG: 0.286 | | | | | | P7 | | | | 1 | 0 | 0 | 0 | 0 | 0 | | | | | | | | | | | | |
| Inning Stats | R: 0 E: 0 K: 0 S: 6 | H: 0 LOB: 0 BB: 0 P: 7 | R: 0 E: 0 K: 1 S: 10 | H: 0 LOB: 1 BB: 1 P: 17 | R: 0 E: 0 K: 1 S: 6 | H: 0 LOB: 0 BB: 0 P: 7 | R: 0 E: 0 K: 1 S: 20 | H: 2 LOB: 2 BB: 0 P: 23 | R: 0 E: 0 K: 0 S: 8 | H: 0 LOB: 0 BB: 0 P: 12 | R: 0 E: 0 K: 1 S: 7 | H: 0 LOB: 0 BB: 0 P: 13 | R: 0 E: 0 K: 1 S: 8 | H: 1 LOB: 1 BB: 0 P: 14 | R: 0 E: 0 K: 0 S: 4 | H: 0 LOB: 0 BB: 0 P: 8 | R: 0 E: 0 K: 0 S: 7 | H: 0 LOB: 0 BB: 0 P: 10 | 1B: 3 2B: 0 3B: 0 HR: 0 | SF: 0 SAC: 0 DP: 0 HBP: 0 | WP: 0 PB: 0 SB: 0 CS: 1 | PA: 31 | | | | | |
| PITCHER | IP | WLS | BF | H | R | ER | SO | BB | IBB | HBP | BLK | WP | HR | S | P | ERA | WHIP | | | | | | | | | | |
| Bobby Witt, R (1,1) ERA: | 8.0 | W | 27 | 3 | 0 | 0 | 5 | 1 | 0 | 0 | 0 | 0 | 0 | 69 | 101 | 0.00 | 0.500 | | | | | | | | | | |
| John Wetteland, R (9,1) ERA: | 1.0 | S | 3 | 0 | 0 | 0 | 0 | 0 | 0 | 0 | 0 | 0 | 0 | 7 | 10 | 0.00 | 0.000 | | | | | | | | | | |

Texas Rangers @ Milwaukee Brewers
Milwaukee County Stadium, Milwaukee, WI
 Thu Apr 10 1997, 4:33 AM EDT
 Att: 5,638 - Overcast - 38 F

AB 29
 R 0
 H 3
 RBI 0
 BB 1
 SO 5
 LOB 6



| Batter | 1 | 2 | 3 | 4 | 5 | 6 | 7 | 8 | 9 | AB | R | H | RBI | BB | SO | LOB | TOP | | | | | | | | |
|---|------------------------------|---------------------------------|-------------------------------|----------------------------------|------------------------------|----------------------------------|------------------------------|----------------------------------|------------------------------|----------------------------------|-------------------------------|----------------------------------|------------------------------|---------------------------------|-------------------------------|----------------------------------|------------------------------------|---------------------------------|----------------------------------|------------------------------------|----------------------------------|--------|--|--|--|
| Otis Nixon, S <small>OBP: 0.412, SLG: 0.259</small> (1, 8) | G6-3 | | SH5-4 | | | | | | | | | | | | | | 1 0 0 0 2 0 0 | | | | | | | | |
| Carlos Garcia, R <small>OBP: 0.156, SLG: 0.100</small> (1, 4) | G6-4-3 1B | | G4-3 | | | | | | | | | | | | | | 3 0 1 1 0 0 1 | | | | | | | | |
| Orlando Merced, S <small>OBP: 0.212, SLG: 0.233</small> (1, 9) | G6-4-3 | | K | | | | | | | | | | | | | | 4 0 0 0 0 0 1 4 | | | | | | | | |
| Joe Carter, R <small>OBP: 0.364, SLG: 0.414</small> (1, 3) | | F9 | | | | | | | | | | | | | | | 3 0 1 0 1 0 0 0 | | | | | | | | |
| Ed Sprague, R <small>OBP: 0.303, SLG: 0.452</small> (1, 5) | | F8 2B | | | | | | | | | | | | | | | 4 0 2 1 0 1 2 | | | | | | | | |
| Carlos Delgado, L <small>OBP: 0.333, SLG: 0.409</small> (1, 10) | | F8 | | | | | | | | | | | | | | | 4 0 0 0 0 0 2 | | | | | | | | |
| Benito Santiago, R <small>OBP: 0.172, SLG: 0.286</small> (1, 2) | | G6-3 | | | | | | | | | | | | | | | 4 0 0 0 0 0 1 2 | | | | | | | | |
| Shawn Green, L <small>OBP: 0.375, SLG: 0.368</small> (1, 7) | | | | | | | | | | | | | | | | | 4 1 1 0 0 0 0 0 | | | | | | | | |
| Alex Gonzalez, R <small>OBP: 0.407, SLG: 0.565</small> Tilson Brito, R <small>OBP: 0.500, SLG: 0.500</small> (4, 6) | | | | | | | | | | | | | | | | | 0 0 0 0 0 0 0 0 2 1 1 0 0 1 1 0 | | | | | | | | |
| Inning Stats | R: 0 E: 0 K: 0 S: 5 | H: 1 LOB: 0 BB: 0 P: 8 | R: 0 E: 0 K: 0 S: 10 | H: 1 LOB: 1 BB: 0 P: 19 | R: 1 E: 0 K: 1 S: 8 | H: 1 LOB: 1 BB: 0 P: 15 | R: 0 E: 0 K: 2 S: 8 | H: 1 LOB: 1 BB: 0 P: 14 | R: 0 E: 0 K: 1 S: 6 | H: 0 LOB: 0 BB: 1 P: 14 | R: 0 E: 0 K: 0 S: 12 | H: 0 LOB: 0 BB: 0 P: 18 | R: 0 E: 0 K: 0 S: 4 | H: 0 LOB: 0 BB: 0 P: 4 | R: 1 E: 0 K: 0 S: 12 | H: 2 LOB: 2 BB: 2 P: 25 | R: 0 E: 0 K: 0 S: 4 | H: 0 LOB: 0 BB: 0 P: 4 | 1B: 4 2B: 2 3B: 0 HR: 0 | SF: 0 SAC: 2 DP: 1 HBP: 1 | WP: 0 PB: 0 SB: 1 CS: 1 | PA: 36 | | | |
| PITCHER | IP | WLS | BF | H | R | ER | SO | BB | IBB | HBP | BLK | WP | HR | S | P | ERA | WHIP | | | | | | | | |
| Ben McDonald, R <small>ERA: 4.5</small> | (1, 1) | 7.0 | 28 | 5 | 2 | 2 | 4 | 2 | 0 | 1 | 0 | 0 | 0 | 59 | 102 | 2.57 | 1.000 | | | | | | | | |
| Angel Miranda, L <small>ERA:</small> | (8, 1) | 0.2 | 3 | 0 | 0 | 0 | 0 | 0 | 1 | 0 | 0 | 0 | 0 | 4 | 12 | 0.00 | 0.000 | | | | | | | | |
| Bob Wickman, R <small>ERA:</small> | (8, 1) | 1.1 | W | 4 | 1 | 0 | 0 | 0 | 0 | 0 | 0 | 0 | 0 | 6 | 7 | 0.00 | 0.750 | | | | | | | | |

Toronto Blue Jays @ Milwaukee Brewers
 Milwaukee County Stadium, Milwaukee, WI
 Sun Apr 13 1997, 4:33 AM EDT
 Att: 19,143 - Sunny - 40 F

| | |
|-----|----|
| AB | 29 |
| R | 2 |
| H | 6 |
| RBI | 2 |
| BB | 3 |
| SO | 4 |
| LOB | 11 |



| Batter | 1 | 2 | 3 | 4 | 5 | 6 | 7 | 8 | 9 | AB | R | H | RBI | BB | SO | LOB | BOTTOM | | | | | | | | |
|--|-------------------------------|----------------------------------|-------------------------------|----------------------------------|------------------------------|---------------------------------|-------------------------------|----------------------------------|------------------------------|----------------------------------|------------------------------|----------------------------------|-------------------------------|----------------------------------|-------------------------------|----------------------------------|--------------------------------|---------------------------------|----------------------------------|------------------------------------|----------------------------------|--------|--|--|--|
| Fernando Vina, L <small>OBP: 0.273, SLG: 0.394</small> (1, 4) | G4-3 | | F9 | | | | | | | | | | | | | | 5 0 1 1 0 0 4 | | | | | | | | |
| Jeff Cirillo, R <small>OBP: 0.448, SLG: 0.455</small> (1, 5) | G6-3 | | F7 | | | | | | | | | | | | | | 3 1 0 0 1 1 0 | | | | | | | | |
| Dave Nilsson, L <small>OBP: 0.267, SLG: 0.259</small> (1, 10) | | | | | | | | | | | | | | | | | 4 0 2 0 0 1 1 | | | | | | | | |
| John Jaha, R <small>OBP: 0.250, SLG: 0.385</small> (1, 3) | | | | | | | | | | | | | | | | | 4 0 1 0 0 2 2 | | | | | | | | |
| Marc Newfield, R <small>OBP: 0.500, SLG: 0.545</small> Chuck Carr, S <small>OBP: 0.059, SLG: 0.059</small> (7, PR) (8, 8) | | | | | | | | | | | | | | | | | 3 0 2 0 0 1 1 1 1 0 0 0 0 1 | | | | | | | | |
| Jeremy Burnitz, L <small>OBP: 0.482, SLG: 0.278</small> (1, 9) | | | | | | | | | | | | | | | | | 1 0 0 0 2 0 1 | | | | | | | | |
| Jose Valentin, S <small>OBP: 0.250, SLG: 0.100</small> Mark Loretta, R (3, 6) | | | | | | | | | | | | | | | | | 1 0 0 0 0 1 2 3 0 0 0 0 2 4 | | | | | | | | |
| Gerald Williams, R <small>OBP: 0.333, SLG: 0.560</small> (8, 7) | | | | | | | | | | | | | | | | | 4 1 3 1 0 0 2 | | | | | | | | |
| Mike Matheny, R <small>OBP: 0.250, SLG: 0.400</small> Jesse Lewis, L <small>OBP: 0.444, SLG: 0.286</small> (7, PH) (8, 2) | | | | | | | | | | | | | | | | | 2 0 1 0 0 0 0 0 0 0 0 1 0 0 | | | | | | | | |
| Inning Stats | R: 0 E: 0 K: 1 S: 11 | H: 1 LOB: 1 BB: 0 P: 15 | R: 0 E: 0 K: 1 S: 12 | H: 1 LOB: 1 BB: 1 P: 22 | R: 0 E: 0 K: 0 S: 4 | H: 0 LOB: 0 BB: 0 P: 6 | R: 0 E: 0 K: 2 S: 13 | H: 1 LOB: 1 BB: 0 P: 20 | R: 0 E: 0 K: 0 S: 8 | H: 2 LOB: 1 BB: 0 P: 13 | R: 0 E: 0 K: 1 S: 9 | H: 0 LOB: 0 BB: 0 P: 13 | R: 1 E: 0 K: 1 S: 10 | H: 2 LOB: 3 BB: 1 P: 19 | R: 1 E: 1 K: 2 S: 13 | H: 1 LOB: 2 BB: 2 P: 25 | R: 1 E: 1 K: 0 S: 5 | H: 2 LOB: 2 BB: 0 P: 7 | 1B: 7 2B: 2 3B: 1 HR: 0 | SF: 0 SAC: 2 DP: 0 HBP: 0 | WP: 0 PB: 0 SB: 0 CS: 1 | PA: 38 | | | |
| PITCHER | IP | WLS | BF | H | R | ER | SO | BB | IBB | HBP | BLK | WP | HR | S | P | ERA | WHIP | | | | | | | | |
| Pat Hentgen, R <small>ERA: 3.52</small> | (1, 1) | 7.0 | 29 | 7 | 2 | 1 | 6 | 3 | 0 | 0 | 0 | 0 | 0 | 3 | 5 | 0.00 | 0.000 | | | | | | | | |
| Dan Plesac, L <small>ERA: 1.93</small> | (8, 1) | 0.1 | 1 | 0 | 0 | 0 | 1 | 0 | 0 | 0 | 0 | 0 | 0 | 3 | 5 | 0.00 | 0.000 | | | | | | | | |
| Tim Lincecum, R <small>ERA: 2.7</small> | (8, 1) | 0.2 | L | 7 | 3 | 1 | 1 | 0 | 1 | 0 | 0 | 0 | 0 | 12 | 20 | 13.50 | 4.500 | | | | | | | | |

Toronto Blue Jays @ Milwaukee Brewers
 Milwaukee County Stadium, Milwaukee, WI
 Sun Apr 13 1997, 4:33 AM EDT
 Att: 19,143 - Sunny - 40 F

| | |
|-----|----|
| AB | 31 |
| R | 3 |
| H | 10 |
| RBI | 2 |
| BB | 4 |
| SO | 8 |
| LOB | 18 |



| Batter | 1 | 2 | 3 | 4 | 5 | 6 | 7 | 8 | 9 | AB | R | H | RBI | BB | SO | LOB | TOP | | | | | |
|---|-------------------------------|----------------------------------|------------------------------|----------------------------------|------------------------------|---------------------------------|------------------------------|----------------------------------|------------------------------|---------------------------------|------------------------------|---------------------------------|------------------------------|----------------------------------|------------------------------|----------------------------------|---|----------------------------------|----------------------------------|------------------------------------|----------------------------------|--------|
| Brian Hunter, R OBP: 0.295, SLG: 0.204 (1, 8) | 4-2 L9-3 BB | | 1-0 FC6 1-2f | | 0-0 F8 | | | 4-0 G4-6-3 BB | | 2 | 0 | 0 | 0 | 2 | 0 | 1 | Detroit Tigers @ Milwaukee Brewers Milwaukee County Stadium, Milwaukee, WI Mon Apr 14 1997, 8:05 PM EDT Att: 6,079 - Unknown - 48 F | | | | | |
| Damion Easley, R OBP: 0.373, SLG: 0.415 (1, 4) (8, 6) | 2-1 L9-3 1-2 | | 0-0 G6-4-3 1-2f | | | 2-1 G5-3 | | 1-1 G4-6-3 1-2f | | 4 | 0 | 0 | 0 | 0 | 0 | 3 | | | | | | |
| Travis Fryman, R OBP: 0.452, SLG: 0.596 (1, 5) | 4-1 1B BB | | | 2-1 HBP 1B | | 1-1 G6-3 | | 1-3 K | | 3 | 0 | 1 | 0 | 1 | 1 | 0 | | | | | | |
| Tony Clark, S OBP: 0.400, SLG: 0.519 (1, 3) | 0-1 1B | | | 1-2 HBP | | 0-0 G6-3 | | 4-2 G3-1 BB | | 2 | 0 | 1 | 0 | 1 | 0 | 0 | | | | | | |
| Bobby Higginson, L OBP: 0.404, SLG: 0.521 (1, 7) | 1-3 K | | | 1-0 P6 | | 1-1 F8 | | 1-0 G3-1 1-2 | | 4 | 0 | 0 | 0 | 0 | 1 | 5 | | | | | | |
| Melvin Nieves, S OBP: 0.333, SLG: 0.581 (1, 9) | | 3-2 G3 | | 2-3 K | | 1-1 L9 | | 0-3 K | | 4 | 0 | 0 | 0 | 0 | 2 | 3 | | | | | | |
| Curtis Pride, L OBP: 0.419, SLG: 0.444 (1, 10) | | 1-0 G4-3 | | 2-0 L9 | | 1-1 1B | | | | 3 | 0 | 1 | 0 | 0 | 0 | 2 | | | | | | |
| Matt Walbeck, S OBP: 0.241, SLG: 0.292 (1, 2) | | 3-2 G4-3 | | 1-2 G3 | | 1-2 G4-3 | | | | 3 | 0 | 0 | 0 | 0 | 0 | 1 | | | | | | |
| Deivi Cruz, R OBP: 0.295, SLG: 0.372 Vince Coleman, S OBP: 0.133, SLG: 0.071 Jody Reed, R OBP: 0.412, SLG: 0.333 (1, 6) (8, PH) (8, 4) | | | 0-2 FC6 1B | | 1-0 G5-3 | | 2-1 P6 | | | 2 | 0 | 1 | 0 | 0 | 0 | 0 | | | | | | |
| Inning Stats | R: 0 E: 0 K: 1 S: 11 | H: 1 LOB: 2 BB: 2 P: 21 | R: 0 E: 0 K: 0 S: 7 | H: 0 LOB: 0 BB: 0 P: 14 | R: 0 E: 0 K: 0 S: 5 | H: 1 LOB: 0 BB: 0 P: 6 | R: 0 E: 0 K: 1 S: 9 | H: 1 LOB: 2 BB: 0 P: 17 | R: 0 E: 0 K: 0 S: 5 | H: 0 LOB: 0 BB: 0 P: 7 | R: 0 E: 0 K: 0 S: 5 | H: 0 LOB: 0 BB: 0 P: 8 | R: 0 E: 0 K: 0 S: 9 | H: 1 LOB: 1 BB: 0 P: 13 | R: 0 E: 0 K: 0 S: 4 | H: 0 LOB: 0 BB: 1 P: 11 | R: 0 E: 0 K: 2 S: 13 | H: 0 LOB: 1 BB: 1 P: 19 | 1B: 4 2B: 1 3B: 0 HR: 0 | SF: 0 SAC: 0 DP: 3 HBP: 1 | WP: 0 PB: 0 SB: 0 CS: 0 | PA: 33 |
| PITCHER | IP | WLS | BF | H | R | ER | SO | BB | IBB | HBP | BLK | WP | HR | S | P | ERA | WHIP | | | | | |
| 21 Cal Eldred, R ERA: 1.38 | (1, 1) | 8.0 | W | 29 | 4 | 0 | 0 | 2 | 3 | 0 | 1 | 0 | 0 | 0 | 55 | 97 | 0.00 | 0.875 | | | | |
| Doug Jones, R ERA: | (9, 1) | 1.0 | | 4 | 0 | 0 | 0 | 2 | 1 | 0 | 0 | 0 | 0 | 0 | 13 | 19 | 0.00 | 1.000 | | | | |

| Batter | 1 | 2 | 3 | 4 | 5 | 6 | 7 | 8 | 9 | AB | R | H | RBI | BB | SO | LOB | BOTTOM | | | | | |
|---|------------------------------|----------------------------------|-------------------------------|----------------------------------|-------------------------------|----------------------------------|------------------------------|----------------------------------|------------------------------|----------------------------------|-------------------------------|----------------------------------|------------------------------|---------------------------------|-------------------------------|----------------------------------|---|------------------------------------|----------------------------------|--------|--|--|
| Fernando Vina, L OBP: 0.263, SLG: 0.368 (1, 4) | 0-0 G1-3 | | 1-2 FC3-6 1-2f | | 0-0 B1-3 | | 2-1 G4-3 | 3-2 2B 1B | | 5 | 1 | 1 | 1 | 0 | 0 | 6 | Detroit Tigers @ Milwaukee Brewers Milwaukee County Stadium, Milwaukee, WI Mon Apr 14 1997, 8:05 PM EDT Att: 6,079 - Unknown - 48 F | | | | | |
| Jeff Cirillo, R OBP: 0.412, SLG: 0.444 (1, 5) | 3-2 L9 | | 1-0 F8 1-2 | | | 2-1 G6-3 | 0-1 G4-3 | 1-1 2B 2B | | 5 | 0 | 1 | 1 | 0 | 0 | 1 | | | | | | |
| Dave Nilsson, L OBP: 0.294, SLG: 0.290 Matt Mieske, R (8, PH) (1, 10) | 2-0 F7 | | | 1-1 G6-4-3 1B | | 1-2 BB 1B | 1-2 F7 | 0-1 F9 | | 4 | 1 | 2 | 0 | 0 | 0 | 0 | | | | | | |
| John Jaha, R OBP: 0.250, SLG: 0.367 (1, 3) | | 1-2 P3 | | 2-1 G6-4-3 1-2f | | 1-2 BB 1B | 1-0 F8 | | | 4 | 1 | 1 | 0 | 0 | 0 | 1 | | | | | | |
| Marc Newfield, R OBP: 0.467, SLG: 0.462 Chuck Carr, S OBP: 0.056, SLG: 0.056 (1, 7) (8, 8) | | 0-0 G6-3 | | 2-1 G6-3 | | 4-0 BB 1B | | 1-1 P3 | | 2 | 1 | 0 | 0 | 1 | 0 | 0 | | | | | | |
| Jeremy Burnitz, L OBP: 0.500, SLG: 0.409 (1, 9) | | 3-2 E6 PB 1B | | 3-1 P5 | | 1-1 1B BB | | 3-2 FC1 1B 2B | | 4 | 1 | 3 | 1 | 0 | 0 | 0 | | | | | | |
| Mark Loretta, R (1, 6) | | 2-2 G6-3 | | | 2-2 G1-3 | 1-2 BB | | 4-2 FC1 1B BB | | 2 | 1 | 0 | 1 | 2 | 0 | 1 | | | | | | |
| Gerald Williams, R OBP: 0.355, SLG: 0.536 (8, 7) | | | 1-3 K | | 4-0 1B BB | 1-2 BB 1B | | 1-0 FC1 1B | | 3 | 1 | 1 | 1 | 1 | 1 | 2 | | | | | | |
| Mike Matheny, R OBP: 0.350, SLG: 0.474 (1, 2) | | | 1-0 FC3-6 1B | | 1-0 1B | 1-2 BB 1B | | 0-0 1B | | 4 | 0 | 3 | 2 | 0 | 0 | 3 | | | | | | |
| Inning Stats | R: 0 E: 0 K: 0 S: 5 | H: 0 LOB: 0 BB: 0 P: 10 | R: 0 E: 1 K: 0 S: 10 | H: 1 LOB: 1 BB: 0 P: 16 | R: 0 E: 0 K: 1 S: 10 | H: 1 LOB: 1 BB: 0 P: 14 | R: 0 E: 0 K: 0 S: 6 | H: 1 LOB: 0 BB: 0 P: 11 | R: 0 E: 0 K: 0 S: 9 | H: 1 LOB: 2 BB: 1 P: 19 | R: 3 E: 0 K: 0 S: 20 | H: 4 LOB: 3 BB: 2 P: 39 | R: 0 E: 0 K: 0 S: 6 | H: 0 LOB: 0 BB: 0 P: 8 | R: 4 E: 0 K: 0 S: 19 | H: 4 LOB: 1 BB: 1 P: 32 | 1B: 10 2B: 2 3B: 0 HR: 0 | SF: 0 SAC: 0 DP: 1 HBP: 0 | WP: 0 PB: 1 SB: 1 CS: 0 | PA: 39 | | |
| PITCHER | IP | WLS | BF | H | R | ER | SO | BB | IBB | HBP | BLK | WP | HR | S | P | ERA | WHIP | | | | | |
| Brian Moehler, R ERA: 3.71 | (1, 1) | 5.1 | L | 25 | 7 | 3 | 3 | 1 | 3 | 0 | 0 | 0 | 0 | 0 | 51 | 94 | 5.06 | 1.875 | | | | |
| Dan Miceli, R ERA: 17.05 | (6, 1) | 2.0 | | 11 | 3 | 4 | 4 | 0 | 1 | 0 | 0 | 0 | 0 | 26 | 43 | 18.00 | 2.000 | | | | | |
| Mike Myers, L ERA: 2.25 | (8, 1) | 0.2 | | 3 | 2 | 0 | 0 | 0 | 0 | 0 | 0 | 0 | 0 | 8 | 12 | 0.00 | 3.000 | | | | | |

| | |
|-----|----|
| AB | 28 |
| R | 0 |
| H | 4 |
| RBI | 0 |
| BB | 4 |
| SO | 4 |
| LOB | 15 |



| | |
|-----|----|
| AB | 35 |
| R | 7 |
| H | 12 |
| RBI | 7 |
| BB | 4 |
| SO | 1 |
| LOB | 15 |




| Batter | 1 | 2 | 3 | 4 | 5 | 6 | 7 | 8 | 9 | AB | R | H | RBI | BB | SO | LOB | TOP | | | | | | | | |
|---|-------------------------------|----------------------------------|------------------------------|----------------------------------|-------------------------------|----------------------------------|------------------------------|----------------------------------|------------------------------|----------------------------------|-------------------------------|----------------------------------|------------------------------|----------------------------------|------------------------------|----------------------------------|---|----------------------------------|-------------------------|------------------------------------|----------------------------------|--------|--|--|--|
| Brian Hunter, R OBP: 0.277, SLG: 0.190 (1, 8) | G6-3 | | G1-3 | | | F9 | | P4 | | 4 | 0 | 0 | 0 | 0 | 0 | 1 | Detroit Tigers @ Milwaukee Brewers Milwaukee County Stadium, Milwaukee, WI Tue Apr 15 1997, 4:33 AM EDT Att: 5,891 - Sunny - 60 F | | | | | | | | |
| Damion Easley, R OBP: 0.384, SLG: 0.400 (1, 4) | K2-3 | | K | | | G6-3 | | 1B | | 4 | 0 | 1 | 0 | 0 | 2 | 1 | | | | | | | | | |
| Travis Fryman, R OBP: 0.439, SLG: 0.571 (1, 5) | F8 | | | | G4-3 | | HR | F8 | | 4 | 1 | 1 | 0 | 0 | 0 | 1 | | | | | | | | | |
| Tony Clark, S OBP: 0.422, SLG: 0.589 (1, 3) | | | | | F8 | | HR | | | 4 | 2 | 3 | 2 | 0 | 0 | 0 | | | | | | | | | |
| Bubba Trammell, R OBP: 0.439, SLG: 0.394 (1, 9) | | | | | G6-3 | | F7 | | | 3 | 0 | 0 | 0 | 1 | 0 | 1 | | | | | | | | | |
| Melvin Nieves, S OBP: 0.351, SLG: 0.545 (1, 10) | | | K | | | | | K | | 2 | 0 | 0 | 0 | 2 | 2 | 3 | | | | | | | | | |
| Brian Johnson, R OBP: 0.241, SLG: 0.414 (1, 2) | | | G5-4-3 | | | | | | | 4 | 0 | 2 | 1 | 0 | 0 | 3 | | | | | | | | | |
| Bobby Higginson, L OBP: 0.393, SLG: 0.490 (1, 7) | | | G4-3 | | | | | | | 3 | 0 | 0 | 0 | 1 | 0 | 2 | | | | | | | | | |
| Deivi Cruz, R OBP: 0.292, SLG: 0.383 (1, 6) | | | | | | | | | | 4 | 0 | 1 | 0 | 0 | 0 | 3 | | | | | | | | | |
| Inning Stats | R: 0 E: 0 K: 1 S: 10 | H: 0 LOB: 0 BB: 0 P: 16 | R: 0 E: 0 K: 1 S: 6 | H: 1 LOB: 1 BB: 1 P: 12 | R: 0 E: 0 K: 1 S: 12 | H: 1 LOB: 1 BB: 0 P: 16 | R: 0 E: 0 K: 0 S: 5 | H: 0 LOB: 0 BB: 0 P: 10 | R: 0 E: 0 K: 0 S: 9 | H: 1 LOB: 1 BB: 1 P: 15 | R: 2 E: 0 K: 0 S: 10 | H: 2 LOB: 0 BB: 0 P: 16 | R: 0 E: 0 K: 0 S: 7 | H: 0 LOB: 0 BB: 1 P: 14 | R: 0 E: 0 K: 0 S: 7 | H: 1 LOB: 1 BB: 0 P: 13 | R: 1 E: 0 K: 1 S: 14 | H: 2 LOB: 2 BB: 1 P: 28 | 1B: 5 2B: 2 HR: 1 | SF: 0 SAC: 0 DP: 2 HBP: 0 | WP: 1 PB: 0 SB: 2 CS: 0 | PA: 36 | | | |
| PITCHER | IP | WLS | BF | H | R | ER | SO | BB | IBB | HBP | BLK | WP | HR | S | P | ERA | WHIP | | | | | | | | |
| Scott Karl, L ERA: 3.32 (1, 1) | 7.0 | L | 26 | 5 | 2 | 2 | 3 | 3 | 0 | 0 | 0 | 0 | 1 | 59 | 99 | 2.57 | 1.143 | | | | | | | | |
| Bryce Florie, R ERA: 4.05 (8, 1) | 2.0 | | 10 | 3 | 1 | 1 | 1 | 0 | 1 | 0 | 0 | 1 | 0 | 21 | 41 | 4.50 | 1.500 | | | | | | | | |

| Batter | 1 | 2 | 3 | 4 | 5 | 6 | 7 | 8 | 9 | AB | R | H | RBI | BB | SO | LOB | BOTTOM | | | | | | | | |
|--|------------------------------|----------------------------------|-------------------------------|----------------------------------|-------------------------------|----------------------------------|------------------------------|---------------------------------|------------------------------|---------------------------------|------------------------------|----------------------------------|------------------------------|---------------------------------|-------------------------------|----------------------------------|---|---------------------------------|-------------------------|------------------------------------|----------------------------------|--------|--|--|--|
| Fernando Vina, L OBP: 0.262, SLG: 0.357 (1, 4) | | | G5-3 | | | | | | | 4 | 0 | 1 | 0 | 0 | 0 | 0 | Detroit Tigers @ Milwaukee Brewers Milwaukee County Stadium, Milwaukee, WI Tue Apr 15 1997, 4:33 AM EDT Att: 5,891 - Sunny - 60 F | | | | | | | | |
| Jeff Cirillo, R OBP: 0.447, SLG: 0.448 (1, 5) | | | | | | | | | | 2 | 1 | 1 | 0 | 2 | 0 | 0 | | | | | | | | | |
| Dave Nilsson, L OBP: 0.270, SLG: 0.265 Matt Mieske, R (6, PH) | | | | | | | | | | 3 | 0 | 0 | 0 | 0 | 0 | 2 | | | | | | | | | |
| John Jaha, R OBP: 0.278, SLG: 0.394 (1, 3) | | | | | | | | | | 3 | 0 | 1 | 0 | 1 | 1 | 0 | | | | | | | | | |
| Marc Newfield, R OBP: 0.444, SLG: 0.438 Chuck Carr, S (6, PR) (7, 8) | | | | | | | | | | 3 | 0 | 1 | 0 | 0 | 0 | 3 | | | | | | | | | |
| Jeremy Burnitz, L OBP: 0.471, SLG: 0.360 (1, 9) | | | | | | | | | | 1 | 0 | 1 | 0 | 0 | 0 | 0 | | | | | | | | | |
| Mark Loretta, R OBP: 0.273, SLG: 0.111 (1, 6) | | | | | | | | | | 4 | 0 | 1 | 0 | 0 | 0 | 3 | | | | | | | | | |
| Gerald Williams, R OBP: 0.314, SLG: 0.469 (7, 7) | | | | | | | | | | 4 | 0 | 0 | 0 | 0 | 0 | 2 | | | | | | | | | |
| Mike Matheny, R OBP: 0.304, SLG: 0.409 (1, 2) | | | | | | | | | | 3 | 0 | 0 | 0 | 0 | 0 | 1 | | | | | | | | | |
| Inning Stats | R: 0 E: 0 K: 0 S: 9 | H: 1 LOB: 2 BB: 2 P: 21 | R: 0 E: 0 K: 1 S: 13 | H: 1 LOB: 1 BB: 0 P: 19 | R: 1 E: 1 K: 1 S: 15 | H: 2 LOB: 2 BB: 0 P: 19 | R: 0 E: 0 K: 0 S: 5 | H: 0 LOB: 0 BB: 0 P: 6 | R: 0 E: 0 K: 0 S: 6 | H: 0 LOB: 0 BB: 0 P: 7 | R: 0 E: 0 K: 0 S: 9 | H: 1 LOB: 1 BB: 1 P: 19 | R: 0 E: 0 K: 0 S: 7 | H: 0 LOB: 0 BB: 0 P: 9 | R: 0 E: 0 K: 1 S: 11 | H: 0 LOB: 0 BB: 1 P: 18 | R: 0 E: 0 K: 0 S: 7 | H: 1 LOB: 1 BB: 0 P: 8 | 1B: 4 2B: 2 HR: 0 | SF: 0 SAC: 0 DP: 2 HBP: 0 | WP: 0 PB: 0 SB: 0 CS: 1 | PA: 35 | | | |
| PITCHER | IP | WLS | BF | H | R | ER | SO | BB | IBB | HBP | BLK | WP | HR | S | P | ERA | WHIP | | | | | | | | |
| Willie Blair, R ERA: 6.91 (1, 1) | 7.0 | W | 29 | 5 | 1 | 0 | 0 | 4 | 0 | 0 | 0 | 0 | 0 | 2 | 2 | 0.00 | 1.286 | | | | | | | | |
| Mike Myers, L ERA: 1.93 (8, 1) | 0.2 | | 1 | 0 | 0 | 0 | 0 | 0 | 0 | 0 | 0 | 0 | 0 | 2 | 2 | 0.00 | 0.000 | | | | | | | | |
| A.J. Sager, R ERA: 3.09 (8, 1) | 0.1 | | 1 | 0 | 0 | 0 | 1 | 0 | 0 | 0 | 0 | 0 | 0 | 5 | 8 | 0.00 | 0.000 | | | | | | | | |
| Todd Jones, R ERA: 4.7 (9, 1) | 1.0 | S | 4 | 1 | 0 | 0 | 0 | 0 | 0 | 0 | 0 | 0 | 0 | 7 | 8 | 0.00 | 1.000 | | | | | | | | |

| | |
|-----|----|
| AB | 32 |
| R | 3 |
| H | 8 |
| RBI | 3 |
| BB | 4 |
| SO | 4 |
| LOB | 15 |



| | |
|-----|----|
| AB | 31 |
| R | 1 |
| H | 6 |
| RBI | 0 |
| BB | 4 |
| SO | 3 |
| LOB | 15 |



| Batter | 1 | 2 | 3 | 4 | 5 | 6 | 7 | 8 | 9 | AB | R | H | RBI | BB | SO | LOB | TOP | | | | | |
|--|-------------------------------|----------------------------------|------------------------------|----------------------------------|-------------------------------|----------------------------------|-------------------------------|----------------------------------|-------------------------------|----------------------------------|-------------------------------|----------------------------------|------------------------------|----------------------------------|------------------------------|----------------------------------|---|----------------------------------|----------------------------------|------------------------------------|-------------------------|--------|
| 2 Derek Jeter, R OBP: 0.471, SLG: 0.542 | 0-3 K | 2-0 1B | | 1-2 E4 HR | 1-3 K | | | 3-3 K | | 5 | 1 | 1 | 0 | 0 | 3 | 3 | New York Yankees @ Milwaukee Brewers Milwaukee County Stadium, Milwaukee, WI Wed Apr 16 1997, 8:05 PM EDT Att. 7,263 - Unknown - 40 F livebaseballscorecards.com | | | | | |
| Wade Boggs, L OBP: 0.472, SLG: 0.368 | 4-0 FC3-6 BB | 1-2 F7 | | 1-2 F9 | | 2-3 K | | 1-2 F9 | | 4 | 0 | 0 | 0 | 1 | 1 | 4 | | | | | | |
| Bernie Williams, S OBP: 0.366, SLG: 0.397 | 1-2 FC3-6 BB | | 1-1 G4-3 | 1-1 HR | | 3-2 F7 | | 1-2 G3 1B | | 5 | 1 | 2 | 1 | 0 | 0 | 1 | | | | | | |
| Tino Martinez, L OBP: 0.348, SLG: 0.613 | 0-0 BB | | 4-2 BB | 1-1 HR | | 1-2 G4-3 | | 2-2 G3 | | 4 | 1 | 2 | 3 | 1 | 0 | 1 | | | | | | |
| Cecil Fielder, R OBP: 0.206, SLG: 0.194 | 4-0 BB | | 1-1 L7 | 3-3 K | | | 0-1 G5-3 | | 2-3 K | 4 | 0 | 0 | 0 | 1 | 2 | 2 | | | | | | |
| Paul O'Neill, L OBP: 0.467, SLG: 0.679 Tim Raines, S | 2-3 K | | 4-1 BB | 1-2 BB | | 2-2 1B | | 1-1 G5-3 | | 3 | 0 | 1 | 0 | 1 | 1 | 3 | | | | | | |
| Mark Whiten, S OBP: 0.480, SLG: 0.595 | | 0-0 F8 | 1-3 K | | 0-0 G6-3 | | 2-2 G6-3 | | | 4 | 0 | 0 | 0 | 0 | 1 | 3 | | | | | | |
| Mariano Duncan, R OBP: 0.439, SLG: 0.474 | | 1-3 K | | 1-2 G5-3 | | 0-0 1B | | 0-1 G6-3 | | 4 | 0 | 1 | 0 | 0 | 1 | 0 | | | | | | |
| 20 Jorge Posada, S OBP: 0.393, SLG: 0.333 | 4-0 BB | | 1-2 F9 1B HBP | | 1-3 K | | 2-0 F7 | | | 2 | 1 | 0 | 0 | 1 | 1 | 2 | | | | | | |
| Inning Stats | R: 0 E: 0 K: 2 S: 10 | H: 1 LOB: 3 BB: 2 P: 21 | R: 0 E: 0 K: 1 S: 8 | H: 1 LOB: 2 BB: 1 P: 16 | R: 0 E: 0 K: 1 S: 10 | H: 0 LOB: 2 BB: 2 P: 21 | R: 4 E: 1 K: 1 S: 19 | H: 2 LOB: 0 BB: 0 P: 28 | R: 0 E: 0 K: 2 S: 11 | H: 2 LOB: 2 BB: 0 P: 15 | R: 0 E: 0 K: 0 S: 10 | H: 0 LOB: 0 BB: 0 P: 16 | R: 0 E: 0 K: 0 S: 7 | H: 0 LOB: 0 BB: 0 P: 10 | R: 0 E: 0 K: 1 S: 6 | H: 0 LOB: 1 BB: 0 P: 11 | R: 0 E: 0 K: 1 S: 13 | H: 1 LOB: 1 BB: 0 P: 19 | 1B: 5 2B: 1 3B: 0 HR: 1 | SF: 0 SAC: 0 DP: 0 HBP: 1 | WP: 0 PB: 0 CS: 0 | PA: 41 |
| PITCHER | IP | WLS | BF | H | R | ER | SO | BB | IBB | HBP | BLK | WP | HR | S | P | ERA | WHIP | | | | | |
| Jeff D'Amico, R ERA: 4.0 | 4.0 | | 23 | 4 | 4 | 0 | 5 | 5 | 0 | 1 | 0 | 0 | 1 | 47 | 86 | 0.00 | 2.250 | | | | | |
| Jose Mercedes, R ERA: 1.5 | 3.0 | W | 11 | 2 | 0 | 0 | 3 | 0 | 0 | 0 | 0 | 0 | 0 | 28 | 41 | 0.00 | 0.667 | | | | | |
| Bob Wickman, R ERA: 1.0 | 1.0 | | 3 | 0 | 0 | 0 | 1 | 0 | 0 | 0 | 0 | 0 | 0 | 6 | 11 | 0.00 | 0.000 | | | | | |
| Doug Jones, R ERA: 1.0 | 1.0 | S | 4 | 1 | 0 | 0 | 1 | 0 | 0 | 0 | 0 | 0 | 0 | 13 | 19 | 0.00 | 1.000 | | | | | |

| Batter | 1 | 2 | 3 | 4 | 5 | 6 | 7 | 8 | 9 | AB | R | H | RBI | BB | SO | LOB | BOTTOM | | | | | |
|---|-------------------------------|----------------------------------|------------------------------|----------------------------------|-------------------------------|----------------------------------|-------------------------------|----------------------------------|------------------------------|----------------------------------|-------------------------------|----------------------------------|-------------------------------|----------------------------------|-------------------------------|----------------------------------|---|----------------------------------|----------------------------------|------------------------------------|-------------------------|--------|
| Fernando Vina, L OBP: 0.319, SLG: 0.413 | 1-2 SH1-3 2B | 1-0 E HBP | | 1-2 1B | | 2-0 BB 1B | 1-2 G3-1 | | | 4 | 0 | 3 | 2 | 0 | 0 | 2 | New York Yankees @ Milwaukee Brewers Milwaukee County Stadium, Milwaukee, WI Wed Apr 16 1997, 8:05 PM EDT Att. 7,263 - Unknown - 40 F livebaseballscorecards.com | | | | | |
| Jeff Cirillo, R OBP: 0.405, SLG: 0.394 | 0-1 SH1-3 | 2-3 K | | 1-1 P3 | | 0-1 F9 | | 1-0 G5-3 | | 4 | 0 | 0 | 0 | 0 | 1 | 2 | | | | | | |
| Dave Nilsson, L OBP: 0.333, SLG: 0.306 | 4-0 WP BB | | 4-2 FC5-4 BB | | 0-0 F8 | 4-0 BB | | 2-2 2B | | 2 | 0 | 1 | 0 | 3 | 0 | 0 | | | | | | |
| John Jaha, R OBP: 0.268, SLG: 0.351 | 2-3 K | | 1-2 FC5-4 S | | 0-1 F7 | 3-2 P3 | | 4-2 BB | | 4 | 0 | 0 | 0 | 1 | 1 | 5 | | | | | | |
| Marc Newfield, R OBP: 0.409, SLG: 0.368 Chuck Carr, S OBP: 0.100, SLG: 0.150 | 0-0 F9 | | 0-1 L9 | | 4-2 BB | | 2-1 G5-3 | 3-1 P6 | | 3 | 0 | 0 | 0 | 1 | 0 | 3 | | | | | | |
| Jeromy Burnitz, L OBP: 0.482, SLG: 0.533 | | 0-1 HR | 3-3 K | | 2-2 G5-3 | | 1-2 3B 3B | 2-2 F8 | | 5 | 2 | 2 | 1 | 0 | 1 | 4 | | | | | | |
| Mark Loretta, R OBP: 0.467, SLG: 0.455 | | 4-1 1B PB E BB | | 0-2 HR | | 4-1 1B BB | | 0-0 3B | | 2 | 3 | 2 | 1 | 2 | 0 | 0 | | | | | | |
| Gerald Williams, R OBP: 0.333, SLG: 0.472 | | 2-1 G3-6-3 1B | | 0-0 P5 | | 0-0 1B 1B | | 3-2 P6 | | 4 | 1 | 2 | 0 | 0 | 0 | 2 | | | | | | |
| Jesse Levis, L OBP: 0.500, SLG: 0.700 Matt Mieske, R | 1-0 G3-6-3 | | 1-0 G3-6-3 | | 0-1 HR | | 0-0 1B 1B | 4-0 IBB | | 3 | 1 | 2 | 2 | 0 | 0 | 2 | | | | | | |
| Mike Matheny, R OBP: 0.304, SLG: 0.409 | | | | | | | | | | 0 | 0 | 0 | 0 | 0 | 0 | 0 | | | | | | |
| Inning Stats | R: 0 E: 0 K: 1 S: 10 | H: 1 LOB: 2 BB: 1 P: 17 | R: 2 E: 1 K: 1 S: 9 | H: 2 LOB: 1 BB: 1 P: 19 | R: 0 E: 0 K: 1 S: 10 | H: 0 LOB: 1 BB: 1 P: 18 | R: 2 E: 0 K: 0 S: 11 | H: 3 LOB: 0 BB: 0 P: 13 | R: 0 E: 0 K: 0 S: 8 | H: 0 LOB: 1 BB: 1 P: 14 | R: 2 E: 0 K: 0 S: 11 | H: 3 LOB: 2 BB: 2 P: 24 | R: 1 E: 0 K: 0 S: 13 | H: 2 LOB: 2 BB: 1 P: 24 | R: 0 E: 0 K: 0 S: 16 | H: 1 LOB: 2 BB: 1 P: 28 | R: 0 E: 0 K: 0 S: 13 | H: 1 LOB: 1 BB: 0 P: 19 | 1B: 6 2B: 2 3B: 2 HR: 2 | SF: 0 SAC: 1 DP: 1 HBP: 1 | WP: 1 PB: 1 CS: 0 | PA: 42 |
| PITCHER | IP | WLS | BF | H | R | ER | SO | BB | IBB | HBP | BLK | WP | HR | S | P | ERA | WHIP | | | | | |
| David Cone, R ERA: 3.12 | 6.0 | L | 31 | 9 | 6 | 5 | 3 | 6 | 0 | 1 | 0 | 0 | 0 | 10 | 16 | 13.50 | 3.000 | | | | | |
| David Weathers, R ERA: 8.1 | 0.2 | | 4 | 2 | 1 | 1 | 0 | 0 | 0 | 0 | 0 | 0 | 0 | 11 | 19 | 0.00 | 1.500 | | | | | |
| Graeme Lloyd, L ERA: 0.2 | 0.2 | | 4 | 1 | 0 | 0 | 0 | 0 | 1 | 0 | 0 | 0 | 0 | 8 | 17 | 0.00 | 1.500 | | | | | |
| Brian Boehringer, R ERA: 3.86 | 0.2 | | 3 | 0 | 0 | 0 | 0 | 1 | 0 | 0 | 0 | 0 | 0 | 8 | 17 | 0.00 | 1.500 | | | | | |

| Batter | 1 | 2 | 3 | 4 | 5 | 6 | 7 | 8 | 9 | AB | R | H | RBI | BB | SO | LOB | TOP | | | | | |
|--------------------------------|--------------------------------------|--------------------------|--------------------------------------|--------------------------|--------------------------------------|-------------------------|---------------------------------------|---------------------------------|---------------------------------------|----------------------------------|--------------------------------------|----------------------------------|---------------------------------------|----------------------------------|--------------------------------------|---------------------------------|---|---------------------------------------|----------------------------------|----------------------------------|------------------------------------|-------------------------|
| Tim Raines, S (1, 7) | G5-3 | | P6 | | | L1-4 BB | | 2-4 | K | 3 | 0 | 1 | 2 | 1 | 0 | | New York Yankees @ Milwaukee Brewers Milwaukee County Stadium, Milwaukee, WI Thu Apr 17 1997, 4:33 AM EDT Att: 8,018 - Sunny - 41 F | | | | | |
| Wade Boggs, L (1, 5) | G4-3 | | P5 | P6 | | | | | G4-3 | 4 | 0 | 0 | 0 | 1 | 0 | 3 | | | | | | |
| Bernie Williams, S (1, 8) | | | G4-3 | F7 | | L1-4 | | | 1B | 5 | 0 | 2 | 0 | 0 | 0 | 5 | | | | | | |
| Tino Martinez, L (1, 3) | G3 | | | F8 | F8 | | | | 1B | 4 | 0 | 0 | 0 | 1 | 1 | 1 | | | | | | |
| Cecil Fielder, R (1, 10) | | | | | | | | | K | 3 | 2 | 1 | 0 | 2 | 2 | 2 | | | | | | |
| Mark Whiten, S (1, 9) | | | | | | | | | K | 4 | 1 | 1 | 0 | 0 | 1 | 2 | | | | | | |
| 2 Derek Jeter, R (1, 6) | | | | | | | | | | 2 | 1 | 0 | 0 | 2 | 0 | 1 | | | | | | |
| Joe Girardi, R (1, 2) | | | | | | | | | | 4 | 0 | 4 | 3 | 0 | 0 | 0 | | | | | | |
| Luis Sojo, R (1, 4) | | | | | | | | | | 3 | 0 | 0 | 0 | 1 | 0 | 2 | | | | | | |
| Inning Stats | R: 0 H: 1 E: 0 K: 0 S: 9 | H: 1 LOB: 1 BB: 14 | R: 1 H: 1 E: 0 K: 0 S: 9 | H: 1 LOB: 1 BB: 18 | R: 0 H: 0 E: 0 K: 0 S: 6 | H: 0 LOB: 0 BB: 9 | R: 3 H: 2 E: 0 K: 0 S: 19 | H: 2 LOB: 3 BB: 4 P: 9 | R: 0 H: 2 E: 0 K: 1 S: 12 | H: 2 LOB: 2 BB: 1 P: 22 | R: 0 H: 0 E: 0 K: 0 S: 7 | H: 0 LOB: 1 BB: 2 P: 20 | R: 0 H: 0 E: 0 K: 2 S: 13 | H: 0 LOB: 0 BB: 0 P: 19 | R: 0 H: 1 E: 0 K: 0 S: 6 | H: 1 LOB: 1 BB: 0 P: 9 | | R: 0 H: 1 E: 0 K: 2 S: 13 | H: 2 LOB: 2 BB: 1 P: 26 | 1B: 6 2B: 3 3B: 0 HR: 0 | SF: 0 SAC: 0 DP: 1 HBP: 0 | WP: 0 PB: 0 CS: 0 |
| PITCHER | IP | WLS | BF | H | R | ER | SO | BB | IBB | HBP | BLK | WP | HR | S | P | ERA | WHIP | | | | | |
| Jamie McAndrew, R ERA: 6.48 | (1, 1) | 3.1 | 19 | 4 | 4 | 4 | 0 | 5 | 0 | 0 | 0 | 0 | 0 | 37 | 74 | 10.80 | 2.700 | | | | | |
| Ron Villone, L ERA: 2.45 | (4, 1) | 2.2 | 11 | 2 | 0 | 0 | 1 | 3 | 0 | 0 | 0 | 0 | 0 | 25 | 49 | 0.00 | 1.875 | | | | | |
| Angel Miranda, L ERA: | (7, 1) | 2.2 | 11 | 2 | 0 | 0 | 3 | 1 | 0 | 0 | 0 | 0 | 0 | 29 | 49 | 0.00 | 1.125 | | | | | |
| Bob Wickman, R ERA: | (9, 1) | 0.1 | W | 1 | 0 | 0 | 0 | 0 | 0 | 0 | 0 | 0 | 0 | 3 | 5 | 0.00 | 0.000 | | | | | |

| Batter | 1 | 2 | 3 | 4 | 5 | 6 | 7 | 8 | 9 | AB | R | H | RBI | BB | SO | LOB | BOTTOM | | | | | |
|---------------------------------|---------------------------------------|----------------------------------|--------------------------------------|-------------------------|--------------------------------------|-------------------------|--------------------------------------|----------------------------------|--------------------------------------|----------------------------------|---------------------------------------|----------------------------------|---------------------------------------|----------------------------------|---------------------------------------|----------------------------------|---|----------------------------------|----------------------------------|------------------------------------|-------------------------|--------|
| Fernando Vina, L (1, 4) | | | F9 | | | | | | FC1-6 | 5 | 2 | 2 | 1 | 0 | 0 | 1 | New York Yankees @ Milwaukee Brewers Milwaukee County Stadium, Milwaukee, WI Thu Apr 17 1997, 4:33 AM EDT Att: 8,018 - Sunny - 41 F | | | | | |
| Jeff Cirillo, R (1, 5) | | | G6-3 | | | | | | E1 | 4 | 0 | 0 | 0 | 1 | 0 | 2 | | | | | | |
| Dave Nilsson, L (1, 10) | | | L7 | | | | | | BB | 4 | 0 | 1 | 0 | 1 | 1 | 0 | | | | | | |
| John Jaha, R (1, 3) | | | | | | | | | BB | 4 | 1 | 2 | 1 | 1 | 1 | 2 | | | | | | |
| Matt Mieske, R (1, 9) | | | | | | | | | BB | 4 | 0 | 2 | 0 | 0 | 1 | 3 | | | | | | |
| Marc Newfield, R (1, 7) | | | | | | | | | BB | 3 | 0 | 1 | 1 | 1 | 0 | 2 | | | | | | |
| Chuck Carr, S (9, 8) | | | | | | | | | BB | 0 | 0 | 0 | 0 | 0 | 0 | 0 | | | | | | |
| Mark Loretta, R (1, 6) | | | | | | | | | BB | 4 | 1 | 1 | 0 | 0 | 1 | 4 | | | | | | |
| Gerald Williams, R (9, 7) | | | | | | | | | BB | 4 | 0 | 1 | 0 | 0 | 2 | 3 | | | | | | |
| Mike Matheny, R (1, 2) | | | | | | | | | BB | 3 | 1 | 1 | 1 | 0 | 0 | 1 | | | | | | |
| Jeromy Burnitz, L (9, PH) | | | | | | | | | BB | 0 | 0 | 0 | 0 | 0 | 0 | 0 | | | | | | |
| Eddy Diaz, R (9, PH) | | | | | | | | | BB | 1 | 0 | 1 | 0 | 0 | 0 | 0 | | | | | | |
| Inning Stats | R: 1 H: 2 E: 1 K: 2 S: 13 | H: 2 LOB: 2 BB: 1 P: 20 | R: 0 H: 0 E: 0 K: 1 S: 7 | H: 0 LOB: 0 BB: 0 | R: 0 H: 0 E: 0 K: 0 S: 6 | H: 0 LOB: 0 BB: 0 | R: 0 H: 1 E: 0 K: 0 S: 9 | H: 1 LOB: 1 BB: 1 P: 15 | R: 0 H: 1 E: 0 K: 0 S: 8 | H: 1 LOB: 0 BB: 0 P: 11 | R: 0 H: 1 E: 0 K: 1 S: 11 | H: 1 LOB: 1 BB: 0 P: 16 | R: 2 H: 3 E: 0 K: 1 S: 12 | H: 3 LOB: 1 BB: 0 P: 19 | R: 1 H: 3 E: 0 K: 1 S: 15 | H: 3 LOB: 2 BB: 0 P: 23 | R: 1 H: 1 E: 1 K: 0 S: 8 | H: 1 LOB: 3 BB: 2 P: 18 | 1B: 9 2B: 2 3B: 1 HR: 0 | SF: 0 SAC: 0 DP: 2 HBP: 0 | WP: 1 PB: 0 CS: 0 | PA: 40 |
| PITCHER | IP | WLS | BF | H | R | ER | SO | BB | IBB | HBP | BLK | WP | HR | S | P | ERA | WHIP | | | | | |
| Andy Pettite, L ERA: 2.77 | (1, 1) | 6.2 | 28 | 8 | 3 | 2 | 5 | 2 | 0 | 0 | 0 | 0 | 0 | 65 | 101 | 2.70 | 1.500 | | | | | |
| Jeff Nelson, R ERA: 5.63 | (7, 1) | 0.1 | 1 | 0 | 0 | 0 | 0 | 0 | 0 | 0 | 0 | 0 | 0 | 1 | 2 | 0.00 | 0.000 | | | | | |
| Mike Stanton, L ERA: | (8, 1) | 0.1 | 1 | 0 | 0 | 0 | 0 | 0 | 0 | 0 | 0 | 0 | 0 | 1 | 1 | 0.00 | 0.000 | | | | | |
| Brian Boehringer, R ERA: 4.7 | (8, 1) | 0.2 | 5 | 3 | 1 | 1 | 1 | 0 | 0 | 0 | 0 | 0 | 0 | 14 | 22 | 13.50 | 4.500 | | | | | |
| Graeme Lloyd, L ERA: | (9, 1) | 0.1 | L | 4 | 1 | 1 | 0 | 1 | 0 | 0 | 0 | 0 | 0 | 8 | 14 | 0.00 | 6.000 | | | | | |
| PITCHER | IP | WLS | BF | H | R | ER | SO | BB | IBB | HBP | BLK | WP | HR | S | P | ERA | WHIP | | | | | |
| David Weathers, R ERA: 8.1 | (9, 1) | 0.0 | 1 | 0 | 0 | 0 | 0 | 1 | 0 | 0 | 0 | 0 | 0 | 0 | 4 | 8.10 | 8.100 | | | | | |

| Batter | 1 | 2 | 3 | 4 | 5 | 6 | 7 | 8 | 9 | AB | R | H | RBI | BB | SO | LOB | TOP |
|---|---|---|--|----------------------------------|-------------------------------|----------------------------------|------------------------------|----------------------------------|------------------------------|----------------------------------|------------------------------|----------------------------------|-------------------------------|----------------------------------|----------------------------------|------------------------------------|--------------------------|
| Fernando Vina, L (1,4) OBP: 0.339, SLG: 0.500 Eddy Diaz, R (1,FR) OBP: 0.333, SLG: 0.333 (1,4) | 3-2 G4-3 1B | | 1-0 F7 | | 2-1 FC4-6 1B | | 2-1 F9 | | 0-3 K | 1 | 0 | 1 | 0 | 0 | 0 | 0 | |
| Jeff Cirillo, R (1,5) OBP: 0.368, SLG: 0.340 | 1-1 G4-3 | | 3-2 G5-3 | | 0-2 FC4-6 1B | | 1-2 FC4-6 1B | 1-2 L1 | 2-3 K | 5 | 0 | 1 | 0 | 0 | 1 | 2 | |
| Dave Nilsson, L (1,10) OBP: 0.375, SLG: 0.396 | 2-2 G4-3 | | 2-2 HR 1B | | 2-0 FC4-6 | | 1-2 FC4-6 1B | 3-1 F8 | | 4 | 1 | 1 | 1 | 0 | 0 | 3 | |
| John Jaha, R (1,3) OBP: 0.315, SLG: 0.479 | 2-2 HR | | 3-2 HR | | 1-1 G6-3 | | 1-1 G6-3 | 1-1 FC5-4 HBP | | 3 | 2 | 2 | 3 | 0 | 0 | 2 | |
| Marc Newfield, R (1,7) OBP: 0.382, SLG: 0.367 | 2-2 1B | | 2-2 F8 | | 2-3 K | | 2-3 K | 2-1 FC5-4 | | 4 | 0 | 1 | 0 | 0 | 1 | 1 | |
| Jeremy Burnitz, L (1,9) OBP: 0.488, SLG: 0.500 | 3-1 F8 | | | 2-3 K | | 1-2 L3 1B | | 1-1 G6-3 1B | | 4 | 1 | 2 | 0 | 0 | 1 | 2 | |
| Mark Loretta, R (1,6) OBP: 0.357, SLG: 0.304 | | 1-3 K | | 1-1 G5-3 | | 0-1 L3 | | 2-1 G6-3 | | 4 | 0 | 0 | 0 | 0 | 1 | 2 | |
| Gerald Williams, R (1,8) OBP: 0.353, SLG: 0.435 | | 2-2 L5 | | 2-3 K | | | 3-3 K | 4-2 1B BB | | 3 | 1 | 0 | 0 | 1 | 2 | 0 | |
| Mike Matheny, R (1,2) OBP: 0.324, SLG: 0.438 Jesse Levis, L (9,PH) OBP: 0.538, SLG: 0.727 | | 1-3 K | | | 1-3 K | | 0-0 G6-3 | 0-2 1B | | 3 | 0 | 0 | 0 | 0 | 2 | 0 | |
| Inning Stats | R: 2 E: 0 K: 0 S: 16 | H: 3 LOB: 2 BB: 0 P: 29 | R: 0 E: 0 K: 2 S: 9 | H: 0 LOB: 0 BB: 0 P: 13 | R: 2 E: 0 K: 2 S: 13 | H: 2 LOB: 0 BB: 0 P: 24 | R: 0 E: 0 K: 2 S: 8 | H: 1 LOB: 0 BB: 0 P: 11 | R: 0 E: 0 K: 1 S: 6 | H: 0 LOB: 0 BB: 0 P: 11 | R: 0 E: 0 K: 0 S: 8 | H: 0 LOB: 1 BB: 0 P: 15 | R: 2 E: 0 K: 2 S: 17 | H: 2 LOB: 1 BB: 1 P: 26 | 1B: 8 2B: 1 3B: 0 HR: 2 | SF: 0 SAC: 0 DP: 1 HBP: 1 | WP: 0 PA: 38 CS: 0 |
| PITCHER | IP WLS BF H R ER SO BB IBB HBP BLK WP HR S P ERA WHIP | 7.0 W 28 8 4 4 7 0 0 0 0 2 71 118 5.14 1.143 | 2.0 10 2 2 2 2 1 0 1 0 0 0 25 41 9.00 1.500 | | | | | | | | | | | | | | |

Milwaukee Brewers @ Cleveland Indians
Jacobs Field, Cleveland, OH
Sat Apr 19 1997, 3:33 AM EDT
Att: 40,237 - Sunny - 41 F

AB 36
R 6
H 10
RBI 6
BB 1
SO 9
LOB 13





| Batter | 1 | 2 | 3 | 4 | 5 | 6 | 7 | 8 | 9 | AB | R | H | RBI | BB | SO | LOB | BOTTOM | | |
|--|---|---|--|--|-------------------------------|----------------------------------|-------------------------------|----------------------------------|------------------------------|----------------------------------|-------------------------------|----------------------------------|-------------------------------|----------------------------------|------------------------------|----------------------------------|-----------------------------------|------------------------------------|--------------------------|
| Marquis Grissom, R (1,8) OBP: 0.329, SLG: 0.359 Chad Curtis, R (8,8) OBP: 0.625, SLG: 1.000 | 4-0 G3-6-3 BB | 1-0 1B | | 0-1 G3-1 | 2-3 K | | 2-0 P4 | 1-2 G1-6-3 | | 4 | 0 | 1 | 1 | 1 | 1 | 0 | | | |
| Omar Vizquel, S (1,6) OBP: 0.382, SLG: 0.391 | 1-1 G3-6-3 | 2-2 F8 | | 4-0 S 2B BB | 4-1 G4-6-3 BB | | 1-2 BB 1B | 0-3 K | | 4 | 2 | 1 | 0 | 2 | 1 | 3 | | | |
| Jim Thome, L (1,3) OBP: 0.500, SLG: 0.620 | 3-1 BB WP 1B | 1-1 1B | | 3-2 1B 2B | 1-2 G4-6-3 | | 4-2 1B BB | | | 4 | 2 | 3 | 2 | 1 | 0 | 1 | | | |
| Matt Williams, R (1,5) OBP: 0.301, SLG: 0.403 | 4-1 BB | 2-1 F8 | | 2-1 1B | | 0-3 K | 0-1 L9 | | | 4 | 1 | 1 | 1 | 1 | 1 | 4 | | | |
| David Justice, L (1,7) OBP: 0.485, SLG: 0.673 | 4-2 BB | | 2-2 L8 | 3-2 2B 1B | | 1-0 HR | 3-1 1B | 1-2 2H 1B | | 4 | 1 | 3 | 3 | 1 | 0 | 0 | | | |
| Manny Ramirez, R (1,10) OBP: 0.359, SLG: 0.509 | 3-3 K | | 2-2 E 2B | 1-2 2B | | 1-0 HR | 2-1 1B | 1-2 2H 1B | | 5 | 2 | 4 | 2 | 0 | 1 | 3 | | | |
| Julio Franco, R (1,4) OBP: 0.417, SLG: 0.353 | | 4-0 1B BB | 3-3 K | 4-0 IBB | | 4-2 FC5-4 BB | 2-3 K | | | 2 | 1 | 0 | 0 | 3 | 2 | 3 | | | |
| Brian Giles, L (1,9) OBP: 0.357, SLG: 0.583 | 1-3 K | 3-1 K | 3-1 E8 1B | 0-2 F9 | | 2-1 P6 | | 0-1 HR | | 5 | 1 | 2 | 2 | 0 | 1 | 5 | | | |
| Pat Borders, R (1,2) OBP: 0.438, SLG: 0.600 | 3-2 1B | 2-2 G1-3 | 2-2 G1-3 | 0-0 G4-3 | | 1-1 FC5-4 | | 0-0 G1-6-3 1B | | 5 | 1 | 2 | 0 | 0 | 0 | 5 | | | |
| Inning Stats | R: 0 E: 0 K: 1 S: 10 | H: 1 LOB: 3 BB: 3 P: 29 | R: 2 E: 0 K: 1 S: 16 | H: 3 LOB: 1 BB: 1 P: 30 | R: 1 E: 1 K: 1 S: 16 | H: 2 LOB: 1 BB: 0 P: 28 | R: 3 E: 0 K: 0 S: 19 | H: 4 LOB: 3 BB: 2 P: 36 | R: 0 E: 0 K: 1 S: 7 | H: 0 LOB: 0 BB: 1 P: 14 | R: 2 E: 0 K: 1 S: 11 | H: 2 LOB: 1 BB: 1 P: 20 | R: 2 E: 0 K: 1 S: 16 | H: 3 LOB: 2 BB: 1 P: 30 | R: 1 E: 0 K: 1 S: 9 | H: 2 LOB: 0 BB: 0 P: 10 | 1B: 11 2B: 3 3B: 0 HR: 3 | SF: 0 SAC: 0 DP: 3 HBP: 0 | WP: 1 PA: 47 CS: 0 |
| PITCHER | IP WLS BF H R ER SO BB IBB HBP BLK WP HR S P ERA WHIP | 3.1 L 22 4 2 2 2 2 1 0 0 0 2 30 54 6.75 2.250 | 1.0 7 3 2 2 1 1 0 0 0 0 0 16 30 18.00 4.000 | 1.0 4 2 1 1 1 0 0 0 0 0 1 9 10 9.00 2.000 | | | | | | | | | | | | | | | |

Milwaukee Brewers @ Cleveland Indians
Jacobs Field, Cleveland, OH
Sat Apr 19 1997, 3:33 AM EDT
Att: 40,237 - Sunny - 41 F

AB 38
R 11
H 17
RBI 11
BB 9
SO 7
LOB 25



| Batter | 1 | 2 | 3 | 4 | 5 | 6 | 7 | 8 | 9 | AB | R | H | RBI | BB | SO | LOB | TOP | | | |
|--|---|----------------------------------|-------------------------------|----------------------------------|-------------------------------|----------------------------------|------------------------------|----------------------------------|------------------------------|---------------------------------|------------------------------|---------------------------------|-------------------------------|----------------------------------|------------------------------|----------------------------------|--|------------------------------------|-------------------------|--------|
| Mark Loretta, R (1, 6) OBP: 0.306, SLG: 0.258 | F8 | | F9 | | G5-3 | | | G6-4-3 | | 4 | 0 | 0 | 0 | 0 | 0 | 1 | <p>Milwaukee Brewers @ New York Yankees Yankee Stadium, Bronx, NY Tue Apr 22 1997, 7:05 PM EDT Att: 18,018 - Unknown - 59 F</p> <p>AB 31 R 2 H 6 RBI 2 BB 1 SO 3 LOB 8</p>  | | | |
| Jeff Cirillo, R (1, 5) OBP: 0.377, SLG: 0.400 | HR | | BB | | | F9 | | G6-3 | | 3 | 1 | 1 | 1 | 1 | 0 | 0 | | | | |
| Dave Nilsson, L (1, 10) OBP: 0.369, SLG: 0.375 | 2B | | 1B | | | K | | | P7 | 4 | 0 | 2 | 0 | 0 | 1 | 0 | | | | |
| John Jaha, R (1, 3) OBP: 0.323, SLG: 0.527 | 2B | | G1-4-3 | | | | | | G5-3 | 4 | 1 | 2 | 1 | 0 | 0 | 2 | | | | |
| Matt Mieske, R (1, 9) OBP: 0.429, SLG: 0.364 | K | | | | G3 | | | | L5 | 4 | 0 | 0 | 0 | 0 | 1 | 2 | | | | |
| Marc Newfield, R (1, 7) OBP: 0.390, SLG: 0.389 | G6-3 | | | | G6-3 | | | | | 3 | 0 | 1 | 0 | 0 | 0 | 2 | | | | |
| Gerald Williams, R (1, 8) OBP: 0.345, SLG: 0.392 | | P3 | | | G6-3 | | | | | 3 | 0 | 0 | 0 | 0 | 0 | 1 | | | | |
| Eddy Diaz, R (1, 4) OBP: 0.154, SLG: 0.154 | F8 | | | | F8 | | | | L8 | 3 | 0 | 0 | 0 | 0 | 0 | 0 | | | | |
| Jesse Levis, L (1, 2) OBP: 0.412, SLG: 0.533 | F7 | | | | K | | | | E4 | 3 | 0 | 0 | 0 | 0 | 1 | 0 | | | | |
| Inning Stats | R: 1 E: 0 K: 1 S: 14 | H: 3 LOB: 2 BB: 0 P: 19 | R: 0 E: 0 K: 0 S: 11 | H: 0 LOB: 0 BB: 0 P: 17 | R: 0 E: 0 K: 0 S: 10 | H: 1 LOB: 1 BB: 1 P: 20 | R: 0 E: 0 K: 0 S: 9 | H: 1 LOB: 0 BB: 0 P: 12 | R: 0 E: 0 K: 1 S: 6 | H: 0 LOB: 0 BB: 0 P: 6 | R: 0 E: 0 K: 0 S: 3 | H: 0 LOB: 0 BB: 0 P: 6 | R: 0 E: 1 K: 0 S: 10 | H: 0 LOB: 0 BB: 0 P: 14 | R: 0 E: 0 K: 0 S: 6 | H: 0 LOB: 0 BB: 0 P: 11 | 1B: 3 2B: 1 3B: 0 HR: 2 | SF: 0 SAC: 0 DP: 3 HBP: 0 | WP: 0 PB: 0 CS: 0 | PA: 32 |
| PITCHER Andy Pettitte, L (1, 1) ERA: 2.57 | IP: 9.0 WLS: W BF: 32 H: 6 R: 2 ER: 2 SO: 3 BB: 1 IBB: 0 HBP: 0 BLK: 0 WP: 0 HR: 2 S: 79 P: 122 ERA: 2.00 WHIP: 0.778 | | | | | | | | | | | | | | | PITCHER | | | | |

| Batter | 1 | 2 | 3 | 4 | 5 | 6 | 7 | 8 | 9 | AB | R | H | RBI | BB | SO | LOB | BOTTOM | | | |
|--|---|----------------------------------|-------------------------------|----------------------------------|------------------------------|----------------------------------|------------------------------|----------------------------------|-------------------------------|----------------------------------|-------------------------------|----------------------------------|-------------------------------|----------------------------------|------------------------------|----------------------------------|---|------------------------------------|-------------------------|--------|
| Tim Raines, S (1, 7) OBP: 0.300, SLG: 0.130 | F8 | L6 | | F8 | 1B | PB | | | | 4 | 1 | 1 | 0 | 1 | 0 | 2 | <p>Milwaukee Brewers @ New York Yankees Yankee Stadium, Bronx, NY Tue Apr 22 1997, 7:05 PM EDT Att: 18,018 - Unknown - 59 F</p> <p>AB 37 R 10 H 14 RBI 9 BB 6 SO 4 LOB 17</p>  | | | |
| Wade Boggs, L (1, 5) OBP: 0.421, SLG: 0.373 | G4-3 | | | | 1B | PB | | | | 4 | 2 | 2 | 0 | 1 | 0 | 0 | | | | |
| Luis Sojo, R (8, 5) OBP: 0.150, SLG: 0.059 | | | BB | | BB | | | | | 0 | 0 | 0 | 0 | 0 | 0 | 0 | | | | |
| Bernie Williams, S (1, 8) OBP: 0.436, SLG: 0.463 | 2B | | SF7 | 2B | FC6-4 | | | | | 3 | 1 | 2 | 1 | 2 | 0 | 1 | | | | |
| Tino Martinez, L (1, 3) OBP: 0.378, SLG: 0.640 | FC5-4 | | BB | BB | BB | | | | | 3 | 1 | 2 | 2 | 2 | 0 | 1 | | | | |
| Cecil Fielder, R (1, 10) OBP: 0.263, SLG: 0.232 | FC5-4 | | P4 | | BB | | | | | 5 | 1 | 1 | 1 | 0 | 0 | 8 | | | | |
| Paul O'Neill, L (1, 9) OBP: 0.459, SLG: 0.719 | | E | SF7 | | E3 | | | | | 3 | 2 | 1 | 1 | 0 | 0 | 2 | | | | |
| Mark Whiten, S (7, 9) OBP: 0.400, SLG: 0.467 | | 2B | | | 1B | | | | | 1 | 0 | 0 | 0 | 0 | 0 | 0 | | | | |
| 2 Derek Jeter, R (1, 6) OBP: 0.455, SLG: 0.488 | L9 | | CS | | G6-3 | | | | | 5 | 1 | 1 | 2 | 0 | 2 | 1 | | | | |
| Joe Girardi, R (1, 2) OBP: 0.264, SLG: 0.320 | E6 | | | | F9 | | | | | 5 | 1 | 2 | 2 | 0 | 0 | 0 | | | | |
| Pat Kelly, R (1, 4) OBP: 0.444, SLG: 0.357 | K | | | | | | | | | 4 | 0 | 2 | 0 | 0 | 2 | 2 | | | | |
| Inning Stats | R: 0 E: 0 K: 0 S: 7 | H: 1 LOB: 2 BB: 1 P: 13 | R: 1 E: 1 K: 1 S: 10 | H: 1 LOB: 1 BB: 0 P: 18 | R: 1 E: 0 K: 0 S: 9 | H: 1 LOB: 1 BB: 2 P: 23 | R: 0 E: 0 K: 0 S: 8 | H: 1 LOB: 1 BB: 0 P: 12 | R: 8 E: 1 K: 1 S: 25 | H: 7 LOB: 2 BB: 2 P: 50 | R: 0 E: 0 K: 1 S: 12 | H: 3 LOB: 2 BB: 0 P: 15 | R: 0 E: 0 K: 0 S: 14 | H: 0 LOB: 1 BB: 1 P: 21 | R: 0 E: 0 K: 1 S: 6 | H: 0 LOB: 0 BB: 0 P: 11 | 1B: 11 2B: 3 3B: 0 HR: 0 | SF: 1 SAC: 0 DP: 0 HBP: 0 | WP: 1 PB: 1 CS: 1 | PA: 45 |
| PITCHER Jeff D'Amico, R (1, 1) ERA: 5.4 | IP: 4.1 WLS: L BF: 26 H: 9 R: 8 ER: 6 SO: 1 BB: 3 IBB: 0 HBP: 0 BLK: 0 WP: 0 HR: 0 S: 46 P: 88 ERA: 12.46 WHIP: 2.769 | | | | | | | | | | | | | | | PITCHER | | | | |
| Jamie McAndrew, R (5, 1) ERA: 6.55 | IP: 2.2 WLS: L BF: 15 H: 5 R: 2 ER: 1 SO: 2 BB: 3 IBB: 0 HBP: 0 BLK: 0 WP: 1 HR: 0 S: 39 P: 64 ERA: 3.38 WHIP: 3.000 | | | | | | | | | | | | | | | | | | | |
| Ron Villone, L (8, 1) ERA: 4.76 | IP: 1.0 WLS: L BF: 3 H: 0 R: 0 ER: 0 SO: 1 BB: 0 IBB: 0 HBP: 0 BLK: 0 WP: 0 HR: 0 S: 6 P: 11 ERA: 0.00 WHIP: 0.000 | | | | | | | | | | | | | | | | | | | |

| Batter | 1 | 2 | 3 | 4 | 5 | 6 | 7 | 8 | 9 | AB | R | H | RBI | BB | SO | LOB | TOP | | | | | | | | | | |
|--|-------------------------------|----------------------------------|-------------------------------|----------------------------------|-------------------------------|----------------------------------|------------------------------|----------------------------------|-------------------------------|----------------------------------|------------------------------|----------------------------------|-------------------------------|----------------------------------|-------------------------------|----------------------------------|-----------------------------------|------------------------------------|----------------------------------|--------|--|--|--|--|--|--|--|
| Omar Vizquel, S OBP: 0.330, SLG: 0.361 (1, 6) | F7 | | G3 | P5 | | 1B | | | HR | 5 | 1 | 2 | 0 | 0 | 0 | 2 | | | | | | | | | | | |
| Tony Fernandez, S OBP: 0.424, SLG: 0.594 (1, 4) | FC6-4 1B | | BB SF9 1B | K | | | F9 | | HR | 5 | 2 | 3 | 2 | 0 | 1 | 2 | | | | | | | | | | | |
| Jim Thome, L OBP: 0.506, SLG: 0.651 (1, 3) | F8 | | BB 1B | | 2B E | | FC4-6 1B | | F8 | 5 | 1 | 3 | 0 | 0 | 0 | 1 | | | | | | | | | | | |
| Matt Williams, R OBP: 0.315, SLG: 0.373 (1, 5) | FC6-4 1-2 | | BB | | G5-3 | | L7 | | K | 4 | 0 | 0 | 0 | 1 | 1 | 3 | | | | | | | | | | | |
| David Justice, L OBP: 0.494, SLG: 0.652 (1, 7) | | CS BB | SF9 | | 1B E | | FC4-6 1-2 | | 1B | 3 | 0 | 2 | 1 | 1 | 0 | 1 | | | | | | | | | | | |
| Manny Ramirez, R OBP: 0.349, SLG: 0.466 (9, 8) | | K | F9 | | E6 G6-4-3 | | | G4-3 2B | F8 | 5 | 0 | 1 | 1 | 0 | 1 | 5 | | | | | | | | | | | |
| Chad Curtis, R OBP: 0.353, SLG: 0.643 (9, 8) | | | | | | | | | | 0 | 0 | 0 | 0 | 0 | 0 | 0 | | | | | | | | | | | |
| Julio Franco, R OBP: 0.438, SLG: 0.361 (1, 10) | | HR 1B | | SH2-4 E 1B | G6-4-3 | | | K | | 4 | 1 | 2 | 0 | 0 | 1 | 3 | | | | | | | | | | | |
| Brian Giles, L OBP: 0.333, SLG: 0.645 (9, 9) | | HR | | E6 SH2-4 | G3 | | | G4-3 | | 4 | 1 | 1 | 2 | 0 | 0 | 2 | | | | | | | | | | | |
| Sandy Alomar Jr., R OBP: 0.459, SLG: 0.821 (1, 2) | | HR | | SH2-4 | F7 | | | K | | 3 | 0 | 0 | 0 | 0 | 2 | 1 | | | | | | | | | | | |
| Inning Stats | R: 0 E: 0 K: 0 S: 11 | H: 1 LOB: 1 BB: 0 P: 17 | R: 2 E: 0 K: 2 S: 16 | H: 2 LOB: 0 BB: 1 P: 27 | R: 1 E: 0 K: 0 S: 12 | H: 2 LOB: 2 BB: 1 P: 22 | R: 0 E: 1 K: 1 S: 8 | H: 1 LOB: 1 BB: 0 P: 11 | R: 1 E: 1 K: 0 S: 11 | H: 2 LOB: 1 BB: 0 P: 19 | R: 0 E: 0 K: 0 S: 8 | H: 1 LOB: 1 BB: 0 P: 12 | R: 0 E: 0 K: 2 S: 11 | H: 1 LOB: 1 BB: 0 P: 16 | R: 2 E: 0 K: 1 S: 17 | H: 3 LOB: 1 BB: 0 P: 28 | 1B: 10 2B: 2 3B: 0 HR: 2 | SF: 1 SAC: 1 DP: 1 HBP: 0 | WP: 0 PB: 0 SB: 0 CS: 1 | PA: 42 | | | | | | | |
| PITCHER | IP | WLS | BF | H | R | ER | SO | BB | IBB | HBP | BLK | WP | HR | S | P | ERA | WHIP | | | | | | | | | | |
| 21 Cal Eldred, R ERA: 4.84 (1, 1) | 6.0 | L | 28 | 9 | 4 | 4 | 3 | 2 | 0 | 0 | 0 | 0 | 1 | 66 | 108 | 6.00 | 1.833 | | | | | | | | | | |
| Ron Villone, L ERA: 4.5 (7, 1) | 0.1 | | 2 | 1 | 0 | 0 | 0 | 0 | 0 | 0 | 0 | 0 | 0 | 2 | 5 | 0.00 | 3.000 | | | | | | | | | | |
| Bryce Florie, R ERA: 5.06 (7, 1) | 1.2 | | 6 | 1 | 0 | 0 | 2 | 0 | 0 | 0 | 0 | 0 | 0 | 15 | 23 | 0.00 | 0.600 | | | | | | | | | | |
| Angel Miranda, L ERA: 2.79 (9, 1) | 0.2 | | 5 | 3 | 2 | 2 | 1 | 0 | 0 | 0 | 0 | 0 | 1 | 16 | 26 | 27.00 | 4.500 | | | | | | | | | | |
| Bob Wickman, R ERA: 2.16 (9, 1) | 0.1 | | 1 | 0 | 0 | 0 | 0 | 0 | 0 | 0 | 0 | 0 | 0 | 1 | 2 | 0.00 | 0.000 | | | | | | | | | | |

Cleveland Indians @ Milwaukee Brewers
Milwaukee County Stadium, Milwaukee, WI
Thu Apr 24 1997, 8:05 PM EDT
Att. 7,135 - Unknown - 48 F


AB 38
R 6
H 14
RBI 6
BB 2
SO 6
LOB 20



| Batter | 1 | 2 | 3 | 4 | 5 | 6 | 7 | 8 | 9 | AB | R | H | RBI | BB | SO | LOB | BOTTOM | | | | | | | | | | |
|--|-------------------------------|----------------------------------|-------------------------------|----------------------------------|------------------------------|----------------------------------|------------------------------|----------------------------------|-------------------------------|----------------------------------|-------------------------------|----------------------------------|-------------------------------|----------------------------------|-------------------------------|----------------------------------|-------------------------------|----------------------------------|----------------------------------|------------------------------------|----------------------------------|--------|--|--|--|--|--|
| Chuck Carr, S OBP: 0.100, SLG: 0.133 (1, 8) | G3 | | K | | BB E 1B | G4-3 | | | K | 5 | 0 | 1 | 0 | 0 | 2 | 3 | | | | | | | | | | | |
| Jeff Cirillo, R OBP: 0.366, SLG: 0.373 (1, 5) | F8 | | G1-3 | | E4 BB | | K | | G6-3 | 5 | 0 | 0 | 0 | 0 | 1 | 2 | | | | | | | | | | | |
| Dave Nilsson, L OBP: 0.373, SLG: 0.339 (1, 3) | BB 1B | | F7 | | FC5-4 BB | | FC5-4 BB | | G4-3 | 2 | 0 | 0 | 1 | 3 | 0 | 0 | | | | | | | | | | | |
| John Jaha, R OBP: 0.352, SLG: 0.524 (1, 10) | BB 1B | | F7 | | FC5-4 BB | | FC5-4 2B | | 1B BB 1B | 5 | 1 | 2 | 0 | 0 | 0 | 4 | | | | | | | | | | | |
| Marc Newfield, R OBP: 0.400, SLG: 0.381 (1, 7) | G5-3 | | K | | FC5-4 2B | | G6-3 | | 1B BB 1B | 4 | 0 | 1 | 1 | 1 | 1 | 2 | | | | | | | | | | | |
| Jeremy Burnitz, L OBP: 0.453, SLG: 0.571 (1, 9) | | G6-3 | | L6 | | 1B SF7 2B | | G6-3 | | 3 | 1 | 1 | 0 | 0 | 0 | 0 | | | | | | | | | | | |
| Matt Mieske, R OBP: 0.400, SLG: 0.353 (7, PH) (8, 9) | | G6-3 | | L6 | | 1B SF7 2B | | G6-3 | | 2 | 0 | 1 | 0 | 0 | 0 | 1 | | | | | | | | | | | |
| Mark Loretta, R OBP: 0.318, SLG: 0.282 (1, 6) | | 1B | | | | | | FC1-6 1B | P4 | 5 | 0 | 3 | 0 | 0 | 1 | 3 | | | | | | | | | | | |
| Jeff Huson, L OBP: 0.250, SLG: 0.333 (1, 4) | K | | K | | E BB 1B | | SF7 | | FC1-6 | 3 | 1 | 1 | 1 | 0 | 1 | 2 | | | | | | | | | | | |
| Mike Matheny, R OBP: 0.349, SLG: 0.425 (1, 2) | | K | | | | | | L9 | | 3 | 0 | 1 | 0 | 0 | 2 | 2 | | | | | | | | | | | |
| Jesse Levis, L OBP: 0.389, SLG: 0.500 (8, PH) (9, 2) | | K | | | | | | L9 | | 1 | 0 | 0 | 0 | 0 | 0 | 1 | | | | | | | | | | | |
| Inning Stats | R: 0 E: 0 K: 0 S: 11 | H: 1 LOB: 1 BB: 1 P: 23 | R: 0 E: 0 K: 2 S: 10 | H: 1 LOB: 0 BB: 0 P: 12 | R: 0 E: 0 K: 1 S: 7 | H: 0 LOB: 0 BB: 0 P: 10 | R: 0 E: 0 K: 1 S: 9 | H: 0 LOB: 0 BB: 0 P: 13 | R: 1 E: 1 K: 2 S: 11 | H: 2 LOB: 3 BB: 1 P: 22 | R: 1 E: 0 K: 0 S: 14 | H: 3 LOB: 2 BB: 0 P: 23 | R: 1 E: 0 K: 1 S: 11 | H: 1 LOB: 1 BB: 1 P: 16 | R: 0 E: 0 K: 1 S: 10 | H: 1 LOB: 1 BB: 0 P: 13 | R: 0 E: 0 K: 0 S: 13 | H: 2 LOB: 3 BB: 1 P: 24 | 1B: 9 2B: 2 3B: 0 HR: 0 | SF: 1 SAC: 0 DP: 0 HBP: 0 | WP: 0 PB: 0 SB: 0 CS: 0 | PA: 43 | | | | | |
| PITCHER | IP | WLS | BF | H | R | ER | SO | BB | IBB | HBP | BLK | WP | HR | S | P | ERA | WHIP | | | | | | | | | | |
| Charles Nagy, R ERA: 4.96 (1, 1) | 6.2 | W | 32 | 8 | 3 | 2 | 7 | 3 | 0 | 0 | 0 | 0 | 0 | 2 | 3 | 0.00 | 1.650 | | | | | | | | | | |
| Steve Kline, L ERA: 2.16 (7, 1) | 0.1 | | 1 | 0 | 0 | 0 | 0 | 0 | 0 | 0 | 0 | 0 | 0 | 2 | 3 | 0.00 | 0.000 | | | | | | | | | | |
| Eric Plunk, R ERA: 3.09 (8, 1) | 1.0 | | 4 | 1 | 0 | 0 | 1 | 0 | 0 | 0 | 0 | 0 | 0 | 10 | 13 | 0.00 | 1.000 | | | | | | | | | | |
| Jose Mesa, R ERA: (9, 1) | 1.0 | S | 6 | 2 | 0 | 0 | 0 | 1 | 0 | 0 | 0 | 0 | 0 | 13 | 24 | 0.00 | 3.000 | | | | | | | | | | |

Cleveland Indians @ Milwaukee Brewers
Milwaukee County Stadium, Milwaukee, WI
Thu Apr 24 1997, 8:05 PM EDT
Att. 7,135 - Unknown - 48 F

AB 38
R 3
H 11
RBI 3
BB 4
SO 8
LOB 20



| Batter | 1 | 2 | 3 | 4 | 5 | 6 | 7 | 8 | 9 | AB | R | H | RBI | BB | SO | LOB | TOP | | | | | | | | |
|---|------------------------------|----------------------------------|-------------------------------|----------------------------------|------------------------------|---------------------------------|------------------------------|----------------------------------|------------------------------|----------------------------------|-------------------------------|----------------------------------|-------------------------------|----------------------------------|-------------------------------|----------------------------------|-------------------------------|----------------------------------|----------------------------------|------------------------------------|-------------------------|--------|--|--|--|
| Omar Vizquel, S (1, 6) OBP: 0.348, SLG: 0.365 | 4-0 CS BB | | 0-1 SH1-3 | 1-0 L7 | | 4-0 | | 1-1 G6-4-3 1B | | 2 | 0 | 1 | 1 | 2 | 0 | 0 | | | | | | | | | |
| Tony Fernandez, S (1, 4) OBP: 0.395, SLG: 0.541 | 1-3 SAFE | | 0-0 G6-3 | | 1-1 G4-6-3 1B | 2-3 K | | 0-1 G6-4-3 1-2 | | 5 | 0 | 1 | 0 | 0 | 2 | 6 | | | | | | | | | |
| Jim Thome, L (1, 3) OBP: 0.489, SLG: 0.612 | 3-2 SAFE 1-2 | | 0-1 F8 | | 3-2 G4-6-3 1-2 | 2-3 K | | 4-2 HR BB | | 4 | 1 | 0 | 0 | 1 | 2 | 6 | | | | | | | | | |
| Matt Williams, R (1, 5) OBP: 0.330, SLG: 0.489 | | 1-0 F8 | | 1-0 HR | 2-0 F7 | | 3-2 HR | 1-2 HR | | 5 | 3 | 3 | 4 | 0 | 0 | 0 | | | | | | | | | |
| David Justice, L (1, 7) OBP: 0.500, SLG: 0.746 | | 0-2 2B | | 1-0 L3 | | 0-1 HR | 2-0 HR | 3-2 G3 | | 5 | 2 | 3 | 2 | 0 | 0 | 0 | | | | | | | | | |
| Manny Ramirez, R (1, 9) OBP: 0.379, SLG: 0.533 | | 4-2 BB | | 1-0 HR | | 2-0 F8 BB | 4-2 BB | | 0-0 P4 | 2 | 2 | 2 | 1 | 2 | 0 | 0 | | | | | | | | | |
| Brian Giles, L (9, PH) OBP: 0.324, SLG: 0.625 | | | | | | | | | | 1 | 0 | 0 | 0 | 0 | 0 | 0 | | | | | | | | | |
| Julio Franco, R (1, 10) OBP: 0.423, SLG: 0.338 | | 0-3 K | | 1-1 F9 | | 4-0 BB BB | 0-3 K | 2-2 F8 | | 4 | 0 | 0 | 0 | 1 | 2 | 3 | | | | | | | | | |
| Sandy Alomar Jr., R (1, 2) OBP: 0.455, SLG: 0.852 | | 2-1 F9 | | 2-0 HR | 2B | 2-1 F8 | 0-0 P2 | 3-2 HR | | 5 | 2 | 2 | 1 | 0 | 0 | 5 | | | | | | | | | |
| Chad Curtis, R (1, 8) OBP: 0.409, SLG: 0.833 | | | 1-0 SH1-3 2B | 1-0 2H HR | | 4-0 1-2 BB | 3-1 F9 | 0-1 G3 | | 4 | 1 | 2 | 2 | 1 | 0 | 1 | | | | | | | | | |
| Inning Stats | R: 0 E: 0 K: 2 S: 7 | H: 0 LOB: 0 BB: 1 P: 15 | R: 0 E: 0 K: 1 S: 12 | H: 1 LOB: 2 BB: 1 P: 19 | R: 0 E: 0 K: 0 S: 6 | H: 1 LOB: 1 BB: 0 P: 7 | R: 4 E: 0 K: 0 S: 8 | H: 4 LOB: 0 BB: 0 P: 16 | R: 0 E: 0 K: 0 S: 7 | H: 1 LOB: 0 BB: 0 P: 13 | R: 2 E: 0 K: 2 S: 13 | H: 2 LOB: 3 BB: 3 P: 33 | R: 2 E: 0 K: 1 S: 12 | H: 2 LOB: 1 BB: 1 P: 24 | R: 2 E: 0 K: 0 S: 13 | H: 2 LOB: 0 BB: 0 P: 22 | R: 1 E: 0 K: 0 S: 13 | H: 1 LOB: 0 BB: 0 P: 18 | 1B: 2 2B: 4 3B: 0 HR: 8 | SF: 0 SAC: 1 DP: 2 HBP: 0 | WP: 0 PB: 0 CS: 1 | PA: 45 | | | |
| PITCHER | IP | WLS | BF | H | R | ER | SO | BB | IBB | HBP | BLK | WP | HR | S | P | ERA | WHIP | | | | | | | | |
| Scott Karl, L (1, 1) ERA: 4.34 | 5.1 | L | 27 | 9 | 6 | 6 | 3 | 4 | 0 | 0 | 0 | 0 | 4 | 45 | 87 | 10.12 | 2.438 | | | | | | | | |
| Bryce Florie, R (6, 1) ERA: 4.91 | 0.1 | | 2 | 0 | 0 | 0 | 1 | 1 | 0 | 0 | 0 | 0 | 0 | 4 | 10 | 0.00 | 3.000 | | | | | | | | |
| Ron Villone, L (6, 1) ERA: 7.11 | 0.1 | | 2 | 2 | 2 | 2 | 1 | 1 | 0 | 0 | 0 | 0 | 2 | 10 | 21 | 54.00 | 9.000 | | | | | | | | |
| Jose Mercedes, R (7, 1) ERA: 5.06 | 3.0 | | 12 | 3 | 3 | 3 | 1 | 1 | 0 | 0 | 0 | 0 | 2 | 32 | 49 | 9.00 | 1.333 | | | | | | | | |

Cleveland Indians @ Milwaukee Brewers
Milwaukee County Stadium, Milwaukee, WI

AB 37
R 11
H 14
RBI 11
BB 7
SO 6
LOB 21



WP: 0 PA: 45
PB: 0
CS: 1

Cleveland Indians @ Milwaukee Brewers
Milwaukee County Stadium, Milwaukee, WI

AB 32
R 4
H 6
RBI 4
BB 1
SO 5
LOB 6



WP: 1 PA: 33
PB: 0
CS: 0

| Batter | 1 | 2 | 3 | 4 | 5 | 6 | 7 | 8 | 9 | AB | R | H | RBI | BB | SO | LOB | BOTTOM | | | | | | | | |
|---|-------------------------------|----------------------------------|------------------------------|----------------------------------|------------------------------|---------------------------------|-------------------------------|----------------------------------|------------------------------|---------------------------------|-------------------------------|----------------------------------|------------------------------|---------------------------------|------------------------------|----------------------------------|------------------------------|----------------------------------|----------------------------------|------------------------------------|-------------------------|--------|--|--|--|
| Chuck Carr, S (1, 8) OBP: 0.116, SLG: 0.121 | 4-2 1B BB | | 0-0 G1-3 | | 0-3 K | | | 1-0 G4-3 | | 3 | 0 | 0 | 0 | 1 | 1 | 0 | | | | | | | | | |
| Jeff Cirillo, R (1, 5) OBP: 0.373, SLG: 0.381 | 1-2 SAFE 1-3 1B | | | 2-2 G4-3 HR 1B | | 2-1 G4-3 | | 2-1 G5-3 | | 4 | 1 | 2 | 0 | 0 | 0 | 0 | | | | | | | | | |
| Dave Nilsson, L (1, 3) OBP: 0.380, SLG: 0.394 | 1-2 K | | | 1-1 G4-3 | | 2-0 HR | | 0-0 1B | | 4 | 1 | 2 | 1 | 0 | 1 | 2 | | | | | | | | | |
| John Jaha, R (1, 10) OBP: 0.347, SLG: 0.552 | 1-1 F8 | | | 3-2 HR | | 2-2 F9 | | 2-2 F8 | | 4 | 1 | 1 | 2 | 0 | 0 | 2 | | | | | | | | | |
| Jeremy Burnitz, L (1, 9) OBP: 0.439, SLG: 0.609 | | 1-0 G4-3 | | 3-2 HR | | 1-3 K | | 2-1 F8 | | 4 | 1 | 1 | 1 | 0 | 1 | 1 | | | | | | | | | |
| Marc Newfield, R (1, 7) OBP: 0.370, SLG: 0.348 | | 1-2 F8 | | 1-1 G5-3 | | | 1-3 K | 1-2 P4 | | 4 | 0 | 0 | 0 | 0 | 1 | 1 | | | | | | | | | |
| Mark Loretta, R (1, 6) OBP: 0.298, SLG: 0.262 | | 2-1 G4-3 | | 0-1 G5-3 | | | 0-0 G4-3 | | | 3 | 0 | 0 | 0 | 0 | 0 | 0 | | | | | | | | | |
| Jeff Huson, L (1, 4) OBP: 0.143, SLG: 0.167 | | | 1-2 L7 | | 1-0 G3 | | 2-1 L8 | | | 3 | 0 | 0 | 0 | 0 | 0 | 0 | | | | | | | | | |
| Mike Matheny, R (1, 2) OBP: 0.326, SLG: 0.395 | | | 0-1 L8 | | 2-1 G5-3 | | | 1-3 K | | 3 | 0 | 0 | 0 | 0 | 1 | 0 | | | | | | | | | |
| Inning Stats | R: 0 E: 0 K: 1 S: 10 | H: 1 LOB: 1 BB: 1 P: 17 | R: 0 E: 0 K: 0 S: 6 | H: 0 LOB: 0 BB: 0 P: 10 | R: 0 E: 0 K: 0 S: 6 | H: 0 LOB: 0 BB: 0 P: 7 | R: 3 E: 0 K: 0 S: 19 | H: 3 LOB: 0 BB: 0 P: 29 | R: 0 E: 0 K: 1 S: 6 | H: 0 LOB: 0 BB: 0 P: 9 | R: 1 E: 0 K: 1 S: 10 | H: 1 LOB: 0 BB: 0 P: 17 | R: 0 E: 0 K: 1 S: 6 | H: 0 LOB: 0 BB: 0 P: 9 | R: 0 E: 0 K: 1 S: 6 | H: 0 LOB: 0 BB: 0 P: 10 | R: 0 E: 0 K: 0 S: 9 | H: 1 LOB: 1 BB: 0 P: 14 | 1B: 3 2B: 0 3B: 0 HR: 3 | SF: 0 SAC: 0 DP: 0 HBP: 0 | WP: 1 PB: 0 CS: 0 | PA: 33 | | | |
| PITCHER | IP | WLS | BF | H | R | ER | SO | BB | IBB | HBP | BLK | WP | HR | S | P | ERA | WHIP | | | | | | | | |
| Orel Hershiser, R (1, 1) ERA: 5.46 | 8.0 | W | 29 | 5 | 4 | 4 | 5 | 1 | 0 | 0 | 0 | 0 | 1 | 3 | 69 | 4.50 | 0.750 | | | | | | | | |
| Michael Jackson, R (9, 1) ERA: 5.4 | 1.0 | | 4 | 1 | 0 | 0 | 0 | 0 | 0 | 0 | 0 | 0 | 0 | 9 | 14 | 0.00 | 1.000 | | | | | | | | |

Fri Apr 25 1997, 8:05 PM EDT
Att: 11,150 - Unknown - 51 F

| Batter | 1 | 2 | 3 | 4 | 5 | 6 | 7 | 8 | 9 | AB R H RBI BB SO LOB | TOP | | | | | | | | | | | |
|---|---|----------------------------------|-------------------------------|----------------------------------|------------------------------|----------------------------------|-------------------------------|----------------------------------|------------------------------|----------------------------------|---|---|----------------------------------|-------------------------------|----------------------------------|-------------------------------|----------------------------------|-------------------------------|----------------------------------|----------------------------------|------------------------------------|----------------------------------|
| Omar Vizquel, S OBP: 0.391, SLG: 0.360 (1, 6) | 4-1 FC3-6 BB | | 1-1 FC4-6 1B | 1-0 E3 | | 0-3 K | | 1-0 G4-3 | | 4 0 1 1 1 1 0 | Cleveland Indians @ Milwaukee Brewers Milwaukee County Stadium, Milwaukee, WI Sat Apr 26 1997, 8:05 PM EDT Att: 13,028 - Unknown - 59 F | | | | | | | | | | | |
| Tony Fernandez, S OBP: 0.349, SLG: 0.476 (1, 4) | 1-1 FC3-6 1B G5-3 | | 0-1 FC4-6 FC5 E | 2-0 F7 | | 1-3 K | | 0-3 K | | 5 1 0 0 0 2 3 | | | | | | | | | | | | |
| Jim Thome, L OBP: 0.495, SLG: 0.600 (1, 3) | 0-2 G5-3 1B | | 4-2 FC5 BB | 2-0 G4-3 | | 0-1 L9 | | 4-1 HR BB | | 3 1 1 0 2 0 1 | | | | | | | | | | | | |
| Matt Williams, R OBP: 0.333, SLG: 0.548 (1, 5) | 0-2 G5-3 | | 0-0 FC5 | | 2-0 HR | | 2-2 G6-3 | 0-1 HR | | 5 2 2 4 0 0 3 | | | | | | | | | | | | |
| David Justice, L OBP: 0.484, SLG: 0.707 (1, 7) | 0-3 K | | 0-3 G4-3 | | 4-0 WP 1B BB | | 1-2 G4-3 | 0-2 L9 | | 4 0 0 0 1 1 3 | | | | | | | | | | | | |
| Manny Ramirez, R OBP: 0.391, SLG: 0.550 Chad Curtis, R OBP: 0.409, SLG: 0.833 (9, PR) (9, 8) | | 1-3 K | | 3-2 L7 | 2-0 F8 1B | | 3-1 S 1B | 1-0 F8 2B | | 5 1 3 0 0 1 0 0 0 0 0 0 0 0 | | | | | | | | | | | | |
| Julio Franco, R OBP: 0.434, SLG: 0.371 (1, 10) | | 1-0 2B | | 3-1 BB 1B | 3-1 F8 | | 0-2 1B 1B | 0-2 F8 | | 5 1 3 1 0 0 2 | | | | | | | | | | | | |
| Brian Giles, L OBP: 0.357, SLG: 0.600 (1, 8) (9, 9) | | 1-2 P5 | | 4-0 1B E BB | 4-1 BB | | 1 SAFE 3-0 1B | 1-3 K | | 3 1 1 0 2 1 3 | | | | | | | | | | | | |
| Sandy Alomar Jr., R OBP: 0.437, SLG: 0.803 (1, 2) | | 1-3 K | | 0-0 E 1B | 1-3 K | | 1 SAFE 1-1 F8 | 1-1 P4 | | 5 1 1 1 0 2 7 | | | | | | | | | | | | |
| Inning Stats | R: 1 E: 0 K: 1 S: 12 | H: 1 LOB: 1 BB: 1 P: 17 | R: 0 E: 0 K: 2 S: 12 | H: 1 LOB: 1 BB: 0 P: 16 | R: 0 E: 1 K: 0 S: 9 | H: 1 LOB: 2 BB: 1 P: 17 | R: 3 E: 1 K: 0 S: 11 | H: 2 LOB: 1 BB: 1 P: 24 | R: 1 E: 0 K: 1 S: 8 | H: 2 LOB: 2 BB: 2 P: 24 | | R: 0 E: 0 K: 2 S: 10 | H: 0 LOB: 0 BB: 0 P: 11 | R: 1 E: 0 K: 0 S: 18 | H: 3 LOB: 2 BB: 0 P: 28 | R: 2 E: 0 K: 1 S: 10 | H: 1 LOB: 0 BB: 1 P: 15 | R: 0 E: 0 K: 1 S: 10 | H: 1 LOB: 2 BB: 0 P: 13 | 1B: 8 2B: 2 3B: 0 HR: 2 | SF: 0 SAC: 0 DP: 0 HBP: 0 | WP: 1 PB: 0 SB: 1 CS: 0 |
| PITCHER | IP WLS BF H R ER SO BB IBB HBP BLK WP HR S P ERA WHIP | | | | | | | | | | | IP WLS BF H R ER SO BB IBB HBP BLK WP HR S P ERA WHIP | | | | | | | | | | |
| Jamie McAndrew, R ERA: 6.75 (1, 1) | 5.0 27 7 5 4 4 5 0 0 0 1 1 52 98 7.20 2.400 | | | | | | | | | | | | | | | | | | | | | |
| Bob Wickman, R ERA: 3.97 (6, 1) | 3.0 14 4 3 3 3 1 0 0 0 0 1 38 54 9.00 1.667 | | | | | | | | | | | | | | | | | | | | | |
| Doug Jones, R ERA: 2.25 (9, 1) | 1.0 W 4 1 0 0 1 0 0 0 0 0 0 10 13 0.00 1.000 | | | | | | | | | | | | | | | | | | | | | |

| Batter | 1 | 2 | 3 | 4 | 5 | 6 | 7 | 8 | 9 | AB R H RBI BB SO LOB | BOTTOM | | | | | | | | | | | |
|--|---|----------------------------------|------------------------------|----------------------------------|-------------------------------|----------------------------------|-------------------------------|----------------------------------|-------------------------------|----------------------------------|---|---|----------------------------------|-------------------------------|----------------------------------|-------------------------------|----------------------------------|-------------------------------|----------------------------------|----------------------------------|------------------------------------|----------------------------------|
| Mark Loretta, R OBP: 0.314, SLG: 0.267 (1, 6) | 3-3 K | | 3-2 G4-3 1B | | 1-1 SH BB 1B | 4-0 BB | | 0-3 K | | 3 1 1 1 1 2 0 | Cleveland Indians @ Milwaukee Brewers Milwaukee County Stadium, Milwaukee, WI Sat Apr 26 1997, 8:05 PM EDT Att: 13,028 - Unknown - 59 F | | | | | | | | | | | |
| Jeff Cirillo, R OBP: 0.375, SLG: 0.373 (1, 5) | 2-2 G4-3 | | 2-1 G4-3 | | 4-2 1B BB | 0-2 G5-3 | | 2-2 1B G5-3 1B | | 4 2 1 1 1 0 3 | | | | | | | | | | | | |
| Dave Nilsson, L OBP: 0.393, SLG: 0.451 Tim Unroe, R (9, PR) (1, 3) (9, 9) | 2-1 P6 | | 2-3 3H 2-2 G3-1 | | 1-1 1B 1B | | 3-2 HR | 1-1 G5-3 1B | | 5 1 3 3 0 0 1 0 1 0 0 0 0 0 | | | | | | | | | | | | |
| John Jaha, R OBP: 0.338, SLG: 0.521 (1, 10) | | 2-1 L9 | | 4-2 1B 1B BB | 1-1 K | | 1-3 K | 1-0 G5-3 | | 4 0 0 1 1 2 3 | | | | | | | | | | | | |
| Jeromy Burnitz, L OBP: 0.452, SLG: 0.620 (1, 8) | | 1-3 K | | 1-1 1B 1B | 2-2 P4 | | 4-1 S BB | 1-2 1B 2B | | 4 1 2 1 1 1 2 | | | | | | | | | | | | |
| Matt Mieske, R OBP: 0.400, SLG: 0.364 (1, 9) | | 0-0 G1-3 | | 1-1 1B 1B | 2-2 1B 1B | | 1-3 K | 1-2 P5 | | 5 0 2 1 0 1 3 | | | | | | | | | | | | |
| Jeff Huson, L OBP: 0.250, SLG: 0.200 (1, 4) | | | 4-2 E BB 1B | 2-3 K | 1-3 K | | 0-0 F7 | 0-0 1B | | 4 1 1 1 1 2 6 | | | | | | | | | | | | |
| Gerald Williams, R OBP: 0.333, SLG: 0.375 (1, 7) | | | 2-2 F8 | 1-0 G1-2-3 | | 2-1 G5-3 SH1-3 1B | | 1-2 F8 | | 4 0 1 0 0 0 4 | | | | | | | | | | | | |
| Mike Matheny, R OBP: 0.333, SLG: 0.386 Jesse Lewis, L OBP: 0.368, SLG: 0.471 (1, 2) (8, PH) (9, 2) | | | 2-1 E1 1B G4-3 | | 4-2 SH 1B BB | 0-0 SH1-3 | | 2-3 K | | 1 2 0 0 1 0 1 1 0 0 0 0 1 0 | | | | | | | | | | | | |
| Inning Stats | R: 0 E: 0 K: 1 S: 13 | H: 0 LOB: 0 BB: 0 P: 20 | R: 0 E: 0 K: 1 S: 8 | H: 0 LOB: 0 BB: 0 P: 11 | R: 2 E: 1 K: 0 S: 16 | H: 1 LOB: 1 BB: 1 P: 31 | R: 0 E: 0 K: 1 S: 12 | H: 2 LOB: 2 BB: 1 P: 21 | R: 3 E: 1 K: 2 S: 23 | H: 2 LOB: 2 BB: 2 P: 39 | | R: 0 E: 0 K: 0 S: 7 | H: 1 LOB: 1 BB: 1 P: 13 | R: 1 E: 0 K: 2 S: 12 | H: 1 LOB: 1 BB: 1 P: 21 | R: 0 E: 0 K: 2 S: 13 | H: 0 LOB: 0 BB: 0 P: 16 | R: 3 E: 0 K: 0 S: 16 | H: 4 LOB: 1 BB: 0 P: 23 | 1B: 9 2B: 1 3B: 0 HR: 1 | SF: 0 SAC: 2 DP: 2 HBP: 0 | WP: 0 PB: 0 SB: 1 CS: 0 |
| PITCHER | IP WLS BF H R ER SO BB IBB HBP BLK WP HR S P ERA WHIP | | | | | | | | | | | IP WLS BF H R ER SO BB IBB HBP BLK WP HR S P ERA WHIP | | | | | | | | | | |
| Bartolo Colon, R ERA: 10.24 (1, 1) | 4.0 21 4 5 1 3 4 0 0 0 0 0 20 32 0.00 1.500 | | | | | | | | | | | | | | | | | | | | | |
| Jack McDowell, R ERA: 8.69 (5, 1) | 2.0 8 2 0 0 2 1 0 0 0 0 0 1 3 6 ∞ ∞ | | | | | | | | | | | | | | | | | | | | | |
| Steve Kline, L ERA: 2.7 (7, 1) | 0.0 1 1 1 1 0 0 0 0 0 0 1 3 6 ∞ ∞ | | | | | | | | | | | | | | | | | | | | | |
| Michael Jackson, R ERA: 4.61 (7, 1) | 2.0 7 0 0 0 4 1 0 0 0 0 0 22 31 0.00 0.500 | | | | | | | | | | | | | | | | | | | | | |
| Jose Mesa, R ERA: 4.05 (9, 1) | 0.2 L 6 4 3 3 0 0 0 0 0 0 0 16 23 40.50 6.000 | | | | | | | | | | | | | | | | | | | | | |

| Batter | 1 | 2 | 3 | 4 | 5 | 6 | 7 | 8 | 9 | AB | R | H | RBI | BB | SO | LOB | TOP | | | | | |
|---|-------------------------------|----------------------------------|------------------------------|----------------------------------|-------------------------------|----------------------------------|------------------------------|----------------------------------|------------------------------|----------------------------------|------------------------------|----------------------------------|-------------------------------|----------------------------------|------------------------------|----------------------------------|------------------------------|----------------------------------|----------------------------------|------------------------------------|-------------------------|--------|
| Chad Curtis, R OBP: 0.370, SLG: 0.682 (1, 8) | 4-2 1B HR BB | 2-3 K | | 2-2 G6-3 | | | 1-1 G1-3 | 3-3 K | | 4 | 1 | 0 | 0 | 1 | 2 | 0 | | | | | | |
| Tony Fernandez, S OBP: 0.354, SLG: 0.457 (1, 6) | 1-1 HR | | 4-2 2B BB | | 1-1 G4-3 | | 3-1 G3 | | 2-3 K | 4 | 1 | 1 | 0 | 1 | 1 | 0 | | | | | | |
| Jim Thome, L OBP: 0.500, SLG: 0.630 (1, 3) | 0-2 HR | | 0-1 F7 | | 4-1 FC5-4 BB | | 4-2 BB 1B BB | | 3-3 K | 3 | 1 | 1 | 3 | 2 | 1 | 1 | | | | | | |
| Matt Williams, R OBP: 0.346, SLG: 0.557 (1, 5) | 4-2 L3 BB | | 0-0 1B 2B | | 1-2 F7 | | 1-1 BB 1B | | 0-2 G4-3 | 4 | 1 | 2 | 0 | 1 | 0 | 1 | | | | | | |
| Julio Franco, R OBP: 0.437, SLG: 0.370 (1, 4) | 3-2 L3 | | 2-2 HBP 1B 1B | | 1-0 FC5-4 | | 4-2 FC5-4 BB | | | 3 | 0 | 1 | 1 | 1 | 0 | 2 | | | | | | |
| Manny Ramirez, R OBP: 0.396, SLG: 0.542 (1, 9) | 3-2 1B | | 1-1 1B HBP | | 1-2 F9 | | 1-0 FC5-4 | | | 3 | 0 | 1 | 0 | 0 | 0 | 3 | | | | | | |
| Brian Giles, L OBP: 0.370, SLG: 0.579 (1, 7) | 2-3 K | | 2-1 1B | | 4-2 BB | | 2-3 K | | | 3 | 0 | 1 | 0 | 1 | 2 | 1 | | | | | | |
| Kevin Mitchell, R OBP: 0.302, SLG: 0.415 (1, 10) | | | 2-1 G6-3 | | 1-0 G6-3 | | 0-0 P4 | | 3-1 F8 | 4 | 0 | 0 | 0 | 0 | 0 | 1 | | | | | | |
| Pat Borders, R OBP: 0.409, SLG: 0.714 (1, 2) | | | 2-0 G5-3 | | 2-2 G6-3 | | 1-2 F9 | | 2-0 HR | 4 | 1 | 1 | 1 | 0 | 0 | 1 | | | | | | |
| Inning Stats | R: 3 E: 0 K: 1 S: 21 | H: 3 LOB: 1 BB: 2 P: 38 | R: 0 E: 0 K: 1 S: 6 | H: 0 LOB: 0 BB: 0 P: 12 | R: 1 E: 0 K: 0 S: 14 | H: 3 LOB: 2 BB: 1 P: 23 | R: 0 E: 0 K: 0 S: 9 | H: 0 LOB: 0 BB: 0 P: 14 | R: 0 E: 0 K: 0 S: 7 | H: 0 LOB: 1 BB: 1 P: 14 | R: 0 E: 0 K: 0 S: 9 | H: 0 LOB: 1 BB: 1 P: 15 | R: 0 E: 0 K: 0 S: 13 | H: 1 LOB: 3 BB: 2 P: 27 | R: 1 E: 0 K: 2 S: 9 | H: 1 LOB: 0 BB: 0 P: 19 | R: 0 E: 0 K: 0 S: 9 | H: 0 LOB: 0 BB: 0 P: 14 | 1B: 5 2B: 2 3B: 0 HR: 2 | SF: 0 SAC: 0 DP: 1 HBP: 1 | WP: 0 PB: 0 CS: 0 | PA: 40 |
| PITCHER | IP | WLS | BF | H | R | ER | SO | BB | IBB | HBP | BLK | WP | HR | S | P | ERA | WHIP | | | | | |
| Jeff D'Amico, R ERA: 5.65 (1, 1) | 6.0 | | 27 | 6 | 4 | 4 | 2 | 5 | 0 | 1 | 0 | 0 | 1 | 66 | 116 | 6.00 | 1.833 | | | | | |
| Bryce Florie, R ERA: 4.55 (7, 1) | 2.0 | W | 10 | 2 | 1 | 1 | 2 | 2 | 0 | 0 | 0 | 0 | 1 | 22 | 46 | 4.50 | 2.000 | | | | | |
| Doug Jones, R ERA: 2.0 (9, 1) | 1.0 | | 3 | 0 | 0 | 0 | 2 | 0 | 0 | 0 | 0 | 0 | 0 | 9 | 14 | 0.00 | 0.000 | | | | | |

Cleveland Indians @ Milwaukee Brewers
Milwaukee County Stadium, Milwaukee, WI

AB 32
R 5
H 8
RBI 5
BB 7
SO 6
LOB 10



WP: 0 PA: 40
PB: 0
CS: 0

Cleveland Indians @ Milwaukee Brewers
Milwaukee County Stadium, Milwaukee, WI

AB 36
R 6
H 13
RBI 5
BB 3
SO 6
LOB 16



WP: 0 PA: 39
PB: 0
CS: 0

| Batter | 1 | 2 | 3 | 4 | 5 | 6 | 7 | 8 | 9 | AB | R | H | RBI | BB | SO | LOB | BOTTOM | | | | | |
|---|------------------------------|---------------------------------|------------------------------|----------------------------------|-------------------------------|----------------------------------|------------------------------|-----------------------------------|------------------------------|---------------------------------|------------------------------|----------------------------------|------------------------------|----------------------------------|------------------------------|----------------------------------|----------------------------------|------------------------------------|-------------------------|--------|--|--|
| Mark Loretta, R OBP: 0.321, SLG: 0.300 (1, 6) | 0-1 G5-3 | | 1-0 2B | | 2-2 G5-3 | | 2-0 G1-3 | | 3-2 BB 1B | 5 | 1 | 2 | 1 | 0 | 0 | 2 | | | | | | |
| Jeff Cirillo, R OBP: 0.376, SLG: 0.380 (1, 5) | 2-2 L6 | | 0-0 F9 | | 0-0 2B | | 1-1 P2 | | 4-0 1B BB | 4 | 0 | 1 | 1 | 1 | 0 | 3 | | | | | | |
| Dave Nilsson, L OBP: 0.404, SLG: 0.474 (1, 10) | 1-0 G4-3 | | | 1-0 G5-3 2B | | 3-3 K | | 1-1 1B 1B | 5 | 1 | 3 | 1 | 0 | 1 | 1 | | | | | | | |
| John Jaha, R OBP: 0.345, SLG: 0.514 (1, 3) | | 1-1 F8 | | 4-1 BB | | 2-0 P6 | | 3-1 2B G4-6-3 1B | 3 | 1 | 1 | 0 | 1 | 0 | 0 | | | | | | | |
| Jeremy Burnitz, L OBP: 0.439, SLG: 0.611 (1, 8) | | 2-3 K | | 0-2 F8 | | 0-3 K | | 0-0 G4-6-3 1-3 2-H 2B | 4 | 0 | 1 | 1 | 0 | 2 | 2 | | | | | | | |
| Matt Mieske, R OBP: 0.379, SLG: 0.320 (1, 9) | | 0-3 K | | 0-0 G5-3 | | 0-3 K | | 4-0 G4-6-3 BB | 3 | 0 | 0 | 0 | 1 | 2 | 2 | | | | | | | |
| Jeff Huson, L OBP: 0.250, SLG: 0.214 (1, 4) | | | 3-3 K | | 1-0 F8 G5-3 1B | | 3-1 F8 | | 0-0 G4-6-3 | 4 | 1 | 1 | 0 | 0 | 1 | 2 | | | | | | |
| Gerald Williams, R OBP: 0.358, SLG: 0.417 (1, 7) | | | 0-2 2B 1B | | 1-2 F8 2B 1B | | 0-0 1B 2B | | 0-0 G5-3 | 4 | 2 | 3 | 0 | 0 | 0 | 1 | | | | | | |
| Jesse Levis, L OBP: 0.348, SLG: 0.429 (1, 2) | | | 3-1 F8 | | 1-0 F8 | | 0-0 G1-3 1B | | 2-1 G6-3 | 4 | 0 | 1 | 1 | 0 | 0 | 3 | | | | | | |
| Inning Stats | R: 0 E: 0 K: 0 S: 6 | H: 0 LOB: 0 BB: 0 P: 9 | R: 0 E: 0 K: 2 S: 8 | H: 0 LOB: 0 BB: 0 P: 11 | R: 0 E: 0 K: 1 S: 11 | H: 2 LOB: 2 BB: 0 P: 18 | R: 0 E: 0 K: 0 S: 6 | H: 1 LOB: 1 BB: 1 P: 11 | R: 0 E: 0 K: 2 S: 7 | H: 0 LOB: 0 BB: 0 P: 9 | R: 1 E: 0 K: 0 S: 7 | H: 2 LOB: 1 BB: 0 P: 13 | R: 2 E: 0 K: 0 S: 7 | H: 3 LOB: 1 BB: 1 P: 15 | R: 1 E: 0 K: 0 S: 8 | H: 2 LOB: 2 BB: 1 P: 19 | 1B: 8 2B: 5 3B: 0 HR: 0 | SF: 0 SAC: 0 DP: 2 HBP: 0 | WP: 0 PB: 0 CS: 0 | PA: 39 | | |
| PITCHER | IP | WLS | BF | H | R | ER | SO | BB | IBB | HBP | BLK | WP | HR | S | P | ERA | WHIP | | | | | |
| Chad Ogea, R ERA: 9.98 (1, 1) | 7.0 | | 29 | 8 | 3 | 3 | 6 | 1 | 0 | 0 | 0 | 0 | 0 | 12 | 29 | 20.25 | 4.500 | | | | | |
| Eric Plunk, R ERA: 4.85 (8, 1) | 1.1 | L | 9 | 4 | 3 | 3 | 0 | 2 | 0 | 0 | 0 | 0 | 0 | 3 | 5 | ∞ | ∞ | | | | | |
| Paul Assenmacher, L ERA: 9.82 (9, 1) | 0.0 | | 1 | 1 | 0 | 0 | 0 | 0 | 0 | 0 | 0 | 0 | 0 | 3 | 5 | ∞ | ∞ | | | | | |

Sun Apr 27 1997, 4:33 AM EDT
Att: 19,709 - Overcast - 50 F

| Batter | 1 | 2 | 3 | 4 | 5 | 6 | 7 | 8 | 9 | AB | R | H | RBI | BB | SO | LOB | TOP | | | | | | | | |
|---|-------------------------------|----------------------------------|-------------------------------|----------------------------------|------------------------------|---------------------------------|------------------------------|---------------------------------|------------------------------|----------------------------------|-------------------------------|----------------------------------|-------------------------------|----------------------------------|------------------------------|----------------------------------|-------------------------------|----------------------------------|----------------------------------|------------------------------------|----------------------------------|--------|--|--|--|
| Mark McLemore, S OBP: 0.283, SLG: 0.195 | 4-1 FC4-6 BB | 1-0 G3-1 | | | 1-1 G4-3 | 3-2 1-2 2-H 1B | | 4-1 2B BB | 1-3 K | 4 | 0 | 1 | 1 | 2 | 1 | 3 | | | | | | | | | |
| Ivan Rodriguez, R OBP: 0.385, SLG: 0.489 | 2-0 FC4-6 29 1B | | 0-0 G4-3 | | | E6 | | 0-0 2B | | 5 | 2 | 1 | 0 | 0 | 0 | 3 | | | | | | | | | |
| Henry Mercedes, R OBP: 1.000, SLG: 1.500 | | | | | | F7 | | 1-3 2B | | 0 | 0 | 0 | 0 | 0 | 0 | 0 | | | | | | | | | |
| 29 Rusty Greer, L OBP: 0.419, SLG: 0.461 | 2-0 1-H 1B | | 1-1 1-3 1B | | | 1-2 E 2B | 1-2 P3 | 2-0 L5 | | 5 | 1 | 3 | 1 | 0 | 0 | 2 | | | | | | | | | |
| Will Clark, L OBP: 0.415, SLG: 0.444 | 4-2 G4-3 BB | | 1-2 L1-3 | | | 0-2 2B G6-3 | 4-1 BB 1B | 0-0 P7 | | 3 | 1 | 0 | 1 | 2 | 0 | 3 | | | | | | | | | |
| Lee Stevens, L OBP: 0.346, SLG: 0.529 | 1-2 G4-3 | | | | 0-0 G4-3 | 2-0 1B 2B | 2-1 L8 | 4-2 WP BB SF7 | | 4 | 2 | 1 | 0 | 1 | 0 | 3 | | | | | | | | | |
| Warren Newson, L OBP: 0.407, SLG: 0.450 | | 4-1 2B BB | | | 2-1 F7 | 0-3 K | 2-1 BB 1B | 4-2 WP BB | | 3 | 1 | 1 | 0 | 2 | 1 | 2 | | | | | | | | | |
| Damon Buford, R OBP: 0.306, SLG: 0.329 | | 1-2 1-H 2B | | | 1-1 F8 | 1-0 G6-3 | 4-2 1-2 2-3 BB | 1-3 K | | 4 | 0 | 1 | 2 | 1 | 1 | 3 | | | | | | | | | |
| Billy Ripken, R OBP: 0.304, SLG: 0.286 | | | | | | 2-3 K | 3-2 1B 1B | 4-2 BB | | 3 | 1 | 1 | 1 | 0 | 2 | 1 | | | | | | | | | |
| Dean Palmer, R OBP: 0.356, SLG: 0.468 | | | | | | 3-H K | 3-2 1B 1B | 0-1 P4 | | 1 | 0 | 0 | 0 | 1 | 0 | 3 | | | | | | | | | |
| Benji Gil, R OBP: 0.259, SLG: 0.268 | | | | | | 2-2 F9 | 1-0 1B | | | 4 | 0 | 1 | 0 | 0 | 1 | 1 | | | | | | | | | |
| Mike Simms, R OBP: 0.357, SLG: 0.720 | | | | | | 1-2 1B | | 2-3 K | 2-1 SF7 | 0 | 0 | 0 | 1 | 0 | 0 | 0 | | | | | | | | | |
| Inning Stats | R: 1 E: 0 K: 0 S: 10 | H: 1 LOB: 1 BB: 2 P: 23 | R: 1 E: 0 K: 0 S: 12 | H: 1 LOB: 1 BB: 1 P: 22 | R: 0 E: 0 K: 0 S: 6 | H: 1 LOB: 0 BB: 0 P: 8 | R: 0 E: 0 K: 0 S: 5 | H: 0 LOB: 0 BB: 0 P: 8 | R: 0 E: 0 K: 1 S: 9 | H: 0 LOB: 0 BB: 0 P: 14 | R: 5 E: 2 K: 1 S: 22 | H: 5 LOB: 2 BB: 0 P: 33 | R: 0 E: 0 K: 0 S: 13 | H: 1 LOB: 3 BB: 2 P: 26 | R: 0 E: 0 K: 1 S: 8 | H: 1 LOB: 2 BB: 1 P: 16 | R: 1 E: 0 K: 2 S: 14 | H: 0 LOB: 2 BB: 3 P: 30 | 1B: 6 2B: 5 3B: 0 HR: 0 | SF: 1 SAC: 0 DP: 2 HBP: 0 | WP: 1 PB: 0 SB: 2 CS: 0 | PA: 46 | | | |
| PITCHER | IP | WLS | BF | H | R | ER | SO | BB | IBB | HBP | BLK | WP | HR | S | P | ERA | WHIP | | | | | | | | |
| Ben McDonald, R ERA: 4.74 | 5.2 | W | 27 | 7 | 7 | 3 | 3 | 3 | 0 | 0 | 0 | 0 | 0 | 60 | 101 | 4.76 | 1.765 | | | | | | | | |
| Angel Miranda, L ERA: 2.53 | 1.0 | | 7 | 2 | 0 | 0 | 0 | 2 | 0 | 0 | 0 | 0 | 0 | 15 | 31 | 0.00 | 4.000 | | | | | | | | |
| Jose Mercedes, R ERA: 5.25 | 1.1 | | 8 | 1 | 1 | 1 | 1 | 3 | 0 | 0 | 0 | 0 | 0 | 14 | 30 | 6.75 | 3.000 | | | | | | | | |
| Sean Maloney, R ERA: | 1.0 | | 4 | 0 | 0 | 0 | 2 | 1 | 0 | 0 | 0 | 1 | 0 | 10 | 18 | 0.00 | 1.000 | | | | | | | | |

Texas Rangers @ Milwaukee Brewers
Milwaukee County Stadium, Milwaukee, WI
Mon Apr 28 1997, 4:33 AM EDT
Att: 7,459 - Sunny - 60 F

AB 36
R 8
H 10
RBI 7
BB 9
SO 6
LOB 24



| Batter | 1 | 2 | 3 | 4 | 5 | 6 | 7 | 8 | 9 | AB | R | H | RBI | BB | SO | LOB | BOTTOM | | | | | | | | |
|--|-------------------------------|----------------------------------|-------------------------------|----------------------------------|-------------------------------|----------------------------------|------------------------------|---------------------------------|------------------------------|----------------------------------|------------------------------|----------------------------------|-------------------------------|----------------------------------|-------------------------------|----------------------------------|----------------------------------|------------------------------------|----------------------------------|--------|--|--|--|--|--|
| Mark Loretta, R OBP: 0.328, SLG: 0.283 | | | 4-0 WP 1B HR | 0-0 F9 | | | 0-2 F8 | | | 3 | 2 | 0 | 0 | 2 | 1 | 2 | | | | | | | | | |
| Jeff Cirillo, R OBP: 0.378, SLG: 0.395 | 1-2 E FC6-4 2B | | 1-1 WP HR 1B | 1-1 F9 | | | 3-2 G6-3 | | | 5 | 2 | 2 | 0 | 0 | 1 | 0 | | | | | | | | | |
| Dave Nilsson, L OBP: 0.413, SLG: 0.532 | 1-2 P4 | 2-1 1B 2B | 2-2 1-H 2-H HR | | 4-2 G6-4-3 BB | | 2-3 K | | | 3 | 2 | 2 | 3 | 0 | 0 | 2 | | | | | | | | | |
| Jesse Lewis, L OBP: 0.360, SLG: 0.409 | | | | | | | | | | 1 | 0 | 0 | 0 | 1 | 1 | 0 | | | | | | | | | |
| John Jaha, R OBP: 0.352, SLG: 0.500 | 4-0 FC6-4 E 2B BB | 4-0 2B BB | 1-2 G4-3 | | 0-0 G6-4-3 | | 1-2 K | | | 2 | 2 | 0 | 0 | 2 | 0 | 1 | | | | | | | | | |
| Tim Unroe, R | | | | | | | | | | 1 | 0 | 0 | 0 | 0 | 1 | 0 | | | | | | | | | |
| Matt Mieske, R OBP: 0.412, SLG: 0.400 | 0-0 E4 FC6-4 | 1-0 2B 1B | 0-1 E 2B | | 2-1 F8 | | 2-1 K 1B | | | 5 | 3 | 3 | 1 | 0 | 0 | 2 | | | | | | | | | |
| Marc Newfield, R OBP: 0.375, SLG: 0.380 | 3-1 FC6-4 2B | 0-2 1B 2B | 1-2 E6 WP 1B | | | 3-2 G4-3 | | 0-0 G4-3 | | 4 | 2 | 2 | 4 | 0 | 0 | 2 | | | | | | | | | |
| Chuck Carr, S OBP: 0.114, SLG: 0.118 | | | | | | | | | | 1 | 0 | 0 | 0 | 0 | 0 | 1 | | | | | | | | | |
| Gerald Williams, R OBP: 0.375, SLG: 0.462 | 1-3 2B 2B | | 3-1 G6-3 | | 1-0 G6-3 | | 0-0 G5-3 2B | | 0-1 FC4-6 1B | 5 | 1 | 3 | 2 | 0 | 0 | 2 | | | | | | | | | |
| Eddy Diaz, R OBP: 0.273, SLG: 0.381 | 0-0 1B 2B | 3-1 1B | 1-0 P2 | | | | 1-1 G5-3 | | 0-1 FC4-6 | 5 | 0 | 2 | 3 | 0 | 0 | 3 | | | | | | | | | |
| Mike Matheny, R OBP: 0.327, SLG: 0.375 | 1-0 2-3 1B | | 0-0 G1-3 | | 2-2 G2-3 | | 0-1 G6-3 | | | 4 | 0 | 1 | 0 | 0 | 0 | 2 | | | | | | | | | |
| Inning Stats | R: 5 E: 1 K: 1 S: 19 | H: 4 LOB: 2 BB: 2 P: 38 | R: 4 E: 0 K: 1 S: 13 | H: 4 LOB: 1 BB: 1 P: 27 | R: 4 E: 1 K: 0 S: 18 | H: 4 LOB: 1 BB: 1 P: 31 | R: 0 E: 0 K: 0 S: 6 | H: 0 LOB: 0 BB: 0 P: 9 | R: 0 E: 0 K: 0 S: 7 | H: 0 LOB: 0 BB: 1 P: 13 | R: 0 E: 0 K: 0 S: 8 | H: 1 LOB: 1 BB: 0 P: 12 | R: 0 E: 0 K: 1 S: 10 | H: 0 LOB: 0 BB: 0 P: 15 | R: 1 E: 0 K: 1 S: 13 | H: 2 LOB: 1 BB: 0 P: 18 | 1B: 7 2B: 7 3B: 0 HR: 1 | SF: 0 SAC: 0 DP: 1 HBP: 0 | WP: 2 PB: 0 SB: 0 CS: 0 | PA: 44 | | | | | |
| PITCHER | IP | WLS | BF | H | R | ER | SO | BB | IBB | HBP | BLK | WP | HR | S | P | ERA | WHIP | | | | | | | | |
| Darren Oliver, L ERA: 3.48 | 0.2 | L | 9 | 4 | 5 | 1 | 0 | 2 | 0 | 0 | 0 | 0 | 0 | 15 | 31 | 13.50 | 9.000 | | | | | | | | |
| Julio Santana, R ERA: 7.47 | 4.1 | | 23 | 8 | 8 | 8 | 2 | 3 | 0 | 0 | 0 | 2 | 1 | 48 | 87 | 16.61 | 2.538 | | | | | | | | |
| Ed Vosberg, L ERA: 10.29 | 3.0 | | 12 | 3 | 1 | 1 | 2 | 0 | 0 | 0 | 0 | 0 | 0 | 31 | 45 | 3.00 | 1.000 | | | | | | | | |

Texas Rangers @ Milwaukee Brewers
Milwaukee County Stadium, Milwaukee, WI
Mon Apr 28 1997, 4:33 AM EDT
Att: 7,459 - Sunny - 60 F

AB 39
R 14
H 15
RBI 13
BB 5
SO 4
LOB 17



| Batter | 1 | 2 | 3 | 4 | 5 | 6 | 7 | 8 | 9 | AB | R | H | RBI | BB | SO | LOB | TOP | | |
|---|------------------------------|----------------------------------|-------------------------------|----------------------------------|-------------------------------|----------------------------------|------------------------------|----------------------------------|------------------------------|----------------------------------|-------------------------------|----------------------------------|-------------------------------|----------------------------------|-------------------------------|----------------------------------|--|----------------------------------|------------------------------------|
| Mark Loretta, R OBP: 0.318, SLG: 0.276 (1, 6) | F9 | | 1B | | G6-3 | | E4 | | G5-3 | 5 | 0 | 1 | 0 | 0 | 0 | 1 | Milwaukee Brewers @ Detroit Tigers Tiger Stadium, Detroit, MI Tue Apr 29 1997, 7:05 PM EDT Alt. 8, 1995 - Unknown - 67 F | | |
| Jeff Cirillo, R OBP: 0.383, SLG: 0.392 (1, 5) | G4-3 | | 1B | | G5-3 | | 1B | | | 3 | 0 | 1 | 1 | 1 | 0 | 0 | | | |
| Dave Nilsson, L OBP: 0.396, SLG: 0.506 (1, 10) | G4-3 | | F9 | | | | K | | | 4 | 0 | 0 | 0 | 0 | 1 | 4 | | | |
| John Jaha, R OBP: 0.370, SLG: 0.519 (1, 3) | | G4-3 | 1B | | | | K | | | 3 | 1 | 2 | 0 | 0 | 1 | 2 | | | |
| Jeromy Burnitz, L OBP: 0.414, SLG: 0.569 (1, 8) (7, 7) | G4-3 | | G4-3 | | | | F9 | | K | 4 | 0 | 0 | 0 | 0 | 1 | 5 | | | |
| Marc Newfield, R OBP: 0.410, SLG: 0.404 Chuck Carr, S OBP: 0.111, SLG: 0.114 (1, 7) (7, 8) | | | | | | | 1B | | F9 | 2 | 0 | 2 | 1 | 1 | 0 | 0 | | | |
| Matt Mieske, R OBP: 0.368, SLG: 0.353 (1, 9) | | | | | | | 1B | | K | 1 | 0 | 0 | 0 | 0 | 0 | 0 | | | |
| Jeff Huson, L OBP: 0.200, SLG: 0.167 (1, 4) | | | | | | | | | G4-3 | 4 | 0 | 0 | 0 | 0 | 1 | 1 | | | |
| Mike Matheny, R OBP: 0.321, SLG: 0.365 (1, 2) | | | | | | | | | L7 | 4 | 1 | 1 | 0 | 0 | 1 | 0 | | | |
| Inning Stats | R: 0 E: 0 K: 0 S: 8 | H: 0 LOB: 0 BB: 0 P: 11 | R: 1 E: 0 K: 1 S: 12 | H: 2 LOB: 1 BB: 0 P: 16 | R: 0 E: 0 K: 0 S: 13 | H: 2 LOB: 3 BB: 1 P: 27 | R: 0 E: 0 K: 1 S: 7 | H: 0 LOB: 0 BB: 1 P: 14 | R: 0 E: 0 K: 1 S: 8 | H: 1 LOB: 2 BB: 0 P: 20 | R: 1 E: 1 K: 2 S: 15 | H: 2 LOB: 2 BB: 0 P: 20 | R: 0 E: 0 K: 2 S: 12 | H: 0 LOB: 0 BB: 0 P: 17 | R: 0 E: 0 K: 0 S: 11 | H: 0 LOB: 0 BB: 0 P: 15 | | 1B: 6 2B: 1 3B: 0 HR: 0 | SF: 0 SAC: 0 DP: 1 HBP: 1 |
| PITCHER | IP | WLS | BF | H | R | ER | SO | BB | IBB | HBP | BLK | WP | HR | S | P | ERA | WHIP | | |
| Omar Olivares, R ERA: 3.64 (1, 1) | 6.1 | L | 29 | 7 | 2 | 1 | 3 | 2 | 0 | 1 | 0 | 1 | 0 | 69 | 108 | 1.42 | 1.421 | | |
| John Cummings, L ERA: 3.0 (7, 1) | 0.1 | | 1 | 0 | 0 | 0 | 1 | 0 | 0 | 0 | 0 | 0 | 0 | 4 | 5 | 0.00 | 0.000 | | |
| Dan Miceli, R ERA: 8.8 (7, 1) | 1.1 | | 4 | 0 | 0 | 0 | 3 | 0 | 0 | 0 | 0 | 0 | 0 | 15 | 22 | 0.00 | 0.000 | | |
| Doug Brocail, R ERA: 5.64 (9, 1) | 1.0 | | 3 | 0 | 0 | 0 | 0 | 0 | 0 | 0 | 0 | 0 | 0 | 11 | 15 | 0.00 | 0.000 | | |

| Batter | 1 | 2 | 3 | 4 | 5 | 6 | 7 | 8 | 9 | AB | R | H | RBI | BB | SO | LOB | BOTTOM | | |
|--|-------------------------------|----------------------------------|-------------------------------|----------------------------------|-------------------------------|----------------------------------|-------------------------------|----------------------------------|------------------------------|----------------------------------|-------------------------------|----------------------------------|------------------------------|---------------------------------|------------------------------|---------------------------------|--|----------------------------------|------------------------------------|
| Brian Hunter, R OBP: 0.288, SLG: 0.321 (1, 8) | F7 | F9 | | | G6-3 | | G1-3 | | L7 | 5 | 0 | 0 | 0 | 0 | 0 | 1 | Milwaukee Brewers @ Detroit Tigers Tiger Stadium, Detroit, MI Tue Apr 29 1997, 7:05 PM EDT Alt. 8, 1995 - Unknown - 67 F | | |
| Damon Easley, R OBP: 0.353, SLG: 0.456 (1, 4) (8, 6) | 1B | | 2B | | G5-3 | | 1B | | | 4 | 1 | 3 | 0 | 0 | 0 | 0 | | | |
| Travis Fryman, R OBP: 0.393, SLG: 0.574 (1, 5) | 1B | | 2B | | BB | | K | | | 2 | 0 | 1 | 1 | 2 | 1 | 1 | | | |
| Tony Clark, S OBP: 0.357, SLG: 0.549 (1, 3) | K | | K | | K | | K | | | 4 | 0 | 0 | 0 | 0 | 3 | 4 | | | |
| Bobby Higginson, L OBP: 0.356, SLG: 0.400 (1, 7) | BB | | G4-3 | | G4-3 | | 2B | | G4-3 | 3 | 0 | 1 | 0 | 1 | 0 | 1 | | | |
| Melvin Nieves, S OBP: 0.336, SLG: 0.470 (1, 9) | K | | K | | K | | BB | | 1B | 3 | 0 | 1 | 0 | 1 | 2 | 4 | | | |
| Curtis Pride, L OBP: 0.340, SLG: 0.318 (1, 10) | | | F7 | | F8 | | FC3-6 | | G1-3 | 4 | 0 | 0 | 0 | 0 | 0 | 3 | | | |
| Brian Johnson, R OBP: 0.263, SLG: 0.357 (1, 2) | | | 1B | | F8 | | K | | G3 | 4 | 0 | 1 | 0 | 0 | 1 | 2 | | | |
| Deivi Cruz, R OBP: 0.238, SLG: 0.308 Jody Reed, R OBP: 0.333, SLG: 0.259 (7, PH) (8, 4) | | | F9 | | G4-3 | | CS | | L7 | 2 | 0 | 0 | 0 | 0 | 0 | 1 | | | |
| Inning Stats | R: 0 E: 0 K: 2 S: 14 | H: 1 LOB: 3 BB: 2 P: 29 | R: 0 E: 0 K: 0 S: 10 | H: 1 LOB: 1 BB: 0 P: 15 | R: 1 E: 0 K: 2 S: 12 | H: 2 LOB: 1 BB: 0 P: 19 | R: 0 E: 0 K: 0 S: 12 | H: 0 LOB: 0 BB: 0 P: 17 | R: 0 E: 0 K: 1 S: 9 | H: 1 LOB: 1 BB: 1 P: 17 | R: 0 E: 0 K: 1 S: 12 | H: 1 LOB: 1 BB: 0 P: 20 | R: 0 E: 0 K: 0 S: 7 | H: 1 LOB: 1 BB: 0 P: 8 | R: 0 E: 0 K: 0 S: 6 | H: 0 LOB: 0 BB: 0 P: 6 | | 1B: 5 2B: 2 3B: 0 HR: 0 | SF: 0 SAC: 0 DP: 0 HBP: 0 |
| PITCHER | IP | WLS | BF | H | R | ER | SO | BB | IBB | HBP | BLK | WP | HR | S | P | ERA | WHIP | | |
| 21 Cal Eldred, R ERA: 4.13 (1, 1) | 6.0 | W | 26 | 5 | 1 | 1 | 6 | 4 | 0 | 0 | 0 | 0 | 0 | 67 | 115 | 1.50 | 1.500 | | |
| Bob Wickman, R ERA: 3.39 (7, 1) | 2.0 | | 8 | 2 | 0 | 0 | 1 | 0 | 0 | 0 | 0 | 0 | 0 | 19 | 28 | 0.00 | 1.000 | | |
| Doug Jones, R ERA: 1.8 (9, 1) | 1.0 | S | 3 | 0 | 0 | 0 | 0 | 0 | 0 | 0 | 0 | 0 | 0 | 6 | 6 | 0.00 | 0.000 | | |

| Batter | 1 | 2 | 3 | 4 | 5 | 6 | 7 | 8 | 9 | AB | R | H | RBI | BB | SO | LOB | TOP | | | | | | | | |
|--|------------------------------|----------------------------------|-------------------------------|----------------------------------|-------------------------------|----------------------------------|------------------------------|---------------------------------|-------------------------------|----------------------------------|-------------------------------|----------------------------------|------------------------------|----------------------------------|-------------------------------|----------------------------------|--|----------------------------------|----------------------------------|------------------------------------|----------------------------------|--------|--|--|--|
| Mark Loretta, R OBP: 0.324, SLG: 0.286 (1, 6) | G6-3 | | G5-3 | | | | | | FC4-6 | 5 | 0 | 2 | 1 | 0 | 0 | 1 | Milwaukee Brewers @ Detroit Tigers Tiger Stadium, Detroit, MI Wed Apr 30 1997, 3:33 AM EDT Att: 12,888 - Overcast - 66 F | | | | | | | | |
| Jeff Cirillo, R OBP: 0.374, SLG: 0.373 (1, 5) | K | | G5-3 | | | | | | G3 | 4 | 0 | 0 | 0 | 1 | 1 | 2 | | | | | | | | | |
| Dave Nilsson, L OBP: 0.380, SLG: 0.483 (1, 10) | K | | K | | | | | | G3-1 | 4 | 0 | 0 | 0 | 0 | 3 | 3 | | | | | | | | | |
| John Jaha, R OBP: 0.375, SLG: 0.554 (1, 3) | | L9 | | G2-3 | | | | | HR | 4 | 1 | 2 | 1 | 0 | 0 | 0 | | | | | | | | | |
| Matt Mieske, R OBP: 0.381, SLG: 0.395 (1, 9) | | 2B | | F8 | | | | | G1-3 | 4 | 1 | 2 | 0 | 0 | 0 | 0 | | | | | | | | | |
| Marc Newfield, R OBP: 0.400, SLG: 0.411 (1, 7) | | 2B | | G4-3 | | | | | G5-3 | 4 | 1 | 1 | 1 | 0 | 0 | 2 | | | | | | | | | |
| Gerald Williams, R OBP: 0.382, SLG: 0.456 (1, 8) | | G5-3 | | | | | | | K | 3 | 1 | 1 | 0 | 1 | 1 | 1 | | | | | | | | | |
| Eddy Diaz, R OBP: 0.280, SLG: 0.417 (9, PH) | | 2B | | FC1-4-6 | | | | | P3 | 3 | 0 | 1 | 1 | 0 | 0 | 1 | | | | | | | | | |
| Jeromy Burnitz, L OBP: 0.406, SLG: 0.559 (9, PH) | | 2B | | BB | | | | | L7 | 1 | 0 | 0 | 0 | 0 | 0 | 1 | | | | | | | | | |
| Mike Matheny, R OBP: 0.310, SLG: 0.352 (7, PH) | | F9 | | K | | | | | G5-3 | 2 | 0 | 0 | 0 | 0 | 1 | 2 | | | | | | | | | |
| Jesse Levis, L OBP: 0.370, SLG: 0.417 (7, 2) | | | | | | | | | FC4-6 | 2 | 0 | 1 | 0 | 0 | 0 | 0 | | | | | | | | | |
| Inning Stats | R: 0 E: 0 K: 2 S: 9 | H: 0 LOB: 0 BB: 0 P: 15 | R: 2 E: 0 K: 0 S: 12 | H: 3 LOB: 1 BB: 0 P: 20 | R: 0 E: 0 K: 1 S: 10 | H: 0 LOB: 0 BB: 0 P: 14 | R: 0 E: 0 K: 0 S: 6 | H: 0 LOB: 0 BB: 0 P: 9 | R: 0 E: 0 K: 2 S: 14 | H: 1 LOB: 3 BB: 2 P: 26 | R: 1 E: 0 K: 1 S: 11 | H: 1 LOB: 1 BB: 0 P: 16 | R: 0 E: 0 K: 0 S: 8 | H: 1 LOB: 1 BB: 0 P: 12 | R: 0 E: 0 K: 0 S: 11 | H: 2 LOB: 1 BB: 0 P: 15 | R: 1 E: 0 K: 0 S: 11 | H: 2 LOB: 1 BB: 0 P: 20 | 1B: 6 2B: 3 3B: 0 HR: 1 | SF: 0 SAC: 0 DP: 1 HBP: 0 | WP: 0 PB: 0 SB: 1 CS: 0 | PA: 38 | | | |
| PITCHER | IP | WLS | BF | H | R | ER | SO | BB | IBB | HBP | BLK | WP | HR | S | P | ERA | WHIP | | | | | | | | |
| Justin Thompson, L ERA: 4.5 (1, 1) | 6.0 | W | 25 | 5 | 3 | 3 | 6 | 2 | 0 | 0 | 0 | 0 | 1 | 62 | 100 | 4.50 | 1.167 | | | | | | | | |
| A.J. Sager, R ERA: 5.29 (7, 1) | 2.0 | | 8 | 3 | 0 | 0 | 0 | 0 | 0 | 0 | 0 | 0 | 0 | 19 | 27 | 0.00 | 1.500 | | | | | | | | |
| Todd Jones, R ERA: 4.26 (9, 1) | 1.0 | | 5 | 2 | 1 | 1 | 0 | 0 | 0 | 0 | 0 | 0 | 0 | 11 | 20 | 9.00 | 2.000 | | | | | | | | |

| Batter | 1 | 2 | 3 | 4 | 5 | 6 | 7 | 8 | 9 | AB | R | H | RBI | BB | SO | LOB | BOTTOM | | | | | | | | |
|---|------------------------------|----------------------------------|------------------------------|----------------------------------|-------------------------------|----------------------------------|------------------------------|----------------------------------|-------------------------------|----------------------------------|------------------------------|----------------------------------|------------------------------|---------------------------------|------------------------------|----------------------------------|--|------------------------------------|----------------------------------|--------|--|--|--|--|--|
| Brian Hunter, R OBP: 0.301, SLG: 0.342 (1, 8) | G6-3 | | E | G4-1 | | | | | P3 | 5 | 2 | 3 | 0 | 0 | 0 | 3 | Milwaukee Brewers @ Detroit Tigers Tiger Stadium, Detroit, MI Wed Apr 30 1997, 3:33 AM EDT Att: 12,888 - Overcast - 66 F | | | | | | | | |
| Damion Easley, R OBP: 0.358, SLG: 0.452 (1, 6) | G6-3 | | E9 | F8 | | | | | F9 | 3 | 2 | 1 | 0 | 0 | 0 | 3 | | | | | | | | | |
| Deivi Cruz, R OBP: 0.235, SLG: 0.304 (7, 6) | G6-3 | | G4-1 | 2B | | | | | G6-3 | 1 | 0 | 0 | 0 | 0 | 0 | 0 | | | | | | | | | |
| Travis Fryman, R OBP: 0.388, SLG: 0.558 (1, 5) | G6-3 | | G4-1 | K | | | | | G6-3 | 3 | 0 | 0 | 1 | 1 | 1 | 4 | | | | | | | | | |
| Tony Clark, S OBP: 0.361, SLG: 0.567 (1, 3) | G6-3 | | BB | 2B | | | | | SF8 | 2 | 2 | 1 | 2 | 1 | 0 | 1 | | | | | | | | | |
| Phil Nevin, R OBP: 0.263, SLG: 0.125 (1, 10) | G6-3 | | 2B | BB | | | | | F8 | 2 | 1 | 0 | 0 | 2 | 0 | 1 | | | | | | | | | |
| Melvin Nieves, S OBP: 0.346, SLG: 0.486 (1, 9) | G6-3 | | G4-1 | 2B | | | | | G5-4-3 | 4 | 1 | 2 | 3 | 0 | 0 | 2 | | | | | | | | | |
| Bubba Trammell, R OBP: 0.378, SLG: 0.488 (1, 7) | | | G5-3 | | | | | | 1B | 2 | 0 | 0 | 0 | 0 | 1 | 1 | | | | | | | | | |
| Bobby Higginson, L OBP: 0.358, SLG: 0.402 (6, PH) | K | | G5-3 | | | | | | F7 | 2 | 0 | 1 | 1 | 0 | 0 | 1 | | | | | | | | | |
| Raul Casanova, S OBP: 0.214, SLG: 0.214 (1, 2) | | | | | | | | | G5-4-3 | 4 | 0 | 1 | 0 | 0 | 1 | 1 | | | | | | | | | |
| Brian Johnson, R OBP: 0.263, SLG: 0.357 (8, 2) | | | | | | | | | HBP | 0 | 0 | 0 | 0 | 0 | 0 | 0 | | | | | | | | | |
| Jody Reed, R OBP: 0.382, SLG: 0.250 (1, 4) | | | | | | | | | F7 | 1 | 0 | 0 | 1 | 2 | 0 | 0 | | | | | | | | | |
| Inning Stats | R: 1 E: 0 K: 0 S: 9 | H: 1 LOB: 1 BB: 1 P: 19 | R: 0 E: 0 K: 2 S: 9 | H: 0 LOB: 0 BB: 0 P: 12 | R: 4 E: 1 K: 0 S: 12 | H: 3 LOB: 1 BB: 3 P: 28 | R: 0 E: 0 K: 1 S: 8 | H: 1 LOB: 2 BB: 1 P: 18 | R: 2 E: 0 K: 0 S: 14 | H: 3 LOB: 2 BB: 1 P: 22 | R: 1 E: 0 K: 0 S: 9 | H: 0 LOB: 0 BB: 0 P: 13 | R: 0 E: 0 K: 0 S: 4 | H: 1 LOB: 0 BB: 0 P: 5 | R: 0 E: 0 K: 0 S: 5 | H: 0 LOB: 0 BB: 0 P: 11 | 1B: 6 2B: 2 3B: 1 HR: 0 | SF: 1 SAC: 0 DP: 2 HBP: 2 | WP: 1 PB: 0 SB: 0 CS: 1 | PA: 38 | | | | | |
| PITCHER | IP | WLS | BF | H | R | ER | SO | BB | IBB | HBP | BLK | WP | HR | S | P | ERA | WHIP | | | | | | | | |
| Scott Karl, L ERA: 5.73 (1, 1) | 4.0 | L | 23 | 6 | 7 | 7 | 3 | 6 | 0 | 0 | 0 | 0 | 0 | 43 | 87 | 15.75 | 3.000 | | | | | | | | |
| Sean Maloney, R ERA: 2.25 (5, 1) | 3.0 | | 12 | 3 | 1 | 1 | 0 | 0 | 0 | 2 | 0 | 1 | 0 | 22 | 30 | 3.00 | 1.000 | | | | | | | | |
| Ron Villone, L ERA: 6.14 (8, 1) | 1.0 | | 3 | 0 | 0 | 0 | 0 | 0 | 0 | 0 | 0 | 0 | 0 | 5 | 11 | 0.00 | 0.000 | | | | | | | | |




| Batter | 1 | 2 | 3 | 4 | 5 | 6 | 7 | 8 | 9 | AB | R | H | RBI | BB | SO | LOB | TOP | | | | | | | | | | | |
|---|------------------------------|----------------------------------|-------------------------------|----------------------------------|-------------------------------|----------------------------------|------------------------------|----------------------------------|-------------------------------|----------------------------------|-------------------------------|----------------------------------|------------------------------|----------------------------------|-------------------------------|----------------------------------|--|-------------------------------|----------------------------------|----------------------------------|------------------------------------|-------------------------|--------|--|--|--|--|--|
| Mark Loretta, R OBP: 0.296, SLG: 0.250 (1, 6) | P4 | F4 | G6-3 | | | P5 | F9 | | HR | 5 | 1 | 0 | 0 | 1 | 0 | 3 | Milwaukee Brewers @ Seattle Mariners The Kingdome, Seattle, WA Sat May 03 1997, 10:05 PM EDT Att: 50,005 - Dome - 68 F | | | | | | | | | | | |
| Jeff Cirillo, R OBP: 0.374, SLG: 0.389 Jeff Huson, L OBP: 0.273, SLG: 0.300 (8, PH) (8, 3) | BB | HR | G1-3 | | | P4 | G5-3 | 2B | HR | 3 | 1 | 1 | 1 | 1 | 0 | 1 | | | | | | | | | | | | |
| Dave Nilsson, L OBP: 0.361, SLG: 0.473 Tim Unroe, R OBP: 0.200, SLG: 0.800 (1, 3) (8, 5) | F8 | HR | | | G5-4-3 | F8 | F7 | | HR | 4 | 1 | 1 | 0 | 1 | 0 | 2 | | | | | | | | | | | | |
| John Jaha, R OBP: 0.368, SLG: 0.549 (1, 10) | K | HR | | | G5-4-3 | | G5-3 | F8 | | 5 | 2 | 1 | 3 | 1 | 1 | 3 | | | | | | | | | | | | |
| Matt Mieske, R OBP: 0.392, SLG: 0.574 (1, 9) | | HR | | | E5 | | K | | | 5 | 3 | 3 | 2 | 0 | 1 | 1 | | | | | | | | | | | | |
| Marc Newfield, R OBP: 0.397, SLG: 0.453 Jeromy Burnitz, L OBP: 0.403, SLG: 0.550 (1, 7) (6, 7) | | HR | | | HR | F8 | | P4 | | 4 | 2 | 2 | 3 | 0 | 0 | 1 | | | | | | | | | | | | |
| Gerald Williams, R OBP: 0.373, SLG: 0.446 Chuck Carr, S OBP: 0.135, SLG: 0.114 (9, PH) (9, 8) | G4-3 | 2B | 2B | | K | | F8 | | 1B | 3 | 2 | 1 | 0 | 1 | 1 | 0 | | | | | | | | | | | | |
| Eddy Diaz, R OBP: 0.265, SLG: 0.364 (1, 4) | G4-3 | F9 | | | P3 | | 1B | | BB | 5 | 1 | 2 | 1 | 0 | 0 | 2 | | | | | | | | | | | | |
| Mike Matheny, R OBP: 0.323, SLG: 0.383 Jesse Levis, L OBP: 0.393, SLG: 0.440 (9, PH) (9, 2) | 2B | 2B | | | K | | K | | 1B | 4 | 1 | 2 | 2 | 0 | 2 | 1 | | | | | | | | | | | | |
| Inning Stats | R: 0 E: 0 K: 1 S: 7 | H: 0 LOB: 1 BB: 1 P: 14 | R: 8 E: 0 K: 0 S: 28 | H: 8 LOB: 0 BB: 0 P: 44 | R: 1 E: 0 K: 0 S: 10 | H: 1 LOB: 1 BB: 1 P: 22 | R: 2 E: 1 K: 1 S: 8 | H: 1 LOB: 0 BB: 1 P: 19 | R: 0 E: 0 K: 1 S: 12 | H: 0 LOB: 0 BB: 0 P: 16 | R: 1 E: 0 K: 0 S: 10 | H: 1 LOB: 1 BB: 1 P: 16 | R: 0 E: 0 K: 1 S: 9 | H: 1 LOB: 1 BB: 0 P: 14 | R: 0 E: 0 K: 1 S: 11 | H: 1 LOB: 1 BB: 0 P: 14 | | R: 5 E: 0 K: 0 S: 15 | H: 4 LOB: 0 BB: 2 P: 31 | 1B: 6 2B: 7 3B: 0 HR: 4 | SF: 0 SAC: 0 DP: 1 HBP: 0 | WP: 0 PB: 0 CS: 0 | PA: 49 | | | | | |
| PITCHER | IP | WLS | BF | H | R | ER | SO | BB | IBB | HBP | BLK | WP | HR | S | P | ERA | | WHIP | | | | | | | | | | |
| Jeff Fassero, L ERA: 4.22 (1, 1) | 1.2 | L | 13 | 7 | 7 | 7 | 1 | 1 | 0 | 0 | 0 | 0 | 1 | 32 | 52 | 37.80 | | 4.800 | | | | | | | | | | |
| Derek Lowe, R ERA: 4.75 (2, 1) | 2.1 | | 12 | 3 | 4 | 2 | 1 | 2 | 0 | 0 | 0 | 0 | 2 | 21 | 47 | 7.71 | 2.143 | | | | | | | | | | | |
| Bob Wells, R ERA: 8.71 (5, 1) | 3.0 | | 12 | 2 | 1 | 1 | 2 | 1 | 0 | 0 | 0 | 0 | 0 | 31 | 46 | 3.00 | 1.000 | | | | | | | | | | | |
| Bob Wolcott, R ERA: 5.86 (8, 1) | 1.1 | | 5 | 1 | 0 | 0 | 1 | 0 | 0 | 0 | 0 | 0 | 0 | 13 | 17 | 0.00 | 0.750 | | | | | | | | | | | |
| Norm Charlton, L ERA: 7.35 (9, 1) | 0.2 | | 7 | 4 | 5 | 5 | 0 | 2 | 0 | 0 | 0 | 0 | 1 | 13 | 28 | 67.50 | 9.000 | | | | | | | | | | | |

| Batter | 1 | 2 | 3 | 4 | 5 | 6 | 7 | 8 | 9 | AB | R | H | RBI | BB | SO | LOB | BOTTOM | | | | | | | | | | | |
|--|-------------------------------|----------------------------------|------------------------------|---------------------------------|-------------------------------|----------------------------------|------------------------------|----------------------------------|-------------------------------|----------------------------------|-------------------------------|----------------------------------|------------------------------|----------------------------------|-------------------------------|----------------------------------|--|-------------------------------|----------------------------------|-----------------------------------|------------------------------------|-------------------------|--------|--|--|--|--|--|
| Joey Cora, S OBP: 0.365, SLG: 0.356 (1, 4) | 1B | | P6 | | | G1-3 | FC6-4 | | FC4-6 | 3 | 1 | 1 | 0 | 2 | 0 | 1 | Milwaukee Brewers @ Seattle Mariners The Kingdome, Seattle, WA Sat May 03 1997, 10:05 PM EDT Att: 50,005 - Dome - 68 F | | | | | | | | | | | |
| Alex Rodriguez, R OBP: 0.370, SLG: 0.519 Alvaro Espinoza, R OBP: 0.263, SLG: 0.316 (1, 6) (7, 6) | K | | F8 | | | 1B | FC6-4 | | FC4-6 | 4 | 1 | 1 | 0 | 0 | 1 | 4 | | | | | | | | | | | | |
| Ken Griffey Jr., L OBP: 0.445, SLG: 0.809 (1, 8) | 1B | | | | | 1B | | | K | 5 | 1 | 3 | 1 | 0 | 1 | 1 | | | | | | | | | | | | |
| Edgar Martinez, R OBP: 0.405, SLG: 0.500 (1, 10) | 1B | | L7 | | | 1B | | | G5-3 | 5 | 0 | 3 | 2 | 0 | 0 | 3 | | | | | | | | | | | | |
| Jay Buhner, R OBP: 0.394, SLG: 0.380 (1, 9) | G6-4-3 | | | | | G6-3 | | | G6-3 | 3 | 0 | 0 | 0 | 1 | 0 | 4 | | | | | | | | | | | | |
| Paul Sorrento, L OBP: 0.322, SLG: 0.443 Mike Blowers, R OBP: 0.207, SLG: 0.308 (1, 3) (8, PH) (9, 3) | | G4-3 | | | | G6-4-3 | | F8 | G5-4-3 | 3 | 1 | 2 | 0 | 0 | 0 | 0 | | | | | | | | | | | | |
| Dan Wilson, R OBP: 0.404, SLG: 0.478 John Marzano, R OBP: 0.364, SLG: 0.300 (1, 2) (5, 2) | | G6-3 | | | | G6-4-3 | | 1B | G5-4-3 | 2 | 0 | 0 | 0 | 0 | 0 | 2 | | | | | | | | | | | | |
| Russ Davis, R OBP: 0.385, SLG: 0.559 Brent Gates, S OBP: 0.303, SLG: 0.310 (1, 5) (7, 5) | | K | | | | F7 | | F8 | G5-4-3 | 3 | 0 | 0 | 0 | 0 | 1 | 3 | | | | | | | | | | | | |
| Rob Ducey, L OBP: 0.333, SLG: 0.500 Rich Amaral, R OBP: 0.429, SLG: 0.417 (1, 7) (8, PH) (9, 7) | | | | | | G4-3 | | SF9 | G4-3 | 2 | 0 | 1 | 1 | 0 | 0 | 0 | | | | | | | | | | | | |
| Inning Stats | R: 2 E: 0 K: 1 S: 14 | H: 3 LOB: 0 BB: 0 P: 25 | R: 0 E: 0 K: 1 S: 8 | H: 0 LOB: 0 BB: 0 P: 9 | R: 0 E: 0 K: 0 S: 16 | H: 2 LOB: 2 BB: 0 P: 21 | R: 0 E: 0 K: 0 S: 6 | H: 1 LOB: 1 BB: 1 P: 10 | R: 1 E: 0 K: 0 S: 25 | H: 3 LOB: 2 BB: 0 P: 35 | R: 0 E: 0 K: 0 S: 11 | H: 2 LOB: 2 BB: 1 P: 21 | R: 0 E: 0 K: 0 S: 7 | H: 1 LOB: 0 BB: 0 P: 12 | R: 0 E: 0 K: 0 S: 10 | H: 2 LOB: 1 BB: 0 P: 15 | | R: 0 E: 0 K: 1 S: 15 | H: 0 LOB: 1 BB: 1 P: 24 | 1B: 13 2B: 1 3B: 0 HR: 0 | SF: 1 SAC: 0 DP: 4 HBP: 0 | WP: 0 PB: 0 CS: 0 | PA: 40 | | | | | |
| PITCHER | IP | WLS | BF | H | R | ER | SO | BB | IBB | HBP | BLK | WP | HR | S | P | ERA | | WHIP | | | | | | | | | | |
| Jose Mercedes, R ERA: 5.4 (1, 1) | 4.2 | | 22 | 9 | 3 | 3 | 2 | 1 | 0 | 0 | 0 | 0 | 0 | 64 | 92 | 5.79 | | 2.143 | | | | | | | | | | |
| Bryce Florie, R ERA: 4.7 (5, 1) | 2.1 | W | 10 | 3 | 1 | 1 | 0 | 1 | 0 | 0 | 0 | 0 | 0 | 23 | 41 | 3.86 | 1.714 | | | | | | | | | | | |
| Ron Villone, L ERA: 5.4 (8, 1) | 1.0 | | 4 | 2 | 0 | 0 | 0 | 0 | 0 | 0 | 0 | 0 | 0 | 10 | 15 | 0.00 | 2.000 | | | | | | | | | | | |
| Bob Wickman, R ERA: 3.14 (9, 1) | 1.0 | | 4 | 0 | 0 | 0 | 1 | 1 | 0 | 0 | 0 | 0 | 0 | 15 | 24 | 0.00 | 1.000 | | | | | | | | | | | |

AB 43
R 17
H 17
RBI 17
BB 6
SO 5
LOB 14



AB 36
R 4
H 14
RBI 4
BB 3
SO 3
LOB 22



| Batter | 1 | 2 | 3 | 4 | 5 | 6 | 7 | 8 | 9 | AB | R | H | RBI | BB | SO | LOB | TOP | | | |
|--|---|----------------------------------|------------------------------|---------------------------------|------------------------------|----------------------------------|-------------------------------|----------------------------------|------------------------------|----------------------------------|-------------------------------|----------------------------------|-------------------------------|----------------------------------|------------------------------|----------------------------------|---|----------------------------------|------------------------------------|-------------------------|
| Mark Loretta, R (1, 6) OBP: 0.294, SLG: 0.240 | P4 | | F9 | | | BB 1B | G6-3 | | | 3 | 0 | 0 | 0 | 1 | 0 | 1 | Milwaukee Brewers @ Seattle Mariners The Kingdome, Seattle, WA Sun May 04 1997, 6:33 AM EDT Att: 38,540 - Dome - 68 F | | | |
| Jeff Cirillo, R (1, 5) OBP: 0.376, SLG: 0.404 | 1B | | P4 | | | F9 | | 2B | | 4 | 0 | 2 | 0 | 0 | 0 | 1 | | | | |
| Dave Nilsson, L (1, 3) OBP: 0.394, SLG: 0.479 Tim Unroe, R (8, 3) OBP: 0.200, SLG: 0.800 | 1B | | | E3 | | BB | | BB | | 3 | 0 | 2 | 0 | 1 | 0 | 0 | | | | |
| John Jaha, R (1, 10) OBP: 0.355, SLG: 0.526 | F8 | | | P3 | | P3 | | BB | | 4 | 0 | 0 | 0 | 0 | 1 | 7 | | | | |
| Matt Mieske, R (1, 9) OBP: 0.382, SLG: 0.540 | K | | | G5-3 | | | | K | | 3 | 0 | 0 | 0 | 1 | 2 | 5 | | | | |
| Marc Newfield, R (1, 7) OBP: 0.377, SLG: 0.426 | | P3 | | | G1-3 | G4-3 | | K | | 4 | 0 | 0 | 0 | 0 | 1 | 5 | | | | |
| Gerald Williams, R (1, 8) OBP: 0.372, SLG: 0.442 Chuck Carr, S (9, PH) OBP: 0.132, SLG: 0.111 | | G3-1 | | | | F9 | | FC5-4 1B | F8 | 3 | 0 | 1 | 0 | 0 | 0 | 0 | | | | |
| Eddy Diaz, R (1, 4) OBP: 0.270, SLG: 0.361 Jeromy Burnitz, L (9, PH) OBP: 0.397, SLG: 0.541 | | G5-3 | | | | | | FC5-4 G4-3 1B | F7 | 3 | 0 | 1 | 0 | 0 | 0 | 0 | | 1 | | |
| Jesse Levis, L (1, 2) OBP: 0.344, SLG: 0.379 | | | G4-3 | | | G4-3 | | G4-3 | L9 | 4 | 0 | 0 | 0 | 0 | 0 | 2 | | | | |
| Inning Stats | R: 0 E: 0 K: 1 S: 13 | H: 2 LOB: 2 BB: 0 P: 15 | R: 0 E: 0 K: 0 S: 5 | H: 0 LOB: 0 BB: 0 P: 6 | R: 0 E: 0 K: 0 S: 7 | H: 0 LOB: 0 BB: 0 P: 13 | R: 0 E: 1 K: 0 S: 10 | H: 0 LOB: 0 BB: 0 P: 16 | R: 0 E: 0 K: 0 S: 7 | H: 1 LOB: 1 BB: 0 P: 10 | R: 0 E: 0 K: 0 S: 10 | H: 1 LOB: 3 BB: 2 P: 20 | R: 0 E: 0 K: 3 S: 15 | H: 1 LOB: 2 BB: 1 P: 27 | R: 0 E: 0 K: 0 S: 6 | H: 0 LOB: 0 BB: 0 P: 12 | | 1B: 5 2B: 1 3B: 0 HR: 0 | SF: 0 SAC: 0 DP: 0 HBP: 0 | WP: 0 PB: 0 CS: 1 |
| PITCHER | IP WLS BF H R ER SO BB IBB HBP BLK WP HR S P ERA WHIP | | | | | | | | | | | | | | | | | | | |
| Jamie Moyer, L (1, 1) ERA: 1.42 | 7.0 W 28 5 0 0 1 2 0 0 0 0 0 0 59 93 0.00 1.000 | | | | | | | | | | | | | | | | | | | |
| Scott Sanders, R (8, 1) ERA: 8.23 | 2.0 8 1 0 0 3 1 0 0 0 0 0 0 21 39 0.00 1.000 | | | | | | | | | | | | | | | | | | | |

| Batter | 1 | 2 | 3 | 4 | 5 | 6 | 7 | 8 | 9 | AB | R | H | RBI | BB | SO | LOB | BOTTOM | | | |
|---|---|----------------------------------|------------------------------|----------------------------------|------------------------------|----------------------------------|-------------------------------|----------------------------------|-------------------------------|----------------------------------|-------------------------------|----------------------------------|-------------------------------|----------------------------------|-------------------------------|----------------------------------|---|----------------------------------|------------------------------------|-------------------------|
| Joey Cora, S (1, 4) OBP: 0.376, SLG: 0.391 | K | | | 2B 1B | | P6 | | G3 1B 2B | | 5 | 2 | 3 | 1 | 0 | 1 | 1 | Milwaukee Brewers @ Seattle Mariners The Kingdome, Seattle, WA Sun May 04 1997, 6:33 AM EDT Att: 38,540 - Dome - 68 F | | | |
| Alex Rodriguez, R (1, 6) OBP: 0.364, SLG: 0.507 | G6-3 | | | P2 | | K | | G3 | | 5 | 1 | 1 | 0 | 0 | 1 | 3 | | | | |
| Ken Griffey Jr., L (1, 8) OBP: 0.436, SLG: 0.783 | G3 | | | P6 | | G3 | | F8 | | 5 | 0 | 1 | 1 | 0 | 0 | 3 | | | | |
| Edgar Martinez, R (1, 10) OBP: 0.412, SLG: 0.505 | | F8 | | E | | 1B 2B BB | | G6-3 | | 3 | 3 | 1 | 1 | 1 | 0 | 1 | | | | |
| Jay Buhner, R (1, 9) OBP: 0.397, SLG: 0.379 | | K | | E5 1B | | 2B 1B | | 1B BB | | 3 | 1 | 1 | 0 | 1 | 1 | 0 | | | | |
| Paul Sorrento, L (1, 3) OBP: 0.330, SLG: 0.446 | | G3-1 | | | | 2B SF9 1B | | K | | 4 | 1 | 2 | 0 | 0 | 1 | 3 | | | | |
| Dan Wilson, R (1, 2) OBP: 0.407, SLG: 0.490 | | | K | K | | | | | | 4 | 0 | 2 | 4 | 0 | 2 | 2 | | | | |
| Rob Ducey, L (1, 7) OBP: 0.286, SLG: 0.500 | | | K | | | G3 | | K | | 4 | 1 | 1 | 0 | 0 | 2 | 4 | | | | |
| Brent Gates, S (1, 5) OBP: 0.270, SLG: 0.281 | | | P2 | | | | | F8 | | 3 | 0 | 0 | 1 | 0 | 1 | 1 | | | | |
| Inning Stats | R: 0 E: 0 K: 1 S: 12 | H: 0 LOB: 0 BB: 0 P: 17 | R: 0 E: 0 K: 1 S: 8 | H: 0 LOB: 0 BB: 0 P: 12 | R: 0 E: 0 K: 2 S: 9 | H: 0 LOB: 0 BB: 0 P: 13 | R: 2 E: 1 K: 1 S: 14 | H: 3 LOB: 2 BB: 0 P: 21 | R: 1 E: 0 K: 2 S: 10 | H: 2 LOB: 1 BB: 0 P: 16 | R: 3 E: 0 K: 0 S: 13 | H: 3 LOB: 1 BB: 1 P: 21 | R: 2 E: 0 K: 2 S: 12 | H: 2 LOB: 2 BB: 1 P: 26 | R: 1 E: 0 K: 0 S: 11 | H: 2 LOB: 1 BB: 0 P: 15 | | 1B: 7 2B: 5 3B: 0 HR: 0 | SF: 1 SAC: 0 DP: 0 HBP: 1 | WP: 1 PB: 0 CS: 0 |
| PITCHER | IP WLS BF H R ER SO BB IBB HBP BLK WP HR S P ERA WHIP | | | | | | | | | | | | | | | | | | | |
| 21 Cal Eldred, R (1, 1) ERA: 4.72 | 6.0 L 28 8 6 5 7 1 0 0 0 0 1 0 66 100 7.50 1.500 | | | | | | | | | | | | | | | | | | | |
| Al Reyes, R (7, 1) ERA: 18.0 | 1.0 7 2 2 2 2 1 0 1 0 1 0 12 26 18.00 3.000 | | | | | | | | | | | | | | | | | | | |
| Doug Jones, R (8, 1) ERA: 2.45 | 1.0 5 2 1 1 0 0 0 0 0 0 0 0 11 15 9.00 2.000 | | | | | | | | | | | | | | | | | | | |

| Batter | 1 | 2 | 3 | 4 | 5 | 6 | 7 | 8 | 9 | AB | R | H | RBI | BB | SO | LOB | TOP | | | | | |
|--|---|--|---|---|---|----------------------------------|-------------------------------|----------------------------------|-------------------------------|----------------------------------|-------------------------------|----------------------------------|-------------------------------|----------------------------------|------------------------------|---------------------------------|--|------------------------------------|----------------------------------|--------|--|--|
| Damon Mashore, R OBP: 0.409, SLG: 0.417 | 2-1 F9 | | 1-2 G4-3 | 1-2 E7 | | 1-1 FC6-4 | 0-0 | | 0-0 F9 | 6 | 0 | 2 | 1 | 0 | 0 | 2 | Oakland Athletics @ Milwaukee Brewers Milwaukee County Stadium, Milwaukee, WI Mon May 05 1997, 8:05 PM EDT Att: 7,762 - Unknown - 67 F | | | | | |
| Scott Brosius, R OBP: 0.270, SLG: 0.261 | 2-3 K | | 0-0 HR | 3-2 G6-3 | | 4-1 BB | 0-3 K | | 1-3 K | 5 | 1 | 1 | 2 | 1 | 3 | 4 | | | | | | |
| Jose Canseco, R OBP: 0.303, SLG: 0.398 | 4-2 BB | | 2-1 F7 | 3-3 K | | 1-3 BB | 2-3 K | | | 4 | 0 | 0 | 0 | 1 | 3 | 5 | | | | | | |
| Mark McGwire, R OBP: 0.455, SLG: 0.735 | 4-1 BB | | 2-1 1B | | 2-3 K | | 2-1 HR | 1-0 F8 | | 4 | 1 | 2 | 1 | 1 | 1 | 0 | | | | | | |
| Geronimo Berroa, R OBP: 0.417, SLG: 0.560 | 3-0 L8 | | 1-1 1B | 1-2 1B | 3-0 P4 | 2-2 1B | 1-3 K | | | 5 | 1 | 2 | 0 | 0 | 1 | 2 | | | | | | |
| Scott Spiezio, S OBP: 0.354, SLG: 0.483 | | 3-2 2B | 0-0 P4 | | 1-2 E5 | 1-0 G3 | 0-0 1B | | | 5 | 1 | 3 | 0 | 0 | 0 | 2 | | | | | | |
| Jason Giambi, L OBP: 0.307, SLG: 0.407 | | 3-3 K | | 4-2 1B | 1-2 F9 | 3-2 1B | 3-2 F8 | | | 4 | 2 | 1 | 1 | 1 | 1 | 3 | | | | | | |
| George Williams, S OBP: 0.452, SLG: 0.273 | | 2-2 G5-3 | | 4-2 1B | | 4-2 FC6-4 | 0-0 G3 | | 1-0 F9 | 3 | 1 | 0 | 0 | 2 | 0 | 3 | | | | | | |
| Rafael Bourimigal, R OBP: 0.362, SLG: 0.300 | | 0-1 G4-3 | | 2-1 B2 | | 0-3 K | 0-1 1B | | 0-1 1B | 3 | 0 | 0 | 0 | 0 | 1 | 4 | | | | | | |
| Matt Stairs, L OBP: 0.453, SLG: 0.594 | | | | | | | | | | 1 | 0 | 1 | 2 | 0 | 0 | 0 | | | | | | |
| Tony Batista, R OBP: 0.234, SLG: 0.254 | | | | | | | | | | 0 | 0 | 0 | 0 | 0 | 0 | 0 | | | | | | |
| Dave Magadan, L OBP: 0.466, SLG: 0.387 | | | | | | | | | | 1 | 0 | 1 | 0 | 0 | 0 | 0 | | | | | | |
| Inning Stats | R: 0 E: 0 K: 1 S: 11 | H: 0 LOB: 2 BB: 2 P: 26 | R: 0 E: 0 K: 1 S: 13 | H: 1 LOB: 1 BB: 0 P: 21 | R: 1 E: 0 K: 0 S: 13 | H: 3 LOB: 2 BB: 0 P: 19 | R: 2 E: 1 K: 1 S: 20 | H: 1 LOB: 1 BB: 2 P: 37 | R: 0 E: 0 K: 2 S: 15 | H: 0 LOB: 1 BB: 0 P: 18 | R: 4 E: 0 K: 2 S: 20 | H: 6 LOB: 2 BB: 0 P: 30 | R: 0 E: 0 K: 1 S: 13 | H: 1 LOB: 1 BB: 0 P: 18 | R: 0 E: 0 K: 1 S: 7 | H: 1 LOB: 1 BB: 0 P: 9 | 1B: 10 2B: 1 3B: 0 HR: 2 | SF: 0 SAC: 0 DP: 0 HBP: 0 | WP: 0 PB: 0 SB: 1 CS: 0 | PA: 47 | | |
| PITCHER | IP WLS BF H R ER SO BB IBB HBP BLK WP HR S P ERA WHIP | 5.0 W 25 5 3 2 4 4 0 0 0 0 1 68 121 3.60 1.800 | 1.0 5 0 0 0 2 2 0 0 0 0 0 15 25 0.00 2.000 | 2.0 13 7 4 4 3 0 0 0 0 0 1 33 48 18.00 3.500 | 1.0 4 1 0 0 1 0 0 0 0 0 0 7 9 0.00 1.000 | | | | | | | | | | | | | | | | | |

| | |
|-----|----|
| AB | 41 |
| R | 7 |
| H | 13 |
| RBI | 7 |
| BB | 6 |
| SO | 10 |
| LOB | 25 |



| Batter | 1 | 2 | 3 | 4 | 5 | 6 | 7 | 8 | 9 | AB | R | H | RBI | BB | SO | LOB | BOTTOM | | | | |
|--|---|---|---|--|--|----------------------------------|------------------------------|----------------------------------|-------------------------------|----------------------------------|-------------------------------|----------------------------------|-------------------------------|----------------------------------|-------------------------------|----------------------------------|--|------------------------------------|----------------------------------|--------|--|
| Jeremy Burnitz, L OBP: 0.423, SLG: 0.600 | 1-2 1B | | 0-0 HR | | 4-1 1B | 2-2 F9 | | 1-2 G4-3 | | 4 | 3 | 3 | 2 | 1 | 0 | 0 | Oakland Athletics @ Milwaukee Brewers Milwaukee County Stadium, Milwaukee, WI Mon May 05 1997, 8:05 PM EDT Att: 7,762 - Unknown - 67 F | | | | |
| Jeff Cirillo, R OBP: 0.379, SLG: 0.398 | 0-0 G6-3 | | 0-1 G4-3 | | 4-0 1B | 3-2 1B | | 1-1 G4-3 | | 4 | 1 | 1 | 0 | 1 | 0 | 2 | | | | | |
| Dave Nilsson, L OBP: 0.395, SLG: 0.474 | 0-1 SF9 | | 4-2 FC5-4 | | 2-2 SF8 | 1-0 G1-3 | | 0-0 G4-3 | | 3 | 0 | 1 | 1 | 1 | 0 | 2 | | | | | |
| John Jaha, R OBP: 0.348, SLG: 0.515 | 2-1 SF9 | | 1-0 FC5-4 | | 1-1 1B | | 2-3 K | 1-3 K | | 4 | 1 | 1 | 2 | 0 | 2 | 2 | | | | | |
| Marc Newfield, R OBP: 0.375, SLG: 0.414 | 1-3 K | | | 1-1 G4-3 | 4-1 1B | | 1-1 HR | | | 2 | 1 | 0 | 0 | 1 | 1 | 1 | | | | | |
| Matt Mieske, R OBP: 0.393, SLG: 0.549 | | | | 1-2 3B | 1-2 3B | | 1-1 HR | | | 1 | 1 | 1 | 0 | 0 | 0 | 0 | | | | | |
| Jose Valentin, S OBP: 0.192, SLG: 0.208 | | 2-0 F8 | | 3-2 G4-3 | 0-1 E | | 2-3 K | | | 4 | 1 | 1 | 3 | 0 | 1 | 1 | | | | | |
| Gerald Williams, R OBP: 0.367, SLG: 0.469 | | 1-3 K | | 0-0 F9 | 0-2 E5 | | 1-1 HR | | | 4 | 1 | 1 | 2 | 0 | 1 | 0 | | | | | |
| Jeff Huson, L OBP: 0.269, SLG: 0.292 | | 2-2 G4-3 | | | 1-2 1B | | 1-1 L1 | | | 4 | 1 | 1 | 0 | 0 | 0 | 1 | | | | | |
| Mike Matheny, R OBP: 0.319, SLG: 0.391 | | | 2-3 K | | 2-3 K | 0-0 L8 | | 1-1 1B | | 4 | 1 | 1 | 0 | 0 | 2 | 1 | | | | | |
| Inning Stats | R: 1 E: 0 K: 1 S: 12 | H: 2 LOB: 1 BB: 0 P: 16 | R: 0 E: 0 K: 1 S: 8 | H: 0 LOB: 0 BB: 0 P: 13 | R: 1 E: 0 K: 1 S: 9 | H: 1 LOB: 1 BB: 1 P: 16 | R: 0 E: 0 K: 0 S: 9 | H: 0 LOB: 0 BB: 0 P: 13 | R: 6 E: 1 K: 1 S: 21 | H: 3 LOB: 1 BB: 3 P: 42 | R: 0 E: 0 K: 0 S: 11 | H: 1 LOB: 1 BB: 0 P: 17 | R: 2 E: 0 K: 2 S: 15 | H: 2 LOB: 0 BB: 0 P: 22 | R: 1 E: 0 K: 1 S: 11 | H: 2 LOB: 1 BB: 0 P: 15 | 1B: 7 2B: 1 3B: 1 HR: 2 | SF: 2 SAC: 0 DP: 0 HBP: 0 | WP: 0 PB: 0 SB: 0 CS: 0 | PA: 40 | |
| PITCHER | IP WLS BF H R ER SO BB IBB HBP BLK WP HR S P ERA WHIP | 4.2 L 22 6 6 6 4 3 0 0 0 0 0 19 30 6.75 2.250 | 1.1 8 2 2 1 0 1 0 0 0 0 0 19 30 6.75 2.250 | 1.0 6 3 3 3 2 0 0 0 0 0 1 17 25 27.00 3.000 | 1.0 4 1 0 0 1 0 0 0 0 0 0 9 12 0.00 1.000 | | | | | | | | | | | | | | | | |

| | |
|-----|----|
| AB | 34 |
| R | 11 |
| H | 11 |
| RBI | 10 |
| BB | 4 |
| SO | 7 |
| LOB | 10 |



| Batter | 1 | 2 | 3 | 4 | 5 | 6 | 7 | 8 | 9 | AB | R | H | RBI | BB | SO | LOB | TOP | | | | | | | | | | | | | | | | | |
|---|---|----------------------------------|------------------------------|----------------------------------|-------------------------------|----------------------------------|-------------------------------|----------------------------------|-------------------------------|----------------------------------|-------------------------------|----------------------------------|------------------------------|----------------------------------|-------------------------------|----------------------------------|--|------------------------------------|----------------------------------|--------|--|--|--|--|--|--|--|--|--|--|--|--|--|--|
| Damon Mashore, R OBP: 0.403, SLG: 0.398 (1, 8) | | | | | | | | | | 3 | 0 | 0 | 0 | 1 | 2 | 2 | Oakland Athletics @ Milwaukee Brewers Milwaukee County Stadium, Milwaukee, WI Wed May 07 1997, 4:33 AM EDT Att: 10,044 - Overcast - 55 F | | | | | | | | | | | | | | | | | |
| Jason Giambi, L OBP: 0.311, SLG: 0.413 (1, 10) | | | | | | | | | | 4 | 0 | 1 | 0 | 0 | 1 | 0 | | | | | | | | | | | | | | | | | | |
| Jose Canseco, R OBP: 0.305, SLG: 0.389 (1, 7) | | | | | | | | | | 4 | 0 | 1 | 0 | 0 | 2 | 2 | | | | | | | | | | | | | | | | | | |
| Mark McGwire, R OBP: 0.453, SLG: 0.714 (1, 3) | | | | | | | | | | 2 | 0 | 0 | 0 | 2 | 0 | 0 | | | | | | | | | | | | | | | | | | |
| Gerónimo Berroa, R OBP: 0.411, SLG: 0.550 (1, 9) | | | | | | | | | | 4 | 0 | 0 | 0 | 0 | 1 | 3 | | | | | | | | | | | | | | | | | | |
| Scott Spiezio, S OBP: 0.355, SLG: 0.472 (1, 4) | | | | | | | | | | 3 | 0 | 1 | 0 | 1 | 0 | 0 | | | | | | | | | | | | | | | | | | |
| Scott Brosius, R OBP: 0.259, SLG: 0.244 (1, 5) | | | | | | | | | | 3 | 0 | 0 | 0 | 1 | 1 | 4 | | | | | | | | | | | | | | | | | | |
| George Williams, S OBP: 0.400, SLG: 0.231 (9, PH) | | | | | | | | | | 3 | 0 | 0 | 0 | 0 | 2 | 1 | | | | | | | | | | | | | | | | | | |
| Dave Magadan, L OBP: 0.429, SLG: 0.382 (9, FR) | | | | | | | | | | 0 | 0 | 0 | 0 | 1 | 0 | 0 | | | | | | | | | | | | | | | | | | |
| Tony Batista, R OBP: 0.254, SLG: 0.262 (9, PH) | | | | | | | | | | 2 | 0 | 0 | 0 | 0 | 1 | 1 | | | | | | | | | | | | | | | | | | |
| Matt Stairs, L OBP: 0.439, SLG: 0.606 (9, PH) | | | | | | | | | | 1 | 0 | 1 | 0 | 0 | 0 | 0 | | | | | | | | | | | | | | | | | | |
| Inning Stats | R: 0 E: 0 K: 3 S: 10 | H: 0 LOB: 0 BB: 0 P: 14 | R: 0 E: 0 K: 1 S: 9 | H: 0 LOB: 0 BB: 0 P: 14 | R: 0 E: 0 K: 2 S: 11 | H: 0 LOB: 1 BB: 0 P: 19 | R: 0 E: 0 K: 1 S: 14 | H: 1 LOB: 3 BB: 2 P: 24 | R: 0 E: 0 K: 0 S: 10 | H: 0 LOB: 0 BB: 1 P: 15 | R: 0 E: 0 K: 2 S: 10 | H: 0 LOB: 1 BB: 1 P: 18 | R: 0 E: 0 K: 1 S: 8 | H: 0 LOB: 0 BB: 0 P: 12 | R: 0 E: 1 K: 0 S: 14 | H: 2 LOB: 2 BB: 1 P: 22 | 1B: 4 2B: 0 3B: 0 HR: 0 | SF: 0 SAC: 0 DP: 1 HBP: 1 | WP: 0 PB: 0 SB: 1 CS: 0 | PA: 36 | | | | | | | | | | | | | | |
| PITCHER | IP WLS BF H R ER SO BB IBB HBP BLK WP HR S P ERA WHIP | | | | | | | | | | | | | | | | | | | | | | | | | | | | | | | | | |
| Jeff D'Amico, R ERA: 4.97 (1, 1) | 6.0 | W | 24 | 2 | 0 | 0 | 7 | 4 | 0 | 1 | 0 | 0 | 0 | 0 | 61 | 106 | 0.00 | 1.000 | | | | | | | | | | | | | | | | |
| Mike Fetters, R ERA: (7, 1) | 2.0 | W | 7 | 0 | 0 | 0 | 3 | 1 | 0 | 0 | 0 | 0 | 0 | 0 | 18 | 30 | 0.00 | 0.500 | | | | | | | | | | | | | | | | |
| Doug Jones, R ERA: 2.08 (9, 1) | 1.0 | S | 5 | 2 | 0 | 0 | 0 | 1 | 0 | 0 | 0 | 0 | 0 | 0 | 14 | 22 | 0.00 | 3.000 | | | | | | | | | | | | | | | | |

| Batter | 1 | 2 | 3 | 4 | 5 | 6 | 7 | 8 | 9 | AB | R | H | RBI | BB | SO | LOB | BOTTOM | | | | | | | | | | | | | | | | | |
|--|---|----------------------------------|-------------------------------|----------------------------------|------------------------------|----------------------------------|-------------------------------|----------------------------------|------------------------------|----------------------------------|-------------------------------|----------------------------------|-------------------------------|----------------------------------|-------------------------------|----------------------------------|--|------------------------------------|----------------------------------|--------|--|--|--|--|--|--|--|--|--|--|--|--|--|--|
| Jeremy Burnitz, L OBP: 0.409, SLG: 0.554 (1, 9) | | | | | | | | | | 4 | 1 | 1 | 0 | 1 | 1 | 4 | Oakland Athletics @ Milwaukee Brewers Milwaukee County Stadium, Milwaukee, WI Wed May 07 1997, 4:33 AM EDT Att: 10,044 - Overcast - 55 F | | | | | | | | | | | | | | | | | |
| Jeff Cirillo, R OBP: 0.373, SLG: 0.383 (1, 5) | | | | | | | | | | 5 | 0 | 1 | 1 | 0 | 0 | 5 | | | | | | | | | | | | | | | | | | |
| Dave Nilsson, L OBP: 0.407, SLG: 0.505 (1, 10) | | | | | | | | | | 3 | 0 | 2 | 0 | 1 | 0 | 1 | | | | | | | | | | | | | | | | | | |
| John Jaha, R OBP: 0.371, SLG: 0.519 (1, 3) | | | | | | | | | | 2 | 0 | 1 | 0 | 2 | 0 | 1 | | | | | | | | | | | | | | | | | | |
| Marc Newfield, R OBP: 0.360, SLG: 0.390 (8, 8) | | | | | | | | | | 4 | 0 | 0 | 0 | 0 | 0 | 8 | | | | | | | | | | | | | | | | | | |
| Jose Valentin, S OBP: 0.286, SLG: 0.290 (1, 6) | | | | | | | | | | 2 | 0 | 1 | 0 | 2 | 0 | 0 | | | | | | | | | | | | | | | | | | |
| Gerald Williams, R OBP: 0.347, SLG: 0.438 (8, 7) | | | | | | | | | | 4 | 0 | 0 | 0 | 0 | 1 | 6 | | | | | | | | | | | | | | | | | | |
| Jeff Huson, L OBP: 0.235, SLG: 0.226 (1, 4) | | | | | | | | | | 3 | 0 | 0 | 0 | 1 | 0 | 0 | | | | | | | | | | | | | | | | | | |
| Mike Matheny, R OBP: 0.324, SLG: 0.382 (7, PH) | | | | | | | | | | 2 | 0 | 1 | 0 | 0 | 0 | 0 | | | | | | | | | | | | | | | | | | |
| Jesse Levis, L OBP: 0.343, SLG: 0.355 (8, 2) | | | | | | | | | | 1 | 0 | 0 | 0 | 1 | 0 | 0 | | | | | | | | | | | | | | | | | | |
| Inning Stats | R: 0 E: 0 K: 0 S: 12 | H: 1 LOB: 2 BB: 1 P: 21 | R: 0 E: 0 K: 0 S: 14 | H: 0 LOB: 0 BB: 0 P: 20 | R: 0 E: 0 K: 1 S: 7 | H: 0 LOB: 0 BB: 0 P: 10 | R: 0 E: 0 K: 0 S: 16 | H: 2 LOB: 2 BB: 1 P: 24 | R: 0 E: 0 K: 0 S: 9 | H: 1 LOB: 1 BB: 0 P: 16 | R: 0 E: 0 K: 0 S: 17 | H: 1 LOB: 2 BB: 1 P: 29 | R: 1 E: 0 K: 0 S: 15 | H: 1 LOB: 3 BB: 3 P: 31 | R: 0 E: 0 K: 1 S: 15 | H: 1 LOB: 3 BB: 2 P: 32 | 1B: 5 2B: 2 3B: 0 HR: 0 | SF: 0 SAC: 0 DP: 1 HBP: 0 | WP: 0 PB: 0 SB: 4 CS: 0 | PA: 38 | | | | | | | | | | | | | | |
| PITCHER | IP WLS BF H R ER SO BB IBB HBP BLK WP HR S P ERA WHIP | | | | | | | | | | | | | | | | | | | | | | | | | | | | | | | | | |
| Steve Karsay, R ERA: 3.45 (1, 1) | 6.0 | L | 6 | 1 | 1 | 1 | 0 | 2 | 1 | 0 | 0 | 0 | 0 | 0 | 12 | 27 | 13.50 | 4.500 | | | | | | | | | | | | | | | | |
| Steve Montgomery, R ERA: 13.5 (7, 1) | 0.2 | L | 6 | 1 | 1 | 1 | 0 | 2 | 1 | 0 | 0 | 0 | 0 | 0 | 10 | 19 | 0.00 | 3.000 | | | | | | | | | | | | | | | | |
| Aaron Small, R ERA: 3.09 (8, 1) | 0.1 | 2 | 0 | 0 | 0 | 0 | 0 | 1 | 0 | 0 | 0 | 0 | 0 | 0 | 5 | 11 | 0.00 | 3.000 | | | | | | | | | | | | | | | | |
| Buddy Groom, L ERA: 7.88 (8, 1) | 0.1 | 1 | 0 | 0 | 0 | 0 | 0 | 0 | 0 | 0 | 0 | 0 | 0 | 3 | 6 | 0.00 | 0.000 | | | | | | | | | | | | | | | | | |
| Don Wiengert, R ERA: 5.06 (8, 1) | 0.1 | 1 | 0 | 0 | 0 | 0 | 0 | 0 | 0 | 0 | 0 | 0 | 0 | 3 | 6 | 0.00 | 0.000 | | | | | | | | | | | | | | | | | |

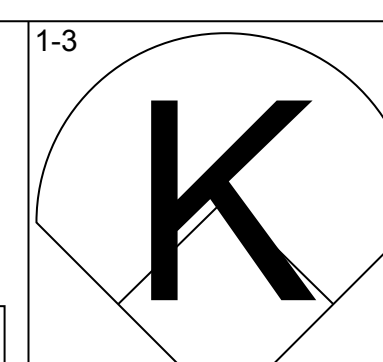
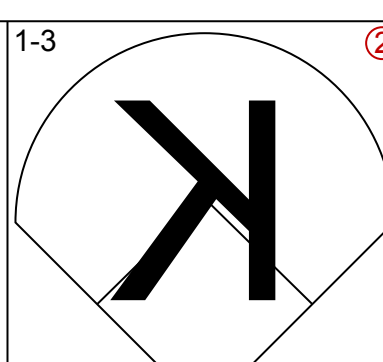
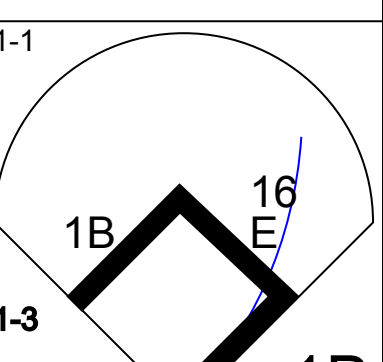
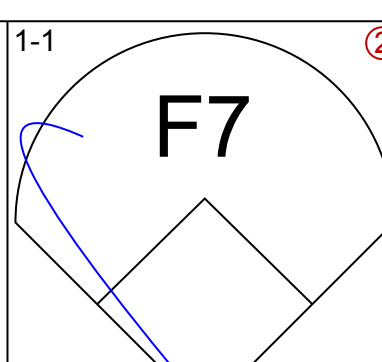
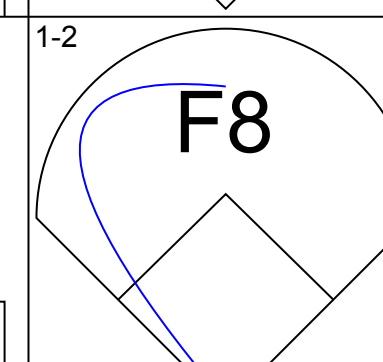
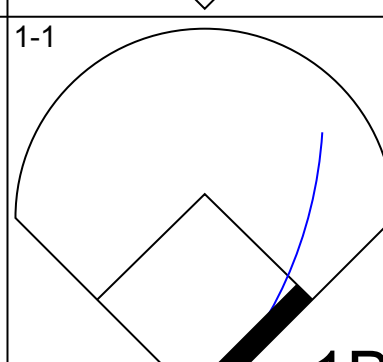
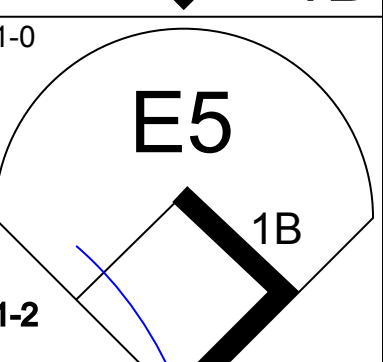
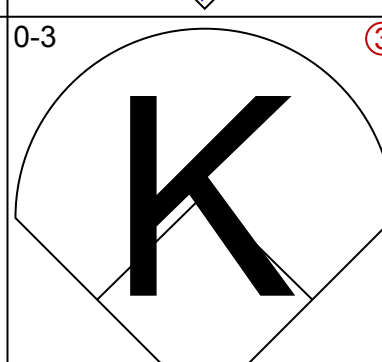
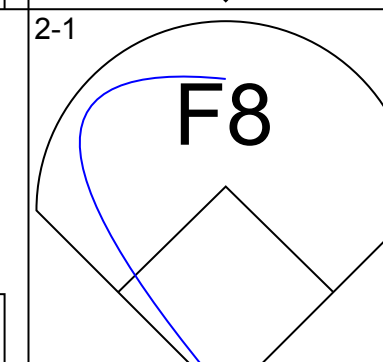
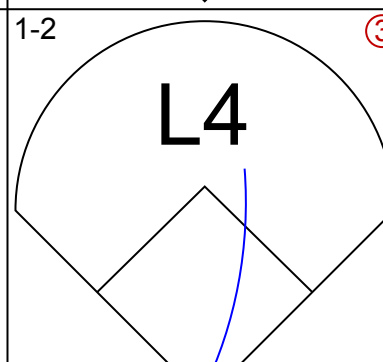
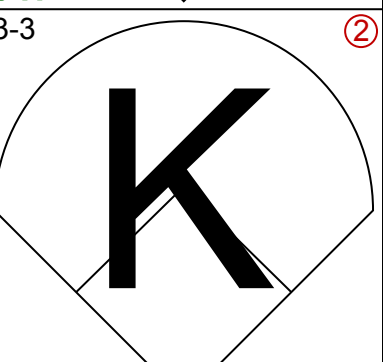
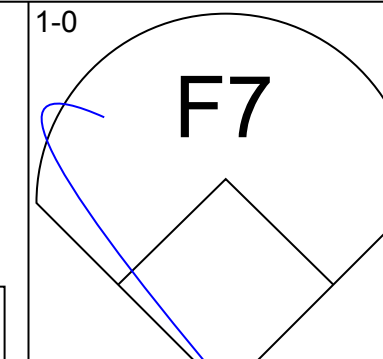
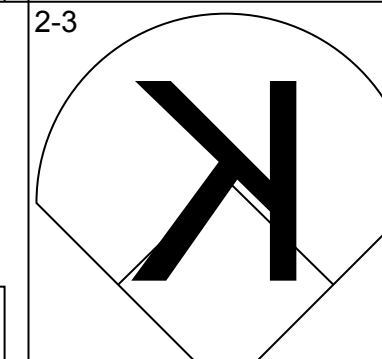
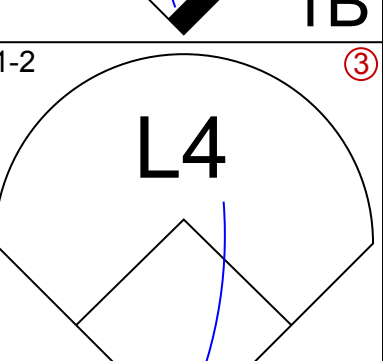
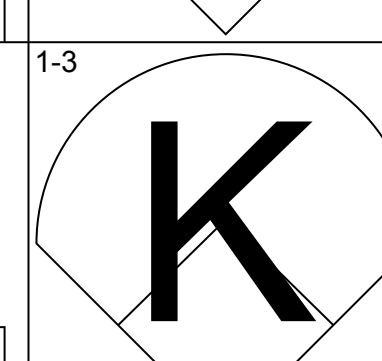
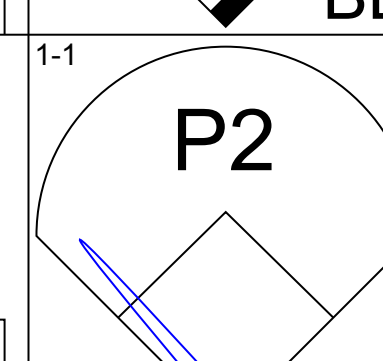
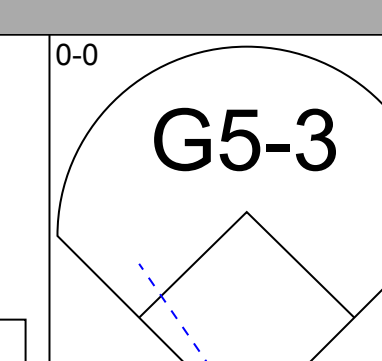
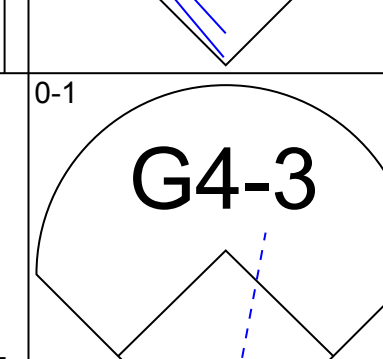
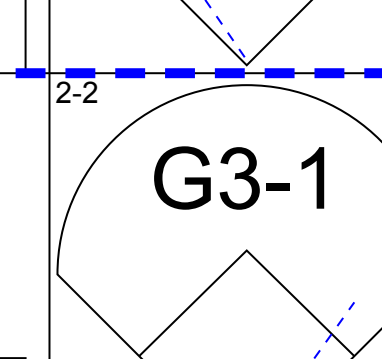
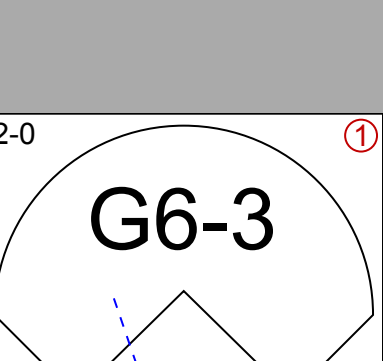
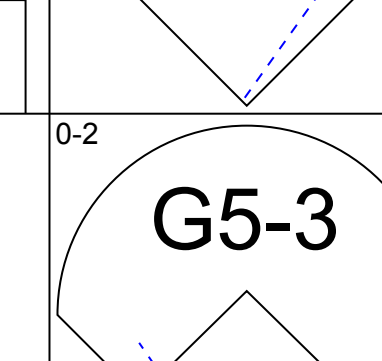
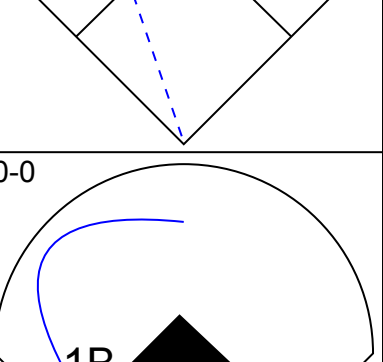
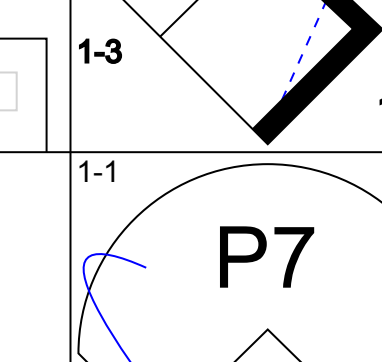
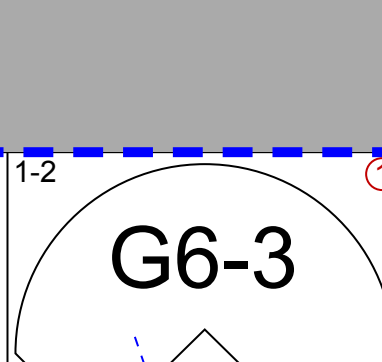
| Batter | 1 | 2 | 3 | 4 | 5 | 6 | 7 | 8 | 9 | AB | R | H | RBI | BB | SO | LOB | TOP | | | |
|--|---|---|---|---|---|---|---|---|---|---|---|---|---|---|---|---|--|----------------------------------|------------------------------------|-------------------------|
| Darin Erstad, L (1, 3) OBP: 0.330, SLG: 0.408 | 0-0 HR | | 2-2 G3-1 | | 2-1 F8 | | 0-1 G6-3 | | 0-3 K | 5 | 1 | 1 | 1 | 0 | 1 | 1 | Anaheim Angels @ Milwaukee Brewers Milwaukee County Stadium, Milwaukee, WI Fri May 09 1997, 8:05 PM EDT Att: 12,135 - Unknown - 53 F | | | |
| Jim Edmonds, L (1, 8) OBP: 0.356, SLG: 0.453 | 3-2 WP 2B | | 2-3 K | | 2-1 G4-3 | | 1-0 F7 | | 4-1 1B BB | 4 | 0 | 1 | 0 | 1 | 1 | 1 | | | | |
| Dave Hollins, S (1, 5) OBP: 0.370, SLG: 0.365 | 3-1 P3 2-3 | | | 1-1 G3 | | 1-3 K | | 3-2 P5 | 1-1 1B | 5 | 0 | 1 | 0 | 0 | 1 | 1 | | | | |
| Jim Leyritz, R (1, 2) OBP: 0.380, SLG: 0.533 | 1-2 F9 | | | 2-1 G4-3 | | 0-2 2B 1B | | 0-0 HR | 0-3 K | 5 | 1 | 2 | 1 | 0 | 1 | 3 | | | | |
| Tim Salmon, R (1, 9) OBP: 0.338, SLG: 0.436 | 0-2 K | | | 3-2 HR | | 1-1 2B | | 1-2 K | 0-3 K | 5 | 1 | 2 | 1 | 0 | 3 | 3 | | | | |
| 16 Garret Anderson, L (1, 7) OBP: 0.375, SLG: 0.393 | | 3-1 G6-4-3 1B | | 1-1 1B | | 4-0 BB | | 1-0 PB WP 2B | | 3 | 1 | 3 | 0 | 1 | 0 | 0 | | | | |
| Eddie Murray, S (1, 10) Orlando Palmeiro, L (8, PR) OBP: 0.290, SLG: 0.337 OBP: 0.296, SLG: 0.250 | | 1-2 G6-4-3 1-2 | | 1-2 G4-3 | | 1-3 K | | 4-2 1B BB | | 3 | 0 | 0 | 0 | 1 | 1 | 5 | | | | |
| Luis Alicea, S (1, 4) OBP: 0.365, SLG: 0.398 | | 1-1 F8 | | | 1-2 1B | | 0-0 F9 | | 0-1 1-2 1B | 4 | 0 | 2 | 0 | 0 | 0 | 3 | | | | |
| Gary Disarcina, R (1, 6) OBP: 0.225, SLG: 0.299 | | | 0-2 L3 | | 0-0 P9 | | 2-2 L7 | | 1-3 K | 4 | 0 | 0 | 0 | 0 | 1 | 3 | | | | |
| Inning Stats | R: 1 E: 0 K: 1 S: 13 | H: 2 LOB: 1 BB: 0 P: 20 | R: 0 E: 0 K: 0 S: 7 | H: 1 LOB: 0 BB: 0 P: 12 | R: 0 E: 0 K: 1 S: 9 | H: 0 LOB: 0 BB: 0 P: 13 | R: 1 E: 0 K: 0 S: 13 | H: 2 LOB: 1 BB: 0 P: 21 | R: 0 E: 0 K: 2 S: 13 | H: 2 LOB: 3 BB: 1 P: 20 | R: 0 E: 0 K: 0 S: 9 | H: 0 LOB: 0 BB: 0 P: 12 | R: 2 E: 0 K: 2 S: 18 | H: 3 LOB: 2 BB: 1 P: 28 | R: 0 E: 0 K: 3 S: 13 | H: 1 LOB: 2 BB: 1 P: 18 | | 1B: 6 2B: 3 3B: 0 HR: 3 | SF: 0 SAC: 0 DP: 1 HBP: 0 | WP: 2 PB: 1 CS: 0 |
| PITCHER | IP WLS BF H R ER SO BB IBB HBP BLK WP HR S P ERA WHIP | IP WLS BF H R ER SO BB IBB HBP BLK WP HR S P ERA WHIP | IP WLS BF H R ER SO BB IBB HBP BLK WP HR S P ERA WHIP | IP WLS BF H R ER SO BB IBB HBP BLK WP HR S P ERA WHIP | IP WLS BF H R ER SO BB IBB HBP BLK WP HR S P ERA WHIP | IP WLS BF H R ER SO BB IBB HBP BLK WP HR S P ERA WHIP | IP WLS BF H R ER SO BB IBB HBP BLK WP HR S P ERA WHIP | IP WLS BF H R ER SO BB IBB HBP BLK WP HR S P ERA WHIP | IP WLS BF H R ER SO BB IBB HBP BLK WP HR S P ERA WHIP | IP WLS BF H R ER SO BB IBB HBP BLK WP HR S P ERA WHIP | IP WLS BF H R ER SO BB IBB HBP BLK WP HR S P ERA WHIP | IP WLS BF H R ER SO BB IBB HBP BLK WP HR S P ERA WHIP | IP WLS BF H R ER SO BB IBB HBP BLK WP HR S P ERA WHIP | IP WLS BF H R ER SO BB IBB HBP BLK WP HR S P ERA WHIP | IP WLS BF H R ER SO BB IBB HBP BLK WP HR S P ERA WHIP | IP WLS BF H R ER SO BB IBB HBP BLK WP HR S P ERA WHIP | IP WLS BF H R ER SO BB IBB HBP BLK WP HR S P ERA WHIP | | | |

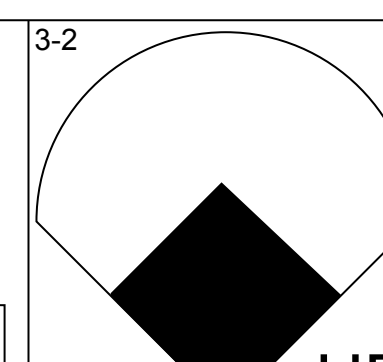
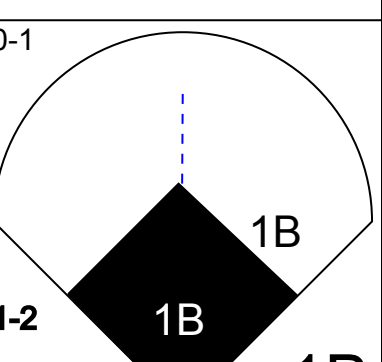
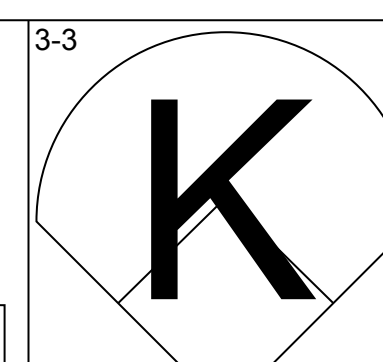
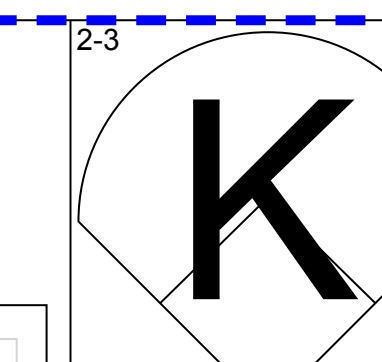
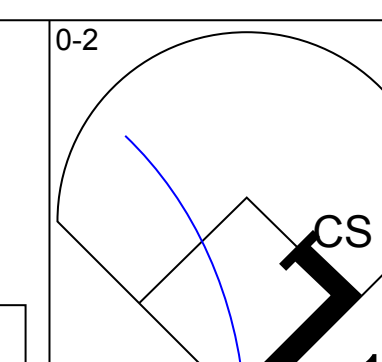
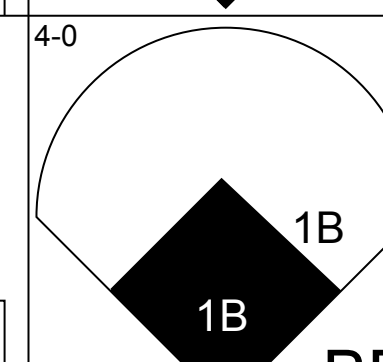
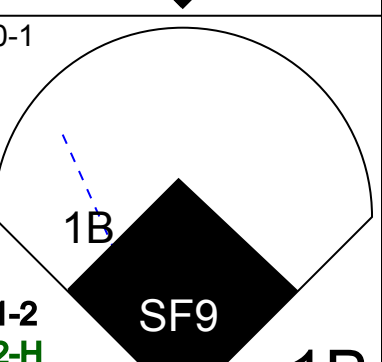
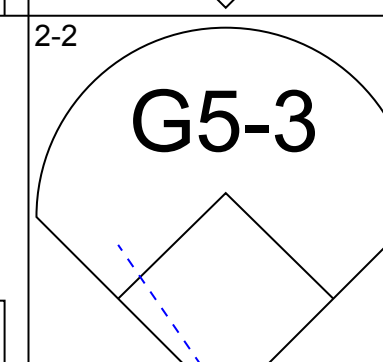
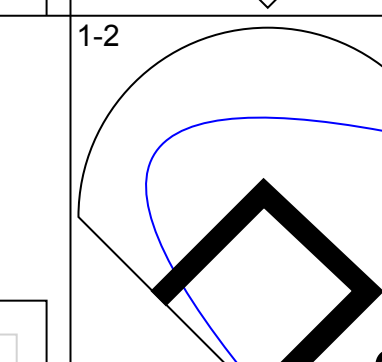
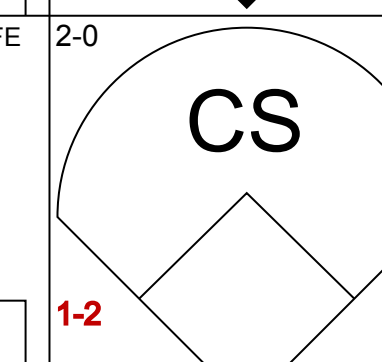
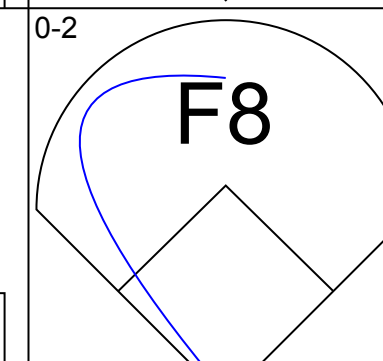
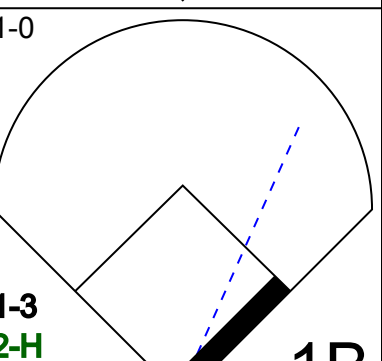
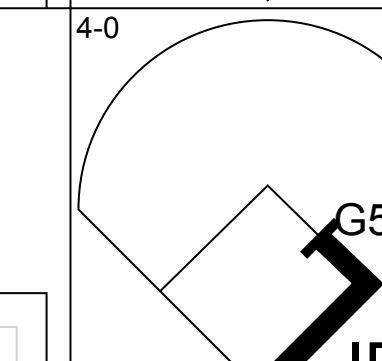
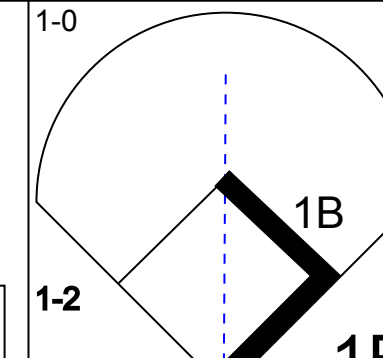
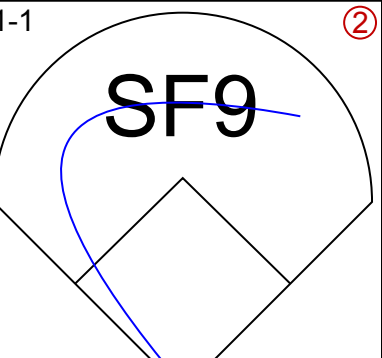
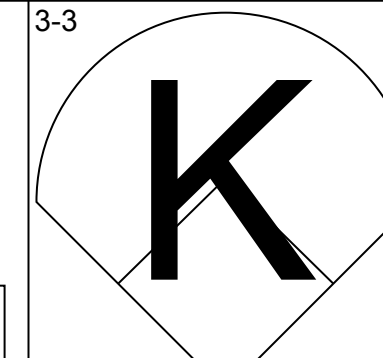
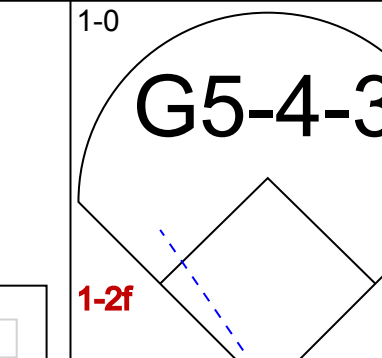
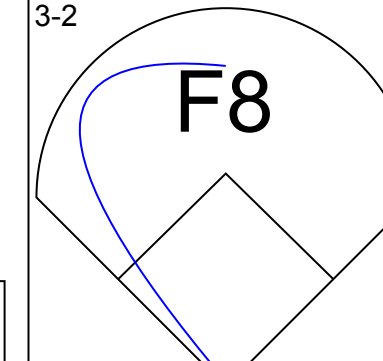
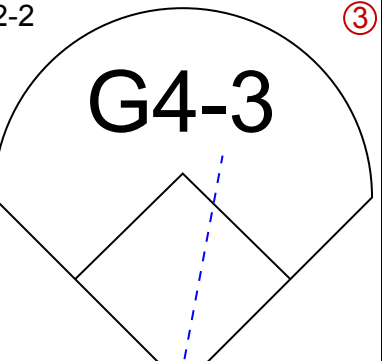
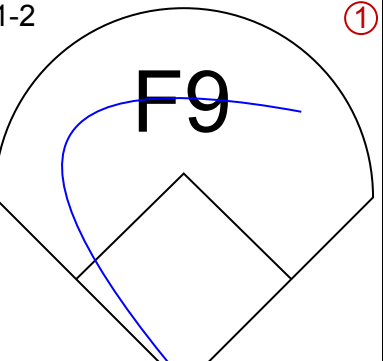
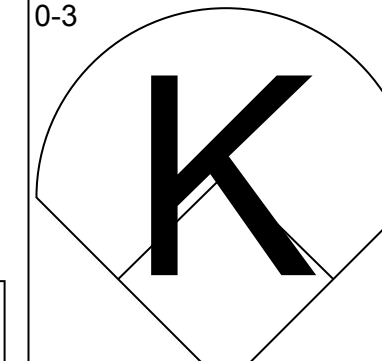
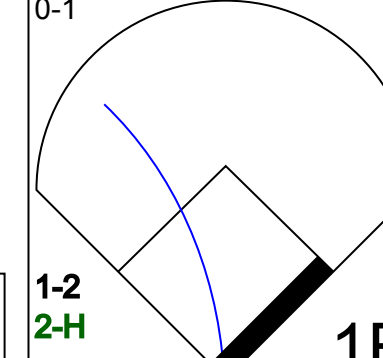
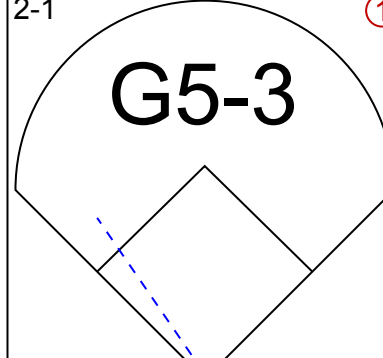
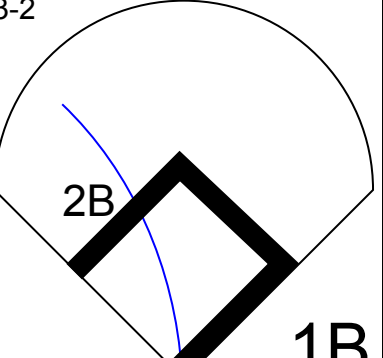
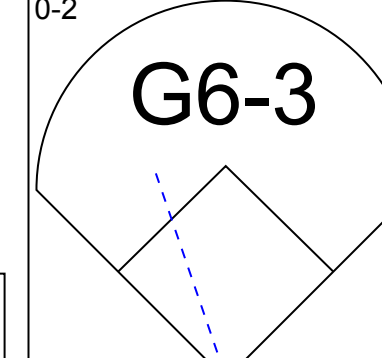
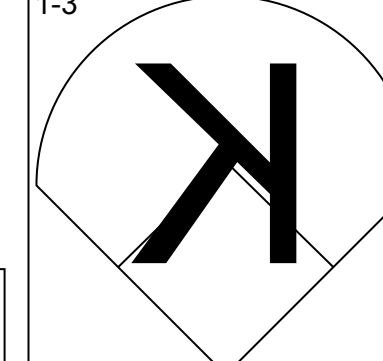
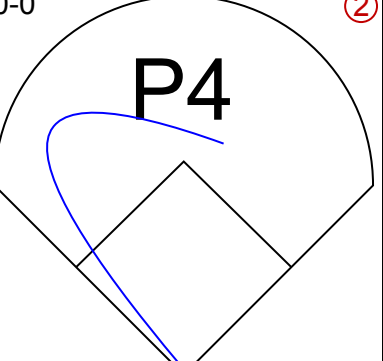
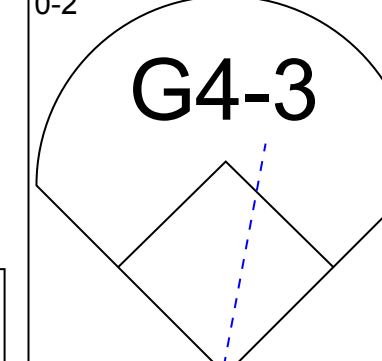
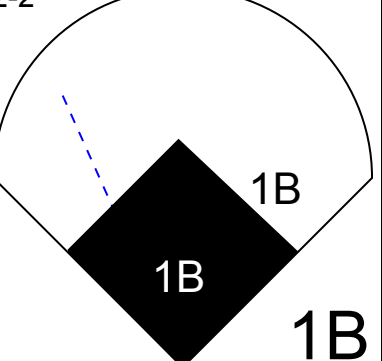
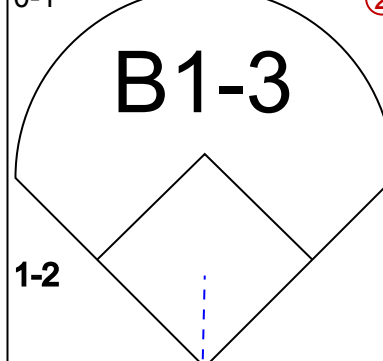
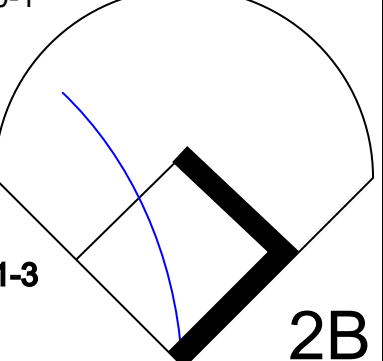
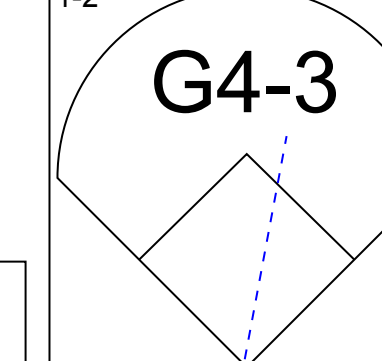
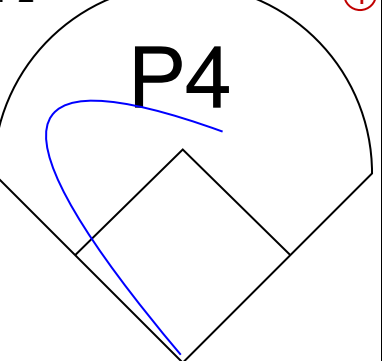
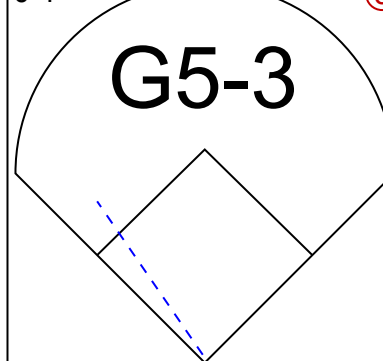
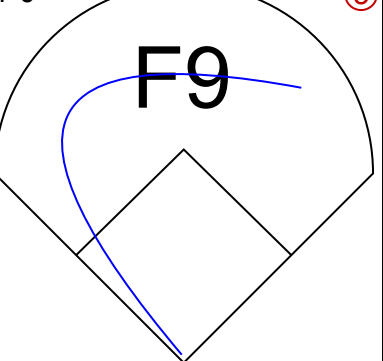
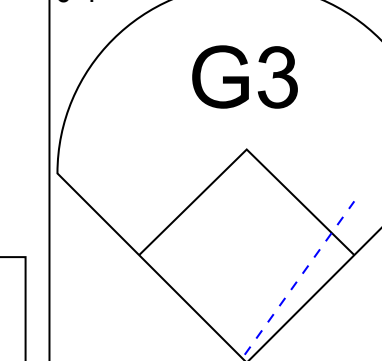
| | |
|-----|----|
| AB | 38 |
| R | 4 |
| H | 12 |
| RBI | 3 |
| BB | 3 |
| SO | 9 |
| LOB | 20 |





| Batter | 1 | 2 | 3 | 4 | 5 | 6 | 7 | 8 | 9 | AB | R | H | RBI | BB | SO | LOB | BOTTOM | | | |
|---|---|---|---|---|---|---|---|---|---|---|---|---|---|---|---|---|--|----------------------------------|------------------------------------|-------------------------|
| Gerald Williams, R (1, 8) OBP: 0.343, SLG: 0.430 | 1-3 K | | 2-2 F8 | | 0-0 B1-3 | | 2-1 1B | | 4-0 1 1 0 1 1 | 4 | 0 | 1 | 1 | 0 | 1 | 1 | Anaheim Angels @ Milwaukee Brewers Milwaukee County Stadium, Milwaukee, WI Fri May 09 1997, 8:05 PM EDT Att: 12,135 - Unknown - 53 F | | | |
| Jeff Cirillo, R (1, 5) OBP: 0.369, SLG: 0.373 | 4-2 2B BB | | 2-3 K | | 0-0 G6-3 | | 3-1 K | | 3 1 0 0 1 2 1 | 3 | 1 | 0 | 0 | 1 | 2 | 1 | | | | |
| Dave Nilsson, L (1, 10) OBP: 0.402, SLG: 0.505 | 3-2 PB 1H G4-3 2B | | 2-2 P8 | | 3-2 P7 | | 1-3 K | | 4 1 1 1 0 1 0 | 4 | 1 | 1 | 1 | 0 | 1 | 0 | | | | |
| John Jaha, R (1, 3) OBP: 0.367, SLG: 0.505 | 2-2 G4-3 | | 2-1 F9 | | 2-3 K | | 4-1 BB | | 3 0 0 1 1 1 0 | 3 | 0 | 0 | 1 | 1 | 1 | 0 | | | | |
| Jeromy Burnitz, L (1, 7) OBP: 0.402, SLG: 0.532 | 4-1 BB | | 3-3 K | | 2-1 P6 | | 2-3 K | | 3 0 0 0 1 2 1 | 3 | 0 | 0 | 0 | 1 | 2 | 1 | | | | |
| Matt Mieske, R (1, 9) OBP: 0.400, SLG: 0.564 | 1-2 K | | 3-2 G4-3 1B 1B | | 0-0 2B 2B | | 3-1 F7 | | 4 2 2 0 0 1 2 | 4 | 2 | 2 | 0 | 0 | 1 | 2 | | | | |
| Jose Valentin, S (1, 6) OBP: 0.316, SLG: 0.353 | | 1-1 1B 1B | | 3-2 G4-3 | | 1-2 G4-3 1B 2B | | | 3 1 2 1 0 0 1 | 3 | 1 | 2 | 1 | 0 | 0 | 1 | | | | |
| Mark Loretta, R (1, 4) OBP: 0.307, SLG: 0.256 | | 1-2 1B | | 3-2 1B | | 1-3 K | | | 3 0 2 1 0 1 1 | 3 | 0 | 2 | 1 | 0 | 1 | 1 | | | | |
| Mike Matheny, R (1, 2) OBP: 0.312, SLG: 0.366 | | 1-3 K | | 3-1 F7 | | 2-2 G4-3 | | | 3 0 0 0 0 1 2 | 3 | 0 | 0 | 0 | 0 | 1 | 2 | | | | |
| Inning Stats | R: 2 E: 0 K: 2 S: 18 | H: 1 LOB: 1 BB: 2 P: 34 | R: 0 E: 0 K: 1 S: 12 | H: 2 LOB: 0 BB: 0 P: 18 | R: 0 E: 0 K: 1 S: 8 | H: 0 LOB: 0 BB: 0 P: 14 | R: 1 E: 0 K: 1 S: 12 | H: 2 LOB: 1 BB: 0 P: 24 | R: 0 E: 0 K: 0 S: 4 | H: 0 LOB: 0 BB: 0 P: 7 | R: 0 E: 0 K: 1 S: 8 | H: 0 LOB: 0 BB: 0 P: 15 | R: 2 E: 0 K: 2 S: 18 | H: 3 LOB: 1 BB: 0 P: 25 | R: 0 E: 0 K: 2 S: 9 | H: 0 LOB: 1 BB: 1 P: 19 | | 1B: 5 2B: 3 3B: 0 HR: 0 | SF: 0 SAC: 0 DP: 0 HBP: 0 | WP: 0 PB: 1 CS: 0 |
| PITCHER | IP WLS BF H R ER SO BB IBB HBP BLK WP HR S P ERA WHIP | IP WLS BF H R ER SO BB IBB HBP BLK WP HR S P ERA WHIP | IP WLS BF H R ER SO BB IBB HBP BLK WP HR S P ERA WHIP | IP WLS BF H R ER SO BB IBB HBP BLK WP HR S P ERA WHIP | IP WLS BF H R ER SO BB IBB HBP BLK WP HR S P ERA WHIP | IP WLS BF H R ER SO BB IBB HBP BLK WP HR S P ERA WHIP | IP WLS BF H R ER SO BB IBB HBP BLK WP HR S P ERA WHIP | IP WLS BF H R ER SO BB IBB HBP BLK WP HR S P ERA WHIP | IP WLS BF H R ER SO BB IBB HBP BLK WP HR S P ERA WHIP | IP WLS BF H R ER SO BB IBB HBP BLK WP HR S P ERA WHIP | IP WLS BF H R ER SO BB IBB HBP BLK WP HR S P ERA WHIP | IP WLS BF H R ER SO BB IBB HBP BLK WP HR S P ERA WHIP | IP WLS BF H R ER SO BB IBB HBP BLK WP HR S P ERA WHIP | IP WLS BF H R ER SO BB IBB HBP BLK WP HR S P ERA WHIP | IP WLS BF H R ER SO BB IBB HBP BLK WP HR S P ERA WHIP | IP WLS BF H R ER SO BB IBB HBP BLK WP HR S P ERA WHIP | | | | |



| Batter | 1 | 2 | 3 | 4 | 5 | 6 | 7 | 8 | 9 | AB | R | H | RBI | BB | SO | LOB | TOP | | | | | | | | |
|--|---|----------------------------------|---|----------------------------------|---|---|------------------------------|----------------------------------|---|----------------------------------|-------------------------------|----------------------------------|-------------------------------|----------------------------------|------------------------------|----------------------------------|--|----------------------------------|----------------------------------|------------------------------------|----------------------------------|--------|--|--|--|
| Darin Erstad, L (1,3) OBP: 0.328, SLG: 0.407 |  | |  | | |  | | |  | 5 | 0 | 2 | 1 | 0 | 2 | 0 | Anaheim Angels @ Milwaukee Brewers Milwaukee County Stadium, Milwaukee, WI Sun May 11 1997, 4:33 AM EDT Att: 17,411 - Sunny - 66 F | | | | | | | | |
| 16 Garrett Anderson, L (1,7) OBP: 0.362, SLG: 0.379 |  | |  | | |  | | |  | 5 | 0 | 1 | 1 | 0 | 1 | 3 | | | | | | | | | |
| Jim Edmonds, L (1,8) OBP: 0.347, SLG: 0.432 |  | |  | | |  | | | | 4 | 0 | 0 | 0 | 0 | 1 | 3 | | | | | | | | | |
| Tim Salmon, R (1,9) OBP: 0.352, SLG: 0.440 | | | | |  | | | |  | 4 | 0 | 2 | 0 | 0 | 1 | 0 | | | | | | | | | |
| Dave Hollins, S (1,5) OBP: 0.368, SLG: 0.366 | | | | | |  | | |  | 3 | 0 | 0 | 0 | 1 | 1 | 4 | | | | | | | | | |
| Jack Howell, L (1,10) OBP: 0.355, SLG: 0.586 | | | | |  | | | |  | 3 | 0 | 0 | 0 | 1 | 0 | 1 | | | | | | | | | |
| Luis Alica, S (1,4) OBP: 0.361, SLG: 0.393 | | | | |  | | | |  | 4 | 1 | 1 | 0 | 0 | 0 | 3 | | | | | | | | | |
| Jorge Fabregas, L (1,2) OBP: 0.088, SLG: 0.061 | | | | | |  | | |  | 1 | 0 | 0 | 0 | 0 | 1 | 2 | | | | | | | | | |
| Jim Leyritz, R (2,2) OBP: 0.380, SLG: 0.520 | | | | | |  | | | | 3 | 0 | 1 | 0 | 0 | 0 | 0 | | | | | | | | | |
| Gary Disarcina, R (1,6) OBP: 0.227, SLG: 0.304 | | | | | |  | | |  | 4 | 1 | 1 | 0 | 0 | 0 | 2 | | | | | | | | | |
| Inning Stats | R: 0 E: 0 K: 1 S: 8 | H: 0 LOB: 0 BB: 0 P: 12 | R: 0 E: 0 K: 1 S: 10 | H: 1 LOB: 1 BB: 1 P: 19 | R: 0 E: 0 K: 1 S: 12 | H: 1 LOB: 1 BB: 0 P: 17 | R: 0 E: 0 K: 0 S: 5 | H: 0 LOB: 1 BB: 1 P: 11 | R: 1 E: 1 K: 1 S: 12 | H: 3 LOB: 3 BB: 0 P: 21 | R: 1 E: 0 K: 0 S: 17 | H: 3 LOB: 2 BB: 0 P: 26 | R: 0 E: 0 K: 2 S: 10 | H: 0 LOB: 0 BB: 0 P: 15 | R: 0 E: 0 K: 0 S: 8 | H: 0 LOB: 0 BB: 0 P: 10 | R: 0 E: 0 K: 1 S: 9 | H: 0 LOB: 0 BB: 0 P: 11 | 1B: 8 2B: 0 3B: 0 HR: 0 | SF: 0 SAC: 0 DP: 0 HBP: 0 | WP: 0 PB: 0 SB: 1 CS: 0 | PA: 38 | | | |
| PITCHER | IP | WLS | BF | H | R | ER | SO | BB | IBB | HBP | BLK | WP | HR | S | P | ERA | WHIP | | | | | | | | |
| Ben McDonald, R (1,1) ERA: 4.38 | 5.2 | W | 28 | 8 | 2 | 2 | 4 | 2 | 0 | 0 | 0 | 0 | 0 | 61 | 101 | 3.18 | 1.765 | | | | | | | | |
| Ron Villone, L (6,1) ERA: 3.29 | 1.2 | 5 | 0 | 0 | 0 | 0 | 2 | 0 | 0 | 0 | 0 | 0 | 0 | 14 | 21 | 0.00 | 0.000 | | | | | | | | |
| Bob Wickman, R (8,1) ERA: 5.5 | 0.2 | 2 | 0 | 0 | 0 | 0 | 0 | 0 | 0 | 0 | 0 | 0 | 0 | 7 | 9 | 0.00 | 0.000 | | | | | | | | |
| Doug Jones, R (9,1) ERA: 1.69 | 1.0 | S | 3 | 0 | 0 | 0 | 1 | 0 | 0 | 0 | 0 | 0 | 0 | 9 | 11 | 0.00 | 0.000 | | | | | | | | |

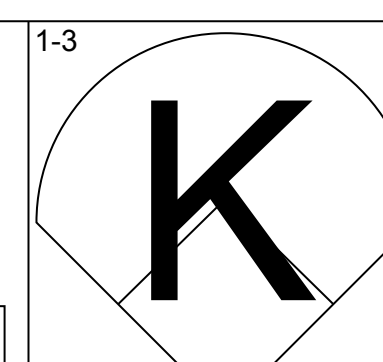
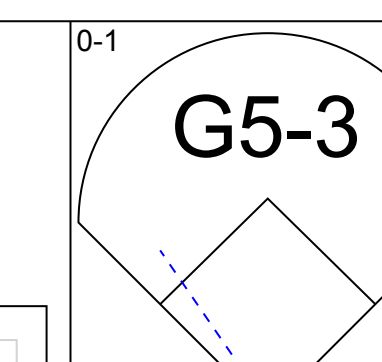
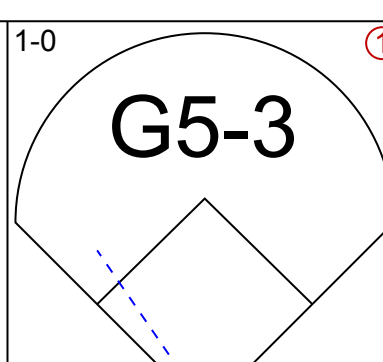
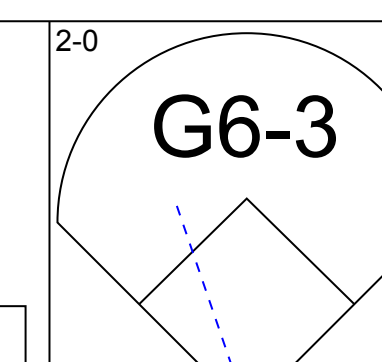
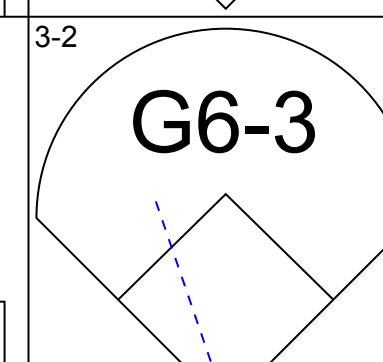
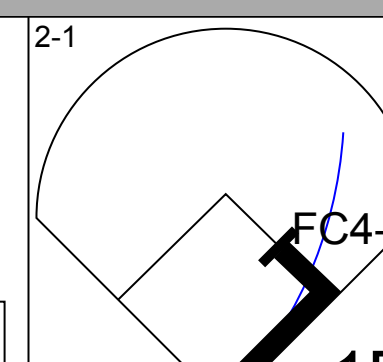
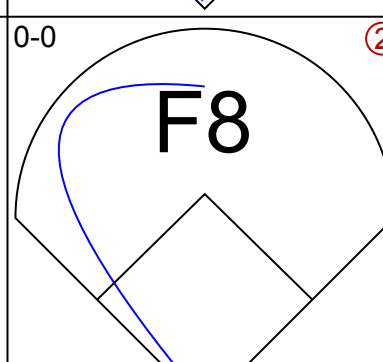
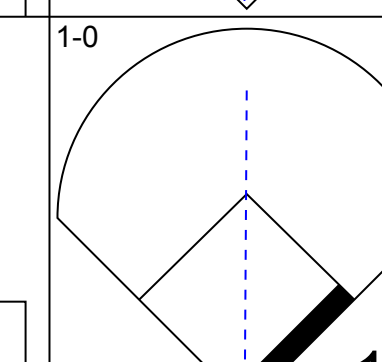
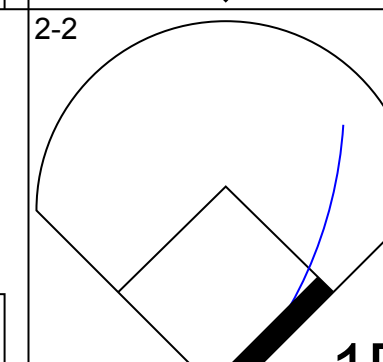
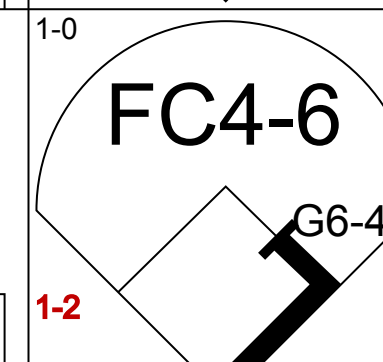
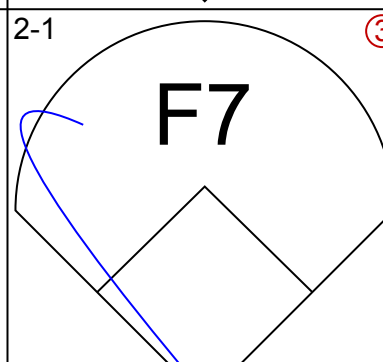
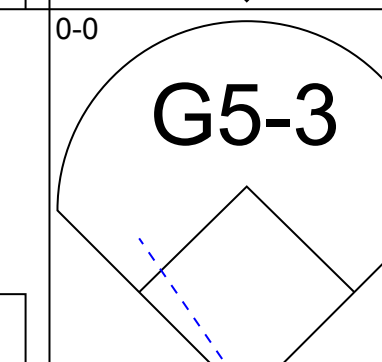
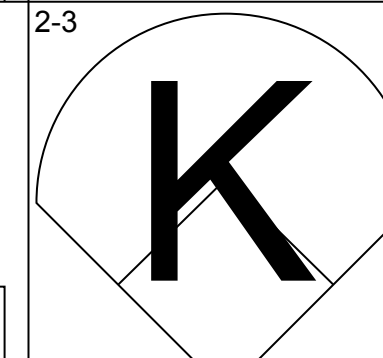
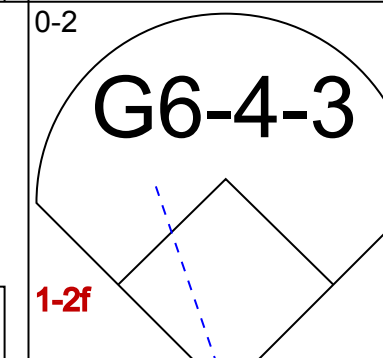
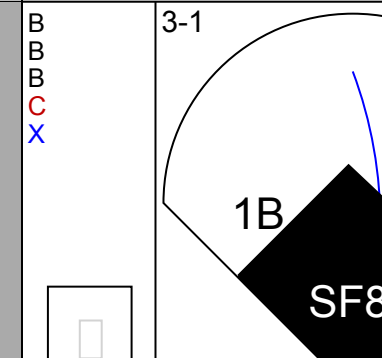
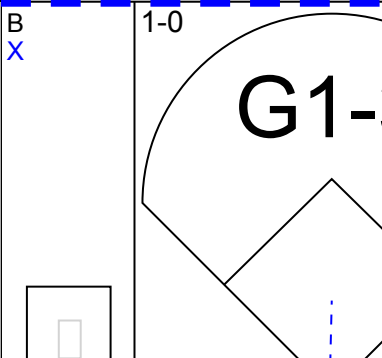
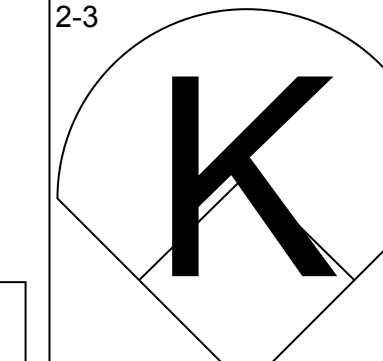
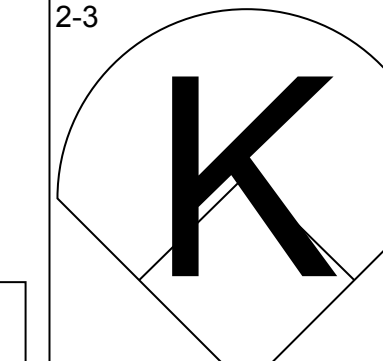
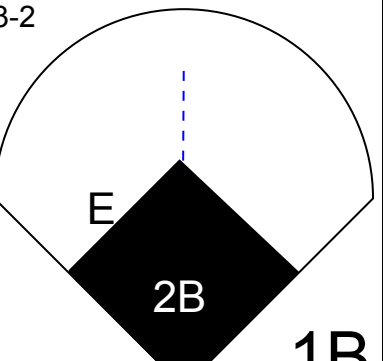
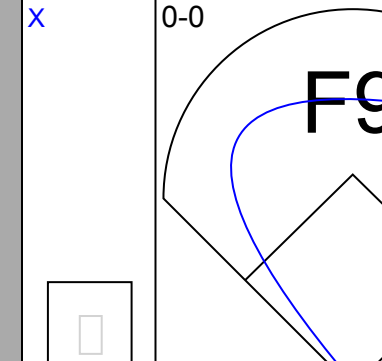
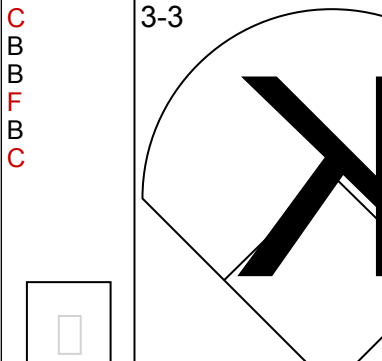
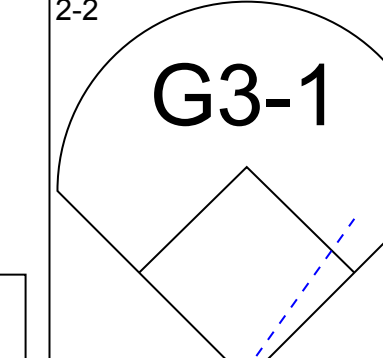
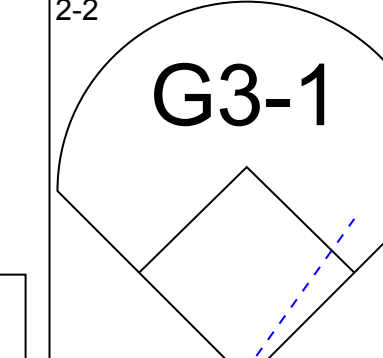
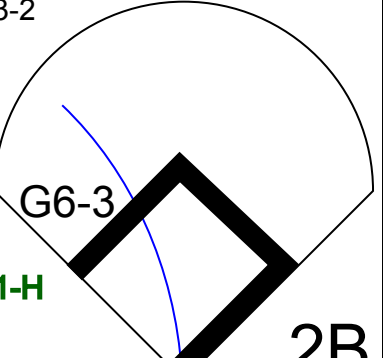
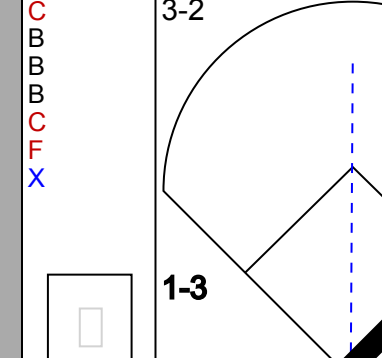
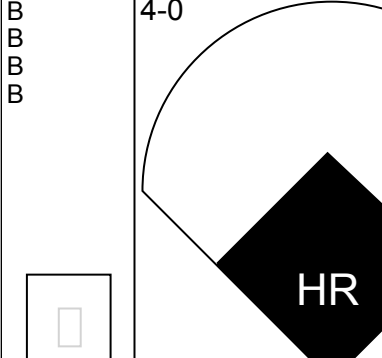
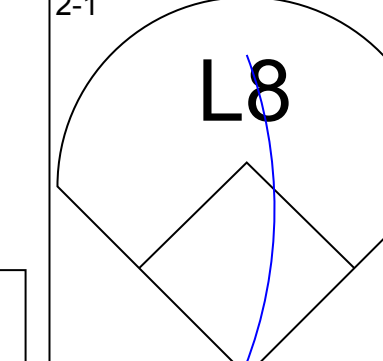
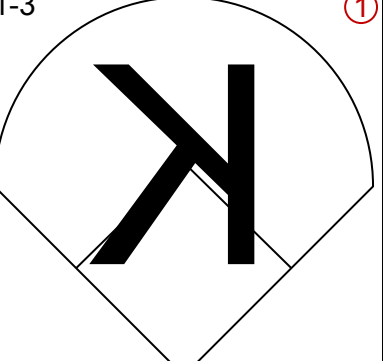
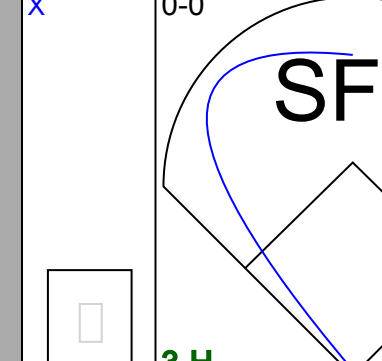
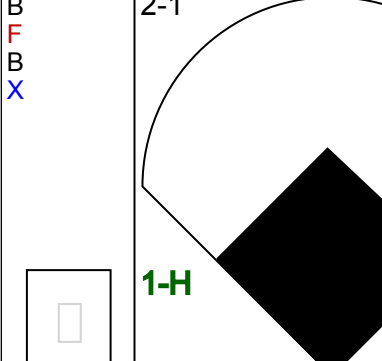
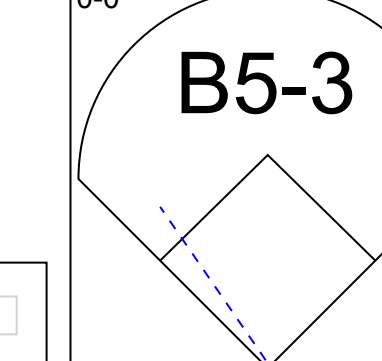
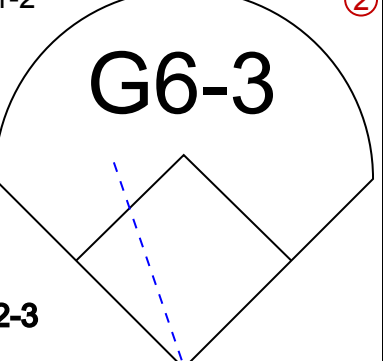
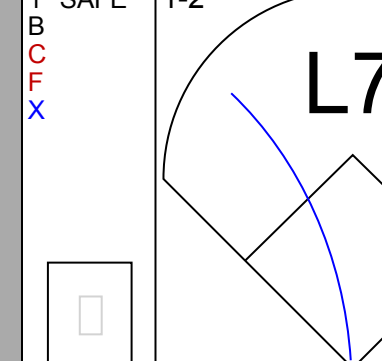
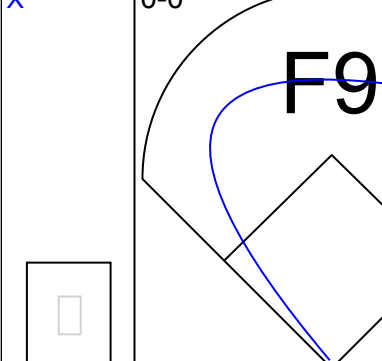
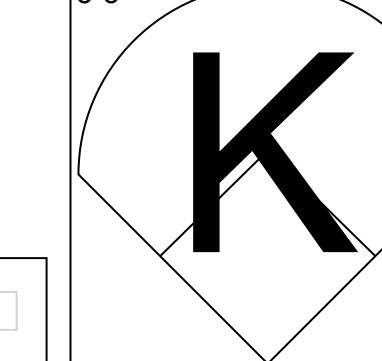
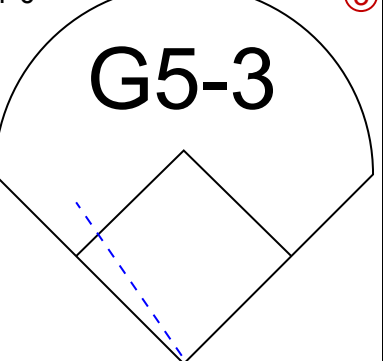
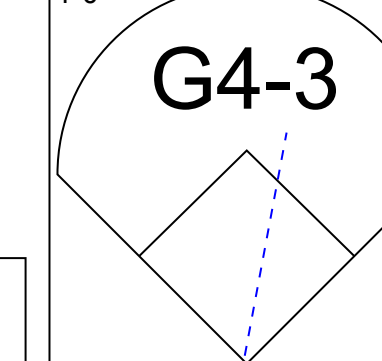
| Batter | 1 | 2 | 3 | 4 | 5 | 6 | 7 | 8 | 9 | AB | R | H | RBI | BB | SO | LOB | BOTTOM | | | | | | | | |
|--|---|---|-------------------------------|---|------------------------------|---|-------------------------------|----------------------------------|---|----------------------------------|------------------------------|----------------------------------|-------------------------------|----------------------------------|------------------------------|----------------------------------|--|----------------------------------|------------------------------------|----------------------------------|--------|--|--|--|--|
| Gerald Williams, R (1,7) OBP: 0.348, SLG: 0.456 |  |  | |  | |  | | |  | 5 | 2 | 3 | 1 | 0 | 2 | 0 | Anaheim Angels @ Milwaukee Brewers Milwaukee County Stadium, Milwaukee, WI Sun May 11 1997, 4:33 AM EDT Att: 17,411 - Sunny - 66 F | | | | | | | | |
| Jeff Cirillo, R (1,5) OBP: 0.381, SLG: 0.393 |  |  | |  | |  | | |  | 3 | 2 | 2 | 1 | 1 | 0 | 0 | | | | | | | | | |
| Dave Nilsson, L (1,3) OBP: 0.412, SLG: 0.496 |  |  | | | |  | | | | 2 | 0 | 1 | 1 | 2 | 0 | 1 | | | | | | | | | |
| Matt Mieske, R (1,9) OBP: 0.391, SLG: 0.548 |  |  | |  | |  | | | | 3 | 0 | 1 | 1 | 0 | 1 | 3 | | | | | | | | | |
| Marc Newfield, R (1,10) OBP: 0.344, SLG: 0.370 |  |  | | | |  | | |  | 4 | 0 | 0 | 0 | 0 | 1 | 3 | | | | | | | | | |
| Mark Loretta, R (1,6) OBP: 0.333, SLG: 0.274 |  | | |  | |  | | |  | 4 | 0 | 2 | 1 | 0 | 0 | 0 | | | | | | | | | |
| Eddy Diaz, R (1,4) OBP: 0.288, SLG: 0.350 |  | | | | |  | | |  | 4 | 0 | 1 | 0 | 0 | 1 | 3 | | | | | | | | | |
| Chuck Carr, S (1,8) OBP: 0.167, SLG: 0.175 | |  | |  | |  | | |  | 4 | 1 | 2 | 0 | 0 | 0 | 1 | | | | | | | | | |
| Mike Matheny, R (1,2) OBP: 0.296, SLG: 0.347 | |  | |  | |  | | |  | 4 | 0 | 0 | 0 | 0 | 0 | 4 | | | | | | | | | |
| Inning Stats | R: 2 E: 0 K: 1 S: 16 | H: 3 LOB: 2 BB: 1 P: 28 | R: 3 E: 0 K: 0 S: 18 | H: 4 LOB: 1 BB: 0 P: 25 | R: 0 E: 0 K: 0 S: 7 | H: 1 LOB: 1 BB: 0 P: 11 | R: 0 E: 0 K: 2 S: 10 | H: 0 LOB: 1 BB: 1 P: 22 | R: 0 E: 0 K: 0 S: 10 | H: 2 LOB: 2 BB: 0 P: 15 | R: 0 E: 0 K: 1 S: 7 | H: 1 LOB: 1 BB: 1 P: 15 | R: 0 E: 0 K: 1 S: 11 | H: 0 LOB: 0 BB: 0 P: 11 | R: 0 E: 0 K: 0 S: 9 | H: 1 LOB: 0 BB: 0 P: 12 | | 1B: 9 2B: 1 3B: 1 HR: 1 | SF: 1 SAC: 0 DP: 1 HBP: 0 | WP: 0 PB: 0 SB: 0 CS: 1 | PA: 38 | | | | |
| PITCHER | IP | WLS | BF | H | R | ER | SO | BB | IBB | HBP | BLK | WP | HR | S | P | ERA | WHIP | | | | | | | | |
| Chuck Finley, L (1,1) ERA: 6.35 | 5.0 | L | 27 | 10 | 5 | 5 | 3 | 2 | 0 | 0 | 0 | 0 | 0 | 61 | 101 | 9.00 | 2.400 | | | | | | | | |
| Pep Harris, R (6,1) ERA: 2.63 | 3.0 | 10 | 2 | 0 | 0 | 0 | 2 | 0 | 1 | 0 | 0 | 0 | 0 | 27 | 38 | 0.00 | 0.667 | | | | | | | | |

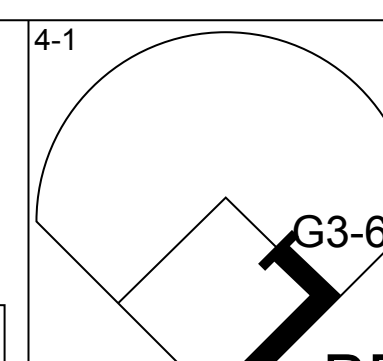
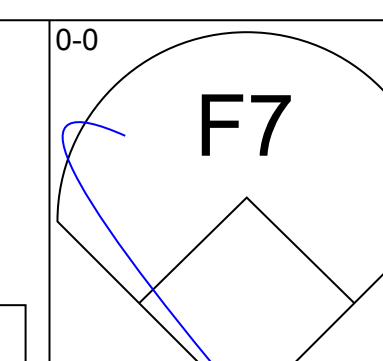
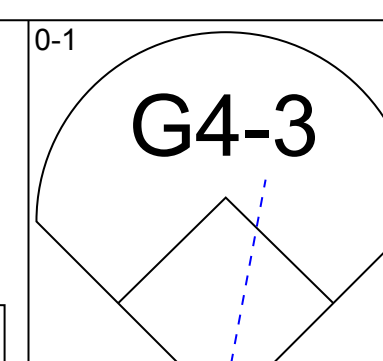
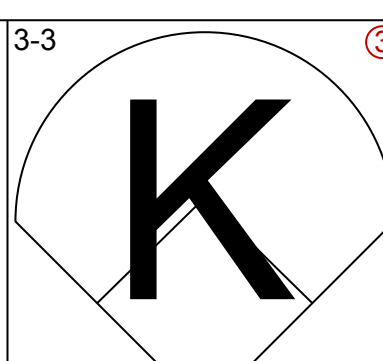
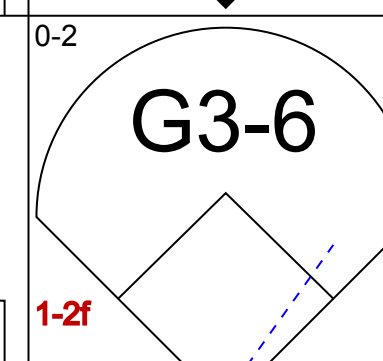
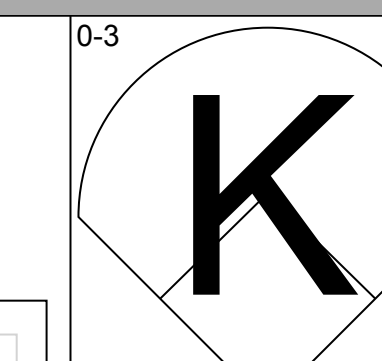
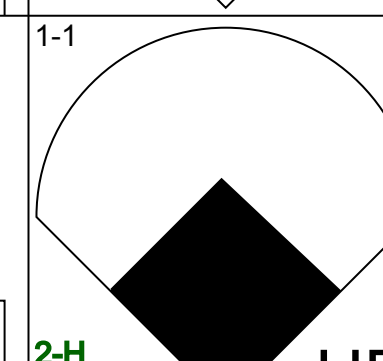
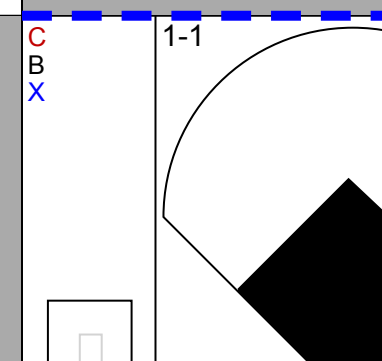
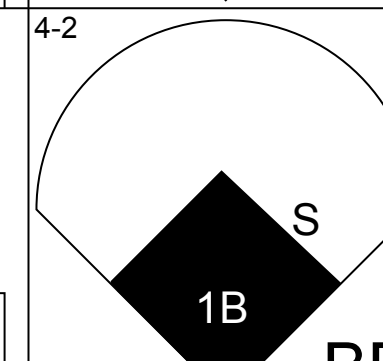
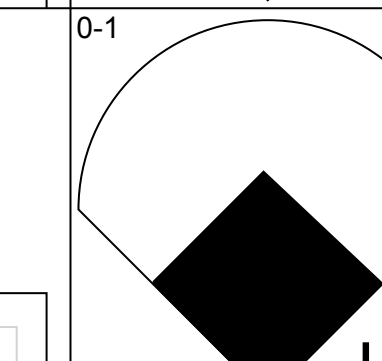
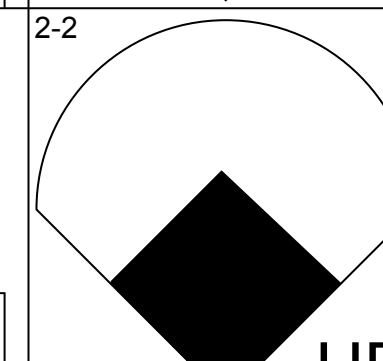
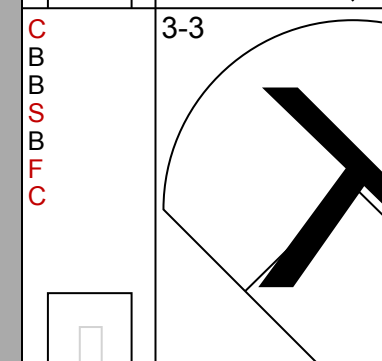
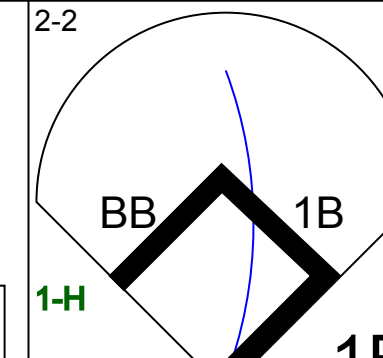
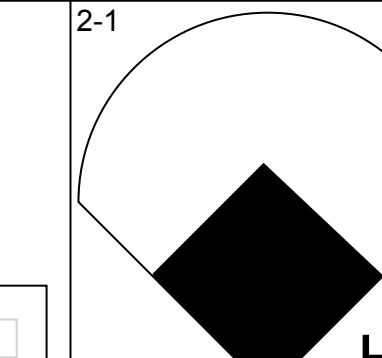
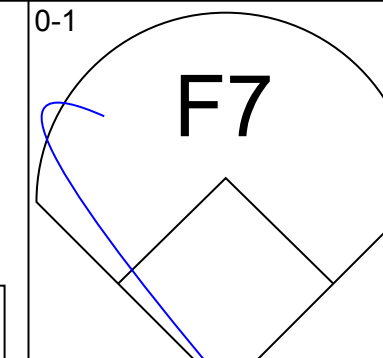
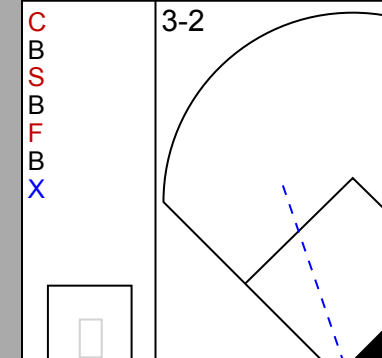

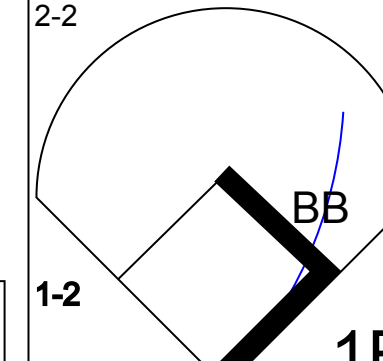
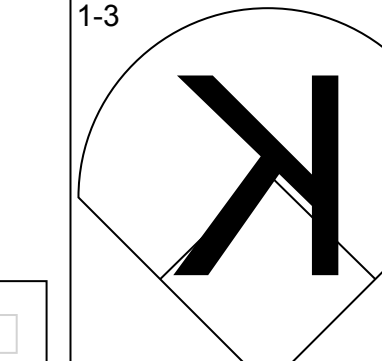
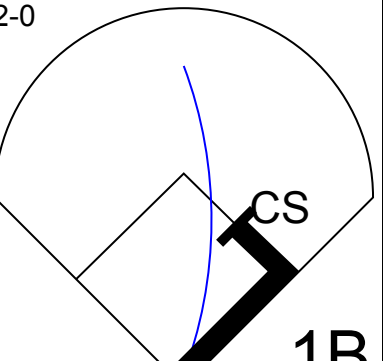
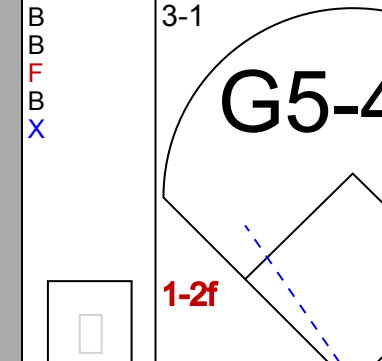
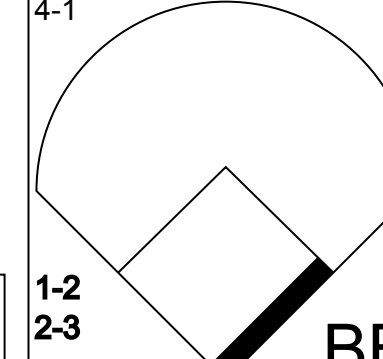
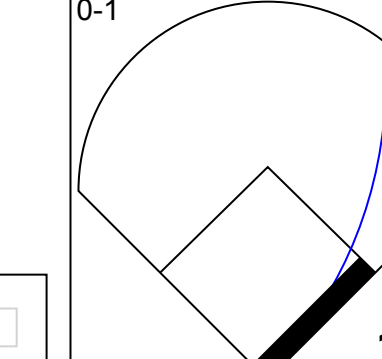
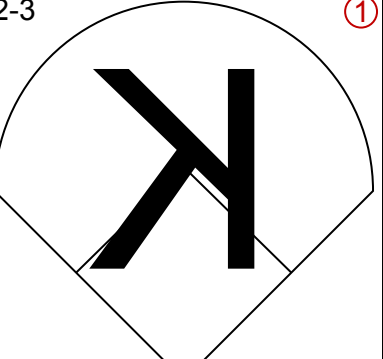
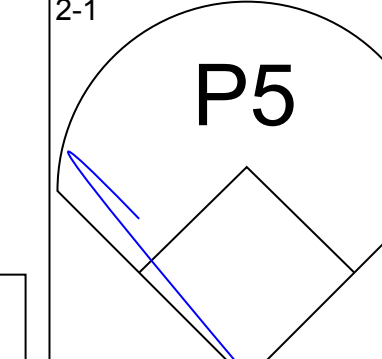
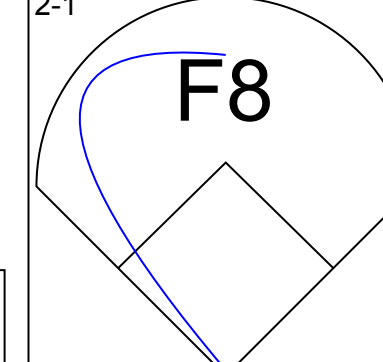
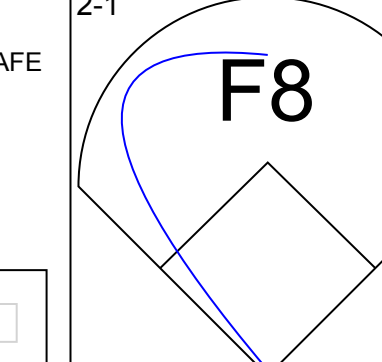
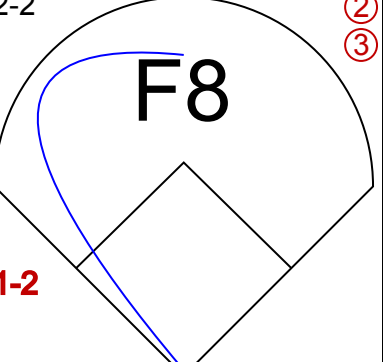
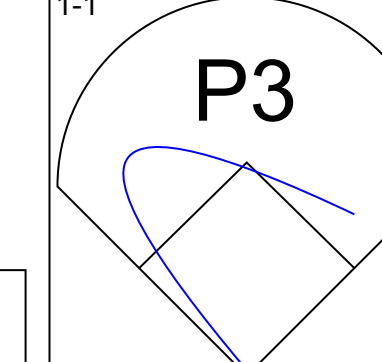
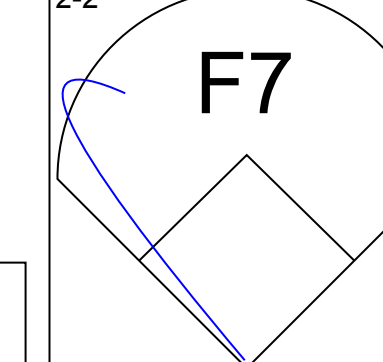
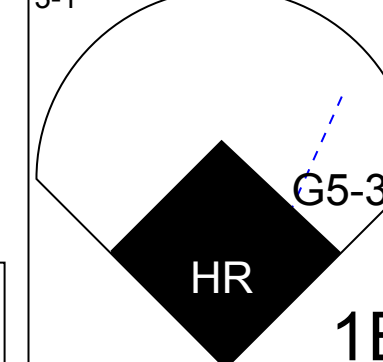
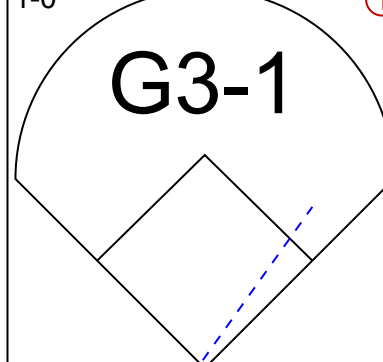
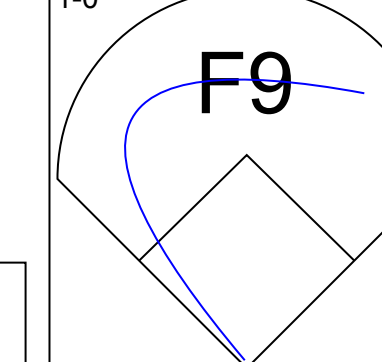
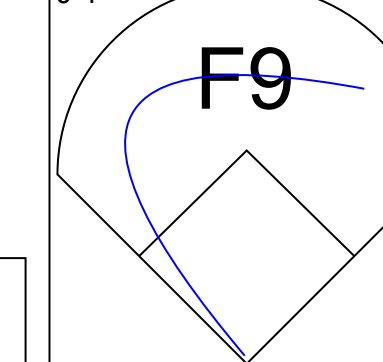
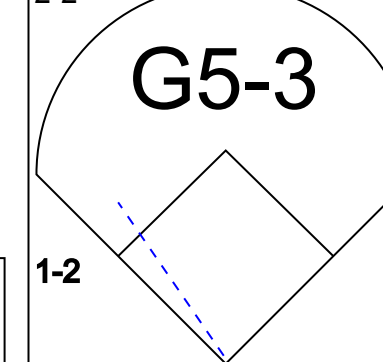
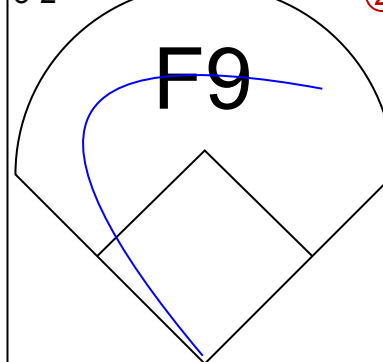
| Batter | 1 | 2 | 3 | 4 | 5 | 6 | 7 | 8 | 9 | AB R H RBI BB SO LOB | TOP | | | | | | | | | |
|---|---|----------------------------------|-------------------------------|----------------------------------|-------------------------------|----------------------------------|------------------------------|----------------------------------|-------------------------------|----------------------------------|--|---|-------------------------------|----------------------------------|-------------------------------|----------------------------------|----------------------------------|------------------------------------|----------------------------------|--------|
| Joey Cora, S (1,4) OBP: 0.394, SLG: 0.487 | G6-3 | | 0-0 2B | | G4-3 | | K | | 1-2 1B E 1B | 5 1 2 1 0 1 0 | Seattle Mariners @ Milwaukee Brewers Milwaukee County Stadium, Milwaukee, WI Mon May 12 1997, 8:05 PM EDT Att: 10,587 - Unknown - 56 F livebaseballscorecards.com | | | | | | | | | |
| Alex Rodriguez, R (1,6) OBP: 0.372, SLG: 0.497 | HR 2B | | 0-2 G1-3 | | 3-H 1-0 1B | | K | | 2-2 E 1B | 5 2 3 0 0 1 2 | | | | | | | | | | |
| Ken Griffey Jr., L (1,8) OBP: 0.420, SLG: 0.757 | 2-H HR | | 4-0 G5-4-3 IBB | | 0-0 G3-1 | | | 2-1 2B 2B | 0-1 E1 1-H 2-H 1B | 4 2 3 2 1 0 1 | | | | | | | | | | |
| Edgar Martinez, R (1,10) OBP: 0.406, SLG: 0.504 | F8 | | 2-2 G5-4-3 | | 0-1 F9 | | | 3-2 2B 2B | 1-3 K SAFE | 5 0 1 1 0 1 4 | | | | | | | | | | |
| Jay Buhner, R (1,9) OBP: 0.381, SLG: 0.361 | F8 | | | 3-1 F9 | | 1-1 HR | | 1-3 K | | 4 1 1 1 0 1 1 | | | | | | | | | | |
| Paul Sorrento, L (1,3) | | 3-2 G6-3 | | 1-2 L4 | | 1-1 F9 | | 0-3 K | | 4 0 0 0 0 1 1 | | | | | | | | | | |
| Russ Davis, R (1,5) | | 2-2 F9 | | 1-0 F7 | | 1-3 K | | 1-3 K | | 4 0 0 0 0 2 1 | | | | | | | | | | |
| Rob Ducey, L (1,7) | | 2-3 K | | | 2-2 E9 G4-3 2B | | 1-0 HR | | 2-1 G3 | 4 2 2 1 0 1 0 | | | | | | | | | | |
| John Marzano, R (1,2) OBP: 0.316, SLG: 0.235 Dan Wilson, R (9,PH) OBP: 0.394, SLG: 0.513 | | | 4-2 2B BB | | 0-0 F8 | | 1-0 F9 | | 0-1 G6-3 | 2 0 0 0 1 0 1 1 0 0 0 0 0 0 |  | | | | | | | | | |
| Inning Stats | R: 2 E: 0 K: 0 S: 11 | H: 2 LOB: 0 BB: 0 P: 19 | R: 0 E: 0 K: 1 S: 14 | H: 0 LOB: 0 BB: 2 P: 21 | R: 0 E: 0 K: 0 S: 10 | H: 1 LOB: 2 BB: 2 P: 20 | R: 0 E: 0 K: 0 S: 6 | H: 0 LOB: 0 BB: 0 P: 11 | R: 1 E: 1 K: 0 S: 10 | H: 2 LOB: 1 BB: 0 P: 14 | R: 1 E: 0 K: 2 S: 8 | H: 1 LOB: 0 BB: 0 P: 11 | R: 1 E: 0 K: 3 S: 14 | H: 2 LOB: 1 BB: 0 P: 21 | R: 2 E: 1 K: 1 S: 17 | H: 3 LOB: 1 BB: 0 P: 23 | 1B: 4 2B: 5 3B: 0 HR: 3 | SF: 0 SAC: 0 DP: 1 HBP: 0 | WP: 0 PB: 0 SB: 0 CS: 0 | PA: 40 |
| PITCHER | IP WLS BF H R ER SO BB IBB HBP BLK WP HR S P ERA WHIP | | | | | | | | | | | IP WLS BF H R ER SO BB IBB HBP BLK WP HR S P ERA WHIP | | | | | | | | |
| Jeff D'Amico, R (1,1) ERA: 5.29 | 7.0 W 29 7 5 5 4 1 1 0 0 0 3 68 108 6.43 1.143 | | | | | | | | | | | | | | | | | | | |
| Mike Fetters, R (8,1) ERA: 1.59 | 1.0 5 2 1 1 3 0 0 0 0 0 0 14 21 9.00 2.000 | | | | | | | | | | | | | | | | | | | |
| Doug Jones, R (9,1) ERA: 1.59 | 1.0 S 6 3 2 0 1 0 0 0 0 0 0 17 23 0.00 3.000 | | | | | | | | | | | | | | | | | | | |

| Batter | 1 | 2 | 3 | 4 | 5 | 6 | 7 | 8 | 9 | AB R H RBI BB SO LOB | BOTTOM | | | | | | | | | |
|---|---|----------------------------------|-------------------------------|---|------------------------------|----------------------------------|-------------------------------|----------------------------------|-------------------------------|----------------------------------|--|---|-------------------------------|----------------------------------|-------------------------------|----------------------------------|----------------------------------|------------------------------------|----------------------------------|--------|
| Gerald Williams, R (1,7) OBP: 0.350, SLG: 0.454 | P6 | | 0-2 G6-3 | 0-1 BB 1B FC4-6 1B | 3-1 FC6-4 WP | | | 2-2 E S SF9 1B | | 5 3 2 2 0 0 1 | Seattle Mariners @ Milwaukee Brewers Milwaukee County Stadium, Milwaukee, WI Mon May 12 1997, 8:05 PM EDT Att: 10,587 - Unknown - 56 F livebaseballscorecards.com | | | | | | | | | |
| Jeremy Burnitz, L (1,8) OBP: 0.431, SLG: 0.571 | 1-1 2B | | 2-1 3B | 0-1 FC4-6 1B 1-2 2-H 2-H | 4-2 FC5-4 BB | | 4-2 FC6-4 E BB | | | 3 1 3 1 2 0 0 | | | | | | | | | | |
| Jeff Cirillo, R (1,5) OBP: 0.375, SLG: 0.383 | 0-1 G5-3 | | 1-1 L9 | 4-0 FC4-6 BB | 1-1 FC5-4 | | 3-0 SF9 | | | 3 0 0 1 1 0 3 | | | | | | | | | | |
| Dave Nilsson, L (1,3) OBP: 0.404, SLG: 0.479 Jeff Huson, L (8,PR) OBP: 0.235, SLG: 0.226 | 2-0 P4 | | | 1-2 2-3 BB | 2-2 F7 | | 0-2 E1 FC6-4 | | | 4 1 0 1 1 0 4 0 0 0 0 0 0 0 | | | | | | | | | | |
| Matt Mieske, R (1,9) OBP: 0.392, SLG: 0.537 Chuck Carr, S (8,PR) OBP: 0.167, SLG: 0.175 | | 3-2 L9 | | 0-0 F8 | | | 1-2 FC6-4 | | | 5 1 2 1 0 0 2 0 0 0 0 0 0 0 | | | | | | | | | | |
| Jose Valentin, S (1,6) OBP: 0.333, SLG: 0.317 | | 0-3 K | | 1-1 E2 HBP 1B | 3-1 L8 | | 0-0 F9 | | | 4 1 1 0 1 1 2 | | | | | | | | | | |
| Marc Newfield, R (1,10) OBP: 0.340, SLG: 0.365 | | 1-1 1B 1B | | 1-1 E2 HBP 1B | 1-1 G6-3 | | | | | 4 1 1 0 0 0 5 | | | | | | | | | | |
| Mark Loretta, R (1,4) OBP: 0.340, SLG: 0.287 | | 3-2 CS 1B | | 0-1 SF8 | 2-2 L1 | | | | | 3 0 2 1 0 0 0 | | | | | | | | | | |
| Mike Matheny, R (1,2) OBP: 0.294, SLG: 0.333 | | 2-0 CS | | 1-1 G5-3 | 0-0 F9 | | 2-3 K | | | 3 1 0 0 0 1 1 |  | | | | | | | | | |
| Inning Stats | R: 0 E: 0 K: 0 S: 8 | H: 1 LOB: 1 BB: 0 P: 12 | R: 0 E: 0 K: 1 S: 11 | H: 2 LOB: 1 BB: 0 P: 20 | R: 0 E: 0 K: 0 S: 9 | H: 1 LOB: 1 BB: 0 P: 13 | R: 7 E: 1 K: 0 S: 23 | H: 5 LOB: 3 BB: 3 P: 37 | R: 1 E: 0 K: 0 S: 14 | H: 1 LOB: 1 BB: 1 P: 23 | R: 0 E: 0 K: 1 S: 10 | H: 0 LOB: 0 BB: 0 P: 15 | R: 0 E: 0 K: 1 S: 13 | H: 0 LOB: 2 BB: 1 P: 23 | R: 1 E: 1 K: 0 S: 13 | H: 1 LOB: 2 BB: 1 P: 23 | 1B: 9 2B: 1 3B: 1 HR: 0 | SF: 2 SAC: 0 DP: 0 HBP: 1 | WP: 3 PB: 0 SB: 0 CS: 1 | PA: 43 |
| PITCHER | IP WLS BF H R ER SO BB IBB HBP BLK WP HR S P ERA WHIP | | | | | | | | | | | IP WLS BF H R ER SO BB IBB HBP BLK WP HR S P ERA WHIP | | | | | | | | |
| Bob Wolcott, R (1,1) ERA: 6.32 | 3.2 L 24 9 7 4 1 3 0 0 0 0 1 0 45 74 9.82 3.273 | | | | | | | | | | | | | | | | | | | |
| Scott Sanders, R (4,1) ERA: 7.31 | 4.0 17 2 2 1 1 2 0 0 0 0 1 0 45 74 2.25 1.000 | | | | | | | | | | | | | | | | | | | |
| 40 Greg McCarthy, L (8,1) ERA: 3.38 | 0.1 1 0 0 0 0 0 0 0 0 0 0 0 1 1 0.00 0.000 | | | | | | | | | | | | | | | | | | | |

| Batter | 1 | 2 | 3 | 4 | 5 | 6 | 7 | 8 | 9 | AB | R | H | RBI | BB | SO | LOB | TOP | | | | | | | | |
|---|------------------------------|----------------------------------|------------------------------|----------------------------------|-------------------------------|----------------------------------|-------------------------------|----------------------------------|-------------------------------|----------------------------------|------------------------------|----------------------------------|------------------------------|----------------------------------|------------------------------|----------------------------------|--|----------------------------------|----------------------------------|------------------------------------|----------------------------------|--------|--|--|--|
| Joey Cora, S (1, 4) OBP: 0.397, SLG: 0.492 Rich Amaral, R (9, PR) OBP: 0.451, SLG: 0.432 Alvaro Espinoza, R (9, 4) OBP: 0.261, SLG: 0.304 | G4-3 | | | 2B | | K | | CS | FC3-6 1B BB | 3 | 0 | 1 | 0 | 1 | 1 | 0 | Seattle Mariners @ Milwaukee Brewers Milwaukee County Stadium, Milwaukee, WI Tue May 13 1997, 4:33 AM EDT Att. 13,011 - Sunny - 45 F | | | | | | | | |
| Alex Rodriguez, R (1, 6) OBP: 0.369, SLG: 0.488 | G3 | | | P3 | | K | | | FC3-6 BB | 3 | 0 | 0 | 0 | 1 | 1 | 1 | | | | | | | | | |
| Ken Griffey Jr., L (1, 8) OBP: 0.410, SLG: 0.736 | G4-3 | | | K | | G1-3 | | | FC3-6 1B | 4 | 1 | 0 | 0 | 0 | 1 | 3 | | | | | | | | | |
| Edgar Martinez, R (1, 10) OBP: 0.408, SLG: 0.496 | | | | P3 | | | | | F9 1B IBB | 2 | 0 | 0 | 0 | 2 | 1 | 1 | | | | | | | | | |
| Jay Buhner, R (1, 9) OBP: 0.384, SLG: 0.365 | | | | | | SH1-3 BB 1B | | | G5-4-3 BB | 4 | 0 | 2 | 2 | 0 | 1 | 1 | | | | | | | | | |
| Paul Sorrento, L (1, 3) OBP: 0.322, SLG: 0.417 | | | | | | SH1-3 BB | | | F9 | 3 | 0 | 0 | 0 | 1 | 0 | 2 | | | | | | | | | |
| Dan Wilson, R (1, 2) OBP: 0.385, SLG: 0.500 | | | | F7 | | SH1-3 | | | G6-3 | 3 | 0 | 0 | 0 | 0 | 2 | 2 | | | | | | | | | |
| Brent Gates, S (1, 5) OBP: 0.250, SLG: 0.257 | | | | G6-3 | | K | | | | 3 | 0 | 0 | 0 | 0 | 2 | 2 | | | | | | | | | |
| Rob Ducey, L (1, 7) OBP: 0.280, SLG: 0.464 | | | | P8 | | L4 | | | CS BB | 2 | 0 | 0 | 0 | 1 | 0 | 2 | | | | | | | | | |
| Inning Stats | R: 0 E: 0 K: 0 S: 7 | H: 0 LOB: 0 BB: 0 P: 15 | R: 0 E: 0 K: 2 S: 8 | H: 0 LOB: 0 BB: 0 P: 11 | R: 0 E: 0 K: 0 S: 10 | H: 0 LOB: 0 BB: 0 P: 16 | R: 0 E: 0 K: 1 S: 12 | H: 1 LOB: 1 BB: 0 P: 22 | R: 0 E: 0 K: 1 S: 10 | H: 1 LOB: 2 BB: 1 P: 15 | R: 0 E: 0 K: 0 S: 8 | H: 0 LOB: 0 BB: 0 P: 12 | R: 0 E: 0 K: 0 S: 6 | H: 0 LOB: 0 BB: 1 P: 13 | R: 0 E: 0 K: 1 S: 8 | H: 0 LOB: 0 BB: 1 P: 14 | R: 2 E: 0 K: 0 S: 8 | H: 1 LOB: 2 BB: 3 P: 24 | 1B: 2 2B: 1 3B: 0 HR: 0 | SF: 0 SAC: 1 DP: 1 HBP: 0 | WP: 0 PB: 0 SB: 1 CS: 1 | PA: 35 | | | |
| PITCHER | IP | WLS | BF | H | R | ER | SO | BB | IBB | HBP | BLK | WP | HR | S | P | ERA | WHIP | | | | | | | | |
| Jose Mercedes, R (1, 1) ERA: 3.7 Bob Wickman, R (8, 1) ERA: 5.21 Mike Fetters, R (9, 1) ERA: 4.05 | 7.0 | | 24 | 2 | 0 | 0 | 6 | 2 | 0 | 0 | 0 | 0 | 0 | 61 | 104 | 0.00 | 0.571 | | | | | | | | |
| | 1.0 | | 3 | 0 | 0 | 0 | 1 | 1 | 0 | 0 | 0 | 0 | 0 | 8 | 14 | 0.00 | 1.000 | | | | | | | | |
| | 1.0 | L | 7 | 1 | 2 | 2 | 0 | 2 | 1 | 0 | 0 | 0 | 0 | 8 | 24 | 18.00 | 3.000 | | | | | | | | |

| Batter | 1 | 2 | 3 | 4 | 5 | 6 | 7 | 8 | 9 | AB | R | H | RBI | BB | SO | LOB | BOTTOM | | | | | | | | |
|--|------------------------------|----------------------------------|------------------------------|----------------------------------|------------------------------|----------------------------------|------------------------------|----------------------------------|-------------------------------|----------------------------------|------------------------------|---------------------------------|------------------------------|---------------------------------|------------------------------|---------------------------------|--|------------------------------------|----------------------------------|--------|--|--|--|--|--|
| Gerald Williams, R (1, 7) OBP: 0.347, SLG: 0.446 | 1B | | | | G4-3 | | G1-3 | | | 4 | 0 | 1 | 0 | 0 | 0 | 2 | Seattle Mariners @ Milwaukee Brewers Milwaukee County Stadium, Milwaukee, WI Tue May 13 1997, 4:33 AM EDT Att. 13,011 - Sunny - 45 F | | | | | | | | |
| Jeff Cirillo, R (1, 5) OBP: 0.378, SLG: 0.382 | F8 | | | G5-3 1B | | F8 | | | SH3-4 HBP | 3 | 0 | 1 | 0 | 0 | 0 | 1 | | | | | | | | | |
| Dave Nilsson, L (1, 3) OBP: 0.410, SLG: 0.492 Jeff Huson, L (9, 3) OBP: 0.235, SLG: 0.226 | F7 | | | 1B | | WP 2B | | | SH3-4 | 3 | 0 | 2 | 1 | 0 | 0 | 1 | | | | | | | | | |
| Matt Mieske, R (1, 9) OBP: 0.385, SLG: 0.521 | FC6-4 1B | | | G5-3 | | F9 2B | | | L7 | 4 | 0 | 1 | 0 | 0 | 0 | 4 | | | | | | | | | |
| Marc Newfield, R (1, 10) OBP: 0.330, SLG: 0.352 John Jaha, R (8, PH) OBP: 0.358, SLG: 0.496 | FC6-4 | | | P3 | | F7 | | | G1-3 | 3 | 0 | 0 | 0 | 0 | 0 | 3 | | | | | | | | | |
| Mark Loretta, R (1, 6) OBP: 0.337, SLG: 0.278 (8, 4) | | | | K | | K | | | L7 | 3 | 0 | 0 | 0 | 1 | 2 | 1 | | | | | | | | | |
| Chuck Carr, S (1, 8) OBP: 0.174, SLG: 0.163 | | | | | | | | | P5 | 3 | 0 | 0 | 0 | 0 | 2 | 1 | | | | | | | | | |
| Eddy Diaz, R (1, 4) OBP: 0.273, SLG: 0.349 Jose Valentin, S (8, 6) OBP: 0.327, SLG: 0.310 | | | | P3 | | F4 | | | G6-3 | 3 | 0 | 1 | 0 | 0 | 0 | 2 | | | | | | | | | |
| Mike Matheny, R (1, 2) OBP: 0.295, SLG: 0.325 | | | | CS | | G1-3 | | | F8 | 2 | 1 | 0 | 0 | 1 | 0 | 1 | | | | | | | | | |
| Inning Stats | R: 0 E: 0 K: 0 S: 9 | H: 2 LOB: 2 BB: 0 P: 12 | R: 0 E: 0 K: 1 S: 7 | H: 0 LOB: 1 BB: 1 P: 15 | R: 1 E: 0 K: 0 S: 9 | H: 2 LOB: 1 BB: 1 P: 21 | R: 0 E: 0 K: 1 S: 9 | H: 0 LOB: 1 BB: 0 P: 11 | R: 0 E: 0 K: 1 S: 13 | H: 1 LOB: 1 BB: 0 P: 20 | R: 0 E: 0 K: 0 S: 6 | H: 1 LOB: 1 BB: 0 P: 8 | R: 0 E: 0 K: 0 S: 5 | H: 0 LOB: 1 BB: 0 P: 9 | R: 0 E: 0 K: 1 S: 6 | H: 0 LOB: 0 BB: 0 P: 8 | 1B: 5 2B: 1 3B: 0 HR: 0 | SF: 0 SAC: 1 DP: 1 HBP: 2 | WP: 1 PB: 0 SB: 0 CS: 1 | PA: 36 | | | | | |
| PITCHER | IP | WLS | BF | H | R | ER | SO | BB | IBB | HBP | BLK | WP | HR | S | P | ERA | WHIP | | | | | | | | |
| Randy Johnson, L (1, 1) ERA: 2.78 Norm Charlton, L (9, 1) ERA: 5.49 | 8.0 | | 32 | 6 | 1 | 1 | 3 | 2 | 0 | 2 | 0 | 0 | 0 | 63 | 104 | 1.12 | 1.000 | | | | | | | | |
| | 1.0 | S | 3 | 0 | 0 | 0 | 1 | 0 | 0 | 0 | 0 | 0 | 0 | 6 | 8 | 0.00 | 0.000 | | | | | | | | |

| Batter | 1 | 2 | 3 | 4 | 5 | 6 | 7 | 8 | 9 | AB | R | H | RBI | BB | SO | LOB | TOP | | | | | |
|---|---|---|---|---|--|--|---|--|---|----------------------------------|------------------------------|---------------------------------|-------------------------------|----------------------------------|------------------------------|---------------------------------|---|----------------------------------|----------------------------------|------------------------------------|----------------------------------|--------|
| Gerald Williams, R (1, 7) OBP: 0.336, SLG: 0.431 |  | |  | | |  | |  | | 4 | 0 | 0 | 0 | 0 | 1 | 0 | Milwaukee Brewers @ Oakland Athletics Oakland-Alameda County Coliseum, Oakland, CA Wed May 14 1997, 7:05 PM PDT Att: 6,319 - Unknown - 67 F | | | | | |
| Jeff Huson, L (1, 4) OBP: 0.283, SLG: 0.257 |  | | |  | |  | |  | | 4 | 0 | 2 | 0 | 0 | 0 | 0 | | | | | | |
| Dave Nilsson, L (1, 10) OBP: 0.405, SLG: 0.484 |  | | |  | |  | |  | | 4 | 0 | 1 | 0 | 0 | 0 | 2 | | | | | | |
| John Jaha, R (1, 3) OBP: 0.355, SLG: 0.487 |  | |  | | | |  | |  | 4 | 1 | 1 | 0 | 0 | 1 | 2 | | | | | | |
| Jeremy Burnitz, L (1, 8) OBP: 0.425, SLG: 0.557 |  |  | | |  | |  | |  | 4 | 1 | 1 | 0 | 0 | 2 | 1 | | | | | | |
| Matt Mieske, R (1, 9) OBP: 0.402, SLG: 0.541 |  |  | | |  | |  | |  | 3 | 1 | 2 | 1 | 1 | 0 | 0 | | | | | | |
| Jose Valentin, S (1, 6) OBP: 0.321, SLG: 0.378 |  | | | |  | |  | |  | 3 | 1 | 1 | 3 | 0 | 1 | 1 | | | | | | |
| Mark Loretta, R (1, 5) OBP: 0.324, SLG: 0.266 | | |  | | |  | |  |  | 4 | 0 | 0 | 0 | 0 | 0 | 2 | | | | | | |
| Mike Matheny, R (1, 2) OBP: 0.289, SLG: 0.317 | | |  | | |  | | |  | 2 | 0 | 0 | 0 | 0 | 1 | 1 | | | | | | |
| Jesse Levis, L (8, PH) OBP: 0.375, SLG: 0.389 | | | | | | | | | | 1 | 0 | 0 | 0 | 0 | 0 | 0 | | | | | | |
| Inning Stats | R: 0 E: 0 K: 2 S: 13 | H: 1 LOB: 1 BB: 0 P: 21 | R: 0 E: 0 K: 1 S: 9 | H: 0 LOB: 0 BB: 0 P: 15 | R: 0 E: 0 K: 1 S: 6 | H: 0 LOB: 0 BB: 0 P: 9 | R: 0 E: 0 K: 0 S: 6 | H: 1 LOB: 1 BB: 0 P: 9 | R: 1 E: 1 K: 1 S: 15 | H: 2 LOB: 1 BB: 0 P: 24 | R: 0 E: 0 K: 0 S: 4 | H: 0 LOB: 0 BB: 0 P: 7 | R: 1 E: 0 K: 0 S: 11 | H: 2 LOB: 1 BB: 0 P: 18 | R: 0 E: 0 K: 0 S: 4 | H: 1 LOB: 1 BB: 0 P: 8 | R: 2 E: 0 K: 1 S: 7 | H: 1 LOB: 0 BB: 1 P: 17 | 1B: 6 2B: 1 3B: 0 HR: 1 | SF: 1 SAC: 0 DP: 1 HBP: 0 | WP: 0 PB: 0 SB: 0 CS: 0 | PA: 35 |
| PITCHER | IP WLS BF H R ER SO BB IBB HBP BLK WP HR S P ERA WHIP | | | | | | | | | | | | | | | | | | | | | |
| Ariel Prieto, R (1, 1) ERA: 4.03 | 6.1 W 24 6 2 2 5 0 0 0 0 0 0 60 98 2.84 0.947 | | | | | | | | | | | | | | | | | | | | | |
| Aaron Small, R (7, 1) ERA: 2.54 | 1.2 6 1 0 0 0 0 0 0 0 0 0 8 13 0.00 0.600 | | | | | | | | | | | | | | | | | | | | | |
| Billy Taylor, R (9, 1) ERA: 7.16 | 1.0 5 1 2 2 1 1 0 0 0 0 0 1 7 17 18.00 2.000 | | | | | | | | | | | | | | | | | | | | | |

| Batter | 1 | 2 | 3 | 4 | 5 | 6 | 7 | 8 | 9 | AB | R | H | RBI | BB | SO | LOB | BOTTOM | | | | | |
|--|---|---|---|---|-------------------------------|---|---|---|---|----------------------------------|------------------------------|----------------------------------|-------------------------------|----------------------------------|------------------------------|---------------------------------|---|---------------------------------|----------------------------------|------------------------------------|----------------------------------|--------|
| Damon Mashore, R (1, 8) OBP: 0.384, SLG: 0.377 |  |  | |  | |  | | | | 3 | 0 | 0 | 0 | 1 | 1 | 1 | Milwaukee Brewers @ Oakland Athletics Oakland-Alameda County Coliseum, Oakland, CA Wed May 14 1997, 7:05 PM PDT Att: 6,319 - Unknown - 67 F | | | | | |
| Matt Stairs, L (1, 9) OBP: 0.426, SLG: 0.718 |  | |  |  | | |  | | | 4 | 2 | 2 | 3 | 0 | 1 | 1 | | | | | | |
| Jose Canseco, R (1, 7) OBP: 0.308, SLG: 0.429 |  | |  |  | | |  | | | 3 | 3 | 2 | 2 | 1 | 1 | 0 | | | | | | |
| Mark McGwire, R (1, 3) OBP: 0.415, SLG: 0.636 |  | |  |  | | |  | |  | 4 | 1 | 3 | 2 | 0 | 0 | 0 | | | | | | |
| Geronimo Berroa, R (1, 10) OBP: 0.390, SLG: 0.493 |  | |  | | |  | |  | | 4 | 0 | 2 | 0 | 0 | 1 | 1 | | | | | | |
| Scott Spiezio, S (1, 4) OBP: 0.358, SLG: 0.480 |  | |  | | |  | | |  | 3 | 0 | 1 | 0 | 1 | 1 | 1 | | | | | | |
| Scott Brosius, R (1, 5) OBP: 0.252, SLG: 0.227 |  | |  | | |  | | |  | 4 | 0 | 0 | 0 | 0 | 0 | 5 | | | | | | |
| Brent Mayne, L (1, 2) OBP: 0.341, SLG: 0.486 | |  | |  | |  | |  | | 4 | 1 | 1 | 0 | 0 | 0 | 0 | | | | | | |
| Tony Batista, R (1, 6) OBP: 0.244, SLG: 0.280 | |  | |  | |  | | | | 3 | 0 | 0 | 0 | 0 | 0 | 1 | | | | | | |
| Inning Stats | R: 1 E: 0 K: 0 S: 16 | H: 2 LOB: 3 BB: 3 P: 34 | R: 0 E: 0 K: 0 S: 6 | H: 0 LOB: 0 BB: 0 P: 8 | R: 2 E: 0 K: 2 S: 14 | H: 3 LOB: 1 BB: 0 P: 19 | R: 3 E: 0 K: 0 S: 16 | H: 3 LOB: 0 BB: 0 P: 23 | R: 0 E: 0 K: 1 S: 8 | H: 1 LOB: 0 BB: 0 P: 14 | R: 0 E: 0 K: 1 S: 7 | H: 0 LOB: 0 BB: 0 P: 14 | R: 1 E: 0 K: 1 S: 12 | H: 2 LOB: 0 BB: 0 P: 22 | R: 0 E: 0 K: 0 S: 5 | H: 0 LOB: 0 BB: 0 P: 9 | R: 0 E: 0 K: 0 S: 5 | H: 0 LOB: 0 BB: 0 P: 9 | 1B: 6 2B: 0 3B: 0 HR: 5 | SF: 0 SAC: 0 DP: 2 HBP: 0 | WP: 0 PB: 0 SB: 1 CS: 1 | PA: 35 |
| PITCHER | IP WLS BF H R ER SO BB IBB HBP BLK WP HR S P ERA WHIP | | | | | | | | | | | | | | | | | | | | | |
| 21 Cal Eldred, R (1, 1) ERA: 4.94 | 6.0 L 28 9 6 6 4 3 0 0 0 0 0 4 67 112 9.00 2.000 | | | | | | | | | | | | | | | | | | | | | |
| Joel Adamson, L (7, 1) ERA: 4.5 | 2.0 7 2 1 1 1 0 0 0 0 0 0 1 17 31 4.50 1.000 | | | | | | | | | | | | | | | | | | | | | |




| Batter | 1 | 2 | 3 | 4 | 5 | 6 | 7 | 8 | 9 | AB | R | H | RBI | BB | SO | LOB | TOP | | | | | | | | | | |
|--|-------------------------------|----------------------------------|-------------------------------|----------------------------------|------------------------------|----------------------------------|------------------------------|---------------------------------|-------------------------------|----------------------------------|------------------------------|----------------------------------|-------------------------------|----------------------------------|------------------------------|----------------------------------|---|------------------------------------|----------------------------------|--------|--|--|--|--|--|--|--|
| Jeromy Burnitz, L (1, 8) OBP: 0.423, SLG: 0.559 | F8 | 2B | | | | F8 | | | P5 | 5 | 2 | 1 | 0 | 0 | 2 | | Milwaukee Brewers @ Oakland Athletics Oakland-Alameda County Coliseum, Oakland, CA Thu May 15 1997, 7:05 PM PDT Att: 6,765 - Unknown - 77 F | | | | | | | | | | |
| Jeff Cirillo, R (1, 5) OBP: 0.379, SLG: 0.398 | G5-3 | 2B | | | | K | | | G5-3 | 5 | 0 | 2 | 1 | 0 | 1 | | | | | | | | | | | | |
| Matt Mieske, R (1, 9) OBP: 0.414, SLG: 0.557 | 1B | | | | | 1B | | | G1-3 | 5 | 0 | 3 | 1 | 0 | 0 | | | | | | | | | | | | |
| Dave Nilsson, L (1, 3) OBP: 0.401, SLG: 0.477 | G4-3 | | | | | FC5-2 | | | | 4 | 0 | 1 | 0 | 0 | 1 | | | | | | | | | | | | |
| John Jaha, R (1, 10) OBP: 0.345, SLG: 0.471 | | G6-3 | | | | G4-3 | | | P4 | 4 | 0 | 0 | 0 | 0 | 1 | | | | | | | | | | | | |
| Jose Valentin, S (1, 6) OBP: 0.351, SLG: 0.417 | | 1B | | | | FC1-5 | | | | 3 | 1 | 2 | 0 | 1 | 0 | | | | | | | | | | | | |
| Gerald Williams, R (1, 7) OBP: 0.341, SLG: 0.433 | | SF7 | | | | L9 | | | G5-3 | 4 | 1 | 2 | 0 | 0 | 0 | | | | | | | | | | | | |
| Jeff Huson, L (1, 4) OBP: 0.286, SLG: 0.263 | | 2B | | | | G4-3 | | | FC1-5 | 3 | 1 | 1 | 1 | 1 | 0 | | | | | | | | | | | | |
| Jesse Levis, L (1, 2) OBP: 0.341, SLG: 0.359 | SF7 | | | | | F7 | | | G5-4-3 | 3 | 0 | 0 | 1 | 0 | 1 | | | | | | | | | | | | |
| Inning Stats | R: 0 E: 0 K: 0 S: 10 | H: 1 LOB: 1 BB: 0 P: 15 | R: 4 E: 0 K: 0 S: 18 | H: 4 LOB: 1 BB: 1 P: 27 | R: 0 E: 0 K: 2 S: 8 | H: 1 LOB: 1 BB: 0 P: 15 | R: 0 E: 0 K: 0 S: 5 | H: 0 LOB: 0 BB: 0 P: 8 | R: 1 E: 0 K: 1 S: 12 | H: 3 LOB: 1 BB: 0 P: 20 | R: 0 E: 0 K: 1 S: 9 | H: 2 LOB: 2 BB: 0 P: 11 | R: 0 E: 0 K: 0 S: 11 | H: 1 LOB: 1 BB: 0 P: 17 | R: 0 E: 0 K: 0 S: 9 | H: 0 LOB: 0 BB: 0 P: 11 | 1B: 8 2B: 5 3B: 0 HR: 0 | SF: 1 SAC: 0 DP: 2 HBP: 0 | WP: 1 PB: 1 SB: 0 CS: 0 | PA: 39 | | | | | | | |
| PITCHER | IP | WLS | BF | H | R | ER | SO | BB | IBB | HBP | BLK | WP | HR | S | P | ERA | WHIP | | | | | | | | | | |
| Dave Telgheder, R (1, 1) ERA: 5.98 | 2.0 | | 11 | 5 | 4 | 4 | 0 | 1 | 0 | 0 | 0 | 0 | 0 | 28 | 42 | 18.00 | 3.000 | | | | | | | | | | |
| Carlos Reyes, R (3, 1) ERA: 1.5 | 3.0 | L | 12 | 4 | 1 | 1 | 3 | 0 | 0 | 0 | 0 | 1 | 0 | 25 | 43 | 3.00 | 1.333 | | | | | | | | | | |
| Buddy Groom, L (6, 1) ERA: 5.56 | 1.0 | | 5 | 2 | 0 | 0 | 1 | 0 | 0 | 0 | 0 | 0 | 0 | 9 | 11 | 0.00 | 2.000 | | | | | | | | | | |
| Don Wengert, R (7, 1) ERA: 4.4 | 2.0 | W | 8 | 2 | 0 | 0 | 0 | 1 | 0 | 0 | 0 | 0 | 0 | 20 | 34 | 0.00 | 1.500 | | | | | | | | | | |
| Billy Taylor, R (9, 1) ERA: 6.75 | 1.0 | S | 3 | 0 | 0 | 0 | 0 | 0 | 0 | 0 | 0 | 0 | 0 | 7 | 11 | 0.00 | 0.000 | | | | | | | | | | |


| Batter | 1 | 2 | 3 | 4 | 5 | 6 | 7 | 8 | 9 | AB | R | H | RBI | BB | SO | LOB | BOTTOM | | | | | | | | | | |
|--|-------------------------------|----------------------------------|-------------------------------|----------------------------------|-------------------------------|----------------------------------|------------------------------|----------------------------------|------------------------------|---------------------------------|------------------------------|----------------------------------|-------------------------------|----------------------------------|-----------------------------------|------------------------------------|---|--------|--|--|--|--|--|--|--|--|--|
| Damon Mashore, R (1, 8) OBP: 0.391, SLG: 0.388 | 2B | BB | | | | G5-3 | | | BB | 4 | 2 | 2 | 0 | 1 | 1 | | Milwaukee Brewers @ Oakland Athletics Oakland-Alameda County Coliseum, Oakland, CA Thu May 15 1997, 7:05 PM PDT Att: 6,765 - Unknown - 77 F | | | | | | | | | | |
| Pat Lannon, R (1, 7) OBP: 0.667, SLG: 1.000 | 1B | BB | | | | K | | | BB | 3 | 1 | 2 | 3 | 0 | 1 | | | | | | | | | | | | |
| Matt Stairs, L (7, PH) OBP: 0.449, SLG: 0.725 | FC6-4 | BB | | | | | | | BB | 1 | 0 | 1 | 0 | 1 | 0 | | | | | | | | | | | | |
| Jose Canseco, R (1, 9) OBP: 0.311, SLG: 0.424 | K | BB | | | | G1-4-3 | | | P3 | 4 | 0 | 1 | 0 | 1 | 2 | | | | | | | | | | | | |
| Mark McGwire, R (1, 3) OBP: 0.411, SLG: 0.624 | FC6-4 | F7 | | | | G1-4-3 | | | L8 | 4 | 0 | 1 | 0 | 0 | 0 | | | | | | | | | | | | |
| Geronimo Berroa, R (1, 10) OBP: 0.386, SLG: 0.482 | FC6-4 | BB | | | | F9 | | | G5-3 | 3 | 0 | 0 | 2 | 1 | 0 | | | | | | | | | | | | |
| Scott Spiezio, S (1, 4) OBP: 0.355, SLG: 0.474 | P8 | K | | | | P3 | | | SH1-3 | 4 | 1 | 1 | 0 | 0 | 1 | | | | | | | | | | | | |
| Scott Brosius, R (1, 5) OBP: 0.247, SLG: 0.222 | | P4 | | | | K | | | SH1-3 | 3 | 0 | 0 | 0 | 0 | 1 | | | | | | | | | | | | |
| George Williams, S (1, 2) OBP: 0.436, SLG: 0.326 | | BB | | | | G4-3 | | | FC6-4 | 4 | 1 | 3 | 1 | 0 | 0 | | | | | | | | | | | | |
| Rafael Bourquigal, R (1, 6) OBP: 0.354, SLG: 0.316 | | BB | | | | K | | | FC6-4 | 4 | 1 | 1 | 0 | 0 | 1 | | | | | | | | | | | | |
| Inning Stats | R: 2 E: 0 K: 1 S: 21 | H: 3 LOB: 1 BB: 0 P: 31 | R: 3 E: 0 K: 1 S: 24 | H: 3 LOB: 3 BB: 3 P: 47 | R: 0 E: 0 K: 1 S: 12 | H: 1 LOB: 1 BB: 0 P: 19 | R: 0 E: 0 K: 1 S: 7 | H: 0 LOB: 0 BB: 0 P: 10 | R: 0 E: 0 K: 1 S: 6 | H: 0 LOB: 0 BB: 0 P: 7 | R: 0 E: 0 K: 1 S: 7 | H: 1 LOB: 1 BB: 0 P: 10 | R: 1 E: 0 K: 0 S: 14 | H: 3 LOB: 3 BB: 1 P: 24 | 1B: 10 2B: 2 3B: 0 HR: 0 | SF: 0 SAC: 1 DP: 1 HBP: 0 | WP: 0 PB: 0 SB: 0 CS: 0 | PA: 39 | | | | | | | | | |
| PITCHER | IP | WLS | BF | H | R | ER | SO | BB | IBB | HBP | BLK | WP | HR | S | P | ERA | WHIP | | | | | | | | | | |
| Scott Karl, L (1, 1) ERA: 5.69 | 5.0 | | 25 | 8 | 5 | 5 | 5 | 3 | 0 | 0 | 0 | 0 | 0 | 24 | 31 | 9.00 | 2.200 | | | | | | | | | | |
| Bob Wickman, R (6, 1) ERA: 4.99 | 2.2 | L | 12 | 4 | 1 | 1 | 2 | 0 | 0 | 0 | 0 | 0 | 0 | 3 | 10 | 0.00 | 3.000 | | | | | | | | | | |
| Ron Villone, L (8, 1) ERA: 3.21 | 0.1 | | 2 | 0 | 0 | 0 | 0 | 1 | 0 | 0 | 0 | 0 | 0 | 3 | 10 | 0.00 | 3.000 | | | | | | | | | | |


| | |
|-----|----|
| AB | 36 |
| R | 5 |
| H | 13 |
| RBI | 5 |
| BB | 2 |
| SO | 4 |
| LOB | 19 |


| | |
|-----|----|
| AB | 34 |
| R | 6 |
| H | 12 |
| RBI | 6 |
| BB | 4 |
| SO | 7 |
| LOB | 19 |



| Batter | 1 | 2 | 3 | 4 | 5 | 6 | 7 | 8 | 9 | AB | R | H | RBI | BB | SO | LOB | TOP | | | | | |
|---|---|----------------------------------|-------------------------------|----------------------------------|------------------------------|----------------------------------|------------------------------|----------------------------------|------------------------------|----------------------------------|------------------------------|----------------------------------|------------------------------|----------------------------------|------------------------------|----------------------------------|--|----------------------------------|----------------------------------|------------------------------------|-------------------------|--------|
| Gerald Williams, R (1, 7) OBP: 0.338, SLG: 0.427 | E8 1B | | G6-3 | | K | | | G6-3 | | 4 | 1 | 1 | 0 | 0 | 1 | 0 | Milwaukee Brewers @ Anaheim Angels Anaheim Stadium, Anaheim, CA Fri May 16 1997, 10:05 PM EDT Att: 26,033 - Unknown - 73 F | | | | | |
| Jeff Cirillo, R (1, 5) OBP: 0.389, SLG: 0.400 | G6-4-3 1B | | G5-3 HBP | | | G4-3 | | FC4-6 HBP | | 2 | 0 | 1 | 0 | 0 | 0 | 0 | | | | | | |
| Matt Mieske, R (1, 9) OBP: 0.407, SLG: 0.542 | G6-4-3 1B | | G5-3 | | | F9 | | K | | 4 | 0 | 1 | 1 | 0 | 1 | 2 | | | | | | |
| Dave Nilsson, L (1, 3) OBP: 0.391, SLG: 0.463 | G6-4-3 | | G6-3 | | | K | | FC4-6 | | 4 | 0 | 0 | 0 | 0 | 1 | 4 | | | | | | |
| John Jaha, R (1, 10) OBP: 0.349, SLG: 0.468 | K | | G6-4-3 1B | | | G5-4-3 BB | | F8 | | 3 | 0 | 1 | 0 | 1 | 1 | 2 | | | | | | |
| Mark Loretta, R (1, 6) OBP: 0.315, SLG: 0.258 | | G1-3 | | K | | G5-4-3 | | | | 3 | 0 | 0 | 0 | 0 | 1 | 2 | | | | | | |
| Eddy Diaz, R (1, 4) OBP: 0.255, SLG: 0.326 | | P3 | | G6-4-3 | | F9 | | | | 3 | 0 | 0 | 0 | 0 | 0 | 1 | | | | | | |
| Chuck Carr, S (1, 8) OBP: 0.184, SLG: 0.196 | | F8 2B | | | | F8 | | P5 | | 3 | 0 | 1 | 0 | 0 | 0 | 0 | | | | | | |
| Mike Matheny, R (1, 2) OBP: 0.283, SLG: 0.310 | | | | | | | | G5-3 | | 2 | 0 | 0 | 0 | 0 | 2 | 1 |  | | | | | |
| Marc Newfield, R (8, PH) OBP: 0.327, SLG: 0.348 | | | | | | | | | | 1 | 0 | 0 | 0 | 0 | 0 | 0 | | | | | | |
| Jesse Lewis, L (8, 2) OBP: 0.341, SLG: 0.359 | | | | | | | | | | 0 | 0 | 0 | 0 | 0 | 0 | 0 | | | | | | |
| Inning Stats | R: 1 E: 1 K: 1 S: 14 | H: 3 LOB: 1 BB: 0 P: 27 | R: 0 E: 0 K: 1 S: 10 | H: 1 LOB: 1 BB: 0 P: 16 | R: 0 E: 0 K: 0 S: 7 | H: 0 LOB: 1 BB: 0 P: 11 | R: 0 E: 0 K: 1 S: 8 | H: 1 LOB: 0 BB: 0 P: 12 | R: 0 E: 0 K: 2 S: 7 | H: 0 LOB: 0 BB: 0 P: 11 | R: 0 E: 0 K: 1 S: 7 | H: 0 LOB: 0 BB: 0 P: 12 | R: 0 E: 0 K: 0 S: 5 | H: 0 LOB: 1 BB: 1 P: 10 | R: 0 E: 0 K: 0 S: 8 | H: 0 LOB: 1 BB: 0 P: 14 | R: 0 E: 0 K: 1 S: 6 | H: 0 LOB: 1 BB: 0 P: 13 | 1B: 4 2B: 1 3B: 0 HR: 0 | SF: 0 SAC: 0 DP: 3 HBP: 2 | WP: 0 PB: 0 CS: 0 | PA: 32 |
| PITCHER Chuck Finley, L (1, 1) ERA: 5.06 | IP: 9.0 WLS: W BF: 32 H: 5 R: 1 ER: 1 SO: 7 BB: 1 IBB: 0 HBP: 2 BLK: 0 WP: 0 HR: 0 S: 72 P: 126 ERA: 1.00 WHIP: 0.667 | | | | | | | | | | | | | | | PITCHER | | | | | | |

| Batter | 1 | 2 | 3 | 4 | 5 | 6 | 7 | 8 | 9 | AB | R | H | RBI | BB | SO | LOB | BOTTOM | | | |
|--|---|----------------------------------|------------------------------|---------------------------------|------------------------------|----------------------------------|-------------------------------|----------------------------------|------------------------------|----------------------------------|-------------------------------|----------------------------------|-------------------------------|----------------------------------|-------------------------------|----------------------------------|--|---|-------------------------|--------|
| Darin Erstad, L (1, 3) OBP: 0.331, SLG: 0.426 | F7 | | FC4-6 CS | | | HR BB | | F8 | | 3 | 1 | 0 | 0 | 1 | 0 | 1 | Milwaukee Brewers @ Anaheim Angels Anaheim Stadium, Anaheim, CA Fri May 16 1997, 10:05 PM EDT Att: 26,033 - Unknown - 73 F | | | |
| Jim Edmonds, L (1, 8) OBP: 0.371, SLG: 0.507 | P4 | | CS | | G1-3 WP 1B | HR | | F9 | | 4 | 1 | 2 | 2 | 0 | 0 | 0 | | | | |
| Dave Hollins, S (1, 5) OBP: 0.377, SLG: 0.384 | E S BB | | | | K | | | HR | | 3 | 1 | 2 | 1 | 1 | 1 | 1 | | | | |
| Jim Leyritz, R (1, 2) OBP: 0.379, SLG: 0.500 | K | | | | G1-3 | | | F8 | | 4 | 0 | 1 | 0 | 0 | 1 | 3 | | | | |
| Tim Salmon, R (1, 9) OBP: 0.364, SLG: 0.415 | | | G1-6-3 1B | | G6-3 | | | F9 | | 4 | 0 | 1 | 0 | 0 | 0 | 3 | | | | |
| 16 Garnet Anderson, L (1, 7) OBP: 0.375, SLG: 0.405 | | | F8 | | | G5-3 | | HR S 1B | | 3 | 1 | 1 | 0 | 0 | 0 | 1 | |  | | |
| Orlando Palmeiro, L (9, 7) OBP: 0.291, SLG: 0.245 | | | | | | | | HBP | | 0 | 0 | 0 | 0 | 0 | 0 | 0 | | | | |
| Eddie Murray, S (1, 10) OBP: 0.272, SLG: 0.298 | | | G1-6-3 | | | K | | K | | 4 | 0 | 0 | 0 | 0 | 3 | 4 | | | | |
| Luis Alicea, S (1, 4) OBP: 0.374, SLG: 0.418 | | | | | | K | | | | 3 | 1 | 1 | 2 | 0 | 2 | 0 | | | | |
| Gary Disarcina, R (1, 6) OBP: 0.255, SLG: 0.348 | | | | | | FC4-6 BB | | G6-3 | | 2 | 0 | 0 | 0 | 1 | 0 | 0 | | | | |
| Inning Stats | R: 0 E: 0 K: 1 S: 13 | H: 0 LOB: 1 BB: 1 P: 22 | R: 0 E: 0 K: 0 S: 5 | H: 1 LOB: 0 BB: 0 P: 7 | R: 0 E: 0 K: 1 S: 6 | H: 0 LOB: 0 BB: 1 P: 14 | R: 0 E: 0 K: 1 S: 11 | H: 1 LOB: 0 BB: 0 P: 15 | R: 0 E: 0 K: 2 S: 8 | H: 0 LOB: 0 BB: 0 P: 12 | R: 2 E: 0 K: 0 S: 12 | H: 2 LOB: 1 BB: 1 P: 22 | R: 2 E: 0 K: 1 S: 10 | H: 2 LOB: 0 BB: 0 P: 16 | R: 1 E: 0 K: 1 S: 13 | H: 2 LOB: 2 BB: 0 P: 24 | 1B: 5 2B: 0 3B: 0 HR: 3 | SF: 0 SAC: 0 DP: 1 HBP: 1 | WP: 1 PB: 0 CS: 1 | PA: 35 |
| PITCHER Ben McDonald, R (1, 1) ERA: 4.58 | IP: 7.2 WLS: L BF: 33 H: 8 R: 5 ER: 5 SO: 6 BB: 3 IBB: 0 HBP: 1 BLK: 0 WP: 1 HR: 3 S: 75 P: 128 ERA: 5.87 WHIP: 1.435 | | | | | | | | | | | | | | | PITCHER | | | | |
| Doug Jones, R (8, 1) ERA: 1.56 | IP: 0.1 WLS: L BF: 1 H: 0 R: 0 ER: 0 SO: 1 BB: 0 IBB: 0 HBP: 0 BLK: 0 WP: 0 HR: 0 S: 3 P: 4 ERA: 0.00 WHIP: 0.000 | | | | | | | | | | | | | | | PITCHER | | | | |

| Batter | 1 | 2 | 3 | 4 | 5 | 6 | 7 | 8 | 9 | AB | R | H | RBI | BB | SO | LOB | TOP | | | |
|--|---------------------------------------|---------------------------------------|---------------------------------------|---------------------------------------|---------------------------------------|---------------------------------------|---------------------------------------|---------------------------------------|---------------------------------------|---------------------------------------|---------------------------------------|---------------------------------------|---------------------------------------|---------------------------------------|---------------------------------------|---------------------------------------|---|------------------------------------|-------------------------|--------|
| Gerald Williams, R (1, 8) OBP: 0.348, SLG: 0.465 | G6-3 | 1-H HR | | E 2B | | | FC5-4 1B | K | | 5 | 2 | 3 | 2 | 0 | 1 | 2 | Milwaukee Brewers @ Anaheim Angels Anaheim Stadium, Anaheim, CA Sat May 17 1997, 10:05 PM EDT Att: 34,922 - Unknown - 69 F AB 36 R 5 H 11 RBI 4 BB 4 SO 2 LOB 19  | | | |
| Jeff Cirillo, R (1, 5) OBP: 0.389, SLG: 0.400 | 2B WP 1B | P4 | | E8 1B | | FC5-4 1-2f | | F7 | | 5 | 1 | 2 | 1 | 0 | 0 | 1 | | | | |
| Matt Mieske, R (1, 9) OBP: 0.396, SLG: 0.534 | WP 1-3 2B | | G5-3 | G1-3 | | | L9 | P6 | | 5 | 0 | 1 | 0 | 0 | 0 | 2 | | | | |
| Dave Nilsson, L (1, 3) OBP: 0.391, SLG: 0.457 Jeff Huson, L (9, PR) OBP: 0.296, SLG: 0.263 | G1-3 | | F7 | | G6-3 | | | | 2-1 1B | 4 | 0 | 1 | 0 | 1 | 0 | 2 | | | | |
| John Jaha, R (1, 10) OBP: 0.351, SLG: 0.484 | | | | HR | | | F7 | F7 | | 4 | 1 | 1 | 1 | 1 | 0 | 3 | | | | |
| Marc Newfield, R (1, 7) Jeromy Burnitz, L (8, PH) OBP: 0.429, SLG: 0.559 | G6-3 | | | 1B | | | F8 | | | 3 | 0 | 1 | 0 | 0 | 0 | 2 | | | | |
| Mark Loretta, R (1, 4) OBP: 0.325, SLG: 0.270 | | HR 1B | F8 | | | FC4-6 1B | | SH1-4 | | 3 | 1 | 2 | 0 | 0 | 0 | 1 | | | | |
| Jose Valentin, S (1, 6) OBP: 0.344, SLG: 0.392 | | K | | F7 | | FC4-6 1-2f | | | | 3 | 0 | 0 | 0 | 1 | 1 | 2 | | | | |
| Mike Matheny, R (1, 2) OBP: 0.274, SLG: 0.299 Jesse Levis, L (8, PH) OBP: 0.333, SLG: 0.350 | F9 | | | G6-3 | | G5-4-3 1-2f | | G6-3 | | 3 | 0 | 0 | 0 | 0 | 0 | 2 | | | | |
| | | | | | | | | | | 1 | 0 | 0 | 0 | 0 | 0 | 2 | | | | |
| Inning Stats | R: 1 E: 0 K: 0 S: 17 | H: 2 LOB: 2 BB: 1 P: 27 | R: 2 E: 0 K: 1 S: 12 | H: 2 LOB: 0 BB: 0 P: 16 | R: 1 E: 0 K: 0 S: 10 | H: 2 LOB: 1 BB: 0 P: 19 | R: 1 E: 1 K: 0 S: 9 | H: 2 LOB: 1 BB: 0 P: 11 | R: 0 E: 0 K: 0 S: 5 | H: 1 LOB: 2 BB: 1 P: 15 | R: 0 E: 1 K: 0 S: 6 | H: 1 LOB: 2 BB: 1 P: 16 | R: 0 E: 0 K: 1 S: 8 | H: 0 LOB: 2 BB: 2 P: 18 | R: 0 E: 0 K: 0 S: 9 | H: 1 LOB: 1 BB: 0 P: 14 | 1B: 7 2B: 2 3B: 0 HR: 2 | SF: 0 SAC: 1 DP: 1 HBP: 0 | WP: 1 PB: 0 CS: 0 | PA: 41 |
| PITCHER | IP WLS BF H R ER SO | IP WLS BF H R ER SO | IP WLS BF H R ER SO | IP WLS BF H R ER SO | IP WLS BF H R ER SO | IP WLS BF H R ER SO | IP WLS BF H R ER SO | IP WLS BF H R ER SO | IP WLS BF H R ER SO | IP WLS BF H R ER SO | IP WLS BF H R ER SO | IP WLS BF H R ER SO | IP WLS BF H R ER SO | IP WLS BF H R ER SO | IP WLS BF H R ER SO | IP WLS BF H R ER SO | ERA WHIP | ERA WHIP | | |
| Allen Watson, L (1, 1) ERA: 6.48 | 3.2 | 20 | 8 | 5 | 5 | 1 | 1 | 0 | 0 | 0 | 0 | 1 | 2 | 46 | 70 | 12.27 | 2.455 | | | |
| Shigetoshi Hasegawa, R (4, 1) ERA: 6.34 | 2.2 | 9 | 2 | 0 | 0 | 0 | 0 | 0 | 0 | 0 | 0 | 0 | 0 | 19 | 32 | 0.00 | 0.750 | | | |
| Pep Harris, R (7, 1) ERA: 3.51 | 1.0 | 6 | 0 | 0 | 0 | 0 | 1 | 2 | 0 | 0 | 0 | 0 | 0 | 4 | 21 | 0.00 | 1.000 | | | |
| Mike Holtz, L (8, 1) ERA: 0.66 | 0.1 | 1 | 0 | 0 | 0 | 0 | 0 | 0 | 0 | 0 | 0 | 0 | 0 | 4 | 4 | 0.00 | 0.000 | | | |
| Troy Percival, R (8, 1) ERA: 13.5 | 1.1 | W 5 | 1 | 0 | 0 | 1 | 0 | 0 | 0 | 0 | 0 | 0 | 0 | 12 | 17 | 0.00 | 0.750 | | | |

| Batter | 1 | 2 | 3 | 4 | 5 | 6 | 7 | 8 | 9 | AB | R | H | RBI | BB | SO | LOB | BOTTOM | | | |
|--|---------------------------------------|---------------------------------------|---------------------------------------|---------------------------------------|---------------------------------------|---------------------------------------|---------------------------------------|---------------------------------------|---------------------------------------|---------------------------------------|---------------------------------------|---------------------------------------|---------------------------------------|---------------------------------------|---------------------------------------|---------------------------------------|--|------------------------------------|-------------------------|--------|
| Darin Erstad, L (1, 3) OBP: 0.340, SLG: 0.424 | BB BB | | G3-1 | | F8 | | | 1B | | 3 | 0 | 1 | 1 | 2 | 0 | 0 | Milwaukee Brewers @ Anaheim Angels Anaheim Stadium, Anaheim, CA Sat May 17 1997, 10:05 PM EDT Att: 34,922 - Unknown - 69 F AB 30 R 6 H 8 RBI 5 BB 7 SO 5 LOB 21  | | | |
| Jim Edmonds, L (1, 8) OBP: 0.372, SLG: 0.503 | P4 | | BB 1B | | | E 1B | F9 | P5 | | 5 | 1 | 2 | 0 | 0 | 0 | 4 | | | | |
| Dave Hollins, S (1, 5) OBP: 0.380, SLG: 0.379 | F9 | | | G6-4-3 BB | | E 16 1B BB | L4 | | | 2 | 1 | 0 | 0 | 2 | 0 | 2 | | | | |
| Jim Leyritz, R (1, 2) OBP: 0.383, SLG: 0.496 | | | G6-4-3 | | | E6 BB 16 1B 2B | | | | 3 | 1 | 1 | 0 | 1 | 0 | 3 | | | | |
| Tim Salmon, R (1, 9) OBP: 0.355, SLG: 0.404 | K | | | G6-3 | | K | K | | | 4 | 0 | 0 | 0 | 0 | 3 | 6 | | | | |
| 16 Garret Anderson, L (1, 10) OBP: 0.384, SLG: 0.417 | | | G4-3 2B | K | | E 2B 1B | | SH1-3 2B BB | | 3 | 2 | 2 | 1 | 1 | 1 | 0 | | | | |
| Orlando Palmeiro, L (1, 7) OBP: 0.293, SLG: 0.235 | | G4-3 | | K | | 2B BB | | SH1-3 | | 2 | 0 | 0 | 0 | 1 | 1 | 1 | | | | |
| Luis Alicea, S (1, 4) OBP: 0.371, SLG: 0.421 | | F7 | | | L6 | L4-6 2B | | F7 | | 4 | 0 | 1 | 2 | 0 | 0 | 2 | | | | |
| Gary Disarcina, R (1, 6) OBP: 0.250, SLG: 0.341 Jack Howell, L (8, PH) OBP: 0.405, SLG: 0.676 Craig Grebeck, R (8, PR) OBP: 0.333, SLG: 0.226 | | G5-3 | | | L7 | L4-6 2-3 | | | | 3 | 0 | 0 | 0 | 0 | 0 | 3 | | | | |
| | | | | | | | | | | 1 | 0 | 1 | 1 | 0 | 0 | 0 | | | | |
| | | | | | | | | | | 0 | 1 | 0 | 0 | 0 | 0 | 0 | | | | |
| Inning Stats | R: 0 E: 0 K: 1 S: 9 | H: 0 LOB: 2 BB: 2 P: 20 | R: 0 E: 0 K: 0 S: 9 | H: 1 LOB: 1 BB: 0 P: 14 | R: 0 E: 0 K: 0 S: 5 | H: 1 LOB: 1 BB: 1 P: 13 | R: 0 E: 0 K: 2 S: 7 | H: 0 LOB: 0 BB: 0 P: 11 | R: 0 E: 0 K: 0 S: 5 | H: 0 LOB: 0 BB: 0 P: 11 | R: 4 E: 1 K: 1 S: 16 | H: 3 LOB: 1 BB: 2 P: 32 | R: 0 E: 0 K: 1 S: 11 | H: 1 LOB: 2 BB: 1 P: 17 | R: 2 E: 0 K: 0 S: 11 | H: 2 LOB: 2 BB: 1 P: 20 | 1B: 5 2B: 4 3B: 0 HR: 0 | SF: 0 SAC: 1 DP: 2 HBP: 0 | WP: 0 PB: 0 CS: 0 | PA: 38 |
| PITCHER | IP WLS BF H R ER SO | IP WLS BF H R ER SO | IP WLS BF H R ER SO | IP WLS BF H R ER SO | IP WLS BF H R ER SO | IP WLS BF H R ER SO | IP WLS BF H R ER SO | IP WLS BF H R ER SO | IP WLS BF H R ER SO | IP WLS BF H R ER SO | IP WLS BF H R ER SO | IP WLS BF H R ER SO | IP WLS BF H R ER SO | IP WLS BF H R ER SO | IP WLS BF H R ER SO | IP WLS BF H R ER SO | ERA WHIP | ERA WHIP | | |
| Joel Adamson, L (1, 1) ERA: 3.86 | 5.0 | 21 | 3 | 2 | 2 | 3 | 4 | 0 | 0 | 0 | 0 | 0 | 0 | 0 | 0 | 81 | 3.60 | 1.400 | | |
| Bob Wickman, R (6, 1) ERA: 5.19 | 1.0 | 6 | 2 | 2 | 1 | 1 | 1 | 0 | 0 | 0 | 0 | 0 | 0 | 11 | 20 | 9.00 | 3.000 | | | |
| Ron Villone, L (7, 1) ERA: 3.07 | 0.2 | 3 | 0 | 0 | 0 | 0 | 1 | 0 | 0 | 0 | 0 | 0 | 0 | 5 | 10 | 0.00 | 1.500 | | | |
| Mike Fetters, R (7, 1) ERA: 5.63 | 1.1 | L 8 | 3 | 2 | 2 | 1 | 1 | 0 | 0 | 0 | 0 | 0 | 0 | 17 | 27 | 13.50 | 3.000 | | | |

| Batter | 1 | 2 | 3 | 4 | 5 | 6 | 7 | 8 | 9 | AB | R | H | RBI | BB | SO | LOB | TOP | | | | | |
|---|---------------------------------------|----------------------------------|---------------------------------------|----------------------------------|--------------------------------------|---------------------------------|--------------------------------------|----------------------------------|---------------------------------------|----------------------------------|---------------------------------------|----------------------------------|--------------------------------------|----------------------------------|--------------------------------------|----------------------------------|---------------------------------------|----------------------------------|----------------------------------|------------------------------------|----------------------------------|--------|
| Chuck Knoblauch, R OBP: 0.423, SLG: 0.402 (1, 4) | F8 | G5-3 | | | K | G4-3 | | | G5-3 | 5 | 0 | 0 | 0 | 0 | 1 | 5 | | | | | | |
| Denny Hocking, S OBP: 0.337, SLG: 0.388 (1, 5) | K | | G4-3 | | | F8 | G6-3 | | | 4 | 0 | 0 | 0 | 0 | 1 | 0 | | | | | | |
| Paul Molitor, R OBP: 0.323, SLG: 0.336 (1, 10) | | | F9 | | | HR | F9 | | | 4 | 1 | 2 | 0 | 0 | 0 | 0 | | | | | | |
| Greg Myers, L OBP: 0.316, SLG: 0.386 (1, 2) | F9 | | F8 | | | HR | G1 | | | 4 | 1 | 1 | 2 | 0 | 0 | 1 | | | | | | |
| Ron Coomer, R OBP: 0.321, SLG: 0.462 (1, 9) | | HR | | | G5-3 | K2-3 | | | L9 | 4 | 1 | 1 | 1 | 0 | 1 | 0 | | | | | | |
| Greg Colbrunn, R OBP: 0.299, SLG: 0.415 (1, 3) | | K | | | F7 | E3 | 1B | | L8 | 4 | 1 | 0 | 0 | 0 | 1 | 0 | | | | | | |
| Rich Becker, L OBP: 0.354, SLG: 0.293 (1, 7) | | | | | K | | 1B | | L8 | 4 | 0 | 2 | 0 | 0 | 1 | 0 | | | | | | |
| Darrin Jackson, R OBP: 0.353, SLG: 0.588 (1, 8) | | G1-3 | | | | G6-3 | | | K | 4 | 0 | 1 | 1 | 0 | 1 | 1 | | | | | | |
| Pat Meares, R OBP: 0.326, SLG: 0.469 (1, 6) | | | | | | G6-3 | | | P6 | 2 | 0 | 1 | 0 | 1 | 0 | 0 | | | | | | |
| Scott Stahoviak, L OBP: 0.467, SLG: 0.923 (9, PH) | | | | | | | | | | 1 | 0 | 0 | 0 | 0 | 0 | 0 | | | | | | |
| Inning Stats | R: 0 H: 1 E: 0 K: 1 S: 13 | H: 1 LOB: 1 BB: 0 P: 21 | R: 1 H: 3 E: 0 K: 1 S: 14 | H: 3 LOB: 2 BB: 0 P: 23 | R: 0 H: 0 E: 0 K: 0 S: 5 | H: 0 LOB: 0 BB: 0 P: 8 | R: 0 H: 0 E: 0 K: 1 S: 8 | H: 0 LOB: 0 BB: 0 P: 13 | R: 0 H: 0 E: 0 K: 0 S: 10 | H: 0 LOB: 0 BB: 0 P: 16 | R: 3 H: 4 E: 1 K: 1 S: 22 | H: 4 LOB: 3 BB: 1 P: 39 | R: 0 H: 0 E: 0 K: 0 S: 8 | H: 0 LOB: 0 BB: 0 P: 10 | R: 0 H: 0 E: 0 K: 0 S: 8 | H: 0 LOB: 0 BB: 0 P: 13 | R: 0 H: 0 E: 0 K: 1 S: 10 | H: 0 LOB: 0 BB: 0 P: 16 | 1B: 4 2B: 2 3B: 0 HR: 2 | SF: 0 SAC: 0 DP: 0 HBP: 0 | WP: 0 PB: 0 SB: 1 CS: 0 | PA: 37 |
| PITCHER | IP | WLS | BF | H | R | ER | SO | BB | IBB | HBP | BLK | WP | HR | S | P | ERA | WHIP | | | | | |
| Ben McDonald, R ERA: 4.6 (1, 1) | 5.2 | W | 26 | 8 | 4 | 3 | 5 | 0 | 0 | 0 | 0 | 0 | 2 | 66 | 108 | 4.76 | 1.412 | | | | | |
| Bob Wickman, R ERA: 4.89 (6, 1) | 2.1 | | 8 | 0 | 0 | 0 | 0 | 1 | 0 | 0 | 0 | 0 | 0 | 19 | 35 | 0.00 | 0.429 | | | | | |
| Doug Jones, R ERA: 1.33 (9, 1) | 1.0 | S | 3 | 0 | 0 | 0 | 1 | 0 | 0 | 0 | 0 | 0 | 0 | 10 | 16 | 0.00 | 0.000 | | | | | |

Minnesota Twins @ Milwaukee Brewers
Milwaukee County Stadium, Milwaukee, WI
Wed May 21 1997, 4:33 AM EDT
Att. 14,555 - Sunny - 49 F


AB 36
R 4
H 8
RBI 4
BB 1
SO 6
LOB 7



| Batter | 1 | 2 | 3 | 4 | 5 | 6 | 7 | 8 | 9 | AB | R | H | RBI | BB | SO | LOB | BOTTOM | | | | | |
|--|---------------------------------------|----------------------------------|---------------------------------------|----------------------------------|--------------------------------------|----------------------------------|--------------------------------------|----------------------------------|---------------------------------------|----------------------------------|--------------------------------------|----------------------------------|--------------------------------------|---------------------------------|----------------------------------|------------------------------------|----------------------------------|--------|--|--|--|--|
| Gerald Williams, R OBP: 0.349, SLG: 0.450 (1, 8) | SH3 | BB | | L7 | | | | | | 2 | 1 | 1 | 0 | 2 | 0 | 1 | | | | | | |
| Jeff Cirillo, R OBP: 0.391, SLG: 0.396 (1, 5) | SH3 | BB | | F9 | | G5-3 | | | | 2 | 0 | 0 | 1 | 1 | 0 | 2 | | | | | | |
| Dave Nilsson, L OBP: 0.387, SLG: 0.463 (1, 10) | G1-3 | | | | G5-3 | | | | F8 | 4 | 0 | 1 | 2 | 0 | 0 | 1 | | | | | | |
| John Jaha, R OBP: 0.350, SLG: 0.486 (1, 3) | K | G6-3 | | | G5-3 | | | | F9 | 4 | 0 | 0 | 0 | 0 | 1 | 3 | | | | | | |
| Marc Newfield, R OBP: 0.339, SLG: 0.354 (1, 7) | | BB | | L9 | | | | | G3 | 3 | 2 | 1 | 0 | 1 | 0 | 0 | | | | | | |
| Jeromy Burnitz, L OBP: 0.442, SLG: 0.546 (9, 8) | | BB | | | BB | | | | | 0 | 0 | 0 | 0 | 0 | 0 | 0 | | | | | | |
| Matt Mieske, R OBP: 0.389, SLG: 0.515 (1, 9) | | BB | | | G6-4-3 | | | | G5-3 | 3 | 1 | 2 | 1 | 1 | 0 | 0 | | | | | | |
| Eddy Diaz, R OBP: 0.235, SLG: 0.300 (1, 4) | F7 | | | G6-4-3 | | L4 | | | K | 4 | 0 | 0 | 0 | 0 | 1 | 4 | | | | | | |
| Jose Valentin, S OBP: 0.319, SLG: 0.361 (1, 6) | | K | | | F9 | | | | F9 | 4 | 0 | 0 | 0 | 0 | 1 | 2 | | | | | | |
| Mike Matheny, R OBP: 0.290, SLG: 0.326 (1, 2) | | BB | | | | P3 | | | | 3 | 1 | 2 | 1 | 0 | 0 | 0 | | | | | | |
| Inning Stats | R: 0 H: 1 E: 0 K: 1 S: 12 | H: 1 LOB: 1 BB: 0 P: 17 | R: 4 H: 3 E: 0 K: 1 S: 24 | H: 3 LOB: 3 BB: 3 P: 44 | R: 0 H: 1 E: 0 K: 0 S: 8 | H: 1 LOB: 1 BB: 0 P: 11 | R: 0 H: 1 E: 0 K: 0 S: 9 | H: 1 LOB: 1 BB: 1 P: 20 | R: 0 H: 0 E: 0 K: 0 S: 11 | H: 0 LOB: 1 BB: 1 P: 20 | R: 0 H: 0 E: 0 K: 0 S: 9 | H: 0 LOB: 0 BB: 0 P: 15 | R: 0 H: 0 E: 0 K: 1 S: 7 | H: 0 LOB: 0 BB: 0 P: 9 | 1B: 5 2B: 2 3B: 0 HR: 0 | SF: 0 SAC: 1 DP: 1 HBP: 0 | WP: 0 PB: 0 SB: 0 CS: 0 | PA: 35 | | | | |
| PITCHER | IP | WLS | BF | H | R | ER | SO | BB | IBB | HBP | BLK | WP | HR | S | P | ERA | WHIP | | | | | |
| Scott Aldred, L ERA: 6.12 (1, 1) | 4.2 | L | 24 | 7 | 5 | 2 | 2 | 4 | 0 | 0 | 0 | 0 | 0 | 60 | 101 | 9.64 | 2.357 | | | | | |
| Kevin Jarvis, R ERA: 9.0 (5, 1) | 3.1 | | 11 | 0 | 0 | 0 | 1 | 1 | 0 | 0 | 0 | 0 | 0 | 28 | 46 | 0.00 | 0.300 | | | | | |

Minnesota Twins @ Milwaukee Brewers
Milwaukee County Stadium, Milwaukee, WI
Wed May 21 1997, 4:33 AM EDT
Att. 14,555 - Sunny - 49 F

AB 29
R 5
H 7
RBI 5
BB 5
SO 3
LOB 13



| Batter | 1 | 2 | 3 | 4 | 5 | 6 | 7 | 8 | 9 | AB R H RBI BB SO LOB | TOP | | | | | | | | | |
|---|---|----------------------------------|--------------------------------------|----------------------------------|--------------------------------------|----------------------------------|---------------------------------------|----------------------------------|--------------------------------------|----------------------------------|--|---|--------------------------------------|----------------------------------|--------------------------------------|----------------------------------|----------------------------------|------------------------------------|-------------------------|--------|
| Gerald Williams, R (1, 8) OBP: 0.353, SLG: 0.472 | 2-2 HR | | 0-1 1B | | 2-2 P4 | | 1-2 F8 | | | 4 1 2 1 0 0 1 | Milwaukee Brewers @ Chicago White Sox Comiskey Park, Chicago, IL Fri May 23 1997, 8:05 PM EDT Att: 28,160 - Unknown - 61 F | | | | | | | | | |
| Jeff Cirillo, R (1, 5) OBP: 0.388, SLG: 0.392 | 0-1 1B | | 0-2 G5-4-3 | | 1-1 F7 | | | 0-1 G5-3 | | 4 0 1 0 0 0 1 | | | | | | | | | | |
| Dave Nilsson, L (1, 10) OBP: 0.379, SLG: 0.451 | 0-3 K | | 2-2 P5 | | 3-2 G4-3 | | | 1-1 G4-3 | | 4 0 0 0 0 1 1 | | | | | | | | | | |
| John Jaha, R (1, 3) OBP: 0.347, SLG: 0.486 | 2-2 FC5-4 | | | 2-1 G4-3 1B | | 0-0 G5-3 | | 3-1 F9 | | 4 1 1 0 0 0 1 | | | | | | | | | | |
| Marc Newfield, R (1, 7) OBP: 0.330, SLG: 0.343 | 0-0 L8 | | | 1-1 G4-3 | | 2-1 L6 | | | 4-0 HR | 3 0 0 0 0 0 2 | | | | | | | | | | |
| Jeromy Burnitz, L (8, 8) OBP: 0.446, SLG: 0.546 | | | | 2-3 G4-3 | | | | | | 0 1 0 0 1 0 0 | | | | | | | | | | |
| Matt Mieske, R (1, 9) OBP: 0.384, SLG: 0.500 | | 3-3 K | | 4-1 1B | | 3-1 P2 | | 0-3 K | | 3 0 0 0 1 2 1 | | | | | | | | | | |
| Mark Loretta, R (1, 4) OBP: 0.320, SLG: 0.296 | | 0-0 P4 | | 0-1 1B | | | 2-2 F9 | | 0-0 HR | 4 1 2 3 0 0 0 | | | | | | | | | | |
| Jose Valentin, S (1, 6) OBP: 0.316, SLG: 0.354 | | 0-0 1B | | 0-3 K | | | 3-3 K | | 1-1 G3-1 | 4 0 1 0 0 2 2 | | | | | | | | | | |
| Mike Matheny, R (1, 2) OBP: 0.288, SLG: 0.323 | | 2-3 K | | 1-3 K | | | 2-2 1B | | 1-0 L6 | 4 0 1 0 0 2 3 | | | | | | | | | | |
| Inning Stats | R: 1 H: 2 E: 0 K: 1 S: 15 | H: 2 LOB: 1 BB: 0 P: 19 | R: 0 H: 1 E: 0 K: 2 S: 9 | H: 1 LOB: 1 BB: 0 P: 14 | R: 0 H: 1 E: 0 K: 0 S: 8 | H: 1 LOB: 0 BB: 0 P: 10 | R: 1 H: 2 E: 0 K: 2 S: 13 | H: 2 LOB: 2 BB: 1 P: 21 | R: 0 H: 0 E: 0 K: 0 S: 5 | H: 0 LOB: 0 BB: 0 P: 10 | R: 0 H: 1 E: 0 K: 1 S: 16 | H: 1 LOB: 1 BB: 0 P: 24 | R: 0 H: 0 E: 0 K: 0 S: 6 | H: 0 LOB: 0 BB: 0 P: 10 | R: 2 H: 1 E: 0 K: 1 S: 8 | H: 1 LOB: 1 BB: 1 P: 14 | 1B: 5 2B: 1 3B: 0 HR: 2 | SF: 0 SAC: 0 DP: 1 HBP: 0 | WP: 0 PB: 0 CS: 0 | PA: 36 |
| PITCHER | IP WLS BF H R ER SO BB IBB HBP BLK WP HR S P ERA WHIP | | | | | | | | | | | IP WLS BF H R ER SO BB IBB HBP BLK WP HR S P ERA WHIP | | | | | | | | |
| Wilson Alvarez, L (1, 1) ERA: 3.39 | 7.0 L 28 7 2 2 6 1 0 0 0 0 1 74 112 2.57 1.143 | | | | | | | | | | | | | | | | | | | |
| Matt Karchner, R (8, 1) ERA: 6.35 | 2.0 8 1 2 2 1 1 0 0 0 0 1 14 24 9.00 1.000 | | | | | | | | | | | | | | | | | | | |

| Batter | 1 | 2 | 3 | 4 | 5 | 6 | 7 | 8 | 9 | AB R H RBI BB SO LOB | BOTTOM | | | | | | | | | |
|---|---|----------------------------------|--------------------------------------|----------------------------------|--------------------------------------|----------------------------------|--------------------------------------|----------------------------------|--------------------------------------|---------------------------------|--|---|---------------------------------|--------------------------------------|----------------------------------|--------------------------------------|----------------------------------|----------------------------------|------------------------------------|-------------------------|
| Ray Durham, S (1, 4) OBP: 0.368, SLG: 0.382 | 1-3 K | | 2-2 G6-3 | | | 1-0 G5-3 | | | 1-2 F9 | 4 0 0 0 0 1 1 | Milwaukee Brewers @ Chicago White Sox Comiskey Park, Chicago, IL Fri May 23 1997, 8:05 PM EDT Att: 28,160 - Unknown - 61 F | | | | | | | | | |
| Norberto Martin, R (1, 6) OBP: 0.354, SLG: 0.452 | 4-2 1B | | 2-2 G5-3 | | | 0-1 G4-3 | | | 0-2 G4-3 | 3 1 0 0 1 0 0 | | | | | | | | | | |
| Frank Thomas, R (1, 3) OBP: 0.508, SLG: 0.623 | 2-2 1B | | | 1-0 F9 | | | 0-0 G5-3 | | | 3 0 1 0 0 0 0 | | | | | | | | | | |
| Albert Belle, R (1, 7) OBP: 0.332, SLG: 0.450 | 1-1 1B | | | 2-3 K | | | 1-0 G6-3 | | | 3 0 1 1 0 1 0 | | | | | | | | | | |
| Mike Cameron, R (1, 9) OBP: 0.293, SLG: 0.297 | 1-1 G1-6-3 | | | 1-3 K | | | 1-1 F9 | | | 3 0 0 0 0 1 2 | | | | | | | | | | |
| Chris Snopce, R (1, 5) OBP: 0.304, SLG: 0.333 | | 1-2 P4 | | | 2-2 G5-3 | | | 2-2 G3 | | 3 0 0 0 0 0 0 | | | | | | | | | | |
| Harold Baines, L (1, 10) OBP: 0.412, SLG: 0.516 | | 1-0 G1-3 | | | 0-0 G4-3 | | | 1-1 G4-3 | | 3 0 0 0 0 0 0 | | | | | | | | | | |
| Ron Karkovice, R (1, 2) OBP: 0.259, SLG: 0.333 | | 1-3 K | | | 2-2 G6-3 | | | 1-0 G6-3 | | 3 0 0 0 0 1 0 | | | | | | | | | | |
| Darren Lewis, R (1, 8) OBP: 0.327, SLG: 0.238 | | | 2-3 K | | | 2-0 1B | | | 0-1 L8 | 3 0 1 0 0 1 0 | | | | | | | | | | |
| Inning Stats | R: 1 H: 2 E: 0 K: 1 S: 17 | H: 0 LOB: 0 BB: 0 P: 26 | R: 0 H: 0 E: 0 K: 1 S: 7 | H: 0 LOB: 0 BB: 0 P: 10 | R: 0 H: 0 E: 0 K: 1 S: 9 | H: 0 LOB: 0 BB: 0 P: 15 | R: 0 H: 0 E: 0 K: 2 S: 7 | H: 0 LOB: 0 BB: 0 P: 11 | R: 0 H: 0 E: 0 K: 0 S: 4 | H: 1 LOB: 0 BB: 0 P: 7 | | R: 0 H: 0 E: 0 K: 0 S: 4 | H: 0 LOB: 0 BB: 0 P: 6 | R: 0 H: 0 E: 0 K: 0 S: 7 | H: 0 LOB: 0 BB: 0 P: 11 | R: 0 H: 0 E: 0 K: 0 S: 9 | H: 0 LOB: 0 BB: 0 P: 10 | 1B: 3 2B: 0 3B: 0 HR: 0 | SF: 0 SAC: 0 DP: 1 HBP: 0 | WP: 0 PB: 0 CS: 1 |
| PITCHER | IP WLS BF H R ER SO BB IBB HBP BLK WP HR S P ERA WHIP | | | | | | | | | | | IP WLS BF H R ER SO BB IBB HBP BLK WP HR S P ERA WHIP | | | | | | | | |
| Scott Karl, L (1, 1) ERA: 5.05 | 8.0 W 26 3 1 1 5 1 0 0 0 0 0 0 9 10 1.12 0.500 | | | | | | | | | | | | | | | | | | | |
| Doug Jones, R (9, 1) ERA: 1.27 | 1.0 S 3 0 0 0 0 0 0 0 0 0 0 0 9 10 0.00 0.000 | | | | | | | | | | | | | | | | | | | |


| Batter | 1 | 2 | 3 | 4 | 5 | 6 | 7 | 8 | 9 | AB | R | H | RBI | BB | SO | LOB | TOP | | | | |
|--|------------------------------|---------------------------------|------------------------------|---------------------------------|------------------------------|---------------------------------|------------------------------|----------------------------------|------------------------------|---------------------------------|------------------------------|---------------------------------|------------------------------|---------------------------------|------------------------------|---------------------------------|--|----------------------------------|------------------------------------|----------------------------------|--------|
| Gerald Williams, R (1, 7) OBP: 0.339, SLG: 0.447 | G1-3 | | G6-4-3 | | | | G6-3 | | | 4 | 0 | 1 | 0 | 0 | 0 | 3 | Milwaukee Brewers @ Boston Red Sox Fenway Park, Boston, MA Mon May 26 1997, 3:33 AM EDT Att: 28,438 - Sunny - 66 F | | | | |
| Jeff Cirillo, R (1, 5) OBP: 0.394, SLG: 0.411 | P3 | | F8 | | | | G6-4-3 | | F3 | 4 | 0 | 0 | 0 | 0 | 2 | | | | | | |
| Dave Nilsson, L (1, 3) OBP: 0.396, SLG: 0.451 | | | | | | | | | | 3 | 0 | 2 | 0 | 1 | 0 | | | | | | |
| John Jaha, R (1, 10) OBP: 0.363, SLG: 0.520 Marc Newfield, R (4, PH) OBP: 0.315, SLG: 0.324 | | | | | | | | | | 1 | 0 | 0 | 0 | 0 | 1 | | | | | | |
| Jeremy Burnitz, L (1, 8) OBP: 0.441, SLG: 0.528 | | | | | | | | | | 3 | 0 | 0 | 0 | 1 | 3 | | | | | | |
| Matt Mieske, R (1, 9) OBP: 0.373, SLG: 0.481 | | | | | | | | | | 4 | 0 | 0 | 0 | 0 | 1 | | | | | | |
| Jose Valentin, S (1, 6) OBP: 0.330, SLG: 0.400 | | | | | | | | | | 3 | 1 | 1 | 0 | 0 | 1 | | | | | | |
| Mark Loretta, R (1, 4) OBP: 0.318, SLG: 0.305 | | | | | | | | | | 3 | 0 | 1 | 0 | 0 | 2 | | | | | | |
| Mike Matheny, R (1, 2) OBP: 0.309, SLG: 0.382 | | | | | | | | | | 3 | 1 | 2 | 2 | 0 | 1 | | | | | | |
| Inning Stats | R: 0 E: 0 K: 1 S: 6 | H: 1 LOB: 1 BB: 0 P: 6 | R: 0 E: 0 K: 3 S: 9 | H: 0 LOB: 0 BB: 0 P: 9 | R: 0 E: 0 K: 0 S: 4 | H: 2 LOB: 1 BB: 0 P: 4 | R: 0 E: 0 K: 2 S: 7 | H: 0 LOB: 1 BB: 1 P: 11 | R: 2 E: 0 K: 0 S: 5 | H: 3 LOB: 0 BB: 0 P: 5 | R: 0 E: 0 K: 0 S: 3 | H: 1 LOB: 1 BB: 1 P: 7 | R: 0 E: 1 K: 1 S: 5 | H: 0 LOB: 1 BB: 0 P: 6 | R: 0 E: 0 K: 1 S: 5 | H: 0 LOB: 0 BB: 0 P: 5 | | 1B: 7 2B: 0 3B: 0 HR: 1 | SF: 0 SAC: 0 DP: 2 HBP: 1 | WP: 1 PB: 0 SB: 2 CS: 1 | PA: 34 |
| PITCHER | IP | WLS | BF | H | R | ER | SO | BB | IBB | HBP | BLK | WP | HR | S | P | ERA | WHIP | | | | |
| 49 Tim Wakefield, R (1, 1) ERA: 4.99 | 8.0 | | 31 | 8 | 2 | 2 | 8 | 2 | 0 | 1 | 0 | 1 | 1 | 44 | 53 | 2.25 | 1.250 | | | | |
| Chris Hammond, L (9, 1) ERA: 5.36 | 1.0 | W | 3 | 0 | 0 | 0 | 1 | 0 | 0 | 0 | 0 | 0 | 0 | 5 | 5 | 0.00 | 0.000 | | | | |

| Batter | 1 | 2 | 3 | 4 | 5 | 6 | 7 | 8 | 9 | AB | R | H | RBI | BB | SO | LOB | BOTTOM | | | | | |
|--|------------------------------|---------------------------------|------------------------------|---------------------------------|------------------------------|---------------------------------|------------------------------|---------------------------------|------------------------------|---------------------------------|------------------------------|---------------------------------|------------------------------|---------------------------------|------------------------------|----------------------------------|--|---------------------------------|----------------------------------|------------------------------------|----------------------------------|--------|
| Nomar Garciaparra, R (1, 6) OBP: 0.323, SLG: 0.455 | G5-3 | | K | | | | | F3 | | 3 | 0 | 0 | 1 | 0 | 1 | 1 | Milwaukee Brewers @ Boston Red Sox Fenway Park, Boston, MA Mon May 26 1997, 3:33 AM EDT Att: 28,438 - Sunny - 66 F | | | | | |
| Darren Bragg, L (1, 8) OBP: 0.375, SLG: 0.519 | K | | G4-3 | | | | | G4-3 | | 4 | 0 | 0 | 0 | 0 | 1 | 3 | | | | | | |
| Wil Cordero, R (1, 7) OBP: 0.361, SLG: 0.468 | K | | | | | | | | | 4 | 1 | 1 | 0 | 0 | 2 | 0 | | | | | | |
| Mo Vaughn, L (1, 3) OBP: 0.421, SLG: 0.539 Jeff Frye, R (9, PR) OBP: 0.354, SLG: 0.352 | | | | | | | | | | 4 | 0 | 2 | 0 | 0 | 2 | 0 | | | | | | |
| 18 Reggie Jefferson, S (1, 10) OBP: 0.330, SLG: 0.520 | | | | | | | | | | 0 | 1 | 0 | 0 | 0 | 0 | 0 | | | | | | |
| 18 Reggie Jefferson, S (1, 10) OBP: 0.330, SLG: 0.520 | | | | | | | | | | 4 | 0 | 0 | 0 | 0 | 0 | 3 | | | | | | |
| Tim Lincecum, R (1, 5) OBP: 0.385, SLG: 0.512 | | | | | | | | | | 4 | 0 | 1 | 2 | 0 | 2 | 1 | | | | | | |
| Troy O'Leary, L (1, 9) OBP: 0.326, SLG: 0.444 | | | | | | | | | | 3 | 1 | 1 | 0 | 0 | 1 | 1 | | | | | | |
| John Valentin, R (1, 4) OBP: 0.307, SLG: 0.367 | | | | | | | | | | 3 | 0 | 2 | 0 | 0 | 0 | 0 | | | | | | |
| Bill Haselman, R (1, 2) OBP: 0.326, SLG: 0.427 Scott Hatteberg, L (8, PH) OBP: 0.393, SLG: 0.500 Shane Mack, R (6, PR) OBP: 0.364, SLG: 0.367 Mike Stanley, R (9, 2) OBP: 0.365, SLG: 0.452 | | | | | | | | | | 2 | 0 | 0 | 0 | 0 | 2 | 1 | | | | | | |
| Inning Stats | R: 0 E: 0 K: 2 S: 7 | H: 0 LOB: 0 BB: 0 P: 7 | R: 0 E: 0 K: 1 S: 6 | H: 1 LOB: 1 BB: 0 P: 6 | R: 0 E: 0 K: 2 S: 8 | H: 1 LOB: 1 BB: 0 P: 8 | R: 0 E: 0 K: 2 S: 7 | H: 0 LOB: 0 BB: 0 P: 7 | R: 0 E: 0 K: 1 S: 5 | H: 0 LOB: 0 BB: 0 P: 5 | R: 0 E: 0 K: 1 S: 5 | H: 0 LOB: 0 BB: 0 P: 5 | R: 0 E: 0 K: 1 S: 5 | H: 0 LOB: 0 BB: 0 P: 5 | R: 1 E: 0 K: 1 S: 7 | H: 2 LOB: 2 BB: 1 P: 11 | R: 2 E: 0 K: 0 S: 4 | H: 3 LOB: 2 BB: 0 P: 4 | 1B: 5 2B: 2 3B: 0 HR: 0 | SF: 1 SAC: 0 DP: 0 HBP: 0 | WP: 0 PB: 0 SB: 1 CS: 0 | PA: 33 |
| PITCHER | IP | WLS | BF | H | R | ER | SO | BB | IBB | HBP | BLK | WP | HR | S | P | ERA | WHIP | | | | | |
| Ben McDonald, R (1, 1) ERA: 4.24 | 7.1 | | 27 | 4 | 1 | 1 | 11 | 4 | 1 | 0 | 0 | 0 | 0 | 6 | 6 | 18.00 | 3.000 | | | | | |
| Doug Jones, R (8, 1) ERA: 1.93 | 1.0 | L | 6 | 3 | 2 | 2 | 0 | 0 | 0 | 0 | 0 | 0 | 0 | 6 | 6 | 18.00 | 3.000 | | | | | |

| Batter | 1 | 2 | 3 | 4 | 5 | 6 | 7 | 8 | 9 | AB | R | H | RBI | BB | SO | LOB | TOP | | | | |
|---|------------------------------|----------------------------------|------------------------------|----------------------------------|-------------------------------|----------------------------------|-------------------------------|----------------------------------|-------------------------------|----------------------------------|-------------------------------|----------------------------------|------------------------------|----------------------------------|------------------------------|---------------------------------|----------------------------------|------------------------------------|----------------------------------|--------|--|
| Gerald Williams, R OBP: 0.341, SLG: 0.445 (1, 7) | F8 | | FC4-6 1B | | S 2B 1B | P6 | | G6-3 | | 5 | 1 | 2 | 1 | 0 | 0 | 0 | | | | | |
| Jeremy Burnitz, L OBP: 0.447, SLG: 0.536 (1, 8) | S SF9 BB | | FC4-6 FC6-4 | | S 2B 1B | | | P3 | | 4 | 2 | 2 | 0 | 1 | 0 | 1 | | | | | |
| Jeff Cirillo, R OBP: 0.384, SLG: 0.401 (1, 5) | SF9 | | FC6-4 | | P4 | G5-3 | | G6-3 | | 4 | 0 | 0 | 1 | 0 | 0 | 4 | | | | | |
| Dave Nilsson, L OBP: 0.391, SLG: 0.450 (1, 3) | G4-3 | | | | 1B 2B | | | F7 | | 5 | 1 | 1 | 2 | 0 | 1 | 0 | | | | | |
| Matt Mieske, R OBP: 0.369, SLG: 0.468 (1, 9) | | G3 | | K | 1B SF9 BB | | | K | | 3 | 1 | 0 | 0 | 1 | 2 | 1 | | | | | |
| Jose Valentin, S OBP: 0.337, SLG: 0.405 (1, 6) | | K | | S PB 1B | 1-3 2H | | | K | | 4 | 0 | 2 | 1 | 0 | 2 | 1 | | | | | |
| Marc Newfield, R OBP: 0.313, SLG: 0.319 (1, 10) | | G5-3 | | HBP BB | SF9 | | | G2-3 | | 2 | 0 | 0 | 1 | 1 | 0 | 1 | | | | | |
| Mark Loretta, R OBP: 0.326, SLG: 0.317 (8, PH) | | | 1B 2B | | L7 | | | G4-3 | | 2 | 1 | 1 | 0 | 0 | 0 | 1 | | | | | |
| Jeff Huson, L OBP: 0.271, SLG: 0.250 (8, 4) | | | | | | | | | | 1 | 0 | 0 | 0 | 0 | 0 | 0 | | | | | |
| Mike Matheny, R OBP: 0.301, SLG: 0.371 (8, PH) | | | K | | | | | | | 3 | 0 | 0 | 0 | 0 | 2 | 4 | | | | | |
| Jesse Levis, L OBP: 0.310, SLG: 0.327 (8, 2) | | | K | | P3 | | | K | | 1 | 0 | 0 | 0 | 0 | 1 | 0 | | | | | |
| Inning Stats | R: 1 E: 0 K: 0 S: 6 | H: 0 LOB: 0 BB: 1 P: 12 | R: 0 E: 0 K: 1 S: 7 | H: 0 LOB: 0 BB: 1 P: 11 | R: 1 E: 0 K: 1 S: 18 | H: 2 LOB: 1 BB: 0 P: 24 | R: 0 E: 0 K: 3 S: 15 | H: 1 LOB: 3 BB: 1 P: 23 | R: 4 E: 0 K: 0 S: 17 | H: 4 LOB: 1 BB: 1 P: 25 | R: 0 E: 0 K: 2 S: 11 | H: 0 LOB: 0 BB: 0 P: 18 | R: 0 E: 0 K: 1 S: 8 | H: 0 LOB: 0 BB: 0 P: 14 | R: 0 E: 0 K: 0 S: 8 | H: 0 LOB: 0 BB: 0 P: 8 | 1B: 5 2B: 3 3B: 0 HR: 0 | SF: 2 SAC: 0 DP: 0 HBP: 1 | WP: 0 PB: 1 SB: 4 CS: 0 | PA: 40 | |
| PITCHER | IP | WLS | BF | H | R | ER | SO | BB | IBB | HBP | BLK | WP | HR | S | P | ERA | WHIP | | | | |
| Tom Gordon, R ERA: 3.88 (5, 1) | 4.1 | | 22 | 6 | 5 | 4 | 5 | 2 | 0 | 1 | 0 | 0 | 0 | 53 | 81 | 8.31 | 1.846 | | | | |
| Kerry Lacy, R ERA: 3.0 (7, 1) | 1.2 | | 8 | 2 | 1 | 1 | 0 | 1 | 0 | 0 | 0 | 0 | 0 | 8 | 25 | 5.40 | 1.800 | | | | |
| Chris Hammond, L ERA: 5.28 (7, 1) | 0.2 | | 3 | 0 | 0 | 0 | 2 | 0 | 0 | 0 | 0 | 0 | 0 | 8 | 13 | 0.00 | 0.000 | | | | |
| Jim Corsi, R ERA: 6.0 (9, 1) | 1.1 | W | 4 | 0 | 0 | 0 | 1 | 0 | 0 | 0 | 0 | 0 | 0 | 11 | 19 | 0.00 | 0.000 | | | | |
| Heathcliff Stocumb, R ERA: 7.45 (9, 1) | 1.0 | S | 3 | 0 | 0 | 0 | 0 | 0 | 0 | 0 | 0 | 0 | 0 | 8 | 8 | 0.00 | 0.000 | | | | |

Milwaukee Brewers @ Boston Red Sox
Fenway Park, Boston, MA
Tue May 27 1997, 7:05 PM EDT
Att: 24,396 - Unknown - 62 F

AB 34
R 6
H 8
RBI 6
BB 3
SO 8
LOB 13





| Batter | 1 | 2 | 3 | 4 | 5 | 6 | 7 | 8 | 9 | AB | R | H | RBI | BB | SO | LOB | BOTTOM | | | | |
|--|-------------------------------|----------------------------------|-------------------------------|----------------------------------|------------------------------|---------------------------------|------------------------------|----------------------------------|------------------------------|----------------------------------|-------------------------------|----------------------------------|-------------------------------|----------------------------------|------------------------------|----------------------------------|----------------------------------|------------------------------------|----------------------------------|--------|--|
| Nomar Garciaparra, R OBP: 0.325, SLG: 0.455 (1, 6) | G5-3 | | | | F9 | | G6-3 | S BB | | 4 | 0 | 1 | 2 | 1 | 0 | 0 | | | | | |
| Darren Bragg, L OBP: 0.383, SLG: 0.515 (1, 8) | 1B BB | G3 | | | CS BB | | 1B 1B | P1 | | 3 | 2 | 1 | 0 | 2 | 0 | 2 | | | | | |
| Wil Cordero, R OBP: 0.364, SLG: 0.468 (1, 7) | 1B | | F8 | | CS | F7 | BB 1B | 1B | | 4 | 0 | 2 | 0 | 0 | 0 | 0 | | | | | |
| Mo Vaughn, L OBP: 0.417, SLG: 0.538 (1, 3) | G4-3-6-3 | | F8 | | | 18 HR 2B | L3 | | | 4 | 1 | 1 | 0 | 0 | 0 | 3 | | | | | |
| 18 Reggie Jefferson, S OBP: 0.330, SLG: 0.543 (7, PH) | | G4-3 | F8 | | | HR | BB 1B | | | 3 | 1 | 1 | 2 | 0 | 0 | 0 | | | | | |
| Mike Stanley, R OBP: 0.371, SLG: 0.459 (7, PH) | | | | | | | BB 1B | | | 1 | 0 | 1 | 1 | 0 | 0 | 0 | | | | | |
| Tim Lincecum, R OBP: 0.393, SLG: 0.515 (1, 5) | | 1B | | | G6-3 | | G5-3 1B | FC5-4 BB | | 3 | 1 | 2 | 0 | 1 | 0 | 0 | | | | | |
| Troy O'Leary, L OBP: 0.326, SLG: 0.440 (6, PH) | | 1B 2B BB | | | F8 | | G5-3 | FC5-4 | | 1 | 1 | 0 | 0 | 1 | 0 | 0 | | | | | |
| Rudy Pemberton, R OBP: 0.350, SLG: 0.415 (7, 9) | | | | | | | | | | 2 | 0 | 0 | 0 | 0 | 0 | 4 | | | | | |
| John Valentin, R OBP: 0.306, SLG: 0.359 (1, 4) | | K | | | L4 | | | G6-3 | | 3 | 0 | 0 | 0 | 1 | 1 | 2 | | | | | |
| Scott Hatteberg, L OBP: 0.383, SLG: 0.481 (1, 2) | | 2B 1B | | | F7 | | G6-3 | G5-3 | | 4 | 1 | 1 | 1 | 0 | 0 | 2 | | | | | |
| Inning Stats | R: 1 E: 0 K: 0 S: 11 | H: 1 LOB: 0 BB: 1 P: 19 | R: 3 E: 0 K: 1 S: 17 | H: 3 LOB: 1 BB: 1 P: 26 | R: 0 E: 0 K: 0 S: 4 | H: 0 LOB: 0 BB: 0 P: 5 | R: 0 E: 0 K: 0 S: 8 | H: 0 LOB: 0 BB: 0 P: 14 | R: 0 E: 0 K: 0 S: 7 | H: 0 LOB: 0 BB: 1 P: 16 | R: 2 E: 0 K: 0 S: 16 | H: 3 LOB: 2 BB: 1 P: 26 | R: 1 E: 0 K: 0 S: 18 | H: 3 LOB: 3 BB: 1 P: 33 | R: 0 E: 0 K: 0 S: 7 | H: 0 LOB: 1 BB: 1 P: 16 | 1B: 7 2B: 2 3B: 0 HR: 1 | SF: 0 SAC: 0 DP: 1 HBP: 0 | WP: 0 PB: 0 SB: 2 CS: 1 | PA: 39 | |
| PITCHER | IP | WLS | BF | H | R | ER | SO | BB | IBB | HBP | BLK | WP | HR | S | P | ERA | WHIP | | | | |
| Jose Mercedes, R ERA: 4.91 (6, 1) | 5.1 | | 24 | 7 | 6 | 6 | 1 | 3 | 0 | 0 | 0 | 0 | 0 | 18 | 31 | 6.75 | 2.250 | | | | |
| Joel Adamson, L ERA: 3.97 (7, 1) | 1.1 | L | 7 | 2 | 1 | 1 | 0 | 1 | 0 | 0 | 0 | 0 | 0 | 12 | 28 | 0.00 | 2.250 | | | | |
| Bob Wickman, R ERA: 4.18 (7, 1) | 1.1 | | 7 | 1 | 0 | 0 | 0 | 2 | 0 | 0 | 0 | 0 | 0 | 12 | 28 | 0.00 | 2.250 | | | | |

Milwaukee Brewers @ Boston Red Sox
Fenway Park, Boston, MA
Tue May 27 1997, 7:05 PM EDT
Att: 24,396 - Unknown - 62 F

AB 32
R 7
H 10
RBI 6
BB 6
SO 1
LOB 13



| Batter | 1 | 2 | 3 | 4 | 5 | 6 | 7 | 8 | 9 | AB | R | H | RBI | BB | SO | LOB | TOP | | | | | | | | |
|---|------------------------------|----------------------------------|------------------------------|----------------------------------|-------------------------------|----------------------------------|------------------------------|----------------------------------|-------------------------------|----------------------------------|------------------------------|---------------------------------|------------------------------|---------------------------------|------------------------------|---------------------------------|---|----------------------------------|----------------------------------|------------------------------------|----------------------------------|--------|--|--|--|
| Gerald Williams, R OBP: 0.339, SLG: 0.446 | P4 | | SF9 1-3 2B | | G5-3 | | | FC1-4 | | 4 | 0 | 1 | 0 | 0 | 0 | 2 | Milwaukee Brewers @ Minnesota Twins Hubert H. Humphrey Metrodome, Minneapolis, MN Wed May 28 1997, 8:05 PM EDT Att: 14,118 - Dome livebaseballscorecards.com | | | | | | | | |
| Mark Loretta, R OBP: 0.317, SLG: 0.309 | P3 | | SF9 | | | K | | F9 | | 3 | 0 | 0 | 1 | 0 | 1 | 1 | | | | | | | | | |
| Jeremy Bumitz, L OBP: 0.441, SLG: 0.526 | K2-3 | | G4-3 | | | K | | | | 4 | 0 | 1 | 0 | 0 | 2 | 1 | | | | | | | | | |
| Dave Nilsson, L OBP: 0.383, SLG: 0.439 | | F7 | | | P4 | | | | | 4 | 0 | 0 | 0 | 0 | 0 | 1 | | | | | | | | | |
| Matt Mieske, R OBP: 0.360, SLG: 0.456 Jeff Cirillo, R OBP: 0.362, SLG: 0.399 | F8 | | | | G3 | | | | | 3 | 0 | 0 | 0 | 0 | 0 | 0 | | | | | | | | | |
| Jose Valentin, S OBP: 0.333, SLG: 0.398 | | | | | G6-3 | | | K | | 4 | 0 | 1 | 0 | 0 | 1 | 1 | | | | | | | | | |
| Marc Newfield, R OBP: 0.305, SLG: 0.310 | | | | | | | | G4-3 | | 3 | 0 | 0 | 0 | 0 | 1 | 1 | | | | | | | | | |
| Jeff Huson, L OBP: 0.275, SLG: 0.255 | | | | | G4-3 | | | G4-3 | | 3 | 0 | 1 | 0 | 0 | 0 | 0 | | | | | | | | | |
| Jesse Levis, L OBP: 0.328, SLG: 0.345 | | | | | | | | FC4-6 | | 3 | 1 | 2 | 0 | 0 | 0 | 1 |  | | | | | | | | |
| Inning Stats | R: 0 E: 0 K: 1 S: 7 | H: 0 LOB: 0 BB: 0 P: 10 | R: 0 E: 0 K: 0 S: 9 | H: 1 LOB: 1 BB: 0 P: 13 | R: 1 E: 0 K: 0 S: 10 | H: 2 LOB: 1 BB: 0 P: 13 | R: 0 E: 0 K: 0 S: 8 | H: 0 LOB: 0 BB: 0 P: 12 | R: 0 E: 0 K: 1 S: 12 | H: 1 LOB: 1 BB: 0 P: 18 | R: 0 E: 0 K: 2 S: 7 | H: 0 LOB: 0 BB: 0 P: 9 | R: 0 E: 0 K: 1 S: 6 | H: 0 LOB: 0 BB: 0 P: 9 | R: 0 E: 0 K: 0 S: 6 | H: 1 LOB: 1 BB: 0 P: 8 | R: 0 E: 0 K: 0 S: 8 | H: 1 LOB: 1 BB: 0 P: 11 | 1B: 5 2B: 1 3B: 0 HR: 0 | SF: 1 SAC: 0 DP: 0 HBP: 0 | WP: 0 PB: 0 SB: 2 CS: 0 | PA: 33 | | | |
| PITCHER | IP | WLS | BF | H | R | ER | SO | BB | IBB | HBP | BLK | WP | HR | S | P | ERA | WHIP | | | | | | | | |
| Brad Radke, R ERA: 4.92 | 8.0 | W | 30 | 6 | 1 | 1 | 5 | 0 | 0 | 0 | 0 | 0 | 0 | 67 | 94 | 1.12 | 0.750 | | | | | | | | |
| Eddie Guardado, L ERA: 4.5 | 0.1 | | 1 | 0 | 0 | 0 | 0 | 0 | 0 | 0 | 0 | 0 | 0 | 1 | 1 | 0.00 | 0.000 | | | | | | | | |
| Rick Aguilera, R ERA: 4.97 | 0.2 | S | 2 | 0 | 0 | 0 | 0 | 0 | 0 | 0 | 0 | 0 | 0 | 5 | 8 | 0.00 | 0.000 | | | | | | | | |

| Batter | 1 | 2 | 3 | 4 | 5 | 6 | 7 | 8 | 9 | AB | R | H | RBI | BB | SO | LOB | BOTTOM | | | | | | | | |
|--|------------------------------|----------------------------------|------------------------------|----------------------------------|------------------------------|----------------------------------|-------------------------------|----------------------------------|------------------------------|----------------------------------|-------------------------------|----------------------------------|-------------------------------|----------------------------------|------------------------------|----------------------------------|---|------------------------------------|----------------------------------|--------|--|--|--|--|--|
| Chuck Knoblauch, R OBP: 0.420, SLG: 0.385 | G1-4-3 BB | | | | F8 | | | | | 3 | 0 | 0 | 0 | 1 | 0 | 0 | Milwaukee Brewers @ Minnesota Twins Hubert H. Humphrey Metrodome, Minneapolis, MN Wed May 28 1997, 8:05 PM EDT Att: 14,118 - Dome livebaseballscorecards.com | | | | | | | | |
| Roberto Kelly, R OBP: 0.333, SLG: 0.396 Matt Lawton, L OBP: 0.381, SLG: 0.424 | F8 | | | | CS HBP | | | K | | 2 | 0 | 0 | 0 | 0 | 1 | 1 | | | | | | | | | |
| Paul Moltor, R OBP: 0.368, SLG: 0.391 | G1-4-3 | | | | 1B 1-2 BB | | | P4 | | 3 | 1 | 1 | 0 | 1 | 0 | 1 | | | | | | | | | |
| Terry Steinbach, R OBP: 0.357, SLG: 0.401 | | | | | F9 | | | | | 4 | 0 | 3 | 0 | 0 | 0 | 0 | | | | | | | | | |
| Marty Cordova, R OBP: 0.385, SLG: 0.647 | | | | | 1B | | | 1B | | 4 | 0 | 1 | 1 | 0 | 1 | 3 | | | | | | | | | |
| Ron Coomer, R OBP: 0.346, SLG: 0.480 | | | | | 1B | | | L6 | | 2 | 1 | 1 | 1 | 1 | 0 | 0 | | | | | | | | | |
| Greg Colbrunn, R OBP: 0.298, SLG: 0.406 | | | | | 1B | | | G5-4-3 | | 3 | 0 | 0 | 0 | 0 | 0 | 3 | | | | | | | | | |
| Darrin Jackson, R OBP: 0.270, SLG: 0.543 | | | | | 1B | | | 1B | | 3 | 1 | 1 | 1 | 0 | 1 | 0 | | | | | | | | | |
| Pat Meares, R OBP: 0.331, SLG: 0.477 | | | | | P6 | | | L8 | | 3 | 0 | 0 | 0 | 0 | 1 | 0 |  | | | | | | | | |
| Inning Stats | R: 0 E: 0 K: 0 S: 7 | H: 0 LOB: 0 BB: 1 P: 14 | R: 0 E: 0 K: 1 S: 6 | H: 0 LOB: 0 BB: 0 P: 10 | R: 0 E: 0 K: 1 S: 6 | H: 0 LOB: 0 BB: 0 P: 10 | R: 1 E: 0 K: 0 S: 11 | H: 2 LOB: 2 BB: 2 P: 25 | R: 0 E: 0 K: 0 S: 7 | H: 0 LOB: 0 BB: 0 P: 10 | R: 0 E: 0 K: 1 S: 14 | H: 1 LOB: 1 BB: 0 P: 21 | R: 2 E: 0 K: 1 S: 10 | H: 2 LOB: 0 BB: 0 P: 18 | R: 0 E: 0 K: 0 S: 6 | H: 2 LOB: 1 BB: 0 P: 10 | 1B: 5 2B: 0 3B: 0 HR: 2 | SF: 0 SAC: 0 DP: 2 HBP: 1 | WP: 0 PB: 0 SB: 1 CS: 1 | PA: 32 | | | | | |
| PITCHER | IP | WLS | BF | H | R | ER | SO | BB | IBB | HBP | BLK | WP | HR | S | P | ERA | WHIP | | | | | | | | |
| Scott Karl, L ERA: 4.97 | 6.1 | L | 26 | 5 | 3 | 3 | 3 | 3 | 0 | 1 | 0 | 0 | 0 | 57 | 102 | 4.26 | 1.263 | | | | | | | | |
| Mike Fetters, R ERA: 5.4 | 1.2 | | 6 | 2 | 0 | 0 | 1 | 0 | 0 | 0 | 0 | 0 | 0 | 10 | 16 | 0.00 | 1.200 | | | | | | | | |

| Batter | 1 | 2 | 3 | 4 | 5 | 6 | 7 | 8 | 9 | AB | R | H | RBI | BB | SO | LOB | TOP | | | |
|---|-------------------------------|----------------------------------|------------------------------|----------------------------------|-------------------------------|----------------------------------|------------------------------|----------------------------------|------------------------------|----------------------------------|------------------------------|---------------------------------|-------------------------------|----------------------------------|------------------------------|----------------------------------|---|------------------------------------|----------------------------------|--------|
| Gerald Williams, R OBP: 0.341, SLG: 0.445 (1, 7) | G5-3 | | 1B 2B 1B | CS S 1B | | | G5-3 | K | | 5 | 1 | 2 | 1 | 0 | 1 | 1 | Milwaukee Brewers @ Minnesota Twins Hubert H. Humphrey Metrodome, Minneapolis, MN Thu May 29 1997, 4:33 AM EDT Att: 14,642 - Dome | | | |
| Jeff Cirillo, R OBP: 0.382, SLG: 0.399 (1, 5) | FC6-4 1B | | 1B 2B 1B | G6-3 | | | F9 | | L9 | 5 | 1 | 2 | 0 | 0 | 0 | 1 | | | | |
| Dave Nilsson, L OBP: 0.374, SLG: 0.427 (1, 10) | K | | K | | F9 | | P6 | | F7 | 5 | 0 | 0 | 0 | 0 | 2 | 4 | | | | |
| John Jaha, R OBP: 0.364, SLG: 0.516 (1, 3) | FC6-4 1-2 | | 2B 1-2 2-3 3-H | 1B | F8 | | | L8 | WP 1B | 5 | 0 | 2 | 1 | 0 | 0 | 1 | | | | |
| Jeremy Burnitz, L OBP: 0.447, SLG: 0.529 (1, 8) | | G4-3 | 1-3 2-H 3-H | 2B | HBP | | | 3B BB | G4-3 | 3 | 1 | 1 | 2 | 1 | 0 | 1 | | | | |
| Matt Mieske, R OBP: 0.357, SLG: 0.466 (1, 9) | G6-3 | | K | | G3 | | | HR 3B | | 4 | 1 | 1 | 1 | 0 | 1 | 3 | | | | |
| Mark Loretta, R OBP: 0.322, SLG: 0.333 (1, 4) | G5-3 | | | | | P9 | | HR | | 3 | 1 | 1 | 2 | 1 | 0 | 0 | | | | |
| Jose Valentin, S OBP: 0.330, SLG: 0.391 (1, 6) | | | 1B | | | F7 | | F9 | | 4 | 1 | 1 | 0 | 0 | 0 | 3 | | | | |
| Mike Matheny, R OBP: 0.308, SLG: 0.385 (1, 2) | | | 1B 1B 1B | | P4 | | F8 | | 2B | 4 | 1 | 2 | 0 | 0 | 0 | 0 | | | | |
| Inning Stats | R: 0 E: 0 K: 1 S: 12 | H: 1 LOB: 1 BB: 0 P: 17 | R: 0 E: 0 K: 0 S: 7 | H: 0 LOB: 0 BB: 0 P: 10 | R: 4 E: 0 K: 2 S: 16 | H: 6 LOB: 3 BB: 1 P: 25 | R: 0 E: 0 K: 0 S: 6 | H: 1 LOB: 0 BB: 0 P: 10 | R: 0 E: 0 K: 0 S: 5 | H: 0 LOB: 1 BB: 0 P: 11 | R: 0 E: 0 K: 0 S: 4 | H: 0 LOB: 0 BB: 0 P: 8 | R: 3 E: 0 K: 1 S: 19 | H: 3 LOB: 1 BB: 1 P: 29 | R: 0 E: 0 K: 0 S: 9 | H: 1 LOB: 1 BB: 0 P: 14 | 1B: 8 2B: 2 3B: 1 HR: 1 | SF: 0 SAC: 0 DP: 0 HBP: 1 | WP: 1 PB: 0 SB: 1 CS: 1 | PA: 41 |
| PITCHER | IP | WLS | BF | H | R | ER | SO | BB | IBB | HBP | BLK | WP | HR | S | P | ERA | WHIP | | | |
| Rich Robertson, L ERA: 5.84 (1, 1) | 7.1 | L | 32 | 8 | 5 | 5 | 3 | 2 | 0 | 1 | 0 | 0 | 0 | 62 | 98 | 6.14 | 1.364 | | | |
| Mike Trombley, R ERA: 4.18 (8, 1) | 0.2 | | 5 | 3 | 2 | 2 | 1 | 0 | 0 | 0 | 0 | 0 | 1 | 12 | 18 | 27.00 | 4.500 | | | |
| Todd Ritchie, R ERA: 4.97 (9, 1) | 1.0 | | 4 | 1 | 0 | 0 | 0 | 0 | 0 | 0 | 0 | 1 | 0 | 9 | 14 | 0.00 | 1.000 | | | |

| Batter | 1 | 2 | 3 | 4 | 5 | 6 | 7 | 8 | 9 | AB | R | H | RBI | BB | SO | LOB | BOTTOM | | | | | |
|---|-------------------------------|----------------------------------|------------------------------|----------------------------------|------------------------------|---------------------------------|-------------------------------|----------------------------------|-------------------------------|----------------------------------|------------------------------|----------------------------------|------------------------------|----------------------------------|------------------------------|----------------------------------|---|----------------------------------|----------------------------------|------------------------------------|----------------------------------|--------|
| Matt Lawton, L OBP: 0.377, SLG: 0.429 (1, 9) | P4 | | G5-3 | | SF9 3B | | L4-3 | | K | 5 | 1 | 1 | 1 | 0 | 1 | 2 | Milwaukee Brewers @ Minnesota Twins Hubert H. Humphrey Metrodome, Minneapolis, MN Thu May 29 1997, 4:33 AM EDT Att: 14,642 - Dome | | | | | |
| Darin Jackson, R OBP: 0.244, SLG: 0.500 (1, 8) | K2-3 | | G6-3 | | SF9 | | K | | | 3 | 0 | 0 | 1 | 0 | 2 | 1 | | | | | | |
| Paul Moltor, R OBP: 0.365, SLG: 0.382 (1, 10) | BB BB | | | G4-3 | L8 | | | G6-3 | | 3 | 0 | 0 | 0 | 1 | 0 | 0 | | | | | | |
| Greg Myers, L OBP: 0.349, SLG: 0.429 (1, 2) | BB BB | | | 1B 2B 1B | L7 | | | K | | 3 | 1 | 1 | 0 | 1 | 1 | 0 | | | | | | |
| Marty Cordova, R OBP: 0.395, SLG: 0.632 (1, 7) | K | | | 2B 1B | | | K | 1B | | 4 | 0 | 2 | 0 | 0 | 2 | 2 | | | | | | |
| Scott Stahowiak, L OBP: 0.313, SLG: 0.500 (1, 3) | | G3-1 | | 2B | | G6-3 | | K | | 4 | 0 | 1 | 1 | 0 | 1 | 1 | | | | | | |
| Ron Coomer, R OBP: 0.333, SLG: 0.461 (1, 5) | | L7 | | K | | P4 | | | G5-3 | 4 | 0 | 0 | 0 | 0 | 1 | 2 | | | | | | |
| Denny Hocking, S OBP: 0.320, SLG: 0.385 (1, 4) | | P5 | | | G3 | | | 1B 1B | WP 3B | 4 | 1 | 2 | 0 | 0 | 0 | 2 | | | | | | |
| Pat Meares, R OBP: 0.335, SLG: 0.477 (1, 6) | | | P5 | | 3B 1B | | L4-3 1B | | K | 4 | 1 | 2 | 0 | 0 | 1 | 1 | | | | | | |
| Inning Stats | R: 0 E: 0 K: 2 S: 10 | H: 0 LOB: 2 BB: 2 P: 20 | R: 0 E: 0 K: 0 S: 8 | H: 0 LOB: 0 BB: 0 P: 11 | R: 0 E: 0 K: 0 S: 5 | H: 0 LOB: 0 BB: 0 P: 8 | R: 1 E: 0 K: 1 S: 20 | H: 3 LOB: 2 BB: 0 P: 27 | R: 2 E: 0 K: 0 S: 11 | H: 2 LOB: 0 BB: 0 P: 19 | R: 0 E: 0 K: 1 S: 6 | H: 0 LOB: 0 BB: 0 P: 11 | R: 0 E: 0 K: 1 S: 7 | H: 2 LOB: 1 BB: 0 P: 11 | R: 0 E: 0 K: 2 S: 9 | H: 1 LOB: 1 BB: 0 P: 14 | R: 1 E: 0 K: 2 S: 12 | H: 1 LOB: 0 BB: 0 P: 18 | 1B: 6 2B: 2 3B: 2 HR: 0 | SF: 1 SAC: 0 DP: 1 HBP: 0 | WP: 1 PB: 0 SB: 0 CS: 0 | PA: 37 |
| PITCHER | IP | WLS | BF | H | R | ER | SO | BB | IBB | HBP | BLK | WP | HR | S | P | ERA | WHIP | | | | | |
| Jeff D'Amico, R ERA: 5.36 (1, 1) | 6.0 | W | 25 | 5 | 3 | 3 | 4 | 2 | 0 | 0 | 0 | 0 | 0 | 60 | 96 | 4.50 | 1.167 | | | | | |
| Bob Wickman, R ERA: 3.5 (7, 1) | 2.0 | | 8 | 3 | 0 | 0 | 3 | 0 | 0 | 0 | 0 | 0 | 0 | 16 | 25 | 0.00 | 1.500 | | | | | |
| Doug Jones, R ERA: 2.22 (9, 1) | 1.0 | | 4 | 1 | 1 | 1 | 2 | 0 | 0 | 0 | 0 | 1 | 0 | 12 | 18 | 9.00 | 1.000 | | | | | |

| | |
|-----|----|
| AB | 38 |
| R | 7 |
| H | 12 |
| RBI | 7 |
| BB | 2 |
| SO | 4 |
| LOB | 14 |



| Batter | 1 | 2 | 3 | 4 | 5 | 6 | 7 | 8 | 9 | AB | R | H | RBI | BB | SO | LOB | TOP | | | | | |
|--|---|---------------------------------|-------------------------------|----------------------------------|------------------------------|---------------------------------|------------------------------|----------------------------------|------------------------------|---------------------------------|------------------------------|----------------------------------|------------------------------|----------------------------------|------------------------------|----------------------------------|---|----------------------------------|----------------------------------|------------------------------------|----------------------------------|--------|
| Ray Durham, S OBP: 0.391, SLG: 0.350 | G4-3 | | K | | | | | | G6-3 | 3 | 0 | 0 | 0 | 1 | 1 | 0 | Chicago White Sox @ Milwaukee Brewers Milwaukee County Stadium, Milwaukee, WI Fri May 30 1997, 8:05 PM EDT Att: 28,619 - Unknown - 69 F livebaseballscorecards.com | | | | | |
| Dave Martinez, L OBP: 0.335, SLG: 0.396 | F8 | | K | | | | | | K | 4 | 0 | 0 | 0 | 0 | 2 | 1 | | | | | | |
| Frank Thomas, R OBP: 0.502, SLG: 0.618 Mike Cameron, R OBP: 0.297, SLG: 0.339 | K | | | | K | | | | G4-3 | 2 | 0 | 0 | 0 | 0 | 2 | 0 | | | | | | |
| Albert Belle, R OBP: 0.336, SLG: 0.512 | | | | | F9 | | | | | 3 | 0 | 1 | 0 | 0 | 1 | 0 | | | | | | |
| Harold Baines, L OBP: 0.395, SLG: 0.490 | | | | | | | | | G3 | 3 | 0 | 0 | 0 | 0 | 1 | 1 | | | | | | |
| Lyle Mouton, R OBP: 0.380, SLG: 0.479 | | | | | | | | | | 3 | 0 | 1 | 0 | 0 | 1 | 1 | | | | | | |
| Jorge Fabregas, L OBP: 0.175, SLG: 0.200 | | | | | | | | | | 2 | 0 | 1 | 0 | 0 | 0 | 0 | | | | | | |
| Norberto Martin, R OBP: 0.318, SLG: 0.402 | | | | | | | | | | 3 | 0 | 0 | 0 | 0 | 0 | 3 | | | | | | |
| Ozzie Guillen, L OBP: 0.313, SLG: 0.316 | | | | | | | | | | 3 | 0 | 0 | 0 | 0 | 0 | 1 | | | | | | |
| Inning Stats | R: 0 E: 0 K: 1 S: 5 | H: 0 LOB: 0 BB: 0 P: 6 | R: 0 E: 0 K: 1 S: 12 | H: 2 LOB: 2 BB: 0 P: 21 | R: 0 E: 0 K: 2 S: 8 | H: 0 LOB: 0 BB: 0 P: 9 | R: 0 E: 0 K: 2 S: 9 | H: 0 LOB: 0 BB: 0 P: 15 | R: 0 E: 0 K: 0 S: 5 | H: 0 LOB: 0 BB: 1 P: 7 | R: 0 E: 0 K: 1 S: 6 | H: 0 LOB: 0 BB: 1 P: 11 | R: 0 E: 0 K: 1 S: 8 | H: 0 LOB: 0 BB: 0 P: 14 | R: 0 E: 0 K: 0 S: 8 | H: 1 LOB: 1 BB: 0 P: 13 | R: 0 E: 0 K: 1 S: 8 | H: 0 LOB: 0 BB: 0 P: 12 | 1B: 3 2B: 0 3B: 0 HR: 0 | SF: 0 SAC: 1 DP: 0 HBP: 0 | WP: 0 PB: 0 SB: 0 CS: 1 | PA: 30 |
| PITCHER 21 Cal Eldred, R ERA: 4.73 | IP: 9.0 WLS: W BF: 30 H: 3 R: 0 ER: 0 SO: 8 BB: 1 IBB: 0 HBP: 0 BLK: 0 WP: 0 HR: 0 S: 69 P: 108 ERA: 0.00 WHIP: 0.444 | | | | | | | | | | | | | | | PITCHER | | | | | | |

| Batter | 1 | 2 | 3 | 4 | 5 | 6 | 7 | 8 | 9 | AB | R | H | RBI | BB | SO | LOB | BOTTOM | | | |
|---|---|----------------------------------|-------------------------------|----------------------------------|------------------------------|----------------------------------|------------------------------|---------------------------------|------------------------------|---------------------------------|------------------------------|---------------------------------|-------------------------------|----------------------------------|-------------------------------|----------------------------------|---|------------------------------------|----------------------------------|--------|
| Gerald Williams, R OBP: 0.339, SLG: 0.438 | G4-3 | | | | | | | | | 3 | 1 | 0 | 0 | 1 | 0 | 0 | Chicago White Sox @ Milwaukee Brewers Milwaukee County Stadium, Milwaukee, WI Fri May 30 1997, 8:05 PM EDT Att: 28,619 - Unknown - 69 F livebaseballscorecards.com | | | |
| Jeff Cirillo, R OBP: 0.385, SLG: 0.424 | L4 | | | | | | | | | 4 | 2 | 2 | 4 | 0 | 0 | 0 | | | | |
| Jeromy Burnitz, L OBP: 0.435, SLG: 0.512 | K | | | | | | | | | 4 | 0 | 0 | 0 | 0 | 2 | 1 | | | | |
| John Jaha, R OBP: 0.362, SLG: 0.506 | | | | | | | | | | 3 | 0 | 0 | 0 | 1 | 1 | 0 | | | | |
| Dave Nilsson, L OBP: 0.378, SLG: 0.431 | | | | | | | | | | 3 | 0 | 2 | 1 | 0 | 0 | 0 | | | | |
| Matt Mieske, R OBP: 0.348, SLG: 0.455 | | | | | | | | | | 3 | 0 | 0 | 0 | 0 | 1 | 2 | | | | |
| Jose Valentin, S OBP: 0.340, SLG: 0.393 | | | | | | | | | | 2 | 1 | 1 | 0 | 1 | 0 | 0 | | | | |
| Mark Loretta, R OBP: 0.322, SLG: 0.333 | | | | | | | | | | 3 | 1 | 1 | 0 | 0 | 1 | 1 | | | | |
| Mike Matheny, R OBP: 0.303, SLG: 0.378 | | | | | | | | | | 2 | 0 | 0 | 0 | 0 | 0 | 0 | | | | |
| Inning Stats | R: 0 E: 0 K: 1 S: 9 | H: 0 LOB: 0 BB: 0 P: 11 | R: 0 E: 0 K: 0 S: 12 | H: 0 LOB: 0 BB: 0 P: 18 | R: 0 E: 0 K: 0 S: 8 | H: 0 LOB: 0 BB: 1 P: 16 | R: 0 E: 0 K: 1 S: 7 | H: 0 LOB: 0 BB: 0 P: 9 | R: 0 E: 0 K: 1 S: 7 | H: 1 LOB: 0 BB: 0 P: 9 | R: 0 E: 0 K: 1 S: 9 | H: 0 LOB: 0 BB: 0 P: 9 | R: 1 E: 0 K: 1 S: 12 | H: 2 LOB: 2 BB: 1 P: 19 | R: 4 E: 0 K: 0 S: 10 | H: 3 LOB: 0 BB: 1 P: 21 | 1B: 4 2B: 1 3B: 0 HR: 1 | SF: 0 SAC: 1 DP: 0 HBP: 0 | WP: 1 PB: 0 SB: 0 CS: 0 | PA: 31 |
| PITCHER James Baldwin, R ERA: 4.98 | IP: 8.0 WLS: L BF: 31 H: 6 R: 5 ER: 5 SO: 5 BB: 2 IBB: 1 HBP: 0 BLK: 0 WP: 1 HR: 1 S: 74 P: 112 ERA: 5.62 WHIP: 1.000 | | | | | | | | | | | | | | | PITCHER | | | | |

| Batter | 1 | 2 | 3 | 4 | 5 | 6 | 7 | 8 | 9 | AB | R | H | RBI | BB | SO | LOB | TOP | | | | | | | | |
|--|-------------------------------|----------------------------------|------------------------------|---------------------------------|------------------------------|----------------------------------|------------------------------|----------------------------------|-------------------------------|----------------------------------|------------------------------|---------------------------------|------------------------------|----------------------------------|-------------------------------|----------------------------------|--|-------------------------------|----------------------------------|----------------------------------|------------------------------------|----------------------------------|--------|--|--|
| Ray Durham, S OBP: 0.361, SLG: 0.358 (1, 4) | 4-2 2B BB | | 0-0 1B | | 3-2 1B S 1B | | 3-1 P5 | | 0-2 E9 1B | 4 | 1 | 3 | 0 | 1 | 0 | 0 | Chicago White Sox @ Milwaukee Brewers Milwaukee County Stadium, Milwaukee, WI Sat May 31 1997, 8:05 PM EDT Att: 30,048 - Unknown - 66 F | | | | | | | | |
| Dave Martinez, L OBP: 0.326, SLG: 0.386 (1, 8) | 2-1 F7 | | 0-3 K | | 1-3 K | | 3-3 K | | 0-1 SF8 | 4 | 0 | 0 | 1 | 0 | 3 | 4 | | | | | | | | | |
| Frank Thomas, R OBP: 0.504, SLG: 0.621 (1, 3) | 0-1 1-H 2B | | 2-2 P4 | | 3-1 FC6-4 1B | | | 0-3 K | 3-H 4-0 IBB | 4 | 0 | 2 | 2 | 1 | 1 | 1 | | | | | | | | | |
| Albert Belle, R OBP: 0.333, SLG: 0.505 (1, 7) | 3-3 K | | 1-0 G6-3 | | 0-0 FC6-4 1B | | | 0-1 S 1B | 3-2 4-0 G5-3 | 5 | 0 | 1 | 0 | 0 | 1 | 6 | | | | | | | | | |
| Harold Baines, L OBP: 0.398, SLG: 0.487 Mike Cameron, R OBP: 0.297, SLG: 0.339 (8, PR) | 4-2 BB | | | 0-1 G3 | | | | 2-0 S 1B | | 3 | 0 | 1 | 0 | 1 | 0 | 0 | | | | | | | | | |
| Lyle Mouton, R OBP: 0.386, SLG: 0.474 (1, 9) | 3-3 K | | | 3-2 G5-3 | | | | 4-2 G5-4-3 BB | | 3 | 0 | 1 | 0 | 1 | 1 | 2 | | | | | | | | | |
| Jorge Fabregas, L OBP: 0.164, SLG: 0.188 (1, 2) | | 1-0 P7 | | 2-0 L8 | | | | 1-2 G5-4-3 | 1-2 2-3 BB | 4 | 0 | 0 | 0 | 0 | 0 | 4 | | | | | | | | | |
| Chris Snopce, R OBP: 0.299, SLG: 0.333 Darren Lewis, R OBP: 0.320, SLG: 0.233 (9, PH) | | 2-2 P4 | | | 0-3 K | | | 1-2 F7 | | 3 | 0 | 0 | 0 | 0 | 1 | 1 | | | | | | | | | |
| Ozzie Guillen, L OBP: 0.318, SLG: 0.321 (1, 6) | | 1-0 P8 | | | 2-1 1B 1B | | | 0-2 E SF8 1B | | 1 | 0 | 0 | 0 | 0 | 0 | 0 | | | | | | | | | |
| Inning Stats | R: 1 E: 0 K: 2 S: 14 | H: 1 LOB: 2 BB: 2 P: 30 | R: 0 E: 0 K: 0 S: 5 | H: 0 LOB: 0 BB: 0 P: 9 | R: 0 E: 0 K: 1 S: 8 | H: 1 LOB: 1 BB: 0 P: 11 | R: 0 E: 0 K: 0 S: 6 | H: 0 LOB: 0 BB: 0 P: 11 | R: 1 E: 0 K: 2 S: 15 | H: 3 LOB: 2 BB: 0 P: 24 | R: 0 E: 0 K: 0 S: 6 | H: 1 LOB: 1 BB: 0 P: 6 | R: 0 E: 0 K: 1 S: 8 | H: 0 LOB: 0 BB: 0 P: 15 | R: 0 E: 0 K: 1 S: 12 | H: 2 LOB: 3 BB: 1 P: 19 | | R: 1 E: 1 K: 0 S: 15 | H: 2 LOB: 2 BB: 1 P: 23 | 1B: 9 2B: 1 3B: 0 HR: 0 | SF: 1 SAC: 0 DP: 1 HBP: 0 | WP: 0 PB: 0 SB: 4 CS: 0 | PA: 40 | | |
| PITCHER | IP | WLS | BF | H | R | ER | SO | BB | IBB | HBP | BLK | WP | HR | S | P | ERA | WHIP | | | | | | | | |
| Ben McDonald, R ERA: 4.09 (1, 1) | 7.0 | W | 29 | 6 | 2 | 2 | 6 | 2 | 0 | 0 | 0 | 0 | 0 | 62 | 106 | 2.57 | 1.143 | | | | | | | | |
| Bob Wickman, R ERA: 3.77 (8, 1) | 1.0 | | 5 | 2 | 0 | 0 | 1 | 1 | 0 | 0 | 0 | 0 | 0 | 12 | 19 | 0.00 | 3.000 | | | | | | | | |
| Doug Jones, R ERA: 2.49 (9, 1) | 1.0 | S | 6 | 2 | 1 | 1 | 0 | 0 | 1 | 0 | 0 | 0 | 0 | 15 | 23 | 9.00 | 2.000 | | | | | | | | |


| Batter | 1 | 2 | 3 | 4 | 5 | 6 | 7 | 8 | 9 | AB | R | H | RBI | BB | SO | LOB | BOTTOM | | | | | | | | |
|---|------------------------------|----------------------------------|------------------------------|---------------------------------|------------------------------|----------------------------------|-------------------------------|----------------------------------|------------------------------|----------------------------------|-------------------------------|----------------------------------|-------------------------------|----------------------------------|----------------------------------|------------------------------------|--|----------------------------------|--------|--|--|--|--|--|--|
| Gerald Williams, R OBP: 0.332, SLG: 0.428 (1, 7) | 3-2 F9 | | 2-2 F9 | | | 1-0 G5-3 | 1-0 P9 | | | 4 | 0 | 0 | 0 | 0 | 0 | 2 | Chicago White Sox @ Milwaukee Brewers Milwaukee County Stadium, Milwaukee, WI Sat May 31 1997, 8:05 PM EDT Att: 30,048 - Unknown - 66 F | | | | | | | | |
| Jeff Cirillo, R OBP: 0.382, SLG: 0.417 (1, 5) | 1-1 G6-3 | | | 1-3 K | | 4-2 BB | | 1-3 K | | 3 | 0 | 0 | 0 | 1 | 2 | 0 | | | | | | | | | |
| Jerome Burnitz, L OBP: 0.443, SLG: 0.563 (1, 8) | 2-1 HR | | | 4-1 CS BB | | 0-2 F8 | | 2-1 HR | | 3 | 2 | 2 | 2 | 1 | 0 | 1 | | | | | | | | | |
| John Jaha, R OBP: 0.354, SLG: 0.494 (1, 10) | 1-1 G5-3 | | | 2-3 K | 1-2 | 0-0 G5-3 | | 1-0 G1-3 | | 4 | 0 | 0 | 0 | 0 | 1 | 2 | | | | | | | | | |
| Dave Nilsson, L OBP: 0.376, SLG: 0.432 (1, 3) | | 1-3 K | | | 1-0 E4 2B SF7 | | 0-0 2B 2B | 3-2 F7 | | 4 | 2 | 1 | 0 | 0 | 1 | 0 | | | | | | | | | |
| Matt Mieske, R OBP: 0.343, SLG: 0.447 Antone Williamson, L OBP: 1.000, SLG: 2.000 18 Todd Dunn, R (7, PH) (7, PR) (8, 9) | | 0-0 G4-3 | | | 0-3 K | | 0-2 1B FC6-2 2B | | | 2 | 0 | 0 | 0 | 0 | 1 | 1 | | | | | | | | | |
| Jose Valentin, S OBP: 0.349, SLG: 0.413 (1, 6) | | 1-0 P5 | | | 2-1 S 2B | | 0-2 FC6-2 1B | | | 3 | 0 | 2 | 0 | 0 | 0 | 0 | | | | | | | | | |
| Mark Loretta, R OBP: 0.315, SLG: 0.328 (1, 4) | | | 1-3 K | | 3-1 SF7 | | 3-2 FC6-2 | | | 2 | 0 | 0 | 1 | 0 | 1 | 3 | | | | | | | | | |
| Mike Matheny, R OBP: 0.295, SLG: 0.368 (1, 2) | | | 0-1 G5-3 | | 3-H 1-2 P8 | | 1-2 3-H F7 | | | 3 | 0 | 0 | 0 | 0 | 0 | 3 | | | | | | | | | |
| Inning Stats | R: 1 E: 0 K: 0 S: 9 | H: 1 LOB: 0 BB: 0 P: 16 | R: 0 E: 0 K: 1 S: 5 | H: 0 LOB: 0 BB: 0 P: 7 | R: 0 E: 0 K: 2 S: 8 | H: 0 LOB: 1 BB: 1 P: 15 | R: 1 E: 0 K: 1 S: 13 | H: 1 LOB: 1 BB: 0 P: 20 | R: 0 E: 0 K: 0 S: 7 | H: 0 LOB: 1 BB: 1 P: 12 | R: 1 E: 0 K: 0 S: 13 | H: 3 LOB: 2 BB: 0 P: 17 | R: 1 E: 0 K: 1 S: 10 | H: 1 LOB: 0 BB: 0 P: 17 | 1B: 1 2B: 3 3B: 0 HR: 2 | SF: 1 SAC: 0 DP: 0 HBP: 0 | | WP: 0 PB: 0 SB: 1 CS: 1 | PA: 32 | | | | | | |
| PITCHER | IP | WLS | BF | H | R | ER | SO | BB | IBB | HBP | BLK | WP | HR | S | P | ERA | WHIP | | | | | | | | |
| Jaime Navarro, R ERA: 4.58 (1, 1) | 6.0 | L | 25 | 5 | 3 | 2 | 5 | 2 | 0 | 0 | 0 | 0 | 0 | 57 | 88 | 3.00 | 1.167 | | | | | | | | |
| 41 Bill Simas, R ERA: 1.69 (7, 1) | 1.2 | | 6 | 1 | 1 | 1 | 1 | 0 | 0 | 0 | 0 | 0 | 1 | 12 | 20 | 5.40 | 0.600 | | | | | | | | |
| Tony Castillo, L ERA: 8.35 (8, 1) | 0.1 | | 1 | 0 | 0 | 0 | 0 | 0 | 0 | 0 | 0 | 0 | 0 | 4 | 7 | 0.00 | 0.000 | | | | | | | | |

| Batter | 1 | 2 | 3 | 4 | 5 | 6 | 7 | 8 | 9 | AB | R | H | RBI | BB | SO | LOB | TOP | | |
|---|---|---|---|---|---|---|---|---|---|---|---|---|---|---|---|---|---|------------------------------------|-----------------------------------|
| Ray Durham, S OBP: 0.354, SLG: 0.351 (1, 4) | 1-2 WP G4-3 2B 1B | 1-3 K | | 3-1 2H 1B | | | 0-2 L7 | 2-0 G1-2-3 | | 5 | 1 | 2 | 0 | 0 | 1 | 3 | | | |
| Norberto Martin, R OBP: 0.319, SLG: 0.396 (1, 6) (8, 5) | 0-2 G4-3 | 0-0 | | | 1-2 G4-3 | | 1-0 BB 1B | | 0-3 K | 5 | 0 | 2 | 1 | 0 | 1 | 1 | | | |
| Frank Thomas, R OBP: 0.515, SLG: 0.665 (1, 3) | 2-1 2H 2B | 1-1 P4 | | | 3-2 BB 1B | | 4-0 SAFE 1-2 BB | | 0-2 1B 2B 1B | 4 | 1 | 3 | 1 | 1 | 0 | 3 | | | |
| Albert Belle, R OBP: 0.338, SLG: 0.509 (1, 7) | 1-2 F8 | | | 4-2 G1-6-3 BB | | 4-1 G6-4-3 BB | | 0-2 L7 | 2-1 F8 | 3 | 0 | 0 | 0 | 2 | 0 | 4 | | | |
| Lyle Mouton, R OBP: 0.386, SLG: 0.463 (1, 10) | 3-2 G6-3 | | 1-3 K | | 0-0 G6-4-3 | | | 4-2 G3 1B HR BB | 0-0 2B 1B | 4 | 2 | 1 | 0 | 1 | 1 | 4 | | | |
| Mike Cameron, R OBP: 0.315, SLG: 0.358 (1, 9) (7, 8) | | 1-0 S BB 1B | 0-0 G1-6-3 | | 2-2 G5-3 | | | 2-3 K | 0-2 1B 2B | 5 | 2 | 2 | 2 | 0 | 1 | 2 | | | |
| Chris Snopce, R OBP: 0.293, SLG: 0.326 Ozzie Guillen, L OBP: 0.330, SLG: 0.329 (8, PH) (8, 6) | | 2-3 K | | 0-2 G1-3 | | | 0-3 K | 2-2 HR 1B | 1-1 CS 1B | 3 | 0 | 0 | 0 | 0 | 2 | 1 | AB 37 | | |
| Ron Karkovics, R OBP: 0.275, SLG: 0.338 Harold Baines, L OBP: 0.397, SLG: 0.472 Tony Peña, R OBP: 0.250, SLG: 0.179 (1, 2) (8, PH) (8, 2) | | 4-1 1B BB BB | | 0-1 FC3-6 1B | | | 0-0 F8 | 0-2 G3 | 1-2 CS | 2 | 0 | 1 | 0 | 1 | 0 | 0 | R 8 | | |
| Darren Lewis, R OBP: 0.327, SLG: 0.227 Dave Martinez, L OBP: 0.326, SLG: 0.403 (1, 8) (7, PH) (7, 9) | | 4-1 1B BB | | 2-2 FC3-6 1B | | | 2-3 K | 1-0 HR | | 2 | 0 | 1 | 0 | 1 | 0 | 1 | H 14 | | |
| Inning Stats | R: 1 E: 0 K: 0 S: 18 | H: 2 LOB: 1 BB: 0 P: 25 | R: 1 E: 0 K: 2 S: 13 | H: 2 LOB: 3 BB: 2 P: 26 | R: 0 E: 0 K: 1 S: 9 | H: 0 LOB: 0 BB: 1 P: 14 | R: 0 E: 1 K: 0 S: 10 | H: 2 LOB: 2 BB: 0 P: 15 | R: 0 E: 0 K: 1 S: 7 | H: 0 LOB: 0 BB: 0 P: 9 | R: 0 E: 0 K: 1 S: 11 | H: 1 LOB: 2 BB: 1 P: 18 | R: 3 E: 0 K: 1 S: 16 | H: 2 LOB: 0 BB: 1 P: 26 | R: 3 E: 0 K: 1 S: 16 | H: 4 LOB: 0 BB: 0 P: 20 | 1B: 11 2B: 2 3B: 0 HR: 1 | SF: 0 SAC: 0 DP: 2 HBP: 0 | WP: 1 PB: 0 CS: 1 PA: 44 |
| PITCHER | IP WLS BF H R ER SO BB IBB HBP BLK WP HR S P ERA WHIP | IP WLS BF H R ER SO BB IBB HBP BLK WP HR S P ERA WHIP | IP WLS BF H R ER SO BB IBB HBP BLK WP HR S P ERA WHIP | IP WLS BF H R ER SO BB IBB HBP BLK WP HR S P ERA WHIP | IP WLS BF H R ER SO BB IBB HBP BLK WP HR S P ERA WHIP | IP WLS BF H R ER SO BB IBB HBP BLK WP HR S P ERA WHIP | IP WLS BF H R ER SO BB IBB HBP BLK WP HR S P ERA WHIP | IP WLS BF H R ER SO BB IBB HBP BLK WP HR S P ERA WHIP | IP WLS BF H R ER SO BB IBB HBP BLK WP HR S P ERA WHIP | IP WLS BF H R ER SO BB IBB HBP BLK WP HR S P ERA WHIP | IP WLS BF H R ER SO BB IBB HBP BLK WP HR S P ERA WHIP | IP WLS BF H R ER SO BB IBB HBP BLK WP HR S P ERA WHIP | IP WLS BF H R ER SO BB IBB HBP BLK WP HR S P ERA WHIP | IP WLS BF H R ER SO BB IBB HBP BLK WP HR S P ERA WHIP | IP WLS BF H R ER SO BB IBB HBP BLK WP HR S P ERA WHIP | IP WLS BF H R ER SO BB IBB HBP BLK WP HR S P ERA WHIP | IP WLS BF H R ER SO BB IBB HBP BLK WP HR S P ERA WHIP | | |

Chicago White Sox @ Milwaukee Brewers
Milwaukee County Stadium, Milwaukee, WI
Mon Jun 02 1997, 8:05 PM EDT
Att: 15,522 - Unknown - 67 F

livebaseballscorecards.com

AB 37
R 8
H 14
RBI 8
BB 6
SO 7
LOB 21





| Batter | 1 | 2 | 3 | 4 | 5 | 6 | 7 | 8 | 9 | AB | R | H | RBI | BB | SO | LOB | BOTTOM | | |
|--|---|---|---|---|---|---|---|---|---|---|---|---|---|---|---|---|---|------------------------------------|-----------------------------------|
| Gerald Williams, R OBP: 0.325, SLG: 0.416 (1, 7) | 3-2 F8 | | 0-0 F8 | | 1-2 G3 1B | | 2-1 L8 | | 2-1 G3-1 | 5 | 0 | 1 | 1 | 0 | 0 | 1 | | | |
| Jeromy Burnitz, L OBP: 0.440, SLG: 0.560 (1, 8) | 0-1 G3 | | 1-2 L9 | | 1-1 G3 | | 4-0 CS S BB | | 1-3 K | 4 | 0 | 0 | 1 | 1 | 1 | 2 | | | |
| Jeff Cirillo, R OBP: 0.383, SLG: 0.432 (1, 5) | 0-1 FC6-4 1B | | 0-1 P4 | | 2-3 3H K | | 1-2 F8 | | 1-1 1B | 5 | 0 | 2 | 0 | 0 | 1 | 3 | | | |
| Dave Nilsson, L OBP: 0.383, SLG: 0.456 (1, 3) | 2-1 FC6-4 | | | 1-0 G6-3 | | 2-2 HR | | 4-2 1B G5-3 BB | 2-2 G3 | 4 | 2 | 1 | 1 | 1 | 0 | 2 | | | |
| Matt Mieske, R OBP: 0.331, SLG: 0.423 (1, 9) | | | 1-3 K | | 1-1 F8 | | 0-0 F7 | | 0-0 G5-3 | 4 | 0 | 0 | 0 | 0 | 1 | 1 | | | |
| 18 Todd Dunn, R OBP: 0.250, SLG: 0.500 (1, 10) | | | 1-2 G4-3 | | 0-3 K | | 2-3 K | | 2-0 1B 2B | 4 | 1 | 1 | 1 | 0 | 2 | 0 | | | |
| Mark Loretta, R OBP: 0.344, SLG: 0.358 (1, 4) | | | 1-1 1B | | 4-1 SH1-3 BB 1B BB | | 4-0 BB BB | | 0-0 1B | 2 | 1 | 2 | 1 | 2 | 0 | 0 | AB 33 | | |
| Jose Valentin, S OBP: 0.351, SLG: 0.429 (1, 6) | | | 0-0 L9 | | 4-2 1B SH1-3 G3 BB | | 4-2 FC6-4 BB | | 1-3 K | 2 | 1 | 0 | 0 | 2 | 1 | 2 | R 5 | | |
| Mike Matheny, R OBP: 0.298, SLG: 0.371 Jesse Lewis, L OBP: 0.338, SLG: 0.333 (1, 2) (8, PH) (9, 2) | | | | 2-1 1B | 0-1 SH1-3 | | 1-2 FC6-4 | | 0-2 L7 | 2 | 0 | 1 | 0 | 0 | 0 | 2 | H 8 | | |
| Inning Stats | R: 0 E: 0 K: 0 S: 11 | H: 1 LOB: 1 BB: 0 P: 16 | R: 0 E: 0 K: 1 S: 9 | H: 1 LOB: 0 BB: 0 P: 12 | R: 0 E: 0 K: 0 S: 8 | H: 1 LOB: 1 BB: 0 P: 11 | R: 0 E: 0 K: 1 S: 6 | H: 0 LOB: 0 BB: 0 P: 8 | R: 1 E: 0 K: 0 S: 17 | H: 1 LOB: 2 BB: 2 P: 30 | R: 0 E: 0 K: 0 S: 5 | H: 0 LOB: 0 BB: 1 P: 12 | R: 2 E: 0 K: 1 S: 11 | H: 2 LOB: 1 BB: 1 P: 18 | R: 0 E: 0 K: 1 S: 10 | H: 1 LOB: 0 BB: 0 P: 16 | 1B: 6 2B: 1 3B: 0 HR: 1 | SF: 0 SAC: 1 DP: 0 HBP: 0 | WP: 0 PB: 0 CS: 1 PA: 40 |
| PITCHER | IP WLS BF H R ER SO BB IBB HBP BLK WP HR S P ERA WHIP | IP WLS BF H R ER SO BB IBB HBP BLK WP HR S P ERA WHIP | IP WLS BF H R ER SO BB IBB HBP BLK WP HR S P ERA WHIP | IP WLS BF H R ER SO BB IBB HBP BLK WP HR S P ERA WHIP | IP WLS BF H R ER SO BB IBB HBP BLK WP HR S P ERA WHIP | IP WLS BF H R ER SO BB IBB HBP BLK WP HR S P ERA WHIP | IP WLS BF H R ER SO BB IBB HBP BLK WP HR S P ERA WHIP | IP WLS BF H R ER SO BB IBB HBP BLK WP HR S P ERA WHIP | IP WLS BF H R ER SO BB IBB HBP BLK WP HR S P ERA WHIP | IP WLS BF H R ER SO BB IBB HBP BLK WP HR S P ERA WHIP | IP WLS BF H R ER SO BB IBB HBP BLK WP HR S P ERA WHIP | IP WLS BF H R ER SO BB IBB HBP BLK WP HR S P ERA WHIP | IP WLS BF H R ER SO BB IBB HBP BLK WP HR S P ERA WHIP | IP WLS BF H R ER SO BB IBB HBP BLK WP HR S P ERA WHIP | IP WLS BF H R ER SO BB IBB HBP BLK WP HR S P ERA WHIP | IP WLS BF H R ER SO BB IBB HBP BLK WP HR S P ERA WHIP | IP WLS BF H R ER SO BB IBB HBP BLK WP HR S P ERA WHIP | | |


Chicago White Sox @ Milwaukee Brewers
Milwaukee County Stadium, Milwaukee, WI
Mon Jun 02 1997, 8:05 PM EDT
Att: 15,522 - Unknown - 67 F

livebaseballscorecards.com

AB 33
R 5
H 8
RBI 5
BB 6
SO 6
LOB 14



| Batter | 1 | 2 | 3 | 4 | 5 | 6 | 7 | 8 | 9 | AB R H RBI BB SO LOB | TOP | | | | | | | | | | | | | | | | |
|---|---|----------------------------------|------------------------------|---------------------------------|------------------------------|----------------------------------|-------------------------------|----------------------------------|------------------------------|----------------------------------|---|---------------------------------|---|----------------------------------|------------------------------|----------------------------------|----------------------------------|------------------------------------|----------------------------------|--------|--|--|--|--|--|--|--|
| Nomar Garciaparra, R OBP: 0.315, SLG: 0.451 (1, 6) | G5-3 | | G1-3 1B | G6-3 | | | G5-3 | | FC6-5 | 5 0 1 0 0 0 2 | Boston Red Sox @ Milwaukee Brewers Milwaukee County Stadium, Milwaukee, WI Tue Jun 03 1997, 8:05 PM EDT Att: 16,139 - Unknown - 69 F livebaseballscores.com AB 37 R 4 H 11 RBI 4 BB 0 SO 4 LOB 16  | | | | | | | | | | | | | | | | |
| Darren Bragg, L OBP: 0.391, SLG: 0.497 (1, 8) | 1B 2B | | G1-3 1-2 | F7 | | | 1B | | K | 5 1 2 0 0 1 3 | | | | | | | | | | | | | | | | | |
| Wil Cordero, R OBP: 0.351, SLG: 0.464 (1, 7) | 1B 2H 1B | | G6-3 | | F9 | | P3 | | | 4 0 1 1 0 0 2 | | | | | | | | | | | | | | | | | |
| Mo Vaughn, L OBP: 0.418, SLG: 0.568 (1, 3) | K | | K | | G4-3 | | G3 | | | 4 0 0 0 0 2 3 | | | | | | | | | | | | | | | | | |
| 18 Reggie Jefferson, S OBP: 0.333, SLG: 0.517 (1, 10) | | | | 1B 2B 1B | G5-3 | | | F8 | | 4 1 2 0 0 0 0 | | | | | | | | | | | | | | | | | |
| Tim Lincecum, R OBP: 0.385, SLG: 0.492 (1, 5) | L9 | | K | | | G3 1B | | F8 | | 4 0 1 0 0 1 3 | | | | | | | | | | | | | | | | | |
| Troy O'Leary, L OBP: 0.316, SLG: 0.430 (1, 9) | | L8 | 2B 1B | | F9 | | G4-3 | | | 4 1 1 0 0 0 1 | | | | | | | | | | | | | | | | | |
| John Valentin, R OBP: 0.312, SLG: 0.357 (1, 4) | G5-3 | | 2B 1B | | G3 | | | FC6-5 SH1-3 1B | | 4 1 2 1 0 0 1 | | | | | | | | | | | | | | | | | |
| Scott Hatteberg, L OBP: 0.347, SLG: 0.478 (1, 2) | G3 | | 2B | | G4-1 | | | SH1-3 | | 3 0 1 2 0 0 1 | | | | | | | | | | | | | | | | | |
| Inning Stats | R: 1 E: 0 K: 1 S: 14 | H: 3 LOB: 2 BB: 0 P: 20 | R: 0 E: 0 K: 0 S: 5 | H: 0 LOB: 0 BB: 0 P: 7 | R: 0 E: 0 K: 1 S: 9 | H: 1 LOB: 1 BB: 0 P: 17 | R: 3 E: 0 K: 1 S: 22 | H: 4 LOB: 1 BB: 0 P: 32 | R: 0 E: 0 K: 0 S: 5 | H: 1 LOB: 1 BB: 0 P: 12 | R: 0 E: 0 K: 0 S: 6 | H: 1 LOB: 1 BB: 0 P: 8 | R: 0 E: 0 K: 0 S: 7 | H: 0 LOB: 0 BB: 0 P: 14 | R: 0 E: 0 K: 1 S: 7 | H: 1 LOB: 1 BB: 0 P: 11 | 1B: 8 2B: 3 3B: 0 HR: 0 | SF: 0 SAC: 1 DP: 0 HBP: 0 | WP: 0 PB: 0 SB: 1 CS: 0 | PA: 38 | | | | | | | |
| PITCHER | IP WLS BF H R ER SO BB IBB HBP BLK WP HR S P ERA WHIP | | | | | | | | | | | PITCHER | IP WLS BF H R ER SO BB IBB HBP BLK WP HR S P ERA WHIP | | | | | | | | | | | | | | |
| Jeff D'Amico, R ERA: 5.44 (1, 1) | 6.0 | 27 | 9 | 4 | 4 | 3 | 0 | 0 | 0 | 0 | 0 | 0 | 0 | 62 | 96 | 6.00 | 1.500 | | | | | | | | | | |
| Bryce Florie, R ERA: 5.21 (7, 1) | 2.0 | 7 | 1 | 0 | 0 | 0 | 0 | 0 | 0 | 0 | 0 | 0 | 0 | 13 | 22 | 0.00 | 0.500 | | | | | | | | | | |
| Bob Wickman, R ERA: 3.82 (9, 1) | 1.0 | W | 4 | 1 | 0 | 0 | 1 | 0 | 0 | 0 | 0 | 0 | 0 | 7 | 11 | 0.00 | 1.000 | | | | | | | | | | |

| Batter | 1 | 2 | 3 | 4 | 5 | 6 | 7 | 8 | 9 | AB R H RBI BB SO LOB | BOTTOM | | | | | | | | | | | | | | | | |
|--|---|----------------------------------|------------------------------|----------------------------------|-------------------------------|----------------------------------|------------------------------|----------------------------------|-------------------------------|----------------------------------|---|----------------------------------|---|----------------------------------|-------------------------------|----------------------------------|------------------------------|----------------------------------|----------------------------------|------------------------------------|----------------------------------|--------|--|--|--|--|--|
| Gerald Williams, R OBP: 0.327, SLG: 0.418 (1, 7) | G6-3 | | 1B | | 1B | | SF7 | | F8 | 4 0 2 1 0 0 1 | Boston Red Sox @ Milwaukee Brewers Milwaukee County Stadium, Milwaukee, WI Tue Jun 03 1997, 8:05 PM EDT Att: 16,139 - Unknown - 69 F livebaseballscores.com AB 35 R 6 H 12 RBI 6 BB 1 SO 7 LOB 16  | | | | | | | | | | | | | | | | |
| Jeremy Burnitz, L OBP: 0.434, SLG: 0.547 (1, 8) | F8 | | K | | P4 | | 3H 1B | | F7 | 5 0 1 0 0 1 5 | | | | | | | | | | | | | | | | | |
| Jeff Cirillo, R OBP: 0.379, SLG: 0.441 (1, 5) | G6-3 | | K | | F8 | | K | | HR | 5 1 1 2 0 2 5 | | | | | | | | | | | | | | | | | |
| Dave Nilsson, L OBP: 0.381, SLG: 0.449 (1, 3) | | L8 | | P2 | | L9 | | SH3 1B BB | | 3 1 0 0 1 0 0 | | | | | | | | | | | | | | | | | |
| Antone Williamson, L OBP: 0.286, SLG: 0.429 (1, 10) | | K | | K | | 1B | | SH3 | | 3 0 1 0 0 2 0 | | | | | | | | | | | | | | | | | |
| Jose Valentin, S OBP: 0.339, SLG: 0.412 (1, 6) | G3 | | F9 | | F8 | | K | | | 4 0 0 0 0 1 2 | | | | | | | | | | | | | | | | | |
| Matt Mieske, R OBP: 0.331, SLG: 0.421 ERA: 2.41 (1, 1) | | | L5 | | 1B SF8 1B | | K | | 1B | 3 1 1 0 0 1 1 | | | | | | | | | | | | | | | | | |
| Jeff Huson, L OBP: 0.288, SLG: 0.271 (8, PH) | | | | | | | | | | 1 0 1 1 0 0 0 | | | | | | | | | | | | | | | | | |
| 18 Todd Dunn, R OBP: 0.250, SLG: 0.500 (8, FR) (9, 9) | | | | | | | | | | 0 0 0 0 0 0 0 | | | | | | | | | | | | | | | | | |
| Mark Loretta, R OBP: 0.354, SLG: 0.404 (1, 4) | | | HR | | 1B | | SF7 3B | | P4 | 4 2 3 1 0 0 1 | | | | | | | | | | | | | | | | | |
| Mike Matheny, R OBP: 0.302, SLG: 0.376 ERA: 5.66 (1, 2) | | | 1B | | SF8 | | G1-3 | | | 1 0 1 1 0 0 0 | | | | | | | | | | | | | | | | | |
| Jesse Levis, L OBP: 0.343, SLG: 0.339 (7, PH) (8, 2) | | | 1B | | | | | | HR | 2 1 1 0 0 0 1 | | | | | | | | | | | | | | | | | |
| Inning Stats | R: 0 E: 0 K: 0 S: 7 | H: 0 LOB: 0 BB: 0 P: 10 | R: 0 E: 0 K: 1 S: 7 | H: 0 LOB: 0 BB: 0 P: 12 | R: 1 E: 0 K: 2 S: 14 | H: 3 LOB: 2 BB: 0 P: 20 | R: 0 E: 0 K: 1 S: 7 | H: 0 LOB: 0 BB: 0 P: 10 | R: 0 E: 0 K: 0 S: 16 | H: 3 LOB: 2 BB: 0 P: 22 | R: 0 E: 0 K: 1 S: 9 | H: 1 LOB: 1 BB: 0 P: 14 | R: 1 E: 0 K: 1 S: 17 | H: 2 LOB: 1 BB: 0 P: 21 | R: 1 E: 0 K: 1 S: 15 | H: 1 LOB: 1 BB: 1 P: 27 | R: 2 E: 0 K: 0 S: 9 | H: 2 LOB: 0 BB: 0 P: 12 | 1B: 9 2B: 0 3B: 1 HR: 2 | SF: 2 SAC: 1 DP: 0 HBP: 0 | WP: 0 PB: 0 SB: 1 CS: 0 | PA: 39 | | | | | |
| PITCHER | IP WLS BF H R ER SO BB IBB HBP BLK WP HR S P ERA WHIP | | | | | | | | | | | PITCHER | IP WLS BF H R ER SO BB IBB HBP BLK WP HR S P ERA WHIP | | | | | | | | | | | | | | |
| Jeff Suppan, R ERA: 2.41 (1, 1) | 6.0 | 25 | 7 | 2 | 2 | 5 | 0 | 0 | 0 | 0 | 0 | 0 | 0 | 60 | 88 | 3.00 | 1.167 | | | | | | | | | | |
| John Wastin, R ERA: 5.66 (7, 1) | 1.2 | 8 | 2 | 2 | 2 | 2 | 1 | 0 | 0 | 0 | 0 | 0 | 0 | 22 | 32 | 10.80 | 1.800 | | | | | | | | | | |
| Heathcliff Slocumb, R ERA: 6.34 (8, 1) | 1.0 | L | 6 | 3 | 2 | 2 | 0 | 0 | 0 | 0 | 0 | 0 | 1 | 19 | 28 | 18.00 | 3.000 | | | | | | | | | | |

| Batter | 1 | 2 | 3 | 4 | 5 | 6 | 7 | 8 | 9 | AB | R | H | RBI | BB | SO | LOB | TOP | | | | | | | | | | | |
|---|-------------------------------|----------------------------------|-------------------------------|----------------------------------|-------------------------------|----------------------------------|------------------------------|---------------------------------|-------------------------------|----------------------------------|------------------------------|---------------------------------|-------------------------------|----------------------------------|------------------------------|----------------------------------|--|------------------------------|----------------------------------|----------------------------------|------------------------------------|----------------------------------|--------|--|--|--|--|--|
| Nomar Garciaparra, R OBP: 0.313, SLG: 0.443 | 1-2 G5-3 | 1-2 HR | | 1-1 P4 | | 1-0 L9 | | 0-1 G5-3 | | 4 | 1 | 0 | 0 | 0 | 0 | 0 | Boston Red Sox @ Milwaukee Brewers Milwaukee County Stadium, Milwaukee, WI Wed Jun 04 1997, 8:05 PM EDT Att: 13,089 - Unknown - 73 F | | | | | | | | | | | |
| Darren Bragg, L OBP: 0.366, SLG: 0.488 | 1-1 S | 2-3 K | | 1-0 F8 | | 1-3 K | | 1-2 G4-3 | | 5 | 0 | 1 | 0 | 0 | 2 | 1 | | | | | | | | | | | | |
| Wil Cordero, R OBP: 0.348, SLG: 0.471 | 1-3 K | 0-0 HR | | 0-1 G6-3 | | | 1-0 G5-3 | 1-3 K | | 5 | 1 | 1 | 2 | 0 | 2 | 1 | | | | | | | | | | | | |
| Mo Vaughn, L OBP: 0.418, SLG: 0.578 | 3-3 K | 1-0 G3-1 | | | 0-0 HR | | 2-2 2B | | 2-2 G3 | 5 | 2 | 2 | 1 | 0 | 1 | 1 | | | | | | | | | | | | |
| 18 Reggie Jefferson, S OBP: 0.325, SLG: 0.434 Mike Stanley, R OBP: 0.350, SLG: 0.470 | | 1-1 1B | 1-2 F9 | | 4-1 BB | | 3-2 2B | | 0-3 K | 2 | 1 | 1 | 0 | 1 | 0 | 0 | | | | | | | | | | | | |
| Jeff Frye, R OBP: 0.344, SLG: 0.361 | | 2-2 1B | 3-1 S | | 3-2 P5 | | 1-1 E | | 1-2 P6 | 2 | 1 | 1 | 0 | 0 | 1 | 0 | | | | | | | | | | | | |
| Troy O'Leary, L OBP: 0.341, SLG: 0.434 Shane Mack, R OBP: 0.353, SLG: 0.355 | | 1-2 HR | 3-1 2B | | 2-3 K | | 2-2 E3 | | | 3 | 1 | 2 | 1 | 0 | 1 | 1 | | | | | | | | | | | | |
| John Valentin, R OBP: 0.311, SLG: 0.371 | | 1-3 HR | 2-H 1B | | 2-2 G1-3 | | 1-1 G4-3 | | | 4 | 1 | 1 | 3 | 0 | 0 | 3 | | | | | | | | | | | | |
| Scott Hatteberg, L OBP: 0.329, SLG: 0.451 | | 3-2 G3 | 2-1 G3 | | | | 2-2 G3 | | | 4 | 0 | 0 | 0 | 0 | 0 | 2 | | | | | | | | | | | | |
| Inning Stats | R: 0 E: 0 K: 2 S: 12 | H: 1 LOB: 1 BB: 0 P: 18 | R: 6 E: 0 K: 1 S: 21 | H: 5 LOB: 0 BB: 0 P: 34 | R: 1 E: 0 K: 0 S: 11 | H: 2 LOB: 1 BB: 0 P: 21 | R: 0 E: 0 K: 0 S: 5 | H: 0 LOB: 0 BB: 0 P: 7 | R: 1 E: 0 K: 1 S: 13 | H: 1 LOB: 1 BB: 1 P: 24 | R: 0 E: 0 K: 1 S: 5 | H: 0 LOB: 0 BB: 0 P: 7 | R: 3 E: 1 K: 0 S: 17 | H: 3 LOB: 1 BB: 0 P: 29 | R: 0 E: 0 K: 1 S: 9 | H: 0 LOB: 0 BB: 0 P: 11 | | R: 0 E: 0 K: 1 S: 9 | H: 0 LOB: 0 BB: 0 P: 12 | 1B: 5 2B: 3 3B: 1 HR: 3 | SF: 0 SAC: 0 DP: 0 HBP: 1 | WP: 0 PB: 0 SB: 2 CS: 0 | PA: 42 | | | | | |
| PITCHER | IP | WLS | BF | H | R | ER | SO | BB | IBB | HBP | BLK | WP | HR | S | P | ERA | WHIP | | | | | | | | | | | |
| 21 Cal Eldred, R ERA: 5.4 | (1, 1) | 5.0 | W | 26 | 9 | 8 | 8 | 4 | 1 | 0 | 0 | 0 | 0 | 3 | 62 | 104 | 14.40 | 2.000 | | | | | | | | | | |
| Joel Adamson, L ERA: 4.73 | (6, 1) | 2.0 | | 10 | 3 | 3 | 2 | 1 | 0 | 0 | 0 | 0 | 0 | 22 | 36 | 9.00 | 1.500 | | | | | | | | | | | |
| Mike Fetters, R ERA: 5.84 | (8, 1) | 1.0 | S | 3 | 0 | 0 | 0 | 1 | 0 | 0 | 0 | 0 | 0 | 9 | 11 | 0.00 | 0.000 | | | | | | | | | | | |
| Doug Jones, R ERA: 3.18 | (9, 1) | 1.0 | S | 3 | 0 | 0 | 0 | 1 | 0 | 0 | 0 | 0 | 0 | 9 | 12 | 0.00 | 0.000 | | | | | | | | | | | |

| Batter | 1 | 2 | 3 | 4 | 5 | 6 | 7 | 8 | 9 | AB | R | H | RBI | BB | SO | LOB | BOTTOM | | | | | | | | | | |
|---|------------------------------|----------------------------------|------------------------------|----------------------------------|-------------------------------|----------------------------------|------------------------------|----------------------------------|------------------------------|---------------------------------|------------------------------|---------------------------------|-------------------------------|----------------------------------|-------------------------------|----------------------------------|--|-----------------------------------|------------------------------------|----------------------------------|--------|--|--|--|--|--|--|
| Gerald Williams, R OBP: 0.333, SLG: 0.424 | 2-0 1B | | 0-0 S | 2-2 HBP | | | | 0-0 G5-3 | | 4 | 2 | 2 | 0 | 0 | 1 | 1 | Boston Red Sox @ Milwaukee Brewers Milwaukee County Stadium, Milwaukee, WI Wed Jun 04 1997, 8:05 PM EDT Att: 13,089 - Unknown - 73 F | | | | | | | | | | |
| Jeremy Burnitz, L OBP: 0.438, SLG: 0.563 | 1-0 G4-6-3 | | 1-2 1B | 2-2 1B | | | 1-3 K | 1-1 L9 | | 5 | 2 | 3 | 3 | 0 | 1 | 0 | | | | | | | | | | | |
| Jeff Cirillo, R OBP: 0.384, SLG: 0.445 | 1-3 1B | | 2-H 2B | 0-0 1B | 1-1 1B | | 0-0 S | 0-2 E6 | | 5 | 2 | 3 | 2 | 0 | 1 | 2 | | | | | | | | | | | |
| Dave Nilsson, L OBP: 0.377, SLG: 0.443 Tim Unroe, R OBP: 0.200, SLG: 0.800 | 0-1 G4-6-3 | | 1-1 1B | 2-3 1B | 2-2 1B | | 2-3 K | 1-2 L9 | | 5 | 2 | 1 | 1 | 0 | 1 | 5 | | | | | | | | | | | |
| 18 Todd Dunn, R OBP: 0.222, SLG: 0.333 | | 1-3 K | 0-0 1B | 0-1 G4-3 | 0-0 G5-3 | | 0-0 G5-3 | 0-3 K | | 5 | 1 | 1 | 1 | 0 | 2 | 4 | | | | | | | | | | | |
| Mark Loretta, R OBP: 0.395, SLG: 0.407 | 1-1 G4-3 | | 1-2 2B | 1-2 1B | 4-0 1B | | 1-0 G6-3 | 2-1 G4-3 | | 4 | 1 | 1 | 2 | 1 | 0 | 1 | | | | | | | | | | | |
| Matt Mieske, R OBP: 0.329, SLG: 0.416 | 1-1 G5-3 | | 0-0 L5 | 1-1 1B | 1-2 1B | | 0-0 G5-3 | | | 4 | 1 | 1 | 1 | 0 | 0 | 1 | | | | | | | | | | | |
| Jose Valentin, S OBP: 0.352, SLG: 0.425 | | | 0-0 1B | 0-0 1B | 3-2 G6-3 | | 3-2 G6-3 | | | 4 | 1 | 3 | 2 | 0 | 0 | 0 | | | | | | | | | | | |
| Mike Matheny, R OBP: 0.300, SLG: 0.372 | | | 1-0 G6-4-3 | 1-2 1B | | | 0-1 L9 | | | 4 | 1 | 1 | 1 | 0 | 0 | 2 | | | | | | | | | | | |
| Inning Stats | R: 0 E: 0 K: 1 S: 7 | H: 2 LOB: 1 BB: 0 P: 12 | R: 0 E: 0 K: 1 S: 7 | H: 0 LOB: 0 BB: 0 P: 10 | R: 5 E: 0 K: 0 S: 15 | H: 7 LOB: 1 BB: 0 P: 19 | R: 0 E: 0 K: 1 S: 9 | H: 1 LOB: 1 BB: 0 P: 13 | R: 0 E: 0 K: 0 S: 5 | H: 0 LOB: 0 BB: 0 P: 9 | R: 0 E: 0 K: 0 S: 5 | H: 0 LOB: 0 BB: 0 P: 6 | R: 0 E: 1 K: 1 S: 11 | H: 0 LOB: 1 BB: 0 P: 14 | R: 0 E: 1 K: 1 S: 11 | H: 0 LOB: 1 BB: 0 P: 14 | | 1B: 12 2B: 4 3B: 0 HR: 0 | SF: 0 SAC: 0 DP: 2 HBP: 1 | WP: 0 PB: 0 SB: 3 CS: 0 | PA: 42 | | | | | | |
| PITCHER | IP | WLS | BF | H | R | ER | SO | BB | IBB | HBP | BLK | WP | HR | S | P | ERA | WHIP | | | | | | | | | | |
| Chris Hammond, L ERA: 6.2 | (1, 1) | 3.0 | | 18 | 11 | 7 | 7 | 2 | 0 | 0 | 0 | 0 | 0 | 32 | 45 | 21.00 | 3.667 | | | | | | | | | | |
| Mark Brandenburg, R ERA: 162.0 | (4, 1) | 0.1 | L | 7 | 3 | 3 | 3 | 0 | 0 | 1 | 1 | 0 | 0 | 17 | 28 | 81.00 | 9.000 | | | | | | | | | | |
| John Wasdin, R ERA: 5.59 | (4, 1) | 0.2 | | 3 | 1 | 3 | 3 | 1 | 0 | 0 | 0 | 0 | 0 | 10 | 14 | 40.50 | 1.500 | | | | | | | | | | |
| Vaughn Eshelman, L ERA: 5.79 | (5, 1) | 4.0 | | 14 | 1 | 0 | 0 | 3 | 0 | 0 | 0 | 0 | 0 | 30 | 42 | 0.00 | 0.250 | | | | | | | | | | |

AB 40
R 11
H 12
RBI 10
BB 1
SO 7
LOB 10



AB 40
R 13
H 16
RBI 13
BB 1
SO 6
LOB 16



| Batter | 1 | 2 | 3 | 4 | 5 | 6 | 7 | 8 | 9 | AB | R | H | RBI | BB | SO | LOB | TOP | | | |
|--|---|---------------------------------|-------------------------------|----------------------------------|-------------------------------|----------------------------------|-------------------------------|----------------------------------|------------------------------|---------------------------------|------------------------------|----------------------------------|------------------------------|---------------------------------|-------------------------------|----------------------------------|--|------------------------------------|----------------------------------|--------|
| John Valentin, R OBP: 0.310, SLG: 0.368 (1, 4) | | | | | | | | | | 4 | 0 | 1 | 0 | 0 | 1 | 1 | Boston Red Sox @ Milwaukee Brewers Milwaukee County Stadium, Milwaukee, WI Thu Jun 05 1997, 4:33 AM EDT Att: 13,196 - Unknown - 68 F | | | |
| Darren Bragg, L OBP: 0.378, SLG: 0.477 (1, 8) | | | | | | | | | | 4 | 0 | 0 | 0 | 0 | 2 | 1 | | | | |
| Wil Cordero, R OBP: 0.347, SLG: 0.468 (1, 7) | | | | | | | | | | 4 | 1 | 1 | 0 | 0 | 1 | 0 | | | | |
| Mo Vaughn, L OBP: 0.419, SLG: 0.596 (1, 3) | | | | | | | | | | 4 | 1 | 2 | 2 | 0 | 1 | 0 | | | | |
| 18 Reggie Jefferson, S OBP: 0.338, SLG: 0.532 (1, 10) | | | | | | | | | | 4 | 0 | 1 | 0 | 0 | 0 | 1 | | | | |
| Tim Lincecum, R OBP: 0.380, SLG: 0.485 (1, 5) | | | | | | | | | | 3 | 0 | 0 | 0 | 0 | 0 | 1 | | | | |
| Troy O'Leary, L OBP: 0.323, SLG: 0.429 (1, 9) | | | | | | | | | | 2 | 0 | 0 | 0 | 1 | 0 | 0 | | | | |
| Bill Haselman, R OBP: 0.324, SLG: 0.421 (1, 2) | | | | | | | | | | 3 | 0 | 1 | 0 | 0 | 1 | 2 | | | | |
| Mike Benjamin, R OBP: 0.158, SLG: 0.211 (1, 6) | | | | | | | | | | 3 | 0 | 0 | 0 | 0 | 2 | 1 | | | | |
| Inning Stats | R: 0 E: 0 K: 0 S: 7 | H: 1 LOB: 0 BB: 0 P: 7 | R: 0 E: 0 K: 1 S: 16 | H: 1 LOB: 2 BB: 1 P: 27 | R: 0 E: 0 K: 3 S: 12 | H: 0 LOB: 0 BB: 0 P: 13 | R: 2 E: 0 K: 0 S: 11 | H: 2 LOB: 0 BB: 0 P: 16 | R: 0 E: 0 K: 1 S: 6 | H: 1 LOB: 1 BB: 0 P: 9 | R: 0 E: 0 K: 1 S: 8 | H: 0 LOB: 0 BB: 0 P: 12 | R: 0 E: 0 K: 1 S: 6 | H: 0 LOB: 0 BB: 0 P: 7 | R: 0 E: 0 K: 1 S: 10 | H: 0 LOB: 0 BB: 0 P: 13 | 1B: 3 2B: 2 3B: 0 HR: 1 | SF: 0 SAC: 0 DP: 2 HBP: 0 | WP: 0 PB: 0 SB: 0 CS: 0 | PA: 32 |
| PITCHER Ben McDonald, R ERA: 3.87 (1, 1) | IP: 9.0 WLS: L BF: 32 H: 6 R: 2 ER: 2 SO: 8 BB: 1 IBB: 0 HBP: 0 BLK: 0 WP: 0 HR: 1 S: 82 P: 112 ERA: 2.00 WHIP: 0.778 | | | | | | | | | | | | | | | PITCHER | | | | |

| Batter | 1 | 2 | 3 | 4 | 5 | 6 | 7 | 8 | 9 | AB | R | H | RBI | BB | SO | LOB | BOTTOM | | | | | |
|--|---|----------------------------------|-------------------------------|----------------------------------|------------------------------|----------------------------------|-------------------------------|----------------------------------|-------------------------------|----------------------------------|------------------------------|----------------------------------|-------------------------------|----------------------------------|-------------------------------|----------------------------------|--|----------------------------------|----------------------------------|------------------------------------|----------------------------------|--------|
| Gerald Williams, R OBP: 0.332, SLG: 0.421 (1, 7) | | | | | | | | | | 4 | 0 | 1 | 0 | 0 | 2 | 3 | Boston Red Sox @ Milwaukee Brewers Milwaukee County Stadium, Milwaukee, WI Thu Jun 05 1997, 4:33 AM EDT Att: 13,196 - Unknown - 68 F | | | | | |
| Jeremy Burnitz, L OBP: 0.437, SLG: 0.554 (1, 8) | | | | | | | | | | 4 | 0 | 1 | 0 | 1 | 0 | 3 | | | | | | |
| Jeff Cirillo, R OBP: 0.388, SLG: 0.448 (1, 5) | | | | | | | | | | 3 | 0 | 1 | 0 | 2 | 1 | 1 | | | | | | |
| Dave Nilsson, L OBP: 0.377, SLG: 0.436 (1, 3) | | | | | | | | | | 3 | 1 | 0 | 0 | 2 | 1 | 3 | | | | | | |
| Antone Williamson, L OBP: 0.273, SLG: 0.364 (1, 10) | | | | | | | | | | 4 | 0 | 1 | 0 | 0 | 0 | 3 | | | | | | |
| Jose Valentin, S OBP: 0.348, SLG: 0.413 (1, 6) | | | | | | | | | | 3 | 0 | 0 | 0 | 1 | 2 | 2 | | | | | | |
| Mark Loretta, R OBP: 0.359, SLG: 0.409 (1, 4) | | | | | | | | | | 4 | 0 | 2 | 1 | 0 | 1 | 1 | | | | | | |
| Matt Mieske, R OBP: 0.327, SLG: 0.407 (1, 9) | | | | | | | | | | 3 | 0 | 0 | 0 | 1 | 1 | 3 | | | | | | |
| Mike Matheny, R OBP: 0.301, SLG: 0.366 (1, 2) | | | | | | | | | | 2 | 0 | 0 | 0 | 0 | 2 | 3 | | | | | | |
| 18 Todd Dunn, R OBP: 0.222, SLG: 0.333 (9, PR) | | | | | | | | | | 1 | 0 | 1 | 0 | 0 | 0 | 0 | | | | | | |
| Inning Stats | R: 0 E: 0 K: 0 S: 9 | H: 0 LOB: 1 BB: 2 P: 21 | R: 0 E: 0 K: 1 S: 12 | H: 0 LOB: 2 BB: 2 P: 22 | R: 0 E: 0 K: 2 S: 9 | H: 1 LOB: 1 BB: 0 P: 12 | R: 1 E: 0 K: 3 S: 18 | H: 2 LOB: 3 BB: 0 P: 29 | R: 0 E: 0 K: 0 S: 10 | H: 0 LOB: 1 BB: 1 P: 17 | R: 0 E: 0 K: 1 S: 9 | H: 1 LOB: 0 BB: 0 P: 16 | R: 0 E: 0 K: 0 S: 10 | H: 2 LOB: 2 BB: 1 P: 18 | R: 0 E: 0 K: 3 S: 14 | H: 0 LOB: 0 BB: 0 P: 22 | R: 0 E: 0 K: 0 S: 9 | H: 1 LOB: 2 BB: 1 P: 15 | 1B: 6 2B: 2 3B: 0 HR: 0 | SF: 0 SAC: 1 DP: 1 HBP: 1 | WP: 0 PB: 2 SB: 1 CS: 3 | PA: 40 |
| PITCHER 49 Tim Wakefield, R ERA: 4.39 Kerry Lacy, R ERA: 3.48 (9, 1) | IP: 0.1 WLS: S BF: 1 H: 0 R: 0 ER: 0 SO: 0 BB: 0 IBB: 0 HBP: 0 BLK: 0 WP: 0 HR: 0 S: 1 P: 3 ERA: 0.00 WHIP: 0.000 | | | | | | | | | | | | | | | PITCHER | | | | | | |

| Batter | 1 | 2 | 3 | 4 | 5 | 6 | 7 | 8 | 9 | AB | R | H | RBI | BB | SO | LOB | TOP | | | | | | | | | | | | | | | | | | | | | |
|---|--------------------------------------|----------------------------------|--------------------------------------|----------------------------------|---------------------------------------|----------------------------------|--------------------------------------|----------------------------------|---------------------------------------|----------------------------------|---------------------------------------|----------------------------------|--------------------------------------|----------------------------------|---------------------------------------|----------------------------------|----------------------------------|------------------------------------|-------------------------|--------|--|----|-----|----|---|---|----|----|----|-----|-----|-----|----|----|---|---|-----|------|
| Gerald Williams, R OBP: 0.323, SLG: 0.405 (1, 8) | F9 | | P4 | | | F8 | | L6 | | 4 | 0 | 0 | 0 | 0 | 0 | 2 | | | | | | | | | | | | | | | | | | | | | | |
| Jeremy Burnitz, L OBP: 0.424, SLG: 0.529 (1, 9) | P5 | | | G4-3 | | K | | G4-3 | | 4 | 0 | 0 | 0 | 0 | 1 | 1 | | | | | | | | | | | | | | | | | | | | | | |
| Jeff Cirillo, R OBP: 0.380, SLG: 0.436 (1, 5) | K | | | L5 | | | | | G1-3 | 4 | 0 | 1 | 0 | 0 | 1 | 0 | | | | | | | | | | | | | | | | | | | | | | |
| Dave Nilsson, L OBP: 0.369, SLG: 0.425 (1, 3) | | L7 | | L7 | | | | | K | 4 | 0 | 0 | 0 | 0 | 1 | 1 | | | | | | | | | | | | | | | | | | | | | | |
| 1B Todd Dunn, R OBP: 0.267, SLG: 0.533 Jeff Huson, L (9, PH) OBP: 0.291, SLG: 0.275 (1, 10) | K | | | | | | | | K | 3 | 0 | 1 | 0 | 0 | 2 | 0 | | | | | | | | | | | | | | | | | | | | | | |
| Mark Loretta, R OBP: 0.382, SLG: 0.403 (1, 4) | P4 | | | | | | | | K | 1 | 0 | 0 | 0 | 0 | 1 | 0 | | | | | | | | | | | | | | | | | | | | | | |
| Matt Mieske, R OBP: 0.333, SLG: 0.421 (1, 7) | | | F9 | | E1 | | | F7 | | 3 | 0 | 1 | 0 | 0 | 0 | 0 | | | | | | | | | | | | | | | | | | | | | | |
| Jose Valentin, S OBP: 0.346, SLG: 0.405 (1, 6) | | | K | | | | | | | 3 | 0 | 1 | 0 | 0 | 2 | 2 | | | | | | | | | | | | | | | | | | | | | | |
| Mike Matheny, R OBP: 0.295, SLG: 0.364 (1, 2) | | | E4 | | | | | L8 | | 3 | 0 | 0 | 0 | 0 | 1 | 3 | | | | | | | | | | | | | | | | | | | | | | |
| Inning Stats | R: 0 H: 0 E: 0 K: 1 S: 9 | H: 0 LOB: 0 BB: 0 P: 11 | R: 0 H: 0 E: 0 K: 1 S: 7 | H: 0 LOB: 0 BB: 0 P: 10 | R: 0 H: 0 E: 1 K: 1 S: 10 | H: 0 LOB: 1 BB: 0 P: 14 | R: 0 H: 0 E: 0 K: 0 S: 8 | H: 0 LOB: 0 BB: 0 P: 13 | R: 0 H: 2 E: 1 K: 3 S: 11 | H: 1 LOB: 2 BB: 0 P: 17 | R: 0 H: 0 E: 0 K: 1 S: 11 | H: 0 LOB: 0 BB: 0 P: 17 | R: 0 H: 1 E: 0 K: 0 S: 7 | H: 1 LOB: 1 BB: 0 P: 10 | R: 0 H: 0 E: 0 K: 2 S: 11 | H: 0 LOB: 0 BB: 0 P: 16 | 1B: 4 2B: 0 3B: 0 HR: 0 | SF: 0 SAC: 0 DP: 0 HBP: 0 | WP: 0 PB: 0 CS: 0 | PA: 32 | | | | | | | | | | | | | | | | | | |
| PITCHER | IP | WLS | BF | H | R | ER | SO | BB | IBB | HBP | BLK | WP | HR | S | P | ERA | WHIP | PITCHER | | | | IP | WLS | BF | H | R | ER | SO | BB | IBB | HBP | BLK | WP | HR | S | P | ERA | WHIP |
| David Wells, L ERA: 3.47 42 Mariano Rivera, R ERA: 2.08 (1, 1) | 8.0 | W | 29 | 4 | 0 | 0 | 8 | 0 | 0 | 0 | 0 | 0 | 0 | 72 | 106 | 0.00 | 0.500 | | | | | | | | | | | | | | | | | | | | | |
| (9, 1) | 1.0 | S | 3 | 0 | 0 | 0 | 2 | 0 | 0 | 0 | 0 | 0 | 0 | 11 | 16 | 0.00 | 0.000 | | | | | | | | | | | | | | | | | | | | | |

Milwaukee Brewers @ New York Yankees
Yankee Stadium, Bronx, NY
Sat Jun 07 1997, 3:33 AM EDT
Att: 28,074 - Overcast - 61 F

AB 32
R 0
H 4
RBI 0
BB 0
SO 10
LOB 10



| Batter | 1 | 2 | 3 | 4 | 5 | 6 | 7 | 8 | 9 | AB | R | H | RBI | BB | SO | LOB | BOTTOM | | | | | | | | | | | | | | | | | | | | | |
|---|--------------------------------------|----------------------------------|--------------------------------------|----------------------------------|--------------------------------------|---------------------------------|--------------------------------------|----------------------------------|--------------------------------------|----------------------------------|--------------------------------------|----------------------------------|---------------------------------------|----------------------------------|--------------------------------------|----------------------------------|----------------------------------|------------------------------------|-------------------------|--------|--|----|-----|----|---|---|----|----|----|-----|-----|-----|----|----|---|---|-----|------|
| 2 Derek Jeter, R OBP: 0.355, SLG: 0.384 (1, 6) | K | | | L4 | | | | | | 2 | 0 | 0 | 0 | 2 | 1 | 0 | | | | | | | | | | | | | | | | | | | | | | |
| Luis Sojo, R OBP: 0.351, SLG: 0.319 (1, 4) | P4 | | | G5-3 | | L4 | | G1-6-3 | | 4 | 0 | 0 | 0 | 0 | 0 | 2 | | | | | | | | | | | | | | | | | | | | | | |
| Bernie Williams, S OBP: 0.425, SLG: 0.515 (1, 8) | F9 | | | G5-3 | | | | | | 3 | 0 | 0 | 0 | 0 | 0 | 0 | | | | | | | | | | | | | | | | | | | | | | |
| Cecil Fielder, R OBP: 0.355, SLG: 0.387 Andy Fox, L (7, PR) Tino Martinez, L OBP: 0.378, SLG: 0.605 (8, 3) | L7 | | | | | K | | | | 3 | 0 | 1 | 0 | 0 | 1 | 0 | | | | | | | | | | | | | | | | | | | | | | |
| Paul O'Neill, L OBP: 0.394, SLG: 0.566 (1, 9) | | | | | | | | | | 0 | 1 | 0 | 0 | 0 | 0 | 0 | | | | | | | | | | | | | | | | | | | | | | |
| Charlie Hayes, R OBP: 0.381, SLG: 0.447 (1, 5) | | | | | | | | | | 2 | 0 | 0 | 0 | 1 | 0 | 1 | | | | | | | | | | | | | | | | | | | | | | |
| Mark Whiten, S OBP: 0.396, SLG: 0.491 (1, 7) | | | | | | | | | | 3 | 1 | 2 | 1 | 0 | 0 | 1 | | | | | | | | | | | | | | | | | | | | | | |
| Mariano Duncan, R OBP: 0.293, SLG: 0.338 (1, 10) | | | | | | | | | | 3 | 0 | 1 | 0 | 0 | 0 | 1 | | | | | | | | | | | | | | | | | | | | | | |
| Joe Girardi, R OBP: 0.275, SLG: 0.322 (1, 2) | | | | | | | | | | 3 | 0 | 0 | 0 | 0 | 0 | 1 | | | | | | | | | | | | | | | | | | | | | | |
| Inning Stats | R: 0 H: 0 E: 0 K: 1 S: 9 | H: 0 LOB: 0 BB: 0 P: 15 | R: 0 H: 0 E: 0 K: 0 S: 9 | H: 0 LOB: 1 BB: 1 P: 14 | R: 0 H: 1 E: 0 K: 0 S: 3 | H: 0 LOB: 0 BB: 0 P: 5 | R: 0 H: 0 E: 0 K: 0 S: 9 | H: 0 LOB: 0 BB: 0 P: 14 | R: 0 H: 1 E: 0 K: 1 S: 7 | H: 1 LOB: 1 BB: 0 P: 11 | R: 0 H: 0 E: 0 K: 0 S: 6 | H: 0 LOB: 1 BB: 1 P: 13 | R: 2 H: 3 E: 0 K: 0 S: 15 | H: 3 LOB: 1 BB: 0 P: 26 | R: 0 H: 0 E: 0 K: 0 S: 7 | H: 0 LOB: 0 BB: 1 P: 13 | 1B: 3 2B: 3 3B: 0 HR: 0 | SF: 0 SAC: 0 DP: 3 HBP: 0 | WP: 0 PB: 0 CS: 0 | PA: 29 | | | | | | | | | | | | | | | | | | |
| PITCHER | IP | WLS | BF | H | R | ER | SO | BB | IBB | HBP | BLK | WP | HR | S | P | ERA | WHIP | PITCHER | | | | IP | WLS | BF | H | R | ER | SO | BB | IBB | HBP | BLK | WP | HR | S | P | ERA | WHIP |
| Scott Karl, L ERA: 4.6 Bob Wickman, R ERA: 3.71 (1, 1) | 7.0 | L | 26 | 5 | 2 | 2 | 2 | 2 | 0 | 0 | 0 | 0 | 0 | 58 | 98 | 2.57 | 1.000 | | | | | | | | | | | | | | | | | | | | | |
| (8, 1) | 1.0 | | 3 | 0 | 0 | 0 | 0 | 1 | 0 | 0 | 0 | 0 | 0 | 7 | 13 | 0.00 | 1.000 | | | | | | | | | | | | | | | | | | | | | |

Milwaukee Brewers @ New York Yankees
Yankee Stadium, Bronx, NY
Sat Jun 07 1997, 3:33 AM EDT
Att: 28,074 - Overcast - 61 F

AB 26
R 2
H 5
RBI 2
BB 3
SO 2
LOB 7



| Batter | 1 | 2 | 3 | 4 | 5 | 6 | 7 | 8 | 9 | AB | R | H | RBI | BB | SO | LOB | TOP | | | | | |
|--|------------------------------|----------------------------------|-------------------------------|----------------------------------|-------------------------------|----------------------------------|-------------------------------|----------------------------------|------------------------------|----------------------------------|-------------------------------|----------------------------------|------------------------------|----------------------------------|------------------------------|----------------------------------|--|-------------------------------|----------------------------------|----------------------------------|------------------------------------|-------------------------|
| Gerald Williams, R (1, 8) OBP: 0.322, SLG: 0.402 | F8 | | 1B | | F9 | | P4 | | | 4 | 1 | 1 | 0 | 0 | 0 | 1 | Milwaukee Brewers @ New York Yankees Yankee Stadium, Bronx, NY Sun Jun 08 1997, 3:33 AM EDT Att: 41,268 - Sunny - 66 F | | | | | |
| Jeremy Burnitz, L (1, 9) OBP: 0.423, SLG: 0.522 Jeff Cirillo, R (8, PH) OBP: 0.378, SLG: 0.434 | G4-3 | | 1B | | FC3-6 | | | L7 | | 2 | 0 | 0 | 0 | 1 | 0 | 1 | | | | | | |
| Antone Williamson, L (1, 3) OBP: 0.333, SLG: 0.357 18 Todd Dunn, R (8, PH) OBP: 0.313, SLG: 0.563 | K | | 1B | | F8 | | | | | 3 | 0 | 1 | 1 | 0 | 1 | 1 | | | | | | |
| Dave Nilsson, L (1, 10) OBP: 0.367, SLG: 0.421 | | K | | | | | | 1B | | 4 | 0 | 1 | 0 | 0 | 2 | 3 | | | | | | |
| Jose Valentin, S (1, 6) OBP: 0.336, SLG: 0.392 | | K | | | K | | | | | 4 | 0 | 0 | 0 | 0 | 3 | 2 | | | | | | |
| Mark Loretta, R (1, 5) OBP: 0.370, SLG: 0.408 | | | | | G4-3 WP | | | | | 3 | 0 | 2 | 0 | 1 | 0 | 0 | | | | | | |
| Jeff Huson, L (1, 4) OBP: 0.271, SLG: 0.255 | | | | | G4-3 | | | | | 4 | 0 | 0 | 0 | 0 | 1 | 4 | | | | | | |
| Matt Mieske, R (1, 7) OBP: 0.331, SLG: 0.416 | | | | | K | | | | | 4 | 0 | 1 | 0 | 0 | 2 | 1 | | | | | | |
| Jesse Levis, L (1, 2) OBP: 0.333, SLG: 0.328 | | | | | K | | | | | 4 | 0 | 1 | 0 | 0 | 2 | 1 | | | | | | |
| Inning Stats | R: 0 E: 0 K: 1 S: 8 | H: 0 LOB: 0 BB: 0 P: 12 | R: 0 E: 0 K: 2 S: 11 | H: 0 LOB: 1 BB: 1 P: 17 | R: 1 E: 0 K: 3 S: 16 | H: 2 LOB: 2 BB: 1 P: 26 | R: 0 E: 0 K: 2 S: 12 | H: 1 LOB: 1 BB: 0 P: 19 | R: 0 E: 0 K: 1 S: 9 | H: 1 LOB: 2 BB: 0 P: 11 | R: 0 E: 0 K: 1 S: 10 | H: 2 LOB: 2 BB: 0 P: 15 | R: 0 E: 0 K: 0 S: 7 | H: 0 LOB: 0 BB: 0 P: 12 | R: 0 E: 0 K: 1 S: 9 | H: 1 LOB: 1 BB: 0 P: 13 | | R: 0 E: 0 K: 1 S: 11 | H: 1 LOB: 1 BB: 0 P: 15 | 1B: 8 2B: 1 3B: 0 HR: 0 | SF: 0 SAC: 0 DP: 1 HBP: 0 | WP: 1 PB: 0 CS: 1 |
| PITCHER | IP | WLS | BF | H | R | ER | SO | BB | IBB | HBP | BLK | WP | HR | S | P | ERA | WHIP | | | | | |
| David Cone, R (1, 1) ERA: 2.32 | 7.0 | W | 28 | 6 | 1 | 1 | 9 | 2 | 0 | 0 | 0 | 1 | 0 | 73 | 112 | 1.29 | 1.143 | | | | | |
| Mike Stanton, L (8, 1) ERA: 1.55 | 1.0 | | 4 | 1 | 0 | 0 | 1 | 0 | 0 | 0 | 0 | 0 | 0 | 9 | 13 | 0.00 | 1.000 | | | | | |
| 42 Mariano Rivera, R (9, 1) ERA: 2.01 | 1.0 | S | 4 | 1 | 0 | 0 | 1 | 0 | 0 | 0 | 0 | 0 | 0 | 11 | 15 | 0.00 | 1.000 | | | | | |

| Batter | 1 | 2 | 3 | 4 | 5 | 6 | 7 | 8 | 9 | AB | R | H | RBI | BB | SO | LOB | BOTTOM | | | | |
|---|-------------------------------|----------------------------------|------------------------------|----------------------------------|------------------------------|----------------------------------|-------------------------------|----------------------------------|------------------------------|---------------------------------|-------------------------------|----------------------------------|------------------------------|----------------------------------|-------------------------------|----------------------------------|--|----------------------------------|------------------------------------|-------------------------|--------|
| Scott Pose, L (1, 7) OBP: 0.259, SLG: 0.240 | K | | K | | L7 | | K | | | 4 | 0 | 0 | 0 | 0 | 3 | 0 | Milwaukee Brewers @ New York Yankees Yankee Stadium, Bronx, NY Sun Jun 08 1997, 3:33 AM EDT Att: 41,268 - Sunny - 66 F | | | | |
| Wade Boggs, L (1, 5) OBP: 0.362, SLG: 0.320 | F8 | | F8 | | F8 | | | G6-3 | | 4 | 0 | 0 | 0 | 0 | 0 | 0 | | | | | |
| Bernie Williams, S (1, 8) OBP: 0.426, SLG: 0.515 | | | | | HR | | P6 | | | 4 | 1 | 2 | 0 | 0 | 1 | 0 | | | | | |
| Tino Martinez, L (1, 3) OBP: 0.380, SLG: 0.616 | K | | | | F8 | | | | | 4 | 1 | 2 | 1 | 0 | 1 | 2 | | | | | |
| Cecil Fielder, R (1, 10) OBP: 0.350, SLG: 0.381 | | | G1-3 | | F9 | | | | | 4 | 0 | 0 | 0 | 0 | 2 | 2 | | | | | |
| Paul O'Neill, L (1, 9) OBP: 0.393, SLG: 0.577 | | | G4-3 | | HR | | | | | 3 | 1 | 1 | 2 | 0 | 0 | 1 | | | | | |
| 2 Derek Jeter, R (1, 6) OBP: 0.358, SLG: 0.385 | | | | | 1B | | | G4-3 | | 2 | 0 | 1 | 0 | 1 | 0 | 1 | | | | | |
| Luis Sojo, R (1, 4) OBP: 0.350, SLG: 0.319 | | | G5-3 | | | | | | | 3 | 0 | 1 | 0 | 0 | 1 | 1 | | | | | |
| Joe Girardi, R (1, 2) OBP: 0.270, SLG: 0.316 | | | | | F8 | | | G4-3 | | 3 | 0 | 0 | 0 | 0 | 0 | 2 | | | | | |
| Inning Stats | R: 0 E: 0 K: 2 S: 11 | H: 1 LOB: 1 BB: 0 P: 17 | R: 0 E: 0 K: 0 S: 8 | H: 1 LOB: 0 BB: 0 P: 12 | R: 0 E: 0 K: 1 S: 8 | H: 0 LOB: 0 BB: 0 P: 11 | R: 2 E: 0 K: 0 S: 11 | H: 3 LOB: 2 BB: 1 P: 21 | R: 0 E: 0 K: 1 S: 4 | H: 0 LOB: 0 BB: 0 P: 7 | R: 0 E: 0 K: 1 S: 10 | H: 1 LOB: 1 BB: 0 P: 18 | R: 0 E: 0 K: 2 S: 9 | H: 0 LOB: 0 BB: 0 P: 11 | R: 1 E: 0 K: 2 S: 12 | H: 1 LOB: 0 BB: 0 P: 18 | | 1B: 5 2B: 0 3B: 0 HR: 2 | SF: 0 SAC: 0 DP: 0 HBP: 0 | WP: 0 PB: 0 CS: 0 | PA: 32 |
| PITCHER | IP | WLS | BF | H | R | ER | SO | BB | IBB | HBP | BLK | WP | HR | S | P | ERA | WHIP | | | | |
| Jeff D'Amico, R (1, 1) ERA: 5.08 | 7.0 | L | 28 | 6 | 2 | 2 | 6 | 1 | 0 | 0 | 0 | 0 | 1 | 61 | 97 | 2.57 | 1.000 | | | | |
| Doug Jones, R (8, 1) ERA: 3.35 | 1.0 | | 4 | 1 | 1 | 1 | 2 | 0 | 0 | 0 | 0 | 0 | 1 | 12 | 18 | 9.00 | 1.000 | | | | |

| Batter | 1 | 2 | 3 | 4 | 5 | 6 | 7 | 8 | 9 | 10 | 11 | AB | R | H | RBI | BB | SO | LOB | TOP | | | | | |
|--|---|----------------------------------|---------------------------------|----------------------------------|------------------------------|----------------------------------|------------------------------|---|------------------------------|----------------------------------|-------------------------------|----------------------------------|------------------------------|---------------------------------|-------------------------------|----------------------------------|------------------------------|----------------------------------|------------------------------|----------------------------------|----------------------------------|------------------------------------|----------------------------------|--------|
| Gerald Williams, R OBP: 0.321, SLG: 0.397 | L1 | | | G6-3 | | G4-3 | | | G4-3 | | G1-3 | 5 | 0 | 0 | 0 | 0 | 0 | 1 | | | | | | |
| Jeff Cirillo, R OBP: 0.313, SLG: 0.443 | G5-3 | | | G4-3 | | HR | | | F7 | | F8 | 5 | 1 | 2 | 2 | 0 | 0 | 0 | | | | | | |
| Dave Nilsson, L OBP: 0.388, SLG: 0.409 | K | | | P7 | | G4-3 | | | F7 | | 1B | 5 | 0 | 1 | 0 | 0 | 1 | 1 | | | | | | |
| Jeromy Burnitz, L OBP: 0.421, SLG: 0.518 | | F7 | | | K | | | | L4 | | K | 4 | 0 | 0 | 0 | 1 | 2 | 1 | | | | | | |
| Mark Loretta, R OBP: 0.365, SLG: 0.400 | G6-3 | | | G5-3 | | G1-3 | | | G1-3 | | K | 4 | 0 | 0 | 0 | 0 | 1 | 2 | | | | | | |
| Jose Valentin, S OBP: 0.333, SLG: 0.433 | P2 | | | | HR | | | | P5 | | K | 4 | 1 | 1 | 1 | 0 | 1 | 0 | | | | | | |
| Antone Williamson, L OBP: 0.381, SLG: 0.368 | | | G3 | | | | | | | G4-3 | | 2 | 0 | 0 | 0 | 0 | 0 | 0 | | | | | | |
| Tim Lincecum, R OBP: 0.167, SLG: 0.667 | | | | | | | | | | | | 1 | 0 | 0 | 0 | 0 | 1 | 0 | | | | | | |
| Jeff Huson, L OBP: 0.279, SLG: 0.263 | | | | | | | | | | | | 1 | 0 | 0 | 0 | 0 | 0 | 0 | | | | | | |
| 18 Todd Dunn, R OBP: 0.333, SLG: 0.500 | | | K | | | G4-3 | | | G1-3 | | | 3 | 1 | 1 | 0 | 1 | 1 | 0 | | | | | | |
| Mike Matheny, R OBP: 0.267, SLG: 0.353 | | | | | | G4-3 | | | | | | 1 | 0 | 0 | 0 | 0 | 0 | 0 | | | | | | |
| Jesse Levis, L OBP: 0.320, SLG: 0.313 | G4-3 | | | | | SH1-4 | | | L8 | | P4 | 2 | 0 | 0 | 0 | 0 | 0 | 1 | | | | | | |
| Inning Stats | R: 0 E: 0 K: 1 S: 13 | H: 0 LOB: 0 BB: 0 P: 17 | R: 0 E: 0 K: 0 S: 7 | H: 0 LOB: 0 BB: 0 P: 10 | R: 0 E: 0 K: 1 S: 7 | H: 0 LOB: 0 BB: 0 P: 10 | R: 0 E: 0 K: 0 S: 5 | H: 0 LOB: 0 BB: 0 P: 5 | R: 1 E: 0 K: 1 S: 8 | H: 1 LOB: 0 BB: 0 P: 12 | R: 2 E: 0 K: 0 S: 11 | H: 1 LOB: 0 BB: 1 P: 17 | R: 0 E: 0 K: 1 S: 7 | H: 0 LOB: 0 BB: 0 P: 7 | R: 0 E: 0 K: 1 S: 12 | H: 1 LOB: 1 BB: 1 P: 20 | R: 0 E: 0 K: 1 S: 9 | H: 1 LOB: 1 BB: 0 P: 10 | R: 0 E: 0 K: 1 S: 9 | H: 1 LOB: 1 BB: 0 P: 14 | 1B: 2 2B: 1 3B: 0 HR: 2 | SF: 0 SAC: 1 DP: 0 HBP: 0 | WP: 0 PB: 0 SB: 0 CS: 0 | PA: 40 |
| PITCHER | IP WLS BF H R ER SO BB IBB HBP BLK WP HR S P ERA WHIP | Orel Herschler, R ERA: 4.6 | Michael Jackson, R ERA: 2.45 | Alvin Morman, L ERA: 2.25 | Paul Shuey, R ERA: 4.5 | Paul Assenmacher, L ERA: 7.9 | PITCHER | IP WLS BF H R ER SO BB IBB HBP BLK WP HR S P ERA WHIP | Doug Jones, R ERA: 3.64 | Ron Villone, L ERA: 3.75 | Bob Wickman, R ERA: 3.5 | Joel Adamson, L ERA: 4.73 | Mike Fetters, R ERA: 4.31 | | | | | | | | | | | |

Milwaukee Brewers @ Cleveland Indians
Jacobs Field, Cleveland, OH
Wed Jun 11 1997, 7:05 PM EDT
Att. 42,864 - Unknown - 77 F

AB 37
R 3
H 5
RBI 3
BB 2
SO 7
LOB 6



| Batter | 1 | 2 | 3 | 4 | 5 | 6 | 7 | 8 | 9 | 10 | 11 | AB | R | H | RBI | BB | SO | LOB | BOTTOM | | | | | |
|---|---|----------------------------------|------------------------------|---------------------------------|------------------------------|----------------------------------|-------------------------------|---|------------------------------|---------------------------------|------------------------------|----------------------------------|-------------------------------|----------------------------------|------------------------------|----------------------------------|-------------------------------|----------------------------------|------------------------------|---------------------------------|----------------------------------|------------------------------------|----------------------------------|--------|
| Omar Vizquel, S OBP: 0.335, SLG: 0.349 | P2 | | | F8 | | G3 | | | G3-1 | | | 6 | 0 | 2 | 1 | 0 | 0 | 1 | | | | | | |
| Julio Franco, R OBP: 0.391, SLG: 0.399 | L9 | | | L9 | | FC1-2 | | | G1-3 | | | 4 | 0 | 0 | 0 | 1 | 0 | 1 | | | | | | |
| Jim Thome, L OBP: 0.442, SLG: 0.593 | K | | | HR | | F7 | | | K | | 1B | 4 | 1 | 1 | 1 | 1 | 2 | 1 | | | | | | |
| Matt Williams, R OBP: 0.307, SLG: 0.502 | | G6-3 | | | | 1B | | | P4 | | L6 | 5 | 1 | 2 | 0 | 0 | 0 | 1 | | | | | | |
| David Justice, L OBP: 0.452, SLG: 0.699 | | G1-3 | | | | 1B | | | FC1-2 | | | 1 | 0 | 0 | 0 | 0 | 0 | 0 | | | | | | |
| Manny Ramirez, R OBP: 0.405, SLG: 0.503 | | | | E6 | | 1B | | | | | | 3 | 0 | 1 | 0 | 1 | 0 | 3 | | | | | | |
| Brian Giles, L OBP: 0.382, SLG: 0.432 | | P6 | | | | | | | BB | | 1B | 5 | 0 | 1 | 1 | 0 | 1 | 5 | | | | | | |
| Sandy Alomar Jr., R OBP: 0.408, SLG: 0.647 | | | | | | | | | | | | 5 | 1 | 2 | 0 | 0 | 1 | 2 | | | | | | |
| Pat Borders, R OBP: 0.340, SLG: 0.521 | | | K | | | G1-3 | | | G6-3 | | 1B | 0 | 1 | 0 | 0 | 0 | 0 | 0 | | | | | | |
| Tony Fernandez, S OBP: 0.314, SLG: 0.384 | | | | P6 | | | | | SH5-3 | | 2B | 4 | 0 | 2 | 0 | 0 | 0 | 0 | | | | | | |
| Marquis Grissom, R OBP: 0.268, SLG: 0.296 | | | | G6-3 | | | | | SH5-3 | | 1B | 4 | 0 | 0 | 1 | 0 | 2 | 4 | | | | | | |
| Inning Stats | R: 0 E: 0 K: 1 S: 8 | H: 0 LOB: 0 BB: 0 P: 13 | R: 0 E: 0 K: 0 S: 4 | H: 0 LOB: 0 BB: 0 P: 8 | R: 0 E: 0 K: 1 S: 8 | H: 0 LOB: 0 BB: 0 P: 14 | R: 2 E: 2 K: 0 S: 13 | H: 3 LOB: 2 BB: 0 P: 19 | R: 0 E: 0 K: 1 S: 7 | H: 0 LOB: 0 BB: 0 P: 8 | R: 0 E: 0 K: 0 S: 5 | H: 2 LOB: 1 BB: 0 P: 15 | R: 0 E: 0 K: 1 S: 13 | H: 0 LOB: 1 BB: 1 P: 22 | R: 0 E: 0 K: 1 S: 8 | H: 1 LOB: 1 BB: 0 P: 16 | R: 0 E: 0 K: 1 S: 12 | H: 1 LOB: 2 BB: 1 P: 24 | R: 1 E: 0 K: 1 S: 8 | H: 3 LOB: 3 BB: 0 P: 8 | 1B: 7 2B: 3 3B: 0 HR: 1 | SF: 1 SAC: 1 DP: 0 HBP: 0 | WP: 0 PB: 0 SB: 1 CS: 0 | PA: 46 |
| PITCHER | IP WLS BF H R ER SO BB IBB HBP BLK WP HR S P ERA WHIP | Ben McDonald, R ERA: 3.77 | Ron Villone, L ERA: 3.75 | Bob Wickman, R ERA: 3.5 | Joel Adamson, L ERA: 4.73 | Mike Fetters, R ERA: 4.31 | PITCHER | IP WLS BF H R ER SO BB IBB HBP BLK WP HR S P ERA WHIP | Doug Jones, R ERA: 3.64 | Ron Villone, L ERA: 3.75 | Bob Wickman, R ERA: 3.5 | Joel Adamson, L ERA: 4.73 | Mike Fetters, R ERA: 4.31 | | | | | | | | | | | |

Milwaukee Brewers @ Cleveland Indians
Jacobs Field, Cleveland, OH
Wed Jun 11 1997, 7:05 PM EDT
Att. 42,864 - Unknown - 77 F

AB 41
R 4
H 11
RBI 4
BB 3
SO 6
LOB 18



| Batter | 1 | 2 | 3 | 4 | 5 | 6 | 7 | 8 | 9 | AB | R | H | RBI | BB | SO | LOB | TOP | | | | | |
|---|------------------------------|----------------------------------|-------------------------------|----------------------------------|------------------------------|----------------------------------|-------------------------------|----------------------------------|------------------------------|----------------------------------|-------------------------------|----------------------------------|------------------------------|---------------------------------|------------------------------|----------------------------------|---|----------------------------------|----------------------------------|------------------------------------|-------------------------|--------|
| Gerald Williams, R OBP: 0.314, SLG: 0.389 | | | | | | | | | | 5 | 0 | 0 | 0 | 0 | 1 | 5 | Milwaukee Brewers @ Cleveland Indians Jacobs Field, Cleveland, OH Thu Jun 12 1997, 7:05 PM EDT Att: 41,975 - Unknown - 75 F | | | | | |
| Jeremy Burnitz, L OBP: 0.415, SLG: 0.506 | | | | | | | | | | 4 | 0 | 0 | 0 | 1 | 2 | 3 | | | | | | |
| Jeff Cirillo, R OBP: 0.361, SLG: 0.453 | | | | | | | | | | 4 | 2 | 3 | 2 | 1 | 0 | 0 | | | | | | |
| 18 Todd Dunn, R OBP: 0.308, SLG: 0.440 | | | | | | | | | | 5 | 1 | 1 | 0 | 0 | 2 | 4 | | | | | | |
| Dave Nilsson, L OBP: 0.356, SLG: 0.419 | | | | | | | | | | 4 | 1 | 1 | 2 | 0 | 1 | 4 | | | | | | |
| Tim Unroe, R OBP: 0.167, SLG: 0.667 | | | | | | | | | | 0 | 0 | 0 | 0 | 0 | 0 | 0 | | | | | | |
| Mark Loretta, R OBP: 0.383, SLG: 0.401 | | | | | | | | | | 2 | 0 | 1 | 2 | 0 | 0 | 0 | | | | | | |
| Matt Mieske, R OBP: 0.327, SLG: 0.404 | | | | | | | | | | 4 | 1 | 1 | 0 | 0 | 0 | 3 | | | | | | |
| Jose Valentin, S OBP: 0.338, SLG: 0.435 | | | | | | | | | | 4 | 1 | 2 | 0 | 0 | 0 | 0 | | | | | | |
| Mike Matheny, R OBP: 0.295, SLG: 0.356 | | | | | | | | | | 2 | 0 | 1 | 0 | 1 | 0 | 0 | | | | | | |
| Inning Stats | R: 0 E: 0 K: 1 S: 7 | H: 0 LOB: 0 BB: 0 P: 10 | R: 0 E: 0 K: 2 S: 14 | H: 1 LOB: 1 BB: 0 P: 21 | R: 0 E: 0 K: 1 S: 8 | H: 2 LOB: 2 BB: 0 P: 12 | R: 1 E: 0 K: 0 S: 11 | H: 2 LOB: 1 BB: 0 P: 18 | R: 0 E: 0 K: 1 S: 9 | H: 0 LOB: 1 BB: 1 P: 15 | R: 1 E: 1 K: 0 S: 11 | H: 1 LOB: 1 BB: 0 P: 15 | R: 0 E: 0 K: 0 S: 4 | H: 0 LOB: 0 BB: 0 P: 4 | R: 2 E: 0 K: 0 S: 6 | H: 1 LOB: 0 BB: 1 P: 12 | R: 2 E: 0 K: 1 S: 15 | H: 3 LOB: 2 BB: 1 P: 25 | 1B: 8 2B: 2 3B: 0 HR: 1 | SF: 2 SAC: 1 DP: 1 HBP: 0 | WP: 0 PB: 0 CS: 1 | PA: 40 |
| PITCHER | IP | WLS | BF | H | R | ER | SO | BB | IBB | HBP | BLK | WP | HR | S | P | ERA | WHIP | | | | | |
| Brian Anderson, L ERA: 1.23 | (1, 1) | 7.1 | L | 29 | 6 | 2 | 1 | 5 | 1 | 0 | 0 | 0 | 0 | 0 | 65 | 96 | 1.23 | 0.955 | | | | |
| Eric Plunk, R ERA: 5.69 | (8, 1) | 1.2 | | 11 | 4 | 4 | 4 | 1 | 1 | 1 | 0 | 0 | 0 | 1 | 20 | 36 | 21.60 | 3.000 | | | | |

| | |
|-----|----|
| AB | 34 |
| R | 6 |
| H | 10 |
| RBI | 6 |
| BB | 3 |
| SO | 6 |
| LOB | 19 |



| Batter | 1 | 2 | 3 | 4 | 5 | 6 | 7 | 8 | 9 | AB | R | H | RBI | BB | SO | LOB | BOTTOM | | | | | |
|--|------------------------------|----------------------------------|-------------------------------|----------------------------------|------------------------------|---------------------------------|-------------------------------|----------------------------------|------------------------------|----------------------------------|------------------------------|----------------------------------|------------------------------|---------------------------------|-------------------------------|----------------------------------|---|----------------------------------|------------------------------------|-------------------------|--------|--|
| Omar Vizquel, S OBP: 0.337, SLG: 0.353 | | | | | | | | | | 3 | 0 | 2 | 1 | 0 | 0 | 0 | Milwaukee Brewers @ Cleveland Indians Jacobs Field, Cleveland, OH Thu Jun 12 1997, 7:05 PM EDT Att: 41,975 - Unknown - 75 F | | | | | |
| Julio Franco, R OBP: 0.385, SLG: 0.392 | | | | | | | | | 4 | 0 | 0 | 0 | 0 | 3 | 2 | | | | | | | |
| Jim Thome, L OBP: 0.435, SLG: 0.581 | | | | | | | | | 4 | 0 | 0 | 0 | 0 | 1 | 2 | | | | | | | |
| Matt Williams, R OBP: 0.304, SLG: 0.496 | | | | | | | | | | 3 | 0 | 0 | 0 | 0 | 0 | 0 | | | | | | |
| David Justice, L OBP: 0.455, SLG: 0.697 | | | | | | | | | | 2 | 0 | 1 | 0 | 1 | 0 | 0 | | | | | | |
| Manny Ramirez, R OBP: 0.399, SLG: 0.495 | | | | | | | | | | 3 | 0 | 0 | 0 | 0 | 0 | 2 | | | | | | |
| Sandy Alomar Jr., R OBP: 0.409, SLG: 0.642 | | | | | | | | | | 3 | 1 | 1 | 0 | 0 | 0 | 0 | | | | | | |
| Brian Giles, L OBP: 0.381, SLG: 0.429 | | | | | | | | | | 3 | 1 | 1 | 0 | 0 | 0 | 0 | | | | | | |
| Marquis Grissom, R OBP: 0.288, SLG: 0.302 | | | | | | | | | | 3 | 0 | 1 | 1 | 0 | 0 | 0 | | | | | | |
| Inning Stats | R: 0 E: 0 K: 1 S: 7 | H: 1 LOB: 0 BB: 0 P: 13 | R: 0 E: 0 K: 0 S: 10 | H: 0 LOB: 0 BB: 1 P: 15 | R: 0 E: 0 K: 0 S: 5 | H: 0 LOB: 0 BB: 0 P: 9 | R: 0 E: 0 K: 0 S: 13 | H: 0 LOB: 0 BB: 0 P: 19 | R: 0 E: 0 K: 0 S: 6 | H: 0 LOB: 0 BB: 0 P: 11 | R: 0 E: 0 K: 1 S: 7 | H: 0 LOB: 0 BB: 0 P: 13 | R: 0 E: 0 K: 0 S: 7 | H: 0 LOB: 0 BB: 0 P: 8 | R: 2 E: 0 K: 2 S: 17 | H: 3 LOB: 1 BB: 0 P: 21 | | 1B: 5 2B: 2 3B: 0 HR: 0 | SF: 1 SAC: 0 DP: 3 HBP: 0 | WP: 0 PB: 0 CS: 0 | PA: 30 | |
| PITCHER | IP | WLS | BF | H | R | ER | SO | BB | IBB | HBP | BLK | WP | HR | S | P | ERA | WHIP | | | | | |
| Jose Mercedes, R ERA: 4.77 | (1, 1) | 8.0 | W | 27 | 6 | 2 | 2 | 2 | 1 | 0 | 0 | 0 | 0 | 0 | 70 | 105 | 2.25 | 0.875 | | | | |
| Doug Jones, R ERA: 3.52 | (9, 1) | 1.0 | | 3 | 0 | 0 | 0 | 2 | 0 | 0 | 0 | 0 | 0 | 8 | 10 | 0.00 | 0.000 | | | | | |



| Batter | 1 | 2 | 3 | 4 | 5 | 6 | 7 | 8 | 9 | AB | R | H | RBI | BB | SO | LOB | TOP | | | |
|--|---|----------------------------------|-------------------------------|----------------------------------|-------------------------------|----------------------------------|-------------------------------|----------------------------------|------------------------------|---------------------------------|-------------------------------|----------------------------------|-------------------------------|----------------------------------|------------------------------|----------------------------------|---|------------------------------------|----------------------------------|--------|
| Gerald Williams, R (1, 8) OBP: 0.312, SLG: 0.389 | G6-3 | | G6-3 | F7 | | | 1B 2B | | P4 | 5 | 1 | 1 | 0 | 0 | 0 | 3 | Milwaukee Brewers @ Chicago Cubs Wrigley Field, Chicago, IL Fri Jun 13 1997, 3:33 AM CDT Att: 36,107 - Sunny - 73 F | | | |
| Mark Loretta, R (1, 4) OBP: 0.371, SLG: 0.406 | 1B | | HBP BB | | G5-3 | | 2H 1B | | | 3 | 0 | 2 | 1 | 1 | 0 | 0 | | | | |
| Jeff Cirillo, R (1, 5) OBP: 0.383, SLG: 0.449 | K | | HBP | | F8 | | | G6-3 18 S | | 2 | 0 | 0 | 0 | 0 | 1 | 1 | | | | |
| 18 Todd Dunn, R (1, 7) OBP: 0.267, SLG: 0.379 | G5-3 | | G3-6-3-4 | | P6 | | | K | | 4 | 0 | 0 | 0 | 0 | 1 | 4 | | | | |
| Dave Nilsson, L (1, 3) OBP: 0.355, SLG: 0.416 | | L8 | | | 1B 2B | | | G6-3 | | 4 | 1 | 1 | 0 | 0 | 1 | 1 | | | | |
| Tim Unroe, R (9, 3) OBP: 0.167, SLG: 0.667 | | | | | | | | | | 0 | 0 | 0 | 0 | 0 | 0 | 0 | | | | |
| Matt Mieske, R (1, 9) OBP: 0.331, SLG: 0.408 | | HR | | | 2B 1B | | | G1-3 | | 1 | 1 | 1 | 0 | 0 | 0 | 0 | | | | |
| Jeromy Burnitz, L (2, 9) OBP: 0.419, SLG: 0.509 | | | | | 1B | | | | | 3 | 0 | 2 | 0 | 0 | 0 | 1 | | | | |
| Mike Matheny, R (1, 2) OBP: 0.287, SLG: 0.345 | | L8 | | | P9 | | | G4-6-3 | | 4 | 0 | 0 | 0 | 0 | 0 | 4 | | | | |
| Jose Valentin, S (1, 6) OBP: 0.342, SLG: 0.467 | | HR | | | 2B | | | P2 | | 4 | 1 | 2 | 3 | 0 | 0 | 0 | | | | |
| Jeff D'Amico, R (1, 1) OBP: 0.409, SLG: 0.355 | | | | | 2B | | | K | | 3 | 0 | 0 | 0 | 0 | 3 | 2 | | | | |
| Antone Williamson, L (9, PH) OBP: 0.409, SLG: 0.355 | | | | | K | | | | | 0 | 0 | 0 | 0 | 1 | 0 | 0 | | | | |
| Doug Jones, R (9, 1) | | | | | | | | | | 0 | 0 | 0 | 0 | 0 | 0 | 0 | | | | |
| Inning Stats | R: 0 E: 0 K: 1 S: 10 | H: 1 LOB: 1 BB: 0 P: 18 | R: 2 E: 0 K: 1 S: 11 | H: 2 LOB: 0 BB: 0 P: 18 | R: 0 E: 0 K: 0 S: 11 | H: 0 LOB: 1 BB: 1 P: 18 | R: 1 E: 0 K: 1 S: 12 | H: 3 LOB: 2 BB: 0 P: 20 | R: 0 E: 0 K: 0 S: 6 | H: 1 LOB: 0 BB: 0 P: 7 | R: 1 E: 0 K: 1 S: 11 | H: 2 LOB: 1 BB: 0 P: 17 | R: 0 E: 0 K: 1 S: 12 | H: 0 LOB: 1 BB: 2 P: 22 | R: 0 E: 0 K: 0 S: 6 | H: 0 LOB: 1 BB: 1 P: 11 | 1B: 6 2B: 2 3B: 0 HR: 1 | SF: 0 SAC: 0 DP: 2 HBP: 2 | WP: 0 PB: 0 SB: 1 CS: 0 | PA: 37 |
| PITCHER | IP WLS BF H R ER SO BB IBB HBP BLK WP HR S P ERA WHIP | | | | | | | | | | | | | | | | | | | |
| Terry Mulholland, L (1, 1) ERA: 2.86 | 6.2 L 28 8 4 4 5 1 0 1 0 0 1 63 99 5.40 1.350 | | | | | | | | | | | | | | | | | | | |
| Mel Rojas, R (7, 1) ERA: 5.46 | 0.2 3 1 0 0 1 0 0 0 1 0 0 0 8 17 0.00 1.500 | | | | | | | | | | | | | | | | | | | |
| Bob Patterson, L (8, 1) ERA: 3.9 | 0.2 2 0 0 0 0 0 0 0 0 0 0 0 8 12 0.00 0.000 | | | | | | | | | | | | | | | | | | | |
| Kent Bottenfield, R (9, 1) ERA: 2.77 | 1.0 4 0 0 0 0 1 0 0 0 0 0 0 6 11 0.00 1.000 | | | | | | | | | | | | | | | | | | | |

| Batter | 1 | 2 | 3 | 4 | 5 | 6 | 7 | 8 | 9 | AB | R | H | RBI | BB | SO | LOB | BOTTOM | | | | | |
|--|---|----------------------------------|------------------------------|---------------------------------|------------------------------|----------------------------------|-------------------------------|----------------------------------|-------------------------------|----------------------------------|------------------------------|---------------------------------|------------------------------|----------------------------------|------------------------------|----------------------------------|---|----------------------------------|----------------------------------|------------------------------------|----------------------------------|--------|
| Brian McRae, S (1, 8) OBP: 0.308, SLG: 0.392 | F8 | | G4-6-3 | | G1-3 | | | G3 | | 4 | 0 | 0 | 0 | 0 | 0 | 2 | Milwaukee Brewers @ Chicago Cubs Wrigley Field, Chicago, IL Fri Jun 13 1997, 3:33 AM CDT Att: 36,107 - Sunny - 73 F | | | | | |
| Brant Brown, L (1, 7) OBP: 0.295, SLG: 0.404 | K | | | | G6-4-3 1B | | F8 | G4-3 | | 4 | 0 | 1 | 0 | 0 | 1 | 0 | | | | | | |
| Mark Grace, L (1, 3) OBP: 0.402, SLG: 0.434 | BB | | | | G6-4-3 | | F8 | F7 | | 3 | 0 | 0 | 0 | 1 | 0 | 1 | | | | | | |
| Sammy Sosa, R (1, 9) OBP: 0.314, SLG: 0.517 | K | | | | K | | P3 | K | | 4 | 0 | 0 | 0 | 0 | 3 | 1 | | | | | | |
| 23 Ryne Sandberg, R (1, 4) OBP: 0.305, SLG: 0.354 | | G5-3 | | | 3B 2B | | G6-3 | | | 3 | 1 | 1 | 0 | 0 | 0 | 0 | | | | | | |
| Kevin Orie, R (1, 5) OBP: 0.361, SLG: 0.396 | | K | | | WP 3B | | G5-3 | | | 3 | 1 | 1 | 1 | 0 | 1 | 0 | | | | | | |
| Scott Servais, R (1, 2) OBP: 0.324, SLG: 0.378 | | | P6 | | G5-3 | | K | | | 3 | 0 | 0 | 0 | 0 | 1 | 0 | | | | | | |
| Rey Sanchez, R (1, 6) OBP: 0.292, SLG: 0.292 | | | G6-3 | | | | G6-3 | | | 2 | 0 | 1 | 0 | 0 | 0 | 0 | | | | | | |
| Dave Hanson, L (8, PH) OBP: 0.422, SLG: 0.338 | | | | | SH1-3 1B | | | | | 1 | 0 | 0 | 0 | 0 | 0 | 0 | | | | | | |
| Kent Bottenfield, R (9, 1) ERA: 3.41 | | | | | | | | | | 0 | 0 | 0 | 0 | 0 | 0 | 0 | | | | | | |
| Terry Mulholland, R (1, 1) OBP: 0.094, SLG: 0.094 | | | | | SH1-3 | | | | | 1 | 0 | 1 | 0 | 0 | 0 | 0 | | | | | | |
| Mel Rojas, R (7, 1) ERA: 4.73 | | | | | | | | | | 0 | 0 | 0 | 0 | 0 | 0 | 0 | | | | | | |
| Bob Patterson, R (8, 1) OBP: 0.328, SLG: 0.340 | | | | | | | | | | 0 | 0 | 0 | 0 | 0 | 0 | 0 | | | | | | |
| Dave Clark, L (8, PH) OBP: 0.328, SLG: 0.340 | | | | | | | | | | 1 | 0 | 0 | 0 | 0 | 0 | 0 | | | | | | |
| José Hernández, R (9, 6) OBP: 0.346, SLG: 0.453 | | | | | | | | | | 0 | 0 | 0 | 0 | 0 | 0 | 0 | | | | | | |
| Inning Stats | R: 0 E: 0 K: 2 S: 15 | H: 0 LOB: 1 BB: 1 P: 26 | R: 0 E: 0 K: 1 S: 5 | H: 0 LOB: 0 BB: 0 P: 7 | R: 0 E: 0 K: 0 S: 9 | H: 1 LOB: 0 BB: 0 P: 12 | R: 0 E: 0 K: 1 S: 13 | H: 1 LOB: 0 BB: 0 P: 15 | R: 2 E: 0 K: 0 S: 16 | H: 3 LOB: 1 BB: 0 P: 23 | R: 0 E: 0 K: 0 S: 4 | H: 0 LOB: 0 BB: 0 P: 6 | R: 0 E: 0 K: 1 S: 9 | H: 0 LOB: 0 BB: 0 P: 13 | R: 0 E: 0 K: 0 S: 6 | H: 0 LOB: 0 BB: 0 P: 10 | R: 0 E: 0 K: 1 S: 9 | H: 0 LOB: 0 BB: 0 P: 16 | 1B: 3 2B: 1 3B: 1 HR: 0 | SF: 0 SAC: 1 DP: 2 HBP: 0 | WP: 1 PB: 0 SB: 0 CS: 0 | PA: 31 |
| PITCHER | IP WLS BF H R ER SO BB IBB HBP BLK WP HR S P ERA WHIP | | | | | | | | | | | | | | | | | | | | | |
| Jeff D'Amico, R (1, 1) ERA: 4.73 | 8.0 W 28 5 2 2 5 1 0 0 0 0 1 77 112 2.25 0.750 | | | | | | | | | | | | | | | | | | | | | |
| Doug Jones, R (9, 1) ERA: 3.41 | 1.0 S 3 0 0 0 1 0 0 0 0 0 0 0 9 16 0.00 0.000 | | | | | | | | | | | | | | | | | | | | | |



| Batter | 1 | 2 | 3 | 4 | 5 | 6 | 7 | 8 | 9 | AB | R | H | RBI | BB | SO | LOB | TOP | | | | |
|---|---|---------------------------------|------------------------------|---------------------------------|------------------------------|---------------------------------|-------------------------------|----------------------------------|------------------------------|---------------------------------|------------------------------|----------------------------------|------------------------------|---------------------------------|------------------------------|---------------------------------|---|----------------------------------|------------------------------------|-------------------------|--------|
| Jeromy Burnitz, L OBP: 0.419, SLG: 0.520 (1, 9) | | | | | | | | | | 4 | 2 | 1 | 1 | 1 | 0 | 0 | Milwaukee Brewers @ Chicago Cubs Wrigley Field, Chicago, IL Sat Jun 14 1997, 3:33 AM CDT Att: 38,593 - Unknown - 61 F | | | | |
| Mark Loretta, R OBP: 0.376, SLG: 0.417 (1, 4) | | | | | | | | | | 5 | 2 | 3 | 0 | 0 | 0 | 0 | | | | | |
| Jeff Cirillo, R OBP: 0.379, SLG: 0.448 (1, 5) | | | | | | | | | | 5 | 0 | 1 | 2 | 0 | 2 | 3 | | | | | |
| Dave Nilsson, L OBP: 0.356, SLG: 0.420 (1, 3) (7, 7) | | | | | | | | | | 5 | 1 | 2 | 1 | 0 | 2 | 2 | | | | | |
| 18 Todd Dunn, R OBP: 0.242, SLG: 0.344 Jeff Huson, L OBP: 0.274, SLG: 0.259 Mike Fetters, R Kelly Stinnett, R (1, 7) (7, PH) (7, 1) (8, 2) | | | | | | | | | | 3 | 0 | 0 | 0 | 0 | 2 | 2 | | | | | |
| Jose Valentin, S OBP: 0.333, SLG: 0.453 (1, 6) | | | | | | | | | | 4 | 0 | 0 | 0 | 0 | 1 | 1 | | | | | |
| Gerald Williams, R OBP: 0.315, SLG: 0.391 (1, 8) | | | | | | | | | | 4 | 0 | 2 | 0 | 0 | 0 | 0 | | | | | |
| Jesse Levis, L OBP: 0.329, SLG: 0.314 Ron Villone, L (1, 2) (8, 1) | | | | | | | | | | 3 | 0 | 1 | 1 | 1 | 0 | 1 | | | | | |
| Scott Karl, L Bryce Florie, R Antone Williamson, L OBP: 0.375, SLG: 0.333 (1, 1) (5, 1) (7, PH) (7, 3) | | | | | | | | | | 2 | 0 | 0 | 0 | 0 | 1 | 3 | | | | | |
| Inning Stats | R: 1 E: 0 K: 1 S: 7 | H: 2 LOB: 1 BB: 0 P: 7 | R: 0 E: 1 K: 0 S: 4 | H: 0 LOB: 1 BB: 0 P: 4 | R: 0 E: 0 K: 0 S: 3 | H: 1 LOB: 0 BB: 0 P: 3 | R: 1 E: 0 K: 3 S: 12 | H: 3 LOB: 2 BB: 0 P: 12 | R: 1 E: 0 K: 1 S: 6 | H: 1 LOB: 0 BB: 0 P: 6 | R: 2 E: 0 K: 2 S: 9 | H: 2 LOB: 1 BB: 1 P: 13 | R: 0 E: 0 K: 0 S: 3 | H: 0 LOB: 1 BB: 1 P: 7 | R: 0 E: 1 K: 1 S: 6 | H: 0 LOB: 1 BB: 0 P: 6 | | 1B: 6 2B: 3 3B: 0 HR: 1 | SF: 0 SAC: 0 DP: 1 HBP: 0 | WP: 0 PB: 0 CS: 0 | PA: 40 |
| PITCHER | IP WLS BF H R ER SO BB IBB HBP BLK WP HR S P ERA WHIP | | | | | | | | | | | | | | | | | | | | |
| Steve Trachsel, R ERA: 4.72 Kent Bottenfield, R ERA: 2.77 Bob Patterson, L ERA: 3.88 Turk Wendell, R ERA: 5.03 | (1, 1) (7, 1) (7, 1) (7, 1) | 6.1 0.0 0.1 2.1 | W 1 1 S | 29 1 1 9 | H 1 1 0 | R 0 0 0 | ER 5 0 0 | SO 7 0 1 | BB 1 0 1 | IBB 0 0 0 | HBP 0 0 0 | BLK 0 0 0 | WP 0 0 0 | HR 1 0 0 | S 42 1 3 | P 46 1 3 | | ERA 7.11 ∞ 0.00 | WHIP 1.579 ∞ 0.000 | | |

| Batter | 1 | 2 | 3 | 4 | 5 | 6 | 7 | 8 | 9 | AB | R | H | RBI | BB | SO | LOB | BOTTOM | | | | |
|---|---|---------------------------------|------------------------------|---------------------------------|------------------------------|---------------------------------|------------------------------|---------------------------------|------------------------------|----------------------------------|------------------------------|---------------------------------|------------------------------|---------------------------------|------------------------------|----------------------------------|---|-----------------------------------|------------------------------------|-------------------------|--------|
| Brian McRae, S OBP: 0.309, SLG: 0.392 (1, 8) | | | | | | | | | | 5 | 0 | 2 | 1 | 0 | 0 | 2 | Milwaukee Brewers @ Chicago Cubs Wrigley Field, Chicago, IL Sat Jun 14 1997, 3:33 AM CDT Att: 38,593 - Unknown - 61 F | | | | |
| Doug Glanville, R OBP: 0.331, SLG: 0.408 (1, 7) | | | | | | | | | | 5 | 0 | 0 | 0 | 0 | 0 | 4 | | | | | |
| Mark Grace, L OBP: 0.406, SLG: 0.433 (1, 3) | | | | | | | | | | 3 | 1 | 1 | 0 | 2 | 1 | 1 | | | | | |
| Sammy Sosa, R OBP: 0.319, SLG: 0.521 (1, 9) | | | | | | | | | | 4 | 0 | 2 | 1 | 1 | 1 | 0 | | | | | |
| 23 Ryne Sandberg, R OBP: 0.307, SLG: 0.351 (1, 4) | | | | | | | | | | 4 | 2 | 1 | 0 | 1 | 0 | 5 | | | | | |
| Kevin Orie, R OBP: 0.387, SLG: 0.442 (1, 5) | | | | | | | | | | 3 | 3 | 3 | 1 | 2 | 0 | 0 | | | | | |
| Scott Servais, R OBP: 0.323, SLG: 0.381 (1, 2) | | | | | | | | | | 4 | 2 | 1 | 2 | 0 | 2 | 4 | | | | | |
| Rey Sanchez, R OBP: 0.299, SLG: 0.300 (1, 6) | | | | | | | | | | 4 | 1 | 2 | 1 | 0 | 0 | 3 | | | | | |
| Steve Trachsel, R OBP: 0.200, SLG: 0.148 Kent Bottenfield, R Bob Patterson, R Turk Wendell, L (1, 1) (7, 1) (7, 1) (7, 1) | | | | | | | | | | 2 | 0 | 2 | 1 | 0 | 0 | 0 | | | | | |
| Inning Stats | R: 0 E: 0 K: 0 S: 4 | H: 1 LOB: 2 BB: 1 P: 8 | R: 2 E: 0 K: 1 S: 8 | H: 3 LOB: 1 BB: 0 P: 8 | R: 1 E: 0 K: 0 S: 5 | H: 2 LOB: 2 BB: 1 P: 9 | R: 0 E: 0 K: 0 S: 4 | H: 2 LOB: 1 BB: 0 P: 4 | R: 3 E: 0 K: 1 S: 8 | H: 3 LOB: 1 BB: 1 P: 12 | R: 0 E: 0 K: 1 S: 5 | H: 0 LOB: 0 BB: 0 P: 5 | R: 3 E: 1 K: 1 S: 9 | H: 3 LOB: 1 BB: 0 P: 9 | R: 0 E: 0 K: 1 S: 4 | H: 0 LOB: 2 BB: 3 P: 16 | | 1B: 11 2B: 2 3B: 0 HR: 1 | SF: 0 SAC: 2 DP: 2 HBP: 0 | WP: 0 PB: 0 CS: 0 | PA: 43 |
| PITCHER | IP WLS BF H R ER SO BB IBB HBP BLK WP HR S P ERA WHIP | | | | | | | | | | | | | | | | | | | | |
| Scott Karl, L ERA: 5.02 Bryce Florie, R ERA: 4.24 Mike Fetters, R ERA: 5.74 Ron Villone, L ERA: 3.57 | (1, 1) (5, 1) (7, 1) (8, 1) | 4.1 1.2 1.0 1.0 | L 6 7 5 | 25 1 3 0 | H 10 6 3 | R 6 3 0 | ER 6 2 2 | SO 2 1 1 | BB 3 0 0 | IBB 0 0 0 | HBP 0 0 0 | BLK 0 0 0 | WP 0 0 0 | HR 1 0 0 | S 26 8 9 | P 38 8 9 | | ERA 12.46 0.00 18.00 | WHIP 3.000 0.600 3.000 | | |



| Batter | 1 | 2 | 3 | 4 | 5 | 6 | 7 | 8 | 9 | AB | R | H | RBI | BB | SO | LOB | TOP | | | | | | |
|--|-------------------------------|----------------------------------|-------------------------------|----------------------------------|------------------------------|----------------------------------|-------------------------------|----------------------------------|-------------------------------|----------------------------------|------------------------------|----------------------------------|-------------------------------|----------------------------------|-------------------------------|----------------------------------|---|-------------------------------|----------------------------------|----------------------------------|------------------------------------|----------------------------------|--------|
| Jeromy Burnitz, L OBP: 0.418, SLG: 0.520 (1, 9) | P3 | BB | | | P4 | | 2B | | K | 4 | 0 | 1 | 0 | 1 | 1 | 1 | Milwaukee Brewers @ Chicago Cubs Wrigley Field, Chicago, IL Sun Jun 15 1997, 3:33 AM CDT Att: 37,990 - Sunny - 77 F | | | | | | |
| Mark Loretta, R OBP: 0.377, SLG: 0.413 (1, 4) | K | G1-3 | | | BB | | P3 | | FC4-6 1B 1-2 | 4 | 0 | 1 | 0 | 1 | 1 | 5 | | | | | | | |
| Jeff Cirillo, R OBP: 0.380, SLG: 0.447 (1, 5) | 1B | | | | P6 | | L9 | | FC4-6 1B 1-2 2-H | 5 | 0 | 2 | 1 | 0 | 0 | 3 | | | | | | | |
| Dave Nilsson, L OBP: 0.349, SLG: 0.412 (1, 3) | K | | | | L9 | | K | | FC4-6 18 DI 1-2 2-3 | 5 | 0 | 0 | 0 | 0 | 2 | 4 | | | | | | | |
| 1B Todd Dunn, R OBP: 0.263, SLG: 0.351 (1, 7) | | SH5-3 1B | | | K | | G5-3 | | 1B SF8 1B | 5 | 2 | 2 | 0 | 0 | 2 | 2 | | | | | | | |
| Jose Valentin, S OBP: 0.340, SLG: 0.458 (1, 6) | SH5-3 | | | | 1B | | K | | FC6-4 1B 1-3 | 3 | 0 | 2 | 0 | 0 | 1 | 0 | | | | | | | |
| Gerald Williams, R OBP: 0.314, SLG: 0.390 (1, 8) | 1B | | | | K | | L4 | | SF8 1-0 | 3 | 0 | 1 | 2 | 0 | 1 | 1 | | | | | | | |
| Mike Matheny, R OBP: 0.289, SLG: 0.348 (7, PH) | | | | | K | | G4-3 | | FC6-4 1-1 | 2 | 0 | 1 | 0 | 0 | 1 | 1 | | | | | | | |
| Jesse Levis, L OBP: 0.321, SLG: 0.306 (7, 2) | SH1-4 1B | | | | K | | | | FC6-4 1-2 | 2 | 0 | 0 | 0 | 0 | 0 | 1 | | | | | | | |
| 21 Cal Eldred, R Bryce Florie, R Antone Williamson, L Mike Fetters, R Jeff Huson, L | SH1-4 | | | | G1-3 | | 2B | | 1B BB | 1 | 0 | 0 | 0 | 0 | 0 | 1 | | | | | | | |
| Inning Stats | R: 0 E: 0 K: 2 S: 12 | H: 1 LOB: 1 BB: 0 P: 16 | R: 1 E: 0 K: 0 S: 11 | H: 3 LOB: 3 BB: 1 P: 21 | R: 0 E: 0 K: 1 S: 7 | H: 0 LOB: 0 BB: 0 P: 10 | R: 0 E: 0 K: 2 S: 14 | H: 1 LOB: 1 BB: 0 P: 18 | R: 0 E: 0 K: 1 S: 10 | H: 0 LOB: 1 BB: 1 P: 19 | R: 0 E: 0 K: 1 S: 9 | H: 0 LOB: 2 BB: 0 P: 12 | R: 0 E: 0 K: 0 S: 19 | H: 1 LOB: 2 BB: 1 P: 31 | R: 1 E: 0 K: 2 S: 12 | H: 2 LOB: 1 BB: 0 P: 17 | | R: 1 E: 0 K: 2 S: 15 | H: 2 LOB: 2 BB: 1 P: 25 | 1B: 9 2B: 1 3B: 0 HR: 0 | SF: 1 SAC: 2 DP: 0 HBP: 0 | WP: 0 PB: 0 SB: 0 CS: 0 | PA: 41 |
| PITCHER | IP | WLS | BF | H | R | ER | SO | BB | IBB | HBP | BLK | WP | HR | S | P | ERA | | WHIP | | | ERA | WHIP | |
| Frank Castillo, R ERA: 5.2 | 6.1 | W | 27 | 5 | 1 | 1 | 7 | 3 | 0 | 0 | 0 | 0 | 0 | 74 | 114 | 1.42 | 1.263 | | | 0.00 | 0.000 | | |
| Bob Patterson, L ERA: 3.86 | 0.0 | | 1 | 1 | 0 | 0 | 0 | 0 | 0 | 0 | 0 | 0 | 0 | 1 | 2 | | | | | | | | |
| Kent Bottenfield, R ERA: 2.72 | 0.2 | | 2 | 0 | 0 | 0 | 0 | 0 | 0 | 0 | 0 | 0 | 0 | 7 | 11 | 0.00 | 0.000 | | | | | | |
| Terry Adams, R ERA: 2.38 | 1.1 | | 9 | 4 | 2 | 2 | 1 | 1 | 0 | 0 | 0 | 0 | 0 | 22 | 37 | 13.50 | 3.750 | | | | | | |
| Ramon Tatis, L ERA: 3.7 | 0.1 | | 1 | 0 | 0 | 0 | 0 | 0 | 0 | 0 | 0 | 0 | 0 | 2 | 2 | 0.00 | 0.000 | | | | | | |

| | |
|-----|----|
| AB | 34 |
| R | 3 |
| H | 10 |
| RBI | 3 |
| BB | 4 |
| SO | 9 |
| LOB | 19 |



| Batter | 1 | 2 | 3 | 4 | 5 | 6 | 7 | 8 | 9 | AB | R | H | RBI | BB | SO | LOB | BOTTOM | | | | |
|--|-------------------------------|----------------------------------|-------------------------------|----------------------------------|-------------------------------|----------------------------------|------------------------------|----------------------------------|------------------------------|----------------------------------|-------------------------------|----------------------------------|------------------------------|---------------------------------|------------------------------|----------------------------------|---|------------------------------------|----------------------------------|--------|------|
| Brian McRae, S OBP: 0.312, SLG: 0.389 (1, 8) | P6 | | BB SF9 BB | | B2 | | | | | 2 | 1 | 0 | 1 | 2 | 0 | 0 | Milwaukee Brewers @ Chicago Cubs Wrigley Field, Chicago, IL Sun Jun 15 1997, 3:33 AM CDT Att: 37,990 - Sunny - 77 F | | | | |
| Brant Brown, L OBP: 0.303, SLG: 0.435 (1, 7) | | | SF9 BB G1-2-3 BB | | F7 | | G3-2-3 | | | 3 | 1 | 1 | 1 | 1 | 0 | 3 | | | | | |
| Doug Glanville, R OBP: 0.331, SLG: 0.408 (7, 7) | HR | | | | | | 3-H | | | 0 | 0 | 0 | 0 | 0 | 0 | 0 | | | | | |
| Mark Grace, L OBP: 0.412, SLG: 0.431 (1, 3) | CS BB | | 23 BB BB | | | | | | F9 | 1 | 0 | 0 | 0 | 3 | 0 | 0 | | | | | |
| Sammy Sosa, R OBP: 0.315, SLG: 0.515 (1, 9) | K | | SF9 | | P3 | | | | G5-3 | 3 | 0 | 0 | 1 | 0 | 1 | 2 | | | | | |
| 23 Ryne Sandberg, R OBP: 0.311, SLG: 0.348 (1, 4) | | G4-3 BB | | | | | E6 1B FC6-5 | | F8 | 2 | 1 | 0 | 0 | 2 | 0 | 0 | | | | | |
| Kevin Orie, R OBP: 0.396, SLG: 0.454 (1, 5) | | G4-3 1B | | | G1-2-3 | | FC6-5 1B 1B | | FC5-4 1B | 4 | 0 | 3 | 0 | 0 | 0 | 3 | | | | | |
| Scott Servais, R OBP: 0.321, SLG: 0.378 (1, 2) | G4-3 | | | | L8 | | SH FC6-5 BB 1B | | FC5-4 1-2 | 4 | 1 | 1 | 0 | 0 | 0 | 3 | | | | | |
| Rey Sanchez, R OBP: 0.294, SLG: 0.295 (6, PH) | | | | | K | | FC6-5 SH | | F7 | 2 | 0 | 0 | 0 | 0 | 2 | 2 | | | | | |
| Dave Clark, L OBP: 0.323, SLG: 0.333 (6, PR) | | | | | K | | G3-2-3 | | | 1 | 0 | 0 | 1 | 0 | 0 | 2 | | | | | |
| José Hernández, R OBP: 0.341, SLG: 0.447 (7, 6) | | | | | K | | SH BB | | | 1 | 0 | 0 | 0 | 0 | 0 | 1 | | | | | |
| Frank Castillo, R ERA: 5.2 | 0.3 | | | | G3 | | SH | | G6-3 | 2 | 0 | 0 | 0 | 0 | 1 | 2 | | | | | |
| Bob Patterson, R ERA: 3.86 | 0.0 | | | | | | 1-2 2-3 3-H | | | 0 | 0 | 0 | 0 | 0 | 0 | 0 | | | | | |
| Kent Bottenfield, R ERA: 2.72 | 0.2 | | | | | | | | | 0 | 0 | 0 | 0 | 0 | 0 | 0 | | | | | |
| Terry Adams, R ERA: 2.38 | 1.1 | | | | | | | | | 1 | 0 | 0 | 0 | 0 | 0 | 1 | | | | | |
| Ramon Tatis, L ERA: 3.7 | 0.1 | | | | | | | | | 0 | 0 | 0 | 0 | 0 | 0 | 0 | | | | | |
| Inning Stats | R: 1 E: 0 K: 1 S: 12 | H: 1 LOB: 1 BB: 1 P: 21 | R: 0 E: 0 K: 2 S: 11 | H: 1 LOB: 2 BB: 1 P: 19 | R: 1 E: 0 K: 0 S: 11 | H: 0 LOB: 4 BB: 4 P: 31 | R: 0 E: 0 K: 1 S: 9 | H: 0 LOB: 0 BB: 0 P: 11 | R: 0 E: 0 K: 0 S: 8 | H: 0 LOB: 1 BB: 1 P: 16 | R: 2 E: 2 K: 0 S: 13 | H: 2 LOB: 2 BB: 1 P: 20 | R: 0 E: 0 K: 0 S: 5 | H: 0 LOB: 0 BB: 0 P: 8 | R: 0 E: 0 K: 0 S: 6 | H: 1 LOB: 1 BB: 0 P: 11 | 1B: 4 2B: 1 3B: 0 HR: 1 | SF: 1 SAC: 1 DP: 3 HBP: 0 | WP: 0 PB: 0 SB: 0 CS: 1 | PA: 36 | |
| PITCHER | IP | WLS | BF | H | R | ER | SO | BB | IBB | HBP | BLK | WP | HR | S | P | ERA | WHIP | | | ERA | WHIP |
| 21 Cal Eldred, R ERA: 5.42 | 5.0 | L | 25 | 4 | 4 | 2 | 4 | 7 | 0 | 0 | 0 | 0 | 0 | 7 | 13 | 0.00 | 1.000 | | | | |
| Bryce Florie, R ERA: 4.07 | 1.0 | | 4 | 0 | 0 | 0 | 0 | 1 | 0 | 0 | 0 | 0 | 0 | 7 | 13 | 0.00 | 1.000 | | | | |
| Mike Fetters, R ERA: 5.09 | 2.0 | | 7 | 1 | 0 | 0 | 0 | 0 | 0 | 0 | 0 | 0 | 0 | 11 | 19 | 0.00 | 0.500 | | | | |

| | |
|-----|----|
| AB | 26 |
| R | 4 |
| H | 5 |
| RBI | 4 |
| BB | 8 |
| SO | 4 |
| LOB | 19 |



| Batter | 1 | 2 | 3 | 4 | 5 | 6 | 7 | 8 | 9 | AB R H RBI BB SO LOB | TOP | | | | | | | | | | | | | | | | |
|--|---|----------------------------------|-------------------------------|----------------------------------|------------------------------|----------------------------------|------------------------------|---------------------------------|------------------------------|----------------------------------|---|-------------------------------|---|------------------------------|----------------------------------|------------------------------|----------------------------------|------------------------------|----------------------------------|----------------------------------|------------------------------------|----------------------------------|--------|--|--|--|--|
| Delino DeShields, L (1.4) OBP: 0.353, SLG: 0.483 | 2-2 E7 | | 2-0 G6-3 | | | 0-2 G6-3 | | 2-1 3B | | 4 0 1 0 0 0 0 | St. Louis Cardinals @ Milwaukee Brewers Milwaukee County Stadium, Milwaukee, WI Mon Jun 16 1997, 8:05 PM EDT Att: 23,503 - Unknown - 75 F livebaseballscorecards.com | | | | | | | | | | | | | | | | |
| Brian Jordan, R (1.9) OBP: 0.337, SLG: 0.308 | 2-0 F8 | | 0-3 K | | | 1-1 P6 | | 0-3 K | | 4 0 0 0 0 2 2 | | | | | | | | | | | | | | | | | |
| Ray Lankford, L (1.8) OBP: 0.438, SLG: 0.707 | 4-0 BB | | 0-2 G3 | | | 3-1 1B | | 2-0 G1-3 | | 3 0 1 0 1 0 0 | | | | | | | | | | | | | | | | | |
| Gary Gaetti, R (1.5) OBP: 0.310, SLG: 0.401 | 3-3 K | | | 2-0 G4-6-3 1B | | 0-0 G5-3 | | 0-1 WP 1B | | 4 0 2 0 0 1 3 | | | | | | | | | | | | | | | | | |
| John Mabry, L (1.3) OBP: 0.373, SLG: 0.408 | 0-3 K | | | 0-0 G4-6-3 1-2 | | | 2-3 K | 4-1 FC6 BB | | 3 0 0 0 1 2 3 | | | | | | | | | | | | | | | | | |
| Ron Gant, R (1.7) OBP: 0.316, SLG: 0.436 | | 1-2 L8 | | 2-1 G6-3 | | | 1-3 K | 2-2 P3 | | 4 0 0 0 0 1 2 | | | | | | | | | | | | | | | | | |
| Dmitri Young, S (1.10) OBP: 0.343, SLG: 0.411 | | 0-1 1B | | | 0-0 G3-1 | | 1-3 K | 0-0 FC6 1-2 | | 4 0 1 0 0 1 2 | | | | | | | | | | | | | | | | | |
| Mike DiFelice, R (1.2) OBP: 0.300, SLG: 0.371 | | 1-3 K | | | 1-3 K | | | 0-0 G5-3 | | 3 0 0 0 0 2 1 | | | | | | | | | | | | | | | | | |
| Royce Clayton, R (1.6) OBP: 0.289, SLG: 0.409 | | 2-3 K | | | 2-3 K | | | 1-3 K | | 3 0 0 0 0 3 1 | | | | | | | | | | | | | | | | | |
| Inning Stats | R: 0 E: 1 K: 2 S: 12 | H: 0 LOB: 2 BB: 1 P: 22 | R: 0 E: 0 K: 2 S: 13 | H: 1 LOB: 1 BB: 0 P: 17 | R: 0 E: 0 K: 1 S: 8 | H: 0 LOB: 0 BB: 0 P: 10 | R: 0 E: 0 K: 0 S: 4 | H: 1 LOB: 0 BB: 0 P: 8 | R: 0 E: 0 K: 2 S: 8 | H: 0 LOB: 0 BB: 0 P: 11 | | R: 0 E: 0 K: 3 S: 12 | H: 1 LOB: 1 BB: 0 P: 12 | R: 0 E: 0 K: 3 S: 9 | H: 0 LOB: 0 BB: 0 P: 13 | R: 0 E: 0 K: 2 S: 9 | H: 1 LOB: 1 BB: 0 P: 12 | R: 0 E: 0 K: 0 S: 9 | H: 1 LOB: 2 BB: 1 P: 17 | 1B: 4 2B: 0 3B: 1 HR: 0 | SF: 0 SAC: 0 DP: 1 HBP: 0 | WP: 1 PB: 0 SB: 3 CS: 0 | PA: 34 | | | | |
| PITCHER | IP WLS BF H R ER SO BB IBB HBP BLK WP HR S P ERA WHIP | | | | | | | | | | | PITCHER | IP WLS BF H R ER SO BB IBB HBP BLK WP HR S P ERA WHIP | | | | | | | | | | | | | | |
| Ben McDonald, R (1.1) ERA: 3.48 | 8.0 | 29 | 4 | 0 | 0 | 12 | 1 | 0 | 0 | 0 | 0 | 0 | 0 | 71 | 105 | 0.00 | 0.625 | | | | | | | | | | |
| Bob Wickman, R (9.1) ERA: 3.41 | 1.0 | 5 | 1 | 0 | 0 | 0 | 1 | 0 | 0 | 0 | 1 | 0 | 9 | 17 | 0.00 | 2.000 | | | | | | | | | | | |

| Batter | 1 | 2 | 3 | 4 | 5 | 6 | 7 | 8 | 9 | AB R H RBI BB SO LOB | BOTTOM | | | | | | | | | | | | | | | |
|---|---|----------------------------------|------------------------------|---------------------------------|-------------------------------|----------------------------------|------------------------------|---------------------------------|-------------------------------|----------------------------------|---|----------------------------------|---|----------------------------------|------------------------------|---------------------------------|------------------------------|---------------------------------|----------------------------------|------------------------------------|----------------------------------|--------|--|--|--|--|
| Mark Loretta, R (1.4) OBP: 0.374, SLG: 0.410 | 1-3 K | | 0-0 G6-3 | | | 2-1 1B | | | 2-3 K | 4 0 1 0 0 2 1 | St. Louis Cardinals @ Milwaukee Brewers Milwaukee County Stadium, Milwaukee, WI Mon Jun 16 1997, 8:05 PM EDT Att: 23,503 - Unknown - 75 F livebaseballscorecards.com | | | | | | | | | | | | | | | |
| Jeremy Burnitz, L (1.9) OBP: 0.420, SLG: 0.533 | 1-0 G4-3 | | | 4-0 G4-6-3 BB | | 2-3 K | | 0-1 HR | | 3 1 1 1 1 1 1 | | | | | | | | | | | | | | | | |
| Jeff Cirillo, R (1.5) OBP: 0.379, SLG: 0.446 | 2-1 F9 | | | 1-2 F9 | | | 1-0 BB 1B | | | 3 0 1 0 0 0 1 | | | | | | | | | | | | | | | | |
| Dave Nilsson, L (1.10) OBP: 0.349, SLG: 0.408 | | 0-3 K | | 0-0 G4-6-3 1-2 | | | 4-0 F9 WP BB | | | 2 0 0 0 1 1 1 | | | | | | | | | | | | | | | | |
| Antone Williamson, L (1.3) OBP: 0.357, SLG: 0.292 | | 2-0 G6-3 | | | 2-3 K | | 2-1 F9 | | | 3 0 0 0 0 1 1 | | | | | | | | | | | | | | | | |
| Tim Lincecum, R (8.3) OBP: 0.167, SLG: 0.667 | | | | | | | 1-3 F9 | | | 0 0 0 0 0 0 0 | | | | | | | | | | | | | | | | |
| Jose Valentin, S (1.6) OBP: 0.333, SLG: 0.448 | | 0-0 F9 | | | 1-3 K | | 2-3 K2-3 | | | 3 0 0 0 0 2 1 | | | | | | | | | | | | | | | | |
| Gerald Williams, R (1.8) OBP: 0.318, SLG: 0.391 | | | 4-2 BB 18 | | 1-1 BB 18 CS 1B | | | 2-3 K | | 2 0 1 0 1 1 0 | | | | | | | | | | | | | | | | |
| 18 Todd Dunn, R (1.7) OBP: 0.244, SLG: 0.325 | | | 1-2 K | | 1-2 CS | | 2-3 K | 0-0 F8 | | 3 0 0 0 0 2 1 | | | | | | | | | | | | | | | | |
| Mike Matheny, R (1.2) OBP: 0.286, SLG: 0.343 | | | 0-1 L9 | | | 2-3 K | | 0-1 G3 | | 2 0 0 0 0 1 1 | | | | | | | | | | | | | | | | |
| Jesse Lewis, L (8, PH) OBP: 0.317, SLG: 0.301 | | | | | | | | | | 1 0 0 0 0 0 0 | | | | | | | | | | | | | | | | |
| Inning Stats | R: 0 E: 0 K: 1 S: 6 | H: 0 LOB: 0 BB: 0 P: 10 | R: 0 E: 0 K: 1 S: 5 | H: 0 LOB: 0 BB: 0 P: 7 | R: 0 E: 0 K: 1 S: 10 | H: 0 LOB: 1 BB: 1 P: 17 | R: 0 E: 0 K: 0 S: 4 | H: 0 LOB: 0 BB: 1 P: 9 | R: 0 E: 0 K: 2 S: 11 | H: 1 LOB: 0 BB: 0 P: 16 | R: 0 E: 0 K: 3 S: 12 | H: 1 LOB: 1 BB: 0 P: 20 | R: 0 E: 0 K: 1 S: 8 | H: 1 LOB: 1 BB: 1 P: 17 | R: 0 E: 0 K: 1 S: 7 | H: 0 LOB: 0 BB: 0 P: 9 | R: 1 E: 0 K: 1 S: 5 | H: 1 LOB: 0 BB: 0 P: 7 | 1B: 3 2B: 0 3B: 0 HR: 1 | SF: 0 SAC: 0 DP: 1 HBP: 0 | WP: 1 PB: 0 SB: 1 CS: 1 | PA: 30 | | | | |
| PITCHER | IP WLS BF H R ER SO BB IBB HBP BLK WP HR S P ERA WHIP | | | | | | | | | | | PITCHER | IP WLS BF H R ER SO BB IBB HBP BLK WP HR S P ERA WHIP | | | | | | | | | | | | | |
| Alan Benes, R (1.1) ERA: 2.86 | 8.1 | 29 | 4 | 1 | 1 | 11 | 3 | 0 | 0 | 0 | 1 | 1 | 68 | 112 | 1.08 | 0.840 | | | | | | | | | | |

| Batter | 1 | 2 | 3 | 4 | 5 | 6 | 7 | 8 | 9 | AB | R | H | RBI | BB | SO | LOB | TOP | | | | | | | | | | |
|---|-------------------------------|----------------------------------|------------------------------|---------------------------------|------------------------------|---------------------------------|-------------------------------|----------------------------------|-------------------------------|----------------------------------|------------------------------|----------------------------------|-------------------------------|----------------------------------|-------------------------------|----------------------------------|---|------------------------------|----------------------------------|----------------------------------|------------------------------------|----------------------------------|--------|--|--|--|--|
| Delino DeShields, L OBP: 0.324, SLG: 0.467 (1.4) | G3-1 | G4-3 | | | F8 | | P6 | | K | 5 | 0 | 0 | 0 | 0 | 1 | 1 | St. Louis Cardinals @ Milwaukee Brewers Milwaukee County Stadium, Milwaukee, WI Wed Jun 18 1997, 8:05 PM EDT Att: 21,705 - Unknown - 63 F livebaseballscorecards.com | | | | | | | | | | |
| Brian Jordan, R OBP: 0.324, SLG: 0.290 (1.9) | F WP 2B 1B | | K | | BB 1B HBP | | E7 | | G5-3 | 4 | 1 | 1 | 0 | 0 | 1 | 0 | | | | | | | | | | | |
| Ray Lankford, L OBP: 0.438, SLG: 0.702 (1.8) | E 2B BB | | F7 | | BB 1B | | F8 | | K | 4 | 1 | 1 | 1 | 1 | 1 | 1 | | | | | | | | | | | |
| Gary Gaetti, R OBP: 0.312, SLG: 0.397 (1.5) | E6 2B | | F8 | | L7 | | K | | | 4 | 1 | 0 | 0 | 0 | 1 | 5 | | | | | | | | | | | |
| John Mabry, L OBP: 0.381, SLG: 0.417 (1.7) | 1-H 2-H 3-H 2B | | | 1B | BB | | G6-3 | | | 3 | 0 | 2 | 3 | 1 | 0 | 0 | | | | | | | | | | | |
| Dmitri Young, S OBP: 0.335, SLG: 0.405 (1.3) | 1B | | L7 | | K | | K | | | 4 | 0 | 1 | 0 | 0 | 2 | 4 | | | | | | | | | | | |
| Mike DiFelice, R OBP: 0.346, SLG: 0.363 (6, PH) Tom Lampkin, L OBP: 0.302, SLG: 0.358 (6, 2) | L9 | | K | | G5-3 | | G5-3 | | 1B 1B | 2 | 0 | 0 | 0 | 0 | 1 | 2 | | | | | | | | | | | |
| Scott Livingstone, L OBP: 0.219, SLG: 0.200 (1.10) | | F8 | | G4-3 | | F7 | | 1B | | 4 | 0 | 1 | 0 | 0 | 0 | 1 | | | | | | | | | | | |
| Mike Gallego, R OBP: 0.175, SLG: 0.184 (8, PH) Willie McGee, S OBP: 0.346, SLG: 0.417 (8, 6) Royce Clayton, R OBP: 0.289, SLG: 0.406 (8, 6) | G6-3 | | | | HBP 1B BB | | P5 | | K | 2 | 1 | 0 | 0 | 0 | 1 | 0 | | | | | | | | | | | |
| Inning Stats | R: 3 E: 1 K: 0 S: 13 | H: 3 LOB: 1 BB: 1 P: 23 | R: 0 E: 0 K: 0 S: 5 | H: 0 LOB: 0 BB: 0 P: 7 | R: 0 E: 0 K: 1 S: 7 | H: 0 LOB: 0 BB: 0 P: 9 | R: 0 E: 0 K: 1 S: 11 | H: 1 LOB: 1 BB: 0 P: 16 | R: 1 E: 0 K: 0 S: 14 | H: 1 LOB: 3 BB: 2 P: 28 | R: 0 E: 0 K: 0 S: 7 | H: 0 LOB: 0 BB: 0 P: 13 | R: 0 E: 1 K: 1 S: 10 | H: 0 LOB: 1 BB: 0 P: 14 | R: 0 E: 0 K: 2 S: 17 | H: 2 LOB: 2 BB: 0 P: 24 | | R: 0 E: 0 K: 2 S: 9 | H: 0 LOB: 0 BB: 0 P: 11 | 1B: 6 2B: 1 3B: 0 HR: 0 | SF: 0 SAC: 0 DP: 0 HBP: 1 | WP: 1 PB: 0 SB: 0 CS: 0 | PA: 39 | | | | |
| PITCHER | IP | WLS | BF | H | R | ER | SO | BB | IBB | HBP | BLK | WP | HR | S | P | ERA | WHIP | | | | | | | | | | |
| Jeff D'Amico, R ERA: 4.67 (1.1) | 6.2 | W | 30 | 5 | 4 | 3 | 3 | 3 | 0 | 1 | 0 | 1 | 0 | 64 | 107 | 4.05 | 1.200 | | | | | | | | | | |
| Bob Wickman, R ERA: 3.29 (7.1) | 1.1 | | 6 | 2 | 0 | 0 | 3 | 0 | 0 | 0 | 0 | 0 | 0 | 20 | 27 | 0.00 | 1.500 | | | | | | | | | | |
| Doug Jones, R ERA: 3.15 (9.1) | 1.0 | | 3 | 0 | 0 | 0 | 2 | 0 | 0 | 0 | 0 | 0 | 0 | 9 | 11 | 0.00 | 0.000 | | | | | | | | | | |

| Batter | 1 | 2 | 3 | 4 | 5 | 6 | 7 | 8 | 9 | AB | R | H | RBI | BB | SO | LOB | BOTTOM | | | | | | | | | | |
|---|-------------------------------|----------------------------------|-------------------------------|----------------------------------|-------------------------------|----------------------------------|-------------------------------|----------------------------------|-------------------------------|----------------------------------|------------------------------|----------------------------------|-------------------------------|----------------------------------|-------------------------------|----------------------------------|---|-------------------------------|----------------------------------|-----------------------------------|------------------------------------|----------------------------------|--------|--|--|--|--|
| Mark Loretta, R OBP: 0.386, SLG: 0.421 (1.4) | E 2B | 3B BB | | K | | G3-6-1 1B | | G4-6-3 1B | | 4 | 2 | 3 | 1 | 1 | 1 | 0 | St. Louis Cardinals @ Milwaukee Brewers Milwaukee County Stadium, Milwaukee, WI Wed Jun 18 1997, 8:05 PM EDT Att: 21,705 - Unknown - 63 F livebaseballscorecards.com | | | | | | | | | | |
| Jeromy Burnitz, L OBP: 0.414, SLG: 0.529 (1.9) | K | 1B 3B | | CS HBP | | G3-6-1 1B | | G4-6-3 1B | | 4 | 1 | 1 | 3 | 0 | 1 | 4 | | | | | | | | | | | |
| Jeff Cirillo, R OBP: 0.389, SLG: 0.466 (1.5) | E8 G3 2-H 1B | 1B | | CS 1-2 | F7 SF9 1B | | CS BB | | | 3 | 1 | 3 | 2 | 1 | 0 | 0 | | | | | | | | | | | |
| Dave Nilsson, L OBP: 0.350, SLG: 0.405 (1.10) | G3 2-3 | G3 | | | SF9 E 1B | | F8 | | | 4 | 1 | 1 | 0 | 0 | 0 | 3 | | | | | | | | | | | |
| Jose Valentin, S OBP: 0.331, SLG: 0.441 (1.6) | F9 | | | | F7 1-2 2-3 1B | | E S 1B | | | 4 | 0 | 1 | 0 | 0 | 1 | 3 | | | | | | | | | | | |
| Antone Williamson, L OBP: 0.344, SLG: 0.296 (1.3) Tim Lincecum, R OBP: 0.167, SLG: 0.667 (8.3) | G1-3 3B 1B | | G3-1 | | SF9 2-3 3-H 0-0 | | K | | | 3 | 1 | 1 | 1 | 0 | 1 | 1 | | | | | | | | | | | |
| Gerald Williams, R OBP: 0.327, SLG: 0.394 (1.8) | G1-3 3B 1B | | | | E1 1B | | FC5-4 1B | | | 3 | 1 | 3 | 1 | 1 | 0 | 0 | | | | | | | | | | | |
| 18 Todd Dunn, R OBP: 0.204, SLG: 0.271 (1.7) | K | | K | | L9 | | FC5-4 1B | | | 4 | 1 | 0 | 0 | 0 | 2 | 5 | | | | | | | | | | | |
| Mike Matheny, R OBP: 0.286, SLG: 0.347 (1.2) | G1-3 | | | K | | G4-3 | | 1B | | 4 | 0 | 1 | 0 | 0 | 1 | 2 | | | | | | | | | | | |
| Inning Stats | R: 1 E: 1 K: 1 S: 13 | H: 2 LOB: 1 BB: 0 P: 19 | R: 4 E: 0 K: 1 S: 16 | H: 4 LOB: 1 BB: 1 P: 30 | R: 0 E: 0 K: 2 S: 16 | H: 0 LOB: 1 BB: 1 P: 24 | R: 0 E: 0 K: 2 S: 10 | H: 0 LOB: 0 BB: 0 P: 17 | R: 2 E: 1 K: 0 S: 10 | H: 3 LOB: 1 BB: 0 P: 14 | R: 0 E: 0 K: 0 S: 9 | H: 1 LOB: 0 BB: 0 P: 13 | R: 0 E: 0 K: 1 S: 12 | H: 1 LOB: 1 BB: 1 P: 21 | R: 1 E: 0 K: 0 S: 12 | H: 3 LOB: 1 BB: 0 P: 18 | | R: 1 E: 0 K: 0 S: 12 | H: 0 LOB: 1 BB: 0 P: 18 | 1B: 12 2B: 1 3B: 1 HR: 0 | SF: 1 SAC: 0 DP: 2 HBP: 1 | WP: 0 PB: 0 SB: 1 CS: 2 | PA: 39 | | | | |
| PITCHER | IP | WLS | BF | H | R | ER | SO | BB | IBB | HBP | BLK | WP | HR | S | P | ERA | WHIP | | | | | | | | | | |
| Andy Benes, R ERA: 3.04 (1.1) | 5.0 | L | 26 | 9 | 7 | 7 | 6 | 2 | 0 | 0 | 0 | 0 | 0 | 65 | 104 | 12.60 | 2.200 | | | | | | | | | | |
| Mark Petkovsek, R ERA: 3.63 (6.1) | 1.0 | | 4 | 1 | 0 | 0 | 0 | 1 | 0 | 0 | 0 | 0 | 0 | 11 | 19 | 0.00 | 2.000 | | | | | | | | | | |
| Tony Fossas, L ERA: 1.74 (7.1) | 1.0 | | 3 | 1 | 0 | 0 | 1 | 0 | 0 | 0 | 0 | 0 | 0 | 10 | 15 | 0.00 | 1.000 | | | | | | | | | | |
| John Frascatore, R ERA: 2.65 (8.1) | 1.0 | | 5 | 3 | 1 | 1 | 0 | 0 | 0 | 0 | 0 | 0 | 0 | 12 | 18 | 9.00 | 3.000 | | | | | | | | | | |

AB 35
R 4
H 7
RBI 4
BB 3
SO 8
LOB 16



AB 33
R 8
H 14
RBI 8
BB 3
SO 7
LOB 18



| Batter | 1 | 2 | 3 | 4 | 5 | 6 | 7 | 8 | 9 | AB | R | H | RBI | BB | SO | LOB | TOP | | | | | | | | |
|--|-------------------------------|----------------------------------|------------------------------|----------------------------------|-------------------------------|----------------------------------|------------------------------|---------------------------------|-------------------------------|----------------------------------|------------------------------|----------------------------------|-------------------------------|----------------------------------|-------------------------------|----------------------------------|---|-------------------------------|----------------------------------|----------------------------------|------------------------------------|----------------------------------|--------|--|--|
| Jose Offerman, S (1, 4) OBP: 0.381, SLG: 0.435 | 1-2 K | | 1-1 G4-3 | | 1 SAFE 0-0 F7 | | | 0-1 E4 SH5-4 1B HR | 2-0 CS | 4 | 1 | 0 | 0 | 0 | 1 | 1 | Kansas City Royals @ Milwaukee Brewers Milwaukee County Stadium, Milwaukee, WI Sun Jun 22 1997, 4:33 AM EDT Att: 21,126 - Cloudy - 81 F | | | | | | | | |
| Tom Goodwin, L (1, 8) OBP: 0.321, SLG: 0.352 | 0-3 K | | | 0-1 G6-3 | | 0-1 P6 | | 1-1 SH5-4 HR 1B | | 4 | 1 | 1 | 0 | 0 | 1 | 0 | | | | | | | | | |
| Jeff King, R (1, 3) OBP: 0.403, SLG: 0.507 | 1-2 G4-3 | | | 0-1 F8 | | 4-2 G6-3 BB | | 1-1 SH5-4 | 1-2 2-3 | 2 | 0 | 0 | 0 | 1 | 0 | 0 | | | | | | | | | |
| Chili Davis, S (1, 10) OBP: 0.414, SLG: 0.500 | | 1-3 K | | 1-3 K | | 1-1 G6-3 | | 3-1 HR | 2-H 3-H | 4 | 1 | 1 | 3 | 0 | 2 | 1 | | | | | | | | | |
| Johnny Damon, L (1, 7) OBP: 0.360, SLG: 0.468 | | 4-1 G5-3 BB | | | 1-2 HR | | 1-0 F8 | 1-2 K | | 3 | 1 | 1 | 0 | 1 | 1 | 0 | | | | | | | | | |
| Jay Bell, R (1, 6) OBP: 0.372, SLG: 0.474 | 1 SAFE 1 SAFE G5-3 | | | | 2-0 HR | | 2-0 G5-3 | 1-3 K | | 4 | 1 | 1 | 2 | 0 | 1 | 1 | | | | | | | | | |
| Jon Nunnally, L (1, 9) Jemaine Dye, R (9, PH) OBP: 0.226, SLG: 0.284 | 0-3 K | | | | 2-2 1B | | 1-1 WP | | 1-2 G3 | 3 | 1 | 2 | 0 | 0 | 1 | 1 | | | | | | | | | |
| Scott Cooper, L (1, 5) OBP: 0.255, SLG: 0.293 | | | 3-3 K | | 1 SAFE 0-0 F7 | | 4-2 BB | | 2-2 CS | 3 | 0 | 1 | 0 | 1 | 1 | 1 | | | | | | | | | |
| Sal Fasano, R (1, 2) OBP: 0.190, SLG: 0.350 | | | 3-1 P2 | | 2-3 K | | 1-3 K | | 1-3 K | 4 | 0 | 0 | 0 | 0 | 3 | 3 | | | | | | | | | |
| Inning Stats | R: 0 E: 0 K: 2 S: 11 | H: 0 LOB: 0 BB: 0 P: 13 | R: 0 E: 0 K: 2 S: 9 | H: 0 LOB: 1 BB: 1 P: 17 | R: 0 E: 0 K: 1 S: 11 | H: 0 LOB: 0 BB: 0 P: 18 | R: 0 E: 0 K: 1 S: 7 | H: 0 LOB: 0 BB: 0 P: 8 | R: 2 E: 0 K: 1 S: 13 | H: 3 LOB: 1 BB: 0 P: 19 | R: 0 E: 0 K: 0 S: 6 | H: 0 LOB: 0 BB: 1 P: 11 | R: 1 E: 0 K: 1 S: 10 | H: 1 LOB: 1 BB: 1 P: 19 | R: 3 E: 1 K: 2 S: 15 | H: 2 LOB: 0 BB: 0 P: 22 | | R: 0 E: 0 K: 1 S: 11 | H: 1 LOB: 0 BB: 0 P: 17 | 1B: 3 2B: 1 3B: 1 HR: 2 | SF: 0 SAC: 1 DP: 1 HBP: 0 | WP: 1 PB: 0 SB: 0 CS: 0 | PA: 37 | | |
| PITCHER | IP | WLS | BF | H | R | ER | SO | BB | IBB | HBP | BLK | WP | HR | S | P | ERA | WHIP | | | | | | | | |
| Ben McDonald, R (1, 1) ERA: 3.5 | 7.0 | | 27 | 4 | 3 | 3 | 8 | 3 | 0 | 0 | 0 | 1 | 1 | 67 | 105 | 3.86 | 1.000 | | | | | | | | |
| Bob Wickman, R (8, 1) ERA: 3.66 | 1.0 | L | 6 | 2 | 3 | 2 | 2 | 0 | 0 | 0 | 0 | 0 | 1 | 15 | 22 | 18.00 | 2.000 | | | | | | | | |
| Ron Villone, L (9, 1) ERA: 3.38 | 1.0 | | 3 | 1 | 0 | 0 | 1 | 0 | 0 | 0 | 0 | 0 | 0 | 11 | 17 | 0.00 | 1.000 | | | | | | | | |


| | |
|-----|----|
| AB | 32 |
| R | 6 |
| H | 7 |
| RBI | 5 |
| BB | 3 |
| SO | 11 |
| LOB | 8 |




| Batter | 1 | 2 | 3 | 4 | 5 | 6 | 7 | 8 | 9 | AB | R | H | RBI | BB | SO | LOB | BOTTOM | | | | | | | | |
|--|------------------------------|----------------------------------|-------------------------------|----------------------------------|-------------------------------|----------------------------------|-------------------------------|----------------------------------|------------------------------|----------------------------------|------------------------------|----------------------------------|-------------------------------|----------------------------------|-------------------------------|----------------------------------|---|----------------------------------|-----------------------------------|------------------------------------|----------------------------------|--------|--|--|--|
| Mark Loretta, R (1, 4) OBP: 0.393, SLG: 0.432 | 3-2 BB 1B | | 2-2 E G3-1 1B | | 1-3 K | | 3-2 1B 1B | | 3-2 F9 | 5 | 2 | 3 | 1 | 0 | 1 | 0 | Kansas City Royals @ Milwaukee Brewers Milwaukee County Stadium, Milwaukee, WI Sun Jun 22 1997, 4:33 AM EDT Att: 21,126 - Cloudy - 81 F | | | | | | | | |
| Jeremy Burnitz, L (1, 9) OBP: 0.423, SLG: 0.574 | 4-1 1B BB | | 1-2 G3-1 | | 3-1 G4-3 | | 3-2 1B 1B | | 3-1 HR | 4 | 1 | 2 | 2 | 1 | 0 | 1 | | | | | | | | | |
| Jeff Cirillo, R (1, 5) OBP: 0.391, SLG: 0.469 | 2-1 F7 | | 0-0 G5-3 | | 2-2 1B | | 2-2 FC6-4 1B | | 1-0 P4 | 5 | 0 | 2 | 1 | 0 | 0 | 3 | | | | | | | | | |
| Dave Nilsson, L (1, 7) OBP: 0.354, SLG: 0.415 | 1-0 K | | 3-2 P6 | | 2-3 K | | 1-2 F8 | | | 4 | 0 | 1 | 1 | 0 | 1 | 5 | | | | | | | | | |
| Kelly Stinnett, R (8, 2) OBP: 0.333, SLG: 0.333 | 1-3 2H 1B | | 2-3 P6 | | | | | | | 0 | 0 | 0 | 0 | 0 | 0 | 0 | | | | | | | | | |
| Jose Valentin, S (1, 6) OBP: 0.322, SLG: 0.421 | 0-0 G4-6-3 | | | 2-2 L7 | | 0-0 P5 | | 1-2 FC6-4 | | 4 | 0 | 0 | 0 | 0 | 0 | 6 | | | | | | | | | |
| Jeff Huson, L (1, 3) OBP: 0.296, SLG: 0.262 | | 0-0 1B | | 0-1 F7 | | 0-0 F9 | | 0-3 K | | 3 | 0 | 1 | 0 | 0 | 0 | 1 | | | | | | | | | |
| Tim Unroe, R (8, PH) OBP: 0.250, SLG: 1.000 | | | | | | | | | | 1 | 0 | 0 | 0 | 0 | 1 | 0 | | | | | | | | | |
| Antone Williamson, L (1, 10) OBP: 0.333, SLG: 0.324 | 1 SAFE 1 SAFE G5-4-3 | | | 2-2 G3 | | 3-2 G3 | | 2-1 G4-3 | | 4 | 0 | 2 | 0 | 0 | 0 | 0 | | | | | | | | | |
| Gerald Williams, R (1, 8) OBP: 0.321, SLG: 0.385 | | 3-2 P4 | | 2-3 K | | 1-0 1B | | 2-2 G5-3 | | 4 | 1 | 1 | 0 | 0 | 1 | 3 | | | | | | | | | |
| Mike Matheny, R (1, 2) OBP: 0.282, SLG: 0.342 | | 0-2 G5-4-3 | | | 3-3 K | | 0-0 1B | | 1-1 P3 | 2 | 0 | 0 | 0 | 0 | 1 | 2 | | | | | | | | | |
| Jesse Lewis, L (7, PH) OBP: 0.314, SLG: 0.299 | | | | | | | | | | 1 | 0 | 1 | 0 | 0 | 0 | 0 | | | | | | | | | |
| Jack Voigt, R (7, PR) OBP: 0.200, SLG: 0.800 | | | | | | | | | | 1 | 1 | 0 | 0 | 0 | 0 | 0 | | | | | | | | | |
| Inning Stats | R: 1 E: 0 K: 0 S: 8 | H: 2 LOB: 1 BB: 1 P: 18 | R: 0 E: 0 K: 0 S: 12 | H: 2 LOB: 1 BB: 0 P: 18 | R: 0 E: 1 K: 0 S: 11 | H: 1 LOB: 1 BB: 0 P: 17 | R: 0 E: 0 K: 1 S: 15 | H: 1 LOB: 0 BB: 0 P: 21 | R: 0 E: 0 K: 2 S: 8 | H: 0 LOB: 0 BB: 0 P: 15 | R: 0 E: 0 K: 1 S: 9 | H: 1 LOB: 1 BB: 0 P: 13 | R: 3 E: 0 K: 0 S: 22 | H: 5 LOB: 3 BB: 0 P: 37 | R: 0 E: 0 K: 1 S: 13 | H: 0 LOB: 0 BB: 0 P: 20 | R: 1 E: 0 K: 0 S: 9 | H: 1 LOB: 0 BB: 0 P: 17 | 1B: 11 2B: 3 3B: 0 HR: 1 | SF: 0 SAC: 0 DP: 2 HBP: 0 | WP: 0 PB: 0 SB: 0 CS: 0 | PA: 39 | | | |
| PITCHER | IP | WLS | BF | H | R | ER | SO | BB | IBB | HBP | BLK | WP | HR | S | P | ERA | WHIP | | | | | | | | |
| Kevin Appier, R (1, 1) ERA: 2.72 | 6.1 | | 28 | 10 | 4 | 4 | 4 | 1 | 0 | 0 | 0 | 0 | 0 | 71 | 117 | 5.68 | 1.737 | | | | | | | | |
| Larry Casian, L (7, 1) ERA: 7.98 | 0.0 | | 1 | 1 | 0 | 0 | 0 | 0 | 0 | 0 | 0 | 0 | 0 | 6 | 9 | - | - | | | | | | | | |
| Hipolito Pichardo, R (7, 1) ERA: 3.45 | 0.2 | W | 3 | 1 | 0 | 0 | 0 | 0 | 0 | 0 | 0 | 0 | 0 | 8 | 13 | 0.00 | 1.500 | | | | | | | | |
| Chris Haney, L (8, 1) ERA: 7.84 | 1.0 | | 3 | 0 | 0 | 0 | 1 | 0 | 0 | 0 | 0 | 0 | 0 | 13 | 20 | 0.00 | 0.000 | | | | | | | | |
| Jeff Montgomery, R (9, 1) ERA: 6.75 | 1.0 | S | 4 | 1 | 1 | 1 | 0 | 0 | 0 | 0 | 0 | 0 | 1 | 9 | 17 | 9.00 | 1.000 | | | | | | | | |

| | |
|-----|----|
| AB | 38 |
| R | 5 |
| H | 13 |
| RBI | 5 |
| BB | 1 |
| SO | 5 |
| LOB | 21 |



| Batter | 1 | 2 | 3 | 4 | 5 | 6 | 7 | 8 | 9 | AB | R | H | RBI | BB | SO | LOB | TOP | | | | | |
|---|---|----------------------------------|------------------------------|----------------------------------|------------------------------|---------------------------------|------------------------------|----------------------------------|-------------------------------|----------------------------------|-------------------------------|----------------------------------|------------------------------|---------------------------------|-------------------------------|----------------------------------|---|------------------------------|---------------------------------|----------------------------------|------------------------------------|----------------------------------|
| Brady Anderson, L (1, 10) OBP: 0.435, SLG: 0.473 | P5 | | K | | | G3 | | P5 | | 4 | 0 | 0 | 0 | 0 | 1 | 0 | Baltimore Orioles @ Milwaukee Brewers Milwaukee County Stadium, Milwaukee, WI Mon Jun 23 1997, 8:05 PM EDT Att: 16,304 - Unknown - 88 F livebaseballscorecards.com | | | | | |
| Roberto Alomar, S (1, 4) OBP: 0.370, SLG: 0.455 | P4 | | | E | 1B | F9 | | | 1B | 4 | 0 | 2 | 0 | 0 | 0 | 0 | | | | | | |
| Rafael Palmeiro, L (1, 3) OBP: 0.338, SLG: 0.453 | | | | | P6 | | | | L3 | 4 | 0 | 1 | 0 | 0 | 1 | 2 | | | | | | |
| Cal Ripken Jr., R (1, 5) OBP: 0.338, SLG: 0.442 | P5 | | | | F8 | | | | G1-4-3 | 4 | 0 | 1 | 0 | 0 | 0 | 2 | | | | | | |
| B.J. Surhoff, L (1, 7) OBP: 0.390, SLG: 0.524 | | L9 | | | E4 | | | | P6 | 3 | 0 | 0 | 0 | 0 | 0 | 2 | | | | | | |
| Jeffrey Hammonds, R (1, 8) OBP: 0.314, SLG: 0.450 | | K | | | G5-3 | | | | F7 | 3 | 0 | 0 | 0 | 0 | 1 | 3 | | | | | | |
| Tony Tarasco, L (1, 9) OBP: 0.311, SLG: 0.375 | | | | | F9 | | | | P6 | 3 | 0 | 0 | 0 | 0 | 0 | 1 | | | | | | |
| Lenny Webster, R (1, 2) OBP: 0.317, SLG: 0.337 | | | | | G6-3 | | | | G5-3 | 3 | 0 | 0 | 0 | 0 | 1 | 0 | | | | | | |
| Mike Bordick, R (1, 6) OBP: 0.254, SLG: 0.270 | | | | | P3 | | | | K | 3 | 0 | 0 | 0 | 0 | 2 | 0 |  | | | | | |
| Inning Stats | R: 0 E: 0 K: 0 S: 12 | H: 1 LOB: 1 BB: 0 P: 15 | R: 0 E: 0 K: 1 S: 9 | H: 0 LOB: 0 BB: 0 P: 13 | R: 0 E: 0 K: 1 S: 7 | H: 0 LOB: 0 BB: 0 P: 9 | R: 0 E: 1 K: 0 S: 9 | H: 1 LOB: 2 BB: 0 P: 13 | R: 0 E: 0 K: 2 S: 10 | H: 0 LOB: 0 BB: 0 P: 13 | R: 0 E: 0 K: 1 S: 11 | H: 0 LOB: 0 BB: 0 P: 14 | R: 0 E: 0 K: 0 S: 6 | H: 1 LOB: 1 BB: 0 P: 8 | R: 0 E: 0 K: 1 S: 11 | H: 0 LOB: 0 BB: 0 P: 14 | | R: 0 E: 0 K: 0 S: 6 | H: 1 LOB: 0 BB: 0 P: 7 | 1B: 4 2B: 1 3B: 0 HR: 0 | SF: 0 SAC: 0 DP: 1 HBP: 0 | WP: 0 PB: 0 SB: 0 CS: 0 |
| PITCHER Jeff D'Amico, R (1, 1) ERA: 4.15 | IP: 9.0 WLS: W BF: 31 H: 4 R: 0 ER: 0 SO: 6 BB: 0 IBB: 0 HBP: 0 BLK: 0 WP: 0 HR: 0 S: 81 P: 106 ERA: 0.00 WHIP: 0.444 | | | | | | | | | | | | | | | PITCHER | | | | | | |

| Batter | 1 | 2 | 3 | 4 | 5 | 6 | 7 | 8 | 9 | AB | R | H | RBI | BB | SO | LOB | BOTTOM | | | | | |
|---|---|----------------------------------|-------------------------------|----------------------------------|------------------------------|----------------------------------|-------------------------------|----------------------------------|-------------------------------|----------------------------------|------------------------------|----------------------------------|------------------------------|----------------------------------|-------------------------------|----------------------------------|---|-------------------------------|----------------------------------|----------------------------------|------------------------------------|----------------------------------|
| Mark Loretta, R (1, 4) OBP: 0.395, SLG: 0.431 | K | | | K | | | | | | 3 | 1 | 1 | 0 | 1 | 2 | 2 | Baltimore Orioles @ Milwaukee Brewers Milwaukee County Stadium, Milwaukee, WI Mon Jun 23 1997, 8:05 PM EDT Att: 16,304 - Unknown - 88 F livebaseballscorecards.com | | | | | |
| Jeromy Burnitz, L (1, 9) OBP: 0.424, SLG: 0.592 | | | | | | F7 | | | | 4 | 1 | 2 | 1 | 0 | 0 | 1 | | | | | | |
| Jeff Cirillo, R (1, 5) OBP: 0.389, SLG: 0.465 | | | | | | L9 | | | | 2 | 1 | 0 | 1 | 1 | 0 | 0 | | | | | | |
| Dave Nilsson, L (1, 3) OBP: 0.349, SLG: 0.409 | | | | | | K | | | | 4 | 0 | 0 | 0 | 0 | 2 | 2 | | | | | | |
| Matt Mieske, R (1, 10) OBP: 0.330, SLG: 0.404 | | | | | | L9 | | | | 4 | 1 | 1 | 0 | 0 | 1 | 0 | | | | | | |
| Gerald Williams, R (1, 8) OBP: 0.324, SLG: 0.391 | | | | | | L8 | | | | 4 | 1 | 2 | 1 | 0 | 1 | 0 | | | | | | |
| Jack Voigt, R (1, 7) OBP: 0.444, SLG: 0.889 | | | | | | | | | | 4 | 0 | 3 | 2 | 0 | 0 | 1 | | | | | | |
| Jose Valentin, S (1, 6) OBP: 0.326, SLG: 0.423 | | | | | | | | | | 4 | 0 | 2 | 0 | 0 | 2 | 3 | | | | | | |
| Mike Matheny, R (1, 2) OBP: 0.275, SLG: 0.333 | | | | | | | | | | 4 | 0 | 0 | 0 | 0 | 2 | 4 |  | | | | | |
| Inning Stats | R: 4 E: 0 K: 2 S: 17 | H: 4 LOB: 1 BB: 1 P: 32 | R: 0 E: 0 K: 0 S: 11 | H: 1 LOB: 0 BB: 0 P: 16 | R: 0 E: 0 K: 1 S: 6 | H: 0 LOB: 0 BB: 0 P: 10 | R: 0 E: 0 K: 3 S: 13 | H: 2 LOB: 2 BB: 0 P: 20 | R: 0 E: 0 K: 1 S: 12 | H: 0 LOB: 0 BB: 0 P: 16 | R: 0 E: 0 K: 0 S: 7 | H: 2 LOB: 1 BB: 0 P: 12 | R: 1 E: 0 K: 0 S: 6 | H: 1 LOB: 1 BB: 1 P: 13 | R: 0 E: 1 K: 3 S: 12 | H: 1 LOB: 2 BB: 0 P: 16 | | R: 0 E: 0 K: 3 S: 12 | H: 1 LOB: 0 BB: 0 P: 16 | 1B: 7 2B: 3 3B: 0 HR: 1 | SF: 1 SAC: 0 DP: 0 HBP: 0 | WP: 0 PB: 0 SB: 0 CS: 2 |
| PITCHER Jimmy Key, L (1, 1) ERA: 2.59 Alan Mills, R (7, 1) ERA: 3.24 | IP: 6.0 WLS: L BF: 26 H: 9 R: 4 ER: 4 SO: 7 BB: 1 IBB: 0 HBP: 0 BLK: 0 WP: 0 HR: 1 S: 66 P: 106 ERA: 6.00 WHIP: 1.667 | | | | | | | | | | | | | | | PITCHER | | | | | | |

| Batter | 1 | 2 | 3 | 4 | 5 | 6 | 7 | 8 | 9 | AB | R | H | RBI | BB | SO | LOB | TOP | | | | |
|---|-------------------------------|----------------------------------|-------------------------------|----------------------------------|------------------------------|----------------------------------|------------------------------|----------------------------------|------------------------------|----------------------------------|-------------------------------|----------------------------------|------------------------------|----------------------------------|-------------------------------|----------------------------------|---|----------------------------------|------------------------------------|----------------------------------|--------|
| Brady Anderson, L (1, 8) OBP: 0.432, SLG: 0.467 | | | | | | | | | | 3 | 1 | 0 | 0 | 1 | 1 | 1 | Baltimore Orioles @ Milwaukee Brewers Milwaukee County Stadium, Milwaukee, WI Tue Jun 24 1997, 8:05 PM EDT Att: 14,007 - Unknown - 73 F | | | | |
| Roberto Alomar, S (1, 4) OBP: 0.372, SLG: 0.454 | | | | | | | | | | 3 | 1 | 1 | 2 | 1 | 0 | 0 | | | | | |
| Cal Ripken Jr., R (1, 5) OBP: 0.340, SLG: 0.446 | | | | | | | | | | 4 | 0 | 2 | 2 | 0 | 0 | 2 | | | | | |
| Rafael Palmeiro, L (1, 3) OBP: 0.336, SLG: 0.448 | | | | | | | | | | 3 | 0 | 0 | 0 | 1 | 0 | 2 | | | | | |
| Pete Incaviglia, R (1, 10) | | | | | | | | | | 4 | 2 | 1 | 0 | 1 | 1 | | | | | | |
| Jeffrey Hammonds, R (1, 9) OBP: 0.313, SLG: 0.446 | | | | | | | | | | 4 | 0 | 1 | 0 | 0 | 1 | 1 | | | | | |
| B.J. Surhoff, L (1, 7) OBP: 0.384, SLG: 0.515 | | | | | | | | | | 4 | 1 | 0 | 0 | 0 | 1 | 2 | | | | | |
| Tim Laker, R (1, 2) | | | | | | | | | | 3 | 0 | 0 | 1 | 0 | 2 | 0 | | | | | |
| Mike Bordick, R (1, 6) OBP: 0.257, SLG: 0.274 | | | | | | | | | | 4 | 1 | 2 | 0 | 0 | 0 | 0 | | | | | |
| Inning Stats | R: 0 E: 0 K: 0 S: 12 | H: 1 LOB: 1 BB: 0 P: 15 | R: 5 E: 0 K: 0 S: 19 | H: 5 LOB: 1 BB: 1 P: 31 | R: 1 E: 0 K: 1 S: 8 | H: 1 LOB: 0 BB: 0 P: 10 | R: 0 E: 0 K: 1 S: 9 | H: 0 LOB: 0 BB: 0 P: 13 | R: 0 E: 0 K: 2 S: 9 | H: 0 LOB: 0 BB: 0 P: 12 | R: 0 E: 0 K: 0 S: 10 | H: 1 LOB: 1 BB: 1 P: 18 | R: 0 E: 0 K: 1 S: 6 | H: 0 LOB: 0 BB: 1 P: 10 | R: 0 E: 0 K: 1 S: 10 | H: 0 LOB: 0 BB: 0 P: 16 | | 1B: 6 2B: 1 3B: 0 HR: 1 | SF: 1 SAC: 0 DP: 2 HBP: 0 | WP: 0 PB: 0 SB: 0 CS: 0 | PA: 36 |
| PITCHER | IP | WLS | BF | H | R | ER | SO | BB | IBB | HBP | BLK | WP | HR | S | P | ERA | WHIP | | | | |
| Scott Karl, L (1, 1) ERA: 5.28 | 6.1 | L | 29 | 8 | 6 | 6 | 4 | 2 | 0 | 0 | 0 | 0 | 1 | 71 | 106 | 8.53 | 1.579 | | | | |
| Bryce Florie, R (7, 1) ERA: 3.51 | 1.2 | | 4 | 0 | 0 | 0 | 1 | 1 | 0 | 0 | 0 | 0 | 0 | 9 | 15 | 0.00 | 0.600 | | | | |
| Mike Fetters, R (9, 1) ERA: 4.58 | 1.0 | | 3 | 0 | 0 | 0 | 1 | 0 | 0 | 0 | 0 | 0 | 0 | 10 | 16 | 0.00 | 0.000 | | | | |

| Batter | 1 | 2 | 3 | 4 | 5 | 6 | 7 | 8 | 9 | AB | R | H | RBI | BB | SO | LOB | BOTTOM | | | | |
|--|-------------------------------|----------------------------------|------------------------------|----------------------------------|-------------------------------|----------------------------------|-------------------------------|----------------------------------|-------------------------------|----------------------------------|------------------------------|---------------------------------|------------------------------|----------------------------------|------------------------------|----------------------------------|---|------------------------------------|----------------------------------|--------|--|
| Mark Loretta, R (1, 4) OBP: 0.392, SLG: 0.432 | | | | | | | | | | 4 | 1 | 1 | 0 | 0 | 1 | 1 | Baltimore Orioles @ Milwaukee Brewers Milwaukee County Stadium, Milwaukee, WI Tue Jun 24 1997, 8:05 PM EDT Att: 14,007 - Unknown - 73 F | | | | |
| Jeremy Burnitz, L (1, 9) OBP: 0.422, SLG: 0.590 | | | | | | | | | | 4 | 1 | 1 | 1 | 0 | 2 | 0 | | | | | |
| Jeff Cirillo, R (1, 5) OBP: 0.387, SLG: 0.466 | | | | | | | | | | 4 | 0 | 1 | 0 | 0 | 1 | 1 | | | | | |
| Dave Nilsson, L (1, 10) OBP: 0.351, SLG: 0.408 | | | | | | | | | | 3 | 0 | 1 | 0 | 1 | 0 | 1 | | | | | |
| Jose Valentin, S (1, 6) OBP: 0.321, SLG: 0.416 | | | | | | | | | | 3 | 0 | 0 | 1 | 0 | 0 | 3 | | | | | |
| Matt Mieske, R (9, PH) OBP: 0.328, SLG: 0.401 | | | | | | | | | | 1 | 0 | 0 | 0 | 0 | 0 | 0 | | | | | |
| Gerald Williams, R (1, 8) OBP: 0.319, SLG: 0.385 | | | | | | | | | | 4 | 0 | 0 | 0 | 0 | 0 | 2 | | | | | |
| Antone Williamson, L (1, 3) OBP: 0.317, SLG: 0.306 | | | | | | | | | | 2 | 0 | 0 | 0 | 0 | 0 | 0 | | | | | |
| Tim Unroe, R (7, PH) OBP: 0.222, SLG: 0.889 | | | | | | | | | | 1 | 0 | 0 | 0 | 0 | 1 | 0 | | | | | |
| Jack Voigt, R (1, 7) OBP: 0.333, SLG: 0.667 | | | | | | | | | | 3 | 0 | 0 | 0 | 0 | 0 | 0 | | | | | |
| Jesse Levis, L (1, 2) OBP: 0.318, SLG: 0.295 | | | | | | | | | | 1 | 0 | 0 | 0 | 1 | 0 | 0 | | | | | |
| Kelly Stinnett, R (7, PH) OBP: 0.250, SLG: 0.250 | | | | | | | | | | 1 | 0 | 0 | 0 | 0 | 1 | 0 | | | | | |
| Inning Stats | R: 2 E: 0 K: 0 S: 12 | H: 2 LOB: 1 BB: 1 P: 24 | R: 0 E: 0 K: 0 S: 9 | H: 0 LOB: 1 BB: 1 P: 16 | R: 0 E: 0 K: 0 S: 11 | H: 1 LOB: 1 BB: 0 P: 15 | R: 0 E: 0 K: 0 S: 12 | H: 0 LOB: 0 BB: 0 P: 16 | R: 0 E: 0 K: 1 S: 11 | H: 0 LOB: 0 BB: 0 P: 16 | R: 0 E: 0 K: 2 S: 6 | H: 1 LOB: 1 BB: 0 P: 8 | R: 0 E: 0 K: 3 S: 9 | H: 0 LOB: 0 BB: 0 P: 15 | R: 0 E: 0 K: 0 S: 8 | H: 0 LOB: 0 BB: 0 P: 12 | 1B: 1 2B: 3 3B: 0 HR: 0 | SF: 0 SAC: 0 DP: 0 HBP: 0 | WP: 0 PB: 0 SB: 0 CS: 0 | PA: 33 | |
| PITCHER | IP | WLS | BF | H | R | ER | SO | BB | IBB | HBP | BLK | WP | HR | S | P | ERA | WHIP | | | | |
| Shawn Boskie, R (1, 1) ERA: 6.23 | 5.0 | W | 21 | 4 | 2 | 2 | 1 | 2 | 0 | 0 | 0 | 0 | 0 | 27 | 41 | 0.00 | 0.000 | | | | |
| Arthur Rhodes, L (6, 1) ERA: 2.57 | 4.0 | S | 12 | 0 | 0 | 0 | 5 | 0 | 0 | 0 | 0 | 0 | 0 | 27 | 41 | 0.00 | 0.000 | | | | |

| Batter | 1 | 2 | 3 | 4 | 5 | 6 | 7 | 8 | 9 | AB | R | H | RBI | BB | SO | LOB | TOP | | | | | | | | |
|---|-------------------------------|----------------------------------|-------------------------------|----------------------------------|-------------------------------|----------------------------------|------------------------------|----------------------------------|-------------------------------|----------------------------------|-------------------------------|----------------------------------|------------------------------|----------------------------------|------------------------------|---------------------------------|--|----------------------------------|----------------------------------|------------------------------------|----------------------------------|--------|--|--|--|
| Brady Anderson, L (1, 10) OBP: 0.435, SLG: 0.471 | | | | | | | | | | 4 | 0 | 2 | 1 | 1 | 0 | 0 | Baltimore Orioles @ Milwaukee Brewers Milwaukee County Stadium, Milwaukee, WI Wed Jun 25 1997, 4:33 AM EDT Att: 21,042 - Cloudy - 79 F | | | | | | | | |
| Roberto Alomar, S (1, 4) OBP: 0.365, SLG: 0.444 | | | | | | | | | | 5 | 1 | 0 | 0 | 0 | 0 | 5 | | | | | | | | | |
| Rafael Palmeiro, L (1, 3) OBP: 0.334, SLG: 0.447 | | | | | | | | | | 5 | 1 | 1 | 1 | 0 | 2 | 3 | | | | | | | | | |
| B.J. Surhoff, L (1, 7) OBP: 0.381, SLG: 0.521 | | | | | | | | | | 5 | 1 | 1 | 2 | 0 | 0 | 1 | | | | | | | | | |
| Tony Tarasco, L (9, 7) OBP: 0.311, SLG: 0.375 | | | | | | | | | | 3 | 2 | 2 | 0 | 1 | 1 | 0 | | | | | | | | | |
| Cal Ripken Jr., R (1, 5) OBP: 0.345, SLG: 0.448 | | | | | | | | | | 1 | 0 | 0 | 0 | 0 | 0 | 0 | | | | | | | | | |
| Jeff Reboulet, R (9, PH) OBP: 0.284, SLG: 0.234 | | | | | | | | | | 5 | 2 | 3 | 4 | 0 | 2 | 1 | | | | | | | | | |
| Jeffrey Hammonds, R (1, 8) OBP: 0.320, SLG: 0.481 | | | | | | | | | | | 3 | 2 | 2 | 1 | 0 | 0 | | 1 | | | | | | | |
| David Dellucci, L (1, 9) OBP: 0.333, SLG: 0.400 | | | | | | | | | | 4 | 0 | 1 | 0 | 0 | 0 | 3 | | | | | | | | | |
| Lenny Webster, R (1, 2) OBP: 0.314, SLG: 0.333 | | | | | | | | | | 3 | 0 | 0 | 0 | 1 | 0 | 1 | | | | | | | | | |
| Mike Bordick, R (1, 6) OBP: 0.257, SLG: 0.271 | | | | | | | | | | 3 | 0 | 0 | 0 | 1 | 0 | 1 | | | | | | | | | |
| Inning Stats | R: 0 E: 0 K: 0 S: 10 | H: 1 LOB: 1 BB: 0 P: 18 | R: 3 E: 0 K: 1 S: 19 | H: 3 LOB: 2 BB: 3 P: 40 | R: 3 E: 0 K: 0 S: 14 | H: 3 LOB: 0 BB: 0 P: 27 | R: 0 E: 0 K: 1 S: 6 | H: 0 LOB: 0 BB: 0 P: 10 | R: 0 E: 0 K: 1 S: 11 | H: 1 LOB: 2 BB: 0 P: 18 | R: 3 E: 0 K: 1 S: 16 | H: 3 LOB: 0 BB: 0 P: 21 | R: 0 E: 0 K: 0 S: 8 | H: 1 LOB: 1 BB: 0 P: 13 | R: 0 E: 0 K: 0 S: 7 | H: 0 LOB: 0 BB: 0 P: 9 | R: 0 E: 0 K: 1 S: 9 | H: 0 LOB: 0 BB: 0 P: 12 | 1B: 6 2B: 2 3B: 0 HR: 4 | SF: 0 SAC: 0 DP: 0 HBP: 1 | WP: 0 PB: 0 SB: 0 CS: 0 | PA: 42 | | | |
| PITCHER | IP | WLS | BF | H | R | ER | SO | BB | IBB | HBP | BLK | WP | HR | S | P | ERA | WHIP | | | | | | | | |
| 21 Cal Eldred, R (1, 1) ERA: 5.9 | 3.0 | L | 18 | 7 | 6 | 6 | 1 | 3 | 0 | 0 | 0 | 0 | 3 | 43 | 85 | 18.00 | 3.333 | | | | | | | | |
| Joel Adamson, L (4, 1) ERA: 4.58 | 4.0 | | 18 | 5 | 3 | 3 | 3 | 0 | 0 | 1 | 0 | 0 | 1 | 41 | 62 | 6.75 | 1.250 | | | | | | | | |
| Bob Wickman, R (8, 1) ERA: 3.57 | 1.0 | | 3 | 0 | 0 | 0 | 0 | 0 | 0 | 0 | 0 | 0 | 0 | 7 | 9 | 0.00 | 0.000 | | | | | | | | |
| Doug Jones, R (9, 1) ERA: 2.97 | 1.0 | | 3 | 0 | 0 | 0 | 1 | 0 | 0 | 0 | 0 | 0 | 0 | 9 | 12 | 0.00 | 0.000 | | | | | | | | |

| Batter | 1 | 2 | 3 | 4 | 5 | 6 | 7 | 8 | 9 | AB | R | H | RBI | BB | SO | LOB | BOTTOM | | | | | | | | |
|--|------------------------------|---------------------------------|------------------------------|---------------------------------|------------------------------|----------------------------------|-------------------------------|----------------------------------|------------------------------|----------------------------------|-------------------------------|----------------------------------|------------------------------|----------------------------------|------------------------------|----------------------------------|--|----------------------------------|----------------------------------|------------------------------------|----------------------------------|--------|--|--|--|
| Mark Loretta, R (1, 4) OBP: 0.386, SLG: 0.424 | | | | | | | | | | 4 | 0 | 0 | 0 | 0 | 1 | 1 | Baltimore Orioles @ Milwaukee Brewers Milwaukee County Stadium, Milwaukee, WI Wed Jun 25 1997, 4:33 AM EDT Att: 21,042 - Cloudy - 79 F | | | | | | | | |
| Jeremy Burnitz, L (1, 9) OBP: 0.419, SLG: 0.584 | | | | | | | | | | 4 | 1 | 1 | 0 | 0 | 2 | 0 | | | | | | | | | |
| Jeff Cirillo, R (1, 5) OBP: 0.364, SLG: 0.460 | | | | | | | | | | 3 | 0 | 0 | 0 | 0 | 2 | 0 | | | | | | | | | |
| Tim Lincecum, R (8, 5) OBP: 0.300, SLG: 1.000 | | | | | | | | | | 1 | 0 | 1 | 0 | 0 | 0 | 0 | | | | | | | | | |
| Dave Nilsson, L (1, 10) OBP: 0.346, SLG: 0.404 | | | | | | | | | | 3 | 0 | 0 | 1 | 0 | 2 | 0 | | | | | | | | | |
| Matt Mieske, R (1, 7) OBP: 0.320, SLG: 0.392 | | | | | | | | | | 4 | 0 | 0 | 0 | 0 | 2 | 2 | | | | | | | | | |
| Jose Valentin, S (1, 6) OBP: 0.321, SLG: 0.414 | | | | | | | | | | 3 | 0 | 1 | 0 | 0 | 1 | 0 | | | | | | | | | |
| Jack Voigt, R (9, 9) OBP: 0.333, SLG: 0.667 | | | | | | | | | | 0 | 0 | 0 | 0 | 0 | 0 | 0 | | | | | | | | | |
| Gerald Williams, R (1, 8) OBP: 0.317, SLG: 0.382 | | | | | | | | | | 2 | 0 | 0 | 0 | 0 | 0 | 0 | | | | | | | | | |
| Jeff Huson, L (8, 9) OBP: 0.294, SLG: 0.258 | | | | | | | | | | 1 | 0 | 0 | 0 | 0 | 0 | 1 | | | | | | | | | |
| Antone Williamson, L (1, 3) OBP: 0.295, SLG: 0.282 | | | | | | | | | | 3 | 0 | 0 | 0 | 0 | 1 | 1 | | | | | | | | | |
| Mike Matheny, R (1, 2) OBP: 0.278, SLG: 0.331 | | | | | | | | | | 1 | 0 | 0 | 0 | 1 | 0 | 0 | | | | | | | | | |
| Kelly Stinnett, R (7, 2) OBP: 0.200, SLG: 0.200 | | | | | | | | | | 1 | 0 | 0 | 0 | 0 | 1 | 1 | | | | | | | | | |
| Inning Stats | R: 0 E: 0 K: 2 S: 7 | H: 0 LOB: 0 BB: 0 P: 9 | R: 0 E: 0 K: 1 S: 7 | H: 0 LOB: 0 BB: 0 P: 8 | R: 0 E: 0 K: 0 S: 6 | H: 0 LOB: 1 BB: 1 P: 13 | R: 0 E: 0 K: 2 S: 18 | H: 0 LOB: 0 BB: 0 P: 27 | R: 0 E: 0 K: 2 S: 8 | H: 0 LOB: 0 BB: 0 P: 12 | R: 0 E: 0 K: 1 S: 10 | H: 0 LOB: 0 BB: 0 P: 16 | R: 0 E: 0 K: 3 S: 9 | H: 0 LOB: 0 BB: 0 P: 11 | R: 0 E: 0 K: 1 S: 8 | H: 1 LOB: 0 BB: 0 P: 12 | R: 1 E: 0 K: 0 S: 13 | H: 2 LOB: 1 BB: 0 P: 18 | 1B: 2 2B: 1 3B: 0 HR: 0 | SF: 1 SAC: 0 DP: 0 HBP: 0 | WP: 1 PB: 0 SB: 0 CS: 0 | PA: 32 | | | |
| PITCHER | IP | WLS | BF | H | R | ER | SO | BB | IBB | HBP | BLK | WP | HR | S | P | ERA | WHIP | | | | | | | | |
| 35 Mike Mussina, R (1, 1) ERA: 3.29 | 9.0 | W | 32 | 3 | 3 | 1 | 12 | 1 | 0 | 0 | 0 | 1 | 0 | 86 | 126 | 1.00 | 0.444 | | | | | | | | |

| | |
|-----|----|
| AB | 38 |
| R | 9 |
| H | 12 |
| RBI | 9 |
| BB | 3 |
| SO | 5 |
| LOB | 15 |



| | |
|-----|----|
| AB | 30 |
| R | 1 |
| H | 3 |
| RBI | 1 |
| BB | 1 |
| SO | 12 |
| LOB | 6 |



| Batter | 1 | 2 | 3 | 4 | 5 | 6 | 7 | 8 | 9 | AB | R | H | RBI | BB | SO | LOB | TOP | | | | | | | | | | |
|---|-------------------------------|----------------------------------|-------------------------------|----------------------------------|-------------------------------|----------------------------------|-------------------------------|----------------------------------|------------------------------|----------------------------------|------------------------------|----------------------------------|------------------------------|---------------------------------|-------------------------------|----------------------------------|--|----------------------------------|------------------------------------|-------------------------|--------|--|--|--|--|--|--|
| Mark Loretta, R OBP: 0.384, SLG: 0.425 (1, 4) | 2-2 F8 | | 3-2 G4-3 2B | | 2-2 F9 | | | 1-2 G6-3 | | 4 | 0 | 1 | 0 | 0 | 0 | 0 | Milwaukee Brewers @ Kansas City Royals Kauffman Stadium, Kansas City, MO Thu Jun 26 1997, 7:05 PM CDT Att: 20,129 - Unknown - 81 F AB 32 R 3 H 8 RBI 3 BB 0 SO 6 LOB 8 | | | | | | | | | | |
| Jeremy Burnitz, L OBP: 0.412, SLG: 0.573 (1, 9) | 0-0 G6-3 | | 1-3 K | | 0-3 K | | | 0-0 F8 | | 4 | 0 | 0 | 0 | 0 | 2 | 1 | | | | | | | | | | | |
| Jeff Cirillo, R OBP: 0.382, SLG: 0.465 (1, 5) | 1-2 L5 | | 0-0 G4-3 | | | 1-2 F7 | | | 0-1 SF7 3B | 4 | 1 | 1 | 0 | 0 | 0 | 1 | | | | | | | | | | | |
| Dave Nilsson, L OBP: 0.348, SLG: 0.407 (1, 10) | | 2-2 HR 1B | 1-3 K | | 2-0 CS 1B | | | 1-1 SF7 | | 3 | 1 | 2 | 1 | 0 | 1 | 1 | | | | | | | | | | | |
| Matt Mieske, R OBP: 0.315, SLG: 0.385 Jeff Huson, L OBP: 0.290, SLG: 0.254 (9, PH) | | 2-1 F9 | | 1-3 K | | 3-3 K | | 3-H 1-1 G3 | | 3 | 0 | 0 | 0 | 0 | 2 | 2 | | | | | | | | | | | |
| Gerald Williams, R OBP: 0.316, SLG: 0.391 (1, 8) | | 3-1 HR 1-H | | 1-1 P6 | | | 2-2 P3 | | 1-2 P5 | 4 | 1 | 1 | 2 | 0 | 0 | 0 | | | | | | | | | | | |
| Jose Valentin, S OBP: 0.326, SLG: 0.419 (1, 6) | | 0-0 F9 | | 0-0 1B | | | 1-2 G6-4-3 1B | | | 3 | 0 | 2 | 0 | 0 | 0 | 0 | | | | | | | | | | | |
| Tim Unroe, R OBP: 0.333, SLG: 0.917 Antone Williamson, L OBP: 0.289, SLG: 0.275 (7, PH) (7, 3) | | 1-1 1B | | 1-3 K | | | 0-1 G6-4-3 | | | 2 | 0 | 1 | 0 | 0 | 1 | 1 | | | | | | | | | | | |
| Mike Matheny, R OBP: 0.275, SLG: 0.327 Jesse Levis, L OBP: 0.315, SLG: 0.291 (8, PH) (8, 2) | | 1-1 F8 | | | 1-0 L9 | | | 0-0 G6-3 | | 2 | 0 | 0 | 0 | 0 | 0 | 1 | | | | | | | | | | | |
| Inning Stats | R: 0 E: 0 K: 0 S: 10 | H: 0 LOB: 0 BB: 0 P: 13 | R: 2 E: 0 K: 0 S: 12 | H: 3 LOB: 1 BB: 0 P: 21 | R: 0 E: 0 K: 2 S: 12 | H: 1 LOB: 1 BB: 0 P: 17 | R: 0 E: 0 K: 2 S: 10 | H: 1 LOB: 0 BB: 0 P: 13 | R: 0 E: 0 K: 1 S: 7 | H: 1 LOB: 0 BB: 0 P: 10 | R: 0 E: 0 K: 0 S: 9 | H: 1 LOB: 0 BB: 0 P: 12 | R: 0 E: 0 K: 0 S: 5 | H: 0 LOB: 0 BB: 0 P: 6 | R: 1 E: 0 K: 0 S: 10 | H: 1 LOB: 0 BB: 0 P: 13 | | 1B: 5 2B: 2 3B: 1 HR: 1 | SF: 1 SAC: 0 DP: 2 HBP: 0 | WP: 0 PB: 0 CS: 1 | PA: 33 | | | | | | |
| PITCHER | IP | WLS | BF | H | R | ER | SO | BB | IBB | HBP | BLK | WP | HR | S | P | ERA | WHIP | | | | | | | | | | |
| Chris Haney, L ERA: 5.71 Ricky Bones, R ERA: 9.45 Jeff Montgomery, R ERA: 6.57 | (1, 1) (7, 1) (9, 1) | 6.0 2.1 0.2 | W 8 S | 23 8 2 | 6 2 0 | 2 1 0 | 6 0 0 | 0 0 0 | 0 0 0 | 0 0 0 | 0 0 0 | 0 0 0 | 1 18 6 | 58 23 8 | 87 23 8 | 3.00 3.86 0.00 | 1.000 0.857 0.000 | | | | | | | | | | |

| Batter | 1 | 2 | 3 | 4 | 5 | 6 | 7 | 8 | 9 | AB | R | H | RBI | BB | SO | LOB | BOTTOM | | | | | | | | | | | |
|--|------------------------------|----------------------------------|-------------------------------|----------------------------------|------------------------------|----------------------------------|-------------------------------|----------------------------------|------------------------------|----------------------------------|-------------------------------|----------------------------------|------------------------------|---------------------------------|-------------------------------|----------------------------------|--|----------------------------------|------------------------------------|-------------------------|--------|--|--|--|--|--|--|--|
| Jose Offerman, S OBP: 0.380, SLG: 0.438 (1, 4) | 1-2 G6-3 | | | 4-2 F7 1B BB | 1-3 K | | | | 1-0 G4-3 | 3 | 1 | 0 | 0 | 1 | 1 | 1 | Milwaukee Brewers @ Kansas City Royals Kauffman Stadium, Kansas City, MO Thu Jun 26 1997, 7:05 PM CDT Att: 20,129 - Unknown - 81 F AB 29 R 4 H 5 RBI 4 BB 2 SO 5 LOB 7 | | | | | | | | | | | |
| Tom Goodwin, L OBP: 0.319, SLG: 0.352 (1, 8) | 1-3 K | | | 0-1 SAFE F7 1B | | 2-1 2B | | 0-0 B3 | | 4 | 1 | 2 | 0 | 0 | 1 | 0 | | | | | | | | | | | | |
| Jay Bell, R OBP: 0.368, SLG: 0.470 (1, 6) | 1-1 P5 | | | 2-0 F7 | | 1-2 G6-3 | | 3-2 G4-3 | | 4 | 0 | 0 | 0 | 0 | 0 | 3 | | | | | | | | | | | | |
| Jeff King, R OBP: 0.402, SLG: 0.516 (1, 3) | | | 3-3 K | 1-1 HR 1B | | 0-0 F7 | | 0-0 F9 | | 4 | 1 | 1 | 2 | 0 | 1 | 1 | | | | | | | | | | | | |
| Chili Davis, S OBP: 0.418, SLG: 0.507 (1, 10) | | | 1-3 K | 2-H 3-H 1-0 K | | 4-0 SAFE IBB | | | | 2 | 1 | 1 | 2 | 1 | 1 | 0 | | | | | | | | | | | | |
| Jermaine Dye, R OBP: 0.230, SLG: 0.281 (1, 9) | | | 1-3 K | 1-H HR | | 0-0 P3 | | | | 3 | 0 | 0 | 0 | 0 | 1 | 2 | | | | | | | | | | | | |
| Johnny Damon, L OBP: 0.361, SLG: 0.457 (1, 7) | | | 2-1 G4-3 | 2-0 G4-3 | | | 0-2 G4-3 | | | 3 | 0 | 0 | 0 | 0 | 0 | 0 | | | | | | | | | | | | |
| Craig Paquette, R OBP: 0.248, SLG: 0.346 (1, 5) | | | 2-0 G5-3 | | 1-1 G6-3 | | 2-2 G6-3 | | | 3 | 0 | 0 | 0 | 0 | 0 | 0 | | | | | | | | | | | | |
| Sal Fasano, R OBP: 0.222, SLG: 0.385 (1, 2) | | | 1-1 G1-6-3 | | 0-1 F8 | | 3-2 1B | | | 3 | 0 | 1 | 0 | 0 | 0 | 0 | | | | | | | | | | | | |
| Inning Stats | R: 0 E: 0 K: 1 S: 8 | H: 0 LOB: 0 BB: 0 P: 11 | R: 0 E: 0 K: 3 S: 10 | H: 0 LOB: 0 BB: 0 P: 15 | R: 0 E: 0 K: 0 S: 5 | H: 0 LOB: 0 BB: 0 P: 10 | R: 4 E: 0 K: 0 S: 11 | H: 3 LOB: 0 BB: 1 P: 21 | R: 0 E: 0 K: 1 S: 7 | H: 1 LOB: 2 BB: 1 P: 14 | R: 0 E: 0 K: 0 S: 11 | H: 1 LOB: 1 BB: 0 P: 17 | R: 0 E: 0 K: 0 S: 5 | H: 0 LOB: 0 BB: 0 P: 8 | R: 0 E: 0 K: 0 S: 10 | H: 0 LOB: 0 BB: 0 P: 13 | | 1B: 3 2B: 1 3B: 0 HR: 1 | SF: 0 SAC: 0 DP: 0 HBP: 0 | WP: 0 PB: 0 CS: 0 | PA: 31 | | | | | | | |
| PITCHER | IP | WLS | BF | H | R | ER | SO | BB | IBB | HBP | BLK | WP | HR | S | P | ERA | WHIP | | | | | | | | | | | |
| Jose Mercedes, R ERA: 4.66 | (1, 1) | 8.0 | L | 31 | 5 | 4 | 4 | 5 | 1 | 1 | 0 | 0 | 0 | 1 | 64 | 105 | 4.50 | 0.750 | | | | | | | | | | |

| Batter | 1 | 2 | 3 | 4 | 5 | 6 | 7 | 8 | 9 | AB | R | H | RBI | BB | SO | LOB | TOP | | | | | | | | | | |
|--|------------------------------|---------------------------------|------------------------------|---------------------------------|------------------------------|---------------------------------|------------------------------|---------------------------------|------------------------------|---------------------------------|------------------------------|----------------------------------|------------------------------|---------------------------------|------------------------------|---------------------------------|----------------------------------|------------------------------------|----------------------------------|--------|--|--|--|--|--|--|--|
| Mark Loretta, R (1,4) Matt Mieske, R (6,7) OBP: 0.383, SLG: 0.421 OBP: 0.323, SLG: 0.404 | P6 | | | | | | | | | | | | | | | | 2 0 0 0 1 0 1 2 2 2 0 0 0 0 | | | | | | | | | | |
| Jeff Huson, L (1,7) OBP: 0.284, SLG: 0.239 | | | G3-6 | | | | | | | | | | | | | | 4 0 0 1 0 0 4 | | | | | | | | | | |
| Jeff Cirillo, R (1,5) Jack Voigt, R (5,5) OBP: 0.365, SLG: 0.471 OBP: 0.426, SLG: 0.692 | | | | | | | | | | | | | | | | | 3 0 2 0 0 0 1 1 0 1 1 1 0 0 | | | | | | | | | | |
| Jeremy Burnitz, L (1,9) Tim Unroe, R (7,9) OBP: 0.410, SLG: 0.565 OBP: 0.306, SLG: 0.846 | | | | | | | | | | | | | | | | | 3 0 0 0 1 0 5 1 0 0 0 0 0 1 | | | | | | | | | | |
| Dave Nilsson, L (1,10) Jesse Levis, L (6,PH) OBP: 0.349, SLG: 0.405 OBP: 0.326, SLG: 0.296 | | | | | | | | | | | | | | | | | 1 0 0 0 1 0 2 2 0 1 0 1 0 1 | | | | | | | | | | |
| Jose Valentin, S (1,6) OBP: 0.325, SLG: 0.415 | | | | | | | | | | | | | | | | | 4 0 1 0 0 2 5 | | | | | | | | | | |
| Antone Williamson, L (1,3) OBP: 0.265, SLG: 0.250 | | | | | | | | | | | | | | | | | 4 0 0 0 0 0 2 | | | | | | | | | | |
| Gerald Williams, R (1,8) OBP: 0.312, SLG: 0.385 | | | | | | | | | | | | | | | | | 4 0 0 0 0 1 2 | | | | | | | | | | |
| Mike Matheny, R (1,2) Kelly Stinnett, R (7,2) OBP: 0.276, SLG: 0.327 OBP: 0.167, SLG: 0.167 | | | | | | | | | | | | | | | | | 3 1 1 0 0 0 1 1 0 0 0 0 0 0 | | | | | | | | | | |
| Inning Stats | R: 0 E: 0 K: 0 S: 4 | H: 1 LOB: 2 BB: 0 P: 5 | R: 0 E: 0 K: 1 S: 6 | H: 1 LOB: 1 BB: 0 P: 6 | R: 0 E: 0 K: 0 S: 3 | H: 0 LOB: 0 BB: 1 P: 6 | R: 1 E: 1 K: 0 S: 6 | H: 1 LOB: 2 BB: 0 P: 6 | R: 0 E: 0 K: 1 S: 6 | H: 1 LOB: 1 BB: 0 P: 6 | R: 1 E: 0 K: 1 S: 7 | H: 2 LOB: 3 BB: 2 P: 15 | R: 0 E: 0 K: 0 S: 3 | H: 0 LOB: 0 BB: 0 P: 3 | R: 1 E: 0 K: 0 S: 4 | H: 1 LOB: 1 BB: 1 P: 8 | 1B: 6 2B: 1 3B: 1 HR: 0 | SF: 0 SAC: 0 DP: 2 HBP: 1 | WP: 1 PB: 0 SB: 1 CS: 0 | PA: 41 | | | | | | | |
| PITCHER | IP | WLS | BF | H | R | ER | SO | BB | IBB | HBP | BLK | WP | HR | S | P | ERA | WHIP | | | | | | | | | | |
| Kevin Appier, R (1,1) ERA: 2.59 | 6.0 | W | 26 | 5 | 1 | 0 | 2 | 2 | 0 | 1 | 0 | 1 | 0 | 27 | 36 | 0.00 | 1.167 | | | | | | | | | | |
| Mike Williams, R (7,1) ERA: 6.43 | 2.0 | | 10 | 2 | 1 | 1 | 1 | 2 | 0 | 0 | 0 | 0 | 0 | 10 | 18 | 4.50 | 2.000 | | | | | | | | | | |
| Jamie Walker, L (9,1) ERA: 7.71 | 1.0 | | 5 | 1 | 1 | 1 | 0 | 1 | 0 | 0 | 0 | 0 | 0 | 4 | 8 | 9.00 | 2.000 | | | | | | | | | | |

Milwaukee Brewers @ Kansas City Royals
Kauffman Stadium, Kansas City, MO

AB 35
R 3
H 8
RBI 2
BB 5
SO 3
LOB 25



livebaseballscores.com

Milwaukee Brewers @ Kansas City Royals
Kauffman Stadium, Kansas City, MO

AB 40
R 16
H 15
RBI 14
BB 4
SO 6
LOB 14



livebaseballscores.com

| Batter | 1 | 2 | 3 | 4 | 5 | 6 | 7 | 8 | 9 | AB | R | H | RBI | BB | SO | LOB | BOTTOM | | | | | | | | | | |
|---|------------------------------|---------------------------------|------------------------------|---------------------------------|------------------------------|----------------------------------|------------------------------|----------------------------------|------------------------------|---------------------------------|------------------------------|---------------------------------|------------------------------|---------------------------------|------------------------------|---------------------------------|-----------------------------------|------------------------------------|----------------------------------|--------|--|--|--|--|--|--|--|
| Jose Offerman, S (1,4) Shane Halter, R (5,4) OBP: 0.387, SLG: 0.445 OBP: 0.387, SLG: 0.269 | | | | | | | | | | | | | | | | | 3 3 3 0 0 0 0 2 1 1 0 0 0 0 | | | | | | | | | | |
| Tom Goodwin, L (1,8) OBP: 0.324, SLG: 0.360 | | | | | | | | | | | | | | | | | 5 3 3 1 0 0 4 | | | | | | | | | | |
| Jay Bell, R (1,6) David Howard, S (5,6) OBP: 0.483, SLG: 0.483 OBP: 0.287, SLG: 0.360 | | | | | | | | | | | | | | | | | 3 2 2 5 0 0 1 2 0 0 0 0 1 1 | | | | | | | | | | |
| Jeff King, R (1,3) OBP: 0.399, SLG: 0.518 | | | | | | | | | | | | | | | | | 5 1 1 2 0 1 2 | | | | | | | | | | |
| Chili Davis, S (1,10) Sal Fasano, R (6,PH) OBP: 0.417, SLG: 0.502 OBP: 0.241, SLG: 0.393 | | | | | | | | | | | | | | | | | 2 0 0 1 1 0 0 2 1 1 0 0 0 1 | | | | | | | | | | |
| Jon Nunnally, L (1,9) OBP: 0.333, SLG: 0.500 | | | | | | | | | | | | | | | | | 4 0 0 0 1 2 2 | | | | | | | | | | |
| Johnny Damon, L (1,7) OBP: 0.362, SLG: 0.456 | | | | | | | | | | | | | | | | | 5 2 2 0 0 1 2 | | | | | | | | | | |
| Craig Paquette, R (1,5) OBP: 0.251, SLG: 0.376 | | | | | | | | | | | | | | | | | 5 2 2 5 0 1 1 | | | | | | | | | | |
| Mike MacFarlane, R (1,2) OBP: 0.233, SLG: 0.231 | | | | | | | | | | | | | | | | | 2 1 0 0 2 0 0 | | | | | | | | | | |
| Inning Stats | R: 1 E: 0 K: 0 S: 4 | H: 2 LOB: 0 BB: 0 P: 4 | R: 0 E: 0 K: 1 S: 5 | H: 0 LOB: 1 BB: 1 P: 9 | R: 4 E: 0 K: 1 S: 8 | H: 3 LOB: 0 BB: 1 P: 12 | R: 6 E: 1 K: 0 S: 8 | H: 4 LOB: 1 BB: 2 P: 16 | R: 2 E: 0 K: 0 S: 6 | H: 2 LOB: 0 BB: 0 P: 6 | R: 3 E: 0 K: 2 S: 6 | H: 3 LOB: 1 BB: 0 P: 6 | R: 0 E: 0 K: 2 S: 7 | H: 1 LOB: 0 BB: 0 P: 8 | R: 0 E: 0 K: 2 S: 7 | H: 0 LOB: 0 BB: 0 P: 7 | 1B: 10 2B: 2 3B: 1 HR: 3 | SF: 0 SAC: 0 DP: 1 HBP: 0 | WP: 0 PB: 0 SB: 1 CS: 0 | PA: 44 | | | | | | | |
| PITCHER | IP | WLS | BF | H | R | ER | SO | BB | IBB | HBP | BLK | WP | HR | S | P | ERA | WHIP | | | | | | | | | | |
| Ben McDonald, R (1,1) ERA: 4.14 | 3.0 | L | 19 | 8 | 9 | 9 | 2 | 3 | 0 | 0 | 0 | 0 | 1 | 20 | 32 | 27.00 | 3.667 | | | | | | | | | | |
| Bryce Florie, R (4,1) ERA: 3.89 | 2.0 | | 12 | 3 | 4 | 1 | 0 | 1 | 0 | 0 | 0 | 0 | 1 | 11 | 15 | 4.50 | 2.000 | | | | | | | | | | |
| Ron Villone, L (6,1) ERA: 4.58 | 1.0 | | 6 | 3 | 3 | 3 | 0 | 0 | 0 | 0 | 0 | 0 | 1 | 6 | 6 | 27.00 | 3.000 | | | | | | | | | | |
| Mike Fetters, R (7,1) ERA: 4.35 | 1.0 | | 4 | 1 | 0 | 0 | 2 | 0 | 0 | 0 | 0 | 0 | 0 | 8 | 8 | 0.00 | 1.000 | | | | | | | | | | |
| Doug Jones, R (8,1) ERA: 2.89 | 1.0 | | 3 | 0 | 0 | 0 | 2 | 0 | 0 | 0 | 0 | 0 | 0 | 7 | 7 | 0.00 | 0.000 | | | | | | | | | | |

livebaseballscores.com

| Batter | 1 | 2 | 3 | 4 | 5 | 6 | 7 | 8 | 9 | AB | R | H | RBI | BB | SO | LOB | TOP | | | | | | | | | | |
|---|------------------------------|----------------------------------|------------------------------|----------------------------------|-------------------------------|----------------------------------|------------------------------|---------------------------------|------------------------------|----------------------------------|-------------------------------|----------------------------------|-------------------------------|----------------------------------|------------------------------|----------------------------------|--|------------------------------|---------------------------------|----------------------------------|------------------------------------|-------------------------|--------|--|--|--|--|
| Mark Loretta, R (1,4) OBP: 0.391, SLG: 0.436 | 1-1 P4 | | 2-1 3B | | | 4-2 2B 1B BB | 0-1 1B | | 0-1 1B | 4 | 1 | 3 | 2 | 1 | 0 | 0 | Milwaukee Brewers @ Kansas City Royals Kauffman Stadium, Kansas City, MO Sat Jun 28 1997, 7:05 PM CDT Att: 25,022 - Unknown - 87 F livebaseballscorecards.com | | | | | | | | | | |
| Jeremy Burnitz, L (1,9) OBP: 0.406, SLG: 0.561 | 2-3 K | | 0-0 P2 | | | 2-1 1B SF9 2B | 0-0 P4 | | 0-0 L8 | 5 | 1 | 1 | 0 | 0 | 1 | 4 | | | | | | | | | | | |
| Jeff Cirillo, R (1,5) OBP: 0.383, SLG: 0.467 | 3-1 G4-3 | | 1-3 K | | | 0-0 SF9 WP 2B 1B | 0-2 F8 | | | 4 | 1 | 1 | 1 | 0 | 1 | 3 | | | | | | | | | | | |
| Dave Nilsson, L (1,10) OBP: 0.348, SLG: 0.402 | | 0-1 G4-1 | | 0-0 G3 | | 1-3 SF9 3-H 2-2 | | | 4-2 1B BB | 2 | 0 | 0 | 1 | 1 | 0 | 0 | | | | | | | | | | | |
| Gerald Williams, R (1,8) OBP: 0.308, SLG: 0.380 | | 2-2 E6 G6-4-3 | | 0-0 G6-3 | | 0-3 K | | | 0-0 F8 | 4 | 0 | 0 | 0 | 0 | 1 | 2 | | | | | | | | | | | |
| Jack Voigt, R (1,3) OBP: 0.412, SLG: 0.688 Jeff Huson, L (8,PH) OBP: 0.293, SLG: 0.250 (8,3) | 0-0 G6-4-3 | | 3-2 L5 | | | 0-0 2B | | | 1-1 G6-4-3 1B | 3 | 0 | 1 | 1 | 0 | 0 | 1 | | | | | | | | | | | |
| Matt Mieske, R (1,7) OBP: 0.316, SLG: 0.394 | | | 1-2 P2 | | 2-2 F8 | 1-1 G6-3 | | | 0-0 G6-4-3 | 4 | 0 | 0 | 0 | 0 | 0 | 3 | | | | | | | | | | | |
| Jose Valentin, S (1,6) OBP: 0.323, SLG: 0.411 | | | 1-2 2B 3B 1B | | 2-0 F8 | | 3-2 F7 | | 0-0 F8 | 4 | 1 | 1 | 0 | 0 | 0 | 0 | | | | | | | | | | | |
| Mike Matheny, R (1,2) OBP: 0.281, SLG: 0.337 | | | 1-1 3B 2B | | 1-2 P6 | | 2-1 1B | | 1-1 G4-3 | 4 | 1 | 2 | 0 | 0 | 0 | 0 | | | | | | | | | | | |
| Inning Stats | R: 0 E: 0 K: 1 S: 7 | H: 0 LOB: 0 BB: 0 P: 13 | R: 0 E: 1 K: 0 S: 8 | H: 0 LOB: 0 BB: 0 P: 10 | R: 2 E: 0 K: 1 S: 14 | H: 3 LOB: 1 BB: 0 P: 20 | R: 0 E: 0 K: 0 S: 5 | H: 0 LOB: 0 BB: 0 P: 8 | R: 0 E: 0 K: 0 S: 8 | H: 0 LOB: 0 BB: 0 P: 13 | R: 3 E: 0 K: 1 S: 19 | H: 3 LOB: 1 BB: 1 P: 28 | R: 0 E: 0 K: 0 S: 11 | H: 2 LOB: 2 BB: 0 P: 16 | R: 0 E: 0 K: 0 S: 7 | H: 1 LOB: 1 BB: 0 P: 12 | | R: 0 E: 0 K: 0 S: 6 | H: 1 LOB: 1 BB: 0 P: 7 | 1B: 6 2B: 3 3B: 1 HR: 0 | SF: 1 SAC: 0 DP: 2 HBP: 0 | WP: 1 PB: 0 CS: 0 | PA: 38 | | | | |
| PITCHER | IP | WLS | BF | H | R | ER | SO | BB | IBB | HBP | BLK | WP | HR | S | P | ERA | WHIP | | | | | | | | | | |
| 50 José Rosado, L (1,1) ERA: 3.29 | 7.0 | L | 31 | 8 | 5 | 5 | 3 | 2 | 0 | 0 | 0 | 1 | 0 | 75 | 115 | 6.43 | 1.429 | | | | | | | | | | |
| Ricky Bones, R (8,1) ERA: 8.59 | 2.0 | | 7 | 2 | 0 | 0 | 0 | 0 | 0 | 0 | 0 | 0 | 0 | 10 | 12 | 0.00 | 1.000 | | | | | | | | | | |

| Batter | 1 | 2 | 3 | 4 | 5 | 6 | 7 | 8 | 9 | AB | R | H | RBI | BB | SO | LOB | BOTTOM | | | | | | | | | | |
|---|-------------------------------|----------------------------------|-------------------------------|----------------------------------|------------------------------|---------------------------------|------------------------------|----------------------------------|------------------------------|----------------------------------|------------------------------|----------------------------------|------------------------------|----------------------------------|-------------------------------|----------------------------------|--|------------------------------|---------------------------------|-----------------------------------|------------------------------------|-------------------------|--------|--|--|--|--|
| Jose Offerman, S (1,4) OBP: 0.383, SLG: 0.440 | 2-2 BB 1B | 0-1 P5 | | 1-1 F9 | | 1-1 G1-3 | | 1-2 F8 | | 5 | 0 | 1 | 0 | 0 | 0 | 7 | Milwaukee Brewers @ Kansas City Royals Kauffman Stadium, Kansas City, MO Sat Jun 28 1997, 7:05 PM CDT Att: 25,022 - Unknown - 87 F livebaseballscorecards.com | | | | | | | | | | |
| Tom Goodwin, L (1,8) OBP: 0.325, SLG: 0.361 | 1-3 K | | 0-0 P6 | | 1-1 E FC6-4 1B | | 0-0 G5-4-3 1B | | 0-0 P5 | 5 | 1 | 2 | 0 | 0 | 1 | 1 | | | | | | | | | | | |
| Jeff King, R (1,3) OBP: 0.396, SLG: 0.510 | 4-2 1-2 BB | | 1-2 F8 | | 0-0 P5 | | 1-1 G5-4-3 1-2 | | 3-1 P5 | 4 | 0 | 0 | 0 | 1 | 0 | 2 | | | | | | | | | | | |
| Chili Davis, S (1,10) OBP: 0.416, SLG: 0.514 Shane Halter, R (9,PR) OBP: 0.397, SLG: 0.269 | 1-0 F8 | | 0-1 G3-1 | | 1-1 E9 FC6-4 | | 2-1 HR | | 0-0 1B | 5 | 1 | 2 | 1 | 0 | 0 | 3 | | | | | | | | | | | |
| Jermaine Dye, R (1,9) OBP: 0.219, SLG: 0.267 | 1-1 F9 | | | 0-0 P6 | | 0-0 FC6-4 1-2 | | 2-0 G4-3 | | 0-1 G4-3 | 5 | 0 | 0 | 1 | 0 | 4 | | | | | | | | | | | |
| Jon Nunnally, L (1,7) OBP: 0.385, SLG: 0.500 | | 0-1 G6-3 | | 0-0 1B SF9 1B | | 1-1 F9 | | 2-2 SH1-3 1B | | 4 | 1 | 2 | 0 | 0 | 0 | 1 | | | | | | | | | | | |
| Craig Paquette, R (1,5) OBP: 0.260, SLG: 0.383 | | 1-0 HBP 1B | | 0-0 SF9 1B 1-2 | | 1-0 L5 | | 0-0 SH1-3 1B 1-2 | | 4 | 0 | 3 | 0 | 0 | 0 | 0 | | | | | | | | | | | |
| Sal Fasano, R (1,2) OBP: 0.250, SLG: 0.387 Johnny Damon, L (8,PH) OBP: 0.362, SLG: 0.456 Mike Macfarlane, R (9,2) OBP: 0.233, SLG: 0.231 | | 0-3 K | | 1-2 1B | | 1-3 K | | 1-1 SH1-3 | | 3 | 0 | 1 | 0 | 0 | 2 | 1 | | | | | | | | | | | |
| David Howard, S (1,6) OBP: 0.299, SLG: 0.367 Jay Bell, R (8,PH) OBP: 0.370, SLG: 0.482 (9,6) | | 1-2 HBP | | 1-0 SF9 | | 1-1 1B | | 0-0 P4 | | 1 | 0 | 1 | 1 | 0 | 0 | 0 | | | | | | | | | | | |
| Inning Stats | R: 0 E: 0 K: 1 S: 11 | H: 1 LOB: 2 BB: 1 P: 20 | R: 0 E: 0 K: 1 S: 12 | H: 1 LOB: 2 BB: 0 P: 14 | R: 0 E: 0 K: 0 S: 8 | H: 0 LOB: 0 BB: 0 P: 9 | R: 0 E: 0 K: 0 S: 9 | H: 3 LOB: 2 BB: 0 P: 12 | R: 1 E: 1 K: 0 S: 9 | H: 1 LOB: 1 BB: 0 P: 11 | R: 0 E: 0 K: 1 S: 8 | H: 1 LOB: 1 BB: 0 P: 12 | R: 1 E: 0 K: 0 S: 6 | H: 2 LOB: 0 BB: 0 P: 11 | R: 0 E: 0 K: 0 S: 10 | H: 2 LOB: 2 BB: 0 P: 14 | | R: 0 E: 0 K: 0 S: 6 | H: 1 LOB: 1 BB: 0 P: 9 | 1B: 11 2B: 0 3B: 0 HR: 1 | SF: 1 SAC: 1 DP: 1 HBP: 1 | WP: 0 PB: 0 CS: 0 | PA: 41 | | | | |
| PITCHER | IP | WLS | BF | H | R | ER | SO | BB | IBB | HBP | BLK | WP | HR | S | P | ERA | WHIP | | | | | | | | | | |
| Jeff D'Amico, R (1,1) ERA: 4.02 | 7.0 | W | 32 | 9 | 3 | 2 | 3 | 1 | 0 | 0 | 0 | 0 | 0 | 63 | 89 | 2.57 | 1.429 | | | | | | | | | | |
| Doug Jones, R (8,1) ERA: 2.75 | 2.0 | S | 9 | 3 | 0 | 0 | 0 | 0 | 0 | 0 | 0 | 0 | 0 | 16 | 23 | 0.00 | 1.500 | | | | | | | | | | |

| Batter | 1 | 2 | 3 | 4 | 5 | 6 | 7 | 8 | 9 | AB | R | H | RBI | BB | SO | LOB | TOP | | |
|--|---|---|---|---|---|---|---|---|---|---|---|---|---|---|---|---|---|---|---|
| Jeff Huson, L OBP: 0.300, SLG: 0.260 Doug Jones, R (9, 1) | 0-2 1B | 1-3 K | | | 0-0 G6-3 1-2 | | 2-2 L3 | | 0-0 FC4-6 2-H 1B | 5 | 0 | 2 | 1 | 0 | 1 | 3 | | | |
| Jeremy Burnitz, L OBP: 0.410, SLG: 0.560 | 3-1 PB 2B 1B | | 1-2 E5 FC4-6 | | 4-0 BB | | | 2-1 1B | 0-0 FC4-6 1-2 | 4 | 1 | 2 | 0 | 1 | 0 | 1 | | | |
| Jeff Cirillo, R OBP: 0.378, SLG: 0.461 | 1-1 SAFE SAFE 1B | 3-1 L9 | 2-0 F8 | | 1-0 P6 | | | 0-2 L7 | | 4 | 0 | 0 | 0 | 0 | 0 | 4 | | | |
| Dave Nilsson, L OBP: 0.347, SLG: 0.404 Tim Unroe, R OBP: 0.306, SLG: 0.846 | 3-2 1B 2H 2B | | 2-2 FC4-6 1-2 | | 1-0 P5 | | | 1-3 K | | 4 | 0 | 1 | 1 | 0 | 1 | 2 | | | |
| Jose Valentin, S OBP: 0.322, SLG: 0.408 | 2-2 CS 2-3 1B | | 0-0 F7 | | 0-3 K | | | 0-0 F8 | | 4 | 0 | 1 | 0 | 0 | 1 | 2 | | | |
| Jesse Lewis, L OBP: 0.337, SLG: 0.310 Matt Mieske, R OBP: 0.319, SLG: 0.398 | 1-2 SAFE CS 1-2 1B | 2-1 2B 1B | | 0-1 G4-3 | | | | 0-0 WP 1B | | 3 | 0 | 2 | 0 | 0 | 0 | 0 | | | |
| Jack Voigt, R OBP: 0.593, SLG: 0.579 Antone Williamson, L OBP: 0.290, SLG: 0.267 Kelly Stinnett, R OBP: 0.167, SLG: 0.167 | | 2-3 K | | 2-1 F8 | | | | 3-1 SAFE SAFE SAFE 1-H 1B | | 3 | 0 | 0 | 0 | 0 | 2 | 2 | | | |
| Gerald Williams, R OBP: 0.308, SLG: 0.383 | | 1-0 K | | 0-3 K | | | | 2-1 SH1-4 | | 3 | 0 | 1 | 0 | 0 | 1 | 0 | | | |
| Mike Matheny, R OBP: 0.282, SLG: 0.337 Mark Loretta, R OBP: 0.390, SLG: 0.434 | | 1-3 2B | | | 0-0 F9 | | | 1-2 G5-3 | | 3 | 0 | 1 | 0 | 0 | 0 | 2 | | | |
| Inning Stats | R: 1 E: 0 K: 0 S: 19 | H: 4 LOB: 1 BB: 0 P: 30 | R: 0 E: 0 K: 2 S: 11 | H: 2 LOB: 2 BB: 0 P: 17 | R: 0 E: 1 K: 0 S: 9 | H: 0 LOB: 0 BB: 0 P: 14 | R: 0 E: 0 K: 1 S: 7 | H: 0 LOB: 0 BB: 0 P: 9 | R: 0 E: 0 K: 2 S: 10 | H: 1 LOB: 1 BB: 0 P: 13 | R: 0 E: 0 K: 0 S: 7 | H: 0 LOB: 0 BB: 0 P: 10 | R: 0 E: 0 K: 1 S: 9 | H: 1 LOB: 1 BB: 0 P: 12 | R: 2 E: 0 K: 0 S: 10 | H: 3 LOB: 1 BB: 0 P: 14 | 1B: 10 2B: 2 3B: 0 HR: 0 | SF: 0 SAC: 1 DP: 1 HBP: 0 | WP: 1 PA: 39 PB: 1 SB: 0 CS: 0 |
| PITCHER | IP WLS BF H R ER SO BB IBB HBP BLK WP HR S P ERA WHIP | IP WLS BF H R ER SO BB IBB HBP BLK WP HR S P ERA WHIP | IP WLS BF H R ER SO BB IBB HBP BLK WP HR S P ERA WHIP | IP WLS BF H R ER SO BB IBB HBP BLK WP HR S P ERA WHIP | IP WLS BF H R ER SO BB IBB HBP BLK WP HR S P ERA WHIP | IP WLS BF H R ER SO BB IBB HBP BLK WP HR S P ERA WHIP | IP WLS BF H R ER SO BB IBB HBP BLK WP HR S P ERA WHIP | IP WLS BF H R ER SO BB IBB HBP BLK WP HR S P ERA WHIP | IP WLS BF H R ER SO BB IBB HBP BLK WP HR S P ERA WHIP | IP WLS BF H R ER SO BB IBB HBP BLK WP HR S P ERA WHIP | IP WLS BF H R ER SO BB IBB HBP BLK WP HR S P ERA WHIP | IP WLS BF H R ER SO BB IBB HBP BLK WP HR S P ERA WHIP | IP WLS BF H R ER SO BB IBB HBP BLK WP HR S P ERA WHIP | IP WLS BF H R ER SO BB IBB HBP BLK WP HR S P ERA WHIP | IP WLS BF H R ER SO BB IBB HBP BLK WP HR S P ERA WHIP | IP WLS BF H R ER SO BB IBB HBP BLK WP HR S P ERA WHIP | IP WLS BF H R ER SO BB IBB HBP BLK WP HR S P ERA WHIP | IP WLS BF H R ER SO BB IBB HBP BLK WP HR S P ERA WHIP | IP WLS BF H R ER SO BB IBB HBP BLK WP HR S P ERA WHIP |

Milwaukee Brewers @ Kansas City Royals
Kauffman Stadium, Kansas City, MO
Sun Jun 29 1997, 3:33 AM CDT
Att: 18,619 - Cloudy - 86 F

AB 36
R 3
H 12
RBI 3
BB 1
SO 6
LOB 17





| Batter | 1 | 2 | 3 | 4 | 5 | 6 | 7 | 8 | 9 | AB | R | H | RBI | BB | SO | LOB | BOTTOM | | |
|---|---|---|---|---|---|---|---|---|---|---|---|---|---|---|---|---|---|---|---|
| Jose Offerman, S OBP: 0.376, SLG: 0.431 | 3-3 K | 0-0 FC4-6 1-2 | | | 1-2 K | | 2-3 K | | 1-3 K | 5 | 0 | 0 | 0 | 0 | 4 | 5 | | | |
| Tom Goodwin, L OBP: 0.328, SLG: 0.366 | 2-2 2B | | 1-3 K | | 0-2 FC1-5-6-2 WP 2-3 | | 1-0 1B | | | 4 | 0 | 2 | 0 | 0 | 1 | 1 | | | |
| Jay Bell, R OBP: 0.365, SLG: 0.475 | 1-1 F9 | | 1-1 F9 | | 1-3 K | | | 0-1 G5-3 | | 4 | 0 | 0 | 0 | 0 | 1 | 2 | | | |
| Jeff King, R OBP: 0.397, SLG: 0.510 | 2-1 F9 | | 3-2 1B | | 2-3 K | | | 0-0 FC6-4 1B | | 4 | 0 | 2 | 0 | 0 | 1 | 1 | | | |
| Chili Davis, S OBP: 0.410, SLG: 0.505 Johnny Damon, L OBP: 0.362, SLG: 0.456 | | 1-1 F8 | 3-3 K | | 0-0 F8 | | | 0-0 FC6-4 1-2 | | 4 | 0 | 0 | 0 | 0 | 1 | 2 | | | |
| Jermaine Dye, R OBP: 0.220, SLG: 0.267 | | 0-1 1B 1B | | 3-2 P4 | | | 0-0 P4 | | 1-3 K | 4 | 1 | 1 | 0 | 0 | 1 | 1 | | | |
| Craig Paquette, R OBP: 0.281, SLG: 0.382 David Howard, S OBP: 0.296, SLG: 0.363 | | 0-0 1B 1B | | 1-1 G6-3 | | | 1-3 K | | 1-3 K | 3 | 1 | 1 | 0 | 0 | 1 | 0 | | | |
| Mike Macfarlane, R OBP: 0.242, SLG: 0.241 Jon Nunnally, L OBP: 0.337, SLG: 0.462 | | 0-0 FC4-6 2H 3H 1B | | 1-0 P4 | | | 0-1 BB 1B 1B | | 0-3 K | 3 | 0 | 2 | 2 | 0 | 0 | 0 | | | |
| Shane Halter, R OBP: 0.412, SLG: 0.286 Scott Cooper, L OBP: 0.259, SLG: 0.294 | | 1-1 K | | 1-2 FC1-5-6 1B | | | 1-2 1B | | 0-0 1B | 2 | 0 | 1 | 0 | 1 | 1 | 1 | | | |
| Inning Stats | R: 0 E: 0 K: 1 S: 10 | H: 1 LOB: 1 BB: 0 P: 18 | R: 2 E: 0 K: 1 S: 12 | H: 3 LOB: 1 BB: 0 P: 15 | R: 0 E: 0 K: 2 S: 13 | H: 1 LOB: 1 BB: 0 P: 21 | R: 0 E: 0 K: 0 S: 7 | H: 0 LOB: 0 BB: 0 P: 12 | R: 0 E: 0 K: 1 S: 5 | H: 0 LOB: 0 BB: 0 P: 7 | R: 0 E: 0 K: 2 S: 10 | H: 2 LOB: 2 BB: 1 P: 18 | R: 0 E: 0 K: 1 S: 7 | H: 1 LOB: 1 BB: 0 P: 8 | R: 0 E: 0 K: 3 S: 11 | H: 1 LOB: 1 BB: 0 P: 13 | 1B: 9 2B: 1 3B: 0 HR: 0 | SF: 0 SAC: 0 DP: 0 HBP: 0 | WP: 1 PA: 37 PB: 0 SB: 1 CS: 0 |
| PITCHER | IP WLS BF H R ER SO BB IBB HBP BLK WP HR S P ERA WHIP | IP WLS BF H R ER SO BB IBB HBP BLK WP HR S P ERA WHIP | IP WLS BF H R ER SO BB IBB HBP BLK WP HR S P ERA WHIP | IP WLS BF H R ER SO BB IBB HBP BLK WP HR S P ERA WHIP | IP WLS BF H R ER SO BB IBB HBP BLK WP HR S P ERA WHIP | IP WLS BF H R ER SO BB IBB HBP BLK WP HR S P ERA WHIP | IP WLS BF H R ER SO BB IBB HBP BLK WP HR S P ERA WHIP | IP WLS BF H R ER SO BB IBB HBP BLK WP HR S P ERA WHIP | IP WLS BF H R ER SO BB IBB HBP BLK WP HR S P ERA WHIP | IP WLS BF H R ER SO BB IBB HBP BLK WP HR S P ERA WHIP | IP WLS BF H R ER SO BB IBB HBP BLK WP HR S P ERA WHIP | IP WLS BF H R ER SO BB IBB HBP BLK WP HR S P ERA WHIP | IP WLS BF H R ER SO BB IBB HBP BLK WP HR S P ERA WHIP | IP WLS BF H R ER SO BB IBB HBP BLK WP HR S P ERA WHIP | IP WLS BF H R ER SO BB IBB HBP BLK WP HR S P ERA WHIP | IP WLS BF H R ER SO BB IBB HBP BLK WP HR S P ERA WHIP | IP WLS BF H R ER SO BB IBB HBP BLK WP HR S P ERA WHIP | IP WLS BF H R ER SO BB IBB HBP BLK WP HR S P ERA WHIP | IP WLS BF H R ER SO BB IBB HBP BLK WP HR S P ERA WHIP |

Milwaukee Brewers @ Kansas City Royals
Kauffman Stadium, Kansas City, MO
Sun Jun 29 1997, 3:33 AM CDT
Att: 18,619 - Cloudy - 86 F

AB 36
R 2
H 10
RBI 2
BB 1
SO 13
LOB 13



| Batter | 1 | 2 | 3 | 4 | 5 | 6 | 7 | 8 | 9 | AB | R | H | RBI | BB | SO | LOB | TOP | | | | | | | | | | | | |
|--|------------------------------|---------------------------------|------------------------------|---------------------------------|------------------------------|---------------------------------|------------------------------|---------------------------------|------------------------------|---------------------------------|------------------------------|---------------------------------|------------------------------|---------------------------------|------------------------------|---------------------------------|---|------------------------------|---------------------------------|----------------------------------|------------------------------------|----------------------------------|--------|--|--|--|--|--|--|
| Mark Loretta, R OBP: 0.386, SLG: 0.442 (1, 4) | F9 | | G6-3 | | | | L9 | | G6-3 | 5 | 1 | 1 | 1 | 0 | 0 | 3 | Milwaukee Brewers @ Cincinnati Reds Cinergy Field, Cincinnati, OH Mon Jun 30 1997, 7:05 PM EDT Att: 19,866 - Unknown - 78 F AB 35 R 3 H 9 RBI 3 BB 1 SO 3 LOB 16  | | | | | | | | | | | | |
| Jeremy Burnitz, L OBP: 0.407, SLG: 0.553 (1, 9) | 2B | | P5 | | | | F8 | | | 3 | 1 | 0 | 0 | 0 | 0 | 0 | | | | | | | | | | | | | |
| Jeff Cirillo, R OBP: 0.383, SLG: 0.470 (1, 5) | G3 | | 1B | | | | | | 2B | 3 | 0 | 2 | 0 | 1 | 0 | 0 | | | | | | | | | | | | | |
| Dave Nilsson, L OBP: 0.346, SLG: 0.401 (1, 3) | G3 | | G5-4-3 | | | | F7 | | F8 | 4 | 0 | 1 | 1 | 0 | 0 | 2 | | | | | | | | | | | | | |
| Matt Mieske, R OBP: 0.314, SLG: 0.391 Jeff Huson, L OBP: 0.300, SLG: 0.260 Kelly Stinnett, R OBP: 0.143, SLG: 0.143 Tim Unroe, R OBP: 0.308, SLG: 0.846 (1, 7) | P3 | | G5-4-3 | | | | G4-3 | | K | 3 | 0 | 0 | 0 | 0 | 0 | 3 | | | | | | | | | | | | | |
| Jose Valentin, S OBP: 0.325, SLG: 0.410 (1, 6) | | | G1-3 | | | | F8 | | G6-3 | 4 | 0 | 2 | 0 | 0 | 0 | 1 | | | | | | | | | | | | | |
| Gerald Williams, R OBP: 0.310, SLG: 0.395 (1, 8) | | | HR | | | | FC6-4 | | | 4 | 1 | 2 | 1 | 0 | 1 | 1 | | | | | | | | | | | | | |
| Mike Matheny, R OBP: 0.277, SLG: 0.331 Jesse Lewis, L OBP: 0.353, SLG: 0.306 (1, 2) | F9 | | F8 | | | | F8 | | K | 3 | 0 | 0 | 0 | 0 | 0 | 3 | | | | | | | | | | | | | |
| 21 Cal Eldred, R Joel Adamson, L Jack Voigt, R Mike Fetters, R Antone Williamson, L OBP: 0.294, SLG: 0.304 (1, 1) | L4 | | G3 | | | | F9 | | 2B | 2 | 0 | 0 | 0 | 0 | 0 | 2 | | | | | | | | | | | | | |
| Inning Stats | R: 1 E: 0 K: 0 S: 4 | H: 1 LOB: 1 BB: 0 P: 5 | R: 1 E: 0 K: 0 S: 4 | H: 1 LOB: 0 BB: 0 P: 4 | R: 1 E: 0 K: 0 S: 4 | H: 2 LOB: 2 BB: 0 P: 8 | R: 0 E: 0 K: 0 S: 5 | H: 2 LOB: 0 BB: 0 P: 5 | R: 0 E: 0 K: 0 S: 3 | H: 0 LOB: 0 BB: 0 P: 3 | R: 0 E: 0 K: 0 S: 4 | H: 1 LOB: 1 BB: 0 P: 4 | R: 0 E: 0 K: 1 S: 6 | H: 0 LOB: 0 BB: 0 P: 3 | R: 0 E: 0 K: 1 S: 6 | H: 1 LOB: 1 BB: 0 P: 6 | | R: 0 E: 0 K: 2 S: 8 | H: 1 LOB: 1 BB: 0 P: 8 | 1B: 4 2B: 3 3B: 0 HR: 2 | SF: 0 SAC: 0 DP: 1 HBP: 1 | WP: 0 PB: 0 SB: 0 CS: 0 | PA: 37 | | | | | | |
| PITCHER | IP | WLS | BF | H | R | ER | SO | BB | IBB | HBP | BLK | WP | HR | S | P | ERA | | WHIP | PITCHER | | | | | | | | | | |
| Kent Mercker, L ERA: 3.24 Scott Sullivan, R ERA: 3.11 Mike Remlinger, L ERA: 2.81 Jeff Shaw, R ERA: 1.49 (1, 1) | 7.0 | W | 29 | 7 | 3 | 3 | 0 | 1 | 0 | 1 | 0 | 0 | 0 | 2 | 27 | 32 | | 3.86 | 1.143 | | | | | | | | | | |

| Batter | 1 | 2 | 3 | 4 | 5 | 6 | 7 | 8 | 9 | AB | R | H | RBI | BB | SO | LOB | BOTTOM | | | | | | | | | | | |
|--|------------------------------|---------------------------------|------------------------------|---------------------------------|------------------------------|---------------------------------|------------------------------|----------------------------------|------------------------------|---------------------------------|------------------------------|---------------------------------|------------------------------|----------------------------------|------------------------------|---------------------------------|---|----------------------------------|------------------------------------|----------------------------------|--------|--|--|--|--|--|--|--|
| Deion Sanders, L OBP: 0.346, SLG: 0.397 (1, 7) | P5 | | G4-1 | | | | FC3-6 | | | 3 | 0 | 1 | 0 | 1 | 0 | 0 | Milwaukee Brewers @ Cincinnati Reds Cinergy Field, Cincinnati, OH Mon Jun 30 1997, 7:05 PM EDT Att: 19,866 - Unknown - 78 F AB 29 R 4 H 9 RBI 4 BB 5 SO 6 LOB 12  | | | | | | | | | | | |
| Curtis Goodwin, L OBP: 0.397, SLG: 0.369 (1, 8) | F7 | | G5-3 | | | | FC3-6 | | | 4 | 0 | 0 | 0 | 0 | 0 | 3 | | | | | | | | | | | | |
| Lenny Harris, L OBP: 0.288, SLG: 0.400 Bret Boone, R OBP: 0.286, SLG: 0.277 (1, 4) | K | | | | | | G4-3 | | G5-3 | 2 | 0 | 1 | 0 | 0 | 1 | 0 | | | | | | | | | | | | |
| Eduardo Perez, R OBP: 0.336, SLG: 0.429 Scott Sullivan, R Mike Remlinger, L Jeff Shaw, R (1, 5) | | | G3-6-3 | | | | G1-3 | | | 2 | 0 | 0 | 0 | 2 | 1 | 1 | | | | | | | | | | | | |
| Willie Greene, L OBP: 0.373, SLG: 0.475 Mike Kelly, R OBP: 0.306, SLG: 0.466 (1, 9) | G3-6-3 | | | | | | G3-6-3 | | | 0 | 0 | 0 | 0 | 0 | 0 | 0 | | | | | | | | | | | | |
| Hal Morris, L OBP: 0.306, SLG: 0.329 (1, 3) | | | 1B | | | | CS | | | 3 | 1 | 2 | 0 | 1 | 0 | 1 | | | | | | | | | | | | |
| Joe Oliver, R OBP: 0.331, SLG: 0.430 (1, 2) | | | HR | | | | 1B | | | 4 | 1 | 3 | 0 | 0 | 1 | 1 | | | | | | | | | | | | |
| Pokey Reese, R OBP: 0.305, SLG: 0.316 (1, 6) | F7 | | | | | | 1B | | G4-6-3 | 4 | 1 | 2 | 3 | 0 | 0 | 3 | | | | | | | | | | | | |
| Kent Mercker, L OBP: 0.276, SLG: 0.231 Jeff Branson, L OBP: 0.202, SLG: 0.239 (1, 1) | | | K | | | | | | | 2 | 0 | 0 | 0 | 0 | 1 | 0 | | | | | | | | | | | | |
| Inning Stats | R: 0 E: 0 K: 1 S: 5 | H: 0 LOB: 0 BB: 0 P: 5 | R: 2 E: 0 K: 0 S: 4 | H: 2 LOB: 1 BB: 1 P: 8 | R: 0 E: 0 K: 1 S: 5 | H: 0 LOB: 0 BB: 0 P: 5 | R: 0 E: 0 K: 1 S: 6 | H: 2 LOB: 2 BB: 1 P: 10 | R: 0 E: 0 K: 1 S: 5 | H: 0 LOB: 1 BB: 1 P: 9 | R: 1 E: 0 K: 1 S: 8 | H: 3 LOB: 2 BB: 0 P: 8 | R: 1 E: 0 K: 0 S: 3 | H: 1 LOB: 1 BB: 2 P: 11 | R: 0 E: 0 K: 1 S: 5 | H: 1 LOB: 1 BB: 0 P: 5 | | 1B: 7 2B: 1 3B: 0 HR: 1 | SF: 0 SAC: 0 DP: 2 HBP: 0 | WP: 0 PB: 0 SB: 1 CS: 1 | PA: 35 | | | | | | | |
| PITCHER | IP | WLS | BF | H | R | ER | SO | BB | IBB | HBP | BLK | WP | HR | S | P | ERA | | WHIP | PITCHER | | | | | | | | | |
| 21 Cal Eldred, R ERA: 5.81 Joel Adamson, L ERA: 4.71 Mike Fetters, R ERA: 4.37 (1, 1) | 4.2 | | 19 | 4 | 2 | 2 | 4 | 3 | 0 | 0 | 0 | 0 | 0 | 9 | 9 | 6.75 | | 2.250 | | | | | | | | | | |

| Batter | 1 | 2 | 3 | 4 | 5 | 6 | 7 | 8 | 9 | AB | R | H | RBI | BB | SO | LOB | TOP | |
|--|--|---------------------------------|------------------------------|---------------------------------|------------------------------|---------------------------------|------------------------------|---------------------------------|------------------------------|---------------------------------|------------------------------|---------------------------------|--|---------------------------------|----------------------------------|------------------------------------|--|--------|
| Mark Loretta, R (1, 4) OBP: 0.382, SLG: 0.437 Jeff Huson, L (9, PH) OBP: 0.296, SLG: 0.257 | F9 | | G6-3 | | | F9 | | G6-3 | | 3 | 0 | 0 | 0 | 0 | 0 | 0 | Milwaukee Brewers @ Cincinnati Reds Cinergy Field, Cincinnati, OH Tue Jul 01 1997, 7:05 PM EDT Att: 21,264 - Cloudy - 84 F | |
| Jeremy Burnitz, L (1, 9) OBP: 0.405, SLG: 0.545 | G4-3 | | | K | | G4-3 | | G4-3 | | 3 | 0 | 0 | 0 | 1 | 1 | 0 | | |
| Jeff Cirillo, R (1, 5) OBP: 0.378, SLG: 0.463 | G6-3 | | | G6-4-3 | | | | G1-3 | | 4 | 0 | 0 | 0 | 0 | 0 | 2 | | |
| Dave Nilsson, L (1, 7) OBP: 0.348, SLG: 0.404 | | G4-3 | | FC4-6 | | | | G6-3 | | 3 | 1 | 1 | 0 | 1 | 0 | 1 | | |
| Jose Valentin, S (1, 6) OBP: 0.321, SLG: 0.403 | F8 | | | FC4-6 | | | | G4-3 | | 3 | 0 | 0 | 0 | 0 | 0 | 2 | | |
| Antone Williamson, L (1, 3) OBP: 0.279, SLG: 0.286 | G4-3 | | | | | G1 | | G4-3 | | 3 | 0 | 0 | 0 | 0 | 0 | 1 | | |
| Gerald Williams, R (1, 8) OBP: 0.311, SLG: 0.394 | | | | | | K | | G3-1 | | 3 | 0 | 1 | 1 | 0 | 1 | 0 | | |
| Jesse Levis, L (1, 2) OBP: 0.333, SLG: 0.307 | | CS | | F7 | | F7 | | | | 3 | 0 | 1 | 0 | 0 | 0 | 0 | | |
| Jose Mercedes, R (1, 1) Bryce Florie, R (7, 1) Matt Mieske, R (8, PH) Ron Villone, L (8, 1) | | | | K | | | | P4 | | 2 | 0 | 0 | 0 | 0 | 2 | 0 | | |
| | | | | | | | | | | 0 | 0 | 0 | 0 | 0 | 0 | 0 | | |
| | | | | | | | | | | 1 | 0 | 0 | 0 | 0 | 0 | 1 | | |
| | | | | | | | | | | 0 | 0 | 0 | 0 | 0 | 0 | 0 | | |
| Inning Stats | R: 0 E: 0 K: 0 S: 3 | H: 0 LOB: 0 BB: 0 P: 3 | R: 1 E: 0 K: 0 S: 4 | H: 2 LOB: 0 BB: 0 P: 4 | R: 0 E: 0 K: 1 S: 5 | H: 0 LOB: 0 BB: 1 P: 5 | R: 0 E: 0 K: 1 S: 5 | H: 0 LOB: 0 BB: 0 P: 5 | R: 0 E: 0 K: 0 S: 3 | H: 0 LOB: 0 BB: 0 P: 3 | R: 0 E: 0 K: 0 S: 4 | H: 1 LOB: 1 BB: 0 P: 4 | R: 0 E: 0 K: 0 S: 3 | H: 0 LOB: 1 BB: 1 P: 7 | 1B: 2 2B: 1 3B: 0 HR: 0 | SF: 0 SAC: 0 DP: 1 HBP: 0 | WP: 1 PB: 0 CS: 1 | PA: 32 |
| PITCHER Dave Burba, R (1, 1) ERA: 5.4 | IP: 9.0 WLS: W BF: 31 H: 3 R: 1 ER: 1 SO: 4 BB: 2 IBB: 0 HBP: 0 BLK: 0 WP: 1 HR: 0 S: 37 P: 45 ERA: 1.00 WHIP: 0.556 | | | | | | | | | | | PITCHER | IP: 9.0 WLS: W BF: 31 H: 3 R: 1 ER: 1 SO: 4 BB: 2 IBB: 0 HBP: 0 BLK: 0 WP: 1 HR: 0 S: 37 P: 45 ERA: 1.00 WHIP: 0.556 | | | | | |

| Batter | 1 | 2 | 3 | 4 | 5 | 6 | 7 | 8 | 9 | AB | R | H | RBI | BB | SO | LOB | BOTTOM | | | |
|---|--|---------------------------------|------------------------------|---------------------------------|------------------------------|---------------------------------|------------------------------|---------------------------------|------------------------------|----------------------------------|------------------------------------|----------------------------------|--|----------------------------------|------------------------------|---------------------------------|--|------------------------------------|----------------------------------|--------|
| Deion Sanders, L (1, 7) OBP: 0.348, SLG: 0.399 Lenny Harris, L (8, PH) OBP: 0.287, SLG: 0.397 | G3 | | G5-3 | | | G4-3 | | G6-3 | | 4 | 1 | 2 | 1 | 0 | 0 | 0 | Milwaukee Brewers @ Cincinnati Reds Cinergy Field, Cincinnati, OH Tue Jul 01 1997, 7:05 PM EDT Att: 21,264 - Cloudy - 84 F | | | |
| Curtis Goodwin, L (1, 8) OBP: 0.395, SLG: 0.364 | G1-3 | | | | G6-3 | | G5-3 | | | 3 | 1 | 0 | 0 | 1 | 0 | 1 | | | | |
| Terry Pendleton, S (1, 5) OBP: 0.297, SLG: 0.349 | G3 | | | | G6-3 | | F8 | | | 4 | 1 | 1 | 4 | 0 | 0 | 1 | | | | |
| Willie Greene, L (1, 9) OBP: 0.367, SLG: 0.466 Mike Kelly, R (9, 9) OBP: 0.306, SLG: 0.466 | | | | | L8 | | F9 | | | 4 | 0 | 0 | 0 | 0 | 1 | 1 | | | | |
| | | | | | | | G4-3 | | | 0 | 0 | 0 | 0 | 0 | 0 | 0 | | | | |
| Hal Morris, L (1, 3) OBP: 0.312, SLG: 0.331 | | | | | G4-3 | | | | | 2 | 3 | 1 | 0 | 2 | 0 | 0 | | | | |
| Joe Oliver, R (1, 2) OBP: 0.336, SLG: 0.449 | | | | | G5-3 | | | | | 3 | 1 | 1 | 2 | 1 | 0 | 1 | | | | |
| Bret Boone, R (1, 4) OBP: 0.281, SLG: 0.272 | | | | | K | | | | | 4 | 0 | 0 | 1 | 0 | 1 | 2 | | | | |
| Pokey Reese, R (1, 6) OBP: 0.311, SLG: 0.317 | | | | | G5-3 | | | | | 3 | 1 | 1 | 0 | 0 | 0 | 1 | | | | |
| Dave Burba, R (1, 1) OBP: 0.250, SLG: 0.222 | | | | | K | | | | | 4 | 1 | 2 | 1 | 0 | 1 | 1 | | | | |
| | | | | | | | | | | 1B: 6 2B: 0 3B: 0 HR: 2 | SF: 0 SAC: 0 DP: 0 HBP: 1 | WP: 0 PB: 1 SB: 2 CS: 0 | PA: 37 | | | | | | | |
| Inning Stats | R: 0 E: 0 K: 1 S: 6 | H: 1 LOB: 1 BB: 0 P: 6 | R: 0 E: 0 K: 1 S: 5 | H: 0 LOB: 0 BB: 0 P: 5 | R: 0 E: 0 K: 1 S: 5 | H: 0 LOB: 0 BB: 0 P: 5 | R: 0 E: 0 K: 0 S: 3 | H: 0 LOB: 0 BB: 0 P: 3 | R: 1 E: 0 K: 0 S: 3 | H: 0 LOB: 2 BB: 2 P: 11 | R: 0 E: 0 K: 0 S: 3 | H: 0 LOB: 0 BB: 0 P: 3 | R: 7 E: 0 K: 0 S: 8 | H: 5 LOB: 0 BB: 1 P: 13 | R: 1 E: 0 K: 0 S: 5 | H: 2 LOB: 2 BB: 1 P: 9 | 1B: 6 2B: 0 3B: 0 HR: 2 | SF: 0 SAC: 0 DP: 0 HBP: 1 | WP: 0 PB: 1 SB: 2 CS: 0 | PA: 37 |
| PITCHER Jose Mercedes, R (1, 1) ERA: 4.72 Bryce Florie, R (7, 1) ERA: 4.72 Ron Villone, L (8, 1) ERA: 4.64 | IP: 6.2 WLS: L BF: 27 H: 4 R: 5 ER: 4 SO: 3 BB: 2 IBB: 0 HBP: 1 BLK: 0 WP: 0 HR: 1 S: 30 P: 39 ERA: 5.40 WHIP: 0.900 | | | | | | | | | | | PITCHER | IP: 6.2 WLS: L BF: 27 H: 4 R: 5 ER: 4 SO: 3 BB: 2 IBB: 0 HBP: 1 BLK: 0 WP: 0 HR: 1 S: 30 P: 39 ERA: 5.40 WHIP: 0.900 | | | | | | | |


| Batter | 1 | 2 | 3 | 4 | 5 | 6 | 7 | 8 | 9 | AB | R | H | RBI | BB | SO | LOB | TOP | | | | | | | | | | | | | | | | | | | |
|---|------------------------------|---------------------------------|------------------------------|---------------------------------|------------------------------|---------------------------------|------------------------------|---------------------------------|------------------------------|---------------------------------|------------------------------|---------------------------------|------------------------------|---------------------------------|------------------------------|---------------------------------|--|------------------------------|---------------------------------|----------------------------------|------------------------------------|----------------------------------|--------|---|----|----|----|-----|-----|-----|----|----|----|----|------|-------|
| Mark Loretta, R (1,4) OBP: 0.376, SLG: 0.429 | 6-3 | | | P5 | 6-3 | | | K | | 4 | 0 | 0 | 0 | 0 | 1 | 0 | Milwaukee Brewers @ Cincinnati Reds Cinergy Field, Cincinnati, OH Wed Jul 02 1997, 3:33 AM EDT Att: 27,866 - Cloudy - 86 F | | | | | | | | | | | | | | | | | | | |
| Jeremy Burnitz, L (1,9) OBP: 0.403, SLG: 0.553 | L9 | | | HR | | | P6 | 6-3 | | 4 | 1 | 1 | 1 | 0 | 0 | 0 | | | | | | | | | | | | | | | | | | | | |
| Jeff Cirillo, R (1,5) OBP: 0.377, SLG: 0.464 | F7 | | | 2B | | | P5 | K | | 4 | 0 | 1 | 0 | 0 | 1 | 0 | | | | | | | | | | | | | | | | | | | | |
| Dave Nilsson, L (1,3) OBP: 0.349, SLG: 0.403 | | K | | K | | | BB | | F8 1B SF9 1B | 3 | 1 | 1 | 0 | 1 | 2 | 1 | | | | | | | | | | | | | | | | | | | | |
| Jose Valentin, S (1,6) OBP: 0.319, SLG: 0.400 | K | | | 1-3 | | | F9 | | SF9 F8 1-2 1B | 4 | 0 | 1 | 0 | 0 | 1 | 2 | | | | | | | | | | | | | | | | | | | | |
| Gerald Williams, R (1,8) OBP: 0.310, SLG: 0.392 | P4 | | | | 2B SF9 1B | | 4-3 | | F8 1-2 2-3 | 4 | 1 | 1 | 0 | 0 | 0 | 2 | | | | | | | | | | | | | | | | | | | | |
| Jack Voigt, R (1,7) OBP: 0.360, SLG: 0.591 | | | K | | SF9 1-3 2B | | HBP | | SF9 2-3 3-H | 2 | 1 | 1 | 1 | 0 | 1 | 0 | | | | | | | | | | | | | | | | | | | | |
| Mike Matheny, R (1,2) OBP: 0.274, SLG: 0.329 Jesse Levis, L (7,PH) OBP: 0.327, SLG: 0.300 | F8 | | | F8 | SF9 2-3 3-H | | F9 | | 6-3 | 1 | 0 | 0 | 1 | 0 | 0 | 0 | | | | | | | | | | | | | | | | | | | | |
| Ben McDonald, R (1,1) Antonog Williamson, L (5,PH) Joel Adamson, L (5,1) Mike Fetters, R (6,1) Jeff Huson, L (7,PH) Ron Villone, L (7,1) Bob Wickman, R (7,1) | K | | | 4-3 | 4-3 | | K | | | 1 | 0 | 0 | 0 | 0 | 1 | 0 | | | | | | | | | | | | | | | | | | | | |
| Inning Stats | R: 0 E: 0 K: 0 S: 3 | H: 0 LOB: 0 BB: 0 P: 3 | R: 0 E: 0 K: 2 S: 7 | H: 0 LOB: 0 BB: 0 P: 7 | R: 0 E: 0 K: 2 S: 7 | H: 0 LOB: 0 BB: 0 P: 7 | R: 1 E: 0 K: 1 S: 7 | H: 2 LOB: 1 BB: 0 P: 7 | R: 2 E: 0 K: 0 S: 5 | H: 2 LOB: 0 BB: 0 P: 5 | R: 0 E: 0 K: 0 S: 3 | H: 0 LOB: 1 BB: 1 P: 7 | R: 0 E: 0 K: 1 S: 5 | H: 0 LOB: 0 BB: 0 P: 6 | R: 0 E: 0 K: 2 S: 7 | H: 0 LOB: 0 BB: 0 P: 7 | | R: 1 E: 0 K: 0 S: 5 | H: 2 LOB: 1 BB: 0 P: 5 | 1B: 3 2B: 2 3B: 0 HR: 1 | SF: 2 SAC: 0 DP: 0 HBP: 1 | WP: 0 PB: 0 SB: 0 CS: 0 | PA: 35 | | | | | | | | | | | | | |
| PITCHER | IP | WLS | BF | H | R | ER | SO | BB | IBB | HBP | BLK | WP | HR | S | P | ERA | WHIP | PITCHER | | IP | WLS | BF | H | R | ER | SO | BB | IBB | HBP | BLK | WP | HR | S | P | ERA | WHIP |
| Brett Tomko, R (1,1) ERA: 2.51 | 6.0 | W | 23 | 4 | 3 | 3 | 5 | 1 | 0 | 0 | 0 | 0 | 1 | 32 | 36 | 4.50 | 0.833 | | | 3.0 | S | 12 | 2 | 1 | 1 | 3 | 0 | 0 | 1 | 0 | 0 | 0 | 17 | 18 | 3.00 | 0.667 |
| Scott Sullivan, R (7,1) ERA: 3.1 | | | | | | | | | | | | | | | | | | | | | | | | | | | | | | | | | | | | |

| Batter | 1 | 2 | 3 | 4 | 5 | 6 | 7 | 8 | 9 | AB | R | H | RBI | BB | SO | LOB | BOTTOM | | | | | | | | | | | | | | | | | | | |
|---|------------------------------|---------------------------------|------------------------------|---------------------------------|------------------------------|---------------------------------|------------------------------|----------------------------------|------------------------------|---------------------------------|------------------------------|---------------------------------|-------------------------------|----------------------------------|------------------------------|---------------------------------|--|----------------------------------|------------------------------------|----------------------------------|--------|----|---|---|----|----|----|-----|-----|-----|----|----|----|-------|-------|-------|
| Deion Sanders, L (1,7) OBP: 0.346, SLG: 0.396 Lenny Harris, L (9,7) OBP: 0.287, SLG: 0.397 | F8 | | F8 | | S SH1-3 1B | | P1 | P6 | | 5 | 1 | 1 | 0 | 0 | 0 | 1 | Milwaukee Brewers @ Cincinnati Reds Cinergy Field, Cincinnati, OH Wed Jul 02 1997, 3:33 AM EDT Att: 27,866 - Cloudy - 86 F | | | | | | | | | | | | | | | | | | | |
| Curtis Goodwin, L (1,8) OBP: 0.395, SLG: 0.363 | G3 S 1B | | 1-3 | | SH1-3 1-2 | | K | | | 3 | 1 | 1 | 0 | 0 | 1 | 0 | | | | | | | | | | | | | | | | | | | | |
| Terry Pendleton, S (1,5) OBP: 0.311, SLG: 0.357 Jeff Branson, L (7,PR) OBP: 0.202, SLG: 0.239 | G3 1-3 | | | CS BB | 2H 1B | | 2B 1B | | | 3 | 0 | 2 | 1 | 1 | 0 | 1 | | | | | | | | | | | | | | | | | | | | |
| Eddie Taubensee, L (1,9) OBP: 0.318, SLG: 0.468 Mike Kelly, R (6,PH) OBP: 0.313, SLG: 0.483 | 1B | | | F7 BB | F7 2H | | 1B 2B | | | 2 | 0 | 1 | 1 | 0 | 0 | 1 | | | | | | | | | | | | | | | | | | | | |
| Hal Morris, L (1,3) OBP: 0.315, SLG: 0.333 | K | | | 2B 1-2 1B | 1-3 | | 2H 3H 1B | | | 4 | 1 | 2 | 2 | 0 | 1 | 2 | | | | | | | | | | | | | | | | | | | | |
| Joe Oliver, R (1,2) OBP: 0.333, SLG: 0.451 | | L6 | | 1-3 1B 2B | | 5-3 | K | | | 4 | 1 | 1 | 0 | 0 | 1 | 1 | | | | | | | | | | | | | | | | | | | | |
| Bret Boone, R (1,4) OBP: 0.280, SLG: 0.271 | | P2 | | 2B 1B | | E5 | | 5-3 | | 4 | 1 | 1 | 2 | 0 | 0 | 0 | | | | | | | | | | | | | | | | | | | | |
| Pokey Reese, R (1,6) OBP: 0.316, SLG: 0.331 | | K | | 2H 3H 2B | | K | | SH3 1B | | 4 | 0 | 2 | 1 | 0 | 2 | 1 | | | | | | | | | | | | | | | | | | | | |
| Brett Tomko, R (1,1) OBP: 0.167, SLG: 0.182 Eduardo Perez, R (6,PH) OBP: 0.333, SLG: 0.425 Scott Sullivan, R (7,1) ERA: 3.38 | | | F7 | | K | | 5-3 | | SH3 | 2 | 0 | 0 | 0 | 0 | 1 | 1 | | | | | | | | | | | | | | | | | | | | |
| Inning Stats | R: 1 E: 0 K: 1 S: 7 | H: 2 LOB: 1 BB: 0 P: 7 | R: 0 E: 0 K: 1 S: 5 | H: 0 LOB: 0 BB: 0 P: 5 | R: 0 E: 0 K: 0 S: 3 | H: 0 LOB: 0 BB: 0 P: 3 | R: 3 E: 0 K: 1 S: 8 | H: 4 LOB: 1 BB: 1 P: 12 | R: 1 E: 0 K: 0 S: 5 | H: 2 LOB: 1 BB: 0 P: 5 | R: 0 E: 1 K: 1 S: 6 | H: 0 LOB: 1 BB: 0 P: 6 | R: 2 E: 0 K: 2 S: 10 | H: 3 LOB: 1 BB: 0 P: 10 | R: 0 E: 0 K: 0 S: 4 | H: 1 LOB: 1 BB: 0 P: 4 | | 1B: 9 2B: 3 3B: 0 HR: 0 | SF: 0 SAC: 2 DP: 0 HBP: 0 | WP: 0 PB: 0 SB: 2 CS: 1 | PA: 37 | | | | | | | | | | | | | | | |
| PITCHER | IP | WLS | BF | H | R | ER | SO | BB | IBB | HBP | BLK | WP | HR | S | P | ERA | WHIP | PITCHER | | IP | WLS | BF | H | R | ER | SO | BB | IBB | HBP | BLK | WP | HR | S | P | ERA | WHIP |
| Ben McDonald, R (1,1) ERA: 4.3 | 4.0 | L | 18 | 6 | 4 | 4 | 3 | 1 | 0 | 0 | 0 | 0 | 0 | 10 | 10 | 5.40 | 1.200 | | | 1.2 | | 8 | 2 | 1 | 1 | 1 | 0 | 0 | 0 | 0 | 0 | 0 | 10 | 10 | 5.40 | 1.200 |
| Joel Adamson, L (5,1) ERA: 4.75 | | | | | | | | | | | | | | | | | | | 0.1 | | 1 | 0 | 0 | 0 | 0 | 0 | 0 | 0 | 0 | 0 | 0 | 0 | 1 | 1 | 0.00 | 0.000 |
| Mike Fetters, R (6,1) ERA: 4.3 | | | | | | | | | | | | | | | | | | | 0.2 | | 5 | 3 | 2 | 2 | 1 | 0 | 0 | 0 | 0 | 0 | 0 | 7 | 7 | 27.00 | 4.500 | |
| Ron Villone, L (7,1) ERA: 5.32 | | | | | | | | | | | | | | | | | | | 1.1 | | 5 | 1 | 0 | 0 | 1 | 0 | 0 | 0 | 0 | 0 | 0 | 7 | 7 | 0.00 | 0.750 | |

| Batter | 1 | 2 | 3 | 4 | 5 | 6 | 7 | 8 | 9 | AB | R | H | RBI | BB | SO | LOB | TOP | | | |
|---|---|----------------------------------|------------------------------|----------------------------------|------------------------------|---------------------------------|-------------------------------|----------------------------------|-------------------------------|----------------------------------|------------------------------|----------------------------------|------------------------------|----------------------------------|-------------------------------|----------------------------------|--|----------------------------------|------------------------------------|----------------------------------|
| Chuck Knoblauch R (1,4) OBP: 0.404, SLG: 0.391 | | | | | | | | | | 5 | 2 | 2 | 0 | 0 | 2 | 1 | Minnesota Twins @ Milwaukee Brewers Milwaukee County Stadium, Milwaukee, WI Thu Jul 03 1997, 4:33 AM EDT Att: 13,617 - Overcast - 66 F | | | |
| Matt Lawton L (1,9) OBP: 0.391, SLG: 0.420 | | | | | | | | | | 5 | 1 | 2 | 2 | 0 | 0 | 0 | | | | |
| Paul Molitor R (1,10) OBP: 0.372, SLG: 0.456 | | | | | | | | | | 4 | 2 | 2 | 2 | 1 | 1 | 0 | | | | |
| Ron Coomer R (1,5) OBP: 0.333, SLG: 0.475 Denny Hocking S (9,5) OBP: 0.316, SLG: 0.369 | | | | | | | | | | 5 | 0 | 0 | 0 | 0 | 3 | 3 | | | | |
| Scott Stahoviak L (1,3) OBP: 0.354, SLG: 0.530 | | | | | | | | | | 4 | 1 | 1 | 1 | 0 | 0 | 1 | | | | |
| Terry Steinbach R (1,2) OBP: 0.323, SLG: 0.419 | | | | | | | | | | 4 | 0 | 1 | 0 | 0 | 1 | 1 | | | | |
| Marty Cordova R (1,7) OBP: 0.331, SLG: 0.437 | | | | | | | | | | 4 | 1 | 3 | 0 | 0 | 0 | 0 | | | | |
| Rich Becker L (1,8) OBP: 0.363, SLG: 0.388 | | | | | | | | | | 3 | 1 | 1 | 1 | 1 | 0 | 3 | | | | |
| Pat Meares R (1,6) OBP: 0.335, SLG: 0.450 | | | | | | | | | | 3 | 0 | 0 | 1 | 0 | 1 | 2 | | | | |
| Inning Stats | R: 0 E: 0 K: 2 S: 8 | H: 0 LOB: 0 BB: 0 P: 11 | R: 0 E: 0 K: 1 S: 8 | H: 0 LOB: 0 BB: 0 P: 12 | R: 0 E: 0 K: 0 S: 6 | H: 1 LOB: 0 BB: 0 P: 9 | R: 3 E: 0 K: 1 S: 15 | H: 3 LOB: 0 BB: 0 P: 23 | R: 2 E: 0 K: 2 S: 13 | H: 3 LOB: 2 BB: 1 P: 22 | R: 0 E: 0 K: 1 S: 9 | H: 0 LOB: 0 BB: 0 P: 16 | R: 0 E: 1 K: 0 S: 6 | H: 1 LOB: 2 BB: 1 P: 15 | R: 1 E: 0 K: 1 S: 13 | H: 1 LOB: 0 BB: 0 P: 19 | | 1B: 6 2B: 4 3B: 0 HR: 3 | SF: 1 SAC: 0 DP: 2 HBP: 0 | WP: 0 PB: 0 SB: 2 CS: 0 |
| PITCHER | IP WLS BF H R ER SO BB IBB HBP BLK WP HR S P ERA WHIP | | | | | | | | | | | | | | | | | | | |
| Jeff D'Amico R (1,1) ERA: 4.39 | 5.0 L 24 9 7 6 6 1 0 0 0 0 0 2 56 89 10.80 2.000 | | | | | | | | | | | | | | | | | | | |
| Bryce Florie R (6,1) ERA: 4.5 | 1.0 4 1 0 0 0 0 0 0 0 0 0 0 11 17 0.00 1.000 | | | | | | | | | | | | | | | | | | | |
| Bob Wickman R (7,1) ERA: 3.22 | 2.0 8 1 0 0 1 0 1 0 0 0 0 0 15 31 0.00 0.500 | | | | | | | | | | | | | | | | | | | |
| Doug Jones R (9,1) ERA: 2.83 | 1.0 4 1 1 1 1 0 0 0 0 0 0 1 13 19 9.00 1.000 | | | | | | | | | | | | | | | | | | | |

| Batter | 1 | 2 | 3 | 4 | 5 | 6 | 7 | 8 | 9 | AB | R | H | RBI | BB | SO | LOB | BOTTOM | | | | | |
|--|---|----------------------------------|------------------------------|----------------------------------|------------------------------|----------------------------------|------------------------------|---------------------------------|-------------------------------|----------------------------------|-------------------------------|----------------------------------|------------------------------|----------------------------------|-------------------------------|----------------------------------|--|----------------------------------|----------------------------------|------------------------------------|----------------------------------|--------|
| Mark Loretta R (1,4) OBP: 0.369, SLG: 0.420 | | | | | | | | | | 5 | 0 | 0 | 0 | 0 | 1 | 2 | Minnesota Twins @ Milwaukee Brewers Milwaukee County Stadium, Milwaukee, WI Thu Jul 03 1997, 4:33 AM EDT Att: 13,617 - Overcast - 66 F | | | | | |
| Jeremy Burnitz L (1,9) OBP: 0.403, SLG: 0.548 | | | | | | | | | | 4 | 2 | 1 | 0 | 1 | 1 | 2 | | | | | | |
| Jeff Cirillo R (1,5) OBP: 0.374, SLG: 0.458 | | | | | | | | | | 4 | 2 | 0 | 0 | 0 | 1 | 5 | | | | | | |
| Dave Nilsson L (1,10) OBP: 0.354, SLG: 0.412 | | | | | | | | | | 4 | 1 | 3 | 2 | 0 | 0 | 0 | | | | | | |
| Jose Valentin S (1,6) OBP: 0.318, SLG: 0.399 | | | | | | | | | | 3 | 0 | 1 | 2 | 0 | 0 | 1 | | | | | | |
| Jack Voigt R (1,7) OBP: 0.379, SLG: 0.542 | | | | | | | | | | 2 | 0 | 0 | 0 | 2 | 0 | 1 | | | | | | |
| Gerald Williams R (1,8) OBP: 0.306, SLG: 0.389 | | | | | | | | | | 3 | 0 | 0 | 1 | 0 | 1 | 2 | | | | | | |
| Antone Williamson L (1,3) OBP: 0.254, SLG: 0.259 | | | | | | | | | | 4 | 0 | 0 | 0 | 0 | 1 | 2 | | | | | | |
| Kelly Stinnett R (1,2) OBP: 0.222, SLG: 0.333 Jesse Levis L (7,PH) OBP: 0.330, SLG: 0.297 | | | | | | | | | | 2 | 0 | 1 | 0 | 0 | 1 | 0 | | | | | | |
| Tim Unroe R (9,PR) OBP: 0.308, SLG: 0.846 | | | | | | | | | | 0 | 0 | 0 | 0 | 0 | 0 | 0 | | | | | | |
| Inning Stats | R: 2 E: 1 K: 0 S: 12 | H: 2 LOB: 1 BB: 0 P: 18 | R: 0 E: 0 K: 1 S: 7 | H: 0 LOB: 0 BB: 0 P: 10 | R: 0 E: 0 K: 1 S: 6 | H: 0 LOB: 0 BB: 0 P: 10 | R: 0 E: 0 K: 0 S: 5 | H: 0 LOB: 0 BB: 0 P: 9 | R: 0 E: 0 K: 0 S: 10 | H: 1 LOB: 1 BB: 0 P: 15 | R: 1 E: 0 K: 1 S: 12 | H: 1 LOB: 2 BB: 2 P: 24 | R: 0 E: 0 K: 0 S: 8 | H: 0 LOB: 0 BB: 0 P: 15 | R: 2 E: 0 K: 2 S: 21 | H: 2 LOB: 2 BB: 1 P: 32 | R: 0 E: 0 K: 1 S: 11 | H: 0 LOB: 2 BB: 1 P: 19 | 1B: 4 2B: 2 3B: 0 HR: 0 | SF: 2 SAC: 0 DP: 0 HBP: 1 | WP: 0 PB: 0 SB: 1 CS: 0 | PA: 39 |
| PITCHER | IP WLS BF H R ER SO BB IBB HBP BLK WP HR S P ERA WHIP | | | | | | | | | | | | | | | | | | | | | |
| Brad Radke R (1,1) ERA: 4.13 | 7.0 W 28 4 3 2 3 2 0 0 0 0 0 0 60 101 2.57 0.857 | | | | | | | | | | | | | | | | | | | | | |
| Greg Swindell L (8,1) ERA: 4.11 | 0.1 4 2 2 2 1 0 0 1 0 0 0 0 10 16 54.00 6.000 | | | | | | | | | | | | | | | | | | | | | |
| Rick Aguilera R (8,1) ERA: 3.96 | 1.2 S 7 0 0 0 2 2 0 0 0 0 0 0 22 35 0.00 1.200 | | | | | | | | | | | | | | | | | | | | | |

AB 37
R 8
H 12
RBI 7
BB 2
SO 8
LOB 11



AB 32
R 5
H 6
RBI 5
BB 4
SO 6
LOB 15



| Batter | 1 | 2 | 3 | 4 | 5 | 6 | 7 | 8 | 9 | AB | R | H | RBI | BB | SO | LOB | TOP | | | | | | | | |
|---|-------------------------------|----------------------------------|-------------------------------|----------------------------------|-------------------------------|----------------------------------|-------------------------------|----------------------------------|-------------------------------|----------------------------------|------------------------------|----------------------------------|-------------------------------|----------------------------------|------------------------------|----------------------------------|-------------------------------|----------------------------------|-----------------------------------|------------------------------------|----------------------------------|--------|--|--|--|
| Chuck Knoblauch, R OBP: 0.405, SLG: 0.404 | 2-2 HR | 4-2 2B BB | 2-1 P6 | | 1-1 SF7 2B | 3-2 F7 | | 1-1 L5 | | 5 | 3 | 2 | 1 | 1 | 0 | 2 | | | | | | | | | |
| Roberto Kelly, R OBP: 0.356, SLG: 0.415 | 0-0 P3 | 0-1 1B 2B | | 1-0 F9 | 0-0 1B 1B | | 1-0 BB 1B | 3-3 K | | 6 | 3 | 3 | 2 | 0 | 1 | 0 | | | | | | | | | |
| Paul Molitor, R OBP: 0.373, SLG: 0.457 Greg Myers, L OBP: 0.344, SLG: 0.440 | 2-2 BB 1B | 1-1 CI 1B | | 1-2 F7 | 2-2 SF7 | | 1-3 K | | 2-0 2B FC6-4 1B | 4 | 0 | 2 | 2 | 0 | 1 | 1 | | | | | | | | | |
| Terry Steinbach, R OBP: 0.336, SLG: 0.433 | 4-1 BB 1B | 1-1 CI 1B | | 1-2 1B 1B | 1-0 1B 1B | | 0-1 BB 1B | 1-1 FC6-4 1B 2B | | 4 | 2 | 4 | 0 | 1 | 0 | 0 | | | | | | | | | |
| Ron Coomer, R OBP: 0.335, SLG: 0.473 Denny Hocking, S OBP: 0.314, SLG: 0.366 | 0-2 L8 | 0-1 P3 | | 2-1 1B 1B | 0-2 1B 1B | | 1-1 F9 | 1-3 K | | 5 | 0 | 2 | 1 | 0 | 0 | 6 | | | | | | | | | |
| Marty Cordova, R OBP: 0.338, SLG: 0.432 | 2-3 K | | 2-0 F9 | 0-0 F9 | 2-2 1B 1B | | 4-0 FC5 1B BB | 4-0 FC6-4 IBB | | 4 | 0 | 1 | 0 | 2 | 1 | 4 | | | | | | | | | |
| Greg Colbrunn, R OBP: 0.317, SLG: 0.434 | | 1-1 G6-3 | 1-1 2B 1B | | 2-0 SH5-3 HR 2B | 2-2 HR | | 0-0 FC6-4 1B | | 6 | 2 | 4 | 4 | 0 | 0 | 2 | | | | | | | | | |
| Darrin Jackson, R OBP: 0.256, SLG: 0.385 | | 0-0 P5 | 0-1 2B | | 1-1 SH5-3 | 0-0 F7 | 1-0 FC5 | 1-2 1B | | 5 | 0 | 2 | 1 | 0 | 0 | 2 | | | | | | | | | |
| Pat Meares, R OBP: 0.335, SLG: 0.463 | 1-2 2B 2B | | 3-2 G1-3 | | 1-2 HR | 0-1 F8 | | 0-0 G1-3 | 0-2 G1-6-3 | 6 | 2 | 2 | 2 | 0 | 0 | 4 | | | | | | | | | |
| Inning Stats | R: 1 E: 0 K: 1 S: 15 | H: 2 LOB: 2 BB: 1 P: 25 | R: 3 E: 1 K: 0 S: 16 | H: 3 LOB: 2 BB: 1 P: 24 | R: 0 E: 0 K: 0 S: 11 | H: 2 LOB: 2 BB: 0 P: 19 | R: 0 E: 0 K: 0 S: 10 | H: 2 LOB: 2 BB: 0 P: 15 | R: 4 E: 0 K: 0 S: 19 | H: 7 LOB: 0 BB: 0 P: 29 | R: 1 E: 0 K: 0 S: 9 | H: 1 LOB: 0 BB: 0 P: 14 | R: 2 E: 0 K: 1 S: 10 | H: 3 LOB: 2 BB: 1 P: 18 | R: 0 E: 0 K: 1 S: 7 | H: 0 LOB: 0 BB: 0 P: 11 | R: 2 E: 0 K: 1 S: 16 | H: 3 LOB: 2 BB: 1 P: 26 | 1B: 14 2B: 6 3B: 0 HR: 3 | SF: 1 SAC: 1 DP: 0 HBP: 0 | WP: 0 PB: 0 SB: 0 CS: 0 | PA: 54 | | | |
| PITCHER | IP | WLS | BF | H | R | ER | SO | BB | IBB | HBP | BLK | WP | HR | S | P | ERA | WHIP | | | | | | | | |
| Scott Karl, L ERA: 5.44 | 4.1 | L | 27 | 11 | 6 | 2 | 1 | 2 | 0 | 0 | 0 | 0 | 2 | 58 | 93 | 12.46 | 3.000 | | | | | | | | |
| Bryce Florie, R ERA: 5.1 | 0.2 | | 6 | 5 | 2 | 2 | 0 | 0 | 0 | 0 | 0 | 0 | 0 | 13 | 19 | 27.00 | 7.500 | | | | | | | | |
| Joel Adamson, L ERA: 5.47 | 2.0 | | 11 | 4 | 3 | 3 | 1 | 1 | 0 | 0 | 0 | 0 | 1 | 19 | 32 | 13.50 | 2.500 | | | | | | | | |
| Mike Fetters, R ERA: 4.13 | 1.0 | | 3 | 0 | 0 | 0 | 1 | 0 | 0 | 0 | 0 | 0 | 0 | 7 | 11 | 0.00 | 0.000 | | | | | | | | |
| Ron Villone, L ERA: 5.87 | 1.0 | | 7 | 3 | 2 | 2 | 1 | 0 | 1 | 0 | 0 | 0 | 0 | 16 | 26 | 18.00 | 3.000 | | | | | | | | |

Minnesota Twins @ Milwaukee Brewers
Milwaukee County Stadium, Milwaukee, WI
Fri Jul 04 1997, 4:33 AM EDT
Att: 20,024 - Overcast - 64 F

AB 47
R 13
H 23
RBI 13
BB 4
SO 4
LOB 23



| Batter | 1 | 2 | 3 | 4 | 5 | 6 | 7 | 8 | 9 | AB | R | H | RBI | BB | SO | LOB | BOTTOM | | | | | | | | |
|--|-------------------------------|----------------------------------|------------------------------|----------------------------------|-------------------------------|----------------------------------|-------------------------------|----------------------------------|-------------------------------|----------------------------------|------------------------------|---------------------------------|-------------------------------|----------------------------------|------------------------------|---------------------------------|------------------------------|----------------------------------|----------------------------------|------------------------------------|----------------------------------|--------|--|--|--|
| Mark Loretta, R OBP: 0.367, SLG: 0.417 Kelly Stinnett, R OBP: 0.200, SLG: 0.300 | 1-2 1B S 1B | | 1-1 G6-3 | 0-3 K | | 0-1 G6-4-3 | | | 2-3 K | 4 | 0 | 1 | 0 | 0 | 1 | 2 | | | | | | | | | |
| Jeremy Burnitz, L OBP: 0.401, SLG: 0.541 Matt Mieske, R OBP: 0.316, SLG: 0.389 | 3-3 K | | 4-2 BB 1B BB | | 0-3 K | | 1-2 G5-3 | | 4-2 G6-4-3 BB | 3 | 0 | 0 | 0 | 1 | 2 | 1 | | | | | | | | | |
| Jeff Cirillo, R OBP: 0.380, SLG: 0.462 | 2-1 1B | | 0-0 BB 1B | | 4-0 1B 2B BB | | 0-1 G6-3 1B | | 0-0 G6-4-3 | 4 | 1 | 3 | 0 | 1 | 0 | 2 | | | | | | | | | |
| Dave Nilsson, L OBP: 0.353, SLG: 0.409 Tim Unroe, R OBP: 0.306, SLG: 0.846 | 0-3 K | | 0-1 F7 | | 3-2 2B 1B | | 2-2 G6-3 | | | 4 | 0 | 1 | 0 | 0 | 1 | 5 | | | | | | | | | |
| Jose Valentin, S OBP: 0.321, SLG: 0.403 | 0-1 F9 | | 4-2 BB | | 1-1 2B | | 1-0 P5 | | | 3 | 0 | 1 | 1 | 1 | 0 | 3 | | | | | | | | | |
| Jack Voigt, R OBP: 0.333, SLG: 0.464 | | 1-0 P3 | 3-2 L9 | | 2-1 P3 | | | 1-0 P3 | | 4 | 0 | 0 | 0 | 0 | 0 | 5 | | | | | | | | | |
| Gerald Williams, R OBP: 0.302, SLG: 0.383 | | 1-1 G1-3 | | 3-2 P6 | 0-0 F9 | | | 1-0 P4 | | 4 | 0 | 0 | 0 | 0 | 0 | 2 | | | | | | | | | |
| Jesse Levis, L OBP: 0.336, SLG: 0.305 | | 3-2 1B | | 1-0 F8 | | 2-1 G6-4-3 1B | | 3-1 G3-1 | | 4 | 0 | 2 | 0 | 0 | 0 | 0 | | | | | | | | | |
| Mike Matheny, R OBP: 0.275, SLG: 0.330 Jeff Huson, L OBP: 0.301, SLG: 0.263 | | 1-1 P4 | | 2-2 1B | | 0-3 K | | | 0-0 WP PB 1B | 3 | 0 | 1 | 0 | 0 | 1 | 2 | | | | | | | | | |
| Inning Stats | R: 0 E: 0 K: 2 S: 16 | H: 2 LOB: 0 BB: 0 P: 22 | R: 0 E: 0 K: 0 S: 8 | H: 1 LOB: 0 BB: 0 P: 14 | R: 0 E: 0 K: 0 S: 17 | H: 1 LOB: 2 BB: 2 P: 29 | R: 0 E: 0 K: 1 S: 10 | H: 1 LOB: 0 BB: 0 P: 16 | R: 1 E: 0 K: 1 S: 11 | H: 2 LOB: 2 BB: 1 P: 21 | R: 0 E: 0 K: 1 S: 7 | H: 1 LOB: 0 BB: 0 P: 9 | R: 0 E: 0 K: 0 S: 10 | H: 1 LOB: 1 BB: 0 P: 14 | R: 0 E: 0 K: 0 S: 4 | H: 0 LOB: 0 BB: 0 P: 9 | R: 0 E: 0 K: 1 S: 7 | H: 1 LOB: 1 BB: 1 P: 13 | 1B: 9 2B: 1 3B: 0 HR: 0 | SF: 0 SAC: 0 DP: 2 HBP: 0 | WP: 1 PB: 1 SB: 1 CS: 0 | PA: 39 | | | |
| PITCHER | IP | WLS | BF | H | R | ER | SO | BB | IBB | HBP | BLK | WP | HR | S | P | ERA | WHIP | | | | | | | | |
| Dave Stevens, R ERA: 10.32 | 5.0 | W | 25 | 7 | 1 | 1 | 4 | 3 | 0 | 0 | 0 | 0 | 0 | 62 | 102 | 1.80 | 2.000 | | | | | | | | |
| Mike Trombley, R ERA: 4.22 | 2.0 | | 7 | 2 | 0 | 0 | 1 | 0 | 0 | 0 | 0 | 0 | 0 | 17 | 23 | 0.00 | 1.000 | | | | | | | | |
| Todd Ritchie, R ERA: 5.08 | 2.0 | | 7 | 1 | 0 | 0 | 1 | 1 | 0 | 0 | 0 | 1 | 0 | 11 | 22 | 0.00 | 1.000 | | | | | | | | |

Minnesota Twins @ Milwaukee Brewers
Milwaukee County Stadium, Milwaukee, WI
Fri Jul 04 1997, 4:33 AM EDT
Att: 20,024 - Overcast - 64 F

AB 35
R 1
H 10
RBI 1
BB 4
SO 6
LOB 23



| Batter | 1 | 2 | 3 | 4 | 5 | 6 | 7 | 8 | 9 | AB | R | H | RBI | BB | SO | LOB | TOP | | |
|---|------------------------------|----------------------------------|------------------------------|---------------------------------|------------------------------|---------------------------------|-------------------------------|----------------------------------|-------------------------------|----------------------------------|-------------------------------|----------------------------------|-------------------------------|----------------------------------|------------------------------|---------------------------------|---|----------------------------------|------------------------------------|
| Chuck Knoblauch, R OBP: 0.404, SLG: 0.402 (1, 4) | 1-1 P4 | | | 2-2 G5-3 | | 1-2 1B | | 3-3 K | | 4 | 0 | 1 | 0 | 0 | 1 | 1 | Minnesota Twins @ Milwaukee Brewers Milwaukee County Stadium, Milwaukee, WI Sat Jul 05 1997, 8:05 PM EDT Att: 24,102 - Unknown - 73 F livebaseballscorecards.com | | |
| Rich Becker, L OBP: 0.355, SLG: 0.382 (1, 8) | 1-3 K | | | 2-2 F7 | | 0-1 G3-1 | | 0-2 F7 | | 4 | 0 | 0 | 0 | 0 | 1 | | | | |
| Paul Molitor, R OBP: 0.368, SLG: 0.450 (1, 10) | 2-3 K | | | 2-2 G4-3 | | | 2-2 F7 | | 0-3 K | 4 | 0 | 0 | 0 | 0 | 2 | 0 | | | |
| Terry Steinbach, R OBP: 0.335, SLG: 0.438 (1, 2) | | 0-0 F8 | | | 1-3 K | | 0-0 WP | | 0-2 G3 | 4 | 1 | 1 | 0 | 0 | 1 | 0 | | | |
| Ron Coomer, R OBP: 0.331, SLG: 0.467 (1, 5) | | 1-1 P6 | | | 3-2 G4-3 | | 0-2 L8 | | | 3 | 0 | 0 | 0 | 0 | 0 | 1 | | | |
| Scott Stahovick, L OBP: 0.353, SLG: 0.520 (1, 3) | | 2-2 G6-3 | | | 4-1 BB | | 2-1 P4 | | | 2 | 0 | 0 | 0 | 1 | 0 | 0 | | | |
| Marty Cordova, R OBP: 0.344, SLG: 0.437 (1, 7) | | | 1-2 G6-3 1B | | 1-2 F9 | | | 0-0 S 1B | | 3 | 0 | 2 | 0 | 0 | 0 | 1 | | | |
| Matt Lawton, L OBP: 0.358, SLG: 0.415 (1, 9) | | | 0-0 L8 | | 3-2 P6 | | 1-2 F8 | | | 3 | 0 | 0 | 0 | 0 | 0 | 2 | | | |
| Pat Meares, R OBP: 0.331, SLG: 0.457 (1, 6) | | 1-0 G6-3 | | | 3-2 L8 | | 2-2 F9 | | | 3 | 0 | 0 | 0 | 0 | 0 | 2 | | | |
| Inning Stats | R: 0 E: 0 K: 2 S: 9 | H: 0 LOB: 0 BB: 0 P: 13 | R: 0 E: 0 K: 0 S: 6 | H: 0 LOB: 0 BB: 0 P: 9 | R: 0 E: 0 K: 0 S: 5 | H: 1 LOB: 0 BB: 0 P: 7 | R: 0 E: 0 K: 0 S: 12 | H: 0 LOB: 0 BB: 0 P: 18 | R: 0 E: 0 K: 1 S: 14 | H: 0 LOB: 1 BB: 0 P: 23 | R: 1 E: 0 K: 0 S: 10 | H: 1 LOB: 0 BB: 0 P: 14 | R: 0 E: 0 K: 1 S: 10 | H: 1 LOB: 1 BB: 0 P: 16 | R: 0 E: 0 K: 1 S: 9 | H: 0 LOB: 0 BB: 0 P: 9 | | 1B: 3 2B: 0 3B: 1 HR: 0 | SF: 0 SAC: 0 DP: 1 HBP: 0 |
| PITCHER | IP | WLS | BF | H | R | ER | SO | BB | IBB | HBP | BLK | WP | HR | S | P | ERA | WHIP | | |
| 21 Cal Eldred, R ERA: 5.5 (1, 1) | 7.0 | W | 24 | 3 | 1 | 1 | 3 | 1 | 0 | 0 | 0 | 1 | 0 | 67 | 102 | 1.29 | 0.571 | | |
| Bob Wickman, R ERA: 3.15 (8, 1) | 1.0 | | 4 | 1 | 0 | 0 | 1 | 0 | 0 | 0 | 0 | 0 | 0 | 10 | 16 | 0.00 | 1.000 | | |
| Doug Jones, R ERA: 2.76 (9, 1) | 1.0 | S | 3 | 0 | 0 | 0 | 1 | 0 | 0 | 0 | 0 | 0 | 0 | 9 | 9 | 0.00 | 0.000 | | |

| Batter | 1 | 2 | 3 | 4 | 5 | 6 | 7 | 8 | 9 | AB | R | H | RBI | BB | SO | LOB | BOTTOM | | |
|---|-------------------------------|----------------------------------|------------------------------|----------------------------------|-------------------------------|----------------------------------|-------------------------------|----------------------------------|------------------------------|----------------------------------|------------------------------|----------------------------------|------------------------------|----------------------------------|------------------------------|---------------------------------|---|------------------------------------|-----------------------------------|
| Jack Voigt, R OBP: 0.333, SLG: 0.548 (1, 7) | 2-2 G6-3 | | | | 1-0 HR | | 4-0 IBB | | | 3 | 1 | 1 | 1 | 0 | 0 | 3 | Minnesota Twins @ Milwaukee Brewers Milwaukee County Stadium, Milwaukee, WI Sat Jul 05 1997, 8:05 PM EDT Att: 24,102 - Unknown - 73 F livebaseballscorecards.com | | |
| Dave Nilsson, L OBP: 0.355, SLG: 0.409 (7, PH) | | 1-0 L9-2 | | | | | | | | 0 | 0 | 0 | 0 | 1 | 0 | 0 | | | |
| Mike Matheny, R OBP: 0.275, SLG: 0.330 (8, 2) | | | | | | | | | | 0 | 0 | 0 | 0 | 0 | 0 | 0 | | | |
| Jose Valentin, S OBP: 0.320, SLG: 0.405 (1, 6) | 2-2 1B SF8 2B | | 0-1 F9 | | 1-1 G6-3 | | 2-1 G4-3 | | | 4 | 1 | 1 | 0 | 0 | 0 | 2 | | | |
| Jeff Cirillo, R OBP: 0.379, SLG: 0.459 (1, 5) | 2-1 1B | | 2-2 G4-3 | | 1-2 G5-3 | | | 0-0 P2 | | 4 | 0 | 1 | 0 | 0 | 0 | 0 | | | |
| Marc Newfield, R OBP: 0.296, SLG: 0.303 (1, 10) | 2-2 SF8 | | 3-2 L8 | | | 2-0 F9 | | 0-3 K | | 3 | 0 | 0 | 1 | 0 | 1 | 0 | | | |
| Gerald Williams, R OBP: 0.302, SLG: 0.382 (1, 8) | 1-2 1B | | | 2-2 P6 | | 1-0 G6-3 | | 0-1 G3 | | 4 | 0 | 1 | 0 | 0 | 0 | 0 | | | |
| Matt Mieske, R OBP: 0.322, SLG: 0.396 (1, 9) | | 4-0 BB L9-2 BB | | 3-2 2B | | 3-1 P3 | | | 2 | 0 | 1 | 0 | 1 | 0 | 0 | 0 | | | |
| Mark Loretta, R OBP: 0.363, SLG: 0.412 (1, 4) | | 1-2 L9 | | 3-1 P4 | | | 1-1 G6-3 | | | 3 | 0 | 0 | 0 | 0 | 0 | 2 | | | |
| Tim Unroe, R OBP: 0.375, SLG: 0.786 (1, 3) | | 4-0 BB BB | | 0-1 G4-3 | | | 4-1 G3 S BB | | | 1 | 0 | 0 | 0 | 2 | 0 | 1 | | | |
| Kelly Stinnett, R OBP: 0.250, SLG: 0.273 (1, 2) | | 4-2 BB BB | | | 0-0 F8 | | 3-2 G3 | | | 1 | 0 | 0 | 0 | 1 | 0 | 0 | | | |
| Jeromy Burnitz, L OBP: 0.399, SLG: 0.539 (7, PH) | | 1-2 2-3 BB | | | | | 1-3 G3 | | | 1 | 0 | 0 | 0 | 0 | 0 | 1 | | | |
| Inning Stats | R: 1 E: 0 K: 0 S: 18 | H: 3 LOB: 2 BB: 0 P: 27 | R: 0 E: 0 K: 0 S: 6 | H: 0 LOB: 3 BB: 3 P: 22 | R: 0 E: 0 K: 0 S: 10 | H: 0 LOB: 0 BB: 0 P: 15 | R: 0 E: 0 K: 0 S: 11 | H: 1 LOB: 1 BB: 0 P: 19 | R: 1 E: 0 K: 0 S: 7 | H: 1 LOB: 0 BB: 0 P: 10 | R: 0 E: 0 K: 0 S: 4 | H: 0 LOB: 0 BB: 0 P: 10 | R: 0 E: 0 K: 1 S: 9 | H: 0 LOB: 2 BB: 2 P: 23 | R: 0 E: 0 K: 1 S: 6 | H: 0 LOB: 0 BB: 0 P: 6 | 1B: 2 2B: 3 3B: 0 HR: 1 | SF: 1 SAC: 0 DP: 1 HBP: 0 | WP: 0 PA: 32 PB: 0 CS: 0 |
| PITCHER | IP | WLS | BF | H | R | ER | SO | BB | IBB | HBP | BLK | WP | HR | S | P | ERA | WHIP | | |
| Rich Robertson, L ERA: 5.36 (1, 1) | 6.1 | L | 26 | 5 | 2 | 2 | 0 | 4 | 0 | 0 | 0 | 0 | 1 | 59 | 111 | 2.84 | 1.421 | | |
| Frankie Rodriguez, R ERA: 4.56 (7, 1) | 1.2 | | 6 | 0 | 0 | 0 | 1 | 0 | 1 | 0 | 0 | 0 | 0 | 12 | 21 | 0.00 | 0.000 | | |

| Batter | 1 | 2 | 3 | 4 | 5 | 6 | 7 | 8 | 9 | AB | R | H | RBI | BB | SO | LOB | TOP | | | | | | | | | | |
|---|-------------------------------|----------------------------------|------------------------------|----------------------------------|---------------------------------|----------------------------------|------------------------------|---------------------------------|------------------------------|----------------------------------|------------------------------|----------------------------------|------------------------------|---------------------------------|------------------------------|---------------------------------|---|---------------------------------|----------------------------------|------------------------------------|----------------------------------|--------|--|--|--|--|--|
| Chuck Knoblauch R (1.4) OBP: 0.405, SLG: 0.412 | 0-0 S 2B | | 3-2 F7 | | | 0-2 WP 3B | | 2-1 P4 | | 4 | 2 | 2 | 0 | 0 | 0 | 0 | Minnesota Twins @ Milwaukee Brewers Milwaukee County Stadium, Milwaukee, WI Sun Jul 06 1997, 4:33 AM EDT Att: 22,183 - Sunny - 73 F livebaseballscorecards.com | | | | | | | | | | |
| Rich Becker L (1.8) OBP: 0.353, SLG: 0.376 | 1-3 K | | 1-0 L8 | | | 1-3 K | | 0-0 G5-3 | | 4 | 0 | 0 | 0 | 0 | 2 | 1 | | | | | | | | | | | |
| Paul Molitor R (1.10) OBP: 0.366, SLG: 0.447 | 2-0 G5-3 | | | 0-0 G6-3 | | 0-0 G5-3 | | | 1-2 1B | 4 | 0 | 1 | 0 | 0 | 0 | 1 | | | | | | | | | | | |
| Greg Myers L (1.2) OBP: 0.341, SLG: 0.442 | 3-1 2B | | | 2-1 F7 | | 2-0 F8 | | | 0-0 F9 | 4 | 0 | 1 | 1 | 0 | 0 | 1 | | | | | | | | | | | |
| Ron Coomer R (1.5) OBP: 0.329, SLG: 0.464 | 3-2 G5-3 | | | 0-0 G6-3 | | | 3-1 FC4-6 1B | | 0-0 F8 | 4 | 0 | 1 | 0 | 0 | 0 | 2 | | | | | | | | | | | |
| Scott Stahovik L (1.3) OBP: 0.342, SLG: 0.500 | | 3-2 G4-3 | | | 1-0 G5-3 | | | | 1-0 G3 | 4 | 0 | 0 | 0 | 0 | 0 | 2 | | | | | | | | | | | |
| Marty Cordova R (1.7) OBP: 0.338, SLG: 0.428 | | 0-1 G6-3 | | | 2-1 E6 | | | | 0-1 F8 | 3 | 0 | 0 | 0 | 0 | 0 | 1 | | | | | | | | | | | |
| Matt Lawton L (1.9) OBP: 0.354, SLG: 0.410 | | 1-3 K | | | 2-0 F8 | | | | 0-0 FC4-6 | 3 | 0 | 0 | 0 | 0 | 1 | 2 | | | | | | | | | | | |
| Pat Meares R (1.6) OBP: 0.328, SLG: 0.452 | | | 0-3 K | | 1 SAFE 2 SAFE 3-2 G6-3 | | | | 0-1 G6-3 | 3 | 0 | 0 | 0 | 0 | 1 | 1 | | | | | | | | | | | |
| Inning Stats | R: 1 E: 0 K: 1 S: 10 | H: 2 LOB: 1 BB: 0 P: 19 | R: 0 E: 0 K: 1 S: 8 | H: 0 LOB: 0 BB: 0 P: 12 | R: 0 E: 0 K: 1 S: 11 | H: 0 LOB: 0 BB: 0 P: 15 | R: 0 E: 0 K: 0 S: 4 | H: 0 LOB: 0 BB: 0 P: 6 | R: 0 E: 1 K: 0 S: 9 | H: 0 LOB: 1 BB: 0 P: 16 | R: 1 E: 0 K: 0 S: 9 | H: 1 LOB: 1 BB: 0 P: 12 | R: 0 E: 0 K: 0 S: 6 | H: 1 LOB: 1 BB: 0 P: 9 | R: 0 E: 0 K: 0 S: 5 | H: 0 LOB: 0 BB: 0 P: 7 | R: 0 E: 0 K: 0 S: 6 | H: 1 LOB: 1 BB: 0 P: 8 | 1B: 2 2B: 2 3B: 1 HR: 0 | SF: 0 SAC: 0 DP: 0 HBP: 0 | WP: 1 PB: 0 SB: 1 CS: 0 | PA: 33 | | | | | |
| PITCHER | IP | WLS | BF | H | R | ER | SO | BB | IBB | HBP | BLK | WP | HR | S | P | ERA | WHIP | | | | | | | | | | |
| Ben McDonald R (1.1) ERA: 4.24 | 6.0 | W | 22 | 3 | 2 | 2 | 4 | 0 | 0 | 0 | 0 | 1 | 0 | 51 | 80 | 3.00 | 0.500 | | | | | | | | | | |
| Mike Fetters R (7.1) ERA: 3.96 | 1.0 | | 4 | 1 | 0 | 0 | 0 | 0 | 0 | 0 | 0 | 0 | 0 | 6 | 9 | 0.00 | 1.000 | | | | | | | | | | |
| Bob Wickman R (8.1) ERA: 3.09 | 1.0 | | 3 | 0 | 0 | 0 | 0 | 0 | 0 | 0 | 0 | 0 | 0 | 5 | 7 | 0.00 | 0.000 | | | | | | | | | | |
| Doug Jones R (9.1) ERA: 2.7 | 1.0 | | 4 | 1 | 0 | 0 | 0 | 0 | 0 | 0 | 0 | 0 | 0 | 6 | 8 | 0.00 | 1.000 | | | | | | | | | | |

| Batter | 1 | 2 | 3 | 4 | 5 | 6 | 7 | 8 | 9 | AB | R | H | RBI | BB | SO | LOB | BOTTOM | | | | | | | | | | |
|---|-------------------------------|----------------------------------|------------------------------|---------------------------------|-------------------------------|----------------------------------|-------------------------------|----------------------------------|------------------------------|----------------------------------|------------------------------|----------------------------------|-------------------------------|----------------------------------|------------------------------|----------------------------------|---|----------------------------------|----------------------------------|------------------------------------|----------------------------------|--------|--|--|--|--|--|
| Jeff Huson L (1.4) OBP: 0.322, SLG: 0.278 | 0-1 L8 | | 2-2 3B | 4-2 G3-1 S BB | | 2-0 1B | | 3-2 G4-3 | | 3 | 1 | 2 | 0 | 1 | 0 | 0 | Minnesota Twins @ Milwaukee Brewers Milwaukee County Stadium, Milwaukee, WI Sun Jul 06 1997, 4:33 AM EDT Att: 22,183 - Sunny - 73 F livebaseballscorecards.com | | | | | | | | | | |
| Mark Loretta R (8.4) OBP: 0.362, SLG: 0.411 | | | 1-2 1B | 0-2 G3-1 | | 1-1 G4-3 | | | | 3 | 1 | 1 | 1 | 1 | 0 | 2 | | | | | | | | | | | |
| Jeremy Burnitz L (1.9) OBP: 0.401, SLG: 0.545 | 4-0 BB | | 1-2 1B | 1-3 G3-1 | | | | | | 3 | 1 | 1 | 1 | 1 | 0 | 2 | | | | | | | | | | | |
| Jeff Cirillo R (1.5) OBP: 0.377, SLG: 0.456 | 0-3 K | | 2-1 2B | 2-1 P3 | | | 1-2 F8 | | | 4 | 1 | 1 | 1 | 0 | 1 | 2 | | | | | | | | | | | |
| Dave Nilsson L (1.3) OBP: 0.357, SLG: 0.412 | 4-2 BB | | 3-2 1B | 2-2 G3 | | | 2-2 L8 | | | 3 | 1 | 1 | 1 | 1 | 0 | 1 | | | | | | | | | | | |
| Tim Lincecum R (9.3) OBP: 0.375, SLG: 0.786 | 1-2 BB | | 1-2 2B | | | | | | | 0 | 0 | 0 | 0 | 0 | 0 | 0 | | | | | | | | | | | |
| Marc Newfield R (1.10) OBP: 0.302, SLG: 0.317 | 1-3 K | | 1-1 E | | 1-0 F7 | | 2-2 1B | | | 4 | 1 | 2 | 1 | 0 | 1 | 2 | | | | | | | | | | | |
| Jose Valentin S (1.6) OBP: 0.323, SLG: 0.409 | | 4-0 BB | 0-0 E9 | 2-2 2B | 0-1 F8 | | 3-2 P2 | | | 3 | 0 | 1 | 1 | 1 | 0 | 1 | | | | | | | | | | | |
| Jack Voigt R (1.7) OBP: 0.300, SLG: 0.486 | 1-0 G6-3 | | 1-2 G5-3 | | 3-3 K | | | 3-1 F7 | | 4 | 0 | 0 | 0 | 0 | 1 | 2 | | | | | | | | | | | |
| Gerald Williams R (1.8) OBP: 0.304, SLG: 0.383 | 1-0 F9 | | 1-3 K | | | 2-0 1B | | 0-0 1B | | 4 | 0 | 2 | 0 | 0 | 1 | 1 | | | | | | | | | | | |
| Mike Matheny R (1.2) OBP: 0.275, SLG: 0.344 | | | 2-1 G4-3 | 1-1 HR | | 0-0 P3 | | 1-2 K | | 4 | 1 | 1 | 1 | 0 | 1 | 2 | | | | | | | | | | | |
| Inning Stats | R: 0 E: 0 K: 2 S: 11 | H: 0 LOB: 2 BB: 2 P: 20 | R: 0 E: 0 K: 0 S: 2 | H: 0 LOB: 1 BB: 1 P: 8 | R: 5 E: 1 K: 1 S: 24 | H: 6 LOB: 1 BB: 0 P: 36 | R: 1 E: 0 K: 0 S: 12 | H: 1 LOB: 1 BB: 1 P: 21 | R: 0 E: 0 K: 1 S: 6 | H: 0 LOB: 0 BB: 0 P: 10 | R: 0 E: 0 K: 0 S: 5 | H: 2 LOB: 1 BB: 0 P: 10 | R: 0 E: 0 K: 0 S: 18 | H: 1 LOB: 1 BB: 0 P: 26 | R: 0 E: 0 K: 1 S: 9 | H: 1 LOB: 1 BB: 0 P: 16 | R: 0 E: 0 K: 1 S: 9 | H: 1 LOB: 1 BB: 0 P: 16 | 1B: 6 2B: 3 3B: 1 HR: 1 | SF: 0 SAC: 0 DP: 1 HBP: 0 | WP: 0 PB: 0 SB: 1 CS: 0 | PA: 37 | | | | | |
| PITCHER | IP | WLS | BF | H | R | ER | SO | BB | IBB | HBP | BLK | WP | HR | S | P | ERA | WHIP | | | | | | | | | | |
| LaTroy Hawkins R (1.1) ERA: 4.78 | 3.0 | L | 19 | 7 | 6 | 6 | 3 | 4 | 0 | 0 | 0 | 0 | 0 | 14 | 22 | 0.00 | 0.000 | | | | | | | | | | |
| Greg Swindell L (4.1) ERA: 3.97 | 2.0 | | 6 | 0 | 0 | 0 | 1 | 0 | 0 | 0 | 0 | 0 | 0 | 14 | 22 | 0.00 | 0.000 | | | | | | | | | | |
| Mike Trombley R (6.1) ERA: 4.14 | 1.0 | | 4 | 2 | 0 | 0 | 0 | 0 | 0 | 0 | 0 | 0 | 0 | 5 | 10 | 0.00 | 2.000 | | | | | | | | | | |
| Eddie Guardado L (7.1) ERA: 4.22 | 1.0 | | 4 | 1 | 0 | 0 | 0 | 0 | 0 | 0 | 0 | 0 | 0 | 18 | 26 | 0.00 | 1.000 | | | | | | | | | | |
| Rick Aquilera R (8.1) ERA: 3.88 | 1.0 | | 4 | 1 | 0 | 0 | 1 | 0 | 0 | 0 | 0 | 0 | 0 | 9 | 16 | 0.00 | 1.000 | | | | | | | | | | |

| Batter | 1 | 2 | 3 | 4 | 5 | 6 | 7 | 8 | 9 | AB | R | H | RBI | BB | SO | LOB | TOP | | | | | | | | | | | |
|--|------------------------------|----------------------------------|------------------------------|---------------------------------|------------------------------|----------------------------------|------------------------------|---------------------------------|------------------------------|---------------------------------|------------------------------|---------------------------------|------------------------------|---------------------------------|------------------------------|----------------------------------|--|------------------------------|---------------------------------|----------------------------------|------------------------------------|----------------------------------|--------|--|--|--|--|--|
| Jose Valentin, S OBP: 0.329, SLG: 0.410 (1, 6) | | | | | | | | | | 4 | 1 | 2 | 0 | 0 | 0 | 2 | Milwaukee Brewers @ Baltimore Orioles Oriole Park at Camden Yards, Baltimore, MD Fri Jul 11 1997, 7:05 PM EDT Att: 47,919 - Unknown - 89 F livebaseballscorecards.com | | | | | | | | | | | |
| Jeremy Burnitz, L OBP: 0.405, SLG: 0.544 (1, 9) | | | | | | | | | | 2 | 1 | 1 | 0 | 2 | 0 | 2 | | | | | | | | | | | | |
| Jeff Cirillo, R OBP: 0.376, SLG: 0.452 (1, 5) | | | | | | | | | | 3 | 0 | 0 | 0 | 1 | 3 | 2 | | | | | | | | | | | | |
| Marc Newfield, R OBP: 0.301, SLG: 0.315 (1, 10) | | | | | | | | | | 4 | 0 | 1 | 0 | 0 | 0 | 2 | | | | | | | | | | | | |
| Dave Nilsson, L OBP: 0.355, SLG: 0.408 Tim Unroe, R OBP: 0.375, SLG: 0.786 (8, PR) (8, 3) | | | | | | | | | | 3 | 0 | 0 | 0 | 1 | 1 | 2 | | | | | | | | | | | | |
| Jack Voigt, R OBP: 0.295, SLG: 0.538 (1, 7) | | | | | | | | | | 4 | 1 | 1 | 1 | 0 | 1 | 1 | | | | | | | | | | | | |
| Gerald Williams, R OBP: 0.303, SLG: 0.381 (1, 8) | | | | | | | | | | 4 | 0 | 1 | 0 | 0 | 0 | 0 | | | | | | | | | | | | |
| Mark Loretta, R OBP: 0.364, SLG: 0.410 (1, 4) | | | | | | | | | | 3 | 0 | 1 | 0 | 1 | 1 | 0 | | | | | | | | | | | | |
| Mike Matheny, R OBP: 0.279, SLG: 0.353 (1, 2) | | | | | | | | | | 4 | 0 | 2 | 0 | 0 | 1 | 2 | | | | | | | | | | | | |
| Inning Stats | R: 1 E: 1 K: 1 S: 6 | H: 2 LOB: 1 BB: 1 P: 10 | R: 0 E: 0 K: 1 S: 6 | H: 2 LOB: 1 BB: 0 P: 6 | R: 1 E: 1 K: 1 S: 5 | H: 1 LOB: 1 BB: 1 P: 10 | R: 1 E: 0 K: 1 S: 6 | H: 1 LOB: 0 BB: 0 P: 6 | R: 0 E: 0 K: 0 S: 4 | H: 0 LOB: 1 BB: 1 P: 8 | R: 0 E: 0 K: 0 S: 3 | H: 0 LOB: 0 BB: 0 P: 3 | R: 0 E: 0 K: 0 S: 4 | H: 1 LOB: 2 BB: 1 P: 8 | R: 0 E: 0 K: 2 S: 7 | H: 0 LOB: 1 BB: 1 P: 11 | | R: 0 E: 0 K: 0 S: 4 | H: 2 LOB: 1 BB: 0 P: 4 | 1B: 7 2B: 2 3B: 0 HR: 1 | SF: 0 SAC: 0 DP: 2 HBP: 1 | WP: 0 PB: 0 SB: 0 CS: 3 | PA: 39 | | | | | |
| PITCHER | IP | WLS | BF | H | R | ER | SO | BB | IBB | HBP | BLK | WP | HR | S | P | ERA | WHIP | | | | | | | | | | | |
| Jimmy Key, L ERA: 2.57 (1, 1) | 6.0 | L | 24 | 6 | 3 | 2 | 5 | 3 | 0 | 1 | 0 | 0 | 0 | 1 | 30 | 43 | 3.00 | 1.500 | | | | | | | | | | |
| Terry Mathews, R ERA: 3.24 (7, 1) | 1.0 | | 5 | 1 | 0 | 0 | 0 | 1 | 0 | 0 | 0 | 0 | 0 | 4 | 8 | 0.00 | 2.000 | | | | | | | | | | | |
| Armando Benitez, R ERA: 3.16 (8, 1) | 1.0 | | 4 | 0 | 0 | 0 | 2 | 1 | 0 | 0 | 0 | 0 | 0 | 7 | 11 | 0.00 | 1.000 | | | | | | | | | | | |
| Alan Mills, R ERA: 4.61 (9, 1) | 0.2 | | 3 | 1 | 0 | 0 | 0 | 0 | 0 | 0 | 0 | 0 | 0 | 3 | 3 | 0.00 | 1.500 | | | | | | | | | | | |
| Jesse Orosco, L ERA: 2.1 (9, 1) | 0.1 | | 1 | 1 | 0 | 0 | 0 | 0 | 0 | 0 | 0 | 0 | 0 | 1 | 1 | 0.00 | 3.000 | | | | | | | | | | | |

| Batter | 1 | 2 | 3 | 4 | 5 | 6 | 7 | 8 | 9 | AB | R | H | RBI | BB | SO | LOB | BOTTOM | | | | | | | | | | |
|---|------------------------------|---------------------------------|------------------------------|---------------------------------|------------------------------|---------------------------------|------------------------------|---------------------------------|------------------------------|---------------------------------|------------------------------|---------------------------------|------------------------------|---------------------------------|------------------------------|---------------------------------|--|------------------------------------|----------------------------------|--------|--|--|--|--|--|--|--|
| Brady Anderson, L OBP: 0.416, SLG: 0.438 (1, 10) | | | | | | | | | | 4 | 0 | 0 | 0 | 0 | 1 | 1 | Milwaukee Brewers @ Baltimore Orioles Oriole Park at Camden Yards, Baltimore, MD Fri Jul 11 1997, 7:05 PM EDT Att: 47,919 - Unknown - 89 F livebaseballscorecards.com | | | | | | | | | | |
| Roberto Alomar, S OBP: 0.368, SLG: 0.442 (1, 4) | | | | | | | | | | 4 | 0 | 0 | 0 | 0 | 1 | 1 | | | | | | | | | | | |
| Geronimo Berroa, R OBP: 0.379, SLG: 0.498 (1, 9) | | | | | | | | | | 3 | 0 | 0 | 0 | 1 | 1 | 0 | | | | | | | | | | | |
| Rafael Palmeiro, L OBP: 0.333, SLG: 0.448 (1, 3) | | | | | | | | | | 4 | 0 | 1 | 0 | 0 | 3 | 0 | | | | | | | | | | | |
| Cal Ripken Jr., R OBP: 0.340, SLG: 0.443 (1, 5) | | | | | | | | | | 4 | 0 | 0 | 0 | 0 | 1 | 2 | | | | | | | | | | | |
| B.J. Surhoff, L OBP: 0.375, SLG: 0.493 (1, 7) | | | | | | | | | | 2 | 0 | 0 | 0 | 0 | 0 | 2 | | | | | | | | | | | |
| Jeffrey Hammonds, R OBP: 0.327, SLG: 0.532 (1, 8) | | | | | | | | | | 3 | 1 | 1 | 0 | 0 | 0 | 1 | | | | | | | | | | | |
| Lenny Webster, R OBP: 0.307, SLG: 0.344 (1, 2) | | | | | | | | | | 3 | 0 | 0 | 0 | 0 | 0 | 1 | | | | | | | | | | | |
| Mike Bordick, R OBP: 0.267, SLG: 0.287 Tony Tarasco, L OBP: 0.350, SLG: 0.445 Jeff Reboulet, R OBP: 0.291, SLG: 0.289 (8, PH) (9, 6) | | | | | | | | | | 2 | 0 | 0 | 0 | 0 | 0 | 0 | | | | | | | | | | | |
| | | | | | | | | | | 1 | 0 | 1 | 1 | 0 | 0 | 0 | | | | | | | | | | | |
| | | | | | | | | | | 0 | 0 | 0 | 0 | 0 | 0 | 0 | | | | | | | | | | | |
| Inning Stats | R: 0 E: 0 K: 1 S: 5 | H: 0 LOB: 0 BB: 0 P: 5 | R: 0 E: 0 K: 1 S: 5 | H: 0 LOB: 1 BB: 0 P: 6 | R: 0 E: 0 K: 0 S: 3 | H: 0 LOB: 0 BB: 0 P: 3 | R: 0 E: 0 K: 2 S: 7 | H: 0 LOB: 0 BB: 0 P: 7 | R: 0 E: 0 K: 0 S: 3 | H: 0 LOB: 0 BB: 0 P: 3 | R: 0 E: 0 K: 0 S: 4 | H: 1 LOB: 2 BB: 1 P: 8 | R: 1 E: 0 K: 1 S: 7 | H: 2 LOB: 1 BB: 0 P: 7 | R: 0 E: 0 K: 2 S: 7 | H: 0 LOB: 0 BB: 0 P: 7 | 1B: 2 2B: 1 3B: 0 HR: 0 | SF: 0 SAC: 0 DP: 0 HBP: 1 | WP: 1 PB: 0 SB: 0 CS: 0 | PA: 32 | | | | | | | |
| PITCHER | IP | WLS | BF | H | R | ER | SO | BB | IBB | HBP | BLK | WP | HR | S | P | ERA | WHIP | | | | | | | | | | |
| Ben McDonald, R ERA: 4.04 (1, 1) | 6.0 | W | 19 | 0 | 0 | 0 | 4 | 0 | 0 | 1 | 0 | 0 | 0 | 7 | 11 | 6.75 | 3.000 | | | | | | | | | | |
| Mike Fetters, R ERA: 4.1 (7, 1) | 1.1 | | 8 | 3 | 1 | 1 | 0 | 1 | 0 | 0 | 0 | 1 | 0 | 7 | 11 | 6.75 | 3.000 | | | | | | | | | | |
| Ron Villone, L ERA: 5.7 (8, 1) | 0.2 | | 2 | 0 | 0 | 0 | 1 | 0 | 0 | 0 | 0 | 0 | 0 | 4 | 4 | 0.00 | 0.000 | | | | | | | | | | |
| Doug Jones, R ERA: 2.84 (9, 1) | 1.0 | S | 3 | 0 | 0 | 0 | 2 | 0 | 0 | 0 | 0 | 0 | 0 | 7 | 7 | 0.00 | 0.000 | | | | | | | | | | |

| Batter | 1 | 2 | 3 | 4 | 5 | 6 | 7 | 8 | 9 | AB | R | H | RBI | BB | SO | LOB | TOP | | | | | |
|---|---|----------------------------------|------------------------------|---------------------------------|-------------------------------|----------------------------------|------------------------------|----------------------------------|------------------------------|----------------------------------|-------------------------------|----------------------------------|------------------------------|----------------------------------|-------------------------------|----------------------------------|--|----------------------------------|----------------------------------|------------------------------------|----------------------------------|--------|
| Jack Voigt, R OBP: 0.313, SLG: 0.535 (1, 7) | | | | | | | | | | 4 | 0 | 2 | 0 | 0 | 1 | 1 | Milwaukee Brewers @ Baltimore Orioles Oriole Park at Camden Yards, Baltimore, MD Sat Jul 12 1997, 7:05 PM EDT Att: 47,606 - Unknown - 93 F | | | | | |
| Jeremy Burnitz, L OBP: 0.402, SLG: 0.542 (1, 9) | | | | | | | | | | 5 | 1 | 1 | 0 | 0 | 1 | 3 | | | | | | |
| Jeff Cirillo, R OBP: 0.376, SLG: 0.449 (1, 5) | | | | | | | | | | 4 | 0 | 1 | 1 | 1 | 0 | 3 | | | | | | |
| Dave Nilsson, L OBP: 0.357, SLG: 0.419 (1, 3) | | | | | | | | | | 4 | 1 | 2 | 1 | 0 | 0 | 1 | | | | | | |
| Tim Unroe, R OBP: 0.375, SLG: 0.786 (8, 3) | | | | | | | | | | 0 | 0 | 0 | 0 | 0 | 0 | 0 | | | | | | |
| Jose Valentin, S OBP: 0.332, SLG: 0.431 (1, 6) | | | | | | | | | | 4 | 1 | 2 | 1 | 0 | 1 | 2 | | | | | | |
| Marc Newfield, R OBP: 0.295, SLG: 0.313 (1, 10) | | | | | | | | | | 4 | 0 | 1 | 0 | 0 | 0 | 3 | | | | | | |
| Gerald Williams, R OBP: 0.303, SLG: 0.383 (1, 8) | | | | | | | | | | 4 | 0 | 1 | 0 | 0 | 0 | 1 | | | | | | |
| Mark Loretta, R OBP: 0.359, SLG: 0.403 (1, 4) | | | | | | | | | | 4 | 0 | 0 | 0 | 0 | 0 | 3 | | | | | | |
| Mike Matheny, R OBP: 0.284, SLG: 0.356 (1, 2) | | | | | | | | | | 4 | 0 | 2 | 0 | 0 | 0 | 0 | | | | | | |
| Inning Stats | R: 1 E: 0 K: 0 S: 13 | H: 4 LOB: 2 BB: 0 P: 23 | R: 0 E: 0 K: 0 S: 6 | H: 0 LOB: 0 BB: 0 P: 8 | R: 0 E: 0 K: 1 S: 14 | H: 0 LOB: 1 BB: 0 P: 18 | R: 0 E: 0 K: 0 S: 7 | H: 1 LOB: 1 BB: 0 P: 10 | R: 0 E: 0 K: 0 S: 8 | H: 1 LOB: 1 BB: 0 P: 11 | R: 2 E: 0 K: 0 S: 10 | H: 2 LOB: 0 BB: 0 P: 16 | R: 0 E: 0 K: 0 S: 8 | H: 1 LOB: 1 BB: 0 P: 13 | R: 0 E: 0 K: 1 S: 13 | H: 2 LOB: 2 BB: 0 P: 16 | R: 0 E: 0 K: 1 S: 9 | H: 1 LOB: 1 BB: 0 P: 10 | 1B: 7 2B: 3 3B: 0 HR: 2 | SF: 0 SAC: 1 DP: 0 HBP: 1 | WP: 0 PB: 0 SB: 0 CS: 0 | PA: 39 |
| PITCHER | IP WLS BF H R ER SO BB IBB HBP BLK WP HR S P ERA WHIP | | | | | | | | | | | | | | | | | | | | | |
| Scott Erickson, R ERA: 3.84 (1, 1) | 6.1 L 28 9 3 3 1 0 0 0 1 0 0 2 60 89 4.26 1.421 | | | | | | | | | | | | | | | | | | | | | |
| Arthur Rhodes, L ERA: 2.33 (7, 1) | 2.2 11 3 0 0 2 0 0 0 0 0 0 0 28 36 0.00 1.125 | | | | | | | | | | | | | | | | | | | | | |

| Batter | 1 | 2 | 3 | 4 | 5 | 6 | 7 | 8 | 9 | AB | R | H | RBI | BB | SO | LOB | BOTTOM | | | | | |
|--|---|---------------------------------|------------------------------|----------------------------------|------------------------------|----------------------------------|------------------------------|----------------------------------|------------------------------|---------------------------------|-------------------------------|----------------------------------|-------------------------------|----------------------------------|------------------------------|----------------------------------|--|---------------------------------|----------------------------------|------------------------------------|----------------------------------|--------|
| Brady Anderson, L OBP: 0.415, SLG: 0.436 (1, 8) | | | | | | | | | | 4 | 0 | 1 | 0 | 0 | 2 | 0 | Milwaukee Brewers @ Baltimore Orioles Oriole Park at Camden Yards, Baltimore, MD Sat Jul 12 1997, 7:05 PM EDT Att: 47,606 - Unknown - 93 F | | | | | |
| Roberto Alomar, S OBP: 0.364, SLG: 0.436 (1, 4) | | | | | | | | | | 4 | 0 | 0 | 0 | 0 | 0 | 0 | | | | | | |
| Geronimo Berroa, R OBP: 0.377, SLG: 0.495 (1, 10) | | | | | | | | | | 4 | 1 | 1 | 0 | 0 | 0 | 0 | | | | | | |
| Rafael Palmeiro, L OBP: 0.338, SLG: 0.451 (1, 3) | | | | | | | | | | 4 | 1 | 3 | 0 | 0 | 0 | 0 | | | | | | |
| Cal Ripken Jr., R OBP: 0.337, SLG: 0.438 (1, 5) | | | | | | | | | | 4 | 0 | 0 | 1 | 0 | 0 | 2 | | | | | | |
| B.J. Surhoff, L OBP: 0.376, SLG: 0.491 (1, 7) | | | | | | | | | | 3 | 0 | 1 | 1 | 0 | 0 | 1 | | | | | | |
| Jeffrey Hammonds, R OBP: 0.323, SLG: 0.525 (1, 9) | | | | | | | | | | 3 | 0 | 0 | 0 | 0 | 1 | 3 | | | | | | |
| Lenny Webster, R OBP: 0.301, SLG: 0.336 (1, 2) | | | | | | | | | | 3 | 0 | 0 | 0 | 0 | 2 | | | | | | | |
| Mike Bordick, R OBP: 0.265, SLG: 0.285 (1, 6) | | | | | | | | | | 2 | 0 | 0 | 0 | 0 | 0 | 0 | | | | | | |
| Tony Tarasco, L OBP: 0.350, SLG: 0.445 (8, PH) | | | | | | | | | | 1 | 0 | 0 | 0 | 0 | 1 | 0 | | | | | | |
| Pete Incaviglia, R OBP: 0.314, SLG: 0.384 (8, PH) | | | | | | | | | | 0 | 0 | 0 | 0 | 0 | 0 | 0 | | | | | | |
| Jeff Reboulet, R OBP: 0.291, SLG: 0.289 (8, 6) | | | | | | | | | | 0 | 0 | 0 | 0 | 0 | 0 | 0 | | | | | | |
| Inning Stats | R: 0 E: 0 K: 0 S: 5 | H: 0 LOB: 0 BB: 0 P: 7 | R: 0 E: 0 K: 0 S: 8 | H: 1 LOB: 1 BB: 0 P: 11 | R: 0 E: 0 K: 1 S: 9 | H: 0 LOB: 0 BB: 0 P: 16 | R: 0 E: 0 K: 0 S: 8 | H: 1 LOB: 1 BB: 0 P: 13 | R: 0 E: 0 K: 1 S: 6 | H: 0 LOB: 0 BB: 0 P: 6 | R: 0 E: 0 K: 0 S: 10 | H: 1 LOB: 0 BB: 0 P: 17 | R: 2 E: 1 K: 0 S: 14 | H: 3 LOB: 2 BB: 0 P: 20 | R: 0 E: 0 K: 2 S: 9 | H: 0 LOB: 0 BB: 0 P: 14 | R: 0 E: 0 K: 0 S: 5 | H: 0 LOB: 0 BB: 0 P: 6 | 1B: 6 2B: 0 3B: 0 HR: 0 | SF: 0 SAC: 0 DP: 0 HBP: 0 | WP: 0 PB: 0 SB: 0 CS: 0 | PA: 33 |
| PITCHER | IP WLS BF H R ER SO BB IBB HBP BLK WP HR S P ERA WHIP | | | | | | | | | | | | | | | | | | | | | |
| 21 Cal Eldred, R ERA: 5.27 (1, 1) | 6.1 W 22 5 2 1 2 0 0 0 0 0 0 0 7 11 0.00 1.500 | | | | | | | | | | | | | | | | | | | | | |
| Bob Wickman, R ERA: 3.04 (7, 1) | 0.2 4 1 0 0 0 0 0 0 0 0 0 0 7 11 0.00 1.500 | | | | | | | | | | | | | | | | | | | | | |
| Ron Villone, L ERA: 5.47 (8, 1) | 1.0 3 0 0 0 2 0 0 0 0 0 0 0 9 14 0.00 0.000 | | | | | | | | | | | | | | | | | | | | | |
| Doug Jones, R ERA: 2.58 (9, 1) | 1.0 S 3 0 0 0 0 0 0 0 0 0 0 0 5 6 0.00 0.000 | | | | | | | | | | | | | | | | | | | | | |

| Batter | 1 | 2 | 3 | 4 | 5 | 6 | 7 | 8 | 9 | 10 | 11 | 12 | 13 | 14 | AB | R | H | RBI | BB | SO | LOB | TOP | | | | | |
|---|------------------------------|---------------------------------|------------------------------|----------------------------------|------------------------------|----------------------------------|------------------------------|----------------------------------|------------------------------|----------------------------------|-------------------------------|----------------------------------|-------------------------------|----------------------------------|------------------------------|----------------------------------|------------------------------|---------------------------------|------------------------------|----------------------------------|------------------------------|----------------------------------|----------------------------------|------------------------------------|----------------------------------|--------|--|
| Jose Valentin, S OBP: 0.331, SLG: 0.429 (1, 6) | | | | | | | | | | | | | | | 6 | 0 | 2 | 0 | 0 | 0 | 3 | | | | | | |
| Jeromy Burnitz, L OBP: 0.398, SLG: 0.535 (1, 9) | | | | | | | | | | | | | | | 3 | 0 | 0 | 0 | 0 | 0 | 3 | | | | | | |
| Matt Mieske, R OBP: 0.317, SLG: 0.389 (11, 9) | | | | | | | | | | | | | | | 2 | 0 | 0 | 0 | 0 | 0 | 0 | | | | | | |
| Jeff Cirillo, R OBP: 0.373, SLG: 0.440 (1, 5) | | | | | | | | | | | | | | | | 5 | 0 | 0 | 0 | 0 | 1 | | | | | | |
| Dave Nilsson, L OBP: 0.355, SLG: 0.424 (1, 3) | | | | | | | | | | | | | | | | 4 | 0 | 1 | 0 | 0 | 2 | | | | | | |
| Tim Lincecum, R OBP: 0.331, SLG: 0.688 (9, 3) | | | | | | | | | | | | | | | | 2 | 0 | 0 | 0 | 0 | 1 | | | | | | |
| Jack Voigt, R OBP: 0.310, SLG: 0.642 (1, 7) | | | | | | | | | | | | | | | | 6 | 1 | 2 | 1 | 0 | 2 | | | | | | |
| Gerard Williams, R OBP: 0.303, SLG: 0.380 (1, 8) | | | | | | | | | | | | | | | | 6 | 0 | 1 | 0 | 0 | 1 | | | | | | |
| Marc Newfield, R OBP: 0.305, SLG: 0.314 (10, PH) | | | | | | | | | | | | | | | 2 | 0 | 0 | 0 | 0 | 1 | | | | | | | |
| Jeff Huson, L OBP: 0.304, SLG: 0.262 (10, PH) | | | | | | | | | | | | | | | 2 | 0 | 0 | 0 | 0 | 0 | 1 | | | | | | |
| Mark Loretta, R OBP: 0.350, SLG: 0.397 (1, 4) | | | | | | | | | | | | | | | | 3 | 0 | 0 | 0 | 1 | 0 | | | | | | |
| Mike Matheny, R OBP: 0.288, SLG: 0.356 (10, PR) | | | | | | | | | | | | | | | | 3 | 0 | 0 | 0 | 1 | 0 | | | | | | |
| Kelly Stinnett, R OBP: 0.250, SLG: 0.273 (10, 2) | | | | | | | | | | | | | | | | 0 | 0 | 0 | 0 | 0 | 0 | | | | | | |
| Jesse Levis, L OBP: 0.330, SLG: 0.313 (12, 2) | | | | | | | | | | | | | | | | 1 | 0 | 0 | 0 | 0 | 2 | | | | | | |
| Inning Stats | R: 0 E: 0 K: 0 S: 6 | H: 1 LOB: 0 BB: 0 P: 8 | R: 0 E: 0 K: 1 S: 7 | H: 0 LOB: 0 BB: 0 P: 12 | R: 0 E: 0 K: 1 S: 7 | H: 0 LOB: 2 BB: 0 P: 12 | R: 0 E: 0 K: 0 S: 6 | H: 1 LOB: 1 BB: 0 P: 10 | R: 0 E: 0 K: 0 S: 6 | H: 0 LOB: 0 BB: 0 P: 12 | R: 0 E: 0 K: 1 S: 10 | H: 1 LOB: 1 BB: 0 P: 15 | R: 0 E: 0 K: 1 S: 10 | H: 0 LOB: 0 BB: 0 P: 15 | R: 0 E: 0 K: 1 S: 8 | H: 1 LOB: 2 BB: 1 P: 17 | R: 0 E: 0 K: 2 S: 4 | H: 0 LOB: 0 BB: 0 P: 6 | R: 0 E: 0 K: 2 S: 8 | H: 0 LOB: 0 BB: 0 P: 11 | R: 0 E: 0 K: 2 S: 8 | H: 0 LOB: 0 BB: 0 P: 11 | 1B: 5 2B: 0 3B: 1 HR: 1 | SF: 0 SAC: 2 DP: 2 HBP: 3 | WP: 1 PB: 0 SB: 1 CS: 0 | PA: 51 | |
| PITCHER | IP | WLS | BF | H | R | ER | SO | BB | IBB | HBP | BLK | WP | HR | S | P | ERA | WHIP | | | | | | | | | | |
| Glendon Rusch, L ERA: 5.44 (9, 1) | 8.1 | | 31 | 5 | 1 | 0 | 3 | 0 | 0 | 0 | 0 | 0 | 0 | 64 | 99 | 0.00 | 0.600 | | | | | | | | | | |
| Gregg Olson, R ERA: 13.15 (10, 1) | 1.1 | | 5 | 1 | 0 | 0 | 1 | 0 | 0 | 0 | 0 | 0 | 0 | 13 | 19 | 0.00 | 0.750 | | | | | | | | | | |
| Larry Casian, L ERA: 6.41 (11, 1) | 0.1 | | 1 | 0 | 0 | 0 | 0 | 0 | 0 | 0 | 0 | 0 | 0 | 1 | 2 | 0.00 | 0.000 | | | | | | | | | | |
| Jeff Montgomery, R ERA: 6.44 (13, 1) | 2.0 | | 8 | 1 | 0 | 0 | 2 | 0 | 1 | 0 | 0 | 0 | 0 | 18 | 32 | 0.00 | 0.500 | | | | | | | | | | |
| Mike Perez, R ERA: 2.08 (13, 1) | 2.0 | W | 6 | 0 | 0 | 0 | 2 | 0 | 0 | 0 | 0 | 0 | 0 | 12 | 17 | 0.00 | 0.000 | | | | | | | | | | |

Milwaukee Brewers @ Kansas City Royals
Kauffman Stadium, Kansas City, MO

Mon Jul 14 1997, 7:05 PM CDT
Att: 20,418 - Unknown - 84 F

livebaseballscorecards.com

AB 45
R 1
H 7
RBI 1
BB 1
SO 8
LOB 15

| Batter | 1 | 2 | 3 | 4 | 5 | 6 | 7 | 8 | 9 | 10 | 11 | 12 | 13 | 14 | AB | R | H | RBI | BB | SO | LOB | BOTTOM | | | | | |
|--|------------------------------|----------------------------------|------------------------------|----------------------------------|------------------------------|----------------------------------|------------------------------|----------------------------------|------------------------------|----------------------------------|-------------------------------|----------------------------------|-------------------------------|----------------------------------|-------------------------------|----------------------------------|------------------------------|---------------------------------|------------------------------|----------------------------------|-------------------------------|----------------------------------|----------------------------------|------------------------------------|----------------------------------|--------|--|
| Tom Goodwin, L OBP: 0.312, SLG: 0.340 (1, 8) | | | | | | | | | | | | | | | 5 | 0 | 1 | 0 | 1 | 1 | 1 | | | | | | |
| Rod Myers, L OBP: 0.375, SLG: 0.429 (1, 9) | | | | | | | | | | | | | | | | 5 | 0 | 1 | 0 | 1 | 1 | | | | | | |
| Jay Bell, R OBP: 0.366, SLG: 0.459 (1, 6) | | | | | | | | | | | | | | | | 5 | 0 | 0 | 0 | 0 | 2 | | | | | | |
| Jeff King, R OBP: 0.374, SLG: 0.482 (1, 3) | | | | | | | | | | | | | | | | 6 | 0 | 1 | 0 | 0 | 2 | | | | | | |
| Chili Davis, S OBP: 0.403, SLG: 0.506 (1, 10) | | | | | | | | | | | | | | | | 6 | 1 | 2 | 0 | 0 | 2 | | | | | | |
| Craig Paquette, R OBP: 0.261, SLG: 0.393 (1, 5) | | | | | | | | | | | | | | | | 3 | 0 | 1 | 1 | 0 | 0 | | | | | | |
| Big Roberts, S OBP: 0.371, SLG: 0.417 (9, PH) | | | | | | | | | | | | | | | | 1 | 0 | 0 | 0 | 0 | 0 | | | | | | |
| Mike MacFarlane, R OBP: 0.266, SLG: 0.258 (10, 2) | | | | | | | | | | | | | | | | 1 | 1 | 0 | 0 | 0 | 0 | | | | | | |
| Johnny Damon, L OBP: 0.357, SLG: 0.430 (1, 7) | | | | | | | | | | | | | | | | 6 | 0 | 2 | 0 | 0 | 1 | | | | | | |
| 29 Mike Sweeney, R OBP: 0.340, SLG: 0.434 (9, PH) | | | | | | | | | | | | | | | | 3 | 0 | 1 | 0 | 0 | 0 | | | | | | |
| Scott Cooper, L OBP: 0.289, SLG: 0.316 (10, 5) | | | | | | | | | | | | | | | | 3 | 0 | 1 | 1 | 0 | 1 | | | | | | |
| David Howard, S OBP: 0.293, SLG: 0.339 (1, 4) | | | | | | | | | | | | | | | | 5 | 0 | 1 | 0 | 0 | 0 | | | | | | |
| Inning Stats | R: 0 E: 0 K: 1 S: 9 | H: 1 LOB: 1 BB: 0 P: 11 | R: 0 E: 0 K: 0 S: 7 | H: 0 LOB: 0 BB: 0 P: 10 | R: 0 E: 0 K: 0 S: 9 | H: 1 LOB: 1 BB: 0 P: 10 | R: 0 E: 0 K: 0 S: 8 | H: 2 LOB: 1 BB: 1 P: 16 | R: 0 E: 0 K: 0 S: 3 | H: 2 LOB: 1 BB: 0 P: 13 | R: 0 E: 0 K: 1 S: 10 | H: 0 LOB: 0 BB: 0 P: 19 | R: 0 E: 0 K: 2 S: 13 | H: 0 LOB: 2 BB: 1 P: 20 | R: 0 E: 0 K: 1 S: 10 | H: 0 LOB: 0 BB: 0 P: 15 | R: 0 E: 0 K: 0 S: 5 | H: 0 LOB: 0 BB: 0 P: 8 | R: 0 E: 0 K: 2 S: 9 | H: 0 LOB: 0 BB: 0 P: 10 | R: 1 E: 0 K: 1 S: 12 | H: 2 LOB: 2 BB: 0 P: 18 | 1B: 9 2B: 3 3B: 0 HR: 0 | SF: 0 SAC: 0 DP: 2 HBP: 2 | WP: 0 PB: 0 SB: 0 CS: 1 | PA: 53 | |
| PITCHER | IP | WLS | BF | H | R | ER | SO | BB | IBB | HBP | BLK | WP | HR | S | P | ERA | WHIP | | | | | | | | | | |
| Jose Mercedes, R ERA: 4.46 (7, 1) | 6.1 | | 24 | 5 | 1 | 0 | 2 | 0 | 0 | 0 | 0 | 0 | 0 | 50 | 73 | 1.42 | 0.947 | | | | | | | | | | |
| Ron Villone, L ERA: 2.26 (8, 1) | 1.0 | | 5 | 2 | 0 | 0 | 0 | 0 | 0 | 0 | 0 | 0 | 0 | 12 | 14 | 0.00 | 2.000 | | | | | | | | | | |
| Bob Wickman, R ERA: 2.88 (10, 1) | 1.2 | | 6 | 2 | 0 | 0 | 3 | 0 | 0 | 0 | 0 | 0 | 0 | 16 | 25 | 0.00 | 1.200 | | | | | | | | | | |
| Joel Adamson, L ERA: 5.13 (10, 1) | 0.2 | | 4 | 0 | 0 | 0 | 1 | 1 | 0 | 1 | 0 | 0 | 0 | 11 | 17 | 0.00 | 1.500 | | | | | | | | | | |
| Mike Fetters, R ERA: 3.82 (10, 1) | 3.1 | | 10 | 0 | 0 | 0 | 3 | 0 | 0 | 0 | 0 | 0 | 0 | 26 | 36 | 0.00 | 0.000 | | | | | | | | | | |

Milwaukee Brewers @ Kansas City Royals
Kauffman Stadium, Kansas City, MO

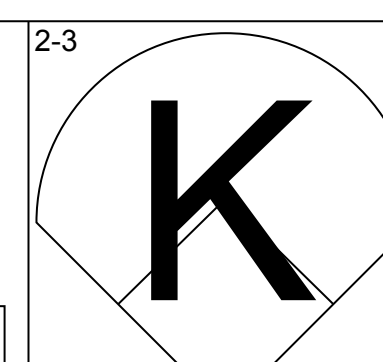
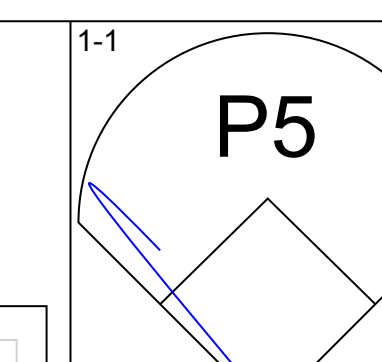
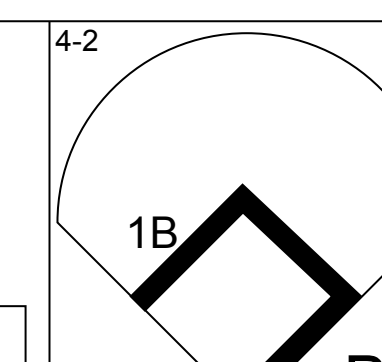
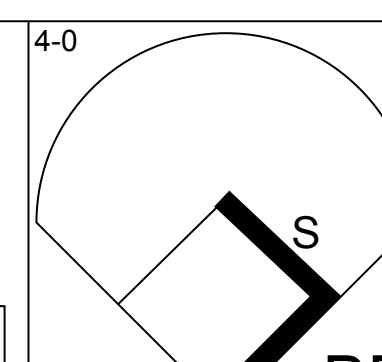
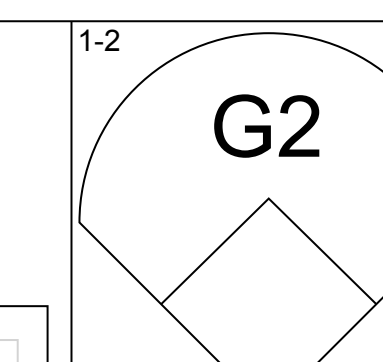
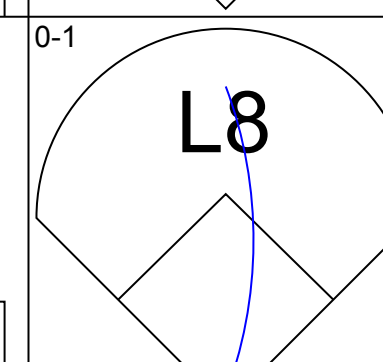
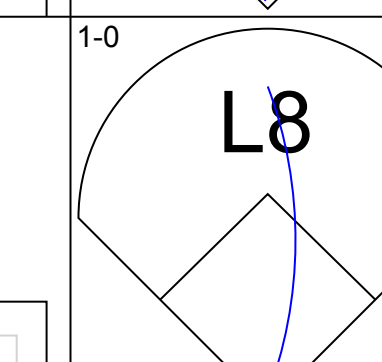
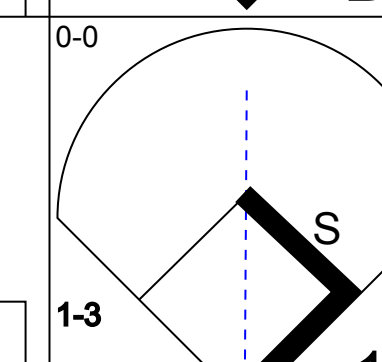
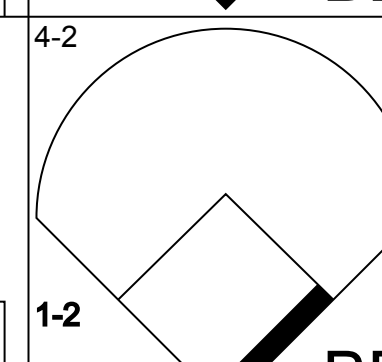
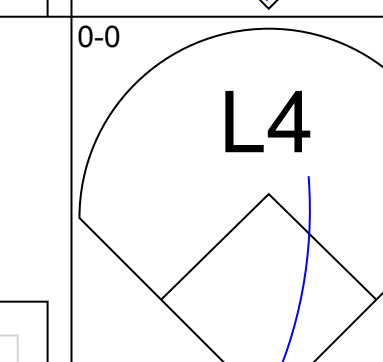
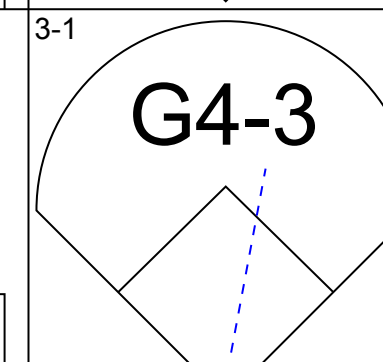
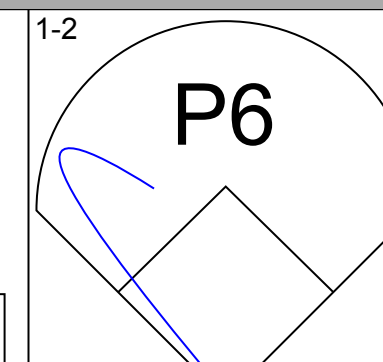
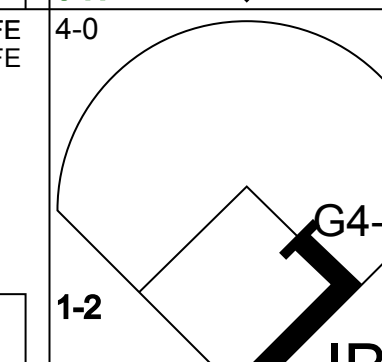
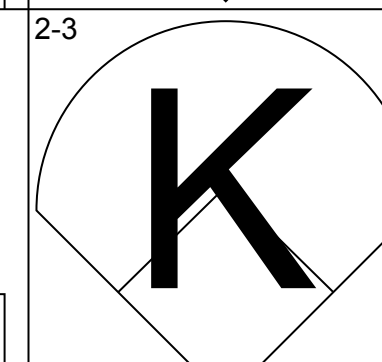
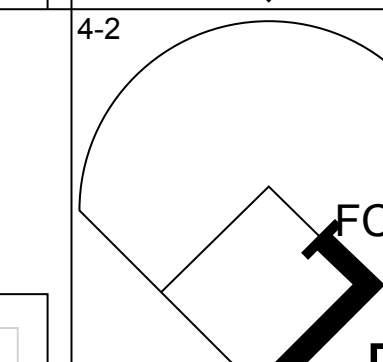
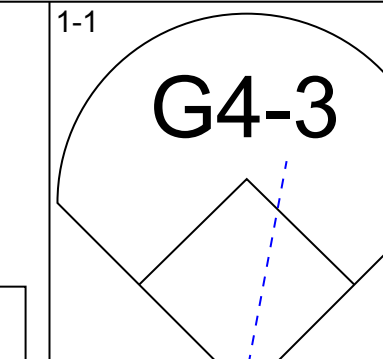
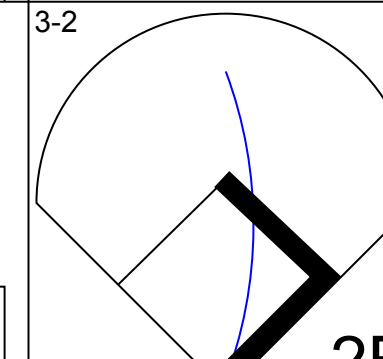
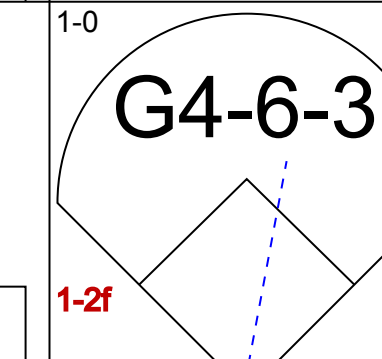
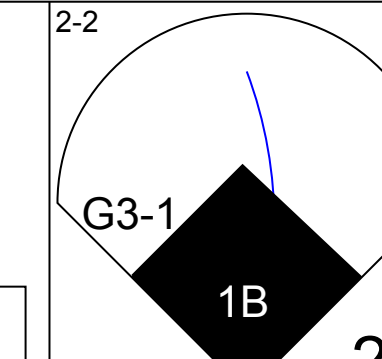
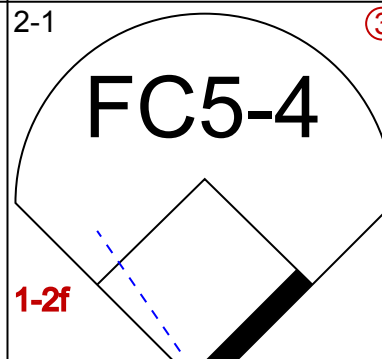
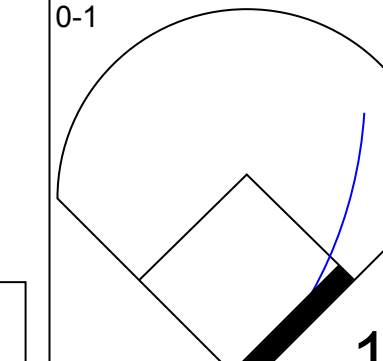
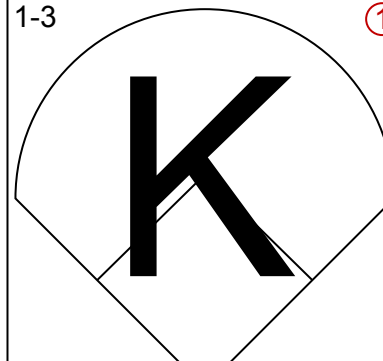
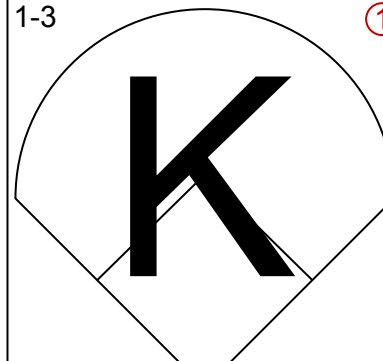
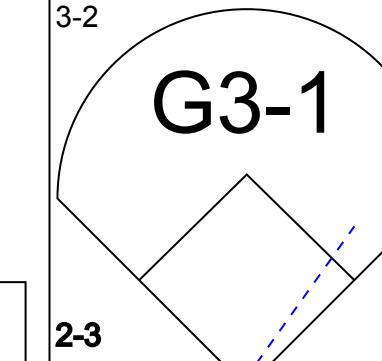
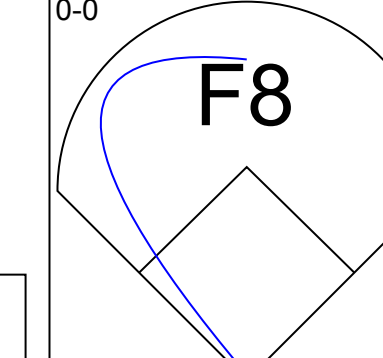
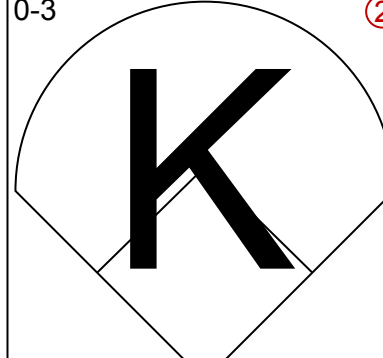
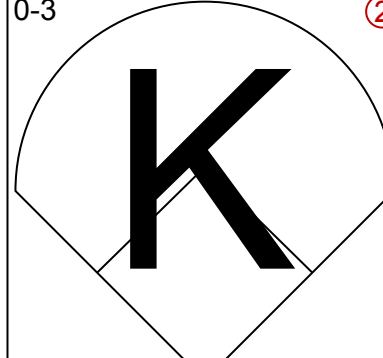
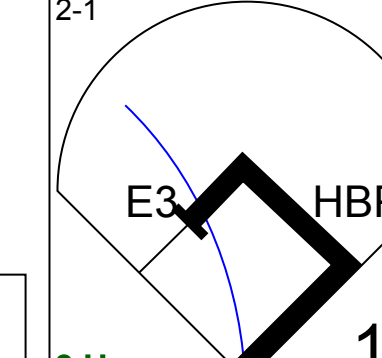
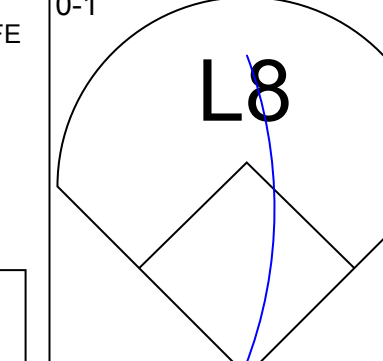
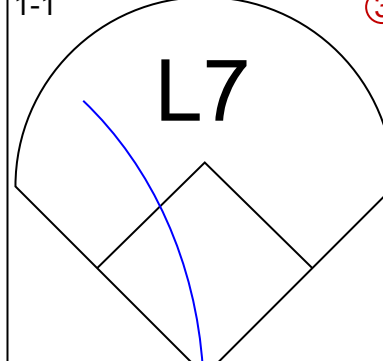
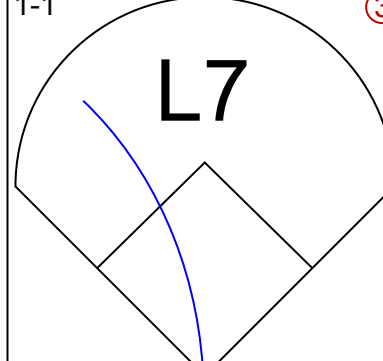
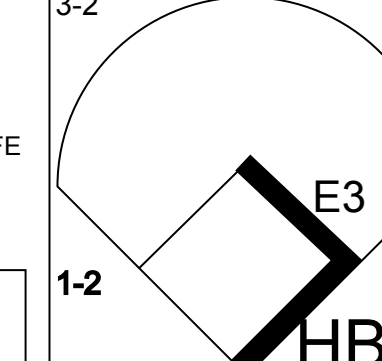
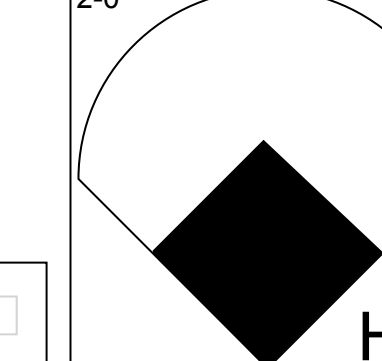
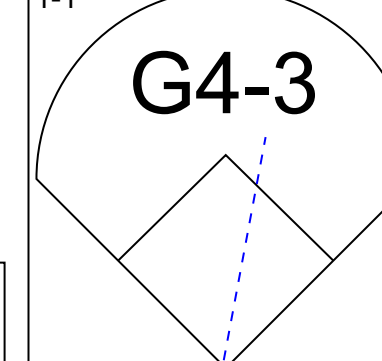
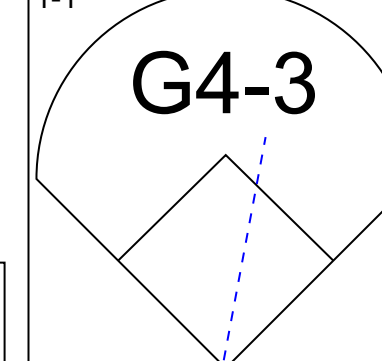
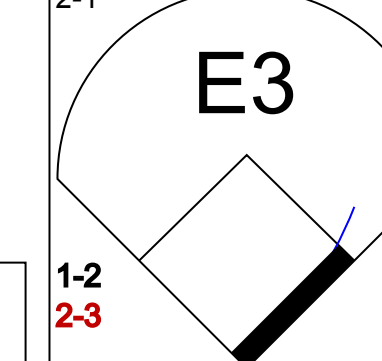
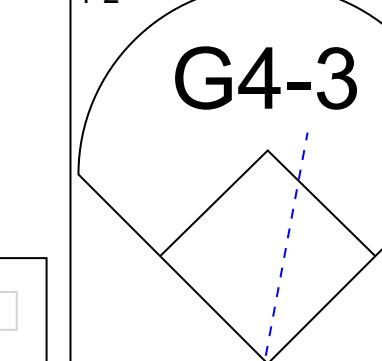
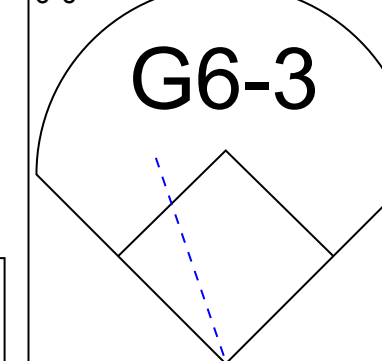
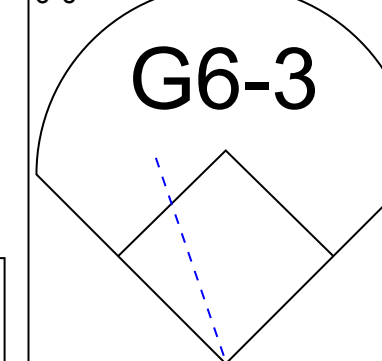
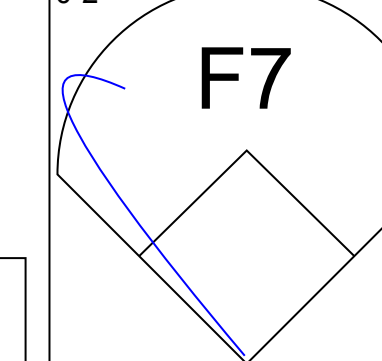
Mon Jul 14 1997, 7:05 PM CDT
Att: 20,418 - Unknown - 84 F

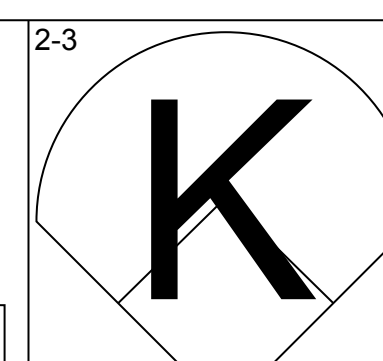
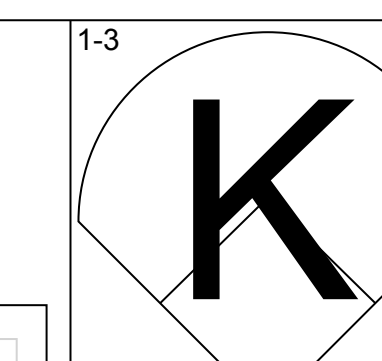
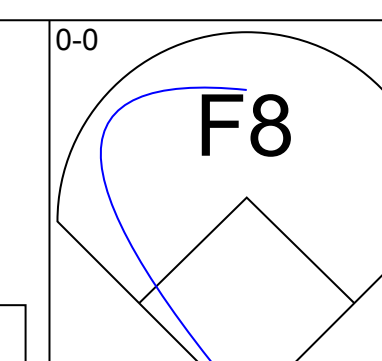
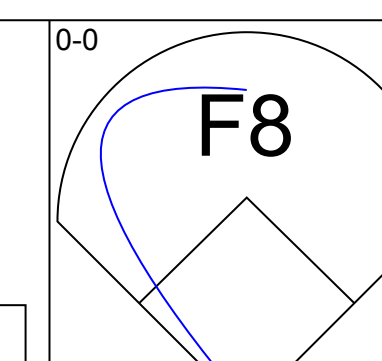
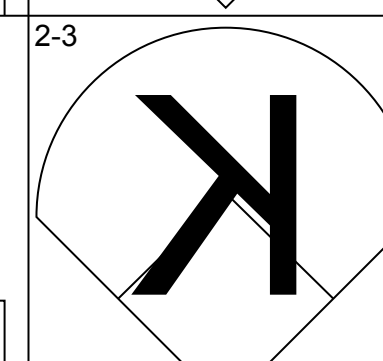
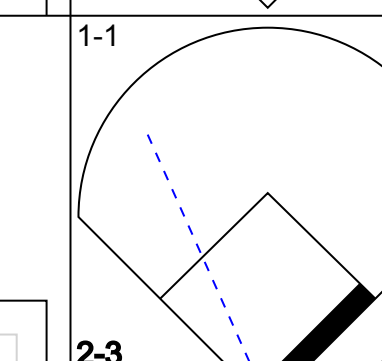
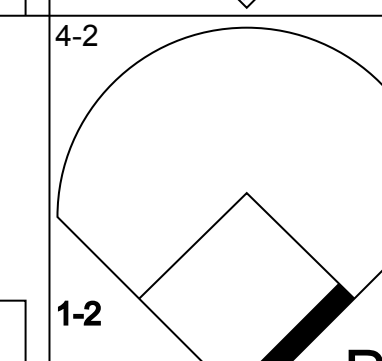
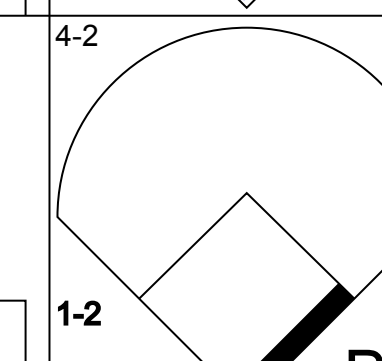
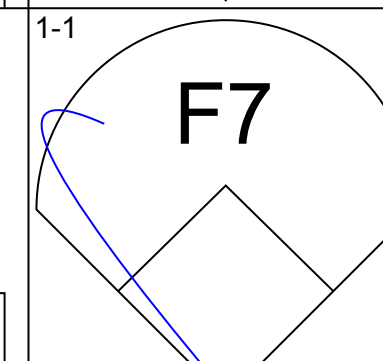
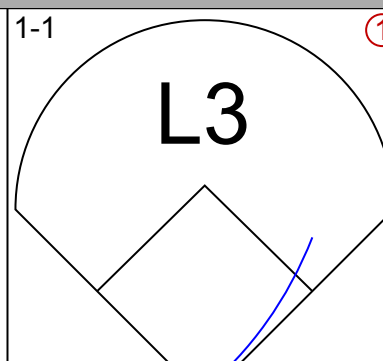
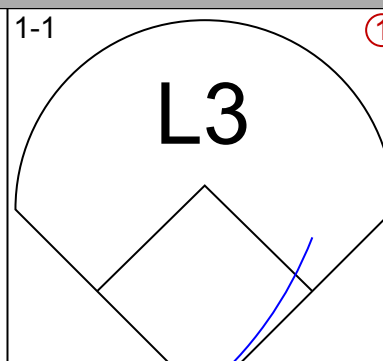
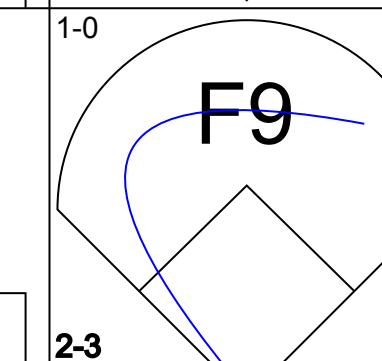
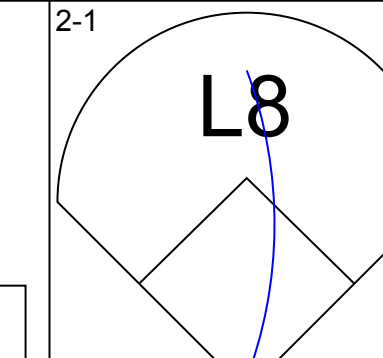
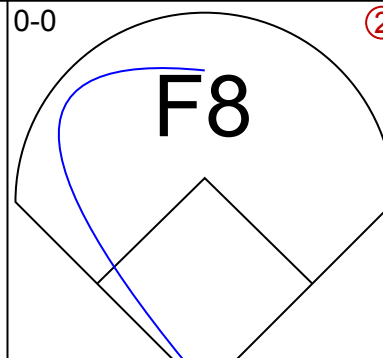
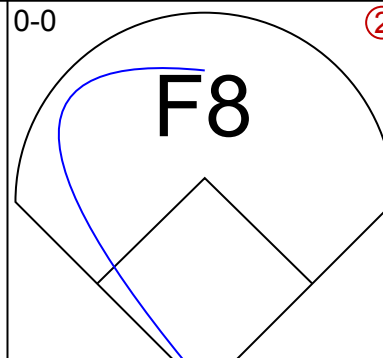
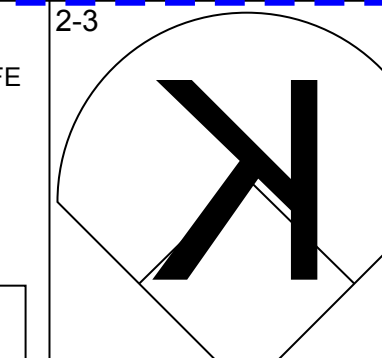
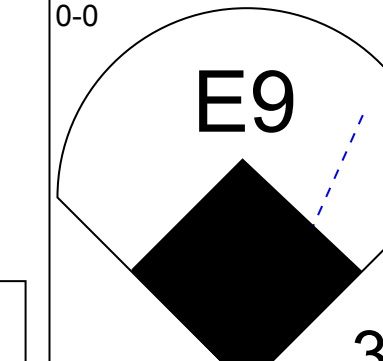
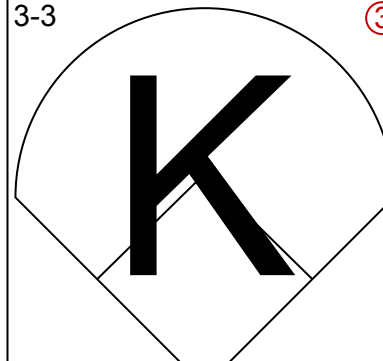
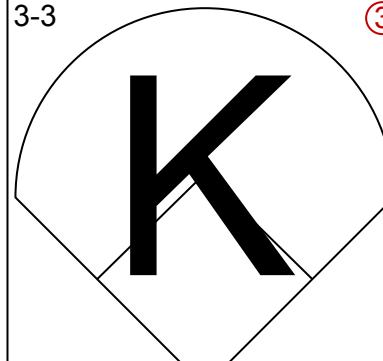
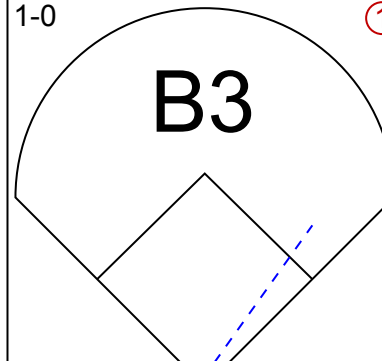
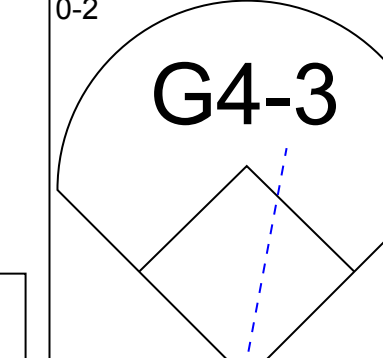
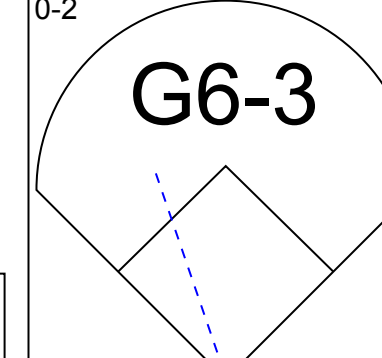
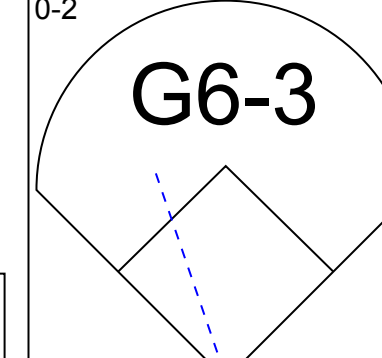
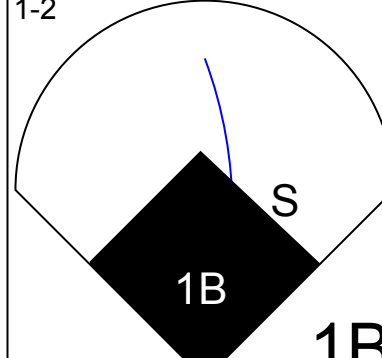
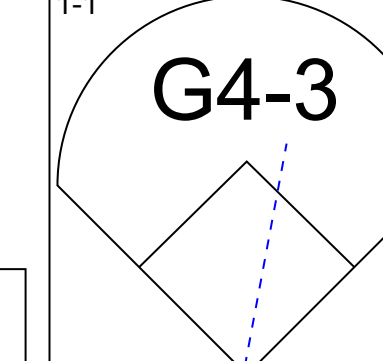
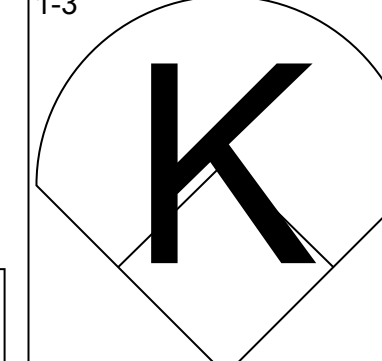
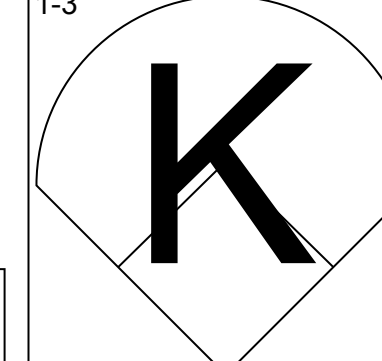
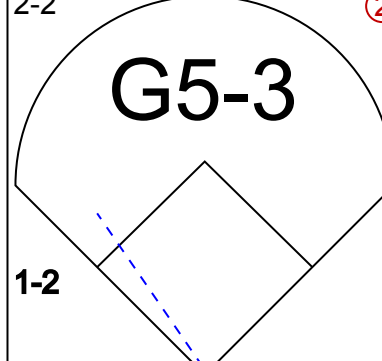
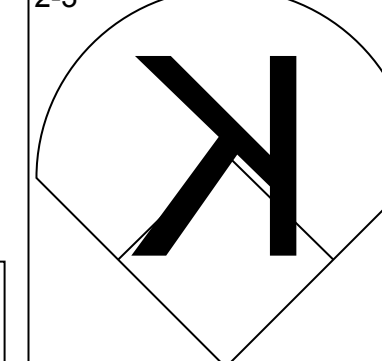
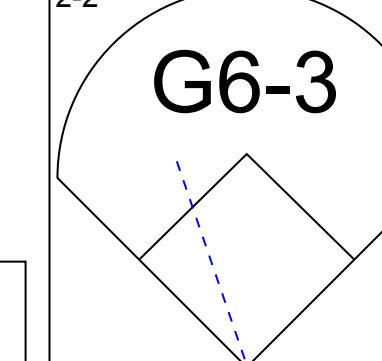
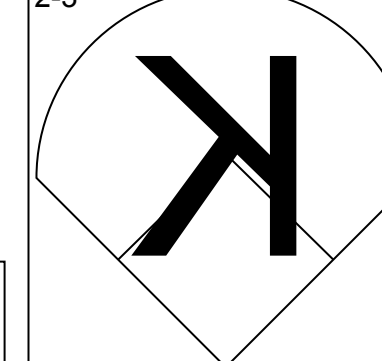
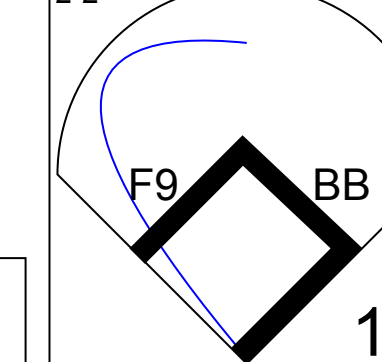
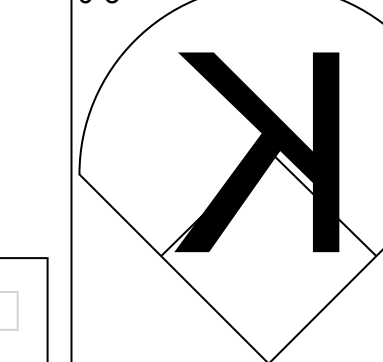
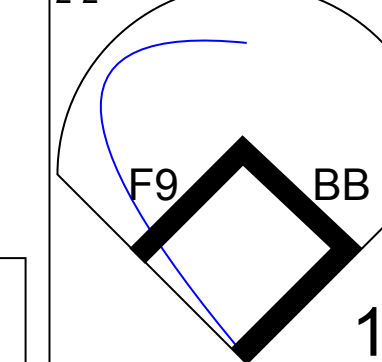
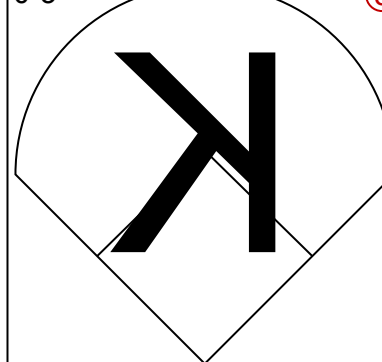
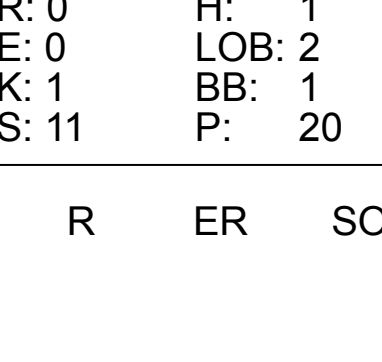
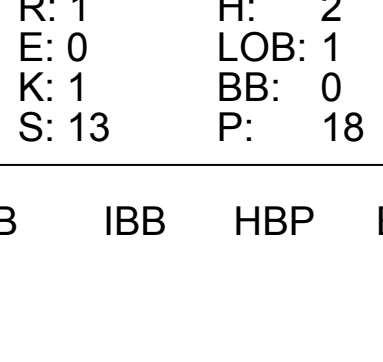
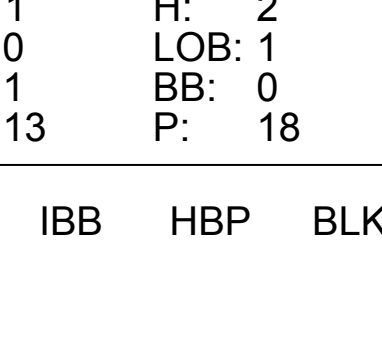
livebaseballscorecards.com

AB 49
R 2
H 11
RBI 2
BB 2
SO 10
LOB 19


| Batter | 1 | 2 | 3 | 4 | 5 | 6 | 7 | 8 | 9 | AB | R | H | RBI | BB | SO | LOB | TOP | | | | | | | | |
|--|------------------------------|----------------------------------|------------------------------|----------------------------------|------------------------------|----------------------------------|------------------------------|----------------------------------|-------------------------------|----------------------------------|-------------------------------|----------------------------------|------------------------------|---------------------------------|-------------------------------|----------------------------------|--|---------------------------------|----------------------------------|------------------------------------|----------------------------------|--------|--|--|--|
| Jeff Huson, L (1, 4) OBP: 0.313, SLG: 0.284 Mark Loretta, R (8, 4) OBP: 0.356, SLG: 0.397 | F8 FC6-4 2B | | F9 | | | | | F9 | | 4 | 1 | 2 | 1 | 0 | 0 | 0 | Milwaukee Brewers @ Kansas City Royals Kauffman Stadium, Kansas City, MO Tue Jul 15 1997, 7:05 PM CDT Att: 15,875 - Unknown - 88 F livebaseballscorecards.com | | | | | | | | |
| Jeremy Burnitz, L (1, 9) OBP: 0.395, SLG: 0.544 | FC6-4 BB | | K | | | | | HR | | 3 | 1 | 1 | 1 | 1 | 1 | 1 | | | | | | | | | |
| Jeff Cirillo, R (1, 5) OBP: 0.372, SLG: 0.440 | F8 2-3 | | | | | | | G5-3 | | 4 | 0 | 1 | 0 | 0 | 0 | 2 | | | | | | | | | |
| Dave Nilsson, L (1, 3) OBP: 0.350, SLG: 0.444 Tim Unroe, R (8, 3) OBP: 0.353, SLG: 0.688 | FC6-4 1-2 3-H | | | | | | | HR | | 4 | 2 | 2 | 3 | 0 | 0 | 2 | | | | | | | | | |
| Jose Valentin, S (1, 6) OBP: 0.325, SLG: 0.422 | F9 | | | | | | | HR | | 4 | 0 | 0 | 0 | 0 | 1 | 2 | | | | | | | | | |
| Jack Voigt, R (1, 7) OBP: 0.306, SLG: 0.614 | F9 | | | | | | | | | 4 | 0 | 1 | 0 | 0 | 1 | 1 | | | | | | | | | |
| Jesse Lewis, L (1, 10) OBP: 0.330, SLG: 0.304 Matt Mieske, R (9, PH) OBP: 0.315, SLG: 0.387 | G5-3 | | | | | | | G6-4-3 1-2 | | 3 | 0 | 0 | 0 | 0 | 0 | 0 | | | | | | | | | |
| Gerald Williams, R (1, 8) OBP: 0.302, SLG: 0.382 | F8 | | | | | | | G5-3 | | 4 | 1 | 1 | 0 | 0 | 0 | 0 | | | | | | | | | |
| Mike Matheny, R (1, 2) OBP: 0.284, SLG: 0.351 | L4 | | | | | | | F7 | | 3 | 0 | 0 | 0 | 0 | 1 | 1 | | | | | | | | | |
| Inning Stats | R: 1 E: 0 K: 0 S: 9 | H: 1 LOB: 1 BB: 1 P: 17 | R: 0 E: 0 K: 0 S: 7 | H: 0 LOB: 0 BB: 0 P: 10 | R: 0 E: 0 K: 1 S: 6 | H: 0 LOB: 0 BB: 0 P: 13 | R: 0 E: 0 K: 2 S: 9 | H: 1 LOB: 1 BB: 0 P: 11 | R: 1 E: 0 K: 1 S: 12 | H: 2 LOB: 1 BB: 0 P: 18 | R: 1 E: 0 K: 0 S: 13 | H: 1 LOB: 0 BB: 0 P: 17 | R: 0 E: 0 K: 0 S: 6 | H: 0 LOB: 0 BB: 0 P: 7 | R: 2 E: 0 K: 0 S: 13 | H: 2 LOB: 0 BB: 0 P: 18 | R: 0 E: 0 K: 0 S: 5 | H: 1 LOB: 0 BB: 0 P: 8 | 1B: 2 2B: 3 3B: 0 HR: 3 | SF: 0 SAC: 0 DP: 1 HBP: 0 | WP: 0 PB: 0 SB: 1 CS: 0 | PA: 35 | | | |
| PITCHER | IP | WLS | BF | H | R | ER | SO | BB | IBB | HBP | BLK | WP | HR | S | P | ERA | WHIP | | | | | | | | |
| Kevin Appier, R (1, 1) ERA: 2.97 | 7.2 | L | 31 | 7 | 5 | 5 | 4 | 1 | 0 | 0 | 0 | 0 | 3 | 74 | 110 | 5.87 | 1.043 | | | | | | | | |
| Larry Casian, L (8, 1) ERA: 6.3 | 0.1 | | 2 | 1 | 0 | 0 | 0 | 0 | 0 | 0 | 0 | 0 | 0 | 3 | 6 | 0.00 | 3.000 | | | | | | | | |
| Gregg Olson, R (9, 1) ERA: 12.15 | 1.0 | | 2 | 0 | 0 | 0 | 0 | 0 | 0 | 0 | 0 | 0 | 0 | 3 | 3 | 0.00 | 0.000 | | | | | | | | |


| Batter | 1 | 2 | 3 | 4 | 5 | 6 | 7 | 8 | 9 | AB | R | H | RBI | BB | SO | LOB | BOTTOM | | | | | | | | |
|---|------------------------------|----------------------------------|-------------------------------|----------------------------------|------------------------------|---------------------------------|------------------------------|----------------------------------|-------------------------------|----------------------------------|-------------------------------|----------------------------------|-------------------------------|----------------------------------|-------------------------------|----------------------------------|--|----------------------------------|----------------------------------|------------------------------------|----------------------------------|--------|--|--|--|
| Bip Roberts, S (1, 7) OBP: 0.368, SLG: 0.416 | K | | G5-3 | | | | | | P6 | 5 | 0 | 1 | 1 | 0 | 1 | 2 | Milwaukee Brewers @ Kansas City Royals Kauffman Stadium, Kansas City, MO Tue Jul 15 1997, 7:05 PM CDT Att: 15,875 - Unknown - 88 F livebaseballscorecards.com | | | | | | | | |
| Tom Goodwin, L (1, 8) OBP: 0.312, SLG: 0.339 | F9 | | | | | | | 1B | | 4 | 0 | 1 | 0 | 0 | 0 | 2 | | | | | | | | | |
| Jay Bell, R (1, 6) OBP: 0.367, SLG: 0.458 | P3 | | | | | | | 1B | | 3 | 0 | 1 | 0 | 1 | 0 | 2 | | | | | | | | | |
| Jeff King, R (1, 3) OBP: 0.370, SLG: 0.476 | L7 | | | | | | | BB | | 4 | 0 | 0 | 0 | 0 | 1 | 3 | | | | | | | | | |
| Chili Davis, S (1, 10) OBP: 0.404, SLG: 0.504 | 1B | | | | | | | BB | | 3 | 0 | 1 | 0 | 1 | 0 | 1 | | | | | | | | | |
| Craig Paquette, R (1, 5) OBP: 0.298, SLG: 0.388 Scott Cooper, L (8, PH) OBP: 0.287, SLG: 0.313 | K | | | | | | | BB | | 3 | 0 | 0 | 0 | 0 | 1 | 1 | | | | | | | | | |
| Johnny Damon, L (1, 9) OBP: 0.355, SLG: 0.427 | G4-3 | | | | | | | BB | | 4 | 1 | 1 | 0 | 0 | 0 | 1 | | | | | | | | | |
| Mike Macfarlane, R (1, 2) OBP: 0.267, SLG: 0.266 Rod Myers, L (9, PH) OBP: 0.444, SLG: 0.500 | G5-3 | | | | | | | 1B | | 3 | 1 | 1 | 1 | 0 | 0 | 0 | | | | | | | | | |
| David Howard, S (1, 4) OBP: 0.299, SLG: 0.344 | G5-3 | | | | | | | 1B | | 4 | 0 | 2 | 0 | 0 | 0 | 1 | | | | | | | | | |
| Inning Stats | R: 0 E: 0 K: 1 S: 9 | H: 0 LOB: 0 BB: 0 P: 12 | R: 0 E: 0 K: 1 S: 15 | H: 1 LOB: 1 BB: 0 P: 23 | R: 0 E: 0 K: 0 S: 5 | H: 0 LOB: 0 BB: 0 P: 6 | R: 0 E: 0 K: 0 S: 9 | H: 0 LOB: 1 BB: 1 P: 15 | R: 2 E: 1 K: 0 S: 16 | H: 3 LOB: 2 BB: 0 P: 27 | R: 0 E: 0 K: 1 S: 10 | H: 0 LOB: 0 BB: 0 P: 13 | R: 0 E: 0 K: 0 S: 10 | H: 2 LOB: 2 BB: 0 P: 16 | R: 0 E: 0 K: 0 S: 13 | H: 2 LOB: 1 BB: 1 P: 20 | R: 0 E: 0 K: 0 S: 12 | H: 1 LOB: 1 BB: 0 P: 16 | 1B: 7 2B: 2 3B: 0 HR: 0 | SF: 0 SAC: 0 DP: 1 HBP: 0 | WP: 0 PB: 1 SB: 1 CS: 0 | PA: 37 | | | |
| PITCHER | IP | WLS | BF | H | R | ER | SO | BB | IBB | HBP | BLK | WP | HR | S | P | ERA | WHIP | | | | | | | | |
| Scott Karl, L (1, 1) ERA: 5.25 | 7.0 | W | 29 | 7 | 2 | 2 | 3 | 1 | 0 | 0 | 0 | 0 | 0 | 10 | 17 | 0.00 | 6.000 | | | | | | | | |
| Bob Wickman, R (8, 1) ERA: 2.99 | 0.1 | | 3 | 1 | 0 | 0 | 0 | 1 | 0 | 0 | 0 | 0 | 0 | 10 | 17 | 0.00 | 6.000 | | | | | | | | |
| Ron Villone, L (8, 1) ERA: 5.06 | 1.0 | | 2 | 0 | 0 | 0 | 0 | 0 | 0 | 0 | 0 | 0 | 0 | 3 | 4 | 0.00 | 0.000 | | | | | | | | |
| Doug Jones, R (9, 1) ERA: 2.66 | 0.2 | | 3 | 1 | 0 | 0 | 0 | 0 | 0 | 0 | 0 | 0 | 0 | 10 | 13 | 0.00 | 1.500 | | | | | | | | |

| Batter | 1 | 2 | 3 | 4 | 5 | 6 | 7 | 8 | 9 | AB | R | H | RBI | BB | SO | LOB | TOP | | | | | |
|---|---|---|---|---|--|---|---|---|---|----------------------------------|------------------------------|----------------------------------|-------------------------------|----------------------------------|-------------------------------|----------------------------------|---|----------------------------------|----------------------------------|------------------------------------|----------------------------------|--------|
| Marquis Grissom, R OBP: 0.334, SLG: 0.377 (1, 8) |  | |  | |  | |  | |  | 3 | 0 | 0 | 0 | 2 | 1 | 0 | Cleveland Indians @ Milwaukee Brewers Milwaukee County Stadium, Milwaukee, WI Wed Jul 16 1997, 8:05 PM EDT Att: 23,047 - Unknown - 89 F | | | | | |
| Tony Fernandez, S OBP: 0.326, SLG: 0.403 (1, 4) |  | |  | |  | |  | |  | 4 | 0 | 1 | 1 | 1 | 0 | 0 | | | | | | |
| Jim Thome, L OBP: 0.438, SLG: 0.634 (1, 3) |  | | |  |  | |  | |  | 3 | 0 | 0 | 0 | 2 | 1 | 2 | | | | | | |
| Manny Ramirez, R OBP: 0.411, SLG: 0.548 (1, 9) | |  | |  |  | | |  |  | 5 | 1 | 2 | 0 | 0 | 0 | 4 | | | | | | |
| David Justice, L OBP: 0.428, SLG: 0.631 (1, 10) |  | |  | | |  | |  | | 4 | 0 | 1 | 0 | 0 | 2 | 2 | | | | | | |
| Matt Williams, R OBP: 0.290, SLG: 0.494 (1, 5) |  | |  | | |  | |  | | 4 | 0 | 1 | 1 | 0 | 1 | 2 | | | | | | |
| Sandy Alomar Jr., R OBP: 0.399, SLG: 0.597 (1, 2) |  | | | |  |  | |  | | 3 | 1 | 1 | 0 | 0 | 0 | 1 | | | | | | |
| Brian Giles, L OBP: 0.376, SLG: 0.524 (1, 7) | | |  | |  | |  |  | | 4 | 2 | 2 | 2 | 0 | 0 | 2 | | | | | | |
| Omar Vizquel, S OBP: 0.337, SLG: 0.358 (1, 6) | | |  | |  | |  |  | | 3 | 0 | 0 | 0 | 0 | 0 | 2 | | | | | | |
| Inning Stats | R: 0 E: 0 K: 1 S: 7 | H: 0 LOB: 0 BB: 0 P: 12 | R: 0 E: 0 K: 0 S: 7 | H: 1 LOB: 1 BB: 0 P: 8 | R: 1 E: 0 K: 0 S: 8 | H: 1 LOB: 0 BB: 0 P: 13 | R: 0 E: 0 K: 1 S: 14 | H: 1 LOB: 1 BB: 0 P: 19 | R: 2 E: 0 K: 0 S: 15 | H: 3 LOB: 2 BB: 2 P: 29 | R: 0 E: 0 K: 2 S: 8 | H: 0 LOB: 0 BB: 0 P: 10 | R: 0 E: 0 K: 1 S: 10 | H: 0 LOB: 2 BB: 2 P: 21 | R: 1 E: 1 K: 0 S: 17 | H: 2 LOB: 2 BB: 0 P: 29 | R: 0 E: 0 K: 0 S: 8 | H: 0 LOB: 1 BB: 1 P: 15 | 1B: 3 2B: 4 3B: 0 HR: 1 | SF: 0 SAC: 1 DP: 1 HBP: 1 | WP: 0 PB: 0 SB: 2 CS: 0 | PA: 40 |
| PITCHER | IP | WLS | BF | H | R | ER | SO | BB | IBB | HBP | BLK | WP | HR | S | P | ERA | WHIP | | | | | |
| Ben McDonald, R ERA: 4.06 (1, 1) | 6.0 | L | 25 | 6 | 3 | 3 | 4 | 1 | 1 | 0 | 0 | 0 | 1 | 59 | 91 | 4.50 | 1.167 | | | | | |
| Bryce Florie, R ERA: 4.91 (7, 1) | 3.0 | | 15 | 2 | 1 | 1 | 1 | 3 | 0 | 1 | 0 | 0 | 0 | 35 | 65 | 3.00 | 1.667 | | | | | |

| Batter | 1 | 2 | 3 | 4 | 5 | 6 | 7 | 8 | 9 | AB | R | H | RBI | BB | SO | LOB | BOTTOM | | | | | |
|--|---|----------------------------------|---|---|--|---|---|---|---|----------------------------------|------------------------------|----------------------------------|-------------------------------|----------------------------------|-------------------------------|----------------------------------|---|----------------------------------|----------------------------------|------------------------------------|----------------------------------|--------|
| Jose Valentin, S OBP: 0.324, SLG: 0.416 (1, 6) |  | |  | |  | | |  | | 3 | 0 | 0 | 0 | 1 | 2 | 3 | Cleveland Indians @ Milwaukee Brewers Milwaukee County Stadium, Milwaukee, WI Wed Jul 16 1997, 8:05 PM EDT Att: 23,047 - Unknown - 89 F | | | | | |
| Jack Voigt, R OBP: 0.316, SLG: 0.600 (1, 7) |  | |  | |  | | |  | | 3 | 0 | 1 | 1 | 1 | 2 | 1 | | | | | | |
| Jeff Cirillo, R OBP: 0.368, SLG: 0.435 (1, 5) |  | |  | | |  | |  | | 4 | 0 | 0 | 0 | 0 | 1 | 4 | | | | | | |
| Dave Nilsson, L OBP: 0.352, SLG: 0.438 (1, 3) |  | |  | | |  | |  | | 4 | 0 | 0 | 0 | 0 | 1 | 4 | | | | | | |
| Jeromy Burnitz, L OBP: 0.398, SLG: 0.547 (1, 9) |  | | |  | |  | | |  | 4 | 1 | 1 | 0 | 0 | 1 | 0 | | | | | | |
| Gerald Williams, R OBP: 0.301, SLG: 0.380 (1, 8) |  | | |  | | |  |  | | 4 | 1 | 1 | 0 | 0 | 0 | 0 | | | | | | |
| Marc Newfield, R OBP: 0.297, SLG: 0.305 (1, 10) |  | | |  | | |  |  | | 4 | 0 | 0 | 0 | 0 | 1 | 1 | | | | | | |
| Mark Loretta, R OBP: 0.356, SLG: 0.394 (9, PH) | | |  | |  | |  |  | | 2 | 1 | 0 | 0 | 1 | 1 | 0 | | | | | | |
| Jesse Lewis, L OBP: 0.320, SLG: 0.311 (9, PH) | | | | | | | | |  | 1 | 0 | 1 | 1 | 0 | 0 | 0 | | | | | | |
| Tim Unroe, R OBP: 0.333, SLG: 0.688 (9, FR) | | | | | | | |  |  | 1 | 0 | 0 | 0 | 0 | 0 | 0 | | | | | | |
| Mike Matheny, R OBP: 0.286, SLG: 0.357 (8, PH) | | |  | |  | | | |  | 1 | 0 | 1 | 0 | 0 | 0 | 0 | | | | | | |
| Kelly Stinnett, R OBP: 0.231, SLG: 0.250 (9, 2) | | | | | | | | | | 1 | 0 | 0 | 0 | 0 | 1 | 1 | | | | | | |
| Inning Stats | R: 0 E: 0 K: 2 S: 8 | H: 0 LOB: 0 BB: 0 P: 13 | R: 1 E: 1 K: 0 S: 8 | H: 1 LOB: 0 BB: 0 P: 11 | R: 1 E: 0 K: 2 S: 14 | H: 2 LOB: 1 BB: 1 P: 21 | R: 0 E: 0 K: 0 S: 6 | H: 0 LOB: 0 BB: 0 P: 9 | R: 0 E: 0 K: 1 S: 10 | H: 0 LOB: 0 BB: 1 P: 21 | R: 0 E: 0 K: 1 S: 6 | H: 0 LOB: 0 BB: 0 P: 10 | R: 0 E: 0 K: 2 S: 10 | H: 0 LOB: 0 BB: 0 P: 13 | R: 0 E: 0 K: 1 S: 11 | H: 1 LOB: 2 BB: 1 P: 20 | R: 1 E: 0 K: 1 S: 13 | H: 2 LOB: 1 BB: 0 P: 18 | 1B: 4 2B: 1 3B: 1 HR: 0 | SF: 0 SAC: 0 DP: 0 HBP: 0 | WP: 0 PB: 0 SB: 1 CS: 0 | PA: 36 |
| PITCHER | IP | WLS | BF | H | R | ER | SO | BB | IBB | HBP | BLK | WP | HR | S | P | ERA | WHIP | | | | | |
| Jaret Wright, R ERA: 4.6 (1, 1) | 6.0 | W | 23 | 3 | 2 | 2 | 6 | 2 | 0 | 0 | 0 | 0 | 0 | 52 | 85 | 3.00 | 0.833 | | | | | |
| Jose Mesa, R ERA: 3.53 (7, 1) | 1.2 | | 7 | 1 | 0 | 0 | 2 | 1 | 0 | 0 | 0 | 0 | 0 | 18 | 28 | 0.00 | 1.200 | | | | | |
| Paul Assenmacher, L ERA: 4.74 (8, 1) | 0.2 | | 2 | 0 | 0 | 0 | 1 | 0 | 0 | 0 | 0 | 0 | 0 | 4 | 7 | 0.00 | 0.000 | | | | | |
| Michael Jackson, R ERA: 2.27 (9, 1) | 0.2 | S | 4 | 2 | 1 | 1 | 1 | 0 | 0 | 0 | 0 | 0 | 0 | 12 | 16 | 13.50 | 3.000 | | | | | |



| Batter | 1 | 2 | 3 | 4 | 5 | 6 | 7 | 8 | 9 | AB | R | H | RBI | BB | SO | LOB | TOP | | | | | | | | | | | |
|---|-------------------------------|----------------------------------|-------------------------------|----------------------------------|------------------------------|---------------------------------|------------------------------|---------------------------------|------------------------------|----------------------------------|------------------------------|----------------------------------|------------------------------|----------------------------------|------------------------------|----------------------------------|---|------------------------------------|----------------------------------|--------|--|--|--|--|--|--|--|--|
| Marquis Grissom, R OBP: 0.336, SLG: 0.382 | 1-1 BB G3 1B | 0-0 1B 2B | | 3-2 G5-3 | | | 2-0 F8 | | | 4 | 1 | 2 | 0 | 0 | 0 | 0 | Cleveland Indians @ Milwaukee Brewers Milwaukee County Stadium, Milwaukee, WI Thu Jul 17 1997, 8:05 PM EDT Att: 20,383 - Unknown - 86 F AB 30 R 3 H 5 RBI 3 BB 4 SO 3 LOB 11  | | | | | | | | | | | |
| Tony Fernandez, S OBP: 0.325, SLG: 0.400 | 0-1 G3 | 1-1 BB BB 1B | | 0-0 P6 | | | 0-1 F7 | | | 4 | 0 | 1 | 2 | 0 | 0 | 1 | | | | | | | | | | | | |
| Jim Thome, L OBP: 0.439, SLG: 0.630 | 4-1 BB BB | 4-0 BB BB 1B | | | 3-2 K | | | 3-2 L8 | | 2 | 0 | 0 | 0 | 2 | 1 | 0 | | | | | | | | | | | | |
| Manny Ramirez, R OBP: 0.415, SLG: 0.547 | 4-1 BB BB | 4-2 BB G4-3 BB | | | 0-0 F8 | | | 1-1 CS 1B | | 2 | 0 | 1 | 0 | 2 | 0 | 0 | | | | | | | | | | | | |
| David Justice, L OBP: 0.422, SLG: 0.621 | 3-3 K | 3-2 G4-3 1-2 | | | 1-3 K | | | 1-2 F7 1-2 | | 4 | 0 | 0 | 0 | 0 | 2 | 7 | | | | | | | | | | | | |
| Matt Williams, R OBP: 0.287, SLG: 0.488 | 1-0 G4-3 | | 0-0 F8 | | | 0-1 F7 | | | 3-2 G6-3 | 4 | 0 | 0 | 0 | 0 | 0 | 3 | | | | | | | | | | | | |
| Sandy Alomar Jr., R OBP: 0.394, SLG: 0.593 | | 0-1 HR | 2-1 L8 | | | 1-1 F8 | | | 0-0 L4 | 4 | 1 | 1 | 1 | 0 | 0 | 0 | | | | | | | | | | | | |
| Brian Giles, L OBP: 0.371, SLG: 0.512 | | 3-1 P6 | 0-0 P9 | | | 1-0 L4 | | | 1-1 P2 | 4 | 0 | 0 | 0 | 0 | 0 | 0 | | | | | | | | | | | | |
| Damian Jackson, R (1, 6) | | 1-2 2B 1B HBP | | 0-0 P3 | | | 1-2 G5-3 | | | 2 | 1 | 0 | 0 | 0 | 0 | 0 | | | | | | | | | | | | |
| Inning Stats | R: 0 E: 0 K: 1 S: 13 | H: 1 LOB: 3 BB: 2 P: 26 | R: 3 E: 0 K: 0 S: 14 | H: 3 LOB: 2 BB: 2 P: 30 | R: 0 E: 0 K: 0 S: 4 | H: 0 LOB: 0 BB: 0 P: 6 | R: 0 E: 0 K: 0 S: 5 | H: 0 LOB: 0 BB: 0 P: 8 | R: 0 E: 0 K: 0 S: 9 | H: 0 LOB: 0 BB: 0 P: 13 | R: 0 E: 0 K: 0 S: 7 | H: 0 LOB: 0 BB: 0 P: 10 | R: 0 E: 0 K: 0 S: 8 | H: 1 LOB: 1 BB: 0 P: 13 | R: 0 E: 0 K: 0 S: 6 | H: 0 LOB: 0 BB: 0 P: 10 | 1B: 3 2B: 1 3B: 0 HR: 1 | SF: 0 SAC: 0 DP: 1 HBP: 1 | WP: 0 PB: 0 SB: 0 CS: 1 | PA: 35 | | | | | | | | |
| PITCHER | IP | WLS | BF | H | R | ER | SO | BB | IBB | HBP | BLK | WP | HR | S | P | ERA | WHIP | | | | | | | | | | | |
| 21 Cal Eldred, R ERA: 5.14 | (1, 1) | 8.0 | L | 32 | 5 | 3 | 3 | 3 | 4 | 0 | 1 | 0 | 0 | 1 | 65 | 113 | 3.38 | 1.125 | | | | | | | | | | |
| Bob Wickman, R ERA: 2.61 | (9, 1) | 1.0 | | 3 | 0 | 0 | 0 | 0 | 0 | 0 | 0 | 0 | 0 | 0 | 6 | 10 | 0.00 | 0.000 | | | | | | | | | | |

| Batter | 1 | 2 | 3 | 4 | 5 | 6 | 7 | 8 | 9 | AB | R | H | RBI | BB | SO | LOB | BOTTOM | | | | | | | | | | | |
|--|------------------------------|----------------------------------|------------------------------|----------------------------------|------------------------------|----------------------------------|-------------------------------|----------------------------------|-------------------------------|----------------------------------|------------------------------|---------------------------------|------------------------------|----------------------------------|------------------------------|---------------------------------|--|----------------------------------|----------------------------------|------------------------------------|----------------------------------|--------|--|--|--|--|--|--|
| Jeff Huson, L OBP: 0.307, SLG: 0.280 | 2-2 G1-3 | | 0-1 F9 | | | 1-0 P8 | | 0-0 F7 | | 4 | 0 | 0 | 0 | 0 | 0 | 1 | Cleveland Indians @ Milwaukee Brewers Milwaukee County Stadium, Milwaukee, WI Thu Jul 17 1997, 8:05 PM EDT Att: 20,383 - Unknown - 86 F AB 31 R 2 H 6 RBI 2 BB 1 SO 4 LOB 9  | | | | | | | | | | | |
| Jack Voigt, R OBP: 0.314, SLG: 0.571 | 4-2 FC5-4 BB | | | 1-2 G4-3 | | 0-0 G6-3 | | 0-3 K | | 3 | 0 | 0 | 0 | 1 | 1 | 1 | | | | | | | | | | | | |
| Jeff Cirillo, R OBP: 0.364, SLG: 0.430 | 1-0 FC5-4 1-2 | | | 0-0 G6-3 | | 0-3 K | | | 3-2 G5-3 | 4 | 0 | 0 | 0 | 0 | 1 | 1 | | | | | | | | | | | | |
| Dave Nilsson, L OBP: 0.354, SLG: 0.439 | 1-0 F8 | | | 1-2 2B 1B | | | 3-1 G6-3 1B | | 3-2 F7 | 4 | 1 | 2 | 0 | 0 | 0 | 1 | | | | | | | | | | | | |
| Jeremy Burnitz, L OBP: 0.396, SLG: 0.546 | | 2-2 P5 | | 3-2 1-H 2B | | | 1-0 F8 | | 1-1 E4 | 4 | 0 | 1 | 1 | 0 | 0 | 1 | | | | | | | | | | | | |
| Jose Valentin, S OBP: 0.323, SLG: 0.426 | | 2-1 F8 | | | 1-0 HR | | 1-0 G6-3 | | 2-2 G1-3 | 4 | 1 | 1 | 1 | 0 | 0 | 2 | | | | | | | | | | | | |
| Gerald Williams, R OBP: 0.299, SLG: 0.377 | | 2-3 K | | | 1-2 K | | 0-1 F8 | | | 3 | 0 | 0 | 0 | 0 | 2 | 1 | | | | | | | | | | | | |
| Mark Loretta, R OBP: 0.359, SLG: 0.397 | | | 1-1 G1-6-3 1B | | | 3-2 F9 | | 0-0 SH1-4 1B | | 3 | 0 | 2 | 0 | 0 | 0 | 0 | | | | | | | | | | | | |
| Mike Matheny, R OBP: 0.283, SLG: 0.354 | | | 1-2 G1-6-3 1-2 | | | 2-1 L7 | | 0-0 SH1-4 | | 2 | 0 | 0 | 0 | 0 | 0 | 1 | | | | | | | | | | | | |
| Inning Stats | R: 0 E: 0 K: 0 S: 7 | H: 0 LOB: 1 BB: 1 P: 15 | R: 0 E: 0 K: 1 S: 9 | H: 0 LOB: 0 BB: 0 P: 15 | R: 0 E: 0 K: 0 S: 8 | H: 1 LOB: 0 BB: 0 P: 10 | R: 1 E: 0 K: 0 S: 11 | H: 2 LOB: 1 BB: 0 P: 16 | R: 1 E: 0 K: 1 S: 11 | H: 1 LOB: 0 BB: 0 P: 18 | R: 0 E: 0 K: 1 S: 5 | H: 0 LOB: 0 BB: 0 P: 6 | R: 0 E: 0 K: 0 S: 6 | H: 1 LOB: 1 BB: 0 P: 11 | R: 0 E: 0 K: 1 S: 6 | H: 1 LOB: 1 BB: 0 P: 6 | R: 0 E: 1 K: 0 S: 11 | H: 0 LOB: 1 BB: 0 P: 20 | 1B: 4 2B: 1 3B: 0 HR: 1 | SF: 0 SAC: 1 DP: 1 HBP: 0 | WP: 0 PB: 0 SB: 0 CS: 0 | PA: 33 | | | | | | |
| PITCHER | IP | WLS | BF | H | R | ER | SO | BB | IBB | HBP | BLK | WP | HR | S | P | ERA | WHIP | | | | | | | | | | | |
| Orel Hershiser, R ERA: 4.77 | (1, 1) | 6.0 | W | 21 | 4 | 2 | 2 | 3 | 0 | 0 | 0 | 0 | 0 | 0 | 4 | 9 | 0.00 | 1.500 | | | | | | | | | | |
| Alvin Morman, L ERA: 2.53 | (7, 1) | 0.2 | | 3 | 1 | 0 | 0 | 0 | 0 | 0 | 0 | 0 | 0 | 0 | 4 | 9 | 0.00 | 1.500 | | | | | | | | | | |
| Jose Mesa, R ERA: 3.43 | (7, 1) | 1.1 | | 5 | 1 | 0 | 0 | 1 | 0 | 0 | 0 | 0 | 0 | 8 | 8 | 0.00 | 0.750 | | | | | | | | | | | |
| Michael Jackson, R ERA: 2.22 | (9, 1) | 1.0 | S | 4 | 0 | 0 | 0 | 0 | 0 | 0 | 0 | 0 | 0 | 11 | 20 | 0.00 | 0.000 | | | | | | | | | | | |

| Batter | 1 | 2 | 3 | 4 | 5 | 6 | 7 | 8 | 9 | AB | R | H | RBI | BB | SO | LOB | TOP | | | | | | | | | | |
|--|-------------------------------|----------------------------------|------------------------------|---------------------------------|-------------------------------|----------------------------------|-------------------------------|----------------------------------|------------------------------|----------------------------------|-------------------------------|----------------------------------|-------------------------------|----------------------------------|------------------------------|----------------------------------|---|------------------------------------|----------------------------------|--------|--|--|--|--|--|--|--|
| 2 Derek Jeter, R OBP: 0.368, SLG: 0.391 (1, 6) | | | | | | | | | | 5 | 1 | 2 | 0 | 0 | 2 | 2 | New York Yankees @ Milwaukee Brewers Milwaukee County Stadium, Milwaukee, WI Fri Jul 18, 1997, 8:05 PM EDT Att: 24,071 - Unknown - 79 F livebaseballscorecards.com | | | | | | | | | | |
| Luis Sojo, R OBP: 0.346, SLG: 0.356 (1, 4) | | | | | | | | | | 4 | 0 | 0 | 0 | 0 | 1 | 3 | | | | | | | | | | | |
| Ivan Cruz, L (9, FH) | | | | | | | | | | 1 | 0 | 0 | 0 | 0 | 0 | 1 | | | | | | | | | | | |
| Paul O'Neill, L OBP: 0.412, SLG: 0.533 (1, 9) | | | | | | | | | | 4 | 2 | 3 | 2 | 0 | 0 | 1 | | | | | | | | | | | |
| Tino Martinez, L OBP: 0.373, SLG: 0.639 (1, 3) | | | | | | | | | | 4 | 0 | 0 | 0 | 0 | 1 | 2 | | | | | | | | | | | |
| Charlie Hayes, R OBP: 0.368, SLG: 0.440 (1, 5) | | | | | | | | | | 3 | 0 | 1 | 0 | 1 | 0 | 0 | | | | | | | | | | | |
| Wade Boggs, L OBP: 0.383, SLG: 0.350 (1, 10) | | | | | | | | | | 3 | 0 | 1 | 0 | 1 | 0 | 1 | | | | | | | | | | | |
| Pat Kelly, R OBP: 0.345, SLG: 0.315 (8, PR) | | | | | | | | | | 0 | 0 | 0 | 0 | 0 | 0 | 0 | | | | | | | | | | | |
| Chad Curtis, R OBP: 0.347, SLG: 0.480 (1, 8) | | | | | | | | | | 4 | 1 | 2 | 2 | 0 | 0 | 2 | | | | | | | | | | | |
| Mark Whiten, S OBP: 0.348, SLG: 0.381 (1, 7) | | | | | | | | | | 4 | 0 | 0 | 0 | 0 | 2 | 4 | | | | | | | | | | | |
| 20 Jorge Posada, S OBP: 0.333, SLG: 0.323 (1, 2) | | | | | | | | | | 3 | 0 | 1 | 0 | 1 | 0 | 0 | | | | | | | | | | | |
| Inning Stats | R: 2 E: 0 K: 0 S: 18 | H: 3 LOB: 1 BB: 0 P: 27 | R: 0 E: 0 K: 0 S: 5 | H: 0 LOB: 0 BB: 0 P: 8 | R: 0 E: 0 K: 3 S: 11 | H: 1 LOB: 1 BB: 0 P: 16 | R: 0 E: 0 K: 1 S: 10 | H: 2 LOB: 1 BB: 0 P: 15 | R: 0 E: 0 K: 0 S: 8 | H: 0 LOB: 0 BB: 0 P: 11 | R: 1 E: 0 K: 1 S: 10 | H: 2 LOB: 1 BB: 0 P: 18 | R: 1 E: 1 K: 0 S: 13 | H: 1 LOB: 3 BB: 2 P: 27 | R: 0 E: 0 K: 1 S: 6 | H: 0 LOB: 0 BB: 1 P: 12 | 1B: 7 2B: 2 3B: 0 HR: 2 | SF: 0 SAC: 0 DP: 1 HBP: 0 | WP: 2 PB: 0 SB: 1 CS: 1 | PA: 38 | | | | | | | |
| PITCHER | IP | WLS | BF | H | R | ER | SO | BB | IBB | HBP | BLK | WP | HR | S | P | ERA | WHIP | | | | | | | | | | |
| Jeff D'Amico, R ERA: 4.34 (1, 1) | 6.1 | W | 27 | 9 | 3 | 3 | 5 | 0 | 0 | 0 | 1 | 0 | 2 | 66 | 103 | 4.26 | 1.421 | | | | | | | | | | |
| Bob Wickman, R ERA: 2.77 (7, 1) | 0.2 | | 2 | 0 | 0 | 0 | 0 | 0 | 0 | 0 | 0 | 0 | 0 | 2 | 5 | 0.00 | 0.000 | | | | | | | | | | |
| Ron Villone, L ERA: 5.33 (8, 1) | 0.1 | | 1 | 1 | 1 | 0 | 0 | 2 | 0 | 0 | 0 | 2 | 0 | 7 | 17 | 27.00 | 9.000 | | | | | | | | | | |
| Mike Fetters, R ERA: 3.62 (8, 1) | 1.2 | S | 5 | 0 | 0 | 0 | 1 | 1 | 0 | 0 | 0 | 0 | 0 | 12 | 22 | 0.00 | 0.600 | | | | | | | | | | |

| Batter | 1 | 2 | 3 | 4 | 5 | 6 | 7 | 8 | 9 | AB | R | H | RBI | BB | SO | LOB | BOTTOM | | | | | | | | | | |
|--|------------------------------|----------------------------------|------------------------------|----------------------------------|------------------------------|----------------------------------|------------------------------|----------------------------------|-------------------------------|----------------------------------|------------------------------|----------------------------------|-------------------------------|----------------------------------|-------------------------------|----------------------------------|---|------------------------------------|----------------------------------|--------|--|--|--|--|--|--|--|
| Fernando Vina, L OBP: 0.344, SLG: 0.483 (1, 4) | | | | | | | | | | 4 | 1 | 1 | 0 | 1 | 0 | 1 | New York Yankees @ Milwaukee Brewers Milwaukee County Stadium, Milwaukee, WI Fri Jul 18, 1997, 8:05 PM EDT Att: 24,071 - Unknown - 79 F livebaseballscorecards.com | | | | | | | | | | |
| Jack Voigt, R OBP: 0.307, SLG: 0.588 (1, 7) | | | | | | | | | | 5 | 1 | 1 | 1 | 0 | 0 | 4 | | | | | | | | | | | |
| Jeff Cirillo, R OBP: 0.367, SLG: 0.440 (1, 5) | | | | | | | | | | 4 | 2 | 2 | 1 | 1 | 0 | 2 | | | | | | | | | | | |
| Dave Nilsson, L OBP: 0.355, SLG: 0.439 (1, 3) | | | | | | | | | | 2 | 0 | 1 | 1 | 1 | 0 | 1 | | | | | | | | | | | |
| Jeremy Burnitz, L OBP: 0.397, SLG: 0.556 (1, 9) | | | | | | | | | | 4 | 1 | 2 | 3 | 0 | 1 | 2 | | | | | | | | | | | |
| Jose Valentin, S OBP: 0.322, SLG: 0.421 (1, 6) | | | | | | | | | | 3 | 0 | 0 | 0 | 1 | 0 | 1 | | | | | | | | | | | |
| Gerald Williams, R OBP: 0.298, SLG: 0.375 (1, 8) | | | | | | | | | | 4 | 0 | 1 | 0 | 0 | 0 | 2 | | | | | | | | | | | |
| Marc Newfield, R OBP: 0.302, SLG: 0.306 (1, 10) | | | | | | | | | | 3 | 0 | 1 | 0 | 1 | 1 | | | | | | | | | | | | |
| Mark Loretta, R OBP: 0.359, SLG: 0.397 (8, PR) | | | | | | | | | | 0 | 0 | 0 | 0 | 0 | 0 | 0 | | | | | | | | | | | |
| Jesse Levis, L OBP: 0.345, SLG: 0.321 (1, 2) | | | | | | | | | | 3 | 1 | 2 | 0 | 0 | 0 | 1 | | | | | | | | | | | |
| Mike Matheny, R OBP: 0.282, SLG: 0.352 (8, 2) | | | | | | | | | | 1 | 0 | 0 | 0 | 0 | 1 | 1 | | | | | | | | | | | |
| Inning Stats | R: 1 E: 0 K: 1 S: 9 | H: 1 LOB: 1 BB: 1 P: 18 | R: 0 E: 0 K: 0 S: 5 | H: 0 LOB: 1 BB: 1 P: 13 | R: 0 E: 0 K: 0 S: 9 | H: 0 LOB: 1 BB: 1 P: 16 | R: 0 E: 0 K: 0 S: 9 | H: 2 LOB: 1 BB: 0 P: 14 | R: 4 E: 1 K: 0 S: 12 | H: 3 LOB: 0 BB: 1 P: 23 | R: 0 E: 0 K: 1 S: 7 | H: 1 LOB: 0 BB: 0 P: 10 | R: 1 E: 0 K: 0 S: 21 | H: 2 LOB: 2 BB: 1 P: 32 | R: 0 E: 0 K: 1 S: 11 | H: 2 LOB: 2 BB: 0 P: 13 | 1B: 8 2B: 0 3B: 0 HR: 3 | SF: 1 SAC: 0 DP: 0 HBP: 0 | WP: 0 PB: 0 SB: 0 CS: 0 | PA: 39 | | | | | | | |
| PITCHER | IP | WLS | BF | H | R | ER | SO | BB | IBB | HBP | BLK | WP | HR | S | P | ERA | WHIP | | | | | | | | | | |
| Dwight Gooden, R ERA: 3.89 (1, 1) | 5.0 | L | 24 | 6 | 5 | 5 | 1 | 4 | 0 | 0 | 0 | 0 | 2 | 44 | 84 | 9.00 | 2.000 | | | | | | | | | | |
| Kenny Rogers, L ERA: 5.6 (6, 1) | 3.0 | | 15 | 5 | 1 | 1 | 2 | 1 | 0 | 0 | 0 | 0 | 1 | 39 | 55 | 3.00 | 2.000 | | | | | | | | | | |

| Batter | 1 | 2 | 3 | 4 | 5 | 6 | 7 | 8 | 9 | AB | R | H | RBI | BB | SO | LOB | TOP | | | | | |
|---|---|----------------------------------|--------------------------------------|----------------------------------|---------------------------------------|----------------------------------|--------------------------------------|----------------------------------|---------------------------------------|----------------------------------|---------------------------------------|----------------------------------|--------------------------------------|----------------------------------|---------------------------------------|----------------------------------|--|----------------------------------|-----------------------------------|------------------------------------|-------------------------|--------|
| 2 Derek Jeter, R OBP: 0.370, SLG: 0.395 | | | | | | | | | | 4 | 2 | 2 | 0 | 0 | 0 | 2 | New York Yankees @ Milwaukee Brewers Milwaukee County Stadium, Milwaukee, WI Sat Jul 19 1997, 8:05 PM EDT Att: 38,156 - Unknown - 73 F | | | | | |
| Pat Kelly, R OBP: 0.359, SLG: 0.364 | | | | | | | | | | 4 | 2 | 2 | 1 | 0 | 0 | 2 | | | | | | |
| Paul O'Neill, L OBP: 0.417, SLG: 0.537 | | | | | | | | | | 5 | 1 | 4 | 4 | 0 | 0 | 1 | | | | | | |
| Tino Martinez, L OBP: 0.371, SLG: 0.633 | | | | | | | | | | 5 | 0 | 1 | 0 | 0 | 2 | 5 | | | | | | |
| Ivan Cruz, L OBP: 0.167, SLG: 0.167 | | | | | | | | | | 5 | 0 | 1 | 1 | 0 | 3 | 4 | | | | | | |
| Wade Boggs, L OBP: 0.397, SLG: 0.350 | | | | | | | | | | 3 | 0 | 1 | 0 | 2 | 0 | 2 | | | | | | |
| Chad Curtis, R OBP: 0.342, SLG: 0.465 | | | | | | | | | | 4 | 0 | 0 | 1 | 1 | 0 | 4 | | | | | | |
| Joe Girardi, R OBP: 0.312, SLG: 0.324 | | | | | | | | | | 4 | 0 | 0 | 0 | 0 | 0 | 4 | | | | | | |
| Scott Pose, L OBP: 0.326, SLG: 0.325 | | | | | | | | | | 5 | 3 | 3 | 0 | 0 | 0 | 1 | | | | | | |
| Inning Stats | R: 2 H: 4 E: 0 K: 0 S: 24 | H: 4 LOB: 2 BB: 1 P: 35 | R: 0 H: 0 E: 0 K: 0 S: 2 | H: 0 LOB: 0 BB: 0 P: 5 | R: 2 H: 3 E: 0 K: 1 S: 15 | H: 3 LOB: 2 BB: 1 P: 23 | R: 1 H: 2 E: 0 K: 0 S: 8 | H: 2 LOB: 1 BB: 0 P: 9 | R: 0 H: 0 E: 0 K: 1 S: 9 | H: 0 LOB: 0 BB: 0 P: 15 | R: 1 H: 1 E: 2 K: 0 S: 14 | H: 1 LOB: 1 BB: 0 P: 18 | R: 0 H: 1 E: 0 K: 2 S: 9 | H: 1 LOB: 2 BB: 1 P: 16 | R: 2 H: 3 E: 0 K: 1 S: 15 | H: 3 LOB: 2 BB: 0 P: 22 | R: 0 H: 0 E: 0 K: 0 S: 5 | H: 0 LOB: 0 BB: 0 P: 8 | 1B: 12 2B: 1 3B: 0 HR: 1 | SF: 0 SAC: 1 DP: 2 HBP: 2 | WP: 0 PB: 0 CS: 0 | PA: 45 |
| PITCHER | IP WLS BF H R ER SO BB IBB HBP BLK WP HR S P ERA WHIP | | | | | | | | | | | | | | | | | | | | | |
| Jose Mercedes, R ERA: 4.78 | (1, 1) 4.0 L 22 9 5 5 1 2 0 0 1 0 0 1 49 72 11.25 2.750 | | | | | | | | | | | | | | | | | | | | | |
| Joel Adamson, L ERA: 4.5 | (5, 1) 3.0 13 2 1 0 3 1 0 0 0 0 0 32 49 0.00 1.000 | | | | | | | | | | | | | | | | | | | | | |
| Al Reyes, R ERA: 12.0 | (8, 1) 2.0 10 3 2 2 1 0 0 1 0 0 0 20 30 9.00 1.500 | | | | | | | | | | | | | | | | | | | | | |
| Batter | 1 | 2 | 3 | 4 | 5 | 6 | 7 | 8 | 9 | AB | R | H | RBI | BB | SO | LOB | BOTTOM | | | | | |
| Fernando Vina, L OBP: 0.338, SLG: 0.484 | | | | | | | | | | 4 | 0 | 1 | 0 | 0 | 1 | 1 | New York Yankees @ Milwaukee Brewers Milwaukee County Stadium, Milwaukee, WI Sat Jul 19 1997, 8:05 PM EDT Att: 38,156 - Unknown - 73 F | | | | | |
| Jose Valentin, S OBP: 0.317, SLG: 0.414 | | | | | | | | | 4 | 0 | 0 | 0 | 0 | 1 | 2 | | | | | | | |
| Jeff Cirillo, R OBP: 0.364, SLG: 0.436 | | | | | | | | | 3 | 0 | 0 | 0 | 0 | 0 | 1 | | | | | | | |
| Mark Loretta, R OBP: 0.358, SLG: 0.395 | | | | | | | | | 0 | 0 | 0 | 0 | 0 | 0 | 0 | | | | | | | |
| Dave Nilsson, L OBP: 0.353, SLG: 0.435 | | | | | | | | | 3 | 0 | 0 | 0 | 0 | 1 | 1 | | | | | | | |
| Jeff Huson, L OBP: 0.307, SLG: 0.280 | | | | | | | | | 0 | 0 | 0 | 0 | 0 | 0 | 0 | | | | | | | |
| Jack Voigt, R OBP: 0.308, SLG: 0.592 | | | | | | | | | 3 | 0 | 1 | 0 | 0 | 0 | 0 | | | | | | | |
| Gerald Williams, R OBP: 0.296, SLG: 0.372 | | | | | | | | | 3 | 0 | 0 | 0 | 0 | 0 | 1 | | | | | | | |
| Matt Mieske, R OBP: 0.311, SLG: 0.381 | | | | | | | | | 3 | 0 | 0 | 0 | 0 | 0 | 1 | | | | | | | |
| Marc Newfield, R OBP: 0.297, SLG: 0.299 | | | | | | | | | 3 | 0 | 0 | 0 | 0 | 1 | 1 | | | | | | | |
| Mike Matheny, R OBP: 0.279, SLG: 0.348 | | | | | | | | | 2 | 0 | 0 | 0 | 0 | 0 | 0 | | | | | | | |
| Kelly Stinnett, R OBP: 0.286, SLG: 0.308 | | | | | | | | | 1 | 0 | 1 | 0 | 0 | 0 | 0 | | | | | | | |
| Inning Stats | R: 0 H: 1 E: 0 K: 1 S: 9 | H: 1 LOB: 1 BB: 0 P: 13 | R: 0 H: 0 E: 0 K: 0 S: 5 | H: 0 LOB: 0 BB: 0 P: 10 | R: 0 H: 0 E: 0 K: 1 S: 8 | H: 0 LOB: 0 BB: 0 P: 12 | R: 0 H: 0 E: 0 K: 0 S: 6 | H: 0 LOB: 0 BB: 0 P: 10 | R: 0 H: 0 E: 0 K: 0 S: 10 | H: 1 LOB: 1 BB: 0 P: 16 | R: 0 H: 0 E: 0 K: 0 S: 5 | H: 0 LOB: 0 BB: 0 P: 8 | R: 0 H: 0 E: 0 K: 0 S: 6 | H: 0 LOB: 0 BB: 0 P: 7 | R: 0 H: 0 E: 0 K: 0 S: 5 | H: 0 LOB: 0 BB: 0 P: 7 | R: 0 H: 1 E: 0 K: 2 S: 11 | H: 1 LOB: 1 BB: 0 P: 15 | 1B: 1 2B: 2 3B: 0 HR: 0 | SF: 0 SAC: 0 DP: 0 HBP: 0 | WP: 1 PB: 0 CS: 0 | PA: 30 |
| PITCHER | IP WLS BF H R ER SO BB IBB HBP BLK WP HR S P ERA WHIP | | | | | | | | | | | | | | | | | | | | | |
| David Wells, L ERA: 3.48 | (1, 1) 9.0 W 30 3 0 0 4 0 0 0 0 0 1 0 65 98 0.00 0.333 | | | | | | | | | | | | | | | | | | | | | |

| Batter | 1 | 2 | 3 | 4 | 5 | 6 | 7 | 8 | 9 | AB | R | H | RBI | BB | SO | LOB | TOP | | | |
|--|---|----------------------------------|------------------------------|----------------------------------|------------------------------|----------------------------------|------------------------------|---------------------------------|------------------------------|----------------------------------|------------------------------|----------------------------------|------------------------------|----------------------------------|------------------------------|---------------------------------|--|------------------------------------|----------------------------------|--------|
| 2 Derek Jeter, R OBP: 0.369, SLG: 0.393 (1, 6) | G6-3 | CS | G4-6-3 | | G5-3 | | | G5-3 | | 4 | 0 | 1 | 0 | 0 | 0 | 1 | New York Yankees @ Milwaukee Brewers Milwaukee County Stadium, Milwaukee, WI Sun Jul 20 1997, 8:05 PM EDT Att: 29,333 - Unknown - 85 F livebaseballscorecards.com | | | |
| Pat Kelly, R OBP: 0.365, SLG: 0.383 (1, 4) | 2B | | K | | | G5-3 | | 1B | | 4 | 1 | 2 | 0 | 0 | 1 | | | | | |
| Paul O'Neill, L OBP: 0.418, SLG: 0.539 (1, 9) | 1B | | G4-6-3 | | | | | K | | 4 | 1 | 2 | 1 | 0 | 1 | | | | | |
| Tino Martinez, L OBP: 0.367, SLG: 0.626 (1, 3) | F8 | | | G4-3 | | | F9 | | G3-1 | 4 | 0 | 0 | 0 | 0 | 2 | | | | | |
| Charlie Hayes, R OBP: 0.365, SLG: 0.436 (1, 5) | 1B | | | F9 | | | F8 | | P4 | 4 | 0 | 1 | 1 | 0 | 0 | | | | | |
| Mariano Duncan, R OBP: 0.281, SLG: 0.321 (1, 10) | G4-3 | | | F8 | | | K | | 1B | 4 | 0 | 1 | 0 | 0 | 1 | | | | | |
| Chad Curtis, R OBP: 0.340, SLG: 0.466 (1, 8) | | P3 | | | 2B | | | | K | 4 | 0 | 1 | 0 | 0 | 1 | | | | | |
| Mark Whiten, S OBP: 0.343, SLG: 0.375 (1, 7) | | G5-3 | | | K | | | | F8 | 3 | 0 | 0 | 0 | 0 | 1 | | | | | |
| Joe Girardi, R OBP: 0.313, SLG: 0.321 (1, 2) | | | | L9 | | | | | G6-3 | 2 | 0 | 0 | 0 | 1 | 0 | | | | | |
| Inning Stats | R: 2 E: 0 K: 0 S: 12 | H: 3 LOB: 1 BB: 0 P: 20 | R: 0 E: 0 K: 0 S: 8 | H: 0 LOB: 0 BB: 1 P: 17 | R: 0 E: 0 K: 1 S: 7 | H: 1 LOB: 0 BB: 0 P: 10 | R: 0 E: 0 K: 0 S: 6 | H: 0 LOB: 0 BB: 0 P: 9 | R: 0 E: 0 K: 1 S: 8 | H: 1 LOB: 1 BB: 0 P: 15 | R: 0 E: 0 K: 1 S: 7 | H: 0 LOB: 0 BB: 0 P: 10 | R: 0 E: 0 K: 1 S: 7 | H: 1 LOB: 1 BB: 0 P: 12 | R: 0 E: 0 K: 1 S: 7 | H: 1 LOB: 1 BB: 0 P: 8 | 1B: 5 2B: 3 3B: 0 HR: 0 | SF: 0 SAC: 0 DP: 1 HBP: 0 | WP: 0 PB: 0 SB: 0 CS: 1 | PA: 35 |
| PITCHER Scott Karl, L ERA: 4.99 (1, 1) | IP: 9.0 WLS: W BF: 34 H: 8 R: 2 ER: 2 SO: 5 BB: 1 IBB: 0 HBP: 0 BLK: 0 WP: 0 HR: 0 S: 71 P: 118 ERA: 2.00 WHIP: 1.000 | | | | | | | | | | | | | | | | | | | |

| Batter | 1 | 2 | 3 | 4 | 5 | 6 | 7 | 8 | 9 | AB | R | H | RBI | BB | SO | LOB | BOTTOM | | | |
|--|---|----------------------------------|------------------------------|----------------------------------|-------------------------------|----------------------------------|------------------------------|---------------------------------|-------------------------------|----------------------------------|-------------------------------|----------------------------------|------------------------------|----------------------------------|------------------------------|----------------------------------|--|------------------------------------|----------------------------------|--------|
| Fernando Vina, L OBP: 0.333, SLG: 0.485 (1, 4) | G4-3 | | 1B | | G4-3 | L7 | | | | 4 | 1 | 1 | 0 | 0 | 0 | | New York Yankees @ Milwaukee Brewers Milwaukee County Stadium, Milwaukee, WI Sun Jul 20 1997, 8:05 PM EDT Att: 29,333 - Unknown - 85 F livebaseballscorecards.com | | | |
| Jeff Huson, L OBP: 0.305, SLG: 0.278 (1, 7) | | | P5 | | G4-3 | | | G3 | | 4 | 0 | 1 | 0 | 0 | 2 | | | | | |
| Matt Mieske, R OBP: 0.311, SLG: 0.381 (9, 7) | 1B | | | | | | | | | 0 | 0 | 0 | 0 | 0 | 0 | | | | | |
| Jeff Cirillo, R OBP: 0.365, SLG: 0.435 (1, 5) | F9 | | HR | | 2B | | | F7 | | 3 | 2 | 1 | 2 | 1 | 0 | | | | | |
| Dave Nilsson, L OBP: 0.354, SLG: 0.448 (1, 3) | F9 | | HR | | 2B | | | G4-3 | | 4 | 1 | 2 | 3 | 0 | 0 | | | | | |
| Jeremy Burnitz, L OBP: 0.395, SLG: 0.550 (1, 9) | | L9 | F9 | | | | | K | | 3 | 0 | 0 | 0 | 1 | 1 | | | | | |
| Jose Valentin, S OBP: 0.316, SLG: 0.409 (1, 6) | | BB | F8 | | G4-3 | | | F8 | | 3 | 0 | 0 | 0 | 1 | 0 | | | | | |
| Gerald Williams, R OBP: 0.295, SLG: 0.374 (1, 8) | F8 | | | | G6-3 | | | K | | 4 | 1 | 1 | 0 | 0 | 1 | | | | | |
| Marc Newfield, R OBP: 0.292, SLG: 0.293 (1, 10) | | L9 | | | K | | | K | | 3 | 0 | 0 | 0 | 0 | 2 | | | | | |
| Mike Matheny, R OBP: 0.281, SLG: 0.350 (1, 2) | | | 1B | | P4 | | | SH1-3 | | 2 | 1 | 1 | 1 | 0 | 0 | | | | | |
| Inning Stats | R: 0 E: 0 K: 0 S: 5 | H: 1 LOB: 1 BB: 0 P: 10 | R: 0 E: 0 K: 0 S: 7 | H: 0 LOB: 1 BB: 1 P: 13 | R: 4 E: 0 K: 0 S: 19 | H: 4 LOB: 0 BB: 0 P: 28 | R: 0 E: 0 K: 1 S: 6 | H: 0 LOB: 0 BB: 0 P: 9 | R: 1 E: 0 K: 0 S: 15 | H: 1 LOB: 2 BB: 2 P: 26 | R: 1 E: 0 K: 1 S: 10 | H: 1 LOB: 0 BB: 0 P: 17 | R: 0 E: 0 K: 0 S: 6 | H: 0 LOB: 0 BB: 0 P: 10 | R: 0 E: 0 K: 2 S: 8 | H: 0 LOB: 0 BB: 0 P: 15 | 1B: 3 2B: 3 3B: 0 HR: 1 | SF: 0 SAC: 1 DP: 0 HBP: 0 | WP: 0 PB: 0 SB: 1 CS: 0 | PA: 34 |
| PITCHER Hideki Irabu, R ERA: 6.38 (1, 1) | IP: 6.2 WLS: L BF: 30 H: 7 R: 6 ER: 6 SO: 2 BB: 3 IBB: 0 HBP: 0 BLK: 0 WP: 0 HR: 1 S: 65 P: 108 ERA: 8.10 WHIP: 1.500 | | | | | | | | | | | | | | | | | | | |
| Graeme Lloyd, L ERA: 3.24 (7, 1) | IP: 1.1 WLS: L BF: 4 H: 0 R: 0 ER: 0 SO: 2 BB: 0 IBB: 0 HBP: 0 BLK: 0 WP: 0 HR: 0 S: 11 P: 20 ERA: 0.00 WHIP: 0.000 | | | | | | | | | | | | | | | | | | | |

| Batter | 1 | 2 | 3 | 4 | 5 | 6 | 7 | 8 | 9 | AB | R | H | RBI | BB | SO | LOB | TOP | | | | |
|---|-------------------------------|----------------------------------|-------------------------------|----------------------------------|-------------------------------|----------------------------------|------------------------------|---------------------------------|-------------------------------|----------------------------------|-------------------------------|----------------------------------|-------------------------------|----------------------------------|-------------------------------|----------------------------------|----------------------------------|------------------------------------|-------------------------|--------|--|
| Fernando Vina, L (1, 4) OBP: 0.325, SLG: 0.467 | 1-2 F9 BB HBP | | 2-1 G3 | | 0-0 2B | | 0-0 G5-3 | | | 3 | 0 | 1 | 0 | 0 | 0 | 0 | | | | | |
| Jose Valentin, S (1, 6) OBP: 0.314, SLG: 0.402 | 4-1 S | | 1-0 FC5-4 1B | | 0-0 F7 | | | 2-2 F9 | | 3 | 0 | 1 | 0 | 1 | 0 | 1 | | | | | |
| Jeff Cirillo, R (1, 5) OBP: 0.363, SLG: 0.431 | 0-0 F9 | | 2-2 FC5-4 BLK 1-2 | | 0-0 L9 | | | 2-2 G5-3 | | 4 | 0 | 0 | 0 | 0 | 0 | 3 | | | | | |
| Dave Nilsson, L (1, 3) OBP: 0.352, SLG: 0.452 | 3-2 P5 | | 3-3 K | | 2-2 HR | | | 2-3 K | | 4 | 1 | 1 | 1 | 0 | 2 | 3 | | | | | |
| Jeremy Burnitz, L (1, 9) OBP: 0.391, SLG: 0.542 Kelly Stinnett, R (9, PH) OBP: 0.333, SLG: 0.357 Jeff Huson, L (9, PH) OBP: 0.302, SLG: 0.276 | 3-2 L8 | | 1-3 K | | 2-3 K | | | 1-1 F7 | | 3 | 0 | 0 | 0 | 0 | 2 | 2 | | | | | |
| Gerald Williams, R (1, 8) OBP: 0.294, SLG: 0.371 | | 1-2 G1-3 | | 1-0 G6-3 | | 2-2 G4-3 | | 2-2 E5 1B G5-3 | | 4 | 0 | 0 | 0 | 0 | 0 | 0 | | | | | |
| Matt Mieske, R (1, 7) OBP: 0.308, SLG: 0.392 | | 2-0 G6-3 | | 0-3 K | | | 2-2 HR | 1-1 G5-3 | | 4 | 1 | 1 | 1 | 0 | 1 | 1 | | | | | |
| Marc Newfield, R (1, 10) OBP: 0.295, SLG: 0.299 | | 4-2 BB | | | 2-3 K | | 0-0 F9 | 0-0 1B | | 3 | 0 | 1 | 0 | 1 | 1 | 0 | | | | | |
| Jesse Levis, L (1, 2) OBP: 0.333, SLG: 0.309 | | 0-0 L9 | | | 1-3 K2-3 | | 0-2 G4-3 | 3-3 K | | 4 | 0 | 0 | 0 | 0 | 2 | 3 | | | | | |
| Inning Stats | R: 0 E: 0 K: 0 S: 11 | H: 0 LOB: 2 BB: 1 P: 22 | R: 0 E: 0 K: 0 S: 12 | H: 0 LOB: 1 BB: 1 P: 19 | R: 0 E: 1 K: 1 S: 12 | H: 1 LOB: 0 BB: 0 P: 20 | R: 0 E: 0 K: 2 S: 7 | H: 0 LOB: 0 BB: 0 P: 9 | R: 0 E: 0 K: 1 S: 10 | H: 1 LOB: 1 BB: 0 P: 13 | R: 1 E: 0 K: 1 S: 12 | H: 1 LOB: 0 BB: 0 P: 18 | R: 1 E: 0 K: 0 S: 11 | H: 1 LOB: 0 BB: 0 P: 13 | R: 0 E: 0 K: 1 S: 13 | H: 0 LOB: 0 BB: 0 P: 19 | 1B: 2 2B: 1 3B: 0 HR: 2 | SF: 0 SAC: 0 DP: 0 HBP: 1 | WP: 0 PB: 0 CS: 1 | PA: 36 | |
| PITCHER | IP | WLS | BF | H | R | ER | SO | BB | IBB | HBP | BLK | WP | HR | S | P | ERA | WHIP | | | | |
| Pat Hentgen, R (1, 1) ERA: 3.38 | 7.2 | W | 30 | 4 | 2 | 2 | 6 | 2 | 0 | 1 | 1 | 0 | 2 | 85 | 128 | 2.35 | 0.783 | | | | |
| Dan Plesac, L (8, 1) ERA: 4.3 | 0.1 | | 1 | 0 | 0 | 0 | 1 | 0 | 0 | 0 | 0 | 0 | 0 | 3 | 5 | 0.00 | 0.000 | | | | |
| Kelvim Escobar, R (9, 1) ERA: 0.79 | 1.0 | S | 5 | 1 | 0 | 0 | 1 | 0 | 0 | 0 | 0 | 0 | 0 | 12 | 19 | 0.00 | 1.000 | | | | |

Milwaukee Brewers @ Toronto Blue Jays
SkyDome, Toronto, ON
Tue Jul 22 1997, 7:05 PM EDT
Att: 33,181 - Unknown - 68 F

AB 33
R 2
H 5
RBI 2
BB 2
SO 8
LOB 13



| Batter | 1 | 2 | 3 | 4 | 5 | 6 | 7 | 8 | 9 | AB | R | H | RBI | BB | SO | LOB | BOTTOM | | | | |
|--|-------------------------------|----------------------------------|------------------------------|----------------------------------|------------------------------|----------------------------------|-----------------------------------|----------------------------------|-------------------------------|----------------------------------|-------------------------------|----------------------------------|-------------------------------|----------------------------------|------------------------------|----------------------------------|----------------------------------|------------------------------------|-------------------------|--------|--|
| Otis Nixon, S (1, 8) OBP: 0.350, SLG: 0.292 | 0-1 S E 1B | | 1-3 K | | | 2-2 G1-3 | 2-2 1B | | | 4 | 1 | 2 | 1 | 0 | 1 | 0 | | | | | |
| Orlando Merced, S (1, 9) OBP: 0.348, SLG: 0.428 | 1-0 F8 | | 2-2 F8 | | | 3-3 K | 3-H 1B | 1-3 K | | 4 | 0 | 0 | 0 | 0 | 2 | 2 | | | | | |
| Joe Carter, R (1, 7) OBP: 0.288, SLG: 0.383 | 4-1 E BB | | 0-1 P4 | | | 3-2 F7 | | 3-3 K | | 3 | 0 | 0 | 0 | 1 | 1 | 0 | | | | | |
| Carlos Delgado, L (1, 3) OBP: 0.358, SLG: 0.572 | 1-3 K | | | 3-3 K | | | 4-0 1B HR BB | 1-1 G3 | | 3 | 1 | 0 | 0 | 1 | 2 | 2 | | | | | |
| Ed Sprague, R (1, 5) OBP: 0.297, SLG: 0.398 | 1-2 E5 | | | 0-1 G6-3 | | | 2-2 HR 1B | 0-0 G5-3 | | 4 | 1 | 1 | 0 | 0 | 0 | 1 | | | | | |
| Shawn Green, L (1, 10) OBP: 0.356, SLG: 0.547 | 1-2 2-H K | | | 1-2 F8 | | | 3-2 HR | | | 3 | 1 | 1 | 3 | 0 | 1 | 2 | | | | | |
| Charlie O'Brien, R (1, 2) OBP: 0.310, SLG: 0.355 | | 1-2 G5-3 | | | 4-2 G6-4-3 BB | | 2-1 G4-3 SH1-3 1B HBP | | | 1 | 1 | 0 | 0 | 1 | 0 | 0 | | | | | |
| Carlos Garcia, R (1, 4) OBP: 0.247, SLG: 0.299 | | 1-2 K | | | 1-2 G6-4-3 | | 0-0 SH1-3 | | | 2 | 0 | 0 | 0 | 0 | 1 | 1 | | | | | |
| Alex Gonzalez, R (1, 6) OBP: 0.288, SLG: 0.383 | | 1-2 G5-3 | | | 1-3 K | | 2-1 G4-3 | | | 3 | 0 | 0 | 0 | 0 | 1 | 1 | | | | | |
| Inning Stats | R: 1 E: 1 K: 2 S: 13 | H: 1 LOB: 2 BB: 1 P: 21 | R: 0 E: 0 K: 1 S: 9 | H: 0 LOB: 0 BB: 0 P: 12 | R: 0 E: 0 K: 1 S: 9 | H: 0 LOB: 0 BB: 0 P: 12 | R: 0 E: 0 K: 1 S: 8 | H: 0 LOB: 0 BB: 0 P: 12 | R: 0 E: 0 K: 1 S: 10 | H: 0 LOB: 0 BB: 1 P: 16 | R: 0 E: 0 K: 1 S: 11 | H: 0 LOB: 0 BB: 0 P: 19 | R: 4 E: 0 K: 1 S: 17 | H: 3 LOB: 1 BB: 1 P: 33 | R: 0 E: 0 K: 1 S: 7 | H: 0 LOB: 0 BB: 0 P: 11 | 1B: 3 2B: 0 3B: 0 HR: 1 | SF: 0 SAC: 1 DP: 1 HBP: 1 | WP: 0 PB: 0 CS: 0 | PA: 32 | |
| PITCHER | IP | WLS | BF | H | R | ER | SO | BB | IBB | HBP | BLK | WP | HR | S | P | ERA | WHIP | | | | |
| 21 Cal Eldred, R (1, 1) ERA: 5.04 | 6.0 | L | 23 | 2 | 3 | 2 | 7 | 3 | 0 | 0 | 0 | 0 | 1 | 20 | 102 | 3.00 | 0.833 | | | | |
| Mike Fetters, R (7, 1) ERA: 3.93 | 2.0 | | 9 | 2 | 2 | 2 | 2 | 0 | 0 | 1 | 0 | 0 | 1 | 20 | 34 | 9.00 | 1.000 | | | | |

Milwaukee Brewers @ Toronto Blue Jays
SkyDome, Toronto, ON
Tue Jul 22 1997, 7:05 PM EDT
Att: 33,181 - Unknown - 68 F

AB 27
R 5
H 4
RBI 4
BB 3
SO 9
LOB 9



| Batter | 1 | 2 | 3 | 4 | 5 | 6 | 7 | 8 | 9 | AB | R | H | RBI | BB | SO | LOB | TOP | | | | | | | | |
|--|------------------------------|----------------------------------|------------------------------|----------------------------------|-------------------------------|----------------------------------|-------------------------------|----------------------------------|------------------------------|----------------------------------|------------------------------|---------------------------------|-------------------------------|----------------------------------|-------------------------------|----------------------------------|-------------------------------|----------------------------------|----------------------------------|------------------------------------|----------------------------------|--------|--|--|--|
| Fernando Vina, L OBP: 0.287, SLG: 0.404 (1, 10) | | | | | | | | | | 5 | 0 | 0 | 0 | 0 | 2 | 4 | | | | | | | | | |
| Jose Valentin, S OBP: 0.323, SLG: 0.423 (1, 6) | | | | | | | | | | 4 | 1 | 1 | 0 | 0 | 1 | 2 | | | | | | | | | |
| Jeff Cirillo, R OBP: 0.359, SLG: 0.424 (1, 5) | | | | | | | | | | 4 | 0 | 0 | 0 | 0 | 2 | 3 | | | | | | | | | |
| Dave Nilsson, L OBP: 0.354, SLG: 0.476 Jack Voigt, R OBP: 0.317, SLG: 0.581 (9, 3) | | | | | | | | | | 4 | 2 | 2 | 3 | 0 | 1 | 0 | | | | | | | | | |
| Jeromy Burnitz, L OBP: 0.387, SLG: 0.541 (1, 9) | | | | | | | | | | 4 | 1 | 2 | 1 | 0 | 0 | 0 | | | | | | | | | |
| Matt Mieske, R OBP: 0.296, SLG: 0.374 (1, 7) | | | | | | | | | | 4 | 0 | 0 | 0 | 0 | 0 | 1 | | | | | | | | | |
| Gerald Williams, R OBP: 0.296, SLG: 0.380 (1, 8) | | | | | | | | | | 4 | 2 | 2 | 1 | 0 | 0 | 0 | | | | | | | | | |
| Mark Loretta, R OBP: 0.356, SLG: 0.396 (1, 4) | | | | | | | | | | 4 | 0 | 2 | 0 | 0 | 1 | 0 | | | | | | | | | |
| Mike Matheny, R OBP: 0.285, SLG: 0.355 (1, 2) | | | | | | | | | | 4 | 0 | 2 | 1 | 0 | 0 | 1 | | | | | | | | | |
| Inning Stats | R: 0 E: 0 K: 1 S: 7 | H: 0 LOB: 0 BB: 0 P: 12 | R: 0 E: 0 K: 1 S: 6 | H: 1 LOB: 0 BB: 0 P: 10 | R: 1 E: 0 K: 2 S: 17 | H: 3 LOB: 2 BB: 0 P: 24 | R: 3 E: 0 K: 0 S: 16 | H: 4 LOB: 1 BB: 0 P: 22 | R: 0 E: 0 K: 1 S: 7 | H: 0 LOB: 0 BB: 0 P: 12 | R: 0 E: 0 K: 0 S: 6 | H: 0 LOB: 0 BB: 0 P: 9 | R: 0 E: 0 K: 1 S: 10 | H: 0 LOB: 0 BB: 0 P: 12 | R: 2 E: 0 K: 0 S: 11 | H: 2 LOB: 0 BB: 0 P: 17 | R: 0 E: 0 K: 1 S: 10 | H: 1 LOB: 1 BB: 0 P: 13 | 1B: 6 2B: 2 3B: 0 HR: 4 | SF: 0 SAC: 0 DP: 1 HBP: 0 | WP: 1 PB: 1 SB: 1 CS: 0 | PA: 37 | | | |
| PITCHER | IP | WLS | BF | H | R | ER | SO | BB | IBB | HBP | BLK | WP | HR | S | P | ERA | WHIP | | | | | | | | |
| Scott Sanders, R ERA: 6.42 (1, 1) | 4.0 | L | 19 | 8 | 4 | 4 | 4 | 0 | 0 | 0 | 0 | 1 | 3 | 46 | 68 | 9.00 | 2.000 | | | | | | | | |
| Glenn Dishman, L ERA: 5.0 (5, 1) | 4.0 | | 14 | 2 | 2 | 2 | 2 | 0 | 0 | 0 | 0 | 0 | 1 | 34 | 50 | 4.50 | 0.500 | | | | | | | | |
| Dan Miceli, R ERA: 6.38 (9, 1) | 1.0 | | 4 | 1 | 0 | 0 | 1 | 0 | 0 | 0 | 0 | 0 | 0 | 10 | 13 | 0.00 | 1.000 | | | | | | | | |

Milwaukee Brewers @ Detroit Tigers
Tiger Stadium, Detroit, MI
Fri Jul 25 1997, 7:05 PM EDT
Att: 22,532 - Unknown - 81 F

AB 37
R 6
H 11
RBI 6
BB 0
SO 7
LOB 11



| Batter | 1 | 2 | 3 | 4 | 5 | 6 | 7 | 8 | 9 | AB | R | H | RBI | BB | SO | LOB | BOTTOM | | | | | | | | |
|---|------------------------------|----------------------------------|-------------------------------|----------------------------------|-------------------------------|----------------------------------|------------------------------|----------------------------------|------------------------------|----------------------------------|------------------------------|----------------------------------|------------------------------|----------------------------------|------------------------------|----------------------------------|-------------------------------|----------------------------------|----------------------------------|------------------------------------|----------------------------------|--------|--|--|--|
| Brian Hunter, R OBP: 0.324, SLG: 0.342 (1, 8) | | | | | | | | | | 3 | 0 | 1 | 0 | 1 | 0 | 1 | | | | | | | | | |
| Damion Easley, R OBP: 0.381, SLG: 0.481 (1, 4) | | | | | | | | | | 4 | 0 | 2 | 0 | 0 | 1 | 3 | | | | | | | | | |
| Travis Fryman, R OBP: 0.343, SLG: 0.461 (1, 5) | | | | | | | | | | 4 | 0 | 1 | 0 | 0 | 0 | 1 | | | | | | | | | |
| Tony Clark, S OBP: 0.394, SLG: 0.544 (1, 3) | | | | | | | | | | 4 | 0 | 0 | 0 | 0 | 2 | 2 | | | | | | | | | |
| Phil Nevin, R OBP: 0.359, SLG: 0.455 Curtis Pride, L OBP: 0.331, SLG: 0.340 (9, PH) | | | | | | | | | | 3 | 0 | 0 | 0 | 0 | 0 | 1 | | | | | | | | | |
| Melvin Nieves, S OBP: 0.336, SLG: 0.478 (1, 9) | | | | | | | | | | 4 | 0 | 0 | 0 | 0 | 2 | 1 | | | | | | | | | |
| Orlando Miller, R OBP: 0.297, SLG: 0.412 (1, 10) | | | | | | | | | | 3 | 1 | 1 | 0 | 0 | 1 | 0 | | | | | | | | | |
| Raul Casanova, S OBP: 0.344, SLG: 0.407 (1, 2) | | | | | | | | | | 3 | 0 | 2 | 1 | 0 | 0 | 0 | | | | | | | | | |
| Deivi Cruz, R OBP: 0.251, SLG: 0.303 (1, 6) | | | | | | | | | | 3 | 0 | 1 | 0 | 0 | 0 | 1 | | | | | | | | | |
| Inning Stats | R: 0 E: 0 K: 0 S: 7 | H: 1 LOB: 0 BB: 0 P: 12 | R: 0 E: 0 K: 1 S: 12 | H: 0 LOB: 0 BB: 0 P: 17 | R: 0 E: 1 K: 1 S: 12 | H: 1 LOB: 2 BB: 1 P: 21 | R: 0 E: 0 K: 0 S: 8 | H: 0 LOB: 0 BB: 0 P: 12 | R: 1 E: 0 K: 1 S: 9 | H: 3 LOB: 1 BB: 0 P: 13 | R: 0 E: 0 K: 0 S: 9 | H: 2 LOB: 1 BB: 0 P: 13 | R: 0 E: 0 K: 2 S: 8 | H: 0 LOB: 0 BB: 0 P: 12 | R: 0 E: 0 K: 0 S: 8 | H: 1 LOB: 0 BB: 0 P: 10 | R: 0 E: 0 K: 1 S: 11 | H: 0 LOB: 1 BB: 1 P: 20 | 1B: 7 2B: 1 3B: 1 HR: 0 | SF: 0 SAC: 0 DP: 3 HBP: 0 | WP: 0 PB: 0 SB: 0 CS: 0 | PA: 33 | | | |
| PITCHER | IP | WLS | BF | H | R | ER | SO | BB | IBB | HBP | BLK | WP | HR | S | P | ERA | WHIP | | | | | | | | |
| Scott Karl, L ERA: 4.77 (1, 1) | 7.0 | W | 26 | 7 | 1 | 1 | 5 | 1 | 0 | 0 | 0 | 0 | 0 | 65 | 100 | 1.29 | 1.143 | | | | | | | | |
| Bob Wickman, R ERA: 2.99 (8, 1) | 1.0 | | 3 | 1 | 0 | 0 | 0 | 0 | 0 | 0 | 0 | 0 | 0 | 8 | 10 | 0.00 | 1.000 | | | | | | | | |
| Mike Fetters, R ERA: 3.82 (9, 1) | 1.0 | | 4 | 0 | 0 | 0 | 1 | 1 | 0 | 0 | 0 | 0 | 0 | 11 | 20 | 0.00 | 1.000 | | | | | | | | |

Milwaukee Brewers @ Detroit Tigers
Tiger Stadium, Detroit, MI
Fri Jul 25 1997, 7:05 PM EDT
Att: 22,532 - Unknown - 81 F

AB 31
R 1
H 8
RBI 1
BB 2
SO 6
LOB 10



| Batter | 1 | 2 | 3 | 4 | 5 | 6 | 7 | 8 | 9 | AB | R | H | RBI | BB | SO | LOB | TOP | | | | | | | | | | |
|--|------------------------------|---------------------------------|------------------------------|----------------------------------|-------------------------------|----------------------------------|------------------------------|----------------------------------|------------------------------|----------------------------------|------------------------------|----------------------------------|-------------------------------|---------------------------------|------------------------------|---------------------------------|---|------------------------------------|----------------------------------|--------|--|--|--|--|--|--|--|
| Mark Loretta, R (1,4) OBP: 0.397, SLG: 0.398 | F9 | | K | | | G6-3 | | 2B | | 4 | 0 | 1 | 0 | 0 | 1 | 0 | Milwaukee Brewers @ Detroit Tigers Tiger Stadium, Detroit, MI Sat Jul 26 1997, 7:05 PM EDT Att: 20,057 - Unknown - 91 F | | | | | | | | | | |
| Jose Valentin, S (1,6) OBP: 0.322, SLG: 0.420 | L5 | | | 1B FC6-4 | 1B | G6-3 | | F7 | | 4 | 1 | 1 | 0 | 0 | 0 | 1 | | | | | | | | | | | |
| Jeff Cirillo, R (1,5) OBP: 0.355, SLG: 0.419 | G4-3 | | | L7 | | F9 | | | F8 | 4 | 0 | 0 | 0 | 0 | 0 | 1 | | | | | | | | | | | |
| Dave Nilsson, L (1,10) OBP: 0.353, SLG: 0.474 | | K | | 1B FC6-4 | | G3 | | | P2 | 4 | 0 | 1 | 0 | 0 | 1 | 0 | | | | | | | | | | | |
| Jack Voigt, R (1,3) OBP: 0.302, SLG: 0.551 | G6-3 | | | FC6-4 | | G5-3 | | | K | 4 | 0 | 0 | 1 | 0 | 1 | 1 | | | | | | | | | | | |
| Gerald Williams, R (1,8) OBP: 0.296, SLG: 0.388 | K | | | G5-3 | | | HR | | | 3 | 1 | 1 | 1 | 0 | 1 | 1 | | | | | | | | | | | |
| Jeromy Burnitz, L (1,9) OBP: 0.384, SLG: 0.535 | | | G4-3 | | | F7 | | K | | 3 | 0 | 0 | 0 | 0 | 1 | 0 | | | | | | | | | | | |
| Matt Mieske, R (1,7) OBP: 0.296, SLG: 0.388 | | | HR | | | G4-3 | | K | | 3 | 1 | 1 | 1 | 0 | 1 | 0 | | | | | | | | | | | |
| Mike Matheny, R (1,2) OBP: 0.281, SLG: 0.350 | | | F7 | | | G6-3 | | G5-3 | | 3 | 0 | 0 | 0 | 0 | 0 | 0 | | | | | | | | | | | |
| Inning Stats | R: 0 E: 0 K: 0 S: 4 | H: 0 LOB: 0 BB: 0 P: 5 | R: 0 E: 0 K: 2 S: 9 | H: 0 LOB: 0 BB: 0 P: 12 | R: 1 E: 0 K: 1 S: 12 | H: 1 LOB: 0 BB: 0 P: 19 | R: 1 E: 0 K: 0 S: 9 | H: 2 LOB: 1 BB: 0 P: 14 | R: 0 E: 0 K: 0 S: 8 | H: 0 LOB: 0 BB: 0 P: 12 | R: 1 E: 0 K: 1 S: 9 | H: 1 LOB: 0 BB: 0 P: 15 | R: 0 E: 0 K: 1 S: 12 | H: 1 LOB: 1 BB: 0 P: 6 | R: 0 E: 0 K: 1 S: 7 | H: 0 LOB: 0 BB: 0 P: 9 | 1B: 2 2B: 1 3B: 0 HR: 2 | SF: 0 SAC: 0 DP: 0 HBP: 0 | WP: 0 PB: 0 SB: 0 CS: 0 | PA: 32 | | | | | | | |
| PITCHER | IP | WLS | BF | H | R | ER | SO | BB | IBB | HBP | BLK | WP | HR | S | P | ERA | WHIP | | | | | | | | | | |
| Justin Thompson, L (1,1) ERA: 3.06 | 7.0 | L | 25 | 4 | 3 | 3 | 4 | 0 | 0 | 0 | 0 | 0 | 2 | 55 | 84 | 3.86 | 0.571 | | | | | | | | | | |
| Dan Miceli, R (8,1) ERA: 8.2 | 1.1 | | 5 | 1 | 0 | 0 | 1 | 0 | 0 | 0 | 0 | 0 | 0 | 13 | 17 | 0.00 | 0.750 | | | | | | | | | | |
| Mike Myers, L (9,1) ERA: 5.08 | 0.1 | | 1 | 0 | 0 | 0 | 0 | 0 | 0 | 0 | 0 | 0 | 0 | 3 | 4 | 0.00 | 0.000 | | | | | | | | | | |
| Doug Brocail, R (9,1) ERA: 4.29 | 0.1 | | 1 | 0 | 0 | 0 | 1 | 0 | 0 | 0 | 0 | 0 | 0 | 3 | 4 | 0.00 | 0.000 | | | | | | | | | | |

| Batter | 1 | 2 | 3 | 4 | 5 | 6 | 7 | 8 | 9 | AB | R | H | RBI | BB | SO | LOB | BOTTOM | | | | | | | | | | |
|---|-------------------------------|----------------------------------|------------------------------|----------------------------------|-------------------------------|----------------------------------|-------------------------------|----------------------------------|-------------------------------|----------------------------------|------------------------------|----------------------------------|-------------------------------|----------------------------------|-------------------------------|----------------------------------|---|------------------------------------|----------------------------------|--------|--|--|--|--|--|--|--|
| Brian Hunter, R (1,8) OBP: 0.325, SLG: 0.343 | P4 | | | F8 BB 1B | S 1B | | K | | K | 5 | 0 | 2 | 0 | 0 | 2 | 2 | Milwaukee Brewers @ Detroit Tigers Tiger Stadium, Detroit, MI Sat Jul 26 1997, 7:05 PM EDT Att: 20,057 - Unknown - 91 F | | | | | | | | | | |
| Bobby Higginson, L (1,9) OBP: 0.373, SLG: 0.497 | G4-3 1B | | | E BB | BB | | G1-4-3 BB | | K | 2 | 0 | 1 | 0 | 3 | 1 | 1 | | | | | | | | | | | |
| Travis Fryman, R (1,5) OBP: 0.339, SLG: 0.455 | G4-3 | | | F8 | F9 | | G1-4-3 | | G1-3 | 5 | 0 | 0 | 0 | 0 | 0 | 9 | | | | | | | | | | | |
| Tony Clark, S (1,3) OBP: 0.395, SLG: 0.541 | | G4-6-3 BB | | FC6-4 BB | | P4 | | G1-5-3 | | 2 | 0 | 0 | 0 | 2 | 0 | 0 | | | | | | | | | | | |
| Bob Hamelin, L (1,10) OBP: 0.379, SLG: 0.515 | G4-6-3 | | | K | | 1B FC4-6 BB | | WP BB | | 2 | 1 | 0 | 0 | 2 | 1 | 4 | | | | | | | | | | | |
| Orlando Miller, R (8, PR) OBP: 0.297, SLG: 0.412 | | | | K | | | | | | 0 | 0 | 0 | 0 | 0 | 0 | 0 | | | | | | | | | | | |
| Damion Easley, R (1,4) OBP: 0.380, SLG: 0.478 | P6 | | | FC6-4 | | | FC4-6 1B | | K | 4 | 0 | 1 | 0 | 0 | 1 | 4 | | | | | | | | | | | |
| Curtis Pride, L (1,7) OBP: 0.329, SLG: 0.333 | | | G4-3 | | K | | FC4-6 | | | 3 | 0 | 0 | 1 | 1 | 1 | 1 | | | | | | | | | | | |
| Raul Casanova, S (1,2) OBP: 0.342, SLG: 0.400 | | | G5-3 | | 1B E BB | | F9 | | P5 | 3 | 0 | 0 | 0 | 1 | 0 | 3 | | | | | | | | | | | |
| Deivi Cruz, R (1,6) OBP: 0.252, SLG: 0.304 | | | G5-3 | | F7 | | | | | 3 | 0 | 1 | 0 | 0 | 0 | 1 | | | | | | | | | | | |
| Matt Walbeck, S (9, PH) OBP: 0.373, SLG: 0.460 | | | | | | | | | | 1 | 0 | 1 | 0 | 0 | 0 | 0 | | | | | | | | | | | |
| Inning Stats | R: 0 E: 0 K: 0 S: 11 | H: 1 LOB: 0 BB: 0 P: 16 | R: 0 E: 0 K: 0 S: 4 | H: 0 LOB: 0 BB: 1 P: 11 | R: 0 E: 0 K: 1 S: 12 | H: 0 LOB: 0 BB: 0 P: 19 | R: 0 E: 1 K: 1 S: 11 | H: 1 LOB: 3 BB: 2 P: 23 | R: 0 E: 0 K: 0 S: 10 | H: 1 LOB: 1 BB: 1 P: 19 | R: 1 E: 0 K: 1 S: 7 | H: 1 LOB: 1 BB: 1 P: 15 | R: 0 E: 0 K: 1 S: 11 | H: 0 LOB: 2 BB: 2 P: 23 | R: 0 E: 0 K: 2 S: 12 | H: 1 LOB: 1 BB: 0 P: 20 | 1B: 6 2B: 0 3B: 0 HR: 0 | SF: 0 SAC: 0 DP: 3 HBP: 0 | WP: 1 PB: 0 SB: 1 CS: 0 | PA: 39 | | | | | | | |
| PITCHER | IP | WLS | BF | H | R | ER | SO | BB | IBB | HBP | BLK | WP | HR | S | P | ERA | WHIP | | | | | | | | | | |
| Bryce Florie, R (1,1) ERA: 4.19 | 5.0 | W | 21 | 3 | 0 | 0 | 0 | 5 | 0 | 0 | 0 | 0 | 0 | 49 | 93 | 0.00 | 1.600 | | | | | | | | | | |
| Ron Villone, L (6,1) ERA: 5.66 | 1.0 | | 5 | 1 | 1 | 1 | 0 | 1 | 0 | 0 | 0 | 0 | 0 | 10 | 19 | 9.00 | 2.000 | | | | | | | | | | |
| Bob Wickman, R (7,1) ERA: 2.88 | 2.0 | | 9 | 1 | 0 | 0 | 2 | 3 | 0 | 0 | 0 | 1 | 0 | 18 | 38 | 0.00 | 2.000 | | | | | | | | | | |
| Mike Fetters, R (9,1) ERA: 3.72 | 1.0 | S | 4 | 1 | 0 | 0 | 2 | 0 | 0 | 0 | 0 | 0 | 0 | 12 | 20 | 0.00 | 1.000 | | | | | | | | | | |



| Batter | 1 | 2 | 3 | 4 | 5 | 6 | 7 | 8 | 9 | AB | R | H | RBI | BB | SO | LOB | TOP | | | | | | | | | | |
|--|-------------------------------|----------------------------------|------------------------------|----------------------------------|--------------------------------|----------------------------------|-------------------------------|----------------------------------|------------------------------|---------------------------------|------------------------------|---------------------------------|------------------------------|---------------------------------|-------------------------------|----------------------------------|-----------------------------------|------------------------------------|----------------------------------|--------|--|--|--|--|--|--|--|
| Fernando Vina, L OBP: 0.300, SLG: 0.411 (1, 4) | L5 | FC4-6 1B | | 1B 2B 1B | G4-3 | | | F8 | 1B | 6 | 1 | 3 | 2 | 0 | 0 | 1 | | | | | | | | | | | |
| Jose Valentin, S OBP: 0.322, SLG: 0.418 (1, 6) | | | | | | | | | 1B | 6 | 0 | 2 | 1 | 0 | 1 | 4 | | | | | | | | | | | |
| Mark Loretta, R OBP: 0.357, SLG: 0.398 (9, 6) | CS 1B | FC4-6 | | K | | | | G3 | 1B | 0 | 0 | 0 | 0 | 0 | 0 | 0 | | | | | | | | | | | |
| Jeff Cirillo, R OBP: 0.357, SLG: 0.419 (1, 5) | 1B WP BB | | | K | 2B 1B | | | G5-3 | | 5 | 2 | 2 | 0 | 1 | 1 | 2 | | | | | | | | | | | |
| Jack Voigt, R OBP: 0.302, SLG: 0.551 (9, 5) | 1-2 WP BB | | | | 1-2 2-3 1B | | | | G5-3 | 0 | 0 | 0 | 0 | 0 | 0 | 0 | | | | | | | | | | | |
| Dave Nilsson, L OBP: 0.358, SLG: 0.489 (1, 10) | 1-3 WP 2B 1B | | | G3 | 1-3 2-3 3-H 4-0 2B | | | 1B | | 5 | 2 | 4 | 4 | 0 | 0 | 0 | | | | | | | | | | | |
| Jeromy Burnitz, L OBP: 0.387, SLG: 0.548 (1, 9) | 1-2 1-H 3-H 2B | | | | HR | | | G2-3 | | 4 | 1 | 2 | 2 | 1 | 1 | 1 | | | | | | | | | | | |
| Gerald Williams, R OBP: 0.292, SLG: 0.383 (1, 8) | 3-2 F9 | | | F8 | F9 | | | G6-3 | | 5 | 0 | 0 | 0 | 0 | 1 | 4 | | | | | | | | | | | |
| Jeff Huson, L OBP: 0.284, SLG: 0.259 (1, 3) | | | | F8 | F8 | | | G4-3 | | 5 | 1 | 1 | 0 | 0 | 0 | 0 | | | | | | | | | | | |
| Matt Mieske, R OBP: 0.299, SLG: 0.385 (1, 7) | | | | G6-3 | 1B 1B 1B | | | G6-3 | | 4 | 2 | 1 | 0 | 1 | 0 | 0 | | | | | | | | | | | |
| Jesse Levis, L OBP: 0.346, SLG: 0.328 (1, 2) | | | | 1B BB | 1-3 2B 1B | | | | | 4 | 2 | 3 | 1 | 1 | 0 | 0 | | | | | | | | | | | |
| Inning Stats | R: 2 E: 0 K: 0 S: 15 | H: 3 LOB: 1 BB: 1 P: 26 | R: 0 E: 0 K: 0 S: 9 | H: 1 LOB: 2 BB: 1 P: 18 | R: 1 E: 0 K: 1 S: 10 | H: 1 LOB: 0 BB: 0 P: 18 | R: 3 E: 0 K: 1 S: 19 | H: 5 LOB: 3 BB: 1 P: 29 | R: 0 E: 0 K: 0 S: 7 | H: 1 LOB: 1 BB: 0 P: 9 | R: 0 E: 0 K: 0 S: 6 | H: 0 LOB: 0 BB: 0 P: 9 | R: 0 E: 0 K: 0 S: 5 | H: 0 LOB: 0 BB: 0 P: 8 | R: 5 E: 0 K: 2 S: 36 | H: 6 LOB: 2 BB: 1 P: 55 | 1B: 13 2B: 3 3B: 0 HR: 2 | SF: 0 SAC: 0 DP: 0 HBP: 0 | WP: 1 PB: 0 SB: 0 CS: 1 | PA: 48 | | | | | | | |
| PITCHER | IP | WLS | BF | H | R | ER | SO | BB | IBB | HBP | BLK | WP | HR | S | P | ERA | WHIP | | | | | | | | | | |
| Brian Moehler, R ERA: 4.62 (1, 1) | 3.2 | L | 22 | 10 | 6 | 6 | 2 | 2 | 0 | 0 | 0 | 1 | 1 | 50 | 82 | 14.73 | 3.273 | | | | | | | | | | |
| A.J. Sager, R ERA: 4.59 (4, 1) | 4.1 | | 17 | 3 | 1 | 1 | 0 | 0 | 1 | 0 | 0 | 0 | 0 | 28 | 44 | 2.08 | 0.692 | | | | | | | | | | |
| Mike Myers, L ERA: 6.03 (9, 1) | 0.2 | | 8 | 5 | 4 | 4 | 2 | 1 | 0 | 0 | 0 | 0 | 1 | 30 | 48 | 54.00 | 9.000 | | | | | | | | | | |
| Doug Brocail, R ERA: 4.26 (9, 1) | 0.1 | | 1 | 0 | 0 | 0 | 0 | 0 | 0 | 0 | 0 | 0 | 0 | 4 | 5 | 0.00 | 0.000 | | | | | | | | | | |

Milwaukee Brewers @ Detroit Tigers
Tiger Stadium, Detroit, MI
Sun Jul 27 1997, 3:33 AM EDT
Att: 20,318 - Sunny - 83 F

AB 44
R 11
H 18
RBI 10
BB 4
SO 4
LOB 12



| Batter | 1 | 2 | 3 | 4 | 5 | 6 | 7 | 8 | 9 | AB | R | H | RBI | BB | SO | LOB | BOTTOM | | | | | | | | | | |
|--|-------------------------------|----------------------------------|-------------------------------|----------------------------------|-------------------------------|----------------------------------|-------------------------------|----------------------------------|-------------------------------|----------------------------------|------------------------------|----------------------------------|-------------------------------|----------------------------------|------------------------------|----------------------------------|-------------------------------|----------------------------------|----------------------------------|------------------------------------|----------------------------------|--------|--|--|--|--|--|
| Brian Hunter, R OBP: 0.325, SLG: 0.342 (1, 8) | S BB | | E S 1B | L3 | | F8 | | G3-1 | | 4 | 1 | 1 | 0 | 1 | 0 | 2 | | | | | | | | | | | |
| Travis Fryman, R OBP: 0.373, SLG: 0.451 (1, 5) | F8 | | FC6-4 1B | | L5 | | | | F9 | 5 | 0 | 1 | 1 | 0 | 1 | 1 | | | | | | | | | | | |
| Bobby Higginson, L OBP: 0.373, SLG: 0.514 (1, 7) | F8 | | FC6-4 1B | | | HR | | | F7 | 5 | 3 | 2 | 2 | 0 | 0 | 2 | | | | | | | | | | | |
| Tony Clark, S OBP: 0.400, SLG: 0.550 (1, 3) | K | | 1B | | | HR | | | BB | 3 | 2 | 2 | 1 | 2 | 1 | 1 | | | | | | | | | | | |
| Bob Hamelin, L OBP: 0.395, SLG: 0.538 (1, 10) | | S BB | 1B | | | HR | | G6-4-3 BB | HR | 2 | 1 | 2 | 3 | 3 | 0 | 0 | | | | | | | | | | | |
| Damion Easley, R OBP: 0.396, SLG: 0.472 (1, 4) | | | 1B | | | BB | | | HR | 4 | 0 | 0 | 0 | 0 | 2 | 6 | | | | | | | | | | | |
| Phil Nevin, R OBP: 0.357, SLG: 0.452 (9, PH) | | | K | | | | | G6-4-3 | K | 1 | 0 | 0 | 0 | 0 | 1 | 0 | | | | | | | | | | | |
| Melvin Nieves, S OBP: 0.338, SLG: 0.473 (1, 9) | | | K | | | HBP | | | E7 | 3 | 0 | 0 | 0 | 0 | 2 | 2 | | | | | | | | | | | |
| Matt Walbeck, S OBP: 0.365, SLG: 0.444 (1, 2) | | | | | F9 | | | G4-3 | K | 4 | 0 | 1 | 0 | 0 | 1 | 2 | | | | | | | | | | | |
| Orlando Miller, R OBP: 0.286, SLG: 0.394 (1, 6) | | | | | | | | | F6 | 3 | 0 | 0 | 0 | 0 | 0 | 1 | | | | | | | | | | | |
| Curtis Pride, L OBP: 0.328, SLG: 0.331 (8, PH) | | | | | P3 | | | | | 1 | 0 | 0 | 0 | 0 | 0 | 1 | | | | | | | | | | | |
| Deivi Cruz, R OBP: 0.252, SLG: 0.304 (9, 6) | | | | | P5 | | | | | 0 | 0 | 0 | 0 | 0 | 0 | 0 | | | | | | | | | | | |
| Inning Stats | R: 0 E: 0 K: 1 S: 11 | H: 0 LOB: 1 BB: 1 P: 21 | R: 0 E: 0 K: 2 S: 10 | H: 1 LOB: 2 BB: 1 P: 19 | R: 2 E: 0 K: 1 S: 24 | H: 4 LOB: 0 BB: 0 P: 35 | R: 0 E: 0 K: 0 S: 11 | H: 0 LOB: 1 BB: 0 P: 17 | R: 2 E: 0 K: 1 S: 20 | H: 2 LOB: 1 BB: 1 P: 34 | R: 0 E: 0 K: 0 S: 6 | H: 0 LOB: 0 BB: 0 P: 11 | R: 1 E: 0 K: 1 S: 11 | H: 1 LOB: 2 BB: 2 P: 23 | R: 0 E: 1 K: 1 S: 8 | H: 0 LOB: 1 BB: 0 P: 12 | R: 2 E: 0 K: 1 S: 12 | H: 1 LOB: 0 BB: 1 P: 21 | 1B: 5 2B: 0 3B: 0 HR: 4 | SF: 0 SAC: 0 DP: 1 HBP: 1 | WP: 0 PB: 0 SB: 3 CS: 0 | PA: 42 | | | | | |
| PITCHER | IP | WLS | BF | H | R | ER | SO | BB | IBB | HBP | BLK | WP | HR | S | P | ERA | WHIP | | | | | | | | | | |
| 21 Cal Eldred, R ERA: 5.12 (1, 1) | 5.0 | W | 25 | 7 | 4 | 4 | 5 | 3 | 0 | 0 | 0 | 0 | 1 | 14 | 23 | 6.75 | 0.750 | | | | | | | | | | |
| Mike Murraro, R ERA: 8.75 (6, 1) | 1.1 | | 5 | 1 | 1 | 1 | 1 | 0 | 0 | 0 | 0 | 0 | 1 | 14 | 23 | 6.75 | 0.750 | | | | | | | | | | |
| Ron Villone, L ERA: 5.46 (7, 1) | 0.0 | | 2 | 0 | 0 | 0 | 0 | 2 | 0 | 0 | 0 | 0 | 0 | 1 | 9 | ∞ | ∞ | | | | | | | | | | |
| Al Reyes, R ERA: 8.1 (7, 1) | 2.2 | S | 10 | 1 | 2 | 2 | 2 | 1 | 0 | 0 | 0 | 0 | 1 | 22 | 35 | 6.75 | 0.750 | | | | | | | | | | |

Milwaukee Brewers @ Detroit Tigers
Tiger Stadium, Detroit, MI
Sun Jul 27 1997, 3:33 AM EDT
Att: 20,318 - Sunny - 83 F

AB 35
R 7
H 9
RBI 7
BB 6
SO 8
LOB 18



| Batter | 1 | 2 | 3 | 4 | 5 | 6 | 7 | 8 | 9 | AB | R | H | RBI | BB | SO | LOB | TOP | | | | | | | | | |
|--|-------------------------------|----------------------------------|-------------------------------|----------------------------------|-------------------------------|----------------------------------|------------------------------|----------------------------------|------------------------------|----------------------------------|------------------------------|----------------------------------|------------------------------|----------------------------------|------------------------------|----------------------------------|---|----------------------------------|----------------------------------|------------------------------------|----------------------------------|--------|--|--|--|--|
| Otis Nixon, S <small>OBP: 0.345, SLG: 0.287</small> | | | | | | | | | | 4 | 0 | 1 | 0 | 0 | 1 | 1 | Toronto Blue Jays @ Milwaukee Brewers Milwaukee County Stadium, Milwaukee, WI Mon Jul 28 1997, 4:33 AM EDT Sunny - 76 F | | | | | | | | | |
| Orlando Merced, S <small>OBP: 0.356, SLG: 0.418</small> | | | | | | | | | | 4 | 0 | 0 | 0 | 0 | 2 | 2 | | | | | | | | | | |
| Joe Carter, R <small>OBP: 0.287, SLG: 0.382</small> | | | | | | | | | | 3 | 0 | 0 | 0 | 0 | 2 | 1 | | | | | | | | | | |
| Carlos Delgado, L <small>OBP: 0.349, SLG: 0.551</small> | | | | | | | | | | 3 | 0 | 0 | 0 | 0 | 2 | 1 | | | | | | | | | | |
| Ed Sprague, R <small>OBP: 0.298, SLG: 0.394</small> | | | | | | | | | | 3 | 0 | 0 | 0 | 0 | 3 | 0 | | | | | | | | | | |
| Shawn Green, L <small>OBP: 0.332, SLG: 0.516</small> | | | | | | | | | | 3 | 0 | 0 | 0 | 0 | 2 | 0 | | | | | | | | | | |
| Charlie O'Brien, R <small>OBP: 0.307, SLG: 0.340</small> | | | | | | | | | | 3 | 0 | 0 | 0 | 0 | 0 | 0 | | | | | | | | | | |
| Tilson Brito, R <small>OBP: 0.297, SLG: 0.261</small> | | | | | | | | | | 3 | 0 | 0 | 0 | 0 | 1 | 0 | | | | | | | | | | |
| Alex Gonzalez, R <small>OBP: 0.286, SLG: 0.380</small> | | | | | | | | | | 2 | 0 | 0 | 0 | 1 | 0 | 0 | | | | | | | | | | |
| Inning Stats | R: 0 E: 0 K: 2 S: 12 | H: 1 LOB: 1 BB: 0 P: 15 | R: 0 E: 0 K: 2 S: 12 | H: 0 LOB: 0 BB: 0 P: 19 | R: 0 E: 0 K: 2 S: 12 | H: 0 LOB: 1 BB: 1 P: 22 | R: 0 E: 0 K: 2 S: 9 | H: 0 LOB: 0 BB: 0 P: 11 | R: 0 E: 0 K: 1 S: 6 | H: 0 LOB: 0 BB: 0 P: 11 | R: 0 E: 0 K: 2 S: 8 | H: 0 LOB: 0 BB: 0 P: 13 | R: 0 E: 0 K: 2 S: 9 | H: 0 LOB: 0 BB: 0 P: 14 | R: 0 E: 0 K: 1 S: 9 | H: 0 LOB: 0 BB: 0 P: 14 | R: 0 E: 0 K: 1 S: 9 | H: 0 LOB: 0 BB: 0 P: 14 | 1B: 0 2B: 1 3B: 0 HR: 0 | SF: 0 SAC: 0 DP: 0 HBP: 0 | WP: 0 PB: 0 SB: 1 CS: 0 | PA: 29 | | | | |
| PITCHER | IP | WLS | BF | H | R | ER | SO | BB | IBB | HBP | BLK | WP | HR | S | P | ERA | WHIP | | | | | | | | | |
| Steve Woodard, R <small>ERA: 3.62</small> | (1, 1) | 8.0 | W | 26 | 1 | 0 | 0 | 12 | 1 | 0 | 0 | 0 | 0 | 0 | 77 | 119 | 0.00 | 0.250 | | | | | | | | |
| Mike Fetters, R <small>ERA: 3.62</small> | (9, 1) | 1.0 | S | 3 | 0 | 0 | 0 | 1 | 0 | 0 | 0 | 0 | 0 | 9 | 14 | 0.00 | 0.000 | | | | | | | | | |

AB 28
R 0
H 1
RBI 0
BB 1
SO 13
LOB 5



| Batter | 1 | 2 | 3 | 4 | 5 | 6 | 7 | 8 | 9 | AB | R | H | RBI | BB | SO | LOB | BOTTOM | | | | | | | | | |
|--|-------------------------------|----------------------------------|-------------------------------|----------------------------------|------------------------------|----------------------------------|-------------------------------|----------------------------------|-------------------------------|----------------------------------|-------------------------------|----------------------------------|-------------------------------|----------------------------------|-------------------------------|----------------------------------|---|----------------------------------|----------------------------------|------------------------------------|----------------------------------|--------|--|--|--|--|
| Fernando Vina, L <small>OBP: 0.298, SLG: 0.398</small> | | | | | | | | | | 3 | 0 | 0 | 0 | 1 | 3 | 0 | Toronto Blue Jays @ Milwaukee Brewers Milwaukee County Stadium, Milwaukee, WI Mon Jul 28 1997, 4:33 AM EDT Sunny - 76 F | | | | | | | | | |
| Jose Valentin, S <small>OBP: 0.319, SLG: 0.414</small> | | | | | | | | | | 3 | 0 | 0 | 0 | 0 | 1 | 1 | | | | | | | | | | |
| Jeff Cirillo, R <small>OBP: 0.357, SLG: 0.421</small> | | | | | | | | | | 3 | 1 | 1 | 0 | 0 | 1 | 0 | | | | | | | | | | |
| Dave Nilsson, L <small>OBP: 0.356, SLG: 0.485</small> | | | | | | | | | | 3 | 0 | 0 | 0 | 0 | 2 | 1 | | | | | | | | | | |
| Jeremy Burnitz, L <small>OBP: 0.387, SLG: 0.546</small> | | | | | | | | | | 3 | 0 | 1 | 1 | 0 | 1 | 0 | | | | | | | | | | |
| Matt Mieske, R <small>OBP: 0.303, SLG: 0.389</small> | | | | | | | | | | 3 | 0 | 2 | 0 | 0 | 0 | 0 | | | | | | | | | | |
| Jeff Huson, L <small>OBP: 0.277, SLG: 0.252</small> | | | | | | | | | | 3 | 0 | 0 | 0 | 0 | 0 | 2 | | | | | | | | | | |
| Gerald Williams, R <small>OBP: 0.290, SLG: 0.380</small> | | | | | | | | | | 3 | 0 | 0 | 0 | 0 | 2 | 0 | | | | | | | | | | |
| Jesse Levis, L <small>OBP: 0.338, SLG: 0.320</small> | | | | | | | | | | 3 | 0 | 0 | 0 | 0 | 0 | 0 | | | | | | | | | | |
| Mike Matheny, R <small>OBP: 0.281, SLG: 0.350</small> | | | | | | | | | | 0 | 0 | 0 | 0 | 0 | 0 | 0 | | | | | | | | | | |
| Inning Stats | R: 0 E: 0 K: 2 S: 14 | H: 0 LOB: 0 BB: 0 P: 20 | R: 0 E: 0 K: 1 S: 11 | H: 1 LOB: 1 BB: 0 P: 17 | R: 0 E: 0 K: 0 S: 5 | H: 0 LOB: 1 BB: 1 P: 13 | R: 1 E: 0 K: 1 S: 14 | H: 3 LOB: 0 BB: 0 P: 22 | R: 0 E: 0 K: 2 S: 12 | H: 0 LOB: 0 BB: 0 P: 15 | R: 0 E: 0 K: 1 S: 12 | H: 0 LOB: 0 BB: 0 P: 18 | R: 0 E: 0 K: 1 S: 10 | H: 0 LOB: 0 BB: 0 P: 16 | R: 0 E: 0 K: 2 S: 10 | H: 0 LOB: 0 BB: 0 P: 14 | R: 0 E: 0 K: 2 S: 10 | H: 0 LOB: 0 BB: 0 P: 14 | 1B: 3 2B: 1 3B: 0 HR: 0 | SF: 0 SAC: 0 DP: 0 HBP: 0 | WP: 0 PB: 0 SB: 0 CS: 0 | PA: 28 | | | | |
| PITCHER | IP | WLS | BF | H | R | ER | SO | BB | IBB | HBP | BLK | WP | HR | S | P | ERA | WHIP | | | | | | | | | |
| Roger Clemens, R <small>ERA: 1.52</small> | (1, 1) | 8.0 | L | 28 | 4 | 1 | 1 | 10 | 1 | 0 | 0 | 0 | 0 | 0 | 88 | 135 | 1.12 | 0.625 | | | | | | | | |

AB 27
R 1
H 4
RBI 1
BB 1
SO 10
LOB 4



| Batter | 1 | 2 | 3 | 4 | 5 | 6 | 7 | 8 | 9 | AB | R | H | RBI | BB | SO | LOB | TOP | | | | | | | | |
|--|-------------------------------|----------------------------------|------------------------------|---------------------------------|-------------------------------|----------------------------------|------------------------------|---------------------------------|-------------------------------|----------------------------------|-------------------------------|----------------------------------|------------------------------|----------------------------------|-------------------------------|----------------------------------|------------------------------|---------------------------------|----------------------------------|------------------------------------|----------------------------------|--------|--|--|--|
| Jacob Brumfield, R OBP: 0.279, SLG: 0.276 | 1-3 K | | 3-1 E 2B 1B | | 0-1 K 1B | | 2-1 F7 | | 2-1 G4-3 | 5 | 1 | 2 | 0 | 0 | 1 | 1 | | | | | | | | | |
| Robert Perez, R OBP: 0.213, SLG: 0.361 | 1-2 G5-3 | | 0-1 P3 | | 1-3 K | | | 3-3 K | | 4 | 0 | 0 | 0 | 0 | 2 | 2 | | | | | | | | | |
| Juan Samuel, R OBP: 0.350, SLG: 0.426 | 3-2 HR | | 1-0 S 2B | | 0-3 K | | | 0-0 2B | | 4 | 2 | 3 | 2 | 0 | 1 | 0 | | | | | | | | | |
| Joe Carter, R OBP: 0.291, SLG: 0.388 | 0-1 1B | | 3-H 3-2 P2 | | 1-1 1B | | | 1-2 2B | | 4 | 0 | 3 | 1 | 0 | 0 | 1 | | | | | | | | | |
| Ed Sprague, R OBP: 0.297, SLG: 0.393 | 1-1 P1 | | 2-3 1B | | 1-3 K | | | 1-2 2B | | 4 | 0 | 1 | 0 | 0 | 1 | 3 | | | | | | | | | |
| Benito Santiago, R OBP: 0.248, SLG: 0.322 | | 1-0 P5 | | 0-0 G5-4-3 1B | | 2-3 K | | 4-1 BB | | 3 | 0 | 1 | 0 | 1 | 1 | 1 | | | | | | | | | |
| Alex Gonzalez, R OBP: 0.286, SLG: 0.382 | | 0-1 F7 | | 0-0 G5-4-3 | | | | 3-2 G4-3 | | 4 | 0 | 1 | 0 | 0 | 0 | 4 | | | | | | | | | |
| Tilson Brito, R OBP: 0.288, SLG: 0.252 | | 1-1 P4 | | 1-2 1B | | 0-2 G6-3 | | 0-1 G5-3 | | 4 | 0 | 0 | 0 | 0 | 0 | 1 | | | | | | | | | |
| Carlos Garcia, R OBP: 0.248, SLG: 0.301 | | | 2-2 P4 | | 1-3 K | | | 2-0 G6-3 | | 4 | 0 | 0 | 0 | 0 | 1 | 1 | | | | | | | | | |
| Inning Stats | R: 1 E: 0 K: 1 S: 15 | H: 2 LOB: 1 BB: 0 P: 21 | R: 0 E: 0 K: 0 S: 5 | H: 0 LOB: 0 BB: 0 P: 7 | R: 1 E: 1 K: 0 S: 15 | H: 2 LOB: 1 BB: 0 P: 24 | R: 0 E: 0 K: 0 S: 4 | H: 2 LOB: 0 BB: 0 P: 4 | R: 0 E: 0 K: 2 S: 12 | H: 1 LOB: 1 BB: 0 P: 14 | R: 0 E: 0 K: 3 S: 11 | H: 1 LOB: 1 BB: 0 P: 15 | R: 0 E: 0 K: 0 S: 6 | H: 1 LOB: 1 BB: 0 P: 10 | R: 1 E: 0 K: 1 S: 14 | H: 2 LOB: 2 BB: 1 P: 26 | R: 0 E: 0 K: 0 S: 4 | H: 0 LOB: 0 BB: 0 P: 7 | 1B: 6 2B: 4 3B: 1 HR: 1 | SF: 0 SAC: 0 DP: 0 HBP: 0 | WP: 0 PB: 0 SB: 1 CS: 0 | PA: 37 | | | |
| PITCHER | IP | WLS | BF | H | R | ER | SO | BB | IBB | HBP | BLK | WP | HR | S | P | ERA | WHIP | | | | | | | | |
| Joel Adamson, L ERA: 3.83 | 5.0 | W | 20 | 7 | 2 | 1 | 3 | 0 | 0 | 0 | 0 | 0 | 1 | 51 | 70 | 1.80 | 1.400 | | | | | | | | |
| Mike Misuraca, R ERA: 4.15 | 3.0 | | 14 | 4 | 1 | 1 | 4 | 1 | 0 | 0 | 0 | 0 | 0 | 31 | 51 | 3.00 | 1.667 | | | | | | | | |
| Greg Hansell, R ERA: | 1.0 | | 3 | 0 | 0 | 0 | 0 | 0 | 0 | 0 | 0 | 0 | 0 | 4 | 7 | 0.00 | 0.000 | | | | | | | | |

Toronto Blue Jays @ Milwaukee Brewers
Milwaukee County Stadium, Milwaukee, WI
Mon Jul 28 1997, 8:05 PM EDT
Att: 18,034 - Unknown - 75 F

| | |
|-----|----|
| AB | 36 |
| R | 3 |
| H | 11 |
| RBI | 3 |
| BB | 1 |
| SO | 7 |
| LOB | 14 |



| Batter | 1 | 2 | 3 | 4 | 5 | 6 | 7 | 8 | 9 | AB | R | H | RBI | BB | SO | LOB | BOTTOM | | | | | | | | |
|--|------------------------------|----------------------------------|-------------------------------|----------------------------------|-------------------------------|----------------------------------|-------------------------------|----------------------------------|-------------------------------|----------------------------------|-------------------------------|----------------------------------|------------------------------|----------------------------------|-------------------------------|----------------------------------|-----------------------------------|------------------------------------|----------------------------------|--------|--|--|--|--|--|
| Mark Loretta, R OBP: 0.363, SLG: 0.414 | 1-2 FC5-4 1B | | 3-2 K | | 0-0 1B 2B | | 1-1 2H 2B | | 1-2 2H 2B | 6 | 0 | 4 | 2 | 0 | 2 | 4 | | | | | | | | | |
| Jose Valentin, S OBP: 0.323, SLG: 0.413 | 0-0 FC5-4 1B | | 1-2 P6 | | 4-0 1B IBB | | 0-3 K | | 1-0 L5 | 5 | 0 | 2 | 0 | 1 | 1 | 4 | | | | | | | | | |
| Jeff Huson, L OBP: 0.277, SLG: 0.252 | 1-2 FC5-4 1B | | | | 1-3 1B | | | | | 0 | 0 | 0 | 0 | 0 | 0 | 0 | | | | | | | | | |
| Jeff Cirillo, R OBP: 0.423, SLG: 0.423 | 1-0 FC5-4 1B | | 1-0 1B 3B 2B | | 2-1 F7 | | 2-1 1-2 2-3 3H 1B | | | 5 | 1 | 2 | 1 | 0 | 0 | 3 | | | | | | | | | |
| Jeromy Burnitz, L OBP: 0.397, SLG: 0.546 | 1-2 2-3 | | 2-1 WP 3B 1B | | 4-0 1-2 BB | | 3-2 F9 | | | 0 | 0 | 0 | 0 | 0 | 0 | 0 | | | | | | | | | |
| Dave Nilsson, L OBP: 0.359, SLG: 0.485 | 2-1 1B | | 2-3 3B 1B | | 1-2 BB | | | | | 4 | 1 | 2 | 0 | 1 | 0 | 3 | | | | | | | | | |
| Jack Voigt, R OBP: 0.308, SLG: 0.566 | 2-0 F8 | | 2-0 1H G4-3 3B | | 2-3 K | | 0-1 G6-3 | | 2-1 FC6-4 1B | 5 | 1 | 2 | 2 | 0 | 1 | 4 | | | | | | | | | |
| Matt Mieske, R OBP: 0.305, SLG: 0.403 | | 2-2 HR | 1-2 G4-3 | | 1-3 K | | 2-1 2B 18 2B 1B | | 2-2 FC6-4 | 5 | 2 | 2 | 2 | 0 | 1 | 3 | | | | | | | | | |
| Gerald Williams, R OBP: 0.296, SLG: 0.389 | | 4-0 S BB | 0-0 F8 2B | | | | 1-0 K | | 1-2 WP G6-3 2B 1B | 4 | 2 | 3 | 0 | 1 | 1 | 0 | | | | | | | | | |
| 18 Todd Dunn, R OBP: 0.222, SLG: 0.288 | | 1-2 K | 4-0 S BB | | 2-3 K | | 1-2 2B 2B | | 0-2 F9 | 4 | 1 | 1 | 2 | 1 | 2 | 2 | | | | | | | | | |
| Mike Matheny, R OBP: 0.284, SLG: 0.348 | | 4-1 BB | 1-2 F8 | | 1-0 2B 1B | | 0-3 K | | 0-1 G6-3 | 4 | 1 | 1 | 0 | 1 | 1 | 4 | | | | | | | | | |
| Inning Stats | R: 0 E: 0 K: 0 S: 8 | H: 3 LOB: 2 BB: 0 P: 14 | R: 1 E: 0 K: 2 S: 16 | H: 1 LOB: 2 BB: 2 P: 29 | R: 3 E: 0 K: 1 S: 16 | H: 4 LOB: 2 BB: 1 P: 30 | R: 0 E: 0 K: 2 S: 11 | H: 1 LOB: 2 BB: 1 P: 20 | R: 1 E: 0 K: 2 S: 12 | H: 3 LOB: 3 BB: 1 P: 24 | R: 3 E: 0 K: 2 S: 16 | H: 4 LOB: 1 BB: 0 P: 21 | R: 0 E: 0 K: 0 S: 9 | H: 1 LOB: 1 BB: 0 P: 18 | R: 1 E: 0 K: 0 S: 12 | H: 2 LOB: 1 BB: 0 P: 15 | 1B: 10 2B: 7 3B: 1 HR: 1 | SF: 0 SAC: 0 DP: 1 HBP: 0 | WP: 2 PB: 0 SB: 2 CS: 0 | PA: 47 | | | | | |
| PITCHER | IP | WLS | BF | H | R | ER | SO | BB | IBB | HBP | BLK | WP | HR | S | P | ERA | WHIP | | | | | | | | |
| Huck Flener, L ERA: 9.87 | 2.0 | L | 14 | 7 | 4 | 4 | 2 | 2 | 0 | 0 | 0 | 0 | 0 | 28 | 52 | 18.00 | 4.500 | | | | | | | | |
| Paul Quantrill, R ERA: 2.29 | 2.2 | | 16 | 5 | 1 | 1 | 5 | 2 | 1 | 0 | 0 | 0 | 0 | 34 | 63 | 3.38 | 2.625 | | | | | | | | |
| Omar Daal, L ERA: 9.92 | 2.1 | | 12 | 5 | 3 | 3 | 2 | 0 | 0 | 0 | 0 | 0 | 0 | 26 | 41 | 11.57 | 2.143 | | | | | | | | |
| Paul Spoljaric, L ERA: 3.26 | 1.0 | | 5 | 2 | 1 | 1 | 0 | 0 | 0 | 0 | 0 | 1 | 0 | 12 | 15 | 9.00 | 2.000 | | | | | | | | |

Toronto Blue Jays @ Milwaukee Brewers
Milwaukee County Stadium, Milwaukee, WI
Mon Jul 28 1997, 8:05 PM EDT
Att: 18,034 - Unknown - 75 F

| | |
|-----|----|
| AB | 42 |
| R | 9 |
| H | 19 |
| RBI | 9 |
| BB | 5 |
| SO | 9 |
| LOB | 27 |



| Batter | 1 | 2 | 3 | 4 | 5 | 6 | 7 | 8 | 9 | AB | R | H | RBI | BB | SO | LOB | TOP | | | | | | | | | | |
|--|--------------------------------------|---------------------------------|--------------------------------------|---------------------------------|--------------------------------------|----------------------------------|---------------------------------------|----------------------------------|--------------------------------------|---------------------------------|--------------------------------------|----------------------------------|--------------------------------------|----------------------------------|---------------------------------------|----------------------------------|----------------------------------|------------------------------------|----------------------------------|--------|--|--|--|--|--|--|--|
| Otis Nixon, S <small>OBP: 0.346, SLG: 0.292</small> | | | | | | | | | | 4 | 0 | 2 | 0 | 0 | 0 | 0 | | | | | | | | | | | |
| Orlando Merced, S <small>OBP: 0.352, SLG: 0.413</small> | | | | | | | | | | 4 | 0 | 0 | 0 | 0 | 2 | 2 | | | | | | | | | | | |
| Joe Carter, R <small>OBP: 0.291, SLG: 0.387</small> | | | | | | | | | | 4 | 0 | 1 | 0 | 0 | 0 | 1 | | | | | | | | | | | |
| Carlos Delgado, L <small>OBP: 0.345, SLG: 0.544</small> | | | | | | | | | | 4 | 0 | 0 | 0 | 0 | 1 | 3 | | | | | | | | | | | |
| Ed Sprague, R <small>OBP: 0.295, SLG: 0.389</small> | | | | | | | | | | 3 | 0 | 0 | 0 | 0 | 1 | 2 | | | | | | | | | | | |
| Shawn Green, L <small>OBP: 0.328, SLG: 0.509</small> | | | | | | | | | | 3 | 0 | 0 | 0 | 0 | 0 | 0 | | | | | | | | | | | |
| Charlie O'Brien, R <small>OBP: 0.308, SLG: 0.340</small> | | | | | | | | | | 3 | 0 | 1 | 0 | 0 | 1 | 0 | | | | | | | | | | | |
| Tilson Brito, R <small>OBP: 0.281, SLG: 0.246</small> | | | | | | | | | | 3 | 0 | 0 | 0 | 0 | 2 | 1 | | | | | | | | | | | |
| Alex Gonzalez, R <small>OBP: 0.283, SLG: 0.378</small> | | | | | | | | | | 3 | 0 | 0 | 0 | 0 | 1 | 1 | | | | | | | | | | | |
| Inning Stats | R: 0 H: 0 E: 0 K: 0 S: 7 | H: 0 LOB: 0 BB: 0 P: 8 | R: 0 H: 0 E: 0 K: 0 S: 5 | H: 0 LOB: 0 BB: 0 P: 6 | R: 0 H: 0 E: 0 K: 1 S: 6 | H: 2 LOB: 2 BB: 0 P: 12 | R: 0 H: 1 E: 1 K: 1 S: 11 | H: 1 LOB: 1 BB: 0 P: 14 | R: 0 H: 0 E: 0 K: 1 S: 6 | H: 0 LOB: 0 BB: 0 P: 8 | R: 0 H: 0 E: 0 K: 1 S: 9 | H: 0 LOB: 0 BB: 0 P: 17 | R: 0 H: 0 E: 0 K: 2 S: 8 | H: 0 LOB: 0 BB: 0 P: 12 | R: 0 H: 1 E: 0 K: 2 S: 11 | H: 1 LOB: 1 BB: 0 P: 14 | 1B: 3 2B: 1 3B: 0 HR: 0 | SF: 0 SAC: 0 DP: 0 HBP: 0 | WP: 0 PB: 0 SB: 0 CS: 0 | PA: 31 | | | | | | | |
| PITCHER | IP | WLS | BF | H | R | ER | SO | BB | IBB | HBP | BLK | WP | HR | S | P | ERA | WHIP | | | | | | | | | | |
| Jose Mercedes, R <small>ERA: 4.47</small> | (1, 1) | 7.0 | W | 24 | 3 | 0 | 0 | 4 | 0 | 0 | 0 | 0 | 0 | 53 | 73 | 0.00 | 0.429 | | | | | | | | | | |
| Bob Wickman, R <small>ERA: 2.53</small> | (8, 1) | 1.0 | | 3 | 0 | 0 | 0 | 2 | 0 | 0 | 0 | 0 | 0 | 8 | 12 | 0.00 | 0.000 | | | | | | | | | | |
| Mike Fetters, R <small>ERA: 3.52</small> | (9, 1) | 1.0 | S | 4 | 1 | 0 | 0 | 2 | 0 | 0 | 0 | 0 | 0 | 11 | 14 | 0.00 | 1.000 | | | | | | | | | | |

Toronto Blue Jays @ Milwaukee Brewers
 Milwaukee County Stadium, Milwaukee, WI
 Tue Jul 29 1997, 4:33 AM EDT
 Att: 22,549 - Sunny - 71 F

| | |
|-----|----|
| AB | 31 |
| R | 0 |
| H | 4 |
| RBI | 0 |
| BB | 0 |
| SO | 8 |
| LOB | 10 |



| Batter | 1 | 2 | 3 | 4 | 5 | 6 | 7 | 8 | 9 | AB | R | H | RBI | BB | SO | LOB | BOTTOM | | | | | | | | | | |
|--|---------------------------------------|----------------------------------|--------------------------------------|----------------------------------|--------------------------------------|---------------------------------|---------------------------------------|----------------------------------|--------------------------------------|----------------------------------|--------------------------------------|----------------------------------|---------------------------------------|----------------------------------|---------------------------------------|----------------------------------|----------------------------------|------------------------------------|----------------------------------|--------|--|--|--|--|--|--|--|
| Fernando Vina, L <small>OBP: 0.296, SLG: 0.392</small> | | | | | | | | | | 4 | 0 | 1 | 0 | 0 | 0 | 2 | | | | | | | | | | | |
| Jose Valentin, S <small>OBP: 0.322, SLG: 0.409</small> | | | | | | | | | | 3 | 0 | 0 | 0 | 1 | 2 | 3 | | | | | | | | | | | |
| Jeff Cirillo, R <small>OBP: 0.355, SLG: 0.420</small> | | | | | | | | | | 3 | 0 | 0 | 0 | 0 | 0 | 1 | | | | | | | | | | | |
| Dave Nilsson, L <small>OBP: 0.356, SLG: 0.481</small> Mike Matheny, R <small>OBP: 0.294, SLG: 0.348</small> | | | | | | | | | | 3 | 0 | 0 | 0 | 0 | 0 | 1 | | | | | | | | | | | |
| Jeromy Burnitz, L <small>OBP: 0.386, SLG: 0.547</small> | | | | | | | | | | 3 | 1 | 1 | 0 | 0 | 1 | 0 | | | | | | | | | | | |
| Matt Mieske, R <small>OBP: 0.302, SLG: 0.397</small> | | | | | | | | | | 3 | 0 | 0 | 0 | 0 | 3 | 1 | | | | | | | | | | | |
| Gerald Williams, R <small>OBP: 0.297, SLG: 0.396</small> | | | | | | | | | | 3 | 1 | 1 | 2 | 0 | 1 | 0 | | | | | | | | | | | |
| 18 Todd Dunn, R <small>OBP: 0.228, SLG: 0.291</small> | | | | | | | | | | 3 | 0 | 1 | 0 | 0 | 1 | 0 | | | | | | | | | | | |
| Jesse Levis, L <small>OBP: 0.338, SLG: 0.328</small> Jack Voigt, R <small>OBP: 0.308, SLG: 0.566</small> | | | | | | | | | | 3 | 0 | 1 | 0 | 0 | 0 | 0 | | | | | | | | | | | |
| Inning Stats | R: 0 H: 0 E: 0 K: 0 S: 11 | H: 0 LOB: 1 BB: 1 P: 16 | R: 0 H: 0 E: 0 K: 2 S: 7 | H: 0 LOB: 0 BB: 0 P: 12 | R: 0 H: 0 E: 0 K: 1 S: 8 | H: 0 LOB: 0 BB: 0 P: 9 | R: 2 H: 2 E: 0 K: 1 S: 10 | H: 2 LOB: 0 BB: 0 P: 15 | R: 0 H: 1 E: 0 K: 0 S: 7 | H: 0 LOB: 0 BB: 0 P: 10 | R: 0 H: 0 E: 0 K: 2 S: 9 | H: 0 LOB: 0 BB: 0 P: 13 | R: 0 H: 2 E: 0 K: 1 S: 14 | H: 2 LOB: 2 BB: 0 P: 18 | R: 0 H: 1 E: 0 K: 2 S: 11 | H: 1 LOB: 1 BB: 0 P: 14 | 1B: 2 2B: 3 3B: 0 HR: 1 | SF: 0 SAC: 0 DP: 1 HBP: 0 | WP: 0 PB: 0 SB: 0 CS: 0 | PA: 29 | | | | | | | |
| PITCHER | IP | WLS | BF | H | R | ER | SO | BB | IBB | HBP | BLK | WP | HR | S | P | ERA | WHIP | | | | | | | | | | |
| Woody Williams, R <small>ERA: 4.27</small> | (1, 1) | 7.1 | L | 27 | 5 | 2 | 2 | 7 | 1 | 0 | 0 | 0 | 0 | 69 | 100 | 2.46 | 0.818 | | | | | | | | | | |
| Dan Plesac, L <small>ERA: 4.15</small> | (8, 1) | 0.2 | | 2 | 0 | 0 | 0 | 1 | 0 | 0 | 0 | 0 | 0 | 5 | 5 | 0.00 | 0.000 | | | | | | | | | | |

Toronto Blue Jays @ Milwaukee Brewers
 Milwaukee County Stadium, Milwaukee, WI
 Tue Jul 29 1997, 4:33 AM EDT
 Att: 22,549 - Sunny - 71 F

| | |
|-----|----|
| AB | 28 |
| R | 2 |
| H | 5 |
| RBI | 2 |
| BB | 1 |
| SO | 8 |
| LOB | 8 |



| Batter | 1 | 2 | 3 | 4 | 5 | 6 | 7 | 8 | 9 | AB | R | H | RBI | BB | SO | LOB | TOP | | | | | | | | | | |
|--|------------------------------|----------------------------------|-------------------------------|----------------------------------|------------------------------|----------------------------------|------------------------------|---------------------------------|------------------------------|----------------------------------|-------------------------------|----------------------------------|------------------------------|---------------------------------|------------------------------|----------------------------------|---|------------------------------|----------------------------------|----------------------------------|------------------------------------|----------------------------------|--------|--|--|--|--|
| Otis Nixon, S (1, 8) <small>OBP: 0.343, SLG: 0.289</small> | G4-3 | | G6-3 | | F9 | | | G4-3 | | 4 | 0 | 0 | 0 | 0 | 0 | 0 | Toronto Blue Jays @ Milwaukee Brewers Milwaukee County Stadium, Milwaukee, WI Tue Jul 29 1997, 8:05 PM EDT Att: 12,237 - Unknown - 73 F | | | | | | | | | | |
| Jacob Brumfield, R (1, 9) <small>OBP: 0.271, SLG: 0.268</small> | G1-3 | | G6-3 | | G6-3 | | | G6-3 | | 4 | 0 | 0 | 0 | 0 | 0 | 0 | | | | | | | | | | | |
| Juan Samuel, R (1, 3) <small>OBP: 0.349, SLG: 0.421</small> Carlos Delgado, L (8, PH) <small>OBP: 0.344, SLG: 0.543</small> <small>(8, 3)</small> | WP 1B | | | G4-3 | | F8 | | G3 | | 3 | 0 | 1 | 0 | 0 | 0 | 0 | | | | | | | | | | | |
| Joe Carter, R (1, 10) <small>OBP: 0.290, SLG: 0.388</small> | G4-3 | | | 2B | | K | | | G6-3 | 4 | 0 | 1 | 0 | 0 | 1 | 1 | | | | | | | | | | | |
| Ed Sprague, R (1, 5) <small>OBP: 0.297, SLG: 0.389</small> | | G6-3 | | K | | 1B | | BB BB | | 3 | 0 | 1 | 0 | 1 | 1 | 1 | | | | | | | | | | | |
| Benito Santiago, R (1, 2) <small>OBP: 0.252, SLG: 0.322</small> Alex Gonzalez, R (8, PR) <small>OBP: 0.283, SLG: 0.378</small> | WP 1B | | | G5-3 | | F9 | | BB BB | | 3 | 0 | 1 | 0 | 1 | 0 | 2 | | | | | | | | | | | |
| Robert Perez, R (1, 7) <small>OBP: 0.303, SLG: 0.344</small> Shawn Green, L (8, PH) <small>OBP: 0.327, SLG: 0.507</small> | K | | | | G6-3 | | P3 | | L9 | 3 | 0 | 0 | 0 | 0 | 1 | 1 | | | | | | | | | | | |
| Tilson Brito, R (1, 6) <small>OBP: 0.281, SLG: 0.246</small> | F7 | | | | | HR 1B | | G5-3 | | 4 | 1 | 1 | 0 | 0 | 0 | 3 | | | | | | | | | | | |
| Carlos Garcia, R (1, 4) <small>OBP: 0.249, SLG: 0.312</small> | | | G6-3 | | | HR | | G6-3 | | 3 | 1 | 1 | 2 | 0 | 0 | 0 | | | | | | | | | | | |
| Inning Stats | R: 0 E: 0 K: 0 S: 9 | H: 1 LOB: 1 BB: 0 P: 14 | R: 0 E: 0 K: 1 S: 10 | H: 1 LOB: 1 BB: 0 P: 14 | R: 0 E: 0 K: 0 S: 7 | H: 0 LOB: 0 BB: 0 P: 11 | R: 0 E: 0 K: 1 S: 7 | H: 1 LOB: 1 BB: 0 P: 9 | R: 2 E: 0 K: 0 S: 9 | H: 2 LOB: 0 BB: 0 P: 16 | R: 0 E: 0 K: 1 S: 11 | H: 1 LOB: 1 BB: 0 P: 15 | R: 0 E: 0 K: 0 S: 5 | H: 0 LOB: 0 BB: 0 P: 9 | R: 0 E: 0 K: 0 S: 9 | H: 0 LOB: 0 BB: 2 P: 15 | | R: 0 E: 0 K: 0 S: 8 | H: 0 LOB: 0 BB: 2 P: 19 | 1B: 4 2B: 1 3B: 0 HR: 1 | SF: 0 SAC: 0 DP: 0 HBP: 0 | WP: 2 PB: 0 SB: 0 CS: 0 | PA: 35 | | | | |
| PITCHER | IP | WLS | BF | H | R | ER | SO | BB | IBB | HBP | BLK | WP | HR | S | P | ERA | WHIP | | | | | | | | | | |
| Scott Karl, L (1, 1) <small>ERA: 4.65</small> Bob Wickman, R (8, 1) <small>ERA: 2.79</small> Mike Fetters, R (8, 1) <small>ERA: 3.43</small> | 7.0 | W | 27 | 6 | 2 | 2 | 3 | 0 | 0 | 0 | 0 | 2 | 1 | 58 | 88 | 2.57 | 0.857 | | | | | | | | | | |

| Batter | 1 | 2 | 3 | 4 | 5 | 6 | 7 | 8 | 9 | AB | R | H | RBI | BB | SO | LOB | BOTTOM | | | | | | | | | | |
|---|------------------------------|----------------------------------|-------------------------------|----------------------------------|------------------------------|----------------------------------|-------------------------------|----------------------------------|------------------------------|----------------------------------|-------------------------------|----------------------------------|------------------------------|----------------------------------|-------------------------------|----------------------------------|---|-----------------------------------|------------------------------------|----------------------------------|--------|--|--|--|--|--|--|
| Fernando Vina, L (1, 4) <small>OBP: 0.292, SLG: 0.383</small> | F7 | | 1B 1B | | K | | | G6-3 | | 5 | 0 | 1 | 0 | 0 | 1 | 3 | Toronto Blue Jays @ Milwaukee Brewers Milwaukee County Stadium, Milwaukee, WI Tue Jul 29 1997, 8:05 PM EDT Att: 12,237 - Unknown - 73 F | | | | | | | | | | |
| Jose Valentin, S (1, 6) <small>OBP: 0.324, SLG: 0.406</small> | CS BB | | F7 | | K | | | F8 S HBP | | 2 | 0 | 0 | 0 | 1 | 1 | 3 | | | | | | | | | | | |
| Jeff Cirillo, R (1, 5) <small>OBP: 0.356, SLG: 0.421</small> | K | | G4-6-3 1B | | | | 1B | | K | 4 | 0 | 2 | 0 | 0 | 2 | 2 | | | | | | | | | | | |
| Dave Nilsson, L (1, 3) <small>OBP: 0.355, SLG: 0.478</small> Jeff Huson, L (9, 3) <small>OBP: 0.277, SLG: 0.252</small> | P5 | | G4-6-3 | | L9 | | | | BB | 3 | 0 | 0 | 0 | 1 | 0 | 3 | | | | | | | | | | | |
| Jeromy Burnitz, L (1, 9) <small>OBP: 0.382, SLG: 0.540</small> | G6-3 | | | P6 | | K | | F8 | | 4 | 0 | 0 | 0 | 0 | 1 | 3 | | | | | | | | | | | |
| Matt Mieske, R (1, 7) <small>OBP: 0.305, SLG: 0.399</small> | 18 1B BLK 1B | | | 18 1B 1B | | L3 | | G4-3 | | 4 | 2 | 2 | 0 | 0 | 0 | 3 | | | | | | | | | | | |
| Gerald Williams, R (1, 8) <small>OBP: 0.299, SLG: 0.397</small> | E6 18 1B | | | 18 1B 1B | | | | G6-3 | | 4 | 1 | 2 | 0 | 0 | 0 | 1 | | | | | | | | | | | |
| 18 Todd Dunn, R (1, 10) <small>OBP: 0.262, SLG: 0.373</small> | S 1B | | | 1B 1B | | FC4 WP | | | HR | 4 | 1 | 3 | 2 | 0 | 0 | 1 | | | | | | | | | | | |
| Mike Matheny, R (1, 2) <small>OBP: 0.283, SLG: 0.347</small> | K | | | 1B 1B | | K | | L6 | | 4 | 0 | 1 | 2 | 0 | 2 | 3 | | | | | | | | | | | |
| Inning Stats | R: 0 E: 0 K: 1 S: 8 | H: 0 LOB: 1 BB: 1 P: 16 | R: 1 E: 1 K: 1 S: 13 | H: 2 LOB: 2 BB: 0 P: 21 | R: 0 E: 0 K: 0 S: 8 | H: 2 LOB: 1 BB: 0 P: 14 | R: 2 E: 0 K: 2 S: 13 | H: 4 LOB: 2 BB: 0 P: 22 | R: 0 E: 0 K: 1 S: 8 | H: 1 LOB: 1 BB: 0 P: 13 | R: 0 E: 0 K: 1 S: 11 | H: 1 LOB: 1 BB: 0 P: 18 | R: 0 E: 0 K: 1 S: 8 | H: 0 LOB: 2 BB: 1 P: 15 | R: 1 E: 0 K: 0 S: 12 | H: 1 LOB: 0 BB: 0 P: 17 | | 1B: 10 2B: 1 3B: 0 HR: 1 | SF: 0 SAC: 0 DP: 2 HBP: 1 | WP: 1 PB: 0 SB: 2 CS: 1 | PA: 37 | | | | | | |
| PITCHER | IP | WLS | BF | H | R | ER | SO | BB | IBB | HBP | BLK | WP | HR | S | P | ERA | WHIP | | | | | | | | | | |
| Chris Carpenter, R (1, 1) <small>ERA: 9.53</small> Paul Spoljaric, L (6, 1) <small>ERA: 3.19</small> Mike Timlin, R (7, 1) <small>ERA: 2.87</small> | 5.2 | L | 27 | 10 | 3 | 2 | 6 | 1 | 0 | 0 | 1 | 0 | 0 | 7 | 16 | 0.00 | 1.000 | | | | | | | | | | |

AB 33
R 2
H 6
RBI 2
BB 2
SO 3
LOB 10



AB 34
R 4
H 11
RBI 4
BB 2
SO 7
LOB 22



| Batter | 1 | 2 | 3 | 4 | 5 | 6 | 7 | 8 | 9 | AB | R | H | RBI | BB | SO | LOB | TOP | | | | | | | | | | |
|--|------------------------------|---------------------------------|-------------------------------|----------------------------------|-------------------------------|----------------------------------|------------------------------|----------------------------------|-------------------------------|----------------------------------|-------------------------------|----------------------------------|------------------------------|----------------------------------|------------------------------|----------------------------------|--|----------------------------------|----------------------------------|------------------------------------|----------------------------------|--------|--|--|--|--|--|
| Joey Cora, S OBP: 0.384, SLG: 0.491 | 0-1 F7 | | 2-2 3B | | | 0-1 G4-3 | | 1-0 SH1-4 | | 3 | 0 | 1 | 0 | 0 | 0 | 0 | Seattle Mariners @ Milwaukee Brewers Milwaukee County Stadium, Milwaukee, WI Thu Jul 31 1997, 8:05 PM EDT Att: 20,823 - Unknown - 81 F | | | | | | | | | | |
| Alex Rodriguez, R OBP: 0.363, SLG: 0.513 | 0-1 G3 | | 2-1 F8 | | | 2-3 K | | 2-2 F3 | | 4 | 0 | 0 | 0 | 0 | 1 | 2 | | | | | | | | | | | |
| Ken Griffey Jr., L OBP: 0.373, SLG: 0.607 | 1-3 K | | | 1-3 K | | 1-2 1B 2B | | 2-2 P2 | | 4 | 1 | 1 | 0 | 0 | 2 | 0 | | | | | | | | | | | |
| Edgar Martinez, R OBP: 0.447, SLG: 0.523 | | 2-2 1B | | 4-2 BB | | 2-2 2H 1B | | 0-1 L9 | | 3 | 0 | 2 | 1 | 1 | 0 | 0 | | | | | | | | | | | |
| Jay Buhner, R OBP: 0.380, SLG: 0.497 | | 0-3 K | | 2-0 F8 | | 2-2 F7 | | 2-1 1B | | 4 | 0 | 1 | 0 | 0 | 1 | 3 | | | | | | | | | | | |
| Paul Sorrento, L OBP: 0.341, SLG: 0.516 | | 1-3 K | | 2-0 G3 | | | 1-0 G4-3 | | 1-0 G3 | 4 | 0 | 0 | 0 | 0 | 1 | 3 | | | | | | | | | | | |
| Dan Wilson, R OBP: 0.336, SLG: 0.421 | | 1-3 K | | | 1-2 G3 | | 1-1 G6-3 | | | 3 | 0 | 0 | 0 | 0 | 1 | 1 | | | | | | | | | | | |
| Russ Davis, R OBP: 0.331, SLG: 0.500 | | | 1-1 G6-3 | | 0-3 K | | 3-3 K | | | 3 | 0 | 0 | 0 | 0 | 2 | 0 | | | | | | | | | | | |
| José Cruz Jr., S OBP: 0.315, SLG: 0.541 | | | 1-3 K | | 2-3 K | | | 2-2 SH1-4 F3 1B | | 1 | 0 | 0 | 0 | 0 | 1 | 0 | | | | | | | | | | | |
| Rob Ducey, L OBP: 0.309, SLG: 0.425 | | | | | | | | | | 2 | 0 | 1 | 0 | 0 | 1 | 0 | | | | | | | | | | | |
| Inning Stats | R: 0 E: 0 K: 1 S: 7 | H: 0 LOB: 0 BB: 0 P: 8 | R: 0 E: 0 K: 3 S: 12 | H: 1 LOB: 1 BB: 0 P: 16 | R: 0 E: 0 K: 1 S: 13 | H: 1 LOB: 1 BB: 0 P: 19 | R: 0 E: 0 K: 1 S: 8 | H: 0 LOB: 1 BB: 1 P: 17 | R: 0 E: 0 K: 2 S: 10 | H: 0 LOB: 0 BB: 0 P: 13 | R: 1 E: 0 K: 1 S: 18 | H: 2 LOB: 1 BB: 0 P: 25 | R: 0 E: 0 K: 1 S: 6 | H: 0 LOB: 0 BB: 0 P: 11 | R: 0 E: 0 K: 0 S: 8 | H: 1 LOB: 1 BB: 0 P: 13 | R: 0 E: 0 K: 0 S: 8 | H: 1 LOB: 1 BB: 0 P: 13 | 1B: 4 2B: 1 3B: 1 HR: 0 | SF: 0 SAC: 1 DP: 0 HBP: 0 | WP: 0 PB: 0 SB: 0 CS: 0 | PA: 33 | | | | | |
| PITCHER | IP | WLS | BF | H | R | ER | SO | BB | IBB | HBP | BLK | WP | HR | S | P | ERA | WHIP | | | | | | | | | | |
| Bryce Florie, R ERA: 3.88 | (1, 1) | 5.2 | 22 | 4 | 1 | 1 | 9 | 1 | 0 | 0 | 0 | 0 | 0 | 65 | 93 | 1.59 | 0.882 | | | | | | | | | | |
| Al Reyes, R ERA: 6.0 | (6, 1) | 2.1 | 7 | 1 | 0 | 0 | 1 | 0 | 0 | 0 | 0 | 0 | 0 | 17 | 29 | 0.00 | 0.429 | | | | | | | | | | |
| Ron Villone, L ERA: 5.4 | (9, 1) | 0.1 | 1 | 0 | 0 | 0 | 0 | 0 | 0 | 0 | 0 | 0 | 0 | 3 | 5 | 0.00 | 0.000 | | | | | | | | | | |
| Bob Wickman, R ERA: 2.75 | (9, 1) | 0.2 | W | 3 | 1 | 0 | 0 | 0 | 0 | 0 | 0 | 0 | 0 | 5 | 8 | 0.00 | 1.500 | | | | | | | | | | |

| Batter | 1 | 2 | 3 | 4 | 5 | 6 | 7 | 8 | 9 | AB | R | H | RBI | BB | SO | LOB | BOTTOM | | | | | | | | | | |
|--|-------------------------------|----------------------------------|-------------------------------|----------------------------------|------------------------------|----------------------------------|-------------------------------|----------------------------------|------------------------------|----------------------------------|------------------------------|----------------------------------|------------------------------|----------------------------------|------------------------------|---------------------------------|--|-------------------------------|----------------------------------|----------------------------------|------------------------------------|----------------------------------|--------|--|--|--|--|
| Fernando Vina, L OBP: 0.299, SLG: 0.387 | 1-1 F8 1B 2B 1B | | 2-2 L9 | | | 1-3 K | | | 2-2 F8 SH1-4 1B | 4 | 2 | 2 | 0 | 0 | 1 | 0 | Seattle Mariners @ Milwaukee Brewers Milwaukee County Stadium, Milwaukee, WI Thu Jul 31 1997, 8:05 PM EDT Att: 20,823 - Unknown - 81 F | | | | | | | | | | |
| Mark Loretta, R OBP: 0.355, SLG: 0.410 | 1-1 SAFE F8 | | 0-0 P4 | | | 1-1 F8 | | 0-0 SH1-4 | | 3 | 0 | 0 | 0 | 0 | 0 | 1 | | | | | | | | | | | |
| Jeff Cirillo, R OBP: 0.355, SLG: 0.419 | 0-2 2B 1-2 1B | | 1-1 G1-3 | | | 1-1 L8 | | 3-2 F8 | | 4 | 0 | 1 | 0 | 0 | 0 | 1 | | | | | | | | | | | |
| Dave Nilsson, L OBP: 0.354, SLG: 0.475 | 0-1 F8 | | | 2-1 F9 | | | 2-1 F8 | | 1-1 1B | 4 | 0 | 1 | 1 | 0 | 0 | 2 | | | | | | | | | | | |
| Jack Voigt, R OBP: 0.309, SLG: 0.570 | 2-3 K | | | 1-3 K | | | 0-1 G5-3 | | | 3 | 0 | 1 | 1 | 0 | 1 | 0 | | | | | | | | | | | |
| Matt Mieske, R OBP: 0.301, SLG: 0.394 | 1-3 3H 2B | | | 2-2 F9 | | | 1-2 G3-1 | | | 3 | 0 | 0 | 0 | 0 | 0 | 2 | | | | | | | | | | | |
| Gerald Williams, R OBP: 0.296, SLG: 0.394 | | 2-3 K | | | 0-3 K | | | 0-0 G6-3 | | 3 | 0 | 0 | 0 | 0 | 2 | 0 | | | | | | | | | | | |
| 18 Todd Dunn, R OBP: 0.266, SLG: 0.371 | | 2-3 K | | | 2-2 P4 | | | 2-2 G4-6-3 1B | | 3 | 0 | 1 | 0 | 0 | 1 | 0 | | | | | | | | | | | |
| Mike Matheny, R OBP: 0.280, SLG: 0.342 | | 2-3 K | | | 1-3 K | | | 0-0 G4-6-3 1-2 | | 3 | 0 | 0 | 0 | 0 | 2 | 1 | | | | | | | | | | | |
| Inning Stats | R: 1 E: 0 K: 0 S: 15 | H: 3 LOB: 2 BB: 0 P: 21 | R: 0 E: 0 K: 3 S: 11 | H: 0 LOB: 0 BB: 0 P: 17 | R: 0 E: 0 K: 0 S: 7 | H: 0 LOB: 0 BB: 0 P: 10 | R: 0 E: 0 K: 1 S: 10 | H: 0 LOB: 0 BB: 0 P: 15 | R: 0 E: 0 K: 2 S: 9 | H: 0 LOB: 0 BB: 0 P: 12 | R: 0 E: 0 K: 1 S: 7 | H: 0 LOB: 0 BB: 0 P: 10 | R: 0 E: 0 K: 0 S: 7 | H: 0 LOB: 0 BB: 0 P: 10 | R: 0 E: 0 K: 0 S: 5 | H: 1 LOB: 0 BB: 0 P: 7 | | R: 1 E: 0 K: 0 S: 10 | H: 2 LOB: 1 BB: 0 P: 16 | 1B: 5 2B: 1 3B: 0 HR: 0 | SF: 0 SAC: 1 DP: 1 HBP: 0 | WP: 0 PB: 0 SB: 0 CS: 0 | PA: 31 | | | | |
| PITCHER | IP | WLS | BF | H | R | ER | SO | BB | IBB | HBP | BLK | WP | HR | S | P | ERA | WHIP | | | | | | | | | | |
| Jamie Moyer, L ERA: 4.34 | (1, 1) | 8.2 | L | 31 | 6 | 2 | 2 | 7 | 0 | 0 | 0 | 0 | 0 | 81 | 118 | 2.08 | 0.692 | | | | | | | | | | |

| | |
|-----|----|
| AB | 31 |
| R | 1 |
| H | 6 |
| RBI | 1 |
| BB | 1 |
| SO | 10 |
| LOB | 9 |



| | |
|-----|----|
| AB | 30 |
| R | 2 |
| H | 6 |
| RBI | 2 |
| BB | 0 |
| SO | 7 |
| LOB | 7 |



| Batter | 1 | 2 | 3 | 4 | 5 | 6 | 7 | 8 | 9 | AB | R | H | RBI | BB | SO | LOB | TOP | | | | | | | | | | | |
|--|------------------------------|----------------------------------|------------------------------|---------------------------------|------------------------------|----------------------------------|------------------------------|---------------------------------|------------------------------|----------------------------------|-------------------------------|----------------------------------|-------------------------------|----------------------------------|------------------------------|----------------------------------|--|------------------------------------|----------------------------------|--------|--|--|--|--|--|--|--|--|
| Joey Cora, S OBP: 0.385, SLG: 0.490 | 0-3 K | | | 0-0 P6 | | 0-0 1B | | 4-1 HR BB | | 3 | 1 | 1 | 0 | 1 | 1 | 0 | Seattle Mariners @ Milwaukee Brewers Milwaukee County Stadium, Milwaukee, WI Fri Aug 01 1997, 8:05 PM EDT Att: 23,650 - Unknown - 77 F | | | | | | | | | | | |
| Alex Rodriguez, R OBP: 0.362, SLG: 0.518 | 2-2 G6-3 | | | 1-1 E6 L3 | | 1-1 F8 | | 2-0 HR 1-H 2-H | | 4 | 1 | 1 | 3 | 0 | 0 | 1 | | | | | | | | | | | | |
| Ken Griffey Jr., L OBP: 0.370, SLG: 0.601 | 0-1 L3 | | | 0-2 L3 1-1 | | | 0-2 F8 | 2-3 K | | 4 | 0 | 0 | 0 | 0 | 1 | 1 | | | | | | | | | | | | |
| Edgar Martinez, R OBP: 0.446, SLG: 0.519 | | 2-1 F8 | | | 4-2 BB BB | | 1-0 L8 | | 1-2 F7 | 3 | 0 | 0 | 0 | 1 | 0 | 0 | | | | | | | | | | | | |
| Jay Buhner, R OBP: 0.381, SLG: 0.496 | | 0-0 P3 | | | 4-2 BB G6-4-3 | | 3-1 1B | | 2-3 K | 3 | 0 | 1 | 0 | 1 | 1 | 0 | | | | | | | | | | | | |
| Paul Sorrento, L OBP: 0.337, SLG: 0.510 | | 0-1 P4 | | | 0-0 F9 | | 2-3 K | | 1-1 G3 | 4 | 0 | 0 | 0 | 0 | 1 | 3 | | | | | | | | | | | | |
| Dan Wilson, R OBP: 0.333, SLG: 0.418 | | | 2-1 F8 | | 1-1 G6-4-3 1-2 | | | 0-1 G6-3 | | 3 | 0 | 0 | 0 | 0 | 0 | 2 | | | | | | | | | | | | |
| Brent Gates, S OBP: 0.278, SLG: 0.371 | | | 2-1 G6-3 | | | 0-1 G3 | | 0-3 K | | 3 | 0 | 0 | 0 | 0 | 1 | 0 | | | | | | | | | | | | |
| Rob Ducey, L OBP: 0.309, SLG: 0.422 | | | 3-2 F9 | | | 2-2 F8 | | 0-0 HR BB 1B | | 3 | 1 | 1 | 0 | 0 | 0 | 0 | | | | | | | | | | | | |
| Inning Stats | R: 0 E: 0 K: 1 S: 8 | H: 0 LOB: 0 BB: 0 P: 10 | R: 0 E: 0 K: 0 S: 5 | H: 0 LOB: 0 BB: 7 P: 7 | R: 0 E: 0 K: 0 S: 7 | H: 0 LOB: 0 BB: 0 P: 14 | R: 0 E: 1 K: 0 S: 6 | H: 0 LOB: 0 BB: 0 P: 7 | R: 0 E: 0 K: 0 S: 9 | H: 1 LOB: 1 BB: 0 P: 12 | R: 0 E: 0 K: 1 S: 10 | H: 1 LOB: 1 BB: 0 P: 16 | R: 3 E: 0 K: 2 S: 11 | H: 2 LOB: 0 BB: 1 P: 19 | R: 0 E: 0 K: 1 S: 8 | H: 0 LOB: 0 BB: 0 P: 12 | 1B: 3 2B: 1 3B: 0 HR: 1 | SF: 0 SAC: 0 DP: 2 HBP: 0 | WP: 0 PB: 0 SB: 0 CS: 0 | PA: 33 | | | | | | | | |
| PITCHER | IP | WLS | BF | H | R | ER | SO | BB | IBB | HBP | BLK | WP | HR | S | P | ERA | WHIP | | | | | | | | | | | |
| 21 Cal Eldred, R ERA: 4.86 | (1, 1) | 7.0 | W | 24 | 2 | 0 | 0 | 2 | 2 | 0 | 0 | 0 | 0 | 0 | 53 | 83 | 0.00 | 0.571 | | | | | | | | | | |
| Greg Hansell, R ERA: 16.2 | (8, 1) | 0.2 | | 5 | 2 | 3 | 3 | 1 | 1 | 0 | 0 | 0 | 0 | 1 | 8 | 14 | 40.50 | 4.500 | | | | | | | | | | |
| Ron Villone, L ERA: 5.34 | (8, 1) | 0.1 | | 1 | 0 | 0 | 0 | 1 | 0 | 0 | 0 | 0 | 0 | 0 | 3 | 5 | 0.00 | 0.000 | | | | | | | | | | |
| Mike Misuraca, R ERA: 3.38 | (9, 1) | 1.0 | | 3 | 0 | 0 | 0 | 1 | 0 | 0 | 0 | 0 | 0 | 0 | 8 | 12 | 0.00 | 0.000 | | | | | | | | | | |

| Batter | 1 | 2 | 3 | 4 | 5 | 6 | 7 | 8 | 9 | AB | R | H | RBI | BB | SO | LOB | BOTTOM | | | | | | | | | | | |
|--|------------------------------|---------------------------------|-------------------------------|----------------------------------|------------------------------|----------------------------------|------------------------------|----------------------------------|-------------------------------|----------------------------------|------------------------------|----------------------------------|------------------------------|---------------------------------|-------------------------------|----------------------------------|--|------------------------------------|----------------------------------|--------|--|--|--|--|--|--|--|--|
| Fernando Vina, L OBP: 0.303, SLG: 0.395 | 1-1 G6-3 | 3-2 1B FC3-6 HBP | 0-0 SF9 | | 0-0 SF8 | | | 0-0 2B 1B | | 3 | 1 | 2 | 3 | 0 | 0 | 0 | Seattle Mariners @ Milwaukee Brewers Milwaukee County Stadium, Milwaukee, WI Fri Aug 01 1997, 8:05 PM EDT Att: 23,650 - Unknown - 77 F | | | | | | | | | | | |
| Jose Valentin, S OBP: 0.325, SLG: 0.408 | 1-1 G4-3 | 1-2 FC3-6 1B HBP | 1-1 F8 | | 3-1 L7 | | 1-1 1B 2B | | | 4 | 0 | 1 | 0 | 0 | 0 | 2 | | | | | | | | | | | | |
| Jeff Cirillo, R OBP: 0.354, SLG: 0.417 | 0-1 G4-3 | 2-2 FC3-6 1B | | 2-1 B5-3 | | 1-2 G3 | | 2-1 G5-3 | | 4 | 0 | 1 | 1 | 0 | 0 | 0 | | | | | | | | | | | | |
| Mark Loretta, R OBP: 0.358, SLG: 0.408 | | 1-2 FC3-6 1B | | | 3-1 L7 | | 0-0 G6-3 | | | 1 | 0 | 0 | 0 | 0 | 0 | 2 | | | | | | | | | | | | |
| Dave Nilsson, L OBP: 0.358, SLG: 0.479 | | HR 1B | | G4-3 2B | | 4-0 G4-6-3 BB | | | | 3 | 1 | 2 | 1 | 1 | 0 | 2 | | | | | | | | | | | | |
| Jeff Huson, L OBP: 0.275, SLG: 0.250 | | FC3-6 1B | | | G4-3 2B | | G4-6-3 1-2 | | | 1 | 0 | 0 | 0 | 0 | 0 | 2 | | | | | | | | | | | | |
| Jeremy Burnitz, L OBP: 0.383, SLG: 0.548 | | HR BB | | G4-3 | | 0-1 G4-6-3 | | | | 3 | 1 | 1 | 2 | 1 | 0 | 2 | | | | | | | | | | | | |
| Matt Mieske, R OBP: 0.296, SLG: 0.387 | | K | | L9 | | 0-2 G4-3 | | | | 4 | 0 | 0 | 0 | 0 | 2 | 4 | | | | | | | | | | | | |
| Gerald Williams, R OBP: 0.296, SLG: 0.393 | | 1B 1B | | G6-3 | | 1-1 P3 | | 0-1 L6 | | 4 | 1 | 1 | 0 | 0 | 0 | 0 | | | | | | | | | | | | |
| 18 Todd Dunn, R OBP: 0.294, SLG: 0.409 | | 1B 1B | | G6-3 | | 1-1 P3 | | 0-0 G3-1 | | 4 | 3 | 3 | 0 | 0 | 0 | 0 | | | | | | | | | | | | |
| Jesse Levis, L OBP: 0.349, SLG: 0.348 | | HBP 1B 1B | | SF9 2B | | 2-2 1B | | 3-2 F8 | | 4 | 1 | 3 | 1 | 0 | 0 | 0 | | | | | | | | | | | | |
| Inning Stats | R: 0 E: 0 K: 0 S: 6 | H: 0 LOB: 0 BB: 0 P: 8 | R: 6 E: 0 K: 2 S: 27 | H: 7 LOB: 3 BB: 1 P: 44 | R: 1 E: 0 K: 0 S: 9 | H: 2 LOB: 1 BB: 0 P: 14 | R: 0 E: 0 K: 0 S: 7 | H: 1 LOB: 1 BB: 0 P: 14 | R: 1 E: 0 K: 0 S: 12 | H: 2 LOB: 1 BB: 0 P: 19 | R: 0 E: 0 K: 0 S: 5 | H: 0 LOB: 0 BB: 1 P: 10 | R: 0 E: 0 K: 0 S: 6 | H: 0 LOB: 0 BB: 0 P: 6 | R: 0 E: 0 K: 0 S: 10 | H: 2 LOB: 2 BB: 0 P: 16 | 1B: 9 2B: 4 3B: 0 HR: 1 | SF: 2 SAC: 0 DP: 1 HBP: 1 | WP: 0 PB: 0 SB: 0 CS: 0 | PA: 40 | | | | | | | | |
| PITCHER | IP | WLS | BF | H | R | ER | SO | BB | IBB | HBP | BLK | WP | HR | S | P | ERA | WHIP | | | | | | | | | | | |
| Bob Wolcott, R ERA: 5.68 | (1, 1) | 1.1 | L | 10 | 6 | 6 | 6 | 1 | 0 | 0 | 0 | 0 | 0 | 1 | 22 | 33 | 40.50 | 4.500 | | | | | | | | | | |
| Felipe Lira, R ERA: 5.91 | (2, 1) | 3.2 | | 19 | 6 | 2 | 2 | 1 | 1 | 0 | 1 | 0 | 0 | 0 | 39 | 66 | 4.91 | 1.909 | | | | | | | | | | |
| Paul Spoljaric, L ERA: 3.12 | (6, 1) | 1.0 | | 3 | 0 | 0 | 0 | 0 | 1 | 0 | 0 | 0 | 0 | 0 | 5 | 10 | 0.00 | 1.000 | | | | | | | | | | |
| Mike Timlin, R ERA: 2.81 | (7, 1) | 1.0 | | 3 | 0 | 0 | 0 | 0 | 0 | 0 | 0 | 0 | 0 | 0 | 6 | 6 | 0.00 | 0.000 | | | | | | | | | | |
| Bobby Ayala, R ERA: 4.99 | (8, 1) | 1.0 | | 5 | 2 | 0 | 0 | 0 | 0 | 0 | 0 | 0 | 0 | 0 | 10 | 16 | 0.00 | 2.000 | | | | | | | | | | |

| | |
|-----|----|
| AB | 30 |
| R | 3 |
| H | 4 |
| RBI | 3 |
| BB | 3 |
| SO | 5 |
| LOB | 7 |

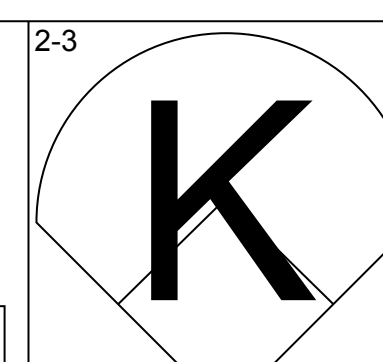
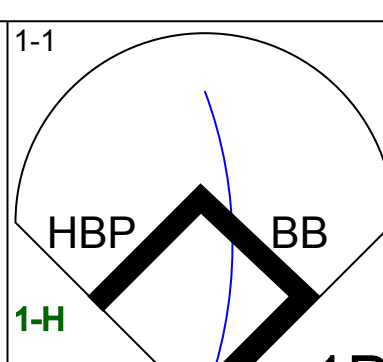
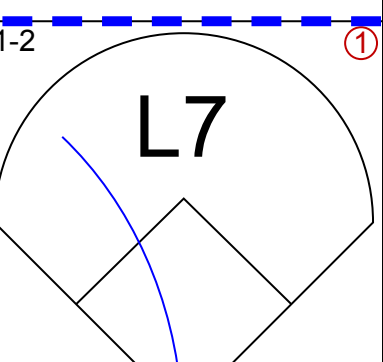
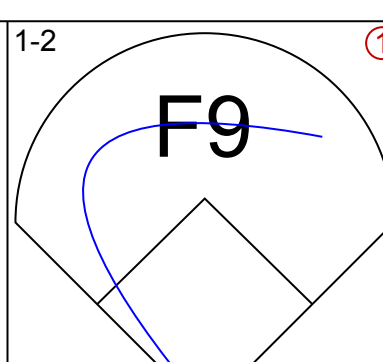
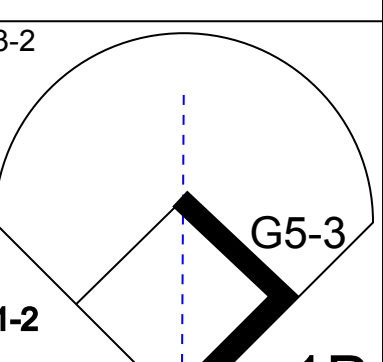
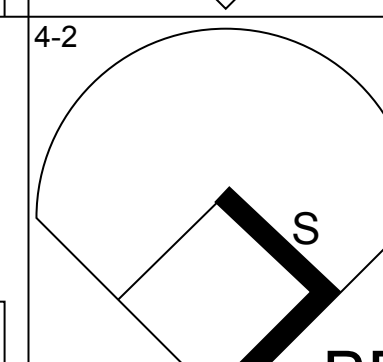
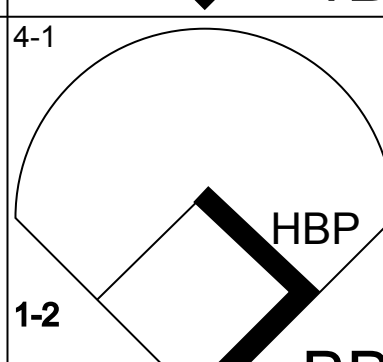
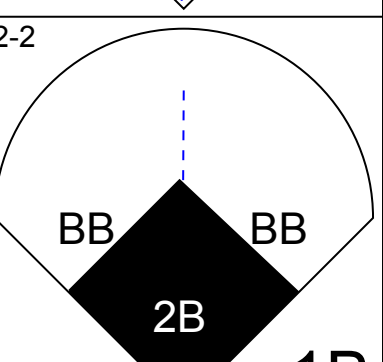
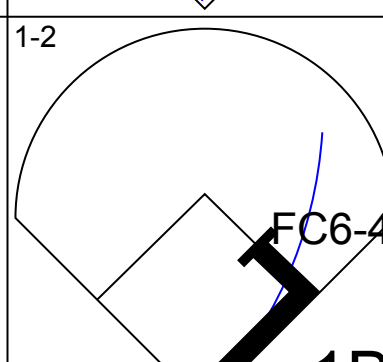
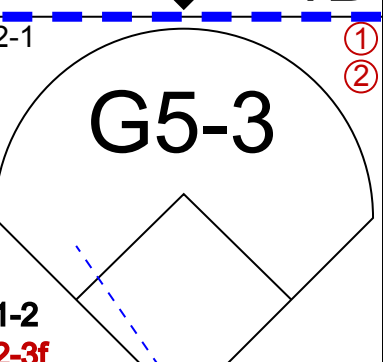
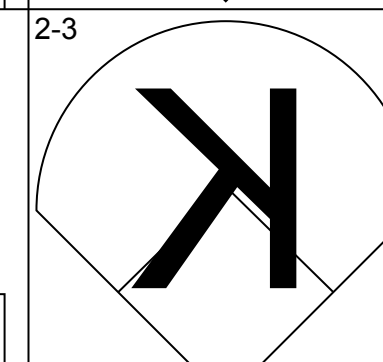
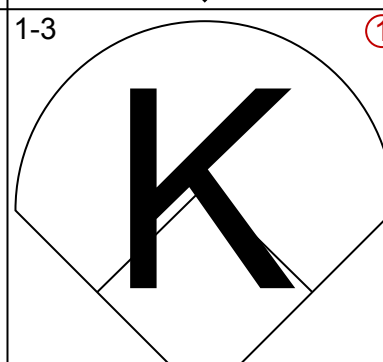
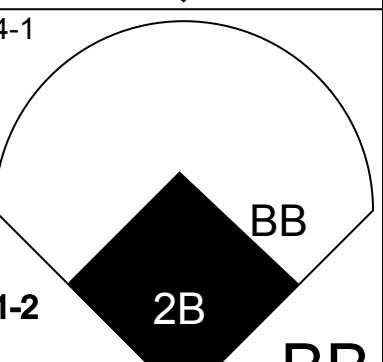
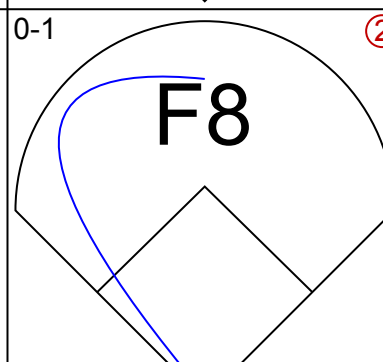
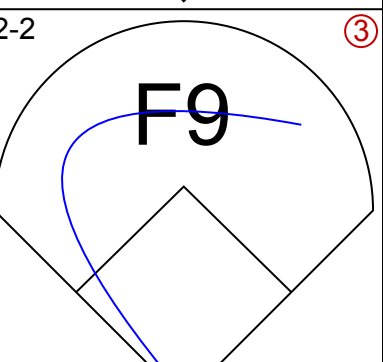
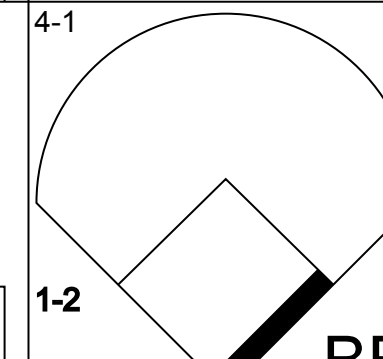
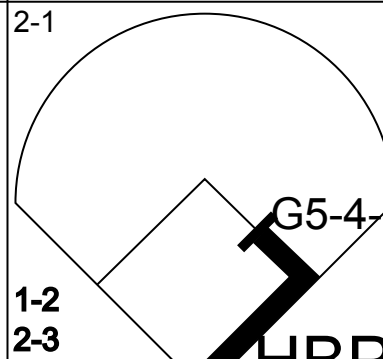
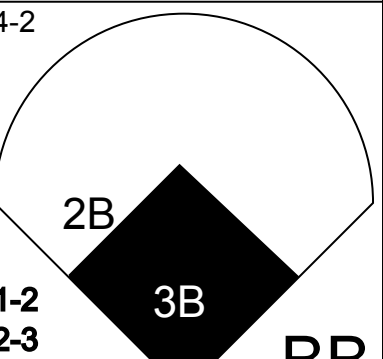
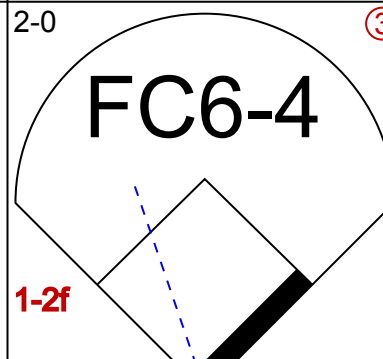

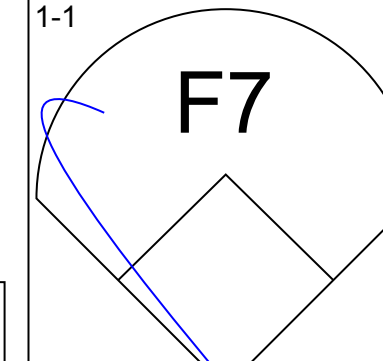
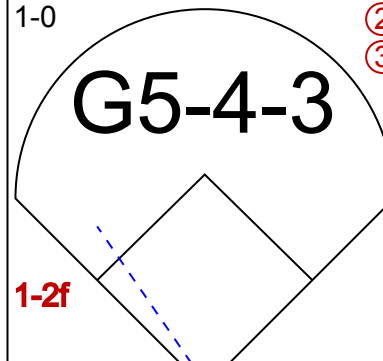
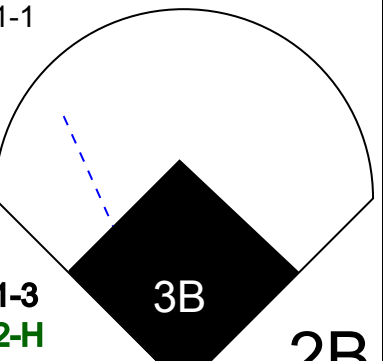


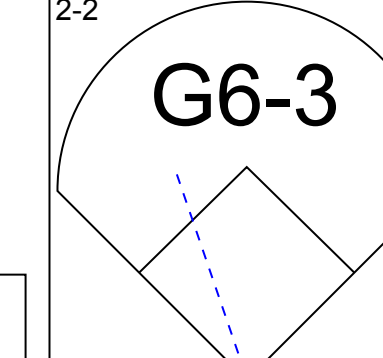
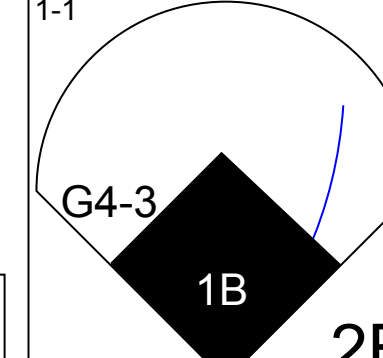
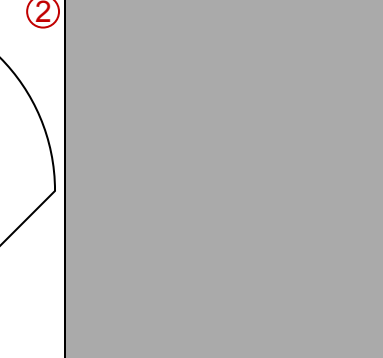
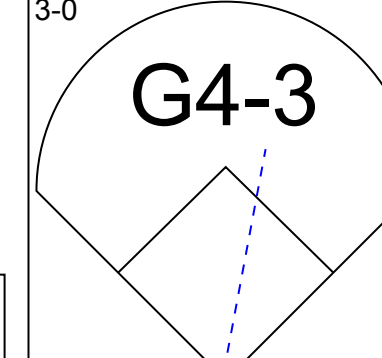
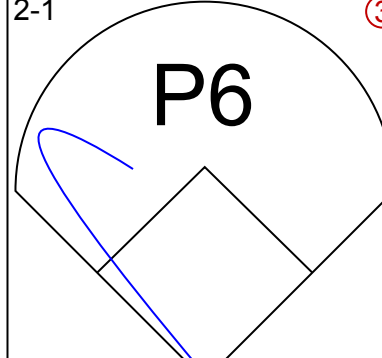
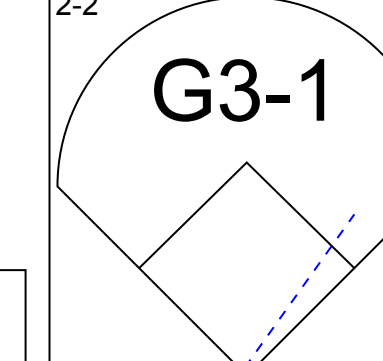
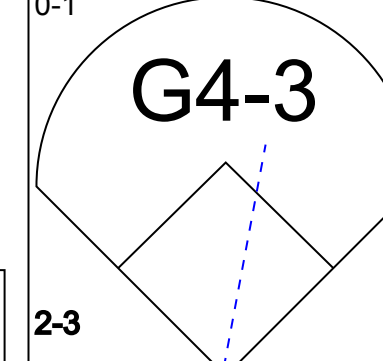
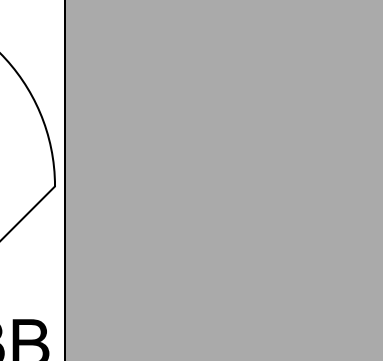
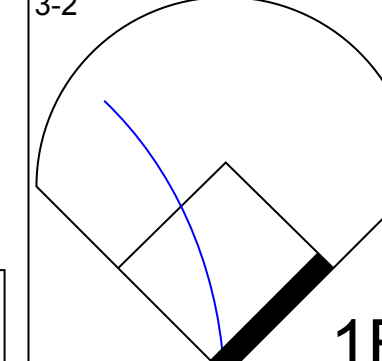
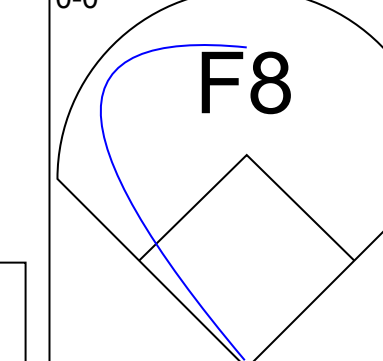
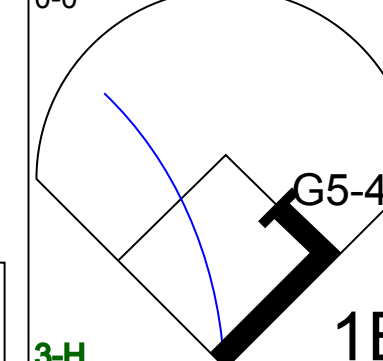
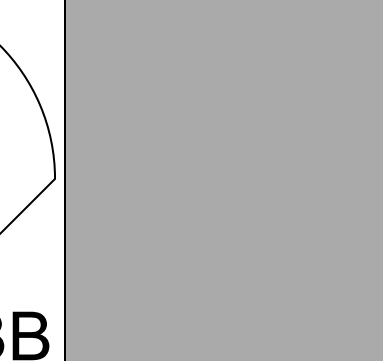
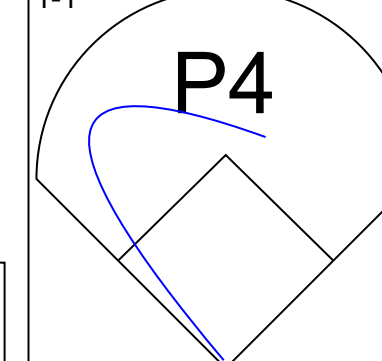
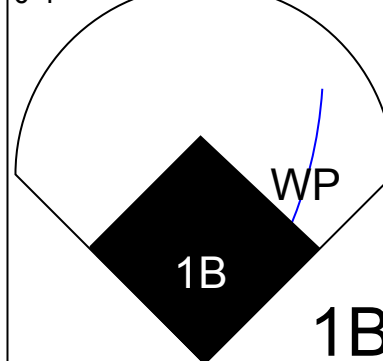
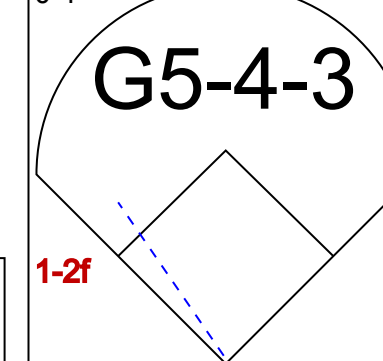
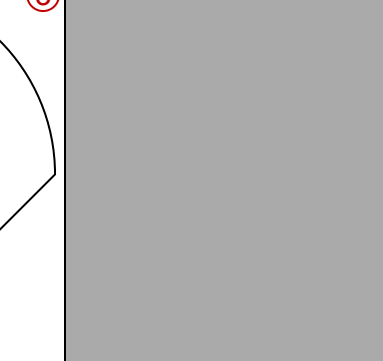
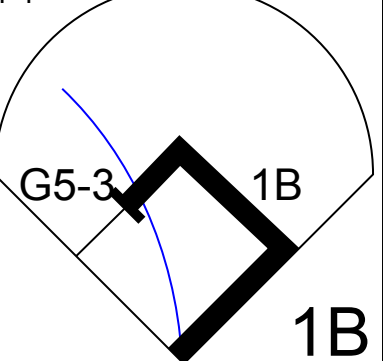


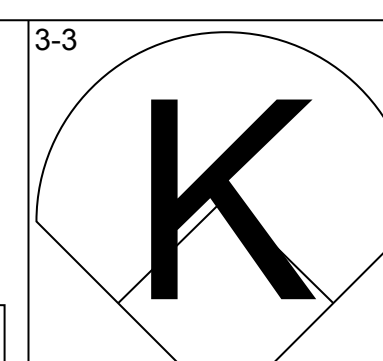
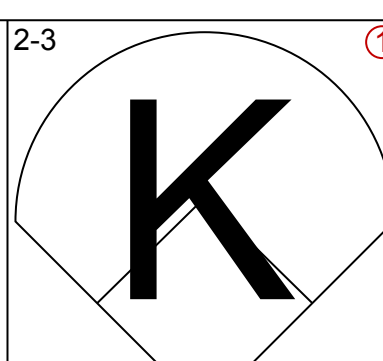
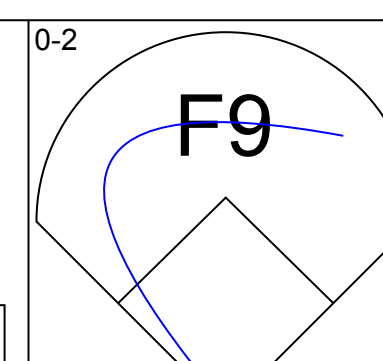
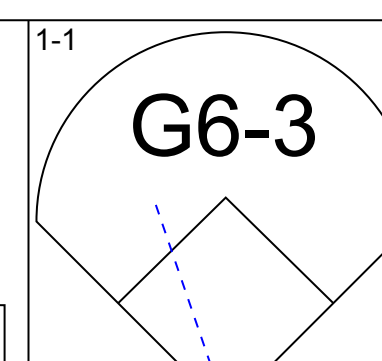
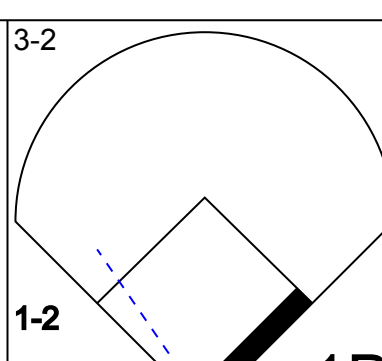
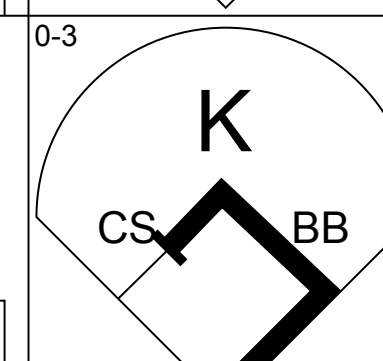
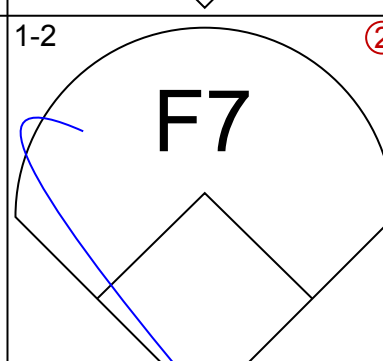
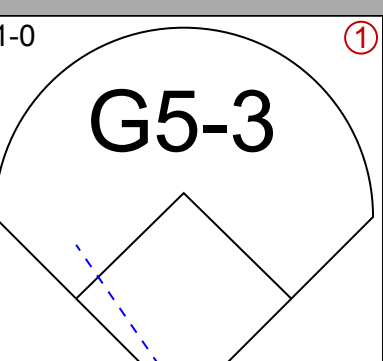
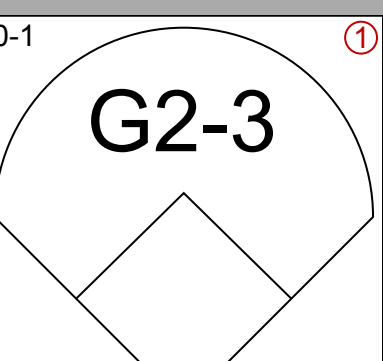
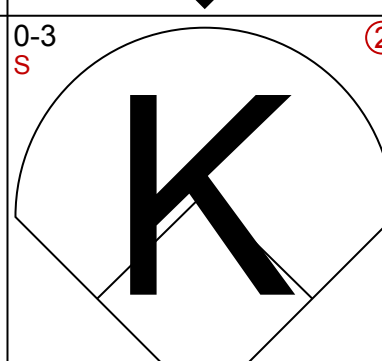
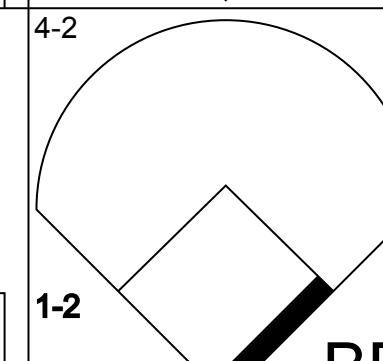
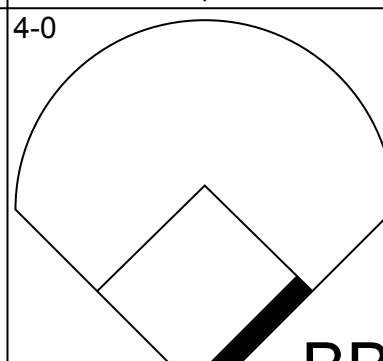
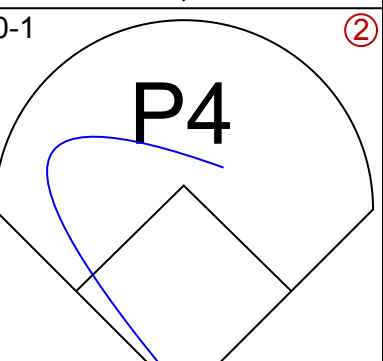
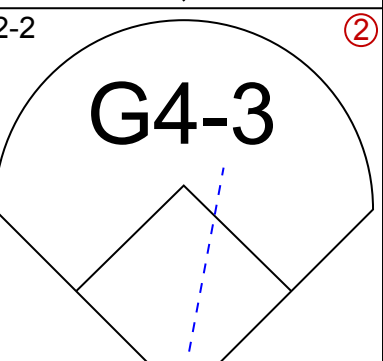
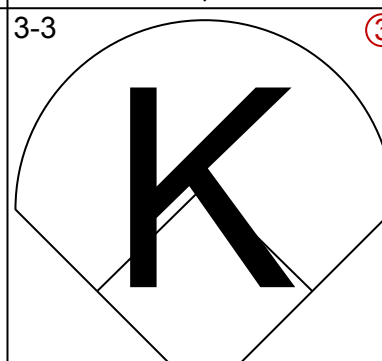
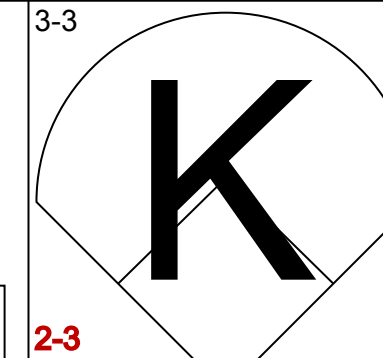
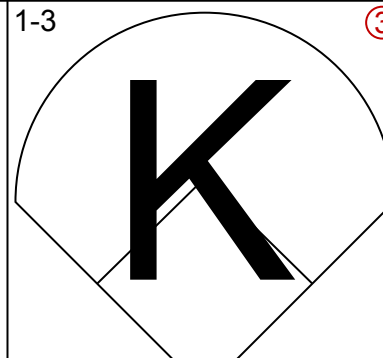
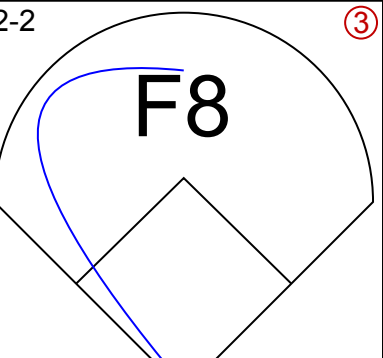
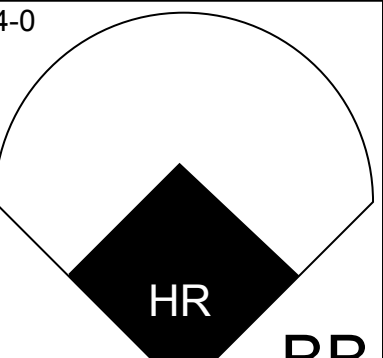
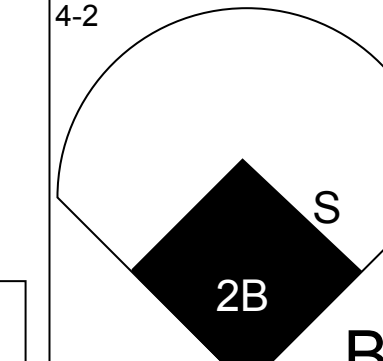
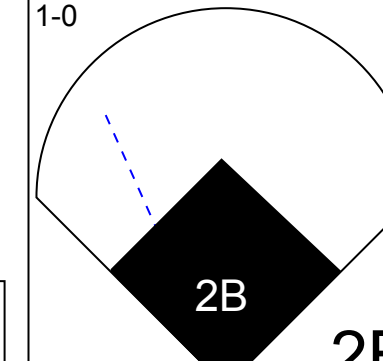
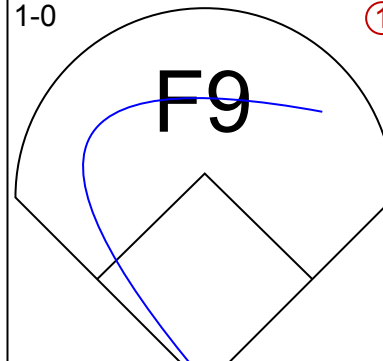
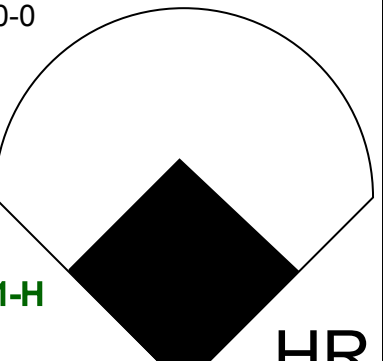
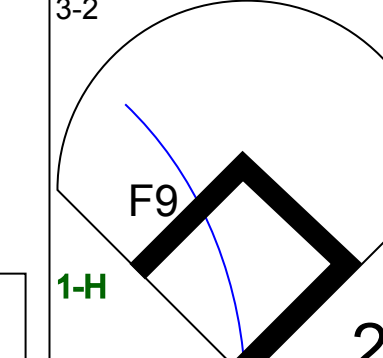
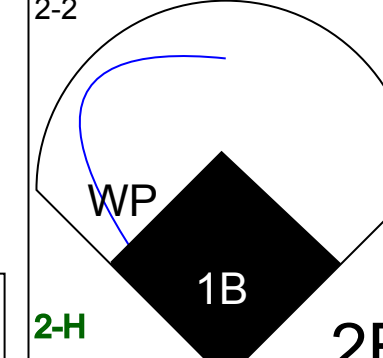
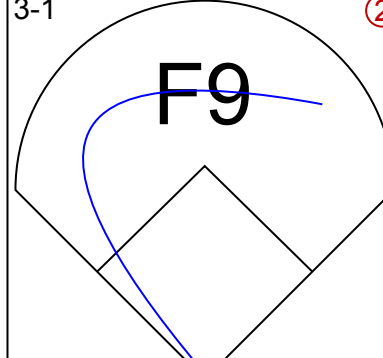
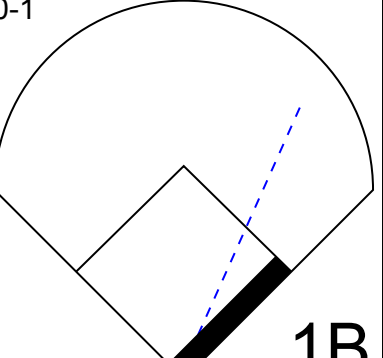
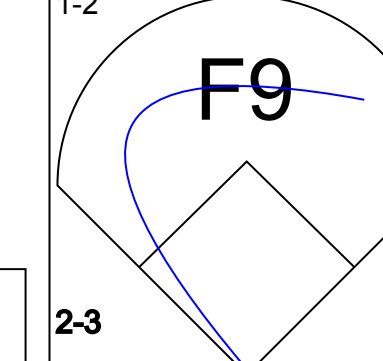
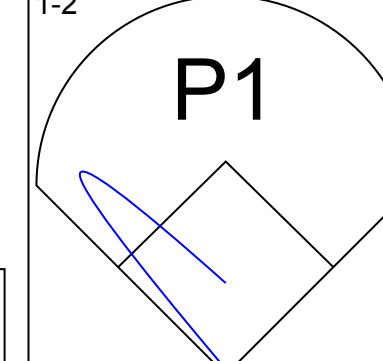
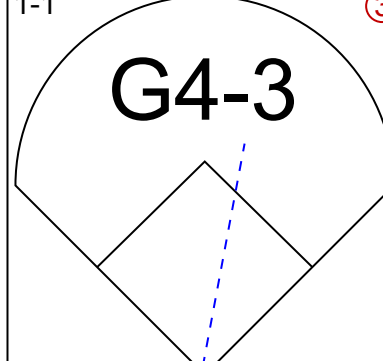
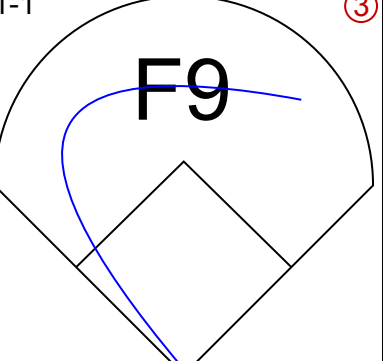
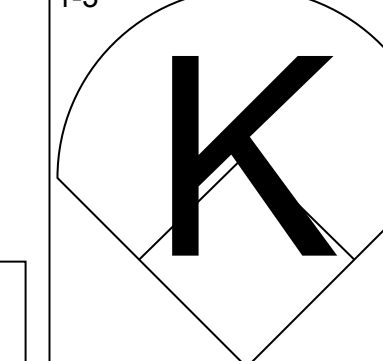
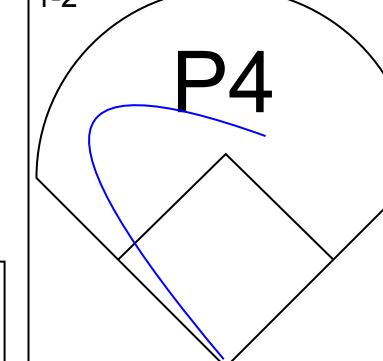


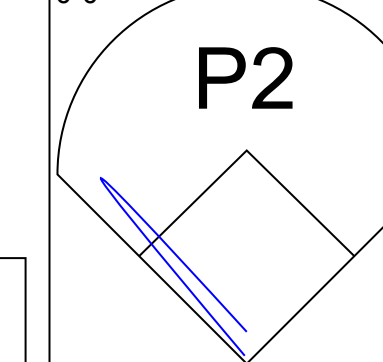
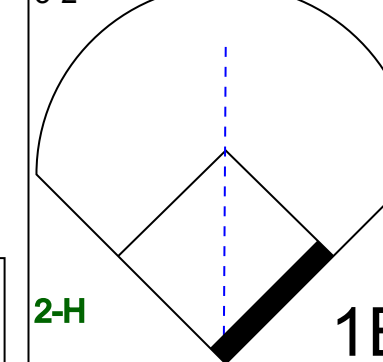


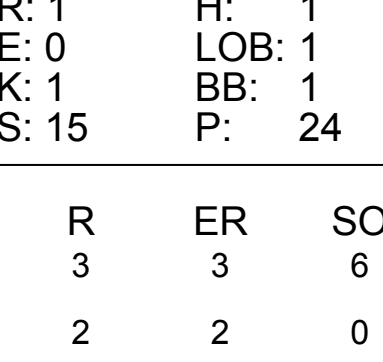
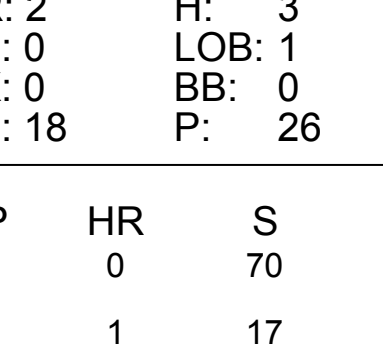
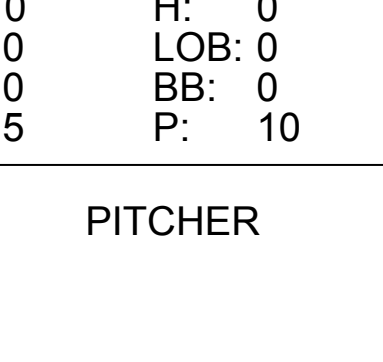
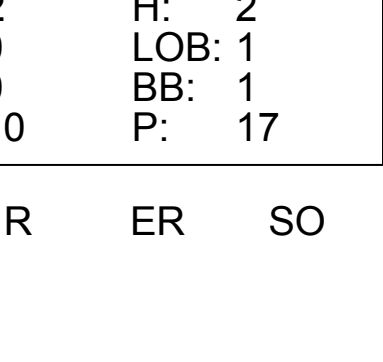



| | |
|-----|----|
| AB | 35 |
| R | 8 |
| H | 14 |
| RBI | 8 |
| BB | 2 |
| SO | 2 |
| LOB | 14 |



| Batter | 1 | 2 | 3 | 4 | 5 | 6 | 7 | 8 | 9 | AB | R | H | RBI | BB | SO | LOB | TOP | | | | | |
|--|---|---|-------------------------------|------------------------------------|------------------------------|------------------------------------|-------------------------------|----------------------------------|------------------------------|----------------------------------|-------------------------------|----------------------------------|------------------------------|----------------------------------|-------------------------------|----------------------------------|--|------------------------------|----------------------------------|----------------------------------|------------------------------------|----------------------------------|
| Joey Cora, S (1,4) <small>OBP: 0.389, SLG: 0.491</small> Brent Gates, S (6,4) <small>OBP: 0.283, SLG: 0.374</small> | 1-1 1B | 0-0 G4-3 | | 1-2 2B 1B | | 4-1 F9 HR BB G5-3 | 3-2 F7 | | 0-0 1B | 3 | 3 | 2 | 0 | 1 | 0 | 0 | Seattle Mariners @ Milwaukee Brewers Milwaukee County Stadium, Milwaukee, WI Sat Aug 02 1997, 8:05 PM EDT Att: 43,215 - Unknown - 86 F | | | | | |
| Alex Rodriguez, R (1,6) <small>OBP: 0.447, SLG: 0.516</small> | 2-1 G5-3 1B 2B | 2-2 HR 1B | | 1-1 HBP 2B 1B | | 0-2 G5-3 1B 2B | 2-0 P6 | | 2-0 F9 | 5 | 2 | 2 | 0 | 0 | 0 | 2 | | | | | | |
| Ken Griffey Jr., L (1,8) <small>OBP: 0.373, SLG: 0.611</small> Rich Amaral, R (6, PH) <small>OBP: 0.311, SLG: 0.306</small> | 2-1 P4 | 2-2 HR | | 1-0 2B 1-3 2-H 3-H | | 4-0 HR BB IBB | | 1-3 K | | 3 | 2 | 2 | 4 | 1 | 0 | 2 | | | | | | |
| Edgar Martinez, R (1,10) <small>OBP: 0.447, SLG: 0.527</small> | 1-1 G5-3 2B 1B 2-H 2B | 2-1 FC4-6 HBP | | 1-0 K 1-3 2-H 3-H | | 3-1 F9 2-3 | | 1-0 HR | | 4 | 2 | 2 | 2 | 0 | 1 | 4 | | | | | | |
| Jay Buhner, R (1,9) <small>OBP: 0.380, SLG: 0.492</small> Lee Tinsley, S (6,7) <small>OBP: 0.274, SLG: 0.295</small> | 3-2 G5-3 1-2 2-3 | 1-1 FC4-6 1-2 | | 2-3 K | | 4-2 HR BB | | 3-1 1B | | 3 | 1 | 0 | 0 | 1 | 1 | 5 | | | | | | |
| Paul Sorrento, L (1,3) <small>OBP: 0.338, SLG: 0.521</small> | 2-2 2B 2-H 3-H | | 2-2 K | 0-0 G4-3 | | 1-0 HR 1-H 2-H 3-H | | 1-1 F9 | | 5 | 1 | 2 | 6 | 0 | 1 | 3 | | | | | | |
| Rob Ducey, L (1,7) <small>OBP: 0.304, SLG: 0.442</small> | 2-3 K | | 0-3 K | | 0-0 G4-3 | | 3-1 HR | | 2-3 K | 5 | 1 | 1 | 1 | 0 | 3 | 2 | | | | | | |
| Russ Davis, R (1,5) <small>OBP: 0.332, SLG: 0.506</small> | | 0-0 HR | 0-1 F8 | | 1-2 G5-3 | 0-0 G5-3 | | 4-2 G6-4-3 BB | | 4 | 1 | 1 | 1 | 1 | 0 | 0 | | | | | | |
| John Marzano, R (1,2) <small>OBP: 0.375, SLG: 0.380</small> | 1-2 G6-3 | | | 3-2 HBP 1B 2B 1B | 3-1 F8 | | 0-3 K | | 0-0 G6-4-3 1-2 | 5 | 1 | 1 | 0 | 0 | 1 | 1 | | | | | | |
| Inning Stats | R: 3 E: 0 K: 1 S: 17 | H: 4 LOB: 1 BB: 0 P: 30 | R: 3 E: 0 K: 0 S: 16 | H: 3 LOB: 1 BB: 0 P: 24 | R: 0 E: 0 K: 2 S: 9 | H: 0 LOB: 0 BB: 0 P: 11 | R: 2 E: 0 K: 2 S: 18 | H: 3 LOB: 2 BB: 0 P: 26 | R: 0 E: 0 K: 0 S: 6 | H: 0 LOB: 0 BB: 0 P: 10 | R: 5 E: 0 K: 0 S: 12 | H: 2 LOB: 0 BB: 3 P: 31 | R: 0 E: 0 K: 1 S: 8 | H: 0 LOB: 0 BB: 0 P: 13 | R: 1 E: 0 K: 2 S: 12 | H: 2 LOB: 1 BB: 0 P: 20 | | R: 0 E: 0 K: 0 S: 5 | H: 1 LOB: 1 BB: 1 P: 11 | 1B: 8 2B: 2 3B: 0 HR: 5 | SF: 0 SAC: 0 DP: 1 HBP: 2 | WP: 0 PB: 0 SB: 0 CS: 0 |
| PITCHER | IP WLS BF H R ER SO BB IBB HBP BLK WP HR S P ERA WHIP | IP WLS BF H R ER SO BB IBB HBP BLK WP HR S P ERA WHIP | | | | | | | | | | | | | | | | | | | | |
| Steve Woodard, R (1,1) <small>ERA: 5.4</small> | 2.0 | L | 14 | 7 | 6 | 6 | 1 | 0 | 0 | 1 | 0 | 0 | 0 | 0 | 2 | 33 | 54 | 27.00 | 3.500 | | | |
| Greg Hansell, R (3,1) <small>ERA: 9.64</small> | 3.0 | | 13 | 3 | 2 | 2 | 4 | 0 | 0 | 1 | 0 | 0 | 0 | 0 | 33 | 47 | 6.00 | 1.000 | | | | |
| Mike Misuraca, R (6,1) <small>ERA: 7.71</small> | 4.0 | | 20 | 5 | 6 | 6 | 3 | 3 | 1 | 0 | 0 | 0 | 0 | 3 | 37 | 75 | 13.50 | 2.000 | | | | |

| Batter | 1 | 2 | 3 | 4 | 5 | 6 | 7 | 8 | 9 | AB | R | H | RBI | BB | SO | LOB | BOTTOM | | | |
|---|---|---|-------------------------------|----------------------------------|--------------------------------|----------------------------------|-------------------------------|----------------------------------|-------------------------------|----------------------------------|------------------------------|----------------------------------|-------------------------------|----------------------------------|-------------------------------|----------------------------------|--|----------------------------------|------------------------------------|----------------------------------|
| Fernando Vina, L (1,4) <small>OBP: 0.315, SLG: 0.403</small> | 0-1 F8 | | 1-2 G6-3 | | 1-2 FC5-4 1B | 2-3 1B | | 0-1 1B | | 5 | 0 | 3 | 0 | 0 | 0 | 0 | Seattle Mariners @ Milwaukee Brewers Milwaukee County Stadium, Milwaukee, WI Sat Aug 02 1997, 8:05 PM EDT Att: 43,215 - Unknown - 86 F | | | |
| Jose Valentin, S (1,6) <small>OBP: 0.321, SLG: 0.402</small> Mark Loretta, R (7,6) <small>OBP: 0.357, SLG: 0.407</small> | 1-0 F8 | | 3-1 G6-3 | | 2-0 F9 | 1-3 K2-3 | | 1-1 L4 | | 4 | 0 | 0 | 0 | 0 | 1 | 4 | | | | |
| Jeff Cirillo, R (1,5) <small>OBP: 0.354, SLG: 0.419</small> Jeff Huson, L (7,5) <small>OBP: 0.270, SLG: 0.246</small> | 0-2 2B | | 0-0 G5-3 | | 1-1 FC5-4 1-2 2-3 | | 3-2 P5 | | 2-1 L8 | 3 | 0 | 1 | 0 | 0 | 0 | 2 | | | | |
| Dave Nilsson, L (1,3) <small>OBP: 0.356, SLG: 0.474</small> | 0-1 F7 | | | 1-2 G3-1 | 2-1 F7 | | 4-1 G5-4-3 BB | | 3-2 F8 | 4 | 0 | 0 | 0 | 1 | 0 | 3 | | | | |
| Jack Voigt, R (1,7) <small>OBP: 0.313, SLG: 0.571</small> | | 3-2 1B | | 0-0 2B | | 1-3 K | 1-2 G5-4-3 1-2 | | 3-2 G5-3 | 5 | 0 | 2 | 0 | 0 | 1 | 1 | | | | |
| Matt Mieske, R (1,9) <small>OBP: 0.300, SLG: 0.393</small> | | 1-1 E5 FC4-6 | | 3-0 E5 | | 2-0 2B 2B | | 3-2 HR 1B | | 4 | 2 | 2 | 0 | 0 | 0 | 2 | | | | |
| Gerald Williams, R (1,8) <small>OBP: 0.296, SLG: 0.395</small> Jeremy Burnitz, L (6, PH) <small>OBP: 0.385, SLG: 0.559</small> | | 2-3 K | | 2-3 K | | 0-1 18 1B 2B 2-H | | 1-1 HR 1-H | | 3 | 1 | 1 | 1 | 0 | 2 | 4 | | | | |
| 18 Todd Dunn, R (1,10) <small>OBP: 0.292, SLG: 0.400</small> | | 0-3 K | | 3-3 K | | 0-1 1B 2-3 | | 1-2 K | | 4 | 0 | 1 | 0 | 0 | 3 | 4 | | | | |
| Mike Matheny, R (1,2) <small>OBP: 0.279, SLG: 0.341</small> | | 1-2 FC4-6 1-2 | | | 1-2 FC5-4 1B 1B | 3-3 K 1-2 3-H | | 2-3 K | | 4 | 0 | 1 | 0 | 0 | 2 | 3 | | | | |
| Inning Stats | R: 0 E: 0 K: 0 S: 8 | H: 1 LOB: 1 BB: 0 P: 9 | R: 0 E: 1 K: 2 S: 15 | H: 1 LOB: 2 BB: 0 P: 22 | R: 0 E: 1 K: 2 S: 14 | H: 1 LOB: 2 BB: 0 P: 23 | R: 0 E: 0 K: 0 S: 11 | H: 2 LOB: 2 BB: 0 P: 18 | R: 2 E: 1 K: 3 S: 18 | H: 4 LOB: 2 BB: 0 P: 25 | R: 0 E: 0 K: 0 S: 7 | H: 0 LOB: 0 BB: 1 P: 15 | R: 2 E: 0 K: 2 S: 16 | H: 3 LOB: 1 BB: 0 P: 24 | R: 0 E: 0 K: 0 S: 10 | H: 0 LOB: 0 BB: 0 P: 18 | | 1B: 7 2B: 4 3B: 0 HR: 1 | SF: 0 SAC: 0 DP: 1 HBP: 0 | WP: 0 PB: 0 SB: 1 CS: 0 |
| PITCHER | IP WLS BF H R ER SO BB IBB HBP BLK WP HR S P ERA WHIP | IP WLS BF H R ER SO BB IBB HBP BLK WP HR S P ERA WHIP | | | | | | | | | | | | | | | | | | |
| Jeff Fassero, L (1,1) <small>ERA: 4.08</small> | 6.0 | W | 29 | 9 | 2 | 2 | 7 | 0 | 0 | 0 | 0 | 0 | 0 | 0 | 7 | 15 | 0.00 | 1.000 | | |
| Norm Charlton, L (7,1) <small>ERA: 7.69</small> | 1.0 | | 3 | 0 | 0 | 0 | 0 | 1 | 0 | 0 | 0 | 0 | 0 | 1 | 16 | 24 | 18.00 | 3.000 | | |
| Bob Wells, R (8,1) <small>ERA: 5.7</small> | 1.0 | | 6 | 3 | 2 | 2 | 2 | 0 | 0 | 0 | 0 | 0 | 0 | 1 | 10 | 18 | 0.00 | 0.000 | | |
| Heathcliff Stocumb, R (9,1) <small>ERA: 5.66</small> | 1.0 | | 3 | 0 | 0 | 0 | 0 | 0 | 0 | 0 | 0 | 0 | 0 | 0 | 10 | 18 | 0.00 | 0.000 | | |

| Batter | 1 | 2 | 3 | 4 | 5 | 6 | 7 | 8 | 9 | AB | R | H | RBI | BB | SO | LOB | TOP | | | | | |
|--|--|---|---|---|---|--|--|---|---|----------------------------------|-------------------------------|----------------------------------|------------------------------|----------------------------------|-------------------------------|----------------------------------|---|----------------------------------|----------------------------------|------------------------------------|----------------------------------|--------|
| Joey Cora, S OBP: 0.389, SLG: 0.490 (1, 4) |  | |  1B | |  |  | |  1B | | 5 | 0 | 2 | 1 | 0 | 1 | 0 | Seattle Mariners @ Milwaukee Brewers Milwaukee County Stadium, Milwaukee, WI Sun Aug 03 1997, 4:33 AM EDT Att: 31,297 - Cloudy - 79 F | | | | | |
| Alex Rodriguez, R OBP: 0.369, SLG: 0.517 (1, 6) |  | |  1B | |  2B |  1B | |  1B | | 3 | 1 | 2 | 0 | 2 | 0 | 2 | | | | | | |
| Ken Griffey Jr., L OBP: 0.371, SLG: 0.605 (1, 8) |  | |  | |  2B |  | |  | | 4 | 1 | 0 | 0 | 1 | 2 | 5 | | | | | | |
| Edgar Martinez, R OBP: 0.449, SLG: 0.524 (1, 10) |  | |  HBP | |  3B |  1-2 | |  | | 2 | 1 | 0 | 0 | 2 | 1 | 1 | | | | | | |
| Jay Buhner, R OBP: 0.378, SLG: 0.491 (1, 9) |  | |  1-2 | |  2B | |  | |  | 5 | 1 | 1 | 2 | 0 | 1 | 5 | | | | | | |
| Paul Sorrento, L OBP: 0.336, SLG: 0.519 (1, 3) | |  | |  1B |  | |  | |  | 5 | 1 | 1 | 0 | 0 | 1 | 2 | | | | | | |
| Lee Tinsley, S OBP: 0.284, SLG: 0.329 (1, 7) |  | | |  2B |  2-H 3-H | |  | | | 4 | 0 | 2 | 2 | 0 | 0 | 1 | | | | | | |
| Russ Davis, R OBP: 0.333, SLG: 0.504 (1, 5) |  | | |  1B |  3-H | |  | | | 3 | 0 | 1 | 1 | 1 | 0 | 1 | | | | | | |
| John Marzano, R OBP: 0.383, SLG: 0.389 (1, 2) | | |  1B |  1B |  | | |  1B | | 4 | 1 | 2 | 0 | 0 | 1 | 3 | | | | | | |
| Inning Stats | R: 0 E: 0 K: 2 S: 14 | H: 0 LOB: 2 BB: 2 P: 27 | R: 0 E: 0 K: 0 S: 8 | H: 0 LOB: 0 BB: 0 P: 12 | R: 1 E: 0 K: 1 S: 10 | H: 2 LOB: 2 BB: 1 P: 19 | R: 1 E: 0 K: 0 S: 7 | H: 2 LOB: 0 BB: 0 P: 8 | R: 4 E: 0 K: 2 S: 22 | H: 3 LOB: 2 BB: 3 P: 38 | R: 0 E: 0 K: 0 S: 12 | H: 1 LOB: 1 BB: 0 P: 16 | R: 0 E: 0 K: 0 S: 7 | H: 1 LOB: 1 BB: 0 P: 15 | R: 0 E: 0 K: 0 S: 14 | H: 2 LOB: 1 BB: 0 P: 22 | R: 0 E: 0 K: 2 S: 9 | H: 0 LOB: 0 BB: 0 P: 13 | 1B: 8 2B: 2 3B: 1 HR: 0 | SF: 0 SAC: 0 DP: 3 HBP: 1 | WP: 1 PB: 0 SB: 2 CS: 0 | PA: 42 |
| PITCHER | IP | WLS | BF | H | R | ER | SO | BB | IBB | HBP | BLK | WP | HR | S | P | ERA | WHIP | | | | | |
| Jose Mercedes, R ERA: 4.47 (1, 1) | 4.0 | | 18 | 4 | 2 | 2 | 3 | 3 | 0 | 1 | 0 | 1 | 0 | 39 | 66 | 4.50 | 1.750 | | | | | |
| Al Reyes, R ERA: 7.71 (5, 1) | 2.2 | L | 16 | 5 | 4 | 4 | 2 | 3 | 0 | 0 | 0 | 0 | 0 | 39 | 66 | 13.50 | 3.000 | | | | | |
| Ron Villone, L ERA: 5.28 (7, 1) | 0.1 | | 3 | 2 | 0 | 0 | 0 | 0 | 0 | 0 | 0 | 0 | 0 | 7 | 12 | 0.00 | 6.000 | | | | | |
| Doug Jones, R ERA: 2.55 (8, 1) | 2.0 | | 5 | 0 | 0 | 0 | 2 | 0 | 0 | 0 | 0 | 0 | 0 | 18 | 26 | 0.00 | 0.000 | | | | | |

| Batter | 1 | 2 | 3 | 4 | 5 | 6 | 7 | 8 | 9 | AB | R | H | RBI | BB | SO | LOB | BOTTOM | | | | | |
|--|---|--|---|---|--|----------------------------------|---|--|--|---------------------------------|------------------------------|----------------------------------|------------------------------|---------------------------------|-------------------------------|----------------------------------|---|----------------------------------|----------------------------------|------------------------------------|----------------------------------|--------|
| Mark Loretta, R OBP: 0.355, SLG: 0.403 (1, 4) |  | |  |  | | |  | |  1-2 | 5 | 0 | 1 | 0 | 0 | 2 | 1 | Seattle Mariners @ Milwaukee Brewers Milwaukee County Stadium, Milwaukee, WI Sun Aug 03 1997, 4:33 AM EDT Att: 31,297 - Cloudy - 79 F | | | | | |
| Jose Valentin, S OBP: 0.316, SLG: 0.395 (1, 6) |  | |  | |  | | |  |  1-2 | 5 | 0 | 0 | 0 | 0 | 2 | 2 | | | | | | |
| Jeff Cirillo, R OBP: 0.355, SLG: 0.416 (1, 5) |  | |  | |  | | |  |  3-3 | 3 | 0 | 0 | 0 | 2 | 1 | 2 | | | | | | |
| Dave Nilsson, L OBP: 0.355, SLG: 0.471 (1, 10) |  | |  | |  | | |  4-0 | | 3 | 1 | 0 | 0 | 1 | 2 | 3 | | | | | | |
| Jack Voigt, R OBP: 0.324, SLG: 0.581 (8, 7) | |  2B | |  2B | | |  | |  1-H | 2 | 2 | 1 | 0 | 1 | 0 | 0 | | | | | | |
| Jeromy Burnitz, L OBP: 0.397, SLG: 0.570 (8, PH) | |  2B | |  2B | | |  | |  1-H | 1 | 1 | 1 | 2 | 0 | 0 | 0 | | | | | | |
| Matt Mieske, R OBP: 0.304, SLG: 0.405 (8, PH) | |  1-H | |  1B | | |  | |  1-H | 3 | 1 | 2 | 2 | 0 | 0 | 0 | | | | | | |
| Fernando Vina, L OBP: 0.320, SLG: 0.408 (9, 4) | |  | |  | | |  | |  | 1 | 0 | 1 | 0 | 0 | 0 | 0 | | | | | | |
| Gerald Williams, R OBP: 0.293, SLG: 0.391 (1, 8) |  | | |  | | |  | |  | 4 | 0 | 0 | 0 | 0 | 0 | 3 | | | | | | |
| 18 Todd Dunn, R OBP: 0.284, SLG: 0.389 (7, PH) |  | | |  | | |  | |  | 2 | 0 | 0 | 0 | 0 | 1 | 2 | | | | | | |
| Jeff Huson, L OBP: 0.266, SLG: 0.241 (8, 3) | | | |  | | |  | |  | 2 | 0 | 0 | 0 | 0 | 1 | 0 | | | | | | |
| Mike Matheny, R OBP: 0.281, SLG: 0.342 (7, PH) | | | | | | | | | 1B | 2 | 0 | 1 | 1 | 0 | 0 | 1 | | | | | | |
| Jesse Levis, L OBP: 0.351, SLG: 0.346 (8, 2) | | | | 1B | | | | | 1B | 1 | 0 | 0 | 0 | 1 | 0 | 0 | | | | | | |
| Inning Stats | R: 0 E: 0 K: 3 S: 14 | H: 0 LOB: 2 BB: 1 P: 24 | R: 1 E: 0 K: 1 S: 15 | H: 1 LOB: 1 BB: 1 P: 24 | R: 0 E: 0 K: 2 S: 12 | H: 0 LOB: 1 BB: 1 P: 20 | R: 2 E: 0 K: 0 S: 18 | H: 3 LOB: 1 BB: 0 P: 26 | R: 0 E: 0 K: 0 S: 6 | H: 0 LOB: 0 BB: 0 P: 9 | R: 0 E: 0 K: 0 S: 5 | H: 0 LOB: 0 BB: 0 P: 10 | R: 0 E: 0 K: 0 S: 7 | H: 0 LOB: 0 BB: 0 P: 8 | R: 2 E: 0 K: 0 S: 10 | H: 2 LOB: 1 BB: 1 P: 17 | R: 0 E: 0 K: 3 S: 20 | H: 1 LOB: 2 BB: 1 P: 30 | 1B: 3 2B: 4 3B: 0 HR: 1 | SF: 0 SAC: 0 DP: 1 HBP: 0 | WP: 2 PB: 0 SB: 1 CS: 1 | PA: 39 |
| PITCHER | IP | WLS | BF | H | R | ER | SO | BB | IBB | HBP | BLK | WP | HR | S | P | ERA | WHIP | | | | | |
| Randy Johnson, L ERA: 2.48 (1, 1) | 6.0 | W | 25 | 4 | 3 | 3 | 6 | 3 | 0 | 0 | 0 | 0 | 0 | 70 | 113 | 4.50 | 1.167 | | | | | |
| Mike Timlin, R ERA: 3.06 (7, 1) | 2.0 | | 9 | 2 | 2 | 2 | 0 | 1 | 0 | 0 | 0 | 0 | 1 | 17 | 25 | 9.00 | 1.500 | | | | | |
| Heathcliff Slocumb, R ERA: 6.56 (8, 1) | 1.0 | S | 5 | 1 | 0 | 0 | 3 | 1 | 0 | 0 | 0 | 0 | 0 | 20 | 30 | 0.00 | 2.000 | | | | | |

| Batter | 1 | 2 | 3 | 4 | 5 | 6 | 7 | 8 | 9 | AB | R | H | RBI | BB | SO | LOB | TOP | | | | | | | | | | |
|--|--------------------------------------|----------------------------------|--------------------------------------|----------------------------------|--------------------------------------|----------------------------------|---------------------------------------|----------------------------------|---------------------------------------|----------------------------------|---------------------------------------|----------------------------------|---------------------------------------|----------------------------------|--------------------------------------|----------------------------------|---------------------------------------|----------------------------------|----------------------------------|------------------------------------|-------------------------|--------|--|--|--|--|--|
| Fernando Vina, L (1,4) OBP: 0.316, SLG: 0.400 | | | | | | | | | | 5 | 0 | 1 | 0 | 0 | 0 | 2 | | | | | | | | | | | |
| Jose Valentin, S (1,6) OBP: 0.320, SLG: 0.412 | | | | | | | | | | 5 | 2 | 3 | 1 | 0 | 1 | 0 | | | | | | | | | | | |
| Jeff Cirillo, R (1,5) OBP: 0.355, SLG: 0.417 | | | | | | | | | | 4 | 0 | 1 | 1 | 1 | 1 | 1 | | | | | | | | | | | |
| Dave Nilsson, L (1,3) OBP: 0.358, SLG: 0.482 Jack Voigt, R (9, PR) OBP: 0.324, SLG: 0.581 | | | | | | | | | | 5 | 1 | 3 | 1 | 0 | 0 | 2 | | | | | | | | | | | |
| Jeromy Burnitz, L (1,9) OBP: 0.387, SLG: 0.576 | | | | | | | | | | 5 | 1 | 2 | 1 | 0 | 0 | 2 | | | | | | | | | | | |
| Matt Mieske, R (1,7) OBP: 0.299, SLG: 0.398 | | | | | | | | | | 4 | 0 | 0 | 0 | 0 | 3 | 3 | | | | | | | | | | | |
| Gerald Williams, R (1,8) OBP: 0.295, SLG: 0.392 | | | | | | | | | | 4 | 1 | 2 | 0 | 0 | 0 | 3 | | | | | | | | | | | |
| 18 Todd Dunn, R (1,10) OBP: 0.282, SLG: 0.382 | | | | | | | | | | 4 | 0 | 1 | 1 | 0 | 0 | 1 | | | | | | | | | | | |
| Mike Matheny, R (1,2) OBP: 0.281, SLG: 0.340 | | | | | | | | | | 4 | 0 | 1 | 0 | 0 | 0 | 1 | | | | | | | | | | | |
| Inning Stats | R: 0 H: 2 E: 0 K: 0 S: 7 | H: 2 LOB: 1 BB: 0 P: 12 | R: 0 H: 0 E: 0 K: 1 S: 8 | H: 0 LOB: 0 BB: 0 P: 12 | R: 0 H: 0 E: 0 K: 0 S: 6 | H: 0 LOB: 0 BB: 0 P: 10 | R: 4 H: 5 E: 0 K: 0 S: 21 | H: 5 LOB: 1 BB: 0 P: 29 | R: 1 H: 2 E: 0 K: 1 S: 13 | H: 2 LOB: 1 BB: 0 P: 19 | R: 0 H: 2 E: 0 K: 1 S: 16 | H: 2 LOB: 3 BB: 1 P: 22 | R: 0 H: 2 E: 0 K: 2 S: 15 | H: 2 LOB: 1 BB: 1 P: 25 | R: 0 H: 0 E: 0 K: 0 S: 5 | H: 0 LOB: 0 BB: 0 P: 10 | R: 0 H: 1 E: 0 K: 1 S: 10 | H: 1 LOB: 1 BB: 0 P: 14 | 1B: 8 2B: 3 3B: 0 HR: 3 | SF: 0 SAC: 0 DP: 0 HBP: 0 | WP: 0 PB: 0 CS: 1 | PA: 41 | | | | | |
| PITCHER | IP | WLS | BF | H | R | ER | SO | BB | IBB | HBP | BLK | WP | HR | S | P | ERA | WHIP | | | | | | | | | | |
| Ken Hill, R (1,1) ERA: 9.25 | 4.1 | L | 21 | 9 | 5 | 5 | 1 | 0 | 0 | 0 | 0 | 0 | 3 | 49 | 73 | 10.38 | 2.077 | | | | | | | | | | |
| Darrell May, L (5,1) ERA: 3.91 | 2.0 | | 11 | 4 | 0 | 0 | 2 | 1 | 0 | 0 | 0 | 0 | 0 | 33 | 50 | 0.00 | 2.500 | | | | | | | | | | |
| Shigetoshi Hasegawa, R (7,1) ERA: 3.86 | 1.2 | | 5 | 0 | 0 | 0 | 1 | 0 | 0 | 0 | 0 | 0 | 0 | 9 | 16 | 0.00 | 0.000 | | | | | | | | | | |
| Greg Cadaret, L (9,1) ERA: | 1.0 | | 4 | 1 | 0 | 0 | 1 | 0 | 0 | 0 | 0 | 0 | 0 | 10 | 14 | 0.00 | 1.000 | | | | | | | | | | |

Milwaukee Brewers @ Anaheim Angels
Anaheim Stadium, Anaheim, CA
Mon Aug 04 1997, 10:05 PM EDT
Att: 16,426 - Unknown - 82 F

| | |
|-----|----|
| AB | 40 |
| R | 5 |
| H | 14 |
| RBI | 5 |
| BB | 1 |
| SO | 5 |
| LOB | 15 |



| Batter | 1 | 2 | 3 | 4 | 5 | 6 | 7 | 8 | 9 | AB | R | H | RBI | BB | SO | LOB | BOTTOM | | | | | | | | | | |
|---|--------------------------------------|----------------------------------|---------------------------------------|----------------------------------|--------------------------------------|---------------------------------|--------------------------------------|----------------------------------|--------------------------------------|----------------------------------|--------------------------------------|----------------------------------|--------------------------------------|----------------------------------|--------------------------------------|---------------------------------|---------------------------------------|----------------------------------|----------------------------------|------------------------------------|-------------------------|--------|--|--|--|--|--|
| Tony Phillips, S (1,7) OBP: 0.391, SLG: 0.392 Orlando Palmeiro, L (6,8) OBP: 0.321, SLG: 0.272 | | | | | | | | | | 3 | 0 | 0 | 0 | 0 | 2 | 1 | | | | | | | | | | | |
| Darin Erstad, L (1,3) OBP: 0.352, SLG: 0.443 | | | | | | | | | | 4 | 0 | 0 | 0 | 0 | 0 | 0 | | | | | | | | | | | |
| Dave Hollins, S (1,5) OBP: 0.373, SLG: 0.425 | | | | | | | | | | 4 | 0 | 0 | 0 | 0 | 2 | 0 | | | | | | | | | | | |
| Tim Salmon, R (1,9) OBP: 0.409, SLG: 0.513 | | | | | | | | | | 4 | 0 | 0 | 0 | 0 | 1 | 0 | | | | | | | | | | | |
| Todd Greene, R (1,10) OBP: 0.357, SLG: 0.564 | | | | | | | | | | 4 | 2 | 2 | 0 | 0 | 2 | 0 | | | | | | | | | | | |
| 16 Garret Anderson, L (1,8) OBP: 0.342, SLG: 0.410 | | | | | | | | | | 3 | 0 | 1 | 0 | 0 | 0 | 1 | | | | | | | | | | | |
| Chad Kreuter, S (1,2) OBP: 0.321, SLG: 0.384 | | | | | | | | | | 3 | 0 | 2 | 1 | 0 | 0 | 1 | | | | | | | | | | | |
| Luis Alicea, S (1,4) OBP: 0.380, SLG: 0.410 | | | | | | | | | | 3 | 0 | 0 | 0 | 0 | 0 | 3 | | | | | | | | | | | |
| Gary Disarcina, R (1,6) OBP: 0.293, SLG: 0.351 | | | | | | | | | | 3 | 0 | 1 | 0 | 0 | 1 | 3 | | | | | | | | | | | |
| Inning Stats | R: 0 H: 0 E: 0 K: 0 S: 8 | H: 0 LOB: 0 BB: 0 P: 13 | R: 1 H: 2 E: 1 K: 2 S: 16 | H: 2 LOB: 2 BB: 0 P: 25 | R: 0 H: 0 E: 0 K: 1 S: 6 | H: 0 LOB: 0 BB: 0 P: 7 | R: 0 H: 0 E: 0 K: 1 S: 7 | H: 0 LOB: 0 BB: 0 P: 12 | R: 0 H: 1 E: 0 K: 1 S: 9 | H: 1 LOB: 1 BB: 0 P: 12 | R: 0 H: 0 E: 0 K: 1 S: 6 | H: 0 LOB: 0 BB: 0 P: 11 | R: 1 H: 2 E: 0 K: 0 S: 7 | H: 2 LOB: 0 BB: 0 P: 10 | R: 0 H: 1 E: 0 K: 0 S: 6 | H: 1 LOB: 0 BB: 0 P: 8 | R: 0 H: 0 E: 0 K: 2 S: 11 | H: 0 LOB: 0 BB: 0 P: 15 | 1B: 5 2B: 1 3B: 0 HR: 0 | SF: 0 SAC: 0 DP: 2 HBP: 0 | WP: 1 PB: 0 CS: 0 | PA: 32 | | | | | |
| PITCHER | IP | WLS | BF | H | R | ER | SO | BB | IBB | HBP | BLK | WP | HR | S | P | ERA | WHIP | | | | | | | | | | |
| Scott Karl, L (1,1) ERA: 4.51 | 6.0 | W | 24 | 5 | 2 | 1 | 6 | 0 | 0 | 0 | 0 | 0 | 0 | 56 | 87 | 1.50 | 0.833 | | | | | | | | | | |
| Bob Wickman, R (7,1) ERA: 2.69 | 2.0 | | 5 | 1 | 0 | 0 | 0 | 0 | 0 | 0 | 0 | 0 | 0 | 9 | 11 | 0.00 | 0.500 | | | | | | | | | | |
| Mike Fetters, R (9,1) ERA: 3.35 | 1.0 | S | 3 | 0 | 0 | 0 | 2 | 0 | 0 | 0 | 0 | 0 | 0 | 11 | 15 | 0.00 | 0.000 | | | | | | | | | | |

Milwaukee Brewers @ Anaheim Angels
Anaheim Stadium, Anaheim, CA
Mon Aug 04 1997, 10:05 PM EDT
Att: 16,426 - Unknown - 82 F

| | |
|-----|----|
| AB | 32 |
| R | 2 |
| H | 6 |
| RBI | 1 |
| BB | 0 |
| SO | 8 |
| LOB | 10 |



| Batter | 1 | 2 | 3 | 4 | 5 | 6 | 7 | 8 | 9 | AB | R | H | RBI | BB | SO | LOB | TOP | | | | | |
|--|---|----------------------------------|------------------------------|---------------------------------|-------------------------------|----------------------------------|------------------------------|----------------------------------|------------------------------|----------------------------------|-------------------------------|----------------------------------|-------------------------------|----------------------------------|-------------------------------|----------------------------------|--|----------------------------------|----------------------------------|------------------------------------|----------------------------------|--------|
| Fernando Vina, L (1.4) OBP: 0.314, SLG: 0.395 | | | SH5-4 | | G6-3 | | G4-3 | | F9 | 4 | 0 | 1 | 0 | 0 | 0 | 1 | Milwaukee Brewers @ Anaheim Angels Anaheim Stadium, Anaheim, CA Tue Aug 05 1997, 10:05 PM EDT Att: 20,268 - Unknown - 90 F | | | | | |
| Jose Valentin, S (1.6) OBP: 0.319, SLG: 0.410 | | | SF9 | | K | | E9 | | P4 | 4 | 1 | 1 | 1 | 0 | 2 | 2 | | | | | | |
| Jeff Cirillo, R (1.5) OBP: 0.354, SLG: 0.417 | | | F9 | | F3 | | | | K | 5 | 0 | 1 | 1 | 0 | 1 | 3 | | | | | | |
| Dave Nilsson, L (1.3) OBP: 0.359, SLG: 0.498 | | | | | | | | | | 4 | 2 | 2 | 2 | 0 | 0 | 2 | | | | | | |
| Jeremy Burnitz, L (1.9) OBP: 0.388, SLG: 0.583 | | | | | | | | | | 3 | 1 | 1 | 1 | 1 | 0 | 0 | | | | | | |
| 18 Todd Dunn, R (1.7) OBP: 0.286, SLG: 0.363 | | | | | | | | | | 4 | 0 | 0 | 0 | 0 | 0 | 1 | | | | | | |
| Gerald Williams, R (1.8) OBP: 0.300, SLG: 0.398 | | | | | | | | | | 4 | 0 | 3 | 0 | 0 | 0 | 0 | | | | | | |
| Jesse Levis, L (1.10) OBP: 0.355, SLG: 0.346 | | | | | | | | | | 3 | 1 | 1 | 0 | 1 | 0 | 2 | | | | | | |
| Mike Matheny, R (1.2) OBP: 0.285, SLG: 0.346 | | | | | | | | | | 2 | 0 | 1 | 0 | 0 | 0 | 0 | | | | | | |
| Jeff Huson, L (8, PH) OBP: 0.264, SLG: 0.239 | | | | | | | | | | 1 | 0 | 0 | 0 | 0 | 0 | 2 | | | | | | |
| Joel Adamson, L (8.1) OBP: 0.284, SLG: 0.239 | | | | | | | | | | 0 | 0 | 0 | 0 | 0 | 0 | 0 | | | | | | |
| Doug Jones, R (8.1) OBP: 0.284, SLG: 0.239 | | | | | | | | | | 0 | 0 | 0 | 0 | 0 | 0 | 0 | | | | | | |
| Inning Stats | R: 0 E: 0 K: 1 S: 11 | H: 1 LOB: 1 BB: 0 P: 16 | R: 0 E: 0 K: 0 S: 5 | H: 0 LOB: 0 BB: 1 P: 9 | R: 1 E: 0 K: 0 S: 10 | H: 0 LOB: 1 BB: 1 P: 17 | R: 1 E: 0 K: 0 S: 9 | H: 2 LOB: 1 BB: 0 P: 13 | R: 0 E: 0 K: 1 S: 9 | H: 1 LOB: 1 BB: 0 P: 13 | R: 2 E: 0 K: 0 S: 15 | H: 3 LOB: 0 BB: 0 P: 23 | R: 1 E: 1 K: 0 S: 11 | H: 2 LOB: 1 BB: 0 P: 18 | R: 0 E: 0 K: 0 S: 10 | H: 2 LOB: 2 BB: 0 P: 12 | R: 0 E: 0 K: 1 S: 6 | H: 0 LOB: 0 BB: 0 P: 10 | 1B: 5 2B: 3 3B: 0 HR: 3 | SF: 1 SAC: 1 DP: 1 HBP: 1 | WP: 0 PB: 0 SB: 0 CS: 1 | PA: 39 |
| PITCHER | IP WLS BF H R ER SO BB IBB HBP BLK WP HR S P ERA WHIP | | | | | | | | | | | | | | | | | | | | | |
| Jason Dickson, R (1.1) ERA: 3.8 | 5.1 W 25 7 4 4 2 2 0 0 0 0 0 3 55 84 6.75 1.688 | | | | | | | | | | | | | | | | | | | | | |
| Pep Harris, R (6.1) ERA: 4.02 | 1.1 5 2 1 0 0 0 0 0 0 0 0 0 13 21 0.00 1.500 | | | | | | | | | | | | | | | | | | | | | |
| Mike Holtz, L (7.1) ERA: 1.8 | 0.2 2 0 0 0 0 0 0 0 0 0 0 0 4 7 0.00 0.000 | | | | | | | | | | | | | | | | | | | | | |
| Mike James, R (8.1) ERA: 4.97 | 0.1 3 2 0 0 0 0 0 0 0 0 0 0 5 6 0.00 6.000 | | | | | | | | | | | | | | | | | | | | | |
| Troy Percival, R (8.1) ERA: 4.04 | 1.1 S 4 0 0 0 1 0 0 0 0 0 0 0 9 13 0.00 0.000 | | | | | | | | | | | | | | | | | | | | | |

| Batter | 1 | 2 | 3 | 4 | 5 | 6 | 7 | 8 | 9 | AB | R | H | RBI | BB | SO | LOB | BOTTOM | | | | | |
|---|---|----------------------------------|------------------------------|---------------------------------|------------------------------|---------------------------------|------------------------------|---------------------------------|-------------------------------|----------------------------------|------------------------------|----------------------------------|------------------------------|----------------------------------|------------------------------|---------------------------------|--|------------------------------|----------------------------------|----------------------------------|------------------------------------|----------------------------------|
| Tony Phillips, S (1.7) OBP: 0.392, SLG: 0.395 | | | | | | | | | | 4 | 2 | 2 | 0 | 0 | 0 | 2 | Milwaukee Brewers @ Anaheim Angels Anaheim Stadium, Anaheim, CA Tue Aug 05 1997, 10:05 PM EDT Att: 20,268 - Unknown - 90 F | | | | | |
| Darin Erstad, L (1.3) OBP: 0.353, SLG: 0.448 | | | | | | | | | | 4 | 2 | 2 | 1 | 0 | 1 | 0 | | | | | | |
| Dave Hollins, S (1.5) OBP: 0.372, SLG: 0.425 | | | | | | | | | | 4 | 1 | 1 | 3 | 0 | 0 | 0 | | | | | | |
| Tim Salmon, R (1.9) OBP: 0.408, SLG: 0.510 | | | | | | | | | | 4 | 0 | 1 | 1 | 0 | 1 | 0 | | | | | | |
| 16 Garret Anderson, L (1.8) OBP: 0.341, SLG: 0.407 | | | | | | | | | | 3 | 0 | 0 | 0 | 0 | 1 | 1 | | | | | | |
| Todd Greene, R (1.2) OBP: 0.364, SLG: 0.561 | | | | | | | | | | 4 | 1 | 2 | 0 | 0 | 0 | 0 | | | | | | |
| Eddie Murray, S (1.10) OBP: 0.270, SLG: 0.315 | | | | | | | | | | 3 | 0 | 0 | 0 | 1 | 1 | 2 | | | | | | |
| Luis Alicea, S (1.4) OBP: 0.380, SLG: 0.408 | | | | | | | | | | 2 | 0 | 0 | 0 | 1 | 1 | 0 | | | | | | |
| Gary Disarcina, R (1.6) OBP: 0.290, SLG: 0.349 | | | | | | | | | | 2 | 0 | 0 | 1 | 0 | 0 | 0 | | | | | | |
| Inning Stats | R: 2 E: 0 K: 0 S: 15 | H: 3 LOB: 2 BB: 0 P: 20 | R: 0 E: 0 K: 0 S: 5 | H: 0 LOB: 0 BB: 0 P: 6 | R: 0 E: 0 K: 1 S: 6 | H: 0 LOB: 0 BB: 0 P: 7 | R: 0 E: 0 K: 1 S: 6 | H: 0 LOB: 0 BB: 0 P: 7 | R: 3 E: 0 K: 1 S: 17 | H: 4 LOB: 1 BB: 0 P: 19 | R: 1 E: 0 K: 0 S: 6 | H: 1 LOB: 1 BB: 2 P: 18 | R: 0 E: 0 K: 2 S: 7 | H: 0 LOB: 0 BB: 0 P: 12 | R: 0 E: 0 K: 1 S: 5 | H: 0 LOB: 0 BB: 0 P: 8 | | R: 0 E: 0 K: 1 S: 5 | H: 0 LOB: 0 BB: 0 P: 10 | 1B: 5 2B: 2 3B: 1 HR: 0 | SF: 1 SAC: 0 DP: 0 HBP: 1 | WP: 0 PB: 0 SB: 0 CS: 1 |
| PITCHER | IP WLS BF H R ER SO BB IBB HBP BLK WP HR S P ERA WHIP | | | | | | | | | | | | | | | | | | | | | |
| Bryce Florie, R (1.1) ERA: 4.53 | 5.0 L 25 8 6 6 2 1 0 0 0 0 0 0 12 24 10.80 1.800 | | | | | | | | | | | | | | | | | | | | | |
| Joel Adamson, L (6.1) ERA: 3.61 | 2.1 7 0 0 0 2 1 0 0 0 0 0 0 12 24 0.00 0.429 | | | | | | | | | | | | | | | | | | | | | |
| Joel Adamson, L (8.1) ERA: 3.61 | 2.1 7 0 0 0 2 1 0 0 0 0 0 0 12 24 0.00 0.429 | | | | | | | | | | | | | | | | | | | | | |
| Doug Jones, R (8.1) ERA: 2.52 | 0.2 2 0 0 0 1 0 0 0 0 0 0 0 4 7 0.00 0.000 | | | | | | | | | | | | | | | | | | | | | |

AB 34
R 5
H 11
RBI 5
BB 2
SO 3
LOB 13



AB 30
R 6
H 8
RBI 6
BB 2
SO 5
LOB 5



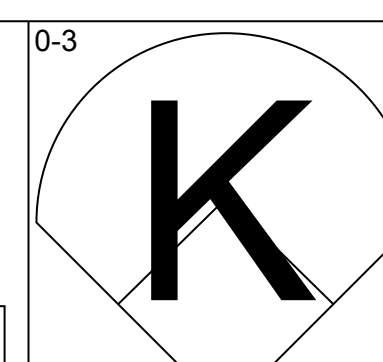
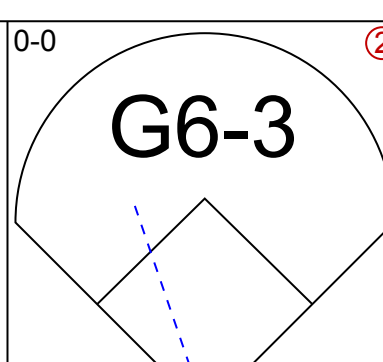
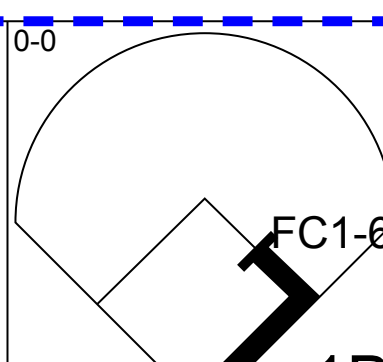
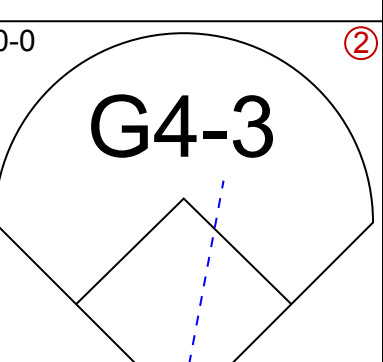
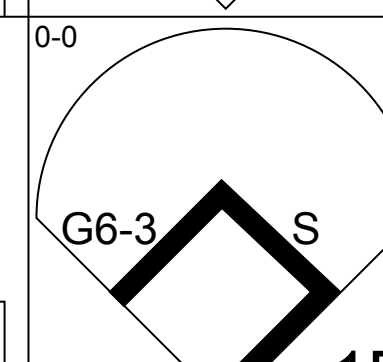
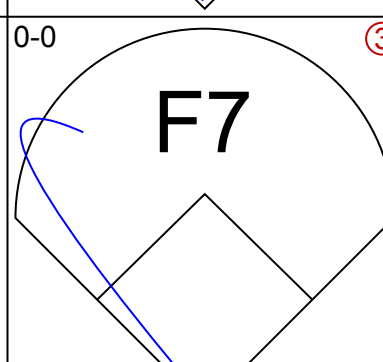
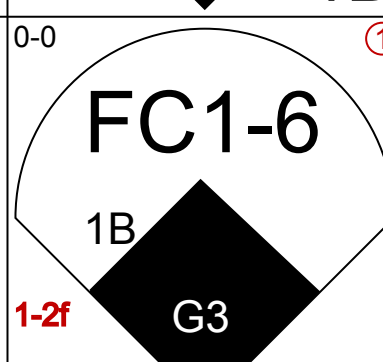
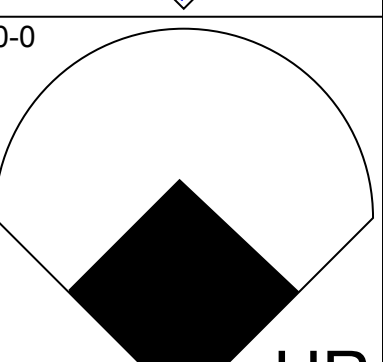
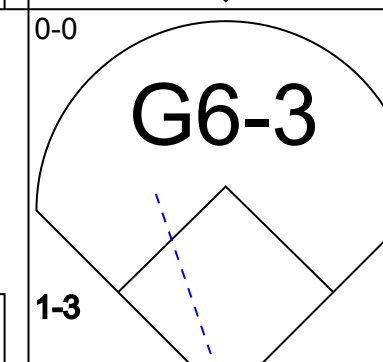
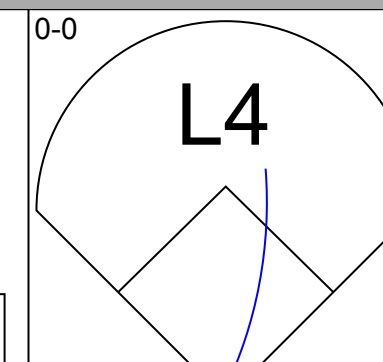
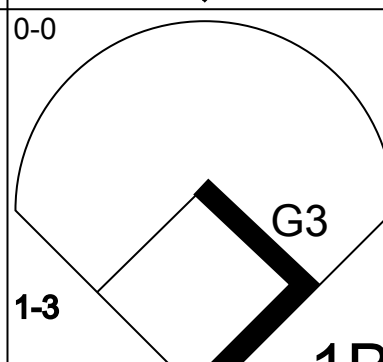
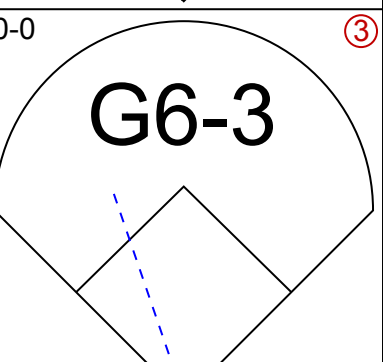
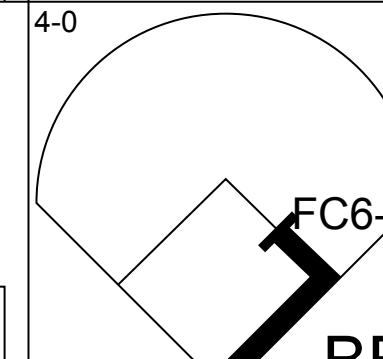
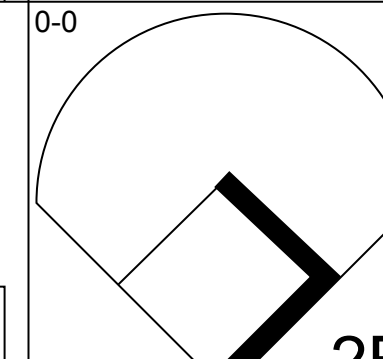
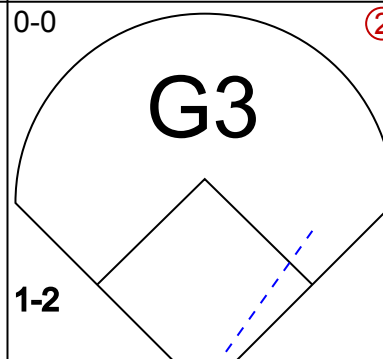
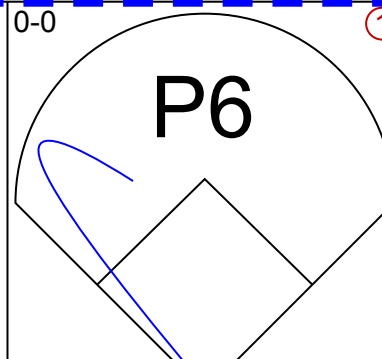
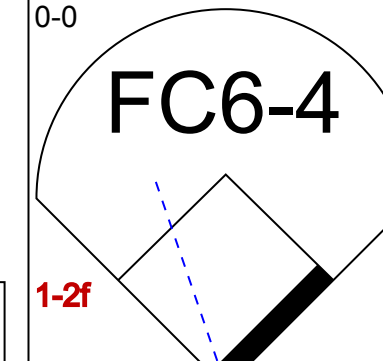
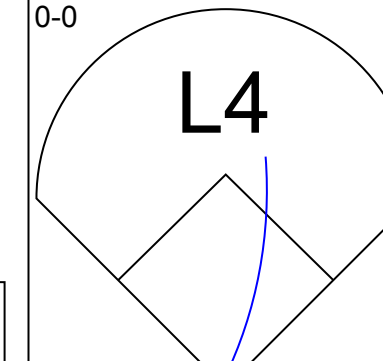
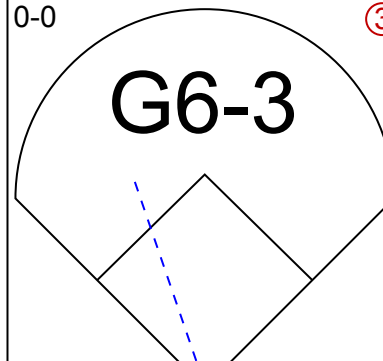
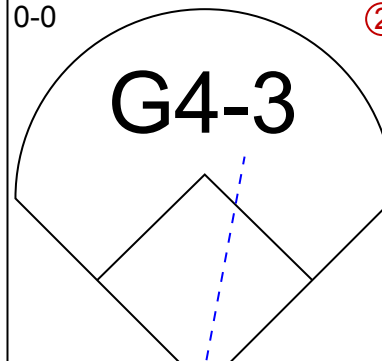
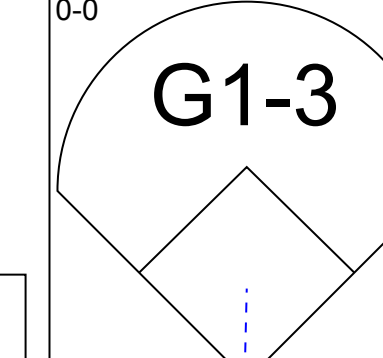
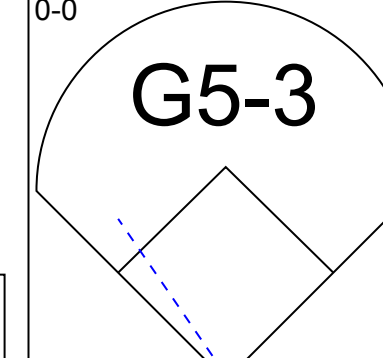
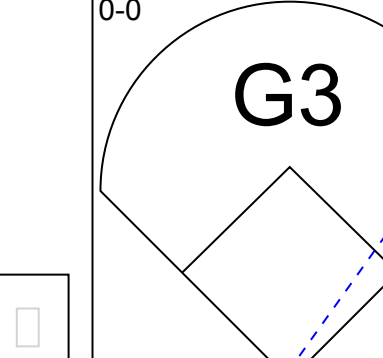
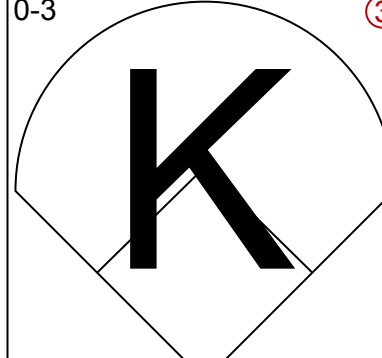
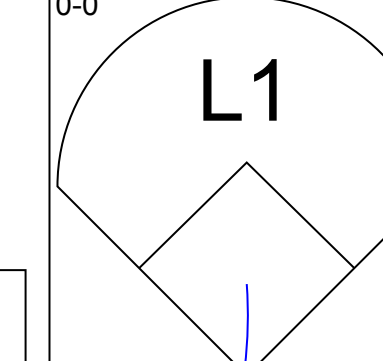
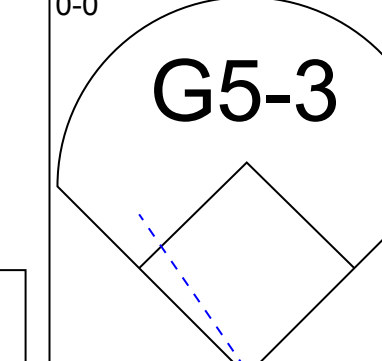
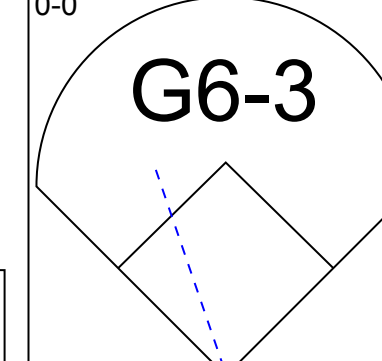
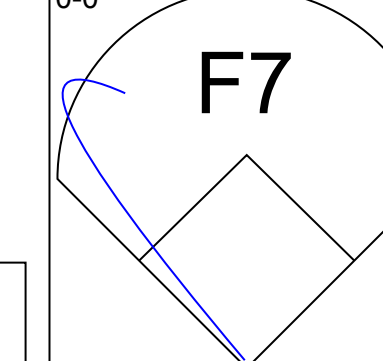
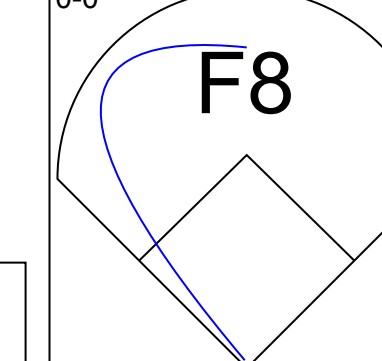
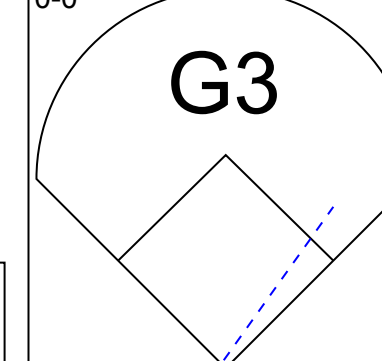

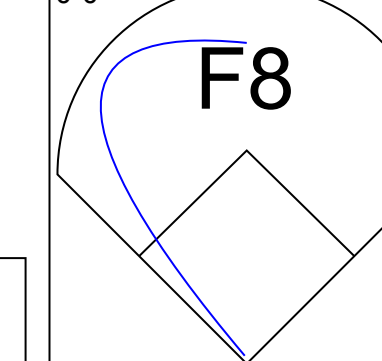
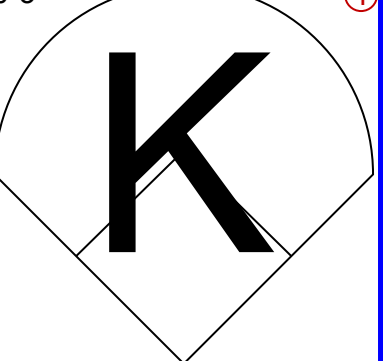
| Batter | 1 | 2 | 3 | 4 | 5 | 6 | 7 | 8 | 9 | AB | R | H | RBI | BB | SO | LOB | TOP | | | | | | | | | | | | |
|---|---|----------------------------------|------------------------------|----------------------------------|------------------------------|---------------------------------|------------------------------|----------------------------------|------------------------------|----------------------------------|-------------------------------|----------------------------------|-------------------------------|----------------------------------|------------------------------|----------------------------------|---|----------------------------------|----------------------------------|------------------------------------|-------------------------|--------|--|--|--|--|--|--|--|
| Fernando Vina, L OBP: 0.303, SLG: 0.381 (1, 4) | | | | | | | | | | 5 | 1 | 0 | 1 | 0 | 0 | 3 | Milwaukee Brewers @ Anaheim Angels Anaheim Stadium, Anaheim, CA Wed Aug 06 1997, 6:33 AM EDT Att: 25,227 - Sunny - 95 F | | | | | | | | | | | | |
| Jose Valentin, S OBP: 0.320, SLG: 0.410 (1, 6) | | | | | | | | | | 5 | 2 | 2 | 1 | 0 | 1 | | | | | | | | | | | | | | |
| Jeff Cirillo, R OBP: 0.355, SLG: 0.416 (1, 5) | | | | | | | | | | 3 | 1 | 1 | 0 | 1 | 0 | | | | | | | | | | | | | | |
| Dave Nilsson, L OBP: 0.357, SLG: 0.494 (1, 10) | | | | | | | | | | 5 | 0 | 1 | 1 | 0 | 2 | 4 | | | | | | | | | | | | | |
| Jack Voigt, R OBP: 0.333, SLG: 0.579 Jeff Huson, L OBP: 0.268, SLG: 0.244 (8, 3) | | | | | | | | | | 2 | 0 | 1 | 1 | 1 | 1 | 0 | | | | | | | | | | | | | |
| Matt Mieske, R OBP: 0.300, SLG: 0.398 Jeromy Burnitz, L OBP: 0.386, SLG: 0.580 (8, 9) | | | | | | | | | | 3 | 0 | 1 | 1 | 0 | 1 | 1 | | | | | | | | | | | | | |
| Gerald Williams, R OBP: 0.297, SLG: 0.394 (1, 8) | | | | | | | | | | 4 | 0 | 0 | 0 | 0 | 0 | 2 | | | | | | | | | | | | | |
| 18 Todd Dunn, R OBP: 0.267, SLG: 0.369 (1, 7) | | | | | | | | | | 4 | 1 | 1 | 0 | 0 | 2 | 1 | | | | | | | | | | | | | |
| Mike Matheny, R OBP: 0.290, SLG: 0.350 Jesse Levis, L OBP: 0.359, SLG: 0.358 (9, PH) | | | | | | | | | | 3 | 0 | 2 | 0 | 0 | 0 | 0 | | | | | | | | | | | | | |
| Inning Stats | R: 2 E: 1 K: 1 S: 12 | H: 2 LOB: 1 BB: 0 P: 15 | R: 0 E: 0 K: 0 S: 7 | H: 1 LOB: 1 BB: 0 P: 12 | R: 0 E: 0 K: 0 S: 4 | H: 0 LOB: 0 BB: 0 P: 6 | R: 0 E: 0 K: 1 S: 6 | H: 0 LOB: 0 BB: 0 P: 10 | R: 0 E: 0 K: 1 S: 8 | H: 0 LOB: 0 BB: 0 P: 11 | R: 1 E: 1 K: 1 S: 16 | H: 2 LOB: 2 BB: 1 P: 26 | R: 1 E: 0 K: 2 S: 14 | H: 2 LOB: 2 BB: 1 P: 24 | R: 0 E: 1 K: 1 S: 8 | H: 0 LOB: 1 BB: 0 P: 10 | R: 2 E: 1 K: 1 S: 20 | H: 4 LOB: 2 BB: 0 P: 28 | 1B: 9 2B: 2 3B: 0 HR: 0 | SF: 0 SAC: 1 DP: 0 HBP: 0 | WP: 1 PB: 0 CS: 0 | PA: 42 | | | | | | | |
| PITCHER | IP WLS BF H R ER SO BB IBB HBP BLK WP HR S P ERA WHIP | | | | | | | | | | | | | | | | | | | | | | | | | | | | |
| Allen Watson, L ERA: 4.54 | (1, 1) | 6.2 | W | 29 | 7 | 4 | 2 | 5 | 1 | 0 | 0 | 0 | 0 | 0 | 0 | 61 | 93 | 2.70 | 1.200 | | | | | | | | | | |
| Shigetoshi Hasegawa, R ERA: 3.86 | (7, 1) | 0.0 | | 1 | 0 | 0 | 0 | 0 | 1 | 0 | 0 | 0 | 0 | 1 | 0 | 3 | 7 | ∞ | ∞ | | | | | | | | | | |
| Mike Holtz, L ERA: 1.78 | (7, 1) | 0.1 | | 1 | 0 | 0 | 0 | 1 | 0 | 0 | 0 | 0 | 0 | 0 | 0 | 3 | 4 | 0.00 | 0.000 | | | | | | | | | | |
| Mike James, R ERA: 5.06 | (8, 1) | 1.0 | | 5 | 1 | 1 | 1 | 1 | 0 | 0 | 0 | 0 | 0 | 0 | 10 | 13 | 9.00 | 1.000 | | | | | | | | | | | |
| Greg Cadaret, L ERA: 3.38 | (9, 1) | 0.1 | | 2 | 1 | 0 | 0 | 0 | 0 | 0 | 0 | 0 | 0 | 0 | 3 | 5 | 0.00 | 3.000 | | | | | | | | | | | |
| Troy Percival, R ERA: 3.96 | (9, 1) | 0.2 | S | 4 | 2 | 1 | 1 | 1 | 0 | 0 | 0 | 0 | 0 | 0 | 0 | 15 | 20 | 13.50 | 3.000 | | | | | | | | | | |

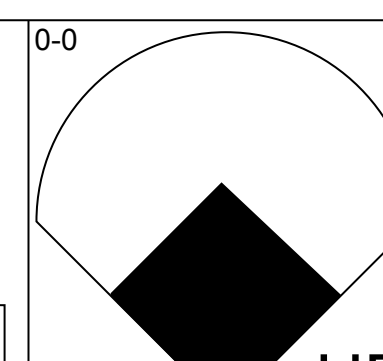
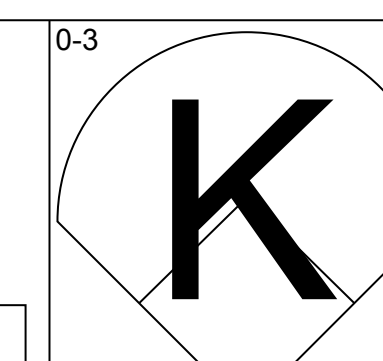
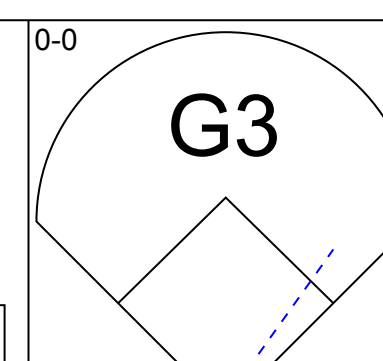
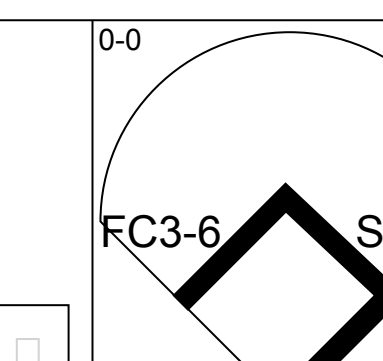
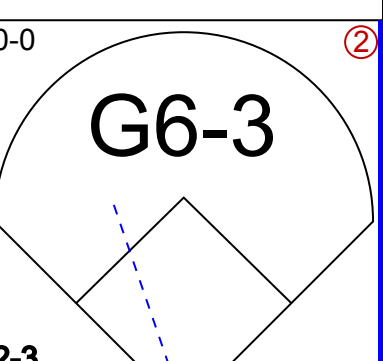
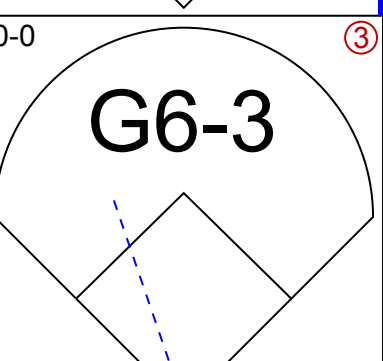
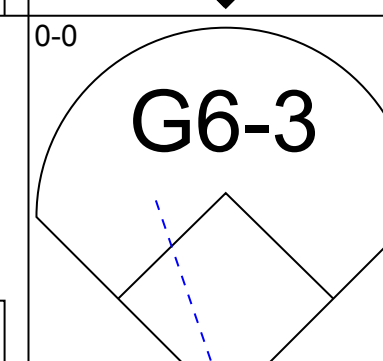
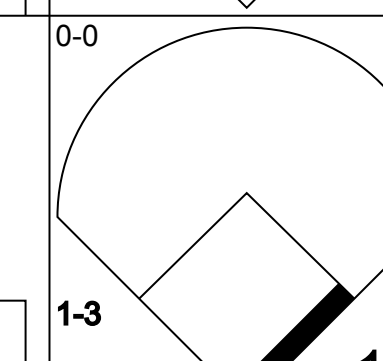
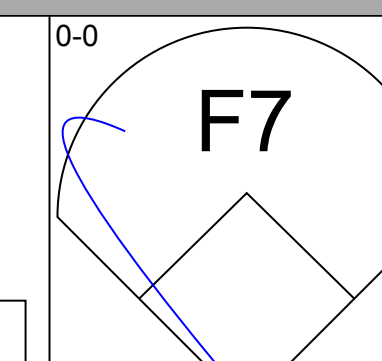
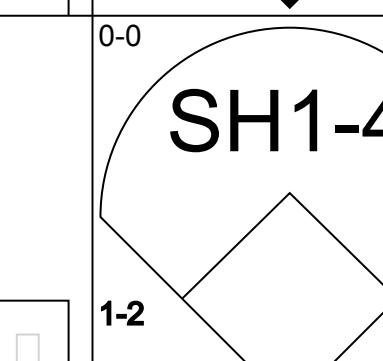
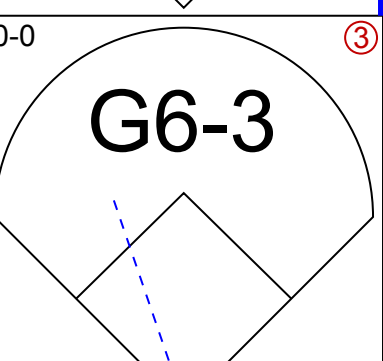
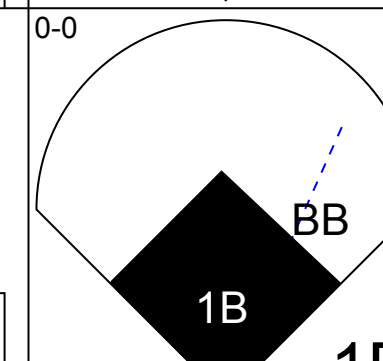
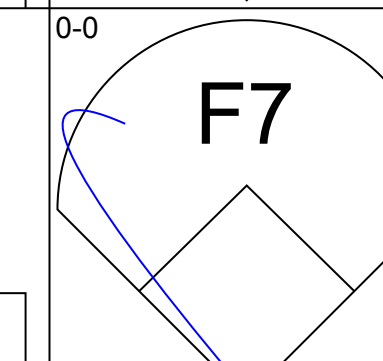
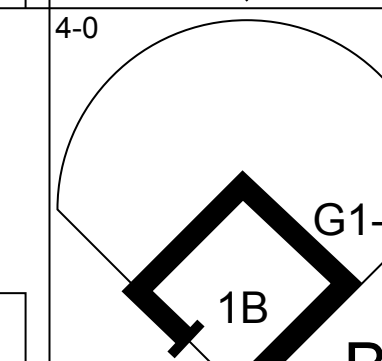
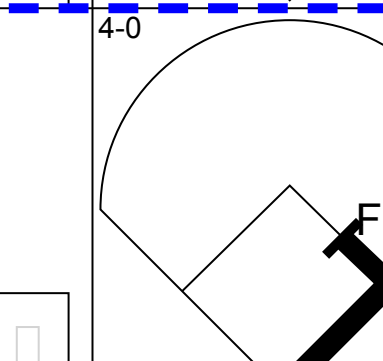
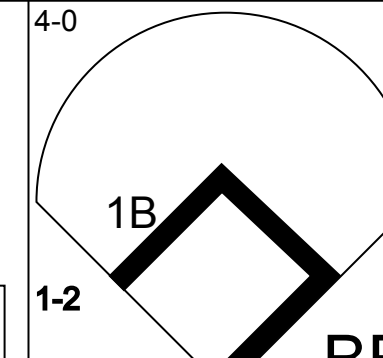
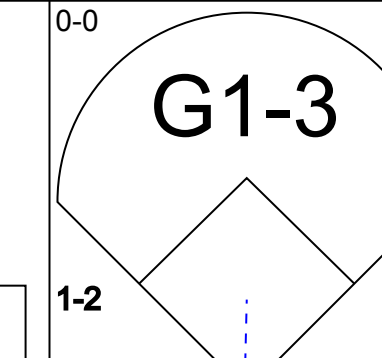
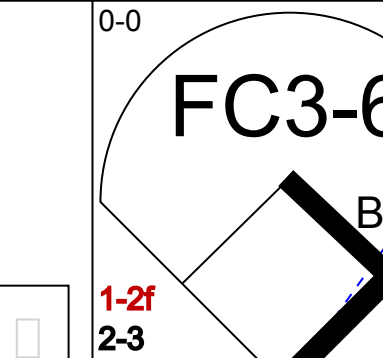
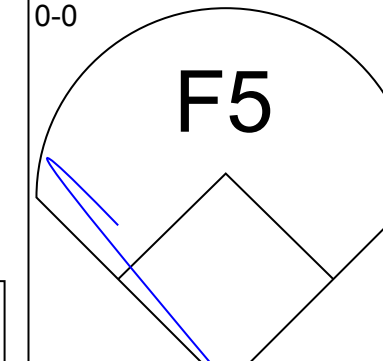
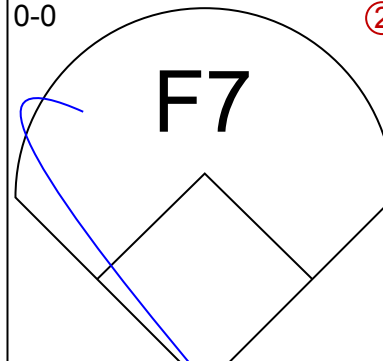
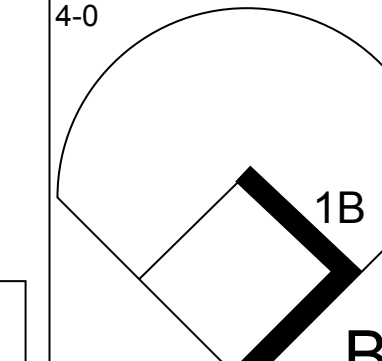
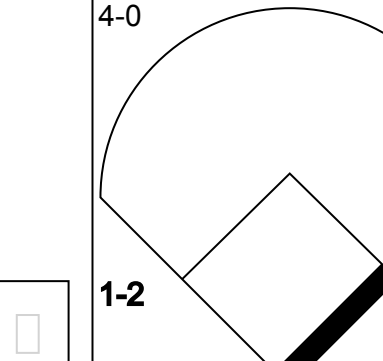
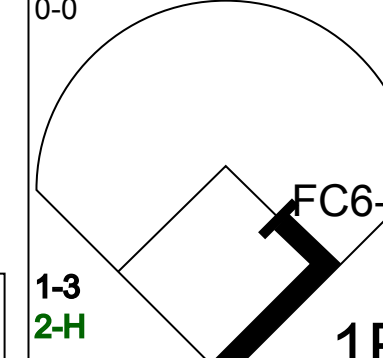
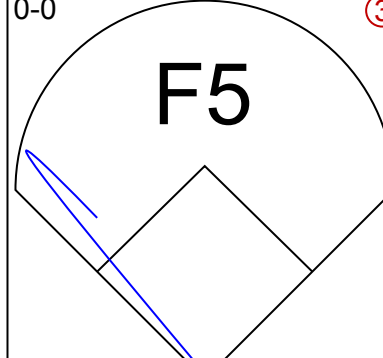
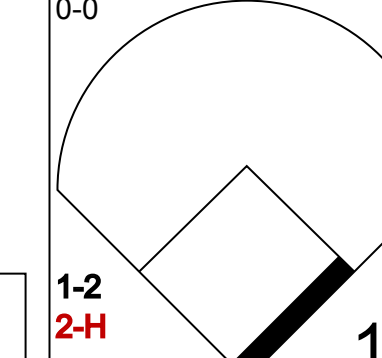
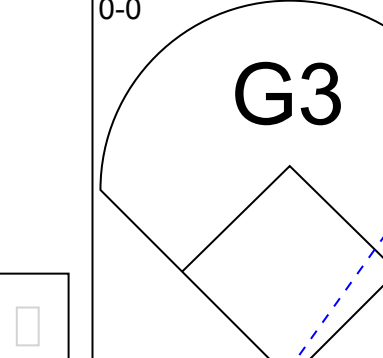
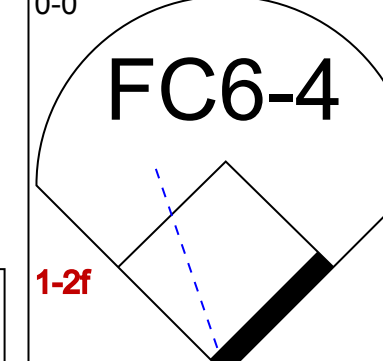




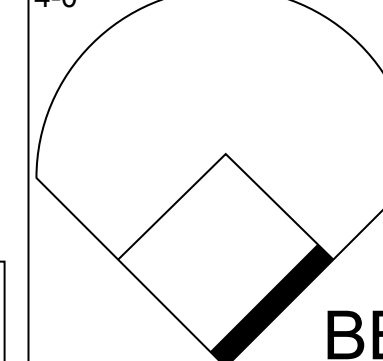
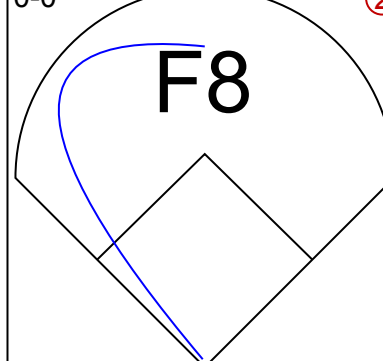
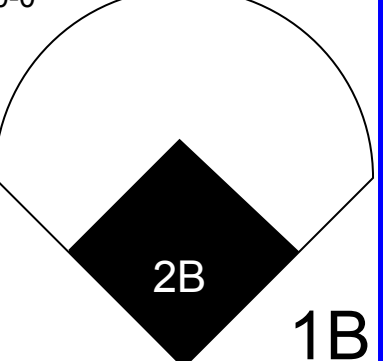
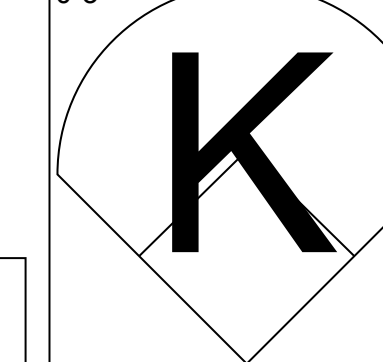

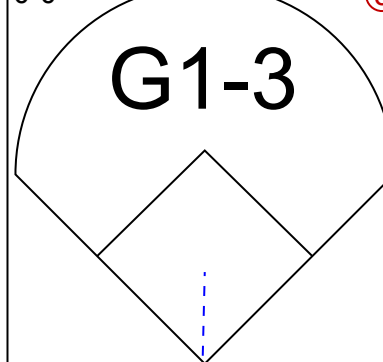
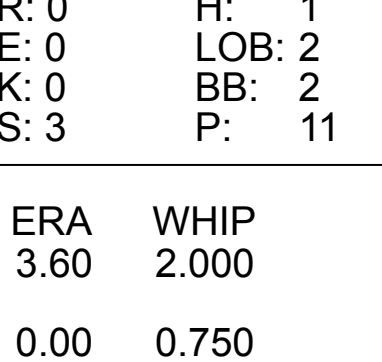
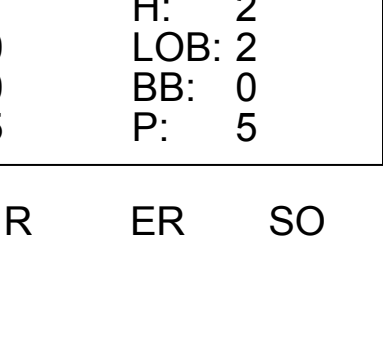




| | |
|-----|----|
| AB | 39 |
| R | 6 |
| H | 11 |
| RBI | 5 |
| BB | 2 |
| SO | 8 |
| LOB | 15 |





| Batter | 1 | 2 | 3 | 4 | 5 | 6 | 7 | 8 | 9 | AB | R | H | RBI | BB | SO | LOB | BOTTOM | | | | | | | | | | | | |
|---|---|----------------------------------|-------------------------------|----------------------------------|------------------------------|---------------------------------|-------------------------------|----------------------------------|-------------------------------|----------------------------------|-------------------------------|----------------------------------|-------------------------------|----------------------------------|-------------------------------|----------------------------------|---|------------------------------------|-------------------------|--------|--|--|--|--|--|--|--|--|--|
| Tony Phillips, S OBP: 0.392, SLG: 0.401 (1, 7) | | | | | | | | | | 4 | 1 | 1 | 2 | 1 | 1 | 0 | Milwaukee Brewers @ Anaheim Angels Anaheim Stadium, Anaheim, CA Wed Aug 06 1997, 6:33 AM EDT Att: 25,227 - Sunny - 95 F | | | | | | | | | | | | |
| Luis Alica, S OBP: 0.380, SLG: 0.403 (1, 4) | | | | | | | | | | 3 | 1 | 0 | 0 | 2 | 1 | 3 | | | | | | | | | | | | | |
| Darin Erstad, L OBP: 0.355, SLG: 0.451 (1, 3) | | | | | | | | | | 4 | 2 | 2 | 0 | 0 | 0 | 1 | | | | | | | | | | | | | |
| Tim Salmon, R OBP: 0.411, SLG: 0.514 (1, 9) | | | | | | | | | | 3 | 2 | 2 | 1 | 1 | 1 | 0 | | | | | | | | | | | | | |
| 16 Garret Anderson, L OBP: 0.343, SLG: 0.408 (1, 8) | | | | | | | | | | 4 | 0 | 2 | 0 | 0 | 0 | 2 | | | | | | | | | | | | | |
| Jack Howell, L OBP: 0.345, SLG: 0.584 Craig Grebeck, R OBP: 0.366, SLG: 0.393 (8, PH) | | | | | | | | | | 3 | 1 | 1 | 2 | 0 | 0 | 2 | | | | | | | | | | | | | |
| Eddie Murray, S OBP: 0.289, SLG: 0.322 (1, 10) | | | | | | | | | | 3 | 0 | 1 | 1 | 0 | 0 | 4 | | | | | | | | | | | | | |
| Chad Kreuter, S OBP: 0.320, SLG: 0.377 (1, 2) | | | | | | | | | | 3 | 0 | 0 | 0 | 1 | 3 | 1 | | | | | | | | | | | | | |
| Gary Disarcina, R OBP: 0.287, SLG: 0.346 (1, 6) | | | | | | | | | | 4 | 0 | 0 | 0 | 0 | 0 | 3 | | | | | | | | | | | | | |
| Inning Stats | R: 1 E: 0 K: 2 S: 13 | H: 1 LOB: 0 BB: 0 P: 17 | R: 0 E: 0 K: 1 S: 12 | H: 1 LOB: 1 BB: 0 P: 17 | R: 0 E: 0 K: 0 S: 7 | H: 0 LOB: 0 BB: 0 P: 7 | R: 1 E: 1 K: 0 S: 10 | H: 2 LOB: 1 BB: 1 P: 19 | R: 0 E: 0 K: 1 S: 11 | H: 0 LOB: 0 BB: 0 P: 15 | R: 4 E: 0 K: 1 S: 14 | H: 3 LOB: 0 BB: 1 P: 22 | R: 0 E: 0 K: 1 S: 10 | H: 0 LOB: 1 BB: 1 P: 17 | R: 2 E: 1 K: 0 S: 23 | H: 2 LOB: 3 BB: 2 P: 35 | 1B: 4 2B: 4 3B: 0 HR: 1 | SF: 1 SAC: 1 DP: 1 HBP: 0 | WP: 1 PB: 1 CS: 0 | PA: 38 | | | | | | | | | |
| PITCHER | IP WLS BF H R ER SO BB IBB HBP BLK WP HR S P ERA WHIP | | | | | | | | | | | | | | | | | | | | | | | | | | | | |
| 21 Cal Eldred, R ERA: 4.94 | (1, 1) | 5.0 | L | 22 | 6 | 5 | 4 | 4 | 2 | 0 | 0 | 0 | 0 | 0 | 0 | 57 | 85 | 7.20 | 1.600 | | | | | | | | | | |
| Joel Adamson, L ERA: 3.59 | (6, 1) | 0.1 | | 2 | 1 | 0 | 0 | 0 | 0 | 0 | 0 | 0 | 0 | 0 | 3 | 3 | 0.00 | 3.000 | | | | | | | | | | | |
| Bob Wickman, R ERA: 2.59 | (6, 1) | 1.2 | | 7 | 1 | 2 | 0 | 2 | 1 | 0 | 0 | 0 | 0 | 1 | 0 | 18 | 28 | 0.00 | 1.200 | | | | | | | | | | |
| Ron Villone, L ERA: 5.12 | (8, 1) | 1.0 | | 7 | 1 | 1 | 0 | 0 | 2 | 0 | 0 | 0 | 0 | 0 | 22 | 33 | 0.00 | 3.000 | | | | | | | | | | | |




| Batter | 1 | 2 | 3 | 4 | 5 | 6 | 7 | 8 | 9 | AB | R | H | RBI | BB | SO | LOB | TOP | | | | | |
|--|---|--|---|---|---|--|--|---|---|---------------------------------|------------------------------|---------------------------------|------------------------------|---------------------------------|------------------------------|---------------------------------|--|---------------------------------|----------------------------------|------------------------------------|----------------------------------|--------|
| Fernando Vina, L (1,4) OBP: 0.303, SLG: 0.375 |  | |  | | |  | |  | | 4 | 0 | 1 | 0 | 0 | 1 | 0 | Milwaukee Brewers @ Oakland Athletics Oakland-Alameda County Coliseum, Oakland, CA Sat Aug 09 1997, 7:05 PM PDT Att: 11,171 - Unknown - 67 F livebaseballscores.com | | | | | |
| Jose Valentin, S (1,6) OBP: 0.319, SLG: 0.417 |  | |  | | |  | |  | | 4 | 2 | 2 | 1 | 0 | 0 | 1 | | | | | | |
| Mark Loretta, R (1,5) OBP: 0.352, SLG: 0.399 |  | | |  | |  | |  | | 4 | 0 | 1 | 0 | 0 | 0 | 1 | | | | | | |
| Dave Nilsson, L (1,3) OBP: 0.356, SLG: 0.490 |  | | |  | |  | | |  | 3 | 0 | 1 | 1 | 1 | 0 | 1 | | | | | | |
| Jeromy Burnitz, L (1,9) OBP: 0.379, SLG: 0.568 |  | | |  | |  | | |  | 4 | 0 | 0 | 0 | 0 | 0 | 4 | | | | | | |
| 18 Todd Dunn, R (1,7) OBP: 0.283, SLG: 0.355 | |  | |  | | |  | |  | 4 | 0 | 0 | 0 | 0 | 1 | 1 | | | | | | |
| Gerald Williams, R (1,8) OBP: 0.293, SLG: 0.389 | |  | | |  | |  | | | 3 | 0 | 0 | 0 | 0 | 0 | 0 | | | | | | |
| Brian Banks, S (1,10) OBP: 0.375, SLG: 0.375 | |  | | |  | |  | | | 3 | 0 | 0 | 0 | 0 | 0 | 0 | | | | | | |
| Mike Matheny, R (1,2) OBP: 0.285, SLG: 0.344 | | |  | | |  | | | | 2 | 0 | 0 | 0 | 0 | 1 | 0 | | | | | | |
| Jeff Cirillo, R (8,PH) OBP: 0.356, SLG: 0.415 | | | | | | | |  | | 1 | 0 | 0 | 0 | 0 | 1 | 0 | | | | | | |
| Jesse Lewis, L (8,2) OBP: 0.359, SLG: 0.357 | | | | | | | | | | 0 | 0 | 0 | 0 | 0 | 0 | 0 | | | | | | |
| Inning Stats | R: 0 E: 0 K: 1 S: 6 | H: 1 LOB: 2 BB: 1 P: 10 | R: 0 E: 0 K: 0 S: 3 | H: 0 LOB: 0 BB: 0 P: 3 | R: 0 E: 0 K: 1 S: 5 | H: 0 LOB: 0 BB: 0 P: 5 | R: 0 E: 0 K: 0 S: 4 | H: 1 LOB: 1 BB: 0 P: 4 | R: 0 E: 0 K: 0 S: 3 | H: 0 LOB: 0 BB: 0 P: 3 | R: 1 E: 0 K: 0 S: 5 | H: 2 LOB: 1 BB: 0 P: 5 | R: 0 E: 0 K: 0 S: 3 | H: 0 LOB: 0 BB: 0 P: 3 | R: 1 E: 0 K: 1 S: 6 | H: 1 LOB: 0 BB: 0 P: 6 | R: 0 E: 0 K: 1 S: 5 | H: 0 LOB: 0 BB: 0 P: 5 | 1B: 3 2B: 1 3B: 0 HR: 1 | SF: 0 SAC: 0 DP: 0 HBP: 0 | WP: 0 PB: 0 SB: 1 CS: 0 | PA: 33 |
| PITCHER | IP WLS BF H R ER SO BB IBB HBP BLK WP HR S P ERA WHIP | | | | | | | | | | | | | | | | | | | | | |
| Willie Adams, R (1,1) ERA: 8.0 | 5.0 | 18 | 2 | 0 | 0 | 2 | 1 | 0 | 0 | 0 | 0 | 0 | 0 | 0 | 21 | 25 | 0.00 | 0.600 | | | | |
| Mike Mohler, L (6,1) ERA: 5.72 | 1.0 | 5 | 2 | 1 | 1 | 0 | 0 | 0 | 0 | 0 | 0 | 0 | 0 | 5 | 5 | 9.00 | 2.000 | | | | | |
| T.J. Mathews, R (7,1) ERA: 2.61 | 2.0 | W | 7 | 1 | 1 | 1 | 0 | 0 | 0 | 0 | 0 | 1 | 9 | 9 | 4.50 | 0.500 | | | | | | |
| Billy Taylor, R (9,1) ERA: 4.53 | 1.0 | S | 3 | 0 | 0 | 0 | 0 | 0 | 0 | 0 | 0 | 0 | 5 | 5 | 0.00 | 0.000 | | | | | | |

| Batter | 1 | 2 | 3 | 4 | 5 | 6 | 7 | 8 | 9 | AB | R | H | RBI | BB | SO | LOB | BOTTOM | | | | | |
|---|---|---|---|---|--|---|---|---|------------------------------|----------------------------------|------------------------------|---------------------------------|------------------------------|----------------------------------|------------------------------|---------------------------------|--|---------------------------------|----------------------------------|------------------------------------|----------------------------------|--------|
| Mark Bellhorn, S (1,5) OBP: 0.353, SLG: 0.406 |  |  | |  | | |  |  | | 5 | 1 | 2 | 1 | 0 | 1 | 4 | Milwaukee Brewers @ Oakland Athletics Oakland-Alameda County Coliseum, Oakland, CA Sat Aug 09 1997, 7:05 PM PDT Att: 11,171 - Unknown - 67 F livebaseballscores.com | | | | | |
| Izzy Molina, R (9,2) OBP: 0.189, SLG: 0.208 | | | | | | | |  | | 0 | 0 | 0 | 0 | 0 | 0 | 0 | | | | | | |
| Rafael Bourimial, R (1,6) OBP: 0.340, SLG: 0.354 |  |  | | |  | |  |  | | 4 | 0 | 1 | 0 | 0 | 0 | 2 | | | | | | |
| Dave Magadan, L (1,10) OBP: 0.397, SLG: 0.372 |  |  | | |  | |  | | | 2 | 1 | 1 | 0 | 1 | 0 | 2 | | | | | | |
| Pat Lennon, R (7,PH) OBP: 0.369, SLG: 0.365 |  | | | |  | |  | | | 0 | 0 | 0 | 0 | 1 | 0 | 0 | | | | | | |
| Matt Stairs, L (1,9) OBP: 0.424, SLG: 0.643 |  | |  | |  | |  | | | 3 | 0 | 0 | 0 | 1 | 0 | 3 | | | | | | |
| Jason Giambi, L (1,3) OBP: 0.358, SLG: 0.466 |  | |  | |  | |  | | | 2 | 0 | 0 | 0 | 2 | 0 | 2 | | | | | | |
| Scott Spiezio, S (1,4) OBP: 0.291, SLG: 0.368 |  | |  | |  | |  | | | 4 | 0 | 2 | 1 | 0 | 0 | 3 | | | | | | |
| Brian Leshar, R (1,7) OBP: 0.179, SLG: 0.185 |  | | |  | |  | |  | | 4 | 0 | 0 | 0 | 0 | 2 | 2 | | | | | | |
| Brent Mayne, L (1,2) OBP: 0.316, SLG: 0.336 | |  | | |  | |  | | | 2 | 0 | 1 | 0 | 2 | 0 | 0 | | | | | | |
| Tyson Brito, R (8,PR) OBP: 0.291, SLG: 0.246 | | | | |  | | |  | | 0 | 1 | 0 | 0 | 0 | 0 | 0 | | | | | | |
| Ernie Young, R (1,8) OBP: 0.272, SLG: 0.300 | |  | |  | |  | |  | | 4 | 0 | 1 | 1 | 0 | 1 | 2 | | | | | | |
| Inning Stats | R: 2 E: 0 K: 0 S: 6 | H: 3 LOB: 2 BB: 1 P: 10 | R: 0 E: 0 K: 2 S: 8 | H: 1 LOB: 2 BB: 1 P: 12 | R: 0 E: 0 K: 0 S: 3 | H: 0 LOB: 0 BB: 0 P: 3 | R: 0 E: 0 K: 1 S: 5 | H: 0 LOB: 1 BB: 1 P: 9 | R: 0 E: 0 K: 0 S: 3 | H: 1 LOB: 2 BB: 2 P: 11 | R: 0 E: 0 K: 1 S: 5 | H: 0 LOB: 0 BB: 0 P: 5 | R: 0 E: 0 K: 0 S: 4 | H: 1 LOB: 3 BB: 2 P: 12 | R: 1 E: 0 K: 0 S: 5 | H: 2 LOB: 2 BB: 0 P: 5 | R: 0 E: 0 K: 0 S: 5 | H: 0 LOB: 0 BB: 0 P: 5 | 1B: 6 2B: 1 3B: 0 HR: 1 | SF: 0 SAC: 1 DP: 0 HBP: 0 | WP: 0 PB: 0 SB: 0 CS: 0 | PA: 38 |
| PITCHER | IP WLS BF H R ER SO BB IBB HBP BLK WP HR S P ERA WHIP | | | | | | | | | | | | | | | | | | | | | |
| Jose Mercedes, R (1,1) ERA: 4.43 | 5.0 | 24 | 5 | 2 | 2 | 3 | 5 | 0 | 0 | 0 | 0 | 0 | 0 | 7 | 7 | 0.00 | 0.750 | | | | | |
| Al Reyes, R (6,1) ERA: 6.43 | 1.1 | 5 | 1 | 0 | 0 | 1 | 0 | 0 | 0 | 0 | 0 | 0 | 7 | 7 | 0.00 | 0.750 | | | | | | |
| Joel Adamson, L (7,1) ERA: 3.56 | 0.1 | 3 | 0 | 0 | 0 | 0 | 2 | 0 | 0 | 0 | 0 | 0 | 1 | 9 | 0.00 | 6.000 | | | | | | |
| Bob Wickman, R (7,1) ERA: 2.59 | 1.1 | L | 6 | 2 | 1 | 1 | 0 | 0 | 0 | 0 | 0 | 0 | 6 | 6 | 6.75 | 1.500 | | | | | | |



| Batter | 1 | 2 | 3 | 4 | 5 | 6 | 7 | 8 | 9 | AB | R | H | RBI | BB | SO | LOB | TOP | | | | | | | | |
|--|-------------------------------|----------------------------------|-------------------------------|----------------------------------|-------------------------------|----------------------------------|-------------------------------|----------------------------------|-------------------------------|----------------------------------|------------------------------|---------------------------------|-------------------------------|----------------------------------|------------------------------|----------------------------------|---|------------------------------|----------------------------------|-----------------------------------|------------------------------------|----------------------------------|--------|--|--|
| Fernando Vina, L (1.4) OBP: 0.302, SLG: 0.366 | F7 | | F9 | G3-1 | F9 | | | | | 4 | 0 | 0 | 0 | 1 | 0 | 2 | Milwaukee Brewers @ Oakland Athletics Oakland-Alameda County Coliseum, Oakland, CA Sun Aug 10 1997, 3:38 AM PDT Att: 15,926 - Cloudy - 73 F | | | | | | | | |
| Jose Valentin, S (1.10) OBP: 0.322, SLG: 0.416 | | | BB 1B | G4-3 | | P2 | P5 | | | 5 | 1 | 2 | 0 | 0 | 0 | 3 | | | | | | | | | |
| Dave Nilsson, L (1.3) OBP: 0.359, SLG: 0.487 | L7 | | 1B HR | | 2B 1B | G3-1 | | F9 1B BB | | 3 | 2 | 1 | 0 | 2 | 0 | 1 | | | | | | | | | |
| Jeff Cirillo, R (1.5) OBP: 0.361, SLG: 0.426 | K | | HR 1B | | 1H 2B | F9 | | G6-4-3 1B | | 5 | 1 | 3 | 2 | 0 | 1 | 1 | | | | | | | | | |
| Jeremy Burnitz, L (1.9) OBP: 0.378, SLG: 0.563 | | K | F8 | | K | | S 2B BB | F9 | | 4 | 1 | 0 | 0 | 1 | 2 | 4 | | | | | | | | | |
| Mark Loretta, R (1.6) OBP: 0.359, SLG: 0.404 | HBP 1B | | HR 1B | | 1B 1B | | 2B BB | G6-4-3 | | 4 | 2 | 3 | 0 | 1 | 0 | 2 | | | | | | | | | |
| Brian Banks, S (1.7) OBP: 0.429, SLG: 0.714 | K | | HR | | 1B 1B | | 2B | | G6-3 | 5 | 2 | 3 | 5 | 0 | 1 | 1 | | | | | | | | | |
| Gerald Williams, R (1.8) OBP: 0.294, SLG: 0.388 | HBP | | F8 | | 1B 1B | | K | | K | 4 | 0 | 1 | 1 | 0 | 2 | 2 | | | | | | | | | |
| Jesse Levis, L (1.2) OBP: 0.362, SLG: 0.356 | G4-3 | | | G3-1 | | | G4-3 | G4-3 | | 5 | 0 | 1 | 1 | 0 | 0 | 4 |  | | | | | | | | |
| Inning Stats | R: 0 E: 0 K: 1 S: 12 | H: 1 LOB: 1 BB: 0 P: 20 | R: 0 E: 0 K: 2 S: 15 | H: 1 LOB: 2 BB: 0 P: 25 | R: 5 E: 0 K: 0 S: 13 | H: 4 LOB: 0 BB: 1 P: 22 | R: 0 E: 0 K: 0 S: 10 | H: 0 LOB: 0 BB: 0 P: 16 | R: 3 E: 0 K: 1 S: 18 | H: 6 LOB: 2 BB: 0 P: 26 | R: 0 E: 0 K: 0 S: 6 | H: 0 LOB: 0 BB: 0 P: 8 | R: 1 E: 0 K: 1 S: 14 | H: 1 LOB: 3 BB: 3 P: 32 | R: 0 E: 0 K: 0 S: 6 | H: 1 LOB: 1 BB: 1 P: 12 | | R: 0 E: 0 K: 1 S: 8 | H: 0 LOB: 0 BB: 0 P: 10 | 1B: 11 2B: 2 3B: 0 HR: 1 | SF: 0 SAC: 0 DP: 1 HBP: 1 | WP: 0 PB: 0 SB: 1 CS: 0 | PA: 45 | | |
| PITCHER | IP | WLS | BF | H | R | ER | SO | BB | IBB | HBP | BLK | WP | HR | S | P | ERA | WHIP | | | | | | | | |
| Jimmy Haynes, R (1.1) ERA: 4.58 | 4.1 | L | 22 | 8 | 6 | 6 | 3 | 1 | 0 | 1 | 0 | 0 | 0 | 54 | 89 | 12.46 | 2.077 | | | | | | | | |
| Carlos Reyes, R (5.1) ERA: 5.34 | 1.2 | | 9 | 4 | 2 | 2 | 1 | 0 | 0 | 0 | 0 | 0 | 0 | 20 | 28 | 10.80 | 2.400 | | | | | | | | |
| John Johnstone, R (7.1) ERA: 2.55 | 1.0 | | 9 | 2 | 1 | 1 | 1 | 4 | 0 | 0 | 0 | 0 | 0 | 17 | 40 | 9.00 | 6.000 | | | | | | | | |
| Aaron Small, R (8.1) ERA: 4.61 | 2.0 | | 5 | 0 | 0 | 0 | 1 | 0 | 0 | 0 | 0 | 0 | 0 | 11 | 14 | 0.00 | 0.000 | | | | | | | | |

| Batter | 1 | 2 | 3 | 4 | 5 | 6 | 7 | 8 | 9 | AB | R | H | RBI | BB | SO | LOB | BOTTOM | | | | | | | | |
|---|-------------------------------|----------------------------------|-------------------------------|----------------------------------|-------------------------------|----------------------------------|-------------------------------|----------------------------------|------------------------------|----------------------------------|-------------------------------|----------------------------------|------------------------------|----------------------------------|------------------------------|----------------------------------|---|-------------------------------|----------------------------------|----------------------------------|------------------------------------|----------------------------------|--------|--|--|
| Jason McDonald, S (1.8) OBP: 0.314, SLG: 0.349 | G6-3 | | 2B BB | | G4-3 | K | | | 1B 2B | 4 | 1 | 1 | 0 | 1 | 1 | 1 | Milwaukee Brewers @ Oakland Athletics Oakland-Alameda County Coliseum, Oakland, CA Sun Aug 10 1997, 3:38 AM PDT Att: 15,926 - Cloudy - 73 F | | | | | | | | |
| Mark Bellhorn, S (1.5) OBP: 0.349, SLG: 0.400 | K | | 2B | | F7 | | G5-3 | | 1B 2H 1B | 5 | 0 | 2 | 1 | 0 | 1 | 0 | | | | | | | | | |
| Dave Magadan, L (1.3) OBP: 0.305, SLG: 0.379 | 1B | | K | | 1B BB | | G4-3 | | 1B | 4 | 1 | 2 | 0 | 1 | 1 | 2 | | | | | | | | | |
| Matt Stairs, L (1.9) OBP: 0.417, SLG: 0.625 | G4-3 | | K | | E6 1B | | G4-3 | | F7 | 5 | 0 | 1 | 0 | 0 | 1 | 5 | | | | | | | | | |
| Jason Giambi, L (1.10) OBP: 0.356, SLG: 0.461 | | G6-3 | G4-3 | | F7 | | | K | | 4 | 0 | 0 | 0 | 0 | 1 | 3 | | | | | | | | | |
| Scott Spiezio, S (1.4) OBP: 0.291, SLG: 0.371 | G4-3 | | | WP G3 2B | | K | | G5-3 | | 4 | 1 | 1 | 0 | 0 | 1 | 0 | | | | | | | | | |
| Brian Leshar, R (1.7) OBP: 0.250, SLG: 0.394 | | | | K | | HR | | G6-3 | | 3 | 1 | 1 | 1 | 1 | 1 | 1 | | | | | | | | | |
| Brent Mayne, L (1.2) OBP: 0.311, SLG: 0.329 | F7 | | | G3 | | K | | | P5 | 4 | 0 | 0 | 1 | 0 | 1 | 1 | | | | | | | | | |
| Tilson Brito, R (1.6) OBP: 0.287, SLG: 0.277 | | | HR | | G6-3 | | | | F7 | 4 | 1 | 2 | 1 | 0 | 0 | 0 |  | | | | | | | | |
| Inning Stats | R: 0 E: 0 K: 1 S: 10 | H: 1 LOB: 1 BB: 0 P: 15 | R: 0 E: 0 K: 0 S: 14 | H: 0 LOB: 1 BB: 1 P: 22 | R: 1 E: 0 K: 2 S: 15 | H: 2 LOB: 2 BB: 1 P: 24 | R: 1 E: 0 K: 1 S: 10 | H: 1 LOB: 0 BB: 0 P: 16 | R: 1 E: 0 K: 0 S: 9 | H: 1 LOB: 1 BB: 1 P: 15 | R: 1 E: 0 K: 3 S: 15 | H: 2 LOB: 1 BB: 0 P: 22 | R: 0 E: 0 K: 0 S: 8 | H: 0 LOB: 0 BB: 0 P: 13 | R: 0 E: 0 K: 1 S: 9 | H: 0 LOB: 0 BB: 0 P: 14 | | R: 1 E: 0 K: 0 S: 11 | H: 3 LOB: 2 BB: 0 P: 16 | 1B: 5 2B: 3 3B: 0 HR: 2 | SF: 0 SAC: 0 DP: 0 HBP: 0 | WP: 1 PB: 0 SB: 0 CS: 0 | PA: 40 | | |
| PITCHER | IP | WLS | BF | H | R | ER | SO | BB | IBB | HBP | BLK | WP | HR | S | P | ERA | WHIP | | | | | | | | |
| Bryce Florie, R (1.1) ERA: 4.45 | 5.0 | W | 23 | 5 | 3 | 2 | 4 | 3 | 0 | 0 | 0 | 0 | 0 | 58 | 92 | 3.60 | 1.600 | | | | | | | | |
| Joel Adamson, L (6.1) ERA: 3.52 | 3.0 | | 11 | 2 | 1 | 1 | 4 | 0 | 0 | 0 | 0 | 0 | 1 | 32 | 49 | 3.00 | 0.667 | | | | | | | | |
| Mike Fetters, R (9.1) ERA: 3.64 | 1.0 | | 6 | 3 | 1 | 1 | 0 | 0 | 0 | 0 | 0 | 0 | 0 | 11 | 16 | 9.00 | 3.000 | | | | | | | | |

| Batter | 1 | 2 | 3 | 4 | 5 | 6 | 7 | 8 | 9 | AB | R | H | RBI | BB | SO | LOB | TOP | | | |
|---|--|--|-------------------------------|----------------------------------|-------------------------------|----------------------------------|------------------------------|----------------------------------|------------------------------|----------------------------------|-------------------------------|----------------------------------|------------------------------|---------------------------------|-------------------------------|----------------------------------|----------------------------------|------------------------------------|-------------------------|--------|
| Fernando Vina, L OBP: 0.303, SLG: 0.361 Jeromy Burnitz, L OBP: 0.377, SLG: 0.561 | 1-1 G6-3 | | 1-0 WP 1B HBP | | 2-3 K | | | 2-1 P5 | | 2 | 1 | 0 | 0 | 0 | 1 | 0 | | | | |
| Mark Loretta, R OBP: 0.360, SLG: 0.403 | 4-2 1B BB | | 3-2 G5-3 | | | 2-2 1B | | 0-0 F7 | | 3 | 0 | 1 | 0 | 1 | 0 | 1 | | | | |
| Dave Nilsson, L OBP: 0.359, SLG: 0.486 Jesse Lewis, L OBP: 0.366, SLG: 0.361 | 2-3 K | | 2-2 2H 1B | | | 2-2 K | | | 0-2 1B | 3 | 0 | 1 | 1 | 0 | 2 | 2 | | | | |
| Jeff Cirillo, R OBP: 0.361, SLG: 0.425 Jose Valentin, S OBP: 0.321, SLG: 0.415 | 1-2 1B | | 0-0 P6 | | | 0-2 L7 | | | 3-2 P2 | 3 | 0 | 1 | 0 | 0 | 0 | 2 | | | | |
| Jack Voigt, R OBP: 0.316, SLG: 0.534 | 1-3 K | | | 2-2 F8 | | 1-1 G5-3 | | | 1-0 P5 | 4 | 0 | 0 | 0 | 0 | 1 | 4 | | | | |
| Brian Banks, S OBP: 0.333, SLG: 0.556 | | 2-2 F7 | | 1-3 K | | | 2-2 G5-3 | | 0-1 G4-3 | 4 | 0 | 0 | 0 | 0 | 1 | 1 | | | | |
| Gerald Williams, R OBP: 0.292, SLG: 0.386 Jeff Huson, L OBP: 0.261, SLG: 0.246 | | 1-2 P3 | | 1-1 P6 | | | 0-0 G6-3 | | | 3 | 0 | 0 | 0 | 0 | 0 | 0 | | | | |
| 18 Todd Dunn, R OBP: 0.255, SLG: 0.344 | | 3-2 G6-3 | | | 2-0 F8 | | 1-2 K | | | 3 | 0 | 0 | 0 | 0 | 1 | 0 | | | | |
| Mike Matheny, R OBP: 0.280, SLG: 0.337 | | | 1-2 G6-3 | | 0-1 G4-3 | | | 1-1 P3 | | 3 | 0 | 0 | 0 | 0 | 0 | 0 | | | | |
| Inning Stats | R: 0 E: 0 K: 2 S: 15 | H: 1 LOB: 2 BB: 1 P: 24 | R: 0 E: 0 K: 0 S: 10 | H: 0 LOB: 0 BB: 0 P: 16 | R: 1 E: 0 K: 0 S: 10 | H: 1 LOB: 1 BB: 0 P: 17 | R: 0 E: 0 K: 1 S: 9 | H: 0 LOB: 0 BB: 0 P: 13 | R: 0 E: 0 K: 1 S: 6 | H: 1 LOB: 1 BB: 0 P: 10 | R: 0 E: 0 K: 1 S: 13 | H: 0 LOB: 0 BB: 0 P: 12 | R: 0 E: 0 K: 0 S: 5 | H: 0 LOB: 0 BB: 0 P: 8 | R: 0 E: 0 K: 0 S: 10 | H: 1 LOB: 1 BB: 0 P: 14 | 1B: 4 2B: 0 3B: 0 HR: 0 | SF: 0 SAC: 0 DP: 0 HBP: 1 | WP: 1 PB: 0 CS: 0 | PA: 33 |
| PITCHER | IP WLS BF H R ER SO BB IBB HBP BLK WP HR S P ERA WHIP | IP WLS BF H R ER SO BB IBB HBP BLK WP HR S P ERA WHIP | | | | | | | | | | | | | | | | | | |
| Jamie Moyer, L ERA: 4.12 | (1, 1) 7.0 W 26 3 1 1 6 1 0 1 0 1 0 72 112 1.29 0.571 | (8, 1) 2.0 7 1 0 0 0 0 0 0 0 0 0 0 15 22 0.00 0.500 | | | | | | | | | | | | | | | | | | |

Milwaukee Brewers @ Seattle Mariners
The Kingdome, Seattle, WA
Mon Aug 11 1997, 10:05 PM EDT
Att.: 51,016 - Dome - 68 F

AB 31
R 1
H 4
RBI 1
BB 1
SO 6
LOB 11



| Batter | 1 | 2 | 3 | 4 | 5 | 6 | 7 | 8 | 9 | AB | R | H | RBI | BB | SO | LOB | BOTTOM | | | | |
|--|---|---|--|---|-------------------------------|----------------------------------|------------------------------|----------------------------------|-------------------------------|----------------------------------|-------------------------------|----------------------------------|------------------------------|----------------------------------|-------------------------------|----------------------------------|----------------------------------|------------------------------------|----------------------------------|--------|--|
| Joey Cora, S OBP: 0.380, SLG: 0.476 Russ Davis, R OBP: 0.324, SLG: 0.491 | 2-2 P3 | | 0-0 1B 1B | 2-1 G4-3 | | WP 2B | | | | 5 | 2 | 2 | 0 | 0 | 0 | 2 | | | | | |
| Alex Rodriguez, R OBP: 0.356, SLG: 0.497 | 3-2 G4-3 | | 1-0 F8 1B FC6-5 1B | 1-1 F9 | | 2-2 1B | 2-3 K | | | 5 | 2 | 2 | 2 | 0 | 1 | 0 | | | | | |
| Ken Griffey Jr., L OBP: 0.372, SLG: 0.615 Rich Amaral, R OBP: 0.301, SLG: 0.290 | 1-0 P6 | | 1-0 FC6-5 S 1B | | 3-1 G5-3 1B | 0-0 2B HR | 0-2 F9 | | | 4 | 2 | 3 | 2 | 0 | 0 | 0 | | | | | |
| Edgar Martinez, R OBP: 0.455, SLG: 0.526 John Marzano, R OBP: 0.377, SLG: 0.382 | | 2-1 G5-3 | 2-1 F8 | | 4-2 1B BB | 4-1 HR 1B | 0-2 L7 | | | 2 | 2 | 0 | 0 | 2 | 0 | 2 | | | | | |
| Jay Buhner, R OBP: 0.379, SLG: 0.484 Raul Ibanez, L | | 1-2 G4-3 | 3-1 FC6-5 1B BB | | 2-3 K | 3-1 HR | | 0-2 L8 | | 4 | 2 | 1 | 4 | 0 | 1 | 3 | | | | | |
| Paul Sorrento, L OBP: 0.332, SLG: 0.509 Mike Blowers, R OBP: 0.364, SLG: 0.433 | | 2-2 2B 1B | 4-2 1B BB | | 1-0 G5-3 | 3-2 P6 | | 2-2 G6-3 | | 3 | 0 | 1 | 0 | 1 | 0 | 2 | | | | | |
| Dan Wilson, R OBP: 0.334, SLG: 0.432 | | 3-1 2B | 2-2 1B BB | | 1-1 PB S 1B | 2-3 K | | 0-3 K | | 5 | 0 | 3 | 3 | 0 | 2 | 0 | | | | | |
| Brent Gates, S OBP: 0.291, SLG: 0.366 | | 2-2 F8 | 1-0 P6 | | 4-1 1B BB | 4-2 1B BB | | | | 2 | 0 | 0 | 0 | 2 | 0 | 4 | | | | | |
| Lee Tinsley, S OBP: 0.302, SLG: 0.330 | | | 2-1 1B 2B | 1-2 G4-3 | 3-2 P5 | 2-2 1B | | | | 4 | 1 | 2 | 0 | 0 | 0 | 2 | | | | | |
| Inning Stats | R: 0 E: 0 K: 0 S: 7 | H: 0 LOB: 0 BB: 0 P: 13 | R: 0 E: 0 K: 0 S: 13 | H: 2 LOB: 2 BB: 0 P: 23 | R: 4 E: 0 K: 0 S: 16 | H: 5 LOB: 2 BB: 1 P: 32 | R: 0 E: 0 K: 0 S: 7 | H: 0 LOB: 0 BB: 0 P: 11 | R: 2 E: 0 K: 1 S: 14 | H: 2 LOB: 2 BB: 2 P: 32 | R: 5 E: 0 K: 1 S: 26 | H: 5 LOB: 5 BB: 2 P: 48 | R: 0 E: 0 K: 1 S: 9 | H: 0 LOB: 0 BB: 0 P: 11 | R: 0 E: 0 K: 1 S: 11 | H: 0 LOB: 0 BB: 0 P: 13 | 1B: 9 2B: 4 3B: 0 HR: 1 | SF: 0 SAC: 0 DP: 0 HBP: 0 | WP: 1 PB: 1 SB: 2 CS: 0 | PA: 43 | |
| PITCHER | IP WLS BF H R ER SO BB IBB HBP BLK WP HR S P ERA WHIP | IP WLS BF H R ER SO BB IBB HBP BLK WP HR S P ERA WHIP | | | | | | | | | | | | | | | | | | | |
| 21 Cal Eldred, R ERA: 5.14 | (1, 1) 5.0 L 27 9 6 6 1 2 0 0 0 0 1 1 26 48 45.00 7.000 | (6, 1) 1.0 5 5 5 1 2 0 0 0 0 1 1 26 48 45.00 7.000 | (7, 1) 1.0 3 0 0 1 0 0 0 0 0 0 0 9 11 0.00 0.000 | (8, 1) 1.0 3 0 0 1 0 0 0 0 0 0 0 11 13 0.00 0.000 | | | | | | | | | | | | | | | | | |

Milwaukee Brewers @ Seattle Mariners
The Kingdome, Seattle, WA
Mon Aug 11 1997, 10:05 PM EDT
Att.: 51,016 - Dome - 68 F

AB 38
R 11
H 14
RBI 11
BB 5
SO 4
LOB 15



| Batter | 1 | 2 | 3 | 4 | 5 | 6 | 7 | 8 | 9 | AB | R | H | RBI | BB | SO | LOB | TOP | | | |
|--|---|---|--|----------------------------------|-------------------------------|----------------------------------|-------------------------------|----------------------------------|------------------------------|----------------------------------|-------------------------------|----------------------------------|------------------------------|---------------------------------|-------------------------------|----------------------------------|---|----------------------------------|------------------------------------|----------------------------------|
| Mark Loretta, R OBP: 0.364, SLG: 0.405 (1, 4) | | | | | | | | | | 4 | 0 | 2 | 1 | 0 | 0 | 0 | Milwaukee Brewers @ Seattle Mariners The Kingdome, Seattle, WA Tue Aug 12 1997, 6:33 AM EDT Att: 33,422 - Dome - 68 F | | | |
| Jose Valentin, S OBP: 0.322, SLG: 0.416 (1, 6) | | | | | | | | | | 4 | 1 | 1 | 0 | 1 | 2 | 4 | | | | |
| Dave Nilsson, L OBP: 0.356, SLG: 0.481 (1, 10) | | | | | | | | | | 4 | 0 | 0 | 0 | 0 | 1 | 3 | | | | |
| Jeff Cirillo, R OBP: 0.360, SLG: 0.422 (1, 5) | | | | | | | | | | 3 | 0 | 0 | 0 | 1 | 1 | 2 | | | | |
| Jack Voigt, R OBP: 0.316, SLG: 0.528 Fernando Vina, L OBP: 0.301, SLG: 0.359 (8, PH) (8, 4) | | | | | | | | | | 3 | 0 | 1 | 0 | 0 | 0 | 1 | | | | |
| Brian Banks, S OBP: 0.318, SLG: 0.476 (1, 7) | | | | | | | | | | 3 | 1 | 0 | 0 | 1 | 2 | 1 | | | | |
| Gerald Williams, R OBP: 0.296, SLG: 0.388 (1, 8) | | | | | | | | | | 3 | 2 | 2 | 0 | 1 | 1 | 0 | | | | |
| 1B Todd Dunn, R OBP: 0.248, SLG: 0.333 Jeromy Burnitz, L OBP: 0.376, SLG: 0.560 (8, 9) | | | | | | | | | | 3 | 0 | 0 | 0 | 0 | 3 | 3 | | | | |
| Mike Matheny, R OBP: 0.279, SLG: 0.348 (1, 2) | | | | | | | | | | 4 | 1 | 1 | 3 | 0 | 1 | 2 | | | | |
| Inning Stats | R: 0 E: 0 K: 0 S: 8 | H: 1 LOB: 1 BB: 0 P: 10 | R: 3 E: 0 K: 1 S: 17 | H: 2 LOB: 0 BB: 1 P: 26 | R: 1 E: 1 K: 2 S: 13 | H: 1 LOB: 1 BB: 1 P: 22 | R: 0 E: 0 K: 3 S: 14 | H: 0 LOB: 2 BB: 1 P: 24 | R: 0 E: 0 K: 0 S: 7 | H: 0 LOB: 0 BB: 1 P: 12 | R: 0 E: 0 K: 1 S: 11 | H: 1 LOB: 1 BB: 0 P: 14 | R: 0 E: 0 K: 0 S: 6 | H: 0 LOB: 0 BB: 0 P: 7 | R: 1 E: 0 K: 1 S: 11 | H: 2 LOB: 1 BB: 0 P: 13 | | 1B: 5 2B: 1 3B: 0 HR: 1 | SF: 0 SAC: 0 DP: 1 HBP: 1 | WP: 0 PB: 0 SB: 3 CS: 0 |
| PITCHER | IP WLS BF H R ER SO BB IBB HBP BLK WP HR S P ERA WHIP | 7.0 L 30 5 4 3 10 4 0 1 0 0 1 82 125 3.86 1.286 | 2.0 8 2 1 1 1 0 0 0 0 0 0 0 17 20 4.50 1.000 | | | | | | | | | | | | | | | | | |

| Batter | 1 | 2 | 3 | 4 | 5 | 6 | 7 | 8 | 9 | AB | R | H | RBI | BB | SO | LOB | BOTTOM | | | |
|---|---|--|--|---------------------------------|-------------------------------|----------------------------------|------------------------------|----------------------------------|------------------------------|----------------------------------|------------------------------|---------------------------------|------------------------------|----------------------------------|-------------------------------|----------------------------------|---|----------------------------------|------------------------------------|----------------------------------|
| Joey Cora, S OBP: 0.381, SLG: 0.475 (1, 4) | | | | | | | | | | 3 | 0 | 1 | 0 | 1 | 0 | 0 | Milwaukee Brewers @ Seattle Mariners The Kingdome, Seattle, WA Tue Aug 12 1997, 6:33 AM EDT Att: 33,422 - Dome - 68 F | | | |
| Alex Rodriguez, R OBP: 0.354, SLG: 0.493 (1, 6) | | | | | | | | | | 3 | 0 | 0 | 1 | 0 | 1 | 1 | | | | |
| Ken Griffey Jr., L OBP: 0.375, SLG: 0.622 (1, 8) | | | | | | | | | | 2 | 1 | 1 | 1 | 2 | 0 | 1 | | | | |
| Edgar Martinez, R OBP: 0.451, SLG: 0.520 (1, 10) | | | | | | | | | | 4 | 0 | 0 | 0 | 0 | 1 | 4 | | | | |
| Jay Buhner, R OBP: 0.378, SLG: 0.480 (1, 9) | | | | | | | | | | 3 | 0 | 0 | 0 | 0 | 2 | 3 | | | | |
| Paul Sorrento, L OBP: 0.332, SLG: 0.509 (1, 3) | | | | | | | | | | 4 | 0 | 1 | 0 | 0 | 1 | 1 | | | | |
| Russ Davis, R OBP: 0.324, SLG: 0.496 (1, 5) | | | | | | | | | | 4 | 1 | 1 | 1 | 0 | 1 | 2 | | | | |
| John Marzano, R OBP: 0.375, SLG: 0.397 Dan Wilson, R OBP: 0.333, SLG: 0.430 (9, PH) (1, 2) | | | | | | | | | | 3 | 1 | 1 | 0 | 0 | 1 | 0 | | | | |
| Lee Tinsley, S OBP: 0.300, SLG: 0.337 (1, 7) | | | | | | | | | | 4 | 0 | 1 | 0 | 0 | 2 | 2 | | | | |
| Inning Stats | R: 0 E: 0 K: 0 S: 5 | H: 0 LOB: 1 BB: 1 P: 9 | R: 0 E: 0 K: 0 S: 5 | H: 0 LOB: 0 BB: 0 P: 7 | R: 1 E: 0 K: 0 S: 12 | H: 2 LOB: 1 BB: 0 P: 17 | R: 0 E: 0 K: 2 S: 8 | H: 0 LOB: 0 BB: 0 P: 14 | R: 0 E: 0 K: 1 S: 8 | H: 0 LOB: 0 BB: 0 P: 11 | R: 1 E: 0 K: 1 S: 6 | H: 1 LOB: 0 BB: 0 P: 9 | R: 0 E: 0 K: 1 S: 9 | H: 1 LOB: 3 BB: 2 P: 22 | R: 0 E: 0 K: 2 S: 13 | H: 1 LOB: 1 BB: 0 P: 16 | | 1B: 1 2B: 3 3B: 0 HR: 2 | SF: 0 SAC: 1 DP: 1 HBP: 1 | WP: 0 PB: 0 SB: 0 CS: 0 |
| PITCHER | IP WLS BF H R ER SO BB IBB HBP BLK WP HR S P ERA WHIP | 7.0 W 26 4 3 3 6 1 1 0 0 0 0 9 22 0.00 2.000 | 1.0 S 4 1 0 0 2 0 0 0 0 0 0 13 16 0.00 1.000 | | | | | | | | | | | | | | | | | |

| Batter | 1 | 2 | 3 | 4 | 5 | 6 | 7 | 8 | 9 | AB R H RBI BB SO LOB | TOP | | | | | | | | | |
|---|---|----------------------------------|------------------------------|----------------------------------|------------------------------|---------------------------------|-------------------------------|----------------------------------|------------------------------|---------------------------------|---|--|---|---------------------------------|------------------------------|----------------------------------|----------------------------------|------------------------------------|----------------------------------|--------|
| Rickey Henderson, R OBP: 0.416, SLG: 0.389 (1, 7) | G4-3 | | P4 | | K | | G6-3 | | FC5-2 S WP | 5 0 0 0 0 1 1 | Anaheim Angels @ Milwaukee Brewers Milwaukee County Stadium, Milwaukee, WI Thu Aug 14 1997, 4:33 AM EDT Att: 22,412 - Overcast - 69 F | | | | | | | | | |
| Darin Erstad, L OBP: 0.391, SLG: 0.456 (1, 3) | G3 | | | BLK E 2B | F9 2B | | G4-3 | | 3-H 4-0 1-2 BB | 4 1 2 0 1 0 0 | | | | | | | | | | |
| Dave Hollins, S OBP: 0.372, SLG: 0.431 (1, 5) | K | | | L4 | F9 | | G4-3 | | 2 SAFE 3-3 2-3 K | 5 0 0 0 0 2 4 | | | | | | | | | | |
| Tim Salmon, R OBP: 0.408, SLG: 0.506 (1, 9) | | L6 | | E5 16 1B HR | 16 FC4-6 BB | | | L7 | | 3 1 0 0 1 0 0 | | | | | | | | | | |
| 16 Garret Anderson, L OBP: 0.340, SLG: 0.407 (1, 8) | | | | | FC4-6 | | | L8 | | 4 1 2 0 0 0 2 | | | | | | | | | | |
| Todd Greene, R OBP: 0.333, SLG: 0.552 (1, 2) | | 1B | | HR 1B | | | | P5 | | 4 1 1 3 0 0 1 | | | | | | | | | | |
| Jack Howell, L OBP: 0.328, SLG: 0.573 (1, 10) | | | | P2 | | | | | | 4 1 1 1 0 0 1 | | | | | | | | | | |
| Luis Alicea, S OBP: 0.375, SLG: 0.400 (1, 4) | | | L3 | | | | | | HR | 4 0 3 0 0 0 0 | | | | | | | | | | |
| Gary Disarcina, R OBP: 0.284, SLG: 0.337 (1, 6) | | | F9 | G4-3 | | | G4-3 | | G4-3 S FC5-2 1B | 4 0 0 0 0 0 3 | | | | | | | | | | |
| Inning Stats | R: 0 E: 0 K: 1 S: 9 | H: 0 LOB: 0 BB: 0 P: 13 | R: 0 E: 0 K: 0 S: 6 | H: 1 LOB: 1 BB: 0 P: 10 | R: 0 E: 0 K: 0 S: 5 | H: 0 LOB: 0 BB: 0 P: 7 | R: 4 E: 1 K: 0 S: 24 | H: 4 LOB: 1 BB: 0 P: 29 | R: 0 E: 0 K: 0 S: 7 | H: 1 LOB: 1 BB: 0 P: 9 | R: 0 E: 0 K: 0 S: 4 | H: 0 LOB: 0 BB: 0 P: 8 | R: 0 E: 0 K: 0 S: 7 | H: 0 LOB: 0 BB: 0 P: 9 | R: 1 E: 0 K: 1 S: 9 | H: 2 LOB: 2 BB: 1 P: 24 | 1B: 5 2B: 2 3B: 0 HR: 2 | SF: 0 SAC: 0 DP: 0 HBP: 0 | WP: 1 PB: 0 SB: 2 CS: 0 | PA: 39 |
| PITCHER | IP WLS BF H R ER SO BB IBB HBP BLK WP HR S P ERA WHIP | | | | | | | | | | | PITCHER | IP WLS BF H R ER SO BB IBB HBP BLK WP HR S P ERA WHIP | | | | | | | |
| Jose Mercedes, R ERA: 4.44 (1, 1) | 8.0 L 34 8 5 4 2 1 0 0 0 1 0 2 72 105 4.50 1.125 | | | | | | | | | | | Mike Fetters, R ERA: 3.96 (9, 1) | 1.0 5 1 0 0 1 1 0 0 0 1 0 8 21 0.00 2.000 | | | | | | | |

| Batter | 1 | 2 | 3 | 4 | 5 | 6 | 7 | 8 | 9 | AB R H RBI BB SO LOB | BOTTOM | | | | | | | | | |
|--|---|---------------------------------|------------------------------|----------------------------------|-------------------------------|----------------------------------|------------------------------|---------------------------------|-------------------------------|----------------------------------|---|---------------------------------|---|----------------------------------|------------------------------|---------------------------------|----------------------------------|------------------------------------|----------------------------------|--------|
| Fernando Vina, L OBP: 0.300, SLG: 0.356 (1, 4) | G3 | | F7 | | 2B 1B | | | F9 | | 4 0 1 0 0 0 0 | Anaheim Angels @ Milwaukee Brewers Milwaukee County Stadium, Milwaukee, WI Thu Aug 14 1997, 4:33 AM EDT Att: 22,412 - Overcast - 69 F | | | | | | | | | |
| Jose Valentin, S OBP: 0.324, SLG: 0.420 (1, 6) | F7 | | S 1B | | 1-3 2B | | | F8 | | 4 0 2 0 0 0 0 | | | | | | | | | | |
| Dave Nilsson, L OBP: 0.353, SLG: 0.477 (1, 10) | P5 | | G4-3 | | F9 | | | F9 | | 4 0 0 0 0 0 3 | | | | | | | | | | |
| Jeff Cirillo, R OBP: 0.363, SLG: 0.424 (1, 5) | | 2B SF7 1B | | L1-3 HBP | | | G4-6-3 1B | | G5-3 | 3 1 2 0 0 0 0 | | | | | | | | | | |
| Jeremy Burnitz, L OBP: 0.375, SLG: 0.559 (1, 9) | | L1-3 2B | | L1-3 | | | G4-6-3 | | K | 4 0 1 0 0 1 2 | | | | | | | | | | |
| Mark Loretta, R OBP: 0.380, SLG: 0.401 (1, 3) | | SF7 | | P4 | | | G6-3 | | F9 | 3 0 0 1 0 0 1 | | | | | | | | | | |
| Gerald Williams, R OBP: 0.294, SLG: 0.385 (1, 8) | | F7 | | F7 | | | | L8 | | 3 0 0 0 0 0 2 | | | | | | | | | | |
| Brian Banks, S OBP: 0.280, SLG: 0.417 (1, 7) | | G3 | | G4-3 | | | | F8 | | 3 0 0 0 0 0 1 | | | | | | | | | | |
| Jesse Levis, L OBP: 0.359, SLG: 0.353 (1, 2) | | | G4-3 | | G6-3 | | | G1-3 | | 3 0 0 0 0 0 0 | | | | | | | | | | |
| Inning Stats | R: 0 E: 0 K: 0 S: 5 | H: 0 LOB: 0 BB: 0 P: 9 | R: 1 E: 0 K: 0 S: 8 | H: 2 LOB: 1 BB: 0 P: 11 | R: 0 E: 0 K: 0 S: 11 | H: 1 LOB: 1 BB: 0 P: 16 | R: 0 E: 0 K: 0 S: 6 | H: 0 LOB: 1 BB: 0 P: 9 | R: 0 E: 0 K: 0 S: 14 | H: 2 LOB: 2 BB: 0 P: 25 | R: 0 E: 0 K: 0 S: 6 | H: 1 LOB: 0 BB: 0 P: 7 | R: 0 E: 0 K: 0 S: 7 | H: 0 LOB: 0 BB: 0 P: 12 | R: 0 E: 0 K: 1 S: 8 | H: 0 LOB: 0 BB: 0 P: 9 | 1B: 4 2B: 2 3B: 0 HR: 0 | SF: 1 SAC: 0 DP: 1 HBP: 1 | WP: 0 PB: 0 SB: 1 CS: 0 | PA: 33 |
| PITCHER | IP WLS BF H R ER SO BB IBB HBP BLK WP HR S P ERA WHIP | | | | | | | | | | | PITCHER | IP WLS BF H R ER SO BB IBB HBP BLK WP HR S P ERA WHIP | | | | | | | |
| Dennis Springer, R ERA: 5.28 (1, 1) | 9.0 W 33 6 1 1 1 0 0 0 1 0 0 70 103 1.00 0.667 | | | | | | | | | | | | | | | | | | | |

| | |
|-----|----|
| AB | 37 |
| R | 5 |
| H | 9 |
| RBI | 4 |
| BB | 2 |
| SO | 3 |
| LOB | 12 |



| | |
|-----|----|
| AB | 31 |
| R | 1 |
| H | 6 |
| RBI | 1 |
| BB | 0 |
| SO | 1 |
| LOB | 9 |



livebaseballscores.com

livebaseballscores.com

| Batter | 1 | 2 | 3 | 4 | 5 | 6 | 7 | 8 | 9 | AB | R | H | RBI | BB | SO | LOB | TOP | | | | |
|--|-------------------------------|----------------------------------|-------------------------------|----------------------------------|-------------------------------|----------------------------------|------------------------------|----------------------------------|------------------------------|----------------------------------|------------------------------|----------------------------------|------------------------------|----------------------------------|-------------------------------|----------------------------------|---|----------------------------------|------------------------------------|----------------------------------|--------|
| Mark Bellhorn, S OBP: 0.353, SLG: 0.418 (1, 5) | G4-3 | K | | F9 | | | G4-3 | | E | 5 | 0 | 1 | 0 | 0 | 1 | 1 | Oakland Athletics @ Milwaukee Brewers Milwaukee County Stadium, Milwaukee, WI Sat Aug 16 1997, 8:05 PM EDT Att: 17,031 - Unknown - 77 F livebaseballscorecards.com | | | | |
| Rafael Bourquard, R OBP: 0.344, SLG: 0.352 (1, 6) | F7 | G4-3 | | | L5 | | G6-3 | | E3 | 5 | 0 | 0 | 0 | 0 | 0 | 1 | | | | | |
| Dave Magadan, L OBP: 0.397, SLG: 0.363 (1, 10) | HR | | G4-3 | | G4-3 | | G3 | | FC1-2-5 | 5 | 1 | 1 | 0 | 0 | 0 | 2 | | | | | |
| Matt Stairs, L OBP: 0.426, SLG: 0.661 (1, 9) | HR | | | | F9 | | | 1B | F9 | 4 | 2 | 2 | 2 | 1 | 0 | 2 | | | | | |
| Jason Giambi, L OBP: 0.357, SLG: 0.477 (1, 3) | | | FC4-6 | | | | G3 | | L9 | 3 | 0 | 1 | 0 | 1 | 0 | 2 | | | | | |
| Brent Mayne, L OBP: 0.319, SLG: 0.355 Jason McDonald, S OBP: 0.307, SLG: 0.366 Izzy Molina, R OBP: 0.194, SLG: 0.203 (1, 2) | K | | | | | | G3 | | E | 3 | 0 | 1 | 1 | 0 | 1 | 2 | | | | | |
| Scott Spiezio, S OBP: 0.286, SLG: 0.359 (1, 4) | | | G4-3 | | | | P5 | | K | 4 | 1 | 1 | 0 | 0 | 1 | 4 | | | | | |
| Brian Leshar, R OBP: 0.298, SLG: 0.453 (1, 7) | | HR | | | F8 | | | | P5 | 3 | 1 | 1 | 2 | 1 | 0 | 2 | | | | | |
| Ernie Young, R OBP: 0.281, SLG: 0.319 (1, 8) | | | G5-3 | | | | K | | G6-3 | 4 | 0 | 1 | 0 | 0 | 1 | 2 | | | | | |
| Inning Stats | R: 2 E: 0 K: 1 S: 13 | H: 2 LOB: 1 BB: 1 P: 25 | R: 2 E: 0 K: 1 S: 16 | H: 3 LOB: 0 BB: 0 P: 20 | R: 0 E: 0 K: 0 S: 12 | H: 0 LOB: 2 BB: 1 P: 22 | R: 0 E: 0 K: 0 S: 9 | H: 0 LOB: 0 BB: 0 P: 11 | R: 0 E: 0 K: 1 S: 7 | H: 1 LOB: 2 BB: 1 P: 18 | R: 0 E: 0 K: 0 S: 7 | H: 0 LOB: 0 BB: 0 P: 10 | R: 1 E: 0 K: 1 S: 9 | H: 2 LOB: 2 BB: 0 P: 15 | R: 0 E: 1 K: 0 S: 10 | H: 1 LOB: 2 BB: 0 P: 17 | | 1B: 4 2B: 3 3B: 0 HR: 2 | SF: 0 SAC: 0 DP: 0 HBP: 1 | WP: 0 PB: 0 SB: 0 CS: 1 | PA: 40 |
| PITCHER | IP | WLS | BF | H | R | ER | SO | BB | IBB | HBP | BLK | WP | HR | S | P | ERA | WHIP | | | | |
| 21 Cal Eldred, R ERA: 5.18 (1, 1) | 6.0 | | 27 | 6 | 4 | 4 | 3 | 3 | 0 | 1 | 0 | 0 | 2 | 65 | 107 | 6.00 | 1.500 | | | | |
| Mike Fetters, R ERA: 3.5 (7, 1) | 2.0 | | 8 | 2 | 1 | 1 | 1 | 0 | 0 | 0 | 1 | 0 | 0 | 16 | 25 | 4.50 | 1.000 | | | | |
| Doug Jones, R ERA: 2.4 (9, 1) | 1.0 | W | 5 | 1 | 0 | 0 | 0 | 0 | 0 | 0 | 0 | 0 | 0 | 10 | 17 | 0.00 | 1.000 | | | | |

| Batter | 1 | 2 | 3 | 4 | 5 | 6 | 7 | 8 | 9 | AB | R | H | RBI | BB | SO | LOB | BOTTOM | | | | |
|---|------------------------------|----------------------------------|------------------------------|----------------------------------|------------------------------|----------------------------------|------------------------------|----------------------------------|-------------------------------|----------------------------------|------------------------------|----------------------------------|-------------------------------|----------------------------------|------------------------------|----------------------------------|---|------------------------------------|----------------------------------|--------|--|
| Fernando Vina, L OBP: 0.307, SLG: 0.353 (1, 4) | P6 | | F7 | | HR | | 1B | | BB | 3 | 2 | 1 | 0 | 1 | 0 | 0 | Oakland Athletics @ Milwaukee Brewers Milwaukee County Stadium, Milwaukee, WI Sat Aug 16 1997, 8:05 PM EDT Att: 17,031 - Unknown - 77 F livebaseballscorecards.com | | | | |
| Jose Valentin, S OBP: 0.329, SLG: 0.429 (1, 6) | K | | | P6 | HR | | CS | | 1B | 4 | 1 | 2 | 3 | 1 | 1 | 0 | | | | | |
| Dave Nilsson, L OBP: 0.351, SLG: 0.473 (1, 3) | F7 | | G6-3 | | L8 | | B4-3 | | 1B | 5 | 0 | 1 | 1 | 0 | 0 | 2 | | | | | |
| Julio Franco, R OBP: 0.367, SLG: 0.365 (1, 10) | | G6-3 | | | | | G4-3 | | L1-3 | 3 | 0 | 0 | 0 | 1 | 0 | 0 | | | | | |
| Jeremy Burnitz, L OBP: 0.373, SLG: 0.553 (1, 9) | | K | | G4-3 | | | L8 | | | 3 | 0 | 0 | 0 | 1 | 1 | 1 | | | | | |
| Jeff Cirillo, R OBP: 0.359, SLG: 0.418 (1, 5) | | L4 | | | G5-3 | | 2B | | K | 4 | 0 | 1 | 0 | 0 | 1 | 1 | | | | | |
| Gerald Williams, R OBP: 0.298, SLG: 0.391 (1, 8) | | | G6-3 | | SF9 | | F8 | | P4 | 3 | 2 | 2 | 0 | 0 | 0 | 1 | | | | | |
| Brian Banks, S OBP: 0.250, SLG: 0.355 Jack Voigt, R OBP: 0.314, SLG: 0.518 (1, 7) | | | G6-3 | | F8 | | L8 | | K | 3 | 0 | 0 | 0 | 0 | 0 | 4 | | | | | |
| Jack Voigt, R OBP: 0.314, SLG: 0.518 (9, PH) | | | | | | | | | | 1 | 0 | 0 | 0 | 0 | 1 | 0 | | | | | |
| Mike Matheny, R OBP: 0.287, SLG: 0.352 (1, 2) | | | SF9 | | HR | | G1-4-3 | | F8 | 3 | 1 | 1 | 2 | 0 | 0 | 0 | | | | | |
| Inning Stats | R: 0 E: 0 K: 1 S: 9 | H: 0 LOB: 0 BB: 0 P: 15 | R: 0 E: 0 K: 1 S: 9 | H: 0 LOB: 0 BB: 0 P: 15 | R: 1 E: 0 K: 0 S: 6 | H: 1 LOB: 0 BB: 0 P: 10 | R: 0 E: 0 K: 0 S: 8 | H: 0 LOB: 1 BB: 1 P: 18 | R: 4 E: 0 K: 0 S: 12 | H: 2 LOB: 0 BB: 0 P: 21 | R: 0 E: 0 K: 0 S: 8 | H: 2 LOB: 2 BB: 0 P: 10 | R: 0 E: 0 K: 1 S: 11 | H: 0 LOB: 1 BB: 1 P: 22 | R: 1 E: 0 K: 1 S: 9 | H: 1 LOB: 2 BB: 2 P: 21 | 1B: 5 2B: 2 3B: 0 HR: 1 | SF: 1 SAC: 0 DP: 0 HBP: 2 | WP: 0 PB: 0 SB: 0 CS: 1 | PA: 39 | |
| PITCHER | IP | WLS | BF | H | R | ER | SO | BB | IBB | HBP | BLK | WP | HR | S | P | ERA | WHIP | | | | |
| Don Wengert, R ERA: 5.66 (1, 1) | 4.2 | | 20 | 3 | 5 | 5 | 2 | 1 | 0 | 2 | 0 | 0 | 0 | 20 | 26 | 9.64 | 0.857 | | | | |
| Buddy Groom, L ERA: 4.53 (5, 1) | 2.1 | | 10 | 4 | 0 | 0 | 0 | 0 | 0 | 0 | 0 | 0 | 0 | 11 | 22 | 0.00 | 1.714 | | | | |
| Aaron Small, R ERA: 4.4 (8, 1) | 1.0 | | 4 | 0 | 0 | 0 | 1 | 1 | 0 | 0 | 0 | 0 | 0 | 9 | 21 | 13.50 | 4.500 | | | | |
| Mike Mohler, L ERA: 5.65 (9, 1) | 0.2 | L | 5 | 1 | 1 | 1 | 1 | 2 | 0 | 0 | 0 | 0 | 0 | 9 | 21 | 13.50 | 4.500 | | | | |

| Batter | 1 | 2 | 3 | 4 | 5 | 6 | 7 | 8 | 9 | AB | R | H | RBI | BB | SO | LOB | TOP | | | | | | | | |
|---|-------------------------------|----------------------------------|------------------------------|---------------------------------|-------------------------------|----------------------------------|-------------------------------|----------------------------------|------------------------------|----------------------------------|-------------------------------|----------------------------------|-------------------------------|----------------------------------|------------------------------|----------------------------------|---|----------------------------------|----------------------------------|------------------------------------|----------------------------------|--------|--|--|--|
| Mark Bellhorn, S (1, 5) OBP: 0.344, SLG: 0.406 | F9 | | K | | L3 | | | G4-3 | | 4 | 0 | 0 | 0 | 0 | 1 | 1 | Oakland Athletics @ Milwaukee Brewers Milwaukee County Stadium, Milwaukee, WI Sun Aug 17 1997, 8:05 PM EDT Att: 22,283 - Unknown - 62 F | | | | | | | | |
| Scott Spiezio, S (1, 4) OBP: 0.283, SLG: 0.356 | K | | P4 | | L8 | | | G4-3 | | 4 | 0 | 0 | 0 | 0 | 1 | 1 | | | | | | | | | |
| Dave Magadan, L (1, 10) OBP: 0.308, SLG: 0.388 | 2B | | | | 2B | | | 3B | | 3 | 1 | 3 | 0 | 1 | 0 | 0 | | | | | | | | | |
| Matt Stairs, L (1, 9) OBP: 0.423, SLG: 0.658 | G4-3 | | | | 2B | | | G4-3 | | 4 | 1 | 1 | 1 | 0 | 0 | 2 | | | | | | | | | |
| Jason Giambi, L (1, 3) OBP: 0.356, SLG: 0.478 | | | | | 2B | | | G4-3 | | 4 | 0 | 1 | 1 | 0 | 0 | 0 | | | | | | | | | |
| Brent Mayne, L (1, 2) OBP: 0.317, SLG: 0.353 | K | | | | 2B | | | F8 | | 4 | 0 | 1 | 0 | 0 | 1 | 0 | | | | | | | | | |
| Brian Leshar, R (1, 7) OBP: 0.279, SLG: 0.421 | | | | | 1B | | | K | | 4 | 0 | 0 | 0 | 0 | 2 | 2 | | | | | | | | | |
| Ernie Young, R (1, 8) OBP: 0.275, SLG: 0.310 | | | | | FC5-4 | | | G6-3 | | 3 | 0 | 0 | 0 | 0 | 0 | 2 | | | | | | | | | |
| Tilson Brito, R (1, 6) OBP: 0.284, SLG: 0.289 | | | | | 1B | | | G6-3 | | 3 | 0 | 1 | 0 | 0 | 1 | 0 | | | | | | | | | |
| Inning Stats | R: 0 E: 0 K: 1 S: 11 | H: 1 LOB: 1 BB: 0 P: 18 | R: 0 E: 0 K: 1 S: 6 | H: 0 LOB: 0 BB: 0 P: 9 | R: 0 E: 0 K: 1 S: 10 | H: 1 LOB: 1 BB: 0 P: 13 | R: 1 E: 0 K: 1 S: 18 | H: 4 LOB: 2 BB: 0 P: 28 | R: 0 E: 0 K: 0 S: 9 | H: 0 LOB: 0 BB: 0 P: 13 | R: 1 E: 0 K: 0 S: 12 | H: 1 LOB: 0 BB: 0 P: 19 | R: 0 E: 0 K: 1 S: 10 | H: 0 LOB: 0 BB: 0 P: 12 | R: 0 E: 0 K: 0 S: 9 | H: 0 LOB: 1 BB: 1 P: 19 | R: 0 E: 0 K: 0 S: 11 | H: 0 LOB: 0 BB: 0 P: 13 | 1B: 3 2B: 3 3B: 1 HR: 0 | SF: 0 SAC: 0 DP: 0 HBP: 0 | WP: 1 PB: 0 SB: 0 CS: 0 | PA: 34 | | | |
| PITCHER | IP | WLS | BF | H | R | ER | SO | BB | IBB | HBP | BLK | WP | HR | S | P | ERA | WHIP | | | | | | | | |
| Steve Woodard, R (1, 1) ERA: 3.41 | 5.0 | W | 21 | 7 | 2 | 2 | 5 | 0 | 0 | 0 | 0 | 0 | 0 | 58 | 88 | 3.60 | 1.400 | | | | | | | | |
| Mark Davis, L (6, 1) ERA: 5.4 | 1.0 | | 3 | 0 | 0 | 0 | 0 | 0 | 0 | 0 | 0 | 0 | 0 | 8 | 12 | 0.00 | 0.000 | | | | | | | | |
| Bob Wickman, R (7, 1) ERA: 2.51 | 2.0 | | 7 | 0 | 0 | 0 | 1 | 1 | 0 | 0 | 0 | 1 | 0 | 19 | 31 | 0.00 | 0.500 | | | | | | | | |
| Doug Jones, R (9, 1) ERA: 2.35 | 1.0 | S | 3 | 0 | 0 | 0 | 0 | 0 | 0 | 0 | 0 | 0 | 0 | 11 | 13 | 0.00 | 0.000 | | | | | | | | |

| Batter | 1 | 2 | 3 | 4 | 5 | 6 | 7 | 8 | 9 | AB | R | H | RBI | BB | SO | LOB | BOTTOM | | | | | | | | |
|---|-------------------------------|----------------------------------|------------------------------|---------------------------------|-------------------------------|----------------------------------|-------------------------------|----------------------------------|-------------------------------|----------------------------------|-------------------------------|----------------------------------|-------------------------------|----------------------------------|-------------------------------|----------------------------------|---|------------------------------------|----------------------------------|--------|--|--|--|--|--|
| Fernando Vina, L (1, 4) OBP: 0.310, SLG: 0.355 | FC3-6 1B 2B | G1-3 | | F7 | | E8 1B | | K | | 5 | 1 | 2 | 1 | 0 | 1 | 2 | Oakland Athletics @ Milwaukee Brewers Milwaukee County Stadium, Milwaukee, WI Sun Aug 17 1997, 8:05 PM EDT Att: 22,283 - Unknown - 62 F | | | | | | | | |
| Jose Valentin, S (1, 6) OBP: 0.330, SLG: 0.437 | FC3-6 1B | | HR | | L8 | L7 | | K | | 5 | 1 | 2 | 1 | 0 | 1 | 3 | | | | | | | | | |
| Dave Nilsson, L (1, 3) OBP: 0.350, SLG: 0.470 | FC3-6 2B G4-3 | | F8 | | P6 | | 1B HBP | | | 3 | 1 | 0 | 0 | 0 | 0 | 2 | | | | | | | | | |
| Julio Franco, R (1, 10) OBP: 0.369, SLG: 0.368 | G4-3 2B | | BB | | G6-3 | | K | | | 3 | 0 | 1 | 1 | 1 | 1 | 1 | | | | | | | | | |
| Jeromy Burnitz, L (1, 9) OBP: 0.374, SLG: 0.552 | G4-3 | | P4 | | SF8 1B | | S 1B | | | 4 | 1 | 2 | 1 | 0 | 0 | 2 | | | | | | | | | |
| Jeff Cirillo, R (1, 5) OBP: 0.361, SLG: 0.420 | FC6-4 BB | | F9 | | F9 1B 2B | | P3 | | | 3 | 1 | 1 | 0 | 1 | 0 | 3 | | | | | | | | | |
| Gerald Williams, R (1, 8) OBP: 0.295, SLG: 0.388 | FC6-4 | | K | | G6-3 | | K | | | 4 | 0 | 0 | 0 | 0 | 2 | 6 | | | | | | | | | |
| Jesse Levis, L (1, 2) OBP: 0.353, SLG: 0.346 | | | F8 | | P4 | | E 1B IBB | | | 2 | 0 | 0 | 0 | 0 | 0 | 0 | | | | | | | | | |
| Jack Voigt, R (6, PH) OBP: 0.320, SLG: 0.518 | | | | | | | | BB | | 0 | 0 | 0 | 0 | 1 | 0 | 0 | | | | | | | | | |
| Mike Matheny, R (7, 2) OBP: 0.289, SLG: 0.352 | | | | | | | | | | 0 | 0 | 0 | 0 | 1 | 0 | 0 | | | | | | | | | |
| Brian Banks, S (1, 7) OBP: 0.250, SLG: 0.353 | | | K | | 1B | | SF8 | | | 3 | 0 | 1 | 1 | 0 | 2 | 1 | | | | | | | | | |
| Inning Stats | R: 2 E: 0 K: 0 S: 14 | H: 3 LOB: 2 BB: 1 P: 25 | R: 0 E: 0 K: 1 S: 5 | H: 0 LOB: 0 BB: 0 P: 7 | R: 1 E: 0 K: 0 S: 11 | H: 1 LOB: 1 BB: 1 P: 20 | R: 0 E: 0 K: 1 S: 10 | H: 1 LOB: 0 BB: 0 P: 16 | R: 0 E: 1 K: 0 S: 15 | H: 3 LOB: 2 BB: 1 P: 27 | R: 0 E: 0 K: 2 S: 12 | H: 1 LOB: 0 BB: 0 P: 16 | R: 0 E: 0 K: 3 S: 12 | H: 0 LOB: 1 BB: 1 P: 20 | R: 0 E: 0 K: 0 S: 11 | H: 0 LOB: 0 BB: 0 P: 13 | 1B: 6 2B: 2 3B: 0 HR: 1 | SF: 1 SAC: 0 DP: 0 HBP: 1 | WP: 0 PB: 0 SB: 1 CS: 0 | PA: 38 | | | | | |
| PITCHER | IP | WLS | BF | H | R | ER | SO | BB | IBB | HBP | BLK | WP | HR | S | P | ERA | WHIP | | | | | | | | |
| Ariel Prieto, R (1, 1) ERA: 4.99 | 5.0 | L | 22 | 5 | 3 | 3 | 2 | 2 | 0 | 0 | 0 | 0 | 0 | 9 | 14 | 5.40 | 6.000 | | | | | | | | |
| Carlos Reyes, R (6, 1) ERA: 6.19 | 0.1 | | 3 | 2 | 2 | 2 | 0 | 0 | 0 | 0 | 0 | 0 | 0 | 9 | 14 | 54.00 | 6.000 | | | | | | | | |
| Mike Mohler, L (6, 1) ERA: 5.59 | 1.0 | | 7 | 2 | 0 | 0 | 1 | 0 | 1 | 1 | 0 | 0 | 0 | 12 | 22 | 0.00 | 2.000 | | | | | | | | |
| John Johnstone, R (7, 1) ERA: 2.57 | 0.2 | | 2 | 0 | 0 | 0 | 1 | 0 | 0 | 0 | 0 | 0 | 0 | 6 | 7 | 0.00 | 0.000 | | | | | | | | |
| Billy Taylor, R (8, 1) ERA: 4.67 | 1.0 | | 4 | 0 | 0 | 0 | 3 | 1 | 0 | 0 | 0 | 0 | 0 | 12 | 20 | 0.00 | 1.000 | | | | | | | | |

| | |
|-----|----|
| AB | 33 |
| R | 2 |
| H | 7 |
| RBI | 2 |
| BB | 1 |
| SO | 6 |
| LOB | 8 |



| Batter | 1 | 2 | 3 | 4 | 5 | 6 | 7 | 8 | 9 | AB | R | H | RBI | BB | SO | LOB | TOP | | | | |
|---|------------------------------|---------------------------------|-------------------------------|----------------------------------|-------------------------------|----------------------------------|------------------------------|----------------------------------|-------------------------------|----------------------------------|------------------------------|----------------------------------|-------------------------------|----------------------------------|-------------------------------|----------------------------------|----------------------------------|------------------------------------|----------------------------------|--------|--|
| Fernando Vina, L OBP: 0.307, SLG: 0.347 (1, 4) | P5 | BB | | F9 | | F8 | | | B2 | 4 | 0 | 0 | 0 | 1 | 0 | 0 | | | | | |
| Jose Valentin, S OBP: 0.328, SLG: 0.436 (1, 6) | P3 | F8 | | G4-3 | | K | | | K | 5 | 0 | 1 | 0 | 0 | 2 | 2 | | | | | |
| Dave Nilsson, L OBP: 0.349, SLG: 0.467 (1, 3) | F9 | G3 | | G4-3 | | | G4-3 | | 1B | 5 | 0 | 1 | 0 | 0 | 0 | 3 | | | | | |
| Jack Voigt, R OBP: 0.320, SLG: 0.518 (9, PR) (9, 3) | | | | | | | | | 1B | 0 | 1 | 0 | 0 | 0 | 0 | 0 | | | | | |
| Julio Franco, R OBP: 0.375, SLG: 0.386 (1, 10) | | 1B | | | | | G4-3 | | 1B | 4 | 3 | 3 | 1 | 1 | 0 | 0 | | | | | |
| Jeremy Burnitz, L OBP: 0.374, SLG: 0.550 (1, 9) | 1B | BB | | F7 | | | F7 | | 1B | 5 | 1 | 2 | 2 | 0 | 1 | 2 | | | | | |
| Jeff Cirillo, R OBP: 0.361, SLG: 0.418 (1, 5) | 1B | BB | | F8 | | K | | | F9 | 4 | 1 | 1 | 1 | 1 | 1 | 0 | | | | | |
| Brian Banks, S OBP: 0.293, SLG: 0.368 (1, 7) | 1B | 1B | | | | K | | | FC6-4 | 4 | 2 | 2 | 1 | 1 | 2 | 2 | | | | | |
| Gerald Williams, R OBP: 0.297, SLG: 0.395 (1, 8) | 1B | 1B | | | | K | | | FC6-4 | 4 | 0 | 2 | 3 | 0 | 1 | 1 | | | | | |
| Mike Matheny, R OBP: 0.285, SLG: 0.347 (1, 2) | K | | | G6-3 | | K | | | B1-3 | 4 | 0 | 0 | 0 | 0 | 2 | 3 | | | | | |
| Inning Stats | R: 0 E: 0 K: 0 S: 6 | H: 0 LOB: 0 BB: 0 P: 9 | R: 4 E: 0 K: 1 S: 15 | H: 4 LOB: 2 BB: 2 P: 31 | R: 2 E: 0 K: 1 S: 15 | H: 2 LOB: 1 BB: 1 P: 27 | R: 0 E: 0 K: 0 S: 7 | H: 1 LOB: 2 BB: 1 P: 15 | R: 0 E: 0 K: 3 S: 10 | H: 0 LOB: 0 BB: 0 P: 16 | R: 0 E: 0 K: 2 S: 9 | H: 0 LOB: 0 BB: 0 P: 13 | R: 0 E: 0 K: 0 S: 10 | H: 1 LOB: 1 BB: 0 P: 13 | R: 2 E: 0 K: 2 S: 14 | H: 4 LOB: 2 BB: 0 P: 21 | 1B: 7 2B: 3 3B: 1 HR: 1 | SF: 0 SAC: 0 DP: 0 HBP: 0 | WP: 0 PB: 0 SB: 0 CS: 0 | PA: 43 | |
| PITCHER | IP | WLS | BF | H | R | ER | SO | BB | IBB | HBP | BLK | WP | HR | S | P | ERA | WHIP | | | | |
| Tanyon Sturtze, R ERA: 8.27 (1, 1) | 2.2 | L | 17 | 6 | 6 | 6 | 2 | 3 | 0 | 0 | 0 | 0 | 1 | 33 | 62 | 20.25 | 3.375 | | | | |
| Matt Whiteside, R ERA: 5.81 (3, 1) | 5.1 | | 19 | 2 | 0 | 0 | 5 | 1 | 0 | 0 | 0 | 0 | 0 | 45 | 74 | 0.00 | 0.562 | | | | |
| Eric Gunderson, L ERA: 3.0 (9, 1) | 0.2 | | 5 | 3 | 2 | 2 | 1 | 0 | 0 | 0 | 0 | 0 | 0 | 10 | 16 | 27.00 | 4.500 | | | | |
| Danny Patterson, R ERA: 3.65 (9, 1) | 0.1 | | 2 | 1 | 0 | 0 | 1 | 0 | 0 | 0 | 0 | 0 | 0 | 4 | 5 | 0.00 | 3.000 | | | | |

Milwaukee Brewers @ Texas Rangers
The Ballpark at Arlington, Arlington, TX
Mon Aug 18 1997, 8:05 PM EDT
Unknown - 94 F

| | |
|-----|----|
| AB | 39 |
| R | 8 |
| H | 12 |
| RBI | 8 |
| BB | 4 |
| SO | 9 |
| LOB | 13 |



| Batter | 1 | 2 | 3 | 4 | 5 | 6 | 7 | 8 | 9 | AB | R | H | RBI | BB | SO | LOB | BOTTOM | | | | | |
|--|-------------------------------|----------------------------------|------------------------------|----------------------------------|------------------------------|----------------------------------|-------------------------------|----------------------------------|------------------------------|----------------------------------|-------------------------------|----------------------------------|------------------------------|----------------------------------|------------------------------|----------------------------------|-------------------------------|----------------------------------|----------------------------------|------------------------------------|----------------------------------|--------|
| Tom Goodwin, L OBP: 0.304, SLG: 0.333 (1, 8) | 1B | | P4 | | K | | G6-4-3 | | | 4 | 1 | 1 | 0 | 0 | 1 | 1 | | | | | | |
| Mark McLemore, S OBP: 0.338, SLG: 0.330 (1, 4) | 1B | | K | | K | | G1-3 | | | 4 | 0 | 1 | 0 | 0 | 2 | 0 | | | | | | |
| 29 Rusty Greer, L OBP: 0.415, SLG: 0.521 (1, 7) | 1B | | K | | | HR | | | K | 4 | 1 | 2 | 1 | 0 | 2 | 0 | | | | | | |
| Juan Gonzalez, R OBP: 0.326, SLG: 0.572 (1, 9) | K | | | HR | | HR | | | G5-3 | 4 | 2 | 2 | 3 | 0 | 1 | 2 | | | | | | |
| Willi Clark, L OBP: 0.402, SLG: 0.499 (1, 10) | G6-3 | | G4-3 | | G4-3 | | G4-3 | | F8 | 4 | 0 | 0 | 0 | 0 | 0 | 2 | | | | | | |
| Ivan Rodriguez, R OBP: 0.399, SLG: 0.472 (1, 2) | | F8-6 | G6-3 | | G6-3 | | K | | K | 4 | 0 | 1 | 0 | 0 | 2 | 0 | | | | | | |
| Jim Leyritz, R OBP: 0.383, SLG: 0.420 (1, 3) | F8-6 | | | BB | | K2-3 | | | | 2 | 0 | 0 | 0 | 2 | 1 | 1 | | | | | | |
| Fernando Tatis, R OBP: 0.262, SLG: 0.430 (9, PH) | | | | | | | | | K | 2 | 1 | 1 | 0 | 1 | 1 | 1 | | | | | | |
| Lee Stevens, L OBP: 0.326, SLG: 0.491 (9, PH) | | | | | | | | | K | 1 | 0 | 0 | 0 | 0 | 1 | 1 | | | | | | |
| Domingo Cedenio, S OBP: 0.325, SLG: 0.388 (1, 6) | G6-3 | | | | K | | | | B1 | 4 | 0 | 1 | 0 | 0 | 1 | 2 | | | | | | |
| Inning Stats | R: 1 E: 0 K: 1 S: 13 | H: 3 LOB: 1 BB: 0 P: 18 | R: 0 E: 0 K: 0 S: 8 | H: 2 LOB: 0 BB: 0 P: 13 | R: 0 E: 0 K: 2 S: 9 | H: 0 LOB: 0 BB: 0 P: 14 | R: 1 E: 0 K: 1 S: 17 | H: 1 LOB: 1 BB: 1 P: 24 | R: 0 E: 0 K: 3 S: 9 | H: 0 LOB: 0 BB: 0 P: 14 | R: 2 E: 0 K: 2 S: 18 | H: 2 LOB: 0 BB: 0 P: 25 | R: 1 E: 1 K: 0 S: 6 | H: 1 LOB: 0 BB: 1 P: 15 | R: 0 E: 0 K: 1 S: 7 | H: 0 LOB: 0 BB: 0 P: 10 | R: 0 E: 0 K: 2 S: 13 | H: 0 LOB: 1 BB: 1 P: 19 | 1B: 6 2B: 2 3B: 0 HR: 2 | SF: 0 SAC: 0 DP: 3 HBP: 0 | WP: 0 PB: 0 SB: 0 CS: 0 | PA: 36 |
| PITCHER | IP | WLS | BF | H | R | ER | SO | BB | IBB | HBP | BLK | WP | HR | S | P | ERA | WHIP | | | | | |
| Scott Karl, L ERA: 4.53 (1, 1) | 5.1 | W | 23 | 8 | 4 | 4 | 7 | 1 | 0 | 0 | 0 | 0 | 2 | 68 | 102 | 6.75 | 1.688 | | | | | |
| Mike Fetters, R ERA: 3.4 (6, 1) | 2.2 | | 9 | 1 | 1 | 0 | 3 | 1 | 0 | 0 | 0 | 0 | 0 | 19 | 31 | 0.00 | 0.750 | | | | | |
| Doug Jones, R ERA: 2.31 (9, 1) | 1.0 | S | 4 | 0 | 0 | 0 | 2 | 1 | 0 | 0 | 0 | 0 | 0 | 13 | 19 | 0.00 | 1.000 | | | | | |

Milwaukee Brewers @ Texas Rangers
The Ballpark at Arlington, Arlington, TX
Mon Aug 18 1997, 8:05 PM EDT
Unknown - 94 F

| | |
|-----|----|
| AB | 33 |
| R | 5 |
| H | 9 |
| RBI | 4 |
| BB | 3 |
| SO | 12 |
| LOB | 10 |



| Batter | 1 | 2 | 3 | 4 | 5 | 6 | 7 | 8 | 9 | AB | R | H | RBI | BB | SO | LOB | TOP | | |
|--|-------------------------------|----------------------------------|------------------------------|----------------------------------|------------------------------|----------------------------------|------------------------------|----------------------------------|------------------------------|----------------------------------|-------------------------------|----------------------------------|------------------------------|----------------------------------|------------------------------|----------------------------------|--|------------------------------------|--|
| Fernando Vina, L (1, 4) OBP: 0.306, SLG: 0.344 | F9 | | F8 | | | CS 1B | | | P5 | 4 | 0 | 1 | 0 | 0 | 0 | 2 | Milwaukee Brewers @ Texas Rangers The Ballpark at Arlington, Arlington, TX Mon Aug 18 1997, 8:05 PM EDT Att: 28,637 - Unknown - 87 F livebaseballscorecards.com | | |
| Mark Loretta, R (1, 6) OBP: 0.354, SLG: 0.393 Jose Valentin, S (9, PH) OBP: 0.327, SLG: 0.435 | G5-3 | | F9 | | | CS | L8 | | FC6 | 3 | 0 | 0 | 0 | 0 | 0 | 0 | | | |
| Dave Nilsson, L (1, 10) OBP: 0.346, SLG: 0.463 | K | | P5 | | | | P5 | | | 3 | 0 | 0 | 0 | 0 | 1 | 0 | | | |
| Julio Franco, R (1, 3) OBP: 0.372, SLG: 0.382 | | K | | | | | G6-3 | | | 3 | 0 | 0 | 0 | 0 | 1 | 0 | | | |
| Jeromy Burnitz, L (1, 9) OBP: 0.374, SLG: 0.547 | F8 | | | | | CS BB | | | F8 | 2 | 0 | 0 | 0 | 1 | 0 | 0 | | | |
| Brian Banks, S (1, 7) OBP: 0.273, SLG: 0.341 | K | | | | | | F8 | | K | 3 | 0 | 0 | 0 | 0 | 2 | 1 | | | |
| Jack Voigt, R (1, 5) OBP: 0.315, SLG: 0.509 Jeff Huson, L (8, PH) OBP: 0.257, SLG: 0.242 | | | K | | | | G6-3 | | P3 | 2 | 0 | 0 | 0 | 0 | 1 | 1 | | | |
| Gerald Williams, R (1, 8) OBP: 0.295, SLG: 0.393 | | | P3 | | | | L9 | | G4-3 | 3 | 0 | 0 | 0 | 0 | 0 | 0 | | | |
| Jesse Levis, L (1, 2) OBP: 0.358, SLG: 0.344 | | | | | | | G6-3 | | FC6 BB | 1 | 0 | 0 | 0 | 2 | 0 | 0 | | | |
| Inning Stats | R: 0 E: 0 K: 1 S: 10 | H: 0 LOB: 0 BB: 0 P: 16 | R: 0 E: 0 K: 2 S: 8 | H: 0 LOB: 0 BB: 0 P: 11 | R: 0 E: 0 K: 1 S: 8 | H: 0 LOB: 1 BB: 1 P: 16 | R: 0 E: 0 K: 0 S: 4 | H: 0 LOB: 0 BB: 0 P: 10 | R: 0 E: 0 K: 0 S: 5 | H: 1 LOB: 0 BB: 0 P: 10 | R: 0 E: 0 K: 0 S: 10 | H: 0 LOB: 0 BB: 0 P: 14 | R: 0 E: 0 K: 1 S: 9 | H: 0 LOB: 0 BB: 0 P: 16 | R: 0 E: 0 K: 0 S: 6 | H: 0 LOB: 1 BB: 1 P: 11 | 1B: 1 2B: 0 3B: 0 HR: 0 | SF: 0 SAC: 0 DP: 0 HBP: 0 | WP: 0 PA: 30 PB: 0 SB: 0 CS: 2 |
| PITCHER | IP | WLS | BF | H | R | ER | SO | BB | IBB | HBP | BLK | WP | HR | S | P | ERA | WHIP | | |
| Rick Helling, R (1, 1) ERA: 3.84 | 8.0 | W | 25 | 1 | 0 | 0 | 5 | 2 | 0 | 0 | 0 | 0 | 0 | 59 | 102 | 0.00 | 0.375 | | |
| John Wetteland, R (9, 1) ERA: 2.17 | 1.0 | S | 4 | 0 | 0 | 0 | 0 | 1 | 0 | 0 | 0 | 0 | 0 | 6 | 11 | 0.00 | 1.000 | | |

| Batter | 1 | 2 | 3 | 4 | 5 | 6 | 7 | 8 | 9 | AB | R | H | RBI | BB | SO | LOB | BOTTOM | | |
|---|-------------------------------|----------------------------------|------------------------------|---------------------------------|------------------------------|---------------------------------|------------------------------|----------------------------------|-------------------------------|----------------------------------|-------------------------------|----------------------------------|------------------------------|----------------------------------|-------------------------------|----------------------------------|--|------------------------------------|--|
| Damon Buford, R (1, 8) OBP: 0.274, SLG: 0.319 | K | | | | | G6-3 | | | F7 | 4 | 0 | 1 | 0 | 0 | 1 | 0 | Milwaukee Brewers @ Texas Rangers The Ballpark at Arlington, Arlington, TX Mon Aug 18 1997, 8:05 PM EDT Att: 28,637 - Unknown - 87 F livebaseballscorecards.com | | |
| Ivan Rodriguez, R (1, 10) OBP: 0.355, SLG: 0.470 | G5-3 | | | | | K | | | 1B | 4 | 0 | 1 | 0 | 0 | 1 | 1 | | | |
| 29 Rusty Greer, L (1, 7) OBP: 0.412, SLG: 0.516 | G3 | | | | | K | | | G3 | 4 | 0 | 0 | 0 | 0 | 1 | 2 | | | |
| Juan Gonzalez, R (1, 9) OBP: 0.323, SLG: 0.568 | | G6-3 | | | | G4-3 | | | K | 3 | 0 | 0 | 0 | 0 | 1 | 1 | | | |
| Jim Leyritz, R (1, 2) OBP: 0.382, SLG: 0.419 | | G4-6-3 1B | | | | G5-3 | | | G6-3 | 3 | 0 | 1 | 0 | 0 | 0 | 0 | | | |
| Lee Stevens, L (1, 3) OBP: 0.325, SLG: 0.514 | | G4-6-3 | | | | HR | | | HR | 3 | 2 | 2 | 2 | 0 | 0 | 1 | | | |
| Fernando Tatis, R (1, 5) OBP: 0.276, SLG: 0.432 | | | | | | P6 | | | BB | 2 | 0 | 1 | 0 | 1 | 0 | 0 | | | |
| Billy Ripken, R (1, 4) OBP: 0.304, SLG: 0.385 | | | | | | K | | | G4-3 | 3 | 0 | 1 | 0 | 0 | 1 | 2 | | | |
| Benji Gil, R (1, 6) OBP: 0.264, SLG: 0.321 | | | | | | K | | | K | 3 | 0 | 0 | 0 | 0 | 3 | 1 | | | |
| Inning Stats | R: 0 E: 0 K: 1 S: 10 | H: 0 LOB: 0 BB: 0 P: 14 | R: 0 E: 0 K: 0 S: 5 | H: 1 LOB: 0 BB: 0 P: 8 | R: 0 E: 0 K: 2 S: 7 | H: 1 LOB: 0 BB: 0 P: 9 | R: 0 E: 0 K: 0 S: 8 | H: 1 LOB: 1 BB: 0 P: 12 | R: 1 E: 0 K: 1 S: 11 | H: 2 LOB: 1 BB: 0 P: 17 | R: 0 E: 0 K: 2 S: 10 | H: 0 LOB: 0 BB: 0 P: 14 | R: 1 E: 0 K: 1 S: 9 | H: 1 LOB: 1 BB: 1 P: 18 | R: 0 E: 0 K: 1 S: 26 | H: 1 LOB: 1 BB: 0 P: 36 | 1B: 4 2B: 1 3B: 0 HR: 2 | SF: 0 SAC: 0 DP: 1 HBP: 0 | WP: 0 PA: 30 PB: 0 SB: 0 CS: 0 |
| PITCHER | IP | WLS | BF | H | R | ER | SO | BB | IBB | HBP | BLK | WP | HR | S | P | ERA | WHIP | | |
| Joel Adamson, L (1, 1) ERA: 3.42 | 6.2 | L | 24 | 6 | 2 | 2 | 7 | 0 | 0 | 0 | 1 | 0 | 0 | 29 | 43 | 0.00 | 1.500 | | |
| Al Reyes, R (7, 1) ERA: 5.87 | 1.1 | | 6 | 1 | 0 | 0 | 1 | 1 | 0 | 0 | 0 | 0 | 0 | 29 | 43 | 0.00 | 1.500 | | |

| Batter | 1 | 2 | 3 | 4 | 5 | 6 | 7 | 8 | 9 | AB | R | H | RBI | BB | SO | LOB | TOP | | | |
|---|---|----------------------------------|-------------------------------|-----------------------------------|-------------------------------|----------------------------------|-------------------------------|----------------------------------|-------------------------------|----------------------------------|------------------------------|----------------------------------|-------------------------------|----------------------------------|------------------------------|----------------------------------|----------------------------------|------------------------------------|----------------------------------|--------|
| Fernando Vina, L (1,4) OBP: 0.308, SLG: 0.362 Jack Voigt, R (9,3) OBP: 0.315, SLG: 0.509 | 1-1 P5 | 2-2 P6 | | 0-1 1B 1-2 2B 1B | 1-0 HR | | 0-0 F7 | | | 5 | 2 | 2 | 1 | 0 | 0 | 1 | | | | |
| Jose Valentin, S (1,6) OBP: 0.336, SLG: 0.446 | 1-2 HR | 4-2 BB | | 2-2 2B 1-2 SF8 1B | 4-2 BB | | | 4-2 G1-6-3 BB | | 2 | 2 | 2 | 1 | 3 | 0 | 0 | | | | |
| Dave Nilsson, L (1,3) OBP: 0.345, SLG: 0.463 Jeff Huson, L (8,3) OBP: 0.257, SLG: 0.242 | 1-2 F7 | 0-1 G3 | | 0-2 SF8 1-3 2-H 2-3 3-H 4-1 2B | 2-1 P3 | | | 2-0 G1-6-3 1-2 | | 5 | 0 | 1 | 2 | 0 | 0 | 4 | | | | |
| Julio Franco, R (1,10) OBP: 0.378, SLG: 0.388 | 1-0 1B 3B 1B | | | 0-0 F8 SF9 2B | | | 0-0 G6-3 | | | 3 | 2 | 2 | 0 | 2 | 0 | 0 | | | | |
| Jeremy Burnitz, L (1,9) OBP: 0.372, SLG: 0.542 | 3-0 3B 1B | | | 0-0 F8 | 0-0 P5 | | 2-3 K | | | 5 | 1 | 1 | 0 | 0 | 1 | 5 | | | | |
| Mark Loretta, R (1,5) OBP: 0.354, SLG: 0.400 | 2-2 1-H 3-H 3B | | | 0-1 SF9 | 3-1 SF8 | | 4-0 BB | | | 2 | 0 | 1 | 4 | 1 | 0 | 0 | | | | |
| Brian Banks, S (1,7) OBP: 0.265, SLG: 0.326 | 2-1 F7 | | | 0-0 FC6-4 1B | L8 | | 1-2 G4-3 | | | 5 | 0 | 1 | 0 | 0 | 1 | 4 | | | | |
| Gerald Williams, R (1,8) OBP: 0.292, SLG: 0.388 | | 1-3 K | | 0-2 FC6-4 1-2 | | | 3-2 P6 | | | 5 | 0 | 0 | 0 | 0 | 1 | 1 | | | | |
| Mike Matheny, R (1,2) OBP: 0.288, SLG: 0.347 | 4-1 BB BB | | | 0-0 1B 1B 2B 1B | P5 | | 3-2 F9 | | | 3 | 1 | 1 | 0 | 1 | 0 | 0 | | | | |
| Inning Stats | R: 3 E: 0 K: 0 S: 18 | H: 4 LOB: 1 BB: 0 P: 29 | R: 0 E: 0 K: 1 S: 15 | H: 0 LOB: 2 BB: 2 P: 26 | R: 1 E: 0 K: 0 S: 10 | H: 2 LOB: 1 BB: 0 P: 10 | R: 3 E: 0 K: 0 S: 15 | H: 4 LOB: 2 BB: 1 P: 24 | R: 1 E: 0 K: 0 S: 11 | H: 1 LOB: 1 BB: 1 P: 21 | R: 0 E: 0 K: 1 S: 8 | H: 0 LOB: 1 BB: 1 P: 15 | R: 0 E: 0 K: 0 S: 14 | H: 0 LOB: 1 BB: 2 P: 27 | R: 0 E: 0 K: 1 S: 7 | H: 0 LOB: 0 BB: 0 P: 11 | 1B: 6 2B: 2 3B: 1 HR: 2 | SF: 2 SAC: 0 DP: 1 HBP: 0 | WP: 0 PB: 0 SB: 0 CS: 0 | PA: 44 |
| PITCHER | IP WLS BF H R ER SO BB IBB HBP BLK WP HR S P ERA WHIP | | | | | | | | | | | | | | | | | | | |
| Julio Santana, R (1,1) ERA: 6.65 | 3.0 L 21 10 7 7 1 2 0 0 0 0 0 1 53 77 21.00 4.000 | | | | | | | | | | | | | | | | | | | |
| Wilson Heredia, R (4,1) ERA: 1.93 | 4.2 19 1 1 1 1 5 0 0 0 0 0 1 41 78 1.93 1.286 | | | | | | | | | | | | | | | | | | | |
| Scott Bailes, L (8,1) ERA: 1.35 | 1.1 4 0 0 0 0 1 0 0 0 0 0 0 10 17 0.00 0.000 | | | | | | | | | | | | | | | | | | | |

Milwaukee Brewers @ Texas Rangers
The Ballpark at Arlington, Arlington, TX
Tue Aug 19 1997, 8:05 PM EDT
Att: 28,982 - Unknown - 91 F

| | |
|-----|----|
| AB | 35 |
| R | 8 |
| H | 11 |
| RBI | 8 |
| BB | 7 |
| SO | 3 |
| LOB | 15 |



| Batter | 1 | 2 | 3 | 4 | 5 | 6 | 7 | 8 | 9 | AB | R | H | RBI | BB | SO | LOB | BOTTOM | | | | | |
|--|---|----------------------------------|------------------------------|----------------------------------|------------------------------|----------------------------------|-------------------------------|----------------------------------|------------------------------|----------------------------------|-------------------------------|----------------------------------|-------------------------------|----------------------------------|-------------------------------|----------------------------------|-------------------------------|----------------------------------|----------------------------------|------------------------------------|----------------------------------|--------|
| Domingo Cedenro, S (1,4) OBP: 0.323, SLG: 0.388 | 0-0 2B | | | 1-3 K | | | 0-0 E5 29 1B | | 2-2 P6 | 5 | 0 | 1 | 0 | 0 | 2 | 2 | | | | | | |
| Ivan Rodriguez, R (1,2) OBP: 0.356, SLG: 0.473 | 3-2 HR | | | 0-0 F9 | | | 0-0 G6-3 | | 2-3 K | 5 | 1 | 1 | 1 | 0 | 1 | 1 | | | | | | |
| 29 Rusty Greer, L (1,7) OBP: 0.415, SLG: 0.519 | 1-2 SF8 2B | | | 4-2 BB | | | 3-3 K | | 3-1 1B | 3 | 1 | 2 | 0 | 2 | 1 | 0 | | | | | | |
| Jim Leyritz, R (1,10) OBP: 0.383, SLG: 0.416 | 4-1 SF8 BB | | | 0-1 F8 | | | 0-3 K | | 2-2 F7 | 3 | 0 | 0 | 0 | 2 | 1 | 3 | | | | | | |
| Lee Stevens, L (1,3) OBP: 0.327, SLG: 0.509 | 1-1 E4 | | | 0-1 F8 | | | 1-2 1B | | 0-3 K | 5 | 0 | 1 | 0 | 0 | 1 | 5 | | | | | | |
| Fernando Tatis, R (1,5) OBP: 0.275, SLG: 0.429 | 1-1 SF8 | | | 3-2 F9 | | | 0-1 F8 | | 2-0 1B 1B | 3 | 0 | 1 | 1 | 0 | 0 | 1 | | | | | | |
| Warren Newson, L (1,9) OBP: 0.342, SLG: 0.472 | 2-3 K | | | 4-2 BB BB | | | 1-3 K | | 2-3 K | 3 | 0 | 0 | 0 | 1 | 3 | 4 | | | | | | |
| Damon Buford, R (1,8) OBP: 0.276, SLG: 0.319 | | 0-1 G5-3 | | 4-2 BB BB | | | 2-3 K | | 2-2 1B 1B | 3 | 0 | 1 | 0 | 1 | 1 | 1 | | | | | | |
| Benji Gil, R (1,6) OBP: 0.260, SLG: 0.316 | | 1-3 K | | 2-3 K | | | 2-3 K | | 0-1 G4-3 | 4 | 0 | 0 | 0 | 0 | 3 | 4 | | | | | | |
| Inning Stats | R: 2 E: 1 K: 1 S: 20 | H: 3 LOB: 1 BB: 1 P: 32 | R: 0 E: 0 K: 2 S: 8 | H: 0 LOB: 0 BB: 0 P: 11 | R: 0 E: 0 K: 0 S: 7 | H: 0 LOB: 1 BB: 1 P: 11 | R: 0 E: 0 K: 2 S: 18 | H: 0 LOB: 2 BB: 2 P: 32 | R: 0 E: 0 K: 2 S: 8 | H: 0 LOB: 0 BB: 0 P: 11 | R: 0 E: 0 K: 2 S: 17 | H: 1 LOB: 1 BB: 0 P: 21 | R: 0 E: 0 K: 2 S: 13 | H: 1 LOB: 2 BB: 0 P: 22 | R: 0 E: 0 K: 2 S: 14 | H: 2 LOB: 2 BB: 0 P: 20 | R: 0 E: 0 K: 0 S: 13 | H: 0 LOB: 2 BB: 2 P: 23 | 1B: 4 2B: 2 3B: 0 HR: 1 | SF: 1 SAC: 0 DP: 0 HBP: 0 | WP: 0 PB: 0 SB: 0 CS: 0 | PA: 41 |
| PITCHER | IP WLS BF H R ER SO BB IBB HBP BLK WP HR S P ERA WHIP | | | | | | | | | | | | | | | | | | | | | |
| Jose Mercedes, R (1,1) ERA: 4.31 | 5.1 W 24 4 2 2 1 7 4 0 0 0 0 0 71 108 1.69 1.500 | | | | | | | | | | | | | | | | | | | | | |
| Ron Villone, L (6,1) ERA: 4.34 | 3.1 16 3 0 0 0 6 2 0 0 0 0 0 46 74 0.00 1.500 | | | | | | | | | | | | | | | | | | | | | |
| Mark Davis, L (9,1) ERA: 4.5 | 0.1 1 0 0 0 0 0 0 0 0 0 0 0 1 1 0.00 0.000 | | | | | | | | | | | | | | | | | | | | | |

Milwaukee Brewers @ Texas Rangers
The Ballpark at Arlington, Arlington, TX
Tue Aug 19 1997, 8:05 PM EDT
Att: 28,982 - Unknown - 91 F

| | |
|-----|----|
| AB | 34 |
| R | 2 |
| H | 7 |
| RBI | 2 |
| BB | 6 |
| SO | 13 |
| LOB | 21 |



| Batter | 1 | 2 | 3 | 4 | 5 | 6 | 7 | 8 | 9 | AB | R | H | RBI | BB | SO | LOB | TOP | | | | | |
|--|------------------------------|----------------------------------|-------------------------------|----------------------------------|-------------------------------|----------------------------------|------------------------------|----------------------------------|------------------------------|----------------------------------|------------------------------|---------------------------------|------------------------------|----------------------------------|------------------------------|----------------------------------|------------------------------|----------------------------------|----------------------------------|------------------------------------|----------------------------------|--------|
| Fernando Vina, L OBP: 0.315, SLG: 0.386 | G6-3 | | HR | FC4-6 BB | | 2H 2B | | | K | 4 | 1 | 2 | 2 | 1 | 1 | 0 | | | | | | |
| Jose Valentin, S OBP: 0.335, SLG: 0.444 | K | | G5-3 1B | FC4-6 | | | K | | | 4 | 1 | 1 | 0 | 0 | 2 | 1 | | | | | | |
| Dave Nilsson, L Jack Voigt, R OBP: 0.344, SLG: 0.461 OBP: 0.315, SLG: 0.509 | P5 | | E9 G5-3 1B | | L7 | | K | | | 4 | 1 | 1 | 0 | 0 | 1 | 0 | | | | | | |
| Julio Franco, R OBP: 0.376, SLG: 0.385 | | K | G5-3 1B BB | | G4-3 | | G4-3 | | | 3 | 1 | 0 | 0 | 1 | 1 | 0 | | | | | | |
| Jeremy Burnitz, L OBP: 0.376, SLG: 0.553 | | FC5 1B | G5-3 | | HR | | | G1-6-3 1B | | 4 | 1 | 3 | 2 | 0 | 0 | 2 | | | | | | |
| Jeff Cirillo, R OBP: 0.362, SLG: 0.419 | | FC5 1B | G5-3 | | G5-3 | | | G1-6-3 1B | | 4 | 0 | 2 | 2 | 0 | 0 | 1 | | | | | | |
| Mark Loretta, R OBP: 0.353, SLG: 0.398 | | FC5 1B | P6 | | | G5-3 2B | | G6-3 | | 4 | 1 | 1 | 0 | 0 | 0 | 3 | | | | | | |
| Gerald Williams, R OBP: 0.290, SLG: 0.385 | F7 | | | G4-3 | | L7 | | | K | 4 | 0 | 0 | 0 | 0 | 1 | 3 | | | | | | |
| Mike Matheny, R OBP: 0.284, SLG: 0.342 | | | G4-3 | K | | G5-3 | | | L6 | 4 | 0 | 0 | 0 | 0 | 1 | 1 | | | | | | |
| Inning Stats | R: 0 E: 0 K: 1 S: 9 | H: 0 LOB: 0 BB: 0 P: 11 | R: 0 E: 0 K: 1 S: 15 | H: 2 LOB: 2 BB: 0 P: 23 | R: 4 E: 1 K: 0 S: 20 | H: 4 LOB: 1 BB: 1 P: 33 | R: 0 E: 0 K: 1 S: 7 | H: 0 LOB: 1 BB: 1 P: 14 | R: 1 E: 0 K: 0 S: 9 | H: 1 LOB: 0 BB: 0 P: 14 | R: 1 E: 0 K: 0 S: 6 | H: 2 LOB: 1 BB: 0 P: 6 | R: 0 E: 0 K: 2 S: 8 | H: 0 LOB: 0 BB: 0 P: 11 | R: 0 E: 0 K: 0 S: 8 | H: 1 LOB: 0 BB: 0 P: 12 | R: 0 E: 0 K: 2 S: 8 | H: 0 LOB: 0 BB: 0 P: 11 | 1B: 7 2B: 1 3B: 0 HR: 2 | SF: 0 SAC: 0 DP: 1 HBP: 0 | WP: 0 PB: 0 SB: 0 CS: 0 | PA: 37 |
| PITCHER | IP | WLS | BF | H | R | ER | SO | BB | IBB | HBP | BLK | WP | HR | S | P | ERA | WHIP | | | | | |
| Terry Clark, R ERA: 6.09 | 6.0 | L | 28 | 9 | 6 | 6 | 3 | 2 | 0 | 0 | 0 | 0 | 2 | 66 | 101 | 9.00 | 1.833 | | | | | |
| Scott Bailes, L ERA: 0.93 | 3.0 | | 9 | 1 | 0 | 0 | 4 | 0 | 0 | 0 | 0 | 0 | 0 | 24 | 34 | 0.00 | 0.333 | | | | | |

Milwaukee Brewers @ Texas Rangers
The Ballpark at Arlington, Arlington, TX
Wed Aug 20 1997, 8:05 PM EDT
Att: 33,531 - Unknown - 81 F

AB 35
R 6
H 10
RBI 6
BB 2
SO 7
LOB 11



| Batter | 1 | 2 | 3 | 4 | 5 | 6 | 7 | 8 | 9 | AB | R | H | RBI | BB | SO | LOB | BOTTOM | | | | | |
|--|------------------------------|----------------------------------|------------------------------|----------------------------------|-------------------------------|----------------------------------|------------------------------|----------------------------------|------------------------------|----------------------------------|------------------------------|----------------------------------|------------------------------|----------------------------------|------------------------------|----------------------------------|-------------------------------|----------------------------------|----------------------------------|------------------------------------|----------------------------------|--------|
| Domingo Cedenno, S OBP: 0.325, SLG: 0.396 | G4-3 | | K | | | WP 3B | | | 29 1B BB | 3 | 2 | 1 | 0 | 1 | 1 | 1 | | | | | | |
| Ivan Rodriguez, R OBP: 0.354, SLG: 0.469 | L8 | | G3 | | | G6-3 | | | K | 4 | 0 | 0 | 0 | 0 | 1 | 2 | | | | | | |
| 29 Rusty Greer, L OBP: 0.414, SLG: 0.517 | G6-3 | | | G3 | | K | | | 1B 1B | 4 | 0 | 1 | 0 | 0 | 1 | 0 | | | | | | |
| Jim Leyritz, R OBP: 0.379, SLG: 0.411 | | F9 | | G6-3 | | K | | | K | 4 | 0 | 0 | 0 | 0 | 2 | 2 | | | | | | |
| Lee Stevens, L OBP: 0.326, SLG: 0.505 | | K | | K | | K | | | K | 4 | 0 | 1 | 1 | 0 | 3 | 0 | | | | | | |
| Fernando Tatis, R Will Clark, L OBP: 0.277, SLG: 0.419 OBP: 0.401, SLG: 0.497 | | | | | G5-3 | | G5-3 | | K | 2 | 0 | 0 | 0 | 1 | 0 | 0 | | | | | | |
| Warren Newson, L OBP: 0.337, SLG: 0.463 | | F7 | | | L8 | | | F7 | | 3 | 0 | 0 | 0 | 0 | 0 | 1 | | | | | | |
| Damon Buford, R OBP: 0.279, SLG: 0.318 | | | | | G6-3 | | | G1-4-3 HBP | | 1 | 0 | 0 | 0 | 1 | 0 | 0 | | | | | | |
| Billy Ripken, R OBP: 0.298, SLG: 0.377 | | | K | | | G6-3 | | G1-4-3 | | 3 | 0 | 0 | 0 | 0 | 1 | 2 | | | | | | |
| Inning Stats | R: 0 E: 0 K: 0 S: 5 | H: 0 LOB: 0 BB: 0 P: 10 | R: 0 E: 0 K: 1 S: 8 | H: 0 LOB: 1 BB: 1 P: 15 | R: 0 E: 0 K: 2 S: 12 | H: 0 LOB: 1 BB: 1 P: 19 | R: 0 E: 0 K: 1 S: 6 | H: 0 LOB: 0 BB: 0 P: 10 | R: 0 E: 0 K: 0 S: 7 | H: 0 LOB: 0 BB: 0 P: 10 | R: 1 E: 0 K: 1 S: 9 | H: 1 LOB: 0 BB: 0 P: 14 | R: 0 E: 0 K: 2 S: 9 | H: 0 LOB: 0 BB: 0 P: 15 | R: 0 E: 0 K: 0 S: 6 | H: 0 LOB: 0 BB: 0 P: 10 | R: 1 E: 0 K: 3 S: 19 | H: 2 LOB: 2 BB: 1 P: 28 | 1B: 2 2B: 0 3B: 1 HR: 0 | SF: 0 SAC: 0 DP: 1 HBP: 1 | WP: 1 PB: 0 SB: 0 CS: 0 | PA: 33 |
| PITCHER | IP | WLS | BF | H | R | ER | SO | BB | IBB | HBP | BLK | WP | HR | S | P | ERA | WHIP | | | | | |
| Bryce Florie, R ERA: 4.31 | 7.0 | W | 24 | 1 | 1 | 1 | 7 | 2 | 0 | 0 | 0 | 0 | 0 | 56 | 93 | 1.29 | 0.429 | | | | | |
| Bob Wickman, R ERA: 2.59 | 1.2 | | 8 | 2 | 1 | 1 | 2 | 1 | 0 | 1 | 0 | 0 | 0 | 21 | 33 | 5.40 | 1.800 | | | | | |
| Doug Jones, R ERA: 2.3 | 0.1 | S | 1 | 0 | 0 | 0 | 1 | 0 | 0 | 0 | 0 | 0 | 0 | 4 | 5 | 0.00 | 0.000 | | | | | |

Milwaukee Brewers @ Texas Rangers
The Ballpark at Arlington, Arlington, TX
Wed Aug 20 1997, 8:05 PM EDT
Att: 33,531 - Unknown - 81 F

AB 29
R 2
H 3
RBI 1
BB 3
SO 10
LOB 10



| Batter | 1 | 2 | 3 | 4 | 5 | 6 | 7 | 8 | 9 | AB | R | H | RBI | BB | SO | LOB | TOP | | | | | | | | | | |
|--|-------------------------------|----------------------------------|------------------------------|----------------------------------|-------------------------------|----------------------------------|-------------------------------|----------------------------------|-------------------------------|----------------------------------|--------------------------------|-----------------------------------|-------------------------------|----------------------------------|-------------------------------|----------------------------------|---|------------------------------------|----------------------------------|--------|--|--|--|--|--|--|--|
| Brian Hunter, R OBP: 0.336, SLG: 0.353 (1, 8) | | | | | | | | | | 5 | 3 | 3 | 0 | 1 | 0 | 2 | Detroit Tigers @ Milwaukee Brewers Milwaukee County Stadium, Milwaukee, WI Fri Aug 22, 1997, 8:05 PM EDT Att: 14,423 - Unknown - 74 F | | | | | | | | | | |
| Bobby Higginson, L OBP: 0.388, SLG: 0.544 (1, 7) | | | | | | | | | | 6 | 2 | 5 | 1 | 0 | 0 | 2 | | | | | | | | | | | |
| Travis Fryman, R OBP: 0.327, SLG: 0.438 Phil Nevin, R OBP: 0.323, SLG: 0.402 (1, 5) (7, 5) | | | | | | | | | | 5 | 2 | 3 | 4 | 0 | 1 | 1 | | | | | | | | | | | |
| Tony Clark, S OBP: 0.388, SLG: 0.528 Orlando Miller, R OBP: 0.292, SLG: 0.389 (1, 3) (7, 3) | | | | | | | | | | 5 | 2 | 3 | 4 | 0 | 1 | 2 | | | | | | | | | | | |
| Bob Hamelin, L OBP: 0.378, SLG: 0.528 (1, 10) | | | | | | | | | | 6 | 2 | 2 | 2 | 0 | 2 | 4 | | | | | | | | | | | |
| Melvin Nieves, S OBP: 0.327, SLG: 0.473 (1, 9) | | | | | | | | | | 5 | 1 | 1 | 3 | 0 | 3 | 0 | | | | | | | | | | | |
| Damon Easley, R Jody Reed, R OBP: 0.278, SLG: 0.214 (1, 4) (7, 4) | | | | | | | | | | 2 | 2 | 0 | 0 | 2 | 0 | 0 | | | | | | | | | | | |
| Matt Walbeck, S OBP: 0.343, SLG: 0.367 (1, 2) | | | | | | | | | | 5 | 1 | 3 | 0 | 0 | 0 | 1 | | | | | | | | | | | |
| Deivi Cruz, R OBP: 0.250, SLG: 0.305 (1, 6) | | | | | | | | | | 5 | 1 | 2 | 2 | 0 | 0 | 2 | | | | | | | | | | | |
| Inning Stats | R: 1 E: 0 K: 2 S: 15 | H: 3 LOB: 1 BB: 0 P: 26 | R: 0 E: 0 K: 1 S: 8 | H: 0 LOB: 0 BB: 0 P: 11 | R: 0 E: 0 K: 1 S: 10 | H: 1 LOB: 1 BB: 0 P: 13 | R: 0 E: 0 K: 3 S: 10 | H: 0 LOB: 0 BB: 0 P: 15 | R: 3 E: 0 K: 0 S: 16 | H: 3 LOB: 2 BB: 2 P: 32 | R: 11 E: 0 K: 1 S: 13 | H: 11 LOB: 0 BB: 0 P: 48 | R: 0 E: 0 K: 2 S: 10 | H: 2 LOB: 2 BB: 0 P: 17 | R: 0 E: 0 K: 2 S: 13 | H: 1 LOB: 2 BB: 0 P: 18 | 1B: 16 2B: 5 3B: 0 HR: 2 | SF: 0 SAC: 0 DP: 1 HBP: 1 | WP: 0 PB: 0 SB: 1 CS: 0 | PA: 52 | | | | | | | |
| PITCHER | IP | WLS | BF | H | R | ER | SO | BB | IBB | HBP | BLK | WP | HR | S | P | ERA | WHIP | | | | | | | | | | |
| Steve Woodard, R ERA: 4.01 (1, 1) | 4.2 | L | 22 | 7 | 4 | 4 | 6 | 2 | 0 | 0 | 0 | 0 | 0 | 56 | 93 | 7.71 | 1.929 | | | | | | | | | | |
| Joel Adamson, L ERA: 3.54 (5, 1) | 0.2 | | 5 | 2 | 1 | 1 | 1 | 1 | 0 | 0 | 0 | 0 | 0 | 13 | 23 | 13.50 | 4.500 | | | | | | | | | | |
| Mark Davis, L ERA: 18.0 (6, 1) | 0.2 | | 6 | 5 | 5 | 5 | 0 | 0 | 0 | 0 | 0 | 0 | 1 | 12 | 20 | 67.50 | 7.500 | | | | | | | | | | |
| Al Reyes, R ERA: 7.85 (7, 1) | 3.0 | | 19 | 9 | 6 | 6 | 2 | 0 | 0 | 1 | 0 | 0 | 1 | 44 | 68 | 18.00 | 3.000 | | | | | | | | | | |

| Batter | 1 | 2 | 3 | 4 | 5 | 6 | 7 | 8 | 9 | AB | R | H | RBI | BB | SO | LOB | BOTTOM | | | | | | | | | | |
|---|-------------------------------|----------------------------------|-------------------------------|----------------------------------|------------------------------|----------------------------------|------------------------------|----------------------------------|------------------------------|----------------------------------|-------------------------------|----------------------------------|------------------------------|----------------------------------|------------------------------|----------------------------------|---|----------------------------------|----------------------------------|------------------------------------|----------------------------------|--------|--|--|--|--|--|
| Fernando Vina, L OBP: 0.322, SLG: 0.396 Mark Loretta, R OBP: 0.350, SLG: 0.394 (1, 4) (8, 6) | | | | | | | | | | 3 | 0 | 2 | 0 | 0 | 0 | 0 | Detroit Tigers @ Milwaukee Brewers Milwaukee County Stadium, Milwaukee, WI Fri Aug 22, 1997, 8:05 PM EDT Att: 14,423 - Unknown - 74 F | | | | | | | | | | |
| Jose Valentin, S OBP: 0.333, SLG: 0.439 Jack Voigt, R OBP: 0.312, SLG: 0.504 (1, 6) (8, 8) | | | | | | | | | | 3 | 0 | 1 | 0 | 0 | 0 | 2 | | | | | | | | | | | |
| Dave Nilsson, L OBP: 0.342, SLG: 0.456 Jesse Levis, L OBP: 0.365, SLG: 0.344 (1, 3) (9, 2) | | | | | | | | | | 3 | 0 | 1 | 1 | 0 | 0 | 1 | | | | | | | | | | | |
| Julio Franco, R OBP: 0.367, SLG: 0.374 (1, 10) | | | | | | | | | | 4 | 0 | 0 | 0 | 0 | 3 | 4 | | | | | | | | | | | |
| Jeremy Burnitz, L OBP: 0.375, SLG: 0.549 (1, 9) | | | | | | | | | | 4 | 0 | 1 | 0 | 0 | 1 | 2 | | | | | | | | | | | |
| Jeff Cirillo, R OBP: 0.360, SLG: 0.413 (1, 5) | | | | | | | | | | 3 | 0 | 0 | 0 | 1 | 0 | 2 | | | | | | | | | | | |
| Brian Banks, S OBP: 0.245, SLG: 0.300 (1, 7) | | | | | | | | | | 3 | 0 | 0 | 0 | 0 | 1 | 2 | | | | | | | | | | | |
| Gerald Williams, R OBP: 0.287, SLG: 0.381 Jeff Huson, L OBP: 0.254, SLG: 0.238 (1, 8) (8, 4) | | | | | | | | | | 2 | 0 | 0 | 0 | 0 | 1 | 1 | | | | | | | | | | | |
| Mike Matheny, R OBP: 0.285, SLG: 0.339 (1, 2) (9, 3) | | | | | | | | | | 2 | 1 | 0 | 0 | 1 | 0 | 0 | | | | | | | | | | | |
| Inning Stats | R: 0 E: 0 K: 1 S: 11 | H: 1 LOB: 1 BB: 0 P: 16 | R: 0 E: 0 K: 2 S: 13 | H: 0 LOB: 0 BB: 0 P: 16 | R: 0 E: 0 K: 1 S: 8 | H: 1 LOB: 0 BB: 0 P: 12 | R: 0 E: 0 K: 1 S: 5 | H: 0 LOB: 0 BB: 0 P: 10 | R: 0 E: 0 K: 0 S: 6 | H: 1 LOB: 1 BB: 1 P: 15 | R: 1 E: 0 K: 0 S: 14 | H: 2 LOB: 1 BB: 1 P: 27 | R: 0 E: 0 K: 0 S: 8 | H: 0 LOB: 0 BB: 0 P: 15 | R: 0 E: 0 K: 0 S: 9 | H: 0 LOB: 0 BB: 0 P: 12 | R: 0 E: 1 K: 1 S: 7 | H: 0 LOB: 2 BB: 1 P: 16 | 1B: 3 2B: 3 3B: 0 HR: 0 | SF: 0 SAC: 0 DP: 2 HBP: 0 | WP: 0 PB: 0 SB: 1 CS: 0 | PA: 34 | | | | | |
| PITCHER | IP | WLS | BF | H | R | ER | SO | BB | IBB | HBP | BLK | WP | HR | S | P | ERA | WHIP | | | | | | | | | | |
| Brian Moehler, R ERA: 4.79 (1, 1) | 5.0 | W | 19 | 4 | 1 | 1 | 5 | 2 | 0 | 0 | 0 | 0 | 0 | 45 | 77 | 1.80 | 1.200 | | | | | | | | | | |
| Mike Myers, L ERA: 6.59 (6, 1) | 1.0 | | 3 | 1 | 0 | 0 | 0 | 0 | 0 | 0 | 0 | 0 | 0 | 12 | 19 | 0.00 | 1.000 | | | | | | | | | | |
| Eddie Gaillard, R ERA: 3.72 (7, 1) | 3.0 | S | 11 | 0 | 0 | 0 | 1 | 1 | 0 | 0 | 0 | 0 | 0 | 24 | 43 | 0.00 | 0.333 | | | | | | | | | | |

Detroit Tigers @ Milwaukee Brewers
 Milwaukee County Stadium, Milwaukee, WI
 Fri Aug 22, 1997, 8:05 PM EDT
 Att: 14,423 - Unknown - 74 F

AB 48
 R 16
 H 23
 RBI 16
 BB 3
 SO 9
 LOB 16



Detroit Tigers @ Milwaukee Brewers
 Milwaukee County Stadium, Milwaukee, WI
 Fri Aug 22, 1997, 8:05 PM EDT
 Att: 14,423 - Unknown - 74 F

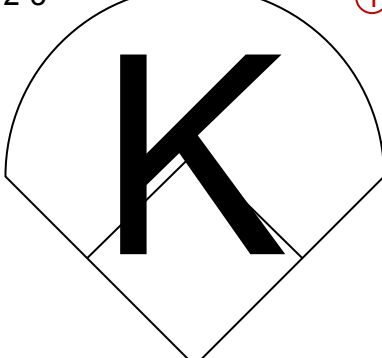
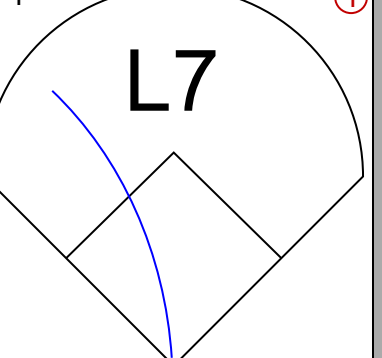
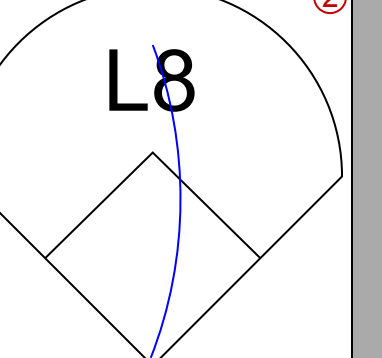
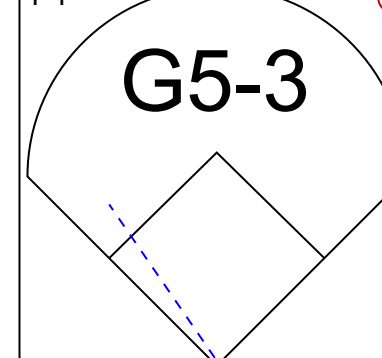
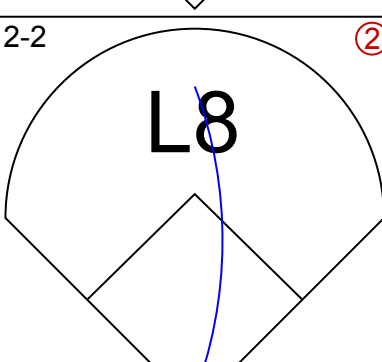
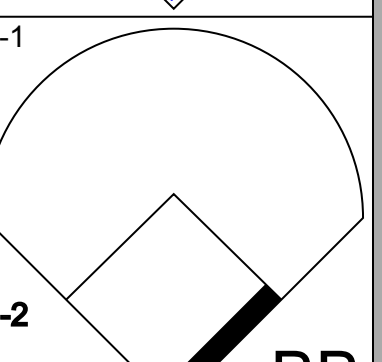
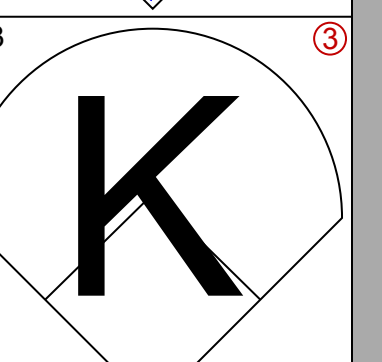
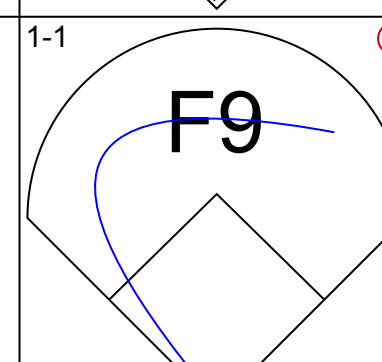
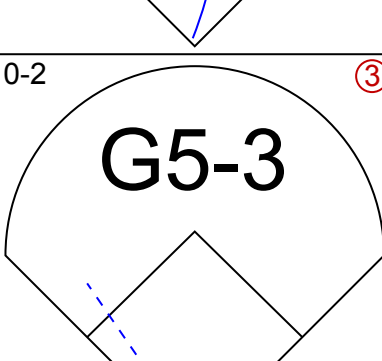
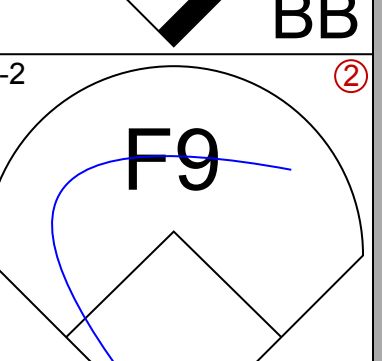
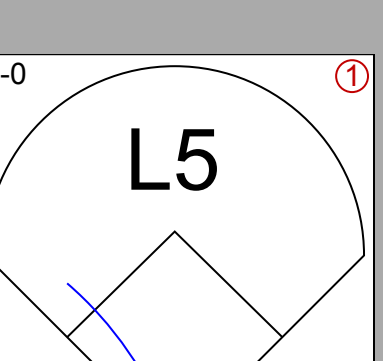
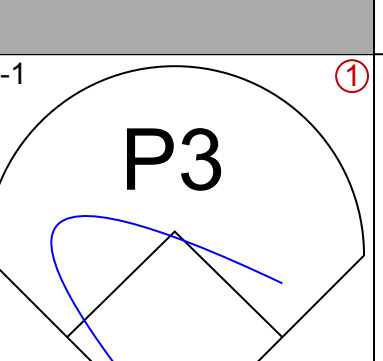
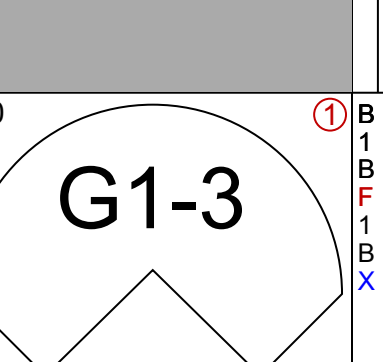
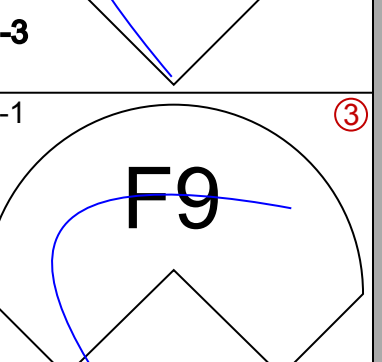
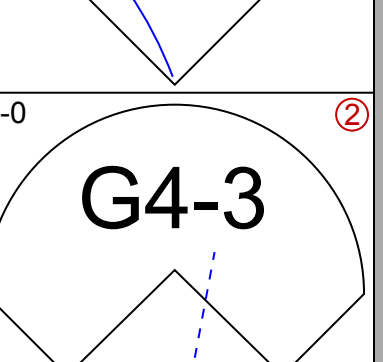
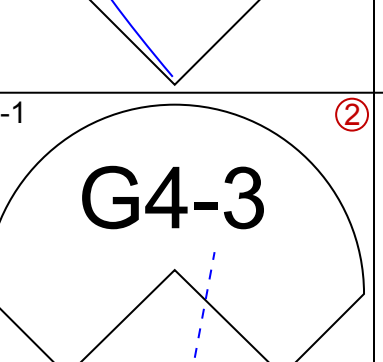
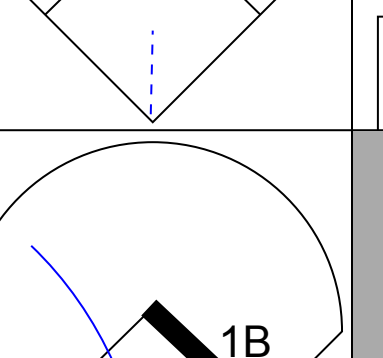
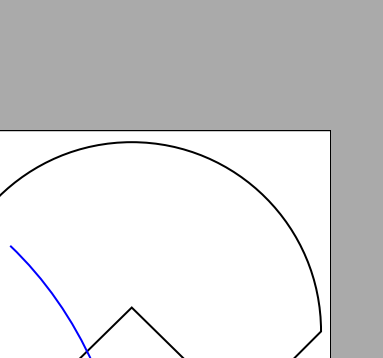
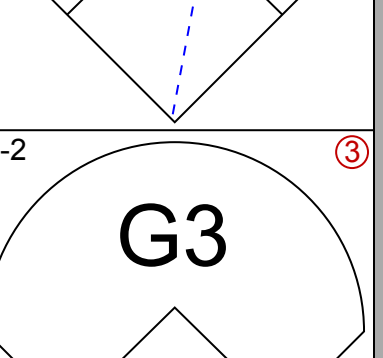
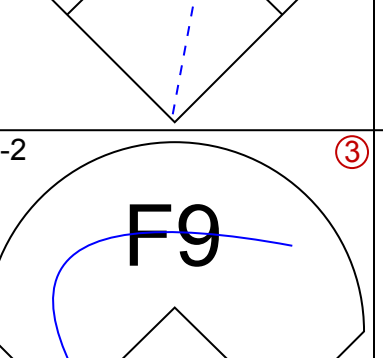
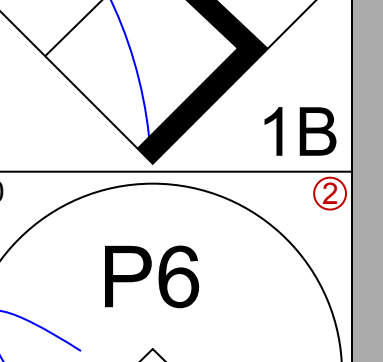
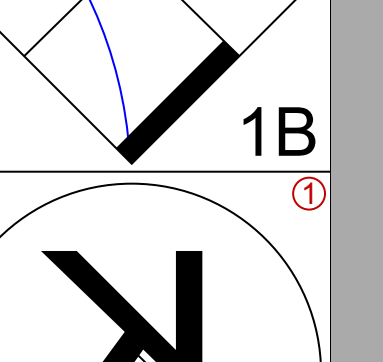
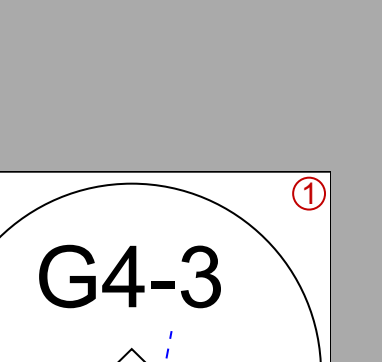
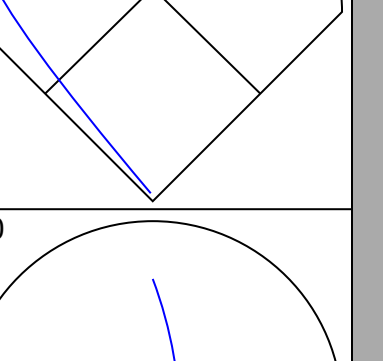

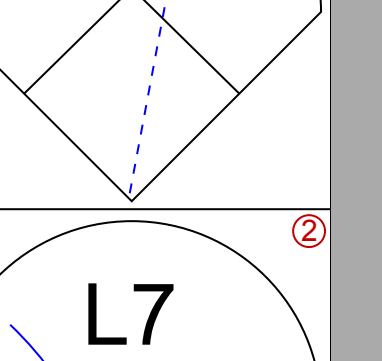
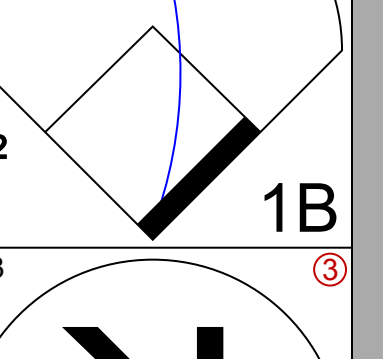
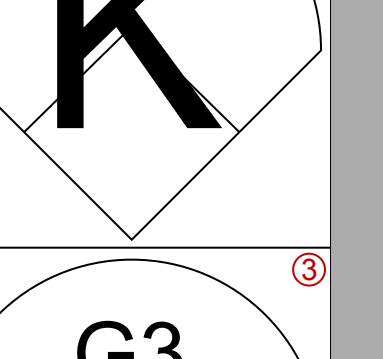
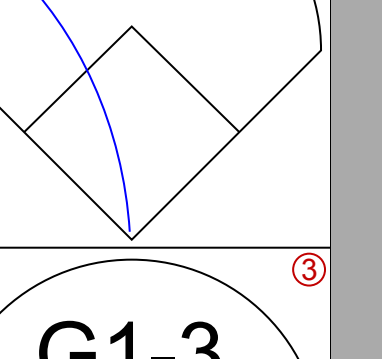
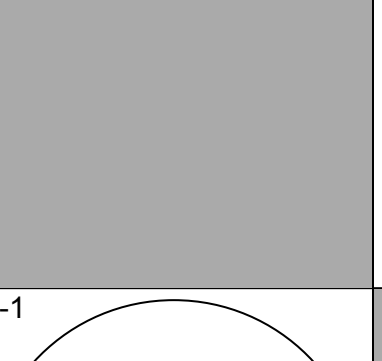
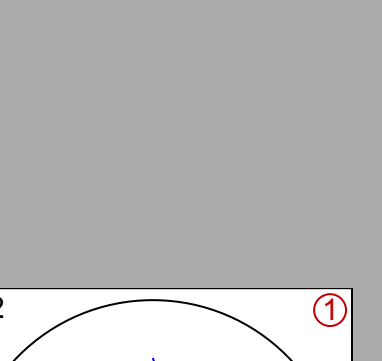
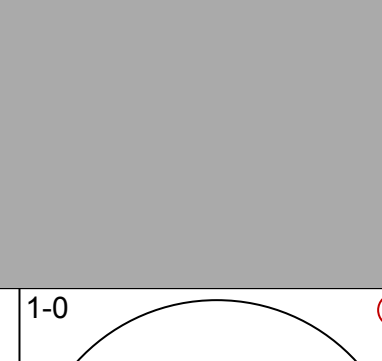
AB 30
 R 1
 H 5
 RBI 1
 BB 3
 SO 6
 LOB 14

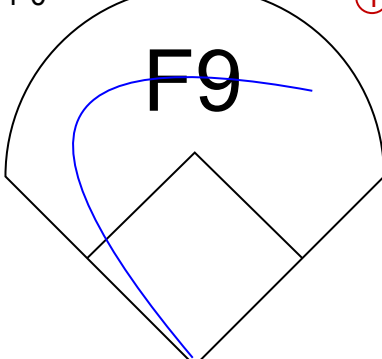
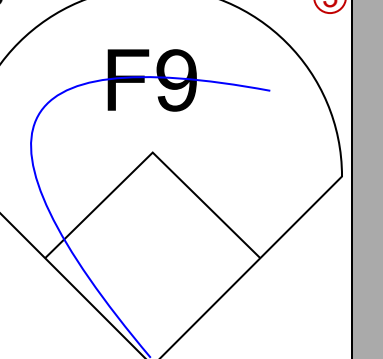
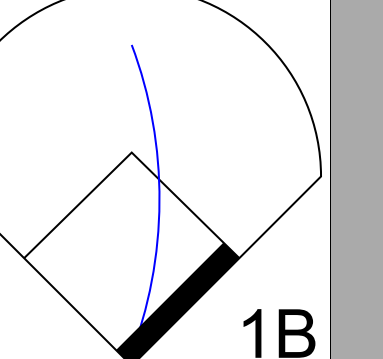
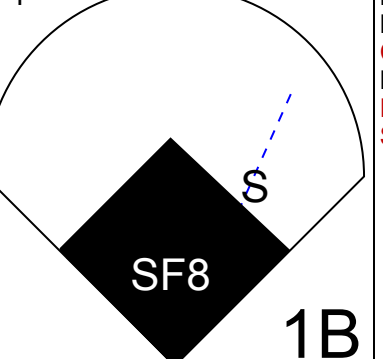
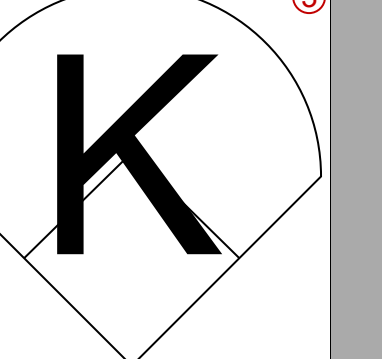
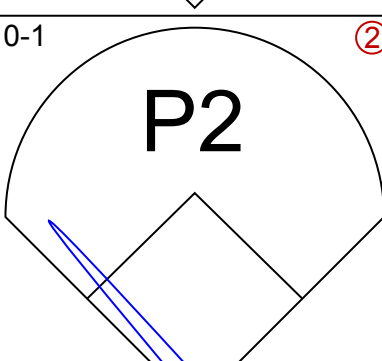
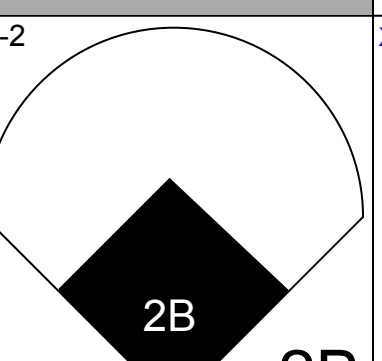
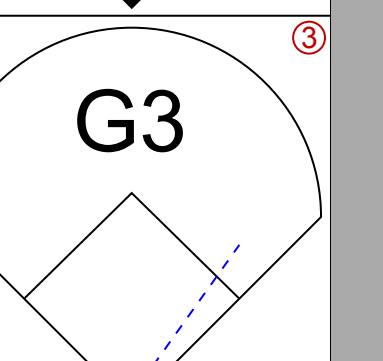
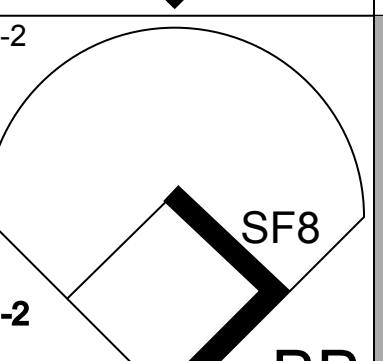
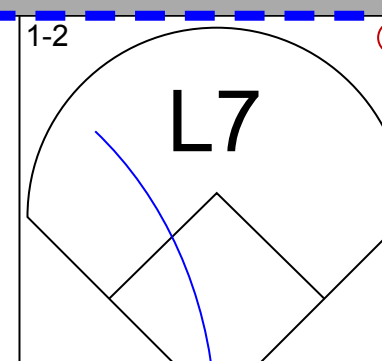
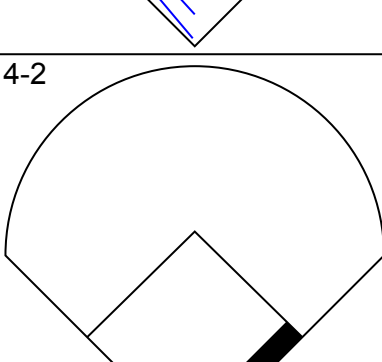
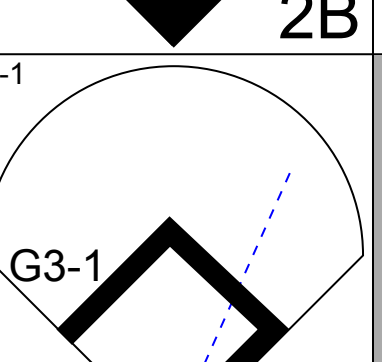
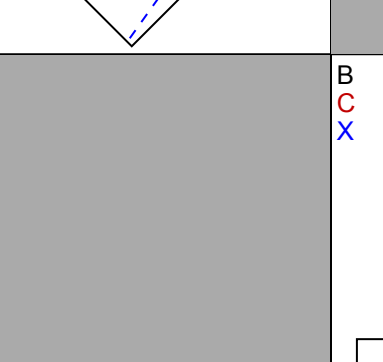
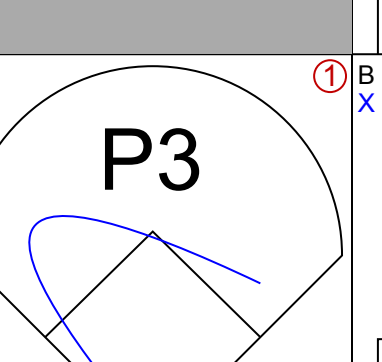
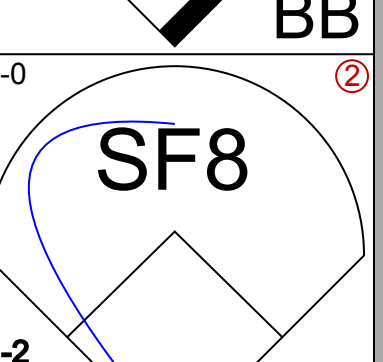
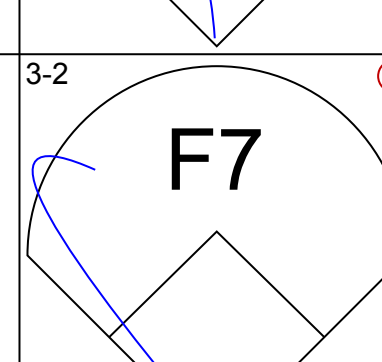
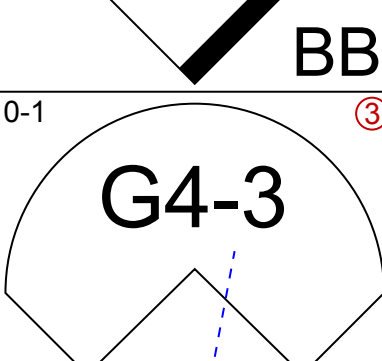
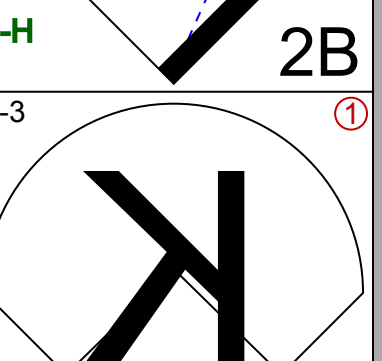
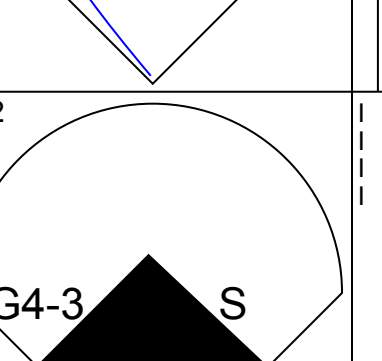
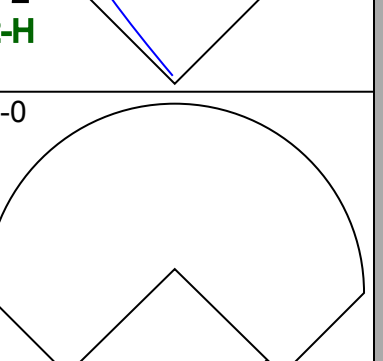
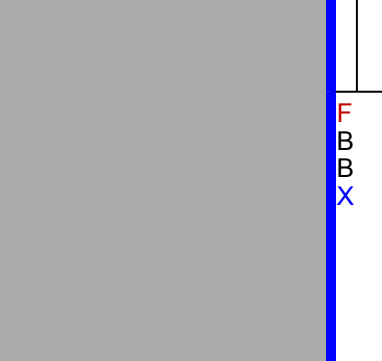
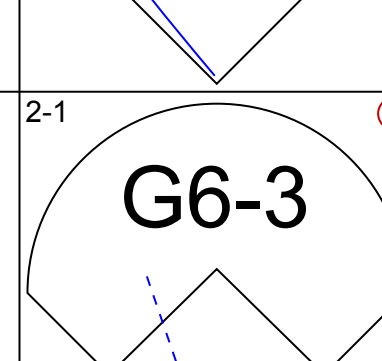
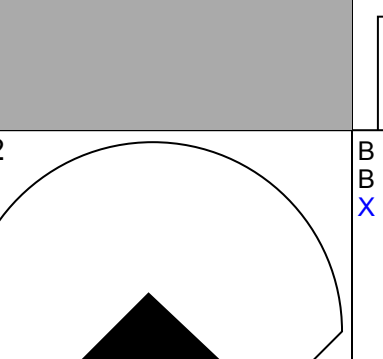
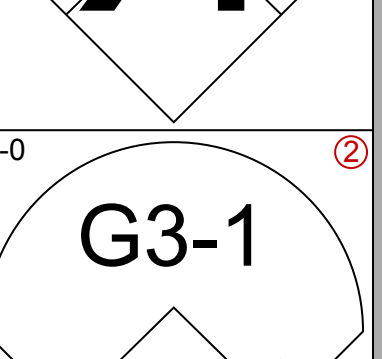
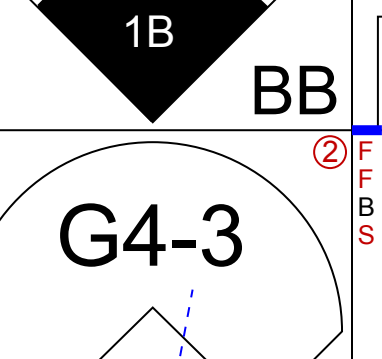
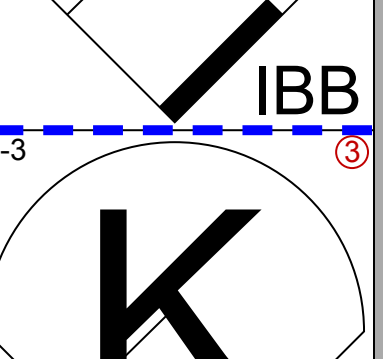

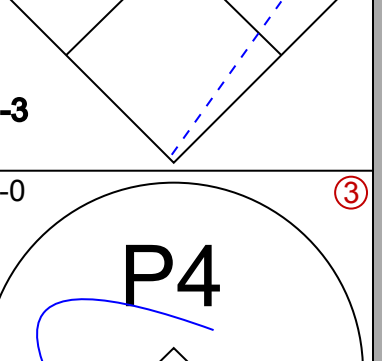
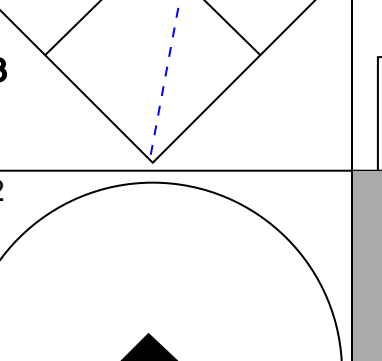

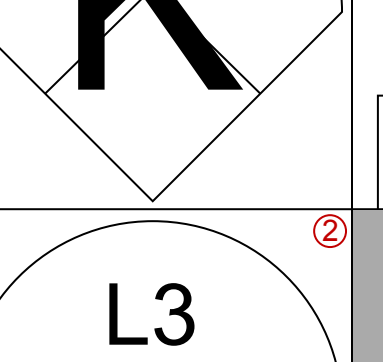
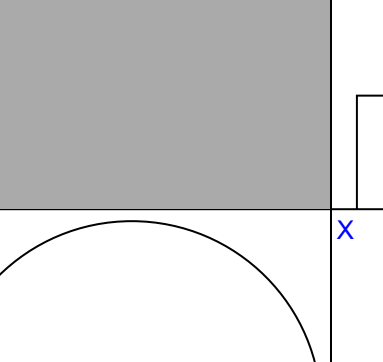
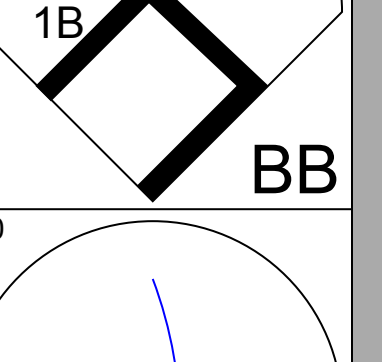
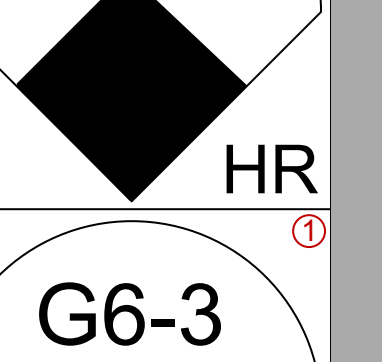
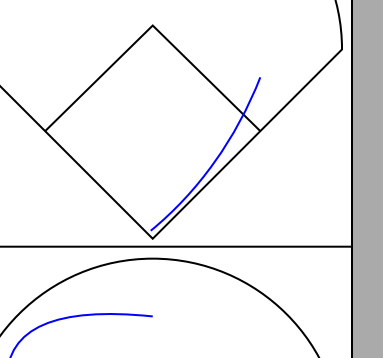
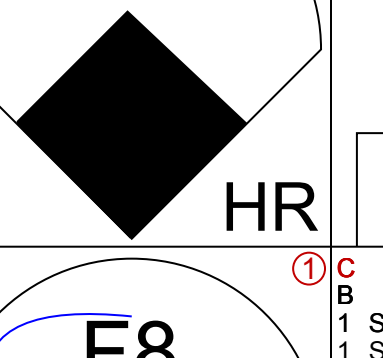
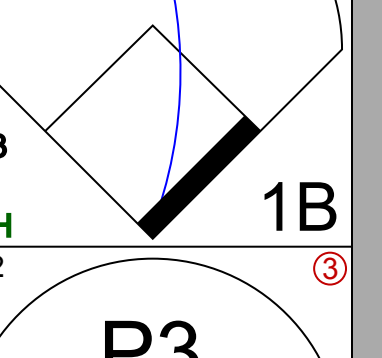
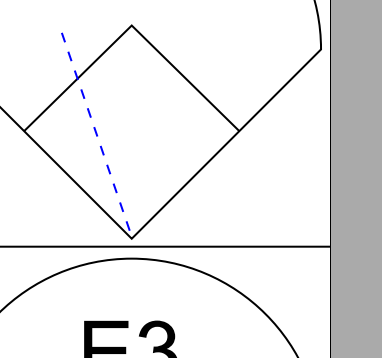


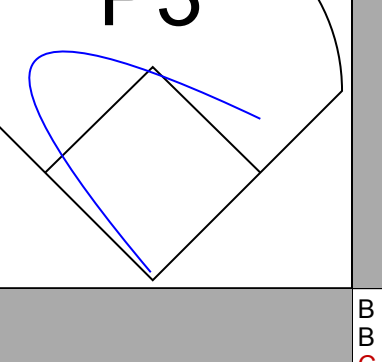
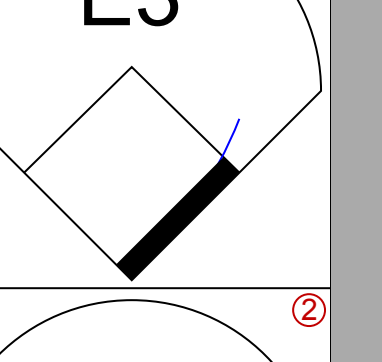


| Batter | 1 | 2 | 3 | 4 | 5 | 6 | 7 | 8 | 9 | AB | R | H | RBI | BB | SO | LOB | TOP | | | | | | | | |
|---|------------------------------|----------------------------------|-------------------------------|----------------------------------|------------------------------|----------------------------------|-------------------------------|----------------------------------|------------------------------|----------------------------------|-------------------------------|----------------------------------|------------------------------|----------------------------------|-------------------------------|----------------------------------|--|---------------------------------|----------------------------------|------------------------------------|----------------------------------|--------|--|--|--|
| Brian Hunter, R (1, 8) OBP: 0.334, SLG: 0.351 | G6-3 | | | F9 | | G4-3 | | G5-3 | | 4 | 0 | 0 | 0 | 0 | 0 | 0 | Detroit Tigers @ Milwaukee Brewers Milwaukee County Stadium, Milwaukee, WI Sat Aug 23 1997, 8:05 PM EDT Att: 19,524 - Unknown - 69 F | | | | | | | | |
| Bobby Higginson, L (1, 7) OBP: 0.391, SLG: 0.546 | G4-3 | | | E 1B | | E 1B | | E 1B | | 4 | 2 | 3 | 0 | 0 | 0 | | | | | | | | | | |
| Travis Fryman, R (1, 5) OBP: 0.329, SLG: 0.438 | G6-3 | | | E7 FC6-2 1B | | E9 FC5-2 1B | | F8 | | 4 | 0 | 2 | 1 | 0 | 0 | | | | | | | | | | |
| Tony Clark, S (1, 3) | | G5-3 | | FC6-2 1B | | FC5-2 1B | | 2B | | 4 | 0 | 1 | 0 | 0 | 0 | | | | | | | | | | |
| Damon Easley, R (1, 4) OBP: 0.370, SLG: 0.498 | | K | | F8 | | F8 1B | | F9 | | 4 | 0 | 1 | 0 | 0 | 1 | | | | | | | | | | |
| Melvin Nieves, S (1, 9) OBP: 0.326, SLG: 0.470 | | G6-3 | | | | G6-3 | | F9 | | 4 | 0 | 1 | 0 | 0 | 0 | | | | | | | | | | |
| Phil Nevin, R (1, 10) OBP: 0.322, SLG: 0.399 | | | | K | | G6-3 | | F9 | | 4 | 0 | 1 | 0 | 0 | 1 | | | | | | | | | | |
| Orlando Miller, R (1, 6) OBP: 0.283, SLG: 0.388 | | | | G6-3 1B | | F9 | | K | | 3 | 0 | 1 | 0 | 0 | 1 | | | | | | | | | | |
| Raul Casanova, S (9, PH) OBP: 0.316, SLG: 0.366 | | | | | | | | K | | 1 | 0 | 0 | 0 | 0 | 1 | | | | | | | | | | |
| Matt Walbeck, S (1, 2) OBP: 0.333, SLG: 0.355 | | | | G6-3 | | G3 | | F8 | | 3 | 0 | 0 | 0 | 0 | 0 | | | | | | | | | | |
| Inning Stats | R: 0 E: 0 K: 0 S: 8 | H: 0 LOB: 0 BB: 0 P: 12 | R: 0 E: 0 K: 1 S: 10 | H: 0 LOB: 0 BB: 0 P: 13 | R: 0 E: 0 K: 1 S: 7 | H: 1 LOB: 0 BB: 0 P: 11 | R: 1 E: 1 K: 0 S: 12 | H: 2 LOB: 1 BB: 0 P: 17 | R: 0 E: 0 K: 0 S: 7 | H: 2 LOB: 1 BB: 0 P: 11 | R: 1 E: 1 K: 0 S: 15 | H: 3 LOB: 2 BB: 0 P: 24 | R: 0 E: 0 K: 1 S: 7 | H: 0 LOB: 0 BB: 0 P: 10 | R: 0 E: 0 K: 0 S: 15 | H: 2 LOB: 2 BB: 0 P: 23 | R: 0 E: 0 K: 1 S: 5 | H: 0 LOB: 0 BB: 0 P: 5 | 1B: 9 2B: 1 3B: 0 HR: 0 | SF: 0 SAC: 0 DP: 1 HBP: 0 | WP: 0 PB: 0 SB: 1 CS: 1 | PA: 35 | | | |
| PITCHER | IP | WLS | BF | H | R | ER | SO | BB | IBB | HBP | BLK | WP | HR | S | P | ERA | WHIP | | | | | | | | |
| Scott Karl, L (1, 1) ERA: 4.42 | 7.2 | W | 31 | 10 | 2 | 2 | 3 | 0 | 0 | 0 | 0 | 0 | 0 | 79 | 117 | 2.35 | 1.304 | | | | | | | | |
| Bob Wickman, R (8, 1) ERA: 2.55 | 0.1 | | 1 | 0 | 0 | 0 | 0 | 0 | 0 | 0 | 0 | 0 | 0 | 2 | 4 | 0.00 | 0.000 | | | | | | | | |
| Doug Jones, R (9, 1) ERA: 2.19 | 1.0 | S | 3 | 0 | 0 | 0 | 1 | 0 | 0 | 0 | 0 | 0 | 0 | 5 | 5 | 0.00 | 0.000 | | | | | | | | |

| Batter | 1 | 2 | 3 | 4 | 5 | 6 | 7 | 8 | 9 | AB | R | H | RBI | BB | SO | LOB | BOTTOM | | | | | | | | |
|---|-------------------------------|----------------------------------|------------------------------|----------------------------------|------------------------------|----------------------------------|-------------------------------|----------------------------------|-------------------------------|----------------------------------|------------------------------|----------------------------------|------------------------------|----------------------------------|------------------------------|---------------------------------|--|----------------------------------|------------------------------------|----------------------------------|--------|--|--|--|--|
| Fernando Vina, L (1, 4) OBP: 0.326, SLG: 0.395 | G4-3 | | | F9 | | K 1B | | | | 3 | 0 | 1 | 0 | 0 | 0 | 2 | Detroit Tigers @ Milwaukee Brewers Milwaukee County Stadium, Milwaukee, WI Sat Aug 23 1997, 8:05 PM EDT Att: 19,524 - Unknown - 69 F | | | | | | | | |
| Jose Valentin, S (1, 6) OBP: 0.330, SLG: 0.434 | P6 | | HBP | P4 | | K | | | | 4 | 0 | 0 | 0 | 0 | 2 | 4 | | | | | | | | | |
| Dave Nilsson, L (1, 3) OBP: 0.343, SLG: 0.456 | 1B | | G4-3 | | | HR 1B | | P5 | | 4 | 1 | 2 | 0 | 0 | 0 | 1 | | | | | | | | | |
| Julio Franco, R (1, 10) OBP: 0.369, SLG: 0.375 | 1B | | | L4 | | K | | | | 4 | 1 | 2 | 0 | 0 | 1 | 1 | | | | | | | | | |
| Jeromy Burnitz, L (1, 9) OBP: 0.376, SLG: 0.561 | F7 | | | 3B 1B | | F8 | | | | 4 | 2 | 2 | 3 | 0 | 0 | 2 | | | | | | | | | |
| Jeff Cirillo, R (1, 5) OBP: 0.359, SLG: 0.411 | | | F9 | 1B 1B | | F7 | | P2 | | 4 | 1 | 1 | 1 | 0 | 0 | 0 | | | | | | | | | |
| Brian Banks, S (1, 7) OBP: 0.228, SLG: 0.278 | F8 | | F9 | G3 | | F7 | | | | 4 | 0 | 0 | 0 | 0 | 0 | 1 | | | | | | | | | |
| Gerald Williams, R (1, 8) OBP: 0.289, SLG: 0.382 | G4-3 | | | 1B 1B | | L8 | | 1B | | 4 | 0 | 2 | 0 | 0 | 0 | 0 | | | | | | | | | |
| Mike Matheny, R (1, 2) OBP: 0.284, SLG: 0.338 | | | G3 | 1B | | K | | F7 | | 4 | 0 | 1 | 1 | 0 | 1 | 1 | | | | | | | | | |
| Inning Stats | R: 0 E: 0 K: 0 S: 14 | H: 2 LOB: 2 BB: 0 P: 25 | R: 0 E: 0 K: 0 S: 7 | H: 0 LOB: 0 BB: 0 P: 10 | R: 0 E: 0 K: 1 S: 7 | H: 0 LOB: 1 BB: 0 P: 10 | R: 3 E: 0 K: 0 S: 13 | H: 5 LOB: 2 BB: 0 P: 23 | R: 2 E: 0 K: 2 S: 11 | H: 2 LOB: 0 BB: 0 P: 18 | R: 0 E: 0 K: 1 S: 9 | H: 1 LOB: 1 BB: 0 P: 14 | R: 0 E: 0 K: 0 S: 9 | H: 0 LOB: 0 BB: 0 P: 13 | R: 0 E: 0 K: 0 S: 5 | H: 1 LOB: 1 BB: 0 P: 7 | | 1B: 9 2B: 0 3B: 1 HR: 1 | SF: 0 SAC: 0 DP: 0 HBP: 1 | WP: 0 PB: 0 SB: 1 CS: 0 | PA: 36 | | | | |
| PITCHER | IP | WLS | BF | H | R | ER | SO | BB | IBB | HBP | BLK | WP | HR | S | P | ERA | WHIP | | | | | | | | |
| Greg Keagle, R (1, 1) ERA: 6.53 | 4.1 | L | 23 | 9 | 5 | 5 | 1 | 0 | 0 | 0 | 0 | 0 | 0 | 45 | 77 | 10.38 | 2.077 | | | | | | | | |
| Kevin Jarvis, R (5, 1) ERA: 7.65 | 3.2 | | 13 | 2 | 0 | 0 | 3 | 0 | 0 | 0 | 0 | 0 | 0 | 30 | 43 | 0.00 | 0.545 | | | | | | | | |



| Batter | 1 | 2 | 3 | 4 | 5 | 6 | 7 | 8 | 9 | AB | R | H | RBI | BB | SO | LOB | TOP | | | | | |
|--|---|---|---|--|--|--|------------------------------|---|---|----------------------------------|------------------------------|---------------------------------|------------------------------|---------------------------------|------------------------------|---------------------------------|---|----------------------------------|----------------------------------|------------------------------------|----------------------------------|--------|
| Brian Hunter, R OBP: 0.332, SLG: 0.348 (1, 8) |  | |  | |  | | |  | | 4 | 0 | 0 | 0 | 0 | 1 | 1 | Detroit Tigers @ Milwaukee Brewers Milwaukee County Stadium, Milwaukee, WI Sun Aug 24 1997, 4:33 AM EDT Att: 21,245 - Overcast - 69 F | | | | | |
| Bobby Higginson, L OBP: 0.390, SLG: 0.542 (1, 7) |  | |  | |  | | |  | | 3 | 0 | 0 | 0 | 1 | 1 | 0 | | | | | | |
| Travis Fryman, R OBP: 0.326, SLG: 0.435 (1, 5) |  | |  | | |  | | |  | 4 | 0 | 0 | 0 | 0 | 2 | | | | | | | |
| Tony Clark, S OBP: 0.385, SLG: 0.523 (1, 3) | |  |  | | |  | | |  | 4 | 0 | 0 | 0 | 0 | 2 | | | | | | | |
| Bob Hamelin, L OBP: 0.379, SLG: 0.528 (1, 10) |  | | |  | |  | | |  | 4 | 0 | 2 | 0 | 0 | 0 | 0 | | | | | | |
| Melvin Nieves, S OBP: 0.323, SLG: 0.466 (1, 9) |  | | |  | | | |  | | 3 | 0 | 0 | 0 | 0 | 1 | 2 | | | | | | |
| Damion Easley, R OBP: 0.369, SLG: 0.496 (1, 4) |  | | |  | | | |  | | 3 | 0 | 1 | 0 | 0 | 1 | 1 | | | | | | |
| Raul Casanova, S OBP: 0.313, SLG: 0.361 (1, 2) |  | | |  | | | |  | | 3 | 0 | 0 | 0 | 0 | 1 | 3 | | | | | | |
| Deivi Cruz, R OBP: 0.251, SLG: 0.305 (1, 6) | | |  | | |  | |  | | 3 | 0 | 1 | 0 | 0 | 0 | 0 | | | | | | |
| Inning Stats | R: 0 E: 0 K: 1 S: 12 | H: 0 LOB: 0 BB: 0 P: 16 | R: 0 E: 0 K: 1 S: 8 | H: 2 LOB: 2 BB: 0 P: 12 | R: 0 E: 0 K: 0 S: 10 | H: 1 LOB: 2 BB: 1 P: 23 | R: 0 E: 0 K: 2 S: 8 | H: 1 LOB: 1 BB: 0 P: 10 | R: 0 E: 0 K: 1 S: 9 | H: 0 LOB: 0 BB: 0 P: 14 | R: 0 E: 0 K: 0 S: 5 | H: 0 LOB: 0 BB: 0 P: 7 | R: 0 E: 0 K: 0 S: 5 | H: 0 LOB: 0 BB: 0 P: 6 | R: 0 E: 0 K: 0 S: 5 | H: 0 LOB: 0 BB: 0 P: 8 | R: 0 E: 0 K: 0 S: 7 | H: 0 LOB: 0 BB: 0 P: 10 | 1B: 4 2B: 0 3B: 0 HR: 0 | SF: 0 SAC: 0 DP: 0 HBP: 0 | WP: 0 PB: 0 SB: 0 CS: 0 | PA: 32 |
| PITCHER Jose Mercedes, R ERA: 4.02 (1, 1) | IP: 9.0 WLS: W BF: 32 H: 4 R: 0 ER: 0 SO: 5 BB: 1 IBB: 0 HBP: 0 BLK: 0 WP: 0 HR: 0 S: 69 P: 106 ERA: 0.00 WHIP: 0.556 | | | | | | | | | | | | | | | PITCHER | | | | | | |

| Batter | 1 | 2 | 3 | 4 | 5 | 6 | 7 | 8 | 9 | AB | R | H | RBI | BB | SO | LOB | BOTTOM | | | |
|---|---|---|---|---|--|---|---|---|-------------------------------|----------------------------------|-------------------------------|----------------------------------|-------------------------------|----------------------------------|-------------------------------|----------------------------------|---|------------------------------------|----------------------------------|--------|
| Fernando Vina, L OBP: 0.327, SLG: 0.395 (1, 4) |  |  | |  | |  |  | | | 5 | 1 | 2 | 0 | 0 | 1 | 3 | Detroit Tigers @ Milwaukee Brewers Milwaukee County Stadium, Milwaukee, WI Sun Aug 24 1997, 4:33 AM EDT Att: 21,245 - Overcast - 69 F | | | |
| Jose Valentin, S OBP: 0.331, SLG: 0.435 (1, 6) |  | |  |  | |  | |  | | 4 | 1 | 1 | 0 | 1 | 0 | 1 | | | | |
| Dave Nilsson, L OBP: 0.344, SLG: 0.459 Jack Voigt, R OBP: 0.310, SLG: 0.500 (8, 7) |  | |  |  | |  |  |  | | 2 | 0 | 1 | 2 | 1 | 0 | 0 | | | | |
| Julio Franco, R OBP: 0.370, SLG: 0.373 Jeff Huson, L OBP: 0.252, SLG: 0.237 (8, PH) |  | |  | |  |  |  |  | | 2 | 1 | 0 | 0 | 2 | 1 | 2 | | | | |
| Jeromy Burnitz, L OBP: 0.375, SLG: 0.566 (1, 9) | |  |  | |  |  | | | | 4 | 1 | 1 | 1 | 0 | 1 | 4 | | | | |
| Jeff Cirillo, R OBP: 0.360, SLG: 0.417 (1, 5) |  | |  | |  | |  | | | 3 | 1 | 1 | 1 | 1 | 1 | 1 | | | | |
| Mark Loretta, R OBP: 0.352, SLG: 0.404 (1, 3) |  | | |  |  | |  | | | 4 | 1 | 2 | 2 | 0 | 0 | 0 | | | | |
| Gerald Williams, R OBP: 0.288, SLG: 0.383 (1, 8) |  | | |  |  | |  | | | 4 | 0 | 1 | 0 | 0 | 0 | 2 | | | | |
| Jesse Levis, L OBP: 0.363, SLG: 0.338 (1, 2) |  | |  | |  | |  | | | 3 | 0 | 0 | 0 | 1 | 0 | 1 | | | | |
| Inning Stats | R: 0 E: 0 K: 0 S: 10 | H: 0 LOB: 1 BB: 1 P: 15 | R: 1 E: 0 K: 1 S: 12 | H: 2 LOB: 2 BB: 1 P: 20 | R: 1 E: 0 K: 1 S: 11 | H: 2 LOB: 1 BB: 0 P: 17 | R: 1 E: 0 K: 0 S: 12 | H: 2 LOB: 1 BB: 0 P: 16 | R: 1 E: 0 K: 1 S: 16 | H: 1 LOB: 2 BB: 2 P: 29 | R: 1 E: 0 K: 1 S: 11 | H: 1 LOB: 2 BB: 2 P: 26 | R: 1 E: 1 K: 1 S: 12 | H: 1 LOB: 1 BB: 0 P: 22 | R: 0 E: 0 K: 0 S: 11 | H: 0 LOB: 0 BB: 0 P: 17 | 1B: 3 2B: 3 3B: 0 HR: 3 | SF: 1 SAC: 0 DP: 0 HBP: 0 | WP: 0 PB: 0 SB: 0 CS: 0 | PA: 40 |
| PITCHER Willie Blair, R ERA: 4.14 Mike Myers, L ERA: 6.59 Doug Brocail, R ERA: 3.63 (8, 1) | IP: 5.2 WLS: L BF: 31 H: 8 R: 5 ER: 5 SO: 2 BB: 5 IBB: 0 HBP: 0 BLK: 0 WP: 0 HR: 2 S: 69 P: 119 ERA: 7.94 WHIP: 2.294 | | | | | | | | | | | | | | | PITCHER | | | | |

| | |
|-----|----|
| AB | 31 |
| R | 0 |
| H | 4 |
| RBI | 0 |
| BB | 1 |
| SO | 5 |
| LOB | 11 |



| | |
|-----|----|
| AB | 33 |
| R | 6 |
| H | 9 |
| RBI | 6 |
| BB | 6 |
| SO | 4 |
| LOB | 14 |



| Batter | 1 | 2 | 3 | 4 | 5 | 6 | 7 | 8 | 9 | AB | R | H | RBI | BB | SO | LOB | TOP | | | | | | | | |
|--|------------------------------|---------------------------------|-------------------------------|----------------------------------|------------------------------|----------------------------------|------------------------------|----------------------------------|-------------------------------|----------------------------------|------------------------------|----------------------------------|------------------------------|----------------------------------|------------------------------|----------------------------------|-------------------------------|----------------------------------|----------------------------------|------------------------------------|----------------------------------|--------|--|--|--|
| Tom Goodwin, L (1, 8) OBP: 0.306, SLG: 0.331 | F7 | | G4-3 | | FC3-6 | | F8 | | | 4 | 0 | 0 | 0 | 0 | 0 | 3 | | | | | | | | | |
| Ivan Rodriguez, R (1, 2) OBP: 0.354, SLG: 0.473 | G5-3 | | G1-6-3 | | P6 | | | L8 | | 4 | 0 | 0 | 0 | 0 | 0 | 2 | | | | | | | | | |
| 29 Rusty Greer, L (1, 7) OBP: 0.417, SLG: 0.541 | K | | | K | | F7 | | G4-3 | | 4 | 0 | 0 | 0 | 0 | 2 | 0 | | | | | | | | | |
| Juan Gonzalez, R (1, 9) OBP: 0.321, SLG: 0.564 | | G5-3 | | K | | HR | | L5 | | 4 | 1 | 1 | 1 | 0 | 1 | 0 | | | | | | | | | |
| Jim Leyritz, R (1, 3) OBP: 0.383, SLG: 0.407 | | | | | | | K | | F9 1B BB | 1 | 0 | 0 | 0 | 3 | 1 | 0 | | | | | | | | | |
| Lee Stevens, L (1, 10) OBP: 0.318, SLG: 0.489 | | | | | G1-3 | | K | | K | 4 | 0 | 0 | 0 | 0 | 3 | 3 | | | | | | | | | |
| Fernando Tatis, R (1, 5) OBP: 0.297, SLG: 0.441 | | | | | | F7 | | | | 3 | 0 | 1 | 0 | 1 | 0 | 1 | | | | | | | | | |
| Billy Ripken, R (1, 4) OBP: 0.301, SLG: 0.384 | | | | | | | | | | | | | | | | | | | | | | | | | |
| Alex Diaz, S (9, PH) OBP: 0.350, SLG: 0.250 | | | | | | | | | | | | | | | | | | | | | | | | | |
| Benji Gil, R (1, 6) OBP: 0.266, SLG: 0.317 | | | | | | | | | | | | | | | | | | | | | | | | | |
| Domingo Cedenio, S (9, PH) OBP: 0.337, SLG: 0.400 | | | | | | | | | | | | | | | | | | | | | | | | | |
| Inning Stats | R: 0 E: 0 K: 1 S: 5 | H: 0 LOB: 0 BB: 0 P: 8 | R: 0 E: 0 K: 1 S: 10 | H: 0 LOB: 1 BB: 1 P: 19 | R: 0 E: 0 K: 1 S: 9 | H: 1 LOB: 1 BB: 0 P: 12 | R: 0 E: 0 K: 2 S: 8 | H: 0 LOB: 1 BB: 1 P: 13 | R: 1 E: 0 K: 0 S: 12 | H: 2 LOB: 1 BB: 0 P: 18 | R: 1 E: 0 K: 2 S: 8 | H: 1 LOB: 0 BB: 0 P: 11 | R: 0 E: 0 K: 1 S: 8 | H: 0 LOB: 0 BB: 0 P: 13 | R: 0 E: 0 K: 0 S: 5 | H: 0 LOB: 0 BB: 0 P: 10 | R: 0 E: 0 K: 1 S: 11 | H: 1 LOB: 2 BB: 1 P: 18 | 1B: 3 2B: 1 3B: 0 HR: 1 | SF: 0 SAC: 0 DP: 0 HBP: 0 | WP: 0 PB: 0 SB: 0 CS: 0 | PA: 36 | | | |
| PITCHER | IP | WLS | BF | H | R | ER | SO | BB | IBB | HBP | BLK | WP | HR | S | P | ERA | WHIP | | | | | | | | |
| Joel Adamson, L (1, 1) ERA: 3.49 | 6.0 | W | 24 | 4 | 2 | 2 | 7 | 2 | 0 | 0 | 0 | 0 | 1 | 52 | 81 | 3.00 | 1.000 | | | | | | | | |
| Mike Fetters, R (7, 1) ERA: 3.12 | 2.0 | | 7 | 0 | 0 | 0 | 1 | 1 | 0 | 0 | 0 | 0 | 0 | 13 | 23 | 0.00 | 0.500 | | | | | | | | |
| Doug Jones, R (9, 1) ERA: 2.15 | 1.0 | | 5 | 1 | 0 | 0 | 1 | 1 | 0 | 0 | 0 | 0 | 0 | 11 | 18 | 0.00 | 2.000 | | | | | | | | |

Texas Rangers @ Milwaukee Brewers
Milwaukee County Stadium, Milwaukee, WI
Mon Aug 25 1997, 8:05 PM EDT
Att: 13,707 - Unknown - 68 F

AB 32
R 2
H 5
RBI 2
BB 4
SO 9
LOB 16



| Batter | 1 | 2 | 3 | 4 | 5 | 6 | 7 | 8 | 9 | AB | R | H | RBI | BB | SO | LOB | BOTTOM | | | | | | | | | |
|---|-------------------------------|----------------------------------|-------------------------------|----------------------------------|-------------------------------|----------------------------------|------------------------------|----------------------------------|------------------------------|----------------------------------|------------------------------|----------------------------------|-------------------------------|----------------------------------|------------------------------|---------------------------------|----------------------------------|------------------------------------|----------------------------------|--------|--|--|--|--|--|--|
| Fernando Vina, L (1, 4) OBP: 0.330, SLG: 0.394 | 1B WP HBP | FC4-6 2B | | G3 | | | 2B 1B | | | 3 | 2 | 1 | 0 | 0 | 0 | 1 | | | | | | | | | | |
| Jose Valentin, S (1, 6) OBP: 0.335, SLG: 0.443 | 1B | 1B | | K | | | 1B HR | | | 4 | 1 | 3 | 2 | 0 | 1 | 0 | | | | | | | | | | |
| Dave Nilsson, L (1, 7) OBP: 0.341, SLG: 0.455 | P6 | G6-3 | | G4-3 | | | L8 | | | 4 | 0 | 0 | 0 | 0 | 0 | 4 | | | | | | | | | | |
| Jack Voigt, R (8, 7) OBP: 0.310, SLG: 0.500 | | | | | | | | | | 0 | 0 | 0 | 0 | 0 | 0 | 0 | | | | | | | | | | |
| Julio Franco, R (1, 10) OBP: 0.374, SLG: 0.387 | G4-6-3 1B | | | | G6-3 | | HR | | | 4 | 1 | 3 | 2 | 0 | 0 | 0 | | | | | | | | | | |
| Jeremy Burnitz, L (1, 9) OBP: 0.374, SLG: 0.562 | G4-6-3 | | | 2B BB | G3 | | F9 | | | 3 | 1 | 0 | 0 | 1 | 0 | 3 | | | | | | | | | | |
| Jeff Cirillo, R (1, 5) OBP: 0.359, SLG: 0.418 | | 1B 2B | | L8 | G6-3 | | K | | | 4 | 1 | 1 | 0 | 0 | 1 | 1 | | | | | | | | | | |
| Mark Loretta, R (1, 3) OBP: 0.353, SLG: 0.498 | | 1B E 1B | | 1B 2B | | G1-3 | | F7 | | 4 | 1 | 2 | 1 | 0 | 0 | 0 | | | | | | | | | | |
| Gerald Williams, R (1, 8) OBP: 0.288, SLG: 0.382 | | K | | FC6-4 1B | | G5-3 | | G6-3 | | 4 | 0 | 1 | 0 | 0 | 1 | 2 | | | | | | | | | | |
| Mike Matheny, R (1, 2) OBP: 0.284, SLG: 0.337 | | FC4-6 1B | | FC6-4 1B | | G4-3 | | G5-3 | | 4 | 0 | 1 | 1 | 0 | 0 | 2 | | | | | | | | | | |
| Inning Stats | R: 0 E: 0 K: 0 S: 12 | H: 2 LOB: 2 BB: 0 P: 20 | R: 3 E: 1 K: 1 S: 12 | H: 4 LOB: 1 BB: 0 P: 16 | R: 1 E: 0 K: 0 S: 12 | H: 3 LOB: 2 BB: 1 P: 25 | R: 0 E: 0 K: 1 S: 8 | H: 0 LOB: 0 BB: 0 P: 10 | R: 0 E: 0 K: 0 S: 6 | H: 0 LOB: 0 BB: 0 P: 10 | R: 0 E: 0 K: 0 S: 8 | H: 0 LOB: 0 BB: 0 P: 13 | R: 3 E: 0 K: 1 S: 12 | H: 3 LOB: 0 BB: 0 P: 21 | R: 0 E: 0 K: 0 S: 5 | H: 0 LOB: 0 BB: 0 P: 9 | 1B: 7 2B: 4 3B: 0 HR: 1 | SF: 0 SAC: 0 DP: 1 HBP: 1 | WP: 1 PB: 1 SB: 0 CS: 0 | PA: 36 | | | | | | |
| PITCHER | IP | WLS | BF | H | R | ER | SO | BB | IBB | HBP | BLK | WP | HR | S | P | ERA | WHIP | | | | | | | | | |
| Terry Clark, R (1, 1) ERA: 6.51 | 2.2 | L | 16 | 8 | 4 | 4 | 1 | 0 | 0 | 0 | 0 | 0 | 1 | 0 | 33 | 55 | 13.50 | 3.375 | | | | | | | | |
| Wilson Heredia, R (3, 1) ERA: 3.6 | 5.1 | | 20 | 4 | 3 | 3 | 2 | 0 | 0 | 0 | 0 | 0 | 1 | 42 | 69 | 5.06 | 0.750 | | | | | | | | | |

Texas Rangers @ Milwaukee Brewers
Milwaukee County Stadium, Milwaukee, WI
Mon Aug 25 1997, 8:05 PM EDT
Att: 13,707 - Unknown - 68 F

AB 34
R 7
H 12
RBI 6
BB 1
SO 3
LOB 13



| Batter | 1 | 2 | 3 | 4 | 5 | 6 | 7 | 8 | 9 | 10 | 11 | 12 | AB | R | H | RBI | BB | SO | LOB | TOP | | | | | | |
|---|---|-------------------------------|---|--------------------------|--|-----------------------------|---|-----------------------------|--|--------------------------|---|----------------------------|--|--------------------------|-------------------------------|--------------------------|------------------------------|--------------------------|--------------------------------|--------------------------|------------------------------|--------------------------|-----------------------------------|------------------------------------|----------------------------------|--------|
| Tom Goodwin, L OBP: 0.308, SLG: 0.335 | F8 | | F7 | | G5-3 | G6-4-3 1B | 1B 2B | | G4-3 | | | 1B | 7 | 1 | 3 | 2 | 0 | 0 | 1 | | | | | | | |
| Ivan Rodriguez, R OBP: 0.357, SLG: 0.473 | 1B | | K | | BB 1B | G6-4-3 | 1B | | | BB BB | | P5 | 6 | 1 | 3 | 1 | 1 | 1 | 2 | | | | | | | |
| 29 Rusty Greer, L OBP: 0.416, SLG: 0.538 | F7 | | | HR 1B | P2 | | K | | | G4-6-3 | | | 6 | 1 | 2 | 0 | 0 | 1 | 4 | | | | | | | |
| Juan Gonzalez, R OBP: 0.323, SLG: 0.571 | F8 | | | HR 1B | BB BB 1B | K | | | | F9 | | | 6 | 2 | 3 | 2 | 0 | 1 | 2 | | | | | | | |
| Lee Stevens, L OBP: 0.323, SLG: 0.490 | | BB 1B | | | G3 | BB BB 1B | BB 1B | | B1-3 | | | G6-3 | 3 | 2 | 2 | 0 | 1 | 0 | 0 | | | | | | | |
| Billy Ripken, R OBP: 0.298, SLG: 0.390 | | | | | | | | | | | | | 2 | 0 | 0 | 0 | 0 | 0 | 1 | | | | | | | |
| Jim Leyritz, R OBP: 0.389, SLG: 0.403 | | G6-4-3 BB | | | F8 | BB BB 1B | BB 1B 2B | | L6-3 | | | K | 3 | 2 | 0 | 1 | 3 | 1 | 0 | | | | | | | |
| Domingo Cedeno, S OBP: 0.341, SLG: 0.400 | | | K | | 1B | 1B | E 1B BB | | L3 | | | G4-3 | 5 | 1 | 2 | 2 | 1 | 1 | 2 | | | | | | | |
| Fernando Tatis, R OBP: 0.308, SLG: 0.444 | G6-4-3 | | | | 1B | 1B | E8 BB | | G1-3 | | | | 6 | 0 | 3 | 2 | 0 | 0 | 4 | | | | | | | |
| Benji Gil, R OBP: 0.263, SLG: 0.313 | | | K | | K | 1B | 1B | | G1-3 | | | | 3 | 0 | 0 | 0 | 0 | 2 | 4 | | | | | | | |
| Alex Diaz, S OBP: 0.273, SLG: 0.364 | | | | | | | | | G3 | | | F7 | 3 | 0 | 1 | 0 | 0 | 0 | 2 | | | | | | | |
| Inning Stats | R: 0 E: 0 K: 10 S: 10 | H: 1 LOB: 1 BB: 16 | R: 0 E: 0 K: 10 S: 10 | H: 1 LOB: 1 BB: 19 | R: 0 E: 0 K: 11 S: 11 | H: 0 LOB: 0 BB: 0 | R: 2 E: 0 K: 1 S: 15 | H: 4 LOB: 2 BB: 25 | R: 4 E: 1 K: 1 S: 17 | H: 3 LOB: 3 BB: 36 | R: 0 E: 0 K: 14 S: 14 | H: 2 LOB: 1 BB: 16 | R: 4 E: 0 K: 1 S: 15 | H: 4 LOB: 1 BB: 26 | R: 0 E: 0 K: 5 S: 10 | H: 0 LOB: 0 BB: 13 | R: 0 E: 0 K: 7 S: 7 | H: 0 LOB: 0 BB: 13 | R: 0 E: 0 K: 10 S: 10 | H: 0 LOB: 0 BB: 12 | R: 0 E: 0 K: 8 S: 8 | H: 2 LOB: 1 BB: 11 | 1B: 16 2B: 3 3B: 0 HR: 1 | SF: 0 SAC: 0 DP: 4 HBP: 0 | WP: 0 PB: 0 SB: 0 CS: 0 | PA: 56 |
| PITCHER | IP WLS BF H R ER SO BB IBB HBP BLK WP HR S P ERA WHIP | 21 Cal Eldred, R ERA: 5.21 | 4.2 1.1 6 3 0 0 1 0 0 0 0 0 0 0 17 21 0.00 2.250 | Al Reyes, R ERA: 7.32 | 5.1 1.0 9 5 4 4 1 1 0 0 0 0 0 0 16 29 36.00 6.000 | Bob Wickman, R ERA: 3.09 | 7.1 0.2 1 0 0 0 0 0 0 0 0 0 0 0 3 3 0.00 0.000 | Mark Davis, L ERA: 14.73 | 8.1 2.1 8 1 0 0 0 1 0 0 0 0 0 0 0 18 28 0.00 0.857 | PITCHER | IP WLS BF H R ER SO BB IBB HBP BLK WP HR S P ERA WHIP | Doug Jones, R ERA: 2.09 | 11.1 2.0 7 2 0 0 1 0 0 0 0 0 0 0 60 107 11.57 2.571 | | | | | | | | | | | | | |

Texas Rangers @ Milwaukee Brewers
Milwaukee County Stadium, Milwaukee, WI

Tue Aug 26 1997, 8:05 PM EDT
Att. 13,065 - Unknown - 76 F

AB 50
R 10
H 19
RBI 10
BB 6
SO 7
LOB 22



| Batter | 1 | 2 | 3 | 4 | 5 | 6 | 7 | 8 | 9 | 10 | 11 | 12 | AB | R | H | RBI | BB | SO | LOB | BOTTOM | | | | | | |
|--|---|-------------------------------|--|----------------------------|--|------------------------------|---|--------------------------------|--|--------------------------|---|----------------------------|--|--------------------------|--------------------------------|--------------------------|------------------------------|--------------------------|------------------------------|--------------------------|------------------------------|-------------------------|-----------------------------------|------------------------------------|----------------------------------|--------|
| Fernando Vina, L OBP: 0.336, SLG: 0.397 | 1B SF9 | G1-6-3 | | | 1B BB | L3 | 1B | | FC6-4 | | | 1B | 6 | 2 | 3 | 2 | 1 | 0 | 3 | | | | | | | |
| Jose Valentin, S OBP: 0.336, SLG: 0.441 | FC3-6 1B | K | | | 1B BB | G1-3 | 1B | | F8 | | G4-3 | | 6 | 1 | 2 | 0 | 0 | 1 | 1 | | | | | | | |
| Dave Nilsson, L OBP: 0.344, SLG: 0.456 | FC3-6 1B | | P5 | | G3 1B | 1B | 1B | | 1B | | | | 5 | 2 | 3 | 1 | 0 | 0 | 2 | | | | | | | |
| Jack Voigt, R OBP: 0.315, SLG: 0.500 | 1B | | | | 1B BB | 1B | 1B | | 1B | | BB | | 0 | 0 | 0 | 0 | 1 | 0 | 0 | | | | | | | |
| Julio Franco, R OBP: 0.373, SLG: 0.387 | SF9 | | G6-3 | | 1B G3 | 1B | 1B | | L9 | | | | 5 | 0 | 2 | 3 | 0 | 1 | 2 | | | | | | | |
| Jeromy Burnitz, L OBP: 0.373, SLG: 0.558 | 1B | | K | | G3 | K | | | 1B | | F8 | | 6 | 1 | 2 | 0 | 0 | 2 | 5 | | | | | | | |
| Jeff Cirillo, R OBP: 0.361, SLG: 0.419 | 1B | | | | G5-3 | | G4-6-3 1B | | G5-3 | | | P4 | 6 | 1 | 3 | 2 | 0 | 0 | 2 | | | | | | | |
| Mark Loretta, R OBP: 0.356, SLG: 0.414 | 1B | | | | G4-6-3 | | G4-6-3 1B | | F7 | | | | 5 | 1 | 2 | 1 | 1 | 1 | 2 | | | | | | | |
| Gerald Williams, R OBP: 0.289, SLG: 0.381 | L7 | | | | G5-3 | | SH 1B | | SH2-3 | | FC6-4 BB | | 4 | 1 | 1 | 0 | 1 | 0 | 3 | | | | | | | |
| Jesse Levis, L OBP: 0.360, SLG: 0.335 | | | | | | | SH 1B | | G5-3 | | F8 | | 4 | 1 | 1 | 1 | 0 | 1 | 3 | | | | | | | |
| Mike Matheny, R OBP: 0.286, SLG: 0.346 | | | | | | | | | | | | 1B 3B | 1 | 0 | 1 | 0 | 0 | 0 | 0 | | | | | | | |
| Brian Banks, S OBP: 0.228, SLG: 0.278 | | | | | | | | | | | | | 0 | 1 | 0 | 0 | 0 | 0 | 0 | | | | | | | |
| Inning Stats | R: 3 E: 0 K: 18 S: 18 | H: 5 LOB: 2 BB: 24 | R: 0 E: 0 K: 7 S: 7 | H: 1 LOB: 0 BB: 12 | R: 0 E: 0 K: 10 S: 10 | H: 0 LOB: 0 BB: 0 | R: 0 E: 0 K: 1 S: 15 | H: 1 LOB: 1 BB: 22 | R: 3 E: 0 K: 16 S: 16 | H: 4 LOB: 1 BB: 25 | R: 2 E: 1 K: 1 S: 17 | H: 3 LOB: 2 BB: 22 | R: 4 E: 0 K: 1 S: 15 | H: 2 LOB: 1 BB: 17 | R: 0 E: 0 K: 10 S: 10 | H: 0 LOB: 0 BB: 14 | R: 0 E: 0 K: 7 S: 7 | H: 0 LOB: 0 BB: 21 | R: 0 E: 0 K: 8 S: 8 | H: 0 LOB: 0 BB: 13 | R: 1 E: 0 K: 3 S: 3 | H: 2 LOB: 2 BB: 4 | 1B: 18 2B: 0 3B: 2 HR: 0 | SF: 1 SAC: 2 DP: 2 HBP: 0 | WP: 0 PB: 0 SB: 0 CS: 0 | PA: 55 |
| PITCHER | IP WLS BF H R ER SO BB IBB HBP BLK WP HR S P ERA WHIP | Julio Santana, R ERA: 8.85 | 4.0 1.0 6 4 2 2 0 0 0 0 0 0 0 0 13 16 18.00 4.000 | Eric Moody, R ERA: 3.48 | 5.1 1.0 6 2 1 1 1 0 0 0 0 0 0 15 20 9.00 2.000 | Scott Bailes, L ERA: 2.92 | 6.1 3.1 16 4 2 2 0 3 0 0 0 0 0 36 63 5.40 2.100 | Matt Whiteside, R ERA: 5.52 | 10.1 1.2 5 0 0 0 2 0 0 0 0 0 0 0 12 21 0.00 0.000 | PITCHER | IP WLS BF H R ER SO BB IBB HBP BLK WP HR S P ERA WHIP | Bryan Eversgerd, L ERA: | 12.1 0.0 2 2 1 1 0 0 0 0 0 0 0 0 60 107 11.57 2.571 | | | | | | | | | | | | | |

Texas Rangers @ Milwaukee Brewers
Milwaukee County Stadium, Milwaukee, WI


Tue Aug 26 1997, 8:05 PM EDT
Att. 13,065 - Unknown - 76 F


AB 48
R 11
H 20
RBI 10
BB 4
SO 6
LOB 23



| Batter | 1 | 2 | 3 | 4 | 5 | 6 | 7 | 8 | 9 | AB | R | H | RBI | BB | SO | LOB | TOP | | | | | | | | |
|--|-------------------------------|----------------------------------|-------------------------------|----------------------------------|-------------------------------|----------------------------------|------------------------------|---------------------------------|------------------------------|---------------------------------|-------------------------------|----------------------------------|------------------------------|----------------------------------|------------------------------|----------------------------------|--|----------------------------------|----------------------------------|------------------------------------|----------------------------------|--------|--|--|--|
| Tony Womack, L (1, 4) OBP: 0.325, SLG: 0.384 | P3 | | 2B | | G3 | | K | | | 4 | 0 | 1 | 0 | 0 | 1 | 0 | Pittsburgh Pirates @ Milwaukee Brewers Milwaukee County Stadium, Milwaukee, WI Fri Aug 29 1997, 8:05 PM EDT Att: 17,539 - Unknown - 67 F livebaseballscores.com | | | | | | | | |
| Jermaine Allensworth, R (1, 8) OBP: 0.369, SLG: 0.351 | F4 | | K | | | G1-3 | | L7 | | 4 | 0 | 0 | 0 | 0 | 1 | 1 | | | | | | | | | |
| Al Martin, L (1, 7) OBP: 0.364, SLG: 0.464 | E | | HBP | | | 1B | | 1B | | 3 | 1 | 3 | 0 | 0 | 0 | 0 | | | | | | | | | |
| Eddie Williams, R (1, 3) OBP: 0.301, SLG: 0.431 | E5 | | L7 | | | 1B | | G6-3 | | 4 | 0 | 1 | 0 | 0 | 0 | 4 | | | | | | | | | |
| Mark Smith, R (1, 10) OBP: 0.340, SLG: 0.519 | L7 | | | | G4-3 | | | G6-3 | | 4 | 0 | 1 | 1 | 0 | 0 | 3 | | | | | | | | | |
| Joe Randa, R (1, 5) OBP: 0.356, SLG: 0.442 | | G6-4-3 | | | F7 | | | G6-3 | | 4 | 0 | 1 | 0 | 0 | 0 | 2 | | | | | | | | | |
| 1B Jason Kendall, R (1, 2) OBP: 0.389, SLG: 0.430 | | L4 | | | G5-3 | | | F8 | | 4 | 0 | 1 | 0 | 0 | 0 | 3 | | | | | | | | | |
| Jose Guillen, R (1, 9) OBP: 0.297, SLG: 0.416 | | G6-4-3 | | | K | | P4 | FC7-4 | | 4 | 0 | 0 | 0 | 0 | 1 | 2 | | | | | | | | | |
| Kevin Polcovich, R (1, 6) OBP: 0.350, SLG: 0.396 | | | F8 | | K | | | | | 3 | 0 | 0 | 0 | 0 | 1 | 0 | P | | | | | | | | |
| Dale Sveum, S (8, 6) OBP: 0.334, SLG: 0.472 | | | | | K | | G5-3 | K | | 1 | 0 | 0 | 0 | 0 | 1 | 1 | | | | | | | | | |
| Inning Stats | R: 0 E: 1 K: 0 S: 10 | H: 1 LOB: 2 BB: 0 P: 13 | R: 0 E: 0 K: 0 S: 10 | H: 1 LOB: 0 BB: 0 P: 14 | R: 0 E: 0 K: 1 S: 11 | H: 1 LOB: 2 BB: 0 P: 17 | R: 0 E: 0 K: 0 S: 4 | H: 0 LOB: 0 BB: 0 P: 8 | R: 0 E: 0 K: 2 S: 7 | H: 0 LOB: 0 BB: 0 P: 9 | R: 1 E: 0 K: 0 S: 13 | H: 3 LOB: 2 BB: 0 P: 20 | R: 0 E: 0 K: 1 S: 9 | H: 0 LOB: 0 BB: 0 P: 14 | R: 0 E: 0 K: 0 S: 8 | H: 1 LOB: 1 BB: 0 P: 15 | R: 0 E: 0 K: 1 S: 10 | H: 1 LOB: 1 BB: 0 P: 11 | 1B: 7 2B: 1 3B: 0 HR: 0 | SF: 0 SAC: 0 DP: 1 HBP: 1 | WP: 0 PB: 0 SB: 1 CS: 0 | PA: 36 | | | |
| PITCHER | IP | WLS | BF | H | R | ER | SO | BB | IBB | HBP | BLK | WP | HR | S | P | ERA | WHIP | | | | | | | | |
| Scott Karl, L (1, 1) ERA: 4.28 | 7.1 | W | 30 | 7 | 1 | 1 | 4 | 0 | 0 | 1 | 0 | 0 | 0 | 69 | 104 | 1.23 | 0.955 | | | | | | | | |
| Bob Wickman, R (8, 1) ERA: 3.07 | 0.2 | | 2 | 0 | 0 | 0 | 0 | 0 | 0 | 0 | 0 | 0 | 0 | 3 | 6 | 0.00 | 0.000 | | | | | | | | |
| Doug Jones, R (9, 1) ERA: 2.06 | 1.0 | S | 4 | 1 | 0 | 0 | 1 | 0 | 0 | 0 | 0 | 0 | 0 | 10 | 11 | 0.00 | 1.000 | | | | | | | | |

| Batter | 1 | 2 | 3 | 4 | 5 | 6 | 7 | 8 | 9 | AB | R | H | RBI | BB | SO | LOB | BOTTOM | | | | | | | | |
|---|------------------------------|----------------------------------|-------------------------------|----------------------------------|------------------------------|----------------------------------|-------------------------------|----------------------------------|-------------------------------|----------------------------------|------------------------------|----------------------------------|------------------------------|---------------------------------|------------------------------|----------------------------------|--|----------------------------------|------------------------------------|----------------------------------|--------|--|--|--|--|
| Fernando Vina, L (1, 4) OBP: 0.335, SLG: 0.392 | G4-3 | | L8 | | G3 | | 2B | | | 4 | 1 | 1 | 0 | 0 | 0 | 0 | Pittsburgh Pirates @ Milwaukee Brewers Milwaukee County Stadium, Milwaukee, WI Fri Aug 29 1997, 8:05 PM EDT Att: 17,539 - Unknown - 67 F livebaseballscores.com | | | | | | | | |
| Jose Valentin, S (1, 6) OBP: 0.331, SLG: 0.438 | P5 | | P6 | | P4 | | 1B | | | 4 | 0 | 1 | 1 | 0 | 0 | 0 | | | | | | | | | |
| Dave Nilsson, L (1, 7) OBP: 0.345, SLG: 0.458 | | | | | | | BB | | | 3 | 1 | 1 | 0 | 1 | 1 | 0 | | | | | | | | | |
| Jack Voigt, R (9, 7) OBP: 0.321, SLG: 0.525 | K | | | | 2B | | BB | | | 0 | 0 | 0 | 0 | 0 | 0 | 0 | | | | | | | | | |
| Julio Franco, R (1, 10) OBP: 0.373, SLG: 0.381 | | G4-3 | | | G1-3 | | | | | 3 | 1 | 0 | 0 | 1 | 0 | 1 | | | | | | | | | |
| Jeremy Burnitz, L (1, 9) OBP: 0.377, SLG: 0.557 | | K | | | | | 2B | | | 4 | 1 | 2 | 1 | 0 | 1 | 0 | | | | | | | | | |
| Jeff Cirillo, R (1, 5) OBP: 0.361, SLG: 0.420 | | HBP | | | 2B | | 1B | | | 2 | 0 | 1 | 2 | 0 | 0 | 1 | | | | | | | | | |
| Mark Loretta, R (1, 3) OBP: 0.354, SLG: 0.410 | | HBP | | | G4-3 | | 2B | | | 2 | 0 | 0 | 0 | 1 | 0 | 2 | | | | | | | | | |
| Gerald Williams, R (1, 8) OBP: 0.286, SLG: 0.376 | | BB | | | G4-3 | | | | | 3 | 0 | 0 | 0 | 0 | 0 | 3 | | | | | | | | | |
| Mike Matheny, R (1, 2) OBP: 0.284, SLG: 0.343 | | | G4-3 | | G6-3 | | | | | 3 | 0 | 0 | 0 | 0 | 1 | 1 | Brewers | | | | | | | | |
| Inning Stats | R: 0 E: 0 K: 1 S: 7 | H: 0 LOB: 0 BB: 0 P: 12 | R: 0 E: 0 K: 1 S: 11 | H: 0 LOB: 2 BB: 1 P: 19 | R: 0 E: 0 K: 0 S: 7 | H: 0 LOB: 0 BB: 0 P: 12 | R: 3 E: 0 K: 0 S: 16 | H: 2 LOB: 1 BB: 2 P: 25 | R: 0 E: 0 K: 0 S: 10 | H: 1 LOB: 1 BB: 0 P: 13 | R: 0 E: 0 K: 0 S: 7 | H: 1 LOB: 0 BB: 0 P: 11 | R: 1 E: 0 K: 1 S: 6 | H: 2 LOB: 1 BB: 0 P: 9 | R: 0 E: 0 K: 0 S: 7 | H: 0 LOB: 0 BB: 0 P: 12 | | 1B: 3 2B: 3 3B: 0 HR: 0 | SF: 0 SAC: 0 DP: 1 HBP: 1 | WP: 0 PB: 0 SB: 0 CS: 0 | PA: 32 | | | | |
| PITCHER | IP | WLS | BF | H | R | ER | SO | BB | IBB | HBP | BLK | WP | HR | S | P | ERA | WHIP | | | | | | | | |
| Esteban Loaiza, R (1, 1) ERA: 4.39 | 7.0 | L | 29 | 6 | 4 | 4 | 3 | 3 | 0 | 1 | 0 | 0 | 0 | 64 | 101 | 5.14 | 1.286 | | | | | | | | |
| Ricardo Rincon, L (8, 1) ERA: 3.88 | 1.0 | | 3 | 0 | 0 | 0 | 0 | 0 | 0 | 0 | 0 | 0 | 0 | 7 | 12 | 0.00 | 0.000 | | | | | | | | |

| Batter | 1 | 2 | 3 | 4 | 5 | 6 | 7 | 8 | 9 | AB | R | H | RBI | BB | SO | LOB | TOP | | | | | | | | | | |
|--|-------------------------------|----------------------------------|------------------------------|---------------------------------|------------------------------|---------------------------------|-------------------------------|----------------------------------|------------------------------|---------------------------------|------------------------------|----------------------------------|-------------------------------|----------------------------------|-------------------------------|----------------------------------|--|----------------------------------|------------------------------------|----------------------------------|--------|--|--|--|--|--|--|
| Tony Womack, L (1, 4) OBP: 0.322, SLG: 0.381 | G4-3 | | P6 | | G6-3 | | F7 | | | 4 | 0 | 0 | 0 | 0 | 0 | 1 | Pittsburgh Pirates @ Milwaukee Brewers Milwaukee County Stadium, Milwaukee, WI Sat Aug 30 1997, 8:05 PM EDT Att: 23,673 - Unknown - 70 F | | | | | | | | | | |
| Jermaine Allensworth, R (1, 8) OBP: 0.366, SLG: 0.367 | F9 | | G5-3 | | G4-3 | | | F8 | | 4 | 0 | 0 | 0 | 0 | 0 | | | | | | | | | | | | |
| Al Martin, L (1, 7) OBP: 0.365, SLG: 0.467 | 2B | | 1B | | G6-3 | | | L9 | | 4 | 0 | 2 | 0 | 0 | 0 | | | | | | | | | | | | |
| Dale Sveum, S (1, 3) OBP: 0.330, SLG: 0.465 | K | | F9 | | | L9 | | K | | 4 | 0 | 0 | 0 | 2 | 2 | | | | | | | | | | | | |
| Mark Smith, R (1, 10) OBP: 0.357, SLG: 0.561 | | 2B 1B | | 1B 2B | | CS 1B | | HR | | 4 | 3 | 4 | 1 | 0 | 0 | | | | | | | | | | | | |
| Turner Ward, S (1, 9) OBP: 0.407, SLG: 0.557 | SH3 1B 2B | | 1B | 2B | | L8 | | SH1-3 BB | | 3 | 0 | 2 | 2 | 1 | 0 | 1 | | | | | | | | | | | |
| Joe Randa, R (1, 5) OBP: 0.354, SLG: 0.440 | SH3 | | F8 | | CS | | P4 | SH1-3 | | 2 | 0 | 0 | 0 | 0 | 0 | 1 | | | | | | | | | | | |
| 1B Jason Kendall, R (1, 2) OBP: 0.388, SLG: 0.428 | 1B | | K | | P3 | | | K | | 4 | 0 | 1 | 0 | 0 | 2 | 2 | | | | | | | | | | | |
| Abraham Nunez, S (1, 6) OBP: 0.333, SLG: 0.556 | L8 | | G4-3 | | | | | K | | 4 | 0 | 1 | 0 | 0 | 1 | 3 |  | | | | | | | | | | |
| Inning Stats | R: 0 E: 0 K: 1 S: 10 | H: 1 LOB: 1 BB: 0 P: 13 | R: 1 E: 0 K: 0 S: 6 | H: 3 LOB: 1 BB: 0 P: 7 | R: 0 E: 0 K: 0 S: 7 | H: 1 LOB: 1 BB: 0 P: 9 | R: 1 E: 0 K: 1 S: 10 | H: 2 LOB: 1 BB: 0 P: 16 | R: 0 E: 0 K: 0 S: 5 | H: 0 LOB: 0 BB: 0 P: 7 | R: 0 E: 0 K: 0 S: 5 | H: 1 LOB: 0 BB: 0 P: 10 | R: 0 E: 0 K: 1 S: 10 | H: 0 LOB: 0 BB: 0 P: 13 | R: 1 E: 0 K: 2 S: 11 | H: 1 LOB: 1 BB: 1 P: 20 | | 1B: 6 2B: 3 3B: 0 HR: 1 | SF: 0 SAC: 2 DP: 0 HBP: 0 | WP: 0 PB: 0 SB: 0 CS: 1 | PA: 37 | | | | | | |
| PITCHER | IP | WLS | BF | H | R | ER | SO | BB | IBB | HBP | BLK | WP | HR | S | P | ERA | WHIP | | | | | | | | | | |
| Jose Mercedes, R (1, 1) ERA: 3.91 | 8.0 | L | 31 | 9 | 2 | 2 | 3 | 0 | 0 | 0 | 0 | 0 | 0 | 59 | 83 | 2.25 | 1.125 | | | | | | | | | | |
| Mike Fetters, R (9, 1) ERA: 3.09 | 1.0 | | 5 | 1 | 1 | 1 | 2 | 1 | 0 | 0 | 0 | 0 | 1 | 11 | 20 | 9.00 | 2.000 | | | | | | | | | | |

| Batter | 1 | 2 | 3 | 4 | 5 | 6 | 7 | 8 | 9 | AB | R | H | RBI | BB | SO | LOB | BOTTOM | | | | | | | | | | |
|---|-------------------------------|----------------------------------|------------------------------|----------------------------------|-------------------------------|----------------------------------|-------------------------------|----------------------------------|------------------------------|----------------------------------|------------------------------|----------------------------------|------------------------------|----------------------------------|------------------------------|----------------------------------|--|-------------------------------|----------------------------------|----------------------------------|------------------------------------|----------------------------------|--------|--|--|--|--|
| Fernando Vina, L (1, 4) OBP: 0.333, SLG: 0.389 | L8 | | B2-3 | | 1B | | | P3 | | 4 | 0 | 1 | 0 | 0 | 0 | 0 | Pittsburgh Pirates @ Milwaukee Brewers Milwaukee County Stadium, Milwaukee, WI Sat Aug 30 1997, 8:05 PM EDT Att: 23,673 - Unknown - 70 F | | | | | | | | | | |
| Jose Valentin, S (1, 6) OBP: 0.329, SLG: 0.434 | K | | P3 | | L9 | | | P1 | | 3 | 0 | 0 | 0 | 0 | 1 | 1 | | | | | | | | | | | |
| Jack Voigt, R (8, PH) OBP: 0.318, SLG: 0.521 | | | | | | | | | | 1 | 0 | 0 | 0 | 0 | 0 | 0 | | | | | | | | | | | |
| Dave Nilsson, L (1, 7) OBP: 0.348, SLG: 0.461 | BB | | 1B | | G1-3 | | | 2B | | 3 | 0 | 2 | 0 | 1 | 0 | 1 | | | | | | | | | | | |
| Julio Franco, R (1, 10) OBP: 0.372, SLG: 0.378 | K | | K | | G6-3 | | | IBB | | 3 | 0 | 0 | 0 | 1 | 2 | 2 | | | | | | | | | | | |
| Jeremy Burnitz, L (1, 9) OBP: 0.374, SLG: 0.552 | | L9 | | K | | P5 | | G1-3 | | 4 | 0 | 0 | 0 | 0 | 1 | 2 | | | | | | | | | | | |
| Jeff Cirillo, R (1, 5) OBP: 0.362, SLG: 0.423 | 1B 2B | | | 1B | | G4-3 | | G4-3 | | 4 | 1 | 2 | 0 | 0 | 0 | 0 | | | | | | | | | | | |
| Mark Loretta, R (1, 3) OBP: 0.351, SLG: 0.405 | F8 | | K | | | | G5-3 | G4-3 | | 4 | 0 | 0 | 0 | 0 | 1 | 2 | | | | | | | | | | | |
| Mike Matheny, R (1, 2) OBP: 0.285, SLG: 0.344 | | | G1-3 | | | | K | G4-3 | | 2 | 0 | 1 | 1 | 0 | 0 | 1 | | | | | | | | | | | |
| Jesse Lewis, L (7, PH) OBP: 0.356, SLG: 0.331 | 2B | | | | | | | | | 2 | 0 | 0 | 0 | 0 | 1 | 0 | | | | | | | | | | | |
| Gerald Williams, R (1, 8) OBP: 0.284, SLG: 0.374 | G1-3 | | | | F7 | | | K | | 3 | 0 | 0 | 0 | 0 | 1 | 1 |  | | | | | | | | | | |
| Inning Stats | R: 0 E: 0 K: 2 S: 11 | H: 0 LOB: 1 BB: 1 P: 20 | R: 1 E: 0 K: 0 S: 9 | H: 2 LOB: 0 BB: 0 P: 15 | R: 0 E: 0 K: 1 S: 10 | H: 1 LOB: 1 BB: 0 P: 15 | R: 0 E: 0 K: 2 S: 13 | H: 1 LOB: 1 BB: 0 P: 17 | R: 0 E: 0 K: 0 S: 7 | H: 0 LOB: 0 BB: 0 P: 10 | R: 0 E: 0 K: 0 S: 8 | H: 0 LOB: 0 BB: 0 P: 12 | R: 0 E: 0 K: 2 S: 8 | H: 0 LOB: 0 BB: 0 P: 10 | R: 0 E: 0 K: 0 S: 7 | H: 1 LOB: 2 BB: 1 P: 14 | | R: 0 E: 0 K: 0 S: 12 | H: 0 LOB: 0 BB: 0 P: 16 | 1B: 4 2B: 2 3B: 0 HR: 0 | SF: 0 SAC: 0 DP: 0 HBP: 0 | WP: 0 PB: 0 SB: 0 CS: 0 | PA: 35 | | | | |
| PITCHER | IP | WLS | BF | H | R | ER | SO | BB | IBB | HBP | BLK | WP | HR | S | P | ERA | WHIP | | | | | | | | | | |
| Jon Lieber, R (1, 1) ERA: 4.43 | 7.0 | W | 27 | 5 | 1 | 1 | 7 | 1 | 0 | 0 | 0 | 0 | 0 | 66 | 99 | 1.29 | 0.857 | | | | | | | | | | |
| Ricardo Rincon, L (8, 1) ERA: 3.81 | 1.0 | | 5 | 1 | 0 | 0 | 0 | 0 | 1 | 0 | 0 | 0 | 0 | 7 | 14 | 0.00 | 1.000 | | | | | | | | | | |
| Rich Loiselle, R (9, 1) ERA: 2.9 | 1.0 | S | 3 | 0 | 0 | 0 | 0 | 0 | 0 | 0 | 0 | 0 | 0 | 12 | 16 | 0.00 | 0.000 | | | | | | | | | | |

| Batter | 1 | 2 | 3 | 4 | 5 | 6 | 7 | 8 | 9 | AB | R | H | RBI | BB | SO | LOB | TOP | | | | | |
|---|------------------------------|---------------------------------|-------------------------------|----------------------------------|-------------------------------|----------------------------------|------------------------------|---------------------------------|-------------------------------|----------------------------------|-------------------------------|----------------------------------|------------------------------|---------------------------------|------------------------------|----------------------------------|--|----------------------------------|----------------------------------|------------------------------------|----------------------------------|--------|
| Tony Womack, L (1,4) OBP: 0.320, SLG: 0.378 | 1-1 P4 | | 2-3 K2-3 | | | 2-1 G4-3 | 0-1 F9 | | | 4 | 0 | 0 | 0 | 0 | 1 | 1 | Pittsburgh Pirates @ Milwaukee Brewers Milwaukee County Stadium, Milwaukee, WI Sun Aug 31 1997, 4:33 AM EDT Att: 32,541 - Sunny - 75 F | | | | | |
| Joe Randa, R (1,5) OBP: 0.355, SLG: 0.443 | 0-3 K | | 1-3 K | | | 0-0 1B | | 0-1 WP | | 4 | 1 | 2 | 0 | 0 | 2 | 1 | | | | | | |
| Al Martin, L (1,7) OBP: 0.364, SLG: 0.465 | 2-0 G4-3 | | | 1-1 G3 | | 0-1 1B | | 1-3 K | | 4 | 1 | 1 | 0 | 0 | 1 | 1 | | | | | | |
| Dale Sveum, S (1,3) | | 1-1 G4-3 | | 1-0 G3 | | 0-0 F9 | | 0-0 P3 | | 4 | 0 | 0 | 0 | 0 | 0 | 3 | | | | | | |
| Mark Smith, R (1,10) OBP: 0.354, SLG: 0.552 | | 3-2 L5 | | 0-1 P4 | | 2-2 1B | | 2-1 L7 | | 4 | 0 | 1 | 1 | 0 | 0 | 1 | | | | | | |
| Turner Ward, S (1,8) OBP: 0.411, SLG: 0.564 | | 3-2 2B | | | 0-0 P4 | 0-1 1B | | | 1-2 F7 | 4 | 0 | 2 | 1 | 0 | 0 | 0 | | | | | | |
| 1B Jason Kendall, R (1,2) OBP: 0.386, SLG: 0.426 | | 0-1 G1-3 | | | 1-2 1B | 0-1 G4-3 | | | 0-2 P4 | 4 | 0 | 1 | 0 | 0 | 0 | 3 | | | | | | |
| Jose Guillen, R (1,9) OBP: 0.295, SLG: 0.412 | | | 1-3 K | | 0-1 L9 | | 0-1 G6-3 | | 1-1 L4 | 4 | 0 | 0 | 0 | 0 | 1 | 1 | | | | | | |
| Abraham Nunez, S (1,6) OBP: 0.333, SLG: 0.455 | | | 4-1 BB | | 2-2 G4-3 | | 2-2 F8 | | | 2 | 0 | 0 | 0 | 1 | 0 | 1 | | | | | | |
| Inning Stats | R: 0 E: 0 K: 1 S: 6 | H: 0 LOB: 0 BB: 0 P: 9 | R: 0 E: 0 K: 0 S: 12 | H: 1 LOB: 1 BB: 0 P: 19 | R: 0 E: 0 K: 3 S: 10 | H: 0 LOB: 1 BB: 1 P: 18 | R: 0 E: 0 K: 0 S: 5 | H: 0 LOB: 0 BB: 0 P: 7 | R: 0 E: 0 K: 0 S: 10 | H: 1 LOB: 1 BB: 0 P: 13 | R: 2 E: 0 K: 0 S: 13 | H: 4 LOB: 2 BB: 0 P: 17 | R: 0 E: 0 K: 0 S: 7 | H: 0 LOB: 0 BB: 0 P: 9 | R: 0 E: 0 K: 1 S: 8 | H: 1 LOB: 1 BB: 0 P: 11 | R: 0 E: 0 K: 0 S: 9 | H: 0 LOB: 0 BB: 0 P: 11 | 1B: 5 2B: 2 3B: 0 HR: 0 | SF: 0 SAC: 0 DP: 0 HBP: 0 | WP: 1 PB: 0 SB: 2 CS: 0 | PA: 35 |
| PITCHER | IP | WLS | BF | H | R | ER | SO | BB | IBB | HBP | BLK | WP | HR | S | P | ERA | WHIP | | | | | |
| 21 Cal Eldred, R (1,1) ERA: 5.15 | 5.2 | | 23 | 5 | 2 | 2 | 4 | 1 | 0 | 0 | 0 | 0 | 0 | 52 | 79 | 3.18 | 1.059 | | | | | |
| Mark Davis, L (6,1) ERA: 10.8 | 0.0 | | 1 | 1 | 0 | 0 | 0 | 0 | 0 | 0 | 0 | 0 | 0 | 2 | 2 | ∞ | ∞ | | | | | |
| Bob Wickman, R (6,1) ERA: 2.97 | 2.1 | | 8 | 1 | 0 | 0 | 1 | 0 | 0 | 0 | 0 | 1 | 0 | 17 | 22 | 0.00 | 0.429 | | | | | |
| Doug Jones, R (9,1) ERA: 2.03 | 1.0 | W | 3 | 0 | 0 | 0 | 0 | 0 | 0 | 0 | 0 | 0 | 0 | 9 | 11 | 0.00 | 0.000 | | | | | |


| Batter | 1 | 2 | 3 | 4 | 5 | 6 | 7 | 8 | 9 | AB | R | H | RBI | BB | SO | LOB | BOTTOM | | | | |
|---|-------------------------------|----------------------------------|-------------------------------|----------------------------------|------------------------------|----------------------------------|-------------------------------|----------------------------------|-------------------------------|----------------------------------|------------------------------|---------------------------------|-------------------------------|----------------------------------|------------------------------|----------------------------------|--|------------------------------------|----------------------------------|--------|--|
| Fernando Vina, L (1,4) OBP: 0.335, SLG: 0.387 | 0-2 G3-1 SH1-3 1B | | 1-1 F9 | | 1-2 G6-3 | | 1-1 L9 | | 4-0 1B IBB | 4 | 0 | 1 | 0 | 1 | 0 | 1 | Pittsburgh Pirates @ Milwaukee Brewers Milwaukee County Stadium, Milwaukee, WI Sun Aug 31 1997, 4:33 AM EDT Att: 32,541 - Sunny - 75 F | | | | |
| Jose Valentin, S (1,6) OBP: 0.328, SLG: 0.431 | 0-1 SH1-3 | | | 2-0 F8 | | 3-3 K | | 0-1 B3 | 4-0 1B IBB | 3 | 0 | 0 | 0 | 1 | 1 | 0 | | | | | |
| Dave Nilsson, L (1,7) OBP: 0.351, SLG: 0.465 | 2-2 G3-1 | | | 3-2 HR | | 1-2 BB | | 2-2 1B | 3-2 1B | 4 | 1 | 3 | 0 | 0 | 0 | 1 | | | | | |
| Darrin Jackson, R (6, PR) OBP: 0.272, SLG: 0.354 | | | | | | | | | | 0 | 0 | 0 | 0 | 0 | 0 | 0 | | | | | |
| Jeff Huson, L (9, PH) OBP: 0.255, SLG: 0.241 | 2-3 L8 | | | 2-0 HR | | 2-3 K | | 1-2 FC5 BB | 1-2 3B | 1 | 0 | 1 | 1 | 0 | 0 | 0 | | | | | |
| Julio Franco, R (1,10) OBP: 0.373, SLG: 0.388 | | | | 2H HR | | 4-0 K | | 1-3 1B | | 4 | 1 | 2 | 2 | 0 | 1 | 2 | | | | | |
| Jeremy Burnitz, L (1,9) OBP: 0.373, SLG: 0.548 | | 2-3 K | | 3-3 K | | 1-2 FC4-6 BB | | 1-2 L4 | | 3 | 0 | 0 | 0 | 1 | 2 | 2 | | | | | |
| Jeff Cirillo, R (1,5) OBP: 0.365, SLG: 0.424 | | 2-1 G4-6-3 1B | | 1-1 1B | | 2-2 FC4-6 | | 4-2 BB | 1-2 BB | 3 | 0 | 2 | 0 | 1 | 0 | 2 | | | | | |
| Mark Loretta, R (1,3) OBP: 0.347, SLG: 0.401 | 1-2 G4-6-3 | | | 1-2 P3 | | | 2-1 L9 | 1-2 FC5 | | 4 | 0 | 0 | 0 | 0 | 0 | 5 | | | | | |
| Jesse Levis, L (1,2) OBP: 0.354, SLG: 0.335 | | | 1-1 G4-3 | | 2-0 F8 | | 0-0 G4-3 | | 1-0 SH5-4 1B | 4 | 0 | 1 | 0 | 0 | 0 | 0 | | | | | |
| Brian Banks, S (9, PR) OBP: 0.224, SLG: 0.273 | | | | | | | | | 2B | 0 | 1 | 0 | 0 | 0 | 0 | 0 | | | | | |
| Gerald Williams, R (1,8) OBP: 0.284, SLG: 0.373 | | | 1-3 K | | 1-1 G3 | | | | 0-0 SH5-4 | 3 | 0 | 1 | 0 | 0 | 1 | 0 | | | | | |
| Inning Stats | R: 0 E: 0 K: 0 S: 11 | H: 1 LOB: 1 BB: 0 P: 13 | R: 0 E: 0 K: 1 S: 10 | H: 1 LOB: 0 BB: 0 P: 15 | R: 0 E: 0 K: 1 S: 9 | H: 0 LOB: 0 BB: 0 P: 12 | R: 2 E: 0 K: 1 S: 16 | H: 3 LOB: 1 BB: 0 P: 28 | R: 0 E: 0 K: 2 S: 14 | H: 0 LOB: 0 BB: 1 P: 10 | R: 0 E: 0 K: 0 S: 7 | H: 1 LOB: 1 BB: 0 P: 9 | R: 0 E: 0 K: 0 S: 17 | H: 2 LOB: 3 BB: 1 P: 26 | R: 1 E: 0 K: 0 S: 5 | H: 2 LOB: 3 BB: 2 P: 17 | 1B: 8 2B: 2 3B: 0 HR: 1 | SF: 0 SAC: 0 DP: 1 HBP: 0 | WP: 0 PB: 0 SB: 0 CS: 0 | PA: 39 | |
| PITCHER | IP | WLS | BF | H | R | ER | SO | BB | IBB | HBP | BLK | WP | HR | S | P | ERA | WHIP | | | | |
| Jason Schmidt, R (1,1) ERA: 4.9 | 7.0 | | 28 | 7 | 2 | 2 | 5 | 1 | 0 | 0 | 0 | 0 | 0 | 73 | 113 | 2.57 | 1.143 | | | | |
| Jason Christiansen, L (8,1) ERA: 3.65 | 0.2 | | 4 | 2 | 0 | 0 | 0 | 0 | 0 | 0 | 0 | 0 | 0 | 12 | 16 | 0.00 | 3.000 | | | | |
| Marc Wilkins, R (8,1) ERA: 3.99 | 0.2 | L | 7 | 2 | 1 | 1 | 0 | 1 | 2 | 0 | 0 | 0 | 0 | 10 | 27 | 13.50 | 4.500 | | | | |


| | |
|-----|----|
| AB | 34 |
| R | 2 |
| H | 7 |
| RBI | 2 |
| BB | 1 |
| SO | 5 |
| LOB | 12 |



| | |
|-----|----|
| AB | 33 |
| R | 3 |
| H | 11 |
| RBI | 3 |
| BB | 4 |
| SO | 5 |
| LOB | 13 |



| Batter | 1 | 2 | 3 | 4 | 5 | 6 | 7 | 8 | 9 | AB | R | H | RBI | BB | SO | LOB | TOP | | | | | |
|--|---|----------------------------------|-------------------------------|----------------------------------|------------------------------|----------------------------------|-------------------------------|----------------------------------|------------------------------|----------------------------------|------------------------------|----------------------------------|------------------------------|----------------------------------|------------------------------|---------------------------------|---|------------------------------|----------------------------------|----------------------------------|------------------------------------|----------------------------------|
| Fernando Vina, L (1,4) OBP: 0.330, SLG: 0.376 | 0-1 L9 1B | | 4-0 G4-6-3 BB | | 1 SAFE 1-1 1B | | | 1-0 L9 | | 3 | 0 | 2 | 0 | 1 | 0 | 0 | Milwaukee Brewers @ Houston Astros Astrodome, Houston, TX Wed Sep 03 1997, 8:05 PM EDT Att: 13,580 - Dome - 68 F | | | | | |
| Jose Valentin, S (1,6) OBP: 0.322, SLG: 0.428 | 2-2 L9 1-2 | | 0-1 G4-6-3 1-2 | | 2-1 G3 | | | 2-1 G3 | | 4 | 0 | 0 | 0 | 0 | 0 | 3 | | | | | | |
| Dave Nilsson, L (1,7) OBP: 0.352, SLG: 0.463 | 4-1 1B BB | | | 0-0 B1-3 | | | | 1-0 F8 | | 3 | 0 | 0 | 0 | 1 | 0 | 0 | | | | | | |
| Julio Franco, R (1,3) OBP: 0.372, SLG: 0.381 | 0-1 1B | | | 4-2 FC5-4 BB | | | | 2-2 G6-3 | | 3 | 0 | 1 | 0 | 1 | 0 | 0 | | | | | | |
| Jeromy Burnitz, L (1,9) OBP: 0.376, SLG: 0.552 | 0-0 G6-3 | | | 4-1 FC5-4 BB | | | | 1-3 K | | 3 | 0 | 1 | 0 | 1 | 1 | 2 | | | | | | |
| Jeff Cirillo, R (1,5) OBP: 0.365, SLG: 0.423 | | 0-2 L7 | | 0-2 FC5-4 1-2 2-3 | | | | 2-2 G6-3 | | 4 | 0 | 0 | 0 | 0 | 0 | 3 | | | | | | |
| Mike Matheny, R (1,2) OBP: 0.287, SLG: 0.339 | 1-0 G5-3 | | | 0-0 F8 | | | | 2-3 K | | 3 | 0 | 0 | 0 | 0 | 1 | 2 | | | | | | |
| Gerald Williams, R (1,8) OBP: 0.282, SLG: 0.373 | 2-2 G4-3 | | | 1-2 1B 1B | | | | 0-0 G6-3 | | 3 | 0 | 1 | 0 | 0 | 0 | 0 | | | | | | |
| Scott Karl, L (1,1) Jeff Huson, L (8,PH) Al Reyes, R (8,1) | | | 1-3 K | | 1-3 K | | | 1-1 G3 | | 2 | 0 | 0 | 0 | 0 | 2 | 1 |  | | | | | |
| Inning Stats | R: 0 E: 0 K: 0 S: 9 | H: 2 LOB: 2 BB: 1 P: 15 | R: 0 E: 0 K: 0 S: 10 | H: 0 LOB: 0 BB: 0 P: 13 | R: 0 E: 0 K: 1 S: 5 | H: 0 LOB: 0 BB: 1 P: 10 | R: 0 E: 0 K: 0 S: 11 | H: 0 LOB: 2 BB: 2 P: 19 | R: 0 E: 0 K: 1 S: 8 | H: 2 LOB: 1 BB: 0 P: 15 | R: 0 E: 0 K: 1 S: 8 | H: 0 LOB: 0 BB: 0 P: 12 | R: 0 E: 0 K: 1 S: 8 | H: 0 LOB: 0 BB: 0 P: 12 | R: 0 E: 0 K: 0 S: 5 | H: 1 LOB: 1 BB: 0 P: 9 | | R: 0 E: 0 K: 0 S: 7 | H: 1 LOB: 1 BB: 0 P: 11 | 1B: 4 2B: 1 3B: 0 HR: 0 | SF: 0 SAC: 0 DP: 1 HBP: 0 | WP: 0 PB: 0 SB: 0 CS: 0 |
| PITCHER Ramon Garcia, R (1,1) ERA: 3.86 | IP: 9.0 WLS: W BF: 33 H: 5 R: 0 ER: 0 SO: 4 BB: 4 IBB: 0 HBP: 0 BLK: 0 WP: 0 HR: 0 S: 73 P: 116 ERA: 0.00 WHIP: 1.000 | | | | | | | | | | | | | | | PITCHER | IP: 9.0 WLS: W BF: 33 H: 5 R: 0 ER: 0 SO: 4 BB: 4 IBB: 0 HBP: 0 BLK: 0 WP: 0 HR: 0 S: 73 P: 116 ERA: 0.00 WHIP: 1.000 | | | | | |

| Batter | 1 | 2 | 3 | 4 | 5 | 6 | 7 | 8 | 9 | AB | R | H | RBI | BB | SO | LOB | BOTTOM | | | |
|--|--|---------------------------------|-------------------------------|----------------------------------|------------------------------|----------------------------------|-------------------------------|----------------------------------|------------------------------|---------------------------------|-------------------------------|----------------------------------|------------------------------|----------------------------------|------------------------------|----------------------------------|--|----------------------------------|------------------------------------|----------------------------------|
| Craig Biggio, R (1,4) OBP: 0.305, SLG: 0.498 | 1-0 G3-1 | | 0-3 K | | | 1-1 1B | | 0-2 L6 | | 4 | 0 | 1 | 0 | 0 | 1 | 2 | Milwaukee Brewers @ Houston Astros Astrodome, Houston, TX Wed Sep 03 1997, 8:05 PM EDT Att: 13,580 - Dome - 68 F | | | |
| Brad Ausmus, R (1,2) OBP: 0.318, SLG: 0.361 | 0-0 F8 | | 1-0 E6 PO 1B | | | 1-0 L8 | | 2-1 2B | | 4 | 0 | 2 | 0 | 0 | 0 | 1 | | | | |
| 5 Jeff Bagwell, R (1,3) OBP: 0.319, SLG: 0.577 | 0-1 G1-3 | | 1-1 PO 2-3 | | 1-2 G5-3 | | | 0-1 G3 | | 4 | 0 | 0 | 0 | 0 | 1 | 2 | | | | |
| Derek Bell, R (1,9) OBP: 0.349, SLG: 0.443 | | 0-3 K | | 1-3 K | | | | 0-1 L9 | | 4 | 0 | 0 | 0 | 0 | 2 | 1 | | | | |
| Richard Hidalgo, R (1,8) OBP: 0.286, SLG: 0.429 | 2-2 F8 | | 2-3 K | | | 1-1 2B | | 1-1 F7 | | 4 | 1 | 1 | 0 | 0 | 1 | 1 | | | | |
| Ricky Gutierrez, R (1,5) OBP: 0.315, SLG: 0.346 | 4-2 BB | | | | 0-2 G5-3 | | | 0-1 G6-3 | | 2 | 0 | 0 | 0 | 1 | 0 | 1 | | | | |
| Luis Gonzalez, L (1,7) OBP: 0.348, SLG: 0.360 | 2-0 G4-3 | | | | 1-0 G6-3-5 HBP | | | 4-2 2B BB | | 1 | 1 | 0 | 0 | 1 | 0 | 1 | | | | |
| Tim Lincecum, R (1,6) OBP: 0.315, SLG: 0.383 | | | 0-0 SH1-4 E 1B | | 1-0 G6-3-5 | | | 2-2 1B 2B | | 3 | 2 | 2 | 2 | 0 | 0 | 1 | | | | |
| Ramon Garcia, R (1,1) OBP: 0.100, SLG: 0.107 | | | 0-2 SH1-4 1-2 | | | 1-0 L8 | | 0-2 1B | | 2 | 0 | 1 | 1 | 0 | 0 | 0 |  | | | |
| Inning Stats | R: 0 E: 0 K: 0 S: 4 | H: 0 LOB: 0 BB: 0 P: 5 | R: 0 E: 0 K: 1 S: 12 | H: 0 LOB: 1 BB: 1 P: 20 | R: 1 E: 1 K: 1 S: 9 | H: 2 LOB: 0 BB: 0 P: 11 | R: 0 E: 0 K: 2 S: 10 | H: 0 LOB: 0 BB: 0 P: 14 | R: 0 E: 0 K: 0 S: 6 | H: 1 LOB: 1 BB: 0 P: 8 | R: 3 E: 0 K: 0 S: 19 | H: 3 LOB: 1 BB: 1 P: 26 | R: 0 E: 0 K: 1 S: 8 | H: 1 LOB: 1 BB: 0 P: 12 | R: 0 E: 0 K: 0 S: 8 | H: 1 LOB: 1 BB: 0 P: 12 | | 1B: 4 2B: 4 3B: 0 HR: 0 | SF: 0 SAC: 1 DP: 1 HBP: 1 | WP: 0 PB: 0 SB: 0 CS: 0 |
| PITCHER Scott Karl, L (1,1) Al Reyes, R (8,1) | IP: 7.0 WLS: L BF: 28 H: 6 R: 4 ER: 3 SO: 4 BB: 6 IBB: 4 HBP: 3 BLK: 4 WP: 0 HR: 0 S: 64 P: 90 ERA: 3.86 WHIP: 1.143 | | | | | | | | | | | | | | | PITCHER | IP: 1.0 WLS: L BF: 4 H: 1 R: 0 ER: 0 SO: 1 BB: 0 IBB: 0 HBP: 0 BLK: 0 WP: 0 HR: 0 S: 8 P: 12 ERA: 0.00 WHIP: 1.000 | | | |

| Batter | 1 | 2 | 3 | 4 | 5 | 6 | 7 | 8 | 9 | AB | R | H | RBI | BB | SO | LOB | TOP | | | | | | | | | | |
|--|------------------------------|----------------------------------|-------------------------------|----------------------------------|-------------------------------|----------------------------------|------------------------------|----------------------------------|-------------------------------|----------------------------------|------------------------------|---------------------------------|------------------------------|----------------------------------|------------------------------|----------------------------------|------------------------------|----------------------------------|-----------------------------------|------------------------------------|----------------------------------|--------|--|--|--|--|--|
| Fernando Vina, L OBP: 0.327, SLG: 0.377 (1, 4) | | | | | | | | | | 5 | 1 | 1 | 0 | 0 | 1 | 5 | | | | | | | | | | | |
| Jose Valentin, S OBP: 0.320, SLG: 0.428 (1, 6) | | | | | | | | | | 5 | 1 | 1 | 2 | 0 | 2 | 1 | | | | | | | | | | | |
| Dave Nilsson, L OBP: 0.353, SLG: 0.465 Darrin Jackson, R OBP: 0.270, SLG: 0.351 (1, 7) | | | | | | | | | | 4 | 0 | 2 | 1 | 0 | 0 | 0 | | | | | | | | | | | |
| Julio Franco, R OBP: 0.370, SLG: 0.378 (1, 10) | | | | | | | | | | 3 | 1 | 0 | 1 | 1 | 1 | 1 | | | | | | | | | | | |
| Jeremy Burnitz, L OBP: 0.377, SLG: 0.551 (1, 9) | | | | | | | | | | 3 | 1 | 1 | 0 | 1 | 0 | 2 | | | | | | | | | | | |
| Jeff Cirillo, R OBP: 0.367, SLG: 0.425 Jeff Huson, L OBP: 0.254, SLG: 0.239 (1, 5) | | | | | | | | | | 4 | 1 | 3 | 1 | 0 | 0 | 1 | | | | | | | | | | | |
| Mark Loretta, R OBP: 0.348, SLG: 0.401 (1, 3) | | | | | | | | | | 4 | 0 | 2 | 1 | 0 | 0 | 2 | | | | | | | | | | | |
| Jesse Levis, L OBP: 0.355, SLG: 0.337 (1, 2) | | | | | | | | | | 4 | 1 | 2 | 0 | 0 | 1 | 1 | | | | | | | | | | | |
| Gerald Williams, R OBP: 0.284, SLG: 0.376 (1, 8) | | | | | | | | | | 4 | 1 | 2 | 0 | 0 | 1 | 2 | | | | | | | | | | | |
| Inning Stats | R: 3 E: 0 K: 0 S: 8 | H: 3 LOB: 2 BB: 2 P: 20 | R: 3 E: 0 K: 1 S: 17 | H: 4 LOB: 1 BB: 0 P: 21 | R: 0 E: 0 K: 1 S: 18 | H: 2 LOB: 2 BB: 0 P: 24 | R: 0 E: 0 K: 1 S: 6 | H: 1 LOB: 1 BB: 0 P: 10 | R: 1 E: 0 K: 0 S: 16 | H: 2 LOB: 0 BB: 0 P: 21 | R: 0 E: 0 K: 1 S: 7 | H: 0 LOB: 0 BB: 0 P: 9 | R: 0 E: 0 K: 0 S: 8 | H: 1 LOB: 1 BB: 0 P: 11 | R: 0 E: 0 K: 1 S: 8 | H: 1 LOB: 0 BB: 0 P: 13 | R: 0 E: 0 K: 1 S: 8 | H: 0 LOB: 0 BB: 0 P: 12 | 1B: 10 2B: 4 3B: 0 HR: 0 | SF: 1 SAC: 0 DP: 2 HBP: 0 | WP: 0 PB: 0 SB: 0 CS: 0 | PA: 40 | | | | | |
| PITCHER | IP | WLS | BF | H | R | ER | SO | BB | IBB | HBP | BLK | WP | HR | S | P | ERA | WHIP | | | | | | | | | | |
| Jeff Suppan, R ERA: 5.57 (1, 1) | 1.1 | L | 11 | 6 | 6 | 6 | 1 | 2 | 0 | 0 | 0 | 0 | 0 | 18 | 31 | 40.50 | 6.000 | | | | | | | | | | |
| John Wasdin, R ERA: 4.58 (2, 1) | 1.2 | | 8 | 3 | 0 | 0 | 1 | 0 | 0 | 0 | 0 | 0 | 0 | 25 | 34 | 0.00 | 1.800 | | | | | | | | | | |
| Derek Lowe, R ERA: 6.52 (4, 1) | 4.0 | | 15 | 4 | 1 | 1 | 2 | 0 | 0 | 0 | 0 | 0 | 0 | 37 | 51 | 2.25 | 1.000 | | | | | | | | | | |
| Joe Hudson, R ERA: 3.51 (8, 1) | 1.0 | | 3 | 1 | 0 | 0 | 1 | 0 | 0 | 0 | 0 | 0 | 0 | 8 | 13 | 0.00 | 1.000 | | | | | | | | | | |
| Ron Mahay, L ERA: 2.65 (9, 1) | 1.0 | | 3 | 0 | 0 | 0 | 1 | 0 | 0 | 0 | 0 | 0 | 0 | 8 | 12 | 0.00 | 0.000 | | | | | | | | | | |

Milwaukee Brewers @ Boston Red Sox
Fenway Park, Boston, MA
Fri Sep 05 1997, 7:05 PM EDT
Att: 27,522 - Unknown - 75 F

AB 37
R 7
H 14
RBI 6
BB 2
SO 6
LOB 15

| Batter | 1 | 2 | 3 | 4 | 5 | 6 | 7 | 8 | 9 | AB | R | H | RBI | BB | SO | LOB | BOTTOM | | | | | | | | | | |
|---|-------------------------------|----------------------------------|------------------------------|----------------------------------|------------------------------|----------------------------------|------------------------------|---------------------------------|-------------------------------|----------------------------------|------------------------------|----------------------------------|------------------------------|----------------------------------|------------------------------|---------------------------------|----------------------------------|------------------------------------|----------------------------------|--------|--|--|--|--|--|--|--|
| Nomar Garciaparra, R OBP: 0.349, SLG: 0.529 (1, 6) | | | | | | | | | | 4 | 1 | 2 | 0 | 0 | 1 | 1 | | | | | | | | | | | |
| John Valentin, R OBP: 0.377, SLG: 0.512 (1, 5) | | | | | | | | | | 4 | 0 | 1 | 0 | 0 | 0 | 1 | | | | | | | | | | | |
| Mo Vaughn, L OBP: 0.425, SLG: 0.571 (1, 3) | | | | | | | | | | 3 | 0 | 1 | 1 | 0 | 0 | 0 | | | | | | | | | | | |
| 18 Reggie Jefferson, S OBP: 0.378, SLG: 0.509 (1, 10) | | | | | | | | | | 4 | 0 | 1 | 0 | 0 | 2 | 2 | | | | | | | | | | | |
| Wil Cordero, R OBP: 0.316, SLG: 0.426 (1, 7) | | | | | | | | | | 4 | 0 | 0 | 0 | 0 | 1 | 3 | | | | | | | | | | | |
| Troy O'Leary, L OBP: 0.361, SLG: 0.500 (1, 9) | | | | | | | | | | 4 | 0 | 0 | 0 | 0 | 0 | 2 | | | | | | | | | | | |
| Scott Hatteberg, L OBP: 0.354, SLG: 0.416 (1, 2) | | | | | | | | | | 4 | 0 | 1 | 0 | 0 | 1 | 1 | | | | | | | | | | | |
| Jeff Frye, R OBP: 0.331, SLG: 0.396 (1, 4) | | | | | | | | | | 3 | 0 | 1 | 0 | 0 | 0 | 1 | | | | | | | | | | | |
| Darren Bragg, L OBP: 0.340, SLG: 0.388 (1, 8) | | | | | | | | | | 3 | 0 | 0 | 0 | 0 | 0 | 2 | | | | | | | | | | | |
| Inning Stats | R: 1 E: 0 K: 1 S: 10 | H: 2 LOB: 1 BB: 0 P: 19 | R: 0 E: 0 K: 0 S: 9 | H: 1 LOB: 1 BB: 0 P: 14 | R: 0 E: 0 K: 0 S: 5 | H: 0 LOB: 0 BB: 0 P: 10 | R: 0 E: 0 K: 0 S: 6 | H: 1 LOB: 1 BB: 0 P: 9 | R: 0 E: 0 K: 2 S: 11 | H: 1 LOB: 1 BB: 0 P: 18 | R: 0 E: 0 K: 1 S: 8 | H: 1 LOB: 1 BB: 0 P: 15 | R: 0 E: 0 K: 0 S: 5 | H: 0 LOB: 0 BB: 0 P: 10 | R: 0 E: 0 K: 1 S: 5 | H: 0 LOB: 0 BB: 0 P: 7 | 1B: 5 2B: 2 3B: 0 HR: 0 | SF: 1 SAC: 0 DP: 0 HBP: 0 | WP: 0 PB: 0 SB: 0 CS: 0 | PA: 34 | | | | | | | |
| PITCHER | IP | WLS | BF | H | R | ER | SO | BB | IBB | HBP | BLK | WP | HR | S | P | ERA | WHIP | | | | | | | | | | |
| 21 Cal Eldred, R ERA: 4.99 (1, 1) | 7.0 | W | 28 | 7 | 1 | 1 | 4 | 0 | 0 | 0 | 0 | 0 | 0 | 10 | 17 | 0.00 | 0.000 | | | | | | | | | | |
| Mark Davis, L ERA: 7.71 (8, 1) | 2.0 | | 6 | 0 | 0 | 0 | 1 | 0 | 0 | 0 | 0 | 0 | 0 | 10 | 17 | 0.00 | 0.000 | | | | | | | | | | |

Milwaukee Brewers @ Boston Red Sox
Fenway Park, Boston, MA
Fri Sep 05 1997, 7:05 PM EDT
Att: 27,522 - Unknown - 75 F

AB 33
R 1
H 7
RBI 1
BB 0
SO 5
LOB 13

| Batter | 1 | 2 | 3 | 4 | 5 | 6 | 7 | 8 | 9 | AB | R | H | RBI | BB | SO | LOB | TOP | | | | | | | | | | |
|---|-------------------------------|----------------------------------|------------------------------|----------------------------------|-------------------------------|----------------------------------|-------------------------------|----------------------------------|------------------------------|----------------------------------|------------------------------|----------------------------------|------------------------------|----------------------------------|-------------------------------|----------------------------------|---|-------------------------------|----------------------------------|----------------------------------|------------------------------------|----------------------------------|--------|--|--|--|--|
| Fernando Vina, L (1,4) OBP: 0.331, SLG: 0.380 Jeff Huson, L (7,4) OBP: 0.252, SLG: 0.237 | F9 | | 2B | | 1B | | | L1 | | 3 | 0 | 2 | 1 | 0 | 0 | 0 | Milwaukee Brewers @ Boston Red Sox Fenway Park, Boston, MA Sat Sep 06 1997, 3:33 AM EDT Att: 28,686 - Overcast - 80 F | | | | | | | | | | |
| Jose Valentin, S (1,6) OBP: 0.321, SLG: 0.430 Jack Voigt, R (7,3) OBP: 0.326, SLG: 0.517 | G4-1 | | 2B | | 1B | | | 2B | | 3 | 0 | 1 | 0 | 0 | 0 | 1 | | | | | | | | | | | |
| Dave Nilsson, L (1,7) OBP: 0.359, SLG: 0.469 18 Todd Dunn, R (8,7) OBP: 0.248, SLG: 0.333 | 1B | | IBB | | IBB | | | 2B | | 2 | 1 | 2 | 0 | 2 | 0 | 0 | | | | | | | | | | | |
| Julio Franco, R (1,10) OBP: 0.369, SLG: 0.376 | K | | G4-3 | | G4-3 | | | K | | 4 | 0 | 1 | 0 | 0 | 2 | 6 | | | | | | | | | | | |
| Jeremy Burnitz, L (1,9) OBP: 0.374, SLG: 0.546 | P6 | | | | F9 | | | F9 | | 4 | 0 | 0 | 0 | 0 | 0 | 3 | | | | | | | | | | | |
| Jeff Cirillo, R (1,5) OBP: 0.366, SLG: 0.423 | BB | | | | G6-3 | | | L5 | | 3 | 0 | 0 | 0 | 1 | 0 | 0 | | | | | | | | | | | |
| Mark Loretta, R (1,3) OBP: 0.348, SLG: 0.396 | BB | | | | G5-3 | | | G5-3 | | 4 | 0 | 0 | 0 | 0 | 1 | 1 | | | | | | | | | | | |
| Mike Matheny, R (1,2) OBP: 0.285, SLG: 0.337 Jesse Levis, L (7,PH) OBP: 0.357, SLG: 0.339 | | | G5-3 | | G5-3 | | | G3 | | 2 | 0 | 0 | 0 | 0 | 0 | 0 | | | | | | | | | | | |
| Gerald Williams, R (1,8) OBP: 0.284, SLG: 0.377 Darrin Jackson, R (7,8) OBP: 0.268, SLG: 0.348 | | | PB | | P1 | | | K | | 3 | 1 | 1 | 0 | 0 | 1 | 0 | | | | | | | | | | | |
| Inning Stats | R: 0 E: 0 K: 1 S: 13 | H: 1 LOB: 1 BB: 0 P: 20 | R: 0 E: 0 K: 0 S: 6 | H: 0 LOB: 0 BB: 1 P: 12 | R: 1 E: 0 K: 0 S: 15 | H: 3 LOB: 2 BB: 1 P: 26 | R: 0 E: 0 K: 0 S: 12 | H: 0 LOB: 0 BB: 0 P: 15 | R: 0 E: 0 K: 0 S: 9 | H: 1 LOB: 1 BB: 0 P: 11 | R: 1 E: 0 K: 0 S: 7 | H: 1 LOB: 0 BB: 1 P: 12 | R: 0 E: 0 K: 2 S: 8 | H: 0 LOB: 0 BB: 0 P: 13 | R: 0 E: 0 K: 1 S: 13 | H: 1 LOB: 2 BB: 0 P: 19 | | R: 0 E: 0 K: 0 S: 11 | H: 1 LOB: 1 BB: 0 P: 15 | 1B: 5 2B: 3 3B: 0 HR: 0 | SF: 0 SAC: 0 DP: 3 HBP: 0 | WP: 0 PB: 1 SB: 0 CS: 0 | PA: 36 | | | | |
| PITCHER | IP | WLS | BF | H | R | ER | SO | BB | IBB | HBP | BLK | WP | HR | S | P | ERA | WHIP | | | | | | | | | | |
| 49 Tim Wakefield, R (1,1) ERA: 4.55 Jim Corsi, R (9,1) ERA: 2.84 | 8.0 | W | 32 | 7 | 2 | 2 | 4 | 3 | 1 | 0 | 0 | 0 | 0 | 83 | 128 | 2.25 | 1.250 | | | | | | | | | | |

| Batter | 1 | 2 | 3 | 4 | 5 | 6 | 7 | 8 | 9 | AB | R | H | RBI | BB | SO | LOB | BOTTOM | | | | | | | | | | |
|--|------------------------------|----------------------------------|------------------------------|----------------------------------|-------------------------------|----------------------------------|-------------------------------|----------------------------------|------------------------------|----------------------------------|------------------------------|---------------------------------|-------------------------------|----------------------------------|------------------------------|----------------------------------|---|----------------------------------|------------------------------------|----------------------------------|--------|--|--|--|--|--|--|
| Nomar Garciaparra, R (1,6) OBP: 0.349, SLG: 0.534 | G6-3 | | BB | | K | | | F7 | | 5 | 2 | 2 | 2 | 0 | 1 | 0 | Milwaukee Brewers @ Boston Red Sox Fenway Park, Boston, MA Sat Sep 06 1997, 3:33 AM EDT Att: 28,686 - Overcast - 80 F | | | | | | | | | | |
| John Valentin, R (1,5) OBP: 0.376, SLG: 0.508 | L8 | | BB | | K | | | P3 | | 4 | 1 | 0 | 0 | 1 | 2 | 0 | | | | | | | | | | | |
| Mo Vaughn, L (1,3) OBP: 0.425, SLG: 0.576 | G3 | | BB | | HR | | | G3 | | 3 | 2 | 1 | 1 | 1 | 0 | 0 | | | | | | | | | | | |
| 18 Reggie Jefferson, S (1,10) OBP: 0.379, SLG: 0.511 | F7 | | BB | | F7 | | | 1B | | 4 | 1 | 2 | 2 | 0 | 0 | 0 | | | | | | | | | | | |
| Wil Cordero, R (1,7) OBP: 0.317, SLG: 0.435 | K | | BB | | HR | | | F9 | | 4 | 2 | 2 | 3 | 0 | 1 | 1 | | | | | | | | | | | |
| Troy O'Leary, L (1,9) OBP: 0.361, SLG: 0.497 | G3-1 | | BB | | G4-3 | | | F9 | | 3 | 1 | 0 | 0 | 1 | 0 | 1 | | | | | | | | | | | |
| Scott Hatteberg, L (1,2) OBP: 0.352, SLG: 0.417 | | | | | K | | | K | | 4 | 0 | 1 | 2 | 0 | 3 | 1 | | | | | | | | | | | |
| Jeff Frye, R (1,4) OBP: 0.333, SLG: 0.401 | | | | | K | | | L9 | | 4 | 0 | 2 | 0 | 0 | 1 | 0 | | | | | | | | | | | |
| Darren Bragg, L (1,8) OBP: 0.340, SLG: 0.389 | | | | | K | | | G4-3 | | 4 | 1 | 1 | 0 | 0 | 1 | 3 | | | | | | | | | | | |
| Inning Stats | R: 0 E: 0 K: 0 S: 7 | H: 0 LOB: 0 BB: 0 P: 10 | R: 0 E: 0 K: 1 S: 6 | H: 0 LOB: 0 BB: 0 P: 10 | R: 7 E: 0 K: 2 S: 31 | H: 6 LOB: 3 BB: 3 P: 54 | R: 1 E: 0 K: 2 S: 10 | H: 1 LOB: 0 BB: 0 P: 14 | R: 1 E: 0 K: 0 S: 9 | H: 2 LOB: 1 BB: 0 P: 14 | R: 0 E: 0 K: 0 S: 4 | H: 0 LOB: 0 BB: 0 P: 6 | R: 0 E: 0 K: 1 S: 14 | H: 1 LOB: 1 BB: 0 P: 24 | R: 1 E: 0 K: 1 S: 7 | H: 1 LOB: 0 BB: 0 P: 11 | | 1B: 2 2B: 6 3B: 0 HR: 3 | SF: 0 SAC: 0 DP: 0 HBP: 0 | WP: 0 PB: 0 SB: 0 CS: 0 | PA: 38 | | | | | | |
| PITCHER | IP | WLS | BF | H | R | ER | SO | BB | IBB | HBP | BLK | WP | HR | S | P | ERA | WHIP | | | | | | | | | | |
| Pete Harnisch, R (1,1) ERA: 9.53 Joel Adamson, L (3,1) ERA: 3.38 Ron Villone, L (6,1) ERA: 3.69 Mike Fetters, R (8,1) ERA: 3.22 | 2.2 | L | 15 | 4 | 7 | 7 | 3 | 3 | 0 | 0 | 0 | 0 | 2 | 27 | 41 | 7.71 | 2.143 | | | | | | | | | | |



| Batter | 1 | 2 | 3 | 4 | 5 | 6 | 7 | 8 | 9 | AB | R | H | RBI | BB | SO | LOB | TOP | | | | | |
|---|--|----------------------------------|-----------------------------------|----------------------------------|-------------------------------|----------------------------------|------------------------------|----------------------------------|------------------------------|----------------------------------|-------------------------------|----------------------------------|-------------------------------|----------------------------------|-------------------------------|----------------------------------|----------------------------------|------------------------------------|-----------------------------------|------------------------------------|----------------------------------|--------|
| Fernando Vina, L (1,4) OBP: 0.330, SLG: 0.378 18 Todd Dunn, R (8,8) OBP: 0.245, SLG: 0.330 | 0-1 E S 1B | 2-0 CS 1-2 | 0-0 B4 | | 0-1 P5 | | 1-1 L9 | | 0-3 K | 4 | 0 | 1 | 0 | 0 | 0 | 1 | | | | | | |
| Jose Valentin, S (1,6) OBP: 0.318, SLG: 0.426 | 1-2 L8 | | 2-2 G5-3 | | 2-2 G5-4-3 1-2 | | 0-3 K | | | 4 | 0 | 0 | 0 | 0 | 1 | 2 | | | | | | |
| Jack Voigt, R (1,7) OBP: 0.321, SLG: 0.508 Dave Nilsson, L (6,PH) OBP: 0.360, SLG: 0.473 | 2-2 F9 | | 0-1 L8 | | | 1-2 1B SF8 2B | | 1-0 FC1-6 1B | | 2 | 0 | 0 | 0 | 0 | 0 | 1 | | | | | | |
| Julio Franco, R (1,10) OBP: 0.373, SLG: 0.379 | 4-2 BB 1-3 BB | | | 2-1 1B SF8 1B | | 3-1 1B 2-3 1B | | 2-3 K | | 3 | 1 | 2 | 0 | 1 | 1 | 1 | | | | | | |
| Jeff Cirillo, R (1,5) OBP: 0.367, SLG: 0.422 Brian Banks, S (8,PR) OBP: 0.224, SLG: 0.273 | 4-1 BB 1-2 BB | | | 0-1 G5-3 1-3 1B | | 0-2 F9 1B | | 2-2 FC1-6 1B WP | | 3 | 0 | 1 | 0 | 1 | 0 | 3 | | | | | | |
| Mark Loretta, R (1,3) OBP: 0.344, SLG: 0.397 | 2-3 K | | | 2-1 SF8 1B | | 0-1 SF8 1B | | 2-2 1B 1-3 1B | | 2 | 0 | 1 | 2 | 0 | 1 | 3 | | | | | | |
| Darrin Jackson, R (1,9) OBP: 0.271, SLG: 0.351 Jeremy Burnitz, L (6,PH) OBP: 0.375, SLG: 0.545 | | 1-0 L7 | | 0-0 1B 1-2 1B | | 3-H 0-0 1B 1-3 1B | | 0-1 G4-3 | | 2 | 0 | 1 | 0 | 0 | 0 | 0 | | | | | | |
| Gerald Williams, R (1,8) OBP: 0.284, SLG: 0.377 Jeff Huson, L (8,4) OBP: 0.250, SLG: 0.235 | | 2-1 CS 1B | | 1-1 G5-3 2-3 | | 1-2 K | | 1-3 K | | 3 | 0 | 1 | 0 | 0 | 1 | 4 | | | | | | |
| Mike Matheny, R (1,2) OBP: 0.286, SLG: 0.338 Jesse Levis, L (7,PH) OBP: 0.355, SLG: 0.337 | | 0-0 L9 | | | 0-1 G5-4-3 1B | | 1-2 L7 | | 0-2 G5-3 | 2 | 0 | 1 | 0 | 0 | 0 | 1 | | | | | | |
| Kelly Stinnett, R (8,2) OBP: 0.313, SLG: 0.333 | | | | | | | | | | 1 | 0 | 0 | 0 | 0 | 0 | 0 | | | | | | |
| Inning Stats | R: 0 E: 0 K: 1 S: 15 | H: 1 LOB: 3 BB: 2 P: 28 | R: 0 E: 0 K: 0 S: 4 | H: 1 LOB: 0 BB: 0 P: 9 | R: 0 E: 0 K: 0 S: 6 | H: 0 LOB: 0 BB: 0 P: 8 | R: 1 E: 0 K: 0 S: 9 | H: 3 LOB: 1 BB: 0 P: 14 | R: 0 E: 0 K: 0 S: 7 | H: 1 LOB: 0 BB: 0 P: 9 | R: 1 E: 0 K: 0 S: 19 | H: 3 LOB: 2 BB: 0 P: 27 | R: 0 E: 0 K: 1 S: 9 | H: 0 LOB: 0 BB: 0 P: 11 | R: 0 E: 0 K: 1 S: 12 | H: 2 LOB: 2 BB: 0 P: 19 | R: 0 E: 0 K: 2 S: 11 | H: 0 LOB: 0 BB: 0 P: 12 | 1B: 10 2B: 1 3B: 0 HR: 0 | SF: 2 SAC: 0 DP: 2 HBP: 0 | WP: 1 PB: 0 SB: 1 CS: 1 | PA: 38 |
| PITCHER | IP WLS BF H R ER SO BB IBB HBP BLK WP HR S P ERA WHIP | | | | | | | | | | | | | | | | | | | | | |
| Butch Henry, L (1,1) ERA: 4.22 | 5.0 W 20 6 1 1 1 1 2 0 0 0 0 0 0 0 0 0 16 23 13.50 4.500 | | | | | | | | | | | | | | | | | | | | | |
| Mark Brandenburg, R (6,1) ERA: 6.19 | 0.2 5 3 1 1 0 0 0 0 0 0 0 0 0 0 0 12 15 0.00 0.000 | | | | | | | | | | | | | | | | | | | | | |
| Jim Corsi, R (6,1) ERA: 2.77 | 1.1 4 0 0 0 2 0 0 0 0 0 0 0 0 0 0 12 19 0.00 2.000 | | | | | | | | | | | | | | | | | | | | | |
| Ron Mahay, L (8,1) ERA: 2.5 | 1.0 5 2 0 0 1 0 0 0 0 0 0 0 0 0 0 11 12 0.00 0.000 | | | | | | | | | | | | | | | | | | | | | |
| Tom Gordon, R (9,1) ERA: 3.52 | 1.0 3 0 0 0 2 0 0 0 0 0 0 0 0 0 0 11 12 0.00 0.000 | | | | | | | | | | | | | | | | | | | | | |
| Batter | 1 | 2 | 3 | 4 | 5 | 6 | 7 | 8 | 9 | AB | R | H | RBI | BB | SO | LOB | BOTTOM | | | | | |
| Nomar Garciaparra, R (1,6) OBP: 0.348, SLG: 0.531 | 1-0 G3 | | 1-1 18 1B G1-3 HR 1B | 2-1 G5-3 | | 1-2 L9 | | 0-1 F8 | | 5 | 1 | 1 | 0 | 0 | 0 | 2 | | | | | | |
| John Valentin, R (1,5) OBP: 0.378, SLG: 0.520 | 2-2 HR | | 1-0 G1-3 | 0-2 1B | | | 3-1 HR | 0-1 F8 | | 5 | 2 | 3 | 2 | 0 | 0 | 3 | | | | | | |
| Mo Vaughn, L (1,10) OBP: 0.424, SLG: 0.572 | 2-3 K | | 4-0 18 1B HR IBB | | 2-3 K | | 2-3 K | | | 3 | 1 | 0 | 0 | 1 | 3 | 0 | | | | | | |
| 18 Reggie Jefferson, S (1,3) OBP: 0.380, SLG: 0.513 | 3-2 L4 | | 3-1 HR 1B | | 1-2 G3 | | 1-2 HR 2B | | | 4 | 2 | 2 | 1 | 0 | 0 | 0 | | | | | | |
| Wil Cordero, R (1,7) OBP: 0.317, SLG: 0.440 | | 3-3 K | 1-2 P3 | | 0-0 P3 | | 2-0 HR | | | 4 | 1 | 1 | 2 | 0 | 1 | 3 | | | | | | |
| Troy O'Leary, L (1,9) OBP: 0.382, SLG: 0.503 | | 2-2 G5-4-3 1B | 2-1 1H 2H 3H HR 1B | | 1-0 G3-1 | | 2-1 G6-3 | | | 4 | 1 | 2 | 4 | 0 | 0 | 0 | | | | | | |
| Bill Haselman, R (1,2) OBP: 0.289, SLG: 0.389 | | 1-0 G5-4-3 | 1-1 G6-3 | | 1-0 HR | | 2-3 K | | | 4 | 1 | 1 | 1 | 0 | 1 | 1 | | | | | | |
| Jeff Frye, R (1,4) OBP: 0.335, SLG: 0.411 | | 1-2 L6 | | 1-0 HR | | 2-2 G6-3 | | 0-0 FC3-6 1B | | 4 | 1 | 2 | 1 | 0 | 0 | 1 | | | | | | |
| Darren Bragg, L (1,8) OBP: 0.341, SLG: 0.390 | | | 3-2 G1-3 18 1B 1B | | 1-3 K | | 1-2 1B | | 0-0 FC3-6 | 4 | 1 | 2 | 0 | 0 | 1 | 1 | | | | | | |
| Inning Stats | R: 1 E: 0 K: 1 S: 12 | H: 1 LOB: 0 BB: 0 P: 20 | R: 0 E: 0 K: 1 S: 10 | H: 1 LOB: 1 BB: 0 P: 17 | R: 5 E: 0 K: 0 S: 15 | H: 4 LOB: 0 BB: 1 P: 31 | R: 1 E: 0 K: 1 S: 9 | H: 2 LOB: 1 BB: 0 P: 13 | R: 0 E: 0 K: 1 S: 9 | H: 0 LOB: 0 BB: 0 P: 12 | R: 1 E: 0 K: 0 S: 11 | H: 2 LOB: 1 BB: 0 P: 17 | R: 3 E: 0 K: 2 S: 14 | H: 3 LOB: 0 BB: 0 P: 26 | R: 0 E: 0 K: 0 S: 6 | H: 1 LOB: 1 BB: 0 P: 6 | 1B: 7 2B: 1 3B: 0 HR: 6 | SF: 0 SAC: 0 DP: 0 HBP: 0 | WP: 0 PB: 0 SB: 0 CS: 0 | PA: 38 | | |
| PITCHER | IP WLS BF H R ER SO BB IBB HBP BLK WP HR S P ERA WHIP | | | | | | | | | | | | | | | | | | | | | |
| Jeff D'Amico, R (1,1) ERA: 4.71 | 4.0 L 20 7 2 1 1 1 0 0 0 0 0 0 0 1 17 25 5.40 1.200 | | | | | | | | | | | | | | | | | | | | | |
| Mark Davis, L (5,1) ERA: 7.27 | 1.2 7 2 1 1 1 0 0 0 0 0 0 2 17 30 20.25 2.250 | | | | | | | | | | | | | | | | | | | | | |
| Bob Wickman, R (6,1) ERA: 3.24 | 1.1 7 3 3 3 2 0 0 0 0 0 0 0 6 6 0.00 1.000 | | | | | | | | | | | | | | | | | | | | | |
| Doug Jones, R (8,1) ERA: 1.94 | 1.0 4 1 0 0 0 0 0 0 0 0 0 0 6 6 0.00 1.000 | | | | | | | | | | | | | | | | | | | | | |

Milwaukee Brewers @ Boston Red Sox
Fenway Park, Boston, MA
Sun Sep 07 1997, 3:33 AM EDT
Att: 27,731 - Cloudy - 85 F

| | |
|-----|----|
| AB | 33 |
| R | 2 |
| H | 11 |
| RBI | 2 |
| BB | 2 |
| SO | 6 |
| LOB | 18 |



Milwaukee Brewers @ Boston Red Sox
Fenway Park, Boston, MA
Sun Sep 07 1997, 3:33 AM EDT
Att: 27,731 - Cloudy - 85 F

| | |
|-----|----|
| AB | 37 |
| R | 11 |
| H | 14 |
| RBI | 11 |
| BB | 1 |
| SO | 6 |
| LOB | 11 |



| Batter | 1 | 2 | 3 | 4 | 5 | 6 | 7 | 8 | 9 | 10 | AB | R | H | RBI | BB | SO | LOB | TOP | | | | | | | |
|---|------------------------------|----------------------------------|------------------------------|----------------------------------|------------------------------|---------------------------------|------------------------------|----------------------------------|-------------------------------|----------------------------------|-------------------------------|----------------------------------|-------------------------------|----------------------------------|-------------------------------|----------------------------------|------------------------------|--|----------------------------------|-------------------------------|----------------------------------|-----------------------------------|------------------------------------|----------------------------------|--------|
| Fernando Vina, L (1, 4) OBP: 0.327, SLG: 0.375 | L3 | | K | | G4-3 | | E4 | | 1B | | 5 | 0 | 1 | 0 | 0 | 1 | 2 | Milwaukee Brewers @ Chicago White Sox Comiskey Park, Chicago, IL Mon Sep 08 1997, 8:05 PM EDT Att: 18,552 - Unknown - 70 F | | | | | | | |
| Jose Valentin, S (1, 6) OBP: 0.317, SLG: 0.430 | L9 | | G4-3 | | | HR | F9 | | K | | 5 | 1 | 1 | 1 | 0 | 1 | 2 | | | | | | | | |
| Dave Nilsson, L (1, 7) OBP: 0.359, SLG: 0.473 18 Todd Dunn, R (2, 7) OBP: 0.248, SLG: 0.340 Darrin Jackson, R (7, 7) OBP: 0.277, SLG: 0.363 | E6 | | | F8 | | 1B | 2B | FC3-6 | | 1B | 2B | 1 | 0 | 0 | 0 | 0 | 0 | | | | | | | | |
| Julio Franco, R (1, 10) OBP: 0.373, SLG: 0.379 | K | | K | | HR | 1B | FC6-4 | | | 1B | 2B | 5 | 2 | 2 | 1 | 0 | 2 | | | | | | | | |
| Jeremy Burnitz, L (1, 9) OBP: 0.377, SLG: 0.546 | | 1B | | G4-3 | | F7 | | | | 1B | | 5 | 1 | 3 | 1 | 0 | 0 | | | | | | | | |
| Jeff Cirillo, R (1, 5) OBP: 0.368, SLG: 0.428 | | | | | K | | HR | | | P2 | | 5 | 1 | 2 | 3 | 0 | 1 | | | | | | | | |
| Mark Loretta, R (1, 3) OBP: 0.342, SLG: 0.394 | | | | | 1B | | L8 | | | G6-3 | | 5 | 1 | 1 | 0 | 0 | 0 | | | | | | | | |
| Mike Matheny, R (1, 2) OBP: 0.290, SLG: 0.339 Jesse Levis, L (9, PH) OBP: 0.356, SLG: 0.339 | | | | | | | | | | | | 2 | 0 | 1 | 0 | 1 | 0 | | | | | | | | |
| Gerald Williams, R (1, 8) OBP: 0.282, SLG: 0.374 | | | | | | | | | | | | 2 | 0 | 1 | 1 | 0 | 0 | | | | | | | | |
| Inning Stats | R: 0 E: 1 K: 1 S: 9 | H: 0 LOB: 1 BB: 0 P: 16 | R: 1 E: 0 K: 0 S: 9 | H: 2 LOB: 0 BB: 0 P: 14 | R: 0 E: 0 K: 1 S: 6 | H: 0 LOB: 0 BB: 0 P: 7 | R: 0 E: 0 K: 1 S: 7 | H: 0 LOB: 0 BB: 0 P: 13 | R: 0 E: 0 K: 1 S: 13 | H: 2 LOB: 2 BB: 0 P: 13 | R: 4 E: 0 K: 1 S: 19 | H: 4 LOB: 1 BB: 1 P: 28 | R: 0 E: 1 K: 0 S: 10 | H: 0 LOB: 1 BB: 0 P: 13 | R: 0 E: 0 K: 1 S: 10 | H: 1 LOB: 0 BB: 0 P: 13 | R: 0 E: 0 K: 1 S: 7 | | H: 1 LOB: 1 BB: 0 P: 10 | R: 3 E: 0 K: 0 S: 14 | H: 4 LOB: 1 BB: 0 P: 26 | 1B: 10 2B: 2 3B: 0 HR: 2 | SF: 0 SAC: 0 DP: 1 HBP: 0 | WP: 1 PB: 0 SB: 3 CS: 1 | PA: 45 |
| PITCHER | IP | WLS | BF | H | R | ER | SO | BB | IBB | HBP | BLK | WP | HR | S | P | ERA | WHIP | | | | | | | | |
| Jaime Navarro, R (1, 1) ERA: 5.94 | 5.1 | | 24 | 8 | 5 | 5 | 4 | 0 | 0 | 0 | 0 | 0 | 0 | 2 | 58 | 8.1 | 8.44 | | | | | | | | |
| Keith Foulke, R (6, 1) ERA: 6.84 | 3.1 | | 12 | 1 | 0 | 0 | 1 | 1 | 0 | 0 | 0 | 0 | 0 | 27 | 38 | 0.00 | 0.600 | | | | | | | | |
| Chuck McElroy, L (9, 1) ERA: 4.08 | 0.1 | | 2 | 1 | 0 | 0 | 1 | 0 | 0 | 0 | 0 | 0 | 0 | 5 | 8 | 0.00 | 3.000 | | | | | | | | |
| Matt Karchner, R (10, 1) ERA: 2.66 | 1.0 | L | 7 | 4 | 3 | 3 | 0 | 0 | 0 | 0 | 0 | 1 | 0 | 14 | 26 | 27.00 | 4.000 | | | | | | | | |



| Batter | 1 | 2 | 3 | 4 | 5 | 6 | 7 | 8 | 9 | 10 | AB | R | H | RBI | BB | SO | LOB | BOTTOM | | | | | | | |
|--|-------------------------------|----------------------------------|------------------------------|---------------------------------|-------------------------------|----------------------------------|------------------------------|----------------------------------|------------------------------|----------------------------------|-------------------------------|----------------------------------|-------------------------------|----------------------------------|------------------------------|----------------------------------|------------------------------|--|---------------------------------|------------------------------|----------------------------------|----------------------------------|------------------------------------|----------------------------------|--------|
| Norberto Martin, R (1, 4) OBP: 0.311, SLG: 0.356 | K | G1-3 | | | K | K | | 1B | | | 5 | 0 | 1 | 0 | 0 | 3 | 3 | Milwaukee Brewers @ Chicago White Sox Comiskey Park, Chicago, IL Mon Sep 08 1997, 8:05 PM EDT Att: 18,552 - Unknown - 70 F | | | | | | | |
| 25 Jeff Abbott, R (1, 7) OBP: 0.261, SLG: 0.281 | HR | F9 | | | L7 | G4-3 | | K | | | 5 | 1 | 1 | 0 | 0 | 1 | 4 | | | | | | | | |
| Frank Thomas, R (1, 3) OBP: 0.461, SLG: 0.639 | HR | | | HR | | BB | | G6-3 | | BB | 3 | 2 | 2 | 3 | 2 | 0 | 0 | | | | | | | | |
| Albert Belle, R (1, 10) OBP: 0.328, SLG: 0.481 | FC4 | | L8 | | 1B | | | FC5-4 | | F9 | 3 | 0 | 1 | 0 | 2 | 0 | 1 | | | | | | | | |
| Maggio Ordonez, R (1, 9) OBP: 0.333, SLG: 0.792 | FC4 | | F9 | | G6-3 | | | FC5-4 | | 1B | 5 | 1 | 0 | 0 | 0 | 0 | 5 | | | | | | | | |
| Robin Ventura, L (1, 5) OBP: 0.416, SLG: 0.473 | K | | G4-3 | | | SH5-4 | 1B | 1B | | G4-3 | 3 | 1 | 0 | 0 | 2 | 1 | 2 | | | | | | | | |
| Mike Cameron, R (1, 8) OBP: 0.340, SLG: 0.431 | F8 | | | | K | | | 1B | | P6 | 4 | 0 | 1 | 1 | 1 | 1 | 2 | | | | | | | | |
| Robert Machado, R (1, 2) OBP: 0.250, SLG: 0.250 Dave Martinez, L (7, PH) OBP: 0.354, SLG: 0.414 Lyle Mouton, R (7, PH) OBP: 0.312, SLG: 0.377 Ron Karkovics, R (8, 2) OBP: 0.248, SLG: 0.316 Jorge Fabregas, L (10, PH) OBP: 0.280, SLG: 0.353 Chad Fonville, S (1, 6) OBP: 0.250, SLG: 0.167 | | G4-3 | | G3-1 | | SH5-4 | | K | | L5 | 2 | 0 | 0 | 0 | 0 | 0 | 0 | | | | | | | | |
| Scott Kar, L (1, 1) ERA: 4.34 Mike Fetters, R (6, 1) ERA: 3.28 Mark Davis, L (7, 1) ERA: 7.0 Bob Wickman, R (8, 1) ERA: 3.16 Doug Jones, R (10, 1) ERA: 1.91 | | E1 | | | G4-3 | | | G6-3 | | | 4 | 0 | 1 | 1 | 0 | 0 | 0 | | | | | | | | |
| Inning Stats | R: 2 E: 0 K: 2 S: 14 | H: 2 LOB: 2 BB: 1 P: 24 | R: 0 E: 1 K: 0 S: 7 | H: 0 LOB: 1 BB: 0 P: 8 | R: 1 E: 0 K: 0 S: 10 | H: 1 LOB: 0 BB: 0 P: 13 | R: 0 E: 0 K: 1 S: 7 | H: 0 LOB: 0 BB: 0 P: 11 | R: 0 E: 0 K: 1 S: 8 | H: 1 LOB: 2 BB: 1 P: 17 | R: 1 E: 0 K: 1 S: 15 | H: 1 LOB: 2 BB: 2 P: 26 | R: 1 E: 1 K: 1 S: 13 | H: 1 LOB: 2 BB: 2 P: 29 | R: 0 E: 0 K: 0 S: 7 | H: 1 LOB: 0 BB: 0 P: 12 | R: 0 E: 0 K: 0 S: 3 | | H: 0 LOB: 0 BB: 1 P: 8 | R: 0 E: 0 K: 0 S: 7 | H: 0 LOB: 0 BB: 0 P: 10 | 1B: 5 2B: 0 3B: 0 HR: 2 | SF: 0 SAC: 1 DP: 1 HBP: 0 | WP: 0 PB: 0 SB: 0 CS: 1 | PA: 44 |
| PITCHER | IP | WLS | BF | H | R | ER | SO | BB | IBB | HBP | BLK | WP | HR | S | P | ERA | WHIP | | | | | | | | |
| Scott Kar, L (1, 1) ERA: 4.34 | 5.0 | | 25 | 4 | 4 | 4 | 4 | 4 | 0 | 0 | 0 | 0 | 0 | 52 | 87 | 7.20 | 1.600 | | | | | | | | |
| Mike Fetters, R (6, 1) ERA: 3.28 | 1.2 | | 9 | 2 | 1 | 1 | 1 | 1 | 0 | 0 | 0 | 0 | 0 | 18 | 34 | 5.40 | 1.800 | | | | | | | | |
| Mark Davis, L (7, 1) ERA: 7.0 | 0.1 | | 1 | 0 | 0 | 0 | 1 | 0 | 0 | 0 | 0 | 0 | 0 | 4 | 7 | 0.00 | 0.000 | | | | | | | | |
| Bob Wickman, R (8, 1) ERA: 3.16 | 2.0 | W | 6 | 1 | 0 | 0 | 1 | 1 | 0 | 0 | 0 | 0 | 0 | 10 | 20 | 0.00 | 1.000 | | | | | | | | |
| Doug Jones, R (10, 1) ERA: 1.91 | 1.0 | S | 3 | 0 | 0 | 0 | 0 | 0 | 0 | 0 | 0 | 0 | 0 | 7 | 10 | 0.00 | 0.000 | | | | | | | | |



AB 44
R 8
H 14
RBI 7
BB 1
SO 6
LOB 18

AB 36
R 5
H 7
RBI 5
BB 7
SO 7
LOB 19

livebaseballscorecards.com

livebaseballscorecards.com

| Batter | 1 | 2 | 3 | 4 | 5 | 6 | 7 | 8 | 9 | AB | R | H | RBI | BB | SO | LOB | TOP | | | | | | | | |
|--|-------------------------------|----------------------------------|-------------------------------|----------------------------------|------------------------------|----------------------------------|-------------------------------|----------------------------------|------------------------------|----------------------------------|------------------------------|----------------------------------|------------------------------|----------------------------------|------------------------------|----------------------------------|-------------------------------|----------------------------------|----------------------------------|------------------------------------|----------------------------------|--------|--|--|--|
| Fernando Vina, L (1, 4) OBP: 0.325, SLG: 0.368 18 Todd Dunn, R (9, PH) OBP: 0.241, SLG: 0.330 | 4-1 S BB | 0-0 L3 | | 0-0 1-2 2-3 1B | | | 1-2 P3 | | 0-0 F9 | 3 | 0 | 1 | 0 | 1 | 0 | 2 | | | | | | | | | |
| Jose Valentin, S (1, 6) OBP: 0.315, SLG: 0.427 | 1-2 F9 | | 2-1 P6 | 2-2 L7 | | | 2-1 G5-3 | | 1-2 2-3 1B | 5 | 0 | 1 | 0 | 0 | 0 | 4 | | | | | | | | | |
| Dave Nilsson, L (1, 10) OBP: 0.357, SLG: 0.467 | 1-3 K | | 1-1 F8 | | 0-1 G3 | | 3-1 G3 | | 0-1 G6-3 | 5 | 0 | 0 | 0 | 0 | 1 | 4 | | | | | | | | | |
| Julio Franco, R (1, 3) OBP: 0.371, SLG: 0.373 | 1-3 K | | 4-0 BB | | 3-3 K | | | 4-1 FC4-6 BB | | 2 | 0 | 0 | 0 | 2 | 2 | 1 | | | | | | | | | |
| Jeremy Burnitz, L (1, 9) OBP: 0.376, SLG: 0.543 Jack Voigt, R (8, PH) OBP: 0.312, SLG: 0.492 (8, 9) | | 0-2 SH5-4 BB SF9 1B | 1-2 G3 | | 2-3 K | | | 1-1 F7 | | 3 | 1 | 1 | 0 | 0 | 1 | 1 | | | | | | | | | |
| Jeff Cirillo, R (1, 5) OBP: 0.369, SLG: 0.428 | 1 SAFE | 4-2 SH5-4 BB | | 1-1 G5-3 | | 4-1 BB G4-3 BB | | 2-3 K | | 2 | 0 | 0 | 0 | 2 | 1 | 1 | | | | | | | | | |
| Darrin Jackson, R (1, 8) OBP: 0.277, SLG: 0.366 | | 2-0 SH5-4 | | 0-2 F9 | | 0-0 G4-3 | | 0-1 FC4-6 | | 3 | 0 | 0 | 0 | 0 | 0 | 2 | | | | | | | | | |
| Jesse Levis, L (1, 2) OBP: 0.361, SLG: 0.343 Mark Loretta, R (9, PH) OBP: 0.345, SLG: 0.394 | | 1-1 SF9 | | 0-0 1B BB 1B | | 4-2 BB 2-3 BB | | | 4-2 1B 1B BB | 1 | 0 | 1 | 1 | 1 | 0 | 0 | | | | | | | | | |
| Brian Banks, S (1, 7) OBP: 0.254, SLG: 0.276 | | 4-1 BB | | 4-1 1B | | 1-0 F8 | | | 0-2 1B | 2 | 0 | 1 | 0 | 2 | 0 | 1 | | | | | | | | | |
| Inning Stats | R: 0 E: 0 K: 2 S: 12 | H: 0 LOB: 1 BB: 1 P: 19 | R: 1 E: 0 K: 0 S: 13 | H: 1 LOB: 2 BB: 2 P: 23 | R: 0 E: 0 K: 0 S: 8 | H: 0 LOB: 1 BB: 1 P: 16 | R: 0 E: 0 K: 0 S: 11 | H: 2 LOB: 3 BB: 1 P: 18 | R: 0 E: 0 K: 2 S: 8 | H: 0 LOB: 0 BB: 0 P: 13 | R: 0 E: 0 K: 0 S: 6 | H: 0 LOB: 1 BB: 2 P: 15 | R: 0 E: 0 K: 0 S: 7 | H: 0 LOB: 0 BB: 0 P: 13 | R: 0 E: 0 K: 1 S: 9 | H: 0 LOB: 1 BB: 1 P: 16 | R: 0 E: 0 K: 0 S: 15 | H: 2 LOB: 2 BB: 1 P: 20 | 1B: 5 2B: 0 3B: 0 HR: 0 | SF: 1 SAC: 1 DP: 1 HBP: 0 | WP: 0 PB: 0 SB: 1 CS: 0 | PA: 39 | | | |
| PITCHER | IP | WLS | BF | H | R | ER | SO | BB | IBB | HBP | BLK | WP | HR | S | P | ERA | WHIP | | | | | | | | |
| Jason Bere, R (1, 1) ERA: 3.8 | 5.1 | W | 25 | 3 | 1 | 1 | 4 | 6 | 0 | 0 | 0 | 0 | 0 | 54 | 95 | 1.69 | 1.688 | | | | | | | | |
| Tom Fordham, L (6, 1) ERA: 5.11 | 2.2 | | 9 | 0 | 0 | 0 | 1 | 2 | 0 | 0 | 0 | 0 | 0 | 20 | 38 | 0.00 | 0.750 | | | | | | | | |
| Chuck McElroy, L (9, 1) ERA: 4.02 | 1.0 | S | 5 | 2 | 0 | 0 | 0 | 1 | 0 | 0 | 0 | 0 | 0 | 15 | 20 | 0.00 | 3.000 | | | | | | | | |

Milwaukee Brewers @ Chicago White Sox
Comiskey Park, Chicago, IL
Wed Sep 10 1997, 8:05 PM EDT
Att: 16,616 - Unknown - 66 F

AB 28
R 1
H 5
RBI 1
BB 9
SO 5
LOB 19



| Batter | 1 | 2 | 3 | 4 | 5 | 6 | 7 | 8 | 9 | AB | R | H | RBI | BB | SO | LOB | BOTTOM | | | | | | | | |
|--|------------------------------|----------------------------------|------------------------------|----------------------------------|------------------------------|---------------------------------|------------------------------|---------------------------------|------------------------------|----------------------------------|------------------------------|----------------------------------|-------------------------------|----------------------------------|------------------------------|---------------------------------|-------------------------------|----------------------------------|------------------------------------|----------------------------------|--------|--|--|--|--|
| Ray Durham, S (1, 4) OBP: 0.328, SLG: 0.363 | 0-0 G4-3 | | 0-1 L7 | | | 3-2 G4-3 | | 2-0 G6-3 | | 4 | 0 | 0 | 0 | 0 | 0 | 1 | | | | | | | | | |
| Dave Martinez, L (1, 9) OBP: 0.352, SLG: 0.416 (9, 3) | 1-3 K | | | 0-0 P6 | | 1-1 F8 | | | | 3 | 0 | 0 | 0 | 0 | 1 | 0 | | | | | | | | | |
| Frank Thomas, R (1, 10) OBP: 0.461, SLG: 0.636 | 3-1 G5-3 | | | 3-2 G6-4-3 1B | | 2-2 2B SF9 1B | | | | 3 | 1 | 2 | 0 | 0 | 0 | 0 | | | | | | | | | |
| Albert Belle, R (1, 7) OBP: 0.330, SLG: 0.489 | | 1-0 HR | | 0-0 G6-4-3 | | 2-1 SF9 2B | | | | 3 | 1 | 2 | 1 | 0 | 0 | 1 | | | | | | | | | |
| Robin Ventura, L (1, 5) OBP: 0.407, SLG: 0.482 | | 3-2 G3 | | | 0-2 HR | | 0-1 P5 | | | 3 | 1 | 1 | 1 | 0 | 0 | 2 | | | | | | | | | |
| Mike Cameron, R (1, 8) OBP: 0.340, SLG: 0.440 | | 0-1 G6-4-3 1B | | | 0-1 F8 | | 1-1 SF9 | | | 2 | 0 | 1 | 1 | 0 | 0 | 0 | | | | | | | | | |
| Jorge Fabregas, L (1, 2) OBP: 0.278, SLG: 0.349 | 1 SAFE | 0-1 G6-4-3 | | | 0-0 F8 | | 2-3 3-H G4-3 | | | 3 | 0 | 0 | 0 | 0 | 0 | 2 | | | | | | | | | |
| 34 Mario Valdez, L (1, 3) OBP: 0.333, SLG: 0.284 Magglio Ordonez, R (8, PH) OBP: 0.360, SLG: 0.640 (9, 9) | | | 2-1 P6 | | 3-3 K | | | 0-0 SH5-4 CS 2B | | 2 | 0 | 0 | 0 | 0 | 1 | 0 | | | | | | | | | |
| Ozzie Guillen, L (1, 6) OBP: 0.277, SLG: 0.326 | | | 1-0 F8 | | | 0-3 K | | 0-1 SH5-4 | | 2 | 0 | 0 | 0 | 0 | 1 | 0 | | | | | | | | | |
| Inning Stats | R: 0 E: 0 K: 1 S: 7 | H: 0 LOB: 0 BB: 0 P: 11 | R: 1 E: 0 K: 0 S: 8 | H: 2 LOB: 0 BB: 0 P: 12 | R: 0 E: 0 K: 0 S: 5 | H: 0 LOB: 0 BB: 0 P: 8 | R: 0 E: 0 K: 0 S: 5 | H: 1 LOB: 0 BB: 0 P: 8 | R: 1 E: 0 K: 1 S: 9 | H: 1 LOB: 0 BB: 0 P: 12 | R: 0 E: 0 K: 1 S: 8 | H: 0 LOB: 0 BB: 0 P: 12 | R: 1 E: 0 K: 0 S: 12 | H: 2 LOB: 1 BB: 0 P: 17 | R: 0 E: 0 K: 0 S: 5 | H: 1 LOB: 0 BB: 0 P: 6 | R: 0 E: 0 K: 0 S: 15 | H: 3 LOB: 2 BB: 0 HR: 2 | SF: 1 SAC: 1 DP: 2 HBP: 0 | WP: 0 PB: 0 SB: 0 CS: 1 | PA: 28 | | | | |
| PITCHER | IP | WLS | BF | H | R | ER | SO | BB | IBB | HBP | BLK | WP | HR | S | P | ERA | WHIP | | | | | | | | |
| 21 Cal Eldred, R (1, 1) ERA: 4.98 | 6.0 | L | 22 | 6 | 3 | 3 | 3 | 0 | 0 | 0 | 0 | 0 | 0 | 2 | 48 | 4.50 | 1.000 | | | | | | | | |
| Joel Adamson, L (7, 1) ERA: 3.25 | 2.0 | | 6 | 1 | 0 | 0 | 0 | 0 | 0 | 0 | 0 | 0 | 0 | 11 | 13 | 0.00 | 0.500 | | | | | | | | |

Milwaukee Brewers @ Chicago White Sox
Comiskey Park, Chicago, IL
Wed Sep 10 1997, 8:05 PM EDT
Att: 16,616 - Unknown - 66 F


AB 26
R 3
H 7
RBI 3
BB 0
SO 3
LOB 6




| Batter | 1 | 2 | 3 | 4 | 5 | 6 | 7 | 8 | 9 | AB | R | H | RBI | BB | SO | LOB | TOP | | | | | | | | |
|---|-------------------------------|----------------------------------|-------------------------------|----------------------------------|------------------------------|----------------------------------|------------------------------|---------------------------------|------------------------------|---------------------------------|------------------------------|----------------------------------|-------------------------------|----------------------------------|-------------------------------|----------------------------------|---|---------------------------------|----------------------------------|------------------------------------|----------------------------------|--------|--|--|--|
| Nomar Garciaparra, R OBP: 0.348, SLG: 0.537 | 1-1 HR | 1-3 K | | | 0-1 1B | | | 1-2 HR | | 4 | 2 | 3 | 2 | 0 | 1 | 0 | Boston Red Sox @ Milwaukee Brewers Milwaukee County Stadium, Milwaukee, WI Fri Sep 12, 1997, 8:05 PM EDT Att: 22,079 - Unknown - 64 F livebaseballscorecards.com | | | | | | | | |
| John Valentin, R OBP: 0.379, SLG: 0.521 | 2-2 1B | | 1-0 2B | | 0-0 P5 | | | 0-0 G5-3 | | 4 | 0 | 2 | 0 | 0 | 0 | 1 | | | | | | | | | |
| Mo Vaughn, L OBP: 0.427, SLG: 0.570 | 2-2 1B | | 1-3 K | | 0-1 L8 | | | 4-1 BB | | 3 | 0 | 1 | 0 | 1 | 1 | 2 | | | | | | | | | |
| 18 Reggie Jefferson, S OBP: 0.378, SLG: 0.507 | 1-1 G4-6-3 | | 0-0 F8 | | 3-2 G6-3 | | | 1-3 K | | 4 | 0 | 0 | 0 | 0 | 1 | 4 | | | | | | | | | |
| Wil Cordero, R OBP: 0.312, SLG: 0.431 | 2-3 K | | 1-1 G6-3 | | 2-3 K | | | 2-3 K | | 4 | 0 | 0 | 0 | 0 | 3 | 3 | | | | | | | | | |
| Troy O'Leary, L OBP: 0.385, SLG: 0.508 | | 1-1 HR | | 1-3 K | | | | 1-0 P6 | | 3 | 1 | 1 | 1 | 1 | 1 | 0 | | | | | | | | | |
| Scott Hatteberg, L OBP: 0.353, SLG: 0.424 | | 3-2 HR | | 0-0 G3 | | | | 1-3 K | | 4 | 1 | 1 | 1 | 0 | 1 | 1 | | | | | | | | | |
| Jeff Frye, R OBP: 0.340, SLG: 0.413 | | 1-0 G6-3 | | 1-1 P4 | | | | 1-1 G6-3 | | 4 | 0 | 1 | 0 | 0 | 0 | 1 | | | | | | | | | |
| Darren Bragg, L OBP: 0.338, SLG: 0.385 | | 2-2 G1-3 | | 1-0 L6 | | | | 2-2 G6-3 | | 3 | 0 | 0 | 0 | 0 | 0 | 1 | | | | | | | | | |
| Inning Stats | R: 1 E: 0 K: 1 S: 13 | H: 3 LOB: 1 BB: 0 P: 21 | R: 2 E: 0 K: 1 S: 13 | H: 2 LOB: 0 BB: 0 P: 21 | R: 0 E: 0 K: 1 S: 7 | H: 1 LOB: 1 BB: 0 P: 10 | R: 0 E: 0 K: 1 S: 6 | H: 0 LOB: 0 BB: 0 P: 8 | R: 0 E: 0 K: 1 S: 6 | H: 0 LOB: 0 BB: 0 P: 7 | R: 0 E: 0 K: 1 S: 8 | H: 0 LOB: 0 BB: 0 P: 14 | R: 0 E: 0 K: 1 S: 14 | H: 1 LOB: 0 BB: 0 P: 17 | R: 1 E: 0 K: 2 S: 11 | H: 1 LOB: 1 BB: 1 P: 19 | R: 0 E: 0 K: 0 S: 2 | H: 0 LOB: 0 BB: 1 P: 6 | 1B: 4 2B: 1 3B: 0 HR: 4 | SF: 0 SAC: 0 DP: 3 HBP: 0 | WP: 0 PB: 0 SB: 0 CS: 0 | PA: 35 | | | |
| PITCHER | IP | WLS | BF | H | R | ER | SO | BB | IBB | HBP | BLK | WP | HR | S | P | ERA | WHIP | | | | | | | | |
| Jeff D'Amico, R ERA: 4.7 | 6.0 | L | 24 | 7 | 3 | 3 | 5 | 0 | 0 | 0 | 0 | 0 | 3 | 53 | 81 | 4.50 | 1.167 | | | | | | | | |
| Mike Fetters, R ERA: 3.39 | 1.1 | | 5 | 2 | 1 | 1 | 1 | 0 | 0 | 0 | 0 | 0 | 1 | 18 | 22 | 6.75 | 1.500 | | | | | | | | |
| Mark Davis, L ERA: 6.1 | 1.0 | | 5 | 0 | 0 | 0 | 2 | 2 | 0 | 0 | 0 | 0 | 0 | 8 | 19 | 0.00 | 2.000 | | | | | | | | |
| Doug Jones, R ERA: 1.89 | 0.2 | | 1 | 0 | 0 | 0 | 0 | 0 | 0 | 0 | 0 | 0 | 0 | 1 | 1 | 0.00 | 0.000 | | | | | | | | |

| Batter | 1 | 2 | 3 | 4 | 5 | 6 | 7 | 8 | 9 | AB | R | H | RBI | BB | SO | LOB | BOTTOM | | | | | | | | |
|---|------------------------------|----------------------------------|-------------------------------|----------------------------------|------------------------------|----------------------------------|-------------------------------|----------------------------------|-------------------------------|----------------------------------|------------------------------|----------------------------------|------------------------------|----------------------------------|-------------------------------|----------------------------------|---|----------------------------------|----------------------------------|------------------------------------|----------------------------------|--------|--|--|--|
| Fernando Vina, L OBP: 0.323, SLG: 0.365 | 1-0 L3 | | 1-1 G4-3 | | 3-1 2B | | 1-0 P9 | | 1-0 F7 | 5 | 1 | 1 | 0 | 0 | 0 | 1 | Boston Red Sox @ Milwaukee Brewers Milwaukee County Stadium, Milwaukee, WI Fri Sep 12, 1997, 8:05 PM EDT Att: 22,079 - Unknown - 64 F livebaseballscorecards.com | | | | | | | | |
| Jeff Cirillo, R OBP: 0.372, SLG: 0.431 | 1-1 G6-3 | | 4-1 1B | | 1-2 1B | | 3-2 1B | | | 3 | 0 | 2 | 1 | 1 | 0 | 0 | | | | | | | | | |
| Dave Nilsson, L OBP: 0.355, SLG: 0.464 | 2-3 K2-3 | | 0-1 P5 | | 2-2 L8 | | 0-0 F8 | | | 4 | 0 | 0 | 0 | 0 | 1 | 4 | | | | | | | | | |
| Julio Franco, R OBP: 0.370, SLG: 0.372 | | 0-3 K2-3 | 1-0 1B | | 3-2 G4-3 | | | 1-2 L8 | | 4 | 0 | 1 | 0 | 0 | 1 | 1 | | | | | | | | | |
| Jeremy Burnitz, L OBP: 0.377, SLG: 0.541 | | 4-1 E | 0-0 L4 | | 3-2 G4-3 | | | 4-2 G5-3 | | 2 | 1 | 0 | 0 | 2 | 0 | 2 | | | | | | | | | |
| Jose Valentin, S OBP: 0.313, SLG: 0.423 | | 1-2 G4-3 | | 3-3 K | | 3-2 F7 | | 3-2 G5-3 | | 4 | 0 | 0 | 1 | 0 | 1 | 1 | | | | | | | | | |
| Darrin Jackson, R OBP: 0.278, SLG: 0.366 | | 2-1 1B | | 3-2 G5-3 | | 0-0 F7 | | 0-0 G4-3 | | 3 | 0 | 1 | 0 | 0 | 0 | 0 | | | | | | | | | |
| Jeff Huson, L OBP: 0.247, SLG: 0.232 | | 0-0 E | | 2-2 P5 | | | | 1-2 G4-3 | | 1 | 0 | 0 | 0 | 0 | 0 | 1 | | | | | | | | | |
| Gerald Williams, R OBP: 0.280, SLG: 0.371 | | 0-0 E1 | | 2-2 P5 | | | | 0-1 G5-3 | | 3 | 0 | 0 | 0 | 0 | 0 | 1 | | | | | | | | | |
| Mark Loretta, R OBP: 0.344, SLG: 0.393 | | 1-2 K | | 1-2 F8 | | | | 0-1 F8 | | 1 | 0 | 1 | 0 | 0 | 0 | 0 | | | | | | | | | |
| Mike Matheny, R OBP: 0.286, SLG: 0.334 | | 1-3 K | | 1-2 F8 | | | | 1-1 1B | | 2 | 0 | 0 | 0 | 0 | 1 | 2 | | | | | | | | | |
| Jesse Lewis, L OBP: 0.364, SLG: 0.346 | | | | | | | | | | 1 | 0 | 1 | 0 | 0 | 0 | 0 | | | | | | | | | |
| 18 Todd Dunn, R OBP: 0.241, SLG: 0.330 | | | | | | | | | | 0 | 0 | 0 | 0 | 0 | 0 | 0 | | | | | | | | | |
| Kelly Stinnett, R OBP: 0.313, SLG: 0.333 | | | | | | | | | | 0 | 0 | 0 | 0 | 0 | 0 | 0 | | | | | | | | | |
| Brian Banks, S OBP: 0.250, SLG: 0.271 | | | | | | | | | | 1 | 0 | 0 | 0 | 0 | 0 | 0 | | | | | | | | | |
| Inning Stats | R: 0 E: 0 K: 1 S: 6 | H: 0 LOB: 0 BB: 0 P: 10 | R: 1 E: 1 K: 2 S: 15 | H: 1 LOB: 2 BB: 1 P: 23 | R: 0 E: 0 K: 0 S: 7 | H: 1 LOB: 1 BB: 1 P: 13 | R: 0 E: 0 K: 1 S: 11 | H: 0 LOB: 0 BB: 0 P: 19 | R: 1 E: 0 K: 0 S: 15 | H: 2 LOB: 1 BB: 0 P: 25 | R: 0 E: 0 K: 0 S: 9 | H: 0 LOB: 0 BB: 0 P: 15 | R: 0 E: 0 K: 0 S: 9 | H: 2 LOB: 2 BB: 0 P: 14 | R: 0 E: 0 K: 0 S: 10 | H: 0 LOB: 1 BB: 1 P: 18 | R: 0 E: 0 K: 0 S: 6 | H: 0 LOB: 0 BB: 0 P: 10 | 1B: 5 2B: 1 3B: 0 HR: 0 | SF: 0 SAC: 0 DP: 0 HBP: 0 | WP: 0 PB: 0 SB: 0 CS: 0 | PA: 37 | | | |
| PITCHER | IP | WLS | BF | H | R | ER | SO | BB | IBB | HBP | BLK | WP | HR | S | P | ERA | WHIP | | | | | | | | |
| Jeff Suppan, R ERA: 5.47 | 5.0 | W | 22 | 4 | 2 | 2 | 4 | 0 | 0 | 0 | 0 | 0 | 0 | 17 | 28 | 0.00 | 1.200 | | | | | | | | |
| John Wasdin, R ERA: 4.51 | 1.2 | | 7 | 2 | 0 | 0 | 0 | 0 | 0 | 0 | 0 | 0 | 0 | 10 | 18 | 0.00 | 1.000 | | | | | | | | |
| Ron Mahay, L ERA: 2.18 | 1.0 | | 4 | 0 | 0 | 0 | 0 | 1 | 0 | 0 | 0 | 0 | 0 | 1 | 1 | 0.00 | 0.000 | | | | | | | | |
| Jim Corsi, R ERA: 2.75 | 0.1 | | 1 | 0 | 0 | 0 | 0 | 0 | 0 | 0 | 0 | 0 | 0 | 1 | 1 | 0.00 | 0.000 | | | | | | | | |
| Tom Gordon, R ERA: 3.46 | 1.0 | S | 3 | 0 | 0 | 0 | 0 | 0 | 0 | 0 | 0 | 0 | 0 | 6 | 10 | 0.00 | 0.000 | | | | | | | | |



| Batter | 1 | 2 | 3 | 4 | 5 | 6 | 7 | 8 | 9 | AB | R | H | RBI | BB | SO | LOB | TOP | | | | |
|--|---------------------------------------|---------------------------------------|---------------------------------------|---------------------------------------|---------------------------------------|---------------------------------------|---------------------------------------|---------------------------------------|---------------------------------------|---------------------------------------|---------------------------------------|---------------------------------------|---------------------------------------|---------------------------------------|---------------------------------------|---------------------------------------|--|----------------------------------|------------------------------------|----------------------------------|--------|
| Nomar Garciaparra, R (1, 6) OBP: 0.349, SLG: 0.537 | 1-0 HBP | | 1-1 F8 | | 0-0 L6 | | 0-1 FC5-4 2B | | 3-2 BB 2B | 4 | 1 | 1 | 0 | 0 | 0 | 2 | Boston Red Sox @ Milwaukee Brewers Milwaukee County Stadium, Milwaukee, WI Sat Sep 13 1997, 8:05 PM EDT Att: 22,288 - Unknown - 71 F livebaseballscores.com AB 35 R 2 H 9 RBI 2 BB 5 SO 5 LOB 22  | | | | |
| John Valentin, R (1, 5) OBP: 0.380, SLG: 0.521 | 2-2 F8 | | 4-1 BB | | 0-0 F8 | | 3-0 2B | | 2-1 G5-3 | 4 | 0 | 1 | 1 | 1 | 0 | 2 | | | | | |
| Mo Vaughn, L (1, 3) OBP: 0.426, SLG: 0.566 | 0-0 F8 | | 2-2 F8 | | 1-1 F7 | | 4-0 IBB | | 4-0 BB IBB | 3 | 0 | 0 | 0 | 2 | 0 | 3 | | | | | |
| Wil Cordero, R (1, 7) OBP: 0.311, SLG: 0.428 | 1-2 G6-3 | | 3-3 K | | 1-1 F7 | | 1-2 L5 | | 4-2 BB IBB | 4 | 0 | 0 | 0 | 1 | 1 | 5 | | | | | |
| 18 Reggie Jefferson, S (1, 10) OBP: 0.374, SLG: 0.501 | | 1-1 G4-3 | | 3-3 K | | 2-2 G4-3 | | 1-2 L5 | 1-2 G3 | 5 | 0 | 0 | 0 | 0 | 1 | 3 | | | | | |
| Jeff Fyfe, R (1, 4) OBP: 0.345, SLG: 0.420 | | 2-3 K | | 2-2 1B | | 2-1 1B | | 0-1 CS 2B | | 4 | 0 | 3 | 0 | 0 | 1 | 0 | | | | | |
| Troy O'Leary, L (1, 9) OBP: 0.366, SLG: 0.507 | | 0-2 F7 | | 2-0 1B | | 2-0 P5 | | 4-0 IBB | | 3 | 0 | 1 | 0 | 1 | 0 | 1 | | | | | |
| Bill Haselman, R (1, 2) OBP: 0.282, SLG: 0.394 | | | 1-1 HR | | 0-0 P6 | | 2-1 G6-3 | | 1-2 G3 | 4 | 1 | 1 | 1 | 0 | 0 | 4 | | | | | |
| Michael Coleman, R (1, 8) OBP: 0.235, SLG: 0.294 | | | 2-2 BB 1B | | 2-3 K | | 1-0 FC5-4 1B | | 0-3 K | 4 | 0 | 2 | 0 | 0 | 2 | 2 | | | | | |
| Inning Stats | R: 0 E: 0 K: 0 S: 8 | H: 0 LOB: 1 BB: 0 P: 11 | R: 0 E: 0 K: 1 S: 9 | H: 0 LOB: 0 BB: 0 P: 12 | R: 1 E: 0 K: 1 S: 17 | H: 2 LOB: 2 BB: 1 P: 30 | R: 0 E: 0 K: 2 S: 13 | H: 2 LOB: 2 BB: 0 P: 22 | R: 0 E: 0 K: 0 S: 4 | H: 1 LOB: 1 BB: 0 P: 15 | R: 1 E: 0 K: 0 S: 9 | H: 2 LOB: 2 BB: 1 P: 20 | R: 0 E: 0 K: 0 S: 9 | H: 1 LOB: 1 BB: 1 P: 15 | R: 0 E: 0 K: 1 S: 13 | H: 1 LOB: 3 BB: 2 P: 27 | | 1B: 5 2B: 3 3B: 0 HR: 1 | SF: 0 SAC: 0 DP: 0 HBP: 1 | WP: 0 PB: 0 SB: 1 CS: 1 | PA: 41 |
| PITCHER | IP WLS BF H R ER SO | IP WLS BF H R ER SO | IP WLS BF H R ER SO | IP WLS BF H R ER SO | IP WLS BF H R ER SO | IP WLS BF H R ER SO | IP WLS BF H R ER SO | IP WLS BF H R ER SO | IP WLS BF H R ER SO | IP WLS BF H R ER SO | IP WLS BF H R ER SO | IP WLS BF H R ER SO | IP WLS BF H R ER SO | IP WLS BF H R ER SO | IP WLS BF H R ER SO | IP WLS BF H R ER SO | ERA WHIP | ERA WHIP | | | |
| Scott Karl, L (1, 1) ERA: 4.29 | 6.1 | L | 27 | 6 | 2 | 2 | 4 | 1 | 0 | 1 | 62 | 101 | 2.84 | 1.105 | | | | | | | |
| Bob Wickman, R (7, 1) ERA: 3.07 | 2.1 | | 13 | 3 | 0 | 0 | 1 | 1 | 3 | 0 | 0 | 0 | 0.00 | 1.714 | | | | | | | |
| Joel Adamson, L (9, 1) ERA: 3.26 | 0.1 | | 1 | 0 | 0 | 0 | 0 | 0 | 0 | 0 | 0 | 3 | 4 | 0.00 | 0.000 | | | | | | |

| Batter | 1 | 2 | 3 | 4 | 5 | 6 | 7 | 8 | 9 | AB | R | H | RBI | BB | SO | LOB | BOTTOM | | | | | |
|---|---------------------------------------|---------------------------------------|---------------------------------------|---------------------------------------|---------------------------------------|---------------------------------------|---------------------------------------|---------------------------------------|---------------------------------------|---------------------------------------|---------------------------------------|---------------------------------------|---------------------------------------|---------------------------------------|---------------------------------------|---------------------------------------|--|----------------------------------|----------------------------------|------------------------------------|----------------------------------|--------|
| Fernando Vina, L (1, 4) OBP: 0.322, SLG: 0.364 | 3-2 G4-3 | | 0-0 CS 1B | | 0-0 G6-3 | | 0-1 G4-3 | | | 4 | 0 | 1 | 1 | 0 | 0 | 2 | Boston Red Sox @ Milwaukee Brewers Milwaukee County Stadium, Milwaukee, WI Sat Sep 13 1997, 8:05 PM EDT Att: 22,288 - Unknown - 71 F livebaseballscores.com AB 28 R 1 H 4 RBI 1 BB 5 SO 9 LOB 12  | | | | | |
| Jeff Cirillo, R (1, 5) OBP: 0.370, SLG: 0.428 | 1-3 K | | 3-3 K2-3 | | 3-3 G5-3 | | | 0-1 P6 | | 4 | 0 | 0 | 0 | 0 | 2 | 2 | | | | | | |
| Dave Nilsson, L (1, 10) OBP: 0.356, SLG: 0.463 | 4-1 BB | | | 2-2 G5-4-3 1B | | 1-2 P2 | | 3-3 K | | 3 | 0 | 1 | 0 | 1 | 1 | 0 | | | | | | |
| Julio Franco, R (1, 3) OBP: 0.369, SLG: 0.369 | 2-3 K | | | 0-0 G5-4-3 | | 4-2 BB | | 3-3 K | | 3 | 0 | 0 | 0 | 1 | 2 | 2 | | | | | | |
| Jeremy Burnitz, L (1, 9) OBP: 0.376, SLG: 0.537 | | 2-2 G4-3 | | 4-1 BB BB | | 1 SAFE 2-2 F8 | | 0-3 K | | 3 | 0 | 0 | 0 | 1 | 1 | 1 | | | | | | |
| Jose Valentin, S (1, 6) OBP: 0.312, SLG: 0.421 | | 0-3 K | | 4-2 BB | | 1-0 P3 | | 1-3 K2-3 | | 3 | 0 | 0 | 0 | 1 | 2 | 1 | | | | | | |
| Darrin Jackson, R (1, 7) OBP: 0.279, SLG: 0.365 | | 1-1 CS 1B | | 2-2 G5-3 | | | 1-2 G5-3 | | 1-1 E4 | 3 | 0 | 1 | 0 | 0 | 0 | 2 | | | | | | |
| Jeff Huson, L (9, PH) OBP: 0.245, SLG: 0.230 | | | | | | | | | | 1 | 0 | 0 | 0 | 0 | 0 | 0 | | | | | | |
| Gerald Williams, R (1, 8) OBP: 0.282, SLG: 0.374 | | 0-1 CS | | 1-2 1B 2B | | 1-0 G6-3 SH1-4 HBP | | 0-1 F8 | | 2 | 1 | 1 | 0 | 0 | 0 | 0 | | | | | | |
| Mark Loretta, R (9, PH) OBP: 0.343, SLG: 0.392 | | | | | | | | | 2-3 K | 1 | 0 | 0 | 0 | 0 | 1 | 1 | | | | | | |
| Mike Matheny, R (1, 2) OBP: 0.287, SLG: 0.333 | | | | | 0-0 B1 | | 4-1 BB | | | 1 | 0 | 0 | 0 | 1 | 0 | 1 | | | | | | |
| 18 Todd Dunn, R (7, PR) OBP: 0.241, SLG: 0.330 | | | | | | | | | | 0 | 0 | 0 | 0 | 0 | 0 | 0 | | | | | | |
| Jesse Lewis, L (8, 2) OBP: 0.364, SLG: 0.346 | | | | | | | | | | 0 | 0 | 0 | 0 | 0 | 0 | 0 | | | | | | |
| Inning Stats | R: 0 E: 0 K: 2 S: 14 | H: 0 LOB: 1 BB: 1 P: 24 | R: 0 E: 0 K: 1 S: 9 | H: 1 LOB: 0 BB: 0 P: 12 | R: 1 E: 0 K: 1 S: 12 | H: 2 LOB: 0 BB: 0 P: 15 | R: 0 E: 0 K: 0 S: 10 | H: 1 LOB: 2 BB: 2 P: 22 | R: 0 E: 0 K: 0 S: 4 | H: 0 LOB: 1 BB: 0 P: 8 | R: 0 E: 0 K: 0 S: 11 | H: 0 LOB: 1 BB: 1 P: 19 | R: 0 E: 0 K: 0 S: 10 | H: 0 LOB: 1 BB: 1 P: 15 | R: 0 E: 0 K: 2 S: 12 | H: 0 LOB: 0 BB: 0 P: 18 | R: 0 E: 1 K: 3 S: 11 | H: 0 LOB: 1 BB: 0 P: 15 | 1B: 3 2B: 1 3B: 0 HR: 0 | SF: 0 SAC: 1 DP: 1 HBP: 1 | WP: 0 PB: 0 SB: 0 CS: 2 | PA: 36 |
| PITCHER | IP WLS BF H R ER SO | IP WLS BF H R ER SO | IP WLS BF H R ER SO | IP WLS BF H R ER SO | IP WLS BF H R ER SO | IP WLS BF H R ER SO | IP WLS BF H R ER SO | IP WLS BF H R ER SO | IP WLS BF H R ER SO | IP WLS BF H R ER SO | IP WLS BF H R ER SO | IP WLS BF H R ER SO | IP WLS BF H R ER SO | IP WLS BF H R ER SO | IP WLS BF H R ER SO | IP WLS BF H R ER SO | ERA WHIP | ERA WHIP | | | | |
| 49 Tim Wakefield, R (1, 1) ERA: 4.42 | 7.1 | W | 29 | 4 | 1 | 1 | 4 | 5 | 0 | 1 | 72 | 117 | 1.23 | 1.227 | | | | | | | | |
| Ron Mahay, L (8, 1) ERA: 2.14 | 0.1 | | 1 | 0 | 0 | 0 | 1 | 0 | 0 | 0 | 6 | 9 | 0.00 | 0.000 | | | | | | | | |
| Jim Corsi, R (8, 1) ERA: 2.73 | 0.1 | | 1 | 0 | 0 | 0 | 1 | 0 | 0 | 0 | 4 | 7 | 0.00 | 0.000 | | | | | | | | |
| Tom Gordon, R (9, 1) ERA: 3.44 | 1.0 | S | 4 | 0 | 0 | 0 | 3 | 0 | 0 | 0 | 11 | 15 | 0.00 | 0.000 | | | | | | | | |

| Batter | 1 | 2 | 3 | 4 | 5 | 6 | 7 | 8 | 9 | AB | R | H | RBI | BB | SO | LOB | TOP | | | | | | | | | | | | | | | | | | | | | |
|--|------------------------------|----------------------------------|-------------------------------|----------------------------------|------------------------------|---------------------------------|------------------------------|----------------------------------|-------------------------------|----------------------------------|------------------------------|---------------------------------|------------------------------|----------------------------------|------------------------------|----------------------------------|---|---------------------------------|----------------------------------|------------------------------------|----------------------------------|--------|-----|----|---|---|----|----|----|-----|-----|-----|----|----|---|---|-----|------|
| Nomar Garciaparra, R OBP: 0.348, SLG: 0.540 | G5-3 | | P4 | | | | | F9 | | 4 | 1 | 1 | 2 | 0 | 0 | 1 | Boston Red Sox @ Milwaukee Brewers Milwaukee County Stadium, Milwaukee, WI Sun Sep 14 1997, 4:33 AM EDT Att: 28,633 - Overcast - 73 F | | | | | | | | | | | | | | | | | | | | | |
| John Valentin, R OBP: 0.379, SLG: 0.518 | G4-6-3 BB | | F8 | | | | | G6-3 | | 3 | 0 | 0 | 0 | 1 | 0 | 1 | | | | | | | | | | | | | | | | | | | | | | |
| Mo Vaughn, L OBP: 0.425, SLG: 0.563 | G4-6-3 | | | | | | | | | 4 | 0 | 1 | 0 | 0 | 0 | 1 | | | | | | | | | | | | | | | | | | | | | | |
| 18 Reggie Jefferson, S OBP: 0.373, SLG: 0.501 | | G4-3 2B | | | | | | | | 4 | 0 | 1 | 0 | 0 | 0 | 1 | | | | | | | | | | | | | | | | | | | | | | |
| Wil Cordero, R OBP: 0.310, SLG: 0.425 | | K | | | | | | | | 3 | 0 | 0 | 0 | 1 | 1 | 2 | | | | | | | | | | | | | | | | | | | | | | |
| Troy O'Leary, L OBP: 0.384, SLG: 0.503 | | G4-3 | | | | | | | | 3 | 0 | 0 | 0 | 0 | 0 | 2 | | | | | | | | | | | | | | | | | | | | | | |
| Scott Hatteberg, L OBP: 0.350, SLG: 0.420 | | G4-3 | | | | | | | | 3 | 0 | 0 | 0 | 0 | 0 | 1 | | | | | | | | | | | | | | | | | | | | | | |
| Jeff Frye, R OBP: 0.345, SLG: 0.419 | | | | | | | | | | 3 | 0 | 1 | 0 | 0 | 0 | 0 | | | | | | | | | | | | | | | | | | | | | | |
| Darren Bragg, L OBP: 0.338, SLG: 0.383 | | | | | | | | | | 3 | 1 | 0 | 0 | 0 | 2 | 1 | | | | | | | | | | | | | | | | | | | | | | |
| Inning Stats | R: 0 E: 0 K: 0 S: 7 | H: 0 LOB: 0 BB: 1 P: 16 | R: 0 E: 0 K: 1 S: 17 | H: 1 LOB: 1 BB: 0 P: 24 | R: 0 E: 0 K: 1 S: 7 | H: 1 LOB: 1 BB: 0 P: 9 | R: 0 E: 0 K: 0 S: 8 | H: 0 LOB: 1 BB: 1 P: 16 | R: 2 E: 1 K: 0 S: 11 | H: 1 LOB: 0 BB: 0 P: 20 | R: 0 E: 0 K: 0 S: 4 | H: 1 LOB: 0 BB: 0 P: 6 | R: 0 E: 0 K: 0 S: 9 | H: 0 LOB: 0 BB: 0 P: 16 | R: 0 E: 0 K: 1 S: 7 | H: 0 LOB: 0 BB: 0 P: 13 | R: 0 E: 0 K: 0 S: 6 | H: 0 LOB: 0 BB: 0 P: 9 | 1B: 2 2B: 1 3B: 0 HR: 1 | SF: 0 SAC: 0 DP: 2 HBP: 0 | WP: 0 PB: 0 SB: 1 CS: 0 | PA: 32 | | | | | | | | | | | | | | | | |
| PITCHER | IP | WLS | BF | H | R | ER | SO | BB | IBB | HBP | BLK | WP | HR | S | P | ERA | WHIP | PITCHER | | | | IP | WLS | BF | H | R | ER | SO | BB | IBB | HBP | BLK | WP | HR | S | P | ERA | WHIP |
| Jose Mercedes, R ERA: 3.79 | (1, 1) | 7.0 | L | 26 | 4 | 2 | 0 | 2 | 2 | 0 | 0 | 0 | 0 | 1 | 63 | 107 | 0.00 | 0.857 | | | | | | | | | | | | | | | | | | | | |
| Bob Wickman, R ERA: 3.03 | (8, 1) | 1.0 | | 3 | 0 | 0 | 0 | 1 | 0 | 0 | 0 | 0 | 0 | 0 | 7 | 13 | 0.00 | 0.000 | | | | | | | | | | | | | | | | | | | | |
| Mark Davis, L ERA: 5.56 | (9, 1) | 1.0 | | 3 | 0 | 0 | 0 | 0 | 0 | 0 | 0 | 0 | 0 | 0 | 6 | 9 | 0.00 | 0.000 | | | | | | | | | | | | | | | | | | | | |

| Batter | 1 | 2 | 3 | 4 | 5 | 6 | 7 | 8 | 9 | AB | R | H | RBI | BB | SO | LOB | BOTTOM | | | | | | | | | | | | | | | | | | | | | | |
|--|------------------------------|----------------------------------|-------------------------------|----------------------------------|------------------------------|----------------------------------|------------------------------|---------------------------------|------------------------------|----------------------------------|-------------------------------|----------------------------------|-------------------------------|----------------------------------|------------------------------|----------------------------------|---|----------------------------------|----------------------------------|------------------------------------|----------------------------------|--------|-----|----|---|---|----|----|----|-----|-----|-----|----|----|---|---|-----|------|--|
| Fernando Vina, L OBP: 0.322, SLG: 0.363 | L9 | | | | | | | F9 | | 3 | 0 | 1 | 0 | 0 | 0 | 0 | Boston Red Sox @ Milwaukee Brewers Milwaukee County Stadium, Milwaukee, WI Sun Sep 14 1997, 4:33 AM EDT Att: 28,633 - Overcast - 73 F | | | | | | | | | | | | | | | | | | | | | | |
| Jeff Cirillo, R OBP: 0.370, SLG: 0.428 | CS 1B | | | | | | | | | 4 | 0 | 2 | 0 | 0 | 0 | 3 | | | | | | | | | | | | | | | | | | | | | | | |
| Jack Voigt, R OBP: 0.313, SLG: 0.488 | | | | | | | | | | 3 | 0 | 1 | 0 | 0 | 1 | 3 | | | | | | | | | | | | | | | | | | | | | | | |
| Jeff Huson, L OBP: 0.245, SLG: 0.230 | | | | | | | | | | 0 | 0 | 0 | 0 | 0 | 0 | 0 | | | | | | | | | | | | | | | | | | | | | | | |
| Brian Banks, S OBP: 0.246, SLG: 0.267 | | | | | | | | | | 1 | 0 | 0 | 0 | 0 | 0 | 1 | | | | | | | | | | | | | | | | | | | | | | | |
| Julio Franco, R OBP: 0.367, SLG: 0.366 | | K | | | | | | | | 3 | 0 | 0 | 0 | 1 | 1 | 1 | | | | | | | | | | | | | | | | | | | | | | | |
| Dave Nilsson, L OBP: 0.356, SLG: 0.461 | | | | | | | | | | 2 | 0 | 0 | 0 | 1 | 2 | 0 | | | | | | | | | | | | | | | | | | | | | | | |
| 18 Todd Dunn, R OBP: 0.241, SLG: 0.330 | | | | | | | | | | 0 | 0 | 0 | 0 | 0 | 0 | 0 | | | | | | | | | | | | | | | | | | | | | | | |
| Jesse Levis, L OBP: 0.364, SLG: 0.346 | | | | | | | | | | 0 | 0 | 0 | 0 | 0 | 0 | 0 | | | | | | | | | | | | | | | | | | | | | | | |
| Darin Jackson, R OBP: 0.272, SLG: 0.355 | | | | | | | | | | 4 | 0 | 0 | 0 | 0 | 0 | 2 | | | | | | | | | | | | | | | | | | | | | | | |
| Jose Valentin, S OBP: 0.312, SLG: 0.419 | | | | | | | | | | 4 | 0 | 1 | 0 | 0 | 0 | 1 | | | | | | | | | | | | | | | | | | | | | | | |
| Gerald Williams, R OBP: 0.283, SLG: 0.374 | | | | | | | | | | 3 | 1 | 1 | 0 | 0 | 0 | 2 | | | | | | | | | | | | | | | | | | | | | | | |
| Kelly Stinnett, R OBP: 0.333, SLG: 0.353 | | | | | | | | | | 2 | 0 | 1 | 0 | 0 | 1 | 0 | | | | | | | | | | | | | | | | | | | | | | | |
| Jeromy Burnitz, L OBP: 0.375, SLG: 0.536 | | | | | | | | | | 1 | 0 | 0 | 0 | 0 | 0 | 0 | | | | | | | | | | | | | | | | | | | | | | | |
| Inning Stats | R: 0 E: 0 K: 1 S: 8 | H: 1 LOB: 0 BB: 0 P: 12 | R: 0 E: 0 K: 2 S: 12 | H: 0 LOB: 0 BB: 0 P: 15 | R: 0 E: 0 K: 1 S: 6 | H: 0 LOB: 0 BB: 0 P: 10 | R: 0 E: 0 K: 0 S: 7 | H: 2 LOB: 1 BB: 0 P: 8 | R: 0 E: 0 K: 1 S: 6 | H: 0 LOB: 0 BB: 0 P: 10 | R: 1 E: 1 K: 0 S: 10 | H: 2 LOB: 1 BB: 0 P: 12 | R: 0 E: 0 K: 0 S: 11 | H: 1 LOB: 2 BB: 1 P: 20 | R: 0 E: 0 K: 0 S: 7 | H: 1 LOB: 1 BB: 0 P: 12 | R: 0 E: 0 K: 0 S: 6 | H: 0 LOB: 1 BB: 1 P: 11 | 1B: 7 2B: 0 3B: 0 HR: 0 | SF: 0 SAC: 2 DP: 2 HBP: 0 | WP: 0 PB: 0 SB: 0 CS: 1 | PA: 34 | | | | | | | | | | | | | | | | | |
| PITCHER | IP | WLS | BF | H | R | ER | SO | BB | IBB | HBP | BLK | WP | HR | S | P | ERA | WHIP | PITCHER | | | | IP | WLS | BF | H | R | ER | SO | BB | IBB | HBP | BLK | WP | HR | S | P | ERA | WHIP | |
| Butch Henry, L ERA: 3.8 | (1, 1) | 7.0 | W | 26 | 6 | 1 | 0 | 5 | 1 | 0 | 0 | 0 | 0 | 6 | 60 | 87 | 0.00 | 1.000 | | | | | | | | | | | | | | | | | | | | | |
| John Waddell, R ERA: 4.49 | (8, 1) | 0.2 | | 3 | 1 | 0 | 0 | 0 | 0 | 0 | 0 | 0 | 0 | 0 | 6 | 9 | 0.00 | 1.500 | | | | | | | | | | | | | | | | | | | | | |
| Steve Avery, L ERA: 6.85 | (8, 1) | 0.1 | | 1 | 0 | 0 | 0 | 0 | 0 | 0 | 0 | 0 | 0 | 1 | 3 | 0.00 | 0.000 | | | | | | | | | | | | | | | | | | | | | | |
| Tom Gordon, R ERA: 3.43 | (9, 1) | 1.0 | S | 4 | 0 | 0 | 0 | 0 | 1 | 0 | 0 | 0 | 0 | 6 | 11 | 0.00 | 1.000 | | | | | | | | | | | | | | | | | | | | | | |



| Batter | 1 | 2 | 3 | 4 | 5 | 6 | 7 | 8 | 9 | AB | R | H | RBI | BB | SO | LOB | TOP | | | | | | | | | | |
|---|-------------------------------|----------------------------------|------------------------------|---------------------------------|------------------------------|----------------------------------|------------------------------|----------------------------------|-------------------------------|----------------------------------|-------------------------------|----------------------------------|-------------------------------|----------------------------------|------------------------------|----------------------------------|--|----------------------------------|-----------------------------------|------------------------------------|----------------------------------|--------|--|--|--|--|--|
| Fernando Vina, L OBP: 0.328, SLG: 0.367 Jeff Huson, L OBP: 0.243, SLG: 0.229 | G4-3 | FC6-4 1B | | | | 1B 1B | | G6-3 | | 3 | 1 | 2 | 1 | 0 | 0 | 0 | Milwaukee Brewers @ Baltimore Orioles Oriole Park at Camden Yards, Baltimore, MD Wed Sep 17 1997, 7:05 PM EDT Att: 45,616 - Unknown - 78 F | | | | | | | | | | |
| Mark Loretta, R OBP: 0.345, SLG: 0.389 | 1B | FC6-4 | | | 1B 2B | | F8 | P6 | | 4 | 2 | 1 | 0 | 1 | 0 | 2 | | | | | | | | | | | |
| Dave Nilsson, L OBP: 0.357, SLG: 0.462 Jack Voigt, R OBP: 0.333, SLG: 0.526 | L1-3 1B | | | | 2B 1B | | F8 | | | 3 | 1 | 2 | 1 | 0 | 0 | 0 | | | | | | | | | | | |
| Julio Franco, R OBP: 0.362, SLG: 0.360 | L1-3 | | | | 1B | | | G3 | | 5 | 0 | 1 | 0 | 0 | 2 | 5 | | | | | | | | | | | |
| Jeremy Burnitz, L OBP: 0.380, SLG: 0.545 | 1B | | | | 1B 2B | | 1B 2B | | | 5 | 1 | 3 | 3 | 0 | 1 | 0 | | | | | | | | | | | |
| Jose Valentin, S OBP: 0.314, SLG: 0.418 | 1B | | | | K | | G3 1B | | | 5 | 1 | 2 | 0 | 0 | 1 | 3 | | | | | | | | | | | |
| Darrin Jackson, R OBP: 0.286, SLG: 0.385 | P3 | | | | K | | G3 1B | | | 5 | 0 | 2 | 2 | 0 | 1 | 2 | | | | | | | | | | | |
| Jesse Levis, L OBP: 0.357, SLG: 0.339 | | G4-3 | | | G5-3 | | F8 | G3 | | 4 | 0 | 0 | 1 | 0 | 0 | 3 | | | | | | | | | | | |
| Gerald Williams, R OBP: 0.282, SLG: 0.372 | G4-3 | | | | 1B | | K | G6-3 | | 4 | 1 | 1 | 0 | 0 | 1 | 1 | | | | | | | | | | | |
| Inning Stats | R: 2 E: 0 K: 0 S: 11 | H: 3 LOB: 2 BB: 1 P: 19 | R: 0 E: 0 K: 0 S: 5 | H: 1 LOB: 1 BB: 0 P: 7 | R: 0 E: 0 K: 1 S: 7 | H: 0 LOB: 0 BB: 0 P: 12 | R: 0 E: 0 K: 1 S: 8 | H: 0 LOB: 0 BB: 0 P: 12 | R: 4 E: 0 K: 2 S: 25 | H: 6 LOB: 2 BB: 0 P: 36 | R: 0 E: 0 K: 1 S: 10 | H: 0 LOB: 1 BB: 0 P: 17 | R: 2 E: 0 K: 0 S: 12 | H: 4 LOB: 1 BB: 0 P: 20 | R: 0 E: 0 K: 1 S: 7 | H: 0 LOB: 1 BB: 1 P: 15 | R: 0 E: 0 K: 1 S: 7 | H: 0 LOB: 0 BB: 0 P: 13 | 1B: 12 2B: 2 3B: 0 HR: 0 | SF: 0 SAC: 0 DP: 0 HBP: 1 | WP: 0 PB: 0 SB: 1 CS: 1 | PA: 43 | | | | | |
| PITCHER | IP | WLS | BF | H | R | ER | SO | BB | IBB | HBP | BLK | WP | HR | S | P | ERA | WHIP | | | | | | | | | | |
| Scott Erickson, R ERA: 3.8 | 4.1 | L | 23 | 9 | 6 | 6 | 3 | 1 | 0 | 0 | 0 | 0 | 0 | 50 | 80 | 12.46 | 2.308 | | | | | | | | | | |
| Arthur Rhodes, L ERA: 3.21 | 2.0 | | 10 | 4 | 2 | 2 | 2 | 0 | 0 | 1 | 0 | 0 | 0 | 23 | 35 | 9.00 | 2.000 | | | | | | | | | | |
| Brian Williams, R ERA: 3.54 | 2.2 | | 10 | 1 | 0 | 0 | 1 | 1 | 0 | 0 | 0 | 0 | 0 | 19 | 36 | 0.00 | 0.750 | | | | | | | | | | |

| Batter | 1 | 2 | 3 | 4 | 5 | 6 | 7 | 8 | 9 | AB | R | H | RBI | BB | SO | LOB | BOTTOM | | | | | | | | | | |
|--|-------------------------------|----------------------------------|-------------------------------|----------------------------------|-------------------------------|----------------------------------|------------------------------|----------------------------------|-------------------------------|----------------------------------|-------------------------------|----------------------------------|------------------------------|----------------------------------|-------------------------------|----------------------------------|--|----------------------------------|----------------------------------|------------------------------------|----------------------------------|--------|--|--|--|--|--|
| Roberto Alomar, S OBP: 0.379, SLG: 0.467 | P5 | | HR | | | | | F9 | | 4 | 1 | 2 | 2 | 1 | 0 | 0 | Milwaukee Brewers @ Baltimore Orioles Oriole Park at Camden Yards, Baltimore, MD Wed Sep 17 1997, 7:05 PM EDT Att: 45,616 - Unknown - 78 F | | | | | | | | | | |
| B.J. Surhoff, L OBP: 0.348, SLG: 0.459 | G4-3 | | G1-3 | | | | | G6-3 1B | | 5 | 0 | 1 | 0 | 0 | 2 | 4 | | | | | | | | | | | |
| Rafael Palmeiro, L OBP: 0.326, SLG: 0.476 | BB | | K | | | | F8 | F6 | | 3 | 0 | 0 | 0 | 1 | 1 | 1 | | | | | | | | | | | |
| Brady Anderson, L OBP: 0.396, SLG: 0.473 Tony Tarasco, L OBP: 0.306, SLG: 0.389 | F9 | | L6 | | | | 2B | G6-3 | | 4 | 0 | 1 | 0 | 0 | 0 | 2 | | | | | | | | | | | |
| Geronimo Berroa, R OBP: 0.369, SLG: 0.473 | | | K | | | | K | K | | 4 | 0 | 1 | 0 | 0 | 3 | 2 | | | | | | | | | | | |
| Cal Ripken Jr., R OBP: 0.334, SLG: 0.414 | | | | | | | L5 | G6-3 | | 3 | 0 | 0 | 0 | 1 | 0 | 2 | | | | | | | | | | | |
| Harold Baines, L OBP: 0.375, SLG: 0.456 | | | P4 | | | | G1-3 | | | 4 | 0 | 1 | 0 | 0 | 0 | 1 | | | | | | | | | | | |
| Lenny Webster, R OBP: 0.327, SLG: 0.388 | | | K | | | | L7 | | | 4 | 1 | 1 | 1 | 0 | 2 | 2 | | | | | | | | | | | |
| Mike Bordick, R OBP: 0.279, SLG: 0.305 Jeff Reboulet, R OBP: 0.303, SLG: 0.327 | | | HR | | | | G6-3 | G1-3 | | 3 | 1 | 1 | 0 | 0 | 0 | 0 | | | | | | | | | | | |
| Inning Stats | R: 0 E: 0 K: 0 S: 11 | H: 0 LOB: 1 BB: 1 P: 20 | R: 0 E: 0 K: 2 S: 17 | H: 0 LOB: 1 BB: 1 P: 28 | R: 2 E: 0 K: 1 S: 10 | H: 2 LOB: 0 BB: 0 P: 14 | R: 0 E: 0 K: 0 S: 9 | H: 1 LOB: 0 BB: 0 P: 13 | R: 0 E: 0 K: 1 S: 12 | H: 1 LOB: 1 BB: 0 P: 21 | R: 0 E: 0 K: 1 S: 11 | H: 1 LOB: 1 BB: 0 P: 20 | R: 1 E: 0 K: 0 S: 8 | H: 1 LOB: 0 BB: 0 P: 10 | R: 0 E: 0 K: 1 S: 10 | H: 1 LOB: 3 BB: 1 P: 17 | R: 0 E: 1 K: 2 S: 15 | H: 2 LOB: 3 BB: 1 P: 22 | 1B: 5 2B: 2 3B: 0 HR: 2 | SF: 0 SAC: 0 DP: 1 HBP: 0 | WP: 0 PB: 0 SB: 0 CS: 0 | PA: 38 | | | | | |
| PITCHER | IP | WLS | BF | H | R | ER | SO | BB | IBB | HBP | BLK | WP | HR | S | P | ERA | WHIP | | | | | | | | | | |
| Jeff D'Amico, R ERA: 4.66 | 5.0 | W | 20 | 4 | 2 | 2 | 4 | 2 | 0 | 0 | 0 | 0 | 1 | 59 | 96 | 3.60 | 1.200 | | | | | | | | | | |
| Joel Adamson, L ERA: 3.27 | 2.2 | | 11 | 3 | 1 | 1 | 1 | 0 | 0 | 0 | 0 | 0 | 0 | 26 | 42 | 3.38 | 1.125 | | | | | | | | | | |
| Bob Wickman, R ERA: 2.99 | 1.1 | | 7 | 2 | 0 | 0 | 3 | 1 | 0 | 0 | 0 | 0 | 0 | 18 | 27 | 0.00 | 2.250 | | | | | | | | | | |

AB 40
R 8
H 14
RBI 8
BB 2
SO 6
LOB 17



AB 35
R 3
H 9
RBI 3
BB 3
SO 8
LOB 14



| Batter | 1 | 2 | 3 | 4 | 5 | 6 | 7 | 8 | 9 | AB | R | H | RBI | BB | SO | LOB | TOP | | | | | |
|--|-------------------------------|----------------------------------|------------------------------|----------------------------------|------------------------------|----------------------------------|-------------------------------|----------------------------------|-------------------------------|----------------------------------|-------------------------------|----------------------------------|-------------------------------|----------------------------------|------------------------------|---------------------------------|--|----------------------------------|----------------------------------|------------------------------------|----------------------------------|--------|
| Mark Loretta, R (1,4) OBP: 0.343, SLG: 0.386 | | | G6-3 | | | G5-3 | | | | 5 | 0 | 1 | 1 | 0 | 2 | 1 | Milwaukee Brewers @ Baltimore Orioles Oriole Park at Camden Yards, Baltimore, MD Thu Sep 18 1997, 7:05 PM EDT Att: 45,368 - Unknown - 79 F | | | | | |
| Jeff Cirillo, R (1,5) OBP: 0.371, SLG: 0.427 | | | F7 | | | FC6-4 | | | | 4 | 0 | 1 | 0 | 1 | 1 | 2 | | | | | | |
| Dave Nilsson, L (1,3) Jack Voigt, R (7,PH) OBP: 0.328, SLG: 0.519 | | | | | G6-3 | P5 | | | G5-3 | 3 | 0 | 0 | 0 | 0 | 1 | 3 | | | | | | |
| Julio Franco, R (1,10) OBP: 0.361, SLG: 0.359 | | | | | G5-3 | K | | | | 2 | 0 | 0 | 0 | 0 | 0 | 1 | | | | | | |
| Jeremy Burnitz, L (1,9) OBP: 0.380, SLG: 0.546 | | | G4-3 | | | | | | | 4 | 0 | 1 | 0 | 0 | 2 | 3 | | | | | | |
| Jose Valentin, S (1,6) OBP: 0.316, SLG: 0.418 | | | | | | | | | | 3 | 1 | 1 | 0 | 1 | 1 | 2 | | | | | | |
| Darrin Jackson, R (1,7) OBP: 0.285, SLG: 0.400 | | | | | | | | | | 3 | 0 | 1 | 0 | 1 | 2 | 3 | | | | | | |
| Gerald Williams, R (1,8) OBP: 0.284, SLG: 0.373 | | | | | | | | | | 4 | 1 | 1 | 2 | 0 | 0 | 3 | | | | | | |
| Mike Matheny, R (1,2) Jesse Levis, L (8,PH) OBP: 0.355, SLG: 0.337 | | | | | | | | | | 4 | 1 | 2 | 0 | 0 | 0 | 1 | | | | | | |
| | | | | | | | | | | 2 | 0 | 1 | 0 | 0 | 0 | 0 | | | | | | |
| Inning Stats | R: 0 E: 0 K: 3 S: 16 | H: 1 LOB: 1 BB: 0 P: 23 | R: 0 E: 0 K: 0 S: 7 | H: 0 LOB: 1 BB: 1 P: 13 | R: 0 E: 0 K: 0 S: 9 | H: 0 LOB: 0 BB: 0 P: 11 | R: 0 E: 0 K: 0 S: 11 | H: 1 LOB: 2 BB: 1 P: 18 | R: 1 E: 0 K: 1 S: 10 | H: 2 LOB: 2 BB: 0 P: 15 | R: 2 E: 0 K: 1 S: 15 | H: 3 LOB: 1 BB: 0 P: 21 | R: 0 E: 0 K: 2 S: 19 | H: 1 LOB: 1 BB: 1 P: 31 | R: 0 E: 0 K: 0 S: 6 | H: 1 LOB: 0 BB: 0 P: 8 | R: 0 E: 0 K: 2 S: 7 | H: 0 LOB: 0 BB: 0 P: 10 | 1B: 7 2B: 2 3B: 0 HR: 1 | SF: 0 SAC: 0 DP: 1 HBP: 1 | WP: 0 PB: 0 SB: 3 CS: 0 | PA: 39 |
| PITCHER | IP | WLS | BF | H | R | ER | SO | BB | IBB | HBP | BLK | WP | HR | S | P | ERA | WHIP | | | | | |
| 35 Mike Mussina, R (1,1) ERA: 3.18 | 6.0 | W | 29 | 7 | 3 | 3 | 5 | 3 | 0 | 1 | 0 | 0 | 1 | 71 | 108 | 4.50 | 1.667 | | | | | |
| Jesse Orosco, L (7,1) ERA: 2.31 | 0.2 | | 3 | 1 | 0 | 0 | 1 | 0 | 0 | 0 | 0 | 0 | 0 | 13 | 19 | 0.00 | 1.500 | | | | | |
| Armando Benitez, R (7,1) ERA: 2.19 | 1.1 | S | 4 | 1 | 0 | 0 | 1 | 0 | 0 | 0 | 0 | 0 | 0 | 9 | 13 | 0.00 | 0.750 | | | | | |
| Randy Myers, L (9,1) ERA: 1.59 | 1.0 | | 3 | 0 | 0 | 0 | 2 | 0 | 0 | 0 | 0 | 0 | 0 | 7 | 10 | 0.00 | 0.000 | | | | | |

| Batter | 1 | 2 | 3 | 4 | 5 | 6 | 7 | 8 | 9 | AB | R | H | RBI | BB | SO | LOB | BOTTOM | | | | | |
|--|------------------------------|----------------------------------|------------------------------|---------------------------------|-------------------------------|----------------------------------|-------------------------------|----------------------------------|------------------------------|----------------------------------|------------------------------|----------------------------------|------------------------------|----------------------------------|------------------------------|---------------------------------|--|------------------------------------|----------------------------------|--------|--|--|
| Jeffrey Hammonds, R (1,8) OBP: 0.324, SLG: 0.496 | | | G6-3 | | | G6-3 | | | E6 | 4 | 0 | 0 | 0 | 0 | 0 | 1 | Milwaukee Brewers @ Baltimore Orioles Oriole Park at Camden Yards, Baltimore, MD Thu Sep 18 1997, 7:05 PM EDT Att: 45,368 - Unknown - 79 F | | | | | |
| Aaron Ledesma, R (1,3) OBP: 0.426, SLG: 0.463 | | | | | | L8 | | | | 3 | 1 | 1 | 0 | 1 | 0 | 0 | | | | | | |
| Roberto Alomar, S (1,4) OBP: 0.376, SLG: 0.462 | | | | | | G4-3 | | | | 4 | 0 | 0 | 0 | 0 | 1 | 3 | | | | | | |
| Geronimo Berroa, R (1,10) OBP: 0.370, SLG: 0.473 | | | | | | | | | | 4 | 1 | 2 | 1 | 0 | 0 | 0 | | | | | | |
| Eric Davis, R (1,9) OBP: 0.342, SLG: 0.507 | | | | | | | | | | 4 | 0 | 0 | 0 | 0 | 3 | 2 | | | | | | |
| Cal Ripken Jr., R (1,5) OBP: 0.335, SLG: 0.414 | | | | | | | | | | 3 | 0 | 1 | 0 | 1 | 0 | 0 | | | | | | |
| Jerome Walton, R (1,7) Tony Tarasco, L (6,PH) OBP: 0.305, SLG: 0.387 | | | | | | | | | | 2 | 0 | 1 | 1 | 0 | 0 | 0 | | | | | | |
| Chris Hoiles, R (1,2) David DeLucci, L (7,PR) Lenny Webster, R (8,2) OBP: 0.327, SLG: 0.388 | | | | | | | | | | 2 | 1 | 1 | 0 | 1 | 1 | 2 | | | | | | |
| Mike Bordick, R (1,6) OBP: 0.280, SLG: 0.312 | | | | | | | | | | 3 | 1 | 1 | 1 | 0 | 0 | 2 | | | | | | |
| | | | | | | | | | | 1 | 0 | 0 | 0 | 0 | 0 | 1 | | | | | | |
| Inning Stats | R: 0 E: 0 K: 0 S: 7 | H: 0 LOB: 0 BB: 0 P: 12 | R: 0 E: 0 K: 0 S: 5 | H: 0 LOB: 0 BB: 0 P: 7 | R: 1 E: 0 K: 0 S: 14 | H: 1 LOB: 0 BB: 0 P: 23 | R: 2 E: 0 K: 2 S: 15 | H: 4 LOB: 2 BB: 0 P: 25 | R: 1 E: 0 K: 0 S: 9 | H: 1 LOB: 0 BB: 0 P: 15 | R: 0 E: 0 K: 1 S: 9 | H: 1 LOB: 1 BB: 1 P: 18 | R: 0 E: 1 K: 1 S: 9 | H: 0 LOB: 2 BB: 2 P: 22 | R: 0 E: 0 K: 1 S: 7 | H: 0 LOB: 0 BB: 0 P: 9 | 1B: 4 2B: 3 3B: 0 HR: 1 | SF: 0 SAC: 0 DP: 1 HBP: 0 | WP: 1 PB: 0 SB: 1 CS: 1 | PA: 33 | | |
| PITCHER | IP | WLS | BF | H | R | ER | SO | BB | IBB | HBP | BLK | WP | HR | S | P | ERA | WHIP | | | | | |
| Scott Karl, L (1,1) ERA: 4.37 | 5.0 | L | 22 | 7 | 4 | 4 | 2 | 0 | 0 | 0 | 0 | 0 | 1 | 53 | 87 | 7.20 | 1.400 | | | | | |
| Mike Fetters, R (6,1) ERA: 3.32 | 1.2 | | 7 | 0 | 0 | 0 | 1 | 3 | 0 | 0 | 0 | 0 | 0 | 12 | 30 | 0.00 | 1.800 | | | | | |
| Mark Davis, L (7,1) ERA: 5.84 | 0.1 | | 1 | 0 | 0 | 0 | 1 | 0 | 0 | 0 | 0 | 0 | 0 | 3 | 5 | 0.00 | 0.000 | | | | | |
| Bob Wickman, R (8,1) ERA: 2.95 | 1.0 | | 3 | 0 | 0 | 0 | 1 | 0 | 0 | 0 | 0 | 0 | 0 | 7 | 9 | 0.00 | 0.000 | | | | | |

| Batter | 1 | 2 | 3 | 4 | 5 | 6 | 7 | 8 | 9 | AB | R | H | RBI | BB | SO | LOB | TOP | | | | | | | | | | |
|--|------------------------------|----------------------------------|-------------------------------|----------------------------------|------------------------------|----------------------------------|------------------------------|----------------------------------|------------------------------|---------------------------------|-------------------------------|----------------------------------|-------------------------------|----------------------------------|------------------------------|---------------------------------|------------------------------|----------------------------------|----------------------------------|------------------------------------|----------------------------------|--------|--|--|--|--|--|
| Jack Voigt, R OBP: 0.338, SLG: 0.529 (1, 3) | | | | | | | | | | 5 | 1 | 3 | 1 | 0 | 1 | 1 | | | | | | | | | | | |
| Mark Loretta, R OBP: 0.342, SLG: 0.382 (1, 4) | | | | | | | | | | 4 | 1 | 0 | 0 | 1 | 1 | 3 | | | | | | | | | | | |
| Jeff Cirillo, R OBP: 0.368, SLG: 0.423 (1, 5) | | | | | | | | | | 5 | 0 | 0 | 0 | 0 | 1 | 3 | | | | | | | | | | | |
| Julio Franco, R OBP: 0.362, SLG: 0.359 (1, 10) | | | | | | | | | | 3 | 2 | 1 | 0 | 1 | 0 | 0 | | | | | | | | | | | |
| Darrin Jackson, R OBP: 0.290, SLG: 0.408 (1, 7) | | | | | | | | | | 4 | 0 | 2 | 3 | 0 | 1 | 1 | | | | | | | | | | | |
| Jose Valentin, S OBP: 0.313, SLG: 0.414 (1, 6) | | | | | | | | | | 4 | 0 | 0 | 0 | 0 | 3 | 3 | | | | | | | | | | | |
| Jeremy Burnitz, L OBP: 0.381, SLG: 0.550 (1, 9) | | | | | | | | | | 4 | 1 | 2 | 1 | 0 | 1 | 0 | AB 37 | | | | | | | | | | |
| Gerald Williams, R OBP: 0.285, SLG: 0.375 (1, 8) | | | | | | | | | | 4 | 2 | 2 | 0 | 0 | 1 | 1 | R 7 | | | | | | | | | | |
| Kelly Stinnett, R OBP: 0.308, SLG: 0.360 (1, 2) | | | | | | | | | | 4 | 0 | 1 | 2 | 0 | 1 | 1 | H 11 | | | | | | | | | | |
| | R: 0 E: 0 K: 1 S: 7 | H: 0 LOB: 0 BB: 0 P: 12 | R: 1 E: 0 K: 2 S: 14 | H: 2 LOB: 1 BB: 0 P: 20 | R: 3 E: 0 K: 0 S: 9 | H: 2 LOB: 1 BB: 2 P: 25 | R: 2 E: 0 K: 0 S: 8 | H: 3 LOB: 1 BB: 0 P: 12 | R: 0 E: 0 K: 1 S: 7 | H: 0 LOB: 0 BB: 0 P: 8 | R: 1 E: 0 K: 1 S: 14 | H: 2 LOB: 1 BB: 0 P: 19 | R: 0 E: 0 K: 2 S: 10 | H: 1 LOB: 1 BB: 0 P: 16 | R: 0 E: 0 K: 2 S: 7 | H: 0 LOB: 0 BB: 0 P: 9 | R: 0 E: 0 K: 1 S: 8 | H: 1 LOB: 0 BB: 0 P: 13 | 1B: 5 2B: 6 3B: 0 HR: 0 | SF: 0 SAC: 0 DP: 0 HBP: 0 | WP: 0 PB: 0 SB: 0 CS: 1 | PA: 39 | | | | | |
| PITCHER | IP | WLS | BF | H | R | ER | SO | BB | IBB | HBP | BLK | WP | HR | S | P | ERA | WHIP | | | | | | | | | | |
| Dan Serafini, L ERA: 3.38 (1, 1) | 3.0 | L | 17 | 6 | 6 | 6 | 3 | 2 | 0 | 0 | 0 | 0 | 0 | 34 | 61 | 18.00 | 2.667 | | | | | | | | | | |
| Frankie Rodriguez, R ERA: 4.79 (4, 1) | 5.0 | | 19 | 4 | 1 | 1 | 6 | 0 | 0 | 0 | 0 | 0 | 0 | 42 | 60 | 1.80 | 0.800 | | | | | | | | | | |
| Rick Aguilera, R ERA: 3.8 (9, 1) | 1.0 | S | 3 | 1 | 0 | 0 | 1 | 0 | 0 | 0 | 0 | 0 | 0 | 8 | 13 | 0.00 | 1.000 | | | | | | | | | | |

Milwaukee Brewers @ Minnesota Twins
Hubert H. Humphrey Metrodome, Minneapolis, MN

AB 37
R 7
H 11
RBI 7
BB 2
SO 10
LOB 13



WP: 0 PA: 39
PB: 0
SB: 0
CS: 1

Fri Sep 19 1997, 8:05 PM EDT
Att: 15,006 - Dome - 70 F

| Batter | 1 | 2 | 3 | 4 | 5 | 6 | 7 | 8 | 9 | AB | R | H | RBI | BB | SO | LOB | BOTTOM | | | | | | | | | | |
|--|------------------------------|----------------------------------|-------------------------------|----------------------------------|------------------------------|----------------------------------|------------------------------|----------------------------------|-------------------------------|----------------------------------|------------------------------|----------------------------------|-------------------------------|----------------------------------|------------------------------|----------------------------------|------------------------------|----------------------------------|----------------------------------|------------------------------------|----------------------------------|--------|--|--|--|--|--|
| Chuck Knoblauch, R OBP: 0.392, SLG: 0.418 (1, 4) | | | | | | | | | | 3 | 0 | 0 | 0 | 0 | 1 | 0 | | | | | | | | | | | |
| Brent Brade, L OBP: 0.357, SLG: 0.390 (1, 9) | | | | | | | | | | 4 | 0 | 0 | 0 | 0 | 0 | 3 | | | | | | | | | | | |
| Paul Moltzer, R OBP: 0.351, SLG: 0.436 (1, 10) | | | | | | | | | | 3 | 0 | 0 | 1 | 0 | 0 | 0 | | | | | | | | | | | |
| David Ortiz, L OBP: 0.394, SLG: 0.516 (1, 3) | | | | | | | | | | 4 | 0 | 1 | 0 | 0 | 2 | 2 | | | | | | | | | | | |
| Marty Cordova, R OBP: 0.293, SLG: 0.403 (1, 7) | | | | | | | | | | 3 | 1 | 0 | 0 | 1 | 1 | 1 | | | | | | | | | | | |
| Matt Lawton, L OBP: 0.394, SLG: 0.410 (1, 8) | | | | | | | | | | 3 | 2 | 2 | 2 | 1 | 1 | 1 | | | | | | | | | | | |
| Damian Miller, R OBP: 0.281, SLG: 0.352 (1, 2) | | | | | | | | | | 3 | 0 | 1 | 0 | 0 | 0 | 2 | AB 32 | | | | | | | | | | |
| Denny Hocking, S OBP: 0.309, SLG: 0.376 (9, PH) | | | | | | | | | | 1 | 0 | 0 | 0 | 0 | 1 | 0 | R 4 | | | | | | | | | | |
| Todd Walker, L OBP: 0.268, SLG: 0.311 (1, 5) | | | | | | | | | | 4 | 1 | 2 | 1 | 0 | 0 | 0 | H 7 | | | | | | | | | | |
| Pat Meares, R OBP: 0.319, SLG: 0.403 (1, 6) | | | | | | | | | | 3 | 0 | 1 | 0 | 0 | 0 | 2 | RBI 4 | | | | | | | | | | |
| Rich Becker, L OBP: 0.354, SLG: 0.393 (9, PH) | | | | | | | | | | 1 | 0 | 0 | 0 | 0 | 0 | 0 | BB 2 | | | | | | | | | | |
| | R: 0 E: 0 K: 0 S: 8 | H: 0 LOB: 0 BB: 0 P: 15 | R: 1 E: 0 K: 1 S: 12 | H: 2 LOB: 1 BB: 1 P: 16 | R: 0 E: 0 K: 1 S: 8 | H: 0 LOB: 0 BB: 0 P: 13 | R: 0 E: 0 K: 0 S: 7 | H: 1 LOB: 1 BB: 1 P: 14 | R: 1 E: 0 K: 1 S: 10 | H: 2 LOB: 2 BB: 0 P: 14 | R: 1 E: 0 K: 0 S: 8 | H: 1 LOB: 0 BB: 0 P: 11 | R: 0 E: 0 K: 2 S: 12 | H: 0 LOB: 0 BB: 0 P: 13 | R: 0 E: 0 K: 2 S: 7 | H: 0 LOB: 0 BB: 0 P: 17 | R: 1 E: 0 K: 1 S: 7 | H: 1 LOB: 0 BB: 0 P: 10 | 1B: 5 2B: 0 3B: 0 HR: 2 | SF: 1 SAC: 0 DP: 1 HBP: 1 | WP: 0 PB: 0 SB: 0 CS: 0 | PA: 36 | | | | | |
| PITCHER | IP | WLS | BF | H | R | ER | SO | BB | IBB | HBP | BLK | WP | HR | S | P | ERA | WHIP | | | | | | | | | | |
| Jose Mercedes, R ERA: 3.79 (1, 1) | 7.0 | W | 29 | 6 | 3 | 3 | 3 | 2 | 0 | 0 | 0 | 0 | 1 | 61 | 96 | 3.86 | 1.143 | | | | | | | | | | |
| Al Reyes, R ERA: 6.65 (8, 1) | 1.0 | | 4 | 1 | 1 | 1 | 2 | 0 | 0 | 0 | 0 | 0 | 1 | 13 | 18 | 9.00 | 1.000 | | | | | | | | | | |
| Doug Jones, R ERA: 1.83 (9, 1) | 1.0 | S | 3 | 0 | 0 | 0 | 1 | 0 | 0 | 0 | 0 | 0 | 0 | 6 | 9 | 0.00 | 0.000 | | | | | | | | | | |

Milwaukee Brewers @ Minnesota Twins
Hubert H. Humphrey Metrodome, Minneapolis, MN

AB 32
R 4
H 7
RBI 4
BB 2
SO 6
LOB 11



WP: 0 PA: 36
PB: 0
SB: 0
CS: 0

Fri Sep 19 1997, 8:05 PM EDT
Att: 15,006 - Dome - 70 F

| Batter | 1 | 2 | 3 | 4 | 5 | 6 | 7 | 8 | 9 | AB | R | H | RBI | BB | SO | LOB | TOP | | | | |
|---|-------------------------------|----------------------------------|------------------------------|----------------------------------|------------------------------|----------------------------------|------------------------------|----------------------------------|------------------------------|----------------------------------|-------------------------------|----------------------------------|-------------------------------|----------------------------------|------------------------------|----------------------------------|--|------------------------------------|----------------------------------|--------|--|
| Fernando Vina, L (1, 4) OBP: 0.324, SLG: 0.361 | 0-3 K | | 0-0 G4-3 | | | 1-1 P6 | | 0-1 P6 | | 4 | 0 | 0 | 0 | 0 | 1 | 1 | Milwaukee Brewers @ Minnesota Twins Hubert H. Humphrey Metrodome, Minneapolis, MN Sat Sep 20 1997, 8:05 PM EDT Att: 30,652 - Dome - 70 F | | | | |
| Jeff Cirillo, R (1, 5) OBP: 0.369, SLG: 0.424 | 4-1 BB | | 1-3 K | | | 2-2 1B 2B | | 1-2 F8 | | 3 | 1 | 1 | 0 | 1 | 1 | 0 | | | | | |
| Dave Nilsson, L (1, 10) OBP: 0.353, SLG: 0.456 | 2-2 P4 | | | | | 1-0 L8 | | 1-2 G1 | | 4 | 0 | 0 | 0 | 0 | 0 | 2 | | | | | |
| Julio Franco, R (1, 3) OBP: 0.361, SLG: 0.358 | 2-3 K | | | | | 0-1 BB 1B | | | | 4 | 0 | 1 | 1 | 0 | 2 | 1 | | | | | |
| Jeremy Burnitz, L (1, 9) OBP: 0.383, SLG: 0.549 Jack Voigt, R (9, PH) OBP: 0.342, SLG: 0.529 | 1-3 K | | | | | 4-2 FC4-6 BB | | | | 1 | 0 | 0 | 0 | 2 | 1 | 0 | | | | | |
| Jose Valentin, S (1, 6) OBP: 0.313, SLG: 0.412 | 4-2 FC6-4 BB | | | | | 1-2 BB | | | | 0 | 0 | 0 | 0 | 1 | 0 | 0 | | | | | |
| Darrin Jackson, R (1, 7) OBP: 0.283, SLG: 0.399 | 1-2 L9 | | | | | 2-1 G5-3 | | | | 4 | 0 | 0 | 0 | 0 | 1 | 2 | | | | | |
| Gerald Williams, R (1, 8) OBP: 0.284, SLG: 0.373 | 0-0 FC6-4 | | | | | 1-3 K2-3 | | | | 3 | 0 | 0 | 0 | 0 | 1 | 1 | | | | | |
| Jesse Levis, L (1, 2) OBP: 0.355, SLG: 0.333 | 4-1 G4-3 BB | | | | | 2-2 P4 | | | | 2 | 0 | 0 | 0 | 1 | 0 | 0 | | | | | |
| Inning Stats | R: 0 E: 0 K: 2 S: 12 | H: 0 LOB: 1 BB: 1 P: 20 | R: 0 E: 0 K: 1 S: 9 | H: 0 LOB: 1 BB: 1 P: 15 | R: 0 E: 0 K: 1 S: 6 | H: 0 LOB: 0 BB: 1 P: 11 | R: 0 E: 0 K: 0 S: 6 | H: 0 LOB: 0 BB: 0 P: 14 | R: 0 E: 0 K: 0 S: 6 | H: 0 LOB: 0 BB: 0 P: 10 | R: 1 E: 0 K: 0 S: 13 | H: 2 LOB: 2 BB: 1 P: 23 | R: 0 E: 0 K: 2 S: 10 | H: 0 LOB: 0 BB: 0 P: 14 | R: 0 E: 0 K: 0 S: 8 | H: 0 LOB: 1 BB: 1 P: 10 | 1B: 1 2B: 1 3B: 0 HR: 0 | SF: 0 SAC: 0 DP: 1 HBP: 0 | WP: 0 PB: 0 SB: 0 CS: 0 | PA: 34 | |
| PITCHER | IP | WLS | BF | H | R | ER | SO | BB | IBB | HBP | BLK | WP | HR | S | P | ERA | WHIP | | | | |
| LaTroy Hawkins, R (1, 1) ERA: 5.63 | 6.0 | W | 24 | 2 | 1 | 1 | 4 | 5 | 0 | 0 | 0 | 0 | 0 | 52 | 93 | 1.50 | 1.167 | | | | |
| Mike Trombley, R (7, 1) ERA: 4.09 | 1.0 | | 3 | 0 | 0 | 0 | 2 | 0 | 0 | 0 | 0 | 0 | 0 | 10 | 14 | 0.00 | 0.000 | | | | |
| Greg Swindell, L (8, 1) ERA: 3.69 | 2.0 | S | 7 | 0 | 0 | 0 | 2 | 1 | 0 | 0 | 0 | 0 | 0 | 18 | 28 | 0.00 | 0.500 | | | | |

| Batter | 1 | 2 | 3 | 4 | 5 | 6 | 7 | 8 | 9 | AB | R | H | RBI | BB | SO | LOB | BOTTOM | | | | |
|---|-------------------------------|----------------------------------|-------------------------------|----------------------------------|-------------------------------|----------------------------------|------------------------------|----------------------------------|------------------------------|---------------------------------|-------------------------------|----------------------------------|-------------------------------|----------------------------------|------------------------------|---------------------------------|--|------------------------------------|----------------------------------|--------|--|
| Chuck Knoblauch, R (1, 4) OBP: 0.395, SLG: 0.419 | 4-2 1B SF9 BB | | | | | 3-2 G6-3 | | 0-1 1B | | 3 | 2 | 2 | 0 | 1 | 0 | 1 | Milwaukee Brewers @ Minnesota Twins Hubert H. Humphrey Metrodome, Minneapolis, MN Sat Sep 20 1997, 8:05 PM EDT Att: 30,652 - Dome - 70 F | | | | |
| Brent Brade, L (1, 3) OBP: 0.368, SLG: 0.395 | 0-0 SF9 S 1B | | | | | 4-1 FC6-4 BB | | 0-0 E 1B | | 3 | 0 | 2 | 0 | 2 | 0 | 3 | | | | | |
| Paul Moltitor, R (1, 10) OBP: 0.350, SLG: 0.434 | 0-0 F8 | | | | | 1-0 FC6-4 | | 0-1 FC4 1B | | 5 | 1 | 1 | 0 | 0 | 0 | 5 | | | | | |
| Ron Coomer, R (1, 5) OBP: 0.320, SLG: 0.423 Denny Hocking, S (9, 5) OBP: 0.309, SLG: 0.376 | 2-2 SF9 | | | | | 1-2 G5-3 | | 1-0 G6-4-3 1B | | 4 | 0 | 1 | 2 | 0 | 0 | 3 | | | | | |
| Matt Lawton, L (1, 9) OBP: 0.368, SLG: 0.413 | 4-1 FC6-4 BB | | | | | 2-2 3B 2B | | 0-0 G6-4-3 | | 2 | 1 | 1 | 0 | 2 | 0 | 1 | | | | | |
| Marty Cordova, R (1, 7) OBP: 0.293, SLG: 0.407 | 1-1 FC6-4 | | | | | 3-0 G5-4-3 | | 1-2 SF8 3B | | 4 | 1 | 1 | 1 | 0 | 1 | 4 | | | | | |
| Damian Miller, R (1, 2) OBP: 0.279, SLG: 0.351 | | | | | | 2-0 F9 | | 0-0 SF8 | | 3 | 0 | 1 | 1 | 0 | 0 | 0 | | | | | |
| Rich Becker, L (1, 8) OBP: 0.353, SLG: 0.392 | 3-2 F9 | | | | | 3-3 K | | 2-1 1B | | 4 | 0 | 1 | 0 | 0 | 1 | 1 | | | | | |
| Pat Meares, R (1, 6) OBP: 0.323, SLG: 0.412 | 1-1 LG 1B | | | | | 4-2 G6-3 BB | | 0-3 K | | 3 | 1 | 2 | 1 | 1 | 1 | 1 | | | | | |
| Inning Stats | R: 1 E: 0 K: 0 S: 11 | H: 1 LOB: 2 BB: 2 P: 22 | R: 0 E: 0 K: 0 S: 11 | H: 3 LOB: 0 BB: 0 P: 18 | R: 0 E: 0 K: 1 S: 12 | H: 0 LOB: 1 BB: 1 P: 19 | R: 1 E: 0 K: 0 S: 9 | H: 2 LOB: 3 BB: 1 P: 20 | R: 0 E: 0 K: 0 S: 3 | H: 0 LOB: 0 BB: 0 P: 5 | R: 0 E: 0 K: 1 S: 11 | H: 0 LOB: 2 BB: 2 P: 26 | R: 2 E: 0 K: 1 S: 15 | H: 3 LOB: 1 BB: 0 P: 23 | R: 2 E: 1 K: 0 S: 7 | H: 3 LOB: 0 BB: 0 P: 8 | 1B: 9 2B: 2 3B: 1 HR: 1 | SF: 2 SAC: 0 DP: 3 HBP: 2 | WP: 0 PB: 0 SB: 1 CS: 0 | PA: 41 | |
| PITCHER | IP | WLS | BF | H | R | ER | SO | BB | IBB | HBP | BLK | WP | HR | S | P | ERA | WHIP | | | | |
| 21 Cal Eldred, R (1, 1) ERA: 5.1 | 6.0 | L | 30 | 6 | 2 | 2 | 2 | 6 | 0 | 0 | 0 | 0 | 0 | 15 | 23 | 18.00 | 3.000 | | | | |
| Mike Fetters, R (7, 1) ERA: 3.55 | 1.0 | | 6 | 3 | 2 | 2 | 1 | 0 | 0 | 0 | 0 | 0 | 0 | 7 | 8 | 9.00 | 3.000 | | | | |
| Bryce Florie, R (8, 1) ERA: 4.38 | 1.0 | | 5 | 3 | 2 | 1 | 0 | 0 | 0 | 0 | 0 | 0 | 0 | 7 | 8 | 9.00 | 3.000 | | | | |



| Batter | 1 | 2 | 3 | 4 | 5 | 6 | 7 | 8 | 9 | 10 | AB | R | H | RBI | BB | SO | LOB | TOP | | | | | | | |
|---|------------------------------|----------------------------------|------------------------------|---------------------------------|------------------------------|---------------------------------|-------------------------------|----------------------------------|------------------------------|----------------------------------|-------------------------------|----------------------------------|-------------------------------|----------------------------------|------------------------------|----------------------------------|-------------------------------|----------------------------------|-------------------------------|----------------------------------|----------------------------------|------------------------------------|----------------------------------|--------|--|
| Fernando Vina, L (1.4) OBP: 0.323, SLG: 0.360 | 1-3 K | | 1-1 F8 | | | 1-2 1B | | 0-0 F8 | | | 4 | 0 | 1 | 0 | 0 | 1 | 0 | | | | | | | | |
| Jeff Cirillo, R (1.5) OBP: 0.369, SLG: 0.430 | 0-0 HR | | | 0-2 G4-3 1B | | 0-1 P6 | | | 2-3 K | | 4 | 1 | 2 | 1 | 0 | 1 | 1 | | | | | | | | |
| Dave Nisson, L (1.10) OBP: 0.351, SLG: 0.453 | 1-0 P6 | | | 1-3 K | | 1-2 F8 | | | 3-2 G4-3 | | 4 | 0 | 0 | 0 | 0 | 1 | 2 | | | | | | | | |
| Julio Franco, R (1.3) OBP: 0.360, SLG: 0.357 | 0-3 K | | | 3-2 G4-3 | | 2-1 F9 | | | 0-2 S 1B | | 4 | 0 | 1 | 0 | 0 | 1 | 1 | | | | | | | | |
| Jeremy Burnitz, L (1.9) OBP: 0.322, SLG: 0.546 | | 2-1 P3 | | 1-1 F7 | | 3-2 1B | | | 1-3 K | | 4 | 0 | 1 | 0 | 0 | 1 | 2 | | | | | | | | |
| Jose Valentin, S (1.6) OBP: 0.310, SLG: 0.408 | | 1-1 G3 | | | 1-3 K | | | 1-0 F8 | | 1-2 P6 | 4 | 0 | 0 | 0 | 0 | 1 | 1 | | | | | | | | |
| Darrin Jackson, R (1.7) OBP: 0.277, SLG: 0.390 | | 0-1 F8 | | | 0-0 F9 | | | 0-3 K | | 0-2 G5-3 | 4 | 0 | 0 | 0 | 0 | 1 | 1 | | | | | | | | |
| Gerald Williams, R (1.8) OBP: 0.284, SLG: 0.374 | | | 0-0 F8 | | 2-3 K | | | 2-3 K | | 1-1 K | 4 | 0 | 1 | 0 | 0 | 2 | 0 | | | | | | | | |
| Jesse Levis, L (1.2) OBP: 0.349, SLG: 0.326 | | | 0-1 G6-3 | | | 1-1 G5-3 | | 1-2 G4-3 | | 1-1 G3-1 | 4 | 0 | 0 | 0 | 0 | 0 | 1 | | | | | | | | |
| Inning Stats | R: 1 E: 0 K: 2 S: 8 | H: 1 LOB: 0 BB: 0 P: 10 | R: 0 E: 0 K: 0 S: 6 | H: 0 LOB: 0 BB: 0 P: 9 | R: 0 E: 0 K: 0 S: 5 | H: 0 LOB: 0 BB: 0 P: 6 | R: 0 E: 0 K: 1 S: 12 | H: 1 LOB: 1 BB: 0 P: 17 | R: 0 E: 0 K: 2 S: 7 | H: 0 LOB: 0 BB: 0 P: 10 | R: 0 E: 0 K: 0 S: 11 | H: 1 LOB: 1 BB: 0 P: 14 | R: 0 E: 0 K: 1 S: 10 | H: 1 LOB: 1 BB: 0 P: 16 | R: 0 E: 0 K: 1 S: 8 | H: 0 LOB: 0 BB: 0 P: 11 | R: 0 E: 0 K: 2 S: 15 | H: 1 LOB: 1 BB: 0 P: 21 | R: 0 E: 0 K: 0 S: 11 | H: 1 LOB: 1 BB: 0 P: 14 | 1B: 4 2B: 1 3B: 0 HR: 1 | SF: 0 SAC: 0 DP: 0 HBP: 0 | WP: 0 PB: 0 SB: 1 CS: 0 | PA: 36 | |
| PITCHER Brad Radke, R (1.1) ERA: 3.71 | IP 10.0 | WLS W 36 | BF H 6 | R ER 1 | SO 9 | BB 0 | IBB 0 | HBP 0 | BLK 0 | WP 0 | HR 1 | S 93 | P 128 | ERA 0.90 | WHIP 0.600 | | | | | | | | | | |

Milwaukee Brewers @ Minnesota Twins
Hubert H. Humphrey Metrodome, Minneapolis, MN
Sun Sep 21 1997, 4:33 AM EDT
Att. 13,263 - Dome

AB 36
R 1
H 6
RBI 1
BB 0
SO 9
LOB 9



| Batter | 1 | 2 | 3 | 4 | 5 | 6 | 7 | 8 | 9 | 10 | AB | R | H | RBI | BB | SO | LOB | BOTTOM | | | | | | | |
|--|------------------------------|----------------------------------|-------------------------------|----------------------------------|------------------------------|----------------------------------|------------------------------|----------------------------------|-------------------------------|----------------------------------|-------------------------------|----------------------------------|-------------------------------|----------------------------------|------------------------------|---------------------------------|-------------------------------|----------------------------------|------------------------------|---------------------------------|----------------------------------|------------------------------------|----------------------------------|--------|--|
| Chuck Knoblauch, R (1.4) OBP: 0.394, SLG: 0.419 | 2-2 F9 | | 0-1 WP 2B | | | 3-2 E5 2B | 0-1 E6 | | | 1-1 G5-3 | 5 | 1 | 1 | 0 | 0 | 0 | 1 | | | | | | | | |
| Brent Brede, L (1.3) OBP: 0.364, SLG: 0.390 | 1-2 G3 | | 2-0 G4-3 | | | 0-1 L6 | 1-0 F7 | | | 0-0 K | 5 | 1 | 1 | 0 | 0 | 0 | 4 | | | | | | | | |
| Paul Molitor, R (1.10) OBP: 0.352, SLG: 0.439 | 1-3 K | | 2-3 K | | 1-0 G4-6-3 1B | 0-0 2B 1B | 1-3 K | | | 3-1 K 3B | 5 | 0 | 3 | 1 | 0 | 2 | 2 | | | | | | | | |
| Ron Coomer, R (1.5) OBP: 0.322, SLG: 0.425 | | 2-3 K | | 1-2 G4-6-3 | | 0-0 2B | | 2-2 FC3-6 1B | | | 4 | 0 | 2 | 1 | 0 | 1 | 1 | | | | | | | | |
| Matt Lawton, L (1.9) OBP: 0.369, SLG: 0.411 | | 3-3 K | | 4-2 CS BB | | 4-0 IBB | | 0-0 FC3-6 G4-3 | | | 2 | 0 | 0 | 0 | 2 | 1 | 1 | | | | | | | | |
| Marty Cordova, R (1.7) OBP: 0.292, SLG: 0.403 | | 4-2 FC6-4 BB | | 1-0 CS | 0-1 F8 | 0-3 K | | 0-0 G4-3 | | | 3 | 0 | 0 | 0 | 1 | 1 | 4 | | | | | | | | |
| Terry Steinbach, R (1.2) OBP: 0.308, SLG: 0.405 | | 2-2 FC6-4 | | | 2-2 G4-3 | 3-3 K | | | 1-1 G6-3 | | 4 | 0 | 0 | 0 | 0 | 1 | 4 | | | | | | | | |
| Rich Becker, L (1.8) OBP: 0.352, SLG: 0.390 | | | 0-0 P4 | | 1-2 E4 1B | | 2-3 K | | 3-2 G3-1 | | 4 | 0 | 1 | 0 | 0 | 1 | 0 | | | | | | | | |
| Pat Meares, R (1.6) OBP: 0.323, SLG: 0.410 | | | 2-2 G6-3 | | | 3-3 K | | | 1-3 K | | 2 | 0 | 0 | 0 | 0 | 1 | 1 | | | | | | | | |
| Denny Hocking, S (7, PR) (8.6) ERA: 2.84 | | | | | | | | | | | 1 | 0 | 0 | 0 | 0 | 1 | 0 | | | | | | | | |
| Inning Stats | R: 0 E: 0 K: 1 S: 9 | H: 0 LOB: 0 BB: 0 P: 13 | R: 0 E: 0 K: 2 S: 11 | H: 0 LOB: 1 BB: 1 P: 22 | R: 0 E: 0 K: 0 S: 7 | H: 1 LOB: 1 BB: 0 P: 11 | R: 0 E: 0 K: 0 S: 7 | H: 1 LOB: 0 BB: 1 P: 14 | R: 0 E: 1 K: 1 S: 12 | H: 0 LOB: 2 BB: 0 P: 18 | R: 1 E: 1 K: 2 S: 15 | H: 2 LOB: 3 BB: 1 P: 25 | R: 0 E: 1 K: 2 S: 11 | H: 0 LOB: 2 BB: 0 P: 17 | R: 0 E: 0 K: 0 S: 5 | H: 1 LOB: 0 BB: 0 P: 7 | R: 0 E: 0 K: 1 S: 10 | H: 0 LOB: 0 BB: 0 P: 15 | R: 1 E: 0 K: 0 S: 5 | H: 2 LOB: 1 BB: 0 P: 9 | 1B: 5 2B: 2 3B: 1 HR: 0 | SF: 0 SAC: 0 DP: 2 HBP: 1 | WP: 1 PB: 0 SB: 0 CS: 1 | PA: 40 | |
| PITCHER Pete Harnisch, R (1.1) ERA: 8.02 | IP 5.1 | WLS 21 | BF H 4 | R ER 0 | SO 4 | BB 2 | IBB 0 | HBP 0 | BLK 0 | WP 1 | HR 0 | S 53 | P 88 | ERA 0.00 | WHIP 1.125 | | | | | | | | | | |
| Bob Wickman, R (6.1) ERA: 2.84 | IP 3.2 | WLS 15 | BF H 2 | R ER 0 | SO 5 | BB 0 | IBB 1 | HBP 1 | BLK 0 | WP 0 | HR 0 | S 34 | P 54 | ERA 0.00 | WHIP 0.545 | | | | | | | | | | |
| Mike Fetters, R (10.1) ERA: 3.66 | IP 0.1 | WLS L | BF H 3 | R ER 1 | SO 0 | BB 0 | IBB 0 | HBP 0 | BLK 0 | WP 0 | HR 0 | S 5 | P 9 | ERA 27.00 | WHIP 6.000 | | | | | | | | | | |

Milwaukee Brewers @ Minnesota Twins
Hubert H. Humphrey Metrodome, Minneapolis, MN
Sun Sep 21 1997, 4:33 AM EDT
Att. 13,263 - Dome

AB 35
R 2
H 8
RBI 2
BB 3
SO 9
LOB 18

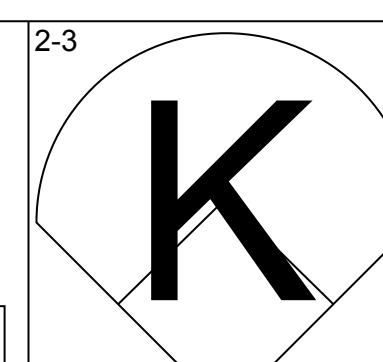
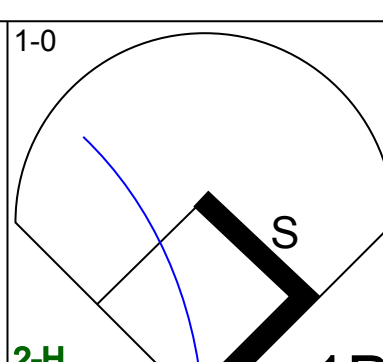
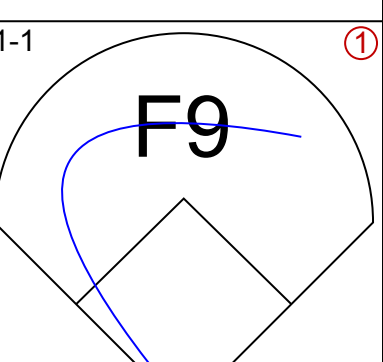
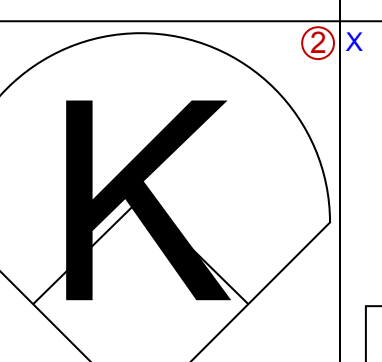
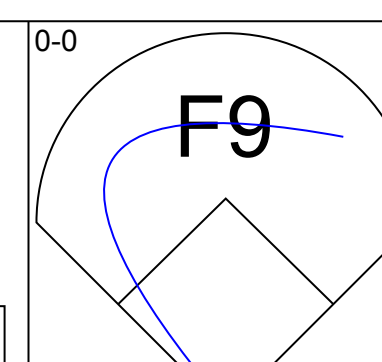
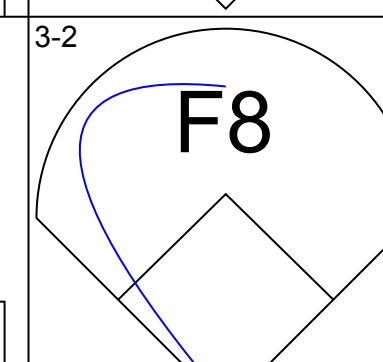
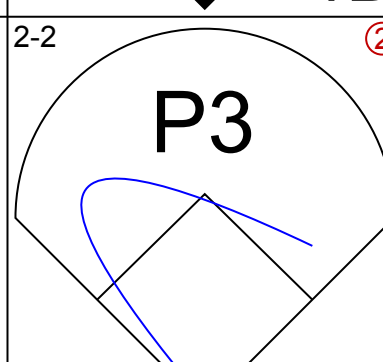
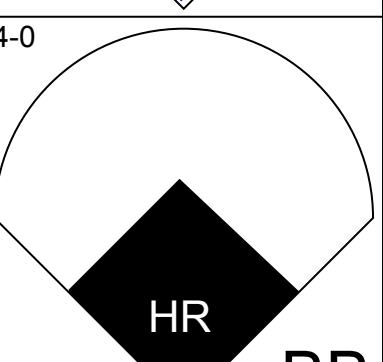
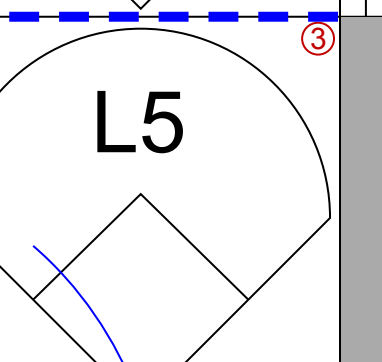
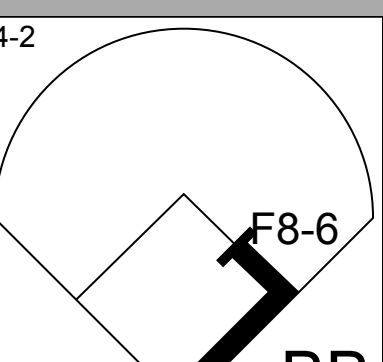
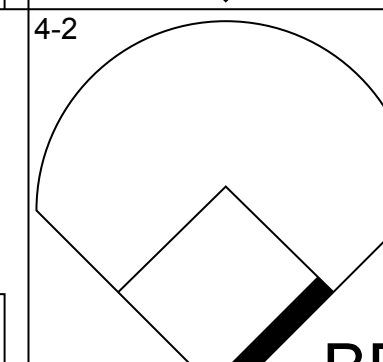
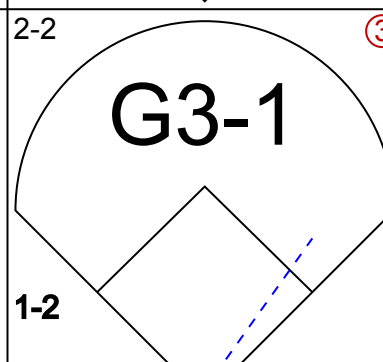
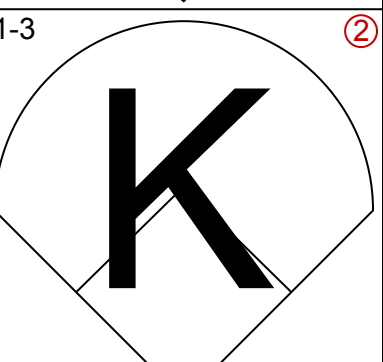
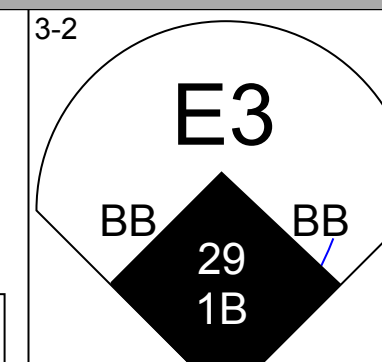
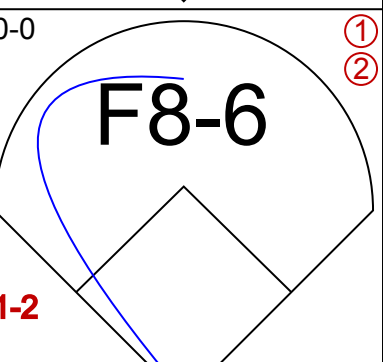
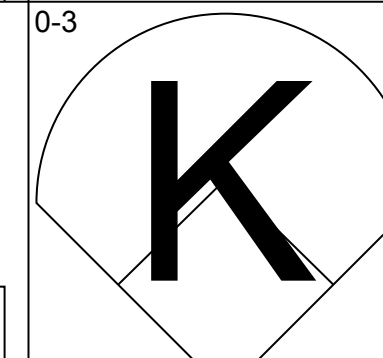
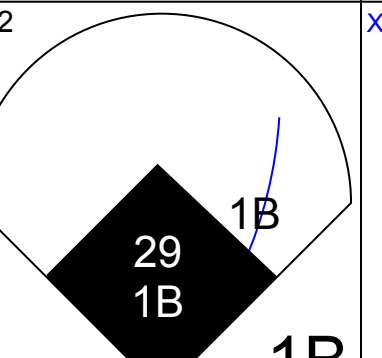
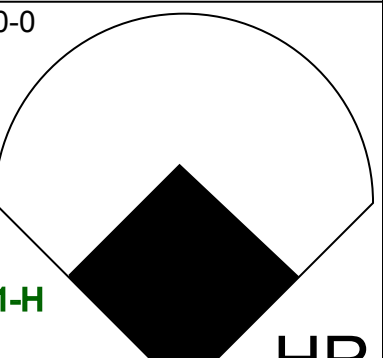
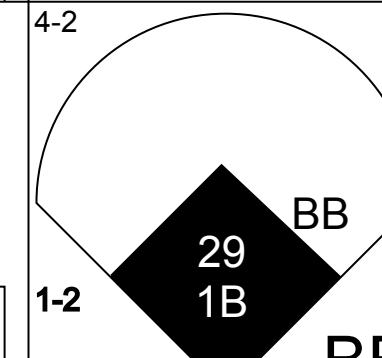
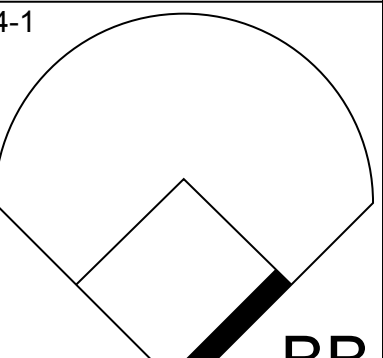
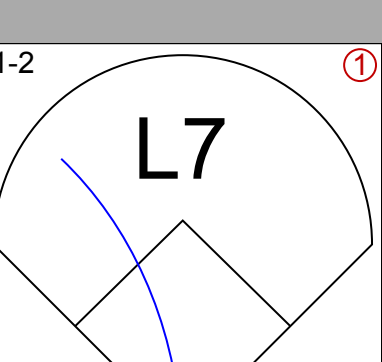
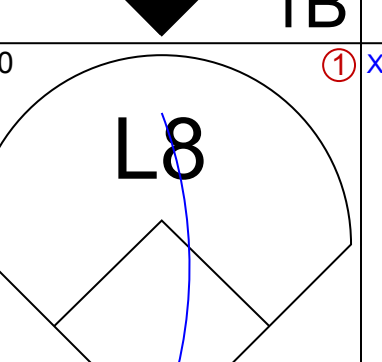
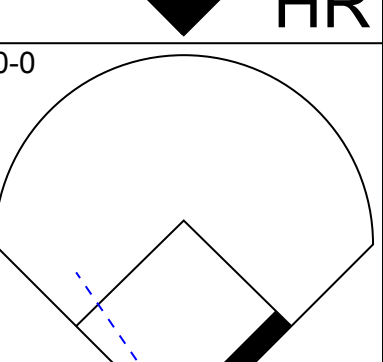
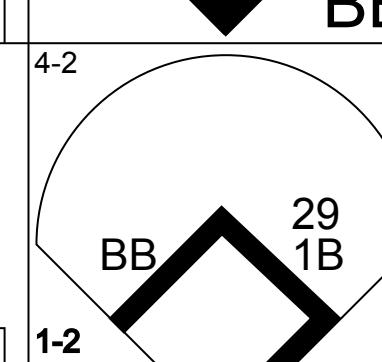
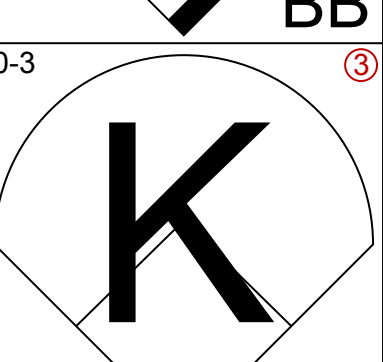

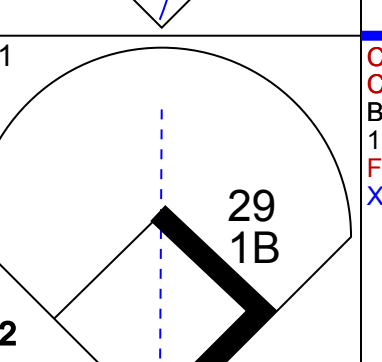
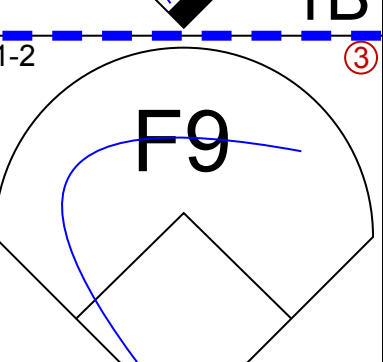
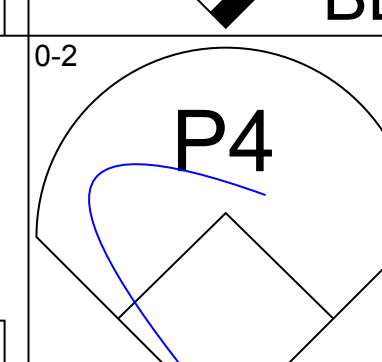
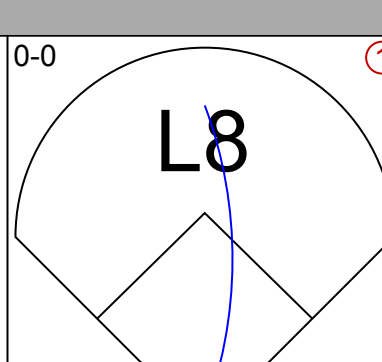

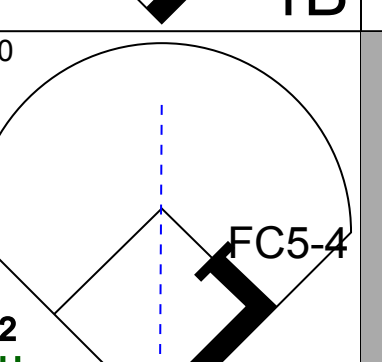

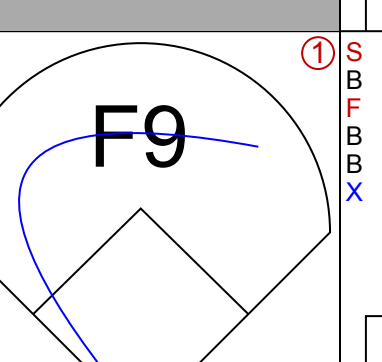
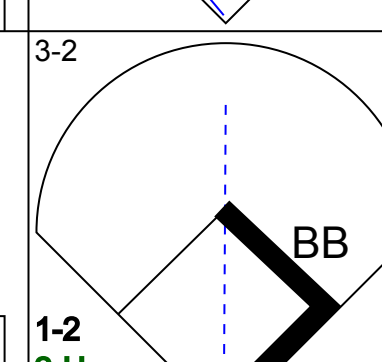
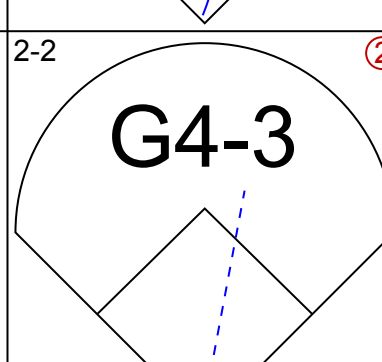
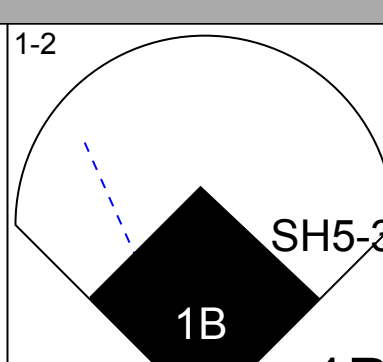
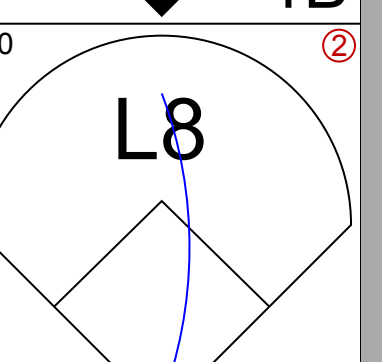
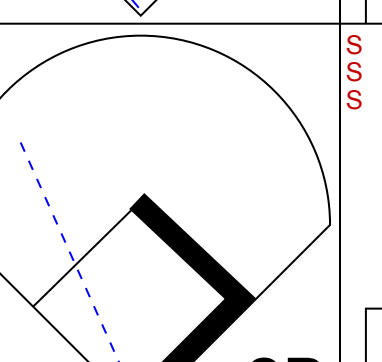
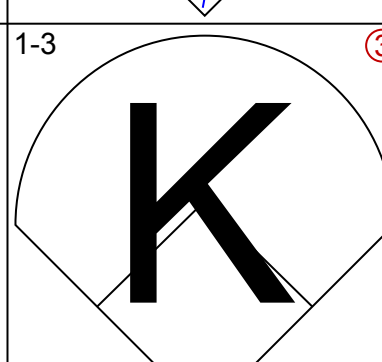
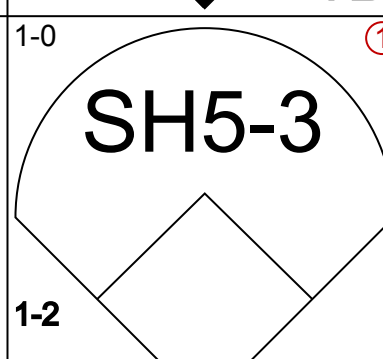
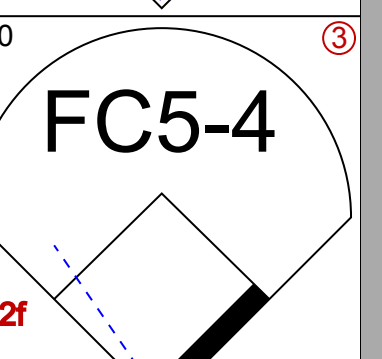
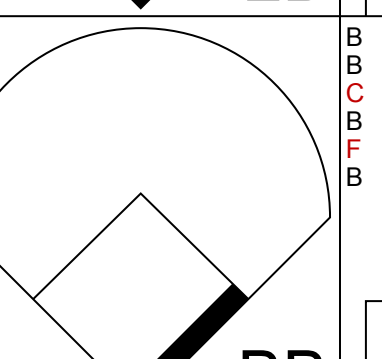
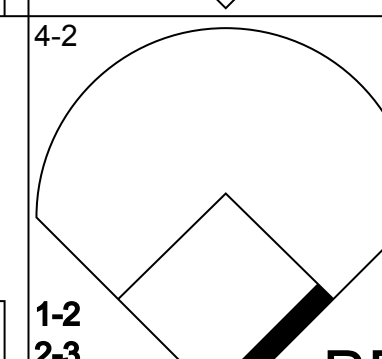


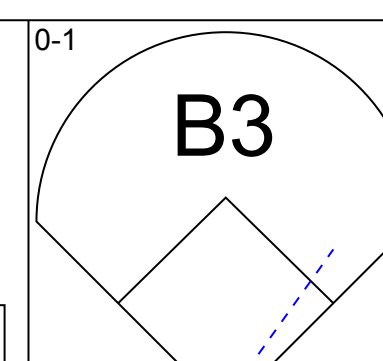
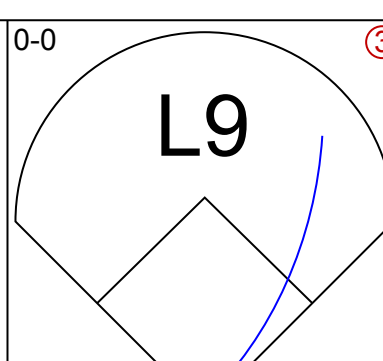
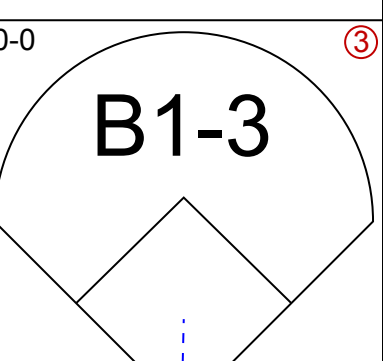
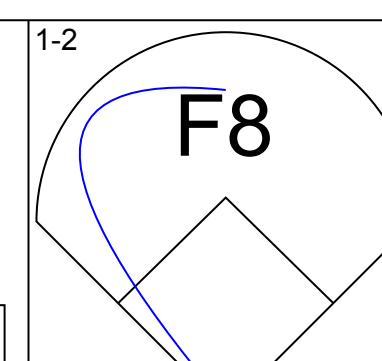
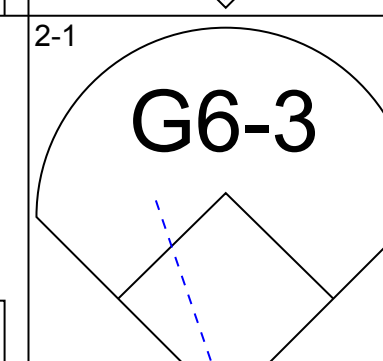
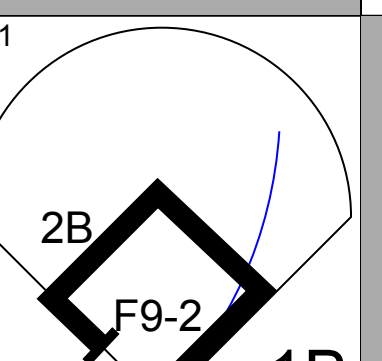

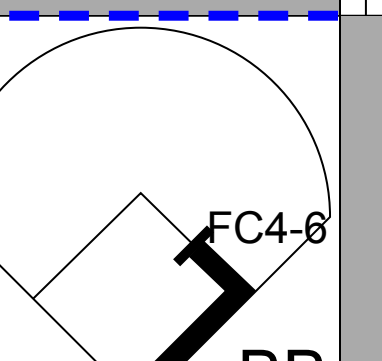

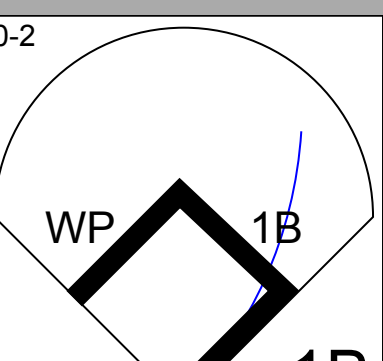
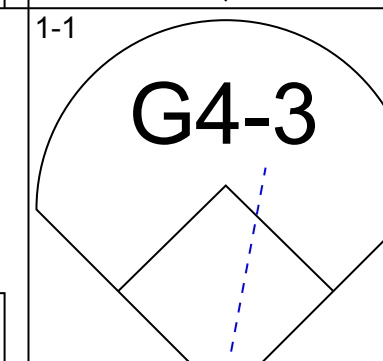
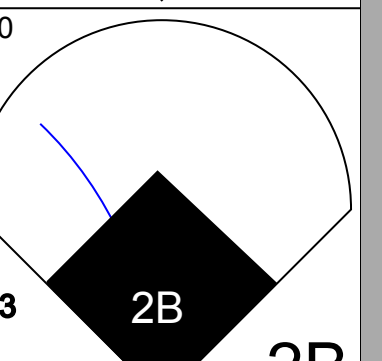

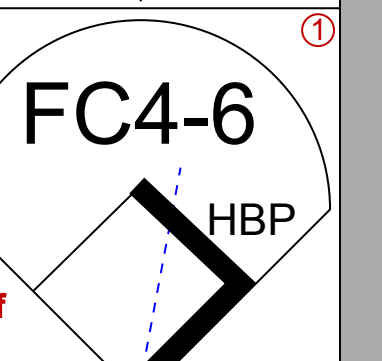

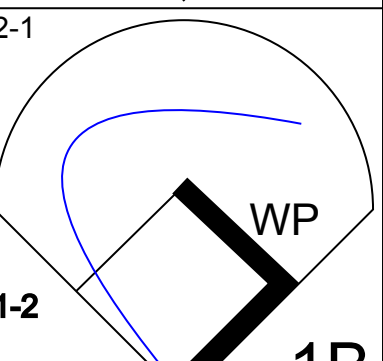
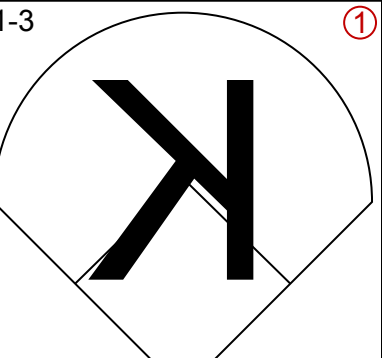
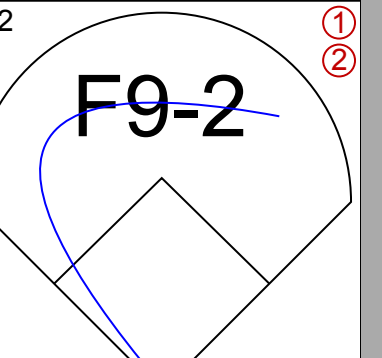

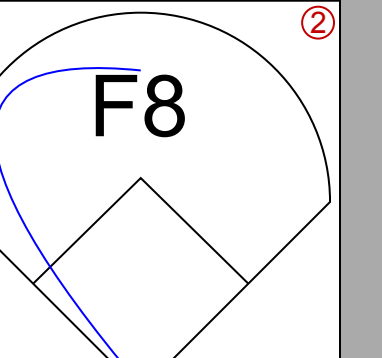
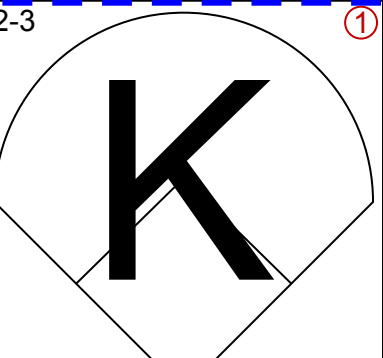

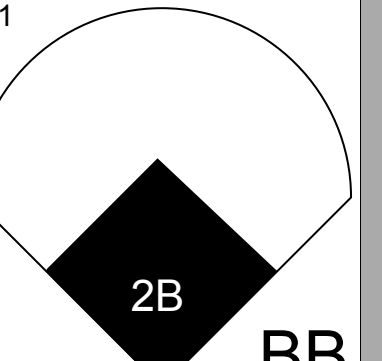

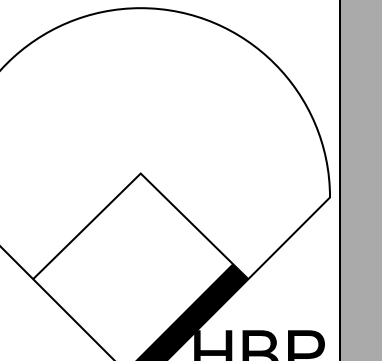
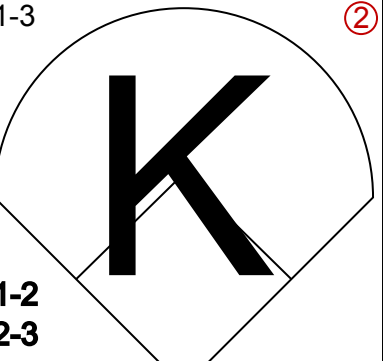

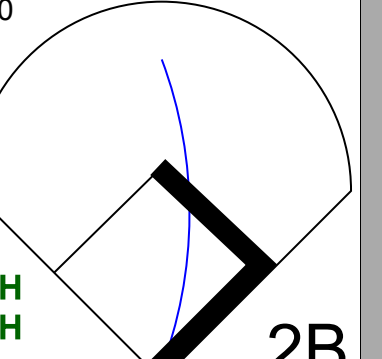

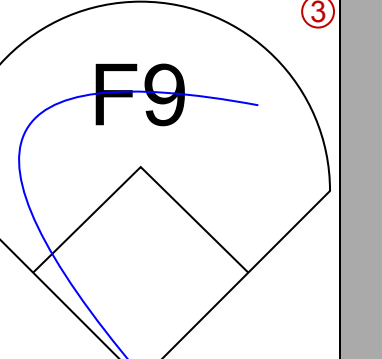
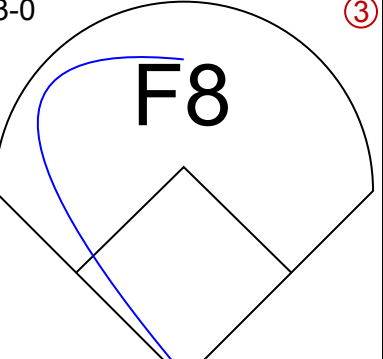
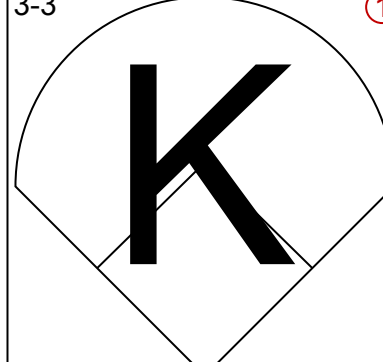
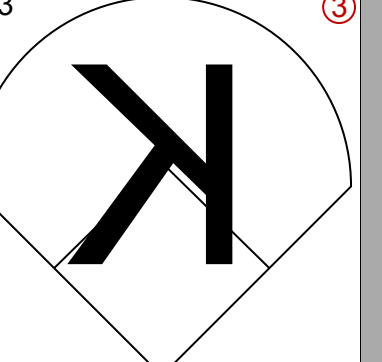
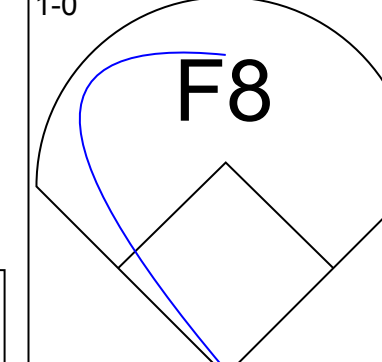
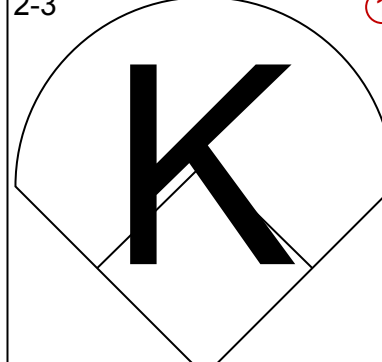
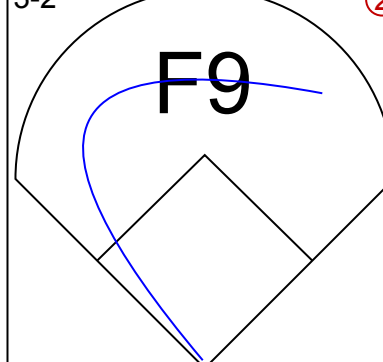
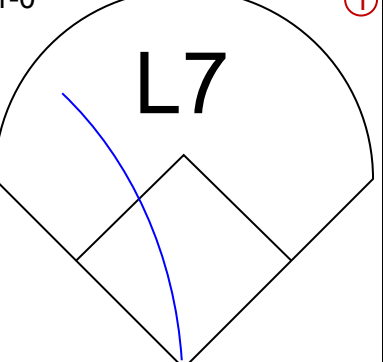
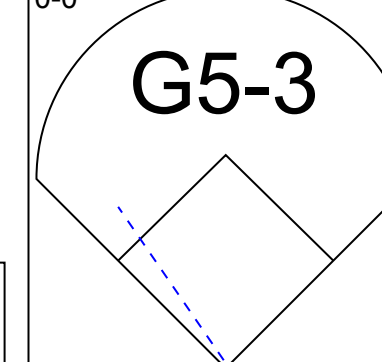
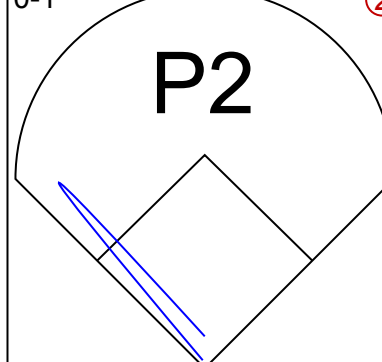
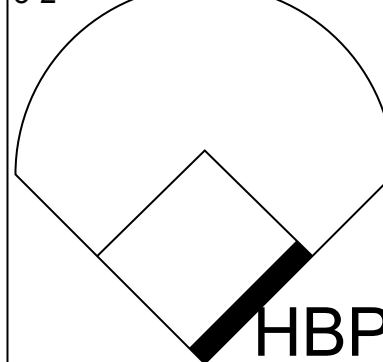
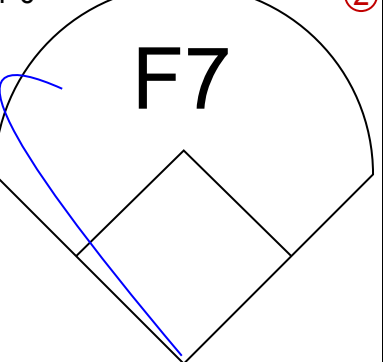
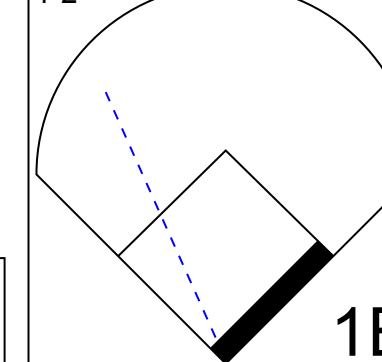
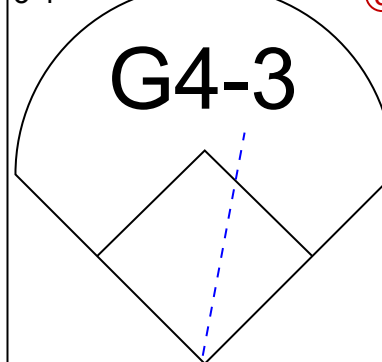
| Batter | 1 | 2 | 3 | 4 | 5 | 6 | 7 | 8 | 9 | AB | R | H | RBI | BB | SO | LOB | TOP | | | | | | | | | | |
|--|------------------------------|----------------------------------|-------------------------------|----------------------------------|-------------------------------|----------------------------------|------------------------------|----------------------------------|-------------------------------|----------------------------------|------------------------------|---------------------------------|-------------------------------|----------------------------------|------------------------------|---------------------------------|---|----------------------------------|----------------------------------|------------------------------------|----------------------------------|--------|--|--|--|--|--|
| Fernando Vina, L (1,4) OBP: 0.318, SLG: 0.355 | G6-3 | | P4 | | | G6-3 | | F7 | | 4 | 0 | 0 | 0 | 0 | 0 | 2 | Milwaukee Brewers @ Minnesota Twins Hubert H. Humphrey Metrodome, Minneapolis, MN Mon Sep 22 1997, 8:05 PM EDT Att: 10,015 - Dome livebaseballscorecards.com | | | | | | | | | | |
| Jack Voigt, R (1,3) OBP: 0.335, SLG: 0.517 Dave Nilsson, L (8,PH) OBP: 0.350, SLG: 0.452 | K | | K | | | P6 | | K | | 3 | 0 | 0 | 0 | 0 | 2 | 1 | | | | | | | | | | | |
| Jeff Cirillo, R (1,5) OBP: 0.369, SLG: 0.429 | G4-3 | | | | F8 | G6-3 | | | 1B | 4 | 0 | 1 | 0 | 0 | 0 | 0 | | | | | | | | | | | |
| Julio Franco, R (1,10) OBP: 0.361, SLG: 0.355 | | G6-3 | | | G6-4-3 BB | | G5-3 HR BB | | F9 | 2 | 1 | 0 | 0 | 2 | 0 | 0 | | | | | | | | | | | |
| Darrin Jackson, R (1,7) OBP: 0.271, SLG: 0.381 | | F8 | | | G6-4-3 1-2 | | G5-3 1-2 | | L5 | 4 | 0 | 0 | 0 | 0 | 0 | 2 | | | | | | | | | | | |
| Jose Valentin, S (1,6) OBP: 0.312, SLG: 0.415 | | | | | G4-3 | | | | K | 4 | 1 | 2 | 2 | 0 | 1 | 0 | | | | | | | | | | | |
| Jeromy Burnitz, L (1,9) OBP: 0.382, SLG: 0.545 | | G1-3 | | | | | | | 1B | 3 | 0 | 1 | 0 | 0 | 1 | 1 | | | | | | | | | | | |
| Gerald Williams, R (1,8) OBP: 0.282, SLG: 0.372 | | | K | | | | | | | 3 | 0 | 0 | 0 | 0 | 2 | 1 | | | | | | | | | | | |
| Kelly Stinnett, R (1,2) OBP: 0.321, SLG: 0.407 Jesse Levis, L (8,PH) OBP: 0.352, SLG: 0.330 | | | | | | | | | 1B | 2 | 0 | 1 | 0 | 0 | 0 | 1 | | | | | | | | | | | |
| | | | | | | | | | 1B | 1 | 0 | 1 | 0 | 0 | 0 | 0 | | | | | | | | | | | |
| Inning Stats | R: 0 E: 0 K: 1 S: 9 | H: 0 LOB: 0 BB: 0 P: 13 | R: 0 E: 0 K: 0 S: 11 | H: 1 LOB: 1 BB: 0 P: 17 | R: 0 E: 0 K: 2 S: 11 | H: 1 LOB: 1 BB: 0 P: 19 | R: 0 E: 0 K: 0 S: 5 | H: 0 LOB: 0 BB: 1 P: 11 | R: 0 E: 0 K: 1 S: 10 | H: 1 LOB: 1 BB: 0 P: 14 | R: 0 E: 0 K: 0 S: 4 | H: 0 LOB: 0 BB: 0 P: 6 | R: 2 E: 0 K: 1 S: 10 | H: 1 LOB: 0 BB: 1 P: 17 | R: 0 E: 0 K: 1 S: 7 | H: 2 LOB: 2 BB: 0 P: 9 | R: 0 E: 0 K: 1 S: 9 | H: 0 LOB: 0 BB: 0 P: 14 | 1B: 4 2B: 1 3B: 0 HR: 1 | SF: 0 SAC: 0 DP: 1 HBP: 0 | WP: 0 PB: 0 SB: 1 CS: 0 | PA: 33 | | | | | |
| PITCHER | IP | WLS | BF | H | R | ER | SO | BB | IBB | HBP | BLK | WP | HR | S | P | ERA | WHIP | | | | | | | | | | |
| Travis Miller, L (1,1) ERA: 7.53 | 7.0 | W | 26 | 4 | 2 | 2 | 5 | 2 | 0 | 0 | 0 | 0 | 1 | 60 | 97 | 2.57 | 0.857 | | | | | | | | | | |
| Todd Ritchie, R (8,1) ERA: 4.71 | 1.0 | | 4 | 2 | 0 | 0 | 1 | 0 | 0 | 0 | 0 | 0 | 0 | 7 | 9 | 0.00 | 2.000 | | | | | | | | | | |
| Rick Aguilera, R (9,1) ERA: 3.74 | 1.0 | S | 3 | 0 | 0 | 0 | 1 | 0 | 0 | 0 | 0 | 0 | 0 | 9 | 14 | 0.00 | 0.000 | | | | | | | | | | |

| Batter | 1 | 2 | 3 | 4 | 5 | 6 | 7 | 8 | 9 | AB | R | H | RBI | BB | SO | LOB | BOTTOM | | | | | | | | | | |
|--|------------------------------|----------------------------------|-------------------------------|----------------------------------|-------------------------------|----------------------------------|------------------------------|----------------------------------|------------------------------|----------------------------------|-------------------------------|----------------------------------|------------------------------|----------------------------------|------------------------------|----------------------------------|---|----------------------------------|----------------------------------|------------------------------------|----------------------------------|--------|--|--|--|--|--|
| Chuck Knoblauch, R (1,4) OBP: 0.393, SLG: 0.418 | | G5-3 | | | E6 | | | F8 | | 4 | 0 | 1 | 0 | 0 | 0 | 0 | Milwaukee Brewers @ Minnesota Twins Hubert H. Humphrey Metrodome, Minneapolis, MN Mon Sep 22 1997, 8:05 PM EDT Att: 10,015 - Dome livebaseballscorecards.com | | | | | | | | | | |
| Rich Becker, L (1,8) OBP: 0.352, SLG: 0.387 | K | | | | | | | K | | 3 | 0 | 0 | 0 | 1 | 3 | 1 | | | | | | | | | | | |
| Paul Moltor, R (1,10) OBP: 0.349, SLG: 0.436 | K | | | | FC5-4 | | | P4 | | 4 | 0 | 0 | 0 | 0 | 1 | 1 | | | | | | | | | | | |
| David Ortiz, L (1,3) OBP: 0.389, SLG: 0.529 | | | K | | | | | | | 3 | 1 | 1 | 0 | 0 | 2 | 0 | | | | | | | | | | | |
| Marty Cordova, R (1,7) OBP: 0.292, SLG: 0.403 | | | | | F7 | | | K | | 3 | 1 | 1 | 0 | 0 | 1 | 0 | | | | | | | | | | | |
| Matt Lawton, L (1,9) OBP: 0.369, SLG: 0.409 | | | | | P5 | | | G6-3 | | 2 | 1 | 0 | 0 | 0 | 0 | 0 | | | | | | | | | | | |
| Damian Miller, R (1,2) OBP: 0.297, SLG: 0.417 | | | | | K | | | | | 3 | 1 | 2 | 4 | 0 | 1 | 0 | | | | | | | | | | | |
| Todd Walker, L (1,5) OBP: 0.270, SLG: 0.333 | | G4-3 | | | | | | G5-4-3 | | 3 | 1 | 1 | 1 | 0 | 0 | 1 | | | | | | | | | | | |
| Denny Hocking, S (1,6) OBP: 0.304, SLG: 0.369 | | G3 | | | | | | F9 | | 3 | 0 | 0 | 0 | 0 | 0 | 0 | | | | | | | | | | | |
| | | | | | | | | | | | | | | | | | | | | | | | | | | | |
| Inning Stats | R: 0 E: 0 K: 2 S: 9 | H: 1 LOB: 0 BB: 0 P: 14 | R: 4 E: 0 K: 0 S: 12 | H: 3 LOB: 0 BB: 0 P: 21 | R: 0 E: 0 K: 2 S: 10 | H: 0 LOB: 0 BB: 0 P: 13 | R: 0 E: 0 K: 1 S: 6 | H: 0 LOB: 0 BB: 0 P: 11 | R: 1 E: 1 K: 0 S: 9 | H: 1 LOB: 1 BB: 1 P: 18 | R: 0 E: 0 K: 2 S: 10 | H: 0 LOB: 0 BB: 0 P: 14 | R: 0 E: 0 K: 0 S: 7 | H: 1 LOB: 0 BB: 0 P: 11 | R: 0 E: 0 K: 1 S: 9 | H: 0 LOB: 0 BB: 0 P: 12 | R: 0 E: 0 K: 1 S: 9 | H: 0 LOB: 0 BB: 0 P: 14 | 1B: 3 2B: 1 3B: 0 HR: 2 | SF: 0 SAC: 0 DP: 1 HBP: 1 | WP: 0 PB: 0 SB: 0 CS: 2 | PA: 30 | | | | | |
| PITCHER | IP | WLS | BF | H | R | ER | SO | BB | IBB | HBP | BLK | WP | HR | S | P | ERA | WHIP | | | | | | | | | | |
| Jeff D'Amico, R (1,1) ERA: 4.75 | 7.0 | L | 27 | 6 | 5 | 5 | 7 | 1 | 0 | 1 | 0 | 0 | 0 | 63 | 102 | 6.43 | 1.000 | | | | | | | | | | |
| Ron Villone, L (8,1) ERA: 3.61 | 1.0 | | 3 | 0 | 0 | 0 | 1 | 0 | 0 | 0 | 0 | 0 | 0 | 9 | 12 | 0.00 | 0.000 | | | | | | | | | | |

| Batter | 1 | 2 | 3 | 4 | 5 | 6 | 7 | 8 | 9 | AB | R | H | RBI | BB | SO | LOB | TOP | | | | | | | | | | |
|---|-------------------------------|----------------------------------|------------------------------|----------------------------------|-------------------------------|----------------------------------|-------------------------------|----------------------------------|-------------------------------|----------------------------------|-------------------------------|----------------------------------|------------------------------|----------------------------------|-------------------------------|----------------------------------|---|---------------------------------|----------------------------------|------------------------------------|--|--|--|--|--|--|--|
| Jed Hansen, R (1,4) OBP: 0.404, SLG: 0.457 Scott Cooper, L (9, PH) OBP: 0.286, SLG: 0.316 | 0-0 F8 E 1B | | 1-1 2B 2B | 2-1 FC6-4 | | 2-2 F8 | | | 2-3 K | 4 | 1 | 2 | 0 | 0 | 0 | 2 | Kansas City Royals @ Milwaukee Brewers Milwaukee County Stadium, Milwaukee, WI Tue Sep 23 1997, 4:33 AM EDT Cloudy - 60 F | | | | | | | | | | |
| Rod Myers, L (1,8) OBP: 0.394, SLG: 0.432 | 1-2 F8 | | 2-3 K | | 2-3 K | | | | 0-3 K | 5 | 0 | 0 | 0 | 0 | 4 | 2 | | | | | | | | | | | |
| Jay Bell, R (1,6) OBP: 0.369, SLG: 0.468 | 3-3 K | | 2-0 2B | | 2-2 E6 2B | | 1-0 L5 | | | 4 | 1 | 1 | 1 | 0 | 1 | 1 | | | | | | | | | | | |
| Chili Davis, S (1,10) OBP: 0.386, SLG: 0.509 | 1-2 F7 | | 0-0 G6-3 | | 4-1 2B | | 1-3 K | | | 3 | 1 | 0 | 0 | 1 | 1 | 2 | | | | | | | | | | | |
| Jeff King, R (1,3) OBP: 0.338, SLG: 0.432 | | 2-2 F8 SF9 2B | 3-2 F7 | | 1-2 S 2B | | | 2-2 FC6-4 1B | | 4 | 1 | 3 | 2 | 0 | 0 | 1 | | | | | | | | | | | |
| Dean Palmer, R (1,5) OBP: 0.306, SLG: 0.438 | 0-0 F8 | | | 4-0 1B BB | | 1-3 K | | 1-2 F8 | | 3 | 0 | 0 | 0 | 1 | 1 | 3 | | | | | | | | | | | |
| Yamil Benitez, R (1,7) OBP: 0.305, SLG: 0.452 | | 4-0 BB | | 0-0 L7 | | 2-2 G5-3 | | 1-2 FC6-4 | | 3 | 0 | 0 | 0 | 1 | 0 | 3 | | | | | | | | | | | |
| Jermaine Dye, R (1,9) OBP: 0.279, SLG: 0.378 | | 2-0 SF9 | | 2-2 FC6-4 1B | | 2-2 G6-4-3 1B | | 1-3 K | | 3 | 0 | 2 | 1 | 0 | 1 | 1 | | | | | | | | | | | |
| Mike Macfarlane, R (1,2) OBP: 0.319, SLG: 0.406 Johnny Damon, L (9, PH) OBP: 0.335, SLG: 0.389 | 1-1 P3 | | | 2-3 K | | 2-2 G6-4-3 | | 0-3 K | | 3 | 0 | 0 | 0 | 0 | 1 | 4 | WP: 0 PA: 38 BB: 0 SF: 1 2B: 4 SAC: 0 3B: 0 DP: 1 HR: 0 HBP: 0 | | | | | | | | | | |
| Inning Stats | R: 0 E: 1 K: 1 S: 10 | H: 1 LOB: 1 BB: 0 P: 15 | R: 1 E: 0 K: 0 S: 9 | H: 1 LOB: 1 BB: 1 P: 18 | R: 1 E: 0 K: 1 S: 10 | H: 2 LOB: 1 BB: 0 P: 18 | R: 0 E: 0 K: 1 S: 11 | H: 1 LOB: 2 BB: 1 P: 21 | R: 2 E: 1 K: 2 S: 23 | H: 1 LOB: 1 BB: 1 P: 35 | R: 0 E: 0 K: 0 S: 12 | H: 1 LOB: 0 BB: 0 P: 18 | R: 0 E: 0 K: 2 S: 9 | H: 0 LOB: 0 BB: 0 P: 13 | R: 0 E: 0 K: 1 S: 15 | H: 1 LOB: 1 BB: 0 P: 20 | R: 0 E: 0 K: 3 S: 9 | H: 0 LOB: 0 BB: 0 P: 9 | 1B: 4 2B: 4 3B: 0 HR: 0 | SF: 1 SAC: 0 DP: 1 HBP: 0 | | | | | | | |
| PITCHER | IP | WLS | BF | H | R | ER | SO | BB | IBB | HBP | BLK | WP | HR | S | P | ERA | WHIP | | | | | | | | | | |
| Scott Karl, L (1,1) ERA: 4.37 | 6.0 | | 28 | 7 | 4 | 3 | 5 | 3 | 0 | 0 | 0 | 0 | 0 | 75 | 125 | 4.50 | 1.667 | | | | | | | | | | |
| Al Reyes, R (7,1) ERA: 6.12 | 2.0 | W | 7 | 1 | 0 | 0 | 3 | 0 | 0 | 0 | 0 | 0 | 0 | 24 | 33 | 0.00 | 0.500 | | | | | | | | | | |
| Doug Jones, R (9,1) ERA: 1.81 | 1.0 | S | 3 | 0 | 0 | 0 | 3 | 0 | 0 | 0 | 0 | 0 | 0 | 9 | 9 | 0.00 | 0.000 | | | | | | | | | | |

| Batter | 1 | 2 | 3 | 4 | 5 | 6 | 7 | 8 | 9 | AB | R | H | RBI | BB | SO | LOB | BOTTOM | | | | | | | | | | |
|--|-------------------------------|----------------------------------|------------------------------------|---------------------------------|-------------------------------|----------------------------------|------------------------------|----------------------------------|-------------------------------|----------------------------------|-------------------------------|----------------------------------|-------------------------------|----------------------------------|------------------------------|----------------------------------|---|------------------------------------|--|--|--|--|--|--|--|--|--|
| Jack Voigt, R (1,3) OBP: 0.341, SLG: 0.514 Fernando Vina, L (6, PH) OBP: 0.316, SLG: 0.353 | 4-2 L9 1B SF9 BB | | 1-2 G4-3 | | 4-2 G4-6-3 BB | | 0-0 L8 | | 1-3 K | 1 | 1 | 0 | 0 | 2 | 0 | 1 | Kansas City Royals @ Milwaukee Brewers Milwaukee County Stadium, Milwaukee, WI Tue Sep 23 1997, 4:33 AM EDT Cloudy - 60 F | | | | | | | | | | |
| Mark Loretta, R (1,4) OBP: 0.347, SLG: 0.384 | 2-2 1B | | 4-0 FC6-4 BB | | 2-1 G4-6-3 | | 4-1 1B S SH BB | 1-2 G5-4-3 1B | | 3 | 1 | 2 | 0 | 2 | 0 | 1 | | | | | | | | | | | |
| Jeff Cirillo, R (1,5) OBP: 0.369, SLG: 0.429 | 0-2 L9 | | 0-1 FC6-4 | | 1-0 1B | | 2-1 SH WP | 1-0 G5-4-3 | | 5 | 1 | 2 | 1 | 0 | 0 | 4 | | | | | | | | | | | |
| Julio Franco, R (1,10) OBP: 0.358, SLG: 0.353 | 2-3 SF9 | | 1-2 K | | 0-3 K | | 1-2 G4-3 | | | 3 | 0 | 0 | 1 | 0 | 2 | 4 | | | | | | | | | | | |
| Darrin Jackson, R (1,9) OBP: 0.272, SLG: 0.380 | 0-3 K | | | 2-2 G3-1 | | 0-2 1B G4-6-3 1B | 0-0 SH WP 2B | | | 3 | 2 | 1 | 1 | 0 | 1 | 1 | | | | | | | | | | | |
| Jose Valentin, S (1,6) | | 2-2 G6-3 | | 1-0 G5-3 | | 0-0 G4-6-3 1B | 4-1 2B BB | | | 3 | 1 | 1 | 0 | 1 | 0 | 0 | | | | | | | | | | | |
| 1B Todd Dunn, R (1,7) OBP: 0.252, SLG: 0.339 Jeromy Burnitz, L (7, PH) OBP: 0.383, SLG: 0.548 | 0-0 F8 | | | 1-0 BB 1B | | 0-2 G4-6-3 1B | 3-1 2B | | | 3 | 0 | 2 | 0 | 0 | 0 | 0 | | | | | | | | | | | |
| Gerald Williams, R (1,8) OBP: 0.282, SLG: 0.370 | 1-1 G5-3 | | | 4-1 BB | | 1-1 G4-6-3 | 0-3 K | | | 3 | 0 | 0 | 0 | 1 | 1 | 4 | | | | | | | | | | | |
| Mike Matheny, R (1,2) OBP: 0.293, SLG: 0.338 | | | 1-2 G4-3 BLK FC6-4 HBP | | 0-1 G3-1 | | 0-2 G3-1 | | | 3 | 1 | 1 | 1 | 0 | 0 | 4 | WP: 2 PA: 39 BB: 0 SF: 1 2B: 2 SAC: 1 3B: 0 DP: 3 HR: 0 HBP: 1 | | | | | | | | | | |
| Inning Stats | R: 1 E: 0 K: 1 S: 13 | H: 1 LOB: 1 BB: 1 P: 19 | R: 0 E: 0 K: 0 S: 6 | H: 0 LOB: 0 BB: 0 P: 9 | R: 1 E: 0 K: 1 S: 10 | H: 0 LOB: 1 BB: 1 P: 19 | R: 0 E: 0 K: 0 S: 8 | H: 1 LOB: 2 BB: 1 P: 16 | R: 0 E: 0 K: 1 S: 11 | H: 1 LOB: 1 BB: 1 P: 18 | R: 2 E: 0 K: 0 S: 13 | H: 4 LOB: 1 BB: 0 P: 14 | R: 3 E: 0 K: 1 S: 16 | H: 2 LOB: 2 BB: 2 P: 30 | R: 0 E: 0 K: 1 S: 7 | H: 1 LOB: 0 BB: 0 P: 10 | 1B: 8 2B: 2 3B: 0 HR: 0 | SF: 1 SAC: 1 DP: 3 HBP: 1 | | | | | | | | | |
| PITCHER | IP | WLS | BF | H | R | ER | SO | BB | IBB | HBP | BLK | WP | HR | S | P | ERA | WHIP | | | | | | | | | | |
| 50 José Rosado, L (1,1) ERA: 4.69 | 5.2 | | 27 | 7 | 4 | 4 | 3 | 4 | 0 | 1 | 1 | 1 | 0 | 60 | 94 | 6.35 | 1.941 | | | | | | | | | | |
| Hector Carrasco, R (6,1) ERA: 4.45 | 0.2 | L | 6 | 1 | 3 | 3 | 0 | 2 | 0 | 0 | 0 | 2 | 0 | 9 | 20 | 40.50 | 4.500 | | | | | | | | | | |
| Jamie Walker, L (7,1) ERA: 5.44 | 0.2 | | 3 | 1 | 0 | 0 | 1 | 0 | 0 | 0 | 0 | 0 | 0 | 8 | 11 | 0.00 | 1.500 | | | | | | | | | | |
| Gregg Olson, R (8,1) ERA: 6.04 | 1.0 | | 3 | 1 | 0 | 0 | 1 | 0 | 0 | 0 | 0 | 0 | 0 | 7 | 10 | 0.00 | 1.000 | | | | | | | | | | |


| Batter | 1 | 2 | 3 | 4 | 5 | 6 | 7 | 8 | 9 | AB | R | H | RBI | BB | SO | LOB | TOP | | | | | |
|--|---|---|---|---|--|---|---|--|-------------------------------|----------------------------------|-------------------------------|----------------------------------|-------------------------------|----------------------------------|------------------------------|----------------------------------|--|------------------------------|----------------------------------|----------------------------------|------------------------------------|----------------------------------|
| Jed Hansen, R OBP: 0.394, SLG: 0.442 |  | |  | |  |  |  | | | 5 | 0 | 1 | 1 | 0 | 2 | 5 | Kansas City Royals @ Milwaukee Brewers Milwaukee County Stadium, Milwaukee, WI Tue Sep 23 1997, 8:05 PM EDT Att: 10,423 - Unknown - 54 F livebaseballscorecards.com | | | | | |
| Johnny Damon, L OBP: 0.335, SLG: 0.387 |  | |  | |  |  | |  | | 3 | 1 | 0 | 0 | 2 | 0 | 3 | | | | | | |
| Jose Offerman, S OBP: 0.364, SLG: 0.399 |  | |  | |  | |  |  | | 4 | 1 | 0 | 0 | 1 | 1 | 3 | | | | | | |
| Jeff King, R OBP: 0.342, SLG: 0.439 |  | | |  |  | |  |  | | 3 | 3 | 2 | 2 | 2 | 1 | 1 | | | | | | |
| Jermaine Dye, R OBP: 0.281, SLG: 0.376 | |  | |  |  | |  |  | | 4 | 0 | 1 | 0 | 1 | 1 | 2 | | | | | | |
| Yamil Benitez, R OBP: 0.302, SLG: 0.445 |  | |  |  | |  | |  | | 5 | 0 | 1 | 0 | 0 | 0 | 4 | | | | | | |
| 29 Mike Sweeney, R OBP: 0.315, SLG: 0.363 |  | |  |  | |  |  |  | | 5 | 0 | 2 | 3 | 0 | 0 | 0 | | | | | | |
| Shane Halter, R OBP: 0.350, SLG: 0.402 | | |  |  | |  | |  | | 5 | 1 | 2 | 0 | 0 | 2 | 4 | | | | | | |
| Felix Martinez, S OBP: 0.367, SLG: 0.360 | | |  |  | |  |  | | | 1 | 0 | 0 | 0 | 2 | 0 | 2 | | | | | | |
| Inning Stats | R: 0 E: 0 K: 2 S: 16 | H: 0 LOB: 1 BB: 1 P: 25 | R: 0 E: 0 K: 0 S: 8 | H: 0 LOB: 0 BB: 0 P: 13 | R: 1 E: 0 K: 0 S: 12 | H: 2 LOB: 1 BB: 0 P: 19 | R: 1 E: 0 K: 0 S: 9 | H: 3 LOB: 2 BB: 0 P: 13 | R: 2 E: 0 K: 1 S: 11 | H: 2 LOB: 1 BB: 1 P: 18 | R: 0 E: 0 K: 1 S: 11 | H: 1 LOB: 2 BB: 1 P: 19 | R: 2 E: 1 K: 1 S: 23 | H: 1 LOB: 3 BB: 3 P: 41 | R: 0 E: 0 K: 1 S: 7 | H: 0 LOB: 1 BB: 2 P: 15 | | R: 0 E: 0 K: 1 S: 7 | H: 0 LOB: 0 BB: 0 P: 10 | 1B: 7 2B: 2 3B: 0 HR: 1 | SF: 0 SAC: 1 DP: 1 HBP: 0 | WP: 0 PB: 0 SB: 1 CS: 1 |
| PITCHER | IP WLS BF H R ER SO BB IBB HBP BLK WP HR S P ERA WHIP | | | | | | | | | | | | | | | | | | | | | |
| Joel Adamson, L ERA: 3.54 | (1, 1) 4.2 L 23 7 4 4 3 2 0 0 0 0 1 52 83 7.71 1.929 | | | | | | | | | | | | | | | | | | | | | |
| Al Reyes, R ERA: 5.89 | (5, 1) 1.0 5 1 0 0 1 1 0 0 0 0 0 13 21 0.00 2.000 | | | | | | | | | | | | | | | | | | | | | |
| Ron Villone, L ERA: 3.55 | (6, 1) 3.1 16 1 2 1 3 5 0 0 0 0 0 39 69 2.70 1.800 | | | | | | | | | | | | | | | | | | | | | |

| Batter | 1 | 2 | 3 | 4 | 5 | 6 | 7 | 8 | 9 | AB | R | H | RBI | BB | SO | LOB | BOTTOM | | | | | |
|---|---|---|---|--|--|---|---|---|---|---------------------------------|-------------------------------|----------------------------------|-------------------------------|----------------------------------|-------------------------------|----------------------------------|--|----------------------------------|----------------------------------|------------------------------------|----------------------------------|--------|
| Fernando Vina, L OBP: 0.313, SLG: 0.348 |  | |  | |  | |  | | | 4 | 0 | 0 | 0 | 0 | 0 | 2 | Kansas City Royals @ Milwaukee Brewers Milwaukee County Stadium, Milwaukee, WI Tue Sep 23 1997, 8:05 PM EDT Att: 10,423 - Unknown - 54 F livebaseballscorecards.com | | | | | |
| Mark Loretta, R OBP: 0.350, SLG: 0.387 |  | |  |  | |  |  |  | | 3 | 0 | 2 | 0 | 1 | 0 | 0 | | | | | | |
| Jeff Cirillo, R OBP: 0.370, SLG: 0.431 |  | |  |  | |  |  |  | | 4 | 1 | 2 | 0 | 0 | 0 | 1 | | | | | | |
| Jeromy Burnitz, L OBP: 0.380, SLG: 0.543 | |  |  |  | |  | |  | | 4 | 0 | 0 | 0 | 0 | 2 | 5 | | | | | | |
| Dave Nilsson, L OBP: 0.353, SLG: 0.452 |  | |  |  | |  | |  | | 2 | 1 | 1 | 0 | 1 | 1 | 2 | | | | | | |
| Darin Jackson, R OBP: 0.272, SLG: 0.383 |  | |  |  | |  | |  | | 4 | 0 | 1 | 2 | 0 | 0 | 5 | | | | | | |
| Brian Banks, S OBP: 0.270, SLG: 0.269 | | |  |  | | |  | |  | 4 | 0 | 0 | 0 | 0 | 3 | 1 | | | | | | |
| 18 Todd Dunn, R OBP: 0.246, SLG: 0.330 | | |  | |  | |  | |  | 3 | 0 | 0 | 0 | 0 | 0 | 0 | | | | | | |
| Jeff Huson, L OBP: 0.242, SLG: 0.227 | | | | | | | | | | 1 | 0 | 0 | 0 | 0 | 0 | 0 | | | | | | |
| Jesse Levis, L OBP: 0.354, SLG: 0.330 | | |  |  | | |  |  | | 3 | 0 | 1 | 0 | 0 | 0 | 0 | | | | | | |
| Inning Stats | R: 0 E: 0 K: 0 S: 6 | H: 0 LOB: 0 BB: 0 P: 9 | R: 0 E: 0 K: 1 S: 11 | H: 1 LOB: 0 BB: 0 P: 16 | R: 0 E: 0 K: 1 S: 9 | H: 0 LOB: 1 BB: 0 P: 18 | R: 2 E: 0 K: 1 S: 12 | H: 3 LOB: 1 BB: 1 P: 25 | R: 0 E: 0 K: 0 S: 3 | H: 0 LOB: 0 BB: 0 P: 5 | R: 0 E: 0 K: 0 S: 11 | H: 0 LOB: 2 BB: 1 P: 19 | R: 0 E: 0 K: 2 S: 17 | H: 1 LOB: 1 BB: 0 P: 12 | R: 0 E: 0 K: 2 S: 17 | H: 2 LOB: 2 BB: 0 P: 25 | R: 0 E: 0 K: 1 S: 7 | H: 0 LOB: 0 BB: 0 P: 12 | 1B: 5 2B: 3 3B: 0 HR: 0 | SF: 0 SAC: 0 DP: 2 HBP: 2 | WP: 1 PB: 0 SB: 0 CS: 0 | PA: 36 |
| PITCHER | IP WLS BF H R ER SO BB IBB HBP BLK WP HR S P ERA WHIP | | | | | | | | | | | | | | | | | | | | | |
| Jim Pittsley, R ERA: 3.56 | (1, 1) 5.0 W 19 4 2 2 3 1 0 1 0 0 0 41 73 3.60 1.000 | | | | | | | | | | | | | | | | | | | | | |
| Ricky Bones, R ERA: 7.0 | (6, 1) 2.0 11 3 0 0 0 1 0 1 0 0 0 27 40 0.00 2.000 | | | | | | | | | | | | | | | | | | | | | |
| Matt Whisenant, L ERA: 4.71 | (8, 1) 1.0 3 0 0 0 2 0 0 0 0 1 0 10 16 0.00 0.000 | | | | | | | | | | | | | | | | | | | | | |
| Hipolito Pichardo, R ERA: 4.4 | (9, 1) 1.0 3 0 0 0 1 0 0 0 0 0 0 7 12 0.00 0.000 | | | | | | | | | | | | | | | | | | | | | |


| Batter | 1 | 2 | 3 | 4 | 5 | 6 | 7 | 8 | 9 | AB | R | H | RBI | BB | SO | LOB | TOP | | | | | | | | |
|--|-------------------------------|----------------------------------|------------------------------|----------------------------------|------------------------------|----------------------------------|------------------------------|----------------------------------|------------------------------|----------------------------------|-------------------------------|----------------------------------|------------------------------|----------------------------------|-------------------------------|----------------------------------|---|---------------------------------|----------------------------------|------------------------------------|----------------------------------|--------|--|--|--|
| Jose Offerman, S (1, 4) OBP: 0.360, SLG: 0.395 | 1-2 L5 | | 0-2 P6 | | 1-0 G4-3 | | 1-1 SH1-3 | | | 3 | 0 | 0 | 0 | 0 | 0 | 2 | Kansas City Royals @ Milwaukee Brewers Milwaukee County Stadium, Milwaukee, WI Thu Sep 25 1997, 4:33 AM EDT Att: 8,857 - Sunny - 73 F | | | | | | | | |
| Johnny Damon, L (1, 8) OBP: 0.338, SLG: 0.386 | 3-2 G4-3 | | | 2-1 G6-3 | | 0-1 1B 2B 1B | 2-0 P3 | | | 4 | 1 | 1 | 0 | 0 | 0 | 1 | | | | | | | | | |
| Larry Sutton, L (1, 10) OBP: 0.343, SLG: 0.419 | 0-1 2B | | | 0-0 L8 | | 1-2 2B G4-3 1B | 2-2 F9 | | | 4 | 1 | 2 | 0 | 0 | 0 | 1 | | | | | | | | | |
| Jeff King, R (1, 3) OBP: 0.341, SLG: 0.437 | 1-2 F8 | | | 1-0 1B | | 0-0 G4-3 1-3 2H 2B | 3-3 K | | | 4 | 0 | 2 | 1 | 0 | 1 | 1 | | | | | | | | | |
| Scott Cooper, L (1, 5) OBP: 0.285, SLG: 0.310 | | 2-2 P3 | | 1-2 P5 | | 4-1 G4-3 BB | 2-3 K | | | 3 | 0 | 0 | 0 | 1 | 1 | 1 | | | | | | | | | |
| Yamil Benitez, R (1, 7) OBP: 0.301, SLG: 0.441 | 1-1 F7 | | | | 0-1 SH1-3 1B | 1-3 K | 0-3 K | | | 4 | 0 | 1 | 0 | 0 | 2 | 3 | | | | | | | | | |
| Jermaine Dye, R (9, 9) OBP: 0.281, SLG: 0.371 | | | | | | | | | | 0 | 0 | 0 | 0 | 0 | 0 | 0 | | | | | | | | | |
| Rod Myers, L (1, 9) OBP: 0.368, SLG: 0.392 | 3-1 G6-3 | | | | 1-1 SH1-3 | 3-2 G4-3 | | 0-0 G4-3 | | 3 | 0 | 0 | 1 | 0 | 0 | 2 | | | | | | | | | |
| 29 Mike Sweeney, R (1, 2) OBP: 0.308, SLG: 0.355 | | | 0-0 F7 | | 2-1 L4 | 1-1 G6-3 | | 2-0 G6-3 | | 4 | 0 | 0 | 0 | 0 | 0 | 3 | | | | | | | | | |
| Felix Martinez, S (1, 6) OBP: 0.382, SLG: 0.357 | | | 1-3 K | | 4-2 BB | | 0-1 SH1-3 1B | 1-2 G2 | | 3 | 0 | 1 | 0 | 1 | 1 | 0 | | | | | | | | | |
| Inning Stats | R: 0 E: 0 K: 0 S: 12 | H: 1 LOB: 1 BB: 0 P: 17 | R: 0 E: 0 K: 0 S: 8 | H: 0 LOB: 0 BB: 0 P: 14 | R: 0 E: 0 K: 1 S: 9 | H: 0 LOB: 0 BB: 0 P: 10 | R: 0 E: 0 K: 0 S: 7 | H: 1 LOB: 1 BB: 0 P: 11 | R: 0 E: 0 K: 0 S: 9 | H: 1 LOB: 2 BB: 1 P: 17 | R: 2 E: 0 K: 1 S: 15 | H: 3 LOB: 2 BB: 1 P: 25 | R: 0 E: 0 K: 0 S: 8 | H: 1 LOB: 1 BB: 0 P: 13 | R: 0 E: 0 K: 3 S: 13 | H: 0 LOB: 0 BB: 0 P: 18 | R: 0 E: 0 K: 0 S: 5 | H: 0 LOB: 0 BB: 0 P: 8 | 1B: 5 2B: 2 3B: 0 HR: 0 | SF: 0 SAC: 0 DP: 0 HBP: 0 | WP: 0 PB: 0 SB: 0 CS: 0 | PA: 36 | | | |
| PITCHER | IP | WLS | BF | H | R | ER | SO | BB | IBB | HBP | BLK | WP | HR | S | P | ERA | WHIP | | | | | | | | |
| 21 Cal Eldred, R (1, 1) ERA: 4.99 | 8.0 | L | 33 | 7 | 2 | 2 | 5 | 2 | 0 | 0 | 0 | 0 | 0 | 81 | 125 | 2.25 | 1.125 | | | | | | | | |
| Ron Villone, L (9, 1) ERA: 3.45 | 1.0 | | 3 | 0 | 0 | 0 | 0 | 0 | 0 | 0 | 0 | 0 | 0 | 5 | 8 | 0.00 | 0.000 | | | | | | | | |

| Batter | 1 | 2 | 3 | 4 | 5 | 6 | 7 | 8 | 9 | AB | R | H | RBI | BB | SO | LOB | BOTTOM | | | | | | | | |
|--|------------------------------|---------------------------------|------------------------------|----------------------------------|------------------------------|----------------------------------|------------------------------|----------------------------------|------------------------------|---------------------------------|-------------------------------|----------------------------------|-------------------------------|----------------------------------|------------------------------|----------------------------------|---|------------------------------------|----------------------------------|--------|--|--|--|--|--|
| Fernando Vina, L (1, 4) OBP: 0.313, SLG: 0.355 | 1-1 G4-3 | | 1-0 F7 | | 1-2 FC3-6 | | | 0-1 L7 | 0-0 F8 | 5 | 0 | 0 | 0 | 0 | 0 | 4 | Kansas City Royals @ Milwaukee Brewers Milwaukee County Stadium, Milwaukee, WI Thu Sep 25 1997, 4:33 AM EDT Att: 8,857 - Sunny - 73 F | | | | | | | | |
| Jack Voigt, R (1, 10) OBP: 0.339, SLG: 0.503 | 1-1 L8 | | 2-3 K | | 1-2 F9 | | | 4-1 1B BB | | 3 | 0 | 0 | 0 | 1 | 1 | 2 | | | | | | | | | |
| Mark Loretta, R (1, 3) OBP: 0.352, SLG: 0.385 | 0-1 F9 | | | 4-0 BB | | 2-2 F8 | | 0-1 1B | | 3 | 0 | 1 | 0 | 1 | 0 | 0 | | | | | | | | | |
| Jeff Cirillo, R (1, 5) OBP: 0.365, SLG: 0.424 | | 1-1 F7 | | 2-0 F7 | | 0-1 L8 | | 1-2 L7 | | 4 | 0 | 0 | 0 | 0 | 0 | 3 | | | | | | | | | |
| Darrin Jackson, R (1, 8) OBP: 0.277, SLG: 0.379 | | 2-2 G6-3 | | 0-0 L7 | | 1-0 F8 | | 2-2 F9 | | 4 | 0 | 0 | 0 | 0 | 0 | 3 | | | | | | | | | |
| Jeremy Burnitz, L (1, 9) OBP: 0.383, SLG: 0.541 | | 3-2 HBP | | 0-2 G4-3 | | | 1-2 1B | | 4-0 BB BB | 2 | 0 | 1 | 0 | 1 | 0 | 1 | | | | | | | | | |
| Jose Valentin, S (1, 6) OBP: 0.312, SLG: 0.411 | | 0-0 P2 | | | 1-1 FC6-5 1B | | 0-3 K | | 1-2 F7 | 4 | 0 | 1 | 0 | 0 | 1 | 3 | | | | | | | | | |
| 18 Todd Dunn, R (1, 7) OBP: 0.242, SLG: 0.347 | | | 1-1 HR | | 1-1 FC6-5 | | 0-3 K | | 1-3 K | 3 | 1 | 1 | 1 | 0 | 1 | 2 | | | | | | | | | |
| Gerald Williams, R (8, 8) OBP: 0.269, SLG: 0.368 | | | | | 1-3 FC3-6 BB | | | | | 0 | 0 | 0 | 0 | 0 | 0 | 0 | | | | | | | | | |
| Dave Nilsson, L (9, PH) OBP: 0.353, SLG: 0.450 | | | | | 1-3 FC3-6 BB | | | | | 1 | 0 | 0 | 0 | 0 | 1 | 1 | | | | | | | | | |
| Kelly Stinnett, R (1, 2) OBP: 0.303, SLG: 0.355 | | | 0-1 P2 | | 4-2 FC3-6 BB | | 1-2 F8 | | 4-1 BB | 2 | 0 | 0 | 0 | 1 | 0 | 1 | | | | | | | | | |
| Julio Franco, R (9, PH) OBP: 0.363, SLG: 0.360 | | | | | 1-2 BB | | | 1-2 BB | | 0 | 0 | 0 | 0 | 1 | 0 | 0 | | | | | | | | | |
| Inning Stats | R: 0 E: 0 K: 0 S: 6 | H: 0 LOB: 0 BB: 0 P: 8 | R: 0 E: 0 K: 0 S: 9 | H: 0 LOB: 1 BB: 0 P: 15 | R: 1 E: 0 K: 1 S: 8 | H: 1 LOB: 0 BB: 0 P: 12 | R: 0 E: 0 K: 0 S: 5 | H: 0 LOB: 1 BB: 1 P: 11 | R: 0 E: 0 K: 0 S: 6 | H: 0 LOB: 0 BB: 0 P: 9 | R: 0 E: 0 K: 2 S: 10 | H: 1 LOB: 1 BB: 0 P: 11 | R: 0 E: 0 K: 0 S: 11 | H: 1 LOB: 2 BB: 1 P: 18 | R: 0 E: 0 K: 1 S: 8 | H: 0 LOB: 2 BB: 2 P: 18 | 1B: 3 2B: 0 3B: 0 HR: 1 | SF: 0 SAC: 0 DP: 0 HBP: 1 | WP: 0 PB: 0 SB: 1 CS: 0 | PA: 37 | | | | | |
| PITCHER | IP | WLS | BF | H | R | ER | SO | BB | IBB | HBP | BLK | WP | HR | S | P | ERA | WHIP | | | | | | | | |
| Glendon Rusch, L (1, 1) ERA: 5.9 | 7.1 | W | 30 | 4 | 1 | 1 | 3 | 3 | 0 | 1 | 0 | 0 | 0 | 62 | 96 | 1.23 | 0.955 | | | | | | | | |
| Scott Service, R (8, 1) ERA: 6.2 | 0.2 | | 2 | 0 | 0 | 0 | 0 | 0 | 0 | 0 | 0 | 0 | 0 | 6 | 9 | 0.00 | 0.000 | | | | | | | | |
| Hipolito Pichardo, R (9, 1) ERA: 4.31 | 1.0 | S | 5 | 0 | 0 | 0 | 1 | 2 | 0 | 0 | 0 | 0 | 0 | 8 | 18 | 0.00 | 2.000 | | | | | | | | |

AB 32
R 2
H 7
RBI 2
BB 2
SO 5
LOB 14

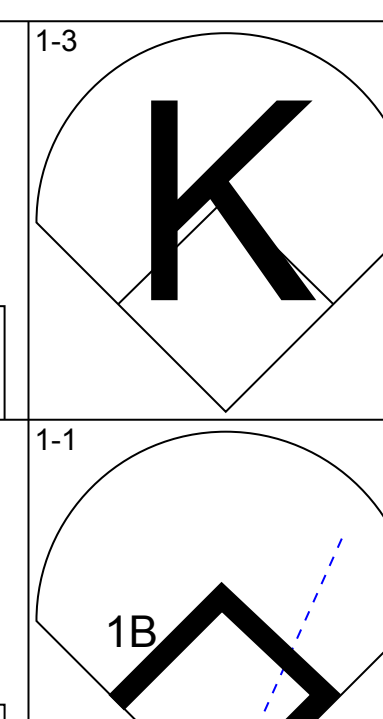
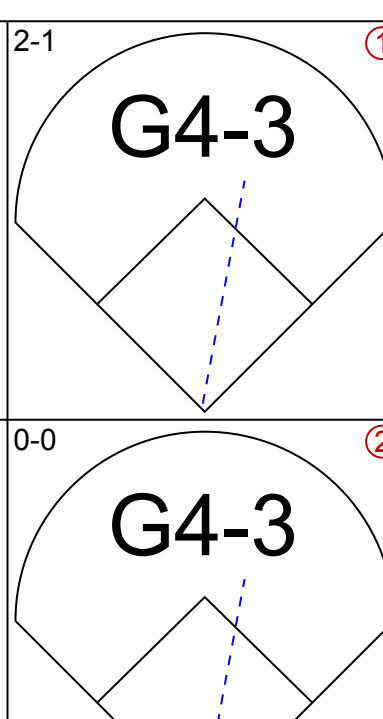
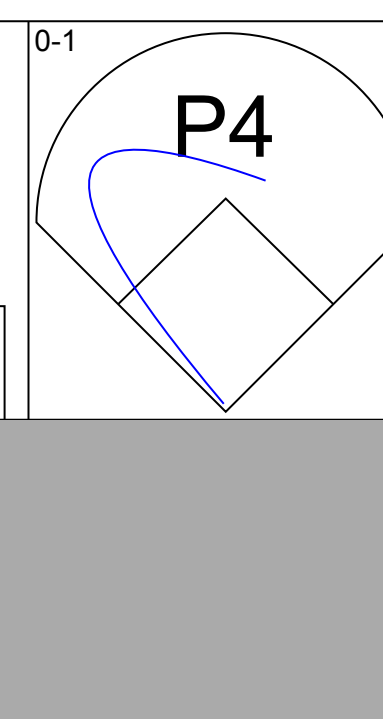
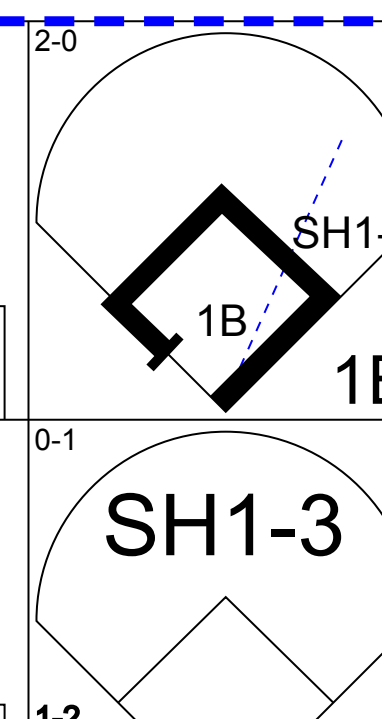
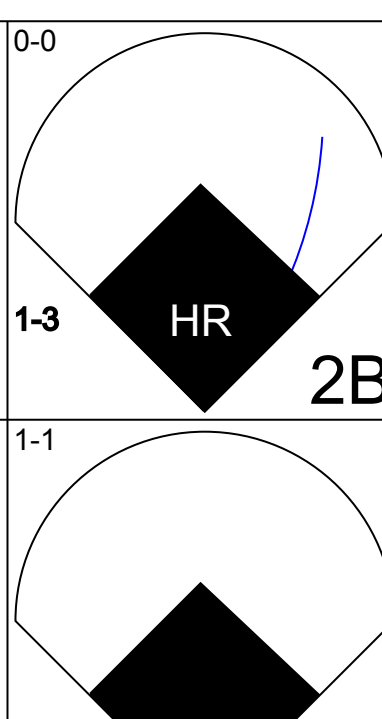
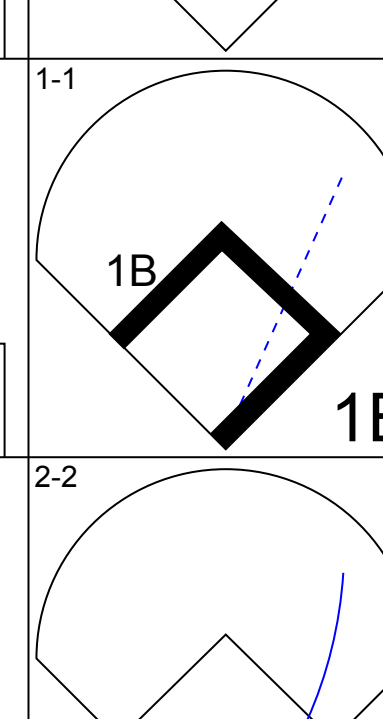
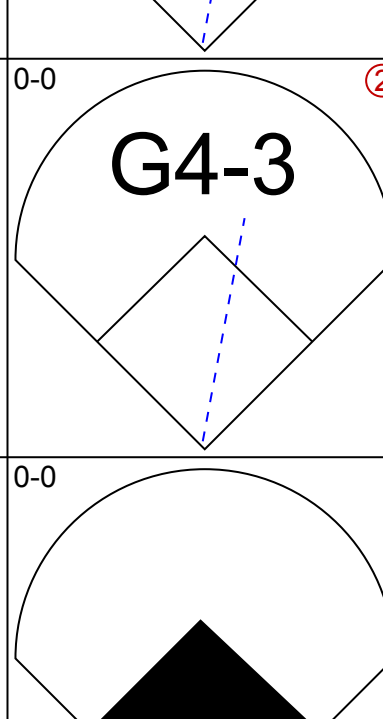
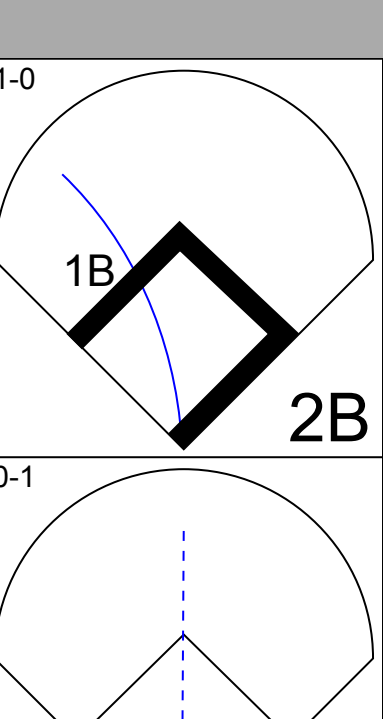
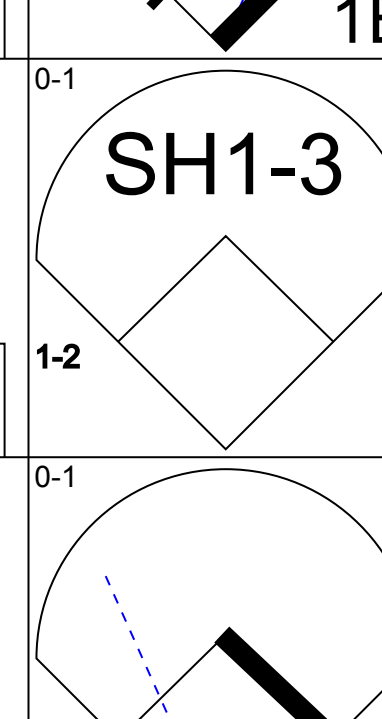
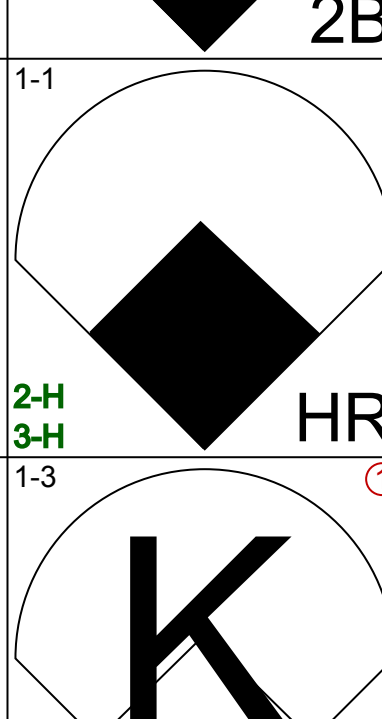
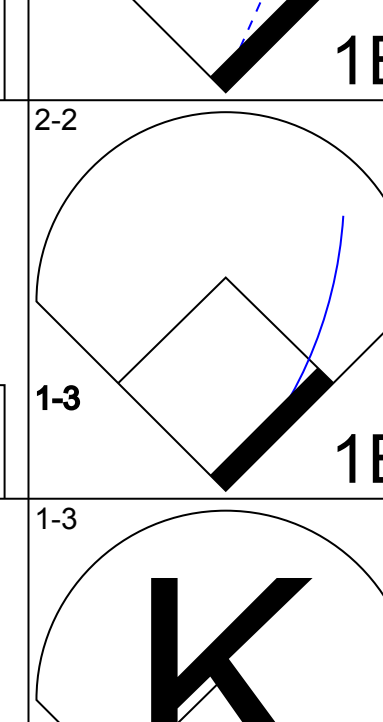
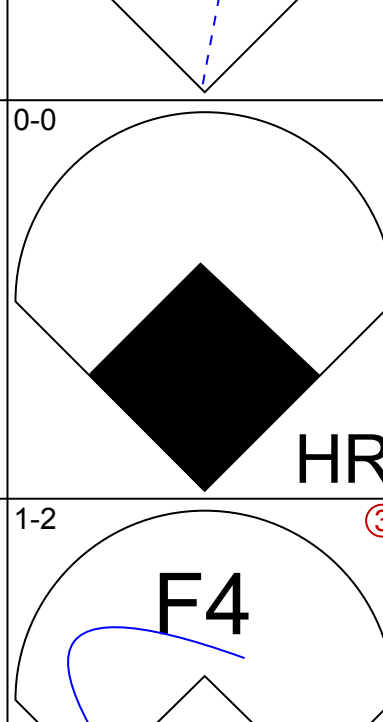
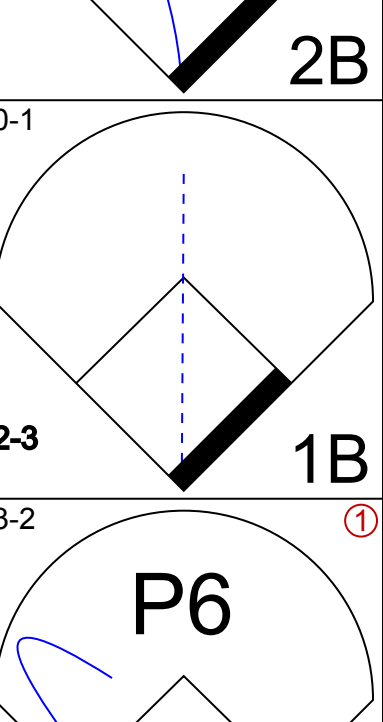
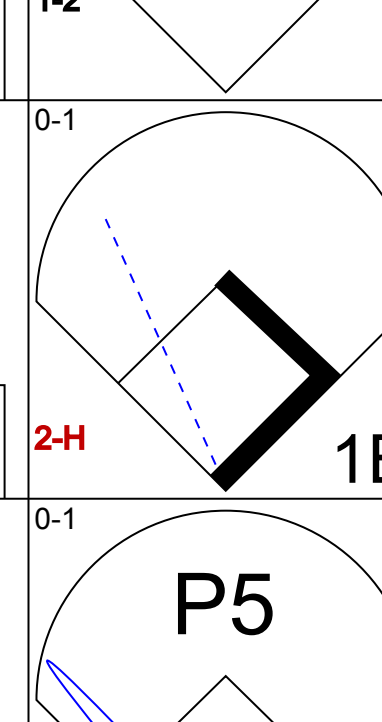
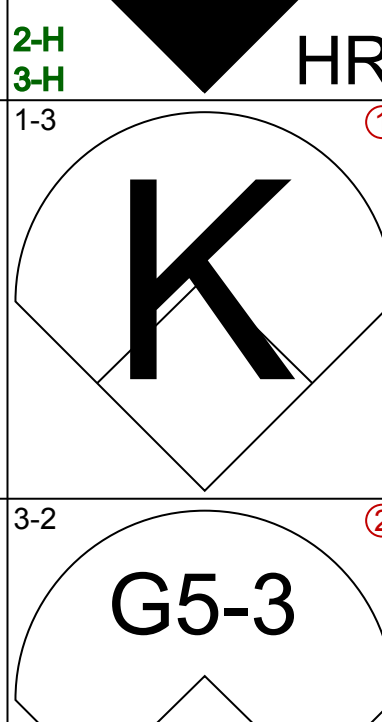
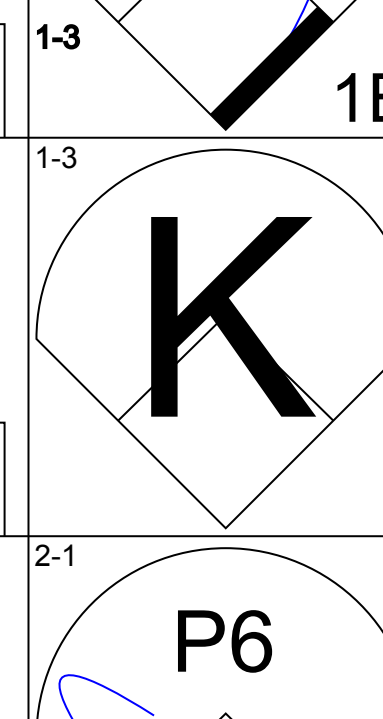
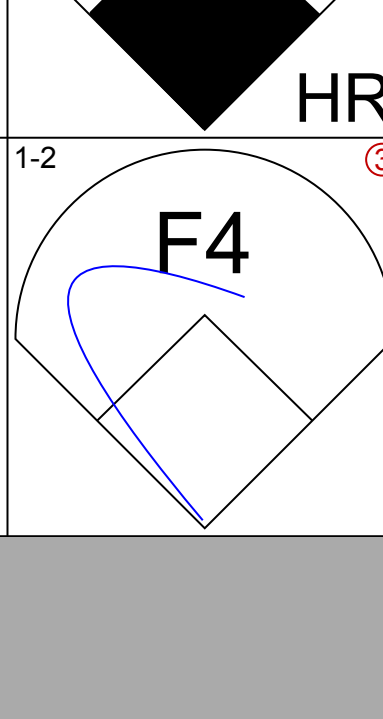
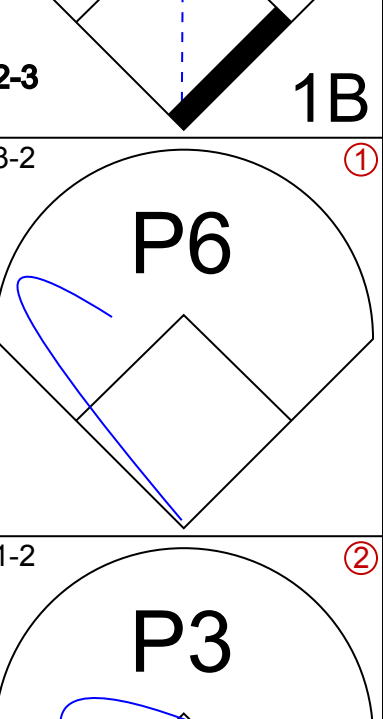
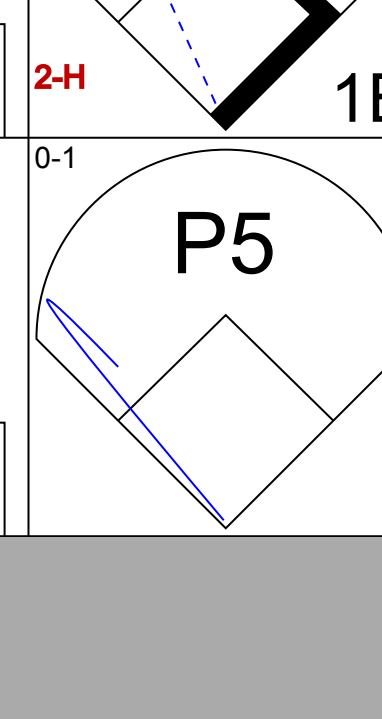
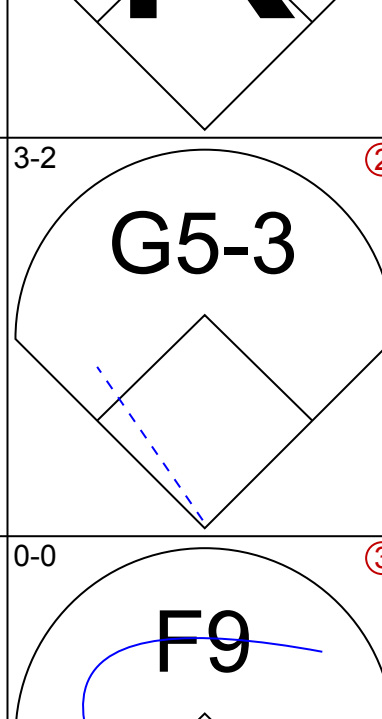
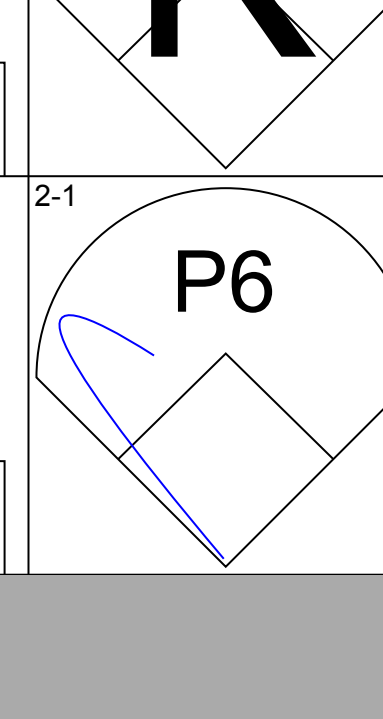

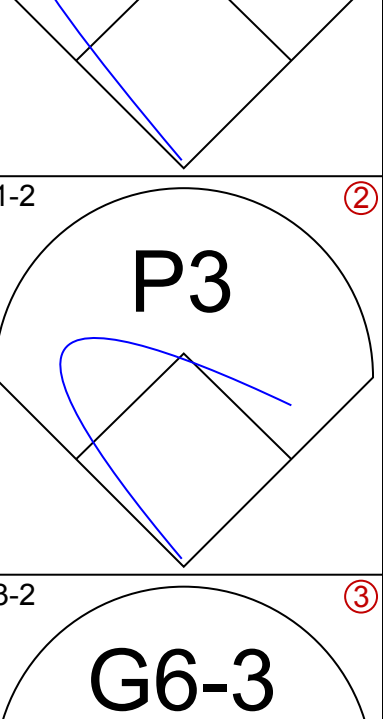

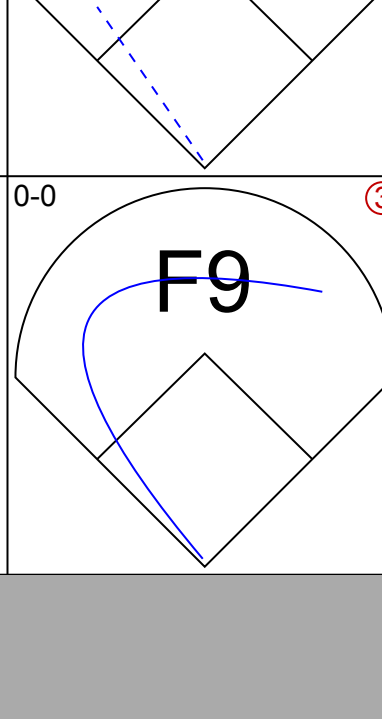
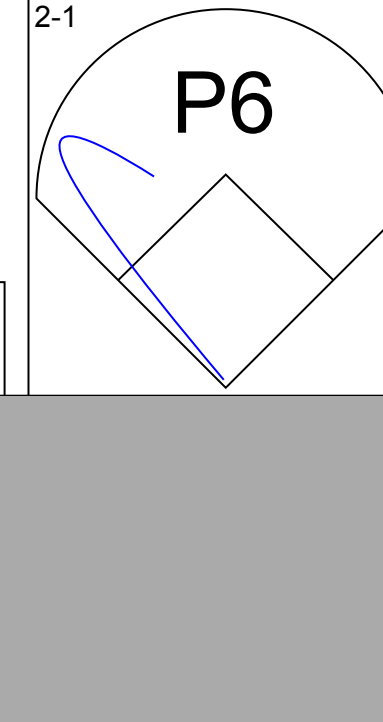
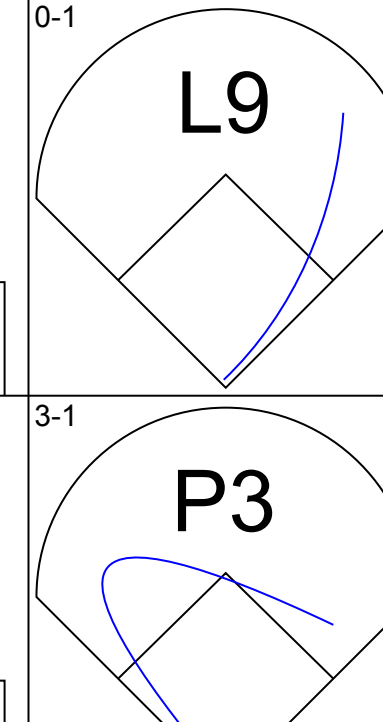
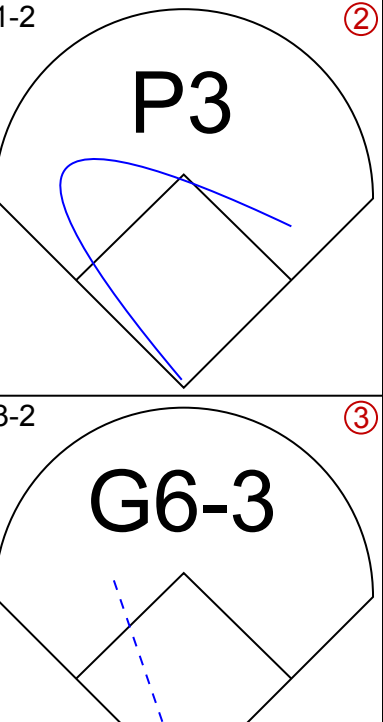
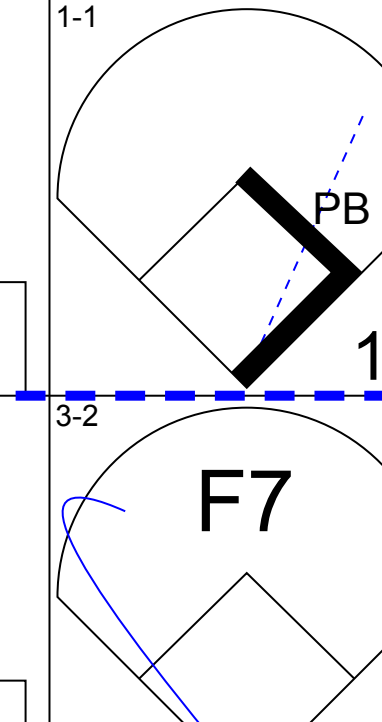
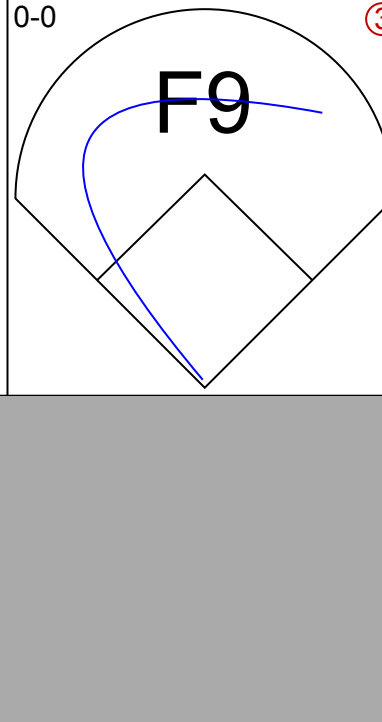
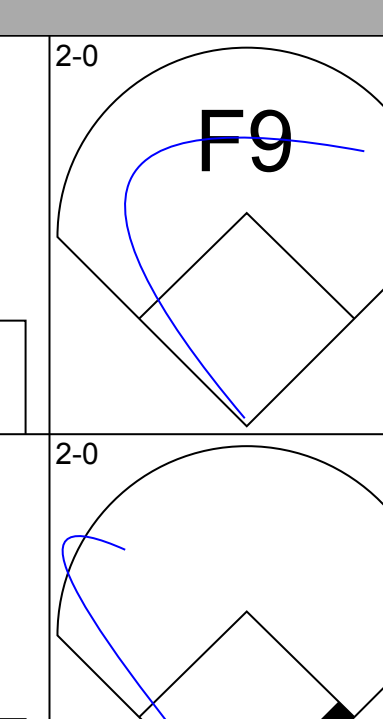
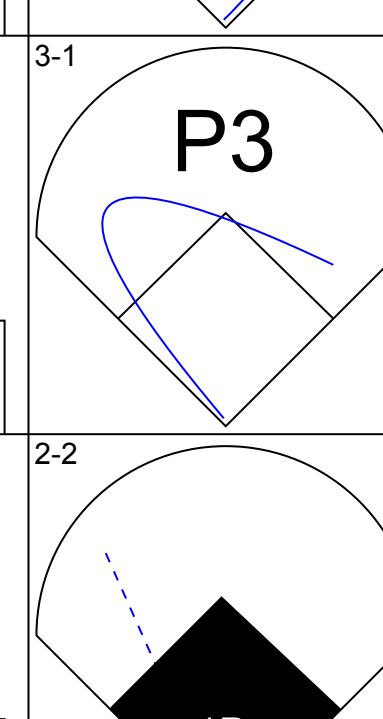
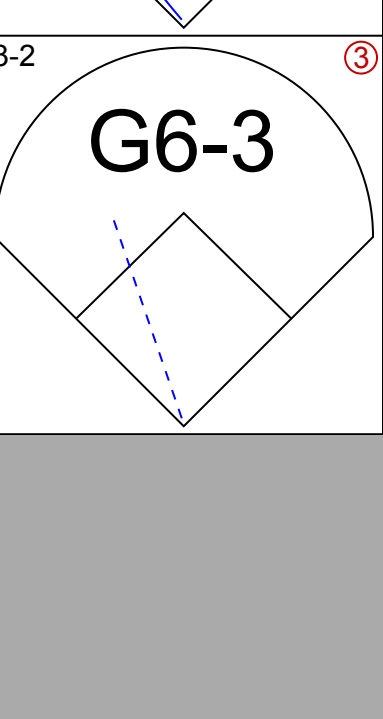
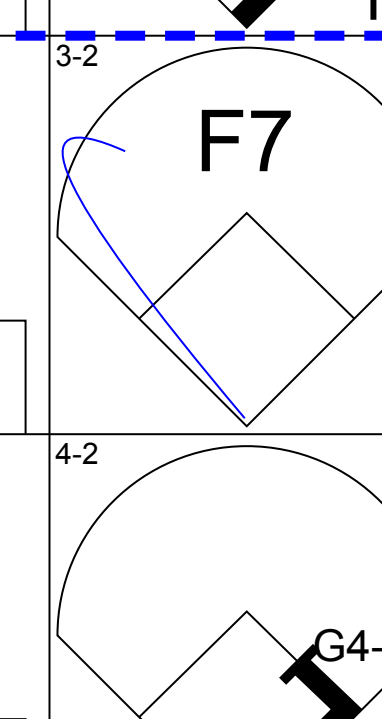
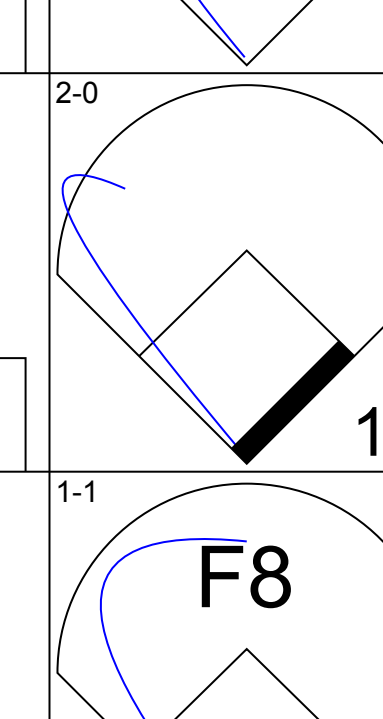
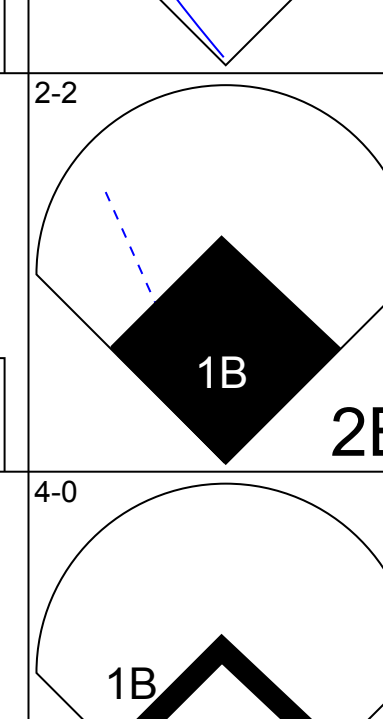
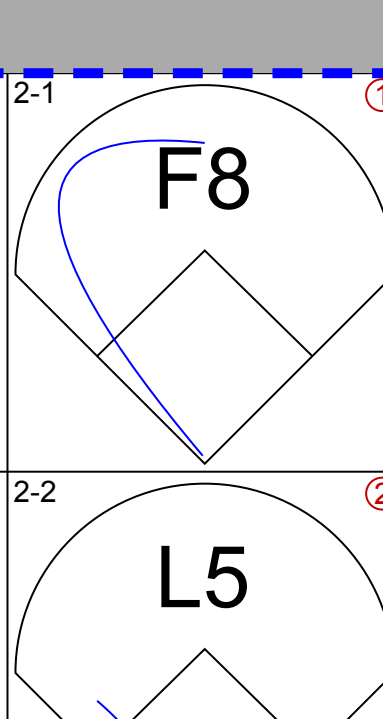
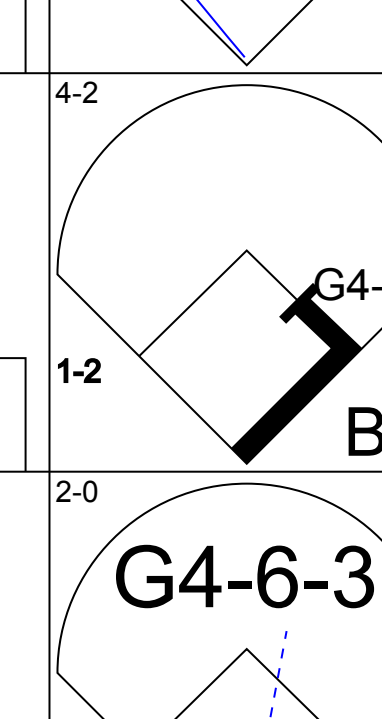
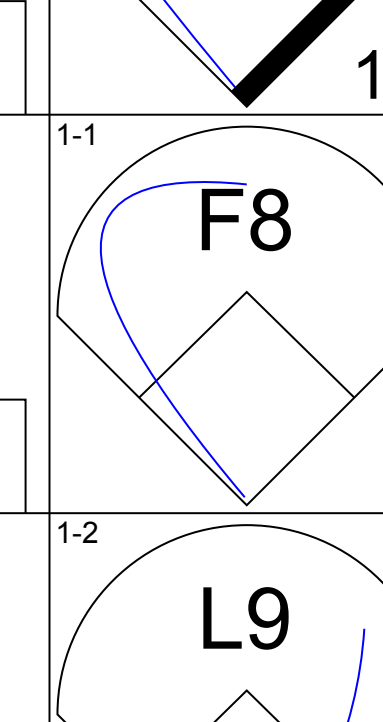
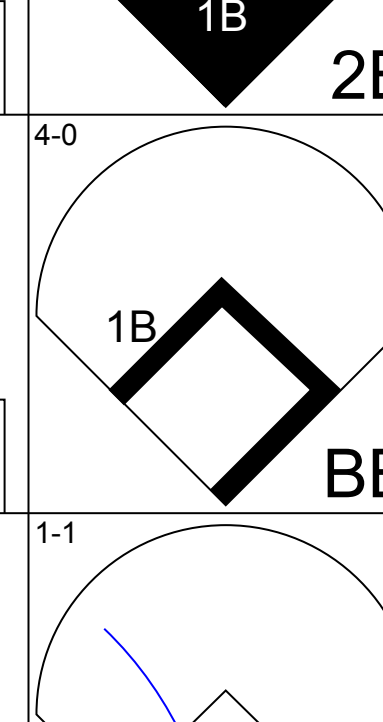
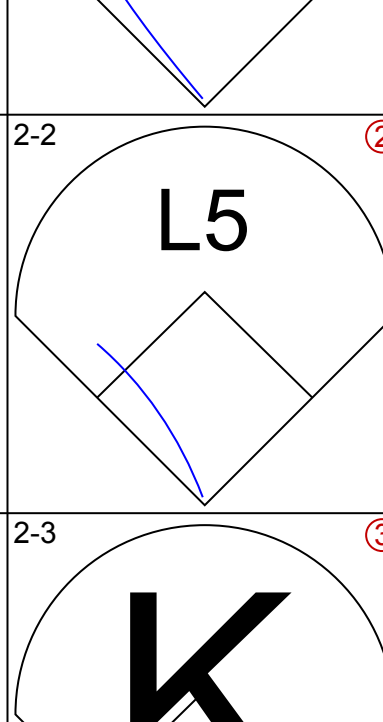
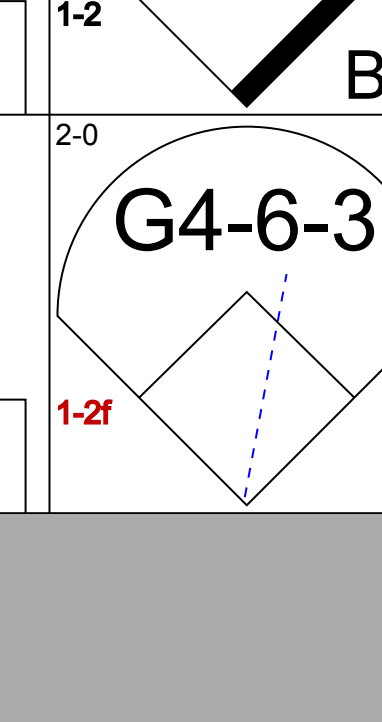
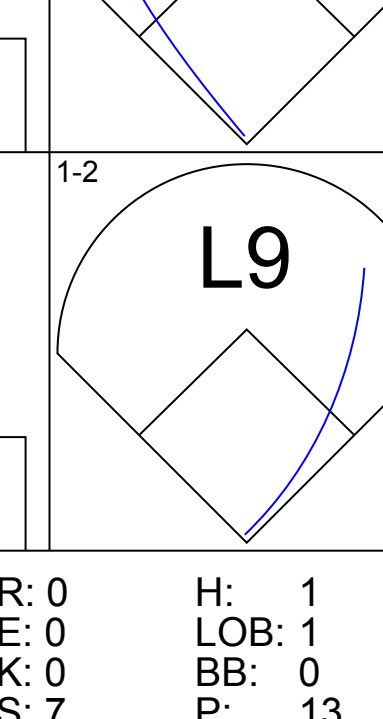
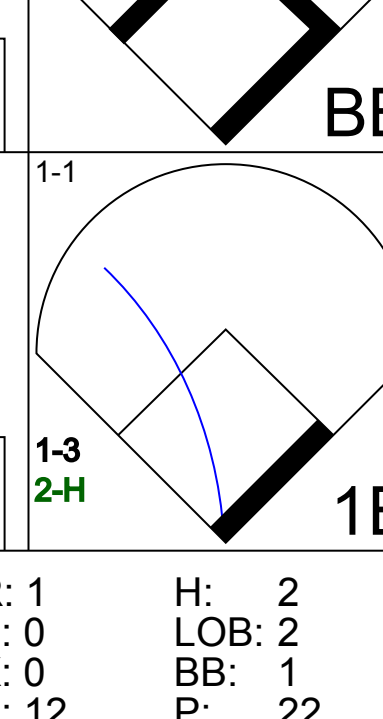
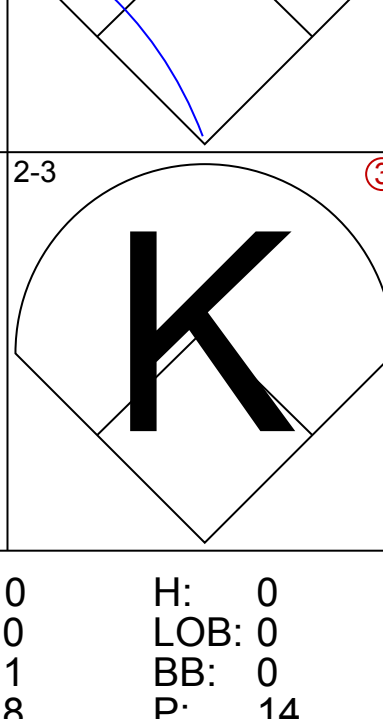

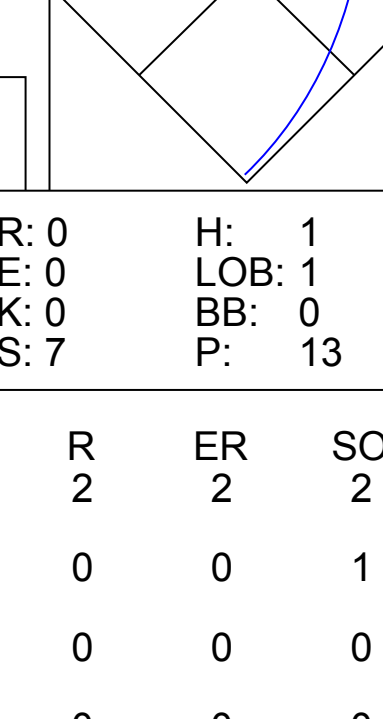
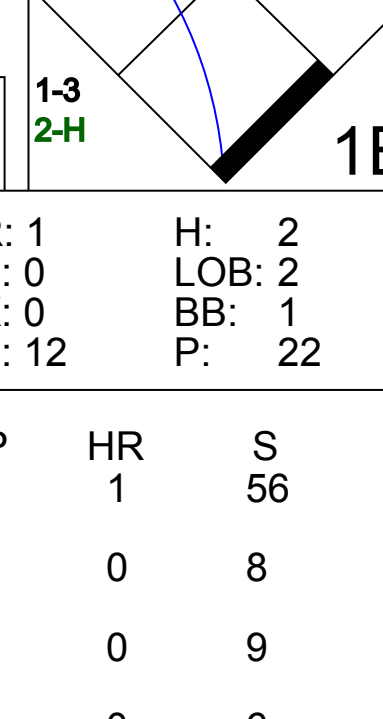
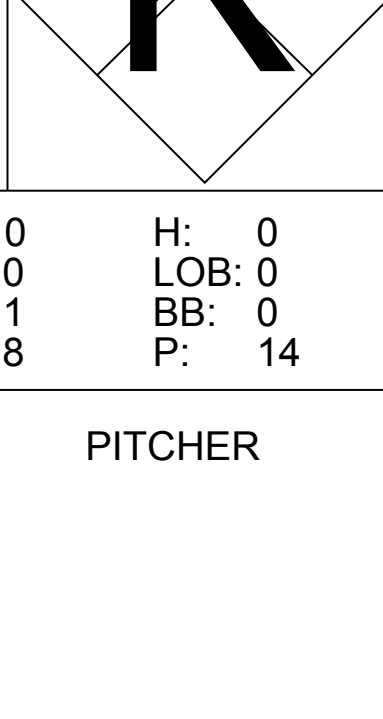
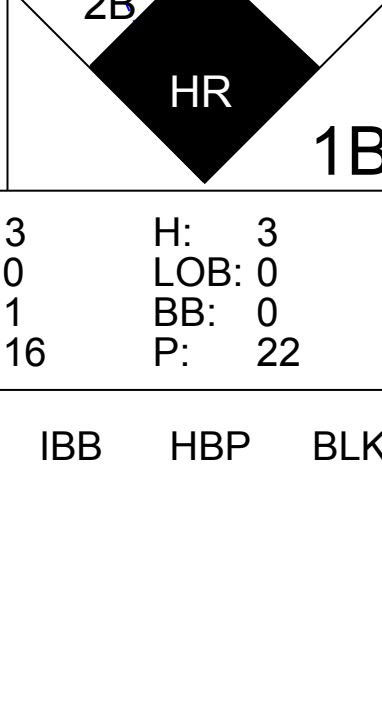


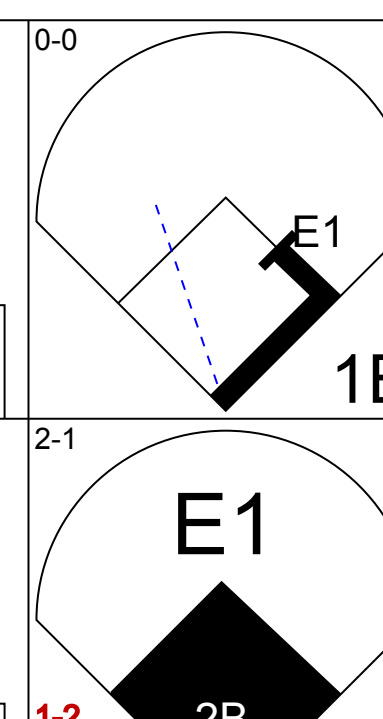
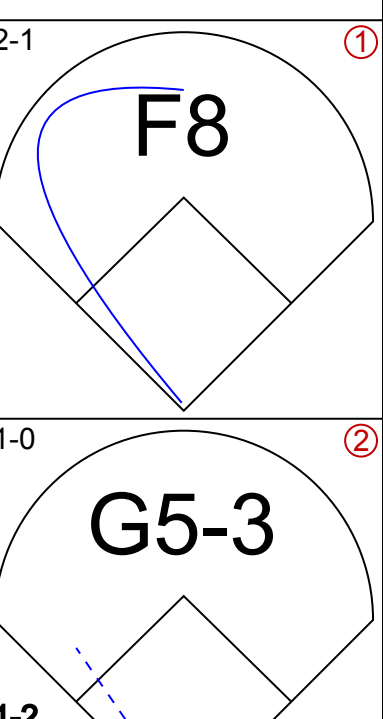
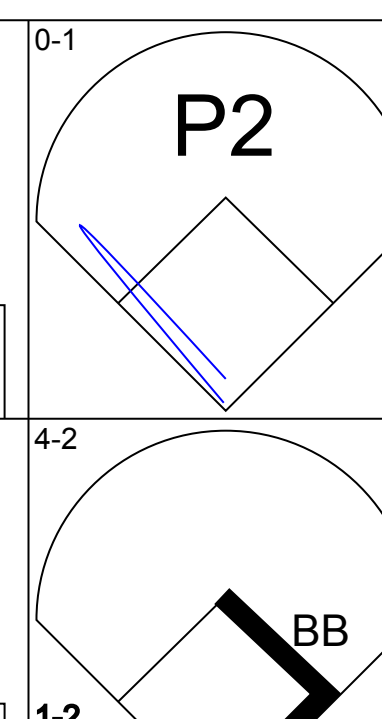
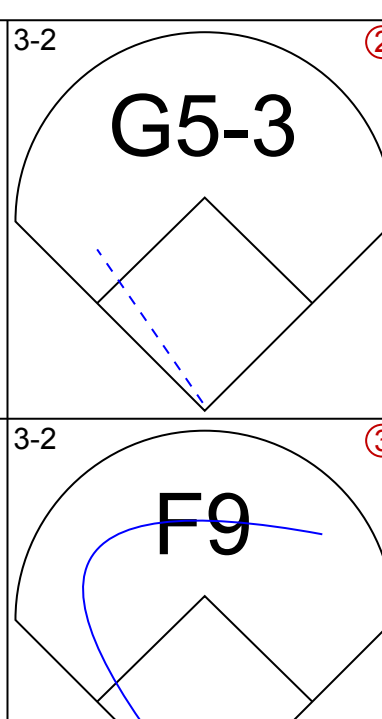
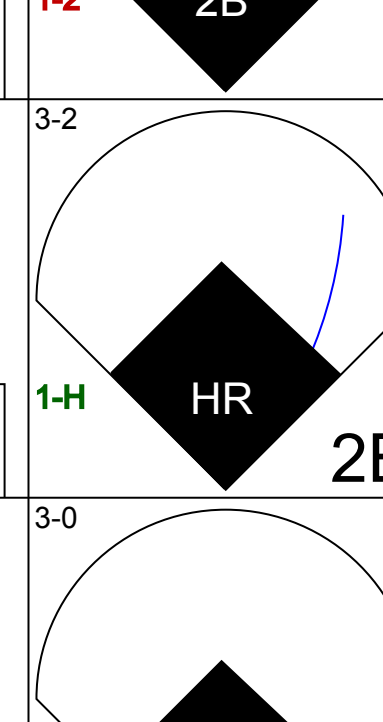

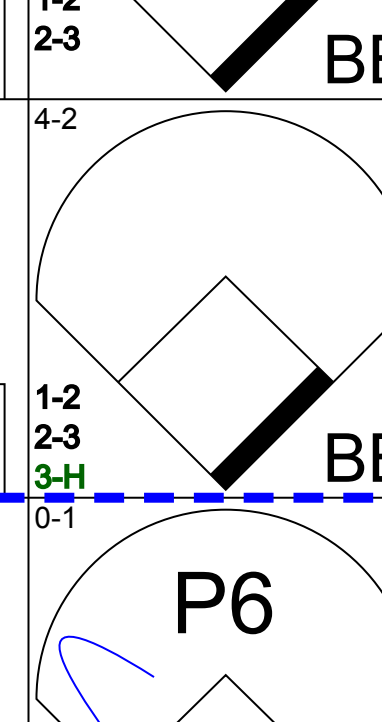

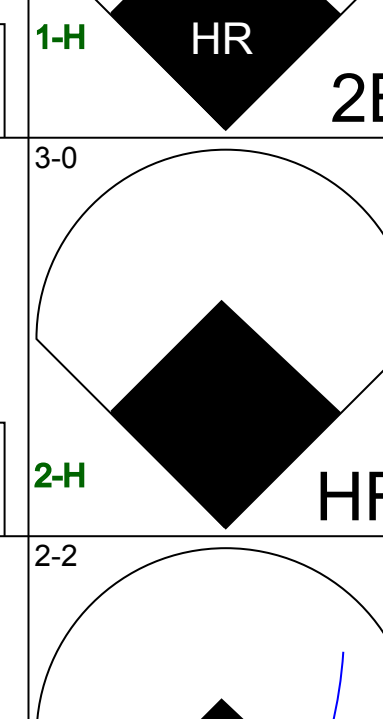
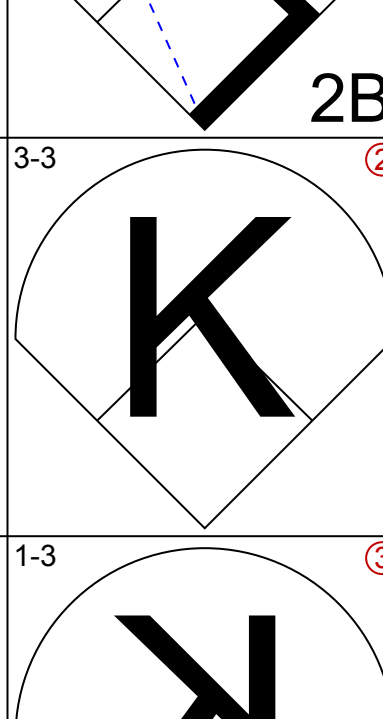

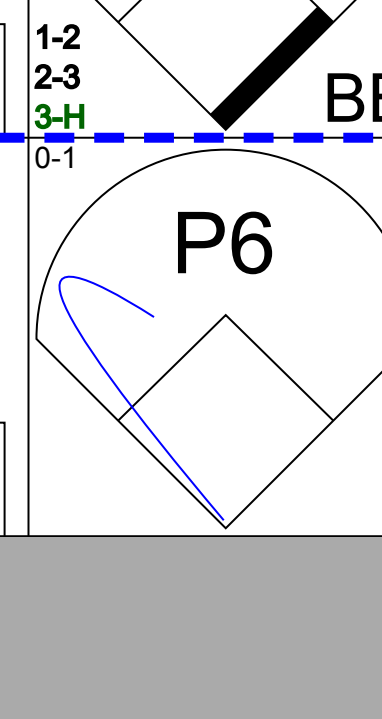

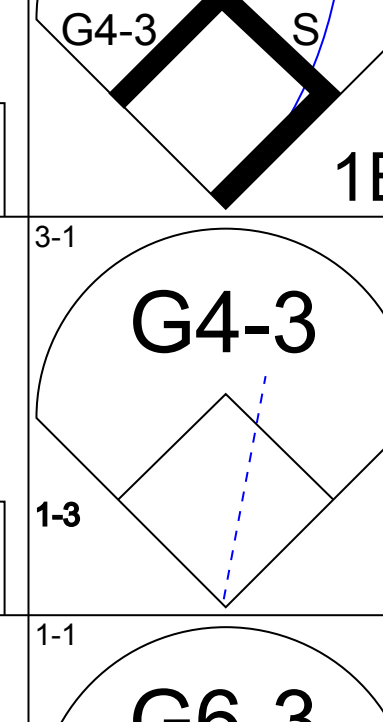
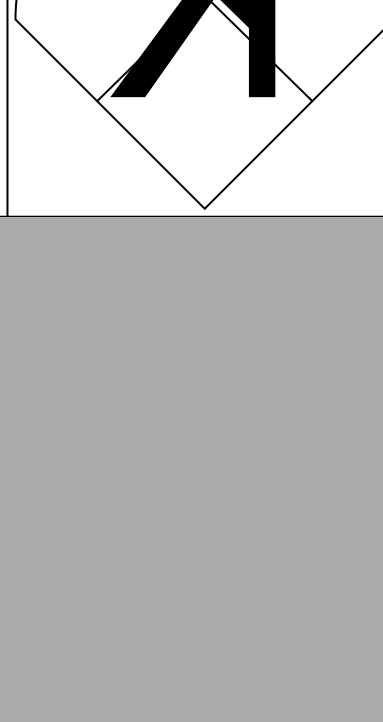


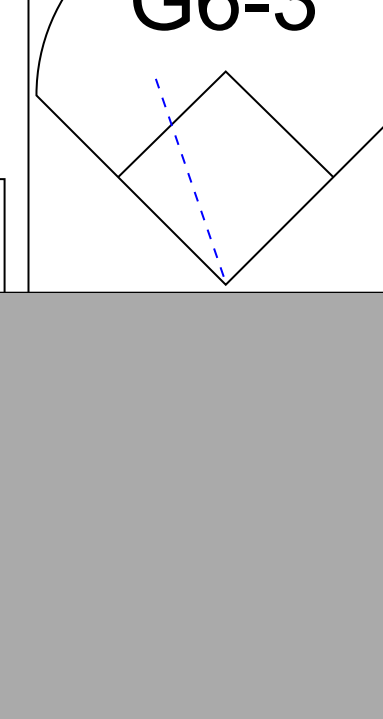


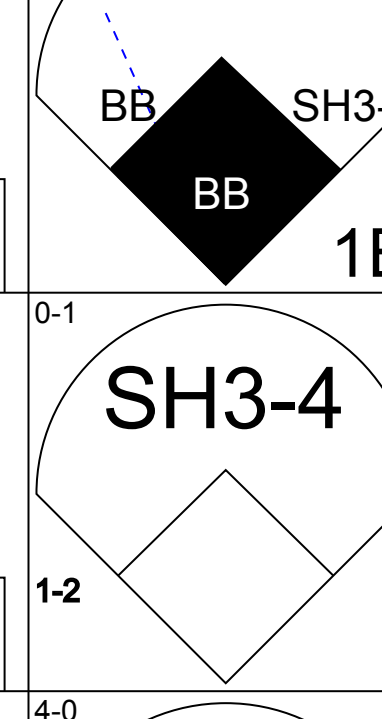


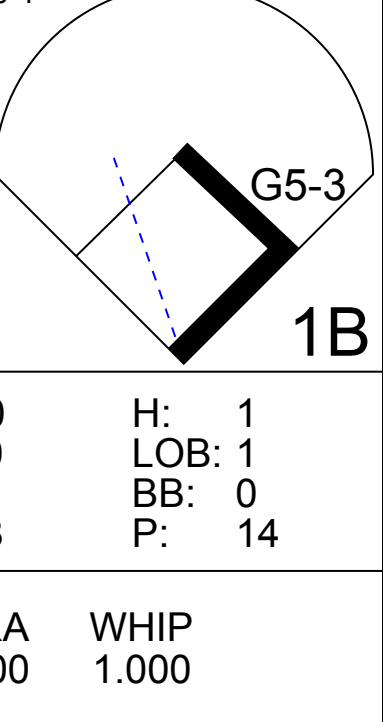
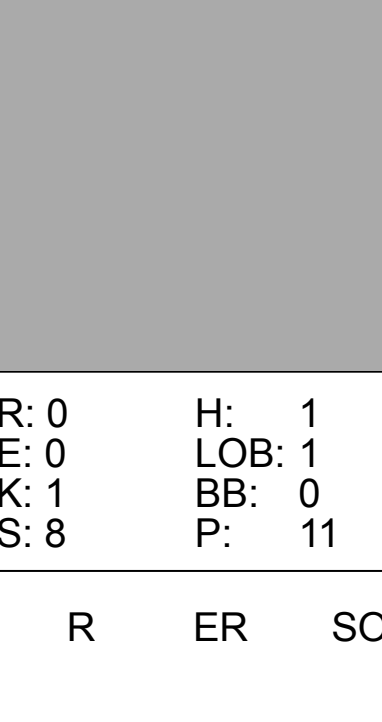
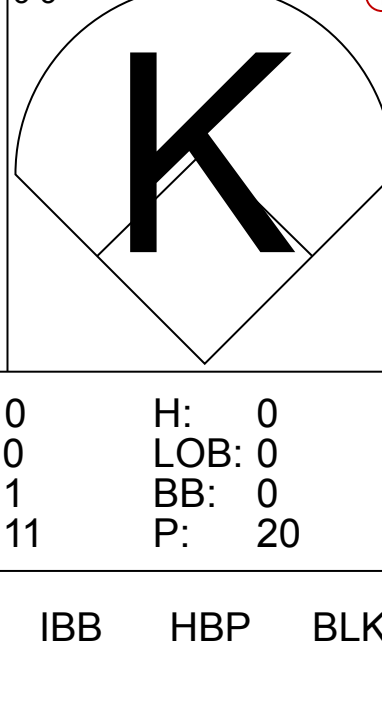




AB 31
R 1
H 4
RBI 1
BB 5
SO 4
LOB 20



| Batter | 1 | 2 | 3 | 4 | 5 | 6 | 7 | 8 | 9 | AB | R | H | RBI | BB | SO | LOB | TOP | | | |
|---|---|----------------------------------|------------------------------|----------------------------------|------------------------------|----------------------------------|-------------------------------|----------------------------------|------------------------------|----------------------------------|------------------------------|----------------------------------|-------------------------------|----------------------------------|------------------------------|---------------------------------|---|------------------------------------|----------------------------------|--------|
| Brady Anderson, L (1, 8) OBP: 0.392, SLG: 0.465 | 1-1 FC3-6 1B | | 2-0 F8 | | 1-0 2B | | 2-0 F7 | | 1-2 G4-3 | 5 | 0 | 2 | 0 | 0 | 0 | 0 | Baltimore Orioles @ Milwaukee Brewers Milwaukee County Stadium, Milwaukee, WI Fri Sep 26 1997, 8:05 PM EDT Att: 16,834 - Unknown - 63 F livebaseballscorecards.com | | | |
| Roberto Alomar, S (1, 4) OBP: 0.386, SLG: 0.488 | 0-2 FC3-6 1B | | 4-0 BB | | 1-1 G3-1 | | 1-0 HR | | | 2 | 0 | 0 | 0 | 1 | 0 | 1 | | | | |
| Aaron Ledesma, R (5, 5) OBP: 0.430, SLG: 0.500 | 1-2 FC3-6 1B | | | | | | | | | 1 | 1 | 1 | 1 | 0 | 0 | 0 | | | | |
| Rafael Palmeiro, L (1, 3) OBP: 0.332, SLG: 0.489 | 0-0 L8 | | 1-3 K | | 1-0 G5-3 | | 3-3 K | | | 2 | 0 | 0 | 0 | 0 | 1 | 2 | | | | |
| Jeffrey Hammonds, R (4, 9) | | | | | | | | | | 2 | 0 | 0 | 0 | 0 | 1 | 0 | | | | |
| Harold Baines, L (1, 10) OBP: 0.375, SLG: 0.459 | 3-2 1B | | | | | | | | | 2 | 1 | 2 | 1 | 0 | 0 | 0 | | | | |
| Gerónimo Berroa, R (6, PH) OBP: 0.369, SLG: 0.466 | 1-2 1B | | | | | | | | | 1 | 0 | 0 | 0 | 1 | 0 | 0 | | | | |
| B.J. Surhoff, L (1, 7) OBP: 0.346, SLG: 0.461 | 3-2 L3 | | | | | | | | | 1 | 0 | 0 | 0 | 1 | 0 | 2 | | | | |
| Tony Tarasco, L (5, 7) OBP: 0.314, SLG: 0.394 | | | | | | | | | | 1 | 0 | 1 | 0 | 1 | 0 | 0 | | | | |
| Cal Ripken Jr., R (1, 5) OBP: 0.331, SLG: 0.402 | | | | | | | | | | 2 | 0 | 0 | 0 | 0 | 0 | 1 | | | | |
| Jeff Reboulet, R (4, 5) OBP: 0.305, SLG: 0.326 | | | | | | | | | | 2 | 0 | 0 | 0 | 0 | 1 | 3 | | | | |
| Jerome Walton, R (1, 9) OBP: 0.328, SLG: 0.349 | | | | | | | | | | 4 | 0 | 0 | 0 | 0 | 0 | 4 | | | | |
| Chris Hoiles, R (1, 2) OBP: 0.376, SLG: 0.425 | | | | | | | | | | 2 | 0 | 0 | 0 | 1 | 0 | 2 | | | | |
| Lenny Webster, R (6, 2) OBP: 0.317, SLG: 0.375 | | | | | | | | | | 1 | 0 | 0 | 0 | 0 | 0 | 0 | | | | |
| Mike Bordick, R (1, 6) OBP: 0.281, SLG: 0.319 | | | | | | | | | | 4 | 0 | 0 | 0 | 0 | 2 | 2 | | | | |
| Inning Stats | R: 0 E: 0 K: 0 S: 20 | H: 2 LOB: 2 BB: 0 P: 27 | R: 0 E: 0 K: 0 S: 9 | H: 0 LOB: 0 BB: 0 P: 14 | R: 0 E: 0 K: 2 S: 7 | H: 0 LOB: 1 BB: 1 P: 15 | R: 1 E: 0 K: 0 S: 15 | H: 1 LOB: 2 BB: 2 P: 26 | R: 0 E: 0 K: 0 S: 6 | H: 0 LOB: 2 BB: 2 P: 17 | R: 1 E: 0 K: 2 S: 9 | H: 1 LOB: 0 BB: 0 P: 15 | R: 0 E: 0 K: 1 S: 10 | H: 1 LOB: 1 BB: 0 P: 17 | R: 0 E: 0 K: 0 S: 6 | H: 0 LOB: 0 BB: 0 P: 8 | 1B: 2 2B: 2 3B: 0 HR: 2 | SF: 0 SAC: 0 DP: 0 HBP: 0 | WP: 0 PB: 0 SB: 0 CS: 0 | PA: 37 |
| PITCHER | IP WLS BF H R ER SO BB IBB HBP BLK WP HR S P ERA WHIP | | | | | | | | | | | | | | | | | | | |
| Pete Harnisch, R (1, 1) ERA: 7.03 | 5.0 W 23 4 1 1 2 5 0 0 0 0 0 1 57 99 1.80 1.800 | | | | | | | | | | | | | | | | | | | |
| Al Reyes, R (6, 1) ERA: 5.79 | 2.0 7 1 1 1 2 0 0 0 0 0 0 1 13 22 4.50 0.500 | | | | | | | | | | | | | | | | | | | |
| Bob Wickman, R (8, 1) ERA: 2.78 | 1.0 4 1 0 0 1 0 0 0 0 0 0 0 10 17 0.00 1.000 | | | | | | | | | | | | | | | | | | | |
| Doug Jones, R (9, 1) ERA: 1.7 | 1.0 S 3 0 0 0 0 0 0 0 0 0 0 0 6 8 0.00 0.000 | | | | | | | | | | | | | | | | | | | |

| Batter | 1 | 2 | 3 | 4 | 5 | 6 | 7 | 8 | 9 | AB | R | H | RBI | BB | SO | LOB | BOTTOM | | | |
|--|---|----------------------------------|-------------------------------|----------------------------------|------------------------------|----------------------------------|------------------------------|----------------------------------|-------------------------------|----------------------------------|-------------------------------|----------------------------------|-------------------------------|----------------------------------|------------------------------|---------------------------------|---|------------------------------------|----------------------------------|--------|
| Fernando Vina, L (1, 4) OBP: 0.318, SLG: 0.369 | 2-1 1B | | | | | | | | | 4 | 1 | 3 | 0 | 0 | 0 | 1 | Baltimore Orioles @ Milwaukee Brewers Milwaukee County Stadium, Milwaukee, WI Fri Sep 26 1997, 8:05 PM EDT Att: 16,834 - Unknown - 63 F livebaseballscorecards.com | | | |
| Mark Loretta, R (1, 3) OBP: 0.351, SLG: 0.384 | 3-2 1B | | | | | | | | | 4 | 1 | 1 | 1 | 0 | 1 | 4 | | | | |
| Jeff Cirillo, R (1, 5) OBP: 0.367, SLG: 0.425 | 0-1 G3 | | | | | | | | | 3 | 1 | 2 | 0 | 1 | 0 | 1 | | | | |
| Julio Franco, R (1, 10) OBP: 0.362, SLG: 0.358 | 1-3 K | | | | | | | | | 3 | 0 | 0 | 0 | 1 | 2 | 3 | | | | |
| Jeromy Burnitz, L (1, 9) OBP: 0.382, SLG: 0.544 | 1-0 G3 | | | | | | | | | 4 | 1 | 1 | 2 | 0 | 0 | 3 | | | | |
| Darin Jackson, R (1, 8) OBP: 0.276, SLG: 0.381 | 0-1 2B | | | | | | | | | 4 | 0 | 1 | 1 | 0 | 2 | 2 | | | | |
| Dave Nilsson, L (1, 7) OBP: 0.352, SLG: 0.448 | 3-1 G6-3 | | | | | | | | | 2 | 0 | 0 | 0 | 0 | 0 | 1 | | | | |
| Gerald Williams, R (7, 8) OBP: 0.281, SLG: 0.369 | | | | | | | | | | 2 | 0 | 1 | 0 | 0 | 0 | 2 | | | | |
| Jose Valentin, S (1, 6) OBP: 0.312, SLG: 0.409 | | | | | | | | | | 2 | 0 | 0 | 0 | 1 | 1 | 1 | | | | |
| Kelly Stinnett, R (1, 2) OBP: 0.306, SLG: 0.382 | | | | | | | | | | 3 | 0 | 1 | 0 | 0 | 0 | 2 | | | | |
| Inning Stats | R: 3 E: 0 K: 1 S: 15 | H: 4 LOB: 1 BB: 0 P: 25 | R: 0 E: 0 K: 0 S: 11 | H: 1 LOB: 1 BB: 0 P: 15 | R: 1 E: 0 K: 1 S: 7 | H: 2 LOB: 0 BB: 0 P: 13 | R: 0 E: 0 K: 0 S: 4 | H: 0 LOB: 0 BB: 1 P: 10 | R: 0 E: 0 K: 1 S: 11 | H: 0 LOB: 0 BB: 0 P: 16 | R: 0 E: 0 K: 2 S: 18 | H: 2 LOB: 2 BB: 0 P: 26 | R: 0 E: 0 K: 1 S: 18 | H: 0 LOB: 2 BB: 2 P: 27 | R: 0 E: 0 K: 0 S: 6 | H: 0 LOB: 0 BB: 0 P: 8 | 1B: 5 2B: 3 3B: 1 HR: 1 | SF: 0 SAC: 0 DP: 1 HBP: 0 | WP: 0 PB: 0 SB: 4 CS: 2 | PA: 34 |
| PITCHER | IP WLS BF H R ER SO BB IBB HBP BLK WP HR S P ERA WHIP | | | | | | | | | | | | | | | | | | | |
| Rick Krivda, L (1, 1) ERA: 6.3 | 5.0 L 21 8 4 4 2 1 0 0 0 0 0 0 28 40 0.00 1.000 | | | | | | | | | | | | | | | | | | | |
| Arthur Rhodes, L (6, 1) ERA: 3.03 | 2.0 8 2 0 0 3 0 0 0 0 0 0 0 28 40 0.00 1.000 | | | | | | | | | | | | | | | | | | | |
| Terry Mathews, R (8, 1) ERA: 4.55 | 1.0 5 0 0 0 1 2 0 0 0 0 0 0 18 27 0.00 2.000 | | | | | | | | | | | | | | | | | | | |

| Batter | 1 | 2 | 3 | 4 | 5 | 6 | 7 | 8 | 9 | AB | R | H | RBI | BB | SO | LOB | TOP | | | | |
|--|---|---|---|---|--|---|---|---|---|----------------------------------|------------------------------|---------------------------------|------------------------------|----------------------------------|-------------------------------|----------------------------------|---|------------------------------------|----------------------------------|--------|--|
| Brady Anderson, L (1, 8) OBP: 0.392, SLG: 0.466 |  | |  |  | | |  | |  | 5 | 1 | 2 | 0 | 0 | 1 | 2 | Baltimore Orioles @ Milwaukee Brewers Milwaukee County Stadium, Milwaukee, WI Sat Sep 27 1997, 8:05 PM EDT Att: 34,083 - Unknown - 66 F | | | | |
| Roberto Alomar, S (1, 4) OBP: 0.390, SLG: 0.500 |  | |  | |  | |  | |  | 4 | 1 | 3 | 3 | 0 | 0 | 0 | | | | | |
| Eric Davis, R (1, 9) OBP: 0.355, SLG: 0.526 |  | |  | |  | |  | |  | 5 | 1 | 4 | 1 | 0 | 1 | 0 | | | | | |
| Tony Tarasco, L (9, 9) OBP: 0.314, SLG: 0.394 |  | |  | |  | |  | |  | 0 | 0 | 0 | 0 | 0 | 0 | 0 | | | | | |
| Rafael Palmeiro, L (1, 3) OBP: 0.329, SLG: 0.485 |  | |  | |  | |  | |  | 5 | 0 | 0 | 0 | 0 | 1 | 5 | | | | | |
| B.J. Surhoff, L (1, 7) OBP: 0.345, SLG: 0.458 |  | | |  |  | | |  |  | 5 | 0 | 1 | 0 | 0 | 0 | 4 | | | | | |
| Cal Ripken Jr., R (1, 5) OBP: 0.329, SLG: 0.399 | |  | |  |  | | |  | | 4 | 0 | 0 | 0 | 0 | 0 | 3 | | | | | |
| Geronimo Berroa, R (1, 10) OBP: 0.372, SLG: 0.471 | |  | |  | |  | |  | | 3 | 1 | 2 | 0 | 1 | 0 | 0 | | | | | |
| Chris Hoiles, R (1, 2) OBP: 0.378, SLG: 0.423 | |  | |  | |  | |  | | 2 | 0 | 0 | 0 | 1 | 0 | 1 | | | | | |
| Charlie Greene, R (7, 2) Harold Baines, L (8, PH) Mel Rosario, S (8, 2) | |  | |  | |  | |  | | 0 | 0 | 0 | 0 | 0 | 0 | 0 | | | | | |
| Mike Bordick, R (1, 6) OBP: 0.283, SLG: 0.320 | |  | |  | |  | |  | | 4 | 1 | 2 | 1 | 0 | 1 | 1 | | | | | |
| Inning Stats | R: 0 E: 0 K: 2 S: 14 | H: 2 LOB: 2 BB: 0 P: 21 | R: 0 E: 0 K: 0 S: 7 | H: 1 LOB: 1 BB: 0 P: 13 | R: 1 E: 0 K: 0 S: 7 | H: 1 LOB: 0 BB: 0 P: 10 | R: 1 E: 0 K: 0 S: 12 | H: 2 LOB: 2 BB: 1 P: 22 | R: 0 E: 0 K: 1 S: 8 | H: 0 LOB: 0 BB: 0 P: 14 | R: 0 E: 0 K: 0 S: 7 | H: 2 LOB: 1 BB: 0 P: 9 | R: 0 E: 0 K: 0 S: 8 | H: 1 LOB: 1 BB: 1 P: 18 | R: 3 E: 0 K: 1 S: 16 | H: 3 LOB: 0 BB: 0 P: 22 | 1B: 9 2B: 3 3B: 0 HR: 2 | SF: 0 SAC: 1 DP: 1 HBP: 0 | WP: 0 PB: 1 SB: 1 CS: 0 | PA: 41 | |
| PITCHER | IP | WLS | BF | H | R | ER | SO | BB | IBB | HBP | BLK | WP | HR | S | P | ERA | WHIP | | | | |
| Jeff D'Amico, R (1, 1) ERA: 4.71 | 5.0 | | 24 | 8 | 2 | 2 | 2 | 1 | 0 | 0 | 0 | 0 | 0 | 1 | 56 | 90 | 3.60 | 1.800 | | | |
| Mike Fetters, R (6, 1) ERA: 3.45 | 1.0 | | 3 | 0 | 0 | 0 | 1 | 0 | 0 | 0 | 0 | 0 | 0 | 8 | 14 | 0.00 | 0.000 | | | | |
| Mark Davis, L (7, 1) ERA: 5.74 | 1.0 | | 5 | 3 | 0 | 0 | 0 | 0 | 0 | 0 | 0 | 0 | 0 | 9 | 12 | 0.00 | 3.000 | | | | |
| Bob Wickman, R (8, 1) ERA: 2.75 | 1.0 | | 3 | 0 | 0 | 0 | 0 | 1 | 0 | 0 | 0 | 0 | 0 | 6 | 15 | 0.00 | 1.000 | | | | |
| Doug Jones, R (9, 1) ERA: 2.02 | 1.0 | L | 6 | 3 | 3 | 3 | 1 | 0 | 0 | 0 | 0 | 0 | 1 | 16 | 22 | 27.00 | 3.000 | | | | |

| Batter | 1 | 2 | 3 | 4 | 5 | 6 | 7 | 8 | 9 | AB | R | H | RBI | BB | SO | LOB | BOTTOM | | | | | |
|--|---|---|---|---|--|---|---|---|---|----------------------------------|-------------------------------|----------------------------------|-------------------------------|----------------------------------|------------------------------|----------------------------------|---|----------------------------------|----------------------------------|------------------------------------|----------------------------------|--------|
| Fernando Vina, L (1, 4) OBP: 0.318, SLG: 0.368 |  | | | |  | |  | |  | 4 | 0 | 1 | 0 | 0 | 1 | 3 | Baltimore Orioles @ Milwaukee Brewers Milwaukee County Stadium, Milwaukee, WI Sat Sep 27 1997, 8:05 PM EDT Att: 34,083 - Unknown - 66 F | | | | | |
| Kelly Stinnett, R (9, PH) OBP: 0.297, SLG: 0.371 |  | | | |  | |  | |  | 1 | 0 | 0 | 0 | 0 | 0 | 0 | | | | | | |
| Mark Loretta, R (1, 3) OBP: 0.350, SLG: 0.380 |  | |  | |  | |  | |  | 4 | 1 | 0 | 0 | 1 | 0 | 2 | | | | | | |
| Jeff Cirillo, R (1, 5) OBP: 0.370, SLG: 0.430 |  | |  | |  | |  | | | 3 | 1 | 2 | 2 | 1 | 1 | 1 | | | | | | |
| Jeromy Burnitz, L (1, 9) OBP: 0.381, SLG: 0.548 |  | |  | |  | |  | | | 4 | 1 | 1 | 2 | 0 | 2 | 4 | | | | | | |
| Julio Franco, R (1, 10) OBP: 0.363, SLG: 0.359 |  | |  | |  | |  | |  | 4 | 0 | 2 | 0 | 0 | 1 | 1 | | | | | | |
| Dave Nilsson, L (1, 7) OBP: 0.350, SLG: 0.446 |  | | |  | |  | |  | | 3 | 0 | 0 | 0 | 0 | 0 | 1 | | | | | | |
| Gerald Williams, R (7, 8) OBP: 0.281, SLG: 0.369 | | | | | | | | | | 0 | 0 | 0 | 0 | 0 | 0 | 0 | | | | | | |
| Darrin Jackson, R (1, 8) OBP: 0.276, SLG: 0.379 | | | | | | | | | | 4 | 1 | 1 | 0 | 0 | 1 | 2 | | | | | | |
| Jose Valentin, S (1, 6) OBP: 0.310, SLG: 0.407 | | | | | | | | | | 3 | 0 | 0 | 0 | 0 | 0 | 1 | | | | | | |
| Jesse Levis, L (1, 2) OBP: 0.361, SLG: 0.335 | | | | | | | | | | 2 | 0 | 1 | 0 | 1 | 0 | 0 | | | | | | |
| Jack Voigt, R (9, PH) OBP: 0.337, SLG: 0.500 | | | | | | | | | | 1 | 0 | 0 | 0 | 0 | 1 | 0 | | | | | | |
| Inning Stats | R: 3 E: 1 K: 0 S: 14 | H: 4 LOB: 1 BB: 0 P: 28 | R: 0 E: 0 K: 1 S: 6 | H: 0 LOB: 0 BB: 0 P: 10 | R: 0 E: 0 K: 2 S: 13 | H: 1 LOB: 1 BB: 0 P: 21 | R: 0 E: 0 K: 0 S: 10 | H: 0 LOB: 0 BB: 0 P: 15 | R: 0 E: 0 K: 1 S: 8 | H: 1 LOB: 1 BB: 0 P: 14 | R: 0 E: 0 K: 0 S: 13 | H: 0 LOB: 0 BB: 0 P: 19 | R: 1 E: 0 K: 0 S: 14 | H: 1 LOB: 3 BB: 3 P: 27 | R: 0 E: 0 K: 1 S: 8 | H: 1 LOB: 1 BB: 0 P: 11 | R: 0 E: 0 K: 1 S: 11 | H: 0 LOB: 0 BB: 0 P: 20 | 1B: 5 2B: 2 3B: 0 HR: 1 | SF: 0 SAC: 2 DP: 0 HBP: 0 | WP: 0 PB: 0 SB: 1 CS: 0 | PA: 38 |
| PITCHER | IP | WLS | BF | H | R | ER | SO | BB | IBB | HBP | BLK | WP | HR | S | P | ERA | WHIP | | | | | |
| Scott Erickson, R (1, 1) ERA: 3.69 | 6.0 | | 24 | 6 | 3 | 2 | 5 | 0 | 0 | 0 | 0 | 0 | 0 | 12 | 25 | 13.50 | 6.000 | | | | | |
| Alan Mills, R (7, 1) ERA: 4.93 | 0.2 | | 6 | 1 | 1 | 1 | 0 | 3 | 0 | 0 | 0 | 0 | 0 | 2 | 2 | 0.00 | 0.000 | | | | | |
| Armando Benitez, R (7, 1) ERA: 2.49 | 0.1 | | 1 | 0 | 0 | 0 | 0 | 0 | 0 | 0 | 0 | 0 | 0 | 2 | 2 | 0.00 | 0.000 | | | | | |
| Terry Mathews, R (8, 1) ERA: 4.48 | 1.0 | W | 4 | 1 | 0 | 0 | 1 | 0 | 0 | 0 | 0 | 0 | 0 | 8 | 11 | 0.00 | 1.000 | | | | | |
| Randy Myers, L (9, 1) ERA: 1.51 | 1.0 | S | 3 | 0 | 0 | 0 | 1 | 0 | 0 | 0 | 0 | 0 | 0 | 11 | 20 | 0.00 | 0.000 | | | | | |

| Batter | 1 | 2 | 3 | 4 | 5 | 6 | 7 | 8 | 9 | AB | R | H | RBI | BB | SO | LOB | TOP | | | | | | | | | | | |
|--|------------------------------|----------------------------------|-------------------------------|----------------------------------|-------------------------------|----------------------------------|-------------------------------|----------------------------------|-------------------------------|----------------------------------|------------------------------|---------------------------------|------------------------------|----------------------------------|-------------------------------|----------------------------------|--|-------------------------------|----------------------------------|----------------------------------|------------------------------------|----------------------------------|--------|--|--|--|--|--|
| Brady Anderson, L (1, 8) OBP: 0.393, SLG: 0.469 | 1-1 G3 | | 1-0 2B | 2-2 2B | | 0-0 G3 | | 2-1 FC6-4 HBP | | 4 | 1 | 2 | 1 | 0 | 0 | 0 | Baltimore Orioles @ Milwaukee Brewers Milwaukee County Stadium, Milwaukee, WI Sun Sep 28 1997, 4:33 AM EDT Att: 15,036 - Sunny - 66 F | | | | | | | | | | | |
| Jeff Reboulet, R (1, 4) OBP: 0.307, SLG: 0.329 | 4-0 1B BB | | 1-1 2B | 2-2 P2 | | 1-2 G5-3 | | 1-1 FC6-4 | | 4 | 0 | 1 | 1 | 1 | 0 | 4 | | | | | | | | | | | | |
| Eric Davis, R (1, 9) OBP: 0.358, SLG: 0.525 Tony Tarasco, L (7, 9) OBP: 0.313, SLG: 0.392 | 0-2 F9-4-3 1B | | 3-3 K | | 2-2 HR 1B | | 1-2 L7 | | 1-3 K | 4 | 1 | 2 | 0 | 0 | 1 | 1 | | | | | | | | | | | | |
| Geronomo Berroa, R (1, 10) OBP: 0.369, SLG: 0.467 | 2-1 F9-4-3 | | 1-1 G5-3 | | 2-2 L8 | | 0-3 K | | 0-2 L7 | 5 | 0 | 0 | 0 | 0 | 1 | 4 | | | | | | | | | | | | |
| Cal Ripken Jr., R (1, 5) Aaron Ledesma, R (4, 5) OBP: 0.437, SLG: 0.500 | | 1-0 HR 2B | 4-2 BB | | 1-0 G1-3 | | 0-2 F8 HBP 1B | | 4-1 BB | 1 | 1 | 1 | 0 | 1 | 0 | 0 | | | | | | | | | | | | |
| Jerome Walton, R (1, 3) OBP: 0.333, SLG: 0.441 | 1-2 HR | 1-2 F8 | | | 0-0 HR | | 2-2 E5 HBP F8 | | 0-3 K | 5 | 2 | 2 | 4 | 0 | 1 | 4 | | | | | | | | | | | | |
| Jeffrey Hammonds, R (1, 7) OBP: 0.323, SLG: 0.486 | 3-1 G5-3 | | | 2-0 HR | | 0-2 F9 | | 1-2 F8 | | 4 | 1 | 1 | 1 | 0 | 0 | 2 | | | | | | | | | | | | |
| Chris Hoiles, R (1, 2) Mel Rosario, S (6, 2) | 2-3 K | | | 3-3 K | | 0-0 P4 | | 1-3 K | | 3 | 0 | 0 | 0 | 0 | 2 | 0 | | | | | | | | | | | | |
| Mike Bordick, R (1, 6) OBP: 0.283, SLG: 0.318 | 1-0 P3 | | | 1-2 G5-3 | | 3-3 K | | 4-0 HBP BB | | 3 | 0 | 0 | 0 | 1 | 1 | 0 | | | | | | | | | | | | |
| Inning Stats | R: 0 E: 0 K: 0 S: 7 | H: 1 LOB: 1 BB: 1 P: 14 | R: 2 E: 0 K: 1 S: 10 | H: 2 LOB: 0 BB: 0 P: 18 | R: 1 E: 0 K: 1 S: 14 | H: 2 LOB: 1 BB: 0 P: 25 | R: 1 E: 0 K: 1 S: 14 | H: 2 LOB: 1 BB: 0 P: 24 | R: 2 E: 0 K: 0 S: 11 | H: 0 LOB: 0 BB: 0 P: 16 | R: 0 E: 0 K: 1 S: 6 | H: 0 LOB: 0 BB: 0 P: 9 | R: 0 E: 0 K: 1 S: 9 | H: 0 LOB: 0 BB: 0 P: 11 | R: 1 E: 0 K: 1 S: 15 | H: 1 LOB: 3 BB: 1 P: 26 | | R: 0 E: 0 K: 2 S: 10 | H: 0 LOB: 1 BB: 1 P: 15 | 1B: 3 2B: 5 3B: 0 HR: 3 | SF: 0 SAC: 0 DP: 1 HBP: 1 | WP: 0 PB: 0 SB: 1 CS: 0 | PA: 42 | | | | | |
| PITCHER | IP | WLS | BF | H | R | ER | SO | BB | IBB | HBP | BLK | WP | HR | S | P | ERA | WHIP | | | | | | | | | | | |
| Scott Karl, L (1, 1) ERA: 4.47 | 4.0 | | 20 | 7 | 4 | 4 | 3 | 2 | 0 | 0 | 0 | 0 | 0 | 2 | 45 | 81 | 9.00 | 2.250 | | | | | | | | | | |
| Paul Wagner, R (5, 1) ERA: 4.5 | 1.0 | | 5 | 2 | 2 | 2 | 0 | 0 | 0 | 0 | 0 | 0 | 1 | 11 | 16 | 18.00 | 2.000 | | | | | | | | | | | |
| Ron Villone, L (6, 1) ERA: 3.42 | 1.0 | | 3 | 0 | 0 | 0 | 1 | 0 | 0 | 0 | 0 | 0 | 0 | 6 | 9 | 0.00 | 0.000 | | | | | | | | | | | |
| Al Reyes, R (7, 1) ERA: 5.46 | 1.2 | L | 8 | 1 | 1 | 0 | 2 | 1 | 0 | 0 | 0 | 0 | 0 | 21 | 31 | 0.00 | 1.200 | | | | | | | | | | | |
| Mark Davis, L (8, 1) ERA: 5.51 | 0.2 | | 3 | 0 | 0 | 0 | 1 | 0 | 0 | 1 | 0 | 0 | 0 | 6 | 10 | 0.00 | 0.000 | | | | | | | | | | | |

| Batter | 1 | 2 | 3 | 4 | 5 | 6 | 7 | 8 | 9 | AB | R | H | RBI | BB | SO | LOB | BOTTOM | | | | | | | | | | | |
|--|------------------------------|---------------------------------|-------------------------------|----------------------------------|------------------------------|----------------------------------|------------------------------|----------------------------------|-------------------------------|----------------------------------|-------------------------------|----------------------------------|-------------------------------|----------------------------------|-------------------------------|----------------------------------|--|------------------------------|---------------------------------|-----------------------------------|------------------------------------|----------------------------------|--------|--|--|--|--|--|
| Fernando Vina, L (1, 4) OBP: 0.312, SLG: 0.361 | 0-0 G4-3 | | 1-0 F7 | | 0-0 F8 | 3-1 FC4-6 2B | 1-3 K | | 0-0 FC6 | 6 | 1 | 0 | 0 | 0 | 1 | 5 | Baltimore Orioles @ Milwaukee Brewers Milwaukee County Stadium, Milwaukee, WI Sun Sep 28 1997, 4:33 AM EDT Att: 15,036 - Sunny - 66 F | | | | | | | | | | | |
| Mark Loretta, R (1, 6) OBP: 0.354, SLG: 0.388 | 0-2 P3 | | 3-2 1B | | 3-2 HR 1B | 0-0 H 2B | | 2-1 BB 1B | | 5 | 1 | 4 | 1 | 0 | 0 | 0 | | | | | | | | | | | | |
| Jeff Cirillo, R (1, 5) OBP: 0.367, SLG: 0.426 | 1-3 K | | 1-3 K | | 2-3 K | 0-1 L4 | | 1-0 F8 | | 5 | 0 | 0 | 0 | 0 | 3 | 5 | | | | | | | | | | | | |
| Julio Franco, R (1, 10) OBP: 0.369, SLG: 0.360 | | 2-2 1B G6-3 1B | | 4-1 FC4-6 1B BB | 4-1 HR BB | 4-2 BB | | 4-0 BB | | 1 | 2 | 1 | 0 | 4 | 0 | 0 | | | | | | | | | | | | |
| Jeremy Burnitz, L (1, 9) OBP: 0.382, SLG: 0.553 | | 0-0 G6-3 1B | | 3-2 F8 | 0-0 HR | 2-2 L7 | | 1-2 P5 | | 5 | 1 | 2 | 4 | 0 | 0 | 5 | | | | | | | | | | | | |
| Darin Jackson, R (1, 8) OBP: 0.275, SLG: 0.384 | 1-2 G6-3 | | 1-1 FC4-6 1B | | 1-1 FC4-6 1B | 2-2 2B | | 0-1 P4 | | 5 | 0 | 2 | 0 | 0 | 1 | 3 | | | | | | | | | | | | |
| Dave Nilsson, L (1, 7) OBP: 0.352, SLG: 0.446 Gerald Williams, R (5, PR) OBP: 0.282, SLG: 0.369 | 0-0 1B | | 0-0 FC4-6 | | 4-2 BB | | 0-1 F8 CI 1B | | 0-1 G5-3 | 2 | 0 | 1 | 0 | 1 | 0 | 2 | | | | | | | | | | | | |
| Jack Voigt, R (1, 3) OBP: 0.331, SLG: 0.490 Jeff Huson, L (7, PH) OBP: 0.236, SLG: 0.224 | 1-3 K | | 1-3 K | | 2-0 F9 | 3-2 F8 | | 1-2 CI | | 3 | 0 | 0 | 0 | 0 | 1 | 5 | | | | | | | | | | | | |
| Mike Matheny, R (1, 2) OBP: 0.294, SLG: 0.338 Jesse Lewis, L (7, PH) OBP: 0.361, SLG: 0.335 Kelly Stinnett, R (7, PH) OBP: 0.308, SLG: 0.361 | | | 0-0 G4-3 | | 3-2 BB 1B HR 1B | 1-1 FC4-6 1B | | 2-1 F8 | | 3 | 1 | 2 | 0 | 0 | 0 | 0 | | | | | | | | | | | | |
| Inning Stats | R: 0 E: 0 K: 1 S: 7 | H: 0 LOB: 0 BB: 0 P: 8 | R: 1 E: 0 K: 1 S: 13 | H: 3 LOB: 1 BB: 0 P: 17 | R: 0 E: 0 K: 1 S: 8 | H: 1 LOB: 1 BB: 0 P: 15 | R: 0 E: 0 K: 0 S: 9 | H: 1 LOB: 2 BB: 1 P: 19 | R: 4 E: 0 K: 1 S: 22 | H: 4 LOB: 2 BB: 2 P: 43 | R: 1 E: 0 K: 0 S: 13 | H: 2 LOB: 2 BB: 1 P: 23 | R: 0 E: 1 K: 1 S: 10 | H: 1 LOB: 2 BB: 0 P: 16 | R: 0 E: 0 K: 1 S: 10 | H: 1 LOB: 2 BB: 1 P: 18 | | R: 0 E: 0 K: 0 S: 5 | H: 0 LOB: 1 BB: 1 P: 9 | 1B: 10 2B: 2 3B: 0 HR: 1 | SF: 0 SAC: 0 DP: 1 HBP: 0 | WP: 0 PB: 0 SB: 1 CS: 0 | PA: 46 | | | | | |
| PITCHER | IP | WLS | BF | H | R | ER | SO | BB | IBB | HBP | BLK | WP | HR | S | P | ERA | WHIP | | | | | | | | | | | |
| Jimmy Key, L (1, 1) ERA: 3.43 | 5.0 | | 26 | 9 | 5 | 5 | 4 | 3 | 0 | 0 | 0 | 0 | 0 | 1 | 59 | 102 | 9.00 | 2.400 | | | | | | | | | | |
| Neno Rodriguez, R (6, 1) ERA: 3.02 | 0.2 | | 5 | 2 | 1 | 1 | 0 | 1 | 0 | 0 | 0 | 0 | 0 | 10 | 18 | 13.50 | 4.500 | | | | | | | | | | | |
| Arthur Rhodes, L (6, 1) ERA: 4.89 | 0.1 | | 1 | 0 | 0 | 0 | 0 | 0 | 0 | 0 | 0 | 0 | 0 | 3 | 5 | 0.00 | 0.000 | | | | | | | | | | | |
| Alan Mills, R (7, 1) ERA: 2.32 | 0.1 | | 3 | 1 | 0 | 0 | 0 | 0 | 0 | 0 | 0 | 0 | 0 | 6 | 8 | 0.00 | 3.000 | | | | | | | | | | | |
| Jesse Orosco, L (7, 1) ERA: 2.32 | 0.2 | W | 2 | 0 | 0 | 0 | 1 | 0 | 0 | 0 | 0 | 0 | 0 | 4 | 8 | 0.00 | 0.000 | | | | | | | | | | | |