

Milwaukee Brewers - 1998

Batter	1	2	3	4	5	6	7	8	9	AB R H RBI BB SO LOB	TOP										
Fernando Vina, L (1, 4) OBP: 0.400, SLG: 0.250	0-0 F8		0-0 1B 1B		0-0 F7		0-3 K		4-0 BB BB	4 1 1 0 1 1 1											
Jeff Cirillo, R (1, 5) OBP: 0.600, SLG: 0.500	0-0 S 1B		0-0 1B 1-2 1B		0-0 G6-4-3		0-0 G6-3	0-0 G6-3	4-0 PO BB	4 0 2 0 1 0 1											
John Jaha, R (1, 3) OBP: 0.750, SLG: 0.750	0-3 K		0-0 1-3 2-H 1B		0-0 SH1-4 G1-2-3 1B		0-0 SH1-4 BB	0-0 WP 1B	0-0 PO	4 0 3 1 0 1 1											
Jeremy Burnitz, L (1, 9)	4-0 FC6-4 BB		0-3 K		4-0 SH1-4 BB		0-0 F8			2 0 0 0 2 1 3											
Marquis Grissom, R (1, 8)	0-0 FC6-4		0-3 K		0-0 SH1-4		0-0 BB			2 0 0 0 1 1 4											
Jose Valentin, S (1, 6)		0-0 F8		0-3 K		4-0 IBB		0-0 G4-3		3 0 0 0 1 1 2											
Marc Newfield, R (1, 7)		0-0 G6-3		0-3 K		0-0 G1-2-3		0-3 K		4 0 0 0 0 2 3											
Mike Matheny, R (1, 2)		0-0 F8		0-0 G6-3		0-0 G5-3		0-3 K		4 0 0 0 0 1 0											
21 Cal Eldred, R (1, 1) OBP: 0.500, SLG: 0.500 Bob Hamelin, L (7, PH) Chad Fox, R (7, 1) Jesse Levis, L (9, PH) Greg Martinez, S (9, PR) Mike Myers, L (9, 1) Bob Wickman, R (9, 1)			0-0 G1-3		0-0 G6-4-3 1B		0-0 G6-3		4-0 BB S BB	2 0 1 0 0 0 0 1 0 0 0 0 0 0 0 0 0 0 0 0 0 0 0 0 0 0 1 0											
Inning Stats	R: 0 E: 0 K: 1 S: 6	H: 1 LOB: 2 BB: 1 P: 10	R: 0 E: 0 K: 0 S: 3	H: 0 LOB: 0 BB: 0 P: 3	R: 1 E: 0 K: 2 S: 10	H: 3 LOB: 2 BB: 0 P: 10	R: 0 E: 0 K: 2 S: 7	H: 0 LOB: 0 BB: 0 P: 7	R: 0 E: 0 K: 0 S: 3	H: 1 LOB: 0 BB: 0 P: 3	R: 0 E: 0 K: 1 S: 5	H: 0 LOB: 0 BB: 0 P: 5	R: 0 E: 0 K: 1 S: 4	H: 1 LOB: 2 BB: 1 P: 8	R: 0 E: 0 K: 2 S: 6	H: 0 LOB: 3 BB: 3 P: 18	1B: 7 2B: 0 3B: 0 HR: 0	SF: 0 SAC: 1 DP: 2 HBP: 0	WP: 1 PB: 0 SB: 2 CS: 0	PA: 39	
PITCHER	IP WLS BF H R ER SO BB IBB HBP BLK WP HR S P ERA WHIP																				
Greg Maddux, R (1, 1) ERA: 1.29	7.0		28	6	1	1	6	2	1	0	0	0	0	37	49	1.29	1.143				
Mike Cather, R (8, 1) ERA:	0.1		2	1	0	0	0	0	0	0	0	0	0	2	2	0.00	3.000				
Adam Butler, L (8, 1) ERA:	0.1		1	0	0	0	0	0	0	0	0	1	0	1	1	0.00	0.000				
Kerry Ligtenberg, R (8, 1) ERA:	1.1	W	7	0	0	0	2	4	0	0	0	0	0	7	23	0.00	3.000				

Milwaukee Brewers @ Atlanta Braves
Turner Field, Atlanta, GA
Tue Mar 31 1998, 3:33 AM EST
Att. 42,891 - Overcast - 85 F

livebaseballscorecards.com

AB	30
R	1
H	7
RBI	1
BB	7
SO	8
LOB	15



Batter	1	2	3	4	5	6	7	8	9	AB R H RBI BB SO LOB
Walt Weiss, S (1, 6) OBP: 1.000, SLG: 1.000	0-0 F9 10 1B		4-0 1B BB		0-0 BB 1B		0-0 CS 1-2	0-0 10 G3 SH3 1B		3 1 3 0 1 0 0
Tony Graffanino, R (1, 4) OBP: 0.667, SLG: 0.500	0-0 F9 1-2		0-0 10 CS 1B		4-0 1-2 BB			0-0 SH3 1-2		2 0 1 0 1 0 1
10 Chipper Jones, S (1, 5) OBP: 0.250, SLG: 0.250	0-0 2-H 1B		0-3 K 1-2		0-3 K			0-0 G3 2-3		4 0 1 1 0 2 5
Andres Galarraga, R (1, 3)	0-0 F9			0-0 G5-3		0-0 P4		0-3 K		4 0 0 0 0 1 2
Ryan Klesko, L (1, 7)	0-0 P4			0-0 G6-3		0-0 G3		0-0 F8		4 0 0 0 0 0 1
Michael Tucker, L (1, 9) OBP: 0.333, SLG: 0.667 Gerald Williams, R (9, PH)		0-3 K		0-0 2B		0-0 F8		4-0 1B E BB		3 0 1 0 0 1 0 0 1 0 0 1 0 0
Eddie Pérez, R (1, 2) Curtis Pride, L (7, PH) Mike Cather, R (8, 1) Adam Butler, L (8, 1) Kerry Ligtenberg, R (8, 1) Keith Lockhart, L (9, PH) OBP: 1.000, SLG: 1.000		0-0 F9		0-0 G3			0-3 K	0-0 S 1B		2 0 0 0 0 0 1 1 0 0 0 0 0 1 0 0 0 0 0 0 0 0 0 0 0 0 0 0 1 0 1 0 0 0 0
Andruw Jones, R (1, 8)		0-3 K			0-0 F8		0-3 K	0-3 K		4 0 0 0 0 3 2
Greg Maddux, R (1, 1) Javy Lopez, R (7, PH) OBP: 1.000, SLG: 1.000			0-0 P6		0-0 G4-3		0-0 CS 1B	0-0 S 1-2 3-H		2 0 0 0 0 0 0 2 0 1 0 0 0 1

Inning Stats	R: 1 E: 0 K: 0 S: 5	H: 2 LOB: 1 BB: 0 P: 5	R: 0 E: 0 K: 2 S: 7	H: 0 LOB: 0 BB: 0 P: 7	R: 0 E: 0 K: 1 S: 5	H: 1 LOB: 2 BB: 1 P: 9	R: 0 E: 0 K: 0 S: 4	H: 1 LOB: 1 BB: 0 P: 4	R: 0 E: 0 K: 1 S: 6	H: 1 LOB: 2 BB: 1 P: 10	R: 0 E: 0 K: 0 S: 3	H: 0 LOB: 0 BB: 0 P: 3	R: 0 E: 0 K: 2 S: 7	H: 1 LOB: 0 BB: 0 P: 7	R: 0 E: 0 K: 1 S: 6	H: 1 LOB: 1 BB: 0 P: 6	R: 1 E: 1 K: 1 S: 5	H: 1 LOB: 1 BB: 1 P: 9	1B: 7 2B: 2 3B: 0 HR: 0	SF: 0 SAC: 1 DP: 1 HBP: 0	WP: 0 PB: 0 SB: 1 CS: 2	PA: 37
--------------	------------------------------	---------------------------------	------------------------------	---------------------------------	------------------------------	---------------------------------	------------------------------	---------------------------------	------------------------------	----------------------------------	------------------------------	---------------------------------	------------------------------	---------------------------------	------------------------------	---------------------------------	------------------------------	---------------------------------	----------------------------------	------------------------------------	----------------------------------	--------

PITCHER	IP	WLS	BF	H	R	ER	SO	BB	IBB	HBP	BLK	WP	HR	S	P	ERA	WHIP
21 Cal Eldred, R (1, 1) ERA: 1.5	6.0		24	5	1	1	4	2	0	0	0	0	0	30	38	1.50	1.167
Chad Fox, R (7, 1) ERA:	2.0		7	2	0	0	3	0	0	0	0	0	0	13	13	0.00	1.000
Mike Myers, L (9, 1) ERA:	0.1		1	0	0	0	0	0	0	0	0	0	0	1	1	0.00	0.000
Bob Wickman, R (9, 1) ERA:	0.1	L	4	1	1	0	1	1	0	0	0	0	0	4	8	0.00	6.000


BOTTOM

Milwaukee Brewers @ Atlanta Braves
Turner Field, Atlanta, GA

Tue Mar 31 1998, 3:33 AM EST
Att. 42,891 - Overcast - 85 F

AB	32
R	2
H	8
RBI	1
BB	3
SO	8
LOB	13

livebaseballscorecards.com



Batter	1	2	3	4	5	6	7	8	9	10	11	AB R H RBI BB SO LOB	TOP														
Fernando Vina, L (1, 4) OBP: 0.545, SLG: 0.500	0-0 BB 1B		0-0 G3	0-0 2H 3H 1B			0-0 G4-3		0-0 2H HR 1B		0-0 E S HR 1B	6 2 4 1 0 0 0															
Jeff Cirillo, R (1, 5) OBP: 0.545, SLG: 0.750	4-0 BB 1-2 BB		0-0 G1-3				0-0 G5-3 K		0-0 2H HR		4-0 E HR BB 1-2	4 2 1 2 2 1 0															
John Jaha, R (1, 3) OBP: 0.500, SLG: 0.444	0-3 K		0-0 BB 1B				0-3 K		0-3 K		0-0 E6 HR 1-2 2-3	5 1 1 0 1 3 5															
Jeromy Burnitz, L (1, 9) OBP: 0.600, SLG: 1.333	0-3 K		4-0 1-2 BB				0-0 HR		0-0 F8		4-0 F9 1B BB	4 2 2 5 2 1 3															
Marquis Grissom, R (1, 8) OBP: 0.333, SLG: 0.250	0-0 F8		0-0 G1-3				0-0 CS 1B		0-0 F8		0-0 S 1B 1-2	6 0 2 0 0 1 5															
Jose Valentin, S (1, 6) OBP: 0.300, SLG: 0.222		0-0 L4		0-0 SH4 1B 1B		0-0 CS	0-0 F7		0-0 1-2 1B		0-0 F9	6 1 2 0 0 0 2															
Marc Newfield, R (1, 7) OBP: 0.143, SLG: 0.143 Bob Hamelin, L (8, PH) Bob Wickman, R (8, 1) Doug Jones, R (9, 1) Bobby Hughes, R (10, PH) Mike Myers, L (10, 1) Al Reyes, R (11, 1)		0-0 G4-3		0-0 1-2 SH4 1B 1B			0-0 F8		0-3 K		0-3 K	3 0 1 0 0 0 0 1 0 0 0 0 0 1 0 0 0 0 0 0 0 0 0 0 0 0 0 0 1 0 0 0 0 0 1 0 0 0 0 0 0 0 0 0 0 0 0 0 0	AB 43 R 8 H 14 RBI 8 BB 5 SO 10 LOB 24														
Mike Matheny, R (1, 2) OBP: 0.143, SLG: 0.143 Chad Fox, R (6, 1) Eric Owens, R (8, 7) Mark Loretta, R (9, PH) Greg Martinez, S (9, 7)		0-0 1B		0-0 F9			0-0 F8		1-0 SH1-4 1B HBP		0-3 K	3 0 1 0 0 0 2 0 1 0 0 0 0 0 1															
Scott Karl, L (1, 1) Jesse Levis, L (6, 2)		0-0 G1-3		0-0 SH4 1-2 2-3			0-0 F8		0-0 SH1-4		0-3 K	1 0 0 0 0 0 1 2 0 0 0 0 1 0															
Inning Stats	R: 0 E: 0 S: 8	H: 1 LOB: 2 BB: 1 P: 12	R: 0 E: 0 K: 0 S: 4	H: 1 LOB: 1 BB: 0 P: 4	R: 0 E: 0 K: 0 S: 4	H: 1 LOB: 2 BB: 1 P: 8	R: 1 E: 0 K: 0 S: 5	H: 3 LOB: 2 BB: 0 P: 5	R: 1 E: 0 K: 1 S: 6	H: 2 LOB: 0 BB: 0 P: 6	R: 0 E: 0 K: 0 S: 3	H: 0 LOB: 0 BB: 0 P: 3	R: 0 E: 0 K: 1 S: 5	H: 0 LOB: 0 BB: 0 P: 5	R: 0 E: 0 K: 1 S: 6	H: 1 LOB: 2 BB: 1 P: 10	R: 2 E: 0 K: 1 S: 6	H: 2 LOB: 1 BB: 0 P: 7	R: 0 E: 0 K: 2 S: 8	H: 1 LOB: 2 BB: 1 P: 12	R: 4 E: 1 K: 2 S: 10	H: 2 LOB: 0 BB: 1 P: 14	1B: 11 2B: 0 3B: 0 HR: 3	SF: 0 SAC: 2 DP: 0 HBP: 1	WP: 0 PB: 0 SB: 2 CS: 1	PA: 52	
PITCHER	IP WLS BF H R ER SO BB IBB HBP BLK WP HR S P ERA WHIP	IP WLS BF H R ER SO BB IBB HBP BLK WP HR S P ERA WHIP													IP WLS BF H R ER SO BB IBB HBP BLK WP HR S P ERA WHIP												
Tom Glavine, L (1, 1) ERA: 3.6	5.0 23 8 2 2 3 2 0 0 0 0 0 1 27 35 3.60 2.000														Adam Butler, L (11, 1) ERA: 27.0												
Dennis Martinez, R (6, 1) ERA:	2.0 6 0 0 0 1 0 0 0 0 0 0 0 8 8 0.00 0.000														Brian Edmondson, R (11, 1) ERA: 13.5												
Alan Embree, L (8, 1) ERA:	0.2 4 1 0 0 0 1 0 0 0 0 0 0 3 7 0.00 3.000																										
Mike Cather, R (8, 1) ERA: 10.8	1.1 6 2 2 2 2 0 0 1 0 0 0 1 9 10 13.50 1.500																										
Mark Wohlers, R (10, 1) ERA:	1.0 5 1 0 0 2 1 0 0 0 0 0 0 8 12 0.00 2.000																										

Milwaukee Brewers @ Atlanta Braves
Turner Field, Atlanta, GA
Thu Apr 02 1998, 7:05 PM EST
Att: 29,671 - Unknown - 67 F

livebaseballscorecards.com



Batter	1	2	3	4	5	6	7	8	9	10	11	AB R H RBI BB SO LOB	BOTTOM
Walt Weiss, S (1, 6) OBP: 0.714, SLG: 0.833 Rafael Belliard, R (6, 6)	0-0 1B 2B		0-3 K		0-0 G6-3			0-0 G6-3		0-0 G1-6-3 1-2f		3 1 1 0 0 1 0 2 0 0 0 0 0 1	Milwaukee Brewers @ Atlanta Braves Turner Field, Atlanta, GA Thu Apr 02 1998, 7:05 PM EST Att: 29,671 - Unknown - 67 F
Tony Graffanino, R (1, 4) OBP: 0.250, SLG: 0.143 Adam Butler, L (11, 1) Brian Edmondson, R (11, 1)	0-3 K		0-3 K		0-0 P3			0-0 P4		0-0 G1-3		5 0 0 0 0 0 2 1 0 0 0 0 0 0 0 0 0 0 0 0 0 0 0 0	
10 Chipper Jones, S (1, 5) OBP: 0.444, SLG: 0.778	0-0 1B 2-H		0-0 1B					0-3 K				5 1 3 2 0 2 0	
Andres Galarraga, R (1, 3) OBP: 0.333, SLG: 0.778	0-0 G4-6-3 1B		0-0 F7					0-3 K				5 2 3 1 0 1 1	
Javy Lopez, R (1, 2) OBP: 0.333, SLG: 0.833	0-0 G4-6-3 1-2f				0-0 G1-3			0-0 G5-3				5 1 1 1 0 1 3	
Gerald Williams, R (1, 9) OBP: 0.500, SLG: 1.000		0-0 E6			0-0 FC6-4 1B			0-3 K				5 1 2 2 0 1 0	
Ryan Klesko, L (1, 7) OBP: 0.111, SLG: 0.111		0-3 K			0-0 FC6-4 1-2f			0-0 G4-1				5 0 1 0 0 2 2	
Andruw Jones, R (1, 8)		0-3 K			0-0 F7			0-0 G5-3				5 0 0 0 0 2 3	
Tom Glavine, L (1, 1) Danny Bautista, R (1, 1) Dennis Martinez, R (1, 1) Curtis Prider, L (1, 1) Alan Embries, L (1, 1) Mike Calmer, R (1, 1) Mark Wohlers, R (1, 1) Keith Lockhart, L (1, 1)		0-3 K						0-3 P4				1 0 0 0 0 0 1 1 1 0 0 0 0 0 0 0 1 0	
										4-0 G1-6-3 BB			
Inning Stats	R: 1 H: 3 E: 0 LOB: 1 K: 1 BB: 0 S: 7 P: 7	R: 0 H: 0 E: 1 LOB: 1 K: 3 BB: 0 S: 10 P: 10	R: 0 H: 1 E: 0 LOB: 1 K: 2 BB: 0 S: 8 P: 8	R: 0 H: 1 E: 0 LOB: 1 K: 0 BB: 0 S: 4 P: 4	R: 0 H: 0 E: 0 LOB: 0 K: 0 BB: 0 S: 3 P: 3	R: 1 H: 1 E: 0 LOB: 0 K: 2 BB: 0 S: 8 P: 8	R: 0 H: 0 E: 0 LOB: 0 K: 1 BB: 0 S: 5 P: 5	R: 0 H: 0 E: 0 LOB: 0 K: 1 BB: 0 S: 5 P: 5	R: 2 H: 2 E: 0 LOB: 0 K: 1 BB: 0 S: 7 P: 7	R: 0 H: 0 E: 0 LOB: 0 K: 0 BB: 1 S: 2 P: 6	R: 2 H: 3 E: 0 LOB: 1 K: 3 BB: 0 S: 12 P: 12	1B: 5 SF: 0 2B: 2 SAC: 0 3B: 0 DP: 2 HR: 4 HBP: 0	
PITCHER	IP WLS BF H R ER SO BB IBB HBP BLK WP HR S P ERA WHIP												
Scott Karl, L (1, 1) ERA: 1.8	5.0 20 5 1 1 6 0 0 0 0 0 0 0 32 32 1.80 1.000												
Chad Fox, R (6, 1) ERA: 2.25	2.0 7 1 1 1 3 0 0 0 0 0 0 1 13 13 4.50 0.500												
Bob Wickman, R (8, 1) ERA:	1.0 3 0 0 0 1 0 0 0 0 0 0 0 5 5 0.00 0.000												
Doug Jones, R (9, 1) ERA: 18.0	1.0 5 2 2 2 1 0 0 0 0 0 0 2 7 7 18.00 2.000												
Mike Myers, L (10, 1) ERA:	1.1 W 4 0 0 0 1 1 0 0 0 0 0 0 5 9 0.00 0.750												
PITCHER	IP WLS BF H R ER SO BB IBB HBP BLK WP HR S P ERA WHIP												
Al Reyes, R (11, 1) ERA: 27.0	0.2 5 3 2 2 2 0 0 0 0 0 0 1 9 9 27.00 4.500												

livebaseballscores.com

AB	43
R	6
H	11
RBI	6
BB	1
SO	14
LOB	12



Batter	1	2	3	4	5	6	7	8	9	AB R H RBI BB SO LOB	TOP			
Fernando Vina, L (1, 4) OBP: 0.500, SLG: 0.467 Bob Hamelin, L (9, 3)	0-0 WP 1B		0-0 E6		0-0 G4-3			0-0 E5 HBP BB SF8	0-0 G5-3 1B	5 1 2 0 0 0 1 0 0 0 0 0 0 0				
Jeff Cirillo, R (1, 5) OBP: 0.375, SLG: 0.462	0-0 F9		0-3 K			0-0 F8		0-0 F8	0-0 G5-3	5 0 0 0 0 0 1 6				
John Jaha, R (1, 3) OBP: 0.400, SLG: 0.308 Doug Jones, R (9, 1)	0-3 K		0-3 K			0-0 F8		4-0 SF8 HBP HR BB	0-3 K	4 1 0 0 0 1 3 4 0 0 0 0 0 0 0				
Jeremy Burnitz, L (1, 9) OBP: 0.571, SLG: 1.000	0-3 K			0-0 G4-6-3 1B		0-0 P5		1-0 HR HBP		3 1 1 1 0 1 1				
Marquis Grissom, R (1, 8) OBP: 0.231, SLG: 0.182		0-0 G6-3		0-0 G4-6-3			0-0 G6-3	0-0 SF8		3 0 0 1 0 0 1				
Jose Valentin, S (1, 6) OBP: 0.500, SLG: 1.167		0-0 HR		4-0 S BB			0-0 HR	0-0 HR		3 3 3 5 1 0 0				
Marc Newfield, R (1, 7) OBP: 0.091, SLG: 0.091 Eric Owens, R (8, 7)		0-3 K		0-0 G5-3			0-0 G5-3	0-0 L4		4 0 0 0 0 0 1 1 0 0 0 0 0 0 0				
Mike Matheny, R (1, 2) OBP: 0.100, SLG: 0.100 Bob Wickman, R (7, 1) Mark Loretta, R (9, PH) (9, 4)		0-0 G6-3			0-0 G6-3		0-0 P4		0-0 F8	3 0 0 0 0 0 0 0 0 0 0 0 0 0 0 1 0 0 0 0 0 0				
Jose Mercedes, R (1, 1) Steve Woodard, L (6, 1) Mike Myers, L (7, 1) Jesse Levis, L (7, 2) OBP: 0.600, SLG: 0.500			0-3 K		0-3 K			0-0 F8 HBP 1B	0-0 G5-3 1B	2 0 0 0 0 0 2 0 0 0 0 0 0 0 0 0 0 0 0 0 0 0 2 1 2 0 0 0 0				
Inning Stats	R: 0 H: 1 E: 0 LOB: 1 K: 2 BB: 0 S: 8 P: 8	R: 1 H: 1 E: 0 LOB: 0 K: 1 BB: 0 S: 6 P: 6	R: 0 H: 0 E: 1 LOB: 1 K: 3 BB: 0 S: 10 P: 10	R: 0 H: 1 E: 0 LOB: 1 K: 0 BB: 1 S: 3 P: 7	R: 0 H: 0 E: 0 LOB: 0 K: 1 BB: 0 S: 5 P: 5	R: 0 H: 0 E: 0 LOB: 0 K: 0 BB: 0 S: 3 P: 3	R: 1 H: 1 E: 0 LOB: 0 K: 0 BB: 0 S: 4 P: 4	R: 5 H: 2 E: 1 LOB: 0 K: 0 BB: 1 S: 6 P: 11	R: 0 H: 2 E: 0 LOB: 2 K: 1 BB: 0 S: 7 P: 7	1B: 5 SF: 1 2B: 0 SAC: 0 3B: 0 DP: 1 HR: 3 HBP: 1	WP: 1 PA: 39 PB: 0 SB: 2 CS: 0			
PITCHER	IP WLS BF H R ER SO BB IBB HBP BLK WP HR S P ERA WHIP												PITCHER	IP WLS BF H R ER SO BB IBB HBP BLK WP HR S P ERA WHIP
Eric Ludwick, R (1, 1) ERA: 2.57	7.0 L 26 4 2 2 7 1 0 0 0 0 1 2 39 43 2.57 0.714													
Oscar Henriquez, R (8, 1) ERA: 67.5	0.1 4 1 3 2 0 1 0 0 0 0 0 0 3 7 54.00 6.000													
Gabe Gonzalez, L (8, 1) ERA: 13.5	0.0 1 0 0 0 0 0 0 0 1 0 0 0 0 1 ∞ ∞													
Antonio Alfonseca, R (8, 1) ERA: 2.08	1.2 8 3 2 0 1 0 0 0 0 0 0 1 10 10 0.00 1.800													

Milwaukee Brewers @ Florida Marlins
 Pro Player Stadium, Miami, FL
 Fri Apr 03 1998, 7:05 PM EST
 Att. 20,921 - Unknown - 82 F

livebaseballscorecards.com

AB	35
R	7
H	8
RBI	7
BB	2
SO	8
LOB	14



Batter	1	2	3	4	5	6	7	8	9	AB R H RBI BB SO LOB
Cliff Floyd, L OBP: 0.450, SLG: 0.938 (1, 7)	0-0 HR		0-0 L4		0-0 G4-3		4-0 PB BB		0-3 K	4 1 1 1 1 1 0
Edgar Renteria, R OBP: 0.500, SLG: 0.429 (1, 6)	0-0 F8		0-0 G6-3		0-0 1B		4-0 1-2 BB			3 0 1 0 1 0 0
Ryan Jackson, L OBP: 0.385, SLG: 0.385 (1, 9)	0-0 G5-3 1B		0-0 P6		0-3 K		0-3 K			3 0 1 0 0 1 1
Gary Sheffield, R OBP: 0.733, SLG: 1.333 (7, PH)										1 0 0 0 0 1 2
Oscar Henriquez, R (8, 1)										0 0 0 0 0 0 0
Gabe Gonzalez, S (8, 1)										0 0 0 0 0 0 0
Antonio Alfonseca, R (8, 1)										0 0 0 0 0 0 0
Derrek Lee, R (1, 3)	0-0 G5-3 1-2			0-0 G1-3		4-0 BB		0-0 G5-3		3 0 0 0 1 0 1
Mark Kotsay, L OBP: 0.294, SLG: 0.375 (1, 8) (8, 9)	0-3 K			0-0 P5		0-0 G6-3 1-2		0-0 E1		4 0 0 0 0 1 2
Charles Johnson, R OBP: 0.222, SLG: 0.353 (1, 2)		0-0 G6-3		0-0 1B 1B		0-0 1B		0-0 P6		4 0 2 0 0 0 1
Craig Counsell, L OBP: 0.444, SLG: 0.625 (1, 4)		0-0 1B		0-0 1B		0-0 F8		0-0 G4-3		4 0 2 0 0 0 2
Josh Booty, R OBP: 0.188, SLG: 0.071 (1, 5)		0-0 F8		0-0 L3			0-3 K		0-0 G5-3	4 0 0 0 0 1 3
Eric Ludwick, R (1, 1)		0-3 K				0-0 F8			0-3 K	2 0 0 0 0 1 1
John Cangelosi, S (7, PH) (8, 8)							0-0 G4-3			2 0 0 0 0 1 0

Inning Stats	R: 1 E: 0 K: 1 S: 7	H: 2 LOB: 1 BB: 0 P: 7	R: 0 E: 0 K: 1 S: 6	H: 1 LOB: 1 BB: 0 P: 6	R: 0 E: 0 K: 0 S: 3	H: 0 LOB: 0 BB: 0 P: 3	R: 0 E: 0 K: 0 S: 5	H: 2 LOB: 2 BB: 0 P: 5	R: 0 E: 0 K: 1 S: 6	H: 1 LOB: 1 BB: 0 P: 6	R: 0 E: 0 K: 0 S: 3	H: 1 LOB: 1 BB: 1 P: 7	R: 0 E: 0 K: 2 S: 7	H: 0 LOB: 2 BB: 2 P: 15	R: 0 E: 1 K: 0 S: 4	H: 0 LOB: 1 BB: 0 P: 4	R: 0 E: 0 K: 2 S: 7	H: 0 LOB: 0 BB: 0 P: 7	1B: 6 2B: 0 3B: 0 HR: 1	SF: 0 SAC: 0 DP: 1 HBP: 0
--------------	------------------------------	---------------------------------	------------------------------	---------------------------------	------------------------------	---------------------------------	------------------------------	---------------------------------	------------------------------	---------------------------------	------------------------------	---------------------------------	------------------------------	----------------------------------	------------------------------	---------------------------------	------------------------------	---------------------------------	----------------------------------	------------------------------------

BOTTOM


Milwaukee Brewers @ Florida Marlins
 Pro Player Stadium, Miami, FL

Fri Apr 03 1998, 7:05 PM EST
 Att: 20,921 - Unknown - 82 F

AB	34
R	1
H	7
RBI	1
BB	3
SO	7
LOB	13



PITCHER	IP	WLS	BF	H	R	ER	SO	BB	IBB	HBP	BLK	WP	HR	S	P	ERA	WHIP
Jose Mercedes, R ERA: 1.8 (1, 1)	5.0		21	6	1	1	3	0	0	0	0	0	1	27	27	1.80	1.200
Steve Woodard, R ERA: (6, 1)	1.2	W	7	1	0	0	1	2	0	0	0	0	0	7	15	0.00	1.800
Mike Myers, L ERA: (7, 1)	0.0		1	0	0	0	0	1	0	0	0	0	0	4	4	∞	∞
Bob Wickman, R ERA: (7, 1)	1.1		5	0	0	0	1	0	0	0	0	0	0	7	7	0.00	0.000
Doug Jones, R ERA: 9.0 (9, 1)	1.0		3	0	0	0	2	0	0	0	0	0	0	7	7	0.00	0.000

Batter	1	2	3	4	5	6	7	8	9	AB R H RBI BB SO LOB	TOP											
Fernando Vina, L (1, 4) OBP: 0.500, SLG: 0.450	0-1 G5-3 1B	0-1 L3		1-1 G4-3 1B	1-0 1B		0-1 FC3-6 1-2f		4-0 BB 1-2 2-3	5 0 2 0 1 0 3												
Jeff Cirillo, R (1, 5) OBP: 0.409, SLG: 0.444	1-0 G5-3 1-2		4-1 FC4-6 BB	0-0 2B	1-0 1B		2-1 G6-3 1-2		2-3 BB	5 1 2 0 1 1 5												
John Jaha, R (1, 3) OBP: 0.300, SLG: 0.222	3-3 K		0-0 FC4-6 1-2f 1B 2B	1-3 K	1-1 L9			0-0 F9		5 1 0 0 0 2 5												
Jeremy Burnitz, L (1, 9) OBP: 0.526, SLG: 0.857	3-1 P3		1-2 2B SF9 1B	2-0 2B		2-2 G4-3		3-3 K		5 2 2 1 0 1 1												
Marquis Grissom, R (1, 8) OBP: 0.278, SLG: 0.375			1-2 SF9 1B 2B	0-2 2B		0-0 G4-3		3-1 G5-3		5 1 2 2 0 1 0												
Jose Valentin, S (1, 6) OBP: 0.579, SLG: 1.067			1-0 1B 1B	4-0 1B IBB	4-2 BB		0-2 1B		0-0 F9	3 1 2 0 2 0 0												
Marc Newfield, R (1, 7) OBP: 0.188, SLG: 0.200 Greg Martinez, S (9, PR)			2-1 SH2-4 1-2 1B	0-0 SF9	1-2 G1-3		0-0 F8		1-0 BB BB 1B	4 0 2 1 0 0 3 0 0 0 0 0 0 0	AB 40 R 6 H 15 RBI 6 BB 5 SO 5 LOB 22											
Jesse Levis, L (1, 2) OBP: 0.700, SLG: 0.625			1-1 SH2-4 1-2 2-H 1B	0-0 1-2 3-H 1B		2-1 G4-3		0-0 FC3-6 1B		4 0 3 2 1 0 0												
Jeff Juden, R (1, 1) Eric Owens, R (7, PH) Mike Myers, L (7, 1) Bob Wickman, R (8, 1) Mark Loretta, R (9, PH) Chad Fox, R (9, 1)			0-0 SH2-4 1-2 2-3	0-0 G5-3		0-1 G1-3		1-2 L8		2 0 0 0 0 0 2 1 0 0 0 0 0 1 0 0 0 0 0 0 0 0 0 0 0 0 0 0 1 0 0 0 0 0 2 0 0 0 0 0 0 0												
Inning Stats	R: 0 E: 0 K: 1 S: 9	H: 1 LOB: 1 BB: 0 P: 16	R: 1 E: 0 K: 1 S: 11	H: 3 LOB: 2 BB: 0 P: 16	R: 3 E: 0 K: 0 S: 12	H: 3 LOB: 2 BB: 1 P: 22	R: 2 E: 0 K: 1 S: 15	H: 3 LOB: 2 BB: 1 P: 24	R: 0 E: 0 K: 0 S: 8	H: 2 LOB: 2 BB: 0 P: 13	R: 0 E: 0 K: 0 S: 10	H: 1 LOB: 1 BB: 0 P: 12	R: 0 E: 0 K: 0 S: 9	H: 1 LOB: 1 BB: 0 P: 12	R: 0 E: 0 K: 1 S: 6	H: 0 LOB: 0 BB: 0 P: 12	R: 0 E: 0 K: 1 S: 7	H: 1 LOB: 3 BB: 2 P: 18	1B: 12 2B: 3 3B: 0 HR: 0	SF: 1 SAC: 1 DP: 0 HBP: 0	WP: 0 PB: 0 SB: 1 CS: 0	PA: 47
PITCHER	IP WLS BF H R ER SO BB IBB HBP BLK WP HR S P ERA WHIP																				PITCHER	IP WLS BF H R ER SO BB IBB HBP BLK WP HR S P ERA WHIP
Brian Meadows, R (1, 1) ERA: 14.73	3.2 L 23 10 6 6 3 1 1 0 0 0 0 42 68 14.73 3.000																					
Gabe Gonzalez, L (4, 1) ERA: 9.0	0.1 2 0 0 0 0 0 1 0 0 0 0 0 5 10 0.00 3.000																					
Kirt Ojala, L (5, 1) ERA:	3.0 13 4 0 0 0 0 0 0 0 0 0 0 27 37 0.00 1.333																					
Oscar Henriquez, R (8, 1) ERA: 27.0	1.0 3 0 0 0 1 0 0 0 0 0 0 0 6 12 0.00 0.000																					
Vic Darenbourg, L (9, 1) ERA:	1.0 6 1 0 0 1 2 0 0 0 0 0 0 7 18 0.00 3.000																					

Milwaukee Brewers @ Florida Marlins
 Pro Player Stadium, Miami, FL
 Sat Apr 04 1998, 7:05 PM EST
 Att. 23,528 - Unknown - 90 F

livebaseballscorecards.com



Batter	1	2	3	4	5	6	7	8	9	AB	R	H	RBI	BB	SO	LOB
Cliff Floyd, L (1, 7) OBP: 0.440, SLG: 0.789	2-2 G5-3 HBP	4-2 FC4-6 BB		1-1 P5		2-0 L6			0-3 K	3	0	0	0	1	1	3
Edgar Renteria, R (1, 6) OBP: 0.391, SLG: 0.316	0-0 G5-3	0-0 FC4-6			1-0 G6-3		0-2 F9		1-2 F9	5	0	0	0	0	0	4
Ryan Jackson, L (1, 3) OBP: 0.444, SLG: 0.500	1-2 L7		1-0 G1-6-3 1B		0-0 2B		2-1 G4-3 1B		1-3 K	5	0	3	0	0	1	1
Jim Eisenreich, L (1, 9) OBP: 0.125, SLG: 0.125	2-3 K		0-0 G1-6-3		0-1 G1-3		3-1 G4-3		1-2	4	0	0	0	0	1	4
Mark Kotsay, L (1, 8) OBP: 0.238, SLG: 0.300		2-3 K	0-1 L9		1-2 F8		2-1 L7			4	0	0	0	0	1	2
Gregg Zaun, S (1, 2) OBP: 1.000, SLG: 1.750		0-2 1B 2B		4-1 G6-3 BB		0-0 G3 3B		2-1 G6-3 1B		3	2	3	0	1	0	0
Craig Counsell, L (1, 4) OBP: 0.455, SLG: 0.600		2-2 1B 1B		3-2 G6-3		2-0 G3		1-0 G6-3 1B		4	0	2	1	0	0	1
Dave Berg, R (1, 5) OBP: 0.500, SLG: 0.333		3-1 BB 1B		4-1 BB		3-H 2-2 F7		1-0 G6-3		3	0	1	1	1	0	2
Brian Meadows, R (1, 1) Gabe Gonzalez, S (4, 1) Derrek Lee, R (4, PH) Kirt Ojala, L (5, 1) Oscar Henriquez, R (8, 1) Gary Sheffield, R (8, PH) Vic Darenbourg, L (9, 1)		1-3 3-H K	0-3 K		4-1 BB		2-1 F7			1	0	0	0	0	1	2

Inning Stats	R: 0	H: 0	E: 0	K: 1	S: 11	LOB: 1	BB: 0	P: 16	R: 1	H: 3	E: 0	K: 2	S: 21	LOB: 3	BB: 1	P: 33	R: 0	H: 1	E: 0	K: 0	S: 4	LOB: 0	BB: 0	P: 5	R: 0	H: 0	E: 0	K: 1	S: 10	LOB: 2	BB: 2	P: 22	R: 0	H: 1	E: 0	K: 0	S: 8	LOB: 1	BB: 0	P: 10	R: 1	H: 1	E: 0	K: 0	S: 9	LOB: 1	BB: 1	P: 19	R: 0	H: 1	E: 0	K: 0	S: 9	LOB: 1	BB: 0	P: 16	R: 0	H: 2	E: 0	K: 0	S: 6	LOB: 1	BB: 0	P: 12	R: 0	H: 0	E: 0	K: 2	S: 9	LOB: 0	BB: 0	P: 11	1B: 6	SF: 0	2B: 2	SAC: 0	3B: 1	DP: 2	HR: 0	HBP: 1	WP: 0	PA: 39
--------------	------	------	------	------	-------	--------	-------	-------	------	------	------	------	-------	--------	-------	-------	------	------	------	------	------	--------	-------	------	------	------	------	------	-------	--------	-------	-------	------	------	------	------	------	--------	-------	-------	------	------	------	------	------	--------	-------	-------	------	------	------	------	------	--------	-------	-------	------	------	------	------	------	--------	-------	-------	------	------	------	------	------	--------	-------	-------	-------	-------	-------	--------	-------	-------	-------	--------	-------	--------

PITCHER	IP	WLS	BF	H	R	ER	SO	BB	IBB	HBP	BLK	WP	HR	S	P	ERA	WHIP
Jeff Juden, R (1, 1) ERA: 3.0	6.0		28	6	2	2	4	4	0	1	0	0	0	63	105	3.00	1.667
Mike Myers, L (7, 1) ERA:	1.0		6	3	0	0	0	0	0	0	0	0	0	12	22	0.00	3.000
Bob Wickman, R (8, 1) ERA:	1.0		2	0	0	0	0	0	0	0	0	0	0	3	6	0.00	0.000
Chad Fox, R (9, 1) ERA: 1.8	1.0		3	0	0	0	2	0	0	0	0	0	0	9	11	0.00	0.000

BOTTOM

Milwaukee Brewers @ Florida Marlins
 Pro Player Stadium, Miami, FL
 Sat Apr 04 1998, 7:05 PM EST
 Att: 23,528 - Unknown - 90 F

livebaseballscorecards.com

AB	34
R	2
H	9
RBI	2
BB	4
SO	6
LOB	22



Batter	1	2	3	4	5	6	7	8	9	AB R H RBI BB SO LOB	TOP											
Fernando Vina, L (1, 4) OBP: 0.519, SLG: 0.583	1-0 F9 HBP 1B		0-2 G4-3		1-2 HR		2-1 L9		4-1 G6-3 SH3-4 2B BB	4 2 2 1 1 0 0												
Jeff Cirillo, R (1, 5) OBP: 0.346, SLG: 0.364	2-2 P4		1-1 G6-3		2-2 G6-3		3-2 P5		0-0 SH3-4 1-2	4 0 0 0 0 0 1												
John Jaha, R (1, 3) OBP: 0.320, SLG: 0.227	3-2 1-2 HBP		2-2 BB 1B		1-2 P3		0-0 F8		0-1 G6-3 2-3	4 0 1 0 0 0 1												
Jeremy Burnitz, L (1, 9) OBP: 0.583, SLG: 1.059	2-1 F9 2-3		4-2 1-2 BB		4-0 S 1B BB		2-1 HR		1-2 1B 2B 3-H	3 2 2 2 2 0 2												
Marquis Grissom, R (1, 8) OBP: 0.348, SLG: 0.571	1-1 P6		1-0 F9		1-2 S 1B		1-1 HR		2-2 1B 2-H	5 1 3 2 0 0 4												
Jose Valentin, S (1, 6) OBP: 0.522, SLG: 0.889			4-1 G6-3 BB		1-1 G4-3		3-3 K 2-3		0-0 G4-3	3 0 0 0 1 1 2												
Marc Newfield, R (1, 7) OBP: 0.200, SLG: 0.167 Greg Martinez, S (8, 7)			1-2 P3		0-3 K		4-0 1-2 IBB		0-0 P4	3 0 0 0 1 1 1 0 0 0 0 0 0 0												
Mike Matheny, R (1, 2) OBP: 0.143, SLG: 0.077			0-1 G6-3 1-2		2-2 L5		1-3 K		4-1 BB	3 0 0 0 1 1 4												
21 Cal Eldred, R (1, 1) OBP: 0.200, SLG: 0.200 Al Reyes, R (7, 1) Jesse Levis, L (8, PH) OBP: 0.636, SLG: 0.556 Chad Fox, R (8, 1) Doug Jones, R (9, 1)			0-3 K		0-3 K		0-3 K		1-2 G5-3	3 0 0 0 0 3 4 0 0 0 0 0 0 0 1 0 0 0 0 0 1 0 0 0 0 0 0 0 0 0 0 0 0 0 0												
Inning Stats	R: 0 E: 0 K: 0 S: 10	H: 1 LOB: 2 BB: 0 P: 19	R: 0 E: 0 K: 1 S: 11	H: 0 LOB: 1 BB: 1 P: 16	R: 0 E: 0 K: 0 S: 13	H: 1 LOB: 2 BB: 1 P: 21	R: 0 E: 0 K: 1 S: 8	H: 0 LOB: 0 BB: 0 P: 11	R: 1 E: 0 K: 1 S: 12	H: 1 LOB: 0 BB: 0 P: 16	R: 0 E: 0 K: 3 S: 11	H: 1 LOB: 3 BB: 2 P: 23	R: 0 E: 0 K: 0 S: 6	H: 0 LOB: 0 BB: 0 P: 11	R: 2 E: 0 K: 0 S: 10	H: 2 LOB: 1 BB: 1 P: 18	R: 2 E: 0 K: 0 S: 11	H: 2 LOB: 1 BB: 1 P: 18	1B: 4 2B: 1 3B: 0 HR: 3	SF: 0 SAC: 1 DP: 0 HBP: 1	WP: 0 PB: 0 SB: 2 CS: 0	PA: 41
PITCHER	IP WLS BF H R ER SO BB IBB HBP BLK WP HR S P ERA WHIP												PITCHER	IP WLS BF H R ER SO BB IBB HBP BLK WP HR S P ERA WHIP								
Livan Hernandez, R (1, 1) ERA: 5.4 Antonio Alfonseca, R (9, 1) ERA: 5.06	8.0 L 36 6 3 3 6 4 1 1 0 0 3 81 135 3.38 1.250													1.0 5 2 2 2 0 1 0 0 0 0 0 11 18 18.00 3.000								

Milwaukee Brewers @ Florida Marlins
Pro Player Stadium, Miami, FL
 Sun Apr 05 1998, 3:33 AM EDT
 Att. 28,075 - Sunny - 82 F

livebaseballscorecards.com

AB 33
R 5
H 8
RBI 5
BB 6
SO 6
LOB 20



Batter	1	2	3	4	5	6	7	8	9	AB R H RBI BB SO LOB
Cliff Floyd, L (1, 7) OBP: 0.467, SLG: 0.864	4-2 BB G5-4-3		0-0 G3-6-1 1-2f			1-1 HR K2-3	4-1 BB F8		1-3 K	3 1 1 1 2 1 4
Edgar Renteria, R (1, 6) OBP: 0.357, SLG: 0.292	1-0 BB G5-4-3 1-2f			3-2 1B S G1-4-3 1B		1-3 K2-3	2-2 BB F8		1-3 K	5 1 1 0 0 2 7
Ryan Jackson, L (1, 3) OBP: 0.409, SLG: 0.455	1-0 BB G2-3			1-1 BB G1-4-3 1B		3-3 K		1-0 BB G4-3		4 0 1 0 0 1 0
Gary Sheffield, R (1, 9) OBP: 0.600, SLG: 0.929		2-2 BB G5-3		1-2 SAFE G1-4-3 1-2f		1-1 BB S 1B		1-3 K		4 0 1 0 0 1 1
Mark Kotsay, L (1, 8) OBP: 0.240, SLG: 0.292		2-2 BB G4-3 1B		0-0 G4-3		1-1 BB P5		1-2 BB G4-3		4 0 1 0 0 0 1
Charles Johnson, R (1, 2) OBP: 0.227, SLG: 0.333 Vic Darenbourg, L (9, PR)		0-0 F8		0-3 K		1-2 BB G6-3		1-2 BB G4-3 1B		4 0 1 0 0 1 1 0 0 0 0 0 0 0
Craig Counsell, L (1, 4) OBP: 0.423, SLG: 0.542		3-2 SAFE G3		1-1 G6-3		0-3 K2-3		1-2 BB G4-3 1B		4 0 1 0 0 1 1
Dave Berg, R (1, 5) OBP: 0.571, SLG: 0.400 Gregg Zaun, S (9, PH) OBP: 0.833, SLG: 1.400			1-1 BB F9		4-1 BB BB	3-2 BB WP 1B		0-2 BB G4-3		2 0 1 0 1 0 0 1 0 0 0 0 0 2
Livan Hernandez, R (1, 1) OBP: 0.333, SLG: 0.333 Antonio Alfonseca, R (9, 1) Jim Eisenreich, L (9, PH) OBP: 0.222, SLG: 0.125			0-0 BB G3-6-1 1B		0-0 G3	0-2 BB WP 1B		4-2 BB BB		3 0 2 0 0 0 1 0 0 0 0 0 0 0 0 0 0 0 1 0 0

Inning Stats	R: 0	H: 0	E: 0	K: 0	S: 4	H: 0	LOB: 0	BB: 1	P: 10	R: 0	H: 1	E: 0	K: 0	S: 12	H: 1	LOB: 1	BB: 0	P: 19	R: 0	H: 1	E: 0	K: 0	S: 4	R: 1	H: 2	E: 0	K: 0	S: 11	H: 0	LOB: 1	BB: 1	P: 12	R: 1	H: 2	E: 0	K: 2	S: 12	H: 2	LOB: 3	BB: 1	P: 28	R: 0	H: 0	E: 0	K: 1	S: 8	H: 0	LOB: 0	BB: 0	P: 11	R: 0	H: 2	E: 0	K: 2	S: 23	1B: 9	SF: 0	2B: 0	SAC: 0	3B: 0	DP: 3	HR: 1	HBP: 0
--------------	------	------	------	------	------	------	--------	-------	-------	------	------	------	------	-------	------	--------	-------	-------	------	------	------	------	------	------	------	------	------	-------	------	--------	-------	-------	------	------	------	------	-------	------	--------	-------	-------	------	------	------	------	------	------	--------	-------	-------	------	------	------	------	-------	-------	-------	-------	--------	-------	-------	-------	--------

PITCHER	IP	WLS	BF	H	R	ER	SO	BB	IBB	HBP	BLK	WP	HR	S	P	ERA	WHIP
21 Cal Eldred, R (1, 1) ERA: 2.13	6.2		28	8	2	2	4	3	0	0	0	1	1	65	104	2.70	1.650
Al Reyes, R (7, 1) ERA: 18.0	0.1	W	1	0	0	0	0	0	0	0	0	0	0	3	5	0.00	0.000
Chad Fox, R (8, 1) ERA: 1.5	1.0		3	0	0	0	1	0	0	0	0	0	0	8	11	0.00	0.000
Doug Jones, R (9, 1) ERA: 6.0	1.0	S	6	2	0	0	2	1	0	0	0	0	0	23	31	0.00	3.000

BOTTOM

Milwaukee Brewers @ Florida Marlins
 Pro Player Stadium, Miami, FL
 Sun Apr 05 1998, 3:33 AM EDT
 Att: 28,075 - Sunny - 82 F

livebaseballscores.com

AB	34
R	2
H	10
RBI	1
BB	4
SO	7
LOB	18



WP: 1	PA: 38
PB: 0	
SB: 2	
CS: 0	

Batter	1	2	3	4	5	6	7	8	9	AB R H RBI BB SO LOB	TOP											
Fernando Vina, L (1, 4) OBP: 0.545, SLG: 0.586	0-0 G5-3 2B 1B	0-3 K		0-0 G3	0-0 1B 1B		0-0 2B 1B		4-0 WP S BB	5 2 3 1 1 1 1												
Jeff Cirillo, R (1, 5) OBP: 0.438, SLG: 0.556	0-0 G5-3 1-3 SF8 2B	4-0 BB BB		0-0 2B	0-0 1B 1-2 3-H		0-0 G3 1-H 2B		0-3 K 1-2	5 1 4 2 1 1 1												
John Jaha, R (1, 3) OBP: 0.357, SLG: 0.217 Bob Hamelin, L (5, PH) (5, 3)	0-0 G5-3 2-3 3-H	4-0 BB 1-2 2-3		4-0 BB	0-0 G4-1		0-0 G3		0-0 F8 2-3	1 0 0 1 2 0 1 3 0 0 0 0 0 4												
Jeremy Burnitz, L (1, 9) OBP: 0.517, SLG: 0.900	0-0 SF8 3-H	0-3 K		0-3 K		4-0 E BB	0-0 F8			3 0 0 1 1 2 6												
Marquis Grissom, R (1, 8) OBP: 0.321, SLG: 0.538	0-3 K		0-0 F7		0-0 1B 2B	0-0 G1-3 1-3		0-0 F7		5 1 1 0 0 1 1												
Marc Newfield, R (1, 7) OBP: 0.240, SLG: 0.182 Eric Owens, R (8, 7)		0-0 L4	1-0 HBP		0-0 SH1-4 2-H 1B 1B	0-0 F9		0-0 L6		4 1 1 1 0 0 1 0 0 0 0 0 0 0												
Jose Valentin, S (1, 6) OBP: 0.536, SLG: 0.800		4-0 1B E BB	0-3 K		0-0 F8	4-0 BB		4-0 BB		2 1 0 0 3 1 2												
Mike Matheny, R (1, 2) OBP: 0.211, SLG: 0.167		0-0 E 1B	0-0 P4		0-0 1B SH1-4 1B	0-0 P4		0-0 G4-3		5 2 2 0 0 0 4												
Paul Wagner, R (1, 1) Steve Woodard, L (5, 1) Mike Myers, L (8, 1) Mark Loretta, R (9, PH) Doug Jones, R (9, 1)		0-0 E6 BB		0-0 F9	0-0 SH1-4		0-3 K		0-0 F9	2 0 0 0 0 0 0 1 0 0 0 0 1 0 0 0 0 0 0 0 0 1 0 0 0 0 0 0 0 0 0 0 0 0 0												
Inning Stats	R: 2 E: 0 K: 1 S: 7	H: 2 LOB: 0 BB: 0 P: 7	R: 2 E: 1 K: 2 S: 9	H: 1 LOB: 3 BB: 3 P: 21	R: 0 E: 0 K: 1 S: 5	H: 0 LOB: 1 BB: 0 P: 6	R: 0 E: 0 K: 1 S: 6	H: 1 LOB: 2 BB: 1 P: 10	R: 3 E: 0 K: 0 S: 8	H: 5 LOB: 2 BB: 0 P: 8	R: 0 E: 1 K: 0 S: 3	H: 0 LOB: 2 BB: 2 P: 11	R: 1 E: 0 K: 1 S: 7	H: 2 LOB: 1 BB: 0 P: 7	R: 0 E: 0 K: 0 S: 3	H: 0 LOB: 1 BB: 1 P: 7	R: 0 E: 0 K: 1 S: 5	H: 0 LOB: 1 BB: 1 P: 9	1B: 7 2B: 4 3B: 0 HR: 0	SF: 1 SAC: 1 DP: 0 HBP: 1	WP: 1 PB: 0 SB: 1 CS: 0	PA: 48
PITCHER	IP WLS BF H R ER SO BB IBB HBP BLK WP HR S P ERA WHIP																				PITCHER	IP WLS BF H R ER SO BB IBB HBP BLK WP HR S P ERA WHIP
Felix Heredia, L (1, 1) ERA: 8.38	4.2 L 28 8 7 5 5 4 0 1 0 0 0 33 50 9.64 2.571																					
Jesus Sanchez, L (5, 1) ERA: 5.4	1.1 7 1 0 0 0 0 2 0 0 0 0 0 5 13 0.00 2.250																					
Oscar Henriquez, R (7, 1) ERA: 14.73	2.0 9 2 1 1 1 1 1 0 0 0 0 0 10 14 4.50 1.500																					
Vic Darenbourg, L (9, 1) ERA:	1.0 4 0 0 0 0 1 1 0 0 0 1 0 5 9 0.00 1.000																					

Milwaukee Brewers @ Florida Marlins
Pro Player Stadium, Miami, FL
Mon Apr 06 1998, 3:33 AM EDT
Att. 17,940 - Sunny - 80 F

livebaseballscorecards.com

AB	37
R	8
H	11
RBI	6
BB	8
SO	7
LOB	21



Batter	1	2	3	4	5	6	7	8	9	AB	R	H	RBI	BB	SO	LOB
Cliff Floyd, L OBP: 0.429, SLG: 0.741 (1, 7)	0-0 1B	0-3 K		0-3 K		0-0 P6		0-3 K		5	1	1	0	0	3	4
Edgar Renteria, R OBP: 0.364, SLG: 0.310 (1, 6)	0-0 1B		0-0 F9	0-0 FC6		0-3 K			0-0 1B	5	0	2	1	0	1	2
Ryan Jackson, L OBP: 0.370, SLG: 0.385 (1, 3)	4-0 1B		0-0 G4-3		0-0 F7		0-0 G1-3		0-0 F8	4	0	0	0	1	0	1
Gary Sheffield, R OBP: 0.600, SLG: 0.824 (1, 9)	0-0 1B		0-0 1B		4-0 HR		0-3 K		4-0 1B	3	1	1	0	2	1	2
Mark Kotsay, L OBP: 0.267, SLG: 0.393 (1, 8)	0-0 P6		4-0 1B		0-0 HR		0-0 G3		0-0 F7	4	1	1	2	1	0	3
Gregg Zaun, S OBP: 0.636, SLG: 1.000 (1, 2)		0-0 G4-3	0-0 FC5-4		4-0 BB			0-0 2B	0-0 F8	4	1	1	0	1	0	4
Craig Counsell, L OBP: 0.433, SLG: 0.500 (1, 4)		1-0 2B		4-0 BB		0-0 P4		0-0 P4		2	1	0	0	1	0	2
Josh Booty, R OBP: 0.250, SLG: 0.176 (1, 5)		0-0 2B		4-0 BB		0-0 FC6-4		0-3 K		3	0	1	1	1	1	2
Felix Heredia, L Jesus Sanchez, L John Cangelosi, S Oscar Henriquez, R Jim Eisenreich, L Vic Darenbourg, L (1, 1) (5, 1) (6, PH) (7, 1) (8, PH) (9, 1)		0-0 FC6-5		0-3 K		0-0 F8		0-0 2B		2	0	0	0	0	1	3

Inning Stats	R: 1	H: 2	E: 0	K: 0	S: 4	LOB: 1	BB: 1	P: 8	R: 1	H: 1	E: 0	K: 1	S: 6	LOB: 1	BB: 0	P: 7	R: 0	H: 1	E: 0	K: 0	S: 4	LOB: 2	BB: 1	P: 8	R: 0	H: 0	E: 0	K: 2	S: 7	LOB: 2	BB: 2	P: 15	R: 2	H: 1	E: 0	K: 0	S: 4	LOB: 1	BB: 2	P: 12	R: 0	H: 0	E: 0	K: 1	S: 5	LOB: 0	BB: 0	P: 5	R: 0	H: 0	E: 0	K: 1	S: 5	LOB: 0	BB: 0	P: 5	R: 1	H: 2	E: 0	K: 2	S: 9	LOB: 1	BB: 0	P: 9	R: 0	H: 1	E: 0	K: 0	S: 4	LOB: 2	BB: 1	P: 8	1B: 4	2B: 3	3B: 0	HR: 1	SF: 0	SAC: 0	DP: 1	HBP: 1	WP: 1	PA: 42
--------------	------	------	------	------	------	--------	-------	------	------	------	------	------	------	--------	-------	------	------	------	------	------	------	--------	-------	------	------	------	------	------	------	--------	-------	-------	------	------	------	------	------	--------	-------	-------	------	------	------	------	------	--------	-------	------	------	------	------	------	------	--------	-------	------	------	------	------	------	------	--------	-------	------	------	------	------	------	------	--------	-------	------	-------	-------	-------	-------	-------	--------	-------	--------	-------	--------

PITCHER	IP	WLS	BF	H	R	ER	SO	BB	IBB	HBP	BLK	WP	HR	S	P	ERA	WHIP
Paul Wagner, R ERA: 8.31 (1, 1)	4.1		24	5	4	4	3	6	0	0	0	1	1	23	48	8.31	2.538
Steve Woodard, R ERA: 1.8 (5, 1)	3.1	W	12	2	1	1	3	0	0	0	0	0	0	18	18	2.70	0.600
Mike Myers, L ERA: (6, PH) (7, 1)	0.1		1	0	0	0	1	0	0	0	0	0	0	3	3	0.00	0.000
Doug Jones, R ERA: 4.5 (8, PH) (9, 1)	1.0	S	5	1	0	0	0	1	0	0	0	0	0	4	8	0.00	2.000

BOTTOM

Milwaukee Brewers @ Florida Marlins
Pro Player Stadium, Miami, FL
Mon Apr 06 1998, 3:33 AM EDT
Att. 17,940 - Sunny - 80 F

AB	34
R	5
H	8
RBI	5
BB	7
SO	7
LOB	23



2	0	0	0	0	0	1	3
0	0	0	0	0	0	0	0
1	0	0	0	0	0	0	0
0	0	0	0	0	0	0	0
1	0	1	1	0	0	0	0
0	0	0	0	0	0	0	0

WP: 1	PA: 42
PB: 0	
SB: 1	
CS: 0	

livebaseballscorecards.com

Batter	1	2	3	4	5	6	7	8	9	AB R H RBI BB SO LOB
Fernando Vina, L OBP: 0.535, SLG: 0.541 (1, 4)	1-1 G3 BB 1B		4-2 G3 1B HR BB		0-0 F9	4-0 BB			1-3 K	3 1 1 0 2 1 0
Jeff Cirillo, R OBP: 0.452, SLG: 0.514 (1, 5)	4-1 G3 1-2 BB		2-1 G3 1-2 HR 1B		0-1 L8	3-2 F8-6			0-0 G6-3	4 1 1 0 1 0 2
Jose Valentin, S OBP: 0.472, SLG: 0.741 (1, 6)	2-2 G3 1-2 2-3		1-2 G3 1-2 2-3		4-2 1B 1B BB			0-0 L5		3 1 0 0 1 0 4
Jeremy Burnitz, L OBP: 0.541, SLG: 1.037 (1, 9)	2-3 K		0-0 HR		0-0 1B 1-3 1B			2-1 P6		4 1 2 3 0 1 2
Marquis Grissom, R OBP: 0.306, SLG: 0.471 (1, 8)	2-3 K		2-3 K		0-0 1B 1-3 3-H			1-1 F8		4 0 1 1 0 2 2
Bob Hamelin, L OBP: 0.100, SLG: 0.100 (1, 3)			2-2 G3		0-0 F7			1-2 G4-3		4 0 0 0 0 0 2
Marc Newfield, R OBP: 0.226, SLG: 0.148 Darrin Jackson, R (8, 7)			1-1 E5 G1-3		4-1 G5-4-3 BB			0-1 G6-3		2 0 0 0 1 0 0 1 0 0 0 0 0 0
Mike Matheny, R OBP: 0.269, SLG: 0.440 (1, 2)			1-0 G1-3		1-0 G5-4-3			1-2 G4-3		4 1 1 1 0 0 2
Steve Woodard, L Bobby Hughes, R Jose Mercedes, R Bob Wickman, R Jesse Levis, L OBP: 0.615, SLG: 0.545 (1, 1) (4, PH) (5, 1) (8, 1) (9, PH)			1-0 G1-3		0-0 F8			2-2 F8-6 BB HBP		1 0 0 0 0 0 1 1 0 1 0 0 0 0 0 0

Inning Stats	R: 0	H: 1	E: 0	K: 2	S: 13	H: 0	LOB: 2	BB: 1	P: 24	R: 0	H: 0	E: 1	K: 0	S: 7	R: 3	H: 2	E: 0	K: 1	S: 15	R: 0	H: 0	E: 0	K: 0	S: 3	R: 1	H: 2	E: 0	K: 0	S: 9	R: 1	H: 1	E: 0	K: 0	S: 11	R: 0	H: 0	E: 0	K: 0	S: 5	R: 0	H: 0	E: 0	K: 0	S: 8	R: 0	H: 0	E: 0	K: 1	S: 8	1B: 4	SF: 0	2B: 1	SAC: 0	3B: 0	DP: 2	HR: 2	HBP: 1	WP: 0	PA: 38
--------------	------	------	------	------	-------	------	--------	-------	-------	------	------	------	------	------	------	------	------	------	-------	------	------	------	------	------	------	------	------	------	------	------	------	------	------	-------	------	------	------	------	------	------	------	------	------	------	------	------	------	------	------	-------	-------	-------	--------	-------	-------	-------	--------	-------	--------

PITCHER	IP	WLS	BF	H	R	ER	SO	BB	IBB	HBP	BLK	WP	HR	S	P	ERA	WHIP
Javier Vazquez, R ERA: 6.97 (1, 1)	5.1		27	6	5	5	3	4	0	1	0	0	2	54	92	8.44	1.875
Rick DeHart, L ERA: 3.18 (6, 1)	1.2		5	0	0	0	0	1	0	0	0	0	0	9	19	0.00	0.600
Anthony Telford, R ERA: (8, 1)	1.0	W	3	0	0	0	0	0	0	0	0	0	0	8	9	0.00	0.000
Ugueth Urbina, R ERA: (9, 1)	1.0	S	3	0	0	0	1	0	0	0	0	0	0	8	12	0.00	0.000

BOTTOM

Montreal Expos @ Milwaukee Brewers
Milwaukee County Stadium, Milwaukee, WI

Thu Apr 09 1998, 8:05 PM EDT
Att. 6,537 - Overcast - 41 F

livebaseballscorecards.com

AB	32
R	5
H	6
RBI	5
BB	5
SO	4
LOB	15



Batter	1	2	3	4	5	6	7	8	9	AB R H RBI BB SO LOB	TOP		
Edgardo Alfonzo, R (1, 5) OBP: 0.326, SLG: 0.324	4-1 BB G3 S BB		0-2 P3		0-3 K		4-2 BB 3B BB	2-2 BB 2-3 1B		3 1 1 0 2 1 2			
Carlos Baerga, S (1, 4) OBP: 0.194, SLG: 0.235	2-2 BB L5		3-1 P5		1-1 G1-3		1-2 BB 1B 3B	1-2 BB F7		5 1 1 2 0 0 5			
Bernard Gilkey, R (1, 7) OBP: 0.444, SLG: 0.400	4-2 BB G3 BB		0-1 BB 1B		2-3 K		0-1 BB G6-4-3 1B		2-3 BB K	4 0 2 1 1 2 1			
John Olerud, L (1, 3) OBP: 0.432, SLG: 0.467	1-0 BB G3		4-1 BB BB		4-0 BB 2B BB		4-1 BB G6-4-3 BB		1-0 BB L7	2 0 0 0 3 0 2			
Butch Huskey, R (1, 9) OBP: 0.294, SLG: 0.250	1-2 BB G4-3		2-3 BB K		1-0 BB P2		3-1 BB G6-4-3		1-1 BB 1B	5 0 1 0 0 1 8			
Rich Becker, L (1, 8) OBP: 0.323, SLG: 0.481		1-3 BB K		1-3 BB K		3-2 BB 2B	3-3 BB K		1-3 BB K	5 0 1 0 0 4 2			
Alberto Castillo, R (1, 2) OBP: 0.143, SLG: 0.077		1-3 BB K		2-3 BB K		0-3 BB K		3-3 BB K		2 0 0 0 0 2 0			
Matt Franco, L (6, PH) OBP: 0.417, SLG: 0.300										1 0 0 0 0 1 2			
Tim Spehr, R (6, 2) OBP: 0.294, SLG: 0.313										1 0 0 0 0 1 0			
Rey Ordóñez, R (1, 6) OBP: 0.278, SLG: 0.286		0-2 BB G3		3-2 BB CS 1B		0-1 BB G5-3		1-2 BB F9		4 0 1 0 0 0 2			
Dave Micki, R (1, 1) OBP: 0.500, SLG: 0.333			0-1 BB E9 1B		1-0 BB CS		4-1 BB G1-3 BB		0-2 BB 1B 2B	1 0 0 0 1 0 0			
Dennis Cook, L (6, 1) OBP: 0.450, SLG: 0.364										0 0 0 0 0 0 0			
Luis Lopez, S (7, PH) OBP: 0.450, SLG: 0.364										0 1 0 0 0 1 0 0			
Turk Wendell, L (7, 1) OBP: 0.394, SLG: 0.617										0 0 0 0 0 0 0 0			
Brian McRae, S (8, PH) OBP: 0.394, SLG: 0.617										1 0 1 0 0 0 0 0			
Greg McMichael, R (8, 1) OBP: 0.394, SLG: 0.617										0 0 0 0 0 0 0 0			
Inning Stats	R: 0 H: 0 E: 0 LOB: 2 K: 0 BB: 2 S: 10 P: 22	R: 0 H: 0 E: 0 LOB: 0 K: 2 BB: 0 S: 9 P: 11	R: 0 H: 1 E: 1 LOB: 3 K: 1 BB: 1 S: 13 P: 22	R: 0 H: 1 E: 0 LOB: 0 K: 2 BB: 0 S: 12 P: 19	R: 0 H: 0 E: 0 LOB: 1 K: 2 BB: 1 S: 9 P: 16	R: 0 H: 1 E: 0 LOB: 2 K: 1 BB: 1 S: 9 P: 17	R: 3 H: 2 E: 0 LOB: 1 K: 1 BB: 3 S: 19 P: 38	R: 0 H: 2 E: 0 LOB: 2 K: 1 BB: 0 S: 18 P: 25	R: 0 H: 1 E: 0 LOB: 1 K: 2 BB: 0 S: 11 P: 16	1B: 5 SF: 0 2B: 2 SAC: 0 3B: 1 DP: 1 HR: 0 HBP: 0	WP: 0 PA: 43 PB: 0 SB: 1 CS: 1		
PITCHER	IP WLS BF H R ER SO BB IBB HBP BLK WP HR S P ERA WHIP											PITCHER	IP WLS BF H R ER SO BB IBB HBP BLK WP HR S P ERA WHIP
Jeff Juden, R (1, 1) ERA: 1.5	6.0 W 26 3 0 0 8 5 0 0 0 0 0 0 62 107 0.00 1.333												
Al Reyes, R (7, 1) ERA: 45.0	0.0 4 2 3 3 0 2 0 0 0 0 0 0 13 22 ∞ ∞												
Chad Fox, R (7, 1) ERA: 1.04	2.0 8 2 0 0 2 1 0 0 0 0 0 0 24 41 0.00 1.500												
Doug Jones, R (9, 1) ERA: 3.0	1.0 S 4 1 0 0 2 0 0 0 0 0 0 0 11 16 0.00 1.000												

New York Mets @ Milwaukee Brewers
Milwaukee County Stadium, Milwaukee, WI

Fri Apr 10 1998, 8:05 PM EDT
Att. 10,330 - Unknown - 46 F

livebaseballscorecards.com

AB	34
R	3
H	8
RBI	3
BB	8
SO	12
LOB	24



Batter	1	2	3	4	5	6	7	8	9	AB	R	H	RBI	BB	SO	LOB
Fernando Vina, L OBP: 0.489, SLG: 0.488 (1, 4)	0-0 F9		2-1 F9		0-0 G4-6-3	1-0 F7				4	0	0	0	0	0	4
Jeff Cirillo, R OBP: 0.457, SLG: 0.500 (1, 5)	2-3 K			4-0 1B BB		0-1 G4-3 2B 1B	0-1 G6-3			3	1	1	0	1	1	0
Jose Valentin, S OBP: 0.450, SLG: 0.677 (1, 6)	3-3 K			1-1 1-3 1B		2-2 G4-3 1-3	3-3 K			4	0	1	0	0	2	1
Jeromy Burnitz, L OBP: 0.561, SLG: 1.103 (1, 9)		3-2 HR		4-0 IBB		4-0 2B S IBB	0-0 G6-3			2	2	1	1	2	0	0
Marquis Grissom, R OBP: 0.300, SLG: 0.447 (1, 8)		2-2 G3-1		0-0 F8		0-3 K 1-2	0-2 CS 1B			4	0	1	0	0	1	4
Bob Hamelin, L OBP: 0.143, SLG: 0.077 (1, 3)		2-2 G1-3		0-2 L9		4-0 2B 2B IBB	2-3 K 1-2			3	1	0	0	1	1	3
Marc Newfield, R OBP: 0.235, SLG: 0.200 Darrin Jackson, R (7, 7)		0-0 P5			3-2 E5 FC2-5 1B	0-1 2B 2B	1-3 2-H 3-H			3	1	1	2	0	0	0
Jesse Levis, L OBP: 0.625, SLG: 0.538 (1, 2)			1-0 G4-3		0-1 FC2-5 1B	4-0 2B IBB				2	0	1	0	1	0	0
Jeff Juden, R (1, 1)			1-0 G4-3		0-0 FC2-5 G4-6-3	1-1 2B				2	0	0	0	0	0	2
Mark Loretta, R OBP: 0.333, SLG: 0.400 (6, PH)										1	0	1	2	0	0	0
Al Reyes, R (7, 1)										0	0	0	0	0	0	0
Chad Fox, R (7, 1)										0	0	0	0	0	0	0
Doug Jones, R (9, 1)										0	0	0	0	0	0	0

Inning Stats	R: 0	H: 0	E: 0	K: 2	S: 8	H: 0	LOB: 0	BB: 0	P: 13	R: 1	H: 1	E: 0	K: 0	S: 13	H: 0	LOB: 0	BB: 0	P: 20	R: 0	H: 0	E: 0	K: 0	S: 4	R: 0	H: 1	E: 0	K: 0	S: 6	H: 1	LOB: 2	BB: 2	P: 15	R: 0	H: 1	E: 1	K: 0	S: 7	H: 3	LOB: 2	BB: 3	P: 31	R: 0	H: 0	E: 0	K: 1	S: 6	H: 1	LOB: 0	BB: 0	P: 9	R: 0	H: 1	E: 0	K: 2	S: 11	H: 1	LOB: 0	BB: 0	P: 13
1B: 4	SF: 0	2B: 2	SAC: 0	3B: 0	DP: 1	HR: 1	HBP: 0	WP: 0	PA: 34																																																		


BOTTOM

New York Mets @ Milwaukee Brewers
Milwaukee County Stadium, Milwaukee, WI

Fri Apr 10 1998, 8:05 PM EDT
Att: 10,330 - Unknown - 46 F

livebaseballscorecards.com

AB	29
R	5
H	7
RBI	5
BB	5
SO	6
LOB	14



PITCHER	IP	WLS	BF	H	R	ER	SO	BB	IBB	HBP	BLK	WP	HR	S	P	ERA	WHIP
Dave Mlicki, R ERA: 8.18 (1, 1)	5.2	L	27	6	5	5	3	1	4	0	0	0	1	52	95	7.94	1.235
Dennis Cook, L ERA: (6, 1)	0.1		1	0	0	0	0	0	0	0	0	0	0	1	2	0.00	0.000
Turk Wendell, R ERA: 3.18 (7, 1)	1.0		3	0	0	0	1	0	0	0	0	0	0	6	9	0.00	0.000
Greg McMichael, R ERA: (8, 1)	1.0		3	1	0	0	2	0	0	0	0	0	0	11	13	0.00	1.000

New York Mets @ Milwaukee Brewers
Milwaukee County Stadium, Milwaukee, WI

Sat Apr 11 1998, 4:33 AM EDT
Att. 24,140 - Overcast - 57 F

Summary statistics table with categories: AB, R, H, RBI, BB, SO, LOB.



Summary statistics table with categories: WP, PA, PB, SB, CS.

AB R H RBI BB SO LOB

Main batting statistics table with 7 columns: AB, R, H, RBI, BB, SO, LOB.

Additional batting statistics table with 7 columns: AB, R, H, RBI, BB, SO, LOB.

Additional batting statistics table with 7 columns: AB, R, H, RBI, BB, SO, LOB.

Additional batting statistics table with 7 columns: AB, R, H, RBI, BB, SO, LOB.

Additional batting statistics table with 7 columns: AB, R, H, RBI, BB, SO, LOB.

Batter 1 2 3 4 5 6 7 8 9

Top section of the batting log, including players Brian McRae, Edgardo Alfonzo, Bernard Gilkey, Dennis Cook, John Franco, John Olerud, Butch Huskey, Carlos Baerga.

Middle section of the batting log, including players Alberto Castillo, Matt Franco, Tim Spehr, Rey Ordenez, Masato Yoshii, Greg McMichael, Rich Becker.

Bottom section of the batting log, including players Cal Eldred, Bob Wickman, Mike Myers.

Inning Stats table with columns for R, H, E, K, S and P, LOB, BB, P.

Pitcher stats table with columns for PITCHER, IP, WLS, BF, H, R, ER, SO, BB, IBB, HBP, BLK, WP, HR, S, P, ERA, WHIP.

Batter	1	2	3	4	5	6	7	8	9	AB	R	H	RBI	BB	SO	LOB
Fernando Vina, L (1, 4) OBP: 0.451, SLG: 0.444	1-1 L7		1-0 F8		1-0 G3			3-2 P6		4	0	0	0	0	0	1
Jeff Cirillo, R (1, 5) OBP: 0.480, SLG: 0.500	1-2 1B		0-0 L5			4-0 E 1B BB		4-2 BB		2	0	1	0	2	0	0
Jose Valentin, S (1, 6) OBP: 0.409, SLG: 0.600	1-3 K		0-3 K			1-2 F9		2-3 K		4	0	0	0	0	3	3
Jeremy Burnitz, L (1, 9) OBP: 0.556, SLG: 1.030	0-1 G4-3			0-2 FC2-4 1B		1-0 1-2 1B		1-3 K		4	0	2	0	0	1	2
Marquis Grissom, R (1, 8) OBP: 0.295, SLG: 0.429		1-0 E S SF8 1B		0-0 FC2-4 G4-6-3		0-0 F9		2-2 P2		4	1	1	0	0	0	3
Bob Hamelin, L (1, 3) Eric Owens, R (9, PH)		4-1 BB BB BB SF8 1B		1-1 G4-6-3		3-3 K		1-0 G5-3		2	0	0	0	1	1	3
Marc Newfield, R (1, 7) Darrin Jackson, R (7, PR)		1-3 BB SF8		1-1 G4-6-3		2-3 K		1-1 G5-3		1	0	0	0	0	0	0
Marc Newfield, R (1, 7) Darrin Jackson, R (7, PR)		0-0 SF8		2-2 G4-3		4-2 L6-4 SH2-4 BB		1-1 SF8		1	0	0	1	1	0	0
Mike Matheny, R (1, 2) OBP: 0.310, SLG: 0.481		1-2 3-H BB		0-2 SH2-4		0-0 SH2-4		0-3 K		2	0	1	0	1	1	1
21 Cal Eldred, R (1, 1) Mark Loretta, R (7, PH) Bob Wickman, R (8, 1) Mike Myers, L (9, 1)		4-1 21 G6-3 BB		1-1 G6-3		1-3 K		1-2 L6-4		2	0	0	0	0	1	3


Inning Stats	R: 0	H: 1	E: 0	LOB: 1	K: 11	P: 14	R: 1	H: 1	E: 0	LOB: 1	K: 0	P: 15	R: 0	H: 0	E: 0	LOB: 0	K: 1	P: 6	R: 0	H: 1	E: 0	LOB: 0	K: 0	P: 7	R: 0	H: 1	E: 0	LOB: 1	K: 1	P: 16	R: 0	H: 1	E: 1	LOB: 2	K: 1	P: 20	R: 0	H: 0	E: 0	LOB: 1	K: 0	P: 11	R: 0	H: 0	E: 0	LOB: 1	K: 2	P: 25	R: 0	H: 1	E: 0	LOB: 1	K: 1	P: 13	1B: 5	SF: 1	2B: 2	SAC: 1	3B: 0	DP: 3	HR: 0	HBP: 0	WP: 0	PA: 35
PITCHER	IP	WLS	BF	H	R	ER	SO	BB	IBB	HBP	BLK	WP	HR	S	P	ERA	WHIP																																															
Masato Yoshii, R (1, 1) ERA:	6.0		24	5	1	0	4	3	0	0	0	0	0	52	78	0.00	1.333																																															
Greg McMichael, R (7, 1) ERA:	1.0		3	0	0	0	0	1	0	0	0	0	0	6	11	0.00	1.000																																															
Dennis Cook, L (8, 1) ERA:	1.0	W	4	0	0	0	2	1	0	0	0	0	0	15	25	0.00	1.000																																															
John Franco, L (9, 1) ERA:	1.0	S	4	1	0	0	1	0	0	0	0	0	0	9	13	0.00	1.000																																															

BOTTOM

New York Mets @ Milwaukee Brewers
Milwaukee County Stadium, Milwaukee, WI

Sat Apr 11 1998, 4:33 AM EDT
Att. 24,140 - Overcast - 57 F

AB 28
R 1
H 6
RBI 1
BB 5
SO 7
LOB 18



New York Mets @ Milwaukee Brewers
 Milwaukee County Stadium, Milwaukee, WI

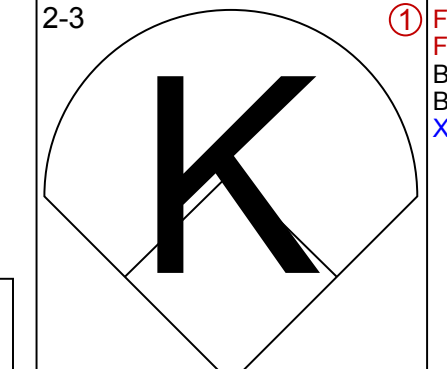
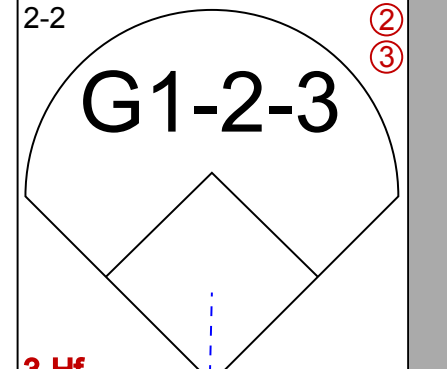
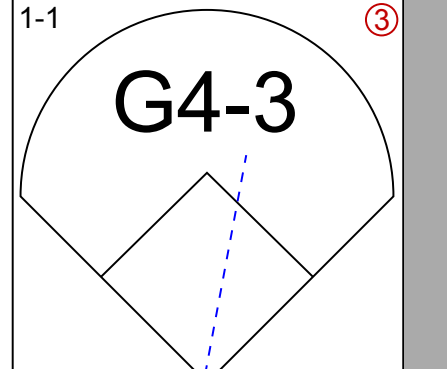
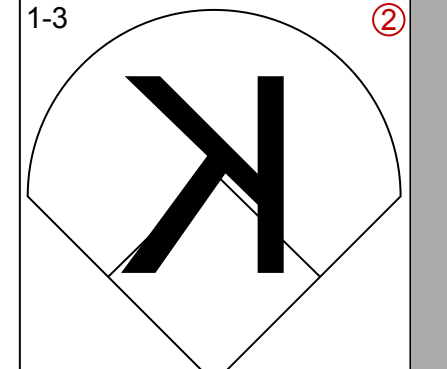
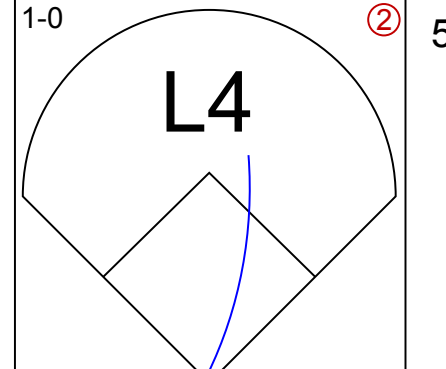
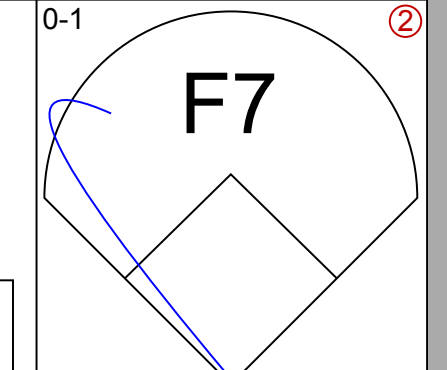
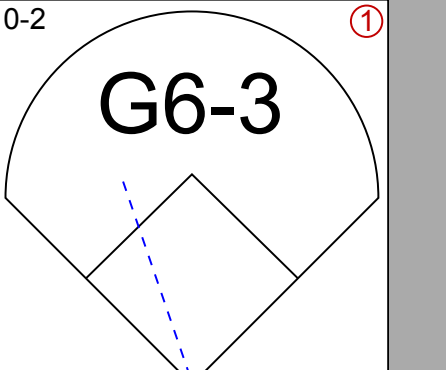
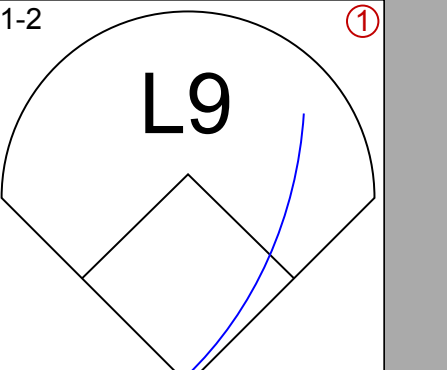
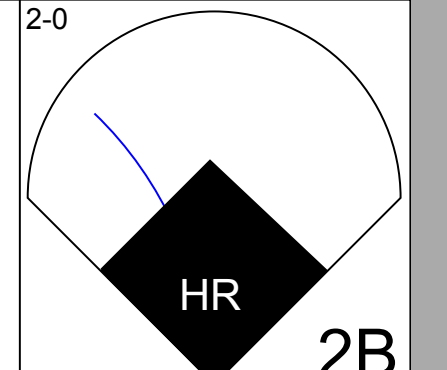
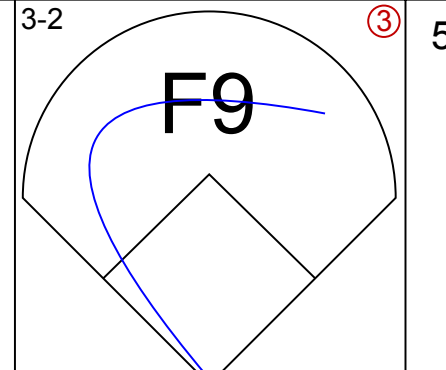
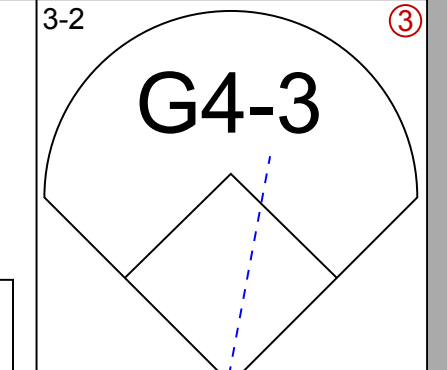
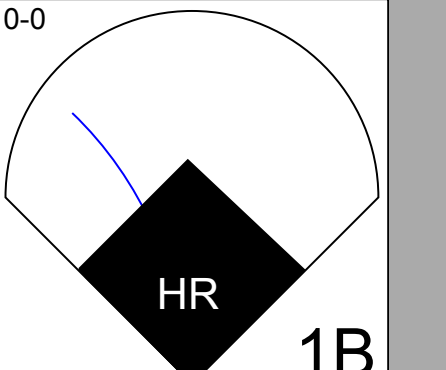
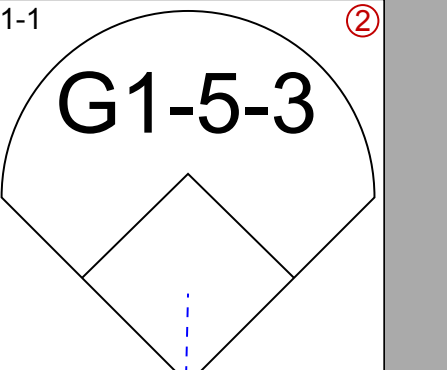
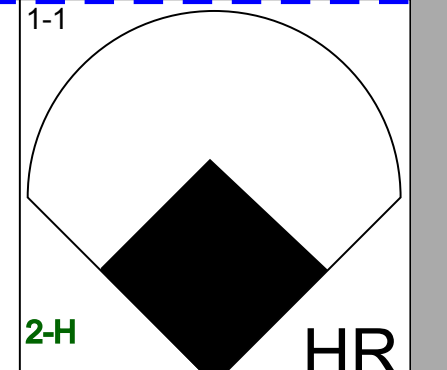
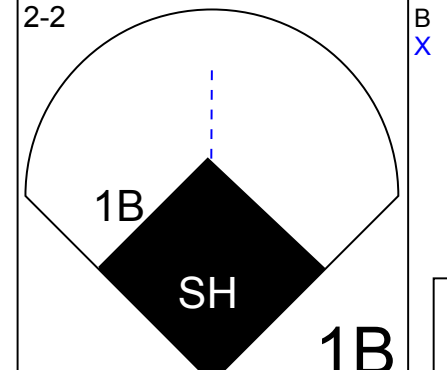
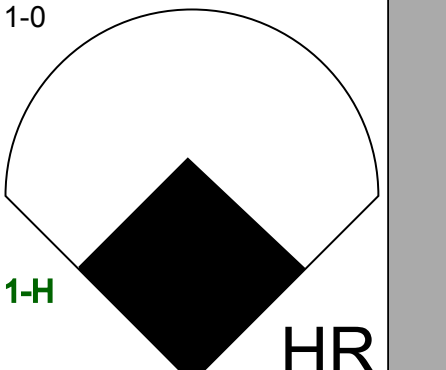
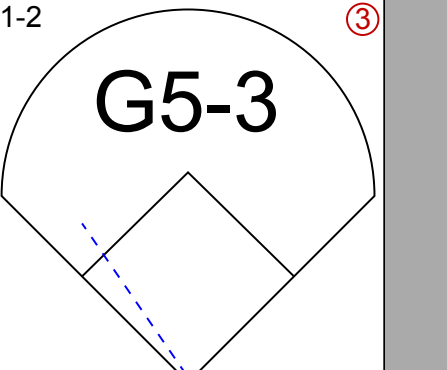
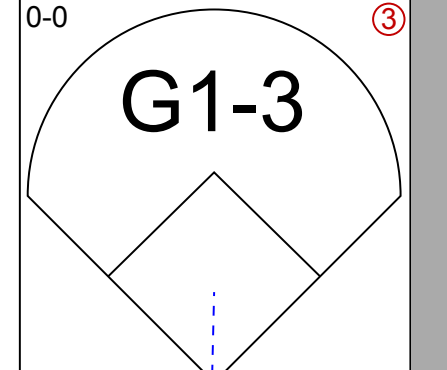
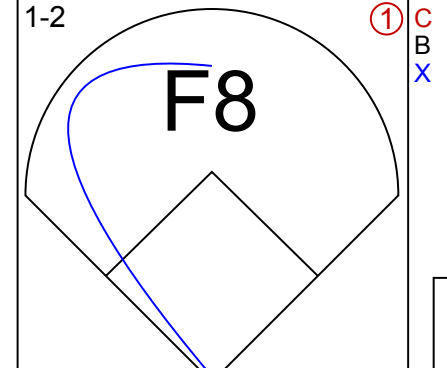
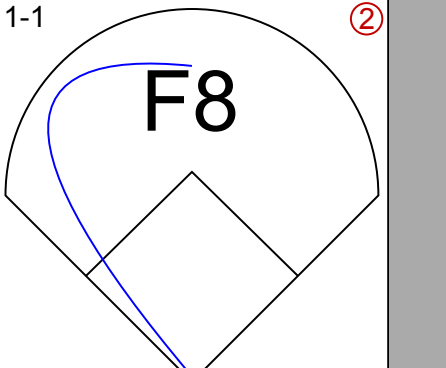
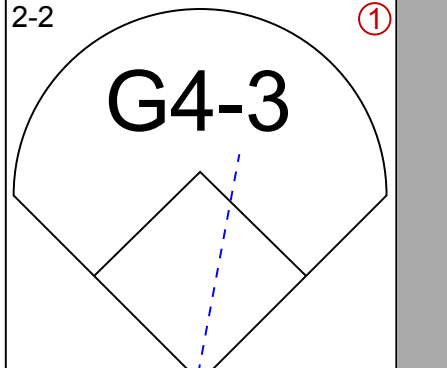
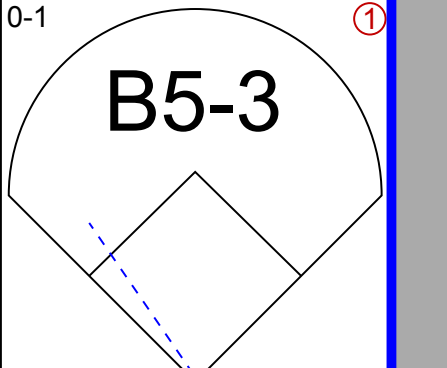
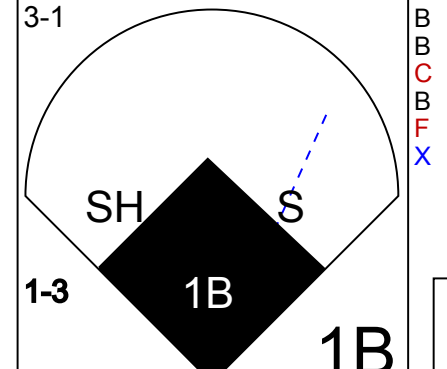
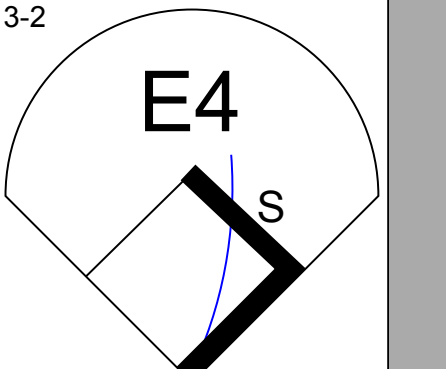
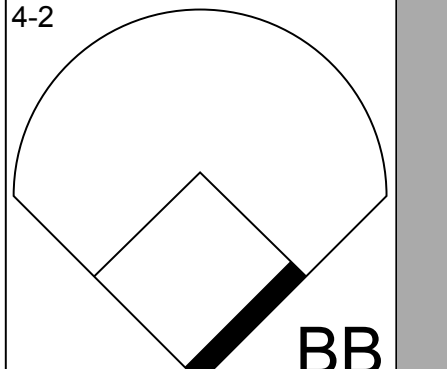
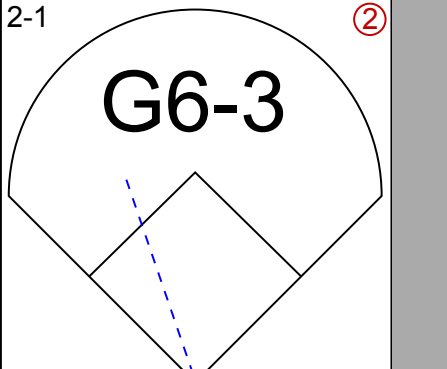
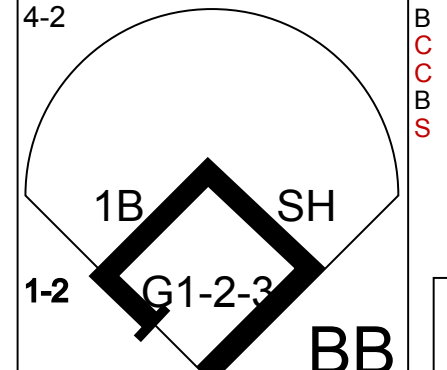
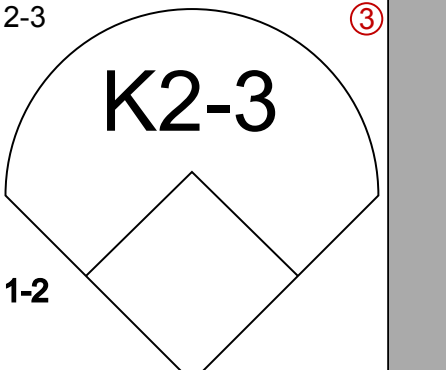
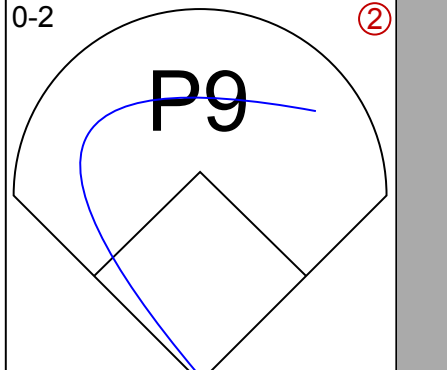
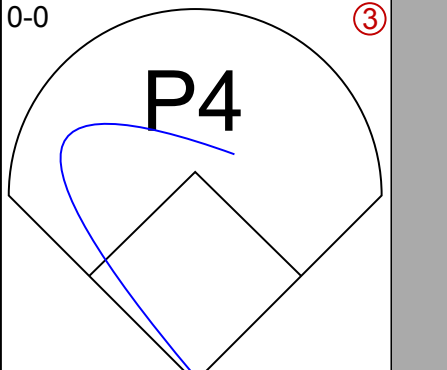
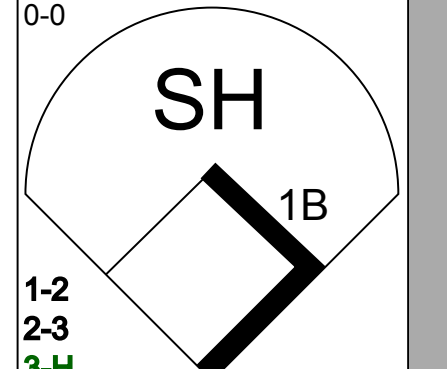
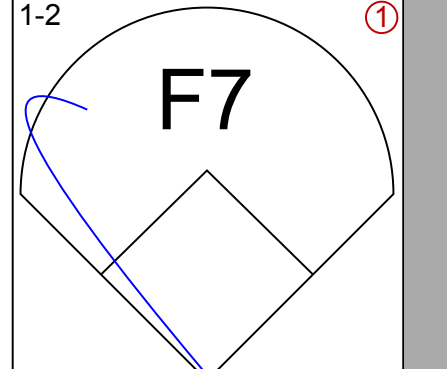
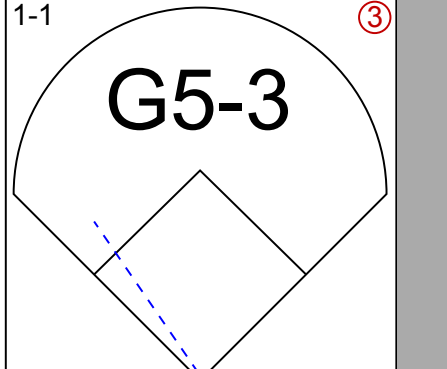
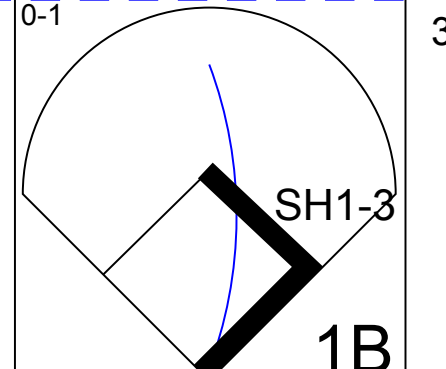
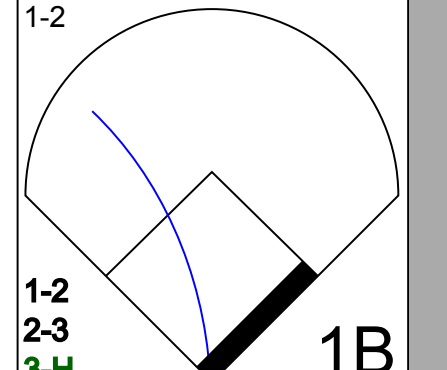
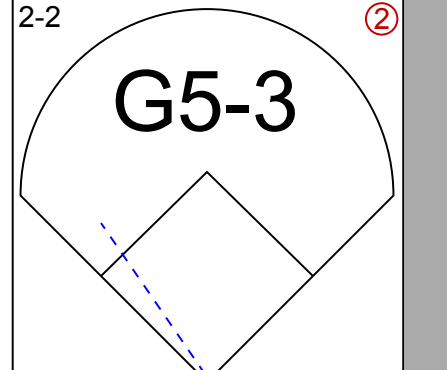
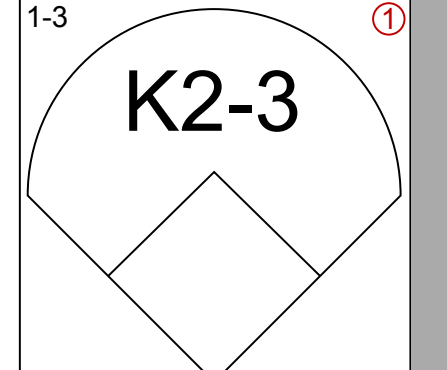
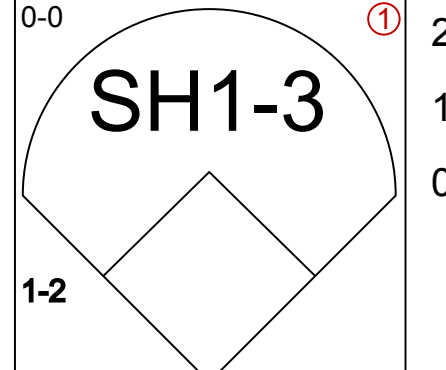
Sun Apr 12 1998, 4:33 AM EDT
 Att. 10,459 - Sunny - 67 F

livebaseballscorecards.com



AB	34
R	6
H	8
RBI	6
BB	2
SO	4
LOB	9

WP: 0	PA: 38
PB: 0	
SB: 2	
CS: 0	

Batter	1	2	3	4	5	6	7	8	9	AB	R	H	RBI	BB	SO	LOB
Rich Becker, L (1, 7) OBP: 0.289, SLG: 0.394										5	0	0	0	0	2	4
Edgardo Alfonzo, R (1, 5) OBP: 0.308, SLG: 0.311										5	1	1	0	0	0	1
John Olerud, L (1, 3) OBP: 0.422, SLG: 0.541										4	2	2	2	0	0	0
Butch Huskey, R (1, 9) OBP: 0.333, SLG: 0.417										4	2	2	2	0	0	0
Carlos Baerga, S (1, 4) OBP: 0.159, SLG: 0.190										4	0	0	0	0	0	1
Mel Rojas, R (8, 1)										0	0	0	0	0	0	0
Brian McRae, S (1, 8) OBP: 0.400, SLG: 0.471										3	1	1	0	1	0	0
Tim Spehr, R (1, 2) OBP: 0.286, SLG: 0.263										3	0	0	0	1	1	2
Rey Ordonez, R (1, 6) OBP: 0.279, SLG: 0.286										3	0	1	1	0	0	1
Brian Bohanon, L (1, 1) OBP: 0.667, SLG: 0.667										2	0	1	1	0	0	0
Turk Wendell, L (6, 1)										1	0	0	0	0	1	0
Luis Lopez, S (8, 4) OBP: 0.462, SLG: 0.364										0	0	0	0	0	0	0

Inning Stats	R: 0	H: 0	E: 0	K: 1	S: 10	P: 15	R: 2	H: 3	E: 0	K: 0	S: 19	P: 31	R: 2	H: 2	E: 1	K: 1	S: 13	P: 20	R: 0	H: 0	E: 0	K: 0	S: 10	P: 14	R: 0	H: 0	E: 0	K: 0	S: 8	P: 11	R: 0	H: 0	E: 0	K: 0	S: 12	P: 19	R: 2	H: 2	E: 0	K: 2	S: 10	P: 15	R: 0	H: 0	E: 0	K: 0	S: 5	P: 7	R: 0	H: 1	E: 0	K: 0	S: 7	P: 11	1B: 5	2B: 1	3B: 0	HR: 2	SF: 0	SAC: 2	DP: 1	HBP: 0	WP: 0	PA: 38
--------------	------	------	------	------	-------	-------	------	------	------	------	-------	-------	------	------	------	------	-------	-------	------	------	------	------	-------	-------	------	------	------	------	------	-------	------	------	------	------	-------	-------	------	------	------	------	-------	-------	------	------	------	------	------	------	------	------	------	------	------	-------	-------	-------	-------	-------	-------	--------	-------	--------	-------	--------

PITCHER	IP	WLS	BF	H	R	ER	SO	BB	IBB	HBP	BLK	WP	HR	S	P	ERA	WHIP
Paul Wagner, R (1, 1) ERA: 7.36	6.2	L	29	6	5	5	4	2	0	0	0	0	1	79	121	6.75	1.200
Mike Myers, L (7, 1) ERA: 1.93	1.1		5	1	1	1	0	0	0	0	0	0	1	8	11	6.75	0.750
Al Reyes, R (9, 1) ERA: 22.5	1.0		4	1	0	0	0	0	0	0	0	0	0	7	11	0.00	1.000

Batter	1	2	3	4	5	6	7	8	9	AB	R	H	RBI	BB	SO	LOB
Fernando Vina, L (1, 4) OBP: 0.446, SLG: 0.429	1-2 G6-4-3 S 1B		1-2 HBP		2-1 G1-3	1-2 G4-3			0-1 G6-3	4	0	1	0	0	0	1
Jeff Cirillo, R (1, 5) OBP: 0.473, SLG: 0.477	4-2 G6-4-3 1-2 BB		0-1 G5-3		3-2 FC6-4 1B			2-2 P9	1-2 F9	4	0	1	0	1	0	1
Mark Loretta, R (1, 3) OBP: 0.250, SLG: 0.200	2-2 G6-4-3 1-2f 2-3			4-1 E BB 1B BB	1-2 FC6-4 1-2f			0-0 G5-3	2-2 G5-3	4	1	0	0	1	0	3
Jeremy Burnitz, L (1, 9) OBP: 0.531, SLG: 0.944	3-3 K			1-3 K		2-3 K		4-2 BB		3	0	0	0	1	3	2
Marquis Grissom, R (1, 8) OBP: 0.292, SLG: 0.435		1-2 L7		0-0 F8		1-2 HR 2B		1-3 K		4	1	1	0	0	1	2
Marc Newfield, R (1, 7) OBP: 0.275, SLG: 0.212		1-0 G5-3		4-0 1B 1-2 BB		2-1 HR 1B		2-3 K		2	1	1	0	1	0	0
Jesse Levis, L (8, PH) OBP: 0.588, SLG: 0.500										1	0	0	0	0	1	0
Eric Owens, R (9, 7)										0	0	0	0	0	0	0
Jose Valentin, S (1, 6) OBP: 0.417, SLG: 0.667		2-0 G5-3		2-1 SAFE 1-2 2-H 1B		2-1 HR		1-1 P6		4	1	2	4	0	0	0
Mike Matheny, R (1, 2) OBP: 0.303, SLG: 0.452			2-1 F9	0-0 P4		0-1 P2		2-2 1B		4	0	1	0	0	0	2
Paul Wagner, R (1, 1) OBP: 0.200, SLG: 0.200			0-1 G6-3		2-2 P6	1-0 1B		0-0 G1-3		3	0	1	0	0	0	0
Mike Myers, L (7, 1)										0	0	0	0	0	0	0
Bob Hamelin, L (8, PH) OBP: 0.167, SLG: 0.063										1	0	0	0	0	0	1
Al Reyes, R (9, 1)										0	0	0	0	0	0	0

Inning Stats	R: 0	H: 1	E: 0	K: 1	S: 14	LOB: 1	BB: 1	P: 24	R: 0	H: 0	E: 0	K: 0	S: 5	LOB: 0	BB: 0	P: 9	R: 0	H: 0	E: 0	K: 0	S: 8	LOB: 1	BB: 0	P: 11	R: 1	H: 1	E: 1	K: 1	S: 8	LOB: 2	BB: 2	P: 19	R: 0	H: 1	E: 0	K: 0	S: 14	LOB: 1	BB: 0	P: 22	R: 3	H: 4	E: 0	K: 1	S: 18	LOB: 1	BB: 0	P: 27	R: 0	H: 0	E: 0	K: 1	S: 12	LOB: 1	BB: 1	P: 19	R: 0	H: 1	E: 0	K: 1	S: 9	LOB: 1	BB: 0	P: 14	R: 0	H: 0	E: 0	K: 0	S: 8	LOB: 0	BB: 0	P: 11	1B: 6	2B: 1	3B: 0	HR: 1	SF: 0	SAC: 0	DP: 1	HBP: 1	WP: 0	PB: 0	SB: 1	CS: 0	PA: 39
--------------	------	------	------	------	-------	--------	-------	-------	------	------	------	------	------	--------	-------	------	------	------	------	------	------	--------	-------	-------	------	------	------	------	------	--------	-------	-------	------	------	------	------	-------	--------	-------	-------	------	------	------	------	-------	--------	-------	-------	------	------	------	------	-------	--------	-------	-------	------	------	------	------	------	--------	-------	-------	------	------	------	------	------	--------	-------	-------	-------	-------	-------	-------	-------	--------	-------	--------	-------	-------	-------	-------	--------

PITCHER	IP	WLS	BF	H	R	ER	SO	BB	IBB	HBP	BLK	WP	HR	S	P	ERA	WHIP
Brian Bohanon, L (1, 1) ERA: 0.96	5.0		21	3	1	1	2	3	0	1	0	0	0	49	85	1.80	1.200
Turk Wendell, R (6, 1) ERA: 5.87	2.0	W	11	4	3	3	2	1	0	0	0	0	1	30	46	13.50	2.500
Mel Rojas, R (8, 1) ERA:	2.0	S	7	1	0	0	1	0	0	0	0	0	0	17	25	0.00	0.500


BOTTOM

New York Mets @ Milwaukee Brewers
Milwaukee County Stadium, Milwaukee, WI

Sun Apr 12 1998, 4:33 AM EDT
Att. 10,459 - Sunny - 67 F

AB	34
R	4
H	8
RBI	4
BB	4
SO	5
LOB	12

livebaseballscorecards.com



Batter	1	2	3	4	5	6	7	8	9	AB R H RBI BB SO LOB	TOP											
Fernando Vina, L (1, 4) OBP: 0.459, SLG: 0.463	0-3 	1-0 FC5-2 3B 1B	2-1 			1-1 			0-1 G1-3	5 1 3 1 0 1 0												
Jeff Cirillo, R (1, 5) OBP: 0.450, SLG: 0.449	1-3 	0-2 FC5-2 3B	0-1 L9			1-0 L8			1-0 	5 1 1 0 0 1 5												
John Jaha, R (1, 3) OBP: 0.378, SLG: 0.333	4-2 	0-1 				1-0 F9			2-3 K	4 2 2 3 1 1 2												
Jeremy Burnitz, L (1, 9) OBP: 0.519, SLG: 0.875	4-1 	2-0 				3-3 K			1-3 K	4 1 1 1 1 3 2												
Marquis Grissom, R (1, 8) OBP: 0.288, SLG: 0.440	1-0 E9 2B	2-3 K				1-3 K			0-1 G5-3	4 0 1 1 0 2 2												
Jose Valentin, S (1, 6) OBP: 0.404, SLG: 0.619	3-3 	4-1 				0-0 G3-1			0-0 G5-3	3 0 0 0 1 1 1												
Marc Newfield, R (1, 7) OBP: 0.279, SLG: 0.200						2-2 P3			0-0 P9	2 1 0 0 1 0 2												
Darrin Jackson, R (7, 7) OBP: 0.200, SLG: 0.200						1-2 P7			1-2 F9	1 0 0 0 0 0 0												
Mike Matheny, R (1, 2) OBP: 0.324, SLG: 0.441										3 0 1 0 1 0 0												
Scott Karl, L (1, 1) OBP: 0.333, SLG: 0.200										3 1 1 0 0 0 1												
Jose Mercedes, R (7, 1)										1 0 0 0 0 1 0												
Mike Myers, L (8, 1)										0 0 0 0 0 0 0												
Doug Jones, R (9, 1)										0 0 0 0 0 0 0												
Inning Stats	R: 2 E: 1 K: 3 S: 17	H: 1 LOB: 1 BB: 2 P: 30	R: 5 E: 0 K: 1 S: 19	H: 5 LOB: 2 BB: 2 P: 33	R: 0 E: 0 K: 0 S: 6	H: 1 LOB: 1 BB: 1 P: 13	R: 0 E: 0 K: 2 S: 10	H: 1 LOB: 0 BB: 0 P: 14	R: 0 E: 0 K: 0 S: 9	H: 0 LOB: 0 BB: 0 P: 12	R: 0 E: 0 K: 0 S: 7	H: 1 LOB: 1 BB: 0 P: 10	R: 0 E: 0 K: 1 S: 6	H: 0 LOB: 0 BB: 0 P: 8	R: 0 E: 0 K: 1 S: 8	H: 0 LOB: 0 BB: 0 P: 11	R: 0 E: 0 K: 2 S: 10	H: 1 LOB: 1 BB: 0 P: 14	1B: 6 2B: 3 3B: 1 HR: 0	SF: 0 SAC: 0 DP: 1 HBP: 0	WP: 0 PB: 0 SB: 0 CS: 1	PA: 40
PITCHER	IP WLS BF H R ER SO BB IBB HBP BLK WP HR S P ERA WHIP																					
Javier Vazquez, R (1, 1) ERA: 10.8	1.1 L 12 5 7 6 3 3 0 0 0 0 0 0 28 47 40.50 6.000																					
Miguel Batista, R (2, 1) ERA: 6.75	4.2 18 4 0 0 3 2 0 0 0 0 0 0 40 65 0.00 1.286																					
Steve Kline, L (7, 1) ERA:	2.0 6 0 0 0 2 0 0 0 0 0 0 0 14 19 0.00 0.000																					
Shayne Bennett, R (9, 1) ERA: 5.14	1.0 4 1 0 0 2 0 0 0 0 0 0 0 10 14 0.00 1.000																					

Milwaukee Brewers @ Montreal Expos
Olympic Stadium, Montreal, QB
Tue Apr 14 1998, 7:05 PM EDT
Att. 7,386 - Dome - 72 F

livebaseballscorecards.com

AB	35
R	7
H	10
RBI	6
BB	5
SO	10
LOB	15



Batter	1	2	3	4	5	6	7	8	9	AB R H RBI BB SO LOB
Mark Grudzianek, R <small>(1, 6) OBP: 0.250, SLG: 0.333</small>	3-1 		1-1 		1-3 		2-1 		0-3 	5 1 2 0 0 2 2
F.P. Santangelo, S <small>(1, 8) OBP: 0.304, SLG: 0.317</small>	0-0 		0-0 		0-1 			0-0 	0-2 	5 1 2 1 0 0 1
Vladimir Guerrero, R <small>(1, 9) OBP: 0.308, SLG: 0.469</small>	1-1 		1-3 		1-1 			0-0 	0-1 	5 0 1 0 0 1 4
Brad Fullmer, L <small>(1, 3) OBP: 0.438, SLG: 0.535</small>	1-0 		0-1 		2-2 			3-2 		3 0 0 0 0 0 2
Rondell White, R <small>(1, 7) OBP: 0.354, SLG: 0.465</small>	3-1 		0-0 		2-0 			1-1 		4 0 1 1 0 0 3
Shayne Bennett, R <small>(9, 1)</small>			3-H 		0-0 					0 0 0 0 0 0 0
Mike Mordecai, R <small>(1, 4) OBP: 0.154, SLG: 0.083</small>		2-3 	1-0 		0-0 				1-2 	3 0 0 0 0 1 1
Steve Kline, S <small>(7, 1)</small>			G1-3 							0 0 0 0 0 0 0
Da Rond Stovall, S <small>(9, 7) OBP: 0.455, SLG: 0.400</small>										1 1 1 0 0 0 0
Shane Andrews, R <small>(1, 5) OBP: 0.167, SLG: 0.261</small>		3-3 		1-1 					2-0 	4 1 1 2 0 1 0
Chris Widger, R <small>(1, 2) OBP: 0.179, SLG: 0.162</small>				0-1 					1-H 	
Javier Vazquez, R <small>(1, 1)</small>					0-1 				0-0 	4 0 1 0 0 0 0
Miguel Batista, R <small>(2, 1)</small>									1B 	
Jose Vidro, S <small>(7, 4) OBP: 0.219, SLG: 0.111</small>									2B 	
									1-0 	0 0 0 0 0 0 0
									F9 	2 0 0 0 0 1 1
										1 0 0 0 1 0 1

Inning Stats	R: 0 E: 0 K: 7 S: 7	H: 1 LOB: 2 BB: 0 P: 15	R: 0 E: 1 K: 2 S: 13	H: 0 LOB: 1 BB: 0 P: 19	R: 2 E: 0 K: 1 S: 10	H: 3 LOB: 1 BB: 0 P: 13	R: 0 E: 0 K: 1 S: 7	H: 0 LOB: 0 BB: 0 P: 9	R: 0 E: 0 K: 1 S: 7	H: 0 LOB: 0 BB: 0 P: 9	R: 0 E: 0 K: 0 S: 5	H: 0 LOB: 0 BB: 0 P: 9	R: 0 E: 0 K: 0 S: 9	H: 0 LOB: 1 BB: 1 P: 18	R: 0 E: 0 K: 0 S: 7	H: 1 LOB: 1 BB: 0 P: 11	R: 2 E: 0 K: 1 S: 14	H: 4 LOB: 2 BB: 0 P: 18	1B: 4 2B: 4 3B: 0 HR: 1	SF: 0 SAC: 0 DP: 0 HBP: 1	WP: 0 PB: 0 SB: 0 CS: 0	PA: 39
--------------	------------------------------	----------------------------------	-------------------------------	----------------------------------	-------------------------------	----------------------------------	------------------------------	---------------------------------	------------------------------	---------------------------------	------------------------------	---------------------------------	------------------------------	----------------------------------	------------------------------	----------------------------------	-------------------------------	----------------------------------	----------------------------------	------------------------------------	----------------------------------	--------

PITCHER	IP	WLS	BF	H	R	ER	SO	BB	IBB	HBP	BLK	WP	HR	S	P	ERA	WHIP
Scott Karl, L <small>(1, 1) ERA: 2.55</small>	6.1		25	4	2	2	5	0	0	1	0	0	0	51	77	2.84	0.632
Jose Mercedes, R <small>(7, 1) ERA: 4.82</small>	1.0		5	1	0	0	0	1	0	0	0	0	0	9	17	0.00	2.000
Mike Myers, L <small>(8, 1) ERA: 1.69</small>	0.2		2	0	0	0	0	0	0	0	0	0	0	5	9	0.00	0.000
Doug Jones, R <small>(9, 1) ERA: 5.14</small>	1.0		7	4	2	2	1	0	0	0	0	0	1	14	18	18.00	4.000

Milwaukee Brewers @ Montreal Expos
Olympic Stadium, Montreal, QB
Tue Apr 14 1998, 7:05 PM EDT
Att. 7,386 - Dome - 72 F

AB 37
R 4
H 9
RBI 4
BB 1
SO 6
LOB 15




WP: 0	PA: 39
PB: 0	ERA
SB: 0	WHIP
CS: 0	

Batter	1	2	3	4	5	6	7	8	9	AB R H RBI BB SO LOB	TOP											
Fernando Vina, L (1, 4) OBP: 0.462, SLG: 0.517	2-1 F8		1-0 F8			2-1 G5-4-3 1B		0-2 HR		4 1 2 1 0 0 0	Milwaukee Brewers @ Montreal Expos Olympic Stadium, Montreal, QB Wed Apr 15 1998, 7:05 PM EDT Att. 7,390 - Dome - 72 F											
Jeff Cirillo, R (1, 5) OBP: 0.422, SLG: 0.415	3-1 G6-3		2-1 G1-3			0-2 G5-4-3		0-1 G1-3		4 0 0 0 0 0 2												
John Jaha, R (1, 3) OBP: 0.390, SLG: 0.364	3-3 K			1-0 G4-3		1-0 2B		4-2 BB		3 0 1 1 1 1 0												
Jeremy Burnitz, L (1, 9)		1-3 K		0-0 G1-3		1-2 F8		2-0 F9		4 0 0 0 0 1 2												
Marquis Grissom, R (1, 8) OBP: 0.304, SLG: 0.444		2-1 SF7 1B		0-0 F9			1-1 WP 1B		1-3 K	4 1 2 0 0 1 0												
Eric Owens, R (1, 7) Mark Loretta, R (9, PH) OBP: 0.231, SLG: 0.182		1-0 E6 SF7 1B			3-2 G4-3		1-3 K		1-3 K	3 0 0 0 0 1 2 1 0 0 0 0 1 0												
Jose Valentin, S (1, 6) OBP: 0.375, SLG: 0.578		0-0 SF7		1-2 F9		2-3 K		2-0 P3		3 0 0 1 0 1 1												
Jesse Levis, L (1, 2) OBP: 0.500, SLG: 0.412		2-1 F8		0-0 F7		2-1 G6-3				3 0 0 0 0 0 2												
Jeff Juden, R (1, 1) Bob Hamelin, L (8, PH) Bob Wickman, R (8, 1)			1-1 F9			0-0 G5-4-3 1B 2B 1B		1-2 G6-3		2 1 1 0 0 0 0 1 0 0 0 0 0 0 0 0 0 0 0 0 0												
Inning Stats	R: 0 E: 0 K: 1 S: 7	H: 0 LOB: 0 BB: 0 P: 15	R: 1 E: 1 K: 1 S: 9	H: 1 LOB: 1 BB: 0 P: 15	R: 0 E: 0 K: 0 S: 5	H: 0 LOB: 0 BB: 0 P: 9	R: 0 E: 0 K: 0 S: 3	H: 0 LOB: 0 BB: 0 P: 4	R: 0 E: 0 K: 0 S: 7	H: 0 LOB: 0 BB: 0 P: 11	R: 1 E: 0 K: 0 S: 10	H: 3 LOB: 1 BB: 0 P: 14	R: 0 E: 0 K: 2 S: 12	H: 1 LOB: 1 BB: 0 P: 18	R: 1 E: 0 K: 0 S: 12	H: 1 LOB: 1 BB: 1 P: 19	R: 0 E: 0 K: 2 S: 7	H: 0 LOB: 0 BB: 0 P: 11	1B: 4 2B: 1 3B: 0 HR: 1	SF: 1 SAC: 0 DP: 1 HBP: 0	WP: 1 PB: 0 SB: 0 CS: 0	PA: 34
PITCHER	IP WLS BF H R ER SO BB IBB HBP BLK WP HR S P ERA WHIP																					
Trey Moore, L (1, 1) ERA: 5.14	6.0 W 22 4 2 1 2 0 0 0 0 0 0 0 41 68 1.50 0.667																					
Anthony Telford, R (7, 1) ERA: 2.25	1.2 7 2 1 1 2 0 0 0 0 1 1 21 28 5.40 1.200																					
Ugueth Urbina, R (8, 1) ERA:	1.1 S 5 0 0 0 2 1 0 0 0 0 0 0 10 20 0.00 0.750																					

livebaseballscorecards.com

AB	32
R	3
H	6
RBI	3
BB	1
SO	6
LOB	9



Batter	1	2	3	4	5	6	7	8	9	AB R H RBI BB SO LOB	TOP											
Darryl Hamilton, L (1, 8) OBP: 0.379, SLG: 0.339	0-1 1B G4-6-3 1B		X 0-0 BB 1-3 1B		C 4-1 BB BB BB BB BB			C 0-1 P5		3 1 2 0 1 0 0	San Francisco Giants @ Milwaukee Brewers Milwaukee County Stadium, Milwaukee, WI Fri Apr 17 1998, 8:05 PM EDT Att. 14,524 - Unknown - 54 F livebaseballscorecards.com											
Bill Mueller, S (1, 5) OBP: 0.413, SLG: 0.472	SAFE 2-2 SAFE 1-3 1B G4-6-3 1B		BB 4-0 BB 1-2 BB		SAFE 2-2 SAFE 1-3 SAFE 1-3 SAFE 1-3 SAFE 1-3 SAFE 1-3			L9 L5		3 0 1 0 1 0 1												
Barry Bonds, L (1, 7) OBP: 0.347, SLG: 0.485	X 0-0 G4-6-3 1-2f 3-H		C 2-2 BB BB BB BB BB		BB 3-0 BB BB BB BB BB			G3 K		3 0 0 1 0 1 2												
Jeff Kent, R (1, 4) OBP: 0.361, SLG: 0.446	B 2-0 X F7		C 0-3 BB BB BB BB BB		X 0-0 F8			P5		4 0 0 0 0 1 2												
J.T. Snow, L (1, 3) OBP: 0.328, SLG: 0.298		C 2-3 BB BB BB BB BB		B 1-0 X F8		B 2-1 BB BB BB BB BB			L7			4 0 0 0 0 1 0										
Stan Javier, S (1, 9) OBP: 0.391, SLG: 0.346		B 3-1 X BB BB BB BB		C 4-1 BB BB BB BB BB		C 3-2 BB BB BB BB BB			F9			3 0 0 0 1 0 0										
Brian Johnson, R (1, 2) OBP: 0.327, SLG: 0.378		B 1-0 X G6-3		B 3-1 BB BB BB BB BB						3 0 1 0 0 0 1												
Rich Aurilia, R (1, 6) OBP: 0.452, SLG: 0.472		C 2-3 BB BB BB BB BB		X 0-0 F8		B 3-2 BB BB BB BB BB			G6-4-3 1B			3 0 0 0 0 1 2										
Shawn Estes, R (1, 1) OBP: 0.500, SLG: 0.667		C 0-2 BB BB BB BB BB				B 1-2 BB BB BB BB BB			G4-3			2 1 1 0 0 0 0										
Alex Diaz, S (7, PH) OBP: 0.167, SLG: 0.222										1 0 0 0 0 0 0												
John Johnstone, R (7, 1)										0 0 0 0 0 0 0												
Inning Stats	R: 1 E: 0 K: 0 S: 9	H: 2 LOB: 0 BB: 0 P: 13	R: 0 E: 0 K: 1 S: 7	H: 0 LOB: 0 BB: 0 P: 13	R: 1 E: 0 K: 2 S: 17	H: 2 LOB: 2 BB: 1 P: 25	R: 0 E: 0 K: 0 S: 5	H: 0 LOB: 1 BB: 1 P: 13	R: 0 E: 0 K: 0 S: 8	H: 0 LOB: 1 BB: 1 P: 18	R: 0 E: 0 K: 0 S: 6	H: 0 LOB: 0 BB: 0 P: 11	R: 0 E: 0 K: 0 S: 9	H: 1 LOB: 0 BB: 0 P: 15	R: 0 E: 0 K: 1 S: 7	H: 0 LOB: 0 BB: 0 P: 9	R: 0 E: 0 K: 0 S: 8	H: 0 LOB: 0 BB: 0 P: 10	1B: 5 2B: 0 3B: 0 HR: 0	SF: 1 SAC: 0 DP: 2 HBP: 0	WP: 0 PB: 0 SB: 0 CS: 0	PA: 33
PITCHER	IP WLS BF H R ER SO BB IBB HBP BLK WP HR S P ERA WHIP																					
Jose Mercedes, R (1, 1) ERA: 4.11	6.0 W 24 4 2 2 3 3 0 0 0 0 0 0 52 93 3.00 1.167																					
Al Reyes, R (7, 1) ERA: 9.0	1.0 3 1 0 0 0 0 0 0 0 0 0 0 9 15 0.00 1.000																					
Mike Myers, L (8, 1) ERA: 1.42	1.0 3 0 0 0 1 0 0 0 0 0 0 0 7 9 0.00 0.000																					
Doug Jones, R (9, 1) ERA: 3.6	1.0 S 3 0 0 0 0 0 0 0 0 0 0 0 8 10 0.00 0.000																					

Batter	1	2	3	4	5	6	7	8	9
Fernando Vina, L (1, 4) OBP: 0.493, SLG: 0.567	1-1 G5-4-3 1B	1-1 G3		0-0 F7		3-0 L3			
Jeff Cirillo, R (1, 5) OBP: 0.413, SLG: 0.377	0-1 G5-4-3 1-2f	1-3 K		4-2 BB			2-1 G4-3		
John Jaha, R (1, 3) OBP: 0.404, SLG: 0.400 Jose Valentin, S (7, PR) OBP: 0.365, SLG: 0.549	4-0 1B 2B BB		3-3 K	0-1 L8			4-2 S BB		
Jeromy Burnitz, L (1, 9) OBP: 0.449, SLG: 0.691	1-1 2B 1-3 2B 1B		2-1 2B BB 1B	3-2 G4-3			2-3 K		
Marquis Grissom, R (1, 8) OBP: 0.328, SLG: 0.469	0-0 2B		1 SAFE 1 SAFE 4-0 2B BB 1-2 2B		1-1 L7		1-2 G1-3		
Mark Loretta, R (1, 6) OBP: 0.278, SLG: 0.267	2-2 G6-3		3-1 1B BLK 2B		1-1 G6-3		4-2 S BB		
Darrin Jackson, R (1, 7) OBP: 0.250, SLG: 0.182		4-2 G3 BB BB	2-0 BLK WP 1B		0-1 G5-3		0-0 F9		
Mike Matheny, R (1, 2) OBP: 0.341, SLG: 0.425		4-1 G3 BB	2-3 K			0-0 G6-3	2-3 K		
Jose Mercedes, R (1, 1) OBP: 0.286, SLG: 0.167 Al Reyes, R (7, 1) Mike Myers, L (8, 1) Bob Hamelin, L (8, PH) OBP: 0.143, SLG: 0.053 Doug Jones, R (9, 1)		0-3 K	3-3 K			0-0 L3 1B	2-2 P6		

AB R H RBI BB SO LOB	
4	0 1 0 0 0 3
3	0 0 0 1 1 3
2	1 0 0 2 1 1 0 0 0 0 0 0
4	2 2 0 0 1 2
3	1 1 2 1 0 1
3	1 1 2 1 0 1
3	0 1 0 1 0 1
3	0 0 0 1 2 3
3	0 1 0 0 2 3 0 0 0 0 0 0 0 0 0 0 0 0 1 0 0 0 0 1 0 0 0 0 0 0
1B:	5 SF: 0
2B:	3 SAC: 0
3B:	0 DP: 2
HR:	0 HBP: 0

BOTTOM

San Francisco Giants @ Milwaukee Brewers
Milwaukee County Stadium, Milwaukee, WI

AB	29
R	5
H	7
RBI	4
BB	7
SO	7
LOB	19



WP:	1 PA:	36
PB:	0	
SB:	2	
CS:	0	

Inning Stats		R	H	ER	SO	BB	IBB	HBP	BLK	WP	HR	S	P	ERA	WHIP
Shawn Estes, L (1, 1) ERA: 5.79	6.0	2	3	0	5	0	0	0	1	1	0	54	103	7.50	2.000
John Johnstone, R (7, 1) ERA:	2.0	0	0	0	2	2	0	0	0	0	0	27	43	0.00	1.000

Fri Apr 17 1998, 8:05 PM EDT
Att: 14,524 - Unknown - 54 F

livebaseballscorecards.com

Batter	1	2	3	4	5	6	7	8	9	AB R H RBI BB SO LOB	TOP			
Darryl Hamilton, L (1, 8) OBP: 0.357, SLG: 0.317	3-1 L6		2-1 G4-3		2-2 F7			1-0 G4-3		4 0 0 0 0 0 0	San Francisco Giants @ Milwaukee Brewers Milwaukee County Stadium, Milwaukee, WI Sat Apr 18 1998, 4:33 AM EDT Att. 25,053 - Sunny - 59 F			
Bill Mueller, S (1, 5) OBP: 0.418, SLG: 0.464	3-2 G3 1B		1-1 G3			1-3 K		4-2 1B BB		3 0 1 0 1 1 0				
Barry Bonds, L (1, 7) OBP: 0.329, SLG: 0.457	2-2 G3 1-2		3-1 F8			0-1 G3		1-0 P7		4 0 0 0 0 0 2				
Jeff Kent, R (1, 4) OBP: 0.382, SLG: 0.478	3-3 K			0-1 G3 G6-3 2B		1-2 S 1B		1-1 1-2 1B		4 1 3 0 0 1 1				
J.T. Snow, L (1, 3) OBP: 0.310, SLG: 0.279		3-2 L3		1-0 G3 2-3		1-2 L5		1-0 P5		4 0 0 0 0 0 4				
Stan Javier, S (1, 9) OBP: 0.397, SLG: 0.357		1-0 1B 1B		1-0 G6-3		1-0 S 1B		0-2 G5-3		4 0 2 1 0 0 0				
Brian Johnson, R (1, 2) OBP: 0.321, SLG: 0.367		1 SAFE 2-2 SAFE SAFE 1-3 1B		2-2 P9		1 SAFE 2-1 P8		0-1 G6-3		4 0 1 0 0 0 1				
Rey Sanchez, R (1, 6) OBP: 0.441, SLG: 0.467		2-3 K			1-0 G4-3		3-2 G1-3		1-0 G5-3	4 0 0 0 0 1 3				
Orel Hershiser, R (1, 1) Marvin Benard, L (7, PH) Jim Poole, L (7, 1) Steve Reed, R (8, 1) OBP: 0.500, SLG: 0.500		1-1 FC6-4 1-2f			3-2 P4		2-3 K			2 0 0 0 0 0 2 1 0 0 0 0 1 1 0 0 0 0 0 0 0 0 0 0 0 0 0 0				
Inning Stats	R: 0 E: 0 K: 1 S: 14 H: 1 LOB: 1 BB: 0 P: 25	R: 0 E: 0 K: 1 S: 17 H: 2 LOB: 2 BB: 0 P: 25	R: 0 E: 0 K: 0 S: 6 H: 0 LOB: 0 BB: 0 P: 12	R: 1 E: 0 K: 0 S: 8 H: 1 LOB: 0 BB: 0 P: 12	R: 0 E: 0 K: 0 S: 9 H: 0 LOB: 0 BB: 0 P: 15	R: 0 E: 0 K: 1 S: 11 H: 1 LOB: 1 BB: 0 P: 14	R: 0 E: 0 K: 1 S: 9 H: 1 LOB: 1 BB: 0 P: 17	R: 0 E: 0 K: 0 S: 7 H: 1 LOB: 2 BB: 1 P: 15	R: 0 E: 0 K: 0 S: 6 H: 0 LOB: 0 BB: 0 P: 7	1B: 6 2B: 1 3B: 0 HR: 0 SF: 0 SAC: 0 DP: 0 HBP: 0	WP: 0 PB: 0 SB: 2 CS: 0 PA: 35			
PITCHER	IP WLS BF H R ER SO BB IBB HBP BLK WP HR S P ERA WHIP												PITCHER	IP WLS BF H R ER SO BB IBB HBP BLK WP HR S P ERA WHIP
Paul Wagner, R (1, 1) ERA: 5.4	5.2 W 22 5 1 1 3 0 0 0 0 0 0 62 99 1.59 0.882													
Mike Myers, L (6, 1) ERA: 1.35	0.1 1 0 0 0 0 0 0 0 0 0 0 3 4 0.00 0.000													
Chad Fox, R (7, 1) ERA: 0.77	1.0 4 1 0 0 1 0 0 0 0 0 0 9 17 0.00 1.000													
Bob Wickman, R (8, 1) ERA: 1.5	1.0 5 1 0 0 0 1 0 0 0 0 0 7 15 0.00 2.000													
Doug Jones, R (9, 1) ERA: 3.27	1.0 S 3 0 0 0 0 0 0 0 0 0 0 6 7 0.00 0.000													

livebaseballscorecards.com

AB	34
R	1
H	7
RBI	1
BB	1
SO	4
LOB	14



Batter	1	2	3	4	5	6	7	8	9	AB	R	H	RBI	BB	SO	LOB
Fernando Vina, L OBP: 0.481, SLG: 0.549 (1, 4)	0-1 HR 1B	0-0 F8			2-1 G4-3	1-0 P7				4	1	1	0	0	0	1
Jeff Cirillo, R OBP: 0.405, SLG: 0.415 (1, 5)	1-1 SAFE HR		0-1 G4-3		1-2 E5 1B		1-0 P7			4	2	1	2	0	0	0
John Jaha, R OBP: 0.418, SLG: 0.405 Bob Hamelin, L OBP: 0.136, SLG: 0.050 (1, 3) (5, PR) (6, 3)	4-0 S BB		1-1 G6-3		2-1 E WP 1B		1-3 K			2	0	1	1	1	0	0
Jeremy Burnitz, L OBP: 0.438, SLG: 0.678 (1, 9)	3-3 K 1-2		2-1 P8		3-2 F8		0-0 2B			4	0	1	0	0	1	2
Marquis Grissom, R OBP: 0.310, SLG: 0.441 (1, 8)	1-0 G5-3			1-0 G6-3	2-2 E4		1-2 G6-3			4	0	0	0	0	0	3
Jose Valentin, S OBP: 0.373, SLG: 0.528 (1, 6)	4-1 FC6-4 BB			4-2 S 1B BB	3-0 G3		1-2 G6-3			2	0	0	0	2	0	2
Darrin Jackson, R OBP: 0.250, SLG: 0.200 (1, 7)	0-2 FC6-4 1-2f			0-1 SAFE WP 1B		0-1 G4-3		0-1 G1-4-3		4	0	1	0	0	0	2
Mike Matheny, R OBP: 0.333, SLG: 0.432 (1, 2)			1-3 K		1-3 K 1B		1-0 2B		2-2 G1-3	4	0	1	0	0	2	2
Paul Wagner, R OBP: 0.143, SLG: 0.143 Mike Myers, L OBP: 0.289, SLG: 0.216 Marc Newfield, R OBP: 0.289, SLG: 0.216 Chad Fox, R OBP: 0.289, SLG: 0.216 Bob Wickman, R OBP: 0.289, SLG: 0.216 Doug Jones, R OBP: 0.289, SLG: 0.216 (1, 1) (6, 1) (6, PH) (7, 1) (8, 1) (9, 1)			2-3 K		2-2 G3		3-2 F8			2	0	0	0	0	1	2

Inning Stats	R: 2	H: 2	E: 0	K: 12	S: 12	LOB: 2	BB: 2	P: 25	R: 0	H: 0	E: 0	K: 2	S: 11	LOB: 0	BB: 0	P: 14	R: 0	H: 0	E: 0	K: 0	S: 6	LOB: 0	BB: 0	P: 9	R: 0	H: 1	E: 0	K: 1	S: 15	LOB: 2	BB: 1	P: 23	R: 1	H: 1	E: 2	K: 0	S: 16	LOB: 2	BB: 0	P: 29	R: 0	H: 1	E: 0	K: 0	S: 7	LOB: 1	BB: 0	P: 12	R: 0	H: 1	E: 0	K: 1	S: 9	LOB: 1	BB: 0	P: 12	R: 0	H: 0	E: 0	K: 0	S: 8	LOB: 0	BB: 0	P: 11
1B: 3	SF: 0	2B: 2	SAC: 0	3B: 0	DP: 0	HR: 1	HBP: 0	WP: 2	PA: 35																																																							

PITCHER	IP	WLS	BF	H	R	ER	SO	BB	IBB	HBP	BLK	WP	HR	S	P	ERA	WHIP
Orel Hershiser, R ERA: 3.7 (1, 1)	6.0	L	28	5	3	2	4	3	0	0	0	2	1	67	112	3.00	1.333
Jim Poole, L ERA: 2.25 (7, 1)	1.1		5	1	0	0	1	0	0	0	0	0	0	12	16	0.00	0.750
Steve Reed, R ERA: (8, 1)	0.2		2	0	0	0	0	0	0	0	0	0	0	5	7	0.00	0.000

BOTTOM

San Francisco Giants @ Milwaukee Brewers
Milwaukee County Stadium, Milwaukee, WI

Sat Apr 18 1998, 4:33 AM EDT
Att: 25,053 - Sunny - 59 F

livebaseballscores.com

AB	32
R	3
H	6
RBI	3
BB	3
SO	5
LOB	15



Batter	1	2	3	4	5	6	7	8	9	AB R H RBI BB SO LOB	TOP	
Eric Young Sr. R (1, 4) OBP: 0.360, SLG: 0.343	1-2 G6-4-3 1B		2-2 L8		2-0 G6-3		3-1 G5-3			4 0 1 0 0 0 3	Los Angeles Dodgers @ Milwaukee Brewers Milwaukee County Stadium, Milwaukee, WI Tue Apr 21 1998, 8:05 PM EDT Att. 10,008 - Overcast - 50 F	
Trenidad Hubbard, R (1, 8) Wilton Guerrero, S (8, PH) OBP: 0.313, SLG: 0.517 OBP: 0.323, SLG: 0.448	1-0 G6-4-3 1-2f		2-2 F8		2-3 K			1-1 F8		3 0 0 0 0 1 2 1 0 0 0 0 0 0		
Mike Piazza, R (1, 2) OBP: 0.351, SLG: 0.559	1-1 F9			0-0 FC6-4 1B		0-3 K		1-0 HR		4 1 2 1 0 1 0		
Todd Zeile, R (1, 5) OBP: 0.299, SLG: 0.389		1-1 F9 G1-5-3 1B		0-3 K		3-2 E6 G1-3 1B		0-3 K		4 0 1 0 0 2 1		
Raul Mondesi, R (1, 9) OBP: 0.257, SLG: 0.348		1-1 G1-5-3		0-1 FC6-4 1B		0-0 G1-3		0-0 1B		4 0 2 0 0 0 2		
Todd Hollandsworth, L (1, 7) OBP: 0.324, SLG: 0.500		1-2 F9		2-1 FC6-4		1-1 1B		1-3 K		4 0 1 0 0 1 4		
Paul Konerko, R (1, 3) OBP: 0.267, SLG: 0.204		2-3 F9		1-2f 2-3		2-H 1B						
Jose Vizcaino, S (1, 6) OBP: 0.333, SLG: 0.243		1-1 F4		1-2 P9			1-0 G5-3		1-3 K	4 0 0 0 0 1 3		
Ramon Martinez, R (1, 1) Thomas Howard, S (7, PH) Mark Guthrie, R (7, 1) Brad Clontz, R (7, 1) Matt Luke, L (9, PH) OBP: 0.300, SLG: 0.400 OBP: 0.129, SLG: 0.333			0-2 G3		2-2 G6-3 SH1-4 WP 1B		4-2 FC6-4 BB		0-0 L8	3 1 1 0 1 0 0		
			0-1 1B		0-0 SH1-4		0-0 FC6-4 1-2f		0-1 G4-3	1 0 1 0 0 0 0 1 0 0 0 0 0 1 0 0 0 0 0 0 0 0 0 0 0 0 0 0 1 0 0 0 0 0 0		
Inning Stats	R: 0 H: 1 E: 0 LOB: 0 K: 0 BB: 0 S: 6 P: 9	R: 0 H: 1 E: 0 LOB: 1 K: 0 BB: 0 S: 9 P: 13	R: 0 H: 1 E: 0 LOB: 1 K: 0 BB: 0 S: 11 P: 15	R: 0 H: 2 E: 0 LOB: 2 K: 1 BB: 0 S: 11 P: 14	R: 1 H: 1 E: 0 LOB: 0 K: 1 BB: 0 S: 9 P: 15	R: 0 H: 1 E: 1 LOB: 2 K: 1 BB: 0 S: 11 P: 15	R: 0 H: 0 E: 0 LOB: 1 K: 0 BB: 1 S: 8 P: 16	R: 1 H: 2 E: 0 LOB: 1 K: 2 BB: 0 S: 11 P: 14	R: 0 H: 0 E: 0 LOB: 0 K: 1 BB: 0 S: 6 P: 7	1B: 8 SF: 0 2B: 0 SAC: 1 3B: 0 DP: 1 HR: 1 HBP: 0	WP: 1 PA: 36 PB: 0 SB: 0 CS: 0	
PITCHER Jeff Juden, R (1, 1) ERA: 2.57	IP WLS BF H R ER SO BB IBB HBP BLK WP HR S P ERA WHIP	9.0 W 36 9 2 2 6 1 0 0 0 1 1 82 118 2.00 1.111										

livebaseballscorecards.com



Batter	1	2	3	4	5	6	7	8	9	AB R H RBI BB SO LOB	TOP											
Eric Young Sr., R OBP: 0.369, SLG: 0.360 (1, 4)	2-2 F9		0-2 1B 2B		0-0 P4		2-1 B1-3			4 0 1 0 0 0 0												
Todd Hollandsworth, L OBP: 0.316, SLG: 0.472 (1, 8)	2-2 F7		0-1 CS 1B		1-1 F7			1-3 K		4 0 1 0 0 1 0												
Todd Zeile, R OBP: 0.291, SLG: 0.370 (1, 5)	1-1 G6-3		1-0 P5		2-1 G5-3			3-2 G1-3		4 0 0 0 0 0 2												
Mike Piazza, R OBP: 0.373, SLG: 0.645 (1, 2)		1-0 1B 2B	4-0 FC6-4 IBB		1-2 F8			3-2 1B		3 1 2 0 1 0 0												
Raul Mondesi, R OBP: 0.253, SLG: 0.333 (1, 9)		2-0 F7	0-1 FC6-4		2-2 1B 1B			2-3 K		4 0 1 0 0 1 4												
Matt Luke, L OBP: 0.308, SLG: 0.304 (1, 7)		0-2 F7		3-2 F9		1-2 1B		0-3 K		4 0 1 0 0 1 1												
Paul Konerko, R OBP: 0.275, SLG: 0.197 (1, 3)		4-2 1B BB		0-3 K		1-0 L8		2-2 G1-3		3 0 0 0 1 1 2												
Jose Vizcaino, S OBP: 0.321, SLG: 0.244 (1, 6)		0-0 1-2 2-H 1B		1-1 F8			0-1 F8		0-0 B1-3	4 0 1 1 0 0 0												
Hideo Nomo, R (1, 1)		0-0 F8			2-1 F7		2-1 G6-3			3 0 0 0 0 0 2												
Inning Stats	R: 0 E: 0 K: 0 S: 8	H: 0 LOB: 0 BB: 0 P: 13	R: 1 E: 0 K: 0 S: 10	H: 2 LOB: 2 BB: 1 P: 17	R: 0 E: 0 K: 0 S: 8	H: 2 LOB: 0 BB: 0 P: 13	R: 0 E: 0 K: 1 S: 9	H: 0 LOB: 0 BB: 0 P: 13	R: 0 E: 0 K: 0 S: 5	H: 0 LOB: 0 BB: 0 P: 8	R: 0 E: 0 K: 0 S: 12	H: 2 LOB: 2 BB: 0 P: 19	R: 0 E: 0 K: 0 S: 6	H: 0 LOB: 0 BB: 0 P: 10	R: 0 E: 0 K: 2 S: 12	H: 1 LOB: 1 BB: 0 P: 21	R: 0 E: 0 K: 1 S: 10	H: 0 LOB: 0 BB: 0 P: 12	1B: 5 2B: 2 3B: 0 HR: 0	SF: 0 SAC: 0 DP: 0 HBP: 0	WP: 0 PB: 0 SB: 0 CS: 1	PA: 35
PITCHER	IP WLS BF H R ER SO BB IBB HBP BLK WP HR S P ERA WHIP																					
Jose Mercedes, R ERA: 3.22 (1, 1)	7.0 W 28 6 1 1 1 1 1 1 0 0 0 0 0 0 1.29 1.000																					
Mike Myers, L ERA: 1.29 (8, 1)	0.1 1 0 0 0 1 0 0 0 0 0 0 0 0 3 4 0.00 0.000																					
Chad Fox, R ERA: 0.63 (8, 1)	0.2 3 1 0 0 1 0 0 0 0 0 0 0 0 9 17 0.00 1.500																					
Doug Jones, R ERA: 3.0 (9, 1)	1.0 S 3 0 0 0 1 0 0 0 0 0 0 0 0 10 12 0.00 0.000																					

Los Angeles Dodgers @ Milwaukee Brewers
Milwaukee County Stadium, Milwaukee, WI

Thu Apr 23 1998, 4:33 AM EDT
Att. 12,389 - Sunny - 65 F

livebaseballscorecards.com

AB 33
R 1
H 7
RBI 1
BB 2
SO 4
LOB 11



Batter	1	2	3	4	5	6	7	8	9
Fernando Vina, L OBP: 0.449, SLG: 0.523 (1, 4)	0-1 G4-3		1-1 F7			1-1 B4-3		0-0 F7	
Jeff Cirillo, R OBP: 0.392, SLG: 0.407 (1, 5)	0-3 K		0-0 L8			1-1 G5-3			
Jose Valentin, S OBP: 0.392, SLG: 0.508 (1, 6)	4-2 WP S BB			4-2 S 1B BB		1-3 K			
Jeremy Burnitz, L OBP: 0.411, SLG: 0.616 (1, 9)	3-0 G3			3-1 P2		3-3 K2-3			
Marquis Grissom, R OBP: 0.295, SLG: 0.435 (1, 8)		1-0 G6-3		0-1 CS 1B		0-0 HR			
Bob Hamelin, L OBP: 0.107, SLG: 0.038 (1, 3)		0-0 G3		2-3 K		1-3 K			
Marc Newfield, R OBP: 0.264, SLG: 0.205 Chad Fox, R Doug Jones, R		1-3 K			2-1 F9		0-1 F7		
Mike Matheny, R OBP: 0.328, SLG: 0.426 (1, 2)			2-0 2B		0-0 P4		0-0 G5-3		
Jose Mercedes, R OBP: 0.222, SLG: 0.125 Mike Myers, L Darrin Jackson, R			0-0 B3-5		1-1 G5-3		1-2 F9		

Inning Stats	R: 0	H: 0	E: 0	K: 1	S: 9	R: 0	H: 0	E: 0	K: 1	S: 6	R: 0	H: 1	E: 0	K: 0	S: 5	R: 1	H: 1	E: 0	K: 1	S: 10	R: 0	H: 0	E: 0	K: 0	S: 5	R: 0	H: 0	E: 0	K: 1	S: 7	R: 1	H: 1	E: 0	K: 2	S: 11	R: 0	H: 0	E: 0	K: 0	S: 5
	LOB: 1	BB: 1	P: 16	LOB: 0	BB: 0	P: 8	LOB: 1	BB: 0	P: 8	LOB: 0	BB: 1	P: 18	LOB: 0	BB: 0	P: 8	LOB: 0	BB: 0	P: 10	LOB: 0	BB: 0	LOB: 0	BB: 0	P: 6	LOB: 0	BB: 0	P: 6	LOB: 0	BB: 0	P: 6	LOB: 0	BB: 0	P: 6	LOB: 0	BB: 0	P: 6	LOB: 0	BB: 0	P: 6		

PITCHER	IP	WLS	BF	H	R	ER	SO	BB	IBB	HBP	BLK	WP	HR	S	P	ERA	WHIP
Hideo Nomo, R ERA: 5.47 (1, 1)	8.0	L	28	3	2	2	6	2	0	0	0	1	1	58	89	2.25	0.625

BOTTOM

Los Angeles Dodgers @ Milwaukee Brewers
Milwaukee County Stadium, Milwaukee, WI

Thu Apr 23 1998, 4:33 AM EDT
Att. 12,389 - Sunny - 65 F

AB	26
R	2
H	3
RBI	2
BB	2
SO	6
LOB	6

livebaseballscorecards.com



1B:	1	SF:	0	WP:	1	PA:	28
2B:	1	SAC:	0	PB:	0		
3B:	0	DP:	0	SB:	2		
HR:	1	HBP:	0	CS:	1		

Batter	1	2	3	4	5	6	7	8	9	AB R H RBI BB SO LOB	TOP											
Fernando Vina, L (1, 4) OBP: 0.437, SLG: 0.500	4-0 L6 BB	1-0 P6			2-1 L7	0-1 G3		1-0 FC4-6 1-2f		4 0 0 0 1 0 4	Milwaukee Brewers @ San Francisco Giants 3Com Park at Candlestick Point, San Francisco, CA Fri Apr 24 1998, 10:05 PM EDT Att. 14,832 - Unknown - 55 F livebaseballscorecards.com											
Jeff Cirillo, R (1, 5) OBP: 0.392, SLG: 0.412	3-2 L6 1-2		1-2 2B		4-2 HR BB	3-3 K		1-1 G5-3	4 1 1 0 1 1 2													
Jose Valentin, S (1, 6) OBP: 0.393, SLG: 0.492	2-1 G4-1		2-2 G5-3		4-1 HR BB		2-1 FC5-6-4 1B	3-2 K	4 1 1 0 1 1 1													
Jeromy Burnitz, L (1, 9) OBP: 0.411, SLG: 1.250		2-0 BB 1B 1B	0-1 P7		1-1 HR		0-0 FC5-6-4 G3-4 1-2f	2-3 K	5 3 2 3 0 1 2													
Marquis Grissom, R (1, 8) OBP: 0.283, SLG: 0.416		1-3 K	2-0 G5-3		0-0 P9		3-2 G3-4 1-H		4 0 0 1 0 1 2													
Geoff Jenkins, L (1, 7) OBP: 0.500, SLG: 1.250		2-1 BB 1B 1B		1-1 G1-3	2-1 HR		0-1 P6		4 2 2 1 0 0 0													
Darin Jackson, R (8, 7) OBP: 0.192, SLG: 0.200									0 0 0 0 0 0 0													
Bob Hamelin, L (1, 3) OBP: 0.188, SLG: 0.071		4-2 1B 1-2 2-3 BB		4-1 FC6-4 BB	2-2 G3-1			3-2 CS 1B	2 0 1 0 2 0 0													
Mike Matheny, R (1, 2) OBP: 0.355, SLG: 0.439		2-2 G3-1 1-3 2-H 3-H 1B		1-1 L7		1-1 G3 SH1-4 1B		1-0 FC4-6 HBP	3 0 2 2 0 0 1													
Scott Karl, L (1, 1) OBP: 0.200, SLG: 0.111		1-2 G3-1		1-0 FC6-4		1-1 SH1-4		1-3 K	2 0 0 0 0 0 3													
Chad Fox, R (7, 1)									1 0 0 0 0 1 2													
Doug Jones, R (9, 1)									0 0 0 0 0 0 0													
Inning Stats	R: 0 E: 0 K: 0 S: 5	H: 0 LOB: 0 BB: 1 P: 14	R: 2 E: 0 K: 1 S: 17	H: 3 LOB: 2 BB: 1 P: 29	R: 0 E: 0 K: 0 S: 9	H: 1 LOB: 1 BB: 0 P: 14	R: 0 E: 0 K: 0 S: 6	H: 0 LOB: 1 BB: 1 P: 13	R: 4 E: 0 K: 0 S: 16	H: 2 LOB: 0 BB: 2 P: 31	R: 0 E: 0 K: 1 S: 9	H: 1 LOB: 1 BB: 0 P: 14	R: 1 E: 0 K: 0 S: 8	H: 1 LOB: 0 BB: 0 P: 13	R: 0 E: 0 K: 1 S: 8	H: 1 LOB: 1 BB: 0 P: 14	R: 0 E: 0 K: 2 S: 8	H: 0 LOB: 0 BB: 0 P: 14	1B: 6 2B: 2 3B: 0 HR: 2	SF: 0 SAC: 1 DP: 1 HBP: 1	WP: 0 PB: 0 SB: 1 CS: 1	PA: 40
PITCHER	IP WLS BF H R ER SO BB IBB HBP BLK WP HR S P ERA WHIP																					
Orel Hershiser, R (1, 1) ERA: 4.91	5.0 L 25 6 6 6 1 5 0 0 0 0 0 2 53 101 10.80 2.200																					
Jim Poole, L (6, 1) ERA: 1.42	2.0 8 2 1 0 1 0 0 0 0 0 0 0 17 27 0.00 1.000																					
Julian Tavarez, R (8, 1) ERA: 3.21	1.1 5 1 0 0 1 0 0 0 1 0 0 0 10 17 0.00 0.750																					
Rich Rodriguez, L (9, 1) ERA: 7.2	0.2 2 0 0 0 2 0 0 0 0 0 0 0 6 11 0.00 0.000																					

AB	33
R	7
H	9
RBI	7
BB	5
SO	5
LOB	17



Batter	1	2	3	4	5	6	7	8	9	AB R H RBI BB SO LOB
Darryl Hamilton, L (1, 8) OBP: 0.353, SLG: 0.315	1-0 BB 2B HBP	0-1 G4-3		2-0 G6-3		1-1 G5-3			1-2 L5-3	4 1 0 0 0 0 5
Bill Mueller, S (1, 5) OBP: 0.378, SLG: 0.418	2-3 SAFE K	0-0 1B			2-0 L9		3-2 F8		2-3 K	5 0 1 1 0 2 1
Barry Bonds, L (1, 7) OBP: 0.333, SLG: 0.483	4-1 2B 1-2 G4-3 BB	3-2 G3-1			4-2 G6-3 BB		3-1 HR			2 2 1 1 2 0 1
Jeff Kent, R (1, 4) OBP: 0.351, SLG: 0.435	1-1 G4-3 1-3 2-H 1B 2B		2-3 K		0-0 G6-3		2-0 F7			4 1 1 1 0 1 1
Charlie Hayes, R (1, 3) OBP: 0.281, SLG: 0.393 J.T. Snow, L (7, PH) OBP: 0.287, SLG: 0.263 (8, 3)	0-0 G4-3		1-0 G6-4-3 1B		0-1 L4		1-1 F8			3 0 1 1 0 0 2 1 0 0 0 0 0 0
Stan Javier, S (1, 9) OBP: 0.382, SLG: 0.355	0-0 1B		1-1 G6-4-3 1-2f			1-0 FC4-6 1B		3-3 K		4 0 2 1 0 1 1
Brian Johnson, R (1, 2) OBP: 0.275, SLG: 0.297	0-0 F9			3-1 P4		0-1 FC4-6 SH2-4 1B 1-2f		0-3 K		4 0 0 0 0 1 2
Rey Sanchez, R (1, 6) OBP: 0.438, SLG: 0.452 Rich Rodriguez, L (9, 1)		0-1 G4-3		1-2 1B		1-0 SH2-4 1B		3-3 K		4 0 2 0 0 1 0 0 0 0 0 0 0 0
Orel Hershiser, R (1, 1) Jim Poole, L (6, 1) Julian Tavarez, L (8, 1) Rich Aurilia, R (9, 6) OBP: 0.444, SLG: 0.457		4-0 G4-3 1B BB		1-3 K		0-2 SH2-4			1-0 L5-3 1B	1 1 0 0 1 1 1 0 0 0 0 0 0 0 0 0 0 0 0 0 0 1 0 1 0 0 0 0

Inning Stats	R: 3 E: 0 K: 1 S: 11	H: 2 LOB: 1 BB: 1 P: 19	R: 1 E: 0 K: 0 S: 8	H: 1 LOB: 1 BB: 1 P: 15	R: 0 E: 0 K: 1 S: 7	H: 1 LOB: 0 BB: 0 P: 11	R: 0 E: 0 K: 1 S: 10	H: 1 LOB: 1 BB: 0 P: 16	R: 0 E: 0 K: 0 S: 6	H: 0 LOB: 1 BB: 1 P: 12	R: 0 E: 0 K: 0 S: 9	H: 2 LOB: 2 BB: 0 P: 12	R: 1 E: 0 K: 0 S: 8	H: 1 LOB: 0 BB: 0 P: 17	R: 0 E: 0 K: 3 S: 10	H: 0 LOB: 0 BB: 0 P: 16	R: 0 E: 0 K: 1 S: 7	H: 1 LOB: 0 BB: 0 P: 11	1B: 7 2B: 2 3B: 0 HR: 1	SF: 0 SAC: 1 DP: 2 HBP: 1	WP: 0 PB: 0 SB: 0 CS: 0	PA: 38
--------------	-------------------------------	----------------------------------	------------------------------	----------------------------------	------------------------------	----------------------------------	-------------------------------	----------------------------------	------------------------------	----------------------------------	------------------------------	----------------------------------	------------------------------	----------------------------------	-------------------------------	----------------------------------	------------------------------	----------------------------------	----------------------------------	------------------------------------	----------------------------------	--------


PITCHER	IP	WLS	BF	H	R	ER	SO	BB	IBB	HBP	BLK	WP	HR	S	P	ERA	WHIP
Scott Karl, L (1, 1) ERA: 3.56	6.1		30	8	5	5	3	3	0	1	0	0	1	56	96	7.11	1.737
Chad Fox, R (7, 1) ERA: 0.56	1.2		5	0	0	0	3	0	0	0	0	0	0	13	22	0.00	0.000
Doug Jones, R (9, 1) ERA: 2.77	1.0	S	3	1	0	0	1	0	0	0	0	0	0	7	11	0.00	1.000

BOTTOM


Milwaukee Brewers @ San Francisco Giants
3Com Park at Candlestick Point, San Francisco, CA

livebaseballscorecards.com

AB	33
R	5
H	9
RBI	5
BB	3
SO	7
LOB	14



Fri Apr 24 1998, 10:05 PM EDT
Att: 14,832 - Unknown - 55 F

Batter	1	2	3	4	5	6	7	8	9	AB R H RBI BB SO LOB	TOP									
Fernando Vina, L (1, 4) OBP: 0.421, SLG: 0.479	0-1 G4-3			2-2 L7		0-1 G4-3			0-3 K	4 0 0 0 0 1 0	Milwaukee Brewers @ San Francisco Giants 3Com Park at Candlestick Point, San Francisco, CA Sat Apr 25 1998, 6:33 AM EDT Att. 18,457 - Sunny - 70 F AB 29 R 1 H 3 RBI 0 BB 1 SO 9 LOB 2 									
Mark Loretta, R (1, 3) OBP: 0.286, SLG: 0.217	2-0 L9			2-2 G5-3			0-2 G6-3	0-0 G6-3	4 0 0 0 0 0 0											
Jeff Cirillo, R (1, 5) OBP: 0.387, SLG: 0.398	2-0 G1-3			4-0 BB			1-1 F9	1-3 K	3 0 0 0 1 1 0											
Jeremy Burnitz, L (1, 9) OBP: 0.408, SLG: 0.630		1-3 K		1-3 K			1-2 1B E		3 1 1 0 0 2 1											
Marquis Grissom, R (1, 8) OBP: 0.284, SLG: 0.413		2-0 F8			0-1 G1-6-3		1-2 E9 1-H		3 0 1 0 0 0 0											
Marc Newfield, R (1, 7) OBP: 0.255, SLG: 0.196		1-3 K			1-1 G3-1		1-2 G3-1		2 0 0 0 0 1 0											
Geoff Jenkins, L (7, PH) OBP: 0.400, SLG: 1.000									1 0 0 0 0 0 1											
Jose Valentin, S (1, 6) OBP: 0.391, SLG: 0.485			1-3 K		2-2 CS 1B			1-3 K	3 0 1 0 0 2 0											
Mike Matheny, R (1, 2) OBP: 0.338, SLG: 0.417			2-2 G4-3		1-0 CS	1-0 G6-3		0-0 F7	3 0 0 0 0 0 0											
Paul Wagner, R (1, 1) OBP: 0.111, SLG: 0.111			1-1 G1-3			0-3 K		2-3 K	2 0 0 0 0 1 0											
Bob Hamelin, L (8, PH) OBP: 0.182, SLG: 0.069									1 0 0 0 0 1 0											
Mike Myers, L (8, 1)									0 0 0 0 0 0 0											
Al Reyes, R (8, 1)									0 0 0 0 0 0 0											
Inning Stats	R: 0 E: 0 K: 0 S: 4	H: 0 LOB: 0 BB: 0 P: 8	R: 0 E: 0 K: 2 S: 7	H: 0 LOB: 0 BB: 0 P: 11	R: 0 E: 0 K: 1 S: 8	H: 0 LOB: 0 BB: 0 P: 12	R: 0 E: 0 K: 1 S: 11	H: 1 LOB: 1 BB: 1 P: 19	R: 0 E: 0 K: 0 S: 8	H: 0 LOB: 0 BB: 0 P: 12	R: 1 E: 1 K: 0 S: 16	H: 2 LOB: 1 BB: 0 P: 20	R: 0 E: 0 K: 2 S: 9	H: 0 LOB: 0 BB: 0 P: 12	R: 0 E: 0 K: 2 S: 7	H: 0 LOB: 0 BB: 0 P: 8	1B: 3 2B: 0 3B: 0 HR: 0	SF: 0 SAC: 0 DP: 0 HBP: 0	WP: 0 PB: 0 SB: 0 CS: 1	PA: 31
PITCHER	IP WLS BF H R ER SO BB IBB HBP BLK WP HR S P ERA WHIP																			
Kirk Rueter, L (1, 1) ERA: 2.61	6.2 W 23 3 1 0 5 1 0 0 0 0 0 58 86 0.00 0.600																			
John Johnstone, R (7, 1) ERA: 0.66	1.1 4 0 0 0 2 0 0 0 0 0 0 12 16 0.00 0.000																			
Robb Nen, R (9, 1) ERA: 0.69	1.0 S 3 0 0 0 2 0 0 0 0 0 0 7 8 0.00 0.000																			

Batter	1	2	3	4	5	6	7	8	9	AB	R	H	RBI	BB	SO	LOB
Marvin Benard, L (1, 9) OBP: 0.353, SLG: 0.267 Robb Nen, R (9, 1)	2-2 G5-3		4-1 BB		1-1 2B 1B		3-2 G4-3			3	1	1	1	1	0	0
Bill Mueller, S (1, 5) OBP: 0.383, SLG: 0.434	2-1 WP 1B		2-3 K		0-0 2B			0-0 F8		4	0	2	1	0	1	2
Barry Bonds, L (1, 7) OBP: 0.340, SLG: 0.473	3-3 SAFE SAFE 1-2 K		3-2 P9		4-0 IBB			4-2 BB BB		2	0	0	0	2	1	3
Jeff Kent, R (1, 4) OBP: 0.337, SLG: 0.416	0-3 K			1-0 L5	1-0 L8			1-3 SAFE K		4	0	0	0	0	2	4
J.T. Snow, L (1, 3) OBP: 0.286, SLG: 0.253		2-1 G4-3		2-3 K		0-1 G3		4-2 BB 1-2 BB		3	0	0	0	1	1	0
Stan Javier, S (1, 8) OBP: 0.366, SLG: 0.338 (9, 9)		1-1 G1-3		0-1 P6		2-0 G3		1-0 L6		4	0	0	0	0	0	2
Rey Sanchez, R (1, 6) OBP: 0.431, SLG: 0.444 John Johnstone, R (7, 1) Alex Diaz, S (9, 8) OBP: 0.179, SLG: 0.214		2-3 K			1-0 SH1-4 1B 1B		1-3 K			3	1	1	0	0	2	0
Brian Johnson, R (1, 2) OBP: 0.278, SLG: 0.288			4-0 SH3-4 BB		1-0 L9		1-1 G6-3			2	0	0	0	1	0	1
Kirk Rueter, L (1, 1) OBP: 0.250, SLG: 0.250 Rich Aurilia, R (7, 6) OBP: 0.436, SLG: 0.447			1-0 SH3-4 1-2		0-0 SH1-4 1-2		2-2 F9			0	0	0	0	0	0	0
										1	0	0	0	0	0	0

Inning Stats	R: 0	H: 1	E: 0	K: 2	S: 13	R: 0	H: 0	E: 0	K: 1	S: 8	R: 0	H: 0	E: 0	K: 1	S: 9	R: 0	H: 0	E: 0	K: 1	S: 6	R: 2	H: 3	E: 0	K: 0	S: 7	R: 0	H: 0	E: 0	K: 1	S: 6	R: 0	H: 0	E: 0	K: 0	S: 10	R: 0	H: 0	E: 0	K: 1	S: 11
	LOB: 1	BB: 0	P: 20	LOB: 0	BB: 0	P: 13	LOB: 2	BB: 2	P: 23	LOB: 0	BB: 0	P: 9	LOB: 2	BB: 1	P: 15	LOB: 0	BB: 0	P: 9	LOB: 0	BB: 0	P: 16	LOB: 2	BB: 2	P: 20	1B: 3	2B: 1	3B: 0	HR: 0	SF: 0	SAC: 2	DP: 0	HBP: 0	WP: 1	HR: 0	S: 6	P: 10	ERA: 2.57	WHIP: 0.857		
PITCHER	IP	WLS	BF	H	R	ER	SO	BB	IBB	HBP	BLK	WP	HR	S	P	ERA	WHIP																							
Paul Wagner, R (1, 1) ERA: 4.56	7.0	L	28	4	2	2	6	2	1	0	0	1	0	59	105	2.57	0.857																							
Mike Myers, L (8, 1) ERA: 1.23	0.1		2	0	0	0	0	1	0	0	0	0	0	4	8	0.00	3.000																							
Al Reyes, R (8, 1) ERA: 7.94	0.2		3	0	0	0	1	1	0	0	0	0	0	7	12	0.00	1.500																							

BOTTOM

Milwaukee Brewers @ San Francisco Giants
3Com Park at Candlestick Point, San Francisco, CA

Sat Apr 25 1998, 6:33 AM EDT
Att. 18,457 - Sunny - 70 F

AB	26
R	2
H	4
RBI	2
BB	5
SO	7
LOB	12

livebaseballscorecards.com



WP: 1 PA: 33
PB: 0
SB: 0
CS: 0

Batter	1	2	3	4	5	6	7	8	9	AB R H RBI BB SO LOB	TOP														
Fernando Vina, L (1, 4) OBP: 0.429, SLG: 0.500	1-0 F8 2B		2-2 1B HR 2B	2-3 K	4-0 IBB			0-1 B1-3		4 1 2 0 1 1 0	Milwaukee Brewers @ San Francisco Giants 3Com Park at Candlestick Point, San Francisco, CA Sun Apr 26 1998, 6:33 AM EDT Att. 31,352 - Sunny - 78 F livebaseballscorecards.com														
Mark Loretta, R (1, 5) OBP: 0.333, SLG: 0.321	3-2 G3-6-3 1B		1-1 HR 1B	0-0 FC5 2B	1-1 L6			3-3 K		5 1 3 1 0 1 3															
Jose Valentin, S (1, 6) OBP: 0.402, SLG: 0.528	3-2 F8 2-3		1-1 HR 1B	4-2 BB				1-2 1B 1B		4 1 2 3 1 1 2															
Jeremy Burnitz, L (1, 9) OBP: 0.408, SLG: 0.628	1-1 G3-6-3 1-2f		3-0 HR 2B	2-2 P6				0-0 1B 1B		5 1 2 0 0 0 4															
Marquis Grissom, R (1, 8) OBP: 0.290, SLG: 0.454			1-0 HR	3-1 FC5				1-3 K		5 1 2 2 0 1 4															
Geoff Jenkins, L (1, 7) OBP: 0.333, SLG: 0.625			4-2 BB					2-1 G5-3		3 0 0 0 1 1 1															
Darin Jackson, R (7, 7) OBP: 0.185, SLG: 0.192			G6-4-3					G3		1 0 0 0 0 0 0															
Jesse Levis, L (1, 2) OBP: 0.455, SLG: 0.357			1-2 G6-4-3					2-3 K		3 0 0 0 1 2 2															
Chad Fox, R (7, 1)			3-3 K					4-2 2B BB		0 0 0 0 0 0 0															
Bob Wickman, R (8, 1)			1-2f					2-3 K		0 0 0 0 0 0 0															
Marc Newfield, R (9, PH) OBP: 0.250, SLG: 0.191			1-2f					4-2 2B BB		1 0 0 0 0 0 0															
Doug Jones, R (9, 1)			1-2f					2-3 K		0 0 0 0 0 0 0															
Bob Hamelin, L (1, 3) OBP: 0.211, SLG: 0.147	1-1 F7		1-1 1B					1-1 2B		5 0 2 0 0 1 1															
Jeff Juden, R (1, 1) OBP: 0.273, SLG: 0.273			1-1 1B					2-2 HR		3 1 1 0 0 2 3															
Mike Myers, L (6, 1)										0 0 0 0 0 0 0															
Mike Matheny, R (7, 2) OBP: 0.348, SLG: 0.475										1 1 1 1 0 0 0															
Inning Stats	R: 0 E: 0 K: 0 S: 12	H: 2 LOB: 1 BB: 0 P: 20	R: 0 E: 0 K: 1 S: 7	H: 1 LOB: 1 BB: 0 P: 11	R: 6 E: 0 K: 1 S: 23	H: 7 LOB: 1 BB: 1 P: 37	R: 0 E: 0 K: 1 S: 13	H: 1 LOB: 2 BB: 1 P: 24	R: 0 E: 0 K: 1 S: 14	H: 1 LOB: 3 BB: 2 P: 24	R: 0 E: 0 K: 1 S: 8	H: 0 LOB: 0 BB: 0 P: 16	R: 0 E: 0 K: 2 S: 10	H: 0 LOB: 0 BB: 0 P: 17	R: 1 E: 0 K: 2 S: 17	H: 3 LOB: 2 BB: 0 P: 24	R: 0 E: 0 K: 1 S: 7	H: 0 LOB: 0 BB: 0 P: 11	1B: 6 2B: 6 3B: 0 HR: 3	SF: 0 SAC: 0 DP: 2 HBP: 0	WP: 0 PB: 0 SB: 1 CS: 0	PA: 44			
PITCHER	IP WLS BF H R ER SO BB IBB HBP BLK WP HR S P ERA WHIP																								
Mark Gardner, R (1, 1) ERA: 6.67	2.0		15	9	6	6	1	1	0	0	0	0	2	34	58	27.00	5.000								
Julian Tavarez, R (3, 1) ERA: 2.65	3.0		14	3	0	0	3	2	1	0	0	0	0	35	58	0.00	1.667								
Rich Rodriguez, L (6, 1) ERA: 5.87	2.2		11	3	1	1	4	0	0	0	0	0	1	32	53	3.38	1.125								
Steve Reed, R (8, 1) ERA: 0.6	1.1	W	4	0	0	0	2	0	0	0	0	0	0	10	15	0.00	0.000								

Milwaukee Brewers @ San Francisco Giants
 3Com Park at Candlestick Point, San Francisco, CA
 Sun Apr 26 1998, 6:33 AM EDT
 Att. 31,352 - Sunny - 78 F

AB	40
R	7
H	15
RBI	7
BB	4
SO	10
LOB	20



Batter	1	2	3	4	5	6	7	8	9	AB	R	H	RBI	BB	SO	LOB
Marvin Benard, L (1, 9) OBP: 0.455, SLG: 0.500	4-2 G4-3 S BB		0-2 PB HR 1B	2-1 HR		4-1 1B BB		1-0 L7		3	2	2	1	2	0	0
Bill Mueller, S (1, 5) OBP: 0.404, SLG: 0.460	3-2 G4-3 1-3		4-0 HR BB	0-2 BB 1B		0-0 1B		2-1 2B		4	2	3	0	1	0	1
Barry Bonds, L (1, 7) OBP: 0.351, SLG: 0.516	2-3 K		0-0 HR	4-2 BB		2-1 P2		1-0 2B		4	1	2	5	1	1	3
Jeff Kent, R (1, 4) OBP: 0.330, SLG: 0.415	2-1 P3		1-1 FC4-6 2B	0-3 K			2-3 K	1-3 K		5	0	1	0	0	3	4
J.T. Snow, L (1, 3) OBP: 0.281, SLG: 0.241		1-2 P4	4-1 FC4-6 BB		1-0 F8		1-3 K		0-0 P6	4	0	0	0	1	1	0
Stan Javier, S (1, 8) OBP: 0.367, SLG: 0.376		0-3 K	0-1 FC4-6 1-2 2-3		2-2 G4-3		0-0 1B		2-1 HR	5	1	2	1	0	1	2
Rich Aurilia, R (1, 6) OBP: 0.417, SLG: 0.423		3-1 L4	2-2 F7		0-2 F7		1 SAFE 3-2 1B		0-0 F8	5	0	1	0	0	0	2
Brian Johnson, R (1, 2) OBP: 0.276, SLG: 0.275 Steve Reed, R (8, 1) OBP: 0.500, SLG: 0.500 Charlie Hayes, R (9, PH) OBP: 0.303, SLG: 0.517			4-2 PB HR 1B HBP	1-2 G5-3		0-2 F8	1 SAFE 1-3 K		0-0 HR	3	1	0	0	0	1	2
Mark Gardner, R (1, 1) OBP: 0.444, SLG: 0.286 Julian Tavarez, L (3, 1) Rich Rodriguez, L (6, 1) Brent Mayne, L (8, 2) OBP: 0.458, SLG: 0.652			0-3 K	3-3 K		0-3 K		2-2 F7		0	0	0	0	0	0	0

BOTTOM	
AB 38	R 8
H 12	RBI 8
BB 5	SO 10
LOB 15	
WP: 0	PA: 44
PB: 1	
SB: 2	
CS: 0	
	

Milwaukee Brewers @ San Francisco Giants
 3Com Park at Candlestick Point, San Francisco, CA

Sun Apr 26 1998, 6:33 AM EDT
 Att: 31,352 - Sunny - 78 F

livebaseballscores.com

Inning Stats																																												
1					2					3					4					5					6					7					8					9				
R: 0	H: 0	E: 0	K: 1	S: 10	R: 0	H: 0	E: 0	K: 1	S: 8	R: 4	H: 3	E: 0	K: 1	S: 20	R: 1	H: 2	E: 0	K: 2	S: 19	R: 0	H: 0	E: 0	K: 0	S: 8	R: 0	H: 1	E: 0	K: 1	S: 11	R: 0	H: 2	E: 0	K: 3	S: 13	R: 1	H: 2	E: 0	K: 1	S: 11	R: 2	H: 2	E: 0	K: 0	S: 5
L: 0	LOB: 1	BB: 1	P: 21	L: 0	LOB: 0	BB: 0	P: 12	L: 3	LOB: 2	BB: 2	P: 35	L: 2	LOB: 2	BB: 1	P: 29	L: 0	LOB: 0	BB: 0	P: 11	L: 1	LOB: 2	BB: 1	P: 17	L: 2	LOB: 2	BB: 0	P: 20	L: 1	LOB: 1	BB: 0	P: 18	L: 2	LOB: 1	BB: 0	P: 18	L: 2	LOB: 0	BB: 0	P: 7					

PITCHER																	
Jeff Juden, R (1, 1) ERA: 3.48	IP: 5.2	WLS: 0	BF: 28	H: 5	R: 5	ER: 5	SO: 6	BB: 5	IBB: 0	HBP: 1	BLK: 0	WP: 0	HR: 2	S: 73	P: 120	ERA: 7.94	WHIP: 1.765
Mike Myers, L (6, 1) ERA: 1.17	0.1	2	1	0	0	0	0	0	0	0	0	0	0	3	5	0.00	3.000
Chad Fox, R (7, 1) ERA: 0.53	1.0	5	2	0	0	3	0	0	0	0	0	0	0	13	20	0.00	2.000
Bob Wickman, R (8, 1) ERA: 2.65	1.0	5	2	1	1	1	1	0	0	0	0	0	0	11	18	9.00	2.000
Doug Jones, R (9, 1) ERA: 3.95	0.2	L	4	2	2	2	0	0	0	0	0	0	2	5	7	27.00	3.000

Batter	1	2	3	4	5	6	7	8	9	10	11	12	13	AB R H RBI BB SO LOB	TOP													
Fernando Vina, L OBP: 0.432, SLG: 0.515 (1, 4)	4-1 BB		2-2 L8			1-0 G6-3 3B		2-2 G4-3		1-0 F7			0-2 1B	5 2 2 0 1 0 0	Milwaukee Brewers @ Los Angeles Dodgers Dodger Stadium, Los Angeles, CA Mon Apr 27 1998, 7:05 PM PDT Att: 32,910 - Unknown - 68 F													
Mark Loretta, R OBP: 0.308, SLG: 0.294 (1, 5) (9, 3)	0-1 F8		2-2 G4-3			2-1 G6-3		0-0 WP E 1B		3-1 G4-3			3-2 G5-3	6 0 1 1 0 0 3														
Jose Valentin, S OBP: 0.378, SLG: 0.487 (1, 6)	0-0 L9			1-2 F9		2-0 P3		1-2 E5					0-0 FC1-5 1B CS	6 0 0 0 0 0 4														
Jeromy Burnitz, L OBP: 0.394, SLG: 0.598 (1, 9)	3-3 K			1-3 K		0-0 G3		3-3 K2-3					0-2 K	6 0 1 1 0 4 3														
Marquis Grissom, R OBP: 0.286, SLG: 0.441 (1, 8)		2-1 F9		3-2 F9			0-1 HBP 1B			1-3 K			1-0 CS	5 0 1 0 0 1 0														
Geoff Jenkins, L OBP: 0.417, SLG: 0.909 Darrin Jackson, R OBP: 0.172, SLG: 0.179 (1, 7) (8, 7)		2-2 HR			1-0 1B		0-3 K			1-2 F7			0-1 G5-3	3 1 2 1 0 1 1 2 0 0 0 0 0 0														
Mike Matheny, R OBP: 0.366, SLG: 0.477 (1, 2)		0-0 G5-3			1-0 G3-6-1 1B		2-0 G4-6-3 HBP			1-1 1B			0-3 K	4 0 2 0 0 1 0														
Bob Hamelin, L OBP: 0.190, SLG: 0.132 Chad Fox, R Bobby Hughes, R OBP: 0.200, SLG: 0.200 Al Reyes, R (1, 3) (9, 1) (12, PH) (12, 1)		0-0 G4-3			0-0 G3-6-1 1-2f		0-1 G4-6-3 1-2f			0-0 G4-3			1-3 K	4 0 0 0 0 0 5 0 0 0 0 0 0 0 1 0 0 0 0 1 0 0 0 0 0 0 0 0														
21 Cal Eldred, R OBP: 0.091, SLG: 0.091 Jesse Lewis, L OBP: 0.441, SLG: 0.345 Bob Wickman, R Doug Jones, R Mike Myers, L Jeff Cirillo, R OBP: 0.389, SLG: 0.400 (1, 1) (8, PH) (8, 1) (9, 1) (9, 1) (9, 5)			0-2 K		1-3 K		3-1 G4-3			3-1 F8			1-1 WP FC1-5 1B	2 0 0 0 0 0 2 1 1 0 2 0 1 0 0 0 0 0														
Inning Stats	R: 0 E: 0 K: 1 S: 7	H: 0 LOB: 1 BB: 1 P: 14	R: 1 E: 0 K: 0 S: 7	H: 1 LOB: 0 BB: 0 P: 11	R: 0 E: 0 K: 1 S: 10	H: 0 LOB: 0 BB: 0 P: 14	R: 0 E: 0 K: 1 S: 10	H: 2 LOB: 1 BB: 0 P: 9	R: 1 E: 0 K: 0 S: 5	H: 1 LOB: 0 BB: 0 P: 10	R: 0 E: 1 K: 1 S: 15	H: 1 LOB: 2 BB: 0 P: 24	R: 0 E: 0 K: 1 S: 9	H: 1 LOB: 1 BB: 0 P: 12		R: 0 E: 0 K: 0 S: 5	H: 0 LOB: 0 BB: 0 P: 12	R: 0 E: 0 K: 2 S: 10	H: 0 LOB: 0 BB: 0 P: 14	R: 0 E: 0 K: 2 S: 9	H: 0 LOB: 0 BB: 0 P: 10	R: 1 E: 0 K: 0 S: 12	H: 3 LOB: 1 BB: 0 P: 17	1B: 8 2B: 0 3B: 1 HR: 1	SF: 0 SAC: 0 DP: 2 HBP: 1	WP: 2 PB: 0 SB: 1 CS: 1	PA: 50	
PITCHER Chan Ho Park, R ERA: 4.6 Mark Guthrie, L ERA: Jim Bruske, R ERA: 1.38 Brad Clontz, R ERA: Frank Lankford, R ERA: 5.06 (1, 1) (8, 1) (9, 1) (10, 1) (13, 1)	IP 7.2 0.1 1.0 3.0 1.0	WLS 30 1 4 9 L	BF 30 1 4 9 5	H 6 0 1 0 3	R 2 0 0 0 1	ER 2 0 0 0 1	SO 5 0 1 3 0	BB 1 0 0 0 0	IBB 0 0 0 0 0	HBP 1 0 0 0 0	BLK 0 0 0 0 0	WP 0 1 0 0 1	HR 1 0 0 0 0	S 64 4 9 24 12		P 99 7 12 36 17	ERA 2.35 0.00 0.00 0.00 9.00	WHIP 0.913 0.000 1.000 0.000 3.000										

livebaseballscorecards.com

AB	47
R	3
H	10
RBI	3
BB	1
SO	10
LOB	17




Batter	1	2	3	4	5	6	7	8	9	10	11	12	13	AB R H RBI BB SO LOB
Eric Young Sr., R (1, 4) OBP: 0.375, SLG: 0.367	4-1 G6-3 S BB		2-2 G5-3		3-1 L8			0-1 F8	4-0 BB			2-1 SH3-4		3 0 0 0 2 0 1
Roger Cedeno, S (1, 8) OBP: 0.389, SLG: 0.154 Brad Clontz, R (10, 1)	2-3 K		3-2 F8		2-2 L8			4-2 1B BB	3-3 K			0-1 G3		4 0 0 0 1 2 4 0 0 0 0 0 0 0 1 0 0 0 0 0 1 0 0 0 0 0 0 0
Juan Castro, R (12, PH) OBP: 0.056, SLG: 0.059 Frank Lankford, R (13, 1)	1-0 G6-3							1-0 1B BB				1-3 K		4 0 1 0 0 0 1 0 0 0 0 0 0 0 2 0 0 0 0 1 1
Mike Piazza, R (1, 2) OBP: 0.182, SLG: 0.632 Todd Hollandsworth, L (8, PR) OBP: 0.294, SLG: 0.432 Tom Prince, R (9, 2)	1-3 G6-3				0-0 F8			1-2 1B						4 0 1 0 0 0 1 0 0 0 0 0 0 0 2 0 0 0 0 1 1
Todd Zeile, R (1, 5) OBP: 0.295, SLG: 0.370	1-1 G1-3				1-2 1B			2-3 K						6 0 1 0 0 2 3
Raul Mondesi, R (1, 9) OBP: 0.296, SLG: 0.424					0-2 1B			2-2 CS 1B						6 1 5 1 0 0 0
Eric Karros, R (1, 3) OBP: 0.182, SLG: 0.273 Trenidad Hubbard, R (9, PR) OBP: 0.316, SLG: 0.455					1-3 K			1-2 CS						6 1 5 1 0 0 0
Matt Luke, L (1, 7) OBP: 0.317, SLG: 0.447					0-0 L7			1-2 K						6 1 5 1 0 0 0
Jose Vizcaino, S (1, 6) OBP: 0.329, SLG: 0.262					0-1 G3			1-2 K						6 1 5 1 0 0 0
Chan Ho Park, R (1, 1) OBP: 0.290, SLG: 0.500 Mark Guttrier, R (8, 1) Wilton Guerrero, S (8, PH) OBP: 0.306, SLG: 0.441 Jim Bruske, R (9, 1) Thomas Howard, S (9, PH) OBP: 0.143, SLG: 0.303					0-1 G3			1-0 F7						4 0 1 0 0 1 3 2 1 0 0 0 1 1
					2-0 P4			2-1 SH1-4 1B 2B						5 0 0 0 0 1 4
					0-0 SH1-3 1B			1-0 G4-3						5 0 2 1 0 1 1
					0-0 SH1-3 1B			1-2 G3						5 0 2 1 0 1 1
					1-0 SH1-3			1-2 G4-3						1 0 0 0 0 1 0 0 0 0 0 0 0 0 1 0 0 0 0 0 0 0 0 0 0 0 0 0 1 0 0 0 1 1 2

Inning Stats	R: 0 E: 0 K: 1 S: 8	H: 0 LOB: 1 BB: 1 P: 16	R: 0 E: 0 K: 1 S: 8	H: 1 LOB: 1 BB: 0 P: 11	R: 0 E: 0 K: 1 S: 13	H: 0 LOB: 0 BB: 0 S: 21	R: 0 E: 0 K: 1 S: 13	H: 2 LOB: 2 BB: 0 P: 17	R: 0 E: 0 K: 0 S: 7	H: 1 LOB: 1 BB: 0 P: 13	R: 0 E: 0 K: 0 S: 8	H: 0 LOB: 0 BB: 0 P: 8	R: 0 E: 0 K: 1 S: 11	H: 1 LOB: 2 BB: 1 P: 19	R: 2 E: 0 K: 2 S: 12	H: 3 LOB: 2 BB: 1 P: 23	R: 0 E: 0 K: 0 S: 7	H: 0 LOB: 0 BB: 0 P: 11	R: 0 E: 0 K: 2 S: 10	H: 0 LOB: 0 BB: 0 P: 13	R: 0 E: 0 K: 1 S: 12	H: 0 LOB: 1 BB: 1 P: 17	R: 0 E: 0 K: 1 S: 9	H: 1 LOB: 1 BB: 0 P: 15	1B: 7 2B: 2 3B: 0 HR: 1	SF: 0 SAC: 3 DP: 0 HBP: 0	WP: 0 PA: 53 PB: 0 SB: 1 CS: 1								
PITCHER 21 Cal Eldred, R (1, 1) ERA: 1.67	IP 7.0	WLS 26	H 5	R 0	ER 0	SO 4	BB 1	IBB 0	HBP 0	BLK 0	WP 0	HR 0	S 63	P 98	ERA 0.00	WHIP 0.857	PITCHER Al Reyes, R (12, 1) ERA: 5.87	IP 2.0	WLS W	BF 8	H 1	R 0	ER 0	SO 2	BB 1	IBB 0	HBP 0	BLK 0	WP 0	HR 0	S 21	P 32	ERA 0.00	WHIP 1.000	
Bob Wickman, R (8, 1) ERA: 2.5	1.0	5	1	0	0	1	1	0	0	0	0	0	11	19	0.00	2.000																			
Doug Jones, R (9, 1) ERA: 5.14	0.1	4	3	2	2	0	0	0	0	0	0	1	6	10	54.00	9.000																			
Mike Myers, L (9, 1) ERA: 1.13	0.1	1	0	0	0	1	0	0	0	0	0	0	3	3	0.00	0.000																			
Chad Fox, R (9, 1) ERA: 0.47	2.1	8	0	0	0	3	1	0	0	0	0	0	20	34	0.00	0.429																			

BOTTOM

Milwaukee Brewers @ Los Angeles Dodgers
Dodger Stadium, Los Angeles, CA
Mon Apr 27 1998, 7:05 PM PDT
Att: 32,910 - Unknown - 68 F

**AB 45
R 2
H 10
RBI 2
BB 4
SO 11
LOB 22**



livebaseballscorecards.com

Batter	1	2	3	4	5	6	7	8	9	AB R H RBI BB SO LOB	TOP	
Fernando Vina, L (1, 4) OBP: 0.418, SLG: 0.495	2-1 F8		2-3 K			1-1 F8		0-0 F7		4 0 0 0 0 1 1		
Jeff Cirillo, R (1, 5) OBP: 0.393, SLG: 0.398	3-1 F7			1-0 G6-3			3-2 BB 1B		4-1 G3-1 HR BB	3 1 1 0 1 0 0		
Jose Valentin, S (1, 6) OBP: 0.373, SLG: 0.469	2-3 K2-3			0-0 P5			4-0 1-2 BB		0-1 P6	3 0 0 0 1 1 1		
Jeremy Burnitz, L (1, 9) OBP: 0.389, SLG: 0.615		1-1 HR		1-3 K2-3			3-3 K		0-0 G3-1	4 1 1 1 0 2 3		
Marquis Grissom, R (1, 8) Eric Owens, R (8, 7) OBP: 0.278, SLG: 0.429 OBP: 0.111, SLG: 0.444		2-2 G1-3			1-2 G5-3		2-3 K		1-2 HR	3 0 0 0 0 1 2 1 1 1 2 0 0 0		
Geoff Jenkins, L (1, 7) Darin Jackson, R (7, 7) OBP: 0.333, SLG: 0.714 OBP: 0.167, SLG: 0.172		1-3 K			0-0 G3		0-3 K2-3		0-1 L4	3 0 0 0 0 2 2 1 0 0 0 0 0 0		
Mark Loretta, R (1, 3) OBP: 0.286, SLG: 0.270		2-3 K			0-2 F8			0-0 F9		3 0 0 0 0 1 0		
Jesse Levis, L (1, 2) Steve Woodard, L (8, 1) OBP: 0.432, SLG: 0.323 OBP: 0.182, SLG: 0.100			0-3 K2-3			0-0 G6-3		4-2 HBP		2 0 0 0 0 1 0 0 0 0 0 0 0 0		
Jose Mercedes, R (1, 1) Mike Myers, L (7, 1) Bobby Hughes, R (8, PH) OBP: 0.182, SLG: 0.100 OBP: 0.167, SLG: 0.167			1-2 P6			0-3 K		1-3 K		2 0 0 0 0 1 0 0 0 0 0 0 0 0 1 0 0 0 0 1 1		
Inning Stats	R: 0 H: 0 E: 0 LOB: 0 K: 1 BB: 0 S: 7 P: 14	R: 1 H: 1 E: 0 LOB: 0 K: 2 BB: 0 S: 12 P: 18	R: 0 H: 0 E: 0 LOB: 0 K: 2 BB: 0 S: 10 P: 13	R: 0 H: 0 E: 0 LOB: 0 K: 1 BB: 0 S: 5 P: 7	R: 0 H: 0 E: 0 LOB: 0 K: 0 BB: 0 S: 7 P: 8	R: 0 H: 0 E: 0 LOB: 0 K: 1 BB: 0 S: 6 P: 7	R: 0 H: 1 E: 0 LOB: 2 K: 3 BB: 1 S: 12 P: 24	R: 0 H: 0 E: 0 LOB: 1 K: 1 BB: 0 S: 7 P: 12	R: 2 H: 1 E: 0 LOB: 0 K: 0 BB: 1 S: 10 P: 15	1B: 1 SF: 0 2B: 0 SAC: 0 3B: 0 DP: 0 HR: 2 HBP: 1	WP: 0 PA: 33 PB: 0 SB: 0 CS: 0	
PITCHER Hideo Nomo, R (1, 1) ERA: 4.81	IP WLS BF H R ER SO BB IBB HBP BLK WP HR S P ERA WHIP	9.0 W 33 3 3 3 11 2 0 1 0 0 2 76 118 3.00 0.556										

Milwaukee Brewers @ Los Angeles Dodgers
Dodger Stadium, Los Angeles, CA
Tue Apr 28 1998, 7:05 PM PDT
Att. 29,791 - Unknown - 64 F

AB	30
R	3
H	3
RBI	3
BB	2
SO	11
LOB	10



Batter	1	2	3	4	5	6	7	8	9	AB	R	H	RBI	BB	SO	LOB
Eric Young Sr., R OBP: 0.370, SLG: 0.362 (1, 4)	2-2 F8		1-0 F9			1-1 G4-6-3 1B	0-0 E6 L8-4			4	0	1	0	0	0	0
Todd Hollandsworth, L OBP: 0.281, SLG: 0.412 (1, 8) (8, 7)	3-2 P7			0-0 L8		2-2 G4-6-3 1-2f	0-1 L8-4			4	0	0	0	0	0	2
Mike Piazza, R OBP: 0.374, SLG: 0.626 (1, 2)	2-3 K			1-0 1B			0-1 E 2B 1B	2-2 G1-3		4	1	2	0	0	1	0
Todd Zeile, R OBP: 0.284, SLG: 0.356 (1, 5)		3-1 F8		0-0 P2			0-1 E5 2B 1B	3-3 K		4	1	0	0	0	1	2
Raul Mondesi, R OBP: 0.294, SLG: 0.427 (1, 9)		1-0 F8		0-0 F8			2-1 1B HR 2B	1-0 G6-3		4	1	1	1	0	0	1
Eric Karros, R OBP: 0.286, SLG: 0.357 (1, 3) Trenidad Hubbard, R OBP: 0.316, SLG: 0.455 (8, 8)		2-1 S 1B		0-1 G4-3			0-0 HR 1B			3	1	2	1	0	0	0
Matt Luke, L OBP: 0.318, SLG: 0.512 (1, 7) (8, 3)		1-1 G4-3		2-2 G6-3			2-2 1-H 3-H HR			3	1	1	3	0	0	1
Jose Vizcaino, S OBP: 0.315, SLG: 0.250 (1, 6)			1-2 P7		1-0 F7		1-3 K			3	0	0	0	0	1	0
Hideo Nomo, R OBP: 0.111, SLG: 0.444 (1, 1)			0-2 F9			2-1 G6-3	0-0 HR			3	1	1	1	0	0	0

Inning Stats	R: 0	H: 0	E: 0	K: 1	S: 9	LOB: 0	BB: 0	P: 16	R: 0	H: 1	E: 0	K: 0	S: 7	LOB: 1	BB: 0	P: 14	R: 0	H: 0	E: 0	K: 0	S: 8	LOB: 0	BB: 0	P: 10	R: 0	H: 1	E: 0	K: 0	S: 4	LOB: 1	BB: 0	P: 5	R: 0	H: 0	E: 0	K: 0	S: 7	LOB: 0	BB: 0	P: 10	R: 0	H: 1	E: 0	K: 0	S: 7	LOB: 0	BB: 0	P: 12	R: 6	H: 5	E: 2	K: 1	S: 17	LOB: 0	BB: 0	P: 22	R: 0	H: 0	E: 0	K: 1	S: 9	LOB: 0	BB: 0	P: 15
1B: 5	SF: 0	2B: 2	SAC: 0	3B: 0	DP: 2	HR: 2	HBP: 0	WP: 0	HR: 2	S: 56	P: 86	ERA: 7.11	WHIP: 1.263	1B: 5	SF: 0	2B: 2	SAC: 0	3B: 0	DP: 2	HR: 2	HBP: 0	WP: 0	HR: 2	S: 5	P: 86	ERA: 7.11	WHIP: 1.263	1B: 5	SF: 0	2B: 2	SAC: 0	3B: 0	DP: 2	HR: 2	HBP: 0	WP: 0	HR: 2	S: 5	P: 86	ERA: 7.11	WHIP: 1.263	1B: 5	SF: 0	2B: 2	SAC: 0	3B: 0	DP: 2	HR: 2	HBP: 0	WP: 0	HR: 2	S: 5	P: 86	ERA: 7.11	WHIP: 1.263									

PITCHER	IP	WLS	BF	H	R	ER	SO	BB	IBB	HBP	BLK	WP	HR	S	P	ERA	WHIP
Jose Mercedes, R ERA: 4.08 (1, 1)	6.1	L	27	8	6	5	2	0	0	0	0	0	2	56	86	7.11	1.263
Mike Myers, L ERA: 1.04 (7, 1)	0.2		2	0	0	0	0	0	0	0	0	0	0	3	3	0.00	0.000
Steve Woodard, R ERA: 1.32 (8, 1)	1.0		3	0	0	0	1	0	0	0	0	0	0	9	15	0.00	0.000

BOTTOM

Milwaukee Brewers @ Los Angeles Dodgers
Dodger Stadium, Los Angeles, CA
 Tue Apr 28 1998, 7:05 PM PDT
 Att: 29,791 - Unknown - 64 F

livebaseballscorecards.com

AB	32
R	6
H	8
RBI	6
BB	0
SO	3
LOB	6



WP	PA	CS
0	32	0

Batter	1	2	3	4	5	6	7	8	9	AB R H RBI BB SO LOB	TOP	
Chris Stynes, R OBP: 0.371, SLG: 0.423 (1, 7) (7, 8) (8, 9)	1-0 G6-3 ①		2-1 G6-3 ③			4-0 1B BB		1-0 1B SF9 1B	0-0 G3 ③	4 1 1 0 1 0 2		
Willie Greene, L OBP: 0.404, SLG: 0.458 (1, 5)	2-2 G1-3 ②			2-2 G3 ①		0-1 1B P3-1		0-0 1B SF9 1B		4 0 2 0 0 0 0		
Dmitri Young, S OBP: 0.360, SLG: 0.500 (1, 9) (8, 3)	1-0 G5-3 ③			3-0 1B G6-4-3		0-0 F9 ①		0-0 1B ①-2 2-3		4 0 2 0 0 0 2		
Eduardo Perez, R OBP: 0.215, SLG: 0.233 Mark Hutton, R OBP: 1.000, SLG: 1.000 Gabe White, L OBP: 0.333, SLG: 0.333 (1, 3) (8, 1) (8, 1)		2-0 G6-3 ①		1-0 G6-4-3 ② ③ 1-2f		3-2 P3-1 ② ③ 1-2f		3-1 SF9 ② 2-3 3-H		3 0 0 1 0 0 3 0 0 0 0 0 0 0 0 0 0 0 0 0 0		
Bret Boone, R OBP: 0.373, SLG: 0.525 (1, 4)		3-1 HR			4-2 G5-3 L1-5 BB		0-1 G6-3 ①	0-1 L9 ③		3 1 1 1 1 0 2		
Barry Larkin, R OBP: 0.344, SLG: 0.292 (1, 6)		1-2 G6-3 ②			1-1 FC6 G5-3		4-2 CS 1B BB		2-2 G6-3 ①	3 0 0 0 1 0 1		
Pat Watkins, R OBP: 0.231, SLG: 0.360 Lenny Harris, L OBP: 0.392, SLG: 0.400 (1, 8) (7, PH) (7, 7)		0-1 G3 ③			3-1 G5-3 ① 1-2 2-3		0-1 1B 1-2		0-0 1B E 1B	2 0 0 0 0 0 2 2 0 2 0 0 0 0		
Brook Fordyce, R OBP: 0.300, SLG: 0.222 Eddie Taubensee, L OBP: 0.427, SLG: 0.512 (1, 2) (7, PH) (7, 2)			0-1 G6-3 ①		4-0 IBB		3-3 SAFE K ② ③ 2-3		0-1 E6 1-2	1 0 0 0 1 0 0 2 0 0 0 0 1 3		
Mike Remlinger, L OBP: 0.067, SLG: 0.067 Todd Williams, R Scott Sullivan, R Jon Nunnally, L OBP: 0.354, SLG: 0.373 (1, 1) (6, 1) (7, 1) (8, PH) (8, 8)			2-2 G3-1 ②		0-2 L1-5 ② ③ 3-H			0-0 G3-1 ①	3-3 K ②	2 0 0 0 0 0 3 0 0 0 0 0 0 0 0 0 0 0 0 0 0 2 0 0 0 0 1 2		
Inning Stats	R: 0 E: 0 K: 0 S: 5 H: 0 LOB: 0 BB: 0 P: 9	R: 1 E: 0 K: 0 S: 8 H: 1 LOB: 0 BB: 0 P: 14	R: 0 E: 0 K: 0 S: 8 H: 0 LOB: 0 BB: 0 P: 12	R: 0 E: 0 K: 0 S: 5 H: 1 LOB: 0 BB: 0 P: 11	R: 0 E: 1 K: 0 S: 11 H: 0 LOB: 2 BB: 2 P: 23	R: 0 E: 0 K: 0 S: 9 H: 1 LOB: 1 BB: 1 P: 16	R: 0 E: 0 K: 1 S: 9 H: 1 LOB: 2 BB: 1 P: 16	R: 1 E: 0 K: 0 S: 8 H: 3 LOB: 2 BB: 0 P: 12	R: 0 E: 1 K: 1 S: 10 H: 1 LOB: 2 BB: 0 P: 15	1B: 7 2B: 3 3B: 0 HR: 1 SF: 1 SAC: 0 DP: 4 HBP: 0	WP: 0 PB: 0 SB: 0 CS: 1 PA: 37	
PITCHER	IP WLS BF H R ER SO BB IBB HBP BLK WP HR S P ERA WHIP											
Scott Karl, L ERA: 3.22 Chad Fox, R ERA: 0.44 Bob Wickman, R ERA: 2.84 Doug Jones, R ERA: 4.8 (1, 1) (7, 1) (8, 1) (9, 1)	6.0 W 22 3 1 1 0 2 1 0 0 0 0 1 46 85 1.50 0.833											

Cincinnati Reds @ Milwaukee Brewers
 Milwaukee County Stadium, Milwaukee, WI
 Fri May 01 1998, 8:05 PM EDT
 Att. 11,030 - Overcast - 47 F

livebaseballscorecards.com

AB 32
 R 2
 H 8
 RBI 2
 BB 4
 SO 2
 LOB 20



Batter	1	2	3	4	5	6	7	8	9
Fernando Vina, L OBP: 0.409, SLG: 0.477 (1, 4)	1-0 G6-4-3 HBP		2-2 G5-3		2-3 K	1 SAFE 2-0 FC4		3-2 E7 BB	
Jeff Cirillo, R OBP: 0.402, SLG: 0.396 (1, 3)	0-2 G6-4-3 1-2f		4-1 CS BB		3-2 1B 2-H 3-H		1-1 G4-3	4-0 BB 1-2 2-3	
Jose Valentin, S OBP: 0.383, SLG: 0.464 (1, 6)	4-2 CS BB		3-3 K 1-2		3-2 1B 1-3		4-2 1B BB 1B BB	2-2 L6-5 3-H	
Jeromy Burnitz, L OBP: 0.390, SLG: 0.596 (1, 9)	1-2 CS 1-2	3-2 F9		3-2 G4-3 HBP	1-0 G3		4-0 1B BB 1B BB	0-0 F8	
Marquis Grissom, R OBP: 0.286, SLG: 0.431 (1, 8)		3-2 BB 1B 1B		0-0 P3		1-1 G6-3	2-1 1B 1B		
Mark Loretta, R OBP: 0.304, SLG: 0.317 (1, 5)		1-2 F7		0-0 G4-3 1-2		0-2 F9 1B 2B	1-0 FC6-4 1B 1-2 2-H 3-H		
Marc Newfield, R OBP: 0.276, SLG: 0.208 (1, 7)		2-2 BB 1B			4-1 SH5-4 1B BB	0-0 1B 1B	1-2 P3		
Darrin Jackson, R OBP: 0.188, SLG: 0.194 (6, 7)		1-2 1B			0-0 SH5-4 1B 1B	1-0 F9 2-3	1-0 FC6-4 1-2f		
Mike Matheny, R OBP: 0.373, SLG: 0.471 (1, 2)		4-1 BB 1-2 2-3 BB			2-1 SH5-4 1-2 2-3	2-2 FC4 1B 3-H		4-2 BB E L6-5 BB	
Scott Karl, L OBP: 0.182, SLG: 0.100 (1, 1)									
Eric Owens, R OBP: 0.200, SLG: 0.500 (6, PH)									
Chad Fox, R (7, 1)									
Bob Wickman, R (8, 1)									
Jesse Levis, L OBP: 0.447, SLG: 0.323 (8, PH)									
Doug Jones, R (9, 1)									

Inning Stats	R: 0	H: 0	E: 0	K: 0	S: 7	WLS	BF	H	R	ER	SO	BB	IBB	HBP	BLK	WP	HR	S	P	ERA	WHIP
	0	0	0	7	13	L	26	7	3	3	3	4	0	2	0	0	0	59	108	4.76	1.941
	0	2	0	1	32			2	3	0	0	2	0	0	0	0	0	12	28	27.00	7.500
	0	0	0	0	0			0	0	0	0	0	0	0	0	0	0	5	7	0.00	0.000
	0	0	0	0	0			0	0	0	0	2	0	0	0	0	0	6	17	∞	∞
	0	0	0	0	0			0	0	0	0	0	0	0	0	0	0	5	7	0.00	0.000

PITCHER	IP	WLS	BF	H	R	ER	SO	BB	IBB	HBP	BLK	WP	HR	S	P	ERA	WHIP
Mike Remlinger, L ERA: 3.62 (1, 1)	5.2	L	26	7	3	3	3	4	0	2	0	0	0	59	108	4.76	1.941
Todd Williams, R ERA: 27.0 (6, 1)	0.2		7	3	2	2	0	2	0	0	0	0	0	12	28	27.00	7.500
Scott Sullivan, R ERA: 9.42 (7, 1)	0.2		2	0	0	0	0	0	0	0	0	0	0	5	7	0.00	0.000
Mark Hutton, R ERA: 8.0 (8, 1)	0.0		3	0	0	0	0	2	0	0	0	0	0	6	17	∞	∞
Gabe White, L ERA: 6.45 (8, 1)	1.0		2	0	0	0	0	0	0	0	0	0	0	5	7	0.00	0.000

AB	R	H	RBI	BB	SO	LOB
4	0	0	0	0	1	5
3	0	1	2	2	0	1
3	1	1	0	2	1	4
3	1	0	0	1	0	4
4	0	2	0	0	0	1
4	1	2	2	0	0	2
1	1	1	0	1	0	0
2	0	1	0	0	0	2
3	1	1	0	1	0	4
1	0	0	0	0	1	3
1	0	1	1	0	0	0
0	0	0	0	0	0	0
0	0	0	0	0	0	0
0	0	0	0	1	0	0
0	0	0	0	0	0	0

WP	PA
0	41

Cincinnati Reds @ Milwaukee Brewers
 Milwaukee County Stadium, Milwaukee, WI
 Fri May 01 1998, 8:05 PM EDT
 Att. 11,030 - Overcast - 47 F

livebaseballscorecards.com

AB	29
R	5
H	10
RBI	5
BB	8
SO	3
LOB	26



Batter	1	2	3	4	5	6	7	8	9	AB	R	H	RBI	BB	SO	LOB	TOP								
Chris Stynes, R (1, 7) OBP: 0.372, SLG: 0.422	2-1 G4-3		1-2 G1-3		0-0 G6-3 G3-1 1B	1-2 G4-3		0-0 FC4-6 1B		5	1	2	1	0	0	1									
Willie Greene, L (1, 5) OBP: 0.394, SLG: 0.477	2-1 P7		0-0 HR		1-1 G3-1		2-3 K	0-0 FC4-6 1B		5	1	1	1	0	1	3									
Dmitri Young, S (1, 9) OBP: 0.363, SLG: 0.529 Jeff Shaw, R (9, 1)	0-0 HR		1-3 K		2-1 G6-3		2-1 G5-3		0-0 2B 1B	5	2	2	1	0	1	1									
Eddie Taubensee, L (1, 2) OBP: 0.436, SLG: 0.534	2-3 K		0-1 2B		4-2 1B BB		1-0 L9		0-0 G6-3 1-H 2B	4	0	2	1	1	1	0									
Bret Boone, R (1, 4) OBP: 0.365, SLG: 0.509		0-0 G6-3	1-2 G6-3		0-1 1B			1-1 F8	1-0 P3	5	0	1	1	0	0	2									
Barry Larkin, R (1, 6) OBP: 0.340, SLG: 0.289 Pokey Reese, R (8, 6) OBP: 0.185, SLG: 0.160		1-1 L4		2-2 G6-3	2-3 K			1-2 1B 1B	1-1 G6-3	4	1	1	0	0	1	2									
Eduardo Perez, R (1, 3) OBP: 0.200, SLG: 0.215		3-1 P5		1-3 K		2-1 F9		0-0 P8	1-3 K	5	0	0	0	0	2	2									
Jon Nunnally, L (1, 8) OBP: 0.384, SLG: 0.435			1-2 HR	4-1 BB		4-2 SH3-4 BB		2-2 1B 1B		2	2	2	1	2	0	0									
David Weathers, R (1, 1) OBP: 0.091, SLG: 0.364 Gabe White, L (6, 1) OBP: 0.333, SLG: 0.333 Lenny Harris, L (8, PH) OBP: 0.404, SLG: 0.413 Stan Belinda, R (8, 1) Pat Watkins, R (9, 8) OBP: 0.231, SLG: 0.360		0-0 HR	0-0 HR	0-0 P3		1-1 SH3-4		0-2 1B	1-3 3-H 1B	2	1	1	1	0	0	1									
Inning Stats	R: 1 E: 0 K: 1 S: 9	H: 1 LOB: 0 BB: 0 P: 15	R: 0 E: 0 K: 0 S: 5	H: 0 LOB: 0 BB: 0 P: 9	R: 3 E: 0 K: 1 S: 19	H: 4 LOB: 1 BB: 0 P: 23	R: 0 E: 0 K: 1 S: 8	H: 0 LOB: 1 BB: 1 P: 15	R: 1 E: 0 K: 1 S: 14	H: 2 LOB: 2 BB: 1 P: 23	R: 0 E: 0 K: 0 S: 10	H: 0 LOB: 1 BB: 1 P: 18	R: 0 E: 0 K: 1 S: 7	H: 0 LOB: 0 BB: 0 P: 12	R: 2 E: 0 K: 0 S: 15	H: 4 LOB: 2 BB: 0 P: 19	R: 1 E: 0 K: 1 S: 9	H: 2 LOB: 1 BB: 0 P: 12	1B: 7 2B: 2 3B: 0 HR: 4	SF: 0 SAC: 1 DP: 0 HBP: 0	WP: 0 PB: 0 SB: 0 CS: 0	PA: 43			
PITCHER	IP	WLS	BF	H	R	ER	SO	BB	IBB	HBP	BLK	WP	HR	S	P	ERA	WHIP								
Jeff Juden, R (1, 1) ERA: 4.08	6.0		28	7	5	5	4	3	0	0	0	0	4	65	103	7.50	1.667								
Mike Myers, L (7, 1) ERA: 0.93	1.0		3	0	0	0	1	0	0	0	0	0	0	7	12	0.00	0.000								
Chad Fox, R (8, 1) ERA: 1.27	1.0	L	7	4	2	2	0	0	0	0	0	0	0	15	19	18.00	4.000								
Paul Wagner, R (9, 1) ERA: 4.74	1.0		5	2	1	1	1	0	0	0	0	0	0	9	12	9.00	2.000								

Cincinnati Reds @ Milwaukee Brewers
Milwaukee County Stadium, Milwaukee, WI

Sat May 02 1998, 4:33 AM EDT
 Att. 17,708 - Cloudy - 56 F

AB	39
R	8
H	13
RBI	8
BB	3
SO	6
LOB	13



Batter	1	2	3	4	5	6	7	8	9	AB	R	H	RBI	BB	SO	LOB
Fernando Vina, L (1, 4) OBP: 0.417, SLG: 0.487	4-0 BB G4-3 BB	0-2 2-3 1B		0-0 1-3 2B		1-2 1-2 2-3 G3-1			0-1 B1-3	4	0	2	0	1	0	2
Jeff Cirillo, R (1, 3) OBP: 0.385, SLG: 0.376	1-2 G4-3 1-2f	0-0 F7		3-1 P6		1-0 L8			2-2 G1-3	5	0	0	0	0	0	7
Jose Valentin, S (1, 6) OBP: 0.366, SLG: 0.438	1-0 G4-3		0-3 K		2-3 K			0-0 G1-3	1-2 K	5	0	0	0	0	3	0
Jeremy Burnitz, L (1, 9) OBP: 0.377, SLG: 0.573		3-2 G6-3	1-0 G4-3		1-0 L8			1-1 P5		4	0	0	0	0	0	0
Marquis Grissom, R (1, 8) OBP: 0.284, SLG: 0.425		1-0 1B 2B 1B	3-2 P3		0-0 P4			2-2 F7		4	1	1	0	0	0	0
Mark Loretta, R (1, 5) OBP: 0.300, SLG: 0.311		2-2 1 SAFE 1 SAFE 1 SAFE 1 SAFE FC3-5-2 1-3 1B		0-0 L9		2-2 F9		2-2 G5-3		4	0	1	0	0	0	0
Geoff Jenkins, L (1, 7) OBP: 0.368, SLG: 0.833		1-2 FC3-5-2 1-3 2B		0-0 1B FC4-6 1B		0-0 HR		0-0 P5		4	3	2	1	0	0	2
Jesse Levis, L (1, 2) OBP: 0.500, SLG: 0.382		4-1 2B IBB		2-1 FC4-6 1-3 1B		2-1 G3-1 BB 1B		3-2 1B		3	1	3	0	1	0	0
Jeff Juden, R (1, 1) Eric Owens, R (6, PH) Mike Myers, L (7, 1) Chad Fox, R (8, 1) Bob Hamelin, L (8, PH) Paul Wagner, R (9, 1)		0-1 1B 2B		0-2 FC4-6 1-2f 2B		4-2 G3-1 BB		1-0 F8		2	0	1	4	0	0	1

Inning Stats	R: 0	H: 0	E: 0	K: 0	S: 4	H: 0	LOB: 0	BB: 1	P: 10	R: 3	H: 4	E: 0	K: 0	S: 19	R: 0	H: 0	E: 0	K: 1	S: 8	R: 1	H: 3	E: 0	K: 0	S: 11	R: 0	H: 0	E: 0	K: 1	S: 5	R: 1	H: 2	E: 0	K: 0	S: 14	R: 0	H: 0	E: 0	K: 0	S: 8	R: 0	H: 1	E: 0	K: 0	S: 10	R: 0	H: 0	E: 0	K: 1	S: 8	1B: 7	SF: 0	2B: 2	SAC: 0	3B: 0	DP: 1	HR: 1	HBP: 0	WP: 0	PA: 39
PITCHER	IP	WLS	BF	H	R	ER	SO	BB	IBB	HBP	BLK	WP	HR	S	P	ERA	WHIP																																										
David Weathers, R (1, 1) ERA: 5.16	5.1		27	9	5	5	2	2	1	0	0	0	0	57	94	8.44	2.062																																										
Gabe White, L (6, 1) ERA: 6.0	1.2	W	5	0	0	0	0	0	0	0	0	0	0	12	17	0.00	0.000																																										
Stan Belinda, R (8, 1) ERA: 3.74	1.0		4	1	0	0	0	0	0	0	0	0	0	10	16	0.00	1.000																																										
Jeff Shaw, R (9, 1) ERA: 2.3	1.0	S	3	0	0	0	1	0	0	0	0	0	0	8	11	0.00	0.000																																										

BOTTOM

Cincinnati Reds @ Milwaukee Brewers
Milwaukee County Stadium, Milwaukee, WI

Sat May 02 1998, 4:33 AM EDT
Att: 17,708 - Cloudy - 56 F

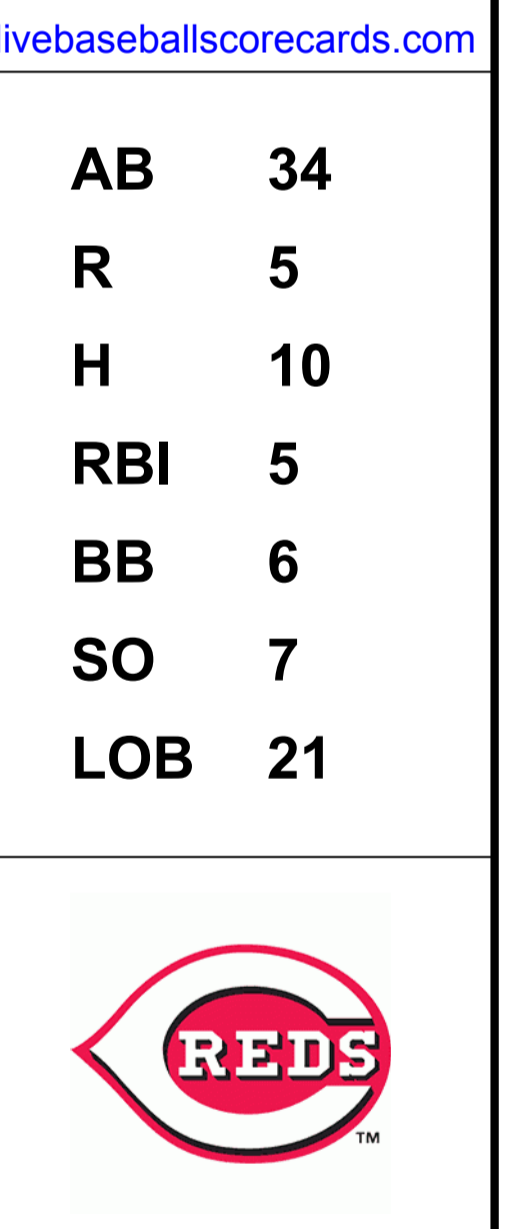
livebaseballscorecards.com

AB	36
R	5
H	10
RBI	5
BB	3
SO	3
LOB	13



Batter	1	2	3	4	5	6	7	8	9	AB R H RBI BB SO LOB	TOP	
Chris Stynes, R (1, 7) OBP: 0.384, SLG: 0.432	4-2 FC3-6 BB	1-1 2-H 1B 2B	0-1 G4-6-3			4-2 F9 BLK BB		1-0 CI 1-2		2 1 1 1 2 0 2		
Willie Greene, L (1, 5) OBP: 0.386, SLG: 0.462	0-0 F7	3-2 WP 1B			0-0 G3-1	1-1 F9		1-3 K 1-2 2-3		5 1 1 1 0 1 4		
Dmitri Young, S (1, 3) OBP: 0.354, SLG: 0.511	0-2 FC3-6 1B 2B	2-2 1B			1-2 E1 BB	2-3 K		0-3 K		5 1 1 1 0 2 4		
Eddie Taubensee, L (1, 2) OBP: 0.434, SLG: 0.527	1-1 2B 1-2 1B	2-1 1B			1-0 F8	2-2 G3-1		0-1 F7		5 0 2 0 0 0 2		
Bret Boone, R (1, 4) OBP: 0.375, SLG: 0.518	1-1 2B 1-3 2-H	3-2 G3-1			4-0 BB		1-1 L8	2-2 CS 1B		4 0 2 1 1 0 2		
Lenny Harris, L (1, 9) OBP: 0.393, SLG: 0.420	1-0 P2		0-0 1B 2B		1-3 K		0-0 G3-1	3-2 G4-3 1-2		4 1 1 0 0 1 4 1 0 0 0 0 0 1		
Pat Watkins, R (7, 8) OBP: 0.222, SLG: 0.346												
Jon Nunnally, L (1, 8) OBP: 0.389, SLG: 0.423		4-1 SH3-4 2B BB	4-0 1B BB		1-3 K		1-3 K			2 1 0 0 2 2 0	AB 34 R 5 H 10 RBI 5 BB 6 SO 7 LOB 21	
Pokey Reese, R (1, 6) OBP: 0.226, SLG: 0.179		1-0 P4	1-2 1B 1B		2-1 G4-3		4-2 E CI BB			3 0 1 0 1 0 1		
Brett Tomko, R (1, 1) OBP: 0.200, SLG: 0.200		2-2 SH3-4	2-2 1B		2-1 F7		0-3 K			3 0 1 1 0 1 1		
Jeff Shaw, R (8, 1) ERA: 4.66		1-2 1B	1-2 2-H 3-H							0 0 0 0 0 0 0	WP: 1 PA: 42 PB: 0 SB: 0 CS: 1	
Inning Stats	R: 1 H: 2 E: 0 LOB: 2 K: 0 BB: 1 S: 12 P: 19	R: 3 H: 4 E: 0 LOB: 2 K: 0 BB: 1 S: 19 P: 37	R: 1 H: 3 E: 0 LOB: 1 K: 0 BB: 1 S: 10 P: 17	R: 0 H: 0 E: 1 LOB: 2 K: 1 BB: 1 S: 10 P: 17	R: 0 H: 0 E: 0 LOB: 0 K: 1 BB: 0 S: 7 P: 12	R: 0 H: 0 E: 0 LOB: 1 K: 1 BB: 1 S: 10 P: 19	R: 0 H: 0 E: 0 LOB: 0 K: 1 BB: 0 S: 6 P: 8	R: 0 H: 0 E: 2 LOB: 2 K: 3 BB: 1 S: 12 P: 18	R: 0 H: 1 E: 0 LOB: 0 K: 0 BB: 0 S: 10 P: 14	1B: 7 SF: 0 2B: 3 SAC: 1 3B: 0 DP: 1 HR: 0 HBP: 0		
PITCHER	IP WLS BF H R ER SO BB IBB HBP BLK WP HR S P ERA WHIP											
21 Cal Eldred, R (1, 1) ERA: 2.59	4.0 L 24 9 5 5 1 4 0 0 0 1 0 0 51 90 11.25 3.250											
Steve Woodard, R (5, 1) ERA: 1.08	3.0 10 0 0 0 3 1 0 0 1 0 0 23 39 0.00 0.333											
Al Reyes, R (8, 1) ERA: 4.66	2.0 8 1 0 0 3 1 0 0 0 0 0 22 32 0.00 1.000											

Cincinnati Reds @ Milwaukee Brewers
 Milwaukee County Stadium, Milwaukee, WI
 Sun May 03 1998, 4:33 AM EDT
 Att. 12,358 - Overcast - 47 F



Batter	1	2	3	4	5	6	7	8	9	AB	R	H	RBI	BB	SO	LOB
Fernando Vina, L (1, 4) OBP: 0.419, SLG: 0.513	2-1 P6		0-2 1B 2B		0-1 G6-3			2-2 3B		4	1	2	0	0	0	0
Jeff Cirillo, R (1, 3) OBP: 0.389, SLG: 0.375	3-2 2B 1B		2-1 P3		1-1 L4			4-0 SH1-3 BB		3	1	1	0	1	0	1
Mark Loretta, R (1, 5) OBP: 0.321, SLG: 0.354	2-0 F9 1-H 2B		1-0 2-H 1B		0-1 B2			0-0 SH1-3 1-2		3	0	2	2	0	0	0
Jeremy Burnitz, L (1, 9) OBP: 0.373, SLG: 0.557	1-0 F9 2-3		2-2 F7		2-3 K			4-2 G6-4-3 BB		3	0	0	0	1	1	2
Geoff Jenkins, L (1, 7) OBP: 0.391, SLG: 0.905	0-3 K			0-1 HR				4-1 G5-4-3 BB		3	1	1	1	1	1	4
Darrin Jackson, R (1, 8) OBP: 0.167, SLG: 0.171		0-2 F8		1-0 F7			1-1 G5-4-3 1-2f		1-1 F9	4	0	0	0	0	0	1
Jose Valentin, S (1, 6) OBP: 0.362, SLG: 0.430		1-3 K		0-1 1B			2-2 G1-3		3-1 F7	4	0	1	0	0	1	0
Mike Matheny, R (1, 2) OBP: 0.367, SLG: 0.458		0-1 G5-3		2-0 F9			1-1 G4-6-3 1B		1-0 P4	4	0	1	0	0	0	1
21 Cal Eldred, R (1, 1) OBP: 0.083, SLG: 0.083			2-3 K		1-2 P6		0-2 G4-6-3 1-2f			1	0	0	0	0	1	0
Bob Hamelin, L (4, PH) OBP: 0.182, SLG: 0.125										1	0	0	0	0	0	1
Steve Woodard, L (5, 1)										0	0	0	0	0	0	0
Jesse Levis, L (7, PH) OBP: 0.488, SLG: 0.371										1	0	0	0	0	0	1
Al Reyes, R (8, 1)										0	0	0	0	0	0	0

Inning Stats	R: 1	H: 2	E: 0	K: 1	S: 11	R: 0	H: 0	E: 0	K: 1	S: 8	R: 1	H: 2	E: 0	K: 1	S: 13	R: 0	H: 0	E: 0	K: 0	S: 10	R: 0	H: 0	E: 0	K: 1	S: 6	R: 0	H: 0	E: 0	K: 1	S: 6	R: 0	H: 1	E: 0	K: 0	S: 12	R: 0	H: 1	E: 0	K: 0	S: 9	R: 0	H: 0	E: 0	K: 0	S: 5	1B: 4	2B: 2	3B: 1	HR: 1	SF: 0	SAC: 1	DP: 3	HBP: 0	WP: 0	PB: 0	SB: 0	CS: 0	PA: 35
--------------	------	------	------	------	-------	------	------	------	------	------	------	------	------	------	-------	------	------	------	------	-------	------	------	------	------	------	------	------	------	------	------	------	------	------	------	-------	------	------	------	------	------	------	------	------	------	------	-------	-------	-------	-------	-------	--------	-------	--------	-------	-------	-------	-------	--------

PITCHER	IP	WLS	BF	H	R	ER	SO	BB	IBB	HBP	BLK	WP	HR	S	P	ERA	WHIP
Brett Tomko, R (1, 1) ERA: 2.64	7.0	W	28	8	3	3	4	1	0	0	0	0	1	71	104	3.86	1.286
Jeff Shaw, R (8, 1) ERA: 2.04	2.0	S	7	0	0	0	0	2	0	0	0	0	0	9	23	0.00	1.000

BOTTOM

Cincinnati Reds @ Milwaukee Brewers
Milwaukee County Stadium, Milwaukee, WI

Sun May 03 1998, 4:33 AM EDT
Att. 12,358 - Overcast - 47 F

AB	31
R	3
H	8
RBI	3
BB	3
SO	4
LOB	11



Batter	1	2	3	4	5	6	7	8	9	AB	R	H	RBI	BB	SO	LOB	TOP
--------	---	---	---	---	---	---	---	---	---	----	---	---	-----	----	----	-----	-----

Quilvio Veras, S (1, 4) <small>OBP: 0.429, SLG: 0.364</small> Andy Sheets, R (1, 5) <small>OBP: 0.333, SLG: 0.556</small> (8, 6)	4-0 	3-2 	0-1 	2-0 		1-2 		0-3 	0-3 	0	1	0	0	1	0	0	
Steve Finley, L (1, 8) <small>OBP: 0.268, SLG: 0.354</small> (8, 6)	2-1 	0-2 	2-1 	1-0 		0-3 		1-3 	1-3 	6	0	2	1	0	2	2	
Tony Gwynn, L (1, 9) <small>OBP: 0.412, SLG: 0.495</small> James Mouton, R (5, 9) <small>OBP: 0.225, SLG: 0.243</small> (8, 6)	1-2 	0-0 	1-0 		0-1 		2-0 	2-3 	2-3 	4	1	3	2	0	0	1	
Wally Joyner, L (1, 3) <small>OBP: 0.419, SLG: 0.556</small> Arch Cianfrocco, R (5, PR) <small>OBP: 0.211, SLG: 0.306</small> (8, 5)	0-1 	0-2 		1-2 	4-2 		0-2 	0-2 	0-2 	2	1	0	0	1	0	3	
Greg Vaughn, R (1, 7) <small>OBP: 0.331, SLG: 0.505</small> (8, 5)	2-2 		2-3 	0-1 	2-3 		3-3 	3-3 	3-3 	5	1	1	2	0	3	4	
Carlos Hernandez, R (1, 2) <small>OBP: 0.333, SLG: 0.423</small> (8, 5)		3-2 	0-1 	0-0 	0-2 		1-1 	1-1 	1-1 	5	1	3	1	0	0	0	
Ed Giovanola, L (1, 5) <small>OBP: 0.333, SLG: 0.333</small> (1, 4)		1-1 	1-0 	0-1 	2-1 		0-3 	0-3 	0-3 	5	2	2	0	0	1	4	
Chris Gomez, R (1, 6) <small>OBP: 0.330, SLG: 0.389</small> Mark Sweeney, L (8, PH) <small>OBP: 0.250, SLG: 0.270</small> (8, 3)		0-1 	4-0 	2-2 		1-0 		1-1 	1-1 	2	2	1	1	1	0	1	
Sterling Hitchcock, L (1, 1) <small>OBP: 0.667, SLG: 0.667</small> Don Wengert, R (6, PH) (6, 1)		0-1 	0-2 	1-3 	1-3 		1-3 	0-0 	0-0 	3	2	2	2	0	1	1	

Inning Stats	R: 1	H: 1	E: 0	K: 0	S: 10	LOB: 1	P: 19	R: 3	H: 5	E: 0	K: 0	S: 21	LOB: 2	P: 28	R: 4	H: 4	E: 0	K: 1	S: 14	LOB: 1	P: 24	R: 4	H: 4	E: 0	K: 1	S: 15	LOB: 1	P: 22	R: 1	H: 2	E: 0	K: 1	S: 12	LOB: 1	P: 20	R: 0	H: 0	E: 0	K: 1	S: 6	LOB: 0	P: 9	R: 0	H: 1	E: 0	K: 2	S: 10	LOB: 1	P: 15	R: 0	H: 1	E: 0	K: 1	S: 8	LOB: 1	P: 10	R: 0	H: 0	E: 0	K: 3	S: 10	LOB: 0	P: 13	1B: 13	SF: 0	2B: 3	SAC: 0	3B: 1	DP: 2	HR: 2	HBP: 2	WP: 0	PA: 48
--------------	------	------	------	------	-------	--------	-------	------	------	------	------	-------	--------	-------	------	------	------	------	-------	--------	-------	------	------	------	------	-------	--------	-------	------	------	------	------	-------	--------	-------	------	------	------	------	------	--------	------	------	------	------	------	-------	--------	-------	------	------	------	------	------	--------	-------	------	------	------	------	-------	--------	-------	--------	-------	-------	--------	-------	-------	-------	--------	-------	--------

PITCHER	IP	WLS	BF	H	R	ER	SO	BB	IBB	HBP	BLK	WP	HR	S	P	ERA	WHIP
Jose Mercedes, R (1, 1) <small>ERA: 6.75</small>	3.1	L	25	12	11	11	1	2	0	1	0	0	2	52	79	29.70	4.200
Al Reyes, R (4, 1) <small>ERA: 5.56</small>	1.2		9	4	2	2	2	1	0	0	0	0	0	20	34	10.80	3.000
Mike Myers, L (6, 1) <small>ERA: 0.77</small>	2.0		7	1	0	0	3	0	0	1	0	0	0	16	24	0.00	0.500
Doug Jones, R (8, 1) <small>ERA: 4.5</small>	1.0		4	1	0	0	1	0	0	0	0	0	0	8	10	0.00	1.000
Bob Wickman, R (9, 1) <small>ERA: 2.7</small>	1.0		3	0	0	0	3	0	0	0	0	0	0	10	13	0.00	0.000

San Diego Padres @ Milwaukee Brewers
 Milwaukee County Stadium, Milwaukee, WI

AB	43
R	13
H	18
RBI	13
BB	3
SO	10
LOB	20



PITCHER	IP	WLS	BF	H	R	ER	SO	BB	IBB	HBP	BLK	WP	HR	S	P	ERA	WHIP
Jose Mercedes, R (1, 1) <small>ERA: 6.75</small>	3.1	L	25	12	11	11	1	2	0	1	0	0	2	52	79	29.70	4.200
Al Reyes, R (4, 1) <small>ERA: 5.56</small>	1.2		9	4	2	2	2	1	0	0	0	0	0	20	34	10.80	3.000
Mike Myers, L (6, 1) <small>ERA: 0.77</small>	2.0		7	1	0	0	3	0	0	1	0	0	0	16	24	0.00	0.500
Doug Jones, R (8, 1) <small>ERA: 4.5</small>	1.0		4	1	0	0	1	0	0	0	0	0	0	8	10	0.00	1.000
Bob Wickman, R (9, 1) <small>ERA: 2.7</small>	1.0		3	0	0	0	3	0	0	0	0	0	0	10	13	0.00	0.000

Mon May 04 1998, 8:05 PM EDT
 Att: 9,357 - Unknown - 64 F

livebaseballscorecards.com

BOTTOM

San Diego Padres @ Milwaukee Brewers
 Milwaukee County Stadium, Milwaukee, WI

livebaseballscorecards.com

AB 41
R 5
H 14
RBI 5
BB 1
SO 8
LOB 25



WP: 1 PA: 43
 PB: 0
 SB: 1
 CS: 0

Mon May 04 1998, 8:05 PM EDT
 Att. 9,357 - Unknown - 64 F

AB	R	H	RBI	BB	SO	LOB
4	1	3	0	0	0	0
0	0	0	0	0	0	0
4	1	1	1	0	3	4
1	0	0	0	0	0	0
5	1	2	0	0	1	4
4	0	1	1	1	0	3
2	0	0	0	0	0	0
3	0	0	0	0	0	4
5	0	3	0	0	1	2
5	1	2	1	0	1	5
3	1	1	2	0	0	3
0	0	0	0	0	0	0
0	0	0	0	0	0	0
1	0	0	0	0	0	0
1	0	0	0	0	1	0
2	0	1	0	0	1	0

Batter	1	2	3	4	5	6	7	8	9
Fernando Vina, L (1, 4) OBP: 0.433, SLG: 0.528 Bob Wickman, R (9, 1)	1-1 S 2B		0-0 1B		1-0 WP 1B HBP	0-0 1B		1-0 L8	
Jeff Cirillo, R (1, 3) OBP: 0.385, SLG: 0.370 Eric Owens, R (9, 4) OBP: 0.250, SLG: 0.455	0-3 K		0-3 SAFE K		2-2 1B E 1B	2-3 K		3-2 G4-3	
Mark Loretta, R (1, 5) OBP: 0.328, SLG: 0.358	3-3 K		1 SAFE 2-1 K		0-1 E5 1B	1-2 G6-3		1-0 1B BB 1B	
Jeremy Burnitz, L (1, 9) OBP: 0.374, SLG: 0.545	3-2 G1-3		3-2 P5		0-1 2B 1B		2-2 F7	4-1 1B BB	
Marquis Grissom, R (1, 8) OBP: 0.280, SLG: 0.417 Darrin Jackson, R (5, 8) OBP: 0.154, SLG: 0.158		0-0 F7		2-2 G5-3	0-0 P2		1-1 G4-3	1-1 P3	
Marc Newfield, R (1, 7) OBP: 0.302, SLG: 0.245		0-0 1B		1-3 K	0-0 P6		1-0 1B	1-0 1B	
Jose Valentin, S (1, 6) OBP: 0.364, SLG: 0.439		3-3 SAFE K		2-2 HR 1B	0-0 2B		0-1 F8	2-1 P4	
Mike Matheny, R (1, 2) OBP: 0.366, SLG: 0.493 Mike Myers, L (6, 1) Doug Jones, R (8, 1) Bob Hamelin, L (8, PH) OBP: 0.178, SLG: 0.122		1-2 P3		1-0 HR	2-1 G5-3		1-1 F9		
Jose Mercedes, R (1, 1) OBP: 0.167, SLG: 0.091 Al Reyes, R (4, 1) Bobby Hughes, R (6, 2) OBP: 0.250, SLG: 0.250			3-2 G6-3		0-3 K		0-1 1B	2-3 K	

Inning Stats	R: 0	H: 1	R: 0	H: 1	R: 0	H: 2	R: 3	H: 3	R: 0	H: 2	R: 0	H: 0	R: 0	H: 2	R: 0	H: 2
	E: 0	LOB: 1	E: 0	LOB: 1	E: 0	LOB: 0	E: 1	LOB: 2	E: 0	LOB: 1	E: 0	LOB: 0	E: 0	LOB: 0	E: 0	LOB: 3
	K: 2	BB: 0	K: 1	BB: 0	K: 2	BB: 0	K: 0	BB: 0	K: 1	BB: 0	K: 0	BB: 0	K: 1	BB: 0	K: 0	BB: 1
	S: 15	P: 22	S: 8	P: 12	S: 14	P: 22	S: 16	P: 22	S: 10	P: 13	S: 8	P: 12	S: 8	P: 12	S: 8	P: 23

PITCHER	IP	WLS	BF	H	R	ER	SO	BB	IBB	HBP	BLK	WP	HR	S	P	ERA	WHIP
Sterling Hitchcock, L (1, 1) ERA: 6.0	5.0	W	26	9	5	4	6	0	0	1	0	1	1	67	97	7.20	1.800
Don Wengert, R (6, 1) ERA: 5.93	4.0	S	17	5	0	0	2	1	0	0	0	0	0	37	60	0.00	1.500

San Diego Padres @ Milwaukee Brewers
 Milwaukee County Stadium, Milwaukee, WI

Tue May 05 1998, 8:05 PM EDT
 Att: 9,162 - Cloudy - 65 F

AB	36
R	13
H	11
RBI	13
BB	7
SO	4
LOB	16



WP	1	PA	44
PB	0		
SB	0		
CS	0		

AB	R	H	RBI	BB	SO	LOB
5	1	1	0	0	0	4
5	1	3	3	0	0	1
2	2	1	0	1	0	1
0	0	0	0	2	0	0
2	3	2	5	1	0	0
2	0	0	0	0	1	4
0	0	0	0	0	0	0
0	0	0	0	0	0	0
3	1	1	1	1	0	0
1	0	0	0	0	1	2
4	0	0	1	0	1	1
4	2	2	3	1	0	0
5	1	1	0	0	0	2
3	1	0	0	0	1	1
0	0	0	0	0	0	0
0	1	0	0	1	0	0

1B	6	SF	1
2B	2	SAC	0
3B	1	DP	2
HR	2	HBP	0

Batter	1	2	3	4	5	6	7	8	9
Steve Finley, L (1, 8) OBP: 0.265, SLG: 0.356	2-2 G3-1 2B	1-0 P2		0-2 P5		0-0 G3		0-0 F9	
Ed Giovanola, L (1, 4) OBP: 0.385, SLG: 0.478	1-0 F7	1-1 BB HR 1B		0-0 G3		1-1 BB 1B		0-0 3B	
Tony Gwynn, L (1, 9) OBP: 0.418, SLG: 0.495	1-1 G3-1	4-1 HR BB		2-2 WP BB SF7 1B		4-1 G6-4-3 BB		4-1 BB	
James Mouton, R (5, 9) OBP: 0.262, SLG: 0.243	2-3	1-2 2-3		4-0 WP HR BB		0-1 G6-4-3		2-3 K	
Wally Joyner, L (1, 3) OBP: 0.438, SLG: 0.614	2-2 1B 2B	0-1 HR		1-2 HR BB		0-1 G6-4-3		2-3 K	
Eddie Williams, R (5, 3) OBP: 0.265, SLG: 0.297	2-2 1B	3-1 F7		4-2 HR BB		0-0 F7		2-3 K	
Ben Van Ryn, L (8, 1) OBP: 0.205, SLG: 0.297	2-2 1B	3-1 F7		1-2 2-3		0-0 F7		2-3 K	
Brian Boehringer, S (9, 1)	2-2 1B 2B	0-1 HR		1-2 HR BB		0-0 F7		2-3 K	
Greg Vaughn, R (1, 7) OBP: 0.336, SLG: 0.500	2-2 1B	3-1 F7		4-2 HR BB		0-0 F7		2-3 K	
Arch Cianfrocco, R (8, PH)	2-2 1B	3-1 F7		1-2 2-3		0-0 F7		2-3 K	
Greg Myers, L (1, 2) OBP: 0.283, SLG: 0.339	1-0 F7		2-1 L4		1-1 SF7		0-3 K	1-1 G6-3	
Andy Sheets, R (1, 5) OBP: 0.364, SLG: 0.625		4-2 E 1B BB		0-0 G6-3 1B		1-2 HR		0-1 F8	
Chris Gomez, R (1, 6) OBP: 0.324, SLG: 0.379		1-0 F7		1-0 G6-3		2-1 G5-3		0-0 BB 3B 1B	
Pete Smith, R (1, 1) OBP: 0.200, SLG: 0.111		1-2 E2 BB 1B		2-1 F8		1-3 K		4-0 BB 3B BB	
Donne Wall, R (6, 1)		1-2 E2 BB 1B		2-1 F8		1-3 K		4-0 BB 3B BB	
Mark Sweeney, L (8, PH) OBP: 0.268, SLG: 0.270		1-3 HR		2-1 F8		1-3 K		4-0 BB 3B BB	

Inning	R	H	E	K	S	WLS	BF	H	R	ER	SO	BB	IBB	HBP	BLK	WP	HR	S	P	ERA	WHIP	
1	2	3	0	0	13																	
2	5	2	1	0	14																	
3	0	1	0	0	4																	
4	0	0	0	0	6																	
5	4	2	0	1	16																	
6	0	1	0	1	6																	
7	0	0	0	0	6																	
8	2	2	0	2	11																	
9	0	0	0	0	10																	

PITCHER	IP	WLS	BF	H	R	ER	SO	BB	IBB	HBP	BLK	WP	HR	S	P	ERA	WHIP
Paul Wagner, R (1, 1) ERA: 5.4	7.0	L	34	9	11	6	2	5	0	0	0	1	2	65	114	7.71	2.000
Chad Fox, R (8, 1) ERA: 2.01	1.0		7	2	2	2	2	2	0	0	0	0	0	11	23	18.00	4.000
Doug Jones, R (9, 1) ERA: 4.24	1.0		3	0	0	0	0	0	0	0	0	0	0	10	11	0.00	0.000

Batter	1	2	3	4	5	6	7	8	9	AB	R	H	RBI	BB	SO	LOB
Fernando Vina, L (1, 4) Eric Owens, R (7, 4) OBP: 0.428, SLG: 0.520 OBP: 0.231, SLG: 0.417	0-1 P3		1-0 1B 1-2 1B		1-1 G1-3	0-3 K		1-1 FC6-4		4	1	1	0	0	1	1
Jeff Cirillo, R (1, 3) Bobby Hughes, R (8, 9) OBP: 0.388, SLG: 0.369 OBP: 0.333, SLG: 0.667	2-1 L8		2-1 F9		2-1 FC5-4 1B		4-2 G4-6-3 BB		0-0 HR	3	0	1	0	1	0	2
Mark Loretta, R (1, 5) OBP: 0.317, SLG: 0.362	2-1 2B		1-0 F7		1-2 FC5-4 1B WP		0-0 G4-6-3		2-2 F9	5	0	1	0	0	0	4
Jeromy Burnitz, L (1, 9) Chad Fox, R (8, 1) Doug Jones, R (9, 1) Marc Newfield, R (9, PH) OBP: 0.385, SLG: 0.545 OBP: 0.313, SLG: 0.278	2-2 G3		3-1 1B 1-2 2-H 1B		4-1 1B 1-2 BB		4-1 BB		3-2 1B 2B	2	0	1	1	2	0	1
Marquis Grissom, R (1, 8) Darrin Jackson, R (5, PR) OBP: 0.298, SLG: 0.432 OBP: 0.146, SLG: 0.150		3-2 FC5-4 1B	2-2 1B 1-2 2-H 1B		0-1 1B 1-2 2-3 1B		1-2 F9		2-3 K	3	0	3	1	0	0	0
Geoff Jenkins, L (1, 7) OBP: 0.357, SLG: 0.769		2-2 FC5-4	1-3 K		0-0 G3-1				2-2 1B	5	0	1	1	0	2	6
Jose Valentin, S (1, 6) OBP: 0.349, SLG: 0.417		1-0 F9		1-3 K		1-1 G4-3		1-1 F9	1-3 K	5	0	0	0	0	2	2
Mike Matheny, R (1, 2) Jesse Levis, L (7, 2) OBP: 0.365, SLG: 0.487 OBP: 0.500, SLG: 0.371		0-1 G4-3		0-0 F8		1-0 1B		4-0 BB BB		3	0	1	0	0	0	1
Paul Wagner, R (1, 1) Bob Hamelin, L (8, 3) OBP: 0.167, SLG: 0.167 OBP: 0.196, SLG: 0.122			1-0 1B 1B		1-0 F8		0-1 P9		4-2 FC6-4 BB	3	1	1	0	0	0	1

Inning Stats	R: 0	H: 1	E: 0	K: 0	S: 10	H: 1	LOB: 1	BB: 0	P: 16	R: 0	H: 1	E: 0	K: 0	S: 10	R: 2	H: 4	E: 0	K: 1	S: 13	R: 0	H: 0	E: 0	K: 1	S: 5	R: 0	H: 2	E: 0	K: 0	S: 12	R: 0	H: 1	E: 0	K: 1	S: 8	R: 0	H: 0	E: 0	K: 0	S: 7	R: 0	H: 0	E: 0	K: 1	S: 9	R: 2	H: 3	E: 0	K: 2	S: 18	1B: 9	2B: 2	3B: 0	HR: 1	SF: 0	SAC: 0	DP: 1	HBP: 0	WP: 1	PA: 43
--------------	------	------	------	------	-------	------	--------	-------	-------	------	------	------	------	-------	------	------	------	------	-------	------	------	------	------	------	------	------	------	------	-------	------	------	------	------	------	------	------	------	------	------	------	------	------	------	------	------	------	------	------	-------	-------	-------	-------	-------	-------	--------	-------	--------	-------	--------

PITCHER	IP	WLS	BF	H	R	ER	SO	BB	IBB	HBP	BLK	WP	HR	S	P	ERA	WHIP
Pete Smith, R (1, 1) ERA: 3.08	5.0	W	24	8	2	2	2	1	0	0	0	1	0	50	83	3.60	1.800
Donne Wall, R (6, 1) ERA	2.0		8	1	0	0	1	2	0	0	0	0	0	15	26	0.00	1.500
Ben Van Ryn, L (8, 1) ERA: 3.0	1.0		5	0	0	0	1	2	0	0	0	0	0	9	21	0.00	2.000
Brian Boehringer, R (9, 1) ERA: 5.4	1.0		6	3	2	2	2	0	0	0	0	0	1	18	28	18.00	3.000

BOTTOM

San Diego Padres @ Milwaukee Brewers
Milwaukee County Stadium, Milwaukee, WI

livebaseballscorecards.com

AB	38
R	4
H	12
RBI	4
BB	5
SO	6
LOB	22



Tue May 05 1998, 8:05 PM EDT
Att. 9,162 - Cloudy - 65 F

Batter	1	2	3	4	5	6	7	8	9	AB	R	H	RBI	BB	SO	LOB	TOP					
James Mouton, R (1, 8) OBP: 0.267, SLG: 0.250 Steve Finley, L (8, PH) OBP: 0.264, SLG: 0.353 (8, 8)	1-1 FC6-5 S 1B			3-3 K		1 SAFE 2-1 F8		1 SAFE 2-3 K		3 0 1 0 0 1 1 1 0 0 0 0 1 2												
Andy Sheets, R (1, 4) OBP: 0.340, SLG: 0.581 Ed Giovanola, L (9, PH) OBP: 0.370, SLG: 0.458 (9, 4)	3-2 FC6-5 G6-3 1-3			0-0 G6-3					3-2 G4-3		0-1 G3						3 0 0 0 0 0 1 1 0 0 0 0 0 0					
Tony Gwynn, L (1, 9) OBP: 0.421, SLG: 0.522	0-0 G6-3 1-2f			1-2 G6-3					0-1 1B 1B		1-0 HR						4 1 2 1 0 0 1					
Greg Vaughn, R (1, 7) OBP: 0.341, SLG: 0.496									2-1 G4-6-3 1B		1-0 1B FC1-2 HBP						3 0 1 0 0 0 0					
Wally Joyner, L (1, 3) OBP: 0.430, SLG: 0.598									1-2 G4-6-3 1-2f		0-0 FC1-2 HBP 1B						4 0 1 0 0 2 2					
Carlos Hernandez, R (1, 2) OBP: 0.341, SLG: 0.432											2-1 FC1-2 HBP						3 1 1 0 0 0 0					
Archi Cianfrocco, R (1, 5) OBP: 0.190, SLG: 0.275											1-1 SH2-3 1B 2B						3 0 0 0 0 0 3					
Chris Gomez, R (1, 6) OBP: 0.321, SLG: 0.367											0-0 FC1-2 FC6-4						3 0 0 0 1 0 3					
Kevin Brown, R (1, 1) OBP: 0.263, SLG: 0.316 Eddie Williams, R (8, PH) OBP: 0.333, SLG: 0.333 Dan Miceli, R (8, 1) Ben Van Ryn, L (8, 1) Carlos Reyes, S (8, 1)											1-2 L7						2 0 1 0 0 0 0 1 0 1 1 0					
											0-0 G5-3											
											1-1 1B											
											1-2 1B											
Inning Stats	R: 0 E: 0 K: 0 S: 6	H: 1 LOB: 0 BB: 0 P: 10	R: 0 E: 0 K: 1 S: 8	H: 0 LOB: 0 BB: 0 P: 10	R: 0 E: 0 K: 0 S: 5	H: 0 LOB: 0 BB: 0 P: 7	R: 0 E: 0 K: 1 S: 8	H: 0 LOB: 0 BB: 0 P: 12	R: 0 E: 0 K: 1 S: 6	H: 0 LOB: 0 BB: 0 P: 10	R: 0 E: 0 K: 0 S: 8	H: 1 LOB: 1 BB: 0 P: 12	R: 0 E: 0 K: 0 S: 10	H: 2 LOB: 1 BB: 0 P: 16	R: 1 E: 0 K: 1 S: 9	H: 2 LOB: 1 BB: 1 P: 16	R: 1 E: 0 K: 0 S: 7	H: 2 LOB: 3 BB: 0 P: 11	1B: 6 2B: 1 3B: 0 HR: 1	SF: 0 SAC: 1 DP: 2 HBP: 2	WP: 0 PB: 0 SB: 1 CS: 0	PA: 35
PITCHER	IP	WLS	BF	H	R	ER	SO	BB	IBB	HBP	BLK	WP	HR	S	P	ERA	WHIP					
Scott Karl, L (1, 1) ERA: 2.89	7.1		27	6	1	1	3	1	0	0	0	0	0	57	88	1.23	0.955					
Bob Wickman, R (8, 1) ERA: 2.61	0.2		1	0	0	0	1	0	0	0	0	0	0	3	5	0.00	0.000					
Doug Jones, R (9, 1) ERA: 4.5	1.0	W	7	2	1	1	0	0	0	2	0	0	1	7	11	9.00	2.000					

San Diego Padres @ Milwaukee Brewers
Milwaukee County Stadium, Milwaukee, WI

Wed May 06 1998, 4:33 AM EDT
Att. 13,381 - Sunny - 64 F

AB	31
R	2
H	8
RBI	2
BB	1
SO	4
LOB	13



Batter	1	2	3	4	5	6	7	8	9	AB R H RBI BB SO LOB
Fernando Vina, L OBP: 0.427, SLG: 0.515 (1, 4)	1-0 SH5-3 1B		0-1 G4-6-3 1-2f		0-0 B1-3			3-2 F8	0-0 BB 2B 1B	5 1 2 0 0 0 3
Jeff Cirillo, R OBP: 0.391, SLG: 0.368 (1, 3)	0-0 SH5-3 1-2		1-0 F8			0-1 G6-3		1-0 WP 1B 1B	4-1 SAFE SAFE 2B BB 1-2	3 1 1 0 1 0 0
Mark Loretta, R OBP: 0.309, SLG: 0.365 (1, 5)	0-2 G5-3			3-2 G6-3		2-1 G4-3		2-2 L9 1-2	1-2 2B	5 0 1 1 0 0 2
Jeremy Burnitz, L OBP: 0.388, SLG: 0.552 (1, 9)	2-1 F6			2-1 G3-1		2-2 FC5 2B		2-1 1B 1B 2-H		4 1 2 1 0 0 1
Geoff Jenkins, L OBP: 0.344, SLG: 0.700 (1, 7)		2-2 G6-3		1-1 F4		2-1 FC5 2-3		3-2 1B 1B 1-3		4 0 1 0 0 0 1
Darrin Jackson, R OBP: 0.200, SLG: 0.227 (1, 8)		0-0 G4-3			2-2 FC6-4 1B 1B		0-1 2B	0-1 1-3 3-H 1B		4 0 3 1 0 0 0
Jose Valentin, S OBP: 0.354, SLG: 0.430 (1, 6)		1-1 WP 2B			1-0 FC6-4 1B 1-2		0-0 P6	0-2 F7		4 0 2 0 0 0 3
Mike Matheny, R OBP: 0.348, SLG: 0.463 (1, 2)		2-3 K2-3			0-0 FC6-4 SH1-4 1-2f 2-3		0-0 L5		0-2 G5-3	4 0 0 0 0 1 4
Scott Karl, L OBP: 0.231, SLG: 0.091 (1, 1)			4-0 BB		2-1 SH1-4		3-2 L7		2-2 G4-3	1 0 0 0 1 0 1
Bob Wickman, R (8, 1)										0 0 0 0 0 0 0
Doug Jones, R (9, 1)										0 0 0 0 0 0 0
Jesse Levis, L OBP: 0.489, SLG: 0.361 (9, PH)										1 0 0 0 0 0 0

Inning Stats	R: 0 E: 0 K: 7 S: 7	H: 1 LOB: 1 BB: 0 P: 10	R: 0 E: 0 K: 11 S: 11	H: 1 LOB: 1 BB: 0 P: 16	R: 0 E: 0 K: 3 S: 3	H: 0 LOB: 0 BB: 1 P: 8	R: 0 E: 0 K: 7 S: 7	H: 0 LOB: 0 BB: 0 P: 13	R: 0 E: 0 K: 8 S: 8	H: 2 LOB: 2 BB: 0 P: 13	R: 0 E: 0 K: 10 S: 10	H: 1 LOB: 1 BB: 0 P: 16	R: 0 E: 0 K: 7 S: 7	H: 1 LOB: 1 BB: 0 P: 10	R: 2 E: 0 K: 18 S: 18	H: 4 LOB: 2 BB: 0 P: 29	R: 1 E: 0 K: 11 S: 11	H: 2 LOB: 2 BB: 1 P: 18	1B: 8 2B: 4 3B: 0 HR: 0	SF: 0 SAC: 2 DP: 1 HBP: 0
--------------	------------------------------	----------------------------------	--------------------------------	----------------------------------	------------------------------	---------------------------------	------------------------------	----------------------------------	------------------------------	----------------------------------	--------------------------------	----------------------------------	------------------------------	----------------------------------	--------------------------------	----------------------------------	--------------------------------	----------------------------------	----------------------------------	------------------------------------

PITCHER	IP	WLS	BF	H	R	ER	SO	BB	IBB	HBP	BLK	WP	HR	S	P	ERA	WHIP
Kevin Brown, R ERA: 2.55 (1, 1)	7.0		27	6	0	0	1	1	0	0	0	1	0	53	86	0.00	1.000
Dan Miceli, R ERA: 2.79 (8, 1)	0.2		3	1	1	1	0	0	0	0	0	1	0	8	14	13.50	1.500
Ben Van Ryn, L ERA: 4.0 (8, 1)	0.0		2	2	0	0	0	0	0	0	0	0	0	5	10	∞	∞
Carlos Reyes, R ERA: 1.98 (8, 1)	1.0	L	7	3	2	2	0	1	0	0	0	0	0	16	23	18.00	4.000


BOTTOM

San Diego Padres @ Milwaukee Brewers
Milwaukee County Stadium, Milwaukee, WI

Wed May 06 1998, 4:33 AM EDT
Att. 13,381 - Sunny - 64 F

AB	35
R	3
H	12
RBI	3
BB	2
SO	1
LOB	15

WP: 2 PA: 39
PB: 0
SB: 1
CS: 0



PITCHER	IP	WLS	BF	H	R	ER	SO	BB	IBB	HBP	BLK	WP	HR	S	P	ERA	WHIP
---------	----	-----	----	---	---	----	----	----	-----	-----	-----	----	----	---	---	-----	------

Batter	1	2	3	4	5	6	7	8	9	AB R H RBI BB SO LOB	TOP											
Craig Biggio, R (1, 4) OBP: 0.377, SLG: 0.473	1-2 F8		1-1 E9 1B		4-2 BB		1-3 K		0-1 G5-3	4 0 1 0 1 1 1												
Bill Spiers, L (1, 5) OBP: 0.342, SLG: 0.333	1-1 G4-3		1-1 L7		1-1 G4-3		4-2 BB			3 0 0 0 1 0 3												
5 Jeff Bagwell, R (1, 3) OBP: 0.405, SLG: 0.397	3-3 K		3-3 K			1-2 SF8 1B	0-0 FC5-4			4 1 1 0 0 2 3												
35 Dave Clark, L (1, 9) OBP: 0.229, SLG: 0.129 Richard Hidalgo, R (8, 9) OBP: 0.286, SLG: 0.348		2-1 1B		3-3 K		1-1 G4-3	1-0 L7			4 0 1 0 0 1 1 0 0 0 0 0 0 0												
Moises Alou, R (1, 7) OBP: 0.377, SLG: 0.568		0-3 SAFE K		1-0 F8		2-1 SF8	2-3 K			3 0 0 1 0 2 1												
Carl Everett, S (1, 8) OBP: 0.430, SLG: 0.560		3-3 SAFE K		3-3 K		4-2 BB	3-1 1B			3 0 1 0 1 2 1												
Ricky Gutierrez, R (1, 6) OBP: 0.418, SLG: 0.433		4-0 BB			3-2 G5-4-3 1B	1-3 K	0-0 P4			3 0 1 0 1 1 2												
Brad Ausmus, R (1, 2) OBP: 0.275, SLG: 0.287		2-3 K			0-0 G5-4-3 1B		1-0 WP SH1-4 1B		2-2 L1	4 0 1 0 0 1 3												
Mike Hampton, R (1, 1) OBP: 0.286, SLG: 0.211 C.J. Nitkowski, L (7, 1) Derek Bell, R (9, PH) OBP: 0.427, SLG: 0.628			0-0 G4-3		4-2 S BB		0-1 SH1-4		2-3 K	1 0 0 0 1 0 0 0 0 0 0 0 0 0 1 0 0 0 0 1 0												
Inning Stats	R: 0 E: 0 K: 1 S: 8	H: 0 LOB: 0 BB: 0 P: 13	R: 0 E: 0 K: 3 S: 12	H: 1 LOB: 2 BB: 1 P: 23	R: 0 E: 1 K: 1 S: 8	H: 1 LOB: 1 BB: 0 P: 13	R: 0 E: 0 K: 2 S: 10	H: 0 LOB: 0 BB: 0 P: 17	R: 0 E: 0 K: 0 S: 13	H: 1 LOB: 2 BB: 2 P: 25	R: 1 E: 0 K: 1 S: 15	H: 1 LOB: 1 BB: 1 P: 24	R: 0 E: 0 K: 1 S: 10	H: 1 LOB: 2 BB: 1 P: 16	R: 0 E: 0 K: 1 S: 8	H: 1 LOB: 1 BB: 0 P: 14	R: 0 E: 0 K: 1 S: 8	H: 0 LOB: 0 BB: 0 P: 12	1B: 6 2B: 0 3B: 0 HR: 0	SF: 1 SAC: 1 DP: 1 HBP: 0	WP: 1 PB: 0 SB: 4 CS: 0	PA: 37
PITCHER	IP WLS BF H R ER SO BB IBB HBP BLK WP HR S P ERA WHIP																					
Jeff Juden, R (1, 1) ERA: 3.77	5.2 W 24 4 1 1 7 4 0 0 0 0 0 0 63 111 1.59 1.412																					
Chad Fox, R (6, 1) ERA: 1.9	1.1 6 1 0 0 2 1 0 0 0 1 0 13 20 0.00 1.500																					
Bob Wickman, R (8, 1) ERA: 2.49	1.0 4 1 0 0 1 0 0 0 0 0 0 8 14 0.00 1.000																					
Doug Jones, R (9, 1) ERA: 4.26	1.0 S 3 0 0 0 1 0 0 0 0 0 0 8 12 0.00 0.000																					

Houston Astros @ Milwaukee Brewers
Milwaukee County Stadium, Milwaukee, WI

Fri May 08 1998, 8:05 PM EDT
Att. 14,711 - Unknown - 65 F

livebaseballscorecards.com

AB	30
R	1
H	6
RBI	1
BB	5
SO	11
LOB	15



Batter	1	2	3	4	5	6	7	8	9	AB	R	H	RBI	BB	SO	LOB
Fernando Vina, L (1, 4) OBP: 0.429, SLG: 0.515	2-2 CS 1B		0-1 1B		0-1 P5		0-0 G3			4	1	2	0	0	0	1
Jeff Cirillo, R (1, 5) OBP: 0.394, SLG: 0.373	3-2 G6-3 1-2		2-1 1B		1-0 1B		2-1 L7			4	0	2	0	0	0	2
Mark Loretta, R (1, 3) OBP: 0.319, SLG: 0.418	3-1 L8		0-0 1B		1-1 G6-3			1-1 HR		4	1	2	2	0	0	1
Jeremy Burnitz, L (1, 9) OBP: 0.385, SLG: 0.542		0-3 K		1-1 1B		0-1 F9		1-3 K		4	0	1	0	0	2	0
Darrin Jackson, R (1, 8) OBP: 0.184, SLG: 0.208		3-3 K		2-3 K		1-1 G6-3		0-0 G6-3		4	0	0	0	0	2	1
Marc Newfield, R (1, 7) OBP: 0.299, SLG: 0.263 Geoff Jenkins, L (8, 7) OBP: 0.333, SLG: 0.677		1-0 G6-3		2-3 K		0-0 L9		1-1 G4-3		3	0	0	0	0	1	1
Jose Valentin, S (1, 6) OBP: 0.361, SLG: 0.426			0-0 E9 SF9		4-0 BB		4-0 FC3-6 BB			1	1	0	0	2	0	0
Jesse Levis, L (1, 2) OBP: 0.468, SLG: 0.351 Mike Matheny, R (6, 2) OBP: 0.344, SLG: 0.458			0-1 SF9		0-1 G4-3		1-0 FC3-6 2B			1	0	0	1	0	0	2
Jeff Juden, R (1, 1) OBP: 0.267, SLG: 0.333 Chad Fox, R (6, 1)			0-1 L4				3-1 G3 2B			2	0	0	0	0	0	0
Marquis Grissom, R (7, PH) OBP: 0.303, SLG: 0.445 Bob Wickman, R (8, 1) Doug Jones, R (9, 1)										0	0	0	0	0	0	0
										1	0	1	0	0	0	1
										2	0	0	0	0	0	0
										0	0	0	0	0	0	0
										1	0	1	1	0	0	0
										0	0	0	0	0	0	0
										0	0	0	0	0	0	0
										0	0	0	0	0	0	0
Inning Stats	R: 0 E: 0 K: 0 S: 8	H: 1 LOB: 0 BB: 0 P: 16	R: 0 E: 0 K: 2 S: 10	H: 0 LOB: 0 BB: 0 P: 14	R: 2 E: 1 K: 0 S: 10	H: 3 LOB: 2 BB: 0 P: 12	R: 0 E: 0 K: 2 S: 10	H: 1 LOB: 2 BB: 1 P: 19	R: 0 E: 0 K: 0 S: 5	H: 0 LOB: 0 BB: 0 P: 6	R: 1 E: 0 K: 0 S: 6	H: 1 LOB: 1 BB: 1 P: 16	R: 1 E: 0 K: 1 S: 9	H: 1 LOB: 0 BB: 0 P: 12	1B: 6 2B: 1 3B: 0 HR: 1	SF: 1 SAC: 0 DP: 0 HBP: 0

BOTTOM

Houston Astros @ Milwaukee Brewers
Milwaukee County Stadium, Milwaukee, WI


Fri May 08 1998, 8:05 PM EDT
Att. 14,711 - Unknown - 65 F

livebaseballscorecards.com

AB	30
R	4
H	8
RBI	4
BB	2
SO	5
LOB	9



PITCHER																	WP	PA
IP	WLS	BF	H	R	ER	SO	BB	IBB	HBP	BLK	WP	HR	S	P	ERA	WHIP	ERA	WHIP
Mike Hampton, L (1, 1) ERA: 2.68	6.1	L	27	7	3	1	4	2	0	0	0	0	55	90	1.42	1.421	0	33
C.J. Nitkowski, L (7, 1) ERA: 2.96	1.2		6	1	1	1	0	0	0	0	0	1	12	17	5.40	0.600	0	

Batter	1	2	3	4	5	6	7	8	9	AB R H RBI BB SO LOB	TOP											
Craig Biggio, R (1, 4) OBP: 0.384, SLG: 0.481	1-2 L8		1-0 G6-3		1-2 5 HR 1B	2-2 2B	4-2 BB			4 1 2 2 1 0 0												
Derek Bell, R (1, 9) OBP: 0.412, SLG: 0.604	0-1 L4		1-1 P6		3-2 P3	2-3 K	1-3 K			5 0 0 0 0 2 4												
5 Jeff Bagwell, R (1, 3) OBP: 0.405, SLG: 0.417	4-0 S BB			0-0 L8	1-0 HR	0-1 F7		1-0 G6-3		4 1 1 2 1 0 1												
Sean Berry, R (1, 5) OBP: 0.440, SLG: 0.559	3-2 P6			0-1 HR 1B	1-0 HR HBP		4-2 BB 2B	3-2 G6-3		3 3 1 0 1 0 1												
Moises Alou, R (1, 7) OBP: 0.385, SLG: 0.591		1-1 F9		2-2 F8	2-1 HR		4-1 BB 2B	3-1 1B		4 2 2 2 1 0 1												
Richard Hidalgo, R (1, 8) OBP: 0.293, SLG: 0.408		2-1 F9		0-0 HR	2-0 P2		2-0 BB 1B 2B	2-3 K		5 2 2 4 0 1 1												
Ricky Gutierrez, R (1, 6) OBP: 0.417, SLG: 0.431		0-0 1B		1-2 1B	3-2 G6-3		0-1 G5-3		1-0 G6-3	5 0 2 0 0 0 1												
Tony Eusebio, R (1, 2) OBP: 0.313, SLG: 0.310			1-0 SH5-4 G6-3 2B	3-1 1B		2-2 F7	3-2 SH2-4 1B		1-0 G5-3	5 1 3 1 0 0 0												
Pete Schourek, L (1, 1) Jack Howell, L (6, PH) Bob Scanlan, R (6, 1) Mike Magnante, L (6, 1) C.J. Nitkowski, L (6, 1) Doug Henry, R (6, 1) 35 Dave Clark, L (9, PH) Billy Wagner, L (9, 1)			0-1 SH5-4	3-3 K		1-0 E4 WP 2B	1-1 SH2-4		3-2 G3-1	1 0 0 0 0 0 1 2 1 1 0 1 0 0 0 0 0 0 0 0 0 0 0 0 0 0 0												
Inning Stats	R: 0 E: 0 K: 0 S: 9	H: 0 LOB: 1 BB: 1 P: 16	R: 0 E: 0 K: 0 S: 5	H: 1 LOB: 1 BB: 0 P: 8	R: 1 E: 0 K: 0 S: 6	H: 1 LOB: 0 BB: 0 P: 9	R: 2 E: 0 K: 1 S: 18	H: 4 LOB: 2 BB: 0 P: 27	R: 4 E: 0 K: 0 S: 19	H: 3 LOB: 0 BB: 0 P: 31	R: 1 E: 1 K: 1 S: 14	H: 1 LOB: 1 BB: 0 P: 21	R: 3 E: 0 K: 1 S: 18	H: 2 LOB: 2 BB: 3 P: 37	R: 0 E: 0 K: 1 S: 11	H: 1 LOB: 1 BB: 0 P: 20	R: 0 E: 0 K: 0 S: 5	H: 0 LOB: 0 BB: 0 P: 10	1B: 7 2B: 3 3B: 0 HR: 3	SF: 0 SAC: 2 DP: 0 HBP: 1	WP: 1 PB: 0 SB: 1 CS: 0	PA: 45
PITCHER	IP WLS BF H R ER SO BB IBB HBP BLK WP HR S P ERA WHIP																					
21 Cal Eldred, R (1, 1) ERA: 3.66	5.0 L 25 9 7 7 1 1 0 0 1 0 0 3 57 91 12.60 2.000																					
Al Reyes, R (6, 1) ERA: 5.11	1.0 5 1 1 0 1 0 0 0 0 0 1 0 14 21 0.00 1.000																					
Chad Fox, R (7, 1) ERA: 2.92	1.0 8 2 3 3 1 3 0 0 0 0 0 0 18 37 27.00 5.000																					
Mike Myers, L (8, 1) ERA: 0.71	1.0 4 1 0 0 1 0 0 0 0 0 0 0 11 20 0.00 1.000																					
Bob Wickman, R (9, 1) ERA: 2.38	1.0 3 0 0 0 0 0 0 0 0 0 0 0 5 10 0.00 0.000																					

Houston Astros @ Milwaukee Brewers
Milwaukee County Stadium, Milwaukee, WI

Sat May 09 1998, 8:05 PM EDT
Att. 20,145 - Overcast - 54 F

livebaseballscorecards.com

AB 38
R 11
H 13
RBI 11
BB 4
SO 4
LOB 11

Houston Astros @ Milwaukee Brewers

Milwaukee County Stadium, Milwaukee, WI

Sat May 09 1998, 8:05 PM EDT
Att. 20,145 - Overcast - 54 F

livebaseballscorecards.com

AB	35
R	6
H	9
RBI	5
BB	7
SO	6
LOB	21



WP	1	PA	43
PB	0		
SB	0		
CS	0		

AB	R	H	RBI	BB	SO	LOB
2	0	0	0	0	0	0
0	0	0	0	0	0	0
1	0	1	1	0	0	0
0	0	0	0	0	0	0
0	0	0	0	0	0	0
1	0	0	0	0	1	1
0	0	0	0	0	0	0
3	1	2	0	2	0	0
2	1	1	0	3	0	2
5	0	1	0	0	2	9
5	1	1	0	0	0	2
3	1	0	1	2	0	0
5	0	0	0	0	3	4
4	1	2	2	0	0	1
1	0	0	0	0	0	1
1	0	0	0	0	0	0
2	1	1	1	0	0	1

Batter	1	2	3	4	5	6	7	8	9
Fernando Vina, L Al Reyes, R Marquis Grissom, R Chad Fox, R Mike Myers, L Geoff Jenkins, L Bob Wickman, R	2-1 F9		G6-4-3 BB HBP		0-0 P5	2-2 BB 1B 2-H 3-H 1B		0-3 K	
Jeff Cirillo, R	0-1 F9		G6-4-3 BB			1B BB BB 1B		1-2 BB 1B	
Mark Loretta, R	3-2 1B 1B		G6-4-3			1B BB 1B BB		4-1 BB	
Jeremy Burnitz, L	0-1 1-2 1B		1-2f 2-3			1-2 BB 1-2 BB		0-0 G3-1	
Darrin Jackson, R	1-0 F8			0-0 F8		0-2 BB 1B 1B	0-1 G6-3	0-0 F9	
Marc Newfield, R		4-2 BB		2-2 G4-3		4-2 BB 1B 2B BB	1-1 G4-3	2-2 F8	
Jose Valentin, S		3-1 F8		3-2 G6-3		1-3 K	3-3 K	1-3 K	
Mike Matheny, R		1-0 P2			2-2 F8	1-0 2B WP 1B 1-2 2-H 3-H		1-0 BB 1B 1B	
21 Cal Eldred, R Bob Hamelin, L Eric Owens, R		2-1 F9			2-2 F8	1-1 WP 1B 2B 1-3 2-H		2-1 P3	

Inning	IP	WLS	BF	H	R	ER	SO	BB	IBB	HBP	BLK	WP	HR	S	P	ERA	WHIP
PITCHER																	
Pete Schourek, L	5.0		19	2	0	0	1	2	0	0	0	0	0	42	75	0.00	0.800
Bob Scanlan, R	0.0		0	0	0	0	0	0	0	0	0	0	0	0	0	∞	∞
Mike Magnante, L	0.2		8	3	6	6	2	3	0	0	0	0	0	16	31	81.00	9.000
C.J. Nitkowski, L	0.0		2	2	0	0	0	0	0	0	0	1	0	6	8	∞	∞
Doug Henry, R	2.1		11	2	0	0	2	2	0	0	0	0	0	24	41	0.00	1.714
PITCHER																	
Billy Wagner, L	1.0		3	0	0	0	1	0	0	0	0	0	0	9	12	0.00	0.000

Batter	1	2	3	4	5	6	7	8	9	AB R H RBI BB SO LOB	TOP		
Craig Biggio, R OBP: 0.391, SLG: 0.496 (1, 4) C X	0-1 G4-3 5 G6-3 2B		1-1 5 24-6-3 2B		H 1-0 2B HBP	0-3 K		X 0-0 F9	4 2 2 0 0 1 0				
Derek Bell, R OBP: 0.412, SLG: 0.612 (1, 9) F X	0-1 G4-3 2-3		1-3 K		2-0 5 1B 2B 1-H 2-H	2-3 K		1-2 2B	5 1 2 2 0 2 2				
5 Jeff Bagwell, R OBP: 0.405, SLG: 0.416 (1, 3) S B X	1-1 G6-3 3-H		1-1 2-4-6-5 2-3		3-3 K	1-0 2B 1B		1-2 G1-6-3 1B	5 1 2 1 0 2 1				
Sean Berry, R OBP: 0.443, SLG: 0.569 (1, 5) B F B X	2-1 1B				0-0 G5-3	0-0 1B FC6-4 2B		0-0 G1-6-3 1-2f	4 1 2 1 0 0 1				
Moises Alou, R OBP: 0.388, SLG: 0.597 (1, 7) C B B S	2-3 K 1-2				3-2 2B	3-2 FC6-4 1B		3-1 G6-3	4 1 2 1 0 1 1				
Carl Everett, S OBP: 0.422, SLG: 0.557 (1, 8) C X			0-1 L3		2-1 2B	1-0 FC6-4 BB		0-3 K	4 0 1 2 0 1 1				
Brad Ausmus, R OBP: 0.274, SLG: 0.278 (1, 2) C B F T B B X			2-3 K		1-0 P7	4-1 BB		0-2 L7	3 0 0 0 1 1 1				
Tim Lincecum, R OBP: 0.243, SLG: 0.219 (1, 6) Bob Scanlan, R (8, 1) F X			0-1 F7			K		1-1 L6	4 0 0 0 0 1 2 0 0 0 0 0 0 0				
Jose Lima, R OBP: 0.091, SLG: 0.048 (1, 1) Ricky Gutierrez, R OBP: 0.414, SLG: 0.427 (8, 6) C C C					0-3 K	0-0 2B 1B		1-2 G1-3	3 1 1 0 0 1 0 1 0 0 0 0 0 0				
Inning Stats	R: 1 H: 2 E: 0 LOB: 1 K: 1 BB: 0 S: 11 P: 16	R: 0 H: 0 E: 0 LOB: 0 K: 1 BB: 0 S: 8 P: 10	R: 0 H: 1 E: 0 LOB: 1 K: 2 BB: 0 S: 9 P: 12	R: 1 H: 2 E: 0 LOB: 1 K: 1 BB: 0 S: 10 P: 19	R: 5 H: 5 E: 0 LOB: 2 K: 1 BB: 1 S: 15 P: 31	R: 0 H: 0 E: 0 LOB: 0 K: 2 BB: 0 S: 11 P: 14	R: 0 H: 1 E: 0 LOB: 0 K: 0 BB: 0 S: 7 P: 11	R: 0 H: 0 E: 0 LOB: 0 K: 1 BB: 0 S: 8 P: 9	R: 0 H: 1 E: 0 LOB: 1 K: 1 BB: 0 S: 11 P: 14	1B: 5 SF: 0 2B: 7 SAC: 0 3B: 0 DP: 1 HR: 0 HBP: 1	WP: 0 PA: 39 PB: 0 SB: 1 CS: 0		
PITCHER	IP WLS BF H R ER SO BB IBB HBP BLK WP HR S P ERA WHIP											PITCHER	IP WLS BF H R ER SO BB IBB HBP BLK WP HR S P ERA WHIP
Steve Woodard, R ERA: 3.86 (1, 1)	4.1 L 23 9 7 7 6 0 0 1 0 0 0 0 45 70 14.54 2.077												
48 Brad Woodall, L ERA: (5, 1)	3.2 13 2 0 0 3 1 0 0 0 0 0 0 34 52 0.00 0.818												
Doug Jones, R ERA: 4.05 (9, 1)	1.0 4 1 0 0 1 0 0 0 0 0 0 0 11 14 0.00 1.000												

Houston Astros @ Milwaukee Brewers
Milwaukee County Stadium, Milwaukee, WI
 Sun May 10 1998, 4:33 AM EDT
 Att. 19,023 - Sunny - 55 F

livebaseballscorecards.com

AB	37
R	7
H	12
RBI	7
BB	1
SO	10
LOB	9



BOTTOM

Houston Astros @ Milwaukee Brewers
 Milwaukee County Stadium, Milwaukee, WI

Sun May 10 1998, 4:33 AM EDT
 Att: 19,023 - Sunny - 55 F

livebaseballscorecards.com

AB	35
R	1
H	11
RBI	1
BB	2
SO	3
LOB	20



WP:	1	PA:	38
PB:	0		
SB:	0		
CS:	0		

AB R H RBI BB SO LOB

5 0 1 1 0 0 4

5 0 2 0 0 0 2

4 0 1 0 0 0 3

4 0 1 0 0 2 2

3 0 1 0 1 0 1

4 0 1 0 0 1 2

4 1 2 0 0 0 4

0 0 0 0 0 0 0

4 0 1 0 0 0 2

1 0 0 0 0 0 0
 0 0 0 0 1 0 0
 1 0 1 0 0 0 0

1B: 8 SF: 0
 2B: 4 SAC: 1
 3B: 0 DP: 2
 HR: 0 HBP: 0

Batter	1	2	3	4	5	6	7	8	9
Fernando Vina, L OBP: 0.420, SLG: 0.497 (1, 4)	0-1 G3		0-0 F8-2 1B		1-1 G4-3		1-0 L7		0-0 F7
Jeff Cirillo, R OBP: 0.408, SLG: 0.381 (1, 5)	3-2 1B		2-2 1-3 1B		0-1 G6-3			1-2 F6	0-1 G5-3
Mark Loretta, R OBP: 0.346, SLG: 0.411 (1, 3) (9, 6)	2-0 F9		1-0 F8-2 3-H			2-2 F7		2-1 1B WP 1B	
Jeremy Burnitz, L OBP: 0.375, SLG: 0.519 (1, 9)	2-2 K			2-2 G5-4-3 1B		2-3 K		2-0 F8	
Geoff Jenkins, L OBP: 0.342, SLG: 0.657 (1, 7)		0-0 G3 2B		0-2 F6		0-0 G3-1		4-1 1B BB	
Darrin Jackson, R OBP: 0.190, SLG: 0.211 (1, 8)		1-3 K		1-1 G5-4-3 1-2f			1-2 L5	1-2 1-2 2-3 1B	
Jose Valentin, S OBP: 0.352, SLG: 0.419 Doug Jones, R (9, 1)		1-1 G3			0-2 48 SH3-4 G4-3 1B		0-1 2B	2-0 F8	
Mike Matheny, R OBP: 0.347, SLG: 0.451 (1, 2)		0-0 F9			0-1 G4-3 48 SH3-4 1B		0-0 F7		0-1 G6-3
Steve Woodard, L 48 Brad Woodall, S Brian Banks, S OBP: 1.000, SLG: 2.000 (1, 1) (5, 1) (9, 3)			1-1 G4-3		2-0 SH3-4		4-2 BB		2-1 2B

Inning Stats	R: 0	H: 1	E: 0	LOB: 1	K: 1	P: 20	R: 0	H: 1	E: 0	LOB: 1	K: 1	P: 9	R: 0	H: 2	E: 0	LOB: 1	K: 0	P: 11	R: 0	H: 1	E: 0	LOB: 0	K: 0	P: 13	R: 1	H: 2	E: 0	LOB: 1	K: 0	P: 13	R: 0	H: 0	E: 0	LOB: 0	K: 1	P: 13	R: 0	H: 1	E: 0	LOB: 2	K: 0	P: 16	R: 0	H: 2	E: 0	LOB: 3	K: 0	P: 24	R: 0	H: 1	E: 0	LOB: 1	K: 0	P: 9	1B: 8	SF: 0	2B: 4	SAC: 1	3B: 0	DP: 2	HR: 0	HBP: 0	WP: 1	PA: 38
--------------	------	------	------	--------	------	-------	------	------	------	--------	------	------	------	------	------	--------	------	-------	------	------	------	--------	------	-------	------	------	------	--------	------	-------	------	------	------	--------	------	-------	------	------	------	--------	------	-------	------	------	------	--------	------	-------	------	------	------	--------	------	------	-------	-------	-------	--------	-------	-------	-------	--------	-------	--------

PITCHER	IP	WLS	BF	H	R	ER	SO	BB	IBB	HBP	BLK	WP	HR	S	P	ERA	WHIP
Jose Lima, R ERA: 2.82 (1, 1)	7.0	W	28	8	1	1	3	1	0	0	0	0	0	66	95	1.29	1.286
Bob Scanlan, R ERA: 5.0 (8, 1)	2.0		10	3	0	0	0	1	0	0	0	1	0	19	33	0.00	2.000

Batter	1	2	3	4	5	6	7	8	9	AB R H RBI BB SO LOB	TOP
Fernando Vina, L OBP: 0.410, SLG: 0.483 (1, 4) X	0-0 F7		0-3 K			1-1 F8			0-2 G4-3	4 0 0 0 0 1 1	Milwaukee Brewers @ St. Louis Cardinals Busch Stadium, St. Louis, MO Mon May 11 1998, 7:05 PM CDT Att. 34,744 - Cloudy - 64 F
Mark Loretta, R OBP: 0.329, SLG: 0.390 (1, 5) CCB X	1-2 G6-3		2-3 K			1-3 K			1-0 E6	4 0 0 0 0 2 1	
Jeromy Burnitz, L OBP: 0.372, SLG: 0.519 (1, 9) CCB X	2-2 2B				3-3 K				1-0 G4-3	4 0 1 0 0 2 1	
Marquis Grissom, R OBP: 0.302, SLG: 0.439 (1, 8) CCB X	2-3 K				1-3 K					3 0 0 0 0 3 1	
Geoff Jenkins, L OBP: 0.317, SLG: 0.605 Al Reyes, R (7, 1)					2-3 K					3 0 0 0 0 2 0 0 0 0 0 0 0 0	
Jose Valentin, S OBP: 0.345, SLG: 0.408 (1, 6) CCB X					2-3 K					3 0 0 0 0 1 0	
Mike Matheny, R OBP: 0.337, SLG: 0.436 (1, 2) CCB X					0-0 F8					3 0 0 0 0 2 0	
Bob Hamelin, L OBP: 0.200, SLG: 0.133 (1, 3) X					1-1 G3-1					3 0 1 0 0 0 0	
Scott Karl, L OBP: 0.214, SLG: 0.083 Eric Owens, R OBP: 0.250, SLG: 0.467 (1, 1) B L X (7, 7)					1-1 SH1-4					1 0 0 0 0 0 0 1 0 0 0 0 1 0	
Inning Stats	R: 0 H: 1 E: 0 LOB: 1 K: 1 BB: 0 S: 10 P: 15	R: 0 H: 0 E: 0 LOB: 0 K: 1 BB: 0 S: 8 P: 12	R: 0 H: 1 E: 0 LOB: 1 K: 2 BB: 0 S: 11 P: 14	R: 0 H: 0 E: 0 LOB: 0 K: 3 BB: 0 S: 9 P: 15	R: 0 H: 0 E: 0 LOB: 0 K: 1 BB: 0 S: 6 P: 9	R: 0 H: 0 E: 0 LOB: 0 K: 1 BB: 0 S: 9 P: 11	R: 0 H: 0 E: 0 LOB: 0 K: 3 BB: 0 S: 9 P: 13	R: 0 H: 0 E: 0 LOB: 0 K: 1 BB: 0 S: 14 P: 22	R: 0 H: 0 E: 1 LOB: 1 K: 1 BB: 0 S: 8 P: 10	1B: 1 SF: 0 2B: 1 SAC: 1 3B: 0 DP: 0 HR: 0 HBP: 0	WP: 0 PA: 30 PB: 0 SB: 0 CS: 0
PITCHER	IP WLS BF H R ER SO BB IBB HBP BLK WP HR S P ERA WHIP										
Todd Stottlemire, R ERA: 3.02 (1, 1)	8.0 W 26 2 0 0 13 0 0 0 0 0 0 0 76 111 0.00 0.250										
Jeff Brantley, R ERA: 1.93 (9, 1)	1.0 4 0 0 0 1 0 0 0 0 0 0 0 8 10 0.00 0.000										

livebaseballscorecards.com

AB	29
R	0
H	2
RBI	0
BB	0
SO	14
LOB	4



Batter	1	2	3	4	5	6	7	8	9
Royce Clayton, R OBP: 0.326, SLG: 0.320 (1, 6)	1-2 G6-3 ①		2-2 G5-3 ②		0-0 HR 1B		1-2 G5-3 ②	2-3 K ②	
Ray Lankford, L OBP: 0.427, SLG: 0.474 (1, 8)	1-2 2B		1-1 F7 ③		0-1 HR 1-H		2-2 2B ②	0-3 K ③	
Mark McGwire, R OBP: 0.493, SLG: 0.741 (1, 3)	4-1 BB			1-2 P2 ①	2-3 K ③		4-2 2B BB		
Brian Jordan, R OBP: 0.395, SLG: 0.618 (1, 9)	1-0 P4 ②			3-2 HR		0-0 G6-3 ①	3-2 2B 1-H 2-H		
Gary Gaetti, R OBP: 0.371, SLG: 0.430 (1, 5)	0-0 L5 ③			2-3 K ②		3-2 G4-3 ②	3-3 K ③		
Ron Gant, R OBP: 0.300, SLG: 0.511 (1, 7)		1-1 G5-3 ①		0-0 HR		1-1 3B	0-0 2B 1B		
Tom Pagnozzi, R OBP: 0.357, SLG: 0.333 (1, 2)		2-1 L4 ②		0-1 F8 ③		4-2 BB	2-1 2B 1-H		
Delino DeShields, L OBP: 0.399, SLG: 0.467 (1, 4)		3-2 G1-3 ③			0-0 F8 ①	1-3 K ③	4-0 BB		
Todd Stottlemire, L OBP: 0.160, SLG: 0.160 (1, 1)			0-0 G3 ①		0-3 K ②		2-3 K ①	0-2 F7 ①	
John Mabry, L OBP: 0.305, SLG: 0.441 (8, PH)									
Jeff Brantley, R (9, 1)									

AB	R	H	RBI	BB	SO	LOB
5	1	1	0	0	1	2
5	2	3	2	0	1	2
2	1	0	0	2	1	0
4	1	2	3	0	0	2
4	0	0	0	0	2	3
4	2	3	1	0	0	0
3	0	1	1	1	0	0
3	0	0	0	1	1	2
3	0	0	0	0	2	0
1	0	0	0	0	0	2
0	0	0	0	0	0	0

WP	HR	S	P	ERA	WHIP
1B: 2	SF: 0	WP: 0	PA: 38		
2B: 4	SAC: 0	PB: 0			
3B: 1	DP: 0	SB: 0			
HR: 3	HBP: 0	CS: 0			

Milwaukee Brewers @ St. Louis Cardinals
Busch Stadium, St. Louis, MO
 Mon May 11 1998, 7:05 PM CDT
 Att: 34,744 - Cloudy - 64 F

livebaseballscorecards.com

AB	34
R	7
H	10
RBI	7
BB	4
SO	8
LOB	13



Inning Stats		R	H	E	K	S	IP	WLS	BF	H	R	ER	SO	BB	IBB	HBP	BLK	WP	HR	S	P	ERA	WHIP
Scott Karl, L ERA: 3.58 (1, 1)		0	1	0	0	6	6.2	L	31	8	6	6	5	3	0	0	0	0	0	3	121	8.10	1.650
Al Reyes, R ERA: 5.27 (7, 1)		0	0	0	0	7	1.1		7	2	1	3	1	0	0	0	0	0	0	19	30	6.75	2.250

Batter	1	2	3	4	5	6	7	8	9	10	AB R H RBI BB SO LOB	TOP														
Fernando Vina, L OBP: 0.404, SLG: 0.480 (1, 4)	1-1 L6	1-1 F8		1-0 F9			2-2 L4		2-1 HR 2B		5 1 1 0 0 0 1	Milwaukee Brewers @ St. Louis Cardinals Busch Stadium, St. Louis, MO Tue May 12 1998, 7:05 PM CDT Att. 25,680 - Unknown - 84 F														
Jeff Cirillo, R OBP: 0.414, SLG: 0.403 (1, 5)	4-2 1B BB		0-2 P9		1-3 K		4-2 1B BB		0-0 HR 2-H		3 2 1 2 2 1 0															
Mark Loretta, R OBP: 0.344, SLG: 0.402 (1, 3)	0-1 1B 1-2 1B		0-0 1B 2B 1B		2-2 G1-3		1-1 SAFE 1-2 1B		2-2 L4		5 1 3 0 0 0 0															
Jeremy Burnitz, L OBP: 0.360, SLG: 0.500 (1, 9)	2-2 L8		0-1 F8		2-3 K		0-1 P9		2-3 K		5 0 0 0 0 2 5															
Marquis Grissom, R OBP: 0.308, SLG: 0.441 Darrin Jackson, R OBP: 0.186, SLG: 0.207 (1, 8) (8, 8)	2-0 FC6-4 1-3 2-H 1B		2-1 2B 1B		1-1 F8		2-3 K		2-0 L9		4 1 2 1 0 1 0 1 0 0 0 0 0 0															
Marc Newfield, R OBP: 0.320, SLG: 0.286 Geoff Jenkins, L OBP: 0.326, SLG: 0.590 (1, 7) (8, PH) (8, 7)	1-2 SAFE FC6-4 1-2f		0-0 1-H 2-H 2B		1-1 FC6-4 1B		4-1 1B BB		1-2 G3		3 0 2 2 0 0 2 1 0 0 0 1 0 0															
Jose Valentin, S OBP: 0.333, SLG: 0.392 (1, 6)		1-1 G6-3	1-2 G5-3		0-2 FC6-4 1-2f FC5-4		2-3 K		2-1 P9		5 0 0 0 0 1 3															
Mike Matheny, R OBP: 0.330, SLG: 0.424 (1, 2)		0-0 G4-3		1-0 G5-3		0-0 FC5-4 1-2f		1-1 1B		2-0 P5	5 0 1 0 0 0 1															
Paul Wagner, R OBP: 0.214, SLG: 0.214 Al Reyes, R OBP: 0.500, SLG: 1.000 Brian Banks, S OBP: 0.196, SLG: 0.130 Bob Wickman, R OBP: 0.196, SLG: 0.130 Bob Hamelin, L OBP: 0.196, SLG: 0.130 Doug Jones, R OBP: 0.196, SLG: 0.130 (1, 1) (6, 1) (7, PH) (7, 1) (8, PH) (8, 1)		0-1 1B		0-1 G4-3			3-3 K		1-0 G4-3		2 0 1 0 0 0 0 0 0 0 0 0 0 0 1 0 0 0 0 1 0 0 0 0 0 0 0 0 1 0 0 0 0 0 2 0 0 0 0 0 0 0															
Inning Stats	R: 1 E: 0 K: 0 S: 15	H: 2 LOB: 2 BB: 1 P: 25	R: 0 E: 0 K: 0 S: 7	H: 1 LOB: 1 BB: 0 P: 9	R: 2 E: 0 K: 0 S: 12	H: 3 LOB: 1 BB: 0 P: 15	R: 0 E: 0 K: 0 S: 4	H: 0 LOB: 0 BB: 0 P: 6	R: 0 E: 0 K: 2 S: 10	H: 0 LOB: 0 BB: 0 P: 15	R: 0 E: 0 K: 1 S: 8		H: 1 LOB: 1 BB: 0 P: 10	R: 0 E: 0 K: 1 S: 14	H: 1 LOB: 2 BB: 1 P: 24	R: 0 E: 0 K: 2 S: 13	H: 1 LOB: 2 BB: 1 P: 23	R: 2 E: 0 K: 1 S: 10	H: 2 LOB: 0 BB: 0 P: 18	R: 0 E: 0 K: 0 S: 6	H: 0 LOB: 0 BB: 0 P: 11	1B: 8 2B: 2 3B: 0 HR: 1	SF: 0 SAC: 0 DP: 0 HBP: 0	WP: 0 PB: 0 SB: 0 CS: 0	PA: 44	
PITCHER	IP WLS BF H R ER SO BB IBB HBP BLK WP HR S P ERA WHIP	IP WLS BF H R ER SO BB IBB HBP BLK WP HR S P ERA WHIP											IP WLS BF H R ER SO BB IBB HBP BLK WP HR S P ERA WHIP													
Kent Mercker, L ERA: 6.38 (1, 1)	6.0	26	7	3	3	2	1	0	0	0	0	0	0	0	4.50	1.333										
Kent Bottenfield, R ERA: 5.99 (7, 1)	0.2	4	1	0	0	1	1	0	0	0	0	0	0	0	0.00	3.000										
Lance Painter, L ERA: 5.23 (7, 1)	0.1	1	0	0	0	0	0	0	0	0	0	0	0	0.00	0.000											
Juan Acevedo, R ERA: 4.5 (8, 1)	1.0	5	1	0	0	2	1	0	0	0	0	0	0	0.00	2.000											
Jeff Brantley, R ERA: 3.48 (9, 1)	1.0	5	2	2	2	1	0	0	0	0	0	0	1	18.00	2.000											
												AB	41	R	5	H	11	RBI	5	BB	3	SO	6	LOB	14	



BOTTOM

Milwaukee Brewers @ St. Louis Cardinals
Busch Stadium, St. Louis, MO
Tue May 12 1998, 7:05 PM CDT
Att. 25,680 - Unknown - 84 F

livebaseballscorecards.com

AB	36
R	6
H	12
RBI	6
BB	5
SO	5
LOB	20



WP:	0	PA:	44
PB:	0		
SB:	0		
CS:	0		

AB	R	H	RBI	BB	SO	LOB
4	2	2	1	0	0	0
3	1	0	0	2	0	1
5	1	1	3	0	1	3
5	0	3	0	0	0	0
3	0	2	1	1	0	1
0	0	0	0	0	0	0
3	0	1	0	1	1	3
0	0	0	0	0	0	0
0	0	0	0	0	0	0
1	1	1	0	0	0	0
4	0	0	0	0	2	6
5	1	2	1	0	0	3
2	0	0	0	0	1	3
0	0	0	0	1	0	0
0	0	0	0	0	0	0
0	0	0	0	0	0	0
1	0	0	0	0	0	0

Batter	1	2	3	4	5	6	7	8	9	10	AB	R	H	RBI	BB	SO	LOB										
Royce Clayton, R OBP: 0.329, SLG: 0.326 (1, 6)	0-0 1B BB SF7 1B		0-1 G6-3		1-1 HR BB 1B	2-1 SF9		1-1 G6-3			4	2	2	1	0	0	0										
Ray Lankford, L OBP: 0.426, SLG: 0.460 (1, 8)	SAFE 4-0 SF7 1B 1-2 BB		3-2 L6		4-0 HR BB 1-2	SAFE 0-1 F8		0-0 P6			3	1	0	0	2	0	1										
Mark McGwire, R OBP: 0.484, SLG: 0.743 (1, 3)	2-1 F7		3-2 G5-3		1-2 HR	2-3 K		0-0 F8			5	1	1	3	0	1	3										
Brian Jordan, R OBP: 0.403, SLG: 0.617 (1, 9)	0-0 1-2 2-3 1B			1-0 BB 1B 1B	2-2 G4-3		2-1 G4-3		0-0 FC6-4 1B		5	0	3	0	0	0	0										
Gary Gaetti, R OBP: 0.380, SLG: 0.436 (1, 5)	2-2 SF7		SAFE 1-0 BB 1-2 1B	4-1 FC4-8 BB		1-0 1B 1B		0-0 FC6-4 1-2f			3	0	2	1	1	0	1										
Mike Busby, R (10, 1)	2-3 3-H										0	0	0	0	0	0	0										
Ron Gant, R OBP: 0.308, SLG: 0.505 (1, 7)	2-3 K			4-1 BB	0-2 FC4-6 1-2f		SAFE 1-2 SAFE G6-4-3 1B				3	0	1	0	1	1	3										
Juan Acevedo, R OBP: 1.000, SLG: 1.000 (8, 1)											0	0	0	0	0	0	0										
Jeff Brantley, R (9, 1)											0	0	0	0	0	0	0										
David Howard, S OBP: 0.344, SLG: 0.333 (10, 5)											1	1	1	0	0	0	0										
Tom Pagnozzi, R OBP: 0.278, SLG: 0.250 (1, 2)		0-0 L8		2-3 K	3-3 K		2-0 G6-4-3 1-2f		0-0 SH1-4		4	0	0	0	0	2	6										
Delino DeShields, L OBP: 0.399, SLG: 0.480 (1, 4)		1-1 P6		0-0 P2		1-1 SF9 3B		2-1 F9		0-1 2-H 1B	5	1	2	1	0	0	3										
Kent Mercker, L OBP: 0.188, SLG: 0.133 (1, 1)		2-2 L1		3-3 K		4-1 BB		0-0 G4-3			2	0	0	0	0	1	3										
John Mabry, L OBP: 0.316, SLG: 0.441 (6, PH)											0	0	0	0	1	0	0										
Kent Bottenfield, R (7, 1)											0	0	0	0	0	0	0										
Lance Painter, L (7, 1)											0	0	0	0	0	0	0										
Willie McGee, S OBP: 0.313, SLG: 0.363 (8, 7)											1	0	0	0	0	0	0										
Inning Stats	R: 1 E: 0 K: 1 S: 12	H: 2 LOB: 2 BB: 1 P: 22	R: 0 E: 0 K: 0 S: 7	H: 0 LOB: 0 BB: 0 P: 10	R: 0 E: 0 K: 2 S: 8	H: 0 LOB: 0 BB: 0 P: 14	R: 0 E: 0 K: 2 S: 12	H: 2 LOB: 3 BB: 1 P: 23	R: 3 E: 0 K: 1 S: 15	H: 2 LOB: 1 BB: 2 P: 30	R: 1 E: 0 K: 1 S: 10	H: 1 LOB: 1 BB: 1 P: 19	R: 0 E: 0 K: 0 S: 7	H: 2 LOB: 1 BB: 0 P: 13	R: 0 E: 0 K: 0 S: 5	H: 0 LOB: 0 BB: 0 P: 8	R: 0 E: 0 K: 0 S: 4	H: 1 LOB: 1 BB: 0 P: 4	R: 1 E: 0 K: 0 S: 4	H: 2 LOB: 1 BB: 0 P: 5	1B: 10 2B: 0 3B: 1 HR: 1	SF: 2 SAC: 1 DP: 1 HBP: 0	WP: 0 PA: 44				
PITCHER	IP	WLS	BF	H	R	ER	SO	BB	IBB	HBP	BLK	WP	HR	S	P	ERA	WHIP										
Paul Wagner, R ERA: 5.89 (1, 1)	5.0		26	7	5	5	4	4	0	0	0	0	1	56	102	9.00	2.200										
Al Reyes, R ERA: 4.91 (6, 1)	1.0		4	0	0	0	1	1	0	0	0	0	0	8	16	0.00	1.000										
Bob Wickman, R ERA: 2.28 (7, 1)	1.0		4	2	0	0	0	0	0	0	0	0	0	7	13	0.00	2.000										
Doug Jones, R ERA: 4.03 (8, 1)	2.1	L	10	3	1	1	0	0	0	0	0	0	0	13	17	3.86	1.286										

Batter	1	2	3	4	5	6	7	8	9	AB R H RBI BB SO LOB	TOP											
Fernando Vina, L (1, 4) OBP: 0.409, SLG: 0.494	0-0 L9		1-0 F7		2-0 1B 3B	4-0 IBB		3-2 1B 1B		4 2 2 0 1 0 0	Milwaukee Brewers @ Arizona Diamondbacks Bank One Ballpark, Phoenix, AZ Wed May 13 1998, 10:05 PM EDT Att. 40,230 - Cloudy - 63 F											
Jeff Cirillo, R (1, 5) OBP: 0.414, SLG: 0.403	2-0 G5-3		2-2 F7		0-1 1B SF8 1B	3-1 P7		1-2 1B 1B		5 1 2 2 0 0 2												
Mark Loretta, R (1, 6) OBP: 0.347, SLG: 0.402	0-3 K		0-1 G6-3		2-2 1B 1B		1-1 E5	0-0 1B		5 0 2 1 0 1 0												
Jeremy Burnitz, L (1, 9) OBP: 0.355, SLG: 0.500		3-2 1B 2B		0-1 G1-3	2-1 SF8		2-2 G3	3-2 P7		4 1 1 1 0 0 3												
Marquis Grissom, R (1, 8) OBP: 0.313, SLG: 0.443		1-0 BB 1B		1-0 E6 1B 2B	1-2 1B G4-6-3 1B		0-2 P2	4-0 HR BB		4 1 2 1 0 0 1 0 1 0 0 1 0 0												
Darrin Jackson, R (8, 8) OBP: 0.200, SLG: 0.207		4-2 1B BB		0-1 2B 1B	1-0 G4-6-3 1-2f		3-1 P6	3-2 HR		3 0 1 0 1 0 3 1 1 1 2 0 0 0												
Dave Nilsson, L (1, 3) OBP: 0.500, SLG: 0.333		2-3 K		2-2 1-3 3-H 2B		0-1 BB 1B		3-2 FC5-8 1B		5 0 3 1 0 1 2												
Bob Hamelin, L (7, 3) OBP: 0.212, SLG: 0.213		2-2 L8		0-0 L6	4-2 SH1-3 BB		0-0 FC5-6 1B	1-0 P8		4 1 0 0 1 0 5												
Geoff Jenkins, L (1, 7) OBP: 0.354, SLG: 0.614		1-1 G4-3		0-0 L1	0-0 SH1-3		2-3 K	0-0 G4-3		2 0 0 0 0 0 4 1 0 0 0 0 1 1 0 0 0 0 0 0 0 1 0 0 0 0 0 0												
Bobby Hughes, R (1, 2) OBP: 0.286, SLG: 0.462																						
Jeff Juden, R (1, 1) OBP: 0.235, SLG: 0.294																						
Eric Owens, R (8, PH) OBP: 0.235, SLG: 0.438																						
Mike Myers, L (8, 1)																						
Bob Wickman, R (8, 1)																						
Inning Stats	R: 0 E: 0 K: 1 S: 5	H: 0 LOB: 0 BB: 0 P: 7	R: 1 E: 0 K: 1 S: 14	H: 2 LOB: 2 BB: 1 P: 27	R: 0 E: 0 K: 0 S: 6	H: 0 LOB: 0 BB: 0 P: 9	R: 1 E: 1 K: 0 S: 10	H: 2 LOB: 2 BB: 0 P: 13	R: 2 E: 0 K: 0 S: 15	H: 4 LOB: 1 BB: 0 P: 23	R: 0 E: 0 K: 0 S: 7	H: 1 LOB: 2 BB: 2 P: 18	R: 0 E: 1 K: 0 S: 11	H: 0 LOB: 1 BB: 0 P: 17	R: 2 E: 0 K: 1 S: 18	H: 4 LOB: 2 BB: 0 P: 30	R: 2 E: 0 K: 0 S: 7	H: 1 LOB: 0 BB: 1 P: 16	1B: 10 2B: 2 3B: 1 HR: 1	SF: 1 SAC: 1 DP: 1 HBP: 0	WP: 0 PB: 0 SB: 0 CS: 0	PA: 45
PITCHER	IP WLS BF H R ER SO BB IBB HBP BLK WP HR S P ERA WHIP																					
Willie Blair, R (1, 1) ERA: 5.82	7.0 L 33 9 4 3 2 2 1 0 0 0 0 0 68 114 3.86 1.571																					
Clint Sodowsky, R (8, 1) ERA: 6.75	1.0 7 4 2 2 1 0 0 0 0 0 0 0 18 30 18.00 4.000																					
Bryan Corey, R (9, 1) ERA: 18.0	1.0 5 1 2 2 0 1 0 0 0 0 0 1 7 16 18.00 2.000																					

livebaseballscorecards.com



Batter	1	2	3	4	5	6	7	8	9	AB	R	H	RBI	BB	SO	LOB
Devon White, S OBP: 0.331, SLG: 0.439 (1, 8)	0-2 P9		2-2 P3		2-2 G3-1		0-2 HR		2-2 G4-3	5	1	1	1	0	0	1
Andy Fox, L OBP: 0.310, SLG: 0.354 (1, 5) (9, 9)	4-2 CS BB			4-1 WP SF8 BB		0-3 K	1-2 G4-3			2	1	0	0	2	1	0
Jay Bell, R OBP: 0.329, SLG: 0.379 (1, 6)	2-2 G6-3			0-0 WP 1-2 2B 1B		4-2 1B BB		1-1 F9		3	1	1	0	1	0	1
Travis Lee, L OBP: 0.333, SLG: 0.460 (1, 3)		2-2 P7		1-1 SF8		1-3 K		1-2 BB 1B		3	0	1	1	0	1	1
David Dellucci, L OBP: 0.404, SLG: 0.524 (1, 7)		1-3 K		1-0 F7-5 2B		0-2 HBP 1B		4-0 BB		3	0	2	1	1	1	0
Kelly Stinnett, R OBP: 0.340, SLG: 0.500 (1, 2)		2-3 K		1-2 1B		1-1 HBP		3-3 K		3	0	1	0	0	2	2
Brent Brede, L OBP: 0.306, SLG: 0.337 (1, 9) Matt Williams, R OBP: 0.336, SLG: 0.444 (8, PH) (9, 5)			0-2 P2	2-0 F7-5 2B		1-2 F8		2-1 G4-3		3	0	0	0	0	0	5
Andy Stankiewicz, R OBP: 0.247, SLG: 0.244 (1, 4)			0-0 SH1 1B		2-1 G6-3		2-3 K		1-3 K	4	0	1	0	0	2	0
Willie Blair, R OBP: 0.125, SLG: 0.125 (1, 1) Tony Batista, R OBP: 0.318, SLG: 0.342 (7, PH) Clint Sodowsky, L (8, 1) Bryan Corey, R (9, 1) Yamil Benitez, R OBP: 0.230, SLG: 0.329 (9, PH)			3-1 SH1		1-0 P9		0-3 K		1-1 F4	1	0	0	0	0	0	0

Inning Stats	R: 0	H: 0	E: 0	K: 0	S: 12	R: 0	H: 0	E: 0	K: 2	S: 9	R: 0	H: 1	E: 0	K: 0	S: 10	R: 2	H: 3	E: 0	K: 0	S: 9	R: 0	H: 0	E: 0	K: 2	S: 6	R: 0	H: 1	E: 0	K: 2	S: 15	R: 1	H: 1	E: 0	K: 2	S: 13	R: 0	H: 1	E: 0	K: 1	S: 13	R: 0	H: 0	E: 0	K: 1	S: 8	1B: 5	SF: 1	2B: 2	SAC: 1	3B: 0	DP: 1	HR: 1	HBP: 1	WP: 1	PA: 37
--------------	------	------	------	------	-------	------	------	------	------	------	------	------	------	------	-------	------	------	------	------	------	------	------	------	------	------	------	------	------	------	-------	------	------	------	------	-------	------	------	------	------	-------	------	------	------	------	------	-------	-------	-------	--------	-------	-------	-------	--------	-------	--------

PITCHER	IP	WLS	BF	H	R	ER	SO	BB	IBB	HBP	BLK	WP	HR	S	P	ERA	WHIP
Jeff Juden, R ERA: 3.78 (1, 1)	7.0	W	29	6	3	3	6	3	0	1	0	1	1	74	114	3.86	1.286
Mike Myers, L ERA: 0.68 (8, 1)	0.2		4	1	0	0	1	1	0	0	0	0	0	11	20	0.00	3.000
Bob Wickman, R ERA: 2.16 (8, 1)	1.1	S	4	0	0	0	1	0	0	0	0	0	0	10	16	0.00	0.000


BOTTOM

Milwaukee Brewers @ Arizona Diamondbacks
Bank One Ballpark, Phoenix, AZ
Wed May 13 1998, 10:05 PM EDT
Att. 40,230 - Cloudy - 63 F

AB	30
R	3
H	7
RBI	3
BB	4
SO	8
LOB	12



PITCHER	IP	WLS	BF	H	R	ER	SO	BB	IBB	HBP	BLK	WP	HR	S	P	ERA	WHIP
---------	----	-----	----	---	---	----	----	----	-----	-----	-----	----	----	---	---	-----	------

Batter	1	2	3	4	5	6	7	8	9	AB R H RBI BB SO LOB	TOP											
Fernando Vina, L OBP: 0.400, SLG: 0.481 (1, 4)	2-2 G4-3	3-3 K			3-2 G3		1-3 K			4 0 0 0 0 2 2												
Jeff Cirillo, R OBP: 0.404, SLG: 0.391 (1, 5)	0-3 K2-3		1-1 F9		0-3 K			0-1 G6-3		4 0 0 0 0 2 0												
Mark Loretta, R OBP: 0.374, SLG: 0.409 (1, 3)	4-2 1B BB		4-2 BB			0-0 1B		4-2 BB		1 1 1 0 3 0 0												
Jeremy Burnitz, L OBP: 0.353, SLG: 0.493 (1, 9)	1-1 1B 1B		1-3 K		2-1 P5			1-0 P8		4 0 1 0 0 1 3												
Marc Newfield, R OBP: 0.325, SLG: 0.292 Geoff Jenkins, L OBP: 0.340, SLG: 0.587 (1, 7) (6, PH) (6, 7)	1-2 FC6-4 1B		3-1 F8		1-3 K			3-2 F7		2 0 1 1 0 0 1 2 0 0 0 0 1 2												
Darrin Jackson, R OBP: 0.188, SLG: 0.194 (1, 8)	0-1 FC6-4			1-1 B2		1-3 K		0-0 G6-3		4 0 0 0 0 1 3												
Jose Valentin, S OBP: 0.325, SLG: 0.380 (1, 6)		0-1 B3		3-1 P9			1-2 F9		2-3 K	4 0 0 0 0 1 0	AB 31 R 1 H 4 RBI 1 BB 4 SO 10 LOB 11											
Mike Matheny, R OBP: 0.318, SLG: 0.408 (1, 2)		0-0 G6-3		3-3 K			3-2 P4		0-0 G4-3	4 0 0 0 0 1 0												
21 Cal Eldred, R OBP: 0.133, SLG: 0.071 Mike Myers, L Dave Nilsson, L OBP: 0.600, SLG: 0.500 48 Brad Woodall, S (1, 1) (6, 1) (7, PH) (7, 1)		4-2 BB			0-3 K		2-2 1B			1 0 0 0 1 1 0 0 0 0 0 0 0 0 1 0 1 0 0 0 0 0 0 0 0 0 0 0												
Inning Stats	R: 1 E: 0 K: 1 S: 16	H: 2 LOB: 2 BB: 1 P: 24	R: 0 E: 0 K: 1 S: 9	H: 0 LOB: 1 BB: 1 P: 16	R: 0 E: 0 K: 1 S: 10	H: 0 LOB: 1 BB: 1 P: 19	R: 0 E: 0 K: 1 S: 7	H: 0 LOB: 0 BB: 0 P: 14	R: 0 E: 0 K: 2 S: 9	H: 1 LOB: 1 BB: 0 P: 13	R: 0 E: 0 K: 1 S: 12	H: 1 LOB: 1 BB: 0 P: 19	R: 0 E: 0 K: 0 S: 11	H: 0 LOB: 1 BB: 1 P: 19	R: 0 E: 0 K: 1 S: 5	H: 0 LOB: 0 BB: 0 P: 7	1B: 4 2B: 0 3B: 0 HR: 0	SF: 0 SAC: 0 DP: 0 HBP: 0	WP: 0 PB: 0 SB: 1 CS: 0	PA: 35		
PITCHER	IP WLS BF H R ER SO BB IBB HBP BLK WP HR S P ERA WHIP																					
Omar Daal, L ERA: 2.29 (1, 1)	5.0		20	2	1	1	6	3	0	0	0	0	0	51	85	1.80	1.000					
Russ Springer, R ERA: 3.32 (6, 1)	3.0	W	12	2	0	0	3	1	0	0	0	0	0	32	51	0.00	1.000					
Gregg Olson, R ERA: 4.08 (9, 1)	1.0	S	3	0	0	0	1	0	0	0	0	0	0	5	7	0.00	0.000					

Milwaukee Brewers @ Arizona Diamondbacks
Bank One Ballpark, Phoenix, AZ
Thu May 14 1998, 10:05 PM EDT
Att. 40,204 - Cloudy - 74 F

livebaseballscorecards.com

Batter	1	2	3	4	5	6	7	8	9	AB R H RBI BB SO LOB	TOP											
Jose Valentin, S (1, 6) OBP: 0.331, SLG: 0.381	0-0 WP 1B E	4-1 SF8 1B BB		3-2 P7	2-3 K		3-2 F8		2-1 CS 1B	5 1 2 0 1 1 2												
Jeff Cirillo, R (1, 5) OBP: 0.401, SLG: 0.389	1-0 E5 1B 2B	0-1 1B		3-2 L6		1-0 G5-3	2-0 1B		0-1 F8 1-2	6 1 2 0 0 0 2												
Mark Loretta, R (1, 4) OBP: 0.394, SLG: 0.429	3-2 2B 1-3 2-H	3-1 SF8 2-3 3-H		0-0 WP 1B 1B		0-2 BB 2B 1B	4-2 1B BB			3 1 3 2 1 0 0												
Jeremy Burnitz, L (1, 9) OBP: 0.360, SLG: 0.493	0-2 F8	2-2 G3		2-0 WP 1B		4-2 2B 1-2 FC6-4 BB	2-1 1B 3-H			4 1 2 1 1 0 4												
Dave Nilsson, L (1, 3) OBP: 0.556, SLG: 0.750	0-0 1-3 3-H		1-0 G3-1	1-2 F7		0-0 FC6-4 2B	1-3 K			4 0 2 2 0 0 2												
Bob Hamelin, L (6, PR) OBP: 0.208, SLG: 0.208										1 0 0 0 0 1 2												
Geoff Jenkins, L (1, 7) OBP: 0.364, SLG: 0.580	1-3 K		0-0 1B E 1B		1-1 G6-3 2B 1B	4-0 FC6-4 IBB		0-0 G4-3		4 2 2 0 1 1 2												
Darrin Jackson, R (1, 8) OBP: 0.188, SLG: 0.194	1-1 G1-3		0-1 E 1B		0-0 G6-3	3-1 FC6-4		1-2 G5-3		5 0 1 1 0 0 5												
Bobby Hughes, R (1, 2) OBP: 0.316, SLG: 0.471		4-2 1B SF8 SH3-4 BB		3-2 F9 1-2 2-H		2-1 G4-3 2B 2-H	1-3 K	1-2 G6-3		4 1 1 1 1 1 4												
Steve Woodard, L (1, 1)																						
Al Reyes, R (6, 1) OBP: 0.500, SLG: 0.500		0-1 SH3-4		3-2 G1-3		0-2 G4-3			0-0 G3	2 0 0 0 0 0 2												
Bob Wickman, R (7, 1)										1 1 1 0 0 0 0												
Fernando Vina, L (9, PH) OBP: 0.388, SLG: 0.478										0 0 0 0 0 0 0												
Doug Jones, R (9, 1)										1 0 0 0 0 0 0												
Mike Myers, L (9, 1)										0 0 0 0 0 0 0												
Inning Stats	R: 2 E: 1 K: 1 S: 17	H: 3 LOB: 2 BB: 0 P: 23	R: 1 E: 0 K: 0 S: 12	H: 1 LOB: 2 BB: 2 P: 25	R: 1 E: 1 K: 0 S: 12	H: 2 LOB: 1 BB: 0 P: 19	R: 0 E: 0 K: 0 S: 11	H: 2 LOB: 2 BB: 0 P: 20	R: 1 E: 0 K: 1 S: 12	H: 2 LOB: 1 BB: 0 P: 17	R: 2 E: 0 K: 1 S: 16	H: 2 LOB: 3 BB: 2 P: 29	R: 1 E: 0 K: 1 S: 17	H: 3 LOB: 2 BB: 1 P: 30	R: 0 E: 0 K: 0 S: 9	H: 0 LOB: 0 BB: 0 P: 11	R: 0 E: 0 K: 0 S: 5	H: 1 LOB: 0 BB: 0 P: 7	1B: 13 2B: 3 3B: 0 HR: 0	SF: 1 SAC: 1 DP: 0 HBP: 0	WP: 2 PB: 0 SB: 0 CS: 1	PA: 47
PITCHER	IP WLS BF H R ER SO BB IBB HBP BLK WP HR S P ERA WHIP																					
Darryl Kile, R (1, 1) ERA: 4.86	6.0 L 35 12 7 5 3 3 1 0 0 2 0 80 133 7.50 2.500																					
Bobby Jones, L (7, 1) ERA: 5.3	1.0 6 3 1 1 1 1 1 0 0 0 0 0 17 30 9.00 4.000																					
Mike DeJean, R (8, 1) ERA: 2.82	2.0 6 1 0 0 0 0 0 0 0 0 0 0 0 14 18 0.00 0.500																					

Milwaukee Brewers @ Colorado Rockies
Coors Field, Denver, CO
Fri May 15 1998, 7:05 PM MDT
Att. 48,035 - Unknown - 67 F

AB	40
R	8
H	16
RBI	7
BB	5
SO	4
LOB	25




BOTTOM

Milwaukee Brewers @ Colorado Rockies
Coors Field, Denver, CO
Fri May 15 1998, 7:05 PM MDT
Att: 48,035 - Unknown - 67 F

livebaseballscorecards.com

AB 35
R 5
H 9
RBI 5
BB 4
SO 6
LOB 15



WP: 0 PA: 39
PB: 2
SB: 1
CS: 0

AB R H RBI BB SO LOB

3	0	1	1	2	0	0
5	0	2	0	0	1	1
4	1	1	0	1	2	5
4	0	1	1	0	1	4
4	1	1	1	0	0	2
4	1	1	0	0	0	1
4	1	1	2	0	0	0
3	1	1	0	1	1	0
2	0	0	0	0	0	0
0	0	0	0	0	0	0
1	0	0	0	0	1	1
0	0	0	0	0	0	0
1	0	0	0	0	0	1

Batter	1	2	3	4	5	6	7	8	9
Neifi Perez, S OBP: 0.305, SLG: 0.385 (1, 6)	4-0 BB 3 BB		3-2 G4-3 2			1-1 L8 1	2-0 3 1B 2-H		4-2 3 1B BB
3 Mike Lansing, R OBP: 0.306, SLG: 0.352 (1, 4)	3-3 1-2 1		1-0 G6-3 3			1-2 F9	1-0 FC6-4 1B 1-2		0-2 DI 1B 1-3
Larry Walker, L OBP: 0.438, SLG: 0.561 (1, 9)	2-0 G1-3 2			4-2 BB BB		2-2 2B 2B	1-3 K 2		1-3 K 3
Vinny Castilla, R OBP: 0.350, SLG: 0.640 (1, 5)	3-3 1-2 3			2-2 L5 1		0-0 2B 2B 2-H	1-1 FC6-4 3 1-2f		
Dante Bichette, R OBP: 0.374, SLG: 0.524 (1, 7)		1-2 HR C X		0-0 F8 2		2-1 P6 3		1-0 F9 1	
17 Todd Helton, L OBP: 0.349, SLG: 0.478 (1, 3)		0-0 F8 1		1-1 F9 3			0-0 HR 3B X	0-0 G6-3 2	
Jeff Reed, L OBP: 0.342, SLG: 0.426 (1, 2)		1-1 G6-3 2			0-1 G4-3 1		2-0 HR 3B 3-H	0-0 G6-3 3	
1 Curtis Goodwin, L OBP: 0.388, SLG: 0.349 (1, 8)		1-3 K 3			2-1 G5-3 2		4-1 PB 1B BB BB	1-0 G1-4-3 1B X	
Darryl Kile, R OBP: 0.304, SLG: 0.364 (1, 1)			2-1 F7 1		2-2 F8 3		2-3 K 1	3-1 G1-4-3 1 2	
Bobby Jones, R OBP: 0.304, SLG: 0.364 (7, 1)								1-2f	
John Vander Wal, L OBP: 0.424, SLG: 0.500 (7, PH)									
Mike DeJean, R OBP: 0.335, SLG: 0.585 (8, 1)									
Ellis Burks, R OBP: 0.335, SLG: 0.585 (9, PH)									

Inning Stats	R: 0	H: 0	E: 0	K: 2	S: 7	H: 0	LOB: 1	BB: 1	P: 19	R: 1	H: 1	E: 0	K: 1	S: 11	R: 0	H: 0	E: 0	K: 0	S: 6	R: 0	H: 0	E: 0	K: 0	S: 9	R: 0	H: 0	E: 0	K: 0	S: 8	R: 1	H: 2	E: 0	K: 0	S: 11	R: 3	H: 4	E: 0	K: 2	S: 15	R: 0	H: 0	E: 0	K: 0	S: 3	R: 0	H: 2	E: 0	K: 1	S: 11	1B: 4	2B: 2	3B: 1	SF: 0	SAC: 0	DP: 1	HBP: 0	WP: 0	PA: 39
--------------	------	------	------	------	------	------	--------	-------	-------	------	------	------	------	-------	------	------	------	------	------	------	------	------	------	------	------	------	------	------	------	------	------	------	------	-------	------	------	------	------	-------	------	------	------	------	------	------	------	------	------	-------	-------	-------	-------	-------	--------	-------	--------	-------	--------

PITCHER	IP	WLS	BF	H	R	ER	SO	BB	IBB	HBP	BLK	WP	HR	S	P	ERA	WHIP
Steve Woodard, R ERA: 3.71 (1, 1)	5.2		21	2	2	2	3	2	0	0	0	0	1	49	85	3.18	0.706
Al Reyes, R ERA: 6.46 (6, 1)	0.2		7	4	3	3	1	1	0	0	0	0	1	12	24	40.50	7.500
Bob Wickman, R ERA: 2.03 (7, 1)	1.2		6	1	0	0	1	0	0	0	0	0	0	9	13	0.00	0.600
Doug Jones, R ERA: 3.91 (9, 1)	0.2		4	2	0	0	0	1	0	0	0	0	0	8	16	0.00	4.500
Mike Myers, L ERA: 0.64 (9, 1)	0.1	S	1	0	0	0	1	0	0	0	0	0	0	3	4	0.00	0.000

Batter	1	2	3	4	5	6	7	8	9	AB R H RBI BB SO LOB	TOP											
Fernando Vina, L (1, 4) OBP: 0.403, SLG: 0.479	4-1 S 1B BB	0-0 G3		1-0 G1-3			1-2 G3 1B 1B		0-0 BB 1B	4 2 2 0 1 0 0												
Jeff Cirillo, R (1, 5) OBP: 0.407, SLG: 0.399	3-2 1B HR 1B		2-2 F8		2-2 2B		2-1 G3 1-2		4-2 BB	4 1 2 1 1 0 1												
Jose Valentin, S (1, 6) OBP: 0.339, SLG: 0.384	1-1 F7		2-2 WP 2B 1B		4-2 FC3-6 BB		1-0 BLK 1B		1-1 F8	4 1 2 1 1 0 3												
Jeremy Burnitz, L (1, 9) OBP: 0.350, SLG: 0.477	0-0 F8		3-2 F7 1-2		0-0 FC3-6 1-2		2-3 K		3-3 K	5 0 0 0 0 2 7												
Dave Nilsson, L (1, 3) Mark Loretta, R (5, PH) OBP: 0.636, SLG: 0.900 OBP: 0.387, SLG: 0.419	0-1 HR 1B		0-0 2B 2B		2-3 K		2-2 G1-3 1-2			2 2 2 1 0 0 0 2 0 0 0 0 1 3												
Geoff Jenkins, L (1, 7) OBP: 0.373, SLG: 0.648	0-1 HR		0-0 2B		3-2 L3			1-0 P3		4 1 2 4 0 0 2												
Eric Owens, R (1, 8) Darrin Jackson, R (8, 8) OBP: 0.190, SLG: 0.350 OBP: 0.188, SLG: 0.194	3-2 F9		2-2 G4-3		1-2 G5-3		0-0 G6-3		0-0 K	4 0 0 0 0 0 1 0 0 0 0 0 0 0												
Mike Matheny, R (1, 2) OBP: 0.307, SLG: 0.393		0-1 F7		1-0 G5-3		2-2 F9		2-3 K		4 0 0 0 0 1 0												
Scott Karl, L (1, 1) Al Reyes, R (7, 1) Mike Myers, L (8, 1) Bob Hamelin, L (9, PH) Doug Jones, R (9, 1) OBP: 0.176, SLG: 0.067 OBP: 0.500, SLG: 0.500		3-2 G1-3		0-1 G1-3		0-1 G4-3			2-0 G1-3	3 0 1 0 0 0 0 0 0 0 0 0 0 0 0 0												
Inning Stats	R: 4 E: 0 K: 0 S: 15	H: 3 LOB: 0 BB: 1 P: 26	R: 0 E: 0 K: 0 S: 6	H: 0 LOB: 0 BB: 0 P: 9	R: 2 E: 0 K: 0 S: 14	H: 3 LOB: 1 BB: 0 P: 23	R: 0 E: 0 K: 0 S: 4	H: 0 LOB: 0 BB: 0 P: 6	R: 0 E: 0 K: 1 S: 13	H: 1 LOB: 2 BB: 1 P: 24	R: 0 E: 0 K: 0 S: 8	H: 0 LOB: 0 BB: 0 P: 11	R: 1 E: 0 K: 1 S: 17	H: 2 LOB: 1 BB: 0 P: 23	R: 0 E: 0 K: 1 S: 5	H: 0 LOB: 0 BB: 0 P: 8	R: 0 E: 0 K: 1 S: 12	H: 1 LOB: 2 BB: 1 P: 22	1B: 6 2B: 3 3B: 0 HR: 1	SF: 0 SAC: 0 DP: 0 HBP: 0	WP: 1 PB: 0 SB: 1 CS: 0	PA: 40
PITCHER	IP WLS BF H R ER SO BB IBB HBP BLK WP HR S P ERA WHIP																					
Kevin Ritz, R (1, 1) ERA: 11.0	4.0 L 20 7 6 6 0 1 1 0 0 0 1 1 43 70 13.50 2.000																					
Mike Munoz, L (5, 1) ERA: 11.81	2.0 7 0 0 0 1 1 0 0 0 0 0 0 17 29 0.00 0.500																					
Dave Veres, R (7, 1) ERA: 5.06	2.0 8 2 1 1 2 0 0 0 0 1 0 0 22 31 4.50 1.000																					
Curt Leskanic, R (9, 1) ERA: 5.04	0.2 4 1 0 0 0 1 0 0 0 0 0 0 7 14 0.00 3.000																					
Chuck McElroy, L (9, 1) ERA: 2.11	0.1 1 0 0 0 1 0 0 0 0 0 0 0 5 8 0.00 0.000																					

Milwaukee Brewers @ Colorado Rockies
Coors Field, Denver, CO
Sat May 16 1998, 3:33 AM MDT
Att. 48,063 - Cloudy - 67 F

AB	37
R	7
H	10
RBI	7
BB	3
SO	4
LOB	17



1B	6	SF	0
2B	3	SAC	0
3B	0	DP	0
HR	1	HBP	0

BOTTOM

Milwaukee Brewers @ Colorado Rockies
Coors Field, Denver, CO
Sat May 16 1998, 3:33 AM MDT
Att. 48,063 - Cloudy - 67 F

livebaseballscorecards.com

AB 36
R 5
H 10
RBI 5
BB 4
SO 4
LOB 17



WP: 0 PA: 40
PB: 0
SB: 0
CS: 0

AB R H RBI BB SO LOB

4 1 2 1 1 0 0

5 0 0 0 0 0 2

5 1 2 0 0 0 1

4 1 0 0 1 1 2

4 0 2 0 0 2 2

2 1 0 0 2 0 4

4 1 2 2 0 0 3

4 0 2 2 0 0 0

1 0 0 0 0 0 0
1 0 0 0 0 0 1
1 0 0 0 0 0 2
0 0 0 0 0 0 0
1 0 0 0 0 0 1
0 0 0 0 0 0 0
0 0 0 0 0 0 0

1B: 7 SF: 0
2B: 1 SAC: 0
3B: 1 DP: 2
HR: 1 HBP: 0

Main table containing batter names, statistics, and play diagrams for each of the 9 innings. Batter names include Neifi Perez, Mike Lansing, Larry Walker, Vinny Castilla, Dante Bichette, Ellis Burks, Greg Colbrunn, Kirt Manwaring, Kevin Ritz, Mike Muñoz, Jason Bates, Dave Veres, John Vander Wal, and Curt Leskanic. Play diagrams show fielding positions and ball trajectories.

Batter column containing names and statistics for each batter.

Inning Stats and Pitcher Stats table. Inning Stats: R, H, E, K, S, LOB, BB, P. Pitcher Stats: IP, WLS, BF, H, R, ER, SO, BB, IBB, HBP, BLK, WP, HR, S, P, ERA, WHIP.

Batter	1	2	3	4	5	6	7	8	9	AB R H RBI BB SO LOB	TOP											
Fernando Vina, L (1, 4) OBP: 0.395, SLG: 0.467	0-1 G3		0-2 G4-3		0-1 G5-4-3			0-0 L9		4 0 0 0 0 0 2												
Mark Loretta, R (1, 5) OBP: 0.391, SLG: 0.423	1-0 F4 1B		2-2 1B		1-1 G5-3			1-0 G6-4-3		4 1 2 0 0 0 1												
Jose Valentin, S (1, 6) OBP: 0.337, SLG: 0.380	1-2 1B		2-1 F9		1-0 P7			2-1 F8		4 0 1 0 0 0 1												
Dave Nilsson, L (1, 3) OBP: 0.467, SLG: 0.643	1-0 F4		0-0 L6		0-1 P1			2-2 F8		4 0 0 0 0 0 3												
Jeremy Burnitz, L (1, 9) OBP: 0.348, SLG: 0.472	3-1 1B		2-3 K		2-3 K			3-3 K		4 0 1 1 0 3 0												
Geoff Jenkins, L (1, 7) OBP: 0.371, SLG: 0.632	2-3 K		1-0 FC5-4 48 CS 1B		3-2 G3					3 0 1 0 0 1 2												
Darrin Jackson, R (1, 8) OBP: 0.194, SLG: 0.200		1-2 G6-3		0-0 FC5-4 1B		0-1 P3				3 0 1 0 0 0 0												
Mike Matheny, R (1, 2) OBP: 0.308, SLG: 0.385		2-0 B3-6-4 HBP		0-0 FC5-4		2-3 K				2 0 0 0 0 1 2												
Paul Wagner, R (1, 1) OBP: 0.200, SLG: 0.200		0-0 B3-6-4		1-2 CS		1-1 G5-4-3 1B		4-2 G6-4-3 BB		1 0 0 0 0 0 1												
48 Brad Woodall, S (3, 1) OBP: 1.000, SLG: 1.000										1 0 1 0 0 0 0												
Marquis Grissom, R (8, PH) OBP: 0.319, SLG: 0.443										0 0 0 0 1 0 0												
Bob Wickman, R (8, 1)										0 0 0 0 0 0 0												
Inning Stats	R: 1 E: 0 K: 1 S: 13	H: 3 LOB: 2 BB: 0 P: 21	R: 0 E: 0 K: 0 S: 4	H: 0 LOB: 0 BB: 0 P: 7	R: 0 E: 0 K: 0 S: 9	H: 1 LOB: 1 BB: 0 P: 13	R: 0 E: 0 K: 1 S: 9	H: 2 LOB: 1 BB: 0 P: 13	R: 0 E: 0 K: 0 S: 6	H: 1 LOB: 0 BB: 0 P: 8	R: 0 E: 0 K: 1 S: 6	H: 0 LOB: 0 BB: 0 P: 9	R: 0 E: 0 K: 1 S: 9	H: 0 LOB: 0 BB: 0 P: 14	R: 0 E: 0 K: 0 S: 4	H: 0 LOB: 0 BB: 1 P: 9	R: 0 E: 0 K: 1 S: 9	H: 0 LOB: 0 BB: 0 P: 16	1B: 7 2B: 0 3B: 0 HR: 0	SF: 0 SAC: 0 DP: 3 HBP: 1	WP: 0 PB: 0 SB: 0 CS: 1	PA: 33
PITCHER	IP WLS BF H R ER SO BB IBB HBP BLK WP HR S P ERA WHIP																					
Jamey Wright, R (1, 1) ERA: 6.33	8.0 W 29 7 1 1 4 1 0 1 0 0 0 0 60 94 1.12 1.000																					
Jerry Dipoto, R (9, 1) ERA: 3.05	1.0 S 3 0 0 0 1 0 0 0 0 0 0 0 9 16 0.00 0.000																					

Milwaukee Brewers @ Colorado Rockies
 Coors Field, Denver, CO
 Sun May 17 1998, 3:33 AM MDT
 Att. 48,041 - Sunny - 77 F

AB	30
R	1
H	7
RBI	1
BB	1
SO	5
LOB	12



WP: 0	PA: 33
-------	--------

ERA	WHIP
-----	------

ERA	WHIP
-----	------

Batter	1	2	3	4	5	6	7	8	9
Neifi Perez, S OBP: 0.330, SLG: 0.423 (1, 6) BB C B B	4-1 G3 BB		1-2 1B		1-0 1B		1-2 2B		
Ellis Burks, R OBP: 0.331, SLG: 0.562 (1, 8) (9, 7) C B X	1-1 F9		3-2 F8		2-0 G5-3		2-3 K		
Larry Walker, L OBP: 0.439, SLG: 0.565 (1, 9) X	0-0 G3			1-0 P4		1-1 2B		4-0 G5-4-3 BB	
Vinny Castilla, R OBP: 0.344, SLG: 0.617 (1, 5) S B B X	1-3 K			2-1 G5-4-3 1B		1-0 G6-3		1-1 G5-4-3 1-2f	
Dante Bichette, R OBP: 0.374, SLG: 0.516 Jerry Dipoto, R (9, 1)		0-2 F8		3-2 G5-4-3 1-2f		4-0 17 3-2-5-1-4 BB		1-3 K	
17 Todd Helton, L OBP: 0.342, SLG: 0.468 (1, 3)		2-3 K			3-2 G4-3	1-1 G3-2-5-1-6 1-2f			
3 Mike Lansing, R OBP: 0.298, SLG: 0.358 (1, 4)		1-0 P2			0-1 HR		1-2 P5		
Jeff Reed, L OBP: 0.341, SLG: 0.465 (1, 2)			3-2 K		1-3 K		1-2 HR		
Jamey Wright, R OBP: 0.063, SLG: 0.063 1 Curtis Goodwin, L OBP: 0.388, SLG: 0.349 (9, 8)			0-3 K		0-1 E6 1B		0-0 G6-3		

Inning Stats	R: 0 E: 0 K: 1 S: 7	H: 0 LOB: 1 BB: 1 P: 13	R: 0 E: 0 K: 1 S: 9	H: 0 LOB: 0 BB: 0 P: 12	R: 0 E: 0 K: 2 S: 14	H: 1 LOB: 1 BB: 0 P: 21	R: 0 E: 0 K: 0 S: 15	H: 1 LOB: 0 BB: 0 P: 21	R: 1 E: 1 K: 1 S: 14	H: 2 LOB: 2 BB: 0 P: 21	R: 0 E: 0 K: 0 S: 5	H: 1 LOB: 1 BB: 1 P: 12	R: 1 E: 0 K: 1 S: 18	H: 2 LOB: 1 BB: 0 P: 23	R: 0 E: 0 K: 1 S: 5	H: 0 LOB: 0 BB: 1 P: 11
--------------	------------------------------	----------------------------------	------------------------------	----------------------------------	-------------------------------	----------------------------------	-------------------------------	----------------------------------	-------------------------------	----------------------------------	------------------------------	----------------------------------	-------------------------------	----------------------------------	------------------------------	----------------------------------

PITCHER	IP	WLS	BF	H	R	ER	SO	BB	IBB	HBP	BLK	WP	HR	S	P	ERA	WHIP
Paul Wagner, R ERA: 5.49 (1, 1)	2.2		10	1	0	0	4	1	0	0	0	0	0	27	40	0.00	0.750
48 Brad Woodall, L ERA: 1.8 (3, 1)	4.1	L	19	6	2	2	2	1	0	0	0	0	2	55	83	4.15	1.615
Bob Wickman, R ERA: 1.95 (8, 1)	1.0		3	0	0	0	1	1	0	0	0	0	0	5	11	0.00	1.000

BOTTOM

Milwaukee Brewers @ Colorado Rockies
Coors Field, Denver, CO

Sun May 17 1998, 3:33 AM MDT
Att: 48,041 - Sunny - 77 F

AB	R	H	RBI	BB	SO	LOB
3	0	3	0	1	0	0
4	0	0	0	0	1	5
3	0	1	0	1	0	1
4	0	1	0	0	1	3
3	0	0	0	1	1	1
0	0	0	0	0	0	0
3	0	0	0	0	1	2
3	1	1	1	0	0	0
3	1	1	1	0	2	0
3	0	0	0	0	1	0
0	0	0	0	0	0	0

AB 29
R 2
H 7
RBI 2
BB 3
SO 7
LOB 12

WP: 0 PA: 32
PB: 0
SB: 1
CS: 0



1B	2B	3B	HR	SF	SAC	DP	HBP
3	3	0	2	0	3	0	0

Batter	1	2	3	4	5	6	7	8	9	AB R H RBI BB SO LOB	TOP		
Fernando Vina, L (1, 4) OBP: 0.392, SLG: 0.459	4-1 1B HBP G3-6-1 BB		3-1 P9		2-3 K		0-0 B4			3 1 0 0 1 1 0			
Jeff Cirillo, R (1, 5) OBP: 0.414, SLG: 0.400	1-1 G3-6-1 1B 1-2 2B HBP		1-0 F8		0-0 1B			4-2 BB BB		2 1 1 0 1 0 0			
Jose Valentin, S (1, 6) OBP: 0.335, SLG: 0.377	0-0 G3-6-1 1B 1-2 2-3		2-2 G3		2-3 K			0-0 B2		4 0 1 0 0 1 2			
Dave Nilsson, L (1, 3) OBP: 0.444, SLG: 0.588 Mark Loretta, R (8, PH) OBP: 0.396, SLG: 0.423 (8, 3)	0-2 G3-6-1 1-2f 2-3 3-H			0-0 BB E 1B	1-0 G4-3			4-2 BB 1-2 BB		3 1 1 0 0 0 3 0 0 0 0 1 0 0			
Jeremy Burnitz, L (1, 9) OBP: 0.356, SLG: 0.481	2-1 2B 3-H			4-2 BB E 1B		2-2 G6-3 1B		3-3 K		3 1 2 1 1 1 2			
Geoff Jenkins, L (1, 7) OBP: 0.364, SLG: 0.623	1-0 L3			1-2 E8 1B 2B 1-H 2-H		2-1 F8		2-3 K		4 1 1 2 0 1 4			
Darrin Jackson, R (1, 8) OBP: 0.187, SLG: 0.192 Marquis Grissom, R (9, PH) OBP: 0.316, SLG: 0.439				1-1 G5-3		0-1 G6-3 1-2f			3-2 F9	3 0 0 0 0 0 2 1 0 0 0 0 0 0			
Bobby Hughes, R (1, 2) OBP: 0.348, SLG: 0.450				1-0 B1-6-4 1B 3-H		3-3 K		4-2 G6-4-3 BB		3 0 1 1 1 1 2 0			
Jeff Juden, R (1, 1) OBP: 0.211, SLG: 0.263 Bronswell Patrick, R (5, 1) Bob Hamelin, L (9, PH) OBP: 0.200, SLG: 0.200				1-2 G3-1		0-0 B1-6-4 1-2f		0-1 G6-3	0-1 G6-4-3 1-2f	2 0 0 0 0 0 1 1 0 0 0 0 0 0 1 0 0 0 0 0 1			
Inning Stats	R: 2 H: 2 E: 0 LOB: 1 K: 0 BB: 1 S: 9 P: 17	R: 0 H: 0 E: 0 LOB: 0 K: 1 BB: 0 S: 9 P: 12	R: 0 H: 0 E: 0 LOB: 0 K: 0 BB: 0 S: 7 P: 13	R: 3 H: 3 E: 1 LOB: 0 K: 0 BB: 1 S: 12 P: 19	R: 0 H: 1 E: 0 LOB: 1 K: 2 BB: 0 S: 11 P: 16	R: 0 H: 1 E: 0 LOB: 0 K: 0 BB: 0 S: 7 P: 11	R: 0 H: 0 E: 0 LOB: 0 K: 1 BB: 0 S: 5 P: 8	R: 0 H: 0 E: 0 LOB: 2 K: 2 BB: 2 S: 14 P: 27	R: 0 H: 0 E: 0 LOB: 0 K: 0 BB: 1 S: 8 P: 15	1B: 5 SF: 0 2B: 2 SAC: 0 3B: 0 DP: 4 HR: 0 HBP: 1	WP: 0 PA: 36 PB: 0 SB: 0 CS: 0		
PITCHER	IP WLS BF H R ER SO BB IBB HBP BLK WP HR S P ERA WHIP											PITCHER	IP WLS BF H R ER SO BB IBB HBP BLK WP HR S P ERA WHIP
Pedro Astacio, R (1, 1) ERA: 7.6	5.0 W 22 6 5 5 3 2 0 1 0 0 0 0 48 77 9.00 1.600												
Mike DeJean, R (6, 1) ERA: 2.59	2.0 7 1 0 0 1 1 0 0 0 0 0 0 15 26 0.00 1.000												
Chuck McElroy, L (8, 1) ERA: 2.01	1.0 4 0 0 0 2 1 0 0 0 0 0 0 11 20 0.00 1.000												
Jerry Dipoto, R (9, 1) ERA: 2.91	1.0 S 3 0 0 0 0 1 0 0 0 0 0 0 8 15 0.00 1.000												

Milwaukee Brewers @ Colorado Rockies
Coors Field, Denver, CO
 Mon May 18 1998, 7:05 PM MDT
 Att. 48,026 - Cloudy - 80 F

AB	30
R	5
H	7
RBI	4
BB	5
SO	6
LOB	15



livebaseballscorecards.com

Batter	1	2	3	4	5	6	7	8	9	AB	R	H	RBI	BB	SO	LOB	BOTTOM			
Neifi Perez, S OBP: 0.331, SLG: 0.416 (1, 6)	1-2 K		4-0 1B BB	2-2 G5-3	4-0 BB 1-2 2-3 BB			1-0 P3		3	1	0	0	2	1	0	Milwaukee Brewers @ Colorado Rockies Coors Field, Denver, CO Mon May 18 1998, 7:05 PM MDT Att: 48,026 - Cloudy - 80 F			
1 Curtis Goodwin, L OBP: 0.389, SLG: 0.404 (1, 8)	0-3 K		4-0 1B E BB	0-1 HR	3-1 P4			1-3 K		4	2	1	1	1	2	3				
Larry Walker, L OBP: 0.438, SLG: 0.572 (1, 9)	0-0 2B		2-2 F7	2-2 K			0-1 G4-3	0-2 2B		5	0	2	0	0	1	2				
Dante Bichette, R OBP: 0.375, SLG: 0.513 (1, 7)	1-1 L7		2-1 E 1-3 2-H 1B		2-2 HR 1B		0-2 F8	0-0 G6-3		5	2	2	1	0	0	2				
Vinny Castilla, R OBP: 0.342, SLG: 0.625 (1, 5)		0-2 F8	1 SAFE E6 17 G3-1 1-H 3-H		0-0 HR		0-2 L6			4	1	1	3	0	0	0				
17 Todd Helton, L OBP: 0.340, SLG: 0.469 (1, 3)		1-1 F9	0-2 G3-1		0-2 G6-3		0-1 1B 2B			4	1	1	0	0	0	1				
3 Mike Lansing, R OBP: 0.308, SLG: 0.369 (1, 4)		2-1 1B 2B	4-0 BB		1-0 BB S 1B		0-3 K			3	1	2	0	1	1	1				
Jeff Reed, L OBP: 0.349, SLG: 0.467 (1, 2)		2-0 1B	3-2 F9		1-3 K		0-1 G6-4-3 1B			4	0	2	2	0	1	3				
Pedro Astacio, R OBP: 0.238, SLG: 0.200 (1, 1)		1-2 G1-6-3			0-0 G6-3		0-2 G6-4-3			2	0	0	0	0	0	1				
Darryl Kile, R OBP: 0.304, SLG: 0.364 (5, PR)										0	0	0	0	0	0	0				
Mike DeJean, R (6, 1)										1	0	0	0	0	0	1				
Chuck McElroy, L (8, 1)										0	0	0	0	0	0	0				
Jerry Dipoto, R (9, 1)										0	0	0	0	0	0	0				
Inning Stats	R: 0 E: 0 K: 2 S: 11	H: 1 LOB: 1 BB: 0 P: 13	R: 1 E: 0 K: 0 S: 11	H: 2 LOB: 1 BB: 0 P: 17	R: 3 E: 2 K: 0 S: 15	H: 1 LOB: 2 BB: 3 P: 34	R: 1 E: 0 K: 1 S: 11	H: 1 LOB: 0 BB: 0 P: 15	R: 2 E: 0 K: 1 S: 17	H: 3 LOB: 3 BB: 1 P: 29	R: 0 E: 0 K: 0 S: 9	H: 0 LOB: 0 BB: 0 P: 9	R: 1 E: 0 K: 1 S: 10	H: 2 LOB: 0 BB: 0 P: 10	R: 0 E: 0 K: 1 S: 12	H: 1 LOB: 1 BB: 0 P: 14	1B: 5 2B: 4 3B: 0 HR: 2	SF: 0 SAC: 0 DP: 1 HBP: 1	WP: 0 PB: 0 SB: 1 CS: 0	PA: 40
PITCHER	IP WLS BF H R ER SO BB IBB HBP BLK WP HR S P ERA WHIP	IP WLS BF H R ER SO BB IBB HBP BLK WP HR S P ERA WHIP	IP WLS BF H R ER SO BB IBB HBP BLK WP HR S P ERA WHIP	IP WLS BF H R ER SO BB IBB HBP BLK WP HR S P ERA WHIP	IP WLS BF H R ER SO BB IBB HBP BLK WP HR S P ERA WHIP	IP WLS BF H R ER SO BB IBB HBP BLK WP HR S P ERA WHIP	IP WLS BF H R ER SO BB IBB HBP BLK WP HR S P ERA WHIP	IP WLS BF H R ER SO BB IBB HBP BLK WP HR S P ERA WHIP	IP WLS BF H R ER SO BB IBB HBP BLK WP HR S P ERA WHIP	IP WLS BF H R ER SO BB IBB HBP BLK WP HR S P ERA WHIP	IP WLS BF H R ER SO BB IBB HBP BLK WP HR S P ERA WHIP	IP WLS BF H R ER SO BB IBB HBP BLK WP HR S P ERA WHIP	IP WLS BF H R ER SO BB IBB HBP BLK WP HR S P ERA WHIP	IP WLS BF H R ER SO BB IBB HBP BLK WP HR S P ERA WHIP	IP WLS BF H R ER SO BB IBB HBP BLK WP HR S P ERA WHIP	IP WLS BF H R ER SO BB IBB HBP BLK WP HR S P ERA WHIP	IP WLS BF H R ER SO BB IBB HBP BLK WP HR S P ERA WHIP			
Jeff Juden, R ERA: 4.42 (1, 1)	4.2	L	27	8	7	6	4	3	0	0	0	0	0	0	0	0	11.57	2.357		
Bronswell Patrick, R ERA: 2.7 (5, 1)	3.1		13	3	1	1	2	1	0	0	0	0	0	0	0	0	2.70	1.200		

livebaseballscorecards.com

AB	35
R	8
H	11
RBI	7
BB	4
SO	6
LOB	14



Batter	1	2	3	4	5	6	7	8	9	AB R H RBI BB SO LOB	TOP																	
Darryl Hamilton, L (1, 8) OBP: 0.372, SLG: 0.293	0-0 4-3 S G1-2-3 1B		4-0 2B BB	0-0 4-3		4-0 2B BB		4-0 CS 1B BB	1-2 G1	3 1 1 1 3 0 4																		
Bill Mueller, S (1, 5) OBP: 0.425, SLG: 0.484	0-0 4-3 1-3		0-0 L3		0-0 F8	4-0 2B BB		1-2 P3		4 0 0 1 1 0 3																		
Barry Bonds, L (1, 7) OBP: 0.423, SLG: 0.581	4-0 BB BB		0-0 1-3 2B		0-0 1B 1B	0-0 1-3 2H 3-H 2B		2-2 F8		4 0 3 2 1 0 1																		
Jeff Kent, R (1, 4) OBP: 0.330, SLG: 0.453	4-0 1-2 BB		0-3 K		0-0 1-2 1B	0-3 K		1-1 1-2 1B		4 0 2 0 1 2 4																		
J.T. Snow, L (1, 3) OBP: 0.275, SLG: 0.254	0-0 G1-2-3 3-H		0-0 G3		0-0 P4	0-0 6-3		0-1 CS 2-3	0-3 K	5 0 0 0 0 1 7																		
Stan Javier, S (1, 9) OBP: 0.319, SLG: 0.324		2-0 G3		0-0 E 1B 1B	0-0 4-3	0-0 4-3			1-1 1B 1B	5 1 2 0 0 0 4																		
Brent Mayne, L (1, 2) OBP: 0.374, SLG: 0.395		0-0 F8		0-0 E 1B		0-0 BB 1B 1B	3-1 F9		0-2 1B SF8 1B	5 1 3 0 0 0 0 0 1 0 0 0 0 0 0 0 0 0 0 0 0																		
Rey Sanchez, R (9, PR) OBP: 0.424, SLG: 0.416																												
Doug Mirabelli, R (9, 2) OBP: 0.500, SLG: 0.500																												
Rich Aurilia, R (1, 6) OBP: 0.382, SLG: 0.495		0-0 F9		0-0 E5 1-2 2-3		0-0 BB BB 1B	1-0 G6-3		0-0 1-3 3-H 1B	5 1 2 1 0 0 2																		
Shawn Estes, R (1, 1) OBP: 0.300, SLG: 0.316			0-0 F8		2-3 K	4-0 BB BB 2B BB	2-2 G6-3		1-2 SF8	2 0 0 0 0 1 3 0 1 0 0 1 0 0 0 0 0 0 0 0 0 1 0 0 0 0 0 0 0 0 0 0 0 0 0 0 0 0 1 0 0 0 0 0 0 0 0 0 0																		
Chris Jones, R (8, PH) OBP: 0.288, SLG: 0.231																												
Danny Darwin, R (6, 1) OBP: 0.118, SLG: 0.063																												
Alex Diaz, S (7, PH) OBP: 0.132, SLG: 0.170																												
Julian Tavarez, L (7, 1) OBP: 0.364, SLG: 0.443																												
Charlie Hayes, R (8, PH) OBP: 0.364, SLG: 0.443																												
Jim Poole, L (9, 1) OBP: 0.500, SLG: 1.000																												
Inning Stats	R: 0 E: 0 K: 0 S: 3	H: 1 LOB: 2 BB: 2 P: 11	R: 0 E: 0 K: 0 S: 3	H: 0 LOB: 0 BB: 0 P: 5	R: 0 E: 0 K: 1 S: 6	H: 1 LOB: 2 BB: 1 P: 10	R: 0 E: 1 K: 1 S: 8	H: 2 LOB: 3 BB: 0 P: 10	R: 0 E: 0 K: 0 S: 5	H: 2 LOB: 2 BB: 0 P: 5	R: 4 E: 0 K: 1 S: 8	H: 3 LOB: 2 BB: 3 P: 20	R: 0 E: 0 K: 0 S: 7	H: 0 LOB: 0 BB: 0 P: 13	R: 0 E: 0 K: 0 S: 9	H: 1 LOB: 1 BB: 1 P: 17	R: 2 E: 0 K: 1 S: 17	H: 3 LOB: 1 BB: 0 P: 20	1B: 11 2B: 2 3B: 0 HR: 0	SF: 1 SAC: 0 DP: 1 HBP: 0	WP: 0 PB: 0 SB: 1 CS: 1	PA: 47						
PITCHER	IP WLS BF H R ER SO BB IBB HBP BLK WP HR S P ERA WHIP																											
21 Cal Eldred, R (1, 1) ERA: 4.08	5.0		28	8	4	4	2	5	0	0	0	0	0	0	27	51	7.20	2.600										
Al Reyes, R (6, 1) ERA: 6.16	2.0		8	1	0	0	1	1	0	0	0	0	0	0	13	23	0.00	1.000										
Mike Myers, L (8, 1) ERA: 0.59	1.0		4	1	0	0	0	1	0	0	0	0	0	9	17	0.00	2.000											
Doug Jones, R (9, 1) ERA: 4.32	1.0	W	6	3	2	2	1	0	0	0	0	0	0	17	20	18.00	3.000											

San Francisco Giants @ Milwaukee Brewers
Milwaukee County Stadium, Milwaukee, WI

Tue May 19 1998, 8:05 PM EDT
Att. 13,138 - Cloudy - 81 F

AB	38
R	6
H	13
RBI	6
BB	7
SO	4
LOB	28



Batter	1	2	3	4	5	6	7	8	9	AB	R	H	RBI	BB	SO	LOB
Fernando Vina, L OBP: 0.392, SLG: 0.463 (1, 4) B C B C X	3-2 G5-3 1-1 SH1-3 HR	0-3 K 2-3 1B		0-0 1B 2-3 1B		0-0 L8 X			1-1 SH1-3 HR 2B	5	1	2	0	0	1	1
Jeff Cirillo, R OBP: 0.416, SLG: 0.399 (1, 5) B B B B	4-0 HBP 1B BB	0-0 WP 1B 2-H		0-0 5-3 3-H			2-3 K 1-1 SH1-3		0-0 SH1-3 2-3	3	1	1	1	1	1	1
Mark Loretta, R OBP: 0.397, SLG: 0.410 (1, 3) H	1-0 FC6-4 1B 1-2 HBP	0-0 6-3 1-2			0-0 5-3		0-0 F9		4-0 HR IBB	3	1	0	0	1	0	1
Jeremy Burnitz, L OBP: 0.368, SLG: 0.512 (1, 9) B B X	2-0 FC6-4 1-2 2-H 1B		X		0-0 F8		4-0 HR BB		0-1 HR 1-H 3-H	4	2	3	4	1	0	0
Marc Newfield, R OBP: 0.325, SLG: 0.338 Dave Nilsson, L OBP: 0.421, SLG: 0.556 Mike Myers, L (7, PH) Mike Jones, R (8, 1) Doug Jones, R (9, 1)	0-0 FC6-4 1-2 2-3 1B		X		0-3 K		0-0 HR 1-H		3-2 G4-3	3	1	1	2	0	1	2
Eric Owens, R OBP: 0.167, SLG: 0.304 (1, 8) Geoff Jenkins, L OBP: 0.358, SLG: 0.613 (8, PH) (9, 7)	0-0 G4-3		X		0-0 L5		0-3 K		0-0 G6-3	3	0	0	0	0	1	2
Jose Valentin, S OBP: 0.333, SLG: 0.380 (1, 6)		X			0-3 K		0-0 6-3		2-3 K	4	1	1	0	0	2	0
Mike Matheny, R OBP: 0.322, SLG: 0.407 (1, 2)		X			0-0 1B 21 SH1-4 PB 1B		2-1 G6-3		2-1 1B	4	2	3	1	0	0	0
21 Cal Eldred, R OBP: 0.125, SLG: 0.067 Al Reyes, R OBP: 0.333, SLG: 0.333 Darrin Jackson, R OBP: 0.184, SLG: 0.189 (6, 1) (8, 8)		X			0-0 SH1-4 1-2		0-3 K		2-3 K	1	0	0	0	0	1	1

Inning Stats	R: 1	H: 1	E: 0	LOB: 2	K: 0	BB: 1	S: 6	P: 16	R: 2	H: 3	E: 0	LOB: 1	K: 2	BB: 0	S: 10	P: 10	R: 0	H: 0	E: 0	LOB: 0	K: 1	BB: 0	S: 5	P: 5	R: 1	H: 2	E: 0	LOB: 1	K: 1	BB: 0	S: 7	P: 7	R: 2	H: 1	E: 0	LOB: 0	K: 1	BB: 1	S: 6	P: 10	R: 0	H: 0	E: 0	LOB: 0	K: 1	BB: 0	S: 6	P: 8	R: 0	H: 1	E: 0	LOB: 1	K: 1	BB: 0	S: 11	P: 19	R: 0	H: 1	E: 0	LOB: 1	K: 2	BB: 0	S: 9	P: 15	R: 3	H: 2	E: 0	LOB: 0	K: 0	BB: 1	S: 5	P: 10	1B: 5	SF: 0	2B: 4	SAC: 2	3B: 0	DP: 0	HR: 2	HBP: 1	WP: 1	PA: 40
--------------	------	------	------	--------	------	-------	------	-------	------	------	------	--------	------	-------	-------	-------	------	------	------	--------	------	-------	------	------	------	------	------	--------	------	-------	------	------	------	------	------	--------	------	-------	------	-------	------	------	------	--------	------	-------	------	------	------	------	------	--------	------	-------	-------	-------	------	------	------	--------	------	-------	------	-------	------	------	------	--------	------	-------	------	-------	-------	-------	-------	--------	-------	-------	-------	--------	-------	--------

PITCHER	IP	WLS	BF	H	R	ER	SO	BB	IBB	HBP	BLK	WP	HR	S	P	ERA	WHIP
Shawn Estes, L ERA: 4.92 (1, 1)	5.0		25	7	6	5	5	2	0	1	0	1	1	34	48	9.00	1.800
Danny Darwin, R ERA: 3.1 (6, 1)	1.0		3	0	0	0	1	0	0	0	0	0	0	6	8	0.00	0.000
Julian Tavarez, R ERA: 2.2 (7, 1)	2.0		8	2	0	0	3	0	0	0	0	0	0	20	34	0.00	1.000
Jim Poole, L ERA: 2.87 (9, 1)	0.1	L	4	2	3	3	0	0	1	0	0	0	1	5	10	81.00	6.000

BOTTOM

San Francisco Giants @ Milwaukee Brewers
Milwaukee County Stadium, Milwaukee, WI

Tue May 19 1998, 8:05 PM EDT
Att. 13,138 - Cloudy - 81 F

AB	34
R	9
H	11
RBI	8
BB	3
SO	9
LOB	10



livebaseballscorecards.com

Batter	1	2	3	4	5	6	7	8	9	AB R H RBI BB SO LOB	TOP		
Darryl Hamilton, L (1, 8) OBP: 0.373, SLG: 0.297	1-1 CS 1B		2-0 G3		2-2 P6	0-1 FC5-4 1B			1-0 G3	5 0 2 1 0 0 1			
Bill Mueller, S (1, 5) OBP: 0.419, SLG: 0.475	1-2 1B		2-1 G3		1-1 F8	3-1 FC5-4			2-1 G4-3	5 0 1 0 0 0 3			
Barry Bonds, L (1, 7) OBP: 0.427, SLG: 0.585	2-3 1B		4-0 BB		1-0 2B			1-1 L3	0-0 CS 1B	4 0 2 1 1 1 2			
Jeff Kent, R (1, 4) OBP: 0.323, SLG: 0.443	3-3 1B		0-1 F8		2-2 G6-3			2-1 F9	2-0 CS	4 0 0 0 0 1 4			
Stan Javier, S (1, 9) OBP: 0.318, SLG: 0.329		2-2 1B SF9 2B		2-2 G4-3		2-2 P7		3-3 K		4 1 1 0 0 1 0			
J.T. Snow, L (1, 3) OBP: 0.274, SLG: 0.254		2-0 1B 1B		0-2 F7		3-2 F9		2-2 G4-3		4 0 1 0 0 0 0			
Rich Aurilia, R (1, 6) OBP: 0.403, SLG: 0.519		0-2 SF9		0-2 1B		0-2 1B 1B		2-1 G4-3 2B		3 1 3 1 0 0 0			
Brent Mayne, L (1, 2) OBP: 0.379, SLG: 0.400		0-2 1B		2-1 G4-3		2-1 1B 1B		3-0 G4-3		4 1 2 0 0 0 2			
Orel Hershiser, R (1, 1) OBP: 0.190, SLG: 0.150		1-3 K		1-0 2B 1B		0-2 1B		1-0 L9		3 1 2 1 0 1 1			
Marvin Benard, L (8, PH) OBP: 0.352, SLG: 0.333										1 0 0 0 0 0 1			
Steve Reed, R (8, 1) OBP: 0.500, SLG: 0.500										0 0 0 0 0 0 0			
Rich Rodriguez, L (8, 1)										0 0 0 0 0 0 0			
Robb Nen, R (9, 1)										0 0 0 0 0 0 0			
Inning Stats	R: 0 H: 2 E: 0 LOB: 1 K: 2 BB: 0 S: 12 P: 19	R: 1 H: 3 E: 0 LOB: 1 K: 1 BB: 0 S: 14 P: 19	R: 0 H: 0 E: 0 LOB: 1 K: 0 BB: 1 S: 5 P: 13	R: 0 H: 1 E: 0 LOB: 1 K: 0 BB: 0 S: 12 P: 15	R: 1 H: 2 E: 0 LOB: 1 K: 0 BB: 0 S: 13 P: 20	R: 2 H: 4 E: 0 LOB: 2 K: 0 BB: 0 S: 20 P: 30	R: 0 H: 0 E: 0 LOB: 0 K: 1 BB: 0 S: 7 P: 13	R: 0 H: 1 E: 0 LOB: 1 K: 0 BB: 0 S: 8 P: 16	R: 0 H: 1 E: 0 LOB: 0 K: 0 BB: 0 S: 4 P: 9	1B: 11 SF: 1 2B: 3 SAC: 0 3B: 0 DP: 0 HR: 0 HBP: 0	WP: 0 PA: 40 PB: 0 SB: 0 CS: 2		
PITCHER	IP WLS BF H R ER SO BB IBB HBP BLK WP HR S P ERA WHIP											PITCHER	IP WLS BF H R ER SO BB IBB HBP BLK WP HR S P ERA WHIP
Steve Woodard, R (1, 1) ERA: 4.18	5.2 L 27 11 4 4 3 1 0 0 0 0 0 0 72 109 6.35 2.118												
Mike Myers, L (6, 1) ERA: 0.54	1.1 5 1 0 0 1 0 0 0 0 0 0 0 11 20 0.00 0.750												
Bronswell Patrick, R (8, 1) ERA: 1.69	2.0 7 2 0 0 0 0 0 0 0 0 0 0 12 25 0.00 1.000												

San Francisco Giants @ Milwaukee Brewers
Milwaukee County Stadium, Milwaukee, WI

livebaseballscorecards.com

AB	37
R	4
H	14
RBI	4
BB	1
SO	4
LOB	14



Wed May 20 1998, 8:05 PM EDT
Att. 15,286 - Cloudy - 62 F

Batter	1	2	3	4	5	6	7	8	9	AB	R	H	RBI	BB	SO	LOB
Fernando Vina, L (1, 4) OBP: 0.399, SLG: 0.464	4-1 G4-3 BB			2-1 FC4-6 1B		1-2 G4-3		1-2 P3 1B HBP		2	1	1	0	1	0	0
Jeff Cirillo, R (1, 5) OBP: 0.413, SLG: 0.395	0-2 G4-3 1-2f			0-0 F9		2-3 K		1-1 1B 1B		4	0	1	0	0	1	2
Jose Valentin, S (1, 6) OBP: 0.331, SLG: 0.383	0-1 F7			0-2 FC4-6 WP 1-2f			1-1 WP 1B 2B	1-2 P3		4	1	1	0	0	0	3
Jeremy Burnitz, L (1, 9) OBP: 0.371, SLG: 0.509			2-3 K	4-0 BB			2-3 K	2-0 1B		3	0	1	1	1	2	1
Dave Nilsson, L (1, 3) OBP: 0.409, SLG: 0.524			1-0 G4-3	0-0 L8			3-1 1B S 1B	2-3 K		3	0	1	1	0	0	2
Mark Loretta, R (8, PH) OBP: 0.393, SLG: 0.406										1	0	0	0	0	1	2
Geoff Jenkins, L (1, 7) OBP: 0.338, SLG: 0.576			1-0 L8		0-2 F9		3-3 K		1-3 K	4	0	0	0	0	2	1
Mike Matheny, R (1, 2) OBP: 0.328, SLG: 0.410			3-1 G5-3		0-0 G5-4-3 1B		1-2 1B		0-3 K	4	0	2	0	0	1	0
Eric Owens, R (1, 8) OBP: 0.154, SLG: 0.280			0-1 G3-1		2-0 G5-4-3 1-2f		3-2 G5-3		1-2 G1-3	2	0	0	0	0	0	1
Mike Myers, L (6, 1)										0	0	0	0	0	0	0
Marquis Crissom, R (7, PH) OBP: 0.314, SLG: 0.436										1	0	0	0	0	0	2
Bronswell Patrick, R (8, 1)										0	0	0	0	0	0	0
Marc Newfield, R (9, PH) OBP: 0.321, SLG: 0.333										1	0	0	0	0	0	0
Steve Woodard, L (1, 1)			1-1 G4-3			1-3 K		1-3 K		1	0	0	0	0	0	0
Darrin Jackson, R (6, 8) OBP: 0.182, SLG: 0.187										1	0	0	0	0	1	0
Bob Hamelin, L (8, PH) OBP: 0.196, SLG: 0.196										1	0	0	0	0	1	0

Inning Stats	R: 0	H: 0	E: 0	LOB: 0	K: 0	BB: 1	S: 6	P: 10	R: 0	H: 0	E: 0	LOB: 0	K: 1	BB: 0	S: 6	P: 10	R: 0	H: 1	E: 0	LOB: 2	K: 0	BB: 1	S: 8	P: 14	R: 0	H: 1	E: 0	LOB: 0	K: 0	BB: 0	S: 5	P: 7	R: 0	H: 0	E: 0	LOB: 0	K: 2	BB: 0	S: 12	P: 16	R: 1	H: 3	E: 0	LOB: 2	K: 2	BB: 0	S: 16	P: 29	R: 1	H: 2	E: 0	LOB: 2	K: 2	BB: 0	S: 14	P: 22	R: 0	H: 0	E: 0	LOB: 0	K: 2	BB: 0	S: 9	P: 11	1B: 6	SF: 0	2B: 1	SAC: 0	3B: 0	DP: 2	HR: 0	HBP: 1	WP: 2	PA: 35
--------------	------	------	------	--------	------	-------	------	-------	------	------	------	--------	------	-------	------	-------	------	------	------	--------	------	-------	------	-------	------	------	------	--------	------	-------	------	------	------	------	------	--------	------	-------	-------	-------	------	------	------	--------	------	-------	-------	-------	------	------	------	--------	------	-------	-------	-------	------	------	------	--------	------	-------	------	-------	-------	-------	-------	--------	-------	-------	-------	--------	-------	--------

PITCHER	IP	WLS	BF	H	R	ER	SO	BB	IBB	HBP	BLK	WP	HR	S	P	ERA	WHIP
Orel Hershiser, R (1, 1) ERA: 3.41	7.0	W	26	5	1	1	5	2	0	0	0	2	0	59	96	1.29	1.000
Steve Reed, R (8, 1) ERA: 1.4	0.1		3	1	1	1	1	0	0	1	0	0	0	7	10	27.00	3.000
Rich Rodriguez, L (8, 1) ERA: 5.25	0.2		3	1	0	0	1	0	0	0	0	0	0	7	12	0.00	1.500
Robb Nen, R (9, 1) ERA: 0.95	1.0	S	3	0	0	0	2	0	0	0	0	0	0	9	11	0.00	0.000

BOTTOM

San Francisco Giants @ Milwaukee Brewers
Milwaukee County Stadium, Milwaukee, WI
 Wed May 20 1998, 8:05 PM EDT
 Att. 15,286 - Cloudy - 62 F

livebaseballscorecards.com

AB	32
R	2
H	7
RBI	2
BB	2
SO	9
LOB	14



Batter	1	2	3	4	5	6	7	8	9	AB R H RBI BB SO LOB	TOP	
Darryl Hamilton, L (1, 8) OBP: 0.386, SLG: 0.318 Alex Diaz, S (9, PH) OBP: 0.130, SLG: 0.167 (9, 8)	0-0 1B 2B	4-1 FC6-4 BB			3-1 1B 1B	1-1 2B 1B	0-3 K		0-3 K	4 2 3 0 1 1 0 1 0 0 0 0 1 2		
Bill Mueller, S (1, 5) OBP: 0.427, SLG: 0.488	3-2 1B 2-H	0-1 FC6-4 1-2f			2-2 1B 1B	1-1 1B SF8 2B		0-0 1B 2B 1B	0-0 FC6 1-2f	6 3 4 2 0 0 5		
Barry Bonds, L (1, 7) OBP: 0.431, SLG: 0.583 John Johnstone, R (9, 1)	2-0 G3-1			2-2 F7	2-1 WP 1B 1B	4-1 1B BB		1-1 1B 1B		4 1 2 0 1 0 0 0 0 0 0 0 0 0		
Jeff Kent, R (1, 4) OBP: 0.330, SLG: 0.452	0-1 L1			1-3 K	1-0 WP 1B 1B	0-1 1-2 2-3 1B		2-1 1B L5 2B		5 1 3 2 0 1 0		
Charlie Hayes, R (1, 3) OBP: 0.366, SLG: 0.434		2-0 G5-3		0-0 G5-3	4-0 1B BB	1-1 P6		1-2 1B		4 0 1 0 1 0 3		
Chris Jones, R (1, 9) OBP: 0.281, SLG: 0.218		4-1 BB 1B BB		0-0 G6-3	1-3 K	1-2 SF8		0-1 L5		3 1 0 1 1 1 5		
Rey Sanchez, R (1, 6) OBP: 0.422, SLG: 0.407		4-0 SH3-4 1B BB		0-0 L9	2-0 1B	2-1 G3		0-1 G6-3		4 0 1 2 1 0 2		
Brian Johnson, R (1, 2) OBP: 0.281, SLG: 0.267		0-2 SH3-4 1B		4-0 BB	4-0 FC4 IBB		1-1 G6-3		1-0 1B 1B	3 0 2 1 2 0 0		
Kirk Rueter, L (1, 1) OBP: 0.211, SLG: 0.211 Marvin Benard, L (9, PH) OBP: 0.364, SLG: 0.348 (9, 7)		0-0 SH3-4		2-3 K	1-1 FC4		0-2 G1-3		0-1 FC6 1B	3 0 0 0 0 1 4 1 0 1 0 0 0 0		
Inning Stats	R: 1 H: 2 E: 0 LOB: 0 K: 0 BB: 0 S: 8 P: 13	R: 1 H: 1 E: 0 LOB: 3 K: 0 BB: 3 S: 10 P: 23	R: 0 H: 0 E: 0 LOB: 0 K: 1 BB: 0 S: 7 P: 10	R: 0 H: 0 E: 0 LOB: 1 K: 1 BB: 1 S: 6 P: 12	R: 3 H: 5 E: 0 LOB: 3 K: 1 BB: 2 S: 14 P: 34	R: 2 H: 3 E: 0 LOB: 2 K: 0 BB: 1 S: 14 P: 24	R: 0 H: 0 E: 0 LOB: 0 K: 1 BB: 0 S: 8 P: 9	R: 1 H: 4 E: 0 LOB: 1 K: 0 BB: 0 S: 10 P: 14	R: 0 H: 2 E: 0 LOB: 2 K: 1 BB: 0 S: 9 P: 10	1B: 14 SF: 1 2B: 4 SAC: 1 3B: 0 DP: 1 HR: 0 HBP: 0	WP: 1 PA: 47 PB: 0 SB: 0 CS: 0	
PITCHER	IP WLS BF H R ER SO BB IBB HBP BLK WP HR S P ERA WHIP											
Scott Karl, L (1, 1) ERA: 4.11	5.0 L 30 10 7 7 3 6 1 0 0 1 0 50 103 12.60 3.200											
Bobby Chouinard, R (6, 1) ERA: 3.0	3.0 12 5 1 1 1 0 0 0 0 0 0 27 36 3.00 1.667											
Doug Jones, R (9, 1) ERA: 4.15	1.0 5 2 0 0 0 1 0 0 0 0 0 9 10 0.00 2.000											

San Francisco Giants @ Milwaukee Brewers
Milwaukee County Stadium, Milwaukee, WI

Thu May 21 1998, 4:33 AM EDT
Att. 21,641 - Cloudy - 65 F

AB	38
R	8
H	17
RBI	8
BB	7
SO	5
LOB	21



livebaseballscores.com

Batter	1	2	3	4	5	6	7	8	9	AB	R	H	RBI	BB	SO	LOB
Fernando Vina, L OBP: 0.391, SLG: 0.454 (1, 4)	3-2 G3-1 ①		1-3 K ③			2-2 L8 ①			1-2 F9 ①	4	0	0	0	0	1	0
Jose Valentin, S OBP: 0.330, SLG: 0.376 (1, 6)	1-0 F8 ②			3-2 P6 ①		3-2 F6 ②			4-2 1B BB	3	0	0	0	1	0	0
Jeff Cirillo, R OBP: 0.409, SLG: 0.391 (1, 5)	0-2 G5-3 ③			0-0 F7 ②		2-1 F9 ③			2-0 1-3 1B	4	0	1	0	0	0	0
Jeremy Burnitz, L OBP: 0.373, SLG: 0.523 (1, 9)		0-0 HR		4-1 BB BB		2-1 P4 ①			2-2 P8 ②	3	1	1	1	1	0	2
Marc Newfield, R OBP: 0.318, SLG: 0.319 (1, 7)		2-2 G4-3 ①		4-2 SAFE SAFE SAFE BB		0-0 E6 G4-6-3			0-0 P3 ③	3	0	0	0	1	0	2
Dave Nilsson, L OBP: 0.360, SLG: 0.458 Bob Hamelin, L OBP: 0.196, SLG: 0.196 (1, 3) (8, 3)		1-2 G4-3 ②		1-2 BB		1-0 L8 ③			1-0 G4-6-3 ② ③ 1-2f	3 0	0 0	0 0	0 0	0 0	0 0	3 0
Mike Matheny, R OBP: 0.328, SLG: 0.403 Doug Jones, R (9, 1)		0-0 P4 ③				2-1 F9 ①			4-2 FC6-4 BB	2 0	0 0	0 0	0 0	1 0	0 0	0 0
Eric Owens, R OBP: 0.138, SLG: 0.250 (1, 8)			3-3 K ①			1-1 L5 ②			3-2 FC6-4 G4-6-3 1-2f	3	0	0	0	0	1	1
Scott Karl, L OBP: 0.158, SLG: 0.059 Bobby Chouinard, R (6, 1) Bobby Hughes, R OBP: 0.333, SLG: 0.429 (8, PH) (9, 2)			2-1 G1-3 ②			2-1 G3-1 ③			0-0 G4-6-3 ② ③ 1-2f	2 0 1	0 0 0	0 0 0	0 0 0	0 0 0	0 0 1	0 0 1

Inning Stats	R: 0	H: 0	E: 0	K: 0	S: 7	R: 1	H: 1	E: 0	K: 0	S: 9	R: 0	H: 0	E: 0	K: 2	S: 8	R: 0	H: 0	E: 0	K: 0	S: 8	R: 0	H: 0	E: 0	K: 0	S: 6	R: 0	H: 0	E: 1	K: 0	S: 4	R: 0	H: 0	E: 0	K: 0	S: 6	R: 0	H: 1	E: 0	K: 0	S: 12	1B: 1	2B: 0	3B: 0	HR: 1	SF: 0	SAC: 0	DP: 2	HBP: 0	WP: 0	PA: 32										
PITCHER	IP	WLS	BF	H	R	ER	SO	BB	IBB	HBP	BLK	WP	HR	S	P	ERA	WHIP													PITCHER	IP	WLS	BF	H	R	ER	SO	BB	IBB	HBP	BLK	WP	HR	S	P	ERA	WHIP													
Kirk Rueter, L ERA: 4.12 John Johnstone, R ERA: 1.03	(1, 1)	8.0	27	1	1	1	2	3	0	0	0	0	1	58	105	1.12	0.500																																											
	(9, 1)	1.0	5	1	0	0	0	1	0	0	0	0	0	12	21	0.00	2.000																																											

BOTTOM

San Francisco Giants @ Milwaukee Brewers
Milwaukee County Stadium, Milwaukee, WI

Thu May 21 1998, 4:33 AM EDT
Att. 21,641 - Cloudy - 65 F

livebaseballscores.com

AB	28
R	1
H	2
RBI	1
BB	4
SO	2
LOB	9



Batter	1	2	3	4	5	6	7	8	9	AB R H RBI BB SO LOB	TOP	
Fernando Vina, L (1, 4) OBP: 0.393, SLG: 0.460	0-3 K			0-0 1B 2B		1-1 F8		1-1 CS 1B		4 1 2 0 0 1 0		
Jeff Cirillo, R (1, 5) OBP: 0.411, SLG: 0.390	0-3 K			0-0 G6-3		2-1 BB 1B		4-2 1B BB		3 1 1 0 1 1 1		
Jeremy Burnitz, L (1, 9) OBP: 0.376, SLG: 0.520	0-1 G3			1-3 K		4-2 1B BB		3-2 1B		3 0 1 0 1 1 1		
Dave Nilsson, L (1, 3) Bob Wickman, R (8, 1)			3-2 G3	0-0 1B		2-0 1B		2-2 L7		4 0 2 2 0 0 2 0 0 0 0 0 0 0		
Geoff Jenkins, L (1, 7) Marc Newfield, R (9, PH) OBP: 0.324, SLG: 0.551 OBP: 0.314, SLG: 0.315			1-2 P5	3-2 G4-3		0-3 K			1-1 P6	3 0 0 0 0 1 3 1 0 0 0 0 0 0		
Jose Valentin, S (1, 6) OBP: 0.323, SLG: 0.366			2-3 K		2-1 P2		0-3 K		0-2 P4	4 0 0 0 0 2 0		
Mike Matheny, R (1, 2) OBP: 0.318, SLG: 0.390			1-3 K		1-0 F9		1-3 K		0-0 F7	4 0 0 0 0 2 0		
Eric Owens, R (1, 8) Mark Loretta, R (8, 3) OBP: 0.125, SLG: 0.226 OBP: 0.393, SLG: 0.406			1-0 P4		1-1 G6-3		2-2 G4-3			3 0 0 0 0 0 0 0 0 0 0 0 0 0		
48 Brad Woodall, S (1, 1) Marquis Grissom, R (8, PH) OBP: 0.500, SLG: 0.333 OBP: 0.319, SLG: 0.436			1-2 F7		3-3 K			4-2 CS 1B BB		2 0 0 0 0 1 0 0 0 0 0 1 0 0		
Inning Stats	R: 0 H: 0 E: 0 LOB: 0 K: 2 BB: 0 S: 9 P: 9	R: 0 H: 0 E: 0 LOB: 0 K: 1 BB: 0 S: 11 P: 17	R: 0 H: 0 E: 0 LOB: 0 K: 1 BB: 0 S: 8 P: 11	R: 1 H: 2 E: 0 LOB: 1 K: 1 BB: 0 S: 9 P: 13	R: 0 H: 0 E: 0 LOB: 0 K: 0 BB: 0 S: 5 P: 9	R: 1 H: 2 E: 0 LOB: 2 K: 2 BB: 1 S: 13 P: 25	R: 0 H: 0 E: 0 LOB: 0 K: 2 BB: 0 S: 13 P: 16	R: 0 H: 2 E: 0 LOB: 2 K: 0 BB: 2 S: 13 P: 27	R: 0 H: 0 E: 0 LOB: 0 K: 0 BB: 0 S: 6 P: 7	1B: 5 SF: 0 2B: 1 SAC: 0 3B: 0 DP: 0 HR: 0 HBP: 0	WP: 0 PA: 34 PB: 0 SB: 0 CS: 2	
PITCHER	IP WLS BF H R ER SO BB IBB HBP BLK WP HR S P ERA WHIP											
Rick Reed, R (1, 1) ERA: 2.73	7.0 W 26 4 2 2 9 1 0 0 0 0 0 0 68 100 2.57 0.714											
Dennis Cook, L (8, 1) ERA: 3.52	0.2 4 2 0 0 0 2 0 0 0 0 0 0 10 22 0.00 6.000											
John Franco, L (8, 1) ERA: 4.15	1.1 S 4 0 0 0 0 0 0 0 0 0 0 0 9 12 0.00 0.000											

Milwaukee Brewers @ New York Mets
Shea Stadium, Flushing, NY
Fri May 22 1998, 7:05 PM EDT
Att. 22,307 - Unknown - 67 F

livebaseballscorecards.com

AB 31
R 2
H 6
RBI 2
BB 3
SO 9
LOB 7



Batter	1	2	3	4	5	6	7	8	9	AB	R	H	RBI	BB	SO	LOB
Brian McRae, S OBP: 0.373, SLG: 0.409 (1, 8)	2-2 G1-3		4-1 BB		3-2 L3		0-0 G5-3			3	0	0	0	1	0	2
Bernard Gilkey, R OBP: 0.339, SLG: 0.286 (1, 7)	1-0 L7		1-3 K		1-0 1B HBP			4-2 BB BB		2	0	0	0	1	1	1
John Olerud, L OBP: 0.463, SLG: 0.504 (1, 3)	1-0 2B HBP		0-1 G4-3		0-1 1B			4-1 G3-6-1 BB		2	1	1	2	1	0	1
Butch Huskey, R OBP: 0.298, SLG: 0.377 (1, 9)	1-0 2B			1-0 G6-3	0-0 G6-3			1-3 K		4	0	1	1	0	1	4
Carlos Baerga, S OBP: 0.283, SLG: 0.394 (1, 4)	3-2 G3			2-0 G6-3		1-0 F7		1-0 G3-6-1		4	0	0	0	0	0	3
Jim Tatum, R OBP: 0.256, SLG: 0.447 (1, 5)		0-2 F8		2-3 K		1-0 F7				3	0	0	0	0	1	0
Alberto Castillo, R OBP: 0.324, SLG: 0.359 (1, 2)		3-2 G5-4-3 1B			4-1 SH1-4 1B BB	0-0 G6-3				2	1	1	0	1	0	0
Rey Ordonez, R OBP: 0.247, SLG: 0.259 (1, 6)		0-1 G5-4-3			1-0 SH1-4 1B		0-0 G6-3			3	1	1	0	0	0	1
Rick Reed, R OBP: 0.200, SLG: 0.278 (1, 1)			0-0 G6-3		0-1 SH1-4			1-3 K		1	0	0	0	0	0	0
Luis Lopez, S OBP: 0.326, SLG: 0.341 (7, PH)										1	0	0	0	0	1	0
Dennis Cook, L (8, 1)										0	0	0	0	0	0	0
John Franco, L (8, 1)										0	0	0	0	0	0	0

Inning Stats	R: 1	H: 1	E: 0	LOB: 1	K: 0	BB: 0	S: 8	P: 16	R: 0	H: 1	E: 0	LOB: 0	K: 0	BB: 0	S: 8	P: 11	R: 0	H: 0	E: 0	LOB: 1	K: 1	BB: 1	S: 7	P: 12	R: 0	H: 0	E: 0	LOB: 0	K: 1	BB: 0	S: 5	P: 10	R: 2	H: 2	E: 0	LOB: 2	K: 0	BB: 1	S: 10	P: 19	R: 0	H: 0	E: 0	LOB: 0	K: 0	BB: 0	S: 3	P: 5	R: 0	H: 0	E: 0	LOB: 0	K: 1	BB: 0	S: 5	P: 6	R: 0	H: 0	E: 0	LOB: 1	K: 1	BB: 2	S: 7	P: 17
--------------	------	------	------	--------	------	-------	------	-------	------	------	------	--------	------	-------	------	-------	------	------	------	--------	------	-------	------	-------	------	------	------	--------	------	-------	------	-------	------	------	------	--------	------	-------	-------	-------	------	------	------	--------	------	-------	------	------	------	------	------	--------	------	-------	------	------	------	------	------	--------	------	-------	------	-------

PITCHER	IP	WLS	BF	H	R	ER	SO	BB	IBB	HBP	BLK	WP	HR	S	P	ERA	WHIP
48 Brad Woodall, L ERA: 2.65 (1, 1)	7.0	L	28	4	3	3	3	2	0	2	0	0	0	46	79	3.86	0.857
Bob Wickman, R ERA: 1.88 (8, 1)	1.0		4	0	0	0	1	2	0	0	0	0	0	7	17	0.00	2.000

BOTTOM

Milwaukee Brewers @ New York Mets
Shea Stadium, Flushing, NY
Fri May 22 1998, 7:05 PM EDT
Att: 22,307 - Unknown - 67 F

livebaseballscorecards.com

AB	25
R	3
H	4
RBI	3
BB	4
SO	4
LOB	12



1B: 3	SF: 0	WP: 0	PA: 32
2B: 1	SAC: 1	PB: 0	
3B: 0	DP: 2	SB: 0	
HR: 0	HBP: 2	CS: 0	

Batter	1	2	3	4	5	6	7	8	9	AB R H RBI BB SO LOB	TOP	
Fernando Vina, L (1, 4) OBP: 0.386, SLG: 0.450	2-2 F8		1-3 K			2-1 B3		2-2 F7		4 0 0 0 0 1 0		
Mark Loretta, R (1, 3) OBP: 0.380, SLG: 0.390	0-0 G1-3		0-1 G6-3			2-0 G1-3			0-3 K	4 0 0 0 0 1 0		
Jeff Cirillo, R (1, 5) OBP: 0.408, SLG: 0.387	3-2 1B				1-2 G4-3		1-0 G5-3		0-0 G4-3	4 0 1 0 0 0 0		
Jeremy Burnitz, L (1, 9) OBP: 0.368, SLG: 0.508	3-2 P5				2-3 K				1-2 F8	4 0 0 0 0 2 1		
Marquis Grissom, R (1, 8) OBP: 0.319, SLG: 0.434		1-0 G5-4-3 1B			1-1 G6-3				3-1 G5-3	3 0 1 0 0 0 0		
Marc Newfield, R (1, 7) OBP: 0.337, SLG: 0.333		1-1 G5-4-3 1B				2-2 1B			4-0 BB	2 0 2 0 1 0 0		
Jose Valentin, S (1, 6) OBP: 0.318, SLG: 0.360		1-2 G5-4-3			2-3 K				0-0 P3	3 0 0 0 0 1 4		
Bobby Hughes, R (1, 2) OBP: 0.286, SLG: 0.375		0-0 G5-3			3-3 K				3-2 P2	3 0 0 0 0 1 2		
Jeff Juden, R (1, 1) OBP: 0.190, SLG: 0.238			0-3 K			1-1 G2-3			1-2 P4	2 0 0 0 0 1 1		
Mike Matheny, R (8, PH) OBP: 0.316, SLG: 0.387										1 0 0 0 0 0 0		
Doug Jones, R (8, 1)										0 0 0 0 0 0 0		
Inning Stats	R: 0 H: 1 E: 0 LOB: 1 K: 0 BB: 0 S: 15 P: 23	R: 0 H: 2 E: 0 LOB: 1 K: 0 BB: 0 S: 7 P: 10	R: 0 H: 0 E: 0 LOB: 0 K: 2 BB: 0 S: 11 P: 12	R: 0 H: 0 E: 0 LOB: 0 K: 1 BB: 0 S: 9 P: 13	R: 0 H: 1 E: 0 LOB: 1 K: 2 BB: 0 S: 12 P: 20	R: 0 H: 0 E: 0 LOB: 0 K: 0 BB: 0 S: 4 P: 9	R: 0 H: 0 E: 0 LOB: 1 K: 1 BB: 1 S: 7 P: 17	R: 0 H: 0 E: 0 LOB: 0 K: 0 BB: 0 S: 10 P: 16	R: 0 H: 0 E: 0 LOB: 0 K: 1 BB: 0 S: 7 P: 8	1B: 4 SF: 0 2B: 0 SAC: 0 3B: 0 DP: 1 HR: 0 HBP: 0	WP: 0 PA: 31 PB: 0 SB: 0 CS: 0	
PITCHER Al Leiter, L (1, 1) ERA: 1.49	IP WLS BF H R ER SO BB IBB HBP BLK WP HR S P ERA WHIP	9.0 W 31 4 0 0 7 1 0 0 0 0 0 0 82 128 0.00 0.556										

Milwaukee Brewers @ New York Mets
 Shea Stadium, Flushing, NY
 Sat May 23 1998, 3:33 AM EDT
 Att. 32,908 - Sunny - 78 F

livebaseballscorecards.com

AB	30
R	0
H	4
RBI	0
BB	1
SO	7
LOB	8



Batter	1	2	3	4	5	6	7	8	9
Brian McRae, S OBP: 0.371, SLG: 0.404 (1, 8)	3-1 1B 31 S		3-3 K		2-1 F8		3-3 K		
Matt Franco, L OBP: 0.344, SLG: 0.339 (1, 5)	1-2 K		2-2 F9		1-0 FC3-6 31 2B		1-0 G4-3		
31 Mike Piazza, R OBP: 0.321, SLG: 0.485 (1, 2)	1-1 G6-3		1-3 K		0-0 2B		2-3 K		
John Olerud, L OBP: 0.469, SLG: 0.514 (1, 3)	4-1 BB			2-2 1B	1-0 G6-3		3-2 G5-3 FC5-2 2B		
Carlos Baerga, S OBP: 0.288, SLG: 0.397 (1, 4)	3-1 G4-3			0-2 1B		1-2 2B	0-0 G5-3		
Butch Huskey, R OBP: 0.297, SLG: 0.380 (1, 9)		1-0 G4-3		0-2 L9		0-2 CS 2B	1-1 FC5-2		
Bernard Gilkey, R OBP: 0.345, SLG: 0.304 (1, 7)		2-1 G3 2B		2-0 G5-4-3 1B		0-2 G6-3	3-3 K		
Rey Ordóñez, R OBP: 0.242, SLG: 0.253 (1, 6)		0-1 G3		0-0 G5-4-3		1-1 F8	1-2		
Al Leiter, L OBP: 0.211, SLG: 0.263 (1, 1)		0-2 G6-3			2-2 FC3-6 1B		3-2 E7 G4-3 1B		

AB	R	H	RBI	BB	SO	LOB
4	0	1	0	0	2	2
4	1	0	0	0	1	3
4	0	1	1	0	2	2
3	1	2	0	1	0	1
4	1	2	0	0	0	3
4	0	1	1	0	0	3
4	0	2	1	0	1	2
3	0	0	0	0	0	4
3	0	2	0	0	0	1

BOTTOM	
AB	33
R	3
H	11
RBI	3
BB	1
SO	6
LOB	21
	
WP: 0	PA: 34
PB: 0	
SB: 2	
CS: 1	

Milwaukee Brewers @ New York Mets
Shea Stadium, Flushing, NY
 Sat May 23 1998, 3:33 AM EDT
 Att. 32,908 - Sunny - 78 F

Inning Stats		R	H	E	K	S	IP	WLS	BF	H	R	ER	SO	BB	IBB	HBP	BLK	WP	HR	S	P	ERA	WHIP
Jeff Juden, R ERA: 4.36 (1, 1)		0	1	0	1	10	7.0		30	10	3	3	5	1	0	0	0	0	0	77	118	3.86	1.571
Doug Jones, R ERA: 4.0 (8, 1)		0	0	0	0	1	1.0		4	1	0	0	1	0	0	0	0	0	0	9	16	0.00	1.000

PITCHER		IP	WLS	BF	H	R	ER	SO	BB	IBB	HBP	BLK	WP	HR	S	P	ERA	WHIP
Jeff Juden, R ERA: 4.36 (1, 1)		7.0		30	10	3	3	5	1	0	0	0	0	0	77	118	3.86	1.571
Doug Jones, R ERA: 4.0 (8, 1)		1.0		4	1	0	0	1	0	0	0	0	0	9	16	0.00	1.000	

Batter	1	2	3	4	5	6	7	8	9	AB R H RBI BB SO LOB	TOP													
Fernando Vina, L (1, 4) OBP: 0.388, SLG: 0.456	0-1 G6-3 SF7 2B		1-1 G4-3		3-2 CS 1B			2-3 K		4 1 2 0 0 1 1														
Mark Loretta, R (1, 6) OBP: 0.384, SLG: 0.394	1-1 G6-3		1-0 1B 1B		2-3 SAFE SAFE SAFE SAFE 1-2 K			0-0 1-2 1B		4 1 2 0 0 1 2														
Jeremy Burnitz, L (1, 9) OBP: 0.366, SLG: 0.505	3-2 SF7		0-0 1B 1-2 1B		0-2 L3			1-3 K		3 0 1 1 0 1 2														
Jeff Cirillo, R (1, 5) OBP: 0.405, SLG: 0.384	3-H 1-0 P3		1-0 1-3 2-H 1B		0-1 F8			3-2 G5-3		4 0 1 1 0 0 2														
Dave Nilsson, L (1, 3) OBP: 0.394, SLG: 0.563		2-2 HR		1-1 1B		3-3 K		0-0 P6		4 1 2 1 0 1 0														
Marquis Grissom, R (1, 8) OBP: 0.317, SLG: 0.429		3-2 F9		1-3 K		2-0 F8		3-2 1B		4 0 1 0 0 1 1														
Eric Owens, R (9, PR) OBP: 0.125, SLG: 0.226										0 0 0 0 0 0 0														
Geoff Jenkins, L (1, 7) OBP: 0.308, SLG: 0.521		1-1 G4-3		1-2 F8		3-2 F8		0-0 L6		4 0 0 0 0 0 2														
Mike Matheny, R (1, 2) OBP: 0.307, SLG: 0.375		1-3 K		0-0 P9		1-1 P8		0-3 K		4 0 0 0 0 2 2														
21 Cal Eldred, R (1, 1) OBP: 0.111, SLG: 0.059			1-3 K		1-3 K			3-1 1B 1B		2 0 0 0 0 2 0														
Mike Myers, L (7, 1)										0 0 0 0 0 0 0														
Bob Hamelin, L (8, PH) OBP: 0.211, SLG: 0.212										1 0 1 0 0 0 0														
Al Reyes, R (8, 1) OBP: 0.333, SLG: 0.333										0 0 0 0 0 0 0														
Inning Stats	R: 1 E: 0 K: 0 S: 8	H: 1 LOB: 0 BB: 0 P: 13	R: 1 E: 0 K: 1 S: 11	H: 1 LOB: 0 BB: 0 P: 18	R: 1 E: 0 K: 1 S: 8	H: 3 LOB: 2 BB: 0 P: 12	R: 0 E: 0 K: 1 S: 9	H: 1 LOB: 1 BB: 0 P: 12	R: 0 E: 0 K: 2 S: 11	H: 1 LOB: 0 BB: 0 P: 17	R: 0 E: 0 K: 1 S: 8	H: 0 LOB: 0 BB: 0 P: 11	R: 0 E: 0 K: 0 S: 10	H: 0 LOB: 0 BB: 0 P: 16	R: 0 E: 0 K: 2 S: 14	H: 2 LOB: 2 BB: 0 P: 23	R: 0 E: 0 K: 1 S: 8	H: 1 LOB: 1 BB: 0 P: 11	1B: 8 2B: 1 3B: 0 HR: 1	SF: 1 SAC: 0 DP: 0 HBP: 0	WP: 0 PB: 0 SB: 0 CS: 1	PA: 35		
PITCHER	IP	WLS	BF	H	R	ER	SO	BB	IBB	HBP	BLK	WP	HR	S	P	ERA	WHIP						ERA	WHIP
Bobby Jones, R (1, 1) ERA: 3.39	7.0	W	26	7	3	3	6	0	0	0	0	0	1	65	99	3.86	1.000							
Greg McMichael, R (8, 1) ERA: 3.86	1.0		5	2	0	0	2	0	0	0	0	0	0	14	23	0.00	2.000							
Mel Rojas, R (9, 1) ERA: 1.74	1.0		4	1	0	0	1	0	0	0	0	0	0	8	11	0.00	1.000							

Milwaukee Brewers @ New York Mets
Shea Stadium, Flushing, NY
Sun May 24 1998, 3:33 AM EDT
Att. 47,291 - Sunny - 76 F

livebaseballscorecards.com

AB	34
R	3
H	10
RBI	3
BB	0
SO	9
LOB	12



Batter	1	2	3	4	5	6	7	8	9
Brian McRae, S OBP: 0.371, SLG: 0.407 (1, 8)	3-2 P6		4-1 BB	1-0 2B		2-2 F9		0-3 K	
Bernard Gilkey, R OBP: 0.355, SLG: 0.336 (1, 7)	1-1 1B		0-0 F9	1-0 2B		2-1 P4		0-1 2B	
31 Mike Piazza, R OBP: 0.317, SLG: 0.477 (1, 2)	2-1 P4		2-2 P4	0-0 1B			0-1 G6-3	1-0 G1-3	
John Olerud, L OBP: 0.464, SLG: 0.507 (1, 3)	2-2 G4-3		0-0 L6	1-0 F8			0-0 HR		
Carlos Baerga, S OBP: 0.300, SLG: 0.440 (1, 4)		2-0 1B		1-1 2B	0-1 G4-3		1-0 HR		
Matt Franco, L OBP: 0.358, SLG: 0.356 Butch Huskey, R OBP: 0.295, SLG: 0.377 (7, PH) (8, 9)		1-0 CS		0-0 2B	2-1 G3		1-2 L9		
Rich Becker, L OBP: 0.349, SLG: 0.395 Luis Lopez, S OBP: 0.322, SLG: 0.337 (7, PH) (8, 5)		2-3 1B		1-1 2B	0-3 K		1-0 F8		
Rey Ordonez, R OBP: 0.248, SLG: 0.261 (1, 6)		3-1 1B		4-1 2B		0-1 G6-3		0-3 K	
Bobby Jones, R OBP: 0.125, SLG: 0.125 Greg McMichael, R (8, 1) Jim Tatum, R OBP: 0.250, SLG: 0.436 Mel Rojas, R (9, 1)		2-2 1B		0-0 F7		1-1 1B		2-2 E6	

AB	R	H	RBI	BB	SO	LOB
4	1	1	3	1	1	2
5	0	3	1	0	0	2
5	0	1	0	0	0	4
4	1	1	0	0	0	3
4	3	3	2	0	0	0
3	1	2	1	0	0	0
1	0	0	0	0	0	0
3	1	1	1	0	2	1
1	0	0	0	0	0	0
3	1	1	0	1	1	0
3	0	2	0	0	0	3
0	0	0	0	0	0	0
1	0	0	0	0	0	0
0	0	0	0	0	0	0

AB	R	H	RBI	BB	SO	LOB
37	8	15	8	2	4	15


Inning	R	H	E	K	S	P	IP	WLS	BF	H	R	ER	SO	BB	IBB	HBP	BLK	WP	HR	S	P	ERA	WHIP
1	0	1	0	0	11	19	6.1	0	31	13	7	7	2	2	0	0	0	0	0	60	99	9.95	2.368
2	1	4	0	0	12	21	1.0	0	5	1	0	0	0	0	0	0	0	0	5	8	15	13.50	1.500
3	0	0	0	0	13	9	0.2	0	3	1	1	1	0	0	0	0	0	0	12	15	0.00	1.000	

PITCHER	IP	WLS	BF	H	R	ER	SO	BB	IBB	HBP	BLK	WP	HR	S	P	ERA	WHIP
21 Cal Eldred, R ERA: 4.66 (1, 1)	6.1	0	31	13	7	7	2	2	0	0	0	0	0	60	99	9.95	2.368
Mike Myers, L ERA: 1.04 (7, 1)	0.2	0	3	1	1	1	0	0	0	0	0	0	1	5	8	13.50	1.500
Al Reyes, R ERA: 5.85 (8, 1)	1.0	0	5	1	0	0	2	0	0	0	0	0	0	12	15	0.00	1.000

Milwaukee Brewers @ New York Mets
Shea Stadium, Flushing, NY
Sun May 24 1998, 3:33 AM EDT
Att: 47,291 - Sunny - 76 F

livebaseballscorecards.com

WP: 0 PA: 39
PB: 0 SB: 0
CS: 1



Batter	1	2	3	4	5	6	7	8	9	AB R H RBI BB SO LOB
Tony Womack, L (1, 4) OBP: 0.305, SLG: 0.287	1-2 L4		2-1 G6-3		1-2 G6-3		1-2 FC6-4		1-0 SAFE F9	5 0 0 0 0 0 4
Manny Martinez, R (1, 7) OBP: 0.455, SLG: 0.700 Al Martin, L (8, PH) OBP: 0.309, SLG: 0.404 (8, 7)	0-0 F9			0-1 E 18 1B SF8 1B		1-1 F9		0-0 S 18 S SF8 1B	3 1 1 0 0 0 0 1 1 1 0 0 0 0	
18 Jason Kendall, R (1, 2) OBP: 0.419, SLG: 0.494	1-1 1B			1-1 E 1B		2-1 L4-3 1B		1 SAFE 4-1 B SAFE S BB	3 0 3 0 1 0 0	
Kevin Young, R (1, 3) OBP: 0.311, SLG: 0.453	1 SAFE 1-3 SAFE K			0-0 L7		0-0 L4-3		1-3 L SAFE 1 B SAFE K	4 0 0 0 0 2 6	
Jermaine Allensworth, R (1, 8) OBP: 0.372, SLG: 0.469				3-2 E5			2-2 P3	3-1 SF8	3 0 0 1 0 0 2	
Jose Guillen, R (1, 9) OBP: 0.383, SLG: 0.547 Ricardo Rincon, L (8, 1) Rich Loiselle, R (9, 1)				1-1 SF8			1-1 67 BB 2B	3-2 G1-3	3 0 1 1 0 1 1 0 0 0 0 0 0 0 0 0 0 0 0 0 0	
Aramis Ramirez, R (1, 5)				0-0 G4-3			2-2 G5-3		3 0 0 0 1 0 3	
Kevin Polcovich, R (1, 6) OBP: 0.186, SLG: 0.178				0-1 L9			4-0 67 BB IBB	1-3 SAFE SAFE SAFE K	3 0 0 0 1 1 1	
67 Francisco Cordova, R (1, 1) OBP: 0.107, SLG: 0.074 Jason Christiansen, R (7, 1) Elmer Dessens, R (7, 1) Turner Ward, S (8, 9) OBP: 0.333, SLG: 0.390				1-1 G1-3			4-1 FC6-4 BB	2-1 SAFE SAFE SAFE FC5-4	2 0 0 0 1 0 0 0 0 0 0 0 0 0 0 0 0 0 0 0 0 1 0 0 0 0 0 1	

AB	R	H	RBI	BB	SO	LOB
31	2	6	2	4	4	18

WP	PA
0	37



WP	HR	S	P	ERA	WHIP
0	0	1	0	0.00	0.000

Inning Stats	R	H	E	K	S	H	LOB	E	K	S	R	H	E	K	S	R	H	E	K	S	R	H	E	K	S	R	H	E	K	S																		
	0	1	0	1	12	0	1	0	1	9	0	0	0	1	9	1	2	0	1	16	0	0	0	1	8	0	1	0	0	8	0	1	0	22	0	0	0	1	17	5	2	0	1	0	0	0	0	0

PITCHER	IP	WLS	BF	H	R	ER	SO	BB	IBB	HBP	BLK	WP	HR	S	P	ERA	WHIP
Scott Karl, L (1, 1) ERA: 3.69	7.0		28	5	1	0	2	1	1	0	0	0	0	58	90	0.00	0.857
Bob Wickman, R (8, 1) ERA: 2.08	1.2		8	1	1	1	2	2	0	0	0	0	0	19	37	5.40	1.800
Mike Myers, L (9, 1) ERA: 1.02	0.1	W	1	0	0	0	0	0	0	0	0	0	0	1	2	0.00	0.000

Pittsburgh Pirates @ Milwaukee Brewers
 Milwaukee County Stadium, Milwaukee, WI
 Tue May 26 1998, 8:05 PM EDT
 Att. 12,272 - Cloudy - 70 F

BOTTOM

Pittsburgh Pirates @ Milwaukee Brewers
Milwaukee County Stadium, Milwaukee, WI

livebaseballscores.com

AB	33
R	3
H	10
RBI	3
BB	1
SO	11
LOB	13



WP	0	PA	35
PB	0		
SB	0		
CS	1		

Tue May 26 1998, 8:05 PM EDT
Att. 12,272 - Cloudy - 70 F

Batter	1	2	3	4	5	6	7	8	9	AB	R	H	RBI	BB	SO	LOB
Fernando Vina, L (1, 4) OBP: 0.381, SLG: 0.447	G3			F7		P6		F8		4	0	0	0	0	0	0
Jeff Cirillo, R (1, 5) OBP: 0.407, SLG: 0.383	P5			1B BB		1B		K		3	0	1	0	1	1	0
Jeremy Burnitz, L (1, 9) OBP: 0.364, SLG: 0.500	L6			1B		K		K		4	0	1	0	0	2	1
Dave Nilsson, L (1, 3) OBP: 0.389, SLG: 0.543 Eric Owens, R (7, PR) OBP: 0.125, SLG: 0.226 Bob Wickman, R (8, 1) Mike Myers, L (9, 1) Marc Newfield, R (9, PH) OBP: 0.337, SLG: 0.333 Bob Hamelin, L (9, PH) OBP: 0.224, SLG: 0.226 Darrin Jackson, R (9, PR) OBP: 0.182, SLG: 0.187	G4-3			K		1B 1B 1B		HBP 1B 1B		3	0	1	0	0	1	2
Marquis Grissom, R (1, 8) OBP: 0.322, SLG: 0.431	CS 1B			K		1B 1B		F9		4	0	2	0	0	1	3
Geoff Jenkins, L (1, 7) OBP: 0.317, SLG: 0.519	1-2 K			G3-1		1B 1B		HBP 1B		4	1	2	0	0	1	1
Mike Matheny, R (1, 2) OBP: 0.312, SLG: 0.374 Bobby Hughes, R (9, PR) OBP: 0.296, SLG: 0.375	F9			K		G6-4-3 1B		HBP 1B		3	0	1	1	0	1	0
Jose Valentin, S (1, 6) OBP: 0.316, SLG: 0.357	K			K		K		1B		4	0	1	2	0	3	3
Scott Karl, L (1, 1) OBP: 0.143, SLG: 0.053 Mark Loretta, R (7, PH) OBP: 0.381, SLG: 0.391 (8, 3)	K			K		L8		G6-4-3 1-2f		2	0	0	0	0	1	0
										1	0	0	0	0	0	3

Batter	1	2	3	4	5	6	7	8	9
Fernando Vina, L (1, 4) OBP: 0.381, SLG: 0.447	2-1 G3			1-2 F7		2-0 P6		1-0 F8	
Jeff Cirillo, R (1, 5) OBP: 0.407, SLG: 0.383	1-2 P5			4-0 1B BB		1-0 1B		3-3 K	
Jeremy Burnitz, L (1, 9) OBP: 0.364, SLG: 0.500	3-1 L6			2-1 1B		1-3 K		1-3 K	
Dave Nilsson, L (1, 3) OBP: 0.389, SLG: 0.543 Eric Owens, R (7, PR) OBP: 0.125, SLG: 0.226 Bob Wickman, R (8, 1) Mike Myers, L (9, 1) Marc Newfield, R (9, PH) OBP: 0.337, SLG: 0.333 Bob Hamelin, L (9, PH) OBP: 0.224, SLG: 0.226 Darrin Jackson, R (9, PR) OBP: 0.182, SLG: 0.187	0-0 G4-3			2-3 K		2-1 1B 1B 1B		3-1 HBP 1B 1B	
Marquis Grissom, R (1, 8) OBP: 0.322, SLG: 0.431	0-1 CS 1B			1-3 K		2-0 1B 1B		3-2 F9	
Geoff Jenkins, L (1, 7) OBP: 0.317, SLG: 0.519	3-3 K			2-1 G3-1		1-1 1B 1B		2-1 HBP 1B	
Mike Matheny, R (1, 2) OBP: 0.312, SLG: 0.374 Bobby Hughes, R (9, PR) OBP: 0.296, SLG: 0.375	0-1 F9			0-3 K		0-0 G6-4-3 1B		1-1 HBP 1B	
Jose Valentin, S (1, 6) OBP: 0.316, SLG: 0.357	2-3 K			1-3 K		3-3 K		2-1 1B	
Scott Karl, L (1, 1) OBP: 0.143, SLG: 0.053 Mark Loretta, R (7, PH) OBP: 0.381, SLG: 0.391 (8, 3)	0-3 K			0-1 L8		1-0 G6-4-3 1-2f			

Inning Stats																	1B	2B	3B	HR	SF	SAC	DP	HBP	WP	PA																																																							
R: 0	H: 0	E: 0	K: 0	S: 7	H: 0	LOB: 0	BB: 0	P: 13	R: 0	H: 1	E: 0	K: 1	S: 7	H: 0	LOB: 1	BB: 0	P: 10	R: 0	H: 0	E: 0	K: 2	S: 8	H: 1	LOB: 2	BB: 0	P: 21	R: 0	H: 0	E: 0	K: 2	S: 8	H: 1	LOB: 0	BB: 0	P: 11	R: 0	H: 1	E: 0	K: 1	S: 7	H: 1	LOB: 1	BB: 0	P: 11	R: 1	H: 4	E: 0	K: 1	S: 12	H: 0	LOB: 2	BB: 0	P: 21	R: 0	H: 0	E: 0	K: 2	S: 9	H: 0	LOB: 0	BB: 0	P: 14	R: 2	H: 3	E: 0	K: 0	S: 10	H: 0	LOB: 2	BB: 0	P: 21	1B: 10	2B: 1	3B: 0	HR: 0	SF: 0	SAC: 0	DP: 2	HBP: 1	WP: 0	PA: 35
PITCHER																	IP	WLS	BF	H	R	ER	SO	BB	IBB	HBP	BLK	WP	HR	S	P	ERA	WHIP																																																
67 Francisco Cordova, R (1, 1) ERA: 2.28	(1, 1)	6.0	0	25	7	1	1	8	1	0	0	0	0	0	54	87	1.50	1.333																																																															
Jason Christiansen, L (7, 1) ERA: 1.29	(7, 1)	0.1	1	1	0	0	0	1	0	0	0	0	0	5	8	0.00	0.000																																																																
Elmer Dessens, R (7, 1) ERA: 7.84	(7, 1)	0.2	1	1	0	0	0	0	0	0	0	0	0	1	2	0.00	0.000																																																																
Ricardo Rincon, L (8, 1) ERA: 0.42	(8, 1)	1.0	3	3	0	0	0	2	0	0	0	0	0	9	14	0.00	0.000																																																																
Rich Loiselle, R (9, 1) ERA: 3.97	(9, 1)	0.1	L	5	3	2	2	0	0	0	1	0	0	10	21	54.00	9.000																																																																

Batter	1	2	3	4	5	6	7	8	9	10	AB	R	H	RBI	BB	SO	LOB	TOP							
Tony Womack, L (1, 4) OBP: 0.298, SLG: 0.281	1-3 K		1-1 G4-3		1-2 G4-3			1-1 P4		1-0 P6	5	0	0	0	0	1	2								
Al Martin, L (1, 7) OBP: 0.318, SLG: 0.409	1-2 18 HBP 1B		1-0 18 S HBP		0-1 F8			2-0 18 CS 1B			3	0	2	1	0	0	1								
18 Jason Kendall, R (1, 2) OBP: 0.420, SLG: 0.492	2-2 SAFE SAFE SAFE HBP		1-2 G6-3		1-1 G6-4-3 1B			2-2 G6-3			3	0	1	0	0	0	2								
Kevin Young, R (1, 3) OBP: 0.310, SLG: 0.464	0-0 F7		1-1 G5-3		0-0 G6-4-3						4	1	1	1	0	0	4								
Jermaine Allensworth, R (1, 8) OBP: 0.364, SLG: 0.457	0-1 P7			3-3 K		1-3 K				1-1 HR	4	0	0	0	0	3	2								
Jose Guillen, R (1, 9) OBP: 0.374, SLG: 0.534		2-2 F8		1-2 G4-3		0-0 G6-3				0-3 K	4	0	0	0	0	1	0								
Ricardo Rincon, L (9, 1)											0	0	0	0	0	0	0								
Aramis Ramirez, R (1, 5)		1-2 G4-3		1-3 K		1-3 K				0-3 K	4	0	0	0	0	3	0								
Kevin Polcovich, R (1, 6) OBP: 0.198, SLG: 0.183		1-1 HBP		1-0 G4-3 SH1-3 1B		0-1 G4-3				2-1 L8	3	0	1	0	0	0	0								
Jason Schmidt, R (1, 1) OBP: 0.095, SLG: 0.050		0-3 SAFE K		3-1 SH1-3		1-2 E7 1B 2B				1-1 G5-3	1	0	0	0	0	1	1								
Doug Strange, S (8, PH) OBP: 0.252, SLG: 0.255											1	1	1	0	0	0	0								
Jason Christiansen, R (8, 1)											0	0	0	0	0	0	0								
Turner Ward, S (9, 9) OBP: 0.330, SLG: 0.386											1	0	0	0	0	0	0								
Inning Stats	R: 0 E: 0 K: 1 S: 14	H: 1 LOB: 2 BB: 0 P: 18	R: 0 E: 0 K: 1 S: 10	H: 0 LOB: 1 BB: 0 P: 14	R: 0 E: 0 K: 0 S: 7	H: 0 LOB: 1 BB: 0 P: 11	R: 0 E: 0 K: 2 S: 9	H: 0 LOB: 0 BB: 0 P: 14	R: 0 E: 0 K: 0 S: 8	H: 1 LOB: 1 BB: 0 P: 13	R: 0 E: 0 K: 1 S: 6	H: 0 LOB: 0 BB: 0 P: 7	R: 0 E: 0 K: 1 S: 6	H: 0 LOB: 0 BB: 0 P: 7	R: 1 E: 1 K: 0 S: 9	H: 2 LOB: 0 BB: 0 P: 15	R: 1 E: 0 K: 3 S: 11	H: 1 LOB: 0 BB: 0 P: 14	R: 0 E: 0 K: 0 S: 5	H: 0 LOB: 0 BB: 0 P: 9	1B: 4 2B: 1 3B: 0 HR: 1	SF: 0 SAC: 1 DP: 1 HBP: 3	WP: 0 PB: 0 SB: 1 CS: 1	PA: 37	
PITCHER	IP	WLS	BF	H	R	ER	SO	BB	IBB	HBP	BLK	WP	HR	S	P	ERA	WHIP								
Steve Woodard, R (1, 1) ERA: 3.43	7.0		27	4	1	0	6	0	0	0	0	0	0	63	89	0.00	0.571								
Mike Myers, L (8, 1) ERA: 1.0	0.1		2	1	0	0	0	0	0	0	0	0	0	3	6	0.00	3.000								
Bob Wickman, R (8, 1) ERA: 2.03	0.2		1	0	0	0	0	0	0	0	0	0	0	3	5	0.00	0.000								
Doug Jones, R (9, 1) ERA: 4.18	1.0		4	1	1	1	3	0	0	0	0	0	1	11	14	9.00	1.000								
48 Brad Woodall, L (10, 1) ERA: 2.5	1.0	W	3	0	0	0	0	0	0	0	0	0	0	5	9	0.00	0.000								

Pittsburgh Pirates @ Milwaukee Brewers
Milwaukee County Stadium, Milwaukee, WI

Wed May 27 1998, 8:05 PM EDT
Att: 10,274 - Unknown - 71 F

livebaseballscorecards.com

AB	33
R	2
H	6
RBI	2
BB	0
SO	9
LOB	12



BOTTOM

Pittsburgh Pirates @ Milwaukee Brewers
Milwaukee County Stadium, Milwaukee, WI

Wed May 27 1998, 8:05 PM EDT
Att. 10,274 - Unknown - 71 F

livebaseballscorecards.com



AB R H RBI BB SO LOB

5	1	2	0	0	1	2
4	1	2	0	0	0	1
4	0	1	0	1	1	2
3	0	2	1	0	1	1
2	0	1	1	0	1	0
3	0	0	0	1	2	2
4	0	0	0	0	1	2
4	0	0	0	0	1	0
3	1	1	0	1	0	0
3	0	2	1	0	0	0
0	0	0	0	0	0	0
0	0	0	0	0	0	0
0	0	0	0	0	0	0
1	0	0	0	0	0	1
0	0	0	0	0	0	0

AB	36
R	3
H	11
RBI	3
BB	3
SO	8
LOB	11

WP:	0	PA:	40
PB:	0		
SB:	0		
CS:	0		

Batter	1	2	3	4	5	6	7	8	9	10
Fernando Vina, L OBP: 0.382, SLG: 0.446 (1, 4)	K	P5		P3			G6-4-3 1B			SH3-4 1B
Jeff Cirillo, R OBP: 0.408, SLG: 0.391 (1, 5)	G4-3 2B		G6-3			L3 1B	G6-4-3 1-2f			SH3-4
Jeremy Burnitz, L OBP: 0.365, SLG: 0.495 (1, 9)	G4-3		G4-3 1B			L3 1-2		K		1B BB
Dave Nilsson, L OBP: 0.410, SLG: 0.579 Mark Loretta, R OBP: 0.383, SLG: 0.393 (8, 3)	G4-3 2B		G4-3 1B			L3 1B		K		1B
Geoff Jenkins, L OBP: 0.314, SLG: 0.500 (1, 7)	K		G4-2 BB			P6		K		1B
Jose Valentin, S OBP: 0.310, SLG: 0.349 (1, 6)		P7	P4			P4			K	
Mike Matheny, R OBP: 0.303, SLG: 0.363 (1, 2)		P3		L9		F9			K	
Darrin Jackson, R OBP: 0.198, SLG: 0.205 (1, 8)		G5-3 2B		G5-3		F9			BB	
Steve Woodard, L OBP: 0.209, SLG: 0.400 Mike Myers, L OBP: 0.209, SLG: 0.400 Bob Wickman, R OBP: 0.209, SLG: 0.400 Doug Jones, R OBP: 0.209, SLG: 0.400 Marc Newfield, R OBP: 0.333, SLG: 0.329 48 Brad Woodall, S OBP: 0.500, SLG: 0.333 (10, 1)		G6-3 2B		G6-3 2B		G6-3			F9	

Inning Stats	R: 1	H: 2	E: 0	K: 2	S: 16	R: 1	H: 2	E: 0	K: 0	S: 10	R: 0	H: 1	E: 0	K: 1	S: 13	R: 0	H: 1	E: 0	K: 0	S: 7	R: 0	H: 0	E: 0	K: 0	S: 5	R: 0	H: 1	E: 0	K: 0	S: 6	R: 0	H: 0	E: 0	K: 3	S: 9	R: 0	H: 0	E: 0	K: 2	S: 8	R: 1	H: 2	E: 0	K: 0	S: 5	1B: 6	SF: 0	2B: 6	SAC: 1	3B: 0	DP: 2	HR: 0	HBP: 0	WP: 0	PA: 40
--------------	------	------	------	------	-------	------	------	------	------	-------	------	------	------	------	-------	------	------	------	------	------	------	------	------	------	------	------	------	------	------	------	------	------	------	------	------	------	------	------	------	------	------	------	------	------	------	-------	-------	-------	--------	-------	-------	-------	--------	-------	--------

PITCHER	IP	WLS	BF	H	R	ER	SO	BB	IBB	HBP	BLK	WP	HR	S	P	ERA	WHIP
Jason Schmidt, R ERA: 3.75 (1, 1)	7.0		29	9	2	2	3	1	0	0	0	0	0	66	98	2.57	1.429
Jason Christiansen, L ERA: 1.23 (8, 1)	1.0		3	0	0	0	3	0	0	0	0	0	0	9	14	0.00	0.000
Ricardo Rincon, L ERA: 0.78 (9, 1)	1.1	L	8	2	1	1	2	2	0	0	0	0	0	13	26	6.75	3.000

Batter	1	2	3	4	5	6	7	8	9	10	11	AB R H RBI BB SO LOB	TOP				
Todd Dunwoody, L (1, 8) OBP: 0.286, SLG: 0.381												4 0 2 1 0 1 2	Florida Marlins @ Milwaukee Brewers Milwaukee County Stadium, Milwaukee, WI Fri May 29 1998, 8:05 PM EDT Att: 25,032 - Unknown - 80 F				
Edgar Renteria, R (1, 6) OBP: 0.358, SLG: 0.365												5 0 2 0 0 0 3					
Ryan Jackson, L (1, 9) OBP: 0.321, SLG: 0.480												4 1 1 0 0 1 3					
Todd Zeile, R (1, 5) OBP: 0.297, SLG: 0.400												4 0 0 0 1 0 3					
Cliff Floyd, L (1, 7) OBP: 0.362, SLG: 0.521												4 1 1 2 0 1 2					
Derrek Lee, R (1, 3) OBP: 0.336, SLG: 0.438												5 0 1 0 0 1 2					
Gregg Zaun, S (1, 2) OBP: 0.267, SLG: 0.342												4 0 1 0 0 1 1					
Craig Counsell, L (1, 4) OBP: 0.387, SLG: 0.370												4 1 0 0 0 0 2					
Livan Hernandez, R (1, 1) OBP: 0.200, SLG: 0.233																	
John Gangelosi, S (8, PH) OBP: 0.288, SLG: 0.300																	
Vic Darensbourg, L (8, 1) OBP: 0.395, SLG: 0.412																	
Matt Mantei, R (10, PH) OBP: 0.111, SLG: 0.111																	
Mark Kotsay, L (10, PR) OBP: 0.111, SLG: 0.111																	
John Wehner, R (10, 1) OBP: 0.111, SLG: 0.111																	
Jay Powell, R (10, 1)																	
Inning Stats	R: 0 H: 1 E: 0 LOB: 1 K: 0 BB: 0 S: 12 P: 22	R: 0 H: 0 E: 0 LOB: 0 K: 1 BB: 0 S: 10 P: 15	R: 1 H: 1 E: 1 LOB: 0 K: 0 BB: 0 S: 7 P: 10	R: 1 H: 1 E: 0 LOB: 0 K: 1 BB: 0 S: 8 P: 10	R: 0 H: 1 E: 0 LOB: 1 K: 1 BB: 0 S: 10 P: 13	R: 0 H: 1 E: 0 LOB: 0 K: 0 BB: 0 S: 6 P: 9	R: 0 H: 1 E: 0 LOB: 1 K: 0 BB: 0 S: 7 P: 11	R: 0 H: 1 E: 0 LOB: 1 K: 1 BB: 0 S: 8 P: 10	R: 1 H: 1 E: 0 LOB: 0 K: 0 BB: 0 S: 10 P: 14	R: 0 H: 1 E: 0 LOB: 1 K: 0 BB: 0 S: 8 P: 13	R: 0 H: 1 E: 0 LOB: 2 K: 1 BB: 1 S: 10 P: 16	1B: 7 SF: 1 2B: 3 SAC: 3 3B: 0 DP: 2 HR: 1 HBP: 0	WP: 0 PA: 42 PB: 0 SB: 2 CS: 0				
PITCHER	IP WLS BF H R ER SO BB IBB HBP BLK WP HR S P ERA WHIP																
Jeff Juden, R (1, 1) ERA: 4.06	7.0	26	6	2	1	3	0	0	0	0	0	0	0	60	90	1.29	0.857
Mike Myers, L (8, 1) ERA: 0.95	1.0	4	1	0	0	1	0	0	0	0	0	0	0	8	10	0.00	1.000
Doug Jones, R (9, 1) ERA: 4.34	1.0	4	1	1	1	0	0	0	0	0	0	0	1	10	14	9.00	1.000
Bob Wickman, R (10, 1) ERA: 1.91	2.0	W 8	2	0	0	1	1	0	0	0	0	0	0	18	29	0.00	1.500

livebaseballscorecards.com

AB	37
R	3
H	10
RBI	3
BB	1
SO	5
LOB	19



Batter	1	2	3	4	5	6	7	8	9	10	11	AB R H RBI BB SO LOB	BOTTOM	
Fernando Vina, L OBP: 0.373, SLG: 0.435 (1, 4)	2-1 G3		1-2 F9		0-2 G4-3		2-1 P5		3-1 F7			5 0 0 0 0 0 0	Florida Marlins @ Milwaukee Brewers Milwaukee County Stadium, Milwaukee, WI Fri May 29 1998, 8:05 PM EDT Att: 25,032 - Unknown - 80 F	
Jeff Cirillo, R OBP: 0.422, SLG: 0.429 (1, 5)	0-1 2B		3-2 2B		3-1 HR		4-0 BB		4-1 BB			3 1 3 1 2 0 0		
Jeromy Burnitz, L OBP: 0.364, SLG: 0.490 Eric Owens, R OBP: 0.118, SLG: 0.212 (7, PH) (8, 9)	4-0 BB		0-3 K		1-3 K		0-2 G4-3		0-2 G6-3			2 0 0 0 1 2 1 2 0 0 0 0 0 2		
Dave Nilsson, L OBP: 0.405, SLG: 0.561 Mark Loretta, R OBP: 0.377, SLG: 0.386 (1, 3) (8, 3)	1-3 K		3-0 G4-3		3-2 1B		2-2 G4-3		0-3 K			3 1 1 0 0 1 3 2 0 0 0 0 1 0		
Geoff Jenkins, L OBP: 0.308, SLG: 0.518 (1, 7)	3-3 K		0-0 G4-3		0-1 F7		0-1 F7		1-0 HR			5 1 1 1 0 1 3		
Jose Valentin, S OBP: 0.314, SLG: 0.358 (1, 6)		0-1 F8		2-0 2B		2-3 K		2-1 1B				4 0 2 0 0 1 1		
Bobby Hughes, R OBP: 0.323, SLG: 0.370 (1, 2)		4-2 BB		2-3 K		0-1 1B		0-0 F9				3 0 1 1 1 1 2		
Darrin Jackson, R OBP: 0.200, SLG: 0.207 (1, 8)		0-1 F7		1-2 G6-3		1-2 FC6-4		0-1 1B				4 0 1 0 0 0 3		
Jeff Juden, R OBP: 0.174, SLG: 0.217 Bob Hamelin, L OBP: 0.237, SLG: 0.296 Mike Myers, L (8, 1) Doug Jones, R (8, 1) Marc Newfield, R OBP: 0.330, SLG: 0.325 Bob Wickman, R (10, 1)		1-2 FC4		1-3 K		2-1 HR		1-2 G6-4-3				2 0 0 0 0 1 1 1 1 1 1 0 0 0 0 0 0 0 0 0 0 0 0 0 0 0 0 0 1 0 0 0 0 0 1 0 0 0 0 0 0 0		
Inning Stats	R: 0 H: 1 E: 0 LOB: 2 K: 2 BB: 1 S: 10 P: 20	R: 0 H: 0 E: 0 LOB: 1 K: 0 BB: 1 S: 10 P: 15	R: 0 H: 1 E: 0 LOB: 1 K: 1 BB: 0 S: 11 P: 18	R: 0 H: 1 E: 0 LOB: 1 K: 1 BB: 0 S: 8 P: 13	R: 1 H: 1 E: 0 LOB: 0 K: 2 BB: 0 S: 11 P: 16	R: 1 H: 2 E: 0 LOB: 1 K: 1 BB: 0 S: 16 P: 22	R: 1 H: 1 E: 0 LOB: 0 K: 0 BB: 1 S: 7 P: 15	R: 0 H: 1 E: 0 LOB: 1 K: 0 BB: 0 S: 8 P: 12	R: 0 H: 1 E: 0 LOB: 0 K: 0 BB: 0 S: 8 P: 11	R: 0 H: 0 E: 0 LOB: 0 K: 1 BB: 1 S: 8 P: 12	R: 1 H: 1 E: 0 LOB: 0 K: 0 BB: 0 S: 1 P: 2	1B: 4 SF: 0 2B: 3 SAC: 0 3B: 0 DP: 3 HR: 3 HBP: 0		WP: 1 PA: 41 PB: 0 SB: 0 CS: 0
PITCHER	IP WLS BF H R ER SO BB IBB HBP BLK WP HR S P ERA WHIP													
Livan Hernandez, R ERA: 4.67 (1, 1)	7.0 30 7 3 3 7 3 0 0 0 1 2 73 119 3.86 1.429													
Vic Darensbourg, L ERA: 5.81 (8, 1)	0.2 3 1 0 0 0 0 0 0 0 0 0 7 11 0.00 1.500													
Matt Mantei, R ERA: 2.25 (8, 1)	1.1 4 1 0 0 0 0 0 0 0 0 0 9 12 0.00 0.750													
Jay Powell, R ERA: 4.78 (10, 1)	1.0 L 4 1 1 1 1 1 0 0 0 0 1 9 14 9.00 2.000													

livebaseballscores.com

AB	37
R	4
H	10
RBI	4
BB	4
SO	8
LOB	17



Batter	1	2	3	4	5	6	7	8	9	AB R H RBI BB SO LOB	TOP			
Todd Dunwoody, L (1, 8) OBP: 0.319, SLG: 0.378	1-0 F7	3-2 HBP			1-1 1B		4-1 BB		0-3 K	3 0 1 1 1 1 0				
Edgar Renteria, R (1, 6) OBP: 0.355, SLG: 0.358	4-1 CS BB	2-2 F9			0-1 L8		2-0 F8		0-2 G3	4 0 0 0 1 0 5				
Ryan Jackson, L (1, 9) OBP: 0.329, SLG: 0.474 Felix Heredia, L (7, 1)	0-3 SAFE			4-2 G5-4-3 BB	1-1 SAFE 1B		0-0 P5			3 0 1 0 1 1 2 0 0 0 0 0 0 0				
Todd Zeile, R (1, 5) OBP: 0.301, SLG: 0.399	1-1 CS	4-2 1B BB		0-0 P6	0-1 F9			2-2 HR 1B		3 2 1 0 1 0 3				
Cliff Floyd, L (1, 7) OBP: 0.364, SLG: 0.525		0-1 BB E HBP 1B		1-0 G5-4-3	1-0 G3-1 2B			2-1 P6		4 1 2 0 0 0 2				
Derrek Lee, R (1, 3) OBP: 0.327, SLG: 0.424		0-1 HBP BB		1-0 F8	1-3 K			2-3 K		4 0 0 0 0 2 4				
Gregg Zaun, S (1, 2) OBP: 0.267, SLG: 0.373		2-3 SAFE		3-2 F7	1-1 G3-1			0-0 HR		4 1 1 2 0 1 4				
Craig Counsell, L (1, 4) OBP: 0.384, SLG: 0.364		4-1 HBP BB		0-1 G3-1	1-1 L7			1-1 L9		3 0 0 1 1 0 1				
Joe Fontenot, R (1, 1) Vic Darenbourg, L (4, 1) Oscar Henriquez, R (5, 1) Kirt Ojala, L (6, 1) John Cangelosi, S (7, PH) Andy LaRoche, R (7, 1) John Wehner, R (7, 9) OBP: 0.293, SLG: 0.294 OBP: 0.105, SLG: 0.105 OBP: 0.100, SLG: 0.100		2-3 SAFE		2-1 G6-3	1-3 K			2-2 G6-3		1 0 0 0 0 0 1 3 1 0 1 0 0 0 0 0 1 0 0 0 0 0 0 0 0 0 1 0 0 0 0 0 0 0				
Inning Stats	R: 0 E: 0 K: 1 S: 7 H: 0 LOB: 0 BB: 1 P: 13	R: 2 E: 1 K: 2 S: 20 H: 1 LOB: 3 BB: 2 P: 37	R: 0 E: 0 K: 0 S: 4 H: 0 LOB: 0 BB: 1 P: 9	R: 0 E: 0 K: 0 S: 6 H: 0 LOB: 0 BB: 0 P: 10	R: 0 E: 0 K: 0 S: 10 H: 2 LOB: 2 BB: 0 P: 14	R: 0 E: 0 K: 1 S: 8 H: 1 LOB: 1 BB: 0 P: 12	R: 0 E: 0 K: 1 S: 6 H: 0 LOB: 1 BB: 1 P: 13	R: 2 E: 0 K: 1 S: 14 H: 2 LOB: 0 BB: 0 P: 21	R: 0 E: 0 K: 1 S: 9 H: 0 LOB: 0 BB: 0 P: 11	1B: 4 2B: 1 3B: 0 HR: 1 SF: 0 SAC: 0 DP: 1 HBP: 1	WP: 0 PB: 0 SB: 0 CS: 1 PA: 39			
PITCHER	IP WLS BF H R ER SO BB IBB HBP BLK WP HR S P ERA WHIP												PITCHER	IP WLS BF H R ER SO BB IBB HBP BLK WP HR S P ERA WHIP
21 Cal Eldred, R (1, 1) ERA: 4.33	5.0 W 23 4 2 0 3 4 0 1 0 0 0 48 85 0.00 1.600													
Al Reyes, R (6, 1) ERA: 5.32	2.0 7 0 0 0 2 1 0 0 0 0 0 13 23 0.00 0.500													
Doug Jones, R (8, 1) ERA: 4.65	2.0 8 2 2 2 2 0 0 0 0 0 1 23 32 9.00 1.000													

Florida Marlins @ Milwaukee Brewers
Milwaukee County Stadium, Milwaukee, WI

Sat May 30 1998, 8:05 PM EDT
Att. 21,013 - Cloudy - 54 F

livebaseballscorecards.com

AB	32
R	4
H	6
RBI	4
BB	5
SO	7
LOB	24



Batter	1	2	3	4	5	6	7	8	9	AB	R	H	RBI	BB	SO	LOB
Fernando Vina, L (1, 4) OBP: 0.385, SLG: 0.443 Doug Jones, R (8, 1)	4-2 BB BB		2-2 1B 2B	1-0 1B 1B	1-0 FC4-6 HBP		BB BB			3	3	2	0	2	0	2
Jeff Cirillo, R (1, 5) OBP: 0.429, SLG: 0.430	4-0 G6-4-3 1-2 BB		2-0 BB 1B	1-1 1B 1B	1-1 P3		4-2 BB BB 2B BB	1-0 F9		4	1	2	2	2	0	2
Jeremy Burnitz, L (1, 9) OBP: 0.364, SLG: 0.482	1-3 K		3-1 L8	0-2 1B	0-0 FC4-6		4-2 BB BB 2B BB	0-3 K		5	1	1	1	1	2	5
Dave Nilsson, L (1, 3) OBP: 0.413, SLG: 0.545 Bob Hamelin, L (7, 3) OBP: 0.262, SLG: 0.296	2-1 G6-4-3 1-2f		4-1 BB	1-2 F7		1-1 FC8-5 BB 1B	4-0 2B 1B BB	4-1 1B 1B BB		3	0	1	0	1	0	4
Geoff Jenkins, L (1, 7) OBP: 0.320, SLG: 0.527		0-0 G4-3	2-0 F7		1-1 SH2-4 BB 1B HR	0-3 K	1-2 1B 2B	0-0 1B 1B		6	2	3	2	0	1	3
Jose Valentin, S (1, 6) OBP: 0.317, SLG: 0.354 Mark Loretta, R (7, PH) OBP: 0.379, SLG: 0.388		2-1 G3	2-3 K2-3		4-2 SH2-4 BB 1B HR	4-1 FC8-5 BB	1-3 K	0-2 1B		2	1	0	0	2	1	2
Mike Matheny, R (1, 2) OBP: 0.313, SLG: 0.367		4-2 1B BB		2-1 1B 1B	0-0 SH2-4	0-0 FC8-5	1-2 1B E 1B	1-1 G1-3		4	2	2	2	1	0	5
Darrin Jackson, R (1, 8) OBP: 0.222, SLG: 0.264		3-2 2B 1B		2-1 F7	0-1 HR	2-2 P6	1-0 E 1B			5	1	3	3	0	0	3
21 Cal Eldred, R (1, 1) OBP: 0.143, SLG: 0.150 Al Reyes, R (6, 1) OBP: 0.250, SLG: 0.250 Marc Newfield, R (7, PH) OBP: 0.326, SLG: 0.321 Eric Owens, R (8, 4) OBP: 0.118, SLG: 0.212		2-3 K		1-3 K	0-1 2B		1-2 K E6			3	0	1	0	0	2	3

Inning Stats	R: 0	H: 0	E: 0	K: 1	S: 7	H: 0	LOB: 1	BB: 2	P: 18	R: 0	H: 1	E: 0	K: 1	S: 11	H: 1	LOB: 2	BB: 1	P: 22	R: 1	H: 2	E: 0	K: 1	S: 13	H: 4	LOB: 2	BB: 0	P: 27	R: 3	H: 3	E: 0	K: 0	S: 13	H: 1	LOB: 2	BB: 1	P: 20	R: 0	H: 1	E: 0	K: 1	S: 10	H: 3	LOB: 2	BB: 4	P: 53	R: 0	H: 2	E: 0	K: 1	S: 11	H: 2	LOB: 3	BB: 1	P: 17
1B: 12	SF: 0	2B: 3	SAC: 1	3B: 0	DP: 1	HR: 1	HBP: 1	WP: 0	PA: 52	SB: 2	CS: 0	1B: 12	SF: 0	2B: 3	SAC: 1	3B: 0	DP: 1	HR: 1	HBP: 1	WP: 0	PA: 52	SB: 2	CS: 0																															

PITCHER	IP	WLS	BF	H	R	ER	SO	BB	IBB	HBP	BLK	WP	HR	S	P	ERA	WHIP
Joe Fontenot, R (1, 1) ERA: 12.27	3.2	L	21	7	3	3	4	4	0	0	0	0	0	45	89	7.36	3.000
Vic Darenbourg, L (4, 1) ERA: 6.33	0.2		4	1	2	2	0	1	0	0	0	0	0	11	17	27.00	3.000
Oscar Henriquez, R (5, 1) ERA: 7.58	0.2		5	2	1	1	0	0	0	1	0	0	0	7	9	13.50	3.000
Kirt Ojala, L (6, 1) ERA: 4.07	1.0		5	1	0	0	1	1	0	0	0	0	0	10	17	0.00	2.000
Andy Larkin, R (7, 1) ERA: 7.79	0.1		5	0	4	4	1	4	0	0	0	0	0	10	29	108.00	12.000

BOTTOM

Florida Marlins @ Milwaukee Brewers
Milwaukee County Stadium, Milwaukee, WI

Sat May 30 1998, 8:05 PM EDT
 Att. 21,013 - Cloudy - 54 F

livebaseballscorecards.com

AB 39
R 12
H 16
RBI 11
BB 11
SO 8
LOB 32



Batter	1	2	3	4	5	6	7	8	9	AB R H RBI BB SO LOB	TOP	
John Cangelosi, S (1, 8) OBP: 0.306, SLG: 0.283	4-0 2B 1B BB	2-0 FC6-4 1-2f		0-0 SH5-4 1-2 2-3		0-0 G6-4-3 1-2f			4-2 BB	2 1 0 0 2 0 2		
Dave Berg, R (1, 6) OBP: 0.361, SLG: 0.375 Edgar Renteria, R (9, PH) OBP: 0.353, SLG: 0.357	0-2 F4		1-2 B5-3 G6-3 2B	2-0 G1-4-3 1B		0-0 P8			2-3 K	4 1 2 1 0 0 1 1 0 0 0 0 1 1		
John Wehner, R (1, 9) OBP: 0.154, SLG: 0.231 Matt Mantei, R (4, 1) Todd Dunwoody, L (7, PH) OBP: 0.313, SLG: 0.370 Antonio Alfonseca, R (7, 1)	2-1 1B 2B		1-1 B5-3 2-3	0-0 G1-4-3 1-2f		1-0 F9				3 1 1 0 0 0 3 0 0 0 0 0 0 0 1 0 0 0 0 0 0 0 0 0 0 0 0 0		
Todd Zeile, R (1, 5) OBP: 0.295, SLG: 0.391	3-2 F7		1-2 G6-3 3-H		0-1 G5-3			0-3 K		4 0 0 1 0 1 2		
Cliff Floyd, L (1, 7) OBP: 0.366, SLG: 0.525	2-2 S 1B 2-H 3-H		0-0 1B		1-3 K			0-3 K		4 0 2 2 0 2 0		
Derrek Lee, R (1, 3) OBP: 0.318, SLG: 0.411	2-2 P8 1-2		2-2 F8		0-0 L8			3-2 L7		4 0 0 0 0 0 2		
Craig Counsell, L (1, 4) OBP: 0.382, SLG: 0.361			1-2 G1-3		1-1 1B 1B			2-0 L4		4 1 1 0 0 1 0		
Mike Redmond, R (1, 2) OBP: 1.000, SLG: 2.000 Gregg Zaun, S (9, PH) OBP: 0.264, SLG: 0.369			0-0 FC5-6 1B		1-0 SH5-4 1B 1-3 1B			3-2 F7		3 2 3 1 0 0 0 1 0 0 0 0 0 0		
Jesus Sanchez, L (1, 1) OBP: 0.111, SLG: 0.111 Ryan Jackson, L (4, PH) OBP: 0.341, SLG: 0.481 (4, 9)			1-0 FC5-6 FC6-4 1-2f		0-0 1B SH5-4 1-2 3-H 1B			0-1 G6-4-3 1B		1 0 0 0 0 0 1 3 0 2 1 0 1 0		
Inning Stats	R: 2 H: 2 E: 0 LOB: 1 K: 0 BB: 1 S: 18 P: 31	R: 0 H: 1 E: 0 LOB: 1 K: 0 BB: 0 S: 6 P: 10	R: 1 H: 2 E: 0 LOB: 1 K: 0 BB: 0 S: 14 P: 19	R: 2 H: 4 E: 0 LOB: 1 K: 0 BB: 0 S: 7 P: 11	R: 0 H: 0 E: 0 LOB: 0 K: 1 BB: 0 S: 8 P: 9	R: 1 H: 2 E: 0 LOB: 0 K: 1 BB: 0 S: 10 P: 13	R: 0 H: 0 E: 0 LOB: 0 K: 1 BB: 0 S: 5 P: 6	R: 0 H: 0 E: 0 LOB: 0 K: 1 BB: 0 S: 14 P: 19	R: 0 H: 0 E: 0 LOB: 1 K: 2 BB: 1 S: 15 P: 25	1B: 8 SF: 0 2B: 2 SAC: 1 3B: 0 DP: 2 HR: 1 HBP: 0	WP: 0 PA: 38 PB: 0 SB: 1 CS: 0	
PITCHER Scott Karl, L (1, 1) ERA: 4.12 48 Brad Woodall, L (7, 1) ERA: 2.25 Bob Wickman, R (9, 1) ERA: 1.85	IP WLS BF H R ER SO BB IBB HBP BLK WP HR S P ERA WHIP											
	6.0 0 28 11 6 6 2 1 0 0 0 0 1 63 93 9.00 2.000											
	2.0 1 6 0 0 0 2 0 0 0 0 0 0 19 25 0.00 0.000											
	1.0 0 4 0 0 0 2 1 0 0 0 0 0 15 25 0.00 1.000											
PITCHER	IP WLS BF H R ER SO BB IBB HBP BLK WP HR S P ERA WHIP											

Florida Marlins @ Milwaukee Brewers
Milwaukee County Stadium, Milwaukee, WI

Sun May 31 1998, 4:33 AM EDT
Att. 25,590 - Sunny - 72 F

livebaseballscorecards.com

AB	35
R	6
H	11
RBI	6
BB	2
SO	6
LOB	12




Batter	1	2	3	4	5	6	7	8	9
Fernando Vina, L OBP: 0.381, SLG: 0.442 (1, 4)	2-2 G4-3 1-3 2-H 2B	1-0 2B 1-3 2-H	0-2 L7			3-2 P8		1-2 FC3-6 1-2f 2-H	
Mark Loretta, R OBP: 0.380, SLG: 0.392 (1, 6)	3-2 F7	1-0 2B 2-H 3-H		2-2 G3		2-1 HBP		2-3 K 1 SAFE	
Jeff Cirillo, R OBP: 0.430, SLG: 0.444 (1, 5)	1-0 HR	4-0 IBB G4-6-3		1-0 G6-3		0-3 K			
Dave Nilsson, L OBP: 0.380, SLG: 0.500 Bob Hamelin, L OBP: 0.262, SLG: 0.296 (1, 3) (8, 3)	1-3 K2-3	2-1 G4-6-3 1-2f		1-0 F7			0-0 G6-3		
Marc Newfield, R OBP: 0.316, SLG: 0.309 Geoff Jenkins, L OBP: 0.316, SLG: 0.522 (1, 7) (7, PH) (8, 7)		3-2 E5 HR	2-0 G5-3		0-0 F8		1-1 F7		
Mike Matheny, R OBP: 0.325, SLG: 0.399 (1, 2)		1-0 HR 1-H	1-1 BB 1B		2-2 1B		1-3 K		
Darrin Jackson, R OBP: 0.223, SLG: 0.256 (1, 8)		3-1 G5-3	1-0 P5		0-0 L8		2-2 SH3-4 E HBP		
Eric Owens, R OBP: 0.162, SLG: 0.257 Bob Wickman, R (1, 9) (9, 1)		1-0 2B 2B	4-0 BB BB		3-3 K		0-0 SH3-4		
Scott Karl, L OBP: 0.174, SLG: 0.050 Jose Valentin, S OBP: 0.316, SLG: 0.352 48 Brad Woodall, S OBP: 0.500, SLG: 0.333 Jeromy Burnitz, L OBP: 0.366, SLG: 0.482 (1, 1) (6, PH) (7, 1) (8, PH) (9, 9)		1-0 E1 2B 2B	4-1 BB			1-3 K	4-0 FC3-6 BB		

Inning Stats	R: 1 E: 0 K: 1 S: 12	H: 1 LOB: 0 BB: 0 P: 19	R: 5 E: 2 K: 0 S: 12	H: 4 LOB: 1 BB: 1 P: 29	R: 0 E: 0 K: 0 S: 9	H: 1 LOB: 3 BB: 2 P: 21	R: 0 E: 0 K: 0 S: 5	H: 0 LOB: 0 BB: 0 P: 9	R: 0 E: 0 K: 1 S: 8	H: 1 LOB: 1 BB: 0 P: 13	R: 0 E: 0 K: 2 S: 13	H: 0 LOB: 1 BB: 0 P: 19	R: 0 E: 0 K: 1 S: 6	H: 0 LOB: 0 BB: 0 P: 8	R: 1 E: 1 K: 1 S: 11	H: 0 LOB: 1 BB: 1 P: 19
1B: 2	SF: 0	2B: 3	SAC: 1	3B: 0	DP: 1	HR: 2	HBP: 2	WP: 0	PA: 38							

PITCHER	IP	WLS	BF	H	R	ER	SO	BB	IBB	HBP	BLK	WP	HR	S	P	ERA	WHIP
Jesus Sanchez, L ERA: 3.64 (1, 1)	3.0		19	6	6	2	1	2	1	0	0	0	2	33	69	6.00	2.667
Matt Mantei, R ERA: 1.29 (4, 1)	3.0		11	1	0	0	3	0	0	1	0	0	0	26	41	0.00	0.333
Antonio Alfonseca, R ERA: 5.4 (7, 1)	2.0	L	8	0	1	0	2	1	0	1	0	0	0	17	27	0.00	0.500

AB	R	H	RBI	BB	SO	LOB
5	1	1	1	0	0	4
4	0	1	2	0	1	1
3	1	1	1	1	1	1
4	0	0	0	0	1	2
0	0	0	0	0	0	0
3	1	0	0	0	0	0
1	0	0	0	0	0	0
4	1	3	2	0	1	0
3	1	0	0	0	0	2
2	1	1	0	1	1	1
0	0	0	0	0	0	0
1	1	0	0	1	0	1
1	0	0	0	0	1	0
0	0	0	0	0	0	0
0	0	0	0	1	0	0

AB	R	H	RBI	BB	SO	LOB
31	7	7	6	4	6	12



Florida Marlins @ Milwaukee Brewers
Milwaukee County Stadium, Milwaukee, WI

Sun May 31 1998, 4:33 AM EDT
Att: 25,590 - Sunny - 72 F

livebaseballscorecards.com

Batter	1	2	3	4	5	6	7	8	9	AB R H RBI BB SO LOB	TOP											
Ozzie Guillen, L (1, 6) OBP: 0.243, SLG: 0.185	1-3 K		3-2 1B		0-0 F9		1-1 G3	1-2 G6-3		5 0 1 0 0 1 2												
Keith Lockhart, L (1, 4) OBP: 0.342, SLG: 0.439	2-2 P6		2-1 SF9		1-1 G4-3		1-1 2B		2-2 P7	4 0 1 1 0 0 0												
10 Chipper Jones, S (1, 5) OBP: 0.445, SLG: 0.628	4-1 BB		3-H G3-1		1-1 HR		1-2 F8		3-1 FC6-4 1B	4 1 2 1 1 0 2												
Andres Galarraga, R (1, 3) OBP: 0.397, SLG: 0.623	1-3 K			2-1 FC1-6 1B		2-3 K		0-0 1B 1B	2-0 L8	5 1 2 0 0 2 2												
Ryan Klesko, L (1, 7) OBP: 0.307, SLG: 0.439																						
Gerald Williams, R (8, 7) OBP: 0.303, SLG: 0.380																						
Michael Tucker, L (1, 9) OBP: 0.378, SLG: 0.559																						
Eddie Pérez, R (1, 2) OBP: 0.386, SLG: 0.600																						
Andruw Jones, R (1, 8) OBP: 0.307, SLG: 0.453																						
Greg Maddux, R (1, 1) OBP: 0.306, SLG: 0.343																						
Inning Stats	R: 0 E: 0 K: 2 S: 10	H: 0 LOB: 1 BB: 1 P: 18	R: 0 E: 1 K: 1 S: 7	H: 0 LOB: 0 BB: 0 P: 10	R: 1 E: 0 K: 1 S: 13	H: 2 LOB: 1 BB: 0 P: 22	R: 1 E: 0 K: 1 S: 18	H: 3 LOB: 2 BB: 0 P: 27	R: 1 E: 0 K: 1 S: 9	H: 1 LOB: 0 BB: 0 P: 13	R: 0 E: 0 K: 1 S: 9	H: 0 LOB: 1 BB: 1 P: 14	R: 0 E: 0 K: 0 S: 8	H: 1 LOB: 1 BB: 0 P: 11	R: 2 E: 0 K: 1 S: 15	H: 3 LOB: 2 BB: 1 P: 25	R: 0 E: 0 K: 0 S: 7	H: 1 LOB: 1 BB: 0 P: 15	1B: 9 2B: 1 3B: 0 HR: 1	SF: 1 SAC: 0 DP: 1 HBP: 0	WP: 0 PB: 0 SB: 0 CS: 0	PA: 41
PITCHER	IP WLS BF H R ER SO BB IBB HBP BLK WP HR S P ERA WHIP																					
Steve Woodard, R (1, 1) ERA: 3.65	5.0 L 22 6 3 3 6 1 0 0 0 0 0 1 57 90 5.40 1.400																					
Al Reyes, R (6, 1) ERA: 5.63	2.0 11 3 2 2 1 2 0 0 0 0 0 0 20 35 9.00 2.500																					
Doug Jones, R (8, 1) ERA: 4.36	2.0 8 2 0 0 1 0 0 0 0 0 0 0 19 30 0.00 1.000																					

Atlanta Braves @ Milwaukee Brewers
Milwaukee County Stadium, Milwaukee, WI

Mon Jun 01 1998, 8:05 PM EDT
Att. 21,873 - Cloudy - 70 F

livebaseballscorecards.com

AB	37
R	5
H	11
RBI	5
BB	3
SO	8
LOB	20



Batter	1	2	3	4	5	6	7	8	9	AB R H RBI BB SO LOB
Fernando Vina, L (1, 4) OBP: 0.379, SLG: 0.439	1-0 G5-3 1B		2-1 F8			0-3 K			1-0 L9	4 0 1 0 0 1 1
Mark Loretta, R (1, 6) OBP: 0.376, SLG: 0.387	3-2 G5-3 1-2		1-3 K			0-0 L1-5			2-1 HR 1B	4 1 1 0 0 1 2
Jeff Cirillo, R (1, 5) OBP: 0.422, SLG: 0.435	1-0 G5-3 2-3				0-1 L5	0-0 G6-3			1-3 K	4 0 0 0 0 1 2
Jeremy Burnitz, L (1, 9) OBP: 0.364, SLG: 0.493	2-2 F8				1-3 K		0-0 G3-1		1-1 HR	4 1 1 2 0 1 1
Dave Nilsson, L (1, 3) OBP: 0.352, SLG: 0.462		0-3 K		2-1 F7		2-3 K		1-1 G5-3		4 0 0 0 0 2 0
Geoff Jenkins, L (1, 7) OBP: 0.313, SLG: 0.516		3-3 K			2-0 E5 G4-3 1B		1-3 K			1 0 0 0 0 1 0
Marc Newfield, R (5, 7) OBP: 0.320, SLG: 0.313										2 0 1 0 0 1 0
Doug Jones, R (8, 1)										0 0 0 0 0 0 0
Mike Matheny, R (1, 2) OBP: 0.318, SLG: 0.390		1-1 G3-1			0-1 G4-3			1-1 G1-3		3 0 0 0 0 0 1
Darrin Jackson, R (1, 8) OBP: 0.216, SLG: 0.247			0-0 L3		3-3 K			1-3 K		3 0 0 0 0 2 1
Steve Woodard, L (1, 1) OBP: 0.273, SLG: 0.455			3-2 K		0-0 G3			1-1 G1-3		1 0 1 0 0 0 0
Jose Valentin, S (5, PH) OBP: 0.314, SLG: 0.350										1 0 0 0 0 0 1
Al Reyes, R (6, 1) OBP: 0.250, SLG: 0.250										0 0 0 0 0 0 0
Eric Owens, R (8, 7) OBP: 0.158, SLG: 0.250										1 0 0 0 0 0 0

Inning Stats	R: 0	H: 1	E: 0	LOB: 1	K: 0	S: 8	R: 0	H: 0	E: 0	LOB: 0	K: 2	S: 8	R: 0	H: 0	E: 0	LOB: 0	K: 1	S: 10	R: 0	H: 1	E: 0	LOB: 1	K: 1	S: 10	R: 0	H: 0	E: 0	LOB: 0	K: 1	S: 7	R: 0	H: 0	E: 0	LOB: 0	K: 2	S: 7	R: 0	H: 0	E: 0	LOB: 0	K: 1	S: 10	R: 2	H: 2	E: 0	LOB: 0	K: 1	S: 10	R: 0	H: 0	E: 0	LOB: 0	K: 1	S: 7	R: 0	H: 0	E: 0	LOB: 0	K: 1	S: 10	R: 0	H: 0	E: 0	LOB: 0	K: 1	S: 7	R: 0	H: 0	E: 0	LOB: 0	K: 1	S: 10
PITCHER Greg Maddux, R (1, 1) ERA: 1.85	IP	WLS	BF	H	R	ER	SO	BB	IBB	HBP	BLK	WP	HR	S	P	ERA	WHIP																			IP	WLS	BF	H	R	ER	SO	BB	IBB	HBP	BLK	WP	HR	S	P	ERA	WHIP																				
	9.0	W	32	5	2	2	10	0	0	0	0	0	1	69	106	2.00	0.556																			9.0	W	32	5	2	2	10	0	0	0	0	1	69	106	2.00	0.556																					

BOTTOM

Atlanta Braves @ Milwaukee Brewers
Milwaukee County Stadium, Milwaukee, WI

Mon Jun 01 1998, 8:05 PM EDT
Att. 21,873 - Cloudy - 70 F

livebaseballscorecards.com

AB	32
R	2
H	5
RBI	2
BB	0
SO	10
LOB	9



WP: 0	PA: 32
PB: 0	
SB: 1	
CS: 0	

Batter	1	2	3	4	5	6	7	8	9	AB	R	H	RBI	BB	SO	LOB	TOP										
Ozzie Guillen, L OBP: 0.267, SLG: 0.206 (1, 6)	0-1 2B	0-1 P2		4-0 CS BB		0-0 P5		4-2 HR 10 BB		3	1	1	0	2	0	1											
Keith Lockhart, L OBP: 0.335, SLG: 0.429 Tony Graffanino, R OBP: 0.322, SLG: 0.358 (8, PH) (8, 4)	1-0 P4		0-0 P6	1-0 CS 1-2	1-2 G4-3	2-1 P4		2-3 K		4	0	0	0	0	0	1											
10 Chipper Jones, S OBP: 0.448, SLG: 0.626 (1, 5)	2-3 K		4-2 S BB		0-1 HR 1B	1-2 G4-3		2-0 HR 1B		4	2	2	0	1	1	1											
Andres Galarraga, R OBP: 0.397, SLG: 0.644 (1, 3)	3-3 K		1-0 F8		1-0 HR 1-H		1-2 F8	1-1 HR 1-H 2-H		5	2	2	5	0	1	2											
Ryan Klesko, L OBP: 0.311, SLG: 0.434 Gerald Williams, R OBP: 0.299, SLG: 0.375 (7, PR) (7, 7)		3-2 F9	1 SAFE 1 SAFE 4-1	1-2 BB	0-0 P3		4-2 F8 BB	0-0 F8		2	0	0	0	2	0	0											
Javy Lopez, R OBP: 0.349, SLG: 0.558 (1, 2)		2-1 1B 3B 1B	1-1 L8		4-2 1B BB		0-1 F8 1-2	0-1 3B		4	1	2	0	1	0	3											
Michael Tucker, L OBP: 0.380, SLG: 0.557 Danny Bautista, R OBP: 0.324, SLG: 0.333 (1, 9) (8, 9)		1-0 3B 1B		1-0 P6	2-0 BB 1B		2-2 G3		1-0 G6-3	4	1	2	0	0	0	2											
Andruw Jones, R OBP: 0.323, SLG: 0.495 (1, 8)		1-1 3B 1-H 2-H		1-2 SH1-3 3B	4-2 FC4-6 BB		1-1 HR	3-1 G3-6-1 HBP		3	2	3	3	1	0	0											
Dennis Martinez, R OBP: 0.182, SLG: 0.200 (1, 1)		1-2 G4-3		1-0 SH1-3 3-H	2-1 FC4-6 1-2f		1-3 K	2-0 G3-6-1 1-2f		4	0	0	1	0	1	6											
Inning Stats	R: 0 E: 0 K: 2 S: 9	H: 1 LOB: 1 BB: 0 P: 15	R: 2 E: 0 K: 0 S: 14	H: 3 LOB: 1 BB: 0 P: 22	R: 0 E: 0 K: 0 S: 9	H: 0 LOB: 2 BB: 2 P: 19	R: 1 E: 0 K: 0 S: 5	H: 1 LOB: 0 BB: 1 P: 13	R: 2 E: 0 K: 0 S: 14	H: 3 LOB: 3 BB: 2 P: 28	R: 0 E: 0 K: 0 S: 6	H: 0 LOB: 0 BB: 0 P: 9	R: 0 E: 0 K: 0 S: 14	H: 0 LOB: 2 BB: 1 P: 21	R: 4 E: 0 K: 2 S: 15	H: 3 LOB: 0 BB: 1 P: 26	R: 0 E: 0 K: 0 S: 5	H: 1 LOB: 1 BB: 0 P: 11	1B: 5 2B: 1 3B: 3 HR: 3	SF: 0 SAC: 1 DP: 1 HBP: 1	WP: 0 PB: 0 SB: 1 CS: 1	PA: 46					
PITCHER	IP	WLS	BF	H	R	ER	SO	BB	IBB	HBP	BLK	WP	HR	S	P	ERA	WHIP										
Paul Wagner, R ERA: 5.93 (1, 1)	4.2	L	25	8	5	5	2	4	0	0	0	0	1	47	87	9.64	2.571										
Bronswell Patrick, R ERA: 1.35 (5, 1)	1.1		5	0	0	0	0	1	0	0	0	0	0	10	19	0.00	0.750										
48 Brad Woodall, L ERA: 3.68 (7, 1)	2.0		11	3	4	4	2	2	0	0	0	0	2	29	47	18.00	2.500										
Mike Myers, L ERA: 0.9 (9, 1)	1.0		4	1	0	0	0	0	0	1	0	0	0	5	11	0.00	1.000										

Atlanta Braves @ Milwaukee Brewers
Milwaukee County Stadium, Milwaukee, WI

Tue Jun 02 1998, 8:05 PM EDT
Att. 39,017 - Unknown - 52 F

livebaseballscorecards.com

AB 36
R 9
H 12
RBI 9
BB 7
SO 4
LOB 18



Batter	1	2	3	4	5	6	7	8	9	AB	R	H	RBI	BB	SO	LOB
Fernando Vina, L (1, 4) OBP: 0.381, SLG: 0.440 B C F X	1-2 P6 ①		X 0-0 F8-3 1B			X 0-0 F9 ②		B X 1-0 1B 1B		4	0	2	0	0	0	0
Mark Loretta, R (1, 6) OBP: 0.379, SLG: 0.391 C B X	1-1 G4-3 ②		1 SAFE X 1-2 F8-3 ② ③ 1-2			C B B X 2-1 1B 1B		C B X 1-1 1-2 1B		4	0	2	0	0	0	1
Jeff Cirillo, R (1, 5) OBP: 0.424, SLG: 0.434 B B C B	4-1 1B BB				C B X 1-1 G6-3 ①		B X 1-0 1-2 1B		B C C C C C 2-3 ② K		3	0	1	0	1	2
Jeremy Burnitz, L (1, 9) OBP: 0.363, SLG: 0.488 X	0-0 1-2 1B 1B				B C C C C C 1-3 ② K		B F B F X 3-2 G4-3 ③		B X 1-0 P4 ③		4	0	1	0	0	4
Dave Nilsson, L (1, 3) OBP: 0.362, SLG: 0.482 C B C X	2-2 1-2 1B				B X 1-0 G5-3 ③		X 0-0 F8 ①		B F F X 1-2 1B 2B		4	0	2	0	0	0
Marquis Grissom, R (1, 8) OBP: 0.329, SLG: 0.435 Darrin Jackson, R (9, 8) OBP: 0.214, SLG: 0.245		X 0-0 F8 ①			C X 0-1 G1-6-3 1B		B B F X 2-1 1B 1B		X 0-0 G1-3 ①		3	0	2	0	0	0
Geoff Jenkins, L (1, 7) OBP: 0.311, SLG: 0.505 B B B B B B		1-3 K ②			B F F X 2-1 G1-6-3 ① ② 1-2f		X 0-0 1-2 G5-4-3 1B		X 0-0 P2 ②		4	0	1	0	0	2
Mike Matheny, R (1, 2) OBP: 0.317, SLG: 0.387 C B C X		1-1 G5-3 ③			C X 0-1 G5-3 ③		F X 0-1 G5-4-3 ② ③ 1-2f		F B X 1-1 1B		4	0	1	0	0	2
Paul Wagner, R (1, 1) OBP: 0.188, SLG: 0.198 Bronswell Patrick, R (5, 1) Eric Owens, R (6, PH) OBP: 0.154, SLG: 0.243 48 Brad Woodall, S (7, 1) OBP: 0.500, SLG: 0.333 Bob Hamelin, L (8, PH) OBP: 0.298, SLG: 0.291 Mike Myers, L (9, 1) Bobby Hughes, R (9, PH) OBP: 0.313, SLG: 0.357 C B X			1-1 G5-3 ①			B X 1-0 G1-3 ①		C B S F X 1-2 L8 ① ② ③		B C S X 1-2 G6-3 ③		1	0	0	0	0

Inning	R	H	E	K	S	H	LOB	BB	IBB	HBP	BLK	WP	HR	S	P	ERA	WHIP
1	0	2	0	1	6	1	2	0	0	0	0	0	0	71	106	0.00	1.444
2	0	0	0	1	6	0	0	0	0	0	0	0	0	71	106	0.00	1.444
3	0	0	0	1	6	0	0	0	0	0	0	0	0	71	106	0.00	1.444
4	0	0	0	1	6	0	0	0	0	0	0	0	0	71	106	0.00	1.444
5	0	0	0	1	6	0	0	0	0	0	0	0	0	71	106	0.00	1.444
6	0	0	0	1	6	0	0	0	0	0	0	0	0	71	106	0.00	1.444
7	0	0	0	1	6	0	0	0	0	0	0	0	0	71	106	0.00	1.444
8	0	0	0	1	6	0	0	0	0	0	0	0	0	71	106	0.00	1.444
9	0	0	0	1	6	0	0	0	0	0	0	0	0	71	106	0.00	1.444

Batter	R	H	RBI	BB	SO	LOB
Fernando Vina, L	0	2	0	0	0	0
Mark Loretta, R	0	2	0	0	0	1
Jeff Cirillo, R	0	1	0	1	1	2
Jeremy Burnitz, L	0	1	0	0	1	4
Dave Nilsson, L	0	2	0	0	0	0
Marquis Grissom, R	3	0	2	0	0	0
Darrin Jackson, R	1	0	0	0	0	1
Geoff Jenkins, L	4	0	1	0	0	2
Mike Matheny, R	4	0	1	0	0	2
Paul Wagner, R	1	0	0	0	0	0
Bronswell Patrick, R	0	0	0	0	0	0
Eric Owens, R	1	0	0	0	0	0
48 Brad Woodall, S	0	0	0	0	0	0
Bob Hamelin, L	1	0	0	0	0	0
Mike Myers, L	0	0	0	0	0	0
Bobby Hughes, R	1	0	0	0	0	2

Inning	1B	2B	3B	HR	SF	SAC	DP	HBP	WP	HR	S	P	ERA	WHIP
1	11	2	0	0	0	0	3	0	0	0	71	106	0.00	1.444
2	11	2	0	0	0	0	3	0	0	0	71	106	0.00	1.444
3	11	2	0	0	0	0	3	0	0	0	71	106	0.00	1.444
4	11	2	0	0	0	0	3	0	0	0	71	106	0.00	1.444
5	11	2	0	0	0	0	3	0	0	0	71	106	0.00	1.444
6	11	2	0	0	0	0	3	0	0	0	71	106	0.00	1.444
7	11	2	0	0	0	0	3	0	0	0	71	106	0.00	1.444
8	11	2	0	0	0	0	3	0	0	0	71	106	0.00	1.444
9	11	2	0	0	0	0	3	0	0	0	71	106	0.00	1.444

Atlanta Braves @ Milwaukee Brewers
Milwaukee County Stadium, Milwaukee, WI
Tue Jun 02 1998, 8:05 PM EDT
Att: 39,017 - Unknown - 52 F

AB	35
R	0
H	12
RBI	0
BB	1
SO	3
LOB	14



Inning	WP	HR	S	P	ERA	WHIP
1	0	0	71	106	0.00	1.444
2	0	0	71	106	0.00	1.444
3	0	0	71	106	0.00	1.444
4	0	0	71	106	0.00	1.444
5	0	0	71	106	0.00	1.444
6	0	0	71	106	0.00	1.444
7	0	0	71	106	0.00	1.444
8	0	0	71	106	0.00	1.444
9	0	0	71	106	0.00	1.444

Batter	1	2	3	4	5	6	7	8	9	AB R H RBI BB SO LOB	TOP											
Ozzie Guillen, L OBP: 0.253, SLG: 0.194 (1, 6)	1-1 L3	1-1 E3		2-2 G4-3			3-3 K			4 1 0 0 0 1 2	Atlanta Braves @ Milwaukee Brewers Milwaukee County Stadium, Milwaukee, WI Wed Jun 03 1998, 8:05 PM EDT Att. 19,116 - Unknown - 55 F											
Michael Tucker, L OBP: 0.373, SLG: 0.545 (1, 9)	1-3 K	1-1 E8		2-0 G4-3			1-3 K			4 0 0 0 0 2 1												
10 Chipper Jones, S OBP: 0.445, SLG: 0.618 (1, 5)	4-2 1B 2B BB	1-0 G4-3			2-1 L3			0-2 L8		3 1 0 0 1 0 1												
Andres Galarraga, R OBP: 0.395, SLG: 0.638 (1, 3)	0-1 2B 1B		0-1 G5-3		1-1 G5-3		1-3 K			4 1 1 0 0 1 0												
Ryan Klesko, L OBP: 0.310, SLG: 0.435 Gerald Williams, R OBP: 0.299, SLG: 0.375 (1, 7) (8, 7)	2-0 2B		1-1 F8		1-0 G5-3		1-1 P4			4 0 1 2 0 0 0 0 0 0 0 0 0 0												
Javy Lopez, R OBP: 0.342, SLG: 0.545 (1, 2)	1-0 G4-3		1-3 K			0-2 F7		2-1 G6-3		4 0 0 0 0 1 1												
Andruw Jones, R OBP: 0.321, SLG: 0.488 (1, 8)		0-0 G1		4-2 S 1B BB		1-1 G6-3		0-0 G6-3		3 1 0 0 1 0 0												
Tony Graffanino, R OBP: 0.330, SLG: 0.365 (1, 4)		1-1 E SH5-3 1B		1-2 G4-3 SH1-3 1B		1-2 K		0-2 F8		4 1 2 1 0 1 0												
Tom Glavine, L OBP: 0.115, SLG: 0.154 Kerry Ligtenberg, R Mark Wohlers, R (1, 1) (7, 1) (9, 1)		1-1 SH5-3		0-1 SH1-3			1-2 G4-3			1 0												
Inning Stats	R: 2 E: 0 K: 1 S: 11	H: 2 LOB: 1 BB: 1 P: 20	R: 2 E: 2 K: 0 S: 11	H: 1 LOB: 1 BB: 0 P: 15	R: 0 E: 0 K: 1 S: 8	H: 0 LOB: 0 BB: 0 P: 10	R: 1 E: 0 K: 0 S: 15	H: 1 LOB: 1 BB: 1 P: 24	R: 0 E: 0 K: 0 S: 5	H: 0 LOB: 0 BB: 0 P: 9	R: 0 E: 0 K: 1 S: 8	H: 0 LOB: 0 BB: 0 P: 10	R: 0 E: 0 K: 2 S: 10	H: 0 LOB: 0 BB: 0 P: 15	R: 0 E: 0 K: 1 S: 8	H: 0 LOB: 0 BB: 0 P: 10	R: 0 E: 0 K: 0 S: 6	H: 0 LOB: 0 BB: 0 P: 8	1B: 3 2B: 1 3B: 0 HR: 0	SF: 0 SAC: 2 DP: 0 HBP: 0	WP: 0 PB: 0 SB: 2 CS: 0	PA: 35
PITCHER	IP WLS BF H R ER SO BB IBB HBP BLK WP HR S P ERA WHIP																					
Jeff Juden, R ERA: 4.04 (1, 1)	7.0 L 29 4 5 3 5 2 0 0 0 0 0 0 68 103 3.86 0.857																					
Al Reyes, R ERA: 5.4 (8, 1)	1.0 3 0 0 0 1 0 0 0 0 0 0 0 8 10 0.00 0.000																					
Doug Jones, R ERA: 4.24 (9, 1)	1.0 3 0 0 0 0 0 0 0 0 0 0 0 6 8 0.00 0.000																					

AB	31
R	5
H	4
RBI	3
BB	2
SO	6
LOB	5



Batter	1	2	3	4	5	6	7	8	9	AB R H RBI BB SO LOB
Fernando Vina, L (1, 4) OBP: 0.377, SLG: 0.432	2-1 G4-1		1-0 G3		0-1 L7		0-1 FC4-6 1B		4-1 G3-1 BB	4 0 0 0 1 0 2
Mark Loretta, R (1, 6) OBP: 0.393, SLG: 0.392	4-2 2B BB		4-2 BB		2-1 F8		0-0 FC5-4 1B		4-0 G3-1 BB	2 1 1 0 3 0 1
Jeff Cirillo, R (1, 5) OBP: 0.423, SLG: 0.438	2-2 1-H 2B		1-3 SAFE K		2-1 1-3 1B		2-1 F8		3-2 G3-1	5 0 2 1 0 1 5
Dave Nilsson, L (1, 3) OBP: 0.349, SLG: 0.450	4-0 BB		3-3 K		3-2 G5-3		2-2 FC5-4 1-2f		0-0 G3	4 0 0 0 1 1 7
Marquis Grissom, R (1, 8) OBP: 0.327, SLG: 0.427	1-0 F9			4-2 BB		1-1 G5-3		1-3 K		3 0 0 0 1 1 2
Jeromy Burnitz, L (1, 9) OBP: 0.357, SLG: 0.478	3-3 K			2-3 K		2-2 G1-3		1-2 G4-3		4 0 0 0 0 2 3
Bobby Hughes, R (1, 2) OBP: 0.333, SLG: 0.500		1-0 F8		2-3 K		1-1 2B		3-2 HR		4 1 2 1 0 1 1
Geoff Jenkins, L (1, 7) OBP: 0.308, SLG: 0.495		0-1 G5-4-3 1B		0-3 K		3-1 G6-3		2-3 K		4 0 1 0 0 2 2
Doug Jones, R (9, 1)										0 0 0 0 0 0 0
Jeff Juden, R (1, 1) OBP: 0.200, SLG: 0.240		1-1 G5-4-3				1-1 1B		0-1 FC4-6 1B		2 0 1 0 0 0 1
Eric Owens, R (7, PH) OBP: 0.175, SLG: 0.263										1 0 1 0 0 0 0
Al Reyes, R (8, 1) OBP: 0.250, SLG: 0.250										0 0 0 0 0 0 0
Bob Hamelin, L (9, 3) OBP: 0.254, SLG: 0.286										1 0 0 0 0 1 0

Inning Stats	R: 1 E: 0 K: 1 S: 13	H: 1 LOB: 2 BB: 2 P: 29	R: 0 E: 0 K: 0 S: 5	H: 1 LOB: 0 BB: 0 P: 7	R: 0 E: 0 K: 2 S: 9	H: 0 LOB: 1 BB: 1 P: 18	R: 0 E: 0 K: 3 S: 13	H: 0 LOB: 1 BB: 1 P: 21	R: 0 E: 0 K: 0 S: 13	H: 2 LOB: 2 BB: 0 P: 21	R: 0 E: 0 K: 0 S: 10	H: 1 LOB: 1 BB: 0 P: 17	R: 0 E: 0 K: 0 S: 10	H: 2 LOB: 2 BB: 0 P: 14	R: 1 E: 0 K: 2 S: 14	H: 1 LOB: 0 BB: 0 P: 21	R: 0 E: 0 K: 1 S: 8	H: 0 LOB: 2 BB: 2 P: 19	1B: 5 2B: 2 3B: 0 HR: 1	SF: 0 SAC: 0 DP: 1 HBP: 0	WP: 0 PB: 0 SB: 0 CS: 0	PA: 40
--------------	-------------------------------	----------------------------------	------------------------------	---------------------------------	------------------------------	----------------------------------	-------------------------------	----------------------------------	-------------------------------	----------------------------------	-------------------------------	----------------------------------	-------------------------------	----------------------------------	-------------------------------	----------------------------------	------------------------------	----------------------------------	----------------------------------	------------------------------------	----------------------------------	--------

PITCHER	IP	WLS	BF	H	R	ER	SO	BB	IBB	HBP	BLK	WP	HR	S	P	ERA	WHIP
Tom Glavine, L (1, 1) ERA: 2.1	6.1	W	28	6	1	1	6	4	0	0	0	0	0	67	117	1.42	1.579
Kerry Ligtenberg, R (7, 1) ERA: 4.18	1.2		7	2	1	1	2	0	0	0	0	0	1	20	31	5.40	1.200
Mark Wohlers, R (9, 1) ERA: 4.5	1.0	S	5	0	0	0	1	2	0	0	0	0	0	8	19	0.00	2.000

BOTTOM

Atlanta Braves @ Milwaukee Brewers
Milwaukee County Stadium, Milwaukee, WI

Wed Jun 03 1998, 8:05 PM EDT
Att: 19,116 - Unknown - 55 F

livebaseballscorecards.com

AB	34
R	2
H	8
RBI	2
BB	6
SO	9
LOB	24



Batter	1	2	3	4	5	6	7	8	9	AB R H RBI BB SO LOB	TOP											
Brian Hunter, R (1, 8) OBP: 0.320, SLG: 0.365	2-3 K		1-0 P5		3-2 L9		1-2 G6-3		1-2 G5-3	5 0 0 0 0 1 0	Detroit Tigers @ Milwaukee Brewers Milwaukee County Stadium, Milwaukee, WI Fri Jun 05 1998, 8:05 PM EDT Att. 14,559 - Cloudy - 48 F											
Joe Randa, R (1, 5) OBP: 0.331, SLG: 0.332	2-0 L7		1-1 L7		0-0 G3-6-3 1B		2-2 G6-3		1-1 1B	5 0 2 0 0 0 0												
Bobby Higginson, L (1, 9) OBP: 0.401, SLG: 0.538	4-1 BB		2-3 K		0-0 G3-6-3 1-2f		0-2 HR		3-3 K	4 1 1 1 1 2 2												
Tony Clark, S (1, 3) OBP: 0.339, SLG: 0.457	2-2 L8			1-0 F7		1-1 G3		4-1 BB		3 0 0 0 1 0 1												
Damion Easley, R (1, 4) OBP: 0.381, SLG: 0.646		2-3 K		2-2 BB 2B		3-2 P6		0-1 F9		4 0 1 0 0 1 1												
Luis Gonzalez, L (1, 7) OBP: 0.356, SLG: 0.482		1-1 E9 1B 2B		1-1 F7		2-1 1B 2B		1-1 F9		4 2 2 0 0 0 1												
Joe Oliver, R (1, 2) OBP: 0.292, SLG: 0.425		1-1 G5-3 1B		4-2 SAFE BB BB		0-0 1B 1B		2-0 G1-3		3 0 2 2 1 0 0												
Deivi Cruz, R (1, 6) OBP: 0.292, SLG: 0.333		1-2 G5-3		4-1 BB 1-2 2-3 BB		3-1 1B		0-3 K		3 0 1 0 1 1 1												
Frank Castillo, R (1, 1) Frank Catalanotto, L (4, PH) Tim Worrell, R (4, 1) Kimera Barteo, R (6, PH) 44 Sean Runyan, L (6, 1) Dean Crow, L (7, 1) Andy Tomberlin, L (9, PH)		2-2 G4-3		0-1 G4-3		2-3 K		0-3 K		1 0 0 0 0 0 1 1 0 0 0 0 0 3 0 0 0 0 0 0 0 1 0 0 0 0 0 1 2 0 0 0 0 0 0 0 0 0 0 0 0 0 0 1 0 0 0 0 1 0												
Inning Stats	R: 0 E: 0 K: 1 S: 8	H: 0 LOB: 1 BB: 1 P: 18	R: 1 E: 1 K: 1 S: 15	H: 2 LOB: 1 BB: 0 P: 21	R: 0 E: 0 K: 1 S: 6	H: 0 LOB: 0 BB: 2 P: 10	R: 0 E: 0 K: 0 S: 13	H: 1 LOB: 3 BB: 2 P: 25	R: 0 E: 0 K: 0 S: 5	H: 1 LOB: 0 BB: 0 P: 8	R: 1 E: 0 K: 1 S: 13	H: 3 LOB: 2 BB: 0 P: 24	R: 1 E: 0 K: 0 S: 16	H: 1 LOB: 1 BB: 1 P: 23	R: 0 E: 0 K: 1 S: 6	H: 0 LOB: 0 BB: 0 P: 9	R: 0 E: 0 K: 2 S: 12	H: 1 LOB: 1 BB: 0 P: 17	1B: 5 2B: 3 3B: 0 HR: 1	SF: 0 SAC: 0 DP: 1 HBP: 0	WP: 0 PB: 0 SB: 0 CS: 0	PA: 39
PITCHER	IP WLS BF H R ER SO BB IBB HBP BLK WP HR S P ERA WHIP																					
21 Cal Eldred, R (1, 1) ERA: 4.24	5.2 W 26 7 2 2 3 3 0 0 0 0 0 0 57 101 3.18 1.765																					
Al Reyes, R (6, 1) ERA: 5.47	1.1 6 1 1 1 1 1 0 0 0 0 0 1 19 28 6.75 1.500																					
Bob Wickman, R (8, 1) ERA: 1.75	2.0 S 7 1 0 0 3 0 0 0 0 0 0 0 18 26 0.00 0.500																					

AB	35
R	3
H	9
RBI	3
BB	4
SO	7
LOB	12



Batter	1	2	3	4	5	6	7	8	9	AB	R	H	RBI	BB	SO	LOB	TOP										
Brian Hunter, R OBP: 0.322, SLG: 0.370 (1, 8)	1-0 F7-4 1B	1-2 L7		1-2 FC5-4 S G6-3 1-2f	0-3 K		1-2 2-H 2B			5	0	2	1	0	1	5											
Joe Randa, R OBP: 0.324, SLG: 0.324 (1, 5)	1-2 F7-4 1-2		1-0 F9	2-2 G6-3 1-2		1-0 P5	2-1 P4			5	0	0	0	0	0	3											
Bobby Higginson, L OBP: 0.397, SLG: 0.530 (1, 9)	1-1 E 1B		1-3 K	2-3 K 2-3		1-0 L4		1-3 K		5	1	1	0	0	3	1											
Tony Clark, S OBP: 0.345, SLG: 0.485 (1, 3)	1-2 E6 1-H 1B 2B		0-1 1B 2B		1-1 G6-3	0-0 HR		1-2 G5-3		5	3	3	2	0	0	0											
Damion Easley, R OBP: 0.381, SLG: 0.640 (1, 4)	0-1 3-H 1B		0-1 1B 1B		2-3 K	0-1 G5-3		0-1 G4-3		5	1	2	2	0	1	0											
Luis Gonzalez, L OBP: 0.361, SLG: 0.495 (1, 7)	1-1 G6-3		1-1 1B 1-2 1B		2-0 1B 2B		3-1 F9		1-1 G1-6-3 SF8 2B	5	2	3	0	0	0	1											
Joe Oliver, R OBP: 0.305, SLG: 0.427 (1, 2)			2-0 G5-3 1-2 2-H 1B		4-0 BB 1B BB		0-0 2B 1B		0-1 G1-6-3	4	1	2	1	1	0	1											
Billy Ripken, R OBP: 0.338, SLG: 0.350 (1, 6)			0-2 SH1-3 1B		0-1 BB 1B		1-2 1-H 2B 2B		0-0 SF8	4	1	3	3	0	0	2											
Bryce Florie, R A.J. Sager, R (1, 1) (8, 1)			0-1 SH1-3		4-0 FC5-4 BB		4-2 BB		3-1 G6-3	1	0	0	0	2	1	1											
			1-2 BB		1-2 2-3 BB					1	0	0	0	0	0	0											
Inning Stats	R: 2 E: 1 K: 0 S: 13	H: 4 LOB: 1 BB: 0 P: 18	R: 0 E: 0 K: 0 S: 9	H: 1 LOB: 1 BB: 0 P: 12	R: 2 E: 0 K: 1 S: 16	H: 4 LOB: 2 BB: 0 P: 22	R: 0 E: 0 K: 1 S: 10	H: 0 LOB: 1 BB: 1 P: 19	R: 1 E: 0 K: 2 S: 16	H: 2 LOB: 3 BB: 2 P: 29	R: 1 E: 0 K: 0 S: 5	H: 1 LOB: 0 BB: 0 P: 7	R: 2 E: 0 K: 1 S: 15	H: 3 LOB: 1 BB: 0 P: 22	R: 0 E: 0 K: 1 S: 10	H: 0 LOB: 0 BB: 0 P: 12	R: 1 E: 0 K: 0 S: 7	H: 1 LOB: 0 BB: 0 P: 11	1B: 9 2B: 7 3B: 0 HR: 1	SF: 1 SAC: 1 DP: 1 HBP: 0	WP: 0 PB: 0 SB: 1 CS: 0	PA: 45					
PITCHER	IP	WLS	BF	H	R	ER	SO	BB	IBB	HBP	BLK	WP	HR	S	P	ERA	WHIP										
Scott Karl, L ERA: 4.44 (1, 1)	4.2	L	27	11	5	5	3	3	0	0	0	0	0	60	96	9.64	3.000										
Bronswell Patrick, R ERA: 2.25 (5, 1)	1.1		5	1	1	1	1	0	0	0	0	0	1	9	11	6.75	0.750										
Doug Jones, R ERA: 4.5 (7, 1)	2.0		9	3	2	2	2	0	0	0	0	0	0	25	34	9.00	1.500										
48 Brad Woodall, L ERA: 3.91 (9, 1)	1.0		4	1	1	1	0	0	0	0	0	0	0	7	11	9.00	1.000										

Detroit Tigers @ Milwaukee Brewers
Milwaukee County Stadium, Milwaukee, WI

Sat Jun 06 1998, 8:05 PM EDT
Att. 17,019 - Overcast - 54 F

AB	40
R	9
H	16
RBI	9
BB	3
SO	6
LOB	14



WP	0	PA	45
PB	0		
SB	1		
CS	0		

livebaseballscorecards.com


Batter	1	2	3	4	5	6	7	8	9	AB	R	H	RBI	BB	SO	LOB
Fernando Vina, L (1, 4) OBP: 0.380, SLG: 0.435	0-1 L7	2-1 2B		0-1 L6			1-2 G6-3		0-1 G4-6-3 1B	5	0	2	2	0	0	1
Jeff Cirillo, R (1, 5) OBP: 0.420, SLG: 0.448	2-1 G6-3	0-0 G5-3			2-1 G3		2-3 K		0-2 G4-6-3 1-2f	5	0	0	0	0	1	3
Jeremy Burnitz, L (1, 9) OBP: 0.361, SLG: 0.477	1-2 1B				2-1 G3		3-2 1B			4	0	2	0	0	0	0
Marquis Grissom, R (1, 8) OBP: 0.335, SLG: 0.443	1-0 G5-3				1-0 1B		0-0 F8			4	0	2	0	0	0	2
Dave Nilsson, L (1, 3) OBP: 0.343, SLG: 0.433		2-1 G4-3			0-0 1B		1-0 G3		0-0 L6	4	0	1	0	0	0	1
Geoff Jenkins, L (1, 7) OBP: 0.296, SLG: 0.463		0-0 G3-1			1-0 G3-6-1		0-0 F9		1-1 F7	4	0	0	0	0	0	2
Mike Matheny, R (1, 2) OBP: 0.308, SLG: 0.373		0-2 BB 2B 1B			0-0 G6-3		0-3 K		2-3 K	4	1	1	0	0	2	0
Jose Valentin, S (1, 6) OBP: 0.318, SLG: 0.351		4-0 BB 2B BB			2-3 K		4-0 BB		1-2 G5-3	2	1	0	0	2	1	0
Scott Karl, L (1, 1) OBP: 0.243, SLG: 0.095 Bronswell Patrick, R (5, 1) Eric Owens, R (6, PH) Doug Jones, R (7, 1) 48 Brad Woodall, S (9, 1) Bob Hamelin, L (9, PH) OBP: 0.266, SLG: 0.351		4-1 2B BB			1-2 1B		0-1 F8		1-1 HR	1	0	1	0	1	0	0

Inning Stats	R: 0	H: 1	E: 0	K: 0	S: 8	H: 1	LOB: 1	BB: 0	P: 12	R: 2	H: 2	E: 0	K: 0	S: 10	H: 2	LOB: 2	BB: 2	P: 22	R: 0	H: 2	E: 0	K: 0	S: 4	H: 1	LOB: 1	BB: 0	P: 6	R: 0	H: 1	E: 0	K: 1	S: 11	H: 1	LOB: 1	BB: 0	P: 14	R: 0	H: 0	E: 0	K: 1	S: 6	H: 0	LOB: 1	BB: 1	P: 10	R: 0	H: 1	E: 0	K: 1	S: 10	H: 0	LOB: 0	BB: 0	P: 9	R: 1	H: 2	E: 0	K: 0	S: 10	H: 2	LOB: 0	BB: 0	P: 12	1B: 8	2B: 1	3B: 0	HR: 1	SF: 0	SAC: 0	DP: 2	HBP: 0	WP: 0	PA: 38
--------------	------	------	------	------	------	------	--------	-------	-------	------	------	------	------	-------	------	--------	-------	-------	------	------	------	------	------	------	--------	-------	------	------	------	------	------	-------	------	--------	-------	-------	------	------	------	------	------	------	--------	-------	-------	------	------	------	------	-------	------	--------	-------	------	------	------	------	------	-------	------	--------	-------	-------	-------	-------	-------	-------	-------	--------	-------	--------	-------	--------

PITCHER	IP	WLS	BF	H	R	ER	SO	BB	IBB	HBP	BLK	WP	HR	S	P	ERA	WHIP
Bryce Florie, R (1, 1) ERA: 4.13	7.0		31	8	2	2	3	3	0	0	0	0	0	55	92	2.57	1.571
A.J. Sager, R (8, 1) ERA: 6.61	2.0		7	2	1	1	1	0	0	0	0	0	1	16	21	4.50	1.000

DETROIT TIGERS @ MILWAUKEE BREWERS
Milwaukee County Stadium, Milwaukee, WI
 Sat Jun 06 1998, 8:05 PM EDT
 Att: 17,019 - Overcast - 54 F

AB	35
R	3
H	10
RBI	3
BB	3
SO	4
LOB	10



Batter	1	2	3	4	5	6	7	8	9	AB R H RBI BB SO LOB	TOP	
Brian Hunter, R OBP: 0.319, SLG: 0.367 (1, 8) C X	0-1 G6-3 HBP 1B		3-3 K		0-3 K BB 1B		0-1 G5-3		1-0 G4-3	5 1 1 0 0 2 0		
Joe Randa, R OBP: 0.331, SLG: 0.330 (1, 5) B 1 SAFE F 1 SAFE H	3-1 G6-3 HBP 1-2			2-0 1B 2B	4-0 1B BB		2-2 P4			2 1 1 0 1 0 0		
Bobby Higginson, L OBP: 0.398, SLG: 0.543 (1, 9) F X	0-1 G6-3 1-2f 2-3			3-3 K	3-1 1B			1-0 HR		4 1 2 2 0 1 3		
Tony Clark, S OBP: 0.348, SLG: 0.498 (1, 3) B S B C C	2-3 K			4-1 1B BB	0-1 L9			3-2 HR		3 1 1 1 1 1 3		
Damion Easley, R OBP: 0.375, SLG: 0.628 (1, 4) C B B X		2-2 F8		2-3 K		3-1 F9		3-1 G6-3		4 0 0 0 0 1 2		
Luis Gonzalez, L OBP: 0.368, SLG: 0.498 (1, 7) B S B X		1-1 F7		1-2 1B 1-3 2-H		0-2 1B		4-2 CS S BB		3 0 2 1 1 0 0		
Paul Bako, L OBP: 0.282, SLG: 0.317 (1, 2) S B F B F S		2-3 K		0-0 F8		1 SAFE 1 B SAFE F F S	2-3 K	3-2 G1-3 1-3		4 0 0 0 0 2 4		
Deivi Cruz, R OBP: 0.282, SLG: 0.322 (1, 6) B C C X			1-2 G4-3		2-1 F9	1-2 G5-3		2-2 G5-3		4 0 0 0 0 0 1		
Justin Thompson, L (1, 1) X			0-0 F7		3-2 G4-3		1-1 G4-3		1-3 K	4 0 0 0 0 1 0		
Inning Stats	R: 0 E: 0 K: 1 S: 8 H: 1 LOB: 1 BB: 0 P: 13	R: 0 E: 0 K: 1 S: 8 H: 0 LOB: 0 BB: 0 P: 13	R: 0 E: 0 K: 1 S: 8 H: 0 LOB: 0 BB: 0 P: 12	R: 1 E: 0 K: 2 S: 14 H: 2 LOB: 2 BB: 1 P: 26	R: 1 E: 0 K: 1 S: 13 H: 1 LOB: 2 BB: 1 P: 24	R: 0 E: 0 K: 1 S: 12 H: 1 LOB: 1 BB: 0 P: 17	R: 0 E: 0 K: 0 S: 7 H: 0 LOB: 0 BB: 0 P: 10	R: 2 E: 0 K: 0 S: 13 H: 2 LOB: 0 BB: 1 P: 27	R: 0 E: 0 K: 1 S: 8 H: 0 LOB: 0 BB: 0 P: 12	1B: 4 2B: 1 3B: 0 HR: 2 SF: 0 SAC: 0 DP: 1 HBP: 1	WP: 1 PB: 0 SB: 1 CS: 1 PA: 37	
PITCHER	IP WLS BF H R ER SO BB IBB HBP BLK WP HR S P ERA WHIP											
Steve Woodard, R ERA: 3.65 (1, 1)	5.0 L 22 4 2 2 6 2 0 1 0 0 1 0 51 88 3.60 1.200											
Bronswell Patrick, R ERA: 1.8 (6, 1)	2.0 7 1 0 0 1 0 0 0 0 0 0 0 19 27 0.00 0.500											
Al Reyes, R ERA: 6.08 (8, 1)	0.1 3 2 2 2 0 0 0 0 0 0 0 2 8 15 54.00 6.000											
Mike Myers, L ERA: 0.83 (8, 1)	1.2 5 0 0 0 1 1 0 0 0 0 0 0 13 24 0.00 0.600											

Detroit Tigers @ Milwaukee Brewers
Milwaukee County Stadium, Milwaukee, WI

Sun Jun 07 1998, 4:33 AM EDT
Att. 18,737 - Sunny - 56 F

livebaseballscorecards.com

AB	33
R	4
H	7
RBI	4
BB	3
SO	8
LOB	13



Batter	1	2	3	4	5	6	7	8	9	AB R H RBI BB SO LOB
Fernando Vina, L (1, 4) OBP: 0.378, SLG: 0.429	2-3 K		X 0-0 B3		B 1 SAFE BB BB	4-0 BB		B X 1-0 F8		3 0 0 0 1 1 0
Jeff Cirillo, R (1, 5) OBP: 0.417, SLG: 0.444	1-0 F9			1-2 P3	1-1 G4-3			F F B X 1-2 1B		4 0 1 0 0 0 3
Jeremy Burnitz, L (1, 9) OBP: 0.359, SLG: 0.470	4-2 BB			1-3 K		1-2 F7		X 0-0 L8		3 0 0 0 1 1 1
Marquis Grissom, R (1, 8) OBP: 0.327, SLG: 0.432	1 SAFE 1 SAFE L9			0-1 G6-3		0-1 G4-3		X 0-0 G6-3		4 0 0 0 0 0 2
Mark Loretta, R (1, 3) OBP: 0.381, SLG: 0.381		0-1 G6-3			0-1 G6-3	2-2 F9		X 2-2 L4		4 0 0 0 0 0 0
Marc Newfield, R (1, 7) OBP: 0.304, SLG: 0.295		0-0 P8			1-2 SH1-3 1B		B B X 2-0 G6-3	X 0-0 G4-3		4 1 0 0 0 0 0
Mike Matheny, R (1, 2) OBP: 0.312, SLG: 0.373		0-3 K			4-2 1B SH1-3 1-2 BB		B B X 2-1 1B	B B X 2-1 P4		3 0 1 0 1 1 0
Jose Valentin, S (1, 6) OBP: 0.315, SLG: 0.348			1-3 K		1-1 SH1-3		1 SAFE 3-3 K			2 0 0 0 0 2 1
Steve Woodard, L (1, 1) OBP: 0.250, SLG: 0.417 Darrin Jackson, R (5, PH) OBP: 0.222, SLG: 0.253 Bronswell Patrick, R (6, 1) Eric Owens, R (7, PH) OBP: 0.187, SLG: 0.250 Al Reyes, R (8, 1) OBP: 0.250, SLG: 0.250 Mike Myers, L (8, 1)			1-3 K		0-1 BB 2-3 3-H 1B		B B X 1-2 G4-3			1 0 0 0 0 1 0 1 0 1 1 0 0 0 0 0 0 0 0 0 0 1 0 0 0 0 0 1 0 0 0 0 0 0 0 0 0 0 0 0 0 0

Inning Stats	R: 0	H: 0	E: 0	LOB: 1	K: 1	S: 7	R: 0	H: 0	E: 0	LOB: 0	K: 1	S: 6	R: 0	H: 0	E: 0	LOB: 0	K: 2	S: 11	R: 0	H: 0	E: 0	LOB: 0	K: 1	S: 9	R: 1	H: 1	E: 1	LOB: 3	K: 0	S: 14	R: 0	H: 0	E: 0	LOB: 0	K: 0	S: 8	R: 0	H: 1	E: 0	LOB: 1	K: 1	S: 10	R: 0	H: 1	E: 0	LOB: 1	K: 0	S: 6	R: 0	H: 0	E: 0	LOB: 0	K: 0	S: 6	R: 0	H: 0	E: 0	LOB: 0	K: 0	S: 10	1B: 3	SF: 0	2B: 0	SAC: 1	3B: 0	DP: 0	HR: 0	HBP: 0	WP: 0	PA: 34
PITCHER Justin Thompson, L (1, 1) ERA: 4.21	IP	WLS	BF	H	R	ER	SO	BB	IBB	HBP	BLK	WP	HR	S	P	ERA	WHIP																																																					
	9.0	W	34	3	1	0	6	3	0	0	0	0	0	77	118	0.00	0.667																																																					
PITCHER	IP	WLS	BF	H	R	ER	SO	BB	IBB	HBP	BLK	WP	HR	S	P	ERA	WHIP																																																					

BOTTOM

Detroit Tigers @ Milwaukee Brewers
Milwaukee County Stadium, Milwaukee, WI

Sun Jun 07 1998, 4:33 AM EDT
Att. 18,737 - Sunny - 56 F

livebaseballscorecards.com

AB	30
R	1
H	3
RBI	1
BB	3
SO	6
LOB	8



Batter	1	2	3	4	5	6	7	8	9	AB R H RBI BB SO LOB	TOP											
Fernando Vina, L (1, 4) OBP: 0.375, SLG: 0.424	1-3 K		3-1 G3	0-0 P7		1-0 1B		1-0 P6		5 0 1 0 0 1 3												
Jeff Cirillo, R (1, 5) OBP: 0.421, SLG: 0.445	0-0 G6-3		0-0 1B		1-0 HR HBP	0-1 1B		2-2 P4		4 1 2 1 0 0 0												
Jeremy Burnitz, L (1, 9) OBP: 0.356, SLG: 0.478	3-3 K		2-3 K		3-2 HR	1-3 K		0-3 K		5 1 1 2 0 4 3												
John Jaha, R (1, 10) OBP: 0.417, SLG: 0.418		4-1 G6-4-3 BB	3-2 G5-3		1-2 G6-3		2-3 K		1-1 G4-3	4 0 0 0 1 1 1												
Dave Nilsson, L (1, 3) OBP: 0.360, SLG: 0.444 Darrin Jackson, R (9, PR) OBP: 0.222, SLG: 0.253		2-1 G6-4-3		2-0 G6-4-3 1B	3-1 G1-3		0-0 2B 1B		2-1 1B 1B	5 1 3 0 0 0 1 0 0 0 0 0 0 0												
Marquis Grissom, R (1, 8) OBP: 0.329, SLG: 0.437		1-1 E 1B		0-0 G6-4-3 1-2f	2-2 G6-3		1-1 G3 2B		1-3 SAFE K	5 2 2 1 0 1 2												
Geoff Jenkins, L (1, 7) OBP: 0.317, SLG: 0.496		2-2 E6 1B 2B		0-2 WP 1B 1B		3-2 1B 2B	0-0 G3		2-0 1B 1B	5 2 4 1 0 0 1												
Jose Valentin, S (1, 6) OBP: 0.326, SLG: 0.365		2-1 WP 1B		0-0 WP 1-2 1B		2-3 K	1-0 K		1-1 1-2 2-H 1B	5 0 4 2 0 1 1												
Bobby Hughes, R (1, 2) OBP: 0.333, SLG: 0.471 Bob Hamelin, L (7, PH) OBP: 0.262, SLG: 0.345 Mike Matheny, R (7, 2) OBP: 0.312, SLG: 0.373		0-0 L6		4-1 1-2 2-3 BB		0-0 G6-3	1-0 G4-3			2 0 0 0 1 0 2 1 0 0 0 0 0 1 0 0 0 0 0 0 0												
Inning Stats	R: 0 E: 0 K: 2 S: 10	H: 0 LOB: 0 BB: 0 P: 14	R: 2 E: 1 K: 0 S: 12	H: 3 LOB: 1 BB: 1 P: 23	R: 0 E: 0 K: 1 S: 9	H: 1 LOB: 1 BB: 0 P: 17	R: 0 E: 0 K: 0 S: 8	H: 3 LOB: 3 BB: 1 P: 14	R: 2 E: 0 K: 0 S: 11	H: 1 LOB: 0 BB: 0 P: 21	R: 1 E: 0 K: 2 S: 13	H: 3 LOB: 2 BB: 0 P: 20	R: 2 E: 0 K: 1 S: 9	H: 3 LOB: 1 BB: 0 P: 14	R: 0 E: 0 K: 1 S: 7	H: 0 LOB: 0 BB: 0 P: 10	R: 0 E: 0 K: 1 S: 12	H: 3 LOB: 2 BB: 0 P: 19	1B: 12 2B: 4 3B: 0 HR: 1	SF: 0 SAC: 0 DP: 2 HBP: 1	WP: 1 PB: 0 SB: 0 CS: 0	PA: 44
PITCHER	IP WLS BF H R ER SO BB IBB HBP BLK WP HR S P ERA WHIP																					
Pat Rapp, R (1, 1) ERA: 4.87	5.2 W 29 11 5 5 4 2 0 1 0 1 1 60 105 7.94 2.294																					
Jamie Walker, L (6, 1) ERA: 9.19	0.1 1 0 0 0 1 0 0 0 0 0 0 3 4 0.00 0.000																					
Hipolito Pichardo, R (7, 1) ERA: 5.79	1.0 6 3 2 2 1 0 0 0 0 0 0 9 14 18.00 3.000																					
Scott Service, R (8, 1) ERA: 3.77	1.0 3 0 0 0 1 0 0 0 0 0 0 7 10 0.00 0.000																					
Jeff Montgomery, R (9, 1) ERA: 6.53	1.0 S 5 3 0 0 1 0 0 0 0 0 0 12 19 0.00 3.000																					

Milwaukee Brewers @ Kansas City Royals
Kauffman Stadium, Kansas City, MO
Mon Jun 08 1998, 7:05 PM CDT
Att. 13,565 - Cloudy - 59 F

AB	41
R	7
H	17
RBI	7
BB	2
SO	8
LOB	15



Batter	1	2	3	4	5	6	7	8	9
Johnny Damon, L OBP: 0.342, SLG: 0.426 (1, 8) C F B B B B	4-2 3B BB	2-1 G1-3		2-1 G4-3 SF7 2B		0-3 K		0-2 P5	
Jose Offerman, S OBP: 0.407, SLG: 0.451 (1, 4) M B X	1-1 G3-1 3B 1-H	2-1 1B 2B 1B		1-1 G4-3 2-3		2-1 HR			
Hal Morris, L OBP: 0.387, SLG: 0.468 (1, 10) C B X	1-1 G3-1 3-H	0-0 2B 1B 1-3		1-0 SF7 3-H		2-1 F9			
Jeff King, R OBP: 0.321, SLG: 0.461 (1, 3) B B B B	4-1 2B FC6 BB	3-2 1B 2B 1-H 3-H		1-2 P6		0-0 F8			
Dean Palmer, R OBP: 0.322, SLG: 0.526 (1, 5) C 1 SAFE X	0-1 FC6 1B 2B 1-3	0-3 K			2-2 F9		2-2 G5-4-3 1B		
Jeff Conine, R OBP: 0.274, SLG: 0.352 (1, 7) C X	0-1 FC6 1B 2-3 3-H		1-0 L7		4-2 1B BB		0-1 G5-4-3 1-2f		
Jermaine Dye, R OBP: 0.282, SLG: 0.333 (1, 9) B B X	2-0 G6-4-3 1B 1-2 3-H		4-2 WP S BB		2-2 L8		0-0 G4-3		
Shane Halter, R OBP: 0.304, SLG: 0.383 (1, 6) B B S X	2-1 G6-4-3 1-2f		1-1 G6-3 1-2		0-1 1B 1-2		1-2 F9		
Sal Fasano, R OBP: 0.225, SLG: 0.197 (1, 2) S X		0-1 P3	2-1 G1-3 2-3		0-3 K		1-3 K		

AB	R	H	RBI	BB	SO	LOB
4	2	1	0	1	1	0
4	3	3	2	0	0	1
3	1	1	2	0	0	0
3	1	1	2	1	0	0
4	1	2	0	0	1	1
3	0	0	1	1	0	2
3	0	1	1	1	0	1
4	0	1	0	0	0	3
4	0	0	0	0	2	3

BOTTOM

Milwaukee Brewers @ Kansas City Royals
Kauffman Stadium, Kansas City, MO
Mon Jun 08 1998, 7:05 PM CDT
Att. 13,565 - Cloudy - 59 F

livebaseballscorecards.com

AB	32
R	8
H	10
RBI	8
BB	4
SO	4
LOB	11



1B: 5	SF: 1	WP: 1	PA: 37
2B: 3	SAC: 0	PB: 0	
3B: 1	DP: 2	SB: 1	
HR: 1	HBP: 0	CS: 0	

Inning Stats	R	H	E	K	S	IP	WLS	BF	H	R	ER	SO	BB	IBB	HBP	BLK	WP	HR	S	P	ERA	WHIP
Jeff Juden, R ERA: 4.61 (1, 1)	4	3	0	14	8	6.0	L	31	9	8	8	3	4	0	0	0	1	1	68	114	12.00	2.167
Doug Jones, R ERA: 4.26 (7, 1)	0	0	0	0	1	2.0		6	1	0	0	1	0	0	0	0	0	0	21	25	0.00	0.500

PITCHER	IP	WLS	BF	H	R	ER	SO	BB	IBB	HBP	BLK	WP	HR	S	P	ERA	WHIP
Jeff Juden, R (1, 1)	6.0	L	31	9	8	8	3	4	0	0	0	1	1	68	114	12.00	2.167
Doug Jones, R (7, 1)	2.0		6	1	0	0	1	0	0	0	0	0	0	21	25	0.00	0.500

Batter	1	2	3	4	5	6	7	8	9	10	AB R H RBI BB SO LOB	TOP										
Fernando Vina, L (1, 4) OBP: 0.371, SLG: 0.418	1-2 G3	1-1 FC4-6			0-1 F9			0-2 F9		4-1 BB SH3-4 FC3-2 BB	4 0 0 0 1 0 2	Milwaukee Brewers @ Kansas City Royals Kauffman Stadium, Kansas City, MO Tue Jun 09 1998, 7:05 PM CDT Att: 12,775 - Unknown - 81 F										
Jeff Cirillo, R (1, 5) OBP: 0.418, SLG: 0.439	4-2 HBP 1B BB		0-0 G6-3		1-0 G6-3			1-1 G4-3		1-0 SH3-4	3 1 0 0 1 0 0											
Jeremy Burnitz, L (1, 9) OBP: 0.357, SLG: 0.471	1-2 1B HBP		0-1 F9			1-3 K		3-2 G4-3		4-0 FC3-2 BB IBB	3 1 0 0 1 1 0											
John Jaha, R (1, 10) OBP: 0.421, SLG: 0.414	1-1 G6-4-3 1B		0-2 G5-3			1-3 K			4-0 1B FC4-6 BB	4-2 BB FC3-2 1B BB	3 0 1 1 1 1 0											
Darrin Jackson, R (9, PR) OBP: 0.222, SLG: 0.253											0 1 0 0 0 0 0											
Jose Valentin, S (10, PH) OBP: 0.329, SLG: 0.365											0 1 0 0 1 0 0											
Dave Nilsson, L (1, 3) OBP: 0.346, SLG: 0.427	1-1 G6-4-3		0-0 F7			2-2 E5			0-3 K	2-2 FC3-2 BB 1B	3 0 0 0 0 0 2											
Bob Hamelin, L (6, 3) OBP: 0.254, SLG: 0.333									1-2 2-3 3-H		2 1 0 0 0 1 4											
Marquis Grissom, R (1, 8) OBP: 0.337, SLG: 0.439		2-1 G6-3		1-1 G5-3 1B		0-1 F9		0-2 1B E 1B		4-1 1B BB	4 1 2 1 1 0 0											
Mark Loretta, R (1, 6) OBP: 0.388, SLG: 0.396		1-2 G6-3		1-0 G5-3		0-0 F3 2B		2-2 FC4-6 1B		1-2 2-3 3-H	5 0 3 2 0 0 1											
Marc Newfield, R (1, 7) OBP: 0.305, SLG: 0.297		0-0 1B		2-1 G3		1-1 F3		1-1 FC4-6		0-0 F8	3 0 1 0 0 0 2											
Geoff Jenkins, L (9, PH) OBP: 0.311, SLG: 0.487						2-3		1-2 2-3 3-H			2 0 0 1 0 0 3											
Mike Matheny, R (1, 2) OBP: 0.311, SLG: 0.370		3-2 FC4-6 1B		2-2 F9		1-2 G6-3		0-3 K			4 0 1 0 0 1 3											
Inning Stats	R: 1 E: 0 K: 0 S: 11	H: 1 LOB: 1 BB: 1 P: 19	R: 0 E: 0 K: 0 S: 12	H: 2 LOB: 2 BB: 0 P: 19	R: 0 E: 0 K: 0 S: 6	H: 0 LOB: 0 BB: 0 P: 6	R: 0 E: 0 K: 0 S: 6	H: 1 LOB: 1 BB: 0 P: 10	R: 0 E: 1 K: 2 S: 12	H: 0 LOB: 1 BB: 0 P: 16	R: 0 E: 0 K: 0 S: 8	H: 1 LOB: 1 BB: 0 P: 10	R: 0 E: 0 K: 0 S: 10	H: 0 LOB: 0 BB: 0 P: 14	R: 2 E: 1 K: 2 S: 15	H: 2 LOB: 2 BB: 1 P: 21	R: 3 E: 0 K: 0 S: 13	H: 1 LOB: 2 BB: 4 P: 33	1B: 7 2B: 1 3B: 0 HR: 0	SF: 0 SAC: 1 DP: 1 HBP: 1	WP: 0 PB: 0 SB: 0 CS: 0	PA: 44
PITCHER	IP WLS BF H R ER SO BB IBB HBP BLK WP HR S P ERA WHIP																					
Glendon Rusch, L (1, 1) ERA: 5.38	8.1	L	32	5	2	2	3	2	0	0	0	0	0	0	75	111	2.16	0.840				
Jeff Montgomery, R (9, 1) ERA: 7.25	1.2	L	12	3	4	3	1	3	1	0	0	0	0	0	25	47	16.20	3.600				

AB	36
R	6
H	8
RBI	5
BB	6
SO	4
LOB	17



Milwaukee Brewers @ Kansas City Royals
Kauffman Stadium, Kansas City, MO

Tue Jun 09 1998, 7:05 PM CDT
Att. 12,775 - Unknown - 81 F

livebaseballscorecards.com

AB	40
R	3
H	13
RBI	3
BB	3
SO	6
LOB	29



WP	1	PA	45
PB	0		
SB	1		
CS	0		

Batter	1	2	3	4	5	6	7	8	9	10	AB	R	H	RBI	BB	SO	LOB
Johnny Damon, L (1, 8) OBP: 0.350, SLG: 0.443	1-0 G5-3 WP 1B		0-0 P6		1-1 1-H HR		0-1 G6-4-3 1B		4-2 FC4-6 BB		4	1	3	2	1	0	1
Jose Offerman, S (1, 4) OBP: 0.399, SLG: 0.442	0-2 L7		2-3 K		3-1 G4-3		0-0 G6-4-3 1-2f		1-0 FC4-6 FC6-4		5	0	0	0	0	1	4
Shane Mack, R (1, 10) OBP: 0.343, SLG: 0.455	3-2 G5-3 1-3			0-0 1B 1B	4-1 S BB		0-3 K		2-0 FC6-4 1-2f		4	0	1	0	1	1	2
Jeff King, R (1, 3) OBP: 0.323, SLG: 0.460	0-3 K			0-0 F7 1B	3-1 P6 1-2			0-0 FC4-6 1B		0-0 1B 1B	5	0	2	0	0	1	3
Dean Palmer, R (1, 5) OBP: 0.324, SLG: 0.521		1-0 G6-4-3 1B		0-1 F9		2-2 F7		4-0 FC4-6 1-2 BB		3-3 K	4	0	1	0	1	1	2
Jeff Conine, R (1, 7) OBP: 0.279, SLG: 0.355		1-1 P4		2-1 1-3 1B		1-2 G6-3		1-1 FC4-6 1-2f 2-3		2-2 1B 1B	5	0	2	0	0	0	3
Jermaine Dye, R (1, 9) OBP: 0.287, SLG: 0.347		1-1 G6-4-3 1-2f		2-2 F8		2-2 2B 2B		3-3 K		0-1 1-2 2-3 1B	5	1	2	0	0	1	5
Shane Halter, R (1, 6) OBP: 0.310, SLG: 0.394			1-2 SH1-3 1B		0-0 F9	3-2 2B		2-2 G1-3		2-2 P6	4	0	2	1	0	0	2
Larry Sutton, L (10, PH) OBP: 0.315, SLG: 0.324											1	0	0	0	0	0	3
Sal Fasano, R (1, 2) OBP: 0.232, SLG: 0.194			1-0 SH1-3		2-1 HR		0-3 K		0-2 G6-3	0-1 F8	1	1	0	0	0	1	1
Hal Morris, L (9, PH) OBP: 0.385, SLG: 0.465											1	0	0	0	0	0	0
29 Mike Sweeney, R (10, 2) OBP: 0.294, SLG: 0.313											1	0	0	0	0	0	3


Inning Stats	R: 0	H: 1	E: 0	K: 1	S: 13	R: 0	H: 1	E: 0	K: 0	S: 5	R: 0	H: 1	E: 0	K: 1	S: 9	R: 0	H: 2	E: 0	K: 0	S: 9	R: 2	H: 1	E: 0	K: 0	S: 9	R: 1	H: 2	E: 0	K: 1	S: 17	R: 0	H: 1	E: 0	K: 1	S: 6	R: 0	H: 1	E: 0	K: 1	S: 11	R: 0	H: 0	E: 0	K: 0	S: 9	R: 0	H: 3	E: 0	K: 1	S: 15	1B: 10	2B: 2	3B: 0	HR: 1	SF: 0	SAC: 1	DP: 2	HBP: 1	WP: 1	PA: 45
--------------	------	------	------	------	-------	------	------	------	------	------	------	------	------	------	------	------	------	------	------	------	------	------	------	------	------	------	------	------	------	-------	------	------	------	------	------	------	------	------	------	-------	------	------	------	------	------	------	------	------	------	-------	--------	-------	-------	-------	-------	--------	-------	--------	-------	--------

PITCHER	IP	WLS	BF	H	R	ER	SO	BB	IBB	HBP	BLK	WP	HR	S	P	ERA	WHIP
48 Brad Woodall, L (1, 1) ERA: 3.94	6.2		29	9	3	3	3	1	0	1	0	1	1	65	100	4.05	1.500
Paul Wagner, R (7, 1) ERA: 5.89	0.1		3	1	0	0	1	1	0	0	0	0	0	4	8	0.00	6.000
Bob Wickman, R (8, 1) ERA: 1.64	2.1	W	10	2	0	0	2	1	0	0	0	0	0	26	44	0.00	1.286
Doug Jones, R (10, 1) ERA: 4.19	0.2	S	3	1	0	0	0	0	0	0	0	0	0	8	10	0.00	1.500

Batter	1	2	3	4	5	6	7	8	9	10	11	12	13	14	15	AB	R	H	RBI	BB	SO	LOB	TOP									
Fernando Vina, L OBP: 0.371, SLG: 0.431	1-1 HR		1-1 G4-3		1-1 2B			1-1 G3		1-1 G4-3		2-2 L6-3			0-1 SH 1B	6	2	2	2	0	0	1										
Jeff Cirillo, R OBP: 0.419, SLG: 0.447	0-3 K		1-1 G6-3		3-H 1-2 F8			0-0 HR			4-0 WP 1B SH5-4 BB		4-1 BB		0-1 FC3-6 1B S	5	3	1	1	2	1	3										
Jeromy Burnitz, L OBP: 0.357, SLG: 0.468	0-1 G3-1			0-1 G3				1-1 FC5-4 1B		1 SAFE L X	0-1 SH5-4		0-1 B5		1-2 S 1B	6	1	2	1	0	1	1										
John Jaha, R OBP: 0.407, SLG: 0.387	0-0 F9			2-3 K				1-1 FC5-4 1B		1 SAFE X	4-1 1B BB		0-3 K		3-3 K	4	0	0	0	1	1	1										
Darrin Jackson, R OBP: 0.222, SLG: 0.253																0	0	0	0	0	0	0										
Bob Hamelin, L OBP: 0.250, SLG: 0.328																1	0	0	0	0	1	1										
Marc Newfield, R OBP: 0.302, SLG: 0.293																1	0	0	0	0	1	1										
Dave Nilsson, L OBP: 0.333, SLG: 0.410				1-2 G6-3																												
Mark Loretta, R OBP: 0.384, SLG: 0.392				2-2 L6																												
Marquis Grissom, R OBP: 0.341, SLG: 0.455																																
Geoff Jenkins, L OBP: 0.305, SLG: 0.471																																
Jose Valentin, S OBP: 0.325, SLG: 0.357																																
Mike Matheny, R OBP: 0.306, SLG: 0.363																																
Bobby Hughes, R OBP: 0.333, SLG: 0.471																																
Inning Stats	R: 1 E: 0 K: 1 S: 9	H: 1 LOB: 0 BB: 0 P: 10	R: 1 E: 0 K: 0 S: 12	H: 1 LOB: 0 BB: 0 P: 15	R: 0 E: 0 K: 0 S: 5	H: 0 LOB: 0 BB: 0 P: 7	R: 0 E: 0 K: 1 S: 9	H: 0 LOB: 0 BB: 0 P: 13	R: 2 E: 0 K: 1 S: 18	H: 3 LOB: 1 BB: 0 P: 21	R: 0 E: 0 K: 1 S: 8	H: 0 LOB: 0 BB: 0 P: 10	R: 0 E: 0 K: 0 S: 6	H: 0 LOB: 0 BB: 0 P: 8	R: 1 E: 0 K: 0 S: 8	H: 2 LOB: 1 BB: 0 P: 11	R: 0 E: 0 K: 1 S: 9	H: 0 LOB: 0 BB: 0 P: 9	R: 0 E: 0 K: 1 S: 9	H: 0 LOB: 0 BB: 0 P: 12	R: 0 E: 0 K: 1 S: 8	H: 0 LOB: 0 BB: 1 P: 15	R: 0 E: 0 K: 2 S: 9	H: 0 LOB: 1 BB: 1 P: 14	R: 0 E: 0 K: 0 S: 7	H: 0 LOB: 0 BB: 0 P: 13	R: 3 E: 1 K: 1 S: 16	H: 3 LOB: 2 BB: 0 P: 21	1B: 7 2B: 2 3B: 0 HR: 3	SF: 1 SAC: 2 DP: 1 HBP: 0	WP: 1 PB: 0 SB: 2 CS: 0	PA: 60
PITCHER	IP	WLS	BF	H	R	ER	SO	BB	IBB	HBP	BLK	WP	HR	S	P	ERA	WHIP															
Tim Belcher, R ERA: 4.99	(1, 1)	8.0	31	7	5	5	4	0	0	0	0	0	3	75	95	5.62	0.875															
Matt Whisenant, L ERA: 5.73	(9, 1)	2.0	6	0	0	0	2	0	0	0	0	0	0	15	21	0.00	0.000															
Scott Service, R ERA: 3.94	(11, 1)	1.0	6	1	1	1	0	2	0	0	0	1	0	14	25	9.00	3.000															
47 Brian Bevil, R ERA: 5.52	(12, 1)	2.0	7	0	0	0	3	2	0	0	0	0	0	17	29	0.00	1.000															
Hipolito Pichardo, R ERA: 5.82	(14, 1)	1.1	L 6	1	2	2	0	0	0	0	0	0	0	12	18	13.50	0.750															
PITCHER	(15, 1)	0.2	4	2	1	0	1	0	0	0	0	0	0	0	11	16	0.00	3.000														
Jamie Walker, L ERA: 9.37	(15, 1)	0.2	4	2	1	0	1	0	0	0	0	0	0	0	11	16	0.00	3.000														

Milwaukee Brewers @ Kansas City Royals
Kauffman Stadium, Kansas City, MO
Wed Jun 10 1998; 7:05 PM CDT
Att: 12,477 - Overcast - 79 F

AB	53
R	9
H	11
RBI	8
BB	4
SO	10
LOB	17



Batter	1	2	3	4	5	6	7	8	9	10	11	12	13	14	15	AB	R	H	RBI	BB	SO	LOB												
Johnny Damon, L (1, 8) OBP: 0.348, SLG: 0.432	1-0 P8	1-1 P4		4-2 FC3-4 1-2 BB		1-0 F9		3-3 K		4-1 BB		0-0 G3-1		2-2 G1-3		6	0	0	0	2	1	3												
Jose Offerman, S (1, 4) OBP: 0.399, SLG: 0.444	1-0 G4-3 2B		2-1 F8	0-0 FC3-4			1-1 S BB 1B		0-1 G4-6-3 1B	2-3 K		1-3 K			2-3 K	8	0	3	1	0	3	4												
Hal Morris, L (1, 10) OBP: 0.374, SLG: 0.450	1-1 G4-3 2-3		1-0 L9	0-3 K			0-0 F9		1-2 G4-6-3 1-2	0-0 P7		1-1 G1-3			0-0 1B	8	0	1	0	0	1	7												
Jeff King, R (1, 3) OBP: 0.324, SLG: 0.455	2-3 K		1-1 1B				4-1 F7		0-1 1B 1B		1-1 E6 SH5-4 FC3-6 1B		3-1 P3		2-2 L7	7	2	2	0	1	1	2												
Dean Palmer, R (1, 5) OBP: 0.325, SLG: 0.529		1-0 HR	3-1 F9				0-0 L8		0-1 1B 1-2 1B		0-0 FC3-6 SH5-4 1B		0-2 G6-3		0-0 G4-3	8	1	3	1	0	1	4												
Jeff Conine, R (1, 7) OBP: 0.288, SLG: 0.384		4-2 SH1-3 1B		2-1 F7			1-2 HR		0-0 FC6-4 1B		0-1 SH5-4		2-1 G4-3			2	1	1	1	1	0	0												
Larry Sutton, L (7, PH) OBP: 0.323, SLG: 0.327									1-3 2-H 1B		1-2 2-3					2	0	1	1	1	0	0												
Jermaine Dye, R (1, 9) OBP: 0.304, SLG: 0.356		1-1 SH1-3 1B		1-1 1B 1B			3-3 K		0-2 FC6-4		4-0 FC3-6 IBB				0-0 SH1-4 29 L9 1B	6	1	3	0	1	1	5												
Luis Rivera, R (1, 6) OBP: 0.455, SLG: 0.333		0-0 SH1-3		0-0 1B 1B			3-1 P6		1-3 K		0-1 FC3-6				1-1 SH1-4	3	1	1	0	1	1	0												
Terry Pendleton, S (11, PH) OBP: 0.320, SLG: 0.356				1-2 FC3-4 1B							1-2 2-3 3-H				1-2 SH1-4	1	0	0	1	0	0	2												
Shane Halter, R (12, 6) OBP: 0.310, SLG: 0.394		1-2 2-3														0	0	0	0	0	0	0												
Sal Fasano, R (1, 2) OBP: 0.235, SLG: 0.200		0-2 P6		1-0 FC3-4 1B			2-2 G5-3		1-3 K		0-3 K				3-2 L9	3	0	1	1	0	0	2												
Shane Mack, R (8, PH) OBP: 0.341, SLG: 0.452															2-3	1	0	0	0	0	1	0												
29 Mike Sweeney, R (9, 2) OBP: 0.287, SLG: 0.305																3	0	0	0	0	1	4												
Inning Stats	R: 0 E: 0 K: 1 S: 7	H: 1 LOB: 1 BB: 0 P: 12	R: 1 E: 0 K: 0 S: 12	H: 2 LOB: 2 BB: 1 P: 19	R: 0 E: 0 K: 0 S: 7	H: 1 LOB: 1 BB: 0 P: 14	R: 2 E: 0 K: 1 S: 15	H: 3 LOB: 2 BB: 1 P: 23	R: 1 E: 0 K: 1 S: 11	H: 1 LOB: 0 BB: 0 P: 18	R: 0 E: 0 K: 0 S: 6	H: 0 LOB: 0 BB: 0 P: 12	R: 0 E: 0 K: 1 S: 14	H: 1 LOB: 3 BB: 2 P: 26	R: 0 E: 0 K: 3 S: 10	H: 0 LOB: 0 BB: 0 P: 15	R: 1 E: 0 K: 0 S: 13	H: 4 LOB: 2 BB: 0 P: 14	R: 0 E: 0 K: 2 S: 11	H: 0 LOB: 2 BB: 2 P: 21	R: 1 E: 1 K: 0 S: 9	H: 1 LOB: 2 BB: 1 P: 16	R: 0 E: 0 K: 1 S: 6	H: 0 LOB: 0 BB: 0 P: 8	R: 0 E: 0 K: 0 S: 7	H: 0 LOB: 0 BB: 0 P: 12	R: 0 E: 0 K: 0 S: 9	H: 1 LOB: 1 BB: 0 P: 15	R: 0 E: 0 K: 1 S: 10	H: 1 LOB: 1 BB: 0 P: 14	1B: 13 2B: 1 3B: 0 HR: 2	SF: 0 SAC: 3 DP: 1 HBP: 0	WP: 0 PB: 0 SB: 2 CS: 0	PA: 68

PITCHER	IP	WLS	BF	H	R	ER	SO	BB	IBB	HBP	BLK	WP	HR	S	P	ERA	WHIP
21 Cal Eldred, R (1, 1) ERA: 4.35	6.1		30	9	4	4	3	2	0	0	0	0	0	61	102	5.68	1.737
Al Reyes, R (7, 1) ERA: 5.79	1.1		6	0	0	0	3	2	0	0	0	0	0	18	31	0.00	1.500
Mike Myers, L (8, 1) ERA: 0.79	1.0		3	1	0	0	1	0	0	0	0	0	0	8	12	0.00	1.000
Doug Jones, R (9, 1) ERA: 4.38	0.1		4	3	1	1	0	0	0	0	0	0	0	8	8	27.00	9.000
Bronswell Patrick, R (10, 1) ERA: 1.13	6.0	W	25	3	1	0	4	2	1	0	0	0	0	52	86	0.00	0.833

PITCHER	IP	WLS	BF	H	R	ER	SO	BB	IBB	HBP	BLK	WP	HR	S	P	ERA	WHIP
21 Cal Eldred, R (1, 1) ERA: 4.35	6.1		30	9	4	4	3	2	0	0	0	0	0	61	102	5.68	1.737
Al Reyes, R (7, 1) ERA: 5.79	1.1		6	0	0	0	3	2	0	0	0	0	0	18	31	0.00	1.500
Mike Myers, L (8, 1) ERA: 0.79	1.0		3	1	0	0	1	0	0	0	0	0	0	8	12	0.00	1.000
Doug Jones, R (9, 1) ERA: 4.38	0.1		4	3	1	1	0	0	0	0	0	0	0	8	8	27.00	9.000
Bronswell Patrick, R (10, 1) ERA: 1.13	6.0	W	25	3	1	0	4	2	1	0	0	0	0	52	86	0.00	0.833

PITCHER	IP	WLS	BF	H	R	ER	SO	BB	IBB	HBP	BLK	WP	HR	S	P	ERA	WHIP
21 Cal Eldred, R (1, 1) ERA: 4.35	6.1		30	9	4	4	3	2	0	0	0	0	0	61	102	5.68	1.737
Al Reyes, R (7, 1) ERA: 5.79	1.1		6	0	0	0	3	2	0	0	0	0	0	18	31	0.00	1.500
Mike Myers, L (8, 1) ERA: 0.79	1.0		3	1	0	0	1	0	0	0	0	0	0	8	12	0.00	1.000
Doug Jones, R (9, 1) ERA: 4.38	0.1		4	3	1	1	0	0	0	0	0	0	0	8	8	27.00	9.000
Bronswell Patrick, R (10, 1) ERA: 1.13	6.0	W	25	3	1	0	4	2	1	0	0	0	0	52	86	0.00	0.833

Milwaukee Brewers @ Kansas City Royals
Kauffman Stadium, Kansas City, MO
Wed Jun 10 1998, 7:05 PM CDT
Att. 12,477 - Overcast - 79 F

AB	58
R	6
H	16
RBI	6
BB	7
SO	11
LOB	33



Milwaukee Brewers @ Pittsburgh Pirates
 Three Rivers Stadium, Pittsburgh, PA

Fri Jun 12 1998, 7:05 PM EDT
 Att. 16,851 - Unknown - 84 F

AB	34
R	4
H	9
RBI	4
BB	1
SO	5
LOB	12



Batter	1	2	3	4	5	6	7	8	9	AB	R	H	RBI	BB	SO	LOB	TOP										
Fernando Vina, L (1, 4) OBP: 0.369, SLG: 0.429	1-0 F7		1-1 P6		1-1 2B 1B		0-0 F8			4	0	1	0	0	0	1											
Jeff Cirillo, R (1, 5) OBP: 0.420, SLG: 0.450	0-1 F8			4-2 F9 1B BB	1-0 SAFE 2B		2-1 G6-3			3	1	1	0	1	0	1											
Jeremy Burnitz, L (1, 9) OBP: 0.355, SLG: 0.464	1-1 G4-3			1-1 1B 1B	1-0 G3			3-3 K		4	1	1	0	0	1	1											
John Jaha, R (1, 3) Mark Loretta, R (8, 3) OBP: 0.388, SLG: 0.364 OBP: 0.384, SLG: 0.392		1-0 G5-3		3-1 F9		1-1 G4-3		1-3 K		4	0	0	0	0	1	2											
Dave Nilsson, L (1, 7) Darrin Jackson, R (7, 7) Bob Wickman, R (8, 1) OBP: 0.333, SLG: 0.407 OBP: 0.220, SLG: 0.250		2-1 G6-3		0-0 G3 1B		0-0 G3		1-0 G6-3		3	0	1	1	0	0	0											
Marquis Grissom, R (1, 8) OBP: 0.344, SLG: 0.462		2-2 F9		0-1 G3 1B		3-2 G6-3			1-2 2B	4	0	2	1	0	0	0											
Jose Valentin, S (1, 6) OBP: 0.328, SLG: 0.390			3-1 HR	1-0 G3		0-2 HR			0-1 L4	4	2	2	2	0	0	3											
Mike Matheny, R (1, 2) OBP: 0.305, SLG: 0.360			2-3 K	1-3 K		0-0 F8 SH2-4 1B			0-0 G5-3	4	0	1	0	0	2	3											
Scott Karl, L (1, 1) Al Reyes, R (7, 1) Mike Myers, L (8, 1) Geoff Jenkins, L (8, 7) OBP: 0.222, SLG: 0.087 OBP: 0.250, SLG: 0.250			2-2 F7		3-2 G4-3		1-0 SH2-4		2-3 K	2	0	0	0	0	0	0											
Inning Stats	R: 0 E: 0 K: 0 S: 5	H: 0 LOB: 0 BB: 0 P: 7	R: 0 E: 0 K: 0 S: 6	H: 0 LOB: 0 BB: 0 P: 11	R: 1 E: 0 K: 1 S: 12	H: 1 LOB: 0 BB: 0 P: 20	R: 2 E: 0 K: 1 S: 14	H: 3 LOB: 2 BB: 1 P: 24	R: 0 E: 0 K: 0 S: 7	H: 2 LOB: 1 BB: 0 P: 13	R: 0 E: 0 K: 0 S: 7	H: 0 LOB: 0 BB: 0 P: 11	R: 1 E: 0 K: 0 S: 10	H: 2 LOB: 1 BB: 0 P: 13	R: 0 E: 0 K: 2 S: 7	H: 0 LOB: 0 BB: 0 P: 12	R: 0 E: 0 K: 1 S: 10	H: 1 LOB: 1 BB: 0 P: 13	1B: 5 2B: 2 3B: 0 HR: 2	SF: 0 SAC: 1 DP: 0 HBP: 0	WP: 0 PB: 0 SB: 0 CS: 0	PA: 36					
PITCHER	IP	WLS	BF	H	R	ER	SO	BB	IBB	HBP	BLK	WP	HR	S	P	ERA	WHIP										
67 Francisco Cordova, R (1, 1) ERA: 2.34	7.0	L	29	8	4	4	2	1	0	0	0	0	2	61	99	5.14	1.286										
Jason Christiansen, L (8, 1) ERA: 0.99	1.0		3	0	0	0	2	0	0	0	0	0	0	7	12	0.00	0.000										
Elmer Dessens, R (9, 1) ERA: 4.5	1.0		4	1	0	0	1	0	0	0	0	0	0	10	13	0.00	1.000										

livebaseballscorecards.com

Batter	1	2	3	4	5	6	7	8	9	AB R H RBI BB SO LOB
Tony Womack, L OBP: 0.310, SLG: 0.324 (1, 4)	1-2 G4-3		1-2 G3			0-1 G4-3 S 1B		0-1 P6		4 0 1 0 0 0 1
Manny Martinez, R OBP: 0.375, SLG: 0.632 Al Martin, L OBP: 0.303, SLG: 0.368 (8, PH) (9, 7)	3-3 K		2-2 G6-3			1-1 G4-3		2-2 G5-3		3 0 0 0 0 1 1 1 0 0 0 0 0 1
18 Jason Kendall, R OBP: 0.419, SLG: 0.460 (1, 2)	0-0 1B				2-1 G6-3		3-2 F9		2-0 F9	4 0 1 0 0 0 2
Kevin Young, R OBP: 0.326, SLG: 0.485 (1, 3)	0-3 K				3-1 G4-3		1-0 2B		4-2 1B 1B BB	3 1 1 0 1 1 1
Jermaine Allensworth, R OBP: 0.360, SLG: 0.431 (1, 8)			0-1 G6-3		2-1 G4-3		2-2 P4		1-1 1B	4 0 1 0 0 0 1
Jose Guillen, R OBP: 0.350, SLG: 0.498 (1, 9)			0-1 F9			3-3 K		1-0 CS 2B	1-2 1B	4 0 2 1 0 1 0
Aramis Ramirez, R OBP: 0.232, SLG: 0.275 (1, 5)			3-2 HR			2-2 G5-3		4-1 BB	2-3 K	3 1 1 1 1 1 3
Lou Collier, R OBP: 0.306, SLG: 0.397 Turner Ward, S OBP: 0.315, SLG: 0.404 Kevin Polcovich, R OBP: 0.260, SLG: 0.275 (7, PH) (8, 6)	1-1 F8				1-1 L8		3-3 K		0-0 G4-6-3	2 0 0 0 0 0 0 1 0 0 0 0 1 2 1 0 0 0 0 0 3
67 Francisco Cordova, R OBP: 0.147, SLG: 0.121 Jason Christiansen, R OBP: 0.244, SLG: 0.240 Elmer Dessens, R (8, PH) (9, 1)			0-0 G3			3-3 K		4-2 WP BB		2 0 0 0 0 1 0 0 0 0 0 0 0 0 0 0 0 0 1 0 0 0 0 0 0 0 0 0

Inning Stats	R: 0	H: 1	E: 0	K: 2	S: 11	LOB: 1	BB: 0	P: 15	R: 1	H: 1	E: 0	K: 0	S: 10	LOB: 0	BB: 0	P: 14	R: 0	H: 0	E: 0	K: 0	S: 7	LOB: 0	BB: 0	P: 10	R: 0	H: 0	E: 0	K: 0	S: 6	LOB: 0	BB: 0	P: 13	R: 0	H: 0	E: 0	K: 1	S: 9	LOB: 0	BB: 0	P: 15	R: 1	H: 2	E: 0	K: 1	S: 11	LOB: 2	BB: 1	P: 22	R: 0	H: 0	E: 0	K: 0	S: 8	LOB: 1	BB: 1	P: 16	R: 0	H: 2	E: 0	K: 1	S: 12	LOB: 2	BB: 1	P: 21	1B: 4	2B: 3	3B: 0	HR: 1	SF: 0	SAC: 0	DP: 2	HBP: 0	WP: 1	PA: 35
--------------	------	------	------	------	-------	--------	-------	-------	------	------	------	------	-------	--------	-------	-------	------	------	------	------	------	--------	-------	-------	------	------	------	------	------	--------	-------	-------	------	------	------	------	------	--------	-------	-------	------	------	------	------	-------	--------	-------	-------	------	------	------	------	------	--------	-------	-------	------	------	------	------	-------	--------	-------	-------	-------	-------	-------	-------	-------	--------	-------	--------	-------	--------


PITCHER	IP	WLS	BF	H	R	ER	SO	BB	IBB	HBP	BLK	WP	HR	S	P	ERA	WHIP
Scott Karl, L ERA: 4.32 (1, 1)	6.1	W	25	5	2	2	4	1	0	0	0	0	1	66	105	2.84	0.947
Al Reyes, R ERA: 5.59 (7, 1)	1.0		3	0	0	0	1	1	0	0	0	0	0	7	14	0.00	1.000
Mike Myers, L ERA: 0.78 (8, 1)	0.1		1	0	0	0	0	0	0	0	0	1	0	3	5	0.00	0.000
Bob Wickman, R ERA: 1.59 (8, 1)	1.1	S	6	2	0	0	1	1	0	0	0	0	0	13	24	0.00	2.250

BOTTOM

Milwaukee Brewers @ Pittsburgh Pirates
 Three Rivers Stadium, Pittsburgh, PA

Fri Jun 12 1998, 7:05 PM EDT
 Att: 16,851 - Unknown - 84 F

AB	32
R	2
H	7
RBI	2
BB	3
SO	6
LOB	15



PITCHER	IP	WLS	BF	H	R	ER	SO	BB	IBB	HBP	BLK	WP	HR	S	P	ERA	WHIP
Scott Karl, L ERA: 4.32 (1, 1)	6.1	W	25	5	2	2	4	1	0	0	0	0	1	66	105	2.84	0.947
Al Reyes, R ERA: 5.59 (7, 1)	1.0		3	0	0	0	1	1	0	0	0	0	0	7	14	0.00	1.000
Mike Myers, L ERA: 0.78 (8, 1)	0.1		1	0	0	0	0	0	0	0	0	1	0	3	5	0.00	0.000
Bob Wickman, R ERA: 1.59 (8, 1)	1.1	S	6	2	0	0	1	1	0	0	0	0	0	13	24	0.00	2.250

Batter	1	2	3	4	5	6	7	8	9	AB R H RBI BB SO LOB	TOP	
Fernando Vina, L (1, 4) <small>OBP: 0.373, SLG: 0.427</small> Bob Hamelin, L (9, 3) <small>OBP: 0.250, SLG: 0.328</small>	 <small>2-2</small> F7 <small>1</small>		 <small>1-2</small> FC4-8 1B <small>1</small>			 <small>4-2</small> G5-4-3 BB <small>1</small>	 <small>0-0</small> F9 <small>3</small>		 <small>4-1</small> HR BB <small>1</small>	3 1 1 0 2 0 2 0 0 0 0 0 0 0		
Jeff Cirillo, R (1, 5) <small>OBP: 0.416, SLG: 0.444</small>	 <small>2-3</small> K <small>2</small>		 <small>1-1</small> FC4-6 1-2f <small>3</small>			 <small>2-1</small> G5-4-3 1-2f <small>2</small>		 <small>0-0</small> HR BB <small>1</small>	 <small>0-3</small> K <small>2</small>	5 1 1 0 0 2 3		
Jeremy Burnitz, L (1, 9) <small>OBP: 0.363, SLG: 0.492</small>	 <small>2-2</small> G5-3 <small>3</small>			 <small>1-1</small> HR <small>1</small>		 <small>4-1</small> FC6-4 BB <small>1</small>		 <small>4-2</small> HR BB <small>1</small>	 <small>1-0</small> HR 1-H <small>1</small>	3 3 2 3 2 0 0		
Marquis Grissom, R (1, 8) <small>OBP: 0.340, SLG: 0.455</small> Darrin Jackson, R (9, 8) <small>OBP: 0.220, SLG: 0.250</small>		 <small>0-1</small> WP 1B <small>1</small>		 <small>1-1</small> G4-3 <small>1</small>		 <small>0-2</small> FC6-4 1-2f <small>3</small>		 <small>2-1</small> P2 <small>1</small>	 <small>0-1</small> G5-3 <small>3</small>	5 0 1 0 0 0 3 0 0 0 0 0 0 0		
Dave Nilsson, L (1, 3) <small>OBP: 0.333, SLG: 0.405</small> Mark Loretta, R (7, PR) <small>OBP: 0.388, SLG: 0.417</small>		 <small>1-0</small> F7 <small>1</small>		 <small>2-2</small> F8 <small>2</small>			 <small>0-1</small> WP 2B 1B <small>1</small>	 <small>3-2</small> HR 1-H 2-H <small>1</small>		3 0 1 0 0 0 1 1 2 1 3 0 0 0		
Geoff Jenkins, L (1, 7) <small>OBP: 0.293, SLG: 0.452</small>		 <small>2-3</small> K <small>2</small>		 <small>3-3</small> K <small>3</small>			 <small>0-0</small> F8 <small>1</small>	 <small>2-2</small> F8 <small>2</small>		4 0 0 0 0 2 2		
Jose Valentin, S (1, 6) <small>OBP: 0.331, SLG: 0.389</small>		 <small>3-3</small> K 1-2 <small>3</small>			 <small>2-1</small> G3 <small>1</small>		 <small>4-2</small> 2B BB <small>1</small>	 <small>1-2</small> 1B <small>1</small>		3 1 1 0 1 1 1		
Bobby Hughes, R (1, 2) <small>OBP: 0.326, SLG: 0.474</small>			 <small>0-0</small> F9 <small>1</small>		 <small>1-3</small> K <small>2</small>		 <small>0-0</small> 1-H 2-H 2B <small>1</small>	 <small>1-0</small> F8 <small>3</small>		4 0 1 2 0 1 1		
Jeff Juden, R (1, 1) <small>OBP: 0.172, SLG: 0.207</small>			 <small>0-3</small> K <small>2</small>		 <small>0-1</small> G1-3 <small>3</small>		 <small>0-0</small> F8 <small>2</small>		 <small>0-2</small> K <small>1</small>	4 0 0 0 0 2 2		
Inning Stats	R: 0 H: 0 E: 0 LOB: 0 K: 1 BB: 0 S: 10 P: 16	R: 0 H: 1 E: 0 LOB: 1 K: 2 BB: 0 S: 10 P: 16	R: 0 H: 1 E: 0 LOB: 1 K: 1 BB: 0 S: 11 P: 13	R: 1 H: 1 E: 0 LOB: 0 K: 1 BB: 0 S: 12 P: 19	R: 0 H: 0 E: 0 LOB: 0 K: 1 BB: 0 S: 8 P: 11	R: 0 H: 0 E: 0 LOB: 1 K: 0 BB: 2 S: 10 P: 19	R: 2 H: 2 E: 0 LOB: 2 K: 0 BB: 1 S: 10 P: 14	R: 3 H: 3 E: 0 LOB: 1 K: 0 BB: 1 S: 21 P: 34	R: 2 H: 1 E: 0 LOB: 0 K: 2 BB: 1 S: 10 P: 15	1B: 5 SF: 0 2B: 1 SAC: 0 3B: 0 DP: 1 HR: 3 HBP: 0	WP: 2 PA: 40 PB: 0 SB: 0 CS: 1	
PITCHER	Jason Schmidt, R (1, 1) <small>ERA: 3.8</small> Esteban Loaiza, R (8, 1) <small>ERA: 4.96</small> Javier Martinez, R (9, 1) <small>ERA: 6.11</small>	IP WLS BF H R ER SO BB IBB HBP BLK WP HR S P ERA WHIP	IP WLS BF H R ER SO BB IBB HBP BLK WP HR S P ERA WHIP	IP WLS BF H R ER SO BB IBB HBP BLK WP HR S P ERA WHIP	PITCHER	IP WLS BF H R ER SO BB IBB HBP BLK WP HR S P ERA WHIP	IP WLS BF H R ER SO BB IBB HBP BLK WP HR S P ERA WHIP	IP WLS BF H R ER SO BB IBB HBP BLK WP HR S P ERA WHIP	IP WLS BF H R ER SO BB IBB HBP BLK WP HR S P ERA WHIP	IP WLS BF H R ER SO BB IBB HBP BLK WP HR S P ERA WHIP	IP WLS BF H R ER SO BB IBB HBP BLK WP HR S P ERA WHIP	IP WLS BF H R ER SO BB IBB HBP BLK WP HR S P ERA WHIP

Milwaukee Brewers @ Pittsburgh Pirates
Three Rivers Stadium, Pittsburgh, PA

Sat Jun 13 1998, 7:05 PM EDT
Att. 28,945 - Unknown - 73 F

AB	35
R	8
H	9
RBI	8
BB	5
SO	8
LOB	15



Batter	1	2	3	4	5	6	7	8	9	AB	R	H	RBI	BB	SO	LOB
--------	---	---	---	---	---	---	---	---	---	----	---	---	-----	----	----	-----

Tony Womack, L OBP: 0.312, SLG: 0.333 (1, 4)	1-3 K		0-0 G4-3			2-1 G4-6-3 1B			0-2 SF8 3B	4	1	2	0	0	1	0
Al Martin, L OBP: 0.306, SLG: 0.365 (1, 7)	2-3 K		4-0 BB			0-0 G4-6-3 1-2f			4-1 WP BB	2	0	0	0	2	1	1
18 Jason Kendall, R OBP: 0.417, SLG: 0.454 (1, 2)	4-0 BB		0-0 F9			0-1 G5-3			1-3 K	3	0	0	0	1	1	3
Kevin Young, R OBP: 0.321, SLG: 0.480 (1, 3)	2-3 K				2-2 G5-3				3-1 SF8	3	0	0	1	0	2	1
Turner Ward, S OBP: 0.313, SLG: 0.398 (1, 8)					1-0 CS 1B				0-0 G3							
Jose Guillen, R OBP: 0.346, SLG: 0.491 (1, 9)					0-1 F9				1-2 K	3	0	0	0	0	1	1
Aramis Ramirez, R OBP: 0.254, SLG: 0.296 (1, 5)					1-1 CS 1-2				1-2 P3	3	0	2	0	0	0	0
Lou Collier, R OBP: 0.299, SLG: 0.388 (1, 6)					2-2 FC6-4 1B				1-2 L3	3	0	0	0	0	1	2
Jason Schmidt, R OBP: 0.074, SLG: 0.038 Esteban Loaiza, R OBP: 0.263, SLG: 0.222 Doug Strange, S OBP: 0.242, SLG: 0.238 Javier Martinez, R (8, 1) (8, PH) (9, 1)					0-1 G6-3				1-3 K	2	0	0	0	0	0	1

Inning Stats	R: 0	H: 0	E: 0	K: 3	S: 13	R: 0	H: 1	E: 0	K: 1	S: 15	R: 0	H: 0	E: 0	K: 0	S: 4	R: 0	H: 1	E: 0	K: 0	S: 7	R: 0	H: 1	E: 0	K: 0	S: 8	R: 0	H: 1	E: 0	K: 2	S: 7	R: 0	H: 0	E: 0	K: 1	S: 9	R: 1	H: 1	E: 0	K: 2	S: 13	1B: 4	2B: 0	3B: 1	HR: 0	SF: 1	SAC: 0	DP: 1	HBP: 0	WP: 1	PB: 0	SB: 0	CS: 2	PA: 33
--------------	------	------	------	------	-------	------	------	------	------	-------	------	------	------	------	------	------	------	------	------	------	------	------	------	------	------	------	------	------	------	------	------	------	------	------	------	------	------	------	------	-------	-------	-------	-------	-------	-------	--------	-------	--------	-------	-------	-------	-------	--------

PITCHER	IP	WLS	BF	H	R	ER	SO	BB	IBB	HBP	BLK	WP	HR	S	P	ERA	WHIP
Jeff Juden, R ERA: 4.26 (1, 1)	9.0	W	32	5	1	1	9	3	0	0	0	1	0	81	125	1.00	0.889

BOTTOM

Milwaukee Brewers @ Pittsburgh Pirates
Three Rivers Stadium, Pittsburgh, PA
 Sat Jun 13 1998, 7:05 PM EDT
 Att: 28,945 - Unknown - 73 F

AB	28
R	1
H	5
RBI	1
BB	3
SO	9
LOB	10



PITCHER	IP	WLS	BF	H	R	ER	SO	BB	IBB	HBP	BLK	WP	HR	S	P	ERA	WHIP
---------	----	-----	----	---	---	----	----	----	-----	-----	-----	----	----	---	---	-----	------

Batter	1	2	3	4	5	6	7	8	9	AB R H RBI BB SO LOB	TOP	
Fernando Vina, L (1, 4) OBP: 0.371, SLG: 0.425	2-1 G6-3			0-1 G3-6 1B		0-1 G4-3			0-1 F7	4 0 1 0 0 0 1	Milwaukee Brewers @ Pittsburgh Pirates Three Rivers Stadium, Pittsburgh, PA Sun Jun 14 1998, 3:33 AM EDT Att. 23,755 - Overcast - 67 F livebaseballscorecards.com	
Jeff Cirillo, R (1, 5) OBP: 0.410, SLG: 0.437	1-3 K			2-2 G3-6 1-2f		1-0 G5-3			0-0 G6-4-3 1-2f	4 0 0 0 0 1 2		
Mark Loretta, R (1, 6) OBP: 0.387, SLG: 0.415	0-1 G4-3			0-0 HR 1B						3 1 1 0 0 0 0		
John Jaha, R (1, 3) OBP: 0.398, SLG: 0.420		3-2 G6-3		1-0 HR 1B						3 1 2 2 0 0 0		
Marquis Grissom, R (1, 8) OBP: 0.335, SLG: 0.447		2-1 G1-3		0-0 G5-3						3 0 0 0 0 0 1		
Jeremy Burnitz, L (1, 9) OBP: 0.363, SLG: 0.488		2-2 G3								2 0 0 0 1 1 0		
Marc Newfield, R (1, 7) OBP: 0.294, SLG: 0.284			1-0 G6-3							3 0 0 0 0 0 1		
Mike Matheny, R (1, 2) OBP: 0.300, SLG: 0.354			1-3 K							3 0 0 0 0 2 0		
Steve Woodard, L (1, 1) OBP: 0.291, SLG: 0.385 Darrin Jackson, R (8, PH) OBP: 0.218, SLG: 0.247 48 Brad Woodall, S (6, 1) OBP: 0.690, SLG: 0.333 Paul Wagner, R (7, 1) OBP: 0.186, SLG: 0.188 Doug Jones, R (8, 1) Bobby Hughes, R (9, PH) OBP: 0.341, SLG: 0.487			2-3 K							1 0 0 0 0 0 1 0 1 0 0 0 0 0 1 0 1 0 1 0 0 0 0 0		
Inning Stats	R: 0 E: 0 K: 1 S: 7 H: 0 LOB: 0 BB: 0 P: 10	R: 0 E: 0 K: 0 S: 8 H: 0 LOB: 0 BB: 0 P: 15	R: 0 E: 0 K: 2 S: 8 H: 0 LOB: 0 BB: 0 P: 12	R: 2 E: 0 K: 0 S: 8 H: 3 LOB: 0 BB: 0 P: 11	R: 0 E: 0 K: 1 S: 6 H: 0 LOB: 0 BB: 0 P: 8	R: 0 E: 0 K: 1 S: 6 H: 0 LOB: 0 BB: 0 P: 10	R: 0 E: 0 K: 0 S: 10 H: 1 LOB: 0 BB: 0 P: 16	R: 0 E: 0 K: 1 S: 6 H: 0 LOB: 0 BB: 1 P: 14	R: 0 E: 0 K: 0 S: 5 H: 1 LOB: 0 BB: 0 P: 6	1B: 4 2B: 0 3B: 0 HR: 1 SF: 0 SAC: 0 DP: 4 HBP: 0	WP: 0 PB: 0 SB: 0 CS: 0 PA: 29	
PITCHER	IP WLS BF H R ER SO BB IBB HBP BLK WP HR S P ERA WHIP											
Chris Peters, L (1, 1) ERA: 3.71	6.0 W 20 3 2 2 5 0 0 0 0 0 0 1 43 66 3.00 0.500											
Elmer Dessens, R (7, 1) ERA: 4.05	2.0 6 1 0 0 1 1 0 0 0 0 0 0 16 30 0.00 1.000											
Ricardo Rincon, L (9, 1) ERA: 0.9	1.0 3 1 0 0 0 0 0 0 0 0 0 0 5 6 0.00 1.000											



BOTTOM

Milwaukee Brewers @ Pittsburgh Pirates
Three Rivers Stadium, Pittsburgh, PA

livebaseballscorecards.com

AB 36
R 7
H 13
RBI 7
BB 2
SO 7
LOB 18



WP: 0 PA: 39
PB: 0
SB: 2
CS: 0

ERA WHIP

Sun Jun 14 1998, 3:33 AM EDT
Att. 23,755 - Overcast - 67 F

Batter	1	2	3	4	5	6	7	8	9	AB	R	H	RBI	BB	SO	LOB	
Tony Womack, L (1, 4) OBP: 0.310, SLG: 0.331	K	FC7-5 1B		F8		F7		FC9-2-5-2 1B		5	0	1	1	0	1	3	
Al Martin, L (1, 7) OBP: 0.308, SLG: 0.366	F7			1B		G1-3		FC9-2-5-2		5	0	2	0	0	0	2	
Mark Smith, R (1, 9) OBP: 0.266, SLG: 0.273 Jose Guillen, R (8, 9) OBP: 0.345, SLG: 0.489	HR	K		K2-3			1B S 2B BB	F9		3	2	1	1	1	2	5	
Kevin Young, R (1, 3) OBP: 0.324, SLG: 0.492	P5		HR			F8	1B 2B			4	2	2	1	0	0	0	
Jermaine Allensworth, R (1, 8) OBP: 0.363, SLG: 0.437		K	P4			1B	SH1 2B			4	1	2	2	0	1	0	
Aramis Ramirez, R (1, 5) OBP: 0.270, SLG: 0.362		HR	K			1B	L6			4	1	2	1	0	1	1	
Keith Osik, R (1, 2) OBP: 0.306, SLG: 0.200		1B E FC7-5 BB	K			F7	SH1			2	1	0	1	1	1	2	
Kevin Polcovich, R (1, 6) OBP: 0.259, SLG: 0.274		1B E FC7-5		P3		G4-3	F8			4	0	1	0	0	0	2	
Chris Peters, L (1, 1) OBP: 0.200, SLG: 0.200 Manny Martinez, R (6, PH) OBP: 0.366, SLG: 0.615 Elmer Dessens, R (7, 1) Doug Strange, S (8, PH) OBP: 0.248, SLG: 0.244 Ricardo Rincon, L (9, 1)	E3 1B FC7-5			1B		K		1B FC9-2-5-2		2	0	1	0	0	0	2	
				1B						1	0	0	0	0	1	0	
										0	0	0	0	0	0	0	
										1	0	1	0	0	0	0	
										0	0	0	0	0	0	0	
Inning Stats	R: 1 E: 0 K: 1 S: 15	H: 1 LOB: 0 BB: 0 P: 22	R: 2 E: 1 K: 2 S: 19	H: 3 LOB: 3 BB: 1 P: 30	R: 1 E: 0 K: 2 S: 11	H: 1 LOB: 0 BB: 0 P: 17	R: 0 E: 0 K: 1 S: 12	H: 2 LOB: 2 BB: 0 P: 15	R: 0 E: 0 K: 1 S: 7	H: 0 LOB: 0 BB: 0 P: 15	R: 3 E: 0 K: 0 S: 14	H: 2 LOB: 0 BB: 1 P: 26	R: 0 E: 0 K: 0 S: 7	H: 2 LOB: 1 BB: 0 P: 11	1B: 9 2B: 2 3B: 0 HR: 3	SF: 0 SAC: 1 DP: 1 HBP: 0	
PITCHER	IP	WLS	BF	H	R	ER	SO	BB	IBB	HBP	BLK	WP	HR	S	P	ERA	WHIP
Steve Woodard, R (1, 1) ERA: 3.81	5.0	L	26	9	4	3	6	1	0	0	0	0	3	66	100	5.40	2.000
48 Brad Woodall, L (6, 1) ERA: 3.82	1.0		3	0	0	0	1	0	0	0	0	0	0	7	15	0.00	0.000
Paul Wagner, R (7, 1) ERA: 6.35	1.0		8	4	3	3	0	1	0	0	0	0	0	17	31	27.00	5.000
Doug Jones, R (8, 1) ERA: 4.28	1.0		2	0	0	0	0	0	0	0	0	0	0	4	6	0.00	0.000

Batter	1	2	3	4	5	6	7	8	9	AB R H RBI BB SO LOB	TOP													
Fernando Vina, L (1, 4) OBP: 0.370, SLG: 0.420	2-2 F7		H 1-0 CS HBP		0-2 F8			0-3 K		3 0 0 0 0 1 2	Milwaukee Brewers @ Chicago Cubs Wrigley Field, Chicago, IL Mon Jun 15 1998, 7:05 PM CDT Att. 37,903 - Unknown - 69 F													
Jeff Cirillo, R (1, 5) OBP: 0.411, SLG: 0.436	4-0 CS BB		B 2-1 F7		B 1-0 G6-3		X 0-0 BB FC4-6 1B		3 1 1 0 1 0 1															
Jeremy Burnitz, L (1, 9) OBP: 0.361, SLG: 0.482	3-3 K		B 1-2 F7		B 1-2 F8		B 4-2 FC4-6 BB		3 0 0 1 1 1 1															
John Jaha, R (1, 3) Darrin Jackson, R (8, PR) Doug Jones, R (8, 1)		B 1-3 K		C 0-0 L8		C 3-3 K	B 4-1 FC4-6 BB		3 0 0 1 1 2 0 0 0 0 0 0 0 0 0 0 0 0 0 0 0															
Dave Nilsson, L (1, 7) OBP: 0.341, SLG: 0.395		B 4-1 HR BB		B 4-1 1B BB		C 2-2 F7	B 2-1 FC4-6		2 1 0 1 2 0 2															
Marquis Grissom, R (1, 8) OBP: 0.333, SLG: 0.443		B 1-0 P9		X 0-0 1-2 1B		X 0-0 P9	B 2-1 G1-3		4 0 1 0 0 0 3															
Jose Valentin, S (1, 6) OBP: 0.329, SLG: 0.401		B 3-0 1-H HR		C 2-3 K		B 3-3 K		0-3 K	4 1 1 2 0 3 2															
Bobby Hughes, R (1, 2) OBP: 0.333, SLG: 0.452		B 2-3 K		S 1-3 K		B 4-0 1B BB BB	X 0-0 G6-3		3 1 0 0 1 2 0															
21 Cal Eldred, R (1, 1) Bob Hamelin, L (8, PH)			X 0-0 G6-3		S 1-3 K		B 4-2 BB 1B BB	C 0-1 G4-3	2 0 0 0 0 1 0 1 1 0 0 1 0 0															
Inning Stats	R: 0 E: 0 K: 1 S: 6	H: 0 LOB: 1 BB: 1 P: 15	R: 2 E: 0 K: 2 S: 12	H: 1 LOB: 0 BB: 1 P: 23	R: 0 E: 0 K: 0 S: 3	H: 0 LOB: 0 BB: 0 P: 6	R: 0 E: 0 K: 1 S: 9	H: 1 LOB: 2 BB: 1 P: 16	R: 0 E: 0 K: 2 S: 10	H: 0 LOB: 0 BB: 0 P: 12	R: 0 E: 0 K: 1 S: 7	H: 0 LOB: 0 BB: 0 P: 12	R: 0 E: 0 K: 1 S: 8	H: 0 LOB: 0 BB: 0 P: 13	R: 3 E: 0 K: 1 S: 13	H: 1 LOB: 2 BB: 4 P: 33	R: 0 E: 0 K: 1 S: 6	H: 0 LOB: 0 BB: 0 P: 6	1B: 2 2B: 1 3B: 0 HR: 1	SF: 0 SAC: 0 DP: 1 HBP: 1	WP: 0 PB: 0 SB: 0 CS: 2	PA: 36		
PITCHER	IP WLS BF H R ER SO BB IBB HBP BLK WP HR S P ERA WHIP																							
34 Kerry Wood, R (1, 1) ERA: 3.25	7.1		3	5	5	9	6	0	1	0	0	0	1	63	117	6.14	1.227							
Terry Adams, R (8, 1) ERA: 2.2	0.2	W	3	0	0	0	1	0	0	0	0	0	0	5	13	0.00	1.500							
Rod Beck, R (9, 1) ERA: 3.63	1.0	S	3	0	0	0	1	0	0	0	0	0	0	6	6	0.00	0.000							

livebaseballscorecards.com

AB	28
R	5
H	3
RBI	5
BB	7
SO	10
LOB	11



Batter	1	2	3	4	5	6	7	8	9
Brant Brown, L OBP: 0.359, SLG: 0.485 (1, 8) (9, 7)	0-0 G4-3	0-0 F8		3-2 G4-3			0-0 G3-1		
Mickey Morandini, L OBP: 0.418, SLG: 0.434 (1, 4)	0-1 G5-3		1-3 K		2-3 K		1-2 F9		
Sammy Sosa, R OBP: 0.403, SLG: 0.658 (1, 9)	1-0 HR		2-1 HR		2-3 K		2-1 HR		
Mark Grace, L OBP: 0.435, SLG: 0.529 (1, 3)	3-2 G3		2-2 WP 1B		3-2 1B		0-1 G4-3		
Henry Rodriguez, L OBP: 0.323, SLG: 0.454 Rod Beck, R (9, 1)		3-1 F8	1-1 F7		1-3 K		1-2 F8		
José Hernández, R OBP: 0.304, SLG: 0.540 (1, 5)		0-3 K	1 SAFE 2-2 F8		0-1 FC6-2-5 3B		2-1 1B SF7 1B		
Sandy Martínez, L OBP: 0.353, SLG: 0.417 Scott Servais, R OBP: 0.283, SLG: 0.313 (8, 2)		1-1 S 2B 1B		3-1 34 G4-3 2B		0-1 L4	1 SAFE 2-1 1 SAFE 1-3 1B		
Manny Alexander, R OBP: 0.302, SLG: 0.386 (1, 6)		0-1 34 1B 2B		1-3 K		0-0 FC6-2-5	2-1 SF7		
34 Kerry Wood, R OBP: 0.192, SLG: 0.192 Terry Adams, R (8, 1) Terrell Lowery, R OBP: 0.308, SLG: 0.182 (8, PH) (9, 8)		0-1 2-H 1B		0-0 G4-3		0-0 F8	0-3 K		

AB	R	H	RBI	BB	SO	LOB
4	0	0	0	0	0	2
4	0	0	0	0	2	0
4	3	3	3	0	1	0
4	0	2	0	0	0	0
4	0	0	0	0	1	2
0	0	0	0	0	0	0
4	1	2	0	0	1	1
3	1	2	0	0	0	1
1	0	1	0	0	0	0
3	1	1	2	0	1	2
3	0	1	1	0	0	2
0	0	0	0	0	0	0
1	0	0	0	0	1	1

AB	R	H	RBI	BB	SO	LOB
35	6	12	6	0	7	11

Inning	1	2	3	4	5	6	7	8	9
R	1	2	1	0	0	1	1	1	0
H	1	3	2	1	1	1	2	2	0
E	0	0	0	0	0	0	0	0	0
K	0	1	1	1	3	0	1	1	1
S	7	13	17	12	15	6	8	14	19
LOB	0	1	0	1	0	1	0	1	0
BB	0	0	0	0	0	0	0	0	0
P	11	17	21	19	23	6	11	19	23

WP	HR	S	P	ERA	WHIP
1	0	19	108	6.43	1.429

Milwaukee Brewers @ Chicago Cubs
Wrigley Field, Chicago, IL
 Mon Jun 15 1998, 7:05 PM CDT
 Att: 37,903 - Unknown - 69 F

livebaseballscorecards.com



Batter	1	2	3	4	5	6	7	8	9	AB R H RBI BB SO LOB	TOP											
Fernando Vina, L (1, 4) OBP: 0.372, SLG: 0.420	0-0 F7		2-1 1B 1B	2-2 F9		2-0 WP G3-1 1B	0-0 L6		4-1 BB BB	5 2 2 1 1 0 2												
Jeff Cirillo, R (1, 5) OBP: 0.408, SLG: 0.431 Bob Hamelin, L (8, 3) OBP: 0.268, SLG: 0.323	2-1 F8		1-2 BB 1B 1B		2-3 K	1-1 F8		2-3 K	4-2 BB	5 0 1 1 0 2 2 0 0 0 0 1 0 0												
Jeremy Burnitz, L (1, 9) OBP: 0.362, SLG: 0.496 Brian Banks, S (9, PH) OBP: 0.333, SLG: 0.667	2-2 HR		1-0 F9		1-1 F7	2-1 G3-1		1-0 1B SF7 2B	0-0 G3	5 2 2 1 0 0 4 1 0 0 0 0 0 3												
John Jaha, R (1, 3) OBP: 0.406, SLG: 0.453 Mark Loretta, R (6, 3) OBP: 0.391, SLG: 0.419	3-3 K		1-1 BB 1B		0-0 HR	4-0 WP 1B IBB		3-2 FC4-6 1B		3 2 2 2 1 1 0 1 0 1 0 0 0 0												
Dave Nilsson, L (1, 7) OBP: 0.347, SLG: 0.393 Geoff Jenkins, L (6, 7) OBP: 0.291, SLG: 0.452		2-3 K	4-0 BB		1-1 G4-3	2-2 1B		1-2 SF7		3 0 1 2 1 1 0 0 0 0 1 0 0 0												
Marquis Grissom, R (1, 8) OBP: 0.330, SLG: 0.442 Darin Jackson, R (8, 8) OBP: 0.218, SLG: 0.247		2-2 F8	1-0 G5			HR 2B		3-2 FC4-6		5 1 1 0 0 0 5 0 0 0 0 0 0 0												
Jose Valentin, S (1, 6) OBP: 0.331, SLG: 0.412		2-3 K		2-2 F9		2-1 HR	4-2 L4-3 BB		1-3 K	4 1 1 2 1 2 0												
Bobby Hughes, R (1, 2) OBP: 0.321, SLG: 0.426			3-3 K	1-2 G1-3		0-1 48 1B 1B	1-1 L4-3		0-3 K	5 1 1 0 0 2 1												
48 Brad Woodall, S (1, 1) OBP: 0.750, SLG: 0.833 Al Reyes, R (7, 1) OBP: 0.250, SLG: 0.250 Marc Newfield, R (9, PH) OBP: 0.300, SLG: 0.292 Bob Wickman, R (9, 1) OBP: 0.300, SLG: 0.292			4-2 1B BB	1-2 2B		3-2 G3-1 1B WP 1B	0-1 1B		0-0 BB BB 1B	3 2 3 0 1 0 0 0 0 0 0 0 0 0 1 0 1 0 0 0 0 0 0 0 0 0 0 0												
Inning Stats	R: 1 E: 0 K: 1 S: 10	H: 1 LOB: 0 BB: 0 P: 17	R: 0 E: 0 K: 2 S: 14	H: 0 LOB: 0 BB: 0 P: 20	R: 2 E: 0 K: 1 S: 17	H: 3 LOB: 3 BB: 2 P: 34	R: 0 E: 0 K: 0 S: 13	H: 1 LOB: 1 BB: 0 P: 19	R: 1 E: 0 K: 1 S: 9	H: 1 LOB: 0 BB: 0 P: 13	R: 6 E: 0 K: 0 S: 19	H: 6 LOB: 1 BB: 1 P: 41	R: 0 E: 0 K: 0 S: 7	H: 1 LOB: 1 BB: 1 P: 12	R: 1 E: 0 K: 1 S: 13	H: 2 LOB: 1 BB: 0 P: 20	R: 0 E: 0 K: 2 S: 11	H: 1 LOB: 3 BB: 2 P: 20	1B: 10 2B: 4 3B: 0 HR: 3	SF: 1 SAC: 0 DP: 1 HBP: 0	WP: 1 PB: 0 SB: 0 CS: 0	PA: 48
PITCHER	IP WLS BF H R ER SO BB IBB HBP BLK WP HR S P ERA WHIP																					
Steve Trachsel, R (1, 1) ERA: 4.04	5.0 L 23 6 4 4 5 2 0 0 0 0 0 2 63 103 7.20 1.600																					
Kevin Foster, R (6, 1) ERA: 16.2	0.0 4 4 4 4 0 0 0 0 0 0 0 1 8 16 ∞ ∞																					
Terry Mulholland, L (6, 1) ERA: 4.1	2.0 10 3 2 2 0 1 1 0 0 1 0 18 37 9.00 2.000																					
Bob Patterson, L (8, 1) ERA: 5.4	1.0 5 2 1 1 1 0 0 0 0 0 0 13 20 9.00 2.000																					
Marc Pisciotta, R (9, 1) ERA: 3.76	1.0 6 1 0 0 2 2 0 0 0 0 0 11 20 0.00 3.000																					

Milwaukee Brewers @ Chicago Cubs
Wrigley Field, Chicago, IL
Tue Jun 16 1998, 3:33 AM CDT
Att. 25,409 - Sunny - 70 F

livebaseballscorecards.com

AB 41
R 11
H 16
RBI 10
BB 6
SO 8
LOB 17




Batter	1	2	3	4	5	6	7	8	9	AB	R	H	RBI	BB	SO	LOB		
Manny Alexander, R OBP: 0.291, SLG: 0.371 Bob Patterson, R Marc Pisciotta, R OBP: 0.333, SLG: 0.333	(1, 5) CBBB X 3-1 F8 ①		(8, 1) CBBB X 2-1 L1 ①		(9, 1) CBBB X 1-0 F7 ③		(1, 5) CBBB X 1-0 F8 ③				4	0	0	0	0	0	1	
Mickey Morandini, L OBP: 0.415, SLG: 0.435	(1, 4) CBBB X 0-2 G6-3 ②		(1, 4) CBBB X 0-0 2B ②			(1, 4) CBBB X 2-2 G4-3 ①		(1, 4) CBBB X 1-0 G3 ①			4	0	1	0	0	0	0	
Sammy Sosa, R OBP: 0.399, SLG: 0.650 Terrell Lowery, R OBP: 0.286, SLG: 0.167	(1, 9) CBBB X 1-1 G1-3 ③		(7, 8) CBBB X 3-3 K ②			(1, 9) CBBB X 1-1 F8 ②		(7, 8) CBBB X 0-0 P4 ②			3	0	0	0	0	1	1	
Mark Grace, L OBP: 0.430, SLG: 0.521 Jason Hardtke, S OBP: 0.313, SLG: 0.214	(1, 3) CBBB X 0-0 G4-3 ①		(9, 5) CBBB X 3-0 L7 ③			(1, 3) CBBB X 2-3 K ③		(9, 5) CBBB X 2-2 G4-3 ③			4	0	0	0	0	1	1	
Jeff Blauser, R OBP: 0.344, SLG: 0.303	(1, 6) CBBB X 0-1 G1-3 ②			(1, 6) CBBB X 2-2 G6-3 ①			(1, 6) CBBB X 3-1 WP 1B 2B ①		(1, 6) CBBB X 1-2 L8 ①		4	1	1	0	0	0	0	
Matt Mieske, R OBP: 0.403, SLG: 0.460	(1, 7) CBBB X 3-1 E 1B 1B ②		(8, 9) CBBB X 3-2 P4 ②			(1, 7) CBBB X 1-2 E5 1B WP ②		(8, 9) CBBB X 2-1 G6-3 ②			4	1	1	0	0	0	1	
José Hernández, R OBP: 0.303, SLG: 0.532	(1, 8) CBBB X 3-1 E7 BB 1B ③		(7, 9) CBBB X 2-2 F8 ③			(1, 8) CBBB X 3-3 K ①		(7, 9) CBBB X 2-0 G5-3 ③			4	0	1	0	0	1	2	
Scott Servais, R OBP: 0.284, SLG: 0.309	(1, 2) CBBB X 4-0 SAFE SAFE 1-2 BB ③			(1, 2) CBBB X 1-2 P6 ①			(1, 2) CBBB X 0-0 F8 ②		(1, 2) CBBB X 1-2 2-3 G5-3 ③			2	0	0	0	1	0	2
Steve Trachsel, R OBP: 0.174, SLG: 0.423 Derrick White, R OBP: 0.125, SLG: 0.500 Kevin Foster, R Terry Mulholland, R Brant Brown, L OBP: 0.362, SLG: 0.488	(1, 1) CBBB X 1-1 F9 ③		(5, PH) CBBB X 0-3 K ②			(1, 1) CBBB X 0-1 2-H 3-H 1B ②					1	0	0	0	0	0	3	
											1	0	0	0	0	1	0	
											0	0	0	0	0	0	0	
											0	0	0	0	0	0	0	
											0	0	0	0	0	0	0	
											1	0	1	2	0	0	0	

Inning Stats	R: 0	H: 0	E: 0	K: 0	S: 7	R: 0	H: 2	E: 1	K: 0	S: 9	R: 0	H: 1	E: 0	K: 1	S: 7	R: 0	H: 0	E: 0	K: 0	S: 11	R: 0	H: 0	E: 0	K: 1	S: 7	R: 0	H: 0	E: 0	K: 1	S: 8	R: 2	H: 2	E: 1	K: 1	S: 12	R: 0	H: 0	E: 0	K: 0	S: 5	R: 0	H: 0	E: 0	K: 0	S: 7	R: 0	H: 0	E: 0	K: 0	S: 12	1B: 3	SF: 0	2B: 2	SAC: 0	3B: 0	DP: 0	HR: 0	HBP: 0	WP: 1	PA: 34
PITCHER	IP	WLS	BF	H	R	ER	SO	BB	IBB	HBP	BLK	WP	HR	S	P	ERA	WHIP																																											
48 Brad Woodall, L ERA: 3.16	(1, 1)	6.1	25	4	2	0	4	1	0	0	0	1	0	57	101	0.00	0.789																																											
Al Reyes, R ERA: 5.28	(7, 1)	1.2	6	1	0	0	0	0	0	0	0	0	0	9	13	0.00	0.600																																											
Bob Wickman, R ERA: 1.55	(9, 1)	1.0	3	0	0	0	0	0	0	0	0	0	0	7	12	0.00	0.000																																											

Milwaukee Brewers @ Chicago Cubs
Wrigley Field, Chicago, IL
 Tue Jun 16 1998, 3:33 AM CDT
 Att. 25,409 - Sunny - 70 F

AB	33
R	2
H	5
RBI	2
BB	1
SO	4
LOB	11



Batter	1	2	3	4	5	6	7	8	9	AB R H RBI BB SO LOB	TOP													
Fernando Vina, L OBP: 0.376, SLG: 0.423 (1, 4)										5 1 3 0 0 0 1														
Mark Loretta, R OBP: 0.379, SLG: 0.405 (1, 5)										5 0 0 0 0 1 6														
Jeremy Burnitz, L OBP: 0.360, SLG: 0.490 (1, 9)										3 1 0 0 1 0 4														
John Jaha, R OBP: 0.410, SLG: 0.506 (1, 3)										4 2 2 3 0 0 2														
Dave Nilsson, L OBP: 0.343, SLG: 0.387 (1, 7)										4 0 1 0 0 0 1														
Al Reyes, R OBP: 0.250, SLG: 0.250 (7, 1)										0 0 0 0 0 0 0														
Mike Myers, L (7, 1)										0 0 0 0 0 0 0														
Bob Wickman, R (8, 1)										0 0 0 0 0 0 0														
Marquis Grissom, R OBP: 0.324, SLG: 0.433 (1, 8)										4 0 0 0 0 1 2														
Jose Valentin, S OBP: 0.341, SLG: 0.423 (1, 6)										2 1 2 1 1 0 0														
Bobby Hughes, R OBP: 0.316, SLG: 0.471 (1, 2)										4 1 1 2 0 1 3														
Scott Karl, L OBP: 0.222, SLG: 0.087 (1, 1)										0 0 0 0 0 0 0														
Bronswell Patrick, R OBP: 0.667, SLG: 0.500 (2, 1)										1 0 1 0 1 0 0														
Geoff Jenkins, L OBP: 0.294, SLG: 0.453 (7, PH)										2 0 1 0 0 1 0														
Inning Stats	R: 0 E: 0 K: 0 S: 6	H: 0 LOB: 0 BB: 0 P: 9	R: 0 E: 0 K: 1 S: 9	H: 1 LOB: 0 BB: 0 P: 13	R: 2 E: 0 K: 0 S: 11	H: 3 LOB: 1 BB: 1 P: 19	R: 1 E: 0 K: 0 S: 9	H: 2 LOB: 1 BB: 0 P: 13	R: 0 E: 0 K: 0 S: 8	H: 1 LOB: 2 BB: 1 P: 13	R: 0 E: 0 K: 1 S: 12	H: 1 LOB: 1 BB: 0 P: 18	R: 3 E: 0 K: 1 S: 17	H: 2 LOB: 0 BB: 1 P: 28	R: 0 E: 0 K: 0 S: 8	H: 0 LOB: 0 BB: 0 P: 13	R: 0 E: 0 K: 1 S: 9	H: 1 LOB: 0 BB: 0 P: 14	1B: 7 2B: 2 3B: 0 HR: 2	SF: 0 SAC: 0 DP: 3 HBP: 1	WP: 0 PB: 0 SB: 1 CS: 1	PA: 39		
PITCHER	IP WLS BF H R ER SO BB IBB HBP BLK WP HR S P ERA WHIP	IP WLS BF H R ER SO BB IBB HBP BLK WP HR S P ERA WHIP	IP WLS BF H R ER SO BB IBB HBP BLK WP HR S P ERA WHIP	IP WLS BF H R ER SO BB IBB HBP BLK WP HR S P ERA WHIP	IP WLS BF H R ER SO BB IBB HBP BLK WP HR S P ERA WHIP	IP WLS BF H R ER SO BB IBB HBP BLK WP HR S P ERA WHIP	IP WLS BF H R ER SO BB IBB HBP BLK WP HR S P ERA WHIP	IP WLS BF H R ER SO BB IBB HBP BLK WP HR S P ERA WHIP	IP WLS BF H R ER SO BB IBB HBP BLK WP HR S P ERA WHIP	IP WLS BF H R ER SO BB IBB HBP BLK WP HR S P ERA WHIP	IP WLS BF H R ER SO BB IBB HBP BLK WP HR S P ERA WHIP	IP WLS BF H R ER SO BB IBB HBP BLK WP HR S P ERA WHIP	IP WLS BF H R ER SO BB IBB HBP BLK WP HR S P ERA WHIP	IP WLS BF H R ER SO BB IBB HBP BLK WP HR S P ERA WHIP	IP WLS BF H R ER SO BB IBB HBP BLK WP HR S P ERA WHIP	IP WLS BF H R ER SO BB IBB HBP BLK WP HR S P ERA WHIP	IP WLS BF H R ER SO BB IBB HBP BLK WP HR S P ERA WHIP	IP WLS BF H R ER SO BB IBB HBP BLK WP HR S P ERA WHIP	IP WLS BF H R ER SO BB IBB HBP BLK WP HR S P ERA WHIP	IP WLS BF H R ER SO BB IBB HBP BLK WP HR S P ERA WHIP	IP WLS BF H R ER SO BB IBB HBP BLK WP HR S P ERA WHIP	IP WLS BF H R ER SO BB IBB HBP BLK WP HR S P ERA WHIP	IP WLS BF H R ER SO BB IBB HBP BLK WP HR S P ERA WHIP	IP WLS BF H R ER SO BB IBB HBP BLK WP HR S P ERA WHIP

Milwaukee Brewers @ Chicago Cubs
Wrigley Field, Chicago, IL
Wed Jun 17 1998, 3:33 AM CDT
Att. 28,673 - Sunny - 75 F

livebaseballscorecards.com

AB 34
R 6
H 11
RBI 6
BB 3
SO 4
LOB 19



Batter	1	2	3	4	5	6	7	8	9	AB	R	H	RBI	BB	SO	LOB
Manny Alexander, R OBP: 0.287, SLG: 0.364 (1, 5)	F7		K		G5-3			1B	G4-3	5	0	1	0	0	1	1
Mickey Morandini, L OBP: 0.408, SLG: 0.426 (1, 4)	G4-3		G3			F8		P4	L4	5	0	0	0	0	0	3
Mark Grace, L OBP: 0.427, SLG: 0.517 (1, 3)	FC5-4 1B		G4-3			G1-3		K		4	0	1	0	0	1	1
Sammy Sosa, R OBP: 0.400, SLG: 0.659 (1, 9)	FC5-4			HR		G6-3		1B		4	1	2	1	0	0	1
Matt Mieske, R OBP: 0.392, SLG: 0.446 Brant Brown, L OBP: 0.359, SLG: 0.483 (1, 7) (7, PH) (8, 7)		K		G6-3			K		G3-1	2	0	0	0	0	1	0
Jeff Blausen, R OBP: 0.350, SLG: 0.305 (1, 6)		HR BB		K			1B BB		HR 1B	2	2	1	0	2	1	0
José Hernández, R OBP: 0.314, SLG: 0.576 (1, 8)		HR		F7			1B		HR	4	2	3	4	0	0	0
Scott Servais, R OBP: 0.281, SLG: 0.305 Sandy Martinez, L OBP: 0.343, SLG: 0.403 (1, 2) (7, PH) (8, 2)		P5		K			K		K	2	0	0	0	0	1	0
Kevin Tapani, R OBP: 0.278, SLG: 0.226 Derrick White, R OBP: 0.111, SLG: 0.444 Marc Piscotita, R OBP: 0.333, SLG: 0.333 Bob Patterson, R OBP: 0.329, SLG: 0.454 Henry Rodriguez, L OBP: 0.286, SLG: 0.167 (1, 1) (7, PH) (8, 1) (9, PH) (9, PR)		K		L8			K		G4-3 BB	2	0	0	0	0	1	0


Inning Stats	R: 0	H: 1	E: 0	LOB: 1	K: 0	S: 7	R: 2	H: 1	E: 0	LOB: 0	K: 2	S: 14	R: 0	H: 0	E: 0	LOB: 0	K: 1	S: 10	R: 1	H: 1	E: 0	LOB: 0	K: 1	S: 9	R: 0	H: 0	E: 0	LOB: 0	K: 1	S: 9	R: 0	H: 0	E: 0	LOB: 0	K: 3	S: 16	R: 0	H: 2	E: 0	LOB: 2	K: 1	S: 13	R: 2	H: 2	E: 0	LOB: 2	K: 1	S: 11	1B: 5	SF: 0	2B: 0	SAC: 0	3B: 0	DP: 0	HR: 3	HBP: 0	WP: 0	PA: 38
--------------	------	------	------	--------	------	------	------	------	------	--------	------	-------	------	------	------	--------	------	-------	------	------	------	--------	------	------	------	------	------	--------	------	------	------	------	------	--------	------	-------	------	------	------	--------	------	-------	------	------	------	--------	------	-------	-------	-------	-------	--------	-------	-------	-------	--------	-------	--------

PITCHER	IP	WLS	BF	H	R	ER	SO	BB	IBB	HBP	BLK	WP	HR	S	P	ERA	WHIP
Scott Karl, L ERA: 4.26 (1, 1)	1.1		5	1	0	0	1	0	0	0	0	0	0	12	18	0.00	0.750
Bronswell Patrick, R ERA: 2.18 (2, 1)	4.2	W	17	2	3	3	4	1	0	0	0	0	2	43	62	5.79	0.643
Al Reyes, R ERA: 5.23 (7, 1)	0.1		3	1	0	0	1	1	0	0	0	0	0	10	16	0.00	6.000
Mike Myers, L ERA: 0.74 (7, 1)	1.1		5	1	0	0	3	0	0	0	0	0	0	16	25	0.00	0.750
Bob Wickman, R ERA: 1.93 (8, 1)	1.1	S	8	3	2	2	1	1	0	0	0	0	1	14	25	13.50	3.000

BOTTOM

Milwaukee Brewers @ Chicago Cubs
Wrigley Field, Chicago, IL
 Wed Jun 17 1998, 3:33 AM CDT
 Att: 28,673 - Sunny - 75 F

AB	35
R	5
H	8
RBI	5
BB	3
SO	10
LOB	12



Batter	1	2	3	4	5	6	7	8	9	AB R H RBI BB SO LOB	TOP																
Tony Womack, L (1, 4) OBP: 0.299, SLG: 0.315	2-1 L8		1-0 F7		0-2 G6-3		1-1 18 BB 1B		2-2 P5	5 0 1 1 0 0 3																	
Al Martin, L (1, 7) OBP: 0.294, SLG: 0.357	4-1 18 L4-6 18 S BB		2-3 K			0-0 F7	2-3 K		2-2 P5	4 0 0 0 1 2 4																	
18 Jason Kendall, R (1, 2) OBP: 0.423, SLG: 0.475	2-2 L4-6			1-1 F9		2-2 1B HBP	4-1 BB			2 0 0 0 1 0 1																	
Kevin Young, R (1, 3) OBP: 0.318, SLG: 0.485		3-2 P4		1-0 F7		1-1 F7	1-3 K			4 0 0 0 0 1 4																	
Jermaine Allensworth, R (1, 8) OBP: 0.360, SLG: 0.431		1-3 K		0-2 1B		1-2 1B	3-2 L7			4 0 2 0 0 1 0																	
Jose Guillen, R (1, 9) OBP: 0.332, SLG: 0.471		2-1 S 1B		0-0 G6-3		0-1 G6-3	2-0 G5-3			4 0 1 0 0 0 3																	
Ricardo Rincon, L (8, 1)										0 0 0 0 0 0 0																	
Aramis Ramirez, R (1, 5) OBP: 0.260, SLG: 0.366		3-3 K			1-2 L1		1-2 SH5-4 1B 1B	3-2 P6		4 1 1 0 0 1 1	AB 32 R 1 H 8 RBI 1 BB 3 SO 6 LOB 16																
Lou Collier, R (1, 6) OBP: 0.304, SLG: 0.384			4-0 PB SH5-4 BB		1-0 G4-3		1-2 1B SH5-4 1B		1-3 K	3 0 1 0 1 1 0																	
Jason Schmidt, R (1, 1) OBP: 0.074, SLG: 0.038			0-0 SH5-4		1-2 2B		0-0 SH5-4		2-1 1B	0 0 0 0 0 0 0																	
Manny Martinez, R (5, PH) OBP: 0.381, SLG: 0.650										1 0 1 0 0 0 0																	
Elmer Dessens, R (5, 1)										0 0 0 0 0 0 0																	
Turner Ward, S (8, 9) OBP: 0.326, SLG: 0.403										1 0 1 0 0 0 0																	
Inning Stats	R: 0 E: 0 K: 0 S: 6	H: 0 LOB: 0 BB: 1 P: 14	R: 0 E: 0 K: 2 S: 14	H: 1 LOB: 1 BB: 0 P: 23	R: 0 E: 0 K: 1 S: 6	H: 0 LOB: 1 BB: 1 P: 13	R: 0 E: 0 K: 0 S: 8	H: 1 LOB: 1 BB: 0 P: 10	R: 0 E: 0 K: 0 S: 12	H: 1 LOB: 1 BB: 0 P: 15	R: 0 E: 0 K: 0 S: 10	H: 1 LOB: 2 BB: 0 P: 14	R: 1 E: 0 K: 2 S: 16	H: 3 LOB: 3 BB: 1 P: 26	R: 0 E: 0 K: 0 S: 9	H: 0 LOB: 0 BB: 0 P: 17	R: 0 E: 0 K: 1 S: 16	H: 1 LOB: 1 BB: 0 P: 23	1B: 7 2B: 2 3B: 0 HR: 0	SF: 0 SAC: 2 DP: 1 HBP: 1	WP: 0 PB: 1 SB: 2 CS: 0	PA: 38					
PITCHER	IP WLS BF H R ER SO BB IBB HBP BLK WP HR S P ERA WHIP																										
Jeff Juden, R (1, 1) ERA: 4.08	4.0		15	2	0	0	3	2	0	0	0	0	0	34	60	0.00	1.000										
Doug Jones, R (5, 1) ERA: 4.33	2.2	L	15	5	1	1	1	1	0	1	0	0	0	35	51	3.38	2.250										
Al Reyes, R (7, 1) ERA: 5.01	1.1		4	0	0	0	1	0	0	0	0	0	0	12	21	0.00	0.000										
Mike Myers, L (9, 1) ERA: 0.71	1.0		4	1	0	0	1	0	0	0	0	0	0	16	23	0.00	1.000										

Pittsburgh Pirates @ Milwaukee Brewers
Milwaukee County Stadium, Milwaukee, WI

Thu Jun 18 1998, 8:05 PM EDT
Att. 14,774 - Cloudy - 72 F

livebaseballscorecards.com



Batter	1	2	3	4	5	6	7	8	9	AB	R	H	RBI	BB	SO	LOB
Fernando Vina, L OBP: 0.374, SLG: 0.420 (1, 4)	0-0 L7		2-0 E 1B		1-0 L7-3			2-2 G1-3		4	0	1	0	0	0	1
Jeff Cirillo, R OBP: 0.402, SLG: 0.424 Mike Myers, L (9, 1)	2-1 F7		1-2 E1			2-1 F9		0-0 L6		4	0	0	0	0	0	1
Jeremy Burnitz, L OBP: 0.355, SLG: 0.482 (1, 9)	0-1 F7		2-0 G1-3			2-0 F7			0-0 P5	4	0	0	0	0	0	2
John Jaha, R OBP: 0.404, SLG: 0.494 (1, 3)		1-2 G6-4-3 1B		0-0 G6-3		1-1 G4-3			2-2 F9	4	0	1	0	0	0	0
Dave Nilsson, L OBP: 0.350, SLG: 0.385 (1, 7)		0-0 G6-4-3 1B		4-2 BB			2-0 G4-3		2-2 G6-3	3	0	1	0	1	0	0
Marquis Grissom, R OBP: 0.324, SLG: 0.429 (1, 8)		0-0 G6-4-3		1-3 K			4-0 BB			2	0	0	0	1	1	3
Jose Valentin, S OBP: 0.337, SLG: 0.417 (1, 6)		2-1 F9		2-1 P4			0-0 F7			3	0	0	0	0	0	3
Bobby Hughes, R OBP: 0.317, SLG: 0.463 (1, 2)			1-2 F8		0-0 L7-3 1B			2-2 F8		3	0	1	0	0	0	1
Jeff Juden, R OBP: 0.187, SLG: 0.200 (5, 1)			1-3 K		1-3 K			2-3 K		1	0	0	0	0	1	0
Doug Jones, R (7, 1)										0	0	0	0	0	1	1
Al Reyes, R OBP: 0.250, SLG: 0.250 (8, PH)										0	0	0	0	0	0	0
Bob Hamelin, L OBP: 0.268, SLG: 0.323 (8, PH)										0	0	0	0	0	0	0
Mark Loretta, R OBP: 0.377, SLG: 0.403 (9, 5)										1	0	0	0	0	1	0

Inning Stats	R: 0	H: 0	E: 0	K: 0	S: 5	R: 0	H: 2	E: 0	K: 0	S: 8	R: 0	H: 1	E: 1	K: 1	S: 14	R: 0	H: 0	E: 0	K: 1	S: 8	R: 0	H: 1	E: 0	K: 1	S: 5	R: 0	H: 0	E: 0	K: 0	S: 5	R: 0	H: 0	E: 0	K: 0	S: 5	R: 0	H: 0	E: 0	K: 1	S: 7	R: 0	H: 0	E: 0	K: 1	S: 7	R: 0	H: 0	E: 0	K: 0	S: 7	R: 0	H: 0	E: 0	K: 0	S: 7
	0	0	0	0	7	0	0	0	0	7	0	0	0	0	11	0	0	0	0	0	15	0	0	0	0	7	0	0	0	0	13	0	0	0	0	11	0	0	0	0	11	0	0	0	0	11	0	0	0	0	11				
PITCHER	IP	WLS	BF	H	R	ER	SO	BB	IBB	HBP	BLK	WP	HR	S	P	ERA	WHIP																																						
Jason Schmidt, R ERA: 3.64 (1, 1)	4.0		16	3	0	0	2	1	0	0	0	0	0	35	54	0.00	1.000																																						
Elmer Dessens, R ERA: 3.24 (5, 1)	3.0	W	10	1	0	0	1	1	0	0	0	0	0	15	30	0.00	0.667																																						
Ricardo Rincon, L ERA: 1.69 (8, 1)	2.0	S	6	0	0	0	1	0	0	0	0	0	0	14	22	0.00	0.000																																						


BOTTOM

Pittsburgh Pirates @ Milwaukee Brewers
Milwaukee County Stadium, Milwaukee, WI

Thu Jun 18 1998, 8:05 PM EDT
Att: 14,774 - Cloudy - 72 F

AB	30
R	0
H	4
RBI	0
BB	2
SO	4
LOB	12

WP: 0 PA: 32
PB: 0
SB: 0
CS: 0



Batter	1	2	3	4	5	6	7	8	9	AB	R	H	RBI	BB	SO	LOB	TOP										
Tony Womack, L (1, 4) OBP: 0.298, SLG: 0.315	2-2 L7			2-2 G6-3		3-2 G3		1-2 S 1B		4	0	1	0	0	0	1											
Al Martin, L (1, 7) OBP: 0.294, SLG: 0.355 Jason Christiansen, R (8, 1)	2-3 K			2-2 F8		0-0 18 1B		3-2 F9		4	0	1	1	0	1	1											
18 Jason Kendall, R (1, 2) OBP: 0.425, SLG: 0.474	2-2 F7			2-1 F8		2-H 1B		1-2 1B		0	0	0	0	0	0	0											
Kevin Young, R (1, 3) OBP: 0.318, SLG: 0.479				2-1 F8		1-0 1B		1-2 1B		3	0	1	0	1	0	0											
Turner Ward, S (1, 8) OBP: 0.324, SLG: 0.393				1-0 G5-3		1-2 WP HBP		1-0 F8		3	0	0	0	0	1	3											
Mark Smith, R (1, 9) OBP: 0.246, SLG: 0.250				4-2 G5-4-3 BB		0-0 L8		0-0 P3		3	0	0	0	1	0	2											
Aramis Ramirez, R (1, 5) OBP: 0.253, SLG: 0.356 Mike Williams, R (5, 1) Jose Guillen, R (8, 9) OBP: 0.332, SLG: 0.471				2-1 G5-4-3 1-2f		1 SAFE 0-3 K		0-0 G5-3		4	0	0	0	0	1	3											
Lou Collier, R (1, 6) OBP: 0.305, SLG: 0.383				1-3 K		1 SAFE 0-3 K		1-3 G5-3		2	0	0	0	0	1	1											
Chris Peters, L (1, 1) OBP: 0.167, SLG: 0.167 Doug Strange, S (5, 5) OBP: 0.252, SLG: 0.248				0-2 F9		3-2 G5-3		1-2 K		1	0	0	0	0	1	0											
Inning Stats	R: 0 E: 0 K: 1 S: 12	H: 0 LOB: 0 BB: 0 P: 18	R: 0 E: 0 K: 0 S: 6	H: 0 LOB: 0 BB: 1 P: 12	R: 0 E: 0 K: 1 S: 9	H: 0 LOB: 0 BB: 0 P: 13	R: 0 E: 0 K: 0 S: 9	H: 0 LOB: 0 BB: 0 P: 15	R: 0 E: 0 K: 1 S: 9	H: 0 LOB: 1 BB: 0 P: 13	R: 1 E: 0 K: 0 S: 10	H: 3 LOB: 2 BB: 0 P: 18	R: 0 E: 0 K: 1 S: 5	H: 0 LOB: 0 BB: 0 P: 6	R: 0 E: 0 K: 0 S: 11	H: 2 LOB: 1 BB: 0 P: 17	R: 0 E: 0 K: 1 S: 10	H: 0 LOB: 1 BB: 1 P: 20	1B: 5 2B: 0 3B: 0 HR: 0	SF: 0 SAC: 0 DP: 2 HBP: 1	WP: 2 PB: 0 SB: 1 CS: 0	PA: 33					
PITCHER	IP	WLS	BF	H	R	ER	SO	BB	IBB	HBP	BLK	WP	HR	S	P	ERA	WHIP										
Steve Woodard, R (1, 1) ERA: 3.48	7.2	W	28	5	1	1	4	1	0	1	0	1	0	68	106	1.17	0.783										
Mike Myers, L (8, 1) ERA: 0.7	0.1		1	0	0	0	0	0	0	0	0	0	0	3	6	0.00	0.000										
Bob Wickman, R (9, 1) ERA: 1.88	1.0	S	4	0	0	0	1	1	0	0	0	1	0	10	20	0.00	1.000										

Pittsburgh Pirates @ Milwaukee Brewers
Milwaukee County Stadium, Milwaukee, WI

Fri Jun 19 1998, 8:05 PM EDT
Att. 20,935 - Unknown - 78 F

AB	30
R	1
H	5
RBI	1
BB	2
SO	5
LOB	12



Batter	1	2	3	4	5	6	7	8	9
Fernando Vina, L OBP: 0.370, SLG: 0.415 (1, 4)	2-2 G3	0-0 F7			1-2 F8		1-2 G1-3		
Jeff Cirillo, R OBP: 0.403, SLG: 0.425 (1, 5)	3-1 1B BB 1B		0-1 G5-3		2-0 BB BB 1B		3-2 G5-3		
Mark Loretta, R OBP: 0.391, SLG: 0.410 (1, 6) (9, 3)	0-0 BB BB 1-3 1B		1-1 S 1B 1B		4-1 1-2 BB BB		4-1 FC4-6 BB		
John Jaha, R OBP: 0.417, SLG: 0.494 Bob Wickman, R (9, 1)	4-1 BB 1-2 BB		0-0 G1-4-3 1B		4-2 1-2 2-3 BB		2-1 FC4-6 1-2f		
Marquis Grissom, R OBP: 0.323, SLG: 0.423 (1, 8)	4-2 G3-6-3 BB 1-2 2-3 3-H		2-2 G1-4-3 1-2f 2-3		1-3 K		3-1 P3		
Jeromy Burnitz, L OBP: 0.354, SLG: 0.490 (1, 9)	0-0 G3-6-3 1-2f			0-0 HR	0-3 K		2-2 P5		
Marc Newfield, R OBP: 0.295, SLG: 0.286 Geoff Jenkins, L OBP: 0.292, SLG: 0.450 (6, PH) (7, 7)		1-3 K		3-2 G5-3		2-3 K	1-3 K		
Darrin Jackson, R OBP: 0.216, SLG: 0.245 (8, PH) (9, 7)				0-1 G6-3		2-2 CS 1B			
Bobby Hughes, R OBP: 0.317, SLG: 0.456 (1, 2)		0-0 F9		3-2 G6-3		4-1 P6 1-2			
Steve Woodard, L OBP: 0.250, SLG: 0.375 Mike Myers, L (8, 1)		0-0							
Jose Valentin, S OBP: 0.337, SLG: 0.417 (9, 6)									

AB	R	H	RBI	BB	SO	LOB
4	0	0	0	0	0	1
4	1	2	0	0	0	0
2	0	2	0	2	0	0
2	0	1	0	2	0	1
0	0	0	0	0	0	0
3	0	0	1	1	1	5
4	1	1	1	0	1	6
2	0	0	0	0	1	0
1	0	0	0	0	1	0
1	0	0	0	0	1	0
3	0	1	0	0	0	0
3	0	1	0	0	0	1
0	0	0	0	0	0	0
0	0	0	0	0	0	0

BOTTOM

Pittsburgh Pirates @ Milwaukee Brewers
Milwaukee County Stadium, Milwaukee, WI

livebaseballscorecards.com


AB	29
R	2
H	8
RBI	2
BB	5
SO	5
LOB	14



Fri Jun 19 1998, 8:05 PM EDT
Att: 20,935 - Unknown - 78 F

Inning Stats		R: 1	H: 2	E: 0	K: 10	S: 10	R: 0	H: 1	E: 0	K: 1	S: 7	R: 0	H: 2	E: 0	K: 0	S: 8	R: 1	H: 1	E: 0	K: 0	S: 13	R: 0	H: 1	E: 0	K: 2	S: 14	R: 0	H: 1	E: 0	K: 1	S: 10	R: 0	H: 0	E: 0	K: 0	S: 12	R: 0	H: 0	E: 0	K: 1	S: 8
PITCHER		IP	WLS	BF	H	R	ER	SO	BB	IBB	HBP	BLK	WP	HR	S	P	ERA	WHIP	PITCHER		IP	WLS	BF	H	R	ER	SO	BB	IBB	HBP	BLK	WP	HR	S	P	ERA	WHIP				
Chris Peters, L ERA: 3.75 (1, 1)	4.1	L	22	7	2	2	1	1	4	0	0	0	0	1	46	79	4.15	2.538	Chris Peters, L ERA: 3.75 (1, 1)		4.1	L	22	7	2	2	1	4	0	0	0	0	1	46	79	4.15	2.538				
Mike Williams, R ERA: (5, 1)	2.2		9	1	0	0	3	1	0	0	0	0	0	0	28	45	0.00	0.750	Mike Williams, R ERA: (5, 1)		2.2		9	1	0	0	3	1	0	0	0	0	0	28	45	0.00	0.750				
Jason Christiansen, L ERA: 0.89 (8, 1)	1.0		3	0	0	0	1	0	0	0	0	0	0	0	8	14	0.00	0.000	Jason Christiansen, L ERA: 0.89 (8, 1)		1.0		3	0	0	0	1	0	0	0	0	8	14	0.00	0.000						

WP: 0	PA: 34
PB: 0	
SB: 1	
CS: 1	

Batter	1	2	3	4	5	6	7	8	9	AB R H RBI BB SO LOB	TOP											
Tony Womack, L (1, 4) OBP: 0.303, SLG: 0.320	4-2 2B 18 SF9 BB		0-0 F8		0-1 1B		1-0 B5-3		1-1 1-H 2B	4 1 2 1 1 0 1												
Al Martin, L (1, 7) Ricardo Rincon, L (9, 1) OBP: 0.292, SLG: 0.356	0-0 18 SF9 FC9-2 2B		2-1 G1-3		2-1 P4		0-3 K		0-0 F8	5 0 1 0 0 1 3 0 0 0 0 0 0 0												
18 Jason Kendall, R (1, 2) OBP: 0.429, SLG: 0.478	1-0 SF9			3-2 G5-4-3 1B		4-0 BB		2-2 F8-4 1B		2 1 2 1 1 0 0												
Kevin Young, R (1, 3) OBP: 0.317, SLG: 0.476	2-1 FC9-2			1-2 G5-4-3 1B		1-3 K		2-2 F8-4		4 0 1 0 0 1 3												
Jermaine Allensworth, R (1, 8) OBP: 0.363, SLG: 0.434		2-1 G4-3 FC1-5-2-6 2B		0-2 G5-4-3		3-2 F9		4-2 BB		3 0 1 0 1 0 3												
Jose Guillen, R (1, 9) OBP: 0.331, SLG: 0.467		0-2 G4-3		2-1 1B		0-2 L3		1-3 K		4 0 1 1 0 1 3												
Doug Strange, S (1, 5) OBP: 0.245, SLG: 0.240		0-0 FC1-5-2-6		0-3 K			1-0 E8 F9 2B		2-2 G4-3	4 1 0 0 0 1 2	AB 34 R 4 H 10 RBI 4 BB 3 SO 6 LOB 18											
Lou Collier, R (1, 6) OBP: 0.304, SLG: 0.379		2-3 K			1-0 F9		0-1 F9		1-2 2B 1B	4 1 1 0 0 1 2												
Jon Lieber, L (1, 1) Turner Ward, S (9, PH) OBP: 0.321, SLG: 0.308 OBP: 0.322, SLG: 0.390			3-3 K		0-1 F7		0-1 B5-3 2B		2-2 F9	3 0 1 1 0 1 0 1 0 0 0 0 0 1												
Inning Stats	R: 1 E: 0 K: 0 S: 6	H: 1 LOB: 0 BB: 1 P: 13	R: 0 E: 0 K: 1 S: 10	H: 1 LOB: 1 BB: 0 P: 14	R: 0 E: 0 K: 1 S: 6	H: 0 LOB: 0 BB: 0 P: 11	R: 1 E: 0 K: 1 S: 15	H: 3 LOB: 1 BB: 0 P: 21	R: 0 E: 0 K: 0 S: 8	H: 1 LOB: 1 BB: 0 P: 10	R: 0 E: 0 K: 1 S: 11	H: 0 LOB: 1 BB: 1 P: 18	R: 1 E: 1 K: 1 S: 9	H: 1 LOB: 1 BB: 0 P: 11	R: 0 E: 0 K: 1 S: 11	H: 1 LOB: 1 BB: 1 P: 20	R: 1 E: 0 K: 0 S: 18	H: 2 LOB: 1 BB: 0 P: 23	1B: 6 2B: 6 3B: 0 HR: 0	SF: 1 SAC: 0 DP: 3 HBP: 0	WP: 0 PB: 0 SB: 0 CS: 0	PA: 38
PITCHER	IP WLS BF H R ER SO BB IBB HBP BLK WP HR S P ERA WHIP																					
21 Cal Eldred, R (1, 1) ERA: 4.33	8.0 L 33 8 3 2 6 3 0 0 0 0 0 0 76 118 2.25 1.375																					
Al Reyes, R (9, 1) ERA: 5.18	0.2 4 2 1 1 0 0 0 0 0 0 0 0 17 22 13.50 3.000																					
48 Brad Woodall, L (9, 1) ERA: 3.13	0.1 1 0 0 0 0 0 0 0 0 0 0 0 1 1 0.00 0.000																					

Pittsburgh Pirates @ Milwaukee Brewers
Milwaukee County Stadium, Milwaukee, WI

Sat Jun 20 1998, 8:05 PM EDT
Att. 28,556 - Unknown - 83 F

livebaseballscorecards.com

Batter	1	2	3	4	5	6	7	8	9	AB	R	H	RBI	BB	SO	LOB
Fernando Vina, L (1, 4) OBP: 0.368, SLG: 0.412	1-2 G6-3		0-0 FC6-4 1B			0-0 L3		0-0 G4-3		4	0	1	0	0	0	0
Jeff Cirillo, R (1, 5) OBP: 0.401, SLG: 0.422	1-1 F8		0-0 FC6-4			2-2 E SF9 1B		3-2 F7		4	1	1	1	0	0	1
Al Reyes, R (9, 1) OBP: 0.250, SLG: 0.250			1-2f 3-H							0	0	0	0	0	0	0
48 Brad Woodall, S (9, 1) OBP: 0.750, SLG: 0.833										0	0	0	0	0	0	0
Jeremy Burnitz, L (1, 9) OBP: 0.353, SLG: 0.487	0-3 K		2-3 K			0-0 E8 SF9 1B			0-3 K	4	0	1	0	0	3	1
John Jaha, R (1, 3) OBP: 0.411, SLG: 0.483		0-1 G4-3		2-3 K		0-0 SF9			4-2 G6-3 BB	2	0	0	1	1	1	0
Brian Banks, S (9, PR) OBP: 0.333, SLG: 0.667						2-3 3-H 2-0				0	0	0	0	0	0	0
Dave Nilsson, L (1, 7) OBP: 0.336, SLG: 0.370		0-2 F8		0-0 G4-3					3-2 G6-3	4	0	0	0	0	0	2
Marquis Grissom, R (1, 8) OBP: 0.321, SLG: 0.420		2-2 1B		2-2 G1-3				0-1 F9	0-1 L9	4	0	1	0	0	0	2
Jose Valentin, S (1, 6) OBP: 0.333, SLG: 0.411		0-0 G6-3				2-3 K		3-2 P6		3	0	0	0	0	1	1
Bobby Hughes, R (1, 2) OBP: 0.303, SLG: 0.433			2-1 E5 1B SH1-3 FC6-4		1-0 G6-3			0-0 F9		3	1	0	0	0	0	0
21 Cal Eldred, R (1, 1) OBP: 0.115, SLG: 0.120					2-3 K				1-1 G3	1	0	0	0	0	1	0
Mark Loretta, R (8, PH) OBP: 0.389, SLG: 0.408			1-2 SH1-3							1	0	0	0	0	0	0

Inning Stats	R: 0	H: 0	E: 0	K: 1	S: 8	R: 0	H: 1	E: 0	K: 0	S: 9	R: 1	H: 1	E: 1	K: 1	S: 10	R: 0	H: 0	E: 0	K: 1	S: 7	R: 0	H: 0	E: 0	K: 2	S: 7	R: 1	H: 2	E: 1	K: 0	S: 7	R: 0	H: 0	E: 0	K: 0	S: 6	R: 0	H: 0	E: 0	K: 0	S: 6	R: 0	H: 0	E: 0	K: 1	S: 12	1B: 4	2B: 0	3B: 0	HR: 0	SF: 1	SAC: 1	DP: 0	HBP: 0	WP: 0	PA: 33
PITCHER	IP	WLS	BF	H	R	ER	SO	BB	IBB	HBP	BLK	WP	HR	S	P	ERA	WHIP																																						
Jon Lieber, R (1, 1) ERA: 3.9	8.0	W	29	4	2	1	5	0	0	0	0	0	0	60	89	1.12	0.500																																						
Ricardo Rincon, L (9, 1) ERA: 1.64	1.0	S	4	0	0	0	1	1	0	0	0	0	0	12	19	0.00	1.000																																						

BOTTOM

Pittsburgh Pirates @ Milwaukee Brewers
Milwaukee County Stadium, Milwaukee, WI

Sat Jun 20 1998, 8:05 PM EDT
Att: 28,556 - Unknown - 83 F

livebaseballscores.com

AB	30
R	2
H	4
RBI	2
BB	1
SO	6
LOB	7



Batter	1	2	3	4	5	6	7	8	9	AB R H RBI BB SO LOB	TOP											
Tony Womack, L (1, 4) OBP: 0.304, SLG: 0.325	0-0 18 S 18 SF9 1B	0-3 K	1-2 FC4-6			0-0 1B 2B		0-0 G5-3		5 2 2 1 0 1 3												
Al Martin, L (1, 7) OBP: 0.297, SLG: 0.355	4-1 WP 18 S 1B BB	0-2 L8	2-1 F7			3-2 G5-4-3 1B		4-2 FC5-4 BB		3 1 1 1 2 0 3												
18 Jason Kendall, R (1, 2) OBP: 0.425, SLG: 0.472	3-1 SF9		3-2 2B HR HBP		3-2 F8	2-2 F8		0-2 F9		3 1 0 1 0 0 2												
Kevin Young, R (1, 3) OBP: 0.318, SLG: 0.478	2-1 P4-6 HBP 1B		0-2 HR 2B		1-2 P6	1-1 G5-4-3		2-1 FC5-4		5 1 2 1 0 0 2												
Jermaine Allensworth, R (1, 8) OBP: 0.367, SLG: 0.432	2-2 HBP		2-0 HR HBP		2-3 K		1-2 FC5-4 1B		2-3 K	3 1 1 0 0 2 0												
Jose Guillen, R (1, 9) OBP: 0.328, SLG: 0.474	2-2 P4-6		1-0 HR		1-1 G6-3	1-0 FC5-4 BB		1-3 K2-3		5 1 1 4 0 1 3												
Ricardo Rincon, L (9, 1)	2-3f		1-H 2-H 3-H			1-2f				0 0 0 0 0 0 0												
Aramis Ramirez, R (1, 5) OBP: 0.274, SLG: 0.355		2-1 2B 1B	4-2 FC6-4 BB		2-3 K	4-2 BB		0-2 F8		3 0 1 0 2 1 0												
Kevin Polcovich, R (1, 6) OBP: 0.266, SLG: 0.289		3-2 2B	0-0 FC6-4 1B S FC4-6		1-1 1B	1-3 K				4 1 2 0 0 1 3												
Esteban Loaiza, R (1, 1) OBP: 0.292, SLG: 0.261		0-3 K	2-1 FC4-6 1B		1-1 L9	0-1 G1-3				4 0 1 0 0 1 5												
Jason Christiansen, R (8, 1)										0 0 0 0 0 0 0												
Rich Loiselle, R (9, 1)										0 0 0 0 0 0 0												
Turner Ward, S (9, 9) OBP: 0.322, SLG: 0.390										0 0 0 0 0 0 0												
Inning Stats	R: 2 E: 0 K: 0 S: 11	H: 2 LOB: 1 BB: 1 P: 24	R: 0 E: 0 K: 2 S: 15	H: 2 LOB: 2 BB: 0 P: 20	R: 5 E: 0 K: 0 S: 21	H: 3 LOB: 1 BB: 1 P: 36	R: 0 E: 0 K: 1 S: 14	H: 0 LOB: 0 BB: 0 P: 20	R: 0 E: 0 K: 1 S: 10	H: 1 LOB: 1 BB: 0 P: 15	R: 1 E: 0 K: 0 S: 10	H: 2 LOB: 0 BB: 0 P: 16	R: 0 E: 0 K: 1 S: 13	H: 1 LOB: 2 BB: 1 P: 20	R: 0 E: 0 K: 0 S: 8	H: 0 LOB: 1 BB: 1 P: 14	R: 0 E: 0 K: 2 S: 11	H: 0 LOB: 0 BB: 0 P: 14	1B: 7 2B: 4 3B: 0 HR: 1	SF: 1 SAC: 0 DP: 2 HBP: 3	WP: 1 PB: 0 SB: 4 CS: 0	PA: 43
PITCHER	IP WLS BF H R ER SO BB IBB HBP BLK WP HR S P ERA WHIP																					
Jeff Juden, R (1, 1) ERA: 4.64	2.0 L 16 6 7 7 2 2 0 3 0 1 1 37 65 31.50 4.000																					
Travis Smith, R (3, 1) ERA:	2.0 7 1 0 0 1 0 0 0 0 0 0 24 35 0.00 0.500																					
Paul Wagner, R (5, 1) ERA: 6.1	3.1 15 4 1 1 2 2 0 0 0 0 0 36 58 2.70 1.800																					
Doug Jones, R (8, 1) ERA: 4.17	1.2 5 0 0 0 2 0 0 0 0 0 0 16 21 0.00 0.000																					

Pittsburgh Pirates @ Milwaukee Brewers
Milwaukee County Stadium, Milwaukee, WI

Sun Jun 21 1998, 4:33 AM EDT
Att. 22,338 - Cloudy - 80 F

AB	35
R	8
H	11
RBI	8
BB	4
SO	7
LOB	21



WP: 1	PA: 43
-------	--------

ERA	WHIP
-----	------

Batter	1	2	3	4	5	6	7	8	9	AB	R	H	RBI	BB	SO	LOB
Fernando Vina, L (1, 4) OBP: 0.369, SLG: 0.416	1-1 G4-3			2-3 K		1-2 G5-3		0-0 1B 2B	2-0 1B WP	5	2	2	1	0	1	0
Jeff Cirillo, R (1, 5) OBP: 0.405, SLG: 0.426	1-3 K			3-2 F8		0-0 1B		0-0 G4-3 WP 1B	2-2 1B 1B	5	0	3	4	0	1	0
Jeremy Burnitz, L (1, 9) Marc Newfield, R (9, PH) OBP: 0.301, SLG: 0.293	0-0 F9			3-3 K		1-0 F9		2-3 K	3-1 BB 1B	4	0	0	0	0	2	2
John Jaha, R (1, 3) 21 Cal Eldred, R (9, PR) OBP: 0.115, SLG: 0.120			2-3 K		3-2 G4-3	1-3 K		1-2 G4-3	4-0 BB	4	0	0	0	1	2	2
Dave Nilsson, L (1, 7) OBP: 0.330, SLG: 0.362			2-3 K		0-0 PB 1B 1B			3-2 G6-3	2-2 F7	5	1	1	0	0	1	4
Marquis Grissom, R (1, 8) Darrin Jackson, R (8, 8) OBP: 0.214, SLG: 0.242			1-0 G6-3		1-1 1B PB 1B			0-0 G5-3	2-1 G4-3	3	0	1	0	0	0	0
Jose Valentin, S (1, 6) Doug Jones, R (8, 1) Bob Hamelin, L (9, PH) OBP: 0.264, SLG: 0.317			3-2 F8		2-1 P6			0-1 HR	2-3 K	3	1	1	1	0	0	2
Bobby Hughes, R (1, 2) Brian Banks, S (9, PH) OBP: 0.500, SLG: 0.667			0-1 P6		1-0 FC6-4 1B			2-3 K	4-2 BB 1B BB	3	0	1	1	0	1	0
Jeff Juden, R (1, 1) Travis Smith, R (3, 1) Paul Wagner, R (5, 1) Mark Loretta, R (8, 6) OBP: 0.396, SLG: 0.411			0-1 G6-3		0-1 FC6-4			1-0 1B 1B	4-1 WP 1B BB	0	0	0	0	0	0	0

Inning Stats	R: 0	H: 0	E: 0	K: 1	S: 6	R: 0	H: 0	E: 0	K: 2	S: 8	R: 0	H: 0	E: 0	K: 0	S: 7	R: 1	H: 3	E: 0	K: 0	S: 11	R: 0	H: 1	E: 0	K: 1	S: 8	R: 1	H: 1	E: 0	K: 1	S: 7	R: 2	H: 3	E: 0	K: 1	S: 14	R: 3	H: 3	E: 0	K: 1	S: 20	1B: 9	2B: 1	3B: 0	SF: 0	SAC: 0	DP: 0	HBP: 0	WP: 2	PA: 41
--------------	------	------	------	------	------	------	------	------	------	------	------	------	------	------	------	------	------	------	------	-------	------	------	------	------	------	------	------	------	------	------	------	------	------	------	-------	------	------	------	------	-------	-------	-------	-------	-------	--------	-------	--------	-------	--------

PITCHER	IP	WLS	BF	H	R	ER	SO	BB	IBB	HBP	BLK	WP	HR	S	P	ERA	WHIP
Esteban Loaiza, R (1, 1) ERA: 4.52	7.0	W	26	5	2	2	7	0	0	0	0	0	1	60	91	2.57	0.714
Jason Christiansen, L (8, 1) ERA: 1.44	1.0		6	3	2	2	1	0	0	0	0	1	0	14	21	18.00	3.000
Rich Loiselle, R (9, 1) ERA: 3.56	0.2		4	0	2	2	1	2	0	0	0	0	0	9	21	27.00	3.000
Ricardo Rincon, L (9, 1) ERA: 1.89	0.1	S	5	3	1	1	0	1	0	0	0	1	0	11	24	27.00	12.000

BOTTOM

Pittsburgh Pirates @ Milwaukee Brewers
Milwaukee County Stadium, Milwaukee, WI

livebaseballscores.com

AB	38
R	7
H	11
RBI	7
BB	3
SO	9
LOB	12



Sun Jun 21 1998, 4:33 AM EDT
Att. 22,338 - Cloudy - 80 F

Batter	1	2	3	4	5	6	7	8	9	AB R H RBI BB SO LOB	TOP														
Neifi Perez, S (1, 6) OBP: 0.318, SLG: 0.372	1-2 L6		1-1 FC1-5		2-1 F8			4-2 BB		3 0 0 0 1 0 2	Colorado Rockies @ Milwaukee Brewers Milwaukee County Stadium, Milwaukee, WI Mon Jun 22 1998, 8:05 PM EDT Att. 22,556 - Cloudy - 76 F														
7 Kurt Abbott, R (1, 9) OBP: 0.297, SLG: 0.353 17 Todd Helton, L (8, PH) OBP: 0.344, SLG: 0.448 (8, 3)	3-3 K		0-0 F9			0-2 F8		0-3 K		3 0 0 0 0 1 2 1 0 0 0 0 1 1															
Dante Bichette, R (1, 7) OBP: 0.347, SLG: 0.487 (8, 9)	0-1 F8		3-3 K			1-2 G5-3		0-1 L8		4 0 0 0 0 1 3															
Vinny Castilla, R (1, 5) OBP: 0.347, SLG: 0.549		0-2 G6-3			0-0 F9		2-0 G5-3		1-0 L7	4 0 0 0 0 0 0															
Ellis Burks, R (1, 8) OBP: 0.349, SLG: 0.522 (8, 7)		2-2 F9			1-3 K		3-2 G5-3		1-1 1B	4 0 1 0 0 1 0															
Greg Colbrunn, R (1, 3) OBP: 0.337, SLG: 0.430 Chuck McElroy, L (8, 1) John Vander Wal, L (9, PH) OBP: 0.393, SLG: 0.372		3-2 F7			1-0 G6-3		3-2 P4		1-0 F7	3 0 0 0 0 0 0 0 0 0 0 0 0 0 1 0 0 0 0 0 1															
3 Mike Lansing, R (1, 4) OBP: 0.299, SLG: 0.344			0-2 1B			3-2 HR		1-1 1B		4 2 3 1 0 0 1															
Kirt Manwaring, R (1, 2) OBP: 0.355, SLG: 0.324			2-2 FC1-5			2-2 G6-3		1-3 K		3 0 1 1 0 1 1															
Darryl Kile, R (1, 1) OBP: 0.263, SLG: 0.297 1 Curtis Goodwin, L (8, PH) OBP: 0.327, SLG: 0.309 (8, 8)			1-0 FC1-5			3-2 L9		0-3 K		2 0 1 0 0 0 0 1 0 0 0 0 1 0															
Inning Stats	R: 0 E: 0 K: 1 S: 9	H: 0 LOB: 0 BB: 0 P: 13	R: 0 E: 0 K: 0 S: 10	H: 0 LOB: 0 BB: 0 P: 15	R: 1 E: 0 K: 1 S: 14	H: 3 LOB: 2 BB: 0 P: 21	R: 0 E: 0 K: 1 S: 5	H: 0 LOB: 0 BB: 0 P: 7	R: 1 E: 0 K: 0 S: 13	H: 1 LOB: 0 BB: 0 P: 23	R: 0 E: 0 K: 0 S: 7	H: 0 LOB: 0 BB: 0 P: 10	R: 0 E: 0 K: 1 S: 13	H: 1 LOB: 1 BB: 0 P: 21	R: 0 E: 0 K: 2 S: 13	H: 0 LOB: 1 BB: 1 P: 17	R: 0 E: 0 K: 0 S: 5	H: 1 LOB: 1 BB: 0 P: 10	1B: 4 2B: 1 3B: 0 HR: 1	SF: 0 SAC: 0 DP: 0 HBP: 0	WP: 0 PB: 0 SB: 0 CS: 0	PA: 34			
PITCHER	IP WLS BF H R ER SO BB IBB HBP BLK WP HR S P ERA WHIP																								
48 Brad Woodall, L (1, 1) ERA: 3.05	7.0		5	2	2	4	0	0	0	0	0	0	1	71	110	2.57	0.714								
Al Reyes, R (8, 1) ERA: 5.03	1.0	W	4	0	0	0	2	1	0	0	0	0	0	13	17	0.00	1.000								
Bob Wickman, R (9, 1) ERA: 1.84	1.0	S	4	1	0	0	0	0	0	0	0	0	0	5	10	0.00	1.000								

AB	33
R	2
H	6
RBI	2
BB	1
SO	6
LOB	11



Batter	1	2	3	4	5	6	7	8	9	AB	R	H	RBI	BB	SO	LOB
Fernando Vina, L (1, 4) OBP: 0.367, SLG: 0.413	1-1 G3, 1B 1B	0-0 G3		0-3 K			0-1 G3			4	0	1	0	0	1	4
Jeff Cirillo, R (1, 5) OBP: 0.399, SLG: 0.419	1-2 G1-3		0-0 P5			1-1 F8	0-0 F7			4	0	0	0	0	0	1
Jeremy Burnitz, L (1, 9) OBP: 0.347, SLG: 0.484	2-2 G3		3-2 G6-3			2-0 P5		1-2 G6-3, 3B		4	1	1	0	0	0	1
John Jaha, R (1, 3) OBP: 0.388, SLG: 0.442	3-1 G6-3		0-1 G6-3			1-2 L8		2-2 G6-3		4	0	0	1	0	0	1
Bob Wickman, R (9, 1)										0	0	0	0	0	0	0
Dave Nilsson, L (1, 7) OBP: 0.336, SLG: 0.361		4-2 BB, 1B		0-1 FC3-6, 1B			0-2 G1-4-3	3-H, 2-3 K		3	1	1	0	1	1	0
Marquis Grissom, R (1, 8) OBP: 0.329, SLG: 0.425		0-0 BB		1-0 FC3-6, 1B			1-2 BB	0-3 K		4	0	3	0	0	1	0
Jose Valentin, S (1, 6) OBP: 0.330, SLG: 0.418		0-3 K		2-2 FC3-6, 3B			1-2 F9			3	1	0	0	0	1	5
Bobby Hughes, R (1, 2) OBP: 0.319, SLG: 0.462		4-2 BB		1-1 BB, 3B			2-3 K			2	0	1	2	1	1	1
48 Brad Woodall, S (1, 1) OBP: 0.600, SLG: 0.625		2-3 K		1-0 G4-3						2	0	0	0	0	1	4
Marc Newfield, R (7, PH) OBP: 0.298, SLG: 0.290										1	0	0	0	0	0	0
Al Reyes, R (8, 1) OBP: 0.250, SLG: 0.250										0	0	0	0	0	0	0
Mark Loretta, R (9, 3) OBP: 0.396, SLG: 0.411										0	0	0	0	0	0	0

Inning Stats	R: 0	H: 1	E: 0	LOB: 1	K: 0	P: 18	R: 0	H: 1	E: 0	LOB: 3	K: 2	P: 25	R: 0	H: 0	E: 0	LOB: 0	K: 0	P: 9	R: 2	H: 3	E: 0	LOB: 1	K: 1	P: 23	R: 0	H: 0	E: 0	LOB: 0	K: 0	P: 10	R: 0	H: 1	E: 0	LOB: 1	K: 1	P: 13	R: 0	H: 0	E: 0	LOB: 0	K: 0	P: 4	R: 1	H: 1	E: 0	LOB: 0	K: 2	P: 22						
Darryl Kile, R (1, 1) ERA: 4.4	7.0	WLS	29	6	2	2	4	2	2	2	4	2	4	2	2	4	2	4	2	4	2	4	2	4	2	4	2	4	2	4	2	4	2	4	2	4	2	4	2	4	2	4	2	4	2	4	2	4	2	4	2	4		
Chuck McElroy, L (8, 1) ERA: 1.51	1.0	L	4	1	1	1	2	0	0	0	0	0	0	0	0	0	0	0	0	0	0	0	0	0	0	0	0	0	0	0	0	0	0	0	0	0	0	0	0	0	0	0	0	0	0	0	0	0	0	0	0	0	0	0

BOTTOM

Colorado Rockies @ Milwaukee Brewers
Milwaukee County Stadium, Milwaukee, WI

Mon Jun 22 1998, 8:05 PM EDT
Att. 22,556 - Cloudy - 76 F

AB	31
R	3
H	7
RBI	3
BB	2
SO	6
LOB	17



WP: 0	PA: 33
PB: 0	
SB: 0	
CS: 0	

WP	HR	S	P	ERA	WHIP

Batter	1	2	3	4	5	6	7	8	9	AB R H RBI BB SO LOB	TOP											
Neifi Perez, S (1, 6) OBP: 0.322, SLG: 0.380	0-0 1B		2-1 3 G4-3 3B		4-2 1-2 2-3 FC6-5 BB		0-0 F8		0-3 K	4 1 2 1 1 1 0												
3 Mike Lansing, R (1, 4) OBP: 0.294, SLG: 0.339	1-3 K		0-0 G4-3		0-0 SF8		1-0 P4		1-0 F8	4 0 0 2 0 1 1												
Dante Bichette, R (1, 9) OBP: 0.342, SLG: 0.481	2-2 P3		3-H 1-2 L7		0-1 FC6-5			0-0 G6-3		4 0 0 0 0 0 3												
17 Todd Helton, L (1, 3) OBP: 0.342, SLG: 0.445	1-2 G3			0-0 F8		1-3 K		0-0 HR 1B		4 1 1 0 0 1 1												
Vinny Castilla, R (1, 5) OBP: 0.348, SLG: 0.558		0-2 P7		0-0 G4-6-3 1B		0-0 P6		0-2 HR		4 1 2 2 0 0 0												
Ellis Burks, R (1, 7) OBP: 0.352, SLG: 0.523		1-0 F7		1-2 G4-6-3		2-2 2B		4-1 BB		3 0 1 0 1 0 1												
Jeff Reed, L (1, 2) OBP: 0.343, SLG: 0.383		1-1 L8			1-0 G4-3		4-1 BB		2-3 K	3 0 0 0 1 1 1												
Jeff Barry, S (1, 8) OBP: 0.444, SLG: 0.571			0-1 SH1-4 3B 1B		0-0 BB 3 SF8 2B		1-1 L4		1-0 F9	4 2 2 0 0 0 3												
Jamey Wright, R (1, 1) OBP: 0.154, SLG: 0.120			0-1 SH1-4		4-1 FC6-5 BB		1-3 K		3-3 K	0 0 0 0 1 0 0												
John Vander Wal, L (7, PH) OBP: 0.386, SLG: 0.364										1 0 0 0 0 1 0												
Mike DeJean, R (7, 1)										0 0 0 0 0 0 0												
Chuck McElroy, L (8, 1)										0 0 0 0 0 0 0												
Jason Bates, S (9, PH) OBP: 0.279, SLG: 0.208										1 0 0 0 0 1 0												
Inning Stats	R: 0 E: 0 K: 1 S: 11	H: 1 LOB: 1 BB: 0 P: 14	R: 0 E: 0 K: 0 S: 6	H: 0 LOB: 0 BB: 0 P: 8	R: 2 E: 0 K: 0 S: 10	H: 2 LOB: 0 BB: 0 P: 13	R: 0 E: 0 K: 0 S: 6	H: 1 LOB: 0 BB: 0 P: 7	R: 1 E: 0 K: 0 S: 8	H: 1 LOB: 2 BB: 2 P: 17	R: 0 E: 0 K: 1 S: 11	H: 1 LOB: 2 BB: 1 P: 19	R: 0 E: 0 K: 1 S: 5	H: 0 LOB: 0 BB: 0 P: 7	R: 2 E: 0 K: 1 S: 11	H: 2 LOB: 1 BB: 1 P: 18	R: 0 E: 0 K: 2 S: 9	H: 0 LOB: 0 BB: 0 P: 13	1B: 4 2B: 2 3B: 1 HR: 1	SF: 1 SAC: 1 DP: 1 HBP: 0	WP: 0 PB: 0 SB: 0 CS: 0	PA: 38
PITCHER	IP WLS BF H R ER SO BB IBB HBP BLK WP HR S P ERA WHIP																					
Bronswell Patrick, R (1, 1) ERA: 2.89	7.1 W 31 7 4 4 3 3 0 0 0 0 0 0 59 87 4.91 1.364																					
Doug Jones, R (8, 1) ERA: 4.3	0.2 4 1 1 1 1 1 0 0 0 0 0 1 9 16 13.50 3.000																					
Bob Wickman, R (9, 1) ERA: 1.8	1.0 S 3 0 0 0 2 0 0 0 0 0 0 0 9 13 0.00 0.000																					

Colorado Rockies @ Milwaukee Brewers
Milwaukee County Stadium, Milwaukee, WI

Tue Jun 23 1998, 4:33 AM EDT
Att. 20,759 - Sunny - 77 F

AB	32
R	5
H	8
RBI	5
BB	4
SO	6
LOB	10



Batter	1	2	3	4	5	6	7	8	9	AB	R	H	RBI	BB	SO	LOB
Fernando Vina, L OBP: 0.366, SLG: 0.409 (1, 4)										3	1	0	0	1	0	1
Jeff Cirillo, R OBP: 0.401, SLG: 0.424 (1, 5)										4	1	2	0	0	0	0
Jeremy Burnitz, L OBP: 0.346, SLG: 0.480 (1, 9)										4	1	1	1	0	0	1
John Jaha, R OBP: 0.392, SLG: 0.475 (1, 3)										4	2	2	2	0	0	1
Dave Nilsson, L OBP: 0.342, SLG: 0.360 Darrin Jackson, R OBP: 0.214, SLG: 0.242 (1, 7) (8, PR) (9, 7)										3	1	1	1	1	0	0
Marquis Grissom, R OBP: 0.328, SLG: 0.426 (1, 8)										4	0	1	0	0	0	3
Jose Valentin, S OBP: 0.328, SLG: 0.419 (1, 6)										4	1	1	2	0	0	2
Bobby Hughes, R OBP: 0.320, SLG: 0.456 (1, 2)										3	0	1	1	0	1	1
Bronswell Patrick, R OBP: 0.333, SLG: 0.200 Doug Jones, R ERA: 2.18 Bob Wickman, R ERA: 1.47 (1, 1) (8, 1) (9, 1)										3	0	0	0	0	1	2

Inning Stats	R: 6	H: 6	E: 0	LOB: 1	K: 0	BB: 1	S: 25	P: 41	R: 1	H: 1	E: 0	LOB: 0	K: 0	BB: 0	S: 7	P: 9	R: 0	H: 1	E: 0	LOB: 1	K: 1	BB: 0	S: 12	P: 20	R: 0	H: 1	E: 0	LOB: 1	K: 0	BB: 0	S: 5	P: 8	R: 0	H: 0	E: 0	LOB: 0	K: 0	BB: 0	S: 7	P: 11	R: 0	H: 0	E: 0	LOB: 0	K: 1	BB: 0	S: 6	P: 11	R: 0	H: 0	E: 0	LOB: 0	K: 0	BB: 0	S: 7	P: 13	R: 0	H: 0	E: 0	LOB: 1	K: 0	BB: 1	S: 10	P: 15
PITCHER	IP	WLS	BF	H	R	ER	SO	BB	IBB	HBP	BLK	WP	HR	S	P	100	ERA	WHIP																																														
Jamey Wright, R ERA: 5.89 (1, 1)	6.0	L	28	9	7	7	2	1	0	0	0	0	0	62	13	10.50	1.667																																															
Mike DeJean, R ERA: 2.18 (7, 1)	1.0		3	0	0	0	0	0	0	0	0	0	0	7	13	0.00	0.000																																															
Chuck McElroy, L ERA: 1.47 (8, 1)	1.0		3	0	0	0	0	1	0	0	0	0	0	10	15	0.00	1.000																																															

BOTTOM

Colorado Rockies @ Milwaukee Brewers
Milwaukee County Stadium, Milwaukee, WI

Tue Jun 23 1998, 4:33 AM EDT
Att. 20,759 - Sunny - 77 F

livebaseballscorecards.com

AB	32
R	7
H	9
RBI	7
BB	2
SO	2
LOB	11

WP: 0	PA: 34
PB: 0	
SB: 0	
CS: 1	

Batter	1	2	3	4	5	6	7	8	9	AB R H RBI BB SO LOB	TOP											
Fernando Vina, L (1, 4) OBP: 0.367, SLG: 0.410	1-2 F7		0-0 CS 1B			0-1 G5-3 2B 1B		0-0 G4-3		4 1 2 0 0 0 0	Milwaukee Brewers @ Minnesota Twins Hubert H. Humphrey Metrodome, Minneapolis, MN Wed Jun 24 1998, 8:05 PM EDT Att. 12,860 - Dome - 72 F											
Jeff Cirillo, R (1, 5) OBP: 0.399, SLG: 0.422	1-0 1B 1B		1-1 G6-3			1-1 G5-3		0-2 F9		4 0 1 0 0 0 2												
Jeremy Burnitz, L (1, 9) OBP: 0.354, SLG: 0.500	3-1 G3-6-3 1B			0-0 HR		2-2 2-H 1B 2B		4-1 BB		3 2 3 2 1 0 0												
John Jaha, R (1, 10) OBP: 0.388, SLG: 0.466	1-1 G3-6-3			2-0 G6-3		2-2 2-H 1B		0-3 K		4 0 1 1 0 1 3												
Dave Nilsson, L (1, 7) OBP: 0.341, SLG: 0.354		4-2 BB		2-2 L6		0-0 L5		0-0 F8 FC6-2-5 2B		2 0 0 0 1 0 1												
Mark Loretta, R (8, 3) OBP: 0.399, SLG: 0.421				2-1 F9		1-3 K		1-0 F8		1 0 1 0 0 0 0												
Marquis Grissom, R (1, 8) OBP: 0.322, SLG: 0.419		2-3 K			2-1 F9			2-3 F8		4 0 0 0 0 2 3												
Jose Valentin, S (1, 6) OBP: 0.324, SLG: 0.412		1 SAFE F7			3-3 K		0-0 G4-3		0-1 FC6-2-5			4 0 0 0 0 1 2										
Bob Hamelin, L (1, 3) OBP: 0.253, SLG: 0.303		3-3 K			0-2 G4-3		0-0 L9		2-1 G1-3			3 0 0 0 0 1 1										
Darrin Jackson, R (8, 7) OBP: 0.212, SLG: 0.240					1-3 K		1-0 P3			1 0 0 0 0 0 1												
Bobby Hughes, R (1, 2) OBP: 0.308, SLG: 0.437			1-2 G5-3							3 0 0 0 0 1 0												
Inning Stats	R: 0 E: 0 K: 0 S: 8	H: 2 LOB: 1 BB: 0 P: 14	R: 0 E: 0 K: 2 S: 13	H: 0 LOB: 1 BB: 1 P: 22	R: 0 E: 0 K: 0 S: 8	H: 1 LOB: 0 BB: 0 P: 9	R: 1 E: 0 K: 0 S: 7	H: 1 LOB: 0 BB: 0 P: 13	R: 0 E: 0 K: 2 S: 9	H: 0 LOB: 0 BB: 0 P: 13	R: 2 E: 0 K: 1 S: 15	H: 3 LOB: 1 BB: 0 P: 21	R: 0 E: 0 K: 0 S: 3	H: 0 LOB: 0 BB: 0 P: 4	R: 0 E: 0 K: 1 S: 9	H: 0 LOB: 1 BB: 1 P: 13	R: 0 E: 0 K: 0 S: 6	H: 1 LOB: 1 BB: 0 P: 9	1B: 5 2B: 2 3B: 0 HR: 1	SF: 0 SAC: 0 DP: 1 HBP: 0	WP: 0 PB: 0 SB: 0 CS: 1	PA: 35
PITCHER	IP WLS BF H R ER SO BB IBB HBP BLK WP HR S P ERA WHIP																					
LaTroy Hawkins, R (1, 1) ERA: 4.94	7.0 L 27 7 3 3 5 1 0 0 0 0 1 63 96 3.86 1.143																					
Greg Swindell, L (8, 1) ERA: 2.89	1.2 7 1 0 0 1 1 0 0 0 0 0 13 18 0.00 1.200																					
Hector Carrasco, R (9, 1) ERA: 5.79	0.1 1 0 0 0 0 0 0 0 0 0 0 2 4 0.00 0.000																					

livebaseballscorecards.com

AB	33
R	3
H	8
RBI	3
BB	2
SO	6
LOB	13



Batter	1	2	3	4	5	6	7	8	9	AB R H RBI BB SO LOB
Otis Nixon, S <small>(1, 8)</small> <small>OBP: 0.324, SLG: 0.289</small>	2-1 		0-2 		1-0 		1-2 		3-3 	4 0 0 0 0 1 2
Brent Gates, S <small>(1, 5)</small> <small>OBP: 0.290, SLG: 0.280</small>	1-2 		0-1 			2-1 	0-0 			4 0 0 0 0 0 3
Matt Lawton, L <small>(1, 9)</small> <small>OBP: 0.370, SLG: 0.447</small>	2-2 			1-2 		1-0 		4-1 		3 1 2 1 1 0 0
Marty Cordova, R <small>(1, 7)</small> <small>OBP: 0.377, SLG: 0.465</small>		2-0 		0-2 		3-2 		2-0 		4 0 4 0 0 0 0
Orlando Merced, S <small>(1, 3)</small> <small>OBP: 0.328, SLG: 0.420</small> Alex Ochoa, R <small>(8, PH)</small> <small>OBP: 0.277, SLG: 0.356</small> Denny Hocking, S <small>(9, 3)</small> <small>OBP: 0.247, SLG: 0.182</small>		2-2 		2-1 		2-2 		0-3 		3 0 0 0 0 0 4 1 0 0 0 0 1 2 0 0 0 0 0 0 0
Ron Coomer, R <small>(1, 10)</small> <small>OBP: 0.289, SLG: 0.432</small>		1-2 		2-0 		0-3 		3-3 		4 0 0 0 0 2 5
Todd Walker, L <small>(1, 4)</small> <small>OBP: 0.382, SLG: 0.521</small>		0-1 			0-0 		0-1 		1-3 	4 0 0 0 0 1 3
Terry Steinbach, R <small>(1, 2)</small> <small>OBP: 0.333, SLG: 0.399</small>			0-0 		1-3 		0-3 		1-2 	4 0 0 0 0 2 0
Pat Meares, R <small>(1, 6)</small> <small>OBP: 0.297, SLG: 0.382</small>			1-1 		0-0 		2-2 		0-1 	4 0 3 0 0 0 0

BOTTOM

Milwaukee Brewers @ Minnesota Twins
 Hubert H. Humphrey Metrodome, Minneapolis, MN

Wed Jun 24 1998, 8:05 PM EDT
 Att. 12,860 - Dome - 72 F

livebaseballscorecards.com

AB	35
R	1
H	9
RBI	1
BB	1
SO	7
LOB	19



Inning Stats															Pitcher																																										
R:	H:	E:	K:	S:	H:	LOB:	BB:	P:	R:	H:	E:	K:	S:	H:	LOB:	BB:	P:	R:	H:	E:	K:	S:	H:	LOB:	BB:	P:	1B:	2B:	3B:	HR:	SF:	SAC:	DP:	HBP:	WP:	HR:	S:	P:	ERA:	WHIP:																	
0	0	0	10	15	0	1	0	14	0	1	0	8	9	0	2	0	14	0	1	0	7	9	1	2	0	14	22	0	1	0	9	0	1	0	15	0	1	0	13	4	4	0	1	0	0	0	1	0	0	0	0	0	0	0	0	1.69	1.312
0	0	0	10	15	0	1	0	14	0	1	0	8	9	0	2	0	14	0	1	0	7	9	1	2	0	14	22	33	0	0	0	3	3	0	0	0	0	0	0	0	0	0.00	1.800														
0	0	0	10	15	0	1	0	14	0	1	0	8	9	0	2	0	14	0	1	0	7	9	1	2	0	14	3	3	0	0	0	0	0	0	0	0	0.00	0.000																			
0	0	0	10	15	0	1	0	14	0	1	0	8	9	0	2	0	14	0	1	0	7	9	1	2	0	14	15	23	0	0	0	0	0	0	0	0	0.00	0.000																			

Batter	1	2	3	4	5	6	7	8	9	AB R H RBI BB SO LOB	TOP
Mark Loretta, R (1, 4) OBP: 0.394, SLG: 0.421 <small>C B B B S F X</small>	3-2 E9 1B 2B <small>C B B B S F X</small>	0-2 G6-3 <small>F F F X</small>	(Greyed out)		3-2 E1 CS <small>B B B B B F F F F F X</small>	2-0 F8 <small>B B X</small>	1-3 K <small>C B B S</small>	5 1 1 0 0 1 1	Milwaukee Brewers @ Minnesota Twins Hubert H. Humphrey Metrodome, Minneapolis, MN Thu Jun 25 1998, 4:33 AM EDT Att: 16,286 - Dome - 72 F <small>livebaseballscores.com</small>		
Jeff Cirillo, R (1, 5) OBP: 0.402, SLG: 0.423 <small>X</small>	0-0 2B 1B <small>3-H</small>	1-3 K <small>C B S</small>			1-0 CS 1-2 <small>B X</small>	1-0 F8 <small>B X</small>	3-2 2B SF7 HBP <small>B C B F F F F H</small>	1-2 HR 1B <small>B B C F X</small>		4 3 2 1 0 1 0	
Jeremy Burnitz, L (1, 9) Brian Banks, S (9, 2) OBP: 0.358, SLG: 0.514 OBP: 0.500, SLG: 0.667 <small>X</small>	0-0 F8 1-1 <small>3-H</small>	4-2 G6-3 BB <small>B B B C C C B</small>	2-2 P4 <small>B C C S B X</small>	2-2 P4 <small>B C C S B X</small>	2-2 SF7 1B 2B <small>B B C C X</small>	2-1 HR 1B <small>1-H</small>	4 2 2 2 1 0 1 0 0 0 0 0 0 0				
John Jaha, R (1, 10) 48 Brad Woodall, S (8, PR) Marc Newfield, R (9, PH) OBP: 0.391, SLG: 0.472 OBP: 0.600, SLG: 0.625 OBP: 0.296, SLG: 0.287 <small>B B S B F C</small>	3-3 K <small>B B S B F C</small>	1-2 G6-3 1-2f <small>C B C F B X</small>	3-1 2B 2B <small>C B B B X</small>	3-1 2B 2B <small>B B B C X</small>	4-0 SF7 1B IBB <small>C C F C</small>	0-3 K <small>C C F C</small>	3 1 1 0 1 1 2 0 1 0 0 0 0 0 1 0 0 0 0 1 0				
Dave Nilsson, L (1, 3) Bob Hamelin, L (2, 3) OBP: 0.347, SLG: 0.368 OBP: 0.256, SLG: 0.324 <small>B 1 SAFE C B B 1 SAFE F X</small>	3-2 1B 2B <small>1-H</small>	(Greyed out)		1-0 G4-3 <small>B X</small>	3-1 1B 2B <small>2-H</small>	0-0 SF7 <small>1-2 2-3 3-H</small>	1 1 1 1 0 0 0 2 0 1 2 0 0 0				
Marquis Grissom, R (1, 8) Darin Jackson, R (9, 8) OBP: 0.329, SLG: 0.424 OBP: 0.212, SLG: 0.240 <small>F S B X</small>	1-2 E S 1B <small>2-H</small>	(Greyed out)		3-3 K <small>F F F B F B F</small>	0-0 1B <small>2-H</small>	G4-3 1B <small>2-H 3-H</small>	4 0 3 3 0 1 0 0 0 0 0 0 0 0				
Jose Valentin, S (1, 6) OBP: 0.322, SLG: 0.407 <small>C B C X</small>	1-2 P4 1-3 <small>1-3</small>	(Greyed out)		0-0 F7 <small>X</small>	4-2 FC4-6 BB <small>B B B B C B</small>	G4-3 <small>2-3</small>	3 0 0 0 1 0 2				
Geoff Jenkins, L (1, 7) OBP: 0.284, SLG: 0.436 <small>B B B B</small>	(Greyed out)		1-3 K <small>B B B B</small>	2-3 K <small>B B B B</small>	1-1 FC4-6 1-2f <small>B 1 SAFE S X</small>	G3-1 <small>0-0</small>	4 0 0 0 0 2 3				
Bobby Hughes, R (1, 2) OBP: 0.293, SLG: 0.413 (9, 9) <small>B B F X</small>	1-1 P6 <small>B B F X</small>	(Greyed out)		1-1 P3 <small>B B X</small>	1-0 P5 <small>B X</small>	F9 <small>B B B B X</small>	4 0 0 0 0 0 1				
Inning Stats	R: 3 E: 2 K: 1 S: 18 H: 4 LOB: 1 BB: 0 P: 29	R: 0 E: 0 K: 1 S: 8 H: 0 LOB: 0 BB: 0 P: 10	R: 0 E: 0 K: 1 S: 8 H: 0 LOB: 0 BB: 1 P: 14	R: 0 E: 0 K: 1 S: 9 H: 0 LOB: 0 BB: 0 P: 13	R: 0 E: 1 K: 1 S: 12 H: 0 LOB: 0 BB: 0 P: 19	R: 1 E: 0 K: 0 S: 9 H: 3 LOB: 2 BB: 0 P: 18	R: 0 E: 0 K: 0 S: 6 H: 0 LOB: 1 BB: 1 P: 14	R: 3 E: 0 K: 0 S: 13 H: 2 LOB: 2 BB: 1 P: 24	R: 2 E: 0 K: 2 S: 14 H: 2 LOB: 0 BB: 0 P: 21	1B: 5 2B: 5 3B: 0 HR: 1 SF: 1 SAC: 0 DP: 1 HBP: 1	WP: 0 PB: 0 SB: 1 CS: 1 PA: 41
PITCHER	Brad Radke, R (1, 1) ERA: 2.83	Mike Trombley, R (7, 1) ERA: 2.74	Eddie Guardado, L (8, 1) ERA: 3.1	Hector Carrasco, R (8, 1) ERA: 5.63	Dan Naulty, R (9, 1) ERA: 4.95	PITCHER	IP WLS BF H R ER SO BB IBB HBP BLK WP HR S P ERA WHIP				
6.0 L 24 7 4 2 5 1 0 0 0 0 0 0 64 103 3.00 1.333	1.0 5 0 1 1 0 1 0 1 0 0 0 0 10 21 9.00 1.000	0.1 3 1 0 0 0 0 0 1 0 0 0 0 4 10 0.00 3.000	0.2 3 1 2 2 0 0 0 0 0 0 0 0 5 7 27.00 1.500	1.0 5 2 2 2 2 0 0 0 0 0 0 1 14 21 18.00 2.000	ERA WHIP						

Batter	1	2	3	4	5	6	7	8	9	AB R H RBI BB SO LOB
Todd Walker, L OBP: 0.380, SLG: 0.515 (1, 4)	1-1 P4	1-3 K2-3			4-2 2B BB		1-1 G4-3			3 0 0 0 1 1 1
Brent Gates, S OBP: 0.295, SLG: 0.293 (1, 5)	0-0 F7		0-1 G1-6-3 1B		1-2 2B			2-3 K		4 0 2 1 0 1 0
Matt Lawton, L OBP: 0.368, SLG: 0.442 (1, 8)	4-0 1B BB		1-2 G1-6-3 1-2f		2-0 P4			3-3 K		3 0 0 0 1 1 3
Marty Cordova, R OBP: 0.375, SLG: 0.460 (1, 7)	1-2 1B		2-1 G6-3		2-0 L7			1-3 K		4 0 1 0 0 1 2
Orlando Merced, S OBP: 0.322, SLG: 0.412 (1, 10)	1-0 F9			1-3 K		0-1 L5			0-0 G6-4-3 1B	3 0 0 0 0 1 2 1 0 1 0 0 0 0
Denny Hocking, S OBP: 0.256, SLG: 0.192 (9, PH)										
Alex Ochoa, R OBP: 0.269, SLG: 0.345 (1, 9)		0-1 G5-3		3-1 G5-3		1-1 G5-3			0-0 G6-4-3 1-2f	4 0 0 0 0 0 1
Scott Stahoviak, L (1, 3)		1-2 G3-1		3-3 K		0-3 K2-3			3-2 G4-3	4 0 0 0 0 2 0
Terry Steinbach, R OBP: 0.333, SLG: 0.403 (1, 2)		2-2 1B 2B			2-2 F8			3-2 F7		3 1 1 0 0 0 0
Pat Meares, R OBP: 0.301, SLG: 0.383 (1, 6)		1-2 2-H 1B			4-0 2B BB			2-3 K		2 1 1 1 1 1 0

Inning Stats	R: 0	H: 1	E: 0	K: 0	S: 7	LOB: 2	BB: 1	P: 14	R: 1	H: 2	E: 0	K: 1	S: 19	LOB: 1	BB: 0	P: 24	R: 0	H: 1	E: 0	K: 0	S: 7	LOB: 0	BB: 0	P: 10	R: 0	H: 0	E: 0	K: 2	S: 11	LOB: 0	BB: 0	P: 18	R: 1	H: 1	E: 0	K: 0	S: 10	LOB: 2	BB: 2	P: 25	R: 0	H: 0	E: 0	K: 1	S: 8	LOB: 0	BB: 0	P: 9	R: 0	H: 0	E: 0	K: 1	S: 9	LOB: 0	BB: 0	P: 15	R: 0	H: 0	E: 0	K: 3	S: 11	LOB: 0	BB: 0	P: 17	R: 0	H: 1	E: 0	K: 0	S: 5	LOB: 0	BB: 0	P: 8	1B: 4	SF: 0	2B: 2	SAC: 0	3B: 0	DP: 2	HR: 0	HBP: 0	WP: 0	PA: 34
--------------	------	------	------	------	------	--------	-------	-------	------	------	------	------	-------	--------	-------	-------	------	------	------	------	------	--------	-------	-------	------	------	------	------	-------	--------	-------	-------	------	------	------	------	-------	--------	-------	-------	------	------	------	------	------	--------	-------	------	------	------	------	------	------	--------	-------	-------	------	------	------	------	-------	--------	-------	-------	------	------	------	------	------	--------	-------	------	-------	-------	-------	--------	-------	-------	-------	--------	-------	--------

PITCHER	IP	WLS	BF	H	R	ER	SO	BB	IBB	HBP	BLK	WP	HR	S	P	ERA	WHIP
21 Cal Eldred, R ERA: 4.19 (1, 1)	7.1	W	29	5	2	2	6	3	0	0	0	0	0	74	120	2.46	1.091
Mike Myers, L ERA: 0.65 (8, 1)	1.2		5	1	0	0	2	0	0	0	0	0	0	13	20	0.00	0.600


BOTTOM

Milwaukee Brewers @ Minnesota Twins
 Hubert H. Humphrey Metrodome, Minneapolis, MN

Thu Jun 25 1998, 4:33 AM EDT
 Att. 16,286 - Dome - 72 F

livebaseballscorecards.com

AB	31
R	2
H	6
RBI	2
BB	3
SO	8
LOB	9



Batter	1	2	3	4	5	6	7	8	9	AB R H RBI BB SO LOB	TOP													
Fernando Vina, L (1, 4) OBP: 0.369, SLG: 0.412	0-0 G3		0-1 1B			0-0 G5-4-3 1B		1 SAFE 2-1 F8		4 0 2 0 0 0 1														
Jeff Cirillo, R (1, 5) OBP: 0.400, SLG: 0.420	1-2 P9		1-3 K			1 SAFE 2-0 G5-4-3 1-2f		2-1 1-2 1B		4 0 1 0 0 1 2														
Jeremy Burnitz, L (1, 9) OBP: 0.359, SLG: 0.512	4-2 FC6-4 BB				0-0 1B 1B	1-3 K		0-0 G3		3 0 1 0 1 1 2														
John Jaha, R (1, 10) OBP: 0.387, SLG: 0.459	0-0 FC6-4 1-2f				0-3 K		4-1 G6-3 BB		3-2 P9	3 0 0 0 1 1 2														
Marquis Grissom, R (1, 8) OBP: 0.332, SLG: 0.426					1 SAFE 1-0 G4-6-3 1-2 1B		0-0 G6-3 1-2		0-0 HR 1B	4 1 2 0 0 0 1														
Bob Hamelin, L (1, 3) OBP: 0.256, SLG: 0.361					2-2 G4-6-3 1-2f		2-2 F7		1-1 1 SAFE HR	4 1 1 2 0 0 3														
Mark Loretta, R (9, 3) OBP: 0.394, SLG: 0.421										0 0 0 0 0 0 0														
Jose Valentin, S (1, 6) OBP: 0.318, SLG: 0.400					1-2 G3		3-3 K		2-1 F8	4 0 0 0 0 1 1														
Bobby Hughes, R (1, 2) OBP: 0.302, SLG: 0.418					1-1 G6-3		0-0 G1-3 1B		2-2 FC1-6 1B	4 0 2 0 0 1 0														
Geoff Jenkins, L (1, 7) OBP: 0.278, SLG: 0.426					0-0 L5		2-2 G1-3 1-2		0-0 FC1-6 1B	3 0 0 0 0 0 2														
Inning Stats	R: 0 E: 0 K: 0 S: 8	H: 0 LOB: 1 BB: 1 P: 13	R: 0 E: 0 K: 0 S: 10	H: 0 LOB: 0 BB: 0 P: 12	R: 0 E: 0 K: 1 S: 8	H: 1 LOB: 1 BB: 0 P: 10	R: 0 E: 0 K: 1 S: 9	H: 2 LOB: 1 BB: 0 P: 11	R: 0 E: 0 K: 0 S: 7	H: 1 LOB: 0 BB: 0 P: 10	R: 0 E: 0 K: 1 S: 5	H: 1 LOB: 0 BB: 0 P: 8	R: 0 E: 0 K: 1 S: 8	H: 0 LOB: 1 BB: 1 P: 17	R: 0 E: 0 K: 0 S: 9	H: 2 LOB: 2 BB: 0 P: 15	R: 2 E: 0 K: 1 S: 11	H: 2 LOB: 0 BB: 0 P: 18	1B: 8 2B: 0 3B: 0 HR: 1	SF: 0 SAC: 0 DP: 2 HBP: 0	WP: 0 PB: 0 SB: 0 CS: 0	PA: 35		
PITCHER	IP	WLS	BF	H	R	ER	SO	BB	IBB	HBP	BLK	WP	HR	S	P	ERA	WHIP							
James Baldwin, R (1, 1) ERA: 7.41	6.1		23	5	0	0	3	2	0	0	0	0	0	49	70	0.00	1.105							
Bob Howry, R (7, 1) ERA:	1.2		7	2	0	0	1	0	0	0	0	0	0	15	26	0.00	1.200							
41 Bill Simas, R (9, 1) ERA: 3.03	1.0	L	5	2	2	2	1	0	0	0	0	0	1	11	18	18.00	2.000							

Milwaukee Brewers @ Chicago White Sox
 Comiskey Park, Chicago, IL
 Fri Jun 26 1998, 8:05 PM EDT
 Att. 17,298 - Unknown - 82 F

AB	33
R	2
H	9
RBI	2
BB	2
SO	5
LOB	14



Batter	1	2	3	4	5	6	7	8	9	AB	R	H	RBI	BB	SO	LOB
Ray Durham, S OBP: 0.378, SLG: 0.461 (1, 4)	1-3 K	3-2 L6			4-2 SAFE 1-2 BB		2-2 HBP		2-1 G4-3	3	0	0	0	1	1	3
Mike Caruso, S OBP: 0.344, SLG: 0.428 (1, 6)	1-2 E S 1B		1-2 G1-3		3-1 F7		0-1 G4-3			4	1	1	0	0	0	4
Frank Thomas, R OBP: 0.383, SLG: 0.464 (1, 10)	1-0 SAFE BB 1B		0-1 G6-3		2-1 G6-4-3			1-3 K		4	0	1	1	0	1	2
Albert Belle, R OBP: 0.345, SLG: 0.497 (1, 7)	4-2 1-2 FC6-4 BB		2-2 L4			0-1 G6-3		3-3 K		3	0	0	0	1	1	0
Robin Ventura, L OBP: 0.368, SLG: 0.455 (1, 5)	1-0 L9			0-3 K		0-1 P6		1-3 K		4	0	0	0	0	2	2
Magglio Ordonez, R OBP: 0.300, SLG: 0.403 (1, 9)	1-1 FC6-4 1-2f			1-0 F8		0-1 F8			1-3 K	4	0	0	0	0	1	2
Greg Norton, S OBP: 0.294, SLG: 0.440 (1, 3)		2-1 F8		0-0 L8			2-2 G3		1-0 2B	4	0	1	0	0	0	0
Mike Cameron, R OBP: 0.282, SLG: 0.313 (1, 8)		1-1 F8			2-3 K		2-0 E3		0-3 K	4	0	0	0	0	2	1
Chad Kreuter, S OBP: 0.419, SLG: 0.366 (1, 2)		4-2 BB			1-0 BB 1B		1-1 SAFE L7		4-2 BB	2	0	1	0	2	0	1
Chris Snopce, R OBP: 0.297, SLG: 0.256 (9, PR)										0	0	0	0	0	0	0

Inning Stats	R: 1	H: 2	E: 0	K: 1	S: 15	LOB: 2	BB: 1	P: 24	R: 0	H: 0	E: 0	K: 0	S: 11	LOB: 1	BB: 1	P: 21	R: 0	H: 0	E: 0	K: 0	S: 10	LOB: 0	BB: 0	P: 13	R: 0	H: 0	E: 0	K: 1	S: 5	LOB: 0	BB: 0	P: 6	R: 0	H: 1	E: 0	K: 1	S: 11	LOB: 2	BB: 1	P: 23	R: 0	H: 0	E: 1	K: 0	S: 10	LOB: 0	BB: 0	P: 15	R: 0	H: 1	E: 0	K: 2	S: 11	LOB: 2	BB: 1	P: 19	1B: 3	2B: 1	3B: 0	HR: 0	SF: 0	SAC: 0	DP: 0	HBP: 1	WP: 0	PB: 0	SB: 2	CS: 0	PA: 37
--------------	------	------	------	------	-------	--------	-------	-------	------	------	------	------	-------	--------	-------	-------	------	------	------	------	-------	--------	-------	-------	------	------	------	------	------	--------	-------	------	------	------	------	------	-------	--------	-------	-------	------	------	------	------	-------	--------	-------	-------	------	------	------	------	-------	--------	-------	-------	-------	-------	-------	-------	-------	--------	-------	--------	-------	-------	-------	-------	--------

PITCHER	IP	WLS	BF	H	R	ER	SO	BB	IBB	HBP	BLK	WP	HR	S	P	ERA	WHIP
Jeff Juden, R ERA: 4.37 (1, 1)	8.0	W	32	3	1	1	6	3	0	1	0	0	0	78	125	1.12	0.750
Bob Wickman, R ERA: 1.7 (9, 1)	1.0	S	5	1	0	0	2	1	0	0	0	0	0	11	19	0.00	2.000

BOTTOM

Milwaukee Brewers @ Chicago White Sox
Comiskey Park, Chicago, IL

Fri Jun 26 1998, 8:05 PM EDT
Att: 17,298 - Unknown - 82 F

AB	32
R	1
H	4
RBI	1
BB	4
SO	8
LOB	15



livebaseballscorecards.com

Milwaukee Brewers @ Chicago White Sox
 Comiskey Park, Chicago, IL
 Sat Jun 27 1998, 8:05 PM EDT
 Att. 22,100 - Cloudy - 88 F

AB	36
R	10
H	10
RBI	9
BB	8
SO	4
LOB	18



WP:	0	PA:	45
PB:	0		
SB:	0		
CS:	0		

AB R H RBI BB SO LOB

5	2	2	1	0	0	1
4	1	0	0	1	1	3
0	0	0	0	0	0	0
3	1	1	2	2	1	0
3	1	0	1	2	1	3
5	1	1	2	0	0	2
0	0	0	0	0	0	0
4	1	1	1	1	0	1
3	0	1	0	1	0	2
1	1	1	0	0	0	0
3	0	1	2	1	1	2
4	2	2	0	0	0	2
1	0	0	0	0	0	2

Batter	1	2	3	4	5	6	7	8	9
Fernando Vina, L (1, 4) OBP: 0.369, SLG: 0.418	0-0 G3		1-0 BB 2B	0-1 G1-5-3		1-2 2-H 2B		3-2 E4 2B	
Jeff Cirillo, R (1, 5) OBP: 0.397, SLG: 0.415	0-3 K		4-1 BB 2B	2-2 F8		1-1 F8		0-1 P3	
Geoff Jenkins, L (9, 7) OBP: 0.278, SLG: 0.426									
Jeremy Burnitz, L (1, 9) OBP: 0.363, SLG: 0.514	3-3 K		4-1 BB 2B	0-1 F9			4-2 G1-4-3 BB	3-2 1-H 2B	
John Jaha, R (1, 10) OBP: 0.387, SLG: 0.446		4-1 FC4-6 BB	4-1 2B G4-3 BB		0-1 F7		1-2 L4	3-2 K	
Marquis Grissom, R (1, 8) OBP: 0.329, SLG: 0.425		3-2 F8	2-2 G4-3 2B		1-0 F7		1-0 G1-4-3		0-0 G5-3
Bob Hamelin, L (9, 3) OBP: 0.256, SLG: 0.361			1-3 2-H 3-H						
Mark Loretta, R (1, 3) OBP: 0.394, SLG: 0.417		4-2 FC4-6 BB	0-0 G4-3		1-2 G6-3			1-1 1B SF8 1B	0-1 P9
Marc Newfield, R (1, 7) OBP: 0.303, SLG: 0.288		0-1 FC4-6	4-0 2B			1-0 F8		3-2 1B E 1B	1-1 2B
Darrin Jackson, R (8, PR) OBP: 0.219, SLG: 0.257		1-2 2-3							
Jose Valentin, S (1, 6) OBP: 0.319, SLG: 0.403		1-3 K	1-1 SAFE			3-1 F9		1-0 SF8	4-1 BB
Bobby Hughes, R (1, 2) OBP: 0.311, SLG: 0.434						1-0 2B		2-2 E 2B 1B	1-1 G4-3
Brian Banks, S (9, PH) OBP: 0.400, SLG: 0.500									

Inning Stats	R: 0	H: 0	E: 0	K: 2	S: 10	P: 13	R: 0	H: 0	E: 0	K: 1	S: 11	P: 23	R: 5	H: 3	E: 0	K: 0	S: 13	P: 33	R: 0	H: 0	E: 0	K: 0	S: 7	P: 9	R: 0	H: 0	E: 0	K: 0	S: 6	P: 8	R: 1	H: 2	E: 0	K: 0	S: 10	P: 17	R: 0	H: 0	E: 0	K: 0	S: 8	P: 14	R: 4	H: 4	E: 1	K: 1	S: 27	P: 42	R: 0	H: 1	E: 0	K: 0	S: 8	P: 14	1B: 3	SF: 1	2B: 7	SAC: 0	3B: 0	DP: 1	HR: 0	HBP: 0	WP: 0	PA: 45
--------------	------	------	------	------	-------	-------	------	------	------	------	-------	-------	------	------	------	------	-------	-------	------	------	------	------	------	------	------	------	------	------	------	------	------	------	------	------	-------	-------	------	------	------	------	------	-------	------	------	------	------	-------	-------	------	------	------	------	------	-------	-------	-------	-------	--------	-------	-------	-------	--------	-------	--------

PITCHER	IP	WLS	BF	H	R	ER	SO	BB	IBB	HBP	BLK	WP	HR	S	P	ERA	WHIP
Tom Fordham, L (1, 1) ERA: 7.91	2.1	L	13	1	4	4	3	5	0	0	0	0	0	26	54	15.43	2.571
Carlos Castillo, R (3, 1) ERA: 5.09	4.2		19	4	2	2	0	2	0	0	0	0	0	39	63	3.86	1.286
Scott Eyre, L (8, 1) ERA: 5.54	0.2		7	4	4	1	0	0	0	0	0	0	0	23	36	13.50	6.000
Keith Foulke, R (8, 1) ERA: 4.39	1.1		6	1	0	0	1	1	0	0	0	0	0	12	20	0.00	1.500

Batter	1	2	3	4	5	6	7	8	9	AB	R	H	RBI	BB	SO	LOB
Ray Durham, S OBP: 0.373, SLG: 0.455 (1, 4)	F8		G4-3		L6			G3-6-3		4	0	0	0	0	0	1
Chris Snopce, R OBP: 0.284, SLG: 0.244 (1, 6)	G6-3			G6-3	F9			G1-3		4	0	0	0	0	0	0
Frank Thomas, R OBP: 0.381, SLG: 0.471 (1, 10)	G6-3			HR		G5-3		F8		4	1	1	1	0	0	0
Albert Belle, R OBP: 0.347, SLG: 0.495 (1, 7)		F9		E1 1B		G5-3		BB 2B		3	1	1	0	1	0	0
Robin Ventura, L OBP: 0.367, SLG: 0.451 (1, 5)		K		E1 HR		F8		BB 2B		3	2	0	0	1	1	1
Magglio Ordonez, R OBP: 0.307, SLG: 0.424 (1, 9)		1B		HR			G3	BB 2B		4	1	3	4	0	0	0
Greg Norton, S OBP: 0.293, SLG: 0.442 (1, 3)		K		2B			G6-3	G1-3		4	0	1	0	0	1	2
Mike Cameron, R OBP: 0.281, SLG: 0.308 (1, 8)			G1-4-3 BB	F9			G5-3	G4-3		3	0	0	0	1	0	2
Charlie O'Brien, R OBP: 0.305, SLG: 0.387 (1, 2)			G1-4-3		G5-3			BB 1B		3	0	1	0	0	0	1

BOTTOM

Milwaukee Brewers @ Chicago White Sox
 Comiskey Park, Chicago, IL
 Sat Jun 27 1998, 8:05 PM EDT
 Att. 22,100 - Cloudy - 88 F


livebaseballscorecards.com

AB	32
R	5
H	7
RBI	5
BB	3
SO	2
LOB	7



Inning Stats	R: 0	H: 0	E: 0	K: 0	S: 4	R: 0	H: 1	E: 0	K: 2	S: 10	R: 0	H: 0	E: 0	K: 0	S: 6	R: 3	H: 4	E: 1	K: 0	S: 10	R: 0	H: 0	E: 0	K: 0	S: 5	R: 0	H: 0	E: 0	K: 0	S: 4	R: 0	H: 0	E: 0	K: 0	S: 5	R: 0	H: 1	E: 0	K: 0	S: 3	R: 2	H: 1	E: 0	K: 0	S: 14	1B: 3	SF: 0	2B: 2	SAC: 0	3B: 0	DP: 2	HR: 2	HBP: 0	WP: 0	PA: 35
--------------	------	------	------	------	------	------	------	------	------	-------	------	------	------	------	------	------	------	------	------	-------	------	------	------	------	------	------	------	------	------	------	------	------	------	------	------	------	------	------	------	------	------	------	------	------	-------	-------	-------	-------	--------	-------	-------	-------	--------	-------	--------

PITCHER	IP	WLS	BF	H	R	ER	SO	BB	IBB	HBP	BLK	WP	HR	S	P	ERA	WHIP
48 Brad Woodall, L ERA: 3.08 (1, 1)	8.1	W	33	7	5	3	2	3	0	0	0	0	2	57	104	3.24	1.200
Doug Jones, R ERA: 4.24 (9, 1)	0.2		2	0	0	0	0	0	0	0	0	0	0	4	5	0.00	0.000

Batter	1	2	3	4	5	6	7	8	9	AB R H RBI BB SO LOB	TOP																									
Fernando Vina, L (1, 4) OBP: 0.373, SLG: 0.420 Bob Hamelin, L (3, 3) OBP: 0.247, SLG: 0.351	1-1 S 1B 1B	2 SAFE 2-2 HBP 1B		1-3 K		1-1 G4-3		3-0 SF8		1 1 1 0 0 0 0 2 0 0 1 0 1 0																										
Jeff Cirillo, R (1, 5) OBP: 0.406, SLG: 0.428	0-2 S 1B 1B	1-1 G6-4-3 1B		3-2 1B 1B		1-2 1B		0-1 2B		5 1 5 2 0 0 0																										
Jeremy Burnitz, L (1, 9) OBP: 0.363, SLG: 0.512	2-3 K	2-0 SF7		3-2 1B 1B		1-1 G1-3		4-0 IBB		3 0 1 1 1 1 3																										
John Jaha, R (1, 10) OBP: 0.388, SLG: 0.444	3-2 1B	1-1 G6-4-3		1-1 F9		2-2 G6-4-3 1B		2-3 K		5 0 2 2 0 1 6																										
Marquis Grissom, R (1, 8) OBP: 0.327, SLG: 0.433	0-1 P3		1-1 HR		1-1 G5-3		0-0 G6-4-3		1-0 F9	5 1 1 1 0 0 2																										
Mark Loretta, R (1, 3) OBP: 0.394, SLG: 0.419	2-2 L1		0-0 CS 2B		4-2 BB		3-1 F9		0-0 L9	4 0 1 0 1 0 1																										
Marc Newfield, R (1, 7) OBP: 0.303, SLG: 0.290 Geoff Jenkins, L (7, 7) OBP: 0.281, SLG: 0.423		0-0 1B 1B	1-1 G6-3		1-1 F9			4-2 FC5-6 1B BB	1-0 P4	3 1 1 0 0 0 2 1 1 0 0 1 0 0	AB 37 R 8 H 15 RBI 8 BB 3 SO 4 LOB 17																									
Jose Valentin, S (1, 6) OBP: 0.322, SLG: 0.405		1 SAFE 0-1 HBP 1B 1B	2-0 F9		1-1 F8			1-1 FC5-6 1B		4 1 2 0 0 0 1																										
Bobby Hughes, R (1, 2) OBP: 0.309, SLG: 0.425		0-0 1B HBP SF7 1B		1-2 P6		2-3 K		0-0 FC5-6 SF8 2B		4 2 1 1 0 1 2																										
Inning Stats	R: 2 E: 0 K: 1 S: 20	H: 3 LOB: 1 BB: 0 P: 28	R: 3 E: 0 K: 0 S: 13	H: 4 LOB: 1 BB: 0 P: 19	R: 1 E: 0 K: 0 S: 6	H: 2 LOB: 0 BB: 0 P: 10	R: 0 E: 0 K: 1 S: 14	H: 2 LOB: 2 BB: 0 P: 23	R: 0 E: 0 K: 0 S: 9	H: 0 LOB: 1 BB: 1 P: 16	R: 0 E: 0 K: 1 S: 14	H: 1 LOB: 1 BB: 0 P: 19	R: 0 E: 0 K: 0 S: 6	H: 1 LOB: 0 BB: 0 P: 11	R: 2 E: 0 K: 1 S: 14	H: 2 LOB: 2 BB: 2 P: 28	R: 0 E: 0 K: 0 S: 3	H: 0 LOB: 0 BB: 0 P: 5	1B: 12 2B: 2 3B: 0 HR: 1	SF: 2 SAC: 0 DP: 2 HBP: 1	WP: 0 PB: 0 SB: 2 CS: 1	PA: 43														
PITCHER	IP WLS BF H R ER SO BB IBB HBP BLK WP HR S P ERA WHIP																																			
Mike Sirotko, L (1, 1) ERA: 4.92	6.0		30	12	6	6	3	1	0	1	0	0	1	76	115	9.00	2.167																			
Bob Howry, R (7, 1) ERA: 2.7	1.2		9	3	2	2	0	1	1	0	0	0	0	17	34	10.80	2.400																			
41 Bill Simas, R (8, 1) ERA: 2.91	1.1	W	4	0	0	0	1	0	0	0	0	0	0	6	10	0.00	0.000																			

Milwaukee Brewers @ Chicago White Sox
Comiskey Park, Chicago, IL
Sun Jun 28 1998, 4:33 AM EDT
Att. 17,455 - Sunny - 83 F

livebaseballscorecards.com

Batter	1	2	3	4	5	6	7	8	9	AB	R	H	RBI	BB	SO	LOB	BOTTOM			
Ray Durham, S (1, 4) OBP: 0.376, SLG: 0.455	1-2 L3 1B	0-2 BB 1B		1-0 FC4-6 1-2f 3-H G4-6-3		1-3 K		4-0 1B BB		4	1	2	1	1	1	3	Milwaukee Brewers @ Chicago White Sox Comiskey Park, Chicago, IL Sun Jun 28 1998, 4:33 AM EDT Att. 17,455 - Sunny - 83 F livebaseballscorecards.com			
Mike Caruso, S (1, 6) OBP: 0.345, SLG: 0.427	2-0 L3 1-2	1-2 BB 1B		1-0 G4-6-3 1-2f			1-1 HR 1B	1-3 K		5	1	2	0	0	1	4				
Frank Thomas, R (1, 10) OBP: 0.382, SLG: 0.468	1-3 K	4-1 BB			2-2 F9		0-1 P8	1-2 1B 1B		4	0	1	2	1	1	1				
Albert Belle, R (1, 7) OBP: 0.350, SLG: 0.513		1-2 1B 3B			0-2 G4-3		2-2 SAFE HR	1-2 1B		5	2	3	3	0	1	3				
Magglio Ordonez, R (1, 9) OBP: 0.308, SLG: 0.424		1-0 2B 1B 3-H	1-2 CS 1B		1-0 G4-3		1-0 P6	0-0 L7		5	1	2	1	0	0	2				
Wil Cordero, R (1, 3) OBP: 0.298, SLG: 0.420		2-1 F9	3-3 K			1-2 P3	1-0 F7			4	0	0	0	0	1	2				
Robin Ventura, L (8, 5) OBP: 0.367, SLG: 0.451		1-1 SAFE F9	1-2 K							0	0	0	0	0	0	0				
Greg Norton, S (1, 5) OBP: 0.299, SLG: 0.462		2-2 1B 2B	1-0 L6			3-2 2B		1-0 G5-3		4	1	2	0	0	0	0				
Mike Cameron, R (1, 8) OBP: 0.285, SLG: 0.312		2-2 CS 1B		1-1 1B FC4-6		2-3 K		2-1 E6 1B		4	2	2	2	0	1	1				
Chad Kreuter, S (1, 2) OBP: 0.436, SLG: 0.383		1-0 1B BB		2-2 SAFE FC4-6		4-2 BB		2-1 1B BB		3	1	3	1	1	0	0				
Chris Snopce, R (8, PR) OBP: 0.284, SLG: 0.244		1-0 1B BB		1-3 1B						0	1	0	0	0	0	0				
Charlie O'Brien, R (9, 2) OBP: 0.305, SLG: 0.387		2-3 1B								0	0	0	0	0	0	0				
Inning Stats	R: 0 E: 0 K: 1 S: 9	H: 1 LOB: 0 BB: 0 P: 13	R: 4 E: 0 K: 1 S: 24	H: 7 LOB: 3 BB: 1 P: 42	R: 0 E: 0 K: 1 S: 8	H: 1 LOB: 0 BB: 0 P: 13	R: 1 E: 0 K: 0 S: 7	H: 2 LOB: 0 BB: 0 P: 12	R: 0 E: 0 K: 0 S: 8	H: 0 LOB: 0 BB: 0 P: 11	R: 0 E: 0 K: 2 S: 17	H: 1 LOB: 2 BB: 1 P: 28	R: 2 E: 0 K: 0 S: 10	H: 2 LOB: 0 BB: 0 P: 15	R: 3 E: 1 K: 1 S: 18	H: 3 LOB: 2 BB: 1 P: 29	1B: 13 2B: 4 3B: 1 HR: 1	SF: 0 SAC: 0 DP: 3 HBP: 0	WP: 0 PB: 0 SB: 0 CS: 2	PA: 41
PITCHER	IP WLS BF H R ER SO	IP WLS BF H R ER SO	IP WLS BF H R ER SO	IP WLS BF H R ER SO	IP WLS BF H R ER SO	IP WLS BF H R ER SO	IP WLS BF H R ER SO	IP WLS BF H R ER SO	IP WLS BF H R ER SO	IP WLS BF H R ER SO	IP WLS BF H R ER SO	IP WLS BF H R ER SO	IP WLS BF H R ER SO	IP WLS BF H R ER SO	IP WLS BF H R ER SO	ERA WHIP	ERA WHIP			
Scott Karl, L (1, 1) ERA: 4.62	3.0	18	11	5	5	3	1	0	0	0	0	0	0	0	0	0	15.00	4.000		
Bronswell Patrick, R (4, 1) ERA: 2.64	2.2	8	1	0	0	1	0	0	0	0	0	0	0	0	0	0	0.00	0.375		
Al Reyes, R (6, 1) ERA: 5.11	1.1	7	2	2	2	1	1	0	0	0	0	1	16	26	0	0	13.50	2.250		
Mike Myers, L (8, 1) ERA: 0.64	0.2	L 6	2	3	0	1	1	0	0	0	0	0	14	24	0	0	0.00	4.500		
Doug Jones, R (8, 1) ERA: 4.21	0.1	2	1	0	0	0	0	0	0	0	0	0	4	5	0	0	0.00	3.000		



Batter	1	2	3	4	5	6	7	8	9	AB	R	H	RBI	BB	SO	LOB	TOP										
Kenny Lofton, L (1, 8) OBP: 0.370, SLG: 0.412	2-1 L8-3 1B		0-0 F8	3-1 L8			4-1 E BLK BB	2-3 K		4	0	1	0	1	1	4											
Omar Vizquel, S (1, 6) OBP: 0.366, SLG: 0.380	3-2 L8-3 1-2		2-1 BB 1-2 1B	0-2 SAFE G4-3			1-1 G5-3 1-2		0-0 G4-3 1B	5	1	2	0	0	0	3											
David Justice, L (1, 7) Shawon Dunston, R (9, PR) OBP: 0.264, SLG: 0.396	1-3 K		4-2 1B SF7 BB				3-2 G4-3 2-3		1-1 G4-3 1-2 1B	4	1	1	0	1	1	1											
Jim Thome, L (1, 3) OBP: 0.436, SLG: 0.661		0-1 3B	0-1 1-3 2-H 3-H 1B				4-1 BB BB		0-1 G4-3 1-2f 2-3	3	0	2	2	2	0	2											
Manny Ramirez, R (1, 9) OBP: 0.370, SLG: 0.540		4-2 BB	1-2 SF7 3-H				4-2 G5-4-3 1-2 BB		1-1 G6-3	2	0	0	1	2	0	4											
Sandy Alomar Jr., R (1, 2) OBP: 0.307, SLG: 0.416		0-1 P5	0-0 F7				1-1 G5-4-3 1-2f			4	0	0	0	0	1	5											
Travis Fryman, R (1, 5) OBP: 0.319, SLG: 0.467		1-3 SAFE K		2-2 G4-3 1B 1B			1-1 P4		0-0 E1 1B	4	1	1	0	0	1	2											
David Bell, R (1, 4) OBP: 0.319, SLG: 0.425		2-2 P3		0-0 G4-3			0-1 G6-3		1-1 1-2 1B	4	0	1	0	0	0	3											
Jaret Wright, R (1, 1) Alvin Morman, L (6, 1) Eric Plunk, R (7, 1) Mark Whiten, S (8, PH) Paul Shuey, R (8, 1)			2-1 BB 1B 1B	0-0 2-H 1B			2-3 K		3-3 K	3	1	2	1	0	1	0											
Inning Stats	R: 0 E: 0 K: 1 S: 8	H: 1 LOB: 0 BB: 0 P: 14	R: 0 E: 0 K: 1 S: 12	H: 1 LOB: 2 BB: 1 P: 19	R: 3 E: 0 K: 0 S: 13	H: 3 LOB: 1 BB: 1 P: 22	R: 1 E: 0 K: 0 S: 10	H: 2 LOB: 1 BB: 0 P: 15	R: 0 E: 0 K: 0 S: 7	H: 0 LOB: 1 BB: 2 P: 17	R: 0 E: 0 K: 1 S: 7	H: 0 LOB: 0 BB: 0 P: 10	R: 0 E: 1 K: 0 S: 12	H: 0 LOB: 2 BB: 2 P: 24	R: 0 E: 1 K: 3 S: 12	H: 1 LOB: 2 BB: 0 P: 18	R: 0 E: 0 K: 0 S: 7	H: 2 LOB: 2 BB: 0 P: 9	1B: 9 2B: 1 3B: 1 HR: 0	SF: 1 SAC: 0 DP: 3 HBP: 0	WP: 0 PB: 0 SB: 0 CS: 0	PA: 41					
PITCHER	IP	WLS	BF	H	R	ER	SO	BB	IBB	HBP	BLK	WP	HR	S	P	ERA	WHIP										
21 Cal Eldred, R (1, 1) ERA: 4.29	6.0	W	27	7	4	4	3	4	0	0	0	0	0	57	97	6.00	1.833										
Mike Myers, L (7, 1) ERA: 0.62	0.2		4	0	0	0	0	2	0	0	1	0	0	10	22	0.00	3.000										
Al Reyes, R (7, 1) ERA: 5.02	0.2		4	1	0	0	1	0	0	0	0	0	0	8	9	0.00	1.500										
Bob Wickman, R (8, 1) ERA: 1.64	1.2	S	6	2	0	0	2	0	0	0	0	0	0	13	20	0.00	1.200										

Cleveland Indians @ Milwaukee Brewers
Milwaukee County Stadium, Milwaukee, WI

Tue Jun 30 1998, 8:05 PM EDT
Att. 16,012 - Unknown - 73 F

livebaseballscorecards.com

AB	34
R	4
H	10
RBI	4
BB	6
SO	6
LOB	26



Batter	1	2	3	4	5	6	7	8	9	AB	R	H	RBI	BB	SO	LOB
Fernando Vina, L OBP: 0.373, SLG: 0.417 (1, 4)	2-2 FC6-4 HBP	0-0 F9 1B	2 SAFE 1-1 G3			0-0 B1		2-1 G4-3		4	0	1	0	0	0	1
Jeff Cirillo, R OBP: 0.410, SLG: 0.431 (1, 5)	0-1 FC6-4 1B	2-2 F9 1B		4-1 G4-6-3 BB		1-2 1B S 1B				3	0	2	1	1	0	1
Jeremy Burnitz, L OBP: 0.365, SLG: 0.512 (1, 9)	3-2 1B	0-0 F9		2-1 G4-6-3		1-1 1B				4	0	2	0	0	0	3
John Jaha, R OBP: 0.384, SLG: 0.433 Mark Loretta, R OBP: 0.394, SLG: 0.419 (1, 3) (9, 3)	0-1 L9	2-1 G6-3		4-2 BB		0-0 G3				3	0	0	0	1	0	6
Dave Nilsson, L OBP: 0.336, SLG: 0.356 Darrin Jackson, R OBP: 0.219, SLG: 0.257 (1, 7) (8, 7) (8, 8)	2-3 K	3-1 L8		0-0 F9				0-0 F8		4	0	0	0	0	1	5
Marquis Grissom, R OBP: 0.329, SLG: 0.431 Bob Wickman, R (8, 1)		0-1 1B 1B	1-3 K		1-0 G6-3		4-0 CS BB			3	1	1	0	1	1	0
Jose Valentin, S OBP: 0.324, SLG: 0.418 (1, 6)		0-0 21 S 21 1B 1B	1-1 HR		3-3 K		1 SAFE 1 SAFE F8			4	2	2	1	0	1	1
Bobby Hughes, R OBP: 0.316, SLG: 0.429 (1, 2)		0-1 21 S 21 1B 1B	2-0 21 SH3-4 1B		2-3 K		1 SAFE 1 SAFE CS	0-1 P5		4	1	2	1	0	1	0
21 Cal Eldred, R OBP: 0.148, SLG: 0.154 Marc Newfield, R OBP: 0.301, SLG: 0.287 Mike Myers, L (6, PH) (7, 1)	1-1 1B 1B	1-1 1B 1B	1-0 SH3-4		1-0 L8			2-2 G1		1	1	1	2	0	0	0
Al Reyes, R OBP: 0.250, SLG: 0.250 Geoff Jenkins, L OBP: 0.279, SLG: 0.420 (7, 1) (8, 7)	1-H 2-H 1B 1B									1	0	0	0	0	0	0

Inning Stats	R: 0	H: 1	E: 0	K: 1	S: 17	R: 4	H: 6	E: 0	K: 0	S: 16	R: 1	H: 2	E: 0	K: 1	S: 9	R: 0	H: 0	E: 0	K: 0	S: 6	R: 0	H: 0	E: 0	K: 2	S: 9	R: 0	H: 2	E: 0	K: 0	S: 8	R: 0	H: 0	E: 0	K: 0	S: 3	R: 0	H: 0	E: 0	K: 0	S: 8	R: 0	H: 0	E: 0	K: 0	S: 8
	LOB: 2	BB: 0	P: 24			LOB: 2	BB: 0	P: 24			LOB: 1	BB: 0	P: 15			LOB: 1	BB: 2	P: 16			LOB: 0	BB: 0	P: 15			LOB: 0	BB: 1	P: 8			LOB: 0	BB: 1	P: 8			LOB: 0	BB: 0	P: 12			LOB: 0	BB: 0	P: 12		

PITCHER	IP	WLS	BF	H	R	ER	SO	BB	IBB	HBP	BLK	WP	HR	S	P	ERA	WHIP
Jaret Wright, R ERA: 4.15 (1, 1)	5.2	L	29	10	5	5	4	2	0	1	0	0	1	62	101	7.94	2.118
Alvin Morman, L ERA: 3.2 (6, 1)	1.0		5	1	0	0	0	1	0	0	0	0	0	5	11	0.00	2.000
Eric Plunk, R ERA: 3.9 (7, 1)	0.1		0	0	0	0	0	0	0	0	0	0	0	1	1	0.00	0.000
Paul Shuey, R ERA: 0.87 (8, 1)	1.0		3	0	0	0	0	0	0	0	0	0	0	8	12	0.00	0.000

BOTTOM

Cleveland Indians @ Milwaukee Brewers
Milwaukee County Stadium, Milwaukee, WI

Tue Jun 30 1998, 8:05 PM EDT
Att: 16,012 - Unknown - 73 F

AB	32
R	5
H	11
RBI	5
BB	3
SO	4
LOB	17

livebaseballscorecards.com



WP: 0	PA: 38
PB: 0	
SB: 3	
CS: 1	

Batter	1	2	3	4	5	6	7	8	9	AB R H RBI BB SO LOB	TOP
Kenny Lofton, L OBP: 0.376, SLG: 0.419 (1, 8) C C X	0-2 G4-3 1		1-0 S 2B 1B		2-0 G3 2B		2-0 S 1B 1B	4-0 BB BB		4 2 3 0 1 0 0	
Omar Vizquel, S OBP: 0.372, SLG: 0.386 (1, 6) C B B B	4-1 S FC BB		1-0 BB 1-H 2B		2-0 G3 2-3		3-2 SAFE SAFE SAFE S WP 1B 1B	4-0 BB 1-2 BB		3 2 2 2 2 0 1	
David Justice, L OBP: 0.367, SLG: 0.487 (1, 7) Paul Shuey, R (8, 1) Michael Jackson, R (9, 1) B B B	4-0 E 1-2 BB		4-2 BB BB		1-3 K 1-2		2-3 K 1-2	1-3 K 1-2		3 0 0 0 2 3 5 0 0 0 0 0 0 0 0 0 0 0 0 0 0	
Jim Thome, L OBP: 0.436, SLG: 0.655 (1, 3) B B X	2-0 FC 1-2 2-H		0-1 F8 BB		4-2 BB		1-0 2-H 1B		0-3 K 1	4 0 1 2 1 1 3	
Manny Ramirez, R OBP: 0.368, SLG: 0.532 (1, 9) B C B C F	2-3 K 2		4-2 G5-4-3 1-2 2-3 BB		1-2 G3 3		1-2 F9 2		2-2 G3-1 2	4 0 0 0 1 1 5	
Sandy Alomar Jr., R OBP: 0.301, SLG: 0.407 (1, 2) C S S	0-3 K 3		0-2 G5-4-3 1-2 3			1-2 F7 1	0-1 F9 3		1-2 G5-3 3	5 0 0 0 0 1 6	
Travis Fryman, R OBP: 0.318, SLG: 0.467 (1, 5) B B B C F F		2-3 K 1		2-3 K 1		0-1 G6-3 2		3-1 WP 2B		4 0 1 0 0 2 0	
David Bell, R OBP: 0.317, SLG: 0.435 (1, 4) B B B B C F		2-3 K 2		1-0 G6-3 2		0-0 HR		3-3 K 1		4 1 1 1 0 2 1	
Dave Burba, R OBP: 0.167, SLG: 0.667 (1, 1) Paul Assenmacher, L (7, 1) Jeff Branson, L OBP: 0.225, SLG: 0.256 (8, PH) Mark Whiten, S OBP: 0.417, SLG: 0.506 (8, 7) C F F B S		0-3 K 3		0-1 G6-3 3		0-2 G5-3 3		3-3 SAFE K 2		3 0 0 0 0 1 0 0 0 0 0 0 0 0 1 0 0 0 0 1 1 0 0 0 0 0 0 0	
Inning Stats	R: 1 E: 1 K: 2 S: 11 H: 0 LOB: 2 BB: 2 P: 23	R: 0 E: 0 K: 3 S: 9 H: 0 LOB: 0 BB: 0 P: 13	R: 1 E: 0 K: 0 S: 13 H: 2 LOB: 2 BB: 2 P: 23	R: 0 E: 0 K: 1 S: 7 H: 0 LOB: 0 BB: 0 P: 10	R: 0 E: 0 K: 1 S: 10 H: 1 LOB: 2 BB: 1 P: 20	R: 1 E: 0 K: 0 S: 10 H: 1 LOB: 0 BB: 0 P: 11	R: 2 E: 0 K: 1 S: 14 H: 3 LOB: 1 BB: 0 P: 23	R: 0 E: 0 K: 3 S: 14 H: 1 LOB: 3 BB: 2 P: 32	R: 0 E: 0 K: 1 S: 10 H: 0 LOB: 0 BB: 0 P: 13	1B: 4 2B: 3 3B: 0 HR: 1 SF: 0 SAC: 0 DP: 1 HBP: 0	WP: 2 PB: 0 SB: 5 CS: 0 PA: 42
PITCHER	IP WLS BF H R ER SO BB IBB HBP BLK WP HR S P ERA WHIP					PITCHER	IP WLS BF H R ER SO BB IBB HBP BLK WP HR S P ERA WHIP				
Jeff Juden, R ERA: 4.54 (1, 1)	6.0 L 29 6 5 5 7 5 0 0 0 0 1 64 109 7.50 1.833										
Mike Myers, L ERA: 0.61 (7, 1)	0.1 2 1 0 0 1 0 0 0 0 0 0 1 5 8 0.00 3.000										
Chad Fox, R ERA: 2.84 (7, 1)	0.2 2 0 0 0 0 0 0 0 0 0 0 0 5 6 0.00 0.000										
David Weathers, R ERA: 6.11 (8, 1)	1.0 6 1 0 0 3 2 0 0 0 1 0 14 32 0.00 3.000										
Steve Woodard, R ERA: 3.29 (9, 1)	1.0 3 0 0 0 1 0 0 0 0 0 0 0 10 13 0.00 0.000										

Cleveland Indians @ Milwaukee Brewers
Milwaukee County Stadium, Milwaukee, WI
 Wed Jul 01 1998, 8:05 PM EDT
 Att. 19,558 - Unknown - 73 F

AB	35
R	5
H	8
RBI	5
BB	7
SO	12
LOB	22



WP: 2	PA: 42
PB: 0	
SB: 5	
CS: 0	

BOTTOM

Cleveland Indians @ Milwaukee Brewers
Milwaukee County Stadium, Milwaukee, WI

Wed Jul 01 1998, 8:05 PM EDT
Att: 19,558 - Unknown - 73 F

livebaseballscorecards.com

AB	31
R	2
H	5
RBI	2
BB	4
SO	4
LOB	14



WP:	0	PA:	35
PB:	0		
SB:	0		
CS:	0		

AB R H RBI BB SO LOB

4 1 1 0 0 0 2

3 0 2 0 1 0 0

4 0 0 0 0 1 4

4 0 0 1 0 1 2

4 0 0 0 0 0 2

4 0 1 0 0 2 0

3 1 1 1 1 0 1

2 0 0 0 1 0 1

1 0 0 0 0 0 0

2 0 0 0 0 0 2
0 0 0 0 0 0 0
0 0 0 0 0 0 0
0 0 0 0 1 0 0
0 0 0 0 0 0 0
0 0 0 0 0 0 0

1B: 4 SF: 0
2B: 0 SAC: 0
3B: 0 DP: 1
HR: 1 HBP: 0

Batter	1	2	3	4	5	6	7	8	9
Fernando Vina, L (1, 4) OBP: 0.372, SLG: 0.415	0-1 F8		1-1 G3			0-0 F9 1B G1-4-3 1B	1-2 FC6-4		
Jeff Cirillo, R (1, 5) OBP: 0.414, SLG: 0.433	2-1 P4			4-1 G1-6-3 BB		2-2 G1-4-3 F9 1-2 1B		1-2 G4-3 1B	
Jeremy Burnitz, L (1, 9) OBP: 0.361, SLG: 0.505	2-2 P6			1-0 G1-6-3 1-2f		1-0 F9		1-3 K	
Marquis Grissom, R (1, 8) OBP: 0.324, SLG: 0.425		1-3 K		0-2 L8		1-1 G1-4-3		0-0 G4-3	
Dave Nilsson, L (1, 7) OBP: 0.326, SLG: 0.344		0-1 F7			2-2 F9	0-1 G3-1		1-1 F8	
Mark Loretta, R (1, 3) OBP: 0.391, SLG: 0.415		2-3 K			1-1 G4-3 1B		0-0 G1-3		0-3 K
Jose Valentin, S (1, 6) OBP: 0.327, SLG: 0.429			0-1 HR		3-2 G4-3		4-2 BB BB		0-1 F9
Bobby Hughes, R (1, 2) OBP: 0.317, SLG: 0.419			1-2 G5-3		4-0 FC5-4 IBB		2-1 F9		0-0 L7
Brian Banks, S (9, PH) OBP: 0.333, SLG: 0.400					0-2 FC5-4		4-1 FC6-4 BB		
Jeff Juden, R (1, 1) OBP: 0.196, SLG: 0.188			1-2 G1-3						
Mike Myers, L (7, 1)									
Chad Fox, R (7, 1)									
Bob Hamelin, L (7, PH) OBP: 0.266, SLG: 0.351									
David Weathers, R (8, 1) OBP: 0.176, SLG: 0.267									
Steve Woodard, L (9, 1) OBP: 0.290, SLG: 0.375									

Inning Stats	R: 0	H: 0	E: 0	K: 0	S: 7	R: 0	H: 0	E: 0	K: 2	S: 10	R: 1	H: 1	E: 0	K: 0	S: 10	R: 0	H: 0	E: 0	K: 0	S: 5	R: 0	H: 1	E: 0	K: 0	S: 13	R: 1	H: 2	E: 0	K: 0	S: 9	R: 0	H: 0	E: 0	K: 0	S: 12	R: 0	H: 1	E: 0	K: 1	S: 11	R: 0	H: 0	E: 0	K: 1	S: 6	R: 0	H: 0	E: 0	K: 1	S: 6	1B: 4	2B: 0	3B: 0	HR: 1	SF: 0	SAC: 0	DP: 1	HBP: 0	WP: 0	PA: 35
--------------	------	------	------	------	------	------	------	------	------	-------	------	------	------	------	-------	------	------	------	------	------	------	------	------	------	-------	------	------	------	------	------	------	------	------	------	-------	------	------	------	------	-------	------	------	------	------	------	------	------	------	------	------	-------	-------	-------	-------	-------	--------	-------	--------	-------	--------

PITCHER	IP	WLS	BF	H	R	ER	SO	BB	IBB	HBP	BLK	WP	HR	S	P	ERA	WHIP
Dave Burba, R (1, 1) ERA: 3.62	6.2	W	27	4	2	2	2	3	1	0	0	0	1	63	102	2.70	1.050
Paul Assenmacher, L (7, 1) ERA: 3.46	0.1		1	0	0	0	0	0	0	0	0	0	0	3	4	0.00	0.000
Paul Shuey, R (8, 1) ERA: 0.79	1.0		4	1	0	0	1	0	0	0	0	0	0	11	14	0.00	1.000
Michael Jackson, R (9, 1) ERA: 1.97	1.0	S	3	0	0	0	1	0	0	0	0	0	0	6	6	0.00	0.000

Batter	1	2	3	4	5	6	7	8	9	AB R H RBI BB SO LOB	TOP													
Kenny Lofton, L (1, 8) OBP: 0.374, SLG: 0.416	1-3 		1-1 FC6-5 SH2-3 1B	1-0 FC4 1-2f			1-0 G4-1		0-0 G4-3	5 0 1 0 0 1 1	Cleveland Indians @ Milwaukee Brewers Milwaukee County Stadium, Milwaukee, WI Thu Jul 02 1998, 8:05 PM EDT Att. 21,022 - Cloudy - 81 F livebaseballscorecards.com													
Omar Vizquel, S (1, 6) OBP: 0.374, SLG: 0.388	4-1 		1-1 SH2-3 1-2		0-2 P4		2-3 K	1-1 	3 1 1 0 1 1 0															
Manny Ramirez, R (1, 9) OBP: 0.368, SLG: 0.544	1 SAFE 2-2 G4-3 1-2		0-0 FC6-5 HR 2-3		0-2 F7		0-0 	1-0 	5 2 2 2 0 0 2															
Jim Thome, L (1, 3) OBP: 0.444, SLG: 0.667		4-2 	3-0 		4-2 		4-1 	4-2 	1 2 1 2 4 0 0															
Mark Whiten, S (1, 7) OBP: 0.407, SLG: 0.489	1 SAFE 1-2 FC6-5 1-2		2-3 K		2-2 L7		2-3 	1-3 K	5 0 1 0 0 3 4															
Sandy Alomar Jr., R (1, 2) OBP: 0.296, SLG: 0.400		2-2 F8		0-2 L8		0-0 G5-3		2-2 P4	4 0 0 0 0 0 2															
Travis Fryman, R (1, 5) OBP: 0.317, SLG: 0.464		0-0 	1-1 G6-3		0-0 P4		1-3 K		4 0 1 1 0 1 0															
David Bell, R (1, 4) OBP: 0.321, SLG: 0.438		1-1 FC6-5 1-2 2-3f	1-0 		4-2 		2-2 F7		3 1 1 0 1 0 2															
Bartolo Colon, R (1, 1) OBP: 0.500, SLG: 0.500 Shawon Dunston, R (7, PH) OBP: 0.269, SLG: 0.422 Eric Plunk, R (7, 1) Jeff Branson, L (9, PH) OBP: 0.220, SLG: 0.250 Paul Assenmacher, L (9, 1)	0-3 K		1-0 FC4 2-H 1B		0-2 CS		0-1 	2-2 G4-3	2 0 1 1 0 1 2 1 1 1 1 0 0 0 0 0 0 0 0 0 0 1 0 0 0 0 0 0 0 0 0 0 0 0 0															
Inning Stats	R: 0 E: 0 K: 1 S: 11	H: 0 LOB: 0 BB: 1 P: 18	R: 1 E: 0 K: 1 S: 16	H: 2 LOB: 2 BB: 1 P: 24	R: 2 E: 0 K: 1 S: 9	H: 2 LOB: 0 BB: 0 P: 16	R: 1 E: 0 K: 0 S: 8	H: 2 LOB: 1 BB: 0 P: 12	R: 0 E: 0 K: 0 S: 11	H: 0 LOB: 1 BB: 1 P: 17	R: 0 E: 0 K: 0 S: 6	H: 0 LOB: 0 BB: 1 P: 10	R: 2 E: 0 K: 2 S: 13	H: 2 LOB: 1 BB: 1 P: 22	R: 0 E: 0 K: 1 S: 9	H: 0 LOB: 0 BB: 0 P: 14	R: 1 E: 0 K: 1 S: 14	H: 2 LOB: 2 BB: 1 P: 23	1B: 4 2B: 3 3B: 0 HR: 3	SF: 0 SAC: 1 DP: 0 HBP: 0	WP: 0 PB: 0 SB: 0 CS: 1	PA: 42		
48 Brad Woodall, L (1, 1) ERA: 3.64 Al Reyes, R (7, 1) ERA: 4.85 Doug Jones, R (9, 1) ERA: 4.31	IP 6.2 1.1 1.0	WLS L	BF 30 5 6	H 8 0 2	R 6 0 1	ER 6 0 1	SO 4 2 1	BB 4 1 1	IBB 0 0 0	HBP 0 0 0	BLK 0 0 0	WP 0 0 0	HR 3 0 0	S 69 14 14	P 108 25 23	ERA 8.10 0.00 9.00	WHIP 1.800 0.750 3.000							

Cleveland Indians @ Milwaukee Brewers
Milwaukee County Stadium, Milwaukee, WI

Thu Jul 02 1998, 8:05 PM EDT
 Att. 21,022 - Cloudy - 81 F

AB 34
R 7
H 10
RBI 7
BB 6
SO 7
LOB 13



Batter	1	2	3	4	5	6	7	8	9	AB	R	H	RBI	BB	SO	LOB	BOTTOM			
Fernando Vina, L OBP: 0.372, SLG: 0.415 (1, 4) CF X	0-2 G3-1 1B	1-1 1B 1B		0-0 F9 WP 1B		1-0 P2		0-1 G5-3		5	0	2	0	0	0	1				
Jeff Cirillo, R OBP: 0.411, SLG: 0.429 (1, 5) CF C	0-3 K	0-0 1-2 2-3 1B		2-3 K 1-2		0-1 F8		2-3 K		5	0	1	0	0	3	2				
Jeremy Burnitz, L OBP: 0.361, SLG: 0.503 (1, 9) C X	0-1 BB 1B	0-3 K		3-2 F9 2-3		0-0 F7			0-2 BB E 1B	5	2	2	0	0	1	5				
John Jaha, R OBP: 0.385, SLG: 0.423 (1, 3) B F S B B B	4-2 1B 1B 1-2 BB	1-3 K		3-2 P3			2-1 F8		4-1 E 1-2 BB	3	0	0	0	2	1	4				
Marquis Grissom, R OBP: 0.322, SLG: 0.420 (1, 8) B B F X	2-1 1B 1-2 2-H 1B			2-0 F9		1-1 G6-3		1-3 K	0-3 K	5	0	1	1	0	2	2				
Dave Nilsson, L OBP: 0.336, SLG: 0.354 (1, 7) F B S X	1-2 1-2 2-3 1B			0-0 F9		0-1 FC6-4 1B		0-0 BB 1B	1-2 F4	5	0	3	0	0	0	2				
Jose Valentin, S OBP: 0.329, SLG: 0.428 (1, 6) X	0-0 P6			0-2 1B		3-0 L9		4-1 1-2 BB	0-0 E8 1-3 2-H 1B	3	0	1	0	1	0	4				
Mark Loretta, R OBP: 0.394, SLG: 0.418 (9, PH)				1B						1	0	1	1	0	0	0	AB 40			
Bobby Hughes, R OBP: 0.311, SLG: 0.408 (1, 2) C X				0-1 F8		1-2 FC6-4 1-2f 1B		3-2 G6-3	0-1 F8	5	0	1	0	0	0	5	R 2			
48 Brad Woodall, S OBP: 0.615, SLG: 0.600 (1, 1)																	H 13			
Al Reyes, R OBP: 0.250, SLG: 0.250 (7, 1)																	RBI 2			
Marc Newfield, R OBP: 0.298, SLG: 0.284 (8, PH)																	BB 4			
Doug Jones, R (9, 1)																	SO 8			
																	LOB 27			
Inning Stats	R: 1 E: 0 K: 1 S: 16	H: 3 LOB: 3 BB: 1 P: 23	R: 0 E: 0 K: 2 S: 15	H: 2 LOB: 3 BB: 1 P: 21	R: 0 E: 0 K: 0 S: 9	H: 2 LOB: 2 BB: 0 P: 14	R: 0 E: 0 K: 1 S: 11	H: 1 LOB: 1 BB: 0 P: 19	R: 0 E: 0 K: 0 S: 9	H: 1 LOB: 1 BB: 0 P: 14	R: 0 E: 0 K: 1 S: 6	H: 1 LOB: 2 BB: 1 P: 20	R: 0 E: 0 K: 2 S: 8	H: 0 LOB: 0 BB: 0 P: 11	R: 1 E: 1 K: 1 S: 13	H: 2 LOB: 2 BB: 1 P: 18	1B: 13 2B: 0 3B: 0 HR: 0	SF: 0 SAC: 0 DP: 0 HBP: 0	WP: 1 PB: 0 SB: 0 CS: 0	PA: 44
PITCHER	IP WLS BF H R ER SO		IP WLS BF H R ER SO		IP WLS BF H R ER SO		IP WLS BF H R ER SO		IP WLS BF H R ER SO		IP WLS BF H R ER SO		IP WLS BF H R ER SO		IP WLS BF H R ER SO		IP WLS BF H R ER SO	ERA WHIP		
Bartolo Colon, R ERA: 2.46 (1, 1)	6.0 W 30		6.0 W 30		6.0 W 30		6.0 W 30		6.0 W 30		6.0 W 30		6.0 W 30		6.0 W 30		6.0 W 30	1.50 2.000		
Eric Plunk, R ERA: 3.67 (7, 1)	2.0 W 8		2.0 W 8		2.0 W 8		2.0 W 8		2.0 W 8		2.0 W 8		2.0 W 8		2.0 W 8		2.0 W 8	0.00 1.000		
Paul Assenmacher, L ERA: 3.67 (9, 1)	1.0 W 6		1.0 W 6		1.0 W 6		1.0 W 6		1.0 W 6		1.0 W 6		1.0 W 6		1.0 W 6		1.0 W 6	9.00 3.000		

Cleveland Indians @ Milwaukee Brewers
Milwaukee County Stadium, Milwaukee, WI
Thu Jul 02 1998, 8:05 PM EDT
Att: 21,022 - Cloudy - 81 F

livebaseballscores.com
AB 40
R 2
H 13
RBI 2
BB 4
SO 8
LOB 27



Batter	1	2	3	4	5	6	7	8	9	AB	R	H	RBI	BB	SO	LOB	TOP	
Fernando Vina, L (1, 4) OBP: 0.371, SLG: 0.413	0-2 G6-3		1-2 FC4-6 G4-3		1-1 FC6-4 1B			0-3 K2-3		4	0	1	0	0	1	1		
Jeff Cirillo, R (1, 5) OBP: 0.406, SLG: 0.423	0-2 G6-3		2-0 G4-3		1-2 FC6-4			2-2 G4-3		4	0	0	0	0	0	3		
Jeremy Burnitz, L (1, 9) OBP: 0.360, SLG: 0.500	0-1 BB 1B			2-2 G4-3		1-1 L3		0-0 F8		4	0	1	0	0	0	0		
John Jaha, R (1, 3) Darrin Jackson, R (9, PR) OBP: 0.400, SLG: 0.427 OBP: 0.219, SLG: 0.257	4-1 BB 1-2 BB			4-2 FC4 BB		2-2 G6-3 1B			4-2 FC4-6 1B BB	1	0	1	0	3	0	0		
Marquis Grissom, R (1, 8) OBP: 0.321, SLG: 0.418	1-3 K			2-1 FC4		0-0 G6-3			1-2 FC4-6 1B	4	0	1	0	0	1	4		
Dave Nilsson, L (1, 7) OBP: 0.326, SLG: 0.344			3-2 F7		3-3 K		0-0 E1 FC3-6		0-0 FC4-6	4	0	0	0	0	1	3		
Jose Valentin, S (1, 6) Mark Loretta, R (9, PH) OBP: 0.329, SLG: 0.427 OBP: 0.392, SLG: 0.416			1-1 E4 CS 1B			2-3 K		1-1 FC3-6		0-1 F9	3	0	1	0	0	1	1	
Brian Banks, S (1, 2) Bobby Hughes, R (7, 2) OBP: 0.333, SLG: 0.286 OBP: 0.308, SLG: 0.404			1-3 K			4-2 1B BB		2-0 F9		1-3 K	2	0	0	0	1	1	2	
Scott Karl, L (1, 1) Bob Hamelin, L (7, PH) Chad Fox, R (7, 1) Al Reyes, R (8, 1) OBP: 0.241, SLG: 0.120 OBP: 0.253, SLG: 0.347 OBP: 0.250, SLG: 0.250			1-2 CS	1-0 FC4-6 1B		2-3 K		1-1 G4-1			2	0	1	0	0	1	1	
Inning Stats	R: 0 E: 0 K: 1 S: 12 H: 1 LOB: 2 BB: 1 P: 17	R: 0 E: 1 K: 1 S: 13 H: 1 LOB: 0 BB: 0 P: 18	R: 0 E: 0 K: 0 S: 5 H: 1 LOB: 0 BB: 0 P: 9	R: 0 E: 0 K: 1 S: 11 H: 0 LOB: 1 BB: 1 P: 22	R: 0 E: 0 K: 2 S: 15 H: 1 LOB: 2 BB: 1 P: 25	R: 0 E: 0 K: 0 S: 7 H: 1 LOB: 0 BB: 0 P: 10	R: 0 E: 1 K: 0 S: 6 H: 0 LOB: 1 BB: 0 P: 10	R: 0 E: 0 K: 1 S: 8 H: 0 LOB: 0 BB: 0 P: 10	R: 0 E: 0 K: 1 S: 13 H: 1 LOB: 2 BB: 1 P: 19	1B: 6 2B: 0 3B: 0 HR: 0 SF: 0 SAC: 0 DP: 2 HBP: 0	WP: 0 PB: 0 SB: 0 CS: 1	PA: 36						
PITCHER	IP WLS BF H R ER SO BB IBB HBP BLK WP HR S P ERA WHIP	IP WLS BF H R ER SO BB IBB HBP BLK WP HR S P ERA WHIP	IP WLS BF H R ER SO BB IBB HBP BLK WP HR S P ERA WHIP	IP WLS BF H R ER SO BB IBB HBP BLK WP HR S P ERA WHIP	IP WLS BF H R ER SO BB IBB HBP BLK WP HR S P ERA WHIP	IP WLS BF H R ER SO BB IBB HBP BLK WP HR S P ERA WHIP	IP WLS BF H R ER SO BB IBB HBP BLK WP HR S P ERA WHIP	IP WLS BF H R ER SO BB IBB HBP BLK WP HR S P ERA WHIP	IP WLS BF H R ER SO BB IBB HBP BLK WP HR S P ERA WHIP									
Curt Schilling, R (1, 1) ERA: 2.92	7.0 W	27	5	0	0	5	3	0	0	0	0	0	0	0	69	111	0.00	1.143
Wayne Gomes, R (8, 1) ERA: 3.63	1.1	6	1	0	0	1	1	0	0	0	0	0	0	0	16	23	0.00	1.500
Yorkis Perez, L (9, 1) ERA: 3.22	0.1	1	0	0	0	0	0	0	0	0	0	0	0	2	2	0.00	0.000	
Mark Leiter, R (9, 1) ERA: 3.26	0.1	S	1	0	0	0	0	0	0	0	0	0	0	3	4	0.00	0.000	

Milwaukee Brewers @ Philadelphia Phillies
Veterans Stadium, Philadelphia, PA

Fri Jul 03 1998, 7:05 PM EDT
Att. 55,393 - Unknown - 82 F

AB	31
R	0
H	6
RBI	0
BB	4
SO	7
LOB	20



Batter	1	2	3	4	5	6	7	8	9
Doug Glanville, R (1, 8) OBP: 0.347, SLG: 0.435	1-1 2B	0-0 1B 1-1 2-H 3-H			1-2 G6-3 2-3			1-2 1B HBP	
Gregg Jefferies, S (1, 7) OBP: 0.355, SLG: 0.446 Kevin Seifick, R (4, 7) OBP: 0.366, SLG: 0.305	1-0 G1-3		1-0 L3-6 2B		4-1 BB			1-2 1B 1-3	
Scott Rolen, R (1, 5) OBP: 0.381, SLG: 0.521	2-3 K		2-2 L3-6 2-3		1-1 F9			1-3 K	
Rico Brogna, L (1, 3) OBP: 0.331, SLG: 0.491	3-1 L8		0-2 G3-1		1-1 G6-3			4-0 IBB	
Mike Lieberthal, R (1, 2) OBP: 0.293, SLG: 0.408		2-2 G6-3		0-0 F9		1-0 P6		3-3 K	
Bobby Abreu, L (1, 9) OBP: 0.405, SLG: 0.489		2-1 1B 1B 1B		3-1 G3-1		2-2 G4-3			
Mark Lewis, R (1, 4) OBP: 0.306, SLG: 0.359		2-2 SAFE 1B BB 1B 1B		1-0 G5-3		2-0 F8			
Desi Relaford, S (1, 6) OBP: 0.335, SLG: 0.393		4-0 1B 1-2 BB		2-1 G4-3		2-2 L5			
Curt Schilling, R (1, 1) OBP: 0.128, SLG: 0.132 Jon Zuber, L (7, PH) OBP: 0.167, SLG: 0.667 Wayne Gomes, R (8, 1) Yorkis Perez, L (9, 1) Mark Leiter, R (9, 1)		2-3 K		1-2 G6-3 2B		3-3 K			

Inning Stats	R: 0 E: 0 K: 1 S: 8	H: 1 LOB: 1 BB: 0 P: 15	R: 2 E: 0 K: 1 S: 12	H: 3 LOB: 1 BB: 1 P: 24	R: 0 E: 0 K: 0 S: 8	H: 1 LOB: 0 BB: 0 P: 11	R: 0 E: 0 K: 0 S: 4	H: 0 LOB: 0 BB: 0 P: 8	R: 0 E: 0 K: 0 S: 15	H: 1 LOB: 2 BB: 1 P: 23	R: 0 E: 0 K: 0 S: 8	H: 0 LOB: 0 BB: 0 P: 12	R: 0 E: 0 K: 1 S: 9	H: 0 LOB: 0 BB: 0 P: 16	R: 0 E: 0 K: 2 S: 17	H: 1 LOB: 2 BB: 1 P: 26
1B: 4 2B: 4 3B: 0 HR: 0	SF: 0 SAC: 0 DP: 1 HBP: 1	WP: 0 PA: 32														

PITCHER	IP	WLS	BF	H	R	ER	SO	BB	IBB	HBP	BLK	WP	HR	S	P	ERA	WHIP
Scott Karl, L (1, 1) ERA: 4.52	6.0	L	24	6	2	2	2	2	2	0	0	0	0	55	93	3.00	1.333
Chad Fox, R (7, 1) ERA: 2.73	1.0		3	0	0	0	1	0	0	0	0	0	0	9	16	0.00	0.000
Al Reyes, R (8, 1) ERA: 4.73	1.0		5	1	0	0	2	0	1	1	0	0	0	17	26	0.00	1.000

BOTTOM

Milwaukee Brewers @ Philadelphia Phillies
Veterans Stadium, Philadelphia, PA

AB	28
R	2
H	7
RBI	2
BB	3
SO	5
LOB	13



WP	PA	ERA	WHIP
0	32		

Fri Jul 03 1998, 7:05 PM EDT
Att: 55,393 - Unknown - 82 F

livebaseballscorecards.com

Batter	1	2	3	4	5	6	7	8	9	AB R H RBI BB SO LOB	TOP																									
Fernando Vina, L (1, 4) OBP: 0.375, SLG: 0.415	0-0 G4-6-3 1B		0-0 G4-3			4-0 E BB	3-2 1-H 1B			3 1 2 1 1 0 0	Milwaukee Brewers @ Philadelphia Phillies Veterans Stadium, Philadelphia, PA Sat Jul 04 1998, 7:05 PM EDT Att. 35,596 - Cloudy - 69 F																									
Jeff Cirillo, R (1, 5) OBP: 0.404, SLG: 0.421	2-2 G4-6-3 1-2f		0-1 G5-3			1-2 E6 1B 1B	0-3 K			4 1 1 1 0 1 2																										
Jeremy Burnitz, L (1, 9) OBP: 0.362, SLG: 0.510	2-3 K				0-0 HR	0-0 FC6-4 1B 1B		0-3 K		4 1 2 1 0 2 0																										
John Jaha, R (1, 3) OBP: 0.396, SLG: 0.422		3-2 G5-3		1-3 K		0-1 FC6-4 1B		1-3 K		4 0 1 1 0 2 0																										
Marquis Grissom, R (1, 8) OBP: 0.316, SLG: 0.411		2-3 K		3-1 G4-3		0-0 FC6-4 G4-6-3 1-2f 2-3		0-0 G6-3		4 0 0 0 0 1 2																										
Dave Nilsson, L (1, 7) OBP: 0.324, SLG: 0.348		1-0 2B		1-1 F8		2-0 G4-6-3 1-2f		1-1 F8		4 1 1 0 0 0 2 0 0 0 0 0 0 0																										
Darin Jackson, R (9, 7) OBP: 0.219, SLG: 0.257																																				
Bobby Hughes, R (1, 2) OBP: 0.306, SLG: 0.408		1-1 2B			0-0 P4			0-0 G5-3		4 0 1 1 0 0 0																										
Jose Valentin, S (1, 6) OBP: 0.328, SLG: 0.424		2-0 L9			2-2 G5-3			1-2 S 1B 1B		4 1 1 0 0 0 1 0 0 0 0 0 0 0																										
Bob Wickman, R (9, 1)																																				
Steve Woodard, L (1, 1) OBP: 0.222, SLG: 0.333			1-1 L4		1-2 G3-1			1-3 K		2 0 0 0 0 0 0 1 0 0 0 0 1 1 0 0 0 0 0 0 0 0 0 0 0 0 0 0																										
Bronswell Patrick, R (6, 1) OBP: 0.286, SLG: 0.167																																				
Mike Myers, L (8, 1)																																				
Mark Loretta, R (9, 6) OBP: 0.392, SLG: 0.416																																				
Inning Stats	R: 0 E: 0 K: 1 S: 7	H: 1 LOB: 0 BB: 0 P: 11	R: 1 E: 0 K: 1 S: 10	H: 2 LOB: 1 BB: 0 P: 19	R: 0 E: 0 K: 0 S: 5	H: 0 LOB: 0 BB: 0 P: 6	R: 1 E: 0 K: 1 S: 8	H: 1 LOB: 0 BB: 0 P: 13	R: 0 E: 0 K: 0 S: 8	H: 0 LOB: 0 BB: 0 P: 11	R: 2 E: 1 K: 0 S: 8	H: 3 LOB: 1 BB: 1 P: 15	R: 1 E: 0 K: 2 S: 13	H: 2 LOB: 1 BB: 0 P: 18	R: 0 E: 0 K: 2 S: 7	H: 0 LOB: 0 BB: 0 P: 8	R: 0 E: 0 K: 0 S: 4	H: 0 LOB: 0 BB: 0 P: 7	1B: 6 2B: 2 3B: 0 HR: 1	SF: 0 SAC: 0 DP: 2 HBP: 0	WP: 0 PB: 0 SB: 2 CS: 0	PA: 35														
PITCHER	IP WLS BF H R ER SO BB IBB HBP BLK WP HR S P ERA WHIP																																			
Mark Portugal, R (1, 1) ERA: 5.43	7.0	29	9	5	5	5	1	0	0	0	0	1	59	93	6.43	1.429																				
Wayne Gomes, R (8, 1) ERA: 3.5	2.0	W	6	0	0	0	2	0	0	0	0	0	0	11	15	0.00	0.000																			

AB	34
R	5
H	9
RBI	5
BB	1
SO	7
LOB	8



Batter	1	2	3	4	5	6	7	8	9	AB R H RBI BB SO LOB
Doug Glanville, R (1, 8) OBP: 0.348, SLG: 0.433	0-1 HR 1B		1-0 F4		0-0 G5-3		4-0 S 1B BB		0-3 K	4 2 1 0 1 1 2
Desi Relaford, S (1, 6) OBP: 0.343, SLG: 0.414	0-0 HR 1-H		0-1 G3			2-2 FC1-5 1B	3-1 1-H 1B		3-2 1-2 3-H 1B	5 1 4 4 0 0 0
Scott Rolen, R (1, 5) OBP: 0.382, SLG: 0.523	1-2 G5-3-6 2B		1-3 K			1-0 BB FC1-5 FC6-4 HBP	3-1 G5-3			3 1 1 0 0 1 1
Rico Brogna, L (1, 3) OBP: 0.327, SLG: 0.485	0-0 G5-3-6 2-3f		1-2 F7			1-2 FC1-5 FC6-4 BB 1-2 2-3f		0-1 P6		4 0 0 0 0 0 3
Bobby Abreu, L (1, 9) OBP: 0.413, SLG: 0.489	4-1 BB		4-1 S 2B BB			4-2 FC6-4 BB 1-2 2-3	4-2 G6-3 BB			0 1 0 0 4 0 0
Bobby Estalella, R (1, 2) OBP: 0.375, SLG: 0.305	1-2 G5-3		3-3 SAFE K 1-2			3-1 FC6-4 1-2f 2-3 3-H	3-1 G6-3 1-2f			4 0 0 1 0 1 5
Jon Zuber, L (1, 7) OBP: 0.222, SLG: 0.667 Kevin Sefcik, R (9, PH) OBP: 0.375, SLG: 0.305		2-3 K		0-2 2B		3-2 G3-1		4-2 23 1B SH4 1B BB		3 0 1 1 0 1 2 0 1 0 0 1 0 0
Mark Lewis, R (1, 4) OBP: 0.303, SLG: 0.355		1-3 K		1-0 G6-3			1-3 K	1-0 SH4 1-2		3 0 0 0 0 2 0
Mark Portugal, R (1, 1) OBP: 0.316, SLG: 0.412 Gregg Jefferies, S (7, PH) OBP: 0.354, SLG: 0.444 Wayne Gomes, R (8, 1) 23 Kevin Jordan, R (9, PH) OBP: 0.353, SLG: 0.409		0-1 G6-3		0-3 K			1-0 G5-3	0-0 1B 2-3 1B		2 0 0 0 0 1 0 1 0 0 0 0 0 0 0 0 0 0 0 0 0 1 0 1 0 0 0 0

Inning Stats	R: 2	H: 3	E: 0	K: 0	S: 11	H: 3	LOB: 1	BB: 1	P: 17	R: 0	H: 0	E: 0	K: 2	S: 8	H: 0	LOB: 0	BB: 0	P: 11	R: 0	H: 0	E: 0	K: 1	S: 6	R: 1	H: 1	E: 0	K: 1	S: 14	H: 0	LOB: 0	BB: 0	P: 6	R: 0	H: 0	E: 0	K: 1	S: 5	R: 1	H: 1	E: 0	K: 0	S: 19	H: 1	LOB: 2	BB: 1	P: 33	R: 1	H: 1	E: 0	K: 1	S: 8	H: 1	LOB: 1	BB: 1	P: 20	R: 0	H: 0	E: 0	K: 0	S: 7	H: 0	LOB: 0	BB: 1	P: 14	R: 1	H: 2	E: 0	K: 1	S: 11	H: 2	LOB: 2	BB: 1	P: 19	1B: 5	2B: 3	3B: 0	HR: 1	SF: 0	SAC: 1	DP: 2	HBP: 1	WP: 0	PA: 38
--------------	------	------	------	------	-------	------	--------	-------	-------	------	------	------	------	------	------	--------	-------	-------	------	------	------	------	------	------	------	------	------	-------	------	--------	-------	------	------	------	------	------	------	------	------	------	------	-------	------	--------	-------	-------	------	------	------	------	------	------	--------	-------	-------	------	------	------	------	------	------	--------	-------	-------	------	------	------	------	-------	------	--------	-------	-------	-------	-------	-------	-------	-------	--------	-------	--------	-------	--------

PITCHER	IP	WLS	BF	H	R	ER	SO	BB	IBB	HBP	BLK	WP	HR	S	P	ERA	WHIP
Steve Woodard, R (1, 1) ERA: 3.53	5.2		24	5	4	4	5	3	0	0	0	0	1	57	88	6.35	1.412
Bronswell Patrick, R (6, 1) ERA: 2.81	1.1		6	1	1	1	1	1	0	0	0	0	0	14	29	6.75	1.500
Mike Myers, L (8, 1) ERA: 0.59	1.0		3	0	0	0	0	1	0	0	0	0	0	7	14	0.00	1.000
Bob Wickman, R (9, 1) ERA: 1.8	0.2	L	5	2	1	1	1	1	0	0	0	0	0	11	19	13.50	4.500

BOTTOM

Milwaukee Brewers @ Philadelphia Phillies
Veterans Stadium, Philadelphia, PA

Sat Jul 04 1998, 7:05 PM EDT
Att: 35,596 - Cloudy - 69 F

livebaseballscorecards.com

AB	30
R	6
H	8
RBI	6
BB	6
SO	7
LOB	13



Batter	1	2	3	4	5	6	7	8	9	AB R H RBI BB SO LOB	TOP									
Fernando Vina, L (1, 4) OBP: 0.376, SLG: 0.419	1-0 G4-3 SF9 1B		2-1 FC6-4 CS 1-2f			0-0 2B		2-2 FC3-6 1B 1-2f		4 1 2 0 0 0 2										
Dave Nilsson, L (1, 7) OBP: 0.322, SLG: 0.345 Darrin Jackson, R (8, PR) OBP: 0.219, SLG: 0.257 (8, 7)	1-1 G4-3 1-3		1-1 G3 1-2			1-3 1B		0-1 1B 1-3		4 0 1 0 0 1 3 0 0 0 0 0 0 0										
Jeff Cirillo, R (1, 5) OBP: 0.403, SLG: 0.420	1-0 SF9 3-H			2-2 G4-6-3 1B		0-0 F9		2-3 K		3 0 1 1 0 1 3										
John Jaha, R (1, 3) OBP: 0.393, SLG: 0.439	0-1 G5-3			1-2 F9			2-2 HR		1-1 G1-6-3	4 1 1 1 0 0 1										
Jeremy Burnitz, L (1, 9) OBP: 0.358, SLG: 0.503			3-3 K		1-2 G4-6-3 1-2f		1-3 K		3-3 K	4 0 0 0 0 3 1										
Marquis Grissom, R (1, 8) OBP: 0.312, SLG: 0.405			2-2 F8		0-1 G5-3		2-0 L9		1-0 G6-3	4 0 0 0 0 0 0										
Jose Valentin, S (1, 6) OBP: 0.328, SLG: 0.423			1-3 K		2-1 G5-4-3 1B		1-0 F7			3 0 1 0 0 1 0										
Bobby Hughes, R (1, 2) OBP: 0.307, SLG: 0.434					1-1 HR		1-0 G5-4-3 1-2f		1-0 G5-3	3 1 1 1 0 0 1										
21 Cal Eldred, R (1, 1) OBP: 0.172, SLG: 0.179 Al Reyes, R (7, 1) OBP: 0.250, SLG: 0.250 Bob Hamelin, L (8, PH) OBP: 0.261, SLG: 0.355 Mike Myers, L (8, 1) Chad Fox, R (8, 1)			0-2 FC6-4 1B			0-1 G4-3		1-0 FC3-6 1B		2 0 1 0 0 0 0 0 0 0 0 0 0 0 1 0 1 0 0 0 0 0 0 0 0 0 0 0 0 0 0 0 0 0 0										
Inning Stats	R: 1 E: 0 K: 0 S: 6	H: 1 LOB: 0 BB: 0 P: 9	R: 0 E: 0 K: 2 S: 11	H: 0 LOB: 0 BB: 0 P: 17	R: 1 E: 0 K: 0 S: 9	H: 2 LOB: 0 BB: 0 P: 13	R: 0 E: 0 K: 0 S: 13	H: 1 LOB: 0 BB: 0 P: 17	R: 0 E: 0 K: 1 S: 7	H: 1 LOB: 1 BB: 0 P: 8	R: 1 E: 0 K: 1 S: 8	H: 1 LOB: 0 BB: 0 P: 14	R: 0 E: 0 K: 1 S: 10	H: 2 LOB: 2 BB: 0 P: 16	R: 0 E: 0 K: 1 S: 6	H: 0 LOB: 0 BB: 0 P: 11	1B: 6 2B: 1 3B: 0 HR: 2	SF: 1 SAC: 0 DP: 2 HBP: 0	WP: 0 PB: 0 SB: 1 CS: 1	PA: 33
PITCHER	IP WLS BF H R ER SO BB IBB HBP BLK WP HR S P ERA WHIP																			
Carlton Loewer, R (1, 1) ERA: 6.68	7.0 W 25 7 3 3 4 0 0 0 0 0 2 59 86 3.86 1.000																			
Mark Leiter, R (8, 1) ERA: 3.14	2.0 S 8 2 0 0 2 0 0 0 0 0 0 0 16 27 0.00 1.000																			

Milwaukee Brewers @ Philadelphia Phillies
Veterans Stadium, Philadelphia, PA
Sun Jul 05 1998, 3:33 AM EDT
Att. 20,116 - Cloudy - 79 F

livebaseballscorecards.com

AB	32
R	3
H	9
RBI	3
BB	0
SO	6
LOB	11



Batter	1	2	3	4	5	6	7	8	9
Doug Glanville, R OBP: 0.352, SLG: 0.436 (1, 8)	2-2 X HBP HR 1B		2-3 K2-3		0-1 4-3 G6-3 1B		0-1 1-2 1B		
Desi Relaford, S OBP: 0.345, SLG: 0.417 (1, 6)	2-0 SAFE HBP HR		1-1 F9 2B		0-2 G6-3 1-2		2-3 K		
Scott Rolen, R OBP: 0.381, SLG: 0.529 (1, 5)	2-0 SAFE HBP HR		0-1 F9 2-3		0-0 4-3 2-3		1-3 K		
Rico Brogna, L OBP: 0.326, SLG: 0.485 (1, 3)	2-1 G4-3		1-1 2B		0-3 K2-3		0-3 K		
Mike Lieberthal, R OBP: 0.296, SLG: 0.404 (1, 2)	4-0 CS BB		3-H 2-2 F8		0-2 F7		1-2 HBP		
Bobby Abreu, L OBP: 0.408, SLG: 0.481 (1, 9)	3-3 SAFE K		1-1 P6		2-2 F7		2-0 F7		
23 Kevin Jordan, R OBP: 0.350, SLG: 0.404 (1, 4)		1-2 G5-3		2-2 FC6-4 1B		2-0 F7		3-2 F7	
Kevin Sevcik, R OBP: 0.360, SLG: 0.290 (1, 7)		0-2 F8		1 SAFE 2-0 F8		0-1 G5-3			
Carlton Loewer, R OBP: 0.273, SLG: 0.200 Jon Zuber, L OBP: 0.300, SLG: 0.667 Mark Leiter, R (8, 1)		2-3 K		0-0 FC6-4 1-2f		4-2 1B BB			

Inning Stats	R: 3	H: 2	E: 0	K: 1	S: 14	LOB: 1	BB: 1	P: 29	R: 0	H: 0	E: 0	K: 1	S: 9	LOB: 0	BB: 0	P: 12	R: 1	H: 2	E: 0	K: 1	S: 13	LOB: 1	BB: 0	P: 19	R: 0	H: 1	E: 0	K: 0	S: 10	LOB: 0	BB: 0	P: 11	R: 0	H: 0	E: 0	K: 2	S: 8	LOB: 2	BB: 1	P: 20	R: 0	H: 1	E: 0	K: 1	S: 13	LOB: 1	BB: 0	P: 16	R: 0	H: 0	E: 0	K: 1	S: 10	LOB: 1	BB: 0	P: 16
--------------	------	------	------	------	-------	--------	-------	-------	------	------	------	------	------	--------	-------	-------	------	------	------	------	-------	--------	-------	-------	------	------	------	------	-------	--------	-------	-------	------	------	------	------	------	--------	-------	-------	------	------	------	------	-------	--------	-------	-------	------	------	------	------	-------	--------	-------	-------

PITCHER	IP	WLS	BF	H	R	ER	SO	BB	IBB	HBP	BLK	WP	HR	S	P	ERA	WHIP
21 Cal Eldred, R ERA: 4.37	(1, 1)	6.1	L	27	6	4	4	4	2	0	0	0	1	70	107	5.68	1.263
Al Reyes, R ERA: 4.65	(7, 1)	0.2		3	1	0	2	0	0	0	0	0	0	8	11	0.00	1.500
Mike Myers, L ERA: 0.58	(8, 1)	0.2		3	0	0	1	0	0	1	0	0	0	6	9	0.00	0.000
Chad Fox, R ERA: 2.7	(8, 1)	0.1		1	0	0	0	0	0	0	0	0	0	4	7	0.00	0.000

BOTTOM

Milwaukee Brewers @ Philadelphia Phillies
Veterans Stadium, Philadelphia, PA

Sun Jul 05 1998, 3:33 AM EDT
Att: 20,116 - Cloudy - 79 F

AB	R	H	RBI	BB	SO	LOB
4	1	3	0	0	1	0
3	2	1	0	0	1	3
4	1	1	3	0	1	4
4	0	1	1	0	2	1
2	0	0	0	1	0	1
4	0	0	0	0	1	2
4	0	1	0	0	0	1
3	0	0	0	0	0	1
2	0	0	0	0	1	1
0	0	0	0	1	0	0
0	0	0	0	0	0	0

AB 30
R 4
H 7
RBI 4
BB 2
SO 7
LOB 14



WP	HR	S	P	ERA	WHIP
0	0	0	34	0	0

Batter	1	2	3	4	5	6	7	8	9	AB R H RBI BB SO LOB	TOP																																		
José Hernández, R (1, 8) OBP: 0.335, SLG: 0.541	4-0 2B SF8 BB	2-3 K		1-0 G5-6-3		0-0 G3			2-3 K	4 1 0 0 1 2 2																																			
Mickey Morandini, L (1, 4) OBP: 0.422, SLG: 0.455	1-2 S E 2B	0-1 G5-3		2-2 L9		1-0 G4-6-3 1B			0-1 1B	5 1 3 1 0 0 1																																			
Sammy Sosa, R (1, 9) OBP: 0.385, SLG: 0.671	4-1 E S 2B BB	0-2 HR		1-3 K		0-0 G4-6-3 1-2f			1-3 K	4 2 1 2 1 2 2																																			
Mark Grace, L (1, 3) OBP: 0.411, SLG: 0.487	0-0 SF8	0-2 HR 1B			0-1 1B 2B				0-0 G6-3	4 2 2 1 0 0 1																																			
Henry Rodriguez, L (1, 7) OBP: 0.333, SLG: 0.524	1-1 F8	2-0 HR			1-2 1B				2-1 G3	4 1 2 3 0 0 2																																			
Jeff Blauser, R (1, 6) OBP: 0.345, SLG: 0.305	3-1 E6 2B	4-2 CS BB			2-3 K				1-2 F7	3 0 0 0 1 1 2																																			
Tyler Houston, L (1, 2) OBP: 0.330, SLG: 0.489	0-0 1-3 3-H 2B	1-2 CS	1-0 G4-3		2-1 F9				2-1 G5-4-3 1B	4 0 2 1 0 0 1																																			
Manny Alexander, R (1, 5) OBP: 0.287, SLG: 0.360	0-0 F8		1-1 L9		3-2 P6				2-2 G5-4-3 1-2f	4 0 0 0 0 0 4																																			
Kevin Tapani, R (1, 1) OBP: 0.273, SLG: 0.256		2-2 HR 2B	1-1 L6			2-2 G3 1B			1-3 K	2 1 1 0 0 0 0																																			
Dave Stevens, R (3, 1) OBP: 0.246, SLG: 0.276										0 0 0 0 0 0 0																																			
Kevin Orie, R (6, PH)										1 1 1 0 0 0 0																																			
Bob Patterson, R (6, 1)										0 0 0 0 0 0 0																																			
Marc Pisciotta, R (6, 1) OBP: 0.333, SLG: 0.333										0 0 0 0 0 0 0																																			
Jason Hardie, S (8, PH) OBP: 0.333, SLG: 0.263										1 0 0 0 0 1 0																																			
Terry Mulholland, R (8, 1) OBP: 0.286, SLG: 0.167										0 0 0 0 0 0 0																																			
Inning Stats	R: 3 H: 2 E: 1 LOB: 2 K: 0 BB: 2 S: 12 P: 25	R: 4 H: 4 E: 0 LOB: 0 K: 1 BB: 1 S: 20 P: 31	R: 0 H: 0 E: 0 LOB: 0 K: 0 BB: 0 S: 5 P: 8	R: 0 H: 0 E: 0 LOB: 0 K: 1 BB: 0 S: 7 P: 11	R: 1 H: 2 E: 0 LOB: 1 K: 1 BB: 0 S: 13 P: 21	R: 1 H: 2 E: 0 LOB: 0 K: 0 BB: 0 S: 6 P: 9	R: 0 H: 0 E: 0 LOB: 0 K: 0 BB: 0 S: 6 P: 9	R: 0 H: 1 E: 0 LOB: 0 K: 1 BB: 0 S: 10 P: 15	R: 0 H: 1 E: 0 LOB: 1 K: 2 BB: 0 S: 12 P: 15	1B: 6 SF: 1 2B: 4 SAC: 0 3B: 0 DP: 2 HR: 2 HBP: 0	WP: 0 PA: 41 PB: 0 SB: 2 CS: 1																																		
PITCHER	IP WLS BF H R ER SO BB IBB HBP BLK WP HR S P ERA WHIP											PITCHER	IP WLS BF H R ER SO BB IBB HBP BLK WP HR S P ERA WHIP																																
Jeff Juden, R (1, 1) ERA: 4.87	1.2		15	6	7	5	1	3	0	0	0	0	2	30	53	27.00	5.400											Bob Wickman, R (9, 1) ERA: 1.76	1.0	S	4	1	0	0	2	0	0	0	0	0	0	12	15	0.00	1.000
David Weathers, R (2, 1) ERA: 6.08	3.1		12	3	2	2	2	0	0	0	0	0	0	30	48	5.40	0.900																												
Al Reyes, R (6, 1) ERA: 4.54	1.0	W	3	1	0	0	0	0	0	0	0	0	0	3	4	0.00	1.000																												
48 Brad Woodall, L (7, 1) ERA: 3.58	1.0		4	1	0	0	0	0	0	0	0	0	0	8	13	0.00	1.000																												
Chad Fox, R (8, 1) ERA: 2.6	1.0		2	0	0	0	1	0	0	0	0	0	0	8	11	0.00	0.000																												

Chicago Cubs @ Milwaukee Brewers
Milwaukee County Stadium, Milwaukee, WI

Thu Jul 09 1998, 8:05 PM EDT
Att. 38,055 - Unknown - 75 F

livebaseballscorecards.com



Batter	1	2	3	4	5	6	7	8	9	AB	R	H	RBI	BB	SO	LOB	BOTTOM
Fernando Vina, L (1, 4) OBP: 0.379, SLG: 0.424	1-0 BB 1B 2B HBP	2-1 F8		1-0 F7		2-1 2B 3B		2-0 E F9 FC6-4 HBP		3	3	1	0	0	0	0	<p>Chicago Cubs @ Milwaukee Brewers Milwaukee County Stadium, Milwaukee, WI Thu Jul 09 1998, 8:05 PM EDT Att: 38,055 - Unknown - 75 F</p>
Dave Nilsson, L (1, 7) OBP: 0.327, SLG: 0.352 Darrin Jackson, R (8, PH) OBP: 0.217, SLG: 0.255	1-1 F8	1-0 L8		4-1 S 1B BB		0-1 1B 2B		0-0 F9		3	2	1	1	1	0	1	
Jeff Cirillo, R (1, 5) OBP: 0.408, SLG: 0.426	1-1 BB 2B 1B			1-2 S 1B		0-1 WP 1B SF8		1-1 E1 FC6-4		5	3	4	1	0	0	1	
John Jaha, R (1, 3) OBP: 0.398, SLG: 0.436 Mark Loretta, R (6, PH) OBP: 0.393, SLG: 0.417	4-2 2B BB			3-3 K		0-0 SF8 WP 1B		1-1 FC6-4		1	2	0	0	2	1	1	
Jeremy Burnitz, L (1, 9) OBP: 0.356, SLG: 0.503	0-1 2B 2B			1-2 HR BB		1-2 SF8 WP 1B		1-2 FC6-4		2	0	1	2	0	0	1	
Marquis Grissom, R (1, 8) OBP: 0.314, SLG: 0.421	1-0 2B			0-0 HR		3-2 SF8		1-2 P5		4	1	1	3	0	0	3	
Jose Valentin, S (1, 6) OBP: 0.330, SLG: 0.428	1-0 2B			0-0 HR		1-0 L9		1-1 G6-3		4	1	2	5	0	0	1	
Bobby Hughes, R (1, 2) OBP: 0.297, SLG: 0.418	0-2 F8			1-1 P6		1-1 G3		1-0 G3		4	0	2	0	0	0	0	
Jeff Juden, R (1, 1) OBP: 0.196, SLG: 0.198 David Weathers, R (2, 1) OBP: 0.198, SLG: 0.235 Al Reyes, R (6, 1) OBP: 0.250, SLG: 0.250 Marc Newfield, R (6, PH) OBP: 0.672, SLG: 0.545 48 Brad Woodall, S (7, 1) OBP: 0.672, SLG: 0.545 Chad Fox, R (8, 1) OBP: 0.672, SLG: 0.545 Bob Wickman, R (9, 1)	2-3 K			1-2 F8		0-0 F9		1-0 F8		4	0	0	0	0	0	2	
				1-1 F7		0-3 K		2-2 G6-3		0	0	0	0	0	0	0	

Inning Stats		R: 4	H: 4	E: 0	LOB: 1	K: 0	BB: 1	S: 15	R: 0	H: 0	E: 0	LOB: 0	K: 1	BB: 0	S: 6	R: 3	H: 2	E: 0	LOB: 0	K: 0	BB: 1	S: 11	R: 1	H: 1	E: 0	LOB: 1	K: 1	BB: 1	S: 11	R: 0	H: 1	E: 0	LOB: 1	K: 0	BB: 0	S: 6	R: 3	H: 4	E: 0	LOB: 1	K: 1	BB: 0	S: 17	R: 0	H: 0	E: 0	LOB: 0	K: 0	BB: 0	S: 6	R: 1	H: 0	E: 1	LOB: 1	K: 0	BB: 0	S: 8
PITCHER	IP	WLS	BF	H	R	ER	SO	BB	IBB	HBP	BLK	WP	HR	S	P	ERA	WHIP																																								
Kevin Tapani, R (1, 1) ERA: 4.82	2.1		15	6	7	7	1	2	0	1	0	0	1	27	49	27.00	3.429																																								
Dave Stevens, R (3, 1) ERA: 1.13	2.2		11	2	1	1	1	1	0	0	0	0	0	22	36	3.38	1.125																																								
Bob Patterson, L (6, 1) ERA: 7.08	0.1	L	3	2	2	2	1	0	0	0	0	0	0	7	9	54.00	6.000																																								
Marc Pisciotta, R (6, 1) ERA: 3.89	1.2		7	2	1	1	0	0	0	0	0	1	0	16	24	5.40	1.200																																								
Terry Mulholland, L (8, 1) ERA: 3.2	1.0		5	0	1	0	0	0	0	1	0	0	0	8	13	0.00	0.000																																								
Inning Stats		1B: 6	SF: 1	WP: 1	PA: 41																																																				
Inning Stats		2B: 4	SAC: 0	PB: 0																																																					
Inning Stats		3B: 1	DP: 0	SB: 2																																																					
Inning Stats		HR: 1	HBP: 2	CS: 0																																																					
PITCHER		IP	WLS	BF	H	R	ER	SO	BB	IBB	HBP	BLK	WP	HR	S	P	ERA	WHIP																																							



Batter	1	2	3	4	5	6	7	8	9	AB R H RBI BB SO LOB	TOP																									
José Hernández, R (1, 8) OBP: 0.332, SLG: 0.547	2-3 K		3-3 K		0-1 L6		3-3 K		3-1 HR	5 1 1 3 0 3 1																										
Mickey Morandini, L (1, 4) OBP: 0.416, SLG: 0.447	1-0 G4-3		2-2 G3-1		3-2 L3		2-2 F9		2-3 K	5 0 0 0 0 1 1																										
Mark Grace, L (1, 3) OBP: 0.412, SLG: 0.484	2-3 K			4-0 WP 1B BB	0-1 L9			4-1 G6-4-3 BB		2 1 0 0 2 1 0																										
Sammy Sosa, R (1, 9) OBP: 0.386, SLG: 0.677		1-0 HR		3-3 K		1-1 S 1B		0-2 G6-4-3		4 1 2 1 0 1 2																										
Glenallen Hill, R (1, 7) Henry Rodríguez, L (8, PH) Matt Mieske, R (8, PH)		1-0 G6-4-3 1B		2-3 K		3-3 K		2-3 K		3 0 1 0 0 2 2 0 0 0 0 0 0 0 1 0 0 0 0 1 0																										
Jeff Blauser, R (1, 6) OBP: 0.351, SLG: 0.306		1-1 G6-4-3		4-1 1B BB		4-1 BB		1-1 DI HR 1B		2 1 1 0 2 0 1																										
Kevin Orie, R (1, 5) Jason Hardtke, S (9, PH)		1-3 K		3-2 BB 1B		1-2 P3		2-3 K		3 0 1 1 0 1 2 1 0 0 0 0 1 1	AB 33 R 5 H 8 RBI 5 BB 5 SO 12 LOB 18																									
Scott Servais, R (1, 2) Tyler Houston, L (9, PH)			1-2 2B	4-0 BB BB	1-2 BB	1-0 L4		1-2 HR 1B		2 0 1 0 1 0 2 1 1 1 0 0 0 0																										
34 Kerry Wood, R (1, 1) Terry Adams, R (8, 1) Sandy Martínez, L (9, PH)			1-2 F7	2-1 G6-3			1-1 G5-3		1-3 K	3 0 0 0 0 0 4 0 0 0 0 0 0 0 1 0 0 0 0 1 2																										
Inning Stats	R: 0 E: 0 K: 2 S: 8	H: 0 LOB: 0 BB: 0 P: 13	R: 1 E: 0 K: 1 S: 7	H: 2 LOB: 0 BB: 0 P: 11	R: 0 E: 0 K: 1 S: 13	H: 1 LOB: 1 BB: 0 P: 20	R: 1 E: 0 K: 2 S: 18	H: 1 LOB: 3 BB: 3 P: 40	R: 0 E: 0 K: 0 S: 10	H: 0 LOB: 0 BB: 0 P: 13	R: 0 E: 0 K: 1 S: 13	H: 1 LOB: 2 BB: 1 P: 23	R: 0 E: 0 K: 1 S: 14	H: 0 LOB: 0 BB: 0 P: 20	R: 0 E: 0 K: 1 S: 9	H: 0 LOB: 0 BB: 1 P: 15	R: 3 E: 0 K: 3 S: 16	H: 3 LOB: 0 BB: 0 P: 26	1B: 5 2B: 1 3B: 0 HR: 2	SF: 0 SAC: 0 DP: 2 HBP: 0	WP: 1 PB: 0 SB: 1 CS: 0	PA: 38														
PITCHER	IP WLS BF H R ER SO BB IBB HBP BLK WP HR S P ERA WHIP																																			
Scott Karl, L (1, 1) ERA: 4.46	5.1		23	5	2	2	7	3	0	0	0	1	1	63	108	3.38	1.500																			
Bronswell Patrick, R (6, 1) ERA: 2.67	1.2	W	6	0	0	0	1	1	0	0	0	0	0	20	32	0.00	0.600																			
Al Reyes, R (8, 1) ERA: 4.46	0.2		2	0	0	0	0	1	0	0	0	0	0	4	8	0.00	1.500																			
Mike Myers, L (8, 1) ERA: 0.57	0.1		1	0	0	0	1	0	0	0	0	0	0	5	7	0.00	0.000																			
Bob Wickman, R (9, 1) ERA: 2.25	1.0		6	3	3	3	3	0	0	0	0	0	1	16	26	27.00	3.000																			

Chicago Cubs @ Milwaukee Brewers
Milwaukee County Stadium, Milwaukee, WI

Fri Jul 10 1998, 8:05 PM EDT
Att. 43,575 - Unknown - 70 F

livebaseballscorecards.com



Batter	1	2	3	4	5	6	7	8	9	AB	R	H	RBI	BB	SO	LOB
Fernando Vina, L (1, 4) OBP: 0.383, SLG: 0.428	1-0 1B G3 HBP		1-1 L5-4 2B		3-2 L8		4-1 HBP BB			2	1	1	0	1	0	0
Mark Loretta, R (1, 3) OBP: 0.395, SLG: 0.415	3-1 G3 1-3 1B		3-2 L5-4 2-3		1-3 K		3-2 HBP			3	0	1	1	0	1	1
Jeff Cirillo, R (1, 5) OBP: 0.406, SLG: 0.422	0-0 G5-3			4-1 2B BB		0-0 G6-3		2-3 K		3	1	0	0	1	1	5
Jeremy Burnitz, L (1, 9) OBP: 0.352, SLG: 0.497 Bob Wickman, R (9, 1)	1-2 G3 2-3 3-H			1-0 P8		1-2 G6-3		1-3 K		4	0	0	1	0	1	2
Marquis Grissom, R (1, 8) OBP: 0.310, SLG: 0.415	1-1 L9			1-2 F4		2-3 K		0-1 G6-3		4	0	0	0	0	1	2
Dave Nilsson, L (1, 7) OBP: 0.333, SLG: 0.366 Darrin Jackson, R (7, PR) OBP: 0.224, SLG: 0.282		1-1 F7		1-1 2B			2-0 BB HBP 1B	1-0 1B 3B		3	0	2	1	0	0	0
Jose Valentin, S (1, 6) OBP: 0.332, SLG: 0.425		1-3 K		4-2 BB			3-3 K	4-1 1B IBB		2	1	0	0	2	2	1
Bobby Hughes, R (1, 2) OBP: 0.303, SLG: 0.416		0-3 K		2-2 F9			1-0 HBP BB 1-2 HBP	1-2 2B 1B		3	1	1	2	0	1	2
Scott Karl, L (1, 1) OBP: 0.256, SLG: 0.151 Bronswell Patrick, R (6, 1) OBP: 0.286, SLG: 0.167 Bob Hamelin, L (7, PH) OBP: 0.258, SLG: 0.351 Al Reyes, R (8, 1) OBP: 0.250, SLG: 0.250 Mike Myers, L (8, 1) Marc Newfield, R (8, PH) OBP: 0.302, SLG: 0.297			2-3 K		3-3 K		0-3 K	0-0 2B		2	0	0	0	0	2	0

Inning Stats	R: 1	H: 1	E: 0	K: 0	S: 9	R: 0	H: 0	E: 0	K: 2	S: 8	R: 0	H: 1	E: 0	K: 1	S: 10	R: 1	H: 1	E: 0	K: 0	S: 13	R: 0	H: 0	E: 0	K: 2	S: 9	R: 0	H: 0	E: 0	K: 3	S: 14	R: 3	H: 3	E: 0	K: 1	S: 11
	LOB: 1	BB: 0	P: 15	LOB: 0	BB: 0	LOB: 0	BB: 0	LOB: 2	BB: 2	P: 26	LOB: 0	BB: 0	LOB: 0	BB: 0	P: 16	LOB: 3	BB: 1	P: 29	LOB: 1	BB: 1	P: 18	LOB: 3	BB: 1	P: 18	LOB: 3	SF: 0	SAC: 0	DP: 1	HBP: 3	1B: 3	2B: 4	3B: 1	HR: 0		

PITCHER	IP	WLS	BF	H	R	ER	SO	BB	IBB	HBP	BLK	WP	HR	S	P	ERA	WHIP
34 Kerry Wood, R (1, 1) ERA: 3.41	7.0	L	30	4	3	3	9	3	0	3	0	0	0	70	122	3.86	1.000
Terry Adams, R (8, 1) ERA: 3.49	1.0		6	3	3	3	1	0	1	0	0	0	0	11	18	27.00	3.000

BOTTOM

Chicago Cubs @ Milwaukee Brewers
Milwaukee County Stadium, Milwaukee, WI

Fri Jul 10 1998, 8:05 PM EDT
Att: 43,575 - Unknown - 70 F

AB	29
R	6
H	7
RBI	6
BB	4
SO	10
LOB	15

WP: 0 PA: 36
PB: 0
SB: 1
CS: 0



livebaseballscores.com

Batter	1	2	3	4	5	6	7	8	9	AB R H RBI BB SO LOB	TOP																
José Hernández, R (1, 5) OBP: 0.333, SLG: 0.555	0-3 K		4-1 1B FC4-6 1B BB	1-3 K		0-2 P3		2-0 HR		4 2 1 2 1 2 0																	
Mickey Morandini, L (1, 4) OBP: 0.413, SLG: 0.443	3-3 K		0-0 FC4-6 1B 1B	0-3 K		0-1 F7		0-0 G4-3		5 1 1 0 0 2 0																	
Sammy Sosa, R (1, 8) OBP: 0.383, SLG: 0.671	2-3 K		1-1 FC4-6 1B			0-2 G5-3		2-1 G6-3		5 0 1 1 0 1 0																	
Mark Grace, L (1, 3) OBP: 0.410, SLG: 0.488		1-0 G1-3	0-1 FC4-6 1B BB		1-1 HR		0-0 G3-1		2-2 P5	5 2 1 2 0 0 2																	
Henry Rodriguez, L (1, 7) OBP: 0.339, SLG: 0.547		3-2 P5	4-2 1B 1B BB		1-2 HR		0-1 HR		3-1 F9 2B	3 3 2 2 1 0 0 1 0 1 0 0 0 0																	
Matt Mieske, R (9, PH) OBP: 0.365, SLG: 0.425																											
Glenallen Hill, R (1, 9) OBP: 0.333, SLG: 0.517		3-3 K	2-1 1B 1B		1-1 BB 1B		1-3 K		0-0 F9	5 0 2 2 0 2 1																	
Tyler Houston, L (1, 2) OBP: 0.343, SLG: 0.505																											
Scott Servais, R (9, PH) OBP: 0.274, SLG: 0.289																											
Manny Alexander, R (1, 6) OBP: 0.291, SLG: 0.366																											
Steve Trachsel, R (1, 1) OBP: 0.333, SLG: 0.333																											
Marc Pisciotto, R (8, 1) OBP: 0.333, SLG: 0.333																											
Bob Patterson, R (8, 1) Terry Mulholland, R (8, 1) OBP: 0.286, SLG: 0.167																											
Rod Beck, R (8, 1)																											
Inning Stats	R: 0 E: 0 K: 3 S: 10	H: 0 LOB: 0 BB: 0 P: 15	R: 0 E: 0 K: 1 S: 8	H: 0 LOB: 0 BB: 0 P: 15	R: 6 E: 0 K: 1 S: 26	H: 5 LOB: 2 BB: 2 P: 44	R: 0 E: 0 K: 2 S: 8	H: 0 LOB: 0 BB: 0 P: 9	R: 2 E: 0 K: 0 S: 16	H: 3 LOB: 2 BB: 1 P: 24	R: 0 E: 0 K: 0 S: 10	H: 0 LOB: 0 BB: 0 P: 10	R: 1 E: 0 K: 2 S: 9	H: 1 LOB: 0 BB: 0 P: 10	R: 2 E: 1 K: 1 S: 9	H: 2 LOB: 0 BB: 0 P: 16	R: 0 E: 0 K: 0 S: 10	H: 1 LOB: 1 BB: 0 P: 16	1B: 5 2B: 3 3B: 0 HR: 4	SF: 0 SAC: 0 DP: 0 HBP: 0	WP: 1 PB: 0 SB: 0 CS: 0	PA: 43					
PITCHER	IP	WLS	BF	H	R	ER	SO	BB	IBB	HBP	BLK	WP	HR	S	P	ERA	WHIP										
21 Cal Eldred, R (1, 1) ERA: 4.8	4.2	L	26	8	8	8	7	3	0	0	0	1	2	66	105	15.43	2.357										
Bronswell Patrick, R (5, 1) ERA: 2.65	0.1		1	0	0	0	0	0	0	0	0	0	0	2	2	0.00	0.000										
Doug Jones, R (6, 1) ERA: 4.59	3.0		12	3	3	3	3	0	0	0	0	0	2	28	36	9.00	1.000										
Mike Myers, L (9, 1) ERA: 0.56	1.0		4	1	0	0	0	0	0	0	0	0	0	10	16	0.00	1.000										

Chicago Cubs @ Milwaukee Brewers
Milwaukee County Stadium, Milwaukee, WI

Sat Jul 11 1998, 4:33 AM EDT
Att. 52,067 - Sunny - 72 F

livebaseballscorecards.com

AB	40
R	11
H	12
RBI	10
BB	3
SO	10
LOB	11



Batter	1	2	3	4	5	6	7	8	9	AB	R	H	RBI	BB	SO	LOB
Fernando Vina, L (1, 4) OBP: 0.388, SLG: 0.428	2-2 CS HBP		X 0-0 2B 1B		4-0 G1-4-3 BB		2-2 F7	4-2 1-2 BB		2	0	1	0	2	0	0
Mark Loretta, R (1, 3) OBP: 0.394, SLG: 0.419 Bob Hamelin, L (8, PH) OBP: 0.267, SLG: 0.351 John Jaha, R (8, PH) OBP: 0.395, SLG: 0.433 Mike Myers, L (9, 1)	2-0 F8		1-2 HR 2B		1-1 G1-4-3 1-2f			BB BB		3	1	1	0	0	0	2
Jeff Cirillo, R (1, 5) OBP: 0.412, SLG: 0.434	4-1 BB		1-1 HR				4-2 F9 BB	2-2 BB 1B	2-3 K	3	2	2	2	2	1	0
Jeremy Burnitz, L (1, 9) OBP: 0.352, SLG: 0.492	1-2 G3		1-0 G1-3				4-0 FC5-4 BB	4-1 2B SF8 BB	3-2 G1-3	3	1	0	0	2	0	1
Marquis Grissom, R (1, 8) OBP: 0.308, SLG: 0.415		3-1 F8		0-1 G1-3			0-3 K	2-2 F9 E 2B	1-1 F8	5	1	1	2	0	1	2
Dave Nilsson, L (1, 7) OBP: 0.325, SLG: 0.358		1-3 K		3-2 F7			2-1 F9	1-3 2-H 3-H 3-2 SF8		3	0	0	1	0	1	2
Bobby Hughes, R (1, 2) OBP: 0.302, SLG: 0.405		4-2 BB		3-3 K			0-0 FC5-4 1-2f	0-0 F9		3	0	0	0	1	1	3
Jose Valentin, S (1, 6) OBP: 0.331, SLG: 0.433		1-2 P4		2-1 HR			2-1 F9	1-1 E1 1B		4	2	1	1	0	0	1
21 Cal Eldred, R (1, 1) OBP: 0.187, SLG: 0.172 Bronswell Patrick, R (5, 1) OBP: 0.286, SLG: 0.167 Brian Banks, S (5, PH) OBP: 0.300, SLG: 0.250 Doug Jones, R (8, 1) Marc Newfield, R (8, PH) OBP: 0.307, SLG: 0.304			2-1 B1-3		0-0 F8		0-3 K	1-1 BB 1B		1	0	0	0	0	0	0

Inning Stats	R: 0	H: 0	E: 0	K: 0	S: 9	LOB: 1	BB: 1	P: 18	R: 0	H: 0	E: 0	K: 1	S: 13	LOB: 1	BB: 1	P: 22	R: 2	H: 3	E: 0	K: 0	S: 10	LOB: 0	BB: 0	P: 15	R: 0	H: 0	E: 0	K: 1	S: 11	LOB: 0	BB: 0	P: 17	R: 1	H: 1	E: 0	K: 0	S: 5	LOB: 0	BB: 1	P: 12	R: 0	H: 0	E: 0	K: 1	S: 9	LOB: 2	BB: 2	P: 19	R: 0	H: 0	E: 0	K: 1	S: 9	LOB: 0	BB: 0	P: 13	R: 5	H: 3	E: 1	K: 1	S: 22	LOB: 2	BB: 3	P: 45	R: 0	H: 0	E: 0	K: 1	S: 8	LOB: 0	BB: 0	P: 14	1B: 3	SF: 1	2B: 2	SAC: 0	3B: 0	DP: 1	HR: 2	HBP: 1	WP: 0	PA: 41
--------------	------	------	------	------	------	--------	-------	-------	------	------	------	------	-------	--------	-------	-------	------	------	------	------	-------	--------	-------	-------	------	------	------	------	-------	--------	-------	-------	------	------	------	------	------	--------	-------	-------	------	------	------	------	------	--------	-------	-------	------	------	------	------	------	--------	-------	-------	------	------	------	------	-------	--------	-------	-------	------	------	------	------	------	--------	-------	-------	-------	-------	-------	--------	-------	-------	-------	--------	-------	--------

PITCHER	IP	WLS	BF	H	R	ER	SO	BB	IBB	HBP	BLK	WP	HR	S	P	ERA	WHIP
Steve Trachsel, R (1, 1) ERA: 4.28	7.0	W	29	4	4	4	4	6	0	0	0	0	2	66	120	5.14	1.429
Marc Pisciotta, R (8, 1) ERA: 4.09	0.0		1	1	0	0	0	0	0	0	0	0	0	3	5	∞	∞
Bob Patterson, L (8, 1) ERA: 7.52	0.0		2	1	1	1	0	1	0	0	0	0	0	4	10	∞	∞
Terry Mulholland, L (8, 1) ERA: 3.16	0.2		5	1	3	1	0	1	0	0	0	0	0	12	21	13.50	3.000
Rod Beck, R (8, 1) ERA: 3.86	1.1	S	4	0	0	0	2	0	0	0	0	0	0	11	19	0.00	0.000


BOTTOM

Chicago Cubs @ Milwaukee Brewers
Milwaukee County Stadium, Milwaukee, WI

Sat Jul 11 1998, 4:33 AM EDT
Att: 52,067 - Sunny - 72 F

livebaseballscorecards.com

AB	31
R	8
H	7
RBI	7
BB	8
SO	6
LOB	13



Batter	1	2	3	4	5	6	7	8	9	AB R H RBI BB SO LOB	TOP		
José Hernández, R (1, 6) OBP: 0.328, SLG: 0.545	1-3 		0-0 L8		1-3 K		0-0 G5-3			4 0 0 0 0 2 1			
Mickey Morandini, L (1, 4) OBP: 0.414, SLG: 0.442	2-2 G4-3		4-2 G1-3 BB		2-1 L3 1B		1-1 G1-3			3 0 1 0 1 0 0			
Mark Grace, L (1, 3) OBP: 0.405, SLG: 0.483	2-2 G3		1-1 G1-3		2-0 L3		3-2 G6-3			4 0 0 0 0 0 3			
Sammy Sosa, R (1, 8) OBP: 0.382, SLG: 0.665		2-2 L9	4-0 IBB			0-3 K		0-0 G5-3		3 0 0 0 1 1 0			
Glenallen Hill, R (1, 9) OBP: 0.329, SLG: 0.509		2-2 G1-3	0-0 F8			1-0 G6-3		1-3 K		4 0 0 0 0 1 3			
Henry Rodriguez, L (1, 7) OBP: 0.341, SLG: 0.546		2-3 K		1-0 CS 1B		1-0 1B 1B		1-3 K		4 1 2 0 0 2 0			
Kevin Orie, R (1, 5) OBP: 0.252, SLG: 0.278			4-2 HR BB	0-0 F9		0-1 1B 1B		1-1 F8		3 1 1 0 1 0 1			
Scott Servais, R (1, 2) OBP: 0.283, SLG: 0.310			0-1 SAFE HR	4-2 FC6-4 BB		1-0 1B 1B		0-1 G6-3		3 1 2 3 1 0 0			
Mark Clark, R (1, 1) OBP: 0.083, SLG: 0.029			4-2 G1-3 BB BB	1-2 FC6-4		0-0 F8		0-0 G6-3		3 0 0 0 1 0 3			
Inning Stats	R: 0 E: 0 K: 1 S: 12 H: 0 LOB: 0 BB: 0 P: 17	R: 0 E: 0 K: 1 S: 10 H: 0 LOB: 0 BB: 0 P: 16	R: 2 E: 0 K: 0 S: 15 H: 1 LOB: 3 BB: 4 P: 32	R: 0 E: 0 K: 0 S: 7 H: 1 LOB: 1 BB: 1 P: 13	R: 0 E: 0 K: 1 S: 8 H: 1 LOB: 0 BB: 0 P: 13	R: 1 E: 0 K: 1 S: 9 H: 3 LOB: 2 BB: 0 P: 12	R: 0 E: 0 K: 0 S: 7 H: 0 LOB: 0 BB: 0 P: 11	R: 0 E: 0 K: 2 S: 7 H: 0 LOB: 0 BB: 0 P: 9	R: 0 E: 0 K: 0 S: 5 H: 0 LOB: 0 BB: 0 P: 6	1B: 5 2B: 1 3B: 0 HR: 1 SF: 0 SAC: 0 DP: 1 HBP: 0	WP: 0 PB: 0 SB: 0 CS: 1 PA: 36		
PITCHER	IP WLS BF H R ER SO BB IBB HBP BLK WP HR S P ERA WHIP											PITCHER	IP WLS BF H R ER SO BB IBB HBP BLK WP HR S P ERA WHIP
48 Brad Woodall, L (1, 1) ERA: 3.61	7.0 L 30 6 3 3 4 4 1 0 0 0 0 1 68 114 3.86 1.429												
Al Reyes, R (8, 1) ERA: 4.36	1.0 3 0 0 0 2 0 0 0 0 0 0 0 7 9 0.00 0.000												
Chad Fox, R (9, 1) ERA: 2.51	1.0 3 0 0 0 0 0 0 0 0 0 0 0 5 6 0.00 0.000												

Chicago Cubs @ Milwaukee Brewers
Milwaukee County Stadium, Milwaukee, WI

Sun Jul 12 1998, 4:33 AM EDT
Att. 50,735 - Sunny - 80 F

livebaseballscorecards.com

AB	31
R	3
H	6
RBI	3
BB	5
SO	6
LOB	11



Batter	1	2	3	4	5	6	7	8	9	AB	R	H	RBI	BB	SO	LOB
Fernando Vina, L (1, 4) OBP: 0.384, SLG: 0.423	0-0 G1-3			0-0 B3		0-1 G3			0-1 F8	4	0	0	0	0	0	0
Mark Loretta, R (1, 3) OBP: 0.392, SLG: 0.416	2-1 F7			2-1 BB 1B		1-3 K			1-0 G4-3	4	0	1	0	0	1	0
Jeff Cirillo, R (1, 5) OBP: 0.410, SLG: 0.430	3-2 G3-1			1-2 P9					4-1 BB	3	0	0	0	1	0	1
Jeremy Burnitz, L (1, 9) OBP: 0.351, SLG: 0.488		2-2 F8		4-1 FC6-4 BB					2-1 L4	3	0	0	0	1	0	1
Marquis Grissom, R (1, 8) OBP: 0.308, SLG: 0.414		1-0 CS 1B		1-1 FC6-4						3	0	1	0	0	0	2
Dave Nilsson, L (1, 7) OBP: 0.325, SLG: 0.358		3-3 SAFE SAFE SAFE K 1-2		1-3 K						3	0	1	0	0	2	1
Bobby Hughes, R (1, 2) OBP: 0.295, SLG: 0.395			0-1 F9		0-3 K					3	0	0	0	0	1	1
Jose Valentin, S (1, 6) OBP: 0.328, SLG: 0.429			1-2 F8		0-2 P5					3	0	0	0	0	0	1
48 Brad Woodall, S (1, 1) OBP: 0.500, SLG: 0.462			2-2 F7			0-1 F7				2	0	0	0	0	0	0
Al Reyes, R (8, 1) OBP: 0.250, SLG: 0.250										0	0	0	0	0	0	0
Bob Hamelin, L (8, PH) OBP: 0.264, SLG: 0.346										1	0	0	0	0	1	1
Chad Fox, R (9, 1)										0	0	0	0	0	0	0

Inning Stats	R: 0	H: 0	E: 0	K: 0	S: 6	R: 0	H: 1	E: 0	K: 1	S: 7	R: 0	H: 0	E: 0	K: 0	S: 9	R: 0	H: 0	E: 0	K: 2	S: 10	R: 0	H: 0	E: 0	K: 1	S: 7	R: 0	H: 1	E: 0	K: 1	S: 9	R: 0	H: 0	E: 0	K: 0	S: 12	R: 0	H: 1	E: 0	K: 1	S: 9	R: 0	H: 0	E: 0	K: 0	S: 6	R: 0	H: 0	E: 0	K: 0	S: 7	R: 0	H: 0	E: 0	K: 0	S: 11	R: 0	H: 0	E: 0	K: 0	S: 11	R: 0	H: 0	E: 0	K: 0	S: 12	R: 0	H: 1	E: 0	K: 0	S: 14	R: 0	H: 0	E: 0	K: 0	S: 13
	0	0	0	0	6	0	1	0	1	7	0	0	0	2	9	0	0	0	0	10	0	0	0	0	1	7	0	0	0	0	9	0	0	0	0	12	0	1	0	1	9	0	0	0	0	6	0	0	0	7	0	0	0	0	11	0	0	0	0	11	0	0	0	0	12	0	0	0	0	13					

PITCHER	IP	WLS	BF	H	R	ER	SO	BB	IBB	HBP	BLK	WP	HR	S	P	ERA	WHIP
Mark Clark, R (1, 1) ERA: 4.63	9.0	W	31	3	0	0	5	2	0	0	0	0	0	75	115	0.00	0.556


BOTTOM

Chicago Cubs @ Milwaukee Brewers
Milwaukee County Stadium, Milwaukee, WI

Sun Jul 12 1998, 4:33 AM EDT
 Att: 50,735 - Sunny - 80 F

livebaseballscorecards.com

AB	29
R	0
H	3
RBI	0
BB	2
SO	5
LOB	8



WP	PA	ERA	WHIP
0	31		

Batter	1	2	3	4	5	6	7	8	9	AB R H RBI BB SO LOB	TOP											
Doug Glanville, R (1, 8) OBP: 0.351, SLG: 0.448	1-1 G1-3		1-1 B5-3			1-1 G6-4-3 1B	0-1 L3			4 0 1 0 0 0 2	Philadelphia Phillies @ Milwaukee Brewers Milwaukee County Stadium, Milwaukee, WI Mon Jul 13 1998, 8:05 PM EDT Att. 17,230 - Unknown - 84 F											
Gregg Jefferies, S (1, 7) OBP: 0.350, SLG: 0.446	1-3 K		0-0 F8			0-1 G6-4-3 1-2f		1-1 E9 G1-6-3		4 0 0 0 0 1 2												
Scott Rolen, R (1, 5) OBP: 0.384, SLG: 0.532	1-0 HR				3-2 G5-3	2-2 1B		4-1 G1-6-3 BB		3 1 2 1 1 0 0												
Rico Brogna, L (1, 3) OBP: 0.330, SLG: 0.476	0-1 F7				2-2 G3	0-2 1B		0-0 G1-6-3 1-2f 2-3		4 0 1 0 0 0 2												
Mike Lieberthal, R (1, 2) OBP: 0.299, SLG: 0.399		1-0 P6			1-0 1B	2-3 K SAFE		0-1 L1		4 0 1 0 0 1 3												
Bobby Abreu, L (1, 9) OBP: 0.393, SLG: 0.463		0-1 G5-3			1-0 P6		1-3 K		1-1 F9	3 0 0 0 0 1 1 1 0 0 0 0 0 0												
Kevin Seifick, R (9, PH) OBP: 0.355, SLG: 0.286																						
Mark Lewis, R (1, 4) OBP: 0.309, SLG: 0.373		2-3 K				3-1 P3		2-2 WP 1B 2B	2-1 F8	4 1 1 0 0 1 0												
Desi Relaford, S (1, 6) OBP: 0.348, SLG: 0.411						2-0 P4		3-2 2-H 1B	1-2 G4-3	4 0 1 1 0 1 0												
Tyler Green, R (1, 1) OBP: 0.267, SLG: 0.259						1-3 K		0-0 F7 SAFE		2 0 1 0 0 1 0												
Jon Zuber, L (7, PH) OBP: 0.333, SLG: 0.600										1 0 0 0 0 0 1												
Ricky Bottalico, L (7, 1)										0 0 0 0 0 0 0												
Yorkis Perez, L (8, 1)										0 0 0 0 0 0 0												
Inning Stats	R: 1 E: 0 K: 1 S: 8	H: 1 LOB: 0 BB: 0 P: 11	R: 0 E: 0 K: 1 S: 6	H: 0 LOB: 0 BB: 0 P: 9	R: 0 E: 0 K: 1 S: 8	H: 1 LOB: 1 BB: 0 P: 11	R: 0 E: 0 K: 0 S: 13	H: 1 LOB: 1 BB: 0 P: 20	R: 0 E: 0 K: 1 S: 6	H: 0 LOB: 0 BB: 0 P: 12	R: 0 E: 0 K: 1 S: 13	H: 3 LOB: 2 BB: 0 P: 18	R: 1 E: 0 K: 1 S: 13	H: 2 LOB: 1 BB: 0 P: 19	R: 0 E: 1 K: 0 S: 6	H: 0 LOB: 1 BB: 1 P: 11	R: 0 E: 0 K: 0 S: 7	H: 0 LOB: 0 BB: 0 P: 11	1B: 6 2B: 1 3B: 0 HR: 1	SF: 0 SAC: 0 DP: 2 HBP: 0	WP: 1 PB: 0 SB: 0 CS: 0	PA: 35
PITCHER	IP WLS BF H R ER SO BB IBB HBP BLK WP HR S P ERA WHIP																					
Steve Woodard, R (1, 1) ERA: 3.47	6.1 W 25 7 2 2 6 0 0 0 0 0 0 1 60 90 2.84 1.105																					
Al Reyes, R (7, 1) ERA: 4.3	0.2 5 1 0 0 0 1 0 0 0 0 1 0 10 18 0.00 3.000																					
Mike Myers, L (8, 1) ERA: 0.54	1.0 2 0 0 0 0 0 0 0 0 0 0 0 3 3 0.00 0.000																					
Bob Wickman, R (9, 1) ERA: 2.21	1.0 S 3 0 0 0 0 0 0 0 0 0 0 0 7 11 0.00 0.000																					

livebaseballscorecards.com

AB	34
R	2
H	8
RBI	2
BB	1
SO	6
LOB	11



Batter	1	2	3	4	5	6	7	8	9	AB	R	H	RBI	BB	SO	LOB
Fernando Vina, L OBP: 0.383, SLG: 0.424 (1, 4)	2-2 FC5 E 2B	1-0 G4-3		1-1 L4		2-2 F8				4	1	1	0	0	0	0
Mark Loretta, R OBP: 0.398, SLG: 0.417 (1, 6) (8, 3)	4-2 FC5 1B 2-3 BB	4-0 E HBP BB		1-1 S 1B			0-0 P3			2	1	1	0	2	0	0
Jeff Cirillo, R OBP: 0.408, SLG: 0.426 (1, 5)	0-1 FC5 1B 1-2 2B 3-H	2-0 E HBP		3-3 K 1-2			3-2 F9			3	1	0	1	0	1	2
Jeremy Burnitz, L OBP: 0.350, SLG: 0.485 (1, 9)	1-0 2B 1-3 2-H 1B	1-0 E4 G6-4-3		1-1 F9			2-2 F9			4	0	1	1	0	0	3
Marquis Grissom, R OBP: 0.308, SLG: 0.410 (1, 8)	0-1 L5 1-2	1-1 G6-4-3		3-3 K			4-2 B1-3 BB			3	0	0	0	1	1	5
Marc Newfield, R OBP: 0.313, SLG: 0.345 Bob Wickman, R (9, 1)	0-1 2B 1-3 3-H		0-1 HR		0-1 G4-3		0-3 K			4	1	2	2	0	1	1
Bob Hamelin, L OBP: 0.266, SLG: 0.338 Jose Valentin, S OBP: 0.327, SLG: 0.427 (8, 6)	4-2 HBP		1-0 G4-3		3-3 K		1-1 B1-3			2	0	0	0	0	1	0
Mike Matheny, R OBP: 0.294, SLG: 0.346 (1, 2)	3-0 F7		2-1 G5-3			2-1 G4-3		2-3 K		4	0	0	0	0	1	4
Steve Woodard, L OBP: 0.190, SLG: 0.286 Al Reyes, R OBP: 0.250, SLG: 0.250 Mike Myers, L (8, 1) Darrin Jackson, R OBP: 0.224, SLG: 0.282 (9, 7)	1-3 K		1-1 G6-3			2-2 G4-3				3	0	0	0	0	1	3

Inning Stats	R: 3	H: 3	LOB: 3	E: 1	K: 1	S: 20	R: 0	H: 0	LOB: 2	E: 1	K: 0	S: 4	R: 1	H: 1	LOB: 0	E: 0	K: 0	S: 7	R: 0	H: 1	LOB: 1	E: 0	K: 1	S: 10	R: 0	H: 0	LOB: 0	E: 0	K: 2	S: 10	R: 0	H: 0	LOB: 0	E: 0	K: 0	S: 8	R: 0	H: 0	LOB: 0	E: 0	K: 2	S: 17	R: 0	H: 0	LOB: 1	E: 0	K: 2	S: 17	1B: 2	2B: 2	3B: 0	HR: 1	SF: 0	SAC: 0	DP: 1	HBP: 2	WP: 0	PB: 0	SB: 1	CS: 0	PA: 35
--------------	------	------	--------	------	------	-------	------	------	--------	------	------	------	------	------	--------	------	------	------	------	------	--------	------	------	-------	------	------	--------	------	------	-------	------	------	--------	------	------	------	------	------	--------	------	------	-------	------	------	--------	------	------	-------	-------	-------	-------	-------	-------	--------	-------	--------	-------	-------	-------	-------	--------

PITCHER	IP	WLS	BF	H	R	ER	SO	BB	IBB	HBP	BLK	WP	HR	S	P	ERA	WHIP
Tyler Green, R ERA: 4.68 (1, 1)	6.0	L	28	5	4	4	4	2	0	0	0	0	1	59	105	6.00	1.167
Ricky Bottalico, R ERA: 4.26 (7, 1)	1.0		3	0	0	0	0	0	0	0	0	0	0	8	13	0.00	0.000
Yorkis Perez, L ERA: 3.09 (8, 1)	1.0		4	0	0	0	2	1	0	0	0	0	0	17	24	0.00	1.000

BOTTOM

Philadelphia Phillies @ Milwaukee Brewers
Milwaukee County Stadium, Milwaukee, WI

Mon Jul 13 1998, 8:05 PM EDT
Att: 17,230 - Unknown - 84 F

livebaseballscorecards.com

AB 30
R 4
H 5
RBI 4
BB 3
SO 6
LOB 19



Batter	1	2	3	4	5	6	7	8	9	AB R H RBI BB SO LOB	TOP									
Doug Glanville, R (1, 8) OBP: 0.354, SLG: 0.450	0-1 G6-3		1-1 S 1B			2-2 L6		1-2 1B 2B	1-2 2-H 1B	5 2 3 1 0 0 0										
Gregg Jefferies, S (1, 7) Mark Leiter, R (9, 1)	0-0 L9		2-1 G4-3			1-2 F8		0-0 2B 1B	1-1 2-H 1B	5 1 2 1 0 0 1 0 0 0 0 0 0 0										
Scott Rolen, R (1, 5) OBP: 0.384, SLG: 0.533	1-2 F7				0-3 K	3-2 1B		1-2 1-H FC5-2 2B	1-1 F7	5 0 2 2 0 1 1										
Rico Brogna, L (1, 3) OBP: 0.326, SLG: 0.470		1-3 K			1-3 K	2-2 G6-3		1-1 G3		4 0 0 0 0 2 2										
Mike Lieberthal, R (1, 2) OBP: 0.299, SLG: 0.395		2-3 K			1-0 FC6-4 HBP		0-0 L7	2-2 FC5-2		3 0 0 0 0 1 1										
Bobby Abreu, L (1, 9) OBP: 0.394, SLG: 0.463		0-1 1B			2-2 FC6-4 1-2f		1-2 G3 1B	1-3 K		4 0 2 0 0 1 2										
Mark Lewis, R (1, 4) OBP: 0.308, SLG: 0.371		0-1 G4-3				0-3 K	0-0 G3 1B		1-2 G5-3	4 0 1 0 0 1 1										
Desi Relaford, S (1, 6) OBP: 0.344, SLG: 0.405			0-0 L5			1-1 F8	0-0 G3		1-1 G5-3	4 0 0 0 0 0 2										
55 Matt Beech, L (1, 1) OBP: 0.148, SLG: 0.148			0-1 F8			1-1 G4-3	3-1 G5-3		1-0 1B 2B	2 0 0 0 0 0 0 1 0 0 0 0 0 2 0 0 0 0 0 0 0 1 1 1 0 0 0 0 0 0 0 0 0 0 0										
23 Kevin Jordan, R (7, PH) Wayne Gomes, R (7, 1) Jon Zuber, L (9, PH) Kevin Sefcik, R (9, 7) OBP: 0.385, SLG: 0.727 OBP: 0.355, SLG: 0.286																				
Inning Stats	R: 0 E: 0 K: 0 S: 6	H: 0 LOB: 0 BB: 0 P: 7	R: 0 E: 0 K: 2 S: 11	H: 1 LOB: 1 BB: 0 P: 14	R: 0 E: 0 K: 2 S: 10	H: 0 LOB: 1 BB: 0 P: 14	R: 0 E: 0 K: 1 S: 7	H: 0 LOB: 0 BB: 0 P: 9	R: 0 E: 0 K: 0 S: 13	H: 1 LOB: 1 BB: 0 P: 21	R: 0 E: 0 K: 0 S: 8	H: 2 LOB: 2 BB: 0 P: 12	R: 2 E: 0 K: 1 S: 16	H: 3 LOB: 1 BB: 0 P: 22	R: 2 E: 0 K: 0 S: 13	H: 3 LOB: 1 BB: 0 P: 19	1B: 9 2B: 2 3B: 0 HR: 0	SF: 0 SAC: 0 DP: 0 HBP: 1	WP: 0 PB: 0 SB: 1 CS: 0	PA: 39
PITCHER	IP WLS BF H R ER SO BB IBB HBP BLK WP HR S P ERA WHIP																			
Jeff Juden, R (1, 1) ERA: 4.73	7.0 L 30 8 2 2 5 0 0 1 0 0 0 0 69 96 2.57 1.143																			
Mike Myers, L (8, 1) ERA: 0.53	0.1 1 0 0 0 0 0 0 0 0 0 0 0 2 3 0.00 0.000																			
Chad Fox, R (8, 1) ERA: 2.97	1.2 8 3 2 2 1 0 0 0 0 0 0 0 20 29 10.80 1.800																			

Philadelphia Phillies @ Milwaukee Brewers
 Milwaukee County Stadium, Milwaukee, WI

Tue Jul 14 1998, 8:05 PM EDT
 Att. 16,861 - Unknown - 90 F

AB	38
R	4
H	11
RBI	4
BB	0
SO	6
LOB	12



Batter	1	2	3	4	5	6	7	8	9	AB	R	H	RBI	BB	SO	LOB
Fernando Vina, L (1, 4) OBP: 0.382, SLG: 0.428	3-2 G6-3		0-0 3B		2-1 L5			2-1 G1-3		4	0	1	0	0	0	0
Mark Loretta, R (1, 6) OBP: 0.401, SLG: 0.425 Jose Valentin, S (3, 6) OBP: 0.327, SLG: 0.426	2-2 G1-2-3 2B		0-2 G5-3			0-0 P3		0-2 WP G5-3 1B		1	0	1	0	0	0	0
Jeff Cirillo, R (1, 5) OBP: 0.409, SLG: 0.425	4-2 E BB		0-3 K			1-0 F9		0-0 WP 1B		3	0	1	0	1	1	1
John Jaha, R (1, 3) OBP: 0.392, SLG: 0.423	3-1 E5 1-2 2-3			0-0 F9		4-1 1B BB		3-1 G5-3 1-2 2-H		3	0	0	1	1	0	3
Marquis Grissom, R (1, 8) OBP: 0.310, SLG: 0.411	0-1 G1-2-3 3-H			0-0 1B		1-2 FC6-4 1B		1-1 P6		4	0	2	0	0	0	4
Marc Newfield, R (1, 7) OBP: 0.311, SLG: 0.342		2-2 L7		1-2 CS 1B		1-1 FC6-4		0-1 F9		4	0	1	0	0	0	2
Bobby Hughes, R (1, 2) OBP: 0.288, SLG: 0.385 Dave Nilsson, L (9, PH) OBP: 0.323, SLG: 0.355		0-0 G5-3		0-3 K 1-2			2-1 G4-3		3-2 G4-3	3	0	0	0	0	1	2
Darrin Jackson, R (1, 9) OBP: 0.220, SLG: 0.276 Jeromy Burnitz, L (7, PH) OBP: 0.351, SLG: 0.494 (8, 9)		1-2 F9			1-2 F9		0-0 G4-3		0-0 HR	2	0	0	0	0	0	0
Jeff Juden, R (1, 1) OBP: 0.143, SLG: 0.171 Mike Myers, L (8, 1) Chad Fox, R (8, 1) Bob Hamelin, L (9, PH) OBP: 0.263, SLG: 0.333			0-0 F7		1-3 K		1-3 K		3-2 L9	0	0	0	0	0	0	0

Inning Stats	R: 0	H: 1	E: 1	LOB: 2	K: 0	BB: 1	S: 13	R: 0	H: 0	E: 0	LOB: 0	K: 0	BB: 0	S: 7	R: 0	H: 1	E: 0	LOB: 1	K: 1	BB: 0	S: 8	R: 0	H: 2	E: 0	LOB: 2	K: 1	BB: 0	S: 8	R: 0	H: 0	E: 0	LOB: 0	K: 1	BB: 0	S: 8	R: 0	H: 1	E: 0	LOB: 2	K: 0	BB: 1	S: 9	R: 0	H: 0	E: 0	LOB: 0	K: 1	BB: 0	S: 7	R: 1	H: 2	E: 0	LOB: 1	K: 0	BB: 0	S: 11	R: 1	H: 1	E: 0	LOB: 0	K: 0	BB: 0	S: 10	1B: 5	SF: 0	2B: 2	SAC: 0	3B: 1	DP: 2	HR: 1	HBP: 0	WP: 1	PA: 36
--------------	------	------	------	--------	------	-------	-------	------	------	------	--------	------	-------	------	------	------	------	--------	------	-------	------	------	------	------	--------	------	-------	------	------	------	------	--------	------	-------	------	------	------	------	--------	------	-------	------	------	------	------	--------	------	-------	------	------	------	------	--------	------	-------	-------	------	------	------	--------	------	-------	-------	-------	-------	-------	--------	-------	-------	-------	--------	-------	--------

PITCHER	IP	WLS	BF	H	R	ER	SO	BB	IBB	HBP	BLK	WP	HR	S	P	ERA	WHIP
55 Matt Beech, L (1, 1) ERA: 4.81	6.0		24	5	0	0	3	2	0	0	0	0	0	53	80	0.00	1.167
Wayne Gomes, R (7, 1) ERA: 3.41	2.0	W	8	2	1	1	1	0	0	0	0	1	0	18	27	4.50	1.000
Mark Leiter, R (9, 1) ERA: 3.19	1.0	S	4	1	1	1	0	0	0	0	0	0	1	10	16	9.00	1.000

BOTTOM

Philadelphia Phillies @ Milwaukee Brewers
Milwaukee County Stadium, Milwaukee, WI

Tue Jul 14 1998, 8:05 PM EDT
Att: 16,861 - Unknown - 90 F

livebaseballscorecards.com

AB	34
R	2
H	8
RBI	2
BB	2
SO	4
LOB	13



Philadelphia Phillies @ Milwaukee Brewers
 Milwaukee County Stadium, Milwaukee, WI

Wed Jul 15 1998, 4:33 AM EDT
 Att. 20,554 - Sunny - 83 F

AB	39
R	2
H	8
RBI	2
BB	2
SO	5
LOB	27



AB R H RBI BB SO LOB

5	1	1	0	0	0	1
5	0	2	1	0	0	1
3	0	0	0	2	1	4
5	0	0	0	0	2	9
5	0	1	0	0	1	5
4	0	1	0	0	1	1
4	1	2	1	0	0	1
4	0	0	0	0	0	3
3	0	0	0	0	0	2
1	0	1	0	0	0	0
0	0	0	0	0	0	0

Batter	1	2	3	4	5	6	7	8	9
Doug Glanville, R (1, 8) OBP: 0.352, SLG: 0.447	1-1 G6-3		0-2 E7 2B		0-1 FC6-4 FC6 1B		2-1 G5-3		1-2 FC5-4 E 1B 1-2f
Gregg Jefferies, S (1, 7) OBP: 0.352, SLG: 0.447	0-2 G5-3		0-1 2-H 2B		2-1 FC6 FC6-4 1-2		1-0 E6 BB		2-2 E 1B 1-2
Scott Rolen, R (1, 5) OBP: 0.384, SLG: 0.528	3-3 K		4-2 BB		0-0 F9		4-1 SAFE 1-2 BB		2-1 E1 1-2 2-3
Rico Brogna, L (1, 3) OBP: 0.321, SLG: 0.463		3-1 F7	2-0 G3-1		1-0 FC6-4 FC6-4 1-2f 2-3		3-3 K		1-3 K
Mike Lieberthal, R (1, 2) OBP: 0.297, SLG: 0.392		1-2 L7		0-0 1B 1B	3-0 FC6-4 1-2f			1-1 G1-3	2-3 K
Mark Lewis, R (1, 4) OBP: 0.307, SLG: 0.369		0-0 F9		1 SAFE K	1-3 K	0-2 F8		2-2 G4-3 1B	
Kevin Seifick, R (1, 9) OBP: 0.363, SLG: 0.343			1-0 HR	3-2 SAFE 1-3 1B	3-1 FC6 1B	3-1 G5-3		3-2 SAFE G4-3 1-2	
Alex Arias, R (1, 6) OBP: 0.333, SLG: 0.329			2-1 G5-3	1-2 P3	1-2 P7	1-0 P7		1-0 F7	
Curt Schilling, R (1, 1) OBP: 0.156, SLG: 0.140			3-2 G1-3	2-2 SAFE FC6 1-2f	2-2 FC6		2-2 G1-3		0-0 FC5-4 1B
23 Kevin Jordan, R (9, PH) OBP: 0.354, SLG: 0.407									
Desi Relaford, S (9, PR) OBP: 0.344, SLG: 0.405									

Inning Stats	R: 0	H: 0	E: 0	K: 1	S: 9	R: 0	H: 0	E: 0	K: 0	S: 6	R: 2	H: 2	E: 1	K: 0	S: 16	R: 0	H: 2	E: 0	K: 1	S: 15	R: 0	H: 1	E: 0	K: 0	S: 7	R: 0	H: 0	E: 0	K: 0	S: 6	R: 0	H: 0	E: 1	K: 1	S: 12	R: 0	H: 1	E: 0	K: 0	S: 13	R: 0	H: 2	E: 1	K: 2	S: 15	1B: 6	2B: 1	3B: 0	HR: 1	SF: 0	SAC: 0	DP: 0	HBP: 0
	0	0	0	0	13	0	0	0	0	10	2	2	1	0	28	0	2	0	0	22	0	2	0	0	10	0	0	0	1	24	0	1	0	0	20	0	2	1	0	23	6	1	0	1	0	0	0	0					

PITCHER	IP	WLS	BF	H	R	ER	SO	BB	IBB	HBP	BLK	WP	HR	S	P	ERA	WHIP
Scott Karl, L (1, 1) ERA: 4.25	7.0	W	31	5	2	1	3	2	0	0	0	0	1	71	120	1.29	1.000
Al Reyes, R (8, 1) ERA: 4.2	1.0		4	1	0	0	0	0	0	0	0	0	0	13	20	0.00	1.000
Bob Wickman, R (9, 1) ERA: 2.17	1.0	S	6	2	0	0	2	0	0	0	0	0	0	15	23	0.00	2.000

WP: 0	PA: 41
PB: 0	
SB: 0	
CS: 0	

Batter	1	2	3	4	5	6	7	8	9	AB	R	H	RBI	BB	SO	LOB	BOTTOM			
Fernando Vina, L (1, 4) OBP: 0.380, SLG: 0.426	0-0 G6-3	1-1 G4-3			0-1 G1-4-3 1B		1-1 G4-3			4	0	1	0	0	0	0	Philadelphia Phillies @ Milwaukee Brewers Milwaukee County Stadium, Milwaukee, WI Wed Jul 15 1998, 4:33 AM EDT Att. 20,554 - Sunny - 83 F			
Marquis Grissom, R (1, 8) OBP: 0.313, SLG: 0.412	0-2 2B G4-3 1B		0-0 G5-3		1-0 G1-4-3 1B			0-2 P2		4	1	2	0	0	0	0				
Jeff Cirillo, R (1, 5) OBP: 0.408, SLG: 0.426	3-2 G4-3 1B 2B		1-2 G4-3		2-2 G1-4-3			3-2 G6-3		4	1	1	0	0	0	2				
Jeremy Burnitz, L (1, 9) OBP: 0.348, SLG: 0.488	2-2 G4-3		3-3 K		1-1 P6			1-3 K		4	0	0	1	0	2	2				
Marc Newfield, R (1, 7) OBP: 0.312, SLG: 0.341 Darrin Jackson, R (8, 7) OBP: 0.220, SLG: 0.276	0-0 1B			2-1 G6-3			2-1 G6-3			3	0	1	1	0	0	0				
Bob Hamelin, L (1, 3) OBP: 0.276, SLG: 0.345	0-1 1B			1-2 2B G6-3 1B			0-1 G4-3			3	1	2	0	0	0	0				
Jose Valentin, S (1, 6) OBP: 0.327, SLG: 0.429	1-3 K			1-0 G6-3 2B			1-0 P4			3	0	1	0	0	1	2				
Mike Matheny, R (1, 2) OBP: 0.289, SLG: 0.341		1-2 P9		2-2 G6-3			0-0 F9			3	0	0	1	0	0	1				
Scott Karl, L (1, 1) OBP: 0.212, SLG: 0.103 Dave Nilsson, L (7, PH) OBP: 0.321, SLG: 0.353 Al Reyes, R (8, 1) OBP: 0.250, SLG: 0.250 Bob Wickman, R (9, 1)		2-2 G4-3		0-0 F7			1-3 K			2	0	0	0	0	0	1				
Inning Stats	R: 2 E: 0 K: 1 S: 20	H: 4 LOB: 2 BB: 0 P: 26	R: 0 E: 0 K: 0 S: 8	H: 0 LOB: 0 BB: 0 P: 12	R: 0 E: 0 K: 1 S: 9	H: 0 LOB: 0 BB: 0 P: 13	R: 1 E: 0 K: 0 S: 11	H: 2 LOB: 1 BB: 0 P: 17	R: 0 E: 0 K: 0 S: 10	H: 2 LOB: 1 BB: 0 P: 14	R: 0 E: 0 K: 0 S: 5	H: 0 LOB: 0 BB: 0 P: 8	R: 0 E: 0 K: 1 S: 6	H: 0 LOB: 0 BB: 0 P: 8	R: 0 E: 0 K: 1 S: 11	H: 0 LOB: 0 BB: 0 P: 15		1B: 6 2B: 2 3B: 0 HR: 0	SF: 0 SAC: 0 DP: 1 HBP: 0	WP: 0 PB: 0 SB: 0 CS: 0
PITCHER Curt Schilling, R (1, 1) ERA: 3.11	IP: 8.0 WLS: L BF: 31 H: 8 R: 3 ER: 3 SO: 4 BB: 0 IBB: 0 HBP: 0 BLK: 0 WP: 0 HR: 0 S: 80 P: 113 ERA: 3.38 WHIP: 1.000							PITCHER	IP: 0 WLS: 0 BF: 0 H: 0 R: 0 ER: 0 SO: 0 BB: 0 IBB: 0 HBP: 0 BLK: 0 WP: 0 HR: 0 S: 0 P: 0 ERA: 0 WHIP: 0											

livebaseballscorecards.com

AB	31
R	3
H	8
RBI	3
BB	0
SO	4
LOB	8



Batter	1	2	3	4	5	6	7	8	9	AB R H RBI BB SO LOB	TOP											
Fernando Vina, L (1, 4) OBP: 0.386, SLG: 0.432	2-2 2B		2-2 HBP			0-0 E 2B 1B	2-1 E5		0-1 1B	4 1 3 1 0 0 1												
Marquis Grissom, R (1, 8) OBP: 0.308, SLG: 0.405	2-2 G5-3		0-1 F9			1-2 L8	0-3 K		1-2 F7	5 0 0 0 0 1 8												
Jeff Cirillo, R (1, 5) OBP: 0.408, SLG: 0.427	0-3 K		0-0 G6-3			1-0 E 2B		4-2 BB	2-3 K	4 1 1 0 1 2 4												
John Jaha, R (1, 3) OBP: 0.389, SLG: 0.414	1-3 K			2-2 G6-3		4-2 E HBP		0-3 K		3 0 0 0 0 2 2												
Jeremy Burnitz, L (1, 9) OBP: 0.347, SLG: 0.484		0-0 G4-3		0-1 F9		0-0 E6 G4-3		4-2 BB	1-2 BB	3 0 0 1 1 0 1												
Marc Newfield, R (1, 7) OBP: 0.303, SLG: 0.331		0-2 G3-1		0-0 P4		2-2 G4-3 1-2f		2-2 G6-4-3 1-2f		4 0 0 0 0 0 4												
Jose Valentin, S (1, 6) OBP: 0.323, SLG: 0.423		1-1 E3			0-1 F8		1-2 G4-3		3-2 E1 G5-3 1B	4 1 0 0 0 0 0	AB 33											
Mike Matheny, R (1, 2) OBP: 0.290, SLG: 0.340		1-1 G1-3			1-2 F8		1-1 E 1B		3-1 G5-3	3 0 1 0 0 0 1	R 3											
Bobby Hughes, R (7, PR) OBP: 0.286, SLG: 0.382					1-3 K		1-0 F9		1-2 BB	1 0 0 0 0 0 1	H 5											
21 Cal Eldred, R (1, 1) OBP: 0.188, SLG: 0.167			4-1 CS HBP BB						4-1 BB	1 0 0 0 0 1 1 0	RBI 2											
Dave Nilsson, L (7, PH) OBP: 0.319, SLG: 0.351										1 0 0 0 0 0 0 1	BB 4											
Mike Myers, L (7, 1) OBP: 0.319, SLG: 0.351										0 0 0 0 0 0 0 0	SO 6											
Chad Fox, R (8, 1) OBP: 0.276, SLG: 0.345										0 0 0 0 0 0 0 0	LOB 23											
Bob Hamelin, L (9, PH) OBP: 0.276, SLG: 0.345										0 0 0 0 0 0 0 0												
Darwin Jackson, R (9, PH) OBP: 0.227, SLG: 0.276										0 0 0 0 0 1 0 0												
Inning Stats	R: 0 E: 0 K: 2 S: 14	H: 1 LOB: 1 BB: 0 P: 19	R: 0 E: 1 K: 0 S: 9	H: 0 LOB: 1 BB: 0 P: 11	R: 0 E: 0 K: 0 S: 6	H: 0 LOB: 0 BB: 1 P: 12	R: 0 E: 0 K: 0 S: 6	H: 0 LOB: 0 BB: 0 P: 8	R: 0 E: 0 K: 1 S: 8	H: 0 LOB: 0 BB: 0 P: 10	R: 2 E: 1 K: 0 S: 13	H: 2 LOB: 1 BB: 0 P: 21	R: 0 E: 1 K: 1 S: 11	H: 1 LOB: 2 BB: 0 P: 16	R: 0 E: 0 K: 1 S: 14	H: 0 LOB: 1 BB: 2 P: 24	R: 1 E: 1 K: 1 S: 17	H: 1 LOB: 2 BB: 1 P: 30	1B: 3 2B: 2 3B: 0 HR: 0	SF: 0 SAC: 0 DP: 2 HBP: 2	WP: 0 PB: 0 SB: 0 CS: 1	PA: 39
PITCHER	IP WLS BF H R ER SO BB IBB HBP BLK WP HR S P ERA WHIP																					
Greg Maddux, R (1, 1) ERA: 1.57	6.2 W 28 4 2 1 3 1 0 2 0 0 0 64 94 1.35 0.750																					
Russ Springer, R (7, 1) ERA: 3.54	1.1 5 0 0 0 2 2 0 0 0 0 0 17 27 0.00 1.500																					
Kerry Ligtenberg, R (9, 1) ERA: 3.74	0.1 2 0 1 0 0 0 0 0 0 0 0 8 14 0.00 0.000																					
John Rocker, L (9, 1) ERA: 2.12	0.0 2 1 0 0 0 1 0 0 0 0 0 3 7 ∞ ∞																					
Rudy Seanez, R (9, 1) ERA: 2.84	0.2 S 2 0 0 0 1 0 0 0 0 0 0 6 9 0.00 0.000																					

Milwaukee Brewers @ Atlanta Braves
Turner Field, Atlanta, GA
Thu Jul 16 1998, 7:05 PM EDT
Att. 46,098 - Unknown - 82 F

livebaseballscorecards.com



Batter	1	2	3	4	5	6	7	8	9
Walt Weiss, S OBP: 0.405, SLG: 0.350 (1, 6)	2-2 G3-1	2-0 F9			0-0 F8		2-3 K		
Keith Lockhart, L OBP: 0.325, SLG: 0.412 (1, 4)	2-1 P6		0-1 L9		4-1 BB		4-2 BB		
10 Chipper Jones, S OBP: 0.408, SLG: 0.584 (1, 5)	1-0 FC6-4 1B		1-0 G6-3		0-1 G4-3		2-2 G1-4-3		
Andres Galarraga, R OBP: 0.405, SLG: 0.631 (1, 3)	1-0 FC6-4 1-2f		0-0 CS 1B		4-2 FC4-6 BB		1-1 CS BB 1B		
Ryan Klesko, L OBP: 0.339, SLG: 0.513 Gerald Williams, R OBP: 0.324, SLG: 0.420 (8, PH) (9, 7)		0-1 F8 WP 2B	2-2	0-0 G1-3		1-3 K	4-2 CS BB 1B		
Michael Tucker, L OBP: 0.332, SLG: 0.457 (1, 9)		1-1 F8		1-2 P5		3-1 FC4-6 WP 1B 1-2f	3-3 K 1-2 2-3		
Eddie Pérez, R OBP: 0.381, SLG: 0.474 (1, 2)		4-2 E BB 3-H		0-1 E6		1-0 1B 1-H	0-0 1B 2-H		
Andrew Jones, R OBP: 0.314, SLG: 0.479 (1, 8)		2-1 E7 1-H 2B		3-3 K		4-0 IBB	0-3 K		
Greg Maddux, R OBP: 0.300, SLG: 0.313 Russ Springer, R Kerry Ligtenberg, R John Rocker, R Rudy Seanez, R (1, 1) (7, 1) (9, 1) (9, 1) (9, 1)		2-3 K			0-0 F9	2-1 G4-3			

Inning Stats	R: 0 E: 0 K: 0 S: 7	H: 1 LOB: 1 BB: 0 P: 13	R: 2 E: 1 K: 1 S: 12	H: 2 LOB: 1 BB: 1 P: 23	R: 0 E: 0 K: 0 S: 6	H: 1 LOB: 0 BB: 0 P: 9	R: 0 E: 1 K: 1 S: 9	H: 0 LOB: 1 BB: 0 P: 13	R: 0 E: 0 K: 0 S: 5	H: 0 LOB: 1 BB: 1 P: 9	R: 1 E: 0 K: 1 S: 10	H: 1 LOB: 2 BB: 2 P: 25	R: 0 E: 0 K: 1 S: 8	H: 0 LOB: 0 BB: 1 P: 16	R: 1 E: 0 K: 2 S: 11	H: 2 LOB: 1 BB: 1 P: 19
--------------	------------------------------	----------------------------------	-------------------------------	----------------------------------	------------------------------	---------------------------------	------------------------------	----------------------------------	------------------------------	---------------------------------	-------------------------------	----------------------------------	------------------------------	----------------------------------	-------------------------------	----------------------------------

PITCHER	IP	WLS	BF	H	R	ER	SO	BB	IBB	HBP	BLK	WP	HR	S	P	ERA	WHIP
21 Cal Eldred, R ERA: 4.79 (1, 1)	6.0	L	28	5	3	3	3	3	3	1	0	0	0	49	92	4.50	1.333
Mike Myers, L ERA: 0.52 (7, 1)	1.0		4	1	1	1	1	1	0	0	0	0	0	10	19	9.00	2.000
Chad Fox, R ERA: 3.16 (8, 1)	1.0		4	1	0	0	2	1	0	0	0	0	0	9	16	0.00	2.000

BOTTOM

Milwaukee Brewers @ Atlanta Braves
Turner Field, Atlanta, GA


Thu Jul 16 1998, 7:05 PM EDT
Att: 46,098 - Unknown - 82 F

AB	R	H	RBI	BB	SO	LOB
4	0	0	0	0	1	1
2	0	0	0	2	0	0
4	0	1	0	0	0	2
3	0	2	0	1	0	1
4	1	1	0	0	1	2
0	1	0	0	1	0	0
4	1	0	0	0	1	4
3	1	2	2	1	0	0
3	0	1	1	1	2	2
3	0	0	0	0	1	3
0	0	0	0	0	0	0
0	0	0	0	0	0	0
0	0	0	0	0	0	0
0	0	0	0	0	0	0

AB	30
R	4
H	7
RBI	3
BB	6
SO	6
LOB	15

WP: 2 PA: 36
PB: 0
SB: 0
CS: 3

livebaseballscorecards.com



Batter	1	2	3	4	5	6	7	8	9	AB R H RBI BB SO LOB	TOP									
Fernando Vina, L (1, 4) OBP: 0.382, SLG: 0.427	3-1 G5-3		2-1 G4-3			1-2 G4-3		0-0 F8		4 0 0 0 0 0 1										
Mark Loretta, R (1, 6) OBP: 0.403, SLG: 0.423	2-2 G5-4-3 1B			3-1 F7		4-1 F8 BB		0-1 F9		3 0 1 0 1 0 0										
Jeff Cirillo, R (1, 5) OBP: 0.408, SLG: 0.424	0-0 G5-4-3 1-2f			2-1 F9		4-1 1-2 BB		4-1 BB		2 0 0 0 2 0 1										
John Jaha, R (1, 3) OBP: 0.386, SLG: 0.410		3-2 F7		1-1 1B		2-1 F8		0-0 L9		4 0 1 0 0 0 3										
Jose Valentin, S (8, 6) OBP: 0.323, SLG: 0.423										0 0 0 0 0 0 0										
Jeremy Burnitz, L (1, 9) OBP: 0.343, SLG: 0.479		1-3 K		1-3 K		1-1 G1-3			3-2 G5-3	4 0 0 0 0 2 3										
Marquis Grissom, R (1, 8) OBP: 0.307, SLG: 0.403		1-3 K			0-1 1B		2-2 P5		0-0 F8	4 0 1 0 0 1 0										
Marc Newfield, R (1, 7) OBP: 0.301, SLG: 0.323			1-2 G5-3		3-2 P4		3-2 G5-3		4-0 DI 2B BB	3 1 0 0 1 0 1	AB 32 R 1 H 7 RBI 1 BB 4 SO 4 LOB 13									
Bobby Hughes, R (1, 2) OBP: 0.289, SLG: 0.409			3-2 48 G3 1B		0-0 F8		0-0 1B 2B		2-2 1-H 2B	4 0 3 1 0 0 1										
48 Brad Woodall, S (1, 1) OBP: 0.444, SLG: 0.400			0-0 G3		2-1 F8		3-1 2-H 1B		1-3 K	2 0 0 0 0 0 2										
Dave Nilsson, L (7, PH) OBP: 0.323, SLG: 0.355										1 0 1 0 0 0 0										
David Weathers, R (7, 1) OBP: 0.158, SLG: 0.235										0 0 0 0 0 0 0										
Bob Hamelin, L (9, PH) OBP: 0.276, SLG: 0.345										0 0 0 0 0 0 0										
Darrin Jackson, R (9, PH) OBP: 0.225, SLG: 0.274										1 0 0 0 0 1 1										
Inning Stats	R: 0 E: 0 K: 0 S: 6	H: 1 LOB: 0 BB: 0 P: 11	R: 0 E: 0 K: 2 S: 9	H: 0 LOB: 0 BB: 0 P: 14	R: 0 E: 0 K: 0 S: 9	H: 1 LOB: 1 BB: 0 P: 15	R: 0 E: 0 K: 1 S: 9	H: 1 LOB: 1 BB: 0 P: 16	R: 0 E: 0 K: 0 S: 9	H: 0 LOB: 2 BB: 2 P: 21	R: 0 E: 0 K: 0 S: 10	H: 2 LOB: 2 BB: 0 P: 18	R: 0 E: 0 K: 0 S: 5	H: 0 LOB: 1 BB: 1 P: 9	R: 1 E: 0 K: 1 S: 11	H: 1 LOB: 1 BB: 1 P: 21	1B: 5 2B: 2 3B: 0 HR: 0	SF: 0 SAC: 0 DP: 1 HBP: 0	WP: 0 PB: 0 SB: 0 CS: 0	PA: 36
PITCHER	IP WLS BF H R ER SO BB IBB HBP BLK WP HR S P ERA WHIP																			
Tom Glavine, L (1, 1) ERA: 2.71	7.0 W 27 6 0 0 3 2 0 0 0 0 0 0 61 109 0.00 1.143																			
Dennis Martinez, R (8, 1) ERA: 4.35	1.2 6 0 0 0 0 1 0 0 0 0 0 0 9 16 0.00 0.600																			
Mark Wohlers, R (9, 1) ERA: 6.19	0.0 2 1 1 1 0 1 0 0 0 0 0 0 4 10 ∞ ∞																			
John Rocker, L (9, 1) ERA: 2.08	0.1 S 1 0 0 0 1 0 0 0 0 0 0 0 3 4 0.00 0.000																			

Milwaukee Brewers @ Atlanta Braves
Turner Field, Atlanta, GA
Fri Jul 17 1998, 7:05 PM EDT
Att. 48,544 - Cloudy - 90 F

livebaseballscorecards.com



Batter	1	2	3	4	5	6	7	8	9	AB	R	H	RBI	BB	SO	LOB
Ozzie Guillen, L OBP: 0.300, SLG: 0.316 (1, 6) C B X	1-1 G5-3 ①		2-2 2B 10 G4-3 1B		X 0-0 G4-3 ① B X	1-0 G6-3 ③				4	1	1	0	0	0	1
Gerald Williams, R OBP: 0.322, SLG: 0.423 (1, 9) C C X	0-2 P4 ②		2-0 1-3 2B		C 0-1 G6-3 ② X		X 0-0 G6-3 ①			4	0	1	0	0	0	0
10 Chipper Jones, S OBP: 0.408, SLG: 0.592 (1, 5) B X	1-0 1B		1-1 G4-3 ①		B 2-2 HR X S B F S X		B 3-2 G4-3 ② X B B F S X			4	1	2	2	0	0	1
Andres Galarraga, R OBP: 0.403, SLG: 0.626 (1, 3) B B C X	2-1 G5-3 ③		2-3 K ②		C 0-1 1B X		B 2-2 F9 ③ X B C S B F S X			4	0	1	0	0	1	2
Javy Lopez, R OBP: 0.340, SLG: 0.562 (1, 2) B X		1-0 G5-3 ①	0-0 G6-3 ③		S 0-3 K ③ X F T C		B 2-3 K ① X F B C			4	0	0	0	0	2	2
Andruw Jones, R OBP: 0.316, SLG: 0.488 (1, 8) B B C X		2-3 K ②		X 0-0 E S 1B		B 1-1 HR X S X		B 3-1 G5-3 ② X B B C X		4	1	2	1	0	1	0
Danny Bautista, R OBP: 0.229, SLG: 0.321 (1, 7) B X		1-0 HR		B 2-2 F7 ① X F C X		C 0-1 SH1-3 1B X		X 0-0 G3 ③		4	1	2	1	0	0	1
Tony Graffanino, R OBP: 0.293, SLG: 0.331 (1, 4) X		0-0 1B		X 0-0 P4 ②		X 0-0 F7 ①				3	0	1	0	0	0	2
Tom Glavine, L OBP: 0.268, SLG: 0.325 (1, 1) B X		1-3 K ③		X 0-0 G4-3 ③		B 1-0 SH1-3 ② X				2	0	0	0	0	1	2
Dennis Martinez, R OBP: 0.167, SLG: 0.182 (8, 1) S T C B X										0	0	0	0	0	0	0
Mark Wohlers, R (9, 1)										0	0	0	0	0	0	0
John Rocker, R (9, 1)										0	0	0	0	0	0	0

Inning Stats		R: 0	H: 1	E: 0	LOB: 1	K: 0	BB: 0	S: 8	R: 1	H: 2	E: 0	LOB: 1	K: 2	BB: 0	S: 9	R: 1	H: 2	E: 0	LOB: 1	K: 1	BB: 0	S: 11	R: 0	H: 1	E: 0	LOB: 1	K: 0	BB: 0	S: 6	R: 1	H: 2	E: 0	LOB: 1	K: 1	BB: 0	S: 11	R: 1	H: 2	E: 0	LOB: 1	K: 0	BB: 0	S: 7	R: 0	H: 0	E: 0	LOB: 0	K: 0	BB: 0	S: 8	R: 0	H: 0	E: 0	LOB: 0	K: 1	BB: 0	S: 6	R: 0	H: 0	E: 0	LOB: 0	K: 1	BB: 0	S: 11
48 Brad Pittchall, L ERA: 3.8 (1, 1)	IP	WLS	BF	H	R	ER	SO	BB	IBB	HBP	BLK	WP	HR	S	P	ERA	WHIP																																															
David Weathers, R ERA: 5.9 (7, 1)	2.0	L	6	0	0	0	1	0	0	0	0	0	0	0	24	0.00	0.000																																															

BOTTOM

Milwaukee Brewers @ Atlanta Braves
Turner Field, Atlanta, GA

Fri Jul 17 1998, 7:05 PM EDT
Att: 48,544 - Cloudy - 90 F

livebaseballscorecards.com

AB	33
R	4
H	10
RBI	4
BB	0
SO	5
LOB	11

WP: 0 PA: 34
PB: 0
SB: 1
CS: 0



Batter	1	2	3	4	5	6	7	8	9	AB R H RBI BB SO LOB	TOP											
Fernando Vina, L (1, 4) OBP: 0.387, SLG: 0.439	1-2 G4-3	0-0 1B			3-2 HR		4-1 BB	2-1 1B		4 1 3 3 1 0 0												
Marquis Grissom, R (1, 8) OBP: 0.302, SLG: 0.397	2-1 L8	3-2 G5-3			0-0 G3-1		1-3 K	0-0 F8		5 0 0 0 0 1 4												
Jeff Cirillo, R (1, 5) OBP: 0.413, SLG: 0.429	4-2 1B BB			1-0 G6-4-3 1B	2-2 2B		3-3 K	4-2 G5-3 G4-3 BB		3 1 2 0 2 1 1												
John Jaha, R (1, 3) OBP: 0.381, SLG: 0.403	1-2 1B			3-1 G6-4-3	2-2 G6-3		2-3 K	1-2 G5-3		5 0 1 0 0 1 4												
Jeremy Burnitz, L (1, 9) OBP: 0.339, SLG: 0.472	0-3 K			3-1 F8		3-2 G4-3		3-3 K	0-0 G4-3	5 0 0 1 0 2 2												
Dave Nilsson, L (1, 7) OBP: 0.316, SLG: 0.346				3-3 K		1-2 G4-3		1-3 K	0-2 2B	4 0 0 0 0 2 0												
Darrin Jackson, R (8, 7) OBP: 0.232, SLG: 0.290										1 1 1 0 0 0 0												
Mike Matheny, R (1, 2) OBP: 0.302, SLG: 0.368				0-3 K		3-2 2B		1-2 1B 2B	2-1 2B	5 2 4 1 0 1 0												
Jose Valentin, S (1, 6) OBP: 0.327, SLG: 0.425				1-0 G4-3 1B 2B	0-0 F8		4-0 IBB	4-0 1B 1B IBB	0-2 L9	3 2 1 0 2 0 1												
Steve Woodard, L (1, 1) OBP: 0.200, SLG: 0.280				0-2 G4-3		0-2 G1-3		3-2 1B		4 0 1 2 0 1 3												
Bronswell Patrick, R (9, 1) OBP: 0.286, SLG: 0.167								1-3 2-H 1B		0 0 0 0 0 0 0												
Inning Stats	R: 0 E: 0 K: 1 S: 14	H: 1 LOB: 2 BB: 1 P: 22	R: 2 E: 0 K: 0 S: 16	H: 3 LOB: 1 BB: 0 P: 26	R: 0 E: 0 K: 0 S: 5	H: 1 LOB: 0 BB: 0 P: 12	R: 0 E: 0 K: 2 S: 7	H: 0 LOB: 0 BB: 0 P: 10	R: 1 E: 0 K: 0 S: 16	H: 2 LOB: 1 BB: 0 P: 23	R: 0 E: 0 K: 1 S: 12	H: 1 LOB: 2 BB: 1 P: 24	R: 0 E: 0 K: 3 S: 12	H: 0 LOB: 1 BB: 1 P: 21	R: 2 E: 0 K: 2 S: 16	H: 3 LOB: 2 BB: 1 P: 30	R: 2 E: 0 K: 0 S: 15	H: 2 LOB: 1 BB: 1 P: 22	1B: 6 2B: 6 3B: 0 HR: 1	SF: 0 SAC: 0 DP: 1 HBP: 0	WP: 0 PB: 0 SB: 1 CS: 0	PA: 44
PITCHER	IP WLS BF H R ER SO BB IBB HBP BLK WP HR S P ERA WHIP																					
Kevin Millwood, R (1, 1) ERA: 4.3	6.0 L 27 8 3 3 4 1 1 0 0 0 1 70 117 4.50 1.500																					
Rudy Seanez, R (7, 1) ERA: 2.63	1.0 4 0 0 0 3 1 0 0 0 0 0 12 21 0.00 1.000																					
Russ Springer, R (8, 1) ERA: 3.89	1.0 7 3 2 2 2 0 1 0 0 0 0 16 30 18.00 3.000																					
Mark Wohlers, R (9, 1) ERA: 6.88	1.0 6 2 2 2 0 1 0 0 0 0 0 15 22 18.00 3.000																					

Milwaukee Brewers @ Atlanta Braves
 Turner Field, Atlanta, GA
 Sat Jul 18 1998, 7:05 PM EDT
 Att. 50,284 - Unknown - 88 F

AB	39
R	7
H	13
RBI	7
BB	5
SO	9
LOB	15



Batter	1	2	3	4	5	6	7	8	9	AB	R	H	RBI	BB	SO	LOB
Ozzie Guillen, L OBP: 0.299, SLG: 0.308 (1, 6)	1-2 G3-1			0-2 P2			1-2 P9		4-1 10 2B BB	3	1	0	0	1	0	0
Keith Lockhart, L OBP: 0.321, SLG: 0.406 (1, 4)	2-3 K			0-0 P6			0-2 G5-3		1-1 F7	4	0	0	0	0	1	1
10 Chipper Jones, S OBP: 0.409, SLG: 0.593 (1, 5)	0-0 G3			2-0 F7			2-2 1B		0-0 2B	4	0	2	1	0	0	0
Andres Galarraga, R OBP: 0.399, SLG: 0.619 (1, 3)			2-2 G6-3		0-0 G6-3		1-3 K		1-3 K	4	0	0	0	0	2	2
Ryan Klesko, L OBP: 0.338, SLG: 0.513 (1, 7)			1-3 K		0-0 2B			0-2 F8	0-2 P4	4	0	1	0	0	1	1
Javy Lopez, R OBP: 0.337, SLG: 0.556 (1, 2)			3-2 G5-3		0-0 G5-3			3-1 L7		3	0	0	0	0	0	0
Eddie Pérez, R OBP: 0.381, SLG: 0.474 (9, 2)										0	0	0	0	0	0	0
Michael Tucker, L OBP: 0.329, SLG: 0.452 (1, 9)			1-3 K			1-3 K		2-1 E4 2B		3	0	0	0	0	2	0
Andruw Jones, R OBP: 0.316, SLG: 0.490 (1, 8)			2-2 G6-3			1-3 K		0-1 2B		3	0	1	0	0	1	0
Kevin Millwood, R OBP: 0.222, SLG: 0.087 (6, PH)			1-0 G4-3			1-3 K		2-1 G4-3		1	0	0	0	0	0	0
Danny Bautista, R OBP: 0.226, SLG: 0.316 (7, 1)										1	0	0	0	0	1	0
Rudy Seanez, R (8, 1)										0	0	0	0	0	0	0
Russ Springer, R (8, 1)										0	0	0	0	0	0	0
Curtis Pride, L OBP: 0.305, SLG: 0.365 (8, PH)										1	0	0	0	0	0	2
Mark Wohlers, R (9, 1)										0	0	0	0	0	0	0

Inning Stats	R: 0	H: 0	E: 0	LOB: 0	K: 1	BB: 0	S: 8	P: 11	R: 0	H: 0	E: 0	LOB: 0	K: 1	BB: 0	S: 10	P: 16	R: 0	H: 0	E: 0	LOB: 0	K: 0	BB: 0	S: 6	P: 8	R: 0	H: 1	E: 0	LOB: 0	K: 0	BB: 0	S: 3	P: 3	R: 0	H: 0	E: 0	LOB: 0	K: 3	BB: 0	S: 9	P: 12	R: 0	H: 1	E: 0	LOB: 1	K: 1	BB: 0	S: 14	P: 18	R: 0	H: 1	E: 1	LOB: 2	K: 0	BB: 0	S: 11	P: 18	R: 1	H: 1	E: 0	LOB: 1	K: 1	BB: 1	S: 10	P: 16	1B: 1	SF: 0	2B: 3	SAC: 0	3B: 0	DP: 0	HR: 0	HBP: 0	WP: 0	PA: 32
--------------	------	------	------	--------	------	-------	------	-------	------	------	------	--------	------	-------	-------	-------	------	------	------	--------	------	-------	------	------	------	------	------	--------	------	-------	------	------	------	------	------	--------	------	-------	------	-------	------	------	------	--------	------	-------	-------	-------	------	------	------	--------	------	-------	-------	-------	------	------	------	--------	------	-------	-------	-------	-------	-------	-------	--------	-------	-------	-------	--------	-------	--------

PITCHER	IP	WLS	BF	H	R	ER	SO	BB	IBB	HBP	BLK	WP	HR	S	P	ERA	WHIP
Steve Woodard, R ERA: 3.16 (1, 1)	8.0	W	27	3	0	0	7	0	0	0	0	0	0	68	97	0.00	0.375
Bronswell Patrick, R ERA: 2.83 (9, 1)	1.0		5	1	1	1	1	1	0	0	0	0	0	10	16	9.00	2.000

BOTTOM

Milwaukee Brewers @ Atlanta Braves
Turner Field, Atlanta, GA

Sat Jul 18 1998, 7:05 PM EDT
Att: 50,284 - Unknown - 88 F

AB	31
R	1
H	4
RBI	1
BB	1
SO	8
LOB	6

livebaseballscorecards.com



Batter	1	2	3	4	5	6	7	8	9	AB R H RBI BB SO LOB	TOP			
Fernando Vina, L (1, 4) OBP: 0.387, SLG: 0.438	2-1 F9		0-0 P8		2-2 F9			2-2 1B SF8 1B	1-1 G5-3 1B	5 1 2 0 0 0 1				
Jose Valentin, S (1, 6) OBP: 0.323, SLG: 0.418	3-3 K		1-1 G4-3		1-0 F7			2-1 1B E3 1B	0-1 G5-3	5 1 0 0 0 1 3				
Jeff Cirillo, R (1, 5) OBP: 0.411, SLG: 0.426	2-3 K		1-3 K			2-3 K		1-2 1B	2-1 B2-3	5 1 1 0 0 3 1				
Bob Hamelin, L (1, 3) OBP: 0.275, SLG: 0.345		1-2 1B E 1B		1-0 G6-4-3 1B		1-1 G3		0-1 SF8		3 1 1 1 0 0 0				
Marquis Grissom, R (1, 8) Darrin Jackson, R (7, 8) OBP: 0.302, SLG: 0.396 OBP: 0.239, SLG: 0.296		1-1 1B E 1B		0-0 F8		1-1 F9		2-1 1B		3 0 1 0 0 0 1 1 0 1 0 0 0 0				
Dave Nilsson, L (1, 7) OBP: 0.320, SLG: 0.350		1-0 1B E		1-1 G6-4-3			2-0 G3	3-2 1B		4 0 2 2 0 0 1				
Jeromy Burnitz, L (1, 9) OBP: 0.338, SLG: 0.478		1-2 F8			0-3 K		2-1 HR	2-3 K		4 1 1 1 0 2 5				
Bobby Hughes, R (1, 2) Bob Wickman, R (8, 1)		0-0 E5		2-0 1B			0-2 CS 1B	1-0 P2		4 1 2 1 0 0 4 0 0 0 0 0 0 0				
Jeff Juden, R (1, 1) Bronswell Patrick, R (4, 1) Marc Newfield, R (5, PH) Doug Jones, R (5, 1) John Jaha, R (7, PH) David Westheers, R (7, 1) Mike Matheny, R (8, 2) OBP: 0.159, SLG: 0.187 OBP: 0.286, SLG: 0.187 OBP: 0.306, SLG: 0.328 OBP: 0.379, SLG: 0.400 OBP: 0.156, SLG: 0.235 OBP: 0.301, SLG: 0.366		0-0 G4-6-3			0-0 1B		3-3 K		2-3 K	1 0 0 0 0 0 3 0 0 0 0 0 0 0 1 0 1 1 0 0 0 0 0 0 0 0 0 0 1 0 0 0 0 1 1 0 0 0 0 0 0 0 1 0 0 0 0 1 0				
Inning Stats	R: 0 H: 0 E: 0 LOB: 0 K: 2 BB: 0 S: 10 P: 17	R: 1 H: 2 E: 2 LOB: 2 K: 0 BB: 0 S: 12 P: 16	R: 0 H: 0 E: 0 LOB: 0 K: 1 BB: 0 S: 6 P: 8	R: 0 H: 1 E: 0 LOB: 0 K: 0 BB: 0 S: 4 P: 6	R: 1 H: 2 E: 0 LOB: 1 K: 1 BB: 0 S: 9 P: 14	R: 0 H: 0 E: 0 LOB: 0 K: 1 BB: 0 S: 7 P: 11	R: 1 H: 2 E: 0 LOB: 1 K: 1 BB: 0 S: 9 P: 16	R: 3 H: 4 E: 1 LOB: 2 K: 1 BB: 0 S: 21 P: 34	R: 0 H: 1 E: 0 LOB: 1 K: 1 BB: 0 S: 9 P: 14	1B: 10 SF: 1 2B: 1 SAC: 0 3B: 1 DP: 3 HR: 1 HBP: 0	WP: 0 PA: 39 PB: 0 SB: 0 CS: 1			
PITCHER	IP WLS BF H R ER SO BB IBB HBP BLK WP HR S P ERA WHIP												PITCHER	IP WLS BF H R ER SO BB IBB HBP BLK WP HR S P ERA WHIP
29 John Smoltz, R (1, 1) ERA: 3.53	7.0 W 27 7 3 2 6 0 0 0 0 0 0 1 57 88 2.57 1.000													
Dennis Martinez, R (8, 1) ERA: 4.62	0.1 6 4 3 2 0 0 0 0 0 0 0 0 16 26 54.00 12.000													
John Rocker, L (8, 1) ERA: 2.04	0.1 1 0 0 0 1 0 0 0 0 0 0 0 4 6 0.00 0.000													
Kerry Ligtenberg, R (8, 1) ERA: 3.63	1.1 5 1 0 0 1 0 0 0 0 0 0 0 10 16 0.00 0.750													

Milwaukee Brewers @ Atlanta Braves
Turner Field, Atlanta, GA
Sun Jul 19 1998, 3:33 AM EDT
Att. 44,598 - Cloudy - 93 F

AB	38
R	6
H	12
RBI	6
BB	0
SO	8
LOB	20



WP: 0	PA: 39
PB: 0	
SB: 0	
CS: 1	

PITCHER	IP	WLS	BF	H	R	ER	SO	BB	IBB	HBP	BLK	WP	HR	S	P	ERA	WHIP
29 John Smoltz, R	7.0	W	27	7	3	2	6	0	0	0	0	0	1	57	88	2.57	1.000
Dennis Martinez, R	0.1		6	4	3	2	0	0	0	0	0	0	0	16	26	54.00	12.000
John Rocker, L	0.1		1	0	0	0	1	0	0	0	0	0	0	4	6	0.00	0.000
Kerry Ligtenberg, R	1.1		5	1	0	0	1	0	0	0	0	0	0	10	16	0.00	0.750

Batter	1	2	3	4	5	6	7	8	9
Walt Weiss, S (1, 6) OBP: 0.414, SLG: 0.363	0-2 FC5-2 3B	1-2 BB 1B		4-2 10 BB 1B HBP BB	4-1 FC5-4 BB	4-2 HR BB		0-0 G4-3 1-2f	
Curtis Pride, L (1, 9) OBP: 0.322, SLG: 0.403	2-1 FC5-2 10 BB 1B	4-2 BB		1-1 10 BB 1B HBP	1-0 FC5-4 1B E	0-1 HR			
10 Chipper Jones, S (1, 5) OBP: 0.409, SLG: 0.591	0-0 1B S 1-3 1B	2-3 K		4-0 1B BB	0-0 SF8	2-2 G6-3			
Andres Galarraga, R (1, 3) OBP: 0.389, SLG: 0.614 Eddie Pérez, R (7, PR) OBP: 0.381, SLG: 0.474	2-3 K	3-3 K		1-3 K	2-2 E9 1B		3-1 HBP		
Ryan Klesko, L (1, 7) OBP: 0.342, SLG: 0.511 Dennis Martinez, R (8, 1) OBP: 0.167, SLG: 0.182 John Rocker, R (8, 1) Kerry Ligtenberg, R (8, 1)	4-1 1B BB		0-0 F8	3-2 FC5-4 1B	4-0 IBB		1-1 F8		
Javy Lopez, R (1, 2) OBP: 0.338, SLG: 0.557	0-1 1B		0-1 S 1B 2B	1-3 K	3-3 K		0-3 K		
Andruw Jones, R (1, 8) OBP: 0.312, SLG: 0.483	2-3 K		2-0 L6	0-0 FC5-4		3-3 K	3-2 G1-3		
Tony Graffanino, R (1, 4) OBP: 0.315, SLG: 0.370		1-2 29 SH5-4 1B	3-1 1B		4-2 29 BB 1B E	1-2 HR		2-0 FC5-4 1B	
29 John Smoltz, R (1, 1) OBP: 0.367, SLG: 0.250 Danny Bautista, R (8, 7) OBP: 0.224, SLG: 0.313		0-0 SH5-4	2-1 F9		1-0 E3 FC5-4 10 SF8 1B	3-3 K		0-0 FC5-4 G4-3	

Inning Stats	R: 1	H: 3	E: 0	K: 2	S: 15	LOB: 3	BB: 1	P: 25	R: 1	H: 2	E: 0	K: 2	S: 18	LOB: 2	BB: 1	P: 29	R: 1	H: 2	E: 0	K: 0	S: 8	LOB: 1	BB: 0	P: 15	R: 2	H: 1	E: 0	K: 2	S: 19	LOB: 2	BB: 2	P: 33	R: 3	H: 2	E: 2	K: 1	S: 16	LOB: 2	BB: 3	P: 34	R: 3	H: 2	E: 0	K: 2	S: 17	LOB: 0	BB: 1	P: 30	R: 0	H: 0	E: 0	K: 1	S: 10	LOB: 1	BB: 0	P: 17	R: 0	H: 1	E: 0	K: 0	S: 3	LOB: 0	BB: 0	P: 5
--------------	------	------	------	------	-------	--------	-------	-------	------	------	------	------	-------	--------	-------	-------	------	------	------	------	------	--------	-------	-------	------	------	------	------	-------	--------	-------	-------	------	------	------	------	-------	--------	-------	-------	------	------	------	------	-------	--------	-------	-------	------	------	------	------	-------	--------	-------	-------	------	------	------	------	------	--------	-------	------


AB	R	H	RBI	BB	SO	LOB	
3	2	2	1	3	0	1	
3	4	1	2	1	0	3	
3	0	1	1	1	1	2	
4	0	1	0	0	3	7	
0	0	0	0	0	0	0	
3	0	1	2	2	0	1	
0	0	0	0	0	0	0	
0	0	0	0	0	0	0	
0	0	0	0	0	0	0	
5	1	2	1	0	3	5	
5	0	0	0	0	2	7	
4	3	4	2	1	0	0	
3	1	1	0	0	1	1	
1	0	0	0	0	0	1	
1B: 9	SF: 1	2B: 1	SAC: 1	3B: 1	DP: 1	HR: 2	HBP: 2

BOTTOM

Milwaukee Brewers @ Atlanta Braves
 Turner Field, Atlanta, GA
 Sun Jul 19 1998, 3:33 AM EDT
 Att: 44,598 - Cloudy - 93 F

AB	34
R	11
H	13
RBI	9
BB	8
SO	10
LOB	28

WP: 0 PA: 46
 PB: 0
 SB: 2
 CS: 0



PITCHER	IP	WLS	BF	H	R	ER	SO	BB	IBB	HBP	BLK	WP	HR	S	P	ERA	WHIP
Jeff Juden, R (1, 1) ERA: 4.98	3.0	L	21	7	5	5	4	4	0	0	0	0	0	47	84	15.00	3.667
Bronswell Patrick, R (4, 1) ERA: 2.75	1.0		4	1	0	0	2	0	0	0	0	0	0	13	18	0.00	1.000
Doug Jones, R (5, 1) ERA: 5.26	2.0		14	4	6	5	3	3	1	0	0	0	2	33	64	22.50	3.500
David Weathers, R (7, 1) ERA: 5.81	1.0		4	0	0	0	1	0	0	1	0	0	0	10	17	0.00	0.000
Bob Wickman, R (8, 1) ERA: 2.13	1.0		3	1	0	0	0	0	0	0	0	0	0	3	5	0.00	1.000

Batter	1	2	3	4	5	6	7	8	9	AB R H RBI BB SO LOB	TOP														
Fernando Vina, L (1, 4) OBP: 0.389, SLG: 0.448	1-1 G4-3	1-0 HR		1-0 FC6-4 1B		1-1 CS 1B		1-1 FC6 1-2f		5 1 3 1 0 0 1															
Marquis Grissom, R (1, 8) OBP: 0.304, SLG: 0.397	4-2 BB SF9 BB	0-0 2B		1-0 FC6-4 1B 1-2f		2-1 F9 1-2			0-3 K	4 1 1 0 1 1 2															
Jeff Cirillo, R (1, 5) OBP: 0.413, SLG: 0.429	1-0 BB HR 1B	0-1 G5-3		2-2 1B		2-1 1B			2-2 P3	5 1 3 0 0 0 1															
John Jaha, R (1, 3) OBP: 0.379, SLG: 0.392	4-2 HR BB 2-3	2-3 K		2-3 K		1-0 G4-6-3 HBP			2-3 K	3 1 0 0 1 3 3															
Dave Nilsson, L (1, 7) OBP: 0.318, SLG: 0.345 Darrin Jackson, R (8, 7) OBP: 0.239, SLG: 0.296	0-0 SF9			1-3 K2-3		2-3 K				2 0 0 1 1 2 4 0 0 0 0 0 0 0															
Jeremy Burnitz, L (1, 9) OBP: 0.340, SLG: 0.485	3-0 HR 1-H 2-H			4-2 BB		1-3 K			0-1 G4-6-3	3 1 1 3 1 1 2															
Jose Valentin, S (1, 6) OBP: 0.325, SLG: 0.421	0-0 2B			0-0 F9		4-1 G5-4-3 BB			0-0 G3	3 0 1 0 1 0 2															
Mike Matheny, R (1, 2) OBP: 0.300, SLG: 0.360	0-0 F8			1-3 K		0-0 G5-4-3			1-0 FC6 HBP	3 0 0 0 0 1 4															
Scott Karl, L (1, 1) OBP: 0.194, SLG: 0.094 Bob Hamelin, L (8, PH) OBP: 0.272, SLG: 0.341 Chad Fox, R (8, 1) Bob Wickman, R (9, 1)				1-2 G4-3		1-2 G4-3			0-0 P5	3 0 0 0 0 1 2 1 0 0 0 0 0 1 0 0 0 0 0 0 0 0 0 0 0 0 0 0															
Inning Stats	R: 4 E: 0 K: 0 S: 15	H: 3 LOB: 1 BB: 2 P: 28	R: 1 E: 0 K: 2 S: 10	H: 2 LOB: 1 BB: 0 P: 14	R: 0 E: 0 K: 1 S: 13	H: 0 LOB: 2 BB: 2 P: 23	R: 0 E: 0 K: 2 S: 13	H: 2 LOB: 2 BB: 0 P: 20	R: 0 E: 0 K: 1 S: 5	H: 0 LOB: 0 BB: 1 P: 10	R: 0 E: 0 K: 0 S: 7	H: 1 LOB: 0 BB: 0 P: 11	R: 0 E: 0 K: 1 S: 7	H: 1 LOB: 1 BB: 0 P: 12	R: 0 E: 0 K: 0 S: 4	H: 0 LOB: 1 BB: 0 P: 6	R: 0 E: 0 K: 2 S: 9	H: 0 LOB: 0 BB: 0 P: 13	1B: 5 2B: 2 3B: 0 HR: 2	SF: 1 SAC: 0 DP: 2 HBP: 2	WP: 0 PB: 0 SB: 0 CS: 1	PA: 40			
PITCHER	IP	WLS	BF	H	R	ER	SO	BB	IBB	HBP	BLK	WP	HR	S	P	ERA	WHIP								
Livan Hernandez, R (1, 1) ERA: 4.39	7.0	L	33	9	5	5	7	5	0	1	0	0	2	70	118	6.43	2.000								
Matt Mantei, R (8, 1) ERA: 1.87	2.0		7	0	0	0	2	0	0	1	0	0	0	13	19	0.00	0.000								

Milwaukee Brewers @ Florida Marlins
 Pro Player Stadium, Miami, FL
 Mon Jul 20 1998, 7:05 PM EDT
 Att. 12,759 - Cloudy - 79 F

livebaseballscorecards.com

AB	32
R	5
H	9
RBI	5
BB	5
SO	9
LOB	22



Batter	1	2	3	4	5	6	7	8	9	AB	R	H	RBI	BB	SO	LOB
Todd Dunwoody, L (1, 8) OBP: 0.286, SLG: 0.349	1-1 P5		0-0 1B	1-3 K			0-1 G3			4	1	1	0	0	1	1
Edgar Renteria, R (1, 6) OBP: 0.369, SLG: 0.366	0-0 L6		3-1 1B		4-1 FC4-6 BB			2-1 G5-3		3	1	1	0	1	0	0
Mark Kotsay, L (1, 9) OBP: 0.323, SLG: 0.392	1-2 P5		2-0 E7		3-1 FC4-6			1-3 K		4	0	0	0	0	1	3
Todd Zeile, R (1, 5) OBP: 0.338, SLG: 0.425		3-2 P5	1-1 FC4-6		3-1 G5-4-3			1-2 2B		4	0	2	2	0	0	1
Cliff Floyd, L (1, 7) OBP: 0.343, SLG: 0.475		2-2 F7	1-2 FC4-6		1-3 K			0-2		4	0	1	0	0	1	2
Derrek Lee, R (1, 3) OBP: 0.302, SLG: 0.380		4-2 BB	3-0 G5-3		3-1 F9			1-3 K		3	0	0	0	1	1	4
Dave Berg, R (1, 4) OBP: 0.358, SLG: 0.352		2-0 FC5-4		2-3 K		1-0 F9				3	0	0	0	0	1	1
John Cangelosi, S (9, PH) OBP: 0.359, SLG: 0.286		1-2f								1	0	0	0	0	1	0
Mike Redmond, R (1, 2) OBP: 0.404, SLG: 0.529			2-1 E5		2-1 L9			1-2 P2		3	1	0	0	0	0	0
Craig Counsell, L (9, PH) OBP: 0.348, SLG: 0.337			1B							1	0	0	0	0	1	0
Livan Hernandez, R (1, 1) OBP: 0.170, SLG: 0.208			1-0 F9		0-0			0-0 G6-3		2	0	1	0	0	0	1
John Wehner, R (7, PH) OBP: 0.133, SLG: 0.167										1	0	0	0	0	0	0
Matt Mantei, R (8, 1)										0	0	0	0	0	0	0
Gregg Zaun, S (9, PH) OBP: 0.254, SLG: 0.282										1	0	0	0	0	0	0

BOTTOM

Milwaukee Brewers @ Florida Marlins
Pro Player Stadium, Miami, FL
 Mon Jul 20 1998, 7:05 PM EDT
 Att: 12,759 - Cloudy - 79 F

livebaseballscorecards.com

AB	34
R	3
H	6
RBI	2
BB	2
SO	7
LOB	13



Inning Stats	R: 0	H: 0	E: 0	LOB: 0	K: 0	P: 8	R: 0	H: 0	E: 0	LOB: 1	K: 0	P: 10	R: 3	H: 3	E: 2	LOB: 2	K: 0	P: 13	R: 0	H: 1	E: 0	LOB: 1	K: 2	P: 20	R: 0	H: 0	E: 0	LOB: 0	K: 0	P: 15	R: 0	H: 0	E: 0	LOB: 0	K: 1	P: 11	R: 0	H: 0	E: 0	LOB: 0	K: 0	P: 10	R: 0	H: 2	E: 0	LOB: 2	K: 2	P: 19	R: 0	H: 0	E: 0	LOB: 0	K: 2	P: 12	1B: 4	SF: 0	2B: 2	SAC: 0	3B: 0	DP: 1	HR: 0	HBP: 0	WP: 0	PA: 36
--------------	------	------	------	--------	------	------	------	------	------	--------	------	-------	------	------	------	--------	------	-------	------	------	------	--------	------	-------	------	------	------	--------	------	-------	------	------	------	--------	------	-------	------	------	------	--------	------	-------	------	------	------	--------	------	-------	------	------	------	--------	------	-------	-------	-------	-------	--------	-------	-------	-------	--------	-------	--------

PITCHER	IP	WLS	BF	H	R	ER	SO	BB	IBB	HBP	BLK	WP	HR	S	P	ERA	WHIP
Scott Karl, L (1, 1) ERA: 3.99	7.0	W	28	4	3	0	3	2	0	0	0	0	0	64	111	0.00	0.857
Chad Fox, R (8, 1) ERA: 3.06	1.0		5	2	0	0	2	0	0	0	0	0	0	14	19	0.00	2.000
Bob Wickman, R (9, 1) ERA: 2.09	1.0	S	3	0	0	0	2	0	0	0	0	0	0	8	12	0.00	0.000

Batter	1	2	3	4	5	6	7	8	9	AB R H RBI BB SO LOB	TOP				
Fernando Vina, L (1, 4) OBP: 0.387, SLG: 0.448	1-2 G3		2-2 G4-3		3-2 L7		1-1 G3		0-0 2B	5 1 1 0 0 0 0					
Darrin Jackson, R (1, 8) OBP: 0.246, SLG: 0.327	1-0 G5-3			0-0 HR		2-2 FC6-4 1B	3-2 F8		1-3 K	5 1 2 1 0 1 1					
Jeff Cirillo, R (1, 5) OBP: 0.417, SLG: 0.431	4-1 BB			1-0 F8		0-0 FC6-4 1B		0-1 SH5-3 BB G4-3 1B	4-0 2B G3 IBB	3 2 2 0 2 0 0					
John Jaha, R (1, 3) 48 Brad Woodall, S (8, PR) Mark Loretta, R (8, 3) OBP: 0.382, SLG: 0.391 OBP: 0.444, SLG: 0.400 OBP: 0.405, SLG: 0.431	2-3 K			1-1 1B 1B		3-2 FC6-4 1-2f 2-3		4-1 G4-3 SH5-3 1-2 BB	0-0 G3 2B	3 0 1 0 1 1 3 0 0 0 0 0 0 0 1 0 1 1 0 0 0					
Marc Newfield, R (1, 7) Dave Nilsson, L (8, PH) OBP: 0.300, SLG: 0.321 OBP: 0.317, SLG: 0.343			1-1 L9		0-0 F9		0-3 K	0-0 SH5-3	1-2 G3	3 0 0 0 0 1 3 1 0 0 1 0 0 1					
Jeremy Burnitz, L (1, 9) OBP: 0.343, SLG: 0.484			4-2 CS BB		1-2 1B		1-0 P4	4-0 G4-3 IBB	0-0 F9	3 0 1 0 2 0 3					
Mike Matheny, R (1, 2) Bob Hamelin, L (8, PH) Al Reyes, R (8, 1) OBP: 0.296, SLG: 0.355 OBP: 0.269, SLG: 0.337 OBP: 0.250, SLG: 0.250			2-3 K		1-2 F8			0-0 F2	0-1 G4-3	3 0 0 0 0 1 3 1 0 0 1 0 0 2 0 0 0 0 0 0 0					
Jose Valentin, S (1, 6) OBP: 0.327, SLG: 0.420			0-1 F9			0-0 P3		1-1 HR 1B	4-0 IBB	3 1 1 0 1 0 0					
21 Cal Eldred, R (1, 1) Bobby Hughes, R (7, PH) David Weathers, R (7, 1) Marquis Grissom, R (8, PH) OBP: 0.176, SLG: 0.156 OBP: 0.310, SLG: 0.455 OBP: 0.158, SLG: 0.235 OBP: 0.303, SLG: 0.396			1-3 K			0-3 K		3-2 HR	2-3 K	2 0 0 0 0 2 0 1 1 1 2 0 0 0 0 0 0 0 0 0 0 1 0 0 0 0 1 3					
Inning Stats	R: 0 H: 0 E: 0 LOB: 1 K: 1 BB: 1 S: 8 P: 16	R: 0 H: 0 E: 0 LOB: 0 K: 1 BB: 1 S: 8 P: 15	R: 0 H: 0 E: 0 LOB: 0 K: 1 BB: 0 S: 9 P: 12	R: 1 H: 3 E: 0 LOB: 2 K: 0 BB: 0 S: 11 P: 15	R: 0 H: 0 E: 0 LOB: 0 K: 1 BB: 0 S: 9 P: 12	R: 0 H: 2 E: 0 LOB: 2 K: 1 BB: 0 S: 12 P: 18	R: 2 H: 2 E: 0 LOB: 0 K: 0 BB: 0 S: 12 P: 20	R: 1 H: 1 E: 0 LOB: 3 K: 1 BB: 3 S: 9 P: 23	R: 2 H: 2 E: 0 LOB: 1 K: 1 BB: 1 S: 9 P: 15	1B: 6 SF: 0 2B: 2 SAC: 1 3B: 0 DP: 0 HR: 2 HBP: 0	WP: 0 PA: 42 PB: 0 SB: 0 CS: 1				
PITCHER	IP WLS BF H R ER SO BB IBB HBP BLK WP HR S P ERA WHIP											PITCHER	IP WLS BF H R ER SO BB IBB HBP BLK WP HR S P ERA WHIP		
Jesus Sanchez, L (1, 1) ERA: 4.4	6.2		28 7 3 3 5 2 0 0 0 0 0 2 65 101 4.05 1.350												
Brian Edmondson, R (7, 1) ERA: 3.8	0.1		3 1 1 1 0 1 0 0 0 0 0 0 7 14 27.00 6.000												
Vic Darensbourg, L (8, 1) ERA: 4.14	0.1		2 0 0 0 0 0 0 1 0 0 0 0 1 5 0.00 0.000												
Antonio Alfonseca, R (8, 1) ERA: 3.89	1.0	L	7 2 2 2 2 0 2 0 0 0 0 0 10 21 18.00 2.000												
Felix Heredia, L (9, 1) ERA: 5.82	0.2		2 0 0 0 0 0 0 0 0 0 0 0 4 5 0.00 0.000												

Milwaukee Brewers @ Florida Marlins
 Pro Player Stadium, Miami, FL
 Tue Jul 21 1998, 7:05 PM EDT
 Att. 15,325 - Cloudy - 79 F

livebaseballscorecards.com

AB 35
 R 6
 H 10
 RBI 6
 BB 6
 SO 7
 LOB 19



Batter	1	2	3	4	5	6	7	8	9	AB	R	H	RBI	BB	SO	LOB
Todd Dunwoody, L (1, 8) OBP: 0.290, SLG: 0.357	1-1 P4		0-1 2B	0-1 G5-4-3 1B			0-1 P5			4	1	2	0	0	0	0
Edgar Renteria, R (1, 6) OBP: 0.368, SLG: 0.363	1-1 L9		4-0 2B 1B BB	G5-4-3 1-2f			2-2 G6-3			3	1	0	0	1	0	1
Mark Kotsay, L (1, 9) OBP: 0.322, SLG: 0.393	2-0 2B		1-0 P5				0-1 G4-3			4	0	1	0	0	0	2
Todd Zeile, R (1, 5) OBP: 0.337, SLG: 0.425	3-1 G4-3		0-1 1B 2B	1-3 2-H			2-1 F7			4	1	1	1	0	0	1
Cliff Floyd, L (1, 7) OBP: 0.342, SLG: 0.471			0-0 E1 1B	4-2 1B BB			1-3 K			3	1	0	0	1	1	0
Felix Heredia, L (9, 1)										0	0	0	0	0	0	0
Ryan Jackson, L (1, 3) OBP: 0.294, SLG: 0.357		1-2 SAFE 1B	3-1 1B	1-3 2-H 3-H			1-2 L3 1B			4	0	3	3	0	1	0
Craig Counsell, L (1, 4) OBP: 0.350, SLG: 0.340		2-2 F8	4-0 L3 IBB				1-3 K			3	0	1	0	1	1	2
Mike Redmond, R (1, 2) OBP: 0.382, SLG: 0.500		2-1 F9	0-0 L3	1-2			1-2 L3			3	0	0	0	0	0	5
Gregg Zaun, S (9, PH) OBP: 0.252, SLG: 0.280										1	0	0	0	0	0	1
Jesus Sanchez, L (1, 1) OBP: 0.100, SLG: 0.167		0-0 P3		0-1 G4-3						2	0	0	0	0	0	1
Brian Edmondson, R (7, 1)										1	0	0	0	0	0	0
Vic Darenbourg, L (8, 1)										0	0	0	0	0	0	0
Antonio Alfonseca, R (8, 1)										0	0	0	0	0	0	0
John Cangelosi, S (9, 7) OBP: 0.356, SLG: 0.283										1	0	0	0	0	1	1

Inning Stats	R: 0	H: 1	E: 0	LOB: 1	K: 0	P: 14	R: 1	H: 1	E: 1	LOB: 1	K: 0	P: 15	R: 3	H: 3	E: 0	LOB: 2	K: 0	P: 26	R: 0	H: 1	E: 0	LOB: 0	K: 1	P: 5	R: 0	H: 0	E: 0	LOB: 0	K: 1	P: 10	R: 0	H: 1	E: 0	LOB: 0	K: 1	P: 12	R: 0	H: 0	E: 0	LOB: 0	K: 0	P: 9	R: 0	H: 0	E: 0	LOB: 0	K: 0	P: 25	R: 0	H: 1	E: 0	LOB: 1	K: 2	P: 20	1B: 4	2B: 6	3B: 0	HR: 0	SF: 0	SAC: 0	DP: 3	HBP: 0	WP: 0	PA: 36
PITCHER	IP	WLS	BF	H	R	ER	SO	BB	IBB	HBP	BLK	WP	HR	S	P	ERA	WHIP																																															
21 Cal Eldred, R (1, 1) ERA: 4.77	6.0		26	7	4	3	2	2	1	0	0	0	0	48	82	4.50	1.500																																															
David Weathers, R (7, 1) ERA: 5.73	1.0		3	0	0	0	0	0	0	0	0	0	0	7	9	0.00	0.000																																															
Al Reyes, R (8, 1) ERA: 4.02	2.0	W	7	1	0	0	2	0	0	0	0	0	0	33	45	0.00	0.500																																															

Milwaukee Brewers @ Florida Marlins
Pro Player Stadium, Miami, FL
 Tue Jul 21 1998, 7:05 PM EDT
 Att: 15,325 - Cloudy - 79 F

livebaseballscores.com

AB	33
R	4
H	8
RBI	4
BB	3
SO	4
LOB	14



New York Mets @ Milwaukee Brewers
 Milwaukee County Stadium, Milwaukee, WI

Wed Jul 22 1998, 4:33 AM EDT
 Cloudy - 76 F

livebaseballscorecards.com



WP: 0 PA: 40
 PB: 0
 SB: 0
 CS: 0

AB 35
 R 7
 H 11
 RBI 6
 BB 5
 SO 5
 LOB 14

AB R H RBI BB SO LOB

5	1	2	0	0	1	2	5	0	2	2	0	1	1	4	1	1	1	1	1	1	4	1	1	0	1	1	3	3	1	0	0	1	0	2	0	0	0	0	0	0	0	0	0	0	0	0	0	0	3	0	0	0	1	1	1	4	2	2	0	0	0	2	3	0	2	2	0	0	0	1	0	0	0	0	0	0	1	0	0	0	0	0	0	0	0	0	0	1	0	0	0	0	0	0	0	0	0	1	1	0	1	0	0	1
---	---	---	---	---	---	---	---	---	---	---	---	---	---	---	---	---	---	---	---	---	---	---	---	---	---	---	---	---	---	---	---	---	---	---	---	---	---	---	---	---	---	---	---	---	---	---	---	---	---	---	---	---	---	---	---	---	---	---	---	---	---	---	---	---	---	---	---	---	---	---	---	---	---	---	---	---	---	---	---	---	---	---	---	---	---	---	---	---	---	---	---	---	---	---	---	---	---	---	---	---	---	---	---	---

Batter	1	2	3	4	5	6	7	8	9
Brian McRae, S (1, 8) OBP: 0.354, SLG: 0.462	1-1 G5-3		0-2 P2			1-0 G5-4-3 1B	2-3 K		0-1 2B
Edgardo Alfonzo, R (1, 5) OBP: 0.357, SLG: 0.391	2-1 F7		3-3 K			2-1 G5-4-3 1-2f		3-2 1B	2-1 2B 1-H 2-H
John Olerud, L (1, 3) OBP: 0.435, SLG: 0.509	3-2 L7		0-0 G6-3			2-0 HR		2-3 K	4-0 FC6 IBB
Todd Pratt, R (1, 2) OBP: 0.333, SLG: 0.659		4-2 BB G5-4-3 BB		0-0 G6-4-3 1B		0-3 K		3-2 F8	3-1 FC6 1-2f
Butch Huskey, R (1, 9) OBP: 0.307, SLG: 0.409 Dennis Cook, L (8, 1) Carlos Baerga, S (9, 4) OBP: 0.299, SLG: 0.381		4-0 G5-4-3 BB 1-2 3B BB		0-0 F7		2-2 F7		0-0 F8	
Bernard Gilkey, R (1, 7) OBP: 0.316, SLG: 0.335		4-0 G5-4-3 1-2 2-3 BB		1-1 G6-4-3 1-2f		3-3 K		2-2 F9	
Luis Lopez, S (1, 4) OBP: 0.327, SLG: 0.348		1-1 G5-4-3 1-2f 2-3 3-H		3-2 F7		0-2 1B 2B		2-1 1B FC6 1B	
Rey Ordonez, R (1, 6) OBP: 0.274, SLG: 0.291 Todd Hundley, S (9, PH) OBP: 0.367, SLG: 0.308 John Franco, L (9, 1)		1-2 3B		0-1 G5-3		1-0 1B		3-1 FC6 1B 1-3	
Bill Pulsipher, L (1, 1) Matt Franco, L (5, PH) OBP: 0.373, SLG: 0.356 Turk Wendell, L (5, 1) 31 Mike Piazza, R (7, PH) OBP: 0.391, SLG: 0.507 Jeff Tam, R (7, 1) Lenny Harris, L (8, 9)		0-0 B1-3		0-2 F7		4-0 IBB		0-2 FC6 1B 2B 1-2f 3-H	

Inning Stats	R: 0	H: 0	E: 0	K: 0	S: 8	P: 14	R: 2	H: 1	E: 0	K: 0	S: 8	P: 22	R: 0	H: 0	E: 0	K: 1	S: 8	P: 11	R: 0	H: 1	E: 0	K: 0	S: 4	P: 5	R: 0	H: 0	E: 0	K: 0	S: 8	P: 11	R: 1	H: 2	E: 0	K: 1	S: 7	P: 12	R: 1	H: 2	E: 0	K: 2	S: 16	P: 28	R: 0	H: 1	E: 0	K: 1	S: 10	P: 18	R: 3	H: 4	E: 0	K: 0	S: 19	P: 35	1B: 7	2B: 2	3B: 1	HR: 1	SF: 0	SAC: 0	DP: 3	HBP: 0	WP: 0	PA: 40
--------------	------	------	------	------	------	-------	------	------	------	------	------	-------	------	------	------	------	------	-------	------	------	------	------	------	------	------	------	------	------	------	-------	------	------	------	------	------	-------	------	------	------	------	-------	-------	------	------	------	------	-------	-------	------	------	------	------	-------	-------	-------	-------	-------	-------	-------	--------	-------	--------	-------	--------

PITCHER	IP	WLS	BF	H	R	ER	SO	BB	IBB	HBP	BLK	WP	HR	S	P	ERA	WHIP
48 Brad Woodall, L (1, 1) ERA: 3.94	6.2		27	6	4	4	3	3	1	0	0	0	1	55	97	5.40	1.350
Chad Fox, R (7, 1) ERA: 2.94	1.1		5	1	0	0	2	0	0	0	0	0	0	14	24	0.00	0.750
Bob Wickman, R (9, 1) ERA: 2.53	1.0	L	8	4	3	3	0	0	1	0	0	0	0	19	35	27.00	4.000

PITCHER	IP	WLS	BF	H	R	ER	SO	BB	IBB	HBP	BLK	WP	HR	S	P	ERA	WHIP
---------	----	-----	----	---	---	----	----	----	-----	-----	-----	----	----	---	---	-----	------

BOTTOM

New York Mets @ Milwaukee Brewers
Milwaukee County Stadium, Milwaukee, WI
Wed Jul 22 1998, 4:33 AM EDT
Cloudy - 76 F

livebaseballscorecards.com

AB 38
R 5
H 12
RBI 5
BB 3
SO 7
LOB 22



WP: 0 PA: 43
PB: 1
SB: 0
CS: 0

AB R H RBI BB SO LOB

3 2 0 0 2 0 2

5 1 2 1 0 0 0

5 1 2 2 0 2 0

3 0 0 0 0 2 4
0 0 0 0 0 0 0
1 0 0 0 0 0 0

5 0 3 1 0 0 1

3 0 2 1 0 0 1
1 0 0 0 1 0 2

5 1 2 0 0 2 6

4 0 0 0 0 0 5

2 0 1 0 0 1 0
0 0 0 0 0 0 0
1 0 0 0 0 0 1
0 0 0 0 0 0 0

1B: 11 SF: 0
2B: 1 SAC: 1
3B: 0 DP: 1
HR: 0 HBP: 1

Batter	1	2	3	4	5	6	7	8	9
Fernando Vina, L (1, 4) OBP: 0.387, SLG: 0.444	4-1 1B BB	3-1 G6-3		4-2 1B BB		1-2 G4-3 1-2f		0-0 F9	
Mark Loretta, R (1, 6) OBP: 0.405, SLG: 0.431	3-2 SAFE 1B 1B	2-1 L8		0-0 1B 1B		0-2 G6-3		0-0 L4	
Jeff Cirillo, R (1, 5) OBP: 0.417, SLG: 0.430	0-0 1B 1B		2-3 K	1-1 SAFE 1B		0-3 K		1-2 G5-3	
John Jaha, R (1, 3) OBP: 0.379, SLG: 0.384	2-3 K		1-1 G6-3	2-3 K		2-0 G3-1 PB HBP		2-1 E6 1B	
Scott Karl, L (7, PR) OBP: 0.194, SLG: 0.094									
Jose Valentin, S (8, 6) OBP: 0.326, SLG: 0.418									
Marquis Grissom, R (1, 8) OBP: 0.307, SLG: 0.399	0-2 FC6-5 1B 1B		1-1 FC6-4 1B			1-1 G1-3		1-0 G3-1	
Marc Newfield, R (1, 7) OBP: 0.307, SLG: 0.328	0-0 FC6-5 1B		0-0 FC6-4			0-2 G5-3 1B		2-1 G4-3	
Jeromy Burnitz, L (7, PH) OBP: 0.344, SLG: 0.482									
Darrin Jackson, R (1, 9) OBP: 0.252, SLG: 0.339	0-3 K			2-1 48 SH1-4 1B 1B		0-0 G5-3		0-0 FC6-5 2B	
Bobby Hughes, R (1, 2) OBP: 0.301, SLG: 0.441	2-1 FC6-5			0-0 L3		0-2 F7		0-0 FC6-5-6	
48 Brad Woodall, S (1, 1) OBP: 0.450, SLG: 0.412		1-3 K						1-0 L8	
Chad Fox, R (7, 1)									
Dave Nilsson, L (8, PH) OBP: 0.315, SLG: 0.341				0-1 SH1-4					
Bob Wickman, R (9, 1)				1-2 1B		1-2 G4-3 1B			

Inning Stats	R: 3	H: 4	E: 0	K: 2	S: 23	LOB: 2	BB: 1	P: 34
	R: 0	H: 0	E: 0	K: 1	S: 8	LOB: 0	BB: 0	P: 14
	R: 0	H: 1	E: 0	K: 1	S: 9	LOB: 1	BB: 0	P: 13
	R: 2	H: 3	E: 0	K: 1	S: 13	LOB: 2	BB: 1	P: 22
	R: 0	H: 1	E: 0	K: 0	S: 10	LOB: 1	BB: 0	P: 11
	R: 0	H: 1	E: 0	K: 0	S: 9	LOB: 0	BB: 0	P: 11
	R: 0	H: 0	E: 0	K: 1	S: 6	LOB: 2	BB: 0	P: 11
	R: 0	H: 1	E: 0	K: 0	S: 4	LOB: 1	BB: 0	P: 5
	R: 0	H: 1	E: 1	K: 1	S: 11	LOB: 3	BB: 1	P: 19

PITCHER	IP	WLS	BF	H	R	ER	SO	BB	IBB	HBP	BLK	WP	HR	S	P	ERA	WHIP
Bill Pulsipher, L (1, 1) ERA: 7.62	4.0		22	8	5	5	5	2	0	0	0	0	0	53	83	11.25	2.500
Turk Wendell, R (5, 1) ERA: 3.44	2.0		7	2	0	0	0	0	0	0	0	0	0	19	22	0.00	1.000
Jeff Tam, R (7, 1) ERA: 3.97	1.1		6	1	0	0	1	0	0	1	0	0	0	8	13	0.00	0.750
Dennis Cook, L (8, 1) ERA: 2.01	0.2	W	2	0	0	0	0	0	0	0	0	0	0	2	3	0.00	0.000
John Franco, L (9, 1) ERA: 3.82	1.0	S	6	1	0	0	1	1	0	0	0	0	0	11	19	0.00	2.000

PITCHER	IP	WLS	BF	H	R	ER	SO	BB	IBB	HBP	BLK	WP	HR	S	P	ERA	WHIP
Bill Pulsipher, L (1, 1) ERA: 7.62	4.0		22	8	5	5	5	2	0	0	0	0	0	53	83	11.25	2.500
Turk Wendell, R (5, 1) ERA: 3.44	2.0		7	2	0	0	0	0	0	0	0	0	0	19	22	0.00	1.000
Jeff Tam, R (7, 1) ERA: 3.97	1.1		6	1	0	0	1	0	0	1	0	0	0	8	13	0.00	0.750
Dennis Cook, L (8, 1) ERA: 2.01	0.2	W	2	0	0	0	0	0	0	0	0	0	0	2	3	0.00	0.000
John Franco, L (9, 1) ERA: 3.82	1.0	S	6	1	0	0	1	1	0	0	0	0	0	11	19	0.00	2.000

WP: 0 PA: 43
PB: 1
SB: 0
CS: 0

New York Mets @ Milwaukee Brewers
 Milwaukee County Stadium, Milwaukee, WI

Wed Jul 22 1998, 8:05 PM EDT
 Att. 23,920 - Cloudy - 70 F

livebaseballscorecards.com

AB	37
R	6
H	15
RBI	6
BB	1
SO	0
LOB	12



AB R H RBI BB SO LOB

4	1	1	0	0	0	2	5	0	2	2	0	0	0	4	0	2	0	1	0	1	5	0	2	0	0	0	1	3	0	0	0	0	0	4	4	0	1	0	0	0	3	4	2	2	0	0	0	1	2	1	1	0	0	0	0	3	1	2	1	0	0	0	0	0	0	1	0	0	0													
1	0	1	2	0	0	0	1	1	1	1	1	1	1	2	1	0	1	0	1	2	1	1	0	0	0	0	0	2	1	0	0	0	0	0	0	0	0	0	0	0	0	0	0	0	0	0	0	0	0	0	0	0	0	0	0	0	0	0	0	0	0	0	0	0	0	0	0	0	0	0	0	0	0	0	0	0	0	0	0	0	0	0
0	0	0	0	0	0	0	0	0	0	0	0	0	0	0	0	0	0	0	0	0	0	0	0	0	0	0	0	0	0	0	0	0	0	0	0	0	0	0	0	0	0	0	0	0	0	0	0	0	0	0	0	0	0	0	0	0	0	0	0	0	0	0	0	0	0	0	0	0	0	0	0	0	0	0	0							

Batter	1	2	3	4	5	6	7	8	9
Lenny Harris, L (1, 9) OBP: 0.319, SLG: 0.340 Todd Pratt, R (8, PH) OBP: 0.349, SLG: 0.690 Dennis Cook, L (8, 1)	1-0 G4-3	1-0 G3		0-2 PB 1B		0-1 F9		1-0 1B 2B	
Edgardo Alfonzo, R (1, 5) OBP: 0.357, SLG: 0.391	2-2 G5-3		1-1 F9	1-1 31 G5-4-3 1B			1-1 L9	1-1 2-H 1B	
31 Mike Piazza, R (1, 2) OBP: 0.364, SLG: 0.507	3-1 1B 1B		0-0 1B 1B	0-1 G5-4-3 1-2f			4-0 G6-4-3 BB		1-2 F9
John Olerud, L (1, 3) OBP: 0.435, SLG: 0.508	0-1 1-2 1B		2-1 1-2 1B		1-2 L9		2-2 G6-4-3 1-2f		2-1 G4-3
Todd Hundley, S (1, 7) OBP: 0.333, SLG: 0.276 Bernard Gilkey, R (7, 7) OBP: 0.317, SLG: 0.336	1-2 G6-3		1-0 F7		0-0 P5			0-2 2B SF8 1B	0-2 G5-3
Carlos Baerga, S (1, 4) OBP: 0.299, SLG: 0.379		1-2 G4-3	1-1 G4-3		1-0 1B			1-1 L7	
Brian McRae, S (1, 8) OBP: 0.356, SLG: 0.468		1-0 F9		0-1 SH3-4 1B 2B	0-1 G4-3			0-2 1-3 2B 2B	
Rey Ordonez, R (1, 6) OBP: 0.277, SLG: 0.292		1-0 1B 1B		0-0 SH3-4 2-3		3-1 L3		3-0 2B HBP	
Hideo Nomo, R (1, 1) OBP: 0.194, SLG: 0.257 Butch Huskey, R (8, PH) OBP: 0.307, SLG: 0.409 (8, 9)		2-1 1-2 1B		0-1 PB 1B 1B 3-H		1-0 F8		3-2 SF8	

Inning Stats	R: 0	H: 2	E: 0	LOB: 2	K: 0	BB: 0	S: 11	P: 18	R: 0	H: 2	E: 0	LOB: 2	K: 0	BB: 0	S: 9	P: 15	R: 0	H: 2	E: 0	LOB: 2	K: 0	BB: 0	S: 8	P: 13	R: 3	H: 4	E: 0	LOB: 0	K: 0	BB: 0	S: 12	P: 13	R: 0	H: 1	E: 0	LOB: 1	K: 0	BB: 0	S: 7	P: 9	R: 0	H: 0	E: 0	LOB: 0	K: 0	BB: 0	S: 5	P: 9	R: 0	H: 0	E: 0	LOB: 0	K: 0	BB: 1	S: 6	P: 13	R: 3	H: 4	E: 0	LOB: 2	K: 0	BB: 0	S: 18	P: 25	R: 0	H: 0	E: 0	LOB: 0	K: 0	BB: 0	S: 9	P: 12	1B: 12	SF: 1	2B: 3	SAC: 1	3B: 0	DP: 2	HR: 0	HBP: 1	WP: 0	PA: 41	PB: 1	SB: 0	CS: 0
--------------	------	------	------	--------	------	-------	-------	-------	------	------	------	--------	------	-------	------	-------	------	------	------	--------	------	-------	------	-------	------	------	------	--------	------	-------	-------	-------	------	------	------	--------	------	-------	------	------	------	------	------	--------	------	-------	------	------	------	------	------	--------	------	-------	------	-------	------	------	------	--------	------	-------	-------	-------	------	------	------	--------	------	-------	------	-------	--------	-------	-------	--------	-------	-------	-------	--------	-------	--------	-------	-------	-------

PITCHER	IP	WLS	BF	H	R	ER	SO	BB	IBB	HBP	BLK	WP	HR	S	P	ERA	WHIP
Bronswell Patrick, R (1, 1) ERA: 2.72	7.0	L	31	11	3	2	0	1	0	0	0	0	0	58	90	2.57	1.714
Mike Myers, L (8, 1) ERA: 1.26	1.0		7	4	3	3	0	0	0	1	0	0	0	18	25	27.00	4.000
Doug Jones, R (9, 1) ERA: 5.17	1.0		3	0	0	0	0	0	0	0	0	0	0	9	12	0.00	0.000

PITCHER	IP	WLS	BF	H	R	ER	SO	BB	IBB	HBP	BLK	WP	HR	S	P	ERA	WHIP
---------	----	-----	----	---	---	----	----	----	-----	-----	-----	----	----	---	---	-----	------

Batter	1	2	3	4	5	6	7	8	9	AB	R	H	RBI	BB	SO	LOB
Fernando Vina, L (1, 4) OBP: 0.386, SLG: 0.441	0-3 K		1-1 P5			4-0 G5-3 BB		1-0 F7		3	0	0	0	1	1	1
Mark Loretta, R (1, 3) OBP: 0.398, SLG: 0.422	0-3 K			1-3 K		3-2 G5-3		1-1 L4		4	0	0	0	0	2	2
Jeremy Burnitz, L (1, 9) OBP: 0.343, SLG: 0.478 Doug Jones, R (9, 1)	2-1 F7			4-2 CS BB		2-3 K		0-2 P5		3	0	0	0	1	1	1
Jeff Cirillo, R (1, 5) OBP: 0.416, SLG: 0.428		1-0 L9		1-3 K			3-2 1B 1B 1B		3-1 F9	4	1	1	0	0	1	1
Dave Nilsson, L (1, 7) OBP: 0.314, SLG: 0.339		3-1 G4-3		1-1 CS	1-2 G1-3		0-2 1B 1B		2-2 G6-3	4	0	1	0	0	0	0
Jose Valentin, S (1, 6) OBP: 0.325, SLG: 0.416		2-0 L3			0-0 P5		0-3 K		0-0 1B	4	0	1	0	0	1	2
Mike Matheny, R (1, 2) OBP: 0.295, SLG: 0.353			2-0 P6		1-1 1B		0-3 K		1-2 P3	4	0	1	0	0	1	3
Darrin Jackson, R (1, 8) OBP: 0.254, SLG: 0.339			1-1 F9		1-3 K		0-0 1B			3	0	1	1	0	1	1
Bronswell Patrick, R (1, 1) OBP: 0.444, SLG: 0.286 Bob Hamelin, L (7, PH) OBP: 0.267, SLG: 0.333 Mike Myers, L (8, 1) Marc Newfield, R (9, 7) OBP: 0.307, SLG: 0.328			0-0 1B			4-0 G5-3 BB BB		1-3 K		1	0	1	0	1	0	0

Inning Stats	R: 0	H: 0	E: 0	K: 2	S: 8	R: 0	H: 0	E: 0	K: 0	S: 4	R: 0	H: 1	E: 0	K: 0	S: 6	R: 0	H: 0	E: 0	K: 2	S: 9	R: 0	H: 1	E: 0	K: 1	S: 11	R: 0	H: 0	E: 0	K: 1	S: 6	R: 1	H: 3	E: 0	K: 3	S: 18	R: 0	H: 0	E: 0	K: 0	S: 6	R: 0	H: 1	E: 0	K: 0	S: 10	1B: 6	SF: 0	2B: 0	3B: 0	HR: 0	SAC: 0	DP: 1	HBP: 0	WP: 0	PA: 35
--------------	------	------	------	------	------	------	------	------	------	------	------	------	------	------	------	------	------	------	------	------	------	------	------	------	-------	------	------	------	------	------	------	------	------	------	-------	------	------	------	------	------	------	------	------	------	-------	-------	-------	-------	-------	-------	--------	-------	--------	-------	--------


PITCHER	IP	WLS	BF	H	R	ER	SO	BB	IBB	HBP	BLK	WP	HR	S	P	ERA	WHIP
Hideo Nomo, R (1, 1) ERA: 4.3	7.0	W	27	5	1	1	9	3	0	0	0	0	0	62	101	1.29	1.143
Dennis Cook, L (8, 1) ERA: 1.91	2.0		7	1	0	0	0	0	0	0	0	0	0	16	24	0.00	0.500

BOTTOM

New York Mets @ Milwaukee Brewers
Milwaukee County Stadium, Milwaukee, WI

Wed Jul 22 1998, 8:05 PM EDT
 Att. 23,920 - Cloudy - 70 F

AB 31
 R 1
 H 6
 RBI 1
 BB 3
 SO 9
 LOB 13



Batter	1	2	3	4	5	6	7	8	9	AB	R	H	RBI	BB	SO	LOB	TOP										
Brian McRae, S OBP: 0.356, SLG: 0.474 (1, 8)	3-3 	1-1 L7		0-1 2B		0-2 2B		0-1 G5-3		5	0	2	1	0	1	2											
Edgardo Alfonzo, R OBP: 0.355, SLG: 0.388 (1, 5)	3-2 F8		2-1 G3 31 1B	1-2 G5-3		2-1 P4		2-3 K		5	1	1	0	0	1	5											
John Olerud, L OBP: 0.434, SLG: 0.506 (1, 3)	3-1 1B		0-2 F7		1-1 F7		3-2 31 1B 1B		0-3 K	5	1	2	0	0	1	1											
31 Mike Piazza, R OBP: 0.367, SLG: 0.509 (1, 2)	2-2 L9		0-0 G3 S	1-2 1B	3-2 L9		0-2 1B 1B		1-0 HBP 1B	5	1	3	0	0	0	1											
Todd Hundley, S OBP: 0.297, SLG: 0.242 Bernard Gilkey, R OBP: 0.320, SLG: 0.336 (1, 7) (7, 7)			3-2 F7	3-2 G3	2-2 G4-3		1-2 F8		1-2 F9 1B HBP	4	0	0	1	0	0	3											
Butch Huskey, R OBP: 0.309, SLG: 0.413 Greg McMichael, R (7, 1)		1-0 1B	3-2 G5-3			0-0 G6-3	1-0 G4-6-3 1B		2-2 HBP 1B	4	1	2	1	0	0	1											
Todd Pratt, R OBP: 0.349, SLG: 0.690 Matt Franco, L OBP: 0.378, SLG: 0.363 John Franco, L (9, 1)									1-2 2-H 1B	0	0	0	0	0	0	0											
Carlos Baerga, S OBP: 0.300, SLG: 0.383 (1, 4)		2-2 E 1B		2-2 FC6-5-4 FC5-6 2B		2-2 G3	1-1 G4-6-3		1-2 F9	5	1	2	1	0	0	4											
Rey Ordóñez, R OBP: 0.282, SLG: 0.300 (1, 6)		0-0 E6 1B		2-0 FC6-5-4 FC5-6 2B		0-0 BB 2B 1B		3-2 G5-3 SH5-4 1B	2-0 F8	5	1	3	1	0	0	3											
Al Leiter, L OBP: 0.216, SLG: 0.152 Lenny Harris, L OBP: 0.319, SLG: 0.340 (1, 1) (7, 9)		1-1 L7		0-0 FC5-6 2B		4-1 2B BB		1 SAFE SH5-4		2	0	0	0	1	0	2											
Inning Stats	R: 0 E: 0 K: 1 S: 13	H: 1 LOB: 1 BB: 0 P: 24	R: 2 E: 1 K: 0 S: 16	H: 3 LOB: 1 BB: 0 P: 24	R: 1 E: 0 K: 0 S: 12	H: 2 LOB: 1 BB: 0 P: 20	R: 0 E: 0 K: 0 S: 10	H: 2 LOB: 2 BB: 1 P: 15	R: 1 E: 0 K: 0 S: 15	H: 2 LOB: 2 BB: 1 P: 23	R: 1 E: 0 K: 0 S: 14	H: 3 LOB: 1 BB: 0 P: 20	R: 0 E: 0 K: 1 S: 11	H: 1 LOB: 1 BB: 0 P: 16	R: 1 E: 0 K: 1 S: 14	H: 2 LOB: 2 BB: 0 P: 21	1B: 11 2B: 5 3B: 0 HR: 0	SF: 0 SAC: 1 DP: 1 HBP: 1	WP: 0 PB: 0 SB: 2 CS: 0	PA: 44							
PITCHER	IP	WLS	BF	H	R	ER	SO	BB	IBB	HBP	BLK	WP	HR	S	P	ERA	WHIP										
Steve Woodard, R ERA: 3.35 (1, 1)	5.2		28	10	4	4	1	1	0	0	0	0	0	74	118	6.35	1.941										
Al Reyes, R ERA: 4.1 (6, 1)	1.1		6	3	1	1	0	0	0	0	0	0	0	16	24	6.75	2.250										
Mike Myers, L ERA: 1.46 (8, 1)	1.1	L	7	2	1	1	2	0	0	1	0	0	0	17	24	6.75	1.500										
Chad Fox, R ERA: 2.88 (9, 1)	0.2		3	1	0	0	0	0	0	0	0	0	0	8	13	0.00	1.500										

New York Mets @ Milwaukee Brewers
Milwaukee County Stadium, Milwaukee, WI

Thu Jul 23 1998, 4:33 AM EDT
Att. 27,046 - Sunny - 75 F

AB	41
R	6
H	16
RBI	6
BB	1
SO	3
LOB	22



WP	0	PA	44
PB	0		
SB	2		
CS	0		

livebaseballscorecards.com

BOTTOM

New York Mets @ Milwaukee Brewers
 Milwaukee County Stadium, Milwaukee, WI

Thu Jul 23 1998, 4:33 AM EDT
 Att. 27,046 - Sunny - 75 F

livebaseballscores.com

AB	36
R	5
H	9
RBI	4
BB	3
SO	7
LOB	14



WP: 1	PA: 39
PB: 0	
SB: 0	
CS: 0	

AB	R	H	RBI	BB	SO	LOB
5	1	1	1	0	0	0
5	1	2	0	0	1	0
3	1	1	1	2	0	0
4	0	1	0	0	1	3
0	0	0	0	0	0	0
0	0	0	0	0	0	0
4	1	2	1	0	1	3
4	0	1	1	0	1	3
0	0	0	0	0	0	0
0	0	0	0	0	0	0
3	0	0	0	1	0	1
4	1	1	0	0	1	2
2	0	0	0	0	1	1
0	0	0	0	0	0	0
2	0	0	0	0	1	1

Batter	1	2	3	4	5	6	7	8	9
Marquis Grissom, R OBP: 0.306, SLG: 0.396	3-2 G5-3		1-0 L9		1-0 G6-3		2-2 1B WP 1B		2-1 G6-3
Mark Loretta, R OBP: 0.398, SLG: 0.422	0-0 FC3-6 BB 1B		3-3 K		1-1 P3		1-1 1B WP 1B		0-0 F9
Jeff Cirillo, R OBP: 0.418, SLG: 0.427	4-2 FC3-6 BB 1-2		0-0 G4-3			4-0 G3 G1-3 BB	2-2 1B 1B 1B		0-1 G1-3
John Jaha, R OBP: 0.377, SLG: 0.380	0-0 FC3-6		0-0 K		3-1 G1-3		0-1 FC6-5 1B		
48 Brad Woodall, S OBP: 0.450, SLG: 0.412	1-2 2-3				1-2		1-3 1B		
Bob Hamelin, L OBP: 0.267, SLG: 0.333									
Jeremy Burnitz, L OBP: 0.344, SLG: 0.481	3-3 K		1-0 2B		3-2 G3		1-1 1B		1-2 1B
Marc Newfield, R OBP: 0.306, SLG: 0.333		0-1 G5-3		1-2 G3 2B		1-3 K		0-1 FC6-5	
Mike Myers, L (8, 1)									
Chad Fox, R (9, 1)									
Bobby Hughes, R OBP: 0.300, SLG: 0.432	4-2 BB		1-2 G3		1-2 G3		3-2 F7		3-1 F8
Jose Valentin, S OBP: 0.324, SLG: 0.417	1-0 F9		1-3 K		1-3 K		0-0 1B 2B		1-2 G4-3
Steve Woodard, L OBP: 0.185, SLG: 0.259									
Al Reyes, R OBP: 0.250, SLG: 0.250									
Darrin Jackson, R OBP: 0.250, SLG: 0.333									

Batter	1	2	3	4	5	6	7	8	9

Batter	1	2	3	4	5	6	7	8	9

Batter	1	2	3	4	5	6	7	8	9

Batter	1	2	3	4	5	6	7	8	9

Batter	1	2	3	4	5	6	7	8	9

Batter	1	2	3	4	5	6	7	8	9

Inning	1	2	3	4	5	6	7	8	9	1B	2B	3B	SF	HR	SO	DP	HBP	WP	PA
R	0	0	0	1	0	0	4	0	0	6	0	0	0	0	0	0	0	1	39
H	1	0	0	2	0	0	6	0	0	0	0	0	0	0	0	0	0	0	
E	0	0	0	0	0	0	0	0	0	0	0	0	0	0	0	0	0	0	
K	1	1	1	2	1	1	0	1	0	2	0	0	0	0	0	0	0	0	
S	10	10	10	13	12	7	22	9	14	32	0	0	0	0	0	0	0	0	

PITCHER	IP	WLS	BF	H	R	ER	SO	BB	IBB	HBP	BLK	WP	HR	S	P	ERA	WHIP
Al Leiter, L ERA: 1.97	(1, 1)	6.2	29	6	4	4	6	3	0	0	0	0	0	68	115	5.40	1.350
Greg McMichael, R ERA: 3.89	(7, 1)	1.1	7	3	1	1	1	0	0	0	0	1	0	18	26	6.75	2.250
John Franco, L ERA: 3.72	(9, 1)	1.0	3	0	0	0	0	0	0	0	0	0	0	5	7	0.00	0.000

Batter	1	2	3	4	5	6	7	8	9	AB R H RBI BB SO LOB	TOP
Terry Jones, S (1, 8) <small>OBP: 0.125, SLG: 0.250</small> Mike Maddux, L (7, 1) Bob Henley, R (9, PH) <small>OBP: 0.333, SLG: 0.250</small>	1-0 L7	1-0 G4-3		0-0 FC4-2 3B	1-1 P4		0-3 K		2-0 G5-4-3	5 0 1 1 0 1 6 0 0 0 0 0 0 0 1 0 0 0 0 0 1	
Orlando Cabrera, R (1, 4) <small>OBP: 0.337, SLG: 0.434</small>	2-2 WP 1B	0-1 G5-3		1-2 FC4-2 HR		3-2 P5	0-0 P5			5 2 1 0 0 0 5	
Mark Grudzielanek, R (1, 6) <small>OBP: 0.312, SLG: 0.365</small>	0-1 SAFE P3		0-2 G1-3	0-0 HR		1-1 G5-3		0-2 G4-3		5 1 1 2 0 0 1	
Vladimir Guerrero, R (1, 9) <small>OBP: 0.360, SLG: 0.565</small>	4-0 SAFE BB 1B		2-1 2B	0-0 P4		2-2 G3-1		0-0 HR		4 1 2 1 1 0 0	
Scott Livingstone, L (1, 3) <small>OBP: 0.220, SLG: 0.213</small>	2-1 BB 1B		4-1 BB		1-2 G1-3		0-3 K	0-0 G6-3		4 0 1 1 1 1 0	
Ryan McGuire, L (1, 7) <small>OBP: 0.333, SLG: 0.301</small> (7, 8)	4-0 BB		3-3 SAFE K		3-2 G3-1		0-1 E6 1B	3-1 1B		4 1 1 0 1 1 2	
Shane Andrews, R (1, 5) <small>OBP: 0.307, SLG: 0.434</small>	2-1 F8		2-1 L4		2-0 HR		1-1 1B 1B	0-2 G4-3		5 1 2 1 0 0 6	
Chris Widger, R (1, 2) <small>OBP: 0.281, SLG: 0.379</small> Derrick May, L (7, PH) <small>OBP: 0.220, SLG: 0.241</small> (7, 7)		0-1 P4		0-2 G5-3	3-1 BB 1B		0-1 1B	2-1 G6-3	3 0 1 0 0 0 0 2 0 1 1 0 0 0		
Dustin Hermanson, R (1, 1) <small>OBP: 0.286, SLG: 0.143</small> Shayne Bennett, R (5, 1) Robert Perez, R (7, PH) <small>OBP: 0.240, SLG: 0.347</small> Mike Hubbard, R (7, 2) <small>OBP: 0.148, SLG: 0.208</small>		1-1 G4-3 2B		3-2 3B 1B	4-1 BB		1-2 1B	0-0 G5-4-3 1B	2 1 2 0 1 0 0 0 0 0 0 0 0 0 1 0 1 0 0 0 0 1 0 1 0 0 0 0		
Inning Stats	R: 1 H: 2 E: 0 LOB: 3 K: 0 BB: 2 S: 10 P: 25	R: 0 H: 1 E: 0 LOB: 1 K: 0 BB: 0 S: 7 P: 9	R: 0 H: 1 E: 0 LOB: 2 K: 1 BB: 1 S: 11 P: 22	R: 3 H: 3 E: 0 LOB: 0 K: 0 BB: 0 S: 14 P: 18	R: 1 H: 2 E: 0 LOB: 2 K: 0 BB: 1 S: 13 P: 27	R: 0 H: 0 E: 0 LOB: 0 K: 0 BB: 0 S: 10 P: 16	R: 1 H: 3 E: 1 LOB: 3 K: 2 BB: 0 S: 16 P: 18	R: 1 H: 2 E: 0 LOB: 1 K: 0 BB: 0 S: 10 P: 13	R: 0 H: 1 E: 0 LOB: 0 K: 0 BB: 0 S: 4 P: 8	1B: 9 SF: 0 2B: 2 SAC: 0 3B: 1 DP: 1 HR: 3 HBP: 0	WP: 1 PA: 46 PB: 0 SB: 0 CS: 0
PIITCHER Jeff Juden, R (1, 1) <small>ERA: 5.15</small> David Weathers, R (5, 1) <small>ERA: 5.52</small>	IP WLS BF H R ER SO BB IBB HBP BLK WP HR S P ERA WHIP	4.2 25 8 5 5 1 3 0 0 0 1 2 50 88 9.64 2.357	4.1 21 7 2 1 2 1 0 0 0 0 1 45 68 2.08 1.846			PIITCHER IP WLS BF H R ER SO BB IBB HBP BLK WP HR S P ERA WHIP					

Montreal Expos @ Milwaukee Brewers
Milwaukee County Stadium, Milwaukee, WI
Fri Jul 24 1998, 4:33 AM EDT
Cloudy - 75 F

livebaseballscorecards.com

AB	42
R	7
H	15
RBI	7
BB	4
SO	3
LOB	21



Batter	1	2	3	4	5	6	7	8	9	AB R H RBI BB SO LOB
Fernando Vina, L OBP: 0.386, SLG: 0.439 (1, 4)	3-1 F7		0-0 HR 1B		0-1 E3 1B 1B	4-1 1B BB		1-1 P6		4 3 1 0 1 0 0
Dave Nilsson, L OBP: 0.326, SLG: 0.366 (1, 7)	4-2 G4-3 BB BB		1-0 HR 1-H		0-0 HR 1B 2-3	1-1 1B 1B 1-3 2-H		1-1 F9		4 3 3 3 1 0 0
Jeremy Burnitz, L OBP: 0.348, SLG: 0.483 (1, 9)	4-2 G4-3 1-2 BB		2-3 K		1-0 HR 1B 1-2 3-H	2-1 1B 1B 1-3 3-H				3 1 2 2 1 1 0
Mark Loretta, R OBP: 0.404, SLG: 0.442 (1, 5)	3-2 G4-3 1-2 2-3		2-0 G4-6-3 1B		2-0 HR 1-H 2-H	3-2 SAFE L3 1B 1-3 3-H				4 1 3 4 0 0 2
Bob Hamelin, L OBP: 0.266, SLG: 0.330 (1, 3)	1-2 G5-3		0-0 G4-6-3 1-2f		0-0 G1-6-3 1B 1-2f	0-0 L3				4 0 1 0 0 0 5
Bobby Hughes, R OBP: 0.292, SLG: 0.420 (1, 2)		1-2 F8		0-0 F8	1-0 F8		0-1 F8			4 0 0 0 0 0 1
Jose Valentin, S OBP: 0.326, SLG: 0.426 (1, 6)		1-0 HR		4-0 G6-3 BB	0-1 G1-6-3 1-2f		1-0 G3-1			3 1 1 1 1 0 1
Darrin Jackson, R OBP: 0.242, SLG: 0.323 (1, 8)		3-2 L4		0-1 G6-3 1-2		0-3 K	2-2 G6-3			4 0 0 0 0 1 1
Jeff Juden, R OBP: 0.132, SLG: 0.158 David Weathers, R OBP: 0.143, SLG: 0.211 (5, 1)		0-0 F9		1-3 K		1-3 K BB 1B		1-0 F7		2 0 0 0 0 1 1 2 1 0 0 0 1 0

Inning Stats	R: 0	H: 0	E: 0	K: 0	S: 15	LOB: 2	BB: 2	P: 30	R: 1	H: 1	E: 0	K: 0	S: 10	LOB: 0	BB: 0	P: 15	R: 2	H: 3	E: 0	K: 1	S: 8	LOB: 0	BB: 0	P: 13	R: 0	H: 0	E: 0	K: 1	S: 6	LOB: 1	BB: 1	P: 11	R: 4	H: 4	E: 1	K: 0	S: 9	LOB: 0	BB: 0	P: 13	R: 3	H: 3	E: 0	K: 2	S: 16	LOB: 1	BB: 1	P: 27	R: 0	H: 0	E: 0	K: 0	S: 6	LOB: 0	BB: 0	P: 9	R: 0	H: 0	E: 0	K: 0	S: 5	LOB: 0	BB: 0	P: 8
PITCHER	IP	WLS	BF	H	R	ER	SO	BB	IBB	HBP	BLK	WP	HR	S	P	ERA	WHIP	IP	WLS	BF	H	R	ER	SO	BB	IBB	HBP	BLK	WP	HR	S	P	ERA	WHIP																														
Dustin Hermanson, R ERA: 3.67 (1, 1)	4.0	L	23	8	7	6	2	3	0	0	0	0	3	45	78	13.50	2.750																																															
Shayne Bennett, R ERA: 4.76 (5, 1)	2.0		9	3	3	2	2	1	0	0	0	0	0	19	31	9.00	2.000																																															
Mike Maddux, R ERA: 5.13 (7, 1)	2.0		6	0	0	0	0	0	0	0	0	0	0	11	17	0.00	0.000																																															

MONTREAL EXPOS @ MILWAUKEE BREWERS

Milwaukee County Stadium, Milwaukee, WI

Fri Jul 24 1998, 4:33 AM EDT
Cloudy - 75 F

AB 34
R 10
H 11
RBI 10
BB 4
SO 4
LOB 11

Batter	1	2	3	4	5	6	7	8	9	AB R H RBI BB SO LOB	TOP											
Terry Jones, S (1, 8) OBP: 0.190, SLG: 0.333	0-3 K		2-2 BB S E 1B	1-3 K			0-1 1B 2B		0-2 G5-3	5 2 2 0 0 2 0												
Orlando Cabrera, R (1, 4) OBP: 0.352, SLG: 0.437	2-2 P6		4-2 SAFE SAFE 1B BB		2-1 G5-4-3 1B		1-1 HR 1B		1-0 G6-3	4 2 2 1 1 0 0												
Ryan McGuire, L (1, 3) OBP: 0.341, SLG: 0.301	3-2 G4-3		4-1 E 1B BB		0-1 L8		1-1 HR 1B		4-1 1B BB	3 2 1 0 2 0 1												
Vladimir Guerrero, R (1, 9) OBP: 0.363, SLG: 0.573		0-0 G6-3	1-2 SAFE 1B		0-1 G5-4-3		1-1 HR		0-0 1B	5 1 3 5 0 0 1												
Derrick May, L (1, 7) OBP: 0.229, SLG: 0.283		2-1 HR 1B	0-0 HR			1-0 G4-3		1-1 G4-3	0-2 F8	5 2 2 1 0 0 2												
Bob Henley, R (1, 2) OBP: 0.308, SLG: 0.250		2-3 K	2-2 G4-3			1-1 G5-3		0-0 G5-3 1B		4 0 1 0 0 1 1												
Shane Andrews, R (1, 5) OBP: 0.306, SLG: 0.441		1-1 HR		1-3 K		0-1 G6-3		0-1 G5-3		4 1 1 2 0 1 1												
Mike Mordecai, R (1, 6) OBP: 0.208, SLG: 0.224		2-2 P4		3-2 HR			3-2 F9	2-2 F8		4 1 1 1 0 0 1												
Mike Thurman, R (1, 1)			0-1 P4		3-2 G5-3		3-3 K	0-2 F8		3 0 0 0 0 1 0												
Steve Kline, S (7, 1)										1 0 0 0 0 0 1												
Anthony Telford, R (8, 1)										0 0 0 0 0 0 0												
Ugueth Urbina, R (9, 1)										0 0 0 0 0 0 0												
Inning Stats	R: 0 E: 0 K: 1 S: 9	H: 0 LOB: 0 BB: 0 P: 14	R: 2 E: 0 K: 1 S: 11	H: 2 LOB: 0 BB: 0 P: 18	R: 4 E: 1 K: 0 S: 16	H: 3 LOB: 0 BB: 2 P: 29	R: 1 E: 0 K: 2 S: 12	H: 1 LOB: 0 BB: 0 P: 20	R: 0 E: 0 K: 0 S: 6	H: 1 LOB: 0 BB: 0 P: 8	R: 0 E: 0 K: 0 S: 5	H: 0 LOB: 0 BB: 0 P: 7	R: 4 E: 0 K: 1 S: 16	H: 4 LOB: 0 BB: 0 P: 26	R: 0 E: 0 K: 0 S: 9	H: 1 LOB: 1 BB: 0 P: 11	R: 0 E: 0 K: 0 S: 10	H: 1 LOB: 2 BB: 1 P: 15	1B: 8 2B: 1 3B: 0 HR: 4	SF: 0 SAC: 0 DP: 1 HBP: 0	WP: 0 PB: 0 SB: 1 CS: 0	PA: 41
PITCHER	IP WLS BF H R ER SO BB IBB HBP BLK WP HR S P ERA WHIP																					
Paul Wagner, R (1, 1) ERA: 7.11	7.0 L 32 11 11 11 5 2 0 0 0 0 0 4 75 122 14.14 1.857																					
Eric Plunk, R (8, 1) ERA: 4.71	1.0 4 1 0 0 0 0 0 0 0 0 0 0 9 11 0.00 1.000																					
Mike Myers, L (9, 1) ERA: 1.42	1.0 5 1 0 0 0 0 1 0 0 0 0 0 10 15 0.00 2.000																					

Montreal Expos @ Milwaukee Brewers
Milwaukee County Stadium, Milwaukee, WI
 Fri Jul 24 1998, 8:05 PM EDT
 Att. 16,297 - Unknown - 75 F

livebaseballscorecards.com

AB	38
R	11
H	13
RBI	10
BB	3
SO	5
LOB	8



Batter	1	2	3	4	5	6	7	8	9	AB	R	H	RBI	BB	SO	LOB
Fernando Vina, L (1, 4) OBP: 0.386, SLG: 0.437	1-1 G4-3			0-0 1B SF9 G5-3 1B		1-1 G1-3		1-0 1B HBP	1-1 FC6-4	4	1	1	0	0	0	2
Marquis Grissom, R (1, 8) OBP: 0.308, SLG: 0.398	1-1 G6-3			0-1 G5-3 1-2		2-0 G5-4-3 1B		2-1 BB 1-3 1B		4	0	2	0	0	0	1
Jeff Cirillo, R (1, 5) OBP: 0.416, SLG: 0.424	1-2 F9			4-0 1B BB		2-0 G5-4-3 1-2f		1-3 K		3	0	0	0	1	1	3
Mark Loretta, R (1, 6) OBP: 0.410, SLG: 0.450		1-3 K		1-0 1-2 2-3 1B		0-0 1B G4-3 2B		4-0 1-2 BB		3	1	2	0	1	1	0
John Jaha, R (1, 3) OBP: 0.370, SLG: 0.373 Mike Myers, L (9, 1)		2-3 K		3-2 SF9		0-1 F8		2-1 G6-3		3	0	0	1	0	1	4
Dave Nilsson, L (1, 7) OBP: 0.325, SLG: 0.363 (8, 9)		2-1 L9		0-0 G3		1-0 G4-3 2-3 1B		0-3 K		4	0	1	0	0	1	2
Jeremy Burnitz, L (1, 9) OBP: 0.348, SLG: 0.481 Eric Plunk, R (8, 1) Bob Hamelin, L (9, 3) OBP: 0.264, SLG: 0.326			2-1 F9		0-2 G5-4-3 1B		3-2 G4-3 1-2 3-H		3-1 G1-3	3	0	1	1	0	0	1
Mike Matheny, R (1, 2) OBP: 0.294, SLG: 0.356			1-2 G4-3		1-0 G5-4-3 1-2f		1-0 F7		2-2 1B 2B	4	0	1	0	0	0	2
Paul Wagner, R (1, 1) OBP: 0.158, SLG: 0.158 Marc Newfield, R (8, 7) OBP: 0.308, SLG: 0.336			1-0 F9		2-2 F9		2-3 K		3-2 FC6-4 1B	2	0	0	0	0	0	0
										2	0	1	0	0	1	0

Inning Stats	R: 0	H: 0	E: 0	LOB: 0	K: 0	S: 7	R: 0	H: 0	E: 0	LOB: 0	K: 2	S: 10	R: 0	H: 0	E: 0	LOB: 0	K: 0	S: 6	R: 1	H: 2	E: 0	LOB: 2	K: 0	S: 8	R: 0	H: 1	E: 0	LOB: 0	K: 0	S: 9	R: 0	H: 1	E: 0	LOB: 0	K: 0	S: 4	R: 1	H: 2	E: 0	LOB: 1	K: 0	S: 8	R: 0	H: 1	E: 0	LOB: 3	K: 2	S: 13	R: 0	H: 2	E: 0	LOB: 2	K: 1	S: 13	1B: 7	SF: 1	2B: 2	SAC: 0	3B: 0	DP: 2	HR: 0	HBP: 1	WP: 0	PA: 37
--------------	------	------	------	--------	------	------	------	------	------	--------	------	-------	------	------	------	--------	------	------	------	------	------	--------	------	------	------	------	------	--------	------	------	------	------	------	--------	------	------	------	------	------	--------	------	------	------	------	------	--------	------	-------	------	------	------	--------	------	-------	-------	-------	-------	--------	-------	-------	-------	--------	-------	--------

PITCHER	IP	WLS	BF	H	R	ER	SO	BB	IBB	HBP	BLK	WP	HR	S	P	ERA	WHIP
Mike Thurman, R (1, 1) ERA: 2.84	6.1	W	24	6	2	2	2	1	0	0	0	0	0	48	77	2.84	1.105
Steve Kline, L (7, 1) ERA: 2.45	1.1		7	1	0	0	2	1	0	1	0	0	0	15	29	0.00	1.500
Anthony Telford, R (8, 1) ERA: 3.32	0.1		1	0	0	0	0	0	0	0	0	0	0	2	4	0.00	0.000
Ugueth Urbina, R (9, 1) ERA: 1.22	1.0		5	2	0	0	1	0	0	0	0	0	0	13	22	0.00	2.000

BOTTOM

Montreal Expos @ Milwaukee Brewers
Milwaukee County Stadium, Milwaukee, WI

Fri Jul 24 1998, 8:05 PM EDT
Att: 16,297 - Unknown - 75 F

livebaseballscorecards.com

AB	33
R	2
H	9
RBI	2
BB	2
SO	5
LOB	15



Batter	1	2	3	4	5	6	7	8	9	AB R H RBI BB SO LOB	TOP						
Orlando Cabrera, R (1, 4) OBP: 0.344, SLG: 0.424	2-1 FC4-6 1B		2-2 G6-3		2-2 G5-3		2-0 F8		0-0 G4-3	5 0 1 0 0 0 2							
Terry Jones, S (1, 8) OBP: 0.200, SLG: 0.292	0-1 FC4-6 2B		1-1 E3 2B G6-3		1-2 F9			4-0 SH1-4 BB		3 2 0 0 1 0 1							
Mark Grudzielanek, R (1, 6) OBP: 0.315, SLG: 0.373	0-0 G6-3 2B		1-2 G6-3 2B		3-1 L8			0-0 SH1-4		3 1 2 1 0 0 0							
Vladimir Guerrero, R (1, 9) OBP: 0.364, SLG: 0.570	2-2 G6-3		0-0 G6-3		4-2 BB			4-0 FC5-4 IBB		2 0 0 1 2 0 2							
Shane Andrews, R (1, 5) OBP: 0.306, SLG: 0.441	0-0 2B		2-3 K		1-1 SAFE P4			0-1 F7		4 0 1 1 0 1 4							
Robert Perez, R (1, 7) OBP: 0.231, SLG: 0.333	1-0 G6-3			1-1 G5-3		1-1 G5-3		0-2 FC5-4		4 0 0 0 0 0 4							
Bob Henley, R (1, 2) OBP: 0.412, SLG: 0.375		1-2 G6-4-3 1B		1-1 G4-3			0-1 FC1-6 1B		1-1 G4-3 SH5-4 1B	4 0 3 0 0 0 0	AB 31 R 3 H 7 RBI 3 BB 3 SO 2 LOB 16						
Ryan McGuire, L (1, 3) OBP: 0.335, SLG: 0.295		1-1 G6-4-3		2-3 K			0-0 FC1-6 SH1-4		0-0 SH5-4	3 0 0 0 0 1 2							
Carlos Perez, L (1, 1) OBP: 0.208, SLG: 0.298		0-0 G4-3			0-0 P3		0-0 SH1-4		0-1 G4-3	2 0 0 0 0 0 0							
Mike Mordecai, R (9, PH) OBP: 0.208, SLG: 0.224										0 0 0 0 0 0 0							
Scott Livingstone, L (9, PH) OBP: 0.217, SLG: 0.211										1 0 0 0 0 0 1							
Anthony Telford, R (9, 1)										0 0 0 0 0 0 0							
Inning Stats	R: 2 H: 3 E: 0 LOB: 1 K: 0 BB: 0 S: 11 P: 16	R: 0 H: 1 E: 0 LOB: 0 K: 0 BB: 0 S: 6 P: 8	R: 1 H: 1 E: 1 LOB: 1 K: 1 BB: 0 S: 13 P: 19	R: 0 H: 0 E: 0 LOB: 0 K: 1 BB: 0 S: 7 P: 11	R: 0 H: 0 E: 0 LOB: 0 K: 0 BB: 0 S: 7 P: 10	R: 0 H: 0 E: 0 LOB: 1 K: 0 BB: 1 S: 8 P: 17	R: 0 H: 1 E: 0 LOB: 1 K: 0 BB: 0 S: 5 P: 7	R: 0 H: 0 E: 0 LOB: 2 K: 0 BB: 2 S: 6 P: 14	R: 0 H: 1 E: 0 LOB: 1 K: 0 BB: 0 S: 6 P: 7	1B: 4 SF: 0 2B: 3 SAC: 3 3B: 0 DP: 1 HR: 0 HBP: 0	WP: 0 PA: 37 PB: 0 SB: 0 CS: 0						
PITCHER	IP WLS BF H R ER SO BB IBB HBP BLK WP HR S P ERA WHIP																
Scott Karl, L (1, 1) ERA: 3.87	8.1	35	7	3	2	2	2	1	0	0	0	0	0	66	106	2.16	1.080
Bob Wickman, R (9, 1) ERA: 2.5	0.2	W	2	0	0	0	0	0	0	0	0	0	0	3	3	0.00	0.000

Montreal Expos @ Milwaukee Brewers
Milwaukee County Stadium, Milwaukee, WI
 Sat Jul 25 1998, 8:05 PM EDT
 Att. 28,074 - Unknown - 71 F

livebaseballscorecards.com



Batter	1	2	3	4	5	6	7	8	9	AB	R	H	RBI	BB	SO	LOB
Fernando Vina, L (1, 4) OBP: 0.387, SLG: 0.436	1-2 G6-3	1-1 HBP			0-1 G6-3 1B		0-1 G4-3			3	1	1	0	0	0	0
Marquis Grissom, R (1, 8) OBP: 0.307, SLG: 0.399	2-1 E 2B	2-2 P4			0-2 G6-3 1-2			0-1 L9		4	1	1	0	0	0	3
Jeff Cirillo, R (1, 5) OBP: 0.417, SLG: 0.425	2-2 E9 1B				3-1 2-H 1B			1-2 L8		4	0	2	2	0	0	0
Mark Loretta, R (1, 6) OBP: 0.403, SLG: 0.441	0-3 K				1-1 F8			1-1 E6 CS		4	0	0	0	0	1	2
John Jaha, R (1, 3) OBP: 0.363, SLG: 0.365	1-1 G6-3				3-3 K2-3			2-1 CS	2-2 G1-3	4	0	0	0	0	2	1
Jeremy Burnitz, L (1, 9) OBP: 0.351, SLG: 0.500					2-0 L5-3 1B			0-1 G4-3	3-2 HR	4	2	3	2	0	0	0
Marc Newfield, R (1, 7) Darrin Jackson, R (9, 7) OBP: 0.309, SLG: 0.336 OBP: 0.242, SLG: 0.323					3-2 L5-3 1-2			1-1 G6-3		3	0	1	0	0	0	1
Mike Matheny, R (1, 2) OBP: 0.290, SLG: 0.351					2-3 K2-3			1-1 P4		0	0	0	0	0	0	0
Scott Karl, L (1, 1) Bob Wickman, R (9, 1) OBP: 0.184, SLG: 0.088					2-2 G4-3			0-1 G6-3		2	0	0	0	0	0	0

Inning Stats	R: 1	H: 2	E: 1	LOB: 1	K: 1	P: 22	R: 1	H: 2	E: 0	LOB: 2	K: 0	P: 19	R: 0	H: 0	E: 0	LOB: 0	K: 1	P: 14	R: 0	H: 1	E: 0	LOB: 0	K: 1	P: 15	R: 1	H: 2	E: 0	LOB: 1	K: 0	P: 18	R: 0	H: 0	E: 0	LOB: 0	K: 1	P: 10	R: 0	H: 0	E: 0	LOB: 0	K: 0	P: 7	R: 0	H: 0	E: 1	LOB: 0	K: 0	P: 12	R: 1	H: 1	E: 0	LOB: 0	K: 0	P: 12	1B: 5	SF: 0	2B: 2	SAC: 1	3B: 0	DP: 1	HR: 2	HBP: 1	WP: 0	PA: 34
--------------	------	------	------	--------	------	-------	------	------	------	--------	------	-------	------	------	------	--------	------	-------	------	------	------	--------	------	-------	------	------	------	--------	------	-------	------	------	------	--------	------	-------	------	------	------	--------	------	------	------	------	------	--------	------	-------	------	------	------	--------	------	-------	-------	-------	-------	--------	-------	-------	-------	--------	-------	--------

PITCHER	IP	WLS	BF	H	R	ER	SO	BB	IBB	HBP	BLK	WP	HR	S	P	ERA	WHIP
Carlos Perez, L (1, 1) ERA: 3.75	8.0		31	7	3	3	4	0	0	1	0	0	1	79	117	3.38	0.875
Anthony Telford, R (9, 1) ERA: 3.45	0.1	L	2	1	1	1	0	0	0	0	0	0	1	7	12	27.00	3.000

BOTTOM

Montreal Expos @ Milwaukee Brewers
Milwaukee County Stadium, Milwaukee, WI

Sat Jul 25 1998, 8:05 PM EDT
Att: 28,074 - Unknown - 71 F

livebaseballscorecards.com

AB	31
R	4
H	8
RBI	4
BB	0
SO	4
LOB	8



Batter	1	2	3	4	5	6	7	8	9	AB R H RBI BB SO LOB	TOP											
Terry Jones, S OBP: 0.233, SLG: 0.286 (1, 8)	3-3 		4-1 	0-2 		1-3 		1-1 		4 1 1 0 1 2 3												
Orlando Cabrera, R OBP: 0.327, SLG: 0.402 (1, 4)	2-1 		1-2 	0-0 		3-2 		2-2 		5 0 0 0 0 0 5												
Mark Grudzielanek, R OBP: 0.321, SLG: 0.381 (1, 6)	3-1 		2-2 		0-0 		1-0 		1-0 	5 2 4 1 0 0 0												
Vladimir Guerrero, R OBP: 0.365, SLG: 0.573 (1, 9)	2-1 		1-2 		0-0 		1-1 		0-0 	5 1 2 2 0 0 2												
Brad Fullmer, L OBP: 0.329, SLG: 0.454 Ryan McGuire, L OBP: 0.335, SLG: 0.295 (1, 3) (7, 3) (8, 7)	2-1 		2-0 		0-0 		1-2 			4 0 0 0 0 0 3 0 0 0 0 0 0 0												
Derrick May, L OBP: 0.240, SLG: 0.302 Mike Mordecai, R OBP: 0.208, SLG: 0.224 (1, 7) (8, PR) (8, 3)		2-1 		2-2 		0-0 		1-1 		4 0 2 1 0 0 0 0 1 0 0 0 0 0												
Shane Andrews, R OBP: 0.308, SLG: 0.442 (1, 5)		2-3 		0-0 		1-1 		0-0 		4 0 2 0 0 1 0												
Bob Henley, R OBP: 0.450, SLG: 0.421 (1, 2)		0-0 		1-1 		1-0 		0-0 		3 0 2 0 0 0 1												
Carl Pavano, R OBP: 0.100, SLG: 0.100 Steve Kline, S (7, 1) Scott Livingstone, L OBP: 0.214, SLG: 0.211 Shayne Bennett, R (8, 1) Mike Maddux, L (8, 1)		2-2 		1-1 		1-3 		0-0 		3 0 1 0 0 1 2 0 0 0 0 0 0 0 0 0 0 1 0 0 0 0 0 0 0 0 0 0 0 0 0 0 0 0 0												
Inning Stats	R: 1 E: 0 K: 1 S: 12	H: 2 LOB: 1 BB: 0 P: 24	R: 0 E: 0 K: 1 S: 9	H: 2 LOB: 1 BB: 0 P: 15	R: 1 E: 0 K: 0 S: 14	H: 1 LOB: 1 BB: 1 P: 24	R: 0 E: 0 K: 0 S: 14	H: 3 LOB: 3 BB: 0 P: 18	R: 2 E: 0 K: 0 S: 6	H: 2 LOB: 0 BB: 0 P: 7	R: 0 E: 0 K: 2 S: 10	H: 1 LOB: 1 BB: 0 P: 16	R: 0 E: 0 K: 0 S: 6	H: 0 LOB: 0 BB: 0 P: 9	R: 1 E: 0 K: 0 S: 7	H: 2 LOB: 2 BB: 0 P: 9	R: 0 E: 0 K: 0 S: 5	H: 1 LOB: 0 BB: 0 P: 8	1B: 10 2B: 4 3B: 0 HR: 0	SF: 1 SAC: 1 DP: 1 HBP: 0	WP: 0 PB: 0 SB: 1 CS: 0	PA: 40
PITCHER	IP WLS BF H R ER SO BB IBB HBP BLK WP HR S P ERA WHIP																					
21 Cal Eldred, R ERA: 4.8 Bronswell Patrick, R ERA: 3.06 Steve Woodard, R ERA: 3.32 Eric Plunk, R ERA: 4.6 Bob Wickman, R ERA: 2.56	(1, 1) (2, 1) (6, 1) (7, 1) (8, 1) (8, 1)	1.0 4.0 1.0 1.0 2.0	WLS WLS WLS WLS W	5 20 4 3 8	2 8 1 0 3	1 3 0 0 1	1 1 0 0 1	1 1 0 0 0	0 0 0 0 0	0 0 0 0 0	0 0 0 0 0	0 0 0 0 0	0 0 0 0 0	12 43 10 6 12	24 64 16 9 17	9.00 6.75 0.00 0.00 4.50	2.000 2.250 1.000 0.000 1.500					

Montreal Expos @ Milwaukee Brewers
Milwaukee County Stadium, Milwaukee, WI
 Sun Jul 26 1998, 4:33 AM EDT
 Att. 24,553 - Sunny - 74 F

livebaseballscorecards.com

AB	37
R	5
H	14
RBI	5
BB	1
SO	4
LOB	16



Batter	1	2	3	4	5	6	7	8	9
Fernando Vina, L OBP: 0.388, SLG: 0.434 (1, 4)	0-0 G4-3		1-2 WP S G6-3 HBP		2-0 F9		4-1 CS BB		
Jeff Cirillo, R OBP: 0.416, SLG: 0.431 (1, 5)	2-2 G5-3		2-0 G6-3 1-H			0-1 HR	3-1 CS 1-2	2-2 G6-3	
Jeremy Burnitz, L OBP: 0.350, SLG: 0.496 (1, 9)	3-3 K		0-1 G3-1			1-3 K		4-2 G6-3 2B BB	
Mark Loretta, R OBP: 0.397, SLG: 0.434 (1, 3)			0-3 K		0-1 G5-3		0-3 K	0-0 G6-3 1-2	
Dave Nilsson, L OBP: 0.325, SLG: 0.363 Darrin Jackson, R OBP: 0.248, SLG: 0.336 (1, 7) (8, 7)			3-1 G5-3 1B 1B		0-0 F8		3-1 G4-3	1-2 FC5 2B 2-H	
Marquis Grissom, R OBP: 0.313, SLG: 0.398 (1, 8)			0-1 G5-3 1-2		4-2 S BB		4-2 F7 SH1 HR BB	4-0 IBB	
Mike Matheny, R OBP: 0.291, SLG: 0.350 (1, 2)			3-2 G5-3 2-H 1B		2-0 G5-3 1-2		0-0 SH1 1-2	1-1 FC5 2-3f	
Jose Valentin, S OBP: 0.323, SLG: 0.422 (1, 6)			2-0 G4-3			1-3 K	0-0 F7 2-3		
21 Cal Eldred, R OBP: 0.176, SLG: 0.156 Bronswell Patrick, R OBP: 0.400, SLG: 0.250 John Jaha, R OBP: 0.361, SLG: 0.363 Steve Woodard, L OBP: 0.195, SLG: 0.259 Eric Plunk, R Bob Hamelin, L OBP: 0.270, SLG: 0.365 Bob Wickman, R (1, 1) (2, 1) (5, PH) (8, 1) (7, 1) (7, PH) (8, 1)			3-2 L6			3-3 K	3-2 HR 3-H		

AB	R	H	RBI	BB	SO	LOB
2	1	0	0	1	0	0
4	1	1	2	0	0	0
3	1	0	0	1	2	0
4	0	0	0	0	2	1
3	1	1	0	0	0	0
1	0	1	1	0	0	0
1	1	0	0	3	0	1
3	0	1	1	0	0	3
3	0	0	0	0	1	2
0	0	0	0	0	0	0
1	0	0	0	0	0	0
1	0	0	0	1	0	0
0	0	0	0	0	0	0
0	0	0	0	0	0	0
1	1	1	2	0	0	0
0	0	0	0	0	0	0

Inning	R	H	E	K	S	H	LOB	BB	P
1	0	0	0	7	12	2	1	0	12
2	1	2	0	12	20	0	1	0	20
3	0	0	0	6	14	0	1	0	14
4	0	0	0	12	12	0	1	0	12
5	0	0	0	13	13	0	0	0	13
6	1	1	0	14	14	1	0	0	14
7	2	1	0	25	25	1	2	0	25
8	1	1	0	25	25	1	2	0	25
9	0	0	0	25	25	0	0	0	25

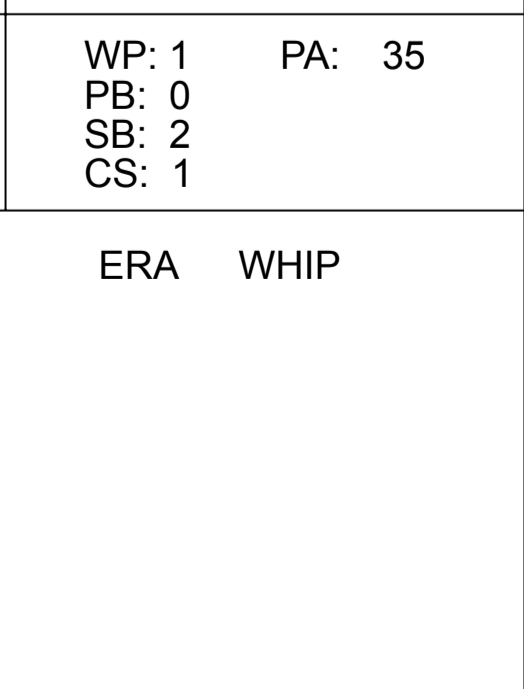
1B	2B	3B	HR	SF	SAC	DP	HBP
2	1	0	2	0	1	0	1
0	0	0	0	0	0	0	0
0	0	0	0	0	0	0	0
1	1	1	2	0	0	0	0
0	0	0	0	0	0	0	0

AB	R	H	RBI	BB	SO	LOB
27	6	5	6	5	6	7

WP	HR	S	P	ERA	WHIP
1	2	1	35	6.75	1.050

Montreal Expos @ Milwaukee Brewers
Milwaukee County Stadium, Milwaukee, WI
 Sun Jul 26 1998, 4:33 AM EDT
 Att. 24,553 - Sunny - 74 F

PITCHER	IP	WLS	BF	H	R	ER	SO	BB	IBB	HBP	BLK	WP	HR	S	P	ERA	WHIP
Carl Pavano, R ERA: 4.73 (1, 1)	6.2		28	4	5	5	6	3	0	1	0	1	2	60	106	6.75	1.050
Steve Kline, L ERA: 2.44 (7, 1)	0.1	L	0	0	0	0	0	0	0	0	0	0	1	4	0.00	0.000	
Shayne Bennett, R ERA: 4.86 (8, 1)	0.2		5	1	1	1	0	1	1	0	0	0	11	22	13.50	3.000	
Mike Maddux, R ERA: 5.06 (8, 1)	0.1		1	0	0	0	0	0	0	0	0	0	2	3	0.00	0.000	



Milwaukee Brewers @ St. Louis Cardinals
 Busch Stadium, St. Louis, MO

Tue Jul 28 1998, 7:05 PM CDT
 Att. 36,812 - Unknown - 90 F

AB	40
R	13
H	16
RBI	11
BB	6
SO	6
LOB	20



Batter	1	2	3	4	5	6	7	8	9	AB	R	H	RBI	BB	SO	LOB
Fernando Vina, L (1, 4) OBP: 0.388, SLG: 0.432 Jose Valentin, S (5, 6) OBP: 0.326, SLG: 0.422	L7		G4-6-3							2	0	0	0	1	0	2
Mark Loretta, R (1, 6) OBP: 0.397, SLG: 0.433	G5-3			1B	PO	L6	G6-4-3		BB	5	2	2	0	0	0	2
Jeff Cirillo, R (1, 5) OBP: 0.418, SLG: 0.433	F8			HR		P2		G1	HR	5	3	3	1	0	0	0
Jeremy Burnitz, L (1, 9) OBP: 0.349, SLG: 0.491		K		P6		G3		P6	HR	4	1	0	0	1	1	3
John Jaha, R (1, 3) OBP: 0.359, SLG: 0.360 Bob Hamelin, L (9, PH) OBP: 0.268, SLG: 0.361		K		K			2B	G1	K	4	1	1	0	0	2	2
Dave Nilsson, L (1, 7) OBP: 0.333, SLG: 0.392 Darin Jackson, R (8, PR) OBP: 0.254, SLG: 0.364		K					1B		HR	4	2	3	4	0	1	0
Marquis Grissom, R (1, 8) OBP: 0.317, SLG: 0.401			G3-1	G6-3			1B	WP		5	1	3	0	0	0	0
Bobby Hughes, R (1, 2) OBP: 0.302, SLG: 0.414					G5-3		G1-3			2	0	0	0	3	0	2
48 Brad Woodall, S (1, 1) OBP: 0.455, SLG: 0.421 Eric Plunk, R (6, 1) OBP: 0.313, SLG: 0.340 Marc Newfield, R (7, PH) OBP: 0.313, SLG: 0.340 Chad Fox, R (7, 1) OBP: 0.313, SLG: 0.340 Mike Myers, L (8, 1) OBP: 0.136, SLG: 0.200 David Weathers, R (8, 1) OBP: 0.136, SLG: 0.200 Bob Wickman, R (9, 1) OBP: 0.136, SLG: 0.200						G3		G3-1	K	2	0	1	0	0	0	0
Inning Stats	R: 0 H: 0 E: 0 K: 0 S: 8 H: 0 LOB: 0 BB: 0 P: 14	R: 0 H: 0 E: 0 K: 3 S: 9 H: 0 LOB: 0 BB: 0 P: 14	R: 0 H: 1 E: 0 K: 0 S: 9 H: 1 LOB: 1 BB: 1 P: 16	R: 3 H: 3 E: 1 K: 1 S: 12 H: 3 LOB: 0 BB: 0 P: 18	R: 0 H: 0 E: 0 K: 0 S: 4 H: 0 LOB: 0 BB: 1 P: 9	R: 0 H: 0 E: 0 K: 0 S: 12 H: 0 LOB: 0 BB: 0 P: 18	R: 3 H: 5 E: 0 K: 0 S: 16 H: 5 LOB: 1 BB: 0 P: 23	R: 2 H: 3 E: 0 K: 0 S: 15 H: 3 LOB: 2 BB: 1 P: 25	R: 5 H: 4 E: 0 K: 2 S: 23 H: 4 LOB: 2 BB: 3 P: 44	1B: 13 SF: 0 2B: 1 SAC: 0 3B: 0 DP: 2 HR: 2 HBP: 0	WP: 1 PA: 47 PB: 0 SB: 2 CS: 0					
PITCHER	Kent Bottenfield, R (1, 1) ERA: 4.71	John Frascatore, R (7, 1) ERA: 4.48	Mark Petkovsek, R (7, 1) ERA: 5.56	Lance Painter, L (8, 1) ERA: 4.18	Rick Croushore, R (9, 1) ERA: 3.89		PITCHER	Jeff Brantley, R (9, 1) ERA: 5.68		IP: 0.2 WLS: 0 BF: 4 H: 1 R: 0 ER: 0 SO: 1 BB: 1 IBB: 0 HBP: 0 BLK: 0 WP: 0 HR: 0 S: 9 P: 14 ERA: 0.00 WHIP: 3.000						

BOTTOM

Milwaukee Brewers @ St. Louis Cardinals
Busch Stadium, St. Louis, MO
Tue Jul 28 1998, 7:05 PM CDT
Att: 36,812 - Unknown - 90 F

livebaseballscores.com

AB 40
R 10
H 15
RBI 9
BB 4
SO 7
LOB 11



WP: 1 PA: 45
PB: 0
SB: 0
CS: 0

AB R H RBI BB SO LOB

4 1 1 0 1 0 1

5 1 3 4 0 1 3

3 2 2 2 1 0 0

5 1 1 0 0 2 3

5 1 3 2 0 1 0

4 1 1 0 1 1 0

2 0 0 0 0 0 1
1 0 1 1 0 0 0
0 0 0 0 0 0 0
0 0 0 0 0 0 0
2 1 1 0 0 0 0
0 0 0 0 0 0 0
1 0 0 0 0 0 1

4 2 2 0 1 0 0

1B: 8 SF: 1
2B: 5 SAC: 0
3B: 0 DP: 1
HR: 2 HBP: 0

Batter	1	2	3	4	5	6	7	8	9
Royce Clayton, R (1, 6) OBP: 0.315, SLG: 0.329	1-1 F8		1-0 P9		1-0 G5-3	4-2 BB		1-1 HR 1B	
Ray Lankford, L (1, 8) OBP: 0.397, SLG: 0.506	1-0 1B		1-0 1B			F8		1-0 HR	
Mark McGwire, R (1, 3) OBP: 0.477, SLG: 0.749	1-1 G1-4-3 1B		3-1 SF8			4-2 2B BB	1-1 F7	2-2 HR	
Brian Jordan, R (1, 9) OBP: 0.369, SLG: 0.548	1-0 G1-4-3		0-0 G5-3			0-0 2B	2-3 K	2-3 K	
Gary Gaetti, R (1, 5) OBP: 0.339, SLG: 0.444		2-3 K		1-1 G6-3		1-1 G4-3 1B 2B	1-0 2B	2-0 2B	
John Mabry, L (1, 7) OBP: 0.320, SLG: 0.381		1-2 F8		2-3 K		1-0 G4-3	1-3 K	0-0 P3	
Rick Croushore, R (9, 1)									
Jeff Brantley, R (9, 1)									
Eli Marrero, R (1, 2) OBP: 0.302, SLG: 0.367		3-1 1B		1-3 K		4-2 12 BB 1B WP BB		0-1 P6	0-1 G6-3
Kent Bottenfield, R (1, 1) OBP: 0.059, SLG: 0.059									
Ron Gant, R (6, PH) OBP: 0.302, SLG: 0.480									
John Frascatore, R (7, 1) OBP: 0.250, SLG: 0.250									
Mark Petkovsek, R (7, 1) OBP: 0.394, SLG: 0.381									
Willie McGee, S (8, 7) OBP: 0.350, SLG: 0.350									
Lance Painter, L (8, 1) OBP: 1.000, SLG: 1.000									
Tom Lampkin, L (8, PH) OBP: 0.335, SLG: 0.382									
12 Pat Kelly, R (1, 4) OBP: 0.349, SLG: 0.421			0-0 1B SF8 1B		1-0 G6-3	4-2 WP BB		3-2 HR 1B	2-2 F8

Inning Stats	R: 0	H: 2	E: 0	LOB: 1	K: 0	BB: 0	S: 6	P: 10
	R: 0	H: 1	E: 0	LOB: 1	K: 1	BB: 0	S: 11	P: 18
	R: 1	H: 2	E: 0	LOB: 1	K: 0	BB: 0	S: 6	P: 11
	R: 0	H: 0	E: 0	LOB: 0	K: 2	BB: 0	S: 8	P: 12
	R: 0	H: 0	E: 0	LOB: 0	K: 0	BB: 0	S: 3	P: 5
	R: 4	H: 3	E: 0	LOB: 3	K: 1	BB: 4	S: 23	P: 49
	R: 0	H: 1	E: 0	LOB: 1	K: 2	BB: 0	S: 9	P: 14
	R: 5	H: 6	E: 0	LOB: 1	K: 1	BB: 0	S: 19	P: 32
	R: 0	H: 0	E: 0	LOB: 0	K: 0	BB: 0	S: 8	P: 12

PITCHER	IP	WLS	BF	H	R	ER	SO	BB	IBB	HBP	BLK	WP	HR	S	P	ERA	WHIP
48 Brad Woodall, L (1, 1) ERA: 4.2	5.2		27	8	5	5	3	3	0	0	0	0	0	52	93	7.94	1.941
Eric Plunk, R (6, 1) ERA: 4.57	0.1		2	0	0	0	1	1	0	0	0	1	0	5	12	0.00	3.000
Chad Fox, R (7, 1) ERA: 3.53	1.1		8	4	3	3	2	0	0	0	0	0	0	19	30	20.25	3.000
Mike Myers, L (8, 1) ERA: 1.89	0.0		2	2	2	2	0	0	0	0	0	0	2	4	7	∞	∞
David Weathers, R (8, 1) ERA: 5.47	0.2	W	3	1	0	0	1	0	0	0	0	0	0	5	9	0.00	1.500

PITCHER	IP	WLS	BF	H	R	ER	SO	BB	IBB	HBP	BLK	WP	HR	S	P	ERA	WHIP
Bob Wickman, R (9, 1) ERA: 2.52	1.0		3	0	0	0	0	0	0	0	0	0	0	8	12	0.00	0.000

Batter	1	2	3	4	5	6	7	8	9	AB R H RBI BB SO LOB	TOP											
Fernando Vina, L (1, 4) OBP: 0.388, SLG: 0.430	0-0 G4-3		0-0 G5-3			4-0 FC4-6 BB		0-0 SH5-3		2 0 0 0 1 0 0	Milwaukee Brewers @ St. Louis Cardinals Busch Stadium, St. Louis, MO Wed Jul 29 1998, 7:05 PM CDT Att. 36,672 - Cloudy - 86 F											
Mark Loretta, R (1, 6) OBP: 0.391, SLG: 0.426 (7, 3)	0-0 P4		0-0 G6-3			0-0 FC4-6 HR		1-0 L5		4 1 0 0 0 0 2												
Jeff Cirillo, R (1, 5) OBP: 0.420, SLG: 0.442	0-0 1B				0-0 G4-3	0-0 HR		4-0 1B IBB		3 1 2 2 1 0 0												
Dave Nilsson, L (1, 7) OBP: 0.333, SLG: 0.388 Greg Martinez, S (6, 7) Darrin Jackson, R (8, PH) OBP: 0.259, SLG: 0.369 (8, 7)	0-0 L6				1-0 G5-3-2 HBP	0-0 G4-3		1-2 1B		2 0 0 0 0 0 1 0 0 0 0 0 0 0 1 0 1 0 0 0 0												
Jeremy Burnitz, L (1, 9) OBP: 0.350, SLG: 0.494		1-0 G4-6-3 1B			0-0 2B	0-3 K		1-2 G1-3		4 0 2 0 0 1 3												
Marquis Grissom, R (1, 8) OBP: 0.313, SLG: 0.396		0-0 G4-6-3			0-0 G5-3-2			2-1 G1-3		4 0 0 0 0 0 3												
Bob Hamelin, L (1, 3) OBP: 0.270, SLG: 0.354 Eric Plunk, R (7, 1) Marc Newfield, R (9, PH) OBP: 0.317, SLG: 0.345 Bob Wickman, R (9, 1)		4-0 BB			0-0 G6-3			3-2 G1-3 1B		2 0 0 0 1 0 0 0 0 0 0 0 0 0 1 0 1 0 0 0 0 0 0 0 0 0 0 0												
Mike Matheny, R (1, 2) OBP: 0.286, SLG: 0.344		1-0 F8			0-0 F8	0-3 K		0-1 G1-3		4 0 0 0 0 1 2												
Steve Woodard, L (1, 1) OBP: 0.172, SLG: 0.241 Jose Valentin, S (7, 6) OBP: 0.327, SLG: 0.421			3-2 G6-3		0-0 G6-3			4-0 1B SH5-3 BB		2 0 0 0 0 0 0 1 0 0 0 1 0 1												
Inning Stats	R: 0 E: 0 K: 0 S: 4	H: 1 LOB: 1 BB: 0 P: 4	R: 0 E: 0 K: 0 S: 3	H: 1 LOB: 1 BB: 1 P: 9	R: 0 E: 0 K: 0 S: 5	H: 0 LOB: 0 BB: 0 P: 8	R: 0 E: 0 K: 0 S: 3	H: 1 LOB: 1 BB: 0 P: 4	R: 0 E: 0 K: 0 S: 3	H: 0 LOB: 0 BB: 0 P: 3	R: 2 E: 0 K: 1 S: 6	H: 1 LOB: 0 BB: 1 P: 10	R: 0 E: 0 K: 1 S: 5	H: 0 LOB: 0 BB: 0 P: 5	R: 0 E: 0 K: 0 S: 8	H: 1 LOB: 3 BB: 2 P: 19	R: 0 E: 0 K: 0 S: 10	H: 1 LOB: 1 BB: 0 P: 15	1B: 4 2B: 2 3B: 0 HR: 1	SF: 0 SAC: 1 DP: 2 HBP: 1	WP: 0 PB: 0 SB: 0 CS: 0	PA: 36
PITCHER	IP WLS BF H R ER SO BB IBB HBP BLK WP HR S P ERA WHIP											PITCHER	IP WLS BF H R ER SO BB IBB HBP BLK WP HR S P ERA WHIP									
Bobby Witt, R (1, 1) ERA: 6.73	7.0 L 26 4 2 2 2 2 0 1 0 0 1 29 43 2.57 0.857																					
Curtis King, R (8, 1) ERA: 3.78	0.2 5 1 0 0 0 0 1 1 0 0 0 0 5 15 0.00 3.000																					
Lance Painter, L (8, 1) ERA: 4.13	0.1 1 0 0 0 0 0 0 0 0 0 0 0 3 4 0.00 0.000																					
John Frascatore, R (9, 1) ERA: 4.41	1.0 4 1 0 0 0 0 0 0 0 0 0 0 10 15 0.00 1.000																					

livebaseballscorecards.com

AB	30
R	2
H	6
RBI	2
BB	4
SO	2
LOB	12



Batter	1	2	3	4	5	6	7	8	9	AB	R	H	RBI	BB	SO	LOB
Royce Clayton, R (1, 6) OBP: 0.314, SLG: 0.328	0-3 K ①		0-0 E9 1-3 1B		0-0 G4-3 ③		0-0 F9 ③		0-0 FC4-6 ③ 1-2f	5	0	1	0	0	1	6
Brian Jordan, R (1, 9) OBP: 0.368, SLG: 0.543	0-3 K ②		0-3 K ③			0-0 G5-3 ①		4-1 G6-4-3 BB		3	0	0	0	1	2	2
Mark McGwire, R (1, 3) OBP: 0.475, SLG: 0.743	1-3 K ③			0-0 G6-3 ①		0-0 FC5-4 1B		1-0 G6-4-3 ① 1-2f		4	0	1	0	0	1	1
Ray Lankford, L (1, 8) OBP: 0.393, SLG: 0.500		2-3 K ①		0-3 K ②		0-0 FC5-4 1-2f		2-3 K ③		4	0	0	0	0	3	1
Ron Gant, R (1, 7) OBP: 0.302, SLG: 0.474		0-3 K ②		0-3 K ③		0-3 K ③			4-2 G3 G4-3 BB	3	0	0	0	1	3	1
Eli Marrero, R (9, PR) OBP: 0.302, SLG: 0.367										0	0	0	0	0	0	0
Gary Gaetti, R (1, 5) OBP: 0.338, SLG: 0.445		0-0 F7 ③			0-0 12 1B 2B		0-3 K ①		0-0 G4-3 ① 1-2	4	1	1	0	0	1	1
Tom Lampkin, L (1, 2) OBP: 0.339, SLG: 0.381			0-0 G4-3 ①		0-0 F9 ①		0-0 12 BB 1B		4-0 G3 BB	3	0	1	0	1	0	1
Bobby Witt, R (1, 1) OBP: 0.125, SLG: 0.125			0-0 E 1B		0-3 K ②		0-3 K ②		3-2 G3 ②	2	0	1	0	0	1	1
Willie McCree, S (7, PH) OBP: 0.290, SLG: 0.348									1-2 2-3	1	0	0	0	0	1	1
Curtis King, R (8, 1) OBP: 1.000, SLG: 1.000										0	0	0	0	0	0	0
Lance Painter, L (8, 1) OBP: 1.000, SLG: 1.000										0	0	0	0	0	0	0
John Frascatore, R (9, 1) OBP: 0.250, SLG: 0.250										0	0	0	0	0	0	0
John Mabry, L (9, PH) OBP: 0.319, SLG: 0.379										1	0	0	0	0	0	2
12 Pat Kelly, R (1, 4) OBP: 0.383, SLG: 0.425			0-0 F7 ②		0-0 2-H 1B		4-0 1-2 BB		4-2 FC4-6 BB	2	0	1	1	2	0	1

Inning Stats	R: 0	H: 0	E: 0	K: 3	S: 9	LOB: 0	BB: 0	P: 10	R: 0	H: 0	E: 0	K: 2	S: 7	LOB: 0	BB: 0	P: 9	R: 0	H: 2	E: 1	K: 1	S: 7	LOB: 2	BB: 0	P: 7	R: 0	H: 0	E: 0	K: 2	S: 7	LOB: 0	BB: 0	P: 7	R: 1	H: 2	E: 0	K: 1	S: 7	LOB: 1	BB: 0	P: 7	R: 0	H: 1	E: 0	K: 1	S: 6	LOB: 1	BB: 0	P: 6	R: 0	H: 1	E: 0	K: 2	S: 8	LOB: 2	BB: 1	P: 12	R: 0	H: 0	E: 0	K: 1	S: 5	LOB: 0	BB: 1	P: 12	R: 0	H: 0	E: 0	K: 0	S: 9	LOB: 3	BB: 3	P: 24	1B: 5	2B: 1	3B: 0	HR: 0	SF: 0	SAC: 0	DP: 1	HBP: 0	WP: 0	PB: 0	SB: 1	CS: 0	PA: 37	ERA	WHIP
Steve Woodard, R (1, 1) ERA: 3.2	6.1	WLS	BF	H	R	ER	SO	BB	IBB	HBP	BLK	WP	HR	S	P	50	ERA	WHIP																																																																					
Eric Plunk, R (7, 1) ERA: 4.4	1.2	W	6	0	0	0	2	2	0	0	0	0	0	9	20	0.00	1.200																																																																						
Bob Wickman, R (9, 1) ERA: 2.48	1.0	S	6	0	0	0	0	3	0	0	0	0	0	9	24	0.00	3.000																																																																						
PITCHER	IP	WLS	BF	H	R	ER	SO	BB	IBB	HBP	BLK	WP	HR	S	P	ERA	WHIP																																																																						

BOTTOM

Milwaukee Brewers @ St. Louis Cardinals
 Busch Stadium, St. Louis, MO
 Wed Jul 29 1998, 7:05 PM CDT
 Att. 36,672 - Cloudy - 86 F

livebaseballscorecards.com

AB	32
R	1
H	6
RBI	1
BB	5
SO	13
LOB	18



Batter	1	2	3	4	5	6	7	8	9	AB R H RBI BB SO LOB	TOP											
Fernando Vina, L (1, 4) OBP: 0.386, SLG: 0.426	4-2 CS BB		2-2 L4		1-2 G5-3			2-1 E4 1B FC6-4	1-0 L7	4 1 0 0 1 0 2												
Mark Loretta, R (1, 3) OBP: 0.395, SLG: 0.427	3-3 K 1-2			2-2 G4-3		2-1 G6-3 1B		2-1 FC6-4 1B	2-1 HBP	4 0 2 0 0 1 1												
Jeff Cirillo, R (1, 5) OBP: 0.420, SLG: 0.441	0-2 G6-3			4-2 G1-3 1B BB		1-1 G6-3 1-2f		0-0 FC6-4 1B	1-2 L3	4 1 1 0 1 0 4												
Jeremy Burnitz, L (1, 9) OBP: 0.351, SLG: 0.492		4-2 G6-3 S BB		3-2 G1-3		1-0 1B		1-0 FC6-4		3 0 1 1 1 0 3												
Marquis Grissom, R (1, 8) OBP: 0.312, SLG: 0.394		2-3 K		1-1 BB 1B 2-H		0-1 G5-3		1-3 K		4 0 1 1 0 2 4												
Marc Newfield, R (1, 7) OBP: 0.315, SLG: 0.338		2-2 G6-3		1 SAFE 4-0 1-2 BB			1-2 G5-3	0-3 K		3 0 0 0 1 1 3												
Jose Valentin, S (1, 6) OBP: 0.326, SLG: 0.417		3-2 L8		0-0 G4-3			4-2 FC6-4 BB		3-2 F9	3 0 0 0 1 0 3												
Mike Matheny, R (1, 2) OBP: 0.285, SLG: 0.342 Greg Martinez, S (9, PR)			1-3 K		0-0 G5-3		0-0 FC6-4		0-0 HBP S 1B	4 0 1 0 0 1 1 0 0 0 0 0 0 0	AB 32 R 2 H 6 RBI 2 BB 6 SO 7 LOB 22											
Scott Karl, L (1, 1) OBP: 0.175, SLG: 0.083 Bob Hamelin, L (7, PH) OBP: 0.267, SLG: 0.350 David Weathers, R (7, 1) OBP: 0.136, SLG: 0.200 Darrin Jackson, R (9, PH) OBP: 0.265, SLG: 0.369			1-1 G5-3		1-3 K		1-3 K		4-2 HBP BB	2 0 0 0 0 1 0 1 0 0 0 0 1 1 0 0 0 0 0 0 0 0 0 0 0 1 0 0												
Inning Stats	R: 0 E: 0 K: 1 S: 8	H: 0 LOB: 0 BB: 1 P: 15	R: 0 E: 0 K: 1 S: 15	H: 0 LOB: 1 BB: 1 P: 26	R: 0 E: 0 K: 1 S: 8	H: 0 LOB: 0 BB: 0 P: 12	R: 1 E: 0 K: 0 S: 16	H: 1 LOB: 2 BB: 2 P: 30	R: 0 E: 0 K: 1 S: 8	H: 0 LOB: 0 BB: 0 P: 10	R: 0 E: 0 K: 0 S: 7	H: 2 LOB: 1 BB: 0 P: 11	R: 0 E: 0 K: 1 S: 12	H: 0 LOB: 1 BB: 1 P: 18	R: 1 E: 1 K: 2 S: 16	H: 2 LOB: 2 BB: 0 P: 22	R: 0 E: 0 K: 0 S: 12	H: 1 LOB: 3 BB: 1 P: 23	1B: 6 2B: 0 3B: 0 HR: 0	SF: 0 SAC: 0 DP: 1 HBP: 1	WP: 0 PB: 0 SB: 2 CS: 1	PA: 39
PITCHER	IP WLS BF H R ER SO BB IBB HBP BLK WP HR S P ERA WHIP																					
Matt Morris, R (1, 1) ERA: 2.04	5.0 W 19 1 1 1 4 4 0 0 0 0 0 0 55 93 1.80 1.000																					
Mark Petkovsek, R (6, 1) ERA: 5.36	3.0 14 4 1 0 3 1 0 0 0 0 0 0 35 51 0.00 1.667																					
Rick Croushore, R (9, 1) ERA: 3.79	1.0 S 6 1 0 0 0 1 0 1 0 0 0 0 12 23 0.00 2.000																					

Milwaukee Brewers @ St. Louis Cardinals
 Busch Stadium, St. Louis, MO
 Thu Jul 30 1998, 7:05 PM CDT
 Att. 35,766 - Cloudy - 71 F

livebaseballscorecards.com



Batter	1	2	3	4	5	6	7	8	9
Royce Clayton, R OBP: 0.313, SLG: 0.327 (1, 6)	3-3 SAFE 1B	3-1 SAFE 1B			0-1 L8		0-0 G5-3		
Ray Lankford, L OBP: 0.392, SLG: 0.500 (1, 8)	2-3 SAFE 1B	3-3 SAFE 1B			1-3 K			2-0 L6-4 2B	
Mark McGwire, R OBP: 0.473, SLG: 0.737 (1, 3)	0-0 L8				4-1 G4-6-3 BB			0-0 L6-4 2-3	
Brian Jordan, R OBP: 0.369, SLG: 0.551 (1, 9)		1-1 1B 2B			0-1 L8			3-2 G6-3	
Gary Gaetti, R OBP: 0.336, SLG: 0.444 (1, 5)		0-1 B1-4 12 1B 1B			2-2 G4-6-3 1-2f			0-0 P4	
Ron Gant, R OBP: 0.299, SLG: 0.470 (1, 7)		2-3 SAFE 1B			3-3 SAFE 1B			4-1 BB	
Brian Hunter, R OBP: 0.267, SLG: 0.426 (5, 7)									
Willie McGee, S OBP: 0.299, SLG: 0.348 (9, 7)									
Eli Marrero, R OBP: 0.303, SLG: 0.366 (1, 2)		1-2 B1-4 12 1B 1B			0-0 F7			1-1 P6	
Matt Morris, R OBP: 0.364, SLG: 0.250 (1, 1)		1-1 B1-4			0-0 L6			1-2 G6-3	
Mark Petkovsek, R OBP: 0.348, SLG: 0.364 (6, 1)		1-2 2-3							
Rick Croushore, R (9, 1)									
12 Pat Kelly, R OBP: 0.380, SLG: 0.419 (1, 4)		1-2 2-H 3-H 1B 1B			2-0 L7			2-3 SAFE 1B	

AB	R	H	RBI	BB	SO	LOB
4	0	1	0	0	1	0
4	0	1	0	0	3	2
3	0	0	0	1	1	1
4	1	2	0	0	0	1
3	1	1	0	0	0	2
2	0	0	0	0	2	2
0	0	0	0	1	0	0
0	0	0	0	0	0	0
3	1	1	1	0	0	2
2	0	0	0	0	0	2
1	0	0	0	0	0	0
0	0	0	0	0	0	0
3	0	1	2	0	1	0

AB	R	H	RBI	BB	SO	LOB
29	3	7	3	2	8	12

Inning Stats	R	H	E	K	S	P	IP	WLS	BF	H	R	ER	SO	BB	IBB	HBP	BLK	WP	HR	S	P	ERA	WHIP
Royce Clayton, R	0	0	0	2	9	1	6.0	L	25	6	3	3	7	2	0	0	0	0	0	55	91	4.50	1.333
David Weathers, R	0	0	0	0	14	0	2.0		6	1	0	0	1	0	0	0	0	0	0	13	21	0.00	0.500

Milwaukee Brewers @ St. Louis Cardinals
 Busch Stadium, St. Louis, MO
 Thu Jul 30 1998, 7:05 PM CDT
 Att: 35,766 - Cloudy - 71 F

WP: 0	PA: 31
PB: 0	
SB: 0	
CS: 0	



Batter	1	2	3	4	5	6	7	8	9	AB R H RBI BB SO LOB	TOP											
Andy Fox, L (1, 5) OBP: 0.360, SLG: 0.413	2-1 F8		2-1 1B			3-2 HR	0-1 1B		0-3 K	5 1 3 2 0 1 2	Arizona Diamondbacks @ Milwaukee Brewers Milwaukee County Stadium, Milwaukee, WI Fri Jul 31 1998, 8:05 PM EDT Att. 27,274 - Unknown - 72 F											
Jay Bell, R (1, 6) OBP: 0.349, SLG: 0.423	3-2 P5		1-0 G6-3			3-2 HR	2-1 G6-4-3		4-1 1B BB	4 1 1 2 1 0 1												
David Dellucci, L (1, 7) OBP: 0.340, SLG: 0.431	1-3 K				2-2 FC4-6 1B	3-1 L8		0-0 G4-3	0-1 1B	5 0 2 1 0 1 0												
Devon White, S (1, 8) OBP: 0.327, SLG: 0.465		2-0 F8			1-2 FC4-6 1-2f	1-2 G4-3		1-0 HR		4 1 1 1 0 0 1												
Karim Garcia, L (1, 9) OBP: 0.261, SLG: 0.386		2-1 G4-3			1-3 K	1-1 3B 2B		3-1 G4-3		4 1 1 0 0 1 1												
Danny Klassen, R (1, 4) OBP: 0.305, SLG: 0.384		2-2 F8			3-3 K	0-0 1B 3B		2-2 G1-3		4 1 1 1 0 1 1												
Brent Brede, L (1, 3) OBP: 0.305, SLG: 0.321			4-1 2B 1B BB			0-1 F9	1-2 1B		4-2 BB 1B BB	2 2 1 1 2 0 0												
Damian Miller, R (1, 2) OBP: 0.350, SLG: 0.446			3-2 1B 2B			1-0 G6-3	1-0 F9		1-1 F9	4 1 1 0 0 0 2												
Andy Benes, R (1, 1) OBP: 0.244, SLG: 0.250			1-0 L8			1-2 G6-3			4-0 BB 1B BB	3 0 0 0 0 1 2												
Alan Embree, L (8, 1)										0 0 0 0 0 0 0												
Yamil Benitez, R (9, PH) OBP: 0.297, SLG: 0.409										0 0 0 0 1 0 0												
Aaron Small, R (9, 1)										0 0 0 0 0 0 0												
Inning Stats	R: 0 E: 0 K: 1 S: 9	H: 0 LOB: 0 BB: 0 P: 15	R: 0 E: 0 K: 0 S: 6	H: 0 LOB: 0 BB: 0 P: 12	R: 2 E: 0 K: 0 S: 9	H: 2 LOB: 0 BB: 1 P: 20	R: 0 E: 0 K: 2 S: 14	H: 1 LOB: 1 BB: 0 P: 20	R: 0 E: 0 K: 0 S: 6	H: 0 LOB: 0 BB: 0 P: 8	R: 4 E: 0 K: 0 S: 24	H: 5 LOB: 1 BB: 0 P: 37	R: 0 E: 0 K: 1 S: 7	H: 1 LOB: 0 BB: 0 P: 11	R: 1 E: 0 K: 0 S: 7	H: 1 LOB: 0 BB: 0 P: 13	R: 1 E: 0 K: 1 S: 11	H: 1 LOB: 2 BB: 3 P: 24	1B: 6 2B: 2 3B: 1 HR: 2	SF: 0 SAC: 0 DP: 1 HBP: 0	WP: 0 PB: 0 SB: 2 CS: 0	PA: 39
PITCHER	IP WLS BF H R ER SO BB IBB HBP BLK WP HR S P ERA WHIP																					
Jeff Juden, R (1, 1) ERA: 5.33	5.2 L 25 8 6 6 3 1 0 0 0 0 0 1 67 110 9.53 1.588																					
Valerio De Los Santos, L (6, 1) ERA: 3.86	2.1 8 2 1 1 1 0 0 0 0 0 0 1 15 26 3.86 0.857																					
Mike Myers, L (9, 1) ERA: 2.08	1.0 6 1 1 1 1 3 0 0 0 0 0 0 11 24 9.00 4.000																					

AB	35
R	8
H	11
RBI	8
BB	4
SO	5
LOB	10



Batter	1	2	3	4	5	6	7	8	9	AB	R	H	RBI	BB	SO	LOB
Fernando Vina, L OBP: 0.387, SLG: 0.427 (1, 4)	1-3 K		0-0 F9		2-0 1B			0-1 FC6-4 1B		4	0	2	1	0	1	0
Mark Loretta, R OBP: 0.396, SLG: 0.426 (1, 6) (9, 5)	0-0 F8 S 1B			4-1 BB 2B BB	0-0 G4-3			1-1 FC6-4 E 1-2f 1B		3	1	1	0	1	0	2
Jeff Cirillo, R OBP: 0.419, SLG: 0.439 Mike Myers, L (1, 5) (9, 1)	3-1 F8			0-1 P4			0-1 F8	2-2 E8 1-3 1B		4	0	1	0	0	0	2
Jeremy Burnitz, L OBP: 0.351, SLG: 0.489 (1, 9)	1-2 G4-1			1 SAFE 4-0 1-2 2B BB			3-2 L3	0-0 L9		3	0	0	0	1	0	3
John Jaha, R OBP: 0.362, SLG: 0.369 (1, 3)		2-1 G6-3		2-1 1-H 2-H 2B			2-1 G5-3		3-1 1B	4	0	2	1	0	0	0
Marquis Grissom, R OBP: 0.309, SLG: 0.390 (1, 8)		2-2 G5-3		3-2 P1			1-1 F9	0-1 L6		4	0	0	0	0	0	2
Marc Newfield, R OBP: 0.308, SLG: 0.329 (1, 7)		0-0 L8			3-2 G5-3		1-2 G4-3	1-2 L9		4	0	0	0	0	0	1
Mike Matheny, R OBP: 0.285, SLG: 0.345 (1, 2)			0-3 K		2-2 1B 2B		1-0 F8	3-2 G3		4	1	1	0	0	1	1
Jeff Juden, R OBP: 0.125, SLG: 0.150 Valerio De Los Santos, L (6, 1) Jose Valentin, S OBP: 0.325, SLG: 0.416 (8, PH) (9, 6)			0-3 K		1-3 K			1-3 K		2	0	0	0	0	2	1
										0	0	0	0	0	0	0
										1	0	0	0	0	1	0

Inning Stats	R: 0	H: 1	E: 0	K: 1	S: 9	R: 0	H: 0	E: 0	K: 0	S: 6	R: 0	H: 0	E: 0	K: 2	S: 8	R: 1	H: 1	E: 0	K: 0	S: 8	R: 1	H: 2	E: 0	K: 1	S: 13	R: 0	H: 0	E: 0	K: 0	S: 8	R: 0	H: 0	E: 1	K: 1	S: 12	R: 0	H: 2	E: 0	K: 0	S: 10	R: 0	H: 1	E: 0	K: 0	S: 10	1B: 5	2B: 2	3B: 0	SF: 0	SAC: 0	DP: 0	HBP: 0	WP: 0	PB: 0	SB: 1	CS: 0	PA: 35
PITCHER	IP	WLS	BF	H	R	ER	SO	BB	IBB	HBP	BLK	WP	HR	S	P	ERA	WHIP																																								
Andy Benes, R ERA: 4.66 (1, 1)	7.2	W	30	6	2	2	5	2	0	0	0	0	0	69	111	2.35	1.043																																								
Alan Embree, L ERA: 4.15 (8, 1)	0.1		1	0	0	0	0	0	0	0	0	0	0	1	1	0.00	0.000																																								
Aaron Small, R ERA: 5.72 (9, 1)	1.0		4	1	0	0	0	0	0	0	0	0	0	10	17	0.00	1.000																																								

BOTTOM

Arizona Diamondbacks @ Milwaukee Brewers
Milwaukee County Stadium, Milwaukee, WI

AB	33
R	2
H	7
RBI	2
BB	2
SO	5
LOB	12



WP: 0	PA: 35
ERA	WHIP

Fri Jul 31 1998, 8:05 PM EDT
Att: 27,274 - Unknown - 72 F

livebaseballscores.com

Arizona Diamondbacks @ Milwaukee Brewers
Milwaukee County Stadium, Milwaukee, WI

Sat Aug 01 1998, 8:05 PM EDT
Att. 24,370 - Unknown - 75 F

AB	31
R	5
H	7
RBI	3
BB	5
SO	9
LOB	16

WP:	1	PA:	38
PB:	1	SAC:	1
SB:	1	DP:	2
CS:	0	HBP:	1



Batter	1	2	3	4	5	6	7	8	9	AB	R	H	RBI	BB	SO	LOB	
Andy Fox, L (1, 3) OBP: 0.363, SLG: 0.417 B C F S	2-3 K		0-0 K 1-H 2B		4-2 K 1-2 2-3 BB G6-4-3			1-0 E 1B	1-0 F7	4	1	2	1	1	1	1	
Danny Klassen, R (1, 4) OBP: 0.300, SLG: 0.374 C B F S	2-3 K		1-3 K		1-0 G6-4-3			0-0 E5 SH5-4 WP 1B 1-H	1-3 K	5	1	1	0	0	3	4	
Gregg Olson, R (9, 1) OBP: 0.500, SLG: 2.000										0	0	0	0	0	0	0	
Jay Bell, R (1, 6) OBP: 0.348, SLG: 0.420 C X	0-1 G6-3				3-2 G5-3			4-1 PB SH5-4 BB		3	0	0	0	1	0	0	
Devon White, S (1, 8) OBP: 0.327, SLG: 0.463 B B B B B		3-2 G5-3			3-2 L8			0-0 SH5-4		2	0	0	0	1	0	0	
Bernard Gilkey, R (1, 7) OBP: 0.313, SLG: 0.325 C B B B B		2-2 G1-3			1-0 L6			0-0 G5-4-3		4	0	0	0	0	1	2	
Yamil Benitez, R (1, 9) OBP: 0.303, SLG: 0.429		0-0 F8			1-0 HR			2-3 K		2	1	1	1	1	0	0	
David Dellucci, L (8, PH) OBP: 0.339, SLG: 0.430 (8, 9)					4-2 HR 1B BB			1-2 K		1	0	0	0	0	1	2	
Kelly Stinnett, R (1, 2) OBP: 0.330, SLG: 0.436 C S B B B			3-2 K 2B 1B		4-2 1B BB			3-3 K		3	2	1	0	1	2	3	
Tony Batista, R (1, 5) OBP: 0.291, SLG: 0.407 B F B B B			0-3 K		3-1 K 1B 1B			2-2 F8		4	0	1	0	0	1	2	
Clint Sodowsky, L (1, 1) Karin Garcia, L (5, PH) OBP: 0.265, SLG: 0.389 Felix Rodriguez, R (5, 1) Brent Brede, L (7, PH) OBP: 0.303, SLG: 0.320 Willie Banks, R (7, 1) Andy Stankiewicz, R (8, PH) OBP: 0.268, SLG: 0.248 (9, 4)			1-0 B3		1-1 K BB 1B			1-2 F7		1	0	0	0	0	0	1	
									1-2 HBP	1	0	1	1	0	0	0	0
										1	0	1	1	0	0	0	0
										0	0	0	0	0	0	0	0
										0	0	0	0	0	0	0	0
										0	0	0	0	0	0	0	0
										0	0	0	0	0	0	0	0

Inning Stats	R: 0	H: 0	R: 0	H: 0	R: 1	H: 2	R: 0	H: 0	R: 2	H: 3	R: 0	H: 0	R: 2	H: 2	R: 0	H: 0	R: 0	H: 0	R: 0	H: 0	1B: 5	SF: 0	WP: 1	PA: 38
	E: 0	LOB: 0	E: 0	LOB: 0	E: 0	LOB: 1	E: 0	LOB: 0	E: 0	LOB: 1	E: 0	LOB: 0	E: 1	LOB: 2	E: 1	LOB: 2	E: 0	LOB: 1	E: 0	LOB: 1	2B: 1	SAC: 1	PB: 1	
	K: 2	BB: 0	K: 0	BB: 0	K: 2	BB: 0	K: 0	BB: 0	K: 0	BB: 2	K: 1	BB: 1	K: 3	BB: 1	K: 1	BB: 1	K: 3	BB: 1	K: 1	BB: 0	3B: 0	DP: 2	SB: 1	
	S: 8	P: 12	S: 10	P: 15	S: 11	P: 16	S: 7	P: 14	S: 14	P: 28	S: 5	P: 12	S: 14	P: 23	S: 14	P: 23	S: 9	P: 13	S: 9	P: 13	HR: 1	HBP: 1	CS: 0	

PITCHER																
IP	WLS	BF	H	R	ER	SO	BB	IBB	HBP	BLK	WP	HR	S	P	ERA	WHIP
52 Rafael Roque, L (1, 1) ERA: 6.75	4.0		18	5	3	3	4	1	0	0	0	1	44	74	6.75	1.500
Bronswell Patrick, R (5, 1) ERA: 2.94	2.0		5	0	0	0	0	2	0	0	0	0	11	23	0.00	1.000
Chad Fox, R (7, 1) ERA: 3.68	1.0	L	7	2	2	1	1	2	0	0	0	1	0	18	9.00	4.000
Eric Plunk, R (8, 1) ERA: 4.21	2.0		8	0	0	0	4	0	0	1	0	0	19	28	0.00	0.000

BOTTOM

Arizona Diamondbacks @ Milwaukee Brewers
Milwaukee County Stadium, Milwaukee, WI

livebaseballscorecards.com

AB	35
R	4
H	9
RBI	4
BB	4
SO	5
LOB	16

WP	1	PA	39
PB	0		
SB	2		
CS	0		



Sat Aug 01 1998, 8:05 PM EDT
Att: 24,370 - Unknown - 75 F

AB	R	H	RBI	BB	SO	LOB
5	1	2	0	0	1	2
5	0	2	0	0	1	2
5	0	2	0	0	0	3
2	1	0	0	2	1	2
4	1	1	3	0	0	4
3	0	0	0	1	0	0
3	0	0	0	0	0	1
1	0	1	0	0	0	0
4	0	0	0	0	1	2
1	0	0	0	0	1	0
1	1	1	1	0	0	0
0	0	0	0	1	0	0
0	0	0	0	0	0	0
0	0	0	0	0	0	0
1	0	0	0	0	0	0

Batter	1	2	3	4	5	6	7	8	9																																										
Fernando Vina, L OBP: 0.387, SLG: 0.429 (1, 4) B X	1-0 G4-3 HR 2B		2-0 G3		0-0 F7	1-3 K			0-0 1B																																										
Mark Loretta, R OBP: 0.396, SLG: 0.425 (1, 6) (8, 3) C X	0-1 G4-3 2-3		2-0 L8		1-2 1B		2-1 G6-4-3 1B		0-3 K																																										
Jeff Cirillo, R OBP: 0.419, SLG: 0.438 (1, 5) C X	0-1 P4		1-2 BB 1B		3-2 1B		2-2 G6-4-3 1-2f		0-0 P3																																										
John Jaha, R OBP: 0.364, SLG: 0.365 (1, 3) B C B B B	4-1 HR BB		4-2 BB 1-2 BB		0-2 P4		3-3 K																																												
Jeremy Burnitz, L OBP: 0.350, SLG: 0.494 (1, 9) X	0-0 HR		0-0 F8		3-2 G4-3			1-0 G3-1																																											
Marquis Grissom, R OBP: 0.308, SLG: 0.387 (1, 8) C X	0-1 G6-3		1-1 L7		4-2 BB			2-1 G4-3																																											
Marc Newfield, R OBP: 0.303, SLG: 0.323 (1, 7)		3-1 G5-3		3-2 G1-3		3-2 F7		1-0 WP 1B																																											
Darrin Jackson, R OBP: 0.270, SLG: 0.374 (8, 7)						1-2																																													
Bobby Hughes, R OBP: 0.294, SLG: 0.403 (1, 2) X		0-0 F8		2-3 K		1-1 L8		3-2 L9																																											
52 Rafael Roque, L OBP: 0.456, SLG: 0.667 (5, 1) Bob Hamelin, L OBP: 0.274, SLG: 0.350 (6, PH) Chad Fox, R (7, 1) Eric Plunk, R (8, 1) Jose Valentin, S OBP: 0.325, SLG: 0.415 (8, 8)		1-3 K			2-1 HR	4-1 BB			0-0 G4-3																																										
Inning Stats	R: 3 E: 0 K: 0 S: 9	H: 2 LOB: 0 BB: 1 P: 14	R: 0 E: 0 K: 1 S: 6	H: 0 LOB: 0 BB: 0 P: 10	R: 0 E: 0 K: 1 S: 10	H: 1 LOB: 2 BB: 1 P: 19	R: 0 E: 0 K: 1 S: 12	H: 0 LOB: 0 BB: 0 P: 18	R: 1 E: 0 K: 0 S: 19	H: 3 LOB: 2 BB: 0 P: 28	R: 0 E: 0 K: 1 S: 15	H: 0 LOB: 2 BB: 2 P: 28	R: 0 E: 0 K: 1 S: 11	H: 1 LOB: 0 BB: 0 P: 18	R: 0 E: 0 K: 0 S: 8	H: 1 LOB: 1 BB: 0 P: 15	R: 0 E: 0 K: 1 S: 7	H: 1 LOB: 1 BB: 0 P: 7	1B: 6 2B: 1 3B: 0 HR: 2	SF: 0 SAC: 0 DP: 1 HBP: 0																															
PITCHER Clint Sodowsky, R ERA: 5.94 Felix Rodriguez, R ERA: 6.14 Willie Banks, R ERA: 5.7 Gregg Olson, R ERA: 3.68	IP 4.0	WLS 2.0	BF 17	H 3	R 3	ER 3	SO 2	BB 2	IBB 0	HBP 0	BLK 0	WP 0	HR 1	S 37	P 61	ERA 6.75	WHIP 1.250	IP 2.0	WLS 7	BF 7	H 2	R 0	ER 0	SO 1	BB 0	IBB 0	HBP 0	BLK 0	WP 1	HR 0	S 19	P 33	ERA 0.00	WHIP 1.000	IP 1.0	WLS S	BF 4	H 1	R 0	ER 0	SO 1	BB 0	IBB 0	HBP 0	BLK 0	WP 0	HR 0	S 7	P 7	ERA 0.00	WHIP 1.000

Batter	1	2	3	4	5	6	7	8	9	AB R H RBI BB SO LOB	TOP															
Andy Fox, L (1, 3) OBP: 0.361, SLG: 0.412	2-3 K		1-3 K			0-0 B3	4-0 BB		1-3 K	4 0 0 0 1 3 1	Arizona Diamondbacks @ Milwaukee Brewers Milwaukee County Stadium, Milwaukee, WI Sun Aug 02 1998, 4:33 AM EDT Att. 29,457 - Cloudy - 81 F															
Andy Stankiewicz, R (1, 4) OBP: 0.276, SLG: 0.265 Aaron Small, R (7, 1) Bobby Chouinard, R (8, 1)	0-1 P4			0-0 2B		1-0 FC5 BB 1B	0-3 K			4 0 2 0 0 1 3 0 0 0 0 0 0 0 0 0 0 0 0 0 0																
Jay Bell, R (1, 6) OBP: 0.347, SLG: 0.417	3-2 P4			0-0 G6-3		4-0 FC5 BB 1-2		1-1 L5		3 0 0 0 1 0 1																
Devon White, S (1, 8) OBP: 0.326, SLG: 0.461		2-2 F4		0-0 P4		1-1 FC5 FC5-4 1-2 2-3		1-1 E S G6-3 1B		4 1 1 0 0 0 3																
Bernard Gilkey, R (1, 7) OBP: 0.309, SLG: 0.320		1-2 G5-3		1-3 K		1-1 FC5-4 1-2f		3-2 G6-3 1-H		4 0 0 1 0 1 3																
Yamil Benitez, R (1, 9) OBP: 0.297, SLG: 0.418		1-0 F9			1-3 K		1-0 P8	1-3 K		4 0 0 0 0 2 0																
Damian Miller, R (1, 2) OBP: 0.381, SLG: 0.506			0-1 HR		4-2 WP BB		2-1 BB 1B 1B		1-2 1B	3 1 3 1 1 0 0																
Tony Batista, R (1, 5) OBP: 0.290, SLG: 0.402			1-0 F8		2-3 K		1-2 BB 1B		0-0 L7	4 0 1 0 0 1 2																
Brian Anderson, R (1, 1) OBP: 0.114, SLG: 0.093 Barry Manuel, R (5, 1) Danny Klassen, R (7, PH) OBP: 0.294, SLG: 0.366			1-3 K		0-0 G1-3		1-3 K		1-3 K	2 0 0 0 0 1 1 0 0 0 0 0 0 0 2 0 0 0 0 2 3																
Inning Stats	R: 0 E: 0 K: 1 S: 8	H: 0 LOB: 0 BB: 0 P: 13	R: 0 E: 0 K: 0 S: 7	H: 0 LOB: 0 BB: 0 P: 11	R: 1 E: 0 K: 2 S: 11	H: 1 LOB: 0 BB: 0 P: 14	R: 0 E: 0 K: 1 S: 6	H: 1 LOB: 1 BB: 0 P: 7	R: 0 E: 0 K: 2 S: 11	H: 0 LOB: 1 BB: 1 P: 18	R: 0 E: 0 K: 0 S: 6	H: 1 LOB: 2 BB: 1 P: 13	R: 0 E: 0 K: 2 S: 12	H: 2 LOB: 3 BB: 1 P: 21	R: 1 E: 0 K: 1 S: 11	H: 1 LOB: 0 BB: 0 P: 17	R: 0 E: 0 K: 2 S: 11	H: 1 LOB: 1 BB: 0 P: 14	1B: 5 2B: 1 3B: 0 HR: 1	SF: 0 SAC: 0 DP: 0 HBP: 0	WP: 1 PB: 0 SB: 1 CS: 0	PA: 37				
PITCHER 48 Brad Woodall, L (1, 1) ERA: 3.98 David Weathers, R (8, 1) ERA: 5.2	IP 7.0 2.0	WLS W 8	BF 29 8	H 5 2	R 1 1	ER 1 0	SO 8 3	BB 3 0	IBB 0 0	HBP 0 0	BLK 0 0	WP 1 0	HR 1 0	S 61 22	P 97 31	ERA 1.29 0.00	WHIP 1.143 1.000									

AB	34
R	2
H	7
RBI	2
BB	3
SO	11
LOB	17



BOTTOM

Arizona Diamondbacks @ Milwaukee Brewers
 Milwaukee County Stadium, Milwaukee, WI

livebaseballscorecards.com

AB	33
R	7
H	10
RBI	7
BB	3
SO	3
LOB	14

WP: 0	PA: 38
PB: 0	
SB: 1	
CS: 0	



Sun Aug 02 1998, 4:33 AM EDT
 Att. 29,457 - Cloudy - 81 F

AB	R	H	RBI	BB	SO	LOB
3	0	0	2	0	0	1
1	0	0	0	0	0	0
5	1	2	1	0	0	3
4	0	2	1	0	0	0
3	1	1	0	1	0	1
4	1	1	1	0	1	3
4	1	1	1	0	0	4
3	1	1	0	1	0	0
4	2	2	1	0	2	2
1	0	0	0	1	0	0
1	0	0	0	0	0	0
1B: 7	SF: 0					
2B: 1	SAC: 1					
3B: 0	DP: 0					
HR: 2	HBP: 1					

Batter	1	2	3	4	5	6	7	8	9
Fernando Vina, L (1, 4) OBP: 0.386, SLG: 0.426 Jose Valentin, S (7, 6) OBP: 0.324, SLG: 0.413	0-2 G5-3	2-2 G3-1		0-1 B1-3	1-0 HBP			3-1 F7	
Mark Loretta, R (1, 6) OBP: 0.396, SLG: 0.429	3-2 BB FC5-2 1B	0-1 3-H 1B 2B		2-2 G1-6-3	2-1 L8			0-1 G6-3	
Jeff Cirillo, R (1, 5) OBP: 0.419, SLG: 0.439	0-1 FC5-2 1B	1-1 S 1B		0-1 F9				1-2 F9	
John Jaha, R (1, 3) OBP: 0.366, SLG: 0.364	4-0 FC5-2 BB	3-1 P9			0-0 BLK 1B			2-2 P3	
Jeremy Burnitz, L (1, 9) OBP: 0.349, SLG: 0.491	1-2 FC5-2				0-0 48 BB HBP 1B			3-2 P4	
Darrin Jackson, R (1, 8) OBP: 0.270, SLG: 0.393	0-1 F4				3-2 P9			2-0 F8	
Marc Newfield, R (1, 7) OBP: 0.307, SLG: 0.323					4-2 HBP 48 BB BB			0-0 G6-3	
Mike Matheny, R (1, 2) OBP: 0.288, SLG: 0.361					2-3 K			2-3 K	
48 Brad Woodall, S (1, 1) OBP: 0.458, SLG: 0.400 David Weathers, R (8, 1) OBP: 0.130, SLG: 0.190					4-0 HBP BB			0-0 G6-3	

Inning Stats	R: 0	H: 2	E: 0	LOB: 3	K: 0	P: 24	R: 3	H: 4	E: 0	LOB: 1	K: 0	P: 21	R: 2	H: 2	E: 0	LOB: 0	K: 1	P: 19	R: 0	H: 0	E: 0	LOB: 0	K: 0	P: 9	R: 2	H: 2	E: 0	LOB: 3	K: 1	P: 29	R: 0	H: 0	E: 0	LOB: 0	K: 1	P: 11	R: 0	H: 0	E: 0	LOB: 0	K: 0	P: 8
--------------	------	------	------	--------	------	-------	------	------	------	--------	------	-------	------	------	------	--------	------	-------	------	------	------	--------	------	------	------	------	------	--------	------	-------	------	------	------	--------	------	-------	------	------	------	--------	------	------

PITCHER	IP	WLS	BF	H	R	ER	SO	BB	IBB	HBP	BLK	WP	HR	S	P	ERA	WHIP
Brian Anderson, L (1, 1) ERA: 4.33	4.0	L	23	10	7	7	1	1	0	0	1	0	2	52	75	15.75	2.750
Barry Manuel, R (5, 1) ERA: 7.98	2.0		9	0	0	0	1	2	0	1	0	0	0	20	42	0.00	1.000
Aaron Small, R (7, 1) ERA: 5.59	1.0		3	0	0	0	1	0	0	0	0	0	0	7	11	0.00	0.000
Bobby Chouinard, R (8, 1) ERA: 3.58	1.0		3	0	0	0	0	0	0	0	0	0	0	5	8	0.00	0.000

PITCHER	IP	WLS	BF	H	R	ER	SO	BB	IBB	HBP	BLK	WP	HR	S	P	ERA	WHIP
---------	----	-----	----	---	---	----	----	----	-----	-----	-----	----	----	---	---	-----	------

Batter	1	2	3	4	5	6	7	8	9	AB R H RBI BB SO LOB	TOP																
12 Pat Kelly, R OBP: 0.358, SLG: 0.362 (1, 4)	1-1 CS BB 1B		4-2 S HR BB		0-0 B1-3		1-2 SAFE SAFE 1B		0-1 L8	4 1 2 0 1 0 0																	
Ron Gant, R OBP: 0.302, SLG: 0.481 (1, 7)	4-2 B 1-2 BB		2-2 SAFE 1-H HR			3-3 K	2-3 K			3 1 1 2 1 2 2																	
Mark McGwire, R OBP: 0.462, SLG: 0.711 (1, 3)	1-2 P5		3-3 K			1-1 2B		1-3 K		4 0 1 0 0 2 2																	
Ray Lankford, L OBP: 0.392, SLG: 0.510 (1, 8)	1-3 K			0-0 HR		2-3 K		0-1 G5-4-3 1B		2 1 1 1 0 1 2 2 0 1 0 0 1 1																	
Willie McGee, S OBP: 0.305, SLG: 0.357 (6, PH) (6, 8)	2-3							0-1 G5-4-3		3 0 0 0 1 0 1																	
Eli Marrero, R OBP: 0.295, SLG: 0.354 (1, 2)		1-2 F7		0-0 G1-3		4-0 BB		0-1 G5-4-3		3 0 0 0 1 0 1																	
John Mabry, L OBP: 0.313, SLG: 0.370 (1, 9)		1-3 K		1-0 G3-1		0-3 K		1-2 G4-3		3 0 0 0 0 2 2 0 0 0 0 0 0 0 0 0 0 0 0 0 0 1 0 0 0 0 0 0																	
Curtis King, R (6, 1)																											
John Frascatore, R OBP: 0.200, SLG: 0.200 (8, 1)																											
Placido Polanco, R OBP: 0.279, SLG: 0.333 (9, PH)																											
Fernando Tatis, R OBP: 0.299, SLG: 0.352 (1, 5)		2-3 K		2-2 G4-3			0-1 FC5-4 1B		3-2 HR HBP	3 1 1 0 0 1 0	AB 33 R 5 H 8 RBI 5 BB 3 SO 12 LOB 12																
Darren Oliver, R OBP: 0.125, SLG: 0.250 (1, 1)			1-3 K		1-0 G6-3		1-2 SAFE FC5-4 FC4-6		1-0 HR	2 0 0 0 0 1 0 0 0 0 0 0 0 0 2 1 1 2 0 0 1																	
Tom Lampkin, L OBP: 0.335, SLG: 0.376 (6, 9)																											
Gary Gaetti, R OBP: 0.339, SLG: 0.454 (7, PH) (7, 9)																											
Luis Ordaz, R OBP: 0.188, SLG: 0.133 (1, 6)			1-0 G4-3		1-3 K		0-2 FC4-6 12 1B		3-3 K	3 0 0 0 0 1 1 1 0 0 0 0 1 0																	
Brian Jordan, R OBP: 0.369, SLG: 0.544 (9, PH)																											
Inning Stats	R: 0 E: 0 K: 1 S: 11	H: 1 LOB: 1 BB: 1 P: 18	R: 0 E: 0 K: 2 S: 9	H: 0 LOB: 0 BB: 0 P: 13	R: 2 E: 0 K: 2 S: 12	H: 1 LOB: 0 BB: 1 P: 23	R: 1 E: 0 K: 0 S: 6	H: 1 LOB: 0 BB: 0 P: 9	R: 0 E: 0 K: 1 S: 6	H: 0 LOB: 0 BB: 0 P: 8	R: 0 E: 0 K: 3 S: 11	H: 1 LOB: 2 BB: 1 P: 21	R: 0 E: 0 K: 1 S: 15	H: 2 LOB: 2 BB: 0 P: 19	R: 0 E: 0 K: 1 S: 8	H: 1 LOB: 0 BB: 0 P: 9	R: 2 E: 0 K: 1 S: 17	H: 1 LOB: 0 BB: 0 P: 25	1B: 4 2B: 1 3B: 0 HR: 3	SF: 0 SAC: 0 DP: 1 HBP: 1	WP: 0 PB: 0 SB: 1 CS: 1	PA: 37					
PITCHER	IP	WLS	BF	H	R	ER	SO	BB	IBB	HBP	BLK	WP	HR	S	P	ERA	WHIP										
Steve Woodard, R ERA: 3.27 (1, 1)	6.0	W	25	5	3	3	9	3	0	0	0	0	2	57	94	4.50	1.333										
Mike Myers, L ERA: 2.04 (7, 1)	0.2		2	0	0	0	0	0	0	0	0	0	0	7	8	0.00	0.000										
Eric Plunk, R ERA: 4.1 (7, 1)	1.1		5	2	0	0	2	0	0	0	0	0	0	14	18	0.00	1.500										
Bob Wickman, R ERA: 2.73 (9, 1)	1.0	S	5	1	2	2	1	0	0	1	0	0	1	17	25	18.00	1.000										

St. Louis Cardinals @ Milwaukee Brewers
Milwaukee County Stadium, Milwaukee, WI

Mon Aug 03 1998, 8:05 PM EDT
Att. 31,659 - Unknown - 77 F

livebaseballscorecards.com



Batter	1	2	3	4	5	6	7	8	9
Fernando Vina, L OBP: 0.388, SLG: 0.430 (1, 4)	1-2 L9		1-1 F9 E 2B	1-1 G6-3		1-1 1B 1B		1-2 E8 L6 1B	
Mark Loretta, R OBP: 0.397, SLG: 0.428 (1, 6)	3-2 G6-3		2-2 F9 2-3		1-2 CS 1B	1-1 FC4-6 1B		1-1 L6 2-3	
Jeff Cirillo, R OBP: 0.418, SLG: 0.439 (1, 5)	0-2 2B		2-1 E5 S 2B		3-2 G5-3 1-2	1-2 FC4-6 1-2f			
John Jaha, R OBP: 0.373, SLG: 0.371 (1, 3)	4-1 FC4-6 BB		2-0 1B 2B		4-2 HR BB		2-2 G6-3		
Jeremy Burnitz, L OBP: 0.350, SLG: 0.499 (1, 9)	1-2 FC4-6 1-2f		2-0 1B		2-2 HR		2-2 F7		
Marquis Grissom, R OBP: 0.308, SLG: 0.383 (1, 8)		1-2 L5	0-0 F8		0-0 G6-3		4-0 BB		
Darrin Jackson, R OBP: 0.269, SLG: 0.388 (1, 7)		1-2 G5-3		1-1 FC1-5-4 E 1B		0-0 L4	0-0 L1		
Mike Matheny, R OBP: 0.287, SLG: 0.359 (1, 2)		0-0 G6-3		2-2 E5 FC1-5-4 1-2		2-3 K		2-2 E8 E 1B	
Steve Woodard, L OBP: 0.188, SLG: 0.250 (1, 1)			1-1 G6-3		0-0 FC1-5-4		1-0 1B 1B	0-0 G1-3	
Mike Myers, L (7, 1)									
Eric Plunk, R (7, 1)									
Dave Nilsson, L OBP: 0.332, SLG: 0.386 (8, PH)									
Bob Wickman, R (9, 1)									

AB	R	H	RBI	BB	SO	LOB
5	1	3	0	0	0	1
5	0	2	1	0	0	3
4	1	1	0	0	0	3
2	2	1	1	2	0	0
4	1	2	3	0	0	2
3	0	0	0	1	0	1
4	0	1	0	0	0	1
4	0	1	0	0	1	1
3	1	1	0	0	0	2
0	0	0	0	0	0	0
0	0	0	0	0	0	0
1	0	0	0	0	0	1
0	0	0	0	0	0	0

BOTTOM	
AB	35
R	6
H	12
RBI	5
BB	3
SO	1
LOB	15

WP	PA
0	38
0	
1	
1	

Inning Stats		R	H	E	K	S	R		H	E	K	S	R		H	E	K	S	R		H	E	K	S	R		H	E	K	S	R		H	E	K	S			
R: 0		0	1	0	0	15	R: 0		0	0	0	7	R: 3		3	3	1	14	R: 0		1	1	8	R: 0		2	2	0	15	R: 1		3	3	13	R: 0		0	0	7
E: 0		0	2	0	0		E: 0		0	0	0		E: 1		1	1	0		E: 0		0	0		E: 0		0	0	0	0	0	0	0	0	0	0	0	0	0	
K: 0		1	1	0	0		K: 0		0	0	0		K: 0		0	0	0		K: 0		0	0		K: 0		0	0	0	0	0	0	0	0	0	0	0	0	0	0
S: 15		24	24	9	24		S: 7		9	9	24		S: 14		24	24	12		S: 8		12	12		S: 15		25	25	19	19	15	15	15	15	15	15	15	15	15	

PITCHER		IP	WLS	BF	H	R	ER	SO	BB	IBB	HBP	BLK	WP	HR	S	P	ERA	WHIP
Darren Oliver, L ERA: 6.44 (1, 1)		5.2	L	28	9	6	3	1	2	0	0	0	0	1	66	105	4.76	1.941
Curtis King, R ERA: 3.57 (6, 1)		1.1		6	1	0	0	0	1	0	0	0	0	0	13	23	0.00	1.500
John Frascatore, R ERA: 4.31 (8, 1)		1.0		4	2	0	0	0	0	0	0	0	0	10	14	0.00	2.000	

St. Louis Cardinals @ Milwaukee Brewers
Milwaukee County Stadium, Milwaukee, WI
 Mon Aug 03 1998, 8:05 PM EDT
 Att: 31,659 - Unknown - 77 F

livebaseballscorecards.com



Batter	1	2	3	4	5	6	7	8	9	AB R H RBI BB SO LOB	TOP											
12 Pat Kelly, R OBP: 0.352, SLG: 0.371 (1, 4) F X	0-1 1B 2B		0-1 L7		1-3 K		0-0 F8			4 0 1 0 0 1 2	St. Louis Cardinals @ Milwaukee Brewers Milwaukee County Stadium, Milwaukee, WI Tue Aug 04 1998, 8:05 PM EDT Att. 28,389 - Cloudy - 73 F livebaseballscorecards.com											
Ray Lankford, L OBP: 0.391, SLG: 0.507 (1, 8) B B F X	2-1 BB 1B		1-2 F7		0-0 P6			1-3 K		4 0 1 0 0 1 0												
Mark McGwire, R OBP: 0.464, SLG: 0.712 (1, 3) B B C S F 1 SAFE 1 SAFE B	4-2 G4-3 1-2 BB			2-1 2B 2B		4-2 G4-6-3 BB		2-3 K		2 1 1 0 2 1 0												
Ron Gant, R OBP: 0.301, SLG: 0.481 (1, 7) C S B B X	2-2 F8			0-1 G4-3 1B 2B 2-H		1-2 F8		0-0 F9		4 1 1 1 0 0 4												
Eli Marrero, R OBP: 0.286, SLG: 0.342 (1, 2) C B X	1-1 G4-3 1-2f			0-2 L3		1-1 G4-6-3 1-2f		1-0 P5		4 0 0 0 0 0 5												
John Mabry, L OBP: 0.312, SLG: 0.368 (1, 9) F C X		0-2 G6-3		1-2 G4-3 2-3		0-0 FC E 1B		2-3 K		4 0 1 0 0 1 1												
Fernando Tatis, R OBP: 0.298, SLG: 0.351 (1, 5) B B S X		2-1 G5-3		3-2 1B 3-H		1-1 FC6 FC 1-2		2-3 K		4 0 1 1 0 1 1												
Matt Morris, R OBP: 0.308, SLG: 0.200 (1, 1) X		0-0 L8		2-0 G5-3		0-0 FC 1-2 2-3				3 0 0 0 0 0 3												
Luis Ordaz, R OBP: 0.176, SLG: 0.125 (1, 6) B B C X			2-1 G6-3		1-3 K		0-0 P4			3 0 0 0 0 1 2												
Inning Stats	R: 0 E: 0 K: 0 S: 12	H: 2 LOB: 2 BB: 1 P: 21	R: 0 E: 0 K: 0 S: 6	H: 0 LOB: 0 BB: 0 P: 8	R: 0 E: 0 K: 0 S: 8	H: 0 LOB: 0 BB: 0 P: 11	R: 2 E: 0 K: 0 S: 16	H: 3 LOB: 1 BB: 0 P: 24	R: 0 E: 0 K: 2 S: 8	H: 0 LOB: 0 BB: 0 P: 10	R: 0 E: 0 K: 0 S: 7	H: 0 LOB: 0 BB: 1 P: 13	R: 0 E: 1 K: 0 S: 6	H: 1 LOB: 2 BB: 0 P: 7	R: 0 E: 0 K: 2 S: 7	H: 0 LOB: 0 BB: 0 P: 10	R: 0 E: 0 K: 2 S: 8	H: 0 LOB: 0 BB: 0 P: 13	1B: 3 2B: 3 3B: 0 HR: 0	SF: 0 SAC: 1 DP: 2 HBP: 0	WP: 0 PB: 0 SB: 0 CS: 0	PA: 34
PITCHER	IP WLS BF H R ER SO BB IBB HBP BLK WP HR S P ERA WHIP																					
Scott Karl, L ERA: 3.8 (1, 1)	8.0 L 31 6 2 2 4 2 0 0 0 0 0 0 70 104 2.25 1.000																					
Chad Fox, R ERA: 3.58 (9, 1)	1.0 3 0 0 0 2 0 0 0 0 0 0 0 8 13 0.00 0.000																					



Batter	1	2	3	4	5	6	7	8	9	AB	R	H	RBI	BB	SO	LOB
Fernando Vina, L (1, 4) OBP: 0.389, SLG: 0.429	0-0 G6-3		1-0 F9		3-2 2-H 1B			4-0 BB		3	0	1	1	1	0	0
Mark Loretta, R (1, 6) OBP: 0.395, SLG: 0.423	4-2 S BB			1-2 G5-3		0-0 G5-3		0-1 F9		3	0	0	0	1	0	1
Jeff Cirillo, R (1, 5) OBP: 0.414, SLG: 0.435	2-2 P3			3-2 P4		1-3 K			0-1 G5-3	4	0	0	0	0	1	1
John Jaha, R (1, 3) OBP: 0.375, SLG: 0.367 Jose Valentin, S (9, PR) OBP: 0.324, SLG: 0.413	1-3 K			4-0 1B BB		1-0 F8			4-2 G4-3 BB BB	2	0	0	0	2	1	1
Jeremy Burnitz, L (1, 9) OBP: 0.351, SLG: 0.498		0-2 F8		1-0 1B		3-2 G3			4-2 SAFE 1B SAFE BB SAFE F BB	3	0	1	0	1	0	0
Marquis Grissom, R (1, 8) OBP: 0.304, SLG: 0.379		0-0 G4-3		0-0 G5-3		0-2 P4			0-1 G4-3	4	0	0	0	0	0	4
Dave Nilsson, L (1, 7) OBP: 0.340, SLG: 0.391		3-2 CS 1B		1-0 SH1-4 1B		2-2 G6-3			4-0 FC6-4 IBB	3	1	2	0	1	0	0
Mike Matheny, R (1, 2) OBP: 0.285, SLG: 0.356 Bob Hamelin, L (8, PH) OBP: 0.271, SLG: 0.347 Bobby Hughes, R (9, 2) OBP: 0.293, SLG: 0.400		1-1 CS	0-3 K		2-2 F7			1-2 G4-3	0-1 FC6-4	2	0	0	0	0	1	1
Scott Karl, L (1, 1) OBP: 0.171, SLG: 0.081 Darrin Jackson, R (8, PH) OBP: 0.267, SLG: 0.386 Chad Fox, R (9, 1)			2-2 G6-3		0-0 SH1-4			3-2 P4		1	0	0	0	0	0	0

Inning Stats	R: 0	H: 0	E: 0	K: 1	S: 9	R: 0	H: 1	E: 0	K: 0	S: 9	R: 0	H: 0	E: 0	K: 1	S: 7	R: 1	H: 2	E: 0	K: 0	S: 10	R: 0	H: 0	E: 0	K: 1	S: 8	R: 0	H: 0	E: 0	K: 0	S: 9	R: 0	H: 0	E: 0	K: 0	S: 8	R: 0	H: 0	E: 0	K: 0	S: 8	R: 0	H: 0	E: 0	K: 0	S: 10	1B: 4	2B: 0	3B: 0	HR: 0	SF: 0	SAC: 1	DP: 0	HBP: 0	WP: 0	PA: 36
PITCHER Matt Morris, R (1, 1) ERA: 1.83	IP: 9.0	WLS: W	BF: 35	H: 4	R: 1	ER: 1	SO: 3	BB: 5	IBB: 1	HBP: 0	BLK: 0	WP: 0	HR: 0	S: 79	P: 135	ERA: 1.00	WHIP: 1.000																																						


BOTTOM

St. Louis Cardinals @ Milwaukee Brewers
Milwaukee County Stadium, Milwaukee, WI

Tue Aug 04 1998, 8:05 PM EDT
Att: 28,389 - Cloudy - 73 F

livebaseballscorecards.com

AB	28
R	1
H	4
RBI	1
BB	6
SO	3
LOB	11



Batter	1	2	3	4	5	6	7	8	9	AB R H RBI BB SO LOB	TOP									
12 Pat Kelly, R OBP: 0.342, SLG: 0.358 (1, 4)	1-3 K		1-2 G5-3	0-2 G4-6-3			1-2 G3-6-3 1B		0-1 F8	5 0 1 0 0 1 3	St. Louis Cardinals @ Milwaukee Brewers Milwaukee County Stadium, Milwaukee, WI Wed Aug 05 1998, 8:05 PM EDT Att. 25,969 - Cloudy - 72 F									
Willie McGee, S OBP: 0.300, SLG: 0.350 (1, 9) (8, 7)	0-0 G1-3		1-0 G3		0-0 G1-4-3		0-0 G3-6-3			4 0 0 0 0 0 1										
Ray Lankford, L OBP: 0.389, SLG: 0.503 (1, 8)	2-3 K			4-2 1B S 1B BB	2-1 G3			3-3 K		3 1 0 0 1 2 0										
Ron Gant, R OBP: 0.308, SLG: 0.484 Jeff Brantley, R (1, 7) (8, 1)		2-1 G6-3		1-1 1B S 1-3 FC6-4 1B	4-1 WP BB		1-0 1B			3 1 2 0 1 0 0 0 0 0 0 0 0 0										
John Mabry, L OBP: 0.314, SLG: 0.381 (1, 3)		0-0 HR		3-2 FC6-4 BB 1-3 SH 1B	3-2 G4-3		1-3 K			4 2 2 2 0 1 2										
Fernando Tatis, R OBP: 0.298, SLG: 0.348 (1, 5)		1-3 K		4-2 FC6-4 1-2 BB		2-2 G6-3		2-2 P8		3 0 0 0 1 1 1										
Tom Lampkin, L OBP: 0.333, SLG: 0.373 (1, 2)		3-1 1B		1-2 FC6-4 SH 1B		0-3 K		1-2 G4-3		4 1 1 1 0 1 2										
Kent Mercker, L OBP: 0.214, SLG: 0.225 Brian Jordan, R OBP: 0.370, SLG: 0.545 (1, 1) (8, 9)		1-3 K		1-2 SH 1B		0-0 L4		0-0 1B		2 0 0 1 0 1 1 1 0 1 0 0 0 0										
Luis Ordaz, R OBP: 0.182, SLG: 0.135 (1, 6)			0-1 G2-3	1-2 G4-6-3 1B		0-0 G6-3		1-0 L5		4 0 1 1 0 0 1										
Inning Stats	R: 0 E: 0 K: 2 S: 7	H: 0 LOB: 0 BB: 0 P: 10	R: 1 E: 0 K: 2 S: 11	H: 2 LOB: 1 BB: 0 P: 18	R: 0 E: 0 K: 0 S: 6	H: 0 LOB: 0 BB: 0 P: 8	R: 4 E: 0 K: 0 S: 25	H: 3 LOB: 1 BB: 2 P: 40	R: 0 E: 0 K: 1 S: 7	H: 0 LOB: 0 BB: 0 P: 9	R: 0 E: 0 K: 0 S: 5	H: 1 LOB: 0 BB: 0 P: 6	R: 0 E: 0 K: 2 S: 10	H: 1 LOB: 1 BB: 0 P: 17	R: 0 E: 0 K: 0 S: 8	H: 1 LOB: 1 BB: 0 P: 10	1B: 7 2B: 0 3B: 0 HR: 1	SF: 0 SAC: 1 DP: 2 HBP: 0	WP: 1 PB: 0 SB: 2 CS: 0	PA: 37
PITCHER	IP WLS BF H R ER SO BB IBB HBP BLK WP HR S P ERA WHIP																			
Jeff Juden, R ERA: 5.53 (1, 1)	3.1 L 18 5 5 5 4 2 0 0 0 0 0 1 46 73 13.50 2.100																			
David Weathers, R ERA: 5.15 (4, 1)	0.2 1 0 0 0 0 0 0 0 0 0 0 0 3 3 0.00 0.000																			
Bronswell Patrick, R ERA: 2.77 (5, 1)	3.0 10 1 0 0 1 1 0 0 0 1 0 19 31 0.00 0.667																			
Bill Pulsipher, L ERA: 6.06 (8, 1)	2.0 8 2 0 0 2 0 0 0 0 0 0 0 18 27 0.00 1.000																			

livebaseballscorecards.com

AB	33
R	5
H	8
RBI	5
BB	3
SO	7
LOB	11



Batter	1	2	3	4	5	6	7	8	9	AB R H RBI BB SO LOB	BOTTOM	
Fernando Vina, L OBP: 0.388, SLG: 0.426 (1, 4) BBH	4-0 G5-3 HBP		0-1 G4-3		1-2 G1-3		1-0 FC4-6 1-2f			3 0 0 0 0 0 1	<p>St. Louis Cardinals @ Milwaukee Brewers</p> <p>Milwaukee County Stadium, Milwaukee, WI</p> <p>Wed Aug 05 1998, 8:05 PM EDT Att: 25,969 - Cloudy - 72 F</p>	
Mark Loretta, R OBP: 0.396, SLG: 0.428 (1, 6) CLFBFX	1-2 L4		1-1 L8 2B		0-0 1B		3-1 G4-3			4 0 2 0 0 0 2		
Jeff Cirillo, R OBP: 0.411, SLG: 0.431 (1, 5) B1SAFE BFBX	3-1 G5-3 1-3		1-0 L8 2-3		1-1 L8		1-0 F8			4 0 0 0 0 0 3		
John Jaha, R OBP: 0.369, SLG: 0.359 (1, 3) BFBFC	2-3 K		2-1 F8		0-2 G4-3		0-1 F7			4 0 0 0 0 1 3		
Jeremy Burnitz, L OBP: 0.351, SLG: 0.495 (1, 9) BFX		1-0 2B G5-3 1B		2-0 P6		1-3 K		1-2 G3-1		4 1 1 0 0 1 0		
Darrin Jackson, R OBP: 0.273, SLG: 0.392 (1, 8) 1SAFE BFX		1-0 G5-3 1-3 2B		4-2 BB BB		0-0 L3		0-0 F9		3 0 1 0 1 0 0		
Marc Newfield, R OBP: 0.306, SLG: 0.317 (1, 7) BFBX		1-1 P6		4-2 1-2 BB		1-1 G6-3		1-2 F4		3 0 0 0 1 0 2		
Mike Matheny, R OBP: 0.281, SLG: 0.350 (1, 2) BFBX		0-2 G5-3 2-3 3-H		0-0 P2		2-1 P3		0-1 G5-3		4 0 0 1 0 0 3		
Jeff Juden, R OBP: 0.122, SLG: 0.146 David Weathers, R OBP: 0.130, SLG: 0.190 Bobby Hughes, R OBP: 0.251, SLG: 0.357 Bronswell Patrick, R OBP: 0.455, SLG: 0.687 Jose Valentin, S OBP: 0.323, SLG: 0.412 Bill Pulsipher, L (8, 1) BFBX		2-0 G4-3		2-2 G1-3		3-3 K FC4-6				1 0 0 0 0 0 1 0 0 0 0 0 0 0 1 0 0 0 0 0 2 0 0 0 0 0 0 0 1 0 0 0 0 1 0 0 0 0 0 0 0 0		
Inning Stats	R: 0 H: 0 E: 0 LOB: 1 K: 1 BB: 0 S: 9 P: 19	R: 1 H: 2 E: 0 LOB: 1 K: 0 BB: 0 S: 8 P: 13	R: 0 H: 1 E: 0 LOB: 1 K: 0 BB: 0 S: 7 P: 11	R: 0 H: 0 E: 0 LOB: 2 K: 0 BB: 2 S: 9 P: 21	R: 0 H: 1 E: 0 LOB: 1 K: 0 BB: 0 S: 9 P: 11	R: 0 H: 0 E: 0 LOB: 0 K: 1 BB: 0 S: 6 P: 8	R: 0 H: 0 E: 1 LOB: 1 K: 1 BB: 0 S: 9 P: 18	R: 0 H: 0 E: 0 LOB: 0 K: 0 BB: 0 S: 6 P: 8	R: 0 H: 0 E: 0 LOB: 0 K: 0 BB: 0 S: 6 P: 7	1B: 2 SF: 0 2B: 2 SAC: 0 3B: 0 DP: 0 HR: 0 HBP: 1		WP: 0 PA: 35 PB: 0 SB: 0 CS: 0
PITCHER Kent Mercker, L ERA: 5.43 Jeff Brantley, R ERA: 5.09	IP WLS BF H R ER SO BB IBB HBP BLK WP HR S P ERA WHIP	IP WLS BF H R ER SO BB IBB HBP BLK WP HR S P ERA WHIP										
	(1, 1) 7.0 2 29 4 1 1 3 2 0 1 0 0 0 0 57 101 1.29 0.857	(8, 1) 2.0 6 0 0 0 0 0 0 0 0 0 0 0 12 15 0.00 0.000										

AB	32
R	1
H	4
RBI	1
BB	2
SO	3
LOB	17



Milwaukee Brewers @ Cincinnati Reds
 Cinergy Field, Cincinnati, OH

Fri Aug 07 1998, 7:05 PM EDT
 Att. 20,908 - Cloudy - 85 F



Batter	1	2	3	4	5	6	7	8	9	AB	R	H	RBI	BB	SO	LOB
Fernando Vina, L OBP: 0.389, SLG: 0.426 Bronswell Patrick, R OBP: 0.455, SLG: 0.667 Eric Plunk, R OBP: 0.455, SLG: 0.667 Bob Wickman, R OBP: 0.455, SLG: 0.667	4-1 FC4-6 BLK BB		0-0 F8		3-1 G3 1B		0-1 P4			3	0	1	0	1	0	1
Mark Loretta, R OBP: 0.397, SLG: 0.427	4-2 FC4-6 BB		0-1 PB S 1B		2-1 G3		1-1 P4			3	0	1	0	1	0	2
Jeff Cirillo, R OBP: 0.411, SLG: 0.429 Brian Banks, S OBP: 0.273, SLG: 0.222	0-3 K		4-2 1-3 BB		0-1 F9			1-1 F7		2	0	0	0	1	1	3
Jeremy Burnitz, L OBP: 0.348, SLG: 0.492 Bob Hamelin, L OBP: 0.277, SLG: 0.353	2-2 FC4-6 WP 1-2f 2-3		1-2 P5			2-1 G3		1-0 1B		3	0	0	0	0	0	4
John Jaha, R OBP: 0.372, SLG: 0.364 Marc Newfield, R OBP: 0.304, SLG: 0.315	3-3 K			3-2 G3-6-3 1B		0-0 1B		1-3 K		3	0	2	0	0	1	2
Dave Nilsson, L OBP: 0.333, SLG: 0.383		3-2 G3-1		1-2 G3-6-3 1-2f		0-3 K		2-0 G4-3		4	0	0	0	0	1	3
Marquis Grissom, R OBP: 0.305, SLG: 0.381 Mike Myers, L OBP: 0.289, SLG: 0.395 Bobby Hughes, R OBP: 0.289, SLG: 0.395		1-2 G4-3		1-1 2B		2-3 K			0-0 G4-3	3	0	1	0	0	1	1
Mike Matheny, R OBP: 0.278, SLG: 0.347 Jose Valentin, S OBP: 0.324, SLG: 0.411		0-0 P3		3-2 F8			4-2 BB		1-2 F8	2	0	0	0	0	0	1
48 Brad Woodall, S OBP: 0.423, SLG: 0.364 Darrin Jackson, R OBP: 0.270, SLG: 0.386 Joe Hudson, R OBP: 0.270, SLG: 0.386			1-3 K		1-2 F9		0-1 F9		0-0 G4-3	2	0	0	0	0	1	0
										2	0	0	0	0	0	1
										0	0	0	0	0	0	0
Inning Stats	R: 0 H: 0 E: 0 LOB: 2 K: 2 BB: 2 S: 14 P: 27	R: 0 H: 0 E: 0 LOB: 0 K: 0 BB: 0 S: 7 P: 11	R: 0 H: 1 E: 0 LOB: 2 K: 1 BB: 1 S: 13 P: 19	R: 0 H: 2 E: 0 LOB: 1 K: 0 BB: 0 S: 15 P: 23	R: 0 H: 1 E: 0 LOB: 1 K: 0 BB: 0 S: 11 P: 17	R: 0 H: 1 E: 0 LOB: 1 K: 2 BB: 0 S: 10 P: 14	R: 0 H: 0 E: 0 LOB: 1 K: 0 BB: 1 S: 10 P: 15	R: 0 H: 1 E: 0 LOB: 1 K: 1 BB: 0 S: 8 P: 13	R: 0 H: 0 E: 0 LOB: 0 K: 0 BB: 0 S: 5 P: 6	1B: 5 SF: 0 2B: 1 SAC: 0 3B: 0 DP: 1 HR: 0 HBP: 0	WP: 1 PA: 36 PB: 1 SB: 1 CS: 0					
PITCHER	IP WLS BF H R ER SO BB IBB HBP BLK WP HR S P ERA WHIP															
Pete Harnisch, R ERA: 3.12	(1, 1) 6.0 W 25 5 0 0 5 3 0 0 0 1 0 70 111 0.00 1.333															
Stan Belinda, R ERA: 3.28	(7, 1) 1.0 4 0 0 0 0 1 0 0 0 0 0 10 15 0.00 1.000															
Todd Williams, R ERA: 7.71	(8, 1) 2.0 7 1 0 0 1 0 0 0 0 0 0 13 19 0.00 0.500															

livebaseballscores.com

AB	32
R	0
H	6
RBI	0
BB	4
SO	6
LOB	19

Batter	1	2	3	4	5	6	7	8	9
Reggie Sanders, R OBP: 0.339, SLG: 0.444 Todd Williams, R (8, 1)	1-1 G2-3		1-1 HR		2-2 K	0-0 2B	2-1 2B	2-3 K	
Barry Larkin, R OBP: 0.379, SLG: 0.473 Chris Stynes, R OBP: 0.331, SLG: 0.363 (7, 4)	0-0 G5-3		1-0 G4-3			1-3 HR	1-0 2B		
Sean Casey, L OBP: 0.352, SLG: 0.363 (1, 3)	2-2 G4-3			2-1 F8		0-1 2B	1-0 F7		
Dmitri Young, S OBP: 0.363, SLG: 0.500 (1, 7)		2-2 G6-3		2-2 G5-3		0-0 1B	1-3 K		
Bret Boone, R OBP: 0.326, SLG: 0.442 Stan Belinda, R (7, 1) Melvin Nieves, S OBP: 0.394, SLG: 0.337 (8, 9)		2-0 G5-3		3-2 G6-3		1-0 1B	3-2 1B		
Aaron Boone, R OBP: 0.366, SLG: 0.421 (7, 6)		0-3 K			0-0 SH1-4	0-2 FC5	1-2 FC6-4		
Eddie Taubensee, L OBP: 0.359, SLG: 0.435 Guillermo Garcia, R OBP: 0.172, SLG: 0.414 (6, PH) (7, 2)			1-0 HR		0-0 G3	0-0 2B	0-1 FC6-4		
Pat Watkins, R OBP: 0.307, SLG: 0.394 (1, 8)		2-1 L9			4-1 SH1-4	0-0 SF9	0-2 G6-3		
Pete Harnisch, S OBP: 0.122, SLG: 0.104 Willie Greene, L OBP: 0.371, SLG: 0.439 (6, PH) (7, 5)			0-0 P3		1-0 SH1-4	4-2 2B	4-2 2B	1-3 K	

Inning Stats	R: 0	H: 0	E: 0	LOB: 0	K: 0	S: 6	P: 9
	R: 0	H: 0	E: 0	LOB: 0	K: 1	S: 7	P: 11
	R: 2	H: 2	E: 0	LOB: 0	K: 0	S: 7	P: 12
	R: 0	H: 0	E: 0	LOB: 0	K: 0	S: 11	P: 18
	R: 0	H: 1	E: 0	LOB: 2	K: 1	S: 7	P: 14
	R: 12	H: 7	E: 0	LOB: 1	K: 0	S: 26	P: 57
	R: 3	H: 4	E: 0	LOB: 2	K: 1	S: 18	P: 31
	R: 0	H: 0	E: 0	LOB: 0	K: 2	S: 9	P: 12

PITCHER	IP	WLS	BF	H	R	ER	SO	BB	IBB	HBP	BLK	WP	HR	S	P	ERA	WHIP	
48 Brad Woodall, L ERA: 4.52	(1, 1)	5.0	L	25	7	8	8	2	2	0	0	0	0	3	50	86	14.40	1.800
Joe Hudson, R ERA: 162.0	(6, 1)	0.1		7	2	3	3	0	3	1	0	0	0	9	27	81.00	15.000	
Mike Myers, L ERA: 2.01	(6, 1)	0.2		3	1	3	3	0	0	0	0	0	0	5	8	40.50	1.500	
Bronswell Patrick, R ERA: 3.25	(7, 1)	0.2		6	3	3	3	1	1	0	0	0	0	13	25	40.50	6.000	
Eric Plunk, R ERA: 4.04	(7, 1)	0.2		3	1	0	0	0	0	0	0	0	0	8	9	0.00	1.500	

BOTTOM


Milwaukee Brewers @ Cincinnati Reds
Cinergy Field, Cincinnati, OH

Fri Aug 07 1998, 7:05 PM EDT
Att. 20,908 - Cloudy - 85 F

AB	R	H	RBI	BB	SO	LOB
5	3	3	3	0	1	2
1	0	0	0	0	1	0
3	2	1	1	1	0	0
1	1	1	1	0	0	0
5	2	2	3	0	0	2
4	2	1	1	1	1	2
3	2	1	0	1	0	0
0	0	0	0	0	0	0
1	0	1	1	0	0	0
5	1	3	4	0	1	2
2	2	1	2	1	0	1
2	0	0	0	0	0	3
3	0	0	1	1	0	1
1	0	0	0	0	0	0
1	2	0	0	2	1	0

AB	37
R	17
H	14
RBI	17
BB	7
SO	5
LOB	13

livebaseballscorecards.com



WP	PA
0	46
PB: 0	
SB: 0	
CS: 0	

Milwaukee Brewers @ Cincinnati Reds
Cinergy Field, Cincinnati, OH

Sat Aug 08 1998, 7:05 PM EDT
Att. 23,906 - Cloudy - 82 F

livebaseballscorecards.com



Batter	1	2	3	4	5	6	7	8	9	AB R H RBI BB SO LOB	TOP											
Fernando Vina, L (1, 4) OBP: 0.389, SLG: 0.424	0-3 K		4-0 BB			4-1 BB		1-2 G5-3		2 0 0 0 2 1 0												
Mark Loretta, R (1, 6) OBP: 0.399, SLG: 0.428	1-2 2B		2-1 G5-4-3			3-2 L5-3		0-0 1B		4 0 2 0 0 0 2												
Jeff Cirillo, R (1, 5) OBP: 0.413, SLG: 0.434	1-2 BB							3-2 1B		4 0 3 0 0 0 0												
John Jaha, R (1, 3) OBP: 0.375, SLG: 0.360	4-1 BB							1-2 1B		2 0 0 0 2 1 2												
Jeremy Burnitz, L (1, 9) OBP: 0.346, SLG: 0.487	1-1 F8									4 0 0 0 0 1 4												
Marquis Grissom, R (1, 8) OBP: 0.302, SLG: 0.377										4 0 0 0 0 0 2												
Marc Newfield, R (1, 7) OBP: 0.306, SLG: 0.313										1 0 0 0 1 0 0												
Dave Nilsson, L (7, PH) OBP: 0.335, SLG: 0.381										1 0 0 0 1 0 0												
Mike Matheny, R (1, 2) OBP: 0.276, SLG: 0.344										2 0 0 0 0 0 1												
Bob Hamelin, L (7, PH) OBP: 0.275, SLG: 0.350										1 0 0 0 0 0 3												
Bobby Hughes, R (7, 2) OBP: 0.289, SLG: 0.395										0 0 0 0 0 0 0												
Steve Woodard, L (1, 1) OBP: 0.182, SLG: 0.242										1 0 0 0 0 0 0												
Brian Banks, S (6, PH) OBP: 0.250, SLG: 0.200										1 0 0 0 0 1 0												
David Weathers, R (6, 1) OBP: 0.130, SLG: 0.190										0 0 0 0 0 0 0												
Jose Valentin, S (8, PH) OBP: 0.323, SLG: 0.410										1 0 0 0 0 0 0												
Chad Fox, R (8, 1)										0 0 0 0 0 0 0												
Inning Stats	R: 0 E: 0 K: 1 S: 14	H: 2 LOB: 2 BB: 1 P: 21	R: 0 E: 0 K: 0 S: 7	H: 0 LOB: 0 BB: 1 P: 14	R: 0 E: 0 K: 0 S: 5	H: 0 LOB: 0 BB: 1 P: 12	R: 0 E: 0 K: 2 S: 8	H: 0 LOB: 0 BB: 0 P: 11	R: 0 E: 0 K: 0 S: 12	H: 0 LOB: 0 BB: 0 P: 17	R: 0 E: 0 K: 1 S: 9	H: 0 LOB: 0 BB: 1 P: 18	R: 0 E: 0 K: 0 S: 17	H: 1 LOB: 3 BB: 2 P: 33	R: 0 E: 0 K: 0 S: 13	H: 2 LOB: 2 BB: 0 P: 21	R: 0 E: 0 K: 0 S: 9	H: 0 LOB: 0 BB: 0 P: 13	1B: 4 2B: 2 3B: 0 HR: 0	SF: 0 SAC: 0 DP: 3 HBP: 0	WP: 0 PB: 0 SB: 0 CS: 0	PA: 34
PITCHER	IP WLS BF H R ER SO BB IBB HBP BLK WP HR S P ERA WHIP																					
Dennys Reyes, L (1, 1) ERA: 3.51	6.1 W 23 3 0 0 4 5 0 0 0 0 0 0 60 104 0.00 1.263																					
26 John Hudek, R (7, 1) ERA: 2.28	1.2 8 2 0 0 0 1 0 0 0 0 0 0 25 43 0.00 1.800																					
Gabe White, L (9, 1) ERA: 4.34	1.0 3 0 0 0 0 0 0 0 0 0 0 0 9 13 0.00 0.000																					

AB	28
R	0
H	5
RBI	0
BB	6
SO	4
LOB	14

Batter	1	2	3	4	5	6	7	8	9
Reggie Sanders, R OBP: 0.338, SLG: 0.441 (1, 8) (8, 9)	2-3 K	3-2 F8			1-2 G5-3			4-1 G4-6-3 BB	
Barry Larkin, R OBP: 0.378, SLG: 0.474 (1, 6)	1-1 G5-3		1-1 F7 G3 2B		3-3 K			2-3 K	
Sean Casey, L OBP: 0.345, SLG: 0.355 (1, 3)	1-0 G5-3		0-1 F7 2-3		1-0 L9			1 SAFE 0-1 G4-6-3 1-2f	
Dmitri Young, S OBP: 0.363, SLG: 0.507 (1, 7)		0-1 HR	2-1 G3		0-3 K				
Eddie Taubensee, L OBP: 0.359, SLG: 0.434 (1, 2)		0-0 2B 1B	2-1 L4		3-3 K				
Bret Boone, R OBP: 0.324, SLG: 0.439 (1, 4)		2-3 K		2-2 E4 G4-6-3		1-3 K			
Willie Greene, L OBP: 0.371, SLG: 0.441 Pat Watkins, R OBP: 0.307, SLG: 0.394 (1, 9) (8, 8)		2-2 2B 1-H 2B		2-2 G4-6-3 1-2f		0-0 G3			
Aaron Boone, R OBP: 0.386, SLG: 0.450 (1, 5)		3-2 2B		3-1 FC6-4 HBP		1-2 G4-3			
Dennys Reyes, R 26 John Hudek, S Gabe White, L OBP: 0.250, SLG: 0.250 (1, 1) (7, 1) (9, 1)		1-3 K		0-1 FC6-4 1-2f		1-3 K			


AB	R	H	RBI	BB	SO	LOB
3	0	0	0	1	1	1
4	1	1	0	0	2	1
4	0	0	0	0	0	2
3	1	1	2	0	1	0
3	1	1	0	0	1	0
3	0	0	0	0	2	1
3	1	1	1	0	0	1
0	0	0	0	0	0	0
2	0	1	1	0	0	0
2	0	0	0	0	1	2
1	0	0	0	0	1	0
0	0	0	0	0	0	0

Milwaukee Brewers @ Cincinnati Reds
Cinergy Field, Cincinnati, OH

Sat Aug 08 1998, 7:05 PM EDT
Att. 23,906 - Cloudy - 82 F

livebaseballscorecards.com

AB	28
R	4
H	5
RBI	4
BB	1
SO	9
LOB	8



Inning Stats	R	H	E	K	S	R	H	E	K	S	R	H	E	K	S	R	H	E	K	S	R	H	E	K	S	R	H	E	K	S																													
	0	0	0	1	6	3	4	0	2	21	1	3	0	0	10	0	4	0	2	32	1	1	0	0	8	0	1	13	0	0	0	10	0	1	17	0	0	0	14	0	0	0	9	0	0	0	13	0	0	0	9	0	0	0	12	0	0	0	12

PITCHER	IP	WLS	BF	H	R	ER	SO	BB	IBB	HBP	BLK	WP	HR	S	P	ERA	WHIP
Steve Woodard, R ERA: 3.45 (1, 1)	5.0	L	21	5	4	4	4	0	0	1	0	0	1	54	86	7.20	1.000
David Weathers, R ERA: 5.03 (6, 1)	2.0		6	0	0	0	4	0	0	0	0	0	0	16	22	0.00	0.000
Chad Fox, R ERA: 3.49 (8, 1)	1.0		3	0	0	0	1	1	0	0	0	0	0	6	12	0.00	1.000

WP	PA	ERA	WHIP
0	30		

Batter	1	2	3	4	5	6	7	8	9	AB R H RBI BB SO LOB	TOP											
Fernando Vina, L (1, 4) OBP: 0.392, SLG: 0.425	1-2 S E S 1B		3-2 HBP		0-0 1-2 2-H 1B		2-2 L7			3 1 2 1 0 0 0												
Jose Valentin, S (1, 6) OBP: 0.320, SLG: 0.405	3-2 K		2-0 F8		1-0 L3-6		0-0 G5-3			4 0 0 0 0 1 4												
Jeff Cirillo, R (1, 5) OBP: 0.414, SLG: 0.437	1-3 K			2-1 G5-3		2-1 2B		1-0 CS 1B		4 1 2 0 0 1 1												
Jeremy Burnitz, L (1, 9) OBP: 0.345, SLG: 0.487	3-3 K			3-2 F8		1-1 F9 2B		3-2 F8		4 0 1 1 0 1 1												
Mark Loretta, R (1, 3) Bob Wickman, R (8, 1)			3-2 P4		0-1 G6-3		3-2 F7		4-1 CS BB	3 0 0 0 1 0 1 0 0 0 0 0 0 0												
Dave Nilsson, L (1, 7) Darin Jackson, R (6, 7) OBP: 0.275, SLG: 0.390			2-3 K		4-2 1B BB		0-2 F9		2-2 1B	2 1 0 0 1 1 1 1 0 1 0 0 0 0												
Marquis Grissom, R (1, 8) OBP: 0.304, SLG: 0.377			1-1 G5-3		0-0 1B 1B		2-1 HBP		1-0 CS	3 1 1 0 0 0 0												
Mike Matheny, R (1, 2) OBP: 0.276, SLG: 0.343			3-1 F8		0-0 L3-6 1B 1B		2-1 G6-3		0-3 K	4 0 1 1 0 1 2												
Scott Karl, L (1, 1) Eric Plunk, R (8, 1) John Jaha, R (8, 3) OBP: 0.373, SLG: 0.359			1-3 K		0-3 K				3-1 G5-3	3 0 0 0 0 3 2 0 0 0 0 0 0 0 1 0 0 0 0 0 0												
Inning Stats	R: 1 E: 0 K: 3 S: 13	H: 1 LOB: 0 BB: 0 P: 21	R: 0 E: 0 K: 1 S: 9	H: 0 LOB: 0 BB: 0 P: 15	R: 0 E: 0 K: 1 S: 10	H: 0 LOB: 1 BB: 0 P: 19	R: 0 E: 0 K: 0 S: 7	H: 0 LOB: 0 BB: 0 P: 12	R: 2 E: 0 K: 1 S: 9	H: 3 LOB: 1 BB: 1 P: 14	R: 1 E: 0 K: 0 S: 13	H: 2 LOB: 2 BB: 0 P: 23	R: 0 E: 0 K: 1 S: 7	H: 0 LOB: 0 BB: 0 P: 9	R: 0 E: 0 K: 0 S: 8	H: 2 LOB: 1 BB: 1 P: 19	R: 0 E: 0 K: 1 S: 6	H: 0 LOB: 0 BB: 0 P: 9	1B: 6 2B: 3 3B: 0 HR: 0	SF: 0 SAC: 0 DP: 1 HBP: 2	WP: 0 PB: 0 SB: 2 CS: 2	PA: 37
PITCHER	IP WLS BF H R ER SO BB IBB HBP BLK WP HR S P ERA WHIP												PITCHER	IP WLS BF H R ER SO BB IBB HBP BLK WP HR S P ERA WHIP								
Steve Parris, R (1, 1) ERA: 4.94	5.0 L 20 4 3 2 6 1 0 1 0 0 0 0 48 81 3.60 1.000																					
Scott Sullivan, R (6, 1) ERA: 5.06	1.0 6 2 1 1 0 0 0 0 1 0 0 0 13 23 9.00 2.000																					
Rick Krivda, L (7, 1) ERA: 5.32	1.2 7 2 0 0 1 1 0 0 0 0 0 0 15 27 0.00 1.800																					
Danny Graves, R (8, 1) ERA: 3.39	0.1 0 0 0 0 0 0 0 0 0 0 0 0 1 0.00 0.000																					
Stan Belinda, R (9, 1) ERA: 3.23	1.0 3 0 0 0 1 0 0 0 0 0 0 0 6 9 0.00 0.000																					

Milwaukee Brewers @ Cincinnati Reds
Cinergy Field, Cincinnati, OH
Sun Aug 09 1998, 3:33 AM EDT
Att. 21,976 - Overcast - 75 F

AB	32
R	4
H	8
RBI	3
BB	2
SO	8
LOB	12



Batter	1	2	3	4	5	6	7	8	9	AB	R	H	RBI	BB	SO	LOB
Reggie Sanders, R (1, 9) OBP: 0.337, SLG: 0.439 Chris Stynes, R (3, 9) OBP: 0.330, SLG: 0.362	2-2 G5-3		1-0 F9 1B		1-3 K			2-0 F9	2-2 K	1	0	0	0	0	0	0
Pat Watkins, R (1, 8) OBP: 0.314, SLG: 0.398	3-2 G5-3 1B		2-2 F9 1-2		2-1 F8			2-1 3B 1B		4	1	2	1	0	0	1
Barry Larkin, R (1, 6) OBP: 0.377, SLG: 0.476	2-1 G5-3 1-2		2-3 K				2-2 G5-3	2-2 3B 1B		4	1	1	1	0	1	2
Dmitri Young, S (1, 7) OBP: 0.360, SLG: 0.503	0-1 P4		1-2 G6-3				0-0 G4-3	2-1 SF7		3	0	0	1	0	0	2
Bret Boone, R (1, 4) OBP: 0.325, SLG: 0.439		2-3 K		3-2 S 1B			0-1 F8	4-1 1B BB		3	0	1	0	1	1	0
Eduardo Perez, R (1, 3) OBP: 0.316, SLG: 0.323		0-1 F8		2-0 F8			4-2 G5-4-3 BB	1-0 1B		3	0	1	0	1	0	1
Aaron Boone, R (1, 5) OBP: 0.383, SLG: 0.442 Danny Graves, R (8, 1)		1-0 BB 1B		1 SAFE 2-1 F7 1-2			0-0 P4	3-3 K2-3		3	0	1	0	0	0	2
Sean Casey, L (8, PH) OBP: 0.343, SLG: 0.353 Stan Belinda, R (9, 1)		4-1 FC6 BB		2-2 F8			1-2 G5-4-3			0	0	0	0	0	0	0
Guillermo Garcia, R (1, 2) OBP: 0.188, SLG: 0.387 Eddie Taubensee, L (9, PH) OBP: 0.358, SLG: 0.432		0-0 FC6		1-3 K				0-0 1B 2B		2	0	0	0	1	0	2
Steve Parris, R (1, 1) OBP: 0.182, SLG: 0.182 Melvin Nieves, S (5, PH) OBP: 0.391, SLG: 0.333 Scott Sullivan, R (6, 1) OBP: 0.143, SLG: 0.143 Rick Krivda, R (7, 1) Willie Greene, L (8, 5) OBP: 0.372, SLG: 0.444		1-2 BB		1-2 F8				1-2 G3-1		1	0	0	0	0	0	2

Inning Stats	R: 0	H: 1	E: 0	K: 0	S: 11	R: 0	H: 1	E: 0	K: 1	S: 8	R: 0	H: 1	E: 0	K: 1	S: 12	R: 0	H: 0	E: 0	K: 2	S: 8	R: 0	H: 0	E: 0	K: 0	S: 7	R: 0	H: 0	E: 0	K: 0	S: 6	R: 3	H: 4	E: 0	K: 1	S: 15	R: 0	H: 0	E: 0	K: 1	S: 8	1B: 6	SF: 1	2B: 1	SAC: 0	3B: 1	DP: 1	HR: 0	HBP: 0	WP: 0	PA: 37
--------------	------	------	------	------	-------	------	------	------	------	------	------	------	------	------	-------	------	------	------	------	------	------	------	------	------	------	------	------	------	------	------	------	------	------	------	-------	------	------	------	------	------	-------	-------	-------	--------	-------	-------	-------	--------	-------	--------

PITCHER	IP	WLS	BF	H	R	ER	SO	BB	IBB	HBP	BLK	WP	HR	S	P	ERA	WHIP
Scott Karl, L (1, 1) ERA: 3.68	7.0	W	27	5	1	1	4	2	0	0	0	0	0	62	102	1.29	1.000
Eric Plunk, R (8, 1) ERA: 4.35	0.2		5	2	2	2	0	1	0	0	0	0	0	10	22	27.00	4.500
Bob Wickman, R (8, 1) ERA: 2.64	1.1	S	5	1	0	0	2	0	0	0	0	0	0	12	20	0.00	0.750

BOTTOM

Milwaukee Brewers @ Cincinnati Reds
Cinergy Field, Cincinnati, OH
Sun Aug 09 1998, 3:33 AM EDT
Att. 21,976 - Overcast - 75 F

livebaseballscores.com

AB	33
R	3
H	8
RBI	3
BB	3
SO	6
LOB	15



Batter	1	2	3	4	5	6	7	8	9	AB R H RBI BB SO LOB	TOP																	
Fernando Vina, L (1, 4) OBP: 0.393, SLG: 0.426	1-1 G4-3		1-1 FC4-6 1B		1-2 G6-3		0-1 1B			4 0 2 0 0 0 1	Milwaukee Brewers @ Houston Astros Astrodome, Houston, TX Mon Aug 10 1998, 8:05 PM EDT Att. 18,995 - Dome - 72 F																	
Mark Loretta, R (1, 6) OBP: 0.398, SLG: 0.424	1-2 1B		0-1 FC4-6 FC6-4 1-2f			0-1 2B 1B	2-0 L8			4 0 2 0 0 0 2																		
Jeff Cirillo, R (1, 5) OBP: 0.415, SLG: 0.440	3-2 G6-4-3 1B		1-2 FC6-4 1-2f	1 SAFE 1-1 SAFE		0-0 G5-3 1-H 2B		1-3 K		4 0 2 0 0 1 1																		
John Jaha, R (1, 3) OBP: 0.367, SLG: 0.351	2-2 G6-4-3 1-2f			2-3 K		0-0 G5-3 2-3		2-2 G6-3		4 0 0 0 0 1 3																		
Jeremy Burnitz, L (1, 9) OBP: 0.342, SLG: 0.483		2-0 G3-1		1-0 G3-1		3-3 K		2-1 F8		4 0 0 0 0 1 1																		
Marquis Grissom, R (1, 8) OBP: 0.303, SLG: 0.374		4-2 5-3 BB		1-3 K			1-1 G5-3		3-2 G6-3	3 0 0 0 1 1 0																		
Marc Newfield, R (1, 7) OBP: 0.303, SLG: 0.310		0-0 5-3			3-1 G5-3		0-0 G6-3		1-3 K	2 0 0 0 0 0 1																		
Darrin Jackson, R (5, 7) OBP: 0.271, SLG: 0.385		1-2 5-3							3-3 K	2 0 0 0 0 1 0																		
Bobby Hughes, R (1, 2) OBP: 0.284, SLG: 0.397		3-0 L8			0-0 E9 1B		0-0 HR 1B		3-3 K	4 1 2 0 0 1 1																		
Bill Pulsipher, L (1, 1)					1-2 G5-3		1-0 G4-3		0-0 HR	2 0 0 0 0 0 1																		
Brian Banks, S (7, PH) OBP: 0.308, SLG: 0.545										1 1 1 2 0 0 0																		
Chad Fox, R (7, 1)										0 0 0 0 0 0 0																		
Inning Stats	R: 0 E: 0 K: 0 S: 13	H: 2 LOB: 1 BB: 0 P: 20	R: 0 E: 0 K: 0 S: 5	H: 0 LOB: 1 BB: 1 P: 14	R: 0 E: 0 K: 0 S: 11	H: 1 LOB: 1 BB: 0 P: 14	R: 0 E: 0 K: 2 S: 7	H: 0 LOB: 0 BB: 0 P: 11	R: 0 E: 1 K: 0 S: 7	H: 1 LOB: 1 BB: 0 P: 12	R: 0 E: 0 K: 1 S: 7	H: 2 LOB: 1 BB: 0 P: 10	R: 2 E: 0 K: 0 S: 8	H: 3 LOB: 1 BB: 0 P: 11	R: 0 E: 0 K: 1 S: 9	H: 0 LOB: 0 BB: 0 P: 14	R: 0 E: 0 K: 2 S: 12	H: 0 LOB: 0 BB: 0 P: 19	1B: 7 2B: 1 3B: 0 HR: 1	SF: 0 SAC: 0 DP: 1 HBP: 0	WP: 0 PB: 0 SB: 0 CS: 0	PA: 35						
PITCHER	IP WLS BF H R ER SO BB IBB HBP BLK WP HR S P ERA WHIP																											
Mike Hampton, L (1, 1) ERA: 3.78	7.0		29	9	2	2	3	1	0	0	0	0	0	1	58	92	2.57	1.429										
Scott Elarton, R (8, 1) ERA: 3.24	1.0	W	3	0	0	0	1	0	0	0	0	0	0	9	14	0.00	0.000											
Billy Wagner, L (9, 1) ERA: 2.72	1.0	S	3	0	0	0	2	0	0	0	0	0	0	12	19	0.00	0.000											

livebaseballscorecards.com

AB	34
R	2
H	9
RBI	2
BB	1
SO	6
LOB	11



Batter	1	2	3	4	5	6	7	8	9
Craig Biggio, R OBP: 0.395, SLG: 0.485 (1, 4) C S H	1-2 G6-4-3 HBP		0-0 G5-3		1-2 1B		1-1 WP 1B		
Ricky Gutierrez, R OBP: 0.359, SLG: 0.338 (1, 6) X	0-0 G6-4-3 1-2f		4-2 SAFE BB		0-0 G3-1		2-3 K		
Derek Bell, R OBP: 0.366, SLG: 0.505 (1, 9) C S B X	1-2 G4-3		3-2 G1-3		1-0 F8		3-2 SAFE SAFE G6-3		
5 Jeff Bagwell, R OBP: 0.411, SLG: 0.540 (1, 3) C B T B B B		4-2 WP BB		0-0 G6-3		1-1 HR 2B		1-1 1B HR 1B	
Moises Alou, R OBP: 0.389, SLG: 0.602 (1, 7) B B T B B		2-1 F9		4-0 G6-4-3 BB		2-2 HR		0-0 HR 1B	
Richard Hidalgo, R OBP: 0.311, SLG: 0.360 (1, 8) 2 SAFE B B T C C B B B		2-3 K		1-1 G6-4-3 1-2f		4-1 G5-3 1B BB		1-2 F8	
Sean Berry, R OBP: 0.386, SLG: 0.505 (1, 5) X T C		0-2 L8			2-1 G4-6-3 1B		0-0 1-2 1B		0-0 1-H 2-H HR
Brad Ausmus, R OBP: 0.360, SLG: 0.345 (1, 2) F B B B X			3-1 G6-3		0-0 G4-6-3 1-2f		0-0 G5-3		0-0 F8
Mike Hampton, R OBP: 0.340, SLG: 0.357 (1, 1) B X			1-0		4-2 1B		1-3 K		1-3 K
Bill Spiers, L OBP: 0.365, SLG: 0.399 (7, PH)									
Scott Elarton, R (8, 1)									
35 Dave Clark, L OBP: 0.270, SLG: 0.240 (8, PH)									
Billy Wagner, L OBP: 0.500, SLG: 0.500 (9, 1)									

Inning Stats	R: 0 E: 0 K: 0 S: 6	H: 0 LOB: 0 BB: 0 P: 8	R: 0 E: 0 K: 1 S: 12	H: 0 LOB: 1 BB: 1 P: 20	R: 0 E: 0 K: 0 S: 10	H: 1 LOB: 2 BB: 1 P: 21	R: 0 E: 0 K: 0 S: 3	H: 0 LOB: 0 BB: 1 P: 8	R: 0 E: 0 K: 0 S: 10	H: 2 LOB: 2 BB: 1 P: 17	R: 2 E: 0 K: 0 S: 9	H: 3 LOB: 1 BB: 1 P: 17	R: 0 E: 0 K: 2 S: 12	H: 1 LOB: 1 BB: 0 P: 19	R: 3 E: 0 K: 1 S: 11	H: 3 LOB: 0 BB: 0 P: 14
1B: 6 2B: 2 3B: 0 HR: 2	SF: 0 SAC: 0 DP: 4 HBP: 1	WP: 2 PB: 0 SB: 0 CS: 0	PA: 36													

PITCHER	IP	WLS	BF	H	R	ER	SO	BB	IBB	HBP	BLK	WP	HR	S	P	ERA	WHIP
Bill Pulsipher, L ERA: 5.24 (1, 1)	6.0		26	6	2	2	1	5	0	1	0	1	1	50	91	3.00	1.833
Chad Fox, R ERA: 3.98 (7, 1)	2.0	L	10	4	3	3	3	0	0	0	0	1	1	23	33	13.50	2.000


BOTTOM

Milwaukee Brewers @ Houston Astros
Astrodome, Houston, TX
Mon Aug 10 1998, 8:05 PM EDT
Att. 18,995 - Dome - 72 F

livebaseballscorecards.com

AB	30
R	5
H	10
RBI	5
BB	5
SO	4
LOB	17



Batter	1	2	3	4	5	6	7	8	9	10	AB R H RBI BB SO LOB	TOP												
Fernando Vina, L OBP: 0.395, SLG: 0.428 (1, 4)	1-1 G3 BLK 1B		1-1 2B 1B	2-0 1B		1-3 K		0-0 F8			5 2 3 0 0 1 1													
Mark Loretta, R OBP: 0.398, SLG: 0.426 (1, 3)	3-2 SAFE SAFE SAFE SAFE G3		2-1 2B 1B	2-3 K			4-1 BB 2B BB		2-2 F9	2-2 F9	4 2 1 0 1 1 2													
Jeff Cirillo, R OBP: 0.415, SLG: 0.438 (1, 5)	2-1 1B 3-H		4-2 2B BB	1-3 K			2-2 F9		1-3 K		4 1 1 1 1 2 2													
Jeremy Burnitz, L OBP: 0.343, SLG: 0.486 (1, 9)	0-0 P6		0-0 G4-3 2B 1-H 2-H 3-H		2-3 K		1-3 K		1-0 2B		5 0 2 3 0 2 2													
Dave Nilsson, L OBP: 0.333, SLG: 0.371 Darrin Jackson, R OBP: 0.269, SLG: 0.383 (1, 7) (7, 7)	1-0 P7		2-0 F7		0-1 G1-3		4-0 2B 1-2 BB		1-3 K		3 0 0 0 1 0 2 1 0 0 0 0 1 1													
Marquis Grissom, R OBP: 0.302, SLG: 0.374 (1, 8)		0-0 G1-3	1-0 G4-3 2B		0-1 G4-3		3-2 2B 1-3 2-H			0-0 L3	5 0 1 1 0 0 1													
Jose Valentin, S OBP: 0.321, SLG: 0.406 (1, 6)		1-1 2B	4-0 BB			1-0 P6		2-3 K		0-0 F7	4 0 1 0 1 1 2													
Bobby Hughes, R OBP: 0.293, SLG: 0.394 Mike Matheny, R OBP: 0.279, SLG: 0.345 (1, 2) (9, 2)		1-3 K	1-0 F4			1-1 1B		2-2 L4		1-2 1B	4 0 1 0 0 1 3 1 0 1 0 0 0 0													
Bronswell Patrick, R OBP: 0.357, SLG: 0.500 David Weathers, R OBP: 0.125, SLG: 0.182 Bob Wickman, R Marc Newfield, R OBP: 0.302, SLG: 0.308 Eric Plunk, R (1, 1) (6, 1) (8, 1) (10, PH) (10, 1)		0-1 G1-3		1-3 K		2-0 F8		3-3 K		1-3 K	3 0 0 0 0 1 2 1 0 0 0 0 1 0 0 0 0 0 0 0 0 1 0 0 0 0 1 1 0 0 0 0 0 0 0													
Inning Stats	R: 1 E: 0 K: 0 S: 10	H: 2 LOB: 1 BB: 0 P: 16	R: 0 E: 0 K: 1 S: 8	H: 1 LOB: 1 BB: 0 P: 10	R: 3 E: 0 K: 0 S: 10	H: 3 LOB: 2 BB: 2 P: 25	R: 0 E: 0 K: 3 S: 10	H: 1 LOB: 1 BB: 0 P: 16	R: 0 E: 0 K: 1 S: 7	H: 0 LOB: 0 BB: 0 P: 9	R: 0 E: 0 K: 1 S: 7	H: 1 LOB: 1 BB: 0 P: 12	R: 1 E: 0 K: 2 S: 13	H: 1 LOB: 2 BB: 2 P: 29	R: 0 E: 0 K: 1 S: 7	H: 0 LOB: 0 BB: 0 P: 12	R: 0 E: 0 K: 2 S: 15	H: 1 LOB: 1 BB: 0 P: 20	R: 0 E: 0 K: 1 S: 8	H: 1 LOB: 1 BB: 0 P: 10	1B: 6 2B: 5 3B: 0 HR: 0	SF: 0 SAC: 0 DP: 0 HBP: 0	WP: 0 PB: 0 SB: 0 CS: 0	PA: 45
PITCHER	IP WLS BF H R ER SO BB IBB HBP BLK WP HR S P ERA WHIP																							
Sean Bergman, R ERA: 3.62 (1, 1)	6.0																							
Jay Powell, R ERA: 3.5 (7, 1)	2.0																							
Doug Henry, R ERA: 2.87 (9, 1)	1.0																							
Mike Magnante, L ERA: 5.01 (10, 1)	1.0	W																						

Milwaukee Brewers @ Houston Astros
Astrodome, Houston, TX
Tue Aug 11 1998, 8:05 PM EDT
Att. 20,553 - Dome - 72 F

livebaseballscores.com

AB	41
R	5
H	11
RBI	5
BB	4
SO	12
LOB	19

Batter	1	2	3	4	5	6	7	8	9	10	AB	R	H	RBI	BB	SO	LOB
Craig Biggio, R (1, 4) OBP: 0.395, SLG: 0.482	0-3 K2-3		4-1 BB		0-2 L6		2-2 G5-3		1-2 1B HBP		3	0	0	0	1	1	1
Bill Spiers, L (1, 5) OBP: 0.363, SLG: 0.395	3-3 K		0-0 G6-3		3-2 P5		3-3 K		0-0 1-3 2-H 1B		5	0	1	1	0	2	2
Derek Bell, R (1, 9) OBP: 0.365, SLG: 0.501	2-2 G5-3			2-2 G6-3		1-3 K	2-2 G6-3		4-2 1-2 BB		4	0	0	0	1	1	0
5 Jeff Bagwell, R (1, 3) OBP: 0.413, SLG: 0.554		1-2 PB 3B		0-0 2B SF7 1B		2-1 HR		3-3 K	0-3 K		5	3	3	1	0	2	3
Moises Alou, R (1, 7) OBP: 0.392, SLG: 0.612		2-2 F7		0-1 1-3 2B		0-0 HR		1-0 1B	0-1 L6		5	1	3	1	0	0	3
Richard Hidalgo, R (1, 8) OBP: 0.319, SLG: 0.370		3-1 P3		2-0 SF7		0-0 1B		1-1 G6-4-3 1B		2-2 F9 PB 1B	4	1	3	1	0	0	0
Ricky Gutierrez, R (1, 6) OBP: 0.358, SLG: 0.336		2-3 K		0-0 L6		1-2 1B		2-0 G6-4-3		0-1 F9	5	0	1	0	0	1	4
Brad Ausmus, R (1, 2) OBP: 0.360, SLG: 0.344			1-0 L6-3		0-0 G5-3		0-0 1B		4-2 SH1-4 1B BB		3	0	1	0	0	0	0
Sean Berry, R (9, PH) OBP: 0.388, SLG: 0.505											0	1	0	0	1	0	0
Tony Eusebio, R (10, 2) OBP: 0.345, SLG: 0.346											1	0	1	1	0	0	0
Sean Bergman, R (1, 1) OBP: 0.097, SLG: 0.130											2	0	1	0	0	1	0
35 Dave Clark, L (6, PH) OBP: 0.298, SLG: 0.238											1	0	0	0	0	1	2
Jay Powell, R (7, 1)											0	0	0	0	0	0	0
Doug Henry, R (8, 1)											0	0	0	0	0	0	0
Tim Bogar, R (9, PH) OBP: 0.239, SLG: 0.230											0	0	0	0	0	0	0
Mike Magnante, L (10, 1) OBP: 1.000, SLG: 1.000											0	0	0	0	0	0	0

Inning Stats	R: 0	H: 0	E: 0	K: 2	S: 10	R: 1	H: 1	E: 0	K: 1	S: 12	R: 0	H: 0	E: 0	K: 1	S: 6	R: 1	H: 2	E: 0	K: 0	S: 8	R: 0	H: 1	E: 0	K: 0	S: 10	R: 2	H: 5	E: 0	K: 2	S: 15	R: 0	H: 0	E: 0	K: 1	S: 9	R: 1	H: 1	E: 0	K: 1	S: 13	R: 1	H: 2	E: 0	K: 0	S: 6	R: 0	H: 1	E: 0	K: 0	S: 8	1B: 9	SF: 1	3B: 2	BB: 2	HR: 2	WP: 0	PA: 44
	0	0	0	2	10	1	1	0	1	12	0	0	0	1	6	1	2	0	0	0	8	0	1	0	0	10	2	5	0	2	15	0	0	0	1	9	1	0	1	13	1	2	0	0	6	1	2	0	0	8	9	1	2	2	0	44	

PITCHER	IP	WLS	BF	H	R	ER	SO	BB	IBB	HBP	BLK	WP	HR	S	P	ERA	WHIP
Bronswell Patrick, R (1, 1) ERA: 3.55	5.2		25	8	4	4	5	1	0	0	0	0	2	57	86	6.35	1.588
David Weathers, R (6, 1) ERA: 4.93	1.2		8	3	0	0	3	0	0	0	0	0	0	22	37	0.00	1.800
Bob Wickman, R (8, 1) ERA: 2.71	1.2		8	1	1	1	1	2	0	1	0	0	0	14	25	5.40	1.800
Eric Plunk, R (10, 1) ERA: 4.32	0.1	L	3	2	1	0	0	0	0	0	0	0	0	6	8	0.00	6.000

BOTTOM

Milwaukee Brewers @ Houston Astros
Astrodome, Houston, TX
Tue Aug 11 1998, 8:05 PM EDT
Att: 20,553 - Dome - 72 F

livebaseballscorecards.com

AB	38
R	6
H	14
RBI	5
BB	3
SO	9
LOB	15



Batter	1	2	3	4	5	6	7	8	9	AB R H RBI BB SO LOB	TOP											
Fernando Vina, L (1, 4) OBP: 0.394, SLG: 0.426	3-2 G4-3		2-2 F4			3-3 K		1-1 1B		4 0 1 0 0 1 0												
Mark Loretta, R (1, 6) OBP: 0.396, SLG: 0.423	2-1 F9			1-2 F8			1-1 1B	1-2 F8		4 0 1 0 0 0 3												
Jeff Cirillo, R (1, 5) OBP: 0.415, SLG: 0.438	4-0 BB			0-0 F9-1-6 1B			1-3 K		1-3 K	3 0 1 0 1 2 1												
Darrin Jackson, R (1, 9) OBP: 0.263, SLG: 0.373	1-1 L6			1-1 F9-1-6 1-2			1-3 K		0-0 G3	4 0 0 0 0 1 3												
John Jaha, R (1, 3) OBP: 0.365, SLG: 0.350		1-0 CS 1B			1-3 K		3-3 K		2-2 F7	4 0 1 0 0 2 1												
Marquis Grissom, R (1, 8) OBP: 0.300, SLG: 0.371		3-3 K 1-2			2-3 K			2-3 K		3 0 0 0 0 3 1												
Marc Newfield, R (1, 7) OBP: 0.302, SLG: 0.308		1-3 K			0-3 K			1-2 1B BB 1B		3 0 1 0 0 2 0												
Mike Matheny, R (1, 2) OBP: 0.275, SLG: 0.341			0-0 G1-3			0-1 G6-3		1-3 K		3 0 0 0 0 1 1												
48 Brad Woodall, S (1, 1) OBP: 0.393, SLG: 0.333			0-3 K			1-0 F9		4-2 1B		2 0 0 0 0 1 0												
Eric Plunk, R (6, 1)								1-2 BB		0 0 0 0 0 0 0												
Brian Banks, S (8, PH) OBP: 0.357, SLG: 0.545										0 0 0 0 1 0 0												
Mike Myers, L (8, 1)										0 0 0 0 0 0 0												
Inning Stats	R: 0 E: 0 K: 0 S: 7	H: 0 LOB: 1 BB: 1 P: 17	R: 0 E: 0 K: 2 S: 9	H: 1 LOB: 0 BB: 0 P: 14	R: 0 E: 0 K: 1 S: 9	H: 0 LOB: 0 BB: 0 P: 11	R: 0 E: 0 K: 0 S: 7	H: 1 LOB: 0 BB: 0 P: 9	R: 0 E: 0 K: 3 S: 9	H: 0 LOB: 0 BB: 0 P: 12	R: 0 E: 0 K: 1 S: 7	H: 0 LOB: 0 BB: 0 P: 11	R: 0 E: 0 K: 3 S: 11	H: 1 LOB: 1 BB: 0 P: 17	R: 0 E: 0 K: 2 S: 19	H: 2 LOB: 3 BB: 1 P: 29	R: 0 E: 0 K: 1 S: 13	H: 0 LOB: 0 BB: 0 P: 16	1B: 5 2B: 2 3B: 0 HR: 0	SF: 0 SAC: 0 DP: 2 HBP: 0	WP: 0 PB: 0 SB: 0 CS: 1	PA: 32
PITCHER Randy Johnson, L (1, 1) ERA: 3.84	IP: 9.0 WLS: W BF: 32 H: 5 R: 0 ER: 0 SO: 13 BB: 2 IBB: 0 HBP: 0 BLK: 0 WP: 0 HR: 0 S: 91 P: 136 ERA: 0.00 WHIP: 0.778											PITCHER	IP: 9.0 WLS: W BF: 32 H: 5 R: 0 ER: 0 SO: 13 BB: 2 IBB: 0 HBP: 0 BLK: 0 WP: 0 HR: 0 S: 91 P: 136 ERA: 0.00 WHIP: 0.778									

Milwaukee Brewers @ Houston Astros
Astrodome, Houston, TX
Wed Aug 12 1998, 8:05 PM EDT
Att. 40,217 - Dome - 72 F

livebaseballscorecards.com

AB 30
R 0
H 5
RBI 0
BB 2
SO 13
LOB 10



Batter	1	2	3	4	5	6	7	8	9	AB R H RBI BB SO LOB	TOP											
Fernando Vina, L (1, 4) OBP: 0.393, SLG: 0.424	1-0 F6		4-1 1B 1B BB		0-0 F9			1-3 K		3 1 0 0 1 1 2												
Mark Loretta, R (1, 6) OBP: 0.394, SLG: 0.421	0-1 F9		0-0 1B 1-2 1B			1-1 G1-3		1-2 F4		4 0 1 0 0 0 2												
Jeff Cirillo, R (1, 5) OBP: 0.414, SLG: 0.436	0-3 K		1-2 1-2 2-H 1B			3-1 F8		1-2 G1-3		4 0 1 1 0 1 2												
Jeremy Burnitz, L (1, 9) OBP: 0.342, SLG: 0.486		1-0 F9 1B 2B	0-1 F7			1-1 G3			0-1 G4-3	4 1 1 0 0 0 2												
Dave Nilsson, L (1, 7) OBP: 0.332, SLG: 0.366		1-1 F9 2-3		2-3 K			2-2 F7		4-1 BB	3 0 0 0 1 1 1												
John Jaha, R (1, 3) OBP: 0.365, SLG: 0.349		3-2 CS 1B		0-1 F8			1-2 G4-3		1-2 L5	3 0 1 1 0 0 0												
Jose Valentin, S (7, 6) OBP: 0.320, SLG: 0.405		3-H 1B								1 0 0 0 0 0 1												
Marquis Grissom, R (1, 8) OBP: 0.297, SLG: 0.368		3-3 SAFE K		1-0 G6-3			2-2 G1-3		1-0 G4-3	4 0 0 0 0 1 2												
Mike Matheny, R (1, 2) OBP: 0.273, SLG: 0.339			1-2 P2		0-1 F9			0-0 BB 1B		2 0 0 0 0 0 0												
Brian Banks, S (8, PH) OBP: 0.400, SLG: 0.583										1 0 1 0 0 0 0												
Bobby Hughes, R (8, 2) OBP: 0.283, SLG: 0.394										0 0 0 0 0 0 0												
Steve Woodard, L (1, 1) OBP: 0.171, SLG: 0.229			0-3 K		2-3 K			4-1 BB		2 0 0 0 0 2 0												
Bob Hamelin, L (8, PH) OBP: 0.281, SLG: 0.350										0 0 0 0 1 0 0												
48 Brad Woodall, S (8, PR) OBP: 0.393, SLG: 0.333								1-2 BB		0 0 0 0 0 0 0												
David Weathers, R (8, 1) OBP: 0.125, SLG: 0.182										0 0 0 0 0 0 0												
Inning Stats	R: 0 E: 0 K: 1 S: 6	H: 0 LOB: 0 BB: 0 P: 7	R: 1 E: 0 K: 1 S: 12	H: 2 LOB: 1 BB: 0 P: 20	R: 1 E: 0 K: 1 S: 15	H: 2 LOB: 2 BB: 1 P: 21	R: 0 E: 0 K: 1 S: 6	H: 0 LOB: 0 BB: 0 P: 9	R: 0 E: 0 K: 1 S: 6	H: 0 LOB: 0 BB: 0 P: 8	R: 0 E: 0 K: 0 S: 6	H: 0 LOB: 0 BB: 0 P: 11	R: 0 E: 0 K: 0 S: 9	H: 0 LOB: 0 BB: 0 P: 14	R: 0 E: 0 K: 1 S: 11	H: 1 LOB: 2 BB: 1 P: 18	R: 0 E: 0 K: 0 S: 7	H: 0 LOB: 1 BB: 1 P: 13	1B: 4 2B: 2 3B: 0 HR: 0	SF: 0 SAC: 0 DP: 1 HBP: 0	WP: 0 PB: 0 SB: 0 CS: 1	PA: 34
PITCHER	IP WLS BF H R ER SO BB IBB HBP BLK WP HR S P ERA WHIP																					
Jose Lima, R (1, 1) ERA: 3.69	8.0 W 30 5 2 2 6 2 0 0 0 0 0 0 71 108 2.25 0.875																					
Billy Wagner, L (9, 1) ERA: 2.66	1.0 4 0 0 0 0 1 0 0 0 0 0 0 7 13 0.00 1.000																					

Milwaukee Brewers @ Houston Astros
Astrodome, Houston, TX
Thu Aug 13 1998, 8:05 PM EDT
Att: 21,218 - Dome - 72 F

livebaseballscorecards.com

AB 31
R 2
H 5
RBI 2
BB 3
SO 6
LOB 12



Batter	1	2	3	4	5	6	7	8	9
Craig Biggio, R OBP: 0.399, SLG: 0.490 (1, 4)	0-0 G5-3	4-0 IBB		4-0 IBB			1-2 G5-4-3 1B		
Ricky Gutierrez, R OBP: 0.359, SLG: 0.347 (1, 6)	1-1 1B	2-1 G6-3 1-2 2-3		0-0 3B			0-0 G5-4-3 1-2f		
Derek Bell, R OBP: 0.362, SLG: 0.495 (1, 9)	0-0 F7		1-1 G5-3	3-3 K			0-0 G6-3		
5 Jeff Bagwell, R OBP: 0.413, SLG: 0.548 (1, 3)	4-2 1B		1-1 G4-3		1-1 B4-3 1B		1-3 K		
Moises Alou, R OBP: 0.393, SLG: 0.610 (1, 8) (9, 7)	1-2 1B		1-0 F7		2-2 B4-3		4-2 E 35 BB 2B		
35 Dave Clark, L OBP: 0.276, SLG: 0.233 (1, 7) Richard Hidalgo, R OBP: 0.324, SLG: 0.365 (9, 8)	0-3 K			4-0 G1-3 3B BB	0-3 K		4-2 E 2B BB		
Sean Berry, R OBP: 0.388, SLG: 0.500 (1, 5)		0-0 F9		4-0 G1-3 3B BB		2-3 K	0-3 K		
Brad Ausmus, R OBP: 0.361, SLG: 0.344 (1, 2)		1-1 2B		0-1 G1-3		0-0 F8	1-2 FC6 2B		
Jose Lima, R OBP: 0.164, SLG: 0.153 (1, 1) Pete Incaviglia, R OBP: 0.188, SLG: 0.200 (8, PH) Billy Wagner, L OBP: 0.500, SLG: 0.500 (9, 1)		1-3 K		1-3 K		1-0 G4-3	0-0 2B		

AB	R	H	RBI	BB	SO	LOB
2	1	1	0	2	0	0
4	1	2	3	0	0	3
4	0	0	0	0	1	2
3	0	1	0	1	1	0
3	1	1	1	1	0	1
2	2	0	0	2	2	2
0	0	0	0	0	0	0
3	1	0	0	1	2	2
4	0	1	0	0	0	4
3	0	0	0	0	2	3
1	0	1	2	0	0	0
0	0	0	0	0	0	0

BOTTOM

Milwaukee Brewers @ Houston Astros
Astrodome, Houston, TX

Thu Aug 13 1998, 8:05 PM EDT
Att: 21,218 - Dome - 72 F

AB	29
R	6
H	7
RBI	6
BB	7
SO	8
LOB	17



Inning Stats	R: 1	H: 2	E: 0	LOB: 2	K: 1	BB: 1	S: 12	P: 18
	R: 0	H: 1	E: 0	LOB: 2	K: 1	BB: 1	S: 9	P: 17
	R: 0	H: 0	E: 0	LOB: 0	K: 0	BB: 0	S: 5	P: 8
	R: 3	H: 1	E: 0	LOB: 1	K: 2	BB: 3	S: 11	P: 27
	R: 0	H: 1	E: 0	LOB: 0	K: 1	BB: 0	S: 9	P: 12
	R: 0	H: 0	E: 0	LOB: 0	K: 1	BB: 0	S: 5	P: 8
	R: 0	H: 1	E: 0	LOB: 0	K: 0	BB: 0	S: 6	P: 7
	R: 2	H: 1	E: 1	LOB: 2	K: 2	BB: 2	S: 14	P: 24

1B	2B	3B	HR	SF	SAC	DP	HBP
4	3	1	0	0	2	0	0

WP	HR	S	P	ERA	WHIP
0	0	0	0	0.00	3.000

PITCHER	IP	WLS	BF	H	R	ER	SO	BB	IBB	HBP	BLK	WP	HR	S	P	ERA	WHIP
Steve Woodard, R ERA: 3.54 (1, 1)	7.0	L	30	6	4	4	6	3	2	0	0	0	0	57	97	5.14	1.286
David Weathers, R ERA: 4.87 (8, 1)	1.0		6	1	2	0	2	2	0	0	0	0	0	14	24	0.00	3.000

WP	PA
0	36

Batter	1	2	3	4	5	6	7	8	9	AB R H RBI BB SO LOB	TOP																								
Fernando Vina, L (1, 4) OBP: 0.392, SLG: 0.422	1-3 K			2-2 1B		2-1 G4-3			1-0 G1-3	4 0 1 0 0 1 0	Milwaukee Brewers @ San Diego Padres Qualcomm Stadium, San Diego, CA Fri Aug 14 1998, 10:05 PM EDT Att. 38,639 - Unknown - 76 F livebaseballscorecards.com																								
Mark Loretta, R (1, 6) OBP: 0.396, SLG: 0.422	1-2 G6-3			0-1 1B		2-1 F8		2-2 1B	4 0 2 0 0 0 0																										
Jeff Cirillo, R (1, 5) OBP: 0.413, SLG: 0.433	1-1 G5-3			4-1 BB		3-3 K		1-2 F9	3 0 0 0 1 1 1																										
Jeremy Burnitz, L (1, 9) OBP: 0.339, SLG: 0.482		1-1 G3		0-3 K		0-3 K		0-0 F8	4 0 0 0 0 2 4																										
Darrin Jackson, R (1, 7) OBP: 0.258, SLG: 0.365		1-0 F9		2-0 G6-4-3		2-3 K			3 0 0 0 0 1 3																										
Brian Banks, S (1, 3) OBP: 0.333, SLG: 0.467		0-1 G5-3			0-0 G5-3		1-3 K		3 0 0 0 0 1 0																										
Marquis Grissom, R (1, 8) OBP: 0.297, SLG: 0.367			1-1 G5-3		2-2 1B		2-3 K		3 0 1 0 0 1 0																										
Mike Matheny, R (1, 2) OBP: 0.274, SLG: 0.339			1-3 K		2-2 1B		1-2 F9		3 0 1 0 0 1 0																										
Scott Karl, L (1, 1) OBP: 0.156, SLG: 0.073 Marc Newfield, R (5, PH) OBP: 0.301, SLG: 0.306 David Weathers, R (5, 1) OBP: 0.125, SLG: 0.132 Valerio De Los Santos, L (6, 1) Bobby Hughes, R (8, PH) OBP: 0.281, SLG: 0.391 Chad Fox, R (8, 1)			1-1 G5-3		1-2 G4-6-3		0-3 K		1 0 0 0 0 0 0 1 0 0 0 0 0 2 0 0 0 0 0 0 0 0 0 0 0 0 0 0 1 0 0 0 0 1 0 0 0 0 0 0 0 0																										
Inning Stats	R: 0 E: 0 K: 1 S: 8	H: 0 LOB: 0 BB: 0 P: 11	R: 0 E: 0 K: 0 S: 5	H: 0 LOB: 0 BB: 0 P: 7	R: 0 E: 0 K: 1 S: 7	H: 0 LOB: 0 BB: 0 P: 10	R: 0 E: 0 K: 1 S: 11	H: 2 LOB: 2 BB: 1 P: 19	R: 0 E: 0 K: 0 S: 10	H: 2 LOB: 1 BB: 0 P: 15	R: 0 E: 0 K: 3 S: 9	H: 0 LOB: 0 BB: 0 P: 16	R: 0 E: 0 K: 3 S: 11	H: 0 LOB: 0 BB: 0 P: 14	R: 0 E: 0 K: 2 S: 9	H: 0 LOB: 0 BB: 0 P: 12	R: 0 E: 0 K: 0 S: 8	H: 1 LOB: 1 BB: 0 P: 12	1B: 5 2B: 0 3B: 0 HR: 0	SF: 0 SAC: 0 DP: 2 HBP: 0	WP: 0 PB: 0 SB: 0 CS: 0	PA: 31													
PITCHER Sterling Hitchcock, L (1, 1) ERA: 3.89	IP 9.0	WLS W	BF 31	H 5	R 0	ER 0	SO 9	BB 1	IBB 0	HBP 0	BLK 0	WP 0	HR 0	S 78	P 116	ERA 0.00	WHIP 0.667	PITCHER	IP 9.0	WLS W	BF 31	H 5	R 0	ER 0	SO 9	BB 1	IBB 0	HBP 0	BLK 0	WP 0	HR 0	S 78	P 116	ERA 0.00	WHIP 0.667



Batter	1	2	3	4	5	6	7	8	9	AB R H RBI BB SO LOB	TOP	
Fernando Vina, L (1, 4) OBP: 0.389, SLG: 0.419	1-2 G3-1		0-0 G3			3-2 F9			1-0 G3-1	4 0 0 0 0 0 0	Milwaukee Brewers @ San Diego Padres Qualcomm Stadium, San Diego, CA Sun Aug 16 1998, 6:33 AM EDT Sunny - 78 F livebaseballscorecards.com	
Jose Valentin, S (1, 6) OBP: 0.317, SLG: 0.400	1-3 K		0-0 G4-3			2-0 G4-3		0-2 G1-3	4 0 0 0 0 1 0			
Jeff Cirillo, R (1, 5) OBP: 0.411, SLG: 0.430	4-2 BB		3-2 K			0-0 G6-3		2-2 P2	3 0 0 0 1 1 0			
Dave Nilsson, L (1, 3) OBP: 0.332, SLG: 0.362	2-1 G4-3		0-3 K			4-2 1B BB			2 0 0 0 1 1 1			
Jeremy Burnitz, L (1, 9) OBP: 0.339, SLG: 0.481		2-2 G3-4-1		0-0 F8		0-0 1-2 1B			3 0 1 0 0 0 0			
Darrin Jackson, R (1, 8) OBP: 0.253, SLG: 0.358		1-3 K		0-1 G3		0-3 K			3 0 0 0 0 2 2			
Geoff Jenkins, L (1, 7) OBP: 0.273, SLG: 0.411		3-3 K		2-3 K			2-2 G3		3 0 0 0 0 2 0			
Bobby Hughes, R (1, 2) OBP: 0.287, SLG: 0.384			0-1 F9			1-3 K		2-3 K	3 0 0 0 0 2 0			
52 Rafael Roque, L (1, 1) Marc Newfield, R (6, PH) Bronswell Patrick, R (6, 1) Bob Hamelin, L (8, PH) Mike Myers, L (8, 1)			0-3 K			0-3 K		0-0 G6-3	1 0 0 0 0 1 0 1 0 0 0 0 1 0 0 0 0 0 0 0 0 1 0 0 0 0 0 0 0 0 0 0 0 0 0			
Inning Stats	R: 0 H: 0 E: 0 LOB: 1 K: 1 BB: 1 S: 13 P: 21	R: 0 H: 0 E: 0 LOB: 0 K: 2 BB: 0 S: 16 P: 22	R: 0 H: 0 E: 0 LOB: 0 K: 1 BB: 0 S: 6 P: 6	R: 0 H: 0 E: 0 LOB: 0 K: 2 BB: 0 S: 11 P: 14	R: 0 H: 0 E: 0 LOB: 0 K: 1 BB: 0 S: 6 P: 8	R: 0 H: 0 E: 0 LOB: 0 K: 2 BB: 0 S: 12 P: 16	R: 0 H: 1 E: 0 LOB: 2 K: 1 BB: 1 S: 8 P: 14	R: 0 H: 0 E: 0 LOB: 0 K: 1 BB: 0 S: 11 P: 15	R: 0 H: 0 E: 0 LOB: 0 K: 0 BB: 0 S: 7 P: 10	1B: 1 SF: 0 2B: 0 SAC: 0 3B: 0 DP: 0 HR: 0 HBP: 0		WP: 0 PA: 30 PB: 0 SB: 0 CS: 0
PITCHER Kevin Brown, R (1, 1) ERA: 2.46	IP WLS BF H R ER SO BB IBB HBP BLK WP HR S P ERA WHIP	9.0 W 30 1 0 0 11 2 0 0 0 0 0 0 90 126 0.00 0.333										

AB	28
R	0
H	1
RBI	0
BB	2
SO	11
LOB	3



Batter	1	2	3	4	5	6	7	8	9
Quilvio Veras, S OBP: 0.380, SLG: 0.348 (1, 4)	F7	F9		F9		G4-3		F9	
Steve Finley, L OBP: 0.295, SLG: 0.390 (1, 8)	P4		K		K		L6	P5	
Greg Vaughn, R OBP: 0.362, SLG: 0.615 (1, 7)	F7		BB		G6-3		K		
Ken Caminiti, S OBP: 0.363, SLG: 0.526 (1, 5)		K	SAFE		G5-3		2B	1B	
Wally Joyner, L OBP: 0.381, SLG: 0.467 (1, 3)		BB	1B		F9		F8	1B	
Ruben Rivera, R OBP: 0.366, SLG: 0.438 (1, 9)		BB	1B		G4-3		1B	BB	
Carlos Hernandez, R OBP: 0.320, SLG: 0.399 (1, 2)		F8					BB	1B	
Chris Gomez, R OBP: 0.335, SLG: 0.353 (1, 6)		1B	BB				K	K	
Kevin Brown, R OBP: 0.227, SLG: 0.234 (1, 1)		1B					P4	F9	

Inning Stats	R: 0	H: 0	E: 0	K: 0	S: 9	R: 2	H: 3	E: 0	K: 1	S: 13	R: 0	H: 0	E: 0	K: 1	S: 12	R: 0	H: 0	E: 0	K: 1	S: 14	R: 0	H: 1	E: 0	K: 1	S: 16	R: 2	H: 3	E: 0	K: 2	S: 12	R: 0	H: 0	E: 0	K: 0	S: 5		
	LOB: 0	BB: 0				LOB: 2	BB: 1				LOB: 2	BB: 2				LOB: 1	BB: 1				LOB: 0	BB: 0		LOB: 3	BB: 2		LOB: 2	BB: 1		LOB: 0	BB: 0		LOB: 0	BB: 0		LOB: 0	BB: 0

PITCHER	IP	WLS	BF	H	R	ER	SO	BB	IBB	HBP	BLK	WP	HR	S	P	ERA	WHIP
52 Rafael Roque, L ERA: 5.0 (1, 1)	5.0	L	22	3	2	2	4	4	0	0	0	0	0	55	87	3.60	1.400
Bronswell Patrick, R ERA: 3.73 (6, 1)	2.0		13	4	2	2	3	3	0	0	0	0	0	28	49	9.00	3.500
Mike Myers, L ERA: 1.91 (8, 1)	1.0		3	0	0	0	0	0	0	0	0	0	0	5	8	0.00	0.000

AB R H RBI BB SO LOB

5	0	0	0	0	0	6
5	0	0	0	0	2	0
3	0	0	0	1	1	0
2	1	0	0	2	1	0
4	2	2	0	0	0	2
3	1	2	1	1	0	2
3	0	2	1	1	0	2
2	0	0	0	2	2	3
4	0	1	2	0	1	4

AB	31
R	4
H	7
RBI	4
BB	7
SO	7
LOB	19



WP	PA
0	38

WP	PA	ERA	WHIP
0	38		

Milwaukee Brewers @ San Diego Padres
Qualcomm Stadium, San Diego, CA
Sun Aug 16 1998, 6:33 AM EDT
Sunny - 78 F

livebaseballscorecards.com

Batter	1	2	3	4	5	6	7	8	9	AB R H RBI BB SO LOB	TOP	
Fernando Vina, L (1, 4) OBP: 0.392, SLG: 0.422	1-1 CS HBP		0-0 F7			0-1 1B		1-1 F8 2B		3 0 2 0 0 0 0		
Marquis Grissom, R (1, 8) OBP: 0.294, SLG: 0.364	2-3 SAFE K		3-2 G4-3			0-0 F8		3-0 F8 2-3		4 0 0 0 0 1 2		
Mark Loretta, R (1, 6) OBP: 0.391, SLG: 0.416	2-3 K				0-0 G4-3		1-1 G6-3	2-2 F9		4 0 0 0 0 1 1		
Jeff Cirillo, R (1, 5) OBP: 0.412, SLG: 0.431		1-1 2B 1B		3-3 K		1-2 HR 1B		1-3 K		4 2 2 0 0 2 0		
Jeremy Burnitz, L (1, 9) OBP: 0.338, SLG: 0.486		0-3 K		1-1 P2		0-0 HR		0-0 G5-3		4 1 1 2 0 1 1		
Bob Hamelin, L (1, 3) OBP: 0.278, SLG: 0.352		0-0 1-H 2B			0-2 G3-1		1-2 G6-3		1-3 K	4 0 1 1 0 1 0		
Bob Wickman, R (9, 1)										0 0 0 0 0 0 0		
Geoff Jenkins, L (1, 7) OBP: 0.275, SLG: 0.431		1-3 K		0-3 K		0-0 HR				3 1 1 1 0 2 1		
Mike Matheny, R (1, 2) OBP: 0.271, SLG: 0.335		1-2 G6-3		1-2 P6		1-2 P6		1-1 F8		3 0 0 0 0 0 1		
Bill Pulsipher, L (1, 1)				0-1 P6		0-0 G1-3		1-0 P6		2 0 0 0 0 0 0		
Dave Nilsson, L (8, PH) OBP: 0.330, SLG: 0.361										1 0 0 0 0 0 0		
Chad Fox, R (8, 1)										0 0 0 0 0 0 0		
Jose Valentin, S (9, 6) OBP: 0.317, SLG: 0.400										0 0 0 0 0 0 0		
Inning Stats	R: 0 E: 0 K: 2 S: 8 H: 0 LOB: 0 BB: 0 P: 13	R: 1 E: 0 K: 2 S: 13 H: 2 LOB: 1 BB: 0 P: 16	R: 0 E: 0 K: 0 S: 7 H: 0 LOB: 0 BB: 0 P: 10	R: 0 E: 0 K: 1 S: 6 H: 0 LOB: 0 BB: 0 P: 10	R: 0 E: 0 K: 1 S: 9 H: 0 LOB: 0 BB: 0 P: 10	R: 0 E: 0 K: 0 S: 4 H: 1 LOB: 0 BB: 0 P: 4	R: 3 E: 0 K: 0 S: 12 H: 3 LOB: 0 BB: 0 P: 16	R: 0 E: 0 K: 0 S: 8 H: 1 LOB: 1 BB: 0 P: 15	R: 0 E: 0 K: 2 S: 9 H: 0 LOB: 0 BB: 0 P: 11	1B: 3 2B: 2 3B: 0 HR: 2 SF: 0 SAC: 0 DP: 0 HBP: 1	WP: 0 PB: 0 SB: 0 CS: 1 PA: 33	
PITCHER	IP WLS BF H R ER SO BB IBB HBP BLK WP HR S P ERA WHIP											
Joey Hamilton, R (1, 1) ERA: 4.58	7.0 L 26 6 4 4 6 0 0 1 0 0 2 59 79 5.14 0.857											
Dan Miceli, R (8, 1) ERA: 3.0	1.1 5 1 0 0 1 0 0 0 0 0 0 0 11 19 0.00 0.750											
Randy Myers, L (9, 1) ERA: 4.21	0.2 2 0 0 0 1 0 0 0 0 0 0 0 6 7 0.00 0.000											

Milwaukee Brewers @ San Diego Padres
Qualcomm Stadium, San Diego, CA
Sun Aug 16 1998, 6:38 AM EDT
Att. 29,319 - Sunny - 78 F

AB	32
R	4
H	7
RBI	4
BB	0
SO	8
LOB	6



Batter	1	2	3	4	5	6	7	8	9	AB R H RBI BB SO LOB
Quilvio Veras, S (1, 4) OBP: 0.380, SLG: 0.349 										5 0 2 0 0 2 2
James Mouton, R (1, 9) OBP: 0.246, SLG: 0.254 Carlos Hernandez, R (9, PH) OBP: 0.319, SLG: 0.398 										4 0 0 0 0 0 4 1 0 0 0 0 0 3
Greg Vaughn, R (1, 7) OBP: 0.361, SLG: 0.611 										4 0 1 0 0 2 1
Ken Caminiti, S (1, 5) OBP: 0.362, SLG: 0.521 										3 0 0 0 1 3 1
Jim Leyritz, R (1, 3) OBP: 0.402, SLG: 0.500 										4 1 2 0 0 1 0
Ruben Rivera, R (1, 8) OBP: 0.358, SLG: 0.427 Steve Finley, L (9, PH) OBP: 0.295, SLG: 0.389 										3 1 0 0 0 2 3 1 0 0 0 0 0 0
Greg Myers, L (1, 2) OBP: 0.288, SLG: 0.354 										4 0 1 0 0 1 3
Andy Sheets, R (1, 6) OBP: 0.307, SLG: 0.349 Wally Joyner, L (9, PH) OBP: 0.382, SLG: 0.468 Ed Giovanola, L (9, PR) OBP: 0.311, SLG: 0.319 										2 0 2 2 1 0 0 1 0 1 0 0 0 0 0 0 0 0 0 0 0
Joey Hamilton, R (1, 1) OBP: 0.179, SLG: 0.255 Chris Gomez, R (7, PH) OBP: 0.334, SLG: 0.352 Dan Miceli, R (8, 1) OBP: 1.000, SLG: 1.000 Randy Myers, L (9, 1) Mark Sweeney, L (9, PH) OBP: 0.321, SLG: 0.297 										2 0 0 0 0 1 3 1 0 0 0 0 0 1 0 0 0 0 0 0 0 0 0 0 0 0 0 0 1 0 0 0 0 1 2

BOTTOM																																																																																																																																																																																									
Milwaukee Brewers @ San Diego Padres Qualcomm Stadium, San Diego, CA Sun Aug 16 1998, 6:38 AM EDT Att: 29,319 - Sunny - 78 F	<table border="1"> <tr> <td>AB</td> <td>36</td> </tr> <tr> <td>R</td> <td>2</td> </tr> <tr> <td>H</td> <td>9</td> </tr> <tr> <td>RBI</td> <td>2</td> </tr> <tr> <td>BB</td> <td>2</td> </tr> <tr> <td>SO</td> <td>13</td> </tr> <tr> <td>LOB</td> <td>23</td> </tr> </table>	AB	36	R	2	H	9	RBI	2	BB	2	SO	13	LOB	23																																																																																																																																																																										
AB	36																																																																																																																																																																																								
R	2																																																																																																																																																																																								
H	9																																																																																																																																																																																								
RBI	2																																																																																																																																																																																								
BB	2																																																																																																																																																																																								
SO	13																																																																																																																																																																																								
LOB	23																																																																																																																																																																																								
<table border="1"> <thead> <tr> <th>Inning Stats</th> <th>R</th> <th>H</th> <th>E</th> <th>K</th> <th>S</th> <th>IP</th> <th>WLS</th> <th>BF</th> <th>H</th> <th>R</th> <th>ER</th> <th>SO</th> <th>BB</th> <th>IBB</th> <th>HBP</th> <th>BLK</th> <th>WP</th> <th>HR</th> <th>S</th> <th>P</th> <th>ERA</th> <th>WHIP</th> </tr> </thead> <tbody> <tr> <td>Bill Pulsipher, L (1, 1) ERA: 4.6</td> <td>0</td> <td>0</td> <td>1</td> <td>7</td> <td>7.0</td> <td>0</td> <td>0</td> <td>29</td> <td>6</td> <td>2</td> <td>2</td> <td>10</td> <td>1</td> <td>1</td> <td>0</td> <td>0</td> <td>0</td> <td>0</td> <td>64</td> <td>100</td> <td>2.57</td> <td>1.000</td> </tr> <tr> <td>Chad Fox, R (8, 1) ERA: 4.22</td> <td>0</td> <td>0</td> <td>0</td> <td>3</td> <td>1.0</td> <td>0</td> <td>0</td> <td>3</td> <td>0</td> <td>0</td> <td>0</td> <td>2</td> <td>0</td> <td>0</td> <td>0</td> <td>0</td> <td>0</td> <td>0</td> <td>7</td> <td>14</td> <td>0.00</td> <td>0.000</td> </tr> <tr> <td>Bob Wickman, R (9, 1) ERA: 2.67</td> <td>0</td> <td>0</td> <td>0</td> <td>2</td> <td>1.0</td> <td>0</td> <td>0</td> <td>6</td> <td>3</td> <td>0</td> <td>0</td> <td>1</td> <td>0</td> <td>0</td> <td>0</td> <td>0</td> <td>0</td> <td>0</td> <td>13</td> <td>23</td> <td>0.00</td> <td>3.000</td> </tr> </tbody> </table>	Inning Stats	R	H	E	K	S	IP	WLS	BF	H	R	ER	SO	BB	IBB	HBP	BLK	WP	HR	S	P	ERA	WHIP	Bill Pulsipher, L (1, 1) ERA: 4.6	0	0	1	7	7.0	0	0	29	6	2	2	10	1	1	0	0	0	0	64	100	2.57	1.000	Chad Fox, R (8, 1) ERA: 4.22	0	0	0	3	1.0	0	0	3	0	0	0	2	0	0	0	0	0	0	7	14	0.00	0.000	Bob Wickman, R (9, 1) ERA: 2.67	0	0	0	2	1.0	0	0	6	3	0	0	1	0	0	0	0	0	0	13	23	0.00	3.000	<table border="1"> <thead> <tr> <th>Inning Stats</th> <th>R</th> <th>H</th> <th>E</th> <th>K</th> <th>S</th> <th>IP</th> <th>WLS</th> <th>BF</th> <th>H</th> <th>R</th> <th>ER</th> <th>SO</th> <th>BB</th> <th>IBB</th> <th>HBP</th> <th>BLK</th> <th>WP</th> <th>HR</th> <th>S</th> <th>P</th> <th>ERA</th> <th>WHIP</th> </tr> </thead> <tbody> <tr> <td>Bill Pulsipher, L (1, 1) ERA: 4.6</td> <td>0</td> <td>0</td> <td>1</td> <td>7</td> <td>7.0</td> <td>0</td> <td>0</td> <td>29</td> <td>6</td> <td>2</td> <td>2</td> <td>10</td> <td>1</td> <td>1</td> <td>0</td> <td>0</td> <td>0</td> <td>0</td> <td>64</td> <td>100</td> <td>2.57</td> <td>1.000</td> </tr> <tr> <td>Chad Fox, R (8, 1) ERA: 4.22</td> <td>0</td> <td>0</td> <td>0</td> <td>3</td> <td>1.0</td> <td>0</td> <td>0</td> <td>3</td> <td>0</td> <td>0</td> <td>0</td> <td>2</td> <td>0</td> <td>0</td> <td>0</td> <td>0</td> <td>0</td> <td>0</td> <td>7</td> <td>14</td> <td>0.00</td> <td>0.000</td> </tr> <tr> <td>Bob Wickman, R (9, 1) ERA: 2.67</td> <td>0</td> <td>0</td> <td>0</td> <td>2</td> <td>1.0</td> <td>0</td> <td>0</td> <td>6</td> <td>3</td> <td>0</td> <td>0</td> <td>1</td> <td>0</td> <td>0</td> <td>0</td> <td>0</td> <td>0</td> <td>0</td> <td>13</td> <td>23</td> <td>0.00</td> <td>3.000</td> </tr> </tbody> </table>	Inning Stats	R	H	E	K	S	IP	WLS	BF	H	R	ER	SO	BB	IBB	HBP	BLK	WP	HR	S	P	ERA	WHIP	Bill Pulsipher, L (1, 1) ERA: 4.6	0	0	1	7	7.0	0	0	29	6	2	2	10	1	1	0	0	0	0	64	100	2.57	1.000	Chad Fox, R (8, 1) ERA: 4.22	0	0	0	3	1.0	0	0	3	0	0	0	2	0	0	0	0	0	0	7	14	0.00	0.000	Bob Wickman, R (9, 1) ERA: 2.67	0	0	0	2	1.0	0	0	6	3	0	0	1	0	0	0	0	0	0	13	23	0.00	3.000
Inning Stats	R	H	E	K	S	IP	WLS	BF	H	R	ER	SO	BB	IBB	HBP	BLK	WP	HR	S	P	ERA	WHIP																																																																																																																																																																			
Bill Pulsipher, L (1, 1) ERA: 4.6	0	0	1	7	7.0	0	0	29	6	2	2	10	1	1	0	0	0	0	64	100	2.57	1.000																																																																																																																																																																			
Chad Fox, R (8, 1) ERA: 4.22	0	0	0	3	1.0	0	0	3	0	0	0	2	0	0	0	0	0	0	7	14	0.00	0.000																																																																																																																																																																			
Bob Wickman, R (9, 1) ERA: 2.67	0	0	0	2	1.0	0	0	6	3	0	0	1	0	0	0	0	0	0	13	23	0.00	3.000																																																																																																																																																																			
Inning Stats	R	H	E	K	S	IP	WLS	BF	H	R	ER	SO	BB	IBB	HBP	BLK	WP	HR	S	P	ERA	WHIP																																																																																																																																																																			
Bill Pulsipher, L (1, 1) ERA: 4.6	0	0	1	7	7.0	0	0	29	6	2	2	10	1	1	0	0	0	0	64	100	2.57	1.000																																																																																																																																																																			
Chad Fox, R (8, 1) ERA: 4.22	0	0	0	3	1.0	0	0	3	0	0	0	2	0	0	0	0	0	0	7	14	0.00	0.000																																																																																																																																																																			
Bob Wickman, R (9, 1) ERA: 2.67	0	0	0	2	1.0	0	0	6	3	0	0	1	0	0	0	0	0	0	13	23	0.00	3.000																																																																																																																																																																			

AB	R	H	RBI	BB	SO	LOB
5	0	2	0	0	2	2
4	0	0	0	0	0	4
4	0	1	0	0	2	1
3	0	0	0	1	3	1
4	1	2	0	0	1	0
3	1	0	0	0	2	3
4	0	1	0	0	1	3
2	0	2	2	1	0	0
1	0	1	0	0	0	0
0	0	0	0	0	0	0
2	0	0	0	0	1	3
1	0	0	0	0	0	1
0	0	0	0	0	0	0
0	0	0	0	0	0	0
1	0	0	0	0	1	2

Batter	1	2	3	4	5	6	7	8	9	AB R H RBI BB SO LOB	TOP											
Reggie Sanders, R (1, 9) OBP: 0.343, SLG: 0.449	0-2 G6-3		1-3 K		0-0 2B			0-1 3B 1B	3-1 FC5-4	5 1 2 0 0 1 1												
Sean Casey, L (1, 3) OBP: 0.365, SLG: 0.353	1-3 K2-3			4-0 1B 1B BB	0-0 G4-3			4-1 3B BB		2 2 0 0 2 1 1												
Barry Larkin, R (1, 6) OBP: 0.368, SLG: 0.470	1-0 G3			0-1 G1-3		2-2 FC5 1B		1-1 3B SF8		4 1 2 2 0 0 1												
Dmitri Young, S (1, 7) OBP: 0.356, SLG: 0.489		3-2 P4		3-1 1B 1B		2-1 FC5 1B		2-2 SF8		3 0 2 1 0 0 0												
Jeffrey Hammonds, R (1, 8) OBP: 0.379, SLG: 0.461		1-3 K		1-0 1B		2-2 FC5 G6-4-3		0-1 G6-3		4 0 1 1 0 1 2												
Bret Boone, R (1, 4) OBP: 0.327, SLG: 0.439		2-0 1B		2-3 K		0-1 G6-4-3		1-2 G6-3		4 0 1 0 0 1 4												
Eddie Taubensee, L (1, 2) OBP: 0.360, SLG: 0.432		1-3 K		3-2 F8			0-0 G4-3		1-1 FC4-6 HBP	3 0 0 0 0 1 3												
Eduardo Perez, R (9, PH) OBP: 0.319, SLG: 0.316										0 0 0 0 0 0 0	AB 33											
Aaron Boone, R (1, 5) OBP: 0.320, SLG: 0.353			1-1 G6-3		1-1 G4-3		1-1 G6-3		3-2 P5	4 0 0 0 0 0 1	R 4											
Mike Remlinger, L (1, 1) OBP: 0.156, SLG: 0.140			1-3 K2-3		2-2 L1		1-3 K		3-2 FC4-6 FC5-4	2 0 0 0 0 1 0	H 8											
Rick Krivda, R (5, 1)										0 0 0 0 0 0 0	RBI 4											
Melvin Nieves, S (7, PH) OBP: 0.362, SLG: 0.324										1 0 0 0 0 1 0	BB 2											
Jason Bere, R (7, 1)										0 0 0 0 0 0 0	SO 7											
Roberto Petagine, L (9, PH) OBP: 0.600, SLG: 0.500										1 0 0 0 0 0 1	LOB 14											
Inning Stats	R: 0 E: 0 K: 1 S: 8	H: 0 LOB: 0 BB: 0 P: 10	R: 0 E: 0 K: 2 S: 12	H: 1 LOB: 1 BB: 0 P: 19	R: 0 E: 0 K: 2 S: 8	H: 0 LOB: 0 BB: 0 P: 11	R: 1 E: 0 K: 1 S: 12	H: 2 LOB: 2 BB: 1 P: 25	R: 0 E: 0 K: 0 S: 7	H: 1 LOB: 1 BB: 0 P: 10	R: 0 E: 0 K: 0 S: 10	H: 2 LOB: 1 BB: 0 P: 16	R: 0 E: 0 K: 1 S: 6	H: 0 LOB: 0 BB: 0 P: 8	R: 3 E: 0 K: 0 S: 14	H: 2 LOB: 0 BB: 1 P: 22	R: 0 E: 0 K: 0 S: 12	H: 0 LOB: 1 BB: 0 P: 22	1B: 6 2B: 1 3B: 1 HR: 0	SF: 1 SAC: 0 DP: 1 HBP: 1	WP: 0 PB: 0 SB: 0 CS: 0	PA: 37
PITCHER	IP WLS BF H R ER SO BB IBB HBP BLK WP HR S P ERA WHIP																					
48 Brad Woodall, L (1, 1) ERA: 4.43	5.0 W 22 6 1 1 6 1 0 0 0 0 0 0 52 84 1.80 1.400																					
David Weathers, R (6, 1) ERA: 4.96	3.0 11 2 3 3 1 1 0 0 0 0 0 0 25 37 9.00 1.000																					
Mike Myers, L (9, 1) ERA: 1.91	0.0 1 0 0 0 0 0 0 0 1 0 0 0 1 2 ∞ ∞																					
Bob Wickman, R (9, 1) ERA: 2.63	1.0 3 0 0 0 0 0 0 0 0 0 0 0 0 11 20 0.00 0.000																					

Cincinnati Reds @ Milwaukee Brewers
Milwaukee County Stadium, Milwaukee, WI
 Tue Aug 18 1998, 8:05 PM EDT
 Att. 15,671 - Unknown - 68 F

livebaseballscorecards.com



Batter	1	2	3	4	5	6	7	8	9
Fernando Vina, L OBP: 0.395, SLG: 0.428 (1, 4)	2-1 1B		0-1 2B		2-0 1B	0-1 2B		1-2 F8	
Marquis Grissom, R OBP: 0.294, SLG: 0.365 (1, 8)	3-3 K		1-3 K		0-0 SH3-4	0-0 2B		1-0 F9	
Mark Loretta, R OBP: 0.394, SLG: 0.422 (1, 6) (8, 5)	2-2 1B		1-1 F9		3-1 2B	1-2 G6-3		3-2 CS	
Jeff Cirillo, R OBP: 0.413, SLG: 0.430 Jose Valentin, S OBP: 0.317, SLG: 0.400 (1, 5) (8, 6)	4-2 BB			2-1 1B	2-2 G5-3		2-1 F9	2-2 CS	
Dave Nilsson, L OBP: 0.329, SLG: 0.355 (1, 3)	2-3 K			3-1 P6	2-0 P5		4-1 HR		
Jeromy Burnitz, L OBP: 0.340, SLG: 0.491 (1, 9)		4-2 BB		1-0 F9		1-2 HR	1-1 F8		
Bobby Hughes, R OBP: 0.286, SLG: 0.399 (1, 2)		3-2 F8		3-3 K		3-3 K	2-1 HR		
Geoff Jenkins, L OBP: 0.280, SLG: 0.432 (1, 7)		3-2 G4-3			0-1 1B	0-1 1B	2-2 F8		
48 Brad Woodall, S OBP: 0.379, SLG: 0.520 David Weathers, R OBP: 0.125, SLG: 0.182 Bob Hamelin, L OBP: 0.283, SLG: 0.358 Darrin Jackson, R OBP: 0.253, SLG: 0.358 Mike Myers, L Bob Wickman, R (1, 1) (6, 1) (8, PH) (8, PR) (9, 1) (9, 1)		3-2 P5			1-0 SH	2-2 SH5-4		0-0 1B	

Inning Stats	R: 0 E: 0 K: 2 S: 17	H: 2 LOB: 2 BB: 1 P: 30	R: 0 E: 0 K: 0 S: 13	H: 0 LOB: 1 BB: 1 P: 26	R: 0 E: 0 K: 1 S: 7	H: 1 LOB: 0 BB: 0 P: 9	R: 0 E: 0 K: 1 S: 8	H: 1 LOB: 1 BB: 0 P: 17	R: 3 E: 0 K: 0 S: 12	H: 3 LOB: 1 BB: 0 P: 22	R: 3 E: 0 K: 1 S: 17	H: 4 LOB: 1 BB: 0 P: 24	R: 2 E: 0 K: 0 S: 10	H: 1 LOB: 0 BB: 1 P: 21	R: 0 E: 0 K: 0 S: 15	H: 2 LOB: 2 BB: 0 P: 22
--------------	-------------------------------	----------------------------------	-------------------------------	----------------------------------	------------------------------	---------------------------------	------------------------------	----------------------------------	-------------------------------	----------------------------------	-------------------------------	----------------------------------	-------------------------------	----------------------------------	-------------------------------	----------------------------------

PITCHER	IP	WLS	BF	H	R	ER	SO	BB	IBB	HBP	BLK	WP	HR	S	P	ERA	WHIP
Mike Remlinger, L ERA: 4.65 (1, 1)	4.1	L	21	7	3	3	4	2	0	0	0	1	0	52	95	6.23	2.077
Rick Krivda, L ERA: 5.72 (5, 1)	1.2		9	4	3	3	1	0	0	0	0	0	1	22	33	16.20	2.400
Jason Bere, R ERA: 6.47 (7, 1)	2.0		9	3	2	2	0	1	0	0	0	0	1	25	43	9.00	2.000

AB R H RBI BB SO LOB

5	2	4	2	0	0	1
4	0	1	1	0	2	2
5	0	3	2	0	0	1
3	0	1	0	1	0	1
0	0	0	0	0	0	0
3	1	0	0	1	1	4
3	1	1	1	1	0	2
4	1	1	2	0	2	2
4	2	2	0	0	0	1
1	1	0	0	0	0	1
0	0	0	0	0	0	0
1	0	1	0	0	0	0
0	0	0	0	0	0	0
0	0	0	0	0	0	0
0	0	0	0	0	0	0

1B: 9	SF: 0	WP: 1	PA: 40
2B: 3	SAC: 3	PB: 0	
3B: 0	DP: 0	SB: 1	
HR: 2	HBP: 0	CS: 1	

Cincinnati Reds @ Milwaukee Brewers
Milwaukee County Stadium, Milwaukee, WI
 Tue Aug 18 1998, 8:05 PM EDT
 Att: 15,671 - Unknown - 68 F

livebaseballscores.com

AB	33
R	8
H	14
RBI	8
BB	3
SO	5
LOB	15



Batter	1	2	3	4	5	6	7	8	9	AB R H RBI BB SO LOB	TOP											
Reggie Sanders, R (1, 9) OBP: 0.344, SLG: 0.447	3-2 G5-3		1-3 K	1-2 2B 1B			1-1 F9		4-0 BB IBB	4 1 1 1 1 1 0												
Sean Casey, L (1, 3) OBP: 0.365, SLG: 0.376	1-1		0-1 G4-3	1-1 2B			2-3 K		4-2 BB G5-4-3	4 1 2 2 0 1 0 0 0 0 1 1 0 0												
Eduardo Perez, R (9, PH) OBP: 0.322, SLG: 0.316	HR			1-1 2B					1-2 2-3 3-H BB													
Barry Larkin, R (1, 6) OBP: 0.369, SLG: 0.469	2-2 FC4-6 1B			1-1 1B 1B			3-1 G6-3		1-2 G5-4-3	5 1 2 0 0 1 4												
Dmitri Young, S (1, 7) OBP: 0.352, SLG: 0.484	0-2 FC4-6 1-2f			1-1 K					1-2f													
Jeffrey Hammonds, R (1, 8) OBP: 0.381, SLG: 0.462	3-3 K			3-1 P4	2-2 P5			3-2 G5-3		4 0 0 0 0 0 2												
Eddie Taubensee, L (1, 2) OBP: 0.361, SLG: 0.433				0-1 1B 1B	3-1 1B			1-0 L8		4 1 2 0 0 1 1												
Bret Boone, R (1, 4) OBP: 0.328, SLG: 0.438				0-0 1B 1B	3-1 F8			2-2 K		4 1 2 1 0 1 0												
Chris Stynes, R (1, 5) OBP: 0.330, SLG: 0.361				0-0 1B 1B			2-1 P6		4-0 SH1-4 1B BB BB	3 2 1 1 1 1 1												
Pete Harnisch, S (1, 1) OBP: 0.113, SLG: 0.096				1-1 E7	2-2 L8			1-1 L8		4 1 2 1 0 0 1												
Gabe White, L (8, 1) OBP: 0.250, SLG: 0.250				1-1 1B 1B	2-2 P6			0-1 P6		4 1 2 1 0 0 1												
				0-0 G5-3	1-0 F6				0-0 SH1-4	3 0 0 0 0 0 1 0 0 0 0 0 0 0												
									1-2 2-3													
Inning Stats	R: 1 E: 0 K: 1 S: 18	H: 2 LOB: 1 BB: 0 P: 27	R: 0 E: 0 K: 1 S: 7	H: 1 LOB: 0 BB: 0 P: 12	R: 0 E: 0 K: 1 S: 7	H: 0 LOB: 0 BB: 0 P: 8	R: 6 E: 1 K: 1 S: 19	H: 7 LOB: 1 BB: 0 P: 28	R: 0 E: 0 K: 0 S: 8	H: 1 LOB: 0 BB: 0 P: 16	R: 0 E: 0 K: 0 S: 6	H: 0 LOB: 0 BB: 0 P: 9	R: 0 E: 0 K: 1 S: 7	H: 0 LOB: 0 BB: 0 P: 13	R: 0 E: 0 K: 1 S: 9	H: 0 LOB: 0 BB: 0 P: 15	R: 1 E: 0 K: 0 S: 8	H: 1 LOB: 2 BB: 3 P: 21	1B: 10 2B: 1 3B: 0 HR: 1	SF: 0 SAC: 1 DP: 2 HBP: 0	WP: 0 PB: 0 SB: 0 CS: 0	PA: 39
PITCHER	IP WLS BF H R ER SO BB IBB HBP BLK WP HR S P ERA WHIP																					
Steve Woodard, R (1, 1) ERA: 3.95	3.2 L 19 9 7 7 3 0 0 0 0 0 0 1 46 68 17.18 2.455																					
Bronswell Patrick, R (4, 1) ERA: 3.65	1.1 5 2 0 0 1 0 0 0 0 0 0 0 13 23 0.00 1.500																					
Valerio De Los Santos, L (6, 1) ERA: 1.23	3.0 9 0 0 0 2 0 0 0 0 0 0 0 22 37 0.00 0.000																					
Mike Myers, L (9, 1) ERA: 2.08	1.0 6 1 1 1 0 2 1 0 0 0 0 0 8 21 9.00 3.000																					

Cincinnati Reds @ Milwaukee Brewers
 Milwaukee County Stadium, Milwaukee, WI
 Wed Aug 19 1998, 4:33 AM EDT
 Att. 20,533 - Cloudy - 70 F

livebaseballscorecards.com

AB	35
R	8
H	12
RBI	7
BB	3
SO	6
LOB	10



Batter	1	2	3	4	5	6	7	8	9	AB	R	H	RBI	BB	SO	LOB
Fernando Vina, L OBP: 0.396, SLG: 0.434 (1, 4)	1-0 F7 ①		4-1 BB ①			1-3 K ①		0-0 1-H HR ①		3	1	1	2	1	1	0
Marquis Grissom, R OBP: 0.293, SLG: 0.364 (1, 8)	1-0 G6-3 ②		1-2 K ③			1-0 G4-6-3 1B ②		0-2 F9 ②		4	0	1	0	0	1	2
Mark Loretta, R OBP: 0.392, SLG: 0.418 (1, 6)	0-1 G5-3 ③				0-0 F8 ①		2-2 G4-6-3 1-2f ②	4-0 1B BB ③		3	0	0	0	1	0	1
Jeff Cirillo, R OBP: 0.412, SLG: 0.429 (1, 5)		1-0 F9 ①		1-0 F8 ②			0-0 P4 ①	2-0 1-3 1B ③		4	0	1	0	0	0	0
Jeremy Burnitz, L OBP: 0.337, SLG: 0.487 (1, 9)		0-3 K ②		1-3 K ③			3-2 G3 ②	0-2 F8 ③		4	0	0	0	0	2	2
Dave Nilsson, L OBP: 0.332, SLG: 0.355 (1, 3)		1-1 F8 ③			3-2 1B 1B ①		4-2 BB ③	2-2 G5-3 ①		3	0	1	0	1	0	0
Geoff Jenkins, L OBP: 0.280, SLG: 0.434 (1, 7)			1-2 2B ①		0-0 L7 ①		0-0 F8 ③	0-3 K ②		4	0	1	0	0	1	2
Mike Matheny, R OBP: 0.274, SLG: 0.337 (1, 2)			1-1 G6-3 ①		0-1 G5-4-3 1B ②			1-3 K ①	0-0 1B ③	4	0	2	0	0	1	1
Steve Woodard, L OBP: 0.187, SLG: 0.222 Bronswell Patrick, R OBP: 0.357, SLG: 0.500 Marc Newfield, R OBP: 0.297, SLG: 0.303 Valeno De Los Santos, L OBP: 0.316, SLG: 0.400 Jose Valentin, S OBP: 0.251, SLG: 0.356 (1, 1) (4, 1) (5, PH) (6, 1) (8, PH) (9, 1) (9, PH)			1-1 L7 ②		0-2 G5-4-3 1-2f ③			4-2 HR BB ③	0-0 F8 ③	1	0	0	0	0	0	1

Inning Stats	R: 0	H: 0	E: 0	K: 0	S: 4	P: 6	R: 0	H: 0	E: 0	K: 1	S: 6	R: 0	H: 1	E: 0	K: 1	S: 12	R: 0	H: 0	E: 0	K: 1	S: 5	R: 0	H: 2	E: 0	K: 0	S: 12	R: 0	H: 1	E: 0	K: 1	S: 7	R: 0	H: 0	E: 0	K: 0	S: 7	R: 2	H: 2	E: 0	K: 1	S: 18	R: 0	H: 1	E: 0	K: 1	S: 8	1B: 5	SF: 0	3B: 0	HR: 1	WP: 0	PA: 36
--------------	------	------	------	------	------	------	------	------	------	------	------	------	------	------	------	-------	------	------	------	------	------	------	------	------	------	-------	------	------	------	------	------	------	------	------	------	------	------	------	------	------	-------	------	------	------	------	------	-------	-------	-------	-------	-------	--------

PITCHER	IP	WLS	BF	H	R	ER	SO	BB	IBB	HBP	BLK	WP	HR	S	P	ERA	WHIP
Pete Harnisch, R ERA: 3.36 (1, 1)	7.2	W	30	5	2	2	5	4	0	0	0	0	1	67	104	2.35	1.174
Gabe White, L ERA: 4.33 (8, 1)	1.1		6	2	0	0	1	0	0	0	0	0	0	12	16	0.00	1.500

BOTTOM

Cincinnati Reds @ Milwaukee Brewers
Milwaukee County Stadium, Milwaukee, WI

Wed Aug 19 1998, 4:33 AM EDT
 Att. 20,533 - Cloudy - 70 F

livebaseballscorecards.com

AB	32
R	2
H	7
RBI	2
BB	4
SO	6
LOB	12



Houston Astros @ Milwaukee Brewers
 Milwaukee County Stadium, Milwaukee, WI

AB 44
 R 5
 H 17
 RBI 5
 BB 2
 SO 6
 LOB 24



Thu Aug 20 1998 8:05 PM EDT
 Att. 17,589 - Unknown - 84 F

WP: 1 PA: 47
 PB: 0
 SB: 1
 CS: 0

Batter	1	2	3	4	5	6	7	8	9	10	AB	R	H	RBI	BB	SO	LOB					
Craig Biggio, R OBP: 0.400, SLG: 0.484 (1, 4)	0-1 1B		2-3 H 1	1-0 HBP		1-1 G6-3 1-2f		2-0 G6-3 1B		0-3 K	5	0	2	0	0	2	5					
Ricky Gutierrez, R OBP: 0.349, SLG: 0.335 35 Dave Clark, L OBP: 0.281, SLG: 0.241 Mike Magnante, L OBP: 1.000, SLG: 1.000 (1, 6)	0-3 K		1-3 K	0-0 L9			1-2 G5-3	0-1 G6-3		1-0 G3	5	0	0	0	0	2	6					
Derek Bell, R OBP: 0.360, SLG: 0.487 (1, 9)	1-3 K		2-2 5 1B 2B		0-1 L8		0-1 F9		3-2 1B		5	1	2	1	0	1	1					
5 Jeff Bagwell, R OBP: 0.409, SLG: 0.538 (1, 3)	2-0 L5		3-1 1B 2B		1-0 1B		3-1 HR		3-1 F8		5	1	3	2	0	0	2					
Moises Alou, R OBP: 0.388, SLG: 0.614 (1, 7)		2-2 F8	0-1 1B		3-1 1B G4-6-3		1-0 1B S		3-1 F8		5	1	3	0	0	0	1					
Richard Hidalgo, R OBP: 0.324, SLG: 0.364 (1, 8)		2-3 K	0-1 L4		2-0 1B G4-6-3		3-2 1B		0-0 F8		5	0	1	1	0	1	5					
Sean Berry, R OBP: 0.391, SLG: 0.524 Doug Henry, R (8, 1)		2-2 HR		0-2 G5-3		1-1 1B WP		2-2 P4		1-1 P2	4	1	2	1	0	0	1					
Billy Wagner, L OBP: 0.500, SLG: 0.500 Carl Everett, S OBP: 0.382, SLG: 0.506 Tim Bogar, R OBP: 0.234, SLG: 0.224 (10, 6)											0	0	0	0	0	0	0					
Brad Ausmus, R OBP: 0.349, SLG: 0.332 (1, 2)		3-2 F8		1-1 L8		1-2 G5-3		0-0 G5-3		1-1 BB 1B	5	0	1	0	0	0	1					
Mike Hampton, R OBP: 0.365, SLG: 0.370 Bill Spiers, L OBP: 0.363, SLG: 0.388 Scott Elarton, R (7, 1)			4-0 BB 2B		0-0 1B		0-1 G6-3 1B		3-2 1B		1-1 BB 1B	2	1	2	0	1	0	0				
											1	0	1	0	1	0	0					
											0	0	0	0	0	0	0					
Inning Stats	R: 0 E: 0 K: 2 S: 10	H: 1 LOB: 1 BB: 0 P: 13	R: 1 E: 0 K: 1 S: 15	H: 1 LOB: 0 BB: 0 P: 24	R: 2 E: 0 K: 2 S: 16	H: 3 LOB: 2 BB: 1 P: 28	R: 0 E: 0 K: 0 S: 8	H: 1 LOB: 2 BB: 0 P: 10	R: 0 E: 0 K: 0 S: 6	H: 2 LOB: 1 BB: 0 P: 12	R: 2 E: 0 K: 0 S: 17	H: 3 LOB: 1 BB: 0 P: 26	R: 0 E: 0 K: 0 S: 8	H: 2 LOB: 1 BB: 0 P: 13	R: 0 E: 0 K: 0 S: 8	H: 1 LOB: 1 BB: 0 P: 17	R: 0 E: 0 K: 1 S: 8	H: 1 LOB: 2 BB: 1 P: 15	1B: 14 2B: 1 3B: 0 HR: 2	SF: 0 SAC: 0 DP: 3 HBP: 1		
PITCHER	IP WLS BF H R ER SO	IP WLS BF H R ER SO	IP WLS BF H R ER SO	IP WLS BF H R ER SO	IP WLS BF H R ER SO	IP WLS BF H R ER SO	IP WLS BF H R ER SO	IP WLS BF H R ER SO	IP WLS BF H R ER SO	IP WLS BF H R ER SO	IP WLS BF H R ER SO	IP WLS BF H R ER SO	IP WLS BF H R ER SO	IP WLS BF H R ER SO	IP WLS BF H R ER SO	IP WLS BF H R ER SO	IP WLS BF H R ER SO	IP WLS BF H R ER SO	IP WLS BF H R ER SO	ERA WHIP	ERA WHIP	
Scott Karl, L ERA: 3.95 (1, 1)	6.2		11	4	4	5																
Eric Plunk, R ERA: 4.27 (7, 1)	0.2		6	4	1	1																
Chad Fox, R ERA: 4.06 (8, 1)	1.2		5	1	0	0																
Bob Wickman, R ERA: 2.6 (10, 1)	1.0	W	5	1	0	0	1	1	0	0	0	1	0	0	0							


Batter	1	2	3	4	5	6	7	8	9	10	AB	R	H	RBI	BB	SO	LOB
Fernando Vina, L (1.4) OBP: 0.399, SLG: 0.439	1-0 F7		2-2 2B		2-0 2B 1B		0-1 2B 1B	0-0 L8-2		0-2 1B	6	1	4	1	0	0	3
Marquis Grissom, R (1.8) OBP: 0.290, SLG: 0.360	2-0 G5-3		1-0 G6-3		0-0 SF9		0-3 K		1-2 E1 SH5-4 2B		4	1	0	1	0	1	3
Mark Loretta, R (1.6) OBP: 0.394, SLG: 0.421	3-2 G4-3		1-0 L9		4-0 FC6-4 BB		2-1 2B		0-1 SH5-4		3	0	1	2	1	0	1
Jeff Cirillo, R (1.5) OBP: 0.411, SLG: 0.427		1-2 E 1B		4-1 FC3-6 BB	1-2 FC6-4		0-2 F8		2-2 P2		4	0	1	0	1	0	4
Jeremy Burnitz, L (1.9) OBP: 0.336, SLG: 0.487		0-0 F8		1-1 FC3-6		1-2 1B G6-4-3 2B	2-3 K		1-2 2B		4	1	1	0	0	1	3
Chad Fox, R (8.1)											0	0	0	0	0	0	0
Marc Newfield, R (9, PH) OBP: 0.301, SLG: 0.313											1	0	1	1	0	0	0
Jose Valentin, S (9, PR) OBP: 0.318, SLG: 0.400											0	0	0	0	0	0	0
Dave Nilsson, L (1.3) OBP: 0.329, SLG: 0.352		1-1 E5 FC6-4		0-1 F8		1-0 G6-4-3 1B			1-1 F8		5	0	1	0	0	1	3
Bob Wickman, R (10, 1)											0	0	0	0	0	0	0
Geoff Jenkins, L (1.7) OBP: 0.283, SLG: 0.436		0-0 F7		1-0 G3		0-1 G6-4-3 1B			3-2 1B L8-2 2B		4	1	1	0	0	0	4
Mike Matheny, R (1.2) OBP: 0.271, SLG: 0.333		1-0 FC6-4			2-3 K		2-1 G4-3		0-0 BB 1B		3	0	0	0	0	1	2
Eric Plunk, R (7.1)											0	0	0	0	0	0	0
Darrin Jackson, R (8.9) OBP: 0.260, SLG: 0.370											2	0	2	0	0	0	0
Scott Karl, L (1.1) OBP: 0.149, SLG: 0.070			2-2 G6-3		0-0 E1 1B SF9		1-2 1B 2B		4-1 BB		2	1	0	0	0	0	0
Bobby Hughes, R (7.2) OBP: 0.292, SLG: 0.400											2	1	1	0	1	1	2

Inning Stats	R: 0	H: 0	E: 0	K: 0	S: 5	P: 11	R: 0	H: 1	E: 1	K: 0	S: 10	P: 13	R: 0	H: 1	E: 0	K: 0	S: 8	R: 0	H: 0	E: 0	K: 0	S: 6	P: 12	R: 1	H: 1	E: 1	K: 1	S: 10	P: 19	R: 1	H: 2	E: 0	K: 0	S: 8	R: 2	H: 3	E: 0	K: 2	S: 17	R: 0	H: 2	E: 0	K: 0	S: 11	R: 1	H: 1	E: 1	K: 1	S: 22	P: 29	R: 1	H: 2	E: 0	K: 1	S: 8	P: 10	1B: 7	2B: 7	3B: 0	HR: 0	SF: 1	SAC: 1	DP: 2	HBP: 1	WP: 0	PA: 46
--------------	------	------	------	------	------	-------	------	------	------	------	-------	-------	------	------	------	------	------	------	------	------	------	------	-------	------	------	------	------	-------	-------	------	------	------	------	------	------	------	------	------	-------	------	------	------	------	-------	------	------	------	------	-------	-------	------	------	------	------	------	-------	-------	-------	-------	-------	-------	--------	-------	--------	-------	--------

PITCHER	IP	WLS	BF	H	R	ER	SO	BB	IBB	HBP	BLK	WP	HR	S	P	ERA	WHIP
Mike Hampton, L (1.1) ERA: 3.87	6.0		28	7	4	3	1	2	0	0	0	0	0	52	87	4.50	1.500
Scott Elarton, R (7.1) ERA: 3.0	1.1		8	3	0	0	2	1	0	0	0	0	0	22	34	0.00	3.000
Doug Henry, R (8.1) ERA: 2.7	0.2		1	0	0	0	0	0	0	0	0	0	0	1	1	0.00	0.000
Billy Wagner, L (9.1) ERA: 2.42	1.0		5	1	1	0	1	0	0	0	0	0	0	22	29	0.00	1.000
Mike Magnante, L (10.1) ERA: 4.91	0.1	L	4	2	1	1	1	0	0	1	0	0	0	8	10	27.00	6.000

Houston Astros @ Milwaukee Brewers
Milwaukee County Stadium, Milwaukee, WI
 Thu Aug 20 1998, 8:05 PM EDT
 Att. 17,589 - Unknown - 84 F

AB	40
R	6
H	13
RBI	5
BB	3
SO	5
LOB	25



Batter	1	2	3	4	5	6	7	8	9	AB R H RBI BB SO LOB	TOP		
Craig Biggio, R OBP: 0.402, SLG: 0.484 (1, 4)	4-1 BB G5-4-3 BB		2-2 G4-3		1-2 1B		2-1 G6-3		2-2 HR 1B	4 1 2 0 1 0 0			
Richard Hidalgo, R OBP: 0.331, SLG: 0.395 (1, 8) (7, 9)	2-2 G5-4-3 1-2f			1-1 F8	1-0 G6-4-3 1B		2-2 5 WP 2B		2-1 SAFE HR 1-H	5 1 3 2 0 0 1			
Derek Bell, R OBP: 0.357, SLG: 0.483 Jay Powell, R (1, 9) (7, 1)	1-0 P7			1-2 P3	2-0 G6-4-3 1-2f		2-3 K		1-3 K	4 0 0 0 0 1 3 1 0 0 0 0 1 0			
5 Jeff Bagwell, R OBP: 0.412, SLG: 0.538 (1, 3)		4-2 F8 BLK SF7 BB		4-2 BB 1B BB		1-0 1B 1B	3-2 F9			2 3 1 0 2 0 1			
Moises Alou, R OBP: 0.387, SLG: 0.610 (1, 7)		3-1 F8 1-3		4-2 1B 1-2 BB		2-1 L8		0-0 L4		3 0 0 0 1 0 2			
Sean Berry, R OBP: 0.395, SLG: 0.529 Bill Spiers, L OBP: 0.362, SLG: 0.387 (8, PH) (8, 5)		0-0 SF7 3-H		1-2 1-3 2-H 1B		1-0 1B 1-2 FC1-2 1B		1-2 F9		2 0 2 2 0 0 0 1 0 0 0 0 0 0			
Tony Eusebio, R OBP: 0.345, SLG: 0.345 (1, 2)		3-2 G4-3		4-0 IBB		0-0 FC1-2 1-3 2-H 1B		2-3 K		3 0 1 1 1 1 0			
Tim Bogar, R OBP: 0.227, SLG: 0.217 (1, 6)			3-1 F7	2-0 P3		0-0 FC1-2 1-2		0-3 K		4 0 0 0 0 1 5			
Sean Bergman, R OBP: 0.080, SLG: 0.120 Carl Everett, S OBP: 0.381, SLG: 0.504 (1, 1) (7, 8)			0-3 K		0-0 G5-3		0-3 K		1-0 G6-3	3 0 0 0 0 2 2 1 0 0 0 0 0 0			
Inning Stats	R: 0 E: 0 K: 0 S: 7 H: 0 LOB: 0 BB: 1 P: 14	R: 1 E: 0 K: 0 S: 10 H: 0 LOB: 0 BB: 1 P: 20	R: 0 E: 0 K: 1 S: 9 H: 0 LOB: 0 BB: 0 P: 14	R: 1 E: 0 K: 0 S: 14 H: 1 LOB: 3 BB: 3 P: 31	R: 0 E: 0 K: 0 S: 6 H: 2 LOB: 1 BB: 0 P: 10	R: 1 E: 0 K: 1 S: 9 H: 3 LOB: 2 BB: 0 P: 13	R: 0 E: 0 K: 1 S: 13 H: 1 LOB: 1 BB: 0 P: 22	R: 0 E: 0 K: 1 S: 8 H: 0 LOB: 0 BB: 0 P: 11	R: 2 E: 0 K: 2 S: 12 H: 2 LOB: 0 BB: 0 P: 18	1B: 7 2B: 1 3B: 0 HR: 1 SF: 1 SAC: 0 DP: 2 HBP: 0	WP: 1 PB: 0 SB: 0 CS: 0 PA: 39		
PITCHER	IP WLS BF H R ER SO BB IBB HBP BLK WP HR S P ERA WHIP											PITCHER	IP WLS BF H R ER SO BB IBB HBP BLK WP HR S P ERA WHIP
Bill Pulsipher, L ERA: 4.67 (1, 1)	5.1 L 25 6 3 3 1 4 1 0 1 0 0 51 98 5.06 1.875												
David Weathers, R ERA: 4.86 (6, 1)	1.2 6 1 0 0 2 0 0 0 0 1 0 17 26 0.00 0.600												
Bronswell Patrick, R ERA: 3.82 (8, 1)	2.0 8 2 2 2 3 0 0 0 0 0 1 20 29 9.00 1.000												

Houston Astros @ Milwaukee Brewers
Milwaukee County Stadium, Milwaukee, WI

Fri Aug 21 1998, 8:05 PM EDT
Att. 26,820 - Cloudy - 73 F

livebaseballscorecards.com

AB	33
R	5
H	9
RBI	5
BB	5
SO	6
LOB	14



Batter	1	2	3	4	5	6	7	8	9	AB	R	H	RBI	BB	SO	LOB
Fernando Vina, L (1, 4) OBP: 0.400, SLG: 0.438	3-2 G3-1		0-0 L6-4		2-0 1B		4-0 FC6-4 BB			3	0	1	0	1	0	1
Marquis Grissom, R (1, 8) OBP: 0.289, SLG: 0.359	1-1 F9			0-0 F4	1-0 1B		0-1 FC6-4			4	0	1	1	0	0	1
Mark Loretta, R (1, 6) OBP: 0.392, SLG: 0.417	1-0 G5-3			4-2 1B BB	2-2 G6-3			0-0 G6-3		3	0	0	0	1	0	2
Jeff Cirillo, R (1, 5) OBP: 0.410, SLG: 0.426		0-3 K		1-1 1-2 1B		1-0 G5-3		1-1 G4-3		4	0	1	0	0	1	0
Jeremy Burnitz, L (1, 9) OBP: 0.334, SLG: 0.483		2-3 K		1-1 P5		0-1 P6		3-3 K		4	0	0	0	0	2	2
Dave Nilsson, L (1, 3) OBP: 0.328, SLG: 0.354		2-2 2B		0-0 L5		2-2 L8		1-3 K		4	0	1	0	0	1	2
Geoff Jenkins, L (1, 7) OBP: 0.282, SLG: 0.450		2-1 G4-3		1-1 L8		2-2 HR		0-0 G5-3		4	1	1	1	0	0	1
Bobby Hughes, R (1, 2) OBP: 0.293, SLG: 0.399			1-2 L6-4 SH1-4 1B		1-0 F7		0-2 G6-3		0-2 1B	3	0	1	0	0	0	0
Bob Hamelin, L (9, PH) OBP: 0.289, SLG: 0.364										1	0	1	0	0	0	0
Bill Pulsipher, L (1, 1) OBP: 0.167, SLG: 0.167			1-2 SH1-4		0-2 1B		3-1 G6-3		1-0 G4-3	1	1	1	0	0	0	0
David Weathers, R (6, 1) OBP: 0.125, SLG: 0.182										0	0	0	0	0	0	0
Marc Newfield, R (7, PH) OBP: 0.299, SLG: 0.311										1	0	0	0	0	0	0
Bronswell Patrick, R (8, 1) OBP: 0.357, SLG: 0.500										0	0	0	0	0	0	0
Jose Valentin, S (9, PH) OBP: 0.318, SLG: 0.399			1-2 1B							1	0	0	0	0	0	1

Inning Stats	R: 0	H: 0	E: 0	K: 0	S: 11	R: 0	H: 1	E: 0	K: 2	S: 11	R: 0	H: 1	E: 0	K: 0	S: 8	R: 0	H: 1	E: 0	K: 0	S: 10	R: 1	H: 3	E: 0	K: 0	S: 11	R: 0	H: 0	E: 0	K: 0	S: 6	R: 1	H: 1	E: 0	K: 0	S: 10	R: 0	H: 0	E: 0	K: 1	S: 10	R: 0	H: 1	E: 0	K: 1	S: 8	1B: 6	SF: 0	2B: 2	SAC: 1	3B: 0	DP: 1	HR: 1	HBP: 0	WP: 0	PA: 36
PITCHER	IP	WLS	BF	H	R	ER	SO	BB	IBB	HBP	BLK	WP	HR	S	P	ERA	WHIP																																						
Sean Bergman, R (1, 1) ERA: 3.44	6.2	W	28	7	2	2	2	2	0	0	0	0	0	65	103	2.70	1.350																																						
Jay Powell, R (7, 1) ERA: 3.41	2.1	S	8	1	0	0	2	0	0	0	0	0	0	20	26	0.00	0.429																																						


BOTTOM

Houston Astros @ Milwaukee Brewers
Milwaukee County Stadium, Milwaukee, WI

Fri Aug 21 1998, 8:05 PM EDT
Att: 26,820 - Cloudy - 73 F

livebaseballscorecards.com

AB	33
R	2
H	8
RBI	2
BB	2
SO	4
LOB	10



Batter	1	2	3	4	5	6	7	8	9	AB R H RBI BB SO LOB	TOP
Quilvio Veras, S (1, 4) OBP: 0.384, SLG: 0.360 C F B B X	2-2 HR		1-2 G4-3 		4-0 1B BB	0-0 G5-4-3 1-2f		3-2 G4-3 		4 1 1 1 1 0 4	
Steve Finley, L (1, 8) OBP: 0.297, SLG: 0.392 X	0-0 G4-3 		1-1 F8 		0-0 BB 1-3 1B 		2-3 		1-1 2B	5 1 2 0 0 1 0	
Greg Vaughn, R (1, 7) OBP: 0.362, SLG: 0.615 S S B C	1-3 		3-2 HR		4-2 BB 1-2 		3-2 1B		0-0 F8 	4 1 2 1 1 1 1	
Jim Leyritz, R (1, 3) OBP: 0.399, SLG: 0.488 X	0-0 G6-3 		3-2 P5 		3-3 		4-1 BB 1-2 		4-2 G4-3 1B HBP	3 0 0 0 1 1 3	
George Arias, R (1, 5) OBP: 0.400, SLG: 0.400 X		0-0 PB 1B		1-3 		2-3 		2-3 	2-2 1B 1-2 2-H	5 0 2 1 0 3 2	
Ruben Rivera, R (1, 9) OBP: 0.354, SLG: 0.436 C B X		1-1 P4 		3-1 F4 		0-2 HR		2-0 F8 	3-2 G4-3 1-2 2-3	5 1 1 1 0 0 5	
Carlos Hernandez, R (1, 2) OBP: 0.316, SLG: 0.394 Dan Miceli, R (8, 1) OBP: 1.000, SLG: 1.000 Ken Caminiti, S (9, PH) OBP: 0.355, SLG: 0.507 C 1 SAFE X		0-1 1B 1-2 		2-2 G4-3 		3-1 1B BB		0-1 F7 	0-0 G3-1 	4 0 2 0 0 0 0 0 0 0 0 0 0 0 1 0 0 0 0 0 2	
Chris Gomez, R (1, 6) OBP: 0.342, SLG: 0.367 B B F B X		2-1 P3 2-3		0-0 F9 		4-2 1B BB		0-1 FC4-6 1B		3 0 1 0 1 0 2	
24 Mark Langston, R (1, 1) OBP: 0.194, SLG: 0.125 Brian Boehringer, S (5, 1) Mark Sweeney, L (6, PH) OBP: 0.929, SLG: 0.323 Scott Sanders, R (6, 1) Greg Myers, L (8, PH) OBP: 0.277, SLG: 0.338 F B B 1 SAFE X		2-3 		0-1 B1-3 		2-2 G5-4-3 1B 1-2 2-3		0-2 FC4-6 1-2f		2 0 0 0 0 0 1 2 0 0 0 0 0 0 0 0 1 0 0 1 0 0 0 0 0 0 0 0 0 0 0 0 1 0 0 0 0 0 0 1	
Inning Stats	R: 1 H: 1 E: 0 LOB: 0 K: 1 BB: 0 S: 8 P: 11	R: 0 H: 2 E: 0 LOB: 2 K: 1 BB: 0 S: 10 P: 15	R: 1 H: 1 E: 0 LOB: 0 K: 0 BB: 0 S: 13 P: 21	R: 0 H: 0 E: 0 LOB: 0 K: 1 BB: 0 S: 9 P: 15	R: 0 H: 1 E: 0 LOB: 3 K: 1 BB: 2 S: 9 P: 20	R: 1 H: 3 E: 0 LOB: 2 K: 1 BB: 1 S: 18 P: 29	R: 0 H: 1 E: 0 LOB: 2 K: 2 BB: 1 S: 11 P: 24	R: 0 H: 1 E: 0 LOB: 1 K: 0 BB: 0 S: 12 P: 15	R: 1 H: 2 E: 0 LOB: 2 K: 0 BB: 0 S: 14 P: 24	1B: 8 SF: 0 2B: 1 SAC: 0 3B: 0 DP: 1 HR: 3 HBP: 1	WP: 0 PA: 43 PB: 1 SB: 1 CS: 0
PITCHER 52 Rafael Roque, L (1, 1) ERA: 5.02 Eric Plunk, R (6, 1) ERA: 4.19 Chad Fox, R (7, 1) ERA: 4.08 Bob Wickman, R (9, 1) ERA: 2.57	IP WLS BF H R ER SO BB IBB HBP BLK WP HR S P ERA WHIP 5.1 W 25 7 3 3 5 2 0 0 0 0 3 59 97 5.06 1.688 1.0 6 2 0 0 1 2 0 0 0 0 0 0 15 30 0.00 4.000 2.0 10 3 1 1 1 0 0 0 1 0 0 0 25 39 4.50 1.500 0.2 S 2 0 0 0 0 0 0 0 0 0 0 0 0 5 8 0.00 0.000	PITCHER IP WLS BF H R ER SO BB IBB HBP BLK WP HR S P ERA WHIP									

San Diego Padres @ Milwaukee Brewers
 Milwaukee County Stadium, Milwaukee, WI

Sat Aug 22 1998, 8:05 PM EDT
 Att. 26,253 - Cloudy - 75 F

AB	38
R	4
H	12
RBI	4
BB	4
SO	7
LOB	22



Batter	1	2	3	4	5	6	7	8	9
Fernando Vina, L (1, 4) OBP: 0.400, SLG: 0.437	2-1 SH1-3 1B 1B	1-1 G3		1 SAFE 4-0 BB	1-0 P4		1-1 G4-1		
Marquis Grissom, R (1, 8) OBP: 0.293, SLG: 0.365	1-2 1B SH1-3 1B		1-0 BB 1B	0-0 P8		2-2 F8		2-1 2B	
Dave Nilsson, L (1, 3) OBP: 0.328, SLG: 0.351	0-0 SH1-3		4-0 BB 1B	3-2 G6-3		0-0 P7		3-3 K	
Chad Fox, R (7, 1) Darrin Jackson, R (9, 7) OBP: 0.260, SLG: 0.370	1-2 2-3		1-2 BB						
Mark Loretta, R (1, 5) OBP: 0.389, SLG: 0.413	0-1 G5-3		0-0 F8		1-1 1B 3B 1B	3-1 F7		2-1 G5-3	
Jeremy Burnitz, L (1, 9) OBP: 0.338, SLG: 0.485	1-0 2-3 3-H 1B		0-1 G4-6-3 1B		0-0 1-2 3B 1B		3-2 G3-1	4-2 BB	
Geoff Jenkins, L (1, 7) OBP: 0.280, SLG: 0.455	0-2 G5-3		0-0 G4-6-3 1-2f		2-1 1-H 2-H 3B		2-2 G5-3	2-0 F8	
Bob Wickman, R (9, 1)									
Bobby Hughes, R (1, 2) OBP: 0.297, SLG: 0.418		0-3 K		2-1 HR	2-2 G3		0-0 BB HR 1B		
Jose Valentin, S (1, 6) OBP: 0.322, SLG: 0.399		2-0 P7		1-2 BB 1B	4-0 52 SH5-3 BB		4-0 HR BB		
52 Rafael Roque, L (1, 1) OBP: 0.250, SLG: 0.250		0-0		0-3 K	0-0 SH5-3		0-1 1-H 2-H HR		
Eric Plunk, R (6, 1) Bob Hamelin, L (7, 3) OBP: 0.295, SLG: 0.396									

AB	R	H	RBI	BB	SO	LOB
4	1	1	0	1	0	3
5	1	3	0	0	0	2
2	0	0	0	1	0	2
1	0	0	0	0	1	1
0	0	0	0	0	0	0
5	1	1	0	0	0	5
4	1	3	2	1	0	0
5	0	1	2	0	0	6
0	0	0	0	0	0	0
4	2	2	1	0	1	1
2	1	1	0	2	0	0
2	0	1	0	0	1	1
0	0	0	0	0	0	0
1	1	1	3	0	0	0

BOTTOM

San Diego Padres @ Milwaukee Brewers
Milwaukee County Stadium, Milwaukee, WI
 Sat Aug 22 1998, 8:05 PM EDT
 Att: 26,253 - Cloudy - 75 F

livebaseballscorecards.com

AB	35
R	8
H	14
RBI	8
BB	5
SO	3
LOB	21



Inning	R	H	E	K	S	WLS	BF	H	R	ER	SO	BB	IBB	HBP	BLK	WP	HR	S	P	ERA	WHIP	
1	1	3	0	12	16																	
2	0	1	0	7	10																	
3	1	2	0	5	10																	
4	1	2	0	13	23																	
5	2	3	0	10	20																	
6	0	0	0	7	12																	
7	3	2	0	13	23																	
8	0	1	0	10	23																	
9	0	1	0	10	23																	

PITCHER	IP	WLS	BF	H	R	ER	SO	BB	IBB	HBP	BLK	WP	HR	S	P	ERA	WHIP
24 Mark Langston, L (1, 1) ERA: 5.86	4.0	L	24	11	5	5	2	2	0	0	0	0	1	42	67	11.25	3.250
Brian Boehringer, R (5, 1) ERA: 5.28	1.0		4	0	0	0	0	1	0	0	0	0	0	5	12	0.00	1.000
Scott Sanders, R (6, 1) ERA: 9.53	2.0		9	2	3	3	0	1	0	0	0	0	1	20	35	13.50	1.500
Dan Miceli, R (8, 1) ERA: 2.85	1.0		5	1	0	0	1	1	0	0	0	0	0	10	23	0.00	2.000

1B	2B	3B	HR	SF	SAC	DP	HBP	WP	PA
10	1	1	2	0	2	1	0	0	42
0	0	0	0	0	0	0	0	0	0
0	0	0	0	0	0	0	0	0	0

WP	HR	S	P	ERA	WHIP
0	1	1	1	0.00	1.000
0	0	0	0	13.50	1.500
0	0	0	0	0.00	2.000

AB	46
R	13
H	18
RBI	10
BB	5
SO	10
LOB	26



WP:	0	PA:	54
PB:	0		
SB:	0		
CS:	0		

AB R H RBI BB SO LOB

6	2	3	0	0	0	4
---	---	---	---	---	---	---

4	3	2	0	1	0	3
---	---	---	---	---	---	---

6	3	3	3	0	2	4
---	---	---	---	---	---	---

4	3	1	2	1	2	1
---	---	---	---	---	---	---

2	0	0	0	0	1	2
3	1	2	3	1	1	0

4	0	0	0	0	0	2
2	1	1	0	0	1	2

4	0	1	1	0	0	1
2	0	1	0	0	1	2

5	0	3	1	1	0	2
---	---	---	---	---	---	---

2	0	1	0	0	0	0
1	0	0	0	0	1	1
0	0	0	0	0	0	0
0	0	0	0	0	0	0
0	0	0	0	0	0	0
0	0	0	0	0	0	0
0	0	0	0	0	0	0
0	0	0	0	0	0	0
0	0	0	0	0	1	0
1	0	0	0	0	1	2

1B:	12	SF:	0
2B:	4	SAC:	2
3B:	0	DP:	1
HR:	2	HBP:	1

Batter 1 2 3 4 5 6 7 8 9 10

Quilvio Veras, S (1, 4) OBP: 0.385, SLG: 0.364
 Steve Finley, L (1, 8) OBP: 0.300, SLG: 0.393
 Greg Vaughn, R (1, 7) OBP: 0.363, SLG: 0.622
 Jim Leyritz, R (1, 3) OBP: 0.401, SLG: 0.489
 George Arias, R (1, 5) OBP: 0.286, SLG: 0.286
 Ken Caminiti, S (4, PH) OBP: 0.359, SLG: 0.519

Ruben Rivera, R (1, 9) OBP: 0.346, SLG: 0.423
 Mark Sweeney, L (9, PH) OBP: 0.331, SLG: 0.326
 Carlos Hernandez, R (1, 2) OBP: 0.315, SLG: 0.393
 Greg Myers, L (6, 2) OBP: 0.280, SLG: 0.341

Andy Sheets, R (1, 6) OBP: 0.320, SLG: 0.357
 Andy Ashby, R (1, 1) OBP: 0.152, SLG: 0.156
 Brian Boehringer, S (4, 1) OBP: 0.154, SLG: 0.125
 24 Mark Langston, R (7, PH) OBP: 0.333, SLG: 0.333
 Randy Myers, L (7, 1) OBP: 0.333, SLG: 0.333
 Donne Wall, R (8, 1) OBP: 0.333, SLG: 0.333
 Scott Sanders, R (8, 1) OBP: 0.333, SLG: 0.333
 Ed Giovanola, L (9, PH) OBP: 0.319, SLG: 0.317
 Trevor Hoffman, R (9, 1) OBP: 0.319, SLG: 0.317

Inning Stats
 R: 1 H: 1 E: 2 K: 2 S: 16
 H: 1 LOB: 1 BB: 0 P: 20
 R: 0 H: 2 E: 0 K: 0 S: 15
 H: 2 LOB: 2 BB: 0 P: 23
 R: 3 H: 3 E: 0 K: 0 S: 10
 H: 3 LOB: 1 BB: 0 P: 19
 R: 4 H: 4 E: 1 K: 0 S: 18
 H: 4 LOB: 1 BB: 1 P: 33
 R: 0 H: 1 E: 0 K: 1 S: 12
 H: 1 LOB: 2 BB: 1 P: 18
 R: 1 H: 1 E: 0 K: 1 S: 12
 H: 1 LOB: 0 BB: 0 P: 20
 R: 0 H: 0 E: 0 K: 3 S: 11
 H: 0 LOB: 0 BB: 0 P: 17
 R: 1 H: 2 E: 0 K: 0 S: 8
 H: 2 LOB: 1 BB: 1 P: 14
 R: 3 H: 3 E: 0 K: 3 S: 18
 H: 3 LOB: 2 BB: 2 P: 30

PITCHER
 48 Brad Woodall, L (1, 1) ERA: 4.78
 Bronswell Patrick, R (4, 1) ERA: 3.93
 Mike Myers, L (7, 1) ERA: 2.03
 David Weathers, R (8, 1) ERA: 4.81
 Bob Wickman, R (9, 1) ERA: 3.04

PITCHER
 Valerio De Los Santos, L (10, 1) ERA: 1.08

IP	WLS	BF	H	R	ER	SO	BB	IBB	HBP	BLK	WP	HR	S	P	ERA	WHIP
3.1		21	9	7	6	2	0	0	0	0	0	1	49	76	16.20	2.700
2.2		13	3	2	2	2	2	0	0	0	0	1	34	57	6.75	1.875
1.0		4	1	0	0	0	0	0	0	0	0	0	8	12	0.00	1.000
1.0		3	0	0	0	3	0	0	0	0	0	0	11	17	0.00	0.000
1.0	L	8	4	4	4	0	2	0	0	0	0	0	12	23	36.00	6.000

IP	WLS	BF	H	R	ER	SO	BB	IBB	HBP	BLK	WP	HR	S	P	ERA	WHIP
1.0		5	1	0	0	3	1	0	0	0	0	0	14	21	0.00	2.000

IP	WLS	BF	H	R	ER	SO	BB	IBB	HBP	BLK	WP	HR	S	P	ERA	WHIP
1.0		5	1	0	0	3	1	0	0	0	0	0	14	21	0.00	2.000

IP	WLS	BF	H	R	ER	SO	BB	IBB	HBP	BLK	WP	HR	S	P	ERA	WHIP
1.0		5	1	0	0	3	1	0	0	0	0	0	14	21	0.00	2.000

IP	WLS	BF	H	R	ER	SO	BB	IBB	HBP	BLK	WP	HR	S	P	ERA	WHIP
1.0		5	1	0	0	3	1	0	0	0	0	0	14	21	0.00	2.000

IP	WLS	BF	H	R	ER	SO	BB	IBB	HBP	BLK	WP	HR	S	P	ERA	WHIP
1.0		5	1	0	0	3	1	0	0	0	0	0	14	21	0.00	2.000

BOTTOM

San Diego Padres @ Milwaukee Brewers
Milwaukee County Stadium, Milwaukee, WI

Sun Aug 23 1998, 4:33 AM EDT
Att. 27,641 - Cloudy - 80 F

livebaseballscorecards.com



AB	R	H	RBI	BB	SO	LOB
5	2	1	0	0	0	2
5	3	2	1	1	2	1
4	2	1	0	1	1	3
5	1	3	3	1	0	2
4	1	2	5	1	0	2
1	0	0	0	0	1	1
4	0	2	0	0	1	2
0	0	0	0	0	0	0
1	0	0	0	0	0	3
0	0	0	0	0	0	0
0	0	0	0	0	0	0
3	0	1	0	0	1	0
2	0	0	0	0	0	1
2	1	1	0	0	0	0
1	1	1	1	1	0	0
1	0	0	0	0	0	2
1	0	0	0	0	0	0
0	0	0	0	0	0	0
2	0	1	0	0	0	1

AB	41
R	11
H	15
RBI	10
BB	5
SO	6
LOB	20

WP	3	PA	50
PB	0		
SB	0		
CS	3		

Batter	1	2	3	4	5	6	7	8	9	10												
Fernando Vina, L (1, 4) OBP: 0.399, SLG: 0.436	3-2 HBP FC5-4 HBP		0-0 WP 2B	2-1 G4-3		0-0 P6		0-0 F8		0-0 B2												
Marquis Grissom, R (1, 8) OBP: 0.296, SLG: 0.365	3-2 E5 FC5-4 HBP 1-2		3-3 K 2-H	0-0 E 1B 1B		3-2 K		4-1 BB FC6-2-5 BB		0-0 WP 1B 1B												
Mark Loretta, R (1, 5) OBP: 0.391, SLG: 0.411 (8, 6)	1-1 FC5-4 HBP 1-2 2-3		4-2 1B HR BB	0-1 E9 1B 1B		2-3 K		3-2 FC6-2-5 BB BB 1-2 3-H		1-1 F7												
Jeromy Burnitz, L (1, 9) OBP: 0.342, SLG: 0.486	2-2 FC5-4 CS 1-2f 2-3 3-H		0-0 HR 1B	2-1 1B 1B		0-2 P2		4-1 BB BB 1-2 2-3		2-2 WP 1B 1-H												
Dave Nilsson, L (1, 3) OBP: 0.333, SLG: 0.367 Bobby Hughes, R (9, 2) OBP: 0.295, SLG: 0.416	1-2 G3 1-2		2-1 HR 3-H	1-1 1B 2-H		3-2 F7		4-1 BB BB 1-2 2-3 3-H		3-3 K												
Geoff Jenkins, L (1, 7) OBP: 0.285, SLG: 0.462 David Weathers, R (8, 1) OBP: 0.125, SLG: 0.182 Marc Newfield, R (8, PH) OBP: 0.298, SLG: 0.309 Bob Wickman, R (9, 1) Valerio De Los Santos, L (10, 1)	2-2 1B 48 CS 1B		2-1 G4-3	3-3 K		3-2 2B		2-2 P4														
Jose Valentin, S (1, 6) OBP: 0.322, SLG: 0.399 Jeff Cirillo, R (7, PH) OBP: 0.409, SLG: 0.424 (8, 5)	0-1 CS 1B		3-2 P4			1-3 K		3-1 P5		1-1 F8												
Mike Matheny, R (1, 2) OBP: 0.276, SLG: 0.335 Bob Hamelin, L (8, PH) OBP: 0.305, SLG: 0.429 (9, 3)	2-1 HBP 1-2		1-0 G4-3 SH3 1B 1B	3-2 G4-3				2-1 HR		4-1 G6-4-3 BB												
48 Brad Woodall, S (1, 1) OBP: 0.367, SLG: 0.368 Bronswell Patrick, R (4, 1) OBP: 0.333, SLG: 0.462 Mike Myers, L (7, 1) Darrin Jackson, R (8, 7) OBP: 0.263, SLG: 0.378	1-1 G4-3 3-H		0-1 SH3 1-2	2-2 P2				2-1 F8 FC6-2-5 2B		2-1 G6-4-3												
Inning Stats	R: 1 E: 1 K: 0 S: 15	H: 0 LOB: 1 BB: 0 P: 24	R: 0 E: 0 K: 0 S: 10	H: 2 LOB: 1 BB: 0 P: 15	R: 4 E: 0 K: 1 S: 17	H: 3 LOB: 0 BB: 1 P: 31	R: 3 E: 1 K: 1 S: 17	H: 5 LOB: 2 BB: 0 P: 26	R: 0 E: 0 K: 1 S: 11	H: 0 LOB: 0 BB: 0 P: 17	R: 0 E: 0 K: 2 S: 8	H: 0 LOB: 0 BB: 0 P: 13	R: 0 E: 0 K: 0 S: 12	H: 1 LOB: 1 BB: 0 P: 21	R: 2 E: 0 K: 0 S: 16	H: 2 LOB: 3 BB: 3 P: 37	R: 0 E: 0 K: 0 S: 5	H: 0 LOB: 0 BB: 1 P: 12	R: 1 E: 0 K: 1 S: 11	H: 2 LOB: 1 BB: 0 P: 17	1B: 10 2B: 3 3B: 0 HR: 2	SF: 0 SAC: 1 DP: 1 HBP: 3
PITCHER	IP WLS BF H R ER SO BB IBB HBP BLK WP HR S P ERA WHIP	3.2 23 10 8 7 0 1 1 0 0 0 1 1 54 88 17.18 3.000	2.1 7 0 0 0 4 0 0 0 0 0 0 0 24 38 0.00 0.000	1.0 4 1 0 0 0 0 0 0 0 0 0 0 12 21 0.00 1.000	0.2 7 2 2 2 0 3 0 0 0 0 0 1 12 31 27.00 7.500	0.1 1 0 0 0 0 0 0 0 0 0 0 0 4 6 0.00 0.000	PITCHER	IP WLS BF H R ER SO BB IBB HBP BLK WP HR S P ERA WHIP	2.0 W 8 2 1 1 1 1 0 0 0 2 0 16 29 4.50 1.500													

WP	3
PB	0
SB	0
CS	3

Batter	1	2	3	4	5	6	7	8	9	AB R H RBI BB SO LOB	TOP	
Quilvio Veras, S (1, 4) OBP: 0.385, SLG: 0.363 BB 1B BB	4-1 1B BB		2-1 G6-3 G6-3		1-2 G3-1 G3-1		0-1 1B HR 1B	1-2 G4-3 G4-3		4 2 1 0 1 0 0		
Steve Finley, L (1, 8) OBP: 0.305, SLG: 0.399 SAFE FC5-4 1B 1B	1-1 FC5-4 1B 1-3 1B		1-0 BB BB 2B		0-1 G4-3 G4-3		1-1 1-3 HR 1B	2-0 BB 1B		5 1 4 0 0 0 0		
Ken Caminiti, S (1, 5) OBP: 0.364, SLG: 0.529 FC5-4 1B	2-1 FC5-4 1B 1-2 3-H 1B		4-1 BB BB BB		1-1 G3 G3		0-0 1-H 3-H HR	4-0 1-2 BB		3 1 2 4 2 0 0		
Greg Vaughn, R (1, 7) OBP: 0.363, SLG: 0.625 FC5-4 G4-6-3 1-2f 2-3	1-1 FC5-4 G4-6-3 1-2f 2-3		4-1 BB 1-2 2-3 BB		0-0 HR		3-3 K	2-3 K		4 1 1 1 1 2 4		
Wally Joyner, L (1, 3) OBP: 0.382, SLG: 0.463 G4-6-3 1-2f	1-0 G4-6-3 1-2f		0-1 P2 P2		0-1 G3-1 1B		4-1 FC1-4 BB	3-2 F8		4 1 1 0 1 0 7		
Mark Sweeney, L (1, 9) OBP: 0.325, SLG: 0.319 Ruben Rivera, R (7, PH) OBP: 0.341, SLG: 0.417 P6		1-1 P6		2-1 F7		1-0 G3-1 1-2 1B	1-0 FC1-4 S 1B	1-2 G5-3		3 0 0 0 0 0 1 2 1 0 0 0 0 1		
Greg Myers, L (1, 2) OBP: 0.297, SLG: 0.359 F8		3-1 F8		1-2 G4-3 2B		2-0 1B 2-H	4-2 1B BB	1-2 1B		4 0 3 1 1 0 0		
Chris Gomez, R (1, 6) OBP: 0.341, SLG: 0.365 G5-3		0-1 G5-3		1-0 G4-3 2-3		1-0 F8	1-0 1B 1-2 2-H	1-0 P4		5 0 1 1 0 0 3		
Sterling Hitchcock, L (1, 1) OBP: 0.171, SLG: 0.150 Jim Leyritz, R (9, PH) OBP: 0.400, SLG: 0.486 Dan Miceli, R (9, 1) OBP: 1.000, SLG: 1.000 G3			0-1 G3		0-3 K		0-1 F7	1-3 K	2-3 K		4 0 0 0 0 2 4 1 0 0 0 0 1 1 0 0 0 0 0 0 0	
Inning Stats	R: 1 H: 2 E: 0 LOB: 1 K: 0 BB: 1 S: 8 P: 17	R: 0 H: 0 E: 0 LOB: 0 K: 0 BB: 0 S: 6 P: 10	R: 0 H: 1 E: 0 LOB: 3 K: 0 BB: 2 S: 9 P: 20	R: 0 H: 1 E: 0 LOB: 1 K: 1 BB: 0 S: 9 P: 13	R: 0 H: 0 E: 0 LOB: 0 K: 0 BB: 0 S: 8 P: 10	R: 2 H: 3 E: 0 LOB: 1 K: 0 BB: 0 S: 9 P: 12	R: 4 H: 4 E: 0 LOB: 2 K: 2 BB: 2 S: 16 P: 31	R: 0 H: 1 E: 0 LOB: 2 K: 1 BB: 1 S: 11 P: 25	R: 0 H: 1 E: 0 LOB: 1 K: 1 BB: 0 S: 11 P: 16	1B: 9 SF: 0 2B: 2 SAC: 0 3B: 0 DP: 1 HR: 2 HBP: 0	WP: 0 PA: 45 PB: 0 SB: 1 CS: 0	
PITCHER Steve Woodard, R (1, 1) ERA: 4.12 Mike Myers, L (7, 1) ERA: 2.38 Eric Plunk, R (8, 1) ERA: 4.04	IP WLS BF H R ER SO BB IBB HBP BLK WP HR S P ERA WHIP 6.0 L 29 9 5 5 1 3 0 0 0 0 1 53 87 7.50 2.000 1.0 7 2 2 2 2 2 0 0 0 0 1 12 26 18.00 4.000 2.0 9 2 0 0 0 2 1 0 0 0 0 0 24 41 0.00 1.500	PITCHER IP WLS BF H R ER SO BB IBB HBP BLK WP HR S P ERA WHIP										

San Diego Padres @ Milwaukee Brewers
 Milwaukee County Stadium, Milwaukee, WI

Mon Aug 24 1998, 8:05 PM EDT
 Att. 14,121 - Unknown - 77 F

AB	39
R	7
H	13
RBI	7
BB	6
SO	5
LOB	21



Batter	1	2	3	4	5	6	7	8	9	AB	R	H	RBI	BB	SO	LOB	BOTTOM					
Fernando Vina, L (1, 4) <small>OBP: 0.401, SLG: 0.438</small> Jose Valentin, S (9, 6) <small>OBP: 0.321, SLG: 0.398</small>	1-1 1B		1-2 1B	1-0 HBP		1-1 G5-3			2-2 G4-3	3	1	2	0	0	0	1						
Mark Loretta, R (1, 6) <small>OBP: 0.386, SLG: 0.405</small>	3-2 F8		2-0 FC6-5	2-2 F9		1-0 L7			0-0 F7	5	0	0	0	0	0	6						
Dave Nilsson, L (1, 3) <small>OBP: 0.336, SLG: 0.371</small>	2-2 2B		3-2 F7		4-2 FC4 BB			0-3 K		3	0	1	1	1	1	1						
Jeff Cirillo, R (1, 5) <small>OBP: 0.408, SLG: 0.421</small>	3-2 G5-3		1-3 K		0-0 F8			4-0 G6-4-3 BB		3	0	0	0	1	1	3						
Marquis Grissom, R (1, 8) <small>OBP: 0.295, SLG: 0.364</small> Eric Plunk, R (8, 1)	0-1 G4-3			1-2 1B E		2-2 FC4 1B			0-0 G6-4-3 1-2f	4	1	1	0	0	0	3						
Jeremy Burnitz, L (1, 9) <small>OBP: 0.345, SLG: 0.489</small>		2-2 FC4-6 1B		0-0 E 1B		1-2 1B			2-2 K	4	0	3	0	0	1	0						
Geoff Jenkins, L (1, 7) <small>OBP: 0.279, SLG: 0.451</small>		2-0 FC4-6 FC6-4		0-0 P2 1B		1-0 G4-3			0-1 G3	4	0	0	0	0	0	5						
Mike Matheny, R (1, 2) <small>OBP: 0.275, SLG: 0.333</small>		1-2 FC6-4		2-3 K		0-0 SH3-4 1B			1-2 G6-3	4	0	1	0	0	1	3						
Steve Woodard, L (1, 1) <small>OBP: 0.158, SLG: 0.211</small> Mike Myers, L (7, 1) Darrin Jackson, R (8, 8) <small>OBP: 0.262, SLG: 0.376</small>		1-3 K		0-0 E6		1-0 SH3-4			0-3 K	2	0	0	0	0	1	2						
Inning Stats	R: 1 E: 0 K: 0 S: 18	H: 2 LOB: 1 BB: 0 P: 27	R: 0 E: 0 K: 1 S: 11	H: 1 LOB: 1 BB: 0 P: 17	R: 0 E: 1 K: 1 S: 12	H: 1 LOB: 1 BB: 0 P: 19	R: 0 E: 1 K: 1 S: 12	H: 2 LOB: 3 BB: 0 P: 18	R: 0 E: 0 K: 0 S: 8	H: 1 LOB: 2 BB: 1 P: 15	R: 0 E: 0 K: 1 S: 5	H: 1 LOB: 1 BB: 0 P: 8	R: 0 E: 0 K: 1 S: 4	H: 0 LOB: 0 BB: 1 P: 8	R: 0 E: 0 K: 1 S: 8	H: 0 LOB: 0 BB: 0 P: 11	R: 0 E: 0 K: 1 S: 9	H: 0 LOB: 0 BB: 0 P: 11	1B: 7 2B: 1 3B: 0 HR: 0	SF: 0 SAC: 1 DP: 1 HBP: 1	WP: 0 PB: 0 SB: 2 CS: 0	PA: 38
PITCHER Sterling Hitchcock, L (1, 1) <small>ERA: 3.97</small> Dan Miceli, R (9, 1) <small>ERA: 2.8</small>	IP: 8.0 WLS: 0 BF: 35	H: 8 R: 2 ER: 1 SO: 5	BB: 2 IBB: 0 HBP: 1 BLK: 0	WP: 0 HR: 0 S: 78 P: 123	ERA: 1.12 WHIP: 1.250	PITCHER	IP: 1.0 WLS: 0 BF: 3	H: 0 R: 0 ER: 0 SO: 0	BB: 0 IBB: 0 HBP: 0 BLK: 0	WP: 0 HR: 0 S: 9 P: 11	ERA: 0.00 WHIP: 0.000											

San Diego Padres @ Milwaukee Brewers
 Milwaukee County Stadium, Milwaukee, WI

Mon Aug 24 1998, 8:05 PM EDT
 Att: 14,121 - Unknown - 77 F

livebaseballscorecards.com

AB	34
R	2
H	8
RBI	1
BB	2
SO	6
LOB	24



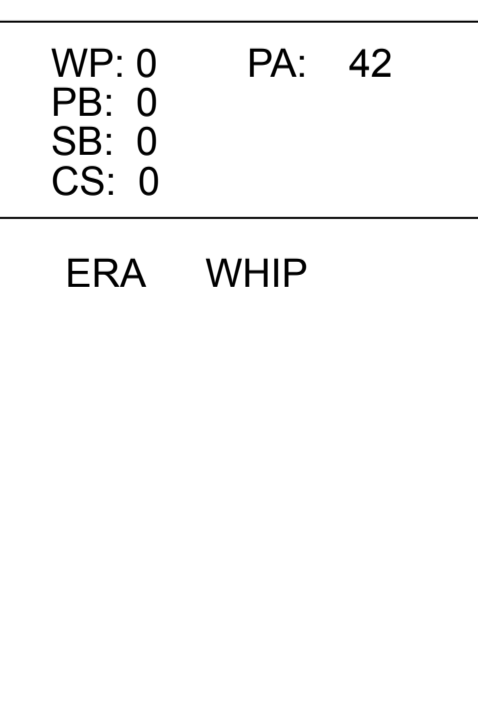
Batter	1	2	3	4	5	6	7	8	9	AB R H RBI BB SO LOB	TOP
Fernando Vina, L (1, 4) OBP: 0.400, SLG: 0.437	1-1 P5		1-0 F8		2-1 G4-3	0-1 G3		0-0 2B		5 0 1 0 0 0 2	
Mark Loretta, R (1, 6) Valerio De Los Santos, L (8, 1) OBP: 0.386, SLG: 0.414	0-0 F7		1-2 1B		1-1 HR	2-2 P5		1-2 K		5 1 2 1 0 1 3 0 0 0 0 0 0 0	
Dave Nilsson, L (1, 3) OBP: 0.333, SLG: 0.367	0-0 F9		0-0 F9		3-1 1B	1B		K		5 1 1 0 0 1 2	
Jeff Cirillo, R (1, 5) OBP: 0.409, SLG: 0.423		1-2 F8		3-2 1B	0-1 1B	1-2 G1-3		1-3 K		5 2 3 0 0 1 0	
Jeromy Burnitz, L (1, 9) OBP: 0.347, SLG: 0.489		1-0 1B		0-3 K	3-2 G1-3	1-3 1B		4-2 BB		4 0 2 1 1 1 2	
Geoff Jenkins, L (1, 7) OBP: 0.277, SLG: 0.444		1-2 F8		1 SAFE 0-0 HR	3-2 G1-3	1-2 1B		2-2 P5		5 1 1 1 0 0 4	
Darrin Jackson, R (1, 8) OBP: 0.256, SLG: 0.367		1 SAFE 0-2 G3		1 SAFE 0-3 K	3-3 K					4 0 0 0 0 2 4	
Mike Matheny, R (1, 2) OBP: 0.282, SLG: 0.348			1-0 FC1-6 HBP	0-0 1-H 2-H HR			0-3 K	2-2 2B		3 1 2 3 0 1 0	
Scott Karl, L (1, 1) David Weathers, R (6, 1) Jose Valentin, S (8, PH) OBP: 0.160, SLG: 0.130 OBP: 0.125, SLG: 0.182 OBP: 0.320, SLG: 0.397			3-1 FC1-6 1B	2-1 G1-3			0-0 3B	1-0 F9		3 0 1 0 0 0 1 0 0 0 0 0 0 0 1 0 0 0 0 0 1	

Inning Stats	R: 0	H: 0	E: 0	K: 0	S: 4	P: 5	R: 0	H: 1	E: 0	K: 0	S: 11	P: 14	R: 0	H: 1	E: 0	K: 0	S: 8	R: 3	H: 3	E: 0	K: 2	S: 14	P: 19	R: 3	H: 4	E: 0	K: 1	S: 19	P: 34	R: 0	H: 1	E: 0	K: 1	S: 11	P: 13	R: 0	H: 0	E: 0	K: 2	S: 13	P: 23	R: 0	H: 2	E: 0	K: 1	S: 9	P: 15	R: 0	H: 1	E: 0	K: 0	S: 9	P: 14	1B: 9	SF: 0	2B: 1	SAC: 0	3B: 1	DP: 0	HR: 2	HBP: 1	WP: 0	PA: 42	PB: 0	SB: 0	CS: 0
--------------	------	------	------	------	------	------	------	------	------	------	-------	-------	------	------	------	------	------	------	------	------	------	-------	-------	------	------	------	------	-------	-------	------	------	------	------	-------	-------	------	------	------	------	-------	-------	------	------	------	------	------	-------	------	------	------	------	------	-------	-------	-------	-------	--------	-------	-------	-------	--------	-------	--------	-------	-------	-------

PITCHER	IP	WLS	BF	H	R	ER	SO	BB	IBB	HBP	BLK	WP	HR	S	P	ERA	WHIP
Darryl Kile, R (1, 1) ERA: 5.74	5.0		25	9	6	6	3	0	0	1	0	0	2	56	86	10.80	1.800
Mike DeJean, R (6, 1) ERA: 2.42	1.0		4	1	0	0	1	0	0	0	0	0	0	11	13	0.00	1.000
Dave Veres, R (7, 1) ERA: 3.25	2.0	W	9	2	0	0	3	1	0	0	0	0	0	22	38	0.00	1.500
Chuck McElroy, L (9, 1) ERA: 1.63	1.0		4	1	0	0	0	0	0	0	0	0	0	9	14	0.00	1.000

Milwaukee Brewers @ Colorado Rockies
Coors Field, Denver, CO
Tue Aug 25 1998, 7:05 PM MDT
Att. 44,573 - Cloudy - 70 F

AB	40
R	6
H	13
RBI	6
BB	1
SO	7
LOB	19



Batter	1	2	3	4	5	6	7	8	9
Darryl Hamilton, L OBP: 0.387, SLG: 0.378 (1, 8)	1-2 G4-3	0-1 2-H 1B			0-1 F8	0-1 G4-3		2-1 G4-3	
Neifi Perez, S OBP: 0.325, SLG: 0.395 (1, 6)	0-2 G1-3		0-0 G4-3			4-1 1B 17 1B BB	0-0 17 2B 1B	2-2 F8	
Dante Bichette, R OBP: 0.360, SLG: 0.528 (1, 9)	2-2 1B 1B		0-2 G6-3			0-0 3 G6-3 17 1B 2B 1B	1 SAFE F9	0-0 G4-3	
Vinny Castilla, R OBP: 0.371, SLG: 0.594 (1, 5)	2-2 17 BB 1B		0-0 E6 17 CS			3-3 SAFE K	1 SAFE SAFE E4 17 2B		
17 Todd Helton, L OBP: 0.362, SLG: 0.528 (1, 3)	4-0 3 FC6-4 BB		1-1 CS	2-2 G4-3		0-0 3 G6-3 2B 1B	1-0 1-H 2-H 3 1B 2B		
3 Mike Lansing, R OBP: 0.314, SLG: 0.381 (1, 4)	0-1 FC6-4			2-2 L4		3-2 G6-3	1-2 HR 1B		
Angel Echevarria, R OBP: 0.400, SLG: 1.200 (1, 7)		2-1 G6-3		1-0 L9		2-2 3B 2B	1-2 HR		
Kirt Manwaring, R OBP: 0.338, SLG: 0.324 Jeff Reed, L OBP: 0.376, SLG: 0.476 (6, PH) (7, 2)		4-2 SH2-3 1B BB			0-1 G4-3	2-2 3B HBP	3-3 K		
Darryl Kile, R OBP: 0.286, SLG: 0.344 Terry Shumpert, R OBP: 0.250, SLG: 0.467 Mike DeJean, R OBP: 0.376, SLG: 0.540 John Vander Wal, L OBP: 0.376, SLG: 0.540 Dave Veres, R OBP: 0.333, SLG: 0.333 Chuck McElroy, L OBP: 0.200, SLG: 0.200 (1, 1) (5, PH) (6, 1) (6, PH) (7, 1) (9, 1)		0-1 SH2-3			0-0 G6-3	2-0 1-H 2-H 3B	1-3 K		

AB	R	H	RBI	BB	SO	LOB
5	0	1	1	0	0	1
4	2	1	0	1	0	0
5	1	2	0	0	0	1
4	1	1	0	0	1	3
3	2	2	3	1	0	0
4	1	1	1	0	0	5
4	2	2	4	0	0	0
1	1	0	0	1	0	0
1	1	0	0	0	1	0
0	0	0	0	0	0	0
1	0	0	0	0	0	0
0	0	0	0	0	0	0
1	0	1	2	0	0	0
1	0	0	0	0	1	0
0	0	0	0	0	0	0

WP	HR	S	P	ERA	WHIP
0	0	40	40	0.00	1.588
0	0	40	40	33.75	3.750
0	0	40	40	0.00	0.000


Inning Stats		R	H	E	K	S	R	H	E	K	S	R	H	E	K	S	R	H	E	K	S	R	H	E	K	S
R: 0		2	0	0	14	23	R: 1		1	0	8	R: 0		0	0	6	R: 0		0	0	7	R: 0		0	0	5
H: 2		3	H: 1		14	14	H: 0		0	0	12	H: 0		0	0	12	H: 0		0	0	12	H: 0		0	0	5
LOB: 3		1	LOB: 1		1	1	LOB: 0		0	0	0	LOB: 0		0	0	0	LOB: 0		0	0	0	LOB: 0		0	0	5
BB: 1		1	BB: 1		1	1	BB: 0		0	0	0	BB: 0		0	0	0	BB: 0		0	0	0	BB: 0		0	0	5
P: 23		7	P: 14		7	7	P: 7		7	7	7	P: 7		7	7	7	P: 7		7	7	7	P: 7		7	7	7

PITCHER		IP	WLS	BF	H	R	ER	SO	BB	IBB	HBP	BLK	WP	HR	S	P	ERA	WHIP
Scott Karl, L ERA: 4.09 (1, 1)		5.2		25	6	5	5	1	3	0	0	0	0	0	54	87	7.94	1.588
David Weathers, R ERA: 5.23 (6, 1)		1.1	L	11	5	6	5	2	0	0	1	0	0	1	26	38	33.75	3.750
Valerio De Los Santos, L ERA: 0.96 (8, 1)		1.0		3	0	0	0	0	0	0	0	0	0	8	12	0.00	0.000	

Milwaukee Brewers @ Colorado Rockies
Coors Field, Denver, CO
 Tue Aug 25 1998, 7:05 PM MDT
 Att: 44,573 - Cloudy - 70 F

livebaseballscores.com

AB	34
R	11
H	11
RBI	11
BB	3
SO	3
LOB	10



Milwaukee Brewers @ Colorado Rockies
 Coors Field, Denver, CO
 Wed Aug 26 1998, 7:05 PM MDT
 Att. 42,395 - Unknown - 84 F

livebaseballscorecards.com

AB	38
R	6
H	14
RBI	5
BB	2
SO	0
LOB	12



WP:	0	PA:	42
PB:	0		
SB:	1		
CS:	1		


Batter	1	2	3	4	5	6	7	8	9	AB	R	H	RBI	BB	SO	LOB						
Fernando Vina, L OBP: 0.398, SLG: 0.435 (1, 4)	G1-3		G3-1			F8	BB 1-2 3-H 1B	L9		5	0	1	1	0	0	3						
Mark Loretta, R OBP: 0.386, SLG: 0.415 (1, 6) (8, 3)	G6-3			G6-3		1-0 1-3 2B	4-2 1-2 2-3 BB		G5-3	4	0	1	0	1	0	0						
Jeremy Burnitz, L OBP: 0.348, SLG: 0.487 (1, 9)	0-0 CS 1B			1-0 L6		4-0 G6-4-3 BB	2-0 F8		2-2 L8	4	0	1	0	1	0	3						
Jeff Cirillo, R OBP: 0.409, SLG: 0.429 (1, 5)	1-1 CS 1-2	0-0 G4-3		1-0 HR		0-0 G6-4-3 1-2f		2-2 2B E 1B	2-2 F9	5	2	2	1	0	0	3						
Bob Hamelin, L OBP: 0.304, SLG: 0.431 Jose Valentin, S OBP: 0.320, SLG: 0.397 (1, 3) (8, PR) (8, 6)			2-2 G3		1-1 G3		0-1 G3-1	0-2 E9 1-H 1B 2B		4	0	1	0	0	0	0						
Marquis Grissom, R OBP: 0.297, SLG: 0.370 (1, 8)			1-2 1B 3B			2-1 F9	2-0 2B S 1B	0-0 G3		4	2	2	0	0	0	1						
Geoff Jenkins, L OBP: 0.281, SLG: 0.445 (1, 7)			0-0 None 1B			0-0 F9	1 SAFE 2-2 SAFE F7	1-0 1B		4	0	2	2	0	0	1						
Mike Matheny, R OBP: 0.285, SLG: 0.354 (1, 2)		1 SAFE 1 SAFE 0-0 1-2		0-1 G4-3		2-1 G4-3	1 SAFE 1-0 1B 1-H 1B 2B	0-1 SH3-4 1B		5	1	2	1	0	0	1						
Bill Pulsipher, L OBP: 0.250, SLG: 0.250 Dave Nilsson, L OBP: 0.336, SLG: 0.370 Chad Fox, R Mike Myers, L Bob Wickman, R (1, 1) (7, PH) (7, 1) (8, 1) (8, 1)			0-0 L4			1-0 2B 1B	2-0 BB 1B	1-2 SH3-4		2	0	1	0	0	0	0						
										1	0	1	0	0	0	0						
										0	0	0	0	0	0	0						
										0	0	0	0	0	0	0						
										0	0	0	0	0	0	0						
Inning Stats	R: 0 E: 0 K: 0 S: 5	H: 1 LOB: 0 BB: 0 P: 10	R: 1 E: 0 K: 0 S: 9	H: 2 LOB: 0 BB: 0 P: 12	R: 0 E: 0 K: 0 S: 5	H: 0 LOB: 0 BB: 0 P: 7	R: 1 E: 0 K: 0 S: 6	H: 1 LOB: 0 BB: 0 P: 11	R: 0 E: 0 K: 0 S: 5	H: 0 LOB: 0 BB: 0 P: 9	R: 0 E: 0 K: 0 S: 4	H: 2 LOB: 2 BB: 1 P: 10	R: 2 E: 0 K: 0 S: 15	H: 4 LOB: 3 BB: 1 P: 31	R: 2 E: 1 K: 0 S: 14	H: 4 LOB: 2 BB: 0 P: 18	R: 0 E: 0 K: 0 S: 8	H: 0 LOB: 0 BB: 0 P: 12	1B: 9 2B: 3 3B: 1 HR: 1	SF: 0 SAC: 1 DP: 1 HBP: 0	WP: 0 PB: 0 SB: 1 CS: 1	PA: 42
PITCHER	IP	WLS	BF	H	R	ER	SO	BB	IBB	HBP	BLK	WP	HR	S	P	ERA	WHIP					
Jamey Wright, R ERA: 5.88 (1, 1)	6.2	L	30	10	4	4	0	2	0	0	0	0	1	48	87	5.40	1.800					
Mike DeJean, R ERA: 2.63 (7, 1)	1.1		8	4	2	2	0	0	0	0	0	0	0	15	21	13.50	3.000					
Jerry Dipoto, R ERA: 3.81 (9, 1)	1.0		3	0	0	0	0	0	0	0	0	0	0	8	12	0.00	0.000					

BOTTOM

Milwaukee Brewers @ Colorado Rockies
Coors Field, Denver, CO
Wed Aug 26 1998, 7:05 PM MDT
Att: 42,395 - Unknown - 84 F

livebaseballscorecards.com

AB 31
R 5
H 6
RBI 5
BB 4
SO 5
LOB 13



WP: 0 PA: 36
PB: 0
SB: 0
CS: 0

AB R H RBI BB SO LOB

4	0	0	0	0	0	4
3	1	1	0	1	0	1
4	1	1	2	0	0	1
3	1	1	1	1	1	0
4	0	2	2	0	0	1
4	0	0	0	0	2	3
0	0	0	0	0	0	0
2	0	0	0	0	0	1
2	0	0	0	0	0	0
1	0	0	0	1	0	1
1	1	0	0	1	0	0
1	0	0	0	0	1	1
0	0	0	0	0	0	0
0	0	0	0	0	0	0
1	1	1	0	0	0	0
1	0	0	0	0	1	0

1B: 5 SF: 0
2B: 2 SAC: 1
3B: 0 DP: 2
HR: 0 HBP: 0

Batter	1	2	3	4	5	6	7	8	9
Darryl Hamilton, L (1, 8) OBP: 0.384, SLG: 0.375	0-1 G4-3		3-2 G3			2-2 G4-3		0-2 P2	
Neifi Perez, S (1, 6) OBP: 0.326, SLG: 0.395	1-0 L4-3 1B			3-1 G6-3		1-0 G3		4-1 1B 1B BB	
Dante Bichette, R (1, 9) OBP: 0.359, SLG: 0.526	1-2 L4-3			1-1 G6-3			1-2 F9	0-0 17 2B 1B	
Vinny Castilla, R (1, 5) OBP: 0.372, SLG: 0.592		2-3 K		1-1 F8			4-2 BB	0-1 17 2B 1B	
17 Todd Helton, L (1, 3) OBP: 0.363, SLG: 0.530		0-1 F8			1-0 G5-4-3 1B		1-2 L9	0-0 1H 2-H 2B	
3 Mike Lansing, R (1, 4) OBP: 0.312, SLG: 0.378 Jerry Dipoto, R (9, 1)		0-1 G6-3			1-0 L6		0-3 K	0-3 K	
Angel Echevarria, R (1, 7) OBP: 0.286, SLG: 0.857 1 Curtis Goodwin, L (8, PH) OBP: 0.321, SLG: 0.310			0-0 E6 G4-3		1-0 G5-4-3 1-2f			3-2 G5-3	0-0 G4-3
Kirt Manwaring, R (1, 2) OBP: 0.339, SLG: 0.322 Jeff Reed, L (8, PH) OBP: 0.377, SLG: 0.474			2-0 G4-3			4-2 G4-3 SH1-4 BB		4-2 E 1B BB	1-1 G1-3
Jamey Wright, R (1, 1) OBP: 0.213, SLG: 0.304 Mike DeJean, R (7, 1) John Vander Wal, L (8, PH) OBP: 0.376, SLG: 0.540 Terry Shumpert, R (8, PH) OBP: 0.294, SLG: 0.500 Larry Walker, L (9, PH) OBP: 0.412, SLG: 0.589			1-3 K			2-0 SH1-4		0-1 E7 1B 1B	3-3 K

Inning Stats	R: 0	H: 1	LOB: 0	R: 0	H: 0	LOB: 0	R: 0	H: 0	LOB: 0	R: 0	H: 1	LOB: 0	R: 0	H: 0	LOB: 1	R: 0	H: 0	LOB: 1	R: 5	H: 4	LOB: 1	R: 0	H: 0	LOB: 0	R: 0	H: 0	LOB: 0	1B: 5	SF: 0
E: 0	K: 0	S: 7	E: 0	K: 1	S: 7	E: 0	K: 1	S: 8	E: 0	K: 0	S: 3	E: 0	K: 1	S: 8	E: 1	K: 1	S: 19	E: 0	K: 1	S: 6	E: 0	K: 1	S: 6	E: 0	K: 1	S: 6	2B: 2	SAC: 1	
H: 1	BB: 0	P: 9	H: 0	BB: 0	P: 9	H: 0	BB: 0	P: 14	H: 0	BB: 0	P: 6	H: 1	BB: 0	P: 6	H: 0	BB: 1	P: 22	H: 0	BB: 1	P: 17	H: 0	BB: 1	P: 22	H: 0	BB: 1	P: 30	3B: 0	DP: 2	

PITCHER	IP	WLS	BF	H	R	ER	SO	BB	IBB	HBP	BLK	WP	HR	S	P	ERA	WHIP
Bill Pulsipher, L (1, 1) ERA: 3.98	6.0		20	2	0	0	2	1	0	0	0	0	0	39	66	0.00	0.500
Chad Fox, R (7, 1) ERA: 4.15	1.1		6	0	1	1	1	2	0	0	0	0	0	22	35	6.75	1.500
Mike Myers, L (8, 1) ERA: 2.76	0.1		3	1	0	0	0	1	0	0	0	0	0	6	10	0.00	6.000
Bob Wickman, R (8, 1) ERA: 3.24	1.1		7	3	4	4	2	0	0	0	0	0	0	13	17	27.00	2.250

PITCHER	IP	WLS	BF	H	R	ER	SO	BB	IBB	HBP	BLK	WP	HR	S	P	ERA	WHIP
Bill Pulsipher, L (1, 1) ERA: 3.98	6.0		20	2	0	0	2	1	0	0	0	0	0	39	66	0.00	0.500
Chad Fox, R (7, 1) ERA: 4.15	1.1		6	0	1	1	1	2	0	0	0	0	0	22	35	6.75	1.500
Mike Myers, L (8, 1) ERA: 2.76	0.1		3	1	0	0	0	1	0	0	0	0	0	6	10	0.00	6.000
Bob Wickman, R (8, 1) ERA: 3.24	1.1		7	3	4	4	2	0	0	0	0	0	0	13	17	27.00	2.250

Batter	1	2	3	4	5	6	7	8	9	AB R H RBI BB SO LOB	TOP											
Fernando Vina, L (1, 4) OBP: 0.397, SLG: 0.434 Mark Loretta, R (7, PR) OBP: 0.385, SLG: 0.414 (7, 4)	1-2 G6-3		0-0 G4-3		0-0 P5		0-1 1B		1-0 F8	4 0 1 0 0 0 2 1 0 0 0 0 0 1												
Marquis Grissom, R (1, 8) OBP: 0.296, SLG: 0.368	0-1 G6-3			0-0 G4-3		1-1 G6-3	0-1 P8		0-1 1B 1-2 2B 1B	5 1 1 0 0 0 1												
Dave Nilsson, L (1, 3) OBP: 0.337, SLG: 0.383	3-3 K			2-0 P8		0-0 HR	1-3 K		0-0 1-2 2B 1B	5 2 2 2 0 2 1												
Jeff Cirillo, R (1, 5) OBP: 0.413, SLG: 0.437		0-0 G3 2B		2-1 1B		1-0 BB 1B		1-0 F8	2-1 1-H 2-H 2B	5 0 4 2 0 0 0												
Jeromy Burnitz, L (1, 9) OBP: 0.346, SLG: 0.484		3-0 G3 2-3		0-3 K		0-0 1-2 BB 1B		1-0 G4-3	1-2 G3	5 0 1 0 0 1 3												
Geoff Jenkins, L (1, 7) OBP: 0.281, SLG: 0.441		0-0 P6			1-1 G1-3	2-0 F7		0-0 1B		4 0 1 0 0 0 3												
Bobby Hughes, R (1, 2) OBP: 0.299, SLG: 0.414 Eric Plunk, R (8, 1)		1-3 K			2-2 52 FC1-6 1B	4-0 1-2 2-3 BB		1 SAFE 2-1 P4		3 0 1 0 1 1 2 0 0 0 0 0 0 0												
Jose Valentin, S (1, 6) OBP: 0.320, SLG: 0.395			3-3 K		0-0 52 FC1-6 1B	1-2 G4-3			2-0 P4	4 0 1 0 0 1 3												
52 Rafael Roque, L (1, 1) OBP: 0.143, SLG: 0.143 Mike Matheny, R (8, 2) OBP: 0.287, SLG: 0.356			0-3 K		0-0 FC1-6 1-2 2-3f		1-1 G6-3		1-0 1B 1B	3 0 0 0 0 1 2 1 1 1 0 0 0 0												
Inning Stats	R: 0 E: 0 K: 1 S: 13	H: 0 LOB: 0 BB: 0 P: 17	R: 0 E: 0 K: 1 S: 6	H: 1 LOB: 1 BB: 0 P: 10	R: 0 E: 0 K: 2 S: 7	H: 0 LOB: 0 BB: 0 P: 10	R: 0 E: 0 K: 1 S: 7	H: 1 LOB: 1 BB: 0 P: 11	R: 0 E: 0 K: 0 S: 8	H: 2 LOB: 2 BB: 0 P: 11	R: 1 E: 0 K: 0 S: 9	H: 3 LOB: 3 BB: 1 P: 18	R: 0 E: 0 K: 1 S: 9	H: 1 LOB: 1 BB: 0 P: 11	R: 0 E: 0 K: 0 S: 5	H: 1 LOB: 1 BB: 0 P: 9	R: 3 E: 0 K: 0 S: 11	H: 4 LOB: 1 BB: 0 P: 18	1B: 10 2B: 2 3B: 0 HR: 1	SF: 0 SAC: 0 DP: 0 HBP: 0	WP: 0 PB: 0 SB: 0 CS: 0	PA: 41
PITCHER	IP WLS BF H R ER SO BB IBB HBP BLK WP HR S P ERA WHIP																					
Andy Benes, R (1, 1) ERA: 4.66	8.0 L 34 9 1 1 6 1 0 0 0 0 0 1 64 97 1.12 1.250																					
Felix Rodriguez, R (9, 1) ERA: 5.59	0.2 6 4 3 3 0 0 0 0 0 0 0 0 8 14 40.50 6.000																					
Alan Embree, L (9, 1) ERA: 4.43	0.1 1 0 0 0 0 0 0 0 0 0 0 0 3 4 0.00 0.000																					

Milwaukee Brewers @ Arizona Diamondbacks

Bank One Ballpark, Phoenix, AZ

Thu Aug 27 1998, 10:05 PM EDT
Att. 40,856 - Dome - 72 F

livebaseballscorecards.com

AB	40
R	4
H	13
RBI	4
BB	1
SO	6
LOB	18



Batter	1	2	3	4	5	6	7	8	9	AB R H RBI BB SO LOB
Andy Fox, L OBP: 0.366, SLG: 0.414 (1, 8) C B F B X	2-2 G5-3 ①		4-1 FC6-4 BB			1-1 G6-3 ②			1-2 G6-3 ①	3 0 0 0 1 0 0
Tony Batista, R OBP: 0.327, SLG: 0.534 (1, 4) B X	1-0 P9 ②		1-2 FC6-4 ③ 1-2f			1-0 G5-3 ③			2-2 G5-3 ②	4 0 0 0 0 0 1
Jay Bell, R OBP: 0.358, SLG: 0.438 (1, 6) C B C B B	4-2 BB				1-1 F9 ①			1-0 WP 1B	1-1 G6-3 ③	3 0 1 0 1 0 0
Matt Williams, R OBP: 0.319, SLG: 0.435 (1, 5) C X	0-1 P4 ③				2-1 F8 ②			1-3 K ① 1-2		3 0 0 0 0 1 2
Travis Lee, L OBP: 0.342, SLG: 0.439 (1, 3)		2-2 G5-4-3 1B			3-3 K ③			1-1 P8 ②		3 0 1 0 0 1 1
Bernard Gilkey, R OBP: 0.319, SLG: 0.316 (1, 7) B X		1-0 F8 ①			1-3 K ①			2-0 G5-3 ③		3 0 0 0 0 1 2
Yamil Benitez, R OBP: 0.272, SLG: 0.377 (1, 9) C C C X		0-2 G5-4-3 ② ③ 1-2f			2-1 F9 ②			0-2 P3 ①		3 0 0 0 0 0 1
Kelly Stinnett, R OBP: 0.335, SLG: 0.410 (1, 2) S B B S			2-3 K ①			0-0 G6-3 ③		1-3 K ②		3 0 0 0 0 2 0
Andy Benes, R OBP: 0.259, SLG: 0.288 (1, 1)			0-0 P9 ②			2-3 K ①		0-1 G4-3 ③		2 0 0 0 0 1 0
Karim Garcia, L OBP: 0.261, SLG: 0.377 (8, PH)										1 0 0 0 0 0 0
Felix Rodriguez, R (9, 1)										0 0 0 0 0 0 0
Alan Embree, L (9, 1)										0 0 0 0 0 0 0

Inning Stats	R: 0 E: 0 K: 0 S: 9	H: 0 LOB: 1 BB: 1 P: 16	R: 0 E: 0 K: 0 S: 7	H: 1 LOB: 0 BB: 0 P: 10	R: 0 E: 0 K: 1 S: 9	H: 0 LOB: 1 BB: 1 P: 16	R: 0 E: 0 K: 1 S: 7	H: 0 LOB: 0 BB: 0 P: 13	R: 0 E: 0 K: 1 S: 6	H: 0 LOB: 0 BB: 0 P: 9	R: 0 E: 0 K: 1 S: 6	H: 0 LOB: 0 BB: 0 P: 10	R: 0 E: 0 K: 1 S: 7	H: 1 LOB: 1 BB: 0 P: 12	R: 0 E: 0 K: 1 S: 8	H: 0 LOB: 0 BB: 0 P: 9	R: 0 E: 0 K: 0 S: 8	H: 0 LOB: 0 BB: 0 P: 12	1B: 2 2B: 0 3B: 0 HR: 0	SF: 0 SAC: 0 DP: 1 HBP: 0
--------------	------------------------------	----------------------------------	------------------------------	----------------------------------	------------------------------	----------------------------------	------------------------------	----------------------------------	------------------------------	---------------------------------	------------------------------	----------------------------------	------------------------------	----------------------------------	------------------------------	---------------------------------	------------------------------	----------------------------------	----------------------------------	------------------------------------

PITCHER	IP	WLS	BF	H	R	ER	SO	BB	IBB	HBP	BLK	WP	HR	S	P	ERA	WHIP	PITCHER	IP	WLS	BF	H	R	ER	SO	BB	IBB	HBP	BLK	WP	HR	S	P	ERA	WHIP	
52 Rafael Roque, L ERA: 3.38 (1, 1)	7.0	W	24	2	0	0	5	2	0	0	0	1	0	51	86	0.00	0.571																			
Eric Plunk, R ERA: 3.9 (8, 1)	2.0	S	6	0	0	0	1	0	0	0	0	0	0	16	21	0.00	0.000																			

BOTTOM

Milwaukee Brewers @ Arizona Diamondbacks

Bank One Ballpark, Phoenix, AZ

Thu Aug 27 1998, 10:05 PM EDT
Att: 40,856 - Dome - 72 F

livebaseballscores.com

AB	28
R	0
H	2
RBI	0
BB	2
SO	6
LOB	7



Batter	1	2	3	4	5	6	7	8	9	AB R H RBI BB SO LOB	TOP											
Fernando Vina, L (1, 4) OBP: 0.398, SLG: 0.434	0-2 G5-3 BLK HR 1B		0-1 G4-3		1-0 1B		0-0 F8			4 1 2 0 0 0 0	Milwaukee Brewers @ Arizona Diamondbacks Bank One Ballpark, Phoenix, AZ Fri Aug 28 1998, 10:05 PM EDT Att: 41,505 - Dome - 72 F											
Mark Loretta, R (1, 6) OBP: 0.384, SLG: 0.412	1-2 P9		2-1 P9			0-1 1B 1B		0-1 G4-3		4 1 1 0 0 0 1												
Dave Nilsson, L (1, 3) OBP: 0.332, SLG: 0.377	1-2 G5-3		0-3 K			0-0 F8		1-3 K		4 0 0 0 0 2 2												
Jeff Cirillo, R (1, 5) OBP: 0.412, SLG: 0.441	2-2 HR			2-1 G6-3		1-1 P3		0-0 G6-3		4 1 1 2 0 0 1												
Marquis Grissom, R (1, 8) OBP: 0.296, SLG: 0.367	0-2 L1			2-2 G6-3		0-1 1B 1B		0-2 G6-3		4 0 1 0 0 0 0												
Jeremy Burnitz, L (1, 9) OBP: 0.347, SLG: 0.484		2-0 L1		2-2 1B		1-2 1B 1B		2-2 G1-3		4 0 2 1 0 0 0												
Mike Matheny, R (1, 2) OBP: 0.284, SLG: 0.352		2-2 F9		2-1 F8		0-0 L8		1-1 P3		3 0 0 0 0 0 3												
Jose Valentin, S (9, PH) OBP: 0.319, SLG: 0.394										1 0 0 0 0 0 0												
Geoff Jenkins, L (1, 7) OBP: 0.276, SLG: 0.434		0-2 E1			0-0 F8		3-2 P7			3 0 0 0 0 0 0												
48 Brad Woodall, S (1, 1) OBP: 0.344, SLG: 0.286		1-3 K			0-2 G6-3		3-2 P5			2 0 0 0 0 1 1												
Bronswell Patrick, R (5, 1) OBP: 0.313, SLG: 0.429										1 0 0 0 0 0 0												
David Weathers, R (7, 1) OBP: 0.125, SLG: 0.182										0 0 0 0 0 0 0												
Inning Stats	R: 2 E: 0 K: 0 S: 22	H: 2 LOB: 0 BB: 0 P: 26	R: 0 E: 1 K: 1 S: 11	H: 0 LOB: 1 BB: 0 P: 16	R: 0 E: 0 K: 1 S: 7	H: 0 LOB: 0 BB: 0 P: 9	R: 0 E: 0 K: 0 S: 11	H: 1 LOB: 1 BB: 0 P: 19	R: 0 E: 0 K: 0 S: 5	H: 1 LOB: 1 BB: 0 P: 6	R: 1 E: 0 K: 0 S: 11	H: 3 LOB: 2 BB: 0 P: 13	R: 0 E: 0 K: 0 S: 9	H: 0 LOB: 0 BB: 0 P: 15	R: 0 E: 0 K: 1 S: 6	H: 0 LOB: 0 BB: 0 P: 7	R: 0 E: 0 K: 0 S: 8	H: 0 LOB: 0 BB: 0 P: 11	1B: 6 2B: 0 3B: 0 HR: 1	SF: 0 SAC: 0 DP: 0 HBP: 0	WP: 0 PB: 0 SB: 0 CS: 0	PA: 34
PITCHER	IP WLS BF H R ER SO BB IBB HBP BLK WP HR S P ERA WHIP																					
Brian Anderson, L (1, 1) ERA: 4.75	7.0 W 28 7 3 3 2 0 0 0 0 0 1 0 1 76 104 3.86 1.000																					
Willie Banks, R (8, 1) ERA: 4.91	1.0 3 0 0 0 1 0 0 0 0 0 0 0 6 7 0.00 0.000																					
Gregg Olson, R (9, 1) ERA: 3.07	1.0 S 3 0 0 0 0 0 0 0 0 0 0 0 8 11 0.00 0.000																					

AB	34
R	3
H	7
RBI	3
BB	0
SO	3
LOB	8



Batter	1	2	3	4	5	6	7	8	9	AB	R	H	RBI	BB	SO	LOB
Andy Fox, L OBP: 0.364, SLG: 0.410 (1, 9)	0-1 F7	4-1 FC6-4 BB		3-2 K		0-1 P7	0-1 G5-3			4	0	0	0	1	1	4
Jay Bell, R OBP: 0.357, SLG: 0.434 (1, 6)	1-3 K	1-2 FC6-4		4-1 FC6-4 BB		2-0 G2-3		2-2 G5-3		4	0	0	0	1	1	2
Devon White, S OBP: 0.337, SLG: 0.474 (1, 8)	1-1 HR		1-2 2B 1B HBP	1-2 FC6-4			3-2 G6-4-3 2B 1B	1-2 P8		4	3	2	1	0	0	2
Matt Williams, R OBP: 0.325, SLG: 0.441 (1, 5)	1-0 E 2B		1-0 1B 2B	4-0 FC4-6 BB		3-2 G6-4-3	1-2 BB	4-2 BB		3	2	2	0	2	0	1
Travis Lee, L OBP: 0.345, SLG: 0.443 (1, 3)	0-1 E3 1B		1-1 G5-4-3 1B	0-0 FC4-6 1B		0-0 BB 2B	2-0 L8			5	1	3	4	0	0	2
Bernard Gilkey, R OBP: 0.321, SLG: 0.318 (1, 7)	1-1 G5-3		3-1 G5-4-3	0-0 1B		2-2 BB 1B				4	0	2	1	0	0	2
Tony Batista, R OBP: 0.325, SLG: 0.526 (1, 4)		3-2 G5-3	0-0 G4-3	1-0 P8		4-1 BB BB				3	0	0	0	1	0	2
Damian Miller, R OBP: 0.367, SLG: 0.466 (1, 2)		4-0 SH2-3 BB		0-3 K	2-0 F7	2-3 K				3	0	0	0	1	2	4
Brian Anderson, R OBP: 0.143, SLG: 0.111 (1, 1)		0-0 SH2-3		4-2 S BB		0-0 G4-3				1	0	0	0	1	0	0
David Dellucci, L OBP: 0.326, SLG: 0.404 (7, PH)										0	0	0	0	1	0	0
Willie Banks, R (8, 1)										0	0	0	0	0	0	0
Gregg Olson, R OBP: 0.500, SLG: 2.000 (9, 1)										0	0	0	0	0	0	0

Inning Stats	R: 2	H: 3	E: 1	LOB: 1	K: 1	P: 17	R: 0	H: 0	E: 0	LOB: 2	K: 0	P: 20	R: 2	H: 2	E: 0	LOB: 0	K: 0	P: 14	R: 0	H: 0	E: 0	LOB: 2	K: 2	P: 24	R: 0	H: 1	E: 0	LOB: 2	K: 0	P: 11	R: 0	H: 0	E: 0	LOB: 0	K: 0	P: 6	R: 2	H: 3	E: 0	LOB: 3	K: 1	P: 39	R: 0	H: 0	E: 0	LOB: 1	K: 0	P: 20
PITCHER	IP	WLS	BF	H	R	ER	SO	BB	IBB	HBP	BLK	WP	HR	S	P	ERA	WHIP																															
48 Brad Woodall, L (1, 1) ERA: 4.92	4.1	L	24	6	4	4	3	5	0	0	0	0	0	1	43	8.31	2.538																															
Bronswell Patrick, R (5, 1) ERA: 4.08	2.0		10	3	2	2	0	1	0	0	0	0	0	0	18	9.00	2.000																															
David Weathers, R (7, 1) ERA: 5.13	1.2		7	0	0	0	1	2	0	0	0	0	0	0	20	0.00	1.200																															

BOTTOM

Milwaukee Brewers @ Arizona Diamondbacks
Bank One Ballpark, Phoenix, AZ

AB	31
R	6
H	9
RBI	6
BB	8
SO	4
LOB	19



WP: 0	PA: 41
PB: 0	
SB: 1	
CS: 0	

Fri Aug 28 1998, 10:05 PM EDT
Att. 41,505 - Dome - 72 F

livebaseballscores.com

Batter	1	2	3	4	5	6	7	8	9	AB R H RBI BB SO LOB	TOP																
Fernando Vina, L (1, 4) OBP: 0.397, SLG: 0.433	0-0 G4-3		0-2 BB 1B		0-1 G1-3		0-2 G1-3			4 0 1 0 0 0 0	Milwaukee Brewers @ Arizona Diamondbacks Bank One Ballpark, Phoenix, AZ Sat Aug 29 1998, 10:05 PM EDT Att: 44,920 - Dome - 72 F																
Mark Loretta, R (1, 6) OBP: 0.380, SLG: 0.407	1-1 G4-3		2-2 P4		3-1 P9		1-1 F9			4 0 0 0 0 0 1																	
Dave Nilsson, L (1, 3) OBP: 0.335, SLG: 0.388	2-1 HR		4-0 BB		1-3 K		2-2 P8			3 1 1 1 1 1 0																	
Jose Valentin, S (8, 6) OBP: 0.319, SLG: 0.394			1-2 BB							0 0 0 0 0 0 0																	
Jeff Cirillo, R (1, 5) OBP: 0.412, SLG: 0.444	2-2 1B		1-2 L4		0-1 HR		3-1 F9			4 1 2 0 0 0 2																	
Jeremy Burnitz, L (1, 9) OBP: 0.347, SLG: 0.488	1-2 P5				0-2 G4-3		1-2 HR			4 1 1 2 0 0 1																	
Marquis Grissom, R (1, 8) OBP: 0.295, SLG: 0.366		2-1 F7			1-2 F8		2-2 FC6-4 1B		0-0 G5-3	4 0 1 0 0 0 0																	
Geoff Jenkins, L (1, 7) OBP: 0.276, SLG: 0.430			3-3 K		0-0 1B		1-1 F8		3-2 L6	4 0 1 0 0 1 1																	
Bob Wickman, R (9, 1)										0 0 0 0 0 0 0																	
Mike Matheny, R (1, 2) OBP: 0.281, SLG: 0.347		3-2 G5-3			0-2 G4-3		1-2 FC6-4		3-2 G6-3	4 0 0 0 0 0 2																	
Steve Woodard, L (1, 1) OBP: 0.146, SLG: 0.195			2-3 K				0-0 F7			3 0 0 0 0 1 0																	
Darrin Jackson, R (9, 7) OBP: 0.256, SLG: 0.367										0 0 0 0 0 0 0																	
Inning Stats	R: 1 E: 0 K: 0 S: 13	H: 2 LOB: 1 BB: 0 P: 19	R: 0 E: 0 K: 1 S: 9	H: 0 LOB: 0 BB: 0 P: 17	R: 0 E: 0 K: 1 S: 14	H: 1 LOB: 2 BB: 1 P: 23	R: 0 E: 0 K: 0 S: 10	H: 1 LOB: 1 BB: 0 P: 11	R: 0 E: 0 K: 0 S: 5	H: 0 LOB: 0 BB: 0 P: 8	R: 2 E: 0 K: 1 S: 16	H: 3 LOB: 1 BB: 0 P: 22	R: 0 E: 0 K: 0 S: 9	H: 0 LOB: 0 BB: 0 P: 13	R: 0 E: 0 K: 0 S: 8	H: 0 LOB: 0 BB: 0 P: 14	R: 0 E: 0 K: 0 S: 8	H: 0 LOB: 0 BB: 0 P: 14	R: 0 E: 0 K: 0 S: 8	H: 0 LOB: 0 BB: 0 P: 14	1B: 4 2B: 1 3B: 0 HR: 2	SF: 0 SAC: 0 DP: 0 HBP: 0	WP: 0 PB: 0 SB: 0 CS: 0	PA: 35			
PITCHER	IP WLS BF H R ER SO BB IBB HBP BLK WP HR S P ERA WHIP																										
Amaury Telemaco, R (1, 1) ERA: 3.81	7.0	29	7	3	3	3	1	0	0	0	0	0	2	76	113	3.86	1.143										
Alan Embree, L (8, 1) ERA: 4.34	1.0	3	0	0	0	0	0	0	0	0	0	0	0	8	14	0.00	0.000										
Aaron Small, R (9, 1) ERA: 5.56	1.0	W 3	0	0	0	0	0	0	0	0	0	0	0	8	14	0.00	0.000										

livebaseballscores.com

AB	34
R	3
H	7
RBI	3
BB	1
SO	3
LOB	7



Batter	1	2	3	4	5	6	7	8	9	AB	R	H	RBI	BB	SO	LOB
Andy Fox, L OBP: 0.361, SLG: 0.406 (1, 4)	1-2 G4-3		1-2 G4-3			2-2 G2-3		0-0 F8		4	0	0	0	0	0	1
Tony Batista, R OBP: 0.333, SLG: 0.544 (1, 6)	0-1 1B		3-2 HR			2-1 P7			4-2 1B SH FC4 BB	3	2	2	2	1	0	0
Devon White, S OBP: 0.337, SLG: 0.474 (1, 8)	1-3 K		2-2 G3			1-2 1B			0-0 SH 1B E	3	1	1	0	0	1	1
Travis Lee, L OBP: 0.344, SLG: 0.441 (1, 3)	2-2 G3			1-3 K		1-0 P7			0-0 E 1B	4	0	1	0	0	1	2
Matt Williams, R OBP: 0.324, SLG: 0.440 (1, 5)		2-3 K		2-1 G6-3			0-0 G4-6-3 1B		1-0 FC4	4	0	1	1	0	1	1
David Dellucci, L OBP: 0.326, SLG: 0.403 (1, 7)		1-1 G6-4-3 1B		2-3 K			0-0 G4-6-3		1-2 FC4	3	0	1	0	0	1	1
Kelly Stinnett, R OBP: 0.331, SLG: 0.405 (1, 2)		0-0 G6-4-3			1-3 K		0-3 K			3	0	0	0	0	2	1
Karim Garcia, L OBP: 0.262, SLG: 0.376 (1, 9)			0-0 FC5-6 1B		1-1 G3			0-0 B1-3		3	0	1	0	0	0	0
Amaury Telemaco, R OBP: 0.103, SLG: 0.148 (1, 1)			2-2 FC5-6 G4-3		0-1 G6-3			3-3 K		2	1	0	0	0	0	1
Alan Embree, L (8, 1)										0	0	0	0	0	0	0
Jay Bell, R (8, PH)										1	0	0	0	0	1	0
Aaron Small, R (9, 1)										0	0	0	0	0	0	0

Inning Stats	R: 0	H: 1	R: 0	H: 1	R: 2	H: 2	R: 0	H: 0	R: 0	H: 0	R: 0	H: 1	R: 0	H: 1	R: 0	H: 0	R: 2	H: 1	R: 0	H: 0	1B: 6	SF: 0	WP: 0	PA: 32
	E: 0	LOB: 1	E: 0	LOB: 0	E: 0	LOB: 0	E: 0	LOB: 0	E: 0	LOB: 0	E: 0	LOB: 1	E: 0	LOB: 0	E: 0	LOB: 0	E: 2	LOB: 3	E: 0	LOB: 0	2B: 0	SAC: 1	PB: 0	
	K: 1	BB: 0	K: 1	BB: 0	K: 0	BB: 0	K: 2	BB: 0	K: 1	BB: 0	K: 0	BB: 0	K: 1	BB: 0	K: 1	BB: 0	K: 0	BB: 1	K: 1	BB: 0	3B: 0	DP: 2	SB: 0	
	S: 11	P: 15	S: 6	P: 9	S: 15	P: 22	S: 8	P: 13	S: 7	P: 9	S: 11	P: 17	S: 5	P: 5	S: 6	P: 9	S: 5	P: 10	S: 6	P: 9	HR: 1	HBP: 0	CS: 0	

PITCHER	IP	WLS	BF	H	R	ER	SO	BB	IBB	HBP	BLK	WP	HR	S	P	ERA	WHIP
Steve Woodard, R (1, 1) ERA: 4.01	8.0		28	6	2	2	7	0	0	0	0	0	1	69	99	2.25	0.750
Bob Wickman, R (9, 1) ERA: 3.34	0.1	L	4	1	2	1	0	1	0	0	0	0	0	5	10	27.00	6.000

BOTTOM

Milwaukee Brewers @ Arizona Diamondbacks
Bank One Ballpark, Phoenix, AZ
 Sat Aug 29 1998, 10:05 PM EDT
 Att. 44,920 - Dome - 72 F

AB	30
R	4
H	7
RBI	3
BB	1
SO	7
LOB	8



PITCHER	IP	WLS	BF	H	R	ER	SO	BB	IBB	HBP	BLK	WP	HR	S	P	ERA	WHIP
Steve Woodard, R (1, 1) ERA: 4.01	8.0		28	6	2	2	7	0	0	0	0	0	1	69	99	2.25	0.750
Bob Wickman, R (9, 1) ERA: 3.34	0.1	L	4	1	2	1	0	1	0	0	0	0	0	5	10	27.00	6.000

Batter	1	2	3	4	5	6	7	8	9	AB	R	H	RBI	BB	SO	LOB	TOP					
Fernando Vina, L (1, 4) OBP: 0.397, SLG: 0.433	1-0 G1-3		1-1 G4-3			0-0 1B		0-0 1B		4	1	2	0	0	0	1						
Marquis Grissom, R (1, 8) OBP: 0.295, SLG: 0.365	1-0 G6-3			0-0 G5-3		1-0 1B		0-0 P4		4	0	1	0	0	0	2						
Dave Nilsson, L (1, 3) OBP: 0.331, SLG: 0.383	1-1 G2-3			2-0 G3-1		0-1 G4-6-3		2-1 1B		3	0	0	0	0	0	3						
Valerio De Los Santos, L (6, 1)										0	0	0	0	0	0	0						
Darrin Jackson, R (8, PH) OBP: 0.260, SLG: 0.371										1	0	1	2	0	0	0						
Bob Wickman, R (8, 1)										0	0	0	0	0	0	0						
Jeff Cirillo, R (1, 5) OBP: 0.411, SLG: 0.442		2-2 G4-3		0-0 G6-3			3-2 1B	3-3 1B		4	1	1	0	0	1	1						
Jeremy Burnitz, L (1, 9) OBP: 0.346, SLG: 0.486		1-3 K			2-0 1B		2-2 G3-1		2-3 K	4	0	1	0	0	2	1						
Jose Valentin, S (1, 6) OBP: 0.318, SLG: 0.392		2-3 K			1-0 F7		1-1 1B		1-2 P7	4	0	1	1	0	1	1						
Geoff Jenkins, L (1, 7) OBP: 0.275, SLG: 0.426			0-0 G4-3		0-0 G6-4-3		1-2 G4-3		2-1 P8	4	0	1	0	0	0	1						
Mike Matheny, R (1, 2) OBP: 0.281, SLG: 0.345			1-0 G4-3			1-1 G5-3		4-1 BB		2	0	0	0	1	0	1						
Scott Karl, L (1, 1) OBP: 0.157, SLG: 0.128			1-3 K							1	0	0	0	0	1	1						
Bronswell Patrick, R (5, 1) OBP: 0.313, SLG: 0.429										0	0	0	0	0	0	0						
Marc Newfield, R (6, PH) OBP: 0.302, SLG: 0.309										0	0	0	0	1	0	0						
Bob Hamelin, L (6, 3) OBP: 0.301, SLG: 0.427										1	1	0	0	0	0	1						
Inning Stats	R: 0 E: 0 K: 0 S: 4	H: 0 LOB: 0 BB: 0 P: 7	R: 0 E: 0 K: 2 S: 10	H: 0 LOB: 0 BB: 0 P: 15	R: 0 E: 0 K: 1 S: 7	H: 1 LOB: 1 BB: 0 P: 10	R: 0 E: 0 K: 0 S: 3	H: 0 LOB: 0 BB: 0 P: 5	R: 0 E: 0 K: 0 S: 3	H: 1 LOB: 0 BB: 0 P: 6	R: 0 E: 0 K: 0 S: 7	H: 2 LOB: 2 BB: 1 P: 13	R: 1 E: 0 K: 0 S: 12	H: 2 LOB: 0 BB: 0 P: 19	R: 2 E: 1 K: 1 S: 11	H: 2 LOB: 1 BB: 1 P: 21	R: 0 E: 0 K: 1 S: 8	H: 0 LOB: 0 BB: 0 P: 13	1B: 8 2B: 0 3B: 0 HR: 0	SF: 0 SAC: 0 DP: 2 HBP: 0	WP: 0 PB: 0 SB: 0 CS: 0	PA: 34
PITCHER	IP	WLS	BF	H	R	ER	SO	BB	IBB	HBP	BLK	WP	HR	S	P	ERA	WHIP					
Clint Sodowsky, R (1, 1) ERA: 5.54	7.0	W	26	6	2	2	3	2	0	0	1	0	0	47	80	2.57	1.143					
Alan Embree, L (8, 1) ERA: 4.3	0.1		2	1	0	0	0	0	0	0	0	0	0	4	5	0.00	3.000					
Willie Banks, R (8, 1) ERA: 4.84	0.2		3	1	1	0	1	0	0	0	0	0	0	6	11	0.00	1.500					
Gregg Olson, R (9, 1) ERA: 3.02	1.0		3	0	0	0	1	0	0	0	0	0	0	8	13	0.00	0.000					

Milwaukee Brewers @ Arizona Diamondbacks
Bank One Ballpark, Phoenix, AZ
Sun Aug 30 1998, 10:05 PM EDT
Att: 40,508 - Dome - 72 F

livebaseballscorecards.com

AB	32
R	3
H	8
RBI	3
BB	2
SO	5
LOB	13



Batter	1	2	3	4	5	6	7	8	9	AB	R	H	RBI	BB	SO	LOB	BOTTOM			
Andy Fox, L OBP: 0.362, SLG: 0.411 (1, 9) C C C C (9, 4) C	2-3 K ①		3-2 G1-3 ①		2-1 FC1-5 2B ①		0-0 HR 2B			4	1	2	0	0	1	0	Milwaukee Brewers @ Arizona Diamondbacks Bank One Ballpark, Phoenix, AZ Sun Aug 30 1998, 10:05 PM EDT Att: 40,508 - Dome - 72 F			
Bernard Gilkey, R OBP: 0.318, SLG: 0.315 (1, 7) C F B B X	2-2 G5-3 ②		2-2 G1-3 ②		0-0 FC1-5 1B ①		1-0 G1-3 ①			4	1	0	0	0	0	2				
Devon White, S OBP: 0.340, SLG: 0.481 (1, 8) F C B X	1-2 G1-3 ③		4-0 HR BB		1-0 1B 1B		0-0 HR ②			3	3	2	2	1	0	0				
Matt Williams, R OBP: 0.328, SLG: 0.450 (1, 5) C B X		1-1 1B 1B	2-1 HR		3-2 G1-3 1B ①		0-3 K ②			4	2	3	4	0	1	0				
Travis Lee, L OBP: 0.342, SLG: 0.437 (1, 3) B B SAFE		3-3 K ①	1-2 G4-3 ③		1-2 G1-3 ②		2-1 L4 ③			4	0	0	0	0	1	2				
Jay Bell, R OBP: 0.357, SLG: 0.434 (1, 6) F S X		0-1 BB 1B ②		3-2 G5-4-3 1B ②		2-3 K ③		1-1 G6-3 ①		4	0	2	1	0	1	1				
Tony Batista, R OBP: 0.332, SLG: 0.538 (1, 4) X		0-0 BB 1B		2-1 G5-4-3 ②		2-0 F7 ①		1-1 G3-1 ②		4	0	1	0	0	0	1				
Gregg Olson, R OBP: 0.500, SLG: 2.000 (9, 1) C B X		1-2 BB 1B		1-2f						0	0	0	0	0	0	0				
Damian Miller, R OBP: 0.371, SLG: 0.471 (1, 2) C B B X		4-2 G6-4-3 BB ②		2-2 2B ③		1-2 P9 ②		0-3 K ③		3	0	1	0	1	1	0				
Clint Sodowsky, L OBP: 0.143, SLG: 0.143 (1, 1) F H X		0-2 G6-4-3 ②		2-2 G3 ③		0-2 P6 ③				3	0	0	0	0	0	4				
Alan Embree, L (8, 1)										0	0	0	0	0	0	0				
Willie Banks, R (8, 1)										0	0	0	0	0	0	0				
Karim Garcia, L OBP: 0.262, SLG: 0.376 (9, 9)										0	0	0	0	0	0	0				
Inning Stats	R: 0 E: 0 K: 1 S: 9	H: 0 LOB: 0 BB: 0 P: 14	R: 1 E: 0 K: 1 S: 14	H: 3 LOB: 2 BB: 1 P: 22	R: 2 E: 0 K: 0 S: 14	H: 1 LOB: 0 BB: 1 P: 26	R: 0 E: 0 K: 0 S: 11	H: 2 LOB: 1 BB: 0 P: 20	R: 2 E: 0 K: 1 S: 13	H: 3 LOB: 1 BB: 0 P: 22	R: 0 E: 0 K: 0 S: 7	H: 0 LOB: 0 BB: 0 P: 10	R: 2 E: 0 K: 1 S: 8	H: 2 LOB: 0 BB: 0 P: 11	R: 0 E: 0 K: 1 S: 7	H: 0 LOB: 0 BB: 0 P: 9	1B: 6 2B: 3 3B: 0 HR: 2	SF: 0 SAC: 0 DP: 2 HBP: 0	WP: 0 PB: 0 SB: 2 CS: 0	PA: 35
PITCHER	IP WLS BF H R ER SO BB IBB HBP BLK WP HR S P ERA WHIP	IP WLS BF H R ER SO BB IBB HBP BLK WP HR S P ERA WHIP	IP WLS BF H R ER SO BB IBB HBP BLK WP HR S P ERA WHIP	IP WLS BF H R ER SO BB IBB HBP BLK WP HR S P ERA WHIP	IP WLS BF H R ER SO BB IBB HBP BLK WP HR S P ERA WHIP	IP WLS BF H R ER SO BB IBB HBP BLK WP HR S P ERA WHIP	IP WLS BF H R ER SO BB IBB HBP BLK WP HR S P ERA WHIP	IP WLS BF H R ER SO BB IBB HBP BLK WP HR S P ERA WHIP	IP WLS BF H R ER SO BB IBB HBP BLK WP HR S P ERA WHIP	IP WLS BF H R ER SO BB IBB HBP BLK WP HR S P ERA WHIP	IP WLS BF H R ER SO BB IBB HBP BLK WP HR S P ERA WHIP	IP WLS BF H R ER SO BB IBB HBP BLK WP HR S P ERA WHIP	IP WLS BF H R ER SO BB IBB HBP BLK WP HR S P ERA WHIP	IP WLS BF H R ER SO BB IBB HBP BLK WP HR S P ERA WHIP	IP WLS BF H R ER SO BB IBB HBP BLK WP HR S P ERA WHIP	IP WLS BF H R ER SO BB IBB HBP BLK WP HR S P ERA WHIP				
Scott Karl, L ERA: 4.25 (1, 1)	4.2 L																			
Bronswell Patrick, R ERA: 4.06 (5, 1)	0.1	1	0	0	0	1	0	0	0	0	0	3	5	0.00	0.000					
Valerio De Los Santos, L ERA: 2.38 (6, 1)	2.0	8	2	2	2	1	0	0	0	0	1	15	21	9.00	1.000					
Bob Wickman, R ERA: 3.3 (8, 1)	1.0	3	0	0	0	1	0	0	0	0	0	7	9	0.00	0.000					



livebaseballscorecards.com

Batter	1	2	3	4	5	6	7	8	9	AB R H RBI BB SO LOB	TOP											
Darryl Hamilton, L (1, 8) OBP: 0.389, SLG: 0.386	4-2 2B BB		1-1 G4-3		1-2 2B SF9 1B		0-0 1B FC4-6	2-1 HR		4 3 3 3 1 0 0												
Neffi Perez, S (1, 6) OBP: 0.318, SLG: 0.386	3-1 F7		1-3 K		1-0 SF9 2B		0-2 1B FC4-6 FC6-4	0-1 P4		5 0 1 1 0 1 2												
Dante Bichette, R (1, 7) OBP: 0.364, SLG: 0.530	1-2 P2		1-1 F8		2-2 SF9		1-0 1B FC6-4		1-2 7 2B	4 1 1 1 0 0 2												
Larry Walker, L (1, 9) OBP: 0.420, SLG: 0.614 7 Kurt Abbott, R (9, PH) OBP: 0.302, SLG: 0.388	3-2 1-H 2B			4-0 17 G6-3 3 G5-3 2B BB	0-3 K			2-0 1B 3 HBP	2-0 2B	3 2 2 1 1 1 1 1 1 1 1 0 0 0												
Vinny Castilla, R (1, 5) OBP: 0.373, SLG: 0.594 Jason Bates, S (9, PH) OBP: 0.277, SLG: 0.228	1-3 K		1-3 K	2-2 G5-3		2-3 K		0-0 3 HBP 17 BB	1-1 17 G4-3 3B	4 1 1 0 0 2 2 1 1 1 1 0 0 0												
17 Todd Helton, L (1, 3) OBP: 0.372, SLG: 0.532		1-1 1B		2-1 G6-3		0-0 F8		4-2 BB 3 HBP	1-1 G4-3	4 0 1 0 1 0 2												
3 Mike Lansing, R (1, 4) OBP: 0.316, SLG: 0.384 1 Curtis Goodwin, L (9, PH) OBP: 0.313, SLG: 0.301		1-2 P5		1-0 2B		3-2 P4		1-1 G4-2-3 BB	0-0 L7	3 1 1 2 0 0 1 1 0 0 0 0 0 1												
Kirt Manwaring, R (1, 2) OBP: 0.334, SLG: 0.323		1-1 P3		0-0 G4-3			1-1 G6-3	4-2 HR BB	1-0 3B	4 1 1 2 1 0 2												
Jamey Wright, R (1, 1) OBP: 0.284, SLG: 0.292 Angel Echevarria, R (7, PH) OBP: 0.400, SLG: 0.800 Curt Leskanic, R (7, 1) Chuck McElroy, L (7, 1) OBP: 0.290, SLG: 0.200 Jeff Reed, L (8, PH) OBP: 0.379, SLG: 0.477 Mike DeLeon, R (8, 1) Terry Shumpert, R (9, PH) OBP: 0.288, SLG: 0.450 Jerry Dipoto, R (9, 1)		1-3 K		1-3 K		1-3 K		0-0 1B FC4-6	0-0 G4-2-3	2 0 0 0 0 2 1 1 1 1 0 0 0 0 0 0 0 0 0 0 0 0 0 0 0 0 0 0 1 0 0 0 0 0 3 0 0 0 0 0 0 0 1 0 0 0 0 0 1 0 0 0 0 0 0 0												
Inning Stats	R: 1 E: 0 K: 1 S: 13	H: 1 LOB: 1 BB: 1 P: 25	R: 0 E: 0 K: 1 S: 13	H: 1 LOB: 1 BB: 0 P: 17	R: 0 E: 0 K: 1 S: 7	H: 0 LOB: 0 BB: 0 P: 10	R: 1 E: 0 K: 0 S: 7	H: 1 LOB: 1 BB: 1 P: 16	R: 1 E: 0 K: 2 S: 14	H: 2 LOB: 1 BB: 0 P: 19	R: 0 E: 0 K: 1 S: 7	H: 0 LOB: 0 BB: 0 P: 12	R: 1 E: 0 K: 0 S: 8	H: 2 LOB: 1 BB: 0 P: 10	R: 5 E: 0 K: 0 S: 14	H: 3 LOB: 0 BB: 2 P: 27	R: 3 E: 0 K: 1 S: 15	H: 4 LOB: 1 BB: 0 P: 24	1B: 6 2B: 6 3B: 1 HR: 1	SF: 1 SAC: 0 DP: 1 HBP: 1	WP: 0 PB: 0 SB: 0 CS: 0	PA: 45
PITCHER	IP WLS BF H R ER SO BB IBB HBP BLK WP HR S P ERA WHIP																					
Bill Pulsipher, L (1, 1) ERA: 4.14	5.0 L 22 5 3 3 5 2 0 0 0 0 0 0 54 87 5.40 1.400																					
David Weathers, R (6, 1) ERA: 5.12	2.0 8 2 1 1 1 0 0 0 0 0 0 0 15 22 4.50 1.000																					
Mike Myers, L (8, 1) ERA: 2.96	0.0 1 1 1 1 0 0 0 0 0 0 0 0 1 3 ∞ ∞																					
Eric Plunk, R (8, 1) ERA: 4.37	0.0 3 1 0 0 0 1 0 1 0 0 0 0 5 10 ∞ ∞																					
Bronswell Patrick, R (8, 1) ERA: 4.46	2.0 11 5 7 7 1 1 0 0 0 0 0 1 23 38 31.50 3.000																					

Colorado Rockies @ Milwaukee Brewers
 Milwaukee County Stadium, Milwaukee, WI

AB	39
R	12
H	14
RBI	12
BB	4
SO	7
LOB	18



Tue Sep 01 1998, 8:05 PM EDT
 Att. 13,347 - Unknown - 79 F

Batter	1	2	3	4	5	6	7	8	9	AB	R	H	RBI	BB	SO	LOB
Fernando Vina, L (1, 4) OBP: 0.394, SLG: 0.429	0-1 G6-3		2-0 FC4-6 1B		3-3 K		2-1 L3		1-0 G3	5	0	0	0	0	1	5
Mark Loretta, R (1, 6) OBP: 0.384, SLG: 0.409 Bobby Hughes, R (9, PH) OBP: 0.298, SLG: 0.412	0-1 G4-3		2-1 1B			0-0 G5-4-3 1B HR	4-1 1B BB		2-3 K	3	1	2	0	1	0	0
Dave Nilsson, L (1, 2) OBP: 0.330, SLG: 0.381	2-0 L6		1-0 L9			2-0 G5-4-3 1B	1-0 P6			4	0	1	0	0	0	5
Jeff Cirillo, R (1, 5) OBP: 0.412, SLG: 0.442		1-1 G6-3		4-2 L4-3 BB		1-2 G5-4-3 1B		1-0 1B PB G4-6-3 1B		3	1	1	0	1	0	2
Jeremy Burnitz, L (1, 9) OBP: 0.347, SLG: 0.491		4-2 FC5-4 BB		1-0 F8		2-2 HR		1-0 P7		3	1	1	2	1	0	2
Marquis Grissom, R (1, 8) OBP: 0.294, SLG: 0.364		1-2 FC5-4		0-1 L4-3		1-1 G6-3		2-2 G4-6-3 1B		4	0	1	0	0	0	2
Bob Hamelin, L (1, 3) OBP: 0.293, SLG: 0.413		1-0 F9		1-2 L4-3		2-1 G4-3		1-0 G4-6-3		4	0	0	1	0	0	2
Geoff Jenkins, L (1, 7) OBP: 0.284, SLG: 0.430			2-2 FC1-6 1B		4-1 CS BB		0-2 BB BB 1B	1-2 G3		3	0	2	0	1	0	1
Bill Pulsipher, L (1, 1) OBP: 0.222, SLG: 0.222 John Jaha, R (5, PH) OBP: 0.367, SLG: 0.349 David Weathers, R (6, 1) OBP: 0.125, SLG: 0.182 Jose Valentin, S (7, PH) OBP: 0.320, SLG: 0.392 Mike Myers, L (8, 1) Eric Plunk, R (8, 1) Mike Matheny, R (8, 2) Bronswell Patrick, R (8, 1) OBP: 0.280, SLG: 0.344 OBP: 0.313, SLG: 0.429			1-0 FC1-6		4-1 BB		4-0 BB		0-1 G4-3	1	0	0	0	0	0	1

Inning Stats	R: 0	H: 0	E: 0	K: 5	S: 5	H: 0	LOB: 0	BB: 0	P: 7	R: 0	H: 0	E: 0	K: 0	S: 9	H: 0	LOB: 1	BB: 1	P: 15	R: 0	H: 2	E: 0	K: 0	S: 8	H: 0	LOB: 2	BB: 0	P: 16	R: 0	H: 0	E: 0	K: 0	S: 5	H: 0	LOB: 0	BB: 1	P: 10	R: 0	H: 0	E: 0	K: 1	S: 8	H: 0	LOB: 2	BB: 2	P: 21	R: 2	H: 3	E: 0	K: 0	S: 10	H: 3	LOB: 0	BB: 0	P: 16	R: 0	H: 1	E: 0	K: 0	S: 8	H: 1	LOB: 3	BB: 2	P: 19	R: 1	H: 2	E: 0	K: 0	S: 12	H: 2	LOB: 1	BB: 0	P: 18	R: 0	H: 0	E: 0	K: 1	S: 8	H: 0	LOB: 0	BB: 0	P: 11	1B: 7	SF: 0	2B: 2	SAC: 0	3B: 0	DP: 3	HR: 1	HBP: 0	WP: 0	PA: 38
--------------	------	------	------	------	------	------	--------	-------	------	------	------	------	------	------	------	--------	-------	-------	------	------	------	------	------	------	--------	-------	-------	------	------	------	------	------	------	--------	-------	-------	------	------	------	------	------	------	--------	-------	-------	------	------	------	------	-------	------	--------	-------	-------	------	------	------	------	------	------	--------	-------	-------	------	------	------	------	-------	------	--------	-------	-------	------	------	------	------	------	------	--------	-------	-------	-------	-------	-------	--------	-------	-------	-------	--------	-------	--------

PITCHER	IP	WLS	BF	H	R	ER	SO	BB	IBB	HBP	BLK	WP	HR	S	P	ERA	WHIP
Jamey Wright, R (1, 1) ERA: 5.78	6.0	W	24	5	2	2	1	4	0	0	0	0	1	45	85	3.00	1.500
Curt Leskanic, R (7, 1) ERA: 3.38	0.2		5	1	0	0	0	2	0	0	0	0	0	7	17	0.00	4.500
Chuck McElroy, L (7, 1) ERA: 1.92	0.1		1	0	0	0	0	0	0	0	0	0	0	1	2	0.00	0.000
Mike DeJean, R (8, 1) ERA: 3.03	1.0		5	2	1	1	0	0	0	0	0	0	0	12	18	9.00	2.000
Jerry Dipoto, R (9, 1) ERA: 3.63	1.0		3	0	0	0	1	0	0	0	0	0	0	8	11	0.00	0.000

BOTTOM

Colorado Rockies @ Milwaukee Brewers
Milwaukee County Stadium, Milwaukee, WI

Tue Sep 01 1998, 8:05 PM EDT
Att: 13,347 - Unknown - 79 F

livebaseballscorecards.com

AB	32
R	3
H	8
RBI	3
BB	6
SO	2
LOB	20



Batter	1	2	3	4	5	6	7	8	9	AB R H RBI BB SO LOB	TOP		
Darryl Hamilton, L (1, 8) OBP: 0.394, SLG: 0.395	2-2 SH5-4 2B		0-1 1B			0-1 1B 1B	2-2 1B 2B			4 1 4 0 0 0 0	Colorado Rockies @ Milwaukee Brewers Milwaukee County Stadium, Milwaukee, WI Wed Sep 02 1998, 8:05 PM EDT Att. 10,584 - Cloudy - 73 F livebaseballscorecards.com		
Neff Perez, S (1, 6) OBP: 0.319, SLG: 0.387	1-1 SH5-4 2-3		0-0 F8			0-0 SH1-4 1-2 2-3	1-1 1B			2 0 1 0 0 0 1			
Dante Bichette, R (1, 7) OBP: 0.363, SLG: 0.528	3-3 K				0-0 F8	3-1 S 1B 2-H 3-H	0-1 P4			4 0 1 2 0 1 3			
Larry Walker, L (1, 9) OBP: 0.416, SLG: 0.608	0-1 G4-3				0-0 G6-3	2-3 K 1-2	1-1 G6-3			4 0 0 0 0 1 2			
Vinny Castilla, R (1, 5) OBP: 0.371, SLG: 0.590		3-3 K			0-0 G5-3	0-0 G1-3		2-3 K		4 0 0 0 0 2 1			
17 Todd Helton, L (1, 3) OBP: 0.371, SLG: 0.528		2-2 G3-6 HBP			0-2 G4-3		2-2 L9	0-3 K		3 0 0 0 0 1 0			
3 Mike Lansing, R (1, 4) OBP: 0.316, SLG: 0.383		0-0 G3-6 1-2f			2-2 G6-3		0-1 HR 1B		2-1 G4-3	4 1 1 0 0 0 1			
Kirt Manwaring, R (1, 2) OBP: 0.334, SLG: 0.335 David Wainhouse, L (7, 1) Jason Bates, S (9, PH) OBP: 0.273, SLG: 0.224			0-3 K		3-3 K		1-1 SAFE HR 1-H		2-3 K	3 1 1 2 0 2 0 0 0 0 0 0 0 0 1 0 0 0 0 1 0			
Pedro Astacio, R (1, 1) OBP: 0.167, SLG: 0.173 Jeff Reed, L (7, PH) OBP: 0.376, SLG: 0.472 (7, 2)			0-0 F9			0-0 SH1-4 1B 1B	2-3 K		2-1 F8	2 1 1 0 0 0 0 2 0 0 0 0 1 0			
Inning Stats	R: 0 H: 1 E: 0 LOB: 1 K: 1 BB: 0 S: 10 P: 16	R: 0 H: 0 E: 0 LOB: 0 K: 1 BB: 0 S: 6 P: 11	R: 0 H: 1 E: 0 LOB: 1 K: 1 BB: 0 S: 7 P: 7	R: 0 H: 0 E: 0 LOB: 0 K: 0 BB: 0 S: 3 P: 3	R: 0 H: 0 E: 0 LOB: 0 K: 1 BB: 0 S: 13 P: 18	R: 2 H: 3 E: 0 LOB: 1 K: 1 BB: 0 S: 11 P: 16	R: 2 H: 4 E: 0 LOB: 2 K: 1 BB: 0 S: 23 P: 31	R: 0 H: 0 E: 0 LOB: 0 K: 2 BB: 0 S: 12 P: 15	R: 0 H: 0 E: 0 LOB: 0 K: 1 BB: 0 S: 7 P: 13	1B: 6 SF: 0 2B: 2 SAC: 2 3B: 0 DP: 1 HR: 1 HBP: 1	WP: 0 PA: 36 PB: 0 SB: 1 CS: 0		
PITCHER	IP WLS BF H R ER SO BB IBB HBP BLK WP HR S P ERA WHIP											PITCHER	IP WLS BF H R ER SO BB IBB HBP BLK WP HR S P ERA WHIP
52 Rafael Roque, L (1, 1) ERA: 3.29	6.0 W 23 5 2 2 5 0 0 1 0 0 0 0 50 71 3.00 0.833												
Eric Plunk, R (7, 1) ERA: 4.6	1.0 7 4 2 2 1 0 0 0 0 0 0 1 23 31 18.00 4.000												
Mike Myers, L (8, 1) ERA: 2.89	1.0 3 0 0 0 2 0 0 0 0 0 0 0 12 15 0.00 0.000												
Bob Wickman, R (9, 1) ERA: 3.25	1.0 3 0 0 0 1 0 0 0 0 0 0 0 7 13 0.00 0.000												

Batter	1	2	3	4	5	6	7	8	9
Fernando Vina, L (1, 4) OBP: 0.393, SLG: 0.428	0-3 K			1-1 G1-3		1-0 2B	2-1 G4-6-3		
Mark Loretta, R (1, 6) OBP: 0.387, SLG: 0.417	0-1 P5			4-2 HR		2-1 HR		0-0 1B	
Dave Nilsson, L (1, 3) OBP: 0.332, SLG: 0.395	0-3 K			1-0 P6		0-0 HR		0-1 1B	
Jose Valentin, S (8, PR) OBP: 0.320, SLG: 0.392									
Jeff Cirillo, R (1, 5) OBP: 0.412, SLG: 0.448			2-1 P5	1-0 HR		3-2 HR		2-1 G1-6-3	
Jeremy Burnitz, L (1, 9) OBP: 0.348, SLG: 0.497			2-3 K	1-3 K		0-0 HR		0-1 FC6-4	
Marquis Grissom, R (1, 8) OBP: 0.292, SLG: 0.360			2-2 G6-3		0-1 L9	1-3 K		0-0 FC6-4	
Geoff Jenkins, L (1, 7) OBP: 0.280, SLG: 0.424			2-1 F9		1-3 K	1-1 G6-3			
Bobby Hughes, R (1, 2) OBP: 0.299, SLG: 0.411			2-1 F8		0-0 G6-3		0-2 G4-6-3		
Mike Matheny, R (8, 2) OBP: 0.280, SLG: 0.344									
52 Rafael Roque, L (1, 1) OBP: 0.111, SLG: 0.111			0-1 G6-3			0-3 K	2-3 K		
Eric Plunk, R (7, 1)									
Bob Hamelin, L (7, PH) OBP: 0.291, SLG: 0.410									
Mike Myers, L (8, 1)									
Bob Wickman, R (9, 1)									

AB	R	H	RBI	BB	SO	LOB
4	1	1	0	0	1	1
3	3	2	1	1	0	0
4	1	2	3	0	1	1
0	0	0	0	0	0	0
4	2	2	2	0	0	1
4	1	2	2	0	2	0
4	0	0	0	0	1	1
3	0	0	0	0	1	0
3	0	1	0	0	0	0
0	0	0	0	0	0	0
2	0	0	0	0	1	0
0	0	0	0	0	0	0
1	0	0	0	0	1	1
0	0	0	0	0	0	0
0	0	0	0	0	0	0

WP	PA
0	33

Inning Stats	R	H	E	K	S	R	H	E	K	S	R	H	E	K	S	R	H	E	K	S	R	H	E	K	S	R	H	E	K	S
R: 0 E: 0 K: 2 S: 8	H: 0 LOB: 0 BB: 0 P: 8	R: 0 E: 0 K: 1 S: 8	H: 0 LOB: 0 BB: 0 P: 14	R: 0 E: 0 K: 0 S: 6	H: 0 LOB: 0 BB: 0 P: 10	R: 2 E: 0 K: 1 S: 10	H: 1 LOB: 0 BB: 1 P: 18	R: 0 E: 0 K: 1 S: 6	H: 0 LOB: 0 BB: 0 P: 7	R: 5 E: 0 K: 2 S: 16	H: 5 LOB: 0 BB: 0 P: 24	R: 0 E: 0 K: 1 S: 8	H: 1 LOB: 0 BB: 0 P: 12	R: 1 E: 0 K: 0 S: 8	H: 3 LOB: 1 BB: 0 P: 10															

PITCHER	IP	WLS	BF	H	R	ER	SO	BB	IBB	HBP	BLK	WP	HR	S	P	ERA	WHIP
Pedro Astacio, R (1, 1) ERA: 6.35	6.0	L	25	6	7	7	7	1	0	0	0	0	3	54	81	10.50	1.167
David Wainhouse, R (7, 1) ERA: 4.91	2.0		8	4	1	1	1	0	0	0	0	0	0	16	22	4.50	2.000

PITCHER	IP	WLS	BF	H	R	ER	SO	BB	IBB	HBP	BLK	WP	HR	S	P	ERA	WHIP

Colorado Rockies @ Milwaukee Brewers
Milwaukee County Stadium, Milwaukee, WI
 Wed Sep 02 1998, 8:05 PM EDT
 Att: 10,584 - Cloudy - 73 F

livebaseballscorecards.com

AB	32
R	8
H	10
RBI	8
BB	1
SO	8
LOB	5



Colorado Rockies @ Milwaukee Brewers
 Milwaukee County Stadium, Milwaukee, WI

Thu Sep 03 1998, 8:05 PM EDT
 Att. 12,327 - Cloudy - 73 F

livebaseballscorecards.com

AB	35
R	3
H	11
RBI	3
BB	2
SO	8
LOB	14



Batter	1	2	3	4	5	6	7	8	9	AB R H RBI BB SO LOB
Darryl Hamilton, L (1, 8) OBP: 0.395, SLG: 0.398	2-1 G4-3		1-1 1B		1-1 1B		0-0 FC6-4 1B		1-1 G4-3	5 0 3 0 0 0 0
Nefti Perez, S (1, 6) OBP: 0.320, SLG: 0.387	0-1 BB 1B		2-3 K		0-1 1B		1-0 P6			4 1 2 0 0 1 2
Dante Bichette, R (1, 7) OBP: 0.362, SLG: 0.526	3-3 K		2-3 K		0-0 G4-6-3 1B		0-0 FC6-4			4 0 1 0 0 2 3
Larry Walker, L (1, 9) OBP: 0.419, SLG: 0.608	4-2 1B BB			0-0 17 E 3 1B	0-0 G4-6-3			2-2 17 E 17 S 1B		3 1 2 0 1 0 3
Vinny Castilla, R (1, 5) OBP: 0.371, SLG: 0.595	1-1 1B			1-0 F8		1-0 HR		2-1 L8		4 1 2 2 0 0 2
17 Todd Helton, L (1, 3) OBP: 0.370, SLG: 0.525		3-2 G1-6-3		1-0 G3		3-1 G6-3		4-2 3 G5-4-3 BB		3 0 0 0 1 0 1
3 Mike Lansing, R (1, 4) OBP: 0.315, SLG: 0.382		2-2 G5-3		1-0 1B		3-1 L7		0-1 G5-4-3		4 0 1 1 0 0 2
22 Mark Strittmatter, R (1, 2) Jason Bates, S (9, PH) OBP: 0.269, SLG: 0.220		2-3 K		3-3 K		2-3 K		2-2 L3		3 0 0 0 0 3 1 1 0 0 0 0 0 0
John Thomson, R (1, 1) 7 Kurt Abbott, R (7, PH) Curt Leskanic, R (7, 1) Chuck McElroy, L (8, 1) Jeff Reed, L (9, PH) OBP: 0.143, SLG: 0.111 OBP: 0.300, SLG: 0.386 OBP: 0.200, SLG: 0.200 OBP: 0.375, SLG: 0.470			1-2 G5-3		1-3 K		1-1 F8		0-3 K	2 0 0 0 0 1 0 1 0 1 0 0 0 0 1 0

Inning Stats	R: 1 E: 0 K: 1 S: 11	H: 2 LOB: 1 BB: 1 P: 21	R: 0 E: 0 K: 1 S: 9	H: 0 LOB: 0 BB: 0 P: 16	R: 0 E: 0 K: 2 S: 12	H: 1 LOB: 1 BB: 0 P: 18	R: 1 E: 1 K: 1 S: 8	H: 2 LOB: 1 BB: 0 P: 14	R: 0 E: 0 K: 1 S: 9	H: 3 LOB: 2 BB: 0 P: 11	R: 1 E: 0 K: 1 S: 8	H: 1 LOB: 0 BB: 0 P: 17	R: 0 E: 0 K: 0 S: 5	H: 1 LOB: 1 BB: 0 P: 7	R: 0 E: 0 K: 0 S: 9	H: 1 LOB: 1 BB: 1 P: 17	R: 0 E: 0 K: 1 S: 8	H: 0 LOB: 0 BB: 0 P: 11	1B: 10 2B: 0 3B: 0 HR: 1	SF: 0 SAC: 0 DP: 2 HBP: 0	WP: 0 PB: 0 SB: 1 CS: 0	PA: 37
--------------	-------------------------------	----------------------------------	------------------------------	----------------------------------	-------------------------------	----------------------------------	------------------------------	----------------------------------	------------------------------	----------------------------------	------------------------------	----------------------------------	------------------------------	---------------------------------	------------------------------	----------------------------------	------------------------------	----------------------------------	-----------------------------------	------------------------------------	----------------------------------	--------

PITCHER	IP	WLS	BF	H	R	ER	SO	BB	IBB	HBP	BLK	WP	HR	S	P	ERA	WHIP
48 Brad Woodall, L (1, 1) ERA: 4.9	6.0	W	26	9	3	3	7	1	0	0	0	0	1	57	97	4.50	1.667
David Weathers, R (7, 1) ERA: 5.05	1.1		6	2	0	0	0	0	0	0	0	0	0	10	16	0.00	1.500
Mike Myers, L (8, 1) ERA: 2.89	0.0		1	0	0	0	0	1	0	0	0	0	0	2	6	∞	∞
Chad Fox, R (8, 1) ERA: 4.1	0.2		1	0	0	0	0	0	0	0	0	0	0	2	2	0.00	0.000
Bob Wickman, R (9, 1) ERA: 3.21	1.0		3	0	0	0	1	0	0	0	0	0	0	8	11	0.00	0.000

PITCHER	IP	WLS	BF	H	R	ER	SO	BB	IBB	HBP	BLK	WP	HR	S	P	ERA	WHIP
---------	----	-----	----	---	---	----	----	----	-----	-----	-----	----	----	---	---	-----	------

Batter	1	2	3	4	5	6	7	8	9
Fernando Vina, L OBP: 0.391, SLG: 0.425 (1, 4)	0-0 G4-3		2-3 K		0-1 F8		0-2 G4-6-3		
Mark Loretta, R OBP: 0.391, SLG: 0.422 (1, 6) (7, 5)	1-2 G6-3			1-1 HR 1B	4-1 HR BB			2-2 G4-3 HR 2B	
Dave Nilsson, L OBP: 0.334, SLG: 0.419 (1, 3)	1-3 K			2-1 HR 1-H	0-0 HR 1-H			0-1 G4-3 2-3	
Jeff Cirillo, R OBP: 0.412, SLG: 0.447 Jose Valentin, S OBP: 0.319, SLG: 0.391 (1, 5) (7, 6)		2-1 G5-3		1-1 FC5-4 G3-2-5 1B	3-3 K			3-3 K	
Jeremy Burnitz, L OBP: 0.349, SLG: 0.503 (1, 9)		0-0 L6		2-2 FC5-4 1B		2-2 G4-3		1-2 HR	
Marquis Grissom, R OBP: 0.292, SLG: 0.362 (1, 8)		2-3 K		1-2 FC5-4 G3-2-5 1-2f 2-3		2-2 G6-3		1-2 2B	
Geoff Jenkins, L OBP: 0.275, SLG: 0.415 (1, 7)			1-1 G4-3	0-1 G3-2-5		2-3 K		0-3 K	
Mike Matheny, R OBP: 0.281, SLG: 0.341 (1, 2)			4-2 FC3-6 BB		1-3 K		2-1 G5-3		
48 Brad Woodall, S OBP: 0.353, SLG: 0.400 David Weathers, R OBP: 0.160, SLG: 0.217 Mike Myers, L Chad Fox, R Bob Wickman, R (1, 1) (7, 1) (8, 1) (8, 1) (9, 1)			1-0 FC3-6		0-0 HR		2-2 G4-6-3 1B		

AB	R	H	RBI	BB	SO	LOB
4	0	0	0	0	1	2
3	3	2	0	1	0	0
4	2	2	4	0	1	1
3	0	1	0	0	1	0
1	0	0	0	0	1	1
4	1	2	2	0	0	0
4	0	1	0	0	1	2
4	0	0	0	0	2	3
2	0	0	0	1	1	0
2	1	1	1	0	0	1
1	0	1	0	0	0	0
0	0	0	0	0	0	0
0	0	0	0	0	0	0
0	0	0	0	0	0	0

WP	PA
0	34

Inning Stats	R	H	E	K	S	R	H	E	K	S	R	H	E	K	S	R	H	E	K	S	R	H	E	K	S
	0	0	0	1	7	0	0	0	1	9	0	0	0	1	7	0	0	0	1	9	0	0	0	1	7
	0	0	0	1	7	0	0	0	1	9	0	0	0	1	7	0	0	0	1	9	0	0	0	1	7
	0	0	0	1	7	0	0	0	1	9	0	0	0	1	7	0	0	0	1	9	0	0	0	1	7
	0	0	0	1	7	0	0	0	1	9	0	0	0	1	7	0	0	0	1	9	0	0	0	1	7

PITCHER	IP	WLS	BF	H	R	ER	SO	BB	IBB	HBP	BLK	WP	HR	S	P	ERA	WHIP
John Thomson, R ERA: 4.71 (1, 1)	6.0	L	25	6	5	5	6	2	0	0	0	0	3	64	99	7.50	1.333
Curt Leskanic, R ERA: 3.46 (7, 1)	1.0		4	2	1	1	0	0	0	0	0	0	0	13	19	9.00	2.000
Chuck McElroy, L ERA: 2.03 (8, 1)	1.0		5	2	1	1	2	0	0	0	0	0	1	14	19	9.00	2.000

Colorado Rockies @ Milwaukee Brewers
Milwaukee County Stadium, Milwaukee, WI
 Thu Sep 03 1998, 8:05 PM EDT
 Att: 12,327 - Cloudy - 73 F

livebaseballscores.com

AB	32
R	7
H	10
RBI	7
BB	2
SO	8
LOB	10



Batter	1	2	3	4	5	6	7	8	9	AB R H RBI BB SO LOB	TOP											
Doug Glanville, R (1, 8) OBP: 0.342, SLG: 0.399	1-1 E5 BB SF9	0-3 K2-3		0-0 SH SF9 S		1-1 G6-3			1-0 F8	4 1 0 0 0 1 1												
Desi Relaford, S (1, 6) OBP: 0.294, SLG: 0.325	1-0 E4 SF9 BB PB	2-1 L8		3-2 SF9			0-0 F9		1-0 G5-3	4 1 0 1 0 0 2												
Scott Rolen, R (1, 5) OBP: 0.381, SLG: 0.523	4-2 1B PB WP 1-2 BB 2-3		0-1 HR	0-0 G5-3			1-0 F7		1-3 K	4 2 1 1 1 1 2												
Rico Brogna, L (1, 3) OBP: 0.325, SLG: 0.456	1-2 SF9		1-1 E 1B	0-2 F8			3-2 G4-3			3 0 1 1 0 0 1												
Wendell Magee, R (1, 7) OBP: 0.308, SLG: 0.500	3-1 G3-1 WP 1B 1-3 3-H		0-0 L8		0-1 P4			0-3 K		4 1 1 0 0 1 1												
Bobby Abreu, L (1, 9) OBP: 0.406, SLG: 0.483	3-2 G3-1		2-0 F8		0-0 G4-3			1-1 S 1B		4 0 1 0 0 0 2												
Mark Lewis, R (1, 4) OBP: 0.306, SLG: 0.348	0-0 1B		0-0 E6 1-2		1-3 K			1-3 K		4 0 1 1 0 2 2												
Bobby Estalella, R (1, 2) OBP: 0.223, SLG: 0.355	2-1 G5-3		1-1 F9		0-0 F9			3-3 K		4 0 0 0 0 1 4												
Curt Schilling, R (1, 1) OBP: 0.159, SLG: 0.152		2-2 G6-3		1-1 SH SF9 2B		0-1 G4-3		0-0 G5-3 1B		3 1 1 0 0 0 0												
Wayne Gomes, R (8, 1)										0 0 0 0 0 0 0												
Yorkis Perez, L (8, 1)										0 0 0 0 0 0 0												
Kevin Sefcik, R (9, PH) OBP: 0.415, SLG: 0.400										1 0 1 0 0 0 0												
Ricky Bottalico, L (9, 1)										0 0 0 0 0 0 0												
Inning Stats	R: 4 E: 2 K: 0 S: 17	H: 2 LOB: 1 BB: 1 P: 32	R: 0 E: 0 K: 1 S: 9	H: 0 LOB: 0 BB: 0 P: 13	R: 1 E: 1 K: 0 S: 9	H: 2 LOB: 2 BB: 0 P: 13	R: 1 E: 0 K: 0 S: 10	H: 1 LOB: 1 BB: 0 P: 14	R: 0 E: 0 K: 0 S: 6	H: 0 LOB: 0 BB: 0 P: 7	R: 0 E: 0 K: 0 S: 5	H: 0 LOB: 0 BB: 0 P: 6	R: 0 E: 0 K: 0 S: 5	H: 0 LOB: 0 BB: 0 P: 9	R: 0 E: 0 K: 3 S: 11	H: 1 LOB: 1 BB: 0 P: 16	R: 0 E: 0 K: 1 S: 6	H: 1 LOB: 1 BB: 0 P: 9	1B: 5 2B: 1 3B: 0 HR: 1	SF: 2 SAC: 1 DP: 0 HBP: 0	WP: 1 PB: 1 SB: 2 CS: 0	PA: 39
PITCHER	IP WLS BF H R ER SO BB IBB HBP BLK WP HR S P ERA WHIP																					
Steve Woodard, R (1, 1) ERA: 4.02	4.0 L 22 5 6 2 1 1 0 0 0 1 1 45 72 4.50 1.500																					
Valerio De Los Santos, L (5, 1) ERA: 1.88	3.0 9 0 0 0 1 0 0 0 0 0 0 0 16 22 0.00 0.000																					
Bronswell Patrick, R (8, 1) ERA: 4.33	2.0 8 2 0 0 4 0 0 0 0 0 0 0 17 25 0.00 1.000																					

Philadelphia Phillies @ Milwaukee Brewers
 Milwaukee County Stadium, Milwaukee, WI

AB	35
R	6
H	7
RBI	4
BB	1
SO	6
LOB	15



Fri Sep 04 1998, 8:05 PM EDT
 Att. 17,160 - Unknown - 74 F

livebaseballscorecards.com

Batter	1	2	3	4	5	6	7	8	9	AB R H RBI BB SO LOB
Fernando Vina, L OBP: 0.392, SLG: 0.426 (1, 4)	2-2 G4-3 2B		4-2 G4-6-3 BB		1-1 L9		0-0 G4-3		4-1 BB	3 1 1 0 2 0 0
Mark Loretta, R OBP: 0.391, SLG: 0.430 (1, 3) (9, 6)	2-0 G4-3 2-3		2-3 K		0-1 HR			1-2 HBP 1B	2-3 K	5 1 2 1 0 2 3
Dave Nilsson, L OBP: 0.333, SLG: 0.420 (1, 2)	3-2 2B		2-1 G4-6-3 1-2f		3-3 K			1-2 P6		4 0 1 1 0 1 2
Jeff Cirillo, R OBP: 0.411, SLG: 0.446 (1, 5)	1-3 K			2-3 K	0-0 L9			0-0 HBP 1B		4 0 1 0 0 2 1
Jeremy Burnitz, L OBP: 0.348, SLG: 0.500 (1, 9)	0-1 G3-1			4-0 1B 1B BB		3-3 K		1-1 F7		3 0 0 0 1 1 3
Marquis Grissom, R OBP: 0.293, SLG: 0.361 (1, 8)		3-3 K		2-0 1B 1-2 1B		0-0 F9		2-1 1-2 2-3 HBP		3 0 1 0 0 1 0
Jose Valentin, S OBP: 0.319, SLG: 0.391 (1, 6)		0-3 K		1-1 1-2 2-3 1B		2-3 K		2-3 K		3 0 1 0 0 2 0
John Jaha, R OBP: 0.366, SLG: 0.348 (8, PH) (9, 3)										1 0 0 0 0 1 3
Geoff Jenkins, L OBP: 0.275, SLG: 0.412 (1, 7)		3-2 FC6-4 1B		1-3 K			2-2 G4-3		0-0 L8	4 0 1 0 0 1 3
Steve Woodard, L OBP: 0.343, SLG: 0.190 (1, 1)		1-2 FC6-4		3-3 K			2-1 G6-3		2-3 K	1 0 0 0 0 0 1
Bob Hamelin, L OBP: 0.289, SLG: 0.407 (4, PH)										0 0 0 0 0 0 1 3
Valerio De Los Santos, L OBP: 0.300, SLG: 0.307 (5, 1)										1 0 0 0 0 0 0 0
Marc Newfield, R OBP: 0.300, SLG: 0.307 (7, PH)										0 0 0 0 0 0 0 0
Bronswell Patrick, R OBP: 0.193, SLG: 0.429 (8, 1)										0 0 0 0 0 0 0 0
Darrin Jackson, R OBP: 0.258, SLG: 0.368 (9, PH)										1 0 0 0 0 0 1 0

Inning Stats	R: 1	H: 2	E: 0	K: 1	S: 19	LOB: 1	BB: 0	P: 27	R: 0	H: 1	E: 0	K: 2	S: 12	LOB: 1	BB: 0	P: 19	R: 0	H: 0	E: 0	K: 1	S: 10	LOB: 0	BB: 1	P: 18	R: 0	H: 2	E: 0	K: 3	S: 12	LOB: 3	BB: 1	P: 25	R: 1	H: 1	E: 0	K: 1	S: 9	LOB: 0	BB: 0	P: 13	R: 0	H: 0	E: 0	K: 2	S: 7	LOB: 0	BB: 0	P: 12	R: 0	H: 0	E: 0	K: 0	S: 7	LOB: 0	BB: 0	P: 11	R: 0	H: 2	E: 0	K: 1	S: 14	LOB: 3	BB: 0	P: 21	R: 0	H: 0	E: 0	K: 2	S: 11	LOB: 1	BB: 1	P: 19	1B: 5	SF: 0	2B: 2	SAC: 0	3B: 0	DP: 1	HR: 1	HBP: 1	WP: 0	PA: 38
PITCHER	IP	WLS	BF	H	R	ER	SO	BB	IBB	HBP	BLK	WP	HR	S	P	ERA	WHIP																																																																	
Curt Schilling, R ERA: 3.22 (1, 1)	7.0	W	28	6	2	2	10	2	0	0	0	0	1	76	125	2.57	1.143																																																																	
Wayne Gomes, R ERA: 4.36 (8, 1)	0.2		5	2	0	0	0	0	0	1	0	0	0	11	16	0.00	3.000																																																																	
Yorkis Perez, L ERA: 3.92 (8, 1)	0.1		1	0	0	0	1	0	0	0	0	0	0	3	5	0.00	0.000																																																																	
Ricky Bottalico, R ERA: 6.31 (9, 1)	1.0		4	0	0	0	2	1	0	0	0	0	0	11	19	0.00	1.000																																																																	

BOTTOM

Philadelphia Phillies @ Milwaukee Brewers
Milwaukee County Stadium, Milwaukee, WI

livebaseballscorecards.com

AB	34
R	2
H	8
RBI	2
BB	3
SO	13
LOB	19



Fri Sep 04 1998, 8:05 PM EDT
Att: 17,160 - Unknown - 74 F

Batter	1	2	3	4	5	6	7	8	9	10	11	12	13	14	AB R H RBI BB SO LOB														
Doug Glanville, R OBP: 0.339, SLG: 0.396 (1, 8)	G4-3		G3			G6-3		F8			K			SH3-4	5 0 0 0 0 1 2														
Desi Relaford, S OBP: 0.291, SLG: 0.321 Jerry Spradlin, S OBP: 1.000, SLG: 2.000 Ruben Amaro Jr., S OBP: 0.235, SLG: 0.274 Ricky Bottalico, L (14, 1)	G1-3			G6-3			G6-3		F7		L8				5 0 0 0 0 0 0 0 0 0 0 0 0 0 1 0 1 1 0 0 0 0 0 0 0 0 0 0														
Scott Rolen, R OBP: 0.380, SLG: 0.520 (1, 5)	G6-3			K			K		F8					G6-3	5 1 1 0 1 1 0														
Rico Brogna, L OBP: 0.323, SLG: 0.452 (1, 3)		P5		G3			G3							K	5 0 0 0 1 1 3														
Wendell Magee, R OBP: 0.323, SLG: 0.483 (1, 7)							P4							G6-3	5 0 2 1 0 0 1														
Bobby Abreu, L OBP: 0.402, SLG: 0.477 (1, 9)			G4-6-3				L9							G4-3	5 0 0 0 0 2 2														
Mark Lewis, R OBP: 0.307, SLG: 0.347 (1, 4)							G4-3							K	4 0 1 0 1 2 0														
Bobby Estalella, R OBP: 0.220, SLG: 0.350 Kevin Sefcik, R OBP: 0.415, SLG: 0.400 Gary Bennett, R (8, 2)														K	2 0 0 0 0 0 1 0 0 0 0 0 0 0 2 0 0 0 0 1 0														
Carlton Loewer, R OBP: 0.172, SLG: 0.077 Yorkis Perez, L (7, 1) 23 Kevin Jordan, R OBP: 0.356, SLG: 0.357 Mark Loret, R (8, 1) Wayne Gomes, R (10, 1) Alex Arias, R OBP: 0.354, SLG: 0.345 (11, 6)														K	2 0 0 0 0 0 1 0 0 0 0 0 0 0 1 0 2 1 1 0 0 1 0														
Inning Stats	R: 0 E: 0 K: 0 S: 9	H: 0 LOB: 0 BB: 0 P: 13	R: 0 E: 0 K: 0 S: 7	H: 1 LOB: 0 BB: 0 P: 11	R: 0 E: 0 K: 1 S: 11	H: 0 LOB: 0 BB: 0 P: 19	R: 0 E: 0 K: 1 S: 6	H: 0 LOB: 0 BB: 0 P: 8	R: 0 E: 0 K: 0 S: 7	H: 0 LOB: 0 BB: 0 P: 12	R: 1 E: 0 K: 1 S: 15	H: 2 LOB: 1 BB: 1 P: 22	R: 0 E: 0 K: 2 S: 8	H: 0 LOB: 0 BB: 0 P: 10	R: 0 E: 0 K: 1 S: 5	H: 0 LOB: 0 BB: 0 P: 6	R: 0 E: 0 K: 2 S: 9	H: 0 LOB: 0 BB: 0 P: 13	R: 1 E: 0 K: 0 S: 7	H: 2 LOB: 1 BB: 1 P: 14	1B: 6 2B: 0 3B: 0 HR: 0	SF: 0 SAC: 2 DP: 2 HBP: 0	WP: 1 PB: 0 SB: 0 CS: 0	PA: 49					
PITCHER	IP WLS BF H R ER SO BB IBB HBP BLK WP HR S P ERA WHIP																												
Scott Karl, L ERA: 4.13 (1, 1)	7.0		25	4	1	1	2	1	0	0	0	0	1	0	0	0	0	0	0	0	0	0	0	0	0	0	0	1.29	0.714
Chad Fox, R ERA: 3.93 (8, 1)	2.0		7	0	0	0	0	0	0	0	0	0	0	0	0	0	0	0	0	0	0	0	0	0	0	0	0	0.00	0.500
Bob Wickman, R ERA: 3.17 (10, 1)	1.0		3	0	0	0	2	0	0	0	0	0	0	0	0	0	0	0	0	0	0	0	0	0	0	0	0	0.00	0.000
Eric Plunk, R ERA: 4.38 (11, 1)	3.0		9	0	0	0	5	0	0	0	0	0	0	0	0	0	0	0	0	0	0	0	0	0	0	0	0	0.00	0.000
David Weathers, R ERA: 5.09 (14, 1)	1.0	W	5	2	1	1	0	1	0	0	0	0	0	0	0	0	0	0	0	0	0	0	0	0	0	0	0	9.00	3.000


Philadelphia Phillies @ Milwaukee Brewers
Milwaukee County Stadium, Milwaukee, WI

livebaseballscores.com

AB	44
R	2
H	6
RBI	2
BB	3
SO	9
LOB	11



Sat Sep 05 1998, 8:05 PM EDT
Att. 15,935 - Unknown - 88 F

Batter	1	2	3	4	5	6	7	8	9	10	11	12	13	14	AB	R	H	RBI	BB	SO	LOB	BOTTOM											
Fernando Vina, L OBP: 0.390, SLG: 0.425	L6		L9		1B 2B		P4		SH3-4		G4-3			G4-3	6	0	1	0	0	0	0	Philadelphia Phillies @ Milwaukee Brewers Milwaukee County Stadium, Milwaukee, WI Sat Sep 05 1998, 8:05 PM EDT Att. 15,935 - Unknown - 88 F livebaseballscorecards.com AB 53 R 3 H 13 RBI 3 BB 6 SO 15 LOB 23 											
Mark Loretta, R OBP: 0.394, SLG: 0.430	L8			G4-3	1B							P3		2B BB	5	1	2	0	2	0	0												
Jeff Cirillo, R OBP: 0.411, SLG: 0.446	1B			FC3-6 1B	G4-3		L7		K			1B 1B		L6	7	0	3	0	0	1	6												
Jeromy Burnitz, L OBP: 0.348, SLG: 0.499	F8			FC3-6 1B		G3	F8		K			K		1B 2B	7	1	2	1	0	2	5												
Marquis Grissom, R OBP: 0.295, SLG: 0.363		F7		FC3-6 BB		PB 1B 2B		G6-3			K	1B		1B IBB	6	1	2	0	1	1	2												
John Jaha, R OBP: 0.372, SLG: 0.349		G5-3				1B 1B					G3-1			1B	2	0	1	1	2	0	0												
Jose Valentin, S OBP: 0.319, SLG: 0.390					BB		2-H 1B		BB					1B	3	0	1	1	0	1	2												
Geoff Jenkins, L OBP: 0.271, SLG: 0.407				G4-3					K						3	0	0	0	0	2	4												
Dave Nilsson, L OBP: 0.332, SLG: 0.419		K							K						1	0	0	0	0	1	1												
Darrin Jackson, R OBP: 0.256, SLG: 0.364															2	0	0	0	0	2	0												
Mike Matheny, R OBP: 0.281, SLG: 0.341			G5-3						G6-3						3	0	1	0	0	1	0												
Bob Hamelin, L OBP: 0.287, SLG: 0.403															1	0	0	0	0	0	1												
Bobby Hughes, R OBP: 0.296, SLG: 0.406							1B								2	0	0	0	0	2	0												
Scott Karl, L OBP: 0.146, SLG: 0.120			F8												3	0	0	0	0	0	2												
Chad Fox, R OBP: 0.303, SLG: 0.307															0	0	0	0	0	0	0												
Marc Newfield, R OBP: 0.303, SLG: 0.307															0	0	0	0	0	1	0												
Bob Wickman, R OBP: 0.340, SLG: 0.387															0	0	0	0	0	0	0												
Eric Plunk, R OBP: 0.340, SLG: 0.387															0	0	0	0	0	1	0												
48 Brad Woodall, S OBP: 0.100, SLG: 0.217									SH3-4 BB						1	0	0	0	0	1	0												
David Weathers, R OBP: 0.100, SLG: 0.217															0	0	0	0	0	0	0												
Inning Stats	R: 0 E: 0 K: 10 S: 10	H: 1 LOB: 1 BB: 0 P: 14	R: 0 E: 0 K: 1 S: 8	H: 0 LOB: 0 BB: 0 P: 12	R: 0 E: 0 K: 0 S: 9	H: 0 LOB: 0 BB: 0 P: 12	R: 0 E: 0 K: 13 S: 13	H: 2 LOB: 3 BB: 1 P: 24	R: 0 E: 0 K: 0 S: 9	H: 2 LOB: 2 BB: 0 P: 13	R: 1 E: 0 K: 1 S: 17	H: 3 LOB: 2 BB: 0 P: 27	R: 0 E: 0 K: 0 S: 10	H: 1 LOB: 1 BB: 0 P: 13	R: 0 E: 0 K: 1 S: 8	H: 0 LOB: 1 BB: 1 P: 16	R: 0 E: 0 K: 2 S: 12	H: 0 LOB: 2 BB: 2 P: 22	R: 0 E: 0 K: 2 S: 9	H: 0 LOB: 0 BB: 0 P: 12	R: 0 E: 0 K: 2 S: 8	H: 0 LOB: 0 BB: 0 P: 11	R: 0 E: 0 K: 2 S: 12	H: 2 LOB: 2 BB: 0 P: 17	R: 0 E: 0 K: 3 S: 10	H: 0 LOB: 0 BB: 0 P: 14	R: 2 E: 0 K: 0 S: 13	H: 2 LOB: 2 BB: 2 P: 27	1B: 10 2B: 3 3B: 0 HR: 0	SF: 0 SAC: 1 DP: 0 HBP: 0	WP: 0 PB: 1 SB: 0 CS: 0	PA: 60	
PITCHER	IP 6.2	WLS 0	BF 30	H 9	R 1	ER 1	SO 3	BB 1	IBB 0	HBP 0	BLK 0	WP 0	HR 0	S 72	P 109	ERA 1.35	WHIP 1.500																
Carlton Loewer, R ERA: 6.0	(1, 1)																																
Yorkis Perez, L ERA: 3.89	(7, 1)	0.1	1	0	0	0	0	0	0	0	0	0	0	0	0	0	4	6	0.00	0.000													
Mark Leiter, R ERA: 3.49	(8, 1)	2.0	9	0	0	0	3	3	0	0	0	0	0	0	0	0	20	38	0.00	1.500													
Wayne Gomes, R ERA: 4.31	(10, 1)	1.0	3	0	0	0	2	0	0	0	0	0	0	0	0	0	9	12	0.00	0.000													
Jerry Spradlin, R ERA: 3.48	(11, 1)	3.0	11	2	0	0	7	0	0	0	0	0	0	0	0	0	30	42	0.00	0.667													

Batter	1	2	3	4	5	6	7	8	9	AB R H RBI BB SO LOB	TOP						
Doug Glanville, R OBP: 0.336, SLG: 0.392 (1, 8)	2-3 K		1-3 K		1-0 L8		0-0 L9		1-2 G1-3	5 0 0 0 0 2 4	Philadelphia Phillies @ Milwaukee Brewers Milwaukee County Stadium, Milwaukee, WI Sun Sep 06 1998, 4:33 AM EDT Att. 17,733 - Cloudy - 83 F						
Kevin Sefcik, R OBP: 0.418, SLG: 0.411 (1, 9)	1-2 23 1B 2B		3-1 1B		1-2 G4-6-3 1-2f		1-3 K			4 1 2 0 0 1 2							
Scott Rolen, R OBP: 0.379, SLG: 0.517 (1, 5)	4-0 23 1B 1B BB		1-1 F7		3-3 K		0-1 G6-3			3 1 0 0 1 1 1							
Rico Brogna, L OBP: 0.321, SLG: 0.448 (1, 3)	2-3 K		2-3 K		1-1 G3		0-1 G4-3			4 0 0 0 0 2 3							
23 Kevin Jordan, R Wayne Gomes, R OBP: 0.304, SLG: 0.355 (1, 4) (8, 1)	1-2 1B 1-3 2-H 1B		1-3 K		1-1 F8		1-3 K			4 0 1 1 0 2 0 0 0 0 0 0 0 0							
Wendell Magee, R OBP: 0.343, SLG: 0.485 (1, 7)	2-1 1-3 3-H 1B		3-1 1B		1-1 F8		0-1 G4-3			4 0 2 1 0 0 0							
Gary Bennett, R OBP: 0.333, SLG: 0.333 (1, 2)		2-2 G6-3	1-2 F9		1-1 F9		1-1 3B 1B		1-0 1B 1B	4 1 2 0 0 0 1							
Desi Relaford, S OBP: 0.290, SLG: 0.325 (1, 6)		0-0 G6-3	1-1 G5-3		1-0 1B 3B		1-0 1B 3B		0-0 F9	4 1 1 1 0 0 2							
Mark Portugal, R Ruben Amaro Jr, S Mike Grace, R Yorkis Perez, L Mark Lewis, R OBP: 0.273, SLG: 0.317 OBP: 0.243, SLG: 0.281 OBP: 0.160, SLG: 0.087 (1, 1) (7, PH) (7, 1) (8, 1) (8, 4)		0-0 G6-3	1-2 G4-6-3 1B		1-0 1B		1-1 1B		1-1 1B	2 0 1 0 0 0 0 1 0 1 1 0 0 0 0 0 0 0 0 0 0 0 0 0 0 0 0 0 1 0 1 0 0 0 0							
Inning Stats	R: 2 H: 3 E: 0 LOB: 2 K: 2 BB: 1 S: 17 P: 29	R: 0 H: 0 E: 0 LOB: 0 K: 0 BB: 0 S: 5 P: 7	R: 0 H: 1 E: 0 LOB: 1 K: 2 BB: 0 S: 10 P: 17	R: 0 H: 1 E: 0 LOB: 1 K: 1 BB: 0 S: 14 P: 20	R: 0 H: 1 E: 0 LOB: 0 K: 0 BB: 0 S: 7 P: 10	R: 0 H: 0 E: 0 LOB: 0 K: 1 BB: 0 S: 7 P: 12	R: 2 H: 3 E: 0 LOB: 1 K: 1 BB: 0 S: 10 P: 15	R: 0 H: 0 E: 0 LOB: 0 K: 1 BB: 0 S: 7 P: 8	R: 0 H: 2 E: 0 LOB: 2 K: 0 BB: 0 S: 9 P: 12	1B: 9 SF: 0 2B: 1 SAC: 0 3B: 1 DP: 1 HR: 0 HBP: 0	WP: 0 PA: 37 PB: 0 SB: 0 CS: 0						
PITCHER	IP WLS BF H R ER SO BB IBB HBP BLK WP HR S P ERA WHIP																
Bill Pulsipher, L ERA: 4.33 (1, 1)	6.1	26	8	4	4	6	1	0	0	0	0	0	0	65	103	5.68	1.421
David Weathers, R ERA: 4.96 (7, 1)	2.2	W	11	3	0	0	2	0	0	0	0	0	0	21	27	0.00	1.125

AB	36
R	4
H	11
RBI	4
BB	1
SO	8
LOB	13



Batter	1	2	3	4	5	6	7	8	9	AB	R	H	RBI	BB	SO	LOB
Fernando Vina, L OBP: 0.392, SLG: 0.427 (1, 4)	G4-3			L8 BB 1B	SF7		G4-6-3 1B		E 1B	4	1	3	2	0	0	0
Mark Loretta, R OBP: 0.389, SLG: 0.424 (1, 5)	L7			F9	G6-3		G4-6-3 1-2f		E5	5	0	0	0	0	0	4
Dave Nilsson, L OBP: 0.334, SLG: 0.429 (1, 2) (9, 3)	G5-3			1B BB 1-2					G5-3	3	1	1	1	1	0	0
Jeromy Burnitz, L OBP: 0.345, SLG: 0.495 (1, 9)			G3-1	L8					F9	4	0	0	0	0	0	2
Bob Hamelin, L OBP: 0.288, SLG: 0.402 (1, 3)			P6							3	0	1	1	0	0	0
John Jaha, R OBP: 0.370, SLG: 0.347 (8, PH)										1	0	0	0	0	1	0
Mike Matheny, R OBP: 0.281, SLG: 0.341 (9, 2)				1B 3-H					K	0	0	0	0	0	0	0
Darrin Jackson, R OBP: 0.261, SLG: 0.369 (1, 8) (7, 7)			G4-3	G5-3					1B SH5-4 BB	3	1	1	0	1	0	2
Jose Valentin, S OBP: 0.322, SLG: 0.391 (1, 6)			K						SH5-4	2	1	1	0	1	1	0
Geoff Jenkins, L OBP: 0.272, SLG: 0.410 (1, 7)			G4-3						1B	3	0	1	0	0	0	2
David Weathers, R OBP: 0.160, SLG: 0.217 (7, 1)									E 1B	0	0	0	0	0	0	0
Jeff Cirillo, R OBP: 0.412, SLG: 0.447 (9, PH)				2B					1B	1	1	1	0	0	0	0
Bill Pulsipher, L OBP: 0.182, SLG: 0.182 (1, 1)			K						P5	2	0	0	0	0	1	2
Marquis Grissom, R OBP: 0.294, SLG: 0.362 (7, 8)				G4-3						2	0	0	0	0	0	2

Inning Stats	R: 0	H: 0	E: 0	K: 5	S: 5	H: 0	LOB: 0	BB: 0	P: 11	R: 0	H: 0	E: 0	K: 4	S: 4	R: 0	H: 0	E: 0	K: 2	S: 8	R: 1	H: 2	E: 0	K: 0	S: 9	R: 1	H: 1	E: 0	K: 0	S: 7	R: 1	H: 3	E: 0	K: 0	S: 11	R: 0	H: 1	E: 0	K: 0	S: 11	R: 0	H: 0	E: 0	K: 1	S: 8	R: 2	H: 2	E: 1	K: 0	S: 12	1B: 6	SF: 1	2B: 2	SAC: 1	3B: 0	DP: 1	HR: 1	HBP: 0	WP: 0	PA: 38
--------------	------	------	------	------	------	------	--------	-------	-------	------	------	------	------	------	------	------	------	------	------	------	------	------	------	------	------	------	------	------	------	------	------	------	------	-------	------	------	------	------	-------	------	------	------	------	------	------	------	------	------	-------	-------	-------	-------	--------	-------	-------	-------	--------	-------	--------

PITCHER	IP	WLS	BF	H	R	ER	SO	BB	IBB	HBP	BLK	WP	HR	S	P	ERA	WHIP
Mark Portugal, R ERA: 4.34 (1, 1)	6.0		26	6	3	3	2	2	0	0	0	0	0	44	76	4.50	1.333
Mike Grace, R ERA: 5.46 (7, 1)	1.0		3	1	0	0	0	0	0	0	0	0	0	11	17	0.00	1.000
Yorkis Perez, L ERA: 3.83 (8, 1)	0.2		2	0	0	0	0	0	0	0	0	0	0	5	7	0.00	0.000
Wayne Gomes, R ERA: 4.36 (8, 1)	1.0	L	7	2	2	1	1	1	0	0	0	0	0	15	29	9.00	3.000

BOTTOM

Philadelphia Phillies @ Milwaukee Brewers
Milwaukee County Stadium, Milwaukee, WI

Sun Sep 06 1998, 4:33 AM EDT
 Att: 17,733 - Cloudy - 83 F

AB	33
R	5
H	9
RBI	4
BB	3
SO	3
LOB	14



Milwaukee Brewers @ Pittsburgh Pirates

Three Rivers Stadium, Pittsburgh, PA

Mon Sep 07 1998, 3:33 AM EDT
 Att. 12,830 - Overcast - 75 F

AB	33
R	6
H	8
RBI	6
BB	7
SO	7
LOB	17



WP:	0	PA:	43
PB:	0		
SB:	2		
CS:	0		

AB R H RBI BB SO LOB

Batter	1	2	3	4	5	6	7	8	9
Fernando Vina, L (1, 4) OBP: 0.389, SLG: 0.423	3-2 F7	2-2 G4-3			2-1 G6-3		0-3 K	1-3 K	
Marquis Grissom, R (1, 8) OBP: 0.297, SLG: 0.363	3-2 S HR 1B		1-3 K			0-1 G6-3	4-2 BB BB		0-0 S SH2-3 1B
Dave Nilsson, L (1, 3) OBP: 0.340, SLG: 0.440	2-2 SAFE HR		0-0 G3			4-0 1B BB	4-2 BB BB		0-0 SH2-3
Mark Loretta, R (7, 3) OBP: 0.389, SLG: 0.424	1-H HR						1-2 BB		1-2 BB
Jeff Cirillo, R (1, 5) OBP: 0.414, SLG: 0.446	2-1 F8		1-3 K			1-2 1B	4-2 1-2 2-3 BB		4-1 2B BB
Jeremy Burnitz, L (1, 9) OBP: 0.344, SLG: 0.494	2-2 G3-1			3-1 G1-3		1-0 F7	2-1 G4-3		0-1 1-3 2B
Jose Valentin, S (1, 6) OBP: 0.320, SLG: 0.391		0-0 1B 52 SH1-3 2B		0-1 F7		0-0 G4-3		0-0 G1-3	3-3 3-H K
Geoff Jenkins, L (1, 7) OBP: 0.275, SLG: 0.405		3-1 L4		0-0 G5-3			4-2 SH3 HR BB	4-2 E BB	1-3 K
Bobby Hughes, R (1, 2) OBP: 0.286, SLG: 0.405		2-0 52 E SH1-3 1B			1-0 L6		0-0 SH3	2-3 K	
52 Rafael Roque, L (1, 1) OBP: 0.100, SLG: 0.100		1-1 SH1-3			1-2 G1-3		0-1 HR	2-2 E5	
Bob Hamelin, L (7, PH) OBP: 0.288, SLG: 0.402									
Marc Newfield, R (7, PH) OBP: 0.307, SLG: 0.328									
Eric Plunk, R (7, 1)									
John Jaha, R (8, PH) OBP: 0.389, SLG: 0.346									
Chad Fox, R (8, 1)									
Bob Wickman, R (9, 1)									

Inning Stats	R: 2	H: 2	E: 0	LOB: 0	K: 0	BB: 0	S: 14	P: 26	R: 1	H: 2	E: 1	LOB: 1	K: 0	BB: 0	S: 12	P: 20	R: 0	H: 0	E: 0	LOB: 0	K: 2	BB: 0	S: 8	P: 10	R: 0	H: 0	E: 0	LOB: 0	K: 0	BB: 0	S: 5	P: 8	R: 0	H: 0	E: 0	LOB: 0	K: 0	BB: 0	S: 6	P: 10	R: 0	H: 1	E: 0	LOB: 2	K: 0	BB: 1	S: 7	P: 13	R: 2	H: 1	E: 0	LOB: 3	K: 1	BB: 4	S: 18	P: 36	R: 0	H: 0	E: 1	LOB: 2	K: 2	BB: 1	S: 19	P: 28	R: 1	H: 2	E: 0	LOB: 2	K: 2	BB: 1	S: 14	P: 21	R: 0	H: 0	E: 0	LOB: 0	K: 0	BB: 0	S: 11	P: 14	R: 1	H: 2	E: 0	LOB: 2	K: 2	BB: 1	S: 14	P: 21	1B: 4	SF: 0	2B: 2	SAC: 3	3B: 0	DP: 0	HR: 2	HBP: 0	WP: 0	PA: 43
--------------	------	------	------	--------	------	-------	-------	-------	------	------	------	--------	------	-------	-------	-------	------	------	------	--------	------	-------	------	-------	------	------	------	--------	------	-------	------	------	------	------	------	--------	------	-------	------	-------	------	------	------	--------	------	-------	------	-------	------	------	------	--------	------	-------	-------	-------	------	------	------	--------	------	-------	-------	-------	------	------	------	--------	------	-------	-------	-------	------	------	------	--------	------	-------	-------	-------	------	------	------	--------	------	-------	-------	-------	-------	-------	-------	--------	-------	-------	-------	--------	-------	--------

PITCHER	IP	WLS	BF	H	R	ER	SO	BB	IBB	HBP	BLK	WP	HR	S	P	ERA	WHIP
Elmer Dessens, R (1, 1) ERA: 4.55	6.1	L	26	5	4	4	2	2	0	0	0	0	1	55	94	5.68	1.105
Jeff Tabaka, L (7, 1) ERA: 2.64	0.1		4	1	1	1	1	2	0	0	0	0	1	10	18	27.00	9.000
Todd Van Poppel, R (7, 1) ERA: 6.67	0.1		2	0	0	0	0	1	0	0	0	0	0	5	11	0.00	3.000
Ricardo Rincon, L (8, 1) ERA: 2.55	1.0		5	0	0	0	2	1	0	0	0	0	0	19	28	0.00	1.000
Jeff McCurry, R (9, 1) ERA: 6.57	0.1		3	1	1	1	0	1	0	0	0	0	0	3	7	27.00	6.000

PITCHER	IP	WLS	BF	H	R	ER	SO	BB	IBB	HBP	BLK	WP	HR	S	P	ERA	WHIP
Jason Christiansen, L (9, 1) ERA: 2.21	0.2		3	1	0	0	2	0	0	0	0	0	0	11	14	0.00	1.500

Batter	1	2	3	4	5	6	7	8	9	AB R H RBI BB SO LOB
Adrian Brown, S OBP: 0.370, SLG: 0.351 (1, 8)	1-2 F8 SH5-3 1B	1-0 L1			2-3 K		1-3 K		3-2 F7	5 0 1 0 0 2 2
Abraham Nunez, S OBP: 0.250, SLG: 0.077 (1, 6)	0-0 SH5-3		4-2 S HR BB		3-3 K			0-2 P4	2-2 F7	2 1 0 0 0 1 1 0 1 0 0 0 0 0 1
Doug Strange, S OBP: 0.225, SLG: 0.222 (9, PH)	1-2				1-2 G6-3			2-3 K		3 0 0 0 0 1 1 1
Manny Martinez, R OBP: 0.290, SLG: 0.427 (1, 7)	4-1 F8 BB		3-2 F8		1-2 G6-3			2-3 K		3 0 0 0 0 1 1 1
Freddy Garcia, R OBP: 0.359, SLG: 0.577 (1, 3)	2-0 F8		0-0 P6		0-1 G6-3			1-0 1B 1B		4 0 1 0 0 0 3
Jose Guillen, R OBP: 0.302, SLG: 0.423 (1, 9)	1-1 G1-3		1 SAFE 2-1 1-H HR		4-1 BB			1-1 1B 1B		3 1 2 2 1 0 2
Aramis Ramirez, R OBP: 0.313, SLG: 0.373 (1, 5)		4-2 FC5-4 SH1-4 BB	2-3 K		2-2 P6			2-2 1B		3 1 1 0 1 1 1
Keith Osik, R OBP: 0.323, SLG: 0.247 (1, 2)		4-0 FC5-4 BB		2-2 G1-3		0-0 F9		1-1 G3		2 0 0 0 1 0 1 1 0 0 0 0 0 3 0 0 0 0 0 0 0 0 0 0 0 0 0 0
Turner Ward, S OBP: 0.333, SLG: 0.433 (8, PH)		2-2 FC5-4 SH1-4		1-0 G6-3			0-3 K2-3		1-3 K	4 0 0 0 0 2 2
Jeff McCurdy, R OBP: 0.250, SLG: 0.250 (9, 1)		1-2 BB		1-3 K						1 0 0 0 1 0 1 0 0 0 0 0 0 0 0 0 0 0 0 0 0 0 0 0 1 0 0 0 0 0 1 0 0 0 0 0 0 0 0 0 1 0 1 0 0 0 0 0
Jason Christiansen, R OBP: 0.250, SLG: 0.250 (9, 1)		2-2 SH1-4							2-2 2B	1 0 0 0 1 0 1 0 0 0 0 0 0 0 0 0 0 0 0 0 0 0 0 0 1 0 0 0 0 0 1 0 0 0 0 0 0 0 0 0 1 0 1 0 0 0 0 0
Kevin Polcovich, R OBP: 0.257, SLG: 0.241 (1, 4)		0-1 SH1-4		1-3 K						4 0 0 0 0 2 2
Elmer Dessens, R OBP: 0.267, SLG: 0.286 (7, PH)		1-2 3-H								1 0 0 0 1 0 1 0 0 0 0 0 0 0 0 0 0 0 0 0 0 0 0 0 1 0 0 0 0 0 1 0 0 0 0 0 0 0 0 0 1 0 1 0 0 0 0 0
Todd Van Poppel, R OBP: 0.352, SLG: 0.361 (7, PH)										1 0 0 0 1 0 1 0 0 0 0 0 0 0 0 0 0 0 0 0 0 0 0 0 1 0 0 0 0 0 1 0 0 0 0 0 0 0 0 0 1 0 1 0 0 0 0 0
Ricardo Rincon, L OBP: 0.404, SLG: 0.478 (9, 2)										1 0 0 0 1 0 1 0 0 0 0 0 0 0 0 0 0 0 0 0 0 0 0 0 1 0 0 0 0 0 1 0 0 0 0 0 0 0 0 0 1 0 1 0 0 0 0 0

BOTTOM

Milwaukee Brewers @ Pittsburgh Pirates
Three Rivers Stadium, Pittsburgh, PA

AB	31
R	3
H	6
RBI	3
BB	5
SO	9
LOB	16



WP: 0	PA: 38
PB: 0	
SB: 1	
CS: 0	

livebaseballscores.com

Mon Sep 07 1998, 3:33 AM EDT
Att: 12,830 - Overcast - 75 F

Inning Stats		R: 0	H: 1	E: 0	K: 0	S: 8	P: 16	R: 1	H: 0	E: 0	K: 0	S: 8	R: 0	H: 1	E: 0	K: 1	S: 16	R: 2	H: 1	E: 0	K: 1	S: 16	R: 0	H: 0	E: 0	K: 1	S: 8	R: 0	H: 0	E: 0	K: 2	S: 11	R: 0	H: 0	E: 0	K: 3	S: 15	R: 0	H: 3	E: 0	K: 1	S: 15	R: 0	H: 1	E: 0	K: 1	S: 17	R: 0	H: 1	E: 0	K: 1	S: 17	1B: 4	SF: 0	2B: 1	SAC: 2	3B: 0	DP: 0	HR: 1	HBP: 0
--------------	--	------	------	------	------	------	-------	------	------	------	------	------	------	------	------	------	-------	------	------	------	------	-------	------	------	------	------	------	------	------	------	------	-------	------	------	------	------	-------	------	------	------	------	-------	------	------	------	------	-------	------	------	------	------	-------	-------	-------	-------	--------	-------	-------	-------	--------

PITCHER	IP	WLS	BF	H	R	ER	SO	BB	IBB	HBP	BLK	WP	HR	S	P	ERA	WHIP
52 Rafael Roque, L ERA: 3.51 (1, 1)	6.0		25	2	3	3	4	5	0	0	0	0	0	58	104	4.50	1.167
Eric Plunk, R ERA: 4.31 (7, 1)	1.0		3	0	0	0	3	0	0	0	0	0	0	15	17	0.00	0.000
Chad Fox, R ERA: 3.86 (8, 1)	1.0		6	3	0	0	1	0	0	0	0	0	0	15	22	0.00	3.000
Bob Wickman, R ERA: 3.13 (9, 1)	1.0	S	4	1	0	0	1	0	0	0	0	0	0	17	25	0.00	1.000

PITCHER	IP	WLS	BF	H	R	ER	SO	BB	IBB	HBP	BLK	WP	HR	S	P	ERA	WHIP
---------	----	-----	----	---	---	----	----	----	-----	-----	-----	----	----	---	---	-----	------

Milwaukee Brewers @ Pittsburgh Pirates
 Three Rivers Stadium, Pittsburgh, PA

Tue Sep 08 1998, 3:33 AM EDT
 Att. 7,171 - Overcast - 68 F

livebaseballscorecards.com



Batter	1	2	3	4	5	6	7	8	9	AB R H RBI BB SO LOB	TOP						
Marquis Grissom, R (1, 8) OBP: 0.298, SLG: 0.368	0-0 F9		4-2 BB 1B SF9 BB	0-0 1-H HR		1-2 F9			0-3 K	4 2 1 2 1 1 1							
Mark Loretta, R (1, 4) OBP: 0.392, SLG: 0.426	2-1 S 1B		0-0 SF9 BB HR 1B	0-2 FC6 1B		0-0 F8			1-3 K	5 1 3 0 0 1 1							
Dave Nilsson, L (1, 3) OBP: 0.339, SLG: 0.435	1-0 F7		4-1 HR BB	2-1 FC6 1-2f		2-3 K			2-3 K	3 1 0 1 1 1 2							
Jeff Cirillo, R (1, 5) OBP: 0.411, SLG: 0.443	3-1 G6-3 1-2		0-0 SF9 2-3 3-H		1-3 K				2-0 G5-3	3 0 0 1 0 1 1							
Jeremy Burnitz, L (1, 9) OBP: 0.345, SLG: 0.500		0-0 G4-3	1-1 HR		2-2 1B				0-3 K	4 1 2 3 0 1 0							
Jose Valentin, S (1, 6) OBP: 0.317, SLG: 0.387		2-3 K	1-1 G3		1-2 F8				3-3 K	4 0 0 0 0 2 1							
Bobby Hughes, R (1, 2) OBP: 0.290, SLG: 0.397		3-3 K		1-3 K	0-1 F9				3-2 G5-3	4 0 0 0 0 2 1							
Eric Plunk, R (8, 1)										0 0 0 0 0 0 0							
Geoff Jenkins, L (1, 7) OBP: 0.274, SLG: 0.402			0-0 1B BB BB 1B	0-0 F7		1-1 P5			1-1 G1-3	4 1 1 0 0 0 0							
48 Brad Woodall, S (1, 1) OBP: 0.316, SLG: 0.353			1-1 P3	1-2 E6		2-3 K			1-1 1B	3 1 0 0 0 1 1							
Bronswell Patrick, R (7, 1) OBP: 0.313, SLG: 0.429										0 0 0 0 0 0 0							
Chad Fox, R (7, 1)										0 0 0 0 0 0 0							
Mike Myers, L (7, 1)										0 0 0 0 0 0 0							
Mike Matheny, R (8, 2) OBP: 0.281, SLG: 0.341										0 0 0 0 0 0 0							
Bob Hamelin, L (9, PH) OBP: 0.293, SLG: 0.406										1 0 1 0 0 0 0							
Darin Jackson, R (9, PR) OBP: 0.261, SLG: 0.389										0 0 0 0 0 0 0							
Inning Stats	R: 0 H: 1 E: 0 LOB: 1 K: 0 BB: 0 S: 6 P: 12	R: 0 H: 0 E: 0 LOB: 0 K: 2 BB: 0 S: 9 P: 14	R: 5 H: 3 E: 0 LOB: 0 K: 0 BB: 2 S: 14 P: 25	R: 2 H: 2 E: 1 LOB: 1 K: 1 BB: 0 S: 14 P: 18	R: 0 H: 1 E: 0 LOB: 1 K: 1 BB: 0 S: 11 P: 15	R: 0 H: 0 E: 0 LOB: 0 K: 1 BB: 0 S: 9 P: 13	R: 0 H: 0 E: 0 LOB: 0 K: 1 BB: 0 S: 5 P: 9	R: 0 H: 0 E: 0 LOB: 0 K: 2 BB: 0 S: 9 P: 15	R: 0 H: 1 E: 0 LOB: 1 K: 2 BB: 0 S: 11 P: 14	1B: 6 SF: 1 2B: 0 SAC: 0 3B: 0 DP: 0 HR: 2 HBP: 0	WP: 0 PA: 38 PB: 0 SB: 1 CS: 0						
PITCHER	IP WLS BF H R ER SO BB IBB HBP BLK WP HR S P ERA WHIP																
67 Francisco Cordova, R (1, 1) ERA: 3.23	4.0		21	6	7	5	3	2	0	0	0	0	2	43	69	11.25	2.000
Sean Lawrence, L (5, 1) ERA: 6.46	2.0		7	1	0	0	2	0	0	0	0	0	0	20	28	0.00	0.500
Javier Martinez, R (7, 1) ERA: 5.12	1.0		3	0	0	0	1	0	0	0	0	0	5	9	0.00	0.000	
Mike Williams, R (8, 1) ERA: 2.2	1.0	W	3	0	0	0	2	0	0	0	0	0	9	15	0.00	0.000	
Rich Loiselle, R (9, 1) ERA: 3.44	1.0	S	4	1	0	0	2	0	0	0	0	0	11	14	0.00	1.000	

BOTTOM

Milwaukee Brewers @ Pittsburgh Pirates
Three Rivers Stadium, Pittsburgh, PA
Tue Sep 08 1998, 3:33 AM EDT
Att. 7,171 - Overcast - 68 F

livebaseballscores.com

AB	35
R	8
H	12
RBI	8
BB	6
SO	7
LOB	21



WP:	1	PA:	42
PB:	0	SB:	2
CS:	0		

AB	R	H	RBI	BB	SO	LOB
4	0	1	0	1	1	3
4	3	2	0	1	0	3
3	2	2	2	2	0	1
4	0	0	1	0	3	7
5	1	3	2	0	0	1
4	1	0	0	1	2	2
4	0	1	3	0	1	1
2	0	0	0	0	0	1
0	0	0	0	0	0	0
0	0	0	0	1	0	0
0	0	0	0	0	0	0
1	0	0	0	0	0	1
0	0	0	0	0	0	0
0	0	0	0	0	0	0
1	0	1	0	0	0	0
3	1	2	0	0	0	1
1B:	8	SF:	1			
2B:	4	SAC:	0			
3B:	0	DP:	0			
HR:	0	HBP:	0			

Batter	1	2	3	4	5	6	7	8	9
Tony Womack, L (1, 4) OBP: 0.322, SLG: 0.362	4-2 BB 18 G5-3		1-1 2B 1-3		0-2 1B 18 G5-3	3-1 F7		1-3 K	
Adrian Brown, S (1, 8) OBP: 0.384, SLG: 0.359	0-2 F9		0-0 F8		0-1 1B 18 2B		4-0 SF7 18 1B WP	0-0 1B 18 BB	
18 Jason Kendall, R (1, 2) OBP: 0.408, SLG: 0.481	3-2 G5-3		4-2 BB		2-0 2B 1-H 3-H		2-2 1B BB 1B	4-2 1B S BB	
Kevin Young, R (1, 3) OBP: 0.341, SLG: 0.493	2-2 G6-3		2-3 K		2-3 K		2-2 SF7	3-3 K 1-2 2-3	
Jose Guillen, R (1, 9) OBP: 0.304, SLG: 0.425		1-2 G5-3		0-0 E1 1B	0-2 G6-3		3-H 0-2 1B 2B	1-2 FC6-4 1B	
Freddy Garcia, R (1, 5) OBP: 0.354, SLG: 0.560		0-3 K		0-0 P6		0-3 K	4-1 2B 2B BB	0-0 FC6-4 1-2	
Emil Brown, R (1, 7) OBP: 0.286, SLG: 0.308		1-3 K		3-2 F9		0-0 L5	1-0 2B 1-H 2-H 3-H		
Abraham Nunez, S (1, 6) OBP: 0.222, SLG: 0.067			1-1 F9		3-1 G4-3		4-0 1B BB	0-1 P5	
Sean Lawrie, L (5, 1) OBP: 0.429, SLG: 0.200									
Tim Laker, R (6, PH) OBP: 0.429, SLG: 0.200									
Javier Martinez, R (7, 1) OBP: 0.332, SLG: 0.431									
Turner Ward, S (7, PH) OBP: 0.332, SLG: 0.431									
Mike Williams, R (8, 1) OBP: 0.262, SLG: 0.253									
Rich Loiselle, R (9, 1)									
67 Francisco Cordova, R (1, 1) OBP: 0.157, SLG: 0.176			0-0 2B 1B			2-0 1B 18 2B		1-2 F7	
Kevin Polcovich, R (5, 6) OBP: 0.262, SLG: 0.253									

Inning Stats	R: 0	H: 0	E: 0	K: 0	S: 13	R: 0	H: 0	E: 0	K: 2	S: 10	R: 0	H: 2	E: 0	K: 1	S: 15	R: 0	H: 1	E: 1	K: 0	S: 10	R: 2	H: 3	E: 0	K: 1	S: 13	R: 0	H: 1	E: 0	K: 1	S: 8	R: 4	H: 3	E: 0	K: 0	S: 16	R: 2	H: 2	E: 0	K: 2	S: 16
	LOB: 1	BB: 1				LOB: 0	BB: 0				LOB: 3	BB: 1				LOB: 1	BB: 0				LOB: 2	BB: 1				LOB: 1	BB: 2				LOB: 1	BB: 2				LOB: 1	BB: 1			

PITCHER	IP	WLS	BF	H	R	ER	SO	BB	IBB	HBP	BLK	WP	HR	S	P	ERA	WHIP
48 Brad Woodall, L (1, 1) ERA: 4.81	6.0		28	7	2	2	5	3	0	0	0	0	0	69	105	3.00	1.667
Bronswell Patrick, R (7, 1) ERA: 4.81	0.1		4	2	3	3	0	1	0	0	0	1	0	9	17	81.00	9.000
Chad Fox, R (7, 1) ERA: 3.86	0.0		2	1	1	1	0	1	0	0	0	0	0	2	7	∞	∞
Mike Myers, L (7, 1) ERA: 2.83	1.0		3	0	0	0	1	0	0	0	0	0	0	11	13	0.00	0.000
Eric Plunk, R (8, 1) ERA: 4.55	0.2	L	5	2	2	2	1	1	0	0	0	0	0	10	18	27.00	4.500

Batter	1	2	3	4	5	6	7	8	9	AB R H RBI BB SO LOB	TOP	
Fernando Vina, L (1, 4) OBP: 0.388, SLG: 0.422 Al Reyes, R (8, 1) OBP: 0.250, SLG: 0.250	1-0 P9		0-0 B3			0-0 1B		3-2 G3		4 0 1 0 0 0 1 0 0 0 0 0 0 0		
Marquis Grissom, R (1, 8) OBP: 0.298, SLG: 0.373	0-0 P7		0-1 G6-3			3-0 F8			0-0 HR	4 1 1 1 0 0 1		
Dave Nilsson, L (1, 2) OBP: 0.339, SLG: 0.445 Valerio De Los Santos, L (6, 1) Mark Loretta, R (8, 4) OBP: 0.393, SLG: 0.428	2-2 HR				1-1 F7	0-3 K			2-1 1B 1B 1B	3 1 1 1 0 1 1 0 0 0 0 0 0 0 1 0 1 0 0 0 0		
Jeff Cirillo, R (1, 5) OBP: 0.410, SLG: 0.442	0-0 F7				0-2 F8		0-0 F7		0-1 1B 1B	4 0 1 0 0 0 0		
Jeromy Burnitz, L (1, 9) OBP: 0.343, SLG: 0.496					1-2 G4-3		0-0 G4-3		1-3 K	4 0 0 0 0 2 2		
Bob Hamelin, L (1, 3) OBP: 0.298, SLG: 0.417						0-1 L9		0-3 K	1-2 1B 2-3	4 0 2 0 0 1 0		
Jose Valentin, S (1, 6) OBP: 0.315, SLG: 0.384 Marc Newfield, R (9, PH) OBP: 0.305, SLG: 0.326						2-3 K		0-3 K	0-3 K	3 0 0 0 0 2 1 1 0 0 0 0 1 3		
Geoff Jenkins, L (1, 7) OBP: 0.275, SLG: 0.401 Darrin Jackson, R (9, PH) OBP: 0.259, SLG: 0.367						0-0 L9		2-2 1B	0-0 F8	3 0 1 0 0 0 1 1 0 0 0 0 0 3		
Steve Woodard, L (1, 1) OBP: 0.140, SLG: 0.186 John Jaha, R (6, PH) OBP: 0.368, SLG: 0.344 Mike Matheny, R (6, 2) OBP: 0.280, SLG: 0.340						1-0 L7		0-3 K		1 0 0 0 0 0 0 1 0 0 0 0 1 0 1 0 0 0 0 1 1		
Inning Stats	R: 1 H: 1 E: 0 LOB: 0 K: 0 BB: 0 S: 9 P: 12	R: 0 H: 1 E: 0 LOB: 1 K: 1 BB: 0 S: 12 P: 15	R: 0 H: 0 E: 0 LOB: 0 K: 0 BB: 0 S: 4 P: 5	R: 0 H: 0 E: 0 LOB: 0 K: 0 BB: 0 S: 10 P: 12	R: 0 H: 0 E: 0 LOB: 0 K: 1 BB: 0 S: 8 P: 10	R: 0 H: 1 E: 0 LOB: 1 K: 2 BB: 0 S: 10 P: 16	R: 0 H: 0 E: 0 LOB: 0 K: 1 BB: 0 S: 5 P: 5	R: 0 H: 1 E: 0 LOB: 1 K: 2 BB: 0 S: 14 P: 19	R: 1 H: 4 E: 0 LOB: 3 K: 2 BB: 0 S: 18 P: 22	1B: 5 SF: 0 2B: 1 SAC: 0 3B: 0 DP: 0 HR: 2 HBP: 0	WP: 0 PA: 35 PB: 0 SB: 0 CS: 0	
PITCHER	IP WLS BF H R ER SO BB IBB HBP BLK WP HR S P ERA WHIP											
Jose Lima, R (1, 1) ERA: 3.59	8.0 W 31 7 2 2 7 0 0 0 0 0 0 2 77 101 2.25 0.875											
Billy Wagner, L (9, 1) ERA: 2.26	1.0 S 4 1 0 0 2 0 0 0 0 0 0 0 13 15 0.00 1.000											

Milwaukee Brewers @ Houston Astros
Astrodome, Houston, TX
Wed Sep 09 1998, 8:05 PM EDT
Att. 24,462 - Dome - 72 F

livebaseballscorecards.com

AB 35
R 2
H 8
RBI 2
BB 0
SO 9
LOB 14



Batter	1	2	3	4	5	6	7	8	9
Craig Biggio, R OBP: 0.406, SLG: 0.518 (1, 4) C B X	1-1 FC6-4 5 2B 1B 1B	1-2 G4-3		2-2 1B 1B		1-0 G4-3 1B		3-2 HR G1-3	
Carl Everett, S OBP: 0.368, SLG: 0.483 (1, 8) F B 1 SAFE 1 SAFE X	2-1 FC6-4 1B 1-2 1B	2-3 K		2-3 K		1-1 G4-3 1-2f 1B			
Derek Bell, R OBP: 0.355, SLG: 0.476 (1, 9) B C X	1-1 FC6-4 5 2B 1B 1-2f 2-3	0-0 G6-3		0-1 5 FC4 1B 1-2		0-0 5 WP 1B			
5 Jeff Bagwell, R OBP: 0.416, SLG: 0.552 (1, 3) B B X	3-0 1B 2B 1-3 3-H		0-0 HR	2-1 FC4 1-2f		1-0 P3 1-2			
Moises Alou, R OBP: 0.398, SLG: 0.602 (1, 7) B C X	1-1 2B G5-3 1B 2-3 3-H		2-0 G6-3		1-1 G5-3		1-0 F7		
Sean Berry, R OBP: 0.399, SLG: 0.550 (1, 5) S SAFE B B X	1-2 G5-3 1-3 3-H 2B		2-0 G5-3		0-0 1B 1B		2-2 G6-3		
Ricky Gutierrez, R OBP: 0.353, SLG: 0.351 (1, 6) B S B B X	3-1 G5-3 2-3 3-H 1B		1-2 1B		2-1 F9 2		1-3 F S K		
Brad Ausmus, R OBP: 0.357, SLG: 0.347 (1, 2) B B C B	4-1 BB		0-0 F9 3		2-1 1-3 1B		3-3 K		
Jose Lima, R OBP: 0.158, SLG: 0.149 Billy Wagner, L OBP: 0.500, SLG: 0.500 (1, 1) F B SAFE (9, 1) X	2-1 L8 3			1-2 F7 1	1-2 G5-3 3		1-3 K 2		

AB	R	H	RBI	BB	SO	LOB
5	2	4	1	0	0	0
5	0	1	0	0	2	2
4	1	2	0	0	0	2
4	2	2	2	0	0	3
4	1	1	1	0	0	0
4	0	2	1	0	0	0
4	0	1	1	0	1	2
3	0	1	0	1	1	1
4	0	0	0	0	1	4
0	0	0	0	0	0	0

AB	R	H	RBI	BB	SO	LOB
37	6	14	6	1	5	14

WP	PA
1	38

Inning Stats		R	H	E	K	S	LOB		BB		HBP		BLK		WP		HR		S		P		ERA		WHIP	
R: 4	H: 5	E: 0	K: 17	S: 17	5	2	2	1	0	0	0	0	0	0	0	1	56	95	9.00	2.400						
R: 0	H: 0	E: 0	K: 1	S: 9	0	0	0	0	0	0	0	0	0	0	0	0	25	36	0.00	0.750						
R: 1	H: 2	E: 0	K: 7	S: 7	2	1	2	0	0	0	0	0	0	0	0	1	5	9	27.00	3.000						
R: 0	H: 2	E: 0	K: 10	S: 10	2	2	2	0	0	0	0	0	0	0	0	0	8	16								
R: 0	H: 2	E: 0	K: 5	S: 5	2	1	1	0	0	0	0	0	0	0	0	0	8									
R: 1	H: 1	E: 0	K: 11	S: 11	0	0	0	0	0	0	0	0	0	0	0	0	19									

PITCHER		IP	WLS	BF	H	R	ER	SO	BB	IBB	HBP	BLK	WP	HR	S	P	ERA	WHIP
Steve Woodard, R ERA: 4.19 (1, 1)	5.0	L	27	11	5	5	2	2	1	0	0	0	0	1	56	95	9.00	2.400
Valerio De Los Santos, L ERA: 1.59 (6, 1)	2.2		9	2	0	0	3	0	0	0	0	0	1	0	25	36	0.00	0.750
Al Reyes, R ERA: 4.25 (8, 1)	0.1		2	1	1	1	0	0	0	0	0	0	0	1	5	9	27.00	3.000

Milwaukee Brewers @ Houston Astros
Astrodome, Houston, TX
Wed Sep 09 1998, 8:05 PM EDT
Att. 24,462 - Dome - 72 F

livebaseballscores.com



Batter	1	2	3	4	5	6	7	8	9	AB R H RBI BB SO LOB	TOP										
Fernando Vina, L (1, 4) OBP: 0.387, SLG: 0.425	0-3 K			1-3 K		1-2 G6-3		0-2 K 3B		4 0 1 0 0 2 0											
Mark Loretta, R (1, 6) OBP: 0.392, SLG: 0.426	2-2 G1-3			0-0 F9		2-2 K 1B		0-2 F9		4 0 1 0 0 0 1											
Dave Nilsson, L (1, 3) OBP: 0.335, SLG: 0.440	1-2 G6-3			1-3 K		1-3 K			1-3 K	3 0 0 0 0 2 1											
David Weathers, R (6, 1) OBP: 0.160, SLG: 0.217										0 0 0 0 0 0 0											
Al Reyes, R (8, 1) OBP: 0.250, SLG: 0.250										0 0 0 0 0 0 0											
Bob Hamelin, L (8, 3) OBP: 0.296, SLG: 0.414										1 0 0 0 0 1 0											
Jeff Cirillo, R (1, 5) OBP: 0.412, SLG: 0.444		1-2 G6-3			1-0 K 1B		1-2 K 1B		1-2 K 1B	4 1 3 0 0 0 0											
Jeromy Burnitz, L (1, 9) OBP: 0.342, SLG: 0.495		0-2 L4			0-0 FC3-6 1B		2-3 K		0-0 K 1B	4 0 1 0 0 1 2											
Marquis Grissom, R (1, 8) OBP: 0.299, SLG: 0.373		1-0 F9			1-2 K 1B		1-0 F9		4-0 K BB	3 0 1 0 1 0 1											
Geoff Jenkins, L (1, 7) OBP: 0.275, SLG: 0.396				1-3 K		0-3 K		1-0 G6-3	4-2 K BB	3 0 0 1 1 2 3											
Mike Matheny, R (1, 2) OBP: 0.277, SLG: 0.336				0-1 F8		1-3 K		0-0 F7	1-0 F5	4 0 0 0 0 1 5											
Scott Karl, L (1, 1) OBP: 0.145, SLG: 0.118				2-3 K		3-3 K		3-3 K	3-3 K	1 0 0 0 0 1 0											
John Jaha, R (6, PH) OBP: 0.366, SLG: 0.343										1 0 0 0 0 1 0											
Jose Valentin, S (6, 6) OBP: 0.314, SLG: 0.382										2 0 0 0 0 2 3											
Inning Stats	R: 0 E: 0 K: 1 S: 10	H: 0 LOB: 0 BB: 0 P: 13	R: 0 E: 0 K: 0 S: 7	H: 0 LOB: 0 BB: 0 P: 9	R: 0 E: 0 K: 2 S: 9	H: 0 LOB: 0 BB: 0 P: 12	R: 0 E: 0 K: 2 S: 9	H: 2 LOB: 2 BB: 0 P: 16	R: 0 E: 0 K: 2 S: 13	H: 1 LOB: 1 BB: 0 P: 20	R: 0 E: 1 K: 1 S: 9	H: 1 LOB: 1 BB: 0 P: 14	R: 0 E: 0 K: 1 S: 11	H: 1 LOB: 1 BB: 0 P: 14	R: 1 E: 0 K: 2 S: 15	H: 2 LOB: 3 BB: 2 P: 29	1B: 6 2B: 0 3B: 1 HR: 0	SF: 0 SAC: 0 DP: 0 HBP: 0	WP: 0 PB: 0 SB: 0 CS: 0	PA: 36	
PITCHER Shane Reynolds, R (1, 1) ERA: 3.72	IP: 8.1 WLS: W BF: 34 H: 7 R: 1 ER: 1 SO: 12 BB: 2 IBB: 0 HBP: 0 BLK: 0 WP: 0 HR: 0 S: 91 P: 129 ERA: 1.08 WHIP: 1.080																				
Doug Henry, R (9, 1) ERA: 2.77	IP: 0.2 WLS: 2 BF: 0 H: 0 R: 0 ER: 0 SO: 1 BB: 0 IBB: 0 HBP: 0 BLK: 0 WP: 0 HR: 0 S: 5 P: 9 ERA: 0.00 WHIP: 0.000																				

Milwaukee Brewers @ Houston Astros
Astrodome, Houston, TX
Thu Sep 10 1998, 8:05 PM EDT
Att. 20,813 - Dome - 72 F

livebaseballscorecards.com

AB 34
R 1
H 7
RBI 1
BB 2
SO 13
LOB 16



Batter	1	2	3	4	5	6	7	8	9
Craig Biggio, R OBP: 0.405, SLG: 0.515 (1, 4)	0-1 G6-3		0-0 2B 1B	0-3 K			2-3 K	0-2 P5	
Richard Hidalgo, R OBP: 0.342, SLG: 0.432 (1, 8)	1-1 5 WP 2B		4-2 1-2 2B BB		1-0 F9		2-2 G6-3		
Derek Bell, R OBP: 0.359, SLG: 0.479 (1, 9)	4-0 5 WP BB		3-2 BB 1B 2B		0-0 5 G6-4-3 1B		4-0 BB 5 BB BB		
5 Jeff Bagwell, R OBP: 0.416, SLG: 0.550 (1, 3)	3-2 L4		4-0 BB 1B BB		3-2 G6-4-3		4-1 BB BB 1B BB		
Moises Alou, R OBP: 0.397, SLG: 0.598 (1, 7)	2-0 F9		1-0 P3		0-3 K		4-2 BB 1B BB		
Sean Berry, R OBP: 0.397, SLG: 0.543 (1, 5)		2-2 G3-1	4-2 1B BB		0-0 L9		0-3 K		
Tony Eusebio, R OBP: 0.330, SLG: 0.318 (1, 2)		0-1 G3-1	0-0 1B		2-2 G5-3		4-1 1B BB		
Tim Bogar, R OBP: 0.214, SLG: 0.211 (1, 6)		0-0 G3		1-1 G6-3			0-1 SH1-4 2B	1-3 K	
Shane Reynolds, R OBP: 0.190, SLG: 0.197 (1, 1)			1-1 G1-3	0-0 F4			0-0 SH1-4	2-2 1B	
Doug Henry, R (9, 1)								1-3 2-H 3-H	

AB	R	H	RBI	BB	SO	LOB
5	1	1	0	0	2	3
3	1	1	0	1	0	1
2	2	2	2	2	0	0
2	2	0	0	2	0	3
3	1	0	0	1	1	4
3	0	0	0	1	1	3
3	0	1	3	1	0	0
4	0	1	0	0	1	3
3	0	1	2	0	0	0
0	0	0	0	0	0	0


BOTTOM

Milwaukee Brewers @ Houston Astros
Astrodome, Houston, TX

Thu Sep 10 1998, 8:05 PM EDT
Att: 20,813 - Dome - 72 F

AB	28
R	7
H	7
RBI	7
BB	8
SO	5
LOB	17

livebaseballscorecards.com



Inning Stats	R: 0	H: 1	E: 0	K: 0	S: 9	LOB: 2	BB: 1	P: 19
R: 0	H: 0	E: 0	K: 0	S: 6	LOB: 0	BB: 0	P: 8	
R: 4	H: 3	E: 0	K: 0	S: 12	LOB: 2	BB: 3	P: 29	
R: 0	H: 0	E: 0	K: 1	S: 6	LOB: 0	BB: 0	P: 7	
R: 0	H: 1	E: 0	K: 0	S: 7	LOB: 0	BB: 0	P: 11	
R: 0	H: 0	E: 0	K: 1	S: 8	LOB: 0	BB: 0	P: 10	
R: 0	H: 1	E: 0	K: 1	S: 9	LOB: 1	BB: 0	P: 13	
R: 3	H: 1	E: 0	K: 2	S: 20	LOB: 2	BB: 4	P: 39	

PITCHER	IP	WLS	BF	H	R	ER	SO	BB	IBB	HBP	BLK	WP	HR	S	P	ERA	WHIP
Scott Karl, L ERA: 4.21 (1, 1)	5.0	L	22	5	4	4	1	4	4	0	0	1	0	40	74	7.20	1.800
David Weathers, R ERA: 5.12 (6, 1)	2.0		10	1	3	3	2	3	0	0	0	0	0	20	38	13.50	2.000
Al Reyes, R ERA: 4.17 (8, 1)	1.0		5	1	0	0	2	1	0	0	0	0	0	17	24	0.00	2.000

WP	PA	ERA	WHIP
1	37		
0			
0			

Batter	1	2	3	4	5	6	7	8	9	AB R H RBI BB SO LOB	TOP	
Fernando Vina, L (1, 4) OBP: 0.390, SLG: 0.430	0-0 G6-3		2-2 2B HBP	0-0 1B 2B	1-0 P2	0-2 1-3 WP 2B			0-1 G6-3 SH5-3 1B	5 3 3 1 0 0 1		
Mark Loretta, R (1, 3) OBP: 0.392, SLG: 0.428	1-1 1B		0-0 2B 2B	0-3 K	2-2 F8	1-3 K WP			0-0 SH5-3	5 1 2 2 1 0 2 2		
Dave Nilsson, L (1, 2) OBP: 0.339, SLG: 0.443	1-2 P6		4-1 2B HR BB	3-2 1B 1B	3-2 1B 2B	1-2 G5-3			2-2 G6-3	5 2 2 2 1 0 3		
Jeff Cirillo, R (1, 5) OBP: 0.413, SLG: 0.446	1-1 L7		0-0 1-3 HR 2B	3-2 1B 1B	4-2 BB				0-0 G5-3	5 2 2 1 1 0 2		
Jeremy Burnitz, L (1, 9) OBP: 0.341, SLG: 0.497			0-0 HR	1-3 K	0-0 G1				1-2 F8	5 1 1 3 0 1 4		
Marquis Grissom, R (1, 8) OBP: 0.302, SLG: 0.374			4-1 2B BB	0-0 1B 1B					0-1 F9	4 2 2 1 1 1 0		
Jose Valentin, S (1, 6) OBP: 0.315, SLG: 0.380			4-1 SAFE	0-3 SAFE	1-2 1B	1-1 L4			0-3 K	4 0 1 1 1 2 2		
Geoff Jenkins, L (1, 7) OBP: 0.273, SLG: 0.396			0-0 1-3 HR 2B	1-0 K	2-3 K	3-3 SAFE			3-3 K	5 0 1 1 0 3 4		
Bill Pulsipher, L (1, 1) OBP: 0.214, SLG: 0.214									0-1 G5-3	3 1 1 0 0 2 1		
Eric Plunk, R (5, 1)										0 1 0 0 1 0 0		
Marc Newfield, R (8, PH) OBP: 0.304, SLG: 0.324										1 0 0 0 0 0 0		
Mike Myers, L (8, 1)										0 0 0 0 0 0 0		
Bob Wickman, R (8, 1)										0 0 0 0 0 0 0		
Inning Stats	R: 0 H: 1 E: 0 K: 0 S: 8 LOB: 1 BB: 0 P: 11	R: 0 H: 0 E: 0 K: 0 S: 14 LOB: 1 BB: 1 P: 21	R: 6 H: 4 E: 0 K: 3 S: 18 LOB: 1 BB: 2 P: 33	R: 3 H: 5 E: 0 K: 3 S: 20 LOB: 2 BB: 0 P: 30	R: 1 H: 2 E: 0 K: 0 S: 13 LOB: 2 BB: 1 P: 23	R: 3 H: 2 E: 1 K: 2 S: 21 LOB: 1 BB: 1 P: 33	R: 0 H: 0 E: 0 K: 1 S: 13 LOB: 0 BB: 0 P: 16	R: 0 H: 0 E: 0 K: 2 S: 8 LOB: 0 BB: 0 P: 11	R: 0 H: 1 E: 0 K: 0 S: 8 LOB: 1 BB: 0 P: 10	1B: 8 SF: 0 2B: 6 SAC: 1 3B: 0 DP: 0 HR: 1 HBP: 1	WP: 4 PA: 49 PB: 0 SB: 0 CS: 0	
PITCHER	IP WLS BF H R ER SO BB IBB HBP BLK WP HR S P ERA WHIP	IP WLS BF H R ER SO BB IBB HBP BLK WP HR S P ERA WHIP										
Don Wengert, R (1, 1) ERA: 5.4	2.1 L 14 4 5 5 1 2 0 1 0 0 1 32 49 19.29 2.571											
Rodney Myers, R (3, 1) ERA: 8.4	1.0 8 4 4 4 3 1 0 0 0 0 0 18 32 36.00 5.000											
Felix Heredia, L (4, 1) ERA: 5.5	0.2 4 2 0 0 2 0 0 0 0 0 0 10 14 0.00 3.000											
Dave Stevens, R (5, 1) ERA: 4.05	1.0 6 2 1 1 0 1 0 0 0 0 0 13 23 9.00 3.000											
Terry Adams, R (6, 1) ERA: 4.25	0.2 6 2 3 3 2 1 0 0 0 2 0 18 29 40.50 4.500											
PITCHER	IP WLS BF H R ER SO BB IBB HBP BLK WP HR S P ERA WHIP	IP WLS BF H R ER SO BB IBB HBP BLK WP HR S P ERA WHIP										
Terry Mulholland, L (6, 1) ERA: 2.6	2.1 7 0 0 0 3 0 0 0 0 0 1 0 24 31 0.00 0.000											
Matt Karchner, R (9, 1) ERA: 5.22	1.0 4 1 0 0 0 0 0 0 0 0 0 8 10 0.00 1.000											

Milwaukee Brewers @ Chicago Cubs
Wrigley Field, Chicago, IL
Fri Sep 11 1998, 3:33 AM CDT
Att. 37,410 - Sunny - 80 F

livebaseballscorecards.com

AB	42
R	13
H	15
RBI	11
BB	5
SO	11
LOB	19




Batter	1	2	3	4	5	6	7	8	9	AB	R	H	RBI	BB	SO	LOB
Lance Johnson, L (1, 8) OBP: 0.322, SLG: 0.309	3-2 3B 1B	2-1 SH1-3		0-0 G6-3	0-2 F8			1-2 E1 G6-3 1B		4	2	1	1	0	0	1
José Hernández, R (1, 6) OBP: 0.316, SLG: 0.490 Matt Karchner, R (9, 1)	0-2 1B 3B	1-1 F9		0-0 F9		1-0 L6		1-2 G6-3		5	1	1	1	0	0	1
Mark Grace, L (1, 3) OBP: 0.411, SLG: 0.477	1-0 P3		1-2 G3		1-0 F8	1-2 1B		0-1 1B		5	0	2	1	0	0	1
Sammy Sosa, R (1, 9) OBP: 0.378, SLG: 0.648	2-2 E S 1B		0-0 L9		0-1 HR	1-3 K		3-2 G6-3		5	1	2	2	0	1	2
Glenallen Hill, R (1, 7) OBP: 0.354, SLG: 0.532	2-1 F7		0-0 2B		1-0 HR 1B	3-2 F8			4-2 G6-4-3 1B BB	4	2	2	0	1	0	2
Gary Gaetti, R (1, 5) OBP: 0.358, SLG: 0.492	4-2 1B BB		0-1 G3		2-2 HR		0-1 F8		1-1 G6-4-3 1B	4	1	2	2	1	0	1
Manny Alexander, R (1, 4) OBP: 0.285, SLG: 0.339 Orlando Merced, S (9, PH) OBP: 0.335, SLG: 0.401	3-2 G6-3			1-1 P3	2-3 K		2-3 K		1-1 G6-4-3	4	0	0	0	0	2	2
Scott Servais, R (1, 2) OBP: 0.292, SLG: 0.349 Brant Brown, L (7, PH) OBP: 0.353, SLG: 0.512 Tyler Houston, L (8, 2) OBP: 0.278, SLG: 0.374		2-2 SH1-4 SH1-3 2B		1-2 HR 2B	4-2 3B BB		1-3 K		3-2 1B	2	3	2	0	1	0	0
Don Wengert, R Rodney Myers, R Felix Heredia, L Jason Marvelet, R Dave Stevens, R Jeff Blauser, R Terry Adams, R Terry Mulholland, R Matt Williams, R Mickey Morandini, L		0-0 SH1-4 2-3		0-0 HR	2-2 3B			2-1 G6-3	1-1 G4-3	0	0	0	0	0	0	0

Inning Stats	R: 2	H: 3	E: 0	LOB: 2	K: 0	S: 22	R: 1	H: 1	E: 0	LOB: 0	K: 0	S: 8	R: 0	H: 1	E: 0	LOB: 1	K: 0	S: 7	R: 2	H: 2	E: 0	LOB: 0	K: 0	S: 10	R: 4	H: 4	E: 0	LOB: 1	K: 1	S: 20	R: 0	H: 1	E: 0	LOB: 1	K: 1	S: 12	R: 0	H: 0	E: 0	LOB: 0	K: 2	S: 11	R: 1	H: 1	E: 1	LOB: 1	K: 0	S: 15	R: 1	H: 2	E: 0	LOB: 1	K: 0	S: 16	1B: 7	SF: 0	2B: 3	SAC: 2	3B: 2	DP: 1	HR: 3	HBP: 0	WP: 0	PA: 45
--------------	------	------	------	--------	------	-------	------	------	------	--------	------	------	------	------	------	--------	------	------	------	------	------	--------	------	-------	------	------	------	--------	------	-------	------	------	------	--------	------	-------	------	------	------	--------	------	-------	------	------	------	--------	------	-------	------	------	------	--------	------	-------	-------	-------	-------	--------	-------	-------	-------	--------	-------	--------

PITCHER	IP	WLS	BF	H	R	ER	SO	BB	IBB	HBP	BLK	WP	HR	S	P	ERA	WHIP
Bill Pulsipher, L (1, 1) ERA: 5.4	4.2		27	11	9	9	1	2	0	0	0	0	0	63	98	17.36	2.786
Eric Plunk, R (5, 1) ERA: 4.39	2.1	W	8	1	0	0	3	0	0	0	0	0	0	27	36	0.00	0.429
Mike Myers, L (8, 1) ERA: 2.79	0.2		4	1	1	0	0	0	0	0	0	0	0	11	15	0.00	1.500
Bob Wickman, R (8, 1) ERA: 3.19	1.1	S	6	2	1	1	0	1	0	0	0	0	0	20	33	6.75	2.250

Milwaukee Brewers @ Chicago Cubs
Wrigley Field, Chicago, IL
 Fri Sep 11 1998, 3:33 AM CDT
 Att: 37,410 - Sunny - 80 F

AB	40
R	11
H	15
RBI	11
BB	3
SO	4
LOB	13



Batter	1	2	3	4	5	6	7	8	9	AB	R	H	RBI	BB	SO	LOB
Fernando Vina, L (1, 4) OBP: 0.390, SLG: 0.429	G3		E6 1B 3B	L7						5	1	2	3	0	0	1
Mark Loretta, R (1, 6) OBP: 0.394, SLG: 0.430 (8, 3)	G6-3									5	1	3	0	0	1	1
Dave Nilsson, L (1, 3) OBP: 0.336, SLG: 0.446 Chad Fox, R (8, 1) Mike Matheny, R (9, 2) OBP: 0.277, SLG: 0.336	G4-3									5	1	1	3	0	1	2
										0	0	0	0	0	0	0
										0	0	0	0	0	0	0
Jeff Cirillo, R (1, 5) OBP: 0.413, SLG: 0.447										5	1	2	1	0	1	1
Jeromy Burnitz, L (1, 9) OBP: 0.342, SLG: 0.504										5	1	2	2	0	0	2
Marquis Grissom, R (1, 8) OBP: 0.301, SLG: 0.371										4	0	0	0	1	1	0
Geoff Jenkins, L (1, 7) OBP: 0.281, SLG: 0.412 Marc Newfield, R (9, PH) Darrin Jackson, R (9, PR) OBP: 0.259, SLG: 0.367										3	3	2	1	1	0	2
										1	0	1	0	0	0	0
										0	0	0	0	0	0	0
Bobby Hughes, R (1, 2) OBP: 0.288, SLG: 0.414 Bob Wickman, R (9, 1)										4	3	2	1	1	2	2
										0	0	0	0	0	0	0
52 Rafael Roque, L (1, 1) OBP: 0.091, SLG: 0.091 Bob Hamelin, L (7, PH) OBP: 0.301, SLG: 0.425 Ronnie Belliard, R (7, PR) Valerio De Los Santos, L (7, 1) Jose Valentin, S (8, 6) OBP: 0.315, SLG: 0.380										1	0	0	0	0	0	0
										1	0	1	0	0	0	0
										0	1	0	0	0	0	0
										0	0	0	0	0	0	0
										0	0	0	0	0	0	0

Inning Stats	R: 0	H: 0	R: 0	H: 1	R: 8	H: 7	R: 0	H: 2	R: 2	H: 2	R: 0	H: 0	R: 2	H: 2	R: 0	H: 1	R: 0	H: 1	1B: 9	SF: 0	WP: 0	PA: 44
	E: 0	LOB: 0	E: 0	LOB: 1	E: 1	LOB: 0	E: 0	LOB: 2	E: 0	LOB: 1	E: 0	LOB: 0	E: 1	LOB: 2	E: 0	LOB: 0	E: 0	LOB: 1	2B: 3 <td>SAC: 2 <td>PB: 0 <td></td> </td></td>	SAC: 2 <td>PB: 0 <td></td> </td>	PB: 0 <td></td>	
	K: 0	BB: 0	K: 1	BB: 1	K: 0	BB: 0	K: 0	BB: 0	K: 1	BB: 1	K: 0	BB: 0	K: 2	BB: 1	K: 1	BB: 0	K: 1	BB: 0	3B: 1 <td>DP: 2 <td>SB: 0</td> <td></td> </td>	DP: 2 <td>SB: 0</td> <td></td>	SB: 0	
	S: 8	P: 11	S: 9	P: 18	S: 24	P: 35	S: 15	P: 24	S: 14	P: 24	S: 5	P: 8	S: 13	P: 21	S: 8	P: 12	S: 8	P: 11	HR: 3 <td>HBP: 0 <td>CS: 0</td> <td></td> </td>	HBP: 0 <td>CS: 0</td> <td></td>	CS: 0	

PITCHER	IP	WLS	BF	H	R	ER	SO	BB	IBB	HBP	BLK	WP	HR	S	P	ERA	WHIP
Mike Morgan, R (1, 1) ERA: 4.2	3.0		18	8	8	5	1	1	0	0	0	0	3	41	64	15.00	3.000
Dave Stevens, R (4, 1) ERA: 4.62	3.2		18	5	4	4	3	2	0	0	0	0	0	44	73	9.82	1.909
Felix Heredia, L (7, 1) ERA: 5.37	1.1		4	2	0	0	1	0	0	0	0	0	0	11	16	0.00	1.500
Terry Mulholland, L (9, 1) ERA: 2.58	0.2		2	0	0	0	0	0	0	0	0	0	0	3	4	0.00	0.000
Rod Beck, R (9, 1) ERA: 3.04	0.1	W	2	1	0	0	1	0	0	0	0	0	0	5	7	0.00	3.000

Milwaukee Brewers @ Chicago Cubs
Wrigley Field, Chicago, IL
 Sat Sep 12 1998, 3:33 AM CDT
 Att. 39,170 - Sunny - 80 F

livebaseballscorecards.com

AB	39
R	12
H	16
RBI	11
BB	3
SO	6
LOB	11



BOTTOM

Milwaukee Brewers @ Chicago Cubs
Wrigley Field, Chicago, IL
Sat Sep 12 1998, 3:33 AM CDT
Att: 39,170 - Sunny - 80 F

livebaseballscorecards.com

AB 40
R 15
H 18
RBI 15
BB 4
SO 5
LOB 11



WP: 0 PA: 45
PB: 0
SB: 0
CS: 0

AB R H RBI BB SO LOB

4 1 0 0 1 0 3
5 1 2 1 0 2 1
0 0 0 0 0 0 0

5 1 2 0 0 1 1

3 3 2 3 2 0 1

5 4 4 1 0 0 1

4 1 2 2 0 1 2

4 1 1 2 1 0 1

3 0 0 0 0 0 1
2 2 2 3 0 0 0

1 0 1 0 0 0 0
2 0 1 0 0 1 0
0 0 0 0 0 0 0
1 0 0 0 0 0 0
0 0 0 0 0 0 0
0 0 0 0 0 0 0
1 1 1 3 0 0 0

1B: 11 SF: 0
2B: 1 SAC: 1
3B: 0 DP: 2
HR: 6 HBP: 0

Batter	1	2	3	4	5	6	7	8	9
Lance Johnson, L (1, 8) OBP: 0.319, SLG: 0.304	1-0 G4-3	0-2 G5-3			1-0 G3-6-1		4-1 2B HR	2-0 F8	
José Hernández, R (1, 6) OBP: 0.317, SLG: 0.495 Rod Beck, R (9, 1)	3-3 K		1-0 L9		1-0 HR		0-3 K	3-2 1B	
Mark Grace, L (1, 3) OBP: 0.411, SLG: 0.478	0-1 G6-3		0-3 K		0-1 1B		3-1 1-3 HR	2-2 G1-3	
Sammy Sosa, R (1, 9) OBP: 0.381, SLG: 0.653		4-2 1B BB	4-2 BB		3-1 L7		3-2 2B HR		0-0 SH3-4 1B 1B
Glenallen Hill, R (1, 7) OBP: 0.360, SLG: 0.544		2-1 1B P6	1-0 F9		3-2 HR 1B		3-2 HR		1-0 1-2 SH3-4 1B 1B
Gary Gaetti, R (1, 5) OBP: 0.359, SLG: 0.500		0-1 P6		2-1 G6-4-3 1B		2-0 HR 1-H	0-3 K		0-0 SH3-4 1-2 2-3
Mickey Morandini, L (1, 4) OBP: 0.390, SLG: 0.392		0-1 1B 2-H 3-H		1-1 G6-4-3 1-2f		2-1 G6-3	0-0 G6-3		4-2 1B HR BB
Scott Servais, R (1, 2) OBP: 0.290, SLG: 0.345 Tyler Houston, L (8, PH) OBP: 0.284, SLG: 0.393 (9, 2)		1-0 F7		0-0 P4		1-2 P7		0-1 HR	1-0 1-3 2-H 3-H HR 1B
Mike Morgan, R (1, 1) OBP: 0.714, SLG: 0.857 Dave Stevens, R (4, 1) OBP: 0.250, SLG: 0.250 Felix Heredia, L (7, 1) OBP: 0.250, SLG: 0.222 Brant Brown, L (8, PH) OBP: 0.352, SLG: 0.510 Terry Mulholland, R (9, 1) OBP: 0.285, SLG: 0.339 Manny Alexander, R (9, 8) OBP: 0.285, SLG: 0.339 Orlando Merced, S (9, PH) OBP: 0.338, SLG: 0.417		0-0 1B		0-1 G3-6-1 1B		1-3 K		2-2 G6-3	1-0 1-H HR

Inning Stats	R: 0	H: 0	E: 0	K: 1	S: 10	H: 0	LOB: 0	BB: 0	P: 14	R: 2	H: 3	E: 0	K: 0	S: 16	R: 0	H: 0	E: 0	K: 1	S: 7	R: 0	H: 1	E: 0	K: 0	S: 5	R: 1	H: 3	E: 0	K: 0	S: 8	R: 2	H: 2	E: 0	K: 1	S: 13	R: 4	H: 3	E: 0	K: 2	S: 19	R: 1	H: 2	E: 0	K: 0	S: 15	R: 5	H: 4	E: 0	K: 0	S: 8	1B: 11	SF: 0	2B: 1	SAC: 1	3B: 0	DP: 2	HR: 6	HBP: 0	WP: 0	PA: 45
--------------	------	------	------	------	-------	------	--------	-------	-------	------	------	------	------	-------	------	------	------	------	------	------	------	------	------	------	------	------	------	------	------	------	------	------	------	-------	------	------	------	------	-------	------	------	------	------	-------	------	------	------	------	------	--------	-------	-------	--------	-------	-------	-------	--------	-------	--------

PITCHER	IP	WLS	BF	H	R	ER	SO	BB	IBB	HBP	BLK	WP	HR	S	P	ERA	WHIP
52 Rafael Roque, L (1, 1) ERA: 4.12	6.0		27	9	5	5	3	2	0	0	0	0	2	59	92	7.50	1.833
Valerio De Los Santos, L (7, 1) ERA: 3.5	1.0		7	3	4	4	2	1	0	0	0	0	2	19	32	36.00	4.000
Chad Fox, R (8, 1) ERA: 3.96	1.0		5	2	1	1	0	0	0	0	0	0	1	15	24	9.00	2.000
Bob Wickman, R (9, 1) ERA: 3.74	0.1	L	6	4	5	5	0	1	0	0	0	0	1	8	15	135.00	15.000

PITCHER	IP	WLS	BF	H	R	ER	SO	BB	IBB	HBP	BLK	WP	HR	S	P	ERA	WHIP
---------	----	-----	----	---	---	----	----	----	-----	-----	-----	----	----	---	---	-----	------

Batter	1	2	3	4	5	6	7	8	9	10	AB	R	H	RBI	BB	SO	LOB	TOP					
Fernando Vina, L OBP: 0.390, SLG: 0.431 (1, 4)	0-1 P6		1-0 SF9 2-3 2B		0-0 B1-3		1-3 K	0-0 1-2 2-H 1B			5	0	2	0	0	1	0	Milwaukee Brewers @ Chicago Cubs Wrigley Field, Chicago, IL Sun Sep 13 1998, 3:33 AM CDT Att: 40,846 - Sunny - 86 F					
Mark Loretta, R OBP: 0.392, SLG: 0.436 (1, 6)	1-2 HR		2-0 SF9 2-3 3-H		1-1 F9		1-2 G4-3	2-2 P2			4	1	1	2	0	0	2						
Dave Nilsson, L OBP: 0.331, SLG: 0.438 (1, 3)	0-1 P5		0-2 G4-3			2-2 F8		3-3 K	2-0 F9		5	0	0	0	0	1	1						
Jeff Cirillo, R OBP: 0.414, SLG: 0.459 (1, 5)	2-1 F9			3-2 P3		1-1 HR		0-2 2B 1B	1-1 HR		5	3	3	2	0	0	0						
Jeromy Burnitz, L OBP: 0.344, SLG: 0.511 (1, 9)		2-2 F9		3-2 HR		1-1 FC5-4 HBP		0-0 1B 2B	2-3 K		4	2	2	2	0	1	0						
Marquis Grissom, R OBP: 0.302, SLG: 0.371 (1, 8)		2-2 G5-3		0-1 G3 1B		0-2 FC5-4 1-2f		3-2 BB 1B	0-1 F7		5	1	2	1	0	0	1						
Geoff Jenkins, L OBP: 0.277, SLG: 0.407 (1, 7)		3-2 G3-1		0-0 G3		2-3 K		4-1 BB 1B		0-0 G3	3	0	0	0	0	1	2						
Marc Newfield, R OBP: 0.311, SLG: 0.328 (8, PH)				1-2 G3				1-2 BB BB			0	0	0	0	1	0	0						
Greg Martinez, S (8, PR)								4-2 BB 1B			1	1	0	0	0	0	0						
Bobby Hughes, R OBP: 0.303, SLG: 0.433 (1, 2)			3-2 2B 48 SH3-4 SF9 1B		3-3 K			0-1 HR		1-3 K	3	2	2	1	0	1	1						
Bob Hamelin, L OBP: 0.305, SLG: 0.425 (8, PH)								1-2 2-3 BB			0	0	0	0	1	0	0						
Ronnie Belliard, R (8, PR)								1-2 2-3 BB			0	0	0	0	0	0	0						
Mike Matheny, R OBP: 0.276, SLG: 0.334 (8, 2)								1-2 2-H 3-H			1	0	0	0	0	1	0						
48 Brad Woodall, S Bronson Patrick, R Valerio De Los Santos, L Brian Banks, S David Weathers, R Jose Valentin, S Darwin Jackson, R Eric Plunk, R Mike Myers, L Al Reyes, R			0-0 SH3-4		1-1 L4			0-0 1B		1-3 K	0	0	0	0	0	0	0						
Inning Stats	R: 1 E: 0 K: 0 S: 9	H: 1 LOB: 0 BB: 0 P: 12	R: 0 E: 0 K: 0 S: 10	H: 0 LOB: 0 BB: 0 P: 17	R: 1 E: 0 K: 0 S: 12	H: 2 LOB: 1 BB: 0 P: 18	R: 1 E: 0 K: 1 S: 13	H: 2 LOB: 1 BB: 0 P: 22	R: 0 E: 0 K: 0 S: 5	H: 1 LOB: 1 BB: 0 P: 7	R: 1 E: 0 K: 1 S: 13	H: 1 LOB: 0 BB: 0 P: 18	R: 4 E: 0 K: 1 S: 30	H: 5 LOB: 2 BB: 2 P: 46	R: 1 E: 0 K: 1 S: 8	H: 1 LOB: 0 BB: 0 P: 13	R: 0 E: 0 K: 2 S: 7	H: 0 LOB: 0 BB: 0 P: 9	1B: 6 2B: 2 3B: 0 HR: 5	SF: 1 SAC: 1 DP: 0 HBP: 1	WP: 0 PB: 0 SB: 0 CS: 0	PA: 45	
PITCHER	IP	WLS	BF	H	R	ER	SO	BB	IBB	HBP	BLK	WP	HR	S	P	ERA	WHIP						
Steve Trachsel, R ERA: 4.46 (1, 1)	6.0		26	7	5	5	2	0	0	1	0	0	0	4	64	97	7.50	1.167					
Terry Mulholland, L ERA: 2.94 (7, 1)	1.1		8	3	4	4	3	1	0	0	0	0	0	32	47	27.00	3.000						
Matt Karchner, R ERA: 5.22 (8, 1)	0.0		1	0	0	0	0	1	0	0	0	0	0	3	7	∞	∞						
Felix Heredia, L ERA: 5.34 (8, 1)	0.1		2	2	0	0	0	0	0	0	0	0	0	2	2	0.00	6.000						
Don Wengert, R ERA: 5.37 (8, 1)	0.1		1	0	0	0	0	0	0	0	0	0	0	4	6	0.00	0.000						
PITCHER	IP	WLS	BF	H	R	ER	SO	BB	IBB	HBP	BLK	WP	HR	S	P	ERA	WHIP						
Chris Haney, L ERA: 7.05 (9, 1)	1.0		4	1	1	1	1	0	0	0	0	0	0	7	9	9.00	1.000						
Rod Beck, R ERA: 3.0 (10, 1)	1.0	W	3	0	0	0	2	0	0	0	0	0	0	7	9	0.00	0.000						

livebaseballscores.com

AB	40
R	10
H	13
RBI	10
BB	2
SO	8
LOB	7



Batter	1	2	3	4	5	6	7	8	9	10	AB	R	H	RBI	BB	SO	LOB
Lance Johnson, L OBP: 0.320, SLG: 0.313 (1, 8)	1-1 G5-4-3 1B		2-2 SAFE F9	0-0 G3		2-2 3B		3-2 G3		0-1 G4-3	6	0	2	0	0	0	3
José Hernández, R OBP: 0.315, SLG: 0.491 (1, 6)	0-1 G5-4-3		0-1 2B 1B	0-3 K		2-0 G6-3		1-3 K		1-0 L9	6	1	1	1	0	2	3
Mark Grace, L OBP: 0.412, SLG: 0.485 (1, 3)	0-1 F8		0-1 1B 2B		1-0 HR 1B	1-2 G3			1-1 G4-3	0-0 HR	6	3	3	2	0	0	1
Sammy Sosa, R OBP: 0.383, SLG: 0.662 (1, 9)		3-2 F9	4-1 1B 1B IBB		0-1 HR		3-3 K		2-1 HR		4	3	2	3	1	1	0
Glenallen Hill, R OBP: 0.323, SLG: 0.356 (7, 1)		1-2 F9	3-2 1B 1B		0-2 FC6-4 1B		4-2 BB		0-0 1B 2B		3	0	2	1	1	0	0
Matt Karchner, R OBP: 0.287, SLG: 0.396 (8, PH)			1-2 2B 1B		1-3 K		2-0 F9		1-2 BB 1B		5	0	2	3	0	1	2
Don Wengert, R OBP: 0.360, SLG: 0.499 (9, PH)		0-0 G5-3	0-0 1B		1-3 K		1-1 F7		1-3 K		5	1	1	0	0	1	6
Chris Haney, L OBP: 0.284, SLG: 0.337 (10, 1)			1-2 2B 1B		0-3 K			1-2 G3 1B		4-2 SAFE BB	3	1	1	0	0	1	3
Henry Rodriguez, L OBP: 0.336, SLG: 0.416 (8, 7)			0-0 1B 2B		1-2 G3		0-0 G5-3		1-3 K	3-1 P3	1	0	1	0	0	0	0
Jason Maxwell, R OBP: 0.284, SLG: 0.337 (9, PH)			1-3 2B 2B								3	1	1	1	0	0	0
Sandy Martinez, L OBP: 0.284, SLG: 0.337 (10, 1)											0	0	0	0	0	0	0
Gary Gaetti, R OBP: 0.360, SLG: 0.499 (1, 5)											3	1	1	0	0	1	3
Mickey Morandini, L OBP: 0.388, SLG: 0.391 (1, 4)											1	0	1	0	0	0	0
Scott Servais, R OBP: 0.290, SLG: 0.345 (8, PH)											0	0	0	0	0	0	0
Tyler Houston, L OBP: 0.287, SLG: 0.396 (9, 2)											0	0	0	0	1	0	0
Matt Mieske, R OBP: 0.377, SLG: 0.409 (9, PH)											0	0	0	0	1	0	0
Steve Trachsel, R OBP: 0.323, SLG: 0.356 (7, 1)											3	1	1	1	0	0	0
Terry Mulholland, R OBP: 0.300, SLG: 0.222 (8, 7)											0	0	0	0	0	0	0
Orlando Merced, S OBP: 0.336, SLG: 0.416 (9, PH)											1	0	0	0	0	1	1
Manny Alexander, R OBP: 0.284, SLG: 0.337 (9, PH)											1	0	0	0	0	0	2
Rod Beck, R OBP: 0.284, SLG: 0.337 (10, 1)											0	0	0	0	0	0	0


Inning Stats	R: 0	H: 1	R: 0	H: 0	R: 6	H: 7	R: 0	H: 0	R: 2	H: 3	R: 0	H: 1	R: 0	H: 0	R: 0	H: 1	R: 2	H: 3	R: 1	H: 1	1B: 10	SF: 0	WP: 0	PA: 48
E: 0	LOB: 0	E: 0	LOB: 0	E: 0	LOB: 2	E: 0	LOB: 1	E: 0	LOB: 1	E: 0	LOB: 1	E: 0	LOB: 1	E: 0	LOB: 2	E: 0	LOB: 2	E: 0	LOB: 0	E: 0	LOB: 0	2B: 3 <td>SAC: 0 <td>PB: 0 </td></td>	SAC: 0 <td>PB: 0 </td>	PB: 0
K: 0	BB: 0	K: 0	BB: 0	K: 0	BB: 1	K: 1	BB: 0	K: 1	BB: 0	K: 1	BB: 1	K: 1	BB: 1	K: 1	BB: 1	K: 1	BB: 1	K: 0	BB: 0	K: 0	BB: 0	3B: 1	DP: 1	SB: 0
S: 6	P: 7	S: 7	P: 11	S: 20	P: 32	S: 7	P: 8	S: 18	P: 22	S: 9	P: 13	S: 11	P: 21	S: 12	P: 18	S: 15	P: 27	S: 4	P: 5	S: 4	P: 5	HR: 3	HBP: 0	CS: 0


PITCHER	IP	WLS	BF	H	R	ER	SO	BB	IBB	HBP	BLK	WP	HR	S	P	ERA	WHIP
48 Brad Woodall, L ERA: 5.14	2.1		13	6	6	6	0	0	1	0	0	0	0	27	40	23.14	2.571
Bronswell Patrick, R ERA: 4.83	3.1		16	6	2	2	3	0	0	0	0	0	1	37	49	5.40	1.800
Valerio De Los Santos, L ERA: 3.44	0.1		1	0	0	0	0	0	0	0	0	0	0	3	4	0.00	0.000
David Weathers, R ERA: 5.07	1.0		4	0	0	0	1	1	0	0	0	0	0	11	21	0.00	1.000
Eric Plunk, R ERA: 4.54	1.2		9	4	2	2	3	0	0	0	0	0	1	23	34	10.80	2.400

PITCHER	IP	WLS	BF	H	R	ER	SO	BB	IBB	HBP	BLK	WP	HR	S	P	ERA	WHIP
Mike Myers, L ERA: 2.79	9.1		0.0	1	0	0	0	1	0	0	0	0	0	2	6	∞	∞
Al Reyes, R ERA: 4.26	9.1	L	4	1	1	1	0	0	0	0	0	0	1	6	10	9.00	1.000

Milwaukee Brewers @ Chicago Cubs
Wrigley Field, Chicago, IL
Sun Sep 13 1998, 3:33 AM CDT
Att: 40,846 - Sunny - 86 F

AB	45
R	11
H	17
RBI	11
BB	3
SO	7
LOB	21



Batter	1	2	3	4	5	6	7	8	9	AB R H RBI BB SO LOB	TOP											
Fernando Vina, L (1, 4) OBP: 0.388, SLG: 0.430	1-0 G5-3		1-3 K			0-0 L4		2-1 G1-3 1B		4 0 1 0 0 1 1												
Mark Loretta, R (1, 3) OBP: 0.393, SLG: 0.442	2-2 G6-3		1-0 2B			2-2 2B		1-2 G1-3		4 0 2 1 0 0 2												
Jeff Cirillo, R (1, 5) OBP: 0.411, SLG: 0.455	1-2 1B		0-0 G6-3			1-2 P2		1-0 F9		4 0 1 0 0 0 4												
Jeremy Burnitz, L (1, 9) OBP: 0.343, SLG: 0.514	1-1 P6			2-2 P5		2-2 P5		0-3 K		4 0 0 0 0 1 2												
Marquis Grissom, R (1, 8) OBP: 0.301, SLG: 0.370		1-1 G1-3		1-3 K			2-1 G1-3	0-2 G4-6-3 1B		4 0 1 0 0 1 0												
Marc Newfield, R (1, 7) OBP: 0.306, SLG: 0.323		1-2 F8		3-2 G4-3			0-3 K	1-2 G4-6-3		3 0 0 0 0 1 0												
Mike Matheny, R (1, 2) OBP: 0.274, SLG: 0.331 Geoff Jenkins, L (7, PH) OBP: 0.276, SLG: 0.400 Bobby Hughes, R (7, 2) OBP: 0.303, SLG: 0.433		1-0 F8			3-2 F8		2-1 G3			2 0 0 0 0 0 0 1 0 0 0 0 0 0 0 0 0 0 0 0 0	AB 33 R 1 H 7 RBI 1 BB 0 SO 7 LOB 11											
Jose Valentin, S (1, 6) OBP: 0.312, SLG: 0.379			3-1 WP 2B		3-1 P6			2-3 K		3 1 1 0 0 1 0												
Scott Karl, L (1, 1) OBP: 0.140, SLG: 0.113 Dave Nilsson, L (7, 7) OBP: 0.335, SLG: 0.439 Valerio De Los Santos, L (7, 1) Bob Hamelin, L (9, PH) OBP: 0.303, SLG: 0.422			1-3 K		1-3 K			1-0 G1-3 1B		2 0 0 0 0 2 1 1 0 1 0 0 0 0 0 0 0 0 0 0 0 1 0 0 0 0 0 1												
Inning Stats	R: 0 E: 0 K: 0 S: 12	H: 1 LOB: 1 BB: 0 P: 17	R: 0 E: 0 K: 0 S: 6	H: 0 LOB: 0 BB: 0 P: 9	R: 1 E: 0 K: 2 S: 10	H: 2 LOB: 1 BB: 0 P: 16	R: 0 E: 0 K: 1 S: 11	H: 0 LOB: 0 BB: 0 P: 17	R: 0 E: 0 K: 1 S: 16	H: 0 LOB: 0 BB: 0 P: 23	R: 0 E: 0 K: 0 S: 11	H: 1 LOB: 1 BB: 0 P: 16	R: 0 E: 0 K: 1 S: 7	H: 0 LOB: 0 BB: 0 P: 11	R: 0 E: 0 K: 1 S: 12	H: 2 LOB: 2 BB: 0 P: 19	R: 0 E: 0 K: 1 S: 9	H: 1 LOB: 0 BB: 0 P: 10	1B: 4 2B: 3 3B: 0 HR: 0	SF: 0 SAC: 0 DP: 1 HBP: 0	WP: 1 PB: 0 SB: 0 CS: 0	PA: 33
PITCHER	IP WLS BF H R ER SO BB IBB HBP BLK WP HR S P ERA WHIP																					
Mike Remlinger, L (1, 1) ERA: 4.72 Danny Graves, R (7, 1) ERA: 3.32	6.0 W 22 4 1 1 4 0 0 0 0 1 0 66 98 1.50 0.667																					
	3.0 S 11 3 0 0 3 0 0 0 0 0 0 28 40 0.00 1.000																					

Milwaukee Brewers @ Cincinnati Reds
Cinergy Field, Cincinnati, OH
Tue Sep 15 1998, 7:05 PM EDT
Att. 13,785 - Cloudy - 80 F

livebaseballscorecards.com

Milwaukee Brewers @ Cincinnati Reds
Cinergy Field, Cincinnati, OH

Wed Sep 16 1998, 3:33 AM EDT
Att. 14,467 - Cloudy - 78 F

livebaseballscorecards.com

AB	37
R	2
H	10
RBI	2
BB	3
SO	6
LOB	20



Batter	1	2	3	4	5	6	7	8	9	AB	R	H	RBI	BB	SO	LOB
Fernando Vina, L (1, 4) OBP: 0.388, SLG: 0.431	F8		FC5-4 HBP 1B		G3-1		G6-3 2B	P6		5	1	2	0	0	0	3
Mark Loretta, R (1, 3) OBP: 0.391, SLG: 0.438	F9		FC5-4 HBP		L7		G6-3		L8	4	0	0	0	0	0	1
Dave Nilsson, L (1, 2) OBP: 0.337, SLG: 0.438										3	0	1	0	1	0	1
Mike Matheny, R (7, 2) OBP: 0.276, SLG: 0.333	2B		FC5-4 BB		P6		G3-1		WP 1B	1	0	1	0	0	0	0
Jeff Cirillo, R (1, 5) OBP: 0.410, SLG: 0.458										5	1	2	1	0	1	3
Jeremy Burnitz, L (1, 9) OBP: 0.340, SLG: 0.510	P6		K							5	0	0	0	0	1	6
Geoff Jenkins, L (1, 7) OBP: 0.277, SLG: 0.397										2	0	0	0	1	0	2
Marquis Grissom, R (8, PH) OBP: 0.301, SLG: 0.369										1	0	0	0	0	1	1
Darrin Jackson, R (1, 8) OBP: 0.268, SLG: 0.379										4	0	2	1	0	0	0
Jose Valentin, S (1, 6) OBP: 0.314, SLG: 0.381										3	0	1	0	1	1	2
Bill Pulsipher, L (1, 1) OBP: 0.188, SLG: 0.188										2	0	0	0	0	1	1
Brian Banks, S (7, PH) OBP: 0.300, SLG: 0.412										1	0	0	0	0	1	0
Chad Fox, R (7, 1)										0	0	0	0	0	0	0
Ronnie Belliard, R (8, PH) OBP: 1.000, SLG: 1.000										1	0	1	0	0	0	0
Mike Myers, L (8, 1)										0	0	0	0	0	0	0
Eric Plunk, R (8, 1)										0	0	0	0	0	0	0
Bob Wickman, R (9, 1)										0	0	0	0	0	0	0

Batter	1	2	3	4	5	6	7	8	9	AB	R	H	RBI	BB	SO	LOB
Fernando Vina, L (1, 4) OBP: 0.388, SLG: 0.431	F8		FC5-4 HBP 1B		G3-1		G6-3 2B	P6		5	1	2	0	0	0	3
Mark Loretta, R (1, 3) OBP: 0.391, SLG: 0.438	F9		FC5-4 HBP		L7		G6-3		L8	4	0	0	0	0	0	1
Dave Nilsson, L (1, 2) OBP: 0.337, SLG: 0.438										3	0	1	0	1	0	1
Mike Matheny, R (7, 2) OBP: 0.276, SLG: 0.333	2B		FC5-4 BB		P6		G3-1		WP 1B	1	0	1	0	0	0	0
Jeff Cirillo, R (1, 5) OBP: 0.410, SLG: 0.458										5	1	2	1	0	1	3
Jeremy Burnitz, L (1, 9) OBP: 0.340, SLG: 0.510	P6		K							5	0	0	0	0	1	6
Geoff Jenkins, L (1, 7) OBP: 0.277, SLG: 0.397										2	0	0	0	1	0	2
Marquis Grissom, R (8, PH) OBP: 0.301, SLG: 0.369										1	0	0	0	0	1	1
Darrin Jackson, R (1, 8) OBP: 0.268, SLG: 0.379										4	0	2	1	0	0	0
Jose Valentin, S (1, 6) OBP: 0.314, SLG: 0.381										3	0	1	0	1	1	2
Bill Pulsipher, L (1, 1) OBP: 0.188, SLG: 0.188										2	0	0	0	0	1	1
Brian Banks, S (7, PH) OBP: 0.300, SLG: 0.412										1	0	0	0	0	1	0
Chad Fox, R (7, 1)										0	0	0	0	0	0	0
Ronnie Belliard, R (8, PH) OBP: 1.000, SLG: 1.000										1	0	1	0	0	0	0
Mike Myers, L (8, 1)										0	0	0	0	0	0	0
Eric Plunk, R (8, 1)										0	0	0	0	0	0	0
Bob Wickman, R (9, 1)										0	0	0	0	0	0	0

Inning Stats	R: 0	H: 2	R: 0	H: 1	R: 1	H: 1	R: 0	H: 0	R: 0	H: 1	R: 0	H: 1	R: 1	H: 3	R: 0	H: 1
	E: 0	LOB: 2	E: 0	LOB: 1	E: 0	LOB: 2	E: 0	LOB: 0	E: 0	LOB: 2	E: 0	LOB: 1	E: 0	LOB: 3	E: 0	LOB: 1
	K: 0	BB: 0	K: 0	BB: 0	K: 1	BB: 1	K: 0	BB: 0	K: 1	BB: 1	K: 0	BB: 0	K: 1	BB: 1	K: 0	BB: 0
	S: 14	P: 21	S: 8	P: 10	S: 12	P: 19	S: 7	P: 7	S: 7	P: 12	S: 9	P: 14	S: 12	P: 20	S: 7	P: 11

PITCHER	IP	WLS	BF	H	R	ER	SO	BB	IBB	HBP	BLK	WP	HR	S	P	ERA	WHIP
Brett Tomko, R (1, 1) ERA: 4.46	7.0	L	31	7	2	2	5	2	0	1	0	0	0	75	110	2.57	1.286
Gabe White, L (8, 1) ERA: 4.25	2.0		10	3	0	0	1	0	1	0	0	1	0	18	30	0.00	1.500

1B	2B	3B	HR	SF	SAC	DP	HBP
5	5	0	0	0	0	0	1

WP	PA
1	41

Batter	1	2	3	4	5	6	7	8	9	AB R H RBI BB SO LOB
Damian Jackson, R OBP: 0.364, SLG: 0.524 (1, 8)	4-2 1B 1B BB		2-2 G4-3 1B		0-1 G5-3			0-0 F8		3 0 1 0 1 0 0
Barry Larkin, R OBP: 0.394, SLG: 0.498 (1, 6)	1-1 1-2 1B 1B		2-2 1-2 G4-3			2-1 P6		4-2 BB		3 0 1 0 1 0 1
Bret Boone, R OBP: 0.327, SLG: 0.450 (1, 4)	0-3 K		2-2 2-3 G4-3			2-1 FC5-4 1B		1-3 K		4 0 1 0 0 2 4
Dmitri Young, S OBP: 0.360, SLG: 0.482 (1, 7)	0-0 1-2 2-3 G5-4-3 1B		1-1 G5-3			0-0 FC5-4				4 0 1 0 0 1 2
Paul Konerko, R OBP: 0.274, SLG: 0.333 Reggie Sanders, R OBP: 0.348, SLG: 0.418 (1, 3) (9, PR)	1-2 G5-4-3			2-3 K		0-0 FC5-4				3 0 0 0 1 1 4 0 0 0 0 0 0 0
Chris Stynes, R OBP: 0.324, SLG: 0.340 (9, 9)		1-2 L4-6 WP 1B		0-2 G1-3			0-2 G6-3			3 0 1 0 0 0 0 1 0 0 0 0 0 1
Sean Casey, L OBP: 0.363, SLG: 0.414 (9, PH)										
Pat Watkins, R OBP: 0.293, SLG: 0.362 Roberto Petagine, L OBP: 0.414, SLG: 0.477 (8, 9)		4-2 1B		2-2 G6-3			2-2 F8			1 0 0 0 1 0 0 1 0 0 0 0 0 0 0 0 0 0 0 0 0 1 0 0 0 0 0 2
Gabe White, L OBP: 0.250, SLG: 0.250 Tony Tarasco, L OBP: 0.316, SLG: 0.353 (8, 1) (9, PH)		1-2 BB								
Brook Fordyce, R OBP: 0.290, SLG: 0.354 Eddie Taubensee, L OBP: 0.348, SLG: 0.413 (7, PH) (8, 2)		0-1 L4-6				1-0 L7		1-3 K		2 0 0 0 0 0 2 1 0 0 0 0 1 0
Brett Tomko, R OBP: 0.136, SLG: 0.127 Jon Nunnally, L OBP: 0.344, SLG: 0.372 Aaron Boone, R OBP: 0.325, SLG: 0.369 (8, PH) (9, 5)		3-3 K				0-1 G6-3		3-2 L8		2 0 0 0 0 1 1 0 0 0 0 0 0 0 1 0 0 0 0 0 0

Inning Stats	R: 0	H: 2	E: 0	K: 1	S: 11	LOB: 2	BB: 1	P: 17	R: 0	H: 1	E: 0	K: 1	S: 10	LOB: 1	BB: 1	P: 18	R: 0	H: 1	E: 0	K: 0	S: 12	LOB: 1	BB: 0	P: 19	R: 0	H: 0	E: 0	K: 1	S: 9	LOB: 0	BB: 0	P: 13	R: 0	H: 1	E: 0	K: 0	S: 5	LOB: 1	BB: 0	P: 10	R: 0	H: 0	E: 0	K: 1	S: 10	LOB: 0	BB: 0	P: 13	R: 0	H: 0	E: 0	K: 1	S: 12	LOB: 1	BB: 1	P: 20	R: 0	H: 0	E: 0	K: 1	S: 9	LOB: 2	BB: 1	P: 15	1B: 5	2B: 1	3B: 0	HR: 0	SF: 0	SAC: 0	DP: 2	HBP: 0
--------------	------	------	------	------	-------	--------	-------	-------	------	------	------	------	-------	--------	-------	-------	------	------	------	------	-------	--------	-------	-------	------	------	------	------	------	--------	-------	-------	------	------	------	------	------	--------	-------	-------	------	------	------	------	-------	--------	-------	-------	------	------	------	------	-------	--------	-------	-------	------	------	------	------	------	--------	-------	-------	-------	-------	-------	-------	-------	--------	-------	--------

PITCHER	IP	WLS	BF	H	R	ER	SO	BB	IBB	HBP	BLK	WP	HR	S	P	ERA	WHIP
Bill Pulsipher, L ERA: 4.88 (1, 1)	6.0		23	5	0	0	3	2	0	0	0	1	0	53	83	0.00	1.167
Chad Fox, R ERA: 3.86 (7, 1)	1.0		3	0	0	0	1	0	0	0	0	0	0	10	13	0.00	0.000
Mike Myers, L ERA: 2.74 (8, 1)	0.1		1	0	0	0	0	0	0	0	0	0	0	4	7	0.00	0.000
Eric Plunk, R ERA: 4.5 (8, 1)	0.2		3	0	0	0	1	1	0	0	0	0	0	8	13	0.00	1.500
Bob Wickman, R ERA: 3.65 (9, 1)	1.0	S	4	0	0	0	1	1	0	0	0	0	0	9	15	0.00	1.000

Milwaukee Brewers @ Cincinnati Reds
Cinergy Field, Cincinnati, OH
Wed Sep 16 1998, 3:33 AM EDT
Att: 14,467 - Cloudy - 78 F

AB	30
R	0
H	5
RBI	0
BB	4
SO	6
LOB	17

WP: 1 PA: 34
PB: 0
SB: 0
CS: 0



PITCHER	IP	WLS	BF	H	R	ER	SO	BB	IBB	HBP	BLK	WP	HR	S	P	ERA	WHIP
---------	----	-----	----	---	---	----	----	----	-----	-----	-----	----	----	---	---	-----	------

Batter	1	2	3	4	5	6	7	8	9	AB R H RBI BB SO LOB	TOP		
Delino DeShields, L (1, 4) OBP: 0.379, SLG: 0.443 Juan Acevedo, R (9, 1) OBP: 0.222, SLG: 0.235	0-2 L6		3-1 G1-3		2-1 G4-3		0-0 F9		2-3 K	5 0 0 0 0 1 1 0 0 0 0 0 0 0			
Ray Lankford, L (1, 8) OBP: 0.388, SLG: 0.538	0-2 G1-3			3-2 HR 2B	2-3 K			2-0 HR		4 2 2 1 0 1 0			
Mark McGwire, R (1, 3) OBP: 0.467, SLG: 0.735	4-2 FC6-4 BB			3-1 HR		2-1 F9		3-1 P2		3 1 1 2 1 0 0			
Brian Jordan, R (1, 9) OBP: 0.363, SLG: 0.526	0-0 FC6-4 1-2f			4-1 WP E BB		3-1 S 1B 1B		1-1 F8		3 1 1 0 1 0 1			
Ron Gant, R (1, 7) OBP: 0.329, SLG: 0.475 Mike Busby, R (8, 1)			0-1 G5-3		2-3 SAFE K 1-2	1-1 L9		2-1 1B		4 0 1 0 0 1 2 0 0 0 0 0 0 0 0 0 0 0 0 0 0			
12 Pat Kelly, R (9, 4) OBP: 0.291, SLG: 0.296													
Fernando Tatis, R (1, 5) OBP: 0.325, SLG: 0.408			3-2 P2		1-2 SAFE E7 1B 1B	1-2 S 1B		3-2 SAFE G6-3		4 1 2 1 0 0 1			
Luis Ordaz, R (1, 6) OBP: 0.241, SLG: 0.203			0-2 F8		2-2 2-H 1B	1-1 G6-3			1-2 G5-3	4 0 1 1 0 0 2			
Darren Oliver, R (1, 1) OBP: 0.103, SLG: 0.172 John Mabry, L (7, PH) OBP: 0.307, SLG: 0.382 Lance Painter, L (7, 1) OBP: 1.000, SLG: 1.000 J.D. Drew, L (8, 7) OBP: 0.400, SLG: 0.857			0-3 K		1-1 F8		3-3 K		2-3 K	2 0 0 0 0 1 0 1 0 0 0 0 1 0 0 0 0 0 0 0 0 1 0 0 0 0 1 0	AB 35 R 5 H 9 RBI 5 BB 2 SO 6 LOB 7		
Eli Marrero, R (1, 2) OBP: 0.328, SLG: 0.384			0-1 G1-3		1-1 G1-5-3		1-1 G6-3		1-1 1B	4 0 1 0 0 0 0			
Inning Stats	R: 0 H: 0 E: 0 LOB: 1 K: 0 BB: 1 S: 9 P: 13	R: 0 H: 0 E: 0 LOB: 0 K: 0 BB: 0 S: 8 P: 11	R: 0 H: 0 E: 0 LOB: 0 K: 1 BB: 0 S: 8 P: 11	R: 4 H: 4 E: 1 LOB: 0 K: 1 BB: 1 S: 21 P: 37	R: 0 H: 0 E: 0 LOB: 0 K: 1 BB: 0 S: 7 P: 12	R: 0 H: 2 E: 0 LOB: 2 K: 0 BB: 0 S: 11 P: 19	R: 0 H: 0 E: 0 LOB: 0 K: 1 BB: 0 S: 7 P: 11	R: 1 H: 2 E: 0 LOB: 1 K: 0 BB: 0 S: 14 P: 25	R: 0 H: 1 E: 0 LOB: 1 K: 2 BB: 0 S: 13 P: 19	1B: 6 SF: 0 2B: 1 SAC: 0 3B: 0 DP: 0 HR: 2 HBP: 0	WP: 1 PA: 37 PB: 0 SB: 2 CS: 0		
PITCHER	IP WLS BF H R ER SO BB IBB HBP BLK WP HR S P ERA WHIP											PITCHER	IP WLS BF H R ER SO BB IBB HBP BLK WP HR S P ERA WHIP
52 Rafael Roque, L (1, 1) ERA: 4.36	4.0 L 17 4 4 3 2 2 0 0 0 0 1 1 46 72 6.75 1.500												
David Weathers, R (5, 1) ERA: 4.93	3.0 11 2 0 0 2 0 0 0 0 0 0 0 25 42 0.00 0.667												
Eric Plunk, R (8, 1) ERA: 4.52	1.2 8 3 1 1 1 0 0 0 0 0 0 1 24 39 5.40 1.800												
Greg Mullins, L (9, 1) ERA:	0.1 1 0 0 0 1 0 0 0 0 0 0 0 3 5 0.00 0.000												

St. Louis Cardinals @ Milwaukee Brewers
Milwaukee County Stadium, Milwaukee, WI

Fri Sep 18 1998, 8:05 PM EDT
Att. 48,194 - Unknown - 72 F

livebaseballscorecards.com



Batter	1	2	3	4	5	6	7	8	9	AB	R	H	RBI	BB	SO	LOB
Fernando Vina, L OBP: 0.387, SLG: 0.429 (1, 4)	4-1 E S 1B BB		0-0 F7	1-0 F9			1-2 G1-3			3	1	0	0	1	0	2
Mark Loretta, R OBP: 0.390, SLG: 0.438 (1, 6) (4, 3)	2-2 F8		2-2 E9 1B 2B		1-3 K		3-2 F8			4	1	1	0	0	1	1
Dave Nilsson, L OBP: 0.336, SLG: 0.436 Jose Valentin, S OBP: 0.316, SLG: 0.383 (1, 3) (3, PH) (4, 6)	2-2 E4 1B		2-0 1B		1-0 1B		1-0 P3			1	0	0	0	0	0	1
Jeff Cirillo, R OBP: 0.411, SLG: 0.458 (1, 5)	1-1 1-2 3-H 1B		0-2 L5		3-2 G4-6-3 1B		2-1 G1-3			4	0	2	1	0	0	1
Jeremy Burnitz, L OBP: 0.338, SLG: 0.506 (1, 9)	1-3 K		0-1 F9		0-0 G4-6-3		3-3 K			4	0	0	0	0	2	5
Marquis Grissom, R OBP: 0.299, SLG: 0.366 (1, 8)	0-0 P4		1-0 L7		1-0 L5		1-1 F9			4	0	0	0	0	0	2
Darrin Jackson, R OBP: 0.273, SLG: 0.382 (1, 7)		0-3 K	0-0 L9 1B 1B		0-1 G6-3		0-0 1B			4	0	2	0	0	1	0
Bobby Hughes, R OBP: 0.302, SLG: 0.429 (1, 2)		3-3 K	1-1 1-2 1B		0-0 G5-3		0-0 P6			4	0	1	0	0	1	1
52 Rafael Roque, L OBP: 0.083, SLG: 0.083 Ronnie Belliard, R OBP: 0.500, SLG: 0.500 David Weathers, R OBP: 0.180, SLG: 0.217 Brian Banks, S OBP: 0.288, SLG: 0.389 Eric Plunk, R Greg Mullins, L Bob Hamelin, L OBP: 0.301, SLG: 0.419 (1, 1) (4, PH) (5, 1) (7, PH) (8, 1) (9, 1) (9, PH)		0-1 L5	3-1 L9		3-2 G5-3		1-0 F8			1	0	0	0	0	0	0

Inning Stats	R: 1	H: 1	E: 1	K: 1	S: 16	LOB: 2	BB: 1	P: 26	R: 0	H: 0	E: 0	K: 2	S: 8	LOB: 0	BB: 0	P: 11	R: 1	H: 2	E: 1	K: 0	S: 10	LOB: 1	BB: 0	P: 14	R: 0	H: 2	E: 0	K: 1	S: 9	LOB: 1	BB: 0	P: 14	R: 0	H: 0	E: 0	K: 0	S: 4	LOB: 0	BB: 0	P: 5	R: 0	H: 0	E: 0	K: 0	S: 14	LOB: 0	BB: 0	P: 21	R: 0	H: 0	E: 0	K: 1	S: 6	LOB: 0	BB: 0	P: 12	R: 0	H: 1	E: 0	K: 0	S: 5	LOB: 1	BB: 0	P: 7	1B: 7	2B: 1	3B: 0	HR: 0	SF: 0	SAC: 0	DP: 1	HBP: 0	WP: 0	PB: 0	SB: 1	CS: 0	PA: 36
--------------	------	------	------	------	-------	--------	-------	-------	------	------	------	------	------	--------	-------	-------	------	------	------	------	-------	--------	-------	-------	------	------	------	------	------	--------	-------	-------	------	------	------	------	------	--------	-------	------	------	------	------	------	-------	--------	-------	-------	------	------	------	------	------	--------	-------	-------	------	------	------	------	------	--------	-------	------	-------	-------	-------	-------	-------	--------	-------	--------	-------	-------	-------	-------	--------

PITCHER	IP	WLS	BF	H	R	ER	SO	BB	IBB	HBP	BLK	WP	HR	S	P	ERA	WHIP
Darren Oliver, L ERA: 5.46 (1, 1)	6.0	W	26	7	2	2	4	1	0	0	0	0	0	54	83	3.00	1.333
Lance Painter, L ERA: 4.26 (7, 1)	1.0		3	0	0	0	0	0	0	0	0	0	0	14	21	0.00	0.000
Mike Busby, R ERA: 4.71 (8, 1)	1.0		3	0	0	0	1	0	0	0	0	0	0	6	12	0.00	0.000
Juan Acevedo, R ERA: 2.7 (9, 1)	1.0	S	4	1	0	0	0	0	0	0	0	0	0	5	7	0.00	1.000

BOTTOM

St. Louis Cardinals @ Milwaukee Brewers
Milwaukee County Stadium, Milwaukee, WI

livebaseballscorecards.com

AB 35
R 2
H 8
RBI 2
BB 1
SO 5
LOB 16



Fri Sep 18 1998, 8:05 PM EDT
Att: 48,194 - Unknown - 72 F

Batter	1	2	3	4	5	6	7	8	9	AB	R	H	RBI	BB	SO	LOB	TOP								
Delino DeShields, L (1, 4) OBP: 0.377, SLG: 0.442	0-1 G3	2-3 K			1-0 G4-3	2-2 1B 2B		3-2 L8		5	1	1	1	0	1	2									
Brian Jordan, R (1, 9) OBP: 0.365, SLG: 0.534	1-1 HR	1-2 G6-3			1-0 2B 2B	0-0 2-H 1B			1-0 P4	5	2	3	2	0	0	1									
Mark McGwire, R (1, 3) OBP: 0.465, SLG: 0.729	2-0 HBP			2-3 K	0-3 SAFE K	3-3 K			0-3 K	4	0	0	0	0	4	2									
Ray Lankford, L (1, 8) OBP: 0.387, SLG: 0.534	1-1 F8			0-1 F7	4-0 2B IBB			3-2 G4-3	2-3 K	4	1	0	0	1	1	1									
J.D. Drew, L (1, 7) OBP: 0.370, SLG: 0.783	1-3 K			2-3 K	2-2 2B			4-1 CS BB		2	0	0	0	0	2	1									
John Mabry, L (5, PH) OBP: 0.310, SLG: 0.386										1	0	1	2	1	0	0									
Lance Painter, L (7, 1) OBP: 1.000, SLG: 1.000					1-H 2-H 2B					0	0	0	0	0	0	0									
Juan Acevedo, R (9, 1) OBP: 0.222, SLG: 0.235										0	0	0	0	0	0	0									
Fernando Tatis, R (1, 5) OBP: 0.327, SLG: 0.414		1-1 HR			3-2 S 1B	1-3 K		3-3 K	1-2 K	4	1	2	1	0	2	2									
Luis Ordaz, R (1, 6) OBP: 0.241, SLG: 0.212		1-0 1B 2B			2-0 P4				1-1 G4-3	4	1	1	0	0	0	1									
Jose Jimenez, R (1, 1) OBP: 0.289, SLG: 0.294		0-3 K			2-3 K				4-1 S BB	2	0	0	0	0	2	2									
12 Pat Kelly, R (6, PH) OBP: 0.289, SLG: 0.294					1-2 K					1	0	0	0	0	0	0									
Curtis King, R (6, 1) OBP: 0.429, SLG: 0.200										0	0	0	0	0	0	0									
Mark Little, R (7, 7) OBP: 0.429, SLG: 0.200										0	0	0	0	1	0	0									
Eli Marrero, R (1, 2) OBP: 0.331, SLG: 0.391		2-2 2-H 1B			3-3 K	1-1 2B 2B		1-0 P3		4	1	2	1	0	1	2									
Inning Stats	R: 1 E: 0 K: 1 S: 9	H: 1 LOB: 1 BB: 0 P: 14	R: 2 E: 0 K: 2 S: 15	H: 3 LOB: 1 BB: 0 P: 22	R: 0 E: 0 K: 2 S: 8	H: 0 LOB: 0 BB: 0 P: 12	R: 0 E: 0 K: 2 S: 11	H: 1 LOB: 1 BB: 0 P: 21	R: 2 E: 0 K: 1 S: 14	H: 2 LOB: 1 BB: 1 P: 22	R: 2 E: 0 K: 1 S: 14	H: 3 LOB: 1 BB: 0 P: 21	R: 0 E: 0 K: 1 S: 7	H: 0 LOB: 1 BB: 1 P: 17	R: 0 E: 0 K: 0 S: 7	H: 0 LOB: 1 BB: 1 P: 16	R: 0 E: 0 K: 2 S: 8	H: 0 LOB: 0 BB: 0 P: 11	1B: 3 2B: 6 3B: 0 HR: 2	SF: 0 SAC: 0 DP: 1 HBP: 1	WP: 0 PB: 0 SB: 2 CS: 1	PA: 40			
PITCHER	IP	WLS	BF	H	R	ER	SO	BB	IBB	HBP	BLK	WP	HR	S	P	ERA	WHIP								
Steve Woodard, R (1, 1) ERA: 4.31	5.2	L	28	9	7	7	9	0	1	1	0	0	2	66	105	11.12	1.588								
Al Reyes, R (6, 1) ERA: 4.08	2.1		9	1	0	0	2	2	0	0	0	0	0	18	40	0.00	1.286								
Bronswell Patrick, R (9, 1) ERA: 4.77	1.0		3	0	0	0	2	0	0	0	0	0	0	8	11	0.00	0.000								

St. Louis Cardinals @ Milwaukee Brewers
Milwaukee County Stadium, Milwaukee, WI

Sat Sep 19 1998, 8:05 PM EDT
 Att. 54,132 - Unknown - 79 F

AB	36
R	7
H	10
RBI	7
BB	3
SO	13
LOB	14



Batter	1	2	3	4	5	6	7	8	9	AB	R	H	RBI	BB	SO	LOB
Fernando Vina, L OBP: 0.386, SLG: 0.427 (1, 4)	0-0 F7	1-0 E 1B		0-1 G4-3		0-0 P8			0-1 G4-3	5	0	1	1	0	0	0
Mark Loretta, R OBP: 0.386, SLG: 0.433 (1, 6) (6, 3)	2-1 G6-3	0-3 K		2-1 P4		3-2 G4-3			0-0 G4-3	5	0	0	0	0	1	2
Dave Nilsson, L OBP: 0.339, SLG: 0.437 Jose Valentin, S OBP: 0.315, SLG: 0.382 (1, 3) (5, PR) (6, 6)	2-1 2B 1B	0-0 E3			4-1 1B SF8 BB			1-1 G4-3		2	0	1	0	1	0	2
Jeff Cirillo, R OBP: 0.412, SLG: 0.460 (1, 5)	2-2 1-3 2B	0-0 F9		1-2 1-3 1B 1B		1-1 G4-3				4	0	2	0	0	0	3
Jeremy Burnitz, L OBP: 0.336, SLG: 0.503 (1, 9)	1-0 G6-3	1-3 K		1-0 SF8		2-3 K				3	0	0	1	0	2	5
Marquis Grissom, R OBP: 0.298, SLG: 0.365 (1, 8)		0-0 E6 1B 2B	1-1 G6-3	0-0 FC6-4 1B		1-3 K				4	1	1	0	0	1	0
Geoff Jenkins, L OBP: 0.277, SLG: 0.396 Darrin Jackson, R OBP: 0.272, SLG: 0.380 (1, 7) (8, PH) (9, 7)		2-1 2B 1-2 1B 1B	0-1 F8	2-1 F7		2-1 G6-3				3	1	1	0	0	0	2
Mike Matheny, R OBP: 0.277, SLG: 0.337 Al Reyes, R OBP: 0.200, SLG: 0.200 Ronnie Belliard, R OBP: 0.333, SLG: 0.333 Bronswell Patrick, R OBP: 0.294, SLG: 0.400 (1, 2) (6, 1) (8, PH) (9, 1)		0-0 1B 1B 2B	2-1 G6-3	1-2 FC6-4		3-2 L7				3	1	1	1	0	0	2
Steve Woodard, L OBP: 0.146, SLG: 0.188 Bobby Hughes, R OBP: 0.300, SLG: 0.427 Bob Hamelin, L OBP: 0.299, SLG: 0.416 (1, 1) (6, 2) (9, PH)		2-1 E 1B 2-3 3-H		3-2 G1-3		1-0 F9			0-2 G6-3	2	0	1	1	0	0	0

Inning Stats	R: 0	H: 2	E: 0	K: 0	S: 11	LOB: 2	BB: 0	P: 18	R: 3	H: 4	E: 2	K: 2	S: 15	LOB: 3	BB: 0	P: 21	R: 0	H: 0	E: 0	K: 0	S: 6	LOB: 0	BB: 0	P: 9	R: 0	H: 0	E: 0	K: 0	S: 7	LOB: 0	BB: 0	P: 12	R: 1	H: 2	E: 0	K: 0	S: 13	LOB: 2	BB: 1	P: 22	R: 0	H: 0	E: 0	K: 1	S: 5	LOB: 0	BB: 0	P: 9	R: 0	H: 0	E: 0	K: 1	S: 7	LOB: 0	BB: 0	P: 11	R: 0	H: 0	E: 0	K: 1	S: 10	LOB: 0	BB: 0	P: 16	R: 0	H: 0	E: 0	K: 0	S: 7	LOB: 0	BB: 0	P: 7	1B: 6	SF: 1	2B: 2	SAC: 0	3B: 0	DP: 0	HR: 0	HBP: 0	WP: 0	PA: 38
--------------	------	------	------	------	-------	--------	-------	-------	------	------	------	------	-------	--------	-------	-------	------	------	------	------	------	--------	-------	------	------	------	------	------	------	--------	-------	-------	------	------	------	------	-------	--------	-------	-------	------	------	------	------	------	--------	-------	------	------	------	------	------	------	--------	-------	-------	------	------	------	------	-------	--------	-------	-------	------	------	------	------	------	--------	-------	------	-------	-------	-------	--------	-------	-------	-------	--------	-------	--------

PITCHER	IP	WLS	BF	H	R	ER	SO	BB	IBB	HBP	BLK	WP	HR	S	P	ERA	WHIP
Jose Jimenez, R ERA: 2.4 (1, 1)	5.0	W	26	8	4	3	2	1	0	0	0	0	0	52	82	5.40	1.800
Curtis King, R ERA: 3.49 (6, 1)	1.2		5	0	0	0	0	0	0	0	0	0	0	9	15	0.00	0.000
Lance Painter, L ERA: 4.14 (7, 1)	1.1		4	0	0	0	2	0	0	0	0	0	0	13	21	0.00	0.000
Juan Acevedo, R ERA: 2.67 (9, 1)	1.0	S	3	0	0	0	0	0	0	0	0	0	0	7	7	0.00	0.000

BOTTOM

St. Louis Cardinals @ Milwaukee Brewers
Milwaukee County Stadium, Milwaukee, WI

livebaseballscores.com

AB	36
R	4
H	8
RBI	4
BB	1
SO	4
LOB	16



Sat Sep 19 1998, 8:05 PM EDT
Att: 54,132 - Unknown - 79 F

Batter	1	2	3	4	5	6	7	8	9	AB R H RBI BB SO LOB	TOP		
12 Pat Kelly, R (1, 4) OBP: 0.268, SLG: 0.313 Delino DeShields, L (9, PH) OBP: 0.378, SLG: 0.442 (9, 4)	0-1 L3		1-1 HR		2-3 K		3-3 K		4-1 SF8 BB	4 1 1 1 0 2 0 0 1 0 0 1 0 0			
Fernando Tatis, R (1, 5) OBP: 0.327, SLG: 0.413	0-0 HR 1B		3-1 F7		2-0 F7		1-0 P3		4-2 BB BB	4 2 1 0 1 0 0			
Mark McGwire, R (1, 3) OBP: 0.468, SLG: 0.737	2-1 HR		2-1 FC5-4 1B		0-0 1B 2B		2-3 K		4-1 E7 BB	4 2 3 2 1 1 0			
Brian Jordan, R (1, 8) OBP: 0.363, SLG: 0.532 (8, 9)	1-0 F7		1-2 FC5-4 HR		1-1 HR 1B			3-2 G5-3	1-0 SF8	4 2 1 2 0 0 1			
Ron Gant, R (1, 7) OBP: 0.330, SLG: 0.490	2-0 F8		2-1 HR		2-2 HR			1-2 L9	2-1 F9	5 2 2 4 0 0 2			
Eli Marrero, R (1, 2) OBP: 0.328, SLG: 0.384		1-2 L5	2-2 P4		2-2 L8			4-2 BB 1B BB	2-2 E7	4 0 0 0 1 0 1			
Luis Ordaz, R (1, 6) OBP: 0.241, SLG: 0.213		1-0 G5-3		2-1 G6-3		0-2 G6-3		0-1 BB 1B		4 0 1 0 0 0 0			
Kent Mercker, L (1, 1) OBP: 0.179, SLG: 0.241 Manny Aybar, R (1, 1) OBP: 0.240, SLG: 0.360 Mark Petkovsek, R (6, 1) OBP: 0.340, SLG: 0.364 Mike Busby, R (6, 1) Ray Lankford, L (8, PH) OBP: 0.388, SLG: 0.534 (8, 8)		3-2 HR		1-1 P4		2-3 K		4-0 FC4-6 BB		0 0 0 0 0 0 0 3 1 1 1 0 1 0 0 0 0 0 0 0 0 0 0 0 0 0 0 0 0 0 0 0 1 0 0			
Mark Little, R (1, 9) OBP: 0.300, SLG: 0.125 John Mabry, L (8, PH) OBP: 0.309, SLG: 0.385 Rick Croushore, R (8, 1) 21 Bryan Eversgerd, R (8, 1) Juan Acevedo, R (9, 1) OBP: 0.222, SLG: 0.235		1-3 K		1-1 L3		2-1 P3		0-0 FC4-6		3 0 0 0 0 1 0 1 0 0 0 0 0 3 0			
Inning Stats	R: 2 H: 2 E: 0 LOB: 0 K: 0 BB: 0 S: 7 P: 12	R: 1 H: 1 E: 0 LOB: 0 K: 1 BB: 0 S: 11 P: 17	R: 3 H: 3 E: 0 LOB: 0 K: 0 BB: 0 S: 15 P: 26	R: 0 H: 0 E: 0 LOB: 0 K: 0 BB: 0 S: 6 P: 10	R: 3 H: 3 E: 0 LOB: 0 K: 1 BB: 0 S: 14 P: 23	R: 0 H: 0 E: 0 LOB: 0 K: 1 BB: 0 S: 8 P: 12	R: 0 H: 0 E: 0 LOB: 0 K: 2 BB: 0 S: 8 P: 14	R: 0 H: 1 E: 0 LOB: 3 K: 0 BB: 2 S: 12 P: 24	R: 2 H: 0 E: 1 LOB: 1 K: 0 BB: 3 S: 11 P: 28	1B: 4 SF: 1 2B: 1 SAC: 0 3B: 0 DP: 0 HR: 5 HBP: 0	WP: 0 PA: 42 PB: 0 SB: 2 CS: 0		
PITCHER	IP WLS BF H R ER SO BB IBB HBP BLK WP HR S P ERA WHIP											PITCHER	IP WLS BF H R ER SO BB IBB HBP BLK WP HR S P ERA WHIP
Scott Karl, L (1, 1) ERA: 4.54 53 Rod Henderson, R (4, 1) ERA: 13.5 Valerio De Los Santos, L (6, 1) ERA: 2.95 Chad Fox, R (7, 1) ERA: 3.79 Bob Wickman, R (8, 1) ERA: 3.72	3.0 L 15 6 6 6 1 0 0 0 0 0 4 33 55 18.00 2.000											Eric Plunk, R (9, 1) ERA: 4.46	1.0 4 0 0 0 0 1 0 0 0 0 0 8 17 0.00 1.000

St. Louis Cardinals @ Milwaukee Brewers
 Milwaukee County Stadium, Milwaukee, WI
 Sun Sep 20 1998, 4:33 AM EDT
 Att. 52,831 - Cloudy - 78 F

AB	36
R	11
H	10
RBI	10
BB	5
SO	5
LOB	7



Batter	1	2	3	4	5	6	7	8	9	AB	R	H	RBI	BB	SO	LOB
Fernando Vina, L (1, 4) OBP: 0.386, SLG: 0.426	L8		G5-3			K		FC6-4 1B	G4-3	6	0	2	0	0	1	3
Mark Loretta, R (1, 3) OBP: 0.384, SLG: 0.430	BB		G5-3			K		FC6-4 1B		3	0	0	1	1	1	2
Jeff Cirillo, R (1, 5) OBP: 0.410, SLG: 0.457	P6		F7			K		F8		4	0	0	0	1	1	3
Jeremy Burnitz, L (1, 9) OBP: 0.336, SLG: 0.502	G3-1					K		1B		4	1	1	0	1	2	3
Marquis Grissom, R (1, 8) OBP: 0.301, SLG: 0.369			G6-3			1B 2B		1B K		5	2	3	0	0	1	2
Darrin Jackson, R (1, 7) OBP: 0.275, SLG: 0.385			F9 2B			1B		F8 K		5	0	2	1	0	2	3
Mike Matheny, R (1, 2) OBP: 0.275, SLG: 0.334			F9			K		P6		2	0	0	0	0	1	2
Geoff Jenkins, L (6, PH) OBP: 0.289, SLG: 0.396						2B 2B BB				0	1	0	0	1	0	0
Chad Fox, R (7, 1)										0	0	0	0	0	0	0
Bob Hamelin, L (7, PH) OBP: 0.287, SLG: 0.413										1	0	0	0	0	0	1
Bob Wickman, R (8, 1)										0	0	0	0	0	0	0
Marcus Jensen, S (9, 2)										1	0	0	0	0	1	0
Eric Plunk, R (9, 1)										0	0	0	0	0	0	0
Jose Valentin, S (1, 6) OBP: 0.321, SLG: 0.388			F7 BB			F7		2B 1B		4	1	3	2	1	0	1
Scott Karl, L (1, 1) OBP: 0.138, SLG: 0.111			K					P6		1	0	0	0	0	1	2
53 Rod Henderson, R (4, 1)										0	0	0	0	0	0	0
Greg Martinez, S (5, PH)										0	0	0	0	1	0	0
Valerio De Los Santos, L (6, 1)										0	0	0	0	0	0	0
Brian Banks, S (6, PH) OBP: 0.333, SLG: 0.476										3	1	2	2	0	0	2

Inning Stats	R: 0	H: 0	E: 0	K: 10	S: 10	L: 0	LOB: 1	BB: 1	P: 17	R: 0	H: 1	E: 0	K: 1	S: 13	L: 0	LOB: 2	BB: 1	P: 19	R: 0	H: 0	E: 0	K: 0	S: 7	L: 0	LOB: 0	BB: 0	P: 10	R: 1	H: 2	E: 0	K: 2	S: 11	L: 0	LOB: 1	BB: 0	P: 17	R: 0	H: 0	E: 0	K: 3	S: 13	L: 0	LOB: 1	BB: 1	P: 20	R: 5	H: 4	E: 0	K: 1	S: 15	L: 0	LOB: 2	BB: 3	P: 39	R: 0	H: 2	E: 0	K: 1	S: 11	L: 0	LOB: 2	BB: 0	P: 16	R: 0	H: 2	E: 0	K: 1	S: 12	L: 0	LOB: 2	BB: 0	P: 18	R: 0	H: 2	E: 0	K: 2	S: 13	L: 0	LOB: 2	BB: 0	P: 22	1B: 9	2B: 4	3B: 0	HR: 0	SF: 1	SAC: 0	DP: 0	HBP: 0	WP: 0	HR: 0	S: 5	P: 7	ERA: 0.00	WHIP: 3.000	WP: 0	HR: 0	S: 13	P: 22	ERA: 0.00	WHIP: 2.000
PITCHER	IP	WLS	BF	H	R	ER	SO	BB	IBB	HBP	BLK	WP	HR	S	P	ERA	WHIP																																																																																				
Kent Mercker, L (1, 1) ERA: 5.07	0.0			0	0	0	0	0	0	0	0	0	0	0	0	∞	∞																																																																																				
Manny Aybar, R (1, 1) ERA: 6.28	5.1	W	24	4	3	3	6	4	0	0	0	0	0	57	91	5.06	1.500																																																																																				
Mark Petkovsek, R (6, 1) ERA: 4.82	0.0		3	2	2	2	0	1	0	0	0	0	0	5	15	∞	∞																																																																																				
Mike Busby, R (6, 1) ERA: 4.53	1.2		9	3	1	1	2	1	0	0	0	0	0	18	32	5.40	2.400																																																																																				
Rick Croushore, R (8, 1) ERA: 4.75	0.2		3	1	0	0	0	0	0	0	0	0	0	7	11	0.00	1.500																																																																																				
																		<table border="1"> <thead> <tr> <th>PITCHER</th> <th>IP</th> <th>WLS</th> <th>BF</th> <th>H</th> <th>R</th> <th>ER</th> <th>SO</th> <th>BB</th> <th>IBB</th> <th>HBP</th> <th>BLK</th> <th>WP</th> <th>HR</th> <th>S</th> <th>P</th> <th>ERA</th> <th>WHIP</th> </tr> </thead> <tbody> <tr> <td>21 Bryan Eversgerd, L (8, 1) ERA: 10.13</td> <td>0.1</td> <td></td> <td>2</td> <td>1</td> <td>0</td> <td>0</td> <td>1</td> <td>0</td> <td>0</td> <td>0</td> <td>0</td> <td>0</td> <td>0</td> <td>0</td> <td>2</td> <td>0</td> <td>∞</td> </tr> <tr> <td>Juan Acevedo, R (9, 1) ERA: 2.64</td> <td>1.0</td> <td></td> <td>5</td> <td>2</td> <td>0</td> <td>0</td> <td>2</td> <td>0</td> <td>0</td> <td>0</td> <td>0</td> <td>0</td> <td>0</td> <td>13</td> <td>22</td> <td>0.00</td> <td>2.000</td> </tr> </tbody> </table>																		PITCHER	IP	WLS	BF	H	R	ER	SO	BB	IBB	HBP	BLK	WP	HR	S	P	ERA	WHIP	21 Bryan Eversgerd, L (8, 1) ERA: 10.13	0.1		2	1	0	0	1	0	0	0	0	0	0	0	2	0	∞	Juan Acevedo, R (9, 1) ERA: 2.64	1.0		5	2	0	0	2	0	0	0	0	0	0	13	22	0.00	2.000												
PITCHER	IP	WLS	BF	H	R	ER	SO	BB	IBB	HBP	BLK	WP	HR	S	P	ERA	WHIP																																																																																				
21 Bryan Eversgerd, L (8, 1) ERA: 10.13	0.1		2	1	0	0	1	0	0	0	0	0	0	0	2	0	∞																																																																																				
Juan Acevedo, R (9, 1) ERA: 2.64	1.0		5	2	0	0	2	0	0	0	0	0	0	13	22	0.00	2.000																																																																																				

BOTTOM

St. Louis Cardinals @ Milwaukee Brewers
Milwaukee County Stadium, Milwaukee, WI

livebaseballscorecards.com

AB	39
R	6
H	13
RBI	6
BB	6
SO	11
LOB	24



Sun Sep 20 1998, 4:33 AM EDT
Att: 52,831 - Cloudy - 78 F

Batter	1	2	3	4	5	6	7	8	9	AB	R	H	RBI	BB	SO	LOB	TOP																			
Lance Johnson, L (1, 8) OBP: 0.332, SLG: 0.346	0-0 P6		3-2 1B E	0-0 HR		1-0 2-3 G4-3			3-2 F9	5	2	2	1	0	0	1																				
José Hernández, R (1, 6) OBP: 0.313, SLG: 0.482	1-0 G5-3		2-1 1B E	1-1 G5-3		1-2 G5-3			2-2 HBP 1B	5	1	2	0	0	0	1																				
Mark Grace, L (1, 3) OBP: 0.405, SLG: 0.476	3-1 F9		1-2 L5	4-2 FC6-4 BB			1-2 F9		3-1 HBP 1B	3	0	0	0	1	0	2																				
Sammy Sosa, R (1, 9) OBP: 0.371, SLG: 0.638		4-2 2B SF8 BB	1-3 K	1-1 FC6-4			0-3 K		0-1 F9	4	1	0	0	1	2	5																				
Glenallen Hill, R (1, 7) OBP: 0.368, SLG: 0.553		1-3 K	1-2 E7 1B		1-2 G4-3					4	0	1	1	0	1	1																				
Brant Brown, L (8, 7) OBP: 0.351, SLG: 0.506		SAFE SAFE	1-3 2-H							0	0	0	0	0	0	0																				
Gary Gaetti, R (1, 5) OBP: 0.357, SLG: 0.492		2-1 1B	4-0 1B		4-1 G6-3 BB					2	1	1	0	2	0	0																				
Mickey Morandini, L (1, 4) OBP: 0.386, SLG: 0.393		1-3 2B	1B	IBB																																
Scott Servais, R (1, 2) OBP: 0.288, SLG: 0.342		3-2 SF8	0-0 P4		1-0 G6-3					3	0	1	2	0	0	1																				
Terry Mulholland, R (1, 1) OBP: 0.313, SLG: 0.333		0-0 2-H 1B	2-1 P4		1-2 2-3 3-H					4	0	1	1	0	2	3																				
Jeff Blauser, R (9, PH) OBP: 0.343, SLG: 0.302		0-3 K			1-3 K					3	0	1	0	0	2	1																				
Rod Beck, R (9, 1)										1	0	0	0	0	0	0																				
Inning Stats	R: 0 E: 0 K: 0 S: 4	H: 0 LOB: 0 BB: 0 P: 8	R: 2 E: 0 K: 2 S: 15	H: 2 LOB: 1 BB: 1 P: 25	R: 2 E: 1 K: 1 S: 22	H: 4 LOB: 3 BB: 1 P: 36	R: 1 E: 0 K: 1 S: 13	H: 1 LOB: 1 BB: 1 P: 20	R: 0 E: 0 K: 0 S: 5	H: 0 LOB: 0 BB: 1 P: 11	R: 0 E: 0 K: 1 S: 8	H: 1 LOB: 1 BB: 0 P: 11	R: 0 E: 0 K: 1 S: 7	H: 0 LOB: 0 BB: 0 P: 8	R: 0 E: 0 K: 1 S: 7	H: 0 LOB: 0 BB: 0 P: 12	R: 0 E: 0 K: 0 S: 12	H: 1 LOB: 2 BB: 0 P: 21	1B: 6 2B: 2 3B: 0 HR: 1	SF: 1 SAC: 0 DP: 1 HBP: 1	WP: 0 PB: 0 SB: 0 CS: 0	PA: 40														
PITCHER	IP	WLS	BF	H	R	ER	SO	BB	IBB	HBP	BLK	WP	HR	S	P	ERA	WHIP	PITCHER	IP	WLS	BF	H	R	ER	SO	BB	IBB	HBP	BLK	WP	HR	S	P	ERA	WHIP	
Bill Pulsipher, L (1, 1) ERA: 5.29	3.2	L	21	7	5	5	4	2	1	0	0	0	1	52	86	12.27	2.455	David Weathers, R (9, 1) ERA: 4.92	0.1		1	0	0	0	0	0	0	0	0	0	2	2	0.00	0.000		
Bronswell Patrick, R (4, 1) ERA: 4.69	1.1		4	0	0	0	0	1	0	0	0	0	0	7	14	0.00	0.750																			
48 Brad Woodall, L (6, 1) ERA: 5.08	1.1		5	1	0	0	1	0	0	0	0	0	0	11	15	0.00	0.750																			
Al Reyes, R (7, 1) ERA: 3.95	1.2		5	0	0	0	2	0	0	0	0	0	0	11	16	0.00	0.000																			
Greg Mullins, L (9, 1) ERA:	0.2		4	1	0	0	0	0	0	1	0	0	0	10	19	0.00	1.500																			

Chicago Cubs @ Milwaukee Brewers
Milwaukee County Stadium, Milwaukee, WI

Tue Sep 22 1998, 8:05 PM EDT
Att. 52,287 - Unknown - 62 F

AB	34
R	5
H	9
RBI	5
BB	4
SO	7
LOB	15



Batter	1	2	3	4	5	6	7	8	9	AB	R	H	RBI	BB	SO	LOB
Fernando Vina, L OBP: 0.383, SLG: 0.424 (1, 4)	1-2 G3-1		0-1 G4-3		1-0 G4-3			0-1 L7		4	0	0	0	0	0	1
Mark Loretta, R OBP: 0.387, SLG: 0.433 (1, 3)	2-2 FC4-6 1B		1-0 G6-3			3-2 G6-4-3 1B		2-2 FC6-4 2-H 1B		4	0	3	1	0	0	0
Jeff Cirillo, R OBP: 0.408, SLG: 0.454 (1, 5)	1-0 P2			1-2 G5-3		0-0 G6-4-3 1-2f		2-2 FC6-4 1-2f		4	0	0	0	0	0	3
Jeremy Burnitz, L OBP: 0.337, SLG: 0.507 (1, 9)	1-1 FC4-6 1-2f			2-0 FC6-4 1B		3-3 K			1-2 HR	4	1	2	1	0	1	1
Marquis Grissom, R OBP: 0.303, SLG: 0.370 (1, 8)		0-2 G1-3		1-2 FC6-4 1B		2-1 P4			1-1 1B	4	0	2	0	0	0	0
Darrin Jackson, R OBP: 0.275, SLG: 0.379 (1, 7)		4-1 G4-3 BB		1-0 FC6-4 1-2f 2-3		1-1 G5-3			2-2 F8	3	0	0	0	1	0	3
Bobby Hughes, R OBP: 0.296, SLG: 0.421 (1, 2)		1-2 G4-3		3-2 G4-3		0-0 F8			0-0 1B	3	0	0	0	0	0	3
Brian Banks, S OBP: 0.360, SLG: 0.500 (9, PH)		1 SAFE		1 SAFE					1-3 1B	1	0	1	0	0	0	0
Jose Valentin, S OBP: 0.320, SLG: 0.387 (1, 6)		1-3 K		0-2 F8				3-2 WP G5-3 1B	1-3 K	4	1	1	0	0	2	3
Bill Pulsipher, L Bronswell Patrick, R Greg Martinez, S Al Ryan, S Ronnie Belland, R Greg Mullins, L David Weathers, R Bob Hamelin, L		1-3 K		1-3 K				0-2 G5-3 1-2	3-3 K	1	0	0	0	0	0	1

Inning Stats	R: 0	H: 1	E: 0	K: 0	S: 9	LOB: 1	BB: 0	P: 14	R: 0	H: 0	E: 0	K: 1	S: 14	LOB: 1	BB: 1	P: 20	R: 0	H: 0	E: 0	K: 1	S: 6	LOB: 0	BB: 0	P: 8	R: 0	H: 2	E: 0	K: 0	S: 12	LOB: 2	BB: 0	P: 20	R: 0	H: 0	E: 0	K: 1	S: 9	LOB: 0	BB: 0	P: 11	R: 0	H: 1	E: 0	K: 1	S: 9	LOB: 0	BB: 0	P: 15	R: 0	H: 0	E: 0	K: 0	S: 5	LOB: 0	BB: 0	P: 8	R: 1	H: 2	E: 0	K: 0	S: 17	LOB: 1	BB: 0	P: 24	R: 1	H: 3	E: 0	K: 2	S: 16	LOB: 2	BB: 0	P: 24	1B: 8	2B: 0	3B: 0	HR: 1	SF: 0	SAC: 0	DP: 1	HBP: 0	WP: 1	PA: 36
PITCHER	IP	WLS	BF	H	R	ER	SO	BB	IBB	HBP	BLK	WP	HR	S	P	ERA	WHIP																																																																	
Terry Mulholland, L ERA: 2.78 Rod Beck, R ERA: 2.99	(1, 1)	8.0	W	30	6	1	4	1	0	0	0	1	0	81	120	1.12	0.875																																																																	
	(9, 1)	1.0		6	3	1	2	0	0	0	0	0	1	16	24	9.00	3.000																																																																	

BOTTOM


Chicago Cubs @ Milwaukee Brewers
Milwaukee County Stadium, Milwaukee, WI

Tue Sep 22 1998, 8:05 PM EDT
Att: 52,287 - Unknown - 62 F

livebaseballscorecards.com

AB	35
R	2
H	9
RBI	2
BB	1
SO	6
LOB	17



Batter	1	2	3	4	5	6	7	8	9	AB R H RBI BB SO LOB	TOP																									
Lance Johnson, L (1, 8) OBP: 0.333, SLG: 0.348	1-0 1B 2B	4-0 BLK BB		3-1 L1	1-1 F8		3-2 F8			4 0 1 0 1 0 4																										
José Hernández, R (1, 6) OBP: 0.312, SLG: 0.478 (7, 5)	1-0 B2-3	4-2 BLK BB		1-0 G5-3		2-0 G6-3		0-0 F8		4 0 0 1 1 0 1																										
Mark Grace, L (1, 3) OBP: 0.404, SLG: 0.473	0-1 BB 2-3 1B	0-3 3-H			2-0 F8	2-1 F7		1-0 F9		5 0 1 0 0 1 2																										
Sammy Sosa, R (1, 9) OBP: 0.376, SLG: 0.649	4-2 G5-4-3 BB 1-2		4-1 1B E BB		1-0 HR	2-2 HR		4-2 FC6-4 BB		2 3 2 2 3 0 0																										
Glenallen Hill, R (1, 7) OBP: 0.363, SLG: 0.546 Brant Brown, L (8, 7) OBP: 0.351, SLG: 0.506	1-1 G5-4-3 1-2f		0-0 P4		1-3 K FC6-4	0-0 L5		0-2 FC6-4 1-2f		5 0 0 0 0 1 5 0 0 0 0 0 0 0																										
Gary Gaetti, R (1, 5) OBP: 0.360, SLG: 0.493 Manny Alexander, R (7, PR) OBP: 0.279, SLG: 0.331 (7, 6)		4-2 FC3-6 BB 1-2f	2-1 E7 G4-3 1-H 1B		0-1 FC6-4 1B 1-2f 1B		2-1 FC5-4 F9 1B		1-2 G3-1	3 1 2 0 1 0 1 1 0 0 0 0 0 0																										
Mickey Morandini, L (1, 4) OBP: 0.384, SLG: 0.392		1-0 FC3-6 BB 1-2f BB G3	1-0 G4-3		0-0 1B 1-3 1B		2-1 F9		2-3 K	5 2 1 0 0 1 3	AB 37 R 7 H 10 RBI 5 BB 7 SO 4 LOB 21																									
Scott Servais, R (1, 2) OBP: 0.293, SLG: 0.344		3-2 G3	1-1 P3		0-1 1B 1-2 3-H 1B		1-0 FC5-4 HBP		2-0 1B	4 0 2 1 0 0 2																										
Steve Trachsel, R (1, 1) OBP: 0.343, SLG: 0.365 Felix Heredia, L (7, 1) Matt Karchner, R (7, 1) Orlando Merced, S (9, PH) OBP: 0.336, SLG: 0.414 Rod Beck, R (9, 1)		4-1 BB BLK BB		3-2 F9	1-1 1B		1-1 FC5-4		1-3 K	3 1 1 1 1 0 2 0 0 0 0 0 0 0 0 0 0 0 0 0 0 1 0 0 0 0 1 1 0 0 0 0 0 0 0																										
Inning Stats	R: 0 E: 0 K: 0 S: 8	H: 2 LOB: 2 BB: 1 P: 15	R: 2 E: 0 K: 1 S: 18	H: 0 LOB: 2 BB: 4 P: 37	R: 1 E: 1 K: 0 S: 7	H: 1 LOB: 1 BB: 1 P: 15	R: 0 E: 0 K: 0 S: 7	H: 0 LOB: 0 BB: 0 P: 14	R: 3 E: 0 K: 1 S: 14	H: 4 LOB: 2 BB: 0 P: 20	R: 1 E: 0 K: 0 S: 9	H: 1 LOB: 0 BB: 0 P: 15	R: 0 E: 0 K: 0 S: 10	H: 1 LOB: 2 BB: 0 P: 19	R: 0 E: 0 K: 0 S: 7	H: 0 LOB: 1 BB: 1 P: 12	R: 0 E: 0 K: 2 S: 10	H: 1 LOB: 1 BB: 0 P: 16	1B: 7 2B: 1 3B: 0 HR: 2	SF: 0 SAC: 0 DP: 1 HBP: 1	WP: 1 PA: 45 PB: 0 SB: 0 CS: 0															
PITCHER	IP WLS BF H R ER SO BB IBB HBP BLK WP HR S P ERA WHIP																																			
52 Rafael Roque, L (1, 1) ERA: 4.88	4.2		25	5	6	5	2	6	0	0	1	1	1	48	93	9.64	2.357																			
Al Reyes, R (5, 1) ERA: 3.93	0.1		3	2	0	0	0	0	0	0	0	0	0	6	8	0.00	6.000																			
53 Rod Henderson, R (6, 1) ERA: 9.82	1.2		8	2	1	1	0	0	0	1	0	0	1	15	27	5.40	1.200																			
Valerio De Los Santos, L (7, 1) ERA: 2.91	0.1		1	0	0	0	0	0	0	0	0	0	0	4	7	0.00	0.000																			
Eric Plunk, R (8, 1) ERA: 4.4	1.0		4	0	0	0	0	1	0	0	0	0	0	7	12	0.00	1.000																			
PITCHER	IP WLS BF H R ER SO BB IBB HBP BLK WP HR S P ERA WHIP																																			
Chad Fox, R (9, 1) ERA: 3.72	1.0	W	4	1	0	0	2	0	0	0	0	0	0	4	16	0.00	1.000																			

Chicago Cubs @ Milwaukee Brewers
Milwaukee County Stadium, Milwaukee, WI

Wed Sep 23 1998, 4:33 AM EDT
Att. 45,338 - Sunny - 63 F

livebaseballscorecards.com



BOTTOM

Chicago Cubs @ Milwaukee Brewers
Milwaukee County Stadium, Milwaukee, WI

Wed Sep 23 1998, 4:33 AM EDT
 Att: 45,338 - Sunny - 63 F

livebaseballscorecards.com

AB	36
R	8
H	10
RBI	5
BB	4
SO	5
LOB	16



WP: 0	PA: 42
PB: 0	
SB: 0	
CS: 0	

1B: 7	SF: 1
2B: 3	SAC: 0
3B: 0	DP: 0
HR: 0	HBP: 1

1	0	0	0	0	0	1	0
0	0	0	0	0	0	0	0
1	0	0	0	0	0	1	0
0	0	0	0	0	0	0	0
0	0	0	0	0	0	0	0
0	0	0	0	0	0	0	0
1	0	1	1	0	0	0	0
0	0	0	0	0	0	0	0
1	0	0	0	0	0	0	0
0	0	0	0	0	0	0	0

AB	R	H	RBI	BB	SO	LOB
4	0	1	0	1	0	0
5	1	2	0	0	0	2
5	1	1	0	0	1	4
3	3	1	0	2	2	0
5	1	2	0	0	0	4
3	1	0	0	1	0	1
4	1	1	2	0	0	3
2	0	0	1	0	0	0
1	0	1	1	0	0	0
0	0	0	0	0	0	0
0	0	0	0	0	0	0

Batter	1	2	3	4	5	6	7	8	9
Fernando Vina, L (1, 4) OBP: 0.383, SLG: 0.423	2-0 F9		4-1 1B BB			0-0 G4-3	2-1 1-2 1B		0-0 G4-3
Mark Loretta, R (1, 3) OBP: 0.387, SLG: 0.432	1-2 L8		2-1 1-3 1B			0-2 G6-3	0-0 L9		2-0 2B E 1B
Jeff Cirillo, R (1, 5) OBP: 0.406, SLG: 0.453	0-3 K		3-0 G5-3			1-1 F8	3-2 F8		2-2 1-3 E 2B
Jeromy Burnitz, L (1, 9) OBP: 0.339, SLG: 0.506		0-3 K		2-3 K			1-2 BB 1B 2B 1B	4-0 FC4-6 HBP 1B BB	4-0 E IBB
Marquis Grissom, R (1, 8) OBP: 0.303, SLG: 0.372		2-2 L9 2B		2-1 G6-3			3-2 1-2 2B 1B	0-2 F8	3-2 P5
Geoff Jenkins, L (1, 7) OBP: 0.282, SLG: 0.391		0-0 L9		0-0 F7			4-2 1-2 2-3 2B SF7 BB	1-0 FC4-6 HBP	2-2 E7
Jose Valentin, S (1, 6) OBP: 0.319, SLG: 0.388		1-0 G3			1-0 P6		2-1 1-3 2-H 3-H 1B 2B	1-1 FC4-6 1B	
Bobby Hughes, R (1, 2) OBP: 0.293, SLG: 0.417			0-0 G4-3		2-1 P3		1-0 SF7	2-2 1-2 1B	
Bob Hamelin, L (8, PH) OBP: 0.300, SLG: 0.414					3-3 K		3-H 3-2 L9 1B	0-1 F8	
Greg Martinez, S (8, PR)									
Mike Matheny, R (9, 2) OBP: 0.275, SLG: 0.334									

Inning Stats	R	H	E	K	S	BB	IBB	HBP	BLK	WP	HR	S	P	ERA	WHIP
	0	0	0	8	11	0	0	0	0	0	0	60	101	5.68	1.263
	0	1	0	1	11	0	0	0	0	0	0	2	4	∞	∞
	0	1	0	1	11	0	0	1	0	0	0	16	27	5.40	1.200
	0	0	0	8	11	0	1	0	0	0	0	12	25	0.00	3.000

PITCHER	IP	WLS	BF	H	R	ER	SO	BB	IBB	HBP	BLK	WP	HR	S	P	ERA	WHIP
Steve Trachsel, R (1, 1) ERA: 4.6	6.1		27	6	4	4	5	2	0	0	0	0	0	60	101	5.68	1.263
Felix Heredia, L (7, 1) ERA: 5.09	0.0		1	1	0	0	0	0	0	0	0	0	0	2	4	∞	∞
Matt Karchner, R (7, 1) ERA: 5.2	1.2		8	1	1	1	0	1	0	1	0	0	0	16	27	5.40	1.200
Rod Beck, R (9, 1) ERA: 2.96	0.2	L	6	2	3	0	0	0	1	0	0	0	0	12	25	0.00	3.000

PITCHER	IP	WLS	BF	H	R	ER	SO	BB	IBB	HBP	BLK	WP	HR	S	P	ERA	WHIP
Steve Trachsel, R (1, 1) ERA: 4.6	6.1		27	6	4	4	5	2	0	0	0	0	0	60	101	5.68	1.263
Felix Heredia, L (7, 1) ERA: 5.09	0.0		1	1	0	0	0	0	0	0	0	0	0	2	4	∞	∞
Matt Karchner, R (7, 1) ERA: 5.2	1.2		8	1	1	1	0	1	0	1	0	0	0	16	27	5.40	1.200
Rod Beck, R (9, 1) ERA: 2.96	0.2	L	6	2	3	0	0	0	1	0	0	0	0	12	25	0.00	3.000

PITCHER	IP	WLS	BF	H	R	ER	SO	BB	IBB	HBP	BLK	WP	HR	S	P	ERA	WHIP
Steve Trachsel, R (1, 1) ERA: 4.6	6.1		27	6	4	4	5	2	0	0	0	0	0	60	101	5.68	1.263
Felix Heredia, L (7, 1) ERA: 5.09	0.0		1	1	0	0	0	0	0	0	0	0	0	2	4	∞	∞
Matt Karchner, R (7, 1) ERA: 5.2	1.2		8	1	1	1	0	1	0	1	0	0	0	16	27	5.40	1.200
Rod Beck, R (9, 1) ERA: 2.96	0.2	L	6	2	3	0	0	0	1	0	0	0	0	12	25	0.00	3.000

PITCHER	IP	WLS	BF	H	R	ER	SO	BB	IBB	HBP	BLK	WP	HR	S	P	ERA	WHIP
Steve Trachsel, R (1, 1) ERA: 4.6	6.1		27	6	4	4	5	2	0	0	0	0	0	60	101	5.68	1.263
Felix Heredia, L (7, 1) ERA: 5.09	0.0		1	1	0	0	0	0	0	0	0	0	0	2	4	∞	∞
Matt Karchner, R (7, 1) ERA: 5.2	1.2		8	1	1	1	0	1	0	1	0	0	0	16	27	5.40	1.200
Rod Beck, R (9, 1) ERA: 2.96	0.2	L	6	2	3	0	0	0	1	0	0	0	0	12	25	0.00	3.000

Batter	1	2	3	4	5	6	7	8	9	AB R H RBI BB SO LOB	TOP										
Fernando Vina, L (1, 4) OBP: 0.384, SLG: 0.422	1-1 G6-3		1-0 G3		4-0 FC6-4 BB			0-0 G6-4-3 1B		3 0 1 0 1 0 0	Milwaukee Brewers @ Los Angeles Dodgers Dodger Stadium, Los Angeles, CA Thu Sep 24 1998, 7:05 PM PDT Att. 30,024 - Cloudy - 67 F										
Mark Loretta, R (1, 3) OBP: 0.384, SLG: 0.428	2-1 G5-3		2-2 F7		2-2 FC6-4			0-1 G6-4-3		4 0 0 0 0 0 3											
Jeff Cirillo, R (1, 5) OBP: 0.405, SLG: 0.451	4-2 1B BB		2-3 K			2-2 G6-3			2-1 G5-3	3 0 0 0 1 1 0											
Jeremy Burnitz, L (1, 9) OBP: 0.339, SLG: 0.504	3-1 1-2 1B		2-3 K			3-2 P6			0-3 K	4 0 1 0 0 2 0											
Marquis Grissom, R (1, 8) OBP: 0.303, SLG: 0.371	3-1 F8		1-2 G6-3			1-0 CS 1B			1-2 G1-3	4 0 1 0 0 0 2											
Geoff Jenkins, L (1, 7) OBP: 0.279, SLG: 0.387		0-2 G3		0-3 K		1-1 CS	1-2 G5-3			3 0 0 0 0 1 0											
Jose Valentin, S (1, 6) OBP: 0.322, SLG: 0.396		1-0 HR		1-0 G4-3			4-2 CS BB			2 1 1 1 1 0 0											
Mike Matheny, R (1, 2) OBP: 0.275, SLG: 0.334		0-1 F8		2-2 BB 1B		3-3 K				3 0 1 0 0 1 1											
Steve Woodard, L (1, 1) OBP: 0.140, SLG: 0.180		2-2 G6-3		2-3 K				0-0 G3		2 0 0 0 0 1 1											
Bob Hamelin, L (8, PH) OBP: 0.298, SLG: 0.411										1 0 0 0 0 0 0											
Chad Fox, R (8, 1)										0 0 0 0 0 0 0											
Mike Myers, L (8, 1)										0 0 0 0 0 0 0											
Inning Stats	R: 0 E: 0 K: 0 S: 12	H: 1 LOB: 2 BB: 1 P: 25	R: 1 E: 0 K: 0 S: 9	H: 1 LOB: 0 BB: 0 P: 12	R: 0 E: 0 K: 2 S: 7	H: 0 LOB: 0 BB: 0 P: 17	R: 0 E: 0 K: 1 S: 11	H: 1 LOB: 2 BB: 1 P: 22	R: 0 E: 0 K: 0 S: 8	H: 1 LOB: 0 BB: 0 P: 15	R: 0 E: 0 K: 1 S: 11	H: 0 LOB: 1 BB: 1 P: 19	R: 0 E: 0 K: 0 S: 4	H: 1 LOB: 0 BB: 0 P: 4	R: 0 E: 0 K: 1 S: 8	H: 0 LOB: 0 BB: 0 P: 11	1B: 4 2B: 1 3B: 0 HR: 1	SF: 0 SAC: 0 DP: 2 HBP: 0	WP: 0 PB: 0 SB: 0 CS: 2	PA: 33	
PITCHER	IP WLS BF H R ER SO BB IBB HBP BLK WP HR S P ERA WHIP																				
Dave Micki, R (1, 1) ERA: 4.57	6.0	23	4	1	1	4	2	0	0	0	0	1	61	103	1.50	1.000					
Eric Weaver, R (7, 1) ERA: 1.0	2.0	W	6	1	0	0	1	1	0	0	0	0	15	23	0.00	1.000					
Jeff Shaw, R (9, 1) ERA: 2.06	1.0	S	3	0	0	0	1	0	0	0	0	0	8	11	0.00	0.000					

livebaseballscorecards.com

AB	29
R	1
H	5
RBI	1
BB	3
SO	6
LOB	7



Batter	1	2	3	4	5	6	7	8	9	AB R H RBI BB SO LOB	TOP									
Fernando Vina, L (1, 4) OBP: 0.386, SLG: 0.424	0-2 F7		0-0 F9 FC6 1B		2-1 E E 1B 1B		1-1 G3		2-1 G6-4-3 1B 1B	5 2 3 0 0 0 0										
Mark Loretta, R (1, 3) OBP: 0.382, SLG: 0.426	1-2 F8		0-0 FC6 FC6-4		2-1 E3 1B		0-2 G4-3		0-0 G6-4-3 1B	5 0 1 0 0 0 2										
Jeff Cirillo, R (1, 5) OBP: 0.405, SLG: 0.450	0-0 BB 1B		1-0 F9		1-1 G3-6-1 1B		2-0 G5-3		0-0 G6-4-3 1-2f 2-3	5 0 2 1 0 0 4										
Jeremy Burnitz, L (1, 9) OBP: 0.339, SLG: 0.502	4-1 SAFE 1-2 BB		2-1 P6		0-0 G3-6-1 1-2f			0-0 P5	1-1 FC6-4 1B 3-H	4 0 1 1 1 0 4										
Marquis Grissom, R (1, 8) OBP: 0.302, SLG: 0.370	2-0 G4-3		2-1 FC6-4 1-2f			0-0 E6 G1-3		1-2 PB S 1B	1-0 FC6-4 1-2f	5 0 1 0 0 0 5										
Jose Valentin, S (1, 6) OBP: 0.321, SLG: 0.393		2-2 P4		1-2 F9		1-1 G1-3		4-1 S BB		3 0 0 0 1 0 1										
Bobby Hughes, R (1, 2) OBP: 0.289, SLG: 0.411		0-2 G4-3		3-3 K		1-0 F8		3-3 K		3 0 0 0 0 1 1										
Bob Hamelin, L (8, PH) OBP: 0.296, SLG: 0.408										1 0 0 0 0 1 2										
Mike Matheny, R (8, 2) OBP: 0.275, SLG: 0.334										0 0 0 0 0 0 0										
Geoff Jenkins, L (1, 7) OBP: 0.286, SLG: 0.388		0-0 1B		1-2 G4-3		4-0 IBB		4-0 BB		2 0 1 0 2 0 0										
48 Brad Woodall, S (1, 1) OBP: 0.293, SLG: 0.324		0-3 K		1-3 K		1-0 F8		3-3 K		3 0 0 0 0 2 3										
Brian Banks, S (8, PH) OBP: 0.370, SLG: 0.500										1 0 0 0 0 1 3										
Al Reyes, R (8, 1) OBP: 0.200, SLG: 0.200										0 0 0 0 0 0 0										
Inning Stats	R: 0 E: 0 K: 0 S: 10	H: 1 LOB: 2 BB: 1 P: 17	R: 0 E: 0 K: 1 S: 12	H: 1 LOB: 1 BB: 0 P: 14	R: 0 E: 0 K: 1 S: 7	H: 0 LOB: 0 BB: 0 P: 15	R: 1 E: 1 K: 1 S: 10	H: 2 LOB: 1 BB: 0 P: 16	R: 0 E: 1 K: 0 S: 5	H: 0 LOB: 2 BB: 1 P: 12	R: 0 E: 0 K: 0 S: 6	H: 0 LOB: 0 BB: 0 P: 9	R: 0 E: 0 K: 2 S: 11	H: 1 LOB: 3 BB: 2 P: 26	R: 1 E: 0 K: 0 S: 7	H: 3 LOB: 1 BB: 0 P: 11	1B: 9 2B: 0 3B: 0 HR: 0	SF: 0 SAC: 0 DP: 2 HBP: 0	WP: 0 PB: 1 SB: 2 CS: 0	PA: 41
PITCHER	IP WLS BF H R ER SO BB IBB HBP BLK WP HR S P ERA WHIP																			
Ismael Valdez, R (1, 1) ERA: 3.98	8.0 W 36 6 1 0 5 3 1 0 0 0 0 0 71 121 0.00 1.125																			
Jeff Shaw, R (9, 1) ERA: 2.14	1.0 S 5 3 1 1 0 0 0 0 0 0 0 0 7 11 9.00 3.000																			

Milwaukee Brewers @ Los Angeles Dodgers
Dodger Stadium, Los Angeles, CA

Fri Sep 25 1998, 7:05 PM PDT
Att. 36,059 - Unknown - 68 F

livebaseballscores.com

AB	37
R	2
H	9
RBI	2
BB	4
SO	5
LOB	25



Batter	1	2	3	4	5	6	7	8	9	AB	R	H	RBI	BB	SO	LOB
Roger Cedeno, S OBP: 0.319, SLG: 0.310 (1, 7) (8, 8)	0-1 G6-3			0-1 F9		3-2 F8		0-3 K		4	0	0	0	0	1	1
Paul Lo Duca, R OBP: 0.286, SLG: 0.357 (1, 2) (8, 8)	1-0 G6-3 1B			0-1 P4			2-1 HR 1B	0-1 F8		4	1	2	0	0	0	1
Trenidad Hubbard, R OBP: 0.360, SLG: 0.451 Damon Hollins, R OBP: 0.250, SLG: 0.250 (1, 8) (8, 9)	0-1 G6-3 1-2f			1-0 FC6-4 1B			3-2 F7			3	0	1	0	0	0	2
Eric Karros, R OBP: 0.347, SLG: 0.468 (1, 3)				2-2 FC6-4 1-2f			0-1 F9			3	0	0	0	0	0	2
Mark Grudzielanek, R OBP: 0.315, SLG: 0.365 (1, 6)				1-1 P6			0-0 HR 1-H			3	1	1	2	0	0	0
Matt Luke, L OBP: 0.281, SLG: 0.432 (1, 9) (8, 7)				3-1 G4-3			3-3 K	0-0 P2		3	0	0	0	0	1	0
Adrian Beltré, R OBP: 0.283, SLG: 0.381 (1, 5)				2-0 P3			0-1 P6	0-0 HR		3	1	1	1	0	0	0
Juan Castro, R OBP: 0.240, SLG: 0.254 (1, 4)				2-2 F9			0-0 G5-3	2-1 F9		3	0	0	0	0	0	0
Ismael Valdez, R OBP: 0.216, SLG: 0.188 Jim Eisenreich, L OBP: 0.277, SLG: 0.268 Jeff Shaw, R (8, PH) (9, 1)				1-0 G6-3			0-0 F9	4-0 BB		2	0	0	0	0	0	0
										0	0	0	0	1	0	0
										0	0	0	0	0	0	0

Inning Stats		R: 0	H: 1	E: 0	LOB: 0	K: 0	BB: 0	S: 5	P: 6									
Inning Stats		R: 0	H: 0	E: 0	LOB: 0	K: 0	BB: 0	S: 7	P: 14									
Inning Stats		R: 0	H: 0	E: 0	LOB: 0	K: 0	BB: 0	S: 10	P: 15									
Inning Stats		R: 0	H: 1	E: 0	LOB: 1	K: 0	BB: 0	S: 8	P: 11									
Inning Stats		R: 0	H: 0	E: 0	LOB: 0	K: 1	BB: 0	S: 6	P: 10									
Inning Stats		R: 0	H: 0	E: 0	LOB: 0	K: 0	BB: 0	S: 5	P: 8									
Inning Stats		R: 2	H: 2	E: 0	LOB: 0	K: 0	BB: 0	S: 10	P: 15									
Inning Stats		R: 1	H: 1	E: 0	LOB: 1	K: 1	BB: 1	S: 8	P: 14									
PITCHER		IP	WLS	BF	H	R	ER	SO	BB	IBB	HBP	BLK	WP	HR	S	P	ERA	WHIP
48 Brad Woodall, L ERA: 4.96 (1, 1)		7.0	L	24	4	2	2	1	0	0	0	0	0	1	51	79	2.57	0.571
Al Reyes, R ERA: 4.02 (8, 1)		1.0		5	1	1	1	1	1	0	0	0	0	1	8	14	9.00	2.000

BOTTOM

Milwaukee Brewers @ Los Angeles Dodgers
 Dodger Stadium, Los Angeles, CA
 Fri Sep 25 1998, 7:05 PM PDT
 Att: 36,059 - Unknown - 68 F

livebaseballscorecards.com

AB	28
R	3
H	5
RBI	3
BB	1
SO	2
LOB	6



1B: 3	SF: 0	WP: 0	PA: 29
2B: 0	SAC: 0	PB: 0	
3B: 0	DP: 1	SB: 0	
HR: 2	HBP: 0	CS: 0	

Batter	1	2	3	4	5	6	7	8	9	AB R H RBI BB SO LOB	TOP	
Fernando Vina, L (1, 4) OBP: 0.386, SLG: 0.424	0-0 FC4-6 BB 1B		1-1 L5		1-1 G3		1-1 S 1B		0-0 SH5-3	4 0 2 1 0 0 0		
Mark Loretta, R (1, 3) OBP: 0.382, SLG: 0.424	4-1 FC4-6 BB		2-2 F8		2-0 G6-3		3-1 G5-3		1-0 G5-4-3 1B	4 0 1 2 1 0 2		
Jeff Cirillo, R (1, 5) OBP: 0.402, SLG: 0.447	1-3 K		2-0 G4-3		0-0 F9		1-3 K		0-2 G5-4-3 1-2f	5 0 0 0 0 2 3		
Jeremy Burnitz, L (1, 9) OBP: 0.339, SLG: 0.501	1-0 FC4-6 1-2f 2-3		0-2 F9		0-0 1B		2-3 K			4 0 1 0 0 1 2		
Marquis Grissom, R (1, 8) OBP: 0.304, SLG: 0.382	2-0 P4		1-0 HR		0-3 K		1-1 HR			4 2 2 2 0 1 3		
Darin Jackson, R (1, 7) OBP: 0.273, SLG: 0.372		2-1 G3-1		0-1 G5-3		4-0 1B G5-3 FC1-5-2 BB		2-3 K		3 0 0 0 1 1 0		
Mike Matheny, R (1, 2) OBP: 0.278, SLG: 0.334 Greg Martinez, S (9, PR) Bobby Hughes, R (9, 2) OBP: 0.289, SLG: 0.411		3-1 1B		2-0 G5-3		2-1 G5-3		4-1 BB 48 1B BB		3 0 1 0 1 0 1 0 1 0 0 0 0 0 0 0 0 0 0 0 0		
Jose Valentin, S (1, 6) OBP: 0.322, SLG: 0.392		1-2 F7		0-0 B1-3		0-0 FC1-5-2 1B 1B		4-1 SH5-3 48 1B 1B BB		3 2 1 0 1 0 1		
Scott Karl, L (1, 1) OBP: 0.133, SLG: 0.107 Ronnie Belliard, R (7, PH) OBP: 0.200, SLG: 0.200 David Weathers, R (7, 1) OBP: 0.160, SLG: 0.217 48 Brad Woodall, S (9, PH) OBP: 0.310, SLG: 0.342 Eric Plunk, R (9, 1)		0-3 K		3-3 K		1-2 FC1-5-2 1B		1-0 SH5-3 1B		2 0 0 0 0 2 1 1 0 0 0 0 0 2 0 0 0 0 0 0 0 1 1 1 1 0 0 0 0 0 0 0 0 0 0		
Inning Stats	R: 0 H: 1 E: 0 LOB: 2 K: 1 BB: 1 S: 8 P: 16	R: 0 H: 1 E: 0 LOB: 1 K: 1 BB: 0 S: 14 P: 20	R: 0 H: 0 E: 0 LOB: 0 K: 0 BB: 0 S: 6 P: 11	R: 1 H: 1 E: 0 LOB: 0 K: 0 BB: 0 S: 7 P: 10	R: 0 H: 0 E: 0 LOB: 0 K: 1 BB: 0 S: 6 P: 10	R: 0 H: 1 E: 0 LOB: 1 K: 1 BB: 0 S: 7 P: 9	R: 1 H: 2 E: 0 LOB: 2 K: 0 BB: 1 S: 10 P: 21	R: 1 H: 1 E: 0 LOB: 0 K: 3 BB: 0 S: 12 P: 18	R: 3 H: 2 E: 0 LOB: 1 K: 0 BB: 2 S: 10 P: 20	1B: 7 SF: 0 2B: 0 SAC: 1 3B: 0 DP: 1 HR: 2 HBP: 0	WP: 0 PA: 39 PB: 0 SB: 1 CS: 0	
PITCHER	IP WLS BF H R ER SO BB IBB HBP BLK WP HR S P ERA WHIP											
Carlos Perez, L (1, 1) ERA: 3.59	6.2 L 28 6 2 2 4 2 0 0 0 0 0 1 56 92 2.70 1.200											
Sean Maloney, R (7, 1) ERA: 4.97	0.1 1 0 0 0 0 0 0 0 0 0 0 0 2 5 0.00 0.000											
Gary Rath, L (8, 1) ERA: 10.8	1.1 8 2 4 4 3 2 0 0 0 0 0 1 16 31 27.00 3.000											
Eric Weaver, R (9, 1) ERA: 0.93	0.2 2 1 0 0 0 0 0 0 0 0 0 0 6 7 0.00 1.500											

Milwaukee Brewers @ Los Angeles Dodgers
Dodger Stadium, Los Angeles, CA
Sat Sep 26 1998, 3:33 AM PDT
Att. 30,645 - Overcast - 64 F

AB	34
R	6
H	9
RBI	6
BB	4
SO	7
LOB	15



Batter	1	2	3	4	5	6	7	8	9	AB	R	H	RBI	BB	SO	LOB
Roger Cedeno, S (1, 8) OBP: 0.314, SLG: 0.305	1-3 K		1-3 K		2-0 F9		2-1 G4-3			4	0	0	0	0	2	1
Juan Castro, R (1, 4) OBP: 0.245, SLG: 0.258	1-1 1B		1-0 G1-3			2-3 K		1-0 G4-6-3 1B		4	0	2	0	0	1	0
Mark Grudzielanek, R (1, 6) OBP: 0.313, SLG: 0.363	1-0 F8			1-2 G5-3		3-2 F7		1-0 G4-6-3 1-2f		4	0	0	0	0	0	2
Eric Karros, R (1, 3) OBP: 0.352, SLG: 0.473	3-2 SAFE 1-3 1B			4-0 BB BB		1-1 2B		3-2 FC6-4 1B		3	0	3	0	1	0	0
Adrian Beltré, R (1, 5) OBP: 0.282, SLG: 0.375	0-0 F9			4-2 BB 1-2 BB		0-0 G5-3		2-1 FC6-4 1-2f		3	0	0	0	1	0	4
Matt Luke, L (1, 7) OBP: 0.288, SLG: 0.445		4-2 CS BB		2-3 K		1-0 HR			4-2 BB	2	1	1	1	2	1	2
Angel Pena, R (1, 2) OBP: 0.231, SLG: 0.231		2-3 SAFE 1-2 K		3-1 SAFE P4		2-1 P4			2-3 K	4	0	0	0	0	2	4
Damon Hollins, R (1, 9) OBP: 0.167, SLG: 0.167		2-1 G4-3			2-1 G6-3		0-2 G4-3		2-3 K	4	0	0	0	0	1	1
Carlos Perez, L (1, 1) Sean Maloney, R (7, 1) Charles Johnson, R (7, PH) Mike Metcalfe, S (7, PR) Gary Rath, L (8, 1) Eric Weaver, R (9, 1) Jim Eisenreich, L (9, PH)			1-3 K		1-3 K		2-2 2B		2-3 K	2	0	0	0	0	2	0

Inning Stats	R: 0	H: 2	E: 0	K: 1	S: 10	LOB: 2	BB: 0	P: 16	R: 0	H: 0	E: 0	K: 1	S: 9	LOB: 0	BB: 1	P: 17	R: 0	H: 0	E: 0	K: 2	S: 7	LOB: 0	BB: 0	P: 10	R: 0	H: 0	E: 0	K: 1	S: 10	LOB: 2	BB: 2	P: 24	R: 0	H: 0	E: 0	K: 1	S: 6	LOB: 0	BB: 0	P: 11	R: 0	H: 1	E: 0	K: 1	S: 9	LOB: 1	BB: 0	P: 15	R: 1	H: 2	E: 0	K: 0	S: 13	LOB: 1	BB: 0	P: 20	R: 0	H: 2	E: 0	K: 0	S: 9	LOB: 1	BB: 0	P: 16	R: 0	H: 0	E: 0	K: 3	S: 16	LOB: 1	BB: 1	P: 26	1B: 4	SF: 0	2B: 2	SAC: 0	3B: 0	DP: 1	HR: 1	HBP: 0	WP: 0	PA: 36
--------------	------	------	------	------	-------	--------	-------	-------	------	------	------	------	------	--------	-------	-------	------	------	------	------	------	--------	-------	-------	------	------	------	------	-------	--------	-------	-------	------	------	------	------	------	--------	-------	-------	------	------	------	------	------	--------	-------	-------	------	------	------	------	-------	--------	-------	-------	------	------	------	------	------	--------	-------	-------	------	------	------	------	-------	--------	-------	-------	-------	-------	-------	--------	-------	-------	-------	--------	-------	--------

PITCHER	IP	WLS	BF	H	R	ER	SO	BB	IBB	HBP	BLK	WP	HR	S	P	ERA	WHIP
Scott Karl, L (1, 1) ERA: 4.4	6.0	W	23	3	0	0	7	3	0	0	0	0	0	51	93	0.00	1.000
David Weathers, R (7, 1) ERA: 4.91	2.0		9	4	1	1	0	0	0	0	0	0	1	22	36	4.50	2.000
Eric Plunk, R (9, 1) ERA: 4.33	1.0		4	0	0	0	3	1	0	0	0	0	0	16	26	0.00	1.000

BOTTOM

Milwaukee Brewers @ Los Angeles Dodgers
 Dodger Stadium, Los Angeles, CA
 Sat Sep 26 1998, 3:33 AM PDT
 Att. 30,645 - Overcast - 64 F

livebaseballscorecards.com

AB	32
R	1
H	7
RBI	1
BB	4
SO	10
LOB	15



Batter	1	2	3	4	5	6	7	8	9	AB	R	H	RBI	BB	SO	LOB	TOP								
Fernando Vina, L (1, 4) OBP: 0.386, SLG: 0.427 Chad Fox, R (8, 1)	3-1 G6-3		0-0 1B 2B		3-2 P5	1-0 2B 1-3 2-H		2-1 F8		5	0	2	1	0	0	1									
Jose Valentin, S (1, 6) OBP: 0.323, SLG: 0.393	0-3 K		0-1 1B		0-0 1B	0-0 F8		0-1 B1-3		5	0	2	0	0	1	3									
Jeff Cirillo, R (1, 5) OBP: 0.402, SLG: 0.445	3-2 P3		0-1 G5-3		0-0 1B		4-2 SH FC1-2 BB	1-2 F8		4	0	1	0	1	0	3									
Jeremy Burnitz, L (1, 9) OBP: 0.339, SLG: 0.499		0-0 G4-3	4-2 BB		3-3 K		2-2 FC1-2 SH 1B	1-3 K		4	0	1	0	1	2	2									
Bob Hamelin, L (1, 3) OBP: 0.295, SLG: 0.404 Greg Martinez, S (9, PR)		0-1 E6 BB 1B	1-3 SAFE K		3-2 G3-1		0-0 SH FC1-2	2-2 1B		4	0	1	0	0	1	5									
Darrin Jackson, R (1, 8) OBP: 0.276, SLG: 0.373		1-0 BB 1B	3-2 F9			1-2 1B 2B 1B	0-0 FC1-2	0-0 F9		5	1	2	0	0	0	7									
Geoff Jenkins, L (1, 7) OBP: 0.288, SLG: 0.385		4-2 1-2 2-3 BB		1-3 K		3-2 2B 1B	0-3 K	0-2 G1-3		4	0	1	0	1	2	4									
Bobby Hughes, R (1, 2) OBP: 0.284, SLG: 0.404		2-3 K		0-0 G6-3		1-3 K	0-2 F8			4	0	0	0	0	2	8									
Bill Pulsipher, L (1, 1) OBP: 0.150, SLG: 0.150 Al Reyes, R (7, 1) OBP: 0.200, SLG: 0.200 Brian Banks, S (8, PH) OBP: 0.393, SLG: 0.500 Ronnie Belliard, R (8, 4) OBP: 0.200, SLG: 0.200		0-0 B1-3		0-0 G3		3-3 K		4-1 BB B1-3		3	0	0	0	0	1	5									
Inning Stats	R: 0 E: 0 K: 1 S: 12	H: 0 LOB: 0 BB: 0 P: 18	R: 0 E: 1 K: 1 S: 11	H: 1 LOB: 3 BB: 1 P: 18	R: 0 E: 0 K: 1 S: 18	H: 2 LOB: 3 BB: 1 P: 27	R: 0 E: 0 K: 1 S: 5	H: 0 LOB: 0 BB: 0 P: 6	R: 0 E: 0 K: 1 S: 14	H: 2 LOB: 2 BB: 0 P: 23	R: 1 E: 0 K: 2 S: 14	H: 3 LOB: 2 BB: 0 P: 23	R: 0 E: 1 K: 1 S: 17	H: 1 LOB: 3 BB: 1 P: 23	R: 0 E: 0 K: 0 S: 8	H: 0 LOB: 1 BB: 1 P: 15	R: 0 E: 0 K: 1 S: 10	H: 1 LOB: 1 BB: 0 P: 13	1B: 8 2B: 2 3B: 0 HR: 0	SF: 0 SAC: 1 DP: 0 HBP: 0	WP: 0 PB: 0 SB: 0 CS: 0	PA: 43			
PITCHER	IP	WLS	BF	H	R	ER	SO	BB	IBB	HBP	BLK	WP	HR	S	P	ERA	WHIP								
Chan Ho Park, R (1, 1) ERA: 3.71	6.0	W	29	8	1	1	7	2	0	0	0	0	0	74	115	1.50	1.667								
Jeff Kubenka, L (7, 1) ERA: 0.96	2.0		10	1	0	0	1	2	0	0	0	0	0	25	38	0.00	1.500								
Jeff Shaw, R (9, 1) ERA: 2.12	1.0	S	4	1	0	0	1	0	0	0	0	0	0	10	13	0.00	1.000								

Milwaukee Brewers @ Los Angeles Dodgers
Dodger Stadium, Los Angeles, CA
Sun Sep 27 1998, 3:33 AM PDT
Att. 46,696 - Cloudy - 73 F

AB	38
R	1
H	10
RBI	1
BB	4
SO	9
LOB	38



Batter	1	2	3	4	5	6	7	8	9
Roger Cedeno, S OBP: 0.317, SLG: 0.321 (1, 7)	1-0 F9 ①		3-1 E5 1B		0-0 HR		2-3 K ①		
Juan Castro, R OBP: 0.245, SLG: 0.255 (1, 4)	2-2 F9 ②		4-2 BB		1-1 F9 ③		0-0 G5-3 ② ③		
Trenidad Hubbard, R OBP: 0.358, SLG: 0.452 (1, 8)	1-0 G6-3 ③		3-2 G6-3 ③			0-0 BLK SF8 2B		3-1 F7 ①	
Eric Karros, R OBP: 0.355, SLG: 0.475 Mike Metcalfe, S (8, PR) Jeff Shaw, R (9, 1)			1-1 G6-4-3 1B		1-0 G4-3 1B		2-2 G1-3 ① 2-3	0-0 S 1B	
Mark Grudzielanek, R OBP: 0.311, SLG: 0.362 Jeff Kubenka, R (7, 1) Matt Luke, L OBP: 0.287, SLG: 0.444 (8, PH) (9, 3)			2-1 G6-4-3 ① ② 1-2f		1-1 G4-3 ① SAFE 1-2		0-1 SF8 ② 3-H	1-1 F7 ②	
Charles Johnson, R OBP: 0.289, SLG: 0.381 (1, 2)			4-1 BB		1-2 K ②		4-2 BB	1-0 P3 ③ 1-2	
Adrián Beltré, R OBP: 0.278, SLG: 0.369 (1, 5)			1-2 P3 ③		2-0 G5-3 ③		1-2 P3 ③		
Damon Hollins, R OBP: 0.200, SLG: 0.200 (1, 9)					0-0 F8 ①		2-3 K ①	3-0 G5-3 BB 1B	
Chan Ho Park, R OBP: 0.216, SLG: 0.250 Alex Cora, L OBP: 0.194, SLG: 0.182 (7, 6)			1-3 K ②		0-1 F8 ②		4-2 SAFE SAFE SAFE SAFE BB 1-2 BB		

AB	R	H	RBI	BB	SO	LOB
4	1	2	1	0	1	2
3	0	0	0	1	0	2
4	1	1	0	0	0	2
4	0	3	0	0	0	1
0	0	0	0	0	0	0
0	0	0	0	0	0	0
2	0	0	1	0	0	2
0	0	0	0	0	0	0
1	0	0	0	0	0	1
2	0	0	0	2	1	2
3	0	0	0	0	0	3
3	0	1	0	0	1	0
2	0	0	0	0	1	0
0	0	0	0	1	0	0

AB	R	H	RBI	BB	SO	LOB
28	2	7	2	4	4	15

Inning Stats		R: 0	H: 0	E: 0	K: 0	S: 6	R: 0	H: 1	E: 0	K: 0	S: 8	R: 0	H: 1	E: 1	K: 1	S: 12	R: 0	H: 1	E: 0	K: 1	S: 8	R: 1	H: 1	E: 0	K: 1	S: 9	R: 0	H: 1	E: 0	K: 1	S: 8	R: 1	H: 1	E: 0	K: 0	S: 14	R: 0	H: 1	E: 0	K: 1	S: 8	R: 0	H: 1	E: 0	K: 0	S: 6											
PITCHER		IP	WLS	BF	H	R	ER	SO	BB	IBB	HBP	BLK	WP	HR	S	P	ERA	WHIP	PITCHER		IP	WLS	BF	H	R	ER	SO	BB	IBB	HBP	BLK	WP	HR	S	P	ERA	WHIP																				
Bill Pulsipher, L ERA: 5.1 (1, 1)	6.0	L	25	5	2	2	3	3	3	0	0	1	0	1	57	95	3.00	1.333	Bill Pulsipher, L ERA: 5.1 (1, 1)		6.0	L	25	5	2	2	3	3	3	0	0	1	0	1	57	95	3.00	1.333	Bill Pulsipher, L ERA: 5.1 (1, 1)		6.0	L	25	5	2	2	3	3	0	0	1	0	1	57	95	3.00	1.333
Al Reyes, R ERA: 3.95 (7, 1)	1.0		4	1	0	0	1	1	0	0	0	0	0	0	8	17	0.00	2.000	Al Reyes, R ERA: 3.95 (7, 1)		1.0		4	1	0	0	1	1	0	0	0	0	0	8	17	0.00	2.000	Al Reyes, R ERA: 3.95 (7, 1)		1.0		4	1	0	0	1	1	0	0	0	0	8	17	0.00	2.000		
Chad Fox, R ERA: 3.95 (8, 1)	1.0		4	1	0	0	0	0	0	0	0	0	0	0	6	11	0.00	1.000	Chad Fox, R ERA: 3.95 (8, 1)		1.0		4	1	0	0	0	0	0	0	0	0	6	11	0.00	1.000	Chad Fox, R ERA: 3.95 (8, 1)		1.0		4	1	0	0	0	0	0	0	6	11	0.00	1.000					

WP	PA
33	

Milwaukee Brewers @ Los Angeles Dodgers
 Dodger Stadium, Los Angeles, CA
 Sun Sep 27 1998, 3:33 AM PDT
 Att: 46,696 - Cloudy - 73 F

livebaseballscores.com

