

# Milwaukee Brewers - 1998

Batter	1	2	3	4	5	6	7	8	9	AB	R	H	RBI	BB	SO	LOB	TOP		
Fernando Vina, L OBP: 0.400, SLG: 0.250 (1, 4)										4	1	1	0	1	1	1	<b>Milwaukee Brewers @ Atlanta Braves</b> Turner Field, Atlanta, GA Tue Mar 31 1998, 3:33 AM EST Att: 42,891 - Overcast - 85 F		
Jeff Cirillo, R OBP: 0.500, SLG: 0.500 (1, 5)										4	0	2	0	1	0	1			
John Jaha, R OBP: 0.750, SLG: 0.750 (1, 3)										4	0	3	1	0	1	1			
Jeremy Burnitz, L (1, 9)										2	0	0	0	2	1	3			
Marquis Grissom, R (1, 8)										2	0	0	0	1	1	4			
Jose Valentin, S (1, 6)										3	0	0	0	1	1	2			
Marc Newfield, R (1, 7)										4	0	0	0	0	2	3			
Mike Matheny, R (1, 2)										4	0	0	0	0	1	0			
21 Cal Eldred, R Bob Hamelin, L Chad Fox, R Jesse Levis, L Greg Martinez, S Mike Myers, L Bob Wickman, R (1, 1)										2	0	1	0	0	0	0			
<b>Inning Stats</b>	R: 0 E: 0 K: 1 S: 6	H: 1 LOB: 2 BB: 1 P: 10	R: 0 E: 0 K: 0 S: 3	H: 0 LOB: 0 BB: 0 P: 3	R: 1 E: 0 K: 2 S: 10	H: 3 LOB: 2 BB: 0 P: 10	R: 0 E: 0 K: 2 S: 7	H: 0 LOB: 0 BB: 0 P: 7	R: 0 E: 0 K: 0 S: 3	H: 1 LOB: 2 BB: 2 P: 11	R: 0 E: 0 K: 1 S: 5	H: 0 LOB: 0 BB: 0 P: 5	R: 0 E: 0 K: 0 S: 4	H: 1 LOB: 2 BB: 1 P: 8	R: 0 E: 0 K: 2 S: 6	H: 0 LOB: 3 BB: 3 P: 18		1B: 7 2B: 0 3B: 0 HR: 0	SF: 0 SAC: 1 DP: 2 HBP: 0
<b>PITCHER</b>	IP WLS BF H R ER SO BB IBB HBP BLK WP HR S P ERA WHIP	IP WLS BF H R ER SO BB IBB HBP BLK WP HR S P ERA WHIP																	
Greg Maddux, R ERA: 1.29 (1, 1)	7.0	28	6	1	1	6	2	1	0	0	0	0	0	37	49	1.29	1.143		
Mike Cather, R ERA: (8, 1)	0.1	2	1	0	0	0	0	0	0	0	0	0	0	2	2	0.00	3.000		
Adam Butler, L ERA: (8, 1)	0.1	1	0	0	0	0	0	0	0	0	0	1	0	1	1	0.00	0.000		
Kerry Ligtenberg, R ERA: (8, 1)	1.1	W 7	0	0	0	2	4	0	0	0	0	0	0	7	23	0.00	3.000		

AB	30
R	1
H	7
RBI	1
BB	7
SO	8
LOB	15



Batter	1	2	3	4	5	6	7	8	9	AB	R	H	RBI	BB	SO	LOB	BOTTOM		
Walt Weiss, S OBP: 1.000, SLG: 1.000 (1, 6)										3	1	3	0	1	0	0	<b>Milwaukee Brewers @ Atlanta Braves</b> Turner Field, Atlanta, GA Tue Mar 31 1998, 3:33 AM EST Att: 42,891 - Overcast - 85 F		
Tony Graffanino, R OBP: 0.697, SLG: 0.500 (1, 4)										2	0	1	0	1	0	1			
10 Chipper Jones, S OBP: 0.250, SLG: 0.250 (1, 5)										4	0	1	1	0	2	5			
Andres Galarraga, R (1, 3)										4	0	0	0	0	1	2			
Ryan Klesko, L (1, 7)										4	0	0	0	0	0	1			
Michael Tucker, L OBP: 0.333, SLG: 0.667 Gerald Williams, R (9, PH)										3	0	1	0	0	1	0			
Eddie Pérez, R Curtis Pride, L Mike Cather, R Adam Butler, R Kerry Ligtenberg, R Keith Lockhart, L OBP: 1.000, SLG: 1.000 (1, 2)										2	0	0	0	0	0	1			
Andruw Jones, R (1, 8)										4	0	0	0	0	3	2			
Greg Maddux, R Javy Lopez, R OBP: 1.000, SLG: 1.000 (7, PH)										2	0	1	0	0	0	1			
<b>Inning Stats</b>	R: 1 E: 0 K: 0 S: 5	H: 2 LOB: 1 BB: 0 P: 5	R: 0 E: 0 K: 2 S: 7	H: 0 LOB: 0 BB: 0 P: 7	R: 0 E: 0 K: 1 S: 5	H: 1 LOB: 2 BB: 1 P: 9	R: 0 E: 0 K: 0 S: 4	H: 1 LOB: 1 BB: 0 P: 4	R: 0 E: 0 K: 1 S: 6	H: 1 LOB: 2 BB: 1 P: 10	R: 0 E: 0 K: 2 S: 7	H: 1 LOB: 0 BB: 0 P: 7	R: 0 E: 0 K: 1 S: 6	H: 1 LOB: 1 BB: 0 P: 6	R: 1 E: 1 K: 1 S: 5	H: 1 LOB: 1 BB: 1 P: 9		1B: 7 2B: 2 3B: 0 HR: 0	SF: 0 SAC: 1 DP: 1 HBP: 0
<b>PITCHER</b>	IP WLS BF H R ER SO BB IBB HBP BLK WP HR S P ERA WHIP	IP WLS BF H R ER SO BB IBB HBP BLK WP HR S P ERA WHIP																	
21 Cal Eldred, R ERA: 1.5 (7, 1)	6.0	24	5	1	1	4	2	0	0	0	0	0	0	30	38	1.50	1.167		
Chad Fox, R ERA: (7, 1)	2.0	7	2	0	0	3	0	0	0	0	0	0	0	13	13	0.00	1.000		
Mike Myers, L ERA: (9, 1)	0.1	1	0	0	0	0	0	0	0	0	0	0	0	1	1	0.00	0.000		
Bob Wickman, R ERA: (9, 1)	0.1	L 4	1	1	0	1	1	0	0	0	0	0	0	4	8	0.00	6.000		

AB	32
R	2
H	8
RBI	1
BB	3
SO	8
LOB	13





Batter	1	2	3	4	5	6	7	8	9	10	11	AB	R	H	RBI	BB	SO	LOB	TOP					
Fernando Vina, L OBP: 0.545, SLG: 0.500			G3				G4-3					6	2	4	1	0	0	0						
Jeff Cirillo, R OBP: 0.545, SLG: 0.750			G1-3				G5-3					4	2	1	2	2	1	0						
John Jaha, R OBP: 0.500, SLG: 0.444	K						K					5	1	1	0	1	3	5						
Jeremy Burnitz, L OBP: 0.600, SLG: 1.333	K											4	2	2	5	2	1	3						
Marquis Grissom, R OBP: 0.333, SLG: 0.250			G1-3									6	0	2	0	0	1	5						
Jose Valentin, S OBP: 0.300, SLG: 0.222												6	1	2	0	0	0	2						
Marc Newfield, R OBP: 0.143, SLG: 0.143 Bob Wickman, R Doug Jones, R Bobby Hughes, R Mike Myers, L Al Reyes, R									K		K	3	0	1	0	0	0	0	AB 43					
Mike Matheny, R OBP: 0.143, SLG: 0.143 Chad Fox, R Eric Owens, R Mark Loretta, R Greg Martinez, S											K	3	0	1	0	0	0	2	R 8					
Scott Kari, L Jesse Levis, L											K	1	0	0	0	0	0	1	H 14					
<b>Inning Stats</b>	R: 0 E: 0 K: 2 S: 8	H: 1 LOB: 2 BB: 1 P: 12	R: 0 E: 0 K: 0 S: 4	H: 1 LOB: 1 BB: 0 P: 4	R: 0 E: 0 K: 2 S: 4	H: 1 LOB: 1 BB: 1 P: 8	R: 1 E: 0 K: 1 S: 6	H: 2 LOB: 0 BB: 0 P: 6	R: 0 E: 0 K: 0 S: 3	H: 0 LOB: 0 BB: 0 P: 3	R: 0 E: 0 K: 1 S: 5	H: 0 LOB: 0 BB: 0 P: 5	R: 0 E: 0 K: 1 S: 6	H: 1 LOB: 2 BB: 1 P: 10	R: 2 E: 0 K: 1 S: 6	H: 2 LOB: 1 BB: 0 P: 7	R: 0 E: 0 K: 2 S: 8	H: 1 LOB: 2 BB: 1 P: 12	R: 4 E: 1 K: 2 S: 10	H: 2 LOB: 0 BB: 1 P: 14	1B: 11 2B: 0 3B: 0 HR: 3	SF: 0 SAC: 2 DP: 0 HBP: 1	WP: 0 PB: 0 SB: 2 CS: 1	PA: 52
<b>PITCHER</b>	IP ERA: 3.6	WLS BF H R ER SO BB IBB HBP BLK WP HR S P ERA WHIP	5.0 23 8 2 0 3 0 0 0 0 0 0 27 35 3.60 2.000	2.0 6 0 0 0 1 0 0 0 0 0 0 8 8 0.00 0.000	0.2 4 1 0 0 0 1 0 0 0 0 0 3 7 0.00 3.000	1.1 6 2 2 2 0 0 0 1 9 10 13.50 1.500	1.0 5 1 0 0 2 1 0 0 0 0 0 8 12 0.00 2.000	<b>PITCHER</b>	IP ERA: 27.0	WLS BF H R ER SO BB IBB HBP BLK WP HR S P ERA WHIP	0.1 3 0 1 2 1 0 0 0 0 0 0 2 2 27.00 6.000	0.2 4 1 2 1 1 0 0 0 0 0 0 6 6 13.50 1.500												

Milwaukee Brewers @ Atlanta Braves  
Turner Field, Atlanta, GA  
Thu Apr 02 1998, 7:05 PM EST  
Att. 29,671 - Unknown - 67 F

AB 43  
R 8  
H 14  
RBI 8  
BB 5  
SO 10  
LOB 24



Batter	1	2	3	4	5	6	7	8	9	10	11	AB	R	H	RBI	BB	SO	LOB	BOTTOM					
Walt Weiss, S OBP: 0.714, SLG: 0.833 Rafael Belliard, R			K				G6-3					3	1	1	0	0	1	0						
Tony Graffanino, R OBP: 0.250, SLG: 0.143 Adam Butler, L Brian Edmondson, R	K		K				P3					5	0	0	0	0	2	1						
10 Chipper Jones, S OBP: 0.444, SLG: 0.778									K		K	5	1	3	2	0	2	0						
Andres Galarraga, R OBP: 0.333, SLG: 0.778							K					5	2	3	1	0	1	1						
Javy Lopez, R OBP: 0.333, SLG: 0.833											K	5	1	1	1	0	1	3						
Gerald Williams, R OBP: 0.500, SLG: 1.000							K					5	1	2	2	0	1	0						
Ryan Klesko, L OBP: 0.111, SLG: 0.111	K								K			5	0	1	0	0	2	2						
Andruw Jones, R	K										K	5	0	0	0	0	2	3						
Ben Glavin, L Dennis Martinez, R Chad Fox, R Doug Jones, R Mike Myers, L Mark Loretta, R Greg Martinez, S	K											1	0	0	0	0	1	1	AB 43					
<b>Inning Stats</b>	R: 1 E: 0 K: 1 S: 7	H: 3 LOB: 1 BB: 0 P: 7	R: 0 E: 0 K: 3 S: 10	H: 0 LOB: 1 BB: 0 P: 10	R: 0 E: 0 K: 2 S: 8	H: 1 LOB: 1 BB: 0 P: 8	R: 0 E: 0 K: 0 S: 4	H: 1 LOB: 1 BB: 0 P: 4	R: 0 E: 0 K: 0 S: 3	H: 0 LOB: 0 BB: 0 P: 3	R: 1 E: 0 K: 2 S: 8	H: 1 LOB: 0 BB: 0 P: 8	R: 0 E: 0 K: 1 S: 5	H: 0 LOB: 0 BB: 0 P: 5	R: 0 E: 0 K: 1 S: 7	H: 2 LOB: 0 BB: 0 P: 7	R: 0 E: 0 K: 0 S: 2	H: 0 LOB: 0 BB: 1 P: 6	R: 2 E: 0 K: 3 S: 12	H: 3 LOB: 1 BB: 0 P: 12	1B: 5 2B: 2 3B: 0 HR: 4	SF: 0 SAC: 0 DP: 2 HBP: 0	WP: 0 PB: 0 SB: 0 CS: 0	PA: 44
<b>PITCHER</b>	IP ERA: 1.8	WLS BF H R ER SO BB IBB HBP BLK WP HR S P ERA WHIP	5.0 20 5 1 1 3 0 0 0 0 0 0 13 13 1.80 0.000	2.0 7 1 1 1 3 0 0 0 0 0 0 5 5 0.00 0.000	1.0 3 0 0 0 1 0 0 0 0 0 0 2 7 0.00 2.000	1.1 4 0 0 0 1 1 0 0 0 0 0 5 9 0.00 0.750	<b>PITCHER</b>	IP ERA: 27.0	WLS BF H R ER SO BB IBB HBP BLK WP HR S P ERA WHIP	0.2 5 3 2 2 2 0 0 0 0 0 0 9 9 27.00 4.500	0.1 3 0 1 2 1 0 0 0 0 0 0 6 6 13.50 1.500													

Milwaukee Brewers @ Atlanta Braves  
Turner Field, Atlanta, GA  
Thu Apr 02 1998, 7:05 PM EST  
Att. 29,671 - Unknown - 67 F

AB 43  
R 6  
H 11  
RBI 6  
BB 1  
SO 14  
LOB 12





Batter	1	2	3	4	5	6	7	8	9	AB	R	H	RBI	BB	SO	LOB	TOP								
Fernando Vina, L (1,4) OBP: 0.500, SLG: 0.467 Bob Hamelin, L (9,3)	0-0 WP 1B		0-0 E6		0-0 G4-3			0-0 E5 HBP BB SF8	0-0 G5-3 1B	5	1	2	0	0	0	1									
Jeff Cirillo, R (1,5) OBP: 0.375, SLG: 0.462	0-0 F9		0-3 K		0-0 F8			0-0 F8	0-0 G5-3	5	0	0	0	0	1	6									
John Jaha, R (1,3) OBP: 0.091, SLG: 0.308 Doug Jones, R (9,1)	0-3 K		0-3 K		0-0 F8			4-0 SF8 HBP HR BB	0-3 K	4	1	0	0	1	3	4									
Jeremy Burnitz, L (1,9) OBP: 0.571, SLG: 1.000	0-3 K			0-0 G4-6-3 1B				1-0 HR HBP		3	1	1	1	0	1	1									
Marquis Grissom, R (1,8) OBP: 0.231, SLG: 0.182		0-0 G6-3		0-0 G4-6-3				0-0 SF8		3	0	0	1	0	0	1									
Jose Valentin, S (1,6) OBP: 0.500, SLG: 1.167		0-0 HR		4-0 S BB				0-0 HR		3	3	3	5	1	0	0									
Marc Newfield, R (1,7) Eric Owens, R (8,7)	0-3 K			0-0 G5-3				0-0 L4		4	0	0	0	0	1	1									
Mike Matheny, R (1,2) OBP: 0.100, SLG: 0.100 Bob Wickman, R (7,1) Mark Loretta, R (9,PH) (9,4)	0-0 G6-3			0-0 G6-3				0-0 P4		3	0	0	0	0	0	0									
Jose Mercedes, R (1,1) Steve Woodard, L (6,1) Mike Myers, L (7,1) Jesse Lewis, L (7,2) OBP: 0.600, SLG: 0.500			0-3 K		0-3 K			0-0 F8 HBP E 1B	0-0 G5-3 1B	2	0	0	0	0	2	0									
<b>Inning Stats</b>	R: 0 E: 0 K: 2 S: 8	H: 1 LOB: 1 BB: 0 P: 8	R: 1 E: 0 K: 1 S: 6	H: 1 LOB: 0 BB: 0 P: 6	R: 0 E: 1 K: 3 S: 10	H: 0 LOB: 1 BB: 0 P: 10	R: 0 E: 0 K: 0 S: 3	H: 1 LOB: 1 BB: 1 P: 7	R: 0 E: 0 K: 1 S: 5	H: 0 LOB: 0 BB: 0 P: 5	R: 0 E: 0 K: 0 S: 3	H: 0 LOB: 0 BB: 0 P: 3	R: 1 E: 0 K: 0 S: 4	H: 1 LOB: 0 BB: 0 P: 4	R: 5 E: 1 K: 0 S: 6	H: 2 LOB: 0 BB: 1 P: 11	R: 0 E: 0 K: 1 S: 7	H: 2 LOB: 2 BB: 0 P: 7	1B: 5 2B: 0 3B: 0 HR: 3	SF: 1 SAC: 0 DP: 1 HBP: 1	WP: 1 PB: 0 SB: 2 CS: 0	PA: 39			
<b>PITCHER</b>	IP WLS BF H R ER SO BB IBB HBP BLK WP HR S P ERA WHIP	IP WLS BF H R ER SO BB IBB HBP BLK WP HR S P ERA WHIP	IP WLS BF H R ER SO BB IBB HBP BLK WP HR S P ERA WHIP	IP WLS BF H R ER SO BB IBB HBP BLK WP HR S P ERA WHIP	IP WLS BF H R ER SO BB IBB HBP BLK WP HR S P ERA WHIP	IP WLS BF H R ER SO BB IBB HBP BLK WP HR S P ERA WHIP	IP WLS BF H R ER SO BB IBB HBP BLK WP HR S P ERA WHIP	IP WLS BF H R ER SO BB IBB HBP BLK WP HR S P ERA WHIP	IP WLS BF H R ER SO BB IBB HBP BLK WP HR S P ERA WHIP	IP WLS BF H R ER SO BB IBB HBP BLK WP HR S P ERA WHIP	IP WLS BF H R ER SO BB IBB HBP BLK WP HR S P ERA WHIP	IP WLS BF H R ER SO BB IBB HBP BLK WP HR S P ERA WHIP	IP WLS BF H R ER SO BB IBB HBP BLK WP HR S P ERA WHIP	IP WLS BF H R ER SO BB IBB HBP BLK WP HR S P ERA WHIP	IP WLS BF H R ER SO BB IBB HBP BLK WP HR S P ERA WHIP	IP WLS BF H R ER SO BB IBB HBP BLK WP HR S P ERA WHIP	IP WLS BF H R ER SO BB IBB HBP BLK WP HR S P ERA WHIP	IP WLS BF H R ER SO BB IBB HBP BLK WP HR S P ERA WHIP	IP WLS BF H R ER SO BB IBB HBP BLK WP HR S P ERA WHIP	IP WLS BF H R ER SO BB IBB HBP BLK WP HR S P ERA WHIP	IP WLS BF H R ER SO BB IBB HBP BLK WP HR S P ERA WHIP	IP WLS BF H R ER SO BB IBB HBP BLK WP HR S P ERA WHIP	IP WLS BF H R ER SO BB IBB HBP BLK WP HR S P ERA WHIP	IP WLS BF H R ER SO BB IBB HBP BLK WP HR S P ERA WHIP	IP WLS BF H R ER SO BB IBB HBP BLK WP HR S P ERA WHIP

Milwaukee Brewers @ Florida Marlins  
Pro Player Stadium, Miami, FL  
Fri Apr 03 1998, 7:05 PM EST  
Att: 20,921 - Unknown - 82 F

AB 35  
R 7  
H 8  
RBI 7  
BB 2  
SO 8  
LOB 14



Batter	1	2	3	4	5	6	7	8	9	AB	R	H	RBI	BB	SO	LOB	BOTTOM								
Cliff Floyd, L (1,7) OBP: 0.450, SLG: 0.938	0-0 HR		0-0 L4		0-0 G4-3			4-0 PB BB	0-3 K	4	1	1	1	1	1	0									
Edgar Renteria, R (1,6) OBP: 0.500, SLG: 0.429	0-0 F8		0-0 G6-3		0-0 S 1B			1-2 BB		3	0	1	0	1	0	0									
Ryan Jackson, L (1,9) OBP: 0.385, SLG: 0.385 Gary Sheffield, R (7,PH) Oscar Henriquez, R (8,1) Gabe Gonzalez, S (8,1) Antonio Alfonseca, R (8,1)	0-0 G5-3 1B		0-0 P6		0-3 K			0-3 K		3	0	1	0	0	1	1									
Derrek Lee, R (1,3)	0-0 G5-3			0-0 G1-3				4-0 G6-3 BB	0-0 G5-3	3	0	0	0	1	0	1									
Mark Kotsay, L (1,8) OBP: 0.294, SLG: 0.375 (8,9)	0-3 K			0-0 P5				0-0 G6-3	0-0 E1	4	0	0	0	0	1	2									
Charles Johnson, R (1,2) OBP: 0.222, SLG: 0.353		0-0 G6-3		0-0 1B 1B				0-0 P6 1B		4	0	2	0	0	0	1									
Craig Counsell, L (1,4) OBP: 0.444, SLG: 0.625		0-0 1B		0-0 1B 1B				0-0 F8	0-0 G4-3	4	0	2	0	0	0	2									
Josh Booty, R (1,5) OBP: 0.188, SLG: 0.071		0-0 F8		0-0 L3				0-3 K	0-0 G5-3	4	0	0	0	0	1	3									
Eric Ludwick, R (1,1) John Cangelosi, S (7,PH) (8,8)		0-3 K		0-0 F8				0-0 G4-3		2	0	0	0	0	1	1									
<b>Inning Stats</b>	R: 1 E: 0 K: 1 S: 7	H: 2 LOB: 1 BB: 0 P: 7	R: 0 E: 0 K: 1 S: 6	H: 1 LOB: 0 BB: 0 P: 6	R: 0 E: 0 K: 0 S: 3	H: 0 LOB: 0 BB: 0 P: 3	R: 0 E: 0 K: 0 S: 5	H: 2 LOB: 2 BB: 0 P: 5	R: 0 E: 0 K: 1 S: 6	H: 1 LOB: 1 BB: 0 P: 6	R: 0 E: 0 K: 0 S: 3	H: 1 LOB: 1 BB: 1 P: 7	R: 0 E: 0 K: 2 S: 7	H: 0 LOB: 2 BB: 2 P: 15	R: 0 E: 1 K: 0 S: 4	H: 0 LOB: 1 BB: 0 P: 4	R: 0 E: 0 K: 2 S: 7	H: 0 LOB: 0 BB: 0 P: 7	1B: 6 2B: 0 3B: 0 HR: 1	SF: 0 SAC: 0 DP: 1 HBP: 0	WP: 0 PB: 1 SB: 1 CS: 0	PA: 37			
<b>PITCHER</b>	IP WLS BF H R ER SO BB IBB HBP BLK WP HR S P ERA WHIP	IP WLS BF H R ER SO BB IBB HBP BLK WP HR S P ERA WHIP	IP WLS BF H R ER SO BB IBB HBP BLK WP HR S P ERA WHIP	IP WLS BF H R ER SO BB IBB HBP BLK WP HR S P ERA WHIP	IP WLS BF H R ER SO BB IBB HBP BLK WP HR S P ERA WHIP	IP WLS BF H R ER SO BB IBB HBP BLK WP HR S P ERA WHIP	IP WLS BF H R ER SO BB IBB HBP BLK WP HR S P ERA WHIP	IP WLS BF H R ER SO BB IBB HBP BLK WP HR S P ERA WHIP	IP WLS BF H R ER SO BB IBB HBP BLK WP HR S P ERA WHIP	IP WLS BF H R ER SO BB IBB HBP BLK WP HR S P ERA WHIP	IP WLS BF H R ER SO BB IBB HBP BLK WP HR S P ERA WHIP	IP WLS BF H R ER SO BB IBB HBP BLK WP HR S P ERA WHIP	IP WLS BF H R ER SO BB IBB HBP BLK WP HR S P ERA WHIP	IP WLS BF H R ER SO BB IBB HBP BLK WP HR S P ERA WHIP	IP WLS BF H R ER SO BB IBB HBP BLK WP HR S P ERA WHIP	IP WLS BF H R ER SO BB IBB HBP BLK WP HR S P ERA WHIP	IP WLS BF H R ER SO BB IBB HBP BLK WP HR S P ERA WHIP	IP WLS BF H R ER SO BB IBB HBP BLK WP HR S P ERA WHIP	IP WLS BF H R ER SO BB IBB HBP BLK WP HR S P ERA WHIP	IP WLS BF H R ER SO BB IBB HBP BLK WP HR S P ERA WHIP	IP WLS BF H R ER SO BB IBB HBP BLK WP HR S P ERA WHIP	IP WLS BF H R ER SO BB IBB HBP BLK WP HR S P ERA WHIP	IP WLS BF H R ER SO BB IBB HBP BLK WP HR S P ERA WHIP	IP WLS BF H R ER SO BB IBB HBP BLK WP HR S P ERA WHIP	IP WLS BF H R ER SO BB IBB HBP BLK WP HR S P ERA WHIP

Milwaukee Brewers @ Florida Marlins  
Pro Player Stadium, Miami, FL  
Fri Apr 03 1998, 7:05 PM EST  
Att: 20,921 - Unknown - 82 F

AB 34  
R 1  
H 7  
RBI 1  
BB 3  
SO 7  
LOB 13





Batter	1	2	3	4	5	6	7	8	9	AB	R	H	RBI	BB	SO	LOB	TOP					
Fernando Vina, L OBP: 0.500, SLG: 0.450		L3		G4-3			FC3-6			5	0	2	0	1	0	3	<b>Milwaukee Brewers @ Florida Marlins</b> Pro Player Stadium, Miami, FL Sat Apr 04 1998, 7:05 PM EST Att: 23,528 - Unknown - 90 F					
Jeff Cirillo, R OBP: 0.409, SLG: 0.444	G5-3			FC4-6			G6-3		BB	5	1	2	0	1	1	5						
John Jaha, R OBP: 0.300, SLG: 0.222	K		FC4-6	K						5	1	0	0	0	2	5						
Jeremy Burnitz, L OBP: 0.526, SLG: 0.857	P3		FC4-6	K						5	2	2	1	0	1	1						
Marquis Grissom, R OBP: 0.278, SLG: 0.375		K	SF9	K						5	1	2	2	0	1	0						
Jose Valentin, S OBP: 0.579, SLG: 1.067		1B								3	1	2	0	2	0	0						
Marc Newfield, R OBP: 0.200, SLG: 0.200		1B								4	0	2	1	0	0	3						
Greg Martinez, S	SH2-4		SF9	G1-3			F8		BB	0	0	0	0	0	0	0						
Jesse Levis, L OBP: 0.700, SLG: 0.625		1B								4	0	3	2	1	0	0						
Jeff Juden, R	SH2-4						L8			2	0	0	0	0	0	2						
Eric Owens, R										1	0	0	0	0	0	1						
Mike Myers, L										0	0	0	0	0	0	0						
Bob Wickman, R										0	0	0	0	0	0	0						
Mark Loretta, R										1	0	0	0	0	0	0						
Chad Fox, R										0	0	0	0	0	0	2						
<b>Inning Stats</b>	R: 0 E: 0 K: 1 S: 9	H: 1 LOB: 1 BB: 0 P: 16	R: 1 E: 0 K: 1 S: 11	H: 3 LOB: 2 BB: 0 P: 16	R: 3 E: 0 K: 0 S: 12	H: 3 LOB: 2 BB: 2 P: 22	R: 2 E: 0 K: 1 S: 15	H: 3 LOB: 2 BB: 1 P: 24	R: 0 E: 0 K: 0 S: 10	H: 2 LOB: 1 BB: 0 P: 13	R: 0 E: 0 K: 0 S: 10	H: 1 LOB: 1 BB: 0 P: 12	R: 0 E: 0 K: 1 S: 6	H: 0 LOB: 0 BB: 0 P: 12	R: 0 E: 0 K: 1 S: 7	H: 1 LOB: 3 BB: 2 P: 18	1B: 12 2B: 3 3B: 0 HR: 0	SF: 1 SAC: 1 DP: 0 HBP: 0	WP: 0 PB: 0 SB: 1 CS: 0	PA: 47		
<b>PITCHER</b>	IP WLS BF H R ER SO BB IBB HBP BLK WP HR S P ERA WHIP																					
Brian Meadows, R ERA: 14.73	(1, 1) 3.2 L 23 10 6 6 3 1 1 0 0 0 0 0 42 68 14.73 3.000																					
Gabe Gonzalez, L ERA: 9.0	(4, 1) 0.1 2 0 0 0 0 1 0 0 0 0 0 0 5 10 0.00 3.000																					
Kirt Ojala, L ERA:	(5, 1) 3.0 13 4 0 0 0 0 0 0 0 0 0 0 27 37 0.00 1.333																					
Oscar Henriquez, R ERA: 27.0	(8, 1) 1.0 3 0 0 0 1 0 0 0 0 0 0 0 6 12 0.00 0.000																					
Vic Darenbourg, L ERA:	(9, 1) 1.0 6 1 0 0 1 2 0 0 0 0 0 0 7 18 0.00 3.000																					
<b>Batter</b>	<b>1</b>	<b>2</b>	<b>3</b>	<b>4</b>	<b>5</b>	<b>6</b>	<b>7</b>	<b>8</b>	<b>9</b>	<b>AB</b>	<b>R</b>	<b>H</b>	<b>RBI</b>	<b>BB</b>	<b>SO</b>	<b>LOB</b>	<b>BOTTOM</b>					
Cliff Floyd, L OBP: 0.440, SLG: 0.789	G5-3	FC4-6		P5		L6			K	3	0	0	0	1	1	3	<b>Milwaukee Brewers @ Florida Marlins</b> Pro Player Stadium, Miami, FL Sat Apr 04 1998, 7:05 PM EST Att: 23,528 - Unknown - 90 F					
Edgar Renteria, R OBP: 0.391, SLG: 0.316	G5-3	FC4-6				G6-3		F9	F9	5	0	0	0	0	0	4						
Ryan Jackson, L OBP: 0.444, SLG: 0.500	L7			G1-6-3						5	0	3	0	0	1	1						
Jim Eisenreich, L OBP: 0.125, SLG: 0.125	K			G1-6-3						4	0	0	0	0	1	4						
Mark Kotsay, L OBP: 0.238, SLG: 0.300		K		L9						4	0	0	0	0	1	2						
Gregg Zaun, S OBP: 1.000, SLG: 1.750		1B								3	2	3	0	1	0	0						
Craig Counsell, L OBP: 0.455, SLG: 0.600		1B				G6-3				4	0	2	1	0	0	1						
Dave Berg, R OBP: 0.500, SLG: 0.333		1B								3	0	1	1	1	0	2						
Brian Meadows, R										1	0	0	0	0	1	2						
Gabe Gonzalez, S										0	0	0	0	0	0	0						
Derrek Lee, R										1	0	0	0	0	1	2						
Kirt Ojala, L										0	0	0	0	1	0	0						
Oscar Henriquez, R										0	0	0	0	0	0	0						
Gary Sheffield, R										1	0	0	0	0	0	1						
Vic Darenbourg, L										0	0	0	0	0	0	0						
<b>Inning Stats</b>	R: 0 E: 0 K: 1 S: 11	H: 0 LOB: 1 BB: 0 P: 16	R: 1 E: 0 K: 2 S: 21	H: 3 LOB: 3 BB: 1 P: 33	R: 0 E: 0 K: 0 S: 4	H: 1 LOB: 0 BB: 0 P: 5	R: 0 E: 0 K: 1 S: 10	H: 0 LOB: 2 BB: 2 P: 22	R: 0 E: 0 K: 0 S: 8	H: 1 LOB: 1 BB: 0 P: 10	R: 1 E: 0 K: 0 S: 9	H: 1 LOB: 1 BB: 1 P: 19	R: 0 E: 0 K: 0 S: 9	H: 1 LOB: 1 BB: 0 P: 16	R: 0 E: 0 K: 0 S: 6	H: 2 LOB: 1 BB: 0 P: 12	R: 0 E: 0 K: 2 S: 9	H: 0 LOB: 0 BB: 0 P: 11	1B: 6 2B: 2 3B: 1 HR: 0	SF: 0 SAC: 0 DP: 2 HBP: 1	WP: 0 PB: 0 SB: 0 CS: 0	PA: 39
<b>PITCHER</b>	IP WLS BF H R ER SO BB IBB HBP BLK WP HR S P ERA WHIP																					
Jeff Juden, R ERA: 3.0	(1, 1) 6.0 W 28 6 2 2 4 4 0 1 0 0 0 0 63 105 3.00 1.667																					
Mike Myers, L ERA:	(7, 1) 1.0 6 3 0 0 0 0 0 0 0 0 0 0 12 22 0.00 3.000																					
Bob Wickman, R ERA:	(8, 1) 1.0 2 0 0 0 0 0 0 0 0 0 0 0 3 6 0.00 0.000																					
Chad Fox, R ERA: 1.8	(9, 1) 1.0 3 0 0 0 2 0 0 0 0 0 0 0 9 11 0.00 0.000																					













Batter	1	2	3	4	5	6	7	8	9	AB	R	H	RBI	BB	SO	LOB	TOP										
Mark Grudzielanek, R OBP: 0.233, SLG: 0.367 (1, 6)										5	1	1	0	0	0	2	<b>Montreal Expos @ Milwaukee Brewers</b> Milwaukee County Stadium, Milwaukee, WI Tue Apr 07 1998, 4:33 AM EDT Att: 51,408 - Sunny - 51 F										
Mike Mordecai, R Scott Livingstone, L OBP: 0.235, SLG: 0.250 (1, 4) (7, PH) (7, 5)										3	0	0	0	0	0	1											
Vladimir Guerrero, R OBP: 0.310, SLG: 0.538 (1, 9)										5	0	1	0	0	3	3											
Rondell White, R OBP: 0.379, SLG: 0.417 (1, 8)										3	1	1	2	1	1	1											
Jose Vidro, S (1, 5) (7, 4)										4	0	0	1	1	1	1											
Brad Fullmer, L OBP: 0.393, SLG: 0.480 (1, 3)										4	1	2	0	0	0	3											
F.P. Santangelo, S OBP: 0.179, SLG: 0.259 (1, 7)										4	0	1	1	0	1	1											
Chris Widger, R OBP: 0.143, SLG: 0.053 (1, 2)										3	0	0	0	1	0	0											
Dustin Hermanson, R Mike Maddux, L Miguel Batista, R Da Rond Stovall, S Anthony Telford, R Derrick May, L Rick DeHart, L (1, 1) (6, 1) (6, 1) (7, PH) (7, 1) (8, PH) (8, 1)										1	0	0	0	1	1	2											
<b>Inning Stats</b>	R: 0 E: 0 K: 1 S: 5	H: 0 LOB: 0 BB: 0 P: 5	R: 1 E: 1 K: 1 S: 7	H: 2 LOB: 2 BB: 1 P: 11	R: 0 E: 0 K: 1 S: 6	H: 1 LOB: 1 BB: 0 P: 6	R: 0 E: 0 K: 1 S: 5	H: 0 LOB: 0 BB: 0 P: 5	R: 0 E: 0 K: 0 S: 3	H: 0 LOB: 1 BB: 1 P: 7	R: 1 E: 0 K: 0 S: 5	H: 2 LOB: 1 BB: 0 P: 5	R: 2 E: 1 K: 1 S: 8	H: 2 LOB: 3 BB: 2 P: 16	R: 0 E: 0 K: 1 S: 6	H: 1 LOB: 1 BB: 0 P: 6		R: 0 E: 0 K: 2 S: 7	H: 0 LOB: 1 BB: 0 P: 8	1B: 4 2B: 3 3B: 0 HR: 1	SF: 0 SAC: 0 DP: 0 HBP: 1	WP: 0 PB: 0 SB: 0 CS: 0	PA: 41				
<b>PITCHER</b>	IP	WLS	BF	H	R	ER	SO	BB	IBB	HBP	BLK	WP	HR	S	P	ERA	WHIP										
Scott Karl, L ERA: 2.38 (1, 1)	6.1	W	28	7	4	2	4	2	0	0	0	0	1	34	42	2.84	1.421										
Chad Fox, R ERA: 1.35 (7, 1)	0.2		5	0	0	0	1	2	0	0	0	0	0	5	13	0.00	3.000										
Bob Wickman, R ERA: (8, 1)	1.0		4	1	0	0	1	0	0	0	0	0	0	6	6	0.00	1.000										
Doug Jones, R ERA: 3.6 (9, 1)	1.0	S	4	0	0	0	2	0	0	1	0	0	0	7	8	0.00	0.000										

AB	36
R	4
H	8
RBI	4
BB	4
SO	8
LOB	16



Batter	1	2	3	4	5	6	7	8	9	AB	R	H	RBI	BB	SO	LOB	BOTTOM										
Fernando Vina, L OBP: 0.526, SLG: 0.559 (1, 4)										5	0	2	2	0	0	2	<b>Montreal Expos @ Milwaukee Brewers</b> Milwaukee County Stadium, Milwaukee, WI Tue Apr 07 1998, 4:33 AM EDT Att: 51,408 - Sunny - 51 F										
Jeff Cirillo, R OBP: 0.459, SLG: 0.548 (1, 5)										4	1	2	0	1	0	2											
John Jaha, R OBP: 0.344, SLG: 0.192 Bob Wickman, R Mark Loretta, R Doug Jones, R (1, 3) (8, PH) (8, PH) (9, 1)										3	1	0	0	1	2	4											
Jeremy Burnitz, L OBP: 0.545, SLG: 1.000 (1, 9)										3	1	2	3	1	1	0											
Marquis Grissom, R OBP: 0.313, SLG: 0.500 (1, 8)										4	0	1	0	0	1	2											
Jose Valentin, S OBP: 0.500, SLG: 0.833 (1, 6)										4	1	1	1	0	0	2											
Marc Newfield, R OBP: 0.214, SLG: 0.160 Darrin Jackson, R (1, 7) (7, 7)										3	0	0	0	0	1	0											
Mike Matheny, R OBP: 0.273, SLG: 0.333 Eric Owens, R Jesse Levis, L OBP: 0.667, SLG: 0.600 (1, 2) (6, PR) (7, 2)										3	0	2	0	0	0	0											
Scott Karl, L Chad Fox, R Bob Hamelin, L OBP: 0.167, SLG: 0.167 (1, 1) (7, 1) (8, 3)										1	0	0	0	1	0	0											
<b>Inning Stats</b>	R: 0 E: 0 K: 1 S: 5	H: 0 LOB: 2 BB: 2 P: 13	R: 0 E: 0 K: 0 S: 4	H: 1 LOB: 2 BB: 1 P: 8	R: 0 E: 0 K: 1 S: 7	H: 2 LOB: 2 BB: 0 P: 7	R: 0 E: 0 K: 0 S: 3	H: 0 LOB: 0 BB: 0 P: 3	R: 4 E: 0 K: 1 S: 8	H: 3 LOB: 3 BB: 0 P: 12	R: 1 E: 0 K: 1 S: 7	H: 3 LOB: 0 BB: 0 P: 7	R: 0 E: 0 K: 1 S: 5	H: 0 LOB: 0 BB: 0 P: 5	R: 1 E: 0 K: 0 S: 6	H: 3 LOB: 2 BB: 0 P: 6		1B: 8 2B: 3 3B: 0 HR: 2	SF: 0 SAC: 1 DP: 1 HBP: 0	WP: 0 PB: 0 SB: 0 CS: 1	PA: 39						
<b>PITCHER</b>	IP	WLS	BF	H	R	ER	SO	BB	IBB	HBP	BLK	WP	HR	S	P	ERA	WHIP										
Dustin Hermanson, R ERA: 4.5 (1, 1)	5.0	L	25	6	4	4	3	4	0	0	0	0	2	27	43	7.20	2.000										
Mike Maddux, R ERA: 18.0 (6, 1)	0.1		4	3	1	1	0	0	0	0	0	0	0	4	4	27.00	9.000										
Miguel Batista, R ERA: 8.1 (6, 1)	0.2		1	0	0	0	1	0	0	0	0	0	0	3	3	0.00	0.000										
Anthony Telford, R ERA: (7, 1)	1.0		3	0	0	0	1	0	0	0	0	0	0	5	5	0.00	0.000										
Rick DeHart, L ERA: 4.5 (8, 1)	1.0		6	3	1	1	0	0	0	0	0	0	0	6	6	9.00	3.000										

AB	34
R	6
H	12
RBI	6
BB	4
SO	5
LOB	14





Batter	1	2	3	4	5	6	7	8	9	AB	R	H	RBI	BB	SO	LOB	TOP			
Mark Grudzielanek, R OBP: 0.235, SLG: 0.353 Mike Mordecai, R	F9		G5-3				K		SH1-4	4	0	1	1	0	1	0	<b>Montreal Expos @ Milwaukee Brewers</b> Milwaukee County Stadium, Milwaukee, WI Thu Apr 09 1998, 8:05 PM EDT Att. 6,537 - Overcast - 41 F			
F.P. Santangelo, S OBP: 0.192, SLG: 0.250	G1-3		K					L8	G5-4-3	5	0	1	1	0	1	1				
Vladimir Guerrero, R OBP: 0.324, SLG: 0.548	1B				L8			L3	G5-4-3	5	2	2	0	0	0	1				
Brad Fuller, L OBP: 0.438, SLG: 0.500	2B				F7			1B	2B	3	2	2	1	1	0	0				
Rondell White, R OBP: 0.455, SLG: 0.571		P6						1B	1B	5	0	4	1	0	0	1				
Jose Vidro, S OBP: 0.238, SLG: 0.118					G5-3			SF7	1B	3	0	2	2	0	0	1				
Ryan McGuire, L OBP: 0.400, SLG: 0.444 Rick DeHart, L								L7	F9	3	0	0	0	0	0	3				
Scott Livingstone, L OBP: 0.222, SLG: 0.235 Anthony Telford, R Ugueth Urbina, R	F8							K		1	0	0	0	0	0	2				
Chris Widger, R OBP: 0.160, SLG: 0.087										4	1	1	0	0	0	4				
Javier Vazquez, R Da Rond Stovall, S OBP: 0.500, SLG: 0.500					F8			G4-3	SH1-4	1	0	0	0	0	0	0				
										2	1	1	0	0	0	0				
<b>Inning Stats</b>	R: 1 E: 0 K: 0 S: 11	H: 2 LOB: 0 BB: 0 P: 16	R: 0 E: 0 K: 0 S: 7	H: 2 LOB: 1 BB: 0 P: 10	R: 0 E: 0 K: 1 S: 10	H: 0 LOB: 0 BB: 0 P: 14	R: 0 E: 0 K: 0 S: 8	H: 1 LOB: 1 BB: 0 P: 11	R: 1 E: 0 K: 0 S: 15	H: 2 LOB: 1 BB: 0 P: 10	R: 0 E: 0 K: 1 S: 7	H: 0 LOB: 0 BB: 0 P: 9	R: 2 E: 0 K: 1 S: 19	H: 3 LOB: 2 BB: 1 P: 31	R: 1 E: 0 K: 0 S: 6	H: 2 LOB: 0 BB: 0 P: 10		1B: 11 2B: 3 3B: 0 HR: 0	SF: 1 SAC: 2 DP: 1 HBP: 0	WP: 0 PA: 40 PB: 0 SB: 1 CS: 1
<b>PITCHER</b>	IP WLS BF H R ER SO BB IBB HBP BLK WP HR S P ERA WHIP	IP WLS BF H R ER SO BB IBB HBP BLK WP HR S P ERA WHIP	IP WLS BF H R ER SO BB IBB HBP BLK WP HR S P ERA WHIP	IP WLS BF H R ER SO BB IBB HBP BLK WP HR S P ERA WHIP	IP WLS BF H R ER SO BB IBB HBP BLK WP HR S P ERA WHIP	IP WLS BF H R ER SO BB IBB HBP BLK WP HR S P ERA WHIP	IP WLS BF H R ER SO BB IBB HBP BLK WP HR S P ERA WHIP	IP WLS BF H R ER SO BB IBB HBP BLK WP HR S P ERA WHIP	IP WLS BF H R ER SO BB IBB HBP BLK WP HR S P ERA WHIP	IP WLS BF H R ER SO BB IBB HBP BLK WP HR S P ERA WHIP	IP WLS BF H R ER SO BB IBB HBP BLK WP HR S P ERA WHIP	IP WLS BF H R ER SO BB IBB HBP BLK WP HR S P ERA WHIP	IP WLS BF H R ER SO BB IBB HBP BLK WP HR S P ERA WHIP	IP WLS BF H R ER SO BB IBB HBP BLK WP HR S P ERA WHIP	IP WLS BF H R ER SO BB IBB HBP BLK WP HR S P ERA WHIP	IP WLS BF H R ER SO BB IBB HBP BLK WP HR S P ERA WHIP		IP WLS BF H R ER SO BB IBB HBP BLK WP HR S P ERA WHIP	IP WLS BF H R ER SO BB IBB HBP BLK WP HR S P ERA WHIP	IP WLS BF H R ER SO BB IBB HBP BLK WP HR S P ERA WHIP
Steve Woodard, R ERA: 2.0	4.0	16	5	1	1	1	0	0	0	0	0	0	0	36	51	2.25		1.250		
Jose Mercedes, R ERA: 5.4	3.1	16	5	4	4	1	1	0	0	0	0	0	0	35	53	10.80	1.800			
Bob Wickman, R ERA: 1.42	1.2	L 8	4	1	1	1	0	0	0	0	0	0	0	19	28	5.40	2.400			

Batter	1	2	3	4	5	6	7	8	9	AB	R	H	RBI	BB	SO	LOB	BOTTOM					
Fernando Vina, L OBP: 0.535, SLG: 0.541	G3		G3						K	3	1	1	0	2	1	0	<b>Montreal Expos @ Milwaukee Brewers</b> Milwaukee County Stadium, Milwaukee, WI Thu Apr 09 1998, 8:05 PM EDT Att. 6,537 - Overcast - 41 F					
Jeff Cirillo, R OBP: 0.452, SLG: 0.514	1B									4	1	1	0	1	0	2						
Jose Valentin, S OBP: 0.472, SLG: 0.741										3	1	0	0	1	0	4						
Jeremy Burnitz, L OBP: 0.541, SLG: 1.037										4	1	2	3	0	1	2						
Marquis Grissom, R OBP: 0.306, SLG: 0.471										4	0	1	1	0	2	2						
Bob Hamelin, L OBP: 0.100, SLG: 0.100										4	0	0	0	0	0	2						
Marc Newfield, R OBP: 0.226, SLG: 0.148 Darrin Jackson, R										2	0	0	0	1	0	0						
Mike Matheny, R OBP: 0.269, SLG: 0.440										4	1	1	1	0	0	2						
Steve Woodard, L Bobby Hughes, R Jose Mercedes, R Bob Wickman, R Jesse Lewis, L OBP: 0.615, SLG: 0.545										1	0	0	0	0	0	1						
										1	0	0	0	0	0	0						
										0	0	0	0	0	0	0						
										1	0	0	0	0	0	0						
<b>Inning Stats</b>	R: 0 E: 0 K: 2 S: 13	H: 1 LOB: 2 BB: 1 P: 24	R: 0 E: 1 K: 0 S: 7	H: 0 LOB: 1 BB: 0 P: 11	R: 3 E: 0 K: 1 S: 15	H: 2 LOB: 0 BB: 1 P: 26	R: 0 E: 0 K: 0 S: 3	H: 0 LOB: 0 BB: 1 P: 8	R: 1 E: 0 K: 0 S: 9	H: 2 LOB: 2 BB: 1 P: 13	R: 1 E: 0 K: 0 S: 11	H: 1 LOB: 1 BB: 1 P: 21	R: 0 E: 0 K: 0 S: 5	H: 0 LOB: 0 BB: 0 P: 8	R: 0 E: 0 K: 0 S: 8	H: 0 LOB: 0 BB: 0 P: 9		R: 0 E: 0 K: 1 S: 8	H: 0 LOB: 0 BB: 0 P: 12	1B: 4 2B: 1 3B: 0 HR: 2	SF: 0 SAC: 0 DP: 2 HBP: 1	WP: 0 PA: 38 PB: 0 SB: 0 CS: 0
<b>PITCHER</b>	IP WLS BF H R ER SO BB IBB HBP BLK WP HR S P ERA WHIP	IP WLS BF H R ER SO BB IBB HBP BLK WP HR S P ERA WHIP	IP WLS BF H R ER SO BB IBB HBP BLK WP HR S P ERA WHIP	IP WLS BF H R ER SO BB IBB HBP BLK WP HR S P ERA WHIP	IP WLS BF H R ER SO BB IBB HBP BLK WP HR S P ERA WHIP	IP WLS BF H R ER SO BB IBB HBP BLK WP HR S P ERA WHIP	IP WLS BF H R ER SO BB IBB HBP BLK WP HR S P ERA WHIP	IP WLS BF H R ER SO BB IBB HBP BLK WP HR S P ERA WHIP	IP WLS BF H R ER SO BB IBB HBP BLK WP HR S P ERA WHIP	IP WLS BF H R ER SO BB IBB HBP BLK WP HR S P ERA WHIP	IP WLS BF H R ER SO BB IBB HBP BLK WP HR S P ERA WHIP	IP WLS BF H R ER SO BB IBB HBP BLK WP HR S P ERA WHIP	IP WLS BF H R ER SO BB IBB HBP BLK WP HR S P ERA WHIP	IP WLS BF H R ER SO BB IBB HBP BLK WP HR S P ERA WHIP	IP WLS BF H R ER SO BB IBB HBP BLK WP HR S P ERA WHIP	IP WLS BF H R ER SO BB IBB HBP BLK WP HR S P ERA WHIP		IP WLS BF H R ER SO BB IBB HBP BLK WP HR S P ERA WHIP	IP WLS BF H R ER SO BB IBB HBP BLK WP HR S P ERA WHIP	IP WLS BF H R ER SO BB IBB HBP BLK WP HR S P ERA WHIP		
Javier Vazquez, R ERA: 6.97	5.1	27	6	5	5	3	4	0	1	0	0	0	0	9	19	0.00	0.600					
Rick DeHart, L ERA: 3.18	1.2	5	0	0	0	0	1	0	0	0	0	0	0	8	9	0.00	0.000					
Anthony Telford, R ERA:	1.0	W 3	0	0	0	0	0	0	0	0	0	0	0	8	9	0.00	0.000					
Ugueth Urbina, R ERA:	1.0	S 3	0	0	0	1	0	0	0	0	0	0	0	8	12	0.00	0.000					




Batter	1	2	3	4	5	6	7	8	9	AB	R	H	RBI	BB	SO	LOB	TOP										
<b>Edgardo Alfonzo, R</b> OBP: 0.326, SLG: 0.324 (1, 5)										3	1	1	0	2	1	2	<b>New York Mets @ Milwaukee Brewers</b> Milwaukee County Stadium, Milwaukee, WI Fri Apr 10 1998, 8:05 PM EDT Att: 10,330 - Unknown - 46 F										
<b>Carlos Baerga, S</b> OBP: 0.194, SLG: 0.235 (1, 4)										5	1	1	2	0	0	5											
<b>Bernard Gilkey, R</b> OBP: 0.444, SLG: 0.400 (1, 7)										4	0	2	1	1	2	1											
<b>John Olerud, L</b> OBP: 0.432, SLG: 0.467 (1, 3)										2	0	0	0	3	0	2											
<b>Butch Huskey, R</b> OBP: 0.294, SLG: 0.250 (1, 9)										5	0	1	0	0	1	8											
<b>Rich Becker, L</b> OBP: 0.323, SLG: 0.481 (1, 8)										5	0	1	0	0	4	2											
<b>Alberto Castillo, R</b> OBP: 0.143, SLG: 0.077 (6, PH)										2	0	0	0	0	2	0											
<b>Tim Spehr, R</b> OBP: 0.294, SLG: 0.313 (6, 2)										1	0	0	0	1	2	0											
<b>Rey Ordenez, R</b> OBP: 0.278, SLG: 0.286 (1, 6)										4	0	1	0	0	0	2											
<b>Dave Milcki, R</b> OBP: 0.200, SLG: 0.333 (6, 1)										1	0	0	0	1	0	0											
<b>Inning Stats</b>	R: 0 E: 0 K: 0 S: 10	H: 0 LOB: 2 BB: 2 P: 22	R: 0 E: 0 K: 2 S: 9	H: 0 LOB: 0 BB: 0 P: 11	R: 0 E: 1 K: 1 S: 13	H: 1 LOB: 3 BB: 1 P: 22	R: 0 E: 0 K: 2 S: 12	H: 1 LOB: 0 BB: 0 P: 19	R: 0 E: 0 K: 1 S: 9	H: 0 LOB: 1 BB: 1 P: 16	R: 0 E: 0 K: 1 S: 9	H: 1 LOB: 2 BB: 1 P: 17	R: 3 E: 0 K: 1 S: 19	H: 2 LOB: 1 BB: 3 P: 38	R: 0 E: 0 K: 1 S: 18	H: 2 LOB: 2 BB: 0 P: 25	R: 0 E: 0 K: 2 S: 11	H: 1 LOB: 1 BB: 0 P: 16	1B: 5 2B: 2 3B: 1 HR: 0	SF: 0 SAC: 0 DP: 1 HBP: 0	WP: 0 PB: 0 SB: 1 CS: 1	PA: 43					
<b>PITCHER</b>	IP	WLS	BF	H	R	ER	SO	BB	IBB	HBP	BLK	WP	HR	S	P	ERA	WHIP										
<b>Jeff Juden, R</b> ERA: 1.5	6.0	W	26	3	0	0	8	5	0	0	0	0	0	62	107	0.00	1.333										
<b>Al Reyes, R</b> ERA: 45.0	0.0		4	2	3	3	0	2	0	0	0	0	0	13	22	∞	∞										
<b>Chad Fox, R</b> ERA: 1.04	2.0		8	2	0	0	2	1	0	0	0	0	0	24	41	0.00	1.500										
<b>Doug Jones, R</b> ERA: 3.0	1.0	S	4	1	0	0	2	0	0	0	0	0	0	11	16	0.00	1.000										

livebaseballscores.com

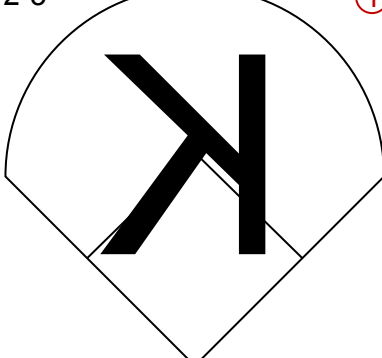
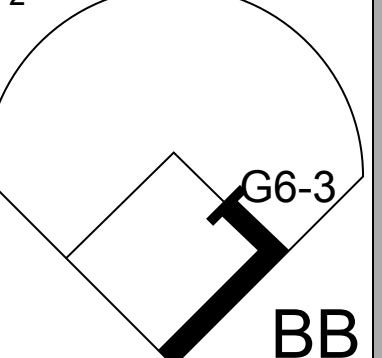
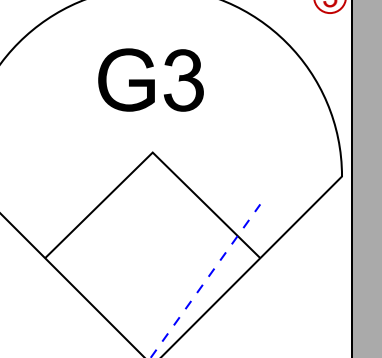
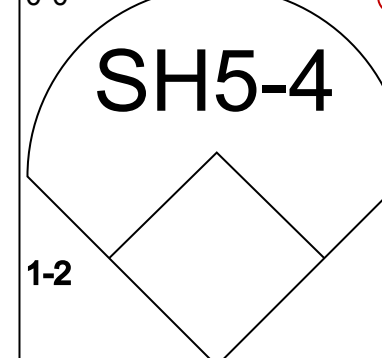
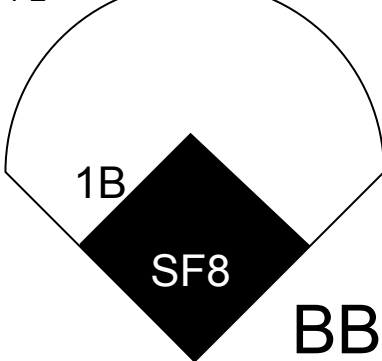
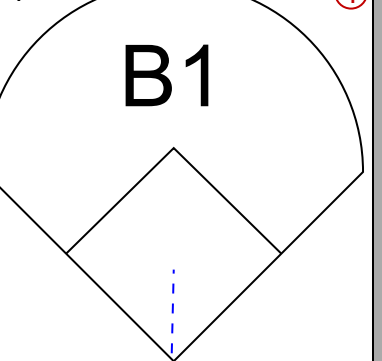
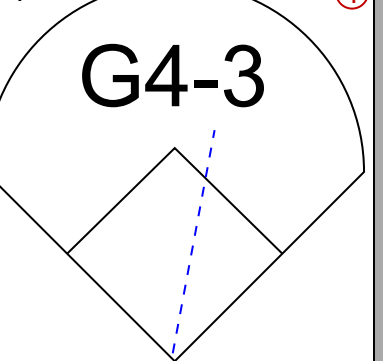
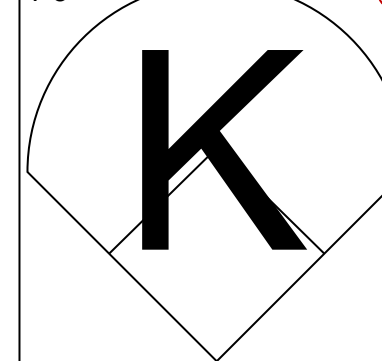
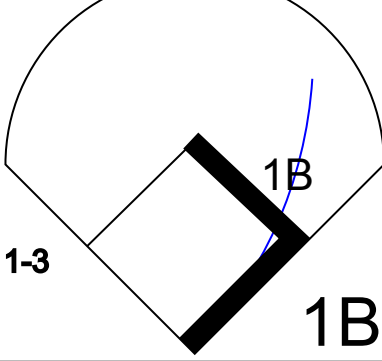
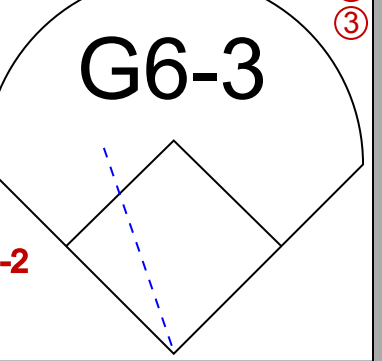
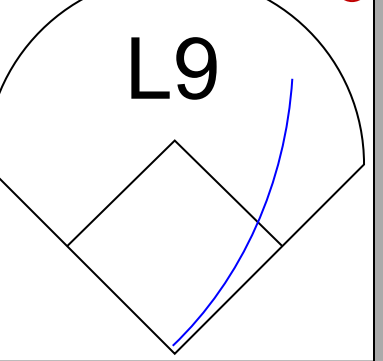
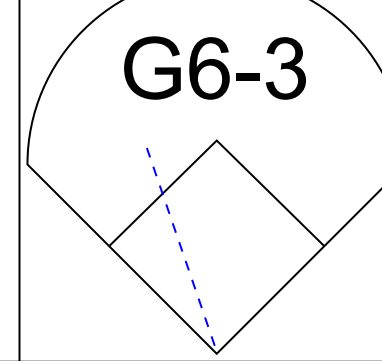
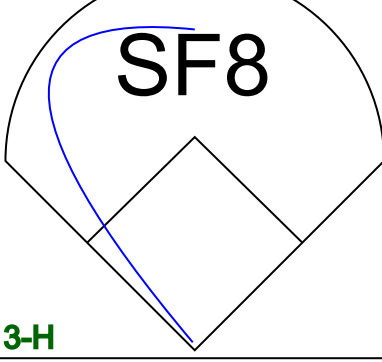
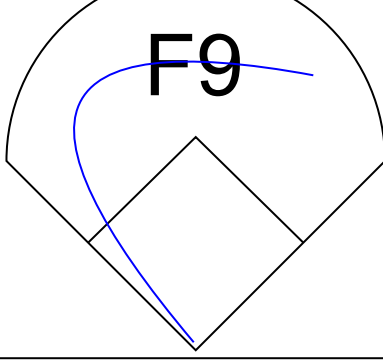
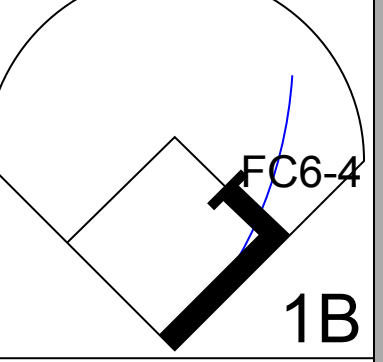
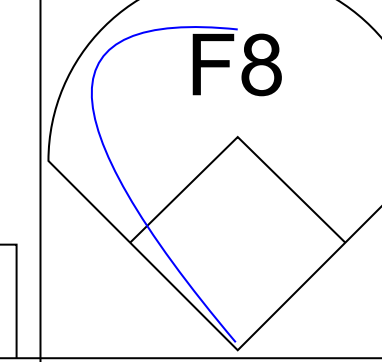
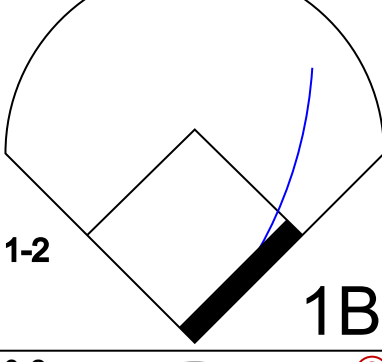
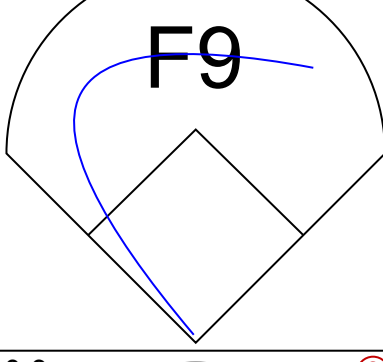
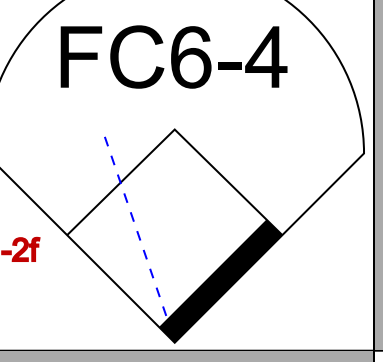
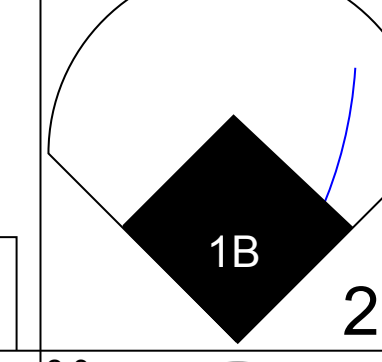
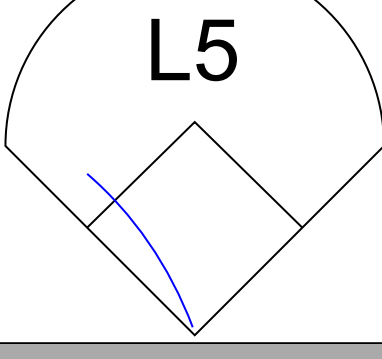
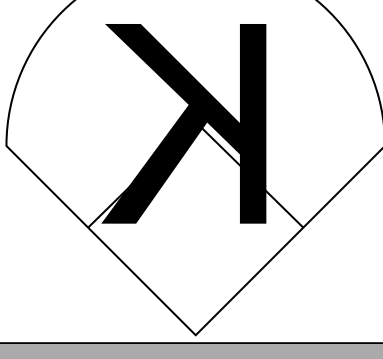
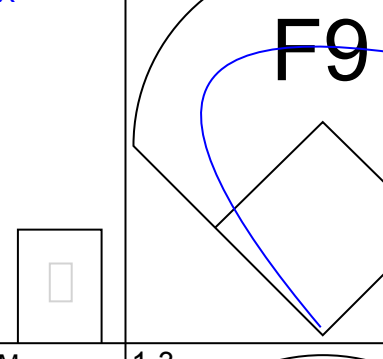
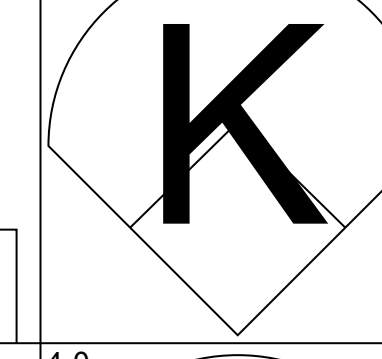
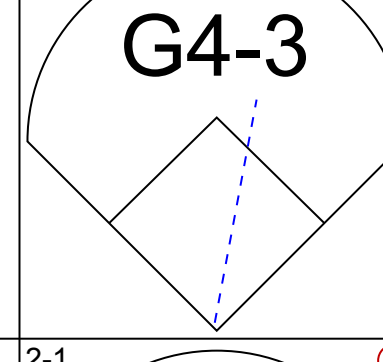
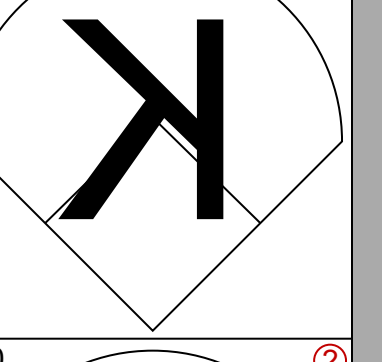
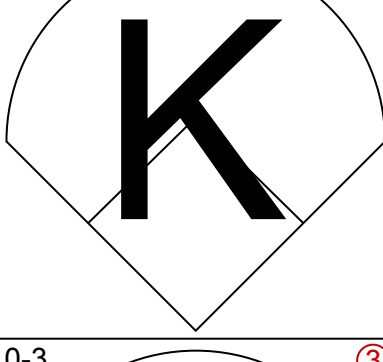
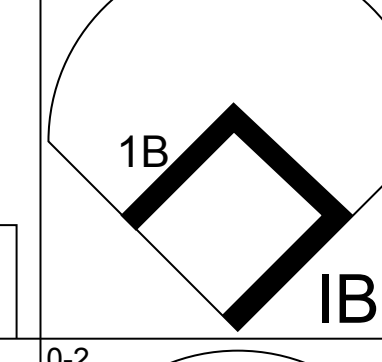
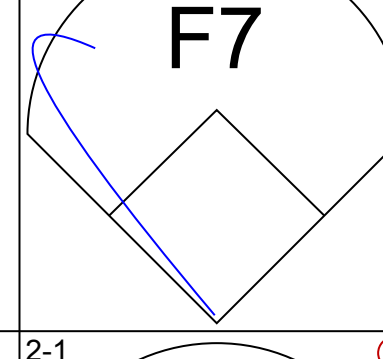
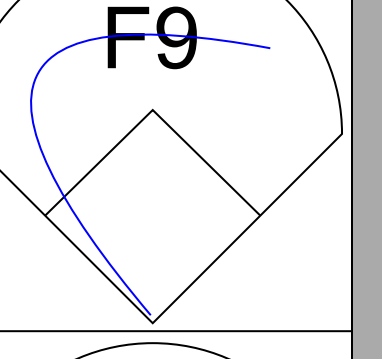
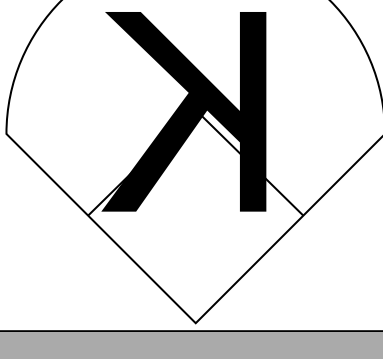
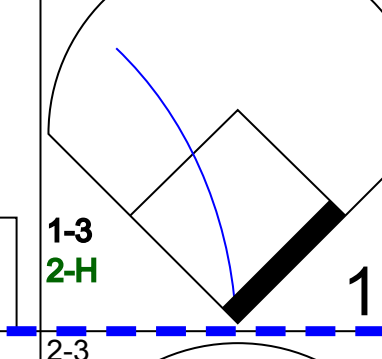
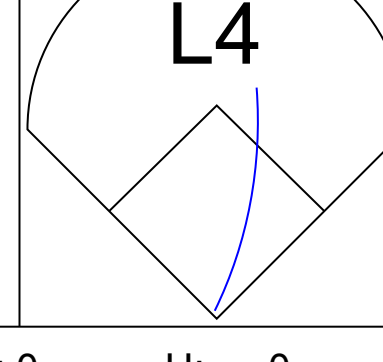
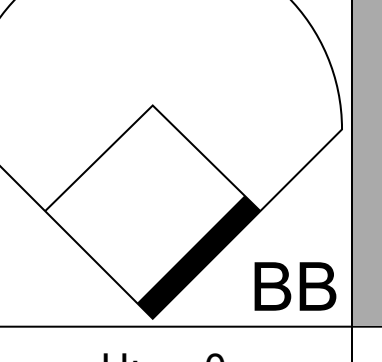
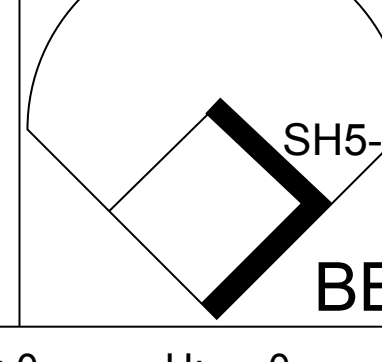
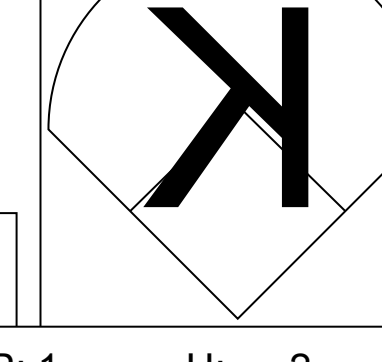


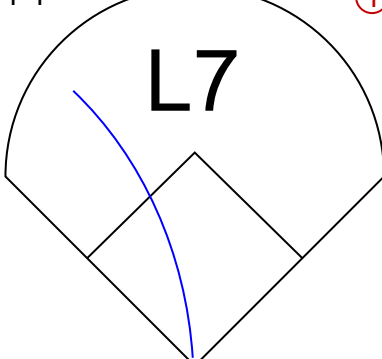
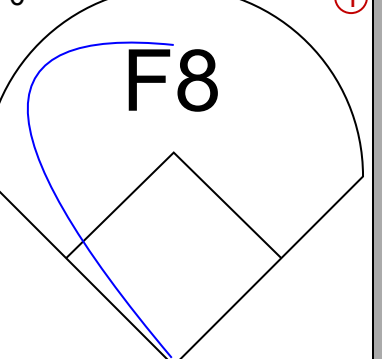
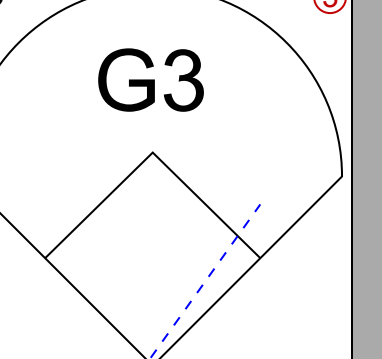
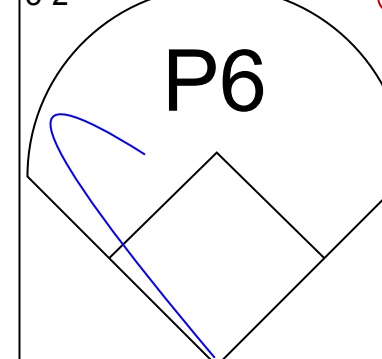
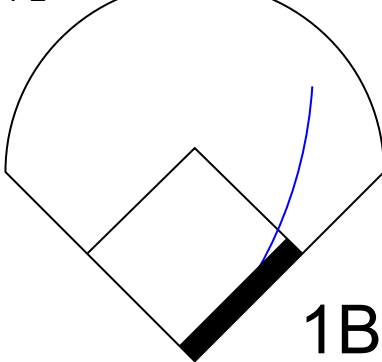
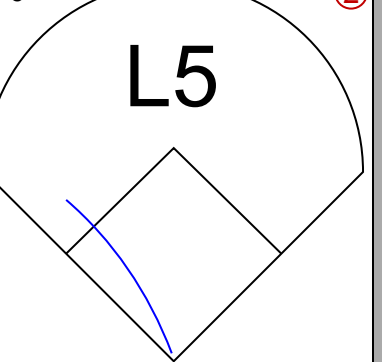
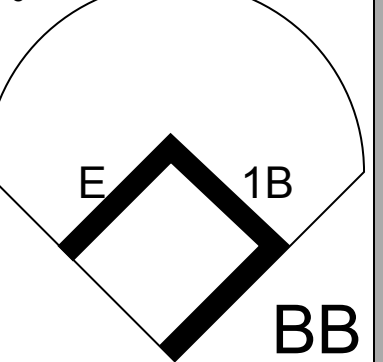
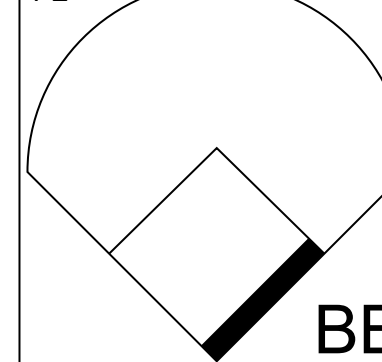
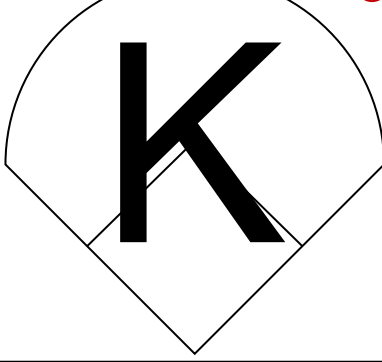
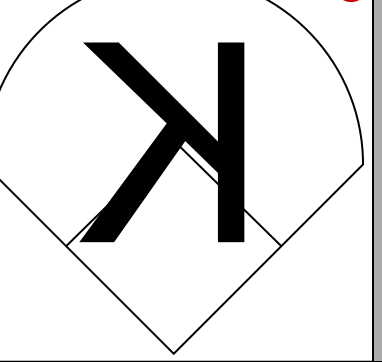
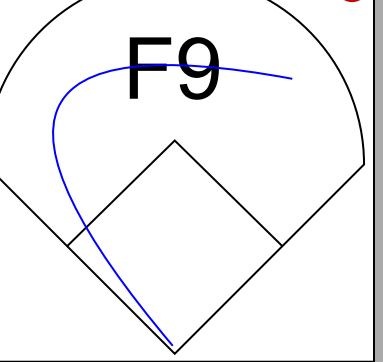
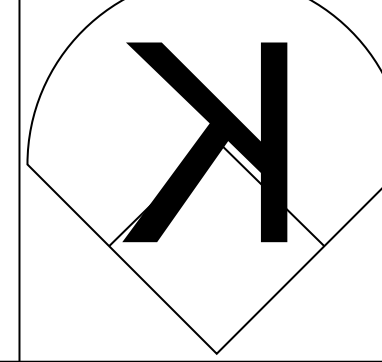
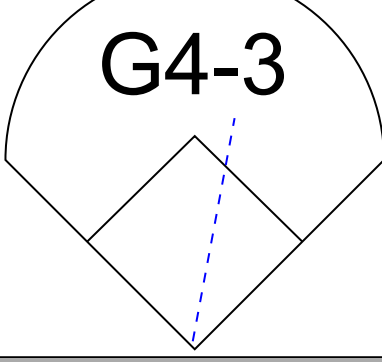
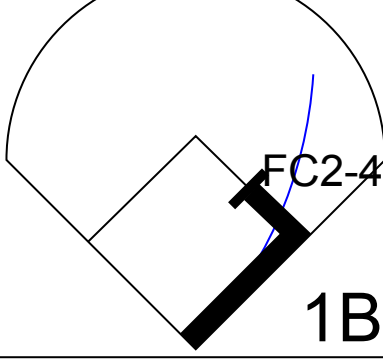
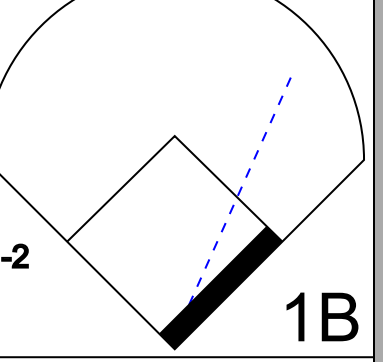
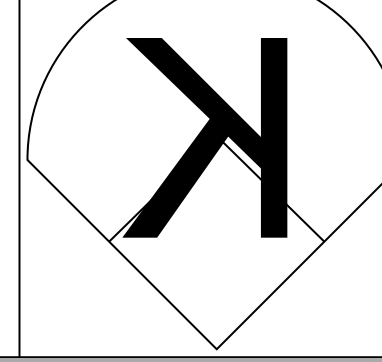
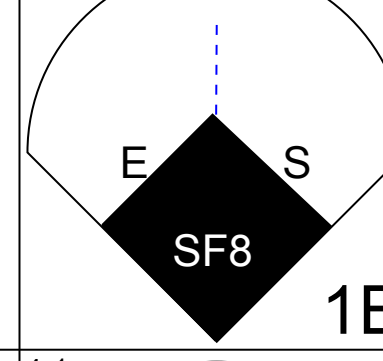
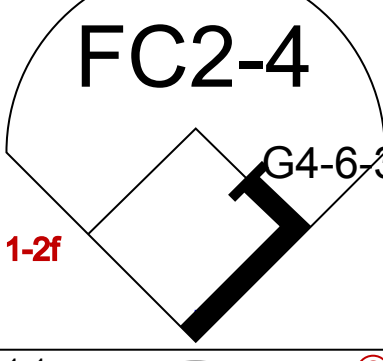
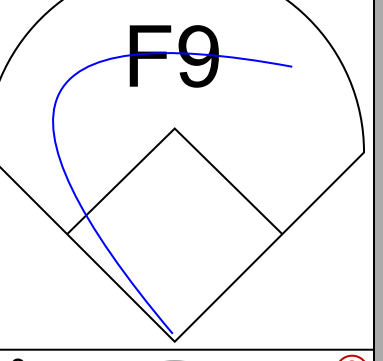
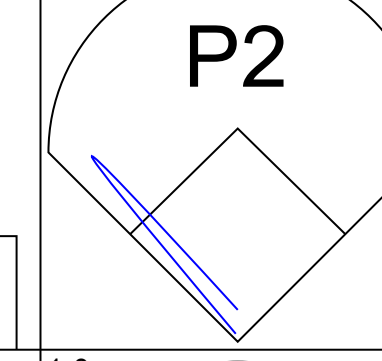
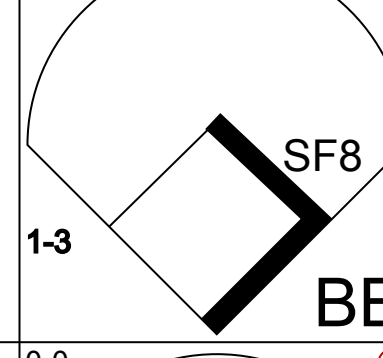
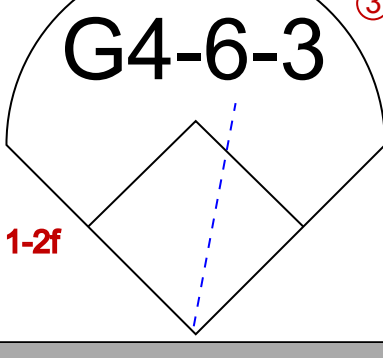
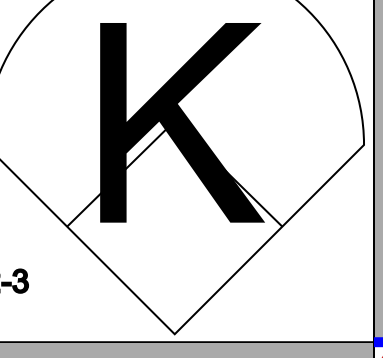
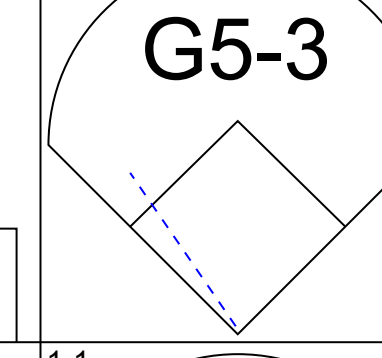
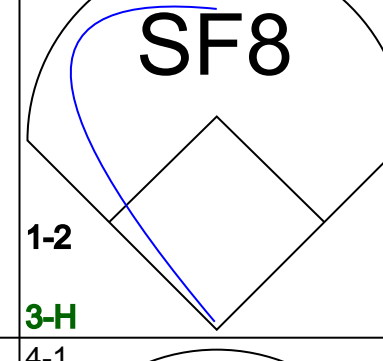
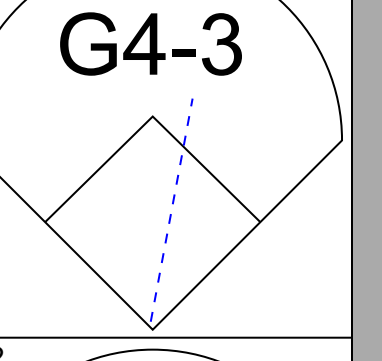
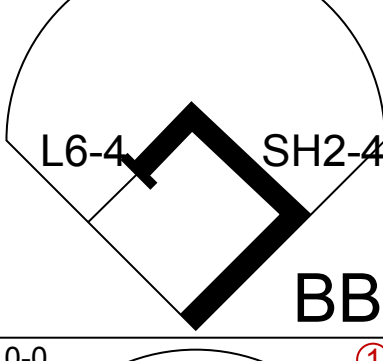
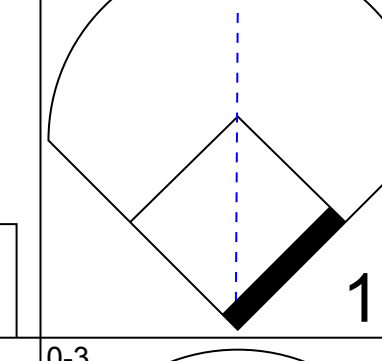
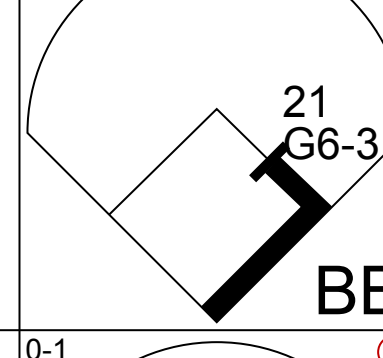
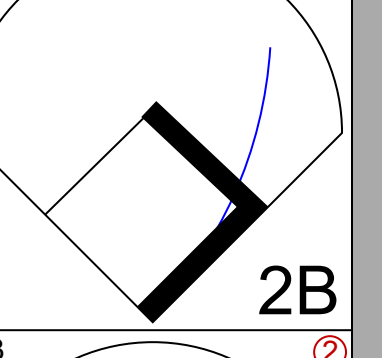
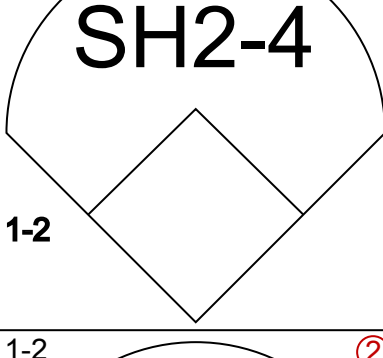
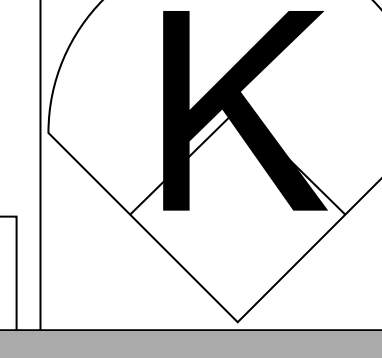
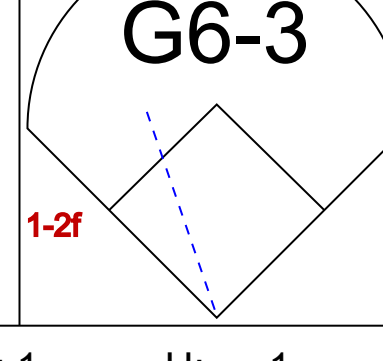

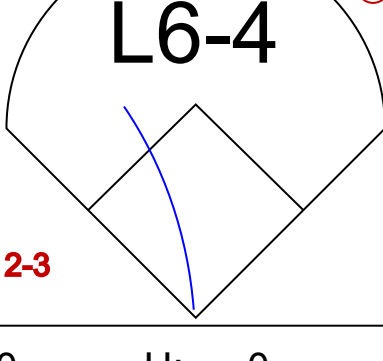
Batter	1	2	3	4	5	6	7	8	9	AB	R	H	RBI	BB	SO	LOB	BOTTOM										
<b>Fernando Vina, L</b> OBP: 0.489, SLG: 0.488 (1, 4)										4	0	0	0	0	0	4	<b>New York Mets @ Milwaukee Brewers</b> Milwaukee County Stadium, Milwaukee, WI Fri Apr 10 1998, 8:05 PM EDT Att: 10,330 - Unknown - 46 F										
<b>Jeff Cirillo, R</b> OBP: 0.457, SLG: 0.500 (1, 5)										3	1	1	0	1	1	0											
<b>Jose Valentin, S</b> OBP: 0.450, SLG: 0.677 (1, 6)										4	0	1	0	0	2	1											
<b>Jeremy Burnitz, L</b> OBP: 0.561, SLG: 1.103 (1, 9)										2	2	1	1	2	0	0											
<b>Marquis Grissom, R</b> OBP: 0.300, SLG: 0.447 (1, 8)										4	0	1	0	0	1	4											
<b>Bob Hamelin, L</b> OBP: 0.143, SLG: 0.077 (1, 3)										3	1	0	0	1	1	3											
<b>Marc Newfield, R</b> OBP: 0.235, SLG: 0.200 (7, 7)										3	1	1	2	0	0	0											
<b>Jesse Levis, L</b> OBP: 0.625, SLG: 0.538 (1, 2)										2	0	1	0	1	0	0											
<b>Jeff Juden, R</b> (1, 1)										2	0	0	0	0	0	2											
<b>Mark Loretta, R</b> OBP: 0.333, SLG: 0.400 (6, PH)										1	0	1	2	0	0	0											
<b>Al Reyes, R</b> (7, 1)										0	0	0	0	0	0	0											
<b>Chad Fox, R</b> (7, 1)										0	0	0	0	0	0	0											
<b>Doug Jones, R</b> (9, 1)										0	0	0	0	0	0	0											
<b>Inning Stats</b>	R: 0 E: 0 K: 2 S: 8	H: 0 LOB: 0 BB: 0 P: 13	R: 1 E: 0 K: 0 S: 13	H: 1 LOB: 0 BB: 0 P: 20	R: 0 E: 0 K: 0 S: 4	H: 0 LOB: 0 BB: 0 P: 8	R: 0 E: 0 K: 0 S: 6	H: 1 LOB: 2 BB: 2 P: 15	R: 0 E: 1 K: 0 S: 7	H: 1 LOB: 1 BB: 0 P: 10	R: 4 E: 0 K: 1 S: 15	H: 3 LOB: 2 BB: 3 P: 31	R: 0 E: 0 K: 1 S: 6	H: 0 LOB: 0 BB: 0 P: 9	R: 0 E: 0 K: 2 S: 11	H: 1 LOB: 0 BB: 0 P: 13	1B: 4 2B: 2 3B: 0 HR: 1	SF: 0 SAC: 0 DP: 1 HBP: 0	WP: 0 PB: 1 SB: 1 CS: 1	PA: 34							
<b>PITCHER</b>	IP	WLS	BF	H	R	ER	SO	BB	IBB	HBP	BLK	WP	HR	S	P	ERA	WHIP										
<b>Dave Milcki, R</b> ERA: 8.18	5.2	L	27	6	5	5	3	1	4	0	0	0	0	1	2	0.00	0.000										
<b>Dennis Cook, L</b> ERA:	0.1		1	0	0	0	0	0	0	0	0	0	0	1	2	0.00	0.000										
<b>Turk Wendell, R</b> ERA: 3.18	1.0		3	0	0	0	1	0	0	0	0	0	0	6	9	0.00	0.000										
<b>Greg McMichael, R</b> ERA:	1.0		3	1	0	0	2	0	0	0	0	0	0	11	13	0.00	1.000										

livebaseballscores.com

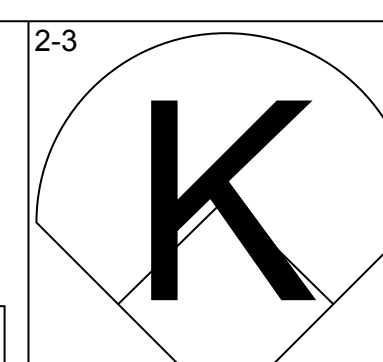
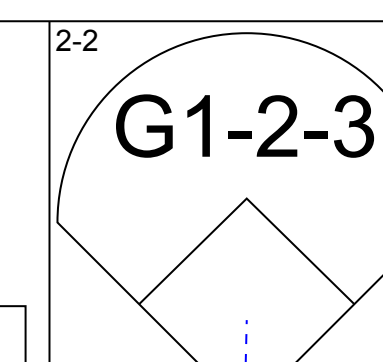
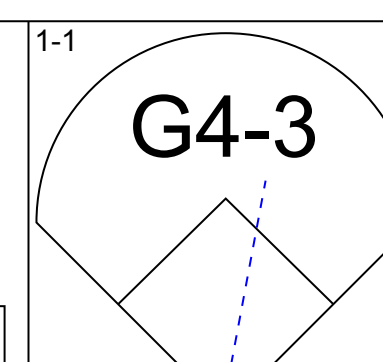
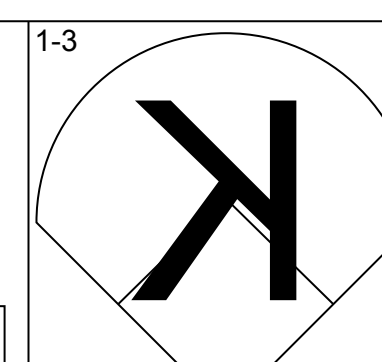
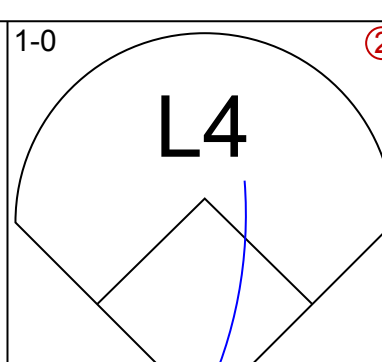
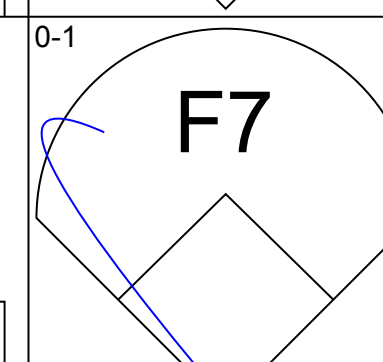
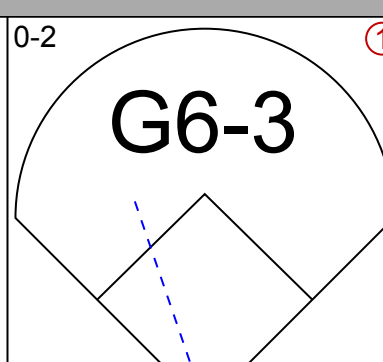
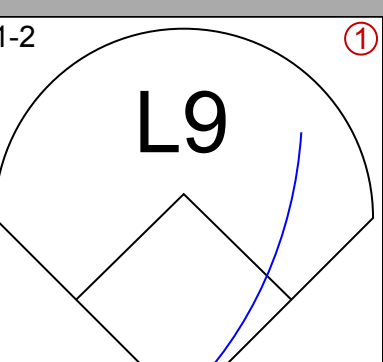
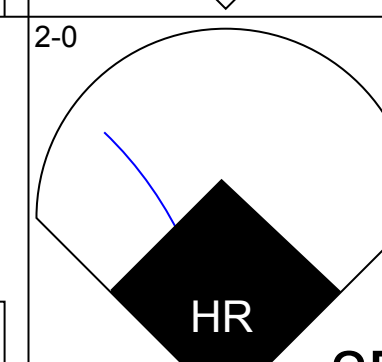
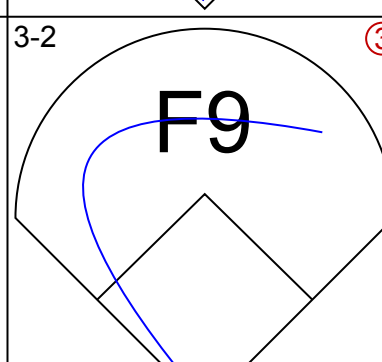
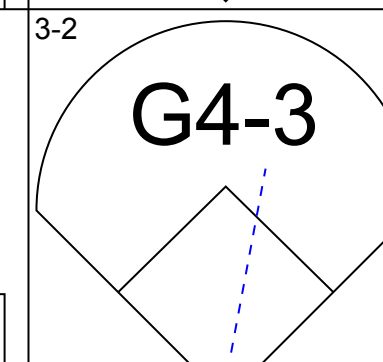
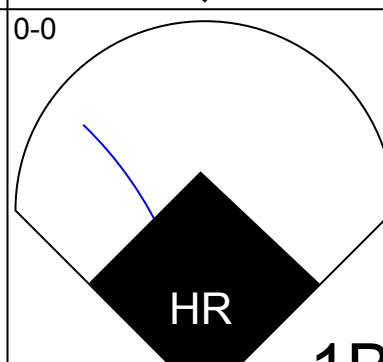
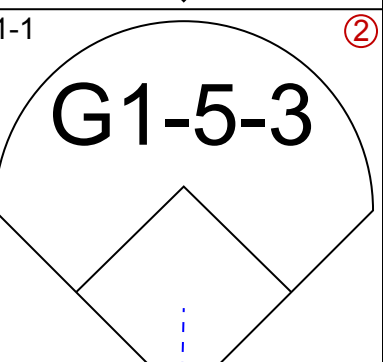
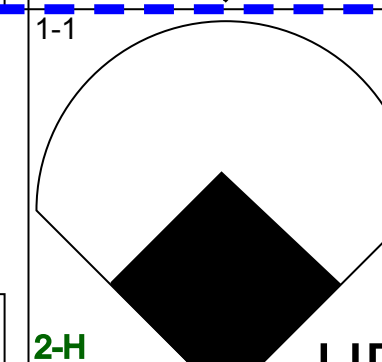
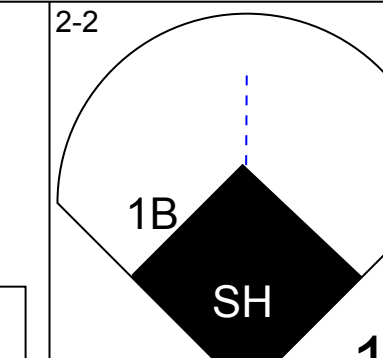
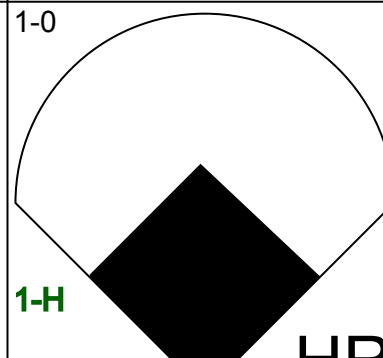
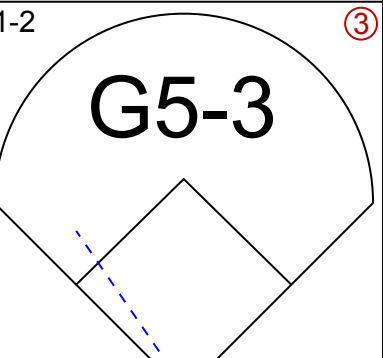
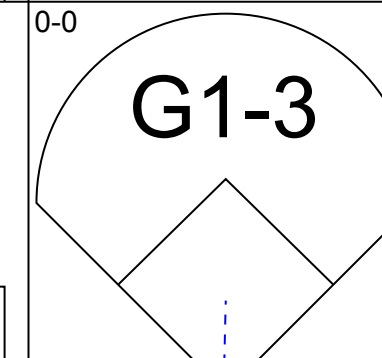

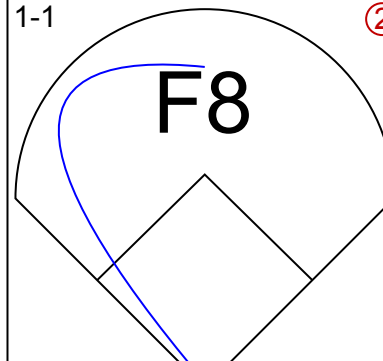
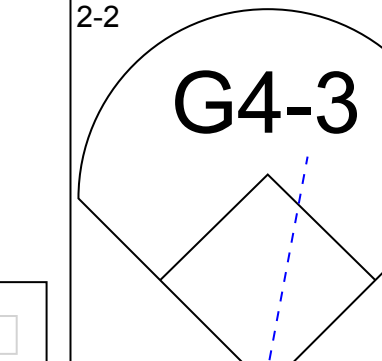
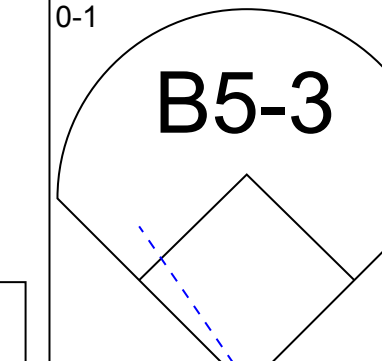

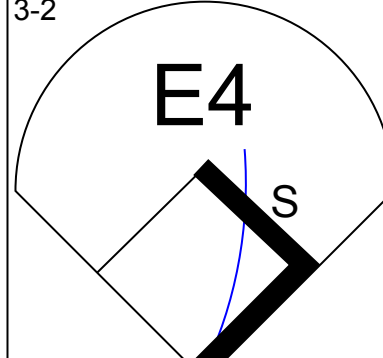
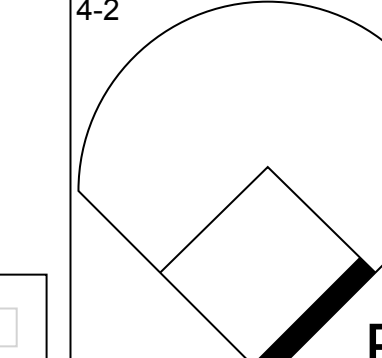
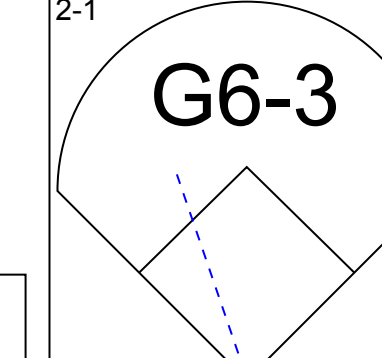

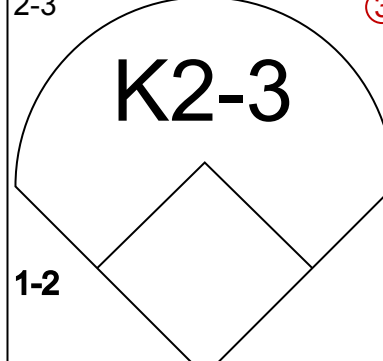
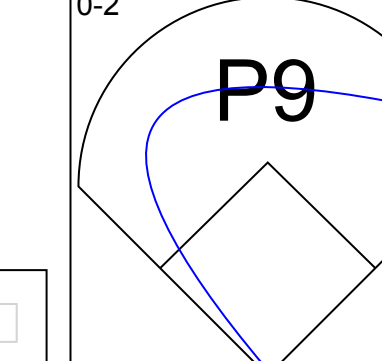
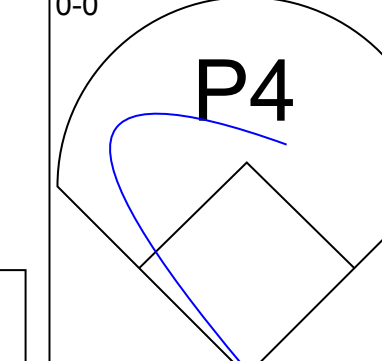

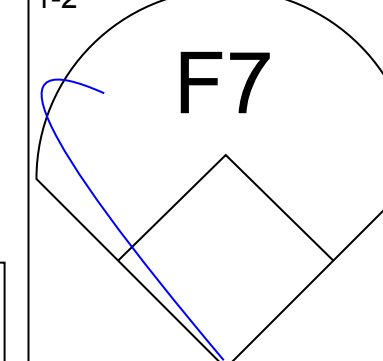
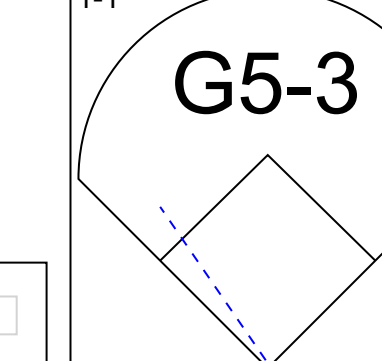
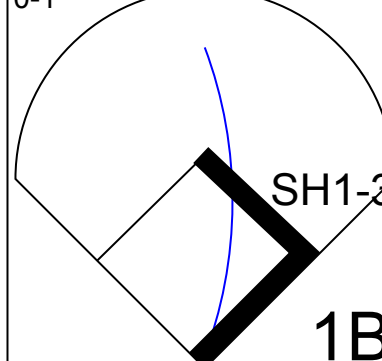

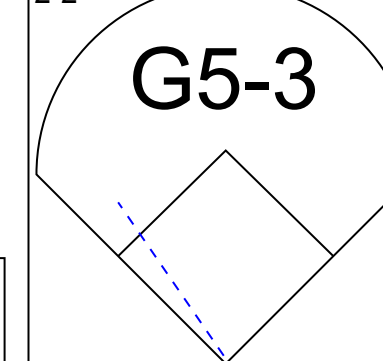
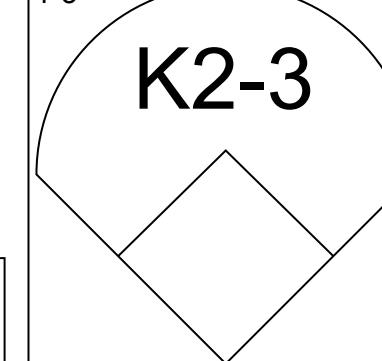
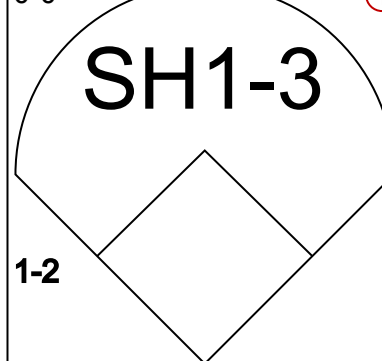
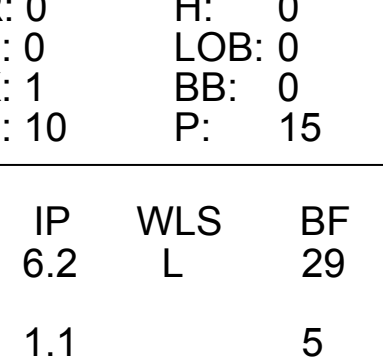


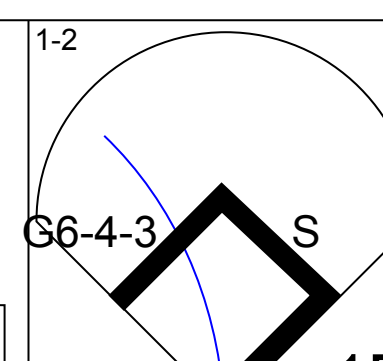

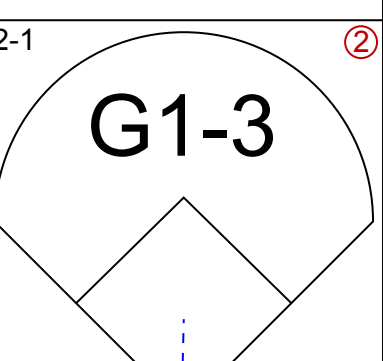
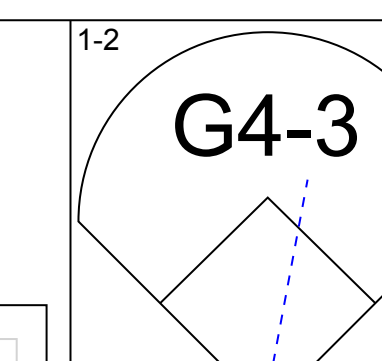
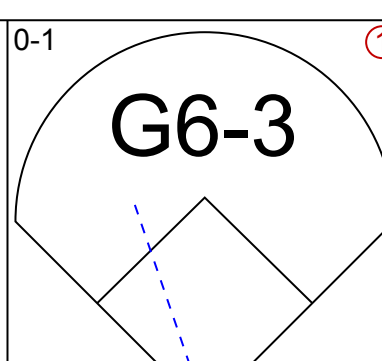
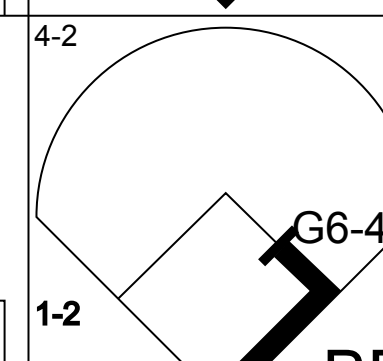
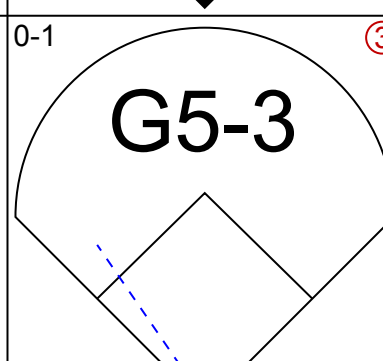
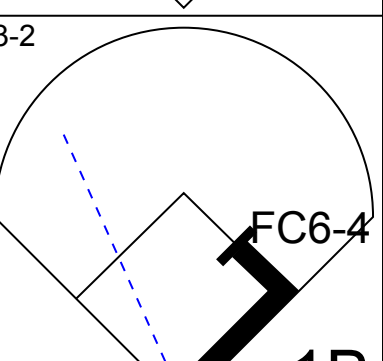
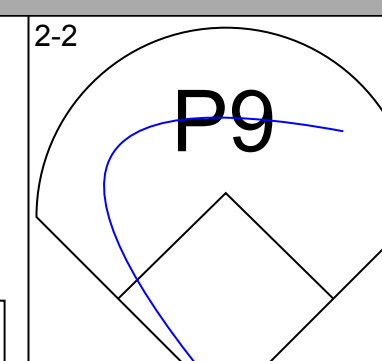
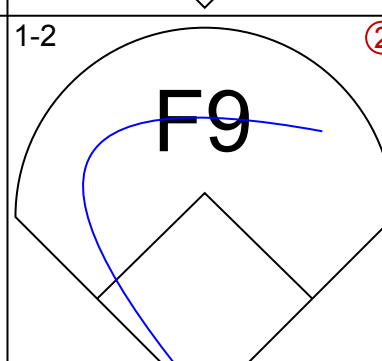
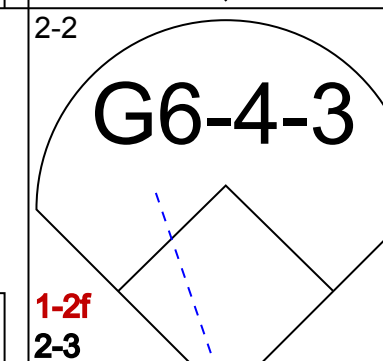
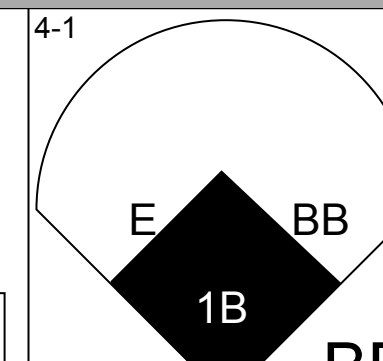
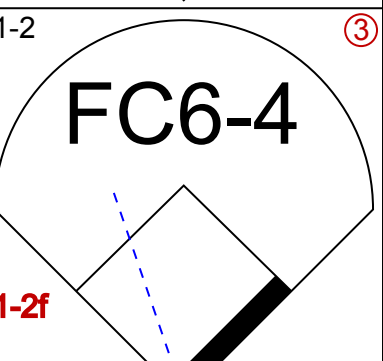
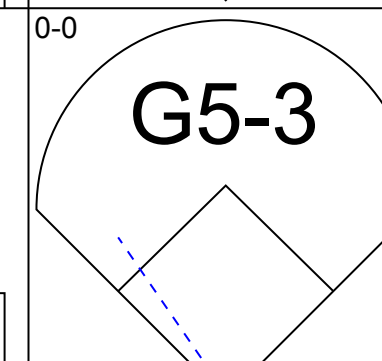
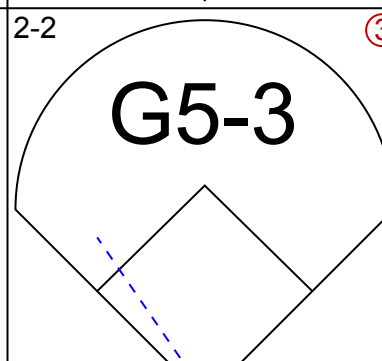
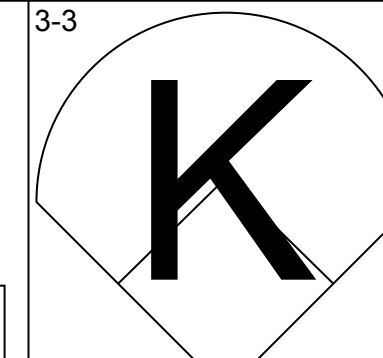
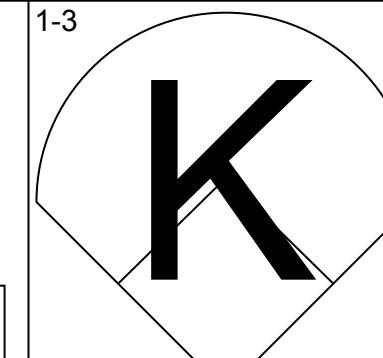
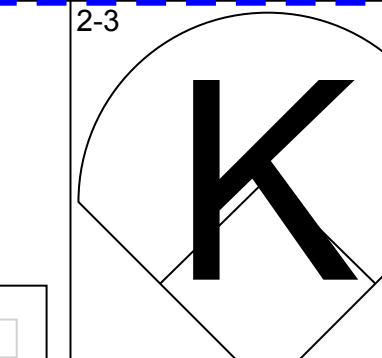
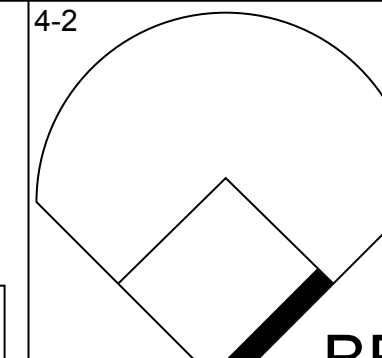
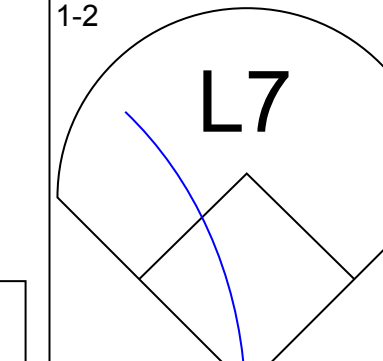
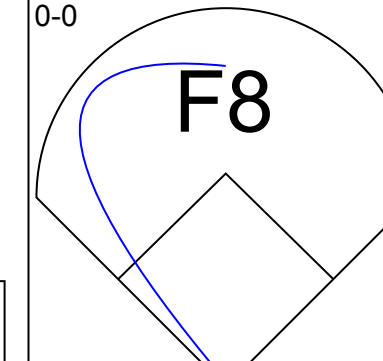
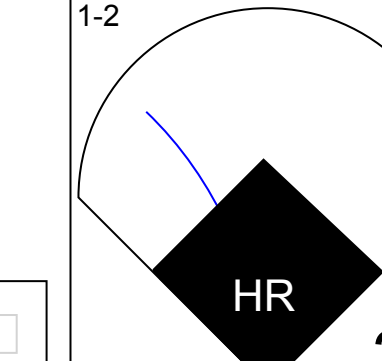
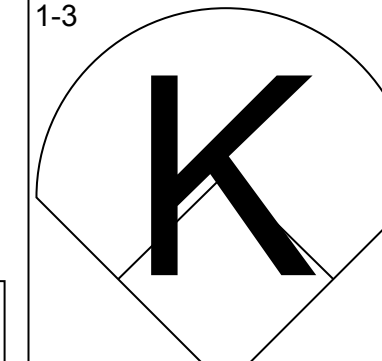

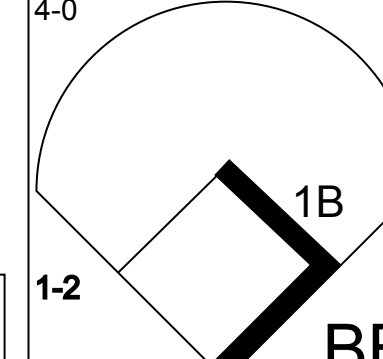
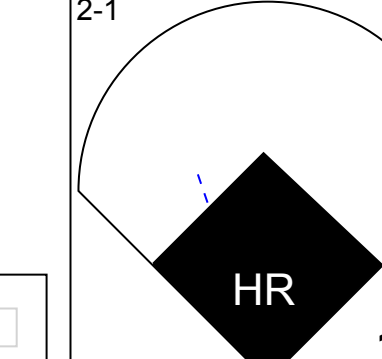



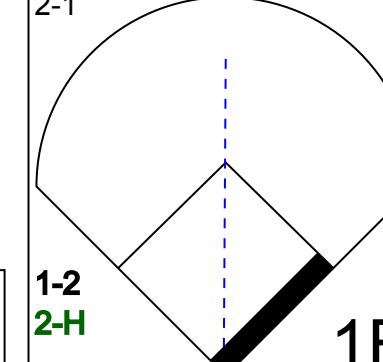
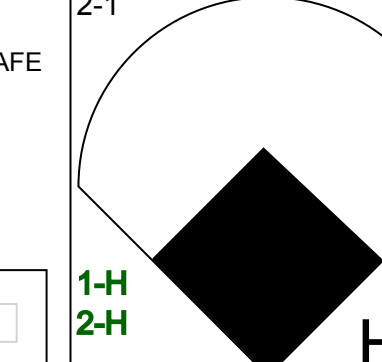


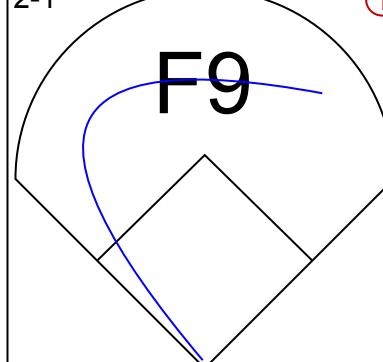
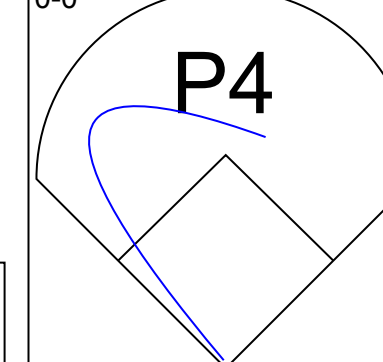
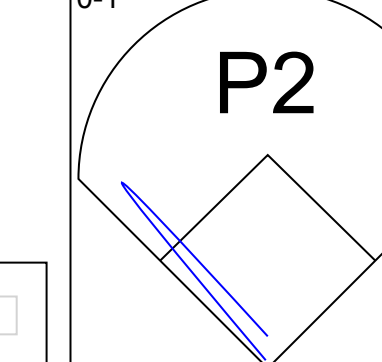
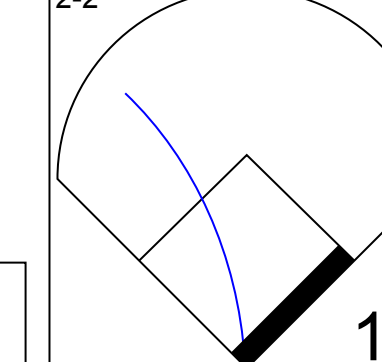

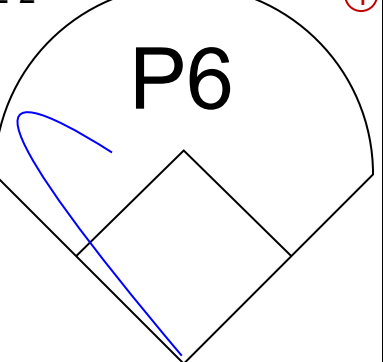
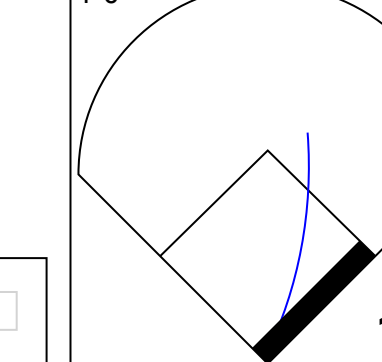
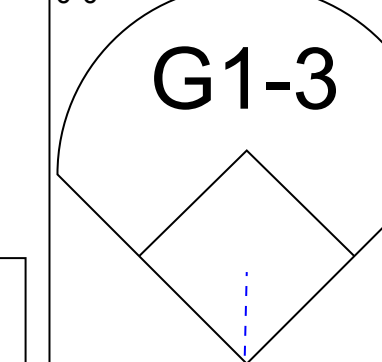
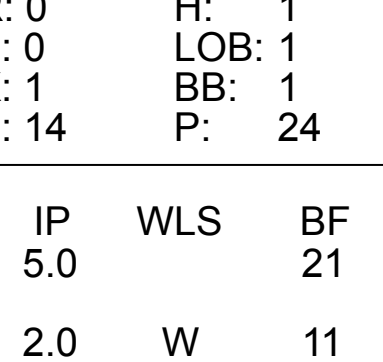


Batter	1	2	3	4	5	6	7	8	9	AB	R	H	RBI	BB	SO	LOB	TOP					
<b>Brian McRae, S</b> (1, 8) OBP: 0.389, SLG: 0.484			 BB					 1-2		2	0	0	0	1	1	1	<b>New York Mets @ Milwaukee Brewers</b> Milwaukee County Stadium, Milwaukee, WI Sat Apr 11 1998, 4:33 AM EDT Att: 24,140 - Overcast - 57 F					
<b>Eduardo Alfonso, R</b> (1, 5) OBP: 0.319, SLG: 0.300	 BB									3	1	0	0	1	1	2						
<b>Bernard Gilkey, R</b> (1, 7) OBP: 0.245, SLG: 0.382 <b>Dennis Cook, L</b> (8, 1) <b>John Franco, L</b> (9, 1)	 1-3		 1-2							4	0	1	0	0	0	2						
<b>John Olerud, L</b> (1, 3) OBP: 0.415, SLG: 0.455	 3-H					 1B				3	0	1	1	0	0	0						
<b>Butch Huskey, R</b> (1, 9) OBP: 0.316, SLG: 0.313	 1-2					 1-2			 2B	4	1	2	0	0	0	1						
<b>Carlos Baerga, S</b> (1, 4) OBP: 0.175, SLG: 0.211										4	0	0	0	0	2	3						
<b>Alberto Castillo, R</b> (1, 2) OBP: 0.116, SLG: 0.063 <b>Matt Franco, L</b> (9, PH) OBP: 0.462, SLG: 0.300 <b>Tim Spehr, R</b> (9, 2) OBP: 0.284, SLG: 0.313									 IBB	3	0	0	0	0	2	0						
<b>Rey Ordenez, R</b> (1, 6) OBP: 0.275, SLG: 0.282									 1-3 2-H	4	0	1	1	0	1	0						
<b>Masato Yoshii, R</b> (1, 1) <b>Greg McMichael, R</b> (7, 1) <b>Rich Becker, L</b> (8, PH) OBP: 0.333, SLG: 0.464								 BB		1	0	0	0	1	0	0						
<b>Inning Stats</b>	R: 1 E: 0 K: 1 S: 16	H: 2 LOB: 2 BB: 1 P: 26	R: 0 E: 0 K: 0 S: 7	H: 0 LOB: 0 BB: 0 P: 12	R: 0 E: 0 K: 1 S: 7	H: 0 LOB: 0 BB: 1 P: 14	R: 0 E: 0 K: 1 S: 8	H: 0 LOB: 0 BB: 1 P: 9	R: 0 E: 0 K: 1 S: 6	H: 1 LOB: 1 BB: 0 P: 9	R: 0 E: 0 K: 2 S: 8	H: 0 LOB: 0 BB: 0 P: 9	R: 0 E: 0 K: 1 S: 8	H: 0 LOB: 1 BB: 1 P: 16	R: 0 E: 0 K: 1 S: 8	H: 0 LOB: 1 BB: 1 P: 16		R: 1 E: 0 K: 2 S: 13	H: 2 LOB: 2 BB: 1 P: 24	1B: 4 2B: 1 3B: 0 HR: 0	SF: 1 SAC: 1 DP: 0 HBP: 0	WP: 0 PB: 0 SB: 0 CS: 0
<b>PITCHER</b>	IP	WLS	BF	H	R	ER	SO	BB	IBB	HBP	BLK	WP	HR	S	P	ERA	WHIP					
<b>21 Cal Eldred, R</b> (1, 1) ERA: 1.83	7.0		26	3	1	1	5	3	0	0	0	0	0	59	95	1.29	0.857					
<b>Bob Wickman, R</b> (8, 1) ERA: 2.25	1.2	L	9	2	1	1	2	1	1	0	0	0	0	18	35	5.40	1.800					
<b>Mike Myers, L</b> (9, 1) ERA:	0.1		1	0	0	0	1	0	0	0	0	0	0	3	5	0.00	0.000					

Batter	1	2	3	4	5	6	7	8	9	AB	R	H	RBI	BB	SO	LOB	BOTTOM				
<b>Fernando Vina, L</b> (1, 4) OBP: 0.451, SLG: 0.444								 3-2		4	0	0	0	0	0	1	<b>New York Mets @ Milwaukee Brewers</b> Milwaukee County Stadium, Milwaukee, WI Sat Apr 11 1998, 4:33 AM EDT Att: 24,140 - Overcast - 57 F				
<b>Jeff Cirillo, R</b> (1, 5) OBP: 0.480, SLG: 0.500	 1-2					 BB		 4-2		2	0	1	0	2	0	0					
<b>Jose Valentin, S</b> (1, 6) OBP: 0.409, SLG: 0.600	 1-3		 0-3			 1-2		 2-3		4	0	0	0	0	3	3					
<b>Jeremy Burnitz, L</b> (1, 9) OBP: 0.556, SLG: 1.030	 0-1			 1B		 1-2		 1-3		4	0	2	0	0	1	2					
<b>Marquis Grissom, R</b> (1, 8) OBP: 0.295, SLG: 0.429		 1B		 1-2 G4-6-3		 0-0		 2-2		4	1	1	0	0	0	3					
<b>Bob Hamelin, L</b> (1, 3) OBP: 0.176, SLG: 0.067 <b>Eric Owens, R</b> (9, PH)		 BB		 1-2		 3-3		 1-0		2	0	0	0	1	1	3					
<b>Marc Newfield, R</b> (1, 7) OBP: 0.243, SLG: 0.194 <b>Darrin Jackson, R</b> (7, PR) OBP: 0.250, SLG: 0.250		 1-2 3-H			 2-2		 SH2-4 BB		 1-1	1	0	0	1	1	0	0					
<b>Mike Matheny, R</b> (1, 2) OBP: 0.310, SLG: 0.481		 4-1			 2B		 1-2		 0-3	2	0	1	0	1	1	1					
<b>21 Cal Eldred, R</b> (1, 1) OBP: 0.143, SLG: 0.143 <b>Mark Loretta, R</b> (7, PH) OBP: 0.288, SLG: 0.333 <b>Bob Wickman, R</b> (8, 1) <b>Mike Myers, L</b> (9, 1)		 1-2			 1-3		 2-3			2	0	0	0	0	1	3					
<b>Inning Stats</b>	R: 0 E: 0 K: 1 S: 11	H: 1 LOB: 1 BB: 0 P: 14	R: 1 E: 0 K: 0 S: 6	H: 1 LOB: 2 BB: 2 P: 15	R: 0 E: 0 K: 1 S: 5	H: 0 LOB: 0 BB: 0 P: 6	R: 0 E: 0 K: 0 S: 6	H: 1 LOB: 0 BB: 0 P: 7	R: 0 E: 0 K: 1 S: 12	H: 1 LOB: 2 BB: 1 P: 20	R: 0 E: 0 K: 2 S: 6	H: 0 LOB: 1 BB: 1 P: 11	R: 0 E: 0 K: 2 S: 15	H: 0 LOB: 1 BB: 1 P: 25	R: 0 E: 0 K: 1 S: 9	H: 1 LOB: 1 BB: 0 P: 13		1B: 5 2B: 2 3B: 0 HR: 0	SF: 1 SAC: 1 DP: 3 HBP: 0	WP: 0 PB: 0 SB: 1 CS: 0	PA: 35
<b>PITCHER</b>	IP	WLS	BF	H	R	ER	SO	BB	IBB	HBP	BLK	WP	HR	S	P	ERA	WHIP				
<b>Masato Yoshii, R</b> (1, 1) ERA:	6.0		24	5	1	0	4	3	0	0	0	0	0	52	78	0.00	1.333				
<b>Greg McMichael, R</b> (7, 1) ERA:	1.0		3	0	0	0	0	1	0	0	0	0	0	6	11	0.00	1.000				
<b>Dennis Cook, L</b> (8, 1) ERA:	1.0	W	4	0	0	0	2	1	0	0	0	0	0	15	25	0.00	1.000				
<b>John Franco, L</b> (9, 1) ERA:	1.0	S	4	1	0	0	1	0	0	0	0	0	0	9	13	0.00	1.000				



Batter	1	2	3	4	5	6	7	8	9	AB	R	H	RBI	BB	SO	LOB	TOP					
<b>Rich Becker, L</b> OBP: 0.289, SLG: 0.394 (1, 7)										5	0	0	0	0	2	4	<b>New York Mets @ Milwaukee Brewers</b> Milwaukee County Stadium, Milwaukee, WI Sun Apr 12 1998, 4:33 AM EDT Att: 10,459 - Sunny - 67 F					
<b>Eduardo Alfonso, R</b> OBP: 0.308, SLG: 0.311 (1, 5)										5	1	1	0	0	0	1						
<b>John Olerud, L</b> OBP: 0.422, SLG: 0.541 (1, 3)										4	2	2	2	0	0	0						
<b>Butch Huskey, R</b> OBP: 0.333, SLG: 0.417 (1, 9)										4	2	2	2	0	0	0						
<b>Carlos Baerga, S</b> OBP: 0.159, SLG: 0.190 <b>Mel Rojas, R</b> (8, 1)										4	0	0	0	0	0	1						
<b>Brian McRae, S</b> OBP: 0.400, SLG: 0.471 (1, 8)										3	1	1	0	1	0	0						
<b>Tim Spehr, R</b> OBP: 0.286, SLG: 0.263 (1, 2)										3	0	0	0	1	1	2						
<b>Rey Ordenez, R</b> OBP: 0.279, SLG: 0.286 (1, 6)										3	0	1	1	0	0	1						
<b>Brian Bohanon, L</b> OBP: 0.667, SLG: 0.667 <b>Turk Wendell, L</b> (6, 1)										2	0	1	1	0	0	0						
<b>Luis Lopez, S</b> OBP: 0.462, SLG: 0.364 (8, 4)										1	0	0	0	0	1	0						
<b>Inning Stats</b>	R: 0 E: 0 K: 1 S: 10	H: 0 LOB: 0 BB: 0 P: 15	R: 2 E: 0 K: 0 S: 19	H: 3 LOB: 2 BB: 1 P: 31	R: 2 E: 1 K: 1 S: 13	H: 2 LOB: 1 BB: 0 P: 20	R: 0 E: 0 K: 0 S: 10	H: 0 LOB: 0 BB: 0 P: 14	R: 0 E: 0 K: 0 S: 8	H: 0 LOB: 1 BB: 1 P: 11	R: 0 E: 0 K: 0 S: 12	H: 0 LOB: 1 BB: 1 P: 19	R: 2 E: 0 K: 2 S: 10	H: 2 LOB: 0 BB: 0 P: 15	R: 0 E: 0 K: 0 S: 5	H: 0 LOB: 0 BB: 0 P: 7	R: 0 E: 0 K: 0 S: 7	H: 1 LOB: 1 BB: 0 P: 11	1B: 5 2B: 1 3B: 0 HR: 2	SF: 0 SAC: 2 DP: 1 HBP: 0	WP: 0 PB: 0 SB: 2 CS: 0	PA: 38
<b>PITCHER</b>	IP	WLS	BF	H	R	ER	SO	BB	IBB	HBP	BLK	WP	HR	S	P	ERA	WHIP					
<b>Paul Wagner, R</b> ERA: 7.36 (1, 1)	6.2	L	29	6	5	5	4	2	0	0	0	0	1	79	121	6.75	1.200					
<b>Mike Myers, L</b> ERA: 1.93 (7, 1)	1.1		5	1	1	1	0	0	0	0	0	0	1	8	11	6.75	0.750					
<b>Al Reyes, R</b> ERA: 22.5 (9, 1)	1.0		4	1	0	0	0	0	0	0	0	0	0	7	11	0.00	1.000					

Batter	1	2	3	4	5	6	7	8	9	AB	R	H	RBI	BB	SO	LOB	BOTTOM					
<b>Fernando Vina, L</b> OBP: 0.446, SLG: 0.429 (1, 4)										4	0	1	0	0	0	1	<b>New York Mets @ Milwaukee Brewers</b> Milwaukee County Stadium, Milwaukee, WI Sun Apr 12 1998, 4:33 AM EDT Att: 10,459 - Sunny - 67 F					
<b>Jeff Cirillo, R</b> OBP: 0.473, SLG: 0.477 (1, 5)										4	0	1	0	1	0	1						
<b>Mark Loretta, R</b> OBP: 0.250, SLG: 0.200 (1, 3)										4	1	0	0	1	0	3						
<b>Jeromy Burnitz, L</b> OBP: 0.531, SLG: 0.944 (1, 9)										3	0	0	0	1	3	2						
<b>Marquis Grissom, R</b> OBP: 0.292, SLG: 0.435 (1, 8)										4	1	1	0	0	1	2						
<b>Marc Newfield, R</b> OBP: 0.275, SLG: 0.212 <b>Jesse Levis, L</b> (8, PH) <b>Eric Owens, R</b> (9, 7)										2	1	1	0	1	0	0						
<b>Jose Valentin, S</b> OBP: 0.417, SLG: 0.667 (1, 6)										4	1	2	4	0	0	0						
<b>Mike Matheny, R</b> OBP: 0.303, SLG: 0.452 (1, 2)										4	0	1	0	0	0	2						
<b>Paul Wagner, R</b> OBP: 0.200, SLG: 0.200 <b>Mike Myers, L</b> (7, 1)										3	0	1	0	0	0	0						
<b>Bob Hamelin, L</b> OBP: 0.167, SLG: 0.063 <b>Al Reyes, R</b> (9, 1)										1	0	0	0	0	0	1						
<b>Inning Stats</b>	R: 0 E: 0 K: 1 S: 14	H: 1 LOB: 1 BB: 1 P: 24	R: 0 E: 0 K: 0 S: 5	H: 0 LOB: 0 BB: 0 P: 9	R: 0 E: 0 K: 0 S: 8	H: 0 LOB: 1 BB: 0 P: 11	R: 1 E: 1 K: 1 S: 8	H: 1 LOB: 2 BB: 2 P: 19	R: 0 E: 0 K: 0 S: 14	H: 1 LOB: 1 BB: 0 P: 22	R: 3 E: 0 K: 1 S: 18	H: 4 LOB: 1 BB: 0 P: 27	R: 0 E: 0 K: 1 S: 12	H: 0 LOB: 1 BB: 1 P: 19	R: 0 E: 0 K: 1 S: 9	H: 1 LOB: 1 BB: 0 P: 14	R: 0 E: 0 K: 0 S: 8	H: 0 LOB: 0 BB: 0 P: 11	1B: 6 2B: 1 3B: 0 HR: 1	SF: 0 SAC: 0 DP: 1 HBP: 1	WP: 0 PB: 0 SB: 1 CS: 0	PA: 39
<b>PITCHER</b>	IP	WLS	BF	H	R	ER	SO	BB	IBB	HBP	BLK	WP	HR	S	P	ERA	WHIP					
<b>Brian Bohanon, L</b> ERA: 0.96 (1, 1)	5.0		21	3	1	1	2	3	0	0	0	0	0	49	85	1.80	1.200					
<b>Turk Wendell, R</b> ERA: 5.87 (6, 1)	2.0	W	11	4	3	3	2	1	0	0	0	0	1	30	46	13.50	2.500					
<b>Mel Rojas, R</b> ERA: (8, 1)	2.0	S	7	1	0	0	1	0	0	0	0	0	0	17	25	0.00	0.500					



Batter	1	2	3	4	5	6	7	8	9	AB	R	H	RBI	BB	SO	LOB	TOP					
Fernando Vina, L OBP: 0.459, SLG: 0.463	0-3 K	1-0 FC5-2 3B	2-1 1B			1-1 2B			0-1 G1-3	5	1	3	1	0	1	0						
Jeff Cirillo, R OBP: 0.450, SLG: 0.449	1-3 K	0-2 FC5-2 3B	0-1 L9			1-0 L8			1-0 1B	5	1	1	0	0	1	5						
John Jaha, R OBP: 0.378, SLG: 0.333	4-2 2B	1-0 1B		0-1 CS		1-0 F9			2-3 K	4	2	2	3	1	1	2						
Jeremy Burnitz, L OBP: 0.519, SLG: 0.875	4-1 2B	1-2 E	3-3 BB	3-3 K		2-3 K			1-3 K	4	1	1	1	1	3	2						
Marquis Grissom, R OBP: 0.288, SLG: 0.440	1-0 E9	2-3 K		1-3 K		0-1 G5-3				4	0	1	1	0	2	2						
Jose Valentin, S OBP: 0.404, SLG: 0.619	3-3 K	4-1 BB		0-0 G3-1		0-0 G5-3				3	0	0	0	1	1	1						
Marc Newfield, R Darrin Jackson, R				2-2 P3		0-0 P9				2	1	0	0	1	0	2	AB 35					
Mike Matheny, R		0-0 1B	4-0 BB	1-2 P7		1-2 F9				3	0	1	0	1	0	0	R 7					
Scott Karl, L Jose Mercedes, R		1-1 1B	1-1 BB	1-1 G4-6-3		0-2 G3-1				3	1	1	0	0	0	1	H 10					
Mike Myers, L Doug Jones, R		1-2 FC5-2 3B	1-2 1B							1	0	0	0	0	1	0	RBI 6					
Inning Stats	R: 2 E: 1 K: 3 S: 17	H: 1 LOB: 1 BB: 2 P: 30	R: 5 E: 0 K: 1 S: 19	H: 5 LOB: 2 BB: 2 P: 33	R: 0 E: 0 K: 0 S: 6	H: 1 LOB: 1 BB: 1 P: 13	R: 0 E: 0 K: 2 S: 10	H: 1 LOB: 0 BB: 0 P: 14	R: 0 E: 0 K: 0 S: 9	H: 0 LOB: 0 BB: 0 P: 12	R: 0 E: 0 K: 1 S: 7	H: 1 LOB: 1 BB: 0 P: 10	R: 0 E: 0 K: 1 S: 6	H: 0 LOB: 0 BB: 0 P: 8	R: 0 E: 0 K: 1 S: 8	H: 0 LOB: 0 BB: 0 P: 11	R: 0 E: 0 K: 2 S: 10	H: 1 LOB: 1 BB: 0 P: 14	1B: 6 2B: 3 3B: 1 HR: 0	SF: 0 SAC: 0 DP: 1 HBP: 0	WP: 0 PB: 0 SB: 0 CS: 1	PA: 40
PITCHER	IP	WLS	BF	H	R	ER	SO	BB	IBB	HBP	BLK	WP	HR	S	P	ERA	WHIP					
Javier Vazquez, R	1.1	L	12	5	7	6	3	3	0	0	0	0	0	28	47	40.50	6.000					
Miguel Batista, R	4.2		18	4	0	0	3	2	0	0	0	0	0	40	65	0.00	1.286					
Steve Kline, L	2.0		6	0	0	0	2	0	0	0	0	0	0	14	19	0.00	0.000					
Shayne Bennett, R	1.0		4	1	0	0	2	0	0	0	0	0	0	10	14	0.00	1.000					

Milwaukee Brewers @ Montreal Expos  
Olympic Stadium, Montreal, QB  
Tue Apr 14 1998, 7:05 PM EDT  
Att. 7,386 - Dome - 72 F



Batter	1	2	3	4	5	6	7	8	9	AB	R	H	RBI	BB	SO	LOB	BOTTOM					
Mark Grudzielanek, R OBP: 0.250, SLG: 0.333	3-1 2B		1-1 2B		1-3 K		2-1 FC6-4		0-3 K	5	1	2	0	0	2	2						
FP Santangelo, S	0-0 B1-3		0-0 2B		0-1 F7			0-0 F7	0-2 1B	5	1	2	1	0	0	1						
Vladimir Guerrero, R	1-1 G6-3		1-3 K		1-1 L6			0-0 1B	0-1 L9	5	0	1	0	0	1	4						
Brad Fullmer, L	1-0 FC6		0-1 G3		2-2 G4-3			3-2 F9		3	0	0	0	0	0	2						
Rondell White, R Shayne Bennett, R	3-1 FC6		0-0 2B		2-0 P4			1-1 P6		4	0	1	1	0	0	3						
Mike Mordecai, R Steve Kline, S		2-3 K	1-0 G1-3		0-0 G5-3				1-2 HR	3	0	0	0	0	1	1						
Da Rond Stovall, S										1	1	1	0	0	0	0						
Shane Andrews, R		3-3 K		1-1 G4-3			1-1 G1-4-3		2-0 HR	4	1	1	2	0	1	0	AB 37					
Chris Widger, R		0-2 E6		0-1 F9			2-1 G6-3		0-0 1B	4	0	1	0	0	0	0	R 4					
Javier Vazquez, R Miguel Batista, R		1-1 G4-3		1-3 K			4-2 FC6-4		1-0 F9	0	0	0	0	0	0	0	H 9					
Jose Vidro, S Doug Jones, R										1	0	0	0	1	0	1	RBI 4					
Inning Stats	R: 0 E: 0 K: 0 S: 7	H: 1 LOB: 2 BB: 0 P: 15	R: 0 E: 2 K: 2 S: 13	H: 0 LOB: 0 BB: 0 P: 19	R: 2 E: 0 K: 1 S: 10	H: 3 LOB: 1 BB: 0 P: 13	R: 0 E: 0 K: 1 S: 7	H: 0 LOB: 0 BB: 0 P: 9	R: 0 E: 0 K: 1 S: 7	H: 0 LOB: 0 BB: 0 P: 9	R: 0 E: 0 K: 0 S: 5	H: 0 LOB: 1 BB: 1 P: 9	R: 0 E: 0 K: 0 S: 9	H: 0 LOB: 0 BB: 1 P: 18	R: 0 E: 0 K: 0 S: 7	H: 1 LOB: 1 BB: 0 P: 11	R: 2 E: 0 K: 1 S: 14	H: 4 LOB: 2 BB: 0 P: 18	1B: 4 2B: 4 3B: 0 HR: 1	SF: 0 SAC: 0 DP: 0 HBP: 1	WP: 0 PB: 0 SB: 0 CS: 0	PA: 39
PITCHER	IP	WLS	BF	H	R	ER	SO	BB	IBB	HBP	BLK	WP	HR	S	P	ERA	WHIP					
Scott Karl, L	6.1	W	25	4	2	2	5	0	0	1	0	0	0	51	77	2.84	0.632					
Jose Mercedes, R	1.0		5	1	0	0	0	1	0	0	0	0	0	9	17	0.00	2.000					
Mike Myers, L	0.2		2	0	0	0	0	0	0	0	0	0	0	5	9	0.00	0.000					
Doug Jones, R	1.0		7	4	2	2	1	0	0	0	0	0	1	14	18	18.00	4.000					

Milwaukee Brewers @ Montreal Expos  
Olympic Stadium, Montreal, QB  
Tue Apr 14 1998, 7:05 PM EDT  
Att. 7,386 - Dome - 72 F





Batter	1	2	3	4	5	6	7	8	9	AB	R	H	RBI	BB	SO	LOB	TOP							
Fernando Vina, L (1,4) OBP: 0.462, SLG: 0.517	2-1 F8		1-0 F8			2-1 G5-4-3 1B		0-2 HR		4	1	2	1	0	0	0	<b>Milwaukee Brewers @ Montreal Expos</b> Olympic Stadium, Montreal, QB Wed Apr 15 1998, 7:05 PM EDT Att. 7,390 - Dome - 72 F							
Jeff Cirillo, R (1,5) OBP: 0.422, SLG: 0.415	3-1 G6-3		2-1 G1-3			0-2 G5-4-3		0-1 G1-3		4	0	0	0	0	0	2								
John Jaha, R (1,3) OBP: 0.390, SLG: 0.364	3-3 K			1-0 G4-3		1-0 2B		4-2 BB		3	0	1	1	1	1	0								
Jeremy Burnitz, L (1,9) OBP: 0.483, SLG: 0.795		1-3 K		0-0 G1-3		3-H F8		2-0 F9		4	0	0	0	0	1	2								
Marquis Grissom, R (1,8) OBP: 0.304, SLG: 0.444		2-1 SF7 1B		0-0 F9			1-1 WP 1B		1-3 K	4	1	2	0	0	1	0								
Eric Owens, R (1,7) Mark Loretta, R (9,PH) OBP: 0.231, SLG: 0.182		1-0 E6 SF7			3-2 G4-3		1-3 K		1-3 K	3	0	0	0	0	1	2								
Jose Valentin, S (1,6) OBP: 0.375, SLG: 0.578		0-0 SF7			1-2 F9		2-3 K		2-0 P3	1	0	0	0	0	1	0								
Jesse Levis, L (1,2) OBP: 0.500, SLG: 0.412		3-H 2-1 F8			0-0 F7		2-1 G6-3			3	0	0	0	0	0	2								
Jeff Juden, R (1,1) OBP: 0.167, SLG: 0.167			1-1 F9			0-0 G5-4-3 1B		1-2 G6-3		2	1	1	0	0	0	0								
Bob Hamelin, L (8,PH) OBP: 0.158, SLG: 0.059										1	0	0	0	0	0	0								
Bob Wickman, R (8,1)										0	0	0	0	0	0	0								
<b>Inning Stats</b>	R: 0 E: 0 K: 1 S: 7	H: 0 LOB: 0 BB: 0 P: 15	R: 1 E: 1 K: 1 S: 9	H: 1 LOB: 1 BB: 0 P: 15	R: 0 E: 0 K: 0 S: 5	H: 0 LOB: 0 BB: 0 P: 9	R: 0 E: 0 K: 0 S: 3	H: 0 LOB: 0 BB: 0 P: 4	R: 0 E: 0 K: 0 S: 7	H: 0 LOB: 0 BB: 0 P: 11	R: 1 E: 0 K: 0 S: 10	H: 3 LOB: 1 BB: 0 P: 14	R: 0 E: 0 K: 2 S: 12	H: 1 LOB: 1 BB: 0 P: 18	R: 1 E: 0 K: 0 S: 12	H: 1 LOB: 1 BB: 1 P: 19	R: 0 E: 0 K: 2 S: 7	H: 0 LOB: 0 BB: 0 P: 11	1B: 4 2B: 1 3B: 0 HR: 1	SF: 1 SAC: 0 DP: 1 HBP: 0	WP: 1 PB: 0 SB: 0 CS: 0	PA: 34		
<b>PITCHER</b>	IP WLS BF H R ER SO BB IBB HBP BLK WP HR S P ERA WHIP	6.0 W 22 4 2 1 2 0 0 0 0 0 0 41 68 1.50 0.667	7.1 L 7 2 1 1 2 0 0 0 0 1 1 21 28 5.40 1.200	8.1 S 5 0 0 0 2 1 0 0 0 0 0 10 20 0.00 0.750																				

AB	32
R	3
H	6
RBI	3
BB	1
SO	6
LOB	9



Batter	1	2	3	4	5	6	7	8	9	AB	R	H	RBI	BB	SO	LOB	BOTTOM							
Mark Grudzielanek, R (1,6) OBP: 0.232, SLG: 0.309	1-0 G5-3	2-2 G4-6-3		0-1 G5-3			0-0 G5-3			4	0	0	0	0	0	2	<b>Milwaukee Brewers @ Montreal Expos</b> Olympic Stadium, Montreal, QB Wed Apr 15 1998, 7:05 PM EDT Att. 7,390 - Dome - 72 F							
F.P. Santangelo, S (1,8) OBP: 0.300, SLG: 0.311	2-1 BB 1B	1-3 K			0-2 L7		2-3 K			4	1	1	0	0	2	0								
Vladimir Guerrero, R (1,9) OBP: 0.321, SLG: 0.472	1-1 BB 1B		1-2 G5-3		0-2 G4-6-3 1B		0-1 F9			4	1	2	0	0	0	0								
Da Rond Stovall, S (9,9) OBP: 0.455, SLG: 0.400	1-2 BB 1B									0	0	0	0	0	0	0								
Brad Fullmer, L (1,3) OBP: 0.423, SLG: 0.500	4-2 BB 1B		0-1 G4-3		0-0 G4-6-3		2-2 G3-1			3	0	0	0	1	0	1								
Ryan McGuire, L (9,3) OBP: 0.364, SLG: 0.400	1-2 2-3 BB									0	0	0	0	0	0	0								
Rondell White, R (1,7) OBP: 0.346, SLG: 0.435	4-2 BB		1-2 G5-3			0-1 G6-3		0-1 G6-3		3	0	0	1	1	0	0								
Jose Vidro, S (1,4) OBP: 0.257, SLG: 0.138	1-2 2-3 3-H BB									2	0	1	1	1	0	0								
Anthony Telford, R (7,1) Ugueth Urbina, R (8,1)	4-0 G6-4-3 BB		0-0 G6-3			1-2 1B				0	0	0	0	0	0	0								
Shane Andrews, R (1,5) OBP: 0.185, SLG: 0.385	1-2 2-3 3-H G6-4-3		0-1 HR			0-1 P6				3	1	1	1	0	0	4								
Chris Widger, R (1,2) OBP: 0.190, SLG: 0.200		2-1 E 2B		0-0 P2		1-3 K				3	1	1	0	0	1	1								
Trey Moore, L (1,1) OBP: 0.667, SLG: 1.000		1-0 E8 G4-6-3 2B		0-0 2B			1-2 F8			2	0	2	0	0	0	0								
Mike Mordecai, R (7,4) OBP: 0.143, SLG: 0.077										1	0	0	0	0	0	0								
<b>Inning Stats</b>	R: 2 E: 0 K: 0 S: 12	H: 2 LOB: 2 BB: 3 P: 31	R: 1 E: 1 K: 1 S: 9	H: 2 LOB: 0 BB: 0 P: 15	R: 0 E: 0 K: 0 S: 9	H: 0 LOB: 0 BB: 0 P: 11	R: 1 E: 0 K: 0 S: 7	H: 2 LOB: 1 BB: 0 P: 7	R: 0 E: 0 K: 0 S: 7	H: 1 LOB: 0 BB: 0 P: 7	R: 0 E: 0 K: 1 S: 11	H: 1 LOB: 1 BB: 0 P: 14	R: 0 E: 0 K: 1 S: 7	H: 0 LOB: 0 BB: 0 P: 10	R: 0 E: 0 K: 0 S: 8	H: 0 LOB: 0 BB: 0 P: 10	1B: 5 2B: 2 3B: 0 HR: 1	SF: 0 SAC: 0 DP: 3 HBP: 0	WP: 0 PB: 0 SB: 0 CS: 0	PA: 32				
<b>PITCHER</b>	IP WLS BF H R ER SO BB IBB HBP BLK WP HR S P ERA WHIP	7.0 L 29 8 4 4 3 0 0 0 0 0 0 62 95 5.14 1.571	1.0 L 3 0 0 0 0 0 0 0 0 0 0 8 10 0.00 0.000																					

AB	29
R	4
H	8
RBI	3
BB	3
SO	3
LOB	8









Batter	1	2	3	4	5	6	7	8	9	AB	R	H	RBI	BB	SO	LOB	TOP			
Darryl Hamilton, L (1, 8) OBP: 0.379, SLG: 0.339	0-1 1B G4-6-3		0-0 BB		4-1 BB			0-1 P5		3	1	2	0	1	0	0	<b>San Francisco Giants @ Milwaukee Brewers</b> Milwaukee County Stadium, Milwaukee, WI Fri Apr 17 1998, 8:05 PM EDT Att: 14,524 - Unknown - 54 F <a href="http://livebaseballscorecards.com">livebaseballscorecards.com</a>			
Bill Mueller, S (1, 5) OBP: 0.413, SLG: 0.472	2-2 1B G4-6-3		4-0 BB		2-2 L9			2-1 L5		3	0	1	0	1	0	1				
Barry Bonds, L (1, 7) OBP: 0.347, SLG: 0.485	0-0 1B G4-6-3		2-2 BB		3-0 G3			0-3 K		3	0	0	1	0	1	2				
Jeff Kent, R (1, 4) OBP: 0.361, SLG: 0.446	2-0 1B F7		0-3 K		0-0 F8			1-2 P5		4	0	0	0	0	1	2				
J.T. Snow, L (1, 3) OBP: 0.328, SLG: 0.298		2-3 K		1-0 F8				2-1 G4-3		4	0	0	0	0	1	0				
Stan Javier, S (1, 9) OBP: 0.391, SLG: 0.346		3-1 F7		4-1 BB				3-2 G6-3		3	0	0	0	1	0	0				
Brian Johnson, R (1, 2) OBP: 0.327, SLG: 0.378		1-0 G6-3		3-1 BB				3-2 G6-4-3 1B		3	0	1	0	0	0	1				
Rich Aurilia, R (1, 6) OBP: 0.452, SLG: 0.472			2-3 K		0-0 F8			1-1 G6-4-3		3	0	0	0	0	1	2				
Shawn Estes, R (1, 1) OBP: 0.500, SLG: 0.667			0-2 1B SF8		1-2 F7			2-2 G4-3		2	1	1	0	0	0	0				
Alex Diaz, S (7, PH) OBP: 0.167, SLG: 0.222										1	0	0	0	0	0	0				
John Johnstone, R (7, 1)										0	0	0	0	0	0	0				
<b>Inning Stats</b>	R: 1 E: 0 K: 0 S: 9	H: 2 LOB: 0 BB: 0 P: 13	R: 0 E: 0 K: 1 S: 7	H: 0 LOB: 0 BB: 0 P: 13	R: 1 E: 0 K: 2 S: 17	H: 2 LOB: 2 BB: 1 P: 25	R: 0 E: 0 K: 0 S: 5	H: 0 LOB: 1 BB: 1 P: 13	R: 0 E: 0 K: 0 S: 6	H: 0 LOB: 0 BB: 0 P: 11	R: 0 E: 0 K: 1 S: 9	H: 1 LOB: 0 BB: 0 P: 15	R: 0 E: 0 K: 0 S: 7	H: 0 LOB: 0 BB: 0 P: 10	R: 0 E: 0 K: 0 S: 8	H: 0 LOB: 0 BB: 0 P: 10	1B: 5 2B: 0 3B: 0 HR: 0	SF: 1 SAC: 0 DP: 2 HBP: 0	WP: 0 PB: 0 SB: 0 CS: 0	PA: 33
<b>PITCHER</b>	IP WLS BF H R ER SO BB IBB HBP BLK WP HR S P ERA WHIP	IP WLS BF H R ER SO BB IBB HBP BLK WP HR S P ERA WHIP																		
Jose Mercedes, R (1, 1) ERA: 4.11	6.0 W 24 4 2 2 3 3 0 0 0 0 0 0 0 52 93 3.00 1.167																			
Al Reyes, R (7, 1) ERA: 9.0	1.0 3 1 0 0 0 0 0 0 0 0 0 0 0 9 15 0.00 1.000																			
Mike Myers, L (8, 1) ERA: 1.42	1.0 S 3 0 0 0 1 0 0 0 0 0 0 0 0 7 9 0.00 0.000																			
Doug Jones, R (9, 1) ERA: 3.6	1.0 S 3 0 0 0 0 0 0 0 0 0 0 0 0 8 10 0.00 0.000																			

Batter	1	2	3	4	5	6	7	8	9	AB	R	H	RBI	BB	SO	LOB	BOTTOM			
Fernando Vina, L (1, 4) OBP: 0.493, SLG: 0.567	1-1 1B G5-4-3	1-1 G3		0-0 F7		3-0 L3				4	0	1	0	0	0	3	<b>San Francisco Giants @ Milwaukee Brewers</b> Milwaukee County Stadium, Milwaukee, WI Fri Apr 17 1998, 8:05 PM EDT Att: 14,524 - Unknown - 54 F <a href="http://livebaseballscorecards.com">livebaseballscorecards.com</a>			
Jeff Cirillo, R (1, 5) OBP: 0.413, SLG: 0.377	0-1 1B G5-4-3	1-3 K		4-2 BB				2-1 G4-3		3	0	0	0	1	1	3				
John Jaha, R (1, 3) OBP: 0.404, SLG: 0.400	4-0 1B 2B		3-3 K	0-1 L8				4-2 BB		2	1	0	0	2	1	1				
Jose Valentin, S (7, PR) OBP: 0.365, SLG: 0.549										0	0	0	0	0	0	0				
Jeremy Burnitz, L (1, 9) OBP: 0.449, SLG: 0.691	1-1 1B 2B		2-1 BB	3-2 G4-3				2-3 K		4	2	2	0	0	1	2				
Marquis Grissom, R (1, 8) OBP: 0.328, SLG: 0.469	0-0 2B		4-0 BB		1-1 L7			1-2 G1-3		3	1	1	2	1	0	1				
Mark Loretta, R (1, 6) OBP: 0.276, SLG: 0.267	2-2 G6-3		3-1 BB	1-2 BB				1-2 G6-3		3	1	1	2	1	0	1				
Darrin Jackson, R (1, 7) OBP: 0.250, SLG: 0.182		4-2 BB	2-0 BB	0-1 G5-3				0-0 F9		3	0	1	0	1	0	1				
Mike Matheny, R (1, 2) OBP: 0.341, SLG: 0.425		4-1 BB	1-2 BB	0-0 G6-3				2-3 K		3	0	0	0	1	2	3				
Jose Mercedes, R (1, 1) OBP: 0.286, SLG: 0.167		0-3 BB	3-3 K		0-0 L3			2-2 P6		3	0	1	0	0	2	3				
Al Reyes, R (7, 1) ERA: 5.79										0	0	0	0	0	0	0				
Mike Myers, L (8, 1) ERA: 1.42										0	0	0	0	0	0	0				
Bob Hamelin, L (8, PH) OBP: 0.143, SLG: 0.053										1	0	0	0	0	0	1				
Doug Jones, R (9, 1) ERA: 3.6										0	0	0	0	0	0	0				
<b>Inning Stats</b>	R: 2 E: 0 K: 0 S: 11	H: 3 LOB: 1 BB: 1 P: 19	R: 0 E: 0 K: 2 S: 11	H: 0 LOB: 2 BB: 2 P: 21	R: 3 E: 0 K: 3 S: 15	H: 3 LOB: 1 BB: 1 P: 34	R: 0 E: 0 K: 0 S: 8	H: 0 LOB: 1 BB: 1 P: 15	R: 0 E: 0 K: 0 S: 3	H: 1 LOB: 0 BB: 0 P: 6	R: 0 E: 0 K: 1 S: 15	H: 0 LOB: 2 BB: 1 P: 24	R: 0 E: 0 K: 1 S: 12	H: 0 LOB: 1 BB: 1 P: 19	R: 0 E: 0 K: 0 S: 8	H: 0 LOB: 0 BB: 0 P: 10	1B: 5 2B: 3 3B: 0 HR: 0	SF: 0 SAC: 0 DP: 2 HBP: 0	WP: 1 PB: 0 SB: 2 CS: 0	PA: 36
<b>PITCHER</b>	IP WLS BF H R ER SO BB IBB HBP BLK WP HR S P ERA WHIP	IP WLS BF H R ER SO BB IBB HBP BLK WP HR S P ERA WHIP																		
Shawn Estes, L (1, 1) ERA: 5.79	6.0 L 28 7 5 5 5 5 0 0 0 0 0 0 0 103 7.50 2.000																			
John Johnstone, R (7, 1) ERA: 3.6	2.0 8 0 0 0 2 2 0 0 0 0 0 0 0 27 43 0.00 1.000																			



Batter	1	2	3	4	5	6	7	8	9	AB	R	H	RBI	BB	SO	LOB	TOP			
Darryl Hamilton, L (1,8) OBP: 0.397, SLG: 0.317	L6		G4-3		F7			G4-3		4	0	0	0	0	0	0	<b>San Francisco Giants @ Milwaukee Brewers</b> Milwaukee County Stadium, Milwaukee, WI Sat Apr 18 1998, 4:33 AM EDT Att: 25,053 - Sunny - 59 F <a href="http://livebaseballscorecards.com">livebaseballscorecards.com</a>			
Bill Mueller, S (1,5) OBP: 0.418, SLG: 0.464	G3 1B		G3			K		1B BB		3	0	1	0	1	1	0				
Barry Bonds, L (1,7) OBP: 0.329, SLG: 0.457	G3		F8			G3		P7		4	0	0	0	0	2					
Jeff Kent, R (1,4) OBP: 0.382, SLG: 0.478	K				G3 2B			1B		4	1	3	0	0	1	1				
J.T. Snow, L (1,3) OBP: 0.310, SLG: 0.279		L3			G3			L5 1B		4	0	0	0	0	4					
Stan Javier, S (1,9) OBP: 0.397, SLG: 0.357		1B			G6-3				G5-3	4	0	2	1	0	0					
Brian Johnson, R (1,2) OBP: 0.321, SLG: 0.367		1B			P9			P8		4	0	1	0	0	1					
Rey Sanchez, R (1,6) OBP: 0.441, SLG: 0.467		K				G4-3		G1-3		4	0	0	0	1	3					
Orel Hershiser, R (1,1) OBP: 0.416, SLG: 0.273		FC6-4				P4				2	0	0	0	0	2					
Marvin Benard, L (7,PH) OBP: 0.273, SLG: 0.273										1	0	0	0	0	1					
Jim Poole, L (7,1) OBP: 0.500, SLG: 0.500										0	0	0	0	0	0					
Steve Reed, R (8,1) OBP: 0.500, SLG: 0.500										0	0	0	0	0	0					
<b>Inning Stats</b>	R: 0 E: 0 K: 1 S: 14	H: 1 LOB: 0 BB: 0 P: 25	R: 0 E: 0 K: 1 S: 17	H: 2 LOB: 2 BB: 0 P: 25	R: 0 E: 0 K: 0 S: 6	H: 0 LOB: 0 BB: 0 P: 12	R: 1 E: 0 K: 0 S: 8	H: 1 LOB: 0 BB: 0 P: 12	R: 0 E: 0 K: 1 S: 9	H: 0 LOB: 1 BB: 0 P: 15	R: 0 E: 0 K: 1 S: 11	H: 1 LOB: 1 BB: 0 P: 14	R: 0 E: 0 K: 1 S: 9	H: 1 LOB: 2 BB: 1 P: 17	R: 0 E: 0 K: 0 S: 7	H: 0 LOB: 0 BB: 1 P: 15	1B: 6 2B: 1 3B: 0 HR: 0	SF: 0 SAC: 0 DP: 0 HBP: 0	WP: 0 PB: 0 SB: 2 CS: 0	PA: 35
<b>PITCHER</b>	IP WLS BF H R ER SO BB IBB HBP BLK WP HR S P ERA WHIP																			
Paul Wagner, R (1,1) ERA: 5.4	5.2 W 22 5 1 1 3 0 0 0 0 0 0 62 99 1.59 0.882																			
Mike Myers, L (6,1) ERA: 1.35	0.1 1 0 0 0 0 0 0 0 0 0 0 3 4 0.00 0.000																			
Chad Fox, R (7,1) ERA: 0.77	1.0 4 1 0 0 1 0 0 0 0 0 0 9 17 0.00 1.000																			
Bob Wickman, R (8,1) ERA: 1.5	1.0 S 3 0 0 0 0 1 0 0 0 0 0 7 15 0.00 2.000																			
Doug Jones, R (9,1) ERA: 3.27	1.0 S 3 0 0 0 0 0 0 0 0 0 0 6 7 0.00 0.000																			

Batter	1	2	3	4	5	6	7	8	9	AB	R	H	RBI	BB	SO	LOB	BOTTOM			
Fernando Vina, L (1,4) OBP: 0.481, SLG: 0.549	HR 1B		F8		G4-3			P7		4	1	1	0	0	0	1	<b>San Francisco Giants @ Milwaukee Brewers</b> Milwaukee County Stadium, Milwaukee, WI Sat Apr 18 1998, 4:33 AM EDT Att: 25,053 - Sunny - 59 F <a href="http://livebaseballscorecards.com">livebaseballscorecards.com</a>			
Jeff Cirillo, R (1,5) OBP: 0.405, SLG: 0.415	HR		G4-3		E5 1B			P7		4	2	1	2	0	0					
John Jaha, R (1,3) OBP: 0.416, SLG: 0.405			G6-3		E WP 1B			K		2	0	1	1	1	0					
Bob Hamelin, L (6,PR) OBP: 0.136, SLG: 0.050					3H 1B					1	0	0	0	0	1					
Jeremy Burnitz, L (1,9) OBP: 0.438, SLG: 0.678	K		P8		F8					4	0	1	0	0	1					
Marquis Grissom, R (1,8) OBP: 0.310, SLG: 0.441					G6-3			E4		4	0	0	0	0	3					
Jose Valentin, S (1,6) OBP: 0.373, SLG: 0.528					S 1B BB			G3		2	0	0	0	2	2					
Darrin Jackson, R (1,7) OBP: 0.250, SLG: 0.200	FC6-4				WP 1B			G4-3		4	0	1	0	0	2					
Mike Matheny, R (1,2) OBP: 0.333, SLG: 0.432			K		K			G1-3		4	0	1	0	0	2					
Paul Wagner, R (1,1) OBP: 0.143, SLG: 0.143										2	0	0	0	0	1					
Mike Myers, L (6,1) ERA: 1.35										0	0	0	0	0	0					
Marc Newfield, R (6,PH) OBP: 0.216, SLG: 0.216										1	0	0	0	0	0					
Chad Fox, R (7,1) ERA: 0.77										0	0	0	0	0	0					
Bob Wickman, R (8,1) ERA: 1.5										0	0	0	0	0	0					
Doug Jones, R (9,1) ERA: 3.27										0	0	0	0	0	0					
<b>Inning Stats</b>	R: 2 E: 0 K: 1 S: 12	H: 2 LOB: 2 BB: 2 P: 25	R: 0 E: 0 K: 2 S: 11	H: 0 LOB: 0 BB: 0 P: 14	R: 0 E: 0 K: 0 S: 6	H: 0 LOB: 0 BB: 0 P: 9	R: 0 E: 0 K: 1 S: 15	H: 1 LOB: 2 BB: 1 P: 23	R: 1 E: 2 K: 0 S: 16	H: 1 LOB: 2 BB: 0 P: 29	R: 0 E: 0 K: 0 S: 7	H: 1 LOB: 1 BB: 0 P: 12	R: 0 E: 0 K: 1 S: 9	H: 1 LOB: 1 BB: 0 P: 12	R: 0 E: 0 K: 0 S: 8	H: 0 LOB: 0 BB: 0 P: 11	1B: 3 2B: 2 3B: 0 HR: 1	SF: 0 SAC: 0 DP: 0 HBP: 0	WP: 2 PB: 0 SB: 2 CS: 0	PA: 35
<b>PITCHER</b>	IP WLS BF H R ER SO BB IBB HBP BLK WP HR S P ERA WHIP																			
Orel Hershiser, R (1,1) ERA: 3.7	6.0 L 28 5 3 2 4 3 0 0 0 0 0 67 112 3.00 1.333																			
Jim Poole, L (7,1) ERA: 2.25	1.1 5 1 0 0 1 0 0 0 0 0 0 12 16 0.00 0.750																			
Steve Reed, R (8,1) ERA: 3.27	0.2 2 0 0 0 0 0 0 0 0 0 0 5 7 0.00 0.000																			



Batter	1	2	3	4	5	6	7	8	9	10	11	12	AB	R	H	RBI	BB	SO	LOB	TOP						
Darryl Hamilton, L OBP: 0.368, SLG: 0.333 (1.8)													6	1	3	1	0	1	1							
Bill Mueller, S OBP: 0.397, SLG: 0.435 (1.5)													6	0	1	0	0	2	4							
Barry Bonds, L OBP: 0.318, SLG: 0.434 John Johnstone, R (12.1)													6	0	1	0	0	2	2							
Jeff Kent, R OBP: 0.390, SLG: 0.479 (1.4)													4	0	1	0	2	1	2							
Charlie Hayes, R OBP: 0.296, SLG: 0.435 Rich Rodriguez, L (7.1)													4	0	1	1	0	0	4							
Julian Tavarez, L (8.1)													2	0	0	0	0	0	1							
Stan Javier, S OBP: 0.387, SLG: 0.361 Robb Nen, R (10.1)													5	0	2	0	0	3								
Marvin Benard, L OBP: 0.273, SLG: 0.273 (12.9)												4	0	0	0	1	0	3								
Brian Johnson, R OBP: 0.310, SLG: 0.340 (1.2)													4	1	0	0	0	2								
Rich Aurilia, R OBP: 0.413, SLG: 0.425 Steve Reed, R OBP: 0.500, SLG: 0.500 Alex Diaz, S OBP: 0.211, SLG: 0.263 (12.7)													1	0	1	0	0	0								
Kirk Rueter, L OBP: 0.250, SLG: 0.250 J.T. Snow, L OBP: 0.301, SLG: 0.270 (7.3)													2	0	1	0	0	0								
J.T. Snow, L OBP: 0.301, SLG: 0.270 (7.3)													2	0	0	0	0	1								
<b>Inning Stats</b>	R: 1 E: 0 K: 1 S: 7	H: 2 LOB: 2 BB: 1 P: 11	R: 0 E: 0 K: 0 S: 3	H: 0 LOB: 1 BB: 1 P: 7	R: 0 E: 0 K: 0 S: 3	H: 0 LOB: 1 BB: 1 P: 7	R: 0 E: 0 K: 1 S: 8	H: 3 LOB: 2 BB: 0 P: 8	R: 0 E: 1 K: 0 S: 5	H: 2 LOB: 2 BB: 0 P: 5	R: 0 E: 0 K: 0 S: 3	H: 0 LOB: 0 BB: 0 P: 3	R: 0 E: 0 K: 2 S: 7	H: 0 LOB: 0 BB: 0 P: 7	R: 0 E: 0 K: 0 S: 4	H: 1 LOB: 1 BB: 0 P: 4	R: 0 E: 0 K: 0 S: 5	H: 2 LOB: 2 BB: 0 P: 5	R: 0 E: 0 K: 1 S: 5	H: 0 LOB: 0 BB: 0 P: 6	1B: 10 2B: 1 3B: 0 HR: 0	SF: 0 SAC: 1 DP: 0 HBP: 0	WP: 0 PB: 0 SB: 0 CS: 0	PA: 50		
<b>PITCHER</b>	IP WLS BF H R ER SO BB IBB HBP BLK WP HR S P ERA WHIP	IP WLS BF H R ER SO BB IBB HBP BLK WP HR S P ERA WHIP	IP WLS BF H R ER SO BB IBB HBP BLK WP HR S P ERA WHIP	IP WLS BF H R ER SO BB IBB HBP BLK WP HR S P ERA WHIP	IP WLS BF H R ER SO BB IBB HBP BLK WP HR S P ERA WHIP	IP WLS BF H R ER SO BB IBB HBP BLK WP HR S P ERA WHIP	IP WLS BF H R ER SO BB IBB HBP BLK WP HR S P ERA WHIP	IP WLS BF H R ER SO BB IBB HBP BLK WP HR S P ERA WHIP	IP WLS BF H R ER SO BB IBB HBP BLK WP HR S P ERA WHIP	IP WLS BF H R ER SO BB IBB HBP BLK WP HR S P ERA WHIP	IP WLS BF H R ER SO BB IBB HBP BLK WP HR S P ERA WHIP	IP WLS BF H R ER SO BB IBB HBP BLK WP HR S P ERA WHIP	IP WLS BF H R ER SO BB IBB HBP BLK WP HR S P ERA WHIP	IP WLS BF H R ER SO BB IBB HBP BLK WP HR S P ERA WHIP	IP WLS BF H R ER SO BB IBB HBP BLK WP HR S P ERA WHIP	IP WLS BF H R ER SO BB IBB HBP BLK WP HR S P ERA WHIP	IP WLS BF H R ER SO BB IBB HBP BLK WP HR S P ERA WHIP	IP WLS BF H R ER SO BB IBB HBP BLK WP HR S P ERA WHIP	IP WLS BF H R ER SO BB IBB HBP BLK WP HR S P ERA WHIP	IP WLS BF H R ER SO BB IBB HBP BLK WP HR S P ERA WHIP	IP WLS BF H R ER SO BB IBB HBP BLK WP HR S P ERA WHIP	IP WLS BF H R ER SO BB IBB HBP BLK WP HR S P ERA WHIP	IP WLS BF H R ER SO BB IBB HBP BLK WP HR S P ERA WHIP	IP WLS BF H R ER SO BB IBB HBP BLK WP HR S P ERA WHIP	IP WLS BF H R ER SO BB IBB HBP BLK WP HR S P ERA WHIP	IP WLS BF H R ER SO BB IBB HBP BLK WP HR S P ERA WHIP

San Francisco Giants @ Milwaukee Brewers  
Milwaukee County Stadium, Milwaukee, WI  
Sun Apr 19 1998, 4:33 AM EDT  
Alt. 30,084 - Cloudy - 57 F

AB 46  
R 2  
H 11  
RBI 2  
BB 3  
SO 6  
LOB 23



Batter	1	2	3	4	5	6	7	8	9	10	11	12	AB	R	H	RBI	BB	SO	LOB	BOTTOM							
Fernando Vina, L OBP: 0.471, SLG: 0.539 (1.4)													5	1	1	0	1	1	1								
Jeff Cirillo, R OBP: 0.424, SLG: 0.443 (1.5)													5	0	3	0	1	0	1								
John Jaha, R OBP: 0.424, SLG: 0.400 Eric Owens, R (8, PR)													3	0	1	0	1	0	1								
Bob Hamelin, L OBP: 0.125, SLG: 0.045 (9.3)													4	0	1	1	1	0	3								
Jeremy Burnitz, L OBP: 0.430, SLG: 0.651 (1.9)													6	0	1	1	0	0	6								
Marquis Grissom, R OBP: 0.289, SLG: 0.419 (1.8)													3	0	1	0	2	0	0								
Mark Loretta, R OBP: 0.348, SLG: 0.278 (1.6)													3	0	1	0	2	0	0								
Darrin Jackson, R OBP: 0.238, SLG: 0.250 (1.7)													5	1	1	0	0	1	3								
Mike Matheny, R OBP: 0.333, SLG: 0.426 Jesse Lewis, L OBP: 0.462, SLG: 0.391 (10, PH)													3	0	1	1	0	0	1								
Scott Karl, L OBP: 0.214, SLG: 0.214 Sun-Wei Liao, L OBP: 0.233, SLG: 0.211 Chad Fox, R OBP: 0.211, SLG: 0.211 Jose Valentin, S OBP: 0.211, SLG: 0.211 Bobby Hughes, R OBP: 0.211, SLG: 0.211 (12, PH)													2	0	0	0	0	0	1								
<b>Inning Stats</b>	R: 0 E: 0 K: 0 S: 4	H: 1 LOB: 2 BB: 1 P: 8	R: 0 E: 0 K: 0 S: 3	H: 0 LOB: 1 BB: 1 P: 7	R: 0 E: 0 K: 0 S: 3	H: 0 LOB: 0 BB: 0 P: 3	R: 0 E: 0 K: 0 S: 3	H: 0 LOB: 0 BB: 0 P: 3	R: 0 E: 0 K: 0 S: 6	H: 1 LOB: 1 BB: 0 P: 6	R: 1 E: 0 K: 0 S: 5	H: 2 LOB: 1 BB: 0 P: 5	R: 1 E: 0 K: 0 S: 4	H: 2 LOB: 1 BB: 1 P: 3	R: 0 E: 0 K: 1 S: 6	H: 1 LOB: 1 BB: 0 P: 8	R: 0 E: 0 K: 0 S: 4	H: 1 LOB: 2 BB: 1 P: 8	R: 0 E: 0 K: 1 S: 4	H: 0 LOB: 0 BB: 1 P: 8	R: 1 E: 0 K: 0 S: 5	H: 3 LOB: 3 BB: 1 P: 9	1B: 8 2B: 4 3B: 0 HR: 0	SF: 1 SAC: 0 DP: 2 HBP: 0	WP: 0 PB: 0 SB: 0 CS: 0	PA: 50	
<b>PITCHER</b>	IP WLS BF H R ER SO BB IBB HBP BLK WP HR S P ERA WHIP	IP WLS BF H R ER SO BB IBB HBP BLK WP HR S P ERA WHIP	IP WLS BF H R ER SO BB IBB HBP BLK WP HR S P ERA WHIP	IP WLS BF H R ER SO BB IBB HBP BLK WP HR S P ERA WHIP	IP WLS BF H R ER SO BB IBB HBP BLK WP HR S P ERA WHIP	IP WLS BF H R ER SO BB IBB HBP BLK WP HR S P ERA WHIP	IP WLS BF H R ER SO BB IBB HBP BLK WP HR S P ERA WHIP	IP WLS BF H R ER SO BB IBB HBP BLK WP HR S P ERA WHIP	IP WLS BF H R ER SO BB IBB HBP BLK WP HR S P ERA WHIP	IP WLS BF H R ER SO BB IBB HBP BLK WP HR S P ERA WHIP	IP WLS BF H R ER SO BB IBB HBP BLK WP HR S P ERA WHIP	IP WLS BF H R ER SO BB IBB HBP BLK WP HR S P ERA WHIP	IP WLS BF H R ER SO BB IBB HBP BLK WP HR S P ERA WHIP	IP WLS BF H R ER SO BB IBB HBP BLK WP HR S P ERA WHIP	IP WLS BF H R ER SO BB IBB HBP BLK WP HR S P ERA WHIP	IP WLS BF H R ER SO BB IBB HBP BLK WP HR S P ERA WHIP	IP WLS BF H R ER SO BB IBB HBP BLK WP HR S P ERA WHIP	IP WLS BF H R ER SO BB IBB HBP BLK WP HR S P ERA WHIP	IP WLS BF H R ER SO BB IBB HBP BLK WP HR S P ERA WHIP	IP WLS BF H R ER SO BB IBB HBP BLK WP HR S P ERA WHIP	IP WLS BF H R ER SO BB IBB HBP BLK WP HR S P ERA WHIP	IP WLS BF H R ER SO BB IBB HBP BLK WP HR S P ERA WHIP	IP WLS BF H R ER SO BB IBB HBP BLK WP HR S P ERA WHIP	IP WLS BF H R ER SO BB IBB HBP BLK WP HR S P ERA WHIP	IP WLS BF H R ER SO BB IBB HBP BLK WP HR S P ERA WHIP	IP WLS BF H R ER SO BB IBB HBP BLK WP HR S P ERA WHIP	IP WLS BF H R ER SO BB IBB HBP BLK WP HR S P ERA WHIP

San Francisco Giants @ Milwaukee Brewers  
Milwaukee County Stadium, Milwaukee, WI  
Sun Apr 19 1998, 4:33 AM EDT  
Alt. 30,084 - Cloudy - 57 F

AB 43  
R 3  
H 11  
RBI 3  
BB 6  
SO 3  
LOB 24





Batter	1	2	3	4	5	6	7	8	9	AB	R	H	RBI	BB	SO	LOB	TOP		
<b>Eric Young Sr. R</b> OBP: 0.360, SLG: 0.343	1-2 G6-4-3 1B		2-2 L8		2-0 G6-3		3-1 G5-3			4	0	1	0	0	0	3	<b>Los Angeles Dodgers @ Milwaukee Brewers</b> Milwaukee County Stadium, Milwaukee, WI Tue Apr 21 1998, 8:05 PM EDT Att: 10,008 - Overcast - 50 F		
<b>Trenidad Hubbard R</b> OBP: 0.313, SLG: 0.517 <b>Wilton Guerrero S</b> OBP: 0.323, SLG: 0.448	1-0 G6-4-3 1-2		2-2 F8		2-3 K			1-1 F8		3	0	0	0	0	1	2			
<b>Mike Piazza R</b> OBP: 0.351, SLG: 0.559	1-1 F9			0-0 FC6-4 1B		0-3 K		1-0 HR		4	1	2	1	0	1	0			
<b>Todd Zeile R</b> OBP: 0.299, SLG: 0.389		1-1 F9 G1-5-3 1B		0-3 K		3-2 E6 G1-3 1B		0-3 K		4	0	1	0	0	2	1			
<b>Raul Mondesi R</b> OBP: 0.257, SLG: 0.348	1-1 G1-5-3		0-1 FC6-4 1B		0-0 G1-3			0-0 1B		4	0	2	0	0	0	2			
<b>Todd Hollandsworth L</b> OBP: 0.324, SLG: 0.500	1-2 F9		2-1 FC6-4		1-1 1B		1-1 1B	1-3 K		4	0	1	0	0	1	4			
<b>Paul Konerko R</b> OBP: 0.267, SLG: 0.204	1-1 F4		1-2 P9				1-0 G5-3		1-3 K	4	0	0	0	0	1	3			
<b>Jose Vizcaino S</b> OBP: 0.333, SLG: 0.243			0-2 G3		2-2 G6-3 SH1-4 WP 1B		4-2 FC6-4 BB		0-0 L8	3	1	1	0	1	0	0			
<b>Ramon Martinez R</b> OBP: 0.300, SLG: 0.400 <b>Thomas Howard S</b> OBP: 0.129, SLG: 0.333 <b>Mark Guthrie R</b> OBP: 0.222, SLG: 0.235	0-1 1B		0-1 1B		0-0 SH1-4		0-0 FC6-4 1-2		0-1 G4-3	1	0	1	0	0	0	0			
<b>Inning Stats</b>	R: 0 E: 0 K: 0 S: 6	H: 1 LOB: 0 BB: 0 P: 9	R: 0 E: 0 K: 0 S: 9	H: 1 LOB: 1 BB: 0 P: 13	R: 0 E: 0 K: 0 S: 11	H: 1 LOB: 1 BB: 0 P: 15	R: 0 E: 0 K: 1 S: 11	H: 2 LOB: 2 BB: 0 P: 14	R: 1 E: 0 K: 1 S: 9	H: 1 LOB: 2 BB: 0 P: 15	R: 0 E: 1 K: 0 S: 8	H: 0 LOB: 1 BB: 1 P: 16	R: 1 E: 0 K: 2 S: 11	H: 2 LOB: 1 BB: 0 P: 14	R: 0 E: 0 K: 1 S: 6	H: 0 LOB: 0 BB: 0 P: 7		1B: 8 2B: 0 3B: 0 HR: 1	SF: 0 SAC: 1 DP: 1 HBP: 0
<b>PITCHER</b> <b>Jeff Juden R</b> ERA: 2.57	IP: 9.0 WLS: W BF: 36 H: 9 R: 2 ER: 2 SO: 6 BB: 1 IBB: 0 HBP: 0 BLK: 0 WP: 1 HR: 1 S: 82 P: 118 ERA: 2.00 WHIP: 1.111											<b>PITCHER</b>	IP: 9.0 WLS: W BF: 36 H: 9 R: 2 ER: 2 SO: 6 BB: 1 IBB: 0 HBP: 0 BLK: 0 WP: 1 HR: 1 S: 82 P: 118 ERA: 2.00 WHIP: 1.111						

Batter	1	2	3	4	5	6	7	8	9	AB	R	H	RBI	BB	SO	LOB	BOTTOM		
<b>Fernando Vina L</b> OBP: 0.472, SLG: 0.570	3-1 HR		2-1 B1-3		4-1 HR BB		1-1 F9			3	2	1	1	1	0	1	<b>Los Angeles Dodgers @ Milwaukee Brewers</b> Milwaukee County Stadium, Milwaukee, WI Tue Apr 21 1998, 8:05 PM EDT Att: 10,008 - Overcast - 50 F		
<b>Jeff Cirillo R</b> OBP: 0.427, SLG: 0.452	2-2 2B		4-2 CS BB		2-3 K		2-1 G4-3			3	0	1	0	1	1	4			
<b>John Jaha R</b> OBP: 0.429, SLG: 0.458	4-2 BB		0-0 L9		0-0 HR			2-3 K		3	1	1	4	1	1	1			
<b>Jeremy Burnitz L</b> OBP: 0.410, SLG: 0.612	3-1 P4		2-2 CS		2-2 G4-3 F8			2-2 E7 G4-3		4	0	0	0	0	0	2			
<b>Marquis Grissom R</b> OBP: 0.284, SLG: 0.397	2-2 F8		1-1 F8		0-0 F9			0-2 G4-3		4	0	0	0	0	0	3			
<b>Jose Valentin S</b> OBP: 0.361, SLG: 0.491	2-3 K		2-3 K		1-2 F8			4-0 IBB		3	0	0	0	1	2	2			
<b>Darrin Jackson R</b> OBP: 0.200, SLG: 0.208		2-2 G1-3			2-1 L9		2-3 K		0-1 F4	4	0	0	0	0	1	2			
<b>Jesse Levis L</b> OBP: 0.483, SLG: 0.400		2-0 F9			1-0 BB HR HBP			1-1 SH3-4 1B		2	1	1	0	0	0	0			
<b>Jeff Juden R</b> OBP: 0.250, SLG: 0.250		1-0 G3			1-1 HR BB			0-0 SH3-4		2	1	1	0	0	0	0			
<b>Inning Stats</b>	R: 1 E: 0 K: 1 S: 17	H: 2 LOB: 2 BB: 1 P: 33	R: 0 E: 0 K: 0 S: 5	H: 0 LOB: 0 BB: 0 P: 10	R: 0 E: 0 K: 0 S: 9	H: 0 LOB: 0 BB: 1 P: 17	R: 0 E: 0 K: 1 S: 8	H: 0 LOB: 0 BB: 0 P: 13	R: 4 E: 0 K: 1 S: 15	H: 2 LOB: 0 BB: 1 P: 28	R: 0 E: 0 K: 1 S: 7	H: 0 LOB: 0 BB: 0 P: 10	R: 0 E: 0 K: 0 S: 7	H: 1 LOB: 1 BB: 0 P: 11	R: 0 E: 1 K: 1 S: 14	H: 0 LOB: 2 BB: 1 P: 22		1B: 2 2B: 1 3B: 0 HR: 2	SF: 0 SAC: 1 DP: 0 HBP: 1
<b>PITCHER</b> <b>Ramon Martinez R</b> ERA: 3.27 <b>Mark Guthrie L</b> ERA: <b>Brad Clontz R</b> ERA:	IP: 6.0 WLS: L BF: 25 H: 4 R: 5 ER: 5 SO: 4 BB: 3 IBB: 0 HBP: 1 BLK: 0 WP: 0 HR: 2 S: 61 P: 111 ERA: 7.50 WHIP: 1.167											<b>PITCHER</b>	IP: 6.0 WLS: L BF: 25 H: 4 R: 5 ER: 5 SO: 4 BB: 3 IBB: 0 HBP: 1 BLK: 0 WP: 0 HR: 2 S: 61 P: 111 ERA: 7.50 WHIP: 1.167						



Batter	1	2	3	4	5	6	7	8	9	AB	R	H	RBI	BB	SO	LOB	TOP				
<b>Eric Young Sr. R</b> OBP: 0.389, SLG: 0.360	F9		1B 2B		P4		B1-3			4	0	1	0	0	0	0	<b>Los Angeles Dodgers @ Milwaukee Brewers</b> Milwaukee County Stadium, Milwaukee, WI Thu Apr 23 1998, 4:33 AM EDT Att. 12,389 - Sunny - 65 F				
<b>Todd Hollandsworth L</b> OBP: 0.316, SLG: 0.472	F7		2-3 1B		F7			K	4	0	1	0	0	0	1						
<b>Todd Zeile R</b> OBP: 0.291, SLG: 0.370	G6-3		P5			G5-3		G1-3	4	0	0	0	0	0	2						
<b>Mike Piazza R</b> OBP: 0.373, SLG: 0.645		1-0 1B 2B	4-0 FC6-4 IBB			F8		1B	3	1	2	0	1	0	0						
<b>Raul Mondesi R</b> OBP: 0.253, SLG: 0.333		2-0 F7	0-1 FC6-4			1B		K	4	0	1	0	0	1	4						
<b>Matt Luke L</b> OBP: 0.308, SLG: 0.304		0-2 F7		3-2 F9		1-2 SAFE SAFE 1-3 1B			4	0	1	0	0	1	1						
<b>Paul Konerko R</b> OBP: 0.275, SLG: 0.197		4-2 1B BB		0-3 K		1-0 L8		G1-3	3	0	0	0	1	1	2						
<b>Jose Vizcaino S</b> OBP: 0.321, SLG: 0.244		0-0 1-2 2H 1B		1-1 F8		0-1 F8		B1-3	4	0	1	1	0	0	0						
<b>Hideo Nomo R</b> (1, 1)		0-0 F8			2-1 F7		2-1 G6-3			3	0	0	0	0	2						
<b>Inning Stats</b>	R: 0 E: 0 K: 0 S: 8	H: 0 LOB: 0 BB: 0 P: 13	R: 1 E: 0 K: 0 S: 10	H: 2 LOB: 2 BB: 1 P: 17	R: 0 E: 0 K: 0 S: 8	H: 2 LOB: 2 BB: 1 P: 13	R: 0 E: 0 K: 1 S: 9	H: 0 LOB: 0 BB: 0 P: 13	R: 0 E: 0 K: 0 S: 5	H: 2 LOB: 2 BB: 0 P: 8	R: 0 E: 0 K: 0 S: 6	H: 0 LOB: 0 BB: 0 P: 10	R: 0 E: 0 K: 2 S: 12	H: 1 LOB: 1 BB: 0 P: 21	R: 0 E: 0 K: 1 S: 10	H: 0 LOB: 0 BB: 0 P: 12	1B: 5 2B: 2 3B: 0 HR: 0	SF: 0 SAC: 0 DP: 0 HBP: 0	WP: 0 PB: 0 SB: 0 CS: 1	PA: 35	
<b>PITCHER</b>	IP	WLS	BF	H	R	ER	SO	BB	IBB	HBP	BLK	WP	HR	S	P	ERA	WHIP				
<b>Jose Mercedes R</b> ERA: 3.22	(1, 1)	7.0	W	28	6	1	1	1	1	0	0	0	0	58	93	1.29	1.000				
<b>Mike Myers L</b> ERA: 1.29	(8, 1)	0.1		1	0	0	0	1	0	0	0	0	0	3	4	0.00	0.000				
<b>Chad Fox R</b> ERA: 0.63	(8, 1)	0.2		3	1	0	0	1	0	0	0	0	0	9	17	0.00	1.500				
<b>Doug Jones R</b> ERA: 3.0	(9, 1)	1.0	S	3	0	0	0	1	0	0	0	0	0	10	12	0.00	0.000				

Batter	1	2	3	4	5	6	7	8	9	AB	R	H	RBI	BB	SO	LOB	BOTTOM					
<b>Fernando Vina L</b> OBP: 0.449, SLG: 0.523	G4-3		F7			B4-3		F7		4	0	0	0	0	0	1	<b>Los Angeles Dodgers @ Milwaukee Brewers</b> Milwaukee County Stadium, Milwaukee, WI Thu Apr 23 1998, 4:33 AM EDT Att. 12,389 - Sunny - 65 F					
<b>Jeff Cirillo R</b> OBP: 0.392, SLG: 0.407	K		L8			G5-3			3	0	0	0	0	1	1							
<b>Jose Valentin S</b> OBP: 0.392, SLG: 0.508		4-2 WP S BB		4-2 S 1B BB		1-3 K			1	1	0	0	2	1	0							
<b>Jeromy Burnitz L</b> OBP: 0.411, SLG: 0.616		3-0 G3		3-1 P2		1-2 1B		K2-3	3	0	0	0	0	1	2							
<b>Marquis Grissom R</b> OBP: 0.295, SLG: 0.435		1-0 G6-3		0-1 CS 2H 1B		0-0 HR			3	1	2	2	0	0	0							
<b>Bob Hamelin L</b> OBP: 0.107, SLG: 0.038		0-0 G3		2-3 K		1-3 K			3	0	0	0	0	2	1							
<b>Marc Newfield R</b> OBP: 0.254, SLG: 0.205		1-3 K			2-1 F9		0-1 F7		3	0	0	0	0	1	0							
<b>Chad Fox R</b> Doug Jones R	(8, 1)								0	0	0	0	0	0	0							
<b>Mike Matheny R</b> OBP: 0.328, SLG: 0.426			2-0 2B		0-0 P4			G5-3	3	0	1	0	0	0	0							
<b>Jose Mercedes R</b> OBP: 0.222, SLG: 0.125	(1, 1)		0-0 B3-5		1-1 G5-3		1-2 F9		2	0	0	0	0	0	1							
<b>Mike Myers L</b> Darrin Jackson R	(8, 1)								0	0	0	0	0	0	0							
<b>Darrin Jackson R</b> OBP: 0.192, SLG: 0.200	(8, 7)								1	0	0	0	0	0	0							
<b>Inning Stats</b>	R: 0 E: 0 K: 1 S: 9	H: 0 LOB: 1 BB: 1 P: 16	R: 0 E: 0 K: 1 S: 6	H: 0 LOB: 0 BB: 0 P: 8	R: 0 E: 0 K: 0 S: 5	H: 1 LOB: 1 BB: 0 P: 8	R: 1 E: 0 K: 1 S: 10	H: 1 LOB: 0 BB: 1 P: 18	R: 0 E: 0 K: 0 S: 5	H: 0 LOB: 0 BB: 0 P: 8	R: 0 E: 0 K: 1 S: 7	H: 0 LOB: 0 BB: 0 P: 10	R: 1 E: 0 K: 2 S: 11	H: 1 LOB: 0 BB: 0 P: 15	R: 0 E: 0 K: 0 S: 5	H: 0 LOB: 0 BB: 0 P: 6	1B: 1 2B: 1 3B: 0 HR: 1	SF: 0 SAC: 0 DP: 0 HBP: 0	WP: 1 PB: 0 SB: 2 CS: 1	PA: 28		
<b>PITCHER</b>	IP	WLS	BF	H	R	ER	SO	BB	IBB	HBP	BLK	WP	HR	S	P	ERA	WHIP					
<b>Hideo Nomo R</b> ERA: 5.47	(1, 1)	8.0	L	28	3	2	2	6	2	0	0	0	1	1	58	89	2.25	0.625				

AB	33
R	1
H	7
RBI	1
BB	2
SO	4
LOB	11



AB	26
R	2
H	3
RBI	2
BB	2
SO	6
LOB	6









Batter	1	2	3	4	5	6	7	8	9	AB	R	H	RBI	BB	SO	LOB	TOP										
Fernando Vina, L (1,4) OBP: 0.421, SLG: 0.479	G4-3			L7		G4-3			K	4	0	0	0	0	1	0	<b>Milwaukee Brewers @ San Francisco Giants</b> 3Com Park at Candlestick Point, San Francisco, CA Sat Apr 25 1998, 6:33 AM EDT Att: 18,457 - Sunny - 70 F <a href="http://livebaseballscorecards.com">livebaseballscorecards.com</a>										
Mark Loretta, R (1,3) OBP: 0.286, SLG: 0.217	L9			G5-3			G6-3		G6-3	4	0	0	0	0	0	0											
Jeff Cirillo, R (1,5) OBP: 0.387, SLG: 0.398	G1-3						F9		K	3	0	0	0	1	1	0											
Jeremy Burnitz, L (1,9) OBP: 0.408, SLG: 0.630										3	1	1	0	0	2	1											
Marquis Grissom, R (1,8) OBP: 0.284, SLG: 0.413										3	0	1	0	0	0	0											
Marc Newfield, R (1,7) OBP: 0.285, SLG: 0.196										2	0	0	0	0	1	0											
Geoff Jenkins, L (7,PH) OBP: 0.400, SLG: 1.000										1	0	0	0	0	0	1											
Jose Valentin, S (1,6) OBP: 0.391, SLG: 0.485										3	0	1	0	0	2	0											
Mike Matheny, R (1,2) OBP: 0.338, SLG: 0.417										3	0	0	0	0	0	0											
Paul Wagner, R (1,1) OBP: 0.111, SLG: 0.111										2	0	0	0	0	1	0											
Bob Hamelin, L (8,PH) OBP: 0.162, SLG: 0.069										1	0	0	0	0	1	0											
Mike Myers, L (8,1)										0	0	0	0	0	0	0											
Al Reyes, R (8,1)										0	0	0	0	0	0	0											
<b>Inning Stats</b>	R: 0 E: 0 K: 0 S: 4	H: 0 LOB: 0 BB: 0 P: 8	R: 0 E: 0 K: 2 S: 7	H: 0 LOB: 0 BB: 0 P: 11	R: 0 E: 0 K: 1 S: 8	H: 0 LOB: 0 BB: 0 P: 12	R: 0 E: 0 K: 1 S: 11	H: 0 LOB: 1 BB: 1 P: 19	R: 0 E: 0 K: 1 S: 8	H: 0 LOB: 0 BB: 0 P: 8	R: 1 E: 1 K: 0 S: 16	H: 2 LOB: 1 BB: 0 P: 20	R: 0 E: 0 K: 2 S: 9	H: 0 LOB: 0 BB: 0 P: 12	R: 0 E: 0 K: 2 S: 7	H: 0 LOB: 0 BB: 0 P: 8	1B: 3 2B: 0 3B: 0 HR: 0	SF: 0 SAC: 0 DP: 0 HBP: 0	WP: 0 PB: 0 CS: 1	PA: 31							
<b>PITCHER</b>	IP	WLS	BF	H	R	ER	SO	BB	IBB	HBP	BLK	WP	HR	S	P	ERA	WHIP										
Kirk Rueter, L (1,1) ERA: 2.61	6.2	W	23	3	1	0	5	1	0	0	0	0	0	58	86	0.00	0.600										
John Johnstone, R (7,1) ERA: 0.96	1.1		4	0	0	0	2	0	0	0	0	0	0	12	16	0.00	0.000										
Robb Nen, R (9,1) ERA: 0.69	1.0	S	3	0	0	0	2	0	0	0	0	0	0	7	8	0.00	0.000										

Batter	1	2	3	4	5	6	7	8	9	AB	R	H	RBI	BB	SO	LOB	BOTTOM										
Marvin Benard, L (1,9) OBP: 0.353, SLG: 0.267	G5-3									3	1	1	1	1	0	0	<b>Milwaukee Brewers @ San Francisco Giants</b> 3Com Park at Candlestick Point, San Francisco, CA Sat Apr 25 1998, 6:33 AM EDT Att: 18,457 - Sunny - 70 F <a href="http://livebaseballscorecards.com">livebaseballscorecards.com</a>										
Robb Nen, R (9,1)										0	0	0	0	0	0	0											
Bill Mueller, S (1,5) OBP: 0.383, SLG: 0.434										4	0	2	1	0	1	2											
Barry Bonds, L (1,7) OBP: 0.340, SLG: 0.473										2	0	0	0	2	1	3											
Jeff Kent, R (1,4) OBP: 0.337, SLG: 0.416										4	0	0	0	0	2	4											
J.T. Snow, L (1,3) OBP: 0.286, SLG: 0.253										3	0	0	0	1	1	0											
Stan Javier, S (1,8) OBP: 0.366, SLG: 0.338										4	0	0	0	0	0	2											
Rey Sanchez, R (1,6) OBP: 0.431, SLG: 0.444										3	1	1	0	0	2	0											
John Johnstone, R (7,1) ERA: 0.96										0	0	0	0	0	0	0											
Alex Diaz, S (9,8) OBP: 0.179, SLG: 0.214										0	0	0	0	0	0	0											
Brian Johnson, R (1,2) OBP: 0.278, SLG: 0.288										2	0	0	0	1	0	1											
Kirk Rueter, L (1,1) ERA: 4.56										0	0	0	0	0	0	0											
Rich Aurilia, R (7,6) OBP: 0.436, SLG: 0.447										1	0	0	0	0	0	0											
<b>Inning Stats</b>	R: 0 E: 0 K: 2 S: 13	H: 1 LOB: 1 BB: 0 P: 20	R: 0 E: 0 K: 1 S: 8	H: 0 LOB: 0 BB: 0 P: 13	R: 0 E: 0 K: 1 S: 9	H: 0 LOB: 2 BB: 2 P: 23	R: 0 E: 0 K: 1 S: 6	H: 0 LOB: 0 BB: 0 P: 9	R: 2 E: 0 K: 0 S: 7	H: 3 LOB: 2 BB: 1 P: 15	R: 0 E: 0 K: 1 S: 6	H: 0 LOB: 0 BB: 0 P: 9	R: 0 E: 0 K: 0 S: 10	H: 0 LOB: 0 BB: 0 P: 16	R: 0 E: 0 K: 1 S: 11	H: 0 LOB: 2 BB: 2 P: 20	1B: 3 2B: 1 3B: 0 HR: 0	SF: 0 SAC: 2 DP: 0 HBP: 0	WP: 1 PB: 0 CS: 0	PA: 33							
<b>PITCHER</b>	IP	WLS	BF	H	R	ER	SO	BB	IBB	HBP	BLK	WP	HR	S	P	ERA	WHIP										
Paul Wagner, R (1,1) ERA: 4.56	7.0	L	28	4	2	2	6	2	1	0	0	0	0	59	105	2.57	0.857										
Mike Myers, L (8,1) ERA: 1.23	0.1		2	0	0	0	0	1	0	0	0	0	0	4	8	0.00	3.000										
Al Reyes, R (8,1) ERA: 7.94	0.2		3	0	0	0	1	1	0	0	0	0	0	7	12	0.00	1.500										







Batter	1	2	3	4	5	6	7	8	9	10	11	12	13	AB R H RBI BB SO LOB	TOP																					
Fernando Vina, L OBP: 0.432, SLG: 0.515 (1, 4)			L8			G6-3 3B		G4-3		F7				5 2 2 0 1 0 0	<b>Milwaukee Brewers @ Los Angeles Dodgers</b> Dodger Stadium, Los Angeles, CA Mon Apr 27 1998, 7:05 PM PDT Att. 32,910 - Unknown - 68 F <a href="http://livebaseballscores.com">livebaseballscores.com</a>																					
Mark Loretta, R OBP: 0.306, SLG: 0.294 (9, 3)	F8		G4-3			G6-3		WP 1B		G4-3			G5-3	6 0 1 1 0 0 3																						
Jose Valentin, S OBP: 0.378, SLG: 0.487 (1, 6)	L9			F9		P3		E5			P3		FC1-5 1B CS	6 0 0 0 0 0 4																						
Jeremy Burnitz, L OBP: 0.394, SLG: 0.598 (1, 9)	K				K	G3		K2-3			K			6 0 1 1 0 4 3																						
Marquis Grissom, R OBP: 0.286, SLG: 0.441 (1, 8)		F9		F9			HBP 1B		K		G5-3		CS	5 0 1 0 0 1 0																						
Geoff Jenkins, L OBP: 0.417, SLG: 0.909 Darin Jackson, R OBP: 0.172, SLG: 0.179 (8, 7)						1B		F7			G5-3			3 1 2 1 0 1 1 2 0 0 0 0 0 0																						
Mike Matheny, R OBP: 0.366, SLG: 0.477 (1, 2)		G5-3				G3-6-1 1B					K			4 0 2 0 0 1 0																						
Bob Hamelin, L OBP: 0.190, SLG: 0.132 Chad Fox, R (9, 1)		G4-3				G3-6-1 1B		HBP G4-6-3		G4-3				4 0 0 0 0 0 5 0 0 0 0 0 0 0 1 0 0 0 0 1 0 0 0 0 0 0 0 0																						
Bobby Hughes, R OBP: 0.200, SLG: 0.200 Al Reyes, R (12, 1)		G4-3				G4-6-3 1-2		G4-3		G4-3				2 0 0 0 0 2 1 1 0 2 0 0 0 0 0 0																						
21 Cal Eldred, R OBP: 0.000, SLG: 0.000 Jesus Flores, L OBP: 0.000, SLG: 0.000 Bob Wickman, R (8, 1) Doug Jones, R OBP: 0.000, SLG: 0.000 Mike Myers, L OBP: 0.000, SLG: 0.000 Jeff Cirillo, R OBP: 0.000, SLG: 0.000 (8, 9)			K			K		G4-3			F8		WP FC1-5 1B	2 0 0 0 0 2 1 1 0 2 0 0 0 0 0 0																						
<b>Inning Stats</b>	R: 0 E: 0 K: 1 S: 7	H: 0 LOB: 1 BB: 1 P: 14	R: 1 E: 0 K: 0 S: 7	H: 1 LOB: 0 BB: 0 P: 11	R: 0 E: 0 K: 1 S: 10	H: 0 LOB: 0 BB: 0 P: 14	R: 0 E: 0 K: 1 S: 10	H: 1 LOB: 0 BB: 0 P: 10	R: 0 E: 0 K: 0 S: 8	H: 1 LOB: 1 BB: 0 P: 9	R: 0 E: 0 K: 1 S: 15	H: 1 LOB: 2 BB: 0 P: 24	R: 0 E: 0 K: 0 S: 5	H: 0 LOB: 0 BB: 0 P: 12		R: 0 E: 0 K: 2 S: 9	H: 0 LOB: 0 BB: 0 P: 10	R: 1 E: 0 K: 0 S: 12	H: 3 LOB: 1 BB: 0 P: 17	1B: 8 2B: 0 3B: 1 HR: 1	SF: 0 SAC: 0 DP: 2 HBP: 1	WP: 2 PB: 0 SB: 1 CS: 1	PA: 50													
<b>PITCHER</b>	IP WLS BF H R ER SO BB IBB HBP BLK WP HR S P ERA WHIP																																			
Chan Ho Park, R ERA: 4.6 (1, 1)	7.2	30	6	2	2	5	1	0	0	0	0	1	0	4		7	0.00	0.000																		
Mark Guthrie, L ERA: (8, 1)	0.1	1	0	0	0	1	0	0	0	0	0	0	0	0	0	0.00	1.000																			
Jim Bruske, R ERA: 1.38 (9, 1)	1.0	4	1	0	0	1	0	0	0	0	0	0	0	9	12	0.00	1.000																			
Brad Clontz, R ERA: (10, 1)	3.0	9	0	0	0	3	0	0	0	0	0	0	0	24	36	0.00	0.000																			
Frank Lankford, R ERA: 9.06 (13, 1)	1.0	5	3	1	1	0	0	0	0	0	0	1	0	12	17	9.00	3.000																			

Batter	1	2	3	4	5	6	7	8	9	10	11	12	13	AB R H RBI BB SO LOB	BOTTOM																						
Eric Young Sr., R OBP: 0.375, SLG: 0.367 (1, 4)			G5-3			L8		F8				SH3-4		3 0 0 0 2 0 1	<b>Milwaukee Brewers @ Los Angeles Dodgers</b> Dodger Stadium, Los Angeles, CA Mon Apr 27 1998, 7:05 PM PDT Att. 32,910 - Unknown - 68 F <a href="http://livebaseballscores.com">livebaseballscores.com</a>																						
Roger Cedeno, S OBP: 0.380, SLG: 0.154 Brad Clontz, R (10, 1)			F8			L8						G3		4 0 0 0 1 2 4 0 0 0 0 0 0 0 1 0 0 0 0 0 1 0 0 0 0 0 0 0																							
Juan Castro, R OBP: 0.056, SLG: 0.059 Frank Lankford, R (13, 1)														4 0 1 0 0 0 1 0 0 0 0 0 0 0 2 0 0 0 0 0 1 1																							
Mike Piazza, R OBP: 0.360, SLG: 0.632 Todd Hollandsworth, L OBP: 0.294, SLG: 0.432 Tom Prince, R OBP: 0.308, SLG: 0.300 (8, PR)	G6-3			F8		P6				F7				4 0 1 0 0 0 1 0 0 0 0 0 0 0 2 0 0 0 0 0 1 1																							
Todd Zeile, R OBP: 0.295, SLG: 0.370 (1, 5)	G1-3					P4		K		P8				6 0 1 0 0 2 3																							
Raul Mondesi, R OBP: 0.296, SLG: 0.424 (1, 9)		G3 2B				CS 1B				HR		F9		6 1 5 1 0 0 0																							
Eric Karros, R OBP: 0.182, SLG: 0.273 Trendad Hubbard, R OBP: 0.316, SLG: 0.485 (10, 8)		L7		K		CS 1-2		F7		SH1-4 1B 2B				4 0 1 0 0 1 3 2 1 0 0 0 1 1																							
Matt Luke, L OBP: 0.317, SLG: 0.447 (10, 3)		G3		P4		G4-3		SH1-4		SH1-4		K		5 0 0 0 0 1 4																							
Jose Vizcaino, S OBP: 0.320, SLG: 0.262 (1, 6)						G3		G3		G3		F9		5 0 2 1 0 1 1																							
Chan Ho Park, R OBP: 0.375, SLG: 0.367 Mark Guthrie, L (8, PR) Wilton Guerrero, S OBP: 0.000, SLG: 0.000 Jim Bruske, R OBP: 0.000, SLG: 0.000 Thomas Howard, S OBP: 0.161, SLG: 0.303 (9, 7)			K			SH1-3 1B		G4-3						1 0 0 0 0 0 1 0 1 0 0 0 0 1 2																							
<b>Inning Stats</b>	R: 0 E: 0 K: 1 S: 8	H: 0 LOB: 1 BB: 1 P: 16	R: 0 E: 0 K: 1 S: 8	H: 1 LOB: 1 BB: 0 P: 11	R: 0 E: 0 K: 1 S: 13	H: 2 LOB: 0 BB: 0 P: 17	R: 0 E: 0 K: 0 S: 7	H: 1 LOB: 1 BB: 0 P: 13	R: 0 E: 0 K: 0 S: 8	H: 1 LOB: 0 BB: 0 P: 12	R: 0 E: 0 K: 0 S: 6	H: 0 LOB: 0 BB: 0 P: 8	R: 0 E: 0 K: 1 S: 11	H: 1 LOB: 2 BB: 1 P: 19		R: 2 E: 0 K: 2 S: 12	H: 3 LOB: 2 BB: 0 P: 23	R: 0 E: 0 K: 0 S: 7	H: 0 LOB: 0 BB: 0 P: 11	R: 0 E: 0 K: 1 S: 10	H: 0 LOB: 0 BB: 0 P: 13	R: 0 E: 0 K: 2 S: 12	H: 0 LOB: 1 BB: 1 P: 17	R: 0 E: 0 K: 1 S: 9	H: 1 LOB: 1 BB: 0 P: 15	1B: 7 2B: 2 3B: 0 HR: 1	SF: 0 SAC: 3 DP: 0 HBP: 0	WP: 0 PB: 0 SB: 1 CS: 1	PA: 53								
<b>PITCHER</b>	IP WLS BF H R ER SO BB IBB HBP BLK WP HR S P ERA WHIP																																				
21 Cal Eldred, R ERA: 1.67 (1, 1)	7.0	26	5	0	0	4	1	0	0	0	0	0	0	11		19	0.00	2.000																			
Bob Wickman, R ERA: 2.5 (8, 1)	1.0	5	1	0	0	1	1	0	0	0	0	0	1	6	10	54.00	9.000																				
Doug Jones, R ERA: 5.14 (9, 1)	0.1	4	3	2	2	0	0	0	0	0	0	0	0	1	6	10	54.00	9.000																			
Mike Myers, L ERA: 1.13 (8, 1)	0.1	1	0	0	0	1	0	0	0	0	0	0	0	3	3	0.00	0.000																				
Chad Fox, R ERA: 0.47 (9, 1)	2.1	8	0	0	0	3	1	0	0	0	0	0	0	20	34	0.00	0.429																				



Batter	1	2	3	4	5	6	7	8	9	AB	R	H	RBI	BB	SO	LOB	TOP			
Fernando Vina, L (1,4) OBP: 0.418, SLG: 0.495	F8		K			F8		F7		4	0	0	0	0	1	1	<b>Milwaukee Brewers @ Los Angeles Dodgers</b> Dodger Stadium, Los Angeles, CA Tue Apr 28 1998, 7:05 PM PDT Att: 29,791 - Unknown - 64 F <a href="http://livebaseballscorecards.com">livebaseballscorecards.com</a>			
Jeff Cirillo, R (1,5) OBP: 0.393, SLG: 0.398	F7			G6-3			BB 1B		G3-1 HR BB	3	1	1	0	1	0	0				
Jose Valentin, S (1,6) OBP: 0.373, SLG: 0.469	K2-3			P5			BB 1-2		P6	3	0	0	0	1	1	1				
Jeremy Burnitz, L (1,9) OBP: 0.389, SLG: 0.615				K2-3			K		G3-1	4	1	1	1	0	2	3				
Marquis Grissom, R (1,8) OBP: 0.278, SLG: 0.429 Eric Owens, R (8,7) OBP: 0.111, SLG: 0.444	G1-3				G5-3		K			3	0	0	0	0	1	2				
Geoff Jenkins, L (1,7) OBP: 0.333, SLG: 0.714 Darrin Jackson, R (7,7) OBP: 0.167, SLG: 0.172	K				G3		K2-3		L4	3	0	0	0	0	2	2				
Mark Loretta, R (1,3) OBP: 0.286, SLG: 0.270	K				F8				F9	3	0	0	0	0	1	0				
Jesse Lewis, L (1,2) OBP: 0.432, SLG: 0.323 Steve Woodard, L (8,1)			K2-3			G6-3			HBP	2	0	0	0	0	1	0				
Jose Mercedes, R (1,1) OBP: 0.182, SLG: 0.100 Mike Myers, L (7,1) Bobby Hughes, R (8,PH) OBP: 0.167, SLG: 0.167			P6			K			K	2	0	0	0	0	0	1				
<b>Inning Stats</b>	R: 0 E: 0 K: 1 S: 7	H: 0 LOB: 0 BB: 0 P: 14	R: 1 E: 0 K: 2 S: 12	H: 1 LOB: 0 BB: 0 P: 18	R: 0 E: 0 K: 2 S: 10	H: 0 LOB: 0 BB: 0 P: 13	R: 0 E: 0 K: 1 S: 5	H: 0 LOB: 0 BB: 0 P: 7	R: 0 E: 0 K: 0 S: 6	H: 0 LOB: 0 BB: 0 P: 7	R: 0 E: 0 K: 3 S: 12	H: 1 LOB: 2 BB: 1 P: 24	R: 0 E: 0 K: 1 S: 7	H: 0 LOB: 1 BB: 0 P: 12	R: 2 E: 0 K: 0 S: 10	H: 1 LOB: 0 BB: 1 P: 15		1B: 1 2B: 0 3B: 0 HR: 2	SF: 0 SAC: 0 DP: 0 HBP: 1	WP: 0 PB: 0 SB: 0 CS: 0
<b>PITCHER</b> Hideo Nomo, R (1,1) ERA: 4.81	IP: 9.0 WLS: W BF: 33 H: 3 R: 3 ER: 3 SO: 11 BB: 2 IBB: 0 HBP: 1 BLK: 0 WP: 0 HR: 2 S: 76 P: 118 ERA: 3.00 WHIP: 0.556															<b>PITCHER</b> IP: 9.0 WLS: W BF: 33 H: 3 R: 3 ER: 3 SO: 11 BB: 2 IBB: 0 HBP: 1 BLK: 0 WP: 0 HR: 2 S: 76 P: 118 ERA: 3.00 WHIP: 0.556				

Batter	1	2	3	4	5	6	7	8	9	AB	R	H	RBI	BB	SO	LOB	BOTTOM			
Eric Young Sr., R (1,4) OBP: 0.370, SLG: 0.362	F8		F9			G4-6-3 1B	E6 L8-4			4	0	1	0	0	0	0	<b>Milwaukee Brewers @ Los Angeles Dodgers</b> Dodger Stadium, Los Angeles, CA Tue Apr 28 1998, 7:05 PM PDT Att: 29,791 - Unknown - 64 F <a href="http://livebaseballscorecards.com">livebaseballscorecards.com</a>			
Todd Hollandsworth, L (1,8) OBP: 0.281, SLG: 0.412	P7			L8		G4-6-3 1-2	L8-4			4	0	0	0	0	0	2				
Mike Piazza, R (1,2) OBP: 0.374, SLG: 0.626	K			1B			E 2B 1B	G1-3		4	1	2	0	0	1	0				
Todd Zeile, R (1,5) OBP: 0.284, SLG: 0.356	F8			P2			E5 2B 1B	K		4	1	0	0	0	1	2				
Raul Mondesi, R (1,9) OBP: 0.294, SLG: 0.427	F8			F8			1B HR 2B	G6-3		4	1	1	1	0	0	1				
Eric Karros, R (1,3) OBP: 0.286, SLG: 0.357 Trenidad Hubbard, R (8,8) OBP: 0.316, SLG: 0.455			S 1B		G4-3		HR 1B			3	1	2	1	0	0	0				
Matt Luke, L (1,7) OBP: 0.318, SLG: 0.512	G4-3			G6-3			HR			3	1	1	3	0	0	1				
Jose Vizcaino, S (1,6) OBP: 0.315, SLG: 0.250			P7		F7		K			3	0	0	0	0	1	0				
Hideo Nomo, R (1,1) OBP: 0.111, SLG: 0.444			F9			G6-3	HR			3	1	1	1	0	0	0				
<b>Inning Stats</b>	R: 0 E: 0 K: 1 S: 9	H: 0 LOB: 0 BB: 0 P: 16	R: 0 E: 0 K: 0 S: 7	H: 1 LOB: 1 BB: 0 P: 14	R: 0 E: 0 K: 0 S: 8	H: 0 LOB: 0 BB: 0 P: 10	R: 0 E: 0 K: 0 S: 4	H: 1 LOB: 1 BB: 0 P: 5	R: 0 E: 0 K: 0 S: 7	H: 0 LOB: 0 BB: 0 P: 10	R: 6 E: 2 K: 1 S: 17	H: 5 LOB: 0 BB: 0 P: 22	R: 0 E: 0 K: 1 S: 9	H: 0 LOB: 0 BB: 0 P: 15	R: 0 E: 0 K: 1 S: 9	H: 0 LOB: 0 BB: 0 P: 15		1B: 5 2B: 2 3B: 0 HR: 2	SF: 0 SAC: 0 DP: 2 HBP: 0	WP: 0 PB: 0 SB: 1 CS: 0
<b>PITCHER</b> Jose Mercedes, R (1,1) ERA: 4.08 Mike Myers, L (7,1) ERA: 1.04 Steve Woodard, R (8,1) ERA: 1.32	IP: 6.1 WLS: L BF: 27 H: 8 R: 6 ER: 5 SO: 2 BB: 0 IBB: 0 HBP: 0 BLK: 0 WP: 0 HR: 2 S: 56 P: 86 ERA: 7.11 WHIP: 1.263															<b>PITCHER</b> IP: 6.1 WLS: L BF: 27 H: 8 R: 6 ER: 5 SO: 2 BB: 0 IBB: 0 HBP: 0 BLK: 0 WP: 0 HR: 2 S: 56 P: 86 ERA: 7.11 WHIP: 1.263				







Batter	1	2	3	4	5	6	7	8	9	AB	R	H	RBI	BB	SO	LOB	TOP		
Chris Stynes, R OBP: 0.372, SLG: 0.422	G4-3		G1-3		G6-3 1B	G4-3		FC4-6 1B		5	1	2	1	0	0	1			
Willea Greene, L OBP: 0.394, SLG: 0.477	P7		HR		G3-1			FC4-6 1B		5	1	1	1	0	1	3			
Dmitri Young, S Jeff Shaw, R	HR		K		G6-3		G5-3		2B 1B	5	2	2	1	0	1	1			
Eddie Taubensee, L OBP: 0.436, SLG: 0.534	K		2B		1B BB		L9		G6-3 1B	4	0	2	1	1	1	0			
Bret Boone, R OBP: 0.365, SLG: 0.509		G6-3	G6-3		1B			F8	P3	5	0	1	1	0	0	2			
Barry Larkin, R Pokey Reese, R	L4			G6-3		K		1B 1B	G6-3	4	1	1	0	0	1	2			
Eduardo Perez, R OBP: 0.200, SLG: 0.215	P5			K			F9	P8	K	5	0	0	0	0	2	2			
Jon Nunnally, L OBP: 0.384, SLG: 0.435			HR	BB			SH3-4 BB	1B 1B		2	2	2	1	2	0	0			
David Weathers, R Gabe White, L Lenny Harris, L Stan Belinda, R Pat Watkins, R			HR	P3		SH3-4		1B 1B		2	1	1	1	0	0	1			
<b>Inning Stats</b>	R: 1 E: 0 K: 1 S: 9	H: 1 LOB: 0 BB: 0 P: 15	R: 0 E: 0 K: 0 S: 5	H: 0 LOB: 0 BB: 0 P: 9	R: 3 E: 0 K: 1 S: 19	H: 4 LOB: 1 BB: 0 P: 23	R: 0 E: 0 K: 1 S: 8	H: 0 LOB: 1 BB: 1 P: 15	R: 1 E: 0 K: 0 S: 10	H: 2 LOB: 2 BB: 1 P: 23	R: 0 E: 0 K: 1 S: 7	H: 0 LOB: 0 BB: 0 P: 12	R: 2 E: 0 K: 0 S: 15	H: 4 LOB: 2 BB: 0 P: 19	R: 1 E: 0 K: 1 S: 9	H: 2 LOB: 1 BB: 0 P: 12	1B: 7 2B: 2 3B: 0 HR: 4	SF: 0 SAC: 1 DP: 0 HBP: 0	WP: 0 PA: 43 PB: 0 SB: 0 CS: 0
<b>PITCHER</b>	IP WLS BF H R ER SO BB IBB HBP BLK WP HR S P ERA WHIP																		
Jeff Juden, R ERA: 4.08	6.0	28	7	5	5	4	3	0	0	0	0	0	0	4	65	103	7.50	1.667	
Mike Myers, L ERA: 0.93	1.0	3	0	0	0	1	0	0	0	0	0	0	0	7	12	0.00	0.000		
Chad Fox, R ERA: 1.27	1.0	L	7	4	2	2	0	0	0	0	0	0	0	15	19	18.00	4.000		
Paul Wagner, R ERA: 4.74	1.0	5	2	1	1	1	0	0	0	0	0	0	0	9	12	9.00	2.000		

Cincinnati Reds @ Milwaukee Brewers  
Milwaukee County Stadium, Milwaukee, WI  
Sat May 02 1998, 4:33 AM EDT  
Att: 17,708 - Cloudy - 56 F

AB 39  
R 8  
H 13  
RBI 8  
BB 3  
SO 6  
LOB 13



Batter	1	2	3	4	5	6	7	8	9	AB	R	H	RBI	BB	SO	LOB	BOTTOM				
Fernando Vina, L OBP: 0.417, SLG: 0.487	G4-3 BB	2B		2B		G3-1			B1-3	4	0	2	0	1	0	2					
Jeff Cirillo, R OBP: 0.385, SLG: 0.376	G4-3	F7		P6		L8			G1-3	5	0	0	0	0	0	7					
Jose Valentin, S OBP: 0.366, SLG: 0.438	G4-3		K		K		G1-3		K	5	0	0	0	0	3	0					
Jeremy Burnitz, L OBP: 0.377, SLG: 0.573		G6-3	G4-3		L8		P5			4	0	0	0	0	0	0					
Marquis Grissom, R OBP: 0.284, SLG: 0.425		1B 2B 1B	P3		P4		F7			4	1	1	0	0	0	0					
Mark Loretta, R OBP: 0.300, SLG: 0.311		L9				F9		G5-3		4	0	1	0	0	0	0					
Geoff Jenkins, L OBP: 0.368, SLG: 0.833	FC3-5-2 2B			1B FC4-6 1B		HR		P5		4	3	2	1	0	0	2					
Jesse Levis, L OBP: 0.500, SLG: 0.382		2B		FC4-6 1B		G3-1 BB 1B		1B		3	1	3	0	1	0	0					
Jeff Juden, R Eric Owens, R Mike Myers, L Chad Fox, R Bob Hamelin, L Paul Wagner, R		1B 2B		FC4-6 2B		G3-1 BB		F8		2	0	1	4	0	0	1					
<b>Inning Stats</b>	R: 0 E: 0 K: 0 S: 4	H: 0 LOB: 1 BB: 1 P: 10	R: 3 E: 0 K: 0 S: 19	H: 4 LOB: 2 BB: 1 P: 30	R: 0 E: 0 K: 1 S: 8	H: 0 LOB: 0 BB: 0 P: 12	R: 1 E: 0 K: 0 S: 11	H: 3 LOB: 2 BB: 0 P: 16	R: 0 E: 0 K: 0 S: 5	H: 0 LOB: 0 BB: 0 P: 8	R: 1 E: 0 K: 0 S: 14	H: 2 LOB: 2 BB: 1 P: 24	R: 0 E: 0 K: 0 S: 8	H: 0 LOB: 0 BB: 0 P: 11	R: 0 E: 0 K: 0 S: 10	H: 1 LOB: 1 BB: 0 P: 16	R: 0 E: 0 K: 1 S: 8	H: 0 LOB: 0 BB: 0 P: 11	1B: 7 2B: 2 3B: 0 HR: 1	SF: 0 SAC: 0 DP: 1 HBP: 0	WP: 0 PA: 39 PB: 0 SB: 0 CS: 0
<b>PITCHER</b>	IP WLS BF H R ER SO BB IBB HBP BLK WP HR S P ERA WHIP																				
David Weathers, R ERA: 5.16	5.1	27	9	5	5	2	2	1	0	0	0	0	0	1	57	94	8.44	2.062			
Gabe White, L ERA: 6.0	1.2	W	5	0	0	0	0	0	0	0	0	0	0	12	17	0.00	0.000				
Stan Belinda, R ERA: 3.74	1.0	S	4	1	0	0	0	0	0	0	0	0	0	10	16	0.00	1.000				
Jeff Shaw, R ERA: 2.3	1.0	S	3	0	0	0	0	0	0	0	0	0	0	8	11	0.00	0.000				

Cincinnati Reds @ Milwaukee Brewers  
Milwaukee County Stadium, Milwaukee, WI  
Sat May 02 1998, 4:33 AM EDT  
Att: 17,708 - Cloudy - 56 F

AB 36  
R 5  
H 10  
RBI 5  
BB 3  
SO 3  
LOB 13









Batter	1	2	3	4	5	6	7	8	9	AB	R	H	RBI	BB	SO	LOB	TOP																																																																										
<b>Quilvio Veras, S</b> (1,4) OBP: 0.428, SLG: 0.364 <b>Andy Sheets, R</b> (1,5) OBP: 0.333, SLG: 0.556 (8,6)										0	1	0	0	1	0	0	<b>San Diego Padres @ Milwaukee Brewers</b> Milwaukee County Stadium, Milwaukee, WI Mon May 04 1998, 8:05 PM EDT Att: 9,357 - Unknown - 64 F																																																																										
<b>Steve Finley, L</b> (1,8) OBP: 0.286, SLG: 0.354 (8,6)										6	0	2	1	0	2	2																																																																											
<b>Tony Gwynn, L</b> (1,9) <b>James Mouton, R</b> (5,9) OBP: 0.225, SLG: 0.243 (8,6)											4	1	3	2	0	0		1																																																																									
<b>Wally Joyner, L</b> (1,3) <b>Archi Cianfrocco, R</b> (5, PR) OBP: 0.211, SLG: 0.306 (8,6)										2	1	0	0	1	0	3																																																																											
<b>Greg Vaughn, R</b> (1,7) OBP: 0.331, SLG: 0.505 (8,6)										5	1	1	2	0	3	4																																																																											
<b>Carlos Hernandez, R</b> (1,2) OBP: 0.333, SLG: 0.423 (8,6)										5	1	3	1	0	0	0																																																																											
<b>Ed Giovanola, L</b> (1,5) OBP: 0.333, SLG: 0.333 (8,6)										5	2	2	0	0	1	4																																																																											
<b>Chris Gomez, R</b> (1,6) <b>Mark Sweeney, L</b> (8, PH) OBP: 0.250, SLG: 0.270 (8,6)										2	2	1	1	1	0	1																																																																											
<b>Sterling Hitchcock, L</b> (1,1) <b>Don Wengert, R</b> (8, PH) OBP: 0.667, SLG: 0.667 (8,6)										3	2	2	2	0	1	1																																																																											
<b>Inning Stats</b>	R: 1 E: 0 K: 0 S: 10	H: 1 LOB: 1 BB: 1 P: 19	R: 3 E: 0 K: 0 S: 21	H: 5 LOB: 2 BB: 0 P: 28	R: 4 E: 0 K: 1 S: 14	H: 4 LOB: 1 BB: 1 P: 24	R: 4 E: 0 K: 1 S: 15	H: 4 LOB: 1 BB: 0 P: 22	R: 1 E: 0 K: 1 S: 12	H: 2 LOB: 1 BB: 1 P: 20	R: 0 E: 0 K: 1 S: 6	H: 0 LOB: 0 BB: 0 P: 9	R: 0 E: 0 K: 2 S: 10	H: 1 LOB: 1 BB: 0 P: 15	R: 0 E: 0 K: 1 S: 8	H: 1 LOB: 1 BB: 0 P: 10		R: 0 E: 0 K: 3 S: 10	H: 0 LOB: 0 BB: 0 P: 13	1B: 13 2B: 3 3B: 1 HR: 2	SF: 0 SAC: 0 DP: 2 HBP: 2	WP: 0 PB: 0 SB: 0 CS: 0	PA: 48																																																																				
<b>PITCHER</b>	IP WLS BF H R ER SO BB IBB HBP BLK WP HR S P ERA WHIP	IP WLS BF H R ER SO BB IBB HBP BLK WP HR S P ERA WHIP	IP WLS BF H R ER SO BB IBB HBP BLK WP HR S P ERA WHIP	IP WLS BF H R ER SO BB IBB HBP BLK WP HR S P ERA WHIP	IP WLS BF H R ER SO BB IBB HBP BLK WP HR S P ERA WHIP	IP WLS BF H R ER SO BB IBB HBP BLK WP HR S P ERA WHIP	IP WLS BF H R ER SO BB IBB HBP BLK WP HR S P ERA WHIP	IP WLS BF H R ER SO BB IBB HBP BLK WP HR S P ERA WHIP	IP WLS BF H R ER SO BB IBB HBP BLK WP HR S P ERA WHIP	IP WLS BF H R ER SO BB IBB HBP BLK WP HR S P ERA WHIP	IP WLS BF H R ER SO BB IBB HBP BLK WP HR S P ERA WHIP	IP WLS BF H R ER SO BB IBB HBP BLK WP HR S P ERA WHIP	IP WLS BF H R ER SO BB IBB HBP BLK WP HR S P ERA WHIP	IP WLS BF H R ER SO BB IBB HBP BLK WP HR S P ERA WHIP	IP WLS BF H R ER SO BB IBB HBP BLK WP HR S P ERA WHIP	IP WLS BF H R ER SO BB IBB HBP BLK WP HR S P ERA WHIP	IP WLS BF H R ER SO BB IBB HBP BLK WP HR S P ERA WHIP	IP WLS BF H R ER SO BB IBB HBP BLK WP HR S P ERA WHIP	IP WLS BF H R ER SO BB IBB HBP BLK WP HR S P ERA WHIP	IP WLS BF H R ER SO BB IBB HBP BLK WP HR S P ERA WHIP	IP WLS BF H R ER SO BB IBB HBP BLK WP HR S P ERA WHIP	IP WLS BF H R ER SO BB IBB HBP BLK WP HR S P ERA WHIP	IP WLS BF H R ER SO BB IBB HBP BLK WP HR S P ERA WHIP	IP WLS BF H R ER SO BB IBB HBP BLK WP HR S P ERA WHIP	IP WLS BF H R ER SO BB IBB HBP BLK WP HR S P ERA WHIP	IP WLS BF H R ER SO BB IBB HBP BLK WP HR S P ERA WHIP	IP WLS BF H R ER SO BB IBB HBP BLK WP HR S P ERA WHIP	IP WLS BF H R ER SO BB IBB HBP BLK WP HR S P ERA WHIP	IP WLS BF H R ER SO BB IBB HBP BLK WP HR S P ERA WHIP	IP WLS BF H R ER SO BB IBB HBP BLK WP HR S P ERA WHIP	IP WLS BF H R ER SO BB IBB HBP BLK WP HR S P ERA WHIP	IP WLS BF H R ER SO BB IBB HBP BLK WP HR S P ERA WHIP	IP WLS BF H R ER SO BB IBB HBP BLK WP HR S P ERA WHIP	IP WLS BF H R ER SO BB IBB HBP BLK WP HR S P ERA WHIP	IP WLS BF H R ER SO BB IBB HBP BLK WP HR S P ERA WHIP	IP WLS BF H R ER SO BB IBB HBP BLK WP HR S P ERA WHIP	IP WLS BF H R ER SO BB IBB HBP BLK WP HR S P ERA WHIP	IP WLS BF H R ER SO BB IBB HBP BLK WP HR S P ERA WHIP	IP WLS BF H R ER SO BB IBB HBP BLK WP HR S P ERA WHIP	IP WLS BF H R ER SO BB IBB HBP BLK WP HR S P ERA WHIP	IP WLS BF H R ER SO BB IBB HBP BLK WP HR S P ERA WHIP	IP WLS BF H R ER SO BB IBB HBP BLK WP HR S P ERA WHIP	IP WLS BF H R ER SO BB IBB HBP BLK WP HR S P ERA WHIP	IP WLS BF H R ER SO BB IBB HBP BLK WP HR S P ERA WHIP	IP WLS BF H R ER SO BB IBB HBP BLK WP HR S P ERA WHIP	IP WLS BF H R ER SO BB IBB HBP BLK WP HR S P ERA WHIP	IP WLS BF H R ER SO BB IBB HBP BLK WP HR S P ERA WHIP	IP WLS BF H R ER SO BB IBB HBP BLK WP HR S P ERA WHIP	IP WLS BF H R ER SO BB IBB HBP BLK WP HR S P ERA WHIP	IP WLS BF H R ER SO BB IBB HBP BLK WP HR S P ERA WHIP	IP WLS BF H R ER SO BB IBB HBP BLK WP HR S P ERA WHIP	IP WLS BF H R ER SO BB IBB HBP BLK WP HR S P ERA WHIP	IP WLS BF H R ER SO BB IBB HBP BLK WP HR S P ERA WHIP	IP WLS BF H R ER SO BB IBB HBP BLK WP HR S P ERA WHIP	IP WLS BF H R ER SO BB IBB HBP BLK WP HR S P ERA WHIP	IP WLS BF H R ER SO BB IBB HBP BLK WP HR S P ERA WHIP	IP WLS BF H R ER SO BB IBB HBP BLK WP HR S P ERA WHIP	IP WLS BF H R ER SO BB IBB HBP BLK WP HR S P ERA WHIP	IP WLS BF H R ER SO BB IBB HBP BLK WP HR S P ERA WHIP	IP WLS BF H R ER SO BB IBB HBP BLK WP HR S P ERA WHIP	IP WLS BF H R ER SO BB IBB HBP BLK WP HR S P ERA WHIP	IP WLS BF H R ER SO BB IBB HBP BLK WP HR S P ERA WHIP	IP WLS BF H R ER SO BB IBB HBP BLK WP HR S P ERA WHIP	IP WLS BF H R ER SO BB IBB HBP BLK WP HR S P ERA WHIP	IP WLS BF H R ER SO BB IBB HBP BLK WP HR S P ERA WHIP	IP WLS BF H R ER SO BB IBB HBP BLK WP HR S P ERA WHIP	IP WLS BF H R ER SO BB IBB HBP BLK WP HR S P ERA WHIP	IP WLS BF H R ER SO BB IBB HBP BLK WP HR S P ERA WHIP	IP WLS BF H R ER SO BB IBB HBP BLK WP HR S P ERA WHIP	IP WLS BF H R ER SO BB IBB HBP BLK WP HR S P ERA WHIP	IP WLS BF H R ER SO BB IBB HBP BLK WP HR S P ERA WHIP	IP WLS BF H R ER SO BB IBB HBP BLK WP HR S P ERA WHIP	IP WLS BF H R ER SO BB IBB HBP BLK WP HR S P ERA WHIP	IP WLS BF H R ER SO BB IBB HBP BLK WP HR S P ERA WHIP	IP WLS BF H R ER SO BB IBB HBP BLK WP HR S P ERA WHIP	IP WLS BF H R ER SO BB IBB HBP BLK WP HR S P ERA WHIP	IP WLS BF H R ER SO BB IBB HBP BLK WP HR S P ERA WHIP	IP WLS BF H R ER SO BB IBB HBP BLK WP HR S P ERA WHIP	IP WLS BF H R ER SO BB IBB HBP BLK WP HR S P ERA WHIP	IP WLS BF H R ER SO BB IBB HBP BLK WP HR S P ERA WHIP	IP WLS BF H R ER SO BB IBB HBP BLK WP HR S P ERA WHIP	IP WLS BF H R ER SO BB IBB HBP BLK WP HR S P ERA WHIP	IP WLS BF H R ER SO BB IBB HBP BLK WP HR S P ERA WHIP	IP WLS BF H R ER SO BB IBB HBP BLK WP HR S P ERA WHIP	IP WLS BF H R ER SO BB IBB HBP BLK WP HR S P ERA WHIP	IP WLS BF H R ER SO BB IBB HBP BLK WP HR S P ERA WHIP	IP WLS BF H R ER SO BB IBB HBP BLK WP HR S P ERA WHIP	IP WLS BF H R ER SO BB IBB HBP BLK WP HR S P ERA WHIP	IP WLS BF H R ER SO BB IBB HBP BLK WP HR S P ERA WHIP	IP WLS BF H R ER SO BB IBB HBP BLK WP HR S P ERA WHIP	IP WLS BF H R ER SO 



Batter	1	2	3	4	5	6	7	8	9	AB	R	H	RBI	BB	SO	LOB	TOP					
Steve Finley, L (1, 8) OBP: 0.265, SLG: 0.356	G3-1 2B 2B	P2		P5		G3		F9		5	1	1	0	0	0	4	<b>San Diego Padres @ Milwaukee Brewers</b> Milwaukee County Stadium, Milwaukee, WI Tue May 05 1998, 8:05 PM EDT Att: 9,162 - Cloudy - 65 F					
Ed Giovannola, L (1, 4) OBP: 0.385, SLG: 0.478	F7	1B HR		G3		G3		3B		5	1	3	3	0	0	1						
Tony Gwynn, L (1, 9) OBP: 0.418, SLG: 0.495	G3-1	1B								2	2	1	0	1	0	1						
James Mouton, R (5, 9) OBP: 0.262, SLG: 0.243		HR								0	0	0	0	2	0	0						
Wally Joyner, L (1, 3) OBP: 0.438, SLG: 0.614		HR								2	3	2	5	1	0	0						
Eddie Williams, R (5, 3)										2	0	0	0	0	1	4						
Ben Van Ryn, L (8, 1)	1B									0	0	0	0	0	0	0						
Brian Boehringer, S (8, 1)	2B	HR								0	0	0	0	0	0	0						
Greg Vaughn, R (1, 7) OBP: 0.336, SLG: 0.500		F7								3	1	1	1	1	0	0						
Archi Cianfrocco, R (8, PH) OBP: 0.205, SLG: 0.297	2H									1	0	0	0	0	1	2						
Greg Myers, L (1, 2) OBP: 0.283, SLG: 0.339	F7			L4						4	0	0	1	0	1	1						
Andy Sheets, R (1, 5) OBP: 0.364, SLG: 0.625										4	2	2	3	1	0	0						
Chris Gomez, R (1, 6) OBP: 0.324, SLG: 0.379										5	1	1	0	0	0	2						
Pete Smith, R (1, 1) OBP: 0.200, SLG: 0.111										3	1	0	0	0	1	1						
Donne Wall, R (6, 1)										0	0	0	0	0	0	0						
Mark Sweeney, L (8, PH) OBP: 0.268, SLG: 0.270										0	1	0	0	1	0	0						
<b>Inning Stats</b>	R: 2 E: 0 K: 0 S: 13	H: 3 LOB: 1 BB: 0 P: 22	R: 5 E: 1 K: 0 S: 14	H: 2 LOB: 0 BB: 2 P: 29	R: 0 E: 0 K: 0 S: 4	H: 1 LOB: 0 BB: 0 P: 7	R: 0 E: 0 K: 0 S: 6	H: 0 LOB: 0 BB: 0 P: 8	R: 4 E: 0 K: 1 S: 16	H: 2 LOB: 0 BB: 2 P: 31	R: 0 E: 0 K: 0 S: 6	H: 0 LOB: 0 BB: 0 P: 6	R: 2 E: 0 K: 1 S: 11	H: 2 LOB: 2 BB: 2 P: 23	R: 0 E: 0 K: 0 S: 10	H: 0 LOB: 0 BB: 0 P: 11	1B: 6 2B: 2 3B: 1 HR: 2	SF: 1 SAC: 0 DP: 2 HBP: 0	WP: 1 PB: 0 SB: 0 CS: 0	PA: 44		
<b>PITCHER</b>	IP WLS BF H R ER SO BB IBB HBP BLK WP HR S P ERA WHIP	IP WLS BF H R ER SO BB IBB HBP BLK WP HR S P ERA WHIP	IP WLS BF H R ER SO BB IBB HBP BLK WP HR S P ERA WHIP	IP WLS BF H R ER SO BB IBB HBP BLK WP HR S P ERA WHIP	IP WLS BF H R ER SO BB IBB HBP BLK WP HR S P ERA WHIP	IP WLS BF H R ER SO BB IBB HBP BLK WP HR S P ERA WHIP	IP WLS BF H R ER SO BB IBB HBP BLK WP HR S P ERA WHIP	IP WLS BF H R ER SO BB IBB HBP BLK WP HR S P ERA WHIP	IP WLS BF H R ER SO BB IBB HBP BLK WP HR S P ERA WHIP	IP WLS BF H R ER SO BB IBB HBP BLK WP HR S P ERA WHIP	IP WLS BF H R ER SO BB IBB HBP BLK WP HR S P ERA WHIP	IP WLS BF H R ER SO BB IBB HBP BLK WP HR S P ERA WHIP	IP WLS BF H R ER SO BB IBB HBP BLK WP HR S P ERA WHIP	IP WLS BF H R ER SO BB IBB HBP BLK WP HR S P ERA WHIP	IP WLS BF H R ER SO BB IBB HBP BLK WP HR S P ERA WHIP	IP WLS BF H R ER SO BB IBB HBP BLK WP HR S P ERA WHIP	IP WLS BF H R ER SO BB IBB HBP BLK WP HR S P ERA WHIP	IP WLS BF H R ER SO BB IBB HBP BLK WP HR S P ERA WHIP	IP WLS BF H R ER SO BB IBB HBP BLK WP HR S P ERA WHIP	IP WLS BF H R ER SO BB IBB HBP BLK WP HR S P ERA WHIP	IP WLS BF H R ER SO BB IBB HBP BLK WP HR S P ERA WHIP	IP WLS BF H R ER SO BB IBB HBP BLK WP HR S P ERA WHIP



Batter	1	2	3	4	5	6	7	8	9	AB	R	H	RBI	BB	SO	LOB	BOTTOM					
Fernando Vina, L (1, 4) OBP: 0.428, SLG: 0.520	P3									4	1	1	0	0	1	1	<b>San Diego Padres @ Milwaukee Brewers</b> Milwaukee County Stadium, Milwaukee, WI Tue May 05 1998, 8:05 PM EDT Att: 9,162 - Cloudy - 65 F					
Eric Owens, R (7, 4) OBP: 0.231, SLG: 0.417										1	0	0	0	0	2							
Jeff Cirillo, R (1, 3) OBP: 0.388, SLG: 0.369	L8									3	0	1	0	1	0	2						
Bobby Hughes, R (8, 9) OBP: 0.333, SLG: 0.667										1	1	1	1	0	0	0						
Mark Loretta, R (1, 5) OBP: 0.317, SLG: 0.362										5	0	1	0	0	0	4						
Jeremy Burnitz, L (1, 9) OBP: 0.385, SLG: 0.545	G3									2	0	1	1	2	0	1						
Chad Fox, R (8, 1)										0	0	0	0	0	0	0						
Doug Jones, R (9, 1)										0	0	0	0	0	0	0						
Marc Newfield, R (8, PH) OBP: 0.313, SLG: 0.278										1	1	1	0	0	0	0						
Marquis Grissom, R (1, 8) OBP: 0.298, SLG: 0.432										3	0	3	1	0	0	0						
Darrin Jackson, R (5, PR) OBP: 0.146, SLG: 0.150										2	0	0	0	0	1	2						
Geoff Jenkins, L (1, 7) OBP: 0.357, SLG: 0.769										5	0	1	1	0	2	6						
Jose Valentin, S (1, 6) OBP: 0.349, SLG: 0.417										5	0	0	0	0	2	2						
Mike Matheny, R (1, 2) OBP: 0.365, SLG: 0.487										3	0	1	0	0	0	1						
Jesse Lewis, L (7, 2) OBP: 0.500, SLG: 0.371										0	0	0	0	1	0	0						
Paul Wagner, R (1, 1) OBP: 0.167, SLG: 0.167										3	1	1	0	0	0	1						
Bob Hamelin, L (8, 3) OBP: 0.196, SLG: 0.122										0	0	0	0	1	0	0						
<b>Inning Stats</b>	R: 0 E: 0 K: 0 S: 10	H: 1 LOB: 1 BB: 0 P: 16	R: 0 E: 0 K: 0 S: 10	H: 1 LOB: 1 BB: 0 P: 16	R: 2 E: 0 K: 1 S: 13	H: 4 LOB: 2 BB: 0 P: 24	R: 0 E: 0 K: 1 S: 5	H: 0 LOB: 0 BB: 0 P: 7	R: 0 E: 0 K: 1 S: 12	H: 2 LOB: 3 BB: 1 P: 20	R: 0 E: 0 K: 1 S: 8	H: 1 LOB: 1 BB: 0 P: 10	R: 0 E: 0 K: 0 S: 7	H: 0 LOB: 1 BB: 2 P: 16	R: 0 E: 0 K: 1 S: 9	H: 0 LOB: 2 BB: 2 P: 21	R: 2 E: 0 K: 2 S: 18	H: 3 LOB: 1 BB: 0 P: 28	1B: 9 2B: 2 3B: 0 HR: 1	SF: 0 SAC: 0 DP: 1 HBP: 0	WP: 1 PB: 0 SB: 0 CS: 0	PA: 43
<b>PITCHER</b>	IP WLS BF H R ER SO BB IBB HBP BLK WP HR S P ERA WHIP	IP WLS BF H R ER SO BB IBB HBP BLK WP HR S P ERA WHIP	IP WLS BF H R ER SO BB IBB HBP BLK WP HR S P ERA WHIP	IP WLS BF H R ER SO BB IBB HBP BLK WP HR S P ERA WHIP	IP WLS BF H R ER SO BB IBB HBP BLK WP HR S P ERA WHIP	IP WLS BF H R ER SO BB IBB HBP BLK WP HR S P ERA WHIP	IP WLS BF H R ER SO BB IBB HBP BLK WP HR S P ERA WHIP	IP WLS BF H R ER SO BB IBB HBP BLK WP HR S P ERA WHIP	IP WLS BF H R ER SO BB IBB HBP BLK WP HR S P ERA WHIP	IP WLS BF H R ER SO BB IBB HBP BLK WP HR S P ERA WHIP	IP WLS BF H R ER SO BB IBB HBP BLK WP HR S P ERA WHIP	IP WLS BF H R ER SO BB IBB HBP BLK WP HR S P ERA WHIP	IP WLS BF H R ER SO BB IBB HBP BLK WP HR S P ERA WHIP	IP WLS BF H R ER SO BB IBB HBP BLK WP HR S P ERA WHIP	IP WLS BF H R ER SO BB IBB HBP BLK WP HR S P ERA WHIP	IP WLS BF H R ER SO BB IBB HBP BLK WP HR S P ERA WHIP	IP WLS BF H R ER SO BB IBB HBP BLK WP HR S P ERA WHIP	IP WLS BF H R ER SO BB IBB HBP BLK WP HR S P ERA WHIP	IP WLS BF H R ER SO BB IBB HBP BLK WP HR S P ERA WHIP	IP WLS BF H R ER SO BB IBB HBP BLK WP HR S P ERA WHIP	IP WLS BF H R ER SO BB IBB HBP BLK WP HR S P ERA WHIP	IP WLS BF H R ER SO BB IBB HBP BLK WP HR S P ERA WHIP





Batter	1	2	3	4	5	6	7	8	9	AB	R	H	RBI	BB	SO	LOB	TOP										
James Mouton, R (1, 8) OBP: 0.267, SLG: 0.250 Steve Finley, L (8, FH) OBP: 0.264, SLG: 0.353	1-1 FC6-5 1B			3-3 K		1 SAFE 2-1 F8		1 SAFE 2-3 K		3 0 1 0 0 1 1 1 0 0 0 0 1 2																	
Andy Sheets, R (1, 4) OBP: 0.340, SLG: 0.581 Ed Giovanola, L (9, FH) OBP: 0.370, SLG: 0.458	3-2 FC6-5 G6-3			0-0 G6-3			3-2 G4-3		0-1 G3	3 0 0 0 0 0 1 1 0 0 0 0 0 0																	
Tony Gwynn, L (1, 9)	0-0 G6-3			1-2 G6-3			0-1 1B		1-0 HR	4 1 2 1 0 0 1																	
Greg Vaughn, R (1, 7)		1-2 F7			3-1 P3		2-1 G4-6-3 1B		1-0 1B FC1-2 HBP	3 0 1 0 0 0 0																	
Wally Joyner, L (1, 3)		0-3 K			1-3 K		1-2 G4-6-3		0-0 FC1-2 HBP 1B	4 0 1 0 0 2 2																	
Carlos Hernandez, R (1, 2)		1-1 G4-3			0-0 L6			1-1 SH2-3 1B	2-1 FC1-2 HBP	3 1 1 0 0 0 0																	
Archi Cianfrocco, R (1, 5)			1-0 L5			1-0 G6-3		0-0 SH2-3	0-0 FC1-2 FC6-4	3 0 0 0 0 0 3																	
Chris Gomez, R (1, 6)			1-2 L7			0-1 F8		4-0 1B BB	0-0 FC6-4	3 0 0 0 1 0 3																	
Kevin Brown, R (1, 1) Eddie Williams, R (8, FH) Dan Miceli, R Ben Van Ryn, L Carlos Reyes, S			0-0 G5-3			1-2 1B		1-1 1B		2 0 1 0 0 0 0 1 0 1 1 0																	
<b>Inning Stats</b>	R: 0 E: 0 K: 0 S: 6	H: 1 LOB: 0 BB: 0 P: 10	R: 0 E: 0 K: 1 S: 8	H: 0 LOB: 0 BB: 0 P: 10	R: 0 E: 0 K: 0 S: 5	H: 0 LOB: 0 BB: 0 P: 7	R: 0 E: 0 K: 1 S: 8	H: 0 LOB: 0 BB: 0 P: 12	R: 0 E: 0 K: 1 S: 6	H: 0 LOB: 0 BB: 0 P: 10	R: 0 E: 0 K: 0 S: 8	H: 1 LOB: 1 BB: 0 P: 12	R: 0 E: 0 K: 0 S: 10	H: 2 LOB: 1 BB: 0 P: 16	R: 1 E: 0 K: 1 S: 9	H: 2 LOB: 1 BB: 1 P: 16	R: 1 E: 0 K: 0 S: 7	H: 2 LOB: 2 BB: 0 P: 11	1B: 6 2B: 1 3B: 0 HR: 1	SF: 0 SAC: 1 DP: 2 HBP: 2	WP: 0 PB: 0 SB: 1 CS: 0	PA: 35					
<b>PITCHER</b>	IP	WLS	BF	H	R	ER	SO	BB	IBB	HBP	BLK	WP	HR	S	P	ERA	WHIP										
Scott Karl, L (1, 1) ERA: 2.89	7.1		27	6	1	1	3	1	0	0	0	0	0	57	88	1.23	0.955										
Bob Wickman, R (8, 1) ERA: 2.51	0.2		1	0	0	0	1	0	0	0	0	0	0	3	5	0.00	0.000										
Doug Jones, R (9, 1) ERA: 4.5	1.0	W	7	2	1	1	0	0	0	2	0	0	1	7	11	9.00	2.000										

San Diego Padres @ Milwaukee Brewers  
Milwaukee County Stadium, Milwaukee, WI  
Wed May 06 1998, 4:33 AM EDT  
Att: 13,381 - Sunny - 64 F

AB 31  
R 2  
H 8  
RBI 2  
BB 1  
SO 4  
LOB 13



Batter	1	2	3	4	5	6	7	8	9	AB	R	H	RBI	BB	SO	LOB	BOTTOM										
Fernando Vina, L (1, 4) OBP: 0.427, SLG: 0.515	1-0 SH5-3 1B		0-1 G4-6-3		0-0 B1-3			3-2 F8	0-0 BB 2B 1B	5 1 2 0 0 0 3																	
Jeff Cirillo, R (1, 3) OBP: 0.391, SLG: 0.368	0-0 SH5-3		1-0 F8			0-1 G6-3		1-0 WP 1B	1-2 2B BB	3 1 1 0 1 0 0																	
Mark Loretta, R (1, 5) OBP: 0.309, SLG: 0.365	0-2 G5-3			3-2 G6-3		2-1 G4-3		2-2 L9	1-2 2B	5 0 1 1 0 0 2																	
Jeromy Burnitz, L (1, 9) OBP: 0.388, SLG: 0.552	2-1 F6			2-1 G3-1		2-2 FC5 2B		2-1 1B 1B	2-H 1B	4 1 2 1 0 0 1																	
Geoff Jenkins, L (1, 7)		2-2 G6-3		1-1 F4		2-1 FC5		3-2 1B S 1B	1-3 1B	4 0 1 0 0 0 1																	
Darin Jackson, R (1, 8) OBP: 0.200, SLG: 0.227		0-0 G4-3			2-2 FC6-4 1B		0-1 2B	0-1 1B	1-3 3-H 1B	4 0 3 1 0 0 0																	
Jose Valentin, S (1, 6) OBP: 0.354, SLG: 0.430		1-1 WP 2B			1-0 FC6-4 1B		0-0 P6	0-2 F7		4 0 2 0 0 0 3																	
Mike Matheny, R (1, 2) OBP: 0.348, SLG: 0.463		2-3 K2-3			0-0 FC6-4 SH1-4		0-0 L5		0-2 G5-3	4 0 0 0 0 1 4																	
Scott Karl, L (1, 1) ERA: 2.55 Dan Miceli, R Ben Van Ryn, L Carlos Reyes, R			4-0 SH1-4 BB		2-1 SH1-4		3-2 L7		2-2 G4-3	1 0 0 0 1 0 1 0 0 0 0 0 0 0 0 0 0 0 0 0 0 1 0 0 0 0 0 0																	
<b>Inning Stats</b>	R: 0 E: 0 K: 0 S: 7	H: 1 LOB: 1 BB: 0 P: 10	R: 0 E: 0 K: 1 S: 11	H: 1 LOB: 0 BB: 0 P: 16	R: 0 E: 0 K: 0 S: 3	H: 0 LOB: 0 BB: 1 P: 8	R: 0 E: 0 K: 0 S: 7	H: 0 LOB: 0 BB: 0 P: 13	R: 0 E: 0 K: 0 S: 10	H: 1 LOB: 1 BB: 0 P: 16	R: 0 E: 0 K: 0 S: 7	H: 1 LOB: 1 BB: 0 P: 10	R: 2 E: 0 K: 0 S: 18	H: 4 LOB: 2 BB: 0 P: 29	R: 1 E: 0 K: 0 S: 11	H: 2 LOB: 2 BB: 1 P: 18	1B: 8 2B: 4 3B: 0 HR: 0	SF: 0 SAC: 2 DP: 1 HBP: 0	WP: 2 PB: 0 SB: 1 CS: 0	PA: 39							
<b>PITCHER</b>	IP	WLS	BF	H	R	ER	SO	BB	IBB	HBP	BLK	WP	HR	S	P	ERA	WHIP										
Kevin Brown, R (1, 1) ERA: 2.55	7.0		27	6	0	0	1	1	0	0	0	1	0	8	14	13.50	1.500										
Dan Miceli, R (8, 1) ERA: 2.73	0.2		3	1	1	1	0	0	0	0	0	0	0	5	10	∞	∞										
Ben Van Ryn, L (8, 1) ERA: 4.0	0.0		2	2	0	0	0	0	0	0	0	0	0	5	10	∞	∞										
Carlos Reyes, R (8, 1) ERA: 1.98	1.0	L	7	3	2	2	0	1	0	0	0	0	0	16	23	18.00	4.000										

San Diego Padres @ Milwaukee Brewers  
Milwaukee County Stadium, Milwaukee, WI  
Wed May 06 1998, 4:33 AM EDT  
Att: 13,381 - Sunny - 64 F

AB 35  
R 3  
H 12  
RBI 3  
BB 2  
SO 1  
LOB 15





Batter	1	2	3	4	5	6	7	8	9	AB	R	H	RBI	BB	SO	LOB	TOP										
<b>Craig Biggio, R</b> OBP: 0.377, SLG: 0.473 (1,4)										4	0	1	0	1	1	1	<b>Houston Astros @ Milwaukee Brewers</b> Milwaukee County Stadium, Milwaukee, WI Fri May 08 1998, 8:05 PM EDT Att: 14,711 - Unknown - 65 F										
<b>Bill Spillers, L</b> OBP: 0.342, SLG: 0.333 (1,5)										3	0	0	0	1	0	3											
<b>5 Jeff Bagwell, R</b> OBP: 0.405, SLG: 0.397 (1,3)										4	1	1	0	0	2	3											
<b>35 Dave Clark, L</b> OBP: 0.229, SLG: 0.129 <b>Richard Hidalgo, R</b> OBP: 0.296, SLG: 0.348 (8,9)										4	0	1	0	0	1	1											
<b>Moises Alou, R</b> OBP: 0.377, SLG: 0.568 (1,7)										3	0	0	1	0	2	1											
<b>Carl Everett, S</b> OBP: 0.430, SLG: 0.560 (1,8)										3	0	1	0	1	2	1											
<b>Ricky Gutierrez, R</b> OBP: 0.418, SLG: 0.433 (1,6)										3	0	1	0	1	1	2											
<b>Brad Ausmus, R</b> OBP: 0.275, SLG: 0.287 (1,2)										4	0	1	0	0	1	3											
<b>Mike Hampton, R</b> OBP: 0.286, SLG: 0.211 <b>C.J. Nitkowski, L</b> ERA: 1.9 (7,1)										1	0	0	0	1	0	0											
<b>Derek Bell, R</b> OBP: 0.427, SLG: 0.628 (9,PH)										1	0	0	0	0	1	0											
<b>Inning Stats</b>	R: 0 E: 0 K: 1 S: 8	H: 0 LOB: 0 BB: 0 P: 13	R: 0 E: 0 K: 3 S: 12	H: 1 LOB: 2 BB: 1 P: 23	R: 0 E: 1 K: 1 S: 8	H: 1 LOB: 1 BB: 0 P: 13	R: 0 E: 0 K: 2 S: 10	H: 0 LOB: 0 BB: 0 P: 17	R: 0 E: 0 K: 0 S: 13	H: 1 LOB: 2 BB: 2 P: 25	R: 1 E: 0 K: 1 S: 15	H: 1 LOB: 1 BB: 1 P: 24	R: 0 E: 0 K: 1 S: 10	H: 1 LOB: 1 BB: 0 P: 16	R: 0 E: 0 K: 1 S: 8	H: 1 LOB: 1 BB: 0 P: 14	R: 0 E: 0 K: 1 S: 8	H: 0 LOB: 0 BB: 0 P: 12	1B: 6 2B: 0 3B: 0 HR: 0	SF: 1 SAC: 1 DP: 1 HBP: 0	WP: 1 PB: 0 SB: 4 CS: 0	PA: 37					
<b>PITCHER</b>	IP	WLS	BF	H	R	ER	SO	BB	IBB	HBP	BLK	WP	HR	S	P	ERA	WHIP										
<b>Jeff Juden, R</b> ERA: 3.77 (1,1)	5.2	W	24	4	1	1	7	4	0	0	0	0	0	63	111	1.59	1.412										
<b>Chad Fox, R</b> ERA: 1.9 (6,1)	1.1		6	1	0	0	2	1	0	0	0	1	0	13	20	0.00	1.500										
<b>Bob Wickman, R</b> ERA: 2.49 (8,1)	1.0		4	1	0	0	1	0	0	0	0	0	0	8	14	0.00	1.000										
<b>Doug Jones, R</b> ERA: 4.26 (9,1)	1.0	S	3	0	0	0	1	0	0	0	0	0	0	8	12	0.00	0.000										

Batter	1	2	3	4	5	6	7	8	9	AB	R	H	RBI	BB	SO	LOB	BOTTOM										
<b>Fernando Vina, L</b> OBP: 0.429, SLG: 0.515 (1,4)										4	1	2	0	0	0	1	<b>Houston Astros @ Milwaukee Brewers</b> Milwaukee County Stadium, Milwaukee, WI Fri May 08 1998, 8:05 PM EDT Att: 14,711 - Unknown - 65 F										
<b>Jeff Cirillo, R</b> OBP: 0.394, SLG: 0.373 (1,5)										4	0	2	0	0	0	2											
<b>Mark Loretta, R</b> OBP: 0.319, SLG: 0.418 (1,3)										4	1	2	2	0	0	1											
<b>Jeremy Burnitz, L</b> OBP: 0.385, SLG: 0.542 (1,9)										4	0	1	0	0	2	0											
<b>Darrin Jackson, R</b> OBP: 0.184, SLG: 0.208 (1,8)										4	0	0	0	0	2	1											
<b>Marc Newfield, R</b> OBP: 0.295, SLG: 0.263 <b>Geoff Jenkins, L</b> OBP: 0.333, SLG: 0.677 (1,7)										3	0	0	0	0	1	1											
<b>Jose Valentin, S</b> OBP: 0.361, SLG: 0.426 (1,6)										1	1	0	0	2	0	0											
<b>Jesse Levis, L</b> OBP: 0.468, SLG: 0.351 <b>Mike Matheny, R</b> OBP: 0.344, SLG: 0.458 (6,2)										1	1	0	0	0	0	1											
<b>Jeff Juden, R</b> OBP: 0.267, SLG: 0.333 <b>Chad Fox, R</b> ERA: 1.9 (6,1)										2	0	0	0	0	0	0											
<b>Marquis Grissom, R</b> OBP: 0.303, SLG: 0.445 <b>Bob Wickman, R</b> ERA: 2.49 (8,1)										1	0	1	1	0	0	0											
<b>Doug Jones, R</b> ERA: 4.26 (9,1)										0	0	0	0	0	0	0											
<b>Inning Stats</b>	R: 0 E: 0 K: 0 S: 8	H: 1 LOB: 0 BB: 0 P: 16	R: 0 E: 0 K: 2 S: 10	H: 0 LOB: 0 BB: 0 P: 14	R: 2 E: 1 K: 0 S: 10	H: 3 LOB: 2 BB: 0 P: 12	R: 0 E: 0 K: 2 S: 10	H: 1 LOB: 2 BB: 1 P: 19	R: 0 E: 0 K: 0 S: 9	H: 1 LOB: 1 BB: 0 P: 12	R: 0 E: 0 K: 0 S: 5	H: 0 LOB: 0 BB: 0 P: 6	R: 1 E: 0 K: 0 S: 6	H: 1 LOB: 1 BB: 1 P: 16	R: 1 E: 0 K: 1 S: 9	H: 1 LOB: 0 BB: 0 P: 12	R: 1 E: 0 K: 1 S: 9	H: 1 LOB: 0 BB: 0 P: 12	1B: 6 2B: 1 3B: 0 HR: 1	SF: 1 SAC: 0 DP: 0 HBP: 0	WP: 0 PB: 0 SB: 1 CS: 1	PA: 33					
<b>PITCHER</b>	IP	WLS	BF	H	R	ER	SO	BB	IBB	HBP	BLK	WP	HR	S	P	ERA	WHIP										
<b>Mike Hampton, L</b> ERA: 2.68 (1,1)	6.1	L	27	7	3	1	4	2	0	0	0	0	1	55	90	1.42	1.421										
<b>C.J. Nitkowski, L</b> ERA: 2.96 (7,1)	1.2		6	1	1	1	1	0	0	0	0	0	1	12	17	5.40	0.600										



Batter	1	2	3	4	5	6	7	8	9	AB	R	H	RBI	BB	SO	LOB	TOP					
<b>Craig Biggio, R</b> OBP: 0.384, SLG: 0.481	L8		G6-3			5 HR				4	1	2	2	1	0	0	<b>Houston Astros @ Milwaukee Brewers</b> Milwaukee County Stadium, Milwaukee, WI Sat May 09 1998, 8:05 PM EDT Att: 20,145 - Overcast - 54 F					
<b>Derek Bell, R</b> OBP: 0.412, SLG: 0.604	L4		P6			P3				5	0	0	0	0	2	4						
<b>5 Jeff Bagwell, R</b> OBP: 0.405, SLG: 0.417				L8		HR			G6-3	4	1	1	2	1	0	1						
<b>Sean Berry, R</b> OBP: 0.440, SLG: 0.559	P6			HR		HR			G6-3	3	3	1	0	1	0	1						
<b>Moises Alou, R</b> OBP: 0.385, SLG: 0.591		F9		F8		HR			G6-3	4	2	2	2	1	0	1						
<b>Richard Hidalgo, R</b> OBP: 0.293, SLG: 0.408	F9				P2				K	5	2	2	4	0	1	1						
<b>Ricky Gutierrez, R</b> OBP: 0.417, SLG: 0.431				HR		G6-3			G5-3	5	0	2	0	0	0	1						
<b>Tony Eusebio, R</b> OBP: 0.313, SLG: 0.310									G5-3	5	1	3	1	0	0	0						
<b>Pete Schourek, L</b> Jack Howell, L Bob Scanlan, R Mike Magnante, L C.J. Nitkowski, L Doug Henry, R 35 Dave Clark, L Billy Wagner, L									G3-1	1	0	0	0	0	0	1		2				
<b>Inning Stats</b>	R: 0 E: 0 K: 0 S: 9	H: 0 LOB: 1 BB: 1 P: 16	R: 0 E: 0 K: 0 S: 5	H: 1 LOB: 1 BB: 0 P: 8	R: 1 E: 0 K: 0 S: 6	H: 1 LOB: 0 BB: 0 P: 9	R: 2 E: 0 K: 1 S: 18	H: 4 LOB: 2 BB: 0 P: 27	R: 4 E: 0 K: 0 S: 19	H: 3 LOB: 0 BB: 0 P: 31	R: 1 E: 1 K: 1 S: 14	H: 1 LOB: 1 BB: 0 P: 21	R: 3 E: 0 K: 1 S: 18	H: 2 LOB: 2 BB: 3 P: 37	R: 0 E: 0 K: 1 S: 11	H: 1 LOB: 1 BB: 0 P: 20		R: 0 E: 0 K: 0 S: 5	H: 0 LOB: 0 BB: 0 P: 10	1B: 7 2B: 3 3B: 0 HR: 3	SF: 0 SAC: 2 DP: 0 HBP: 1	WP: 1 PB: 0 SB: 1 CS: 0
<b>PITCHER</b>	IP WLS BF H R ER SO BB IBB HBP BLK WP HR S P ERA WHIP																					
<b>21 Cal Eldred, R</b> ERA: 3.66	5.0 L 25 9 7 7 1 1 0 0 1 0 3 57 91 12.60 2.000																					
<b>Al Reyes, R</b> ERA: 5.11	1.0 5 1 1 0 1 0 0 0 0 1 0 14 21 0.00 1.000																					
<b>Chad Fox, R</b> ERA: 2.92	1.0 8 2 3 3 1 3 0 0 0 0 0 18 37 27.00 5.000																					
<b>Mike Myers, L</b> ERA: 0.71	1.0 4 1 0 0 1 0 0 0 0 0 0 11 20 0.00 1.000																					
<b>Bob Wickman, R</b> ERA: 2.39	1.0 3 0 0 0 0 0 0 0 0 0 0 5 10 0.00 0.000																					

Batter	1	2	3	4	5	6	7	8	9	AB	R	H	RBI	BB	SO	LOB	BOTTOM			
<b>Fernando Vina, L</b> OBP: 0.277, SLG: 0.507	F9									2	0	0	0	0	0	0	<b>Houston Astros @ Milwaukee Brewers</b> Milwaukee County Stadium, Milwaukee, WI Sat May 09 1998, 8:05 PM EDT Att: 20,145 - Overcast - 54 F			
<b>Al Reyes, R</b> ERA: 5.11										0	0	0	0	0	0	0				
<b>Mark Loretta, R</b> OBP: 0.351, SLG: 0.420										2	1	1	0	3	0	2				
<b>Jeremy Burnitz, L</b> OBP: 0.378, SLG: 0.528										5	0	1	0	0	2	9				
<b>Darrin Jackson, R</b> OBP: 0.185, SLG: 0.208	F8									5	1	1	0	0	0	2				
<b>Marc Newfield, R</b> OBP: 0.306, SLG: 0.250										3	1	0	1	2	0	0				
<b>Jose Valentin, S</b> OBP: 0.348, SLG: 0.407										5	0	0	0	0	3	4				
<b>Mike Matheny, R</b> OBP: 0.351, SLG: 0.460										4	1	2	2	0	0	1				
<b>21 Cal Eldred, R</b> OBP: 0.077, SLG: 0.077										1	0	0	0	0	0	1				
<b>Eric Owens, R</b> OBP: 0.267, SLG: 0.500										2	1	1	1	0	0	1				
<b>Inning Stats</b>	R: 0 E: 0 K: 0 S: 10	H: 2 LOB: 2 BB: 0 P: 16	R: 0 E: 0 K: 0 S: 8	H: 0 LOB: 1 BB: 1 P: 18	R: 0 E: 0 K: 1 S: 8	H: 0 LOB: 1 BB: 1 P: 16	R: 0 E: 0 K: 0 S: 7	H: 0 LOB: 0 BB: 0 P: 12	R: 0 E: 0 K: 2 S: 26	H: 5 LOB: 3 BB: 4 P: 48	R: 0 E: 0 K: 1 S: 8	H: 0 LOB: 0 BB: 0 P: 12	R: 0 E: 0 K: 1 S: 12	H: 2 LOB: 3 BB: 1 P: 20	R: 0 E: 0 K: 1 S: 9	H: 0 LOB: 0 BB: 0 P: 12	1B: 8 2B: 1 3B: 0 HR: 0	SF: 0 SAC: 0 DP: 1 HBP: 1	WP: 1 PB: 0 SB: 0 CS: 0	PA: 43
<b>PITCHER</b>	IP WLS BF H R ER SO BB IBB HBP BLK WP HR S P ERA WHIP																			
<b>Pete Schourek, L</b> ERA: 6.43	5.0 W 19 2 0 0 0 2 0 0 0 0 0 0 0 0 0 0 0.00 0.800																			
<b>Bob Scanlan, R</b> ERA: 7.98	0.0 0 0 0 0 0 0 0 0 0 0 0 0 0 0 0 0 0.00 0.000																			
<b>Mike Magnante, L</b> ERA: 7.98	0.2 8 3 6 6 2 3 0 0 0 0 0 0 16 31 81.00 9.000																			
<b>C.J. Nitkowski, L</b> ERA: 2.96	0.0 2 2 0 0 0 0 0 0 0 0 1 0 6 8 0.00 1.714																			
<b>Doug Henry, R</b> ERA: 3.45	2.1 11 2 0 0 2 2 0 0 0 0 0 0 24 41 0.00 1.714																			
<b>Billy Wagner, L</b> ERA: 2.7	1.0 3 0 0 0 1 0 0 0 0 0 0 0 0 0 0 0 0.00 0.000																			



Batter	1	2	3	4	5	6	7	8	9	AB R H RBI BB SO LOB	TOP											
<b>Craig Biggio, R</b> (1,4) OBP: 0.391, SLG: 0.496	G4-3 5 G6-3 2B		5 2-4-3 2B		2B HBP				F9	4 2 2 0 0 1 0	<b>Houston Astros @ Milwaukee Brewers</b> Milwaukee County Stadium, Milwaukee, WI Sun May 10 1998, 4:33 AM EDT Att: 19,023 - Sunny - 55 F											
<b>Derek Bell, R</b> (1,9) OBP: 0.412, SLG: 0.612	G4-3 2-3		K		5 1B 2B				2B	5 1 2 2 0 2 2												
<b>5 Jeff Bagwell, R</b> (1,3) OBP: 0.405, SLG: 0.416	G6-3 3-H		2-4-6-5 2-3		2B 1B				K	5 1 2 1 0 2 1												
<b>Sean Berry, R</b> (1,5) OBP: 0.443, SLG: 0.569	S 1B				G5-3 1B FC6-4 2B				G1-6-3 1B	4 1 2 1 0 0 1												
<b>Moises Alou, R</b> (1,7) OBP: 0.388, SLG: 0.597	K 1-2				2B 1B				G6-3	4 1 2 1 0 1 1												
<b>Carl Everett, S</b> (1,8) OBP: 0.422, SLG: 0.557		L3			2B FC6-4 BB				K	4 0 1 2 0 1 1												
<b>Brad Ausmus, R</b> (1,2) OBP: 0.274, SLG: 0.278		K			2B BB				L7	3 0 0 0 1 1 1												
<b>Tim Lincecum, R</b> (1,6) OBP: 0.243, SLG: 0.219		F7							L6	4 0 0 0 0 1 2												
<b>Bob Scanlan, R</b> (8,1)										0 0 0 0 0 0 0												
<b>Jose Lima, R</b> (1,1) OBP: 0.091, SLG: 0.048									G5-3	3 1 1 0 0 1 0												
<b>Ricky Gutierrez, R</b> (8,6) OBP: 0.414, SLG: 0.427					2B 1B					1 0 0 0 0 0 0												
<b>Inning Stats</b>	R: 1 E: 0 K: 1 S: 11	H: 2 LOB: 1 BB: 0 P: 16	R: 0 E: 0 K: 1 S: 8	H: 0 LOB: 0 BB: 0 P: 10	R: 0 E: 0 K: 2 S: 9	H: 1 LOB: 1 BB: 0 P: 12	R: 1 E: 0 K: 1 S: 10	H: 2 LOB: 1 BB: 0 P: 19	R: 5 E: 0 K: 1 S: 15	H: 5 LOB: 2 BB: 1 P: 31	R: 0 E: 0 K: 0 S: 11	H: 0 LOB: 0 BB: 0 P: 14	R: 0 E: 0 K: 0 S: 7	H: 1 LOB: 0 BB: 0 P: 11	R: 0 E: 0 K: 1 S: 8	H: 0 LOB: 0 BB: 0 P: 9	R: 0 E: 0 K: 1 S: 11	H: 1 LOB: 1 BB: 0 P: 14	1B: 5 2B: 7 3B: 0 HR: 0	SF: 0 SAC: 0 DP: 1 HBP: 1	WP: 0 PB: 0 SB: 1 CS: 0	PA: 39
<b>PITCHER</b>	IP WLS BF H R ER SO BB IBB HBP BLK WP HR S P ERA WHIP											<b>PITCHER</b>	IP WLS BF H R ER SO BB IBB HBP BLK WP HR S P ERA WHIP									
<b>Steve Woodard, R</b> (1,1) ERA: 3.86	4.1 L 23 9 7 7 6 0 0 0 0 0 0 45 70 14.54 2.077																					
<b>48 Brad Woodall, L</b> (5,1) ERA:	3.2 13 2 0 0 3 1 0 0 0 0 0 34 52 0.00 0.818																					
<b>Doug Jones, R</b> (9,1) ERA: 4.05	1.0 4 1 0 0 1 0 0 0 0 0 0 11 14 0.00 1.000																					
<b>Batter</b>	<b>1</b>	<b>2</b>	<b>3</b>	<b>4</b>	<b>5</b>	<b>6</b>	<b>7</b>	<b>8</b>	<b>9</b>	<b>AB R H RBI BB SO LOB</b>	<b>BOTTOM</b>											
<b>Fernando Vina, L</b> (1,4) OBP: 0.420, SLG: 0.497	G3		1B F8-2 1B		G4-3 2-3 3-H		L7		F7	5 0 1 1 0 0 4	<b>Houston Astros @ Milwaukee Brewers</b> Milwaukee County Stadium, Milwaukee, WI Sun May 10 1998, 4:33 AM EDT Att: 19,023 - Sunny - 55 F											
<b>Jeff Cirillo, R</b> (1,5) OBP: 0.408, SLG: 0.381			1B		G6-3				F6	5 0 2 0 0 0 2												
<b>Mark Loretta, R</b> (1,3) OBP: 0.346, SLG: 0.411	F9		1B		F8-2 3-H				F7 1B WP 1B	4 0 1 0 0 0 3												
<b>Jeremy Burnitz, L</b> (1,9) OBP: 0.375, SLG: 0.519	K				G5-4-3 1B				F8	4 0 1 0 0 2 2												
<b>Geoff Jenkins, L</b> (1,7) OBP: 0.342, SLG: 0.657			G3 2B		F6				G3-1	3 0 1 0 1 0 1												
<b>Darin Jackson, R</b> (1,8) OBP: 0.190, SLG: 0.211			K		G5-4-3 1-2				L5	4 0 1 0 0 1 2												
<b>Jose Valentin, S</b> (1,6) OBP: 0.352, SLG: 0.419			G3						1B BB	4 1 2 0 0 0 4												
<b>Doug Jones, R</b> (9,1)									F8	0 0 0 0 0 0 0												
<b>Mike Matheny, R</b> (1,2) OBP: 0.347, SLG: 0.451			F9						F7	4 0 1 0 0 0 2												
<b>Steve Woodard, L</b> (1,1) 48 Brad Woodall, S (5,1)									G6-3	1 0 0 0 0 0 0												
<b>Brian Banks, S</b> (9,3) OBP: 1.000, SLG: 2.000									2B	0 0 0 0 1 0 0												
<b>Inning Stats</b>	R: 0 E: 0 K: 1 S: 13	H: 1 LOB: 1 BB: 0 P: 20	R: 0 E: 0 K: 1 S: 7	H: 1 LOB: 0 BB: 0 P: 9	R: 0 E: 0 K: 0 S: 7	H: 2 LOB: 1 BB: 0 P: 11	R: 0 E: 0 K: 0 S: 10	H: 1 LOB: 0 BB: 0 P: 13	R: 0 E: 0 K: 1 S: 9	H: 0 LOB: 0 BB: 0 P: 13	R: 0 E: 0 K: 0 S: 10	H: 1 LOB: 2 BB: 1 P: 16	R: 0 E: 0 K: 0 S: 12	H: 2 LOB: 3 BB: 1 P: 24	R: 0 E: 0 K: 0 S: 7	H: 1 LOB: 1 BB: 0 P: 9	1B: 8 2B: 4 3B: 0 HR: 0	SF: 0 SAC: 1 DP: 2 HBP: 0	WP: 1 PB: 0 SB: 0 CS: 0	PA: 38		
<b>PITCHER</b>	IP WLS BF H R ER SO BB IBB HBP BLK WP HR S P ERA WHIP											<b>PITCHER</b>	IP WLS BF H R ER SO BB IBB HBP BLK WP HR S P ERA WHIP									
<b>Jose Lima, R</b> (1,1) ERA: 2.82	7.0 W 28 8 1 1 3 1 0 0 0 0 1 0 19 33 0.00 1.286																					
<b>Bob Scanlan, R</b> (8,1) ERA: 5.0	2.0 10 3 0 0 0 1 0 0 0 0 1 0 19 33 0.00 2.000																					



Batter	1	2	3	4	5	6	7	8	9	AB	R	H	RBI	BB	SO	LOB	TOP				
Fernando Vina, L (1,4) OBP: 0.410, SLG: 0.483	F7		K			F8			G4-3	4	0	0	0	0	1	1					
Mark Loretta, R (1,5) OBP: 0.329, SLG: 0.390	G6-3		K			K			E6	4	0	0	0	0	2	1					
Jeremy Burnitz, L (1,9) OBP: 0.372, SLG: 0.519	2B			K					G4-3	4	0	1	0	0	2	1					
Marquis Grissom, R (1,8) OBP: 0.302, SLG: 0.439	K			K						3	0	0	0	0	3	1					
Geoff Jenkins, L (1,7) OBP: 0.317, SLG: 0.605 Al Reyes, R (7,1)		P5		K						3	0	0	0	0	2	0					
Jose Valentin, S (1,6) OBP: 0.345, SLG: 0.408	F9					K			P9	3	0	0	0	0	1	0					
Mike Matheny, R (1,2) OBP: 0.337, SLG: 0.436	K					F8			K	3	0	0	0	0	2	0					
Bob Hamelin, L (1,3) OBP: 0.200, SLG: 0.133						G3-1			G4-3	3	0	1	0	0	0	0					
Scott Karl, L (1,1) OBP: 0.214, SLG: 0.083 Eric Owens, R (7,7) OBP: 0.250, SLG: 0.467			SH1-4			G3-1			K	1	0	0	0	0	0	0					
										1	0	0	0	0	1	0					
<b>Inning Stats</b>	R: 0 E: 0 K: 1 S: 10	H: 1 LOB: 1 BB: 0 P: 15	R: 0 E: 0 K: 1 S: 8	H: 0 LOB: 0 BB: 0 P: 12	R: 0 E: 0 K: 2 S: 11	H: 1 LOB: 1 BB: 0 P: 14	R: 0 E: 0 K: 3 S: 9	H: 0 LOB: 0 BB: 0 P: 15	R: 0 E: 0 K: 1 S: 6	H: 0 LOB: 0 BB: 0 P: 9	R: 0 E: 0 K: 3 S: 9	H: 0 LOB: 0 BB: 0 P: 13	R: 0 E: 0 K: 1 S: 14	H: 0 LOB: 0 BB: 0 P: 22	R: 0 E: 1 K: 1 S: 8	H: 0 LOB: 1 BB: 0 P: 10	1B: 1 2B: 1 3B: 0 HR: 0	SF: 0 SAC: 1 DP: 0 HBP: 0	WP: 0 PB: 0 SB: 0 CS: 0	PA: 30	
<b>PITCHER</b>	IP	WLS	BF	H	R	ER	SO	BB	IBB	HBP	BLK	WP	HR	S	P	ERA	WHIP				
Todd Stottlemyre, R (1,1) ERA: 3.02	8.0	W	26	2	0	0	13	0	0	0	0	0	0	76	111	0.00	0.250				
Jeff Brantley, R (9,1) ERA: 1.93	1.0		4	0	0	0	1	0	0	0	0	0	0	8	10	0.00	0.000				

Milwaukee Brewers @ St. Louis Cardinals  
 Busch Stadium, St. Louis, MO  
 Mon May 11 1998, 7:05 PM CDT  
 Att: 34,744 - Cloudy - 64 F

AB 29  
 R 0  
 H 2  
 RBI 0  
 BB 0  
 SO 14  
 LOB 4



Batter	1	2	3	4	5	6	7	8	9	AB	R	H	RBI	BB	SO	LOB	BOTTOM				
Royce Clayton, R (1,6) OBP: 0.326, SLG: 0.320	G6-3		G5-3				G5-3	K		5	1	1	0	0	1	2					
Ray Lankford, L (1,8) OBP: 0.427, SLG: 0.474	2B		F7		HR		2B	K		5	2	3	2	0	1	2					
Mark McGwire, R (1,3) OBP: 0.493, SLG: 0.741	BB			P2	K		2B	BB		2	1	0	0	2	1	0					
Brian Jordan, R (1,9) OBP: 0.395, SLG: 0.618	P4			HR		G6-3	2B			4	1	2	3	0	0	2					
Gary Gaetti, R (1,5) OBP: 0.371, SLG: 0.430	L5			K		G4-3	K			4	0	0	0	0	2	3					
Ron Gant, R (1,7) OBP: 0.300, SLG: 0.511		G5-3			HR		3B	2B	1B	4	2	3	1	0	0	0					
Tom Pagnozzi, R (1,2) OBP: 0.357, SLG: 0.333	L4			F8			BB	2B		3	0	1	1	1	0	0					
Delino DeShields, L (1,4) OBP: 0.399, SLG: 0.467	G1-3					F8	K		BB	3	0	0	0	1	1	2					
Todd Stottlemyre, L (1,1) OBP: 0.160, SLG: 0.160 John Mabry, L (8,PH) OBP: 0.356, SLG: 0.441 Jeff Brantley, R (9,1)			G3				K		F7	3	0	0	0	0	2	0					
										1	0	0	0	0	0	2					
										0	0	0	0	0	0	0					
<b>Inning Stats</b>	R: 0 E: 0 K: 0 S: 9	H: 1 LOB: 2 BB: 1 P: 16	R: 0 E: 0 K: 0 S: 7	H: 0 LOB: 0 BB: 0 P: 13	R: 0 E: 0 K: 0 S: 6	H: 0 LOB: 0 BB: 0 P: 9	R: 2 E: 0 K: 1 S: 12	H: 2 LOB: 0 BB: 0 P: 18	R: 2 E: 0 K: 2 S: 11	H: 2 LOB: 0 BB: 0 P: 13	R: 0 E: 0 K: 1 S: 13	H: 1 LOB: 2 BB: 1 P: 22	R: 2 E: 0 K: 2 S: 24	H: 2 LOB: 1 BB: 1 P: 39	R: 1 E: 0 K: 2 S: 13	H: 2 LOB: 2 BB: 1 P: 21	1B: 2 2B: 4 3B: 1 HR: 3	SF: 0 SAC: 0 DP: 0 HBP: 0	WP: 0 PB: 0 SB: 0 CS: 0	PA: 38	
<b>PITCHER</b>	IP	WLS	BF	H	R	ER	SO	BB	IBB	HBP	BLK	WP	HR	S	P	ERA	WHIP				
Scott Karl, L (1,1) ERA: 3.58	6.2	L	31	8	6	6	5	3	0	0	0	0	0	76	121	8.10	1.650				
Al Reyes, R (7,1) ERA: 5.27	1.1		7	2	1	1	3	1	0	0	0	0	0	19	30	6.75	2.250				

Milwaukee Brewers @ St. Louis Cardinals  
 Busch Stadium, St. Louis, MO  
 Mon May 11 1998, 7:05 PM CDT  
 Att: 34,744 - Cloudy - 64 F

AB 34  
 R 7  
 H 10  
 RBI 7  
 BB 4  
 SO 8  
 LOB 13









Batter	1	2	3	4	5	6	7	8	9	AB	R	H	RBI	BB	SO	LOB	TOP							
Fernando Vina, L (1,4) OBP: 0.409, SLG: 0.494	L9		F7			1B		1B		4	2	2	0	1	0	0								
Jeff Cirillo, R (1,5) OBP: 0.414, SLG: 0.403	G5-3		F7			1B		1B		5	1	2	2	0	0	2								
Mark Loretta, R (1,6) OBP: 0.347, SLG: 0.402	K		G6-3			1B		1B		5	0	2	1	0	1	0								
Jeremy Burnitz, L (1,9) OBP: 0.355, SLG: 0.500										4	1	1	1	0	0	3								
Marquis Grissom, R (1,8) OBP: 0.313, SLG: 0.443										4	1	2	1	0	0	1								
Darrin Jackson, R (8,8) OBP: 0.200, SLG: 0.207										0	1	0	0	1	0	0								
Dave Nilsson, L (1,3) OBP: 0.500, SLG: 0.333										3	0	1	0	1	0	3								
Bob Hamelin, L (7,3) OBP: 0.212, SLG: 0.213										1	1	1	2	0	0	0								
Geoff Jenkins, L (1,7) OBP: 0.354, SLG: 0.614	K									5	0	3	1	0	1	2								
Bobby Hughes, R (1,2) OBP: 0.286, SLG: 0.462	L8									4	1	0	0	1	0	5								
Jeff Juden, R (1,1) OBP: 0.235, SLG: 0.294										2	0	0	0	0	0	4								
Eric Owens, R (8,PH) OBP: 0.235, SLG: 0.438										1	0	0	0	0	1	1								
Mike Myers, L (8,1) OBP: 0.235, SLG: 0.438										0	0	0	0	0	0	0								
Bob Wickman, R (8,1) OBP: 0.235, SLG: 0.438										1	0	0	0	0	0	0								
<b>Inning Stats</b>	R: 0 E: 0 K: 1 S: 5	H: 0 LOB: 0 BB: 0 P: 7	R: 1 E: 0 K: 1 S: 14	H: 2 LOB: 2 BB: 1 P: 27	R: 0 E: 0 K: 0 S: 6	H: 0 LOB: 0 BB: 0 P: 9	R: 1 E: 1 K: 0 S: 10	H: 2 LOB: 2 BB: 0 P: 13	R: 2 E: 0 K: 0 S: 15	H: 4 LOB: 1 BB: 2 P: 23	R: 0 E: 0 K: 0 S: 7	H: 1 LOB: 2 BB: 0 P: 18	R: 0 E: 1 K: 0 S: 11	H: 0 LOB: 1 BB: 0 P: 17	R: 2 E: 0 K: 1 S: 18	H: 4 LOB: 2 BB: 0 P: 30	R: 2 E: 0 K: 0 S: 7	H: 1 LOB: 0 BB: 1 P: 16	1B: 10 2B: 2 HR: 1	SF: 1 SAC: 1 HBP: 0	WP: 0 PB: 0 CS: 0	PA: 45		
<b>PITCHER</b>	IP WLS BF H R ER SO BB IBB HBP BLK WP HR S P ERA WHIP	IP WLS BF H R ER SO BB IBB HBP BLK WP HR S P ERA WHIP	IP WLS BF H R ER SO BB IBB HBP BLK WP HR S P ERA WHIP	IP WLS BF H R ER SO BB IBB HBP BLK WP HR S P ERA WHIP	IP WLS BF H R ER SO BB IBB HBP BLK WP HR S P ERA WHIP	IP WLS BF H R ER SO BB IBB HBP BLK WP HR S P ERA WHIP	IP WLS BF H R ER SO BB IBB HBP BLK WP HR S P ERA WHIP	IP WLS BF H R ER SO BB IBB HBP BLK WP HR S P ERA WHIP	IP WLS BF H R ER SO BB IBB HBP BLK WP HR S P ERA WHIP	IP WLS BF H R ER SO BB IBB HBP BLK WP HR S P ERA WHIP	IP WLS BF H R ER SO BB IBB HBP BLK WP HR S P ERA WHIP	IP WLS BF H R ER SO BB IBB HBP BLK WP HR S P ERA WHIP	IP WLS BF H R ER SO BB IBB HBP BLK WP HR S P ERA WHIP	IP WLS BF H R ER SO BB IBB HBP BLK WP HR S P ERA WHIP	IP WLS BF H R ER SO BB IBB HBP BLK WP HR S P ERA WHIP	IP WLS BF H R ER SO BB IBB HBP BLK WP HR S P ERA WHIP	IP WLS BF H R ER SO BB IBB HBP BLK WP HR S P ERA WHIP	IP WLS BF H R ER SO BB IBB HBP BLK WP HR S P ERA WHIP	IP WLS BF H R ER SO BB IBB HBP BLK WP HR S P ERA WHIP	IP WLS BF H R ER SO BB IBB HBP BLK WP HR S P ERA WHIP	IP WLS BF H R ER SO BB IBB HBP BLK WP HR S P ERA WHIP	IP WLS BF H R ER SO BB IBB HBP BLK WP HR S P ERA WHIP	IP WLS BF H R ER SO BB IBB HBP BLK WP HR S P ERA WHIP	IP WLS BF H R ER SO BB IBB HBP BLK WP HR S P ERA WHIP

Milwaukee Brewers @ Arizona Diamondbacks  
Bank One Ballpark, Phoenix, AZ  
Wed May 13 1998, 10:05 PM EDT  
Att: 40,230 - Cloudy - 63 F

AB 39  
R 8  
H 14  
RBI 8  
BB 4  
SO 3  
LOB 21



Batter	1	2	3	4	5	6	7	8	9	AB	R	H	RBI	BB	SO	LOB	BOTTOM							
Devon White, S (1,8) OBP: 0.331, SLG: 0.439	P9		P3							5	1	1	1	0	0	1								
Andy Fox, L (1,5) OBP: 0.310, SLG: 0.354										2	1	0	0	2	1	0								
Jay Bell, R (1,6) OBP: 0.329, SLG: 0.379	G6-3									3	1	1	0	1	0	1								
Travis Lee, L (1,3) OBP: 0.333, SLG: 0.460										3	0	1	1	0	1	1								
David Dellucci, L (1,7) OBP: 0.404, SLG: 0.524	K									3	0	2	1	1	1	0								
Kelly Stinnett, R (1,2) OBP: 0.340, SLG: 0.500	K									3	0	1	0	0	2	2								
Brent Brede, L (1,9) OBP: 0.306, SLG: 0.337										3	0	0	0	0	0	5								
Matt Williams, R (8,PH) OBP: 0.336, SLG: 0.444										1	0	0	0	0	0	2								
Andy Stankiewicz, R (1,4) OBP: 0.247, SLG: 0.244										4	0	1	0	0	2	0								
Willie Blair, R (1,1) OBP: 0.125, SLG: 0.125										1	0	0	0	0	0	0								
Tony Batista, R (7,PH) OBP: 0.318, SLG: 0.342										1	0	0	0	0	1	0								
Clint Sodowsky, L (8,1) OBP: 0.318, SLG: 0.342										0	0	0	0	0	0	0								
Bryan Corey, R (9,1) OBP: 0.318, SLG: 0.342										0	0	0	0	0	0	0								
Yamil Benitez, R (9,PH) OBP: 0.329, SLG: 0.329										1	0	0	0	0	0	0								
<b>Inning Stats</b>	R: 0 E: 0 K: 0 S: 12	H: 0 LOB: 1 BB: 1 P: 18	R: 0 E: 0 K: 2 S: 9	H: 0 LOB: 0 BB: 0 P: 14	R: 0 E: 0 K: 0 S: 10	H: 1 LOB: 1 BB: 0 P: 15	R: 2 E: 0 K: 0 S: 9	H: 3 LOB: 1 BB: 1 P: 18	R: 0 E: 0 K: 2 S: 15	H: 1 LOB: 3 BB: 1 P: 22	R: 1 E: 0 K: 2 S: 13	H: 1 LOB: 0 BB: 0 P: 16	R: 0 E: 0 K: 1 S: 13	H: 1 LOB: 2 BB: 1 P: 24	R: 0 E: 0 K: 1 S: 8	H: 0 LOB: 0 BB: 0 P: 12	1B: 5 2B: 2 HR: 1	SF: 1 SAC: 1 HBP: 1	WP: 1 PB: 0 CS: 1	PA: 37				
<b>PITCHER</b>	IP WLS BF H R ER SO BB IBB HBP BLK WP HR S P ERA WHIP	IP WLS BF H R ER SO BB IBB HBP BLK WP HR S P ERA WHIP	IP WLS BF H R ER SO BB IBB HBP BLK WP HR S P ERA WHIP	IP WLS BF H R ER SO BB IBB HBP BLK WP HR S P ERA WHIP	IP WLS BF H R ER SO BB IBB HBP BLK WP HR S P ERA WHIP	IP WLS BF H R ER SO BB IBB HBP BLK WP HR S P ERA WHIP	IP WLS BF H R ER SO BB IBB HBP BLK WP HR S P ERA WHIP	IP WLS BF H R ER SO BB IBB HBP BLK WP HR S P ERA WHIP	IP WLS BF H R ER SO BB IBB HBP BLK WP HR S P ERA WHIP	IP WLS BF H R ER SO BB IBB HBP BLK WP HR S P ERA WHIP	IP WLS BF H R ER SO BB IBB HBP BLK WP HR S P ERA WHIP	IP WLS BF H R ER SO BB IBB HBP BLK WP HR S P ERA WHIP	IP WLS BF H R ER SO BB IBB HBP BLK WP HR S P ERA WHIP	IP WLS BF H R ER SO BB IBB HBP BLK WP HR S P ERA WHIP	IP WLS BF H R ER SO BB IBB HBP BLK WP HR S P ERA WHIP	IP WLS BF H R ER SO BB IBB HBP BLK WP HR S P ERA WHIP	IP WLS BF H R ER SO BB IBB HBP BLK WP HR S P ERA WHIP	IP WLS BF H R ER SO BB IBB HBP BLK WP HR S P ERA WHIP	IP WLS BF H R ER SO BB IBB HBP BLK WP HR S P ERA WHIP	IP WLS BF H R ER SO BB IBB HBP BLK WP HR S P ERA WHIP	IP WLS BF H R ER SO BB IBB HBP BLK WP HR S P ERA WHIP	IP WLS BF H R ER SO BB IBB HBP BLK WP HR S P ERA WHIP	IP WLS BF H R ER SO BB IBB HBP BLK WP HR S P ERA WHIP	IP WLS BF H R ER SO BB IBB HBP BLK WP HR S P ERA WHIP

Milwaukee Brewers @ Arizona Diamondbacks  
Bank One Ballpark, Phoenix, AZ  
Wed May 13 1998, 10:05 PM EDT  
Att: 40,230 - Cloudy - 63 F

AB 30  
R 3  
H 7  
RBI 3  
BB 4  
SO 8  
LOB 12





Batter	1	2	3	4	5	6	7	8	9	AB	R	H	RBI	BB	SO	LOB	TOP		
Fernando Vina, L OBP: 0.400, SLG: 0.481 (1, 4)	G4-3	K			G3		K			4	0	0	0	0	2	2	<b>Milwaukee Brewers @ Arizona Diamondbacks</b> Bank One Ballpark, Phoenix, AZ Thu May 14 1998, 10:05 PM EDT Att: 40,204 - Cloudy - 74 F <a href="http://livebaseballscorecards.com">livebaseballscorecards.com</a>		
Jeff Cirillo, R OBP: 0.404, SLG: 0.391 (1, 5)	K2-3		F9		K			G6-3	4	0	0	0	0	2	0				
Mark Loretta, R OBP: 0.374, SLG: 0.409 (1, 3)	1B	BB		BB		1B		BB	1	1	1	0	3	0	0				
Jeremy Burnitz, L OBP: 0.353, SLG: 0.493 (1, 9)	1B		K		P5			P8	4	0	1	0	0	1	3				
Marc Newfield, R OBP: 0.325, SLG: 0.292 Geoff Jenkins, L OBP: 0.340, SLG: 0.587 (6, PH) (6, 7)	FC6-4		F8		K			F7	2	0	1	1	0	0	1				
Darin Jackson, R OBP: 0.186, SLG: 0.194 (1, 8)	FC6-4			B2		K			4	0	0	0	0	1	3				
Jose Valentin, S OBP: 0.325, SLG: 0.380 (1, 6)		B3		P9			F9		4	0	0	0	0	1	0				
Mike Matheny, R OBP: 0.318, SLG: 0.408 (1, 2)	G6-3		K			P4		G4-3	4	0	0	0	0	1	0				
21 Cal Eldred, R OBP: 0.133, SLG: 0.071 Mike Myers, L (6, 1) Dave Nilsson, L OBP: 0.600, SLG: 0.500 48 Brad Woodall, S (7, 1)					K		1B		1	0	0	0	1	1	0				
									0	0	0	0	0	0	0				
									0	0	0	0	0	0	0				
<b>Inning Stats</b>	R: 1 H: 2 E: 0 K: 1 S: 16	H: 2 R: 1 ER: 1 SO: 6 LOB: 2 BB: 1 P: 24	R: 0 H: 0 E: 0 K: 1 S: 9	H: 0 R: 1 ER: 1 SO: 1 LOB: 1 BB: 1 P: 16	R: 0 H: 0 E: 0 K: 1 S: 10	H: 0 R: 0 ER: 0 SO: 3 LOB: 0 BB: 1 P: 19	R: 0 H: 0 E: 0 K: 1 S: 7	H: 1 R: 0 ER: 0 SO: 5 LOB: 0 BB: 0 P: 14	R: 0 H: 1 E: 0 K: 2 S: 9	H: 1 R: 0 ER: 0 SO: 7 LOB: 1 BB: 0 P: 13	R: 0 H: 1 E: 0 K: 1 S: 12	H: 0 R: 0 ER: 0 SO: 19 LOB: 1 BB: 1 P: 19	R: 0 H: 0 E: 0 K: 1 S: 11	H: 0 R: 0 ER: 0 SO: 7 LOB: 0 BB: 0 P: 7	1B: 4 2B: 0 3B: 0 HR: 0	SF: 0 SAC: 0 DP: 0 HBP: 0	WP: 0 PB: 0 SB: 1 CS: 0	PA: 35	
<b>PITCHER</b>	IP	WLS	BF	H	R	ER	SO	BB	IBB	HBP	BLK	WP	HR	S	P	ERA	WHIP		
Omar Daal, L ERA: 2.29 (1, 1)	5.0		20	2	1	1	6	3	0	0	0	0	0	51	85	1.80	1.000		
Russ Springer, R ERA: 3.32 (6, 1)	3.0	W	12	2	0	0	3	1	0	0	0	0	0	32	51	0.00	1.000		
Gregg Olson, R ERA: 4.08 (9, 1)	1.0	S	3	0	0	0	1	0	0	0	0	0	0	5	7	0.00	0.000		

Batter	1	2	3	4	5	6	7	8	9	AB	R	H	RBI	BB	SO	LOB	BOTTOM			
Devon White, S OBP: 0.324, SLG: 0.429 (1, 8)	G3		K			K	P7			4	0	0	0	0	2	0	<b>Milwaukee Brewers @ Arizona Diamondbacks</b> Bank One Ballpark, Phoenix, AZ Thu May 14 1998, 10:05 PM EDT Att: 40,204 - Cloudy - 74 F <a href="http://livebaseballscorecards.com">livebaseballscorecards.com</a>			
Andy Fox, L OBP: 0.307, SLG: 0.391 (1, 4) (7, 9)	HR		G4-3			F9	F7		4	1	1	1	0	0	0					
Jay Bell, R OBP: 0.333, SLG: 0.378 (1, 6)	P4			G5-4-3 1B		BB BB		G5-3	3	1	1	0	1	0	0					
Travis Lee, L OBP: 0.339, SLG: 0.461 Andy Stankiewicz, R OBP: 0.244, SLG: 0.241 (1, 3) (7, 4)	S 1B			K		BB BB		F9	2	1	1	0	1	1	1					
Matt Williams, R OBP: 0.333, SLG: 0.445 (1, 5)	F7			G5-4-3		1B E 2B		L9	4	1	1	2	0	0	2					
David Dellucci, L OBP: 0.400, SLG: 0.500 (1, 7)		K2-3			G3-1	E IBB			2	0	0	0	1	1	0					
Kelly Stinnett, R OBP: 0.339, SLG: 0.490 (1, 2)		K			K	E6 1B			3	0	1	0	0	2	0					
Brent Brede, L OBP: 0.307, SLG: 0.337 (1, 9) (7, 3)		G4-3				K			3	0	1	0	0	1	2					
Omar Daal, L (1, 1) Hensley Meulens, R OBP: 0.067, SLG: 0.267 Russ Springer, R (6, 1) Gregg Olson, R OBP: 0.500, SLG: 2.000 (9, 1)			K		K		K		1	0	0	0	0	1	0					
									1	0	0	0	0	1	1					
									0	0	0	0	0	0	0					
<b>Inning Stats</b>	R: 1 H: 2 E: 0 K: 0 S: 16	H: 2 R: 0 ER: 0 SO: 25 LOB: 1 BB: 0 P: 24	R: 0 H: 0 E: 0 K: 2 S: 9	H: 0 R: 3 ER: 3 SO: 8 LOB: 0 BB: 0 P: 13	R: 0 H: 1 E: 0 K: 1 S: 7	H: 0 R: 0 ER: 0 SO: 1 LOB: 0 BB: 0 P: 12	R: 0 H: 1 E: 0 K: 1 S: 11	H: 1 R: 0 ER: 0 SO: 6 LOB: 0 BB: 0 P: 11	R: 0 H: 1 E: 0 K: 2 S: 10	H: 1 R: 0 ER: 0 SO: 1 LOB: 1 BB: 0 P: 16	R: 3 H: 2 E: 1 K: 2 S: 18	H: 2 R: 0 ER: 0 SO: 35 LOB: 2 BB: 3 P: 35	R: 0 H: 0 E: 0 K: 1 S: 6	H: 0 R: 0 ER: 0 SO: 8 LOB: 0 BB: 0 P: 8	R: 0 H: 0 E: 0 K: 0 S: 9	H: 0 R: 0 ER: 0 SO: 15 LOB: 0 BB: 0 P: 15	1B: 4 2B: 1 3B: 0 HR: 1	SF: 0 SAC: 0 DP: 1 HBP: 0	WP: 0 PB: 0 SB: 1 CS: 0	PA: 32
<b>PITCHER</b>	IP	WLS	BF	H	R	ER	SO	BB	IBB	HBP	BLK	WP	HR	S	P	ERA	WHIP			
21 Cal Eldred, R ERA: 3.78 (1, 1)	5.2	L	25	6	4	3	8	2	1	0	0	0	0	66	105	4.76	1.412			
Mike Myers, L ERA: 0.66 (6, 1)	0.1		1	0	0	0	1	0	0	0	0	0	0	3	6	0.00	0.000			
48 Brad Woodall, L ERA: (7, 1)	2.0		6	0	0	0	1	0	0	0	0	0	0	15	23	0.00	0.000			



Batter	1	2	3	4	5	6	7	8	9	AB	R	H	RBI	BB	SO	LOB	TOP											
Jose Valentin, S OBP: 0.331, SLG: 0.381 (1, 6)										5	1	2	0	1	1	2	<b>Milwaukee Brewers @ Colorado Rockies</b> Coors Field, Denver, CO Fri May 15 1998, 7:05 PM MDT Att: 48,035 - Unknown - 67 F											
Jeff Cirillo, R OBP: 0.401, SLG: 0.389 (1, 5)										6	1	2	0	0	0	2												
Mark Loretta, R OBP: 0.394, SLG: 0.429 (1, 4)										3	1	3	2	1	0	0												
Jeremy Burnitz, L OBP: 0.360, SLG: 0.493 (1, 9)										4	1	2	1	1	0	4												
Dave Nilsson, L OBP: 0.556, SLG: 0.750 Bob Hamelin, L OBP: 0.208, SLG: 0.208 (6, PR) (6, 3)										4	0	2	2	0	0	2												
Geoff Jenkins, L OBP: 0.384, SLG: 0.580 (1, 7)										4	2	2	0	1	1	2												
Darrin Jackson, R OBP: 0.188, SLG: 0.194 (1, 8)										5	0	1	1	0	0	5												
Bobby Hughes, R OBP: 0.316, SLG: 0.471 (1, 2)										4	1	1	1	1	1	4												
Steve Woodard, L Al Reyes, R Bob Wickman, R Fernando Vina, L Doug Jones, R Mike Myers, L (1, 1) (6, 1) (7, 1) (9, PH) (9, 1) (9, 1)										2	0	0	0	0	0	2												
<b>Inning Stats</b>	R: 2 E: 1 K: 1 S: 17	H: 3 LOB: 2 BB: 0 P: 23	R: 1 E: 0 K: 0 S: 12	H: 1 LOB: 2 BB: 2 P: 25	R: 1 E: 1 K: 0 S: 12	H: 2 LOB: 1 BB: 0 P: 19	R: 0 E: 0 K: 0 S: 11	H: 2 LOB: 2 BB: 0 P: 20	R: 1 E: 0 K: 1 S: 12	H: 2 LOB: 1 BB: 0 P: 17	R: 2 E: 0 K: 1 S: 16	H: 2 LOB: 3 BB: 2 P: 29	R: 1 E: 0 K: 1 S: 17	H: 3 LOB: 2 BB: 1 P: 30	R: 0 E: 0 K: 0 S: 9	H: 0 LOB: 0 BB: 0 P: 11			R: 0 E: 0 K: 0 S: 5	H: 1 LOB: 0 BB: 0 P: 7	1B: 13 2B: 3 3B: 0 HR: 0	SF: 1 SAC: 1 DP: 0 HBP: 0	WP: 2 PB: 2 SB: 0 CS: 0	PA: 47				
<b>PITCHER</b>	IP WLS BF H R ER SO BB IBB HBP BLK WP HR S P ERA WHIP	IP WLS BF H R ER SO BB IBB HBP BLK WP HR S P ERA WHIP															IP WLS BF H R ER SO BB IBB HBP BLK WP HR S P ERA WHIP											
Darryl Kile, R ERA: 4.86 (1, 1)	6.0 L	35 12	7 7	5 5	3 3	3 3	1 1	0 0	0 0	0 0	2 2	0 0	80 133	7.50 2.500														
Bobby Jones, L ERA: 5.3 (7, 1)	1.0 6	3 1	1 1	1 1	1 1	0 0	0 0	0 0	0 0	0 0	0 0	17 30	9.00 4.000															
Mike DeJean, R ERA: 2.82 (8, 1)	2.0 6	1 0	0 0	0 0	0 0	0 0	0 0	0 0	0 0	0 0	14 18	0.00 0.500																

Batter	1	2	3	4	5	6	7	8	9	AB	R	H	RBI	BB	SO	LOB	BOTTOM										
Neftali Perez, S OBP: 0.305, SLG: 0.385 (1, 6)										3	0	1	1	2	0	0	<b>Milwaukee Brewers @ Colorado Rockies</b> Coors Field, Denver, CO Fri May 15 1998, 7:05 PM MDT Att: 48,035 - Unknown - 67 F										
3 Mike Lansing, R OBP: 0.308, SLG: 0.352 (1, 4)										5	0	2	0	0	1	1											
Larry Walker, L OBP: 0.438, SLG: 0.561 (1, 9)										4	1	1	0	1	2	5											
Vinny Castilla, R OBP: 0.350, SLG: 0.640 (1, 5)										4	0	1	1	0	1	4											
Dante Bichette, R OBP: 0.374, SLG: 0.524 (1, 7)										4	1	1	1	0	0	2											
17 Todd Helton, L OBP: 0.349, SLG: 0.478 (1, 3)										4	1	1	0	0	0	1											
Jeff Reed, L OBP: 0.342, SLG: 0.426 (1, 2)										4	1	1	2	0	0	0											
1 Curtis Goodwin, L OBP: 0.388, SLG: 0.349 (1, 8)										3	1	1	0	1	1	0											
Darryl Kile, R OBP: 0.304, SLG: 0.364 Bobby Jones, R John Vander Wal, L Mike DeJean, R Elli Burkes, R (1, 1) (7, 1) (7, PH) (8, 1) (9, PH)										2	0	0	0	0	0	0											
<b>Inning Stats</b>	R: 0 E: 0 K: 2 S: 7	H: 0 LOB: 1 BB: 1 P: 19	R: 1 E: 0 K: 1 S: 11	H: 1 LOB: 0 BB: 0 P: 14	R: 0 E: 0 K: 0 S: 6	H: 0 LOB: 0 BB: 0 P: 12	R: 0 E: 0 K: 0 S: 9	H: 0 LOB: 1 BB: 1 P: 16	R: 0 E: 0 K: 0 S: 8	H: 0 LOB: 0 BB: 0 P: 12	R: 1 E: 0 K: 0 S: 11	H: 2 LOB: 1 BB: 0 P: 17	R: 3 E: 0 K: 2 S: 15	H: 4 LOB: 2 BB: 1 P: 28	R: 0 E: 0 K: 0 S: 3	H: 0 LOB: 0 BB: 0 P: 4			R: 0 E: 0 K: 1 S: 11	H: 2 LOB: 2 BB: 1 P: 20	1B: 4 2B: 2 3B: 1 HR: 2	SF: 0 SAC: 0 DP: 1 HBP: 0	WP: 0 PB: 2 SB: 1 CS: 0	PA: 39			
<b>PITCHER</b>	IP WLS BF H R ER SO BB IBB HBP BLK WP HR S P ERA WHIP	IP WLS BF H R ER SO BB IBB HBP BLK WP HR S P ERA WHIP															IP WLS BF H R ER SO BB IBB HBP BLK WP HR S P ERA WHIP										
Steve Woodard, R ERA: 3.71 Al Reyes, R Bob Wickman, R Doug Jones, R Mike Myers, L (1, 1) (6, 1) (7, 1) (9, 1) (9, 1)	5.2 21	7 4	3 3	3 1	1 0	0 0	0 0	0 0	0 0	0 0	1 12	24 40.50	7.500 0.706														
Bob Wickman, R ERA: 2.03 Doug Jones, R ERA: 3.91 Mike Myers, L ERA: 0.64 (7, 1) (9, 1) (9, 1)	1.2 4	6 2	0 0	0 0	0 0	0 0	0 0	0 0	0 0	0 0	9 8	13 16	0.00 4.500														
Mike Myers, L ERA: 0.64 (9, 1)	0.1 S	1 0	0 0	0 0	0 0	0 0	0 0	0 0	0 0	0 0	3 4	0.00 0.000															







Batter	1	2	3	4	5	6	7	8	9	AB	R	H	RBI	BB	SO	LOB	TOP			
Fernando Vina, L (1.4) OBP: 0.395, SLG: 0.467	G3		G4-3		G5-4-3			L9		4	0	0	0	0	0	2	<b>Milwaukee Brewers @ Colorado Rockies</b> Coors Field, Denver, CO Sun May 17 1998, 3:33 AM MDT Att: 48,041 - Sunny - 77 F			
Mark Loretta, R (1.5) OBP: 0.391, SLG: 0.423	F4 1B 1B				G5-3			G6-4-3		4	1	2	0	0	0	1				
Jose Valentin, S (1.6) OBP: 0.337, SLG: 0.380			F9				P7		F8	4	0	1	0	0	0	1				
Dave Nilsson, L (1.3) OBP: 0.467, SLG: 0.643	F4		L6				P1		F8	4	0	0	0	0	0	3				
Jeromy Burnitz, L (1.9) OBP: 0.348, SLG: 0.472					K				K	4	0	1	1	0	3	0				
Geoff Jenkins, L (1.7) OBP: 0.371, SLG: 0.632	K				FC5-4 48 CS 1B			G3		3	0	1	0	0	1	2				
Darrin Jackson, R (1.8) OBP: 0.194, SLG: 0.200		G6-3			FC5-4 1B			P3		3	0	1	0	0	0	0				
Mike Matheny, R (1.2) OBP: 0.308, SLG: 0.385					FC5-4			K		2	0	0	0	0	1	2				
Paul Wagner, R (1.1) OBP: 0.200, SLG: 0.200 48 Brad Woodall, S (3.1) OBP: 1.000, SLG: 1.000 Marquis Grissom, R (6, PH) OBP: 0.319, SLG: 0.443 Bob Wickman, R (8.1)	B3-6-4 HBP		B3-6-4		CS			G6-4-3 BB		1	0	0	0	0	0	1				
										1	0	1	0	0	0	0				
										0	0	0	0	1	0	0				
										0	0	0	0	0	0	0				
<b>Inning Stats</b>	R: 1 E: 0 K: 1 S: 13	H: 3 LOB: 2 BB: 0 P: 21	R: 0 E: 0 K: 0 S: 4	H: 0 LOB: 0 BB: 7 P: 7	R: 0 E: 0 K: 0 S: 9	H: 1 LOB: 1 BB: 0 P: 13	R: 0 E: 0 K: 1 S: 9	H: 2 LOB: 1 BB: 0 P: 13	R: 0 E: 0 K: 0 S: 6	H: 0 LOB: 0 BB: 0 P: 9	R: 0 E: 0 K: 1 S: 9	H: 0 LOB: 0 BB: 1 P: 14	R: 0 E: 0 K: 0 S: 4	H: 0 LOB: 0 BB: 1 P: 9	R: 0 E: 0 K: 1 S: 9	H: 0 LOB: 0 BB: 16 P: 16	1B: 7 2B: 0 3B: 0 HR: 0	SF: 0 SAC: 0 DP: 3 HBP: 1	WP: 0 PB: 0 SB: 0 CS: 1	PA: 33
<b>PITCHER</b>	IP WLS BF H R ER SO BB IBB HBP BLK WP HR S P ERA WHIP																			
Jamey Wright, R (1.1) ERA: 6.33	8.0 W 29 7 1 1 4 1 0 1 0 0 0 60 94 1.12 1.000																			
Jerry Dipoto, R (9.1) ERA: 3.05	1.0 S 3 0 0 0 1 0 0 0 0 0 0 9 16 0.00 0.000																			

Batter	1	2	3	4	5	6	7	8	9	AB	R	H	RBI	BB	SO	LOB	BOTTOM			
Neftali Feliz, S (1.6) OBP: 0.330, SLG: 0.423	G3 BB									3	0	3	0	1	0	0	<b>Milwaukee Brewers @ Colorado Rockies</b> Coors Field, Denver, CO Sun May 17 1998, 3:33 AM MDT Att: 48,041 - Sunny - 77 F			
Ellis Burks, R (1.8) OBP: 0.331, SLG: 0.562	F9		F8		G5-3			K		4	0	0	0	0	1	5				
Larry Walker, L (1.9) OBP: 0.439, SLG: 0.565	G3				P4					3	0	1	0	1	0	1				
Vinny Castilla, R (1.5) OBP: 0.344, SLG: 0.617	K				G5-4-3 1B			G6-3		4	0	1	0	0	1	3				
Dante Bichette, R (1.7) OBP: 0.374, SLG: 0.516 Jerry Dipoto, R (9.1)			F8		G5-4-3					3	0	0	0	1	1	1				
17 Todd Helton, L (1.3) OBP: 0.342, SLG: 0.468			K					G5-4-3 BB		0	0	0	0	0	0	0				
3 Mike Lansing, R (1.4) OBP: 0.298, SLG: 0.358					G4-3			G3-2-5-1-6		3	0	0	0	0	1	2				
										3	1	1	1	0	0	0				
Jeff Reed, L (1.2) OBP: 0.341, SLG: 0.465					K					3	1	1	1	0	2	0				
Jamey Wright, R (1.1) OBP: 0.063, SLG: 0.063 1 Curtis Goodwin, L (9.8) OBP: 0.388, SLG: 0.349					K					3	0	0	0	0	1	0				
										0	0	0	0	0	0	0				
<b>Inning Stats</b>	R: 0 E: 0 K: 1 S: 7	H: 0 LOB: 1 BB: 1 P: 13	R: 0 E: 0 K: 1 S: 9	H: 0 LOB: 0 BB: 0 P: 12	R: 0 E: 0 K: 2 S: 14	H: 1 LOB: 1 BB: 0 P: 21	R: 0 E: 0 K: 0 S: 15	H: 1 LOB: 0 BB: 0 P: 21	R: 1 E: 1 K: 1 S: 14	H: 2 LOB: 2 BB: 0 P: 21	R: 0 E: 0 K: 0 S: 5	H: 1 LOB: 1 BB: 1 P: 12	R: 1 E: 0 K: 1 S: 18	H: 2 LOB: 1 BB: 0 P: 23	R: 0 E: 0 K: 1 S: 5	H: 0 LOB: 0 BB: 1 P: 11	1B: 3 2B: 3 3B: 0 HR: 2	SF: 0 SAC: 0 DP: 3 HBP: 0	WP: 0 PB: 0 SB: 1 CS: 0	PA: 32
<b>PITCHER</b>	IP WLS BF H R ER SO BB IBB HBP BLK WP HR S P ERA WHIP																			
Paul Wagner, R (1.1) ERA: 5.49	2.2 L 10 1 0 0 4 1 0 0 0 0 0 2 27 4.00 0.750																			
48 Brad Woodall, L (3.1) ERA: 1.5	4.1 L 19 6 2 2 2 1 0 0 0 0 0 2 55 83 4.15 1.615																			
Bob Wickman, R (8.1) ERA: 1.95	1.0 3 0 0 0 1 1 0 0 0 0 0 5 11 0.00 1.000																			



Batter	1	2	3	4	5	6	7	8	9	AB	R	H	RBI	BB	SO	LOB	TOP								
Fernando Vina, L (1,4) OBP: 0.392, SLG: 0.459	4-1 1B HBP G3-6-1 BB		3-1 P9		2-3 K		0-0 B4			3	1	0	0	1	1	0									
Jeff Cirillo, R (1,5) OBP: 0.414, SLG: 0.400	1-1 G3-6-1 1B 1-2 2B HBP		1-0 F8		0-0 1B			4-2 BB BB		2	1	1	0	1	0	0									
Jose Valentin, S (1,6) OBP: 0.335, SLG: 0.377	0-0 G3-6-1 1-2 2-3 1B		2-2 G3		2-3 K			0-0 B2		4	0	1	0	0	1	2									
Dave Nilsson, L (1,3) OBP: 0.444, SLG: 0.588	0-2 G3-6-1			0-0 BB 1B	1-0 G4-3			4-2 BB		3	1	1	0	0	0	3									
Mark Loretta, R (8, PH) OBP: 0.396, SLG: 0.423	1-2 2-3 3-H			4-2 E 1B				1-2 BB		0	0	0	0	1	0	0									
Jeromy Burnitz, L (1,9) OBP: 0.356, SLG: 0.481	2-1 2B			1-2 BB				3-3 K		3	1	2	1	1	1	2									
Geoff Jenkins, L (1,7) OBP: 0.364, SLG: 0.623	1-0 L3			1-2 E8 1B 2B				2-3 K		4	1	1	2	0	1	4									
Darrin Jackson, R (1,8) OBP: 0.187, SLG: 0.192		0-2 G4-3		1-1 G5-3				0-1 G6-3		3	0	0	0	0	0	2									
Marquis Grissom, R (9, PH) OBP: 0.316, SLG: 0.439									3-2 F9	1	0	0	0	0	0	0									
Bobby Hughes, R (1,2) OBP: 0.348, SLG: 0.450		2-3 K		1-0 B1-6-4 1B				3-3 K		3	0	1	1	1	2	0									
Jeff Juden, R (1,1) OBP: 0.211, SLG: 0.263			1-2 G3-1		0-0 B1-6-4			0-0 G6-3		2	0	0	0	0	0	1									
Bronswell Patrick, R (5,1) OBP: 0.200, SLG: 0.200									0-1 G6-4-3	2	0	0	0	0	0	1									
Inning Stats	R: 2 H: 2 E: 0 K: 0 S: 9	WLS: 2 BF: 22 P: 17	H: 6 R: 5 ER: 5 SO: 3	R: 0 H: 0 E: 0 K: 1 S: 9	LOB: 1 BB: 1 P: 12	R: 0 H: 0 E: 0 K: 0 S: 7	LOB: 0 BB: 0 P: 13	R: 0 H: 3 E: 1 K: 0 S: 12	LOB: 3 BB: 1 P: 19	R: 0 H: 1 E: 0 K: 2 S: 11	LOB: 0 BB: 0 P: 16	R: 0 H: 0 E: 0 K: 1 S: 5	LOB: 0 BB: 0 P: 8	R: 0 H: 0 E: 0 K: 2 S: 14	LOB: 2 BB: 2 P: 27	R: 0 H: 0 E: 0 K: 0 S: 8	LOB: 0 BB: 1 P: 15	1B: 5 2B: 2 3B: 0 HR: 0	SF: 0 SAC: 0 DP: 4 HBP: 1	WP: 0 PB: 0 SB: 0 CS: 0	PA: 36				
PITCHER	IP	WLS	BF	H	R	ER	SO	BB	IBB	HBP	BLK	WP	HR	S	P	ERA	WHIP								
Pedro Astacio, R (1,1) ERA: 7.6	5.0	W	22	6	5	5	3	2	0	1	0	0	0	48	77	9.00	1.600								
Mike DeJean, R (6,1) ERA: 2.59	2.0		7	1	0	0	1	1	0	0	0	0	0	15	26	0.00	1.000								
Chuck McElroy, L (8,1) ERA: 2.01	1.0		4	0	0	0	2	1	0	0	0	0	0	11	20	0.00	1.000								
Jerry Dipoto, R (9,1) ERA: 2.91	1.0	S	3	0	0	0	0	1	0	0	0	0	0	8	15	0.00	1.000								

Milwaukee Brewers @ Colorado Rockies  
Coors Field, Denver, CO  
Mon May 18, 1998, 7:05 PM MDT  
Att: 48,026 - Cloudy - 80 F

AB 30  
R 5  
H 7  
RBI 4  
BB 5  
SO 6  
LOB 15



Batter	1	2	3	4	5	6	7	8	9	AB	R	H	RBI	BB	SO	LOB	BOTTOM								
Neifi Perez, S (1,6) OBP: 0.331, SLG: 0.416	1-2 K		4-0 1B BB	2-2 G5-3	4-0 BB			1-0 P3		3	1	0	0	2	1	0									
1 Curtis Goodwin, L (1,8) OBP: 0.389, SLG: 0.404	0-3 K		4-0 1B BB	0-1 HR	3-1 P4			1-3 K		4	2	1	1	1	2	3									
Larry Walker, L (1,9) OBP: 0.438, SLG: 0.572	0-0 2B		2-2 F7	2-2 K			0-1 G4-3	0-2 2B		5	0	2	0	0	1	2									
Dante Bichette, R (1,7) OBP: 0.375, SLG: 0.513	1-1 L7		2-1 E 1B		2-2 HR 1B			0-2 F8		5	2	2	1	0	0	2									
Vinny Castilla, R (1,5) OBP: 0.342, SLG: 0.625		0-2 F8	0-0 E6 17 G3-1		0-0 HR 1B			0-2 L6		4	1	1	3	0	0	0									
17 Todd Helton, L (1,3) OBP: 0.340, SLG: 0.469	1-1 F9		0-2 G3-1		0-2 G6-3			0-1 1B 2B		4	1	1	0	0	0	1									
3 Mike Lansing, R (1,4) OBP: 0.308, SLG: 0.369		2-1 1B 2B	4-0 BB		1-0 BB 1B			0-3 K		3	1	2	0	1	1	1									
Jeff Reed, L (1,2) OBP: 0.349, SLG: 0.467		2-0 1B	3-2 F9		1-3 K			0-1 G6-4-3 1B		4	0	2	2	0	1	3									
Pedro Astacio, R (1,1) OBP: 0.238, SLG: 0.200		1-2 G1-6-3			0-0 G6-3			0-2 G6-4-3		2	0	0	0	0	0	1									
Darryl Kile, R (5, PR) ERA: 4.42										0	0	0	0	0	0	0									
Mike DeJean, R (6,1) ERA: 2.7										1	0	0	0	0	0	1									
Chuck McElroy, L (8,1) ERA: 2.7										0	0	0	0	0	0	0									
Jerry Dipoto, R (9,1) ERA: 2.91										0	0	0	0	0	0	0									
Inning Stats	R: 0 H: 1 E: 0 K: 2 S: 11	WLS: 1 BF: 27 P: 13	H: 2 R: 7 ER: 6 SO: 4	R: 1 H: 2 E: 0 K: 0 S: 11	LOB: 1 BB: 0 P: 17	R: 3 H: 1 E: 2 K: 0 S: 15	LOB: 2 BB: 3 P: 34	R: 1 H: 1 E: 0 K: 1 S: 11	LOB: 0 BB: 0 P: 15	R: 2 H: 3 E: 0 K: 1 S: 17	LOB: 3 BB: 1 P: 29	R: 0 H: 0 E: 0 K: 0 S: 9	LOB: 0 BB: 0 P: 9	R: 1 H: 2 E: 0 K: 1 S: 10	LOB: 0 BB: 0 P: 10	R: 0 H: 1 E: 0 K: 1 S: 12	LOB: 1 BB: 0 P: 14	1B: 5 2B: 4 3B: 0 HR: 2	SF: 0 SAC: 0 DP: 1 HBP: 1	WP: 0 PB: 0 SB: 1 CS: 0	PA: 40				
PITCHER	IP	WLS	BF	H	R	ER	SO	BB	IBB	HBP	BLK	WP	HR	S	P	ERA	WHIP								
Jeff Juden, R (1,1) ERA: 4.42	4.2	L	27	3	1	1	2	3	0	1	0	0	0	33	42	2.70	1.200								
Bronswell Patrick, R (5,1) ERA: 2.7	3.1		13	3	1	1	2	1	0	0	0	0	0	33	42	2.70	1.200								

Milwaukee Brewers @ Colorado Rockies  
Coors Field, Denver, CO  
Mon May 18, 1998, 7:05 PM MDT  
Att: 48,026 - Cloudy - 80 F

AB 35  
R 8  
H 11  
RBI 7  
BB 4  
SO 6  
LOB 14





Batter	1	2	3	4	5	6	7	8	9	AB	R	H	RBI	BB	SO	LOB	TOP
Darryl Hamilton, L OBP: 0.372, SLG: 0.293 (1, 8)	0-0 4-3 S G1-2-3 1B		4-0 2B BB	0-0 4-3		4-0 2B BB		4-0 CS 1B BB	1-2 G1	3	1	1	1	3	0	4	
Bill Mueller, S OBP: 0.425, SLG: 0.484 (1, 5)	0-0 4-3		0-0 L3		0-0 F8	1-2 2-3 3-H BB		1-2 P3		4	0	0	1	1	0	3	
Barry Bonds, L OBP: 0.423, SLG: 0.581 (1, 7)	4-0 BB BB		0-0 1-3 2B		0-0 1B	1-3 2-H 3-H 2B		2-2 F8		4	0	3	2	1	0	1	
Jeff Kent, R OBP: 0.330, SLG: 0.453 (1, 4)	4-0 1-2 BB		0-3 K		0-0 1-2 1B	0-3 K		1-1 1-2 1B		4	0	2	0	1	2	4	
J.T. Snow, L OBP: 0.275, SLG: 0.254 (1, 3)	0-0 G1-2-3			0-0 G3	0-0 P4	0-0 6-3		0-1 CS	0-3 K	5	0	0	0	0	1	7	
Stan Javier, S OBP: 0.318, SLG: 0.324 (1, 9)		2-0 G3		0-0 E 1B	0-0 4-3	0-0 4-3			1-1 1B 1B	5	1	2	0	0	0	4	
Brent Mayne, L OBP: 0.374, SLG: 0.395 (9, PR)		0-0 F8		0-0 E 1B			3-1 F9		0-2 1B SF8 1B	5	1	3	0	0	0	0	
Rey Sanchez, R OBP: 0.424, SLG: 0.416 (9, 2)				1-2 1B					1-3 1B	0	0	0	0	0	0	0	
Doug Mirabeli, R OBP: 0.500, SLG: 0.500 (9, 2)				0-0 F9	0-0 E5	0-0 BB BB 1B	1-0 G6-3		0-0 1-3 3-H 1B	5	1	2	1	0	0	2	
Rich Aurilia, R OBP: 0.392, SLG: 0.495 (1, 6)				1-2 2-3 K	2-3 K	1-2 2-3 BB BB 1B	2-2 G6-3		1-2 SF8	2	0	0	0	0	1	3	
Shawn Estes, R OBP: 0.260, SLG: 0.316 (5, PH)									1-2 SF8	0	0	0	0	0	0	0	
Chris Jones, R OBP: 0.298, SLG: 0.231 (6, PH)									0	0	0	0	0	0	0	0	
Danny Darwin, R OBP: 0.318, SLG: 0.063 (7, PH)									0	0	0	0	0	0	0	0	
Alex Diaz, S OBP: 0.300, SLG: 0.170 (7, PH)									0	0	0	0	0	0	0	0	
Julian Tavaraz, L OBP: 0.348, SLG: 0.443 (6, PH)									0	0	0	0	0	0	0	0	
Charlie Hayes, R OBP: 0.242, SLG: 0.443 (9, PH)									0	0	0	0	0	0	0	0	
Jim Poole, L OBP: 0.260, SLG: 1.000 (9, PH)									0	0	0	0	0	0	0	0	
<b>Inning Stats</b>	R: 0 E: 0 K: 0 S: 3	H: 1 LOB: 2 BB: 2 P: 11	R: 0 E: 0 K: 0 S: 3	H: 0 LOB: 0 BB: 0 P: 5	R: 0 E: 0 K: 1 S: 6	H: 1 LOB: 2 BB: 1 P: 10	R: 0 E: 1 K: 1 S: 8	H: 2 LOB: 3 BB: 0 P: 10	R: 0 E: 0 K: 0 S: 5	H: 0 LOB: 0 BB: 0 P: 13	R: 0 E: 0 K: 0 S: 9	H: 1 LOB: 1 BB: 1 P: 17	R: 2 E: 0 K: 1 S: 17	H: 3 LOB: 1 BB: 0 P: 20	1B: 11 2B: 2 3B: 0 HR: 0	SF: 1 SAC: 0 DP: 1 HBP: 0	WP: 0 PA: 47 PB: 0 SB: 1 CS: 1
<b>PITCHER</b>	IP WLS BF H R ER SO BB IBB HBP BLK WP HR S P ERA WHIP	IP WLS BF H R ER SO BB IBB HBP BLK WP HR S P ERA WHIP	IP WLS BF H R ER SO BB IBB HBP BLK WP HR S P ERA WHIP	IP WLS BF H R ER SO BB IBB HBP BLK WP HR S P ERA WHIP	IP WLS BF H R ER SO BB IBB HBP BLK WP HR S P ERA WHIP	IP WLS BF H R ER SO BB IBB HBP BLK WP HR S P ERA WHIP	IP WLS BF H R ER SO BB IBB HBP BLK WP HR S P ERA WHIP	IP WLS BF H R ER SO BB IBB HBP BLK WP HR S P ERA WHIP	IP WLS BF H R ER SO BB IBB HBP BLK WP HR S P ERA WHIP	IP WLS BF H R ER SO BB IBB HBP BLK WP HR S P ERA WHIP	IP WLS BF H R ER SO BB IBB HBP BLK WP HR S P ERA WHIP	IP WLS BF H R ER SO BB IBB HBP BLK WP HR S P ERA WHIP	IP WLS BF H R ER SO BB IBB HBP BLK WP HR S P ERA WHIP	IP WLS BF H R ER SO BB IBB HBP BLK WP HR S P ERA WHIP	IP WLS BF H R ER SO BB IBB HBP BLK WP HR S P ERA WHIP	IP WLS BF H R ER SO BB IBB HBP BLK WP HR S P ERA WHIP	IP WLS BF H R ER SO BB IBB HBP BLK WP HR S P ERA WHIP
21 Cal Eldred, R ERA: 4.08 (1, 1)	5.0 28 8 4 4 2 5 0 0 0 0 0 0 27 51 7.20 2.600																
Al Reyes, R ERA: 6.19 (6, 1)	2.0 8 1 0 0 1 1 0 0 0 0 0 0 13 23 0.00 1.000																
Mike Myers, L ERA: 0.59 (6, 1)	1.0 4 1 0 0 0 1 0 0 0 0 0 0 9 17 0.00 2.000																
Doug Jones, R ERA: 4.32 (9, 1)	1.0 W 6 3 2 2 1 0 0 0 0 0 0 17 20 18.00 3.000																

**San Francisco Giants @ Milwaukee Brewers**  
 Milwaukee County Stadium, Milwaukee, WI  
 Tue May 19 1998, 8:05 PM EDT  
 Att: 13,138 - Cloudy - 81 F

**AB 38**  
**R 6**  
**H 13**  
**RBI 6**  
**BB 7**  
**SO 4**  
**LOB 28**



Batter	1	2	3	4	5	6	7	8	9	AB	R	H	RBI	BB	SO	LOB	BOTTOM		
Fernando Vina, L OBP: 0.392, SLG: 0.463 (1, 4)	3-2 G5-3		0-3 K	0-0 2-3 1B		0-0 L8			1-1 SH1-3 HR 2B	5	1	2	0	0	1	1			
Jeff Cirillo, R OBP: 0.416, SLG: 0.399 (1, 5)	4-0 HBP 1B BB		0-0 WP 1B	0-0 5-3		2-3 K		2-3 K	0-0 SH1-3	3	1	1	1	1	1	1			
Mark Loretta, R OBP: 0.397, SLG: 0.410 (1, 3)	1-0 FC6-4 1B HBP		0-0 6-3		0-0 5-3		0-0 F9		4-0 HR IBB	3	1	0	0	1	0	1			
Jeremy Burnitz, L OBP: 0.368, SLG: 0.512 (1, 9)	2-0 FC6-4 1B		0-0 F8		4-0 HR BB		3-2 2B		0-1 HR	4	2	3	4	1	0	0			
Marc Newfield, R OBP: 0.325, SLG: 0.338 (7, PH)	0-0 FC6-4		0-3 K		0-0 HR		3-2 G4-3			3	1	1	2	0	1	2			
Dave Nilsson, L OBP: 0.421, SLG: 0.556 (8, PH)	0-0 FC6-4									1	0	0	0	0	0	1			
Mike Myers, L (8, 1)										0	0	0	0	0	0	0			
Doug Jones, R (9, 1)										0	0	0	0	0	0	0			
Eric Owens, R OBP: 0.167, SLG: 0.304 (8, 7)	0-0 G4-3		0-0 L5		0-3 K			0-0 G6-3		3	0	0	0	0	1	2			
Geoff Jenkins, L OBP: 0.356, SLG: 0.613 (9, 7)										1	0	0	0	0	0	0			
Jose Valentin, S OBP: 0.333, SLG: 0.380 (1, 6)		0-0 2B 2B		0-3 K	0-0 6-3			2-3 K		4	1	1	0	0	2	0			
Mike Matheny, R OBP: 0.322, SLG: 0.407 (1, 2)		0-0 2B 2B		0-0 1B SH1-4 PB 1B		2-1 G6-3		2-1 1B		4	2	3	1	0	0	0			
21 Cal Eldred, R OBP: 0.125, SLG: 0.067 (6, 1)										1	0	0	0	0	1	1			
Al Reyes, R OBP: 0.333, SLG: 0.333 (6, 1)										1	0	0	0	0	1	0			
Darrin Jackson, R OBP: 0.184, SLG: 0.189 (8, 8)										1	0	0	0	0	1	1			
<b>Inning Stats</b>	R: 1 E: 0 K: 0 S: 6	H: 1 LOB: 1 BB: 1 P: 16	R: 2 E: 0 K: 2 S: 10	H: 3 LOB: 0 BB: 0 P: 10	R: 0 E: 0 K: 1 S: 5	H: 0 LOB: 0 BB: 0 P: 5	R: 1 E: 0 K: 1 S: 7	H: 2 LOB: 1 BB: 0 P: 7	R: 2 E: 0 K: 1 S: 6	H: 1 LOB: 0 BB: 1 P: 10	R: 0 E: 0 K: 1 S: 11	H: 1 LOB: 1 BB: 0 P: 19	R: 0 E: 0 K: 2 S: 9	H: 1 LOB: 1 BB: 0 P: 15	R: 3 E: 0 K: 0 S: 5	H: 2 LOB: 0 BB: 1 P: 10	1B: 5 2B: 4 3B: 0 HR: 2	SF: 0 SAC: 2 DP: 0 HBP: 1	WP: 1 PA: 40 PB: 1 SB: 0 CS: 0
<b>PITCHER</b>	IP WLS BF H R ER SO BB IBB HBP BLK WP HR S P ERA WHIP	IP WLS BF H R ER SO BB IBB HBP BLK WP HR S P ERA WHIP	IP WLS BF H R ER SO BB IBB HBP BLK WP HR S P ERA WHIP	IP WLS BF H R ER SO BB IBB HBP BLK WP HR S P ERA WHIP	IP WLS BF H R ER SO BB IBB HBP BLK WP HR S P ERA WHIP	IP WLS BF H R ER SO BB IBB HBP BLK WP HR S P ERA WHIP	IP WLS BF H R ER SO BB IBB HBP BLK WP HR S P ERA WHIP	IP WLS BF H R ER SO BB IBB HBP BLK WP HR S P ERA WHIP	IP WLS BF H R ER SO BB IBB HBP BLK WP HR S P ERA WHIP	IP WLS BF H R ER SO BB IBB HBP BLK WP HR S P ERA WHIP	IP WLS BF H R ER SO BB IBB HBP BLK WP HR S P ERA WHIP	IP WLS BF H R ER SO BB IBB HBP BLK WP HR S P ERA WHIP	IP WLS BF H R ER SO BB IBB HBP BLK WP HR S P ERA WHIP	IP WLS BF H R ER SO BB IBB HBP BLK WP HR S P ERA WHIP	IP WLS BF H R ER SO BB IBB HBP BLK WP HR S P ERA WHIP	IP WLS BF H R ER SO BB IBB HBP BLK WP HR S P ERA WHIP	IP WLS BF H R ER SO BB IBB HBP BLK WP HR S P ERA WHIP		
Shawn Estes, L ERA: 4.92 (1, 1)	5.0 25 7 6 5 5 2 0 0 0 0 0 0 6 8 0.00 0.000																		
Danny Darwin, R ERA: 3.1 (6, 1)	1.0 3 0 0 0 1 0 0 0 0 0 0 0 6 8 0.00 0.000																		
Julian Tavaraz, R ERA: 2.2 (7, 1)	2.0 8 2 0 0 3 0 0 0 0 0 0 0 20 34 0.00 1.000																		
Jim Poole, L ERA: 2.87 (9, 1)	0.1 L 4 2 3 3 0 0 1 0 0 0 0 5 10 81.00 6.000																		

**San Francisco Giants @ Milwaukee Brewers**  
 Milwaukee County Stadium, Milwaukee, WI  
 Tue May 19 1998, 8:05 PM EDT  
 Att: 13,138 - Cloudy - 81 F

**AB 34**  
**R 9**  
**H 11**  
**RBI 8**  
**BB 3**  
**SO 9**  
**LOB 10**


















Batter	1	2	3	4	5	6	7	8	9	AB	R	H	RBI	BB	SO	LOB	TOP					
Fernando Vina, L (1,4) OBP: 0.386, SLG: 0.450	F8		K			B3		F7		4	0	0	0	0	1	0						
Mark Loretta, R (1,3) OBP: 0.380, SLG: 0.390	G1-3		G6-3			G1-3			K	4	0	0	0	0	1	0						
Jeff Cirillo, R (1,5) OBP: 0.408, SLG: 0.387	1B			G4-3		G5-3			G4-3	4	0	1	0	0	0	0						
Jeromy Burnitz, L (1,9) OBP: 0.368, SLG: 0.508	P5			K					F8	4	0	0	0	0	2	1						
Marquis Grissom, R (1,8) OBP: 0.319, SLG: 0.434		G5-4-3 1B		G6-3		G5-3				3	0	1	0	0	0	0						
Marc Newfield, R (1,7) OBP: 0.337, SLG: 0.333		G5-4-3 1B			2-2 1B					2	0	2	0	1	0	0						
Jose Valentin, S (1,6) OBP: 0.318, SLG: 0.360		G5-4-3		K				P3		3	0	0	0	0	1	4						
Bobby Hughes, R (1,2) OBP: 0.296, SLG: 0.375		G5-3		K				P2		3	0	0	0	0	1	2						
Jeff Juden, R (1,1) OBP: 0.190, SLG: 0.238										2	0	0	0	0	1	1						
Mike Matheny, R (8,PH) OBP: 0.316, SLG: 0.387			K			G2-3				1	0	0	0	0	0	0						
Doug Jones, R (8,1)								P4		0	0	0	0	0	0	0						
<b>Inning Stats</b>	R: 0 E: 0 K: 0 S: 15	H: 1 LOB: 1 BB: 0 P: 23	R: 0 E: 0 K: 0 S: 7	H: 2 LOB: 1 BB: 0 P: 10	R: 0 E: 0 K: 2 S: 11	H: 0 LOB: 0 BB: 0 P: 12	R: 0 E: 0 K: 1 S: 9	H: 0 LOB: 0 BB: 0 P: 13	R: 0 E: 0 K: 2 S: 12	H: 1 LOB: 1 BB: 0 P: 20	R: 0 E: 0 K: 0 S: 4	H: 0 LOB: 0 BB: 0 P: 9	R: 0 E: 0 K: 1 S: 7	H: 0 LOB: 1 BB: 1 P: 17	R: 0 E: 0 K: 0 S: 10	H: 0 LOB: 0 BB: 0 P: 16	R: 0 E: 0 K: 1 S: 7	H: 0 LOB: 0 BB: 0 P: 8	1B: 4 2B: 0 3B: 0 HR: 0	SF: 0 SAC: 0 DP: 1 HBP: 0	WP: 0 PB: 0 SB: 0 CS: 0	PA: 31
<b>PITCHER</b>	IP WLS BF H R ER SO BB IBB HBP BLK WP HR S P ERA WHIP																					
Al Leiter, L (1,1) ERA: 1.49	9.0 W 31 4 0 0 7 1 0 0 0 0 0 0 82 128 0.00 0.556																					

Milwaukee Brewers @ New York Mets  
Shea Stadium, Flushing, NY  
Sat May 23 1998, 3:33 AM EDT  
Att: 32,908 - Sunny - 78 F


AB 30  
R 0  
H 4  
RBI 0  
BB 1  
SO 7  
LOB 8



Batter	1	2	3	4	5	6	7	8	9	AB	R	H	RBI	BB	SO	LOB	BOTTOM			
Brian McRae, S (1,8) OBP: 0.371, SLG: 0.404	31 1B		K		F8		K			4	0	1	0	0	2	2				
Matt Franco, L (1,5) OBP: 0.344, SLG: 0.339	K		F9		FC3-6 31 2B		G4-3			4	1	0	0	0	1	3				
31 Mike Piazza, R (1,2) OBP: 0.321, SLG: 0.485	G6-3		K		2B		K			4	0	1	1	0	2	2				
John Olerud, L (1,3) OBP: 0.469, SLG: 0.514	BB			1B	G6-3			G5-3 FC5-2 2B		3	1	2	0	1	0	1				
Carlos Baerga, S (1,4) OBP: 0.288, SLG: 0.397	G4-3			1B		2B		G5-3		4	1	2	0	0	0	3				
Butch Huskey, R (1,9) OBP: 0.297, SLG: 0.380		G4-3		L9		2B		FC5-2		4	0	1	1	0	0	3				
Bernard Gilkey, R (1,7) OBP: 0.345, SLG: 0.304		G3		G5-4-3 1B		G6-3		K		4	0	2	1	0	1	2				
Rey Ordonez, R (1,6) OBP: 0.242, SLG: 0.253		G3		G5-4-3		F8				3	0	0	0	0	0	4				
Al Leiter, L (1,1) OBP: 0.211, SLG: 0.263		G6-3			FC3-6 1B		E7 G4-3 1B			3	0	2	0	0	0	1				
<b>Inning Stats</b>	R: 0 E: 0 K: 1 S: 10	H: 1 LOB: 2 BB: 1 P: 22	R: 0 E: 0 K: 0 S: 8	H: 1 LOB: 0 BB: 0 P: 11	R: 0 E: 0 K: 2 S: 9	H: 0 LOB: 0 BB: 0 P: 15	R: 1 E: 0 K: 0 S: 13	H: 3 LOB: 1 BB: 0 P: 17	R: 1 E: 0 K: 0 S: 10	H: 2 LOB: 1 BB: 0 P: 15	R: 1 E: 0 K: 0 S: 16	H: 2 LOB: 0 BB: 0 P: 18	R: 0 E: 0 K: 2 S: 11	H: 1 LOB: 1 BB: 0 P: 20	R: 0 E: 0 K: 1 S: 9	H: 1 LOB: 1 BB: 0 P: 16	1B: 7 2B: 4 3B: 0 HR: 0	SF: 0 SAC: 0 DP: 1 HBP: 0	WP: 0 PB: 0 SB: 2 CS: 1	PA: 34
<b>PITCHER</b>	IP WLS BF H R ER SO BB IBB HBP BLK WP HR S P ERA WHIP																			
Jeff Juden, R (1,1) ERA: 4.36	7.0 L 30 10 3 3 5 1 0 0 0 0 0 0 77 118 3.86 1.571																			
Doug Jones, R (8,1) ERA: 4.0	1.0 4 1 0 0 1 0 0 0 0 0 0 0 9 16 0.00 1.000																			

Milwaukee Brewers @ New York Mets  
Shea Stadium, Flushing, NY  
Sat May 23 1998, 3:33 AM EDT  
Att: 32,908 - Sunny - 78 F

AB 33  
R 3  
H 11  
RBI 3  
BB 1  
SO 6  
LOB 21





Batter	1	2	3	4	5	6	7	8	9	AB	R	H	RBI	BB	SO	LOB	TOP									
Fernando Vina, L (1,4) OBP: 0.388, SLG: 0.456										4	1	2	0	0	1	1	<b>Milwaukee Brewers @ New York Mets</b> Shea Stadium, Flushing, NY Sun May 24, 1998, 3:33 AM EDT Att: 47,291 - Sunny - 76 F									
Mark Loretta, R (1,6) OBP: 0.394, SLG: 0.394										4	1	2	0	0	1	2										
Jeromy Burnitz, L (1,9) OBP: 0.366, SLG: 0.505										3	0	1	1	0	1	2										
Jeff Cirillo, R (1,5) OBP: 0.405, SLG: 0.384										4	0	1	1	0	0	2										
Dave Nilsson, L (1,3) OBP: 0.394, SLG: 0.563																		4	1	2	1	0	1	0		
Marquis Grissom, R (1,8) OBP: 0.317, SLG: 0.429																		4	0	1	0	0	1	1		
Eric Owens, R (9, PR) OBP: 0.125, SLG: 0.226																										
Geoff Jenkins, L (1,7) OBP: 0.308, SLG: 0.521																		4	0	0	0	0	0	2		
Mike Matheny, R (1,2) OBP: 0.307, SLG: 0.375																		4	0	0	0	0	2	2		
21 Cal Eldred, R (1,1) OBP: 0.111, SLG: 0.059																		2	0	0	0	0	2	0		
Mike Myers, L (7,1) OBP: 0.211, SLG: 0.212																	0	0	0	0	0	0	0			
Bob Hamelin, L (8, PH) OBP: 0.211, SLG: 0.212																	1	0	1	0	0	0	0			
Al Reyes, R (8,1) OBP: 0.333, SLG: 0.333																	0	0	0	0	0	0	0			
<b>Inning Stats</b>	R: 1 E: 0 K: 0 S: 8	H: 1 LOB: 0 BB: 0 P: 13	R: 1 E: 0 K: 1 S: 11	H: 1 LOB: 0 BB: 0 P: 18	R: 1 E: 0 K: 1 S: 8	H: 3 LOB: 2 BB: 0 P: 12	R: 0 E: 0 K: 1 S: 9	H: 1 LOB: 1 BB: 0 P: 10	R: 0 E: 0 K: 1 S: 11	H: 1 LOB: 0 BB: 0 P: 17	R: 0 E: 0 K: 0 S: 10	H: 0 LOB: 0 BB: 0 P: 16	R: 0 E: 0 K: 2 S: 14	H: 2 LOB: 2 BB: 0 P: 23	R: 0 E: 0 K: 1 S: 8	H: 1 LOB: 1 BB: 0 P: 11	1B: 8 2B: 1 3B: 0 HR: 1	SF: 1 SAC: 0 DP: 0 HBP: 0	WP: 0 PB: 0 SB: 0 CS: 1	PA: 35						
<b>PITCHER</b>	IP WLS BF H R ER SO BB IBB HBP BLK WP HR S P ERA WHIP																									
Bobby Jones, R (1,1) ERA: 3.39	7.0 W 26 7 3 3 6 0 0 0 0 0 1 65 99 3.86 1.000																									
Greg McMichael, R (8,1) ERA: 3.95	1.0 5 2 0 0 2 0 0 0 0 0 0 14 23 0.00 2.000																									
Mel Rojas, R (9,1) ERA: 1.74	1.0 4 1 0 0 1 0 0 0 0 0 0 8 11 0.00 1.000																									

Batter	1	2	3	4	5	6	7	8	9	AB	R	H	RBI	BB	SO	LOB	BOTTOM			
Brian McRae, S (1,8) OBP: 0.371, SLG: 0.407										4	1	1	3	1	1	2	<b>Milwaukee Brewers @ New York Mets</b> Shea Stadium, Flushing, NY Sun May 24, 1998, 3:33 AM EDT Att: 47,291 - Sunny - 76 F			
Bernard Gilkey, R (1,7) OBP: 0.355, SLG: 0.336										5	0	3	1	0	0	2				
31 Mike Piazza, R (1,2) OBP: 0.317, SLG: 0.477										5	0	1	0	0	0	4				
John Olerud, L (1,3) OBP: 0.464, SLG: 0.507										4	1	1	0	0	0	3				
Carlos Baerga, S (1,4) OBP: 0.300, SLG: 0.440										4	3	3	2	0	0	0				
Matt Franco, L (1,5) OBP: 0.398, SLG: 0.356										3	1	2	1	0	0	0				
Butch Huskey, R (7, PH) OBP: 0.295, SLG: 0.377										1	0	0	0	0	0	0				
Rich Becker, L (1,9) OBP: 0.349, SLG: 0.395										3	1	1	1	0	2	1				
Luis Lopez, S (7, PH) OBP: 0.322, SLG: 0.337										1	0	0	0	0	0	0				
Rey Ordenez, R (1,6) OBP: 0.248, SLG: 0.261										3	1	1	0	1	1	0				
Bobby Jones, R (1,1) OBP: 0.125, SLG: 0.125										3	0	2	0	0	0	3				
Greg McMichael, R (8,1) OBP: 0.317, SLG: 0.477										0	0	0	0	0	0	0				
Jim Tatum, R (8, PH) OBP: 0.250, SLG: 0.436										1	0	0	0	0	0	0				
Mel Rojas, R (9,1) OBP: 0.333, SLG: 0.333										0	0	0	0	0	0	0				
<b>Inning Stats</b>	R: 0 E: 0 K: 0 S: 11	H: 1 LOB: 1 BB: 0 P: 19	R: 1 E: 0 K: 1 S: 12	H: 4 LOB: 2 BB: 0 P: 21	R: 0 E: 0 K: 0 S: 7	H: 0 LOB: 1 BB: 1 P: 13	R: 0 E: 0 K: 0 S: 11	H: 6 LOB: 1 BB: 1 P: 20	R: 0 E: 0 K: 1 S: 7	H: 0 LOB: 0 BB: 0 P: 9	R: 0 E: 0 K: 0 S: 9	H: 1 LOB: 1 BB: 0 P: 14	R: 2 E: 0 K: 0 S: 8	H: 2 LOB: 0 BB: 0 P: 11	R: 0 E: 1 K: 2 S: 12	H: 1 LOB: 2 BB: 0 P: 15	1B: 7 2B: 7 3B: 0 HR: 1	SF: 0 SAC: 0 DP: 0 HBP: 0	WP: 0 PB: 0 SB: 0 CS: 1	PA: 39
<b>PITCHER</b>	IP WLS BF H R ER SO BB IBB HBP BLK WP HR S P ERA WHIP																			
21 Cal Eldred, R (1,1) ERA: 4.66	6.1 L 31 13 7 7 2 0 0 0 0 0 0 60 99 9.95 2.368																			
Mike Myers, L (7,1) ERA: 1.04	0.2 3 1 1 1 0 0 0 0 0 0 1 5 8 13.50 1.500																			
Al Reyes, R (8,1) ERA: 5.85	1.0 5 1 0 0 2 0 0 0 0 0 0 12 15 0.00 1.000																			



Batter	1	2	3	4	5	6	7	8	9	AB	R	H	RBI	BB	SO	LOB	TOP								
Tony Womack, L (1,4) OBP: 0.305, SLG: 0.287	L4		G6-3		G6-3		FC6-4		F9	5	0	0	0	0	0	4	<b>Pittsburgh Pirates @ Milwaukee Brewers</b> Milwaukee County Stadium, Milwaukee, WI Tue May 26 1998, 8:05 PM EDT Att: 12,272 - Cloudy - 70 F								
Manny Martinez, R (1,7) OBP: 0.455, SLG: 0.700 Al Martin, L (8, PH) OBP: 0.309, SLG: 0.404	F9									3	1	1	0	0	0	0									
18 Jason Kendall, R (1,2) OBP: 0.419, SLG: 0.494										3	0	3	0	1	0	0									
Kevin Young, R (1,3) OBP: 0.311, SLG: 0.453										4	0	0	0	0	2	6									
Jermaine Allensworth, R (1,8) OBP: 0.372, SLG: 0.469										3	0	0	1	0	0	2									
Jose Guillen, R (1,9) OBP: 0.383, SLG: 0.547 Ricardo Rincon, L (8,1) Rich Loiselle, R (9,1)										3	0	1	1	0	1	1									
Aramis Ramirez, R (1,5)										0	0	0	0	0	0	0									
Kevin Polcovich, R (1,6) OBP: 0.186, SLG: 0.178										0	0	0	0	0	0	0									
67 Francisco Cordova, R (1,1) OBP: 0.107, SLG: 0.074 Jason Christiansen, L (7,1) Elmer Dessens, R (7,1) Turner Ward, S (8,9) OBP: 0.333, SLG: 0.390										0	0	0	0	0	0	0									
<b>Inning Stats</b>	R: 0 E: 0 K: 1 S: 9	H: 1 LOB: 1 BB: 0 P: 12	R: 0 E: 0 K: 1 S: 6	H: 0 LOB: 0 BB: 0 P: 9	R: 0 E: 0 K: 0 S: 6	H: 0 LOB: 0 BB: 0 P: 9	R: 1 E: 1 K: 0 S: 11	H: 2 LOB: 2 BB: 0 P: 16	R: 0 E: 0 K: 0 S: 5	H: 0 LOB: 0 BB: 0 P: 6	R: 0 E: 0 K: 0 S: 5	H: 1 LOB: 0 BB: 0 P: 8	R: 0 E: 0 K: 0 S: 16	H: 1 LOB: 3 BB: 2 P: 30	R: 1 E: 0 K: 1 S: 11	H: 1 LOB: 1 BB: 1 P: 22		R: 0 E: 0 K: 1 S: 9	H: 0 LOB: 1 BB: 1 P: 17	1B: 5 HR: 0	SF: 2 SAC: 0 3B: 0 HBP: 0	WP: 0 PB: 0 SB: 3 CS: 0	PA: 37		
<b>PITCHER</b>	IP	WLS	BF	H	R	ER	SO	BB	IBB	HBP	BLK	WP	HR	S	P	ERA	WHIP								
Scott Karl, L (1,1) ERA: 3.69	7.0		28	5	1	0	2	1	1	0	0	0	0	58	90	0.00	0.857								
Bob Wickman, R (8,1) ERA: 2.09	1.2		8	1	1	1	2	2	0	0	0	0	0	19	37	5.40	1.800								
Mike Myers, L (9,1) ERA: 1.02	0.1	W	1	0	0	0	0	0	0	0	0	0	0	1	2	0.00	0.000								

Batter	1	2	3	4	5	6	7	8	9	AB	R	H	RBI	BB	SO	LOB	BOTTOM								
Fernando Vina, L (1,4) OBP: 0.381, SLG: 0.447	G3									4	0	0	0	0	0	0	<b>Pittsburgh Pirates @ Milwaukee Brewers</b> Milwaukee County Stadium, Milwaukee, WI Tue May 26 1998, 8:05 PM EDT Att: 12,272 - Cloudy - 70 F								
Jeff Cirillo, R (1,5) OBP: 0.407, SLG: 0.383	P5									3	0	1	0	1	1	0									
Jeremy Burnitz, L (1,9) OBP: 0.364, SLG: 0.500	L6									4	0	1	0	0	2	1									
Dave Nilsson, L (1,3) Eric Owens, R (7, PH) Bob Wickman, R (8,1) Mike Myers, L (9,1) Marc Newfield, R (9, PH) Bob Hamelin, L (9, PH) Darren Jackson, R (9, PH) OBP: 0.266, SLG: 0.187										3	0	1	0	0	1	2									
Marquis Grissom, R (1,8) OBP: 0.322, SLG: 0.431										4	0	2	0	0	1	3									
Geoff Jenkins, L (1,7) OBP: 0.317, SLG: 0.519										4	1	2	0	0	1	1									
Mike Matheny, R (1,2) OBP: 0.312, SLG: 0.374 Bobby Hughes, R (9, PR) OBP: 0.296, SLG: 0.375										3	0	1	1	0	1	0									
Jose Valentin, S (1,6) OBP: 0.316, SLG: 0.357										4	0	1	2	0	3	3									
Scott Karl, L (1,1) OBP: 0.143, SLG: 0.053 Mark Loretta, R (7, PH) OBP: 0.381, SLG: 0.391										2	0	0	0	0	1	0									
<b>Inning Stats</b>	R: 0 E: 0 K: 0 S: 7	H: 0 LOB: 0 BB: 0 P: 13	R: 0 E: 0 K: 1 S: 7	H: 1 LOB: 1 BB: 0 P: 10	R: 0 E: 0 K: 2 S: 8	H: 0 LOB: 0 BB: 0 P: 10	R: 0 E: 0 K: 2 S: 11	H: 1 LOB: 2 BB: 1 P: 21	R: 0 E: 0 K: 1 S: 7	H: 1 LOB: 1 BB: 0 P: 11	R: 1 E: 0 K: 1 S: 12	H: 4 LOB: 2 BB: 0 P: 21	R: 0 E: 0 K: 2 S: 9	H: 0 LOB: 0 BB: 0 P: 14	R: 2 E: 0 K: 0 S: 10	H: 3 LOB: 2 BB: 0 P: 21		1B: 10 HR: 0	SF: 0 2B: 1 SAC: 0 3B: 0 DP: 2 HBP: 1	WP: 0 PB: 0 SB: 0 CS: 1	PA: 35				
<b>PITCHER</b>	IP	WLS	BF	H	R	ER	SO	BB	IBB	HBP	BLK	WP	HR	S	P	ERA	WHIP								
67 Francisco Cordova, R (1,1) ERA: 2.28	0.1		1	0	0	0	1	0	0	0	0	0	0	5	8	0.00	0.000								
Jason Christiansen, L (7,1) ERA: 1.29	0.1		1	0	0	0	0	0	0	0	0	0	0	1	2	0.00	0.000								
Elmer Dessens, R (7,1) ERA: 7.84	0.2		1	0	0	0	0	0	0	0	0	0	0	1	2	0.00	0.000								
Ricardo Rincon, L (8,1) ERA: 0.42	1.0		3	0	0	0	2	0	0	0	0	0	0	9	14	0.00	0.000								
Rich Loiselle, R (9,1) ERA: 3.97	0.1	L	5	3	2	2	0	0	0	1	0	0	0	10	21	54.00	9.000								





Batter	1	2	3	4	5	6	7	8	9	10	AB	R	H	RBI	BB	SO	LOB	TOP	
Tony Womack, L OBP: 0.298, SLG: 0.281 (1, 4)	 1-3		 1-1		 1-2			 1-1		 1-0	5	0	0	0	0	1	2		
Al Martin, L OBP: 0.318, SLG: 0.409 (1, 7)	 1-2		 1-0		 0-1			 2-0			3	0	2	1	0	0	1		
18 Jason Kendall, R OBP: 0.420, SLG: 0.492 (1, 2)	 2-2		 1-2		 1-1			 3-H 2-2		 1-2	3	0	1	0	0	0	2		
Kevin Young, R OBP: 0.310, SLG: 0.464 (1, 3)	 0-0		 1-1		 0-0					 1-1	4	1	1	1	0	0	4		
Jemaine Allensworth, R OBP: 0.394, SLG: 0.457 (1, 8)	 0-1			 3-3		 1-3				 2-3	4	0	0	0	0	3	2		
Jose Guillen, R OBP: 0.374, SLG: 0.534 Ricardo Rincon, L (9, 1)		 2-2		 1-2				 0-0		 0-3	4	0	0	0	0	1	0		
Aramis Ramirez, R (1, 5)		 1-2		 1-3				 1-3		 0-3	4	0	0	0	0	3	0		
Kevin Polcovich, R OBP: 0.198, SLG: 0.183 (1, 6)		 1-1			 1-0			 0-1		 2-1	3	0	1	0	0	0	0		
Jason Schmidt, R OBP: 0.095, SLG: 0.050 Doug Strange, S OBP: 0.292, SLG: 0.255 Jason Christiansen, R (8, 1) Turner Ward, S OBP: 0.330, SLG: 0.386 (9, 9)		 0-3		 3-1		 1-2		 1-2		 1-1	1	0	0	0	0	1	1		
<b>Inning Stats</b>	R: 0 E: 0 K: 1 S: 14	H: 1 LOB: 2 BB: 0 P: 18	R: 0 E: 0 K: 1 S: 10	H: 0 LOB: 1 BB: 0 P: 14	R: 0 E: 0 K: 2 S: 9	H: 0 LOB: 0 BB: 0 P: 14	R: 0 E: 0 K: 0 S: 8	H: 1 LOB: 1 BB: 0 P: 13	R: 0 E: 0 K: 1 S: 6	H: 0 LOB: 0 BB: 0 P: 7	R: 1 E: 1 K: 0 S: 9	H: 2 LOB: 0 BB: 0 P: 15	R: 1 E: 0 K: 3 S: 11	H: 1 LOB: 0 BB: 0 P: 14	R: 0 E: 0 K: 0 S: 5	H: 0 LOB: 0 BB: 0 P: 9	1B: 4 2B: 1 3B: 0 HR: 1	SF: 0 SAC: 1 DP: 1 HBP: 3	WP: 0 PA: 37
<b>PITCHER</b>	IP 7.0	WLS 27	H 4	R 1	ER 0	SO 6	BB 0	IBB 0	HBP 3	BLK 0	WP 0	HR 0	S 63	P 89	ERA 0.00	WHIP 0.571			
Steve Woodard, R ERA: 3.43 (1, 1)	0.1	2	1	0	0	0	0	0	0	0	0	0	3	6	0.00	3.000			
Mike Myers, L ERA: 1.0 (8, 1)	0.2	1	0	0	0	0	0	0	0	0	0	0	3	5	0.00	0.000			
Bob Wickman, R ERA: 2.03 (8, 1)	1.0	4	1	1	1	3	0	0	0	0	0	1	11	14	9.00	1.000			
Doug Jones, R ERA: 4.18 (9, 1)	1.0	W	3	0	0	0	0	0	0	0	0	0	5	9	0.00	0.000			
48 Brad Woodall, L ERA: 2.5 (10, 1)																			

Pittsburgh Pirates @ Milwaukee Brewers  
Milwaukee County Stadium, Milwaukee, WI  
Wed May 27 1998, 8:05 PM EDT  
Att: 10,274 - Unknown - 71 F

AB 33  
R 2  
H 6  
RBI 2  
BB 0  
SO 9  
LOB 12



Batter	1	2	3	4	5	6	7	8	9	10	AB	R	H	RBI	BB	SO	LOB	BOTTOM	
Fernando Vina, L OBP: 0.382, SLG: 0.446 (1, 4)	 3-3	 0-1		 1-0			 1-0			 2-1	5	1	2	0	0	1	2		
Jeff Cirillo, R OBP: 0.408, SLG: 0.391 (1, 5)	 2-2		 1-2		 1-1		 0-1			 0-0	4	1	2	0	0	1			
Jeremy Burnitz, L OBP: 0.365, SLG: 0.495 (1, 9)	 1-1		 2-2		 1-2		 1-2			 4-0	4	0	1	0	1	1	2		
Dave Nilsson, L OBP: 0.410, SLG: 0.579 Mark Loretta, R OBP: 0.383, SLG: 0.393 (8, 3)	 2-2		 2-3		 2-1		 0-3			 1-1	3	0	2	1	0	1	1		
Geoff Jenkins, L OBP: 0.314, SLG: 0.500 (1, 7)	 3-H		 0-3		 1-0		 3-3			 1-2 2-H	3	0	0	0	1	2	2		
Jose Valentin, S OBP: 0.310, SLG: 0.349 (1, 6)		 0-0	 0-1			 1-0				 1-3	4	0	0	0	0	1	2		
Mike Matheny, R OBP: 0.303, SLG: 0.363 (1, 2)		 1-1		 0-0		 1-2				 1-3	4	0	0	0	0	1	0		
Darrin Jackson, R OBP: 0.198, SLG: 0.205 (1, 8)		 0-0		 1-1		 0-0				 4-0	3	1	1	0	1	0	0		
Steve Woodard, L OBP: 0.298, SLG: 0.400 Mike Myers, L (8, 1) Bob Wickman, R (8, 1) Doug Jones, R (9, 1) Marc Newfield, R OBP: 0.323, SLG: 0.329 48 Brad Woodall, L OBP: 0.399, SLG: 0.533 (10, 1)		 1-2		 1-2		 2-2				 0-1	3	0	2	1	0	0	0		
<b>Inning Stats</b>	R: 1 E: 0 K: 2 S: 16	H: 2 LOB: 1 BB: 0 P: 24	R: 1 E: 0 K: 0 S: 10	H: 2 LOB: 2 BB: 0 P: 12	R: 0 E: 0 K: 1 S: 13	H: 1 LOB: 2 BB: 1 P: 22	R: 0 E: 0 K: 0 S: 7	H: 1 LOB: 1 BB: 0 P: 10	R: 0 E: 0 K: 0 S: 9	H: 2 LOB: 1 BB: 0 P: 14	R: 0 E: 0 K: 3 S: 9	H: 0 LOB: 0 BB: 0 P: 14	R: 0 E: 0 K: 2 S: 8	H: 1 LOB: 1 BB: 1 P: 14	R: 1 E: 0 K: 0 S: 5	H: 2 LOB: 2 BB: 1 P: 12	1B: 6 2B: 6 3B: 0 HR: 0	SF: 0 SAC: 1 DP: 2 HBP: 0	WP: 0 PA: 40
<b>PITCHER</b>	IP 7.0	WLS 29	H 9	R 2	ER 2	SO 3	BB 1	IBB 0	HBP 0	BLK 0	WP 0	HR 0	S 66	P 98	ERA 2.57	WHIP 1.429			
Jason Schmidt, R ERA: 3.75 (1, 1)	1.0	3	0	0	0	3	0	0	0	0	0	0	9	14	0.00	0.000			
Jason Christiansen, L ERA: 1.23 (8, 1)	1.1	L	8	2	1	1	2	2	0	0	0	0	13	26	6.75	3.000			
Ricardo Rincon, L ERA: 0.78 (9, 1)																			

Pittsburgh Pirates @ Milwaukee Brewers  
Milwaukee County Stadium, Milwaukee, WI  
Wed May 27 1998, 8:05 PM EDT  
Att: 10,274 - Unknown - 71 F

AB 36  
R 3  
H 11  
RBI 3  
BB 3  
SO 8  
LOB 11





Batter	1	2	3	4	5	6	7	8	9	10	11	AB R H RBI BB SO LOB	TOP											
Todd Dunwoody, L OBP: 0.286, SLG: 0.381	(1, 8) 3-2 G6-3 2B		(1, 0) 0-0 F9-3 1B		(1, 3) K			(1, 0) SH1-4		(1, 0) G4-3		4 0 2 1 0 1 2	<b>Florida Marlins @ Milwaukee Brewers</b> Milwaukee County Stadium, Milwaukee, WI Fri May 29 1998, 8:05 PM EDT Att: 25,032 - Unknown - 80 F											
Edgar Renteria, R OBP: 0.358, SLG: 0.365	(1, 6) 2-2 F9		(1, 0) F9-3			(1, 0) 0-1 G3 1B		(1, 0) G6-3			(1, 2) SH2-4 1B	5 0 2 0 0 0 3												
Ryan Jackson, L OBP: 0.321, SLG: 0.480	(1, 9) 2-1 G6-3			(1, 0) 1-0 G6-3 SF9 2B		(1, 0) 1-0 G3		(1, 3) K			(1, 0) SH2-4	4 1 1 0 0 1 3												
Todd Zelle, R OBP: 0.297, SLG: 0.400	(1, 5) 3-2 G6-3			(1, 2) 1-2 G6-3		(1, 2) 2-2 G3			(1, 1) G4-3		(1, 0) FC6 BB	4 0 0 0 1 0 3												
Cliff Floyd, L OBP: 0.362, SLG: 0.521		(1, 7) 2-2 G4-3		(1, 0) 0-0 SF9			(1, 0) 1-0 G4-3		(1, 1) 2-1 HR		(1, 3) K	4 1 1 2 0 1 2												
Derrek Lee, R OBP: 0.336, SLG: 0.438		(1, 3) 1-2 G5-3		(1, 0) 0-3 K			(1, 2) 2-2 FC6-4 1B		(1, 2) 0-2 L5		(1, 0) FC6	5 0 1 0 0 1 2												
Gregg Zaun, S OBP: 0.267, SLG: 0.342			(1, 2) 2-3 K		(1, 1) 1-1 G6-3 S 1B		(1, 0) 1-0 FC6-4 1B		(1, 2) 1-2 G3			4 0 1 0 0 1 1												
Craig Counsell, L OBP: 0.387, SLG: 0.370			(1, 4) 2-2 E3 SH3-4 1B		(1, 0) 0-0 L4		(1, 0) 0-0 F8			(1, 2) 2-2 F8		4 1 0 0 0 0 2												
Livan Hernandez, R OBP: 0.302, SLG: 0.333 Vic Darenbourg, L OBP: 0.257, SLG: 0.200 Matt Mantel, R OBP: 0.303, SLG: 0.442 Mark Kotsay, L OBP: 0.285, SLG: 0.311 John Wheeler, R OBP: 0.285, SLG: 0.311 Jay Powell, R OBP: 0.285, SLG: 0.311			(1, 1) 1-2 SH3-4		(1, 2) 1-2 G6-3		(1, 1) 1-1 G6-3 SH1-4 1B			(1, 2) 2-2 G4-3 1B		1 0 0 0 0 0 1 1 0 1 0 0 0 0 0 0 0 0 0 0 0 1 0												
<b>Inning Stats</b>	R: 0 E: 0 K: 0 S: 12	H: 1 LOB: 1 BB: 0 P: 22	R: 0 E: 0 K: 1 S: 10	H: 0 LOB: 0 BB: 0 P: 15	R: 1 E: 1 K: 0 S: 7	H: 1 LOB: 0 BB: 0 P: 10	R: 1 E: 0 K: 1 S: 8	H: 1 LOB: 0 BB: 0 P: 10	R: 0 E: 0 K: 0 S: 6	H: 1 LOB: 1 BB: 0 P: 9	R: 0 E: 0 K: 1 S: 7	H: 1 LOB: 1 BB: 0 P: 11		R: 0 E: 0 K: 0 S: 8	H: 1 LOB: 1 BB: 0 P: 10	R: 1 E: 0 K: 0 S: 10	H: 1 LOB: 0 BB: 0 P: 14	R: 0 E: 0 K: 0 S: 8	H: 1 LOB: 1 BB: 0 P: 13	R: 0 E: 0 K: 1 S: 10	H: 1 LOB: 2 BB: 1 P: 16	1B: 7 2B: 3 3B: 0 HR: 1	SF: 1 SAC: 3 DP: 2 HBP: 0	WP: 0 PB: 0 SB: 2 CS: 0
<b>PITCHER</b>	IP WLS BF H R ER SO BB IBB HBP BLK WP HR S P ERA WHIP																							
Jeff Juden, R ERA: 4.06	(1, 1) 7.0 1.0 4 1 0 0 1 0 0 0 0 0 0 0 8 10 0.00 1.000																							
Mike Myers, L ERA: 0.95	(8, 1) 1.0 4 1 1 1 0 0 0 0 0 0 0 1 10 14 9.00 1.000																							
Doug Jones, R ERA: 4.24	(9, 1) 2.0 W 8 2 0 0 1 1 0 0 0 0 0 0 0 18 29 0.00 1.500																							
Bob Wickman, R ERA: 1.91	(10, 1)																							

AB	37
R	3
H	10
RBI	3
BB	1
SO	5
LOB	19



Batter	1	2	3	4	5	6	7	8	9	10	11	AB R H RBI BB SO LOB	BOTTOM											
Fernando Vina, L OBP: 0.373, SLG: 0.435	(1, 4) 2-1 G3		(1, 2) 1-2 F9		(1, 2) 0-2 G4-3		(1, 1) 2-1 P5		(1, 3) 3-1 F7			5 0 0 0 0 0 0	<b>Florida Marlins @ Milwaukee Brewers</b> Milwaukee County Stadium, Milwaukee, WI Fri May 29 1998, 8:05 PM EDT Att: 25,032 - Unknown - 80 F											
Jeff Cirillo, R OBP: 0.422, SLG: 0.429	(1, 5) 0-1 2B		(1, 2) 3-2 2B		(1, 3) HR		(1, 0) 4-0 G4-3 BB			(1, 1) 4-1 G6-3 BB		3 1 3 1 2 0 0												
Jeromy Burnitz, L OBP: 0.364, SLG: 0.490	(1, 9) 4-0 2B		(1, 3) 0-3 K		(1, 3) K		(1, 0) 0-2 G4-3			(1, 2) 0-2 G6-3		2 0 0 0 1 2 1												
Eric Owens, R OBP: 0.118, SLG: 0.212	(7, PH) 2B						(1, 2) 1-2			(1, 2) 1-2		2 0 0 0 0 0 2												
Dave Nilsson, L OBP: 0.405, SLG: 0.561	(1, 3) 1-3 K		(1, 3) 3-0 G4-3			(1, 2) 3-2 F7 1B		(1, 0) 0-1 G4-3		(1, 3) 0-3 K		3 1 1 0 0 1 3												
Mark Loretta, R OBP: 0.377, SLG: 0.386	(8, 3) K					(1, 2) 0-1 F7 1B						2 0 0 0 0 1 0												
Geoff Jenkins, L OBP: 0.308, SLG: 0.518	(1, 7) 3-3 K			(1, 0) 0-0 G4-3		(1, 0) 0-1 F7		(1, 1) 0-1 F7			(1, 0) HR	5 1 1 1 0 1 3												
Jose Valentin, S OBP: 0.314, SLG: 0.358		(1, 6) 0-1 F8		(1, 0) 2-0 WP 2B		(1, 2) 2-3 K		(1, 1) 2-1 K				4 0 2 0 0 1 1												
Bobby Hughes, R OBP: 0.323, SLG: 0.370		(1, 2) 4-2 FC4 BB		(1, 3) 2-3 K		(1, 0) 0-1 FC6-4 1B		(1, 0) 0-1 F9				3 0 1 1 1 1 2												
Darrin Jackson, R OBP: 0.200, SLG: 0.207			(1, 8) 0-1 F7		(1, 2) 1-2 G6-3		(1, 2) 1-2 FC6-4			(1, 0) 0-1 G6-4-3 1B		4 0 1 0 0 0 3												
Jeff Juden, R ERA: 4.06 Vic Darenbourg, L ERA: 5.81 Matt Mantel, R ERA: 2.25 Jay Powell, R ERA: 4.78	(1, 1) 7.0 0.2 3 1 0 0 0 0 0 0 0 0 0 0 7 11 0.00 1.500	(8, 1) 1.1 4 1 0 0 0 0 0 0 0 0 0 0 9 12 0.00 0.750	(8, 1) 1.1 4 1 1 1 1 1 1 0 0 0 0 0 1 9 14 9.00 2.000	(10, 1) 1.0 L 4 1 1 1 1 1 1 0 0 0 0 0 1 9 14 9.00 2.000																				
<b>Inning Stats</b>	R: 0 E: 0 K: 2 S: 10	H: 1 LOB: 2 BB: 1 P: 20	R: 0 E: 0 K: 0 S: 10	H: 0 LOB: 1 BB: 1 P: 15	R: 0 E: 0 K: 1 S: 11	H: 1 LOB: 1 BB: 0 P: 18	R: 0 E: 0 K: 1 S: 8	H: 1 LOB: 1 BB: 0 P: 13	R: 1 E: 0 K: 2 S: 16	H: 2 LOB: 1 BB: 0 P: 22	R: 1 E: 0 K: 0 S: 7	H: 1 LOB: 1 BB: 1 P: 15	R: 0 E: 0 K: 0 S: 8	H: 1 LOB: 1 BB: 0 P: 12	R: 0 E: 0 K: 1 S: 8	H: 0 LOB: 0 BB: 1 P: 11	R: 0 E: 0 K: 1 S: 8	H: 0 LOB: 0 BB: 1 P: 12	R: 1 E: 0 K: 0 S: 1	H: 1 LOB: 0 BB: 0 P: 2	1B: 4 2B: 3 3B: 0 HR: 3	SF: 0 SAC: 0 DP: 3 HBP: 0	WP: 1 PB: 0 SB: 0 CS: 0	PA: 41
<b>PITCHER</b>	IP WLS BF H R ER SO BB IBB HBP BLK WP HR S P ERA WHIP																							
Livan Hernandez, R ERA: 4.67	(1, 1) 7.0 0.2 3 1 0 0 0 0 0 0 0 0 0 0 7 11 0.00 1.500																							
Vic Darenbourg, L ERA: 5.81	(8, 1) 1.1 4 1 0 0 0 0 0 0 0 0 0 0 9 12 0.00 0.750																							
Matt Mantel, R ERA: 2.25	(8, 1) 1.1 4 1 1 1 1 1 1 0 0 0 0 0 1 9 14 9.00 2.000																							
Jay Powell, R ERA: 4.78	(10, 1) 1.0 L 4 1 1 1 1 1 1 0 0 0 0 0 1 9 14 9.00 2.000																							

AB	37
R	4
H	10
RBI	4
BB	4
SO	8
LOB	17





Batter	1	2	3	4	5	6	7	8	9	AB	R	H	RBI	BB	SO	LOB	TOP										
Todd Dunwoody, L (1, 8) OBP: 0.319, SLG: 0.378	F7	HBP			1B				K	3	0	1	1	1	1	0	<b>Florida Marlins @ Milwaukee Brewers</b> Milwaukee County Stadium, Milwaukee, WI Sat May 30 1998, 8:05 PM EDT Att: 21,013 - Cloudy - 54 F										
Edgar Renteria, R (1, 6) OBP: 0.355, SLG: 0.358	CS	F9			L8		F8		G3	4	0	0	0	1	0	5											
Ryan Jackson, L (1, 9) Felix Heredia, L (7, 1) SAFE	K			G5-4-3	1B		P5			3	0	1	0	1	1	2											
Todd Zeile, R (1, 5) OBP: 0.301, SLG: 0.399	CS	1B		P6	F9				HR	3	2	1	0	1	0	3											
Cliff Floyd, L (1, 7) OBP: 0.364, SLG: 0.525		BB		G5-4-3					P6	4	1	2	0	0	0	2											
Derrek Lee, R (1, 3) OBP: 0.327, SLG: 0.424		E6		F8			K		K	4	0	0	0	0	2	4											
Gregg Zaun, S (1, 2) OBP: 0.287, SLG: 0.373		K		F7			G3-1		HR	4	1	1	2	0	1	4											
Craig Counsell, L (1, 4) OBP: 0.384, SLG: 0.364		HBP		G3-1			L7		L9	3	0	0	1	1	0	1											
Joe Fontenot, R (1, 1) Vic Darenburg, L (4, 1) Oscar Henriquez, R (5, 1) Kirt Ojala, L (6, 1) John Cangelosi, S (7, PH) Andy Larkin, R (7, 1) John Wehrman, R (7, 9)		K		G6-3			K		G6-3	1	0	0	0	0	1	3											
<b>Inning Stats</b>	R: 0 E: 0 K: 1 S: 7	H: 0 LOB: 0 BB: 1 P: 13	R: 2 E: 1 K: 2 S: 20	H: 1 LOB: 3 BB: 2 P: 37	R: 0 E: 0 K: 0 S: 4	H: 0 LOB: 0 BB: 1 P: 9	R: 0 E: 0 K: 0 S: 6	H: 0 LOB: 0 BB: 0 P: 10	R: 0 E: 0 K: 1 S: 10	H: 2 LOB: 2 BB: 0 P: 14	R: 0 E: 0 K: 1 S: 8	H: 1 LOB: 1 BB: 0 P: 12	R: 0 E: 0 K: 1 S: 6	H: 0 LOB: 1 BB: 1 P: 13	R: 2 E: 0 K: 1 S: 14	H: 2 LOB: 0 BB: 0 P: 21		R: 0 E: 0 K: 1 S: 9	H: 0 LOB: 0 BB: 0 P: 11	1B: 4 2B: 1 3B: 0 HR: 1	SF: 0 SAC: 0 DP: 1 HBP: 1	WP: 0 PA: 39 CS: 1					
<b>PITCHER</b>	IP	WLS	BF	H	R	ER	SO	BB	IBB	HBP	BLK	WP	HR	S	P	ERA	WHIP										
21 Cal Eldred, R (1, 1) ERA: 4.33	5.0	W	23	4	2	0	3	4	0	1	0	0	0	48	85	0.00	1.600										
Al Reyes, R (6, 1) ERA: 5.32	2.0		7	0	0	0	2	1	0	0	0	0	0	13	23	0.00	0.500										
Doug Jones, R (8, 1) ERA: 4.65	2.0		8	2	2	2	2	0	0	0	0	0	1	23	32	9.00	1.000										

Batter	1	2	3	4	5	6	7	8	9	AB	R	H	RBI	BB	SO	LOB	BOTTOM										
Fernando Vina, L (1, 4) Doug Jones, R (8, 1) OBP: 0.385, SLG: 0.443	BB		1B	1B	FC4-6					3	3	2	0	2	0	2	<b>Florida Marlins @ Milwaukee Brewers</b> Milwaukee County Stadium, Milwaukee, WI Sat May 30 1998, 8:05 PM EDT Att: 21,013 - Cloudy - 54 F										
Jeff Cirillo, R (1, 5) OBP: 0.429, SLG: 0.430	G6-4-3		BB	1B	P3		BB		F9	4	1	2	2	2	0	2											
Jeromy Burnitz, L (1, 9) OBP: 0.364, SLG: 0.482	K		L8	1B	FC4-6		BB		K	5	1	1	1	1	2	5											
Dave Nilsson, L (1, 3) Bob Hamelin, L (7, 3) OBP: 0.413, SLG: 0.545	G6-4-3		F7				BB		1B	3	0	1	0	1	0	4											
Geoff Jenkins, L (1, 7) OBP: 0.320, SLG: 0.527		G4-3	F7		SH2-4		K		1B	6	2	3	2	0	1	3											
Jose Valentin, S (1, 6) Mark Loretta, R (7, PH) OBP: 0.317, SLG: 0.354	G3		K2-3		SH2-4		K		1B	2	1	0	0	2	1	2											
Mike Matheny, R (1, 2) OBP: 0.313, SLG: 0.367		1B		1B	SH2-4		FC8-5		G1-3	4	2	2	2	1	0	5											
Darrin Jackson, R (1, 8) OBP: 0.222, SLG: 0.264		BB		F7			P6			5	1	3	3	0	0	3											
21 Cal Eldred, R (1, 1) Al Reyes, R (6, 1) Marc Newfield, R (7, PH) Eric Owens, R (8, 4) OBP: 0.143, SLG: 0.150		K		K					E6	3	0	1	0	0	2	3											
<b>Inning Stats</b>	R: 0 E: 0 K: 1 S: 7	H: 0 LOB: 1 BB: 2 P: 18	R: 0 E: 0 K: 1 S: 11	H: 1 LOB: 2 BB: 1 P: 22	R: 1 E: 0 K: 1 S: 13	H: 2 LOB: 2 BB: 1 P: 28	R: 2 E: 0 K: 1 S: 19	H: 4 LOB: 0 BB: 0 P: 27	R: 3 E: 0 K: 0 S: 13	H: 3 LOB: 2 BB: 1 P: 20	R: 0 E: 0 K: 1 S: 10	H: 1 LOB: 2 BB: 1 P: 17	R: 6 E: 1 K: 2 S: 29	H: 3 LOB: 2 BB: 4 P: 53	R: 0 E: 0 K: 1 S: 11	H: 2 LOB: 3 BB: 1 P: 17		1B: 12 2B: 3 3B: 0 HR: 1	SF: 0 SAC: 1 DP: 1 HBP: 1	WP: 0 PA: 52 CS: 0							
<b>PITCHER</b>	IP	WLS	BF	H	R	ER	SO	BB	IBB	HBP	BLK	WP	HR	S	P	ERA	WHIP										
Joe Fontenot, R (1, 1) ERA: 12.27	1.2		4	1	2	2	0	1	0	0	0	0	0	11	17	27.00	3.000										
Vic Darenburg, L (4, 1) ERA: 7.58	0.2		5	2	1	1	0	0	0	1	0	0	1	7	9	13.50	3.000										
Oscar Henriquez, R (5, 1) ERA: 7.58	0.2		5	2	1	1	0	0	0	1	0	0	1	7	9	13.50	3.000										
Kirt Ojala, L (6, 1) ERA: 4.07	1.0		5	1	0	0	1	1	0	0	0	0	0	10	17	0.00	2.000										
Andy Larkin, R (7, 1) ERA: 7.79	0.1		5	0	4	4	1	4	0	0	0	0	0	10	29	108.00	12.000										

AB	32
R	4
H	6
RBI	4
BB	5
SO	7
LOB	24









Batter	1	2	3	4	5	6	7	8	9	AB	R	H	RBI	BB	SO	LOB	TOP						
<b>Ozzie Guillen, L</b> OBP: 0.243, SLG: 0.185	1-3 <b>K</b>		3-2 SAFE SAFE <b>1B</b>		0-0 <b>F9</b>		1-1 <b>G3</b>	1-2 <b>G6-3</b>		5	0	1	0	0	1	2							
<b>Keith Lockhart, L</b> OBP: 0.342, SLG: 0.439	2-2 <b>P6</b>		2-1 <b>SF9</b>		1-1 <b>G4-3</b>		1-1 <b>2B</b>		2-2 <b>P7</b>	4	0	1	1	0	0	0							
<b>10 Chipper Jones, S</b> OBP: 0.445, SLG: 0.628	4-1 <b>BB</b>		3-H <b>G3-1</b>		1-1 <b>HR</b>		1-2 <b>F8</b>		3-1 <b>FC6-4</b> <b>1B</b>	4	1	2	1	1	0	2							
<b>Andres Galarraga, R</b> OBP: 0.397, SLG: 0.623	1-3 <b>K</b>			2-1 <b>FC1-6</b> <b>1B</b>		2-3 <b>K</b>		0-0 <b>1B</b> <b>BB</b> <b>1B</b>	2-0 <b>L8</b>	5	1	2	0	0	2	2							
<b>Ryan Klesko, L</b> OBP: 0.307, SLG: 0.439 <b>Gerald Williams, R</b> OBP: 0.303, SLG: 0.380		0-0 <b>E1</b> <b>G4-6-3</b>		1-2 <b>FC1-6</b> <b>1B</b>		0-0 <b>G3</b>		4-1 <b>1B</b> <b>BB</b> <b>G6-3</b> <b>BB</b>	1-0 <b>FC6-4</b>	3	2	0	0	1	0	1							
<b>Michael Tucker, L</b> OBP: 0.378, SLG: 0.559		2-2 <b>G4-6-3</b>		2-2 <b>1B</b>		4-1 <b>BB</b>		3-0 <b>G6-3</b> <b>1B</b>		3	0	2	0	1	0	1							
<b>Eddie Pérez, R</b> OBP: 0.386, SLG: 0.600		1-3 <b>K</b>		1-1 <b>1B</b>		1-3 <b>K</b>		1-2 <b>G6-3</b> <b>1B</b>		4	0	2	2	0	2	1							
<b>Andruw Jones, R</b> OBP: 0.307, SLG: 0.453			1-3 <b>K</b>	3-3 <b>K</b>		0-2 <b>G5-3</b>		0-3 <b>K</b>		4	0	0	0	0	3	6							
<b>Greg Maddux, R</b> OBP: 0.306, SLG: 0.343			1-2 <b>1B</b> <b>SF9</b> <b>1B</b>	0-0 <b>G6-3</b>			0-0 <b>G5-3</b>	1-1 <b>G6-3</b>		4	1	1	1	0	0	4							
<b>Inning Stats</b>	R: 0 E: 0 K: 2 S: 10	H: 0 LOB: 1 BB: 1 P: 18	R: 0 E: 1 K: 1 S: 7	H: 0 LOB: 0 BB: 0 P: 10	R: 1 E: 0 K: 1 S: 13	H: 2 LOB: 1 BB: 0 P: 22	R: 1 E: 0 K: 1 S: 18	H: 3 LOB: 2 BB: 0 P: 27	R: 1 E: 0 K: 1 S: 9	H: 1 LOB: 0 BB: 0 P: 13	R: 0 E: 0 K: 1 S: 9	H: 0 LOB: 1 BB: 1 P: 14	R: 0 E: 0 K: 0 S: 8	H: 1 LOB: 1 BB: 0 P: 11	R: 2 E: 0 K: 1 S: 15	H: 3 LOB: 2 BB: 1 P: 25	R: 0 E: 0 K: 0 S: 7	H: 1 LOB: 1 BB: 0 P: 15	1B: 9 2B: 1 3B: 0 HR: 1	SF: 1 SAC: 0 DP: 1 HBP: 0	WP: 0 PB: 0 CS: 0	PA: 41	
<b>PITCHER</b>	IP	WLS	BF	H	R	ER	SO	BB	IBB	HBP	BLK	WP	HR	S	P	ERA	WHIP						
<b>Steve Woodard, R</b> ERA: 3.65	(1, 1)	5.0	L	22	6	3	3	6	1	0	0	0	0	1	57	90	5.40	1.400					
<b>Al Reyes, R</b> ERA: 5.53	(6, 1)	2.0		11	3	2	2	1	2	0	0	0	0	0	20	35	9.00	2.500					
<b>Doug Jones, R</b> ERA: 4.36	(8, 1)	2.0		8	2	0	0	1	0	0	0	0	0	0	19	30	0.00	1.000					

Atlanta Braves @ Milwaukee Brewers  
Milwaukee County Stadium, Milwaukee, WI  
Mon Jun 01 1998, 8:05 PM EDT  
Att: 21,873 - Cloudy - 70 F

AB	37
R	5
H	11
RBI	5
BB	3
SO	8
LOB	20



Batter	1	2	3	4	5	6	7	8	9	AB	R	H	RBI	BB	SO	LOB	BOTTOM					
<b>Fernando Vina, L</b> OBP: 0.379, SLG: 0.439	1-0 <b>G5-3</b> <b>S</b> <b>1B</b>		2-1 <b>F8</b>			0-3 <b>K</b>			1-0 <b>L9</b>	4	0	1	0	0	1	1						
<b>Mark Loretta, R</b> OBP: 0.376, SLG: 0.387	3-2 <b>G5-3</b>		1-3 <b>K</b>			0-0 <b>L1-5</b>			2-1 <b>HR</b> <b>1B</b>	4	1	1	0	0	1	2						
<b>Jeff Cirillo, R</b> OBP: 0.422, SLG: 0.435	1-0 <b>G5-3</b>			0-1 <b>L5</b>		0-0 <b>G6-3</b>			1-3 <b>K</b>	4	0	0	0	0	1	2						
<b>Jeremy Burnitz, L</b> OBP: 0.364, SLG: 0.493	2-2 <b>F8</b>			1-3 <b>K</b>			0-0 <b>G3-1</b>		1-1 <b>HR</b>	4	1	1	2	0	1	1						
<b>Dave Nilsson, L</b> OBP: 0.352, SLG: 0.462		0-3 <b>K</b>		2-1 <b>F7</b>			2-3 <b>K</b>		1-1 <b>G5-3</b>	4	0	0	0	0	2	0						
<b>Geoff Jenkins, L</b> OBP: 0.313, SLG: 0.516 <b>Marc Newfield, R</b> OBP: 0.320, SLG: 0.313 <b>Doug Jones, R</b>		3-3 <b>K</b>			2-0 <b>E5</b> <b>G4-3</b> <b>1B</b>		1-3 <b>K</b>			1	0	0	0	0	1	0						
<b>Mike Matheny, R</b> OBP: 0.318, SLG: 0.390		1-1 <b>G3-1</b>			0-1 <b>G4-3</b>			1-1 <b>G1-3</b>		3	0	0	0	0	0	1						
<b>Darrin Jackson, R</b> OBP: 0.216, SLG: 0.247			0-0 <b>L3</b>		3-3 <b>K</b>			1-3 <b>K</b>		3	0	0	0	0	2	1						
<b>Steve Woodard, L</b> OBP: 0.273, SLG: 0.455 <b>Jose Valentin, S</b> OBP: 0.314, SLG: 0.350 <b>Al Reyes, R</b> OBP: 0.250, SLG: 0.250 <b>Eric Owens, R</b> OBP: 0.158, SLG: 0.250			3-2 <b>1B</b>		0-0 <b>G3</b>			1-1 <b>G1-3</b>		1	0	1	0	0	0	0						
<b>Inning Stats</b>	R: 0 E: 0 K: 0 S: 8	H: 1 LOB: 1 BB: 0 P: 15	R: 0 E: 0 K: 2 S: 8	H: 0 LOB: 0 BB: 0 P: 12	R: 0 E: 0 K: 1 S: 10	H: 1 LOB: 1 BB: 0 P: 16	R: 0 E: 0 K: 1 S: 7	H: 0 LOB: 0 BB: 0 P: 10	R: 0 E: 1 K: 1 S: 5	H: 1 LOB: 1 BB: 0 P: 12	R: 0 E: 0 K: 1 S: 5	H: 0 LOB: 0 BB: 0 P: 5	R: 0 E: 0 K: 2 S: 7	H: 0 LOB: 0 BB: 0 P: 10	R: 0 E: 0 K: 1 S: 7	H: 0 LOB: 0 BB: 0 P: 10	R: 2 E: 0 K: 1 S: 10	H: 2 LOB: 0 BB: 0 P: 16	1B: 4 2B: 0 3B: 0 HR: 1	SF: 0 SAC: 0 DP: 0 HBP: 0	WP: 0 PB: 0 CS: 0	PA: 32
<b>PITCHER</b>	IP	WLS	BF	H	R	ER	SO	BB	IBB	HBP	BLK	WP	HR	S	P	ERA	WHIP					
<b>Greg Maddux, R</b> ERA: 1.85	(1, 1)	9.0	W	32	5	2	2	10	0	0	0	0	1	69	106	2.00	0.556					

Atlanta Braves @ Milwaukee Brewers  
Milwaukee County Stadium, Milwaukee, WI  
Mon Jun 01 1998, 8:05 PM EDT  
Att: 21,873 - Cloudy - 70 F

AB	32
R	2
H	5
RBI	2
BB	0
SO	10
LOB	9





Batter	1	2	3	4	5	6	7	8	9	AB	R	H	RBI	BB	SO	LOB	TOP					
<b>Ozzie Guillen, L</b> OBP: 0.267, SLG: 0.206 (1, 6)	0-1 2B	0-1 P2		4-0 CS BB		0-0 P5		4-2 10 1B HR BB		3	1	1	0	2	0	1						
<b>Keith Lockhart, L</b> OBP: 0.335, SLG: 0.429 <b>Tony Graffanino, R</b> OBP: 0.322, SLG: 0.358 (8, PH)	1-0 P4		0-0 P6	1-0 CS	1-2 G4-3	2-1 P4		2-3 K		4	0	0	0	0	0	1						
<b>10 Chipper Jones, S</b> OBP: 0.448, SLG: 0.626 (1, 5)	2-3 K		4-2 S BB		0-1 HR 1B	1-2 G4-3		2-0 1-2 HR 1B		4	2	2	0	1	1	1						
<b>Andres Galarraga, R</b> OBP: 0.397, SLG: 0.644 (1, 3)	3-3 K		1-0 F8		1-0 1-H HR		1-2 F8	1-1 1-2 HR		5	2	2	5	0	1	2						
<b>Ryan Klesko, L</b> OBP: 0.311, SLG: 0.434 <b>Gerald Williams, R</b> OBP: 0.299, SLG: 0.375 (7, PR)		3-2 F9	4-1 SAFE SAFE BB	1-2 BB	0-0 P3		4-2 F8 BB	0-0 F8		2	0	0	0	2	0	0						
<b>Javy Lopez, R</b> OBP: 0.349, SLG: 0.558 (1, 2)	2-1 1B 3B		1-1 L8		4-2 1B BB		0-1 F8	0-1 3B		4	1	2	0	1	0	3						
<b>Michael Tucker, L</b> OBP: 0.380, SLG: 0.557 <b>Danny Bautista, R</b> OBP: 0.324, SLG: 0.333 (8, 9)	1-0 3B 1B		1-0 P6	2-0 BB 1B		2-2 G3		1-0 G6-3		4	1	2	0	0	0	2						
<b>Andruw Jones, R</b> OBP: 0.323, SLG: 0.495 (1, 8)	1-1 3B		1-2 SH1-3 3B	4-2 FC4-6 BB		1-1 HR	3-1 G3-6-1 HBP			3	2	3	3	1	0	0						
<b>Dennis Martinez, R</b> OBP: 0.182, SLG: 0.200 (1, 1)	1-2 G4-3		1-0 SH1-3	2-1 FC4-6		1-3 K	2-0 G3-6-1			4	0	0	1	0	1	6						
<b>Inning Stats</b>	R: 0 E: 0 K: 2 S: 9	H: 1 LOB: 1 BB: 0 P: 15	R: 2 E: 0 K: 0 S: 14	H: 3 LOB: 1 BB: 0 P: 22	R: 0 E: 0 K: 0 S: 9	H: 0 LOB: 2 BB: 2 P: 19	R: 1 E: 0 K: 0 S: 5	H: 1 LOB: 0 BB: 1 P: 13	R: 2 E: 0 K: 0 S: 14	H: 3 LOB: 3 BB: 2 P: 28	R: 0 E: 0 K: 0 S: 6	H: 0 LOB: 2 BB: 1 P: 21	R: 4 E: 0 K: 2 S: 15	H: 3 LOB: 0 BB: 1 P: 26	R: 0 E: 0 K: 0 S: 5	H: 1 LOB: 1 BB: 0 P: 11	1B: 5 2B: 1 3B: 3 HR: 3	SF: 0 SAC: 1 DP: 1 HBP: 1	WP: 0 PB: 0 SB: 1 CS: 1	PA: 46		
<b>PITCHER</b>	IP WLS BF H R ER SO BB IBB HBP BLK WP HR S P ERA WHIP	IP WLS BF H R ER SO BB IBB HBP BLK WP HR S P ERA WHIP	IP WLS BF H R ER SO BB IBB HBP BLK WP HR S P ERA WHIP	IP WLS BF H R ER SO BB IBB HBP BLK WP HR S P ERA WHIP	IP WLS BF H R ER SO BB IBB HBP BLK WP HR S P ERA WHIP	IP WLS BF H R ER SO BB IBB HBP BLK WP HR S P ERA WHIP	IP WLS BF H R ER SO BB IBB HBP BLK WP HR S P ERA WHIP	IP WLS BF H R ER SO BB IBB HBP BLK WP HR S P ERA WHIP	IP WLS BF H R ER SO BB IBB HBP BLK WP HR S P ERA WHIP	IP WLS BF H R ER SO BB IBB HBP BLK WP HR S P ERA WHIP	IP WLS BF H R ER SO BB IBB HBP BLK WP HR S P ERA WHIP	IP WLS BF H R ER SO BB IBB HBP BLK WP HR S P ERA WHIP	IP WLS BF H R ER SO BB IBB HBP BLK WP HR S P ERA WHIP	IP WLS BF H R ER SO BB IBB HBP BLK WP HR S P ERA WHIP	IP WLS BF H R ER SO BB IBB HBP BLK WP HR S P ERA WHIP	IP WLS BF H R ER SO BB IBB HBP BLK WP HR S P ERA WHIP	IP WLS BF H R ER SO BB IBB HBP BLK WP HR S P ERA WHIP	IP WLS BF H R ER SO BB IBB HBP BLK WP HR S P ERA WHIP	IP WLS BF H R ER SO BB IBB HBP BLK WP HR S P ERA WHIP	IP WLS BF H R ER SO BB IBB HBP BLK WP HR S P ERA WHIP	IP WLS BF H R ER SO BB IBB HBP BLK WP HR S P ERA WHIP	IP WLS BF H R ER SO BB IBB HBP BLK WP HR S P ERA WHIP

Atlanta Braves @ Milwaukee Brewers  
Milwaukee County Stadium, Milwaukee, WI  
Tue Jun 02 1998, 8:05 PM EDT  
Att: 39,017 - Unknown - 52 F

AB 36  
R 9  
H 12  
RBI 9  
BB 7  
SO 4  
LOB 18



Batter	1	2	3	4	5	6	7	8	9	AB	R	H	RBI	BB	SO	LOB	BOTTOM					
<b>Fernando Vina, L</b> OBP: 0.381, SLG: 0.440 (1, 4)	1-2 P6		0-0 F8-3 1B			0-0 F9		1-0 1B		4	0	2	0	0	0	0						
<b>Mark Loretta, R</b> OBP: 0.379, SLG: 0.391 (1, 6)	1-1 G4-3		1-2 F8-3			2-1 1B		1-1 1B		4	0	2	0	0	0	1						
<b>Jeff Cirillo, R</b> OBP: 0.424, SLG: 0.434 (1, 5)	4-1 1B BB			1-1 G6-3		1-0 1B		2-3 K		3	0	1	0	1	1	2						
<b>Jeremy Burnitz, L</b> OBP: 0.363, SLG: 0.488 (1, 9)	0-0 1B		1-3 K			3-2 G4-3		1-0 P4		4	0	1	0	0	1	4						
<b>Dave Nilsson, L</b> OBP: 0.362, SLG: 0.482 (1, 3)	2-2 1B		1-0 G5-3			0-0 F8		1-2 1B 2B		4	0	2	0	0	0	0						
<b>Marquis Grissom, R</b> OBP: 0.329, SLG: 0.435 <b>Darrin Jackson, R</b> OBP: 0.214, SLG: 0.245 (9, 8)		0-0 F8		0-1 G1-6-3 1B		2-1 1B		0-0 G1-3		3	0	2	0	0	0	0						
<b>Geoff Jenkins, L</b> OBP: 0.311, SLG: 0.505 (1, 7)	1-3 K			2-1 G1-6-3		0-0 1B		1-2 G5-4-3 1B		4	0	1	0	0	1	2						
<b>Mike Matheny, R</b> OBP: 0.317, SLG: 0.387 (1, 2)	1-1 G5-3			0-1 G5-3		0-1 G5-4-3		1-1 1B		4	0	1	0	0	0	2						
<b>Paul Wagner, R</b> OBP: 0.188, SLG: 0.188 <b>Bronswell Patrick, R</b> OBP: 0.194, SLG: 0.240 <b>Eric Owens, R</b> OBP: 0.194, SLG: 0.240 <b>48 Brad Woodall, S</b> OBP: 0.299, SLG: 0.333 <b>Bob Hamelin, L</b> OBP: 0.299, SLG: 0.333 <b>Mike Myers, L</b> OBP: 0.299, SLG: 0.333 <b>Bobby Hughes, R</b> OBP: 0.299, SLG: 0.333 (9, PH)			1-1 G5-3			1-0 G1-3		1-2 L8	1-2 G6-3		1	0	0	0	0	0						
<b>Inning Stats</b>	R: 0 E: 0 K: 0 S: 10	H: 2 LOB: 2 BB: 1 P: 18	R: 0 E: 0 K: 1 S: 6	H: 0 LOB: 0 BB: 0 P: 8	R: 0 E: 0 K: 1 S: 6	H: 0 LOB: 0 BB: 0 P: 8	R: 0 E: 0 K: 0 S: 6	H: 1 LOB: 0 BB: 0 P: 9	R: 0 E: 0 K: 0 S: 9	H: 2 LOB: 2 BB: 0 P: 16	R: 0 E: 0 K: 0 S: 6	H: 2 LOB: 1 BB: 0 P: 8	R: 0 E: 0 K: 1 S: 11	H: 2 LOB: 2 BB: 0 P: 17	R: 0 E: 0 K: 0 S: 11	H: 2 LOB: 2 BB: 0 P: 14	1B: 11 2B: 2 3B: 0 HR: 0	SF: 0 SAC: 0 DP: 3 HBP: 0	WP: 0 PB: 0 SB: 0 CS: 0	PA: 36		
<b>PITCHER</b>	IP WLS BF H R ER SO BB IBB HBP BLK WP HR S P ERA WHIP	IP WLS BF H R ER SO BB IBB HBP BLK WP HR S P ERA WHIP	IP WLS BF H R ER SO BB IBB HBP BLK WP HR S P ERA WHIP	IP WLS BF H R ER SO BB IBB HBP BLK WP HR S P ERA WHIP	IP WLS BF H R ER SO BB IBB HBP BLK WP HR S P ERA WHIP	IP WLS BF H R ER SO BB IBB HBP BLK WP HR S P ERA WHIP	IP WLS BF H R ER SO BB IBB HBP BLK WP HR S P ERA WHIP	IP WLS BF H R ER SO BB IBB HBP BLK WP HR S P ERA WHIP	IP WLS BF H R ER SO BB IBB HBP BLK WP HR S P ERA WHIP	IP WLS BF H R ER SO BB IBB HBP BLK WP HR S P ERA WHIP	IP WLS BF H R ER SO BB IBB HBP BLK WP HR S P ERA WHIP	IP WLS BF H R ER SO BB IBB HBP BLK WP HR S P ERA WHIP	IP WLS BF H R ER SO BB IBB HBP BLK WP HR S P ERA WHIP	IP WLS BF H R ER SO BB IBB HBP BLK WP HR S P ERA WHIP	IP WLS BF H R ER SO BB IBB HBP BLK WP HR S P ERA WHIP	IP WLS BF H R ER SO BB IBB HBP BLK WP HR S P ERA WHIP	IP WLS BF H R ER SO BB IBB HBP BLK WP HR S P ERA WHIP	IP WLS BF H R ER SO BB IBB HBP BLK WP HR S P ERA WHIP	IP WLS BF H R ER SO BB IBB HBP BLK WP HR S P ERA WHIP	IP WLS BF H R ER SO BB IBB HBP BLK WP HR S P ERA WHIP	IP WLS BF H R ER SO BB IBB HBP BLK WP HR S P ERA WHIP	IP WLS BF H R ER SO BB IBB HBP BLK WP HR S P ERA WHIP

Atlanta Braves @ Milwaukee Brewers  
Milwaukee County Stadium, Milwaukee, WI  
Tue Jun 02 1998, 8:05 PM EDT  
Att: 39,017 - Unknown - 52 F

AB 35  
R 0  
H 12  
RBI 0  
BB 1  
SO 3  
LOB 14





Batter	1	2	3	4	5	6	7	8	9	AB	R	H	RBI	BB	SO	LOB	TOP
<b>Ozzie Guillen, L</b> OBP: 0.253, SLG: 0.194	L3	E3		G4-3			K			4	1	0	0	0	1	2	<b>Atlanta Braves @ Milwaukee Brewers</b> <b>Milwaukee County Stadium, Milwaukee, WI</b> Wed Jun 03 1998, 8:05 PM EDT Att: 19,116 - Unknown - 55 F
<b>Michael Tucker, L</b> OBP: 0.373, SLG: 0.545	K	E8		G4-3			K			4	0	0	0	0	2	1	
<b>10 Chipper Jones, S</b> OBP: 0.445, SLG: 0.618	1B 2B BB	G4-3			L3			L8		3	1	0	0	1	0	1	
<b>Andres Galarraga, R</b> OBP: 0.395, SLG: 0.638	2B 1B			G5-3	G5-3		K			4	1	1	0	0	1	0	
<b>Ryan Klesko, L</b> OBP: 0.310, SLG: 0.435 <b>Gerald Williams, R</b> OBP: 0.299, SLG: 0.375	2B			F8	G5-3		P4			4	0	1	2	0	0	0	
<b>Javy Lopez, R</b> OBP: 0.342, SLG: 0.545	G4-3					F7		G6-3		4	0	0	0	0	1	1	
<b>Andruw Jones, R</b> OBP: 0.321, SLG: 0.488				S 1B BB		G6-3		G6-3		3	1	0	0	1	0	0	
<b>Tony Graffanino, R</b> OBP: 0.330, SLG: 0.365		E SH5-3 1B		G4-3 SH1-3 1B		K		F8		4	1	2	1	0	1	0	
<b>Tom Glavine, L</b> OBP: 0.115, SLG: 0.154 <b>Kerry Ligtenberg, R</b> OBP: 0.115, SLG: 0.154 <b>Mark Wohlers, R</b> OBP: 0.115, SLG: 0.154		SH5-3		SH1-3			G4-3			1	0	0	0	0	0	0	
<b>Inning Stats</b>	R: 2 H: 2 E: 0 K: 1 S: 11	WLS: 2 BF: 29 LOB: 1 P: 20	H: 4 R: 5 ER: 3 SO: 5 BB: 2 IBB: 0 HBP: 0 BLK: 0 WP: 0 HR: 0 S: 68 P: 103 ERA: 3.86 WHIP: 0.857	H: 0 R: 0 ER: 0 SO: 0 BB: 0 IBB: 0 HBP: 0 BLK: 0 WP: 0 HR: 0 S: 15 P: 24 ERA: 0.00 WHIP: 0.000	H: 1 R: 0 ER: 0 SO: 1 BB: 0 IBB: 0 HBP: 0 BLK: 0 WP: 0 HR: 8 S: 10 P: 10 ERA: 0.00 WHIP: 0.000	H: 0 R: 0 ER: 0 SO: 0 BB: 0 IBB: 0 HBP: 0 BLK: 0 WP: 0 HR: 0 S: 10 P: 15 ERA: 0.00 WHIP: 0.000	H: 0 R: 0 ER: 0 SO: 0 BB: 0 IBB: 0 HBP: 0 BLK: 0 WP: 0 HR: 0 S: 10 P: 10 ERA: 0.00 WHIP: 0.000	H: 0 R: 0 ER: 0 SO: 0 BB: 0 IBB: 0 HBP: 0 BLK: 0 WP: 0 HR: 0 S: 10 P: 10 ERA: 0.00 WHIP: 0.000	H: 0 R: 0 ER: 0 SO: 0 BB: 0 IBB: 0 HBP: 0 BLK: 0 WP: 0 HR: 0 S: 6 P: 8 ERA: 0.00 WHIP: 0.000	1B: 3 2B: 1 3B: 0 HR: 0	SF: 0 SAC: 2 DP: 0 HBP: 0	WP: 0 PB: 0 SB: 2 CS: 0	PA: 35				
<b>PITCHER</b>	IP	WLS	BF	H	R	ER	SO	BB	IBB	HBP	BLK	WP	HR	S	P	ERA	WHIP
<b>Jeff Juden, R</b> ERA: 4.04	7.0	L	29	4	5	3	5	2	0	0	0	0	0	68	103	3.86	0.857
<b>Al Reyes, R</b> ERA: 5.4	1.0		3	0	0	0	1	0	0	0	0	0	0	8	10	0.00	0.000
<b>Doug Jones, R</b> ERA: 4.24	1.0		3	0	0	0	0	0	0	0	0	0	0	6	8	0.00	0.000

AB	31
R	5
H	4
RBI	3
BB	2
SO	6
LOB	5



Batter	1	2	3	4	5	6	7	8	9	AB	R	H	RBI	BB	SO	LOB	BOTTOM
<b>Fernando Vina, L</b> OBP: 0.377, SLG: 0.432	G4-1		G3		L7		FC4-6 1B		G3-1 BB	4	0	0	0	1	0	2	<b>Atlanta Braves @ Milwaukee Brewers</b> <b>Milwaukee County Stadium, Milwaukee, WI</b> Wed Jun 03 1998, 8:05 PM EDT Att: 19,116 - Unknown - 55 F
<b>Mark Loretta, R</b> OBP: 0.393, SLG: 0.392	2B BB				F8		FC5-4 1B		G3-1 BB	2	1	1	0	3	0	1	
<b>Jeff Cirillo, R</b> OBP: 0.423, SLG: 0.438	1H 2B		K		1B		F8		G3-1	5	0	2	1	0	1	5	
<b>Dave Nilsson, L</b> OBP: 0.349, SLG: 0.450	BB		K		G5-3		FC5-4		G3	4	0	0	0	1	1	7	
<b>Marquis Grissom, R</b> OBP: 0.327, SLG: 0.427	F9			BB		G5-3		K		3	0	0	0	1	1	2	
<b>Jeremy Burnitz, L</b> OBP: 0.357, SLG: 0.478	K		K		K		G1-3		G4-3	4	0	0	0	0	2	3	
<b>Bobby Hughes, R</b> OBP: 0.333, SLG: 0.500		F8		K		K		2B		4	1	2	1	0	1	1	
<b>Geoff Jenkins, L</b> OBP: 0.308, SLG: 0.495 <b>Doug Jones, R</b> OBP: 0.250, SLG: 0.250		G5-4-3 1B		K		K		G6-3		4	0	1	0	0	2	2	
<b>Jeff Juden, R</b> OBP: 0.200, SLG: 0.240 <b>Eric Owens, R</b> OBP: 0.175, SLG: 0.263 <b>Al Reyes, R</b> OBP: 0.250, SLG: 0.250 <b>Bob Hamelin, L</b> OBP: 0.254, SLG: 0.286		G5-4-3		1B		1B		FC4-6 1B		2	0	1	0	0	0	1	
<b>Inning Stats</b>	R: 1 H: 1 E: 0 K: 1 S: 13	WLS: 1 BF: 28 LOB: 2 P: 29	H: 4 R: 2 ER: 1 SO: 6 BB: 4 IBB: 0 HBP: 0 BLK: 0 WP: 0 HR: 0 S: 67 P: 117 ERA: 1.42 WHIP: 1.579	H: 0 R: 0 ER: 0 SO: 0 BB: 1 IBB: 0 HBP: 0 BLK: 0 WP: 0 HR: 1 S: 13 P: 18 ERA: 0.00 WHIP: 2.000	H: 0 R: 0 ER: 0 SO: 1 BB: 1 IBB: 0 HBP: 0 BLK: 0 WP: 0 HR: 0 S: 20 P: 31 ERA: 5.40 WHIP: 1.200	H: 2 R: 0 ER: 0 SO: 2 BB: 0 IBB: 0 HBP: 0 BLK: 0 WP: 0 HR: 8 S: 19 P: 19 ERA: 0.00 WHIP: 2.000	H: 1 R: 0 ER: 0 SO: 0 BB: 0 IBB: 0 HBP: 0 BLK: 0 WP: 0 HR: 0 S: 10 P: 17 ERA: 0.00 WHIP: 0.000	H: 2 R: 0 ER: 0 SO: 2 BB: 0 IBB: 0 HBP: 0 BLK: 0 WP: 0 HR: 0 S: 10 P: 14 ERA: 0.00 WHIP: 0.000	H: 1 R: 0 ER: 0 SO: 0 BB: 0 IBB: 0 HBP: 0 BLK: 0 WP: 0 HR: 0 S: 14 P: 21 ERA: 0.00 WHIP: 0.000	1B: 5 2B: 2 3B: 0 HR: 1	SF: 0 SAC: 0 DP: 1 HBP: 0	WP: 0 PB: 0 SB: 0 CS: 0	PA: 40				
<b>PITCHER</b>	IP	WLS	BF	H	R	ER	SO	BB	IBB	HBP	BLK	WP	HR	S	P	ERA	WHIP
<b>Tom Glavine, L</b> ERA: 2.1	6.1	W	28	4	2	1	6	4	0	0	0	0	0	67	117	1.42	1.579
<b>Kerry Ligtenberg, R</b> ERA: 4.18	1.2		7	2	1	1	2	0	0	0	0	0	1	20	31	5.40	1.200
<b>Mark Wohlers, R</b> ERA: 4.5	1.0	S	5	0	0	0	1	2	0	0	0	0	0	8	19	0.00	2.000





Batter	1	2	3	4	5	6	7	8	9	AB	R	H	RBI	BB	SO	LOB	TOP			
Brian Hunter, R (1, 8) OBP: 0.320, SLG: 0.365										5	0	0	0	0	1	0	<b>Detroit Tigers @ Milwaukee Brewers</b> Milwaukee County Stadium, Milwaukee, WI Fri Jun 05 1998, 8:05 PM EDT Att: 14,559 - Cloudy - 48 F			
Joe Randa, R (1, 5) OBP: 0.331, SLG: 0.332										5	0	2	0	0	0	0				
Bobby Higginson, L (1, 9) OBP: 0.401, SLG: 0.538										4	1	1	1	1	2	2				
Tony Clark, S (1, 3) OBP: 0.339, SLG: 0.457										3	0	0	0	1	0	1				
Damon Easley, R (1, 4) OBP: 0.381, SLG: 0.646										4	0	1	0	0	1	1				
Luis Gonzalez, L (1, 7) OBP: 0.356, SLG: 0.482										4	2	2	0	0	0	1				
Joe Oliver, R (1, 2) OBP: 0.292, SLG: 0.425										3	0	2	2	1	0	0				
Deivi Cruz, R (1, 6) OBP: 0.292, SLG: 0.333										3	0	1	0	1	1	1				
Frank Castillo, R (1, 1) Frank Catalanotto, L (4, PH) Tim Worrell, R (4, 1) Kimera Bates, R (6, PH) 44 Sean Runyan, L (6, 1) Dean Crow, L (7, 1) Andy Tomberlin, L (9, PH)										1	0	0	0	0	0	1				
<b>Inning Stats</b>	R: 0 E: 0 K: 1 S: 8	H: 0 LOB: 1 BB: 1 P: 18	R: 1 E: 1 K: 1 S: 15	H: 2 LOB: 1 BB: 0 P: 21	R: 0 E: 0 K: 1 S: 6	H: 0 LOB: 0 BB: 0 P: 10	R: 0 E: 0 K: 0 S: 13	H: 1 LOB: 3 BB: 2 P: 25	R: 0 E: 0 K: 1 S: 5	H: 3 LOB: 2 BB: 0 P: 24	R: 1 E: 0 K: 0 S: 16	H: 1 LOB: 1 BB: 1 P: 23	R: 0 E: 0 K: 1 S: 6	H: 0 LOB: 0 BB: 0 P: 9	R: 0 E: 0 K: 2 S: 12	H: 1 LOB: 1 BB: 0 P: 17	1B: 5 2B: 3 3B: 0 HR: 1	SF: 0 SAC: 0 DP: 1 HBP: 0	WP: 0 PB: 0 SB: 0 CS: 0	PA: 39
<b>PITCHER</b>	IP WLS BF H R ER SO BB IBB HBP BLK WP HR S P ERA WHIP																			
21 Cal Eldred, R (1, 1) ERA: 4.24	5.2 W 26 7 2 2 3 3 0 0 0 0 0 0 57 101 3.18 1.765																			
Al Reyes, R (6, 1) ERA: 5.87	1.1 6 1 1 1 1 1 0 0 0 0 1 19 28 6.75 1.500																			
Bob Wickman, R (8, 1) ERA: 1.75	2.0 S 7 1 0 0 3 0 0 0 0 0 0 18 26 0.00 0.500																			

AB	35
R	3
H	9
RBI	3
BB	4
SO	7
LOB	12



Batter	1	2	3	4	5	6	7	8	9	AB	R	H	RBI	BB	SO	LOB	BOTTOM			
Fernando Vina, L (1, 4) OBP: 0.379, SLG: 0.431										3	1	1	1	1	0	0	<b>Detroit Tigers @ Milwaukee Brewers</b> Milwaukee County Stadium, Milwaukee, WI Fri Jun 05 1998, 8:05 PM EDT Att: 14,559 - Cloudy - 48 F			
Jeff Cirillo, R (1, 5) OBP: 0.429, SLG: 0.459										4	2	3	1	0	1	0				
Jeromy Burnitz, L (1, 9) OBP: 0.359, SLG: 0.476										3	2	1	0	1	2	1				
Marquis Grissom, R (1, 8) OBP: 0.331, SLG: 0.442										4	1	2	3	0	1	1				
Dave Nilsson, L (1, 3) OBP: 0.348, SLG: 0.444										3	0	1	1	0	0	0				
Mark Loretta, R (8, 3) OBP: 0.391, SLG: 0.392										0	0	0	1	0	0	0				
Geoff Jenkins, L (1, 7) OBP: 0.306, SLG: 0.481										3	0	0	0	1	1	1				
Mike Matheny, R (1, 2) OBP: 0.309, SLG: 0.377										4	0	0	0	0	2	2				
Jose Valentin, S (1, 6) OBP: 0.315, SLG: 0.355										3	1	1	0	0	2	0				
21 Cal Eldred, R (1, 1) OBP: 0.130, SLG: 0.136										2	0	0	0	0	1	0				
Al Reyes, R (6, 1) OBP: 0.250, SLG: 0.250										0	0	0	0	0	0	0				
Marc Newfield, R (7, PH) OBP: 0.316, SLG: 0.310										1	0	0	0	0	1	1				
Bob Wickman, R (8, 1) ERA: 2.7										0	0	0	0	0	0	0				
<b>Inning Stats</b>	R: 0 E: 0 K: 2 S: 16	H: 1 LOB: 1 BB: 0 P: 24	R: 0 E: 0 K: 2 S: 8	H: 0 LOB: 0 BB: 0 P: 11	R: 4 E: 0 K: 1 S: 15	H: 3 LOB: 1 BB: 2 P: 29	R: 0 E: 0 K: 3 S: 10	H: 0 LOB: 0 BB: 0 P: 13	R: 0 E: 0 K: 2 S: 7	H: 0 LOB: 0 BB: 0 P: 8	R: 0 E: 0 K: 0 S: 8	H: 0 LOB: 0 BB: 0 P: 13	R: 1 E: 0 K: 1 S: 11	H: 2 LOB: 0 BB: 0 P: 15	R: 2 E: 0 K: 0 S: 14	H: 3 LOB: 1 BB: 1 P: 25	1B: 4 2B: 4 3B: 1 HR: 0	SF: 1 SAC: 0 DP: 1 HBP: 0	WP: 1 PB: 0 SB: 0 CS: 1	PA: 35
<b>PITCHER</b>	IP WLS BF H R ER SO BB IBB HBP BLK WP HR S P ERA WHIP																			
Frank Castillo, R (1, 1) ERA: 10.64	3.0 L 15 4 4 4 5 2 0 0 0 0 0 0 17 21 0.00 0.000																			
Tim Worrell, R (4, 1) ERA: 6.18	2.0 6 0 0 0 5 0 0 0 0 0 0 0 17 21 0.00 0.000																			
44 Sean Runyan, L (6, 1) ERA: 4.43	1.2 7 2 1 1 1 0 0 0 0 0 1 0 18 25 5.40 1.200																			
Dean Crow, R (7, 1) ERA: 2.7	1.1 6 3 2 2 0 0 0 1 0 0 0 0 15 28 13.50 2.250																			

AB	30
R	7
H	9
RBI	7
BB	3
SO	11
LOB	6









Batter	1	2	3	4	5	6	7	8	9	AB	R	H	RBI	BB	SO	LOB	TOP										
<b>Brian Hunter, R</b> OBP: 0.319, SLG: 0.367 (1, 8)										5	1	1	0	0	2	0											
<b>Joe Randa, R</b> OBP: 0.331, SLG: 0.330 (1, 5)										2	1	1	0	1	0	0											
<b>Bobby Higginson, L</b> OBP: 0.398, SLG: 0.543 (1, 9)										4	1	2	2	0	1	3											
<b>Tony Clark, S</b> OBP: 0.348, SLG: 0.498 (1, 3)										3	1	1	1	1	1	3											
<b>Damon Easley, R</b> OBP: 0.375, SLG: 0.628 (1, 4)										4	0	0	0	0	1	2											
<b>Luis Gonzalez, L</b> OBP: 0.388, SLG: 0.498 (1, 7)										3	0	2	1	1	0	0											
<b>Paul Bako, L</b> OBP: 0.282, SLG: 0.317 (1, 2)										4	0	0	0	0	2	4											
<b>Deivi Cruz, R</b> OBP: 0.282, SLG: 0.322 (1, 6)										4	0	0	0	0	0	1											
<b>Justin Thompson, L</b> (1, 1)										4	0	0	0	0	1	0											
<b>Inning Stats</b>	R: 0 E: 0 K: 1 S: 8	H: 1 LOB: 1 BB: 0 P: 13	R: 0 E: 0 K: 1 S: 8	H: 0 LOB: 0 BB: 0 P: 13	R: 0 E: 0 K: 1 S: 8	H: 0 LOB: 0 BB: 0 P: 12	R: 1 E: 0 K: 2 S: 14	H: 2 LOB: 2 BB: 1 P: 26	R: 1 E: 0 K: 1 S: 13	H: 1 LOB: 1 BB: 0 P: 17	R: 0 E: 0 K: 0 S: 7	H: 0 LOB: 0 BB: 0 P: 10	R: 2 E: 0 K: 0 S: 13	H: 2 LOB: 0 BB: 0 P: 27	R: 0 E: 0 K: 1 S: 8	H: 0 LOB: 0 BB: 0 P: 12	1B: 4 2B: 1 3B: 0 HR: 2	SF: 0 SAC: 0 DP: 1 HBP: 1	WP: 1 PB: 0 SB: 1 CS: 1	PA: 37							
<b>PITCHER</b>	IP	WLS	BF	H	R	ER	SO	BB	IBB	HBP	BLK	WP	HR	S	P	ERA	WHIP										
<b>Steve Woodard, R</b> ERA: 3.65 (1, 1)	5.0	L	22	4	2	2	6	2	0	1	0	1	0	51	88	3.60	1.200										
<b>Bronswell Patrick, R</b> ERA: 1.8 (6, 1)	2.0		7	1	0	0	1	0	0	0	0	0	0	19	27	0.00	0.500										
<b>Al Reyes, R</b> ERA: 6.08 (8, 1)	0.1		3	2	2	2	0	0	0	0	0	0	2	8	15	54.00	6.000										
<b>Mike Myers, L</b> ERA: 0.83 (8, 1)	1.2		5	0	0	0	1	1	0	0	0	0	0	13	24	0.00	0.600										

**Detroit Tigers @ Milwaukee Brewers**  
Milwaukee County Stadium, Milwaukee, WI  
Sun Jun 07 1998, 4:33 AM EDT  
Att: 18,737 - Sunny - 56 F

AB 33  
R 4  
H 7  
RBI 4  
BB 3  
SO 8  
LOB 13

Batter	1	2	3	4	5	6	7	8	9	AB	R	H	RBI	BB	SO	LOB	BOTTOM										
<b>Fernando Vina, L</b> OBP: 0.378, SLG: 0.429 (1, 4)										3	0	0	0	1	1	0											
<b>Jeff Cirillo, R</b> OBP: 0.417, SLG: 0.444 (1, 5)										4	0	1	0	0	0	3											
<b>Jeromy Burnitz, L</b> OBP: 0.359, SLG: 0.470 (1, 9)										3	0	0	0	1	1	1											
<b>Marquis Grissom, R</b> OBP: 0.327, SLG: 0.432 (1, 8)										4	0	0	0	0	0	2											
<b>Mark Loretta, R</b> OBP: 0.381, SLG: 0.381 (1, 3)										4	0	0	0	0	0	0											
<b>Marc Newfield, R</b> OBP: 0.304, SLG: 0.295 (1, 7)										4	1	0	0	0	0	0											
<b>Mike Matheny, R</b> OBP: 0.312, SLG: 0.373 (1, 2)										3	0	1	0	1	1	0											
<b>Jose Valentin, S</b> OBP: 0.315, SLG: 0.348 (1, 6)										2	0	0	0	0	2	1											
<b>Steve Woodard, L</b> OBP: 0.265, SLG: 0.417 (5, PH) <b>Darri Johnson, R</b> OBP: 0.227, SLG: 0.293 (6, 1) <b>Bronswell Patrick, R</b> OBP: 0.320, SLG: 0.250 (7, PH) <b>Eric Owens, R</b> OBP: 0.190, SLG: 0.250 (8, 1) <b>Al Reyes, R</b> OBP: 0.220, SLG: 0.250 (8, 1) <b>Mike Myers, L</b> (8, 1)										1	0	0	0	0	1	0											
<b>Inning Stats</b>	R: 0 E: 1 K: 1 S: 7	H: 0 LOB: 1 BB: 1 P: 16	R: 0 E: 0 K: 1 S: 6	H: 0 LOB: 0 BB: 0 P: 6	R: 0 E: 0 K: 2 S: 11	H: 0 LOB: 0 BB: 0 P: 13	R: 0 E: 0 K: 1 S: 9	H: 0 LOB: 0 BB: 0 P: 11	R: 1 E: 1 K: 0 S: 14	H: 1 LOB: 3 BB: 2 P: 25	R: 0 E: 0 K: 0 S: 8	H: 0 LOB: 0 BB: 0 P: 11	R: 0 E: 0 K: 1 S: 10	H: 1 LOB: 1 BB: 0 P: 18	R: 0 E: 0 K: 0 S: 6	H: 1 LOB: 0 BB: 0 P: 8	R: 0 E: 0 K: 0 S: 6	H: 0 LOB: 0 BB: 0 P: 10	1B: 3 2B: 0 3B: 0 HR: 0	SF: 0 SAC: 1 DP: 0 HBP: 0	WP: 0 PB: 0 SB: 0 CS: 0	PA: 34					
<b>PITCHER</b>	IP	WLS	BF	H	R	ER	SO	BB	IBB	HBP	BLK	WP	HR	S	P	ERA	WHIP										
<b>Justin Thompson, L</b> ERA: 4.21 (1, 1)	9.0	W	34	3	1	0	6	3	0	0	0	0	0	77	118	0.00	0.667										

**Detroit Tigers @ Milwaukee Brewers**  
Milwaukee County Stadium, Milwaukee, WI  
Sun Jun 07 1998, 4:33 AM EDT  
Att: 18,737 - Sunny - 56 F

AB 30  
R 1  
H 3  
RBI 1  
BB 3  
SO 6  
LOB 8



Batter	1	2	3	4	5	6	7	8	9	AB	R	H	RBI	BB	SO	LOB	TOP										
Fernando Vina, L (1, 4) OBP: 0.375, SLG: 0.424			G3	P7				P6		5	0	1	0	0	1	3	<b>Milwaukee Brewers @ Kansas City Royals</b> Kauffman Stadium, Kansas City, MO Mon Jun 08 1998, 7:05 PM CDT Att: 13,565 - Cloudy - 59 F										
Jeff Cirillo, R (1, 5) OBP: 0.421, SLG: 0.445	G6-3				HR			P4		4	1	2	1	0	0	0											
Jeremy Bumitz, L (1, 9) OBP: 0.356, SLG: 0.478					HR					5	1	1	2	0	4	3											
John Jaha, R (1, 10) OBP: 0.417, SLG: 0.418			G5-3		G6-3				G4-3	4	0	0	0	1	1	1											
Dave Nilsson, L (1, 3) OBP: 0.360, SLG: 0.444 Darrin Jackson, R (9, PR) OBP: 0.222, SLG: 0.253	G6-4-3				G1-3					5	1	3	0	0	0	1											
Marquis Grissom, R (1, 8) OBP: 0.329, SLG: 0.437			G6-4-3		G6-3					5	2	2	1	0	1	2											
Geoff Jenkins, L (1, 7) OBP: 0.317, SLG: 0.496	E6									5	2	4	1	0	0	1											
Jose Valentin, S (1, 6) OBP: 0.326, SLG: 0.365										5	0	4	2	0	1	1											
Bobby Hughes, R (1, 2) OBP: 0.333, SLG: 0.471 Bob Hamelin, L (7, PH) OBP: 0.262, SLG: 0.345 Mike Matheny, R (7, 2) OBP: 0.312, SLG: 0.373	L6						G6-3		G4-3	2	0	0	0	1	0	2											
										1	0	0	0	0	0	1											
										0	0	0	0	0	0	0											
<b>Inning Stats</b>	R: 0 E: 0 K: 2 S: 10	H: 0 LOB: 0 BB: 0 P: 14	R: 2 E: 1 K: 0 S: 12	H: 3 LOB: 1 BB: 1 P: 23	R: 0 E: 0 K: 1 S: 9	H: 1 LOB: 1 BB: 0 P: 17	R: 0 E: 0 K: 0 S: 8	H: 3 LOB: 3 BB: 1 P: 14	R: 2 E: 0 K: 0 S: 11	H: 1 LOB: 0 BB: 0 P: 21	R: 1 E: 0 K: 2 S: 13	H: 3 LOB: 2 BB: 0 P: 20	R: 2 E: 0 K: 1 S: 9	H: 3 LOB: 1 BB: 0 P: 14	R: 0 E: 0 K: 1 S: 7	H: 0 LOB: 0 BB: 0 P: 10	R: 0 E: 0 K: 1 S: 12	H: 3 LOB: 2 BB: 0 P: 19	1B: 12 2B: 4 3B: 0 HR: 1	SF: 0 SAC: 0 DP: 2 HBP: 1	WP: 1 PB: 0 CS: 0	PA: 44					
<b>PITCHER</b>	IP	WLS	BF	H	R	ER	SO	BB	IBB	HBP	BLK	WP	HR	S	P	ERA	WHIP										
Pat Rapp, R (1, 1) ERA: 4.87	5.2	W	29	11	5	5	4	2	0	1	0	1	1	60	105	7.94	2.294										
Jamie Walker, L (6, 1) ERA: 9.19	0.1		1	0	0	0	1	0	0	0	0	0	0	3	4	0.00	0.000										
Hipolito Pichardo, R (7, 1) ERA: 5.79	1.0		6	3	2	2	1	0	0	0	0	0	0	9	14	18.00	3.000										
Scott Service, R (8, 1) ERA: 3.77	1.0		3	0	0	0	1	0	0	0	0	0	0	7	10	0.00	0.000										
Jeff Montgomery, R (9, 1) ERA: 6.53	1.0	S	5	3	0	0	1	0	0	0	0	0	0	12	19	0.00	3.000										


Batter	1	2	3	4	5	6	7	8	9	AB	R	H	RBI	BB	SO	LOB	BOTTOM										
Johnny Damon, L (1, 8) OBP: 0.342, SLG: 0.426		G1-3		G4-3				P5		4	2	1	0	1	1	0	<b>Milwaukee Brewers @ Kansas City Royals</b> Kauffman Stadium, Kansas City, MO Mon Jun 08 1998, 7:05 PM CDT Att: 13,565 - Cloudy - 59 F										
Jose Offerman, S (1, 4) OBP: 0.407, SLG: 0.451				G4-3						4	3	3	2	0	0	1											
Hal Morris, L (1, 10) OBP: 0.387, SLG: 0.468	G3-1			SF7		F9				3	1	1	2	0	0	0											
Jeff King, R (1, 3) OBP: 0.321, SLG: 0.461				P6		F8				3	1	1	2	1	0	0											
Dean Palmer, R (1, 5) OBP: 0.322, SLG: 0.526				F9		G5-4-3				4	1	2	0	0	1	1											
Jeff Conine, R (1, 7) OBP: 0.274, SLG: 0.352				L7		G5-4-3				3	0	0	1	1	0	2											
Jermaine Dye, R (1, 9) OBP: 0.282, SLG: 0.333		G6-4-3		WP		L8		G4-3		3	0	1	1	1	0	1											
Shane Halter, R (1, 6) OBP: 0.304, SLG: 0.383	G6-4-3			G6-3				F9		4	0	1	0	0	0	3											
Sal Fasano, R (1, 2) OBP: 0.225, SLG: 0.197		P3		G1-3						4	0	0	0	0	2	3											
										1B: 5 2B: 3 3B: 1 HR: 1	SF: 1 SAC: 0 DP: 2 HBP: 0	WP: 1 PB: 0 SB: 1 CS: 0	PA: 37														
<b>Inning Stats</b>	R: 4 E: 0 K: 0 S: 14	H: 3 LOB: 1 BB: 2 P: 28	R: 2 E: 0 K: 1 S: 15	H: 3 LOB: 1 BB: 0 P: 22	R: 0 E: 0 K: 0 S: 8	H: 0 LOB: 1 BB: 1 P: 16	R: 1 E: 0 K: 0 S: 8	H: 1 LOB: 0 BB: 0 P: 13	R: 0 E: 0 K: 1 S: 15	H: 1 LOB: 2 BB: 1 P: 23	R: 1 E: 0 K: 1 S: 8	H: 1 LOB: 0 BB: 0 P: 12	R: 0 E: 0 K: 0 S: 10	H: 1 LOB: 0 BB: 0 P: 12	R: 0 E: 0 K: 1 S: 11	H: 0 LOB: 0 BB: 0 P: 13	1B: 5 2B: 3 3B: 1 HR: 1	SF: 1 SAC: 0 DP: 2 HBP: 0	WP: 1 PB: 0 SB: 1 CS: 0	PA: 37							
<b>PITCHER</b>	IP	WLS	BF	H	R	ER	SO	BB	IBB	HBP	BLK	WP	HR	S	P	ERA	WHIP										
Jeff Juden, R (1, 1) ERA: 4.61	6.0	L	31	9	8	8	3	4	0	0	0	0	0	21	25	12.00	2.167										
Doug Jones, R (7, 1) ERA: 4.26	2.0		6	1	0	0	1	0	0	0	0	0	0	21	25	0.00	0.500										



Batter	1	2	3	4	5	6	7	8	9	10	AB	R	H	RBI	BB	SO	LOB					
Fernando Vina, L (1.4) OBP: 0.371, SLG: 0.418	G3	FC4-6			F9			F9									4 0 0 0 1 0 2					
Jeff Cirillo, R (1.5) OBP: 0.418, SLG: 0.439	HBP 1B		G6-3		G6-3			G4-3		SH3-4							3 1 0 0 1 0 0					
Jeremy Burnitz, L (1.9) OBP: 0.357, SLG: 0.471	HBP		F9			K		G4-3		FC3-2							3 1 0 0 1 1 0					
John Jaha, R (1.10) OBP: 0.421, SLG: 0.414						K				BB							3 0 1 1 1 1 0					
Darrin Jackson, R (9, PR) OBP: 0.222, SLG: 0.253										BB							0 1 0 0 0 0 0					
Jose Valentin, S (10, PH) OBP: 0.329, SLG: 0.365	G6-4-3 1B									BB							0 1 0 0 1 0 0					
Dave Nilsson, L (1.3) OBP: 0.346, SLG: 0.427										BB							3 0 0 0 0 0 2					
Bob Hamelin, L (6.3) OBP: 0.254, SLG: 0.333	G6-4-3				F7					BB							2 1 0 0 0 1 4					
Marquis Grissom, R (1.8) OBP: 0.337, SLG: 0.439		G6-3						F9		BB							4 1 2 1 1 0 0					
Mark Loretta, R (1.6) OBP: 0.388, SLG: 0.396		G6-3			G5-3					BB							5 0 3 2 0 0 1					
Marc Newfield, R (1.7) OBP: 0.305, SLG: 0.297								F3		BB							3 0 1 0 0 0 2					
Geoff Jenkins, L (9, PH) OBP: 0.311, SLG: 0.487	1B				G3					BB							2 0 0 1 0 0 3					
Mike Matheny, R (1.2) OBP: 0.311, SLG: 0.370								F3		BB							4 0 1 0 0 1 3					
								G6-3														
<b>Inning Stats</b>	R: 1 E: 0 K: 0 S: 11	H: 1 LOB: 1 BB: 1 P: 19	R: 0 E: 0 K: 0 S: 12	H: 2 LOB: 2 BB: 0 P: 19	R: 0 E: 0 K: 0 S: 6	H: 0 LOB: 0 BB: 0 P: 6	R: 0 E: 0 K: 0 S: 6	H: 1 LOB: 1 BB: 0 P: 10	R: 0 E: 0 K: 0 S: 7	H: 0 LOB: 0 BB: 0 P: 10	R: 0 E: 1 K: 0 S: 12	H: 1 LOB: 1 BB: 0 P: 10	R: 0 E: 0 K: 0 S: 10	H: 0 LOB: 0 BB: 0 P: 14	R: 2 E: 1 K: 0 S: 15	H: 2 LOB: 2 BB: 1 P: 21	R: 3 E: 0 K: 0 S: 13	H: 1 LOB: 2 BB: 4 P: 33	1B: 7 2B: 1 3B: 0 HR: 0	SF: 0 SAC: 1 DP: 1 HBP: 1	WP: 0 PB: 0 SB: 0 CS: 0	PA: 44
<b>PITCHER</b>	IP	WLS	BF	H	R	ER	SO	BB	IBB	HBP	BLK	WP	HR	S	P	ERA	WHIP					
Glendon Rusch, L (1.1) ERA: 5.38	8.1		32	5	2	2	3	2	0	1	0	0	0	75	111	2.16	0.840					
Jeff Montgomery, R (9.1) ERA: 7.25	1.2	L	12	3	4	3	1	3	1	0	0	0	0	25	47	16.20	3.600					

**Milwaukee Brewers @ Kansas City Royals**  
Kauffman Stadium, Kansas City, MO  
Tue Jun 09 1998, 7:05 PM CDT  
Att: 12,775 - Unknown - 81 F


AB 36  
R 6  
H 8  
RBI 5  
BB 6  
SO 4  
LOB 17



Batter	1	2	3	4	5	6	7	8	9	10	AB	R	H	RBI	BB	SO	LOB							
Johnny Damon, L (1.8) OBP: 0.350, SLG: 0.443	G5-3 WP 1B		P6					G6-4-3 1B		FC4-6							4 1 3 2 1 0 1							
Jose Offerman, S (1.4) OBP: 0.399, SLG: 0.442	L7		K		G4-3			G6-4-3		FC4-6							5 0 0 0 0 1 4							
Shane Mack, R (1.10) OBP: 0.343, SLG: 0.455	G5-3									FC6-4							4 0 1 0 1 1 2							
Jeff King, R (1.3) OBP: 0.323, SLG: 0.460	K				F7					FC6-4							4 0 1 0 1 1 2							
Dean Palmer, R (1.5) OBP: 0.324, SLG: 0.521										BB							5 0 2 0 0 1 3							
Jeff Conine, R (1.7) OBP: 0.279, SLG: 0.355										BB							4 0 1 0 1 1 2							
Jermaine Dye, R (1.9) OBP: 0.287, SLG: 0.347										BB							4 0 1 0 1 1 2							
Shane Halter, R (1.6) OBP: 0.310, SLG: 0.394										BB							5 0 2 0 0 0 3							
Larry Sutton, L (10, PH) OBP: 0.315, SLG: 0.324										BB							5 1 2 0 0 1 5							
Sal Fasano, R (1.2) OBP: 0.232, SLG: 0.194										BB							4 0 2 1 0 0 2							
Hal Morris, L (9, PH) ERA: 5.89										BB							1 0 0 0 0 0 3							
29 Mike Sweeney, R (10.2) OBP: 0.294, SLG: 0.313										BB							1 0 0 0 0 0 3							
<b>Inning Stats</b>	R: 0 E: 0 K: 1 S: 13	H: 1 LOB: 1 BB: 0 P: 17	R: 0 E: 0 K: 0 S: 5	H: 1 LOB: 0 BB: 0 P: 8	R: 0 E: 0 K: 1 S: 9	H: 1 LOB: 1 BB: 0 P: 12	R: 0 E: 0 K: 0 S: 9	H: 2 LOB: 2 BB: 0 P: 13	R: 2 E: 0 K: 0 S: 9	H: 1 LOB: 1 BB: 0 P: 22	R: 1 E: 0 K: 1 S: 17	H: 2 LOB: 1 BB: 0 P: 25	R: 0 E: 0 K: 1 S: 6	H: 1 LOB: 0 BB: 0 P: 6	R: 0 E: 0 K: 1 S: 11	H: 1 LOB: 2 BB: 1 P: 21	R: 0 E: 0 K: 0 S: 9	H: 0 LOB: 1 BB: 1 P: 16	R: 0 E: 0 K: 1 S: 15	H: 3 LOB: 3 BB: 0 P: 22	1B: 10 2B: 2 3B: 0 HR: 1	SF: 0 SAC: 1 DP: 2 HBP: 1	WP: 1 PB: 0 SB: 1 CS: 0	PA: 45
<b>PITCHER</b>	IP	WLS	BF	H	R	ER	SO	BB	IBB	HBP	BLK	WP	HR	S	P	ERA	WHIP							
48 Brad Woodall, L (1.1) ERA: 3.94	6.2		29	9	3	3	3	1	0	0	0	1	1	65	100	4.05	1.500							
Paul Wagner, R (7.1) ERA: 5.89	0.1		3	1	0	0	1	1	0	0	0	0	0	4	8	0.00	6.000							
Bob Wickman, R (8.1) ERA: 1.64	2.1	W	10	2	0	0	2	1	0	0	0	0	0	26	44	0.00	1.286							
Doug Jones, R (10.1) ERA: 4.19	0.2	S	3	1	0	0	0	0	0	0	0	0	0	8	10	0.00	1.500							

**Milwaukee Brewers @ Kansas City Royals**  
Kauffman Stadium, Kansas City, MO  
Tue Jun 09 1998, 7:05 PM CDT  
Att: 12,775 - Unknown - 81 F

AB 40  
R 3  
H 13  
RBI 3  
BB 3  
SO 6  
LOB 29









Batter	1	2	3	4	5	6	7	8	9	AB	R	H	RBI	BB	SO	LOB	TOP			
Fernando Vina, L (1.4) OBP: 0.369, SLG: 0.429	F7		P6				F8			4	0	1	0	0	0	1	<b>Milwaukee Brewers @ Pittsburgh Pirates</b> Three Rivers Stadium, Pittsburgh, PA Fri Jun 12 1998, 7:05 PM EDT Att: 16,851 - Unknown - 84 F <a href="http://livebaseballscorecards.com">livebaseballscorecards.com</a>			
Jeff Cirillo, R (1.5) OBP: 0.420, SLG: 0.450	F8			F9 1B BB		G6-3				3	1	1	0	1	0	1				
Jeremy Bumitz, L (1.9) OBP: 0.355, SLG: 0.464	G4-3			1B 1B	G3			K		4	1	1	0	0	1	1				
John Jaha, R (1.3) OBP: 0.388, SLG: 0.364 Mark Loretta, R (8.3) OBP: 0.394, SLG: 0.392	G5-3			F9		G4-3		K		4	0	0	0	0	1	2				
Dave Nilsson, L (1.7) OBP: 0.333, SLG: 0.407 Darrin Jackson, R (7.7) OBP: 0.220, SLG: 0.250 Bob Wickman, R (8.1)	G6-3			G3 1B		G3		G6-3		3	0	1	1	0	0	0				
Marquis Grissom, R (1.8) OBP: 0.344, SLG: 0.462	F9			1B 1B		G6-3				4	0	2	1	0	0	0				
Jose Valentin, S (1.6) OBP: 0.328, SLG: 0.390				G3				L4		4	2	2	2	0	0	3				
Mike Matheny, R (1.2) OBP: 0.305, SLG: 0.360			K	K			F8 SH2-4 1B	G5-3		4	0	1	0	0	2	3				
Scott Karl, L (1.1) OBP: 0.222, SLG: 0.087 Al Reyes, R (7.1) OBP: 0.250, SLG: 0.250 Mike Myers, L (8.1) Geoff Jenkins, L (8.7) OBP: 0.302, SLG: 0.467	F7					G4-3	SH2-4	K		2	0	0	0	0	0	0				
<b>Inning Stats</b>	R: 0 E: 0 K: 0 S: 5	H: 0 LOB: 0 BB: 0 P: 7	R: 0 E: 0 K: 0 S: 6	H: 0 LOB: 0 BB: 0 P: 11	R: 1 E: 0 K: 1 S: 12	H: 1 LOB: 0 BB: 0 P: 20	R: 2 E: 0 K: 1 S: 14	H: 3 LOB: 2 BB: 1 P: 24	R: 0 E: 0 K: 0 S: 7	H: 2 LOB: 1 BB: 0 P: 13	R: 1 E: 0 K: 0 S: 10	H: 2 LOB: 1 BB: 0 P: 13	R: 0 E: 0 K: 2 S: 7	H: 0 LOB: 0 BB: 0 P: 12	R: 0 E: 0 K: 1 S: 10	H: 1 LOB: 1 BB: 0 P: 13		1B: 5 2B: 2 3B: 0 HR: 2	SF: 0 SAC: 1 DP: 0 HBP: 0	WP: 0 PB: 0 CS: 0
<b>PITCHER</b>	IP WLS BF H R ER SO BB IBB HBP BLK WP HR S P ERA WHIP																			
67 Francisco Cordova, R (1.1) ERA: 2.34	7.0 L 29 8 4 4 2 1 0 0 0 0 0 2 61 99 5.14 1.286																			
Jason Christiansen, L (8.1) ERA: 0.99	1.0 3 0 0 0 2 0 0 0 0 0 0 0 7 12 0.00 0.000																			
Elmer Dessens, R (9.1) ERA: 4.5	1.0 4 1 0 0 1 0 0 0 0 0 0 0 10 13 0.00 1.000																			

Batter	1	2	3	4	5	6	7	8	9	AB	R	H	RBI	BB	SO	LOB	BOTTOM					
Tony Womack, L (1.4) OBP: 0.310, SLG: 0.324	G4-3		G3			G4-3 1B		P6		4	0	1	0	0	0	1	<b>Milwaukee Brewers @ Pittsburgh Pirates</b> Three Rivers Stadium, Pittsburgh, PA Fri Jun 12 1998, 7:05 PM EDT Att: 16,851 - Unknown - 84 F <a href="http://livebaseballscorecards.com">livebaseballscorecards.com</a>					
Manny Martinez, R (1.7) OBP: 0.375, SLG: 0.632 Al Martin, L (8. PH) OBP: 0.303, SLG: 0.368	K		G6-3			G4-3		G5-3		3	0	0	0	0	1	1						
18 Jason Kendall, R (1.2) OBP: 0.419, SLG: 0.460					G6-3	F9		F9		4	0	1	0	0	0	2						
Kevin Young, R (1.3) OBP: 0.326, SLG: 0.485					G4-3			1B 1B BB		3	1	1	0	1	1	1						
Jermaine Allensworth, R (1.8) OBP: 0.360, SLG: 0.431			G6-3		G4-3	P4		1B 1B		4	0	1	0	0	0	1						
Jose Guillen, R (1.9) OBP: 0.350, SLG: 0.498			F9			CS 2B		G4-6-3 1B		4	0	2	1	0	1	0						
Aramis Ramirez, R (1.5) OBP: 0.232, SLG: 0.275					G5-3			K		3	1	1	1	1	1	3						
Lou Collier, R (1.6) OBP: 0.306, SLG: 0.397 Turner Ward, S (7. PH) OBP: 0.315, SLG: 0.404 Kevin Polcovich, R (8.6) OBP: 0.260, SLG: 0.275	F8				L8			G4-6-3		2	0	0	0	0	0	0						
67 Francisco Cordova, R (1.1) OBP: 0.147, SLG: 0.121 Jason Christiansen, R (8.1) Doug Strange, S (8. PH) OBP: 0.240, SLG: 0.240 Elmer Dessens, R (9.1) ERA: 1.59			G3					K		0	0	0	0	0	0	0						
<b>Inning Stats</b>	R: 0 E: 0 K: 2 S: 11	H: 1 LOB: 1 BB: 0 P: 15	R: 1 E: 0 K: 0 S: 10	H: 1 LOB: 0 BB: 0 P: 14	R: 0 E: 0 K: 0 S: 7	H: 0 LOB: 0 BB: 0 P: 10	R: 0 E: 0 K: 0 S: 6	H: 0 LOB: 0 BB: 0 P: 13	R: 0 E: 0 K: 1 S: 9	H: 0 LOB: 0 BB: 0 P: 15	R: 0 E: 0 K: 1 S: 15	H: 1 LOB: 1 BB: 0 P: 22	R: 1 E: 0 K: 0 S: 11	H: 2 LOB: 2 BB: 1 P: 22	R: 0 E: 0 K: 0 S: 8	H: 0 LOB: 1 BB: 1 P: 16		R: 0 E: 0 K: 1 S: 12	H: 2 LOB: 2 BB: 1 P: 21	1B: 4 2B: 3 3B: 0 HR: 1	SF: 0 SAC: 0 DP: 2 HBP: 0	WP: 1 PB: 0 CS: 1
<b>PITCHER</b>	IP WLS BF H R ER SO BB IBB HBP BLK WP HR S P ERA WHIP																					
Scott Karl, L (1.1) ERA: 4.32	6.1 W 25 6 2 2 4 1 0 0 0 0 0 1 66 105 2.84 0.947																					
Al Reyes, R (7.1) ERA: 5.59	1.0 3 0 0 0 1 1 0 0 0 0 0 0 7 14 0.00 1.000																					
Mike Myers, L (8.1) ERA: 0.78	0.1 1 0 0 0 0 0 0 0 0 0 1 0 3 5 0.00 0.000																					
Bob Wickman, R (8.1) ERA: 1.59	1.1 S 6 2 0 0 1 1 0 0 0 0 0 0 13 24 0.00 2.250																					



Batter	1	2	3	4	5	6	7	8	9	AB	R	H	RBI	BB	SO	LOB	TOP																				
Fernando Vina, L (1,4) OBP: 0.373, SLG: 0.427 Bob Hamelin, L (9,3) OBP: 0.250, SLG: 0.328	2-2 F7		1-2 FC4-6 1B			4-2 G5-4-3 BB	0-0 F9		4-1 HR BB	3	1	1	0	2	0	2																					
Jeff Cirillo, R (1,5) OBP: 0.416, SLG: 0.444	2-3 K		1-1 FC4-6 1-2f			2-1 G5-4-3 1-2f		0-0 HR BB 1B	0-3 K	5	1	1	0	0	2	3																					
Jeromy Burnitz, L (1,9) OBP: 0.363, SLG: 0.492	2-2 G5-3			1-1 HR		4-1 FC6-4 BB		4-2 HR BB 1-2	1-0 HR	3	3	2	3	2	0	0																					
Marquis Grissom, R (1,8) OBP: 0.340, SLG: 0.455 Darin Jackson, R (9,8) OBP: 0.220, SLG: 0.250		0-1 WP 1B		1-1 G4-3		0-2 FC6-4 1-2f		2-1 P2	0-1 G5-3	5	0	1	0	0	0	3																					
Dave Nilsson, L (1,3) OBP: 0.333, SLG: 0.405 Mark Loretta, R (7, PR) OBP: 0.388, SLG: 0.417	1-0 F7		2-2 F8					0-1 WP 2B 1B	3-2 HR 1-H 2-H	3	0	1	0	0	0	1																					
Geoff Jenkins, L (1,7) OBP: 0.293, SLG: 0.452	2-3 K		3-3 K					0-0 F8	2-2 F8	4	0	0	0	0	2	2																					
Jose Valentin, S (1,6) OBP: 0.331, SLG: 0.389	3-3 K			2-1 G3				4-2 2B BB	1-2 1B	3	1	1	0	1	1	1																					
Bobby Hughes, R (1,2) OBP: 0.326, SLG: 0.474			0-0 F9			1-3 K		0-0 1-H 2-H 2B	1-0 F8	4	0	1	2	0	1	1																					
Jeff Juden, R (1,1) OBP: 0.172, SLG: 0.207			0-3 K			0-1 G1-3		0-0 F8	0-2 K	4	0	0	0	0	2	2																					
<b>Inning Stats</b>	R: 0 H: 0 E: 0 K: 1 S: 10	H: 0 LOB: 0 BB: 0 P: 16	R: 0 H: 1 E: 0 K: 2 S: 10	LOB: 1 BB: 0 P: 16	R: 0 H: 1 E: 0 K: 1 S: 11	LOB: 1 BB: 0 P: 13	R: 1 H: 1 E: 0 K: 1 S: 12	H: 1 LOB: 0 BB: 0 P: 19	R: 0 H: 0 E: 0 K: 0 S: 10	H: 0 LOB: 0 BB: 0 P: 11	R: 2 H: 2 E: 0 K: 0 S: 10	H: 2 LOB: 2 BB: 1 P: 14	R: 3 H: 3 E: 0 K: 0 S: 21	H: 3 LOB: 1 BB: 1 P: 34	R: 2 H: 1 E: 0 K: 2 S: 10	H: 1 LOB: 0 BB: 1 P: 15	1B: 5 2B: 1 3B: 0 HR: 3	SF: 0 SAC: 0 DP: 1 HBP: 0	WP: 2 PA: 40 PB: 0 CS: 0																		
<b>PITCHER</b>	IP	WLS	BF	H	R	ER	SO	BB	IBB	HBP	BLK	WP	HR	S	P	ERA	WHIP	<b>PITCHER</b>		IP	WLS	BF	H	R	ER	SO	BB	IBB	HBP	BLK	WP	HR	S	P	ERA	WHIP	
Jason Schmidt, R (1,1) ERA: 3.8	7.2	L	34	8	6	6	6	4	0	0	0	2	2	91	140	7.04	1.565																				
Esteban Loaiza, R (8,1) ERA: 4.99	0.1		1	0	0	0	0	0	0	0	0	0	0	1	2	0.00	0.000																				
Javier Martinez, R (9,1) ERA: 6.11	1.0		5	1	2	2	2	1	0	0	0	0	1	10	15	18.00	2.000																				

Milwaukee Brewers @ Pittsburgh Pirates  
Three Rivers Stadium, Pittsburgh, PA  
Sat Jun 13 1998, 7:05 PM EDT  
Att: 28,945 - Unknown - 73 F

AB 35  
R 8  
H 9  
RBI 8  
BB 5  
SO 8  
LOB 15



Batter	1	2	3	4	5	6	7	8	9	AB	R	H	RBI	BB	SO	LOB	BOTTOM																				
Tony Womack, L (1,4) OBP: 0.312, SLG: 0.333	1-3 K		0-0 G4-3			2-1 G4-6-3 1B			0-2 SF8 3B	4	1	2	0	0	1	0																					
Al Martin, L (1,7) OBP: 0.306, SLG: 0.365	2-3 K		4-0 BB			0-0 G4-6-3 1-2f			4-1 WP BB	2	0	0	0	2	1	1																					
1B Jason Kendall, R (1,2) OBP: 0.417, SLG: 0.454	4-0 BB		0-0 F9			0-1 G5-3			1-3 K	3	0	0	0	1	1	3																					
Kevin Young, R (1,3) OBP: 0.321, SLG: 0.480	2-3 K			2-2 G5-3					3-1 SF8	3	0	0	1	0	2	1																					
Turner Ward, S (1,8) OBP: 0.313, SLG: 0.398		3-2 G3-1		1-0 CS 1B					1-3 K	4	0	1	0	0	1	1																					
Jose Guillen, R (1,9) OBP: 0.346, SLG: 0.491		1-2 F9		0-1 F9						3	0	0	0	0	1	1																					
Aramis Ramirez, R (1,5) OBP: 0.254, SLG: 0.296		2-2 1B		1-1 CS	1-1 FC6-4 1B			1-2 P3		3	0	2	0	0	0	0																					
Lou Collier, R (1,6) OBP: 0.299, SLG: 0.388		1-3 K			2-2 FC6-4 CS			1-2 L3		3	0	0	0	0	1	2																					
Jason Schmidt, R (1,1) OBP: 0.074, SLG: 0.038 Esteban Loaiza, R (8,1) OBP: 0.263, SLG: 0.222 Doug Strange, S (6, PH) OBP: 0.242, SLG: 0.238 Javier Martinez, R (9,1)			0-1 G6-3			2-1 F8		1-3 K		2	0	0	0	0	0	0																					
<b>Inning Stats</b>	R: 0 H: 0 E: 0 K: 3 S: 13	H: 1 LOB: 1 BB: 1 P: 22	R: 0 H: 1 E: 0 K: 1 S: 15	LOB: 1 BB: 0 P: 22	R: 0 H: 0 E: 0 K: 0 S: 4	LOB: 1 BB: 1 P: 8	R: 0 H: 1 E: 0 K: 0 S: 7	H: 1 LOB: 0 BB: 0 P: 11	R: 0 H: 1 E: 0 K: 0 S: 5	H: 1 LOB: 0 BB: 0 P: 7	R: 0 H: 0 E: 0 K: 2 S: 7	H: 0 LOB: 0 BB: 0 P: 8	R: 0 H: 0 E: 0 K: 1 S: 9	H: 0 LOB: 0 BB: 0 P: 12	R: 1 H: 1 E: 0 K: 2 S: 13	H: 1 LOB: 1 BB: 1 P: 22	1B: 4 2B: 0 3B: 1 HR: 0	SF: 1 SAC: 0 DP: 1 HBP: 0	WP: 1 PA: 33 PB: 0 CS: 2																		
<b>PITCHER</b>	IP	WLS	BF	H	R	ER	SO	BB	IBB	HBP	BLK	WP	HR	S	P	ERA	WHIP	<b>PITCHER</b>		IP	WLS	BF	H	R	ER	SO	BB	IBB	HBP	BLK	WP	HR	S	P	ERA	WHIP	
Jeff Juden, R (1,1) ERA: 4.26	9.0	W	32	5	1	1	9	3	0	0	0	1	0	81	125	1.00	0.889																				

Milwaukee Brewers @ Pittsburgh Pirates  
Three Rivers Stadium, Pittsburgh, PA  
Sat Jun 13 1998, 7:05 PM EDT  
Att: 28,945 - Unknown - 73 F


AB 28  
R 1  
H 5  
RBI 1  
BB 3  
SO 9  
LOB 10









Batter	1	2	3	4	5	6	7	8	9	AB	R	H	RBI	BB	SO	LOB	TOP								
Fernando Vina, L (1,4) OBP: 0.370, SLG: 0.420	F7		HBP		F8			K		3	0	0	0	0	1	2	<b>Milwaukee Brewers @ Chicago Cubs</b> Wrigley Field, Chicago, IL Mon Jun 15 1998, 7:05 PM CDT Att: 37,903 - Unknown - 69 F								
Jeff Cirillo, R (1,5) OBP: 0.411, SLG: 0.436			F7			G6-3		BB BB FC4-6	1B	3	1	1	0	1	0	1									
Jeremy Burnitz, L (1,9) OBP: 0.361, SLG: 0.482	K			F7		F8		FC4-6 BB BB		3	0	0	1	1	1	1									
John Jaha, R (1,3) OBP: 0.391, SLG: 0.403 Darin Jackson, R (8, PR) OBP: 0.218, SLG: 0.247 Doug Jones, R (8, 1)		K		L8		K		FC4-6 BB		3	0	0	1	1	2	0									
Dave Nilsson, L (1,7) OBP: 0.341, SLG: 0.395		HR BB						FC4-6 BB		2	1	0	1	2	0	2									
Marquis Grissom, R (1,8) OBP: 0.333, SLG: 0.443								FC4-6 BB		4	0	1	0	0	0	3									
Jose Valentin, S (1,6) OBP: 0.329, SLG: 0.401										4	1	1	2	0	3	2									
Bobby Hughes, R (1,2) OBP: 0.333, SLG: 0.452										3	1	0	0	1	2	0									
21 Cal Eldred, R (1,1) OBP: 0.120, SLG: 0.125 Bob Hamelin, L (8, PH) OBP: 0.257, SLG: 0.323				G6-3		K		BB BB BB		2	0	0	0	0	1	0									
								BB BB BB		1	1	0	0	1	0	0									
<b>Inning Stats</b>	R: 0 E: 0 K: 1 S: 6	H: 0 LOB: 1 BB: 1 P: 15	R: 2 E: 0 K: 2 S: 12	H: 1 LOB: 0 BB: 23	R: 0 E: 0 K: 0 S: 3	H: 0 LOB: 0 BB: 6	R: 0 E: 0 K: 1 S: 9	H: 1 LOB: 2 BB: 1 P: 16	R: 0 E: 0 K: 2 S: 10	H: 0 LOB: 0 BB: 0 P: 12	R: 0 E: 0 K: 1 S: 7	H: 0 LOB: 0 BB: 0 P: 12	R: 0 E: 0 K: 1 S: 8	H: 0 LOB: 0 BB: 0 P: 13	R: 3 E: 0 K: 1 S: 13	H: 1 LOB: 2 BB: 4 P: 33		R: 0 E: 0 K: 1 S: 6	H: 0 LOB: 0 BB: 0 P: 6	1B: 2 2B: 1 3B: 0 HR: 1	SF: 0 SAC: 0 DP: 1 HBP: 1	WP: 0 PB: 0 SB: 0 CS: 2	PA: 36		
<b>PITCHER</b>	IP	WLS	BF	H	R	ER	SO	BB	IBB	HBP	BLK	WP	HR	S	P	ERA	WHIP								
34 Kerry Wood, R (1,1) ERA: 3.25	7.1		30	3	5	5	9	6	0	1	0	0	1	63	117	6.14	1.227								
Terry Adams, R (8, 1) ERA: 2.2	0.2	W	3	0	0	0	0	1	0	0	0	0	0	5	13	0.00	1.500								
Rod Beck, R (9, 1) ERA: 3.63	1.0	S	3	0	0	0	1	0	0	0	0	0	0	6	6	0.00	0.000								

Batter	1	2	3	4	5	6	7	8	9	AB	R	H	RBI	BB	SO	LOB	BOTTOM								
Brant Brown, L (1,8) OBP: 0.359, SLG: 0.485	G4-3	F8		G4-3			G3-1			4	0	0	0	0	0	2	<b>Milwaukee Brewers @ Chicago Cubs</b> Wrigley Field, Chicago, IL Mon Jun 15 1998, 7:05 PM CDT Att: 37,903 - Unknown - 69 F								
Mickey Morandini, L (1,4) OBP: 0.418, SLG: 0.434	G5-3		K		K		F9			4	0	0	0	0	2	0									
Sammy Sosa, R (1,9) OBP: 0.403, SLG: 0.658										4	3	3	3	0	1	0									
Mark Grace, L (1,3) OBP: 0.435, SLG: 0.529	G3									4	0	2	0	0	0	0									
Henry Rodriguez, L (1,7) OBP: 0.323, SLG: 0.454 Rod Beck, R (9, 1)		F8	F7					F8		4	0	0	0	0	1	2									
José Hernández, R (1,5) OBP: 0.304, SLG: 0.540		K	F8					BB BB SF7	1B	4	1	2	0	0	1	1									
Sandy Martínez, L (1,2) OBP: 0.353, SLG: 0.417 Scott Servais, R (8, 2) OBP: 0.283, SLG: 0.313							L4			3	1	2	0	0	0	1									
Manny Alexander, R (1,6) OBP: 0.302, SLG: 0.386								BB BB SF7	1B	1	0	1	0	0	0	0									
34 Kerry Wood, R (1,1) OBP: 0.192, SLG: 0.192 Terry Adams, R (8, 1) Terrell Lowery, R (8, PH) OBP: 0.308, SLG: 0.182								BB BB SF7	1B	3	0	1	1	0	0	2									
								BB BB SF7	1B	0	0	0	0	0	0	0									
<b>Inning Stats</b>	R: 1 E: 0 K: 0 S: 7	H: 1 LOB: 0 BB: 0 P: 11	R: 2 E: 0 K: 1 S: 13	H: 3 LOB: 1 BB: 0	R: 1 E: 0 K: 1 S: 13	H: 2 LOB: 1 BB: 0 P: 21	R: 0 E: 0 K: 1 S: 12	H: 1 LOB: 1 BB: 0 P: 19	R: 0 E: 0 K: 3 S: 15	H: 1 LOB: 1 BB: 0 P: 23	R: 0 E: 0 K: 0 S: 6	H: 1 LOB: 1 BB: 0 P: 6	R: 1 E: 0 K: 0 S: 8	H: 1 LOB: 0 BB: 0 P: 11	R: 1 E: 0 K: 1 S: 14	H: 2 LOB: 1 BB: 0 P: 19	1B: 6 2B: 2 3B: 1 HR: 3	SF: 1 SAC: 0 DP: 0 HBP: 0	WP: 1 PB: 0 SB: 1 CS: 0	PA: 36					
<b>PITCHER</b>	IP	WLS	BF	H	R	ER	SO	BB	IBB	HBP	BLK	WP	HR	S	P	ERA	WHIP								
21 Cal Eldred, R (1,1) ERA: 4.52	7.0		31	10	5	5	6	0	0	0	0	0	0	14	19	9.00	2.000								
Doug Jones, R (8, 1) ERA: 4.39	1.0	L	5	2	1	1	1	0	0	0	0	0	0	14	19	9.00	2.000								









Batter	1	2	3	4	5	6	7	8	9	AB	R	H	RBI	BB	SO	LOB	TOP			
<b>Fernando Vina, L</b> OBP: 0.376, SLG: 0.423 (1, 4)	F7		G3-6-1 1B		F9 1B		FC5-6 S HR		G6-4-3 1B	5	1	3	0	0	0	1				
<b>Mark Loretta, R</b> OBP: 0.379, SLG: 0.405 (1, 5)	F9		F8		F9		K		G6-4-3	5	0	0	0	0	1	6				
<b>Jeromy Burnitz, L</b> OBP: 0.360, SLG: 0.490 (1, 9)	P3		G3-6-1 1-2		P6		HR			3	1	0	0	1	0	4				
<b>John Jaha, R</b> OBP: 0.410, SLG: 0.506 (1, 3)		G4-3		G3 1B 2B	G5-3		HR			4	2	2	3	0	0	2				
<b>Dave Nilsson, L</b> OBP: 0.343, SLG: 0.387 (1, 7)		G3				G4-3	L6			4	0	1	0	0	0	1				
<b>Al Reyes, R</b> OBP: 0.250, SLG: 0.250 (7, 1)		CS 1B								0	0	0	0	0	0	0				
<b>Mike Myers, L</b> (7, 1)										0	0	0	0	0	0	0				
<b>Bob Wickman, R</b> (8, 1)										0	0	0	0	0	0	0				
<b>Marquis Grissom, R</b> OBP: 0.324, SLG: 0.433 (1, 8)		K		G5-3		G6-3		G4-3		4	0	0	0	0	1	2				
<b>Jose Valentin, S</b> OBP: 0.341, SLG: 0.423 (1, 6)		CS		HR BB						2	1	2	1	1	0	0				
<b>Bobby Hughes, R</b> OBP: 0.316, SLG: 0.471 (1, 2)				HR BB	F7		K		G3-6-1	4	1	1	2	0	1	3				
<b>Scott Karl, L</b> OBP: 0.222, SLG: 0.087 (1, 1)										0	0	0	0	0	0	0				
<b>Bronswell Patrick, R</b> OBP: 0.097, SLG: 0.500 (7, PH)										1	0	1	0	1	0	0				
<b>Geoff Jenkins, L</b> OBP: 0.294, SLG: 0.453 (7, 7)										2	0	1	0	0	1	0				
<b>Inning Stats</b>	R: 0 E: 0 K: 0 S: 6	H: 0 LOB: 0 BB: 0 P: 9	R: 0 E: 0 K: 1 S: 9	H: 1 LOB: 0 BB: 13 P: 13	R: 2 E: 0 K: 0 S: 11	H: 3 LOB: 1 BB: 1 P: 19	R: 1 E: 0 K: 0 S: 9	H: 2 LOB: 1 BB: 0 P: 13	R: 0 E: 0 K: 1 S: 12	H: 1 LOB: 1 BB: 0 P: 18	R: 3 E: 0 K: 1 S: 17	H: 2 LOB: 0 BB: 1 P: 28	R: 0 E: 0 K: 0 S: 8	H: 0 LOB: 0 BB: 0 P: 13	R: 0 E: 0 K: 1 S: 9	H: 1 LOB: 0 BB: 0 P: 14	1B: 7 2B: 2 3B: 0 HR: 2	SF: 0 SAC: 0 DP: 3 HBP: 1	WP: 0 PB: 0 SB: 1 CS: 1	PA: 39
<b>PITCHER</b>	IP	WLS	BF	H	R	ER	SO	BB	IBB	HBP	BLK	WP	HR	S	P	ERA	WHIP			
<b>Kevin Tapani, R</b> ERA: 4.42 (1, 1)	7.0	L	32	10	6	6	3	3	0	0	0	0	2	72	113	7.71	1.857			
<b>Marc Pisciotto, R</b> ERA: 3.87 (8, 1)	1.0		3	0	0	0	0	0	0	1	0	0	0	8	13	0.00	0.000			
<b>Bob Patterson, L</b> ERA: 5.09 (9, 1)	1.0		3	1	0	0	1	0	0	0	0	0	0	9	14	0.00	1.000			

**Milwaukee Brewers @ Chicago Cubs**  
Wrigley Field, Chicago, IL  
Wed Jun 17 1998, 3:33 AM CDT  
Att: 28,673 - Sunny - 75 F

AB 34  
R 6  
H 11  
RBI 6  
BB 3  
SO 4  
LOB 19



Batter	1	2	3	4	5	6	7	8	9	AB	R	H	RBI	BB	SO	LOB	BOTTOM			
<b>Manny Alexander, R</b> OBP: 0.287, SLG: 0.364 (1, 5)	F7		K		G5-3			G4-3 1B	G4-3	5	0	1	0	0	1	1				
<b>Mickey Morandini, L</b> OBP: 0.408, SLG: 0.426 (1, 4)	G4-3		G3			F8		P4	L4	5	0	0	0	0	0	3				
<b>Mark Grace, L</b> OBP: 0.427, SLG: 0.517 (1, 3)	FC5-4 1B		G4-3			G1-3		K		4	0	1	0	0	1	1				
<b>Sammy Sosa, R</b> OBP: 0.400, SLG: 0.659 (1, 9)	FC5-4 1-2				HR	G6-3		G6-3	1B	4	1	2	1	0	0	1				
<b>Matt Mieske, R</b> OBP: 0.392, SLG: 0.446 (1, 7)										2	0	0	0	0	1	0				
<b>Brant Brown, L</b> OBP: 0.359, SLG: 0.483 (7, PH) (8, 7)					G6-3		K	G3-1		2	0	0	0	0	1	2				
<b>Jeff Blauser, R</b> OBP: 0.350, SLG: 0.305 (1, 6)										2	2	1	0	2	1	0				
<b>José Hernández, R</b> OBP: 0.314, SLG: 0.576 (1, 8)					F7					4	2	3	4	0	0	0				
<b>Scott Servais, R</b> OBP: 0.281, SLG: 0.305 (1, 2)										2	0	0	0	0	1	0				
<b>Sandy Martinez, L</b> OBP: 0.343, SLG: 0.403 (7, PH) (8, 2)										2	0	0	0	0	2	2				
<b>Kevin Tapani, R</b> ERA: 4.26 (7, PH)										1	0	0	0	0	1	2				
<b>Derrick White, R</b> OBP: 0.111, SLG: 0.444 (8, 1)										0	0	0	0	0	0	0				
<b>Marc Pisciotta, R</b> OBP: 0.333, SLG: 0.333 (9, 1)										0	0	0	0	0	0	0				
<b>Bob Patterson, R</b> (9, PH)										0	0	0	0	1	0	0				
<b>Henry Rodriguez, L</b> OBP: 0.295, SLG: 0.167 (9, PH)										0	0	0	0	0	0	0				
<b>Inning Stats</b>	R: 0 E: 0 K: 0 S: 7	H: 1 LOB: 1 BB: 0 P: 10	R: 2 E: 0 K: 2 S: 14	H: 1 LOB: 0 BB: 1 P: 23	R: 0 E: 0 K: 1 S: 10	H: 0 LOB: 0 BB: 0 P: 13	R: 1 E: 0 K: 1 S: 9	H: 1 LOB: 0 BB: 0 P: 13	R: 0 E: 0 K: 1 S: 9	H: 0 LOB: 0 BB: 0 P: 13	R: 0 E: 0 K: 3 S: 16	H: 1 LOB: 2 BB: 1 P: 24	R: 0 E: 0 K: 1 S: 13	H: 2 LOB: 2 BB: 0 P: 23	R: 2 E: 0 K: 1 S: 11	H: 2 LOB: 2 BB: 1 P: 19	1B: 5 2B: 0 3B: 0 HR: 3	SF: 0 SAC: 0 DP: 0 HBP: 0	WP: 0 PB: 0 SB: 0 CS: 0	PA: 38
<b>PITCHER</b>	IP	WLS	BF	H	R	ER	SO	BB	IBB	HBP	BLK	WP	HR	S	P	ERA	WHIP			
<b>Scott Karl, L</b> ERA: 4.26 (1, 1)	1.1		5	1	0	0	1	0	0	0	0	0	0	12	18	0.00	0.750			
<b>Bronswell Patrick, R</b> ERA: 2.18 (2, 1)	4.2	W	17	2	3	3	4	1	0	0	0	0	2	43	62	5.79	0.643			
<b>Al Reyes, R</b> ERA: 5.23 (7, 1)	0.1		3	1	0	0	1	1	0	0	0	0	0	10	16	0.00	6.000			
<b>Mike Myers, L</b> ERA: 0.74 (7, 1)	1.1		5	1	0	0	3	0	0	0	0	0	0	16	25	0.00	0.750			
<b>Bob Wickman, R</b> ERA: 1.93 (8, 1)	1.1	S	8	3	2	2	1	1	0	0	0	0	1	14	25	13.50	3.000			

**Milwaukee Brewers @ Chicago Cubs**  
Wrigley Field, Chicago, IL  
Wed Jun 17 1998, 3:33 AM CDT  
Att: 28,673 - Sunny - 75 F

AB 35  
R 5  
H 8  
RBI 5  
BB 3  
SO 10  
LOB 12





Batter	1	2	3	4	5	6	7	8	9	AB	R	H	RBI	BB	SO	LOB	TOP					
Tony Womack, L (1,4) OBP: 0.299, SLG: 0.315	L8		F7		G6-3		1B		P5	5	0	1	1	0	0	3	<b>Pittsburgh Pirates @ Milwaukee Brewers</b> Milwaukee County Stadium, Milwaukee, WI Thu Jun 18 1998, 8:05 PM EDT Att: 14,774 - Cloudy - 72 F					
Al Martin, L (1,7) OBP: 0.294, SLG: 0.357	BB		K			F7	K		P5	4	0	0	0	1	2	4						
18 Jason Kendall, R (1,2) OBP: 0.423, SLG: 0.475	L4-6				F9	1B				2	0	0	0	1	0	1						
Kevin Young, R (1,3) OBP: 0.318, SLG: 0.485		P4		F7		F7				4	0	0	0	0	1	4						
Jermaine Allensworth, R (1,8) OBP: 0.360, SLG: 0.431		K						L7		4	0	2	0	0	1	0						
Jose Guillen, R (1,9) OBP: 0.332, SLG: 0.471										4	0	1	0	0	0	3						
Ricardo Rincon, L (8,1)					G6-3		G6-3		G5-3	0	0	0	0	0	0	0						
Aramis Ramirez, R (1,5) OBP: 0.260, SLG: 0.366										4	1	1	0	0	1	1						
Lou Collier, R (1,6) OBP: 0.304, SLG: 0.384										3	0	1	0	1	1	0						
Jason Schmidt, R (1,1) OBP: 0.074, SLG: 0.038										0	0	0	0	0	0	0						
Manny Martinez, R (5,PH) OBP: 0.381, SLG: 0.650										1	0	1	0	0	0	0						
Elmer Dessens, R (5,1)										0	0	0	0	0	0	0						
Turner Ward, S (8,9) OBP: 0.326, SLG: 0.403										1	0	1	0	0	0	0						
<b>Inning Stats</b>	R: 0 E: 0 K: 0 S: 6	H: 0 LOB: 0 BB: 1 P: 14	R: 0 E: 0 K: 2 S: 14	H: 1 LOB: 1 BB: 0 P: 23	R: 0 E: 0 K: 1 S: 6	H: 0 LOB: 1 BB: 1 P: 13	R: 0 E: 0 K: 0 S: 8	H: 1 LOB: 1 BB: 0 P: 10	R: 0 E: 0 K: 0 S: 10	H: 1 LOB: 1 BB: 0 P: 15	R: 0 E: 0 K: 0 S: 10	H: 1 LOB: 2 BB: 0 P: 14	R: 1 E: 0 K: 2 S: 16	H: 3 LOB: 3 BB: 1 P: 26	R: 0 E: 0 K: 0 S: 9	H: 0 LOB: 0 BB: 0 P: 17	R: 0 E: 0 K: 1 S: 16	H: 1 LOB: 1 BB: 0 P: 23	1B: 7 2B: 2 3B: 0 HR: 0	SF: 0 SAC: 2 DP: 1 HBP: 1	WP: 0 PB: 1 SB: 2 CS: 0	PA: 38
<b>PITCHER</b>	IP WLS BF H R ER SO BB IBB HBP BLK WP HR S P ERA WHIP																					
Jeff Juden, R (1,1) ERA: 4.08	4.0	15	2	0	0	3	2	0	0	0	0	0	0	0	34	60	0.00	1.000				
Doug Jones, R (5,1) ERA: 4.33	2.2	L	15	5	1	1	1	0	1	0	0	0	0	0	35	51	3.38	2.250				
Al Reyes, R (7,1) ERA: 5.01	1.1		4	0	0	1	0	0	0	0	0	0	0	12	21	0.00	0.000					
Mike Myers, L (9,1) ERA: 0.71	1.0		4	1	0	0	0	0	0	0	0	0	0	16	23	0.00	1.000					

Batter	1	2	3	4	5	6	7	8	9	AB	R	H	RBI	BB	SO	LOB	BOTTOM					
Fernando Vina, L (1,4) OBP: 0.374, SLG: 0.420	L7		E		L7-3				G1-3	4	0	1	0	0	0	1	<b>Pittsburgh Pirates @ Milwaukee Brewers</b> Milwaukee County Stadium, Milwaukee, WI Thu Jun 18 1998, 8:05 PM EDT Att: 14,774 - Cloudy - 72 F					
Jeff Cirillo, R (1,5) OBP: 0.402, SLG: 0.424	F7		E1			F9			L6	4	0	0	0	0	0	1						
Mike Myers, L (9,1)										0	0	0	0	0	0	0						
Jeremy Burnitz, L (1,9) OBP: 0.355, SLG: 0.482	F7		G1-3			F7			P5	4	0	0	0	0	0	2						
John Jaha, R (1,3) OBP: 0.404, SLG: 0.494					G6-3		G4-3		F9	4	0	1	0	0	0	0						
Dave Nilsson, L (1,7) OBP: 0.350, SLG: 0.385								G4-3		3	0	1	0	1	0	0						
Marquis Grissom, R (1,8) OBP: 0.324, SLG: 0.429									G6-3	2	0	0	0	1	1	3						
Jose Valentin, S (1,6) OBP: 0.337, SLG: 0.417										3	0	0	0	0	0	3						
Bobby Hughes, R (1,2) OBP: 0.317, SLG: 0.463										3	0	1	0	0	0	1						
Jeff Juden, R (1,1) OBP: 0.167, SLG: 0.200										1	0	0	0	0	1	0						
Doug Jones, R (5,1) ERA: 4.33										1	0	0	0	0	1	1						
Al Reyes, R (7,1) ERA: 5.01										0	0	0	0	0	0	0						
Bob Hamelin, R (8,PH) OBP: 0.296, SLG: 0.323										0	0	0	0	0	0	0						
Mark Loretta, R (8,PH) OBP: 0.317, SLG: 0.403										0	0	0	0	0	0	0						
<b>Inning Stats</b>	R: 0 E: 0 K: 0 S: 5	H: 0 LOB: 0 BB: 0 P: 7	R: 0 E: 0 K: 0 S: 8	H: 2 LOB: 1 BB: 0 P: 11	R: 0 E: 1 K: 1 S: 14	H: 1 LOB: 2 BB: 0 P: 21	R: 0 E: 0 K: 1 S: 8	H: 0 LOB: 1 BB: 1 P: 15	R: 0 E: 0 K: 0 S: 5	H: 1 LOB: 0 BB: 0 P: 7	R: 0 E: 0 K: 0 S: 5	H: 0 LOB: 0 BB: 0 P: 10	R: 0 E: 0 K: 0 S: 5	H: 0 LOB: 1 BB: 1 P: 13	R: 0 E: 0 K: 1 S: 7	H: 0 LOB: 0 BB: 0 P: 11	R: 0 E: 0 K: 0 S: 7	H: 0 LOB: 0 BB: 0 P: 11	1B: 4 2B: 1 3B: 0 HR: 0	SF: 0 SAC: 0 DP: 2 HBP: 0	WP: 0 PB: 0 SB: 0 CS: 0	PA: 32
<b>PITCHER</b>	IP WLS BF H R ER SO BB IBB HBP BLK WP HR S P ERA WHIP																					
Jason Schmidt, R (1,1) ERA: 3.64	4.0		16	3	0	2	1	0	0	0	0	0	0	35	54	0.00	1.000					
Elmer Dessens, R (5,1) ERA: 3.24	3.0	W	10	1	0	0	1	0	0	0	0	0	0	15	30	0.00	0.667					
Ricardo Rincon, L (8,1) ERA: 1.69	2.0	S	6	0	0	0	0	0	0	0	0	0	0	14	22	0.00	0.000					

AB 32  
R 1  
H 8  
RBI 1  
BB 3  
SO 6  
LOB 16



AB 30  
R 0  
H 4  
RBI 0  
BB 2  
SO 4  
LOB 12





Batter	1	2	3	4	5	6	7	8	9	AB	R	H	RBI	BB	SO	LOB	TOP										
Tony Womack, L OBP: 0.298, SLG: 0.315	L7			G6-3		G3		S		4	0	1	0	0	0	1	<b>Pittsburgh Pirates @ Milwaukee Brewers</b> Milwaukee County Stadium, Milwaukee, WI Fri Jun 19 1998, 8:05 PM EDT Att: 20,935 - Unknown - 78 F <a href="http://livebaseballscorecards.com">livebaseballscorecards.com</a>										
Al Martin, L OBP: 0.294, SLG: 0.355 Jason Christiansen, R	K			F8		18 1B		F9		4	0	1	1	0	1	1											
18 Jason Kendall, R OBP: 0.425, SLG: 0.474	F7			F8		1B				3	0	1	0	1	0	0											
Kevin Young, R OBP: 0.318, SLG: 0.479						F8				3	0	0	0	0	1	3											
Turner Ward, S OBP: 0.324, SLG: 0.393						L8				3	0	0	0	1	0	2											
Mark Smith, R OBP: 0.246, SLG: 0.250	G5-4-3					K				4	0	0	0	0	1	3											
Aramis Ramirez, R OBP: 0.253, SLG: 0.356 Mike Williams, R						G5-3				2	0	0	0	0	1	1											
Jose Guillen, R OBP: 0.332, SLG: 0.471				K						1	0	0	0	0	1	0											
Lou Collier, R OBP: 0.305, SLG: 0.383				F9						3	0	1	0	0	0	0											
Chris Peters, L OBP: 0.167, SLG: 0.167 Doug Strange, S	G4-3					G3		G4-6-3		1	0	0	0	0	0	0											
						1B		1B		2	1	1	0	0	0	1											
<b>Inning Stats</b>	R: 0 E: 0 K: 1 S: 12	H: 0 LOB: 0 BB: 0 P: 18	R: 0 E: 0 K: 0 S: 6	H: 0 LOB: 0 BB: 1 P: 12	R: 0 E: 0 K: 1 S: 9	H: 0 LOB: 0 BB: 0 P: 13	R: 0 E: 0 K: 0 S: 9	H: 0 LOB: 1 BB: 0 P: 15	R: 0 E: 0 K: 1 S: 10	H: 3 LOB: 2 BB: 0 P: 18	R: 0 E: 0 K: 1 S: 5	H: 0 LOB: 0 BB: 0 P: 6	R: 0 E: 0 K: 0 S: 11	H: 2 LOB: 1 BB: 0 P: 17	R: 0 E: 0 K: 1 S: 10	H: 0 LOB: 1 BB: 1 P: 20	1B: 5 2B: 0 3B: 0 HR: 0	SF: 0 SAC: 0 DP: 2 HBP: 1	WP: 2 PB: 0 SB: 1 CS: 0	PA: 33							
<b>PITCHER</b>	IP	WLS	BF	H	R	ER	SO	BB	IBB	HBP	BLK	WP	HR	S	P	ERA	WHIP										
Steve Woodard, R ERA: 3.48	7.2	W	28	5	1	1	4	1	0	1	0	1	0	68	106	1.17	0.783										
Mike Myers, L ERA: 0.7	0.1		1	0	0	0	0	0	0	0	0	0	0	3	6	0.00	0.000										
Bob Wickman, R ERA: 1.88	1.0	S	4	0	0	0	1	1	0	0	0	1	0	10	20	0.00	1.000										

Batter	1	2	3	4	5	6	7	8	9	AB	R	H	RBI	BB	SO	LOB	BOTTOM										
Fernando Vina, L OBP: 0.370, SLG: 0.415	G3									4	0	0	0	0	0	1	<b>Pittsburgh Pirates @ Milwaukee Brewers</b> Milwaukee County Stadium, Milwaukee, WI Fri Jun 19 1998, 8:05 PM EDT Att: 20,935 - Unknown - 78 F <a href="http://livebaseballscorecards.com">livebaseballscorecards.com</a>										
Jeff Cirillo, R OBP: 0.403, SLG: 0.425	1B			G5-3						4	1	2	0	0	0	0											
Mark Loretta, R OBP: 0.391, SLG: 0.410	BB			S						2	0	2	0	2	0	0											
John Jaha, R OBP: 0.417, SLG: 0.494 Bob Wickman, R	BB									2	0	1	0	2	0	1											
Marquis Grissom, R OBP: 0.323, SLG: 0.423	BB			G1-4-3						0	0	0	0	0	0	0											
Marquis Grissom, R OBP: 0.323, SLG: 0.423	G3-6-3			G1-4-3						3	0	0	1	1	1	5											
Jeremy Burnitz, L OBP: 0.354, SLG: 0.490	BB									4	1	1	1	0	1	6											
Marc Newfield, R OBP: 0.295, SLG: 0.286 Geoff Jenkins, L OBP: 0.292, SLG: 0.450	G3-6-3									2	0	0	0	0	1	0											
Darrin Jackson, R OBP: 0.216, SLG: 0.245	K			G5-3						1	0	0	0	0	1	0											
Bobby Hughes, R OBP: 0.317, SLG: 0.456	F9									3	0	1	0	0	0	0											
Steve Woodard, L OBP: 0.250, SLG: 0.375 Mike Myers, L										3	0	1	0	0	0	1											
Jose Valentin, S OBP: 0.337, SLG: 0.417	1B									0	0	0	0	0	0	0											
										0	0	0	0	0	0	0											
<b>Inning Stats</b>	R: 1 E: 0 K: 0 S: 10	H: 2 LOB: 2 BB: 2 P: 23	R: 0 E: 0 K: 1 S: 7	H: 1 LOB: 1 BB: 0 P: 8	R: 0 E: 0 K: 0 S: 8	H: 2 LOB: 1 BB: 0 P: 11	R: 1 E: 0 K: 0 S: 13	H: 1 LOB: 0 BB: 0 P: 19	R: 0 E: 0 K: 2 S: 14	H: 1 LOB: 3 BB: 2 P: 25	R: 0 E: 0 K: 1 S: 10	H: 1 LOB: 0 BB: 0 P: 16	R: 0 E: 0 K: 0 S: 12	H: 0 LOB: 1 BB: 1 P: 22	R: 0 E: 0 K: 1 S: 8	H: 0 LOB: 0 BB: 0 P: 14	1B: 7 2B: 0 3B: 0 HR: 1	SF: 0 SAC: 0 DP: 2 HBP: 0	WP: 0 PB: 0 SB: 1 CS: 1	PA: 34							
<b>PITCHER</b>	IP	WLS	BF	H	R	ER	SO	BB	IBB	HBP	BLK	WP	HR	S	P	ERA	WHIP										
Chris Peters, L ERA: 3.75	4.1	L	22	7	2	2	1	4	0	0	0	0	0	46	79	4.15	2.538										
Mike Williams, R ERA:	2.2		9	1	0	0	3	1	0	0	0	0	0	28	45	0.00	0.750										
Jason Christiansen, L ERA: 0.88	1.0		3	0	0	0	1	0	0	0	0	0	0	8	14	0.00	0.000										



Batter	1	2	3	4	5	6	7	8	9	AB R H RBI BB SO LOB	TOP									
Tony Womack, L (1,4) OBP: 0.303, SLG: 0.320	4-2 2B 18 SF9 BB		0-0 F8		0-1 1B		1-0 B5-3		1-1 1-H 2B	4 1 2 1 1 0 1	<b>Pittsburgh Pirates @ Milwaukee Brewers</b> Milwaukee County Stadium, Milwaukee, WI Sat Jun 20 1998, 8:05 PM EDT Att: 28,556 - Unknown - 83 F									
Al Martin, L (1,7) Ricardo Rincon, L (9,1)	0-0 18 SF9 FC9-2 2B		2-1 G1-3		2-1 P4		0-3 K		0-0 F8	5 0 1 0 0 1 3 0 0 0 0 0 0 0										
18 Jason Kendall, R (1,2) OBP: 0.429, SLG: 0.478	1-0 SF9			3-2 G5-4-3 1B		4-0 BB		2-2 F8-4 1B		2 1 2 1 1 0 0										
Kevin Young, R (1,3) OBP: 0.317, SLG: 0.476	2-1 FC9-2			1-2 G5-4-3 1B		1-3 K		2-2 F8-4 1-2		4 0 1 0 0 1 3										
Jermaine Allensworth, R (1,8) OBP: 0.363, SLG: 0.434		2-1 G4-3 FC1-5-2-6 2B		0-2 G5-4-3		3-2 F9		4-2 BB		3 0 1 0 1 0 3										
Jose Guillen, R (1,9) OBP: 0.331, SLG: 0.467		0-2 G4-3		2-1 1-2 2-3 1B		0-2 L3		1-3 K		4 0 1 1 0 1 3										
Doug Strange, S (1,5) OBP: 0.245, SLG: 0.240		0-0 FC1-5-2-6		3-H K			1-0 E8 F9 2B		2-2 G4-3	4 1 0 0 0 1 2										
Lou Collier, R (1,6) OBP: 0.304, SLG: 0.379		2-3 K			1-0 F9		0-1 F9		1-2 2B 1B	4 1 1 0 0 1 2										
Jon Lieber, L (1,1) Turner Ward, S (9, PH) OBP: 0.322, SLG: 0.390			3-3 K		0-1 F7		0-1 B5-3 3-H 2B		2-2 F9	3 0 1 1 0 1 0 1 0 0 0 0 0 1										
<b>Inning Stats</b>	R: 1 E: 0 K: 0 S: 6	H: 1 LOB: 0 BB: 1 P: 13	R: 0 E: 0 K: 1 S: 10	H: 1 LOB: 1 BB: 0 P: 14	R: 0 E: 0 K: 1 S: 6	H: 0 LOB: 0 BB: 0 P: 11	R: 1 E: 0 K: 1 S: 15	H: 3 LOB: 1 BB: 0 P: 21	R: 0 E: 0 K: 0 S: 8	H: 0 LOB: 1 BB: 1 P: 18		R: 1 E: 1 K: 1 S: 9	H: 1 LOB: 0 BB: 0 P: 11	R: 0 E: 0 K: 1 S: 11	H: 1 LOB: 1 BB: 0 P: 20	R: 1 E: 0 K: 0 S: 18	H: 2 LOB: 1 BB: 0 P: 23	1B: 6 2B: 6 3B: 0 HR: 0	SF: 1 SAC: 0 DP: 3 HBP: 0	WP: 0 PB: 0 SB: 0 CS: 0
<b>PITCHER</b>	IP WLS BF H R ER SO BB IBB HBP BLK WP HR S P ERA WHIP																			
21 Cal Eldred, R (1,1) ERA: 4.33	8.0 L 33 8 3 2 6 3 0 0 0 0 0 0 76 118 2.25 1.375																			
Al Reyes, R (9,1) ERA: 5.18	0.2 4 2 1 1 0 0 0 0 0 0 0 0 17 22 13.50 3.000																			
48 Brad Woodall, L (9,1) ERA: 3.13	0.1 1 0 0 0 0 0 0 0 0 0 0 0 1 1 0.00 0.000																			

Batter	1	2	3	4	5	6	7	8	9	AB R H RBI BB SO LOB	BOTTOM									
Fernando Vina, L (1,4) OBP: 0.368, SLG: 0.412	1-2 G6-3		0-0 FC6-4 1B			0-0 L3		0-0 G4-3		4 0 1 0 0 0 0	<b>Pittsburgh Pirates @ Milwaukee Brewers</b> Milwaukee County Stadium, Milwaukee, WI Sat Jun 20 1998, 8:05 PM EDT Att: 28,556 - Unknown - 83 F									
Jeff Cirillo, R (1,5) Al Reyes, R (9,1) 48 Brad Woodall, S (9,1)	1-1 F8		0-0 FC6-4			2-2 E SF9 1B		3-2 F7		4 1 1 1 0 0 1 0 0 0 0 0 0 0 0 0 0 0 0 0 0										
Jeremy Burnitz, L (1,9) OBP: 0.353, SLG: 0.487	0-3 K		2-3 K			0-0 E8 SF9 1B		0-3 K		4 0 1 0 0 3 1										
John Jaha, R (1,3) Brian Banks, S (9, PR)		0-1 G4-3		2-3 K		0-0 SF9		4-2 G6-3 BB		2 0 0 1 1 1 0 0 0 0 0 0 0 0										
Dave Nilsson, L (1,7) OBP: 0.336, SLG: 0.370		0-2 F8		0-0 G4-3		2-3 G4-1		3-2 G6-3		4 0 0 0 0 0 2										
Marquis Grissom, R (1,8) OBP: 0.321, SLG: 0.420		2-2 1B		2-2 G1-3			0-1 F9		0-1 L9	4 0 1 0 0 0 2										
Jose Valentin, S (1,6) OBP: 0.333, SLG: 0.411		0-0 G6-3			2-3 K		3-2 P6			3 0 0 0 0 1 1										
Bobby Hughes, R (1,2) OBP: 0.303, SLG: 0.433			2-1 E5 1B 21 SH1-3 FC6-4		1-0 G6-3		0-0 F9			3 1 0 0 0 0 0										
21 Cal Eldred, R (1,1) Mark Loretta, R (8, PH) OBP: 0.389, SLG: 0.408			1-2 SH1-3		2-3 K			1-1 G3		1 0 0 0 0 1 0 1 0 0 0 0 0 0										
<b>Inning Stats</b>	R: 0 E: 0 K: 1 S: 8	H: 0 LOB: 0 BB: 0 P: 10	R: 0 E: 0 K: 0 S: 9	H: 1 LOB: 1 BB: 0 P: 11	R: 1 E: 1 K: 1 S: 10	H: 1 LOB: 0 BB: 0 P: 15	R: 0 E: 0 K: 2 S: 7	H: 0 LOB: 0 BB: 0 P: 12	R: 1 E: 1 K: 0 S: 7	H: 2 LOB: 1 BB: 0 P: 11		R: 0 E: 0 K: 0 S: 6	H: 0 LOB: 0 BB: 0 P: 9	R: 0 E: 0 K: 0 S: 6	H: 0 LOB: 0 BB: 0 P: 10	R: 0 E: 0 K: 1 S: 12	H: 0 LOB: 2 BB: 1 P: 19	1B: 4 2B: 0 3B: 0 HR: 0	SF: 1 SAC: 1 DP: 0 HBP: 0	WP: 0 PB: 0 SB: 0 CS: 0
<b>PITCHER</b>	IP WLS BF H R ER SO BB IBB HBP BLK WP HR S P ERA WHIP																			
Jon Lieber, R (1,1) ERA: 3.9	8.0 W 29 4 2 1 5 0 0 0 0 0 0 0 60 89 1.12 0.500																			
Ricardo Rincon, L (9,1) ERA: 1.64	1.0 S 4 0 0 0 1 1 0 0 0 0 0 0 12 19 0.00 1.000																			



Batter	1	2	3	4	5	6	7	8	9	AB	R	H	RBI	BB	SO	LOB	TOP					
Tony Womack, L (1,4) OBP: 0.304, SLG: 0.325										5	2	2	1	0	1	3	<b>Pittsburgh Pirates @ Milwaukee Brewers</b> Milwaukee County Stadium, Milwaukee, WI Sun Jun 21 1998, 4:33 AM EDT Att: 22,338 - Cloudy - 80 F					
Al Martin, L (1,7) OBP: 0.297, SLG: 0.355										3	1	1	1	2	0	3						
18 Jason Kendall, R (1,2) OBP: 0.425, SLG: 0.472										3	1	0	1	0	0	2						
Kevin Young, R (1,3) OBP: 0.318, SLG: 0.478										5	1	2	1	0	0	2						
Jermaine Allensworth, R (1,8) OBP: 0.367, SLG: 0.432										3	1	1	0	0	2	0						
Jose Guillen, R (1,9) Ricardo Rincon, L (9,1) OBP: 0.328, SLG: 0.474										5	1	1	4	0	1	3						
Aramis Ramirez, R (1,5) OBP: 0.274, SLG: 0.355										3	0	1	0	2	1	0						
Kevin Polcovich, R (1,6) OBP: 0.266, SLG: 0.289										4	1	2	0	0	1	3						
Esteban Loaiza, R (1,1) Jason Christiansen, R (8,1) Rich Loiselle, R (9,1) Turner Ward, S (9,9) OBP: 0.292, SLG: 0.261										4	0	1	0	0	1	5						
<b>Inning Stats</b>	R: 2 E: 0 K: 0 S: 11	H: 2 LOB: 1 BB: 1 P: 24	R: 0 E: 0 K: 2 S: 15	H: 2 LOB: 2 BB: 0 P: 20	R: 5 E: 0 K: 0 S: 21	H: 3 LOB: 1 BB: 1 P: 36	R: 0 E: 0 K: 1 S: 14	H: 0 LOB: 0 BB: 0 P: 20	R: 0 E: 0 K: 1 S: 10	H: 1 LOB: 1 BB: 0 P: 15	R: 1 E: 0 K: 0 S: 10	H: 2 LOB: 0 BB: 0 P: 16	R: 0 E: 0 K: 1 S: 13	H: 1 LOB: 2 BB: 1 P: 20	R: 0 E: 0 K: 0 S: 8	H: 0 LOB: 0 BB: 1 P: 14	R: 0 E: 0 K: 2 S: 11	H: 0 LOB: 0 BB: 0 P: 14	1B: 7 2B: 4 3B: 0 HR: 1	SF: 1 SAC: 0 DP: 2 HBP: 3	WP: 1 PB: 0 SB: 4 CS: 0	PA: 43
<b>PITCHER</b>	IP WLS BF H R ER SO BB IBB HBP BLK WP HR S P ERA WHIP																					
Jeff Juden, R (1,1) ERA: 4.64	2.0 L 16 6 7 7 2 2 0 0 3 0 1 1 37 65 31.50 4.000																					
Travis Smith, R (3,1) ERA:	2.0 7 1 0 0 1 0 0 0 0 0 0 0 24 35 0.00 0.500																					
Paul Wagner, R (5,1) ERA: 6.1	3.1 15 4 1 1 2 2 0 0 0 0 0 0 36 58 2.70 1.800																					
Doug Jones, R (8,1) ERA: 4.17	1.2 5 0 0 0 2 0 0 0 0 0 0 0 16 21 0.00 0.000																					

Batter	1	2	3	4	5	6	7	8	9	AB	R	H	RBI	BB	SO	LOB	BOTTOM					
Fernando Vina, L (1,4) OBP: 0.369, SLG: 0.416										5	2	2	1	0	1	0	<b>Pittsburgh Pirates @ Milwaukee Brewers</b> Milwaukee County Stadium, Milwaukee, WI Sun Jun 21 1998, 4:33 AM EDT Att: 22,338 - Cloudy - 80 F					
Jeff Cirillo, R (1,5) OBP: 0.405, SLG: 0.426										5	0	3	4	0	1	0						
Jeromy Burnitz, L (1,9) Marc Newfield, R (9, PH) OBP: 0.349, SLG: 0.480										4	0	0	0	0	2	2						
Marc Newfield, R (9, PH) OBP: 0.301, SLG: 0.293										1	0	1	0	0	0	0						
John Jaha, R (1,3) 21 Cal Eldred, R (9, PR) OBP: 0.402, SLG: 0.462										4	0	0	0	1	2	2						
Dave Nilsson, L (1,7) OBP: 0.330, SLG: 0.362										0	0	0	0	0	0	0						
Marquis Grissom, R (1,8) Darrin Jackson, R (8,8) OBP: 0.321, SLG: 0.419										5	1	1	0	0	1	4						
Darrin Jackson, R (8,8) OBP: 0.214, SLG: 0.242										1	0	0	0	0	0	0						
Jose Valentin, S (1,6) Doug Jones, R (8,1) Bob Hamelin, L (9, PH) OBP: 0.333, SLG: 0.423										3	1	1	1	0	0	2						
Bob Hamelin, L (9, PH) OBP: 0.264, SLG: 0.317										0	0	0	0	0	0	0						
Bobby Hughes, R (1,2) Brian Banks, S (9, PH) OBP: 0.304, SLG: 0.429										3	0	1	1	0	1	0						
Brian Banks, S (9, PH) OBP: 0.500, SLG: 0.667										0	1	0	0	1	0	0						
Jeff Juden, R (1,1) Travis Smith, R (3,1) Paul Wagner, R (5,1) Mark Loretta, R (8,6) OBP: 0.167, SLG: 0.200										0	0	0	0	0	0	0						
Paul Wagner, R (5,1) OBP: 0.176, SLG: 0.176										1	0	0	0	0	0	2						
Mark Loretta, R (8,6) OBP: 0.396, SLG: 0.411										1	2	1	0	1	0	0						
<b>Inning Stats</b>	R: 0 E: 0 K: 1 S: 6	H: 0 LOB: 0 BB: 0 P: 8	R: 0 E: 0 K: 2 S: 8	H: 0 LOB: 0 BB: 0 P: 13	R: 0 E: 0 K: 0 S: 7	H: 0 LOB: 0 BB: 0 P: 10	R: 0 E: 0 K: 2 S: 13	H: 0 LOB: 0 BB: 0 P: 21	R: 1 E: 0 K: 0 S: 11	H: 3 LOB: 2 BB: 0 P: 18	R: 0 E: 0 K: 1 S: 8	H: 1 LOB: 1 BB: 0 P: 11	R: 1 E: 0 K: 1 S: 7	H: 1 LOB: 0 BB: 0 P: 10	R: 2 E: 0 K: 1 S: 14	H: 3 LOB: 1 BB: 0 P: 21	R: 3 E: 0 K: 1 S: 20	H: 3 LOB: 3 BB: 3 P: 45	1B: 9 2B: 1 3B: 0 HR: 1	SF: 0 SAC: 0 DP: 0 HBP: 0	WP: 2 PB: 1 SB: 0 CS: 0	PA: 41
<b>PITCHER</b>	IP WLS BF H R ER SO BB IBB HBP BLK WP HR S P ERA WHIP																					
Esteban Loaiza, R (1,1) ERA: 4.52	7.0 W 26 5 2 2 7 0 0 0 0 0 1 0 60 91 2.57 0.714																					
Jason Christiansen, L (8,1) ERA: 1.44	1.0 6 3 2 2 1 0 0 0 0 0 1 0 14 21 18.00 3.000																					
Rich Loiselle, R (9,1) ERA: 3.56	0.2 4 0 2 2 1 2 0 0 0 0 0 0 9 21 27.00 3.000																					
Ricardo Rincon, L (9,1) ERA: 1.89	0.1 S 5 3 1 1 0 1 0 0 0 0 1 0 11 24 27.00 12.000																					





Batter	1	2	3	4	5	6	7	8	9	AB	R	H	RBI	BB	SO	LOB	TOP										
<b>Neft Perez, S</b> (1, 6) OBP: 0.318, SLG: 0.372	1-2 L6		1-1 FC1-5		2-1 F8			4-2 BB		3	0	0	0	1	0	2	<b>Colorado Rockies @ Milwaukee Brewers</b> <b>Milwaukee County Stadium, Milwaukee, WI</b> Mon Jun 22 1998, 8:05 PM EDT Att: 22,556 - Cloudy - 76 F										
<b>7 Kurt Abbott, R</b> (1, 9) OBP: 0.297, SLG: 0.353 <b>17 Todd Helton, L</b> (8, PH) OBP: 0.344, SLG: 0.448 (8, 3)	3-3 K		0-0 F9			0-2 F8		0-3 K		3	0	0	0	0	1	2											
<b>Dante Bichette, R</b> (1, 7) OBP: 0.347, SLG: 0.487 (8, 9)	0-1 F8		3-3 K			1-2 G5-3		0-1 L8		4	0	0	0	0	1	3											
<b>Vinny Castilla, R</b> (1, 5) OBP: 0.347, SLG: 0.549		0-2 G6-3		0-0 F9		2-0 G5-3		1-0 L7		4	0	0	0	0	0	0											
<b>Ellis Burks, R</b> (1, 8) OBP: 0.349, SLG: 0.522 (8, 7)		2-2 F9		1-3 K			3-2 G5-3		1-1 1B	4	0	1	0	0	1	0											
<b>Greg Colbrunn, R</b> (1, 3) OBP: 0.337, SLG: 0.430 <b>Chuck McElroy, L</b> (8, 1)		3-2 F7		1-0 G6-3			3-2 P4		1-0 F7	3	0	0	0	0	0	0											
<b>John Vander Wal, L</b> (8, PH) OBP: 0.393, SLG: 0.372									2-0 G6-3	4	2	3	1	0	0	1											
<b>3 Mike Lansing, R</b> (1, 4) OBP: 0.299, SLG: 0.344			0-2 1B		3-2 HR		1-1 1B																				
<b>Kirt Manwaring, R</b> (1, 2) OBP: 0.355, SLG: 0.324			2-2 FC1-5 2H		2-2 G6-3		1-3 K			3	0	1	1	0	1	1											
<b>Darryl Kile, R</b> (1, 1) OBP: 0.263, SLG: 0.297 <b>1 Curtis Goodwin, L</b> (8, PH) OBP: 0.327, SLG: 0.309 (8, 8)			1-0 FC1-5		3-2 L9			0-3 K		2	0	1	0	0	0	0											
<b>Inning Stats</b>	R: 0 E: 0 K: 1 S: 9	H: 0 LOB: 0 BB: 0 P: 13	R: 0 E: 0 K: 0 S: 10	H: 0 LOB: 0 BB: 0 P: 15	R: 1 E: 0 K: 1 S: 14	H: 3 LOB: 2 BB: 0 P: 21	R: 0 E: 0 K: 1 S: 5	H: 0 LOB: 0 BB: 0 P: 7	R: 1 E: 0 K: 0 S: 13	H: 1 LOB: 0 BB: 0 P: 23	R: 0 E: 0 K: 0 S: 7	H: 0 LOB: 0 BB: 0 P: 10	R: 0 E: 0 K: 1 S: 13	H: 1 LOB: 1 BB: 0 P: 21	R: 0 E: 0 K: 2 S: 13	H: 0 LOB: 1 BB: 1 P: 17	R: 0 E: 0 K: 0 S: 5	H: 1 LOB: 1 BB: 0 P: 10	1B: 4 2B: 1 3B: 0 HR: 1	SF: 0 SAC: 0 DP: 0 HBP: 0	WP: 0 PB: 0 SB: 0 CS: 0	PA: 34					
<b>PITCHER</b>	IP	WLS	BF	H	R	ER	SO	BB	IBB	HBP	BLK	WP	HR	S	P	ERA	WHIP										
<b>48 Brad Woodall, L</b> (1, 1) ERA: 3.05	7.0		26	5	2	2	4	0	0	0	0	0	1	71	110	2.57	0.714										
<b>Al Reyes, R</b> (8, 1) ERA: 5.03	1.0	W	4	0	0	0	2	1	0	0	0	0	0	13	17	0.00	1.000										
<b>Bob Wickman, R</b> (9, 1) ERA: 1.84	1.0	S	4	1	0	0	0	0	0	0	0	0	0	5	10	0.00	1.000										

Batter	1	2	3	4	5	6	7	8	9	AB	R	H	RBI	BB	SO	LOB	BOTTOM										
<b>Fernando Vina, L</b> (1, 4) OBP: 0.367, SLG: 0.413	1-1 G3	0-0 G3		0-3 K			0-1 G3			4	0	1	0	0	1	4	<b>Colorado Rockies @ Milwaukee Brewers</b> <b>Milwaukee County Stadium, Milwaukee, WI</b> Mon Jun 22 1998, 8:05 PM EDT Att: 22,556 - Cloudy - 76 F										
<b>Jeff Cirillo, R</b> (1, 5) OBP: 0.399, SLG: 0.419	1-2 G1-3		0-0 P5		1-1 F8		0-0 F7			4	0	0	0	0	0	1											
<b>Jeremy Burnitz, L</b> (1, 9) OBP: 0.347, SLG: 0.484	2-2 G3		3-2 G6-3		2-0 P5		1-2 G6-3	1-2 3B		4	1	1	0	0	0	1											
<b>John Jaha, R</b> (1, 3) OBP: 0.388, SLG: 0.442 <b>Bob Wickman, R</b> (9, 1)	3-1 G6-3		0-1 G6-3		1-2 L8			2-2 G6-3		4	0	0	1	0	0	1											
<b>Dave Nilsson, L</b> (1, 7) OBP: 0.336, SLG: 0.361		4-2 BB		0-1 FC3-6		0-2 G1-4-3		2-3 K		3	1	1	0	1	1	0											
<b>Marquis Grissom, R</b> (1, 8) OBP: 0.329, SLG: 0.425		0-0 BB		1-0 FC3-6		1-2 1B		0-3 K		4	0	3	0	0	1	0											
<b>Jose Valentin, S</b> (1, 6) OBP: 0.330, SLG: 0.418		0-3 K		2-2 FC3-6		1-2 1B		0-0 F9		3	1	0	0	0	1	5											
<b>Bobby Hughes, R</b> (1, 2) OBP: 0.319, SLG: 0.462		4-2 BB		1-1 3B		2-3 K				2	0	1	2	1	1	1											
<b>48 Brad Woodall, S</b> (1, 1) OBP: 0.600, SLG: 0.625 <b>Marc Newfield, R</b> (7, PH) OBP: 0.296, SLG: 0.290 <b>Al Reyes, R</b> (8, 1) OBP: 0.250, SLG: 0.250 <b>Mark Loretta, R</b> (9, 3) OBP: 0.396, SLG: 0.411		2-3 BB		1-1 3B		0-0 G5-3				2	0	0	0	0	1	4											
<b>Inning Stats</b>	R: 0 E: 0 K: 0 S: 11	H: 1 LOB: 1 BB: 0 P: 18	R: 0 E: 0 K: 2 S: 15	H: 1 LOB: 3 BB: 2 P: 25	R: 0 E: 0 K: 0 S: 6	H: 0 LOB: 0 BB: 0 P: 9	R: 2 E: 0 K: 1 S: 19	H: 3 LOB: 1 BB: 0 P: 23	R: 0 E: 0 K: 0 S: 6	H: 0 LOB: 0 BB: 0 P: 10	R: 0 E: 0 K: 1 S: 11	H: 1 LOB: 1 BB: 0 P: 13	R: 0 E: 0 K: 0 S: 4	H: 0 LOB: 0 BB: 0 P: 4	R: 1 E: 0 K: 2 S: 17	H: 1 LOB: 0 BB: 0 P: 22		R: 0 E: 0 K: 0 S: 5	H: 0 LOB: 0 BB: 0 P: 10	1B: 5 2B: 0 3B: 2 HR: 0	SF: 0 SAC: 0 DP: 0 HBP: 0	WP: 0 PB: 0 SB: 0 CS: 0	PA: 33				
<b>PITCHER</b>	IP	WLS	BF	H	R	ER	SO	BB	IBB	HBP	BLK	WP	HR	S	P	ERA	WHIP										
<b>Darryl Kile, R</b> (1, 1) ERA: 4.4	7.0		29	6	2	2	4	2	0	0	0	0	0	72	102	2.57	1.143										
<b>Chuck McElroy, L</b> (8, 1) ERA: 1.51	1.0	L	4	1	1	1	2	0	0	0	0	0	0	17	22	9.00	1.000										



Batter	1	2	3	4	5	6	7	8	9	AB	R	H	RBI	BB	SO	LOB	TOP									
<b>Neft Perez, S</b> OBP: 0.322, SLG: 0.380 (1, 6)										4	1	2	1	1	1	0	<b>Colorado Rockies @ Milwaukee Brewers</b> Milwaukee County Stadium, Milwaukee, WI Tue Jun 23 1998, 4:33 AM EDT Att: 20,759 - Sunny - 77 F									
<b>3 Mike Lansing, R</b> OBP: 0.234, SLG: 0.339 (1, 4)										4	0	0	2	0	1	1										
<b>Dante Bichette, R</b> OBP: 0.342, SLG: 0.481 (1, 9)										4	0	0	0	0	0	3										
<b>17 Todd Helton, L</b> OBP: 0.342, SLG: 0.445 (1, 3)										4	1	1	0	0	1	1										
<b>Vinny Castilla, R</b> OBP: 0.348, SLG: 0.558 (1, 5)										4	1	2	2	0	0	0										
<b>Ellis Burks, R</b> OBP: 0.352, SLG: 0.523 (1, 7)										3	0	1	0	1	0	1										
<b>Jeff Reed, L</b> OBP: 0.343, SLG: 0.383 (1, 2)										3	0	0	0	1	1	1										
<b>Jeff Barry, S</b> OBP: 0.444, SLG: 0.571 (1, 8)										4	2	2	0	0	0	3										
<b>Jamey Wright, R</b> OBP: 0.154, SLG: 0.120 <b>John Vander Wal, L</b> OBP: 0.386, SLG: 0.364 <b>Mike DeJean, R</b> <b>Chuck McElroy, L</b> <b>Jason Bates, S</b> OBP: 0.273, SLG: 0.208 (1, 1) (7, PH) (7, 1) (8, 1) (9, PH)										0	0	0	0	1	0	0										
<b>Inning Stats</b>	R: 0 E: 0 K: 11 S: 11	H: 1 LOB: 1 BB: 0 P: 14	R: 0 E: 0 K: 0 S: 6	H: 0 LOB: 0 BB: 0 P: 8	R: 2 E: 0 K: 0 S: 10	H: 2 LOB: 0 BB: 0 P: 13	R: 0 E: 0 K: 0 S: 6	H: 1 LOB: 0 BB: 0 P: 7	R: 1 E: 0 K: 0 S: 8	H: 1 LOB: 2 BB: 2 P: 17	R: 0 E: 0 K: 1 S: 11	H: 1 LOB: 2 BB: 1 P: 19	R: 0 E: 0 K: 1 S: 5	H: 0 LOB: 0 BB: 0 P: 7	R: 2 E: 0 K: 1 S: 11	H: 2 LOB: 1 BB: 1 P: 18		R: 0 E: 0 K: 2 S: 9	H: 0 LOB: 0 BB: 0 P: 13	1B: 4 2B: 2 3B: 1 HR: 1	SF: 1 SAC: 1 DP: 1 HBP: 0	WP: 0 PB: 0 SB: 0 CS: 0	PA: 38			
<b>PITCHER</b>	IP	WLS	BF	H	R	ER	SO	BB	IBB	HBP	BLK	WP	HR	S	P	ERA	WHIP									
<b>Bronswell Patrick, R</b> ERA: 2.89	(1, 1)	7.1	W	31	7	4	4	3	3	0	0	0	0	0	59	87	4.91	1.364								
<b>Doug Jones, R</b> ERA: 4.3	(8, 1)	0.2		4	1	1	1	1	1	0	0	0	0	1	9	16	13.50	3.000								
<b>Bob Wickman, R</b> ERA: 1.8	(9, 1)	1.0	S	3	0	0	0	2	0	0	0	0	0	0	9	13	0.00	0.000								

Batter	1	2	3	4	5	6	7	8	9	AB	R	H	RBI	BB	SO	LOB	BOTTOM									
<b>Fernando Vina, L</b> OBP: 0.366, SLG: 0.409 (1, 4)										3	1	0	0	1	0	1	<b>Colorado Rockies @ Milwaukee Brewers</b> Milwaukee County Stadium, Milwaukee, WI Tue Jun 23 1998, 4:33 AM EDT Att: 20,759 - Sunny - 77 F									
<b>Jeff Cirillo, R</b> OBP: 0.401, SLG: 0.424 (1, 5)										4	1	2	0	0	0	0										
<b>Jeremy Bumitz, L</b> OBP: 0.346, SLG: 0.480 (1, 9)										4	1	1	1	0	0	1										
<b>John Jaha, R</b> OBP: 0.392, SLG: 0.475 (1, 3)										4	2	2	2	0	0	1										
<b>Dave Nilsson, L</b> OBP: 0.342, SLG: 0.360 <b>Darrin Jackson, R</b> OBP: 0.214, SLG: 0.242 (1, 7) (8, PR) (9, 7)										3	1	1	1	1	0	0										
<b>Marquis Grissom, R</b> OBP: 0.328, SLG: 0.426 (1, 8)										4	0	1	0	0	0	3										
<b>Jose Valentin, S</b> OBP: 0.328, SLG: 0.419 (1, 6)										4	1	1	2	0	0	2										
<b>Bobby Hughes, R</b> OBP: 0.320, SLG: 0.456 (1, 2)										3	0	1	1	0	1	1										
<b>Bronswell Patrick, R</b> OBP: 0.333, SLG: 0.200 <b>Doug Jones, R</b> <b>Bob Wickman, R</b> (1, 1) (8, 1) (9, 1)										3	0	0	0	0	1	2										
<b>Inning Stats</b>	R: 6 E: 0 K: 0 S: 25	H: 6 LOB: 1 BB: 1 P: 41	R: 1 E: 0 K: 0 S: 7	H: 1 LOB: 0 BB: 0 P: 9	R: 0 E: 0 K: 1 S: 12	H: 1 LOB: 1 BB: 0 P: 20	R: 0 E: 0 K: 0 S: 5	H: 1 LOB: 1 BB: 0 P: 8	R: 0 E: 0 K: 0 S: 7	H: 0 LOB: 0 BB: 0 P: 11	R: 0 E: 0 K: 1 S: 6	H: 0 LOB: 0 BB: 0 P: 11	R: 0 E: 0 K: 0 S: 7	H: 0 LOB: 0 BB: 0 P: 13	R: 0 E: 0 K: 0 S: 10	H: 0 LOB: 1 BB: 1 P: 15		R: 0 E: 0 K: 0 S: 10	H: 0 LOB: 0 BB: 0 P: 13	1B: 5 2B: 3 3B: 0 HR: 1	SF: 0 SAC: 0 DP: 0 HBP: 0	WP: 0 PB: 0 SB: 0 CS: 1	PA: 34			
<b>PITCHER</b>	IP	WLS	BF	H	R	ER	SO	BB	IBB	HBP	BLK	WP	HR	S	P	ERA	WHIP									
<b>Jamey Wright, R</b> ERA: 5.89	(1, 1)	6.0	L	28	9	7	7	2	1	0	0	0	0	0	62	100	10.50	1.667								
<b>Mike DeJean, R</b> ERA: 2.19	(7, 1)	1.0		3	0	0	0	0	0	0	0	0	0	7	13	0.00	0.000									
<b>Chuck McElroy, L</b> ERA: 1.47	(8, 1)	1.0		3	0	0	0	0	1	0	0	0	0	10	15	0.00	1.000									

AB	32
R	5
H	8
RBI	5
BB	4
SO	6
LOB	10





Batter	1	2	3	4	5	6	7	8	9	AB	R	H	RBI	BB	SO	LOB	TOP				
Fernando Vina, L (1.4) OBP: 0.367, SLG: 0.410	1-2 F7		0-0 CS 1B			0-1 G5-3 2B 1B		0-0 G4-3		4	1	2	0	0	0	0					
Jeff Cirillo, R (1.5) OBP: 0.399, SLG: 0.422	1-0 1B		1-1 G6-3			1-1 G5-3		0-2 F9		4	0	1	0	0	0	2					
Jeremy Bumitz, L (1.9) OBP: 0.354, SLG: 0.500	3-1 G3-6-3 1B			0-0 HR		2-2 2H 1B 2B		4-1 BB		3	2	3	2	1	0	0					
John Jaha, R (1.10) OBP: 0.388, SLG: 0.466	1-1 G3-6-3			2-0 G6-3		2-2 2H 1B		0-3 K		4	0	1	1	0	1	3					
Dave Nilsson, L (1.7) OBP: 0.341, SLG: 0.354 Mark Loretta, R (8.3) OBP: 0.399, SLG: 0.421		4-2 BB		2-2 L6		0-0 L5		0-0 F8 2B		2	0	0	0	1	0	1					
Marquis Grissom, R (1.8) OBP: 0.322, SLG: 0.419		2-3 K		2-1 F9		1-3 K		1-0 F8		4	0	0	0	0	2	3					
Jose Valentin, S (1.6) OBP: 0.324, SLG: 0.412		0-0 F7			3-3 K		0-0 G4-3		0-1 FC6-2-5	4	0	0	0	0	1	2					
Bob Hamelin, L (1.3) OBP: 0.253, SLG: 0.303 Darin Jackson, R (8.7) OBP: 0.312, SLG: 0.240		3-3 K			0-2 G4-3		0-0 L9		2-1 G1-3	3	0	0	0	0	1	1					
Bobby Hughes, R (1.2) OBP: 0.308, SLG: 0.437			1-2 G5-3		1-3 K		1-0 P3			3	0	0	0	0	1	0					
<b>Inning Stats</b>	R: 0 E: 0 K: 0 S: 8	H: 2 LOB: 1 BB: 0 P: 14	R: 0 E: 0 K: 2 S: 13	H: 0 LOB: 1 BB: 1 P: 22	R: 0 E: 0 K: 0 S: 8	H: 1 LOB: 0 BB: 0 P: 9	R: 1 E: 0 K: 0 S: 7	H: 1 LOB: 0 BB: 0 P: 13	R: 0 E: 0 K: 1 S: 15	H: 0 LOB: 0 BB: 0 P: 13	R: 0 E: 0 K: 0 S: 3	H: 0 LOB: 0 BB: 0 P: 4	R: 0 E: 0 K: 1 S: 9	H: 0 LOB: 1 BB: 1 P: 13	R: 0 E: 0 K: 0 S: 6	H: 1 LOB: 1 BB: 0 P: 9	1B: 5 2B: 2 3B: 0 HR: 1	SF: 0 SAC: 0 DP: 1 HBP: 0	WP: 0 PB: 0 SB: 0 CS: 1	PA: 35	
<b>PITCHER</b>	IP WLS BF H R ER SO BB IBB HBP BLK WP HR S P ERA WHIP	IP WLS BF H R ER SO BB IBB HBP BLK WP HR S P ERA WHIP	IP WLS BF H R ER SO BB IBB HBP BLK WP HR S P ERA WHIP	IP WLS BF H R ER SO BB IBB HBP BLK WP HR S P ERA WHIP	IP WLS BF H R ER SO BB IBB HBP BLK WP HR S P ERA WHIP	IP WLS BF H R ER SO BB IBB HBP BLK WP HR S P ERA WHIP	IP WLS BF H R ER SO BB IBB HBP BLK WP HR S P ERA WHIP	IP WLS BF H R ER SO BB IBB HBP BLK WP HR S P ERA WHIP	IP WLS BF H R ER SO BB IBB HBP BLK WP HR S P ERA WHIP	IP WLS BF H R ER SO BB IBB HBP BLK WP HR S P ERA WHIP	IP WLS BF H R ER SO BB IBB HBP BLK WP HR S P ERA WHIP	IP WLS BF H R ER SO BB IBB HBP BLK WP HR S P ERA WHIP	IP WLS BF H R ER SO BB IBB HBP BLK WP HR S P ERA WHIP	IP WLS BF H R ER SO BB IBB HBP BLK WP HR S P ERA WHIP	IP WLS BF H R ER SO BB IBB HBP BLK WP HR S P ERA WHIP	IP WLS BF H R ER SO BB IBB HBP BLK WP HR S P ERA WHIP	IP WLS BF H R ER SO BB IBB HBP BLK WP HR S P ERA WHIP	IP WLS BF H R ER SO BB IBB HBP BLK WP HR S P ERA WHIP	IP WLS BF H R ER SO BB IBB HBP BLK WP HR S P ERA WHIP	IP WLS BF H R ER SO BB IBB HBP BLK WP HR S P ERA WHIP	IP WLS BF H R ER SO BB IBB HBP BLK WP HR S P ERA WHIP

Milwaukee Brewers @ Minnesota Twins  
Hubert H. Humphrey Metrodome, Minneapolis, MN  
Wed Jun 24 1998, 8:05 PM EDT  
Att: 12,860 - Dome - 72 F

AB 33  
R 3  
H 8  
RBI 3  
BB 2  
SO 6  
LOB 13



Batter	1	2	3	4	5	6	7	8	9	AB	R	H	RBI	BB	SO	LOB	BOTTOM				
Otis Nixon, S (1.8) OBP: 0.324, SLG: 0.289	2-1 G4-3		0-2 FC6-4		1-0 G6-3		1-2 HBP		3-3 K	4	0	0	0	0	1	2					
Brent Gates, S (1.5) OBP: 0.290, SLG: 0.280	1-2 F8		0-1 G4-3			2-1 G5-3	0-0 F9			4	0	0	0	0	0	3					
Matt Lawton, L (1.9) OBP: 0.370, SLG: 0.447	2-2 F8			1-2 1B F7 2B		1-0 HR		4-1 2B BB		3	1	2	1	1	0	0					
Marty Cordova, R (1.7) OBP: 0.377, SLG: 0.465		2-0 G4-3 2B		0-2 FC6-4 1B		3-2 1B		2-0 2B BB		4	0	4	0	0	0	0					
Orlando Merced, S (1.3) OBP: 0.328, SLG: 0.420 Alex Ochoa, R (8, PH) OBP: 0.277, SLG: 0.356 Denny Hocking, S (9.3) OBP: 0.247, SLG: 0.182		2-2 L5		2-1 F7		2-2 P4		0-3 K		3	0	0	0	0	0	4					
Ron Coomer, R (1.10) OBP: 0.289, SLG: 0.432		1-2 G4-3		3-1 FC6-4		0-3 K		3-3 K		4	0	0	0	0	2	5					
Todd Walker, L (1.4) OBP: 0.382, SLG: 0.521		0-1 F9			0-0 G4-3		0-1 F8		1-3 K2-3	4	0	0	0	0	1	3					
Terry Steinbach, R (1.2) OBP: 0.333, SLG: 0.399			0-0 G6-3		1-3 K		0-3 K		1-2 L4	4	0	0	0	0	2	0					
Pat Meares, R (1.6) OBP: 0.297, SLG: 0.382			1-1 FC6-4 1B		0-0 2B		2-2 HBP 1B		0-1 G1-3	4	0	3	0	0	0	0					
<b>Inning Stats</b>	R: 0 E: 0 K: 0 S: 10	H: 0 LOB: 0 BB: 0 P: 15	R: 0 E: 0 K: 0 S: 9	H: 1 LOB: 1 BB: 0 P: 14	R: 0 E: 0 K: 0 S: 8	H: 1 LOB: 1 BB: 0 P: 9	R: 0 E: 0 K: 0 S: 9	H: 2 LOB: 1 BB: 0 P: 14	R: 0 E: 0 K: 1 S: 14	H: 1 LOB: 2 BB: 0 P: 15	R: 0 E: 0 K: 3 S: 11	H: 1 LOB: 2 BB: 1 P: 21	R: 0 E: 0 K: 1 S: 9	H: 0 LOB: 0 BB: 0 P: 13	R: 0 E: 0 K: 0 S: 6	H: 0 LOB: 0 BB: 0 P: 9	1B: 4 2B: 4 3B: 0 HR: 1	SF: 0 SAC: 0 DP: 0 HBP: 1	WP: 0 PB: 0 SB: 0 CS: 0	PA: 37	
<b>PITCHER</b>	IP WLS BF H R ER SO BB IBB HBP BLK WP HR S P ERA WHIP	IP WLS BF H R ER SO BB IBB HBP BLK WP HR S P ERA WHIP	IP WLS BF H R ER SO BB IBB HBP BLK WP HR S P ERA WHIP	IP WLS BF H R ER SO BB IBB HBP BLK WP HR S P ERA WHIP	IP WLS BF H R ER SO BB IBB HBP BLK WP HR S P ERA WHIP	IP WLS BF H R ER SO BB IBB HBP BLK WP HR S P ERA WHIP	IP WLS BF H R ER SO BB IBB HBP BLK WP HR S P ERA WHIP	IP WLS BF H R ER SO BB IBB HBP BLK WP HR S P ERA WHIP	IP WLS BF H R ER SO BB IBB HBP BLK WP HR S P ERA WHIP	IP WLS BF H R ER SO BB IBB HBP BLK WP HR S P ERA WHIP	IP WLS BF H R ER SO BB IBB HBP BLK WP HR S P ERA WHIP	IP WLS BF H R ER SO BB IBB HBP BLK WP HR S P ERA WHIP	IP WLS BF H R ER SO BB IBB HBP BLK WP HR S P ERA WHIP	IP WLS BF H R ER SO BB IBB HBP BLK WP HR S P ERA WHIP	IP WLS BF H R ER SO BB IBB HBP BLK WP HR S P ERA WHIP	IP WLS BF H R ER SO BB IBB HBP BLK WP HR S P ERA WHIP	IP WLS BF H R ER SO BB IBB HBP BLK WP HR S P ERA WHIP	IP WLS BF H R ER SO BB IBB HBP BLK WP HR S P ERA WHIP	IP WLS BF H R ER SO BB IBB HBP BLK WP HR S P ERA WHIP	IP WLS BF H R ER SO BB IBB HBP BLK WP HR S P ERA WHIP	IP WLS BF H R ER SO BB IBB HBP BLK WP HR S P ERA WHIP

Milwaukee Brewers @ Minnesota Twins  
Hubert H. Humphrey Metrodome, Minneapolis, MN  
Wed Jun 24 1998, 8:05 PM EDT  
Att: 12,860 - Dome - 72 F

AB 35  
R 1  
H 9  
RBI 1  
BB 1  
SO 7  
LOB 19









Batter	1	2	3	4	5	6	7	8	9	AB	R	H	RBI	BB	SO	LOB	TOP				
Fernando Vina, L OBP: 0.369, SLG: 0.412	0-0 G3		0-1 1B			0-0 1B		2-1 F8		4	0	2	0	0	0	1	<b>Milwaukee Brewers @ Chicago White Sox</b> Comiskey Park, Chicago, IL Fri Jun 26 1998, 8:05 PM EDT Att: 17,298 - Unknown - 82 F				
Jeff Cirillo, R OBP: 0.400, SLG: 0.420	1-2 P9		1-3 K			2-0 G5-4-3		2-1 1B		4	0	1	0	0	1	2					
Jeremy Bumitz, L OBP: 0.359, SLG: 0.512	4-2 FC6-4 BB				0-0 1B			0-0 G3		3	0	1	0	1	1	2					
John Jaha, R OBP: 0.387, SLG: 0.459	0-0 FC6-4				0-3 K			4-1 G6-3 BB		3	0	0	0	1	1	2					
Marquis Grissom, R OBP: 0.332, SLG: 0.426		0-0 G5-3		1-0 G4-6-3 1B		1-2 1B		0-0 HR		4	1	2	0	0	0	1					
Bob Hamelin, L OBP: 0.296, SLG: 0.361 Mark Loretta, R OBP: 0.394, SLG: 0.421		2-2 G4-3		2-2 G4-6-3		2-2 F7		1-1 HR		4	1	1	2	0	0	3					
Jose Valentin, S OBP: 0.318, SLG: 0.400		0-1 G6-3			1-2 G3		3-3 K		2-1 F8	4	0	0	0	0	1	1					
Bobby Hughes, R OBP: 0.302, SLG: 0.418			1-1 G6-3		0-0 G1-3 1B			2-2 FC1-6 1B		4	0	2	0	0	1	0					
Geoff Jenkins, L OBP: 0.278, SLG: 0.426			0-0 L5		2-2 G1-3			0-0 FC1-6 1B		3	0	0	0	0	0	2					
<b>Inning Stats</b>	R: 0 E: 0 K: 0 S: 8	H: 0 LOB: 1 BB: 1 P: 13	R: 0 E: 0 K: 0 S: 10	H: 0 LOB: 0 BB: 0 P: 12	R: 0 E: 0 K: 1 S: 8	H: 1 LOB: 1 BB: 0 P: 10	R: 0 E: 0 K: 1 S: 9	H: 2 LOB: 1 BB: 0 P: 11	R: 0 E: 0 K: 0 S: 7	H: 1 LOB: 0 BB: 0 P: 10	R: 0 E: 0 K: 1 S: 5	H: 0 LOB: 1 BB: 1 P: 17	R: 0 E: 0 K: 0 S: 9	H: 2 LOB: 2 BB: 0 P: 15	R: 2 E: 0 K: 1 S: 11	H: 2 LOB: 0 BB: 0 P: 18	1B: 8 2B: 0 3B: 0 HR: 1	SF: 0 SAC: 0 DP: 2 HBP: 0	WP: 0 PB: 0 CS: 0	PA: 35	
<b>PITCHER</b>	IP	WLS	BF	H	R	ER	SO	BB	IBB	HBP	BLK	WP	HR	S	P	ERA	WHIP				
James Baldwin, R ERA: 7.41	(1, 1)	6.1	23	5	0	0	3	2	0	0	0	0	0	49	70	0.00	1.105				
Bob Howry, R ERA:	(7, 1)	1.2	7	2	0	0	1	0	0	0	0	0	0	15	26	0.00	1.200				
41 Bill Simas, R ERA: 3.03	(9, 1)	1.0	L	5	2	2	2	1	0	0	0	0	1	11	18	18.00	2.000				

Batter	1	2	3	4	5	6	7	8	9	AB	R	H	RBI	BB	SO	LOB	BOTTOM					
Ray Durham, S OBP: 0.378, SLG: 0.461	1-3 K	3-2 L6			4-2 BB		2-2 HBP		2-1 G4-3	3	0	0	0	1	1	3	<b>Milwaukee Brewers @ Chicago White Sox</b> Comiskey Park, Chicago, IL Fri Jun 26 1998, 8:05 PM EDT Att: 17,298 - Unknown - 82 F					
Mike Caruso, S OBP: 0.344, SLG: 0.428	1-2 1B		1-2 G1-3		3-1 F7		0-1 G4-3			4	1	1	0	0	0	4						
Frank Thomas, R OBP: 0.383, SLG: 0.464	1-0 1B		0-1 G6-3		2-1 G6-4-3			1-3 K		4	0	1	1	0	1	2						
Albert Belle, R OBP: 0.345, SLG: 0.497	4-2 1B		2-2 L4			0-1 G6-3		3-3 K		3	0	0	0	1	1	0						
Robin Ventura, L OBP: 0.368, SLG: 0.455	1-0 L9			0-3 K		0-1 P6		1-3 K		4	0	0	0	0	2	2						
Magglio Ordonez, R OBP: 0.300, SLG: 0.403	1-1 FC6-4			1-0 F8		0-1 F8			1-3 K	4	0	0	0	0	1	2						
Greg Norton, S OBP: 0.294, SLG: 0.440		2-1 F8		0-0 L8			2-2 G3		1-0 2B	4	0	1	0	0	0	0						
Mike Cameron, R OBP: 0.282, SLG: 0.313		1-1 F8			2-3 K		2-0 E3		0-3 K	4	0	0	0	0	2	1						
Chad Kreuter, S OBP: 0.419, SLG: 0.366 Chris Snopce, R OBP: 0.297, SLG: 0.256		4-2 BB			1-0 BB		1-1 L7		4-2 BB	2	0	1	0	2	0	1						
<b>Inning Stats</b>	R: 1 E: 0 K: 1 S: 15	H: 2 LOB: 2 BB: 1 P: 24	R: 0 E: 0 K: 0 S: 11	H: 0 LOB: 1 BB: 1 P: 21	R: 0 E: 0 K: 0 S: 10	H: 0 LOB: 0 BB: 0 P: 13	R: 0 E: 0 K: 1 S: 5	H: 0 LOB: 0 BB: 0 P: 6	R: 0 E: 0 K: 0 S: 11	H: 1 LOB: 2 BB: 1 P: 23	R: 0 E: 0 K: 0 S: 6	H: 0 LOB: 0 BB: 0 P: 6	R: 0 E: 1 K: 0 S: 10	H: 0 LOB: 2 BB: 0 P: 17	R: 0 E: 0 K: 3 S: 10	H: 0 LOB: 0 BB: 0 P: 15	R: 0 E: 0 K: 2 S: 11	H: 1 LOB: 2 BB: 1 P: 19	1B: 3 2B: 1 3B: 0 HR: 0	SF: 0 SAC: 0 DP: 0 HBP: 1	WP: 0 PB: 0 CS: 0	PA: 37
<b>PITCHER</b>	IP	WLS	BF	H	R	ER	SO	BB	IBB	HBP	BLK	WP	HR	S	P	ERA	WHIP					
Jeff Juden, R ERA: 4.37	(1, 1)	8.0	W	32	3	1	6	3	0	1	0	0	0	78	125	1.12	0.750					
Bob Wickman, R ERA: 1.7	(9, 1)	1.0	S	5	1	0	2	1	0	0	0	0	0	11	19	0.00	2.000					



Batter	1	2	3	4	5	6	7	8	9	AB	R	H	RBI	BB	SO	LOB	TOP										
Fernando Vina, L OBP: 0.369, SLG: 0.418 (1, 4)	G3		BB 2B	G1-5-3		2H 2B		E4 2B		5	2	2	1	0	0	1	<b>Milwaukee Brewers @ Chicago White Sox</b> Comiskey Park, Chicago, IL Sat Jun 27 1998, 8:05 PM EDT Att: 22,100 - Cloudy - 88 F										
Jeff Cirillo, R OBP: 0.397, SLG: 0.415 Geoff Jenkins, L OBP: 0.278, SLG: 0.426 (1, 5) (9, 7)	K		BB 2B BB	F8		F8		P3		4	1	0	0	1	1	3											
Jeremy Burnitz, L OBP: 0.363, SLG: 0.514 (1, 9)	K		BB 2B BB	F9			4-2 BB G1-4-3	3-2 2B		3	1	1	2	2	1	0											
John Jaha, R OBP: 0.387, SLG: 0.446 (1, 10)		4-1 FC4-6 BB	2B G4-3 BB		0-1 F7		1-2 SAFE SAFE L4	3-2 SAFE SAFE K		3	1	0	1	2	1	3											
Marquis Grissom, R OBP: 0.329, SLG: 0.425 Bob Hamelin, L OBP: 0.256, SLG: 0.361 (1, 8) (9, 3)	F8		G4-3 2B 2B		1-0 F7		1-0 SAFE SAFE G1-4-3	0-0 SAFE SAFE G5-3		5	1	1	2	0	0	2											
Mark Loretta, R OBP: 0.394, SLG: 0.417 (1, 3) (9, 5)	FC4-6 BB		G4-3		1-2 G6-3		1-1 SAFE SAFE 1B SF8	0-1 SAFE SAFE P9		4	1	1	1	1	0	1											
Marc Newfield, R OBP: 0.303, SLG: 0.288 Darrin Jackson, R OBP: 0.219, SLG: 0.257 (1, 7) (8, 7) (9, 8)	FC4-6		2B BB		1-0 F8		3-2 SAFE SAFE 1B E 1B	1-1 SAFE SAFE 2B		3	0	1	0	1	0	2											
Jose Valentin, S OBP: 0.319, SLG: 0.403 (1, 6)	K		1-1 SAFE 2B		3-1 F9		1-0 SAFE SAFE SF8	4-1 SAFE SAFE BB		3	0	1	2	1	1	2											
Bobby Hughes, R OBP: 0.311, SLG: 0.434 Brian Banks, S OBP: 0.400, SLG: 0.500 (1, 2) (9, PH) (9, 2)	F7		G3		1-0 2B 2B		1-2 SAFE SAFE E 2B 1B	1-1 SAFE SAFE G4-3		4	2	2	0	0	0	2											
<b>Inning Stats</b>	R: 0 E: 0 K: 2 S: 10	H: 0 LOB: 0 BB: 0 P: 13	R: 0 E: 0 K: 1 S: 11	H: 1 LOB: 2 BB: 2 P: 23	R: 5 E: 0 K: 0 S: 13	H: 3 LOB: 2 BB: 4 P: 33	R: 0 E: 0 K: 0 S: 7	H: 0 LOB: 0 BB: 0 P: 9	R: 0 E: 0 K: 0 S: 6	H: 0 LOB: 0 BB: 0 P: 8	R: 1 E: 0 K: 0 S: 10	H: 2 LOB: 1 BB: 0 P: 17	R: 0 E: 0 K: 0 S: 8	H: 0 LOB: 0 BB: 1 P: 14	R: 4 E: 1 K: 1 S: 27	H: 4 LOB: 2 BB: 0 P: 42		R: 0 E: 0 K: 0 S: 8	H: 1 LOB: 2 BB: 1 P: 14	1B: 3 2B: 7 3B: 0 HR: 0	SF: 1 SAC: 0 DP: 1 HBP: 0	WP: 0 PB: 0 CS: 0	PA: 45				
<b>PITCHER</b>	IP	WLS	BF	H	R	ER	SO	BB	IBB	HBP	BLK	WP	HR	S	P	ERA	WHIP										
Tom Fordham, L ERA: 7.91 (1, 1)	2.1	L	13	1	4	4	3	5	0	0	0	0	0	26	54	15.43	2.571										
Carlos Castillo, R ERA: 5.09 (3, 1)	4.2	19	4	2	2	0	2	0	0	0	0	0	0	39	63	3.86	1.286										
Scott Eyre, L ERA: 5.54 (8, 1)	0.2	7	4	2	1	0	0	0	0	0	0	0	0	23	36	13.50	6.000										
Keith Foulke, R ERA: 4.39 (8, 1)	1.1	6	1	0	0	1	1	0	0	0	0	0	0	12	20	0.00	1.500										

Batter	1	2	3	4	5	6	7	8	9	AB	R	H	RBI	BB	SO	LOB	BOTTOM										
Ray Durham, S OBP: 0.373, SLG: 0.455 (1, 4)	F8		G4-3		L6			G3-6-3		4	0	0	0	0	0	1	<b>Milwaukee Brewers @ Chicago White Sox</b> Comiskey Park, Chicago, IL Sat Jun 27 1998, 8:05 PM EDT Att: 22,100 - Cloudy - 88 F										
Chris Snopce, R OBP: 0.284, SLG: 0.244 (1, 6)	G6-3			G6-3	F9			G1-3		4	0	0	0	0	0	0											
Frank Thomas, R OBP: 0.381, SLG: 0.471 (1, 10)	G6-3			HR		G5-3			0-1 F8	4	1	1	1	0	0	0											
Albert Belle, R OBP: 0.347, SLG: 0.495 (1, 7)		1-0 F9		0-0 E1 1B		G5-3			4-2 BB 2B BB	3	1	1	0	1	0	0											
Robin Ventura, L OBP: 0.367, SLG: 0.451 (1, 5)		2-3 K		0-0 E1 HR		F8			4-1 2B BB	3	2	0	0	1	1	1											
Magglio Ordonez, R OBP: 0.307, SLG: 0.424 (1, 9)		2-2 1B		2-0 HR			G3		2-1 1H 2H 2B	4	1	3	4	0	0	0											
Greg Norton, S OBP: 0.293, SLG: 0.442 (1, 3)		2-3 K		1-0 2B			G6-3		0-0 G1-3	4	0	1	0	0	1	2											
Mike Cameron, R OBP: 0.281, SLG: 0.308 (1, 8)			4-2 G1-4-3 BB		F9		G5-3		1-2 G4-3	3	0	0	0	1	0	2											
Charlie O'Brien, R OBP: 0.305, SLG: 0.387 (1, 2)			G1-4-3		G5-3			G3-6-3 1B		3	0	1	0	0	0	1											
<b>Inning Stats</b>	R: 0 E: 0 K: 0 S: 4	H: 0 LOB: 0 BB: 0 P: 7	R: 0 E: 0 K: 2 S: 10	H: 1 LOB: 1 BB: 0 P: 17	R: 0 E: 0 K: 0 S: 6	H: 0 LOB: 0 BB: 1 P: 12	R: 3 E: 1 K: 0 S: 10	H: 4 LOB: 1 BB: 0 P: 16	R: 0 E: 0 K: 0 S: 5	H: 0 LOB: 0 BB: 0 P: 10	R: 0 E: 0 K: 0 S: 4	H: 0 LOB: 0 BB: 0 P: 10	R: 0 E: 0 K: 0 S: 5	H: 0 LOB: 0 BB: 0 P: 8	R: 0 E: 0 K: 0 S: 3	H: 1 LOB: 0 BB: 0 P: 4		R: 2 E: 0 K: 0 S: 14	H: 1 LOB: 1 BB: 2 P: 25	1B: 3 2B: 2 3B: 0 HR: 2	SF: 0 SAC: 0 DP: 2 HBP: 0	WP: 0 PB: 0 CS: 0	PA: 35				
<b>PITCHER</b>	IP	WLS	BF	H	R	ER	SO	BB	IBB	HBP	BLK	WP	HR	S	P	ERA	WHIP										
48 Brad Woodall, L ERA: 3.08 (1, 1)	8.1	W	33	7	5	3	5	3	0	0	0	0	0	57	104	3.24	1.200										
Doug Jones, R ERA: 4.24 (9, 1)	0.2	2	0	0	0	0	0	0	0	0	0	0	0	4	5	0.00	0.000										

AB	36
R	10
H	10
RBI	9
BB	8
SO	4
LOB	18



WP	0
PB	0
CS	0



Batter	1	2	3	4	5	6	7	8	9	AB	R	H	RBI	BB	SO	LOB	TOP					
<b>Fernando Vina, L</b> (1, 4) OBP: 0.373, SLG: 0.420 <b>Bob Hamelin, L</b> (3, 3) OBP: 0.247, SLG: 0.351	1-1 SAFE S 1B	2-2 SAFE 1B		1-3 K		1-1 G4-3		3-0 SF8		1	1	1	0	0	0	0	<b>Milwaukee Brewers @ Chicago White Sox</b> Comiskey Park, Chicago, IL Sun Jun 28 1998, 4:33 AM EDT Att: 17,455 - Sunny - 83 F					
<b>Jeff Cirillo, R</b> (1, 5) OBP: 0.406, SLG: 0.428	0-2 SAFE S 1B	1-1 1B		3-2 1B		1-2 1B		0-1 1B		5	1	5	2	0	0	0						
<b>Jeromy Burnitz, L</b> (1, 9) OBP: 0.363, SLG: 0.512	2-3 K	1-2 SF7		3-2 1B		1-1 G1-3		4-0 1B		3	0	1	1	1	1	3						
<b>John Jaha, R</b> (1, 10) OBP: 0.388, SLG: 0.444	3-2 1B	1-1 G6-4-3		1-1 F9				2-3 K		5	0	2	2	0	1	6						
<b>Marquis Grissom, R</b> (1, 8) OBP: 0.327, SLG: 0.433	0-1 P3			1-1 HR		1-1 G5-3		0-0 G6-4-3		5	1	1	1	0	0	2						
<b>Mark Loretta, R</b> (1, 3) OBP: 0.394, SLG: 0.419	2-2 L1			0-0 CS 2B		4-2 BB		3-1 F9		4	0	1	0	1	0	1						
<b>Marc Newfield, R</b> (1, 7) <b>Geoff Jenkins, L</b> (7, 7) OBP: 0.281, SLG: 0.423		0-0 1B		1-1 G6-3		1-1 F9		4-2 FC5-6 1B SF8 BB		3	1	1	0	0	0	2						
<b>Jose Valentin, S</b> (1, 6) OBP: 0.322, SLG: 0.405		0-1 HBP 1B		2-0 F9		1-1 F8		1-1 FC5-6 1B		4	1	2	0	0	0	1						
<b>Bobby Hughes, R</b> (1, 2) OBP: 0.309, SLG: 0.425		0-0 1B HBP SF7 1B		1-2 P6		2-3 K		0-0 FC5-6 SF8 2B		4	2	1	1	0	1	2						
<b>Inning Stats</b>	R: 2 E: 0 K: 1 S: 20	H: 3 LOB: 1 BB: 0 P: 28	R: 3 E: 0 K: 0 S: 13	H: 4 LOB: 1 BB: 0 P: 19	R: 1 E: 0 K: 0 S: 6	H: 2 LOB: 0 BB: 0 P: 10	R: 0 E: 0 K: 1 S: 14	H: 1 LOB: 1 BB: 0 P: 23	R: 0 E: 0 K: 0 S: 9	H: 0 LOB: 1 BB: 1 P: 16	R: 0 E: 0 K: 1 S: 14	H: 1 LOB: 0 BB: 0 P: 11	R: 2 E: 0 K: 1 S: 14	H: 2 LOB: 2 BB: 2 P: 28	R: 0 E: 0 K: 0 S: 3	H: 0 LOB: 0 BB: 0 P: 5	1B: 12 2B: 2 3B: 0 HR: 1	SF: 2 SAC: 0 DP: 2 HBP: 1	WP: 0 PB: 0 SB: 0 CS: 1	PA: 43		
<b>PITCHER</b>	IP WLS BF H R ER SO BB IBB HBP BLK WP HR S P ERA WHIP	IP WLS BF H R ER SO BB IBB HBP BLK WP HR S P ERA WHIP	IP WLS BF H R ER SO BB IBB HBP BLK WP HR S P ERA WHIP	IP WLS BF H R ER SO BB IBB HBP BLK WP HR S P ERA WHIP	IP WLS BF H R ER SO BB IBB HBP BLK WP HR S P ERA WHIP	IP WLS BF H R ER SO BB IBB HBP BLK WP HR S P ERA WHIP	IP WLS BF H R ER SO BB IBB HBP BLK WP HR S P ERA WHIP	IP WLS BF H R ER SO BB IBB HBP BLK WP HR S P ERA WHIP	IP WLS BF H R ER SO BB IBB HBP BLK WP HR S P ERA WHIP	IP WLS BF H R ER SO BB IBB HBP BLK WP HR S P ERA WHIP	IP WLS BF H R ER SO BB IBB HBP BLK WP HR S P ERA WHIP	IP WLS BF H R ER SO BB IBB HBP BLK WP HR S P ERA WHIP	IP WLS BF H R ER SO BB IBB HBP BLK WP HR S P ERA WHIP	IP WLS BF H R ER SO BB IBB HBP BLK WP HR S P ERA WHIP	IP WLS BF H R ER SO BB IBB HBP BLK WP HR S P ERA WHIP	IP WLS BF H R ER SO BB IBB HBP BLK WP HR S P ERA WHIP	IP WLS BF H R ER SO BB IBB HBP BLK WP HR S P ERA WHIP	IP WLS BF H R ER SO BB IBB HBP BLK WP HR S P ERA WHIP	IP WLS BF H R ER SO BB IBB HBP BLK WP HR S P ERA WHIP	IP WLS BF H R ER SO BB IBB HBP BLK WP HR S P ERA WHIP	IP WLS BF H R ER SO BB IBB HBP BLK WP HR S P ERA WHIP	IP WLS BF H R ER SO BB IBB HBP BLK WP HR S P ERA WHIP

AB	37
R	8
H	15
RBI	8
BB	3
SO	4
LOB	17



Batter	1	2	3	4	5	6	7	8	9	AB	R	H	RBI	BB	SO	LOB	BOTTOM					
<b>Ray Durham, S</b> (1, 4) OBP: 0.376, SLG: 0.455	1-2 L3 1B	0-2 BB 1B		1-0 FC4-6 G4-6-3		1-3 K		4-0 1B BB		4	1	2	1	1	1	3	<b>Milwaukee Brewers @ Chicago White Sox</b> Comiskey Park, Chicago, IL Sun Jun 28 1998, 4:33 AM EDT Att: 17,455 - Sunny - 83 F					
<b>Mike Caruso, S</b> (1, 6) OBP: 0.345, SLG: 0.427	2-0 L3	1-2 BB 1B		1-0 G4-6-3		1-1 HR 1B		1-3 K		5	1	2	0	0	1	4						
<b>Frank Thomas, R</b> (1, 10) OBP: 0.382, SLG: 0.468	1-3 K	4-1 BB		2-2 F9		0-1 P8		1-2 1B		4	0	1	2	1	1	1						
<b>Albert Belle, R</b> (1, 7) OBP: 0.350, SLG: 0.513		1-2 3B K		0-2 G4-3		2-2 HR 1B		1-2 1B		5	2	3	3	0	1	3						
<b>Magglio Ordonez, R</b> (1, 9) OBP: 0.308, SLG: 0.424		1-0 2B 1B		1-2 CS 1B		1-0 G4-3		0-0 L7		5	1	2	1	0	0	2						
<b>Wil Cordero, R</b> (1, 3) <b>Robin Ventura, L</b> (8, 5) OBP: 0.296, SLG: 0.420 OBP: 0.367, SLG: 0.451		2-1 F9		3-3 K		1-2 P3		1-0 F7		4	0	0	0	0	1	2						
<b>Greg Norton, S</b> (1, 5) OBP: 0.299, SLG: 0.462		2-2 1B 2B		1-0 L6		3-2 2B		1-0 G5-3		4	1	2	0	0	0	0						
<b>Mike Cameron, R</b> (1, 8) OBP: 0.285, SLG: 0.312		2-2 CS 1B		1-1 1B FC4-6 1B		2-3 K		2-1 E6 1B		4	2	2	2	0	1	1						
<b>Chad Kreuter, S</b> (1, 2) <b>Chris Snopek, R</b> (8, PR) <b>Charlie O'Brien, R</b> (9, 2) OBP: 0.436, SLG: 0.383 OBP: 0.294, SLG: 0.244 OBP: 0.305, SLG: 0.387		1-0 1B BB 1B		2-2 FC4-6		4-2 BB		2-1 BB 1B		3	1	3	1	1	0	0						
<b>Inning Stats</b>	R: 0 E: 0 K: 1 S: 9	H: 1 LOB: 0 BB: 0 P: 13	R: 4 E: 0 K: 1 S: 24	H: 7 LOB: 3 BB: 1 P: 42	R: 0 E: 0 K: 1 S: 8	H: 1 LOB: 0 BB: 0 P: 13	R: 1 E: 0 K: 0 S: 7	H: 2 LOB: 0 BB: 0 P: 12	R: 0 E: 0 K: 2 S: 17	H: 1 LOB: 2 BB: 1 P: 28	R: 2 E: 0 K: 0 S: 10	H: 2 LOB: 0 BB: 0 P: 15	R: 3 E: 1 K: 1 S: 18	H: 3 LOB: 2 BB: 1 P: 29	R: 0 E: 0 K: 0 S: 3	H: 0 LOB: 0 BB: 0 P: 5	1B: 13 2B: 4 3B: 1 HR: 1	SF: 0 SAC: 0 DP: 3 HBP: 0	WP: 0 PB: 0 SB: 0 CS: 2	PA: 41		
<b>PITCHER</b>	IP WLS BF H R ER SO BB IBB HBP BLK WP HR S P ERA WHIP	IP WLS BF H R ER SO BB IBB HBP BLK WP HR S P ERA WHIP	IP WLS BF H R ER SO BB IBB HBP BLK WP HR S P ERA WHIP	IP WLS BF H R ER SO BB IBB HBP BLK WP HR S P ERA WHIP	IP WLS BF H R ER SO BB IBB HBP BLK WP HR S P ERA WHIP	IP WLS BF H R ER SO BB IBB HBP BLK WP HR S P ERA WHIP	IP WLS BF H R ER SO BB IBB HBP BLK WP HR S P ERA WHIP	IP WLS BF H R ER SO BB IBB HBP BLK WP HR S P ERA WHIP	IP WLS BF H R ER SO BB IBB HBP BLK WP HR S P ERA WHIP	IP WLS BF H R ER SO BB IBB HBP BLK WP HR S P ERA WHIP	IP WLS BF H R ER SO BB IBB HBP BLK WP HR S P ERA WHIP	IP WLS BF H R ER SO BB IBB HBP BLK WP HR S P ERA WHIP	IP WLS BF H R ER SO BB IBB HBP BLK WP HR S P ERA WHIP	IP WLS BF H R ER SO BB IBB HBP BLK WP HR S P ERA WHIP	IP WLS BF H R ER SO BB IBB HBP BLK WP HR S P ERA WHIP	IP WLS BF H R ER SO BB IBB HBP BLK WP HR S P ERA WHIP	IP WLS BF H R ER SO BB IBB HBP BLK WP HR S P ERA WHIP	IP WLS BF H R ER SO BB IBB HBP BLK WP HR S P ERA WHIP	IP WLS BF H R ER SO BB IBB HBP BLK WP HR S P ERA WHIP	IP WLS BF H R ER SO BB IBB HBP BLK WP HR S P ERA WHIP	IP WLS BF H R ER SO BB IBB HBP BLK WP HR S P ERA WHIP	IP WLS BF H R ER SO BB IBB HBP BLK WP HR S P ERA WHIP





Batter	1	2	3	4	5	6	7	8	9	AB	R	H	RBI	BB	SO	LOB	TOP			
<b>Kenny Lofton, L</b> OBP: 0.370, SLG: 0.412	2-1 L8-3 1B		0-0 F8	3-1 L8			4-1 E BLK BB	2-3 K		4	0	1	0	1	1	4				
<b>Omar Vizquel, S</b> OBP: 0.366, SLG: 0.380	3-2 L8-3 1-2		2-1 BB 1B	0-2 G4-3			1-1 G5-3		0-0 G4-3 1B	5	1	2	0	0	0	3				
<b>David Justice, L</b> OBP: 0.367, SLG: 0.492	1-3 K		4-2 1B SF7 BB		1-2 G4-3		3-2 G4-3		1-1 G4-3 1B	4	1	1	0	1	1	1				
<b>Shawon Dunston, R</b> OBP: 0.264, SLG: 0.396			1-2 2-3 BB				2-3		1-2 G4-3 1B	0	0	0	0	0	0	0				
<b>Jim Thome, L</b> OBP: 0.436, SLG: 0.661		0-1 3B	0-1 1B		4-0 BB		4-1 BB		0-1 G4-3	3	0	2	2	2	0	2				
<b>Manny Ramirez, R</b> OBP: 0.370, SLG: 0.540		4-2 BB	1-2 SF7		4-2 BB		4-2 G5-4-3 BB		1-1 G6-3	2	0	0	1	2	0	4				
<b>Sandy Alomar Jr., R</b> OBP: 0.307, SLG: 0.416		0-1 P5	3-0 F7		0-0 G5-4-3				0-3 K	4	0	0	0	0	1	5				
<b>Travis Fryman, R</b> OBP: 0.319, SLG: 0.467	1-3 K		2-2 G4-3 1B		1-1 P4			0-0 E1		4	1	1	0	0	1	2	AB 34			
<b>David Bell, R</b> OBP: 0.319, SLG: 0.425	2-2 P3		0-0 G4-3		0-1 G6-3			1-1 1B		4	0	1	0	0	0	3	R 4			
<b>Jaret Wright, R</b> OBP: 0.429, SLG: 0.429			2-1 BB 1B		2-3 K			3-3 K		3	1	2	1	0	1	0	H 10			
<b>Alvin Morman, L</b>										0	0	0	0	0	0	0	RBI 4			
<b>Eric Plunk, R</b>										0	0	0	0	0	0	0	BB 6			
<b>Mark Whiten, S</b> OBP: 0.417, SLG: 0.506										1	0	0	0	0	1	2	SO 6			
<b>Paul Shuey, R</b>										0	0	0	0	0	0	0	LOB 26			
<b>Inning Stats</b>	R: 0 E: 0 K: 1 S: 8	H: 1 LOB: 0 BB: 0 P: 14	R: 0 E: 0 K: 1 S: 12	H: 1 LOB: 2 BB: 1 P: 19	R: 3 E: 0 K: 0 S: 13	H: 3 LOB: 1 BB: 1 P: 22	R: 1 E: 0 K: 0 S: 10	H: 2 LOB: 1 BB: 2 P: 15	R: 0 E: 0 K: 1 S: 7	H: 0 LOB: 0 BB: 0 P: 10	R: 0 E: 1 K: 0 S: 12	H: 0 LOB: 2 BB: 2 P: 24	R: 0 E: 1 K: 3 S: 12	H: 1 LOB: 2 BB: 0 P: 18	R: 0 E: 0 K: 0 S: 7	H: 2 LOB: 2 BB: 0 P: 9	1B: 9 2B: 1 3B: 1 HR: 0	SF: 1 SAC: 0 DP: 3 HBP: 0	WP: 0 PB: 0 SB: 0 CS: 0	PA: 41
<b>PITCHER</b>	IP WLS BF H R ER SO BB IBB HBP BLK WP HR S P ERA WHIP																			
<b>21 Cal Eldred, R</b> ERA: 4.29	6.0 W 27 7 4 4 3 4 0 0 0 0 0 0 57 97 6.00 1.833																			
<b>Mike Myers, L</b> ERA: 0.82	0.2 4 0 0 0 0 2 0 0 0 1 0 0 10 22 0.00 3.000																			
<b>Al Reyes, R</b> ERA: 5.02	0.2 4 1 0 0 1 0 0 0 0 0 0 0 8 9 0.00 1.500																			
<b>Bob Wickman, R</b> ERA: 1.64	1.2 S 6 2 0 0 2 0 0 0 0 0 0 0 13 20 0.00 1.200																			

Cleveland Indians @ Milwaukee Brewers  
Milwaukee County Stadium, Milwaukee, WI

AB 34  
R 4  
H 10  
RBI 4  
BB 6  
SO 6  
LOB 26



WP: 0 PA: 41  
PB: 0  
SB: 0  
CS: 0

Tue Jun 30 1998, 8:05 PM EDT  
Att: 16,012 - Unknown - 73 F

livebaseballscorecards.com

Batter	1	2	3	4	5	6	7	8	9	AB	R	H	RBI	BB	SO	LOB	BOTTOM			
<b>Fernando Vina, L</b> OBP: 0.373, SLG: 0.417	2-2 FC6-4 HBP	0-0 F9 1B	1-1 G3			0-0 B1		2-1 G4-3		4	0	1	0	0	0	1				
<b>Jeff Cirillo, R</b> OBP: 0.410, SLG: 0.431	0-1 FC6-4 1-2	2-2 F9 1B		4-1 G4-6-3 BB		1-2 1B S				3	0	2	1	1	0	1				
<b>Jeromy Burnitz, L</b> OBP: 0.365, SLG: 0.512	3-2 1B	0-0 F9		2-1 G4-6-3		1-1 1B				4	0	2	0	0	0	3				
<b>John Jaha, R</b> OBP: 0.384, SLG: 0.433	0-1 L9	2-1 G6-3		4-2 BB		0-0 G3				3	0	0	0	1	0	6				
<b>Mark Loretta, R</b> OBP: 0.394, SLG: 0.419										0	0	0	0	0	0	0				
<b>Dave Nilsson, L</b> OBP: 0.336, SLG: 0.356	2-3 K	3-1 L8		0-0 F9			0-0 F8			4	0	0	0	0	1	5				
<b>Darrin Jackson, R</b> OBP: 0.219, SLG: 0.257										0	0	0	0	0	0	0				
<b>Marquis Grissom, R</b> OBP: 0.329, SLG: 0.431		0-1 1B	1-3 K		1-0 G6-3		4-0 CS			3	1	1	0	1	1	0				
<b>Bob Wickman, R</b>										0	0	0	0	0	0	0				
<b>Jose Valentin, S</b> OBP: 0.324, SLG: 0.418		0-0 21 S 1B	1-1 K		3-3 K		1-0 F8			4	2	2	1	0	1	1	AB 32			
<b>Bobby Hughes, R</b> OBP: 0.316, SLG: 0.429		0-1 21 S 1B	2-0 HR		2-3 K		1-0 CS		0-1 P5	4	1	2	1	0	1	0	R 5			
<b>21 Cal Eldred, R</b> OBP: 0.148, SLG: 0.154		1-1 1B	1-0 SH3-4							1	1	1	2	0	0	0	H 11			
<b>Marc Newfield, R</b> OBP: 0.301, SLG: 0.287										0	0	0	0	0	0	0	RBI 5			
<b>Mike Myers, L</b>										0	0	0	0	0	0	0	BB 3			
<b>Al Reyes, R</b>										0	0	0	0	0	0	0	SO 4			
<b>Geoff Jenkins, L</b> OBP: 0.279, SLG: 0.420		1-1 1B	1-2 1B							1	0	0	0	0	0	0	LOB 17			
<b>Inning Stats</b>	R: 0 E: 0 K: 1 S: 17	H: 1 LOB: 2 BB: 0 P: 24	R: 4 E: 0 K: 0 S: 16	H: 6 LOB: 2 BB: 0 P: 24	R: 1 E: 0 K: 1 S: 9	H: 2 LOB: 1 BB: 0 P: 15	R: 0 E: 0 K: 0 S: 6	H: 0 LOB: 1 BB: 2 P: 16	R: 0 E: 0 K: 2 S: 9	H: 0 LOB: 0 BB: 0 P: 15	R: 0 E: 0 K: 0 S: 8	H: 2 LOB: 2 BB: 0 P: 11	R: 0 E: 0 K: 0 S: 3	H: 0 LOB: 0 BB: 1 P: 8	R: 0 E: 0 K: 0 S: 8	H: 0 LOB: 0 BB: 0 P: 12	1B: 10 2B: 0 3B: 0 HR: 1	SF: 0 SAC: 1 DP: 1 HBP: 1	WP: 0 PB: 0 SB: 3 CS: 1	PA: 38
<b>PITCHER</b>	IP WLS BF H R ER SO BB IBB HBP BLK WP HR S P ERA WHIP																			
<b>Jaret Wright, R</b> ERA: 4.15	5.2 L 29 10 5 5 4 2 0 0 1 0 0 0 62 101 7.94 2.118																			
<b>Alvin Morman, L</b> ERA: 3.2	1.0 5 1 0 0 0 1 0 0 0 0 0 0 5 11 0.00 2.000																			
<b>Eric Plunk, R</b> ERA: 3.9	0.1 0 0 0 0 0 0 0 0 0 0 0 0 1 1 0.00 0.000																			
<b>Paul Shuey, R</b> ERA: 0.87	1.0 3 0 0 0 0 0 0 0 0 0 0 0 8 12 0.00 0.000																			

Cleveland Indians @ Milwaukee Brewers  
Milwaukee County Stadium, Milwaukee, WI

AB 32  
R 5  
H 11  
RBI 5  
BB 3  
SO 4  
LOB 17



WP: 0 PA: 38  
PB: 0  
SB: 3  
CS: 1

Tue Jun 30 1998, 8:05 PM EDT  
Att: 16,012 - Unknown - 73 F

livebaseballscorecards.com



Batter	1	2	3	4	5	6	7	8	9	AB	R	H	RBI	BB	SO	LOB	TOP									
<b>Kenny Lofton, L</b> OBP: 0.376, SLG: 0.419 (1, 8)	G4-3		1-0 2B 1B		2-0 G3 2B		2-0 S 1B 1B	4-0 BB BB		4	2	3	0	1	0	0	<b>Cleveland Indians @ Milwaukee Brewers</b> <b>Milwaukee County Stadium, Milwaukee, WI</b> Wed Jul 01 1998, 8:05 PM EDT Att: 19,558 - Unknown - 73 F									
<b>Omar Vizquel, S</b> OBP: 0.372, SLG: 0.386 (1, 6)	FC BB		1-0 BB 2B 1-H		2-0 G3 2-3	1 SAFE 1 SAFE 1 SAFE	3-2 S WP 1B 1B 1-H	4-0 BB 1-2 BB		3	2	2	2	2	0	1										
<b>David Justice, L</b> OBP: 0.367, SLG: 0.487 <b>Paul Shuey, R</b> (8, 1) <b>Michael Jackson, R</b> (9, 1)	1-2 BB		4-2 BB BB		1-3 K		2-3 K	1-3 K		3	0	0	0	2	3	5										
<b>Jim Thome, L</b> OBP: 0.436, SLG: 0.655 (1, 3)	FC 1-2 2H		0-1 F8		4-2 BB		1-0 2H 1B		0-3 K	4	0	1	2	1	1	3										
<b>Manny Ramirez, R</b> OBP: 0.368, SLG: 0.532 (1, 9)	K		4-2 G5-4-3 BB		1-2 G3		1-2 F9		2-2 G3-1	4	0	0	0	1	1	5										
<b>Sandy Alomar Jr., R</b> OBP: 0.301, SLG: 0.407 (1, 2)	K		0-2 G5-4-3 BB 1-2 2-3			1-2 F7	0-1 F9		1-2 G5-3	5	0	0	0	0	1	6										
<b>Travis Fryman, R</b> OBP: 0.318, SLG: 0.467 (1, 5)		2-3 K		2-3 K		0-1 G6-3		3-1 WP 2B		4	0	1	0	0	2	0										
<b>David Bell, R</b> OBP: 0.317, SLG: 0.435 (1, 4)		2-3 K		1-0 G6-3		0-0 HR		3-3 K		4	1	1	1	0	2	1										
<b>Dave Burba, R</b> OBP: 0.167, SLG: 0.667 <b>Paul Assenmacher, L</b> (7, 1) <b>Jeff Branson, L</b> OBP: 0.225, SLG: 0.256 (8, PH) <b>Mark Whiten, S</b> OBP: 0.417, SLG: 0.506 (8, 7)		0-3 K		0-1 G6-3		0-2 G5-3		3-3 K 2-3		3	0	0	0	0	1	0										
<b>Inning Stats</b>	R: 1 E: 1 K: 2 S: 11	H: 0 LOB: 2 BB: 2 P: 23	R: 0 E: 0 K: 3 S: 9	H: 0 LOB: 0 BB: 0 P: 13	R: 1 E: 0 K: 0 S: 13	H: 2 LOB: 2 BB: 2 P: 23	R: 0 E: 0 K: 1 S: 7	H: 0 LOB: 0 BB: 1 P: 10	R: 0 E: 0 K: 1 S: 10	H: 1 LOB: 2 BB: 1 P: 20	R: 1 E: 0 K: 0 S: 10	H: 1 LOB: 1 BB: 0 P: 11	R: 2 E: 0 K: 1 S: 14	H: 3 LOB: 1 BB: 0 P: 23	R: 0 E: 0 K: 3 S: 14	H: 1 LOB: 3 BB: 2 P: 32	R: 0 E: 0 K: 1 S: 10	H: 0 LOB: 0 BB: 0 P: 13	1B: 4 2B: 3 3B: 0 HR: 1	SF: 0 SAC: 0 DP: 1 HBP: 0	WP: 2 PB: 0 SB: 5 CS: 0	PA: 42				
<b>PITCHER</b>	IP	WLS	BF	H	R	ER	SO	BB	IBB	HBP	BLK	WP	HR	S	P	ERA	WHIP	<b>PITCHER</b>								
<b>Jeff Juden, R</b> ERA: 4.54 <b>Mike Myers, L</b> ERA: 0.91 <b>Chad Fox, R</b> ERA: 2.84 <b>David Weathers, R</b> ERA: 6.11 <b>Steve Woodard, R</b> ERA: 3.29	6.0	L	29	6	5	5	7	5	0	0	0	0	1	0	5	8	7.50	1.833								

Batter	1	2	3	4	5	6	7	8	9	AB	R	H	RBI	BB	SO	LOB	BOTTOM									
<b>Fernando Vina, L</b> OBP: 0.372, SLG: 0.415 (1, 4)	F8		1-1 G3			0-0 F9 G1-4-3 1B	1-2 FC6-4			4	1	1	0	0	0	2	<b>Cleveland Indians @ Milwaukee Brewers</b> <b>Milwaukee County Stadium, Milwaukee, WI</b> Wed Jul 01 1998, 8:05 PM EDT Att: 19,558 - Unknown - 73 F									
<b>Jeff Cirillo, R</b> OBP: 0.414, SLG: 0.433 (1, 5)	P4			4-1 G1-6-3 BB		2-2 G1-4-3 F9 1B		1-2 G4-3 1B		3	0	2	0	1	0	0										
<b>Jeromy Burnitz, L</b> OBP: 0.361, SLG: 0.505 (1, 9)	P6			1-0 G1-6-3 1-2		1-0 F9		1-3 K		4	0	0	0	0	1	4										
<b>Marquis Grissom, R</b> OBP: 0.324, SLG: 0.425 (1, 8)		1-3 K		0-2 L8		1-1 G1-4-3		0-0 G4-3		4	0	0	1	0	1	2										
<b>Dave Nilsson, L</b> OBP: 0.326, SLG: 0.344 (1, 7)	F7			2-2 F9		2-2 F9		1-1 F8		4	0	0	0	0	0	2										
<b>Mark Loretta, R</b> OBP: 0.391, SLG: 0.415 (1, 3)		2-3 K		1-1 G4-3 1B		0-0 G1-3		0-3 K		4	0	1	0	0	2	0										
<b>Jose Valentin, S</b> OBP: 0.327, SLG: 0.429 (1, 6)			0-1 HR		3-2 G4-3		4-2 BB BB		0-1 F9	3	1	1	1	1	0	1										
<b>Bobby Hughes, R</b> OBP: 0.317, SLG: 0.419 <b>Brian Banks, S</b> OBP: 0.333, SLG: 0.400 (9, PH)			1-2 G5-3		4-0 FC5-4 IBB		2-1 F9		0-0 L7	2	0	0	0	1	0	1										
<b>Jeff Juden, R</b> ERA: 4.54 <b>Mike Myers, L</b> ERA: 0.91 <b>Chad Fox, R</b> ERA: 2.84 <b>Bob Hamelin, L</b> OBP: 0.250, SLG: 0.301 <b>David Weathers, R</b> ERA: 6.11 <b>Steve Woodard, R</b> ERA: 3.29	6.2	W	27	4	2	2	2	3	1	0	0	0	0	0	0	0	2.70	1.050	<b>PITCHER</b>							
<b>Paul Assenmacher, L</b> ERA: 3.46 <b>Paul Shuey, R</b> ERA: 0.76 <b>Michael Jackson, R</b> ERA: 1.97	0.1		1	0	0	0	0	0	0	0	0	0	0	0	0	0	0.00	0.000								
	1.0	4	1	0	0	1	0	0	0	11	14	0.00	1.000													
	1.0	S	3	0	0	0	1	0	0	6	6	0.00	0.000													
<b>Inning Stats</b>	R: 0 E: 0 K: 0 S: 7	H: 0 LOB: 0 BB: 0 P: 11	R: 0 E: 0 K: 2 S: 10	H: 0 LOB: 0 BB: 0 P: 13	R: 1 E: 0 K: 0 S: 10	H: 1 LOB: 0 BB: 0 P: 13	R: 0 E: 0 K: 0 S: 5	H: 0 LOB: 0 BB: 1 P: 10	R: 0 E: 0 K: 0 S: 13	H: 1 LOB: 2 BB: 1 P: 23	R: 1 E: 0 K: 0 S: 9	H: 2 LOB: 1 BB: 0 P: 13	R: 0 E: 0 K: 0 S: 12	H: 0 LOB: 2 BB: 2 P: 23	R: 0 E: 0 K: 1 S: 11	H: 1 LOB: 1 BB: 0 P: 14	R: 0 E: 0 K: 1 S: 6	H: 0 LOB: 0 BB: 0 P: 6	1B: 4 2B: 0 3B: 0 HR: 1	SF: 0 SAC: 0 DP: 1 HBP: 0	WP: 0 PB: 0 SB: 0 CS: 0	PA: 35				









Batter	1	2	3	4	5	6	7	8	9	AB	R	H	RBI	BB	SO	LOB	TOP				
Fernando Vina, L OBP: 0.371, SLG: 0.413	G6-3		FC4-6 G4-3					K2-3		4	0	1	0	0	1	1	<b>Milwaukee Brewers @ Philadelphia Phillies</b> Veterans Stadium, Philadelphia, PA Fri Jul 03 1998, 7:05 PM EDT Att: 55,393 - Unknown - 82 F				
Jeff Cirillo, R OBP: 0.406, SLG: 0.423	G6-3		G4-3					G4-3		4	0	0	0	0	0	3					
Jeremy Bumitz, L OBP: 0.360, SLG: 0.500				G4-3			L3			4	0	1	0	0	0	0					
John Jaha, R OBP: 0.400, SLG: 0.427 Darrin Jackson, R OBP: 0.219, SLG: 0.257					FC4 BB			G6-3 1B		1	0	1	0	3	0	0					
Marquis Grissom, R OBP: 0.321, SLG: 0.418				FC4				G6-3		4	0	1	0	0	1	4					
Dave Nilsson, L OBP: 0.326, SLG: 0.344								E1 FC3-6		4	0	0	0	0	1	3					
Jose Valentin, S OBP: 0.329, SLG: 0.427 Mark Loretta, R OBP: 0.392, SLG: 0.416								FC3-6		3	0	1	0	0	1	1					
Brian Banks, S OBP: 0.333, SLG: 0.286 Bobby Hughes, R OBP: 0.306, SLG: 0.404								F9		2	0	0	0	1	1	2					
Scott Karl, L OBP: 0.241, SLG: 0.120 Bob Hamelin, L OBP: 0.253, SLG: 0.347 Chad Fox, R OBP: 0.250, SLG: 0.250								G4-1		2	0	1	0	0	1	1					
<b>Inning Stats</b>	R: 0 E: 0 K: 1 S: 12	H: 1 LOB: 2 BB: 1 P: 17	R: 0 E: 1 K: 1 S: 13	H: 1 LOB: 0 BB: 0 P: 18	R: 0 E: 0 K: 0 S: 5	H: 1 LOB: 0 BB: 0 P: 9	R: 0 E: 0 K: 1 S: 11	H: 0 LOB: 1 BB: 1 P: 22	R: 0 E: 0 K: 2 S: 15	H: 1 LOB: 2 BB: 1 P: 25	R: 0 E: 0 K: 0 S: 7	H: 0 LOB: 1 BB: 0 P: 10	R: 0 E: 0 K: 1 S: 8	H: 0 LOB: 2 BB: 1 P: 10	R: 0 E: 0 K: 1 S: 13	H: 1 LOB: 2 BB: 1 P: 19		1B: 6 2B: 0 3B: 0 HR: 0	SF: 0 SAC: 0 DP: 2 HBP: 0	WP: 0 PB: 0 CS: 1	PA: 36
<b>PITCHER</b>	IP	WLS	BF	H	R	ER	SO	BB	IBB	HBP	BLK	WP	HR	S	P	ERA	WHIP				
Curt Schilling, R ERA: 2.92	7.0	W	27	5	0	0	5	3	0	0	0	0	0	69	111	0.00	1.143				
Wayne Gomes, R ERA: 3.63	1.1		6	1	0	0	1	1	0	0	0	0	0	16	23	0.00	1.500				
Yorkis Perez, L ERA: 3.22	0.1	S	1	0	0	0	0	0	0	0	0	0	0	2	2	0.00	0.000				
Mark Leiter, R ERA: 3.26	0.1	S	1	0	0	0	1	0	0	0	0	0	0	3	4	0.00	0.000				


Batter	1	2	3	4	5	6	7	8	9	AB	R	H	RBI	BB	SO	LOB	BOTTOM				
Doug Glanville, R OBP: 0.347, SLG: 0.435								G6-3		3	0	2	2	0	0	1	<b>Milwaukee Brewers @ Philadelphia Phillies</b> Veterans Stadium, Philadelphia, PA Fri Jul 03 1998, 7:05 PM EDT Att: 55,393 - Unknown - 82 F				
Gregg Jefferies, S OBP: 0.385, SLG: 0.446 Kevin Seick, R OBP: 0.366, SLG: 0.305								G1-3		2	0	1	0	0	0	1					
Scott Rolen, R OBP: 0.381, SLG: 0.521								L3-6		4	0	0	0	0	2	5					
Rico Brogna, L OBP: 0.331, SLG: 0.491								L3-6		3	0	0	0	1	0	1					
Mike Lieberthal, R OBP: 0.293, SLG: 0.408								G3-1		4	0	0	0	0	1	2					
Bobby Abreu, L OBP: 0.405, SLG: 0.489								F9		3	1	1	0	0	0	0					
Mark Lewis, R OBP: 0.306, SLG: 0.359								G6-3		3	1	1	0	0	0	0					
Desi Relaford, S OBP: 0.335, SLG: 0.393								P6		2	0	0	0	1	0	0					
Curt Schilling, R OBP: 0.128, SLG: 0.132 Jon Zuber, L OBP: 0.167, SLG: 0.667 Wayne Gomes, R								G4-3		3	1	1	0	0	0	0					
Yorkis Perez, L Mark Leiter, R								G5-3		2	0	0	0	1	0	0					
<b>Inning Stats</b>	R: 0 E: 0 K: 1 S: 8	H: 1 LOB: 1 BB: 0 P: 15	R: 2 E: 0 K: 1 S: 12	H: 3 LOB: 1 BB: 1 P: 24	R: 0 E: 0 K: 0 S: 8	H: 1 LOB: 0 BB: 0 P: 11	R: 0 E: 0 K: 0 S: 4	H: 0 LOB: 0 BB: 0 P: 8	R: 0 E: 0 K: 0 S: 15	H: 1 LOB: 2 BB: 1 P: 23	R: 0 E: 0 K: 0 S: 8	H: 0 LOB: 0 BB: 0 P: 12	R: 0 E: 0 K: 1 S: 9	H: 0 LOB: 0 BB: 0 P: 16	R: 0 E: 0 K: 2 S: 17	H: 1 LOB: 2 BB: 1 P: 26	1B: 4 2B: 4 3B: 0 HR: 0	SF: 0 SAC: 0 DP: 1 HBP: 1	WP: 0 PB: 0 CS: 0	PA: 32	
<b>PITCHER</b>	IP	WLS	BF	H	R	ER	SO	BB	IBB	HBP	BLK	WP	HR	S	P	ERA	WHIP				
Scott Karl, L ERA: 4.52	6.0	L	24	6	2	2	2	2	0	0	0	0	0	55	93	3.00	1.333				
Chad Fox, R ERA: 2.73	1.0		3	0	0	0	1	0	0	0	0	0	0	9	16	0.00	0.000				
Al Reyes, R ERA: 4.73	1.0		5	1	0	0	2	0	1	1	0	0	0	17	26	0.00	1.000				



Batter	1	2	3	4	5	6	7	8	9	AB	R	H	RBI	BB	SO	LOB	TOP					
Fernando Vina, L OBP: 0.375, SLG: 0.415	0-0 G4-6-3 1B		0-0 G4-3			4-0 S E BB	3-2 1-H 1B			3	1	2	1	1	0	0						
Jeff Cirillo, R OBP: 0.404, SLG: 0.421	2-2 G4-6-3 1-2f		0-1 G5-3			1-2 E6 1B 1B	0-3 K			4	1	1	1	0	1	2						
Jeremy Burnitz, L OBP: 0.362, SLG: 0.510	2-3 K			0-0 HR		0-0 FC6-4 1B 2-3	0-3 K			4	1	2	1	0	2	0						
John Jaha, R OBP: 0.396, SLG: 0.422		3-2 G5-3		1-3 K		0-1 FC6-4 1B	1-3 K			4	0	1	1	0	2	0						
Marquis Grissom, R OBP: 0.316, SLG: 0.411		2-3 K		3-1 G4-3		1-2 3-H 1B	0-0 G6-3			4	0	0	0	0	1	2						
Dave Nilsson, L OBP: 0.324, SLG: 0.348		1-0 2B		1-1 F8		2-0 G4-6-3		1-1 F8		4	1	1	0	0	0	2						
Darrin Jackson, R OBP: 0.219, SLG: 0.257						1-2f				0	0	0	0	0	0	0						
Bobby Hughes, R OBP: 0.306, SLG: 0.408		1-1 2B			0-0 P4		0-0 G5-3		1-0 G6-3	4	0	1	1	0	0	0						
Jose Valentin, S OBP: 0.328, SLG: 0.424		2-0 L9			2-2 G5-3		1-2 S 1B		1-0 F8	4	1	1	0	0	0	1						
Bob Wickman, R OBP: 0.392, SLG: 0.416					1-2 G3-1		1-3 K			0	0	0	0	0	0	0						
Steve Woodard, L OBP: 0.222, SLG: 0.333				1-1 L4						2	0	0	0	0	0	0						
Bronswell Patrick, R OBP: 0.296, SLG: 0.167										1	0	0	0	0	1	1						
Mike Myers, L OBP: 0.354, SLG: 0.444										0	0	0	0	0	0	0						
Mark Loretta, R OBP: 0.392, SLG: 0.416										0	0	0	0	0	0	0						
<b>Inning Stats</b>	R: 0 E: 0 K: 1 S: 7	H: 1 LOB: 0 BB: 0 P: 11	R: 1 E: 0 K: 1 S: 10	H: 2 LOB: 1 BB: 0 P: 19	R: 0 E: 0 K: 0 S: 5	H: 0 LOB: 0 BB: 0 P: 6	R: 1 E: 0 K: 1 S: 8	H: 1 LOB: 0 BB: 0 P: 13	R: 0 E: 0 K: 0 S: 8	H: 0 LOB: 0 BB: 0 P: 11	R: 2 E: 1 K: 0 S: 8	H: 3 LOB: 1 BB: 1 P: 15	R: 1 E: 0 K: 2 S: 13	H: 2 LOB: 1 BB: 0 P: 18	R: 0 E: 0 K: 2 S: 7	H: 0 LOB: 0 BB: 0 P: 8	R: 0 E: 0 K: 0 S: 4	H: 0 LOB: 0 BB: 0 P: 7	1B: 6 2B: 2 3B: 0 HR: 1	SF: 0 SAC: 0 DP: 2 HBP: 0	WP: 0 PB: 0 CS: 2	PA: 35
<b>PITCHER</b>	IP	WLS	BF	H	R	ER	SO	BB	IBB	HBP	BLK	WP	HR	S	P	ERA	WHIP					
Mark Portugal, R ERA: 5.43	(1, 1)	7.0	29	9	5	5	5	1	0	0	0	0	1	59	93	6.43	1.429					
Wayne Gomes, R ERA: 3.5	(8, 1)	2.0	W	6	0	0	2	0	0	0	0	0	0	11	15	0.00	0.000					

Milwaukee Brewers @ Philadelphia Phillies  
Veterans Stadium, Philadelphia, PA  
Sat Jul 04 1998, 7:05 PM EDT  
Att: 35,596 - Cloudy - 69 F


AB 34  
R 5  
H 9  
RBI 5  
BB 1  
SO 7  
LOB 8



Batter	1	2	3	4	5	6	7	8	9	AB	R	H	RBI	BB	SO	LOB	BOTTOM					
Doug Glanville, R OBP: 0.348, SLG: 0.433	0-1 HR 1B		1-0 F4		0-0 G5-3		4-0 S 1B BB		0-3 K	4	2	1	0	1	1	2						
Desi Relaford, S OBP: 0.343, SLG: 0.414	1 SAFE 1-H HR		0-1 G3			2-2 FC1-5 1B	3-1 1-H 1B		3-2 1-2 3-H 1B	5	1	4	4	0	0	0						
Scott Rolen, R OBP: 0.382, SLG: 0.523	1-2 G5-3-6 2B		1-3 K			1-0 BB FC1-5 FC6-4 HBP	3-1 G5-3			3	1	1	0	0	1	1						
Rico Brogna, L OBP: 0.327, SLG: 0.485	0-0 G5-3-6 2-3f			1-2 F7		1-2 FC1-5 FC6-4 BB		0-1 P6		4	0	0	0	0	0	3						
Bobby Abreu, L OBP: 0.413, SLG: 0.489	4-1 BB			4-1 S 2B BB		4-2 FC6-4 BB		4-2 G6-3 BB		0	1	0	0	4	0	0						
Bobby Estalella, R OBP: 0.375, SLG: 0.305	1-2 G5-3			1 SAFE 3-3 K		3-1 FC6-4		3-1 G6-3		4	0	0	1	0	1	5						
Jon Zuber, L OBP: 0.222, SLG: 0.667		2-3 K			0-2 2-H 2B		0-2 G3-1		4-2 23 1B SH4 1B BB	3	0	1	1	0	1	2						
Kevin Sefcik, R OBP: 0.375, SLG: 0.305										0	1	0	0	1	0	0						
Mark Lewis, R OBP: 0.303, SLG: 0.355		1-3 K			1-0 G6-3		1-3 K		1-0 SH4	3	0	0	0	0	2	0						
Mark Portugal, R ERA: 3.53	(1, 1)	5.2	24	5	4	4	5	3	0	1	0	0	0	1	57	88	6.35	1.412				
Bronswell Patrick, R ERA: 2.81	(6, 1)	1.1	6	1	1	1	1	1	0	0	0	0	0	14	29	6.75	1.500					
Mike Myers, L ERA: 0.59	(8, 1)	1.0	3	0	0	0	0	1	0	0	0	0	0	7	14	0.00	1.000					
Bob Wickman, R ERA: 1.8	(9, 1)	0.2	L	5	2	1	1	1	0	0	0	0	0	11	19	13.50	4.500					
<b>Inning Stats</b>	R: 2 E: 0 K: 0 S: 11	H: 3 LOB: 1 BB: 1 P: 17	R: 0 E: 0 K: 2 S: 8	H: 0 LOB: 0 BB: 0 P: 11	R: 0 E: 0 K: 1 S: 6	H: 0 LOB: 0 BB: 0 P: 8	R: 1 E: 0 K: 1 S: 14	H: 1 LOB: 1 BB: 1 P: 22	R: 0 E: 0 K: 1 S: 5	H: 0 LOB: 0 BB: 0 P: 6	R: 1 E: 0 K: 0 S: 19	H: 1 LOB: 2 BB: 1 P: 33	R: 1 E: 0 K: 1 S: 8	H: 1 LOB: 1 BB: 1 P: 20	R: 0 E: 0 K: 0 S: 7	H: 0 LOB: 0 BB: 1 P: 14	R: 1 E: 0 K: 1 S: 11	H: 2 LOB: 2 BB: 1 P: 19	1B: 5 2B: 3 3B: 0 HR: 1	SF: 0 SAC: 1 DP: 2 HBP: 1	WP: 0 PB: 0 CS: 0	PA: 38
<b>PITCHER</b>	IP	WLS	BF	H	R	ER	SO	BB	IBB	HBP	BLK	WP	HR	S	P	ERA	WHIP					
Steve Woodard, R ERA: 3.53	(1, 1)	5.2	24	5	4	4	5	3	0	1	0	0	1	57	88	6.35	1.412					
Bronswell Patrick, R ERA: 2.81	(6, 1)	1.1	6	1	1	1	1	1	0	0	0	0	0	14	29	6.75	1.500					
Mike Myers, L ERA: 0.59	(8, 1)	1.0	3	0	0	0	0	1	0	0	0	0	0	7	14	0.00	1.000					
Bob Wickman, R ERA: 1.8	(9, 1)	0.2	L	5	2	1	1	1	0	0	0	0	0	11	19	13.50	4.500					

Milwaukee Brewers @ Philadelphia Phillies  
Veterans Stadium, Philadelphia, PA  
Sat Jul 04 1998, 7:05 PM EDT  
Att: 35,596 - Cloudy - 69 F

AB 30  
R 6  
H 8  
RBI 6  
BB 6  
SO 7  
LOB 13





Batter	1	2	3	4	5	6	7	8	9	AB	R	H	RBI	BB	SO	LOB	TOP				
Fernando Vina, L (1,4) OBP: 0.376, SLG: 0.419	1-0 G4-3 SF9 1B		2-1 FC6-4 CS			0-0 2B		2-2 FC3-6 1B		4	1	2	0	0	0	2					
Dave Nilsson, L (1,7) OBP: 0.322, SLG: 0.345	1-1 G4-3		1-1 G3			1-3 K		0-1 1B		4	0	1	0	0	1	3					
Darrin Jackson, R (8, FR) OBP: 0.219, SLG: 0.257	1-3		1-2					1-3 1B		0	0	0	0	0	0	0					
Jeff Cirillo, R (1,5) OBP: 0.403, SLG: 0.420	1-0 SF9			2-2 G4-6-3 1B		0-0 F9		2-3 K		3	0	1	1	0	1	3					
John Jaha, R (1,3) OBP: 0.393, SLG: 0.439	0-1 G5-3			1-2 F9			2-2 HR		1-1 G1-6-3	4	1	1	1	0	0	1					
Jeremy Burnitz, L (1,9) OBP: 0.358, SLG: 0.503		3-3 K		1-2 G4-6-3			1-3 K		3-3 K	4	0	0	0	0	3	1					
Marquis Grissom, R (1,8) OBP: 0.312, SLG: 0.405		2-2 F8			0-1 G5-3		2-0 L9		1-0 G6-3	4	0	0	0	0	0	0					
Jose Valentin, S (1,6) OBP: 0.328, SLG: 0.423		1-3 K			2-1 G5-4-3 1B		1-0 F7			3	0	1	0	0	1	0					
Bobby Hughes, R (1,2) OBP: 0.307, SLG: 0.434			1-1 HR		1-0 G5-4-3			1-0 G5-3		3	1	1	1	0	0	1					
21 Cal Eldred, R (1,1) OBP: 0.172, SLG: 0.179			0-2 HR			0-1 G4-3		1-0 FC3-6 1B		2	0	1	0	0	0	0					
Al Reyes, R (7,1) OBP: 0.259, SLG: 0.250										0	0	0	0	0	0	0					
Bob Hamelin, L (8, PH) OBP: 0.261, SLG: 0.355										1	0	1	0	0	0	0					
Mike Myers, L (8,1) OBP: 0.261, SLG: 0.355										0	0	0	0	0	0	0					
Chad Fox, R (8,1) OBP: 0.261, SLG: 0.355										0	0	0	0	0	0	0					
<b>Inning Stats</b>	R: 1 E: 0 K: 0 S: 6	H: 1 LOB: 0 BB: 0 P: 9	R: 0 E: 0 K: 2 S: 11	H: 0 LOB: 0 BB: 0 P: 17	R: 1 E: 0 K: 0 S: 9	H: 2 LOB: 0 BB: 0 P: 13	R: 0 E: 0 K: 0 S: 13	H: 1 LOB: 0 BB: 0 P: 17	R: 0 E: 0 K: 1 S: 7	H: 1 LOB: 1 BB: 0 P: 8	R: 1 E: 0 K: 1 S: 8	H: 1 LOB: 0 BB: 0 P: 14	R: 0 E: 0 K: 1 S: 10	H: 2 LOB: 2 BB: 0 P: 16	R: 0 E: 0 K: 1 S: 6	H: 0 LOB: 0 BB: 0 P: 11	1B: 6 2B: 1 3B: 0 HR: 2	SF: 1 SAC: 0 DP: 2 HBP: 0	WP: 0 PB: 0 CS: 1	PA: 33	
<b>PITCHER</b>	IP WLS BF H R ER SO BB IBB HBP BLK WP HR S P ERA WHIP	IP WLS BF H R ER SO BB IBB HBP BLK WP HR S P ERA WHIP	IP WLS BF H R ER SO BB IBB HBP BLK WP HR S P ERA WHIP	IP WLS BF H R ER SO BB IBB HBP BLK WP HR S P ERA WHIP	IP WLS BF H R ER SO BB IBB HBP BLK WP HR S P ERA WHIP	IP WLS BF H R ER SO BB IBB HBP BLK WP HR S P ERA WHIP	IP WLS BF H R ER SO BB IBB HBP BLK WP HR S P ERA WHIP	IP WLS BF H R ER SO BB IBB HBP BLK WP HR S P ERA WHIP	IP WLS BF H R ER SO BB IBB HBP BLK WP HR S P ERA WHIP	IP WLS BF H R ER SO BB IBB HBP BLK WP HR S P ERA WHIP	IP WLS BF H R ER SO BB IBB HBP BLK WP HR S P ERA WHIP	IP WLS BF H R ER SO BB IBB HBP BLK WP HR S P ERA WHIP	IP WLS BF H R ER SO BB IBB HBP BLK WP HR S P ERA WHIP	IP WLS BF H R ER SO BB IBB HBP BLK WP HR S P ERA WHIP	IP WLS BF H R ER SO BB IBB HBP BLK WP HR S P ERA WHIP	IP WLS BF H R ER SO BB IBB HBP BLK WP HR S P ERA WHIP	IP WLS BF H R ER SO BB IBB HBP BLK WP HR S P ERA WHIP	IP WLS BF H R ER SO BB IBB HBP BLK WP HR S P ERA WHIP	IP WLS BF H R ER SO BB IBB HBP BLK WP HR S P ERA WHIP	IP WLS BF H R ER SO BB IBB HBP BLK WP HR S P ERA WHIP	IP WLS BF H R ER SO BB IBB HBP BLK WP HR S P ERA WHIP

Milwaukee Brewers @ Philadelphia Phillies  
Veterans Stadium, Philadelphia, PA  
Sun Jul 05 1998, 3:33 AM EDT  
Att: 20,116 - Cloudy - 79 F

AB 32  
R 3  
H 9  
RBI 3  
BB 0  
SO 6  
LOB 11



Batter	1	2	3	4	5	6	7	8	9	AB	R	H	RBI	BB	SO	LOB	BOTTOM				
Doug Glanville, R (1,8) OBP: 0.352, SLG: 0.436	2-2 HR 1B		2-3 K2-3		0-1 4-3 G6-3 1B		0-1 1-2 1B			4	1	3	0	0	1	0					
Desi Relaford, S (1,6) OBP: 0.345, SLG: 0.417	2-0 HR HBP		1-1 F9 2B		0-2 G6-3		2-3 K			3	2	1	0	0	1	3					
Scott Rolen, R (1,5) OBP: 0.381, SLG: 0.529	2-0 HR		0-1 F9		0-0 4-3		1-3 K			4	1	1	3	0	1	4					
Rico Brogna, L (1,3) OBP: 0.326, SLG: 0.485	2-1 G4-3		1-1 2B		0-3 K2-3			0-3 K		4	0	1	1	0	2	1					
Mike Lieberthal, R (1,2) OBP: 0.296, SLG: 0.404	4-0 CS BB		3-1 F8			0-2 F7		1-2 HBP		2	0	0	0	1	0	1					
Bobby Abreu, L (1,9) OBP: 0.408, SLG: 0.481	3-3 K			1-1 P6		2-2 F7		2-0 F7		4	0	0	0	0	1	2					
23 Kevin Jordan, R (1,4) OBP: 0.350, SLG: 0.404		1-2 G5-3		2-2 FC6-4 1B		2-0 F7		3-2 F7		4	0	1	0	0	0	1					
Kevin Sevcik, R (1,7) OBP: 0.360, SLG: 0.290		0-2 F8		2-0 F8			0-1 G5-3			3	0	0	0	0	0	1					
Carlton Loewer, R (1,1) OBP: 0.273, SLG: 0.200		2-3 K		0-0 FC6-4			4-2 1B BB			2	0	0	0	0	1	1					
Jon Zuber, L (7, PH) OBP: 0.300, SLG: 0.667				1-2 1B						0	0	0	0	1	0	0					
Mark Leiter, R (8,1) OBP: 0.300, SLG: 0.667										0	0	0	0	0	0	0					
<b>Inning Stats</b>	R: 3 E: 0 K: 1 S: 14	H: 2 LOB: 1 BB: 1 P: 29	R: 0 E: 0 K: 1 S: 9	H: 0 LOB: 0 BB: 0 P: 12	R: 1 E: 0 K: 1 S: 13	H: 2 LOB: 1 BB: 0 P: 19	R: 0 E: 0 K: 0 S: 10	H: 1 LOB: 1 BB: 0 P: 15	R: 0 E: 0 K: 1 S: 11	H: 1 LOB: 1 BB: 0 P: 11	R: 0 E: 0 K: 2 S: 13	H: 1 LOB: 2 BB: 1 P: 20	R: 0 E: 0 K: 1 S: 10	H: 0 LOB: 1 BB: 0 P: 16	1B: 4 2B: 3 3B: 0 HR: 1	SF: 0 SAC: 0 DP: 1 HBP: 2	WP: 0 PB: 0 CS: 1	PA: 34			
<b>PITCHER</b>	IP WLS BF H R ER SO BB IBB HBP BLK WP HR S P ERA WHIP	IP WLS BF H R ER SO BB IBB HBP BLK WP HR S P ERA WHIP	IP WLS BF H R ER SO BB IBB HBP BLK WP HR S P ERA WHIP	IP WLS BF H R ER SO BB IBB HBP BLK WP HR S P ERA WHIP	IP WLS BF H R ER SO BB IBB HBP BLK WP HR S P ERA WHIP	IP WLS BF H R ER SO BB IBB HBP BLK WP HR S P ERA WHIP	IP WLS BF H R ER SO BB IBB HBP BLK WP HR S P ERA WHIP	IP WLS BF H R ER SO BB IBB HBP BLK WP HR S P ERA WHIP	IP WLS BF H R ER SO BB IBB HBP BLK WP HR S P ERA WHIP	IP WLS BF H R ER SO BB IBB HBP BLK WP HR S P ERA WHIP	IP WLS BF H R ER SO BB IBB HBP BLK WP HR S P ERA WHIP	IP WLS BF H R ER SO BB IBB HBP BLK WP HR S P ERA WHIP	IP WLS BF H R ER SO BB IBB HBP BLK WP HR S P ERA WHIP	IP WLS BF H R ER SO BB IBB HBP BLK WP HR S P ERA WHIP	IP WLS BF H R ER SO BB IBB HBP BLK WP HR S P ERA WHIP	IP WLS BF H R ER SO BB IBB HBP BLK WP HR S P ERA WHIP	IP WLS BF H R ER SO BB IBB HBP BLK WP HR S P ERA WHIP	IP WLS BF H R ER SO BB IBB HBP BLK WP HR S P ERA WHIP	IP WLS BF H R ER SO BB IBB HBP BLK WP HR S P ERA WHIP	IP WLS BF H R ER SO BB IBB HBP BLK WP HR S P ERA WHIP	IP WLS BF H R ER SO BB IBB HBP BLK WP HR S P ERA WHIP

Milwaukee Brewers @ Philadelphia Phillies  
Veterans Stadium, Philadelphia, PA  
Sun Jul 05 1998, 3:33 AM EDT  
Att: 20,116 - Cloudy - 79 F

AB 30  
R 4  
H 7  
RBI 4  
BB 2  
SO 7  
LOB 14









Batter	1	2	3	4	5	6	7	8	9	AB	R	H	RBI	BB	SO	LOB	TOP								
<b>José Hernández, R</b> OBP: 0.332, SLG: 0.547 (1, 8)	2-3 <b>K</b>		3-3 <b>K</b>		0-1 L6		3-3 <b>K</b>		3-1 <b>HR</b>	5	1	1	3	0	3	1	<b>Chicago Cubs @ Milwaukee Brewers</b> Milwaukee County Stadium, Milwaukee, WI Fri Jul 10 1998, 8:05 PM EDT Att: 43,575 - Unknown - 70 F								
<b>Mickey Morandini, L</b> OBP: 0.416, SLG: 0.447 (1, 4)	1-0 G4-3		2-2 G3-1		3-2 L3		2-2 F9		2-3 <b>K</b>	5	0	0	0	0	1	1									
<b>Mark Grace, L</b> OBP: 0.412, SLG: 0.484 (1, 3)	2-3 <b>K</b>			4-0 WP 1B BB	0-1 L9			4-1 G6-4-3 BB		2	1	0	0	2	1	0									
<b>Sammy Sosa, R</b> OBP: 0.386, SLG: 0.677 (1, 9)		1-0 <b>HR</b>		3-3 <b>K</b>		1-1 S 1B		0-2 G6-4-3 BB		4	1	2	1	0	1	2									
<b>Glenallen Hill, R</b> OBP: 0.332, SLG: 0.519 (1, 7)		1-0 <b>HR</b>		2-3 <b>K</b>		3-3 SAFE SAFE SAFE 1B		2-3 <b>K</b>		3	0	1	0	0	2	2									
<b>Henry Rodriguez, L</b> OBP: 0.333, SLG: 0.524 (8, PH)		1-0 G6-4-3 1B		1-2 G6-4-3 1B		4-1 1B BB		1-2 BB		0	0	0	0	0	0	0									
<b>Matt Mieske, R</b> OBP: 0.358, SLG: 0.407 (8, 7)		1-1 G6-4-3 1B		1-1 1B BB		4-1 BB		1-1 DI HR 1B		2	1	1	0	2	0	1									
<b>Jeff Blausler, R</b> OBP: 0.351, SLG: 0.306 (1, 6)		1-3 <b>K</b>		3-2 BB 1B		1-2 P3		2-3 <b>K</b>		3	0	1	1	0	1	2									
<b>Kevin Orte, R</b> OBP: 0.277, SLG: 0.277 (8, PH)		1-3 <b>K</b>		1-3 2-H 1B		1-2 L4		1-2 <b>K</b>		1	0	0	0	0	1	1									
<b>Scott Servais, R</b> OBP: 0.276, SLG: 0.290 (1, 2)		1-2 2B		4-0 1-2 BB		1-0 L4		1-2 <b>HR</b> 1B		2	0	1	0	1	0	2									
<b>Tyler Houston, L</b> OBP: 0.337, SLG: 0.495 (9, PH)		1-2 2B		1-2 BB		1-0 L4		1-2 <b>HR</b> 1B		1	1	1	0	0	0	0									
<b>34 Kerry Wood, R</b> OBP: 0.176, SLG: 0.265 (1, 1)		1-2 F7		2-1 G6-3		1-1 G5-3		1-3 <b>K</b>		3	0	0	0	0	0	4									
<b>Terry Adams, R</b> OBP: 0.341, SLG: 0.394 (8, 1)		1-2 F7		2-1 G6-3		1-1 G5-3		1-3 <b>K</b>		0	0	0	0	0	0	0									
<b>Sandy Martinez, L</b> OBP: 0.341, SLG: 0.394 (9, PH)		1-2 F7		2-1 G6-3		1-1 G5-3		1-3 <b>K</b>		1	0	0	0	0	1	2									
<b>Inning Stats</b>	R: 0 E: 0 K: 2 S: 8	H: 0 LOB: 0 BB: 0 P: 13	R: 1 E: 0 K: 1 S: 7	H: 2 LOB: 0 BB: 0 P: 11	R: 0 E: 0 K: 1 S: 13	H: 1 LOB: 0 BB: 0 P: 20	R: 1 E: 0 K: 2 S: 18	H: 1 LOB: 3 BB: 3 P: 40	R: 0 E: 0 K: 1 S: 10	H: 0 LOB: 0 BB: 0 P: 13	R: 0 E: 0 K: 1 S: 13	H: 1 LOB: 2 BB: 1 P: 23	R: 0 E: 0 K: 1 S: 14	H: 0 LOB: 0 BB: 0 P: 20	R: 0 E: 0 K: 1 S: 9	H: 0 LOB: 0 BB: 1 P: 15	R: 3 E: 0 K: 3 S: 16	H: 3 LOB: 0 BB: 0 P: 26	1B: 5 2B: 1 3B: 0 HR: 2	SF: 0 SAC: 0 DP: 2 HBP: 0	WP: 1 PB: 0 SB: 1 CS: 0	PA: 38			
<b>PITCHER</b>	IP	WLS	BF	H	R	ER	SO	BB	IBB	HBP	BLK	WP	HR	S	P	ERA	WHIP								
<b>Scott Karl, L</b> ERA: 4.48	(1, 1)	5.1	23	5	2	2	7	3	0	0	0	1	1	63	108	3.38	1.500								
<b>Bronswell Patrick, R</b> ERA: 2.67	(8, 1)	1.2	W	6	0	0	0	1	0	0	0	0	0	20	32	0.00	0.600								
<b>Al Reyes, R</b> ERA: 4.48	(8, 1)	0.2		2	0	0	0	1	0	0	0	0	0	4	8	0.00	1.500								
<b>Mike Myers, L</b> ERA: 0.57	(8, 1)	0.1		1	0	0	0	1	0	0	0	0	0	5	7	0.00	0.000								
<b>Bob Wickman, R</b> ERA: 2.25	(9, 1)	1.0		6	3	3	3	3	0	0	0	0	1	16	26	27.00	3.000								

Batter	1	2	3	4	5	6	7	8	9	AB	R	H	RBI	BB	SO	LOB	BOTTOM								
<b>Fernando Vina, L</b> OBP: 0.383, SLG: 0.428 (1, 4)	1-0 1B G3 HBP		1-1 L5-4 2B		3-2 L8		4-1 HBP BB			2	1	1	0	1	0	0	<b>Chicago Cubs @ Milwaukee Brewers</b> Milwaukee County Stadium, Milwaukee, WI Fri Jul 10 1998, 8:05 PM EDT Att: 43,575 - Unknown - 70 F								
<b>Mark Loretta, R</b> OBP: 0.395, SLG: 0.415 (1, 3)	3-1 G3 1B		3-2 L5-4		1-3 <b>K</b>		3-2 HBP BB		1-2 2-3 HBP	3	0	1	1	0	1	1									
<b>Jeff Cirillo, R</b> OBP: 0.406, SLG: 0.422 (1, 5)	0-0 G5-3		2-3 BB	4-1 2B BB		0-0 G6-3		1-2 G6-3		3	1	0	0	1	1	5									
<b>Jeromy Burnitz, L</b> OBP: 0.352, SLG: 0.497 (9, 1)	1-2 G3		1-0 P8		1-2 G6-3		1-3 <b>K</b>		1-3 <b>K</b>	4	0	0	1	0	1	2									
<b>Bob Wickman, R</b> (9, 1)	2-3 3-H 1B		1-2 P8		1-2 G6-3		1-3 <b>K</b>		1-3 <b>K</b>	0	0	0	0	0	0	0									
<b>Marquis Grissom, R</b> OBP: 0.310, SLG: 0.415 (1, 8)	1-1 L9		1-2 F4		2-3 <b>K</b>		2-3 HBP		0-1 G6-3	4	0	0	0	0	1	2									
<b>Dave Nilsson, L</b> OBP: 0.333, SLG: 0.366 (1, 7)		1-1 F7		1-1 2B		2-0 BB HBP 1B		1-0 1B 3B		3	0	2	1	0	0	0									
<b>Darrin Jackson, R</b> OBP: 0.224, SLG: 0.282 (7, PR) (8, 7) (9, 9)		1-1 F7		1-1 2B		2-0 BB HBP 1B		1-0 1B 3B		1	2	1	0	0	0	0									
<b>Jose Valentin, S</b> OBP: 0.332, SLG: 0.425 (1, 6)	1-3 <b>K</b>		4-2 BB		3-3 <b>K</b>		4-1 S 1B IBB		4-1 S 1B IBB	2	1	0	0	2	2	1									
<b>Bobby Hughes, R</b> OBP: 0.303, SLG: 0.416 (1, 2)	0-3 <b>K</b>		2-2 F9		2-2 F9		1-0 HBP BB HBP		1-2 1-H 2B 1B	3	1	1	2	0	1	2									
<b>Scott Karl, L</b> OBP: 0.226, SLG: 0.111 (8, 1)		2-3 <b>K</b>		3-3 <b>K</b>		0-3 <b>K</b>		0-0 1-H 2B		2	0	0	0	0	2	0									
<b>Bronswell Patrick, R</b> OBP: 0.286, SLG: 0.167 (7, PR)		2-3 <b>K</b>		3-3 <b>K</b>		0-3 <b>K</b>		0-0 1-H 2B		0	0	0	0	0	0	0									
<b>Bob Hamilton, L</b> OBP: 0.286, SLG: 0.167 (7, PR)		2-3 <b>K</b>		3-3 <b>K</b>		0-3 <b>K</b>		0-0 1-H 2B		0	0	0	0	0	0	0									
<b>Al Reyes, R</b> OBP: 0.226, SLG: 0.351 (8, 1)		2-3 <b>K</b>		3-3 <b>K</b>		0-3 <b>K</b>		0-0 1-H 2B		0	0	0	0	0	0	0									
<b>Mike Myers, L</b> OBP: 0.226, SLG: 0.290 (8, 1)		2-3 <b>K</b>		3-3 <b>K</b>		0-3 <b>K</b>		0-0 1-H 2B		0	0	0	0	0	0	0									
<b>Marc Newfield, R</b> OBP: 0.302, SLG: 0.297 (8, 7)		2-3 <b>K</b>		3-3 <b>K</b>		0-3 <b>K</b>		0-0 1-H 2B		1	0	1	1	0	0	0									
<b>Inning Stats</b>	R: 1 E: 0 K: 0 S: 9	H: 1 LOB: 1 BB: 0 P: 15	R: 0 E: 0 K: 2 S: 8	H: 0 LOB: 0 BB: 0 P: 10	R: 0 E: 0 K: 1 S: 10	H: 1 LOB: 0 BB: 0 P: 16	R: 1 E: 0 K: 0 S: 13	H: 1 LOB: 2 BB: 2 P: 26	R: 0 E: 0 K: 2 S: 9	H: 0 LOB: 0 BB: 0 P: 16	R: 0 E: 0 K: 1 S: 7	H: 0 LOB: 0 BB: 0 P: 10	R: 1 E: 0 K: 3 S: 14	H: 1 LOB: 3 BB: 1 P: 29	R: 3 E: 0 K: 1 S: 11	H: 3 LOB: 1 BB: 1 P: 18	1B: 3 2B: 4 3B: 1 HR: 0	SF: 0 SAC: 0 DP: 1 HBP: 3	WP: 0 PB: 0 SB: 1 CS: 0	PA: 36					
<b>PITCHER</b>	IP	WLS	BF	H	R	ER	SO	BB	IBB	HBP	BLK	WP	HR	S	P	ERA	WHIP								
<b>34 Kerry Wood, R</b> ERA: 3.41	(1, 1)	7.0	L	30	4	3	3	9	3	0	0	0	0	70	122	3.86	1.000								
<b>Terry Adams, R</b> ERA: 3.49	(8, 1)	1.0		6	3	3	3	1	0	1	0	0	0	11	18	27.00	3.000								

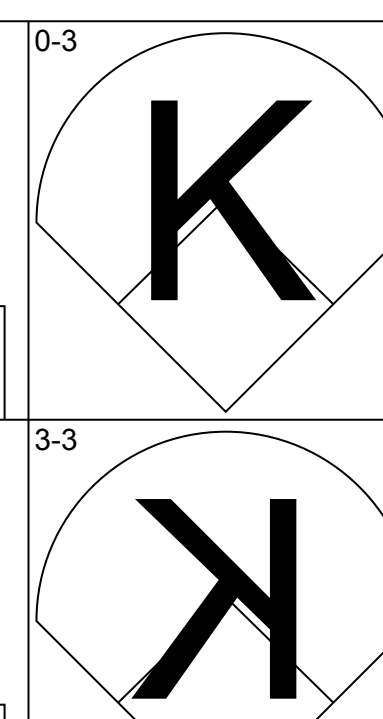
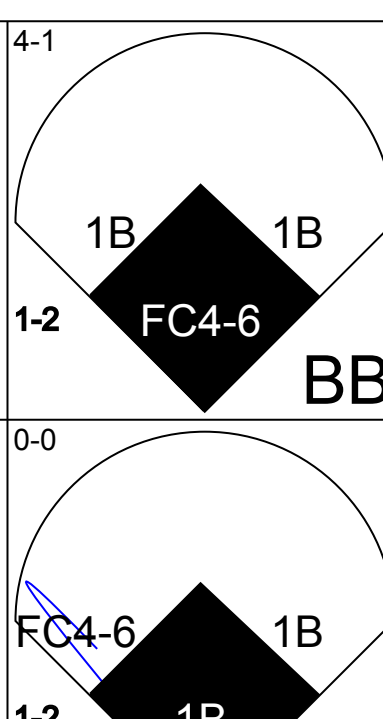
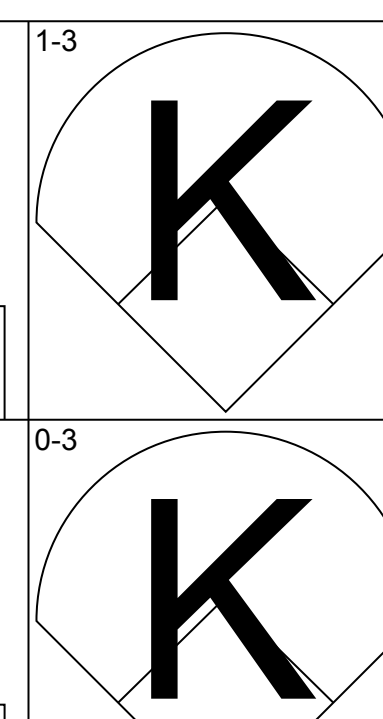
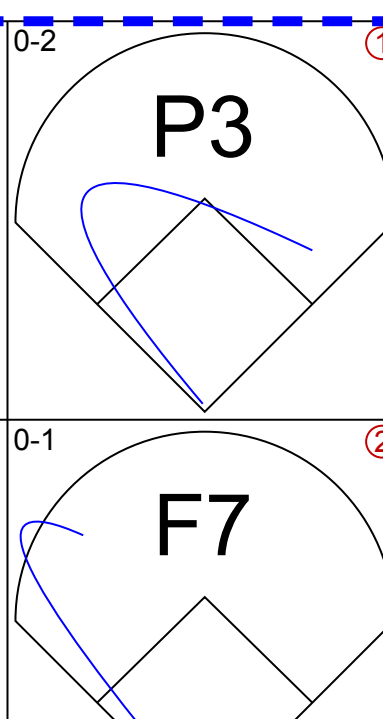
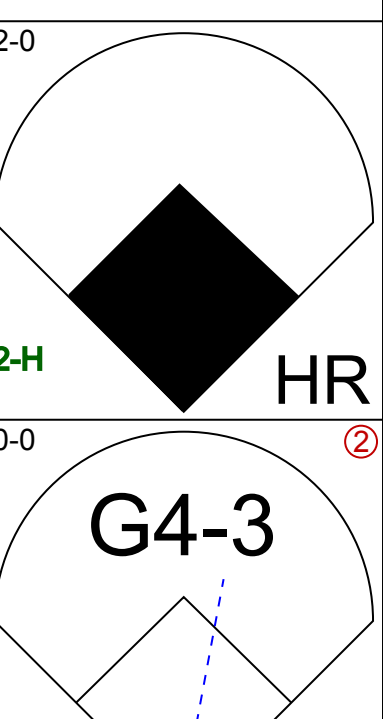
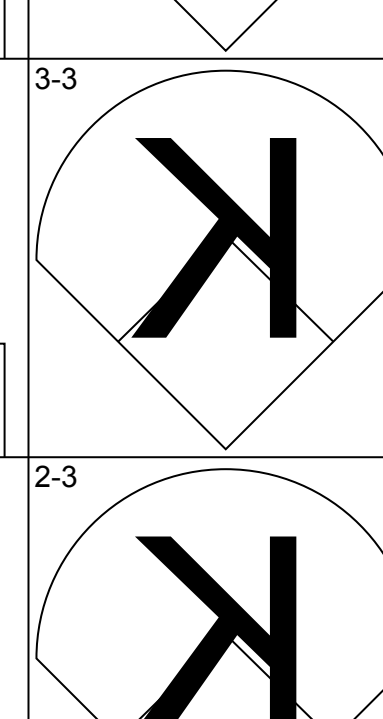
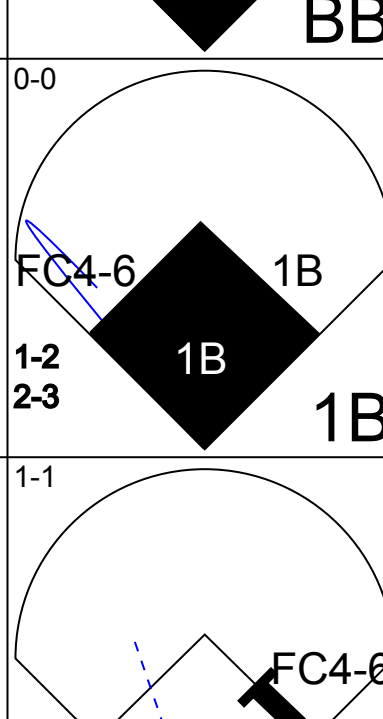
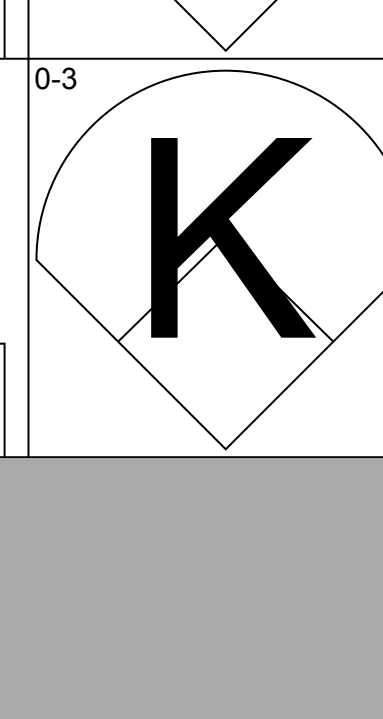
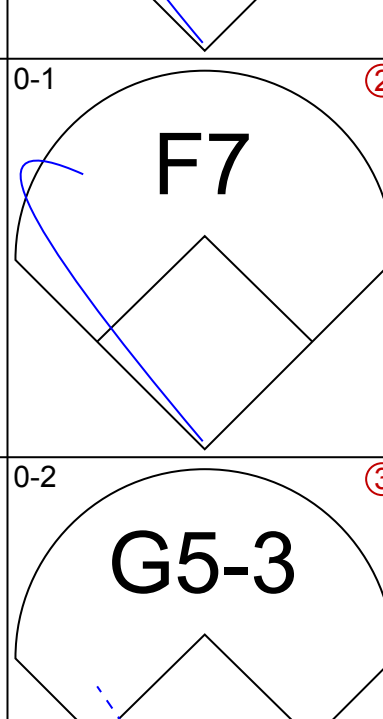
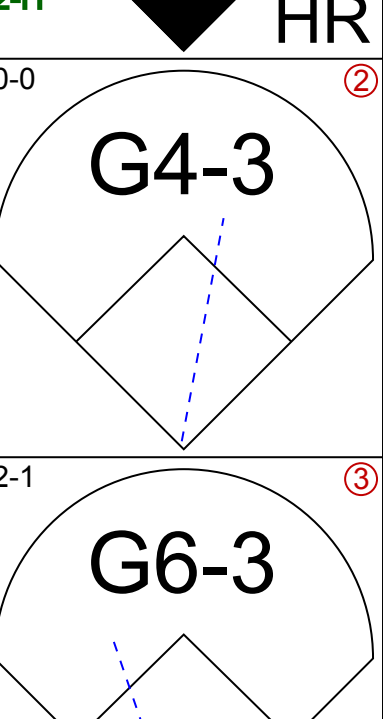
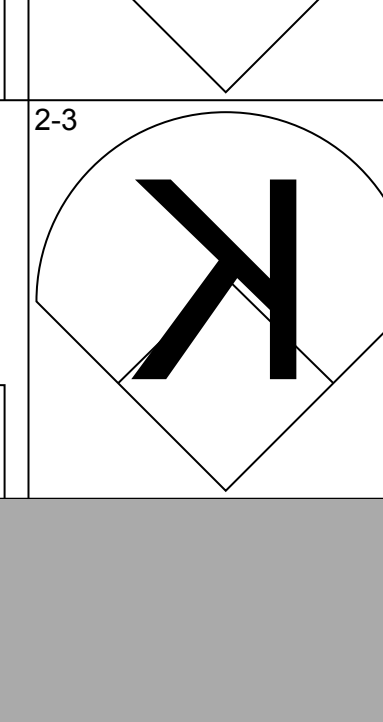
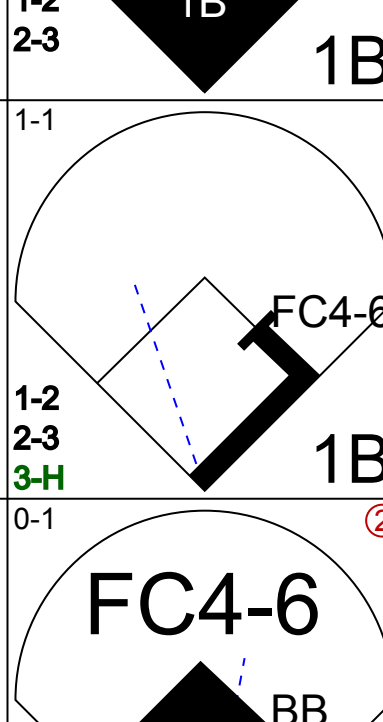
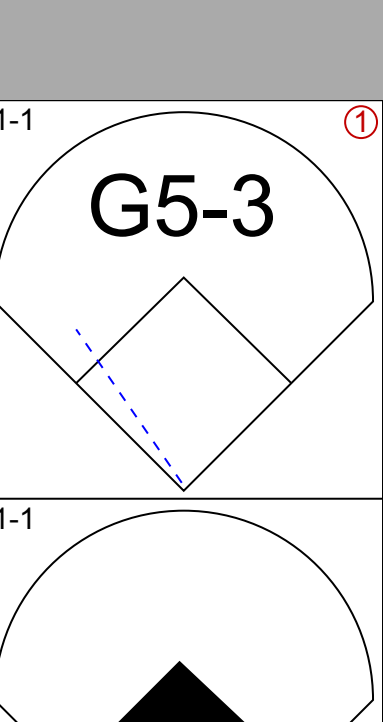
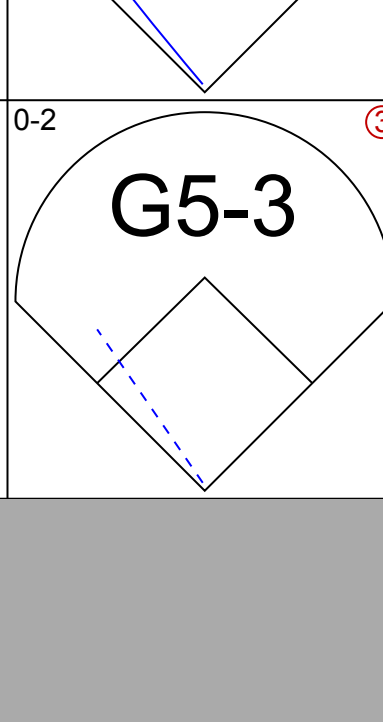
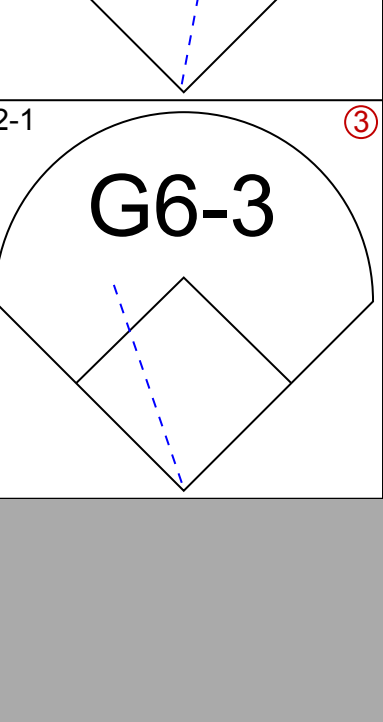
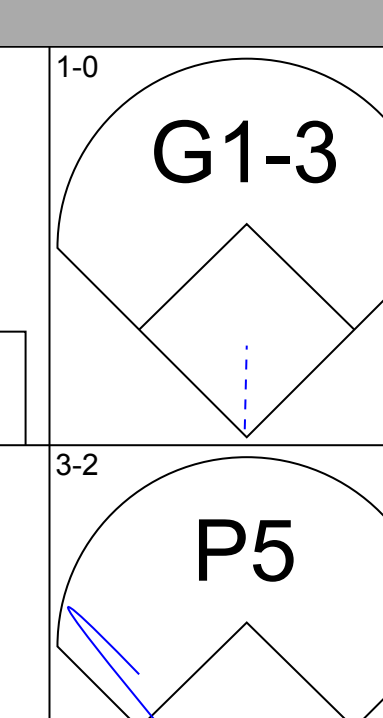
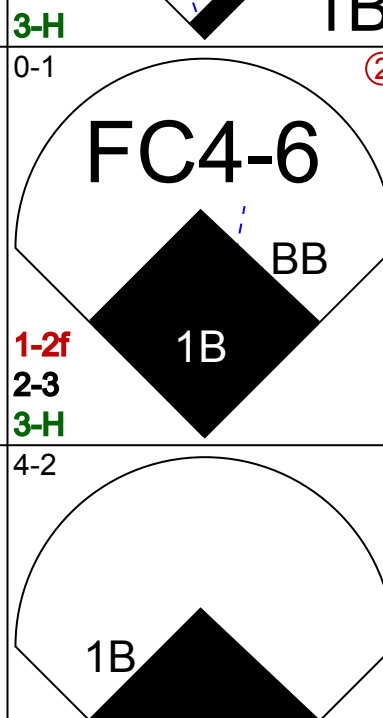
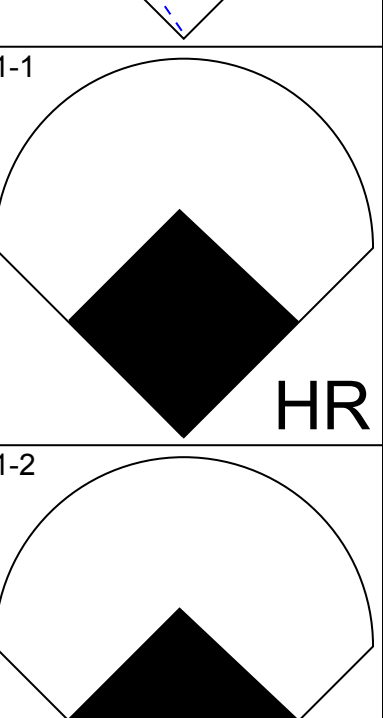
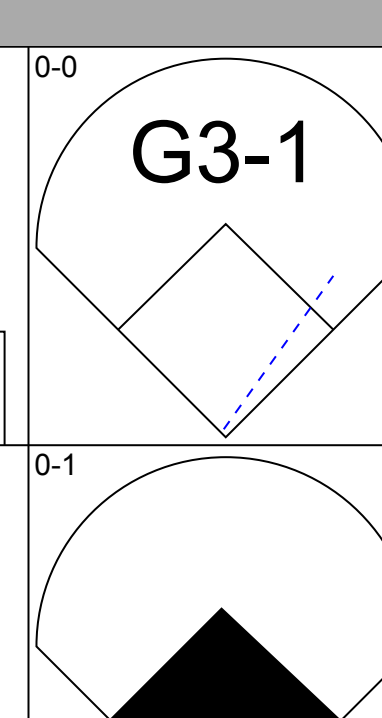
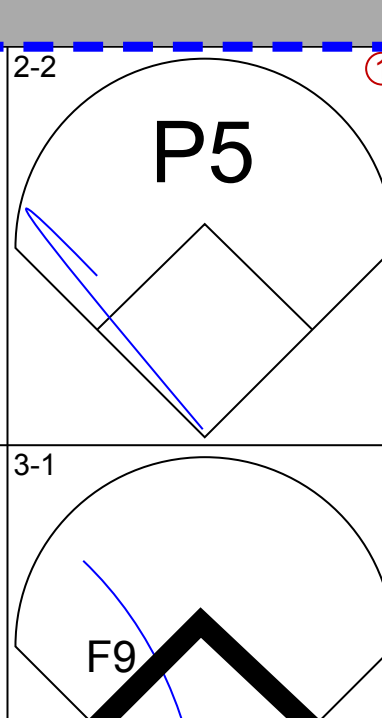
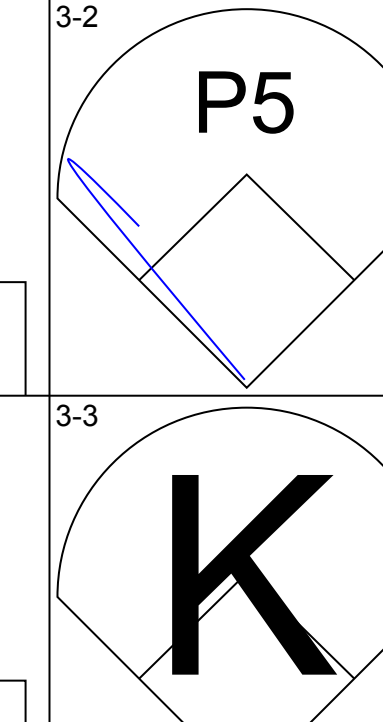
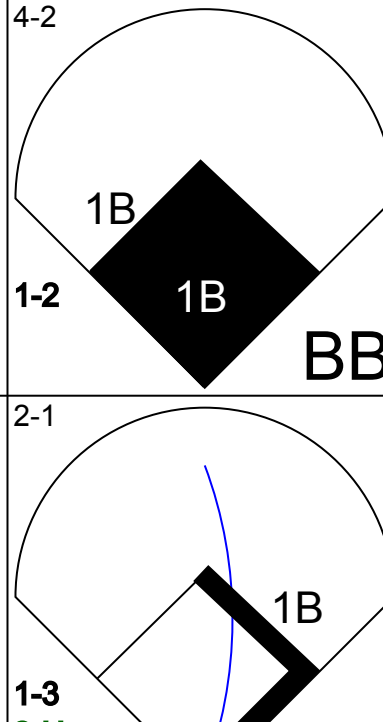
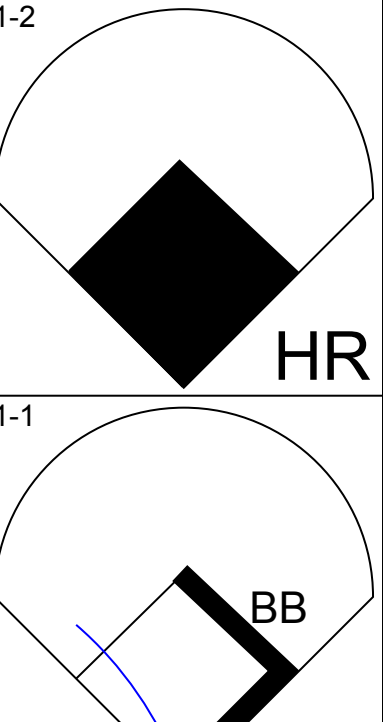
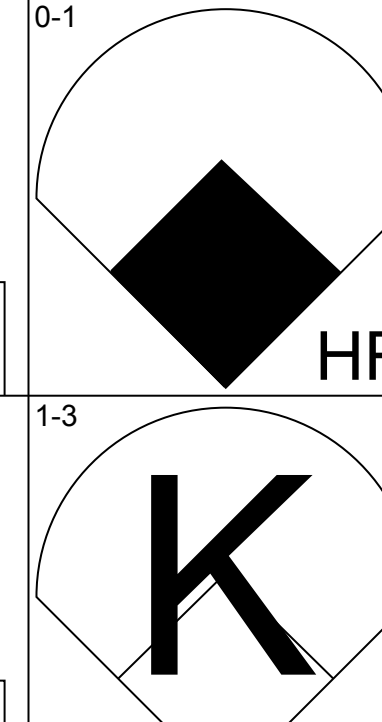
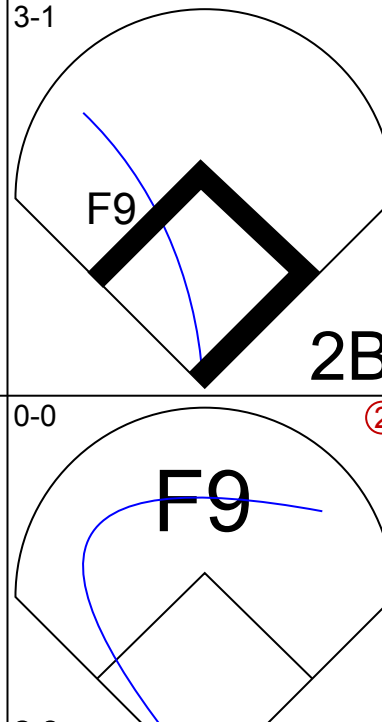
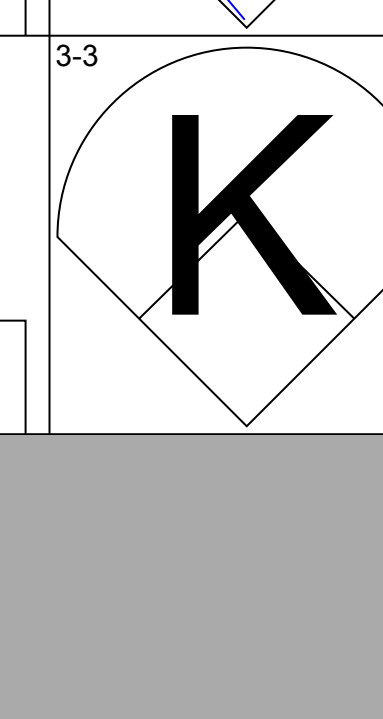
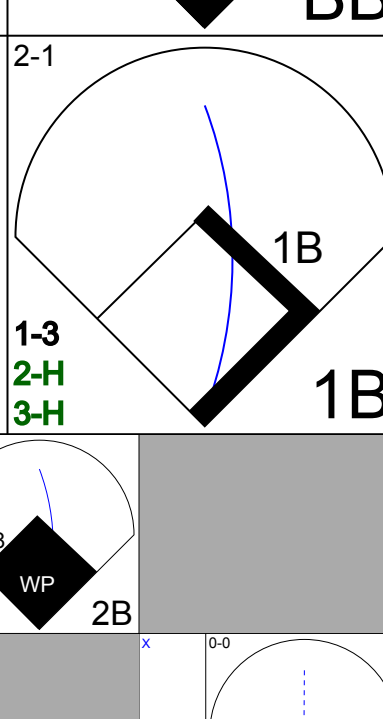
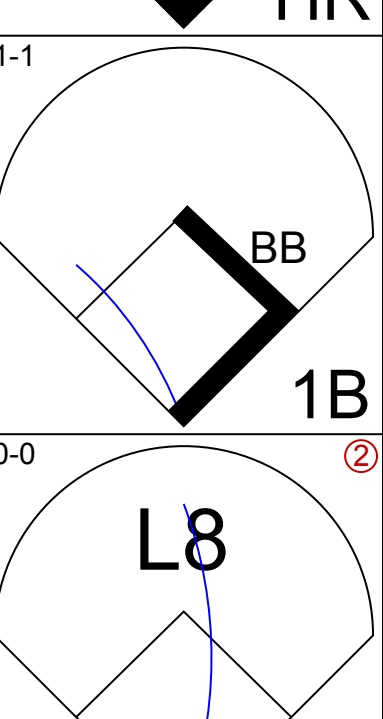
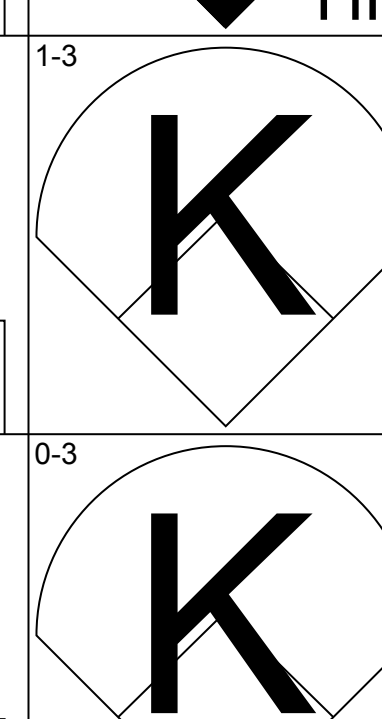
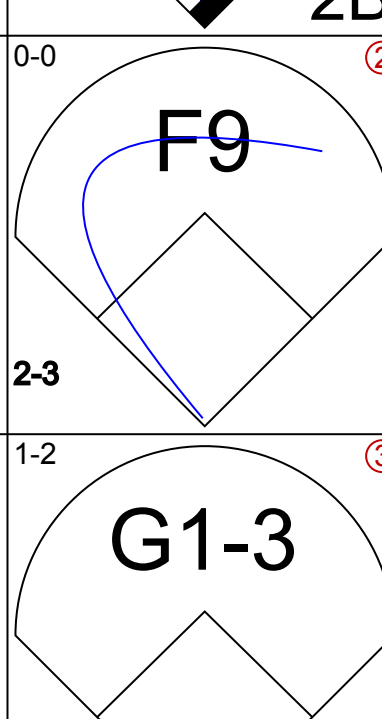
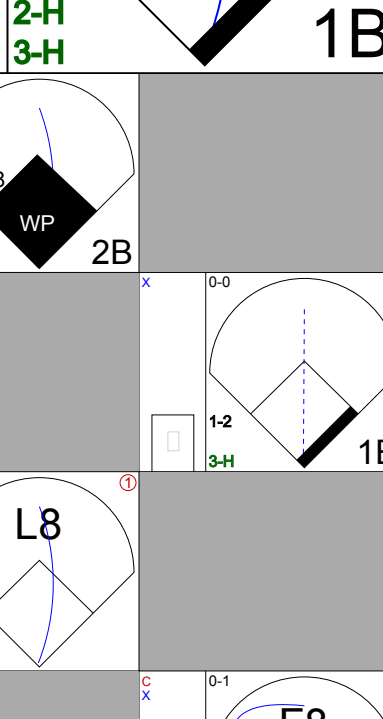
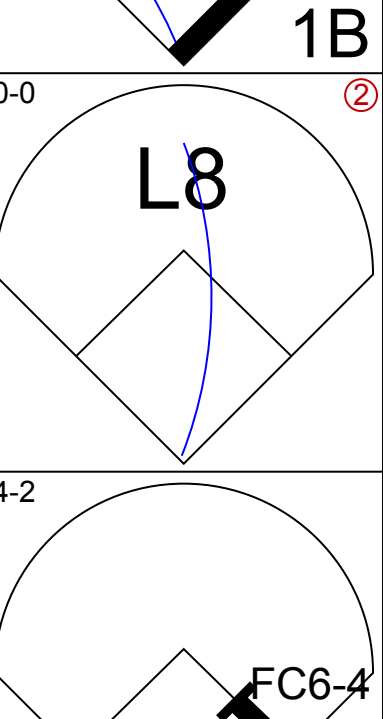
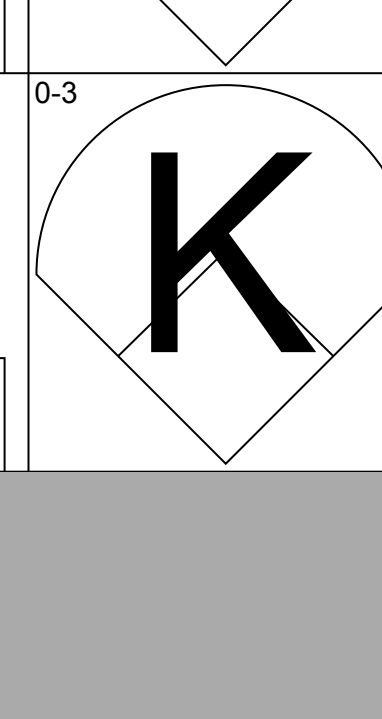
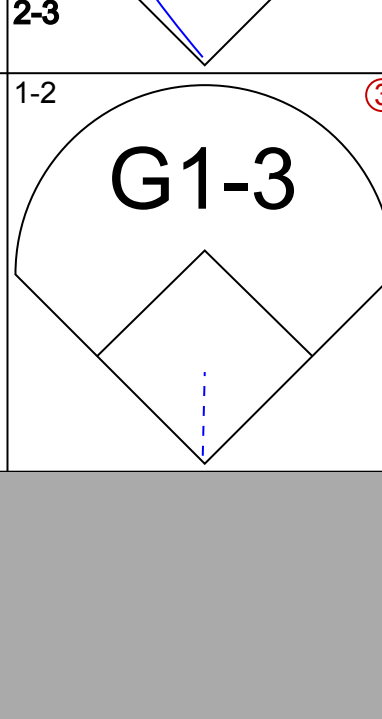
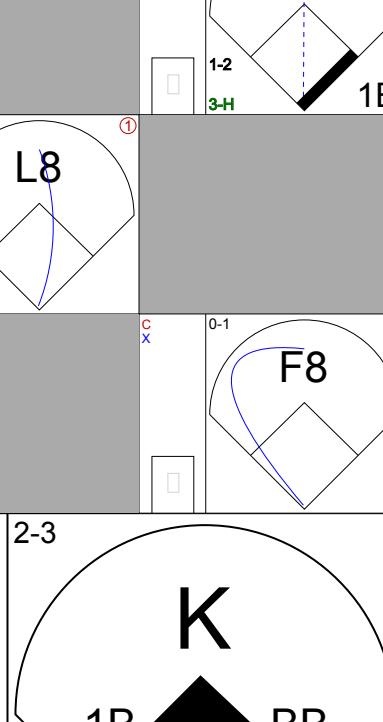
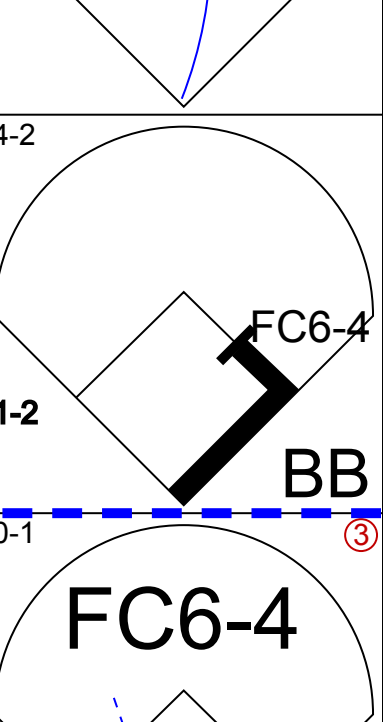
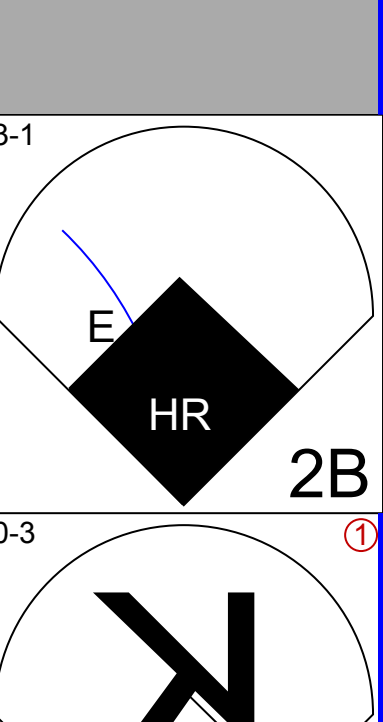
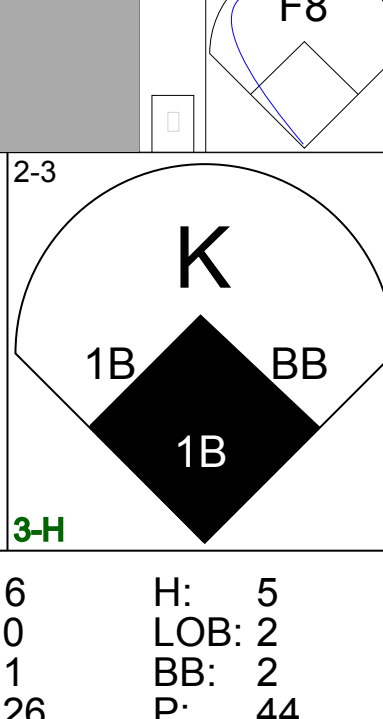
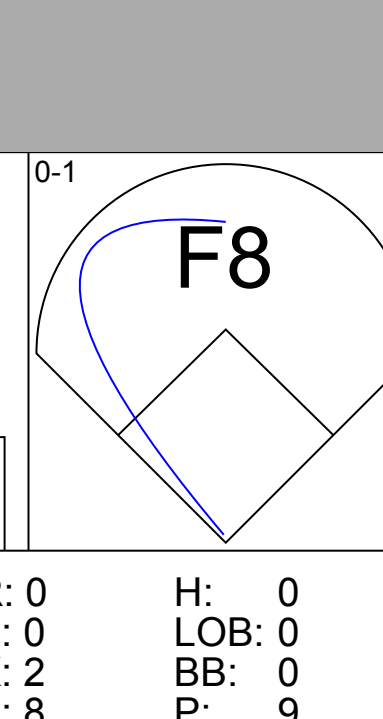
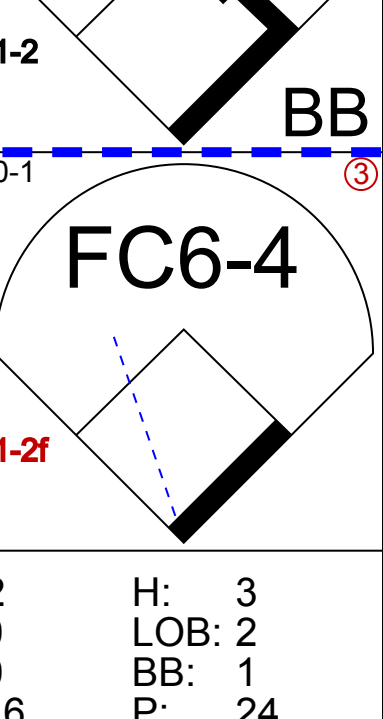
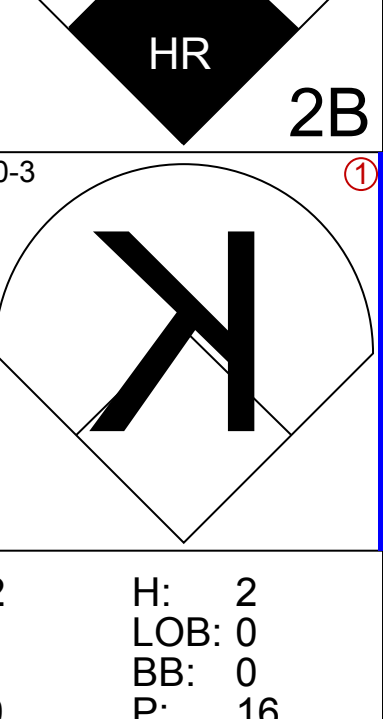
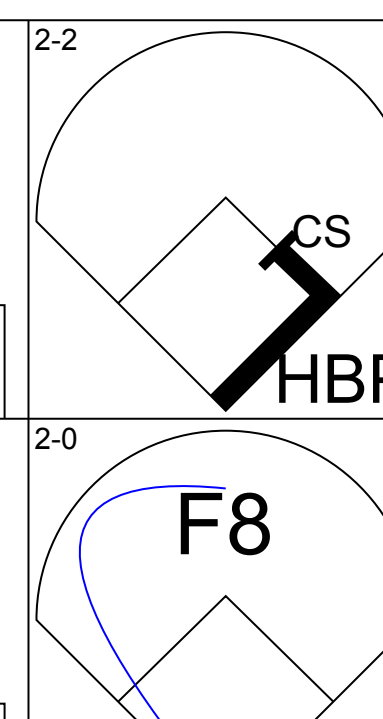
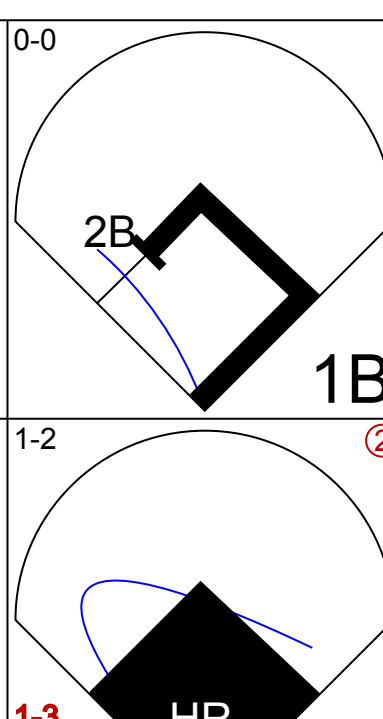
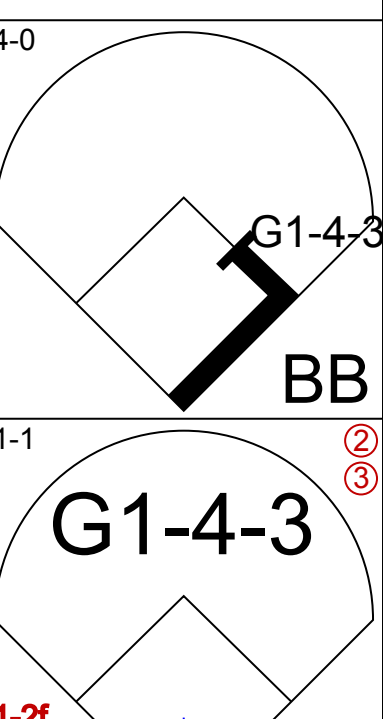
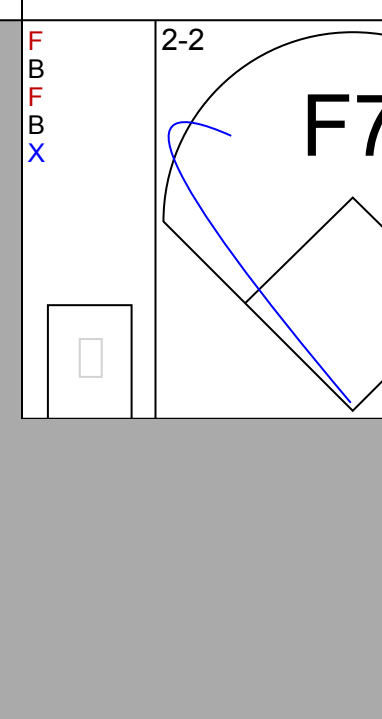
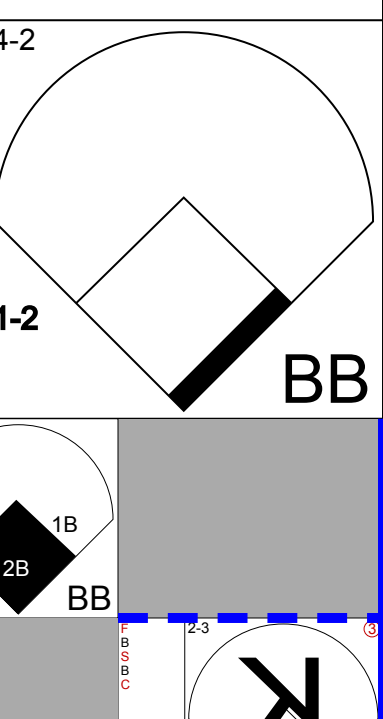
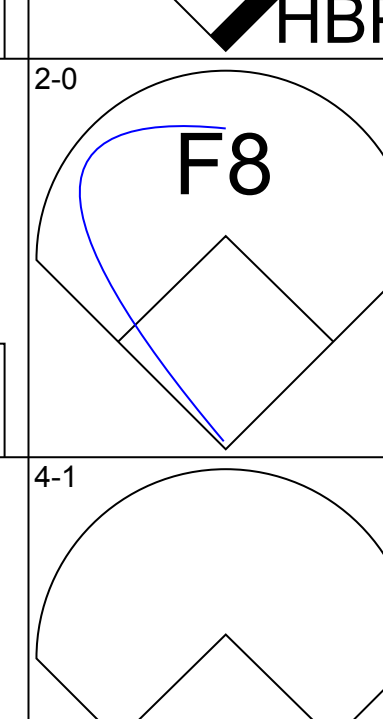
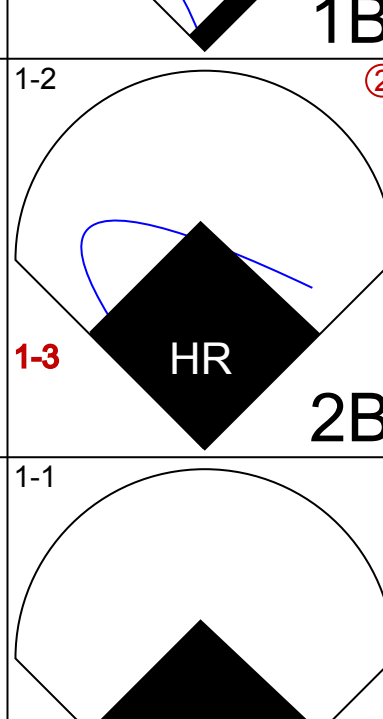
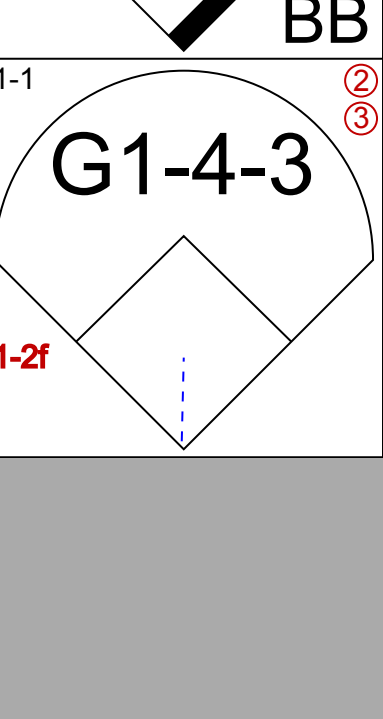

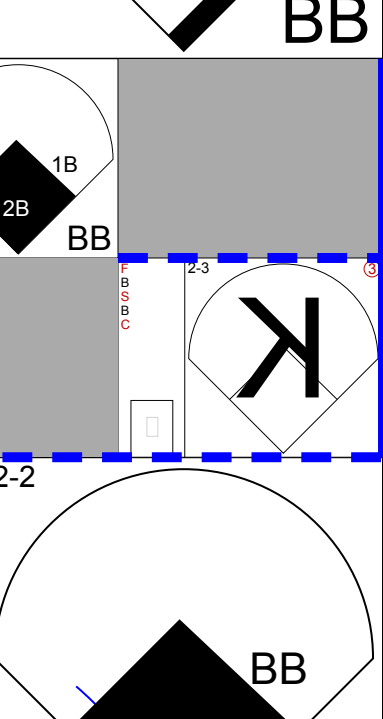
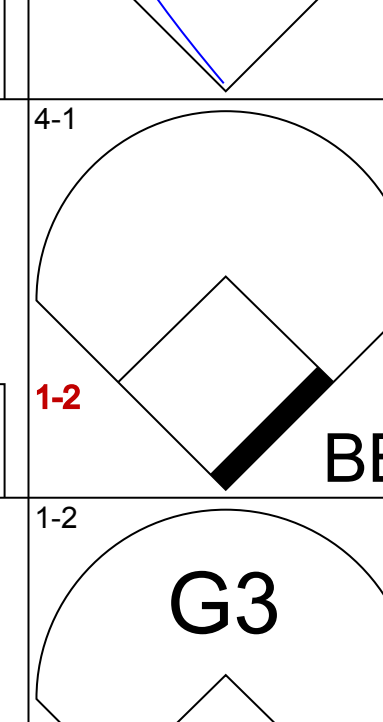
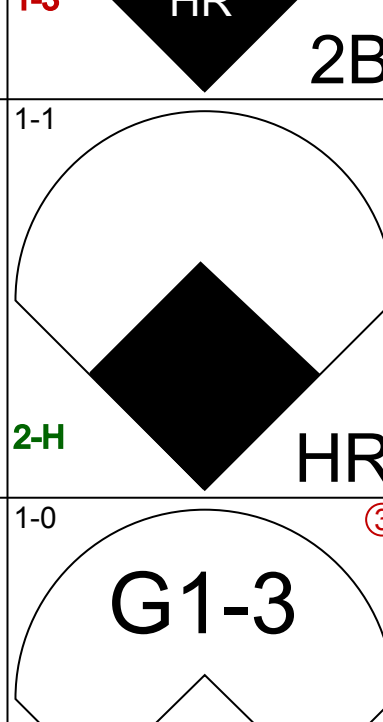
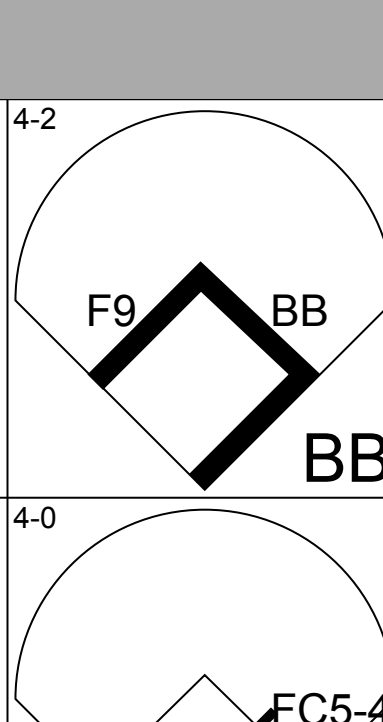
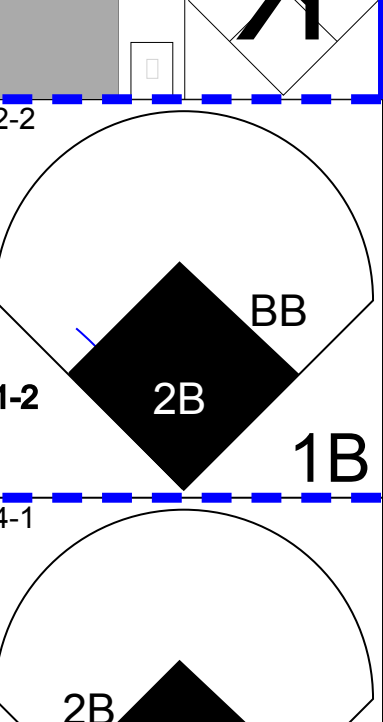
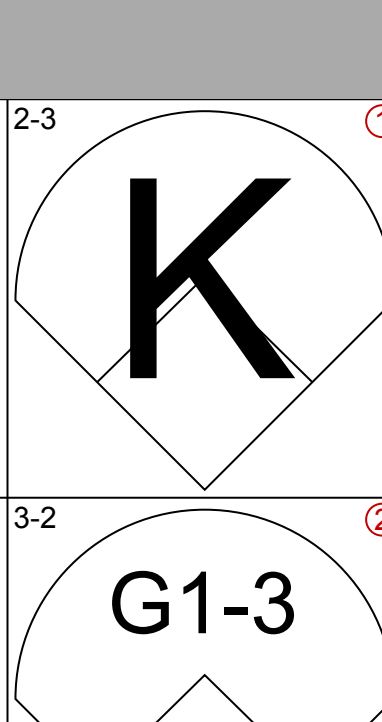
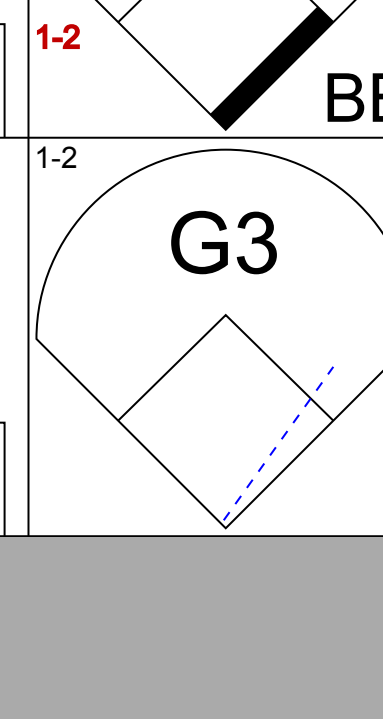
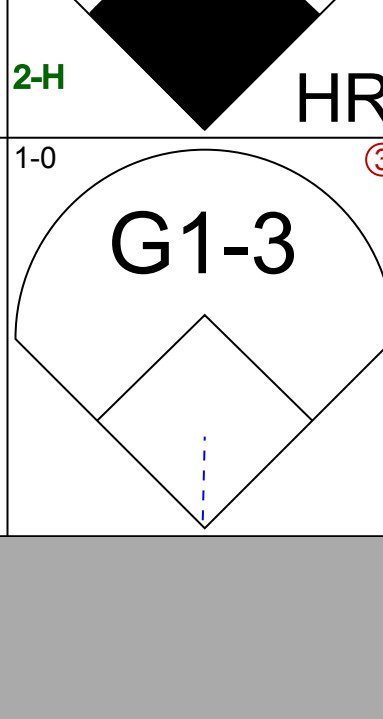


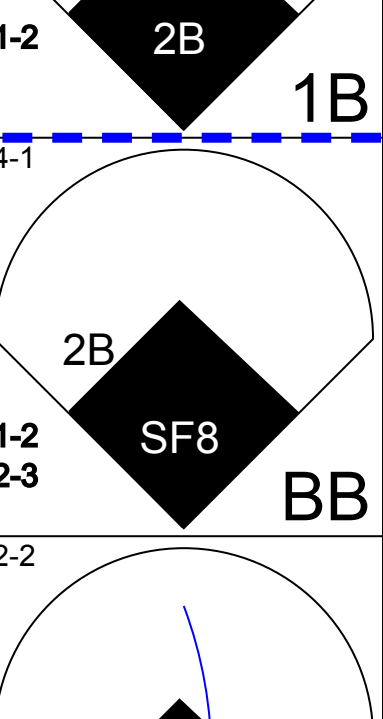
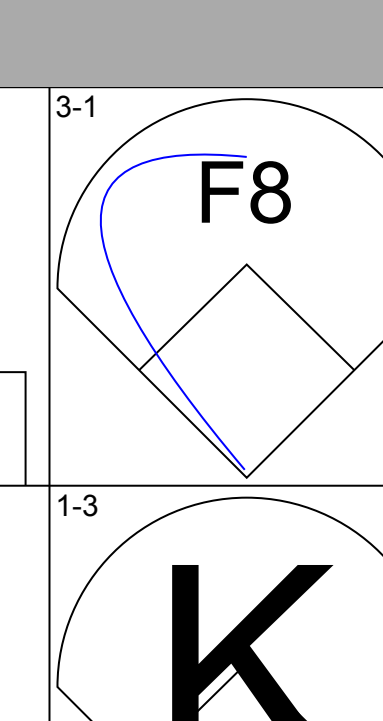
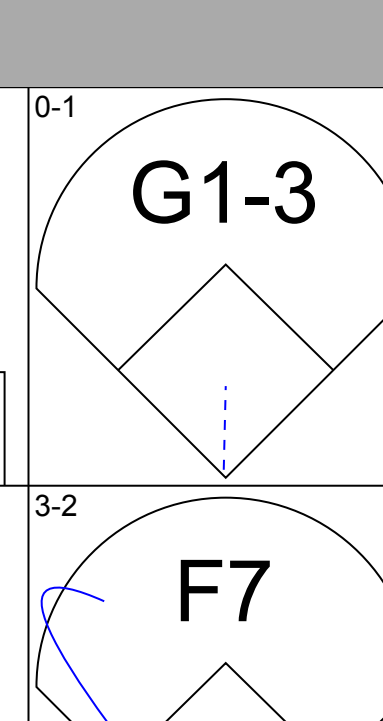
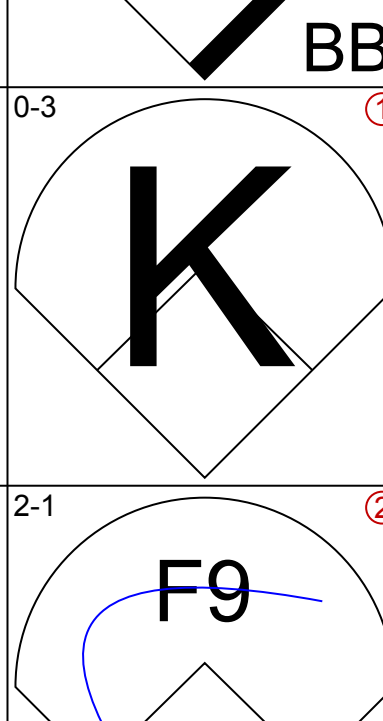
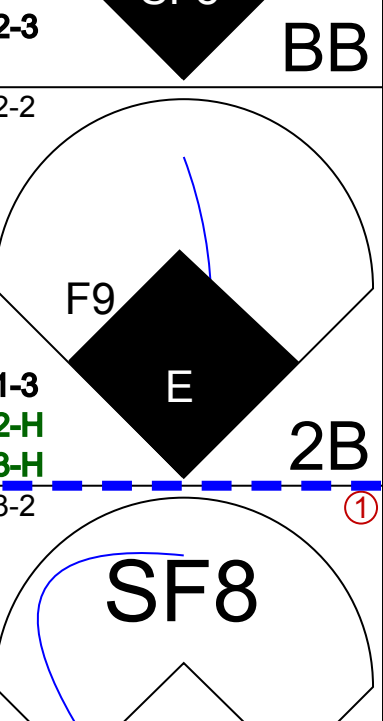
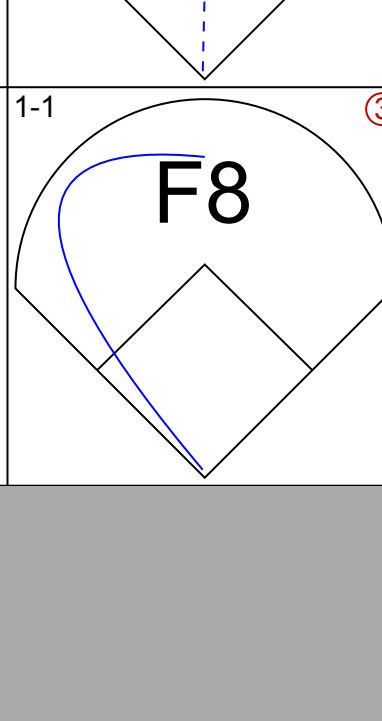
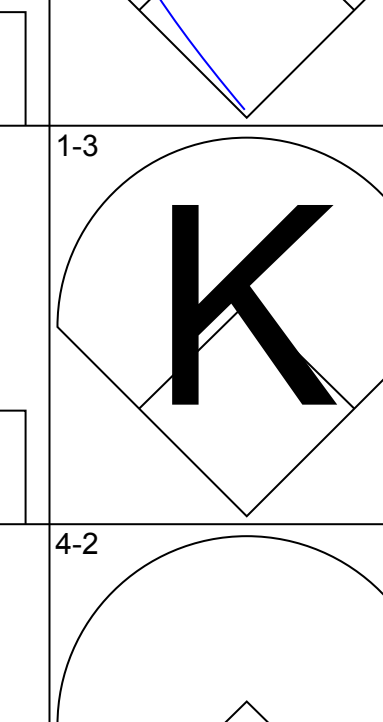
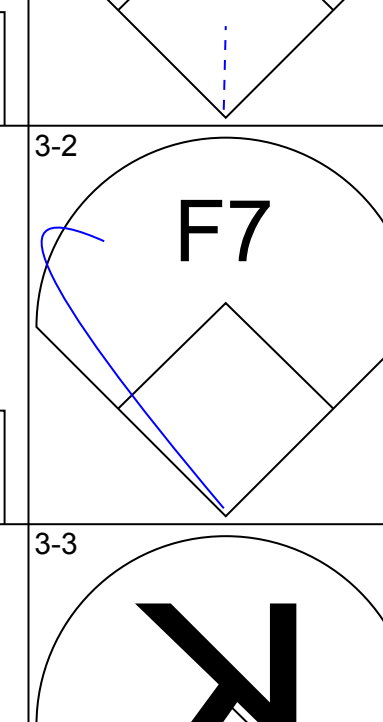
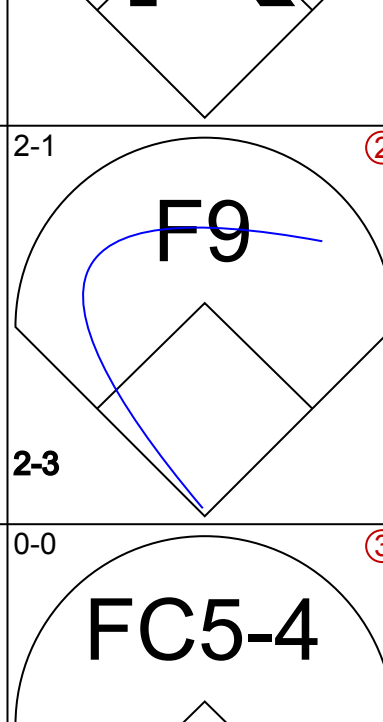
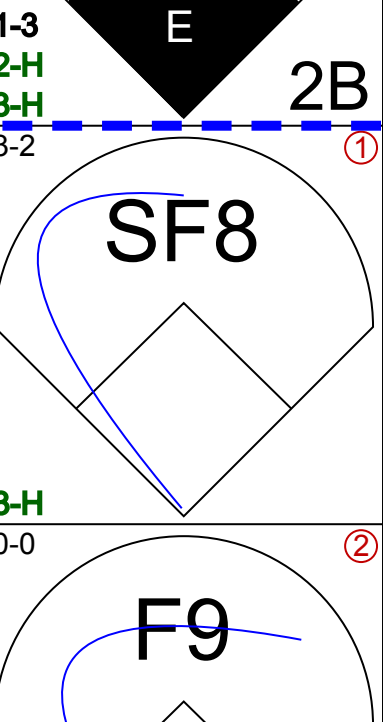
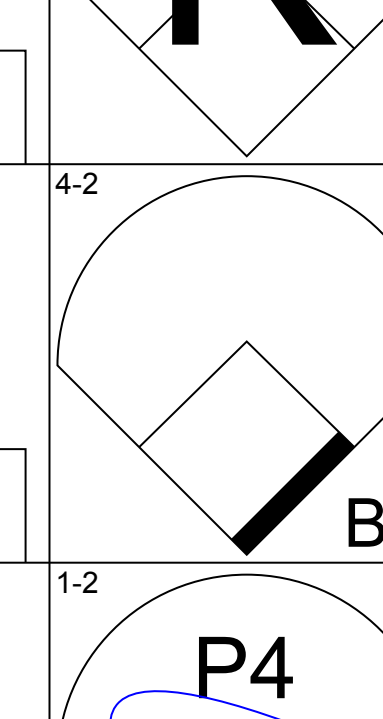
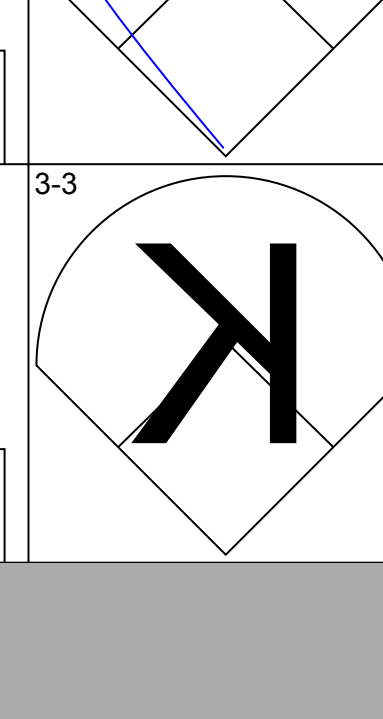
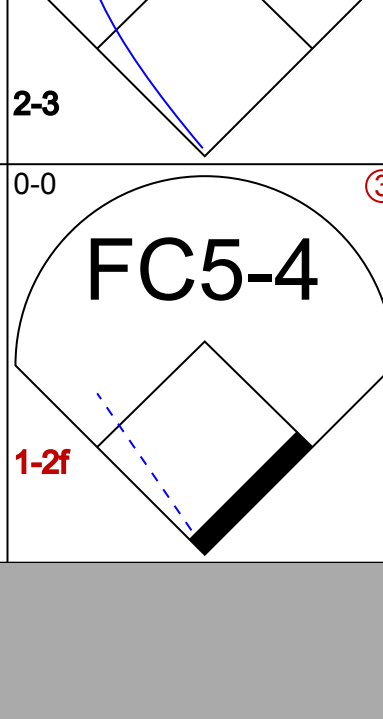
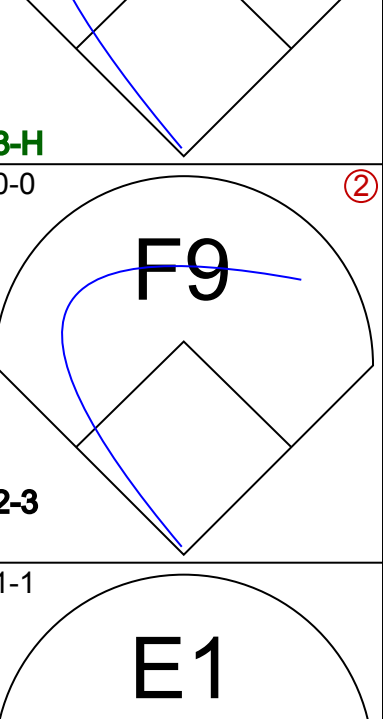

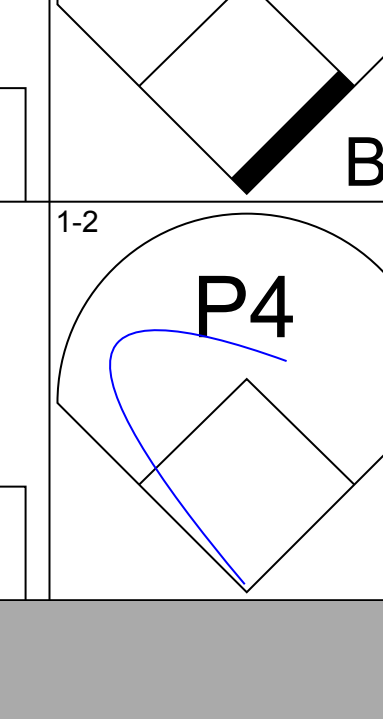
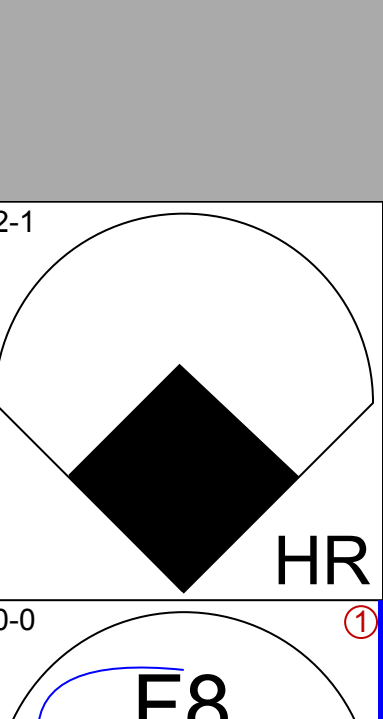
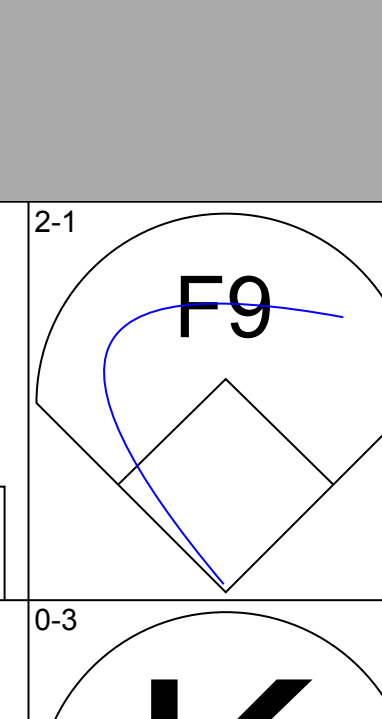
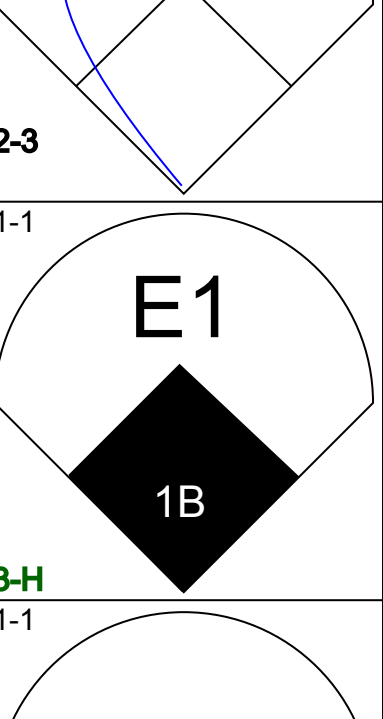
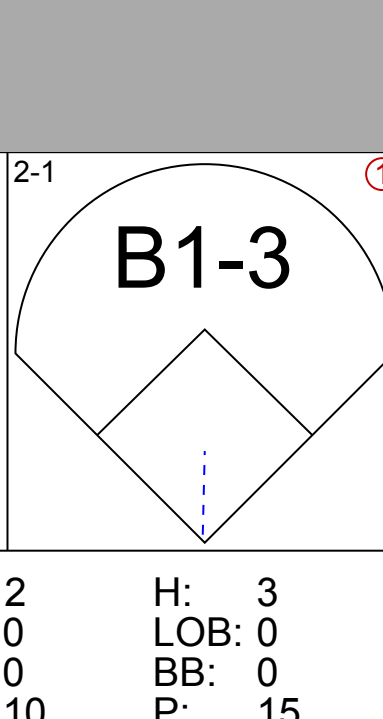
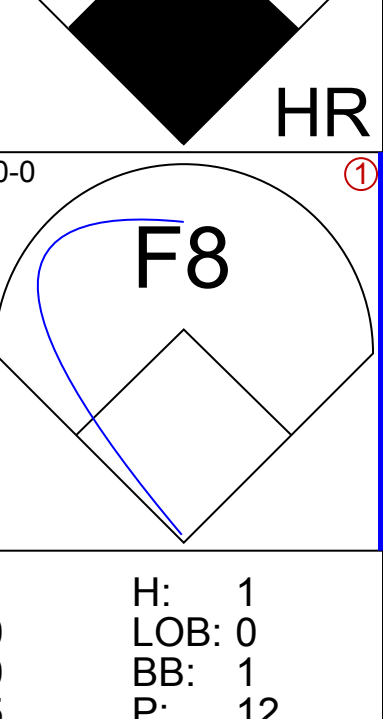
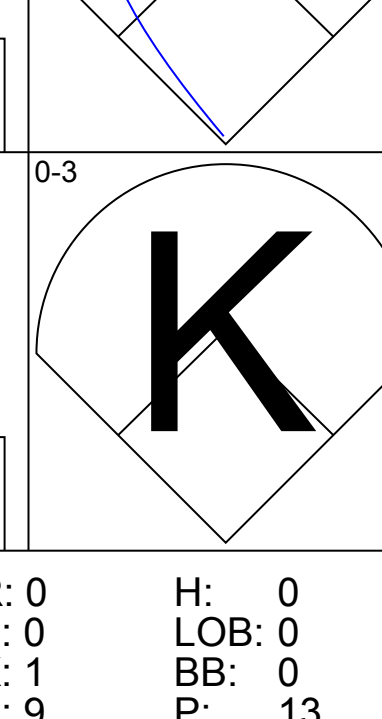
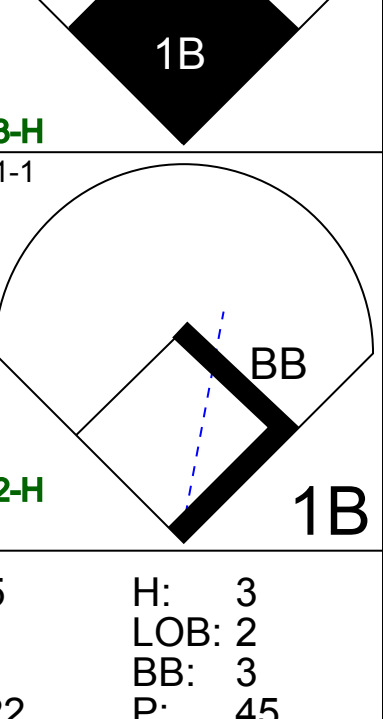
AB	33
R	5
H	8
RBI	5
BB	5
SO	12
LOB	18



AB	29
R	6
H	7
RBI	6
BB	4
SO	10
LOB	15





Batter	1	2	3	4	5	6	7	8	9	AB	R	H	RBI	BB	SO	LOB	TOP					
<b>José Hernández, R</b> OBP: 0.333, SLG: 0.555 (1, 5)										4	2	1	2	1	2	0	<b>Chicago Cubs @ Milwaukee Brewers</b> Milwaukee County Stadium, Milwaukee, WI Sat Jul 11 1998, 4:33 AM EDT Att: 52,067 - Sunny - 72 F					
<b>Mickey Morandini, L</b> OBP: 0.413, SLG: 0.443 (1, 4)										5	1	1	0	0	2	0						
<b>Sammy Sosa, R</b> OBP: 0.383, SLG: 0.671 (1, 8)										5	0	1	1	0	1	0						
<b>Mark Grace, L</b> OBP: 0.410, SLG: 0.488 (1, 3)										5	2	1	2	0	0	2						
<b>Henry Rodríguez, L</b> OBP: 0.339, SLG: 0.547 (9, PH) <b>Matt Mieske, R</b> OBP: 0.365, SLG: 0.425 (9, 7)										3	3	2	2	1	0	0						
<b>Glenallen Hill, R</b> OBP: 0.333, SLG: 0.517 (1, 9)										5	0	2	2	0	2	1						
<b>Tyler Houston, L</b> OBP: 0.343, SLG: 0.505 (9, PH) <b>Scott Servais, R</b> OBP: 0.274, SLG: 0.289 (9, 2)										4	1	2	1	0	1	1						
<b>Manny Alexander, R</b> OBP: 0.291, SLG: 0.366 (1, 6)										3	1	1	0	1	0	3						
<b>Steve Trachsel, R</b> OBP: 0.333, SLG: 0.333 <b>Marc Pisciotta, R</b> OBP: 0.333, SLG: 0.333 <b>Bob Patterson, R</b> OBP: 0.286, SLG: 0.167 <b>Terry Mulholland, R</b> OBP: 0.286, SLG: 0.167 <b>Rod Beck, R</b> OBP: 0.286, SLG: 0.167 (8, 1)										4	1	0	0	0	2	3						
<b>Inning Stats</b>	R: 0 E: 0 K: 3 S: 10	H: 0 LOB: 0 BB: 0 P: 15	R: 0 E: 0 K: 1 S: 8	H: 0 LOB: 0 BB: 0 P: 15	R: 6 E: 0 K: 1 S: 26	H: 5 LOB: 2 BB: 2 P: 44	R: 0 E: 0 K: 2 S: 8	H: 0 LOB: 0 BB: 0 P: 9	R: 2 E: 0 K: 0 S: 16	H: 3 LOB: 2 BB: 1 P: 24	R: 0 E: 0 K: 0 S: 10	H: 0 LOB: 0 BB: 0 P: 10	R: 1 E: 0 K: 2 S: 9	H: 1 LOB: 0 BB: 0 P: 10	R: 2 E: 1 K: 1 S: 9	H: 2 LOB: 0 BB: 0 P: 16		R: 0 E: 0 K: 0 S: 10	H: 1 LOB: 1 BB: 0 P: 16	1B: 5 2B: 3 3B: 0 HR: 4	SF: 0 SAC: 0 DP: 0 HBP: 0	WP: 1 PB: 0 SB: 0 CS: 0
<b>PITCHER</b>	IP WLS BF H R ER SO BB IBB HBP BLK WP HR S P ERA WHIP																					
<b>21 Cal Eldred, R</b> ERA: 4.8	4.2 L 26 8 8 8 7 3 0 0 0 0 1 2 66 105 15.43 2.357																					
<b>Bronswell Patrick, R</b> ERA: 2.65	0.1 1 0 0 0 0 0 0 0 0 0 0 0 0 0 0 0 0 0.00 0.000																					
<b>Doug Jones, R</b> ERA: 4.59	3.0 12 3 3 3 3 0 0 0 0 0 0 2 28 36 9.00 1.000																					
<b>Mike Myers, L</b> ERA: 0.56	1.0 4 1 0 0 0 0 0 0 0 0 0 0 0 10 16 0.00 1.000																					
<b>Fernando Vina, L</b> OBP: 0.388, SLG: 0.428 (1, 4)											2	0	1	0	2	0	<b>Chicago Cubs @ Milwaukee Brewers</b> Milwaukee County Stadium, Milwaukee, WI Sat Jul 11 1998, 4:33 AM EDT Att: 52,067 - Sunny - 72 F					
<b>Mark Loretta, R</b> OBP: 0.394, SLG: 0.419 <b>Bob Hamelin, L</b> OBP: 0.267, SLG: 0.351 <b>John Jaha, R</b> OBP: 0.395, SLG: 0.433 <b>Mike Myers, L</b> ERA: 0.56 (1, 3)											3	1	1	0	0	2						
<b>Jeff Cirillo, R</b> OBP: 0.412, SLG: 0.434 (1, 5)											3	2	2	2	1	0						
<b>Jeromy Burnitz, L</b> OBP: 0.352, SLG: 0.492 (1, 9)											3	1	0	0	2	0						
<b>Marquis Grissom, R</b> OBP: 0.308, SLG: 0.415 (1, 8)											5	1	1	2	0	1						
<b>Dave Nilsson, L</b> OBP: 0.325, SLG: 0.358 (1, 7)											3	0	0	1	0	1						
<b>Bobby Hughes, R</b> OBP: 0.302, SLG: 0.405 (1, 2)											3	0	0	0	1	1						
<b>Jose Valentin, S</b> OBP: 0.331, SLG: 0.433 (1, 6)											4	2	1	1	0	0						
<b>21 Cal Eldred, R</b> ERA: 4.28 <b>Bronswell Patrick, R</b> ERA: 2.65 <b>Brian Sparks, S</b> OBP: 0.286, SLG: 0.167 <b>Doug Jones, R</b> ERA: 4.59 <b>Marc Newfield, R</b> OBP: 0.307, SLG: 0.334 (1, 1)											1	0	0	0	0	0						
<b>Inning Stats</b>	R: 0 E: 0 K: 0 S: 9	H: 0 LOB: 1 BB: 1 P: 18	R: 0 E: 0 K: 1 S: 13	H: 0 LOB: 1 BB: 1 P: 22	R: 2 E: 0 K: 0 S: 10	H: 3 LOB: 0 BB: 0 P: 15	R: 0 E: 0 K: 1 S: 11	H: 0 LOB: 0 BB: 0 P: 17	R: 1 E: 0 K: 0 S: 5	H: 1 LOB: 2 BB: 1 P: 12	R: 0 E: 0 K: 1 S: 9	H: 0 LOB: 2 BB: 2 P: 19	R: 0 E: 0 K: 1 S: 9	H: 0 LOB: 0 BB: 0 P: 13	R: 5 E: 1 K: 1 S: 22	H: 3 LOB: 2 BB: 3 P: 45		R: 0 E: 0 K: 1 S: 8	H: 0 LOB: 0 BB: 0 P: 14	1B: 3 2B: 2 3B: 0 HR: 2	SF: 1 SAC: 0 DP: 1 HBP: 1	WP: 0 PB: 0 SB: 0 CS: 1
<b>PITCHER</b>	IP WLS BF H R ER SO BB IBB HBP BLK WP HR S P ERA WHIP																					
<b>Steve Trachsel, R</b> ERA: 4.28	7.0 W 29 4 4 4 4 6 0 1 0 0 0 2 66 120 5.14 1.429																					
<b>Marc Pisciotta, R</b> ERA: 4.09	0.0 1 1 0 0 0 0 0 0 0 0 0 0 0 3 5 * *																					
<b>Bob Patterson, L</b> ERA: 7.59	0.0 2 1 1 1 1 0 1 0 0 0 0 0 0 4 10 * *																					
<b>Terry Mulholland, L</b> ERA: 3.16	0.2 5 1 3 1 0 1 0 0 0 0 0 0 0 12 21 13.50 3.000																					
<b>Rod Beck, R</b> ERA: 3.86	1.1 S 4 0 0 0 2 0 0 0 0 0 0 0 0 11 19 0.00 0.000																					



Batter	1	2	3	4	5	6	7	8	9	AB	R	H	RBI	BB	SO	LOB	TOP					
<b>José Hernández, R</b> (1, 6) OBP: 0.328, SLG: 0.545										4	0	0	0	0	2	1	<b>Chicago Cubs @ Milwaukee Brewers</b> Milwaukee County Stadium, Milwaukee, WI Sun Jul 12 1998, 4:33 AM EDT Att: 50,735 - Sunny - 80 F					
<b>Mickey Morandini, L</b> (1, 4) OBP: 0.414, SLG: 0.442										3	0	1	0	1	0	0						
<b>Mark Grace, L</b> (1, 3) OBP: 0.405, SLG: 0.483										4	0	0	0	0	0	3						
<b>Sammy Sosa, R</b> (1, 8) OBP: 0.382, SLG: 0.665										3	0	0	0	1	1	0						
<b>Glenallen Hill, R</b> (1, 9) OBP: 0.329, SLG: 0.509										4	0	0	0	0	1	3						
<b>Henry Rodriguez, L</b> (1, 7) OBP: 0.341, SLG: 0.546										4	1	2	0	0	2	0						
<b>Kevin Orte, R</b> (1, 5) OBP: 0.252, SLG: 0.278										3	1	1	0	1	0	1						
<b>Scott Servais, R</b> (1, 2) OBP: 0.283, SLG: 0.310										3	1	2	3	1	0	0						
<b>Mark Clark, R</b> (1, 1) OBP: 0.083, SLG: 0.029										3	0	0	0	1	0	3						
<b>Inning Stats</b>	R: 0 E: 0 K: 1 S: 12	H: 0 LOB: 0 BB: 0 P: 17	R: 0 E: 0 K: 1 S: 10	H: 0 LOB: 0 BB: 0 P: 16	R: 2 E: 0 K: 0 S: 15	H: 1 LOB: 3 BB: 4 P: 32	R: 0 E: 0 K: 0 S: 7	H: 1 LOB: 1 BB: 1 P: 13	R: 0 E: 0 K: 1 S: 8	H: 1 LOB: 0 BB: 0 P: 13	R: 1 E: 0 K: 1 S: 9	H: 3 LOB: 2 BB: 0 P: 12	R: 0 E: 0 K: 0 S: 7	H: 0 LOB: 0 BB: 0 P: 11	R: 0 E: 0 K: 2 S: 7	H: 0 LOB: 0 BB: 0 P: 9	R: 0 E: 0 K: 0 S: 5	H: 0 LOB: 0 BB: 0 P: 6	1B: 5 2B: 1 3B: 0 HR: 1	SF: 0 SAC: 0 DP: 1 HBP: 0	WP: 0 PB: 0 SB: 0 CS: 1	PA: 36
<b>PITCHER</b>	IP	WLS	BF	H	R	ER	SO	BB	IBB	HBP	BLK	WP	HR	S	P	ERA	WHIP					
<b>48 Brad Woodall, L</b> (1, 1) ERA: 3.61	7.0	L	30	6	3	3	4	4	1	0	0	0	1	68	114	3.86	1.429					
<b>Al Reyes, R</b> (8, 1) ERA: 4.35	1.0		3	0	0	0	2	0	0	0	0	0	0	7	9	0.00	0.000					
<b>Chad Fox, R</b> (9, 1) ERA: 2.51	1.0		3	0	0	0	0	0	0	0	0	0	0	5	6	0.00	0.000					

AB	31
R	3
H	6
RBI	3
BB	5
SO	6
LOB	11



Batter	1	2	3	4	5	6	7	8	9	AB	R	H	RBI	BB	SO	LOB	BOTTOM					
<b>Fernando Vina, L</b> (1, 4) OBP: 0.384, SLG: 0.423										4	0	0	0	0	0	0	<b>Chicago Cubs @ Milwaukee Brewers</b> Milwaukee County Stadium, Milwaukee, WI Sun Jul 12 1998, 4:33 AM EDT Att: 50,735 - Sunny - 80 F					
<b>Mark Loretta, R</b> (1, 3) OBP: 0.392, SLG: 0.416										4	0	1	0	0	1	0						
<b>Jeff Cirillo, R</b> (1, 5) OBP: 0.410, SLG: 0.430										3	0	0	0	1	0	1						
<b>Jeromy Burnitz, L</b> (1, 9) OBP: 0.351, SLG: 0.488										3	0	0	0	1	0	1						
<b>Marquis Grissom, R</b> (1, 8) OBP: 0.308, SLG: 0.414										3	0	1	0	0	0	2						
<b>Dave Nilsson, L</b> (1, 7) OBP: 0.325, SLG: 0.358										3	0	1	0	0	2	1						
<b>Bobby Hughes, R</b> (1, 2) OBP: 0.295, SLG: 0.395										3	0	0	0	0	1	1						
<b>Jose Valentin, S</b> (1, 6) OBP: 0.328, SLG: 0.429										3	0	0	0	0	0	1						
<b>48 Brad Woodall, S</b> (1, 1) OBP: 0.500, SLG: 0.462										2	0	0	0	0	0	0						
<b>Al Reyes, R</b> (8, 1) OBP: 0.250, SLG: 0.250										0	0	0	0	0	0	0						
<b>Bob Hamelin, L</b> (6, PH) OBP: 0.264, SLG: 0.346										1	0	0	0	0	1	1						
<b>Chad Fox, R</b> (9, 1)										0	0	0	0	0	0	0						
<b>Inning Stats</b>	R: 0 E: 0 K: 0 S: 6	H: 0 LOB: 0 BB: 0 P: 11	R: 0 E: 0 K: 1 S: 7	H: 1 LOB: 0 BB: 0 P: 13	R: 0 E: 0 K: 0 S: 9	H: 0 LOB: 0 BB: 0 P: 12	R: 0 E: 0 K: 0 S: 9	H: 1 LOB: 2 BB: 1 P: 17	R: 0 E: 0 K: 2 S: 10	H: 0 LOB: 0 BB: 0 P: 11	R: 0 E: 0 K: 1 S: 7	H: 0 LOB: 0 BB: 0 P: 8	R: 0 E: 0 K: 0 S: 12	H: 0 LOB: 0 BB: 0 P: 16	R: 0 E: 0 K: 1 S: 9	H: 1 LOB: 1 BB: 0 P: 14	R: 0 E: 0 K: 0 S: 6	H: 0 LOB: 1 BB: 1 P: 13	1B: 3 2B: 1 3B: 0 HR: 0	SF: 0 SAC: 0 DP: 1 HBP: 0	WP: 0 PB: 0 SB: 0 CS: 1	PA: 31
<b>PITCHER</b>	IP	WLS	BF	H	R	ER	SO	BB	IBB	HBP	BLK	WP	HR	S	P	ERA	WHIP					
<b>Mark Clark, R</b> (1, 1) ERA: 4.63	9.0	W	31	3	0	0	5	2	0	0	0	0	0	75	115	0.00	0.556					





Batter	1	2	3	4	5	6	7	8	9	AB	R	H	RBI	BB	SO	LOB	TOP										
Doug Glanville, R (1,8) OBP: 0.351, SLG: 0.448	1-1 G1-3		1-1 B5-3			1-1 G6-4-3 1B	0-1 L3			4	0	1	0	0	0	2	<b>Philadelphia Phillies @ Milwaukee Brewers</b> Milwaukee County Stadium, Milwaukee, WI Mon Jul 13 1998, 8:05 PM EDT Att: 17,230 - Unknown - 84 F										
Gregg Jefferies, S (1,7) OBP: 0.350, SLG: 0.446	1-3 K		0-0 F8			0-1 G6-4-3 1-2		1-1 E9 G1-6-3		4	0	0	0	0	1	2											
Scott Rolen, R (1,5) OBP: 0.384, SLG: 0.532	1-0 HR			3-2 G5-3		2-2 1B		4-1 G1-6-3 BB		3	1	2	1	1	0	0											
Rico Brogna, L (1,3) OBP: 0.330, SLG: 0.476	0-1 F7			2-2 G3		0-2 1B		0-0 G1-6-3 1-2 2-3		4	0	1	0	0	0	2											
Mike Lieberthal, R (1,2) OBP: 0.299, SLG: 0.399		1-0 P6		1-0 1B		2-3 K SAFE		0-1 L1		4	0	1	0	0	1	3											
Bobby Abreu, L (1,9) OBP: 0.393, SLG: 0.463		0-1 G5-3		1-0 P6			1-3 K		1-1 F9	3	0	0	0	0	1	1											
Kevin Seick, R (9,PH) OBP: 0.355, SLG: 0.286										1	0	0	0	0	0	0											
Mark Lewis, R (1,4) OBP: 0.309, SLG: 0.373		2-3 K			3-1 P3		2-2 WP 1B 2B		2-1 F8	4	1	1	0	0	1	0											
Desi Relaford, S (1,6) OBP: 0.348, SLG: 0.411			1-3 K		2-0 P4		3-2 2H 1B		1-2 G4-3	4	0	1	1	0	1	0											
Tyler Green, R (1,1) OBP: 0.267, SLG: 0.259					1-3 K		1-3 SAFE F7			2	0	1	0	0	1	0											
Jon Zuber, L (7,PH) OBP: 0.333, SLG: 0.600										1	0	0	0	0	0	1											
Ricky Bottalico, L (7,1) OBP: 0.355, SLG: 0.286										0	0	0	0	0	0	0											
Yorkis Perez, L (8,1) OBP: 0.355, SLG: 0.286										0	0	0	0	0	0	0											
<b>Inning Stats</b>	R: 1 E: 0 K: 1 S: 8	H: 1 LOB: 0 BB: 0 P: 11	R: 0 E: 0 K: 1 S: 6	H: 0 LOB: 0 BB: 0 P: 9	R: 0 E: 0 K: 1 S: 8	H: 1 LOB: 1 BB: 0 P: 11	R: 0 E: 0 K: 0 S: 13	H: 1 LOB: 1 BB: 0 P: 20	R: 0 E: 0 K: 1 S: 6	H: 0 LOB: 0 BB: 0 P: 12	R: 0 E: 0 K: 1 S: 13	H: 3 LOB: 2 BB: 0 P: 18	R: 1 E: 0 K: 1 S: 13	H: 2 LOB: 1 BB: 0 P: 19	R: 0 E: 1 K: 0 S: 6	H: 0 LOB: 1 BB: 1 P: 11	R: 0 E: 0 K: 0 S: 7	H: 0 LOB: 0 BB: 0 P: 11	1B: 6 2B: 1 3B: 0 HR: 1	SF: 0 SAC: 0 DP: 2 HBP: 0	WP: 1 PB: 0 SB: 0 CS: 0	PA: 35					
<b>PITCHER</b>	IP	WLS	BF	H	R	ER	SO	BB	IBB	HBP	BLK	WP	HR	S	P	ERA	WHIP										
Steve Woodard, R (1,1) ERA: 3.47	6.1	W	25	7	2	2	6	0	0	0	0	0	1	60	90	2.84	1.105										
Al Reyes, R (7,1) ERA: 4.3	0.2	5	1	0	0	0	0	1	0	0	0	0	0	10	18	0.00	3.000										
Mike Myers, L (8,1) ERA: 0.54	1.0	2	0	0	0	0	0	0	0	0	0	0	0	3	3	0.00	0.000										
Bob Wickman, R (9,1) ERA: 2.21	1.0	S	3	0	0	0	0	0	0	0	0	0	0	7	11	0.00	0.000										

Batter	1	2	3	4	5	6	7	8	9	AB	R	H	RBI	BB	SO	LOB	BOTTOM										
Fernando Vina, L (1,4) OBP: 0.383, SLG: 0.424	2-2 FC5 2B	1-0 G4-3		1-1 L4		2-2 F8				4	1	1	0	0	0	0	<b>Philadelphia Phillies @ Milwaukee Brewers</b> Milwaukee County Stadium, Milwaukee, WI Mon Jul 13 1998, 8:05 PM EDT Att: 17,230 - Unknown - 84 F										
Mark Loretta, R (1,6) OBP: 0.398, SLG: 0.417	4-2 FC5 1B BB	4-0 E HBP BB		1-1 S 1B		0-0 P3				2	1	1	0	2	0	0											
Jeff Cirillo, R (1,5) OBP: 0.408, SLG: 0.426	0-1 FC5 1B 2B	2-0 E HBP		3-3 K		3-2 F9				3	1	0	1	0	1	2											
Jeremy Burnitz, L (1,9) OBP: 0.350, SLG: 0.485	1-0 2B 1B	1-0 E4		1-1 F9		2-2 F9				4	0	1	1	0	0	3											
Marquis Grissom, R (1,8) OBP: 0.308, SLG: 0.410	0-1 L5	1-1 G6-4-3			3-3 K		4-2 B1-3 BB			3	0	0	0	1	1	5											
Marc Newfield, R (1,7) OBP: 0.313, SLG: 0.345	0-1 2B		0-1 HR		0-1 G4-3		0-3 K			4	1	2	2	0	1	1											
Bob Wickman, R (9,1) ERA: 2.21										0	0	0	0	0	0	0											
Bob Hamelin, L (1,3) OBP: 0.266, SLG: 0.338	4-2 HBP		1-0 G4-3		3-3 K		1-1 B1-3			2	0	0	0	0	1	0											
Jose Valentin, S (8,6) OBP: 0.327, SLG: 0.427							1-2 K			1	0	0	0	0	0	1											
Mike Matheny, R (1,2) OBP: 0.294, SLG: 0.346	3-0 F7		2-1 G5-3			2-1 G4-3		2-3 K		4	0	0	0	0	1	4											
Steve Woodard, L (1,1) OBP: 0.190, SLG: 0.286	1-3 K		1-1 G6-3			2-2 G4-3				3	0	0	0	0	1	3											
Al Reyes, R (7,1) OBP: 0.250, SLG: 0.250										0	0	0	0	0	0	0											
Mike Myers, L (8,1) OBP: 0.355, SLG: 0.286										0	0	0	0	0	0	0											
Darrin Jackson, R (9,7) OBP: 0.224, SLG: 0.282										0	0	0	0	0	0	0											
<b>Inning Stats</b>	R: 3 E: 1 K: 1 S: 20	H: 3 LOB: 3 BB: 1 P: 35	R: 0 E: 1 K: 0 S: 4	H: 0 LOB: 2 BB: 1 P: 13	R: 1 E: 0 K: 0 S: 7	H: 1 LOB: 0 BB: 0 P: 11	R: 0 E: 0 K: 1 S: 10	H: 1 LOB: 1 BB: 0 P: 16	R: 0 E: 0 K: 2 S: 10	H: 0 LOB: 0 BB: 0 P: 16	R: 0 E: 0 K: 0 S: 8	H: 0 LOB: 0 BB: 0 P: 14	R: 0 E: 0 K: 0 S: 8	H: 0 LOB: 0 BB: 0 P: 13	R: 0 E: 0 K: 2 S: 17	H: 0 LOB: 1 BB: 1 P: 24	R: 0 E: 0 K: 2 S: 17	H: 0 LOB: 1 BB: 1 P: 24	1B: 2 2B: 2 3B: 0 HR: 1	SF: 0 SAC: 0 DP: 1 HBP: 2	WP: 0 PB: 0 SB: 1 CS: 0	PA: 35					
<b>PITCHER</b>	IP	WLS	BF	H	R	ER	SO	BB	IBB	HBP	BLK	WP	HR	S	P	ERA	WHIP										
Tyler Green, R (1,1) ERA: 4.68	6.0	L	28	5	4	4	4	2	0	2	0	0	0	8	13	0.00	1.167										
Ricky Bottalico, R (7,1) ERA: 4.29	1.0	3	0	0	0	0	0	0	0	0	0	0	0	8	13	0.00	0.000										
Yorkis Perez, L (8,1) ERA: 3.09	1.0	4	0	0	0	0	2	1	0	0	0	0	0	17	24	0.00	1.000										

AB 34  
R 2  
H 8  
RBI 2  
BB 1  
SO 6  
LOB 11



AB 30  
R 4  
H 5  
RBI 4  
BB 3  
SO 6  
LOB 19





Batter	1	2	3	4	5	6	7	8	9	AB	R	H	RBI	BB	SO	LOB	TOP					
Doug Glanville, R OBP: 0.354, SLG: 0.450	G6-3		1B			L6		1B	1B	5	2	3	1	0	0	0	<b>Philadelphia Phillies @ Milwaukee Brewers</b> Milwaukee County Stadium, Milwaukee, WI Tue Jul 14 1998, 8:05 PM EDT Att: 16,861 - Unknown - 90 F <a href="http://livebaseballscorecards.com">livebaseballscorecards.com</a>					
Gregg Jefferies, S OBP: 0.351, SLG: 0.445 Mark Leiter, R (9, 1)	L9		G4-3			F8		2B	1B	5	1	2	1	0	0	1						
Scott Rolen, R OBP: 0.384, SLG: 0.533	F7				K			1B	F7	5	0	2	2	0	1	1						
Rico Brogna, L OBP: 0.326, SLG: 0.470		K			K			G6-3	G3	4	0	0	0	0	2	2						
Mike Lieberthal, R OBP: 0.299, SLG: 0.395		K							FC5-2	3	0	0	0	0	1	1						
Bobby Abreu, L OBP: 0.394, SLG: 0.463										4	0	2	0	0	1	2						
Mark Lewis, R OBP: 0.308, SLG: 0.371	G4-3									4	0	1	0	0	1	1						
Desi Relaford, S OBP: 0.344, SLG: 0.405										4	0	0	0	0	0	2						
55 Matt Beech, L OBP: 0.148, SLG: 0.148 23 Kevin Jordan, R OBP: 0.349, SLG: 0.403 Wayne Gomes, R (7, 1) Jon Zuber, L OBP: 0.385, SLG: 0.727 Kevin Seifick, R OBP: 0.355, SLG: 0.286										2	0	0	0	0	0	0						
<b>Inning Stats</b>	R: 0 E: 0 K: 0 S: 6	H: 0 LOB: 0 BB: 0 P: 7	R: 0 E: 0 K: 2 S: 11	H: 1 LOB: 1 BB: 0 P: 14	R: 0 E: 0 K: 0 S: 7	H: 1 LOB: 1 BB: 0 P: 10	R: 0 E: 0 K: 2 S: 10	H: 0 LOB: 1 BB: 0 P: 14	R: 0 E: 0 K: 1 S: 7	H: 0 LOB: 0 BB: 0 P: 9	R: 0 E: 0 K: 0 S: 13	H: 1 LOB: 1 BB: 0 P: 21	R: 0 E: 0 K: 0 S: 8	H: 2 LOB: 2 BB: 0 P: 12	R: 2 E: 0 K: 1 S: 16	H: 3 LOB: 1 BB: 0 P: 22		R: 2 E: 0 K: 0 S: 13	H: 3 LOB: 1 BB: 0 P: 19	1B: 9 2B: 2 3B: 0 HR: 0	SF: 0 SAC: 0 DP: 0 HBP: 1	WP: 0 PB: 0 SB: 1 CS: 0
<b>PITCHER</b>	IP	WLS	BF	H	R	ER	SO	BB	IBB	HBP	BLK	WP	HR	S	P	ERA	WHIP					
Jeff Juden, R ERA: 4.73	7.0	L	30	8	2	2	5	0	0	1	0	0	0	69	96	2.57	1.143					
Mike Myers, L ERA: 0.53	0.1		1	0	0	0	0	0	0	0	0	0	0	2	3	0.00	0.000					
Chad Fox, R ERA: 2.97	1.2		8	3	2	2	1	0	0	0	0	0	0	20	29	10.80	1.800					

Batter	1	2	3	4	5	6	7	8	9	AB	R	H	RBI	BB	SO	LOB	BOTTOM					
Fernando Vina, L OBP: 0.382, SLG: 0.428	G6-3		3B			L5		G1-3		4	0	1	0	0	0	0	<b>Philadelphia Phillies @ Milwaukee Brewers</b> Milwaukee County Stadium, Milwaukee, WI Tue Jul 14 1998, 8:05 PM EDT Att: 16,861 - Unknown - 90 F <a href="http://livebaseballscorecards.com">livebaseballscorecards.com</a>					
Mark Loretta, R OBP: 0.401, SLG: 0.425 Jose Valentin, S OBP: 0.327, SLG: 0.426	G1-2-3		G5-3			P3		1B	1B	1	0	1	0	0	0	0						
Jeff Cirillo, R OBP: 0.409, SLG: 0.425	BB					F9		1B	1B	3	0	1	0	1	1	1						
John Jaha, R OBP: 0.392, SLG: 0.423	E5					F9		G5-3	1B	3	0	0	1	1	0	3						
Marquis Grissom, R OBP: 0.310, SLG: 0.411	G1-2-3					1B		P6		4	0	2	0	0	0	4						
Marc Newfield, R OBP: 0.311, SLG: 0.342	L7					1B		F9		4	0	1	0	0	0	2						
Bobby Hughes, R OBP: 0.286, SLG: 0.385 Dave Nilsson, L OBP: 0.323, SLG: 0.355	G5-3					K		G4-3	G4-3	3	0	0	0	0	1	2						
Darrin Jackson, R OBP: 0.220, SLG: 0.276 Jeromy Burnitz, L OBP: 0.351, SLG: 0.494	F9									1	0	0	0	0	0	0						
Jeff Juden, R OBP: 0.143, SLG: 0.171 Mike Myers, L (8, 1) Chad Fox, R (8, 1) Bob Hamelin, L OBP: 0.263, SLG: 0.333	F7					K			L9	3	0	0	0	0	0	0						
<b>Inning Stats</b>	R: 0 E: 1 K: 0 S: 13	H: 1 LOB: 2 BB: 1 P: 25	R: 0 E: 0 K: 0 S: 7	H: 0 LOB: 0 BB: 0 P: 10	R: 0 E: 0 K: 1 S: 8	H: 1 LOB: 1 BB: 0 P: 8	R: 0 E: 0 K: 1 S: 8	H: 2 LOB: 2 BB: 0 P: 9	R: 0 E: 0 K: 1 S: 8	H: 0 LOB: 0 BB: 0 P: 12	R: 0 E: 0 K: 0 S: 9	H: 1 LOB: 2 BB: 1 P: 16	R: 0 E: 0 K: 0 S: 7	H: 0 LOB: 0 BB: 0 P: 10	R: 1 E: 0 K: 0 S: 11	H: 2 LOB: 1 BB: 0 P: 17		R: 1 E: 0 K: 0 S: 10	H: 1 LOB: 0 BB: 0 P: 16	1B: 5 2B: 2 3B: 1 HR: 1	SF: 0 SAC: 0 DP: 2 HBP: 0	WP: 1 PB: 0 SB: 0 CS: 1
<b>PITCHER</b>	IP	WLS	BF	H	R	ER	SO	BB	IBB	HBP	BLK	WP	HR	S	P	ERA	WHIP					
55 Matt Beech, L ERA: 4.81	6.0		24	5	0	0	3	2	0	0	0	0	0	53	80	4.50	1.167					
Wayne Gomes, R ERA: 3.41	2.0	W	8	2	1	1	1	0	0	0	0	1	0	18	27	4.50	1.000					
Mark Leiter, R ERA: 3.19	1.0	S	4	1	1	1	0	0	0	0	0	0	1	10	16	9.00	1.000					







Batter	1	2	3	4	5	6	7	8	9	AB	R	H	RBI	BB	SO	LOB	TOP		
Fernando Vina, L (1, 4) OBP: 0.386, SLG: 0.432	2-2 2B		2-2 HBP			0-0 2B E 1B	2-1 E5		0-1 1-2 2-H 1B	4	1	3	1	0	0	1			
Marquis Grissom, R (1, 8) OBP: 0.308, SLG: 0.405	2-2 G5-3		0-1 F9			1-2 L8	0-3 K		1-2 F7	5	0	0	0	0	1	8			
Jeff Cirillo, R (1, 5) OBP: 0.408, SLG: 0.427	0-3 K		0-0 G6-3			1-0 E 2B		4-2 BB BB	2-3 K	4	1	1	0	1	2	4			
John Jaha, R (1, 3) OBP: 0.389, SLG: 0.414	1-3 K			2-2 G6-3		4-2 E HBP		0-3 K		3	0	0	0	0	2	2			
Jeremy Burnitz, L (1, 9)		0-0 G4-3		0-1 F9		0-0 E6 G4-3		4-2 BB BB	4-2 BB BB	3	0	0	1	1	0	1			
Marc Newfield, R (1, 7) OBP: 0.303, SLG: 0.331		0-2 G3-1		0-0 P4		1-3 2-H 3-H 2-2 G4-3		2-2 BB BB	2-2 G6-4-3	4	0	0	0	0	0	4			
Jose Valentin, S (1, 6) OBP: 0.323, SLG: 0.423		1-1 E3				0-1 F8		1-2 G4-3		4	1	0	0	0	0	0			
Mike Matheny, R (1, 2) OBP: 0.290, SLG: 0.340		1-1 G1-3				1-2 F8		1-1 E 1B	3-1 G5-3	3	0	1	0	0	0	1			
Bobby Hughes, R (7, PR) (7, 2)									1-2 G5-3	1	0	0	0	0	0	1			
21 Cal Eldred, R (7, PH) OBP: 0.188, SLG: 0.187				4-1 CS HBP BB		1-3 K		1-0 F9	4-1 1B BB	1	0	0	0	1	1	0			
Dave Nilsson, L (7, PH) OBP: 0.319, SLG: 0.351										1	0	0	0	0	0	1			
Mike Myers, L (7, 1)										0	0	0	0	0	0	0			
Chad Fox, R (8, 1)										0	0	0	0	0	0	0			
Bob Hamelin, L (9, PH) OBP: 0.278, SLG: 0.345										0	0	0	0	0	0	0			
Darwin Jackson, R (9, PH) OBP: 0.221, SLG: 0.278										0	0	0	0	1	0	0			
<b>Inning Stats</b>	R: 0 E: 0 K: 2 S: 14	H: 1 LOB: 1 BB: 0 P: 19	R: 0 E: 1 K: 0 S: 9	H: 0 LOB: 1 BB: 0 P: 11	R: 0 E: 0 K: 0 S: 6	H: 0 LOB: 0 BB: 0 P: 8	R: 0 E: 0 K: 1 S: 8	H: 0 LOB: 0 BB: 0 P: 10	R: 2 E: 1 K: 0 S: 13	H: 2 LOB: 1 BB: 0 P: 21	R: 0 E: 1 K: 1 S: 11	H: 1 LOB: 2 BB: 0 P: 16	R: 0 E: 0 K: 1 S: 14	H: 0 LOB: 1 BB: 2 P: 24	R: 1 E: 1 K: 1 S: 17	H: 1 LOB: 2 BB: 1 P: 30	1B: 3 2B: 2 3B: 0 HR: 0	SF: 0 SAC: 0 DP: 2 HBP: 2	WP: 0 PA: 39 CS: 1
<b>PITCHER</b>	IP WLS BF H R ER SO BB IBB HBP BLK WP HR S P ERA WHIP	IP WLS BF H R ER SO BB IBB HBP BLK WP HR S P ERA WHIP	IP WLS BF H R ER SO BB IBB HBP BLK WP HR S P ERA WHIP	IP WLS BF H R ER SO BB IBB HBP BLK WP HR S P ERA WHIP	IP WLS BF H R ER SO BB IBB HBP BLK WP HR S P ERA WHIP	IP WLS BF H R ER SO BB IBB HBP BLK WP HR S P ERA WHIP	IP WLS BF H R ER SO BB IBB HBP BLK WP HR S P ERA WHIP	IP WLS BF H R ER SO BB IBB HBP BLK WP HR S P ERA WHIP	IP WLS BF H R ER SO BB IBB HBP BLK WP HR S P ERA WHIP	IP WLS BF H R ER SO BB IBB HBP BLK WP HR S P ERA WHIP	IP WLS BF H R ER SO BB IBB HBP BLK WP HR S P ERA WHIP	IP WLS BF H R ER SO BB IBB HBP BLK WP HR S P ERA WHIP	IP WLS BF H R ER SO BB IBB HBP BLK WP HR S P ERA WHIP	IP WLS BF H R ER SO BB IBB HBP BLK WP HR S P ERA WHIP	IP WLS BF H R ER SO BB IBB HBP BLK WP HR S P ERA WHIP	IP WLS BF H R ER SO BB IBB HBP BLK WP HR S P ERA WHIP	IP WLS BF H R ER SO BB IBB HBP BLK WP HR S P ERA WHIP	IP WLS BF H R ER SO BB IBB HBP BLK WP HR S P ERA WHIP	

Milwaukee Brewers @ Atlanta Braves  
Turner Field, Atlanta, GA  
Thu Jul 16 1998, 7:05 PM EDT  
Att: 46,098 - Unknown - 82 F

AB 33  
R 3  
H 5  
RBI 2  
BB 4  
SO 6  
LOB 23



Batter	1	2	3	4	5	6	7	8	9	AB	R	H	RBI	BB	SO	LOB	BOTTOM		
Walt Weiss, S (1, 6) OBP: 0.405, SLG: 0.350	2-2 G3-1	2-0 F9			0-0 F8		2-3 K			4	0	0	0	0	1	1			
Keith Lockhart, L (1, 4) OBP: 0.325, SLG: 0.412	2-1 P6		0-1 L9		4-1 BB		4-2 10 G1-4-3 BB			2	0	0	0	2	0	0			
10 Chipper Jones, S (1, 5) OBP: 0.408, SLG: 0.584	1-0 FC6-4 1B		1-0 G6-3		0-1 G4-3		2-2 G1-4-3			4	0	1	0	0	0	2			
Andres Galarraga, R (1, 3) OBP: 0.405, SLG: 0.631	1-0 FC6-4		0-0 CS 1B			4-2 FC4-6 BB		1-1 CS BB 1B		3	0	2	0	1	0	1			
Ryan Klesko, L (1, 7) OBP: 0.339, SLG: 0.513		0-1 F8 WP 2B	2-2 1-2		0-0 G1-3		1-3 K		4-2 CS BB	4	1	1	0	0	1	2			
Gerald Williams, R (8, PH) OBP: 0.324, SLG: 0.420								1-2 CS BB		0	1	0	0	1	0	0			
Michael Tucker, L (1, 9) OBP: 0.332, SLG: 0.457		1-1 F8		1-2 P5		3-1 FC4-6 WP 1B		3-3 K		4	1	0	0	0	1	4			
Eddie Pérez, R (1, 2) OBP: 0.381, SLG: 0.474		4-2 E BB		0-1 E6		1-0 1-H 1B		0-0 2-H 1B		3	1	2	2	1	0	0			
Andruw Jones, R (1, 8) OBP: 0.314, SLG: 0.479		3-H E7 1-H 2B		2-1 K		4-0 IBB		0-3 K		3	0	1	1	1	2	2			
Greg Maddux, R (1, 1) OBP: 0.300, SLG: 0.313		2-3 K				0-0 F9		2-1 G4-3		3	0	0	0	0	1	3			
Russ Springer, R (7, 1)										0	0	0	0	0	0	0			
Kerry Ligtenberg, R (9, 1)										0	0	0	0	0	0	0			
John Rocker, R (9, 1)										0	0	0	0	0	0	0			
Rudy Seanez, R (9, 1)										0	0	0	0	0	0	0			
<b>Inning Stats</b>	R: 0 E: 0 K: 0 S: 7	H: 1 LOB: 1 BB: 0 P: 13	R: 2 E: 1 K: 1 S: 12	H: 2 LOB: 1 BB: 1 P: 23	R: 0 E: 0 K: 0 S: 6	H: 1 LOB: 0 BB: 0 P: 9	R: 0 E: 0 K: 1 S: 9	H: 0 LOB: 1 BB: 0 P: 13	R: 0 E: 0 K: 0 S: 5	H: 0 LOB: 1 BB: 1 P: 9	R: 1 E: 0 K: 0 S: 10	H: 1 LOB: 2 BB: 2 P: 25	R: 0 E: 0 K: 1 S: 8	H: 0 LOB: 0 BB: 1 P: 16	R: 1 E: 0 K: 2 S: 11	H: 2 LOB: 1 BB: 1 P: 19	1B: 5 2B: 3 3B: 0 HR: 0	SF: 0 SAC: 0 DP: 2 HBP: 0	WP: 2 PA: 36 CS: 3
<b>PITCHER</b>	IP WLS BF H R ER SO BB IBB HBP BLK WP HR S P ERA WHIP	IP WLS BF H R ER SO BB IBB HBP BLK WP HR S P ERA WHIP	IP WLS BF H R ER SO BB IBB HBP BLK WP HR S P ERA WHIP	IP WLS BF H R ER SO BB IBB HBP BLK WP HR S P ERA WHIP	IP WLS BF H R ER SO BB IBB HBP BLK WP HR S P ERA WHIP	IP WLS BF H R ER SO BB IBB HBP BLK WP HR S P ERA WHIP	IP WLS BF H R ER SO BB IBB HBP BLK WP HR S P ERA WHIP	IP WLS BF H R ER SO BB IBB HBP BLK WP HR S P ERA WHIP	IP WLS BF H R ER SO BB IBB HBP BLK WP HR S P ERA WHIP	IP WLS BF H R ER SO BB IBB HBP BLK WP HR S P ERA WHIP	IP WLS BF H R ER SO BB IBB HBP BLK WP HR S P ERA WHIP	IP WLS BF H R ER SO BB IBB HBP BLK WP HR S P ERA WHIP	IP WLS BF H R ER SO BB IBB HBP BLK WP HR S P ERA WHIP	IP WLS BF H R ER SO BB IBB HBP BLK WP HR S P ERA WHIP	IP WLS BF H R ER SO BB IBB HBP BLK WP HR S P ERA WHIP	IP WLS BF H R ER SO BB IBB HBP BLK WP HR S P ERA WHIP	IP WLS BF H R ER SO BB IBB HBP BLK WP HR S P ERA WHIP	IP WLS BF H R ER SO BB IBB HBP BLK WP HR S P ERA WHIP	

Milwaukee Brewers @ Atlanta Braves  
Turner Field, Atlanta, GA  
Thu Jul 16 1998, 7:05 PM EDT  
Att: 46,098 - Unknown - 82 F

AB 30  
R 4  
H 7  
RBI 3  
BB 6  
SO 6  
LOB 15





Batter	1	2	3	4	5	6	7	8	9	AB	R	H	RBI	BB	SO	LOB	TOP			
Fernando Vina, L (1,4) OBP: 0.382, SLG: 0.427	G5-3		G4-3			G4-3		F8		4	0	0	0	0	0	1	<b>Milwaukee Brewers @ Atlanta Braves</b> Turner Field, Atlanta, GA Fri Jul 17 1998, 7:05 PM EDT Att: 48,544 - Cloudy - 90 F			
Mark Loretta, R (1,6) OBP: 0.403, SLG: 0.423	G5-4-3 1B			F7		F8 BB		F9		3	0	1	0	1	0	0				
Jeff Cirillo, R (1,5) OBP: 0.408, SLG: 0.424	G5-4-3 1-2			F9						2	0	0	0	2	0	1				
John Jaha, R (1,3) OBP: 0.386, SLG: 0.410		F7				F8				4	0	1	0	0	0	3				
Jose Valentin, S (8,6) OBP: 0.323, SLG: 0.423								L9		0	0	0	0	0	0	0				
Jeromy Burnitz, L (1,9) OBP: 0.343, SLG: 0.479		K				G1-3				4	0	0	0	0	2	3				
Marquis Grissom, R (1,8) OBP: 0.307, SLG: 0.403										4	0	1	0	0	1	0				
Marc Newfield, R (1,7) OBP: 0.301, SLG: 0.323			G5-3			P4		G5-3		3	1	0	0	1	0	1				
Bobby Hughes, R (1,2) OBP: 0.299, SLG: 0.409			G3 48 1B			F8				4	0	3	1	0	0	1				
4B Brad Woodall, S (1,1) OBP: 0.444, SLG: 0.400			G3			F8				2	0	0	0	0	0	2				
Dave Nilsson, L (7,PH) OBP: 0.323, SLG: 0.355										1	0	1	0	0	0	0				
David Weathers, R (7,1) OBP: 0.158, SLG: 0.235										0	0	0	0	0	0	0				
Bob Hamelin, L (9,PH) OBP: 0.276, SLG: 0.345										0	0	0	0	0	0	0				
Darin Jackson, R (9,PH) OBP: 0.225, SLG: 0.274										1	0	0	0	0	1	1				
<b>Inning Stats</b>	R: 0 E: 0 K: 0 S: 6	H: 1 LOB: 0 BB: 0 P: 11	R: 0 E: 0 K: 2 S: 9	H: 0 LOB: 0 BB: 0 P: 14	R: 0 E: 0 K: 1 S: 9	H: 1 LOB: 1 BB: 0 P: 15	R: 0 E: 0 K: 1 S: 9	H: 1 LOB: 1 BB: 0 P: 16	R: 0 E: 0 K: 0 S: 9	H: 0 LOB: 2 BB: 0 P: 21	R: 0 E: 0 K: 0 S: 10	H: 2 LOB: 2 BB: 0 P: 18	R: 0 E: 0 K: 0 S: 5	H: 0 LOB: 1 BB: 1 P: 9	R: 1 E: 0 K: 1 S: 11	H: 1 LOB: 1 BB: 1 P: 21	1B: 5 2B: 2 3B: 0 HR: 0	SF: 0 SAC: 0 DP: 1 HBP: 0	WP: 0 PB: 0 CS: 0	PA: 36
<b>PITCHER</b>	IP WLS BF H R ER SO BB IBB HBP BLK WP HR S P ERA WHIP																			
Tom Glavine, L (1,1) ERA: 2.71	7.0 W 27 6 0 0 0 3 2 0 0 0 0 0 0 0 61 109 0.00 1.143																			
Dennis Martinez, R (8,1) ERA: 4.35	1.2 6 0 0 0 0 1 0 0 0 0 0 0 0 9 16 0.00 0.600																			
Mark Wohlers, R (9,1) ERA: 6.19	0.0 2 1 1 1 0 1 0 0 0 0 0 0 0 4 10 ∞ ∞																			
John Rocker, L (9,1) ERA: 2.08	0.1 S 1 0 0 0 0 1 0 0 0 0 0 0 0 3 4 0.00 0.000																			

Batter	1	2	3	4	5	6	7	8	9	AB	R	H	RBI	BB	SO	LOB	BOTTOM			
Ozzie Guillen, L (1,6) OBP: 0.300, SLG: 0.316	G5-3		G4-3 2B 10 G4-3 1B			G4-3		G6-3		4	1	1	0	0	0	1	<b>Milwaukee Brewers @ Atlanta Braves</b> Turner Field, Atlanta, GA Fri Jul 17 1998, 7:05 PM EDT Att: 48,544 - Cloudy - 90 F			
Gerald Williams, R (1,9) OBP: 0.322, SLG: 0.423	P4					G6-3		G6-3		4	0	1	0	0	0	0				
10 Chipper Jones, S (1,5) OBP: 0.408, SLG: 0.592										4	1	2	2	0	0	1				
Andres Galarraga, R (1,3) OBP: 0.403, SLG: 0.626	G5-3									4	0	1	0	0	1	2				
Javy Lopez, R (1,2) OBP: 0.340, SLG: 0.562										4	0	0	0	0	2	2				
Andruw Jones, R (1,8) OBP: 0.316, SLG: 0.488										4	1	2	1	0	1	0				
Danny Bautista, R (1,7) OBP: 0.229, SLG: 0.321										4	1	2	1	0	0	1				
Tony Graffanino, R (1,4) OBP: 0.293, SLG: 0.331										3	0	1	0	0	0	2				
Tom Glavine, L (1,1) OBP: 0.268, SLG: 0.325										2	0	0	0	0	1	2				
Dennis Martinez, R (8,1) OBP: 0.167, SLG: 0.182										0	0	0	0	0	0	0				
Mark Wohlers, R (9,1) John Rocker, R (9,1)										0	0	0	0	0	0	0				
<b>Inning Stats</b>	R: 0 E: 0 K: 0 S: 8	H: 1 LOB: 1 BB: 0 P: 12	R: 1 E: 0 K: 2 S: 9	H: 2 LOB: 0 BB: 0 P: 14	R: 1 E: 0 K: 1 S: 11	H: 2 LOB: 1 BB: 0 P: 18	R: 0 E: 0 K: 0 S: 6	H: 1 LOB: 1 BB: 0 P: 8	R: 1 E: 0 K: 0 S: 11	H: 2 LOB: 1 BB: 0 P: 13	R: 1 E: 0 K: 0 S: 7	H: 2 LOB: 1 BB: 0 P: 10	R: 0 E: 0 K: 1 S: 8	H: 0 LOB: 0 BB: 0 P: 13	R: 0 E: 0 K: 1 S: 6	H: 0 LOB: 0 BB: 0 P: 11	1B: 6 2B: 1 3B: 0 HR: 3	SF: 0 SAC: 1 DP: 0 HBP: 0	WP: 0 PB: 0 CS: 0	PA: 34
<b>PITCHER</b>	IP WLS BF H R ER SO BB IBB HBP BLK WP HR S P ERA WHIP																			
4B Brad Woodall, L (1,1) ERA: 3.8	6.0 L 28 10 4 4 4 4 0 0 0 0 0 0 0 14 24 0.00 1.667																			
David Weathers, R (7,1) ERA: 5.9	2.0 6 0 0 0 0 1 0 0 0 0 0 0 0 4 14 0.00 0.000																			






Batter	1	2	3	4	5	6	7	8	9	AB	R	H	RBI	BB	SO	LOB	TOP											
<b>Fernando Vina, L</b> (1, 4) OBP: 0.387, SLG: 0.439	G4-3	1B					HR	BB	1B	4	1	3	3	1	0	0	<b>Milwaukee Brewers @ Atlanta Braves</b> Turner Field, Atlanta, GA Sat Jul 18 1998, 7:05 PM EDT Att: 50,284 - Unknown - 88 F											
<b>Marquis Grissom, R</b> (1, 8) OBP: 0.302, SLG: 0.397	L8	G5-3			G3-1		K	F8		5	0	0	0	0	1	4												
<b>Jeff Cirillo, R</b> (1, 5) OBP: 0.413, SLG: 0.429	1B	BB			G6-4-3	1B			G5-3	3	1	2	0	2	1	1												
<b>John Jaha, R</b> (1, 3) OBP: 0.381, SLG: 0.403	1B	BB			G6-4-3	2B			G5-3	5	0	1	0	0	1	4												
<b>Jeremy Burnitz, L</b> (1, 9) OBP: 0.339, SLG: 0.472	K				F8				G4-3	5	0	0	1	0	2	2												
<b>Dave Nilsson, L</b> (1, 7) OBP: 0.316, SLG: 0.346					G4-3				G4-3	4	0	0	0	0	2	0												
<b>Darrin Jackson, R</b> (8, 7) OBP: 0.232, SLG: 0.290					K				K	1	1	1	0	0	0	0												
<b>Mike Matheny, R</b> (1, 2) OBP: 0.302, SLG: 0.368		2B	1B		K				2B	5	2	4	1	0	1	0												
<b>Jose Valentin, S</b> (1, 6) OBP: 0.327, SLG: 0.425		G4-3	1B		F8				L9	3	2	1	0	2	0	1												
<b>Steve Woodard, L</b> (1, 1) OBP: 0.200, SLG: 0.280					G4-3				1B	4	0	1	2	0	1	3												
<b>Bronswell Patrick, R</b> (9, 1) OBP: 0.256, SLG: 0.157					G1-3				1B	0	0	0	0	0	0	0												
<b>Inning Stats</b>	R: 0 E: 0 K: 1 S: 14	H: 1 LOB: 2 BB: 1 P: 22	R: 2 E: 0 K: 0 S: 16	H: 3 LOB: 1 BB: 0 P: 26	R: 0 E: 0 K: 0 S: 5	H: 1 LOB: 0 BB: 0 P: 12	R: 0 E: 0 K: 2 S: 7	H: 0 LOB: 0 BB: 0 P: 10	R: 1 E: 0 K: 0 S: 16	H: 2 LOB: 1 BB: 0 P: 23	R: 0 E: 0 K: 1 S: 12	H: 1 LOB: 2 BB: 1 P: 24	R: 0 E: 0 K: 3 S: 12	H: 0 LOB: 1 BB: 1 P: 21	R: 2 E: 0 K: 2 S: 16	H: 3 LOB: 2 BB: 1 P: 30	R: 2 E: 0 K: 0 S: 15	H: 2 LOB: 1 BB: 1 P: 22	1B: 6 2B: 6 3B: 0 HR: 1	SF: 0 SAC: 0 DP: 1 HBP: 0	WP: 0 PB: 0 SB: 1 CS: 0	PA: 44						
<b>PITCHER</b>	IP	WLS	BF	H	R	ER	SO	BB	IBB	HBP	BLK	WP	HR	S	P	ERA	WHIP											
<b>Kevin Millwood, R</b> (1, 1) ERA: 4.3	6.0	L	27	8	3	3	4	1	1	0	0	0	0	1	70	117	4.50	1.500										
<b>Rudy Seanez, R</b> (7, 1) ERA: 2.53	1.0		4	0	0	0	3	1	0	0	0	0	0	12	21	0.00	1.000											
<b>Russ Springer, R</b> (8, 1) ERA: 3.89	1.0		7	3	2	2	2	0	1	0	0	0	0	16	30	18.00	3.000											
<b>Mark Wohlers, R</b> (9, 1) ERA: 6.88	1.0		6	2	2	2	0	1	0	0	0	0	0	15	22	18.00	3.000											

Batter	1	2	3	4	5	6	7	8	9	AB	R	H	RBI	BB	SO	LOB	BOTTOM										
<b>Ozzie Guillen, L</b> (1, 6) OBP: 0.299, SLG: 0.308	G3-1			P2			P9		10 2B	3	1	0	0	1	0	0	<b>Milwaukee Brewers @ Atlanta Braves</b> Turner Field, Atlanta, GA Sat Jul 18 1998, 7:05 PM EDT Att: 50,284 - Unknown - 88 F										
<b>Keith Lockhart, L</b> (1, 4) OBP: 0.321, SLG: 0.406	K			P6			G5-3		F7	4	0	0	0	0	1	1											
<b>10 Chipper Jones, S</b> (1, 5) OBP: 0.409, SLG: 0.593	G3			F7			1B		2B	4	0	2	1	0	0	0											
<b>Andres Galarraga, R</b> (1, 3) OBP: 0.399, SLG: 0.619		G6-3			G6-3		K		K	4	0	0	0	0	2	2											
<b>Ryan Klesko, L</b> (1, 7) OBP: 0.338, SLG: 0.513		K			2B			F8	P4	4	0	1	0	0	1	1											
<b>Javy Lopez, R</b> (1, 2) OBP: 0.337, SLG: 0.556		G5-3			G5-3			L7		3	0	0	0	0	0	0											
<b>Eddie Pérez, R</b> (9, 2) OBP: 0.381, SLG: 0.474										0	0	0	0	0	0	0											
<b>Michael Tucker, L</b> (1, 9) OBP: 0.329, SLG: 0.452				K			K		E4	3	0	0	0	0	2	0											
<b>Andruw Jones, R</b> (1, 8) OBP: 0.316, SLG: 0.490				G6-3			K		2B	3	0	1	0	0	1	0											
<b>Kevin Millwood, R</b> (1, 1) ERA: 4.3				G4-3			K		G4-3	1	0	0	0	0	0	0											
<b>Danny Bautista, R</b> (6, PH) ERA: 3.16										1	0	0	0	0	1	0											
<b>Rudy Seanez, R</b> (7, 1) ERA: 2.53										0	0	0	0	0	0	0											
<b>Russ Springer, R</b> (8, 1) ERA: 3.89										0	0	0	0	0	0	0											
<b>Curtis Priddy, L</b> (6, PH) ERA: 0.365										1	0	0	0	0	2	0											
<b>Mark Wohlers, R</b> (9, 1) ERA: 6.88										0	0	0	0	0	0	0											
<b>Inning Stats</b>	R: 0 E: 0 K: 1 S: 8	H: 0 LOB: 0 BB: 0 P: 11	R: 0 E: 0 K: 1 S: 10	H: 0 LOB: 0 BB: 0 P: 16	R: 0 E: 0 K: 0 S: 7	H: 0 LOB: 0 BB: 0 P: 11	R: 0 E: 0 K: 0 S: 6	H: 0 LOB: 0 BB: 0 P: 8	R: 0 E: 0 K: 0 S: 3	H: 1 LOB: 0 BB: 0 P: 3	R: 0 E: 0 K: 3 S: 9	H: 0 LOB: 0 BB: 0 P: 12	R: 0 E: 0 K: 1 S: 14	H: 1 LOB: 1 BB: 0 P: 18	R: 0 E: 1 K: 0 S: 11	H: 1 LOB: 2 BB: 0 P: 18	R: 1 E: 0 K: 1 S: 10	H: 1 LOB: 1 BB: 1 P: 16	1B: 1 2B: 3 3B: 0 HR: 0	SF: 0 SAC: 0 DP: 0 HBP: 0	WP: 0 PB: 0 SB: 0 CS: 0	PA: 32					
<b>PITCHER</b>	IP	WLS	BF	H	R	ER	SO	BB	IBB	HBP	BLK	WP	HR	S	P	ERA	WHIP										
<b>Steve Woodard, R</b> (1, 1) ERA: 3.16	8.0	W	27	3	0	0	7	0	0	0	0	0	0	68	97	0.00	0.375										
<b>Bronswell Patrick, R</b> (9, 1) ERA: 2.83	1.0		5	1	1	1	1	1	0	0	0	0	0	10	16	9.00	2.000										





Batter	1	2	3	4	5	6	7	8	9	AB	R	H	RBI	BB	SO	LOB	TOP			
Fernando Vina, L OBP: 0.387, SLG: 0.438 (1, 4)	F9		P8		F9			SF8	G5-3	5	1	2	0	0	0	1	<b>Milwaukee Brewers @ Atlanta Braves</b> Turner Field, Atlanta, GA Sun Jul 19 1998, 3:33 AM EDT Att: 44,598 - Cloudy - 93 F			
Jose Valentin, S OBP: 0.323, SLG: 0.418 (1, 6)	K		G4-3		F7			E3	G5-3	5	1	0	0	0	1	3				
Jeff Cirillo, R OBP: 0.411, SLG: 0.426 (1, 5)	K		K					K	B2-3	5	1	1	0	0	3	1				
Bob Hamelin, L OBP: 0.275, SLG: 0.345 (1, 3)		E3		G6-4-3		G3		SF8		3	1	1	1	0	0	0				
Marquis Grissom, R OBP: 0.302, SLG: 0.396 Darrin Jackson, R OBP: 0.239, SLG: 0.296 (7, 8)	E			F8		F9				3	0	1	0	0	0	1				
Dave Nilsson, L OBP: 0.320, SLG: 0.350 (1, 7)										1	0	1	0	0	0	0				
Dave Nilsson, L OBP: 0.320, SLG: 0.350 (1, 7)										4	0	2	2	0	0	1				
Jeremy Burnitz, L OBP: 0.338, SLG: 0.478 (1, 9)			F8		K					4	1	1	1	0	2	5				
Bobby Hughes, R OBP: 0.305, SLG: 0.427 Bob Wickman, R (8, 1)		E5								4	1	2	1	0	0	4				
Jeff Juden, R Bronswell Patrick, R Marc Newfield, R Doug Jones, R John Jaha, R David Weathers, R Mike Matheny, R (11, 1) (4, 1) (5, PH) (5, 1) (7, PH) (7, 1) (8, 2)			G4-6-3							0	0	0	0	0	0	3				
<b>Inning Stats</b>	R: 0 E: 0 K: 2 S: 10	H: 0 LOB: 0 BB: 0 P: 17	R: 1 E: 2 K: 0 S: 12	H: 2 LOB: 2 BB: 0 P: 16	R: 0 E: 0 K: 1 S: 6	H: 1 LOB: 0 BB: 0 P: 6	R: 1 E: 0 K: 1 S: 9	H: 2 LOB: 1 BB: 0 P: 14	R: 0 E: 0 K: 1 S: 7	H: 0 LOB: 0 BB: 0 P: 11	R: 1 E: 0 K: 1 S: 9	H: 2 LOB: 1 BB: 0 P: 16	R: 3 E: 1 K: 1 S: 21	H: 4 LOB: 2 BB: 0 P: 34	R: 0 E: 0 K: 1 S: 9	H: 1 LOB: 1 BB: 0 P: 14	1B: 10 2B: 1 3B: 1 HR: 1	SF: 1 SAC: 0 DP: 3 HBP: 0	WP: 0 PB: 0 SB: 0 CS: 1	PA: 39
<b>PITCHER</b>	IP WLS BF H R ER SO BB IBB HBP BLK WP HR S P ERA WHIP																			
29 John Smoltz, R ERA: 3.53 Dennis Martinez, R ERA: 4.62 John Rocker, L ERA: 2.94 Kerry Ligtenberg, R ERA: 3.63 (1, 1) (8, 1) (8, 1) (8, 1)	7.0 W 27 7 3 2 6 0 0 0 0 0 0 1 57 88 2.57 1.000																			
Walt Weiss, S OBP: 0.414, SLG: 0.363 (1, 6)	FC5-2							G4-3		3	2	1	3	0	1	<b>Milwaukee Brewers @ Atlanta Braves</b> Turner Field, Atlanta, GA Sun Jul 19 1998, 3:33 AM EDT Att: 44,598 - Cloudy - 93 F				
Curtis Pride, L OBP: 0.322, SLG: 0.403 (1, 9)	FC5-2									3	4	1	2	1	0		3			
10 Chipper Jones, S OBP: 0.409, SLG: 0.591 (1, 5)										3	0	1	1	1	1		2			
Andres Galarraga, R Eduardo Pérez, R OBP: 0.381, SLG: 0.474 (1, 3) (7, PR) (8, 3)										4	0	1	0	0	3		7			
Ryan Klesko, L Dennis Martinez, R John Rocker, R Kerry Ligtenberg, R (1, 7) (8, 1) (8, 1) (8, 1)										3	0	1	2	2	0		1			
Javy Lopez, R OBP: 0.338, SLG: 0.557 (1, 2)										5	1	2	1	0	3		5			
Andruw Jones, R OBP: 0.312, SLG: 0.483 (1, 8)										5	0	0	0	0	2		7			
Tony Graffanino, R OBP: 0.315, SLG: 0.370 (1, 4)										4	3	4	2	1	0		0			
29 John Smoltz, R Danny Bautista, R OBP: 0.367, SLG: 0.250 OBP: 0.224, SLG: 0.313 (1, 1) (8, 7)										3	1	1	0	0	1		1			
<b>Inning Stats</b>	R: 1 E: 0 K: 2 S: 15	H: 3 LOB: 3 BB: 1 P: 25	R: 1 E: 0 K: 2 S: 18	H: 2 LOB: 1 BB: 1 P: 29	R: 1 E: 0 K: 0 S: 8	H: 2 LOB: 1 BB: 0 P: 15	R: 2 E: 0 K: 2 S: 19	H: 1 LOB: 2 BB: 2 P: 33	R: 3 E: 2 K: 1 S: 16	H: 2 LOB: 3 BB: 3 P: 34	R: 3 E: 0 K: 2 S: 17	H: 2 LOB: 1 BB: 1 P: 30	R: 0 E: 0 K: 1 S: 10	H: 0 LOB: 1 BB: 0 P: 17	R: 0 E: 0 K: 0 S: 3		H: 1 LOB: 0 BB: 0 P: 5	1B: 9 2B: 1 3B: 1 HR: 2	SF: 1 SAC: 1 DP: 1 HBP: 2	WP: 0 PB: 0 SB: 0 CS: 0
<b>PITCHER</b>	IP WLS BF H R ER SO BB IBB HBP BLK WP HR S P ERA WHIP																			
Jeff Juden, R Bronswell Patrick, R Doug Jones, R David Weathers, R Bob Wickman, R (1, 1) (4, 1) (5, 1) (7, 1) (8, 1)	3.0 L 21 7 5 5 4 4 0 0 0 0 0 0 0 13 18 0.00 1.000																			

Batter	1	2	3	4	5	6	7	8	9	AB	R	H	RBI	BB	SO	LOB	BOTTOM			
Walt Weiss, S OBP: 0.414, SLG: 0.363 (1, 6)	FC5-2							G4-3		3	2	1	3	0	1	<b>Milwaukee Brewers @ Atlanta Braves</b> Turner Field, Atlanta, GA Sun Jul 19 1998, 3:33 AM EDT Att: 44,598 - Cloudy - 93 F				
Curtis Pride, L OBP: 0.322, SLG: 0.403 (1, 9)	FC5-2									3	4	1	2	1	0		3			
10 Chipper Jones, S OBP: 0.409, SLG: 0.591 (1, 5)										3	0	1	1	1	1		2			
Andres Galarraga, R Eduardo Pérez, R OBP: 0.381, SLG: 0.474 (1, 3) (7, PR) (8, 3)										4	0	1	0	0	3		7			
Ryan Klesko, L Dennis Martinez, R John Rocker, R Kerry Ligtenberg, R (1, 7) (8, 1) (8, 1) (8, 1)										3	0	1	2	2	0		1			
Javy Lopez, R OBP: 0.338, SLG: 0.557 (1, 2)										5	1	2	1	0	3		5			
Andruw Jones, R OBP: 0.312, SLG: 0.483 (1, 8)										5	0	0	0	0	2		7			
Tony Graffanino, R OBP: 0.315, SLG: 0.370 (1, 4)										4	3	4	2	1	0		0			
29 John Smoltz, R Danny Bautista, R OBP: 0.367, SLG: 0.250 OBP: 0.224, SLG: 0.313 (1, 1) (8, 7)										3	1	1	0	0	1		1			
<b>Inning Stats</b>	R: 1 E: 0 K: 2 S: 15	H: 3 LOB: 3 BB: 1 P: 25	R: 1 E: 0 K: 2 S: 18	H: 2 LOB: 1 BB: 1 P: 29	R: 1 E: 0 K: 0 S: 8	H: 2 LOB: 1 BB: 0 P: 15	R: 2 E: 0 K: 2 S: 19	H: 1 LOB: 2 BB: 2 P: 33	R: 3 E: 2 K: 1 S: 16	H: 2 LOB: 3 BB: 3 P: 34	R: 3 E: 0 K: 2 S: 17	H: 2 LOB: 1 BB: 1 P: 30	R: 0 E: 0 K: 1 S: 10	H: 0 LOB: 1 BB: 0 P: 17	R: 0 E: 0 K: 0 S: 3		H: 1 LOB: 0 BB: 0 P: 5	1B: 9 2B: 1 3B: 1 HR: 2	SF: 1 SAC: 1 DP: 1 HBP: 2	WP: 0 PB: 0 SB: 0 CS: 0
<b>PITCHER</b>	IP WLS BF H R ER SO BB IBB HBP BLK WP HR S P ERA WHIP																			
Jeff Juden, R Bronswell Patrick, R Doug Jones, R David Weathers, R Bob Wickman, R (1, 1) (4, 1) (5, 1) (7, 1) (8, 1)	3.0 L 21 7 5 5 4 4 0 0 0 0 0 0 0 13 18 0.00 1.000																			



Batter	1	2	3	4	5	6	7	8	9	AB	R	H	RBI	BB	SO	LOB	TOP								
Fernando Vina, L (1,4) OBP: 0.389, SLG: 0.448	1-1 G4-3	1-0 HR		1-0 FC6-4 1B		1-1 CS 1B		1-1 FC6		5	1	3	1	0	0	1									
Marquis Grissom, R (1,8) OBP: 0.304, SLG: 0.397	4-2 BB SF9	0-0		1-0 FC6-4 1B		2-1 F9			0-3 K	4	1	1	0	1	1	2									
Jeff Cirillo, R (1,5) OBP: 0.413, SLG: 0.429	1-0 HR	0-1 G5-3		2-2 1B			2-1 1B		2-2 P3	5	1	3	0	0	0	1									
John Jaha, R (1,3) OBP: 0.379, SLG: 0.392	4-2 HR	2-3 K		2-3 K			1-0 HBP		2-3 K	3	1	0	0	1	3	3									
Dave Nilsson, L (1,7) OBP: 0.318, SLG: 0.345	0-0 SF9		4-2 BB	1-3 K2-3			2-3 K			2	0	0	1	1	2	4									
Darrin Jackson, R (8,7) OBP: 0.239, SLG: 0.296										0	0	0	0	0	0	0									
Jeremy Burnitz, L (1,9) OBP: 0.340, SLG: 0.485	3-0 HR		4-2 BB	1-3 K			0-1 G4-6-3			3	1	1	3	1	1	2									
Jose Valentin, S (1,6) OBP: 0.325, SLG: 0.421	0-0 2B		0-0 F9	4-1 BB			0-0 G3			3	0	1	0	1	0	2									
Mike Matheny, R (1,2) OBP: 0.300, SLG: 0.360	0-0 F8		1-3 K	0-0 G5-4-3			1-0 FC6			3	0	0	0	0	1	4									
Scott Karl, L (1,1) OBP: 0.194, SLG: 0.094			1-3 K	1-2 G4-3			1-2 G4-3			3	0	0	0	0	1	2									
Bob Hamelin, L (8,PH) OBP: 0.272, SLG: 0.341										1	0	0	0	0	0	1									
Chad Fox, R (8,1) OBP: 0.272, SLG: 0.341										0	0	0	0	0	0	0									
Bob Wickman, R (9,1) OBP: 0.272, SLG: 0.341										0	0	0	0	0	0	0									
<b>Inning Stats</b>	R: 4 E: 0 K: 0 S: 15	H: 3 LOB: 1 BB: 2 P: 28	R: 1 E: 0 K: 0 S: 10	H: 2 LOB: 1 BB: 0 P: 14	R: 0 E: 0 K: 1 S: 13	H: 0 LOB: 2 BB: 0 P: 23	R: 0 E: 0 K: 2 S: 13	H: 2 LOB: 2 BB: 0 P: 20	R: 0 E: 0 K: 1 S: 5	H: 0 LOB: 0 BB: 1 P: 10	R: 0 E: 0 K: 0 S: 7	H: 1 LOB: 0 BB: 0 P: 11	R: 0 E: 0 K: 1 S: 7	H: 1 LOB: 1 BB: 0 P: 12	R: 0 E: 0 K: 0 S: 4	H: 0 LOB: 1 BB: 0 P: 6	R: 0 E: 0 K: 2 S: 9	H: 0 LOB: 0 BB: 0 P: 13	1B: 5 2B: 2 3B: 0 HR: 2	SF: 1 SAC: 0 DP: 2 HBP: 2	WP: 0 PB: 0 SB: 0 CS: 1	PA: 40			
<b>PITCHER</b>	IP WLS BF L	H R ER SO	BB IBB HBP BLK	WP HR S P	ERA WHIP	<b>PITCHER</b>										IP WLS BF L	H R ER SO	BB IBB HBP BLK	WP HR S P	ERA WHIP					
Livan Hernandez, R (1,1) ERA: 4.39	7.0	9	5	5	7	5	0	1	0	0	2	70	118	6.43	2.000										
Matt Mantei, R (8,1) ERA: 1.87	2.0	0	0	0	2	0	0	1	0	0	0	13	19	0.00	0.000										

Milwaukee Brewers @ Florida Marlins  
Pro Player Stadium, Miami, FL  
Mon Jul 20 1998, 7:05 PM EDT  
Att: 12,759 - Cloudy - 79 F

AB	32
R	5
H	9
RBI	5
BB	5
SO	9
LOB	22



Batter	1	2	3	4	5	6	7	8	9	AB	R	H	RBI	BB	SO	LOB	BOTTOM								
Todd Dunwoody, L (1,8) OBP: 0.286, SLG: 0.349	1-1 P5		0-0 E 1B	1-3 K			0-1 G3			4	1	1	0	0	1	1									
Edgar Renteria, R (1,6) OBP: 0.365, SLG: 0.366	0-0 L6		3-1 E 1B		4-1 FC4-6 BB		2-1 G5-3			3	1	1	0	1	0	0									
Mark Kotsay, L (1,9) OBP: 0.323, SLG: 0.392	1-2 P5		2-0 E7		3-1 FC4-6 G5-4-3		1-3 K			4	0	0	0	0	1	3									
Todd Zeile, R (1,5) OBP: 0.338, SLG: 0.425		3-2 P5	1-1 FC4-6 1B		3-1 G5-4-3		1-2 2B			4	0	2	2	0	0	1									
Cliff Floyd, L (1,7) OBP: 0.343, SLG: 0.475	2-2 F7		1-2 FC4-6 S		1-3 K		0-2 K			4	0	1	0	0	1	2									
Derek Lee, R (1,3) OBP: 0.302, SLG: 0.380	4-2 FC5-4 BB		3-0 G5-3		3-1 F9		1-3 K			3	0	0	0	1	1	4									
Dave Berg, R (1,4) OBP: 0.358, SLG: 0.352		2-0 FC5-4		2-3 K		1-0 F9				3	0	0	0	0	1	1									
John Cangestosi, S (9,PH) OBP: 0.359, SLG: 0.286										1	0	0	0	0	1	0									
Mike Redmond, R (1,2) OBP: 0.404, SLG: 0.529			2-1 E5		2-1 L9		1-2 P2			3	1	0	0	0	0	0									
Craig Counsell, L (9,PH) OBP: 0.346, SLG: 0.337			1B E							1	0	0	0	0	1	0									
Livan Hernandez, R (1,1) OBP: 0.170, SLG: 0.208			1-0 F9		0-0 2B		0-0 G6-3			2	0	1	0	0	0	1									
John Wehner, R (7,PH) OBP: 0.133, SLG: 0.167										1	0	0	0	0	0	0									
Matt Mantei, R (8,1) OBP: 0.254, SLG: 0.282										0	0	0	0	0	0	0									
Gregg Zaun, S (9,PH) OBP: 0.254, SLG: 0.282										1	0	0	0	0	0	0									
<b>Inning Stats</b>	R: 0 E: 0 K: 0 S: 6	H: 0 LOB: 0 BB: 0 P: 8	R: 0 E: 0 K: 0 S: 10	H: 0 LOB: 1 BB: 1 P: 21	R: 3 E: 2 K: 0 S: 13	H: 3 LOB: 2 BB: 0 P: 26	R: 0 E: 0 K: 2 S: 15	H: 1 LOB: 1 BB: 0 P: 20	R: 0 E: 0 K: 1 S: 6	H: 0 LOB: 0 BB: 1 P: 15	R: 0 E: 0 K: 1 S: 6	H: 0 LOB: 0 BB: 0 P: 11	R: 0 E: 0 K: 0 S: 9	H: 0 LOB: 0 BB: 0 P: 10	R: 0 E: 0 K: 2 S: 14	H: 2 LOB: 2 BB: 0 P: 19	R: 0 E: 0 K: 2 S: 8	H: 0 LOB: 0 BB: 0 P: 12	1B: 4 2B: 2 3B: 0 HR: 0	SF: 0 SAC: 0 DP: 1 HBP: 0	WP: 0 PB: 0 SB: 1 CS: 0	PA: 36			
<b>PITCHER</b>	IP WLS BF L	H R ER SO	BB IBB HBP BLK	WP HR S P	ERA WHIP	<b>PITCHER</b>										IP WLS BF L	H R ER SO	BB IBB HBP BLK	WP HR S P	ERA WHIP					
Scott Karl, L (1,1) ERA: 3.99	7.0	4	3	0	3	2	0	0	0	0	0	64	111	0.00	0.857										
Chad Fox, R (8,1) ERA: 3.06	1.0	2	0	0	2	0	0	0	0	0	0	14	19	0.00	2.000										
Bob Wickman, R (9,1) ERA: 2.09	1.0	0	0	0	2	0	0	0	0	0	0	8	12	0.00	0.000										

Milwaukee Brewers @ Florida Marlins  
Pro Player Stadium, Miami, FL  
Mon Jul 20 1998, 7:05 PM EDT  
Att: 12,759 - Cloudy - 79 F

AB	34
R	3
H	6
RBI	2
BB	2
SO	7
LOB	13





Batter	1	2	3	4	5	6	7	8	9	AB	R	H	RBI	BB	SO	LOB	TOP								
<b>Fernando Vina, L</b> (1,4) OBP: 0.387, SLG: 0.448	1-2 G3		2-2 G4-3		3-2 L7		1-1 G3		0-0 2B	5	1	1	0	0	0	0									
<b>Darin Jackson, R</b> (1,8) OBP: 0.246, SLG: 0.327	1-0 G5-3			0-0 HR		2-2 FC6-4 1B	3-2 F8		1-3 K	5	1	2	1	0	1	1									
<b>Jeff Cirillo, R</b> (1,5) OBP: 0.417, SLG: 0.431	4-1 BB			1-0 F8		0-0 FC6-4 1B		0-1 SH5-3 BB	4-0 2B G3	3	2	2	0	2	0	0									
<b>John Jaha, R</b> (1,3) OBP: 0.382, SLG: 0.391 <b>48 Brad Woodall, S</b> (8, PR) OBP: 0.444, SLG: 0.490 <b>Mark Loretta, R</b> (8, 3) OBP: 0.405, SLG: 0.431	2-3 K			1-1 1B		3-2 FC6-4		4-1 G4-3 SH5-3	0-0 G3	3	0	1	0	1	1	3									
<b>Marc Newfield, R</b> (1,7) OBP: 0.300, SLG: 0.321 <b>Dave Nilsson, L</b> (8, PH) OBP: 0.317, SLG: 0.343		1-1 L9		0-0 F9		0-3 K		0-0 SH5-3	1-2 G3	3	0	0	0	0	1	3									
<b>Jeremy Burnitz, L</b> (1,9) OBP: 0.343, SLG: 0.484	4-2 CS BB			1-2 1B		1-0 P4		4-0 G4-3	0-0 F9	3	0	1	0	2	0	3									
<b>Mike Matheny, R</b> (1,2) OBP: 0.269, SLG: 0.337 <b>Bob Hamelin, L</b> (8, PH) OBP: 0.250, SLG: 0.250	2-3 K			1-2 F8			0-0 F2	0-1 G4-3		3	0	0	0	0	1	3									
<b>Jose Valentin, S</b> (1,6) OBP: 0.327, SLG: 0.420			0-1 F9		0-0 P3		1-1 HR			3	1	1	0	1	0	0									
<b>21 Cal Eldred, R</b> (1,1) OBP: 0.176, SLG: 0.156 <b>Bobby Hughes, R</b> (7, PH) OBP: 0.310, SLG: 0.455 <b>David Weathers, R</b> (7, 1) OBP: 0.158, SLG: 0.235 <b>Marquis Grissom, R</b> (8, PH) OBP: 0.303, SLG: 0.396			1-3 K		0-3 K		3-2 HR	2-3 K		2	0	0	0	0	2	0									
<b>Inning Stats</b>	R: 0 E: 0 K: 1 S: 8	H: 0 LOB: 1 BB: 1 P: 16	R: 0 E: 0 K: 1 S: 8	H: 0 LOB: 0 BB: 1 P: 15	R: 0 E: 0 K: 1 S: 9	H: 0 LOB: 0 BB: 0 P: 12	R: 1 E: 0 K: 0 S: 11	H: 3 LOB: 2 BB: 0 P: 15	R: 0 E: 0 K: 1 S: 9	H: 0 LOB: 0 BB: 0 P: 12	R: 0 E: 0 K: 1 S: 12	H: 2 LOB: 2 BB: 0 P: 18	R: 2 E: 0 K: 0 S: 12	H: 2 LOB: 0 BB: 0 P: 20	R: 1 E: 0 K: 1 S: 9	H: 1 LOB: 3 BB: 1 P: 23	R: 2 E: 0 K: 1 S: 9	H: 2 LOB: 1 BB: 1 P: 15	1B: 6 2B: 2 3B: 0 HR: 2	SF: 0 SAC: 1 DP: 0 HBP: 0	WP: 0 PB: 0 SB: 0 CS: 1	PA: 42			
<b>PITCHER</b>	IP	WLS	BF	H	R	ER	SO	BB	IBB	HBP	BLK	WP	HR	S	P	ERA	WHIP								
<b>Jesus Sanchez, L</b> (1,1) ERA: 4.4	6.2		28	7	3	3	5	2	0	0	0	0	2	65	101	4.05	1.350								
<b>Brian Edmondson, R</b> (7,1) ERA: 3.8	0.1		3	1	1	1	0	1	0	0	0	0	0	7	14	27.00	6.000								
<b>Vic Darenbourg, L</b> (8,1) ERA: 4.14	0.1		2	0	0	0	0	0	1	0	0	0	0	1	5	0.00	0.000								
<b>Antonio Alfonseca, R</b> (8,1) ERA: 3.89	1.0	L	7	2	2	2	2	0	2	0	0	0	0	10	21	18.00	2.000								
<b>Felix Heredia, L</b> (9,1) ERA: 5.92	0.2		2	0	0	0	0	0	0	0	0	0	0	4	5	0.00	0.000								

Milwaukee Brewers @ Florida Marlins  
 Pro Player Stadium, Miami, FL  
 Tue Jul 21 1998, 7:05 PM EDT  
 Att: 15,325 - Cloudy - 79 F

AB	35
R	6
H	10
RBI	6
BB	6
SO	7
LOB	19



Batter	1	2	3	4	5	6	7	8	9	AB	R	H	RBI	BB	SO	LOB	BOTTOM								
<b>Todd Dunwoody, L</b> (1,8) OBP: 0.290, SLG: 0.357	1-1 P4		0-1 2B	0-1 G5-4-3 1B			0-1 P5			4	1	2	0	0	0	0									
<b>Edgar Renteria, R</b> (1,6) OBP: 0.365, SLG: 0.363	1-1 L9		4-0 2B	0-0 G5-4-3			2-2 G6-3			3	1	0	0	1	0	1									
<b>Mark Kotsay, L</b> (1,9) OBP: 0.322, SLG: 0.393	2-0 2B		1-0 P5		0-1 G4-3			3-2 F7		4	0	1	0	0	0	2									
<b>Todd Zeile, R</b> (1,5) OBP: 0.337, SLG: 0.425	3-1 G4-3		0-1 1B		2-1 F7			3-2 P4		4	1	1	1	0	0	1									
<b>Cliff Floyd, L</b> (1,7) OBP: 0.342, SLG: 0.471 <b>Felix Heredia, L</b> (9,1)		0-0 E1	4-2 1B		1-3 K			1-2 F7		3	1	0	0	1	1	0									
<b>Ryan Jackson, L</b> (1,3) OBP: 0.294, SLG: 0.357	1-2 1B		3-1 1B		1-2 L3			1-3 K		4	0	3	3	0	1	0									
<b>Craig Counsell, L</b> (1,4) OBP: 0.350, SLG: 0.340	2-2 F8		4-0 1B		1-3 K			1-2 2B		3	0	1	0	1	1	2									
<b>Mike Redmond, R</b> (1,2) OBP: 0.382, SLG: 0.500 <b>Gregg Zaun, S</b> (9, PH) OBP: 0.252, SLG: 0.280	2-1 F9		0-0 L3		1-2 L3			1-2 P5		3	0	0	0	0	0	5									
<b>Jesus Sanchez, L</b> (1,1) OBP: 0.100, SLG: 0.167 <b>Brian Edmondson, R</b> (7,1) ERA: 4.77 <b>Vic Darenbourg, L</b> (8,1) ERA: 5.73 <b>Antonio Alfonseca, R</b> (8,1) ERA: 3.89 <b>John Candelosi, S</b> (9,7) OBP: 0.356, SLG: 0.283		0-0 P3		0-1 G4-3			0-0 F8		2-3 K	2	0	0	0	0	0	1									
<b>Inning Stats</b>	R: 0 E: 0 K: 0 S: 7	H: 1 LOB: 1 BB: 0 P: 14	R: 1 E: 1 K: 0 S: 10	H: 1 LOB: 0 BB: 0 P: 15	R: 3 E: 0 K: 0 S: 10	H: 3 LOB: 3 BB: 3 P: 26	R: 0 E: 0 K: 0 S: 5	H: 1 LOB: 0 BB: 0 P: 5	R: 0 E: 0 K: 1 S: 9	H: 0 LOB: 0 BB: 0 P: 12	R: 0 E: 0 K: 0 S: 7	H: 0 LOB: 0 BB: 0 P: 9	R: 0 E: 0 K: 0 S: 18	H: 0 LOB: 0 BB: 0 P: 25	R: 0 E: 0 K: 2 S: 15	H: 1 LOB: 1 BB: 0 P: 20	1B: 4 2B: 6 3B: 0 HR: 0	SF: 0 SAC: 0 DP: 3 HBP: 0	WP: 0 PB: 0 SB: 1 CS: 0	PA: 36					
<b>PITCHER</b>	IP	WLS	BF	H	R	ER	SO	BB	IBB	HBP	BLK	WP	HR	S	P	ERA	WHIP								
<b>21 Cal Eldred, R</b> (1,1) ERA: 4.77	6.0		26	7	4	3	2	2	1	0	0	0	0	48	82	4.50	1.500								
<b>David Weathers, R</b> (7,1) ERA: 5.73	1.0		3	0	0	0	0	0	0	0	0	0	0	7	9	0.00	0.000								
<b>Al Reyes, R</b> (8,1) ERA: 4.02	2.0	W	7	1	0	0	2	0	0	0	0	0	0	33	45	0.00	0.500								

Milwaukee Brewers @ Florida Marlins  
 Pro Player Stadium, Miami, FL  
 Tue Jul 21 1998, 7:05 PM EDT  
 Att: 15,325 - Cloudy - 79 F

AB	33
R	4
H	8
RBI	4
BB	3
SO	4
LOB	14






Batter	1	2	3	4	5	6	7	8	9	AB	R	H	RBI	BB	SO	LOB	TOP					
Brian McRae, S OBP: 0.354, SLG: 0.462 (1, 8)	G5-3		P2			G5-4-3 1B	K		2B 1B	5	1	2	0	0	1	2	<b>New York Mets @ Milwaukee Brewers</b> Milwaukee County Stadium, Milwaukee, WI Wed Jul 22 1998, 4:33 AM EDT Cloudy - 76 F					
Edgardo Alfonso, R OBP: 0.357, SLG: 0.391 (1, 5)	F7		K			G5-4-3 1-2		1B	2B 1-2 1-2	5	0	2	2	0	1	1						
John Olerud, L OBP: 0.435, SLG: 0.509 (1, 3)	L7		G6-3			HR		K	FC6 IBB	4	1	1	1	1	1	1						
Todd Pratt, R OBP: 0.333, SLG: 0.659 (1, 2)					G6-4-3 1B				F8 1-2	4	1	1	0	1	1	3						
Butch Huskey, R OBP: 0.307, SLG: 0.409 Dennis Cook, L (8, 1)					F7				F8	3	1	0	0	1	0	2						
Carlos Baerga, S OBP: 0.299, SLG: 0.381 (9, 4)										0	0	0	0	0	0	0						
Bernard Gilkey, R OBP: 0.316, SLG: 0.335 (1, 7)					G6-4-3				F9	3	0	0	0	1	1	1						
Luis Lopez, S OBP: 0.327, SLG: 0.348 (9, 6)										4	2	2	0	0	0	2						
Rey Ordenez, R OBP: 0.274, SLG: 0.291 Todd Hundley, S OBP: 0.367, SLG: 0.308 John Franco, L (9, 1)										3	0	2	2	0	0	0						
Bill Pulsipher, L Matt Franco, L Turk Wendell, L 31 Mike Piazza, R Jeff Tam, R Lenny Harris, L OBP: 0.321, SLG: 0.342 (11, 1)										1	0	0	0	0	0	1						
<b>Inning Stats</b>	R: 0 E: 0 K: 0 S: 8	H: 0 LOB: 0 BB: 0 P: 14	R: 2 E: 0 K: 0 S: 8	H: 1 LOB: 1 BB: 3 P: 22	R: 0 E: 0 K: 1 S: 8	H: 0 LOB: 0 BB: 0 P: 11	R: 0 E: 0 K: 0 S: 4	H: 1 LOB: 0 BB: 0 P: 5	R: 0 E: 0 K: 0 S: 8	H: 0 LOB: 0 BB: 0 P: 11	R: 1 E: 0 K: 1 S: 7	H: 2 LOB: 2 BB: 0 P: 12	R: 1 E: 0 K: 2 S: 16	H: 2 LOB: 2 BB: 1 P: 28	R: 0 E: 0 K: 1 S: 10	H: 1 LOB: 1 BB: 0 P: 18	R: 3 E: 0 K: 0 S: 19	H: 4 LOB: 2 BB: 1 P: 35	1B: 7 2B: 2 3B: 1 HR: 1	SF: 0 SAC: 0 DP: 3 HBP: 0	WP: 0 PB: 0 SB: 0 CS: 0	PA: 40
<b>PITCHER</b>	IP WLS BF H R ER SO BB IBB HBP BLK WP HR S P ERA WHIP	IP WLS BF H R ER SO BB IBB HBP BLK WP HR S P ERA WHIP	IP WLS BF H R ER SO BB IBB HBP BLK WP HR S P ERA WHIP	IP WLS BF H R ER SO BB IBB HBP BLK WP HR S P ERA WHIP	IP WLS BF H R ER SO BB IBB HBP BLK WP HR S P ERA WHIP	IP WLS BF H R ER SO BB IBB HBP BLK WP HR S P ERA WHIP	IP WLS BF H R ER SO BB IBB HBP BLK WP HR S P ERA WHIP	IP WLS BF H R ER SO BB IBB HBP BLK WP HR S P ERA WHIP	IP WLS BF H R ER SO BB IBB HBP BLK WP HR S P ERA WHIP	IP WLS BF H R ER SO BB IBB HBP BLK WP HR S P ERA WHIP	IP WLS BF H R ER SO BB IBB HBP BLK WP HR S P ERA WHIP	IP WLS BF H R ER SO BB IBB HBP BLK WP HR S P ERA WHIP	IP WLS BF H R ER SO BB IBB HBP BLK WP HR S P ERA WHIP	IP WLS BF H R ER SO BB IBB HBP BLK WP HR S P ERA WHIP	IP WLS BF H R ER SO BB IBB HBP BLK WP HR S P ERA WHIP	IP WLS BF H R ER SO BB IBB HBP BLK WP HR S P ERA WHIP	IP WLS BF H R ER SO BB IBB HBP BLK WP HR S P ERA WHIP					

AB	35
R	7
H	11
RBI	6
BB	5
SO	5
LOB	14



Batter	1	2	3	4	5	6	7	8	9	AB	R	H	RBI	BB	SO	LOB	BOTTOM					
Fernando Vina, L OBP: 0.387, SLG: 0.444 (1, 4)	1B 1B BB	G6-3		1B BB		G4-3 1-2		F9		3	2	0	0	2	0	2	<b>New York Mets @ Milwaukee Brewers</b> Milwaukee County Stadium, Milwaukee, WI Wed Jul 22 1998, 4:33 AM EDT Cloudy - 76 F					
Mark Loretta, R OBP: 0.405, SLG: 0.431 (1, 6)	1B 1B 1B	L8		1B 1B		G6-3			L4	5	1	2	1	0	0	0						
Jeff Cirillo, R OBP: 0.417, SLG: 0.430 (1, 5)	1B 1B 1B			K 1B					G5-3	5	1	2	2	0	2	0						
John Jaha, R OBP: 0.379, SLG: 0.384 Scott Karl, L OBP: 0.194, SLG: 0.094 Jose Valentin, S OBP: 0.326, SLG: 0.418 (8, 6)	K 1B			G6-3 K					E6 1B	3	0	0	0	0	2	4						
Marquis Grissom, R OBP: 0.307, SLG: 0.399 (1, 8)	FC6-5 1B			FC6-4 1B		G1-3		G3-1		5	0	3	1	0	0	1						
Marc Newfield, R OBP: 0.307, SLG: 0.328 Jeromy Burnitz, L OBP: 0.344, SLG: 0.482 (8, 9)	1B 1B			FC6-4 1-2		G5-3 1B		G4-3		3	0	2	1	0	0	1						
Darrin Jackson, R OBP: 0.252, SLG: 0.339 (8, 7)	K			48 SH1-4 1B 1B		G5-3			K 2B	5	1	2	0	0	2	6						
Bobby Hughes, R OBP: 0.301, SLG: 0.441 (1, 2)	FC6-5 1-2 2-3			L3		F7			FC6-5-6 2-3	4	0	0	0	0	0	5						
48 Brad Woodall, S OBP: 0.450, SLG: 0.412 Chad Fox, R (7, 1)				SH1-4					L8	2	0	1	0	0	1	0						
Dave Nilsson, L OBP: 0.315, SLG: 0.341 Bob Wickman, R (9, 1)				K		G4-3 1B				1	0	0	0	0	0	1						
<b>Inning Stats</b>	R: 3 E: 0 K: 2 S: 23	H: 4 LOB: 2 BB: 1 P: 34	R: 0 E: 0 K: 1 S: 8	H: 0 LOB: 0 BB: 0 P: 14	R: 0 E: 0 K: 1 S: 9	H: 1 LOB: 1 BB: 0 P: 13	R: 2 E: 0 K: 1 S: 13	H: 3 LOB: 2 BB: 1 P: 22	R: 0 E: 0 K: 0 S: 10	H: 1 LOB: 1 BB: 0 P: 11	R: 0 E: 0 K: 0 S: 9	H: 1 LOB: 0 BB: 0 P: 11	R: 0 E: 0 K: 1 S: 6	H: 0 LOB: 2 BB: 0 P: 11	R: 0 E: 0 K: 0 S: 4	H: 1 LOB: 1 BB: 0 P: 5	R: 0 E: 1 K: 1 S: 11	H: 1 LOB: 3 BB: 1 P: 19	1B: 11 2B: 1 3B: 0 HR: 0	SF: 0 SAC: 1 DP: 1 HBP: 1	WP: 0 PB: 1 SB: 0 CS: 0	PA: 43
<b>PITCHER</b>	IP WLS BF H R ER SO BB IBB HBP BLK WP HR S P ERA WHIP	IP WLS BF H R ER SO BB IBB HBP BLK WP HR S P ERA WHIP	IP WLS BF H R ER SO BB IBB HBP BLK WP HR S P ERA WHIP	IP WLS BF H R ER SO BB IBB HBP BLK WP HR S P ERA WHIP	IP WLS BF H R ER SO BB IBB HBP BLK WP HR S P ERA WHIP	IP WLS BF H R ER SO BB IBB HBP BLK WP HR S P ERA WHIP	IP WLS BF H R ER SO BB IBB HBP BLK WP HR S P ERA WHIP	IP WLS BF H R ER SO BB IBB HBP BLK WP HR S P ERA WHIP	IP WLS BF H R ER SO BB IBB HBP BLK WP HR S P ERA WHIP	IP WLS BF H R ER SO BB IBB HBP BLK WP HR S P ERA WHIP	IP WLS BF H R ER SO BB IBB HBP BLK WP HR S P ERA WHIP	IP WLS BF H R ER SO BB IBB HBP BLK WP HR S P ERA WHIP	IP WLS BF H R ER SO BB IBB HBP BLK WP HR S P ERA WHIP	IP WLS BF H R ER SO BB IBB HBP BLK WP HR S P ERA WHIP	IP WLS BF H R ER SO BB IBB HBP BLK WP HR S P ERA WHIP	IP WLS BF H R ER SO BB IBB HBP BLK WP HR S P ERA WHIP						









Batter	1	2	3	4	5	6	7	8	9	AB	R	H	RBI	BB	SO	LOB	TOP						
Brian McRae, S OBP: 0.356, SLG: 0.474 (1, 8)										5	0	2	1	0	1	2	<b>New York Mets @ Milwaukee Brewers</b> Milwaukee County Stadium, Milwaukee, WI Thu Jul 23 1998, 4:33 AM EDT Att: 27,046 - Sunny - 75 F						
Eduardo Alfonso, R OBP: 0.355, SLG: 0.388 (1, 5)										5	1	1	0	0	1	5							
John Olerud, L OBP: 0.434, SLG: 0.506 (1, 3)										5	1	2	0	0	1	1							
31 Mike Piazza, R OBP: 0.367, SLG: 0.509 (1, 2)										5	1	3	0	0	0	1							
Todd Hundley, S OBP: 0.297, SLG: 0.242 Bernard Gilkey, R OBP: 0.320, SLG: 0.336 (1, 7) (7, 7)										4	0	0	1	0	0	3							
Butch Huskey, R OBP: 0.309, SLG: 0.413 Greg McMichael, R (7, 1)										4	1	2	1	0	0	1							
Todd Pratt, R OBP: 0.340, SLG: 0.690 Matt Franco, L OBP: 0.378, SLG: 0.363 John Franco, L (9, PH) (9, PH) (9, 1)										0	0	0	0	0	0	0							
Carlos Baerga, S OBP: 0.300, SLG: 0.383 (1, 4)										5	1	2	1	0	0	4							
Rey Ordóñez, R OBP: 0.282, SLG: 0.300 (1, 6)										5	1	3	1	0	0	3							
Al Leiter, L OBP: 0.216, SLG: 0.152 Lenny Harris, L OBP: 0.319, SLG: 0.340 (1, 1) (7, 9)										2	0	0	0	1	0	2							
<b>Inning Stats</b>	R: 0 E: 0 K: 1 S: 13	H: 1 LOB: 1 BB: 0 P: 24	R: 2 E: 1 K: 0 S: 16	H: 3 LOB: 1 BB: 0 P: 24	R: 1 E: 0 K: 0 S: 12	H: 2 LOB: 1 BB: 0 P: 20	R: 0 E: 0 K: 0 S: 10	H: 2 LOB: 2 BB: 0 P: 15	R: 0 E: 0 K: 0 S: 10	H: 0 LOB: 0 BB: 0 P: 16	R: 1 E: 0 K: 0 S: 15	H: 2 LOB: 2 BB: 1 P: 23	R: 1 E: 0 K: 0 S: 14	H: 3 LOB: 1 BB: 0 P: 20	R: 0 E: 0 K: 1 S: 11	H: 1 LOB: 1 BB: 0 P: 16	R: 1 E: 0 K: 1 S: 14	H: 2 LOB: 2 BB: 0 P: 21	1B: 11 2B: 5 3B: 0 HR: 0	SF: 0 SAC: 1 DP: 1 HBP: 1	WP: 0 PB: 0 SB: 2 CS: 0	PA: 44	
<b>PITCHER</b>	IP WLS BF H R ER SO BB IBB HBP BLK WP HR S P ERA WHIP	5.2 28 10 4 4 1 1 0 0 0 0 0 0 74 118 6.35 1.941	1.1 6 3 1 1 0 0 0 0 0 0 0 0 16 24 6.75 2.250	1.1 L 7 2 1 1 2 0 0 0 0 0 0 17 24 6.75 1.500	0.2 3 1 0 0 0 0 0 0 0 0 0 0 8 13 0.00 1.500																		

AB	41
R	6
H	16
RBI	6
BB	1
SO	3
LOB	22



Batter	1	2	3	4	5	6	7	8	9	AB	R	H	RBI	BB	SO	LOB	BOTTOM					
Marquis Grissom, R OBP: 0.306, SLG: 0.396 (1, 8)										5	1	1	1	0	0	0	<b>New York Mets @ Milwaukee Brewers</b> Milwaukee County Stadium, Milwaukee, WI Thu Jul 23 1998, 4:33 AM EDT Att: 27,046 - Sunny - 75 F					
Mark Loretta, R OBP: 0.398, SLG: 0.422 (1, 4)										5	1	2	0	0	1	0						
Jeff Cirillo, R OBP: 0.418, SLG: 0.427 (1, 5)										3	1	1	1	2	0	0						
John Jaha, R OBP: 0.377, SLG: 0.380 48 Brad Woodall, S OBP: 0.450, SLG: 0.412 Bob Hamelin, L OBP: 0.267, SLG: 0.333 (1, 3) (7, PR) (8, 3)										4	0	1	0	0	1	3						
Jeromy Burnitz, L OBP: 0.344, SLG: 0.481 (1, 9)										4	1	2	1	0	1	3						
Marc Newfield, R OBP: 0.306, SLG: 0.333 Mike Myers, L Chad Fox, R (1, 7) (8, 1) (9, 1)										4	0	1	1	0	1	3						
Bobby Hughes, R OBP: 0.300, SLG: 0.432 (1, 2)										3	0	0	0	1	0	1						
Jose Valentin, S OBP: 0.324, SLG: 0.417 (1, 6)										4	1	1	0	0	1	2						
Steve Woodard, L OBP: 0.185, SLG: 0.259 Al Reyes, R OBP: 0.250, SLG: 0.250 Darrin Jackson, R OBP: 0.250, SLG: 0.333 (1, 1) (6, 1) (7, PH) (8, 7)										2	0	0	0	0	1	1						
<b>Inning Stats</b>	R: 0 E: 0 K: 1 S: 10	H: 1 LOB: 2 BB: 1 P: 20	R: 0 E: 0 K: 1 S: 10	H: 0 LOB: 1 BB: 1 P: 16	R: 0 E: 0 K: 1 S: 8	H: 0 LOB: 0 BB: 0 P: 12	R: 1 E: 0 K: 2 S: 13	H: 2 LOB: 1 BB: 0 P: 20	R: 0 E: 0 K: 0 S: 5	H: 0 LOB: 0 BB: 0 P: 7	R: 0 E: 0 K: 1 S: 9	H: 0 LOB: 1 BB: 1 P: 20	R: 4 E: 0 K: 0 S: 22	H: 6 LOB: 2 BB: 0 P: 32	R: 0 E: 0 K: 1 S: 9	H: 0 LOB: 0 BB: 0 P: 14		R: 0 E: 0 K: 0 S: 5	H: 0 LOB: 0 BB: 0 P: 7	1B: 6 2B: 3 3B: 0 HR: 0	SF: 0 SAC: 0 DP: 0 HBP: 0	WP: 1 PB: 0 SB: 0 CS: 0
<b>PITCHER</b>	IP WLS BF H R ER SO BB IBB HBP BLK WP HR S P ERA WHIP	6.2 29 11 4 4 0 3 0 0 0 0 0 0 68 115 5.40 1.350	1.1 W 7 3 1 1 1 0 0 0 0 1 0 18 26 6.75 2.250	1.0 S 3 0 0 0 0 0 0 0 0 0 0 5 7 0.00 0.000																		

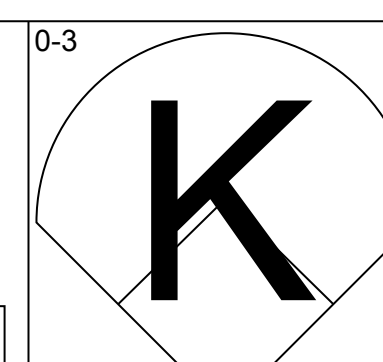
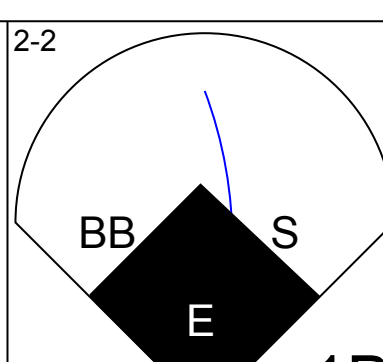
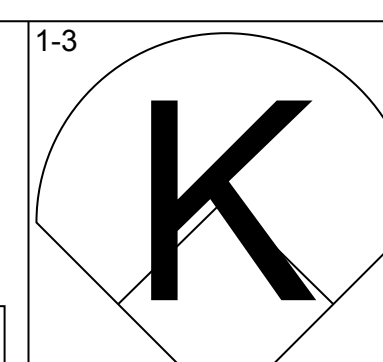
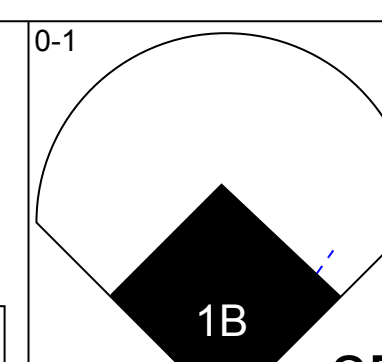
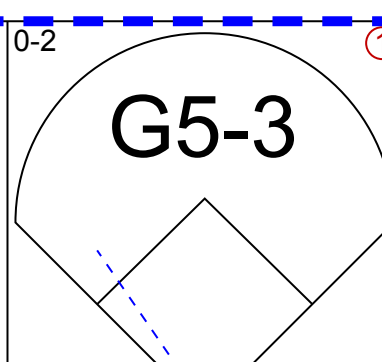
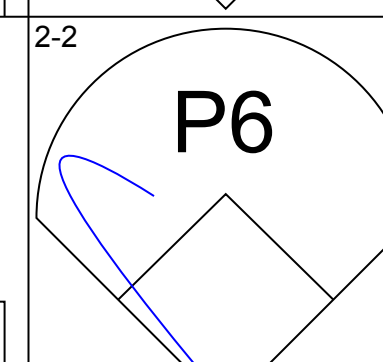
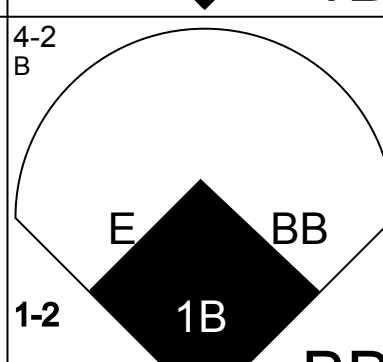
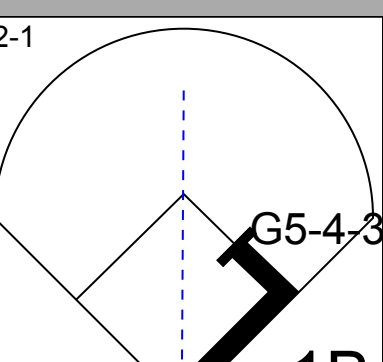
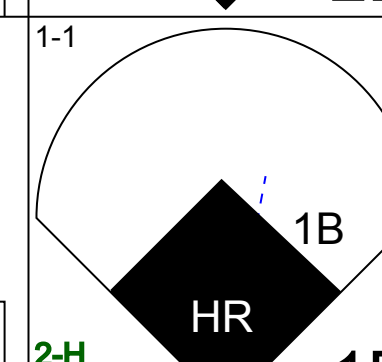
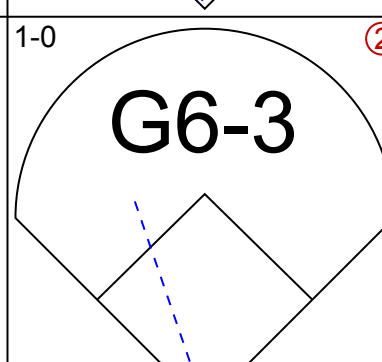
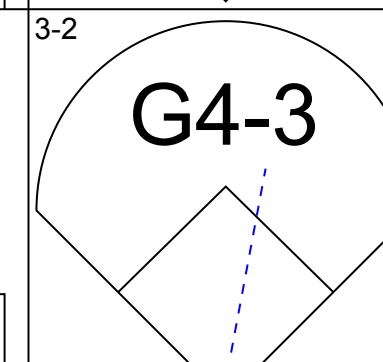
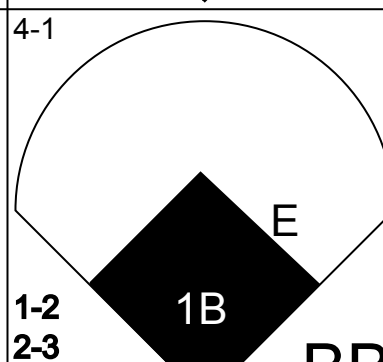
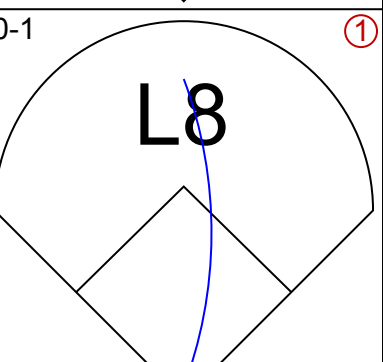
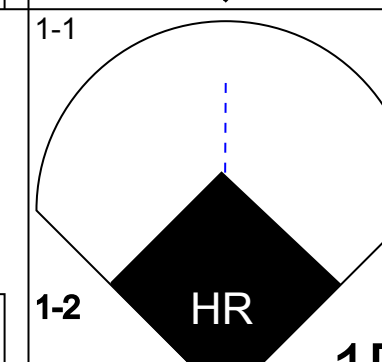
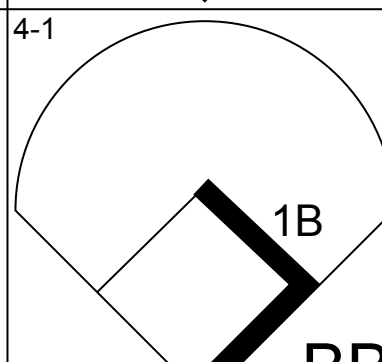
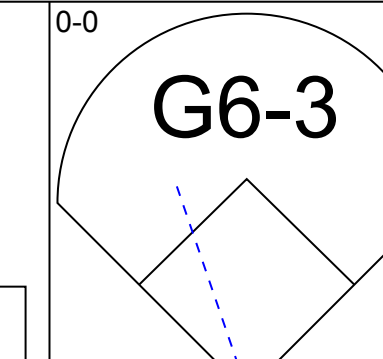
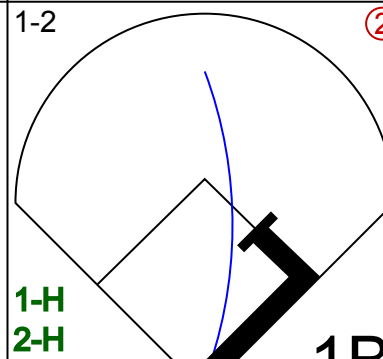
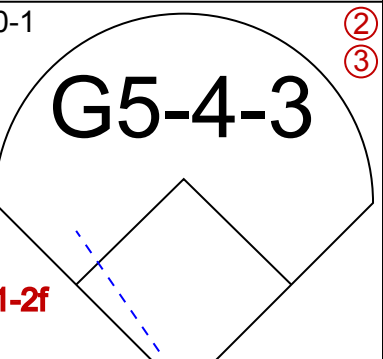
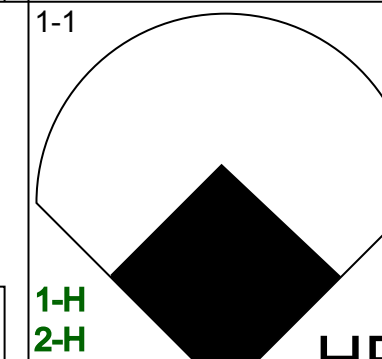
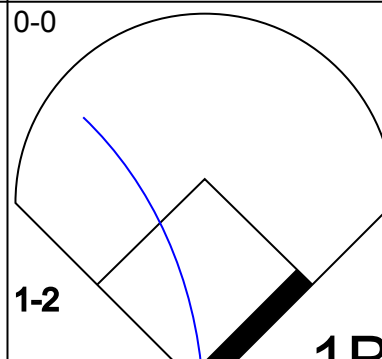
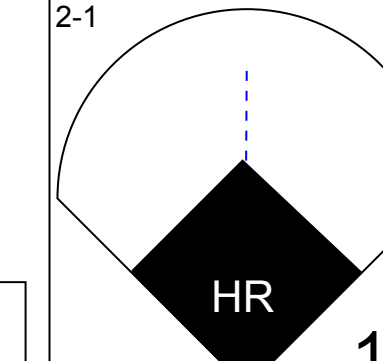
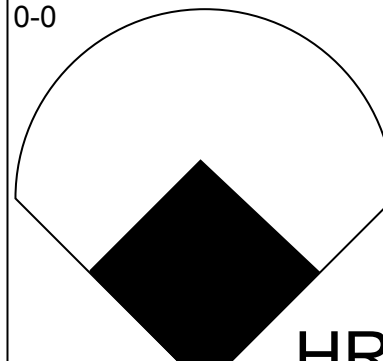
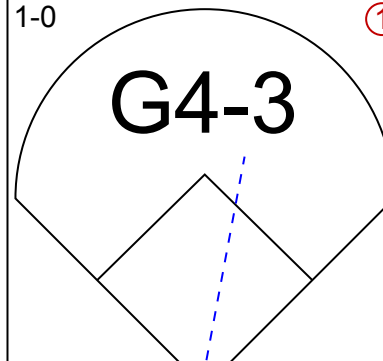
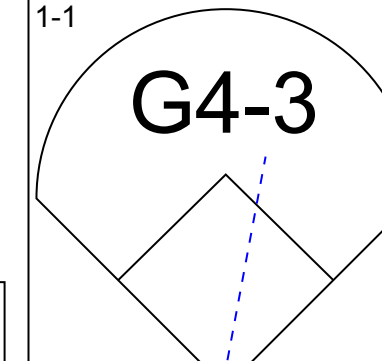
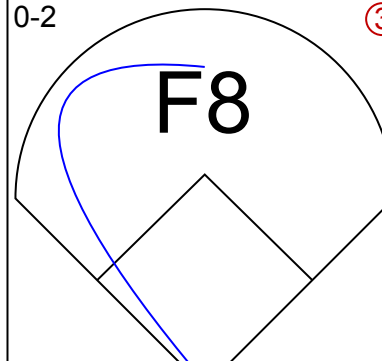

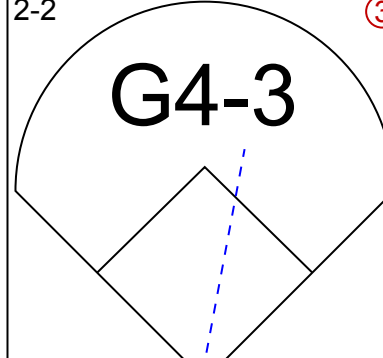
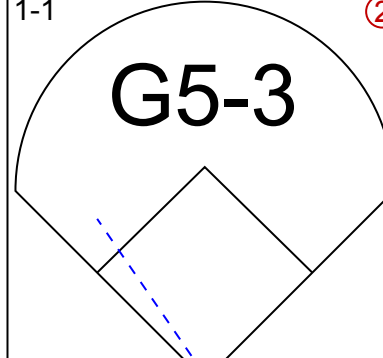
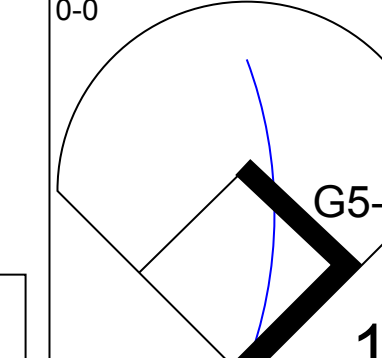

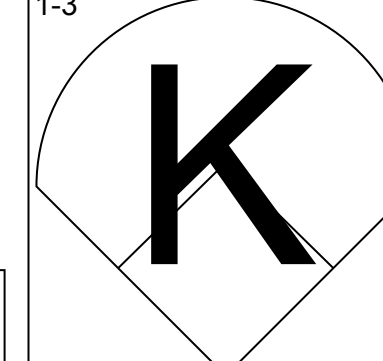
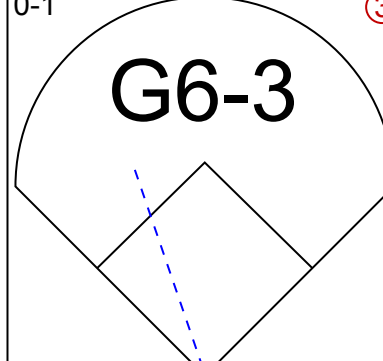
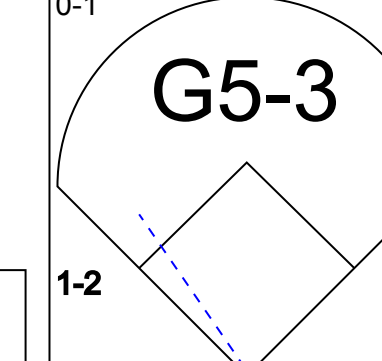

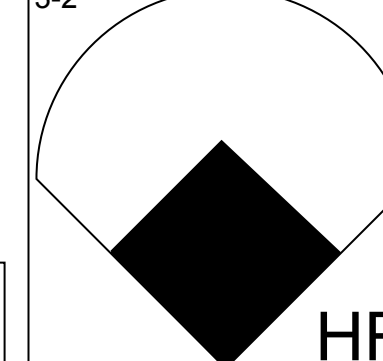
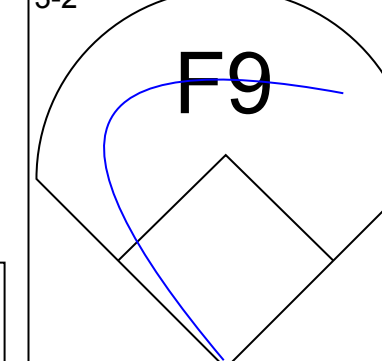
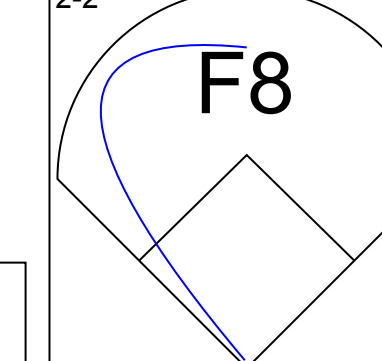
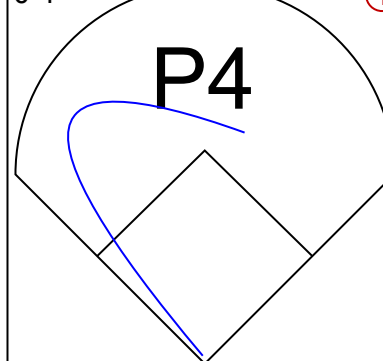
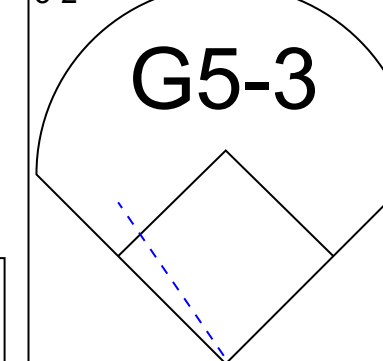
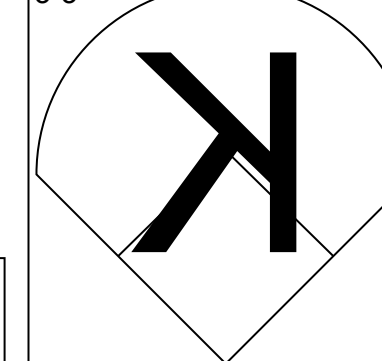
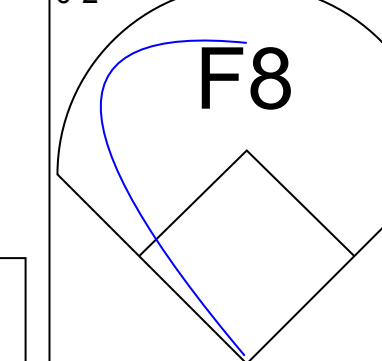
AB	36
R	5
H	9
RBI	4
BB	3
SO	7
LOB	14





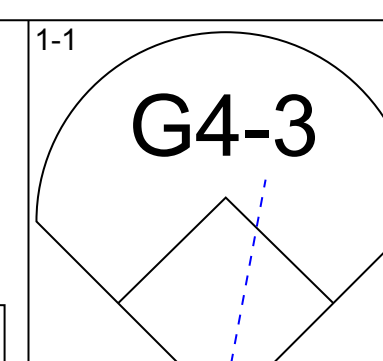
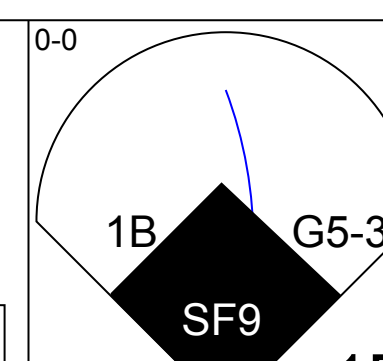
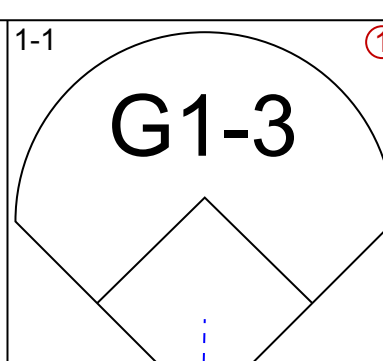
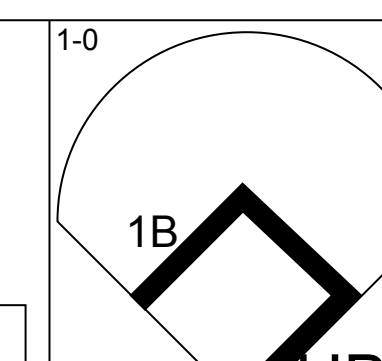
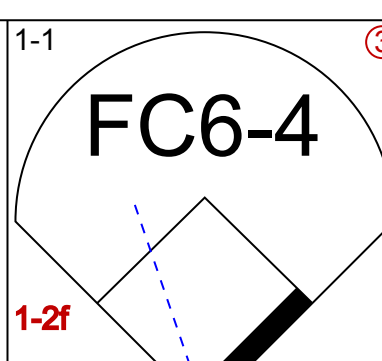
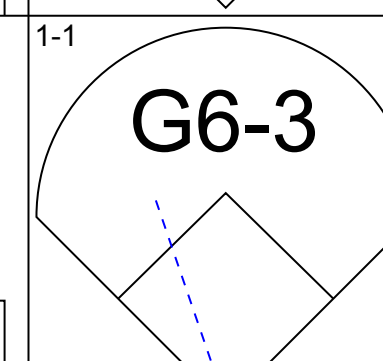
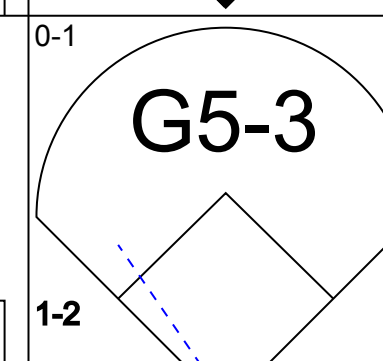
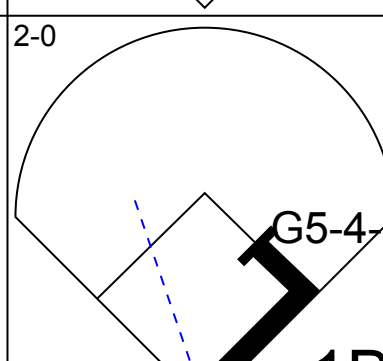
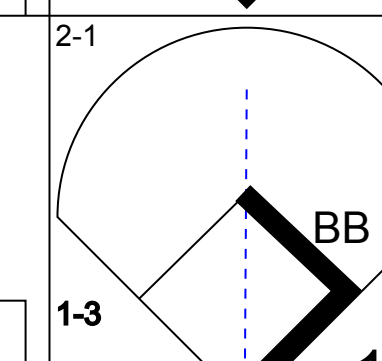
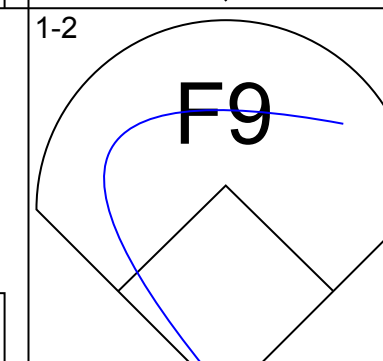
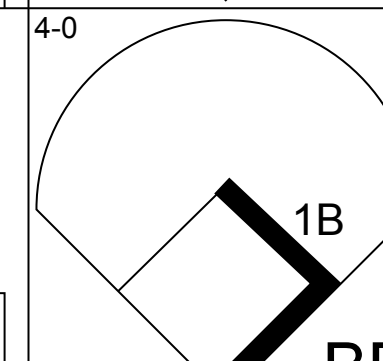
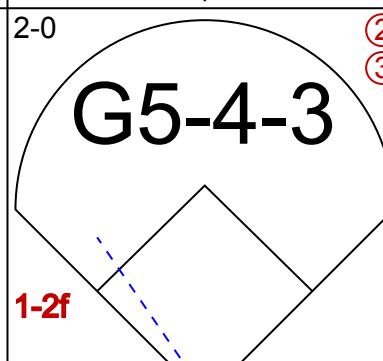
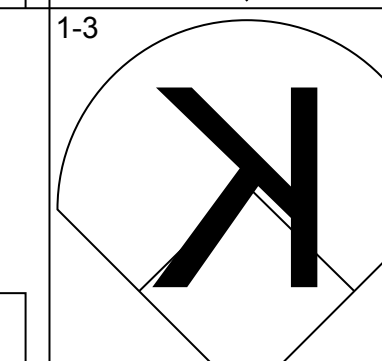
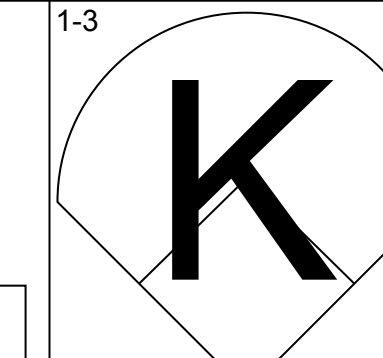
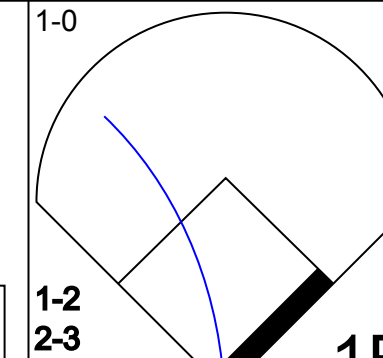
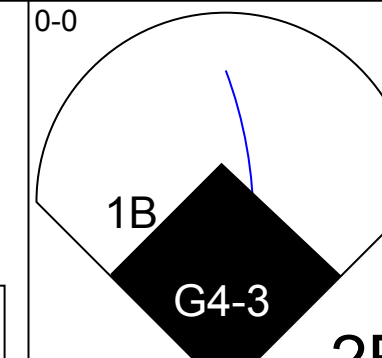
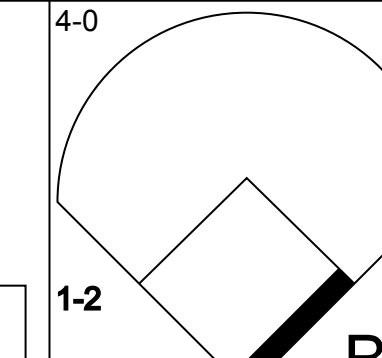
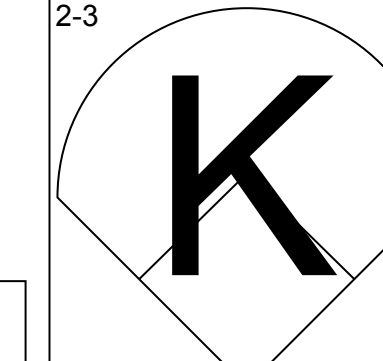
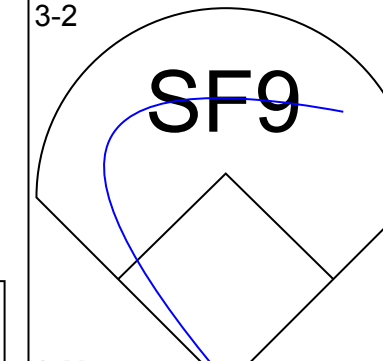
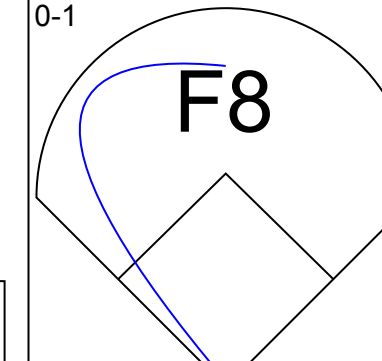
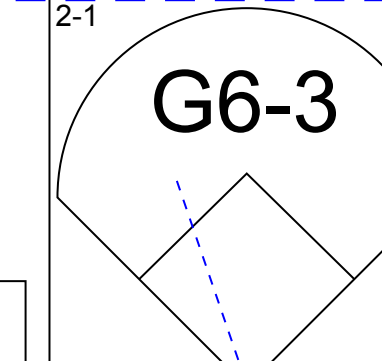
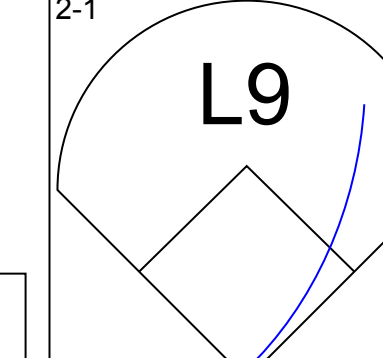
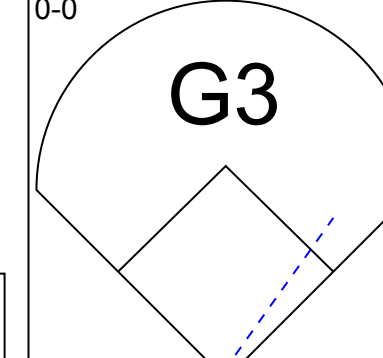
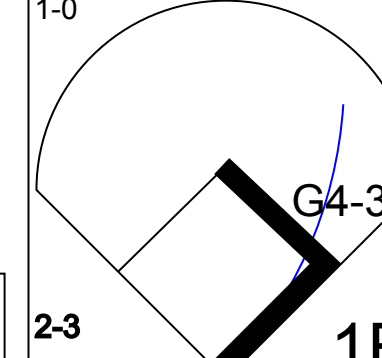
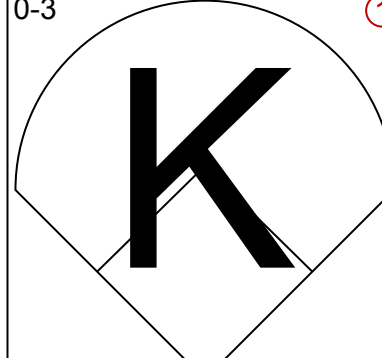
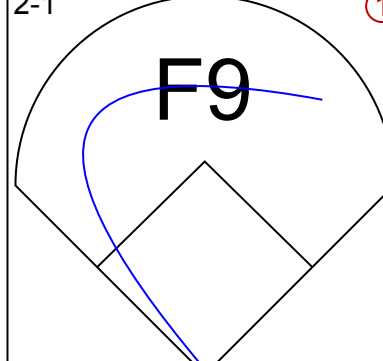
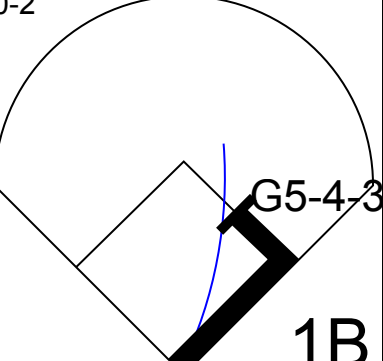
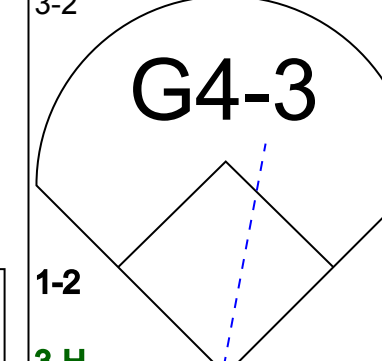
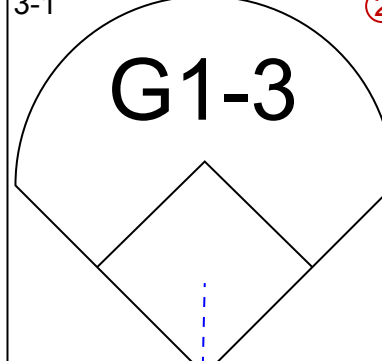
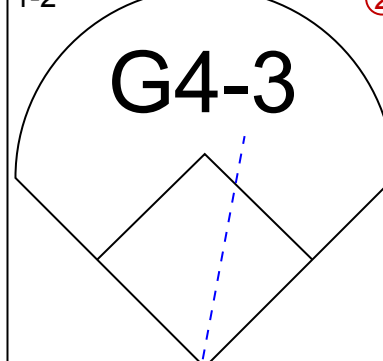
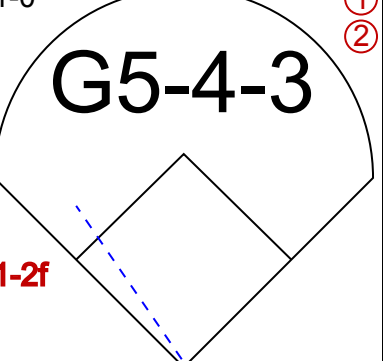
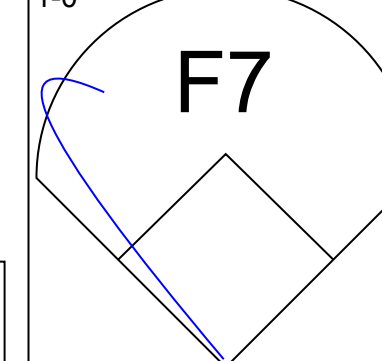
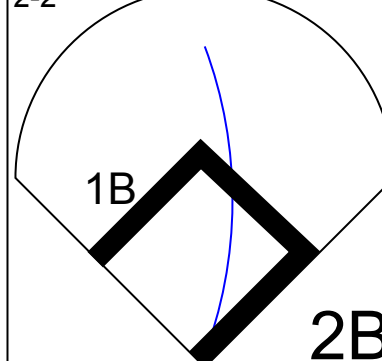
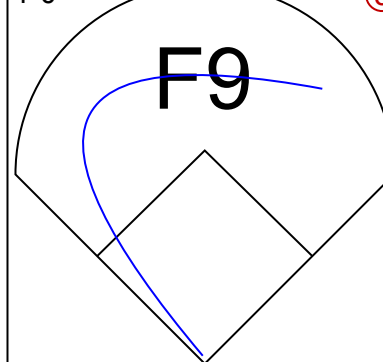
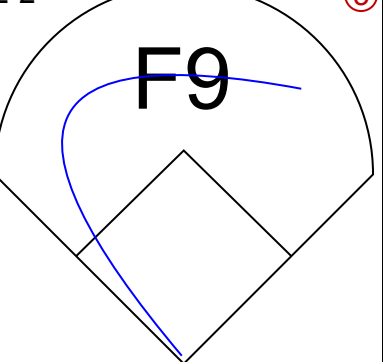
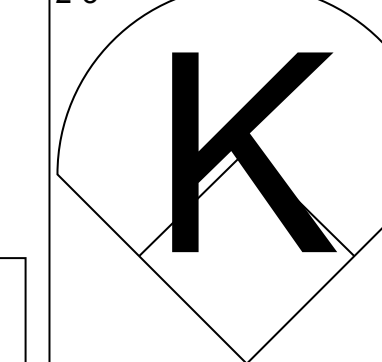
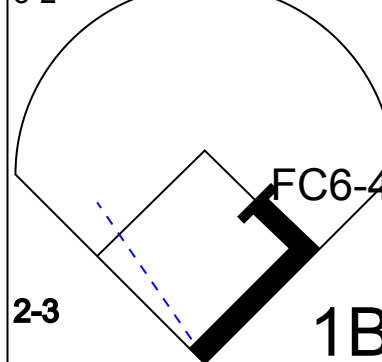




Batter	1	2	3	4	5	6	7	8	9	AB	R	H	RBI	BB	SO	LOB	TOP			
Terry Jones, S OBP: 0.190, SLG: 0.333										5	2	2	0	0	2	0	<b>Montreal Expos @ Milwaukee Brewers</b> Milwaukee County Stadium, Milwaukee, WI Fri Jul 24, 1998, 8:05 PM EDT Att: 16,297 - Unknown - 75 F			
Orlando Cabrera, R OBP: 0.352, SLG: 0.437										4	2	2	1	1	0	0				
Ryan McGuire, L OBP: 0.341, SLG: 0.301										3	2	1	0	2	0	1				
Vladimir Guerrero, R OBP: 0.363, SLG: 0.573										5	1	3	5	0	0	1				
Derrick May, L OBP: 0.225, SLG: 0.283										5	2	2	1	0	0	2				
Bob Hentley, R OBP: 0.306, SLG: 0.250										4	0	1	0	0	1	1				
Shane Andrews, R OBP: 0.306, SLG: 0.441										4	1	1	2	0	1	1				
Mike Mordecai, R OBP: 0.208, SLG: 0.224										4	1	1	1	0	0	1				
Mike Thurman, R Steve Kline, S Anthony Telford, R Ugueth Urbina, R										3	0	0	0	0	1	0				
<b>Inning Stats</b>	R: 0 E: 0 K: 1 S: 9	H: 0 LOB: 0 BB: 0 P: 14	R: 2 E: 0 K: 1 S: 11	H: 2 LOB: 0 BB: 0 P: 18	R: 4 E: 1 K: 0 S: 16	H: 3 LOB: 0 BB: 2 P: 29	R: 1 E: 0 K: 2 S: 12	H: 1 LOB: 0 BB: 0 P: 20	R: 0 E: 0 K: 0 S: 6	H: 0 LOB: 0 BB: 0 P: 7	R: 4 E: 0 K: 1 S: 16	H: 4 LOB: 0 BB: 0 P: 26	R: 0 E: 0 K: 0 S: 9	H: 1 LOB: 1 BB: 0 P: 11	R: 0 E: 0 K: 0 S: 10	H: 1 LOB: 2 BB: 1 P: 15		1B: 8 2B: 1 3B: 0 HR: 4	SF: 0 SAC: 0 DP: 1 HBP: 0	WP: 0 PB: 0 SB: 1 CS: 0
<b>PITCHER</b>	IP WLS BF H R ER SO BB IBB HBP BLK WP HR S P ERA WHIP																			
Paul Wagner, R ERA: 7.11	(1, 1) 7.0 L 32 11 11 11 5 2 0 0 0 0 4 75 122 14.14 1.857																			
Eric Plunk, R ERA: 4.71	(8, 1) 1.0 4 1 0 0 0 0 0 0 0 0 0 9 11 0.00 1.000																			
Mike Myers, L ERA: 1.42	(9, 1) 1.0 5 1 0 0 0 0 1 0 0 0 0 0 10 15 0.00 2.000																			

AB	38
R	11
H	13
RBI	10
BB	3
SO	5
LOB	8



Batter	1	2	3	4	5	6	7	8	9	AB	R	H	RBI	BB	SO	LOB	BOTTOM			
Fernando Vina, L OBP: 0.386, SLG: 0.437										4	1	1	0	0	0	2	<b>Montreal Expos @ Milwaukee Brewers</b> Milwaukee County Stadium, Milwaukee, WI Fri Jul 24, 1998, 8:05 PM EDT Att: 16,297 - Unknown - 75 F			
Marquis Grissom, R OBP: 0.308, SLG: 0.398										4	0	2	0	0	0	1				
Jeff Cirillo, R OBP: 0.416, SLG: 0.424										3	0	0	0	1	1	3				
Mark Loretta, R OBP: 0.410, SLG: 0.450										3	1	2	0	1	1	0				
John Jaha, R OBP: 0.370, SLG: 0.373 Mike Myers, L										3	0	0	1	0	1	4				
Dave Nilsson, L OBP: 0.325, SLG: 0.363										4	0	1	0	0	1	2				
Jeremy Burnitz, L OBP: 0.348, SLG: 0.481 Eric Plunk, R Bob Hamelin, L OBP: 0.264, SLG: 0.326										3	0	1	1	0	0	1				
Mike Matheny, R OBP: 0.294, SLG: 0.356										4	0	1	0	0	0	2				
Paul Wagner, R OBP: 0.158, SLG: 0.158 Marc Newfield, R OBP: 0.308, SLG: 0.336										2	0	0	0	0	0	0				
<b>Inning Stats</b>	R: 0 E: 0 K: 0 S: 7	H: 0 LOB: 0 BB: 0 P: 10	R: 0 E: 0 K: 2 S: 10	H: 0 LOB: 0 BB: 0 P: 15	R: 0 E: 0 K: 0 S: 6	H: 0 LOB: 0 BB: 0 P: 10	R: 1 E: 0 K: 0 S: 8	H: 2 LOB: 1 BB: 1 P: 16	R: 0 E: 0 K: 0 S: 9	H: 1 LOB: 0 BB: 0 P: 9	R: 1 E: 0 K: 0 S: 8	H: 2 LOB: 1 BB: 0 P: 13	R: 0 E: 0 K: 2 S: 13	H: 1 LOB: 3 BB: 1 P: 25	R: 0 E: 0 K: 1 S: 13	H: 2 LOB: 2 BB: 0 P: 22		1B: 7 2B: 2 3B: 0 HR: 0	SF: 1 SAC: 0 DP: 2 HBP: 1	WP: 0 PB: 0 SB: 0 CS: 0
<b>PITCHER</b>	IP WLS BF H R ER SO BB IBB HBP BLK WP HR S P ERA WHIP																			
Mike Thurman, R ERA: 2.84	(1, 1) 6.1 W 24 6 2 2 2 2 1 0 0 0 0 0 15 29 0.00 1.505																			
Steve Kline, L ERA: 2.45	(7, 1) 1.1 7 1 0 0 0 2 1 0 1 0 0 0 2 4 0.00 0.000																			
Anthony Telford, R ERA: 3.32	(8, 1) 0.1 1 0 0 0 0 0 0 0 0 0 0 0 2 4 0.00 0.000																			
Ugueth Urbina, R ERA: 1.22	(9, 1) 1.0 5 2 0 0 0 1 0 0 0 0 0 0 0 13 22 0.00 2.000																			

AB	33
R	2
H	9
RBI	2
BB	2
SO	5
LOB	15





Batter	1	2	3	4	5	6	7	8	9	AB	R	H	RBI	BB	SO	LOB	TOP								
<b>Orlando Cabrera, R</b> OBP: 0.344, SLG: 0.424	2-1 FC4-6 1B		2-2 G6-3				2-2 G5-3		2-0 F8				0-0 G4-3	5	0	1	0	0	0	2					
<b>Terry Jones, S</b> OBP: 0.200, SLG: 0.292	1-1 SAFE FC4-6 2B		1-1 E3 2B G6-3				1-2 F9		4-0 SH1-4 BB					3	2	0	0	1	0	1					
<b>Mark Grudzielanek, R</b> OBP: 0.315, SLG: 0.373	0-0 G6-3 1-H 2B		1-2 G6-3 1-3 2B				3-1 L8		1-2 SH1-4					3	1	2	1	0	0	0					
<b>Vladimir Guerrero, R</b> OBP: 0.364, SLG: 0.570	2-2 G6-3		0-0 G6-3				4-2 BB		4-0 FC5-4 IBB					2	0	0	1	2	0	2					
<b>Shane Andrews, R</b> OBP: 0.306, SLG: 0.441	0-0 2B		2-3 3-H K				1-1 SAFE P4		0-1 F7					4	0	1	1	0	1	4					
<b>Robert Perez, R</b> OBP: 0.231, SLG: 0.333	1-0 G6-3						1-1 G5-3		0-2 FC5-4					4	0	0	0	0	0	4					
<b>Bob Henley, R</b> OBP: 0.412, SLG: 0.375			1-2 G6-4-3 1B				1-1 G4-3		0-1 FC1-6 1B				1-1 G4-3 SH5-4 1B	4	0	3	0	0	0	0					
<b>Ryan McGuire, L</b> OBP: 0.335, SLG: 0.295			1-1 G6-4-3 1-2				2-3 K		0-0 FC1-6 SH1-4				0-0 SH5-4	3	0	0	0	0	1	2					
<b>Carlos Perez, L</b> OBP: 0.208, SLG: 0.298			0-0 G4-3						0-0 SH1-4				0-1 G4-3	2	0	0	0	0	0	0					
<b>Mike Mordecai, R</b> OBP: 0.238, SLG: 0.224														0	0	0	0	0	0	0					
<b>Scott Livingstone, L</b> OBP: 0.217, SLG: 0.211														1	0	0	0	0	0	1					
<b>Anthony Telford, R</b> OBP: 0.231, SLG: 0.333														0	0	0	0	0	0	0					
<b>Inning Stats</b>	R: 2 E: 0 K: 0 S: 11	H: 3 LOB: 1 BB: 0 P: 16	R: 0 E: 0 K: 0 S: 6	H: 1 LOB: 0 BB: 0 P: 8	R: 1 E: 1 K: 1 S: 13	H: 1 LOB: 1 BB: 0 P: 19	R: 0 E: 0 K: 1 S: 7	H: 0 LOB: 0 BB: 0 P: 11	R: 0 E: 0 K: 0 S: 7	H: 0 LOB: 1 BB: 1 P: 10	R: 0 E: 0 K: 0 S: 8	H: 0 LOB: 1 BB: 1 P: 17	R: 0 E: 0 K: 0 S: 5	H: 1 LOB: 1 BB: 0 P: 7	R: 0 E: 0 K: 0 S: 6	H: 0 LOB: 2 BB: 2 P: 14	R: 0 E: 0 K: 0 S: 6	H: 1 LOB: 1 BB: 0 P: 7	R: 0 E: 0 K: 0 S: 6	H: 1 LOB: 1 BB: 0 P: 7	1B: 4 2B: 3 3B: 0 HR: 0	SF: 0 SAC: 3 DP: 1 HBP: 0	WP: 0 PB: 0 CS: 0	PA: 37	
<b>PITCHER</b>	IP	WLS	BF	H	R	ER	SO	BB	IBB	HBP	BLK	WP	HR	S	P	ERA	WHIP								
<b>Scott Karl, L</b> ERA: 3.87	(1, 1)	8.1	35	7	3	2	2	2	1	0	0	0	0	66	106	2.16	1.080								
<b>Bob Wickman, R</b> ERA: 2.5	(9, 1)	0.2	W	2	0	0	0	0	0	0	0	0	0	3	3	0.00	0.000								

**Montreal Expos @ Milwaukee Brewers**  
Milwaukee County Stadium, Milwaukee, WI

AB 31  
R 3  
H 7  
RBI 3  
BB 3  
SO 2  
LOB 16



WP: 0 PA: 37  
PB: 0  
CS: 0

Sat Jul 25 1998, 8:05 PM EDT  
Att: 28,074 - Unknown - 71 F

Batter	1	2	3	4	5	6	7	8	9	AB	R	H	RBI	BB	SO	LOB	BOTTOM								
<b>Fernando Vina, L</b> OBP: 0.387, SLG: 0.436	1-2 G6-3						0-1 S G6-3 1B		0-1 G4-3					3	1	1	0	0	0	0					
<b>Marquis Grissom, R</b> OBP: 0.307, SLG: 0.399	2-1 E 2B						0-2 SAFE G6-3 1-2		0-1 L9					4	1	1	0	0	0	3					
<b>Jeff Cirillo, R</b> OBP: 0.417, SLG: 0.425	2-2 E9 2-H 1B						3-1 F BB X G5-3		1-2 L8					4	0	2	2	0	0	0					
<b>Mark Loretta, R</b> OBP: 0.403, SLG: 0.441	0-3 K						0-1 F X F9		1-1 F8					4	0	0	0	0	1	2					
<b>John Jaha, R</b> OBP: 0.363, SLG: 0.365	1-1 G6-3						3-3 K2-3		2-3 K					4	0	0	0	0	2	1					
<b>Jeremy Burnitz, L</b> OBP: 0.351, SLG: 0.500							2-0 L5-3 1B		0-1 G4-3					4	2	3	2	0	0	0					
<b>Marc Newfield, R</b> OBP: 0.309, SLG: 0.336							3-2 L5-3		1-1 G6-3					3	0	1	0	0	0	1					
<b>Darrin Jackson, R</b> OBP: 0.242, SLG: 0.323							1-2 SH1-4 1B							0	0	0	0	0	0	0					
<b>Mike Matheny, R</b> OBP: 0.290, SLG: 0.351							2-3 K2-3		1-1 P4					3	0	0	0	0	1	1					
<b>Scott Karl, L</b> OBP: 0.184, SLG: 0.088							2-2 G4-3		0-1 G6-3					2	0	0	0	0	0	0					
<b>Bob Wickman, R</b> ERA: 3.45	(9, 1)	0.1	L	2	1	1	1	0	0	0	0	0	0	7	12	27.00	3.000								
<b>Inning Stats</b>	R: 1 E: 0 K: 1 S: 16	H: 2 LOB: 1 BB: 0 P: 22	R: 1 E: 0 K: 0 S: 13	H: 2 LOB: 2 BB: 0 P: 19	R: 0 E: 0 K: 1 S: 9	H: 0 LOB: 0 BB: 0 P: 14	R: 0 E: 0 K: 1 S: 8	H: 1 LOB: 0 BB: 0 P: 15	R: 1 E: 0 K: 0 S: 12	H: 2 LOB: 1 BB: 0 P: 18	R: 0 E: 0 K: 1 S: 7	H: 0 LOB: 0 BB: 0 P: 10	R: 0 E: 0 K: 0 S: 6	H: 0 LOB: 0 BB: 0 P: 7	R: 0 E: 1 K: 0 S: 8	H: 0 LOB: 0 BB: 0 P: 12	R: 1 E: 0 K: 0 S: 7	H: 1 LOB: 0 BB: 0 P: 12	R: 0 E: 0 K: 0 S: 7	H: 1 LOB: 0 BB: 0 P: 12	1B: 5 2B: 2 3B: 0 HR: 2	SF: 0 SAC: 1 DP: 1 HBP: 1	WP: 0 PB: 0 CS: 1	PA: 34	
<b>PITCHER</b>	IP	WLS	BF	H	R	ER	SO	BB	IBB	HBP	BLK	WP	HR	S	P	ERA	WHIP								
<b>Carlos Perez, L</b> ERA: 3.75	(1, 1)	8.0	31	7	3	3	4	0	0	1	0	0	0	79	117	3.38	0.875								
<b>Anthony Telford, R</b> ERA: 3.45	(9, 1)	0.1	L	2	1	1	0	0	0	0	0	0	1	7	12	27.00	3.000								

**Montreal Expos @ Milwaukee Brewers**  
Milwaukee County Stadium, Milwaukee, WI

AB 31  
R 4  
H 8  
RBI 4  
BB 0  
SO 4  
LOB 8



WP: 0 PA: 34  
PB: 0  
CS: 1

Sat Jul 25 1998, 8:05 PM EDT  
Att: 28,074 - Unknown - 71 F



Batter	1	2	3	4	5	6	7	8	9	AB	R	H	RBI	BB	SO	LOB	TOP				
Terry Jones, S OBP: 0.233, SLG: 0.286 (1, 8)										4	1	1	0	1	2	3					
Orlando Cabrera, R OBP: 0.327, SLG: 0.402 (1, 4)										5	0	0	0	0	0	5					
Mark Grudzielanek, R OBP: 0.321, SLG: 0.381 (1, 6)										5	2	4	1	0	0	0					
Vladimir Guerrero, R OBP: 0.365, SLG: 0.573 (1, 9)										5	1	2	2	0	0	2					
Brad Fullmer, L OBP: 0.329, SLG: 0.454 Ryan McGuire, L OBP: 0.335, SLG: 0.295 (1, 3) (7, 3)										4	0	0	0	0	0	3					
Derick May, L OBP: 0.240, SLG: 0.302 Mike Mordecai, R OBP: 0.208, SLG: 0.224 (8, PR) (8, 3)										4	0	2	1	0	0	0					
Shane Andrews, R OBP: 0.308, SLG: 0.442 (1, 5)										4	0	2	0	0	1	0					
Bob Henley, R OBP: 0.450, SLG: 0.421 (1, 2)									3	0	2	0	0	0	1						
Carl Pavano, R OBP: 0.100, SLG: 0.100 Steve Kline, S OBP: 0.214, SLG: 0.211 Scott Livingstone, L OBP: 0.244, SLG: 0.244 Shayne Bennett, R OBP: 0.244, SLG: 0.244 Mike Maddux, L OBP: 0.244, SLG: 0.244 (1, 1) (7, 1) (8, PH) (8, 1) (8, 1)										3	0	1	0	0	1	2					
<b>Inning Stats</b>	R: 1 E: 0 K: 1 S: 12	H: 2 LOB: 1 BB: 0 P: 24	R: 0 E: 0 K: 1 S: 9	H: 2 LOB: 1 BB: 0 P: 15	R: 1 E: 0 K: 0 S: 14	H: 1 LOB: 1 BB: 1 P: 24	R: 0 E: 0 K: 0 S: 14	H: 3 LOB: 3 BB: 0 P: 18	R: 2 E: 0 K: 2 S: 6	H: 2 LOB: 0 BB: 0 P: 7	R: 0 E: 0 K: 2 S: 10	H: 1 LOB: 1 BB: 0 P: 16	R: 0 E: 0 K: 0 S: 6	H: 0 LOB: 0 BB: 0 P: 9	R: 1 E: 0 K: 0 S: 7	H: 2 LOB: 2 BB: 0 P: 9	R: 0 E: 0 K: 0 S: 5	H: 1 LOB: 0 BB: 0 P: 8	1B: 10 2B: 4 3B: 0 HR: 0	SF: 1 DP: 1 HBP: 0	WP: 0 PA: 40
<b>PITCHER</b>	IP WLS BF H R ER SO BB IBB HBP BLK WP HR S P ERA WHIP	IP WLS BF H R ER SO BB IBB HBP BLK WP HR S P ERA WHIP	IP WLS BF H R ER SO BB IBB HBP BLK WP HR S P ERA WHIP	IP WLS BF H R ER SO BB IBB HBP BLK WP HR S P ERA WHIP	IP WLS BF H R ER SO BB IBB HBP BLK WP HR S P ERA WHIP	IP WLS BF H R ER SO BB IBB HBP BLK WP HR S P ERA WHIP	IP WLS BF H R ER SO BB IBB HBP BLK WP HR S P ERA WHIP	IP WLS BF H R ER SO BB IBB HBP BLK WP HR S P ERA WHIP	IP WLS BF H R ER SO BB IBB HBP BLK WP HR S P ERA WHIP	IP WLS BF H R ER SO BB IBB HBP BLK WP HR S P ERA WHIP	IP WLS BF H R ER SO BB IBB HBP BLK WP HR S P ERA WHIP	IP WLS BF H R ER SO BB IBB HBP BLK WP HR S P ERA WHIP	IP WLS BF H R ER SO BB IBB HBP BLK WP HR S P ERA WHIP	IP WLS BF H R ER SO BB IBB HBP BLK WP HR S P ERA WHIP	IP WLS BF H R ER SO BB IBB HBP BLK WP HR S P ERA WHIP	IP WLS BF H R ER SO BB IBB HBP BLK WP HR S P ERA WHIP	IP WLS BF H R ER SO BB IBB HBP BLK WP HR S P ERA WHIP	IP WLS BF H R ER SO BB IBB HBP BLK WP HR S P ERA WHIP	IP WLS BF H R ER SO BB IBB HBP BLK WP HR S P ERA WHIP	IP WLS BF H R ER SO BB IBB HBP BLK WP HR S P ERA WHIP	IP WLS BF H R ER SO BB IBB HBP BLK WP HR S P ERA WHIP

**Montreal Expos @ Milwaukee Brewers**  
Milwaukee County Stadium, Milwaukee, WI  
Sun Jul 26 1998, 4:33 AM EDT  
Att: 24,563 - Sunny - 74 F


AB	37
R	5
H	14
RBI	5
BB	1
SO	4
LOB	16



Batter	1	2	3	4	5	6	7	8	9	AB	R	H	RBI	BB	SO	LOB	BOTTOM			
Fernando Vina, L OBP: 0.388, SLG: 0.434 (1, 4)										2	1	0	0	1	0	0				
Jeff Cirillo, R OBP: 0.416, SLG: 0.431 (1, 5)										4	1	1	2	0	0	0				
Jeremy Bumitz, L OBP: 0.350, SLG: 0.496 (1, 9)										3	1	0	0	1	2	0				
Mark Loretta, R OBP: 0.397, SLG: 0.434 (1, 3)										4	0	0	0	0	2	1				
Dave Nilsson, L OBP: 0.325, SLG: 0.363 Darrin Jackson, R OBP: 0.248, SLG: 0.336 (1, 7) (8, 7)										3	1	1	0	0	0	0				
Marquis Grissom, R OBP: 0.313, SLG: 0.398 (1, 8)										1	1	0	0	3	0	1				
Mike Matheny, R OBP: 0.291, SLG: 0.350 (1, 2)										3	0	1	1	0	0	3				
Jose Valentin, S OBP: 0.323, SLG: 0.422 (1, 6)										3	0	0	0	0	1	2				
21 Cal Eldred, R ERA: 4.8 Bronswell Patrick, R ERA: 3.06 Steve Woodard, R ERA: 3.32 Eric Plunk, R ERA: 4.6 Bob Wickman, R ERA: 2.56 (1, 1) (2, 1) (6, PH) (7, 1) (7, PH) (8, 1)										0	0	0	0	0	0	0				
<b>Inning Stats</b>	R: 0 E: 0 K: 1 S: 7	H: 0 LOB: 0 BB: 0 P: 12	R: 1 E: 0 K: 1 S: 12	H: 2 LOB: 1 BB: 0 P: 20	R: 1 E: 0 K: 0 S: 8	H: 0 LOB: 0 BB: 0 P: 14	R: 0 E: 0 K: 2 S: 6	H: 0 LOB: 1 BB: 1 P: 12	R: 0 E: 0 K: 2 S: 7	H: 0 LOB: 0 BB: 0 P: 13	R: 1 E: 0 K: 2 S: 10	H: 1 LOB: 0 BB: 0 P: 14	R: 2 E: 0 K: 0 S: 11	H: 1 LOB: 0 BB: 2 P: 25	R: 1 E: 0 K: 0 S: 13	H: 1 LOB: 2 BB: 2 P: 25	1B: 2 2B: 1 3B: 0 HR: 2	SF: 0 DP: 0 HBP: 1	WP: 1 PA: 35	
<b>PITCHER</b>	IP WLS BF H R ER SO BB IBB HBP BLK WP HR S P ERA WHIP	IP WLS BF H R ER SO BB IBB HBP BLK WP HR S P ERA WHIP	IP WLS BF H R ER SO BB IBB HBP BLK WP HR S P ERA WHIP	IP WLS BF H R ER SO BB IBB HBP BLK WP HR S P ERA WHIP	IP WLS BF H R ER SO BB IBB HBP BLK WP HR S P ERA WHIP	IP WLS BF H R ER SO BB IBB HBP BLK WP HR S P ERA WHIP	IP WLS BF H R ER SO BB IBB HBP BLK WP HR S P ERA WHIP	IP WLS BF H R ER SO BB IBB HBP BLK WP HR S P ERA WHIP	IP WLS BF H R ER SO BB IBB HBP BLK WP HR S P ERA WHIP	IP WLS BF H R ER SO BB IBB HBP BLK WP HR S P ERA WHIP	IP WLS BF H R ER SO BB IBB HBP BLK WP HR S P ERA WHIP	IP WLS BF H R ER SO BB IBB HBP BLK WP HR S P ERA WHIP	IP WLS BF H R ER SO BB IBB HBP BLK WP HR S P ERA WHIP	IP WLS BF H R ER SO BB IBB HBP BLK WP HR S P ERA WHIP	IP WLS BF H R ER SO BB IBB HBP BLK WP HR S P ERA WHIP	IP WLS BF H R ER SO BB IBB HBP BLK WP HR S P ERA WHIP	IP WLS BF H R ER SO BB IBB HBP BLK WP HR S P ERA WHIP	IP WLS BF H R ER SO BB IBB HBP BLK WP HR S P ERA WHIP	IP WLS BF H R ER SO BB IBB HBP BLK WP HR S P ERA WHIP	IP WLS BF H R ER SO BB IBB HBP BLK WP HR S P ERA WHIP

**Montreal Expos @ Milwaukee Brewers**  
Milwaukee County Stadium, Milwaukee, WI  
Sun Jul 26 1998, 4:33 AM EDT  
Att: 24,563 - Sunny - 74 F

AB	27
R	6
H	5
RBI	6
BB	5
SO	6
LOB	7





Batter	1	2	3	4	5	6	7	8	9	AB	R	H	RBI	BB	SO	LOB	TOP					
Fernando Vina, L OBP: 0.388, SLG: 0.432 Jose Valentin, S OBP: 0.326, SLG: 0.422	L7		G4-6-3														2 0 0 0 1 0 2 2 1 1 1 1 0 2					
Mark Loretta, R OBP: 0.397, SLG: 0.433	G5-3			1B	PO	L6	G6-4-3		BB	1B	1B	1B	1B	1B	1B	1B	5 2 2 0 0 0 2					
Jeff Cirillo, R OBP: 0.418, SLG: 0.433	F8																5 3 3 1 0 0 0					
Jeremy Burnitz, L OBP: 0.349, SLG: 0.491		K															4 1 0 0 1 1 3					
John Jaha, R OBP: 0.359, SLG: 0.360 Bob Hamelin, L OBP: 0.268, SLG: 0.361		K															4 1 1 0 0 2 2 1 0 0 0 0 1 3					
Dave Nilsson, L OBP: 0.333, SLG: 0.392 Darrin Jackson, R OBP: 0.254, SLG: 0.364		K															4 2 3 4 0 1 0 1 2 1 4 0 0 0					
Marquis Grissom, R OBP: 0.317, SLG: 0.401			G3-1	G6-3													5 1 3 0 0 0 0					
Bobby Hughes, R OBP: 0.302, SLG: 0.414																	2 0 0 0 3 0 2					
48 Brad Woodall, S Eric Plunk, R Marc Newfield, R Chad Fox, R Mike Myers, L David Weathers, R Bob Wickman, R																	2 0 1 0 0 0 0 0 0 0 0 0 0 0 1 0 1 1 0 0 0 1 0 0 0 0 0 2 0 0 0 0 0 0 0 1 0 0 0 0 0 1 0 0 0 0 0 0 0					
<b>Inning Stats</b>	R: 0 E: 0 K: 0 S: 8	H: 0 LOB: 0 BB: 0 P: 14	R: 0 E: 0 K: 3 S: 9	H: 0 LOB: 0 BB: 0 P: 14	R: 0 E: 1 K: 0 S: 9	H: 1 LOB: 1 BB: 1 P: 16	R: 3 E: 1 K: 1 S: 12	H: 3 LOB: 0 BB: 0 P: 18	R: 0 E: 0 K: 0 S: 4	H: 0 LOB: 0 BB: 1 P: 9	R: 0 E: 0 K: 0 S: 12	H: 0 LOB: 1 BB: 0 P: 18	R: 3 E: 0 K: 0 S: 16	H: 5 LOB: 1 BB: 0 P: 23	R: 2 E: 0 K: 0 S: 15	H: 3 LOB: 2 BB: 1 P: 25	R: 5 E: 0 K: 2 S: 23	H: 4 LOB: 2 BB: 3 P: 44	1B: 13 2B: 1 3B: 0 HR: 2	SF: 0 SAC: 0 DP: 2 HBP: 0	WP: 1 PB: 0 CS: 2	PA: 47
<b>PITCHER</b>	IP	WLS	BF	H	R	ER	SO	BB	IBB	HBP	BLK	WP	HR	S	P	ERA	WHIP					
Kent Bottenfeld, R ERA: 4.71	(1.1)	6.0	22	4	3	3	4	2	0	0	0	0	1	54	89	4.50	1.000					
John Frascatore, R ERA: 4.48	(7.1)	0.1	5	4	3	3	0	0	0	0	0	0	0	11	15	81.00	12.000					
Mark Petkovsek, R ERA: 5.56	(7.1)	0.2	3	2	1	1	0	0	0	0	0	0	0	8	11	13.50	3.000					
Lance Painter, L ERA: 4.18	(8.1)	1.0	6	2	1	1	0	1	0	0	0	1	0	12	22	9.00	3.000					
Rick Croushore, R ERA: 3.88	(9.1)	0.1	L 6	3	5	5	1	2	0	0	0	0	1	14	30	135.00	15.000					
<b>PITCHER</b>	IP	WLS	BF	H	R	ER	SO	BB	IBB	HBP	BLK	WP	HR	S	P	ERA	WHIP					
Jeff Brantley, R ERA: 5.68	(9.1)	0.2	4	1	0	0	1	1	0	0	0	0	0	9	14	0.00	3.000					

Milwaukee Brewers @ St. Louis Cardinals  
 Busch Stadium, St. Louis, MO  
 Tue Jul 28, 1998, 7:05 PM CDT  
 Att: 36,812 - Unknown - 90 F

AB 40  
 R 13  
 H 16  
 RBI 11  
 BB 6  
 SO 6  
 LOB 20



Batter	1	2	3	4	5	6	7	8	9	AB	R	H	RBI	BB	SO	LOB	BOTTOM					
Royce Clayton, R OBP: 0.315, SLG: 0.329	F8		P9														4 1 1 0 1 0 1					
Ray Lankford, L OBP: 0.397, SLG: 0.506	1B		1B														5 1 3 4 0 1 3					
Mark McGwire, R OBP: 0.477, SLG: 0.749	1B		SF8														3 2 2 2 1 0 0					
Brian Jordan, R OBP: 0.369, SLG: 0.548	G1-4-3		G5-3														5 1 1 0 0 2 3					
Gary Gaetti, R OBP: 0.339, SLG: 0.444																	5 1 3 2 0 1 0					
John Mabry, L OBP: 0.320, SLG: 0.381 Rick Croushore, R Jeff Brantley, R																	4 0 0 0 0 2 2 0 0 0 0 0 0 0 0 0 0 0 0 0 0					
Eli Marrero, R OBP: 0.302, SLG: 0.367																	4 1 1 0 1 1 0					
Kent Bottenfeld, R Ron Gant, R John Frascatore, R Mark Petkovsek, R Willie McGee, S Lance Painter, L Tom Lichtenburg, R																	2 0 0 0 0 0 1 1 0 1 1 0 0 0 0 0 0 0 0 0 0 0 0 0 0 0 0 0 2 1 1 0 0 0 0 1 0 0 0 0 0 0 1 0 0 0 0 0 1					
12 Pat Kelly, R OBP: 0.349, SLG: 0.421																	4 2 2 0 1 0 0					
<b>Inning Stats</b>	R: 0 E: 0 K: 0 S: 6	H: 2 LOB: 1 BB: 0 P: 10	R: 0 E: 0 K: 1 S: 11	H: 1 LOB: 0 BB: 0 P: 18	R: 1 E: 0 K: 0 S: 6	H: 2 LOB: 1 BB: 0 P: 11	R: 0 E: 0 K: 2 S: 8	H: 0 LOB: 0 BB: 0 P: 12	R: 0 E: 0 K: 0 S: 3	H: 0 LOB: 0 BB: 0 P: 5	R: 4 E: 0 K: 1 S: 23	H: 3 LOB: 3 BB: 4 P: 49	R: 0 E: 0 K: 2 S: 9	H: 1 LOB: 1 BB: 0 P: 14	R: 5 E: 0 K: 1 S: 19	H: 6 LOB: 1 BB: 0 P: 32	R: 0 E: 0 K: 0 S: 8	H: 0 LOB: 0 BB: 0 P: 12	1B: 8 2B: 5 3B: 0 HR: 2	SF: 1 SAC: 0 DP: 1 HBP: 0	WP: 1 PB: 0 CS: 0	PA: 45
<b>PITCHER</b>	IP	WLS	BF	H	R	ER	SO	BB	IBB	HBP	BLK	WP	HR	S	P	ERA	WHIP					
48 Brad Woodall, L ERA: 4.2	(1.1)	5.2	27	8	5	5	3	3	0	0	0	1	0	52	93	7.94	1.941					
Eric Plunk, R ERA: 4.57	(6.1)	0.1	2	0	0	0	1	1	0	0	0	1	0	5	12	0.00	3.000					
Chad Fox, R ERA: 3.53	(7.1)	1.1	8	4	3	3	2	0	0	0	0	0	0	19	30	20.25	3.000					
Mike Myers, L ERA: 1.89	(8.1)	0.0	2	2	2	2	0	0	0	0	0	0	2	4	7	∞	∞					
David Weathers, R ERA: 5.47	(8.1)	0.2	W 3	1	0	0	1	0	0	0	0	0	0	5	9	0.00	1.500					

Milwaukee Brewers @ St. Louis Cardinals  
 Busch Stadium, St. Louis, MO  
 Tue Jul 28, 1998, 7:05 PM CDT  
 Att: 36,812 - Unknown - 90 F

AB 40  
 R 10  
 H 15  
 RBI 9  
 BB 4  
 SO 7  
 LOB 11





Batter	1	2	3	4	5	6	7	8	9	AB	R	H	RBI	BB	SO	LOB	TOP											
Fernando Vina, L OBP: 0.388, SLG: 0.430	G4-3		G5-3			FC4-6 BB		SH5-3		2	0	0	0	1	0	0	<b>Milwaukee Brewers @ St. Louis Cardinals</b> Busch Stadium, St. Louis, MO Wed Jul 29 1998, 7:05 PM CDT Att: 36,672 - Cloudy - 86 F											
Mark Loretta, R OBP: 0.391, SLG: 0.426	P4		G6-3			FC4-6 HR		L5		4	1	0	0	0	0	2												
Jeff Cirillo, R OBP: 0.420, SLG: 0.442				G4-3						3	1	2	2	1	0	0												
Dave Nilsson, L OBP: 0.333, SLG: 0.388 Greg Martinez, S	L6				G4-3					2	0	0	0	0	0	1												
Darrin Jackson, R OBP: 0.259, SLG: 0.369				2B G5-3 HBP						0	0	0	0	0	0	0												
Jeromy Burnitz, L OBP: 0.350, SLG: 0.494										1	0	1	0	0	0	0												
Marquis Grissom, R OBP: 0.313, SLG: 0.396	G4-6-3									4	0	0	0	0	0	3												
Bob Hamelin, L Eric Plunk, R					G6-3					2	0	0	0	1	0	0												
Marc Newfield, R Bob Wickman, R										1	0	1	0	0	0	0												
Mike Matheny, R OBP: 0.286, SLG: 0.344	F8									4	0	0	0	0	1	2												
Steve Woodard, L OBP: 0.172, SLG: 0.241 Jose Valentin, S OBP: 0.327, SLG: 0.421			G6-3							2	0	0	0	0	0	0												
										1	0	0	0	1	0	1												
<b>Inning Stats</b>	R: 0 E: 0 K: 0 S: 4	H: 1 LOB: 1 BB: 0 P: 4	R: 0 E: 0 K: 0 S: 3	H: 1 LOB: 1 BB: 1 P: 9	R: 0 E: 0 K: 0 S: 5	H: 0 LOB: 0 BB: 0 P: 8	R: 0 E: 0 K: 0 S: 3	H: 1 LOB: 1 BB: 0 P: 4	R: 0 E: 0 K: 0 S: 3	H: 0 LOB: 0 BB: 0 P: 3	R: 2 E: 0 K: 1 S: 6	H: 1 LOB: 0 BB: 1 P: 10	R: 0 E: 0 K: 1 S: 5	H: 0 LOB: 0 BB: 0 P: 5	R: 0 E: 0 K: 0 S: 8	H: 1 LOB: 3 BB: 2 P: 19	R: 0 E: 0 K: 0 S: 10	H: 1 LOB: 1 BB: 0 P: 15	1B: 4 2B: 2 3B: 0 HR: 1	SF: 0 SAC: 1 DP: 2 HBP: 1	WP: 0 PB: 0 CS: 0	PA: 36						
<b>PITCHER</b>	IP	WLS	BF	H	R	ER	SO	BB	IBB	HBP	BLK	WP	HR	S	P	ERA	WHIP											
Bobby Witt, R ERA: 6.73	(1, 1)	7.0	L	26	4	2	2	2	2	0	1	0	0	0	0	0	2.57	0.857										
Curtis King, R ERA: 3.75	(8, 1)	0.2		5	1	0	0	0	1	1	0	0	0	0	5	15	0.00	3.000										
Lance Painter, L ERA: 4.13	(8, 1)	0.1		1	0	0	0	0	0	0	0	0	0	3	4	0.00	0.000											
John Frascatore, R ERA: 4.41	(9, 1)	1.0		4	1	0	0	0	0	0	0	0	0	10	15	0.00	1.000											

Batter	1	2	3	4	5	6	7	8	9	AB	R	H	RBI	BB	SO	LOB	BOTTOM										
Royce Clayton, R OBP: 0.314, SLG: 0.328	K		E9 1B		G4-3		F9		FC4-6	5	0	1	0	0	1	6	<b>Milwaukee Brewers @ St. Louis Cardinals</b> Busch Stadium, St. Louis, MO Wed Jul 29 1998, 7:05 PM CDT Att: 36,672 - Cloudy - 86 F										
Brian Jordan, R OBP: 0.388, SLG: 0.543	K		K			G5-3				3	0	0	0	1	2	2											
Mark McGwire, R OBP: 0.475, SLG: 0.743	K				G6-3					4	0	1	0	0	1	1											
Ray Lankford, L OBP: 0.393, SLG: 0.500										4	0	0	0	0	3	1											
Ron Gant, R OBP: 0.302, SLG: 0.474 Eli Marrero, R OBP: 0.302, SLG: 0.367										3	0	0	0	1	3	1											
Gary Gaetti, R OBP: 0.336, SLG: 0.445	F7									0	0	0	0	0	0	0											
Tom Lampkin, L OBP: 0.339, SLG: 0.381										4	1	1	0	0	1	1											
Bobby Witt, R Willie McGee, S Curtis King, R Lance Painter, L John Frascatore, R John Mabry, S										3	0	1	0	1	0	1											
12 Pat Kelly, R OBP: 0.383, SLG: 0.425										2	0	1	1	2	0	1											
<b>Inning Stats</b>	R: 0 E: 0 K: 3 S: 9	H: 0 LOB: 0 BB: 0 P: 10	R: 0 E: 0 K: 2 S: 7	H: 0 LOB: 0 BB: 0 P: 9	R: 0 E: 1 K: 1 S: 7	H: 2 LOB: 2 BB: 0 P: 7	R: 0 E: 0 K: 2 S: 7	H: 0 LOB: 0 BB: 0 P: 7	R: 1 E: 0 K: 1 S: 7	H: 2 LOB: 1 BB: 0 P: 7	R: 0 E: 0 K: 1 S: 6	H: 1 LOB: 1 BB: 0 P: 6	R: 0 E: 0 K: 2 S: 8	H: 1 LOB: 2 BB: 1 P: 12	R: 0 E: 0 K: 1 S: 5	H: 0 LOB: 0 BB: 1 P: 12		R: 0 E: 0 K: 0 S: 9	H: 0 LOB: 3 BB: 3 P: 24	1B: 5 2B: 1 3B: 0 HR: 0	SF: 0 SAC: 0 DP: 1 HBP: 0	WP: 0 PB: 0 CS: 0	PA: 37				
<b>PITCHER</b>	IP	WLS	BF	H	R	ER	SO	BB	IBB	HBP	BLK	WP	HR	S	P	ERA	WHIP										
Steve Woodard, R ERA: 3.2	(1, 1)	6.1	W	25	6	1	1	11	0	0	0	0	0	9	20	0.00	1.200										
Eric Plunk, R ERA: 4.4	(7, 1)	1.2		6	0	0	0	2	2	0	0	0	0	9	20	0.00	1.200										
Bob Wickman, R ERA: 2.48	(9, 1)	1.0	S	6	0	0	0	0	3	0	0	0	0	9	24	0.00	3.000										



Batter	1	2	3	4	5	6	7	8	9	AB	R	H	RBI	BB	SO	LOB	TOP			
<b>Fernando Vina, L</b> (1, 4) OBP: 0.386, SLG: 0.426	4-2 CS BB		2-2 L4		1-2 G5-3			2-1 E4 1B FC6-4	1-0 L7	4	1	0	0	1	0	2				
<b>Mark Loretta, R</b> (1, 3) OBP: 0.395, SLG: 0.427	3-3 K			2-2 G4-3		2-1 G6-3 1B		2-1 FC6-4 1B	2-1 HBP	4	0	2	0	0	1	1				
<b>Jeff Cirillo, R</b> (1, 5) OBP: 0.420, SLG: 0.441	0-2 G6-3			4-2 G1-3 1B BB		1-1 G6-3 1-2		0-0 FC6-4 1B	1-2 L3	4	1	1	0	1	0	4				
<b>Jeremy Burnitz, L</b> (1, 9) OBP: 0.351, SLG: 0.492		4-2 G6-3 S BB		3-2 G1-3		1-0 1B		1-0 FC6-4		3	0	1	1	1	0	3				
<b>Marquis Grissom, R</b> (1, 8) OBP: 0.312, SLG: 0.394		2-3 K		1-1 BB 1B		0-1 G5-3		1-3 K		4	0	1	1	0	2	4				
<b>Marc Newfield, R</b> (1, 7) OBP: 0.315, SLG: 0.338		2-2 G6-3		1-1 SAFE 4-0 BB			1-2 G5-3	0-3 K		3	0	0	0	1	1	3				
<b>Jose Valentin, S</b> (1, 6) OBP: 0.326, SLG: 0.417		3-2 L8		0-0 G4-3			4-2 FC6-4 BB		3-2 F9	3	0	0	0	1	0	3				
<b>Mike Matheny, R</b> (1, 2) OBP: 0.285, SLG: 0.342 <b>Greg Martinez, S</b> (9, PR)			1-3 K		0-0 G5-3		0-0 FC6-4		0-0 HBP S 1B	4	0	1	0	0	1	1				
<b>Scott Karl, L</b> (1, 1) OBP: 0.175, SLG: 0.083 <b>Bob Hamelin, L</b> (7, PH) <b>David Weathers, R</b> (7, 1) <b>Darin Jackson, R</b> (9, PH) OBP: 0.265, SLG: 0.369			1-1 G5-3		1-3 K		1-3 K		4-2 SAFE HBP BB	2	0	0	0	0	1	0				
<b>Inning Stats</b>	R: 0 E: 0 K: 1 S: 8	H: 0 LOB: 0 BB: 1 P: 15	R: 0 E: 0 K: 1 S: 15	H: 0 LOB: 1 BB: 1 P: 26	R: 0 E: 0 K: 1 S: 8	H: 0 LOB: 0 BB: 0 P: 12	R: 1 E: 0 K: 0 S: 16	H: 1 LOB: 2 BB: 2 P: 30	R: 0 E: 0 K: 1 S: 7	H: 2 LOB: 1 BB: 0 P: 11	R: 0 E: 0 K: 1 S: 12	H: 0 LOB: 1 BB: 1 P: 18	R: 1 E: 1 K: 2 S: 16	H: 2 LOB: 2 BB: 0 P: 22	R: 0 E: 0 K: 0 S: 12	H: 1 LOB: 3 BB: 1 P: 23	1B: 6 2B: 3 3B: 0 HR: 0	SF: 0 SAC: 0 DP: 1 HBP: 1	WP: 0 PB: 0 SB: 2 CS: 1	PA: 39
<b>PITCHER</b>	IP	WLS	BF	H	R	ER	SO	BB	IBB	HBP	BLK	WP	HR	S	P	ERA	WHIP			
<b>Matt Morris, R</b> (1, 1) ERA: 2.04	5.0	W	19	1	1	1	4	4	0	0	0	0	0	55	93	1.80	1.000			
<b>Mark Petkovsek, R</b> (6, 1) ERA: 5.39	3.0		14	4	1	0	3	1	0	0	0	0	0	35	51	0.00	1.667			
<b>Rick Croushore, R</b> (9, 1) ERA: 3.79	1.0	S	6	1	0	0	0	1	0	1	0	0	0	12	23	0.00	2.000			

Milwaukee Brewers @ St. Louis Cardinals  
 Busch Stadium, St. Louis, MO  
 Thu Jul 30 1998, 7:05 PM CDT  
 Att: 35,766 - Cloudy - 71 F

AB 32  
 R 2  
 H 6  
 RBI 2  
 BB 6  
 SO 7  
 LOB 22



Batter	1	2	3	4	5	6	7	8	9	AB	R	H	RBI	BB	SO	LOB	BOTTOM			
<b>Royce Clayton, R</b> (1, 6) OBP: 0.313, SLG: 0.327	3-3 K	3-1 SAFE 1B			0-1 L8		0-0 G5-3			4	0	1	0	0	1	0				
<b>Ray Lankford, L</b> (1, 8) OBP: 0.392, SLG: 0.500	2-3 K	3-3 K			1-3 K			2-0 L6-4 2B		4	0	1	0	0	3	2				
<b>Mark McGwire, R</b> (1, 3) OBP: 0.473, SLG: 0.737	0-0 L8		4-1 G4-6-3 BB			0-3 K		0-0 L6-4	2-3 G6-3	3	0	0	0	1	1	1				
<b>Brian Jordan, R</b> (1, 9) OBP: 0.369, SLG: 0.551		1-1 1B 2B	0-1 L8			2-1 3B				4	1	2	0	0	0	1				
<b>Gary Gaetti, R</b> (1, 5) OBP: 0.338, SLG: 0.444		0-1 B1-4 12 1B 1B	2-2 G4-6-3			0-0 P4				3	1	1	0	0	0	2				
<b>Ron Gant, R</b> (1, 7) OBP: 0.299, SLG: 0.470 <b>Brian Hunter, R</b> (5, 7) OBP: 0.267, SLG: 0.426 <b>Willie McGee, S</b> (9, 7) OBP: 0.299, SLG: 0.348		2-3 K		3-3 K		4-1 BB				2	0	0	0	0	2	2				
<b>Eli Marrero, R</b> (1, 2) OBP: 0.303, SLG: 0.366		1-2 B1-4 12 1B 1B		0-0 F7		1-1 P6				3	1	1	1	0	0	2				
<b>Matt Morris, R</b> (1, 1) OBP: 0.364, SLG: 0.250 <b>Mark Petkovsek, R</b> (6, 1) OBP: 0.348, SLG: 0.364 <b>Rick Croushore, R</b> (9, 1)		1-2 3H B1-4		0-0 L6			1-2 G6-3			2	0	0	0	0	0	2				
<b>12 Pat Kelly, R</b> (1, 4) OBP: 0.380, SLG: 0.419		1-2 2H 3H 1B 1B		2-0 L7			2-3 K			3	0	1	2	0	1	0				
<b>Inning Stats</b>	R: 0 E: 0 K: 2 S: 9	H: 0 LOB: 0 BB: 0 P: 14	R: 3 E: 0 K: 2 S: 20	H: 5 LOB: 2 BB: 0 P: 32	R: 0 E: 0 K: 0 S: 6	H: 0 LOB: 0 BB: 1 P: 12	R: 0 E: 0 K: 1 S: 5	H: 0 LOB: 0 BB: 0 P: 8	R: 0 E: 0 K: 1 S: 6	H: 1 LOB: 2 BB: 1 P: 9	R: 0 E: 0 K: 1 S: 9	H: 0 LOB: 0 BB: 0 P: 16	R: 0 E: 0 K: 0 S: 7	H: 0 LOB: 0 BB: 0 P: 10	R: 0 E: 0 K: 0 S: 6	H: 1 LOB: 0 BB: 0 P: 11	1B: 4 2B: 3 3B: 1 HR: 0	SF: 0 SAC: 0 DP: 2 HBP: 0	WP: 0 PB: 0 SB: 0 CS: 0	PA: 31
<b>PITCHER</b>	IP	WLS	BF	H	R	ER	SO	BB	IBB	HBP	BLK	WP	HR	S	P	ERA	WHIP			
<b>Scott Karl, L</b> (1, 1) ERA: 3.9	6.0	L	25	6	3	3	7	2	0	0	0	0	0	55	91	4.50	1.333			
<b>David Weathers, R</b> (7, 1) ERA: 5.33	2.0		6	1	0	0	1	0	0	0	0	0	0	13	21	0.00	0.500			

Milwaukee Brewers @ St. Louis Cardinals  
 Busch Stadium, St. Louis, MO  
 Thu Jul 30 1998, 7:05 PM CDT  
 Att: 35,766 - Cloudy - 71 F

AB 29  
 R 3  
 H 7  
 RBI 3  
 BB 2  
 SO 8  
 LOB 12



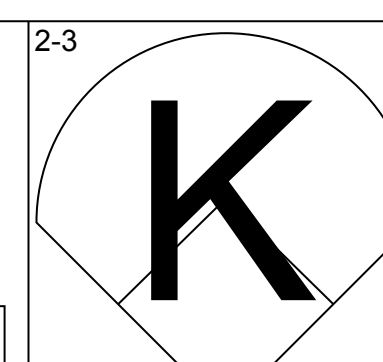
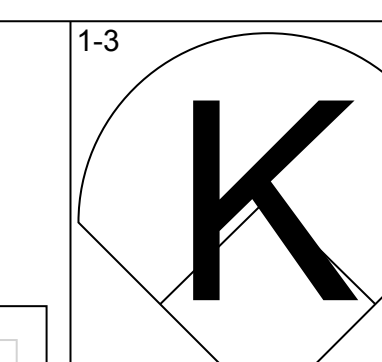
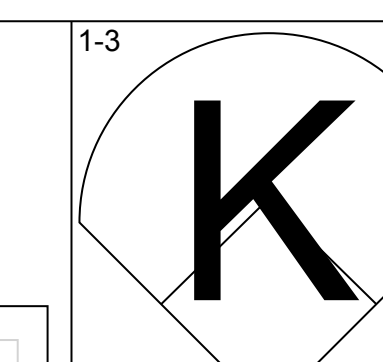
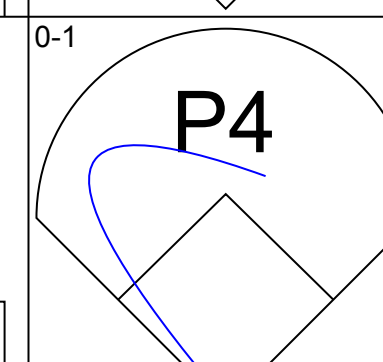
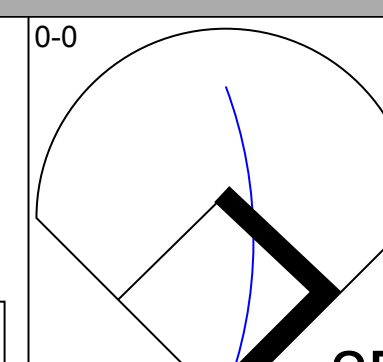
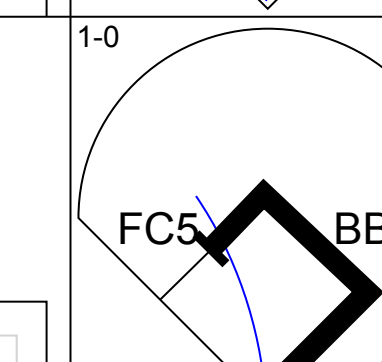
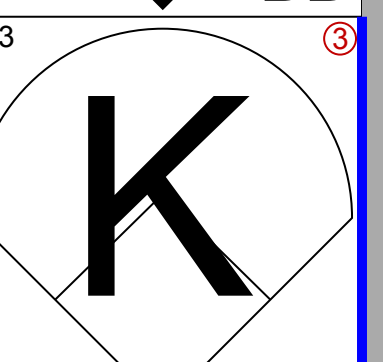
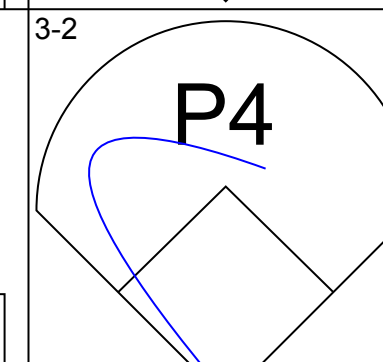
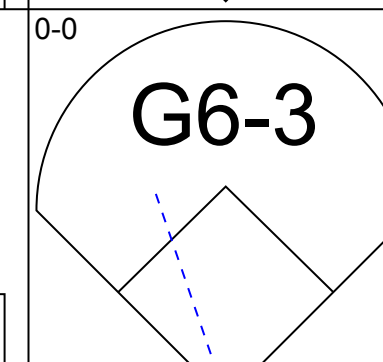
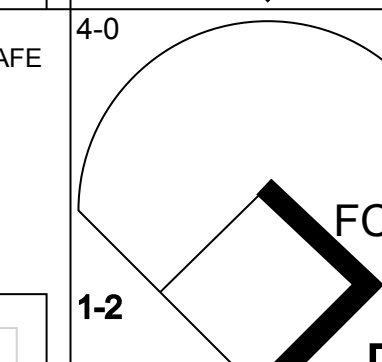
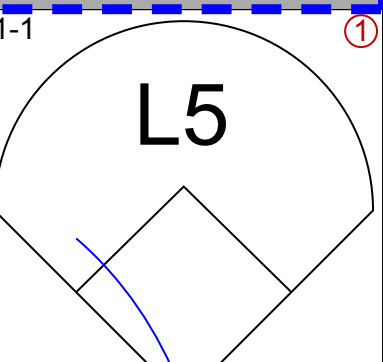
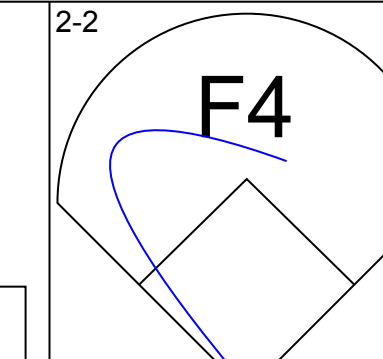
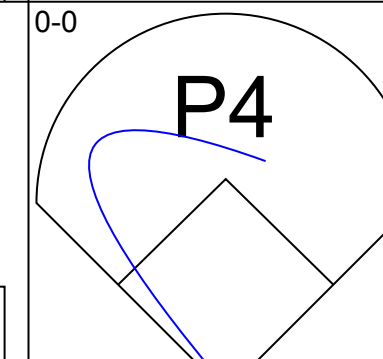
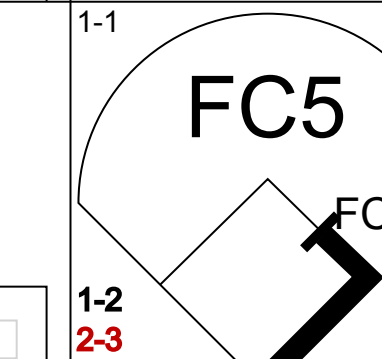
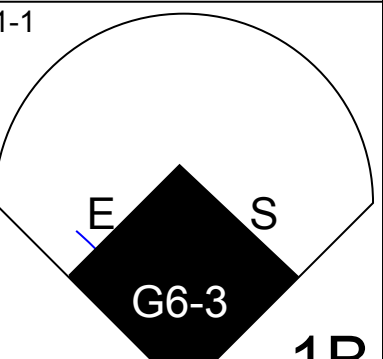
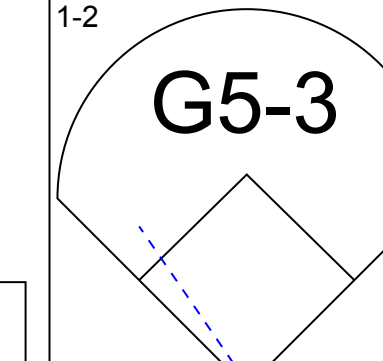
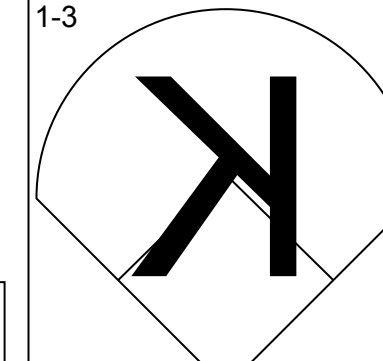
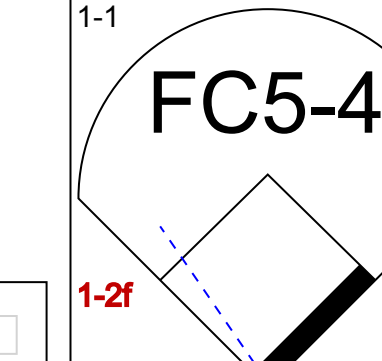
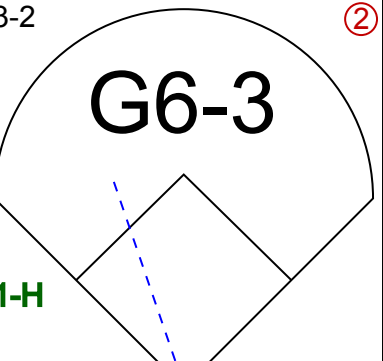
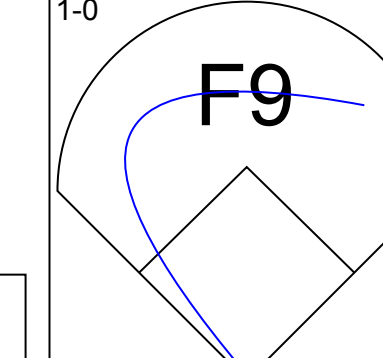
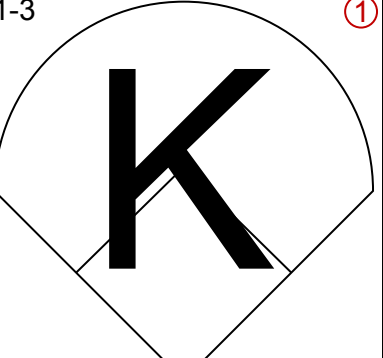
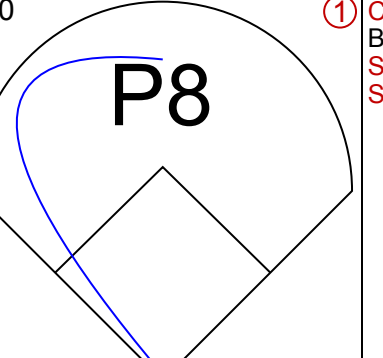
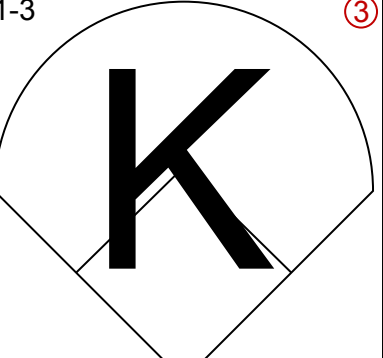
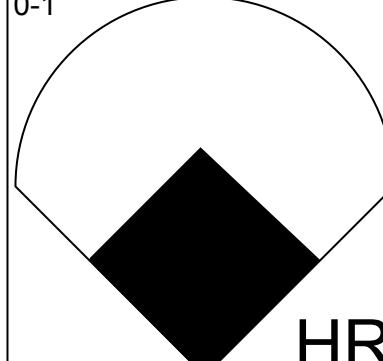
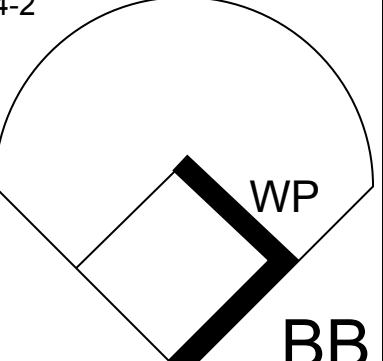
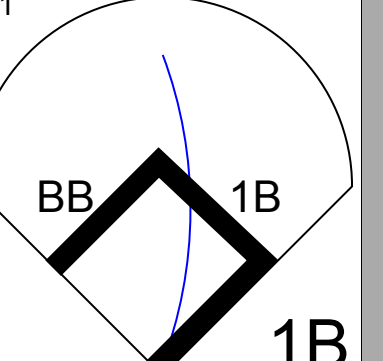
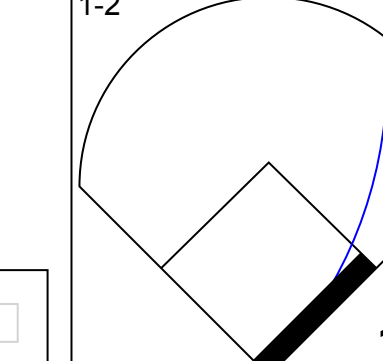
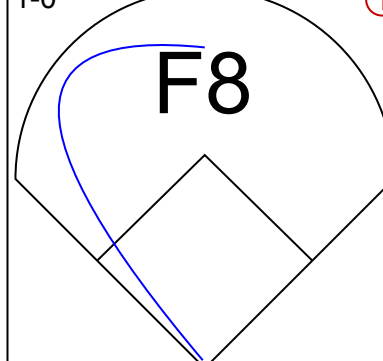
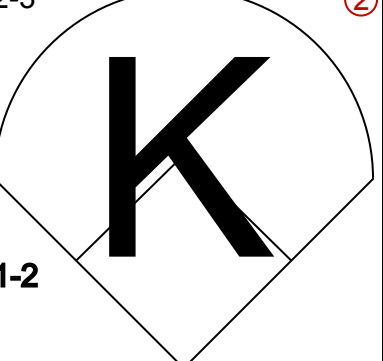
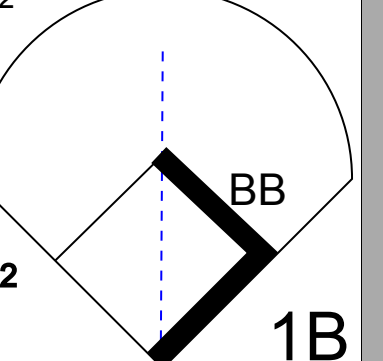
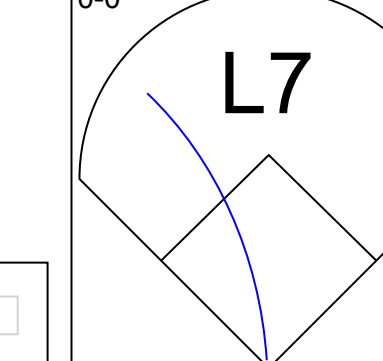

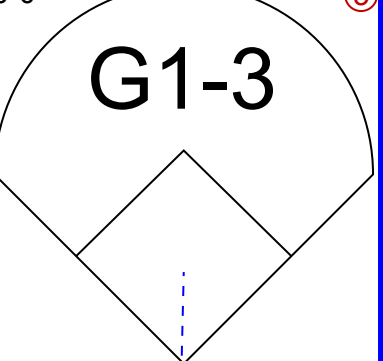




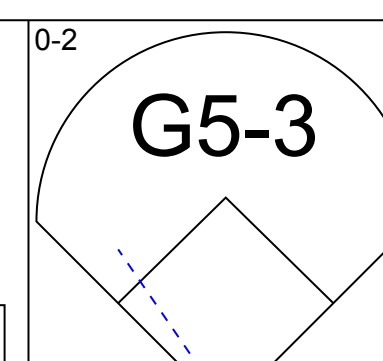
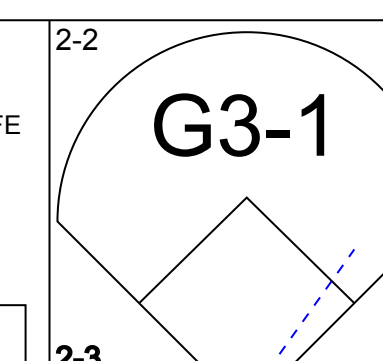
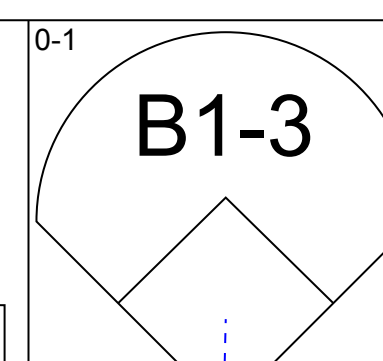
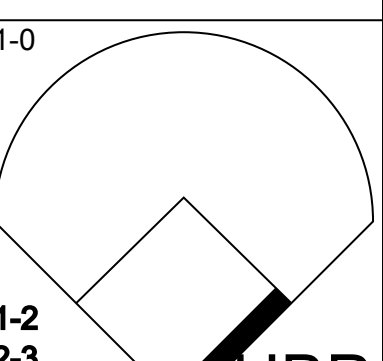
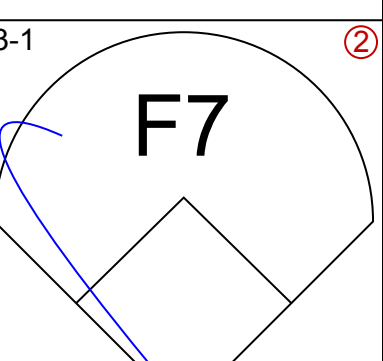
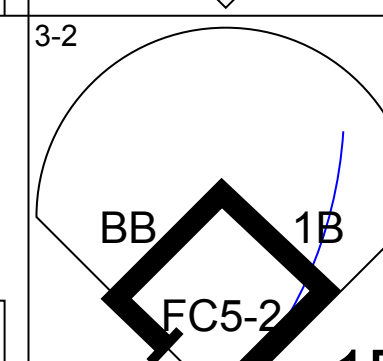
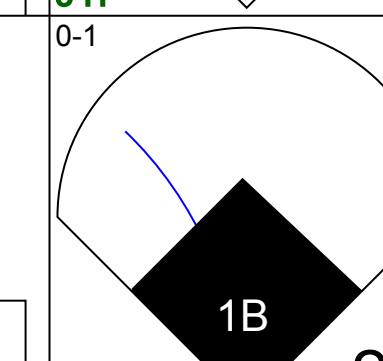
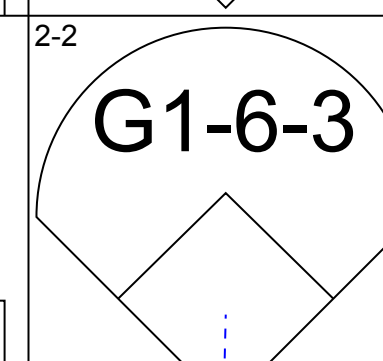
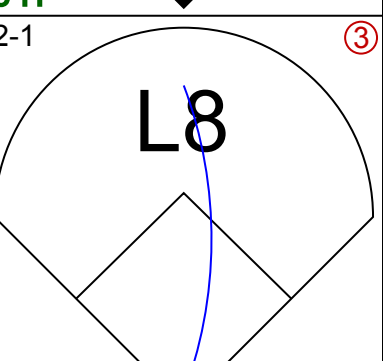
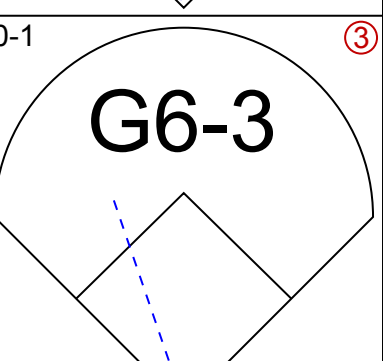
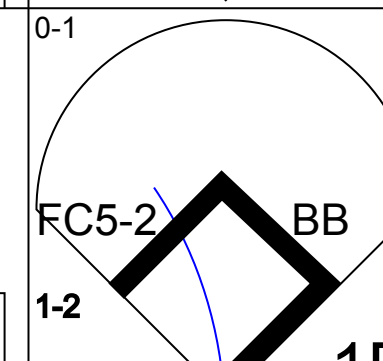
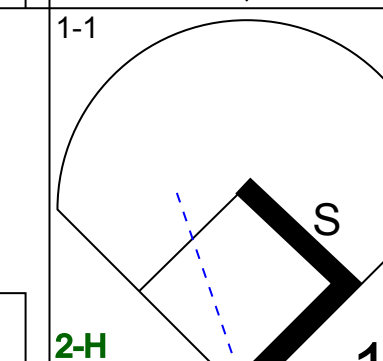
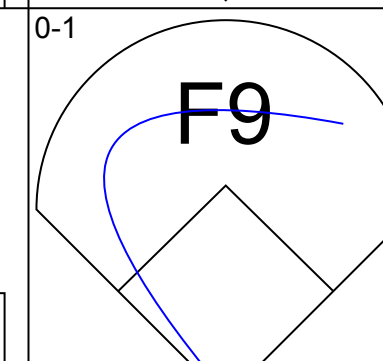
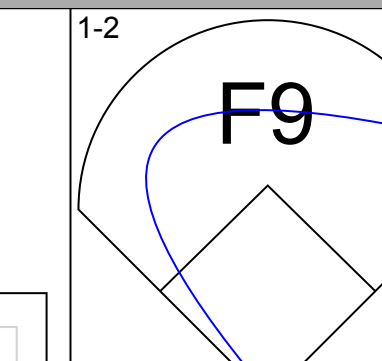
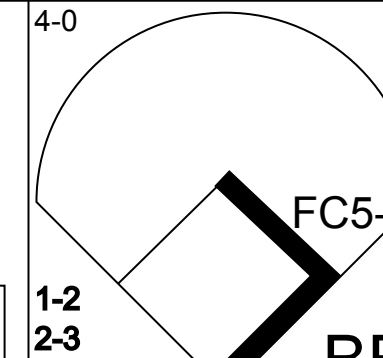
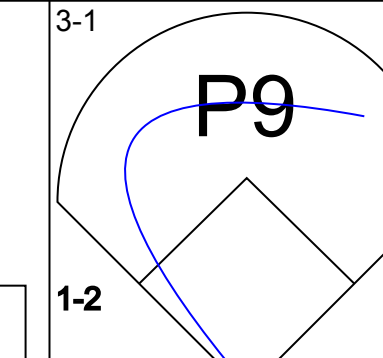
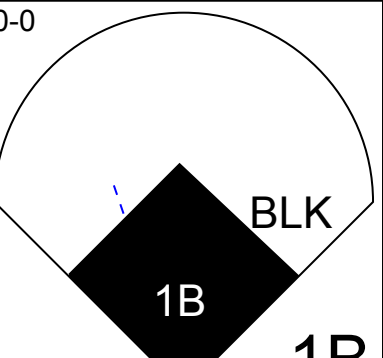
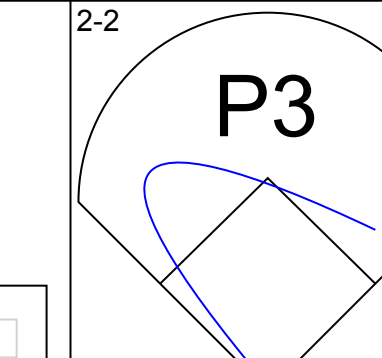
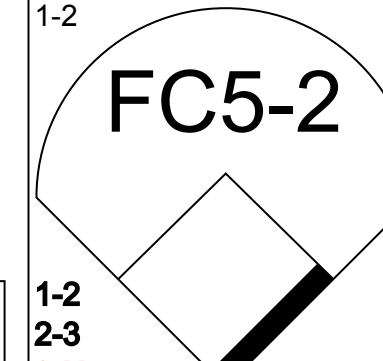
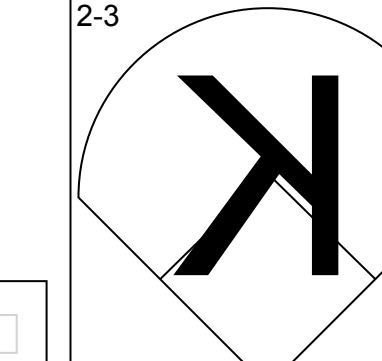
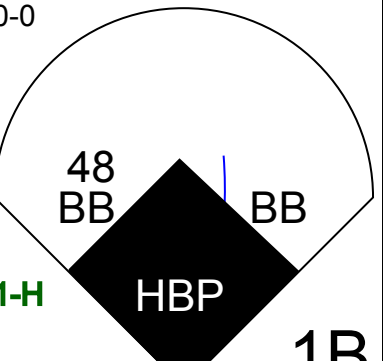
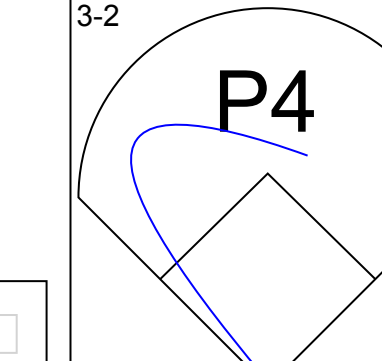
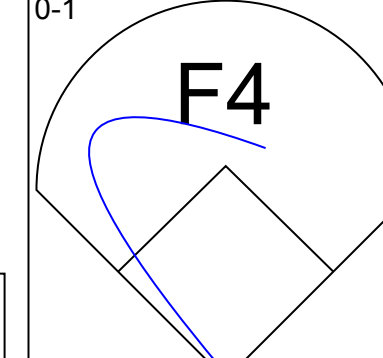
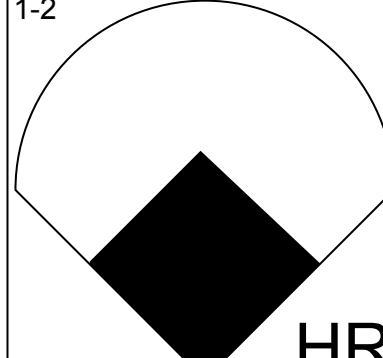
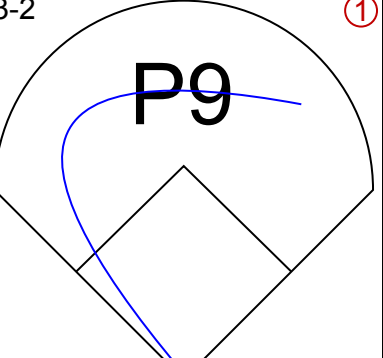
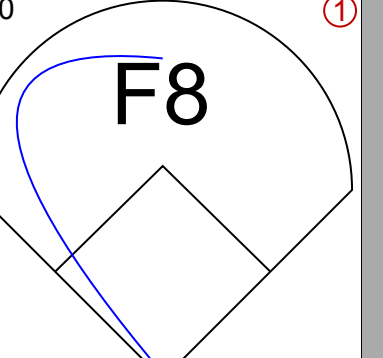
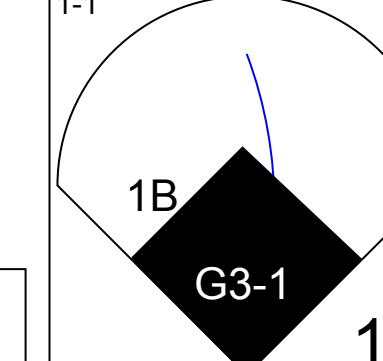
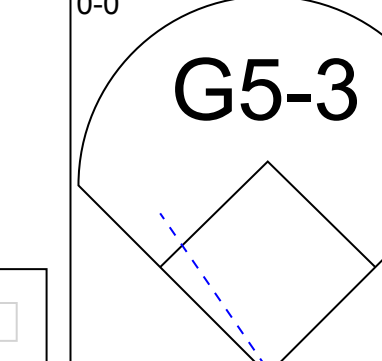
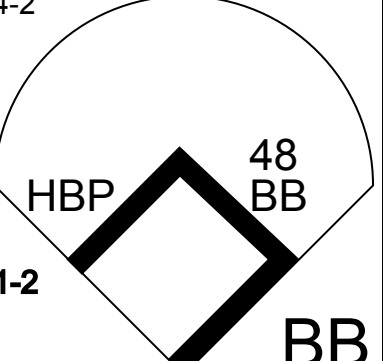
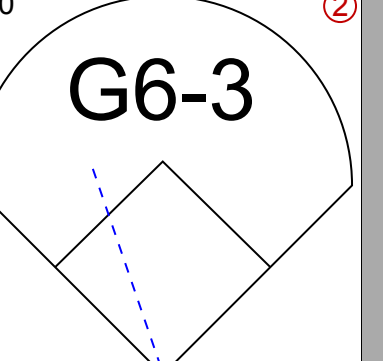
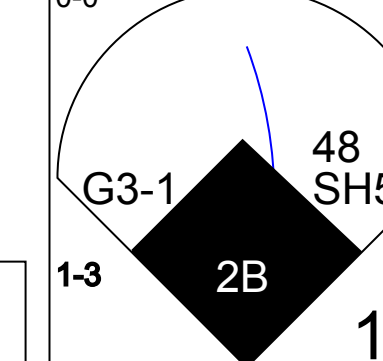
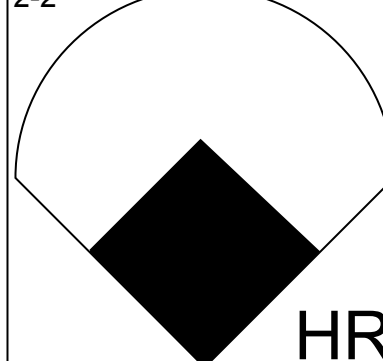
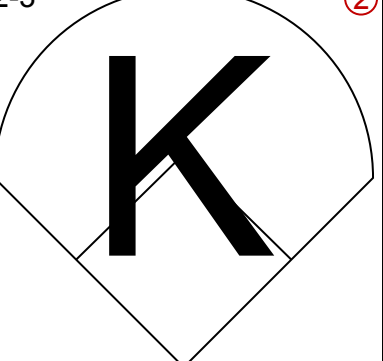


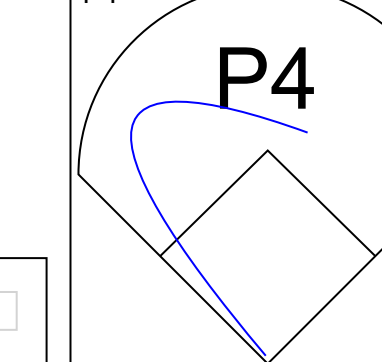
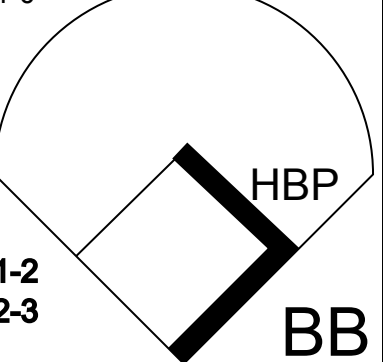
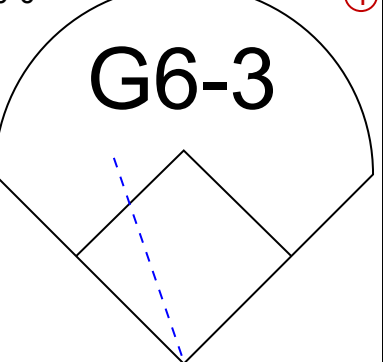










Batter	1	2	3	4	5	6	7	8	9	AB	R	H	RBI	BB	SO	LOB	TOP					
Andy Fox, L OBP: 0.361, SLG: 0.412 (1, 3)										4	0	0	0	1	3	1	<b>Arizona Diamondbacks @ Milwaukee Brewers</b> Milwaukee County Stadium, Milwaukee, WI Sun Aug 02 1998, 4:33 AM EDT Att: 29,457 - Cloudy - 81 F					
Andy Stankiewicz, R Aaron Small, R Bobby Chouinard, R (1, 4) (7, 1) (8, 1)										4	0	2	0	0	1	3						
Jay Bell, R OBP: 0.347, SLG: 0.417 (1, 6)										3	0	0	0	1	0	1						
Devon White, S OBP: 0.326, SLG: 0.461 (1, 8)										4	1	1	0	0	0	3						
Bernard Gilkey, R OBP: 0.309, SLG: 0.320 (1, 7)										4	0	0	1	0	1	3						
Yamil Benitez, R OBP: 0.297, SLG: 0.418 (1, 9)										4	0	0	0	0	2	0						
Damian Miller, R OBP: 0.361, SLG: 0.506 (1, 2)										3	1	3	1	1	0	0						
Tony Batista, R OBP: 0.290, SLG: 0.402 (1, 5)										4	0	1	0	0	1	2						
Brian Anderson, R Barry Manuel, R Danny Klassen, R OBP: 0.114, SLG: 0.093 (5, 1) (7, PH) (7, 4)										2	0	0	0	0	1	1						
<b>Inning Stats</b>	R: 0 E: 0 K: 1 S: 8	H: 0 LOB: 0 BB: 0 P: 13	R: 0 E: 0 K: 0 S: 7	H: 0 LOB: 0 BB: 0 P: 11	R: 1 E: 0 K: 2 S: 11	H: 1 LOB: 0 BB: 0 P: 14	R: 0 E: 0 K: 1 S: 6	H: 1 LOB: 1 BB: 0 P: 7	R: 0 E: 0 K: 2 S: 11	H: 0 LOB: 1 BB: 1 P: 18	R: 0 E: 0 K: 0 S: 6	H: 1 LOB: 2 BB: 1 P: 13	R: 0 E: 0 K: 2 S: 12	H: 2 LOB: 3 BB: 1 P: 21	R: 1 E: 0 K: 1 S: 11	H: 1 LOB: 0 BB: 0 P: 17	R: 0 E: 0 K: 2 S: 11	H: 1 LOB: 1 BB: 0 P: 14	1B: 5 2B: 1 3B: 0 HR: 1	SF: 0 SAC: 0 DP: 0 HBP: 0	WP: 1 PB: 0 SB: 1 CS: 0	PA: 37
<b>PITCHER</b>	IP WLS BF H R ER SO BB IBB HBP BLK WP HR S P ERA WHIP	7.0 W 29 5 1 1 8 3 0 0 0 1 1 61 97 1.29 1.143	2.0 8 2 1 0 3 0 0 0 0 0 0 0 22 31 0.00 1.000	<b>PITCHER</b>										IP WLS BF H R ER SO BB IBB HBP BLK WP HR S P ERA WHIP								

Batter	1	2	3	4	5	6	7	8	9	AB	R	H	RBI	BB	SO	LOB	BOTTOM			
Fernando Vina, L Jose Valentin, S OBP: 0.386, SLG: 0.426 (1, 4) (7, 6)										3	0	0	2	0	0	1	<b>Arizona Diamondbacks @ Milwaukee Brewers</b> Milwaukee County Stadium, Milwaukee, WI Sun Aug 02 1998, 4:33 AM EDT Att: 29,457 - Cloudy - 81 F			
Mark Loretta, R OBP: 0.396, SLG: 0.429 (1, 6) (7, 4)										5	1	2	1	0	0	3				
Jeff Cirillo, R OBP: 0.419, SLG: 0.439 (1, 5)										4	0	2	1	0	0	0				
John Jaha, R OBP: 0.366, SLG: 0.364 (1, 3)										3	1	1	0	1	0	1				
Jeremy Burnitz, L OBP: 0.349, SLG: 0.491 (1, 9)										4	1	1	1	0	1	3				
Darin Jackson, R OBP: 0.270, SLG: 0.393 (1, 8)										4	1	1	1	0	0	4				
Marc Newfield, R OBP: 0.307, SLG: 0.323 (1, 7)										3	1	1	0	1	0	0				
Mike Matheny, R OBP: 0.288, SLG: 0.361 (1, 2)										4	2	2	1	0	2	2				
48 Brad Woodall, S David Weathers, R OBP: 0.458, SLG: 0.400 (1, 1) (8, 1)										1	0	0	0	1	0	0				
<b>Inning Stats</b>	R: 0 E: 0 K: 0 S: 16	H: 2 LOB: 3 BB: 1 P: 24	R: 3 E: 0 K: 0 S: 14	H: 4 LOB: 1 BB: 0 P: 21	R: 2 E: 0 K: 1 S: 13	H: 2 LOB: 0 BB: 0 P: 19	R: 0 E: 0 K: 0 S: 7	H: 0 LOB: 0 BB: 0 P: 9	R: 2 E: 0 K: 1 S: 13	H: 2 LOB: 3 BB: 2 P: 29	R: 0 E: 0 K: 0 S: 9	H: 0 LOB: 0 BB: 0 P: 15	R: 0 E: 0 K: 1 S: 7	H: 0 LOB: 0 BB: 0 P: 11	R: 0 E: 0 K: 0 S: 5	H: 0 LOB: 0 BB: 0 P: 8	1B: 7 2B: 1 3B: 0 HR: 2	SF: 0 SAC: 1 DP: 0 HBP: 1	WP: 0 PB: 0 SB: 1 CS: 0	PA: 38
<b>PITCHER</b>	IP WLS BF H R ER SO BB IBB HBP BLK WP HR S P ERA WHIP	4.0 L 23 10 7 7 1 2 0 1 0 0 0 20 42 0.00 1.000	2.0 9 0 0 0 1 2 0 0 1 0 0 0 7 11 0.00 0.000	1.0 3 0 0 0 1 0 0 0 0 0 0 0 5 8 0.00 0.000	<b>PITCHER</b>										IP WLS BF H R ER SO BB IBB HBP BLK WP HR S P ERA WHIP					

**AB 34**  
**R 2**  
**H 7**  
**RBI 2**  
**BB 3**  
**SO 11**  
**LOB 17**



**AB 33**  
**R 7**  
**H 10**  
**RBI 7**  
**BB 3**  
**SO 3**  
**LOB 14**





Batter	1	2	3	4	5	6	7	8	9	AB	R	H	RBI	BB	SO	LOB	TOP									
<b>12 Pat Kelly, R</b> OBP: 0.356, SLG: 0.362	1-1 CS BB 1B		4-2 S HR BB		0-0 B1-3		1-2 SAFE 1-2 1B		0-1 L8	4	1	2	0	1	0	0										
<b>Ron Gant, R</b> OBP: 0.302, SLG: 0.481	4-2 B SAFE 1-2 SAFE BB		2-2 SAFE 1-H HR			3-3 K	1-2 K			3	1	1	2	1	2	2										
<b>Mark McGwire, R</b> OBP: 0.462, SLG: 0.711	1-2 P5		3-3 K			1-1 2B		1-3 K		4	0	1	0	0	2	2										
<b>Ray Lankford, L</b> OBP: 0.392, SLG: 0.510	1-3 K				0-0 HR		2-3 K	0-1 G5-4-3 1B		2	1	1	1	0	1	2										
<b>Willie McGee, S</b> OBP: 0.305, SLG: 0.357	2-3							0-1 G5-4-3 1B		2	0	1	0	0	1	1										
<b>Eli Marrero, R</b> OBP: 0.295, SLG: 0.354		1-2 F7			0-0 G1-3		4-0 BB	0-1 G5-4-3		3	0	0	0	1	0	1										
<b>John Mabry, L</b> OBP: 0.313, SLG: 0.370		1-3 K			1-0 G3-1		0-3 K		1-2 G4-3	3	0	0	0	0	2	2										
<b>Curtis King, R</b> OBP: 0.200, SLG: 0.200										0	0	0	0	0	0	0										
<b>John Frascatore, R</b> OBP: 0.279, SLG: 0.333										0	0	0	0	0	0	0										
<b>Placido Polanco, R</b> OBP: 0.279, SLG: 0.333										1	0	0	0	0	0	0										
<b>Fernando Tatis, R</b> OBP: 0.299, SLG: 0.352		2-3 K			2-2 G4-3			0-1 FC5-4 1B	3-2 HR HBP	3	1	1	0	0	1	0										
<b>Darren Oliver, R</b> OBP: 0.125, SLG: 0.250										2	0	0	0	0	1	0										
<b>Tom Lampkin, L</b> OBP: 0.335, SLG: 0.376										0	0	0	0	0	0	0										
<b>Gary Gaetti, R</b> OBP: 0.339, SLG: 0.454										2	1	1	2	0	0	1										
<b>Luis Ordez, R</b> OBP: 0.188, SLG: 0.133										3	0	0	0	0	1	1										
<b>Brian Jordan, R</b> OBP: 0.369, SLG: 0.544										1	0	0	0	0	1	0										
<b>Inning Stats</b>	R: 0 E: 0 K: 1 S: 11	H: 1 LOB: 1 BB: 1 P: 18	R: 0 E: 0 K: 2 S: 9	H: 0 LOB: 0 BB: 0 P: 13	R: 2 E: 0 K: 2 S: 12	H: 1 LOB: 0 BB: 1 P: 23	R: 1 E: 0 K: 0 S: 6	H: 1 LOB: 0 BB: 0 P: 9	R: 0 E: 0 K: 1 S: 6	H: 0 LOB: 0 BB: 0 P: 8	R: 0 E: 0 K: 3 S: 11	H: 1 LOB: 2 BB: 0 P: 21	R: 0 E: 0 K: 1 S: 15	H: 2 LOB: 2 BB: 0 P: 19	R: 0 E: 0 K: 1 S: 8	H: 1 LOB: 0 BB: 0 P: 9	R: 2 E: 0 K: 1 S: 17	H: 1 LOB: 0 BB: 0 P: 25	1B: 4 2B: 1 3B: 0 HR: 3	SF: 0 SAC: 0 DP: 1 HBP: 1	WP: 0 PB: 0 SB: 1 CS: 1	PA: 37				
<b>PITCHER</b>	IP	WLS	BF	H	R	ER	SO	BB	IBB	HBP	BLK	WP	HR	S	P	ERA	WHIP									
<b>Steve Woodard, R</b> ERA: 3.27	(1, 1)	6.0	W	25	5	3	3	9	3	0	0	0	0	2	57	94	4.50	1.333								
<b>Mike Myers, L</b> ERA: 2.04	(7, 1)	0.2		2	0	0	0	0	0	0	0	0	0	7	8	0.00	0.000									
<b>Eric Plunk, R</b> ERA: 4.1	(7, 1)	1.1	S	5	2	0	0	2	0	0	0	0	0	14	18	0.00	1.500									
<b>Bob Wickman, R</b> ERA: 2.73	(9, 1)	1.0	S	5	1	2	2	1	0	0	1	0	0	1	17	25	18.00	1.000								

St. Louis Cardinals @ Milwaukee Brewers  
Milwaukee County Stadium, Milwaukee, WI

AB 33  
R 5  
H 8  
RBI 5  
BB 3  
SO 12  
LOB 12



WP: 0 PA: 37  
PB: 0  
SB: 1  
CS: 1

Mon Aug 03 1998, 8:05 PM EDT  
Att: 31,659 - Unknown - 77 F

Batter	1	2	3	4	5	6	7	8	9	AB	R	H	RBI	BB	SO	LOB	BOTTOM									
<b>Fernando Vina, L</b> OBP: 0.388, SLG: 0.430	1-2 L9		1-1 F9 E 2B	1-1 G6-3		1-1 1B		1-2 E8 L6 1B		5	1	3	0	0	0	1										
<b>Mark Loretta, R</b> OBP: 0.397, SLG: 0.428	3-2 G6-3		2-2 F9 2-3		1-2 CS 1B	1-1 FC4-6 1B		1-1 L6		5	0	2	1	0	0	3										
<b>Jeff Cirillo, R</b> OBP: 0.418, SLG: 0.439	0-2 2B		2-1 E5 2B		3-2 G5-3	1-2 FC4-6		2-3		4	1	1	0	0	0	3										
<b>John Jaha, R</b> OBP: 0.373, SLG: 0.371	4-1 FC4-6 BB		3-H 2-0 1B 2B		4-2 HR BB			2-2 G6-3		2	2	1	1	2	0	0										
<b>Jeremy Burnitz, L</b> OBP: 0.350, SLG: 0.499	1-2 FC4-6		2-0 2-H 1B		2-2 HR			2-2 F7		4	1	2	3	0	0	2										
<b>Marquis Grissom, R</b> OBP: 0.308, SLG: 0.383		1-2 L5	0-0 F8		0-0 G6-3			4-0 BB		3	0	0	0	1	0	1										
<b>Darrin Jackson, R</b> OBP: 0.269, SLG: 0.388		1-2 G5-3		1-1 FC1-5-4 1B		0-0 L4		0-0 L1		4	0	1	0	0	0	1										
<b>Mike Matheny, R</b> OBP: 0.287, SLG: 0.359		0-0 G6-3		2-2 E5 FC1-5-4		2-3 K		2-2 E8 1B		4	0	1	0	0	1	1										
<b>Steve Woodard, L</b> OBP: 0.188, SLG: 0.250					0-0 G6-3			0-0 G1-3		3	1	1	0	0	0	2										
<b>Mike Myers, L</b> ERA: 3.57										0	0	0	0	0	0	0										
<b>Eric Plunk, R</b> ERA: 4.31										0	0	0	0	0	0	0										
<b>Dave Nilsson, L</b> OBP: 0.332, SLG: 0.386										1	0	0	0	0	0	1										
<b>Bob Wickman, R</b> ERA: 2.73										0	0	0	0	0	0	0										
<b>Inning Stats</b>	R: 0 E: 0 K: 0 S: 15	H: 1 LOB: 2 BB: 1 P: 24	R: 0 E: 0 K: 0 S: 7	H: 0 LOB: 0 BB: 0 P: 9	R: 3 E: 1 K: 0 S: 14	H: 3 LOB: 1 BB: 0 P: 24	R: 0 E: 1 K: 0 S: 8	H: 1 LOB: 1 BB: 0 P: 12	R: 2 E: 0 K: 0 S: 15	H: 2 LOB: 0 BB: 1 P: 25	R: 1 E: 0 K: 0 S: 13	H: 3 LOB: 2 BB: 0 P: 19	R: 0 E: 0 K: 0 S: 7	H: 0 LOB: 1 BB: 1 P: 15	R: 0 E: 2 K: 0 S: 10	H: 2 LOB: 1 BB: 0 P: 14	1B: 8 2B: 4 3B: 0 HR: 1	SF: 0 SAC: 0 DP: 2 HBP: 0	WP: 0 PB: 0 SB: 1 CS: 1	PA: 38						
<b>PITCHER</b>	IP	WLS	BF	H	R	ER	SO	BB	IBB	HBP	BLK	WP	HR	S	P	ERA	WHIP									
<b>Darren Oliver, L</b> ERA: 6.44	(1, 1)	5.2	L	28	9	6	3	1	2	0	0	0	0	1	66	105	4.76	1.941								
<b>Curtis King, R</b> ERA: 3.57	(6, 1)	1.1		6	1	0	0	0	1	0	0	0	0	13	23	0.00	1.500									
<b>John Frascatore, R</b> ERA: 4.31	(8, 1)	1.0		4	2	0	0	0	0	0	0	0	0	10	14	0.00	2.000									

St. Louis Cardinals @ Milwaukee Brewers  
Milwaukee County Stadium, Milwaukee, WI

AB 35  
R 6  
H 12  
RBI 5  
BB 3  
SO 1  
LOB 15



WP: 0 PA: 38  
PB: 0  
SB: 1  
CS: 1

Mon Aug 03 1998, 8:05 PM EDT  
Att: 31,659 - Unknown - 77 F





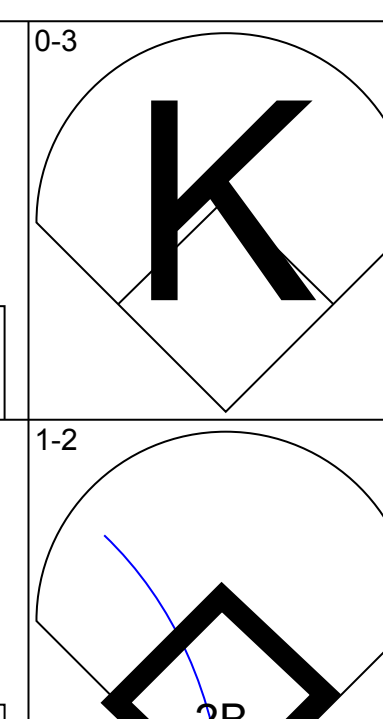
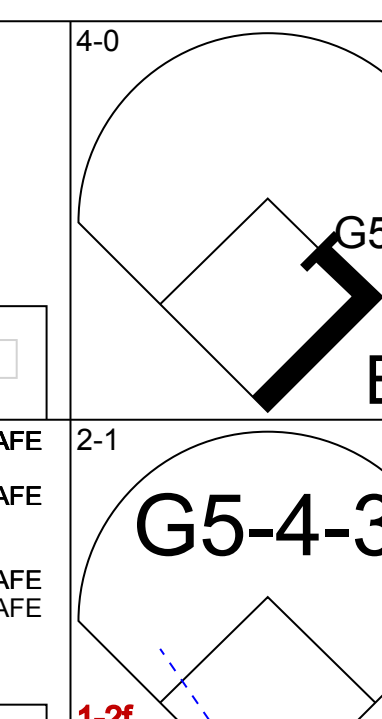
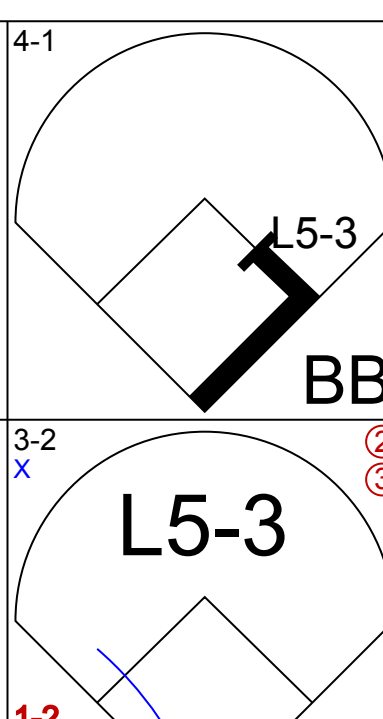
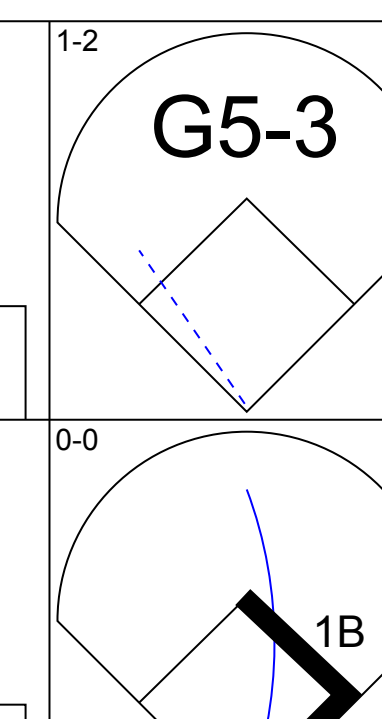
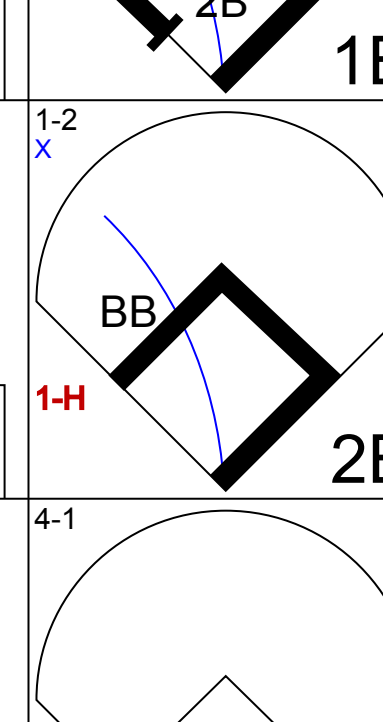


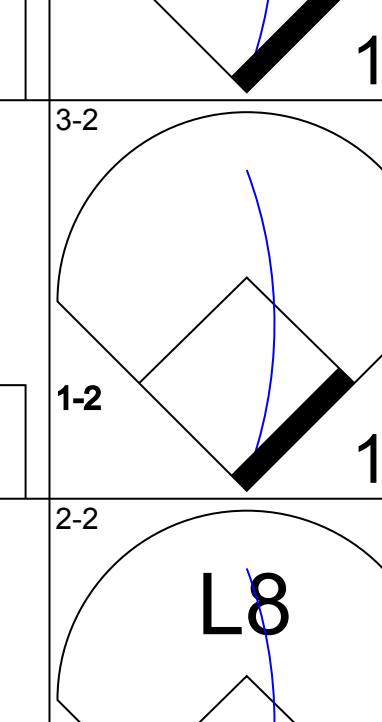
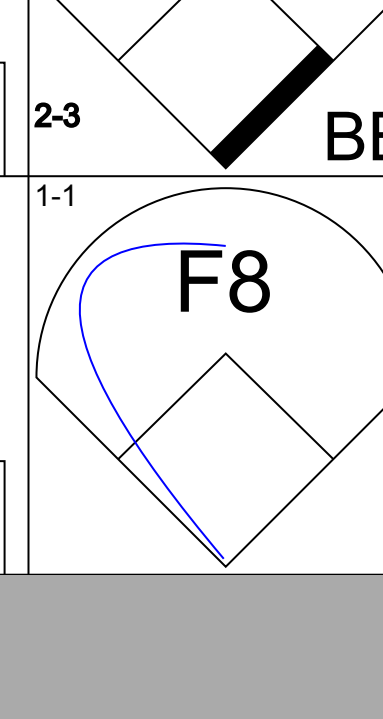
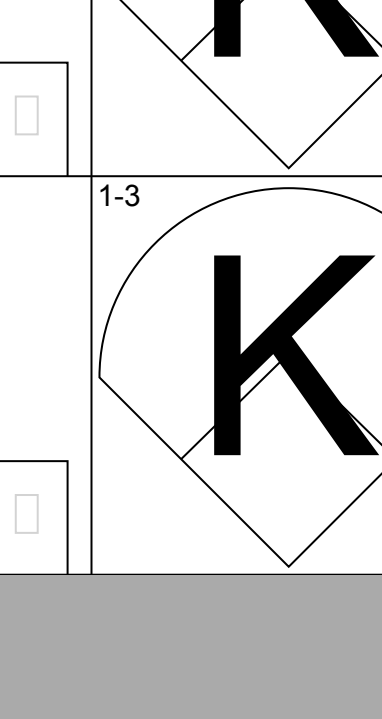






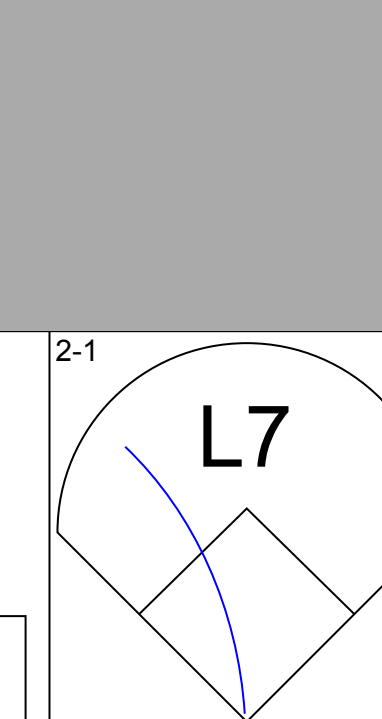
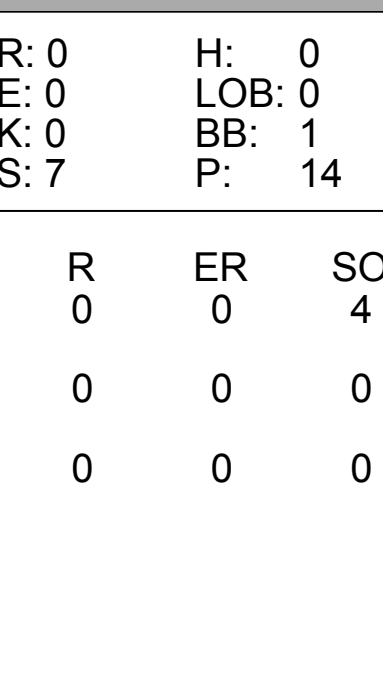
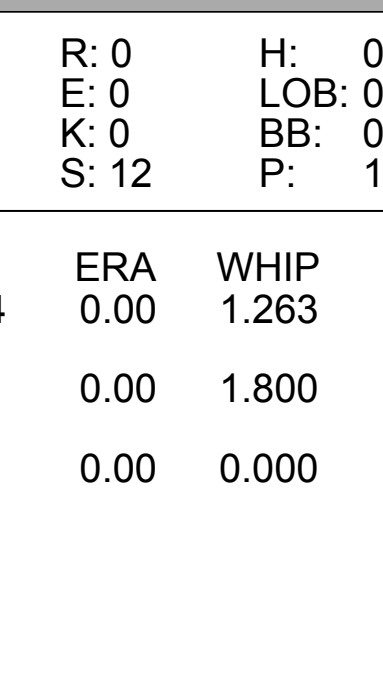
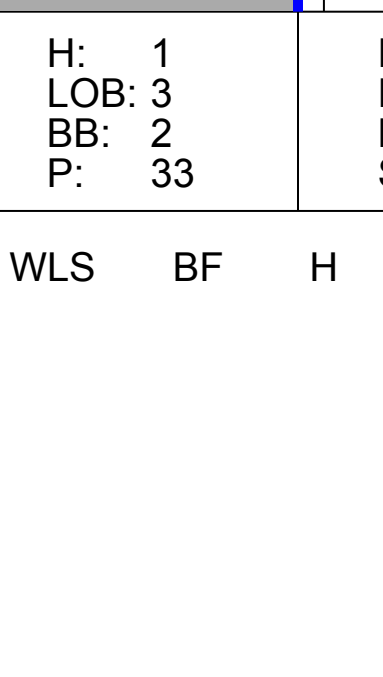
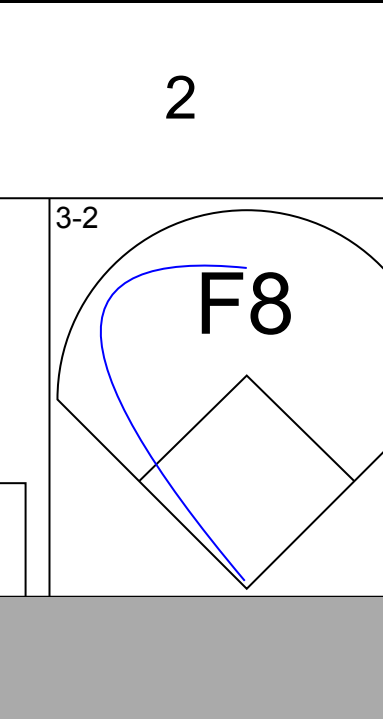
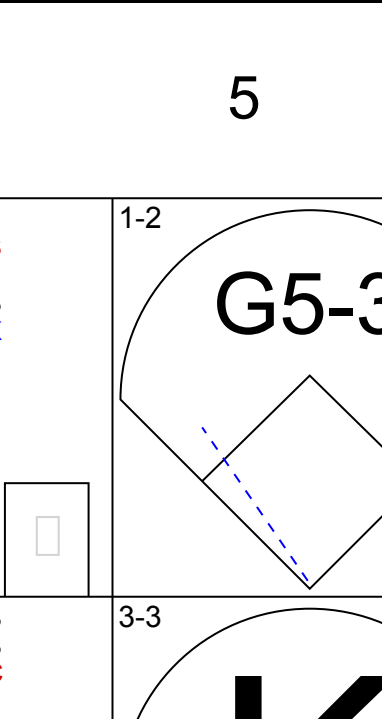
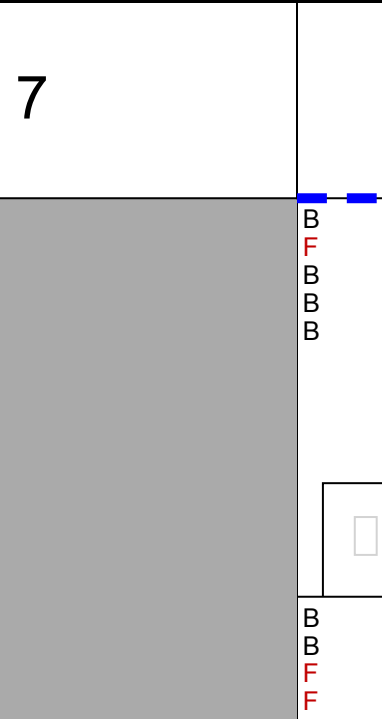

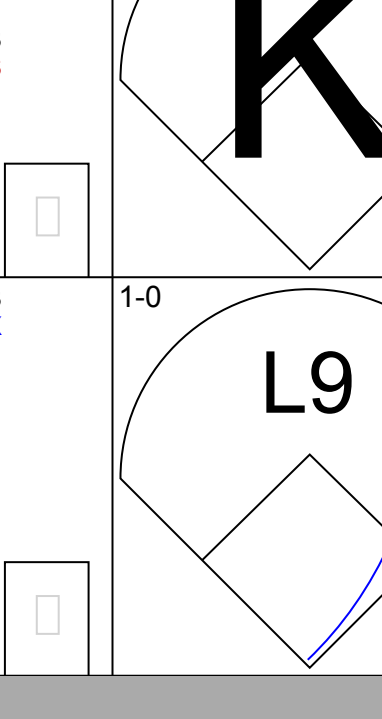
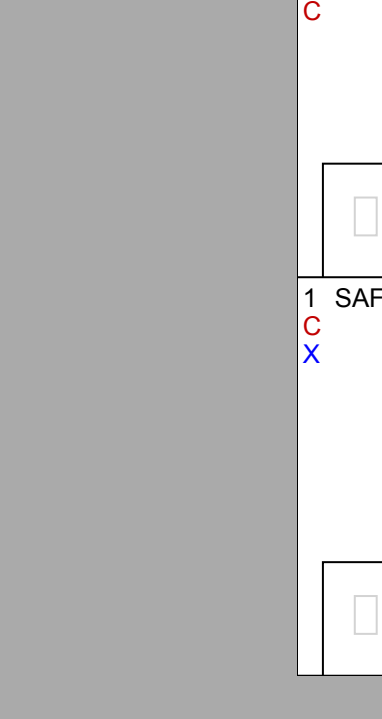
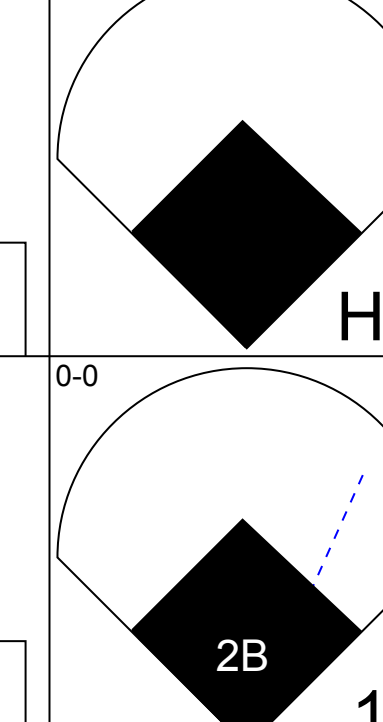
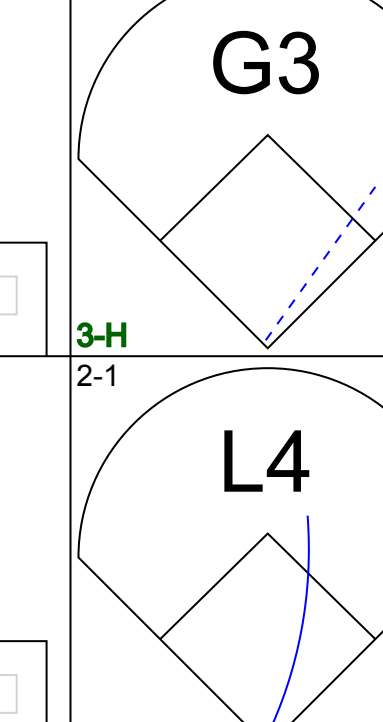

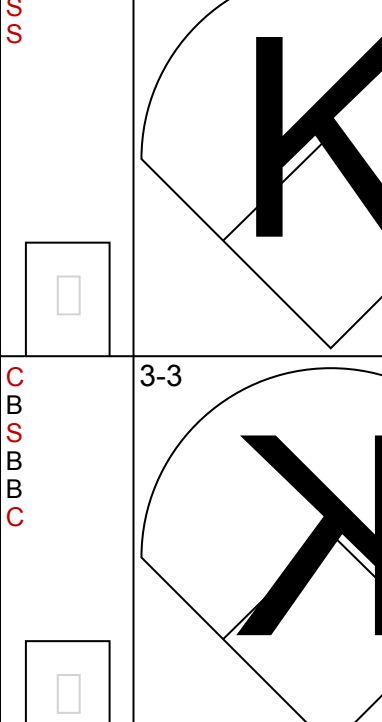



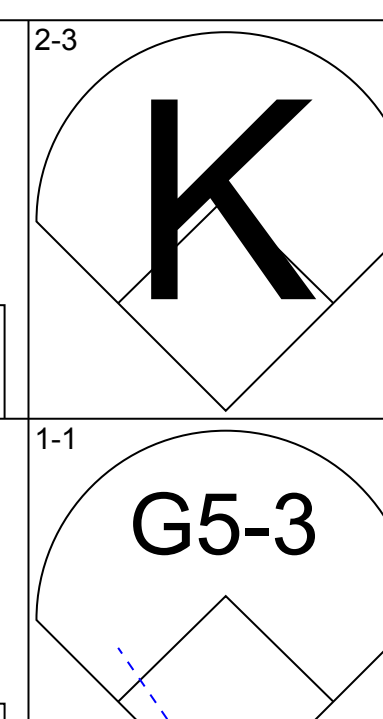
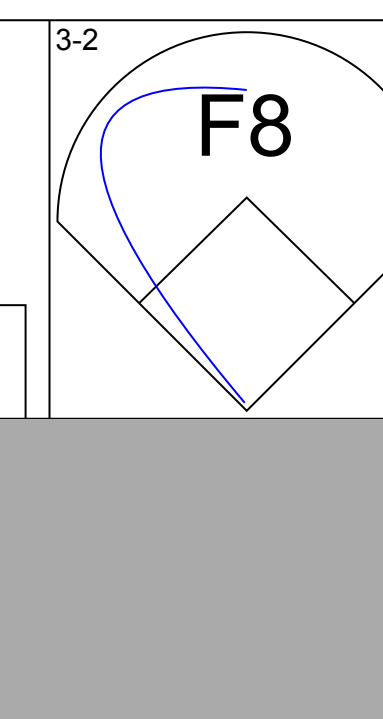
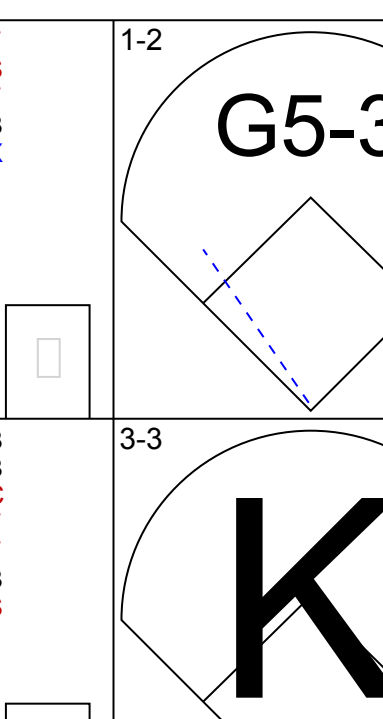
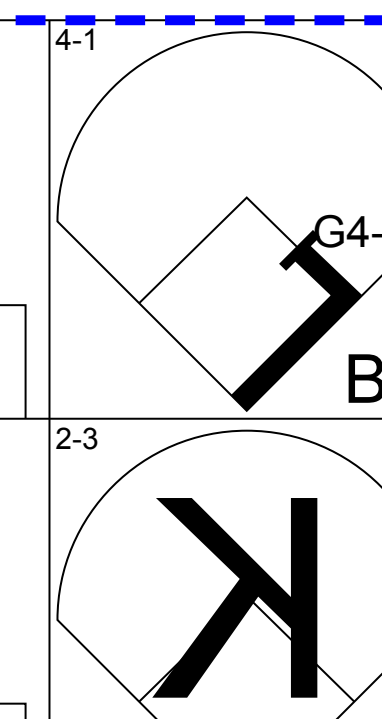
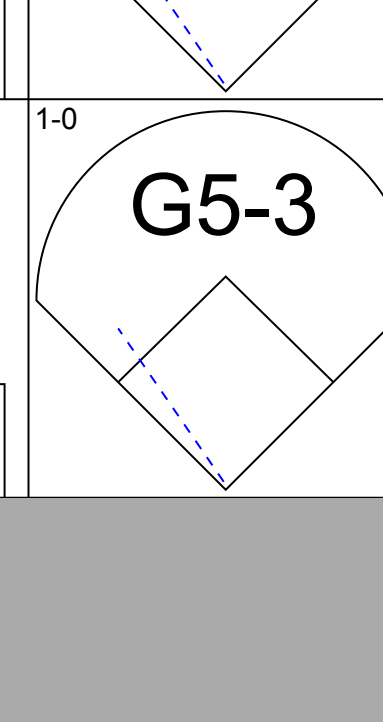
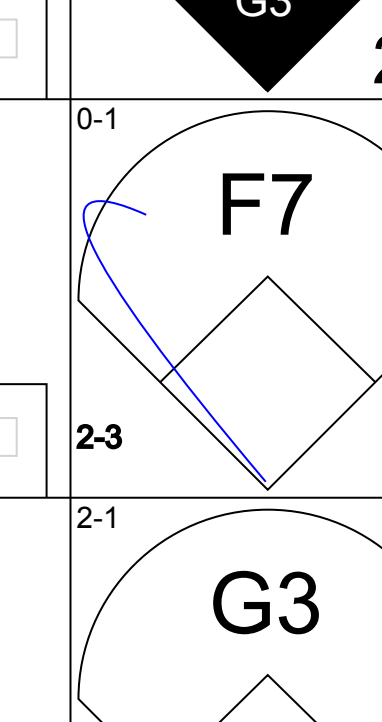
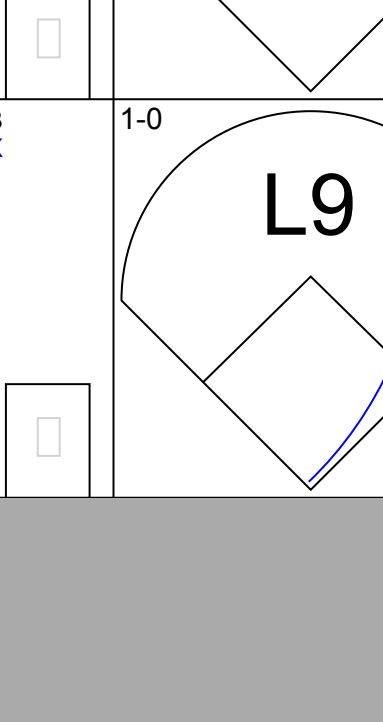
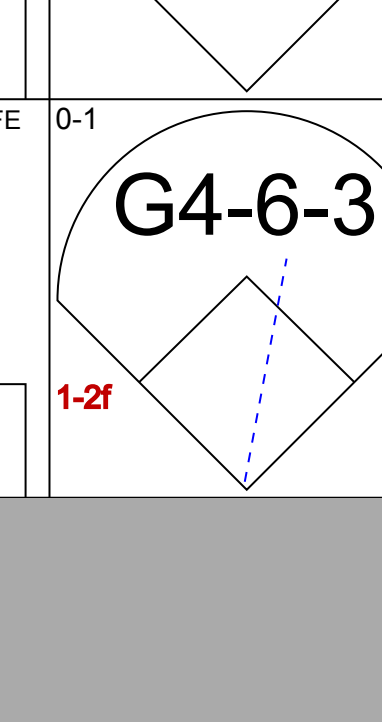

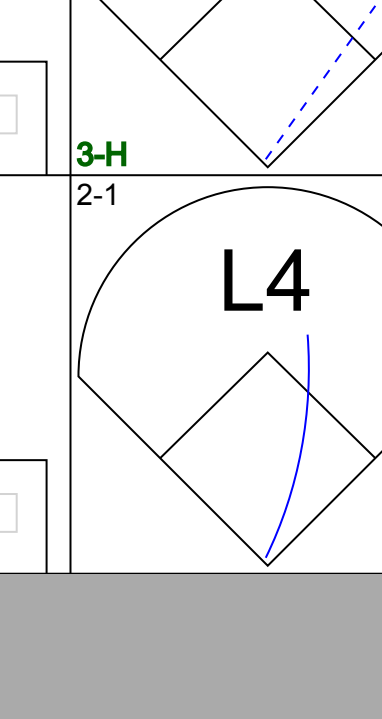


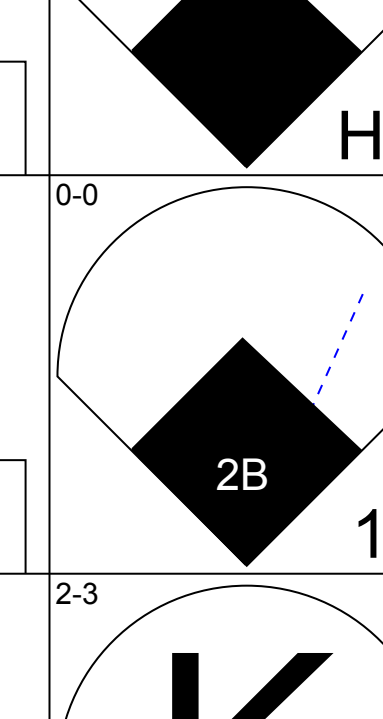
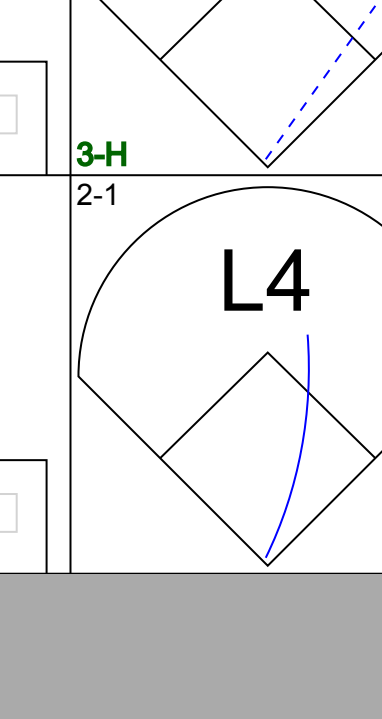
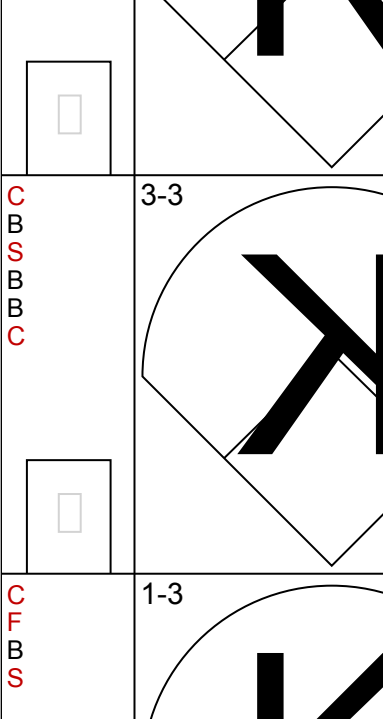

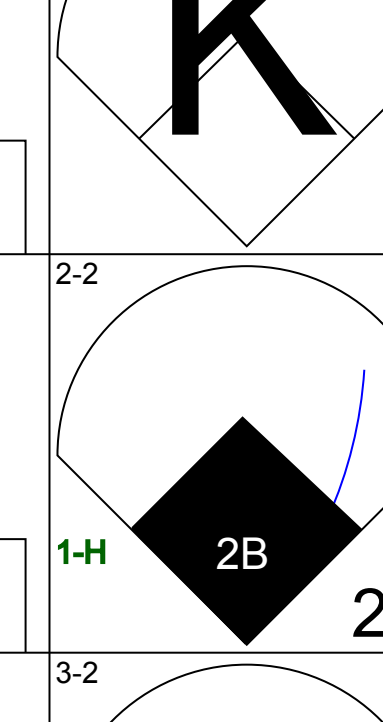

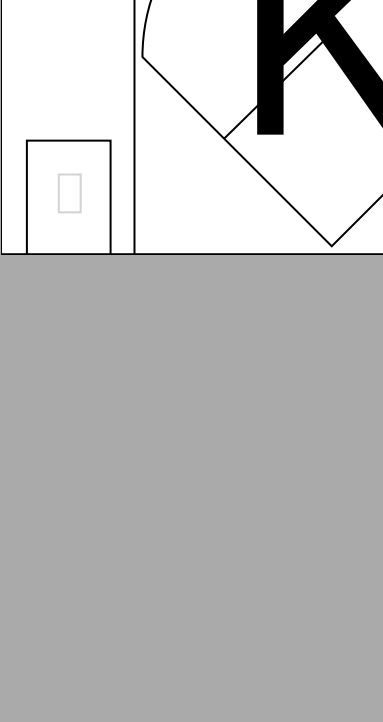

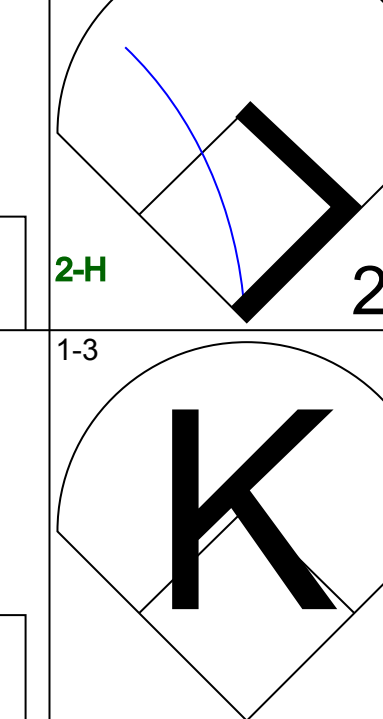
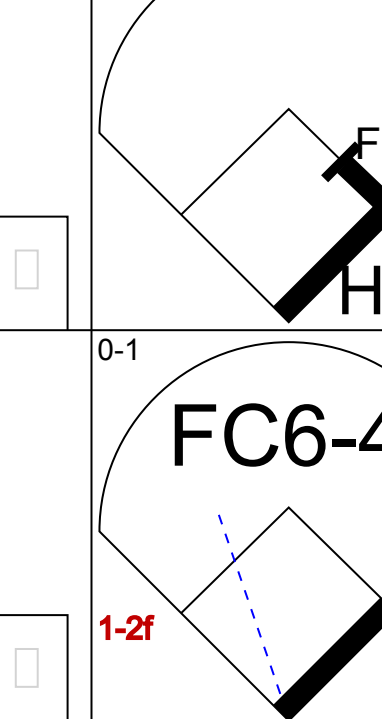
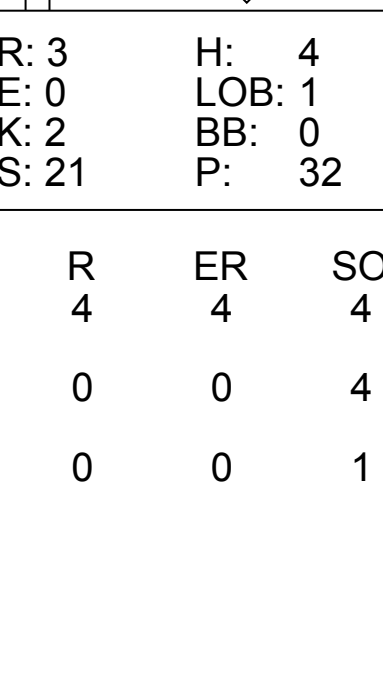
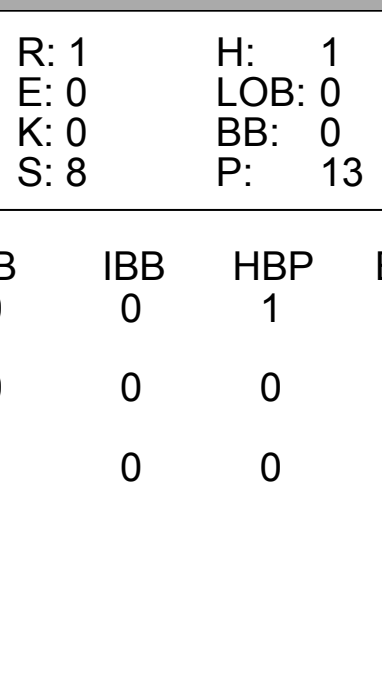
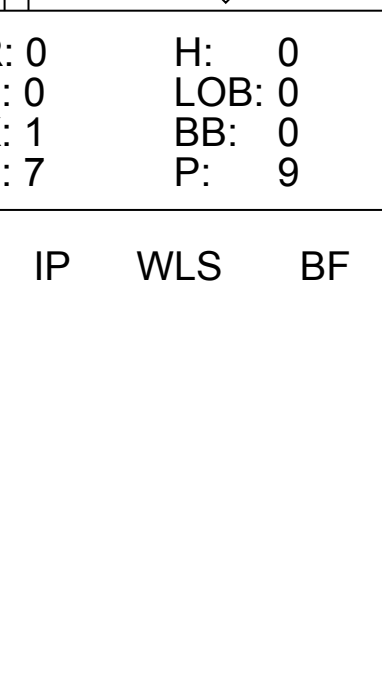








Batter	1	2	3	4	5	6	7	8	9	AB	R	H	RBI	BB	SO	LOB	TOP			
Fernando Vina, L (1, 4) OBP: 0.389, SLG: 0.424										2	0	0	0	2	1	0	<b>Milwaukee Brewers @ Cincinnati Reds</b> Cinergy Field, Cincinnati, OH Sat Aug 08 1998, 7:05 PM EDT Att: 23,906 - Cloudy - 82 F			
Mark Loretta, R (1, 6) OBP: 0.399, SLG: 0.428										4	0	2	0	0	0	2				
Jeff Cirillo, R (1, 5) OBP: 0.413, SLG: 0.434										4	0	3	0	0	0	0				
John Jaha, R (1, 3) OBP: 0.375, SLG: 0.360										2	0	0	0	2	1	2				
Jeremy Burnitz, L (1, 9) OBP: 0.346, SLG: 0.487										4	0	0	0	0	1	4				
Marquis Grissom, R (1, 8) OBP: 0.302, SLG: 0.377										4	0	0	0	0	0	2				
Marc Newfield, R (1, 7) OBP: 0.306, SLG: 0.313										1	0	0	0	1	0	0				
Dave Nilsson, L (7, PH) OBP: 0.335, SLG: 0.381										1	0	0	0	1	0	0				
Mike Matheny, R (1, 2) OBP: 0.276, SLG: 0.344										2	0	0	0	0	0	1				
Bob Hamelin, L (7, PH) OBP: 0.275, SLG: 0.350										1	0	0	0	0	0	3				
Bobby Hughes, R (7, 2) OBP: 0.289, SLG: 0.395										0	0	0	0	0	0	0				
Steve Woodard, L (1, 1) OBP: 0.182, SLG: 0.242										1	0	0	0	0	0	0				
Brian Banks, S (6, PH) OBP: 0.250, SLG: 0.200										1	0	0	0	0	1	0				
David Weathers, R (6, PH) OBP: 0.130, SLG: 0.190										0	0	0	0	0	0	0				
Jose Valentin, S (8, PH) OBP: 0.323, SLG: 0.410										1	0	0	0	0	0	0				
Chad Fox, R (8, 1)										0	0	0	0	0	0	0				
<b>Inning Stats</b>	R: 0 E: 0 K: 1 S: 14	H: 2 LOB: 2 BB: 1 P: 21	R: 0 E: 0 K: 0 S: 7	H: 0 LOB: 0 BB: 1 P: 14	R: 0 E: 0 K: 0 S: 5	H: 0 LOB: 0 BB: 1 P: 12	R: 0 E: 0 K: 2 S: 8	H: 0 LOB: 0 BB: 0 P: 11	R: 0 E: 0 K: 1 S: 9	H: 0 LOB: 0 BB: 1 P: 18	R: 0 E: 0 K: 0 S: 17	H: 1 LOB: 3 BB: 2 P: 33	R: 0 E: 0 K: 0 S: 13	H: 2 LOB: 2 BB: 0 P: 21	R: 0 E: 0 K: 0 S: 9	H: 0 LOB: 0 BB: 0 P: 13	1B: 4 2B: 2 3B: 0 HR: 0	SF: 0 SAC: 0 DP: 3 HBP: 0	WP: 0 PB: 0 CS: 0	PA: 34
<b>PITCHER</b>	IP WLS BF H R ER SO BB IBB HBP BLK WP HR S P ERA WHIP																			
Dennys Reyes, L (1, 1) ERA: 3.51	6.1 W 23 3 0 0 4 5 0 0 0 0 0 60 104 0.00 1.263																			
26 John Hudek, R (7, 1) ERA: 2.29	1.2 8 2 0 0 0 1 0 0 0 0 0 25 43 0.00 1.800																			
Gabe White, L (9, 1) ERA: 4.34	1.0 3 0 0 0 0 0 0 0 0 0 0 9 13 0.00 0.000																			

Batter	1	2	3	4	5	6	7	8	9	AB	R	H	RBI	BB	SO	LOB	BOTTOM			
Reggie Sanders, R (1, 8) OBP: 0.338, SLG: 0.441										3	0	0	0	1	1	1	<b>Milwaukee Brewers @ Cincinnati Reds</b> Cinergy Field, Cincinnati, OH Sat Aug 08 1998, 7:05 PM EDT Att: 23,906 - Cloudy - 82 F			
Barry Larkin, R (1, 6) OBP: 0.378, SLG: 0.474										4	1	1	0	0	2	1				
Sean Casey, L (1, 3) OBP: 0.345, SLG: 0.355										4	0	0	0	0	0	2				
Dmitri Young, S (1, 7) OBP: 0.363, SLG: 0.507										3	1	1	2	0	1	0				
Eddie Taubensee, L (1, 2) OBP: 0.359, SLG: 0.434										3	1	1	0	0	1	0				
Bret Boone, R (1, 4) OBP: 0.324, SLG: 0.439										3	0	0	0	0	2	1				
Willie Greene, L (1, 9) OBP: 0.371, SLG: 0.441										3	1	1	1	0	0	1				
Pat Watkins, R (8, 8) OBP: 0.307, SLG: 0.394										0	0	0	0	0	0	0				
Aaron Boone, R (1, 5) OBP: 0.386, SLG: 0.450										2	0	1	1	0	0	0				
Dennys Reyes, R (1, 1) ERA: 3.45										2	0	0	0	0	1	2				
26 John Hudek, S (7, 1) ERA: 5.03										1	0	0	0	0	1	0				
Gabe White, L (9, 1) OBP: 0.250, SLG: 0.250										0	0	0	0	0	0	0				
<b>Inning Stats</b>	R: 0 E: 0 K: 1 S: 6	H: 0 LOB: 0 BB: 0 P: 10	R: 3 E: 0 K: 2 S: 21	H: 4 LOB: 1 BB: 0 P: 32	R: 1 E: 0 K: 0 S: 8	H: 1 LOB: 0 BB: 0 P: 13	R: 0 E: 0 K: 0 S: 10	H: 0 LOB: 0 BB: 0 P: 17	R: 0 E: 0 K: 1 S: 9	H: 0 LOB: 0 BB: 0 P: 14	R: 0 E: 0 K: 3 S: 9	H: 0 LOB: 0 BB: 0 P: 13	R: 0 E: 0 K: 1 S: 7	H: 0 LOB: 0 BB: 0 P: 9	R: 0 E: 0 K: 1 S: 6	H: 0 LOB: 0 BB: 1 P: 12	1B: 1 2B: 3 3B: 0 HR: 1	SF: 0 SAC: 0 DP: 2 HBP: 1	WP: 0 PB: 0 CS: 0	PA: 30
<b>PITCHER</b>	IP WLS BF H R ER SO BB IBB HBP BLK WP HR S P ERA WHIP																			
Steve Woodard, R (1, 1) ERA: 3.45	5.0 L 21 5 4 4 4 0 0 0 1 0 0 54 86 7.20 1.000																			
David Weathers, R (6, 1) ERA: 5.03	2.0 6 0 0 0 4 0 0 0 0 0 0 16 22 0.00 0.000																			
Chad Fox, R (8, 1) ERA: 3.49	1.0 3 0 0 0 1 1 0 0 0 0 0 6 12 0.00 1.000																			

AB	28
R	0
H	5
RBI	0
BB	6
SO	4
LOB	14



AB	28
R	4
H	5
RBI	4
BB	1
SO	9
LOB	8





Batter	1	2	3	4	5	6	7	8	9	AB	R	H	RBI	BB	SO	LOB	TOP										
Fernando Vina, L (1,4) OBP: 0.392, SLG: 0.425	1-2 S E 1B		3-2 HBP		0-0 1-2 2H 1B		2-2 L7			3	1	2	1	0	0	0	<b>Milwaukee Brewers @ Cincinnati Reds</b> Cinergy Field, Cincinnati, OH Sun Aug 09 1998, 3:33 AM EDT Att: 21,976 - Overcast - 75 F										
Jose Valentin, S (1,6) OBP: 0.320, SLG: 0.405	3-2 K		2-0 F8		1-0 L3-6		0-0 G5-3			4	0	0	0	0	1	4											
Jeff Cirillo, R (1,5) OBP: 0.414, SLG: 0.437	1-3 K			2-1 G5-3		2-1 2B		1-0 CS 1B		4	1	2	0	0	1	1											
Jeremy Burnitz, L (1,9) OBP: 0.345, SLG: 0.487	3-3 K 2H			3-2 F8		1-1 F9 2B		3-2 F8 1-2		4	0	1	1	0	1	1											
Mark Loretta, R (1,3) OBP: 0.397, SLG: 0.423 Bob Wickman, R (8,1)		3-2 P4		0-1 G6-3		3-2 F7		4-1 1B CS BB		3	0	0	0	1	0	1											
Dave Nilsson, L (1,7) OBP: 0.335, SLG: 0.377 Darrin Jackson, R (6,7)		2-3 K			4-2 1B BB		0-2 F9		2-2 SAFE 1B		2	1	0	0	1	1											
Marquis Grissom, R (1,8) OBP: 0.304, SLG: 0.377		1-1 G5-3			0-0 1B 1B		2-1 HBP		1-0 CS 3H		3	1	1	0	0	0											
Mike Matheny, R (1,2) OBP: 0.276, SLG: 0.343			3-1 F8		0-0 L3-6 1B 1-2 2H		2-1 SAFE SAFE G6-3		0-3 K		4	0	1	1	0	1											
Scott Karl, L (1,1) OBP: 0.159, SLG: 0.075 Eric Plunk, R (8,1) John Jaha, R (8,3) John Jaha, R (8,3) John Jaha, R (8,3)			1-3 K		0-3 K		0-3 K		3-1 G5-3		3	0	0	0	0	3											
<b>Inning Stats</b>	R: 1 E: 0 K: 3 S: 13	H: 1 LOB: 0 BB: 0 P: 21	R: 0 E: 0 K: 1 S: 9	H: 0 LOB: 0 BB: 0 P: 15	R: 0 E: 0 K: 1 S: 10	H: 0 LOB: 1 BB: 0 P: 19	R: 0 E: 0 K: 0 S: 7	H: 0 LOB: 0 BB: 0 P: 12	R: 2 E: 0 K: 1 S: 9	H: 3 LOB: 1 BB: 1 P: 14	R: 1 E: 0 K: 0 S: 13	H: 2 LOB: 2 BB: 0 P: 23	R: 0 E: 0 K: 1 S: 7	H: 0 LOB: 0 BB: 0 P: 9	R: 0 E: 0 K: 0 S: 8	H: 2 LOB: 1 BB: 0 P: 19	R: 0 E: 0 K: 1 S: 6	H: 0 LOB: 0 BB: 0 P: 9	1B: 6 2B: 3 3B: 0 HR: 0	SF: 0 SAC: 0 DP: 1 HBP: 2	WP: 0 PB: 0 CS: 2	PA: 37					
<b>PITCHER</b>	IP	WLS	BF	H	R	ER	SO	BB	IBB	HBP	BLK	WP	HR	S	P	ERA	WHIP										
Steve Parris, R (1,1) ERA: 4.94	5.0	L	20	4	3	2	6	1	0	1	0	0	0	48	81	3.60	1.000										
Scott Sullivan, R (6,1) ERA: 5.09	1.0		6	2	1	1	0	0	0	1	0	0	0	13	23	9.00	2.000										
Rick Krivda, L (7,1) ERA: 5.32	1.2		7	2	0	0	1	1	0	0	0	0	0	15	27	0.00	1.800										
Danny Graves, R (8,1) ERA: 3.39	0.1		0	0	0	0	0	0	0	0	0	0	0	1	0	0.00	0.000										
Stan Belinda, R (9,1) ERA: 3.23	1.0		3	0	0	0	1	0	0	0	0	0	0	6	9	0.00	0.000										

Batter	1	2	3	4	5	6	7	8	9	AB	R	H	RBI	BB	SO	LOB	BOTTOM										
Reggie Sanders, R (1,9) OBP: 0.337, SLG: 0.439 Chris Stynes, R (3,9) OBP: 0.330, SLG: 0.362	2-2 G5-3		1-0 F9 1B		1-3 K			2-0 F9	2-2 K	1	0	0	0	0	0	0	<b>Milwaukee Brewers @ Cincinnati Reds</b> Cinergy Field, Cincinnati, OH Sun Aug 09 1998, 3:33 AM EDT Att: 21,976 - Overcast - 75 F										
Pat Watkins, R (1,8) OBP: 0.314, SLG: 0.398	3-2 G5-3 1B		2-2 F9 1-2		2-1 F8			2-1 3B 1B 2H		4	1	2	1	0	0	1											
Barry Larkin, R (1,6) OBP: 0.377, SLG: 0.476	2-1 G5-3 1-2		2-3 K		2-2 G5-3			2-2 3B SF7 1B 1H		4	1	1	1	0	1	2											
Dmitri Young, S (1,7) OBP: 0.360, SLG: 0.503	0-1 P4		1-2 G6-3		0-0 G4-3			2-1 SF7 3H		3	0	0	1	0	0	2											
Bret Boone, R (1,4) OBP: 0.325, SLG: 0.439		2-3 K		3-2 S 1B		0-1 F8		4-1 1B BB		3	0	1	0	1	1	0											
Eduardo Perez, R (1,3) OBP: 0.316, SLG: 0.323		0-1 F8		2-0 F8			4-2 G5-4-3 BB	1-0 1B		3	0	1	0	1	0	1											
Aaron Boone, R (1,5) OBP: 0.188, SLG: 0.387 Danny Graves, R (8,1) Sean Casey, L (8,PH) OBP: 0.343, SLG: 0.353 Stan Belinda, R (9,1)		1-0 BB 1B		2-1 F7			0-0 P4	3-3 K2-3		3	0	1	0	0	0	2											
Guillermo Garcia, R (1,2) OBP: 0.188, SLG: 0.387 Eddie Tubensee, L (8,PH) OBP: 0.358, SLG: 0.432		4-1 FC6 BB		2-2 F8			1-2 G5-4-3	1-0 P6		2	0	0	0	1	0	2											
Steve Parris, R (1,1) OBP: 0.182, SLG: 0.182 Melvin Nieves, S (5,PH) Scott Sullivan, R (6,1) Rick Krivda, R (7,1) Willie Greene, L (8,5) OBP: 0.372, SLG: 0.444		0-0 FC6		1-3 K			0-0 1B 2B	1-2 G3-1		1	0	0	0	0	0	2											
<b>Inning Stats</b>	R: 0 E: 0 K: 0 S: 11	H: 1 LOB: 1 BB: 0 P: 18	R: 0 E: 0 K: 1 S: 8	H: 1 LOB: 2 BB: 1 P: 15	R: 0 E: 0 K: 1 S: 12	H: 1 LOB: 1 BB: 0 P: 18	R: 0 E: 0 K: 0 S: 9	H: 0 LOB: 0 BB: 0 P: 12	R: 0 E: 0 K: 0 S: 7	H: 0 LOB: 0 BB: 0 P: 9	R: 0 E: 0 K: 0 S: 6	H: 0 LOB: 0 BB: 1 P: 11	R: 3 E: 0 K: 1 S: 15	H: 4 LOB: 2 BB: 1 P: 31	R: 0 E: 0 K: 1 S: 8	H: 0 LOB: 0 BB: 0 P: 12	1B: 6 2B: 1 3B: 1 HR: 0	SF: 1 SAC: 0 DP: 1 HBP: 0	WP: 0 PB: 0 CS: 0	PA: 37							
<b>PITCHER</b>	IP	WLS	BF	H	R	ER	SO	BB	IBB	HBP	BLK	WP	HR	S	P	ERA	WHIP										
Scott Karl, L (1,1) ERA: 3.68	7.0	W	27	5	1	1	4	2	0	0	0	0	0	62	102	1.29	1.000										
Eric Plunk, R (8,1) ERA: 4.35	0.2		5	2	2	2	0	1	0	0	0	0	0	10	22	27.00	4.500										
Bob Wickman, R (8,1) ERA: 2.64	1.1	S	5	1	0	0	2	0	0	0	0	0	0	12	20	0.00	0.750										

AB	32
R	4
H	8
RBI	3
BB	2
SO	8
LOB	12





Batter	1	2	3	4	5	6	7	8	9	AB	R	H	RBI	BB	SO	LOB	TOP										
<b>Fernando Vina, L</b> (1, 4) OBP: 0.393, SLG: 0.426	1-1 G4-3		1-1 FC4-6 1B		1-2 G6-3		0-1 1B			4	0	2	0	0	0	1	<b>Milwaukee Brewers @ Houston Astros</b> Astrodome, Houston, TX Mon Aug 10 1998, 8:05 PM EDT Att: 18,995 - Dome - 72 F										
<b>Mark Loretta, R</b> (1, 6) OBP: 0.398, SLG: 0.424	1-2 1B		0-1 FC4-6 FC6-4 1-2f			0-1 2B 1B	2-0 L8			4	0	2	0	0	0	2											
<b>Jeff Cirillo, R</b> (1, 5) OBP: 0.415, SLG: 0.440	3-2 1B		1-2 FC6-4 1-2f			0-0 G5-3 1-H		1-3 K		4	0	2	0	0	1	1											
<b>John Jaha, R</b> (1, 3) OBP: 0.367, SLG: 0.351	2-2 G6-4-3 1B			2-3 K		0-0 G5-3		2-2 G6-3		4	0	0	0	0	1	3											
<b>Jeremy Burnitz, L</b> (1, 9)		2-0 G3-1		1-0 G3-1		3-3 K		2-1 F8		4	0	0	0	0	1	1											
<b>Marquis Grissom, R</b> (1, 8) OBP: 0.303, SLG: 0.374		4-2 5-3 BB		1-3 K					3-2 G6-3	3	0	0	0	1	1	0											
<b>Marc Newfield, R</b> (1, 7) OBP: 0.308, SLG: 0.310		0-0 5-3			3-1 G5-3		0-0 G6-3		1-3 K	2	0	0	0	0	0	1											
<b>Darrin Jackson, R</b> (5, 7) OBP: 0.271, SLG: 0.385		1-2								2	0	0	0	0	1	0											
<b>Bobby Hughes, R</b> (1, 2) OBP: 0.294, SLG: 0.397		3-0 L8			0-0 E9 1B		0-0 HR 1B		3-3 K	4	1	2	0	0	1	1											
<b>Bill Pulsipher, L</b> (1, 1) OBP: 0.308, SLG: 0.545			1-2 G5-3		1-0 G4-3		1-1 HR			2	0	0	0	0	0	1											
<b>Brian Banks, S</b> (7, PH) <b>Chad Fox, R</b> (7, 1)										1	1	1	2	0	0	0											
<b>Inning Stats</b>	R: 0 E: 0 K: 0 S: 13	H: 2 LOB: 1 BB: 0 P: 20	R: 0 E: 0 K: 0 S: 5	H: 0 LOB: 1 BB: 1 P: 14	R: 0 E: 0 K: 0 S: 11	H: 1 LOB: 1 BB: 0 P: 14	R: 0 E: 0 K: 2 S: 7	H: 0 LOB: 0 BB: 0 P: 11	R: 0 E: 1 K: 0 S: 7	H: 1 LOB: 1 BB: 0 P: 12	R: 0 E: 0 K: 1 S: 7	H: 2 LOB: 1 BB: 0 P: 10	R: 2 E: 0 K: 0 S: 8	H: 3 LOB: 1 BB: 0 P: 11	R: 0 E: 0 K: 2 S: 9	H: 0 LOB: 0 BB: 0 P: 14	R: 0 E: 0 K: 2 S: 12	H: 0 LOB: 0 BB: 0 P: 19	1B: 7 2B: 1 3B: 0 HR: 1	SF: 0 SAC: 0 DP: 1 HBP: 0	WP: 0 PB: 0 SB: 0 CS: 0	PA: 35					
<b>PITCHER</b>	IP	WLS	BF	H	R	ER	SO	BB	IBB	HBP	BLK	WP	HR	S	P	ERA	WHIP										
<b>Mike Hampton, L</b> (1, 1) ERA: 3.78	7.0		29	9	2	2	3	1	0	0	0	0	1	58	92	2.57	1.429										
<b>Scott Elarton, R</b> (8, 1) ERA: 3.24	1.0	W	3	0	0	0	1	0	0	0	0	0	0	9	14	0.00	0.000										
<b>Billy Wagner, L</b> (9, 1) ERA: 2.72	1.0	S	3	0	0	0	2	0	0	0	0	0	0	12	19	0.00	0.000										

Batter	1	2	3	4	5	6	7	8	9	AB	R	H	RBI	BB	SO	LOB	BOTTOM										
<b>Craig Biggio, R</b> (1, 4) OBP: 0.395, SLG: 0.485	1-2 G6-4-3 HBP		0-0 G5-3		1-2 1B		1-1 WP 1B			3	0	2	0	0	0	1	<b>Milwaukee Brewers @ Houston Astros</b> Astrodome, Houston, TX Mon Aug 10 1998, 8:05 PM EDT Att: 18,995 - Dome - 72 F										
<b>Ricky Gutierrez, R</b> (1, 6) OBP: 0.359, SLG: 0.338	0-0 G6-4-3 1-2f		4-2 SAFE BB		0-0 G3-1		2-3 K		1-2 K	3	0	0	0	1	1	4											
<b>Derek Bell, R</b> (1, 9) OBP: 0.366, SLG: 0.505	1-2 G4-3		3-2 G1-3		1-0 F8		3-2 G6-3			4	0	0	0	0	0	3											
<b>5 Jeff Bagwell, R</b> (1, 3) OBP: 0.411, SLG: 0.540		4-2 WP BB		0-0 G6-3		1-1 HR 2B		1-1 1B HR 1B		3	2	2	0	1	0	0											
<b>Moises Alou, R</b> (1, 7) OBP: 0.389, SLG: 0.602		2-1 F9		4-0 G6-4-3 BB		2-2 HR		0-0 1B HR 1B		3	2	2	2	1	0	1											
<b>Richard Hidalgo, R</b> (1, 8) OBP: 0.311, SLG: 0.360		2 SAFE K		1-1 G6-4-3 1-2f		4-1 G5-3 1B BB		1-2 F8		3	0	0	0	1	1	4											
<b>Sean Berry, R</b> (1, 5) OBP: 0.386, SLG: 0.505		0-2 L8			2-1 G4-6-3 1B		0-0 1B		0-0 1B HR	4	1	3	3	0	0	1											
<b>Brad Ausmus, R</b> (1, 2) OBP: 0.360, SLG: 0.345			3-1 G6-3		0-0 G4-6-3 1-2f		0-0 G5-3 2-3f		0-0 F8	4	0	0	0	0	0	3											
<b>Mike Hampton, R</b> (1, 1) OBP: 0.340, SLG: 0.357			1-0 2B		4-2 1B		1-3 K		1-3 K	1	0	1	0	1	0	0											
<b>Bill Spiers, L</b> (7, PH) OBP: 0.365, SLG: 0.399										0	0	0	0	0	0	0											
<b>Scott Elarton, R</b> (8, 1) OBP: 0.270, SLG: 0.240										0	0	0	0	0	0	0											
<b>35 Dave Clark, L</b> (8, PH) <b>Billy Wagner, L</b> (9, 1) OBP: 0.390, SLG: 0.500										0	0	0	0	0	0	0											
<b>Inning Stats</b>	R: 0 E: 0 K: 0 S: 6	H: 0 LOB: 0 BB: 0 P: 8	R: 0 E: 0 K: 1 S: 12	H: 0 LOB: 1 BB: 1 P: 20	R: 0 E: 0 K: 0 S: 10	H: 1 LOB: 2 BB: 1 P: 21	R: 0 E: 0 K: 0 S: 3	H: 0 LOB: 0 BB: 1 P: 8	R: 0 E: 0 K: 0 S: 10	H: 2 LOB: 2 BB: 1 P: 17	R: 2 E: 0 K: 0 S: 9	H: 3 LOB: 1 BB: 1 P: 17	R: 0 E: 0 K: 2 S: 12	H: 1 LOB: 1 BB: 0 P: 19	R: 3 E: 0 K: 1 S: 11	H: 3 LOB: 0 BB: 0 P: 14	1B: 6 2B: 2 3B: 0 HR: 2	SF: 0 SAC: 0 DP: 4 HBP: 1	WP: 2 PB: 0 SB: 0 CS: 0	PA: 36							
<b>PITCHER</b>	IP	WLS	BF	H	R	ER	SO	BB	IBB	HBP	BLK	WP	HR	S	P	ERA	WHIP										
<b>Bill Pulsipher, L</b> (1, 1) ERA: 5.24	6.0		26	6	2	2	1	5	0	1	0	0	1	50	91	3.00	1.833										
<b>Chad Fox, R</b> (7, 1) ERA: 3.99	2.0	L	10	4	3	3	3	0	0	0	0	1	1	23	33	13.50	2.000										

AB	34
R	2
H	9
RBI	2
BB	1
SO	6
LOB	11









Batter	1	2	3	4	5	6	7	8	9	AB	R	H	RBI	BB	SO	LOB	TOP			
<b>Fernando Vina, L</b> (1,4) OBP: 0.394, SLG: 0.426	G4-3		F4			K				4	0	1	0	0	1	0	<b>Milwaukee Brewers @ Houston Astros</b> Astrodome, Houston, TX Wed Aug 12 1998, 8:05 PM EDT Att: 40,217 - Dome - 72 F			
<b>Mark Loretta, R</b> (1,6) OBP: 0.396, SLG: 0.423	F9			F8				F8		4	0	1	0	0	0	3				
<b>Jeff Cirillo, R</b> (1,5) OBP: 0.415, SLG: 0.438										3	0	1	0	1	2	1				
<b>Darrin Jackson, R</b> (1,9) OBP: 0.263, SLG: 0.373	L6			F9-1-6				G3		4	0	0	0	0	1	3				
<b>John Jaha, R</b> (1,3) OBP: 0.365, SLG: 0.350										4	0	1	0	0	2	1				
<b>Marquis Grissom, R</b> (1,8) OBP: 0.300, SLG: 0.371										3	0	0	0	0	3	1				
<b>Marc Newfield, R</b> (1,7) OBP: 0.302, SLG: 0.308										3	0	1	0	0	2	0				
<b>Mike Matheny, R</b> (1,2) OBP: 0.275, SLG: 0.341				G1-3				K		3	0	0	0	0	1	1				
<b>4B Brad Woodall, S</b> (1,1) OBP: 0.393, SLG: 0.333										2	0	0	0	0	1	0				
<b>Eric Plunk, R</b> (6,1) <b>Brian Banks, S</b> (8, PH) <b>Mike Myers, L</b> (8,1)				K						0	0	0	0	0	0	0				
<b>Inning Stats</b>	R: 0 E: 0 K: 0 S: 7	H: 0 LOB: 1 BB: 1 P: 17	R: 0 E: 0 K: 2 S: 9	H: 1 LOB: 0 BB: 0 P: 14	R: 0 E: 0 K: 1 S: 9	H: 0 LOB: 0 BB: 0 P: 11	R: 0 E: 0 K: 0 S: 7	H: 1 LOB: 0 BB: 0 P: 9	R: 0 E: 0 K: 3 S: 9	H: 0 LOB: 0 BB: 0 P: 12	R: 0 E: 0 K: 1 S: 7	H: 0 LOB: 0 BB: 0 P: 11	R: 0 E: 0 K: 2 S: 19	H: 2 LOB: 3 BB: 1 P: 29	R: 0 E: 0 K: 1 S: 13	H: 0 LOB: 0 BB: 0 P: 16	1B: 5 2B: 2 3B: 0 HR: 0	SF: 0 SAC: 0 DP: 2 HBP: 0	WP: 0 PB: 0 SB: 0 CS: 1	PA: 32
<b>PITCHER</b> <b>Randy Johnson, L</b> (1,1) ERA: 3.84	IP: 9.0 WLS: W BF: 32 H: 5 R: 0 ER: 0 SO: 13 BB: 2 IBB: 0 HBP: 0 BLK: 0 WP: 0 HR: 0 S: 91 P: 136 ERA: 0.00 WHIP: 0.778															<b>PITCHER</b> IP: WLS: BF: H: R: ER: SO: BB: IBB: HBP: BLK: WP: HR: S: P: ERA: WHIP:				

Batter	1	2	3	4	5	6	7	8	9	AB	R	H	RBI	BB	SO	LOB	BOTTOM			
<b>Craig Biggio, R</b> (1,4) OBP: 0.397, SLG: 0.489	K2-3			FC6-4		K				5	1	3	2	0	2	1	<b>Milwaukee Brewers @ Houston Astros</b> Astrodome, Houston, TX Wed Aug 12 1998, 8:05 PM EDT Att: 40,217 - Dome - 72 F			
<b>Ricky Gutierrez, R</b> (1,6) OBP: 0.356, SLG: 0.340	K			FC6-4						5	0	2	0	0	2	1				
<b>Derek Bell, R</b> (1,9) OBP: 0.365, SLG: 0.499	G4-3			2B						4	0	1	0	1	0	2				
<b>5 Jeff Bagwell, R</b> (1,3) OBP: 0.412, SLG: 0.549										3	0	0	0	1	0	3				
<b>Moises Alou, R</b> (1,7) OBP: 0.392, SLG: 0.612										3	0	1	0	1	0	2				
<b>Richard Hidalgo, R</b> (1,8) OBP: 0.324, SLG: 0.365										2	1	0	0	2	1	4				
<b>Sean Berry, R</b> (1,5) OBP: 0.390, SLG: 0.507										3	0	1	0	0	1	5				
<b>Brad Ausmus, R</b> (1,2) OBP: 0.362, SLG: 0.342										2	1	0	0	1	0	2				
<b>Randy Johnson, R</b> (1,1) OBP: 0.111, SLG: 0.111										4	0	1	1	0	1	5				
<b>Inning Stats</b>	R: 0 E: 0 K: 2 S: 9	H: 0 LOB: 0 BB: 0 P: 14	R: 0 E: 0 K: 2 S: 14	H: 1 LOB: 3 BB: 2 P: 29	R: 1 E: 0 K: 1 S: 12	H: 2 LOB: 2 BB: 1 P: 23	R: 1 E: 0 K: 0 S: 8	H: 2 LOB: 1 BB: 0 P: 16	R: 0 E: 0 K: 1 S: 5	H: 0 LOB: 0 BB: 0 P: 8	R: 1 E: 0 K: 1 S: 9	H: 1 LOB: 1 BB: 1 P: 21	R: 0 E: 0 K: 1 S: 13	H: 1 LOB: 3 BB: 2 P: 29	R: 0 E: 0 K: 0 S: 10	H: 2 LOB: 2 BB: 0 P: 16		1B: 5 2B: 3 3B: 0 HR: 1	SF: 0 SAC: 0 DP: 2 HBP: 2	WP: 0 PB: 0 SB: 3 CS: 0
<b>PITCHER</b> <b>4B Brad Woodall, L</b> (1,1) ERA: 4.56 <b>Eric Plunk, R</b> (6,1) ERA: 4.15 <b>Mike Myers, L</b> (8,1) ERA: 1.96	IP: 5.0 WLS: L BF: 24 H: 5 R: 3 ER: 3 SO: 3 BB: 3 IBB: 1 HBP: 1 BLK: 0 WP: 0 HR: 1 S: 21 P: 45 ERA: 0.00 WHIP: 1.500															<b>PITCHER</b> IP: WLS: BF: H: R: ER: SO: BB: IBB: HBP: BLK: WP: HR: S: P: ERA: WHIP:				



Batter	1	2	3	4	5	6	7	8	9	AB	R	H	RBI	BB	SO	LOB	TOP					
<b>Fernando Vina, L</b> (1,4) OBP: 0.393, SLG: 0.424	F6		1B BB		F9			K		3	1	0	0	1	1	2						
<b>Mark Loretta, R</b> (1,6) OBP: 0.394, SLG: 0.421	F9		1B		G1-3			F4		4	0	1	0	0	0	2						
<b>Jeff Cirillo, R</b> (1,5) OBP: 0.414, SLG: 0.436	K		1B		F8			G1-3		4	0	1	1	0	1	2						
<b>Jeremy Burnitz, L</b> (1,9) OBP: 0.342, SLG: 0.486		F9 1B 2B	F7		G3			G4-3		4	1	1	0	0	0	2						
<b>Dave Nilsson, L</b> (1,7) OBP: 0.332, SLG: 0.366	F9			K				F7		3	0	0	0	1	1	1						
<b>John Jaha, R</b> (1,3) OBP: 0.365, SLG: 0.349		F9			F8			G4-3		3	0	1	1	0	0	0						
<b>Jose Valentin, S</b> (7,6) OBP: 0.320, SLG: 0.405		CS 1B			F8			L5		1	0	0	0	0	0	1						
<b>Marquis Grissom, R</b> (1,8) OBP: 0.297, SLG: 0.368		K			G6-3			G1-3		4	0	0	0	0	1	2						
<b>Mike Matheny, R</b> (1,2) OBP: 0.273, SLG: 0.339					F9					2	0	0	0	0	0	0						
<b>Brian Banks, S</b> (8,PH) OBP: 0.400, SLG: 0.583			P2		F9					1	0	1	0	0	0	0						
<b>Bobby Hughes, R</b> (8,2) OBP: 0.293, SLG: 0.394								BB 1B		0	0	0	0	0	0	0						
<b>Steve Woodard, L</b> (1,1) OBP: 0.171, SLG: 0.229										2	0	0	0	0	2	0						
<b>Bob Hamelin, L</b> (8,PH) OBP: 0.291, SLG: 0.350			K							0	0	0	0	1	0	0						
<b>48 Brad Woodall, S</b> (8,PR) OBP: 0.393, SLG: 0.333										0	0	0	0	0	0	0						
<b>David Weathers, R</b> (8,1) OBP: 0.125, SLG: 0.182								BB		0	0	0	0	0	0	0						
<b>Inning Stats</b>	R: 0 E: 0 K: 1 S: 6	H: 0 LOB: 0 BB: 0 P: 7	R: 1 E: 0 K: 1 S: 12	H: 2 LOB: 1 BB: 20 P: 20	R: 1 E: 0 K: 1 S: 15	H: 2 LOB: 2 BB: 1 P: 21	R: 0 E: 0 K: 1 S: 6	H: 0 LOB: 0 BB: 0 P: 9	R: 0 E: 0 K: 1 S: 6	H: 0 LOB: 0 BB: 0 P: 8	R: 0 E: 0 K: 0 S: 6	H: 0 LOB: 0 BB: 0 P: 11	R: 0 E: 0 K: 0 S: 9	H: 0 LOB: 0 BB: 0 P: 14	R: 0 E: 0 K: 1 S: 11	H: 1 LOB: 2 BB: 1 P: 18	R: 0 E: 0 K: 0 S: 7	H: 0 LOB: 1 BB: 1 P: 13	1B: 4 2B: 2 3B: 0 HR: 0	SF: 0 SAC: 0 DP: 1 HBP: 0	WP: 0 PB: 0 SB: 0 CS: 1	PA: 34
<b>PITCHER</b>	IP	WLS	BF	H	R	ER	SO	BB	IBB	HBP	BLK	WP	HR	S	P	ERA	WHIP					
<b>Jose Lima, R</b> (1,1) ERA: 3.69	8.0	W	30	5	2	2	6	2	0	0	0	0	0	71	108	2.25	0.875					
<b>Billy Wagner, L</b> (9,1) ERA: 2.66	1.0		4	0	0	0	0	1	0	0	0	0	0	7	13	0.00	1.000					

**Milwaukee Brewers @ Houston Astros**  
Astrodome, Houston, TX  
Thu Aug 13 1998, 8:05 PM EDT  
Att: 21,218 - Dome - 72 F

AB 31  
R 2  
H 5  
RBI 2  
BB 3  
SO 6  
LOB 12



Batter	1	2	3	4	5	6	7	8	9	AB	R	H	RBI	BB	SO	LOB	BOTTOM				
<b>Craig Biggio, R</b> (1,4) OBP: 0.399, SLG: 0.490	G5-3			3B IBB				G5-4-3 1B		2	1	1	0	2	0	0					
<b>Ricky Gutierrez, R</b> (1,6) OBP: 0.355, SLG: 0.347	1B		G6-3		1-2 2-3 3-3			G5-4-3		4	1	2	3	0	0	3					
<b>Derek Bell, R</b> (1,9) OBP: 0.362, SLG: 0.495	F7		G5-3		1-2 2-3 3-3			G6-3		4	0	0	0	0	1	2					
<b>5 Jeff Bagwell, R</b> (1,3) OBP: 0.413, SLG: 0.548	1B BB		G4-3					B4-3 1B		3	0	1	0	1	1	0					
<b>Moises Alou, R</b> (1,8) OBP: 0.393, SLG: 0.610	1B		F7		B4-3			3B BB		3	1	1	1	1	0	1					
<b>35 Dave Clark, L</b> (1,7) OBP: 0.276, SLG: 0.233								2B BB		2	2	0	0	2	2	2					
<b>Richard Hidalgo, R</b> (9,8) OBP: 0.324, SLG: 0.365	K				G1-3 3B BB			E 2B BB		0	0	0	0	0	0	0					
<b>Sean Berry, R</b> (1,5) OBP: 0.388, SLG: 0.500			F9		G1-3 3B BB			K		3	1	0	0	1	2	2					
<b>Brad Ausmus, R</b> (1,2) OBP: 0.361, SLG: 0.344					G1-3			F8		4	0	1	0	0	0	4					
<b>Jose Lima, R</b> (1,1) OBP: 0.164, SLG: 0.153								FC6 2B		3	0	0	0	0	2	3					
<b>Pete Incaviglia, R</b> (8,PH) OBP: 0.168, SLG: 0.200										1	0	1	2	0	0	0					
<b>Billy Wagner, L</b> (9,1) OBP: 0.500, SLG: 0.500								1-2 2-3 3-3		0	0	0	0	0	0	0					
<b>Inning Stats</b>	R: 1 E: 0 K: 1 S: 12	H: 2 LOB: 2 BB: 1 P: 18	R: 0 E: 0 K: 1 S: 9	H: 1 LOB: 1 BB: 1 P: 17	R: 0 E: 0 K: 0 S: 5	H: 0 LOB: 0 BB: 0 P: 8	R: 3 E: 0 K: 2 S: 11	H: 1 LOB: 3 BB: 3 P: 27	R: 0 E: 0 K: 1 S: 9	H: 1 LOB: 0 BB: 0 P: 12	R: 0 E: 0 K: 1 S: 5	H: 0 LOB: 0 BB: 0 P: 8	R: 0 E: 0 K: 0 S: 6	H: 1 LOB: 0 BB: 0 P: 7	R: 2 E: 1 K: 2 S: 14	H: 1 LOB: 2 BB: 2 P: 24	1B: 4 2B: 3 3B: 1 HR: 0	SF: 0 SAC: 0 DP: 2 HBP: 0	WP: 0 PB: 0 SB: 3 CS: 0	PA: 36	
<b>PITCHER</b>	IP	WLS	BF	H	R	ER	SO	BB	IBB	HBP	BLK	WP	HR	S	P	ERA	WHIP				
<b>Steve Woodard, R</b> (1,1) ERA: 3.54	7.0	L	30	6	4	4	6	3	2	0	0	0	0	57	97	5.14	1.286				
<b>David Weathers, R</b> (8,1) ERA: 4.87	1.0		6	1	2	0	2	2	0	0	0	0	0	14	24	0.00	3.000				

**Milwaukee Brewers @ Houston Astros**  
Astrodome, Houston, TX  
Thu Aug 13 1998, 8:05 PM EDT  
Att: 21,218 - Dome - 72 F

AB 29  
R 6  
H 7  
RBI 6  
BB 7  
SO 8  
LOB 17





Batter	1	2	3	4	5	6	7	8	9	AB	R	H	RBI	BB	SO	LOB	TOP		
Fernando Vina, L OBP: 0.392, SLG: 0.422	1-3 K			2-2 1B		2-1 G4-3			1-0 G1-3	4	0	1	0	0	1	0	<b>Milwaukee Brewers @ San Diego Padres</b> Qualcomm Stadium, San Diego, CA Fri Aug 14, 1998, 10:05 PM EDT Att: 38,639 - Unknown - 76 F		
Mark Loretta, R OBP: 0.396, SLG: 0.422	1-2 G6-3			0-1 1B		2-1 F8			2-2 1B	4	0	2	0	0	0	0			
Jeff Cirillo, R OBP: 0.413, SLG: 0.433	1-1 G5-3			4-1 G6-4-3 BB		3-3 K			1-2 F9	3	0	0	0	1	1	1			
Jeremy Burnitz, L OBP: 0.339, SLG: 0.482			1-1 G3	0-3 K			0-3 K		0-0 F8	4	0	0	0	0	2	4			
Darrin Jackson, R OBP: 0.258, SLG: 0.365			1-0 F9	2-0 G6-4-3			2-3 K			3	0	0	0	0	1	3			
Brian Banks, S OBP: 0.333, SLG: 0.467			0-1 G5-3		0-0 G5-3		1-3 K			3	0	0	0	0	1	0			
Marquis Grissom, R OBP: 0.297, SLG: 0.367			1-1 G5-3	2-2 1B			2-3 K			3	0	1	0	0	1	0			
Mike Matheny, R OBP: 0.274, SLG: 0.339			1-3 K	2-2 G4-6-3 1B			1-2 F9			3	0	1	0	0	1	0			
Scott Karl, L OBP: 0.126, SLG: 0.073			1-1 G5-3	1-2 G4-6-3 1B			0-3 K			1	0	0	0	0	0	0			
Marc Newfield, R OBP: 0.201, SLG: 0.306										1	0	0	0	0	0	2			
David Weathers, R OBP: 0.125, SLG: 0.152										0	0	0	0	0	0	0			
Valerio De Los Santos, L OBP: 0.125, SLG: 0.152										0	0	0	0	0	0	0			
Bobby Hughes, R OBP: 0.125, SLG: 0.152										0	0	0	0	0	1	0			
Chad Fox, R OBP: 0.125, SLG: 0.152										1	0	0	0	0	0	0			
<b>Inning Stats</b>	R: 0 E: 0 K: 1 S: 8	H: 0 LOB: 0 BB: 0 P: 11	R: 0 E: 0 K: 0 S: 5	H: 0 LOB: 0 BB: 0 P: 7	R: 0 E: 0 K: 1 S: 7	H: 2 LOB: 2 BB: 1 P: 19	R: 0 E: 0 K: 0 S: 10	H: 2 LOB: 1 BB: 0 P: 15	R: 0 E: 0 K: 1 S: 9	H: 0 LOB: 0 BB: 0 P: 16	R: 0 E: 0 K: 3 S: 11	H: 0 LOB: 0 BB: 0 P: 14	R: 0 E: 0 K: 2 S: 9	H: 0 LOB: 0 BB: 0 P: 12	R: 0 E: 0 K: 0 S: 8	H: 1 LOB: 1 BB: 0 P: 12	1B: 5 2B: 0 3B: 0 HR: 0	SF: 0 SAC: 0 DP: 2 HBP: 0	WP: 0 PA: 31 PB: 0 CS: 0
<b>PITCHER</b> Sterling Hitchcock, L ERA: 3.89	IP: 9.0 WLS: W BF: 31 H: 5 R: 0 ER: 0 SO: 9 BB: 1 IBB: 0 HBP: 0 BLK: 0 WP: 0 HR: 0 S: 78 P: 116 ERA: 0.00 WHIP: 0.667															<b>PITCHER</b>			

Batter	1	2	3	4	5	6	7	8	9	AB	R	H	RBI	BB	SO	LOB	BOTTOM		
QuiVivo Veras, S OBP: 0.384, SLG: 0.353	0-0 G6-3	2-0 SF8		4-1 WP G4-3 SF7 BB		0-0 F8		1-0 HR		3	2	1	3	1	0	0	<b>Milwaukee Brewers @ San Diego Padres</b> Qualcomm Stadium, San Diego, CA Fri Aug 14, 1998, 10:05 PM EDT Att: 38,639 - Unknown - 76 F		
Steve Finley, L OBP: 0.295, SLG: 0.394	0-2 G4-3	3-H 1B HBP		1-1 G4-3		1-1 G4-3		1-0 P2		4	0	0	0	0	0	1			
Greg Vaughn, R OBP: 0.363, SLG: 0.619	0-0 1B	2-1 1B		2-1 SF7		0-0 F7				3	1	2	1	0	0	0			
James Mouton, R OBP: 0.262, SLG: 0.273	1B	1-2 1B		2-H F8						0	0	0	0	0	0	0			
Ken Caminiti, S OBP: 0.362, SLG: 0.529	0-0 1B	2-3 K		2-2 F8			2-2 P3			4	0	1	0	0	1	2			
Ed Giovannola, L OBP: 0.311, SLG: 0.319	1-2 1B									0	0	0	0	0	0	0			
Wally Joyner, L OBP: 0.380, SLG: 0.463	1-2 1B			2-1 P6		1-3 K		1-0 G4-3		4	0	1	0	0	1	0			
Jim Leyritz, R OBP: 0.400, SLG: 0.500	1-2 1B			3-2 HR		2-1 BLK 1B		2-3 K		4	1	3	1	0	1	0			
Ruben Rivera, R OBP: 0.355, SLG: 0.432	1-2 P4			2-3 K		2-3 K		1-1 G5-3		4	0	0	0	0	2	5			
Chris Gomez, R OBP: 0.333, SLG: 0.355		0-0 SH1-4 SF8 2B		2-2 HR		4-0 IBB		0-3 K		3	2	2	2	1	1	0			
Sterling Hitchcock, L OBP: 0.189, SLG: 0.167		0-1 SH1-4		0-2 P2		1-3 K		4-2 HR BB		2	1	0	0	1	1	2			
<b>Inning Stats</b>	R: 1 E: 0 K: 0 S: 18	H: 4 LOB: 3 BB: 0 P: 21	R: 1 E: 0 K: 1 S: 14	H: 2 LOB: 2 BB: 0 P: 20	R: 2 E: 0 K: 1 S: 16	H: 2 LOB: 0 BB: 0 P: 25	R: 1 E: 0 K: 0 S: 8	H: 0 LOB: 1 BB: 1 P: 17	R: 0 E: 0 K: 3 S: 11	H: 1 LOB: 2 BB: 1 P: 21	R: 0 E: 0 K: 0 S: 4	H: 0 LOB: 0 BB: 0 P: 5	R: 0 E: 0 K: 1 S: 8	H: 0 LOB: 0 BB: 0 P: 13	R: 2 E: 0 K: 1 S: 9	H: 1 LOB: 0 BB: 1 P: 16	1B: 7 2B: 1 3B: 0 HR: 2	SF: 2 SAC: 1 DP: 0 HBP: 1	WP: 1 PA: 38 PB: 0 CS: 0
<b>PITCHER</b> Scott Karl, L ERA: 3.88	IP: 4.0 WLS: L BF: 22 H: 5 R: 5 ER: 5 SO: 2 BB: 1 IBB: 0 HBP: 0 BLK: 0 WP: 1 HR: 1 S: 56 P: 83 ERA: 11.25 WHIP: 2.250															<b>PITCHER</b>			
David Weathers, R ERA: 4.81	IP: 1.0 WLS: 0 BF: 5 H: 1 R: 0 ER: 0 SO: 3 BB: 0 IBB: 0 HBP: 0 BLK: 0 WP: 0 HR: 0 S: 11 P: 21 ERA: 0.00 WHIP: 1.000																		
Valerio De Los Santos, L ERA: 2.05	IP: 2.0 WLS: 0 BF: 6 H: 0 R: 0 ER: 0 SO: 1 BB: 0 IBB: 0 HBP: 0 BLK: 0 WP: 0 HR: 0 S: 12 P: 18 ERA: 0.00 WHIP: 0.000																		
Chad Fox, R ERA: 4.32	IP: 1.0 WLS: 0 BF: 5 H: 1 R: 2 ER: 2 SO: 1 BB: 0 IBB: 0 HBP: 0 BLK: 0 WP: 0 HR: 1 S: 9 P: 16 ERA: 18.00 WHIP: 2.000																		





Batter	1	2	3	4	5	6	7	8	9	AB	R	H	RBI	BB	SO	LOB	TOP			
Fernando Vina, L (1, 4) OBP: 0.389, SLG: 0.419	1-2 G3-1		0-0 G3			3-2 F9		1-0 G3-1	4 0 0 0 0 0 0											
Jose Valentin, S (1, 6) OBP: 0.317, SLG: 0.400	1-3 K			0-0 G4-3			2-0 G4-3	0-2 G1-3	4 0 0 0 0 1 0											
Jeff Cirillo, R (1, 5) OBP: 0.411, SLG: 0.430	4-2 BB			3-2 K			0-0 G6-3	2-2 P2	3 0 0 0 1 1 0											
Dave Nilsson, L (1, 3) OBP: 0.332, SLG: 0.362	2-1 G4-3			0-3 K			4-2 1B BB		2 0 0 0 1 1 1											
Jeromy Burnitz, L (1, 9) OBP: 0.339, SLG: 0.481		2-2 G3-4-1			0-0 F8		0-0 1-2 1B		3 0 1 0 0 0 0											
Darin Jackson, R (1, 8) OBP: 0.253, SLG: 0.358	1-3 K			0-1 G3			0-3 K		3 0 0 0 0 2 2											
Geoff Jenkins, L (1, 7) OBP: 0.273, SLG: 0.411		3-3 K		2-3 K				2-2 G3	3 0 0 0 0 2 0								AB 28			
Bobby Hughes, R (1, 2) OBP: 0.287, SLG: 0.384			0-1 F9		1-3 K			2-3 K	3 0 0 0 0 2 0								R 0			
52 Rafael Roque, L (1, 1) Marc Newfield, R (8, PH) Bronswell Patrick, R (8, PH) Bob Hamelin, L (8, PH) Mike Myers, L (8, 1)			0-3 K		0-3 K			0-0 G6-3	1 0 0 0 0 1 0 1 0 0 0 0 1 0 0 0 0 0 0 0 0 1 0 0 0 0 0 0 0 0 0 0 0 0 0								H 1			
																		RBI 0		
																		BB 2		
																		SO 11		
																		LOB 3		
<b>Inning Stats</b>	R: 0 E: 0 K: 1 S: 13	H: 0 LOB: 1 BB: 1 P: 21	R: 0 E: 0 K: 2 S: 16	H: 0 LOB: 0 BB: 0 P: 22	R: 0 E: 0 K: 1 S: 6	H: 0 LOB: 0 BB: 0 P: 6	R: 0 E: 0 K: 2 S: 11	H: 0 LOB: 0 BB: 0 P: 14	R: 0 E: 0 K: 1 S: 6	H: 0 LOB: 0 BB: 0 P: 8	R: 0 E: 0 K: 1 S: 12	H: 1 LOB: 2 BB: 1 P: 16	R: 0 E: 0 K: 1 S: 11	H: 0 LOB: 0 BB: 0 P: 15	R: 0 E: 0 K: 0 S: 7	H: 0 LOB: 0 BB: 0 P: 10	1B: 1 2B: 0 3B: 0 HR: 0	SF: 0 SAC: 0 DP: 0 HBP: 0	WP: 0 PB: 0 SB: 0 CS: 0	PA: 30
<b>PITCHER</b> Kevin Brown, R (1, 1) ERA: 2.46	IP 9.0 WLS W BF 30 H 1 R 0 ER 0 SO 11 BB 2 IBB 0 HBP 0 BLK 0 WP 0 HR 0 S 90 P 126 ERA 0.00 WHIP 0.333															<b>PITCHER</b>	IP WLS BF H R ER SO BB IBB HBP BLK WP HR S P ERA WHIP			

Milwaukee Brewers @ San Diego Padres  
Qualcomm Stadium, San Diego, CA  
Sun Aug 16 1998, 6:33 AM EDT  
Sunny - 78 F

AB 28  
R 0  
H 1  
RBI 0  
BB 2  
SO 11  
LOB 3



Batter	1	2	3	4	5	6	7	8	9	AB	R	H	RBI	BB	SO	LOB	BOTTOM
Quilvio Veras, S (1, 4) OBP: 0.380, SLG: 0.348	1-2 F7	1-1 F9		1-0 F9		1-1 G4-3		0-0 F9	5 0 0 0 0 0 6								
Steve Finley, L (1, 8) OBP: 0.295, SLG: 0.390	2-2 P4		0-3 K		0-3 K		2-1 L6	2-2 P5	5 0 0 0 0 2 0								
Greg Vaughn, R (1, 7) OBP: 0.362, SLG: 0.615	0-0 F7		4-1 BB BB		1-0 G6-3		1-3 K		3 0 0 0 1 1 0								
Ken Caminiti, S (1, 5) OBP: 0.363, SLG: 0.526		2-3 K SAFE SAFE	4-2 BB SAFE	1-2 BB	3-2 G5-3		4-1 2B 1B BB		2 1 0 0 2 1 0								
Wally Joyner, L (1, 3) OBP: 0.381, SLG: 0.467		0-0 BB 1B 1B	1-2 F9		3-2 F8		0-0 1B 2B		4 2 2 0 0 0 2								
Ruben Rivera, R (1, 9) OBP: 0.366, SLG: 0.438		1-2 BB 1B	0-2 G4-3		4-2 1B BB		0-0 1B	2-3 3-H 1B	3 1 2 1 1 0 2								
Carlos Hernandez, R (1, 2) OBP: 0.320, SLG: 0.399	1-0 F8			4-2 BB		2-1 SAFE	1-3 1B	1-2 1B	3 0 2 1 1 0 2								
Chris Gomez, R (1, 6) OBP: 0.335, SLG: 0.353	4-1 1B BB		1-3 SAFE SAFE	1-3 K		4-2 SAFE	1-2 BB	1-3 K	2 0 0 0 2 2 3								
Kevin Brown, R (1, 1) OBP: 0.227, SLG: 0.234	1-1 1-3 2-H 1B		1-1 P4		0-3 K		1-0 F9		4 0 1 2 0 1 4								
<b>Inning Stats</b>	R: 2 E: 0 K: 0 S: 9	H: 3 LOB: 2 BB: 1 P: 23	R: 0 E: 0 K: 1 S: 13	H: 0 LOB: 2 BB: 2 P: 21	R: 0 E: 0 K: 1 S: 14	H: 0 LOB: 1 BB: 1 P: 20	R: 0 E: 0 K: 1 S: 7	H: 0 LOB: 0 BB: 0 P: 11	R: 2 E: 0 K: 2 S: 12	H: 3 LOB: 2 BB: 1 P: 20	R: 0 E: 0 K: 0 S: 5	H: 0 LOB: 0 BB: 0 P: 8	1B: 6 2B: 1 3B: 0 HR: 0	SF: 0 SAC: 0 DP: 0 HBP: 0	WP: 0 PB: 0 SB: 1 CS: 0	PA: 38	
<b>PITCHER</b> 52 Rafael Roque, L (1, 1) ERA: 5.0 Bronswell Patrick, R (8, 1) ERA: 3.73 Mike Myers, L (8, 1) ERA: 1.91	IP 5.0 WLS L BF 13 H 4 R 2 ER 2 SO 3 BB 3 IBB 0 HBP 0 BLK 0 WP 0 HR 0 S 28 P 49 ERA 9.00 WHIP 3.500															<b>PITCHER</b>	IP WLS BF H R ER SO BB IBB HBP BLK WP HR S P ERA WHIP

Milwaukee Brewers @ San Diego Padres  
Qualcomm Stadium, San Diego, CA  
Sun Aug 16 1998, 6:33 AM EDT  
Sunny - 78 F

AB 31  
R 4  
H 7  
RBI 4  
BB 7  
SO 7  
LOB 19





Batter	1	2	3	4	5	6	7	8	9	AB	R	H	RBI	BB	SO	LOB	TOP				
<b>Fernando Vina, L</b> OBP: 0.392, SLG: 0.422	1-1 CS HBP		0-0 F7			0-1 1B		1-1 F8 2B		3	0	2	0	0	0	0					
<b>Marquis Grissom, R</b> OBP: 0.294, SLG: 0.364	2-3 K		3-2 G4-3			0-0 F8		3-0 F8 2-3		4	0	0	0	0	1	2					
<b>Mark Loretta, R</b> OBP: 0.391, SLG: 0.416	2-3 K			0-0 G4-3			1-1 G6-3	2-2 F9		4	0	0	0	0	1	1					
<b>Jeff Cirillo, R</b> OBP: 0.412, SLG: 0.431		1-1 2B 1B		3-3 K			1-2 HR 1B		1-3 K	4	2	2	0	0	2	0					
<b>Jeromy Burnitz, L</b> OBP: 0.338, SLG: 0.486		0-3 K		1-1 P2			0-0 HR		0-0 G5-3	4	1	1	2	0	1	1					
<b>Bob Hamelin, L</b> OBP: 0.278, SLG: 0.352 <b>Bob Wickman, R</b>		0-0 2B			0-2 G3-1		1-2 G6-3		1-3 K	4	0	1	1	0	1	0					
<b>Geoff Jenkins, L</b> OBP: 0.275, SLG: 0.431		1-3 K			0-3 K		0-0 HR			3	1	1	1	0	2	1					
<b>Mike Matheny, R</b> OBP: 0.271, SLG: 0.335		1-2 G6-3			1-2 P6		1-1 F8			3	0	0	0	0	0	1					
<b>Bill Pulsipher, L</b> <b>Dave Nilsson, L</b> <b>Chad Fox, R</b> <b>Jose Valentin, S</b>			0-1 P6			0-0 G1-3		1-0 P6		2	0	0	0	0	0	0					
<b>Inning Stats</b>	R: 0 E: 0 K: 2 S: 8	H: 0 LOB: 0 BB: 0 P: 13	R: 1 E: 0 K: 2 S: 13	H: 2 LOB: 1 BB: 0 P: 16	R: 0 E: 0 K: 0 S: 7	H: 0 LOB: 0 BB: 0 P: 10	R: 0 E: 0 K: 1 S: 6	H: 0 LOB: 0 BB: 0 P: 10	R: 0 E: 0 K: 0 S: 4	H: 1 LOB: 0 BB: 0 P: 4	R: 3 E: 0 K: 0 S: 12	H: 3 LOB: 0 BB: 0 P: 16	R: 0 E: 0 K: 0 S: 8	H: 1 LOB: 1 BB: 0 P: 15	R: 0 E: 0 K: 2 S: 9	H: 0 LOB: 0 BB: 0 P: 11	1B: 3 2B: 2 3B: 0 HR: 2	SF: 0 SAC: 0 DP: 0 HBP: 1	WP: 0 PB: 0 SB: 0 CS: 1	PA: 33	
<b>PITCHER</b>	IP	WLS	BF	H	R	ER	SO	BB	IBB	HBP	BLK	WP	HR	S	P	ERA	WHIP				
<b>Joey Hamilton, R</b> ERA: 4.58	7.0	L	26	6	4	4	6	0	0	1	0	0	2	59	79	5.14	0.857				
<b>Dan Miceli, R</b> ERA: 3.0	1.1		5	1	0	0	1	0	0	0	0	0	0	11	19	0.00	0.750				
<b>Randy Myers, L</b> ERA: 4.21	0.2		2	0	0	0	1	0	0	0	0	0	0	6	7	0.00	0.000				

Milwaukee Brewers @ San Diego Padres  
Qualcomm Stadium, San Diego, CA  
Sun Aug 16 1998, 6:38 AM EDT  
Att: 29,319 - Sunny - 78 F

AB 32  
R 4  
H 7  
RBI 4  
BB 0  
SO 8  
LOB 6



Batter	1	2	3	4	5	6	7	8	9	AB	R	H	RBI	BB	SO	LOB	BOTTOM					
<b>QuiVio Veras, S</b> OBP: 0.380, SLG: 0.349	1-2 E4 G4-3		0-3 K			1-2 G6-4-3 1B		2-3 K	0-0 1B	5	0	2	0	0	2	2						
<b>James Mouton, R</b> OBP: 0.246, SLG: 0.254 <b>Carlos Hernandez, R</b> OBP: 0.319, SLG: 0.398	0-0 G4-3		1-1 G5-3			0-0 F9		0-1 F9	1-2 G6-3	4	0	0	0	0	0	4						
<b>Greg Vaughn, R</b> OBP: 0.361, SLG: 0.611	0-3 K		2-1 1B		1-0 G6-4-3			3-3 K		4	0	1	0	0	2	1						
<b>Ken Caminiti, S</b> OBP: 0.362, SLG: 0.521		4-0 1B BB	1 SAFE 2-3 K		0-3 K			3-3 K		3	0	0	0	1	3	1						
<b>Jim Leyritz, R</b> OBP: 0.402, SLG: 0.500		2-0 G1-5-3 1B		2-0 PB 1B		0-3 K		1-0 P3		4	1	2	0	0	1	0						
<b>Ruben Rivera, R</b> OBP: 0.358, SLG: 0.427 <b>Steve Finley, L</b> OBP: 0.295, SLG: 0.389		1-1 FC5-2-5 1B		1-3 K		2-3 K		3-2 P5		3	1	0	0	0	2	3						
<b>Greg Myers, L</b> OBP: 0.288, SLG: 0.354		1-2 G1-5-3		1-3 K			2-2 F7		2-0 1B 1B	4	0	1	0	0	1	3						
<b>Andy Sheets, R</b> OBP: 0.307, SLG: 0.349 <b>Wally Joyner, L</b> OBP: 0.382, SLG: 0.468 <b>Ed Giovanola, L</b> OBP: 0.311, SLG: 0.319		1-2 1B		4-0 IBB			2-0 E 1B		2-1 1B 1B	2	0	2	2	1	0	0						
<b>Joey Hamilton, R</b> OBP: 0.179, SLG: 0.255 <b>Chris Gomez, R</b> OBP: 0.334, SLG: 0.352 <b>Dan Miceli, R</b> OBP: 1.000, SLG: 1.000 <b>Randy Myers, L</b> <b>Mark Sweeney, L</b>		0-0 G5-3		3-3 K		1-1 E2		2-3 K		2	0	0	0	0	1	3						
<b>Inning Stats</b>	R: 0 E: 1 K: 1 S: 7	H: 0 LOB: 0 BB: 0 P: 8	R: 2 E: 0 K: 0 S: 8	H: 2 LOB: 1 BB: 1 P: 16	R: 0 E: 0 K: 2 S: 12	H: 1 LOB: 1 BB: 0 P: 17	R: 0 E: 0 K: 3 S: 10	H: 1 LOB: 2 BB: 0 P: 21	R: 0 E: 0 K: 0 S: 5	H: 0 LOB: 0 BB: 0 P: 7	R: 0 E: 1 K: 3 S: 10	H: 0 LOB: 0 BB: 0 P: 12	R: 0 E: 1 K: 1 S: 12	H: 1 LOB: 2 BB: 0 P: 19	R: 0 E: 0 K: 2 S: 7	H: 0 LOB: 0 BB: 0 P: 14	R: 0 E: 0 K: 1 S: 13	H: 3 LOB: 3 BB: 0 P: 23	1B: 9 2B: 0 3B: 0 HR: 0	SF: 0 SAC: 0 DP: 2 HBP: 0	WP: 0 PB: 1 SB: 0 CS: 0	PA: 38
<b>PITCHER</b>	IP	WLS	BF	H	R	ER	SO	BB	IBB	HBP	BLK	WP	HR	S	P	ERA	WHIP					
<b>Bill Pulsipher, L</b> ERA: 4.6	7.0	W	29	6	2	2	10	1	1	0	0	0	0	64	100	2.57	1.000					
<b>Chad Fox, R</b> ERA: 4.22	1.0		3	0	0	0	2	0	0	0	0	0	0	7	14	0.00	0.000					
<b>Bob Wickman, R</b> ERA: 2.67	1.0	S	6	3	0	0	1	0	0	0	0	0	0	13	23	0.00	3.000					

Milwaukee Brewers @ San Diego Padres  
Qualcomm Stadium, San Diego, CA  
Sun Aug 16 1998, 6:38 AM EDT  
Att: 29,319 - Sunny - 78 F

AB 36  
R 2  
H 9  
RBI 2  
BB 2  
SO 13  
LOB 23





Batter	1	2	3	4	5	6	7	8	9	AB	R	H	RBI	BB	SO	LOB	TOP										
<b>Reggie Sanders, R</b> OBP: 0.343, SLG: 0.449 (1, 9)	G6-3		K						FC5-4	5	1	2	0	0	1	1	<b>Cincinnati Reds @ Milwaukee Brewers</b> Milwaukee County Stadium, Milwaukee, WI Tue Aug 18 1998, 8:05 PM EDT Att: 15,671 - Unknown - 68 F										
<b>Sean Casey, L</b> OBP: 0.353, SLG: 0.353 (1, 3)	K2-3				G4-3					2	2	0	0	2	1												
<b>Barry Larkin, R</b> OBP: 0.368, SLG: 0.470 (1, 6)	G3				G1-3					4	1	2	2	0	0												
<b>Dmitri Young, S</b> OBP: 0.356, SLG: 0.489 (1, 7)		P4								3	0	2	1	0	0												
<b>Jeffrey Hammonds, R</b> OBP: 0.379, SLG: 0.461 (1, 8)	K									4	0	1	1	0	1												
<b>Bret Boone, R</b> OBP: 0.327, SLG: 0.439 (1, 4)										4	0	1	0	0	1												
<b>Eddie Taubensee, L</b> OBP: 0.360, SLG: 0.432 (9, PH)										3	0	0	0	0	1												
<b>Eduardo Perez, R</b> OBP: 0.319, SLG: 0.316 (9, PH)										0	0	0	0	0	0												
<b>Aaron Boone, R</b> OBP: 0.320, SLG: 0.353 (1, 5)										4	0	0	0	0	0												
<b>Mike Remlinger, L</b> OBP: 0.156, SLG: 0.140 (5, 1)										2	0	0	0	0	1												
<b>Rick Krivda, R</b> OBP: 0.362, SLG: 0.324 (7, PH)										0	0	0	0	0	0												
<b>Melvin Nieves, S</b> OBP: 0.322, SLG: 0.324 (7, 1)										1	0	0	0	0	1												
<b>Jason Bere, R</b> OBP: 0.325, SLG: 0.358 (9, PH)										0	0	0	0	0	0												
<b>Roberto Petagine, L</b> OBP: 0.660, SLG: 0.500 (9, PH)										1	0	0	0	0	0												
<b>Inning Stats</b>	R: 0 E: 0 K: 1 S: 8	H: 0 LOB: 0 BB: 0 P: 10	R: 0 E: 0 K: 2 S: 12	H: 1 LOB: 1 BB: 0 P: 19	R: 0 E: 0 K: 2 S: 8	H: 0 LOB: 0 BB: 0 P: 11	R: 1 E: 0 K: 1 S: 12	H: 2 LOB: 2 BB: 1 P: 25	R: 0 E: 0 K: 0 S: 10	H: 1 LOB: 1 BB: 0 P: 10	R: 0 E: 0 K: 0 S: 10	H: 2 LOB: 1 BB: 0 P: 16	R: 0 E: 0 K: 1 S: 6	H: 0 LOB: 0 BB: 0 P: 8	R: 3 E: 0 K: 0 S: 14	H: 2 LOB: 0 BB: 1 P: 22	R: 0 E: 0 K: 0 S: 12	H: 0 LOB: 1 BB: 0 P: 22	1B: 6 2B: 1 3B: 1 HR: 0	SF: 1 SAC: 0 DP: 1 HBP: 1	WP: 0 PB: 0 SB: 0 CS: 0	PA: 37					
<b>PITCHER</b>	IP	WLS	BF	H	R	ER	SO	BB	IBB	HBP	BLK	WP	HR	S	P	ERA	WHIP										
<b>48 Brad Woodall, L</b> ERA: 4.43	5.0	W	22	6	1	1	6	1	0	0	0	0	0	52	84	1.80	1.400										
<b>David Weathers, R</b> ERA: 4.96	3.0		11	2	3	3	1	1	0	0	0	0	0	25	37	9.00	1.000										
<b>Mike Myers, L</b> ERA: 1.91	0.0		1	0	0	0	0	0	0	1	0	0	0	1	2	∞	∞										
<b>Bob Wickman, R</b> ERA: 2.63	1.0		3	0	0	0	0	0	0	0	0	0	0	11	20	0.00	0.000										

Batter	1	2	3	4	5	6	7	8	9	AB	R	H	RBI	BB	SO	LOB	BOTTOM										
<b>Fernando Vina, L</b> OBP: 0.395, SLG: 0.428 (1, 4)										5	2	4	2	0	0	<b>Cincinnati Reds @ Milwaukee Brewers</b> Milwaukee County Stadium, Milwaukee, WI Tue Aug 18 1998, 8:05 PM EDT Att: 15,671 - Unknown - 68 F											
<b>Marquis Grissom, R</b> OBP: 0.294, SLG: 0.365 (1, 8)										4	0	1	1	0	2												
<b>Mark Loretta, R</b> OBP: 0.394, SLG: 0.422 (1, 6)										5	0	3	2	0	0												
<b>Jeff Cirillo, R</b> OBP: 0.413, SLG: 0.430 (1, 5)										3	0	1	0	1	0												
<b>Jose Valentin, S</b> OBP: 0.317, SLG: 0.400 (8, 6)										0	0	0	0	0	0												
<b>Dave Nilsson, L</b> OBP: 0.329, SLG: 0.355 (1, 3)										3	1	0	0	1	1												
<b>Jeremy Burnitz, L</b> OBP: 0.340, SLG: 0.491 (1, 9)										3	1	1	1	1	0												
<b>Bobby Hughes, R</b> OBP: 0.286, SLG: 0.399 (1, 2)										4	1	1	2	0	2												
<b>Geoff Jenkins, L</b> OBP: 0.280, SLG: 0.432 (1, 7)										4	2	2	0	0	0												
<b>48 Brad Woodall, S</b> OBP: 0.379, SLG: 0.300 (1, 1)										1	1	0	0	0	0												
<b>David Weathers, R</b> OBP: 0.125, SLG: 0.162 (8, 1)										0	0	0	0	0	0												
<b>Bob Hamen, R</b> OBP: 0.265, SLG: 0.358 (8, PH)										0	0	0	0	0	0												
<b>Darwin Jackson, R</b> OBP: 0.225, SLG: 0.358 (9, 1)										0	0	0	0	0	0												
<b>Mike Myers, L</b> OBP: 0.322, SLG: 0.324 (9, 1)										0	0	0	0	0	0												
<b>Bob Wickman, R</b> ERA: 2.63 (9, 1)										0	0	0	0	0	0												
<b>Inning Stats</b>	R: 0 E: 0 K: 2 S: 17	H: 2 LOB: 2 BB: 1 P: 30	R: 0 E: 0 K: 0 S: 13	H: 0 LOB: 1 BB: 1 P: 26	R: 0 E: 0 K: 1 S: 7	H: 1 LOB: 0 BB: 0 P: 9	R: 0 E: 0 K: 1 S: 8	H: 1 LOB: 1 BB: 0 P: 17	R: 3 E: 0 K: 0 S: 12	H: 3 LOB: 1 BB: 0 P: 22	R: 3 E: 0 K: 1 S: 17	H: 4 LOB: 1 BB: 0 P: 24	R: 2 E: 0 K: 0 S: 10	H: 1 LOB: 0 BB: 1 P: 21	R: 0 E: 0 K: 0 S: 15	H: 2 LOB: 2 BB: 0 P: 22	1B: 9 2B: 3 3B: 0 HR: 2	SF: 0 SAC: 3 DP: 0 HBP: 0	WP: 1 PB: 0 SB: 1 CS: 1	PA: 40							
<b>PITCHER</b>	IP	WLS	BF	H	R	ER	SO	BB	IBB	HBP	BLK	WP	HR	S	P	ERA	WHIP										
<b>Mike Remlinger, L</b> ERA: 4.65	4.1	L	21	7	3	3	4	2	0	0	0	0	1	22	33	16.20	2.400										
<b>Rick Krivda, L</b> ERA: 5.72	1.2		9	4	3	3	1	0	0	0	0	0	1	25	43	9.00	2.000										
<b>Jason Bere, R</b> ERA: 6.47	2.0		9	3	2	2	0	1	0	0	0	0	1	25	43	9.00	2.000										



Batter	1	2	3	4	5	6	7	8	9	AB	R	H	RBI	BB	SO	LOB	TOP								
<b>Reggie Sanders, R</b> OBP: 0.344, SLG: 0.447 (1, 9)	G5-3		K	2B			F9		BB IBB	4	1	1	1	1	1	0	<b>Cincinnati Reds @ Milwaukee Brewers</b> Milwaukee County Stadium, Milwaukee, WI Wed Aug 19 1998, 4:33 AM EDT Att: 20,533 - Cloudy - 70 F								
<b>Sean Casey, L</b> OBP: 0.365, SLG: 0.376 (1, 3)			G4-3	1B			K		G5-4-3 BB	4	1	2	2	0	1	0									
<b>Eduardo Perez, R</b> OBP: 0.322, SLG: 0.316 (9, PH)	HR			2B					1-2 2-3 3-H	0	0	0	1	1	0	0									
<b>Barry Larkin, R</b> OBP: 0.369, SLG: 0.469 (1, 6)	FC4-6 1B			1B			G6-3		G5-4-3 1-2	5	1	2	0	0	1	4									
<b>Dmitri Young, S</b> OBP: 0.352, SLG: 0.484 (1, 7)	FC4-6 1-2			P4		P5			G5-3	4	0	0	0	0	0	2									
<b>Jeffrey Hammonds, R</b> OBP: 0.381, SLG: 0.462 (1, 8)	K			1B		1B			L8	4	1	2	0	0	1	1									
<b>Eddie Taubensee, L</b> OBP: 0.361, SLG: 0.433 (1, 2)				1B		F8			K	4	1	2	1	0	1	0									
<b>Bret Boone, R</b> OBP: 0.328, SLG: 0.438 (1, 4)				1B			P6		SH1-4 BB	3	2	1	1	1	1	1									
<b>Chris Stynes, R</b> OBP: 0.330, SLG: 0.361 (1, 5)	G5-4-3			E7			L8		BB SH1-4	4	1	2	1	0	0	1									
<b>Pete Harnisch, S</b> OBP: 0.113, SLG: 0.096 (8, 1)				1B			P6		SH1-4	3	0	0	0	0	0	1									
<b>Gabe White, L</b> OBP: 0.250, SLG: 0.250 (8, 1)				F6					1-2 2-3	0	0	0	0	0	0	0									
<b>Inning Stats</b>	R: 1 E: 0 K: 1 S: 18	H: 2 LOB: 1 BB: 0 P: 27	R: 0 E: 0 K: 1 S: 7	H: 1 LOB: 0 BB: 0 P: 12	R: 0 E: 0 K: 1 S: 7	H: 0 LOB: 0 BB: 0 P: 8	R: 6 E: 1 K: 1 S: 19	H: 7 LOB: 1 BB: 0 P: 28	R: 0 E: 0 K: 0 S: 8	H: 0 LOB: 0 BB: 0 P: 16	R: 0 E: 0 K: 0 S: 6	H: 0 LOB: 0 BB: 0 P: 9	R: 0 E: 0 K: 1 S: 7	H: 0 LOB: 0 BB: 0 P: 13	R: 0 E: 0 K: 1 S: 9	H: 0 LOB: 0 BB: 0 P: 15	R: 1 E: 0 K: 0 S: 8	H: 1 LOB: 2 BB: 3 P: 21	1B: 10 2B: 1 3B: 0 HR: 1	SF: 0 SAC: 1 DP: 2 HBP: 0	WP: 0 PB: 0 SB: 0 CS: 0	PA: 39			
<b>PITCHER</b>	IP	WLS	BF	H	R	ER	SO	BB	IBB	HBP	BLK	WP	HR	S	P	ERA	WHIP								
<b>Steve Woodard, R</b> ERA: 3.95 (1, 1)	3.2	L	19	9	7	7	3	0	0	0	0	0	1	46	68	17.18	2.455								
<b>Bronswell Patrick, R</b> ERA: 3.65 (4, 1)	1.1		5	2	0	0	1	0	0	0	0	0	0	13	23	0.00	1.500								
<b>Valerio De Los Santos, L</b> ERA: 1.23 (6, 1)	3.0		9	0	0	0	2	0	0	0	0	0	0	22	37	0.00	0.000								
<b>Mike Myers, L</b> ERA: 2.08 (9, 1)	1.0		6	1	1	1	0	2	1	0	0	0	0	8	21	9.00	3.000								

Batter	1	2	3	4	5	6	7	8	9	AB	R	H	RBI	BB	SO	LOB	BOTTOM								
<b>Fernando Vina, L</b> OBP: 0.396, SLG: 0.434 (1, 4)	F7		BB			K				3	1	1	2	1	1	0	<b>Cincinnati Reds @ Milwaukee Brewers</b> Milwaukee County Stadium, Milwaukee, WI Wed Aug 19 1998, 4:33 AM EDT Att: 20,533 - Cloudy - 70 F								
<b>Marquis Grissom, R</b> OBP: 0.293, SLG: 0.364 (1, 8)	G6-3		K			G4-6-3 1B		F9		4	0	1	0	0	1	2									
<b>Mark Loretta, R</b> OBP: 0.392, SLG: 0.418 (1, 6)	G5-3					F8		G4-6-3 1-2		3	0	0	0	1	0	1									
<b>Jeff Cirillo, R</b> OBP: 0.412, SLG: 0.429 (1, 5)						F8		P4		4	0	1	0	0	0	0									
<b>Jeremy Burnitz, L</b> OBP: 0.337, SLG: 0.487 (1, 9)						K		G3		4	0	0	0	0	2	2									
<b>Dave Nilsson, L</b> OBP: 0.332, SLG: 0.355 (1, 3)						F8		1B		3	0	1	0	1	0	0									
<b>Geoff Jenkins, L</b> OBP: 0.280, SLG: 0.434 (1, 7)						L7		F8		4	0	1	0	0	1	2									
<b>Mike Matheny, R</b> OBP: 0.274, SLG: 0.337 (1, 2)						G6-3		G5-4-3 1B		4	0	2	0	0	1	1									
<b>Steve Woodard, L</b> OBP: 0.167, SLG: 0.222 (4, 1)						L7				1	0	0	0	0	0	1									
<b>Bronswell Patrick, R</b> OBP: 0.327, SLG: 0.350 (5, PH)						G5-4-3				0	0	0	0	0	0	0									
<b>Marc Newfield, R</b> OBP: 0.247, SLG: 0.330 (8, 1)										0	0	0	0	0	0	0									
<b>Valerio De Los Santos, L</b> OBP: 0.318, SLG: 0.430 (8, PH)										0	1	0	0	0	0	0									
<b>Jose Valentin, S</b> OBP: 0.318, SLG: 0.430 (9, 1)										0	0	0	0	0	0	0									
<b>Mike Myers, L</b> OBP: 0.251, SLG: 0.250 (9, PH)										1	0	0	0	0	0	1									
<b>Darrin Jackson, R</b> OBP: 0.251, SLG: 0.250 (9, PH)										0	0	0	0	0	0	1									
<b>Inning Stats</b>	R: 0 E: 0 K: 0 S: 4	H: 0 LOB: 0 BB: 0 P: 6	R: 0 E: 0 K: 1 S: 6	H: 0 LOB: 0 BB: 0 P: 8	R: 0 E: 0 K: 1 S: 12	H: 1 LOB: 2 BB: 1 P: 20	R: 0 E: 0 K: 1 S: 5	H: 0 LOB: 0 BB: 0 P: 7	R: 0 E: 0 K: 0 S: 12	H: 2 LOB: 1 BB: 0 P: 15	R: 0 E: 0 K: 1 S: 7	H: 1 LOB: 0 BB: 0 P: 11	R: 0 E: 0 K: 0 S: 7	H: 0 LOB: 1 BB: 1 P: 14	R: 2 E: 0 K: 1 S: 18	H: 2 LOB: 2 BB: 2 P: 29	R: 0 E: 0 K: 1 S: 8	H: 1 LOB: 1 BB: 0 P: 10	1B: 5 2B: 1 3B: 0 HR: 1	SF: 0 SAC: 0 DP: 2 HBP: 0	WP: 0 PB: 0 SB: 0 CS: 0	PA: 36			
<b>PITCHER</b>	IP	WLS	BF	H	R	ER	SO	BB	IBB	HBP	BLK	WP	HR	S	P	ERA	WHIP								
<b>Pete Harnisch, R</b> ERA: 3.36 (8, 1)	7.2		30	5	2	2	5	4	0	0	0	0	0	12	16	0.00	1.500								
<b>Gabe White, L</b> ERA: 4.33 (8, 1)	1.1		6	2	0	0	1	0	0	0	0	0	0	12	16	0.00	1.500								





Batter	1	2	3	4	5	6	7	8	9	10	AB	R	H	RBI	BB	SO	LOB	TOP							
<b>Craig Biggio, R</b> OBP: 0.400, SLG: 0.484 (1, 4)	0-1 1B		2-3 K	1-0 HBP		1-1 G6-3		1-2 G6-3 1B		0-3 K	5	0	2	0	0	2	5								
<b>Ricky Gutierrez, R</b> OBP: 0.349, SLG: 0.335 (1, 6)	0-3 K		1-3 K	0-0 L9			1-2 G5-3	0-1 G6-3		1-0 G3	5	0	0	0	0	2	6								
<b>3rd Dave Clark, L</b> OBP: 0.281, SLG: 0.241 (10, PH)											1	0	0	0	0	0	2								
<b>Mike Magnante, L</b> OBP: 1.000, SLG: 1.000 (10, 1)											0	0	0	0	0	0	0								
<b>Derek Bell, R</b> OBP: 0.360, SLG: 0.487 (1, 9)	1-3 K		2-2 5 1B		0-1 L8		0-1 F9		3-2 1B		5	1	2	1	0	1	1								
<b>5th Jeff Bagwell, R</b> OBP: 0.409, SLG: 0.538 (1, 3)	2-0 L5		3-1 1B		1-0 1B		3-1 1B		3-1 F8		5	1	3	2	0	0	2								
<b>Moises Alou, R</b> OBP: 0.368, SLG: 0.614 (1, 7)		2-2 F8	0-1 1B		3-1 1B		1-0 G4-6-3 1B		3-1 F8		5	1	3	0	0	0	1								
<b>Richard Hidalgo, R</b> OBP: 0.324, SLG: 0.364 (1, 8)		2-3 K	0-1 L4		2-0 G4-6-3 1B		3-2 1B		0-0 F8		5	0	1	1	0	1	5								
<b>Sean Berry, R</b> OBP: 0.391, SLG: 0.524 (8, 1)																									
<b>Doug Henry, R</b> OBP: 0.500, SLG: 0.500 (9, 1)																									
<b>Billy Wagner, L</b> OBP: 0.500, SLG: 0.500 (10, PH)																									
<b>Carl Everett, S</b> OBP: 0.362, SLG: 0.506 (10, 6)																									
<b>Tim Lincecum, R</b> OBP: 0.234, SLG: 0.224 (1, 2)																									
<b>Brad Ausmus, R</b> OBP: 0.349, SLG: 0.332 (1, 2)																									
<b>Mike Hampton, R</b> OBP: 0.365, SLG: 0.370 (7, 5)																									
<b>Bill Spillers, L</b> OBP: 0.363, SLG: 0.388 (7, 1)																									
<b>Scott Elarton, R</b> (7, 1)																									
<b>Inning Stats</b>	R: 0 E: 0 K: 2 S: 10	H: 1 LOB: 1 P: 13	R: 1 E: 0 K: 1 S: 15	H: 1 LOB: 0 BB: 0 P: 24	R: 2 E: 0 K: 2 S: 16	H: 3 LOB: 2 BB: 1 P: 28	R: 0 E: 0 K: 0 S: 8	H: 1 LOB: 2 BB: 0 P: 10	R: 0 E: 0 K: 0 S: 9	H: 2 LOB: 1 BB: 0 P: 12	R: 2 E: 0 K: 0 S: 17	H: 3 LOB: 1 BB: 0 P: 26	R: 0 E: 0 K: 0 S: 8	H: 2 LOB: 1 BB: 0 P: 13	R: 0 E: 0 K: 0 S: 8	H: 1 LOB: 1 BB: 0 P: 17	R: 0 E: 0 K: 1 S: 8	H: 1 LOB: 2 BB: 1 P: 15	1B: 14 2B: 0 3B: 0 HR: 2	SF: 0 SAC: 0 DP: 3 HBP: 1	WP: 1 PB: 0 SB: 1 CS: 0	PA: 47			
<b>PITCHER</b>	IP 6.2	WLS 31	BF 11	H 4	R 4	ER 4	SO 5	BB 1	IBB 0	HBP 0	BLK 0	WP 1	HR 2	S 71	P 110	ERA 5.40	WHIP 1.800								
<b>Scott Karl, L</b> ERA: 3.95 (1, 1)	0.2	6	4	1	1	0	0	0	0	0	0	0	0	16	26	13.50	6.000								
<b>Eric Plunk, R</b> ERA: 4.27 (7, 1)	1.2	5	1	0	0	0	0	0	0	0	0	0	0	10	19	0.00	0.600								
<b>Chad Fox, R</b> ERA: 4.06 (8, 1)	1.0	W	5	1	0	0	1	1	0	0	0	0	0	8	15	0.00	2.000								
<b>Bob Wickman, R</b> ERA: 2.6 (10, 1)																									

**Houston Astros @ Milwaukee Brewers**  
Milwaukee County Stadium, Milwaukee, WI  
Thu Aug 20 1998, 8:05 PM EDT  
Att: 17,589 - Unknown - 84 F

AB 44  
R 5  
H 17  
RBI 5  
BB 2  
SO 6  
LOB 24



Batter	1	2	3	4	5	6	7	8	9	10	AB	R	H	RBI	BB	SO	LOB	BOTTOM							
<b>Fernando Vina, L</b> OBP: 0.399, SLG: 0.439 (1, 4)	1-0 F7		2-2 2B		2-0 BB 1B		0-1 2B	0-0 L8-2		0-2 1B	6	1	4	1	0	0	3								
<b>Marquis Grissom, R</b> OBP: 0.290, SLG: 0.360 (1, 8)	2-0 G5-3		1-0 G6-3		0-0 SF9		0-3 K		1-2 E1 SH5-4 2B		4	1	0	1	0	1	3								
<b>Mark Loretta, R</b> OBP: 0.394, SLG: 0.421 (1, 6)	3-2 G4-3		1-0 L9		3-1 FC6-4 BB		2-1 2B		1-2 SH5-4		3	0	1	2	1	0	1								
<b>Jeff Cirillo, R</b> OBP: 0.411, SLG: 0.427 (1, 5)		1-2 E 1B		4-1 FC3-6 BB	1-2 FC6-4		0-2 F8		2-2 P2		4	0	1	0	1	0	4								
<b>Jeremy Burnitz, L</b> OBP: 0.336, SLG: 0.487 (1, 9)		0-0 F8		1-1 FC3-6		1-2 1B	2-3 K		1-2 K		4	1	1	0	0	1	3								
<b>Chad Fox, R</b> (8, 1)											0	0	0	0	0	0	0								
<b>Marc Newfield, R</b> OBP: 0.301, SLG: 0.313 (9, PH)											1	0	1	1	0	0	0								
<b>Jose Valentin, S</b> OBP: 0.318, SLG: 0.400 (10, 6)											0	0	0	0	0	0	0								
<b>Dave Nilsson, L</b> OBP: 0.329, SLG: 0.352 (1, 3)		1-1 E5 FC6-4		0-1 F8		1-0 G6-4-3 1B		1-1 F8		3-3 K	5	0	1	0	0	1	3								
<b>Bob Wickman, R</b> (10, 1)											0	0	0	0	0	0	0								
<b>Geoff Jenkins, L</b> OBP: 0.283, SLG: 0.436 (1, 7)		0-0 F7		1-0 G3		0-1 G6-4-3		3-2 1B L8-2 2B		1-0 2B 1B HBP	4	1	1	0	0	0	4								
<b>Mike Matheny, R</b> OBP: 0.271, SLG: 0.333 (1, 2)		1-0 FC6-4		2-3 K		2-1 G4-3		0-0 BB		1-1 2B	3	0	0	0	0	1	2								
<b>Eric Plunk, R</b> (7, 1)											0	0	0	0	0	0	0								
<b>Darrin Jackson, R</b> OBP: 0.260, SLG: 0.370 (8, 9)											2	0	2	0	0	0	0								
<b>Scott Karl, L</b> OBP: 0.149, SLG: 0.070 (1, 1)											2	1	0	0	0	0	0								
<b>Bobby Hughes, R</b> OBP: 0.292, SLG: 0.400 (7, 2)											2	1	1	0	1	1	2								
<b>Inning Stats</b>	R: 0 E: 0 K: 0 S: 5	H: 0 LOB: 0 BB: 0 P: 11	R: 0 E: 1 K: 0 S: 10	H: 1 LOB: 2 BB: 0 P: 13	R: 0 E: 0 K: 0 S: 8	H: 1 LOB: 1 BB: 1 P: 14	R: 0 E: 0 K: 0 S: 6	H: 0 LOB: 1 BB: 1 P: 12	R: 1 E: 1 K: 1 S: 10	H: 2 LOB: 0 BB: 0 P: 12	R: 2 E: 0 K: 2 S: 17	H: 3 LOB: 1 BB: 0 P: 22	R: 0 E: 0 K: 0 S: 11	H: 2 LOB: 2 BB: 1 P: 19	R: 1 E: 1 K: 1 S: 22	H: 1 LOB: 1 BB: 0 P: 29	R: 1 E: 0 K: 1 S: 8	H: 2 LOB: 2 BB: 0 P: 10	1B: 7 2B: 7 3B: 0 HR: 0	SF: 1 SAC: 1 DP: 2 HBP: 1	WP: 0 PB: 0 SB: 0 CS: 0	PA: 46			
<b>PITCHER</b>	IP 6.0	WLS 28	BF 7	H 4	R 4	ER 3	SO 1	BB 2	IBB 0	HBP 0	BLK 0	WP 0	HR 0	S 52	P 87	ERA 4.50	WHIP 1.500								
<b>Mike Hampton, L</b> ERA: 3.87 (1, 1)	1.1	8	3	0	0	2	1	0	0	0	0	0	0	22	34	0.00	3.000								
<b>Scott Elarton, R</b> ERA: 3.0 (7, 1)	0.2	1	0	0	0	0	0	0	0	0	0	0	0	1	1	0.00	0.000								
<b>Doug Henry, R</b> ERA: 2.7 (8, 1)	1.0	5	1	1	0	1	0	0	0	0	0	0	0	22	29	0.00	1.000								
<b>Billy Wagner, L</b> ERA: 2.42 (9, 1)	0.1	L	4	2	1	1	1	0	0	0	0	0	0	8	10	27.00	6.000								
<b>Mike Magnante, L</b> ERA: 4.91 (10, 1)																									

**Houston Astros @ Milwaukee Brewers**  
Milwaukee County Stadium, Milwaukee, WI  
Thu Aug 20 1998, 8:05 PM EDT  
Att: 17,589 - Unknown - 84 F

AB 40  
R 6  
H 13  
RBI 5  
BB 3  
SO 5  
LOB 25





Batter	1	2	3	4	5	6	7	8	9	AB	R	H	RBI	BB	SO	LOB	TOP										
<b>Craig Biggio, R</b> OBP: 0.302, SLG: 0.484 (1, 4)	4-1 G5-4-3 BB		2-2 G4-3		1-2 1B		2-1 G6-3		2-2 HR 1B	4	1	2	0	1	0	0	Houston Astros @ Milwaukee Brewers Milwaukee County Stadium, Milwaukee, WI Fri Aug 21 1998, 8:05 PM EDT Att: 26,820 - Cloudy - 73 F										
<b>Richard Hidalgo, R</b> OBP: 0.331, SLG: 0.395 (1, 8) (7, 9)	2-2 G5-4-3 1-2f			1-1 F8	1-0 G6-4-3 1B		2-2 5 WP 2B		2-1 1-H HR	5	1	3	2	0	0	1											
<b>Derek Bell, R</b> OBP: 0.357, SLG: 0.483 (1, 9) <b>Jay Powell, R</b> (7, 1)	1-0 P7			1-2 P3	2-0 G6-4-3 1-2f		2-3 K		1-3 K	4	0	0	0	0	1	3											
<b>5 Jeff Bagwell, R</b> OBP: 0.412, SLG: 0.538 (1, 3)		4-2 F8 BLK SF7 BB		4-2 BB 1B		1-0 1B 1B		2-3 F9		2	3	1	0	2	0	1											
<b>Moises Alou, R</b> OBP: 0.397, SLG: 0.610 (1, 7)		3-1 F8 1-3		4-2 1B 1-2 BB		2-1 L8		0-0 L4		3	0	0	0	1	0	2											
<b>Sean Berry, R</b> OBP: 0.395, SLG: 0.529 (1, 5) <b>Bill Spiers, L</b> OBP: 0.362, SLG: 0.387 (8, PH) (8, 5)		0-0 SF7		1-2 1-3 2-H 1B		1-0 1B FC1-2 1B		1-2 F9		2	0	2	2	0	0	0											
<b>Tony Eusebio, R</b> OBP: 0.345, SLG: 0.345 (1, 2)		3-2 G4-3		4-0 1B IBB		0-0 FC1-2 1-3 2-H 1B		2-3 K		3	0	1	1	1	1	0											
<b>Tim Bogar, R</b> OBP: 0.227, SLG: 0.217 (1, 6)			3-1 F7	2-0 P3		0-0 FC1-2 1-2 3-H 1B		0-3 K		4	0	0	0	0	1	5											
<b>Sean Bergman, R</b> OBP: 0.080, SLG: 0.120 (1, 1) <b>Carl Everett, S</b> OBP: 0.391, SLG: 0.504 (7, 8)			0-3 K		0-0 G5-3		0-3 K		1-0 G6-3	3	0	0	0	0	2	2											
<b>Inning Stats</b>	R: 0 E: 0 K: 0 S: 7	H: 0 LOB: 0 BB: 1 P: 14	R: 1 E: 0 K: 0 S: 10	H: 0 LOB: 0 BB: 1 P: 20	R: 0 E: 0 K: 1 S: 9	H: 0 LOB: 0 BB: 0 P: 14	R: 1 E: 0 K: 0 S: 14	H: 1 LOB: 3 BB: 3 P: 31	R: 0 E: 0 K: 0 S: 6	H: 2 LOB: 1 BB: 0 P: 10	R: 1 E: 0 K: 1 S: 9	H: 3 LOB: 2 BB: 0 P: 13	R: 0 E: 0 K: 1 S: 13	H: 1 LOB: 1 BB: 0 P: 22	R: 0 E: 0 K: 1 S: 8	H: 0 LOB: 0 BB: 0 P: 11	R: 2 E: 0 K: 2 S: 12	H: 2 LOB: 0 BB: 0 P: 18	1B: 7 2B: 1 3B: 0 HR: 1	SF: 1 SAC: 0 DP: 2 HBP: 0	WP: 1 PB: 0 SB: 0 CS: 0	PA: 39					
<b>PITCHER</b>	IP	WLS	BF	H	R	ER	SO	BB	IBB	HBP	BLK	WP	HR	S	P	ERA	WHIP										
<b>Bill Pulsipher, L</b> ERA: 4.67 (1, 1)	5.1	L	25	6	3	3	1	4	1	0	1	0	0	51	98	5.06	1.875										
<b>David Weathers, R</b> ERA: 4.86 (8, 1)	1.2		6	1	0	0	2	0	0	0	0	1	0	17	26	0.00	0.600										
<b>Bronswell Patrick, R</b> ERA: 3.82 (8, 1)	2.0		8	2	2	2	3	0	0	0	0	0	1	20	29	9.00	1.000										

AB	33
R	5
H	9
RBI	5
BB	5
SO	6
LOB	14



Batter	1	2	3	4	5	6	7	8	9	AB	R	H	RBI	BB	SO	LOB	BOTTOM										
<b>Fernando Vina, L</b> OBP: 0.400, SLG: 0.438 (1, 4)	3-2 G3-1		0-0 L6-4 2-3		2-0 1B 1-2 1B		4-0 FC6-4 BB			3	0	1	0	1	0	1	Houston Astros @ Milwaukee Brewers Milwaukee County Stadium, Milwaukee, WI Fri Aug 21 1998, 8:05 PM EDT Att: 26,820 - Cloudy - 73 F										
<b>Marquis Grissom, R</b> OBP: 0.289, SLG: 0.359 (1, 8)	1-1 F9			0-0 F4	1-0 S 1B		0-1 FC6-4 1-2f			4	0	1	1	0	0	1											
<b>Mark Loretta, R</b> OBP: 0.392, SLG: 0.417 (1, 6)	1-0 G5-3			4-2 1B BB	2-2 G6-3 1-2				0-0 G6-3	3	0	0	0	1	0	2											
<b>Jeff Cirillo, R</b> OBP: 0.410, SLG: 0.426 (1, 5)			0-3 K	1-1 1-2 1B		1-0 G5-3		1-1 G4-3		4	0	1	0	0	1	0											
<b>Jeremy Burnitz, L</b> OBP: 0.334, SLG: 0.483 (1, 9)			2-3 K	1-1 P5		0-1 P6		3-3 K		4	0	0	0	0	2	2											
<b>Dave Nilsson, L</b> OBP: 0.328, SLG: 0.354 (1, 3)			2-2 2B	0-0 L5		2-2 L8			1-3 K	4	0	1	0	0	1	2											
<b>Geoff Jenkins, L</b> OBP: 0.282, SLG: 0.450 (1, 7)			2-1 G4-3		1-1 L8		2-2 HR		0-0 G5-3	4	1	1	1	0	0	1											
<b>Bobby Hughes, R</b> OBP: 0.293, SLG: 0.399 (1, 2) <b>Bob Hamelin, L</b> OBP: 0.289, SLG: 0.364 (9, PH)			1-2 L6-4 SH1-4 1B		1-0 F7		0-2 G6-3		0-2 1B	3	0	1	0	0	0	0											
<b>Bill Pulsipher, L</b> OBP: 0.167, SLG: 0.167 (1, 1) <b>David Weathers, R</b> OBP: 0.155, SLG: 0.182 (8, 1) <b>Marc Newfield, R</b> OBP: 0.259, SLG: 0.311 (7, PH) <b>Bronswell Patrick, R</b> OBP: 0.357, SLG: 0.500 (8, 1) <b>Jose Valentin, S</b> OBP: 0.318, SLG: 0.399 (9, PH)			1-2 SH1-4		0-2 1B 1B		3-1 G6-3		1-0 G4-3	1	1	1	0	0	0	0											
<b>Inning Stats</b>	R: 0 E: 0 K: 0 S: 11	H: 0 LOB: 0 BB: 0 P: 16	R: 0 E: 0 K: 2 S: 11	H: 1 LOB: 1 BB: 0 P: 17	R: 0 E: 0 K: 0 S: 8	H: 1 LOB: 0 BB: 0 P: 10	R: 0 E: 0 K: 0 S: 10	H: 1 LOB: 2 BB: 1 P: 16	R: 1 E: 0 K: 0 S: 11	H: 3 LOB: 2 BB: 0 P: 18	R: 0 E: 0 K: 0 S: 6	H: 0 LOB: 0 BB: 0 P: 9	R: 1 E: 0 K: 0 S: 10	H: 1 LOB: 1 BB: 1 P: 19	R: 0 E: 0 K: 1 S: 10	H: 0 LOB: 0 BB: 0 P: 14	R: 0 E: 0 K: 1 S: 8	H: 1 LOB: 1 BB: 0 P: 10	1B: 6 2B: 2 3B: 0 HR: 1	SF: 0 SAC: 1 DP: 1 HBP: 0	WP: 0 PB: 0 SB: 1 CS: 0	PA: 36					
<b>PITCHER</b>	IP	WLS	BF	H	R	ER	SO	BB	IBB	HBP	BLK	WP	HR	S	P	ERA	WHIP										
<b>Sean Bergman, R</b> ERA: 3.44 (1, 1)	6.2	W	28	7	2	2	2	2	0	0	0	0	0	65	103	2.70	1.350										
<b>Jay Powell, R</b> ERA: 3.41 (7, 1)	2.1	S	8	1	0	0	2	0	0	0	0	0	0	20	26	0.00	0.429										






Batter	1	2	3	4	5	6	7	8	9	AB	R	H	RBI	BB	SO	LOB	TOP											
<b>Quilvio Veras, S</b> OBP: 0.394, SLG: 0.360 (1, 4)	2-2 HR		1-2 G4-3		4-0 1B BB	0-0 G5-4-3		3-2 G4-3		4	1	1	1	1	0	4	<b>San Diego Padres @ Milwaukee Brewers</b> Milwaukee County Stadium, Milwaukee, WI Sat Aug 22 1998, 8:05 PM EDT Att: 26,253 - Cloudy - 75 F											
<b>Steve Finley, L</b> OBP: 0.297, SLG: 0.392 (1, 8)	0-0 G4-3		1-1 F8		0-0 BB 1B		2-3 K		1-1 1B 2B	5	1	2	0	0	1	0												
<b>Greg Vaughn, R</b> OBP: 0.362, SLG: 0.615 (1, 7)	1-3 K		3-2 HR		4-2 BB 1B		3-2 S 1B		0-0 F8	4	1	2	1	1	1	1												
<b>Jim Leyritz, R</b> OBP: 0.399, SLG: 0.488 (1, 3)	0-0 G6-3		3-2 P5		3-3 BB K		4-1 BB		4-2 G4-3 1B HBP	3	0	0	0	1	1	3												
<b>George Arias, R</b> OBP: 0.400, SLG: 0.400 (1, 5)		0-0 PB 1B		1-3 K		2-3 K		2-3 K	2-2 G4-3 1B	5	0	2	1	0	3	2												
<b>Ruben Rivera, R</b> OBP: 0.354, SLG: 0.436 (1, 9)	1-1 P4		3-1 F4		0-2 HR		2-0 F8		3-2 G4-3	5	1	1	1	0	0	5												
<b>Carlos Hernandez, R</b> OBP: 0.316, SLG: 0.394 (8, 1)	0-1 SAFE		2-2 G4-3		3-1 1B BB 1B		0-1 F7		0-0 G3-1	4	0	2	0	0	0	0												
<b>Ken Caminiti, S</b> OBP: 0.355, SLG: 0.507 (9, PH)	1-2 1B									1	0	0	0	0	0	2												
<b>Chris Gomez, R</b> OBP: 0.342, SLG: 0.367 (1, 6)	2-1 P3				0-0 F9		4-2 1B BB		0-1 FC4-6 1B	3	0	1	0	1	0	2												
<b>24 Mark Langston, R</b> OBP: 0.154, SLG: 0.155 (5, 1)		2-3 K			0-1 B1-3		2-2 G5-4-3 1B		0-2 FC4-6	2	0	0	0	0	1	2												
<b>Inning Stats</b>	R: 1 E: 0 K: 1 S: 8	H: 1 LOB: 0 BB: 0 P: 11	R: 0 E: 0 K: 1 S: 10	H: 2 LOB: 2 BB: 0 P: 15	R: 1 E: 0 K: 0 S: 13	H: 1 LOB: 0 BB: 0 P: 21	R: 0 E: 0 K: 1 S: 9	H: 0 LOB: 0 BB: 0 P: 15	R: 0 E: 0 K: 1 S: 9	H: 1 LOB: 3 BB: 1 P: 20	R: 1 E: 0 K: 2 S: 18	H: 3 LOB: 2 BB: 1 P: 29	R: 0 E: 0 K: 2 S: 11	H: 1 LOB: 2 BB: 1 P: 24	R: 0 E: 0 K: 0 S: 12	H: 1 LOB: 1 BB: 0 P: 15	R: 1 E: 0 K: 0 S: 14	H: 2 LOB: 2 BB: 0 P: 24	1B: 8 2B: 1 3B: 0 HR: 3	SF: 0 SAC: 0 DP: 1 HBP: 1	WP: 0 PB: 1 SB: 1 CS: 1	PA: 43						
<b>PITCHER</b>	IP	WLS	BF	H	R	ER	SO	BB	IBB	HBP	BLK	WP	HR	S	P	ERA	WHIP											
<b>52 Rafael Roque, L</b> ERA: 5.02 (1, 1)	5.1	W	25	7	3	3	5	2	0	0	0	0	0	3	59	97	5.06	1.688										
<b>Eric Plunk, R</b> ERA: 4.19 (6, 1)	1.0		6	2	0	0	1	2	0	0	0	0	0	15	30	0.00	4.000											
<b>Chad Fox, R</b> ERA: 4.08 (7, 1)	2.0		10	3	1	1	1	0	0	1	0	0	0	25	39	4.50	1.500											
<b>Bob Wickman, R</b> ERA: 2.57 (9, 1)	0.2	S	2	0	0	0	0	0	0	0	0	0	0	5	8	0.00	0.000											

AB 38  
R 4  
H 12  
RBI 4  
BB 4  
SO 7  
LOB 22



Batter	1	2	3	4	5	6	7	8	9	AB	R	H	RBI	BB	SO	LOB	BOTTOM											
<b>Fernando Vina, L</b> OBP: 0.400, SLG: 0.437 (1, 4)	2-1 SH1-3 1B 1B	1-1 G3		4-0 BB	1-0 P4		1-1 G4-1			4	1	1	0	1	0	3	<b>San Diego Padres @ Milwaukee Brewers</b> Milwaukee County Stadium, Milwaukee, WI Sat Aug 22 1998, 8:05 PM EDT Att: 26,253 - Cloudy - 75 F											
<b>Marquis Grissom, R</b> OBP: 0.293, SLG: 0.365 (1, 8)	1-2 1B SH1-3 1B		1-0 BB 1B	0-0 P8		2-2 F8		2-1 2B		5	1	3	0	0	0	2												
<b>Dave Nilsson, L</b> OBP: 0.328, SLG: 0.351 (1, 3)	0-0 SH1-3		4-0 1B BB	3-2 G6-3		0-0 P7		3-3 K		2	0	0	0	1	0	2												
<b>Chad Fox, R</b> OBP: 0.260, SLG: 0.370 (7, 1)			1-2 BB							1	0	0	0	0	1	1												
<b>Darrin Jackson, R</b> OBP: 0.260, SLG: 0.370 (9, 7)	1-2 2-3		1-2 BB							0	0	0	0	0	0	0												
<b>Mark Loretta, R</b> OBP: 0.389, SLG: 0.413 (1, 5)	0-1 G5-3		0-0 F8		1-1 BB 1B		3-1 F7		2-1 G5-3	5	1	1	0	0	0	5												
<b>Jeromy Burnitz, L</b> OBP: 0.338, SLG: 0.485 (1, 9)	1-0 1B		0-1 G4-6-3 1B		0-0 BB 1B		3-2 G3-1		4-2 BB	4	1	3	2	1	0	0												
<b>Geoff Jenkins, L</b> OBP: 0.280, SLG: 0.455 (1, 7)	2-3 3H 1B		1-3 2H 1B		1-2 BB 1B		2-2 G5-3		2-0 F8	5	0	1	2	0	0	6												
<b>Bob Wickman, R</b> (9, 1)	0-2 G5-3		0-0 G4-6-3		2-1 BB 3B		2-2 G5-3		2-0 F8	0	0	0	0	0	0	0												
<b>Bobby Hughes, R</b> OBP: 0.297, SLG: 0.418 (1, 2)		0-3 K		2-1 HR	2-2 G3		0-0 BB HR 1B			4	2	2	1	0	1	1												
<b>Jose Valentin, S</b> OBP: 0.322, SLG: 0.399 (1, 6)	2-0 P7		1-2 BB 1B		4-0 52 SH5-3 BB		4-0 HR BB			2	1	1	0	2	0	0												
<b>52 Rafael Roque, L</b> OBP: 0.250, SLG: 0.250 (1, 1)		0-0		0-3 K		0-0 SH5-3		0-1 HR		2	0	1	0	0	1	1												
<b>Eric Plunk, R</b> (6, 1)										0	0	0	0	0	0	0												
<b>Bob Hamelin, L</b> OBP: 0.295, SLG: 0.396 (7, 3)								1-1 HR		1	1	1	3	0	0	0												
<b>Inning Stats</b>	R: 1 E: 0 K: 0 S: 12	H: 3 LOB: 2 BB: 0 P: 16	R: 0 E: 0 K: 1 S: 7	H: 1 LOB: 1 BB: 0 P: 10	R: 1 E: 0 K: 0 S: 5	H: 2 LOB: 1 BB: 1 P: 10	R: 1 E: 0 K: 1 S: 13	H: 2 LOB: 2 BB: 1 P: 23	R: 2 E: 0 K: 0 S: 10	H: 3 LOB: 2 BB: 1 P: 20	R: 0 E: 0 K: 0 S: 7	H: 0 LOB: 0 BB: 0 P: 12	R: 3 E: 0 K: 0 S: 13	H: 2 LOB: 2 BB: 1 P: 23	R: 0 E: 0 K: 1 S: 10	H: 1 LOB: 2 BB: 1 P: 23	1B: 10 2B: 1 3B: 1 HR: 2	SF: 0 SAC: 2 DP: 1 HBP: 0	WP: 0 PB: 0 SB: 0 CS: 0	PA: 42								
<b>PITCHER</b>	IP	WLS	BF	H	R	ER	SO	BB	IBB	HBP	BLK	WP	HR	S	P	ERA	WHIP											
<b>24 Mark Langston, L</b> ERA: 5.86 (1, 1)	4.0	L	24	11	5	5	2	2	0	0	0	0	0	5	12	0.00	1.000											
<b>Brian Boehringer, R</b> ERA: 5.28 (5, 1)	1.0		4	0	0	0	0	1	0	0	0	0	0	1	20	35	13.50	1.500										
<b>Scott Sanders, R</b> ERA: 9.53 (6, 1)	2.0		9	2	3	3	0	1	0	0	0	0	1	20	35	13.50	1.500											
<b>Dan Miceli, R</b> ERA: 2.85 (8, 1)	1.0		5	1	0	0	1	1	0	0	0	0	0	10	23	0.00	2.000											

AB 35  
R 8  
H 14  
RBI 8  
BB 5  
SO 3  
LOB 21









Batter	1	2	3	4	5	6	7	8	9	AB	R	H	RBI	BB	SO	LOB	TOP								
<b>Quilvio Veras, S</b> OBP: 0.385, SLG: 0.363 (1, 4)	4-1 1B 1B BB		2-1 G6-3		1-2 G3-1		0-1 1B HR 1B	1-2 G4-3		4	2	1	0	1	0	0									
<b>Steve Finley, L</b> OBP: 0.395, SLG: 0.399 (1, 8)	1-1 FC5-4 1B 1-3 1B		1-0 BB 2B		0-1 G4-3		1-1 HR 1B	2-0 BB 1B		5	1	4	0	0	0	0									
<b>Ken Caminiti, S</b> OBP: 0.364, SLG: 0.529 (1, 5)	2-1 FC5-4 1-2 1B		4-1 BB BB		1-1 G3		0-0 HR	4-0 BB		3	1	2	4	2	0	0									
<b>Greg Vaughn, R</b> OBP: 0.363, SLG: 0.625 (1, 7)	1-1 FC5-4 1-2 G4-6-3		4-1 BB BB		0-0 HR		3-3 K	2-3 K		4	1	1	1	1	2	4									
<b>Wally Joyner, L</b> OBP: 0.382, SLG: 0.463 (1, 3)	1-0 G4-6-3		0-1 P2		0-1 HR		4-1 FC1-4 BB	3-2 F8		4	1	1	0	1	0	7									
<b>Mark Sweeney, L</b> OBP: 0.325, SLG: 0.319 <b>Ruben Rivera, R</b> OBP: 0.341, SLG: 0.417 (7, 9)		1-1 P6		2-1 F7		1-0 G3-1	1-0 FC1-4 1B	1-2 G5-3		3	0	0	0	0	0	1									
<b>Greg Myers, L</b> OBP: 0.297, SLG: 0.359 (1, 2)		3-1 F8		1-2 G4-3 2B		2-0 1B	4-2 1B BB	1-2 1B		4	0	3	1	1	0	0									
<b>Chris Gomez, R</b> OBP: 0.341, SLG: 0.365 (1, 6)		0-1 G5-3		1-0 G4-3		1-0 F8	1-0 1B	1-0 P4		5	0	1	1	0	0	3									
<b>Sterling Hitchcock, L</b> OBP: 0.171, SLG: 0.150 <b>Jim Leyritz, R</b> OBP: 0.460, SLG: 0.486 <b>Dan Miceli, R</b> OBP: 1.000, SLG: 1.000 (9, 1)			0-1 G3		0-3 K		0-1 F7	1-3 K		4	0	0	0	0	2	4									
<b>Inning Stats</b>	R: 1 E: 0 K: 0 S: 8	H: 2 LOB: 1 BB: 1 P: 17	R: 0 E: 0 K: 0 S: 6	H: 0 LOB: 0 BB: 0 P: 10	R: 0 E: 0 K: 1 S: 9	H: 1 LOB: 3 BB: 2 P: 20	R: 0 E: 0 K: 1 S: 9	H: 1 LOB: 1 BB: 0 P: 13	R: 0 E: 0 K: 0 S: 8	H: 0 LOB: 0 BB: 0 P: 10	R: 2 E: 0 K: 0 S: 9	H: 3 LOB: 1 BB: 0 P: 12	R: 4 E: 0 K: 2 S: 16	H: 4 LOB: 2 BB: 2 P: 31	R: 0 E: 0 K: 1 S: 13	H: 1 LOB: 2 BB: 1 P: 25	R: 0 E: 0 K: 1 S: 11	H: 1 LOB: 1 BB: 0 P: 16	1B: 9 2B: 2 3B: 0 HR: 2	SF: 0 SAC: 0 DP: 1 HBP: 0	WP: 0 PB: 0 SB: 1 CS: 1	PA: 45			
<b>PITCHER</b>	IP	WLS	BF	H	R	ER	SO	BB	IBB	HBP	BLK	WP	HR	S	P	ERA	WHIP								
<b>Steve Woodard, R</b> ERA: 4.12 <b>Mike Myers, L</b> ERA: 2.38 <b>Eric Plunk, R</b> ERA: 4.04	(1, 1) (7, 1) (8, 1)	6.0 1.0 2.0	29 7 9	9 2 2	5 2 0	5 2 0	1 2 2	3 2 1	0 0 0	0 0 0	0 0 0	0 0 0	1 12 24	53 26 41	87 26 41	7.50 18.00 0.00	2.000 4.000 1.500								

**San Diego Padres @ Milwaukee Brewers**  
Milwaukee County Stadium, Milwaukee, WI  
Mon Aug 24 1998, 8:05 PM EDT  
Att: 14,121 - Unknown - 77 F

AB 39  
R 7  
H 13  
RBI 7  
BB 6  
SO 5  
LOB 21



Batter	1	2	3	4	5	6	7	8	9	AB	R	H	RBI	BB	SO	LOB	BOTTOM								
<b>Fernando Vina, L</b> OBP: 0.401, SLG: 0.438 <b>Jose Valentin, S</b> OBP: 0.321, SLG: 0.398 (9, 6)	1-1 S 2B 1B		1-2 FC6-5 1B	1-0 HBP		1-1 G5-3		2-2 G4-3		3	1	2	0	0	0	1									
<b>Mark Loretta, R</b> OBP: 0.386, SLG: 0.405 (9, 4)	3-2 F8		2-0 FC6-5	2-2 F9		1-0 L7		0-0 F7		5	0	0	0	0	0	6									
<b>Dave Nilsson, L</b> OBP: 0.336, SLG: 0.371 (1, 3)	2-2 1H 2B		3-2 F7		4-2 FC4 BB		0-3 K			3	0	1	1	1	1	1									
<b>Jeff Cirillo, R</b> OBP: 0.408, SLG: 0.421 (1, 5)	3-2 G5-3		1-3 K		0-0 F8		4-0 BB			3	0	0	0	1	1	3									
<b>Marquis Grissom, R</b> OBP: 0.295, SLG: 0.364 <b>Eric Plunk, R</b> (8, 1)	0-1 G4-3			1-2 1B E 1B		2-2 FC4 1B		0-0 G6-4-3		4	1	1	0	0	0	3									
<b>Jeromy Burnitz, L</b> OBP: 0.345, SLG: 0.489 (1, 9)		2-2 FC4-6 1B		0-0 E 1B		0-0 1B		2-2 K		4	0	3	0	0	1	0									
<b>Geoff Jenkins, L</b> OBP: 0.279, SLG: 0.451 (1, 7)		2-0 FC4-6 FC6-4		0-0 P2		1-0 G4-3		0-1 G3		4	0	0	0	0	0	5									
<b>Mike Matheny, R</b> OBP: 0.275, SLG: 0.333 (1, 2)		1-2 FC6-4		2-3 K		0-0 SH3-4 1B		1-2 G6-3		4	0	1	0	0	1	3									
<b>Steve Woodard, L</b> OBP: 0.158, SLG: 0.211 <b>Mike Myers, L</b> <b>Darrin Jackson, R</b> OBP: 0.262, SLG: 0.376 (8, 8)		1-3 K		0-0 E6		1-0 SH3-4				2	0	0	0	0	1	2									
<b>Inning Stats</b>	R: 1 E: 0 K: 0 S: 18	H: 2 LOB: 1 BB: 0 P: 27	R: 0 E: 0 K: 1 S: 11	H: 1 LOB: 0 BB: 0 P: 17	R: 0 E: 1 K: 1 S: 12	H: 1 LOB: 1 BB: 0 P: 19	R: 1 E: 1 K: 1 S: 12	H: 2 LOB: 3 BB: 0 P: 18	R: 0 E: 0 K: 0 S: 8	H: 1 LOB: 1 BB: 0 P: 8	R: 0 E: 0 K: 1 S: 4	H: 0 LOB: 0 BB: 1 P: 8	R: 0 E: 0 K: 1 S: 8	H: 0 LOB: 0 BB: 0 P: 11	R: 0 E: 0 K: 1 S: 9	H: 0 LOB: 0 BB: 0 P: 11	1B: 7 2B: 1 3B: 0 HR: 0	SF: 0 SAC: 1 DP: 1 HBP: 1	WP: 0 PB: 0 SB: 2 CS: 0	PA: 38					
<b>PITCHER</b>	IP	WLS	BF	H	R	ER	SO	BB	IBB	HBP	BLK	WP	HR	S	P	ERA	WHIP								
<b>Sterling Hitchcock, L</b> ERA: 3.97 <b>Dan Miceli, R</b> ERA: 2.8	(1, 1) (9, 1)	8.0 1.0	35 3	8 0	2 0	1 0	5 1	2 0	0 0	0 0	0 0	0 0	0 9	11 11	0.00 0.000	1.250									

**San Diego Padres @ Milwaukee Brewers**  
Milwaukee County Stadium, Milwaukee, WI  
Mon Aug 24 1998, 8:05 PM EDT  
Att: 14,121 - Unknown - 77 F

AB 34  
R 2  
H 8  
RBI 1  
BB 2  
SO 6  
LOB 24









Batter	1	2	3	4	5	6	7	8	9	AB	R	H	RBI	BB	SO	LOB	TOP											
<b>Fernando Vina, L</b> OBP: 0.398, SLG: 0.435 (1, 4)	G1-3		G3-1			F8	BB	L9		5	0	1	1	0	0	3	<b>Milwaukee Brewers @ Colorado Rockies</b> Coors Field, Denver, CO Wed Aug 26 1998, 7:05 PM MDT Att: 42,395 - Unknown - 84 F											
<b>Mark Loretta, R</b> OBP: 0.386, SLG: 0.415 (1, 6) (8, 3)	G6-3			G6-3					G5-3	4	0	1	0	1	0	0												
<b>Jeromy Bumitz, L</b> OBP: 0.348, SLG: 0.487 (1, 9)				L6					L8	4	0	1	0	1	0	3												
<b>Jeff Cirillo, R</b> OBP: 0.409, SLG: 0.429 (1, 5)	CS	G4-3				G6-4-3			F9	5	2	2	1	0	0	3												
<b>Bob Hamelin, L</b> OBP: 0.304, SLG: 0.431 <b>Jose Valentin, S</b> OBP: 0.320, SLG: 0.397 (8, 6)			G3				G3-1	E9		4	0	1	0	0	0	0												
<b>Marquis Grissom, R</b> OBP: 0.297, SLG: 0.370 (1, 8)						F9		G3		4	2	2	0	0	0	1												
<b>Geoff Jenkins, L</b> OBP: 0.281, SLG: 0.445 (1, 7)						F9				4	0	2	2	0	0	1												
<b>Mike Matheny, R</b> OBP: 0.285, SLG: 0.354 (1, 2)			G4-3			G4-3				5	1	2	1	0	0	1												
<b>Bill Pulsipher, L</b> OBP: 0.250, SLG: 0.250 <b>Dave Nilsson, L</b> OBP: 0.336, SLG: 0.370 <b>Chad Fox, R</b> <b>Mike Myers, L</b> <b>Bob Wickman, R</b> (8, 1) (8, 1)										2	0	1	0	0	0	0												
<b>Inning Stats</b>	R: 0 E: 0 K: 0 S: 5	H: 1 LOB: 0 BB: 0 P: 10	R: 1 E: 0 K: 0 S: 9	H: 2 LOB: 0 BB: 0 P: 12	R: 0 E: 0 K: 0 S: 5	H: 0 LOB: 0 BB: 0 P: 7	R: 1 E: 0 K: 0 S: 6	H: 1 LOB: 0 BB: 0 P: 11	R: 0 E: 0 K: 0 S: 5	H: 0 LOB: 0 BB: 0 P: 9	R: 0 E: 0 K: 0 S: 4	H: 2 LOB: 2 BB: 1 P: 10	R: 2 E: 0 K: 0 S: 15	H: 4 LOB: 3 BB: 1 P: 31	R: 2 E: 1 K: 0 S: 14	H: 4 LOB: 2 BB: 0 P: 18		R: 0 E: 0 K: 0 S: 8	H: 0 LOB: 0 BB: 0 P: 12	1B: 9 2B: 3 3B: 1 HR: 1	SF: 0 SAC: 1 DP: 1 HBP: 0	WP: 0 PB: 0 SB: 1 CS: 1	PA: 42					
<b>PITCHER</b>	IP	WLS	BF	H	R	ER	SO	BB	IBB	HBP	BLK	WP	HR	S	P	ERA		WHIP										
<b>Jamey Wright, R</b> ERA: 5.88 <b>Mike DeJean, R</b> ERA: 2.53 <b>Jerry Dipoto, R</b> ERA: 3.81	(1, 1)	6.2	L	30	10	4	4	0	2	0	0	0	0	1	48	87		5.40	1.800									
(7, 1)	1.1		8	4	2	2	0	0	0	0	0	0	0	0	15	21	13.50	3.000										
(9, 1)	1.0		3	0	0	0	0	0	0	0	0	0	0	8	12	0.00	0.000											

Batter	1	2	3	4	5	6	7	8	9	AB	R	H	RBI	BB	SO	LOB	BOTTOM											
<b>Darryl Hamilton, L</b> OBP: 0.384, SLG: 0.375 (1, 8)	G4-3		G3			G4-3		P2		4	0	0	0	0	0	4	<b>Milwaukee Brewers @ Colorado Rockies</b> Coors Field, Denver, CO Wed Aug 26 1998, 7:05 PM MDT Att: 42,395 - Unknown - 84 F											
<b>Neftali Perez, S</b> OBP: 0.326, SLG: 0.395 (1, 6)						G3				3	1	1	0	1	0	1												
<b>Dante Bichette, R</b> OBP: 0.359, SLG: 0.526 (1, 9)	L4-3									4	1	1	2	0	0	1												
<b>Vinny Castilla, R</b> OBP: 0.372, SLG: 0.592 (1, 5)										3	1	1	1	1	1	0												
<b>17 Todd Helton, L</b> OBP: 0.363, SLG: 0.530 (1, 3)										4	0	2	2	0	0	1												
<b>3 Mike Lansing, R</b> OBP: 0.312, SLG: 0.378 <b>Jerry Dipoto, R</b> (9, 1)										4	0	0	0	0	2	3												
<b>Angel Echevarria, R</b> OBP: 0.289, SLG: 0.857 <b>1 Curtis Goodwin, L</b> OBP: 0.321, SLG: 0.310 (8, PH) (9, 7)										2	0	0	0	0	0	1												
<b>Kirt Manwaring, R</b> OBP: 0.339, SLG: 0.322 <b>Jeff Reed, L</b> OBP: 0.377, SLG: 0.474 (8, PH) (9, 2)										1	0	0	0	1	0	1												
<b>Jamey Wright, R</b> ERA: 5.88 <b>Mike DeJean, R</b> ERA: 2.53 <b>John Vander Wal, L</b> OBP: 0.376, SLG: 0.450 <b>Terry Shumpert, R</b> OBP: 0.294, SLG: 0.500 <b>Larry Walker, L</b> OBP: 0.412, SLG: 0.589 (8, PH) (7, 1) (8, PH) (8, PH) (9, 4) (8, PH)										1	0	0	0	0	1	1												
<b>Inning Stats</b>	R: 0 E: 0 K: 0 S: 7	H: 1 LOB: 0 BB: 0 P: 9	R: 0 E: 0 K: 1 S: 7	H: 0 LOB: 0 BB: 0 P: 9	R: 0 E: 0 K: 1 S: 8	H: 0 LOB: 1 BB: 0 P: 14	R: 0 E: 0 K: 0 S: 6	H: 0 LOB: 0 BB: 0 P: 11	R: 0 E: 0 K: 0 S: 3	H: 1 LOB: 0 BB: 0 P: 6	R: 0 E: 0 K: 0 S: 8	H: 0 LOB: 1 BB: 1 P: 17	R: 0 E: 0 K: 1 S: 16	H: 0 LOB: 1 BB: 1 P: 22	R: 5 E: 1 K: 1 S: 19	H: 4 LOB: 1 BB: 2 P: 30		R: 0 E: 0 K: 1 S: 6	H: 0 LOB: 0 BB: 0 P: 10	1B: 5 2B: 2 3B: 0 HR: 0	SF: 0 SAC: 1 DP: 2 HBP: 0	WP: 0 PB: 0 SB: 0 CS: 0	PA: 36					
<b>PITCHER</b>	IP	WLS	BF	H	R	ER	SO	BB	IBB	HBP	BLK	WP	HR	S	P	ERA		WHIP										
<b>Bill Pulsipher, L</b> ERA: 3.98 <b>Chad Fox, R</b> ERA: 4.15 <b>Mike Myers, L</b> ERA: 2.76 <b>Bob Wickman, R</b> ERA: 3.24	(1, 1)	6.0	W	20	2	0	0	2	1	0	0	0	0	22	35	6.75		1.500										
(7, 1)	1.1		6	0	1	1	1	2	0	0	0	0	0	6	10	0.00	6.000											
(8, 1)	0.1		3	1	0	0	0	1	0	0	0	0	0	6	10	0.00	6.000											
(8, 1)	1.1		7	3	4	4	2	0	0	0	0	0	0	13	17	27.00	2.250											











Batter	1	2	3	4	5	6	7	8	9	AB	R	H	RBI	BB	SO	LOB	TOP					
Fernando Vina, L OBP: 0.397, SLG: 0.433	G4-3		G4-3 BB 1B		G1-3		G1-3			4	0	1	0	0	0	0						
Mark Loretta, R OBP: 0.380, SLG: 0.407	G4-3		P4		P9		F9			4	0	0	0	0	0	1						
Dave Nilsson, L OBP: 0.335, SLG: 0.388 Jose Valentin, S OBP: 0.319, SLG: 0.394	HR		BB				K		P8	3	1	1	1	1	1	0						
Jeff Cirillo, R OBP: 0.412, SLG: 0.444	1B		BB		L4		HR		F9	4	1	2	0	0	0	2						
Jeremy Burnitz, L OBP: 0.347, SLG: 0.488	P5				G4-3		HR		G4-3	4	1	1	2	0	0	1						
Marquis Grissom, R OBP: 0.295, SLG: 0.366		F7			F8		FC6-4 1B		G5-3	4	0	1	0	0	0	0						
Geoff Jenkins, L OBP: 0.276, SLG: 0.430 Bob Wickman, R		K			1B		F8		L6	4	0	1	0	0	1	1						
Mike Matheny, R OBP: 0.281, SLG: 0.347		G5-3			G4-3		FC6-4 1-2		G6-3	4	0	0	0	0	0	2						
Steve Woodard, L OBP: 0.146, SLG: 0.195 Darrin Jackson, R OBP: 0.256, SLG: 0.367			K				F7		F7	3	0	0	0	0	1	0						
<b>Inning Stats</b>	R: 1 E: 0 K: 0 S: 13	H: 2 LOB: 1 BB: 0 P: 19	R: 0 E: 0 K: 1 S: 9	H: 0 LOB: 0 BB: 0 P: 17	R: 0 E: 0 K: 1 S: 14	H: 1 LOB: 2 BB: 1 P: 23	R: 0 E: 0 K: 0 S: 10	H: 1 LOB: 1 BB: 0 P: 11	R: 0 E: 0 K: 0 S: 5	H: 0 LOB: 0 BB: 0 P: 8	R: 2 E: 0 K: 1 S: 16	H: 3 LOB: 1 BB: 0 P: 22	R: 0 E: 0 K: 0 S: 9	H: 0 LOB: 0 BB: 0 P: 13	R: 0 E: 0 K: 0 S: 8	H: 0 LOB: 0 BB: 0 P: 14	R: 0 E: 0 K: 0 S: 8	H: 0 LOB: 0 BB: 0 P: 14	1B: 4 2B: 1 3B: 0 HR: 2	SF: 0 SAC: 0 DP: 0 HBP: 0	WP: 0 PB: 0 CS: 0	PA: 35
<b>PITCHER</b>	IP	WLS	BF	H	R	ER	SO	BB	IBB	HBP	BLK	WP	HR	S	P	ERA	WHIP					
Amaury Telemaco, R ERA: 3.81	(1, 1)	7.0	29	7	3	3	3	1	0	0	0	0	2	76	113	3.86	1.143					
Alan Embree, L ERA: 4.34	(8, 1)	1.0	3	0	0	0	0	0	0	0	0	0	0	8	14	0.00	0.000					
Aaron Small, R ERA: 5.56	(9, 1)	1.0	W	3	0	0	0	0	0	0	0	0	0	8	14	0.00	0.000					

Milwaukee Brewers @ Arizona Diamondbacks  
Bank One Ballpark, Phoenix, AZ  
Sat Aug 29 1998, 10:05 PM EDT  
Att: 44,920 - Dome - 72 F

AB 34  
R 3  
H 7  
RBI 3  
BB 1  
SO 3  
LOB 7



Batter	1	2	3	4	5	6	7	8	9	AB	R	H	RBI	BB	SO	LOB	BOTTOM					
Andy Fox, L OBP: 0.361, SLG: 0.406	G4-3		G4-3			G2-3		F8		4	0	0	0	0	0	1						
Tony Batieta, R OBP: 0.333, SLG: 0.544	1B		HR			P7			1B SH FC4 BB	3	2	2	2	1	0	0						
Devon White, S OBP: 0.337, SLG: 0.474	K		G3			1B			SH 1B E	3	1	1	0	0	1	1						
Travis Lee, L OBP: 0.344, SLG: 0.441	G3				K		P7		1B E	4	0	1	0	0	1	2						
Matt Williams, R OBP: 0.324, SLG: 0.440		K			G6-3			G4-6-3 1B	FC4	4	0	1	1	0	1	1						
David Dellucci, L OBP: 0.326, SLG: 0.403					K			G4-6-3 1-2		3	0	1	0	0	1	1						
Kelly Stinnett, R OBP: 0.331, SLG: 0.405			G6-4-3 1-2			K				3	0	0	0	0	2	1						
Karim Garcia, L OBP: 0.262, SLG: 0.376					G3				B1-3	3	0	1	0	0	0	0						
Amaury Telemaco, R OBP: 0.103, SLG: 0.148 Alan Embree, L Jay Bell, R OBP: 0.356, SLG: 0.434 Aaron Small, R			FC5-6 1B			G6-3			K	2	1	0	0	0	0	1						
<b>Inning Stats</b>	R: 0 E: 0 K: 1 S: 11	H: 1 LOB: 1 BB: 0 P: 15	R: 0 E: 0 K: 1 S: 6	H: 1 LOB: 0 BB: 0 P: 9	R: 2 E: 0 K: 0 S: 15	H: 2 LOB: 0 BB: 0 P: 22	R: 0 E: 0 K: 2 S: 8	H: 0 LOB: 0 BB: 0 P: 13	R: 0 E: 0 K: 1 S: 7	H: 0 LOB: 0 BB: 0 P: 9	R: 0 E: 0 K: 0 S: 11	H: 1 LOB: 1 BB: 0 P: 17	R: 0 E: 0 K: 1 S: 5	H: 1 LOB: 0 BB: 0 P: 5	R: 0 E: 0 K: 1 S: 6	H: 0 LOB: 0 BB: 0 P: 9	R: 2 E: 2 K: 0 S: 5	H: 1 LOB: 3 BB: 1 P: 10	1B: 6 2B: 0 3B: 0 HR: 1	SF: 0 SAC: 1 DP: 2 HBP: 0	WP: 0 PB: 0 CS: 0	PA: 32
<b>PITCHER</b>	IP	WLS	BF	H	R	ER	SO	BB	IBB	HBP	BLK	WP	HR	S	P	ERA	WHIP					
Steve Woodard, R ERA: 4.01	(1, 1)	8.0	28	6	2	2	7	0	0	0	0	0	0	5	10	27.00	6.000					
Bob Wickman, R ERA: 3.34	(9, 1)	0.1	L	4	1	2	1	1	0	0	0	0	0	5	10	27.00	6.000					

Milwaukee Brewers @ Arizona Diamondbacks  
Bank One Ballpark, Phoenix, AZ  
Sat Aug 29 1998, 10:05 PM EDT  
Att: 44,920 - Dome - 72 F

AB 30  
R 4  
H 7  
RBI 3  
BB 1  
SO 7  
LOB 8





Batter	1	2	3	4	5	6	7	8	9	AB	R	H	RBI	BB	SO	LOB	TOP					
Fernando Vina, L OBP: 0.397, SLG: 0.433	G1-3		G4-3					E9		4	1	2	0	0	0	1						
Marquis Grissom, R OBP: 0.295, SLG: 0.365	G6-3				G5-3			P4		4	0	1	0	0	0	2						
Dave Nilsson, L OBP: 0.331, SLG: 0.383 Valerio De Los Santos, L (6, 1) Darin Jackson, R (8, PH) Bob Wickman, R (8, 1)	G2-3				G3-1					3	0	0	0	0	0	3						
Jeff Cirillo, R OBP: 0.411, SLG: 0.442		G4-3			G6-3					4	1	1	0	0	1	1						
Jeremy Burnitz, L OBP: 0.346, SLG: 0.486										4	0	1	0	0	2	1						
Jose Valentin, S OBP: 0.318, SLG: 0.392										4	0	1	1	0	1	1						
Geoff Jenkins, L OBP: 0.275, SLG: 0.426										4	0	1	0	0	0	1						
Mike Matheny, R OBP: 0.281, SLG: 0.345										2	0	0	0	1	0	1						
Scott Karl, L OBP: 0.157, SLG: 0.128 Bronswell Patrick, R OBP: 0.313, SLG: 0.429 Marc Newfield, R OBP: 0.332, SLG: 0.309 Bob Hamelin, L OBP: 0.301, SLG: 0.427										1	0	0	0	0	1	1						
<b>Inning Stats</b>	R: 0 E: 0 K: 0 S: 4	H: 0 LOB: 0 BB: 0 P: 7	R: 0 E: 0 K: 2 S: 10	H: 0 LOB: 0 BB: 0 P: 15	R: 0 E: 0 K: 1 S: 7	H: 1 LOB: 1 BB: 0 P: 10	R: 0 E: 0 K: 0 S: 3	H: 0 LOB: 0 BB: 0 P: 5	R: 0 E: 0 K: 0 S: 3	H: 1 LOB: 0 BB: 0 P: 6	R: 0 E: 0 K: 0 S: 7	H: 2 LOB: 2 BB: 1 P: 13	R: 1 E: 0 K: 0 S: 12	H: 2 LOB: 0 BB: 0 P: 19	R: 2 E: 1 K: 1 S: 11	H: 2 LOB: 1 BB: 1 P: 21	R: 0 E: 0 K: 1 S: 8	H: 0 LOB: 0 BB: 0 P: 13	1B: 8 2B: 0 3B: 0 HR: 0	SF: 0 SAC: 0 DP: 2 HBP: 0	WP: 0 PB: 0 CS: 0	PA: 34
<b>PITCHER</b>	IP	WLS	BF	H	R	ER	SO	BB	IBB	HBP	BLK	WP	HR	S	P	ERA	WHIP					
Clint Sodowsky, R ERA: 5.54	7.0	W	26	6	2	2	3	2	0	0	1	0	0	47	80	2.57	1.143					
Alan Embree, L ERA: 4.3	0.1		2	1	0	0	0	0	0	0	0	0	0	4	5	0.00	3.000					
Willie Banks, R ERA: 4.84	0.2		3	1	1	0	1	0	0	0	0	0	0	6	11	0.00	1.500					
Gregg Olson, R ERA: 3.02	1.0		3	0	0	0	1	0	0	0	0	0	0	8	13	0.00	0.000					

Milwaukee Brewers @ Arizona Diamondbacks  
Bank One Ballpark, Phoenix, AZ  
Sun Aug 30 1998, 10:05 PM EDT  
Att: 40,508 - Dome - 72 F

AB 32  
R 3  
H 8  
RBI 3  
BB 2  
SO 5  
LOB 13



Batter	1	2	3	4	5	6	7	8	9	AB	R	H	RBI	BB	SO	LOB	BOTTOM				
Andy Fox, L OBP: 0.362, SLG: 0.411			G1-3							4	1	2	0	0	1	0					
Bernard Gilkey, R OBP: 0.318, SLG: 0.315	G5-3		G1-3							4	1	0	0	0	0	2					
Devon White, S OBP: 0.340, SLG: 0.481	G1-3									3	3	2	2	1	0	0					
Matt Williams, R OBP: 0.328, SLG: 0.450										4	2	3	4	0	1	0					
Travis Lee, L OBP: 0.342, SLG: 0.437										4	0	0	0	0	1	2					
Jay Bell, R OBP: 0.357, SLG: 0.434										4	0	2	1	0	1	1					
Tony Batista, R OBP: 0.332, SLG: 0.538 Gregg Olson, R OBP: 0.500, SLG: 2.000										4	0	1	0	0	0	1					
Damian Miller, R OBP: 0.371, SLG: 0.471										3	0	1	0	1	1	0					
Clint Sodowsky, L OBP: 0.143, SLG: 0.143 Alan Embree, L (8, 1) Willie Banks, R (8, 1) Karim Garcia, L OBP: 0.262, SLG: 0.376 (9, 9)										3	0	0	0	0	0	4					
<b>Inning Stats</b>	R: 0 E: 0 K: 1 S: 9	H: 0 LOB: 0 BB: 0 P: 14	R: 1 E: 0 K: 1 S: 14	H: 3 LOB: 2 BB: 1 P: 22	R: 2 E: 0 K: 0 S: 14	H: 1 LOB: 0 BB: 1 P: 26	R: 0 E: 0 K: 0 S: 11	H: 2 LOB: 1 BB: 0 P: 20	R: 2 E: 0 K: 1 S: 13	H: 3 LOB: 1 BB: 0 P: 22	R: 0 E: 0 K: 0 S: 7	H: 0 LOB: 0 BB: 0 P: 10	R: 2 E: 0 K: 1 S: 8	H: 2 LOB: 0 BB: 0 P: 11	R: 0 E: 0 K: 1 S: 7	H: 0 LOB: 0 BB: 0 P: 9	1B: 6 2B: 3 3B: 0 HR: 2	SF: 0 SAC: 0 DP: 2 HBP: 0	WP: 0 PB: 0 CS: 0	PA: 35	
<b>PITCHER</b>	IP	WLS	BF	H	R	ER	SO	BB	IBB	HBP	BLK	WP	HR	S	P	ERA	WHIP				
Scott Karl, L ERA: 4.25	4.2	L	23	9	5	5	2	2	0	0	0	0	0	3	5	9.64	2.357				
Bronswell Patrick, R ERA: 4.06	0.1		1	0	0	0	1	0	0	0	0	0	0	3	5	0.00	0.000				
Valerio De Los Santos, L ERA: 2.38	2.0		8	2	2	2	1	0	0	0	0	0	1	15	21	9.00	1.000				
Bob Wickman, R ERA: 3.3	1.0		3	0	0	0	1	0	0	0	0	0	0	7	9	0.00	0.000				

Milwaukee Brewers @ Arizona Diamondbacks  
Bank One Ballpark, Phoenix, AZ  
Sun Aug 30 1998, 10:05 PM EDT  
Att: 40,508 - Dome - 72 F

AB 33  
R 7  
H 11  
RBI 7  
BB 2  
SO 5  
LOB 10





Batter	1	2	3	4	5	6	7	8	9	AB	R	H	RBI	BB	SO	LOB	TOP											
Darryl Hamilton, L (1, 8) OBP: 0.389, SLG: 0.386										4	3	3	3	1	0	0	<b>Colorado Rockies @ Milwaukee Brewers</b> Milwaukee County Stadium, Milwaukee, WI Tue Sep 01 1998, 8:05 PM EDT Att: 13,347 - Unknown - 79 F											
Neftali Feliz, S (1, 6) OBP: 0.318, SLG: 0.386										5	0	1	1	0	1	2												
Dante Bichette, R (1, 7) OBP: 0.364, SLG: 0.530										4	1	1	1	1	0	2												
Larry Walker, L (1, 9) OBP: 0.420, SLG: 0.614 7 Kurt Abbott, R (9, PH) OBP: 0.302, SLG: 0.388										3	2	2	1	1	1	1												
Vinny Castilla, R (1, 5) OBP: 0.373, SLG: 0.594 Jason Bates, S (9, PH) OBP: 0.277, SLG: 0.228										4	1	1	0	0	2	2												
17 Todd Helton, L (1, 3) OBP: 0.372, SLG: 0.532										4	0	1	0	1	0	2												
3 Mike Lansing, R (1, 4) OBP: 0.313, SLG: 0.384 1 Curtis Goodwin, L (9, PH) OBP: 0.313, SLG: 0.301										3	1	1	2	0	0	1												
Kirt Manwaring, R (1, 2) OBP: 0.334, SLG: 0.323										4	1	1	2	1	0	2												
Jaimey Wright, R (1, 1) OBP: 0.246, SLG: 0.392 Angel Echeverria, R (7, PH) OBP: 0.400, SLG: 0.800 Curt Leskanic, R (7, 1) OBP: 0.295 Chuck McLeroy, L (7, 1) OBP: 0.295, SLG: 0.230 Jeff Reed, L (8, PH) OBP: 0.275, SLG: 0.477 Mike DeJean, R (8, 1) OBP: 0.286, SLG: 0.450 Terry Shupert, R (9, PH) OBP: 0.286, SLG: 0.450 Jerry Dipoto, R (9, 1) OBP: 0.286, SLG: 0.450										2	0	0	0	0	2	1												
<b>Inning Stats</b>	R: 1 E: 0 K: 1 S: 13	H: 1 LOB: 1 BB: 1 P: 25	R: 0 E: 0 K: 1 S: 13	H: 1 LOB: 1 BB: 0 P: 17	R: 0 E: 0 K: 1 S: 7	H: 0 LOB: 0 BB: 0 P: 10	R: 1 E: 0 K: 0 S: 7	H: 1 LOB: 1 BB: 1 P: 16	R: 1 E: 0 K: 2 S: 14	H: 2 LOB: 1 BB: 0 P: 19	R: 0 E: 0 K: 1 S: 7	H: 0 LOB: 0 BB: 0 P: 12	R: 1 E: 0 K: 0 S: 8	H: 2 LOB: 1 BB: 0 P: 10	R: 5 E: 0 K: 0 S: 14	H: 3 LOB: 0 BB: 2 P: 27		R: 3 E: 0 K: 1 S: 15	H: 4 LOB: 1 BB: 0 P: 24	1B: 6 2B: 6 3B: 1 HR: 1	SF: 1 SAC: 0 DP: 1 HBP: 1	WP: 0 PA: 45 PB: 0 SB: 0 CS: 0						
<b>PITCHER</b>	IP WLS BF H R ER SO BB IBB HBP BLK WP HR S P ERA WHIP	5.0 L 22 5 3 3 5 2 0 0 0 0 0 0 54 87 5.40 1.400	2.0 8 2 1 1 1 0 0 0 0 0 0 0 15 22 4.50 1.000	0.0 1 1 1 1 0 0 0 0 0 0 0 0 1 3 = =	0.0 3 1 0 0 0 1 0 1 0 0 0 5 10 = =	2.0 11 5 7 7 1 1 0 0 0 0 0 1 23 38 31.50 3.000											IP WLS BF H R ER SO BB IBB HBP BLK WP HR S P ERA WHIP											
Bill Pulsipher, L (1, 1) ERA: 4.14											5.0	L	22	5	3	3	5	2	0	0	0	0	0	0	54	87	5.40	1.400
David Weathers, R (6, 1) ERA: 5.12											2.0		8	2	1	1	1	0	0	0	0	0	0	0	15	22	4.50	1.000
Mike Myers, L (8, 1) ERA: 2.95											0.0		1	1	1	1	0	0	0	0	0	0	0	0	1	3	=	=
Eric Plunk, R (8, 1) ERA: 4.37											0.0		3	1	0	0	0	1	0	1	0	0	0	5	10	=	=	
Bronswell Patrick, R (8, 1) ERA: 4.46											2.0		11	5	7	7	1	1	0	0	0	0	0	1	23	38	31.50	3.000

AB 39  
R 12  
H 14  
RBI 12  
BB 4  
SO 7  
LOB 18



Batter	1	2	3	4	5	6	7	8	9	AB	R	H	RBI	BB	SO	LOB	BOTTOM											
Fernando Vina, L (1, 4) OBP: 0.394, SLG: 0.429										5	0	0	0	0	1	5	<b>Colorado Rockies @ Milwaukee Brewers</b> Milwaukee County Stadium, Milwaukee, WI Tue Sep 01 1998, 8:05 PM EDT Att: 13,347 - Unknown - 79 F											
Mark Loretta, R (1, 6) OBP: 0.384, SLG: 0.409 Bobby Hughes, R (9, PH) OBP: 0.298, SLG: 0.412										3	1	2	0	1	0	0												
Dave Nilsson, L (1, 2) OBP: 0.330, SLG: 0.381										4	0	1	0	0	0	5												
Jeff Cirillo, R (1, 5) OBP: 0.412, SLG: 0.442										3	1	1	0	1	0	2												
Jeromy Burnitz, L (1, 9) OBP: 0.347, SLG: 0.491										3	1	1	2	1	0	2												
Marquis Grissom, R (1, 8) OBP: 0.294, SLG: 0.364										4	0	1	0	0	0	2												
Bob Hamelin, L (1, 3) OBP: 0.293, SLG: 0.413										4	0	0	1	0	0	2												
Geoff Jenkins, L (1, 7) OBP: 0.284, SLG: 0.430										3	0	2	0	1	0	1												
Bill Pulsipher, L (1, 1) ERA: 2.22, SLG: 0.222 John Latta, R (5, PH) OBP: 0.297, SLG: 0.349 David Weathers, R (6, 1) OBP: 0.295, SLG: 0.182 Jose Valentin, R (7, PH) OBP: 0.225, SLG: 0.392 Mike Myers, L (8, 1) OBP: 0.286, SLG: 0.450 Eric Plunk, R (8, 1) OBP: 0.286, SLG: 0.450 Mike Matheny, R (8, 2) OBP: 0.286, SLG: 0.450 Bronswell Patrick, R (8, 1) OBP: 0.286, SLG: 0.450										1	0	0	0	0	0	1												
<b>Inning Stats</b>	R: 0 E: 0 K: 0 S: 5	H: 0 LOB: 0 BB: 0 P: 7	R: 0 E: 0 K: 0 S: 9	H: 0 LOB: 1 BB: 1 P: 15	R: 0 E: 0 K: 0 S: 8	H: 2 LOB: 2 BB: 0 P: 16	R: 0 E: 0 K: 0 S: 5	H: 0 LOB: 0 BB: 1 P: 10	R: 0 E: 0 K: 1 S: 8	H: 0 LOB: 2 BB: 2 P: 21	R: 2 E: 0 K: 0 S: 10	H: 3 LOB: 0 BB: 0 P: 16	R: 0 E: 0 K: 0 S: 8	H: 1 LOB: 3 BB: 2 P: 19	R: 1 E: 0 K: 0 S: 12	H: 2 LOB: 1 BB: 0 P: 18		R: 0 E: 0 K: 1 S: 8	H: 0 LOB: 0 BB: 0 P: 11	1B: 7 2B: 2 3B: 0 HR: 1	SF: 0 SAC: 0 DP: 3 HBP: 0	WP: 0 PA: 38 PB: 1 SB: 0 CS: 1						
<b>PITCHER</b>	IP WLS BF H R ER SO BB IBB HBP BLK WP HR S P ERA WHIP	6.0 W 24 5 2 2 1 4 0 0 0 0 0 0 7 45 3.00 1.500	0.2 5 1 0 0 0 2 0 0 0 0 0 0 7 17 0.00 4.500	0.1 1 0 0 0 0 0 0 0 0 0 0 0 1 2 0.00 0.000	1.0 5 2 1 1 0 0 0 0 0 0 0 0 12 18 9.00 2.000	1.0 3 0 0 0 1 0 0 0 0 0 0 0 8 11 0.00 0.000											IP WLS BF H R ER SO BB IBB HBP BLK WP HR S P ERA WHIP											
Jaimey Wright, R (1, 1) ERA: 5.78											6.0	W	24	5	2	2	1	4	0	0	0	0	0	0	7	45	3.00	1.500
Curt Leskanic, R (7, 1) ERA: 3.99											0.2		5	1	0	0	0	2	0	0	0	0	0	0	7	17	0.00	4.500
Chuck McLeroy, L (7, 1) ERA: 1.92											0.1		1	0	0	0	0	0	0	0	0	0	0	0	1	2	0.00	0.000
Mike DeJean, R (8, 1) ERA: 3.03											1.0		5	2	1	1	0	0	0	0	0	0	0	0	12	18	9.00	2.000
Jerry Dipoto, R (9, 1) ERA: 3.63											1.0		3	0	0	0	1	0	0	0	0	0	0	0	8	11	0.00	0.000

AB 32  
R 3  
H 8  
RBI 3  
BB 6  
SO 2  
LOB 20





Batter	1	2	3	4	5	6	7	8	9	AB	R	H	RBI	BB	SO	LOB	TOP					
Darryl Hamilton, L (1, 8) OBP: 0.394, SLG: 0.395	2-2 SH5-4 2B		0-1 1B			0-1 1B 1B	2-2 1B 2B			4	1	4	0	0	0	0						
Neft Perez, S (1, 6) OBP: 0.319, SLG: 0.387	1-1 SH5-4 2-3		0-0 F8			0-0 SH1-4 1-2 2-3	1-1 1B			2	0	1	0	0	0	1						
Dante Bichette, R (1, 7) OBP: 0.363, SLG: 0.528	3-3 K			0-0 F8		3-1 1B	0-1 P4			4	0	1	2	0	1	3						
Larry Walker, L (1, 9) OBP: 0.416, SLG: 0.608	0-1 G4-3			0-0 G6-3		2-3 K		1-1 G6-3		4	0	0	0	0	1	2						
Vinny Castilla, R (1, 5)		3-3 K		0-0 G5-3		0-0 G1-3		2-3 K		4	0	0	0	0	2	1						
17 Todd Helton, L (1, 3) OBP: 0.371, SLG: 0.528		2-2 G3-6 HBP			0-2 G4-3		2-2 L9	0-3 K		3	0	0	0	0	1	0						
3 Mike Lansing, R (1, 4) OBP: 0.316, SLG: 0.383		0-0 G3-6 1-2			2-2 G6-3		0-1 HR 1B		2-1 G4-3	4	1	1	0	0	0	1						
Kirt Manwaring, R (1, 2) OBP: 0.334, SLG: 0.335			0-3 K		3-3 K		1-1 HR		2-3 K	3	1	1	2	0	2	0						
David Wainhouse, L (7, 1)										0	0	0	0	0	0	0						
Jason Bates, S (9, PH) OBP: 0.273, SLG: 0.224							1-H HR			1	0	0	0	0	1	0						
Pedro Astacio, R (1, 1) OBP: 0.167, SLG: 0.173				0-0 F9		0-0 SH1-4 1B 1B	2-3 K		2-1 F8	2	1	1	0	0	0	0						
Jeff Reed, L (7, PH) OBP: 0.376, SLG: 0.472										2	0	0	0	0	1	0						
<b>Inning Stats</b>	R: 0 E: 0 K: 1 S: 10	H: 1 LOB: 1 BB: 0 P: 16	R: 0 E: 0 K: 1 S: 6	H: 0 LOB: 0 BB: 0 P: 11	R: 0 E: 0 K: 1 S: 7	H: 1 LOB: 1 BB: 0 P: 7	R: 0 E: 0 K: 0 S: 3	H: 0 LOB: 0 BB: 0 P: 3	R: 0 E: 0 K: 1 S: 13	H: 0 LOB: 0 BB: 0 P: 18	R: 2 E: 0 K: 1 S: 11	H: 3 LOB: 1 BB: 0 P: 16	R: 2 E: 0 K: 1 S: 23	H: 4 LOB: 2 BB: 0 P: 31	R: 0 E: 0 K: 2 S: 12	H: 0 LOB: 0 BB: 0 P: 15	R: 0 E: 0 K: 1 S: 7	H: 0 LOB: 0 BB: 0 P: 13	1B: 6 2B: 2 3B: 0 HR: 1	SF: 0 SAC: 2 DP: 1 HBP: 1	WP: 0 PB: 0 SB: 1 CS: 0	PA: 36
<b>PITCHER</b>	IP WLS BF H R ER SO BB IBB HBP BLK WP HR S P ERA WHIP	6.0 W 23 5 2 2 5 0 0 1 0 0 0 50 71 3.00 0.833	1.0 7 4 2 2 1 0 0 0 0 0 0 1 23 31 18.00 4.000	1.0 3 0 0 0 2 0 0 0 0 0 0 0 12 15 0.00 0.000	1.0 3 0 0 0 1 0 0 0 0 0 0 0 7 13 0.00 0.000	<b>PITCHER</b>										IP WLS BF H R ER SO BB IBB HBP BLK WP HR S P ERA WHIP						

Colorado Rockies @ Milwaukee Brewers  
 Milwaukee County Stadium, Milwaukee, WI  
 Wed Sep 02 1998, 8:05 PM EDT  
 Att: 10,584 - Cloudy - 73 F

AB	33
R	4
H	9
RBI	4
BB	0
SO	9
LOB	8



Batter	1	2	3	4	5	6	7	8	9	AB	R	H	RBI	BB	SO	LOB	BOTTOM			
Fernando Vina, L (1, 4) OBP: 0.393, SLG: 0.428	0-3 K			1-1 G1-3		1-0 2B 1B	2-1 G4-6-3			4	1	1	0	0	1	1				
Mark Loretta, R (1, 6) OBP: 0.387, SLG: 0.417	0-1 P5			4-2 HR BB		1 SAFE 2-1 1-H HR 2B		0-0 1B 2B		3	3	2	1	1	0	0				
Dave Nilsson, L (1, 3) OBP: 0.332, SLG: 0.395	0-3 K			1-0 P6		0-0 HR		0-1 G1-6-3 1B		4	1	2	3	0	1	1				
Jose Valentin, S (6, PR) OBP: 0.320, SLG: 0.392						2-H HR		2-H 1B		0	0	0	0	0	0	0				
Jeff Cirillo, R (1, 5) OBP: 0.412, SLG: 0.448		2-1 P5		1 SAFE 1-0 1-H HR		3-2 HR 1B		2-1 G1-6-3 1-2 1B		4	2	2	2	0	0	1				
Jeremy Burnitz, L (1, 9) OBP: 0.348, SLG: 0.497		2-3 K		1-3 K		0-0 HR		0-1 FC6-4 1B		4	1	2	2	0	2	0				
Marquis Grissom, R (1, 8) OBP: 0.292, SLG: 0.360		2-2 G6-3			0-1 L9	1-3 K		0-0 FC6-4		4	0	0	0	0	1	1				
Geoff Jenkins, L (1, 7) OBP: 0.280, SLG: 0.424			2-1 F9		1-3 K	1-1 G6-3				3	0	0	0	0	1	0				
Bobby Hughes, R (1, 2) OBP: 0.299, SLG: 0.411			2-1 F8				0-2 G4-6-3 1B			3	0	1	0	0	0	0				
Mike Matheny, R (8, 2) OBP: 0.280, SLG: 0.344					0-0 G6-3					0	0	0	0	0	0	0				
52 Rafael Roque, L (1, 1) OBP: 0.111, SLG: 0.111					0-1 G6-3		0-3 K		2-3 K	2	0	0	0	0	1	0				
Eric Plunk, R (7, 1)										0	0	0	0	0	0	0				
Bob Hamelin, L (7, PH) OBP: 0.291, SLG: 0.410										1	0	0	0	0	1	1				
Mike Myers, L (8, 1)										0	0	0	0	0	0	0				
Bob Wickman, R (9, 1)										0	0	0	0	0	0	0				
<b>Inning Stats</b>	R: 0 E: 0 K: 2 S: 8	H: 0 LOB: 0 BB: 0 P: 8	R: 0 E: 0 K: 1 S: 8	H: 0 LOB: 0 BB: 0 P: 14	R: 0 E: 0 K: 0 S: 6	H: 0 LOB: 0 BB: 0 P: 10	R: 2 E: 0 K: 1 S: 10	H: 1 LOB: 1 BB: 1 P: 18	R: 0 E: 0 K: 1 S: 6	H: 0 LOB: 0 BB: 0 P: 7	R: 5 E: 0 K: 2 S: 16	H: 5 LOB: 0 BB: 0 P: 24	R: 0 E: 0 K: 1 S: 8	H: 1 LOB: 0 BB: 0 P: 12	R: 1 E: 0 K: 0 S: 8	H: 3 LOB: 1 BB: 0 P: 10	1B: 5 2B: 2 3B: 0 HR: 3	SF: 0 SAC: 0 DP: 2 HBP: 0	WP: 0 PB: 0 SB: 0 CS: 0	PA: 33
<b>PITCHER</b>	IP WLS BF H R ER SO BB IBB HBP BLK WP HR S P ERA WHIP	6.0 L 25 6 7 7 7 1 0 0 0 0 0 3 54 10.50 1.167	2.0 8 4 1 1 1 0 0 0 0 0 0 0 16 22 4.50 2.000	<b>PITCHER</b>										IP WLS BF H R ER SO BB IBB HBP BLK WP HR S P ERA WHIP						

Colorado Rockies @ Milwaukee Brewers  
 Milwaukee County Stadium, Milwaukee, WI  
 Wed Sep 02 1998, 8:05 PM EDT  
 Att: 10,584 - Cloudy - 73 F

AB	32
R	8
H	10
RBI	8
BB	1
SO	8
LOB	5





Batter	1	2	3	4	5	6	7	8	9	AB	R	H	RBI	BB	SO	LOB	TOP										
Darryl Hamilton, L (1, 8) OBP: 0.395, SLG: 0.398	G4-3		1B		1B		1B		G4-3	5	0	3	0	0	0	0	<b>Colorado Rockies @ Milwaukee Brewers</b> Milwaukee County Stadium, Milwaukee, WI Thu Sep 03 1998, 8:05 PM EDT Att: 12,327 - Cloudy - 73 F										
Neftali Feliz, S (1, 6) OBP: 0.320, SLG: 0.387	BB 1B		K		1B		P6			4	1	2	0	0	1	2											
Dante Bichette, R (1, 7) OBP: 0.362, SLG: 0.526	K		K				FC6-4			4	0	1	0	0	2	3											
Larry Walker, L (1, 9) OBP: 0.419, SLG: 0.608	1B				1B		G4-6-3		1B	3	1	2	0	1	0	3											
Vinny Castilla, R (1, 5) OBP: 0.371, SLG: 0.595	1B						HR		L8	4	1	2	2	0	0	2											
17 Todd Helton, L (1, 3) OBP: 0.370, SLG: 0.525		G1-6-3		G3		G6-3			BB	3	0	0	0	1	0	1											
3 Mike Lansing, R (1, 4) OBP: 0.315, SLG: 0.382		G5-3		1B		L7			G5-4-3	4	0	1	1	0	0	2											
22 Mark Strittmatter, R (1, 2) Jason Bates, S (9, PH) OBP: 0.269, SLG: 0.220		K		K		K			L3	3	0	0	0	0	3	1											
John Thomson, R (1, 1) 7 Kurt Abbott, R (7, PH) Curt Leskanic, R (7, 1) Chuck McElroy, L (8, 1) Jeff Reed, L (9, PH) OBP: 0.200, SLG: 0.200			G5-3		K		F8		K	2	0	0	0	0	1	0											
<b>Inning Stats</b>	R: 1 E: 0 K: 1 S: 11	H: 2 LOB: 1 BB: 1 P: 21	R: 0 E: 0 K: 1 S: 9	H: 0 LOB: 0 BB: 0 P: 16	R: 0 E: 0 K: 2 S: 12	H: 1 LOB: 1 BB: 0 P: 18	R: 1 E: 0 K: 1 S: 8	H: 2 LOB: 1 BB: 0 P: 14	R: 0 E: 0 K: 1 S: 9	H: 3 LOB: 2 BB: 0 P: 11	R: 1 E: 0 K: 1 S: 8	H: 1 LOB: 1 BB: 0 P: 17	R: 0 E: 0 K: 0 S: 5	H: 1 LOB: 1 BB: 0 P: 7	R: 0 E: 0 K: 0 S: 9	H: 1 LOB: 1 BB: 1 P: 17		R: 0 E: 0 K: 1 S: 8	H: 0 LOB: 0 BB: 0 P: 11	1B: 10 2B: 0 3B: 0 HR: 1	SF: 0 SAC: 0 DP: 2 HBP: 0	WP: 0 PB: 0 SB: 1 CS: 0	PA: 37				
<b>PITCHER</b>	IP	WLS	BF	H	R	ER	SO	BB	IBB	HBP	BLK	WP	HR	S	P	ERA	WHIP										
48 Brad Woodall, L (1, 1) ERA: 4.9	6.0	W	26	9	3	3	7	1	0	0	0	0	1	57	16	4.50	1.667										
David Weathers, R (7, 1) ERA: 5.05	1.1		6	2	0	0	0	0	0	0	0	0	0	10	6	0.00	1.500										
Mike Myers, L (8, 1) ERA: 2.89	0.0		1	0	0	0	0	1	0	0	0	0	0	2	6	∞	∞										
Chad Fox, R (8, 1) ERA: 4.1	0.2		1	0	0	0	0	0	0	0	0	0	0	2	2	0.00	0.000										
Bob Wickman, R (9, 1) ERA: 3.21	1.0		3	0	0	0	1	0	0	0	0	0	0	8	11	0.00	0.000										

Batter	1	2	3	4	5	6	7	8	9	AB	R	H	RBI	BB	SO	LOB	BOTTOM										
Fernando Vina, L (1, 4) OBP: 0.391, SLG: 0.425	G4-3		K		F8		G4-6-3			4	0	0	0	0	1	2	<b>Colorado Rockies @ Milwaukee Brewers</b> Milwaukee County Stadium, Milwaukee, WI Thu Sep 03 1998, 8:05 PM EDT Att: 12,327 - Cloudy - 73 F										
Mark Loretta, R (1, 6) OBP: 0.391, SLG: 0.422	G6-3			HR	HR			G4-3 HR		3	3	2	0	1	0	0											
Dave Nilsson, L (1, 3) OBP: 0.334, SLG: 0.419	K			HR	HR			G4-3		4	2	2	4	0	1	1											
Jeff Cirillo, R (1, 5) OBP: 0.412, SLG: 0.447		G5-3								3	0	1	0	0	1	0											
Jose Valentin, S (7, 6) OBP: 0.319, SLG: 0.391				FC5-4 1B	K			K		1	0	0	0	0	1	1											
Jeremy Burnitz, L (1, 9) OBP: 0.349, SLG: 0.503		L6					G4-3			4	1	2	2	0	0	0											
Marquis Grissom, R (1, 8) OBP: 0.292, SLG: 0.362		K			FC5-4 1B		G6-3			4	0	1	0	0	1	2											
Geoff Jenkins, L (1, 7) OBP: 0.275, SLG: 0.415			G4-3		G3-2-5		K			4	0	0	0	0	2	3											
Mike Matheny, R (1, 2) OBP: 0.281, SLG: 0.341							K		G5-3	2	0	0	0	1	1	0											
48 Brad Woodall, S (1, 1) OBP: 0.353, SLG: 0.400										2	1	1	1	0	0	1											
David Weathers, R (7, 1) ERA: 5.05										1	0	1	0	0	0	0											
Mike Myers, L (8, 1) ERA: 2.89										0	0	0	0	0	0	0											
Chad Fox, R (8, 1) ERA: 4.1										0	0	0	0	0	0	0											
Bob Wickman, R (9, 1) ERA: 3.21										0	0	0	0	0	0	0											
<b>Inning Stats</b>	R: 0 E: 0 K: 1 S: 7	H: 0 LOB: 0 BB: 0 P: 9	R: 0 E: 0 K: 1 S: 7	H: 0 LOB: 0 BB: 0 P: 11	R: 0 E: 0 K: 1 S: 13	H: 0 LOB: 1 BB: 1 P: 21	R: 2 E: 0 K: 0 S: 15	H: 4 LOB: 1 BB: 0 P: 22	R: 3 E: 0 K: 2 S: 11	H: 2 LOB: 0 BB: 1 P: 19	R: 0 E: 0 K: 1 S: 11	H: 0 LOB: 0 BB: 0 P: 17	R: 0 E: 0 K: 0 S: 10	H: 1 LOB: 0 BB: 0 P: 14	R: 2 E: 0 K: 2 S: 17	H: 3 LOB: 1 BB: 0 P: 24	R: 2 E: 0 K: 2 S: 17	H: 3 LOB: 1 BB: 0 P: 24	1B: 4 2B: 3 3B: 0 HR: 4	SF: 0 SAC: 0 DP: 2 HBP: 0	WP: 0 PB: 0 SB: 0 CS: 0	PA: 34					
<b>PITCHER</b>	IP	WLS	BF	H	R	ER	SO	BB	IBB	HBP	BLK	WP	HR	S	P	ERA	WHIP										
John Thomson, R (1, 1) ERA: 4.71	6.0	L	25	6	5	5	6	2	0	0	0	0	0	64	99	7.50	1.333										
Curt Leskanic, R (7, 1) ERA: 3.46	1.0		4	2	1	1	0	0	0	0	0	0	0	13	19	9.00	2.000										
Chuck McElroy, L (8, 1) ERA: 2.03	1.0		5	2	1	1	2	0	0	0	0	0	1	14	19	9.00	2.000										

AB	35
R	3
H	11
RBI	3
BB	2
SO	8
LOB	14





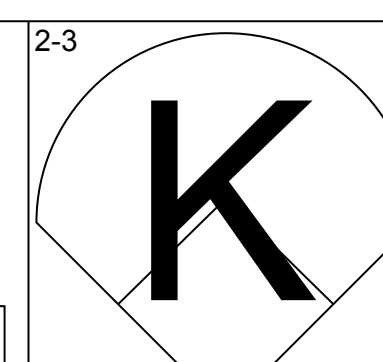
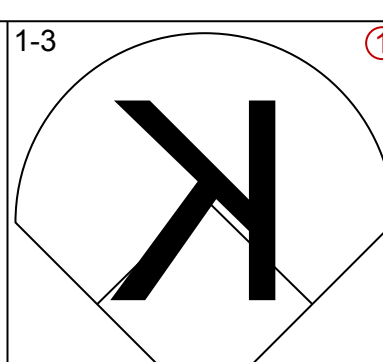
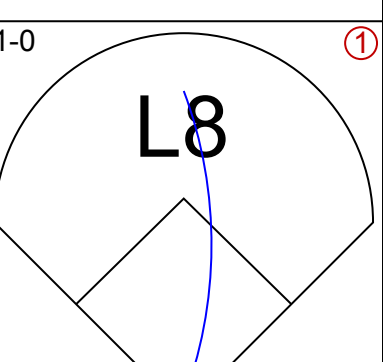
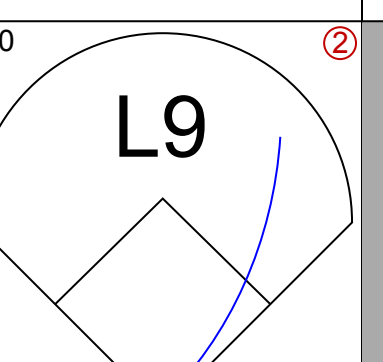
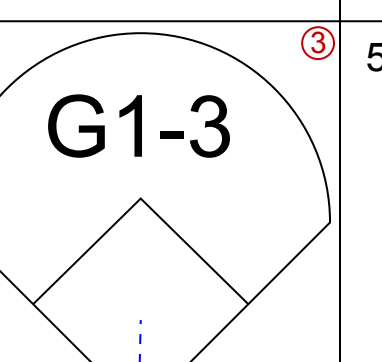
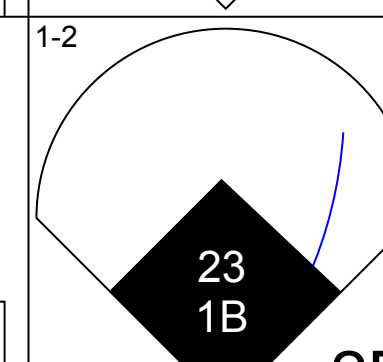
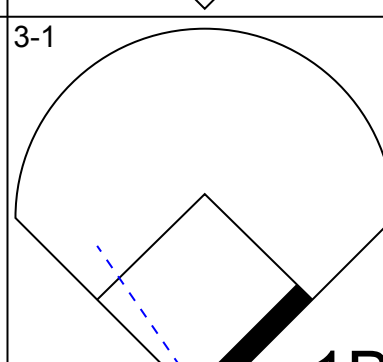
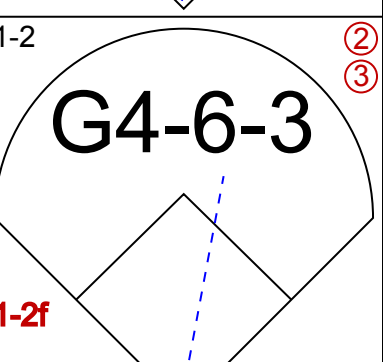
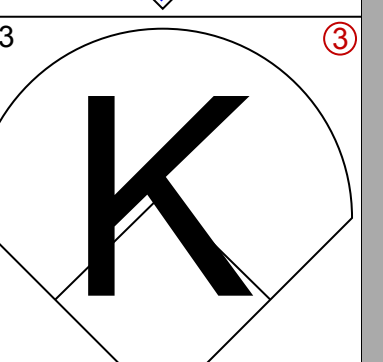
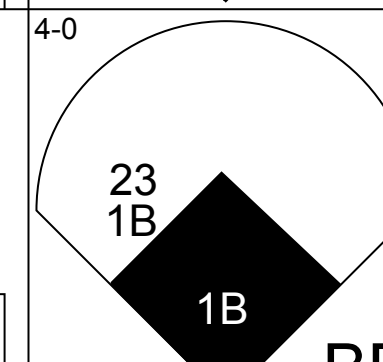
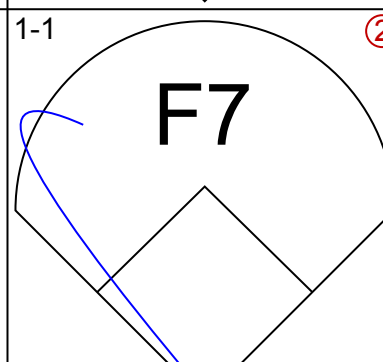
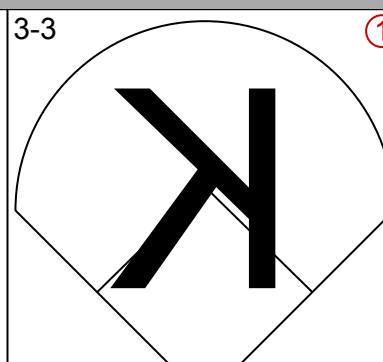
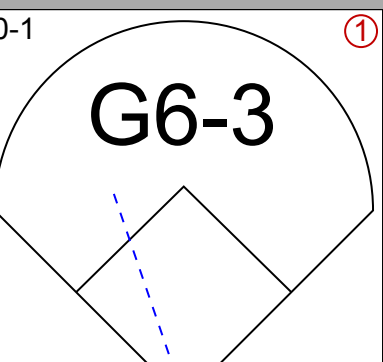
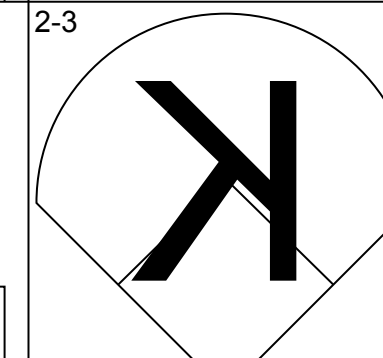
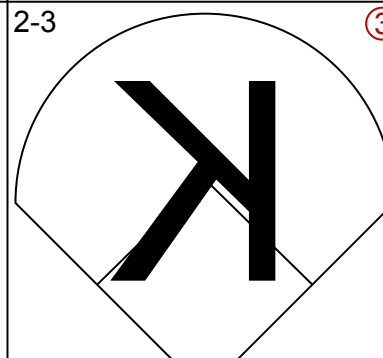
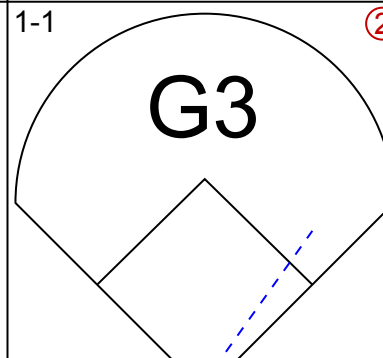
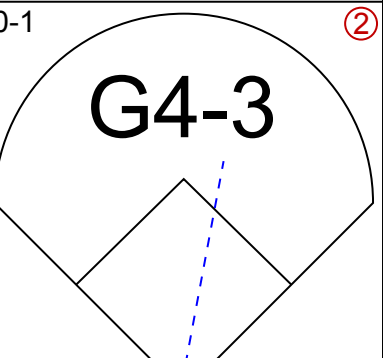
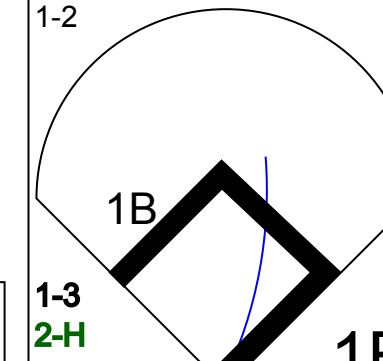
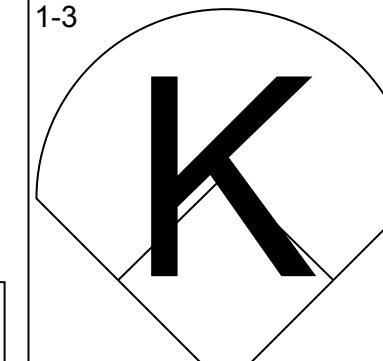
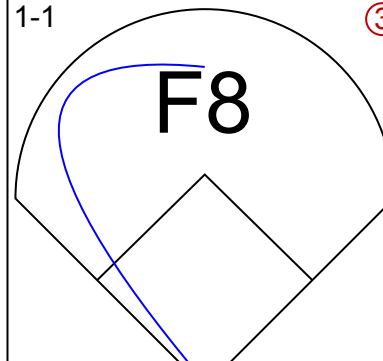
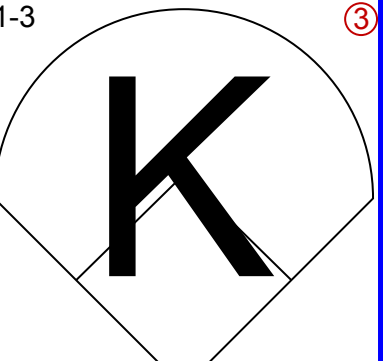
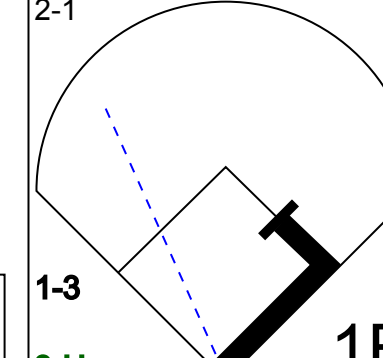
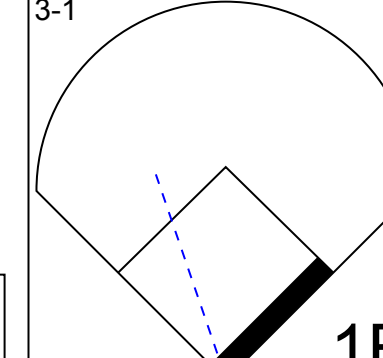
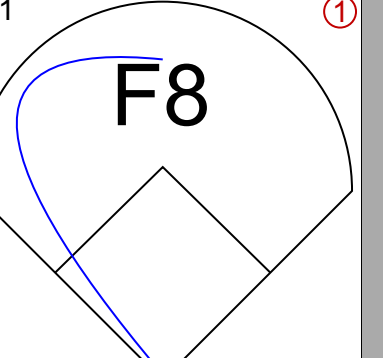
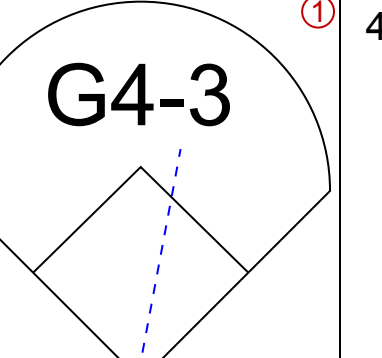
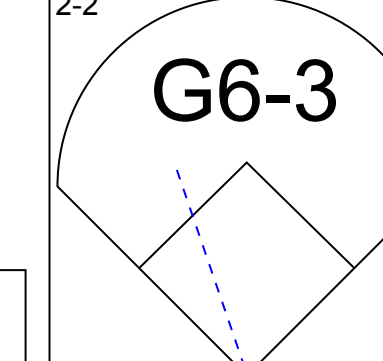
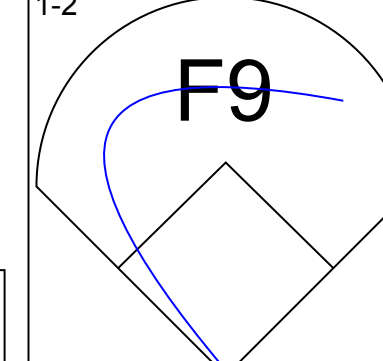
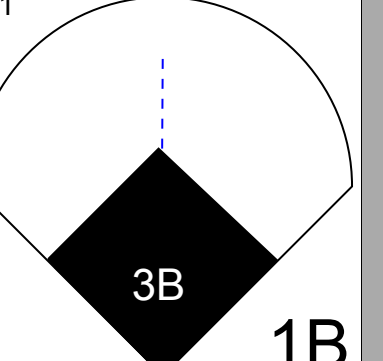
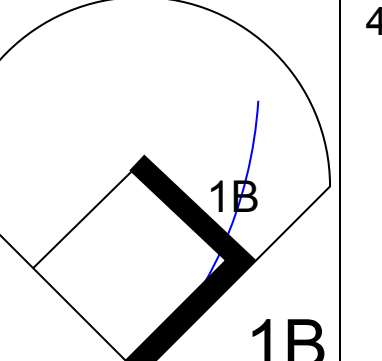
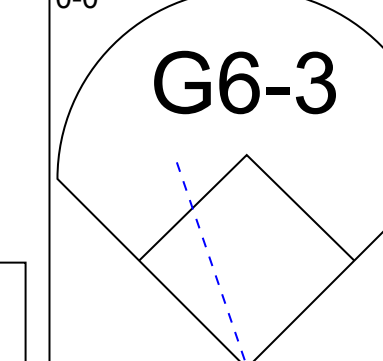
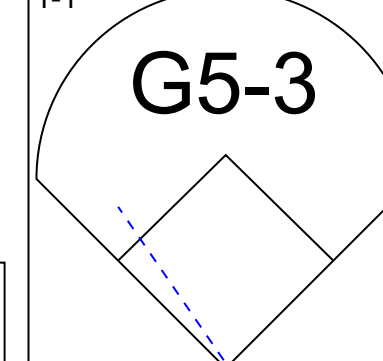
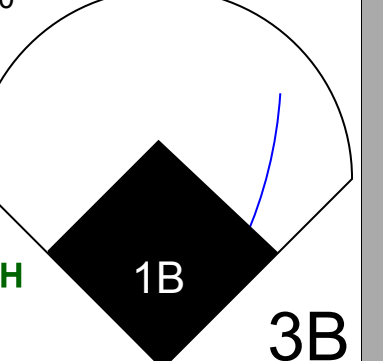
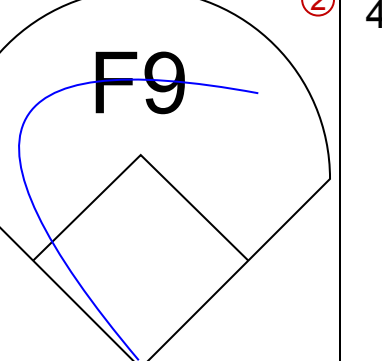

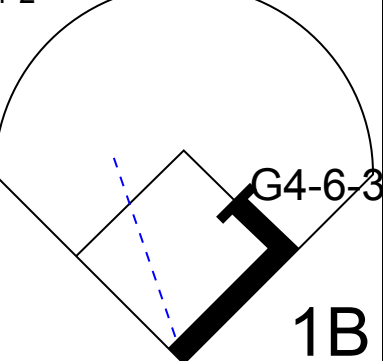
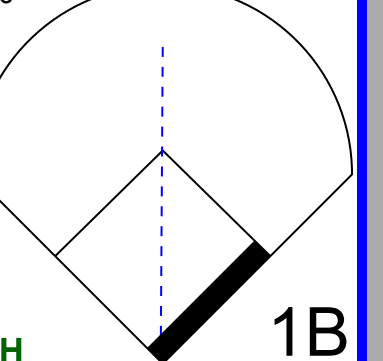
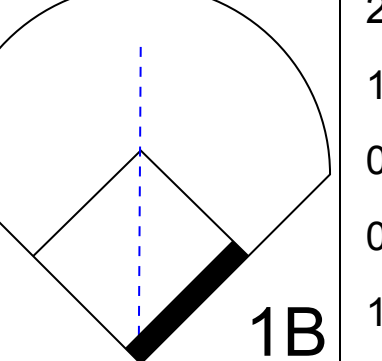
Batter	1	2	3	4	5	6	7	8	9	AB	R	H	RBI	BB	SO	LOB	TOP			
Doug Glanville, R (1, 8) OBP: 0.342, SLG: 0.399	1-1 E5 BB SF9	0-3 K2-3		0-0 SH SF9 S		1-1 G6-3			1-0 F8	4	1	0	0	0	1	1	<b>Philadelphia Phillies @ Milwaukee Brewers</b> Milwaukee County Stadium, Milwaukee, WI Fri Sep 04 1998, 8:05 PM EDT Att: 17,160 - Unknown - 74 F <a href="http://livebaseballscorecards.com">livebaseballscorecards.com</a>			
Desi Relaford, S (1, 6) OBP: 0.294, SLG: 0.325	1-0 E4 SF9 BB	2-1 L8		3-2 SF9			0-0 F9		1-0 G5-3	4	1	0	1	0	0	2				
Scott Rolen, R (1, 5) OBP: 0.381, SLG: 0.523	4-2 1B WP 1-2 2-3 BB		0-1 HR				1-0 F7		1-3 K	4	2	1	1	1	1	2				
Rico Brogna, L (1, 3) OBP: 0.325, SLG: 0.456	1-2 SF9		1-1 E		0-2 F8				3-2 G4-3	3	0	1	1	0	0	1				
Wendell Magee, R (1, 7) OBP: 0.308, SLG: 0.500	3-1 G3-1 WP 1-3 3-H 1B		0-0 L8		0-1 P4				0-3 K	4	1	1	0	0	1	1				
Bobby Abreu, L (1, 9) OBP: 0.406, SLG: 0.483	3-2 G3-1		2-0 F8		0-0 G4-3				1-1 S 1B	4	0	1	0	0	0	2				
Mark Lewis, R (1, 4) OBP: 0.306, SLG: 0.348	0-0 1B		0-0 E6		1-3 K				1-3 K	4	0	1	1	0	2	2				
Bobby Estalella, R (1, 2) OBP: 0.223, SLG: 0.355	2-1 G5-3		1-1 F9		0-0 F9				3-3 K	4	0	0	0	0	1	4				
Curt Schilling, R (1, 1) Wayne Gomes, R (8, 1) Yorkis Perez, L (8, 1) Kevin Sefcik, R (8, PH) Ricky Bottalico, L (9, 1)		2-2 G6-3		1-1 SH SF9 2B		0-1 G4-3			0-0 G5-3 1B	3	1	1	0	0	0	0	<b>Phillies</b>			
<b>Inning Stats</b>	R: 4 E: 2 K: 0 S: 17	H: 2 LOB: 1 BB: 1 P: 32	R: 0 E: 0 K: 1 S: 9	H: 0 LOB: 0 BB: 0 P: 13	R: 1 E: 1 K: 0 S: 9	H: 2 LOB: 2 BB: 0 P: 13	R: 1 E: 0 K: 0 S: 10	H: 1 LOB: 1 BB: 0 P: 14	R: 0 E: 0 K: 0 S: 5	H: 0 LOB: 0 BB: 0 P: 6	R: 0 E: 0 K: 0 S: 5	H: 0 LOB: 0 BB: 0 P: 9	R: 0 E: 0 K: 3 S: 11	H: 1 LOB: 1 BB: 0 P: 16	R: 0 E: 0 K: 1 S: 6	H: 1 LOB: 1 BB: 0 P: 9		1B: 5 2B: 1 3B: 0 HR: 1	SF: 2 SAC: 1 DP: 0 HBP: 0	WP: 1 PB: 1 SB: 2 CS: 0
<b>PITCHER</b>	IP WLS BF H R ER SO BB IBB HBP BLK WP HR S P ERA WHIP																			
Steve Woodard, R (1, 1) ERA: 4.02	4.0 L 22 5 6 2 1 1 0 0 0 0 1 1 45 72 4.50 1.500																			
Valerio De Los Santos, L (5, 1) ERA: 1.88	3.0 9 0 0 0 1 0 0 0 0 0 0 0 16 22 0.00 0.000																			
Bronswell Patrick, R (8, 1) ERA: 4.33	2.0 8 2 0 0 4 0 0 0 0 0 0 0 17 25 0.00 1.000																			

Batter	1	2	3	4	5	6	7	8	9	AB	R	H	RBI	BB	SO	LOB	BOTTOM					
Fernando Vina, L (1, 4) OBP: 0.392, SLG: 0.426	2-2 G4-3 2B		4-2 G4-6-3 BB		1-1 L9		0-0 G4-3		4-1 BB	3	1	1	0	2	0	0	<b>Philadelphia Phillies @ Milwaukee Brewers</b> Milwaukee County Stadium, Milwaukee, WI Fri Sep 04 1998, 8:05 PM EDT Att: 17,160 - Unknown - 74 F <a href="http://livebaseballscorecards.com">livebaseballscorecards.com</a>					
Mark Loretta, R (1, 3) OBP: 0.391, SLG: 0.430	2-0 G4-3		2-3 K		0-1 HR			1-2 HBP 1B	2-3 K	5	1	2	1	0	2	3						
Dave Nilsson, L (1, 2) OBP: 0.333, SLG: 0.420	3-2 2B		2-1 G4-6-3 1-2		3-3 K			1-2 P6		4	0	1	1	0	1	2						
Jeff Cirillo, R (1, 5) OBP: 0.411, SLG: 0.446	1-3 K		2-3 K		0-0 L9			0-0 HBP 1B	1-2 1B	4	0	1	0	0	2	1						
Jeromy Burnitz, L (1, 9) OBP: 0.348, SLG: 0.500	0-1 G3-1		4-0 1B 1B BB		3-3 K			1-1 F7		3	0	0	0	1	1	3						
Marquis Grissom, R (1, 8) OBP: 0.293, SLG: 0.361		3-3 K		2-0 1B 1B		0-0 F9		2-1 1-2 2-3 HBP		3	0	1	0	0	1	0						
Jose Valentin, S (1, 6) John Jaha, R (8, PH) Geoff Jenkins, L (1, 7) Steve Woodard, L (1, 1) Bob Hamelin, L (4, PH) Valerio De Los Santos, L (5, 1) Marc Newfield, R (7, PH) Bronswell Patrick, R (8, 1) Darrin Jackson, R (8, PH)		0-3 K		1-1 1B		2-3 K		2-3 K		3	0	1	0	0	2	0		<b>Brewers</b>				
<b>Inning Stats</b>	R: 1 E: 0 K: 1 S: 19	H: 2 LOB: 1 BB: 0 P: 27	R: 0 E: 0 K: 2 S: 12	H: 1 LOB: 0 BB: 0 P: 19	R: 0 E: 0 K: 1 S: 10	H: 0 LOB: 0 BB: 1 P: 18	R: 0 E: 0 K: 3 S: 12	H: 2 LOB: 3 BB: 1 P: 25	R: 1 E: 0 K: 1 S: 9	H: 1 LOB: 0 BB: 0 P: 13	R: 0 E: 0 K: 2 S: 7	H: 0 LOB: 0 BB: 0 P: 12	R: 0 E: 0 K: 0 S: 7	H: 0 LOB: 0 BB: 0 P: 11	R: 0 E: 0 K: 1 S: 14	H: 2 LOB: 3 BB: 0 P: 21	R: 0 E: 0 K: 2 S: 11		H: 0 LOB: 1 BB: 1 P: 19	1B: 5 2B: 2 3B: 0 HR: 1	SF: 0 SAC: 0 DP: 1 HBP: 1	WP: 0 PB: 0 SB: 0 CS: 0
<b>PITCHER</b>	IP WLS BF H R ER SO BB IBB HBP BLK WP HR S P ERA WHIP																					
Curt Schilling, R (1, 1) ERA: 3.22	7.0 W 28 6 2 2 10 2 0 0 0 0 0 0 11 76 2.57 1.143																					
Wayne Gomes, R (8, 1) ERA: 4.36	0.2 5 2 0 0 0 0 0 0 1 0 0 0 0 11 16 0.00 3.000																					
Yorkis Perez, L (8, 1) ERA: 3.92	0.1 1 0 0 0 1 0 0 0 0 0 0 0 3 5 0.00 0.000																					
Ricky Bottalico, R (9, 1) ERA: 6.31	1.0 4 0 0 0 2 1 0 0 0 0 0 0 0 11 19 0.00 1.000																					



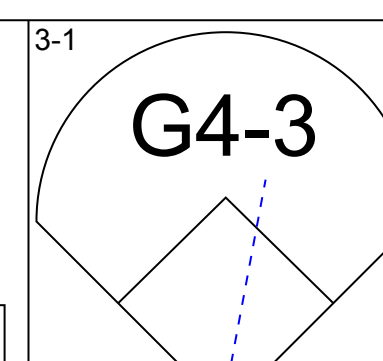
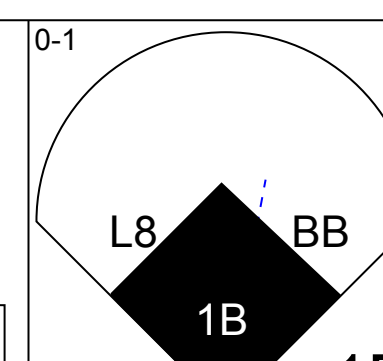
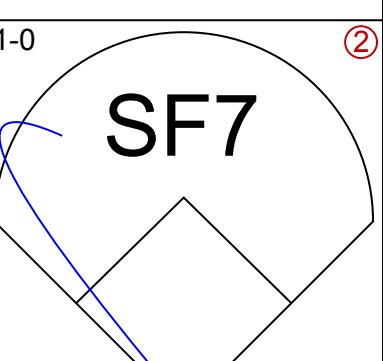
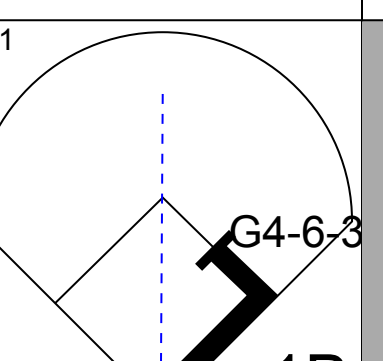
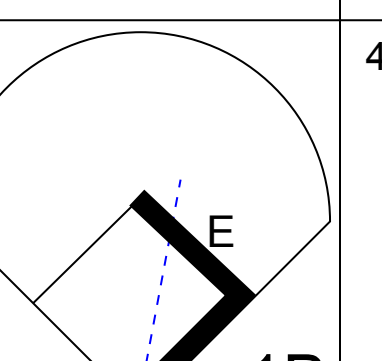
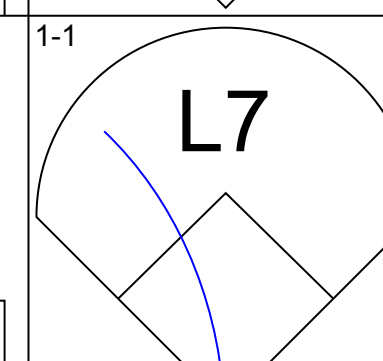
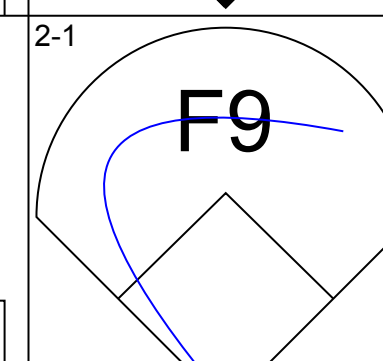
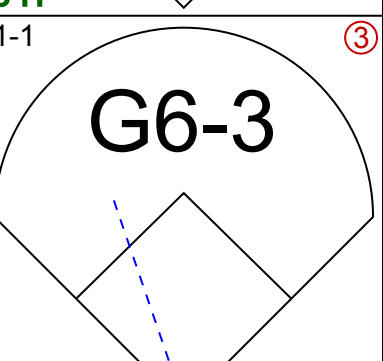
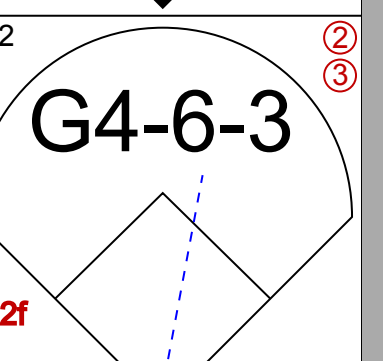
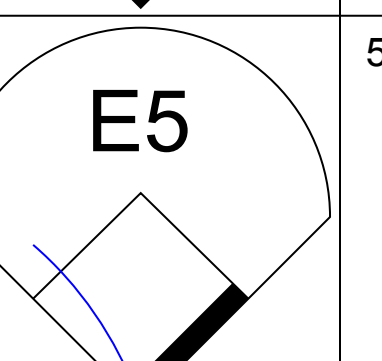
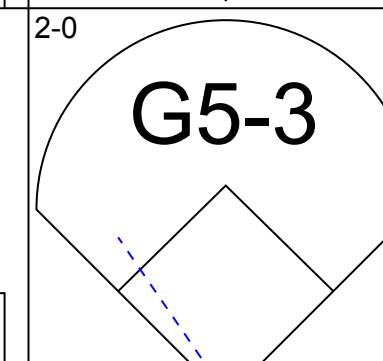
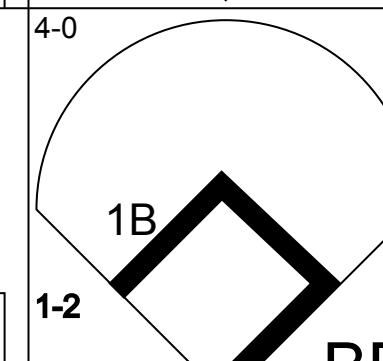
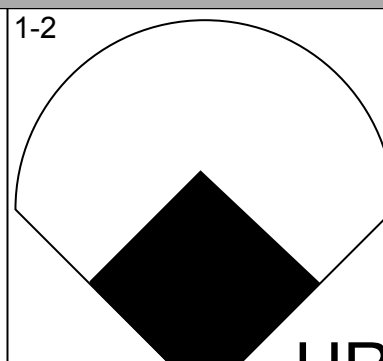
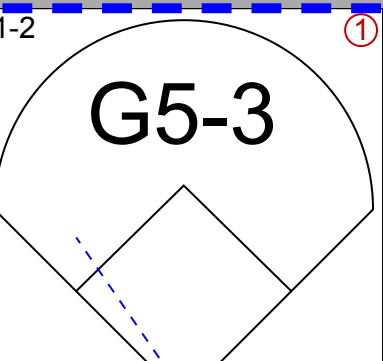
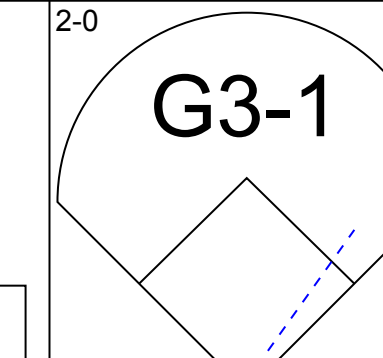
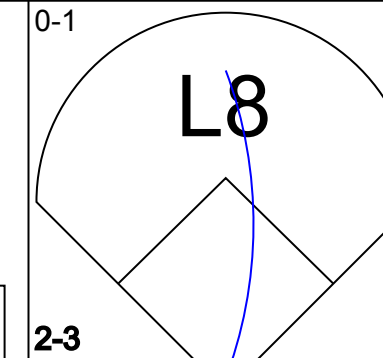
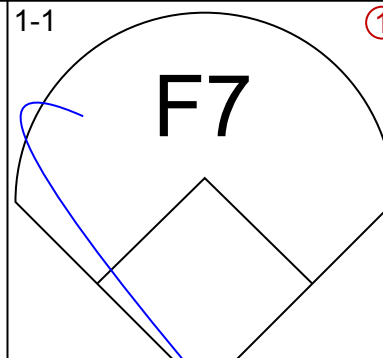
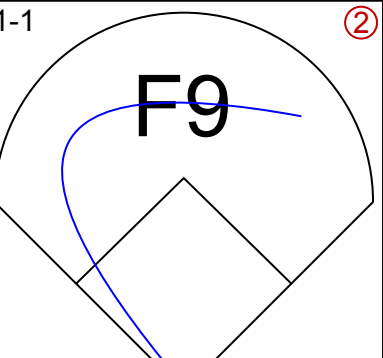

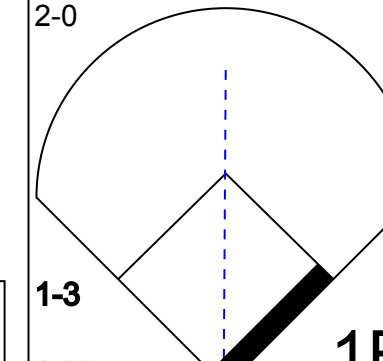
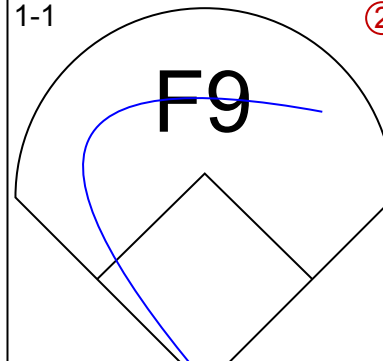
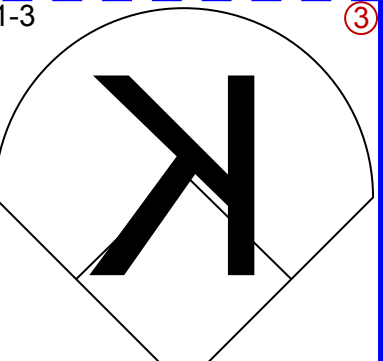

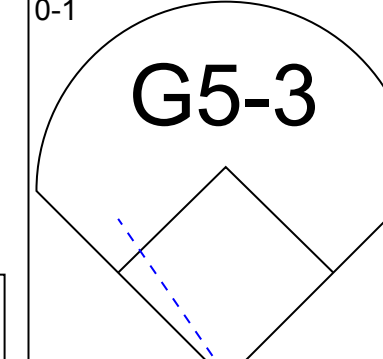
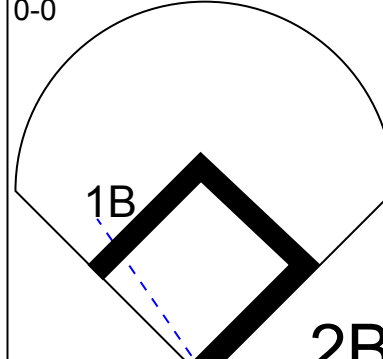

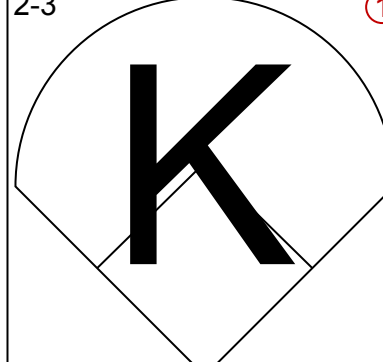
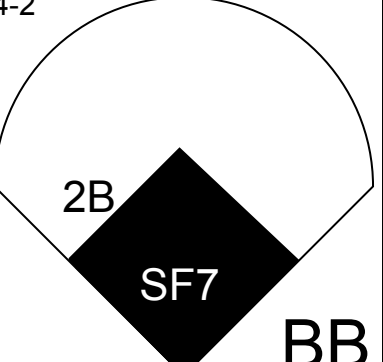
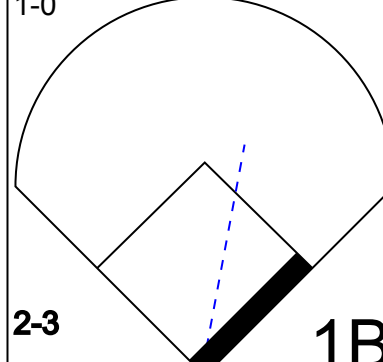


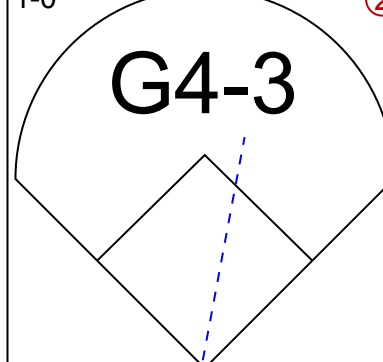
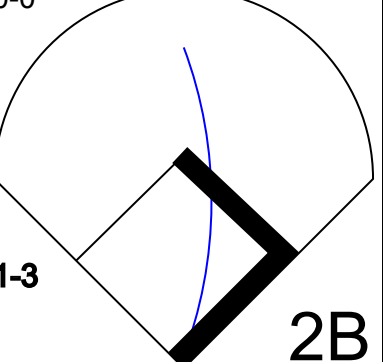


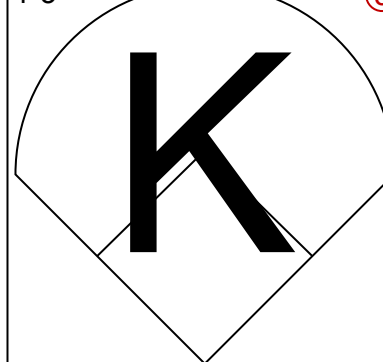
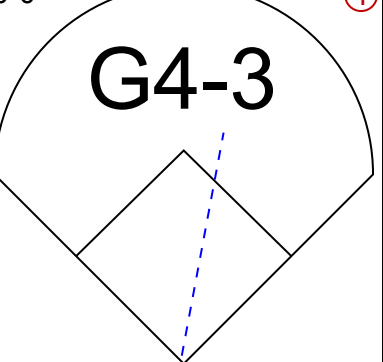
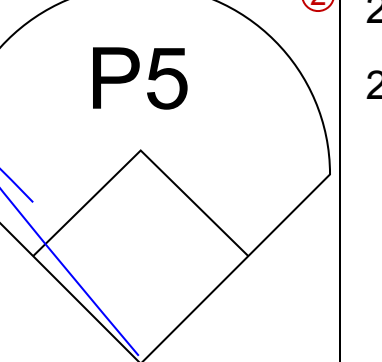




Batter	1	2	3	4	5	6	7	8	9	AB	R	H	RBI	BB	SO	LOB	TOP			
Doug Glanville, R OBP: 0.336, SLG: 0.392 (1,8)										5	0	0	0	0	2	4	<b>Philadelphia Phillies @ Milwaukee Brewers</b> Milwaukee County Stadium, Milwaukee, WI Sun Sep 06 1998, 4:33 AM EDT Att: 17,733 - Cloudy - 83 F			
Kevin Sefcik, R OBP: 0.418, SLG: 0.411 (1,9)										4	1	2	0	0	1	2				
Scott Rolen, R OBP: 0.379, SLG: 0.517 (1,5)										3	1	0	0	1	1	1				
Rico Brogna, L OBP: 0.321, SLG: 0.448 (1,3)										4	0	0	0	0	2	3				
23 Kevin Jordan, R OBP: 0.304, SLG: 0.355 (8,1) Wayne Gomes, R										4	0	1	1	0	2	0				
Wendell Magee, R OBP: 0.343, SLG: 0.485 (1,7)										4	0	2	1	0	0	0				
Gary Bennett, R OBP: 0.333, SLG: 0.333 (1,2)										4	1	2	0	0	0	1				
Desi Relaford, S OBP: 0.290, SLG: 0.325 (1,6)										4	1	1	1	0	0	2				
Mark Portugal, R OBP: 0.273, SLG: 0.317 (1,1) Ruben Amaro Jr, S OBP: 0.243, SLG: 0.281 (7,PH) Mike Grace, R OBP: 0.160, SLG: 0.087 (7,1) Yorkis Perez, L OBP: 0.160, SLG: 0.087 (8,1) Mark Lewis, R OBP: 0.308, SLG: 0.349 (8,4)										2	0	1	0	0	0	0				
<b>Inning Stats</b>	R: 2 E: 0 K: 2 S: 17	H: 3 LOB: 2 BB: 1 P: 29	R: 0 E: 0 K: 0 S: 5	H: 0 LOB: 0 BB: 0 P: 7	R: 0 E: 0 K: 2 S: 10	H: 1 LOB: 1 BB: 0 P: 17	R: 0 E: 0 K: 1 S: 14	H: 1 LOB: 0 BB: 0 P: 20	R: 0 E: 0 K: 0 S: 7	H: 0 LOB: 0 BB: 0 P: 12	R: 2 E: 0 K: 1 S: 10	H: 3 LOB: 1 BB: 0 P: 15	R: 0 E: 0 K: 1 S: 7	H: 0 LOB: 0 BB: 0 P: 8	R: 0 E: 0 K: 0 S: 9	H: 2 LOB: 2 BB: 0 P: 12		1B: 9 2B: 1 3B: 1 HR: 0	SF: 0 SAC: 0 DP: 1 HBP: 0	WP: 0 PB: 0 SB: 0 CS: 0
<b>PITCHER</b>	IP WLS BF H R ER SO BB IBB HBP BLK WP HR S P ERA WHIP																			
Bill Pulsipher, L ERA: 4.33 (1,1)	6.1 26 8 4 4 6 1 0 0 0 0 0 65 103 5.68 1.421																			
David Weathers, R ERA: 4.96 (7,1)	2.2 11 3 0 0 2 0 0 0 0 0 0 21 27 0.00 1.125																			

AB	36
R	4
H	11
RBI	4
BB	1
SO	8
LOB	13



Batter	1	2	3	4	5	6	7	8	9	AB	R	H	RBI	BB	SO	LOB	BOTTOM			
Fernando Vina, L OBP: 0.392, SLG: 0.427 (1,4)										4	1	3	2	0	0	0	<b>Philadelphia Phillies @ Milwaukee Brewers</b> Milwaukee County Stadium, Milwaukee, WI Sun Sep 06 1998, 4:33 AM EDT Att: 17,733 - Cloudy - 83 F			
Mark Loretta, R OBP: 0.388, SLG: 0.424 (1,5)										5	0	0	0	0	4					
Dave Nilsson, L OBP: 0.334, SLG: 0.429 (9,3)										3	1	1	1	1	0	0				
Jeromy Burnitz, L OBP: 0.345, SLG: 0.495 (1,9)										4	0	0	0	0	2					
Bob Hamelin, L OBP: 0.288, SLG: 0.402 (8,PH) John Jaha, R OBP: 0.370, SLG: 0.347 (8,PH) Mike Matheny, R OBP: 0.281, SLG: 0.341 (9,2)										3	0	1	1	0	0	0				
Darin Jackson, R OBP: 0.261, SLG: 0.369 (7,7)										3	1	1	0	1	0	2				
Jose Valentin, S OBP: 0.322, SLG: 0.391 (1,6)										2	1	1	0	1	1	0				
Geoff Jenkins, L OBP: 0.272, SLG: 0.410 (1,7) David Weathers, R OBP: 0.160, SLG: 0.217 (7,1) Jeff Cirillo, R OBP: 0.412, SLG: 0.447 (9,PH)										3	0	1	0	0	0	2				
Bill Pulsipher, L OBP: 0.182, SLG: 0.182 (1,1) Marquis Grissom, R OBP: 0.294, SLG: 0.362 (7,8)										2	0	0	0	0	1	2				
<b>Inning Stats</b>	R: 0 E: 0 K: 0 S: 5	H: 0 LOB: 0 BB: 0 P: 11	R: 0 E: 0 K: 0 S: 4	H: 0 LOB: 0 BB: 0 P: 6	R: 0 E: 0 K: 2 S: 8	H: 0 LOB: 0 BB: 0 P: 12	R: 1 E: 0 K: 0 S: 9	H: 2 LOB: 2 BB: 1 P: 17	R: 1 E: 0 K: 0 S: 7	H: 1 LOB: 1 BB: 1 P: 13	R: 1 E: 0 K: 0 S: 11	H: 3 LOB: 2 BB: 0 P: 17	R: 0 E: 0 K: 1 S: 8	H: 1 LOB: 0 BB: 0 P: 11	R: 2 E: 1 K: 0 S: 12	H: 2 LOB: 2 BB: 1 P: 25		1B: 6 2B: 2 3B: 0 HR: 1	SF: 1 SAC: 1 DP: 1 HBP: 0	WP: 0 PB: 0 SB: 0 CS: 0
<b>PITCHER</b>	IP WLS BF H R ER SO BB IBB HBP BLK WP HR S P ERA WHIP																			
Mark Portugal, R ERA: 4.34 (1,1)	6.0 26 8 3 3 2 2 0 0 0 0 0 65 103 4.50 1.333																			
Mike Grace, R ERA: 5.46 (7,1)	1.0 3 1 0 0 0 0 0 0 0 0 0 11 17 0.00 1.000																			
Yorkis Perez, L ERA: 3.83 (8,1)	0.2 2 0 0 0 0 0 0 0 0 0 0 5 7 0.00 0.000																			
Wayne Gomes, R ERA: 4.36 (8,1)	1.0 7 2 2 1 1 1 0 0 0 0 0 15 29 9.00 3.000																			


AB	33
R	5
H	9
RBI	4
BB	3
SO	3
LOB	14

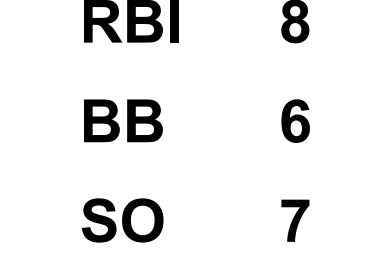





Batter	1	2	3	4	5	6	7	8	9	AB	R	H	RBI	BB	SO	LOB	TOP					
<b>Fernando Vina, L</b> OBP: 0.389, SLG: 0.423 (1, 4)	F7	G4-3			G6-3		K	K		5	0	0	0	0	2	3	<b>Milwaukee Brewers @ Pittsburgh Pirates</b> <b>Three Rivers Stadium, Pittsburgh, PA</b> Mon Sep 07 1998, 3:33 AM EDT Att: 12,830 - Overcast - 75 F					
<b>Marquis Grissom, R</b> OBP: 0.297, SLG: 0.363 (1, 8)	HR		K			G6-3	BB	BB	SH2-3	4	2	2	0	1	1	0						
<b>Dave Nilsson, L</b> OBP: 0.340, SLG: 0.440 <b>Mark Loretta, R</b> OBP: 0.389, SLG: 0.424 (7, 3)	HR		G3			1B	BB	BB	SH2-3	2	1	1	2	2	0	0						
<b>Jeff Cirillo, R</b> OBP: 0.414, SLG: 0.446 (1, 5)	F8		K			1B			2B	3	0	1	0	2	1	0						
<b>Jeremy Burnitz, L</b> OBP: 0.344, SLG: 0.494 (1, 9)	G3-1			G1-3		F7	G4-3		2B	5	0	1	1	0	0	5						
<b>Jose Valentin, S</b> OBP: 0.320, SLG: 0.391 (1, 6)		1B			F7	G4-3		G1-3	2B	5	1	1	0	0	1	4						
<b>Geoff Jenkins, L</b> OBP: 0.275, SLG: 0.405 (1, 7)		L4		G5-3			SH3	BB	K	3	1	0	0	2	1	3						
<b>Bobby Hughes, R</b> OBP: 0.296, SLG: 0.405 (1, 2)		52			L6		SH3		K	3	0	1	0	0	1	1						
<b>52 Rafael Roque, L</b> OBP: 0.100, SLG: 0.100 (7, PH) <b>Bob Hamelin, L</b> OBP: 0.298, SLG: 0.402 (7, PH) <b>Marc Newfield, R</b> OBP: 0.307, SLG: 0.528 (7, 1) <b>Eric Plunk, R</b> OBP: 0.349, SLG: 0.346 (8, PH) <b>John Jaha, R</b> OBP: 0.349, SLG: 0.346 (8, 1) <b>Chad Fox, R</b> OBP: 0.349, SLG: 0.346 (8, 1) <b>Bob Wickman, R</b> OBP: 0.349, SLG: 0.346 (8, 1)		SH1-3			G1-3			E5		1	0	0	1	0	0	0						
<b>Inning Stats</b>	R: 2 E: 0 K: 0 S: 14	H: 2 LOB: 0 BB: 0 P: 26	R: 1 E: 1 K: 0 S: 12	H: 2 LOB: 1 BB: 0 P: 20	R: 0 E: 0 K: 2 S: 8	H: 0 LOB: 0 BB: 0 P: 10	R: 0 E: 0 K: 0 S: 5	H: 0 LOB: 0 BB: 0 P: 8	R: 0 E: 0 K: 0 S: 6	H: 0 LOB: 0 BB: 0 P: 10	R: 0 E: 0 K: 0 S: 7	H: 1 LOB: 2 BB: 1 P: 13	R: 2 E: 0 K: 1 S: 18	H: 1 LOB: 3 BB: 4 P: 36	R: 0 E: 1 K: 2 S: 19	H: 0 LOB: 2 BB: 1 P: 28	R: 1 E: 0 K: 2 S: 14	H: 2 LOB: 2 BB: 1 P: 21	1B: 4 2B: 2 3B: 0 HR: 2	SF: 0 SAC: 0 DP: 0 HBP: 0	WP: 0 PB: 0 SB: 2 CS: 0	PA: 43
<b>PITCHER</b>	IP	WLS	BF	H	R	ER	SO	BB	IBB	HBP	BLK	WP	HR	S	P	ERA	WHIP					
<b>Elmer Dessens, R</b> ERA: 4.55 (1, 1)	6.1	L	26	5	4	4	2	2	0	0	0	0	1	55	94	5.68	1.105					
<b>Jason Christiansten, L</b> ERA: 2.21 (9, 1)	0.2		3	1	0	0	2	0	0	0	0	0	0	0	14	0.00	1.500					
<b>Jeff Tabaka, L</b> ERA: 2.64 (7, 1)	0.1		4	1	1	1	1	2	0	0	0	0	1	10	18	27.00	9.000					
<b>Todd Van Poppel, R</b> ERA: 6.67 (8, 1)	0.1		2	0	0	0	0	1	0	0	0	0	0	5	11	0.00	3.000					
<b>Ricardo Rincon, L</b> ERA: 2.55 (9, 1)	1.0		5	0	0	0	2	1	0	0	0	0	0	19	28	0.00	1.000					
<b>Jeff McCurry, R</b> ERA: 6.57 (9, 1)	0.1		3	1	1	1	0	1	0	0	0	0	0	3	7	27.00	6.000					
<b>Batter</b>	<b>1</b>	<b>2</b>	<b>3</b>	<b>4</b>	<b>5</b>	<b>6</b>	<b>7</b>	<b>8</b>	<b>9</b>	<b>AB</b>	<b>R</b>	<b>H</b>	<b>RBI</b>	<b>BB</b>	<b>SO</b>	<b>LOB</b>	<b>BOTTOM</b>					
<b>Adrian Brown, S</b> OBP: 0.370, SLG: 0.351 (1, 8)	F8	L1			K		K		F7	5	0	1	0	0	2	2	<b>Milwaukee Brewers @ Pittsburgh Pirates</b> <b>Three Rivers Stadium, Pittsburgh, PA</b> Mon Sep 07 1998, 3:33 AM EDT Att: 12,830 - Overcast - 75 F					
<b>Abraham Nunez, S</b> OBP: 0.250, SLG: 0.077 (9, PH) <b>Doug Strange, S</b> OBP: 0.225, SLG: 0.222 (9, PH)	SH5-3				K			P4	F7	2	1	0	0	1	1	0						
<b>Manny Martinez, R</b> OBP: 0.290, SLG: 0.427 (1, 7)	BB		HR							3	0	0	0	1	1	1						
<b>Freddy Garcia, R</b> OBP: 0.359, SLG: 0.577 (1, 3)	BB			G6-3				K		4	0	1	0	0	0	3						
<b>Jose Guillen, R</b> OBP: 0.302, SLG: 0.423 (1, 9)	G1-3									3	1	2	2	1	0	2						
<b>Aramis Ramirez, R</b> OBP: 0.313, SLG: 0.373 (1, 5)		FC5-4								3	1	1	0	1	1	1						
<b>Keith Osik, R</b> OBP: 0.323, SLG: 0.247 (8, PH) <b>Turner Ward, S</b> OBP: 0.333, SLG: 0.433 (9, 1) <b>Jeff McCurry, R</b> OBP: 0.290, SLG: 0.290 (9, 1)		SH1-4								2	0	0	0	1	0	1						
<b>Kevin Polcovich, R</b> OBP: 0.257, SLG: 0.241 (1, 4)		FC5-4								1	0	0	0	0	0	3						
<b>Elmer Dessens, R</b> (7, 1) <b>Jeff Tabaka, R</b> (7, 1) <b>Todd Van Poppel, R</b> (7, PH) <b>Tony Wornack, L</b> OBP: 0.296, SLG: 0.395 (8, 1) <b>Ricardo Rincon, L</b> OBP: 0.349, SLG: 0.346 (8, 2)		SH1-4								0	0	0	0	0	0	0						
<b>Inning Stats</b>	R: 0 E: 0 K: 0 S: 8	H: 1 LOB: 2 BB: 1 P: 16	R: 0 E: 0 K: 0 S: 8	H: 0 LOB: 2 BB: 2 P: 19	R: 2 E: 0 K: 1 S: 16	H: 1 LOB: 0 BB: 1 P: 27	R: 0 E: 0 K: 1 S: 8	H: 0 LOB: 0 BB: 0 P: 12	R: 0 E: 0 K: 2 S: 11	H: 0 LOB: 0 BB: 0 P: 17	R: 0 E: 0 K: 3 S: 15	H: 0 LOB: 0 BB: 0 P: 17	R: 0 E: 0 K: 1 S: 15	H: 3 LOB: 3 BB: 0 P: 22	R: 0 E: 0 K: 1 S: 17	H: 1 LOB: 1 BB: 0 P: 25	1B: 4 2B: 1 3B: 0 HR: 1	SF: 0 SAC: 2 DP: 0 HBP: 0	WP: 0 PB: 0 SB: 1 CS: 0	PA: 38		
<b>PITCHER</b>	IP	WLS	BF	H	R	ER	SO	BB	IBB	HBP	BLK	WP	HR	S	P	ERA	WHIP					
<b>52 Rafael Roque, L</b> ERA: 3.51 (7, 1)	6.0	W	25	2	3	3	4	5	0	0	0	0	0	15	17	0.00	0.000					
<b>Eric Plunk, R</b> ERA: 4.31 (8, 1)	1.0		3	0	0	0	3	0	0	0	0	0	0	15	22	0.00	3.000					
<b>Chad Fox, R</b> ERA: 3.86 (9, 1)	1.0	S	4	1	0	0	1	0	0	0	0	0	0	17	25	0.00	1.000					
<b>Bob Wickman, R</b> ERA: 3.13 (9, 1)	1.0		4	1	0	0	1	0	0	0	0	0	0	17	25	0.00	1.000					



Batter	1	2	3	4	5	6	7	8	9	AB	R	H	RBI	BB	SO	LOB	TOP			
Marquis Grissom, R OBP: 0.298, SLG: 0.368	F9		SF9 BB	HR		F9			K	4	2	1	2	1	1	1	<b>Milwaukee Brewers @ Pittsburgh Pirates</b> Three Rivers Stadium, Pittsburgh, PA Tue Sep 08 1998, 3:33 AM EDT Att. 7,171 - Overcast - 68 F			
Mark Loretta, R OBP: 0.392, SLG: 0.426	S 1B		SF9 HR	1B	FC6 1B		F8		K	5	1	3	0	0	1	1				
Dave Nilsson, L OBP: 0.339, SLG: 0.435	F7		HR	BB	FC6		K			3	1	0	1	1	1	2				
Jeff Cirillo, R OBP: 0.411, SLG: 0.443	G6-3		SF9				G5-3			3	0	0	1	0	1	1				
Jeremy Burnitz, L OBP: 0.345, SLG: 0.500		G4-3	HR	1B				K		4	1	2	3	0	1	0				
Jose Valentin, S OBP: 0.317, SLG: 0.387	K	K	G3		F8			K		4	0	0	0	0	2	1				
Bobby Hughes, R Eric Plunk, R	K			K	F9			G5-3		4	0	0	0	0	2	1				
Geoff Jenkins, L OBP: 0.274, SLG: 0.402			1B BB	1B	F7		P5		G1-3	4	1	1	0	0	0	0				
48 Brad Woodall, S Bronswell Patrick, R Chad Fox, R Mike Myers, L Mike Matheny, R Bob Hamelin, L Darrin Jackson, R			P3	E6 HR		K			1B	3	1	0	0	0	0	1				
<b>Inning Stats</b>	R: 0 E: 0 K: 0 S: 6	H: 1 LOB: 1 BB: 0 P: 12	R: 0 E: 0 K: 2 S: 9	H: 0 LOB: 0 BB: 0 P: 14	R: 5 E: 0 K: 0 S: 14	H: 3 LOB: 0 BB: 2 P: 25	R: 2 E: 1 K: 1 S: 14	H: 2 LOB: 1 BB: 0 P: 18	R: 0 E: 0 K: 1 S: 11	H: 0 LOB: 0 BB: 0 P: 15	R: 0 E: 0 K: 1 S: 5	H: 0 LOB: 0 BB: 0 P: 9	R: 0 E: 0 K: 2 S: 9	H: 0 LOB: 0 BB: 0 P: 15	R: 0 E: 0 K: 1 S: 11	H: 1 LOB: 1 BB: 0 P: 14		1B: 6 2B: 0 3B: 0 HR: 2	SF: 1 SAC: 0 DP: 0 HBP: 0	WP: 0 PB: 0 SB: 1 CS: 0
<b>PITCHER</b>	IP WLS BF H R ER SO BB IBB HBP BLK WP HR S P ERA WHIP																			
67 Francisco Cordova, R ERA: 3.23	4.0	21	6	7	5	3	2	0	0	0	0	0	2	43	69	11.25	2.000			
Sean Lawrence, L ERA: 6.46	2.0	7	1	0	0	2	0	0	0	0	0	0	0	20	28	0.00	0.500			
Javier Martinez, R ERA: 5.12	1.0	3	0	0	0	1	0	0	0	0	0	0	0	5	9	0.00	0.000			
Mike Williams, R ERA: 2.2	1.0	W	3	0	0	0	2	0	0	0	0	0	0	9	15	0.00	0.000			
Rich Loiselle, R ERA: 3.44	1.0	S	4	1	0	0	2	0	0	0	0	0	0	11	14	0.00	1.000			

Batter	1	2	3	4	5	6	7	8	9	AB	R	H	RBI	BB	SO	LOB	BOTTOM			
Tony Womack, L OBP: 0.322, SLG: 0.362	18 G5-3 BB		2B		G5-3	F7		K		4	0	1	0	1	1	3	<b>Milwaukee Brewers @ Pittsburgh Pirates</b> Three Rivers Stadium, Pittsburgh, PA Tue Sep 08 1998, 3:33 AM EDT Att. 7,171 - Overcast - 68 F			
Adrian Brown, S OBP: 0.394, SLG: 0.359	F9		F8		18 2B	1B	18 1B 18 WP SF7 BB	18 BB		4	3	2	0	1	0	3				
18 Jason Kendall, R OBP: 0.408, SLG: 0.481	G5-3		BB		2B	2B	BB 1B	S 1B BB		3	2	2	2	2	0	1				
Kevin Young, R OBP: 0.341, SLG: 0.493	G6-3		K		K	K	SF7	K		4	0	0	1	0	3	7				
Jose Guillen, R OBP: 0.304, SLG: 0.425	G5-3			E1 1B	G6-3		BB 2B	FC6-4 1B		5	1	3	2	0	0	1				
Freddy Garcia, R OBP: 0.354, SLG: 0.560	K			P6		K	2B BB	FC6-4		4	1	0	0	1	2	2				
Emil Brown, R OBP: 0.286, SLG: 0.308	K			F9		L5	2B			4	0	1	3	0	1	1				
Abraham Nunez, S Sean Lawrence, L Tim Laker, R Javier Martinez, R Turner Ward, S Mike Williams, R Rich Loiselle, R			F9	G4-3		1B BB	P5			2	0	0	0	0	0	1				
67 Francisco Cordova, R Kevin Polcovich, R			2B	1B	18 2B	2B	F7			1	0	1	0	0	0	0				
<b>Inning Stats</b>	R: 0 E: 0 K: 0 S: 13	H: 0 LOB: 1 BB: 1 P: 20	R: 0 E: 0 K: 2 S: 10	H: 0 LOB: 0 BB: 0 P: 12	R: 0 E: 0 K: 1 S: 15	H: 2 LOB: 3 BB: 1 P: 23	R: 0 E: 1 K: 0 S: 10	H: 1 LOB: 1 BB: 0 P: 16	R: 2 E: 0 K: 1 S: 13	H: 3 LOB: 1 BB: 0 P: 19	R: 0 E: 0 K: 1 S: 8	H: 1 LOB: 2 BB: 1 P: 15	R: 4 E: 0 K: 0 S: 16	H: 3 LOB: 1 BB: 2 P: 30	R: 2 E: 0 K: 2 S: 16	H: 2 LOB: 1 BB: 1 P: 25		1B: 8 2B: 4 3B: 0 HR: 0	SF: 1 SAC: 0 DP: 0 HBP: 0	WP: 1 PB: 0 SB: 2 CS: 0
<b>PITCHER</b>	IP WLS BF H R ER SO BB IBB HBP BLK WP HR S P ERA WHIP																			
48 Brad Woodall, L ERA: 4.81	6.0	28	7	2	2	5	3	0	0	0	0	0	0	69	105	3.00	1.667			
Bronswell Patrick, R ERA: 4.81	0.1	4	2	3	3	0	1	0	0	0	0	0	0	9	17	81.00	9.000			
Chad Fox, R ERA: 3.86	0.0	2	1	1	1	0	1	0	0	0	0	0	0	2	7	*	*			
Mike Myers, L ERA: 2.83	1.0	3	0	0	0	1	0	0	0	0	0	0	0	11	13	0.00	0.000			
Eric Plunk, R ERA: 4.55	0.2	L	5	2	2	1	1	0	0	0	0	0	0	10	18	27.00	4.500			



Batter	1	2	3	4	5	6	7	8	9	AB	R	H	RBI	BB	SO	LOB	TOP					
Fernando Vina, L (1,4) OBP: 0.388, SLG: 0.422 Al Reyes, R (8,1) OBP: 0.250, SLG: 0.250	1-0 P9		0-0 B3			0-0 1B		3-2 G3		4	0	1	0	0	0	1						
Marquis Grissom, R (1,8) OBP: 0.298, SLG: 0.373	0-0 P7		0-1 G6-3			3-0 F8			0-0 HR	4	1	1	1	0	0	1						
Dave Nilsson, L (1,2) OBP: 0.315, SLG: 0.445 Valerio De Los Santos, L (6,1) Mark Loretta, R (8,4) OBP: 0.393, SLG: 0.428	2-2 HR			1-1 F7		0-3 K			2-1 1B 1B	3	1	1	1	0	1	1						
Jeff Cirillo, R (1,5) OBP: 0.410, SLG: 0.442	0-0 F7			0-2 F8			0-0 F7		0-1 1B	4	0	1	0	0	0	0						
Jeremy Burnitz, L (1,9) OBP: 0.343, SLG: 0.496		0-3 K		1-2 G4-3			0-0 G4-3		1-3 K	4	0	0	0	0	2	2						
Bob Hamelin, L (1,3) OBP: 0.298, SLG: 0.417		0-1 G3-1 2B			0-1 L9		0-3 K		1-2 1B	4	0	2	0	0	1	0						
Jose Valentin, S (1,6) OBP: 0.384, SLG: 0.384 Marc Newfield, R (9,PH) OBP: 0.305, SLG: 0.326		2-2 G3-1			2-3 K			0-3 K	0-3 K	3	0	0	0	0	2	1						
Geoff Jenkins, L (1,7) OBP: 0.275, SLG: 0.401 Darin Jackson, R (9,PH) OBP: 0.250, SLG: 0.367		1-1 G4-3			0-0 L9			2-2 1B	0-0 F8	3	0	1	0	0	0	1						
Steve Woodard, L (1,1) OBP: 0.140, SLG: 0.186 John Jaha, R (6,PH) Mike Matheny, R (6,2) OBP: 0.280, SLG: 0.340			1-0 L7			3-3 K			0-3 K	1	0	0	0	0	0	0						
<b>Inning Stats</b>	R: 1 E: 0 K: 0 S: 9	H: 1 LOB: 0 BB: 0 P: 12	R: 0 E: 0 K: 1 S: 12	H: 1 LOB: 0 BB: 0 P: 15	R: 0 E: 0 K: 0 S: 4	H: 0 LOB: 0 BB: 0 P: 5	R: 0 E: 0 K: 0 S: 10	H: 0 LOB: 0 BB: 0 P: 12	R: 0 E: 0 K: 1 S: 8	H: 0 LOB: 0 BB: 0 P: 10	R: 0 E: 0 K: 2 S: 10	H: 1 LOB: 1 BB: 0 P: 16	R: 0 E: 0 K: 1 S: 5	H: 0 LOB: 0 BB: 0 P: 5	R: 0 E: 0 K: 2 S: 14	H: 1 LOB: 1 BB: 0 P: 19	R: 1 E: 0 K: 2 S: 18	H: 4 LOB: 3 BB: 0 P: 22	1B: 5 2B: 1 3B: 0 HR: 2	SF: 0 SAC: 0 DP: 0 HBP: 0	WP: 0 PB: 0 SB: 0 CS: 0	PA: 35
<b>PITCHER</b>	IP WLS BF H R ER SO BB IBB HBP BLK WP HR S P ERA WHIP																					
Jose Lima, R (1,1) ERA: 3.59	8.0 W 31 7 2 2 7 0 0 0 0 0 2 77 101 2.25 0.875																					
Billy Wagner, L (9,1) ERA: 2.26	1.0 S 4 1 0 0 2 0 0 0 0 0 0 0 13 15 0.00 1.000																					

Milwaukee Brewers @ Houston Astros  
Astrodome, Houston, TX  
Wed Sep 09 1998, 8:05 PM EDT  
Att: 24,462 - Dome - 72 F

AB 35  
R 2  
H 8  
RBI 2  
BB 0  
SO 9  
LOB 14



Batter	1	2	3	4	5	6	7	8	9	AB	R	H	RBI	BB	SO	LOB	BOTTOM			
Craig Biggio, R (1,4) OBP: 0.306, SLG: 0.518	1-1 FC6-4 5 2B 1B	1-2 G4-3		2-2 1B		1-0 G4-3 1B		3-2 HR		5	2	4	1	0	0	0				
Carl Everett, S (1,8) OBP: 0.368, SLG: 0.483	2-1 FC6-4 1B	2-3 K		2-3 K		1-1 G4-3 1B		1-0 G1-3		5	0	1	0	0	2	2				
Derek Bell, R (1,9) OBP: 0.355, SLG: 0.476	1-1 FC6-4 5 2B 1B	0-0 G6-3		0-1 5 FC4 1B		0-0 5 WP 1B				4	1	2	0	0	0	2				
5 Jeff Bagwell, R (1,3) OBP: 0.416, SLG: 0.552	3-0 1B 2B 2B			2-1 FC4		1-0 P3				4	2	2	2	0	0	3				
Moises Alou, R (1,7) OBP: 0.398, SLG: 0.602	1-1 2B G5-3 1B		2-0 G6-3		1-1 G5-3		1-0 F7			4	1	1	1	0	0	0				
Sean Berry, R (1,5) OBP: 0.399, SLG: 0.550	2-3 3H G5-3 2B		1-2 G5-3		0-0 1B 1B		2-2 G6-3			4	0	2	1	0	0	0				
Ricky Gutierrez, R (1,6) OBP: 0.353, SLG: 0.351	3-1 G5-3		1-2 1B		2-1 F9		1-3 K			4	0	1	1	0	1	2				
Brad Ausmus, R (1,2) OBP: 0.357, SLG: 0.347	4-1 BB		0-0 F9		2-1 1B		3-3 K			3	0	1	0	1	1	1				
Jose Lima, R (1,1) ERA: 4.15 Billy Wagner, L (9,1) OBP: 0.500, SLG: 0.500	2-1 L8		1-2 F7		1-2 G5-3		1-3 K			4	0	0	0	0	1	4				
<b>Inning Stats</b>	R: 4 E: 0 K: 0 S: 17	H: 5 LOB: 2 BB: 1 P: 35	R: 0 E: 0 K: 1 S: 9	H: 0 LOB: 0 BB: 0 P: 12	R: 1 E: 0 K: 0 S: 7	H: 2 LOB: 1 BB: 0 P: 12	R: 0 E: 0 K: 1 S: 13	H: 2 LOB: 2 BB: 0 P: 20	R: 0 E: 0 K: 0 S: 5	H: 2 LOB: 1 BB: 0 P: 8	R: 0 E: 0 K: 1 S: 14	H: 0 LOB: 0 BB: 0 P: 18	R: 1 E: 0 K: 2 S: 11	H: 1 LOB: 0 BB: 0 P: 19	R: 0 E: 0 K: 2 S: 18	H: 0 LOB: 0 BB: 0 P: 19	1B: 10 2B: 2 3B: 0 HR: 2	SF: 0 SAC: 0 DP: 1 HBP: 0	WP: 1 PB: 0 SB: 0 CS: 0	PA: 38
<b>PITCHER</b>	IP WLS BF H R ER SO BB IBB HBP BLK WP HR S P ERA WHIP																			
Steve Woodard, R (1,1) ERA: 4.15	5.0 L 27 11 5 5 2 1 0 0 0 0 1 0 25 36 0.00 0.750																			
Valerio De Los Santos, L (6,1) ERA: 1.59	2.2 9 2 0 0 3 0 0 0 0 0 1 0 25 36 0.00 0.750																			
Al Reyes, R (8,1) ERA: 4.26	0.1 2 1 1 1 0 0 0 0 0 0 0 1 5 9 27.00 3.000																			

Milwaukee Brewers @ Houston Astros  
Astrodome, Houston, TX  
Wed Sep 09 1998, 8:05 PM EDT  
Att: 24,462 - Dome - 72 F

AB 37  
R 6  
H 14  
RBI 6  
BB 1  
SO 5  
LOB 14





Batter	1	2	3	4	5	6	7	8	9	AB	R	H	RBI	BB	SO	LOB	TOP			
Fernando Vina, L OBP: 0.397, SLG: 0.425	(1,4) C K			(1,3) C K		(1,2) C G6-3		(0,2) C 3B		4	0	1	0	0	2	0	<b>Milwaukee Brewers @ Houston Astros</b> Astrodome, Houston, TX Thu Sep 10 1998, 8:05 PM EDT Att: 20,813 - Dome - 72 F			
Mark Loretta, R OBP: 0.392, SLG: 0.426	(1,6) C (6,3) X G1-3			(0,0) X F9		(2,2) X 1B		(0,2) X F9		4	0	1	0	0	0	1				
Dave Nilsson, L OBP: 0.335, SLG: 0.440	(1,3) C G6-3			(1,3) C K		(1,3) C K			(1,3) C K	3	0	0	0	0	2	1				
David Weathers, R OBP: 0.160, SLG: 0.217	(6,1) X G6-3									0	0	0	0	0	0	0				
Al Reyes, R OBP: 0.250, SLG: 0.250	(8,1) X G6-3									0	0	0	0	0	0	0				
Bob Hamelin, L OBP: 0.296, SLG: 0.414	(8,3) X G6-3									1	0	0	0	0	1	0				
Jeff Cirillo, R OBP: 0.412, SLG: 0.444		(1,2) X G6-3			(1,0) X FC3-6 1B		(1,2) X 1B		(1,2) X BB 1B	4	1	3	0	0	0	0				
Jeremy Burnitz, L OBP: 0.342, SLG: 0.495		(0,2) X L4			(0,0) X FC3-6 1B		(2,3) X K		(0,0) X BB 1B	4	0	1	0	0	1	2				
Marquis Grissom, R OBP: 0.299, SLG: 0.373		(1,0) X F9			(1,2) X 1B		(1,0) X F9		(4,0) X BB	3	0	1	0	1	0	1				
Geoff Jenkins, L OBP: 0.275, SLG: 0.396			(1,3) X K		(0,3) X K		(1,0) X G6-3		(4,2) X BB	3	0	0	1	1	2	3				
Mike Matheny, R OBP: 0.277, SLG: 0.336			(0,1) X F8		(1,3) X K			(0,0) X F7	(1,0) X F5	4	0	0	0	0	1	5				
Scott Karl, L OBP: 0.145, SLG: 0.118	(1,1) X K		(2,3) X K			(3,3) X K		(3,3) X K	(3,3) X K	1	0	0	0	0	1	0				
John Jaha, R OBP: 0.366, SLG: 0.343	(6,PH) X K									1	0	0	0	0	1	0				
Jose Valentin, S OBP: 0.314, SLG: 0.382	(6,6) X K									2	0	0	0	0	2	3				
<b>Inning Stats</b>	R: 0 E: 0 K: 1 S: 10	H: 0 LOB: 0 BB: 0 P: 13	R: 0 E: 0 K: 0 S: 7	H: 0 LOB: 0 BB: 0 P: 9	R: 0 E: 0 K: 2 S: 9	H: 0 LOB: 0 BB: 0 P: 12	R: 0 E: 0 K: 2 S: 9	H: 0 LOB: 0 BB: 0 P: 11	R: 0 E: 0 K: 2 S: 13	H: 2 LOB: 2 BB: 0 P: 16	R: 0 E: 0 K: 1 S: 9	H: 1 LOB: 1 BB: 0 P: 14	R: 0 E: 0 K: 1 S: 11	H: 1 LOB: 1 BB: 0 P: 14	R: 1 E: 0 K: 2 S: 15	H: 2 LOB: 2 BB: 2 P: 29	1B: 6 2B: 3 3B: 1 HR: 0	SF: 0 SAC: 0 DP: 0 HBP: 0	WP: 0 PB: 0 SB: 0 CS: 0	PA: 36
<b>PITCHER</b>	IP WLS BF H R ER SO BB IBB HBP BLK WP HR S P ERA WHIP																			
Shane Reynolds, R ERA: 3.72	(1,1) 8.1 W 34 7 1 1 12 2 0 0 0 0 0 0 0 129 1.08 1.080																			
Doug Henry, R ERA: 2.77	(9,1) 0.2 2 0 0 0 1 0 0 0 0 0 0 0 0 5 9 0.00 0.000																			

Batter	1	2	3	4	5	6	7	8	9	AB	R	H	RBI	BB	SO	LOB	BOTTOM	
Craig Biggio, R OBP: 0.305, SLG: 0.515	(1,4) C G6-3		(0,0) X S 2B 1B	(0,3) X K			(2,3) X K	(0,2) X P5		5	1	1	0	0	2	3	<b>Milwaukee Brewers @ Houston Astros</b> Astrodome, Houston, TX Thu Sep 10 1998, 8:05 PM EDT Att: 20,813 - Dome - 72 F	
Richard Hidalgo, R OBP: 0.342, SLG: 0.432	(1,8) C X 5 WP 2B		(4,2) B SAFE 1B 2B BB		(1,0) X F9		(2,2) X G6-3			3	1	1	0	1	0	1		
Derek Bell, R OBP: 0.359, SLG: 0.479	(1,9) B BB 5 WP BB		(3,2) B SAFE 1B 2B		(0,0) X G6-4-3 1B		(4,0) X BB 5 BB BB			2	2	2	2	2	0	0		
5 Jeff Bagwell, R OBP: 0.416, SLG: 0.550	(1,3) F X L4		(4,0) B SAFE 1B BB		(3,2) B SAFE G6-4-3 1B		(4,1) X BB BB BB			2	2	0	0	2	0	3		
Moises Alou, R OBP: 0.397, SLG: 0.598	(1,7) B X F9		(1,0) X P3		(3,2) B SAFE G6-4-3 1B		(1,2) X BB BB			3	1	0	0	1	1	4		
Sean Berry, R OBP: 0.397, SLG: 0.543		(2,2) B BB G3-1	(4,2) B SAFE 1B BB		(0,0) X L9		(0,3) X K		(1,2) X 1B BB	3	0	0	0	1	1	3		
Tony Eusebio, R OBP: 0.330, SLG: 0.318	(1,2) C X G3-1		(0,0) X G3-1		(2,2) X G5-3		(4,1) X 1B BB			3	0	1	3	1	0	0		
Tim Bogar, R OBP: 0.214, SLG: 0.211		(0,0) X G3		(1,1) X G6-3			(0,1) X SH1-4 2B		(1,3) X K	4	0	1	0	0	1	3		
Shane Reynolds, R OBP: 0.190, SLG: 0.197	(1,1) X G1-3		(1,1) X G1-3		(0,0) X F4		(0,0) X SH1-4		(2,2) X 1B	3	0	1	2	0	0	0		
Doug Henry, R ERA: 2.77	(9,1) X G1-3						(2,3) X 1B			0	0	0	0	0	0	0		
<b>Inning Stats</b>	R: 0 E: 0 K: 0 S: 9	H: 1 LOB: 2 BB: 1 P: 19	R: 0 E: 0 K: 0 S: 6	H: 0 LOB: 0 BB: 0 P: 8	R: 4 E: 0 K: 0 S: 12	H: 3 LOB: 2 BB: 3 P: 29	R: 0 E: 0 K: 1 S: 6	H: 0 LOB: 0 BB: 0 P: 7	R: 0 E: 0 K: 1 S: 8	H: 0 LOB: 0 BB: 0 P: 10	R: 0 E: 0 K: 1 S: 9	H: 1 LOB: 1 BB: 0 P: 13	R: 3 E: 0 K: 2 S: 20	H: 1 LOB: 2 BB: 4 P: 39	1B: 4 2B: 3 3B: 0 HR: 0	SF: 0 SAC: 1 DP: 1 HBP: 0	WP: 1 PB: 0 SB: 1 CS: 0	PA: 37
<b>PITCHER</b>	IP WLS BF H R ER SO BB IBB HBP BLK WP HR S P ERA WHIP																	
Scott Karl, L ERA: 4.21	(1,1) 5.0 L 22 4 4 4 1 4 0 0 0 0 0 0 0 20 38 13.50 2.000																	
David Weathers, R ERA: 5.12	(6,1) 2.0 10 1 3 3 2 3 0 0 0 0 0 0 0 20 38 13.50 2.000																	
Al Reyes, R ERA: 4.17	(8,1) 1.0 5 1 0 0 2 1 0 0 0 0 0 0 0 17 24 0.00 2.000																	







Batter	1	2	3	4	5	6	7	8	9	AB	R	H	RBI	BB	SO	LOB	TOP					
Fernando Vina, L (1,4) OBP: 0.390, SLG: 0.429	G3		E6	L7						5	1	2	3	0	0	1						
Mark Loretta, R (1,6) OBP: 0.394, SLG: 0.430	G6-3									5	1	3	0	0	1	1						
Dave Nilsson, L (1,3) Chad Fox, R (8,1) Mike Matheny, R (9,2) OBP: 0.277, SLG: 0.336	G4-3			P5						5	1	1	3	0	1	2						
Jeff Cirillo, R (1,5) OBP: 0.413, SLG: 0.447		K								5	1	2	1	0	1	1						
Jeromy Burnitz, L (1,9) OBP: 0.342, SLG: 0.504										5	1	2	2	0	0	2						
Marquis Grissom, R (1,8) OBP: 0.301, SLG: 0.371										4	0	0	0	1	1	0						
Geoff Jenkins, L (1,7) Marc Newfield, R (9, PH) Darrin Jackson, R (9, FR) OBP: 0.259, SLG: 0.367										3	3	2	1	1	0	2						
Bobby Hughes, R (1,2) Bob Wickman, R (9,1)										4	3	2	1	1	2	2						
52 Rafael Roque, L (1,1) Bob Hamelin, L (7, PH) Ronnie Belliard, R (7, FR) Valerio De Los Santos, L (7,1) Jose Valentin, S (8,6) OBP: 0.315, SLG: 0.380										1	0	0	0	0	0	0						
<b>Inning Stats</b>	R: 0 E: 0 K: 0 S: 8	H: 0 LOB: 0 BB: 0 P: 11	R: 0 E: 0 K: 1 S: 9	H: 1 LOB: 1 BB: 1 P: 18	R: 8 E: 1 K: 0 S: 24	H: 7 LOB: 0 BB: 0 P: 35	R: 0 E: 0 K: 0 S: 15	H: 2 LOB: 2 BB: 0 P: 24	R: 2 E: 0 K: 1 S: 14	H: 2 LOB: 1 BB: 1 P: 24	R: 0 E: 0 K: 0 S: 5	H: 0 LOB: 0 BB: 0 P: 8	R: 2 E: 1 K: 2 S: 13	H: 2 LOB: 2 BB: 1 P: 21	R: 0 E: 0 K: 1 S: 8	H: 1 LOB: 1 BB: 0 P: 12	R: 0 E: 0 K: 1 S: 8	H: 1 LOB: 1 BB: 0 P: 11	1B: 9 2B: 3 3B: 1 HR: 3	SF: 0 SAC: 2 DP: 2 HBP: 0	WP: 0 PB: 0 SB: 0 CS: 0	PA: 44
<b>PITCHER</b>	IP	WLS	BF	H	R	ER	SO	BB	IBB	HBP	BLK	WP	HR	S	P	ERA	WHIP					
Mike Morgan, R (1,1) ERA: 4.2	3.0		18	8	8	5	1	0	0	0	0	0	3	41	64	15.00	3.000					
Dave Stevens, R (4,1) ERA: 4.62	3.2		18	5	4	4	3	2	0	0	0	0	0	44	73	9.82	1.909					
Felix Heredia, L (7,1) ERA: 5.37	1.1		4	2	0	0	1	0	0	0	0	0	0	11	16	0.00	1.500					
Terry Mulholland, L (9,1) ERA: 2.58	0.2		2	0	0	0	0	0	0	0	0	0	0	3	4	0.00	0.000					
Rod Beck, R (9,1) ERA: 3.04	0.1	W	2	1	0	0	1	0	0	0	0	0	0	5	7	0.00	3.000					

Milwaukee Brewers @ Chicago Cubs  
Wrigley Field, Chicago, IL  
Sat Sep 12 1998, 3:33 AM CDT  
Att: 39,170 - Sunny - 80 F

AB 39  
R 12  
H 16  
RBI 11  
BB 3  
SO 6  
LOB 11



Batter	1	2	3	4	5	6	7	8	9	AB	R	H	RBI	BB	SO	LOB	BOTTOM					
Lance Johnson, L (1,8) OBP: 0.319, SLG: 0.304	G4-3	G5-3			G3-6-1					4	1	0	0	1	0	3						
José Hernández, R (1,6) Rod Beck, R (9,1) OBP: 0.317, SLG: 0.495	K		L9							5	1	2	1	0	2	1						
Mark Grace, L (1,3) OBP: 0.411, SLG: 0.478	G6-3									5	1	2	0	0	1	1						
Sammy Sosa, R (1,9) OBP: 0.381, SLG: 0.653										3	3	2	3	2	0	1						
Glenallen Hill, R (1,7) OBP: 0.360, SLG: 0.544										5	4	4	1	0	0	1						
Gary Gaetti, R (1,5) OBP: 0.359, SLG: 0.500										4	1	2	2	0	1	2						
Mickey Morandini, L (1,4) OBP: 0.390, SLG: 0.392										4	1	1	2	1	0	1						
Scott Servais, R (1,2) Tyler Houston, L (8, PH) OBP: 0.294, SLG: 0.393										3	0	0	0	0	0	1						
Mike Morgan, R (1,1) Dave Stevens, R (4,1) Felix Heredia, L (7,1) Brant Brown, L (8, PH) Terry Mulholland, R (9,1) Manny Alexander, R (9,6) Orlando Merced, S (9, PH) OBP: 0.295, SLG: 0.417										1	0	1	0	0	0	0						
<b>Inning Stats</b>	R: 0 E: 0 K: 1 S: 10	H: 3 LOB: 2 BB: 1 P: 22	R: 2 E: 0 K: 0 S: 16	H: 3 LOB: 1 BB: 1 P: 22	R: 0 E: 0 K: 1 S: 7	H: 0 LOB: 1 BB: 1 P: 13	R: 0 E: 0 K: 0 S: 5	H: 1 LOB: 0 BB: 0 P: 8	R: 1 E: 0 K: 0 S: 8	H: 3 LOB: 1 BB: 0 P: 13	R: 2 E: 0 K: 1 S: 13	H: 2 LOB: 0 BB: 0 P: 22	R: 4 E: 0 K: 2 S: 19	H: 3 LOB: 0 BB: 1 P: 32	R: 1 E: 0 K: 0 S: 15	H: 2 LOB: 1 BB: 0 P: 24	R: 5 E: 0 K: 0 S: 8	H: 4 LOB: 0 BB: 1 P: 15	1B: 11 2B: 1 3B: 0 HR: 6	SF: 0 SAC: 1 DP: 2 HBP: 0	WP: 0 PB: 0 SB: 0 CS: 0	PA: 45
<b>PITCHER</b>	IP	WLS	BF	H	R	ER	SO	BB	IBB	HBP	BLK	WP	HR	S	P	ERA	WHIP					
52 Rafael Roque, L (1,1) ERA: 4.12	6.0		27	9	5	5	3	2	0	0	0	0	2	59	92	7.50	1.833					
Valerio De Los Santos, L (7,1) ERA: 3.5	1.0		7	3	4	4	2	1	0	0	0	0	2	19	32	36.00	4.000					
Chad Fox, R (8,1) ERA: 3.96	1.0		5	2	1	1	0	0	0	0	0	0	1	15	24	9.00	2.000					
Bob Wickman, R (9,1) ERA: 3.74	0.1	L	6	4	5	5	0	1	0	0	0	0	1	8	15	135.00	15.000					

Milwaukee Brewers @ Chicago Cubs  
Wrigley Field, Chicago, IL  
Sat Sep 12 1998, 3:33 AM CDT  
Att: 39,170 - Sunny - 80 F

AB 40  
R 15  
H 18  
RBI 15  
BB 4  
SO 5  
LOB 11





Batter	1	2	3	4	5	6	7	8	9	10	AB	R	H	RBI	BB	SO	LOB	TOP
Fernando Vina, L OBP: 0.390, SLG: 0.431	P6		SF9 2-3		B1-3		K	1-2 2-H 1B			5	0	2	0	0	1	0	<b>Milwaukee Brewers @ Chicago Cubs</b> Wrigley Field, Chicago, IL Sun Sep 13 1998, 3:33 AM CDT Att. 40,846 - Sunny - 86 F
Mark Loretta, R OBP: 0.392, SLG: 0.436	HR		SF9 2-3 3-H		F9		G4-3	P2			4	1	1	2	0	0	2	
Dave Nilsson, L OBP: 0.331, SLG: 0.438	P5		G4-3			F8		K	F9		5	0	0	0	0	1	1	
Jeff Cirillo, R OBP: 0.414, SLG: 0.459	F9			P3		HR		2B 1B	HR		5	3	3	2	0	0	0	
Jeremy Burnitz, L OBP: 0.344, SLG: 0.511		F9		HR		FC5-4 HBP		1B 2B	K		4	2	2	2	0	1	0	
Marquis Grissom, R OBP: 0.302, SLG: 0.371		G5-3		G3 1B		FC5-4 1-2r		1B 1B	F7		5	1	2	1	0	0	1	
Geoff Jenkins, L OBP: 0.277, SLG: 0.407		G3-1		G3		K		BB 1B			3	0	0	0	0	1	2	
Marc Newfield, R OBP: 0.311, SLG: 0.328				G3		K		BB 1B			0	0	0	0	1	0	0	
Greg Martinez, S (8, 7)								BB 1B			1	1	0	0	0	0	0	
Bobby Hughes, R OBP: 0.303, SLG: 0.433								BB 1B			3	2	2	1	0	1	1	
Bob Hamelin, L OBP: 0.305, SLG: 0.425								HR			0	0	0	0	1	0	0	
Ronnie Belliard, R (8, PR)								1B			0	0	0	0	0	0	0	
Mike Matheny, R OBP: 0.276, SLG: 0.334								1B BB			1	0	0	0	0	1	0	
48 Brad Woodall, S Bronson Arroyo, R Valerio De Los Santos, L Brian Baretz, S David Weathers, R Jose Valdes, L Darin Koford, R Eric Pruitt, R Mike Myers, L Al Reyes, R								HR			0	0	0	0	0	0	0	
								1B			0	0	0	0	0	0	0	
								BB			0	0	0	0	0	0	0	
								1B			0	0	0	0	0	0	0	
								BB			0	0	0	0	0	0	0	
								1B			0	0	0	0	0	0	0	
								BB			0	0	0	0	0	0	0	
								1B			0	0	0	0	0	0	0	
								BB			0	0	0	0	0	0	0	
								1B			0	0	0	0	0	0	0	
								BB			0	0	0	0	0	0	0	
								1B			0	0	0	0	0	0	0	
								BB			0	0	0	0	0	0	0	
								1B			0	0	0	0	0	0	0	
								BB			0	0	0	0	0	0	0	
								1B			0	0	0	0	0	0	0	
								BB			0	0	0	0	0	0	0	
								1B			0	0	0	0	0	0	0	
								BB			0	0	0	0	0	0	0	
								1B			0	0	0	0	0	0	0	
								BB			0	0	0	0	0	0	0	
								1B			0	0	0	0	0	0	0	
								BB			0	0	0	0	0	0	0	
								1B			0	0	0	0	0	0	0	
								BB			0	0	0	0	0	0	0	
								1B			0	0	0	0	0	0	0	
								BB			0	0	0	0	0	0	0	
								1B			0	0	0	0	0	0	0	
								BB			0	0	0	0	0	0	0	
								1B			0	0	0	0	0	0	0	
								BB			0	0	0	0	0	0	0	
								1B			0	0	0	0	0	0	0	
								BB			0	0	0	0	0	0	0	
								1B			0	0	0	0	0	0	0	
								BB			0	0	0	0	0	0	0	
								1B			0	0	0	0	0	0	0	
								BB			0	0	0	0	0	0	0	
								1B			0	0	0	0	0	0	0	
								BB			0	0	0	0	0	0	0	
								1B			0	0	0	0	0	0	0	
								BB			0	0	0	0	0	0	0	
								1B			0	0	0	0	0	0	0	
								BB			0	0	0	0	0	0	0	
								1B			0	0	0	0	0	0	0	
								BB			0	0	0	0	0	0	0	
								1B			0	0	0	0	0	0	0	
								BB			0	0	0	0	0	0	0	
								1B			0	0	0	0	0	0	0	
								BB			0	0	0	0	0	0	0	
								1B			0	0	0	0	0	0	0	
								BB			0	0	0	0	0	0	0	
								1B			0	0	0	0	0	0	0	
								BB			0	0	0	0	0	0	0	
								1B			0	0	0	0	0	0	0	
								BB			0	0	0	0	0	0	0	
								1B			0	0	0	0	0	0	0	
								BB			0	0	0	0	0	0	0	
								1B			0	0	0	0	0	0	0	
								BB			0	0	0	0	0	0	0	
								1B			0	0	0	0	0	0	0	
								BB			0	0	0	0	0	0	0	
								1B			0	0	0	0	0	0	0	
								BB			0	0	0	0	0	0	0	
								1B			0	0	0	0	0	0	0	
								BB			0	0	0	0	0	0	0	
								1B			0	0	0	0	0	0	0	
								BB			0	0	0	0	0	0	0	
								1B			0	0	0	0	0	0	0	
								BB			0	0	0	0	0	0	0	
								1B			0	0	0	0	0	0	0	
								BB			0	0	0	0	0	0	0	
								1B			0	0	0	0	0	0	0	
								BB			0	0	0	0	0	0	0	
								1B			0	0	0	0	0	0	0	
								BB			0	0	0	0	0	0	0	
								1B			0	0	0	0	0	0	0	
								BB			0	0	0	0	0	0	0	
								1B			0	0	0	0	0	0	0	
								BB			0	0	0	0	0	0	0	
								1B			0	0	0	0	0	0	0	
								BB			0	0	0	0	0	0	0	
								1B			0	0	0	0	0	0	0	
								BB			0	0	0	0	0	0	0	
								1B			0	0	0	0	0	0	0	
								BB			0	0	0	0	0	0	0	
								1B			0	0	0	0	0	0	0	
								BB			0	0	0	0	0	0	0	
								1B			0	0	0	0	0	0	0	
								BB			0	0	0	0	0	0	0	



Batter	1	2	3	4	5	6	7	8	9	AB	R	H	RBI	BB	SO	LOB	TOP			
Fernando Vina, L (1,4) OBP: 0.388, SLG: 0.430	G5-3		K			L4		G1-3		4	0	1	0	0	1	1	<b>Milwaukee Brewers @ Cincinnati Reds</b> Cinergy Field, Cincinnati, OH Tue Sep 15 1998, 7:05 PM EDT Att: 13,785 - Cloudy - 80 F			
Mark Loretta, R (1,3) OBP: 0.393, SLG: 0.442	G6-3		2B			2B		G1-3		4	0	2	1	0	0	2				
Jeff Cirillo, R (1,5) OBP: 0.411, SLG: 0.455	1B		G6-3			P2		F9		4	0	1	0	0	0	4				
Jeremy Burnitz, L (1,9) OBP: 0.343, SLG: 0.514	P6				P5	P5		K		4	0	0	0	0	1	2				
Marquis Grissom, R (1,8)	G1-3		K			G1-3		G4-6-3		4	0	1	0	0	1	0				
Marc Newfield, R (1,7) OBP: 0.306, SLG: 0.323	F8		G4-3			K		G4-6-3		3	0	0	0	0	1	0				
Mike Matheny, R (1,2) OBP: 0.274, SLG: 0.331 Geoff Jenkins, L (7, PH) OBP: 0.276, SLG: 0.400 Bobby Hughes, R (7,2) OBP: 0.303, SLG: 0.433	F8				F8	G3				2	0	0	0	0	0	0				
Jose Valentin, S (1,6) OBP: 0.312, SLG: 0.379			WP		P6			K		3	1	1	0	0	1	0				
Scott Karl, L (1,1) OBP: 0.140, SLG: 0.113 Dave Nilsson, L (7,7) OBP: 0.335, SLG: 0.439 Valerio De Los Santos, L (7,1) OBP: 0.303, SLG: 0.422			K		K			G1-3		2	0	0	0	0	2	1				
Inning Stats	R: 0 E: 0 K: 0 S: 12	H: 1 LOB: 1 BB: 0 P: 17	R: 0 E: 0 K: 0 S: 6	H: 0 LOB: 0 BB: 0 P: 9	R: 1 E: 0 K: 2 S: 10	H: 2 LOB: 1 BB: 0 P: 16	R: 0 E: 0 K: 1 S: 11	H: 0 LOB: 0 BB: 0 P: 17	R: 0 E: 0 K: 1 S: 16	H: 1 LOB: 1 BB: 0 P: 23	R: 0 E: 0 K: 1 S: 7	H: 0 LOB: 0 BB: 0 P: 11	R: 0 E: 0 K: 1 S: 12	H: 2 LOB: 2 BB: 0 P: 19	R: 0 E: 0 K: 1 S: 9	H: 1 LOB: 0 BB: 0 P: 10		1B: 4 2B: 3 3B: 0 HR: 0	SF: 0 SAC: 0 DP: 1 HBP: 0	WP: 1 PB: 0 SB: 0 CS: 0
PITCHER	IP	WLS	BF	H	R	ER	SO	BB	IBB	HBP	BLK	WP	HR	S	P	ERA	WHIP			
Mike Remlinger, L (1,1) ERA: 4.72	6.0	W	22	4	1	1	4	0	0	0	0	1	0	66	98	1.50	0.667			
Danny Graves, R (7,1) ERA: 3.32	3.0	S	11	3	0	0	3	0	0	0	0	0	0	28	40	0.00	1.000			

AB	33
R	1
H	7
RBI	1
BB	0
SO	7
LOB	11



Batter	1	2	3	4	5	6	7	8	9	AB	R	H	RBI	BB	SO	LOB	BOTTOM		
Damian Jackson, R (1,8) OBP: 0.333, SLG: 0.556	FC4	L6		E6		2B		P5		5	0	2	0	0	0	2	<b>Milwaukee Brewers @ Cincinnati Reds</b> Cinergy Field, Cincinnati, OH Tue Sep 15 1998, 7:05 PM EDT Att: 13,785 - Cloudy - 80 F		
Barry Larkin, R (1,6) OBP: 0.393, SLG: 0.499	F9		HR	G6-4-3		P5				4	1	2	1	0	0	2			
Bret Boone, R (1,4) OBP: 0.327, SLG: 0.451	FC4		G3	G6-4-3		HR				4	2	1	1	0	0	4			
Dmitri Young, S (1,7) OBP: 0.361, SLG: 0.484 Sean Casey, L (8,3) OBP: 0.394, SLG: 0.415	1B			G6-3		2B				4	1	3	0	0	0	0			
Paul Konerko, R (1,3) OBP: 0.275, SLG: 0.338 Pat Watkins, R (8,9) OBP: 0.291, SLG: 0.365	1B		P4			1B		2B		4	0	3	2	0	0	1			
Aaron Boone, R (1,5) OBP: 0.327, SLG: 0.372	FC5-4		L7			F8		K		4	0	0	0	0	1	4			
Chris Stynes, R (1,9) OBP: 0.323, SLG: 0.340	G4-3			PB		G5-3		K		4	1	1	0	0	1	1			
Brook Fordyce, R (1,2) OBP: 0.294, SLG: 0.359	SH1-4			1B		F9		F7		4	0	2	0	0	0	0			
Mike Remlinger, L (1,1) ERA: 4.32 Guillermo Garcia, R (8, PH) OBP: 0.237, SLG: 0.417 Danny Graves, R (7,1)	SH1-4			SH3-4		K		K		0	0	0	0	0	0	0			
Inning Stats	R: 1 E: 0 K: 0 S: 14	H: 3 LOB: 2 BB: 0 P: 22	R: 0 E: 0 K: 0 S: 8	H: 1 LOB: 1 BB: 0 P: 12	R: 1 E: 0 K: 0 S: 15	H: 2 LOB: 1 BB: 0 P: 19	R: 1 E: 1 K: 0 S: 14	H: 3 LOB: 2 BB: 0 P: 22	R: 0 E: 0 K: 1 S: 9	H: 1 LOB: 1 BB: 0 P: 12	R: 2 E: 0 K: 2 S: 15	H: 3 LOB: 0 BB: 0 P: 23	R: 0 E: 0 K: 1 S: 8	H: 0 LOB: 0 BB: 0 P: 10	1B: 9 2B: 3 3B: 0 HR: 2	SF: 0 SAC: 2 DP: 1 HBP: 0		WP: 0 PB: 1 SB: 0 CS: 0	PA: 37
PITCHER	IP	WLS	BF	H	R	ER	SO	BB	IBB	HBP	BLK	WP	HR	S	P	ERA	WHIP		
Scott Karl, L (1,1) ERA: 4.32	6.0	L	31	13	5	5	1	0	0	0	0	0	0	68	101	7.50	2.167		
Valerio De Los Santos, L (7,1) ERA: 3.1	2.0		6	1	0	0	3	0	0	0	0	0	0	20	27	0.00	0.500		





Batter	1	2	3	4	5	6	7	8	9	AB	R	H	RBI	BB	SO	LOB	TOP					
<b>Fernando Vina, L</b> OBP: 0.388, SLG: 0.431 (1, 4)	F8		BB FC5-4 HBP 1B		G3-1		G6-3 2B	P6		5	1	2	0	0	0	3	<b>Milwaukee Brewers @ Cincinnati Reds</b> Cinergy Field, Cincinnati, OH Wed Sep 16 1998, 3:33 AM EDT Att: 14,467 - Cloudy - 78 F					
<b>Mark Loretta, R</b> OBP: 0.391, SLG: 0.438 (1, 3)	F9		FC5-4 BB HBP		L7		G6-3		L8	4	0	0	0	0	0	1						
<b>Dave Nilsson, L</b> OBP: 0.337, SLG: 0.438 <b>Mike Matheny, R</b> OBP: 0.276, SLG: 0.333 (7, 2)	2B 1B		FC5-4 BB		P6		G3-1		WP 1B	3	0	1	0	1	0	1						
<b>Jeff Cirillo, R</b> OBP: 0.410, SLG: 0.458 (1, 5)	1-3 2B		FC5-4					G3 2B	L9	5	1	2	1	0	1	3						
<b>Jeremy Burnitz, L</b> OBP: 0.340, SLG: 0.510 (1, 9)	P6		1-2 2-3 3-H 1-2		K			G3 2B	P4	5	0	0	0	0	1	6						
<b>Geoff Jenkins, L</b> OBP: 0.277, SLG: 0.397 <b>Marquis Grissom, R</b> OBP: 0.301, SLG: 0.369 (8, 8)		P6	G4-3					K		2	0	0	0	1	0	2						
<b>Darrin Jackson, R</b> OBP: 0.268, SLG: 0.379 (8, 7)	F9				P2			1B BB		4	0	2	1	0	0	0						
<b>Jose Valentin, S</b> OBP: 0.314, SLG: 0.381 (1, 6)					K			1B 2B		3	0	1	0	1	1	2						
<b>Bill Pulsipher, L</b> OBP: 0.188, SLG: 0.188 <b>Brian Barnes, S</b> OBP: 0.300, SLG: 0.412 <b>Chad Fox, R</b> OBP: 0.300, SLG: 1.000 <b>Ronnie Bellard, R</b> <b>Mike Myers, L</b> <b>Eric Plunk, R</b> <b>Bob Wickman, R</b> (11, 1)	G3-1				K			1-2 2-3	1B	2	0	0	0	0	1	1						
<b>Inning Stats</b>	R: 0 E: 0 K: 0 S: 14	H: 2 LOB: 2 BB: 0 P: 21	R: 0 E: 0 K: 0 S: 8	H: 1 LOB: 1 BB: 0 P: 10	R: 1 E: 0 K: 1 S: 12	H: 1 LOB: 2 BB: 1 P: 19	R: 0 E: 0 K: 2 S: 7	H: 0 LOB: 0 BB: 0 P: 7	R: 0 E: 0 K: 1 S: 17	H: 1 LOB: 1 BB: 1 P: 26	R: 0 E: 0 K: 1 S: 9	H: 1 LOB: 1 BB: 0 P: 14	R: 1 E: 0 K: 1 S: 12	H: 3 LOB: 3 BB: 1 P: 20	R: 0 E: 0 K: 0 S: 7	H: 1 LOB: 1 BB: 0 P: 11		1B: 5 2B: 5 3B: 0 HR: 0	SF: 0 SAC: 0 DP: 0 HBP: 1	WP: 1 PB: 0 SB: 0 CS: 0	PA: 41	
<b>PITCHER</b>	IP	WLS	BF	H	R	ER	SO	BB	IBB	HBP	BLK	WP	HR	S	P	ERA		WHIP				
<b>Brett Tomko, R</b> ERA: 4.46 <b>Gabe White, L</b> ERA: 4.25	(1, 1) (8, 1)	7.0 2.0	L 10	31 3	7 0	2 0	5 1	2 0	0 1	0 0	0 0	0 1	0 0	75 18	110 30	2.57 0.00		1.286 1.500				

Batter	1	2	3	4	5	6	7	8	9	AB	R	H	RBI	BB	SO	LOB	BOTTOM					
<b>Damian Jackson, R</b> OBP: 0.364, SLG: 0.524 (1, 8)	1B 1B BB		G4-3 G4-3 1B		G5-3			F8		3	0	1	0	1	0	0	<b>Milwaukee Brewers @ Cincinnati Reds</b> Cinergy Field, Cincinnati, OH Wed Sep 16 1998, 3:33 AM EDT Att: 14,467 - Cloudy - 78 F					
<b>Barry Larkin, R</b> OBP: 0.394, SLG: 0.498 (1, 6)	1-2 1B		G4-3				P6	4-2		3	0	1	0	1	0	1						
<b>Bret Boone, R</b> OBP: 0.327, SLG: 0.450 (1, 4)	K		G4-3				FC5-4 1B	1-3		4	0	1	0	0	2	4						
<b>Dmitri Young, S</b> OBP: 0.360, SLG: 0.482 (1, 7)	G5-4-3 1B		G5-3				FC5-4 FC5-4			4	0	1	0	0	1	2						
<b>Paul Konerko, R</b> OBP: 0.274, SLG: 0.333 <b>Reggie Sanders, R</b> OBP: 0.348, SLG: 0.418 (1, 3)	G5-4-3				K		FC5-4			3	0	0	0	1	1	4						
<b>Chris Stynes, R</b> OBP: 0.324, SLG: 0.340 (9, 9)		L4-6 WP 1B			G1-3		G6-3		G3	3	0	1	0	0	0	0						
<b>Sean Casey, L</b> OBP: 0.363, SLG: 0.414 (9, PH)								1-2		1	0	0	0	0	0	1						
<b>Pat Watkins, R</b> OBP: 0.293, SLG: 0.362 <b>Roberto Petagine, L</b> OBP: 0.414, SLG: 0.477 (7, PH)					G6-3				G4-3	1	0	0	0	1	0	0						
<b>Gabe White, L</b> OBP: 0.290, SLG: 0.250 <b>Tony Tarasco, L</b> OBP: 0.316, SLG: 0.353 (8, 1)								F8		0	0	0	0	0	0	0						
<b>Brook Fordyce, R</b> OBP: 0.290, SLG: 0.354 <b>Eddie Taubensee, L</b> OBP: 0.348, SLG: 0.413 (7, PH)		L4-6 BB								1	0	0	0	0	0	2						
<b>Brett Tomko, R</b> OBP: 0.136, SLG: 0.127 <b>Jon Nunnally, L</b> OBP: 0.344, SLG: 0.372 <b>Aaron Boone, R</b> OBP: 0.325, SLG: 0.369 (8, 2)					L7					2	0	0	0	0	0	2						
<b>Brett Tomko, R</b> OBP: 0.136, SLG: 0.127 <b>Jon Nunnally, L</b> OBP: 0.344, SLG: 0.372 <b>Aaron Boone, R</b> OBP: 0.325, SLG: 0.369 (8, 2)									L8	1	0	0	0	0	0	0						
<b>Inning Stats</b>	R: 0 E: 0 K: 1 S: 11	H: 2 LOB: 2 BB: 1 P: 17	R: 0 E: 0 K: 1 S: 10	H: 1 LOB: 1 BB: 1 P: 18	R: 0 E: 0 K: 0 S: 12	H: 1 LOB: 1 BB: 0 P: 19	R: 0 E: 0 K: 1 S: 9	H: 0 LOB: 0 BB: 0 P: 13	R: 0 E: 0 K: 0 S: 5	H: 0 LOB: 0 BB: 0 P: 6	R: 0 E: 0 K: 0 S: 6	H: 1 LOB: 1 BB: 0 P: 10	R: 0 E: 0 K: 1 S: 10	H: 0 LOB: 0 BB: 0 P: 13	R: 0 E: 0 K: 1 S: 12	H: 0 LOB: 1 BB: 1 P: 20	R: 0 E: 0 K: 1 S: 9	H: 0 LOB: 2 BB: 1 P: 15	1B: 5 2B: 1 3B: 0 HR: 0	SF: 0 SAC: 0 DP: 2 HBP: 0	WP: 1 PB: 0 SB: 0 CS: 0	PA: 34
<b>PITCHER</b>	IP	WLS	BF	H	R	ER	SO	BB	IBB	HBP	BLK	WP	HR	S	P	ERA	WHIP					
<b>Bill Pulsipher, L</b> ERA: 4.88 <b>Chad Fox, R</b> ERA: 3.88 <b>Mike Myers, L</b> ERA: 2.74 <b>Eric Plunk, R</b> ERA: 4.5 <b>Bob Wickman, R</b> ERA: 3.65	(1, 1) (7, 1) (8, 1) (8, 1) (9, 1)	6.0 1.0 0.1 0.2 1.0	W 3	23 0	5 0	0 0	3 0	0 0	0 0	0 0	0 0	0 0	0 0	0 4	10 7	0.00 0.00 0.00 0.00	1.167 0.000 0.000 1.500					





Batter	1	2	3	4	5	6	7	8	9	AB	R	H	RBI	BB	SO	LOB	TOP				
Delino DeShields, L OBP: 0.379, SLG: 0.443 Juan Acevedo, R OBP: 0.222, SLG: 0.235	L6		G1-3		G4-3		F9		K	5	0	0	0	0	1	1					
Ray Lankford, L OBP: 0.386, SLG: 0.538	G1-3			HR						4	2	2	1	0	1	0					
Mark McGwire, R OBP: 0.467, SLG: 0.735	FC6-4 BB			HR						3	1	1	2	1	0	0					
Brian Jordan, R OBP: 0.363, SLG: 0.526	FC6-4			WP E						3	1	1	0	1	0	1					
Ron Gant, R OBP: 0.329, SLG: 0.475 Mike Busby, R OBP: 0.307, SLG: 0.382 12 Pat Kelly, R OBP: 0.291, SLG: 0.296		G5-3		K						4	0	1	0	0	1	2					
Fernando Tatis, R OBP: 0.325, SLG: 0.408	P2			E7 1B						0	0	0	0	0	0	0					
Luis Ordaz, R OBP: 0.241, SLG: 0.203	F8			1B						4	1	2	1	0	0	1					
Darren Oliver, R OBP: 0.103, SLG: 0.172 John Mabry, L OBP: 0.307, SLG: 0.382 Lance Painter, L OBP: 1.000, SLG: 1.000 J.D. Drew, L OBP: 0.400, SLG: 0.857			K	F8						2	0	0	0	0	1	0					
Eli Marrero, R OBP: 0.328, SLG: 0.384	G1-3				G1-5-3					4	0	1	0	0	0	0					
<b>Inning Stats</b>	R: 0 E: 0 K: 0 S: 9	H: 0 LOB: 1 BB: 1 P: 13	R: 0 E: 0 K: 0 S: 8	H: 0 LOB: 0 BB: 0 P: 11	R: 0 E: 0 K: 1 S: 8	H: 0 LOB: 0 BB: 0 P: 11	R: 4 E: 1 K: 1 S: 21	H: 4 LOB: 0 BB: 1 P: 37	R: 0 E: 0 K: 0 S: 11	H: 2 LOB: 2 BB: 0 P: 19	R: 0 E: 0 K: 1 S: 7	H: 0 LOB: 0 BB: 0 P: 11	R: 1 E: 0 K: 0 S: 14	H: 2 LOB: 1 BB: 0 P: 25	R: 0 E: 0 K: 2 S: 13	H: 1 LOB: 1 BB: 0 P: 19	1B: 6 2B: 1 3B: 0 HR: 2	SF: 0 SAC: 0 DP: 0 HBP: 0	WP: 1 PB: 0 SB: 2 CS: 0	PA: 37	
<b>PITCHER</b>	IP	WLS	BF	H	R	ER	SO	BB	IBB	HBP	BLK	WP	HR	S	P	ERA	WHIP				
52 Rafael Roque, L ERA: 4.36	4.0	L	17	4	4	3	2	2	0	0	0	1	1	46	72	6.75	1.500				
David Weathers, R ERA: 4.93	3.0		11	2	0	0	2	0	0	0	0	0	0	25	42	0.00	0.667				
Eric Plunk, R ERA: 4.52	1.2		8	3	1	1	1	0	0	0	0	0	1	24	39	5.40	1.800				
Greg Mullins, L ERA:	0.1		1	0	0	0	1	0	0	0	0	0	0	3	5	0.00	0.000				

St. Louis Cardinals @ Milwaukee Brewers  
Milwaukee County Stadium, Milwaukee, WI

AB 35  
R 5  
H 9  
RBI 5  
BB 2  
SO 6  
LOB 7



WP: 1 PA: 37  
PB: 0  
SB: 2  
CS: 0

St. Louis Cardinals @ Milwaukee Brewers  
Milwaukee County Stadium, Milwaukee, WI

AB 35  
R 2  
H 8  
RBI 2  
BB 1  
SO 5  
LOB 16



WP: 0 PA: 36  
PB: 0  
SB: 1  
CS: 0

Batter	1	2	3	4	5	6	7	8	9	AB	R	H	RBI	BB	SO	LOB	BOTTOM					
Fernando Vina, L OBP: 0.387, SLG: 0.429	E S 1B BB		F7	F9			G1-3			3	1	0	0	1	0	2						
Mark Loretta, R OBP: 0.390, SLG: 0.438	F8		E9 1B 2B				F8			4	1	1	0	0	1	1						
Dave Nilsson, L OBP: 0.336, SLG: 0.436 Jose Valentin, S OBP: 0.316, SLG: 0.383	E4 1B			1B						1	0	0	0	0	0	1						
Jeff Cirillo, R OBP: 0.411, SLG: 0.458	L5		L5							4	0	2	1	0	0	1						
Jeromy Burnitz, L OBP: 0.338, SLG: 0.506	K		F9				G4-6-3			4	0	0	0	0	2	5						
Marquis Grissom, R OBP: 0.299, SLG: 0.366	P4			L7						4	0	0	0	0	0	2						
Darrin Jackson, R OBP: 0.273, SLG: 0.382			K							4	0	2	0	0	1	0						
Bobby Hughes, R OBP: 0.302, SLG: 0.429			K							4	0	1	0	0	1	1						
52 Rafael Roque, L OBP: 0.387, SLG: 0.429 Ronnie Belliard, R OBP: 0.209, SLG: 0.300 David Weathers, R OBP: 0.316, SLG: 0.383 Brian Banks, R OBP: 0.299, SLG: 0.366 Eric Plunk, R OBP: 0.338, SLG: 0.506 Greg Mullins, L OBP: 0.302, SLG: 0.429 Bob Hamelin, L OBP: 0.273, SLG: 0.382	L5			L9						1	0	0	0	0	0	0						
<b>Inning Stats</b>	R: 1 E: 1 K: 1 S: 16	H: 1 LOB: 2 BB: 1 P: 26	R: 0 E: 0 K: 2 S: 8	H: 0 LOB: 0 BB: 0 P: 11	R: 1 E: 1 K: 0 S: 10	H: 2 LOB: 1 BB: 0 P: 14	R: 0 E: 0 K: 0 S: 7	H: 2 LOB: 2 BB: 0 P: 13	R: 0 E: 0 K: 0 S: 9	H: 2 LOB: 1 BB: 0 P: 14	R: 0 E: 0 K: 0 S: 4	H: 0 LOB: 0 BB: 0 P: 5	R: 0 E: 0 K: 0 S: 14	H: 0 LOB: 0 BB: 0 P: 21	R: 0 E: 0 K: 1 S: 6	H: 0 LOB: 0 BB: 0 P: 12	R: 0 E: 0 K: 0 S: 5	H: 1 LOB: 1 BB: 0 P: 7	1B: 7 2B: 1 3B: 0 HR: 0	SF: 0 SAC: 0 DP: 1 HBP: 0	WP: 0 PB: 0 SB: 1 CS: 0	PA: 36
<b>PITCHER</b>	IP	WLS	BF	H	R	ER	SO	BB	IBB	HBP	BLK	WP	HR	S	P	ERA	WHIP					
Darren Oliver, L ERA: 5.46	6.0	W	26	7	2	2	4	1	0	0	0	0	0	14	21	0.00	0.000					
Lance Painter, L ERA: 4.29	1.0		3	0	0	0	1	0	0	0	0	0	0	6	12	0.00	0.000					
Mike Busby, R ERA: 4.71	1.0		3	0	0	0	1	0	0	0	0	0	0	5	7	0.00	1.000					
Juan Acevedo, R ERA: 2.7	1.0	S	4	1	0	0	0	0	0	0	0	0	0	5	7	0.00	1.000					

St. Louis Cardinals @ Milwaukee Brewers  
Milwaukee County Stadium, Milwaukee, WI

AB 35  
R 2  
H 8  
RBI 2  
BB 1  
SO 5  
LOB 16

WP: 0 PA: 36  
PB: 0  
SB: 1  
CS: 0



WP: 0 PA: 36  
PB: 0  
SB: 1  
CS: 0

St. Louis Cardinals @ Milwaukee Brewers  
Milwaukee County Stadium, Milwaukee, WI

AB 35  
R 2  
H 8  
RBI 2  
BB 1  
SO 5  
LOB 16

WP: 0 PA: 36  
PB: 0  
SB: 1  
CS: 0



WP: 0 PA: 36  
PB: 0  
SB: 1  
CS: 0

St. Louis Cardinals @ Milwaukee Brewers  
Milwaukee County Stadium, Milwaukee, WI

AB 35  
R 2  
H 8  
RBI 2  
BB 1  
SO 5  
LOB 16

WP: 0 PA: 36  
PB: 0  
SB: 1  
CS: 0



WP: 0 PA: 36  
PB: 0  
SB: 1  
CS: 0

St. Louis Cardinals @ Milwaukee Brewers  
Milwaukee County Stadium, Milwaukee, WI

AB 35  
R 2  
H 8  
RBI 2  
BB 1  
SO 5  
LOB 16

WP: 0 PA: 36  
PB: 0  
SB: 1  
CS: 0



WP: 0 PA: 36  
PB: 0  
SB: 1  
CS: 0

St. Louis Cardinals @ Milwaukee Brewers  
Milwaukee County Stadium, Milwaukee, WI

AB 35  
R 2  
H 8  
RBI 2  
BB 1  
SO 5  
LOB 16

WP: 0 PA: 36  
PB: 0  
SB: 1  
CS: 0



WP: 0 PA: 36  
PB: 0  
SB: 1  
CS: 0

St. Louis Cardinals @ Milwaukee Brewers  
Milwaukee County Stadium, Milwaukee, WI

AB 35  
R 2  
H 8  
RBI 2  
BB 1  
SO 5  
LOB 16

WP: 0 PA: 36  
PB: 0  
SB: 1  
CS: 0



WP: 0 PA: 36  
PB: 0  
SB: 1  
CS: 0

St. Louis Cardinals @ Milwaukee Brewers  
Milwaukee County Stadium, Milwaukee, WI

AB 35  
R 2  
H 8  
RBI 2  
BB 1  
SO 5  
LOB 16

WP: 0 PA: 36  
PB: 0  
SB: 1  
CS: 0



WP: 0 PA: 36  
PB: 0  
SB: 1  
CS: 0

St. Louis Cardinals @ Milwaukee Brewers  
Milwaukee County Stadium, Milwaukee, WI

AB 35  
R 2  
H 8  
RBI 2  
BB 1  
SO 5  
LOB 16

WP: 0 PA: 36  
PB: 0  
SB: 1  
CS: 0



WP: 0 PA: 36  
PB: 0  
SB: 1  
CS: 0

St. Louis Cardinals @ Milwaukee Brewers  
Milwaukee County Stadium, Milwaukee, WI

AB 35  
R 2  
H 8  
RBI 2  
BB 1  
SO 5  
LOB 16

WP: 0 PA: 36  
PB: 0  
SB: 1  
CS: 0



WP: 0 PA: 36  
PB: 0  
SB: 1  
CS: 0

St. Louis Cardinals @ Milwaukee Brewers  
Milwaukee County Stadium, Milwaukee, WI

AB 35  
R 2  
H 8  
RBI 2  
BB 1  
SO 5  
LOB 16

WP: 0 PA: 36  
PB: 0  
SB: 1  
CS: 0



WP: 0 PA: 36  
PB: 0  
SB: 1  
CS: 0

St. Louis Cardinals @ Milwaukee Brewers  
Milwaukee County Stadium, Milwaukee, WI

AB 35  
R 2  
H 8  
RBI 2  
BB 1  
SO 5  
LOB 16

WP: 0 PA: 36  
PB: 0  
SB: 1  
CS: 0



WP: 0 PA: 36  
PB: 0  
SB: 1  
CS: 0

St. Louis Cardinals @ Milwaukee Brewers  
Milwaukee County Stadium, Milwaukee, WI

AB 35  
R 2  
H 8  
RBI 2  
BB 1  
SO 5  
LOB 16

WP: 0 PA: 36  
PB: 0  
SB: 1  
CS: 0



WP: 0 PA: 36  
PB: 0  
SB: 1  
CS: 0

St. Louis Cardinals @ Milwaukee Brewers  
Milwaukee County Stadium, Milwaukee, WI

AB 35  
R 2  
H 8  
RBI 2  
BB 1  
SO 5  
LOB 16

WP: 0 PA: 36  
PB: 0  
SB: 1  
CS: 0



WP: 0 PA: 36  
PB: 0  
SB: 1  
CS: 0

St. Louis Cardinals @ Milwaukee Brewers  
Milwaukee County Stadium, Milwaukee, WI

AB 35  
R 2  
H 8  
RBI 2  
BB 1  
SO 5  
LOB 16

WP: 0 PA: 36  
PB: 0  
SB: 1  
CS: 0



WP: 0 PA: 36  
PB: 0  
SB: 1  
CS: 0

St. Louis Cardinals @ Milwaukee Brewers  
Milwaukee County Stadium, Milwaukee, WI

AB 35  
R 2  
H 8  
RBI 2  
BB 1  
SO 5  
LOB 16

WP: 0 PA: 36  
PB: 0  
SB: 1  
CS: 0



WP: 0 PA: 36  
PB: 0  
SB: 1  
CS: 0

St. Louis Cardinals @ Milwaukee Brewers  
Milwaukee County Stadium, Milwaukee, WI

AB 35  
R 2  
H 8  
RBI 2  
BB 1  
SO 5  
LOB 16

WP: 0 PA: 36  
PB: 0  
SB: 1  
CS: 0



WP: 0 PA: 36  
PB: 0  
SB: 1  
CS: 0

St. Louis Cardinals @ Milwaukee Brewers  
Milwaukee County Stadium, Milwaukee, WI

AB 35  
R 2  
H 8  
RBI 2  
BB 1  
SO 5  
LOB 16

WP: 0 PA: 36  
PB: 0  
SB: 1  
CS: 0



WP: 0 PA: 36  
PB: 0  
SB: 1  
CS: 0

St. Louis Cardinals @ Milwaukee Brewers  
Milwaukee County Stadium, Milwaukee, WI

AB 35  
R 2  
H 8  
RBI 2  
BB 1  
SO 5  
LOB 16

WP: 0 PA: 36  
PB: 0  
SB: 1  
CS: 0



WP: 0 PA: 36  
PB: 0  
SB: 1  
CS: 0

St. Louis Cardinals @ Milwaukee Brewers  
Milwaukee County Stadium, Milwaukee, WI

AB 35  
R 2  
H 8  
RBI 2  
BB 1  
SO 5  
LOB 16

WP: 0 PA: 36  
PB: 0  
SB: 1  
CS: 0



WP: 0 PA: 36  
PB: 0  
SB: 1  
CS: 0

St. Louis Cardinals @ Milwaukee Brewers  
Milwaukee County Stadium, Milwaukee, WI

AB 35  
R 2  
H 8  
RBI 2  
BB 1  
SO 5  
LOB 16

WP: 0 PA: 36  
PB: 0  
SB: 1  
CS: 0



Batter	1	2	3	4	5	6	7	8	9	AB	R	H	RBI	BB	SO	LOB	TOP				
<b>Delino DeShields, L</b> OBP: 0.377, SLG: 0.442	0-1 G3	2-3 K			1-0 G4-3	2-2 1B 2B		3-2 L8		5	1	1	1	0	1	2					
<b>Brian Jordan, R</b> OBP: 0.365, SLG: 0.534	1-1 HR	1-2 G6-3			1-0 2B 2B	0-0 2B 1B			1-0 P4	5	2	3	2	0	0	1					
<b>Mark McGwire, R</b> OBP: 0.465, SLG: 0.729	2-0 HBP		2-3 K		0-3 K	3-3 K			0-3 K	4	0	0	0	0	4	2					
<b>Ray Lankford, L</b> OBP: 0.387, SLG: 0.534	1-1 F8		0-1 F7		4-0 2B IBB				2-3 K	4	1	0	0	1	1	1					
<b>J.D. Drew, L</b> OBP: 0.370, SLG: 0.783	1-3 K		2-3 K		2-2 IBB					2	0	0	0	0	2	1					
<b>John Mabry, L</b> OBP: 0.310, SLG: 0.386										1	0	1	2	1	0	0					
<b>Lance Painter, L</b> OBP: 1.000, SLG: 1.000					1-1 2B					0	0	0	0	0	0	0					
<b>Juan Acevedo, R</b> OBP: 0.222, SLG: 0.235					1-1 2B					0	0	0	0	0	0	0					
<b>Fernando Tatis, R</b> OBP: 0.327, SLG: 0.414		1-1 HR			3-2 1B	1-3 K				4	1	2	1	0	2	2					
<b>Luis Ordez, R</b> OBP: 0.241, SLG: 0.212		1-0 1B 2B			2-0 P4				1-1 G1-3	4	1	1	0	0	0	1					
<b>Jose Jimenez, R</b> OBP: 0.289, SLG: 0.294			0-3 K		2-3 K				4-1 BB	2	0	0	0	0	2	2					
<b>12 Pat Kelly, R</b> OBP: 0.289, SLG: 0.294										1	0	0	0	0	0	0					
<b>Curtis King, R</b> OBP: 0.429, SLG: 0.200					1-2 K					0	0	0	0	0	0	0					
<b>Mark Little, R</b> OBP: 0.429, SLG: 0.200										0	0	0	0	1	0	0					
<b>Eli Marrero, R</b> OBP: 0.331, SLG: 0.391		2-2 1B			3-3 K				1-1 P3	4	1	2	1	0	1	2					
<b>Inning Stats</b>	R: 1 E: 0 K: 1 S: 9	H: 1 LOB: 1 BB: 0 P: 14	R: 2 E: 0 K: 2 S: 15	H: 3 LOB: 1 BB: 0 P: 22	R: 0 E: 0 K: 2 S: 8	H: 0 LOB: 0 BB: 0 P: 12	R: 0 E: 0 K: 2 S: 11	H: 1 LOB: 1 BB: 1 P: 21	R: 2 E: 0 K: 1 S: 14	H: 2 LOB: 1 BB: 1 P: 22	R: 0 E: 0 K: 1 S: 7	H: 0 LOB: 1 BB: 1 P: 17	R: 0 E: 0 K: 0 S: 7	H: 0 LOB: 1 BB: 1 P: 16	R: 0 E: 0 K: 2 S: 8	H: 0 LOB: 0 BB: 0 P: 11	1B: 3 2B: 6 3B: 0 HR: 2	SF: 0 SAC: 0 DP: 1 HBP: 1	WP: 0 PB: 0 SB: 2 CS: 1	PA: 40	
<b>PITCHER</b>	IP WLS BF H R ER SO BB IBB HBP BLK WP HR S P ERA WHIP	IP WLS BF H R ER SO BB IBB HBP BLK WP HR S P ERA WHIP	IP WLS BF H R ER SO BB IBB HBP BLK WP HR S P ERA WHIP	IP WLS BF H R ER SO BB IBB HBP BLK WP HR S P ERA WHIP	IP WLS BF H R ER SO BB IBB HBP BLK WP HR S P ERA WHIP	IP WLS BF H R ER SO BB IBB HBP BLK WP HR S P ERA WHIP	IP WLS BF H R ER SO BB IBB HBP BLK WP HR S P ERA WHIP	IP WLS BF H R ER SO BB IBB HBP BLK WP HR S P ERA WHIP	IP WLS BF H R ER SO BB IBB HBP BLK WP HR S P ERA WHIP	IP WLS BF H R ER SO BB IBB HBP BLK WP HR S P ERA WHIP	IP WLS BF H R ER SO BB IBB HBP BLK WP HR S P ERA WHIP	IP WLS BF H R ER SO BB IBB HBP BLK WP HR S P ERA WHIP	IP WLS BF H R ER SO BB IBB HBP BLK WP HR S P ERA WHIP	IP WLS BF H R ER SO BB IBB HBP BLK WP HR S P ERA WHIP	IP WLS BF H R ER SO BB IBB HBP BLK WP HR S P ERA WHIP	IP WLS BF H R ER SO BB IBB HBP BLK WP HR S P ERA WHIP	IP WLS BF H R ER SO BB IBB HBP BLK WP HR S P ERA WHIP	IP WLS BF H R ER SO BB IBB HBP BLK WP HR S P ERA WHIP	IP WLS BF H R ER SO BB IBB HBP BLK WP HR S P ERA WHIP	IP WLS BF H R ER SO BB IBB HBP BLK WP HR S P ERA WHIP	IP WLS BF H R ER SO BB IBB HBP BLK WP HR S P ERA WHIP

St. Louis Cardinals @ Milwaukee Brewers  
Milwaukee County Stadium, Milwaukee, WI

AB 36  
R 7  
H 10  
RBI 7  
BB 3  
SO 13  
LOB 14



WP: 0  
PB: 0  
SB: 2  
CS: 1

PA: 40

Sat Sep 19 1998, 8:05 PM EDT  
Att: 54,132 - Unknown - 79 F

Batter	1	2	3	4	5	6	7	8	9	AB	R	H	RBI	BB	SO	LOB	BOTTOM					
<b>Fernando Vina, L</b> OBP: 0.386, SLG: 0.427	0-0 F7	1-0 1B		0-1 G4-3		0-0 P8			0-1 G4-3	5	0	1	1	0	0	0						
<b>Mark Loretta, R</b> OBP: 0.386, SLG: 0.433	2-1 G6-3	0-3 K		2-1 P4		3-2 G4-3			0-0 G4-3	5	0	0	0	0	1	2						
<b>Dave Nilsson, L</b> OBP: 0.277, SLG: 0.437	2-1 2B 1B	0-0 E3			4-1 1B BB				1-1 G4-3	2	0	1	0	1	0	2						
<b>Jose Valentin, S</b> OBP: 0.315, SLG: 0.382		1-2 2-3 K								1	1	0	0	0	0	0						
<b>Jeff Cirillo, R</b> OBP: 0.412, SLG: 0.460	2-2 2B	0-0 F9			1-2 1B				1-1 G4-3	4	0	2	0	0	0	3						
<b>Jeromy Burnitz, L</b> OBP: 0.336, SLG: 0.503	1-0 G6-3	1-3 K			1-0 SF8				2-3 K	3	0	0	1	0	2	5						
<b>Marquis Grissom, R</b> OBP: 0.288, SLG: 0.365		0-0 E6 2B	1-1 G6-3		0-0 FC6-4 1B				1-3 K	4	1	1	0	0	1	0						
<b>Geoff Jenkins, L</b> OBP: 0.277, SLG: 0.396		2-1 2B 1B	0-1 F8		2-1 F7				2-1 G6-3	3	1	1	0	0	0	2						
<b>Darrin Jackson, R</b> OBP: 0.272, SLG: 0.380		1-2 2B 1B								1	0	0	0	0	0	0						
<b>Mike Matheny, R</b> OBP: 0.277, SLG: 0.337		0-0 1B 2B	2-1 G6-3		1-2 FC6-4				3-2 L7	3	1	1	1	0	0	2						
<b>Al Reyes, R</b> OBP: 0.200, SLG: 0.200										0	0	0	0	0	0	0						
<b>Ronnie Belliard, R</b> OBP: 0.333, SLG: 0.333										1	0	0	0	0	0	0						
<b>Bronswell Patrick, R</b> OBP: 0.294, SLG: 0.400		1-3 2H 1B 2B			1-2 1B					0	0	0	0	0	0	0						
<b>Steve Woodard, L</b> OBP: 0.146, SLG: 0.188		2-1 1B			3-2 G1-3				0-2 G6-3	2	0	1	1	0	0	0						
<b>Bobby Hughes, R</b> OBP: 0.300, SLG: 0.427										1	0	0	0	0	0	0						
<b>Bob Hamelin, L</b> OBP: 0.299, SLG: 0.416										1	0	0	0	0	0	0						
<b>Inning Stats</b>	R: 0 E: 0 K: 0 S: 11	H: 2 LOB: 2 BB: 0 P: 18	R: 3 E: 2 K: 2 S: 15	H: 4 LOB: 3 BB: 0 P: 21	R: 0 E: 0 K: 0 S: 6	H: 0 LOB: 0 BB: 0 P: 9	R: 0 E: 0 K: 0 S: 7	H: 0 LOB: 0 BB: 0 P: 12	R: 1 E: 0 K: 0 S: 13	H: 2 LOB: 2 BB: 1 P: 22	R: 0 E: 0 K: 0 S: 5	H: 0 LOB: 0 BB: 0 P: 9	R: 0 E: 0 K: 1 S: 7	H: 0 LOB: 0 BB: 0 P: 11	R: 0 E: 0 K: 1 S: 10	H: 0 LOB: 0 BB: 0 P: 16	R: 0 E: 0 K: 0 S: 7	H: 0 LOB: 0 BB: 0 P: 7	1B: 6 2B: 2 3B: 0 HR: 0	SF: 1 SAC: 0 DP: 0 HBP: 0	WP: 0 PB: 0 SB: 0 CS: 0	PA: 38
<b>PITCHER</b>	IP WLS BF H R ER SO BB IBB HBP BLK WP HR S P ERA WHIP	IP WLS BF H R ER SO BB IBB HBP BLK WP HR S P ERA WHIP	IP WLS BF H R ER SO BB IBB HBP BLK WP HR S P ERA WHIP	IP WLS BF H R ER SO BB IBB HBP BLK WP HR S P ERA WHIP	IP WLS BF H R ER SO BB IBB HBP BLK WP HR S P ERA WHIP	IP WLS BF H R ER SO BB IBB HBP BLK WP HR S P ERA WHIP	IP WLS BF H R ER SO BB IBB HBP BLK WP HR S P ERA WHIP	IP WLS BF H R ER SO BB IBB HBP BLK WP HR S P ERA WHIP	IP WLS BF H R ER SO BB IBB HBP BLK WP HR S P ERA WHIP	IP WLS BF H R ER SO BB IBB HBP BLK WP HR S P ERA WHIP	IP WLS BF H R ER SO BB IBB HBP BLK WP HR S P ERA WHIP	IP WLS BF H R ER SO BB IBB HBP BLK WP HR S P ERA WHIP	IP WLS BF H R ER SO BB IBB HBP BLK WP HR S P ERA WHIP	IP WLS BF H R ER SO BB IBB HBP BLK WP HR S P ERA WHIP	IP WLS BF H R ER SO BB IBB HBP BLK WP HR S P ERA WHIP	IP WLS BF H R ER SO BB IBB HBP BLK WP HR S P ERA WHIP	IP WLS BF H R ER SO BB IBB HBP BLK WP HR S P ERA WHIP	IP WLS BF H R ER SO BB IBB HBP BLK WP HR S P ERA WHIP	IP WLS BF H R ER SO BB IBB HBP BLK WP HR S P ERA WHIP	IP WLS BF H R ER SO BB IBB HBP BLK WP HR S P ERA WHIP	IP WLS BF H R ER SO BB IBB HBP BLK WP HR S P ERA WHIP	

St. Louis Cardinals @ Milwaukee Brewers  
Milwaukee County Stadium, Milwaukee, WI

AB 36  
R 4  
H 8  
RBI 4  
BB 1  
SO 4  
LOB 16



WP: 0  
PB: 0  
SB: 0  
CS: 0

PA: 38


Sat Sep 19 1998, 8:05 PM EDT  
Att: 54,132 - Unknown - 79 F




Batter	1	2	3	4	5	6	7	8	9	AB	R	H	RBI	BB	SO	LOB	TOP				
12 Pat Kelly, R OBP: 0.289, SLG: 0.313 Delino DeShields, L OBP: 0.309, SLG: 0.442	(1,4) F 0-1 L3		(1,1) B 1-1 HR		(2,3) F 2-3 K		(3,3) F 3-3 K		(4,1) F 4-1 SF8	4	1	1	1	0	2	0	<b>St. Louis Cardinals @ Milwaukee Brewers</b> Milwaukee County Stadium, Milwaukee, WI Sun Sep 20 1998, 4:33 AM EDT Att: 52,831 - Cloudy - 78 F				
Fernando Tatis, R OBP: 0.327, SLG: 0.413	(1,5) X 0-0 HR		(3,1) B 3-1 F7		(2,0) B 2-0 F7		(1,0) B 1-0 P3		(4,2) B 4-2 BB	4	2	1	0	1	0						
Mark McGwire, R OBP: 0.468, SLG: 0.737	(1,3) B 2-1 HR		(2,1) B 2-1 FC5-4		(0,0) X 0-0 1B		(2,3) B 2-3 K		(4,1) B 4-1 E7	4	2	3	2	1	1	0					
Brian Jordan, R OBP: 0.363, SLG: 0.532	(1,8) B 1-0 F7		(1,2) F 1-2 FC5-4		(1,1) B 1-1 HR		(1,1) B 1-1 2B		(3,2) B 3-2 G5-3	4	2	1	2	0	0	1					
Ron Gant, R OBP: 0.330, SLG: 0.490	(1,7) B 2-0 F8		(2,1) B 2-1 HR		(2,2) B 2-2 HR		(2,2) B 2-2 HR		(1,2) B 1-2 L9	5	2	2	4	0	0	2					
Eli Marrero, R OBP: 0.328, SLG: 0.384	(1,2) B 1-2 L5		(2,2) B 2-2 P4		(2,2) B 2-2 L8		(2,2) B 2-2 L8		(4,2) B 4-2 BB	4	0	0	0	1	0	1					
Luis Ordez, R OBP: 0.241, SLG: 0.213	(1,6) B 1-0 G5-3		(2,1) B 2-1 G6-3		(0,2) F 0-2 G6-3		(0,2) F 0-2 G6-3		(0,1) F 0-1 BB	4	0	1	0	0	0	0					
Kent Mercker, L OBP: 0.275, SLG: 0.241 Manny Aybar, R OBP: 0.245, SLG: 0.260 Mark Petkovsek, R OBP: 0.348, SLG: 0.394 Mike Busby, R OBP: 0.305, SLG: 0.334 Ray Lankford, L OBP: 0.388, SLG: 0.534	(1,1) B 3-2 HR		(1,1) B 1-1 P4		(2,3) B 2-3 K		(2,3) B 2-3 K		(4,0) B 4-0 FC4-6	0	0	0	0	0	0	0					
Mark Little, R OBP: 0.300, SLG: 0.125 John Mabry, L OBP: 0.309, SLG: 0.385 Rick Croushore, R OBP: 0.222, SLG: 0.235	(1,9) B 1-3 K		(1,1) B 1-1 L3		(2,1) B 2-1 P3		(2,1) B 2-1 P3		(0,0) B 0-0 FC4-6	3	0	0	0	0	1	0					
<b>Inning Stats</b>	R: 2 E: 0 K: 0 S: 7	H: 2 LOB: 0 BB: 0 P: 12	R: 1 E: 0 K: 1 S: 11	H: 1 LOB: 0 BB: 0 P: 17	R: 3 E: 0 K: 0 S: 15	H: 3 LOB: 0 BB: 0 P: 26	R: 0 E: 0 K: 0 S: 6	H: 0 LOB: 0 BB: 0 P: 10	R: 3 E: 0 K: 1 S: 14	H: 3 LOB: 0 BB: 0 P: 23	R: 0 E: 0 K: 2 S: 8	H: 0 LOB: 0 BB: 0 P: 14	R: 0 E: 0 K: 0 S: 12	H: 1 LOB: 3 BB: 3 P: 24	R: 2 E: 1 K: 0 S: 11	H: 0 LOB: 1 BB: 3 P: 28		1B: 4 2B: 1 3B: 0 HR: 5	SF: 1 SAC: 0 DP: 0 HBP: 0	WP: 0 PB: 0 SB: 2 CS: 0	PA: 42
<b>PITCHER</b>	IP WLS BF H R ER SO	IP WLS BF H R ER SO	IP WLS BF H R ER SO	IP WLS BF H R ER SO	IP WLS BF H R ER SO	IP WLS BF H R ER SO	IP WLS BF H R ER SO	IP WLS BF H R ER SO	IP WLS BF H R ER SO	IP WLS BF H R ER SO	IP WLS BF H R ER SO	IP WLS BF H R ER SO	IP WLS BF H R ER SO	IP WLS BF H R ER SO	IP WLS BF H R ER SO	IP WLS BF H R ER SO	ERA WHIP	ERA WHIP	ERA WHIP	ERA WHIP	
Scott Karl, L ERA: 4.54 53 Rod Henderson, R ERA: 13.5 Valerio De Los Santos, L ERA: 2.95 Chad Fox, R ERA: 3.79 Bob Wickman, R ERA: 3.72	(1,1) (4,1) (6,1) (7,1) (8,1)	3.0 L 15 6 6 6 1	(1,1) (1,1) (8,1) (8,1) (8,8)	2.0 9 3 3 3 1	(6,1) (7,1) (8,1)	1.0 3 0 0 0 1	(1,1) (1,1) (8,1) (8,1)	1.0 3 0 0 0 2	(8,1) (8,1)	1.0 8 1 2 1 0	4 0 0 0 0 0	0 0 0 0 0 0	0 0 0 0 0 0	0 0 0 0 0 0	0 0 0 0 0 0	0 0 0 0 0 0	0 0 0 0 0 0	0.00 1.000	0.00 1.000	0.00 1.000	0.00 1.000

Batter	1	2	3	4	5	6	7	8	9	AB	R	H	RBI	BB	SO	LOB	BOTTOM					
Fernando Vina, L OBP: 0.386, SLG: 0.426	(1,4) C 2-2 L8		(0,0) X 0-0 G5-3		(0,3) C 0-3 K		(2,2) B 2-2 BB		(1,1) B 1-1 FC6-4	6	0	2	0	0	1	3	<b>St. Louis Cardinals @ Milwaukee Brewers</b> Milwaukee County Stadium, Milwaukee, WI Sun Sep 20 1998, 4:33 AM EDT Att: 52,831 - Cloudy - 78 F					
Mark Loretta, R OBP: 0.384, SLG: 0.430	(1,3) C 4-1 BB		(2,1) B 2-1 G5-3		(0,3) B 0-3 K		(1,0) B 1-0 SF9		(0,0) X 0-0 FC6-4	3	0	0	1	1	1	2						
Jeff Cirillo, R OBP: 0.410, SLG: 0.457	(1,5) C 1-2 P6		(1,2) B 1-2 F7		(3,3) B 3-3 K		(4,0) B 4-0 BB		(3,2) B 3-2 F8	4	0	0	0	1	1	3						
Jeremy Burnitz, L OBP: 0.336, SLG: 0.502	(1,9) F 0-1 G3-1				(2,3) B 2-3 K		(2,3) B 2-3 BB		(1,1) B 1-1 BB	4	1	1	0	1	2	3						
Marquis Grissom, R OBP: 0.301, SLG: 0.369	(1,8) B 1-1 G6-3		(3,2) B 3-2 1B		(1,1) B 1-1 BB		(1,0) B 1-0 1B		(1,3) B 1-3 K	5	2	3	0	0	1	2						
Darin Jackson, R OBP: 0.275, SLG: 0.385	(1,7) C 0-1 F9		(0,1) B 0-1 2B		(1,0) B 1-0 1B		(0,0) X 0-0 F8		(2,3) B 2-3 K	5	0	2	1	0	2	3						
Mike Matheny, R OBP: 0.275, SLG: 0.334 Geoff Jenkins, L OBP: 0.295, SLG: 0.396 Chad Fox, R ERA: 3.79 Bob Wickman, R ERA: 3.72 Marcus Jensen, S ERA: 4.82 Eric Plunk, R ERA: 4.46	(1,2) S 0-1 F9		(2,3) B 2-3 K		(0,3) B 0-3 K		(4,1) B 4-1 2B		(0,0) B 0-0 P6	2	0	0	0	0	1	2						
Jose Valentin, S OBP: 0.321, SLG: 0.388	(1,6) C 4-2 BB		(0,0) X 0-0 F7		(0,0) B 0-0 1B		(3,1) B 3-1 2B		(0,1) B 0-1 1B	4	1	3	2	1	0	1						
Scott Karl, L ERA: 4.54 53 Rod Henderson, R ERA: 13.5 Greg Martinez, S ERA: 5.29 Valerio De Los Santos, L ERA: 2.95 Brian Banks, S OBP: 0.333, SLG: 0.478	(1,1) S 1-2 K		(1,2) B 1-2 K		(4,2) B 4-2 BB		(3,1) B 3-1 1B		(1,0) B 1-0 1B	1	0	0	0	0	1	2						
<b>Inning Stats</b>	R: 0 E: 0 K: 0 S: 10	H: 0 LOB: 1 BB: 1 P: 17	R: 0 E: 0 K: 1 S: 13	H: 1 LOB: 2 BB: 1 P: 19	R: 0 E: 0 K: 0 S: 7	H: 0 LOB: 0 BB: 0 P: 10	R: 1 E: 0 K: 2 S: 11	H: 2 LOB: 1 BB: 0 P: 17	R: 0 E: 0 K: 3 S: 13	H: 0 LOB: 1 BB: 1 P: 20	R: 5 E: 0 K: 1 S: 15	H: 4 LOB: 2 BB: 3 P: 39	R: 0 E: 0 K: 1 S: 11	H: 2 LOB: 2 BB: 0 P: 16	R: 0 E: 0 K: 1 S: 12	H: 2 LOB: 2 BB: 0 P: 18		R: 0 E: 0 K: 2 S: 13	H: 2 LOB: 2 BB: 0 P: 22	1B: 9 2B: 4 3B: 0 HR: 0	SF: 1 SAC: 0 DP: 0 HBP: 0	WP: 0 PB: 0 SB: 0 CS: 0
<b>PITCHER</b>	IP WLS BF H R ER SO	IP WLS BF H R ER SO	IP WLS BF H R ER SO	IP WLS BF H R ER SO	IP WLS BF H R ER SO	IP WLS BF H R ER SO	IP WLS BF H R ER SO	IP WLS BF H R ER SO	IP WLS BF H R ER SO	IP WLS BF H R ER SO	IP WLS BF H R ER SO	IP WLS BF H R ER SO	IP WLS BF H R ER SO	IP WLS BF H R ER SO	IP WLS BF H R ER SO	IP WLS BF H R ER SO	ERA WHIP	ERA WHIP	ERA WHIP	ERA WHIP		
Kent Mercker, L ERA: 5.07 Manny Aybar, R ERA: 5.29 Mark Petkovsek, R ERA: 4.82 Mike Busby, R ERA: 4.53 Rick Croushore, R ERA: 4.75	(1,1) (1,1) (6,1) (6,1) (8,1)	0.0 W 24 4 3 3 6	(1,1) (6,1) (7,1) (8,1) (8,1)	5.1 W 24 4 3 3 6	(1,1) (6,1) (7,1) (8,1)	0.0 3 2 2 2 0	(1,1) (6,1) (7,1) (8,1)	0.0 3 2 2 2 0	(1,1) (6,1) (7,1) (8,1)	0.0 3 2 2 2 0	0 0 0 0 0	0 0 0 0 0	0 0 0 0 0	0 0 0 0 0	0 0 0 0 0	0 0 0 0 0	0.00 1.500	0.00 1.500	0.00 1.500	0.00 1.500		
21 Bryan Eversgerd, L ERA: 10.13 Juan Acevedo, R ERA: 2.64	(1,1) (9,1)	0.1 5 2 0 0 2	(1,1) (9,1)	1.0 5 2 0 0 2	(8,1) (9,1)	0 0 0 0 0 0	(8,1) (9,1)	0 0 0 0 0 0	(8,1) (9,1)	0 0 0 0 0 0	0 0 0 0 0 0	0 0 0 0 0 0	0 0 0 0 0 0	0 0 0 0 0 0	0 0 0 0 0 0	0 0 0 0 0 0	0.00 3.000	0.00 2.000	0.00 2.000	0.00 2.000		



Batter	1	2	3	4	5	6	7	8	9	AB	R	H	RBI	BB	SO	LOB	TOP								
Lance Johnson, L (1, 8) OBP: 0.332, SLG: 0.346	P6		E	HR		G4-3			F9	5	2	2	1	0	0	1	<b>Chicago Cubs @ Milwaukee Brewers</b> Milwaukee County Stadium, Milwaukee, WI Tue Sep 22 1998, 8:05 PM EDT Att: 52,287 - Unknown - 62 F  livebaseballscores.com  <b>AB 34</b> <b>R 5</b> <b>H 9</b> <b>RBI 5</b> <b>BB 4</b> <b>SO 7</b> <b>LOB 15</b>  								
José Hernández, R (1, 6) OBP: 0.313, SLG: 0.482	G5-3		E	G5-3		G5-3			HBP 1B	5	1	2	0	0	0	1									
Mark Grace, L (1, 3) OBP: 0.405, SLG: 0.476	F9		L5	FC6-4 BB			F9		HBP	3	0	0	0	1	0	2									
Sammy Sosa, R (1, 9) OBP: 0.371, SLG: 0.638		2B SF8 BB	K	FC6-4			K		F9	4	1	0	0	1	2	5									
Glenallen Hill, R (1, 7) OBP: 0.368, SLG: 0.553		K	E7 1B		G4-3					4	0	1	1	0	1	1									
Brant Brown, L (8, 7) OBP: 0.351, SLG: 0.506		K	E7 1B		G4-3					0	0	0	0	0	0	0									
Gary Gaetti, R (1, 5) OBP: 0.357, SLG: 0.492		1B	1B	IBB	G6-3 BB			G5-3		2	1	1	0	2	0	0									
Mickey Morandini, L (1, 4) OBP: 0.369, SLG: 0.393	SF8				G6-3			L4		3	0	1	2	0	0	1									
Scott Servais, R (1, 2) OBP: 0.288, SLG: 0.342			P4			K		K		4	0	1	1	0	2	3									
Terry Mulholland, R (1, 1) OBP: 0.313, SLG: 0.333				K					F8	3	0	1	0	0	2	1									
Jeff Blausler, R (9, PH) OBP: 0.343, SLG: 0.302						G4-3				1	0	0	0	0	0	0									
Rod Beck, R (9, 1)										0	0	0	0	0	0	0									
<b>Inning Stats</b>	R: 0 E: 0 K: 0 S: 4	H: 0 LOB: 0 BB: 0 P: 8	R: 2 E: 0 K: 2 S: 15	H: 2 LOB: 1 BB: 25	R: 2 E: 1 K: 1 S: 22	H: 4 LOB: 3 BB: 1 P: 36	R: 1 E: 0 K: 1 S: 13	H: 1 LOB: 1 BB: 1 P: 20	R: 0 E: 0 K: 0 S: 5	H: 0 LOB: 0 BB: 1 P: 11	R: 0 E: 0 K: 1 S: 8	H: 1 LOB: 0 BB: 0 P: 11	R: 0 E: 0 K: 1 S: 7	H: 0 LOB: 0 BB: 0 P: 8	R: 0 E: 0 K: 1 S: 7	H: 0 LOB: 0 BB: 0 P: 12	R: 0 E: 0 K: 0 S: 12	H: 1 LOB: 2 BB: 0 P: 21	1B: 6 2B: 2 3B: 0 HR: 1	SF: 1 SAC: 0 DP: 1 HBP: 1	WP: 0 PB: 0 SB: 0 CS: 0	PA: 40			
<b>PITCHER</b>	IP	WLS	BF	H	R	ER	SO	BB	IBB	HBP	BLK	WP	HR	S	P	ERA	WHIP								
Bill Pulsipher, L (1, 1) ERA: 5.25	3.2	L	21	7	5	5	4	2	1	0	0	0	1	52	86	12.27	2.455								
Bronswell Patrick, R (4, 1) ERA: 4.69	1.1		4	0	0	0	0	1	0	0	0	0	0	7	14	0.00	0.750								
48 Brad Woodall, L (6, 1) ERA: 5.08	1.1		5	1	0	0	1	0	0	0	0	0	0	11	15	0.00	0.750								
Al Reyes, R (7, 1) ERA: 3.95	1.2		5	0	0	0	2	0	0	0	0	0	0	11	16	0.00	0.000								
Greg Mullins, L (9, 1) ERA:	0.2		4	1	0	0	0	0	0	1	0	0	0	10	19	0.00	1.500								
<b>PITCHER</b>	IP	WLS	BF	H	R	ER	SO	BB	IBB	HBP	BLK	WP	HR	S	P	ERA	WHIP								
David Weathers, R (9, 1) ERA: 4.92	0.1		1	0	0	0	0	0	0	0	0	0	0	2	2	0.00	0.000								

Batter	1	2	3	4	5	6	7	8	9	AB	R	H	RBI	BB	SO	LOB	BOTTOM									
Fernando Vina, L (1, 4) OBP: 0.383, SLG: 0.424	G3-1		G4-3		G4-3			L7		4	0	0	0	0	0	1	<b>Chicago Cubs @ Milwaukee Brewers</b> Milwaukee County Stadium, Milwaukee, WI Tue Sep 22 1998, 8:05 PM EDT Att: 52,287 - Unknown - 62 F  livebaseballscores.com  <b>AB 35</b> <b>R 2</b> <b>H 9</b> <b>RBI 2</b> <b>BB 1</b> <b>SO 6</b> <b>LOB 17</b>  									
Mark Loretta, R (1, 3) OBP: 0.387, SLG: 0.433	FC4-6 1B		G6-3			G6-4-3 1B		FC6-4 2H 1B		4	0	3	1	0	0	0										
Jeff Cirillo, R (1, 5) OBP: 0.408, SLG: 0.454	P2			G5-3		G6-4-3		FC6-4		4	0	0	0	0	0	3										
Jeromy Burnitz, L (1, 9) OBP: 0.337, SLG: 0.507	FC4-6			FC6-4 1B		K			HR	4	1	2	1	0	1	1										
Marquis Grissom, R (1, 8) OBP: 0.303, SLG: 0.370		G1-3		FC6-4 1B		P4			1B	4	0	2	0	0	0	0										
Darin Jackson, R (1, 7) OBP: 0.275, SLG: 0.379			G4-3 BB		FC6-4		G5-3		F8	3	0	0	0	1	0	3										
Bobby Hughes, R (1, 2) OBP: 0.296, SLG: 0.421		G4-3			G4-3					3	0	0	0	0	0	3										
Brian Banks, S (9, PH) OBP: 0.360, SLG: 0.500		G4-3					F8			1	0	1	0	0	0	0										
Jose Valentin, S (1, 6) OBP: 0.320, SLG: 0.387						F8				4	1	1	0	0	2	3										
Bill Pulsipher, L (1, 1) ERA: 5.25										1	0	0	0	0	0	0										
Bronswell Patrick, R (4, 1) ERA: 4.69										0	0	0	0	0	0	0										
48 Brad Woodall, L (6, 1) ERA: 5.08										0	0	0	0	0	0	0										
Al Reyes, R (7, 1) ERA: 3.95										0	0	0	0	0	0	0										
Greg Mullins, L (9, 1) ERA:										0	0	0	0	0	0	0										
David Weathers, R (9, 1) ERA: 4.92										0	0	0	0	0	0	0										
<b>Inning Stats</b>	R: 0 E: 0 K: 0 S: 9	H: 1 LOB: 1 BB: 0 P: 14	R: 0 E: 0 K: 1 S: 14	H: 0 LOB: 1 BB: 1 P: 20	R: 0 E: 0 K: 1 S: 6	H: 0 LOB: 0 BB: 0 P: 8	R: 0 E: 0 K: 0 S: 12	H: 2 LOB: 2 BB: 0 P: 20	R: 0 E: 0 K: 1 S: 9	H: 0 LOB: 0 BB: 0 P: 11	R: 0 E: 0 K: 1 S: 9	H: 1 LOB: 0 BB: 0 P: 15	R: 0 E: 0 K: 0 S: 5	H: 0 LOB: 0 BB: 0 P: 8	R: 1 E: 0 K: 0 S: 17	H: 2 LOB: 1 BB: 0 P: 24	R: 1 E: 0 K: 2 S: 16	H: 3 LOB: 2 BB: 0 P: 24	1B: 8 2B: 0 3B: 0 HR: 1	SF: 0 SAC: 0 DP: 1 HBP: 0	WP: 1 PB: 0 SB: 0 CS: 0	PA: 36				
<b>PITCHER</b>	IP	WLS	BF	H	R	ER	SO	BB	IBB	HBP	BLK	WP	HR	S	P	ERA	WHIP									
Terry Mulholland, L (1, 1) ERA: 2.79	8.0	W	30	6	1	1	4	1	0	0	0	0	1	16	24	9.00	3.000									
Rod Beck, R (9, 1) ERA: 2.99	1.0		6	3	1	1	2	0	0	0	0	0	0	1	16	24	9.00	3.000								



Batter	1	2	3	4	5	6	7	8	9	AB	R	H	RBI	BB	SO	LOB	TOP					
Lance Johnson, L (1, 8) OBP: 0.333, SLG: 0.348										4	0	1	0	1	0	4	<b>Chicago Cubs @ Milwaukee Brewers</b> Milwaukee County Stadium, Milwaukee, WI Wed Sep 23 1998, 4:33 AM EDT Att: 45,338 - Sunny - 63 F					
José Hernández, R (1, 6) OBP: 0.312, SLG: 0.478										4	0	0	1	1	0	1						
Mark Grace, L (1, 3) OBP: 0.404, SLG: 0.473										5	0	1	0	0	1	2						
Sammy Sosa, R (1, 9) OBP: 0.376, SLG: 0.649										2	3	2	2	3	0	0						
Glenallen Hill, R (1, 7) OBP: 0.363, SLG: 0.546										5	0	0	0	0	1	5						
Brant Brown, L (8, 7) OBP: 0.351, SLG: 0.506										0	0	0	0	0	0	0						
Gary Gaetti, R (1, 5) OBP: 0.360, SLG: 0.493										3	1	2	0	1	0	1						
Manny Alexander, R (7, 6) OBP: 0.279, SLG: 0.331										1	0	0	0	0	0	0						
Mickey Morandini, L (1, 4) OBP: 0.364, SLG: 0.392										5	2	1	0	0	1	3						
Scott Servais, R (1, 2) OBP: 0.293, SLG: 0.344										4	0	2	1	0	0	2						
Steve Trachsel, R (1, 1) OBP: 0.343, SLG: 0.365										3	1	1	1	1	0	2						
Felix Heredia, L (7, 1)										0	0	0	0	0	0	0						
Matt Karchner, R (7, 1)										0	0	0	0	0	0	0						
Orlando Merced, S (9, PH) OBP: 0.336, SLG: 0.414										1	0	0	0	0	1	1						
Rod Beck, R (9, 1)										0	0	0	0	0	0	0						
<b>Inning Stats</b>	R: 0 E: 0 K: 0 S: 8	H: 2 LOB: 2 BB: 1 P: 15	R: 2 E: 0 K: 1 S: 18	H: 0 LOB: 2 BB: 4 P: 37	R: 1 E: 1 K: 0 S: 7	H: 1 LOB: 1 BB: 1 P: 15	R: 0 E: 0 K: 0 S: 7	H: 0 LOB: 0 BB: 0 P: 14	R: 3 E: 0 K: 1 S: 14	H: 4 LOB: 2 BB: 0 P: 20	R: 1 E: 0 K: 0 S: 9	H: 1 LOB: 0 BB: 0 P: 15	R: 0 E: 0 K: 0 S: 10	H: 1 LOB: 2 BB: 0 P: 19	R: 0 E: 0 K: 0 S: 7	H: 0 LOB: 1 BB: 1 P: 12	R: 0 E: 0 K: 2 S: 10	H: 1 LOB: 1 BB: 0 P: 16	1B: 7 2B: 1 3B: 0 HR: 2	SF: 0 SAC: 0 DP: 1 HBP: 1	WP: 1 PB: 0 SB: 0 CS: 0	PA: 45
<b>PITCHER</b>	IP WLS BF H R ER SO BB IBB HBP BLK WP HR S P ERA WHIP																					
52 Rafael Roque, L (1, 1) ERA: 4.88	4.2 25 5 6 5 2 6 0 0 0 1 1 1 48 93 9.64 2.357																					
AI Reyes, R (5, 1) ERA: 3.93	0.1 2 0 0 0 0 0 0 0 0 0 0 0 6 8 0.00 6.000																					
53 Rod Henderson, R (6, 1) ERA: 9.92	1.2 8 2 1 1 0 0 0 0 1 0 0 0 15 27 5.40 1.200																					
Valerio De Los Santos, L (7, 1) ERA: 2.91	0.1 1 0 0 0 0 0 0 0 0 0 0 0 4 7 0.00 0.000																					
Eric Plunk, R (8, 1) ERA: 4.4	1.0 4 0 0 0 0 1 0 0 0 0 0 0 7 12 0.00 1.000																					
54 Chad Fox, R (9, 1) ERA: 3.72	1.0 W 4 1 0 0 2 0 0 0 0 0 0 0 10 16 0.00 1.000																					

AB	37
R	7
H	10
RBI	5
BB	7
SO	4
LOB	21



Batter	1	2	3	4	5	6	7	8	9	AB	R	H	RBI	BB	SO	LOB	BOTTOM					
Fernando Vina, L (1, 4) OBP: 0.383, SLG: 0.423										4	0	1	0	1	0	0	<b>Chicago Cubs @ Milwaukee Brewers</b> Milwaukee County Stadium, Milwaukee, WI Wed Sep 23 1998, 4:33 AM EDT Att: 45,338 - Sunny - 63 F					
Mark Loretta, R (1, 3) OBP: 0.387, SLG: 0.432										5	1	2	0	0	0	2						
Jeff Cirillo, R (1, 5) OBP: 0.406, SLG: 0.453										5	1	1	0	0	1	4						
Jeremy Burnitz, L (1, 9) OBP: 0.339, SLG: 0.506										3	3	1	0	2	2	0						
Marquis Grissom, R (1, 8) OBP: 0.303, SLG: 0.372										5	1	2	0	0	0	4						
Geoff Jenkins, L (1, 7) OBP: 0.282, SLG: 0.391										3	1	0	0	1	0	1						
Jose Valentin, S (1, 6) OBP: 0.319, SLG: 0.388										4	1	1	2	0	0	3						
Bobby Hughes, R (1, 2) OBP: 0.293, SLG: 0.417										2	0	0	1	0	0	0						
Bob Hamelin, L (8, PH) OBP: 0.300, SLG: 0.414										1	0	1	1	0	0	0						
Greg Martinez, S (8, FR)										0	0	0	0	0	0	0						
Mike Matheny, R (9, 2) OBP: 0.275, SLG: 0.334										0	0	0	0	0	0	0						
<b>Inning Stats</b>	R: 0 E: 0 K: 1 S: 8	H: 0 LOB: 0 BB: 0 P: 11	R: 0 E: 0 K: 1 S: 8	H: 1 LOB: 1 BB: 0 P: 11	R: 0 E: 0 K: 1 S: 8	H: 1 LOB: 2 BB: 1 P: 18	R: 0 E: 0 K: 1 S: 8	H: 0 LOB: 0 BB: 0 P: 12	R: 0 E: 0 K: 0 S: 7	H: 0 LOB: 0 BB: 0 P: 13	R: 0 E: 0 K: 0 S: 6	H: 0 LOB: 0 BB: 0 P: 7	R: 4 E: 0 K: 0 S: 21	H: 5 LOB: 2 BB: 1 P: 40	R: 1 E: 0 K: 0 S: 12	H: 1 LOB: 2 BB: 1 P: 20		R: 3 E: 1 K: 0 S: 12	H: 2 LOB: 1 BB: 1 P: 25	1B: 7 2B: 3 3B: 0 HR: 0	SF: 1 SAC: 0 DP: 0 HBP: 1	WP: 0 PB: 0 SB: 0 CS: 0
<b>PITCHER</b>	IP WLS BF H R ER SO BB IBB HBP BLK WP HR S P ERA WHIP																					
Steve Trachsel, R (1, 1) ERA: 4.6	6.1 27 6 4 4 4 2 0 0 0 0 0 0 60 101 5.68 1.263																					
Felix Heredia, L (7, 1) ERA: 5.09	0.0 1 1 0 0 0 0 0 0 0 0 0 0 2 4 ∞ ∞																					
Matt Karchner, R (7, 1) ERA: 5.2	1.2 8 1 1 1 0 1 0 1 0 0 0 0 16 27 5.40 1.200																					
Rod Beck, R (9, 1) ERA: 2.96	0.2 L 6 2 3 0 0 0 1 0 0 0 0 0 12 25 0.00 3.000																					

AB	36
R	8
H	10
RBI	5
BB	4
SO	5
LOB	16





Batter	1	2	3	4	5	6	7	8	9	AB	R	H	RBI	BB	SO	LOB	TOP										
Fernando Vina, L (1,4) OBP: 0.384, SLG: 0.422	G6-3		G3					G6-4-3		3	0	1	0	1	0	0	<b>Milwaukee Brewers @ Los Angeles Dodgers</b> Dodger Stadium, Los Angeles, CA Thu Sep 24 1998, 7:05 PM PDT Att: 30,024 - Cloudy - 67 F										
Mark Loretta, R (1,3) OBP: 0.394, SLG: 0.428	G5-3		F7				FC6-4	G6-4-3		4	0	0	0	0	0	3											
Jeff Cirillo, R (1,5) OBP: 0.405, SLG: 0.451	1B		K					G6-3	G5-3	3	0	0	0	1	1	0											
Jeremy Burnitz, L (1,9) OBP: 0.339, SLG: 0.504	1B		K					P6	K	4	0	1	0	0	2	0											
Marquis Grissom, R (1,8) OBP: 0.303, SLG: 0.371	F8		G6-3					CS	G1-3	4	0	1	0	0	0	2											
Geoff Jenkins, L (1,7) OBP: 0.279, SLG: 0.387		G3	K					CS	G5-3	3	0	0	0	0	1	0											
Jose Valentin, S (1,6) OBP: 0.322, SLG: 0.396		HR						G4-3	CS	2	1	1	1	1	0	0											
Mike Matheny, R (1,2) OBP: 0.275, SLG: 0.334	F8							BB	K	3	0	1	0	0	1	1											
Steve Woodard, L (1,1) OBP: 0.140, SLG: 0.180	G6-3								G3	2	0	0	0	0	1	1											
Bob Hamelin, L (8,PH) OBP: 0.298, SLG: 0.411										1	0	0	0	0	0	0											
Chad Fox, R (8,1)										0	0	0	0	0	0	0											
Mike Myers, L (8,1)										0	0	0	0	0	0	0											
<b>Inning Stats</b>	R: 0 H: 1 E: 0 K: 0 S: 12	H: 1 LOB: 2 BB: 1 P: 25	R: 1 H: 1 E: 0 K: 0 S: 9	H: 1 LOB: 0 BB: 0 P: 12	R: 0 H: 0 E: 0 K: 1 S: 7	H: 0 LOB: 0 BB: 0 P: 12	R: 0 H: 0 E: 0 K: 2 S: 14	H: 0 LOB: 0 BB: 0 P: 17	R: 0 H: 1 E: 0 K: 1 S: 11	H: 1 LOB: 2 BB: 1 P: 22	R: 0 H: 0 E: 0 K: 1 S: 11	H: 0 LOB: 1 BB: 1 P: 19	R: 0 H: 1 E: 0 K: 0 S: 4	H: 1 LOB: 0 BB: 0 P: 4	R: 0 H: 0 E: 0 K: 1 S: 8	H: 0 LOB: 0 BB: 0 P: 11	1B: 4 2B: 1 3B: 0 HR: 1	SF: 0 SAC: 0 DP: 2 HBP: 0	WP: 0 PB: 0 SB: 0 CS: 2	PA: 33							
<b>PITCHER</b>	IP	WLS	BF	H	R	ER	SO	BB	IBB	HBP	BLK	WP	HR	S	P	ERA	WHIP										
Dave Milicki, R (1,1) ERA: 4.57	6.0		23	4	1	1	4	2	0	0	0	0	1	61	103	1.50	1.000										
Eric Weaver, R (7,1) ERA: 1.0	2.0	W	6	1	0	0	1	1	0	0	0	0	0	15	23	0.00	1.000										
Jeff Shaw, R (9,1) ERA: 2.06	1.0	S	3	0	0	0	1	0	0	0	0	0	0	8	11	0.00	0.000										

Batter	1	2	3	4	5	6	7	8	9	AB	R	H	RBI	BB	SO	LOB	BOTTOM										
Roger Cedeno, S (1,7) OBP: 0.324, SLG: 0.316	G4-3			G4-3				HR		3	2	1	1	1	0	0	<b>Milwaukee Brewers @ Los Angeles Dodgers</b> Dodger Stadium, Los Angeles, CA Thu Sep 24 1998, 7:05 PM PDT Att: 30,024 - Cloudy - 67 F										
Trenidad Hubbard, R (1,8) OBP: 0.360, SLG: 0.453	F7			G6-3			G6-3	BB		3	0	1	1	1	0	0											
Mark Grudzielanek, R (1,6) OBP: 0.315, SLG: 0.360	P3			G4-3			G6-3	F9		4	0	0	0	0	0	2											
Eric Karros, R (1,3) OBP: 0.349, SLG: 0.471	F8			G5-3			L6	K		4	0	0	0	0	1	2											
Matt Luke, L (1,9) OBP: 0.284, SLG: 0.438	G5-3			F7						2	0	0	0	1	0	0											
Adrian Beltré, R (1,5) OBP: 0.282, SLG: 0.366	K			G5-3			F9			3	0	0	0	0	1	2											
Paul Lo Duca, R (1,2) OBP: 0.200, SLG: 0.300				G6-3			G4-3	E		3	1	1	0	0	0	0											
Juan Castro, R (1,4) OBP: 0.243, SLG: 0.257				K			G5-3	SH		2	1	0	0	0	1	0											
Dave Milicki, R (1,1) OBP: 0.167, SLG: 0.120				K			G4-3	SH5-4		1	0	0	0	0	1	0											
Angel Pena, R (6,PH) OBP: 0.333, SLG: 0.333				K				SH		1	0	0	0	0	0	0											
Eric Weaver, R (7,1) ERA: 4.02								WP		0	0	0	0	0	0	0											
Alex Cora, L (8,PH) OBP: 0.171, SLG: 0.182								SH5-4		0	0	0	0	0	0	0											
Jeff Shaw, R (9,1) ERA: 2.7										0	0	0	0	0	0	0											
<b>Inning Stats</b>	R: 0 H: 0 E: 0 K: 0 S: 5	H: 0 LOB: 0 BB: 0 P: 9	R: 0 H: 0 E: 0 K: 1 S: 8	H: 0 LOB: 0 BB: 0 P: 9	R: 0 H: 0 E: 0 K: 2 S: 8	H: 0 LOB: 0 BB: 0 P: 11	R: 0 H: 0 E: 0 K: 0 S: 8	H: 0 LOB: 0 BB: 0 P: 12	R: 0 H: 0 E: 0 K: 0 S: 6	H: 0 LOB: 0 BB: 0 P: 7	R: 0 H: 0 E: 0 K: 0 S: 6	H: 0 LOB: 0 BB: 0 P: 9	R: 1 H: 1 E: 0 K: 0 S: 6	H: 1 LOB: 2 BB: 2 P: 17	R: 3 H: 2 E: 1 K: 1 S: 10	H: 1 LOB: 1 BB: 1 P: 17	1B: 1 2B: 1 3B: 0 HR: 1	SF: 0 SAC: 2 DP: 0 HBP: 0	WP: 2 PB: 0 SB: 0 CS: 0	PA: 31							
<b>PITCHER</b>	IP	WLS	BF	H	R	ER	SO	BB	IBB	HBP	BLK	WP	HR	S	P	ERA	WHIP										
Steve Woodard, R (1,1) ERA: 4.18	7.0		24	1	1	1	3	1	0	0	0	0	1	47	74	1.29	0.286										
Chad Fox, R (8,1) ERA: 4.02	0.1	L	5	2	3	2	0	1	0	0	0	1	0	5	10	54.00	9.000										
Mike Myers, L (8,1) ERA: 2.7	0.2		2	0	0	0	1	0	0	0	0	0	0	5	7	0.00	0.000										













