

Milwaukee Brewers - 1999

Batter	1	2	3	4	5	6	7	8	9	AB	R	H	RBI	BB	SO	LOB	TOP										
Fernando Vina, L OBP: 0.500, SLG: 0.471	G4-3		2B			G6-4-3		F9		4	1	2	1	0	0	0	Milwaukee Brewers @ Houston Astros Astrodome, Houston, TX Fri Apr 09 1999, 8:05 PM EDT Att: 29,063 - Dome - 72 F										
Marquis Grissom, R OBP: 0.278, SLG: 0.444	G1-3		2B			G6-4-3		P5		4	0	1	1	0	0	1											
Jeff Cirillo, R OBP: 0.444, SLG: 0.467	K		G3			2B		K		4	0	1	0	0	2	1											
Jeremy Burnitz, L OBP: 0.333, SLG: 0.308		K			G3-1			E5		4	0	0	0	0	2	1											
Sean Berry, R OBP: 0.389, SLG: 0.706 Lou Collier, R (9, PR)	G5-3				F7			1B		3	0	1	0	1	0	0											
Dave Nilsson, L OBP: 0.250, SLG: 0.600 Mark Loretta, R (9, PH)	G4-3				F7		G4-6-3	1B		3	0	0	0	0	0	1											
Jose Valentin, S			SH3-4		G5-3		G4-6-3			2	1	0	0	1	0	1											
Geoff Jenkins, L OBP: 0.300, SLG: 0.444 Bob Wickman, R			F7		F8			K		3	0	0	0	0	1	1											
Scott Karl, L Chad Fox, R Rich Becker, L			SH3-4		G6-3			G5-3		1	0	0	0	0	0	0											
										0	0	0	0	0	0	0											
										1	0	0	0	0	0	0											
Inning Stats	R: 0 E: 0 K: 1 S: 6	H: 0 LOB: 0 BB: 0 P: 8	R: 0 E: 0 K: 1 S: 7	H: 0 LOB: 0 BB: 0 P: 12	R: 2 E: 0 K: 0 S: 12	H: 2 LOB: 1 BB: 1 P: 21	R: 0 E: 0 K: 0 S: 3	H: 0 LOB: 0 BB: 0 P: 7	R: 0 E: 0 K: 0 S: 7	H: 0 LOB: 0 BB: 0 P: 12	R: 0 E: 0 K: 1 S: 9	H: 2 LOB: 1 BB: 0 P: 15	R: 0 E: 0 K: 0 S: 5	H: 0 LOB: 0 BB: 1 P: 10	R: 0 E: 0 K: 1 S: 7	H: 0 LOB: 0 BB: 0 P: 10	R: 0 E: 1 K: 1 S: 15	H: 1 LOB: 2 BB: 0 P: 24	1B: 3 2B: 2 3B: 0 HR: 0	SF: 0 SAC: 1 DP: 2 HBP: 0	WP: 0 PB: 0 SB: 0 CS: 0	PA: 33					
PITCHER	IP	WLS	BF	H	R	ER	SO	BB	IBB	HBP	BLK	WP	HR	S	P	ERA	WHIP										
Sean Bergman, R ERA: 2.57	(1, 1)	7.0	25	4	2	2	3	2	0	0	0	0	0	49	85	2.57	0.857										
Scott Elarton, R ERA:	(8, 1)	1.0	W	3	0	0	1	0	0	0	0	0	0	7	10	0.00	0.000										
Billy Wagner, L ERA:	(9, 1)	1.0	S	5	1	0	1	0	0	0	0	0	0	15	24	0.00	1.000										

Batter	1	2	3	4	5	6	7	8	9	AB	R	H	RBI	BB	SO	LOB	BOTTOM										
Craig Biggio, R	FC5-4		F9-6		P4		K			2	1	0	0	2	1	0	Milwaukee Brewers @ Houston Astros Astrodome, Houston, TX Fri Apr 09 1999, 8:05 PM EDT Att: 29,063 - Dome - 72 F										
Derek Bell, R OBP: 0.385, SLG: 0.273	K		F9-6		G4-3		1B			3	0	2	0	1	1	1											
5 Jeff Bagwell, R OBP: 0.250, SLG: 0.143	K		F9-6		G4-3		K			4	0	0	0	0	2	5											
Ken Caminiti, S OBP: 0.385, SLG: 0.200	FC5-4		S		SH2-4		1B			2	0	1	0	2	0	1											
Richard Hidalgo, R OBP: 0.375, SLG: 0.615			P4		SH2-4		BB			2	1	1	0	2	0	1											
Carl Everett, S OBP: 0.400, SLG: 0.643	G6-3		G4-6-3		SH2-4		BB			3	0	1	0	0	0	3											
Tony Eusebio, R OBP: 0.250, SLG: 0.375	G6-3		G4-6-3		K		K			4	0	0	0	0	1	6											
Tim Bogar, R OBP: 0.500, SLG: 0.333	BB		G5-3		F7		F7			3	0	1	1	1	0	2											
Sean Bergman, R OBP: 0.500, SLG: 2.000 Bill Spiers, L OBP: 0.250, SLG: 0.250 Scott Elarton, R Jack Howell, L Billy Wagner, L	F8				HR		G3-1			2	1	1	1	0	0	2											
										1	0	0	0	0	0	0											
										0	0	0	0	0	0	0											
										1	0	0	0	0	1	2											
										0	0	0	0	0	0	0											
Inning Stats	R: 0 E: 0 K: 2 S: 10	H: 0 LOB: 1 BB: 1 P: 20	R: 0 E: 0 K: 0 S: 5	H: 1 LOB: 2 BB: 1 P: 13	R: 1 E: 0 K: 0 S: 12	H: 0 LOB: 1 BB: 3 P: 25	R: 0 E: 0 K: 0 S: 6	H: 1 LOB: 0 BB: 0 P: 9	R: 1 E: 0 K: 0 S: 8	H: 2 LOB: 0 BB: 0 P: 13	R: 0 E: 0 K: 1 S: 10	H: 1 LOB: 2 BB: 1 P: 18	R: 0 E: 0 K: 2 S: 10	H: 1 LOB: 1 BB: 0 P: 16	R: 1 E: 0 K: 1 S: 11	H: 1 LOB: 2 BB: 2 P: 20	1B: 5 2B: 2 3B: 0 HR: 1	SF: 0 SAC: 1 DP: 3 HBP: 0	WP: 0 PB: 0 SB: 4 CS: 0	PA: 36							
PITCHER	IP	WLS	BF	H	R	ER	SO	BB	IBB	HBP	BLK	WP	HR	S	P	ERA	WHIP										
Scott Karl, L ERA: 3.38	(1, 1)	5.1	24	5	2	2	2	6	0	0	0	0	1	46	90	3.38	2.062										
Chad Fox, R ERA: 11.57	(6, 1)	1.2	6	1	0	0	3	0	0	0	0	0	0	15	24	0.00	0.600										
Bob Wickman, R ERA: 18.0	(8, 1)	1.0	L	6	1	1	1	2	0	0	0	0	0	11	20	9.00	3.000										



Batter	1	2	3	4	5	6	7	8	9	AB	R	H	RBI	BB	SO	LOB	TOP
Fernando Vina, L (1.4) OBP: 0.478, SLG: 0.500	0-1 SH1 SF7 2B	1-2 G3-6-3		1-2 G2-3			0-2 2B 1B	1-1 L4		5	2	2	0	0	0	2	
Marquis Grissom, R (1.8) OBP: 0.364, SLG: 0.545	1-0 SH1		2-2 G6-3		3-2 G5-4-3 1B		2-1 G1-3 SF9 2B		2-1 F8 HBP 1B	4	2	3	2	0	0	0	
Jeff Cirillo, R (1.5) OBP: 0.391, SLG: 0.368	4-2 BB BB		0-1 L4		2-0 G5-4-3 1-2		0-0 G1-3		1-3 K	4	0	0	0	1	1	3	
Jeremy Burnitz, L (1.9) OBP: 0.348, SLG: 0.400	3-2 SF7		3-1 S 1B 2B		0-0 G3-1		0-0 SF9		2-1 1B HBP	2	1	1	2	0	0	0	
Sean Berry, R (1.3) OBP: 0.409, SLG: 0.650	4-0 3-H		3-2 1B			0-0 F8	3-H K		1-1 F8	3	0	1	1	1	1	0	
Mark Loretta, R (8.3) OBP: 0.182, SLG: 0.182	1-2 BB		0-0 2-H 1B				0-3 K		2-3 F8	1	0	0	0	0	0	2	
Dave Nilsson, L (1.2) OBP: 0.353, SLG: 0.571	2-1 F7		0-0 1-2 1B			4-1 BB		1-3 K	2-2 1-2 1B	4	0	2	1	1	1	2	
Jose Valentin, S (1.6)		3-1 G4-3	2-2 F8			1-1 F7		4-2 CS BB	3-H 2-0 P5	4	0	0	0	1	0	5	AB 34
Geoff Jenkins, L (1.7) OBP: 0.357, SLG: 0.923	1-0 HR			1-0 F7		2-2 G1-3		1-1 1-2 HR		4	2	2	2	0	0	1	R 8
Rich Becker, L (8.7)										0	0	0	0	0	0	0	H 13
Bill Pulsipher, L (1.1) OBP: 0.500, SLG: 0.500										2	0	1	0	0	1	0	RBI 8
David Weathers, R (6.1) OBP: 0.500, SLG: 0.333										1	1	1	0	1	0	0	BB 5
																	SO 4
																	LOB 15
Inning Stats	R: 1 H: 1 E: 0 LOB: 2 K: 0 BB: 2 S: 10 P: 24	R: 1 H: 2 E: 0 LOB: 0 K: 0 BB: 0 S: 7 P: 12	R: 1 H: 3 E: 0 LOB: 2 K: 0 BB: 0 S: 14 P: 24	R: 0 H: 0 E: 0 LOB: 0 K: 1 BB: 1 S: 7 P: 12	R: 0 H: 1 E: 0 LOB: 0 K: 0 BB: 0 S: 7 P: 12	R: 0 H: 0 E: 0 LOB: 1 K: 1 BB: 1 S: 7 P: 14	R: 3 H: 3 E: 0 LOB: 0 K: 1 BB: 0 S: 13 P: 16	R: 1 H: 1 E: 0 LOB: 2 K: 1 BB: 2 S: 9 P: 20	R: 1 H: 2 E: 0 LOB: 2 K: 1 BB: 0 S: 12 P: 22	1B: 8 SF: 2 2B: 3 SAC: 1 3B: 0 DP: 2 HR: 2 HBP: 1	WP: 0 PA: 43 PB: 0 SB: 1 CS: 1						
PITCHER	IP WLS BF H R ER SO BB IBB HBP BLK WP HR S P ERA WHIP																
Chris Holt, R (1.1) ERA: 5.4	5.0 L 22 7 3 3 1 2 0 0 0 0 0 1 45 84 5.40 1.800																
Trever Miller, L (6.1) ERA: 8.75	1.0 4 0 0 0 0 1 0 0 0 0 0 0 7 14 0.00 1.000																
Brian Williams, R (7.1) ERA: 8.31	1.0 6 3 3 3 1 0 0 0 0 0 0 0 13 16 27.00 3.000																
Doug Henry, R (8.1) ERA: 7.36	2.0 11 3 2 2 2 2 0 1 0 0 0 1 21 42 9.00 2.500																

Milwaukee Brewers @ Houston Astros
Astrodome, Houston, TX
Sat Apr 10 1999, 8:05 PM EDT
Att: 24,049 - Dome - 72 F

AB 34
R 8
H 13
RBI 8
BB 5
SO 4
LOB 15



Batter	1	2	3	4	5	6	7	8	9	AB	R	H	RBI	BB	SO	LOB	BOTTOM
Craig Biggio, R (1.4) OBP: 0.227, SLG: 0.222	1-0 HR				1-0 G5-3		1-3 K		0-3 K	5	1	1	1	0	3	3	
Derek Bell, R (1.9) OBP: 0.471, SLG: 0.357	1-0 1B		4-1 5 F7 BB		1-2 5 1B		2-3 K			3	0	2	0	1	1	1	
5 Jeff Bagwell, R (1.3) OBP: 0.250, SLG: 0.167	0-0 P4		2-2 F7 1-2		1-0 1-2 1B			2-3 K		4	0	1	0	0	1	2	
Ken Caminiti, S (1.5) OBP: 0.353, SLG: 0.286	2-1 F7		3-2 G5-3		0-0 P3			1-2 2B 2B		4	1	1	0	0	0	4	
Richard Hidalgo, R (1.7) OBP: 0.300, SLG: 0.471	3-2 G5-3		2-3 K			2-3 K		0-0 P8		4	0	0	0	0	2	3	
Carl Everett, S (1.8) OBP: 0.368, SLG: 0.611		0-2 G5-3		0-1 F8		1-3 K		1-2 2-H 2B		4	0	1	1	0	1	0	
Mitch Meluskey, S (1.2) OBP: 0.182, SLG: 0.182		3-1 FC1-5 BB 1B		1-3 K		0-1 F7		0-2 P6		4	0	1	0	0	1	1	AB 34
Ricky Gutierrez, R (1.6) OBP: 0.286, SLG: 0.385		4-1 FC1-5 BB		2-2 P3			0-0 G4-3		2-2 G4-3	3	0	0	0	1	0	0	R 2
Chris Holt, R (1.1) Alex Diaz, S (5. PH) Trever Miller, R (6.1) Brian Williams, R (7.1) Jack Howell, L (7. PH) Doug Henry, R (8.1) Bill Spillers, L (9. PH) OBP: 0.222, SLG: 0.222		0-0 FC1-5			2-3 K		4-1 BB		2-2 G6-3	1	0	0	0	0	0	2	H 7
										1	0	0	0	0	0	0	RBI 2
										0	0	0	0	0	0	0	BB 3
										0	0	0	0	0	0	0	SO 10
										1	0	0	0	0	0	0	LOB 16
Inning Stats	R: 1 H: 2 E: 0 LOB: 1 K: 0 BB: 0 S: 9 P: 16	R: 0 H: 1 E: 0 LOB: 2 K: 1 BB: 1 S: 10 P: 18	R: 0 H: 0 E: 0 LOB: 1 K: 1 BB: 1 S: 12 P: 23	R: 0 H: 0 E: 0 LOB: 0 K: 1 BB: 0 S: 8 P: 11	R: 0 H: 2 E: 0 LOB: 2 K: 1 BB: 0 S: 11 P: 16	R: 0 H: 0 E: 0 LOB: 0 K: 2 BB: 0 S: 8 P: 11	R: 0 H: 0 E: 0 LOB: 1 K: 2 BB: 1 S: 8 P: 15	R: 1 H: 2 E: 0 LOB: 1 K: 1 BB: 0 S: 14 P: 18	R: 0 H: 0 E: 0 LOB: 0 K: 1 BB: 0 S: 11 P: 15	1B: 4 SF: 0 2B: 2 SAC: 0 3B: 0 DP: 0 HR: 1 HBP: 0	WP: 0 PA: 37 PB: 0 SB: 0 CS: 0						
PITCHER	IP WLS BF H R ER SO BB IBB HBP BLK WP HR S P ERA WHIP																
Bill Pulsipher, L (1.1) ERA: 1.8	5.0 W 22 7 1 1 4 2 0 0 0 0 0 0 41 50 84 1.80 1.400																
David Weathers, R (6.1) ERA: 2.35	4.0 S 15 2 1 1 6 1 0 0 0 0 0 0 41 59 2.25 0.750																

Milwaukee Brewers @ Houston Astros
Astrodome, Houston, TX
Sat Apr 10 1999, 8:05 PM EDT
Att: 24,049 - Dome - 72 F

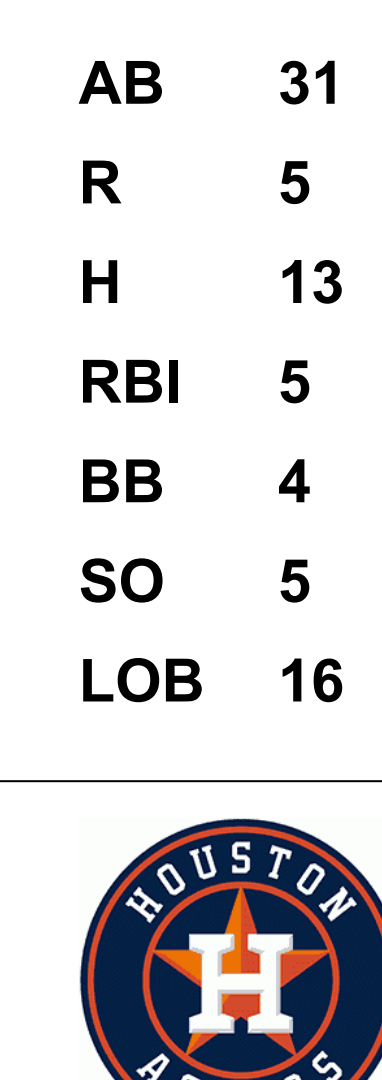
AB 34
R 2
H 7
RBI 2
BB 3
SO 10
LOB 16



Batter	1	2	3	4	5	6	7	8	9	AB	R	H	RBI	BB	SO	LOB	TOP								
Fernando Vina, L (1.4) OBP: 0.429, SLG: 0.444	L4		G6-3		G4-3		G4-3		G3	5	0	1	0	0	0	0	Milwaukee Brewers @ Houston Astros Astrodome, Houston, TX Sun Apr 11 1999, 2:35 PM EDT Att: 20,177 - Dome - 72 F								
Mark Loretta, R (1.6) OBP: 0.200, SLG: 0.400	HR		P6		G6-3		G4-3			4	1	1	1	0	0	2									
Jeff Cirillo, R (1.5) OBP: 0.370, SLG: 0.391	G1-3		2B		F8				K	4	0	1	0	0	1	0									
Jeremy Burnitz, L (1.9) OBP: 0.370, SLG: 0.684	G4-3		K						HR	4	1	2	1	0	1	1									
Sean Berry, R (1.3) OBP: 0.346, SLG: 0.542		G6-3		G5-3		L4		F7		4	0	0	0	0	0	1									
Rich Becker, L (1.8) OBP: 0.429, SLG: 0.200		1B		1B		K				2	0	1	0	2	1	1									
Bobby Hughes, R (1.2) OBP: 0.375, SLG: 0.875		K		1B		G6-3		G5-3		4	0	1	0	0	1	3									
Geoff Jenkins, L (1.7) OBP: 0.412, SLG: 0.867 (9, PH)				K					F9	2	0	1	0	1	1	2									
Alex Ochoa, R (9, PH) OBP: 0.200, SLG: 0.200				K						1	0	0	0	0	0	0									
52 Rafael Roque, L (1.1) Valerio De Los Santos, L (6.1) Brian Banks, S (7, PH) Eric Plunk, R (7.1) Bob Wickman, R (8.1) Marquis Grissom, R (9, PH) OBP: 0.348, SLG: 0.322				K					K	2	0	0	0	0	2	4									
Inning Stats	R: 1 E: 0 K: 0 S: 9	H: 1 LOB: 0 BB: 0 P: 11	R: 0 E: 0 K: 2 S: 12	H: 1 LOB: 2 BB: 1 P: 17	R: 0 E: 0 K: 1 S: 12	H: 1 LOB: 1 BB: 0 P: 18	R: 0 E: 0 K: 2 S: 17	H: 1 LOB: 2 BB: 1 P: 25	R: 0 E: 0 K: 0 S: 7	H: 0 LOB: 0 BB: 0 P: 9	R: 0 E: 0 K: 1 S: 10	H: 1 LOB: 1 BB: 0 P: 14	R: 0 E: 0 K: 1 S: 9	H: 2 LOB: 1 BB: 0 P: 10	R: 1 E: 0 K: 1 S: 10	H: 1 LOB: 1 BB: 1 P: 19	R: 0 E: 0 K: 1 S: 7	H: 0 LOB: 0 BB: 0 P: 9	1B: 4 2B: 1 3B: 1 HR: 2	SF: 0 SAC: 0 DP: 1 HBP: 0	WP: 0 PB: 0 SB: 0 CS: 0	PA: 37			
PITCHER	IP	WLS	BF	H	R	ER	SO	BB	IBB	HBP	BLK	WP	HR	S	P	ERA	WHIP								
Shane Reynolds, R (1.1) ERA: 2.08	7.0	W	29	7	1	1	7	2	0	0	0	0	1	76	104	1.29	1.286								
Jay Powell, R (8.1) ERA: 4.5	1.0		5	1	1	1	1	1	0	0	0	0	1	10	19	9.00	2.000								
Billy Wagner, L (9.1) ERA:	1.0	S	3	0	0	0	1	0	0	0	0	0	0	7	9	0.00	0.000								

Batter	1	2	3	4	5	6	7	8	9	AB	R	H	RBI	BB	SO	LOB	BOTTOM								
Craig Biggio, R (1.4) OBP: 0.296, SLG: 0.318	G6-3 5 SF7	FC5-4						P3		4	1	2	0	1	0	2	Milwaukee Brewers @ Houston Astros Astrodome, Houston, TX Sun Apr 11 1999, 2:35 PM EDT Att: 20,177 - Dome - 72 F								
Derek Bell, R (1.9) OBP: 0.426, SLG: 0.333	G6-3		1B	K		P4				4	0	1	0	0	1	4									
5 Jeff Bagwell, R (1.3) OBP: 0.250, SLG: 0.190	SF7		K		G6-4-3		K			3	0	1	1	0	2	1									
Carl Everett, S (1.8) OBP: 0.391, SLG: 0.591	K		F7		G6-4-3		S			4	0	2	0	0	1	1									
Richard Hidalgo, R (1.7) OBP: 0.333, SLG: 0.450		BB	1B		G6-4-3		K			3	1	1	0	1	1	3									
Tony Eusebio, R (1.2) OBP: 0.333, SLG: 0.364		BB	1B		L3		F8			3	2	1	0	1	0	2									
Ricky Gutierrez, R (1.6) OBP: 0.375, SLG: 0.600		BB								2	1	2	2	0	0	0									
Alex Diaz, S (6, PH) OBP: 0.333, SLG: 0.333								G3		1	0	1	0	0	0	0									
Bill Spiers, L (7.5) OBP: 0.200, SLG: 0.200										1	0	0	0	0	0	0									
Tim Bogar, R (1.5) OBP: 0.250, SLG: 0.167 (7.6)		G4-6-3			SF9		P6		F9	3	0	0	1	0	0	3									
Shane Reynolds, R (1.1) OBP: 0.600, SLG: 0.500					G6-3					2	0	1	1	1	0	0									
Jay Powell, R (8.1)										0	0	0	0	0	0	0									
Jack Howell, L (6, PH) OBP: 0.600, SLG: 0.667										1	0	1	0	0	0	0									
Billy Wagner, L (9.1)										0	0	0	0	0	0	0									
Inning Stats	R: 1 E: 0 K: 1 S: 9	H: 1 LOB: 0 BB: 0 P: 15	R: 2 E: 0 K: 0 S: 14	H: 2 LOB: 1 BB: 2 P: 27	R: 0 E: 0 K: 1 S: 10	H: 2 LOB: 2 BB: 0 P: 13	R: 2 E: 0 K: 1 S: 11	H: 2 LOB: 1 BB: 1 P: 21	R: 0 E: 0 K: 0 S: 7	H: 2 LOB: 1 BB: 0 P: 13	R: 0 E: 0 K: 2 S: 13	H: 2 LOB: 2 BB: 1 P: 23	R: 0 E: 0 K: 2 S: 12	H: 1 LOB: 1 BB: 0 P: 20	R: 0 E: 0 K: 0 S: 6	H: 1 LOB: 1 BB: 0 P: 13	1B: 10 2B: 2 3B: 1 HR: 0	SF: 2 SAC: 0 DP: 2 HBP: 0	WP: 0 PB: 0 SB: 2 CS: 1	PA: 37					
PITCHER	IP	WLS	BF	H	R	ER	SO	BB	IBB	HBP	BLK	WP	HR	S	P	ERA	WHIP								
52 Rafael Roque, L (1.1) ERA: 7.71	5.0	L	24	9	5	5	3	3	0	0	0	0	0	13	23	0.00	3.000								
Valerio De Los Santos, L (6.1) ERA: 9.0	1.0		5	2	0	0	0	1	0	0	0	0	0	12	20	0.00	1.000								
Eric Plunk, R (7.1) ERA:	1.0		4	1	0	0	2	0	0	0	0	0	0	6	13	0.00	1.000								
Bob Wickman, R (8.1) ERA: 12.0	1.0		4	1	0	0	0	0	0	0	0	0	0	6	13	0.00	1.000								

AB 34
R 2
H 8
RBI 2
BB 3
SO 9
LOB 15



Batter	1	2	3	4	5	6	7	8	9	AB	R	H	RBI	BB	SO	LOB	TOP			
Fernando Vina, L OBP: 0.447, SLG: 0.486 Rich Becker, L OBP: 0.500, SLG: 0.333	0-2 CS 2B			2-1 E4 WP E 1B		0-0 G6-3		2-1 F7		4	1	2	0	0	0	0				
Marquis Grissom, R OBP: 0.313, SLG: 0.516 Lou Collier, R	1-3 K 1			3-1 G4-3		0-1 L9			2-3 K 1	3	0	0	0	0	1	2				
Jeff Cirillo, R OBP: 0.297, SLG: 0.281	2 SAFE F9 2-3			1-0 E3 G3-6		3-3 K			0-1 P4	4	0	0	1	0	1	1				
Jeremy Burnitz, L OBP: 0.389, SLG: 0.778		3-1 L3		3-1 G3-6 1-2					2-1 2B	4	0	1	0	0	0	1				
Sean Berry, R OBP: 0.364, SLG: 0.548 Brian Banks, S OBP: 0.250, SLG: 0.250		0-3 K			2-0 1B 1B				2-2 G3	2	0	1	0	0	1	0				
Mark Loretta, R OBP: 0.281, SLG: 0.409		0-3 K			0-0 F9					3	0	1	0	0	1	1				
Geoff Jenkins, L OBP: 0.458, SLG: 0.818 Eric Plunk, R				0-0 G3		1-2 1B			2-1 G3	3	0	1	0	0	0	1				
Bobby Hughes, R OBP: 0.273, SLG: 0.636			1-3 K		0-0 F9				1-0 G4-3	3	0	0	0	0	1	2				
Jim Abbott, L Al Reyes, R Mike Myers, L Alex Ochoa, R OBP: 0.167, SLG: 0.167			0-0 G4-3		0-2 G4-3				1-1 F7	1	0	0	0	0	0	0				
Inning Stats	R: 0 E: 0 K: 1 S: 9	H: 1 LOB: 0 BB: 0 P: 11	R: 0 E: 0 K: 2 S: 8	H: 0 LOB: 0 BB: 0 P: 11	R: 0 E: 0 K: 1 S: 5	H: 0 LOB: 0 BB: 0 P: 6	R: 1 E: 0 K: 0 S: 7	H: 1 LOB: 0 BB: 0 P: 14	R: 0 E: 0 K: 0 S: 7	H: 2 LOB: 2 BB: 0 P: 9	R: 0 E: 0 K: 1 S: 6	H: 1 LOB: 1 BB: 0 P: 11	R: 0 E: 0 K: 0 S: 5	H: 0 LOB: 0 BB: 0 P: 9	R: 0 E: 0 K: 1 S: 10	H: 1 LOB: 1 BB: 0 P: 16	1B: 4 2B: 2 3B: 0 HR: 0	SF: 0 SAC: 0 DP: 1 HBP: 0	WP: 1 PB: 0 CS: 1	PA: 32
PITCHER Miguel Batista, R ERA: 1.1	IP: 9.0 WLS: W BF: 32 H: 6 R: 1 ER: 1 SO: 6 BB: 0 IBB: 0 HBP: 0 BLK: 0 WP: 1 HR: 0 S: 65 P: 96 ERA: 1.00 WHIP: 0.667											PITCHER	IP: 9.0 WLS: W BF: 32 H: 6 R: 1 ER: 1 SO: 6 BB: 0 IBB: 0 HBP: 0 BLK: 0 WP: 1 HR: 0 S: 65 P: 96 ERA: 1.00 WHIP: 0.667							

Milwaukee Brewers @ Montreal Expos
Olympic Stadium, Montreal, QB
Wed Apr 14 1999, 7:05 PM EDT
Att: 6,525 - Dome - 72 F

AB	32
R	1
H	6
RBI	1
BB	0
SO	6
LOB	11



Batter	1	2	3	4	5	6	7	8	9	AB	R	H	RBI	BB	SO	LOB	BOTTOM			
Orlando Cabrera, R OBP: 0.265, SLG: 0.242	0-1 G6-3	0-2 G1-3		3-1 HR 1B		0-1 F9	0-0 2B 1B			5	2	2	1	0	0	0				
Jose Vidro, S OBP: 0.304, SLG: 0.545	3-1 L8	3-2 F9		3-1 HR 1B		0-0 L9	0-0 3B 2B			5	2	2	5	0	0	0				
Rondell White, R OBP: 0.343, SLG: 0.433 James Mouton, R OBP: 0.500, SLG: 0.250	2-1 1B 1B		4-1 HR PB BB	0-3 K		0-1 1B	1-0 3B HBP			3	2	2	0	1	1	0				
Vladimir Guerrero, R OBP: 0.375, SLG: 0.556 Mike Mordcaai, R OBP: 0.167, SLG: 0.333	1 SAFE 1B 1B	3-2 1B 1B	2-1 FC HR	0-0 F8		2-3 K	1-1 3B			5	2	2	2	0	1	2				
Michael Barrett, R OBP: 0.300, SLG: 0.517	3-2 1B 1B		0-0 F7	4-0 BB			1B G5-3			4	1	2	1	1	0	4				
Chris Widger, R OBP: 0.387, SLG: 0.733	1-3 3H 1B	0-2 1B	2-0 HR	1-0 P7		1-1 HR	0-0 G5-4-3 E 1B			5	2	4	6	0	0	1				
Wilton Guerrero, S OBP: 0.211, SLG: 0.278	0-1 G1-3		1-1 G6-3		0-1 G1-3		0-2 G5-3	0-1 E4 G5-4-3		5	0	0	0	0	0	3				
Manny Martinez, R OBP: 0.200, SLG: 0.172		1-2 SH1-4 G1-3 1B	1-3 K2-3		2-1 L4		0-0 F9	0-0 G5-4-3		5	1	1	0	0	1	2				
Miguel Batista, R OBP: 0.429, SLG: 0.429		0-0 SH1-4		1-2 HR 1B		2-3 K	0-0 1B 2B 1B	2-3 K		4	2	2	0	0	2	1				
Inning Stats	R: 2 E: 0 K: 0 S: 18	H: 4 LOB: 2 BB: 0 P: 29	R: 1 E: 0 K: 0 S: 10	H: 1 LOB: 0 BB: 0 P: 14	R: 3 E: 0 K: 1 S: 10	H: 1 LOB: 1 BB: 1 P: 20	R: 3 E: 0 K: 1 S: 12	H: 3 LOB: 1 BB: 1 P: 24	R: 0 E: 0 K: 1 S: 7	H: 0 LOB: 0 BB: 0 P: 11	R: 0 E: 0 K: 1 S: 9	H: 1 LOB: 1 BB: 0 P: 11	R: 6 E: 0 K: 0 S: 13	H: 6 LOB: 2 BB: 0 P: 16	R: 0 E: 1 K: 1 S: 7	H: 1 LOB: 1 BB: 0 P: 9	1B: 12 2B: 1 3B: 1 HR: 3	SF: 0 SAC: 1 DP: 1 HBP: 1	WP: 0 PB: 1 SB: 1 CS: 0	PA: 45
PITCHER Jim Abbott, L ERA: 14.83 Al Reyes, R ERA: 3.0 Mike Myers, L ERA: 32.4 Eric Plunk, R ERA:	IP: 3.0 WLS: L BF: 19 H: 8 R: 8 ER: 8 SO: 1 BB: 1 IBB: 0 HBP: 0 BLK: 0 WP: 0 HR: 1 S: 43 P: 72 ERA: 24.00 WHIP: 3.000											PITCHER	IP: 3.0 WLS: L BF: 19 H: 8 R: 8 ER: 8 SO: 1 BB: 1 IBB: 0 HBP: 0 BLK: 0 WP: 0 HR: 1 S: 43 P: 72 ERA: 24.00 WHIP: 3.000							

Milwaukee Brewers @ Montreal Expos
Olympic Stadium, Montreal, QB
Wed Apr 14 1999, 7:05 PM EDT
Att: 6,525 - Dome - 72 F

AB	41
R	15
H	17
RBI	15
BB	2
SO	5
LOB	13



Batter	1	2	3	4	5	6	7	8	9	AB R H RBI BB SO LOB	TOP											
Manny Alexander, R (1, 6) Lance Johnson, L (7, PH) OBP: 0.349, SLG: 0.200	F9	K		P4			FC4-6		BB	3 0 0 0 0 1 0 1 0 0 0 1 0 1	Chicago Cubs @ Milwaukee Brewers Milwaukee County Stadium, Milwaukee, WI Sat Apr 17 1999, 2:05 PM EDT Att: 33,479 - Cloudy - 44 F											
José Hernández, R (1, 8) OBP: 0.341, SLG: 0.324	1B	2B	1B	BB	G5-3		K		K	4 2 1 0 1 2 3												
Mark Grace, L (1, 3) OBP: 0.409, SLG: 0.459	1B	1B	F8		G3			WP	SF8	4 2 2 0 0 0 1												
Sammy Sosa, R (1, 9) OBP: 0.386, SLG: 0.514	K		F8		F8			SF8		3 0 0 1 0 1 3												
Glenallen Hill, R (1, 7) Curtis Goodwin, L (8, 7) OBP: 0.607, SLG: 1.083 OBP: 0.500, SLG: 1.000	1B	1B	1B	1B	G3-1			F9		4 0 2 1 0 0 0 0 0 0 0 0 0 0												
Benito Santiago, R (1, 2) OBP: 0.289, SLG: 0.455	1B	FC5-4	1B	FC6-4	K			G6-3		4 0 2 2 0 1 0												
Gary Gaetti, R (1, 5) OBP: 0.162, SLG: 0.206	FC5-4		1B	FC6-4	K			F7		4 0 0 0 0 1 4												
Mickey Morandini, L (1, 4) OBP: 0.300, SLG: 0.500		P6		F9			FC2-5	2B	SH5-4	4 0 2 0 0 0 0												
Steve Trachsel, R (1, 1) Terry Mulholland, R (9, 1) Rod Beck, R (9, 1)	G1-3			K			FC2-5	FC4-6	SH5-4	3 0 0 0 0 1 1 0 0 0 0 0 0 0 0 0 0 0 0 0 0												
Inning Stats	R: 2 E: 0 K: 1 S: 17	H: 4 LOB: 2 BB: 0 P: 29	R: 0 E: 0 K: 1 S: 8	H: 0 LOB: 0 BB: 1 P: 11	R: 1 E: 0 K: 0 S: 14	H: 2 LOB: 2 BB: 1 P: 24	R: 0 E: 0 K: 1 S: 6	H: 0 LOB: 0 BB: 0 P: 8	R: 0 E: 0 K: 0 S: 7	H: 0 LOB: 0 BB: 0 P: 9		R: 0 E: 0 K: 2 S: 8	H: 1 LOB: 1 BB: 0 P: 12	R: 0 E: 0 K: 1 S: 9	H: 1 LOB: 1 BB: 0 P: 13	R: 1 E: 0 K: 0 S: 14	H: 1 LOB: 0 BB: 0 P: 20	R: 0 E: 0 K: 1 S: 11	H: 1 LOB: 2 BB: 1 P: 21	1B: 5 2B: 4 3B: 0 HR: 0	SF: 1 SAC: 1 DP: 0 HBP: 0	WP: 1 PB: 0 SB: 0 CS: 0
PITCHER	IP WLS BF H R ER SO BB IBB HBP BLK WP HR S P ERA WHIP	52 Rafael Roque, L (1, 1) ERA: 6.75	3.0 11 2 1 1 3 0 0 0 0 1 0 31 45 3.00 0.667	1.0 W 5 1 0 0 1 1 0 0 0 0 0 0 11 21 0.00 2.000	PITCHER										IP WLS BF H R ER SO BB IBB HBP BLK WP HR S P ERA WHIP							

AB	34
R	4
H	9
RBI	4
BB	2
SO	7
LOB	13



Batter	1	2	3	4	5	6	7	8	9	AB R H RBI BB SO LOB	BOTTOM											
Fernando Vina, L (1, 4) OBP: 0.396, SLG: 0.404	P5		F9			G6-3			FC6-4	4 0 1 0 0 0 1	Chicago Cubs @ Milwaukee Brewers Milwaukee County Stadium, Milwaukee, WI Sat Apr 17 1999, 2:05 PM EDT Att: 33,479 - Cloudy - 44 F											
Marquis Grissom, R (1, 8) OBP: 0.283, SLG: 0.409	K			G4-3		P2		FC6-4	1B	4 1 0 0 0 1 1												
Jeff Cirillo, R (1, 5) OBP: 0.333, SLG: 0.326	G6-3			FC4-6	1B	K			2B	4 1 2 0 0 1 0												
Jeromy Burnitz, L (1, 9) OBP: 0.367, SLG: 0.692	K			FC4-6	1-2	F9			2B	4 1 1 0 0 1 1												
Sean Berry, R (1, 3) OBP: 0.413, SLG: 0.548	G4-3			F9		K			1B	4 1 1 2 0 1 1												
Dave Nilsson, L (1, 2) Lou Collier, R (9, FR)	G6-3				F7	WP			2B	4 0 2 2 0 0 0 0 1 0 0 0 0 0												
Mark Loretta, R (1, 6) OBP: 0.306, SLG: 0.531			F8		F7			G4-3	F8	4 0 0 0 0 0 2												
Geoff Jenkins, L (1, 7) OBP: 0.417, SLG: 0.656				52 SH5-4	BB	K		G5-3		3 0 1 1 1 1 1												
52 Rafael Roque, L (1, 1) Rich Becker, L (5, PH) David Weathers, R (6, 1) Brian Banks, S (8, PH) Mike Myers, L (9, 1)	SH5-4				F7			F9		0 0 0 0 0 0 0 1 0 0 0 0 0 1 0 0 0 0 0 0 0 1 0 0 0 0 0 0 0 0 0 0 0 0 0												
Inning Stats	R: 0 E: 0 K: 1 S: 7	H: 0 LOB: 0 BB: 0 P: 10	R: 0 E: 0 K: 1 S: 8	H: 0 LOB: 0 BB: 0 P: 14	R: 0 E: 0 K: 0 S: 8	H: 0 LOB: 1 BB: 1 P: 13	R: 0 E: 0 K: 0 S: 9	H: 1 LOB: 1 BB: 0 P: 13	R: 0 E: 0 K: 1 S: 9	H: 1 LOB: 0 BB: 0 P: 13		R: 0 E: 0 K: 1 S: 8	H: 0 LOB: 0 BB: 0 P: 10	R: 0 E: 0 K: 1 S: 7	H: 0 LOB: 0 BB: 0 P: 12	R: 0 E: 0 K: 0 S: 5	H: 0 LOB: 0 BB: 0 P: 8	R: 5 E: 0 K: 0 S: 20	H: 6 LOB: 2 BB: 0 P: 27	1B: 6 2B: 2 3B: 0 HR: 0	SF: 0 SAC: 1 DP: 0 HBP: 0	WP: 1 PB: 0 SB: 0 CS: 0
PITCHER	IP WLS BF H R ER SO BB IBB HBP BLK WP HR S P ERA WHIP	Steve Trachsel, R (1, 1) ERA: 5.59	0.0 1 1 0 0 0 0 0 0 0 0 0 0 2 3 = =	0.1 L 4 3 3 3 0 0 0 0 0 0 0 0 11 15 81.00 9.000	PITCHER										IP WLS BF H R ER SO BB IBB HBP BLK WP HR S P ERA WHIP							

AB	33
R	5
H	8
RBI	5
BB	1
SO	5
LOB	8



Batter	1	2	3	4	5	6	7	8	9	10	AB	R	H	RBI	BB	SO	LOB	TOP						
Lance Johnson, L OBP: 0.306, SLG: 0.171	(1,8) P6		(1,0) F7		(0,2) G4-3		(3,2) G1-3		(1,1) G3	(0,0) F9	6	0	0	0	0	0	4							
Mickey Morandini, L OBP: 0.348, SLG: 0.512	(1,4) G5-4-3 1B		(2,1) F8			(2,2) HR 1B	(2,1) WP 1B		(2,1) G1-3	(4,0) BB	5	2	3	0	1	0	2							
Sammy Sosa, R OBP: 0.380, SLG: 0.512	(1,9) G5-4-3 1-2f			(2,1) P4		(1,3) K	(2,2) BB 1B		(3,2) BB 2B	(0,0) F8	6	1	2	1	0	1	3							
Mark Grace, L OBP: 0.429, SLG: 0.525		(0,1) G4-3		(1,0) F7		(2,2) HR 1B	(4,0) BB 1-2		(4,0) BB 2B		3	2	1	2	2	0	0							
Glenallen Hill, R OBP: 0.263, SLG: 0.064		(1,0) G1-3		(3,2) G6-3		(0,1) 1B	(0,0) F9		(4,2) 2B		4	0	1	0	0	0	2							
Terry Mulholland, R OBP: 0.184, SLG: 0.206									(1,2) 2B		0	0	0	0	0	0	0							
Gary Gaetti, R OBP: 0.184, SLG: 0.206									(1,2) 2B		0	0	0	0	1	0	0							
Tyler Houston, L OBP: 0.231, SLG: 0.462		(2,2) F7			(1,0) P5				(2,2) G5-3		4	0	1	0	0	0	0							
Manny Alexander, R OBP: 0.429, SLG: 0.400						(1,3) 1B			(1,3) 2B		1	0	1	2	0	0	0							
Rod Beck, R											0	0	0	0	0	0	0							
Dan Serafini, S											0	0	0	0	0	0	0							
Benito Santiago, R OBP: 0.326, SLG: 0.486			(1,2) P6						(2,2) G1-4-3		4	0	2	0	1	0	2							
José Hernández, R OBP: 0.367, SLG: 0.439			(2,2) 2B		(4,1) BB	(1,3) K					4	1	2	1	1	2	3							
Brad Woodall, S OBP: 0.267, SLG: 0.500			(4,0) 2B		(0,3) BB						0	0	0	0	1	0	0							
Rodney Myers, R OBP: 0.333, SLG: 0.333											0	0	0	0	0	0	0							
Felix Heredia, L OBP: 0.267, SLG: 0.500											0	0	0	0	0	0	0							
Jeff Blauser, R OBP: 0.267, SLG: 0.500											1	0	0	0	0	0	0							
Curtis Gooden, L OBP: 0.267, SLG: 0.500											2	0	0	0	0	1	1							
Inning Stats	R: 0 E: 0 K: 0 S: 8	H: 1 LOB: 0 BB: 0 P: 12	R: 0 E: 0 K: 0 S: 6	H: 0 LOB: 0 BB: 0 P: 9	R: 0 E: 0 K: 0 S: 9	H: 1 LOB: 2 BB: 1 P: 19	R: 0 E: 0 K: 0 S: 6	H: 0 LOB: 0 BB: 0 P: 12	R: 0 E: 0 K: 1 S: 11	H: 1 LOB: 2 BB: 1 P: 16	R: 2 E: 0 K: 2 S: 15	H: 4 LOB: 2 BB: 0 P: 25	R: 1 E: 0 K: 0 S: 13	H: 2 LOB: 2 BB: 1 P: 25	R: 0 E: 0 K: 1 S: 9	H: 1 LOB: 1 BB: 0 P: 13	R: 2 E: 0 K: 0 S: 14	H: 2 LOB: 2 BB: 2 P: 31	R: 1 E: 0 K: 1 S: 6	H: 1 LOB: 1 BB: 1 P: 10	1B: 7 2B: 4 3B: 0 HR: 2	SF: 0 SAC: 0 DP: 1 HBP: 0	WP: 1 PB: 0 SB: 0 CS: 0	PA: 48
PITCHER	IP WLS BF H R ER SO	IP WLS BF H R ER SO	IP WLS BF H R ER SO	IP WLS BF H R ER SO	IP WLS BF H R ER SO	IP WLS BF H R ER SO	IP WLS BF H R ER SO	IP WLS BF H R ER SO	IP WLS BF H R ER SO	IP WLS BF H R ER SO	IP WLS BF H R ER SO	IP WLS BF H R ER SO	IP WLS BF H R ER SO	IP WLS BF H R ER SO	IP WLS BF H R ER SO	IP WLS BF H R ER SO	IP WLS BF H R ER SO	IP WLS BF H R ER SO	IP WLS BF H R ER SO	IP WLS BF H R ER SO	ERA WHIP	ERA WHIP		
Steve Woodard, R ERA: 4.29	6.0	26	7	2	2	3	3	0	0	0	0	0	0	0	0	0	0	0	0	0	0	3.00	1.667	
Mike Myers, L ERA: 14.54	0.2	3	1	1	1	0	0	0	0	0	0	0	0	0	0	0	0	0	0	0	0	13.50	1.500	
Bob Wickman, R ERA: 9.0	2.0	12	3	2	2	1	2	1	0	0	1	0	23	47	9.00	2.500								
Valerio De Los Santos, L ERA: 7.2	1.1	7	2	1	1	1	1	0	0	0	0	1	10	17	6.75	2.250								

Chicago Cubs @ Milwaukee Brewers
Milwaukee County Stadium, Milwaukee, WI
Sun Apr 18 1999, 2:05 PM EDT
Att. 17,847 - Cloudy - 45 F

AB 41
R 6
H 13
RBI 6
BB 7
SO 5
LOB 19



Batter	1	2	3	4	5	6	7	8	9	10	AB	R	H	RBI	BB	SO	LOB	BOTTOM						
Fernando Vina, L OBP: 0.397, SLG: 0.392	(1,4) HR BB		(1,2) G4-3	(0,0) FC4-6 1-2f			(0,0) G4-3		(0,1) 1B		4	1	1	1	1	0	2							
Marquis Grissom, R OBP: 0.314, SLG: 0.429	(1,8) HR 1B		(1,0) 1B		(1,2) F8		(2,2) F7		(1,1) 1B	(1,1) G6-3 1B	5	1	3	1	0	0	0							
Jeff Cirillo, R OBP: 0.321, SLG: 0.373	(1,5) HR		(3,2) F8		(1,1) L5		(0,1) F7		(0,1) G6-3		5	1	1	3	0	0	3							
Jeromy Burnitz, L OBP: 0.370, SLG: 0.651	(1,9) F8		(2,1) 1B		(4,2) BB				(0,1) G3-1		4	0	1	0	1	0	0							
Sean Berry, R OBP: 0.420, SLG: 0.533	(1,3) HR		(0,0) P3		(2,2) BB						3	0	1	0	1	0	2							
Valerio De Los Santos, L OBP: 0.250, SLG: 0.250	(10,PH) BB				(1,2) 1B						0	0	0	0	0	0	0							
Lou Collier, R OBP: 0.250, SLG: 0.250											1	0	1	0	0	0	0							
Mark Loretta, R OBP: 0.288, SLG: 0.459	(1,6) G1-4-6-3 1-2f		(2,2) F8		(1,2) F9				(1,1) F8		5	0	0	0	0	0	4							
Bobby Hughes, R OBP: 0.200, SLG: 0.467		(0,1) P6									3	0	0	0	0	1	0							
Dave Nilsson, L OBP: 0.371, SLG: 0.393											1	0	0	0	0	0	0							
Geoff Jenkins, L OBP: 0.425, SLG: 0.639											4	1	2	0	0	1	0							
Steve Woodard, L OBP: 0.571, SLG: 0.400											1	0	0	0	1	0	0							
Alex Ochoa, R OBP: 0.126, SLG: 0.125											1	0	0	0	0	0	0							
Mike Myers, L											0	0	0	0	0	0	0							
Bob Wickman, R											0	0	0	0	0	0	0							
Brian Banks, S OBP: 0.333, SLG: 0.333											1	1	1	0	0	0	0							
Inning Stats	R: 3 E: 0 K: 0 S: 12	H: 2 LOB: 0 BB: 2 P: 26	R: 0 E: 0 K: 1 S: 8	H: 0 LOB: 0 BB: 0 P: 8	R: 0 E: 0 K: 0 S: 14	H: 2 LOB: 2 BB: 0 P: 21	R: 0 E: 0 K: 1 S: 12	H: 1 LOB: 2 BB: 1 P: 21	R: 0 E: 0 K: 0 S: 14	H: 1 LOB: 2 BB: 1 P: 23	R: 0 E: 0 K: 0 S: 5	H: 0 LOB: 0 BB: 0 P: 9	R: 0 E: 0 K: 0 S: 6	H: 0 LOB: 0 BB: 0 P: 8	R: 0 E: 0 K: 0 S: 6	H: 0 LOB: 0 BB: 0 P: 9	R: 2 E: 0 K: 0 S: 11	H: 4 LOB: 1 BB: 0 P: 12	R: 0 E: 0 K: 0 S: 3	H: 1 LOB: 0 BB: 0 P: 3	1B: 10 2B: 0 3B: 0 HR: 1	SF: 0 SAC: 0 DP: 3 HBP: 0	WP: 0 PB: 0 SB: 0 CS: 0	PA: 42
PITCHER	IP WLS BF H R ER SO	IP WLS BF H R ER SO	IP WLS BF H R ER SO	IP WLS BF H R ER SO	IP WLS BF H R ER SO	IP WLS BF H R ER SO	IP WLS BF H R ER SO	IP WLS BF H R ER SO	IP WLS BF H R ER SO	IP WLS BF H R ER SO	IP WLS BF H R ER SO	IP WLS BF H R ER SO	IP WLS BF H R ER SO	IP WLS BF H R ER SO	IP WLS BF H R ER SO	IP WLS BF H R ER SO	IP WLS BF H R ER SO	IP WLS BF H R ER SO	IP WLS BF H R ER SO	IP WLS BF H R ER SO	ERA WHIP	ERA WHIP		
Brad Woodall, L ERA: 7.56	2.2	13	4	3	3	1	2	0	0	0	0	0	0	0	0	0	0	0						
Rodney Myers, R ERA:	1.1	6	1	0	0	1	1	0	0	0	0	0	0	0	0	0	0	0						
Felix Heredia, L ERA:	2.0	8	1	0	0	0	1	0	0	0	0	0	0	0	0	0	0	0						
Terry Mulholland, L ERA: 1.74	2.0	6	0	0	0	0	0	0	0	0	0	0	12	17	0.00	0.000								
Rod Beck, R ERA: 11.91	1.0	W	6	4	2	2	0	0	0	0	0	0	0	11	12	18.00	4.000							

Chicago Cubs @ Milwaukee Brewers
Milwaukee County Stadium, Milwaukee, WI
Sun Apr 18 1999, 2:05 PM EDT
Att. 17,847 - Cloudy - 45 F

AB 38
R 5
H 11
RBI 5
BB 4
SO 2
LOB 11



Batter	1	2	3	4	5	6	7	8	9	AB	R	H	RBI	BB	SO	LOB	TOP				
Shawon Dunston, R OBP: 0.375, SLG: 0.565 Darren Bragg, L OBP: 0.310, SLG: 0.462	L7		G6-3		G6-3		G6-4-3	K		3	0	0	0	0	0	0					
Edgar Renteria, R OBP: 0.381, SLG: 0.405 David Howard, S	G6-3		G4-3		F8		1B		L8	5	0	1	0	0	0	0					
Mark McGwire, R OBP: 0.436, SLG: 0.659	G5-3		FC6-4 BB		G6-3		K		1B 1B BB	3	0	0	0	2	1	1					
Eric Davis, R OBP: 0.256, SLG: 0.231 Mike Mohler, R Juan Acevedo, R			CS BB		FC6-4		F8		F9 1B 1B	4	0	1	0	1	0	1					
Fernando Tatis, R OBP: 0.380, SLG: 0.488			K		G4-3		1B BB		BB BB 1B HBP	3	1	0	0	1	2	3					
Eli Marrero, R OBP: 0.313, SLG: 0.452			HR 1B		3B 1B		F9		P4 1B	5	2	3	0	0	0	2					
J.D. Drew, L			HR		1B 3B		1B		BB BB	3	3	3	3	1	0	0					
Joe McEwing, R OBP: 0.476, SLG: 0.538			1B		CS 1B		G4-3		1B BB	3	0	2	1	1	0	2					
Kent Bottenfield, R OBP: 0.125, SLG: 0.125 Willie McGee, S Ricky Bottalico, L Placido Polanco, R OBP: 0.387, SLG: 0.444	P3		G6-3		G6-3		G6-4-3 1B		1B	3	0	1	0	0	0	2					
Inning Stats	R: 0 E: 0 K: 0 S: 8	H: 0 LOB: 0 BB: 0 P: 12	R: 2 E: 0 K: 1 S: 17	H: 3 LOB: 1 BB: 1 P: 29	R: 0 E: 0 K: 0 S: 5	H: 0 LOB: 1 BB: 1 P: 11	R: 2 E: 0 K: 0 S: 12	H: 3 LOB: 0 BB: 0 P: 22	R: 0 E: 0 K: 0 S: 7	H: 1 LOB: 2 BB: 0 P: 16	R: 0 E: 0 K: 1 S: 9	H: 2 LOB: 1 BB: 0 P: 14	R: 2 E: 0 K: 1 S: 12	H: 1 LOB: 2 BB: 1 P: 25	R: 0 E: 0 K: 1 S: 10	H: 2 LOB: 1 BB: 1 P: 18	1B: 10 2B: 0 3B: 1 HR: 1	SF: 0 SAC: 0 DP: 1 HBP: 1	WP: 0 PB: 0 SB: 0 CS: 2	PA: 42	
PITCHER	IP WLS BF H R ER SO BB IBB HBP BLK WP HR S P ERA WHIP	IP WLS BF H R ER SO BB IBB HBP BLK WP HR S P ERA WHIP	IP WLS BF H R ER SO BB IBB HBP BLK WP HR S P ERA WHIP	IP WLS BF H R ER SO BB IBB HBP BLK WP HR S P ERA WHIP	IP WLS BF H R ER SO BB IBB HBP BLK WP HR S P ERA WHIP	IP WLS BF H R ER SO BB IBB HBP BLK WP HR S P ERA WHIP	IP WLS BF H R ER SO BB IBB HBP BLK WP HR S P ERA WHIP	IP WLS BF H R ER SO BB IBB HBP BLK WP HR S P ERA WHIP	IP WLS BF H R ER SO BB IBB HBP BLK WP HR S P ERA WHIP	IP WLS BF H R ER SO BB IBB HBP BLK WP HR S P ERA WHIP	IP WLS BF H R ER SO BB IBB HBP BLK WP HR S P ERA WHIP	IP WLS BF H R ER SO BB IBB HBP BLK WP HR S P ERA WHIP	IP WLS BF H R ER SO BB IBB HBP BLK WP HR S P ERA WHIP	IP WLS BF H R ER SO BB IBB HBP BLK WP HR S P ERA WHIP	IP WLS BF H R ER SO BB IBB HBP BLK WP HR S P ERA WHIP	IP WLS BF H R ER SO BB IBB HBP BLK WP HR S P ERA WHIP	IP WLS BF H R ER SO BB IBB HBP BLK WP HR S P ERA WHIP	IP WLS BF H R ER SO BB IBB HBP BLK WP HR S P ERA WHIP	IP WLS BF H R ER SO BB IBB HBP BLK WP HR S P ERA WHIP	IP WLS BF H R ER SO BB IBB HBP BLK WP HR S P ERA WHIP	IP WLS BF H R ER SO BB IBB HBP BLK WP HR S P ERA WHIP

St. Louis Cardinals @ Milwaukee Brewers
Milwaukee County Stadium, Milwaukee, WI
Mon Apr 19 1999, 7:05 PM EDT
Att: 10,575 - Cloudy - 45 F

AB 35
R 6
H 12
RBI 6
BB 6
SO 4
LOB 14



Batter	1	2	3	4	5	6	7	8	9	AB	R	H	RBI	BB	SO	LOB	BOTTOM					
Fernando Vina, L OBP: 0.381, SLG: 0.382	F9		1B		P4		G6-3		SF8	4	0	1	1	0	0	0						
Marquis Grissom, R OBP: 0.304, SLG: 0.396	1B BB		G4-3		K		G6-3		K	4	0	0	0	1	2	1						
Jeff Cirillo, R OBP: 0.333, SLG: 0.382	F9		BB 1B		L5		1B 1B		1B 1B	4	0	2	0	0	0	1						
Jeremy Burnitz, L OBP: 0.397, SLG: 0.652	1B		K		FC4 HBP		1B		1B	3	0	2	0	0	1	1						
Sean Berry, R OBP: 0.407, SLG: 0.500 Al Reyes, R	P3		BB		FC4		K		K	3	0	0	0	1	1	5						
Dave Nilsson, L OBP: 0.359, SLG: 0.375	F9		L9		L9		K		2B SF 1B	4	1	1	0	0	1	2						
Mark Loretta, R OBP: 0.289, SLG: 0.475	L5		G4-3		G3-1 BB		G3-1 BB		SF SF8 2B	3	1	1	0	1	0	2						
Geoff Jenkins, L OBP: 0.395, SLG: 0.590 Lou Collier, R OBP: 0.400, SLG: 0.250	K		L3		L3		G3-1		SF BB	3	0	0	0	0	1	1						
Jim Abbott, L Steve Falteisek, R Alex Ochoa, R Valerio De Los Santos, L Brian Banks, S	G3		F7		F7		G4-3		SF	2	0	0	0	0	0	0						
Inning Stats	R: 0 E: 0 K: 0 S: 7	H: 1 LOB: 2 BB: 1 P: 15	R: 0 E: 0 K: 1 S: 7	H: 0 LOB: 0 BB: 0 P: 9	R: 0 E: 0 K: 1 S: 4	H: 1 LOB: 0 BB: 0 P: 6	R: 0 E: 0 K: 1 S: 11	H: 1 LOB: 2 BB: 1 P: 21	R: 0 E: 0 K: 0 S: 8	H: 0 LOB: 0 BB: 0 P: 12	R: 0 E: 0 K: 1 S: 7	H: 0 LOB: 1 BB: 0 P: 13	R: 0 E: 0 K: 1 S: 11	H: 0 LOB: 1 BB: 1 P: 19	R: 0 E: 0 K: 1 S: 12	H: 2 LOB: 2 BB: 0 P: 20	R: 2 E: 1 K: 1 S: 13	H: 2 LOB: 1 BB: 1 P: 24	1B: 6 2B: 1 3B: 0 HR: 0	SF: 2 SAC: 0 DP: 0 HBP: 1	WP: 0 PB: 0 SB: 0 CS: 0	PA: 38
PITCHER	IP WLS BF H R ER SO BB IBB HBP BLK WP HR S P ERA WHIP	IP WLS BF H R ER SO BB IBB HBP BLK WP HR S P ERA WHIP	IP WLS BF H R ER SO BB IBB HBP BLK WP HR S P ERA WHIP	IP WLS BF H R ER SO BB IBB HBP BLK WP HR S P ERA WHIP	IP WLS BF H R ER SO BB IBB HBP BLK WP HR S P ERA WHIP	IP WLS BF H R ER SO BB IBB HBP BLK WP HR S P ERA WHIP	IP WLS BF H R ER SO BB IBB HBP BLK WP HR S P ERA WHIP	IP WLS BF H R ER SO BB IBB HBP BLK WP HR S P ERA WHIP	IP WLS BF H R ER SO BB IBB HBP BLK WP HR S P ERA WHIP	IP WLS BF H R ER SO BB IBB HBP BLK WP HR S P ERA WHIP	IP WLS BF H R ER SO BB IBB HBP BLK WP HR S P ERA WHIP	IP WLS BF H R ER SO BB IBB HBP BLK WP HR S P ERA WHIP	IP WLS BF H R ER SO BB IBB HBP BLK WP HR S P ERA WHIP	IP WLS BF H R ER SO BB IBB HBP BLK WP HR S P ERA WHIP	IP WLS BF H R ER SO BB IBB HBP BLK WP HR S P ERA WHIP	IP WLS BF H R ER SO BB IBB HBP BLK WP HR S P ERA WHIP	IP WLS BF H R ER SO BB IBB HBP BLK WP HR S P ERA WHIP	IP WLS BF H R ER SO BB IBB HBP BLK WP HR S P ERA WHIP	IP WLS BF H R ER SO BB IBB HBP BLK WP HR S P ERA WHIP	IP WLS BF H R ER SO BB IBB HBP BLK WP HR S P ERA WHIP	IP WLS BF H R ER SO BB IBB HBP BLK WP HR S P ERA WHIP	

St. Louis Cardinals @ Milwaukee Brewers
Milwaukee County Stadium, Milwaukee, WI
Mon Apr 19 1999, 7:05 PM EDT
Att: 10,575 - Cloudy - 45 F

AB 31
R 2
H 7
RBI 2
BB 4
SO 6
LOB 14



Batter	1	2	3	4	5	6	7	8	9	AB	R	H	RBI	BB	SO	LOB	TOP					
David Howard, S J.D. Drew, L OBP: 0.319, SLG: 0.415										4	0	0	0	0	1	0	St. Louis Cardinals @ Milwaukee Brewers Milwaukee County Stadium, Milwaukee, WI Wed Apr 21 1999, 2:05 PM EDT Att: 10,959 - Cloudy - 49 F livebaseballscorecards.com					
Placido Polanco, R OBP: 0.405, SLG: 0.438										4	0	2	0	1	0	0						
Shawon Dunston, R OBP: 0.353, SLG: 0.469										5	0	0	0	0	1	4						
Eli Marrero, R OBP: 0.366, SLG: 0.487										4	0	1	0	0	0	2						
Fernando Tatis, R OBP: 0.390, SLG: 0.542										2	1	1	1	1	1	0						
Darren Bragg, L OBP: 0.353, SLG: 0.448										2	0	1	0	1	0	0						
Alberto Castillo, R OBP: 0.350, SLG: 0.333										4	0	1	0	0	1	3						
Joe McEwing, R OBP: 0.480, SLG: 0.556										2	0	0	0	2	0	2						
Darren Oliver, R OBP: 0.286, SLG: 0.429 Lance Painter, L										3	0	0	0	0	0	7						
Willie McGee, S OBP: 0.400, SLG: 0.286										0	0	0	0	0	0	0						
Inning Stats	R: 0 E: 0 K: 1 S: 9	H: 1 LOB: 1 BB: 0 P: 14	R: 0 E: 0 K: 0 S: 15	H: 1 LOB: 2 BB: 2 P: 26	R: 0 E: 0 K: 0 S: 4	H: 0 LOB: 0 BB: 0 P: 6	R: 1 E: 0 K: 1 S: 17	H: 2 LOB: 2 BB: 1 P: 26	R: 0 E: 0 K: 1 S: 5	H: 0 LOB: 0 BB: 0 P: 9	R: 0 E: 0 K: 0 S: 13	H: 1 LOB: 3 BB: 1 P: 25	R: 0 E: 0 K: 0 S: 12	H: 0 LOB: 1 BB: 1 P: 20	R: 0 E: 0 K: 1 S: 8	H: 0 LOB: 0 BB: 1 P: 11	R: 0 E: 0 K: 1 S: 14	H: 1 LOB: 2 BB: 1 P: 24	1B: 5 2B: 0 3B: 0 HR: 1	SF: 0 SAC: 1 DP: 0 HBP: 1	WP: 0 PB: 0 SB: 0 CS: 1	PA: 39
PITCHER	IP WLS BF H R ER SO BB IBB HBP BLK WP HR S P ERA WHIP																					
52 Rafael Roque, L ERA: 5.63	4.0	18	4	1	1	2	3	0	0	0	0	0	0	0	30	54	2.25	1.750				
David Weathers, R ERA: 1.84	3.0	13	1	0	0	1	1	1	1	0	0	0	0	8	11	0.00	0.000					
Al Reyes, R ERA: 2.7	1.0	W	3	0	0	1	0	0	0	0	0	0	0	8	11	0.00	0.000					
Bob Wickman, R ERA: 7.71	1.0	S	5	1	0	1	1	0	0	0	0	0	0	14	24	0.00	2.000					

Batter	1	2	3	4	5	6	7	8	9	AB	R	H	RBI	BB	SO	LOB	BOTTOM					
Fernando Vina, L OBP: 0.361, SLG: 0.359										4	0	2	1	0	0	1	St. Louis Cardinals @ Milwaukee Brewers Milwaukee County Stadium, Milwaukee, WI Wed Apr 21 1999, 2:05 PM EDT Att: 10,959 - Cloudy - 49 F livebaseballscorecards.com					
Marquis Grissom, R OBP: 0.292, SLG: 0.350 Bob Wickman, R										4	0	0	0	0	1	1						
Jeff Cirillo, R OBP: 0.382, SLG: 0.390										2	0	0	0	1	0	0						
Jeremy Burnitz, L OBP: 0.409, SLG: 0.627										2	0	1	0	0	0	1						
Sean Berry, R OBP: 0.410, SLG: 0.500										2	0	0	0	1	0	1						
Mark Loretta, R OBP: 0.308, SLG: 0.444										2	0	0	0	1	0	1						
Bobby Hughes, R OBP: 0.222, SLG: 0.444 Al Reyes, R										3	0	1	0	0	0	3						
Rich Becker, L OBP: 0.417, SLG: 0.222										0	0	0	0	0	0	0						
Alex Ochoa, R OBP: 0.154, SLG: 0.154										3	1	0	0	0	1	1						
52 Rafael Roque, L David Weathers, R Dave Nilsson, L										1	0	0	0	0	0	1						
Inning Stats	R: 0 E: 0 K: 1 S: 9	H: 0 LOB: 0 BB: 0 P: 16	R: 0 E: 0 K: 0 S: 8	H: 1 LOB: 0 BB: 0 P: 10	R: 1 E: 0 K: 0 S: 10	H: 2 LOB: 1 BB: 0 P: 13	R: 0 E: 0 K: 0 S: 6	H: 0 LOB: 0 BB: 1 P: 14	R: 0 E: 0 K: 0 S: 7	H: 0 LOB: 0 BB: 0 P: 15	R: 0 E: 1 K: 1 S: 8	H: 0 LOB: 0 BB: 0 P: 12	R: 0 E: 0 K: 0 S: 9	H: 0 LOB: 3 BB: 2 P: 21	R: 1 E: 1 K: 1 S: 11	H: 2 LOB: 0 BB: 0 P: 18	1B: 3 2B: 3 3B: 0 HR: 1	SF: 0 SAC: 0 DP: 2 HBP: 1	WP: 0 PB: 0 SB: 0 CS: 2	PA: 29		
PITCHER	IP WLS BF H R ER SO BB IBB HBP BLK WP HR S P ERA WHIP																					
Darren Oliver, L ERA: 2.75	7.0	25	3	1	1	2	3	0	0	0	0	0	0	1	11	18	9.00	2.000				
Lance Painter, L ERA: 4.15	1.0	L	4	2	1	1	0	0	0	0	0	0	0	11	18	9.00	2.000					



Batter	1	2	3	4	5	6	7	8	9	AB	R	H	RBI	BB	SO	LOB	TOP																	
Fernando Vina, L (1,4) OBP: 0.358, SLG: 0.375	B1-3		2B			SF9 HBP		F9		3	1	1	0	0	0	0	Milwaukee Brewers @ Pittsburgh Pirates Three Rivers Stadium, Pittsburgh, PA Sat Apr 24 1999, 1:35 PM EDT Att: 15,809 - Unknown - 54 F																	
Marquis Grissom, R (1,8) OBP: 0.284, SLG: 0.348	P8		G5-3			G5-3		E5 FC6-5		4	0	0	0	0	0	2																		
Jeff Cirillo, R (1,5) OBP: 0.403, SLG: 0.507	HR					FC4-6 BB		FC6-5 HR		3	2	1	1	1	0	1																		
Jeremy Burnitz, L (1,9) OBP: 0.387, SLG: 0.632	K					SF9		HR		3	1	1	3	0	2	0																		
Sean Berry, R (1,3) OBP: 0.386, SLG: 0.460						FC4-6		G4-3		4	0	0	0	0	1	1																		
Dave Nilsson, L (1,2) OBP: 0.358, SLG: 0.477						K		G4-3		4	1	1	0	0	2	0																		
Mark Loretta, R (1,6) OBP: 0.328, SLG: 0.442						K		E8 SF8 1B		4	0	1	0	0	0	1																		
Alex Ochoa, R (1,7) OBP: 0.263, SLG: 0.353						F9		F9		4	0	1	0	0	0	1																		
21 Cal Eldred, R (1,1) OBP: 0.222, SLG: 0.250						F9		CS 2B		3	0	2	1	0	0	0																		
Brian Banks, S (7,PH) OBP: 0.286, SLG: 0.167						P6		SF8		3	0	2	1	0	0	0																		
Al Reyes, R (7,1) OBP: 0.286, SLG: 0.167						2B		2B		2	0	0	0	0	1	1																		
Lou Collier, R (9,PH) OBP: 0.286, SLG: 0.167						K		L4		1	0	0	0	0	0	0																		
Bob Wickman, R (9,1) OBP: 0.286, SLG: 0.167						G4-3		F8		0	0	0	0	0	0	0																		
Inning Stats	R: 1 E: 0 K: 1 S: 9	H: 1 LOB: 0 BB: 0 P: 12	R: 0 E: 0 K: 1 S: 7	H: 0 LOB: 0 BB: 0 P: 11	R: 0 E: 0 K: 1 S: 8	H: 1 LOB: 1 BB: 0 P: 12	R: 0 E: 0 K: 2 S: 8	H: 0 LOB: 0 BB: 0 P: 14	R: 0 E: 0 K: 1 S: 11	H: 1 LOB: 1 BB: 0 P: 14	R: 1 E: 0 K: 0 S: 8	H: 0 LOB: 1 BB: 1 P: 16	R: 1 E: 1 K: 0 S: 8	H: 1 LOB: 0 BB: 0 P: 10	R: 2 E: 1 K: 0 S: 14	H: 1 LOB: 0 BB: 0 P: 23	R: 0 E: 0 K: 0 S: 11	H: 2 LOB: 1 BB: 0 P: 19	1B: 1 2B: 4 3B: 0 HR: 2	SF: 2 SAC: 0 DP: 0 HBP: 1	WP: 0 PB: 0 SB: 2 CS: 1	PA: 36												
PITCHER	IP WLS BF H R ER SO BB IBB HBP BLK WP HR S P ERA WHIP																																	
Pete Schourek, L (1,1) ERA: 3.86	7.0	27	4	3	2	6	1	0	1	0	0	0	0	1	59	89	2.57	0.714																
Todd Ritchie, R (8,1) ERA: 1.29	0.2	L	3	0	1	1	0	0	0	0	0	0	0	0	6	10	13.50	0.000																
Scott Sauerbeck, L (8,1) ERA: 1.74	1.1		6	3	1	0	0	0	0	0	0	0	0	1	19	32	0.00	2.250																

Batter	1	2	3	4	5	6	7	8	9	AB	R	H	RBI	BB	SO	LOB	BOTTOM																	
18 Jason Kendall, R (1,2) OBP: 0.394, SLG: 0.400	K					F7		P3		4	0	0	0	1	1	1	Milwaukee Brewers @ Pittsburgh Pirates Three Rivers Stadium, Pittsburgh, PA Sat Apr 24 1999, 1:35 PM EDT Att: 15,809 - Unknown - 54 F																	
Pat Meares, R (1,6) OBP: 0.125, SLG: 0.250	K					G5-3		2B		4	0	1	0	0	1	2																		
Brian Giles, L (1,9) OBP: 0.435, SLG: 0.611	HR					G4-3		P5		3	1	1	1	1	0	0																		
Kevin Young, R (1,3) OBP: 0.357, SLG: 0.435	PB 1B					G1-3		G6-3		4	0	1	0	0	0	2																		
Brant Brown, L (1,8) OBP: 0.341, SLG: 0.535	F8					K		F9		4	0	0	0	0	2	1																		
Ed Sprague, R (1,5) OBP: 0.391, SLG: 0.482						G5-3		F7		3	1	0	0	1	1	0																		
Al Martin, L (1,7) OBP: 0.351, SLG: 0.375						BB G4-6-3 BB		G3		3	1	2	0	1	0	0																		
Warren Morris, L (1,4) OBP: 0.286, SLG: 0.345						BB G4-6-3 BB		P6		3	0	1	1	1	0	1																		
Pete Schourek, L (1,1) ERA: 4.5						G4-6-3		L6		2	0	0	0	0	1	3																		
Adrian Brown, S (7,PH) OBP: 2.08						K		K		1	0	0	0	0	1	0																		
Todd Ritchie, R (8,1) OBP: 1.000, SLG: 1.000						1-2 2-3 3-H				0	0	0	0	0	0	0																		
Scott Sauerbeck, R (8,1) OBP: 0.400, SLG: 0.364						K		K		0	0	0	0	0	1	0																		
Turner Ward, S (9,PH) OBP: 0.400, SLG: 0.364						1-2 2-3 3-H				1	0	0	0	0	1	0																		
Inning Stats	R: 1 E: 0 K: 2 S: 16	H: 2 LOB: 1 BB: 0 P: 27	R: 1 E: 0 K: 1 S: 9	H: 2 LOB: 2 BB: 1 P: 13	R: 0 E: 0 K: 1 S: 8	H: 0 LOB: 0 BB: 0 P: 16	R: 0 E: 0 K: 0 S: 10	H: 1 LOB: 1 BB: 2 P: 20	R: 0 E: 0 K: 0 S: 6	H: 0 LOB: 0 BB: 0 P: 7	R: 0 E: 0 K: 0 S: 5	H: 0 LOB: 1 BB: 1 P: 9	R: 0 E: 0 K: 1 S: 7	H: 1 LOB: 2 BB: 1 P: 13	R: 0 E: 0 K: 2 S: 7	H: 0 LOB: 0 BB: 0 P: 11	R: 0 E: 0 K: 1 S: 7	H: 0 LOB: 0 BB: 0 P: 10	1B: 3 2B: 1 3B: 1 HR: 1	SF: 0 SAC: 0 DP: 1 HBP: 0	WP: 0 PB: 1 SB: 0 CS: 0	PA: 37												
PITCHER	IP WLS BF H R ER SO BB IBB HBP BLK WP HR S P ERA WHIP																																	
21 Cal Eldred, R (1,1) ERA: 4.5	6.0	26	5	3	3	4	4	0	0	1	0	0	0	0	14	24	0.00	1.500																
Al Reyes, R (7,1) ERA: 2.08	2.0	W	8	1	0	0	3	1	0	0	0	0	0	0	14	24	0.00	1.000																
Bob Wickman, R (9,1) ERA: 6.75	1.0	S	3	0	0	0	1	0	0	0	0	0	0	7	10	0.00	0.000																	



Batter	1	2	3	4	5	6	7	8	9	AB	R	H	RBI	BB	SO	LOB	TOP						
Fernando Vina, L OBP: 0.372, SLG: 0.382 (1, 4)	G4-3		1B		F8		SH5-3 BB	1B		4	0	2	2	1	0	0	Milwaukee Brewers @ Pittsburgh Pirates Three Rivers Stadium, Pittsburgh, PA Sun Apr 25 1999, 1:35 PM EDT Att: 17,268 - Unknown - 68 F						
Rich Becker, L OBP: 0.385, SLG: 0.375 (1, 8)	K		1B		F8		SH5-3	K		4	0	1	0	0	2	2							
Jeff Cirillo, R OBP: 0.390, SLG: 0.486 (1, 5)	K		G1-6-3		BB		K		K	5	0	1	0	0	3	3							
Jeremy Burnitz, L OBP: 0.425, SLG: 0.678 (1, 9)		F8		1B					BB	2	1	2	0	2	0	0							
Sean Berry, R OBP: 0.373, SLG: 0.441 (1, 3)	L3			2B			K		F9	5	1	1	1	0	2	6							
Dave Nilsson, L OBP: 0.345, SLG: 0.438 (1, 2)	F8								BB	4	0	0	0	1	1	2							
Mark Loretta, R OBP: 0.333, SLG: 0.464 (1, 6)	G3								F9	4	1	2	1	0	0	3							
Geoff Jenkins, L OBP: 0.408, SLG: 0.558 (8, PH)										2	1	1	0	1	0	1							
Alex Ochoa, R OBP: 0.250, SLG: 0.333 (8, 7)										1	0	0	0	0	0	1							
Scott Karl, L OBP: 0.111, SLG: 0.222 (7, 1)										3	0	0	0	0	2	3							
David Weathers, R OBP: 0.290, SLG: 0.290 (8, PH)										0	0	0	0	0	0	0							
Marquis Grissom, R OBP: 0.220, SLG: 0.348 (8, 1)										0	0	0	0	0	0	0							
Mike Myers, R OBP: 0.220, SLG: 0.348 (8, 1)										0	0	0	0	0	0	0							
Eric Plunk, R OBP: 0.220, SLG: 0.348 (8, 1)										0	0	0	0	0	0	0							
Bob Wickman, R OBP: 0.220, SLG: 0.348 (8, 1)										0	0	0	0	0	0	0							
Inning Stats	R: 0 E: 0 K: 2 S: 8	H: 0 LOB: 0 BB: 0 P: 14	R: 0 E: 0 K: 0 S: 9	H: 1 LOB: 1 BB: 0 P: 13	R: 1 E: 0 K: 1 S: 13	H: 3 LOB: 1 BB: 0 P: 18	R: 2 E: 0 K: 0 S: 10	H: 2 LOB: 1 BB: 1 P: 21	R: 0 E: 0 K: 2 S: 10	H: 1 LOB: 2 BB: 0 P: 14	R: 0 E: 0 K: 2 S: 9	H: 0 LOB: 0 BB: 2 P: 21	R: 1 E: 0 K: 1 S: 11	H: 2 LOB: 2 BB: 1 P: 23	R: 0 E: 0 K: 1 S: 9	H: 0 LOB: 1 BB: 1 P: 18	1B: 7 2B: 3 3B: 0 HR: 0	SF: 1 SAC: 1 DP: 1 HBP: 1	WP: 1 PB: 0 CS: 1	PA: 43			
PITCHER	IP WLS BF H R ER SO BB IBB HBP BLK WP HR S P ERA WHIP	IP WLS BF H R ER SO BB IBB HBP BLK WP HR S P ERA WHIP	IP WLS BF H R ER SO BB IBB HBP BLK WP HR S P ERA WHIP	IP WLS BF H R ER SO BB IBB HBP BLK WP HR S P ERA WHIP	IP WLS BF H R ER SO BB IBB HBP BLK WP HR S P ERA WHIP	IP WLS BF H R ER SO BB IBB HBP BLK WP HR S P ERA WHIP	IP WLS BF H R ER SO BB IBB HBP BLK WP HR S P ERA WHIP	IP WLS BF H R ER SO BB IBB HBP BLK WP HR S P ERA WHIP	IP WLS BF H R ER SO BB IBB HBP BLK WP HR S P ERA WHIP	IP WLS BF H R ER SO BB IBB HBP BLK WP HR S P ERA WHIP	IP WLS BF H R ER SO BB IBB HBP BLK WP HR S P ERA WHIP	IP WLS BF H R ER SO BB IBB HBP BLK WP HR S P ERA WHIP	IP WLS BF H R ER SO BB IBB HBP BLK WP HR S P ERA WHIP	IP WLS BF H R ER SO BB IBB HBP BLK WP HR S P ERA WHIP	IP WLS BF H R ER SO BB IBB HBP BLK WP HR S P ERA WHIP	IP WLS BF H R ER SO BB IBB HBP BLK WP HR S P ERA WHIP	IP WLS BF H R ER SO BB IBB HBP BLK WP HR S P ERA WHIP	IP WLS BF H R ER SO BB IBB HBP BLK WP HR S P ERA WHIP	IP WLS BF H R ER SO BB IBB HBP BLK WP HR S P ERA WHIP	IP WLS BF H R ER SO BB IBB HBP BLK WP HR S P ERA WHIP	IP WLS BF H R ER SO BB IBB HBP BLK WP HR S P ERA WHIP	IP WLS BF H R ER SO BB IBB HBP BLK WP HR S P ERA WHIP	
Kris Benson, R ERA: 5.08 (1, 1)	5.0 L 23 7 3 3 4 2 0 0 0 0 1 0 51 87 5.40 1.800																						
Jeff Wallace, L ERA: 1.74 (6, 1)	1.1 6 1 0 0 2 1 0 0 0 0 0 0 13 22 0.00 1.500																						
Rich Loiselle, R ERA: 5.4 (7, 1)	0.2 3 0 0 0 2 0 1 0 0 0 0 0 6 13 0.00 0.000																						
Jason Christiansen, L ERA: 2.61 (8, 1)	1.0 6 2 1 1 1 0 1 0 0 0 0 0 11 23 9.00 2.000																						
Mike Williams, R ERA: 2.61 (9, 1)	1.0 5 0 0 0 1 1 0 1 0 0 0 0 9 18 0.00 1.000																						

Batter	1	2	3	4	5	6	7	8	9	AB	R	H	RBI	BB	SO	LOB	BOTTOM						
Adrian Brown, S OBP: 0.240, SLG: 0.095 (1, 8)	P9		G4-3		G5-4-3				SH1-4	3	0	0	0	0	0	1	Milwaukee Brewers @ Pittsburgh Pirates Three Rivers Stadium, Pittsburgh, PA Sun Apr 25 1999, 1:35 PM EDT Att: 17,268 - Unknown - 68 F						
Turner Ward, S OBP: 0.423, SLG: 0.364 (7, PH)										0	0	0	0	1	0	0							
Pat Meares, R OBP: 0.154, SLG: 0.231 (1, 6)	F8			BB		G5-3	K		K	5	1	1	0	0	2	4							
Brian Giles, L OBP: 0.432, SLG: 0.586 (1, 9)	P5			1B		2B			IBB	4	1	1	0	1	1	1							
Kevin Young, R OBP: 0.373, SLG: 0.446 (1, 3)	F8								K	3	0	1	1	2	1	3							
Freddy Garcia, R OBP: 0.067, SLG: 0.133 (8, PH)	F8									3	0	0	0	0	0	3							
Al Martin, L OBP: 0.368, SLG: 0.375 (9, 7)										0	0	0	0	1	0	0							
Ed Sprague, R OBP: 0.412, SLG: 0.492 (9, 1)										3	0	2	1	1	1	2							
Mike Williams, R OBP: 0.125, SLG: 0.125 (1, 2)	F9									0	0	0	0	0	0	0							
Keith Osik, R OBP: 0.125, SLG: 0.125 (1, 2)										4	0	1	0	0	0	5							
Mike Benjamin, R OBP: 0.319, SLG: 0.350 (9, 5)			G5-3				SH3-4		SH1-4	3	0	2	0	0	0	0							
Kris Benson, R OBP: 0.167, SLG: 0.333 (5, PH)										1	0	0	0	0	0	0							
Brant Brown, L OBP: 0.333, SLG: 0.523 (8, 1)										1	0	0	0	0	0	1							
Jeff Wallace, L ERA: 1.74 (6, 1)										0	0	0	0	0	0	0							
Rich Loiselle, R ERA: 5.4 (7, 1)										0	0	0	0	0	0	0							
18 Jason Kendall, R OBP: 0.389, SLG: 0.398 (7, PH)										1	0	0	0	0	0	1							
Jason Christiansen, R ERA: 2.61 (8, 1)										0	0	0	0	0	0	0							
Warren Morris, L OBP: 0.297, SLG: 0.345 (8, 4)										0	0	0	0	1	0	0							
Inning Stats	R: 0 E: 0 K: 0 S: 5	H: 0 LOB: 0 BB: 0 P: 10	R: 0 E: 0 K: 0 S: 8	H: 0 LOB: 1 BB: 1 P: 18	R: 0 E: 0 K: 0 S: 7	H: 0 LOB: 0 BB: 0 P: 12	R: 1 E: 0 K: 0 S: 12	H: 2 LOB: 2 BB: 1 P: 26	R: 0 E: 0 K: 0 S: 5	H: 1 LOB: 0 BB: 0 P: 7	R: 1 E: 0 K: 0 S: 8	H: 3 LOB: 2 BB: 0 P: 12	R: 0 E: 0 K: 1 S: 8	H: 1 LOB: 1 BB: 1 P: 17	R: 0 E: 0 K: 2 S: 19	H: 0 LOB: 2 BB: 2 P: 33	R: 0 E: 0 K: 2 S: 12	H: 1 LOB: 3 BB: 2 P: 25	1B: 7 2B: 1 3B: 0 HR: 0	SF: 0 SAC: 2 DP: 1 HBP: 0	WP: 1 PB: 0 CS: 0	PA: 40	
PITCHER	IP WLS BF H R ER SO BB IBB HBP BLK WP HR S P ERA WHIP	IP WLS BF H R ER SO BB IBB HBP BLK WP HR S P ERA WHIP	IP WLS BF H R ER SO BB IBB HBP BLK WP HR S P ERA WHIP	IP WLS BF H R ER SO BB IBB HBP BLK WP HR S P ERA WHIP	IP WLS BF H R ER SO BB IBB HBP BLK WP HR S P ERA WHIP	IP WLS BF H R ER SO BB IBB HBP BLK WP HR S P ERA WHIP	IP WLS BF H R ER SO BB IBB HBP BLK WP HR S P ERA WHIP	IP WLS BF H R ER SO BB IBB HBP BLK WP HR S P ERA WHIP	IP WLS BF H R ER SO BB IBB HBP BLK WP HR S P ERA WHIP	IP WLS BF H R ER SO BB IBB HBP BLK WP HR S P ERA WHIP	IP WLS BF H R ER SO BB IBB HBP BLK WP HR S P ERA WHIP	IP WLS BF H R ER SO BB IBB HBP BLK WP HR S P ERA WHIP	IP WLS BF H R ER SO BB IBB HBP BLK WP HR S P ERA WHIP	IP WLS BF H R ER SO BB IBB HBP BLK WP HR S P ERA WHIP	IP WLS BF H R ER SO BB IBB HBP BLK WP HR S P ERA WHIP	IP WLS BF H R ER SO BB IBB HBP BLK WP HR S P ERA WHIP	IP WLS BF H R ER SO BB IBB HBP BLK WP HR S P ERA WHIP	IP WLS BF H R ER SO BB IBB HBP BLK WP HR S P ERA WHIP	IP WLS BF H R ER SO BB IBB HBP BLK WP HR S P ERA WHIP	IP WLS BF H R ER SO BB IBB HBP BLK WP HR S P ERA WHIP	IP WLS BF H R ER SO BB IBB HBP BLK WP HR S P ERA WHIP	IP WLS BF H R ER SO BB IBB HBP BLK WP HR S P ERA WHIP	IP WLS BF H R ER SO BB IBB HBP BLK WP HR S P ERA WHIP
Scott Karl, L ERA: 4.56 (1, 1)	6.1 W 26 7 2 2 0 2 0 0 0 0 0 0 5 48 89 2.84 1.421																						
David Weathers, R ERA: 1.74 (7, 1)	0.2 H 3 0 0 0 1 1 0 0 0 0 0 0 5 13 0.00 1.500																						
Mike Myers, L ERA: 12.6 (8, 1)	0.1 H 1 0 0 0 1 0 0 0 0 0 0 0 4 5 0.00 0.000																						
Eric Plunk, R ERA: 2.25 (8, 1)	0.2 H 4 0 0 0 1 2 0 0 0 0 1 0 15 28 0.00 3.000																						
Bob Wickman, R ERA: 6.0 (9, 1)	1.0 S 6 1 0 0 2 1 1 0 0 0 0 0 12 25 0.00 2.000																						


AB	34
R	4
H	10
RBI	4
BB	6
SO	10
LOB	21

AB	31
R	2
H	8
RBI	2
BB	7
SO	5
LOB	21



Batter	1	2	3	4	5	6	7	8	9	AB	R	H	RBI	BB	SO	LOB	TOP					
Eric Young Sr. R OBP: 0.418, SLG: 0.442	1-3 K		1-0 L8		3-1 F8			4-2 CS BB		3	0	0	0	1	1	0	Los Angeles Dodgers @ Milwaukee Brewers Milwaukee County Stadium, Milwaukee, WI Tue Apr 27 1999, 7:05 PM EDT Att: 11,028 - Cloudy - 50 F livebaseballscorecards.com					
Mark Crutzieleak R OBP: 0.314, SLG: 0.359	1-0 1B		0-1 F7		1-0 G4-3			2-2 P6		4	0	1	0	0	0	1						
Gary Sheffield, R OBP: 0.379, SLG: 0.528	2-1 F8		4-1 BB		2-1 HR 1B			3-2 FC6-4 1B		3	1	2	0	1	0	1						
Eric Karros, R OBP: 0.384, SLG: 0.520	3-2 P4		1-0 F7		0-0 F8			1-2 FC6-4		4	0	0	0	0	0	4						
Raul Mondesi, R OBP: 0.380, SLG: 0.592		0-0 SF8 1B		2-1 F8		3-2 SAFE SAFE 1-H HR		1-1 G5-3		4	2	2	2	0	0	0						
22 Devon White, S OBP: 0.341, SLG: 0.429		2-0 F8		1-1 FC5-4 1B		2-1 F9		1-0 F7		4	0	1	0	0	0	1						
Adrian Beltré, R OBP: 0.417, SLG: 0.597 Jacob Brumfield, R OBP: 0.231, SLG: 0.385 Jeff Shaw, R		3-2 SF8 1-H		2-0 FC5-4 PO		1-1 G6-3		1-1 BB 1B		3	0	1	1	0	0	1						
Todd Hundley, S OBP: 0.246, SLG: 0.308		4-2 BB		2-1 PO		1-2 G2-3		4-0 BB		2	0	0	0	2	1	0						
Kevin Brown, R OBP: 0.143, SLG: 0.077 Pedro Borbon, R		0-3 K		1-3 K		0-1 F9		1-0 G5-3		3	0	0	0	0	2	1						
Alan Mills, R Jose Vizcaino, S OBP: 0.361, SLG: 0.333										0	0	0	0	0	0	0						
Inning Stats	R: 0 E: 0 K: 1 S: 9	H: 1 LOB: 1 BB: 0 P: 16	R: 1 E: 1 K: 1 S: 11	H: 1 LOB: 1 BB: 1 P: 20	R: 0 E: 0 K: 0 S: 5	H: 0 LOB: 1 BB: 1 P: 11	R: 0 E: 0 K: 0 S: 6	H: 1 LOB: 0 BB: 0 P: 13	R: 0 E: 0 K: 1 S: 10	H: 0 LOB: 0 BB: 0 P: 15	R: 2 E: 0 K: 0 S: 12	H: 2 LOB: 0 BB: 0 P: 20	R: 0 E: 0 K: 1 S: 7	H: 0 LOB: 0 BB: 0 P: 8	R: 0 E: 0 K: 0 S: 12	H: 1 LOB: 1 BB: 1 P: 22	R: 0 E: 0 K: 0 S: 6	H: 1 LOB: 2 BB: 1 P: 14	1B: 6 2B: 0 3B: 0 HR: 1	SF: 1 SAC: 0 DP: 0 HBP: 0	WP: 0 PB: 0 SB: 1 CS: 1	PA: 37
PITCHER	IP WLS BF H R ER SO BB IBB HBP BLK WP HR S P ERA WHIP	6.0 L 24 5 3 2 3 2 0 0 0 0 1 53 95 3.00 1.167	1.0 3 0 0 0 1 0 0 0 0 0 0 7 8 0.00 0.000	1.2 8 2 0 0 0 2 0 0 0 0 0 17 34 0.00 2.400	0.1 1 0 0 0 0 0 0 0 0 0 0 1 2 0.00 0.000											IP WLS BF H R ER SO BB IBB HBP BLK WP HR S P ERA WHIP						

Batter	1	2	3	4	5	6	7	8	9	AB	R	H	RBI	BB	SO	LOB	BOTTOM					
Fernando Vina, L OBP: 0.378, SLG: 0.372	0-0 G6-3		4-0 BB		4-0 BB		2-1 SH1-3		2-2 L4	2	0	0	0	2	0	0	Los Angeles Dodgers @ Milwaukee Brewers Milwaukee County Stadium, Milwaukee, WI Tue Apr 27 1999, 7:05 PM EDT Att: 11,028 - Cloudy - 50 F livebaseballscorecards.com					
Marquis Grissom, R OBP: 0.291, SLG: 0.333	3-3 K		3-3 K		1-1 B1		4-0 BB			3	0	0	0	1	2	5						
Jeff Cirillo, R OBP: 0.384, SLG: 0.474	0-0 HR 1B		0-1 F9		1-3 K		2-0 F8			4	1	1	0	0	1	4						
Jeromy Burnitz, L OBP: 0.417, SLG: 0.698	2-0 HR		3-3 K		2-1 G4-3		1-3 K			4	1	1	2	0	2	4						
Sean Berry, R OBP: 0.367, SLG: 0.431	0-3 K		3-2 P4		1-1 G4-3 1B			1-1 G4-3		4	0	1	0	0	1	0						
Dave Nilsson, L OBP: 0.339, SLG: 0.442		1-1 2B		2-1 F9		0-0 G4-3		1-2 F8		4	0	1	0	0	0	1						
Mark Loretta, R OBP: 0.329, SLG: 0.450		0-0 G1-3		2-2 G4-6-3 1B		3-3 K		3-2 F7		4	0	1	0	0	1	2						
Geoff Jenkins, L OBP: 0.377, SLG: 0.511		0-0 E1 BB		0-0 G4-6-3		1-1 G3		1-3 K		4	0	0	0	0	1	3						
52 Rafael Roque, L Steve Falteisek, R Rich Becker, L Al Reyes, R Mike Myers, L Brian Banks, S		1-3 K		4-2 BB BB		1-1 SH1-3 1B		1-3 K		1	0	0	0	1	1	2						
Inning Stats	R: 2 E: 0 K: 2 S: 9	H: 2 LOB: 0 BB: 0 P: 14	R: 0 E: 1 K: 2 S: 10	H: 1 LOB: 3 BB: 1 P: 19	R: 0 E: 0 K: 1 S: 9	H: 0 LOB: 0 BB: 0 P: 15	R: 0 E: 0 K: 0 S: 6	H: 1 LOB: 0 BB: 0 P: 10	R: 0 E: 0 K: 1 S: 11	H: 0 LOB: 2 BB: 2 P: 23	R: 0 E: 0 K: 1 S: 10	H: 1 LOB: 1 BB: 0 P: 15	R: 0 E: 0 K: 1 S: 8	H: 1 LOB: 2 BB: 1 P: 18	R: 0 E: 0 K: 0 S: 8	H: 0 LOB: 0 BB: 0 P: 13		R: 0 E: 0 K: 2 S: 9	H: 0 LOB: 0 BB: 0 P: 13	1B: 4 2B: 1 3B: 0 HR: 1	SF: 0 SAC: 1 DP: 1 HBP: 0	WP: 0 PB: 0 SB: 0 CS: 0
PITCHER	IP WLS BF H R ER SO BB IBB HBP BLK WP HR S P ERA WHIP	6.2 W 30 6 2 2 7 4 0 0 0 0 3 60 110 2.70 1.500	0.1 H 1 0 0 0 1 0 0 0 0 0 0 3 4 0.00 0.000	1.0 H 3 0 0 0 0 0 0 0 0 0 8 13 0.00 0.000	1.0 S 3 0 0 0 2 0 0 0 0 0 9 13 0.00 0.000											IP WLS BF H R ER SO BB IBB HBP BLK WP HR S P ERA WHIP						

Batter	1	2	3	4	5	6	7	8	9	AB	R	H	RBI	BB	SO	LOB	TOP										
Tony Womack, L (1, 9) OBP: 0.289, SLG: 0.263	1-2 L5	0-0			4-2 F9 S 1B BB		2-1 G1-3		2-1 B1	4	1	1	1	1	0	0	Arizona Diamondbacks @ Milwaukee Brewers Milwaukee County Stadium, Milwaukee, WI Fri Apr 30 1999, 7:05 PM EDT Att: 17,008 - Unknown - 62 F livebaseballscorecards.com										
Jay Bell, R (1, 4) OBP: 0.355, SLG: 0.586	2-1 B5-3	2-2 G1-6-3			4-1 1B CS BB		2-2		3-2 1B SF9 1B	4	1	2	0	1	0	2											
Greg Colbrunn, R (1, 3) Travis Lee, L (7, PH) OBP: 0.303, SLG: 0.368	4-0 2B BB		1-2 FC5-4 1B		0-0 F9		1-2 P6		0-0 SF9 1B	2	0	1	0	1	0	2											
Matt Williams, R (1, 5) OBP: 0.390, SLG: 0.694	0-1 2B		0-3 K 1B		1-0				0-0 SF9	4	0	2	2	0	2	1											
Bernard Gilkey, R (1, 7) Gregg Olson, R (9, 1)	4-2 BB		1-2 FC5-4		3-3 K				0-1 FC3-6 1B	4	0	1	0	1	2	4											
Steve Finley, L (1, 8) OBP: 0.292, SLG: 0.427	1-1 G3-1		0-1 G3		3-3 K				3-3 K	0	0	0	0	0	0	0											
Damian Miller, R (1, 2)		1-1 1B 1B		1-0 F9					0-1 FC3-6	4	0	0	0	0	0	5											
Tony Batista, R (1, 6) OBP: 0.310, SLG: 0.380		2-2 1B		1-0 F8					4-2 HBP BB	3	1	1	0	1	0	0											
Randy Johnson, R (1, 1)		1-2 1B		3-2 F9					2-3 BB	3	0	1	0	0	0	0											
Hanley Frias, S (8, PH)		0-3 K		0-2 F9					1-2 HBP	3	0	0	0	0	1	2											
David Dellucci, L (9, 7) OBP: 0.438, SLG: 0.385									0-0 F7	1	0	0	0	0	0	3											
Inning Stats	R: 0 E: 0 K: 0 S: 12	H: 1 LOB: 3 BB: 2 P: 24	R: 1 E: 0 K: 1 S: 13	H: 3 LOB: 1 BB: 0 P: 18	R: 0 E: 0 K: 1 S: 11	H: 1 LOB: 1 BB: 0 P: 13	R: 0 E: 0 K: 0 S: 6	H: 0 LOB: 0 BB: 0 P: 8	R: 1 E: 0 K: 1 S: 9	H: 1 LOB: 2 BB: 2 P: 21	R: 0 E: 0 K: 0 S: 7	H: 0 LOB: 0 BB: 0 P: 10	R: 0 E: 0 K: 0 S: 9	H: 1 LOB: 1 BB: 0 P: 14	R: 0 E: 1 K: 1 S: 11	H: 1 LOB: 3 BB: 1 P: 17	R: 1 E: 0 K: 1 S: 10	H: 2 LOB: 1 BB: 0 P: 18	1B: 8 2B: 3 3B: 0 HR: 0	SF: 1 SAC: 0 DP: 2 HBP: 1	WP: 0 PB: 0 SB: 2 CS: 1	PA: 41					
PITCHER	IP	WLS	BF	H	R	ER	SO	BB	IBB	HBP	BLK	WP	HR	S	P	ERA	WHIP										
Scott Karl, L (1, 1) ERA: 4.15	6.2		29	7	2	2	3	4	0	0	0	0	0	64	104	2.70	1.650										
Al Reyes, R (7, 1) ERA: 1.59	0.1		1	0	0	0	0	0	0	0	0	0	0	3	4	0.00	0.000										
Eric Plunk, R (8, 1) ERA: 1.8	1.0		6	1	0	0	1	1	0	1	0	0	0	11	17	0.00	2.000										
Mike Myers, L (9, 1) ERA: 12.71	0.1	L	3	2	1	1	0	0	0	0	0	0	0	6	11	27.00	6.000										
Bob Wickman, R (9, 1) ERA: 5.09	0.2		2	0	0	0	1	0	0	0	0	0	0	4	7	0.00	0.000										
Fernando Vina, L (1, 4) OBP: 0.394, SLG: 0.364	2-1 1B		0-0 F7		1-0 G6-3					0-2 G6-3 SH5-4 1B							4	0	2	1	0	0	1	Arizona Diamondbacks @ Milwaukee Brewers Milwaukee County Stadium, Milwaukee, WI Fri Apr 30 1999, 7:05 PM EDT Att: 17,008 - Unknown - 62 F livebaseballscorecards.com			
Mark Loretta, R (1, 6) OBP: 0.301, SLG: 0.397	0-0 F8		2-1 FC3-6 1B		1-3 K				0-0 SH5-4	3	0	1	0	0	1	1											
Jeff Cirillo, R (1, 5) OBP: 0.384, SLG: 0.466	1-0 1B		1-3 K		2-0 F9				1-2 G6-3	4	0	1	0	0	1	2											
Jeremy Burnitz, L (1, 9) OBP: 0.406, SLG: 0.671	2-3 K		1-1 FC3-6		2-3 K				4-0 FC6-4 IBB	3	0	0	0	1	2	2											
Sean Berry, R (1, 3) OBP: 0.341, SLG: 0.393		2-2 F9		2-0 F8					2-1 FC6-4	4	0	0	0	0	1	3											
Marquis Grissom, R (1, 8) OBP: 0.286, SLG: 0.333		3-2 G6-3		0-1 BB 1B G6-3 1B					1-1 F9	4	1	1	0	0	1	0											
Bobby Hughes, R (1, 2) OBP: 0.269, SLG: 0.423		2-3 K		0-1 BB 1B G6-3 1B					1-2 CS 1B	3	1	1	0	0	1	0											
Dave Nilsson, L (9, PH) OBP: 0.333, SLG: 0.429																											
Brian Banks, S (9, PR) OBP: 0.182, SLG: 0.200																											
Alex Ochoa, R (1, 7) OBP: 0.333, SLG: 0.350																											
Rich Becker, L (9, PH) OBP: 0.384, SLG: 0.368																											
Scott Karl, L (1, 1) Al Reyes, R (7, 1) Lou Collier, R (7, PH) Eric Plunk, R (8, 1) Mike Myers, L (9, 1) Bob Wickman, R (9, 1)																											
Inning Stats	R: 0 E: 0 K: 1 S: 7	H: 2 LOB: 1 BB: 0 P: 12	R: 0 E: 0 K: 1 S: 12	H: 0 LOB: 0 BB: 0 P: 19	R: 0 E: 0 K: 1 S: 7	H: 0 LOB: 0 BB: 0 P: 11	R: 0 E: 1 K: 1 S: 8	H: 1 LOB: 1 BB: 0 P: 14	R: 2 E: 0 K: 2 S: 13	H: 2 LOB: 1 BB: 1 P: 21	R: 0 E: 0 K: 2 S: 8	H: 0 LOB: 0 BB: 0 P: 14	R: 0 E: 0 K: 1 S: 8	H: 0 LOB: 1 BB: 1 P: 14	R: 0 E: 0 K: 0 S: 10	H: 1 LOB: 2 BB: 1 P: 17	R: 0 E: 0 K: 1 S: 11	H: 1 LOB: 1 BB: 0 P: 16	1B: 7 2B: 1 3B: 0 HR: 0	SF: 0 SAC: 1 DP: 1 HBP: 0	WP: 0 PB: 0 SB: 0 CS: 1	PA: 35					
PITCHER	IP	WLS	BF	H	R	ER	SO	BB	IBB	HBP	BLK	WP	HR	S	P	ERA	WHIP										
Randy Johnson, L (1, 1) ERA: 3.4	7.0		27	5	2	2	8	2	0	0	0	0	0	63	105	2.57	1.000										
Darren Holmes, R (8, 1) ERA: 3.98	1.0	W	5	1	0	0	0	0	1	0	0	0	0	10	17	0.00	1.000										
Gregg Olson, R (9, 1) ERA: 4.0	1.0	S	3	1	0	0	1	0	0	0	0	0	0	11	16	0.00	1.000										
AB	R	H	RBI	BB	SO	LOB																					
AB 34	R 3	H 10	RBI 3	BB 5	SO 5	LOB 20																					
																											

Batter	1	2	3	4	5	6	7	8	9	AB	R	H	RBI	BB	SO	LOB	TOP										
Steve Finley, L (1.8) OBP: 0.288, SLG: 0.416	P5		FC3-6 1B		G3				F7	5	1	2	0	0	1		Arizona Diamondbacks @ Milwaukee Brewers Milwaukee County Stadium, Milwaukee, WI Sat May 01 1999, 2:05 PM EDT Att: 28,415 - Sunny - 60 F										
Jay Bell, R (1.4) OBP: 0.365, SLG: 0.615	K		1B							5	2	3	1	0	2												
Luis Gonzalez, L (1.7) OBP: 0.471, SLG: 0.730	F8		1B		K				P5	5	0	2	1	0	1												
Matt Williams, R (1.5) OBP: 0.391, SLG: 0.676		G1-3 BB	1B		F9				F9	4	0	1	1	1	0	2											
Travis Lee, L (1.3) OBP: 0.291, SLG: 0.352	G1-3		F8							4	0	0	0	0	0	3											
Bernard Gilkey, R (1.9) OBP: 0.350, SLG: 0.558	G5-3				G5-3				P4	4	0	0	0	0	0	1											
Kelly Stinnett, R (1.2) OBP: 0.250, SLG: 0.273	K		FC4-6 1B							3	1	2	0	0	1	1											
Tony Batista, R (1.6) OBP: 0.308, SLG: 0.366			L7		F7				K	3	1	0	0	1	1	2											
Todd Stottlemyre, L (1.1) OBP: 0.412, SLG: 0.357			FC3-6 1B		FC4-6				F9	2	0	1	0	1	0	1											
Greg Swindell, L (7.1) Gregg Olson, R (9.1)										1	0	0	0	0	0	0											
Inning Stats	R: 0 E: 0 K: 1 S: 6	H: 0 LOB: 0 BB: 0 P: 9	R: 0 E: 0 K: 1 S: 11	H: 0 LOB: 1 BB: 1 P: 19	R: 2 E: 0 K: 0 S: 16	H: 4 LOB: 2 BB: 0 P: 22	R: 0 E: 0 K: 0 S: 6	H: 1 LOB: 1 BB: 0 P: 8	R: 1 E: 0 K: 1 S: 13	H: 1 LOB: 0 BB: 0 P: 19	R: 2 E: 0 K: 1 S: 12	H: 2 LOB: 2 BB: 2 P: 25	R: 0 E: 0 K: 0 S: 3	H: 1 LOB: 0 BB: 0 P: 6	R: 0 E: 0 K: 1 S: 9	H: 0 LOB: 1 BB: 0 P: 15	R: 0 E: 0 K: 0 S: 4	H: 1 LOB: 1 BB: 0 P: 9	1B: 9 2B: 0 3B: 0 HR: 1	SF: 0 SAC: 0 DP: 1 HBP: 1	WP: 1 PB: 0 SB: 2 CS: 0	PA: 40					
PITCHER	IP	WLS	BF	H	R	ER	SO	BB	IBB	HBP	BLK	WP	HR	S	P	ERA	WHIP										
Jim Abbott, L (1.1) ERA: 9.74	5.2	L	28	8	5	5	3	2	1	0	0	1	1	61	97	7.94	1.765										
Steve Falteisek, R (6.1) ERA: 5.4	1.1		4	1	0	0	1	0	0	0	0	0	0	6	11	0.00	0.750										
Al Reyes, R (8.1) ERA: 1.42	2.0		8	1	0	0	1	0	0	1	0	0	0	13	24	0.00	0.500										

Batter	1	2	3	4	5	6	7	8	9	AB	R	H	RBI	BB	SO	LOB	BOTTOM										
Fernando Vina, L (1.4) OBP: 0.394, SLG: 0.359	G5-3 SF9 1B		F7						F9	4	1	1	0	1	0	2	Arizona Diamondbacks @ Milwaukee Brewers Milwaukee County Stadium, Milwaukee, WI Sat May 01 1999, 2:05 PM EDT Att: 28,415 - Sunny - 60 F										
Mark Loretta, R (1.6) OBP: 0.284, SLG: 0.372	G5-3		L7		P6				G6-3	5	0	0	0	0	5												
Jeff Cirillo, R (1.5) OBP: 0.379, SLG: 0.462	SF9		K		FC5-4					3	0	1	2	0	1	2											
Jeremy Burnitz, L (1.9) OBP: 0.420, SLG: 0.684	1B HBP				FC6-4 1B				P5	3	0	2	1	0	0	0											
Sean Berry, R (1.3) OBP: 0.347, SLG: 0.398	1B		F8						F7	4	0	2	0	0	0	3											
Al Reyes, R (8.1)										0	0	0	0	0	0	0											
Dave Nilsson, L (1.2) OBP: 0.314, SLG: 0.400	K		F9							4	0	0	0	0	1	4											
Marquis Grissom, R (1.8) OBP: 0.274, SLG: 0.318			F7		FC6-4				G6-3	4	0	0	0	0	0	2											
Geoff Jenkins, L (1.7) OBP: 0.415, SLG: 0.596	P5								P4	3	1	1	0	1	1	0											
Jim Abbott, L (1.1) Steve Falteisek, R (6.1)										2	0	0	0	0	2	1											
Brian Banks, S (7. PH) OBP: 0.231, SLG: 0.250									P4	0	0	0	0	0	0	0											
Inning Stats	R: 1 E: 0 K: 1 S: 13	H: 2 LOB: 2 BB: 0 P: 21	R: 0 E: 0 K: 1 S: 5	H: 0 LOB: 0 BB: 0 P: 6	R: 0 E: 0 K: 1 S: 7	H: 0 LOB: 0 BB: 0 P: 10	R: 0 E: 0 K: 0 S: 14	H: 1 LOB: 1 BB: 0 P: 21	R: 0 E: 0 K: 1 S: 15	H: 1 LOB: 2 BB: 1 P: 25	R: 0 E: 0 K: 0 S: 8	H: 1 LOB: 1 BB: 0 P: 15	R: 2 E: 0 K: 0 S: 10	H: 3 LOB: 2 BB: 1 P: 18	R: 0 E: 0 K: 1 S: 11	H: 0 LOB: 0 BB: 0 P: 16	R: 0 E: 0 K: 0 S: 7	H: 0 LOB: 0 BB: 0 P: 12	1B: 7 2B: 1 3B: 0 HR: 0	SF: 1 SAC: 0 DP: 0 HBP: 1	WP: 0 PB: 0 SB: 0 CS: 0	PA: 38					
PITCHER	IP	WLS	BF	H	R	ER	SO	BB	IBB	HBP	BLK	WP	HR	S	P	ERA	WHIP										
Todd Stottlemyre, R (1.1) ERA: 3.02	6.2	W	30	7	3	3	4	2	0	1	0	0	0	70	111	4.05	1.350										
Greg Swindell, L (7.1) ERA: 1.8	1.1	H	5	1	0	0	1	0	0	0	0	0	0	13	21	0.00	0.750										
Gregg Olson, R (9.1) ERA: 3.6	1.0	S	3	0	0	0	0	0	0	0	0	0	0	7	12	0.00	0.000										

AB	36
R	5
H	10
RBI	5
BB	3
SO	5
LOB	15

AB	34
R	3
H	8
RBI	3
BB	2
SO	5
LOB	19



Batter	1	2	3	4	5	6	7	8	9	AB	R	H	RBI	BB	SO	LOB	TOP				
Tony Womack, L (1,8) OBP: 0.284, SLG: 0.250	1-1 F9		1-0 G6-3			0-2 P6	2-3 K		4-0 FC1-2 BB	4	0	0	0	1	1	2	Arizona Diamondbacks @ Milwaukee Brewers Milwaukee County Stadium, Milwaukee, WI Sun May 02 1999, 2:05 PM EDT Att: 23,811 - Sunny - 66 F AB 34 R 5 H 8 RBI 5 BB 6 SO 5 LOB 18				
Jay Bell, R (1,4) OBP: 0.350, SLG: 0.587	3-1 G5-3		3-2 F9			2-3 K		2-2 G5-3	2-2 FC1-2	5	0	0	0	0	1	4					
Luis Gonzalez, L (1,7) OBP: 0.478, SLG: 0.727	2-2 G3-1			2-0 2B		4-1 BB	1-2 BB	4-2 HR BB	1-0 F9	3	1	1	0	2	0	3					
Matt Williams, R (1,5) OBP: 0.391, SLG: 0.720		2-2 HR		2-1 F9		1-0 F8		1-0 HR BB	1-0 L1	5	2	2	3	0	0	5					
Greg Colbrunn, R (1,3) OBP: 0.368, SLG: 0.500		0-3 K		0-2 G4-3			4-0 HR BB	0-1 F7		2	0	0	0	0	1	0					
Travis Lee, L (7,PH) OBP: 0.295, SLG: 0.348										1	1	0	0	1	0	0					
Bernard Gilkey, R (1,9) OBP: 0.359, SLG: 0.571		0-0 2B			2-2 G6-3		1-2 F8	1-2 FC6-4		4	0	2	0	0	0	1					
Greg Swindell, L (8,1)										0	0	0	0	0	0	0					
Gregg Olson, R (8,1)										0	0	0	0	0	0	0					
Damian Miller, R (1,2) OBP: 0.357, SLG: 0.438		0-0 G1-3			1-0 G5-3		0-0 HR	1-1 FC6-4		4	1	1	2	0	0	2					
Tony Batista, R (1,6) OBP: 0.298, SLG: 0.353		1-2 F7			2-2 F8		2-3 K		4-2 BB 1B	3	0	0	0	0	1	1					
David Dellucci, L (9,PH) OBP: 0.471, SLG: 0.385									FC1-2 BB	0	0	0	0	1	0	0					
Armando Reynoso, R (1,1) OBP: 0.429, SLG: 0.571			1-3 K			2-1 BB		0-1 FC1-2 BB		2	0	1	0	0	1	0					
Andy Fox, L (7,PH) OBP: 0.261, SLG: 0.190										0	0	0	0	1	0	0					
Brian Anderson, R (7,1)										0	0	0	0	0	0	0					
John Frascatore, R (7,1)										0	0	0	0	0	0	0					
Steve Finley, L (8,8) OBP: 0.295, SLG: 0.422									1-2 FC1-2 BB	1	0	1	0	0	0	0					
Inning Stats	R: 0 E: 0 K: 0 S: 7	H: 0 LOB: 0 BB: 0 P: 13	R: 1 E: 0 K: 1 S: 13	H: 2 LOB: 1 BB: 0 P: 16	R: 0 E: 0 K: 1 S: 8	H: 0 LOB: 0 BB: 0 P: 13	R: 0 E: 0 K: 0 S: 6	H: 1 LOB: 0 BB: 0 P: 10	R: 0 E: 0 K: 0 S: 7	H: 0 LOB: 0 BB: 0 P: 12	R: 0 E: 0 K: 1 S: 11	H: 1 LOB: 2 BB: 1 P: 20	R: 2 E: 0 K: 2 S: 11	H: 1 LOB: 1 BB: 2 P: 24	R: 2 E: 0 K: 0 S: 15	H: 2 LOB: 1 BB: 2 P: 26	R: 0 E: 0 K: 0 S: 10	H: 1 LOB: 3 BB: 2 P: 22	1B: 3 2B: 2 3B: 0 HR: 3	SF: 0 SAC: 0 DP: 0 HBP: 0	WP: 0 PA: 40 FB: 0 CS: 0
PITCHER	IP WLS BF H R ER SO BB IBB HBP BLK WP HR S P ERA WHIP																				
52 Rafael Roque, L (1,1) ERA: 4.23	5.2 21 4 1 1 3 1 0 0 0 0 0 1 51 82 1.59 0.882																				
Eric Plunk, R (6,1) ERA: 3.27	1.0 6 1 2 2 1 2 0 0 0 0 0 1 9 21 18.00 3.000																				
Mike Myers, L (7,1) ERA: 12.0	0.1 1 0 0 0 1 0 0 0 0 0 0 0 3 5 0.00 0.000																				
David Weathers, R (8,1) ERA: 2.66	1.0 W 6 2 2 2 0 1 0 0 0 0 0 1 15 26 18.00 3.000																				
Bob Wickman, R (9,1) ERA: 4.63	1.0 S 6 1 0 0 0 2 0 0 0 0 0 0 10 22 0.00 3.000																				

Batter	1	2	3	4	5	6	7	8	9	AB	R	H	RBI	BB	SO	LOB	BOTTOM		
Fernando Vina, L (1,4) OBP: 0.404, SLG: 0.381	0-2 L7		0-1 1B		1-2 BB 2B		3-2 SH1-3 1B	0-0 L6		5	2	3	0	0	0	2	Arizona Diamondbacks @ Milwaukee Brewers Milwaukee County Stadium, Milwaukee, WI Sun May 02 1999, 2:05 PM EDT Att: 23,811 - Sunny - 66 F AB 35 R 6 H 13 RBI 6 BB 5 SO 3 LOB 18		
Rich Becker, L (1,8) OBP: 0.440, SLG: 0.429	3-1 1B		1-1 1B		4-0 BB BB		2-1 SH1-3	1-1 HR		2	0	2	0	1	0	0			
Marquis Grissom, R (8,PH) OBP: 0.281, SLG: 0.360			1-2 1B				1-2 BB	1-H 2-H		1	1	1	3	0	0	0			
Jeff Cirillo, R (1,5) OBP: 0.389, SLG: 0.457	1-1 F9		0-1 L5		4-1 BB		0-0 1B	4-0 1B		3	0	1	2	2	0	2			
Jeremy Burnitz, L (1,9) OBP: 0.419, SLG: 0.663	1-1 K		2-2 G3		4-2 BB		2-2 P5	2-2 1B		4	0	1	1	1	1	3			
Dave Nilsson, L (1,2) OBP: 0.320, SLG: 0.415		1-0 G4-3 2B		1-0 L4		3-2 G3-1		1-2 1B		5	0	2	0	0	0	5			
Bob Wickman, R (9,1)										0	0	0	0	0	0	0			
Sean Berry, R (1,3) OBP: 0.333, SLG: 0.380		1-0 G4-3		2-2 F7		2-2 F7		2-2 G3-1		4	0	0	0	0	0	3			
David Weathers, R (8,1) OBP: 0.333, SLG: 0.200										0	0	0	0	0	0	0			
Bobby Hughes, R (9,2) OBP: 0.269, SLG: 0.423										0	0	0	0	0	0	0			
Geoff Jenkins, L (1,7) OBP: 0.397, SLG: 0.567		3-2 G6-3		2-2 G5-3		0-2 G4-3		2-3 K		3	0	0	0	0	1	0			
Alex Ochoa, R (8,PH) OBP: 0.320, SLG: 0.333										1	0	0	0	0	1	0			
Lou Collier, R (1,6) OBP: 0.250, SLG: 0.100		4-2 BB		0-0 G4-3		2-3 K		3-2 1B		2	0	0	0	1	1	0			
Mike Myers, L (7,1)										0	0	0	0	0	0	0			
Brian Banks, S (8,3) OBP: 0.286, SLG: 0.308										1	1	1	0	0	0	0			
52 Rafael Roque, L (1,1) ERA: 4.44		0-0 B1-3		1-2 F9		1-2 1B		1-2 HR 1B		2	0	0	0	0	0	2			
Eric Plunk, R (6,1) ERA: 10.61										0	0	0	0	0	0	0			
Mark Loretta, R (7,6) OBP: 0.300, SLG: 0.388										2	2	2	0	0	0	0			
Inning Stats	R: 0 E: 0 K: 1 S: 12	H: 1 LOB: 1 BB: 0 P: 19	R: 0 E: 0 K: 0 S: 13	H: 1 LOB: 1 BB: 1 P: 22	R: 0 E: 0 K: 0 S: 10	H: 0 LOB: 0 BB: 0 P: 13	R: 0 E: 0 K: 0 S: 7	H: 0 LOB: 0 BB: 0 P: 12	R: 1 E: 0 K: 0 S: 17	H: 1 LOB: 3 BB: 3 P: 34	R: 0 E: 0 K: 1 S: 12	H: 0 LOB: 0 BB: 0 P: 16	R: 2 E: 0 K: 0 S: 23	H: 4 LOB: 2 BB: 0 P: 34	R: 3 E: 0 K: 1 S: 21	H: 4 LOB: 2 BB: 1 P: 37	1B: 10 2B: 2 3B: 0 HR: 1	SF: 0 SAC: 1 DP: 0 HBP: 0	WP: 0 PA: 41 FB: 0 CS: 0
PITCHER	IP WLS BF H R ER SO BB IBB HBP BLK WP HR S P ERA WHIP																		
Armando Reynoso, R (1,1) ERA: 4.44	6.0 26 5 1 1 2 4 0 0 0 0 0 0 71 116 1.50 1.500																		
Brian Anderson, L (7,1) ERA: 10.61	0.2 B 6 4 2 2 0 0 0 0 0 0 0 0 19 28 27.00 6.000																		
John Frascatore, R (7,1) ERA: 3.77	0.1 1 0 0 0 0 0 0 0 0 0 0 0 4 6 0.00 0.000																		
Greg Swindell, L (8,1) ERA: 3.38	0.2 H 4 2 2 2 1 0 0 0 0 0 0 0 13 19 27.00 3.000																		
Gregg Olson, R (8,1) ERA: 4.35	0.1 L 4 2 1 1 0 1 0 0 0 0 0 0 1 8 18 27.00 9.000																		

Batter	1	2	3	4	5	6	7	8	9	10	11	12	13	AB R H RBI BB SO LOB	TOP															
Fernando Vina, L OBP: 0.397, SLG: 0.404	G5-3		FC4-6 1B	G4-3			B1-3	L7			F8		HR	7 1 2 2 0 0 2	Milwaukee Brewers @ Florida Marlins Pro Player Stadium, Miami, FL Mon May 03 1999, 7:05 PM EDT Att: 8,628 - Unknown - 78 F AB 49 R 6 H 12 RBI 6 BB 9 SO 12 LOB 32															
Mark Loretta, R OBP: 0.299, SLG: 0.372	F9		FC4-6 1B		K		K		P6				K	6 0 1 0 0 3 0																
Jeff Cirillo, R OBP: 0.391, SLG: 0.450			K		G6-3		F9				HBP		K	6 0 2 0 1 2 3																
Jeremy Burnitz, L OBP: 0.411, SLG: 0.624	G1-3		FC4-6 FC4-6		G4-3			SH5-4 1B BB						5 1 0 0 2 1 5																
Sean Berry, R OBP: 0.340, SLG: 0.371			FC4-6					SH5-4 1B BB						5 1 1 0 2 0 6																
Dave Nilsson, L OBP: 0.333, SLG: 0.451					G5-3		G1-3 2B		SH5-4					6 0 3 0 0 1 2																
Marquis Grissom, R OBP: 0.284, SLG: 0.358							G1-3							6 1 2 2 0 1 5																
Geoff Jenkins, L OBP: 0.299, SLG: 0.403														3 1 1 1 2 1 0 3																
Al Reyes, R OBP: 0.320, SLG: 0.338														0 0 0 0 0 0 0 0																
Brian Banks, S OBP: 0.290, SLG: 0.334														0 0 0 0 0 0 0 0																
Steve Faltisek, R OBP: 0.288, SLG: 0.318														0 0 0 0 0 0 0 0																
Alex Corbin, R OBP: 0.288, SLG: 0.318														1 0 0 0 0 1 1 1																
Bob Wickman, R OBP: 0.288, SLG: 0.318														0 0 0 0 0 0 0 0																
Steve Woodard, L OBP: 0.462, SLG: 0.364														3 0 0 0 0 2 4																
Mike Myers, L OBP: 0.464, SLG: 0.409														0 0 0 0 0 0 0 0																
Rich Becker, L OBP: 0.464, SLG: 0.409														1 1 0 0 2 1 1																
Inning Stats	R: 0 E: 0 K: 0 S: 9	H: 1 LOB: 1 BB: 0 P: 10	R: 0 E: 0 K: 1 S: 17	H: 1 LOB: 2 BB: 1 P: 28	R: 0 E: 0 K: 1 S: 11	H: 2 LOB: 2 BB: 0 P: 16	R: 2 E: 0 K: 1 S: 10	H: 2 LOB: 0 BB: 0 P: 17	R: 0 E: 0 K: 1 S: 8	H: 0 LOB: 0 BB: 0 P: 6	R: 2 E: 0 K: 0 S: 12	H: 2 LOB: 2 BB: 2 P: 21	R: 0 E: 0 K: 2 S: 19	H: 1 LOB: 1 BB: 1 P: 29	R: 0 E: 0 K: 3 S: 9	H: 0 LOB: 1 BB: 0 P: 13	R: 0 E: 0 K: 2 S: 7	H: 1 LOB: 1 BB: 0 P: 8	R: 0 E: 0 K: 1 S: 5	H: 1 LOB: 1 BB: 1 P: 9	R: 2 E: 0 K: 1 S: 6	H: 1 LOB: 2 BB: 3 P: 18	1B: 8 2B: 2 3B: 0 HR: 2	SF: 0 SAC: 1 DP: 2 HBP: 1	W/P: 0 PB: 0 SB: 2 CS: 0	PA: 60				
PITCHER	IP WLS BF H R ER SO BB IBB HBP BLK WP HR S P ERA WHIP														PITCHER	IP WLS BF H R ER SO BB IBB HBP BLK WP HR S P ERA WHIP														
Livan Hernandez, R ERA: 4.7	7.0	WLS 32	H 8	R 4	ER 4	SO 5	BB 2	IBB 1	HBP 0	BLK 0	WP 0	HR 1	S 79	P 126	ERA 5.14	WHIP 1.429														
Vic Darenbourg, L ERA: 3.0	0.1	H 1	0	0	0	0	0	0	0	0	0	0	0	2	3	0.00	0.000													
Braden Looper, R ERA: 2.55	1.2	B 8	2	0	0	0	0	0	0	0	0	0	0	24	38	0.00	1.800													
Matt Mantei, R ERA: 1.64	2.0	8	0	0	0	5	1	0	1	0	0	0	0	16	21	0.00	0.500													
Archie Corbin, R ERA: 0.88	1.1	L 8	2	2	2	2	3	0	0	0	0	0	1	9	21	13.50	3.750													

Batter	1	2	3	4	5	6	7	8	9	10	11	12	13	AB R H RBI BB SO LOB	BOTTOM															
Craig Counsell, L OBP: 0.250, SLG: 0.143	G4-3				G5-3		SH5-4				P6			3 0 0 0 1 0 0	Milwaukee Brewers @ Florida Marlins Pro Player Stadium, Miami, FL Mon May 03 1999, 7:05 PM EDT Att: 8,628 - Unknown - 78 F AB 49 R 4 H 11 RBI 4 BB 3 SO 8 LOB 20															
Matt Mantei, R OBP: 0.333, SLG: 0.419														0 0 0 0 0 0 0 0																
Dave Berg, R OBP: 0.333, SLG: 0.419														1 0 0 0 0 1 1																
Alex Gonzalez, R OBP: 0.320, SLG: 0.444	F7		F9		E3						G6-3		FC1-6	6 0 1 1 0 0 4																
Mark Kotsay, L OBP: 0.306, SLG: 0.400	G3-1				L7		F7						G4-3	6 1 2 0 0 0 4																
Cliff Floyd, L OBP: 0.231, SLG: 0.269														6 0 1 1 0 0 4																
Derrek Lee, R OBP: 0.283, SLG: 0.351														6 1 2 0 0 2 1																
Bruce Aven, R OBP: 0.387, SLG: 0.556														6 0 0 0 0 1 2																
Kevin Orie, R OBP: 0.371, SLG: 0.425														4 1 1 0 0 1 2 0																
Archie Corbin, R OBP: 0.371, SLG: 0.425														0 0 0 0 0 0 0 0																
Kirt Ojala, L OBP: 0.276, SLG: 0.456														1 0 1 0 0 0 0 0																
Preston Wilson, R OBP: 0.276, SLG: 0.456														3 1 2 1 0 0 0 0																
Mike Redmond, R OBP: 0.313, SLG: 0.333														3 0 0 0 0 1 3																
Luis Castillo, S OBP: 0.321, SLG: 0.307														0 0 0 0 0 0 0 0																
Livan Hernandez, R OBP: 0.385, SLG: 0.750														3 0 1 1 0 0 1																
Vic Darenbourg, L ERA: 3.0														0 0 0 0 0 0 0 0																
Braden Looper, R ERA: 2.55														0 0 0 0 0 0 0 0																
Todd Dunwoody, L OBP: 0.290, SLG: 0.271														1 0 0 0 0 1 0																
Jorge Fabregas, L OBP: 0.246, SLG: 0.226														0 0 0 0 1 1 0 0																
Inning Stats	R: 0 E: 0 K: 0 S: 7	H: 0 LOB: 0 BB: 0 P: 10	R: 2 E: 0 K: 0 S: 15	H: 3 LOB: 3 BB: 2 P: 31	R: 1 E: 0 K: 1 S: 9	H: 2 LOB: 0 BB: 0 P: 9	R: 0 E: 0 K: 1 S: 7	H: 0 LOB: 0 BB: 0 P: 8	R: 0 E: 1 K: 0 S: 6	H: 0 LOB: 1 BB: 0 P: 11	R: 0 E: 0 K: 0 S: 6	H: 0 LOB: 0 BB: 0 P: 10	R: 1 E: 1 K: 0 S: 10	H: 2 LOB: 2 BB: 0 P: 15	R: 0 E: 0 K: 3 S: 11	H: 0 LOB: 0 BB: 0 P: 13	R: 0 E: 0 K: 1 S: 12	H: 0 LOB: 0 BB: 0 P: 18	R: 0 E: 0 K: 0 S: 3	H: 1 LOB: 0 BB: 0 P: 3	R: 0 E: 0 K: 0 S: 4	H: 1 LOB: 1 BB: 0 P: 4	R: 0 E: 0 K: 1 S: 5	H: 0 LOB: 1 BB: 1 P: 9	R: 0 E: 0 K: 1 S: 7	H: 2 LOB: 2 BB: 0 P: 7	1B: 10 2B: 0 3B: 1 HR: 0	SF: 0 SAC: 1 DP: 1 HBP: 0	W/P: 0 PB: 0 SB: 0 CS: 1	PA: 53
PITCHER	IP WLS BF H R ER SO BB IBB HBP BLK WP HR S P ERA WHIP														PITCHER	IP WLS BF H R ER SO BB IBB HBP BLK WP HR S P ERA WHIP														
Steve Woodard, R ERA: 3.53	6.1	WLS 29	H 7	R 4	ER 3	SO 2	BB 2	IBB 0	HBP 0	BLK 0	WP 0	HR 0	S 55	P 86	ERA 4.26	WHIP 1.421														
Mike Myers, L ERA: 10.8	0.2	2	0	0	0	0	0	0	0	0	0	0	5	8	0.00	0.000														
Al Reyes, R ERA: 1.23	2.0	6	0	0	0	4	0	0	0	0	0	0	23	31	0.00	0.000														
Steve Faltisek, R ERA: 3.86	2.0	7	2	0	0	0	0	0	0	0	0	0	7	7	0.00	1.000														
Bob Wickman, R ERA: 3.95	2.0	W 9	2	0	0	2	1	0	0	0	0	0	12	16	0.00	1.500														

Batter	1	2	3	4	5	6	7	8	9	AB	R	H	RBI	BB	SO	LOB	TOP			
Fernando Vina, L (1.4) OBP: 0.392, SLG: 0.393	G5-3		F9		F8			B4-3		4	0	0	0	0	0	2	Milwaukee Brewers @ Florida Marlins Pro Player Stadium, Miami, FL Wed May 05 1999, 1:05 PM EDT Att. 13,511 - Sunny - 86 F			
Rich Becker, L (1.8) OBP: 0.424, SLG: 0.407	G3			G3		K		1B 2B		4	1	1	0	0	1	0				
Jeff Cirillo, R (1.5) OBP: 0.411, SLG: 0.462	G5-3				BB	P4		2H 1B		3	0	1	1	1	0	0				
Jeremy Burnitz, L (1.9) OBP: 0.400, SLG: 0.624				P4		F9		P2		4	0	1	0	0	0	2				
Dave Nilsson, L (1.2) OBP: 0.329, SLG: 0.480	FC3-6			P5				P2		4	1	1	1	0	0	3				
Geoff Jenkins, L (1.7) OBP: 0.395, SLG: 0.597	K									4	0	1	0	0	1	1				
Brian Banks, S (1.3) OBP: 0.263, SLG: 0.235										4	0	0	0	0	1	2				
Lou Collier, R (1.6) OBP: 0.313, SLG: 0.214										4	0	2	0	0	1	0				
Bob Wickman, R (9.1)										0	0	0	0	0	0	0				
Scott Karl, L (1.1) OBP: 0.077, SLG: 0.154										2	0	0	0	0	1	1				
Mark Loretta, R (9.6) OBP: 0.314, SLG: 0.371										0	0	0	0	0	0	0				
Inning Stats	R: 0 E: 0 K: 0 S: 7	H: 0 LOB: 0 BB: 0 P: 12	R: 0 E: 0 K: 1 S: 9	H: 1 LOB: 1 BB: 0 P: 15	R: 0 E: 0 K: 1 S: 9	H: 0 LOB: 0 BB: 1 P: 15	R: 0 E: 0 K: 0 S: 3	H: 0 LOB: 1 BB: 1 P: 9	R: 0 E: 0 K: 0 S: 10	H: 2 LOB: 2 BB: 0 P: 12	R: 1 E: 0 K: 0 S: 12	H: 2 LOB: 1 BB: 0 P: 19	R: 1 E: 0 K: 2 S: 13	H: 2 LOB: 1 BB: 0 P: 20	R: 0 E: 0 K: 2 S: 11	H: 0 LOB: 0 BB: 0 P: 13	1B: 4 2B: 2 3B: 0 HR: 1	SF: 0 SAC: 1 DP: 0 HBP: 0	WP: 0 PB: 0 SB: 0 CS: 0	PA: 35
PITCHER	IP WLS BF H R ER SO BB IBB HBP BLK WP HR S P ERA WHIP																			
Brian Meadows, R (1.1) ERA: 3.92	7.1 L 30 7 2 2 3 1 0 0 0 0 0 1 65 107 2.46 1.091																			
Vic Darenbourg, L (8.1) ERA: 2.7	0.2 2 0 0 0 0 0 0 0 0 0 0 7 11 0.00 0.000																			
Matt Mantei, R (9.1) ERA: 1.5	1.0 3 0 0 0 2 0 0 0 0 0 0 0 11 13 0.00 0.000																			

Batter	1	2	3	4	5	6	7	8	9	AB	R	H	RBI	BB	SO	LOB	BOTTOM					
Luis Castillo, S (1.4) OBP: 0.333, SLG: 0.309	F7		FC6-5					FC3-6		3	0	1	0	0	0	1	Milwaukee Brewers @ Florida Marlins Pro Player Stadium, Miami, FL Wed May 05 1999, 1:05 PM EDT Att. 13,511 - Sunny - 86 F					
Cliff Floyd, L (8. PH) OBP: 0.258, SLG: 0.267										1	0	0	0	0	0	1						
Craig Counsell, L (9.4) OBP: 0.242, SLG: 0.138										0	0	0	0	0	0	0						
Alex Gonzalez, R (1.6) OBP: 0.297, SLG: 0.411	F8			G1-3		FC6-4		P5		4	0	0	0	0	0	2						
Mark Kotsay, L (1.9) OBP: 0.301, SLG: 0.400										4	0	0	0	0	0	2						
Matt Mantei, R (9.1)	G3			G4-3		F9		G3		0	0	0	0	0	0	0						
Derrek Lee, R (1.3) OBP: 0.272, SLG: 0.343										4	0	0	0	0	1	0						
Kevin Orte, R (1.5) OBP: 0.351, SLG: 0.398										4	0	1	0	0	1	0						
Bruce Aven, R (1.7) OBP: 0.400, SLG: 0.581										4	0	2	0	0	0	1						
Preston Wilson, R (1.8) OBP: 0.262, SLG: 0.421										4	0	1	0	0	1	2						
Mike Redmond, R (1.2) OBP: 0.306, SLG: 0.324										3	0	1	0	0	0	1						
Brian Meadows, R (1.1) OBP: 0.286, SLG: 0.385										2	0	1	0	0	0	0						
Vic Darenbourg, L (8.1) ERA: 2.7										0	0	0	0	0	0	0						
Dave Berg, R (8. PH) OBP: 0.371, SLG: 0.455										1	0	1	0	0	0	0						
Todd Dunwoody, L (9.8) OBP: 0.292, SLG: 0.273										0	0	0	0	0	0	0						
Inning Stats	R: 0 E: 0 K: 0 S: 8	H: 0 LOB: 0 BB: 0 P: 12	R: 0 E: 0 K: 0 S: 5	H: 0 LOB: 0 BB: 0 P: 8	R: 0 E: 0 K: 0 S: 9	H: 1 LOB: 1 BB: 0 P: 15	R: 0 E: 0 K: 0 S: 6	H: 0 LOB: 0 BB: 0 P: 7	R: 0 E: 0 K: 0 S: 11	H: 1 LOB: 1 BB: 0 P: 18	R: 0 E: 0 K: 0 S: 11	H: 1 LOB: 1 BB: 0 P: 16	R: 0 E: 0 K: 0 S: 14	H: 3 LOB: 2 BB: 0 P: 20	R: 0 E: 0 K: 3 S: 5	H: 1 LOB: 1 BB: 0 P: 9	R: 0 E: 0 K: 3 S: 11	H: 1 LOB: 1 BB: 0 P: 18	1B: 6 2B: 2 3B: 0 HR: 0	SF: 0 SAC: 0 DP: 0 HBP: 0	WP: 0 PB: 0 SB: 0 CS: 0	PA: 34
PITCHER	IP WLS BF H R ER SO BB IBB HBP BLK WP HR S P ERA WHIP																					
Scott Karl, L (1.1) ERA: 3.29	8.0 W 30 7 0 0 0 0 0 0 0 0 0 69 105 0.00 0.875																					
Bob Wickman, R (9.1) ERA: 3.69	1.0 S 4 1 0 0 3 0 0 0 0 0 0 0 11 18 0.00 1.000																					

AB 33
R 2
H 7
RBI 2
BB 1
SO 5
LOB 11



AB 34
R 0
H 8
RBI 0
BB 0
SO 3
LOB 10



Batter	1	2	3	4	5	6	7	8	9	AB	R	H	RBI	BB	SO	LOB	TOP		
Fernando Vina, L (1,4) OBP: 0.385, SLG: 0.385	L6		G3				G6-3		G4-3	5	0	1	0	0	0	2			
Geoff Jenkins, L (1,7) OBP: 0.388, SLG: 0.592	F7						G3-1			4	1	1	0	0	0	3			
Jeff Cirillo, R (1,5) OBP: 0.414, SLG: 0.482	PB						F8			4	1	2	1	0	0	0			
Jeremy Burnitz, L (1,9) OBP: 0.387, SLG: 0.598	G3-1						F8			4	0	0	0	0	0	2			
Sean Berry, R (1,3) OBP: 0.342, SLG: 0.375							P4			4	0	2	0	0	0	0			
Dave Nilsson, L (1,2) OBP: 0.326, SLG: 0.474										1	0	0	0	0	0	1			
Bobby Hughes, R (3,PH) OBP: 0.242, SLG: 0.455										3	0	0	0	0	1	2			
Marquis Grissom, R (1,8) OBP: 0.282, SLG: 0.343										3	0	0	0	1	1				
Mark Loretta, R (1,6) OBP: 0.311, SLG: 0.366										4	0	1	0	0	2	1			
52 Rafael Roque, L (1,1) OBP: 0.200, SLG: 0.111										2	0	1	0	0	1	2			
David Weathers, R (4,1) OBP: 0.333, SLG: 0.200										0	0	0	0	0	0	0			
Lou Collier, R (7,PH) OBP: 0.353, SLG: 0.214										0	1	0	0	1	0	0			
Eric Plunk, R (7,1) OBP: 0.412, SLG: 0.393										1	0	0	0	0	0	1			
Rich Becker, L (9,PH) OBP: 0.412, SLG: 0.393										1	0	0	0	0	0	1			
Inning Stats	R: 0 E: 0 K: 0 S: 11	H: 1 LOB: 1 BB: 0 P: 20	R: 0 E: 0 K: 1 S: 11	H: 2 LOB: 2 BB: 0 P: 20	R: 2 E: 1 K: 0 S: 14	H: 2 LOB: 1 BB: 0 P: 21	R: 0 E: 0 K: 1 S: 9	H: 2 LOB: 2 BB: 0 P: 13	R: 0 E: 0 K: 2 S: 8	H: 0 LOB: 0 BB: 0 P: 8	R: 1 E: 0 K: 0 S: 7	H: 0 LOB: 0 BB: 1 P: 14	R: 0 E: 0 K: 0 S: 5	H: 1 LOB: 0 BB: 0 P: 9	R: 0 E: 0 K: 1 S: 10	H: 0 LOB: 1 BB: 1 P: 16	1B: 5 2B: 3 3B: 0 HR: 0	SF: 0 SAC: 0 DP: 1 HBP: 0	WP: 1 PA: 37 SB: 1 CS: 0
PITCHER	IP	WLS	BF	H	R	ER	SO	BB	IBB	HBP	BLK	WP	HR	S	P	ERA	WHIP		
Chris Brock, R (1,1) ERA: 4.26	7.0	W	30	7	3	2	4	1	0	0	0	1	0	66	109	2.57	1.143		
Alan Embree, L (8,1) ERA: 4.22	0.1	H	1	0	0	0	0	0	0	0	0	0	0	2	3	0.00	0.000		
John Johnstone, R (8,1) ERA: 0.59	0.2	H	2	1	0	0	0	0	0	0	0	0	0	3	6	0.00	1.500		
Robb Nen, R (9,1) ERA: 5.17	1.0	S	4	0	0	0	1	1	0	0	0	0	0	10	16	0.00	1.000		

Milwaukee Brewers @ San Francisco Giants
3Com Park at Candlestick Point, San Francisco, CA
Fri May 07 1999, 7:00 PM EDT
Att: 15,650 - Unknown - 59 F

AB 35
R 3
H 8
RBI 1
BB 2
SO 5
LOB 15



Batter	1	2	3	4	5	6	7	8	9	AB	R	H	RBI	BB	SO	LOB	BOTTOM		
Marvin Benard, L (1,8) OBP: 0.316, SLG: 0.394	G4-3									4	0	0	0	1	2	2			
FP Santangelo, S (1,7) OBP: 0.421, SLG: 0.268										3	0	1	0	1	0	0			
Ellis Burks, R (1,9) OBP: 0.414, SLG: 0.461										4	2	2	0	0	1	1			
Jeff Kent, R (1,4) OBP: 0.415, SLG: 0.541										3	1	1	2	1	1	4			
Charlie Hayes, R (1,5) OBP: 0.265, SLG: 0.292										4	1	1	1	0	1	4			
Rich Aurilia, R (1,6) OBP: 0.385, SLG: 0.537										2	0	1	0	2	0	0			
J.T. Snow, L (1,3) OBP: 0.413, SLG: 0.419										4	0	1	1	0	2	3			
Scott Servais, R (1,2) OBP: 0.352, SLG: 0.413										3	0	0	0	1	1	2			
Chris Brock, R (1,1) OBP: 0.133, SLG: 0.071										3	0	0	0	0	0	2			
Alan Embree, L (8,1) ERA: 4.94										0	0	0	0	0	0	0			
John Johnstone, R (8,1) ERA: 2.35										0	0	0	0	0	0	0			
Edwards Guzman, L (8,PH) ERA: 2.77										1	0	0	0	0	0	0			
Robb Nen, R (9,1) ERA: 5.17										0	0	0	0	0	0	0			
Inning Stats	R: 2 E: 1 K: 1 S: 13	H: 1 LOB: 1 BB: 1 P: 24	R: 0 E: 0 K: 2 S: 10	H: 1 LOB: 2 BB: 1 P: 18	R: 2 E: 0 K: 1 S: 18	H: 3 LOB: 2 BB: 1 P: 32	R: 0 E: 0 K: 0 S: 9	H: 2 LOB: 3 BB: 1 P: 15	R: 0 E: 0 K: 2 S: 8	H: 0 LOB: 0 BB: 0 P: 11	R: 0 E: 0 K: 0 S: 6	H: 0 LOB: 0 BB: 0 P: 9	R: 0 E: 0 K: 1 S: 11	H: 0 LOB: 2 BB: 2 P: 22	R: 0 E: 0 K: 1 S: 5	H: 0 LOB: 0 BB: 0 P: 9	1B: 5 2B: 1 3B: 0 HR: 1	SF: 0 SAC: 0 DP: 0 HBP: 0	WP: 0 PA: 37 SB: 1 CS: 0
PITCHER	IP	WLS	BF	H	R	ER	SO	BB	IBB	HBP	BLK	WP	HR	S	P	ERA	WHIP		
52 Rafael Roque, L (1,1) ERA: 4.94	3.1	L	21	7	4	4	4	4	0	0	0	0	0	16	23	10.80	3.300		
David Weathers, R (4,1) ERA: 2.35	2.2		8	0	0	0	2	0	0	0	0	0	0	16	23	0.00	0.000		
Eric Plunk, R (7,1) ERA: 2.77	2.0		8	0	0	0	2	2	0	0	0	0	0	16	31	0.00	1.000		

Milwaukee Brewers @ San Francisco Giants
3Com Park at Candlestick Point, San Francisco, CA
Fri May 07 1999, 7:00 PM EDT
Att: 15,650 - Unknown - 59 F

AB 31
R 4
H 7
RBI 4
BB 6
SO 8
LOB 18



Batter	1	2	3	4	5	6	7	8	9	AB	R	H	RBI	BB	SO	LOB	TOP					
Fernando Vina, L OBP: 0.368, SLG: 0.365 Lou Collier, R OBP: 0.353, SLG: 0.214	G6-3		G3		F7		G4-3		F7	5	0	0	0	0	0	0	Milwaukee Brewers @ San Francisco Giants 3Com Park at Candlestick Point, San Francisco, CA Sun May 09 1999, 7:00 PM EDT Att: 35,054 - Unknown - 61 F livebaseballscorecards.com					
Geoff Jenkins, L OBP: 0.384, SLG: 0.584	G3		E4		F7		G3			4	0	1	0	0	0							
Jeff Cirillo, R OBP: 0.397, SLG: 0.453	G6-3		P2		E5		F8			4	0	0	0	0	2							
Jeremy Burnitz, L OBP: 0.371, SLG: 0.571			G4-3		F8				K	4	0	0	0	1	3							
Sean Berry, R OBP: 0.336, SLG: 0.402					F8				F8	4	1	1	1	0	0							
Dave Nilsson, L OBP: 0.341, SLG: 0.481									E7	4	1	3	0	0	0							
Marquis Grissom, R OBP: 0.288, SLG: 0.349									K	4	1	1	1	0	1							
Mark Loretta, R OBP: 0.307, SLG: 0.356									G6-3	4	0	1	1	0	1							
Hideo Nomo, R Al Reyes, R Mike Myers, L Bob Wickman, R Rich Becker, L OBP: 0.385, SLG: 0.367									P5	3	0	0	0	0	1							
Inning Stats	R: 0 E: 0 K: 0 S: 8	H: 0 LOB: 0 BB: 0 P: 11	R: 2 E: 0 K: 1 S: 17	H: 3 LOB: 1 BB: 0 P: 27	R: 0 E: 1 K: 0 S: 12	H: 0 LOB: 1 BB: 0 P: 18	R: 0 E: 0 K: 1 S: 10	H: 1 LOB: 1 BB: 0 P: 16	R: 0 E: 0 K: 0 S: 13	H: 1 LOB: 2 BB: 0 P: 20	R: 1 E: 0 K: 0 S: 12	H: 2 LOB: 1 BB: 0 P: 20	R: 0 E: 0 K: 0 S: 6	H: 0 LOB: 0 BB: 0 P: 8	R: 0 E: 1 K: 2 S: 10	H: 0 LOB: 1 BB: 0 P: 16		R: 0 E: 0 K: 0 S: 8	H: 0 LOB: 0 BB: 0 P: 12	1B: 5 2B: 1 3B: 0 HR: 1	SF: 0 SAC: 0 DP: 0 HBP: 0	WP: 0 PB: 0 CS: 0
PITCHER	IP WLS BF H R ER SO BB IBB HBP BLK WP HR S P ERA WHIP																					
Mark Gardner, R ERA: 9.5	5.0 L 22 5 2 2 2 0 0 0 0 0 0 0 60 92 3.60 1.000																					
Joe Nathan, R ERA: 2.35	2.0 8 2 1 1 0 0 0 0 0 0 0 1 18 28 4.50 1.000																					
Rich Rodriguez, L ERA: 3.12	0.2 3 0 0 0 1 0 0 0 0 0 0 0 7 11 0.00 0.000																					
Jerry Spradlin, R ERA: 8.88	0.2 2 0 0 0 1 0 0 0 0 0 0 0 6 8 0.00 0.000																					
Alan Embree, L ERA: 3.89	0.2 2 0 0 0 0 0 0 0 0 0 0 0 5 9 0.00 0.000																					

Batter	1	2	3	4	5	6	7	8	9	AB	R	H	RBI	BB	SO	LOB	BOTTOM			
Armando Rios, L OBP: 0.343, SLG: 0.469	G3		G4-3				K		G3	5	0	1	0	0	1	2	Milwaukee Brewers @ San Francisco Giants 3Com Park at Candlestick Point, San Francisco, CA Sun May 09 1999, 7:00 PM EDT Att: 35,054 - Unknown - 61 F livebaseballscorecards.com			
Rich Aurilia, R OBP: 0.411, SLG: 0.559									G6-3	3	0	1	0	1	0					
Ellis Burks, R OBP: 0.403, SLG: 0.485									F8	4	0	0	0	0	1					
Jeff Kent, R OBP: 0.413, SLG: 0.538									K	4	0	1	0	0	1					
J.T. Snow, L OBP: 0.403, SLG: 0.402									P6	4	0	1	0	0	2					
Stan Javier, S OBP: 0.333, SLG: 0.438 Alan Embree, L										4	2	2	0	0	0					
Charlie Hayes, R OBP: 0.264, SLG: 0.281										0	0	0	0	0	0					
Scott Servais, R OBP: 0.339, SLG: 0.396 Brent Mayne, L OBP: 0.400, SLG: 0.362										2	0	0	1	0	0					
Mark Gardner, R OBP: 0.288, SLG: 0.167 Joe Nathan, R Marvin Benard, L Rich Rodriguez, L Jerry Spradlin, S F.P. Santangelo, S OBP: 0.244, SLG: 0.282										2	0	0	0	0	1					
Inning Stats	R: 0 E: 0 K: 0 S: 4	H: 1 LOB: 1 BB: 0 P: 6	R: 1 E: 0 K: 2 S: 12	H: 1 LOB: 1 BB: 1 P: 24	R: 0 E: 0 K: 1 S: 8	H: 0 LOB: 0 BB: 1 P: 16	R: 0 E: 0 K: 1 S: 6	H: 0 LOB: 0 BB: 0 P: 11	R: 0 E: 0 K: 1 S: 7	H: 0 LOB: 0 BB: 0 P: 11	R: 1 E: 0 K: 2 S: 14	H: 2 LOB: 1 BB: 0 P: 21	R: 0 E: 0 K: 0 S: 9	H: 2 LOB: 2 BB: 0 P: 14	R: 0 E: 0 K: 1 S: 6	H: 0 LOB: 1 BB: 1 P: 11		1B: 7 2B: 0 3B: 0 HR: 0	SF: 0 SAC: 0 DP: 0 HBP: 0	WP: 0 PB: 0 CS: 0
PITCHER	IP WLS BF H R ER SO BB IBB HBP BLK WP HR S P ERA WHIP																			
Hideo Nomo, R ERA: 1.42	6.1 W 26 6 1 0 1 0 0 0 0 0 0 0 55 95 1.42 1.105																			
Al Reyes, R ERA: 1.13	1.1 H 5 1 0 0 1 0 0 0 0 0 0 0 10 17 0.00 0.750																			
Mike Myers, L ERA: 9.82	0.0 1 1 0 0 0 0 0 0 0 0 0 0 2 4 ∞ ∞																			
Bob Wickman, R ERA: 3.38	1.1 S 5 0 0 0 1 1 0 0 0 0 0 0 7 12 0.00 0.750																			

Batter	1	2	3	4	5	6	7	8	9	AB	R	H	RBI	BB	SO	LOB	TOP					
Mark Loretta, R OBP: 0.309, SLG: 0.364 (1, 6)										5	1	3	1	0	0	0	Milwaukee Brewers @ Cincinnati Reds Cinergy Field, Cincinnati, OH Wed May 12 1999, 7:05 PM EDT Att: 14,546 - Unknown - 79 F					
Rich Becker, L OBP: 0.390, SLG: 0.353 (1, 8)										4	0	1	1	1	1	1						
Jeff Cirillo, R OBP: 0.386, SLG: 0.432 (1, 5)										5	1	1	0	0	1	5						
Jeremy Burnitz, L OBP: 0.362, SLG: 0.579 (1, 9)										5	2	2	2	0	1	1						
Dave Nilsson, L OBP: 0.364, SLG: 0.562 (1, 2)										4	2	3	3	0	1	0						
Geoff Jenkins, L OBP: 0.376, SLG: 0.605 (1, 7)										4	1	1	1	0	2	1						
Brian Banks, S OBP: 0.269, SLG: 0.250 (1, 3)										4	1	2	0	0	0	1						
Ronnie Belliard, R OBP: 0.250, SLG: 0.143 (1, 4)										4	0	1	0	0	1	2						
Scott Karl, L OBP: 0.133, SLG: 0.200 (1, 1)										2	0	1	0	0	0	0						
AI Reyes, R OBP: 0.306, SLG: 0.355 (8, PH)										0	0	0	0	0	0	0						
Bob Wickman, R (8, 1)										0	0	0	0	0	0	0						
Inning Stats	R: 0 E: 0 K: 0 S: 10	H: 1 LOB: 1 BB: 0 P: 16	R: 2 E: 0 K: 0 S: 16	H: 4 LOB: 3 BB: 1 P: 32	R: 0 E: 0 K: 2 S: 7	H: 0 LOB: 0 BB: 0 P: 11	R: 2 E: 0 K: 1 S: 13	H: 4 LOB: 1 BB: 0 P: 21	R: 2 E: 0 K: 1 S: 14	H: 3 LOB: 0 BB: 0 P: 19	R: 0 E: 0 K: 0 S: 7	H: 0 LOB: 0 BB: 0 P: 9	R: 2 E: 0 K: 1 S: 11	H: 3 LOB: 0 BB: 0 P: 16	R: 0 E: 0 K: 1 S: 8	H: 0 LOB: 0 BB: 0 P: 11	R: 0 E: 0 K: 2 S: 9	H: 0 LOB: 0 BB: 0 P: 16	1B: 9 2B: 2 3B: 0 HR: 4	SF: 0 SAC: 1 DP: 2 HBP: 0	WP: 1 PB: 0 SB: 1 CS: 0	PA: 40
PITCHER	IP WLS BF H R ER SO BB IBB HBP BLK WP HR S P ERA WHIP																					
Pete Harnisch, R ERA: 3.97	(1, 1) 4.0 L 22 10 5 5 2 1 0 0 0 0 0 2 48 84 11.25 2.750																					
Gabe White, L ERA: 5.4	(5, 1) 1.0 4 2 1 1 1 0 0 0 0 0 0 1 12 15 9.00 2.000																					
Scott Sullivan, R ERA: 1.86	(6, 1) 1.0 4 1 1 1 0 0 0 0 0 0 0 0 8 11 9.00 1.000																					
Dennys Reyes, L ERA: 1.86	(7, 1) 1.0 4 2 1 1 1 0 0 0 0 0 1 1 10 14 9.00 2.000																					
Scott Williamson, R ERA: 2.75	(8, 1) 2.0 6 0 0 0 0 3 0 0 0 0 0 0 0 17 27 0.00 0.000																					

Batter	1	2	3	4	5	6	7	8	9	AB	R	H	RBI	BB	SO	LOB	BOTTOM					
Mike Cameron, R OBP: 0.356, SLG: 0.450 (1, 8)										5	2	3	0	0	0	0	Milwaukee Brewers @ Cincinnati Reds Cinergy Field, Cincinnati, OH Wed May 12 1999, 7:05 PM EDT Att: 14,546 - Unknown - 79 F					
Jeffrey Hammonds, R OBP: 0.200, SLG: 0.139 (1, 9)										2	1	0	0	2	0	1						
Michael Tucker, L OBP: 0.309, SLG: 0.400 (9, PH)										1	1	1	2	0	0	0						
Greg Vaughn, R OBP: 0.305, SLG: 0.405 (1, 7)										4	1	1	2	1	0	2						
Sean Casey, L OBP: 0.424, SLG: 0.619 (1, 3)										3	1	1	0	0	0	3						
Scott Williamson, R OBP: 0.254, SLG: 0.281 (9, PH)										1	0	0	0	0	0	0						
Barry Larkin, R OBP: 0.321, SLG: 0.432 (1, 6)										5	0	3	3	0	0	0						
Mark Lewis, R OBP: 0.288, SLG: 0.412 (1, 5)										4	0	1	0	0	0	4						
Brian Johnson, R OBP: 0.255, SLG: 0.480 (1, 2)										4	0	0	0	0	3	2						
Pokey Reese, R OBP: 0.355, SLG: 0.420 (1, 4)										4	1	2	0	0	0	1						
Pete Harnisch, S OBP: 0.077, SLG: 0.077 (5, 1)										1	0	0	0	0	0	0						
Chris Stynes, R OBP: 0.059 (5, PH)										0	0	0	0	0	0	0						
Scott Sullivan, R OBP: 0.059 (6, 1)										0	0	0	0	0	0	0						
Dennys Reyes, R (7, 1)										0	0	0	0	0	0	0						
Aaron Boone, R OBP: 0.262, SLG: 0.309 (7, PH)										1	0	0	0	0	0	0						
Hal Morris, L OBP: 0.020, SLG: 0.474 (8, 3)										1	0	0	0	0	0	0						
Inning Stats	R: 0 E: 0 K: 0 S: 4	H: 0 LOB: 0 BB: 1 P: 9	R: 0 E: 0 K: 1 S: 10	H: 1 LOB: 1 BB: 0 P: 15	R: 0 E: 0 K: 0 S: 6	H: 1 LOB: 0 BB: 0 P: 9	R: 1 E: 2 K: 0 S: 8	H: 2 LOB: 1 BB: 0 P: 9	R: 1 E: 0 K: 1 S: 11	H: 2 LOB: 3 BB: 2 P: 21	R: 0 E: 0 K: 1 S: 7	H: 1 LOB: 1 BB: 0 P: 10	R: 3 E: 0 K: 0 S: 12	H: 3 LOB: 1 BB: 0 P: 24	R: 0 E: 0 K: 1 S: 9	H: 0 LOB: 0 BB: 0 P: 14	R: 2 E: 0 K: 0 S: 11	H: 2 LOB: 0 BB: 0 P: 19	1B: 5 2B: 6 3B: 0 HR: 1	SF: 0 SAC: 0 DP: 2 HBP: 1	WP: 0 PB: 0 SB: 1 CS: 0	PA: 41
PITCHER	IP WLS BF H R ER SO BB IBB HBP BLK WP HR S P ERA WHIP																					
Scott Karl, L ERA: 3.6	(1, 1) 6.2 W 31 9 5 4 3 3 0 0 0 0 0 0 4 7 5.40 1.800																					
AI Reyes, R ERA: 1.1	(7, 1) 0.1 2 1 0 0 0 0 0 0 0 0 0 0 4 7 0.00 3.000																					
Bob Wickman, R ERA: 4.0	(8, 1) 2.0 S 8 2 2 2 1 0 0 0 0 0 0 1 20 33 9.00 1.000																					



Batter	1	2	3	4	5	6	7	8	9	AB	R	H	RBI	BB	SO	LOB	TOP											
Luis Castillo, S OBP: 0.361, SLG: 0.355	L8	K		K		F7			S 1B	5	1	1	1	0	2	1	Florida Marlins @ Milwaukee Brewers Milwaukee County Stadium, Milwaukee, WI Fri May 14 1999, 8:05 PM EDT Att: 14,923 - Cloudy - 53 F											
Alex Gonzalez, R OBP: 0.301, SLG: 0.420	P5		F8	L8			K		K 1B	5	0	0	0	0	2	2												
Cliff Floyd, L OBP: 0.361, SLG: 0.534										4	2	2	1	1	1	0												
Mark Kotsay, L OBP: 0.291, SLG: 0.358	K		2B 1B				P4		HR 1B	0	1	0	0	0	0	0												
Kevin Orle, R OBP: 0.347, SLG: 0.421									HR 1B	5	2	3	3	0	1	1												
Bruce Aven, R OBP: 0.408, SLG: 0.674									HR 1B	4	3	2	3	1	0	1												
Derrek Lee, R OBP: 0.271, SLG: 0.339									HR 1B	5	2	2	2	0	2	2												
Preston Wilson, R OBP: 0.265, SLG: 0.467									HR 1B	4	1	1	3	0	0	2												
Brian Edmondson, R OBP: 0.667, SLG: 1.000	P4								K	0	0	0	0	0	0	0												
Matt Mantei, R									K	1	0	0	0	0	1	1												
Mike Redmond, R OBP: 0.304, SLG: 0.341									1B 1B	4	1	2	1	0	0	0												
Jesus Sanchez, L OBP: 0.182, SLG: 0.100									1B 1B	3	0	0	0	0	2	1												
Todd Dunwoody, L OBP: 0.291, SLG: 0.333									1B 1B	1	1	1	0	0	0	0												
Inning Stats	R: 0 E: 0 K: 1 S: 13	H: 0 LOB: 0 BB: 0 P: 20	R: 3 E: 0 K: 2 S: 19	H: 3 LOB: 1 BB: 1 P: 29	R: 4 E: 0 K: 0 S: 14	H: 4 LOB: 0 BB: 0 P: 24	R: 0 E: 0 K: 1 S: 5	H: 0 LOB: 0 BB: 0 P: 7	R: 1 E: 0 K: 1 S: 12	H: 2 LOB: 1 BB: 0 P: 18	R: 0 E: 0 K: 1 S: 7	H: 0 LOB: 0 BB: 0 P: 10	R: 0 E: 0 K: 2 S: 13	H: 0 LOB: 0 BB: 0 P: 19	R: 0 E: 0 K: 1 S: 6	H: 0 LOB: 0 BB: 0 P: 9	R: 6 E: 0 K: 2 S: 21	H: 5 LOB: 1 BB: 1 P: 33	1B: 8 2B: 2 3B: 0 HR: 4	SF: 0 SAC: 0 DP: 0 HBP: 0	WP: 0 PA: 43 ERA: 40.50 WHIP: 3.000							
PITCHER	IP WLS BF H R ER SO BB IBB HBP BLK WP HR S P ERA WHIP											IP WLS BF H R ER SO BB IBB HBP BLK WP HR S P ERA WHIP																
52 Rafael Roque, L ERA: 6.35	3.0 L 17 7 7 7 3 1 0 0 0 0 0 2 46 73 21.00 2.667											Al Reyes, R ERA: 2.12	0.2	4	2	3	3	1	0	0	0	0	0	1	7	11	40.50	3.000
David Weathers, R ERA: 2.52	2.0 8 2 1 1 2 4 0 0 0 0 0 1 17 25 4.50 1.000																											
Eric Plunk, R ERA: 2.25	3.0 9 0 0 0 2 0 0 0 0 0 0 0 26 38 0.00 0.000																											
Steve Falteisek, R ERA: 6.48	0.1 4 3 3 3 1 0 0 0 0 0 0 0 10 14 81.00 9.000																											
Mike Myers, L ERA: 11.05	0.0 1 0 0 0 0 1 0 0 0 0 0 0 4 8 ∞ ∞																											

AB	41
R	14
H	14
RBI	14
BB	2
SO	11
LOB	11



Batter	1	2	3	4	5	6	7	8	9	AB	R	H	RBI	BB	SO	LOB	BOTTOM					
Mark Loretta, R OBP: 0.313, SLG: 0.374	1B SF8 2B		L5			G5-3			P3	5	2	2	0	0	0	2	Florida Marlins @ Milwaukee Brewers Milwaukee County Stadium, Milwaukee, WI Fri May 14 1999, 8:05 PM EDT Att: 14,923 - Cloudy - 53 F					
Lou Collier, R OBP: 0.346, SLG: 0.286	S 1B		K2-3			F9			K	5	1	2	0	0	2	2						
Jeff Cirillo, R OBP: 0.396, SLG: 0.472	SF8								HR 2B	2	2	2	4	1	0	0						
Jeremy Burnitz, L OBP: 0.359, SLG: 0.564	K								K2-3	3	0	0	0	1	2	3						
Bobby Hughes, R OBP: 0.282, SLG: 0.447	F9									2	0	0	0	0	1	2						
Brian Banks, S OBP: 0.286, SLG: 0.385	F9									2	1	1	2	0	1	1						
Marquis Grissom, R OBP: 0.272, SLG: 0.328										4	0	0	0	0	2	0						
Steve Falteisek, R										0	0	0	0	0	0	0						
Mike Myers, L										0	0	0	0	0	0	0						
Al Reyes, R										0	0	0	0	0	0	0						
Alex Ochoa, R OBP: 0.325, SLG: 0.353										3	0	1	0	1	0	0						
Ronnie Belliard, R OBP: 0.167, SLG: 0.091										4	0	0	0	0	0	2						
52 Rafael Roque, L OBP: 0.200, SLG: 0.111										0	0	0	0	0	0	0						
David Weathers, R OBP: 0.286, SLG: 0.167										1	0	0	0	0	1	0						
Geoff Jenkins, L OBP: 0.330, SLG: 0.598										1	0	0	0	0	0	1						
Eric Plunk, R										0	0	0	0	0	0	0						
Rich Backler, L OBP: 0.306, SLG: 0.343										1	0	0	0	1	0	0						
Inning Stats	R: 1 E: 0 K: 1 S: 16	H: 2 LOB: 1 BB: 0 P: 23	R: 0 E: 0 K: 0 S: 7	H: 0 LOB: 0 BB: 0 P: 10	R: 0 E: 0 K: 2 S: 9	H: 0 LOB: 0 BB: 0 P: 13	R: 0 E: 0 K: 1 S: 6	H: 0 LOB: 0 BB: 1 P: 14	R: 0 E: 0 K: 1 S: 10	H: 1 LOB: 1 BB: 0 P: 13	R: 1 E: 0 K: 1 S: 12	H: 1 LOB: 1 BB: 1 P: 23	R: 0 E: 0 K: 0 S: 7	H: 0 LOB: 0 BB: 0 P: 10	R: 4 E: 0 K: 2 S: 17	H: 4 LOB: 2 BB: 0 P: 26	R: 0 E: 0 K: 1 S: 14	H: 0 LOB: 2 BB: 2 P: 28	1B: 3 2B: 3 3B: 0 HR: 2	SF: 1 SAC: 0 DP: 0 HBP: 0	WP: 0 PA: 39 ERA: 40.50 WHIP: 3.000	
PITCHER	IP WLS BF H R ER SO BB IBB HBP BLK WP HR S P ERA WHIP											IP WLS BF H R ER SO BB IBB HBP BLK WP HR S P ERA WHIP										
Jesus Sanchez, L ERA: 5.92	7.0 W 26 4 2 2 6 2 0 0 0 0 0 1 67 106 2.57 0.857																					
Brian Edmondson, R ERA: 4.29	0.2 6 4 4 4 1 0 0 0 0 0 0 1 13 20 54.00 6.000																					
Matt Mantei, R ERA: 1.1	1.1 S 6 0 0 0 2 2 0 0 0 0 0 0 18 34 0.00 1.500																					

AB	33
R	6
H	8
RBI	6
BB	4
SO	9
LOB	13



Batter	1	2	3	4	5	6	7	8	9	AB	R	H	RBI	BB	SO	LOB	TOP					
Craig Counsell, L OBP: 0.239, SLG: 0.167 (1, 4)	L4		K			1B		K		4	1	1	0	0	2	0	Florida Marlins @ Milwaukee Brewers Milwaukee County Stadium, Milwaukee, WI Sat May 15 1999, 8:05 PM EDT Att: 15,695 - Cloudy - 57 F					
Alex Gonzalez, R OBP: 0.299, SLG: 0.415 (1, 6)	K			G6-3		1B	CS	G5-3		4	0	1	0	0	1	0						
Cliff Floyd, L OBP: 0.373, SLG: 0.516 (1, 7)	P6			G5-3		1B		F8		4	0	1	1	0	0	0						
Kevin Orle, R OBP: 0.344, SLG: 0.441 (1, 5)		G1-3		G4-3		CS		F9		4	1	1	1	0	0	0						
Mark Kotsay, L OBP: 0.285, SLG: 0.349 (1, 9)	F7				F8			L4		3	0	0	0	0	0	0						
Derrek Lee, R OBP: 0.273, SLG: 0.333 (1, 3)		BB			K			K		2	0	0	0	1	2	0						
Todd Dunwoody, L OBP: 0.283, SLG: 0.324 (1, 8)	F9				K			G6-3		3	0	0	0	0	1	1						
Jorge Fabregas, L OBP: 0.244, SLG: 0.274 (1, 2)			G1-3			G4-3		F7		3	0	0	0	0	0	0						
Brian Meadows, R OBP: 0.236, SLG: 0.333 (4, 1)			G4-3			G1-3		G5-3		1	0	0	0	0	0	0						
Dave Berg, R OBP: 0.333, SLG: 0.400 (6, PH)										0	0	0	0	0	0	0						
Archie Corbin, R OBP: 0.333, SLG: 0.400 (6, 1)										0	0	0	0	0	0	0						
Vic Darenbourg, L OBP: 0.333, SLG: 0.400 (7, 1)										0	0	0	0	0	0	0						
Preston Wilson, R OBP: 0.333, SLG: 0.400 (8, PH)										0	0	0	0	0	0	0						
Antonio Alfonseca, R OBP: 0.333, SLG: 0.400 (8, 1)										0	0	0	0	0	0	0						
Inning Stats	R: 0 E: 0 K: 1 S: 7	H: 0 LOB: 0 BB: 0 P: 9	R: 0 E: 0 K: 0 S: 9	H: 0 LOB: 1 BB: 1 P: 14	R: 0 E: 0 K: 1 S: 6	H: 0 LOB: 0 BB: 0 P: 10	R: 0 E: 0 K: 0 S: 6	H: 0 LOB: 0 BB: 0 P: 9	R: 0 E: 0 K: 2 S: 9	H: 0 LOB: 0 BB: 0 P: 16	R: 1 E: 0 K: 0 S: 7	H: 3 LOB: 1 BB: 0 P: 11	R: 1 E: 0 K: 1 S: 7	H: 1 LOB: 0 BB: 0 P: 11	R: 0 E: 0 K: 1 S: 9	H: 0 LOB: 0 BB: 0 P: 12	R: 0 E: 0 K: 0 S: 6	H: 0 LOB: 0 BB: 0 P: 7	1B: 3 2B: 0 3B: 0 HR: 1	SF: 0 SAC: 0 DP: 0 HBP: 0	WP: 0 PB: 0 CS: 1	PA: 32
PITCHER Steve Woodard, R ERA: 3.9 (1, 1)	IP: 9.0 WLS: W BF: 31 H: 4 R: 2 ER: 2 SO: 6 BB: 1 IBB: 0 HBP: 0 BLK: 0 WP: 0 HR: 1 S: 66 P: 99 ERA: 2.00 WHIP: 0.556															PITCHER						

AB	30
R	2
H	4
RBI	2
BB	1
SO	6
LOB	1



Batter	1	2	3	4	5	6	7	8	9	AB	R	H	RBI	BB	SO	LOB	BOTTOM			
Mark Loretta, R OBP: 0.323, SLG: 0.378 (1, 6)	G4-3		1B	FC8-5		G4-3		FC3-6		4	1	2	0	1	0	0	Florida Marlins @ Milwaukee Brewers Milwaukee County Stadium, Milwaukee, WI Sat May 15 1999, 8:05 PM EDT Att: 15,695 - Cloudy - 57 F			
Brian Banks, S OBP: 0.333, SLG: 0.419 (1, 3)	F8		BB	FC8-5		BB	2B	FC3-6		5	1	3	0	0	0	1				
Jeff Cirillo, R OBP: 0.396, SLG: 0.466 (1, 5)	G5-3		BB	FC8-5		BB	1B	L9		4	1	1	0	1	0	3				
Jeromy Burnitz, L OBP: 0.356, SLG: 0.555 (1, 9)	F7		SF8	G3		2B	BB			2	1	0	1	1	0	2				
Dave Nilsson, L OBP: 0.369, SLG: 0.602 (1, 2)	HR		F9		F8		2B			4	1	2	4	0	0	2				
Marquis Grissom, R OBP: 0.271, SLG: 0.319 (1, 8)	G5-3		G4-3		G4-3		BLK	BB		3	0	0	0	1	0	2				
Geoff Jenkins, L OBP: 0.379, SLG: 0.628 (1, 7)	BB		HR		G3		K			4	1	2	1	0	1	1				
Ronnie Belliard, R OBP: 0.250, SLG: 0.357 (1, 4)	BB		HR		HR		K	F9		3	1	1	1	1	1	1				
Steve Woodard, L OBP: 0.316, SLG: 0.235 (1, 1)	G3-1		G1-3		G1-3		G5-3	K		4	0	0	0	0	1	2				
Inning Stats	R: 0 E: 0 K: 0 S: 7	H: 2 LOB: 2 BB: 1 P: 16	R: 1 E: 0 K: 0 S: 8	H: 2 LOB: 2 BB: 1 P: 12	R: 2 E: 0 K: 0 S: 16	H: 4 LOB: 2 BB: 0 P: 25	R: 0 E: 0 K: 0 S: 8	H: 0 LOB: 0 BB: 0 P: 14	R: 0 E: 0 K: 1 S: 9	H: 0 LOB: 0 BB: 0 P: 15	R: 3 E: 0 K: 1 S: 22	H: 3 LOB: 1 BB: 2 P: 36	R: 0 E: 0 K: 1 S: 11	H: 0 LOB: 1 BB: 1 P: 20	R: 0 E: 0 K: 0 S: 6	H: 0 LOB: 1 BB: 1 P: 7		1B: 7 2B: 1 3B: 0 HR: 3	SF: 1 SAC: 0 DP: 0 HBP: 0	WP: 0 PB: 0 CS: 0
PITCHER Brian Meadows, R ERA: 4.94 (1, 1)	IP: 3.1 WLS: L BF: 20 H: 4 R: 4 ER: 4 SO: 0 BB: 2 IBB: 0 HBP: 0 BLK: 0 WP: 0 HR: 3 S: 34 P: 55 ERA: 10.80 WHIP: 3.000															PITCHER				
Rafael Medina, R ERA: 7.71 (4, 1)	IP: 1.2 WLS: 0 BF: 5 H: 0 R: 0 ER: 0 SO: 0 BB: 0 IBB: 0 HBP: 0 BLK: 0 WP: 0 HR: 0 S: 12 P: 21 ERA: 0.00 WHIP: 0.000															PITCHER				
Archie Corbin, R ERA: 0.49 (6, 1)	IP: 1.0 WLS: 2 BF: 5 H: 2 R: 2 ER: 2 SO: 1 BB: 0 IBB: 0 HBP: 0 BLK: 0 WP: 0 HR: 0 S: 14 P: 22 ERA: 18.00 WHIP: 2.000															PITCHER				
Vic Darenbourg, L ERA: 5.59 (7, 1)	IP: 1.0 WLS: 1 BF: 5 H: 1 R: 1 ER: 1 SO: 1 BB: 2 IBB: 0 HBP: 0 BLK: 1 WP: 0 HR: 0 S: 17 P: 29 ERA: 9.00 WHIP: 3.000															PITCHER				
Antonio Alfonseca, R ERA: 6.61 (8, 1)	IP: 1.0 WLS: 0 BF: 4 H: 0 R: 0 ER: 0 SO: 1 BB: 1 IBB: 0 HBP: 0 BLK: 0 WP: 0 HR: 0 S: 11 P: 20 ERA: 0.00 WHIP: 1.000															PITCHER				

AB	33
R	7
H	11
RBI	7
BB	5
SO	3
LOB	14



Batter	1	2	3	4	5	6	7	8	9	AB	R	H	RBI	BB	SO	LOB	TOP					
Luis Castillo, S OBP: 0.365, SLG: 0.355	B4-3		G6-3		P4-6		1-2			3	0	1	0	1	0	0	Florida Marlins @ Milwaukee Brewers Milwaukee County Stadium, Milwaukee, WI Sun May 16 1999, 2:05 PM EDT Att: 16,353 - Cloudy - 72 F					
Alex Gonzalez, R OBP: 0.298, SLG: 0.411	K				K					4	0	1	0	0	3	3						
Cliff Floyd, L OBP: 0.366, SLG: 0.515	1B				P4-6					4	1	1	0	0	2	2						
Kevin Orle, R OBP: 0.341, SLG: 0.434	1B		P4				G6-3		F9	4	0	1	1	0	0	1						
Mark Kotsay, L OBP: 0.291, SLG: 0.377	1-2			P6			F8			4	1	2	1	0	0	0						
Derek Lee, R Matt Mantei, R	K			G5-3			K2-3		G4-3	4	0	0	0	0	2	2						
Todd Dunwoody, L OBP: 0.282, SLG: 0.330			F9							4	1	1	0	0	0	0						
Mike Redmond, R OBP: 0.340, SLG: 0.362			F8							3	0	2	1	0	0	0						
Livan Hernandez, R Bruce Aven, R Preston Wilson, R	K			F7					G4-6-3	3	0	0	0	0	2	2						
Inning Stats	R: 1 E: 0 K: 2 S: 17	H: 3 LOB: 2 BB: 0 P: 27	R: 0 E: 0 K: 1 S: 7	H: 0 LOB: 0 BB: 0 P: 11	R: 0 E: 0 K: 1 S: 8	H: 1 LOB: 1 BB: 0 P: 13	R: 1 E: 0 K: 0 S: 10	H: 2 LOB: 1 BB: 0 P: 17	R: 0 E: 0 K: 1 S: 10	H: 0 LOB: 0 BB: 0 P: 15	R: 0 E: 0 K: 1 S: 7	H: 0 LOB: 0 BB: 0 P: 12	R: 0 E: 0 K: 2 S: 8	H: 0 LOB: 2 BB: 1 P: 17	R: 1 E: 0 K: 1 S: 11	H: 1 LOB: 0 BB: 0 P: 14	R: 0 E: 0 K: 0 S: 8	H: 1 LOB: 0 BB: 0 P: 10	1B: 6 2B: 3 3B: 0 HR: 1	SF: 0 SAC: 0 DP: 2 HBP: 1	WP: 0 PB: 0 SB: 2 CS: 0	PA: 36
PITCHER	IP WLS BF H R ER SO BB IBB HBP BLK WP HR S P ERA WHIP																					
Hideo Nomo, R ERA: 2.19	(1, 1) 6.0 L 24 7 2 2 6 0 0 0 0 0 0 0 0 59 95 3.00 1.167																					
Jim Abbott, L ERA: 8.49	(7, 1) 0.2 4 0 0 0 1 1 0 0 1 0 0 0 1 14 13 0.00 1.500																					
David Weathers, R ERA: 2.73	(7, 1) 1.1 5 1 1 1 2 0 0 0 0 0 0 1 14 18 6.75 0.750																					
Bob Wickman, R ERA: 3.79	(9, 1) 1.0 3 1 0 0 0 0 0 0 0 0 0 0 8 10 0.00 1.000																					

AB	34
R	3
H	9
RBI	3
BB	1
SO	9
LOB	11



Batter	1	2	3	4	5	6	7	8	9	AB	R	H	RBI	BB	SO	LOB	BOTTOM					
Mark Loretta, R OBP: 0.326, SLG: 0.374	1B			FC4						4	0	1	0	0	0	4	Florida Marlins @ Milwaukee Brewers Milwaukee County Stadium, Milwaukee, WI Sun May 16 1999, 2:05 PM EDT Att: 16,353 - Cloudy - 72 F					
Brian Banks, S OBP: 0.316, SLG: 0.389	P4									5	1	1	0	0	2	3						
Jeremy Burnitz, L OBP: 0.364, SLG: 0.553	1B									4	1	2	0	1	1	1						
Jeff Cirillo, R OBP: 0.403, SLG: 0.467	1B									4	0	2	0	1	1	3						
Dave Nilsson, L OBP: 0.380, SLG: 0.598	FC6-4									4	0	2	1	1	0	3						
Marquis Grissom, R OBP: 0.276, SLG: 0.323	FC6-4									5	0	2	1	0	0	7						
Geoff Jenkins, L OBP: 0.370, SLG: 0.615										5	0	1	0	0	0	2						
Ronnie Belliard, R OBP: 0.350, SLG: 0.412	G4-3									3	0	2	0	1	0	0						
Hideo Nomo, R Rich Schoemaker, L Jim Abbott, L David Weathers, R Sean Berry, R 21 Cal Eldred, R Bob Wickman, R	1B									2	0	1	0	0	0	2						
Inning Stats	R: 0 E: 0 K: 1 S: 13	H: 2 LOB: 3 BB: 1 P: 26	R: 0 E: 0 K: 0 S: 7	H: 1 LOB: 0 BB: 0 P: 10	R: 0 E: 0 K: 1 S: 6	H: 1 LOB: 1 BB: 1 P: 14	R: 0 E: 1 K: 0 S: 9	H: 1 LOB: 2 BB: 1 P: 15	R: 0 E: 0 K: 0 S: 10	H: 2 LOB: 1 BB: 0 P: 16	R: 0 E: 0 K: 0 S: 14	H: 2 LOB: 1 BB: 0 P: 21	R: 1 E: 0 K: 0 S: 9	H: 3 LOB: 1 BB: 0 P: 14	R: 0 E: 1 K: 1 S: 11	H: 1 LOB: 2 BB: 0 P: 17	R: 1 E: 0 K: 0 S: 12	H: 1 LOB: 1 BB: 1 P: 21	1B: 13 2B: 1 3B: 0 HR: 0	SF: 0 SAC: 0 DP: 2 HBP: 1	WP: 0 PB: 0 SB: 1 CS: 0	PA: 43
PITCHER	IP WLS BF H R ER SO BB IBB HBP BLK WP HR S P ERA WHIP																					
Livan Hernandez, R ERA: 3.91	(1, 1) 7.2 W 37 13 1 1 1 1 3 0 0 1 0 0 0 75 129 1.17 2.087																					
Matt Mantei, R ERA: 1.53	(8, 1) 1.1 S 6 1 1 1 1 1 0 0 0 0 0 0 16 25 6.75 1.500																					



Batter	1	2	3	4	5	6	7	8	9	AB	R	H	RBI	BB	SO	LOB	TOP					
Mark Loretta, R OBP: 0.336, SLG: 0.378 Bob Wickman, R (8, 1)	4-2 E SF8 SH1-3 BB		3-2 1B 2B		1-1 F8	1-0 1B		0-1 G4-6-3 1-2		4	2	2	2	1	0	1						
Brian Banks, S OBP: 0.357, SLG: 0.450 (1, 3)	0-0 SH1-3		1-0 2B SF9-5		0-1 G3	1-3 K			2-1	4	1	3	0	0	1	1						
Jeremy Burnitz, L OBP: 0.365, SLG: 0.555 (1, 9)	1-0 E3 2B		0-2 SF9-5 1-3 2-H		1-2 G3		2-3 K		0-3 K	5	1	2	1	0	2	2						
Jeff Cirillo, R OBP: 0.396, SLG: 0.460 (1, 5)	3-2 SF8		1-0 SF9-5 2-3 3-H		3-2 G4-3		4-2 1B BB		2-3 K	2	0	0	2	1	1	2						
Dave Nilsson, L OBP: 0.398, SLG: 0.614 (1, 2)	1-2 1-H		3-2 1B			1-2 G6-3			4-0	4	0	3	1	1	0	0						
Marquis Grissom, R OBP: 0.273, SLG: 0.318 (1, 8)	1-1 G5-3		1-0 G5-3			1-2 1B	2-3 K		0-3 K	5	1	1	0	0	2	6						
Geoff Jenkins, L OBP: 0.365, SLG: 0.600 Al Reyes, R (7, 1) Lou Collier, R OBP: 0.346, SLG: 0.286 (8, 6)		0-0 G3-1		1-0 L9		0-1 SH2-4 1B	3-3 K			4	1	1	0	0	1	2	AB 34					
Ronnie Belliard, R OBP: 0.333, SLG: 0.381 (1, 4)		1-2 P4		1-2 G5-3		0-0 SH2-4 1B		1-3 K		4	1	1	1	0	1	0	R 7					
Scott Karl, L OBP: 0.118, SLG: 0.176 Eric Plunk, R (6, 1) Mike Myers, L (7, 1) Rich Becker, L OBP: 0.400, SLG: 0.333 (7, 7)		3-3 K		1-2 G3		0-2 SH2-4		4-0 G4-6-3 BB		2	0	0	0	0	1	0	H 13					
										0	0	0	0	0	0	0	RBI 7					
										0	0	0	0	0	0	0	BB 4					
										0	0	0	0	1	0	0	SO 9					
										0	0	0	0	1	0	0	LOB 14					
										0	0	0	0	0	0	0						
										0	0	0	0	1	0	0						
Inning Stats	R: 2 E: 1 K: 0 S: 15	H: 2 LOB: 1 BB: 1 P: 25	R: 0 E: 0 K: 1 S: 7	H: 0 LOB: 0 BB: 0 P: 11	R: 2 E: 0 K: 0 S: 13	H: 4 LOB: 1 BB: 0 P: 22	R: 0 E: 0 K: 0 S: 8	H: 0 LOB: 0 BB: 0 P: 11	R: 0 E: 0 K: 1 S: 10	H: 1 LOB: 1 BB: 0 P: 15	R: 3 E: 0 K: 1 S: 16	H: 4 LOB: 1 BB: 0 P: 20	R: 0 E: 0 K: 3 S: 15	H: 1 LOB: 2 BB: 1 P: 28	R: 0 E: 0 K: 1 S: 6	H: 0 LOB: 0 BB: 1 P: 11	R: 0 E: 0 K: 3 S: 14	H: 1 LOB: 2 BB: 1 P: 22	1B: 10 2B: 4 3B: 0 HR: 0	SF: 2 SAC: 2 DP: 2 HBP: 0	WP: 0 PB: 0 SB: 0 CS: 0	PA: 42
PITCHER	IP	WLS	BF	H	R	ER	SO	BB	IBB	HBP	BLK	WP	HR	S	P	ERA	WHIP					
Bobby Jones, R ERA: 5.22 Dennis Cook, L ERA: 1.79 Rigo Beltran, L ERA: 3.6 Pat Mahomes, R ERA: Armando Benitez, R ERA: 1.89	5.2	1	28	11	7	7	1	1	0	0	0	0	0	66	100	11.12	2.118					
	0.1	1	0	0	0	0	1	0	0	0	0	0	0	3	4	0.00	0.000					
	1.0	5	1	0	0	3	1	0	0	0	0	0	0	15	28	0.00	2.000					
	1.0	4	1	0	0	1	1	0	0	0	0	0	0	8	15	0.00	2.000					
	1.0	4	0	0	0	3	0	1	0	0	0	0	0	12	18	0.00	0.000					

Milwaukee Brewers @ New York Mets
Shea Stadium, Flushing, NY
Mon May 17 1999, 7:10 PM EDT
Att: 16,326 - Unknown - 66 F

AB 34
R 7
H 13
RBI 7
BB 4
SO 9
LOB 14



Batter	1	2	3	4	5	6	7	8	9	AB	R	H	RBI	BB	SO	LOB	BOTTOM					
Jermaine Allensworth, R OBP: 0.315, SLG: 0.383 (1, 9) (6, 8)	2-1 G6-3		2-3 K		1-0 1B 2B	2-3 K		1 SAFE 0-0	0-3 K	6	2	2	1	0	3	5						
Edgardo Alfonzo, R OBP: 0.403, SLG: 0.503 (1, 4)	4-0 FC5-4 BB		2-1 F9		2-2 F8		1-0 P3	3-1 P2		4	0	0	0	1	0	3						
John Olerud, L OBP: 0.500, SLG: 0.626 (1, 3)	2-0 FC5-4 31 HR		4-0 31 C3-6 BB		0-0 31 1B		4-2 31 1B	1-2 1-H 2-H	2B	3	1	2	3	2	0	1						
31 Mike Piazza, R OBP: 0.371, SLG: 0.489 (1, 2)	1-1 1-H HR		2-1 FC3-6		2-2 FC5-4 1B		1-0 1B	4-0 IBB		4	1	3	2	1	0	1						
Robin Ventura, L OBP: 0.327, SLG: 0.479 (1, 5)	1-0 G3-1		3-2 P5		2-3 K		2-0 P2	3-3 K		5	0	0	0	0	2	7						
Brian Moran, S OBP: 0.298, SLG: 0.357 Dennis Cook, L ERA: 1.79 Rigo Beltran, L ERA: 3.6 Todd Pratt, R OBP: 0.392, SLG: 0.484 Pat Mahomes, R OBP: 0.392, SLG: 0.484 Armando Benitez, R ERA: 1.89 Luis Lopez, S OBP: 0.429, SLG: 0.457 (8, 9)		2-1 SH1-3 1B		1-3 K	0-1 FC5-4		0-0 P4		1-3 K	3	0	1	0	0	1	2						
Benny Agbavani, R OBP: 0.313, SLG: 0.500 Roger Cedeno, S OBP: 0.454, SLG: 0.411 (8, PH) (9, 9)		1-0 SH1-3 1B		1-1 1B		3-2 2B		4-2 S 1B BB	4-2 G4-3 S BB	3	0	3	0	0	0	0	AB 37					
Rey Ordenez, R OBP: 0.311, SLG: 0.343 (1, 6)		0-0 SH1-3		1-3 K		2-1 F7		4-2 1B 2B	2-0 G4-3	3	1	0	0	1	1	3	R 6					
Bobby Jones, R OBP: 0.313, SLG: 0.500 Mike Kinkade, R OBP: 0.277, SLG: 0.442 Matt Franco, L OBP: 0.275, SLG: 0.306 (8, PH) (9, 7)		2-3 K		0-0 F8		0-3 K		2-3 K		2	0	0	0	0	1	3	H 11					
										1	0	0	0	0	1	1	RBI 6					
										1	0	0	0	1	1	2	BB 8					
										0	0	0	0	0	0	0	SO 11					
										0	0	0	0	1	0	0	LOB 30					
Inning Stats	R: 2 E: 0 K: 0 S: 6	H: 1 LOB: 0 BB: 1 P: 16	R: 0 E: 0 K: 2 S: 10	H: 2 LOB: 0 BB: 0 P: 17	R: 0 E: 0 K: 0 S: 7	H: 0 LOB: 1 BB: 1 P: 18	R: 0 E: 0 K: 2 S: 10	H: 1 LOB: 0 BB: 0 P: 13	R: 1 E: 0 K: 1 S: 17	H: 3 LOB: 2 BB: 0 P: 24	R: 0 E: 0 K: 2 S: 13	H: 1 LOB: 1 BB: 0 P: 20	R: 0 E: 0 K: 0 S: 6	H: 1 LOB: 2 BB: 1 P: 14	R: 3 E: 0 K: 2 S: 19	H: 2 LOB: 3 BB: 3 P: 40	R: 0 E: 0 K: 2 S: 12	H: 0 LOB: 2 BB: 2 P: 23	1B: 7 2B: 3 3B: 0 HR: 1	SF: 0 SAC: 1 DP: 0 HBP: 0	WP: 0 PB: 0 SB: 3 CS: 0	PA: 46
PITCHER	IP	WLS	BF	H	R	ER	SO	BB	IBB	HBP	BLK	WP	HR	S	P	ERA	WHIP					
Scott Karl, L ERA: 3.75 Eric Plunk, R ERA: 2.12 Mike Myers, L ERA: 10.57 Al Reyes, R ERA: 3.5 Bob Wickman, R ERA: 3.54	5.1	1	26	8	3	3	5	2	0	0	0	0	0	10	18	0.00	2.000					
	1.0	5	1	0	0	2	1	0	0	0	0	0	0	1	3	0.00	0.000					
	0.1	H	1	0	0	0	0	0	0	0	0	0	0	1	3	0.00	0.000					
	1.0	H	7	2	3	3	1	2	0	0	0	0	0	17	31	27.00	4.000					
	1.1	S	7	0	0	0	3	2	1	0	0	0	0	15	33	0.00	1.500					

Milwaukee Brewers @ New York Mets
Shea Stadium, Flushing, NY
Mon May 17 1999, 7:10 PM EDT
Att: 16,326 - Unknown - 66 F

AB 37
R 6
H 11
RBI 6
BB 8
SO 11
LOB 30



Batter	1	2	3	4	5	6	7	8	9	AB	R	H	RBI	BB	SO	LOB	TOP					
Mark Loretta, R (1, 3) OBP: 0.346, SLG: 0.373	K		FC4-2 2B	G5-3				HR		3	2	0	0	2	1	3	Milwaukee Brewers @ New York Mets Shea Stadium, Flushing, NY Thu May 20 1999, 4:10 PM EDT Sunny - 72 F					
Lou Collier, R (1, 6) OBP: 0.355, SLG: 0.385	G5-3 2B		1B	K				K		5	1	2	1	0	3	4						
Jeff Cirillo, R (1, 5) OBP: 0.393, SLG: 0.473	G5-3		1B					HR		5	3	3	3	0	0	2						
Jeremy Burnitz, L (1, 9) OBP: 0.363, SLG: 0.537	L6		1B					P3		4	1	1	1	0	1	1						
Marquis Grissom, R (1, 8) OBP: 0.291, SLG: 0.362			K							5	1	3	1	0	1	2						
Bobby Hughes, R (1, 2) OBP: 0.250, SLG: 0.395	G5-3		G1-3					K		5	0	0	0	0	1	6						
Alex Ochoa, R (1, 7) OBP: 0.370, SLG: 0.395			K					E4		3	1	1	2	2	1	1						
Ronnie Belliard, R (1, 4) OBP: 0.364, SLG: 0.379			SH5-4 FC4-2 1B					HR		5	1	3	0	0	1	3						
Jim Abbott, L (1, 1)			SH5-4					K		1	0	0	0	0	0	1						
Steve Falteisek, R (5, 1)								E4		1	0	0	0	0	1	0						
Brian Banks, S (8, PH) OBP: 0.362, SLG: 0.467										1	0	0	0	0	1	1						
Eric Plunk, R (8, 1)										0	0	0	0	0	0	0						
Sean Berry, R (9, PH) OBP: 0.328, SLG: 0.391										1	0	0	0	0	0	1						
Inning Stats	R: 0 E: 0 K: 1 S: 10	H: 1 LOB: 1 BB: 0 P: 17	R: 0 E: 0 K: 2 S: 8	H: 0 LOB: 0 BB: 0 P: 13	R: 3 E: 0 K: 0 S: 23	H: 5 LOB: 2 BB: 0 P: 35	R: 1 E: 1 K: 1 S: 16	H: 1 LOB: 1 BB: 1 P: 26	R: 2 E: 0 K: 2 S: 19	H: 2 LOB: 1 BB: 0 P: 31	R: 0 E: 0 K: 1 S: 12	H: 0 LOB: 1 BB: 1 P: 21	R: 0 E: 0 K: 1 S: 9	H: 1 LOB: 1 BB: 0 P: 14	R: 3 E: 0 K: 2 S: 12	H: 2 LOB: 0 BB: 1 P: 24	R: 1 E: 1 K: 1 S: 12	H: 1 LOB: 1 BB: 1 P: 23	1B: 8 2B: 4 3B: 0 HR: 1	SF: 0 SAC: 1 DP: 1 HBP: 1	WP: 1 PB: 0 SB: 2 CS: 0	PA: 45
PITCHER	IP WLS BF H R ER SO BB IBB HBP BLK WP HR S P ERA WHIP																					
Al Leiter, L (1, 1) ERA: 6.38	5.0 W 26 9 6 5 5 1 0 1 0 1 0 76 122 9.00 2.000																					
Allen Watson, L (6, 1) ERA: 4.18	3.0 H 14 3 3 3 5 2 0 0 0 0 1 33 59 9.00 1.667																					
John Franco, L (9, 1) ERA: 2.3	1.0 S 5 1 1 0 1 1 0 0 0 0 0 0 12 23 0.00 2.000																					

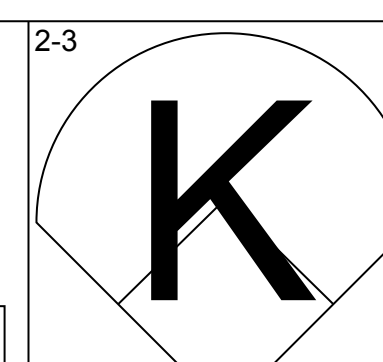
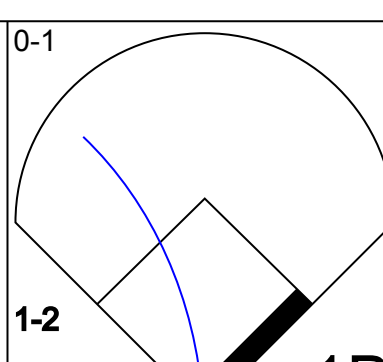
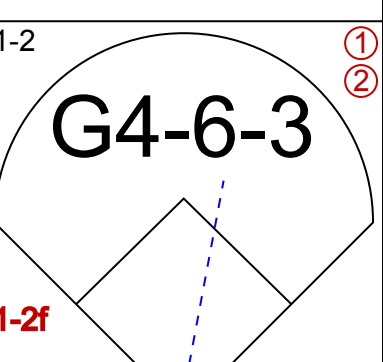
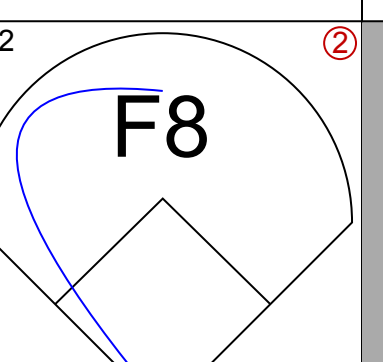
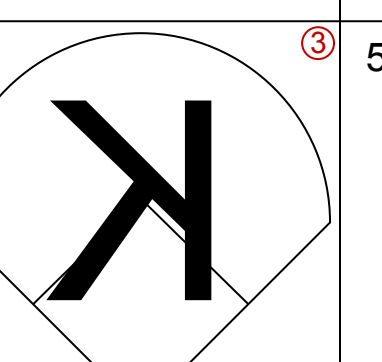
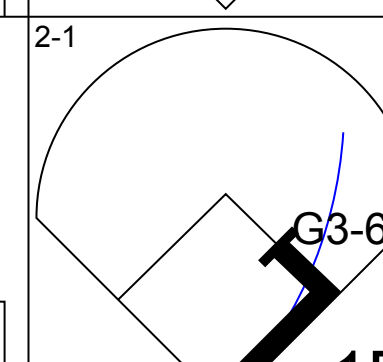
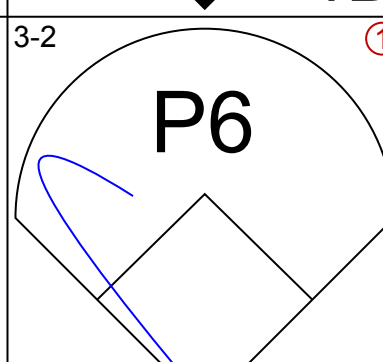
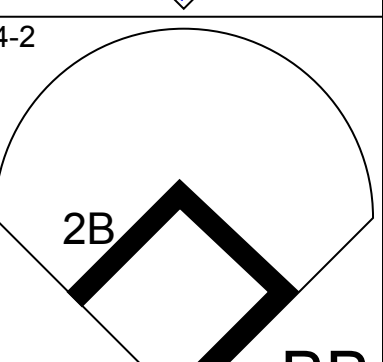
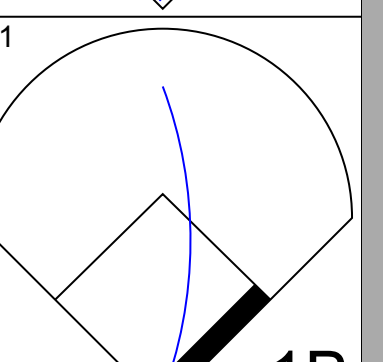
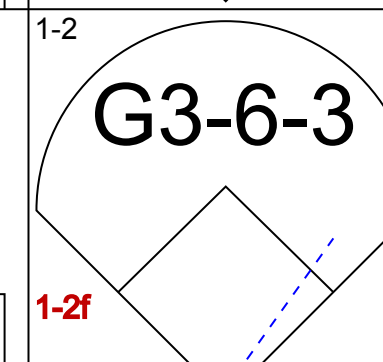
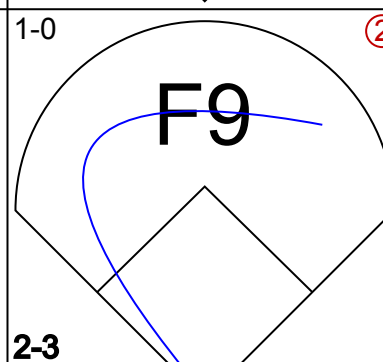
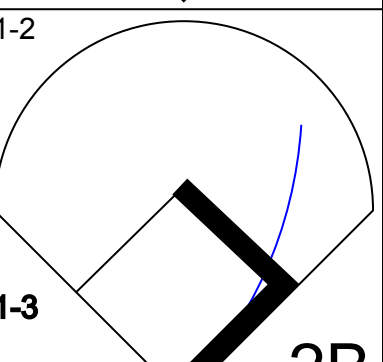
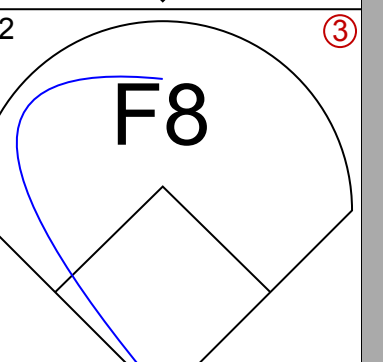
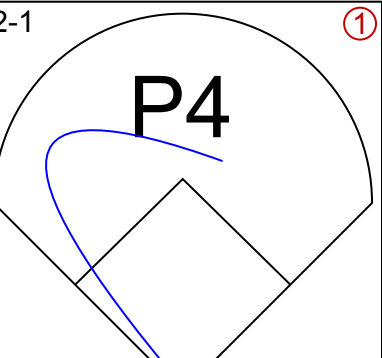
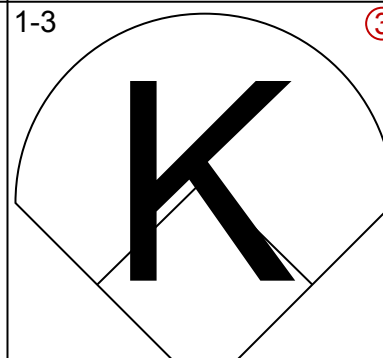
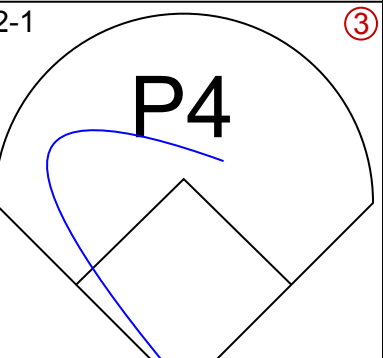
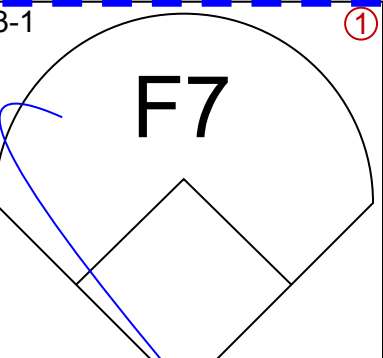
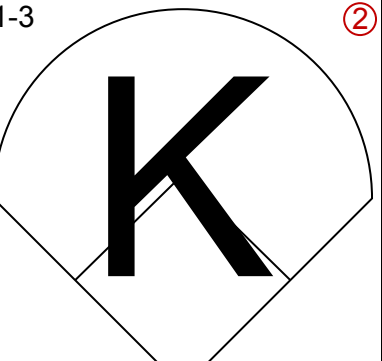
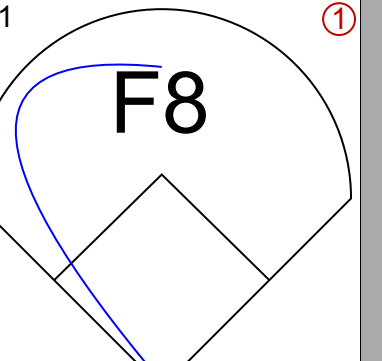
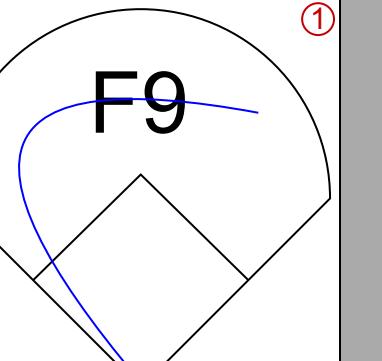
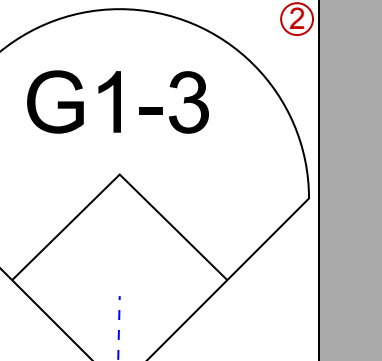
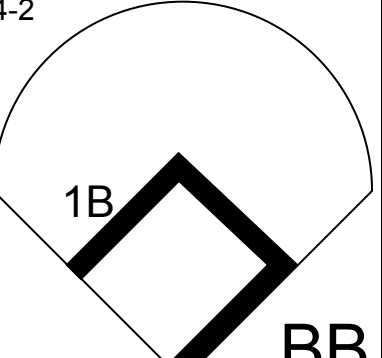
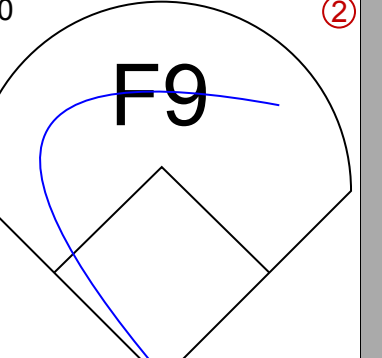
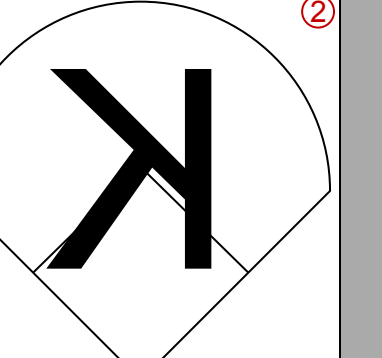
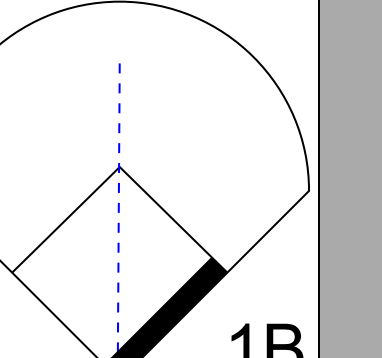
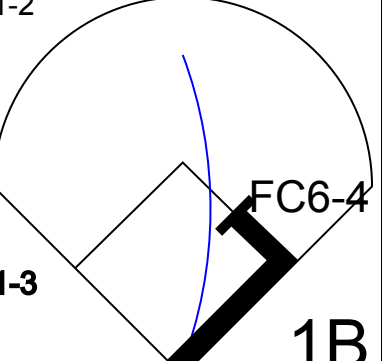
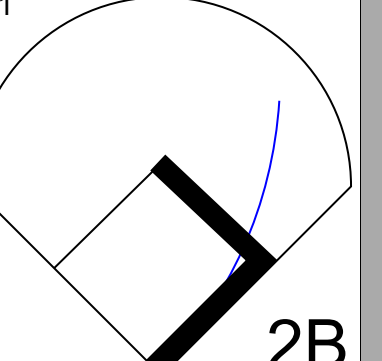
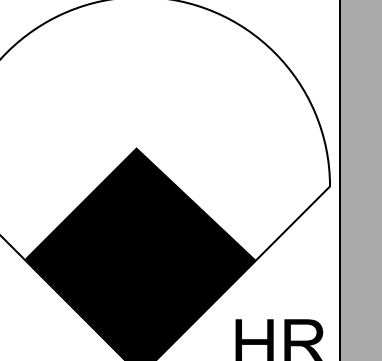
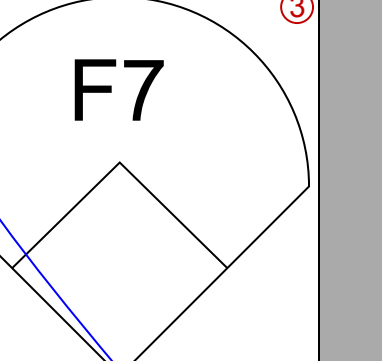
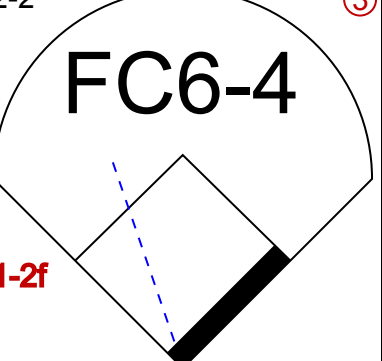
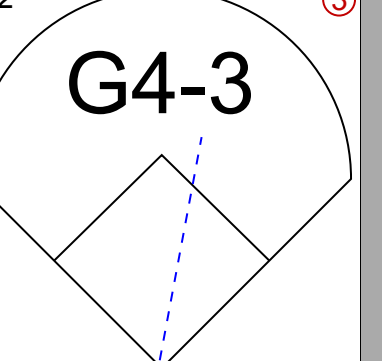
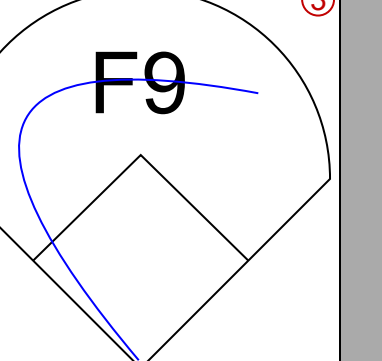
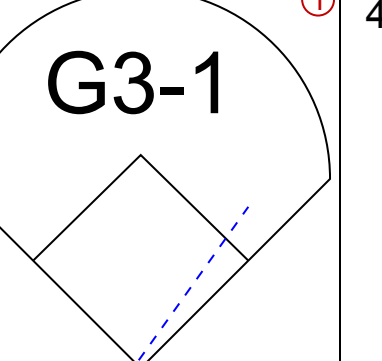
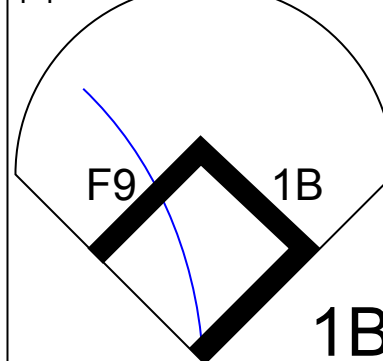
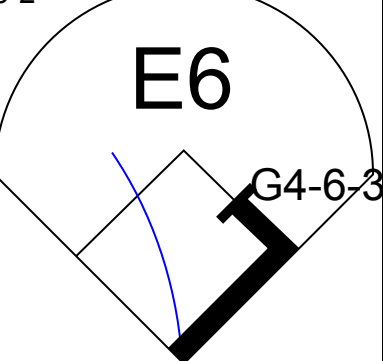
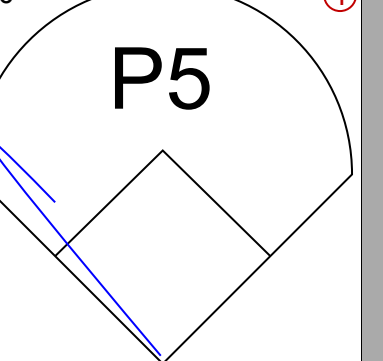
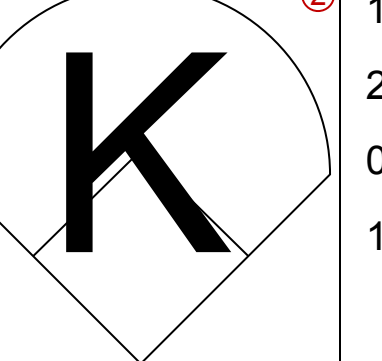
Batter	1	2	3	4	5	6	7	8	9	AB	R	H	RBI	BB	SO	LOB	BOTTOM			
Roger Cedeno, S (1, 9) OBP: 0.432, SLG: 0.384	K	K2-3		K				P2 BB		4	0	0	0	1	3	2	Milwaukee Brewers @ New York Mets Shea Stadium, Flushing, NY Thu May 20 1999, 4:10 PM EDT Sunny - 72 F			
Jermaine Allensworth, R (1, 8) OBP: 0.365, SLG: 0.365	G6-3	G6-3		K2-3				P2		4	0	0	0	0	1	2				
Brian McRae, S (8, PH) OBP: 0.386, SLG: 0.361										1	0	0	0	0	0	1				
John Olerud, L (1, 3) OBP: 0.500, SLG: 0.618	HR			F7				HR		3	2	2	0	2	0	2				
31 Mike Piazza, R (1, 2) OBP: 0.395, SLG: 0.560	HR			F8				HR		5	3	3	2	0	0	2				
Edgardo Alfonzo, R (1, 4) OBP: 0.400, SLG: 0.497	HR			K				K		3	2	1	0	1	2	1				
Robin Ventura, L (1, 5) OBP: 0.317, SLG: 0.480	HR			P6				F8		4	1	1	4	0	0	3				
Benny Agbavani, R (1, 7) OBP: 0.536, SLG: 0.963				WP				HR		4	3	4	4	0	0	0				
Rey Ordonez, R (1, 6) OBP: 0.310, SLG: 0.333	G4-3			E				F8		3	0	1	0	1	0	1				
Al Leiter, L (1, 1) OBP: 0.105, SLG: 0.056				E1				G5-4-3		2	0	0	0	0	0	1				
Mike Kinkade, R (5, PH) OBP: 0.205, SLG: 0.422								G3		1	0	0	0	0	0	0				
Allen Watson, L (6, 1) OBP: 0.333, SLG: 0.444										1	0	0	0	0	0	1				
John Franco, L (9, 1) ERA: 2.0										0	0	0	0	0	0	0				
Inning Stats	R: 4 E: 0 K: 1 S: 18	H: 3 LOB: 1 BB: 2 P: 40	R: 0 E: 0 K: 1 S: 8	H: 0 LOB: 0 BB: 0 P: 11	R: 0 E: 0 K: 1 S: 8	H: 1 LOB: 1 BB: 0 P: 13	R: 1 E: 1 K: 2 S: 15	H: 1 LOB: 2 BB: 1 P: 27	R: 3 E: 0 K: 0 S: 16	H: 3 LOB: 0 BB: 0 P: 20	R: 2 E: 0 K: 1 S: 8	H: 2 LOB: 0 BB: 0 P: 11	R: 1 E: 0 K: 0 S: 6	H: 2 LOB: 0 BB: 0 P: 10	R: 0 E: 0 K: 0 S: 6	H: 0 LOB: 1 BB: 2 P: 19	1B: 7 2B: 1 3B: 0 HR: 4	SF: 0 SAC: 0 DP: 1 HBP: 0	WP: 1 PB: 0 SB: 0 CS: 0	PA: 40
PITCHER	IP WLS BF H R ER SO BB IBB HBP BLK WP HR S P ERA WHIP																			
Jim Abbott, L (1, 1) ERA: 9.11	4.1 L 24 7 7 6 5 0 0 0 0 0 0 3 26 37 13.50 1.875																			
Steve Falteisek, R (5, 1) ERA: 8.18	2.2 12 5 4 4 1 0 0 0 0 0 0 6 19 0.00 2.000																			
Eric Plunk, R (8, 1) ERA: 2.0	1.0 4 0 0 0 0 2 0 0 0 0 0 0 6 19 0.00 2.000																			

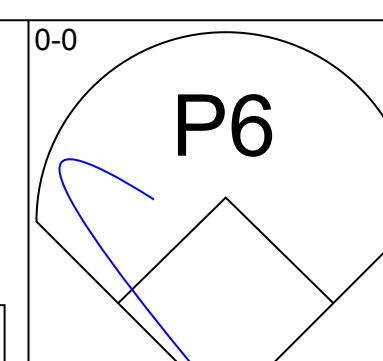
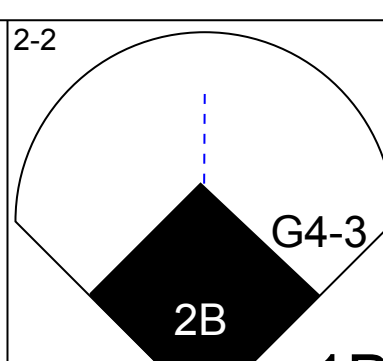
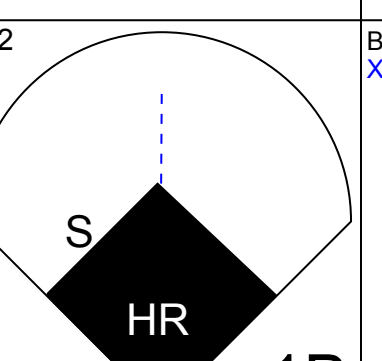
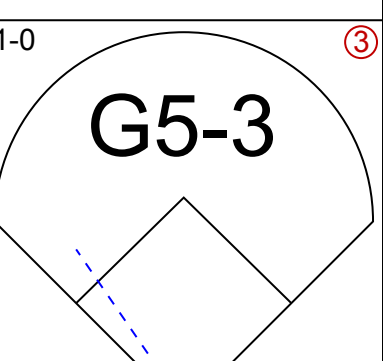
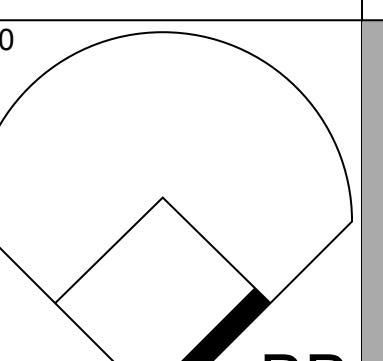
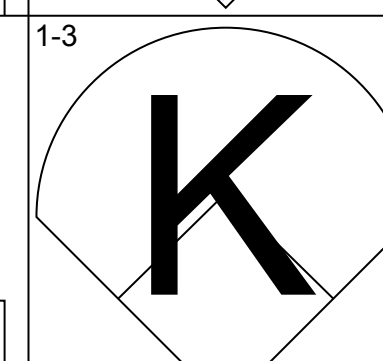
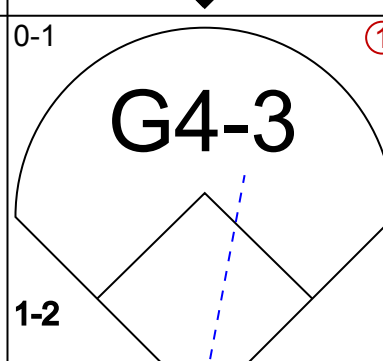
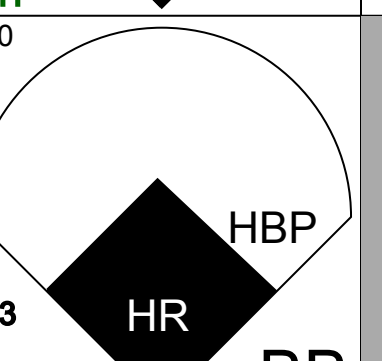
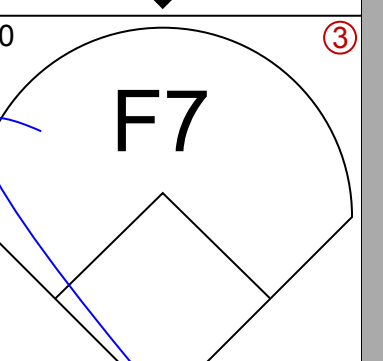

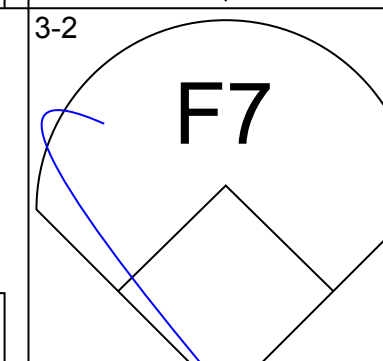
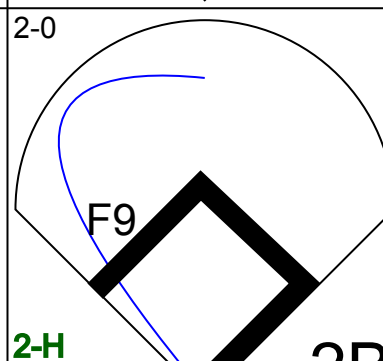
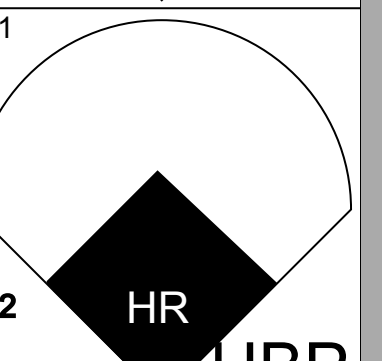

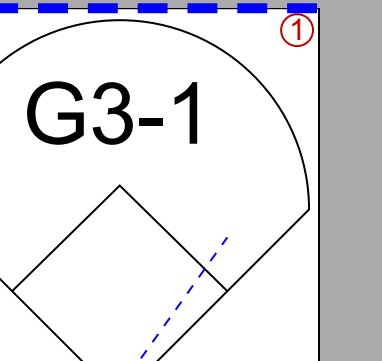
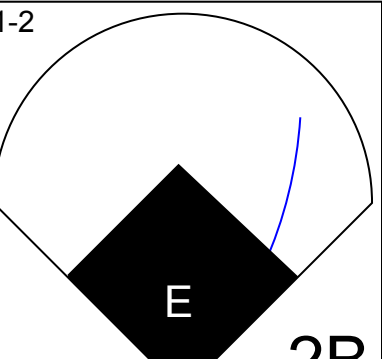
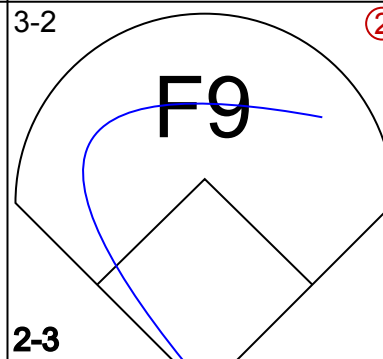
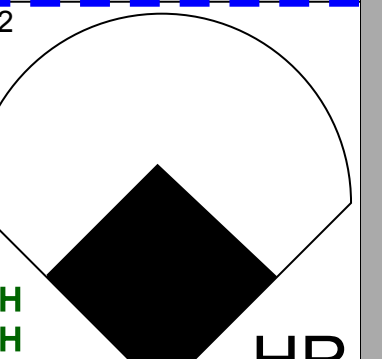

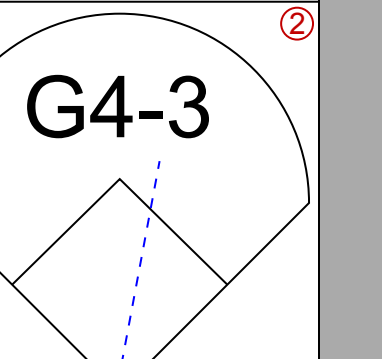
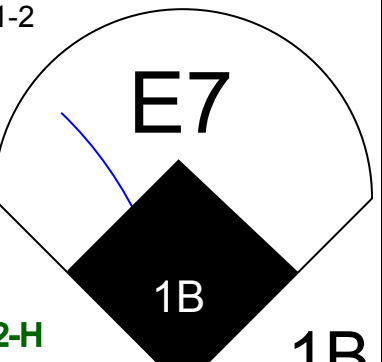
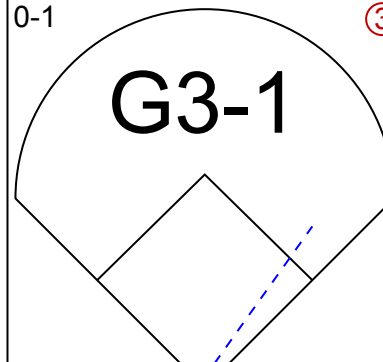
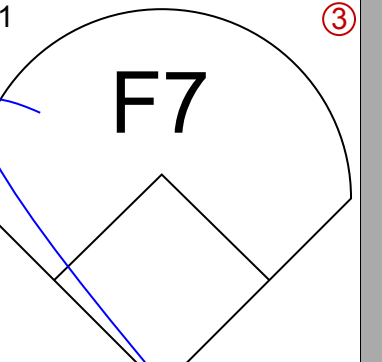

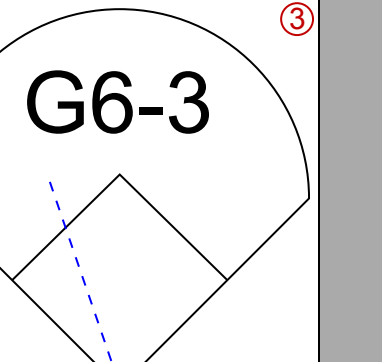
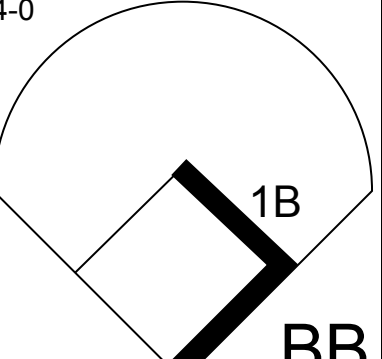
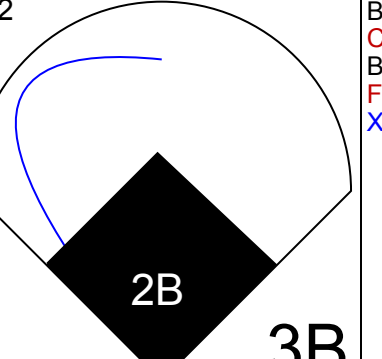
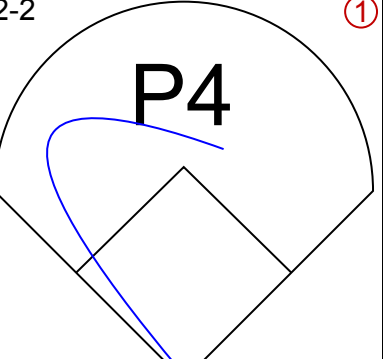
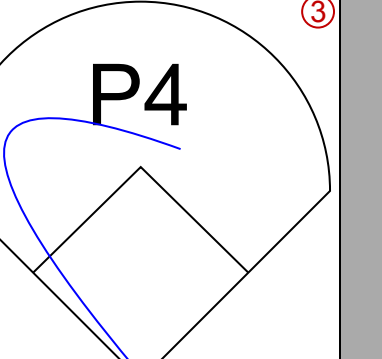

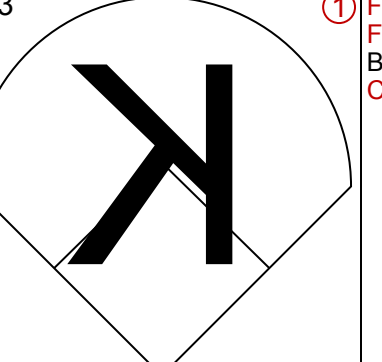
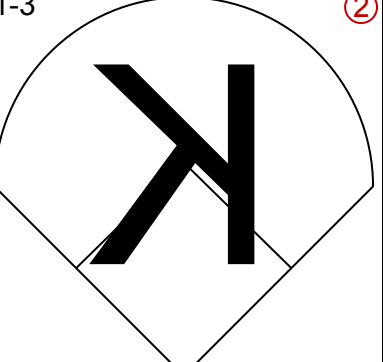
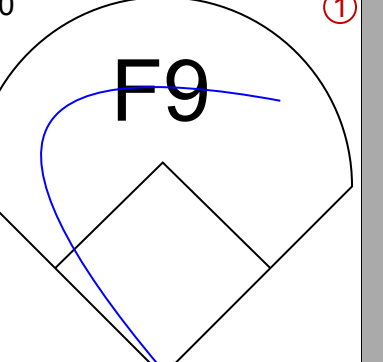
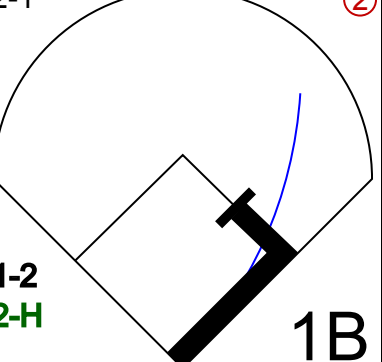
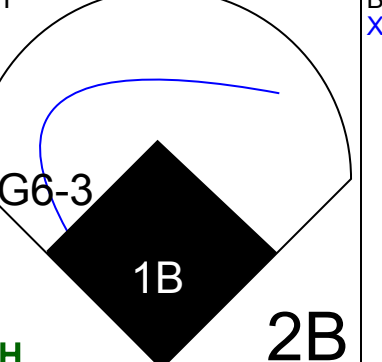
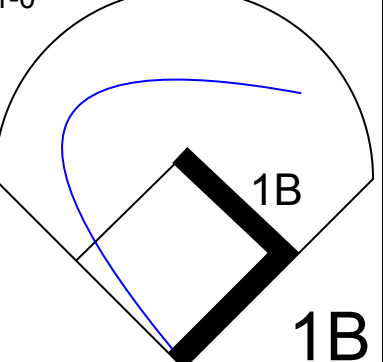
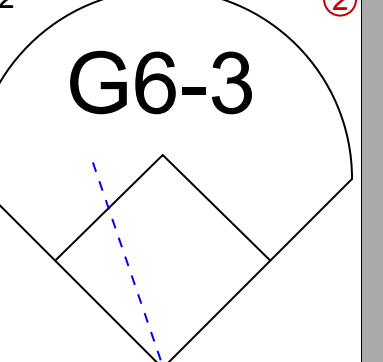
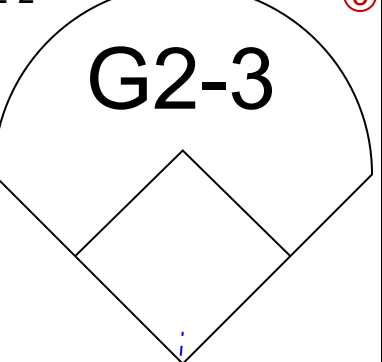
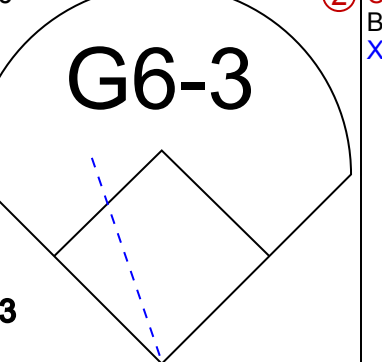
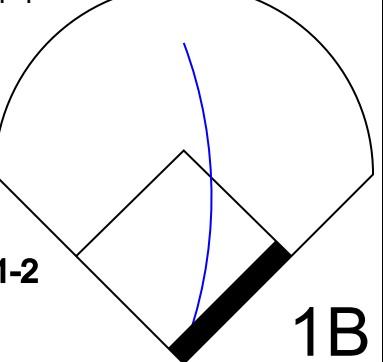
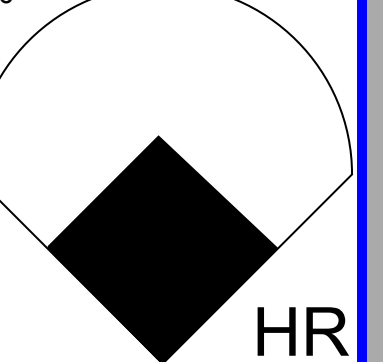
AB 39
R 10
H 13
RBI 8
BB 4
SO 11
LOB 25



AB 35
R 11
H 12
RBI 10
BB 5
SO 6
LOB 16



Batter	1	2	3	4	5	6	7	8	9	AB	R	H	RBI	BB	SO	LOB	TOP			
Lou Collier, R OBP: 0.333, SLG: 0.355										5	0	1	0	0	2	1	Milwaukee Brewers @ New York Mets Shea Stadium, Flushing, NY Thu May 20 1999, 7:30 PM EDT Att: 19,542 - Unknown - 71 F			
Brian Banks, S OBP: 0.392, SLG: 0.479										3	0	2	0	1	0	2				
Jeremy Burnitz, L OBP: 0.363, SLG: 0.540 Alex Ochoa, R OBP: 0.362, SLG: 0.385										3	0	1	0	0	0	3				
Jeff Cirillo, R OBP: 0.384, SLG: 0.460										4	0	0	0	0	1	4				
Dave Nilsson, L OBP: 0.395, SLG: 0.590 Bobby Hughes, R OBP: 0.239, SLG: 0.378										2	0	0	0	0	1	0				
Rich Becker, L OBP: 0.400, SLG: 0.325										3	0	1	0	1	1	0				
Geoff Jenkins, L OBP: 0.375, SLG: 0.627										4	1	3	1	0	0	1				
Ronnie Belliard, R OBP: 0.324, SLG: 0.333										4	0	0	0	0	0	3				
Steve Woodard, L OBP: 0.350, SLG: 0.278 Horacio Estrada, L (4, 1) Mike Myers, L (8, 1) Sean Berry, R (9, PH) OBP: 0.325, SLG: 0.388										1	0	1	0	0	0	0				
Inning Stats	R: 0 E: 0 K: 1 S: 12	H: 1 LOB: 0 BB: 0 P: 17	R: 0 E: 0 K: 1 S: 15	H: 1 LOB: 2 BB: 1 P: 24	R: 0 E: 0 K: 1 S: 13	H: 2 LOB: 2 BB: 0 P: 19	R: 0 E: 0 K: 0 S: 8	H: 1 LOB: 1 BB: 0 P: 10	R: 1 E: 0 K: 1 S: 6	H: 1 LOB: 2 BB: 1 P: 9	R: 0 E: 0 K: 0 S: 9	H: 1 LOB: 1 BB: 0 P: 10	R: 0 E: 0 K: 0 S: 11	H: 1 LOB: 1 BB: 0 P: 20	R: 0 E: 0 K: 2 S: 10	H: 0 LOB: 0 BB: 0 P: 16		1B: 6 2B: 2 3B: 0 HR: 1	SF: 0 SAC: 0 DP: 2 HBP: 0	WP: 0 PB: 0 SB: 0 CS: 0
PITCHER	IP WLS BF H R ER SO BB IBB HBP BLK WP HR S P ERA WHIP																			
Masato Yoshii, R ERA: 4.17 Rigo Beltran, L ERA: 3.18	(1, 1) 7.0 W 30 8 1 1 4 2 0 0 0 0 1 79 116 1.29 1.429																			

Batter	1	2	3	4	5	6	7	8	9	AB	R	H	RBI	BB	SO	LOB	BOTTOM			
Roger Cedeno, S OBP: 0.439, SLG: 0.388										4	2	2	1	1	0	2	Milwaukee Brewers @ New York Mets Shea Stadium, Flushing, NY Thu May 20 1999, 7:30 PM EDT Att: 19,542 - Unknown - 71 F			
Eduardo Alfonso, R OBP: 0.399, SLG: 0.491 Rey Ordonez, R OBP: 0.313, SLG: 0.330										2	1	0	0	1	1	1				
John Olerud, L OBP: 0.503, SLG: 0.624 Matt Franco, L OBP: 0.262, SLG: 0.289										2	1	1	1	0	0	0				
Robin Ventura, L OBP: 0.323, SLG: 0.510 Mike Kinkade, R OBP: 0.275, SLG: 0.413										3	2	2	4	0	0	1				
Brian McRae, S OBP: 0.361, SLG: 0.355										5	1	1	0	0	0	3				
Benny Agbayani, R OBP: 0.531, SLG: 0.967										3	1	1	0	1	0	2				
Todd Pratt, R OBP: 0.372, SLG: 0.456										4	0	0	0	0	3	3				
Luis Lopez, S OBP: 0.447, SLG: 0.500										4	1	3	2	0	0	0				
Masato Yoshii, R OBP: 0.188, SLG: 0.188 Jermaine Allensworth, R OBP: 0.317, SLG: 0.434 Rigo Beltran, L										3	0	1	0	0	0	2				
Inning Stats	R: 0 E: 0 K: 1 S: 8	H: 0 LOB: 0 BB: 0 P: 12	R: 2 E: 1 K: 1 S: 16	H: 3 LOB: 1 BB: 1 P: 26	R: 1 E: 0 K: 0 S: 12	H: 2 LOB: 1 BB: 0 P: 19	R: 6 E: 0 K: 1 S: 18	H: 4 LOB: 0 BB: 1 P: 32	R: 0 E: 0 K: 1 S: 10	H: 2 LOB: 2 BB: 0 P: 16	R: 0 E: 0 K: 1 S: 14	H: 0 LOB: 2 BB: 2 P: 27	R: 1 E: 0 K: 0 S: 8	H: 1 LOB: 1 BB: 1 P: 14	R: 0 E: 0 K: 0 S: 8	H: 0 LOB: 0 BB: 0 P: 16		1B: 6 2B: 3 3B: 1 HR: 2	SF: 0 SAC: 0 DP: 0 HBP: 1	WP: 0 PB: 0 SB: 2 CS: 0
PITCHER	IP WLS BF H R ER SO BB IBB HBP BLK WP HR S P ERA WHIP																			
Steve Woodard, R ERA: 4.84 Horacio Estrada, L ERA: 3.38 Mike Myers, L ERA: 9.35	(1, 1) 3.2 L 21 4 2 2 2 3 0 0 0 0 2 37 65 5.40 2.100																			

Batter	1	2	3	4	5	6	7	8	9	AB	R	H	RBI	BB	SO	LOB	TOP			
Lou Collier, R OBP: 0.326, SLG: 0.325	4-2 G3-6-3 BB	3-2 F9			0-0 E S 1B		2-2 G6-3			3	0	1	0	1	0	1				
Brian Banks, S OBP: 0.368, SLG: 0.444	1-1 G3-6-3 1-2	1-1 1B			0-0 L9		2-0 F7			4	0	1	1	0	0	2				
Jeremy Burnitz, L OBP: 0.372, SLG: 0.552	0-0 HR		4-2 BB		3-3 K			2-2 G6-3		3	1	1	1	1	1	1				
Jeff Cirillo, R OBP: 0.376, SLG: 0.443	4-0 BB		1-3 K		3-1 G5-3			2-2 L4		3	0	0	0	1	1	2				
Dave Nilsson, L OBP: 0.391, SLG: 0.588 Bobby Hughes, R OBP: 0.239, SLG: 0.378	1-1 P4		2-1 F8		0-0 1B 2B			0-1 F8		4	0	1	0	0	0	2				
Marquis Grissom, R OBP: 0.293, SLG: 0.347		4-1 S 3B BB	0-1 G5-3		1-2 G5-3			1-2 K		3	1	0	0	1	1	2				
Geoff Jenkins, L OBP: 0.378, SLG: 0.620 Alex Ochoa, R OBP: 0.354, SLG: 0.375		0-3 K		1-2 L6		0-1 G6-4-3 1B		2-1 G1-3		3	0	1	0	0	1	1	AB 31			
Ronnie Belliard, R OBP: 0.326, SLG: 0.390		0-1 2B 3B		1-1 G5-3		1-1 G6-4-3 1-2		4-0 BB		3	1	1	1	1	0	2	R 4			
Scott Karl, L OBP: 0.127, SLG: 0.278 Al Reyes, R OBP: 0.344, SLG: 0.370 Mark Loretta, R OBP: 0.344, SLG: 0.370 Eric Plunk, R OBP: 0.344, SLG: 0.370 Mike Myers, L OBP: 0.404, SLG: 0.317		3-1 1B 2B		1-1 G4-3			2-1 F8		3-3 K	1	1	1	1	0	0	0	H 7			
										1	0	0	0	0	0	0	RBI 4			
										0	0	0	0	0	0	0	BB 5			
										0	0	0	0	0	0	0	SO 5			
										1	0	0	0	0	1	1	LOB 14			
Inning Stats	R: 1 E: 0 K: 0 S: 8	H: 1 LOB: 1 BB: 2 P: 18	R: 3 E: 0 K: 1 S: 14	H: 3 LOB: 1 BB: 1 P: 25	R: 0 E: 0 K: 1 S: 10	H: 0 LOB: 1 BB: 1 P: 17	R: 0 E: 0 K: 0 S: 7	H: 0 LOB: 0 BB: 0 P: 10	R: 0 E: 1 K: 1 S: 7	H: 1 LOB: 1 BB: 0 P: 13	R: 0 E: 0 K: 0 S: 6	H: 2 LOB: 0 BB: 0 P: 12	R: 0 E: 0 K: 2 S: 10	H: 0 LOB: 0 BB: 0 P: 14	R: 0 E: 0 K: 2 S: 11	H: 0 LOB: 1 BB: 1 P: 21	1B: 3 2B: 2 3B: 1 HR: 1	SF: 0 SAC: 0 DP: 2 HBP: 0	WP: 0 PB: 0 CS: 0	PA: 36
PITCHER	IP WLS BF H R ER SO BB IBB HBP BLK WP HR S P ERA WHIP																			
Javier Vazquez, R ERA: 6.56	(1, 1) 5.0 W 23 6 4 4 3 4 0 0 0 0 1 47 84 7.20 2.000																			
Anthony Telford, R ERA: 3.0	(6, 1) 4.0 S 13 1 0 0 2 1 0 0 0 0 0 34 56 0.00 0.500																			

Milwaukee Brewers @ Montreal Expos
Olympic Stadium, Montreal, QB
Sat May 22 1999, 7:05 PM EDT
Att. 8,412 - Dome - 72 F

AB 31
R 4
H 7
RBI 4
BB 5
SO 5
LOB 14



Batter	1	2	3	4	5	6	7	8	9	AB	R	H	RBI	BB	SO	LOB	BOTTOM			
Wilton Guerrero, S OBP: 0.287, SLG: 0.350	0-1 G6-3	2-2 G5-3	3-2 P5			2-2 G1-3	0-1 E3 G4-6-3			5	0	0	0	0	0	5				
Ryan McGuire, L OBP: 0.440, SLG: 0.550	1-1 3B 2B		1-0 2B 2B	4-1 WP BB G5-3 BB		3-1 P6	2-2 G4-6-3 1-2			4	3	2	0	1	0	3				
Rondell White, R OBP: 0.593, SLG: 0.593 James Mouton, R OBP: 0.500, SLG: 0.526	1-0 SF9 3B		2-2 1B 2B	4-1 WP BB		1-2 F7	1-0 HR			4	3	3	3	1	0	0				
Vladimir Guerrero, R OBP: 0.392, SLG: 0.582 Jose Vidro, S OBP: 0.319, SLG: 0.523	0-0 SF9		0-1 2B 1B	1-1 G5-3		0-1 HR	0-0 E9			4	2	2	4	0	0	1				
Chris Widger, R OBP: 0.325, SLG: 0.509	3-1 FC4-6 1B		0-0 P4	0-3 K		2-1 HR	2-2 F9			5	1	2	1	0	1	2				
Manny Martinez, R OBP: 0.265, SLG: 0.336	2-2 FC4-6 1-2		2-0 FC1-5 2B		3-2 F7	0-2 2B 1B	0-0 F9			5	1	2	1	0	0	2				
Mike Mordecai, R OBP: 0.318, SLG: 0.537		3-2 G5-3	2-1 FC1-5 1B		1-1 G6-3	0-2 BB 1B	3-2 P4			5	2	1	0	0	0	2	AB 36			
Orlando Cabrera, R OBP: 0.317, SLG: 0.419		1-0 SH1-4 1B	2-2 BB 1B		1-0 G6-3	4-0 E BB IBB				3	0	2	1	1	0	0	R 12			
Javier Vazquez, R OBP: 0.250, SLG: 0.182 Anthony Telford, R ERA: 6.88		0-0 SH1-4	4-0 BB		0-0 F7	4-1 E BB				0	0	0	0	1	0	0	H 14			
										1	0	0	1	1	0	0	RBI 11			
																	BB 5			
																	SO 1			
																	LOB 15			
Inning Stats	R: 2 E: 0 K: 0 S: 12	H: 3 LOB: 1 BB: 0 P: 19	R: 0 E: 0 K: 0 S: 9	H: 1 LOB: 0 BB: 0 P: 15	R: 4 E: 0 K: 0 S: 17	H: 5 LOB: 2 BB: 1 P: 33	R: 1 E: 0 K: 1 S: 7	H: 0 LOB: 0 BB: 2 P: 16	R: 0 E: 0 K: 0 S: 7	H: 0 LOB: 0 BB: 0 P: 12	R: 0 E: 0 K: 0 S: 6	H: 0 LOB: 0 BB: 0 P: 11	R: 4 E: 1 K: 0 S: 20	H: 4 LOB: 2 BB: 2 P: 33	R: 1 E: 1 K: 0 S: 9	H: 1 LOB: 1 BB: 0 P: 15	1B: 5 2B: 5 3B: 1 HR: 3	SF: 1 SAC: 1 DP: 1 HBP: 0	WP: 1 PB: 0 CS: 0	PA: 43
PITCHER	IP WLS BF H R ER SO BB IBB HBP BLK WP HR S P ERA WHIP																			
Scott Karl, L ERA: 4.58	(1, 1) 2.2 L 18 9 6 6 0 1 0 0 0 0 1 0 23 45 2.70 0.600																			
Al Reyes, R ERA: 3.39	(3, 1) 3.1 11 0 1 1 1 2 0 0 0 0 1 0 23 45 2.70 0.600																			
Eric Plunk, R ERA: 3.72	(7, 1) 1.1 12 5 5 4 0 1 1 0 0 0 3 25 41 27.00 4.500																			
Mike Myers, L ERA: 6.88	(8, 1) 0.2 2 0 0 0 0 0 0 0 0 0 0 4 7 0.00 0.000																			

Milwaukee Brewers @ Montreal Expos
Olympic Stadium, Montreal, QB
Sat May 22 1999, 7:05 PM EDT
Att. 8,412 - Dome - 72 F

AB 36
R 12
H 14
RBI 11
BB 5
SO 1
LOB 15



Batter	1	2	3	4	5	6	7	8	9	AB	R	H	RBI	BB	SO	LOB	TOP																			
Walt Weiss, S OBP: 0.349, SLG: 0.341 (1, 6)	3-2 FC5-4 1B		0-1 F9		3-2 L7		2-0 F8		0-2 F7	5	0	1	0	0	0	1	Atlanta Braves @ Milwaukee Brewers Milwaukee County Stadium, Milwaukee, WI Mon May 24 1999, 8:05 PM EDT Att: 14,913 - Cloudy - 54 F																			
Bret Boone, R OBP: 0.335, SLG: 0.475 (1, 4)	0-2 FC5-4 10 G4-3 2B		2-1 L5		1-2 F7		1-0 2B		1-2 10 HR 2B	5	2	2	1	0	0	1																				
10 Chipper Jones, S OBP: 0.365, SLG: 0.506 (1, 5)	0-2 G4-3 1-2		1-1 F8		2-3 K		0-0 F8		3-1 HR	5	1	1	2	0	1	2																				
Brian Jordan, R OBP: 0.388, SLG: 0.591 (4, PR) Brian Hunter, R OBP: 0.296, SLG: 0.523 (4, 7)	2-2 2B			0-0 HBP 1B		1-0 G6-3		1-0 F8	0-3 K	2	0	2	1	0	0	0																				
Javy Lopez, R OBP: 0.353, SLG: 0.532 (1, 2)	2-2 G6-3		1-2 FC6-4 HBP 1B		2-2 FC6-4 1B		1-1 HR 1B		1-1 G4-3	4	1	2	0	0	0	1																				
Ryan Klecko, L OBP: 0.326, SLG: 0.509 (1, 3)		0-0 2B	0-0 FC6-4 1B		0-0 F8		1-0 HR			4	1	3	3	0	0	1																				
Andrew Jones, R OBP: 0.362, SLG: 0.503 Justin Speier, R OBP: 1.000, SLG: 1.000 Keith Lockhart, L OBP: 0.297, SLG: 0.242 30 Kevin McGlinchy, R (8, 1)	1-1 G6-3		1-3 K		2-2 FC6-4 1-2		2-3 K			3	0	0	0	0	1	4																				
Gerald Williams, R OBP: 0.337, SLG: 0.407 (4, 9)	3-2 F8		0-2 FC6-4 1-2 2-3		0-0 F8 2B		1-0 1B			4	1	2	0	0	0	3																				
Tom Glavine, L OBP: 0.136, SLG: 0.095 Russ Springer, R (3, 1) Randall Simon, L OBP: 0.390, SLG: 0.457 Mike Remlinger, L (4, 1) Otis Nixon, S OBP: 0.294, SLG: 0.188 (6, 8)	1-2 G4-3		1-2 P3		1-1 P3		1-1 P3		1-2 G1-3	1	0	0	0	0	0	1																				
Inning Stats	R: 1 E: 0 K: 0 S: 17	H: 2 LOB: 1 BB: 0 P: 24	R: 0 E: 0 K: 0 S: 9	H: 1 LOB: 1 BB: 0 P: 14	R: 0 E: 0 K: 0 S: 6	H: 0 LOB: 0 BB: 0 P: 9	R: 1 E: 0 K: 1 S: 13	H: 2 LOB: 2 BB: 0 P: 16	R: 0 E: 0 K: 0 S: 9	H: 1 LOB: 1 BB: 0 P: 14	R: 1 E: 0 K: 0 S: 6	H: 2 LOB: 1 BB: 0 P: 10	R: 2 E: 0 K: 1 S: 11	H: 3 LOB: 1 BB: 0 P: 18	R: 2 E: 0 K: 1 S: 13	H: 2 LOB: 0 BB: 0 P: 18		1B: 6 2B: 5 3B: 0 HR: 2	SF: 0 SAC: 0 DP: 0 HBP: 1	WP: 0 PB: 0 CS: 0	PA: 41															
PITCHER	IP	WLS	BF	H	R	ER	SO	BB	IBB	HBP	BLK	WP	HR	S	P	ERA	WHIP	PITCHER		IP	WLS	BF	H	R	ER	SO	BB	IBB	HBP	BLK	WP	HR	S	P	ERA	WHIP
Steve Woodard, R ERA: 4.74 Horacio Estrada, L ERA: 7.36	(1, 1) (8, 1)	7.0 W	30 30	8 8	3 3	3 3	2 2	0 0	0 0	1 1	0 0	0 0	0 2	69 24	102 36	3.86 18.00	1.143 2.500																			

AB	40
R	7
H	13
RBI	7
BB	0
SO	4
LOB	18



Batter	1	2	3	4	5	6	7	8	9	AB	R	H	RBI	BB	SO	LOB	BOTTOM																			
Mark Loretta, R OBP: 0.345, SLG: 0.372 (1, 6)	2-2 1B 2B	3-2 FC4 1B	4-0 SF9 1B		0-1 G1-3		0-0 G5-3			4	2	2	0	1	0	0	Atlanta Braves @ Milwaukee Brewers Milwaukee County Stadium, Milwaukee, WI Mon May 24 1999, 8:05 PM EDT Att: 14,913 - Cloudy - 54 F																			
Brian Banks, S OBP: 0.358, SLG: 0.419 (1, 3)	1-0 1B 2-3	2-2 FC4 1B WP	2-0 SF9 1-2 2-3 3-H		1-2 G5-3		0-0 P3			4	2	1	1	0	0	1																				
Jeromy Burnitz, L OBP: 0.377, SLG: 0.536 (1, 9)	1-1 1B 1-2 3-H	3-2 1B 1-H	2-1 1B HBP		4-2 BB				1-3 K	3	1	2	2	1	1	0																				
Jeff Cirillo, R OBP: 0.377, SLG: 0.438 (1, 5)	2-3 K	1-2 F7	0-1 1B		1-2 P4				4-1 S 1B BB	4	1	1	2	1	1	4																				
Dave Nilsson, L OBP: 0.390, SLG: 0.598 Bobby Hughes, R OBP: 0.229, SLG: 0.362 (6, PH) (7, 2)	1-0 1B 1-2 2-H	0-3 K	1-0 P5		2-2 G5-3		2-3 K		2-3 K	3	1	1	1	0	1	3																				
Marquis Grissom, R OBP: 0.313, SLG: 0.369 (1, 8)	0-0 BB 1-H 2-H		3-1 1B		1-1 F9		4-2 FC5-4 BB		2-1 1B	4	1	3	3	1	0	0																				
Alex Ochoa, R OBP: 0.389, SLG: 0.422 (1, 7)	4-2 BB		0-1 SH2-4 SF9 1B		3-2 2B		0-1 FC5-4 1-2		1-2 F9	4	1	2	0	1	0	2																				
Ronnie Belliard, R OBP: 0.400, SLG: 0.426 (1, 4)	4-1 G6-4-3 1-2 2-3		1-1 SF9 SH2-4 1B		2-2 F8		1-3 K			3	1	1	1	1	1	2																				
Steve Woodard, L OBP: 0.318, SLG: 0.250 Sean Berry, R OBP: 0.318, SLG: 0.377 Horacio Estrada, L (8, 1)	1-2 G6-4-3 1-2		1-1 SH2-4 1B		2-1 G4-3		0-2 G4-3			2	0	0	0	0	0	4																				
Inning Stats	R: 4 E: 0 K: 1 S: 17	H: 5 LOB: 2 BB: 2 P: 33	R: 1 E: 0 K: 1 S: 20	H: 2 LOB: 1 BB: 0 P: 29	R: 4 E: 0 K: 0 S: 13	H: 4 LOB: 2 BB: 1 P: 27	R: 0 E: 0 K: 0 S: 10	H: 1 LOB: 1 BB: 0 P: 18	R: 0 E: 0 K: 0 S: 14	H: 0 LOB: 1 BB: 1 P: 20	R: 0 E: 0 K: 1 S: 10	H: 0 LOB: 0 BB: 0 P: 6	R: 0 E: 0 K: 2 S: 16	H: 1 LOB: 1 BB: 1 P: 26	1B: 10 2B: 3 3B: 0 HR: 0	SF: 1 SAC: 1 DP: 1 HBP: 1		WP: 1 PB: 0 SB: 1 CS: 0	PA: 43																	
PITCHER	IP	WLS	BF	H	R	ER	SO	BB	IBB	HBP	BLK	WP	HR	S	P	ERA	WHIP	PITCHER		IP	WLS	BF	H	R	ER	SO	BB	IBB	HBP	BLK	WP	HR	S	P	ERA	WHIP
Tom Glavine, L ERA: 5.54 Russ Springer, R ERA: 1.31 Mike Remlinger, L ERA: 1.31 Justin Speier, R ERA: 3.18 30 Kevin McGlinchy, R ERA: 2.53	(1, 1) (3, 1) (4, 1) (6, 1) (8, 1)	2.2 L	22 22	11 11	9 9	2 2	0 0	2 2	0 0	0 0	0 0	0 0	0 0	1 24	2 38	0.00 0.00	0.000 1.000																			

AB	34
R	10
H	13
RBI	10
BB	6
SO	5
LOB	17



Batter	1	2	3	4	5	6	7	8	9	AB	R	H	RBI	BB	SO	LOB	TOP			
Walt Weiss, S OBP: 0.363, SLG: 0.371	G5-3		1B		1B		BB		HR	3	1	2	1	2	0	0	Atlanta Braves @ Milwaukee Brewers Milwaukee County Stadium, Milwaukee, WI Tue May 25 1999, 8:05 PM EDT Att: 15,286 - Cloudy - 60 F			
Bret Boone, R OBP: 0.347, SLG: 0.489	2B		1B		1B		P4		1B	5	0	4	0	0	0	1				
10 Chipper Jones, S OBP: 0.360, SLG: 0.497	F9		G5-4-3		FC6-4			G3	1B	5	0	1	0	0	0	4				
Brian Jordan, R OBP: 0.383, SLG: 0.577	F8			F8		G6-3		G4-3	1B	4	0	0	0	1	0	1				
Andruw Jones, R OBP: 0.358, SLG: 0.494		HR		F9		F9		F9	G1-3	5	1	1	0	0	0	3				
Brian Hunter, R OBP: 0.340, SLG: 0.630										2	1	2	2	1	0	0				
Keith Lockhart, L OBP: 0.316, SLG: 0.353										1	1	1	1	0	0	0				
Randall Simon, L OBP: 0.390, SLG: 0.457										0	0	0	0	0	0	0				
Eddie Pérez, R OBP: 0.279, SLG: 0.271										3	0	0	0	0	0	2				
Javy Lopez, R OBP: 0.358, SLG: 0.559										1	1	1	1	0	0	0				
Gerald Williams, R OBP: 0.324, SLG: 0.389										4	0	0	0	0	0	0				
Greg Maddux, R OBP: 0.286, SLG: 0.474										3	0	0	0	0	0	0				
Rudy Seanez, R OBP: 0.325, SLG: 0.505										0	0	0	0	0	0	0				
John Rocker, R										1	0	0	0	0	1	1				
John Rocker, R										0	0	0	0	0	0	0				
Inning Stats	R: 0 E: 0 K: 0 S: 16	H: 1 LOB: 1 BB: 0 P: 20	R: 2 E: 0 K: 0 S: 15	H: 2 LOB: 0 BB: 0 P: 21	R: 0 E: 0 K: 0 S: 10	H: 2 LOB: 0 BB: 0 P: 14	R: 0 E: 0 K: 0 S: 6	H: 1 LOB: 1 BB: 0 P: 8	R: 0 E: 0 K: 0 S: 11	H: 0 LOB: 1 BB: 1 P: 17	R: 0 E: 0 K: 0 S: 8	H: 0 LOB: 1 BB: 1 P: 14	R: 0 E: 0 K: 0 S: 3	H: 0 LOB: 0 BB: 0 P: 9	R: 3 E: 1 K: 1 S: 17	H: 5 LOB: 3 BB: 1 P: 29	1B: 6 2B: 2 3B: 0 HR: 4	SF: 0 SAC: 0 DP: 1 HBP: 0	WP: 0 PB: 0 SB: 1 CS: 2	PA: 41
PITCHER	IP WLS BF H R ER SO BB IBB HBP BLK WP HR S P ERA WHIP																			
Jim Abbott, L ERA: 7.86	6.2	28	7	2	2	0	3	0	0	0	0	0	0	0	1	70	104	2.70	1.500	
Eric Plunk, R ERA: 3.32	1.1	4	0	0	0	0	0	0	0	0	0	0	0	0	7	15	0.00	0.000		
Bob Wickman, R ERA: 4.24	0.0	L	3	2	3	3	0	0	0	0	0	0	2	4	6	∞	∞	∞	∞	
Mike Myers, L ERA: 9.0	0.2	2	1	0	0	1	0	0	0	0	0	0	1	7	11	0.00	1.500			
Jim Pittsley, R ERA: 6.65	0.1	4	2	0	0	0	1	0	0	0	0	0	0	6	12	0.00	9.000			

Batter	1	2	3	4	5	6	7	8	9	AB	R	H	RBI	BB	SO	LOB	BOTTOM					
Mark Loretta, R OBP: 0.341, SLG: 0.367	1B				G4-3		G5-3		L4	5	0	1	0	0	0	1	Atlanta Braves @ Milwaukee Brewers Milwaukee County Stadium, Milwaukee, WI Tue May 25 1999, 8:05 PM EDT Att: 15,286 - Cloudy - 60 F					
Brian Banks, S OBP: 0.361, SLG: 0.424	1B		S		E		K		G1-3	4	0	1	0	1	1	1						
Jeremy Burnitz, L OBP: 0.385, SLG: 0.535	BB		L3		E6				HR	2	1	1	0	2	0	1						
Jeff Cirillo, R OBP: 0.374, SLG: 0.434	1B		L3		L7				F8	4	0	1	0	0	0	5						
Dave Nilsson, L OBP: 0.386, SLG: 0.611	K		K		F8				HR	4	1	1	2	0	2	4						
Marquis Grissom, R OBP: 0.311, SLG: 0.366	K				G5-3		1B		P2	4	0	1	0	0	1	3						
Geoff Jenkins, L OBP: 0.376, SLG: 0.591					K				F9	3	0	0	0	0	0	1						
Alex Ochoa, R OBP: 0.405					K				1B	1	0	0	0	0	0	0						
Bob Wickman, R					K					0	0	0	0	0	0	0						
Mike Myers, L					K					0	0	0	0	0	0	0						
Jim Pittsley, R					K					0	0	0	0	0	0	0						
Ronnie Belliard, R OBP: 0.390, SLG: 0.412					P4				P3	4	0	1	0	0	0	2						
Jim Abbott, L										1	0	0	0	0	1	0						
Rich Becker, L OBP: 0.407, SLG: 0.319					K				K	2	0	0	0	0	1	0						
Inning Stats	R: 0 E: 1 K: 2 S: 15	H: 2 LOB: 3 BB: 1 P: 26	R: 0 E: 0 K: 0 S: 7	H: 1 LOB: 1 BB: 0 P: 9	R: 0 E: 0 K: 1 S: 8	H: 1 LOB: 1 BB: 1 P: 17	R: 0 E: 0 K: 1 S: 6	H: 0 LOB: 0 BB: 0 P: 9	R: 0 E: 1 K: 0 S: 10	H: 0 LOB: 2 BB: 1 P: 16	R: 0 E: 0 K: 0 S: 6	H: 1 LOB: 1 BB: 0 P: 9	R: 0 E: 0 K: 1 S: 8	H: 0 LOB: 0 BB: 0 P: 13	R: 2 E: 0 K: 0 S: 12	H: 3 LOB: 1 BB: 0 P: 22	R: 0 E: 0 K: 1 S: 6	H: 0 LOB: 0 BB: 0 P: 8	1B: 6 2B: 2 3B: 0 HR: 1	SF: 0 SAC: 1 DP: 1 HBP: 0	WP: 0 PB: 0 SB: 1 CS: 0	PA: 38
PITCHER	IP WLS BF H R ER SO BB IBB HBP BLK WP HR S P ERA WHIP																					
Greg Maddux, R ERA: 4.48	7.0	29	5	0	0	6	3	0	0	0	0	0	0	0	60	99	0.00	1.143				
Rudy Seanez, R ERA: 2.66	1.0	W	6	3	2	2	0	0	0	0	0	0	1	12	22	18.00	3.000					
John Rocker, L ERA: 2.41	1.0	S	3	0	0	0	1	0	0	0	0	0	0	6	8	0.00	0.000					



Batter	1	2	3	4	5	6	7	8	9	10	AB	R	H	RBI	BB	SO	LOB	TOP				
Walt Weiss, S OBP: 0.370, SLG: 0.382 (1, 6)	1-0 2B		1-0 1B				4-1 BLK BB		1-3 SAFE K		4	0	2	0	1	1	1					
Bret Boone, R OBP: 0.343, SLG: 0.479 (1, 4)	2-3 K		0-3 K				0-0 SAFE F9		4-1 BB	0-0 G3	4	0	0	0	1	2	3					
10 Chipper Jones, S OBP: 0.361, SLG: 0.509 (1, 5)	4-0 BB		0-0 G4-3				0-0 L9		0-3 SAFE K2-3	0-0 HR	4	1	1	1	1	1	3					
Brian Jordan, R OBP: 0.379, SLG: 0.566 (1, 9)	1-3 K			2-3 K			2-1 SAFE F8		0-0 F8	0-0 1B	5	0	1	0	0	2	3					
Javy Lopez, R OBP: 0.367, SLG: 0.566 (1, 2)	3-3 K			0-0 2B			2-1 G1-6-3 1B		3-2 G5-3	0-0 1B	5	1	3	0	0	1	2					
Ryan Klesko, L OBP: 0.331, SLG: 0.513 Rudy Seanez, R (8, 1)		2-2 G5-4-3 1B		2-1 2B			0-0 G1-6-3		2-2 P6	0-3 1B	4	1	2	1	0	0	1					
Ozzie Guillen, L OBP: 0.188, SLG: 0.214 John Rocker, R (10, 1)		1-1 G5-4-3 1-2		2-H 2B			1-2 2B			0-0 K	4	0	0	0	0	0	0					
Andruw Jones, R OBP: 0.359, SLG: 0.497 (1, 8)		0-1 P5		0-0 1B			1-1 G3			0-2 F8	5	0	2	1	0	0	3					
Gerald Williams, R OBP: 0.321, SLG: 0.376 (1, 7)				0-0 P5						4-2 BB	3	0	0	0	1	0	2					
Bruce Chen, L OBP: 0.306, SLG: 0.343 Keith Lockhart, L OBP: 0.302, SLG: 0.343 Russ Springer, R (7, 1) Mike Remlinger, L (8, 1) Randal Simon, L OBP: 0.281, SLG: 0.444 Brian Hunter, R OBP: 0.340, SLG: 0.630 (10, 3)			1-3 K	1-3 K					1-3 K	1-2 SAFE P6	2	0	0	0	0	2	1					
Inning Stats	R: 0 E: 0 K: 3 S: 11	H: 1 LOB: 2 BB: 1 P: 22	R: 0 E: 0 K: 2 S: 7	H: 1 LOB: 0 BB: 0 P: 10	R: 0 E: 0 K: 2 S: 10	H: 1 LOB: 1 BB: 0 P: 12	R: 2 E: 0 K: 2 S: 13	H: 3 LOB: 1 BB: 0 P: 19	R: 0 E: 0 K: 2 S: 7	H: 0 LOB: 1 BB: 1 P: 11	R: 0 E: 0 K: 2 S: 11	H: 2 LOB: 1 BB: 0 P: 12	R: 0 E: 0 K: 2 S: 11	H: 0 LOB: 1 BB: 1 P: 17	R: 0 E: 0 K: 1 S: 11	H: 0 LOB: 1 BB: 1 P: 17	R: 1 E: 0 K: 1 S: 8	H: 3 LOB: 2 BB: 0 P: 8	1B: 6 2B: 4 3B: 0 HR: 1	SF: 0 SAC: 0 DP: 2 HBP: 0	WP: 0 PB: 0 SB: 0 CS: 0	PA: 43
PITCHER	IP WLS BF H R ER SO BB IBB HBP BLK WP HR S P ERA WHIP	7.0 30 8 2 2 9 3 0 0 0 0 0 0 64 103 2.57 1.571	2.0 7 0 0 0 1 1 0 0 0 0 0 0 20 31 0.00 0.500	1.0 L 6 3 1 1 1 0 0 0 0 0 1 8 8 9.00 3.000	PITCHER																	

Atlanta Braves @ Milwaukee Brewers
Milwaukee County Stadium, Milwaukee, WI
Wed May 26 1999, 8:05 PM EDT
Att: 18,460 - Unknown - 61 F

AB 39
R 3
H 11
RBI 3
BB 4
SO 11
LOB 22



Batter	1	2	3	4	5	6	7	8	9	10	AB	R	H	RBI	BB	SO	LOB	BOTTOM					
Mark Loretta, R OBP: 0.343, SLG: 0.364 (1, 6)	3-2 BB SH1-3 HBP	2-2 1H 1B			1-2 L3		2-2 L9		0-0 P4		4	0	1	1	0	0	2						
Brian Banks, S OBP: 0.342, SLG: 0.400 (1, 3)	0-0 SH1-3		2-3 K		1-1 P4		3-3 K		1-0 L9		4	0	0	0	0	2	2						
Jeromy Burnitz, L OBP: 0.390, SLG: 0.529 (1, 9)	4-2 BB HBP		4-2 BB		0-1 F9		0-3 K		4-0 BB	4-0 PB BB	2	0	0	0	2	1	0						
Jeff Cirillo, R OBP: 0.375, SLG: 0.426 (1, 5)	4-2 BB		2-1 SAFE P6		0-0 F8		4-0 1B BB		0-3 K	0-3 K	3	0	0	0	2	1	2						
Dave Nilsson, L OBP: 0.375, SLG: 0.606 Bobby Hughes, R OBP: 0.231, SLG: 0.353 (2, 2)	0-2 L3		3-2 SAFE F8		1-0 L7		2-2 SAFE 1B		2-2 SAFE K	0-3 K	1	0	0	0	0	0	3						
Marquis Grissom, R OBP: 0.314, SLG: 0.363 (1, 8)	2-3 K			0-2 F8		2-1 E7 1B		0-3 K		4-0 BB	4	0	1	0	1	2	5						
Alex Ochoa, R OBP: 0.383, SLG: 0.471 (1, 7)		0-1 P3		1-1 HR		0-2 G6-3		1-1 F9		1-1 F9	5	1	1	1	0	0	3						
Ronnie Belliard, R OBP: 0.397, SLG: 0.407 (1, 4)		1-1 S 1B		3-2 G6-3		1-1 F9		4-1 1B BB			3	1	1	0	1	0	0						
Hideo Nomo, R OBP: 0.200, SLG: 0.200 Rich Becker, L OBP: 0.400, SLG: 0.313 Al Reyes, R (8, 1) Geoff Jenkins, L OBP: 0.375, SLG: 0.595 David Weathers, R OBP: 0.286, SLG: 0.167 (10, 1)		0-1 B2		2-2 G4-3		3-3 K		2-2 SAFE 1B		2-2 SAFE K	2	0	0	0	0	0	1						
Inning Stats	R: 0 E: 0 K: 1 S: 17	H: 0 LOB: 3 BB: 1 P: 30	R: 1 E: 0 K: 0 S: 11	H: 2 LOB: 1 BB: 0 P: 14	R: 0 E: 0 K: 1 S: 12	H: 0 LOB: 1 BB: 1 P: 23	R: 1 E: 0 K: 0 S: 16	H: 1 LOB: 1 BB: 0 P: 22	R: 0 E: 0 K: 0 S: 7	H: 0 LOB: 0 BB: 0 P: 9	R: 0 E: 1 K: 1 S: 7	H: 1 LOB: 1 BB: 0 P: 10	R: 0 E: 0 K: 3 S: 12	H: 1 LOB: 2 BB: 1 P: 21	R: 0 E: 0 K: 0 S: 9	H: 1 LOB: 2 BB: 2 P: 16	R: 0 E: 0 K: 2 S: 7	H: 0 LOB: 2 BB: 2 P: 15	1B: 5 2B: 0 3B: 0 HR: 1	SF: 0 SAC: 1 DP: 0 HBP: 2	WP: 0 PB: 1 SB: 1 CS: 0	PA: 43	
PITCHER	IP WLS BF H R ER SO BB IBB HBP BLK WP HR S P ERA WHIP	6.0 25 4 2 2 2 2 0 0 0 0 0 0 70 108 3.00 1.000	1.0 3 0 0 0 1 0 0 0 0 0 0 0 13 19 0.00 0.000	0.2 4 1 0 0 2 1 0 0 0 0 0 0 9 18 0.00 3.000	1.1 W 6 1 0 0 1 1 0 0 0 0 0 12 19 0.00 1.500	1.0 S 5 0 0 0 2 2 0 0 0 0 0 0 7 15 0.00 2.000	PITCHER																

Atlanta Braves @ Milwaukee Brewers
Milwaukee County Stadium, Milwaukee, WI
Wed May 26 1999, 8:05 PM EDT
Att: 18,460 - Unknown - 61 F

AB 34
R 2
H 6
RBI 2
BB 6
SO 8
LOB 20



Batter	1	2	3	4	5	6	7	8	9	AB	R	H	RBI	BB	SO	LOB	TOP										
Damian Jackson, R OBP: 0.306, SLG: 0.381 (1, 4)	G5-3						K		L6	6	3	3	2	0	1	0	San Diego Padres @ Milwaukee Brewers Milwaukee County Stadium, Milwaukee, WI Sat May 29 1999, 8:05 PM EDT Att: 18,614 - Unknown - 79 F livebaseballscorecards.com										
Eric Owens, R OBP: 0.333, SLG: 0.473 (1, 9)	F7						F8			4	1	2	2	0	0	1											
Phil Nevin, R OBP: 0.271, SLG: 0.419 (7, PH)							G1-3			1	0	0	0	0	0	0											
Reggie Sanders, R OBP: 0.377, SLG: 0.521 Mike Darr, L OBP: 0.333, SLG: 0.200 (1, 7)	G4-3						F8			5	2	2	2	0	0	1											
Dave Magadan, L OBP: 0.384, SLG: 0.405 John Vander Wal, L OBP: 0.398, SLG: 0.449 (3, PH)										1	0	1	0	0	0	0											
Jim Leyritz, R OBP: 0.327, SLG: 0.485 (5, PH)										2	1	1	1	0	1	0											
Greg Myers, L OBP: 0.404, SLG: 0.469 (1, 2)										5	1	3	1	0	1	0											
Ed Giovannola, L OBP: 0.500, SLG: 0.167 George Arias, R OBP: 0.250, SLG: 0.393 (4, PH)										1	0	0	0	1	0	2											
Ruben Rivera, R OBP: 0.208, SLG: 0.316 (1, 8)										3	1	1	1	0	1	2											
Chris Gomez, R OBP: 0.319, SLG: 0.267 (1, 6)										5	1	1	2	0	0	4											
Matt Clement, R OBP: 0.071, SLG: 0.071 Brian Boehringer, S OBP: 0.352, SLG: 0.355 Quilvio Veras, S Carlos Reyes, S (1, 1)										2	1	0	0	3	1	2											
Inning Stats	R: 0 E: 0 K: 0 S: 6	H: 0 LOB: 0 BB: 0 P: 7	R: 0 E: 0 K: 1 S: 14	H: 2 LOB: 3 BB: 1 P: 21	R: 8 E: 0 K: 0 S: 25	H: 7 LOB: 1 BB: 2 P: 38	R: 0 E: 0 K: 2 S: 13	H: 2 LOB: 2 BB: 0 P: 17	R: 3 E: 0 K: 1 S: 19	H: 3 LOB: 0 BB: 1 P: 29	R: 0 E: 0 K: 1 S: 12	H: 0 LOB: 1 BB: 1 P: 22	R: 0 E: 0 K: 1 S: 10	H: 0 LOB: 0 BB: 0 P: 13	R: 1 E: 0 K: 2 S: 9	H: 1 LOB: 0 BB: 0 P: 14	R: 0 E: 0 K: 0 S: 5	H: 0 LOB: 0 BB: 0 P: 10	1B: 9 2B: 3 3B: 0 HR: 3	SF: 1 SAC: 0 DP: 0 HBP: 0	WP: 0 PB: 0 SB: 0 CS: 0	PA: 46					
PITCHER	IP	WLS	BF	H	R	ER	SO	BB	IBB	HBP	BLK	WP	HR	S	P	ERA	WHIP										
Steve Woodard, R ERA: 5.55 52 Rafael Roque, L ERA: 6.57 Bob Wickman, R ERA: 4.07 Jim Pittsley, R ERA: 6.33	3.0	L	23	11	8	8	1	2	1	0	0	0	0	49	71	24.00	4.333										

Batter	1	2	3	4	5	6	7	8	9	AB	R	H	RBI	BB	SO	LOB	BOTTOM										
Fernando Vina, L OBP: 0.350, SLG: 0.336 (1, 4)	G3-1									5	0	0	0	0	0	4	San Diego Padres @ Milwaukee Brewers Milwaukee County Stadium, Milwaukee, WI Sat May 29 1999, 8:05 PM EDT Att: 18,614 - Unknown - 79 F livebaseballscorecards.com										
Mark Loretta, R OBP: 0.346, SLG: 0.368 (1, 6)	F7									4	0	0	0	1	0	1											
Jeromy Burnitz, L OBP: 0.410, SLG: 0.548 Rich Becker, L OBP: 0.394, SLG: 0.426 (1, 9)										2	0	2	0	1	0	0											
Jeff Cirillo, R OBP: 0.377, SLG: 0.428 Ronnie Belliard, R OBP: 0.408, SLG: 0.390 (6, PH)										2	2	2	2	0	0	0											
Dave Nilsson, L OBP: 0.375, SLG: 0.592 Bobby Hughes, R OBP: 0.286, SLG: 0.355 (1, 2)										2	0	0	0	0	1	4											
Marquis Grissom, R OBP: 0.321, SLG: 0.379 (1, 8)										3	0	3	0	0	0	0											
Sean Berry, R OBP: 0.314, SLG: 0.364 (1, 3)										5	0	2	1	0	1	1											
Geoff Jenkins, L OBP: 0.390, SLG: 0.623 Jim Pittsley, R (8, 1)										4	0	1	0	1	1	3											
Steve Woodard, L OBP: 0.304, SLG: 0.238 52 Rafael Roque, L OBP: 0.273, SLG: 0.111 Alex Ochoa, R OBP: 0.379, SLG: 0.456 Bob Wickman, R Brian Banks, S OBP: 0.345, SLG: 0.382 (1, 1)										3	0	0	0	1	0	6											
Inning Stats	R: 0 E: 0 K: 0 S: 12	H: 0 LOB: 2 BB: 2 P: 22	R: 0 E: 0 K: 1 S: 11	H: 0 LOB: 1 BB: 1 P: 19	R: 0 E: 0 K: 1 S: 8	H: 1 LOB: 2 BB: 1 P: 19	R: 0 E: 0 K: 0 S: 4	H: 0 LOB: 0 BB: 1 P: 10	R: 0 E: 0 K: 1 S: 13	H: 3 LOB: 3 BB: 0 P: 20	R: 2 E: 0 K: 0 S: 13	H: 3 LOB: 2 BB: 1 P: 24	R: 0 E: 0 K: 1 S: 6	H: 0 LOB: 0 BB: 0 P: 9	R: 1 E: 0 K: 3 S: 12	H: 2 LOB: 1 BB: 0 P: 16		1B: 8 2B: 0 3B: 0 HR: 2	SF: 0 SAC: 0 DP: 1 HBP: 0	WP: 1 PB: 0 SB: 0 CS: 0	PA: 43						
PITCHER	IP	WLS	BF	H	R	ER	SO	BB	IBB	HBP	BLK	WP	HR	S	P	ERA	WHIP										
Matt Clement, R ERA: 4.28 Brian Boehringer, R ERA: 2.89 Carlos Reyes, R ERA: 3.76	6.1	W	31	6	2	2	3	7	0	0	0	0	0	13	19	0.00	1.200										


Batter	1	2	3	4	5	6	7	8	9	AB	R	H	RBI	BB	SO	LOB	TOP			
Damian Jackson, R (1,4) OBP: 0.313, SLG: 0.386	G1-3		FC5-4 1B		K		FC1-2 1B			4	0	2	1	0	1	0	San Diego Padres @ Milwaukee Brewers Milwaukee County Stadium, Milwaukee, WI Sun May 30 1999, 2:05 PM EDT Att: 19,002 - Sunny - 81 F			
Eric Owens, R (1,9) OBP: 0.330, SLG: 0.464	FC6-4 1B		F7		K		FC1-2 FC6-4			4	0	1	0	0	1	4				
Reggie Sanders, R (1,7) OBP: 0.373, SLG: 0.514	FC6-4		F8				FC6-4			4	0	1	0	0	0	5				
Jim Leyritz, R (1,3) OBP: 0.316, SLG: 0.466	K		FC5-4				G5-4-3 1B		G4-3	4	0	0	0	0	1	3				
Phil Nevin, R (1,2) OBP: 0.281, SLG: 0.436			HR 2B		FC6-4 1B		F9		K	4	1	2	0	0	1	0				
George Arias, R (1,5) OBP: 0.250, SLG: 0.385	G6-3		FC6-4 WP		FC6-4 1B		1B 1B		K	4	1	1	0	0	1	2				
Ruben Rivera, R (1,8) OBP: 0.226, SLG: 0.350			HR		G4-6-3 BB		F8		G4-3 1B	3	1	2	2	1	0	1				
Chris Gomez, R (1,6) OBP: 0.314, SLG: 0.262			P4		G4-6-3		1B BB		G4-3	2	0	0	0	0	0	2				
Ed Giovannola, L (7,PH) OBP: 0.250, SLG: 0.250			G4-3		G4-6-3		1B FC1-2 1B		G4-3	2	0	1	0	0	0	1				
Sterling Hitchcock, L (1,1) OBP: 0.200, SLG: 0.158			G4-3		G1-3		FC1-2 1B		G6-3	2	0	0	0	0	0	0				
John Vander Wall, L (7,PH) OBP: 0.404, SLG: 0.449										0	0	0	0	0	0	0				
Donne Wall, R (7,1) OBP: 0.250, SLG: 0.250										0	0	0	0	0	0	0				
Ed Vosberg, L (8,1) OBP: 0.286, SLG: 0.418										0	0	0	0	0	0	0				
Mike Darr, L (9,PH) OBP: 0.286, SLG: 0.167										1	0	0	0	0	0	0				
Inning Stats	R: 0 E: 0 K: 1 S: 10	H: 1 LOB: 1 BB: 0 P: 13	R: 2 E: 0 K: 0 S: 7	H: 2 LOB: 0 BB: 12	R: 0 E: 0 K: 0 S: 6	H: 1 LOB: 1 BB: 1	R: 0 E: 0 K: 0 S: 11	H: 1 LOB: 1 BB: 1	R: 0 E: 0 K: 2 S: 10	H: 0 LOB: 0 BB: 0 P: 16	R: 1 E: 0 K: 0 S: 16	H: 3 LOB: 3 BB: 1 P: 31	R: 0 E: 0 K: 0 S: 9	H: 0 LOB: 0 BB: 0 P: 14	R: 0 E: 0 K: 0 S: 4	H: 1 LOB: 0 BB: 0 P: 8	1B: 8 2B: 1 3B: 0 HR: 1	SF: 0 SAC: 0 DP: 3 HBP: 0	WP: 1 PB: 0 SB: 1 CS: 0	PA: 36
PITCHER	IP WLS BF H R ER SO BB IBB HBP BLK WP HR S P ERA WHIP																			
Jim Abbott, L (1,1) ERA: 7.14	6.0 W 23 6 2 2 3 1 0 0 0 0 1 1 51 74 3.00 1.167																			
David Weathers, R (7,1) ERA: 2.89	2.0 H 10 3 1 1 2 1 0 0 0 0 0 0 25 45 4.50 2.000																			
Mike Myers, L (9,1) ERA: 6.92	1.0 3 1 0 0 0 0 0 0 0 0 0 0 4 8 0.00 1.000																			

AB	34
R	3
H	10
RBI	3
BB	2
SO	5
LOB	18



Batter	1	2	3	4	5	6	7	8	9	AB	R	H	RBI	BB	SO	LOB	BOTTOM			
Fernando Vina, L (1,4) OBP: 0.358, SLG: 0.352	G6-3		FC6-5 2B		K		E7 1B		BB 1B	5	1	3	3	0	1	0	San Diego Padres @ Milwaukee Brewers Milwaukee County Stadium, Milwaukee, WI Sun May 30 1999, 2:05 PM EDT Att: 19,002 - Sunny - 81 F			
Mark Loretta, R (1,6) OBP: 0.347, SLG: 0.365	G4-3		FC6-5		P9		BB		BB BB	4	1	1	1	1	0	1				
Jeromy Burnitz, L (1,9) OBP: 0.406, SLG: 0.544	G3		K		2B		P8		P6	5	0	1	0	0	1	6				
Jeff Cirillo, R (1,5) OBP: 0.373, SLG: 0.418			F9		F8		F9		F7	4	0	0	0	1	0	2				
Dave Nilsson, L (1,2) OBP: 0.383, SLG: 0.590			F7		PB 1B		BB BB		F8	4	1	2	1	1	0	0				
Mike Myers, L (9,1) ERA: 6.92							BB E BB		FC4-6 1B	0	0	0	0	0	0	0				
Marquis Grissom, R (1,8) OBP: 0.323, SLG: 0.382			HR 2B		BB		K		L4	4	1	1	1	1	1	3				
Sean Berry, R (1,3) OBP: 0.417, SLG: 0.371					F8		K		FC4-6	3	1	1	0	1	1	3				
Brian Banks, S (6,PR) OBP: 0.341, SLG: 0.377			HR BB				K			1	1	0	0	0	1	3				
Alex Ochoa, R (1,7) OBP: 0.400, SLG: 0.517					F8		BB E BB		E 1B 1B	3	3	2	3	1	0	2				
Jim Abbott, L (1,1) ERA: 7.14					K		E BB		E1 1B	2	0	0	0	0	2	2				
Ronnie Belliard, R (6,PH) OBP: 0.286, SLG: 0.167										0	0	0	0	0	0	0				
David Weathers, R (7,1) ERA: 2.89										0	0	0	0	0	0	0				
Rich Becker, L (8,PH) OBP: 0.388, SLG: 0.418										1	1	0	0	0	0	1				
Bobby Hughes, R (9,2) OBP: 0.286, SLG: 0.355										0	0	0	0	0	0	0				
Inning Stats	R: 0 E: 0 K: 0 S: 6	H: 0 LOB: 0 BB: 0 P: 8	R: 3 E: 0 K: 1 S: 10	H: 2 LOB: 1 BB: 1	R: 0 E: 0 K: 1 S: 9	H: 1 LOB: 1 BB: 0 P: 11	R: 0 E: 0 K: 1 S: 11	H: 1 LOB: 2 BB: 1	R: 0 E: 0 K: 2 S: 10	H: 1 LOB: 3 BB: 4 P: 16	R: 2 E: 1 K: 2 S: 17	H: 1 LOB: 3 BB: 4 P: 36	R: 0 E: 0 K: 0 S: 9	H: 0 LOB: 0 BB: 0 P: 12	R: 5 E: 1 K: 1 S: 18	H: 5 LOB: 3 BB: 1 P: 35	1B: 6 2B: 4 3B: 0 HR: 1	SF: 0 SAC: 0 DP: 0 HBP: 0	WP: 0 PB: 1 SB: 0 CS: 0	PA: 43
PITCHER	IP WLS BF H R ER SO BB IBB HBP BLK WP HR S P ERA WHIP																			
Sterling Hitchcock, L (1,1) ERA: 5.34	6.0 L 30 6 5 5 6 6 0 0 0 0 0 0 1 63 7.50 2.000																			
Donne Wall, R (7,1) ERA: 3.43	1.0 8 4 5 3 0 0 0 0 0 0 0 0 18 28 27.00 4.000																			
Ed Vosberg, L (8,1) ERA: 7.56	1.0 5 1 0 0 1 1 0 0 0 0 0 0 9 19 0.00 2.000																			

AB	36
R	10
H	11
RBI	9
BB	7
SO	7
LOB	23



Batter	1	2	3	4	5	6	7	8	9	AB	R	H	RBI	BB	SO	LOB	TOP								
Damian Jackson, R OBP: 0.311, SLG: 0.375 (1, 6)	4-1 S G4-3 BB	3-3 K			1-2 G6-3			2-1 L7		3	1	0	0	1	1	1	San Diego Padres @ Milwaukee Brewers Milwaukee County Stadium, Milwaukee, WI Mon May 31 1999, 2:05 PM EDT Att. 14,985 - Overcast - 76 F AB 32 R 2 H 5 RBI 2 BB 2 SO 5 LOB 11								
Eric Owens, R OBP: 0.318, SLG: 0.446 (1, 9)	3-3 K		1-1 F9			1-1 L7		3-1 G4-3		4	0	0	0	0	1	1									
Reggie Sanders, R OBP: 0.371, SLG: 0.503 (1, 7)	4-2 G4-3 1B BB		2-2 G5-3			0-0 F8		1-2 F7		3	1	0	0	1	0	0									
John Vander Wal, L OBP: 0.388, SLG: 0.427 (1, 3)	3-2 G4-3 1-3 2H		0-1 F8			1-2 F9		1-2 G4-3		4	0	0	1	0	0	1									
Greg Myers, L OBP: 0.419, SLG: 0.482 (1, 2)	3-1 1B		1-1 F7			1-0 FC6-4 1B		0-0 1B		4	0	3	1	0	0	0									
George Arias, R OBP: 0.250, SLG: 0.377 (1, 5)	3-H 2-3 K		2-2 F7			2-0 P4		2-2 FC5-4 1B		4	0	1	0	0	1	2									
Ruben Rivera, R OBP: 0.227, SLG: 0.347 (1, 8)		1-2 S 1B		1-0 L7		1-3 K		1-1 FC5-4 1B		4	0	1	0	0	1	3									
Ed Giovanola, L OBP: 0.412, SLG: 0.182 (1, 4)		3-2 P5 1-2		2-1 L8		2-1 FC6-4 1-2				3	0	0	0	0	0	2									
Woody Williams, R OBP: 0.192, SLG: 0.208 (8, PH)					2-1 G5-3			2-3 K		2	0	0	0	0	0	1									
Quilvio Veras, S OBP: 0.350, SLG: 0.353 (8, PH)										1	0	0	0	0	1	0									
Dan Miceli, R (8, 1)										0	0	0	0	0	0	0									
Carlos Reyes, S (8, 1)										0	0	0	0	0	0	0									
Inning Stats	R: 2 E: 0 K: 2 S: 20	H: 1 LOB: 1 BB: 2 P: 39	R: 0 E: 0 K: 1 S: 11	H: 1 LOB: 1 BB: 0 P: 18	R: 0 E: 0 K: 0 S: 8	H: 0 LOB: 0 BB: 0 P: 11	R: 0 E: 0 K: 0 S: 6	H: 0 LOB: 0 BB: 0 P: 10	R: 0 E: 0 K: 0 S: 7	H: 0 LOB: 0 BB: 0 P: 12	R: 0 E: 0 K: 0 S: 6	H: 0 LOB: 1 BB: 0 P: 8	R: 0 E: 0 K: 1 S: 7	H: 1 LOB: 1 BB: 0 P: 13	R: 0 E: 0 K: 1 S: 7	H: 0 LOB: 0 BB: 0 P: 14	R: 0 E: 0 K: 0 S: 13	H: 2 LOB: 2 BB: 0 P: 18	1B: 5 2B: 0 3B: 0 HR: 0	SF: 0 SAC: 0 DP: 0 HBP: 0	WP: 0 PB: 0 SB: 4 CS: 0	PA: 34			
PITCHER	IP	WLS	BF	H	R	ER	SO	BB	IBB	HBP	BLK	WP	HR	S	P	ERA	WHIP								
Hideo Nomo, R ERA: 2.41 (1, 1)	6.1	W	24	3	2	2	3	2	0	0	0	0	0	60	103	2.84	0.789								
Eric Plunk, R ERA: 2.54 (7, 1)	1.2	H	5	0	0	0	2	0	0	0	0	0	0	12	22	0.00	0.000								
Bob Wickman, R ERA: 3.91 (9, 1)	1.0		5	2	0	0	0	0	0	0	0	0	0	13	18	0.00	2.000								

Batter	1	2	3	4	5	6	7	8	9	AB	R	H	RBI	BB	SO	LOB	BOTTOM								
Mark Loretta, R OBP: 0.349, SLG: 0.374 (1, 6)	1-3 K	1-1 P4		1-1 SF7 2H		2-1 2B		0-1 SH2-4 1B		4	1	2	3	0	1	1	San Diego Padres @ Milwaukee Brewers Milwaukee County Stadium, Milwaukee, WI Mon May 31 1999, 2:05 PM EDT Att. 14,985 - Overcast - 76 F AB 34 R 8 H 14 RBI 8 BB 4 SO 5 LOB 16								
Ronnie Belliard, R OBP: 0.421, SLG: 0.435 (1, 4)	4-1 2B G3 BB		2-1 HR	2-2 P4		2-2 G5-3		1-1 SH2-4		3	2	1	1	1	0	1									
Jeff Cirillo, R OBP: 0.378, SLG: 0.431 (1, 5)	1-0 G3 1-3 2B		2-0 1B		2-2 1B		3-2 F8	0-2 SF7		4	0	3	1	0	0	0									
Jeremy Burnitz, L OBP: 0.401, SLG: 0.534 (1, 9)	1-1 G3		2-2 K		0-2 K		2-0 P5	1-2 1B		5	0	1	2	0	2	3									
Dave Nilsson, L OBP: 0.383, SLG: 0.583 (1, 2)	1-0 F9		0-0 F9		1-3 K		2-1 1B	1-1 1B		5	0	2	0	0	1	3									
Bob Wickman, R (9, 1)										0	0	0	0	0	0	0									
Marquis Grissom, R OBP: 0.325, SLG: 0.382 (1, 8)		0-0 G5-3	2-2 1B	2-2 FC6-4 1B		0-1 1B	2-2 K	1-1 F9		5	0	2	0	0	1	3									
Sean Berry, R OBP: 0.324, SLG: 0.378 (1, 3)		1-0 2B	3-2 F8		0-1 FC6-4		4-0 BB 1B BB			3	1	1	0	1	0	4									
Brian Banks, S OBP: 0.341, SLG: 0.377 (8, PR)										0	1	0	0	0	0	0									
Geoff Jenkins, L OBP: 0.400, SLG: 0.632 (1, 7)		2-0 G4-3 2H 2B		3-1 WP SH1-3 SF7 1B		0-2 G3		4-1 BB 1B BB		3	2	2	1	1	0	0									
Hideo Nomo, R OBP: 0.167, SLG: 0.167 (1, 1)		1-1 G4-3		1-1 SH1-3		0-1 F8		4-0 SH2-4 1B SF7 BB		2	0	0	0	0	0	1									
Eric Plunk, R (7, 1)										0	0	0	0	0	0	0									
Rich Becker, L OBP: 0.397, SLG: 0.418 (8, PH)										0	0	0	0	1	0	0									
21 Cal Eldred, R (8, PR)										0	1	0	0	0	0	0									
Bobby Hughes, R OBP: 0.286, SLG: 0.355 (9, 2)										0	0	0	0	0	0	0									
Inning Stats	R: 1 E: 0 K: 1 S: 8	H: 1 LOB: 1 BB: 1 P: 16	R: 1 E: 0 K: 0 S: 7	H: 2 LOB: 0 BB: 0 P: 12	R: 1 E: 0 K: 1 S: 14	H: 3 LOB: 2 BB: 0 P: 25	R: 1 E: 0 K: 0 S: 9	H: 1 LOB: 0 BB: 0 P: 16	R: 0 E: 0 K: 2 S: 15	H: 2 LOB: 2 BB: 0 P: 18	R: 0 E: 0 K: 0 S: 10	H: 1 LOB: 1 BB: 0 P: 14	R: 0 E: 0 K: 1 S: 11	H: 1 LOB: 1 BB: 0 P: 18	R: 4 E: 0 K: 0 S: 15	H: 3 LOB: 2 BB: 3 P: 31	1B: 9 2B: 4 3B: 0 HR: 1	SF: 2 SAC: 2 DP: 0 HBP: 0	WP: 1 PB: 0 SB: 0 CS: 0	PA: 42					
PITCHER	IP	WLS	BF	H	R	ER	SO	BB	IBB	HBP	BLK	WP	HR	S	P	ERA	WHIP								
Woody Williams, R ERA: 3.44 (1, 1)	7.0	L	33	11	4	4	5	1	0	0	0	0	0	74	119	5.14	1.714								
Dan Miceli, R ERA: 5.85 (8, 1)	0.0		3	0	3	3	0	3	0	0	0	0	0	1	13	∞	∞								
Carlos Reyes, R ERA: 3.95 (8, 1)	1.0		6	3	1	1	0	0	0	0	0	0	0	14	18	9.00	3.000								

Batter	1	2	3	4	5	6	7	8	9	AB	R	H	RBI	BB	SO	LOB	TOP				
Craig Biggio, R OBP: 0.366, SLG: 0.460 (1, 4)	F8			G5-3				BB									2 0 0 0 2 0 0				
Derek Bell, R OBP: 0.297, SLG: 0.373 (1, 9)	K			2B				BB									4 0 2 0 0 1 1				
5 Jeff Bagwell, R OBP: 0.453, SLG: 0.640 (1, 3)	G1-3			F8				BB 1B SF9									4 1 1 0 0 1 3				
Richard Hidalgo, R OBP: 0.320, SLG: 0.494 (1, 7)		L4		G6-3													3 0 0 0 1 0 2				
Carl Everett, S OBP: 0.372, SLG: 0.423 (1, 8)		P2															3 1 1 0 0 0 0				
Tony Eusebio, R OBP: 0.393, SLG: 0.330 (1, 2)		L9															2 1 0 0 1 0 0				
Russ Johnson, R OBP: 0.360, SLG: 0.282 (1, 5)				F9													2 0 0 1 0 0 0				
Tim Bogar, R OBP: 0.350, SLG: 0.346 (1, 6)				G5-3													3 0 1 2 0 0 0				
Sean Bergman, R OBP: 0.136, SLG: 0.409 (1, 1)				G6-3													3 0 0 0 0 0 1				
Inning Stats	R: 0 E: 0 K: 1 S: 8	H: 0 LOB: 0 BB: 0 P: 15	R: 0 E: 0 K: 0 S: 7	H: 0 LOB: 0 BB: 0 P: 10	R: 0 E: 0 K: 0 S: 6	H: 0 LOB: 0 BB: 0 P: 7	R: 0 E: 0 K: 0 S: 10	H: 1 LOB: 1 BB: 0 P: 15	R: 0 E: 0 K: 0 S: 5	H: 0 LOB: 0 BB: 0 P: 8	R: 0 E: 0 K: 0 S: 5	H: 0 LOB: 1 BB: 1 P: 11	R: 3 E: 0 K: 0 S: 14	H: 3 LOB: 1 BB: 1 P: 24	R: 0 E: 0 K: 1 S: 14	H: 1 LOB: 3 BB: 2 P: 27	1B: 3 2B: 2 3B: 0 HR: 0	SF: 1 SAC: 0 DP: 0 HBP: 0	WP: 0 PB: 0 SB: 0 CS: 0	PA: 31	
PITCHER	IP	WLS	BF	H	R	ER	SO	BB	IBB	HBP	BLK	WP	HR	S	P	ERA	WHIP				
Scott Karl, L ERA: 5.18 (1, 1)	7.0	L	27	4	3	3	1	2	0	0	0	0	0	55	90	3.86	0.857				
Al Reyes, R ERA: 3.51 (8, 1)	0.1		4	1	0	0	1	2	0	0	0	0	0	14	27	0.00	9.000				

Houston Astros @ Milwaukee Brewers
Milwaukee County Stadium, Milwaukee, WI
Tue Jun 01 1999, 8:05 PM EDT
Att: 15,266 - Cloudy - 49 F

AB 26
R 3
H 5
RBI 3
BB 4
SO 2
LOB 7



Batter	1	2	3	4	5	6	7	8	9	AB	R	H	RBI	BB	SO	LOB	BOTTOM				
Fernando Vina, L OBP: 0.349, SLG: 0.342 (1, 4)	K			G6-3													4 0 0 0 0 1 2				
Mark Loretta, R OBP: 0.346, SLG: 0.379 (1, 6)	G6-3			1B 2B													3 0 1 0 0 0 0				
Jeff Cirillo, R OBP: 0.367, SLG: 0.442 (1, 5)																	2 0 2 0 1 0 0				
Jeremy Burnitz, L OBP: 0.396, SLG: 0.525 (1, 9)																	3 0 0 0 0 0 4				
Dave Nilsson, L OBP: 0.376, SLG: 0.570 (1, 2)																	3 0 0 0 0 0 2				
Marquis Grissom, R OBP: 0.325, SLG: 0.381 (1, 8)																	3 0 1 0 0 0 0				
Sean Berry, R OBP: 0.318, SLG: 0.370 (1, 3)																	3 0 0 0 0 0 1				
Geoff Jenkins, L OBP: 0.406, SLG: 0.630 (1, 7)																	2 0 1 0 1 0 0				
Scott Karl, L OBP: 0.136, SLG: 0.227 (1, 1)																	2 0 0 0 0 0 2				
Brian Banks, S OBP: 0.349, SLG: 0.385 (7, PH)																	1 0 1 0 0 0 0				
Al Reyes, R (8, 1)																	0 0 0 0 0 0 0				
Inning Stats	R: 0 E: 0 K: 1 S: 10	H: 1 LOB: 1 BB: 0 P: 18	R: 0 E: 0 K: 0 S: 10	H: 2 LOB: 2 BB: 0 P: 18	R: 0 E: 0 K: 0 S: 9	H: 2 LOB: 2 BB: 0 P: 11	R: 0 E: 0 K: 0 S: 3	H: 0 LOB: 0 BB: 0 P: 6	R: 0 E: 0 K: 0 S: 5	H: 0 LOB: 0 BB: 0 P: 7	R: 0 E: 0 K: 0 S: 3	H: 0 LOB: 0 BB: 1 P: 8	R: 0 E: 1 K: 0 S: 7	H: 1 LOB: 2 BB: 1 P: 14	R: 0 E: 0 K: 0 HR: 0	SF: 0 SAC: 0 DP: 1 HBP: 0	WP: 0 PB: 0 SB: 0 CS: 0	PA: 28			
PITCHER	IP	WLS	BF	H	R	ER	SO	BB	IBB	HBP	BLK	WP	HR	S	P	ERA	WHIP				
Sean Bergman, R ERA: 4.0 (1, 1)	7.0	W	28	6	0	0	1	2	0	0	0	0	0	47	82	0.00	1.143				

Houston Astros @ Milwaukee Brewers
Milwaukee County Stadium, Milwaukee, WI
Tue Jun 01 1999, 8:05 PM EDT
Att: 15,266 - Cloudy - 49 F

AB 26
R 0
H 6
RBI 0
BB 2
SO 1
LOB 11



Batter	1	2	3	4	5	6	7	8	9	AB	R	H	RBI	BB	SO	LOB	TOP										
Craig Biggio, R OBP: 0.365, SLG: 0.447 (1, 4)	1-2 L7	4-2 BB			2-0 F9		4-2 CS BB			2	0	0	0	2	0	0	Houston Astros @ Milwaukee Brewers Milwaukee County Stadium, Milwaukee, WI Thu Jun 03 1999, 12:05 PM EDT Att: 11,620 - Sunny - 61 F										
Derek Bell, R OBP: 0.294, SLG: 0.365 (1, 9)	1-2 FC5-4 1B	3-3 K			2-3 K		2-3 SAFE SAFE SAFE SAFE 1-2 K			4	0	1	0	0	3	3											
5 Jeff Bagwell, R OBP: 0.459, SLG: 0.652 (1, 3)	1-2 FC5-4 1B		0-0 G5-3		4-2 BB			1-3 K		3	0	1	0	1	1	0											
Carl Everett, S OBP: 0.365, SLG: 0.418 (1, 8)	0-2 FC5-4 1-2 2-3 K		0-3 K		0-0 F7			1-1 L7		4	0	0	0	0	1	3											
Richard Hidalgo, R OBP: 0.325, SLG: 0.505 (1, 7)	2-3 K		2-3 K			3-2 S 1B		1-0 1B		4	0	2	0	0	2	2											
Bill Spiers, L OBP: 0.347, SLG: 0.409 (1, 5)		1-1 HR		1-0 G3-1		1-0 F9		3-2 G3		4	1	1	1	0	0	2											
Tony Eusebio, R OBP: 0.388, SLG: 0.327 (1, 2)		0-0 G5-3		1-1 FC4 1B		2-3 K		1-0 F8		4	0	1	0	0	1	1											
Tim Bogar, R OBP: 0.351, SLG: 0.348 (1, 6)		1-2 SH3-4 1B		2-1 FC4 1-2 K		0-1 F8		1-3 K		4	0	1	0	0	1	2											
Shane Reynolds, R OBP: 0.273, SLG: 0.286 Trever Miller, R (6, 1)		0-0 SH3-4		0-0 P6			0-0 P6		0-0 G4-3	1	0	0	0	0	0	1											
Alex Diaz, S OBP: 0.268, SLG: 0.375 (7, PH)										0	0	0	0	0	0	0											
Brian Williams, R OBP: 0.500, SLG: 0.500 (9, PH)										1	0	0	0	0	0	0											
Daryle Ward, L OBP: 0.375, SLG: 0.500 (9, PH)										1	0	0	0	0	0	0											
Inning Stats	R: 0 E: 0 K: 1 S: 15	H: 2 LOB: 2 BB: 0 P: 20	R: 1 E: 0 K: 1 S: 12	H: 2 LOB: 2 BB: 1 P: 21	R: 0 E: 0 K: 2 S: 8	H: 0 LOB: 0 BB: 0 P: 10	R: 0 E: 0 K: 0 S: 6	H: 1 LOB: 1 BB: 0 P: 10	R: 0 E: 0 K: 1 S: 7	H: 1 LOB: 1 BB: 0 P: 15	R: 0 E: 0 K: 1 S: 9	H: 0 LOB: 0 BB: 1 P: 14	R: 0 E: 0 K: 1 S: 9	H: 1 LOB: 1 BB: 0 P: 15	R: 0 E: 0 K: 1 S: 6	H: 0 LOB: 0 BB: 8 P: 8		1B: 6 2B: 0 3B: 0 HR: 1	SF: 0 SAC: 1 DP: 0 HBP: 0	WP: 0 PB: 0 SB: 2 CS: 1	PA: 36						
PITCHER	IP	WLS	BF	H	R	ER	SO	BB	IBB	HBP	BLK	WP	HR	S	P	ERA	WHIP										
Steve Woodard, R ERA: 5.24 (1, 1)	6.0	W	26	6	1	1	6	2	0	0	0	0	1	57	91	1.50	1.333										
Eric Plunk, R ERA: 2.53 (7, 1)	2.0	H	7	1	0	0	2	1	0	0	0	0	0	18	29	0.00	1.000										
Bob Wickman, R ERA: 3.76 (9, 1)	1.0	S	3	0	0	0	1	0	0	0	0	0	0	6	8	0.00	0.000										

AB	32
R	1
H	7
RBI	1
BB	3
SO	9
LOB	14



Batter	1	2	3	4	5	6	7	8	9	AB	R	H	RBI	BB	SO	LOB	BOTTOM										
Fernando Vina, L OBP: 0.339, SLG: 0.331 (1, 4)	2-1 G3		0-2 G5-3		2-0 1B		0-1 F8			4	0	1	0	0	0	0	Houston Astros @ Milwaukee Brewers Milwaukee County Stadium, Milwaukee, WI Thu Jun 03 1999, 12:05 PM EDT Att: 11,620 - Sunny - 61 F										
Mark Loretta, R OBP: 0.345, SLG: 0.374 (1, 6)	0-1 1B		1-2 P4		0-0 1-2 2H 1B		3-1 G6-3			4	0	2	1	0	0	0											
Jeff Cirillo, R OBP: 0.391, SLG: 0.444 (1, 5)	1-1 G4-6-3 1B		1-2 P4		2-2 K		0-1 1B			4	0	2	0	0	1	2											
Jeremy Burnitz, L OBP: 0.385, SLG: 0.508 (1, 9)	0-2 G4-6-3 1-2 K		0-0 G3		2-3 K		2-1 F9			4	0	0	0	0	1	5											
Dave Nilsson, L OBP: 0.397, SLG: 0.642 (1, 2)		1-2 HR		3-1 HR		2-2 2B 2B		1-1 F9		4	3	3	2	0	0	0											
Brian Banks, S OBP: 0.333, SLG: 0.366 (1, 3)		2-2 G2-3		1-2 F9		0-3 K		2-2 F8		4	0	0	0	0	1	1											
Marquis Grissom, R OBP: 0.314, SLG: 0.367 (1, 8)		1-2 G6-3		0-0 G5-3		2-1 G5-3		2-0 P2		4	0	0	0	0	0	1											
Geoff Jenkins, L OBP: 0.409, SLG: 0.629 (1, 7)		4-2 BB		1-0 1B 1B		0-2 2H 2B				2	1	2	1	1	0	0											
Steve Woodard, L OBP: 0.280, SLG: 0.217 Rich Becker, L OBP: 0.397, SLG: 0.418 (6, PH)		2-2 G4-3		0-0 F7		2-2 L9				2	0	0	0	0	0	2											
Sean Berry, R OBP: 0.310, SLG: 0.359 (6, PH)										0	0	0	0	0	0	0											
Eric Plunk, R (7, 1)										1	0	0	0	0	0	0											
Bob Wickman, R (9, 1)										0	0	0	0	0	0	0											
Inning Stats	R: 0 E: 0 K: 0 S: 9	H: 2 LOB: 1 BB: 0 P: 12	R: 1 E: 0 K: 0 S: 17	H: 1 LOB: 1 BB: 1 P: 27	R: 0 E: 0 K: 0 S: 10	H: 0 LOB: 0 BB: 0 P: 12	R: 1 E: 0 K: 0 S: 7	H: 1 LOB: 0 BB: 0 P: 11	R: 1 E: 0 K: 2 S: 12	H: 3 LOB: 2 BB: 0 P: 19	R: 1 E: 0 K: 1 S: 18	H: 2 LOB: 1 BB: 0 P: 24	R: 0 E: 0 K: 0 S: 8	H: 1 LOB: 1 BB: 0 P: 13	R: 0 E: 0 K: 0 S: 7	H: 0 LOB: 0 BB: 0 P: 12		1B: 6 2B: 2 3B: 0 HR: 2	SF: 0 SAC: 0 DP: 1 HBP: 0	WP: 0 PB: 0 SB: 0 CS: 0	PA: 34						
PITCHER	IP	WLS	BF	H	R	ER	SO	BB	IBB	HBP	BLK	WP	HR	S	P	ERA	WHIP										
Shane Reynolds, R ERA: 3.95 (1, 1)	5.2	L	26	9	4	4	3	1	0	0	0	0	0	5	7	0.00	0.000										
Trever Miller, L ERA: 2.45 (6, 1)	0.1		1	0	0	0	0	0	0	0	0	0	0	5	7	0.00	0.000										
Brian Williams, R ERA: 3.18 (7, 1)	2.0		7	1	0	0	0	0	0	0	0	0	0	15	25	0.00	0.500										



Batter	1	2	3	4	5	6	7	8	9	AB	R	H	RBI	BB	SO	LOB	TOP
Mark Loretta, R (1, 6) OBP: 0.363, SLG: 0.395	4-2 1B BB		1-3 K	0-0 1B		4-1 BB BB		3-2 BLK HBP		2	0	1	0	2	1	0	
Ronnie Belliard, R (1, 4) OBP: 0.457, SLG: 0.514	3-2 F8		1-2 HR	1-1 F7		4-0 BB		0-2 G5-3		4	1	1	1	1	0	3	
Jeff Cirillo, R (1, 5) OBP: 0.391, SLG: 0.439	1-1 1B		1-2 F9		1-1 P6	3-3 K			1-1 G6-3	5	0	1	0	0	1	2	
Jeremy Burnitz, L (1, 9) OBP: 0.389, SLG: 0.513	2-1 P6		4-2 1B BB		1-0 HR 1B		0-2 L3		2-1 F7	4	1	1	0	1	0	2	
Marquis Grissom, R (1, 8) OBP: 0.327, SLG: 0.386	1-3 K		1-3 1B		2-1 HR		0-3 K		2-2 F8	5	1	2	2	0	2	2	
Brian Banks, S (1, 3) OBP: 0.316, SLG: 0.345		1-1 F9	1-3 K		2-2 G4-3		2-3 K			4	0	0	0	0	2	2	
Steve Woodard, L (7, 1) OBP: 0.280, SLG: 0.217										0	0	0	0	0	0	0	
21 Cal Eldred, R (8, 1)										0	0	0	0	0	0	0	
Bobby Hughes, R (1, 2) OBP: 0.268, SLG: 0.391		2-3 K		0-2 F7		2-3 K		3-2 HR		4	1	1	1	0	2	0	
Geoff Jenkins, L (1, 7) OBP: 0.396, SLG: 0.596		1-1 1B		1-1 G6-3		0-1 F7		0-3 K		4	0	1	0	0	1	0	
Scott Karl, L (1, 1) OBP: 0.160, SLG: 0.360		3-2 G3-1		0-0 HR		0-3 K		1-2 G5-3		3	1	1	1	0	1	1	
David Weathers, R (7, 1) OBP: 0.286, SLG: 0.167										0	0	0	0	0	0	0	
Sean Berry, R (7, 3) OBP: 0.323, SLG: 0.364										1	0	0	0	0	0	0	
Inning Stats	R: 0 H: 1 E: 0 K: 1 S: 14	H: 1 R: 0 ER: 0 LOB: 2 BB: 1 P: 25	H: 1 R: 0 ER: 0 LOB: 1 BB: 0 P: 17	H: 2 R: 1 ER: 0 LOB: 2 BB: 1 P: 29	H: 2 R: 1 ER: 0 LOB: 1 BB: 0 P: 11	H: 2 R: 2 ER: 0 LOB: 2 BB: 2 P: 20	H: 0 R: 0 ER: 0 LOB: 2 BB: 2 P: 20	H: 0 R: 0 ER: 0 LOB: 0 BB: 0 P: 11	H: 1 R: 1 ER: 0 LOB: 1 BB: 0 P: 23	H: 0 R: 0 ER: 0 LOB: 0 BB: 0 P: 12	1B: 5 2B: 0 3B: 0 HR: 4	SF: 0 SAC: 0 DP: 0 HBP: 1	WP: 0 PB: 0 SB: 0 CS: 0	PA: 41			
PITCHER	IP WLS BF H R ER SO BB IBB HBP BLK WP HR S P ERA WHIP																
Pedro Astacio, R (1, 1) ERA: 4.81	7.2 W 37 9 5 5 10 4 0 0 0 0 4 98 153 5.87 1.696																
Dave Veres, R (8, 1) ERA: 4.73	0.2 2 0 0 0 0 0 0 0 0 1 0 0 5 6 0.00 0.000																
Chuck McElroy, L (9, 1) ERA: 7.58	0.2 2 0 0 0 0 0 0 0 0 0 0 0 5 9 0.00 0.000																

Milwaukee Brewers @ Colorado Rockies
Coors Field, Denver, CO
Sun Jun 06 1999, 1:05 PM MDT
Att: 41,688 - Sunny - 74 F

AB 36
R 5
H 9
RBI 5
BB 4
SO 10
LOB 12

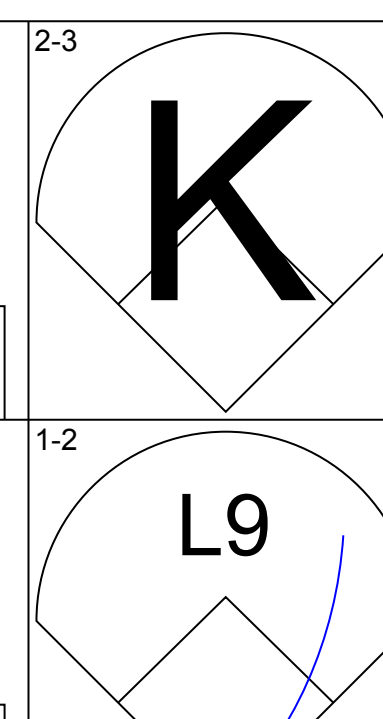
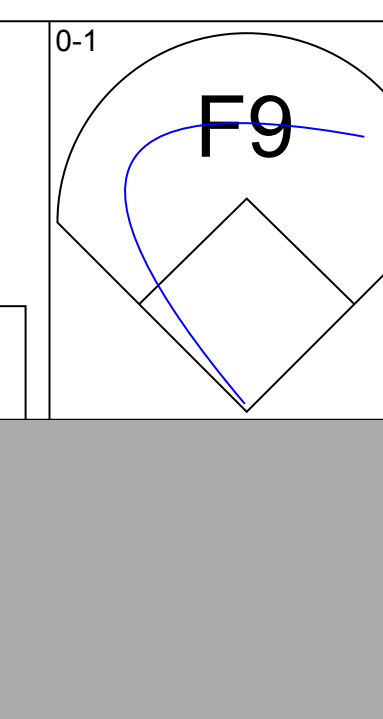
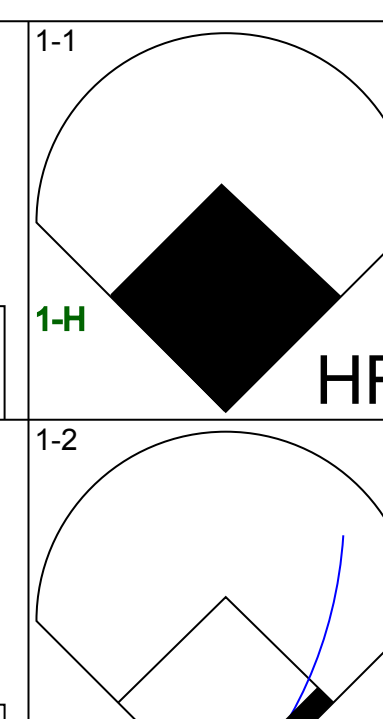
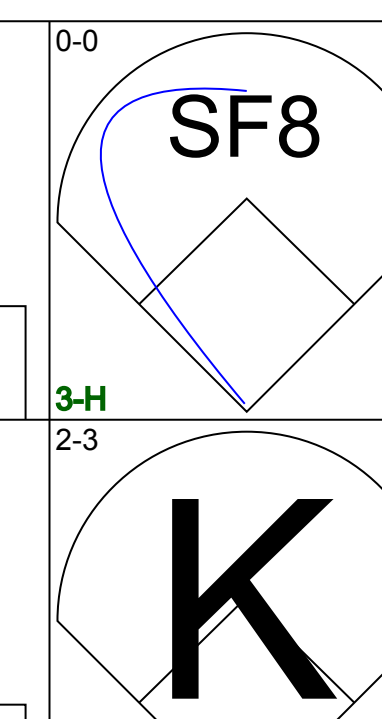
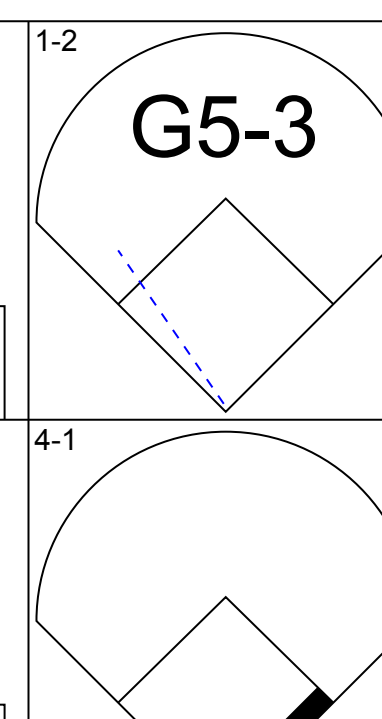
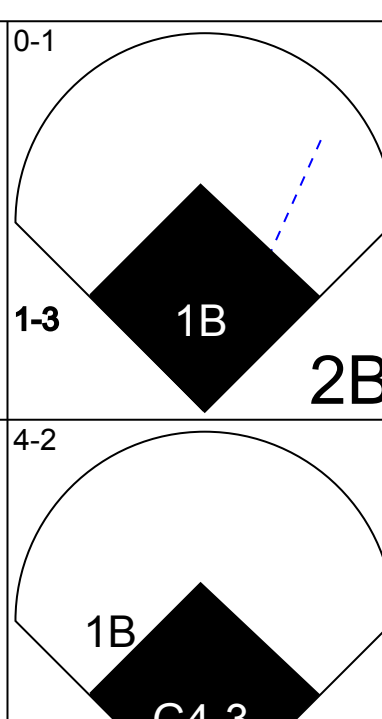
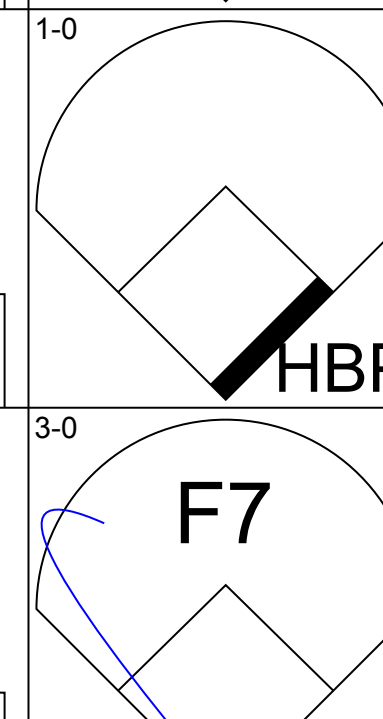
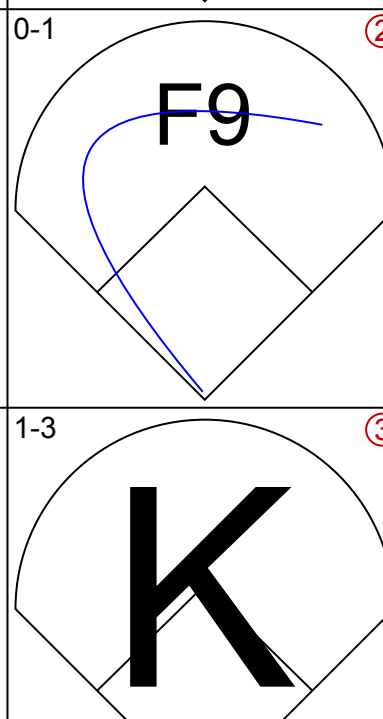
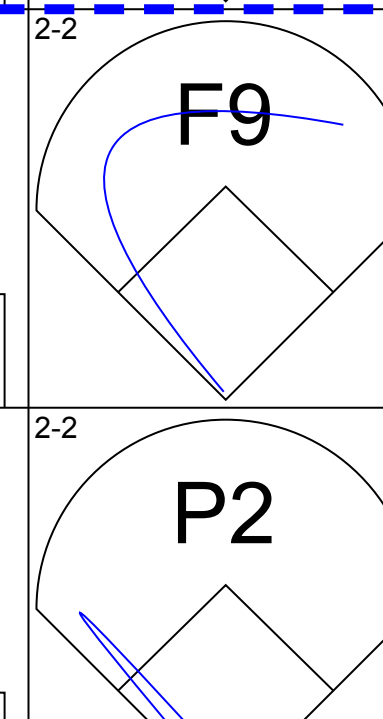

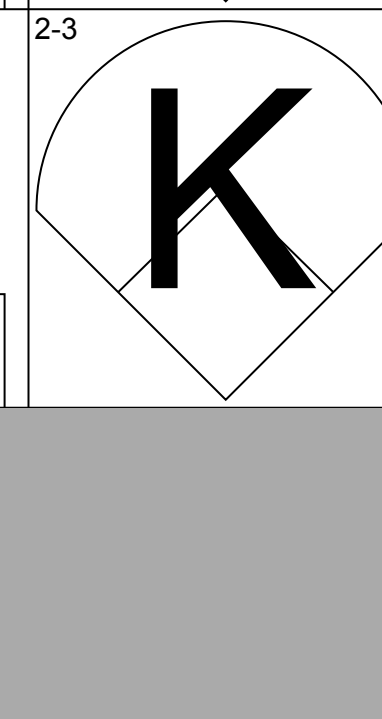
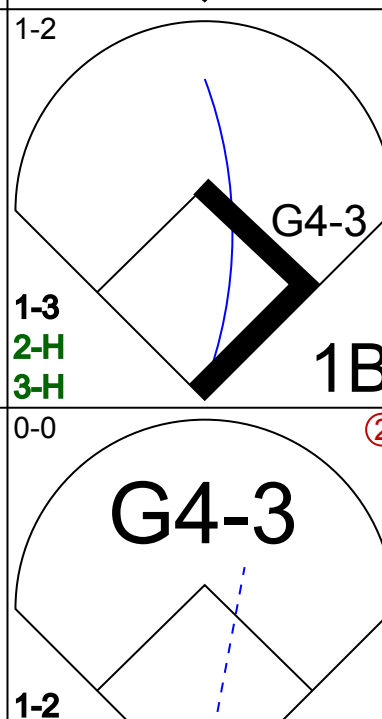


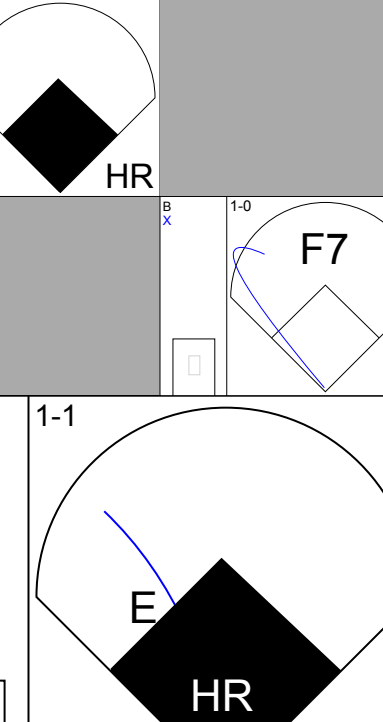
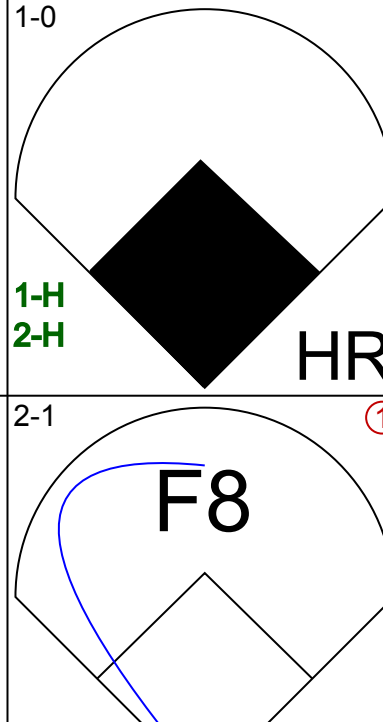

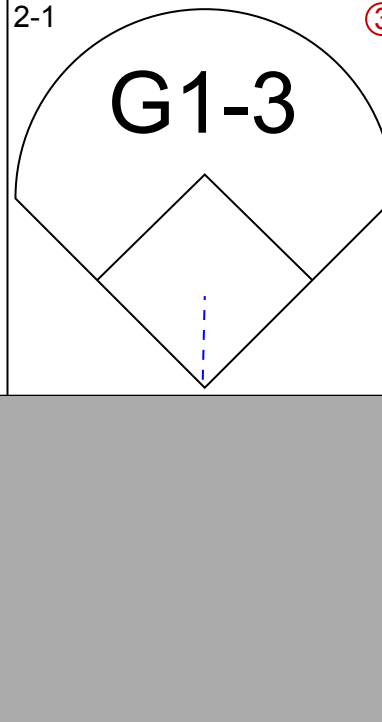


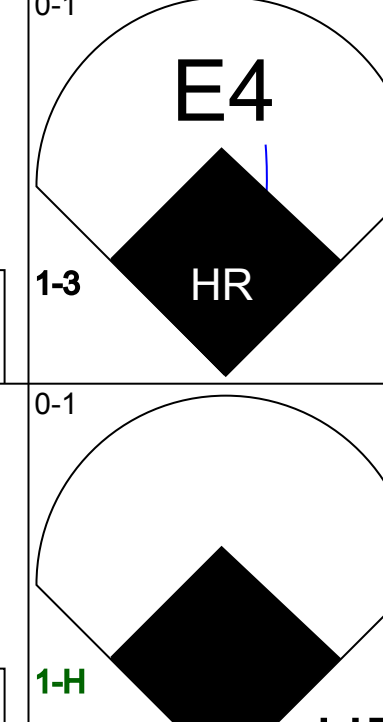
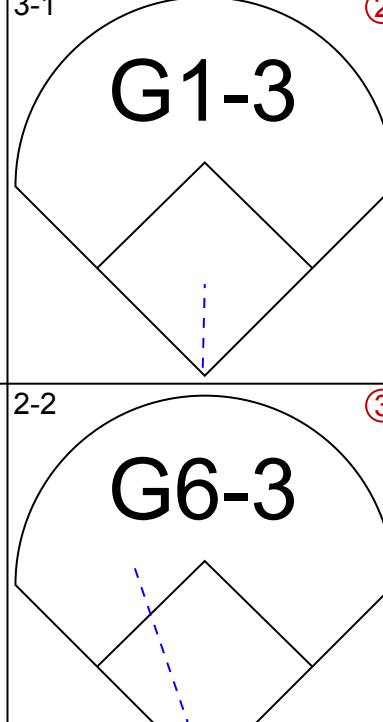
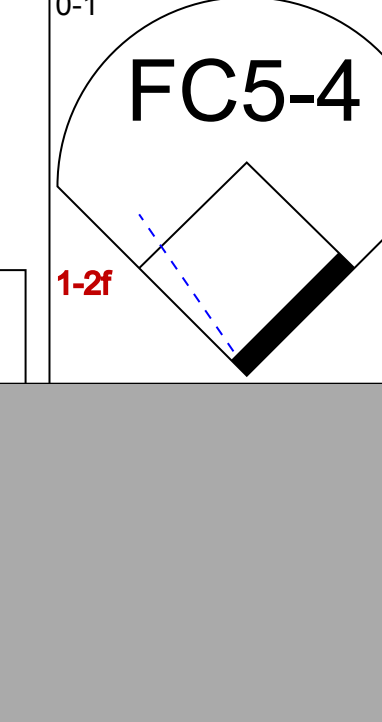
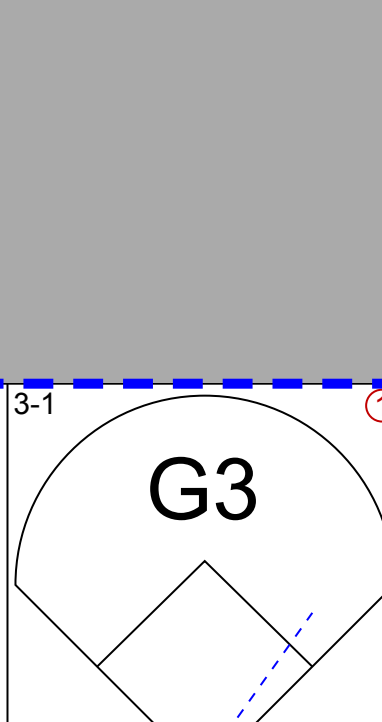
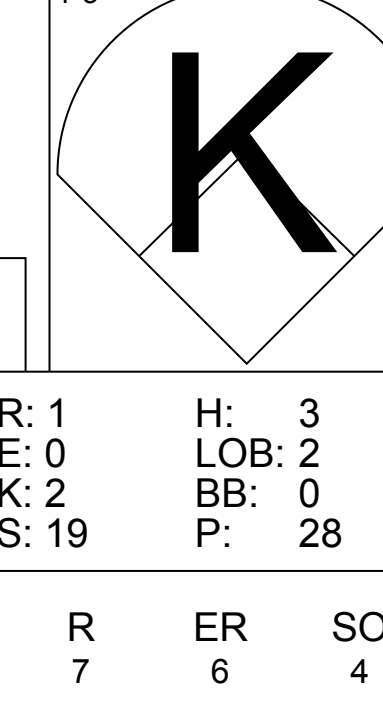
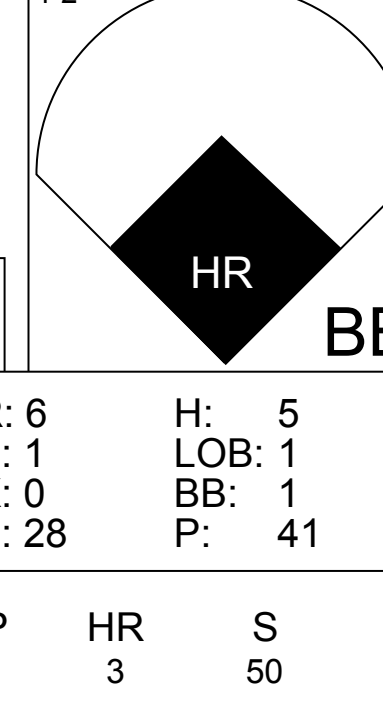
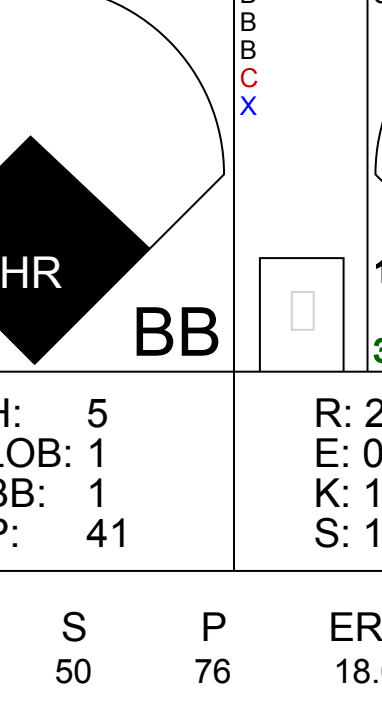
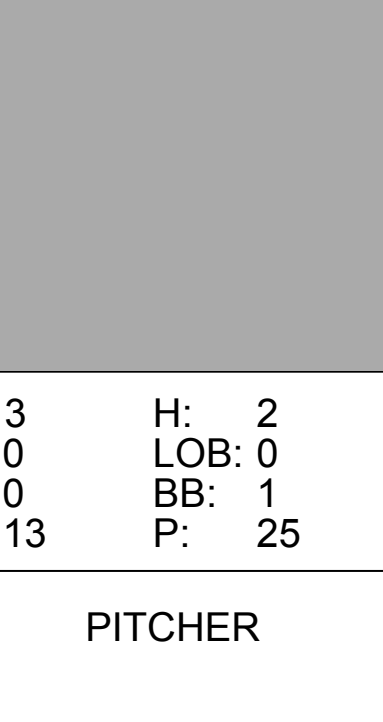
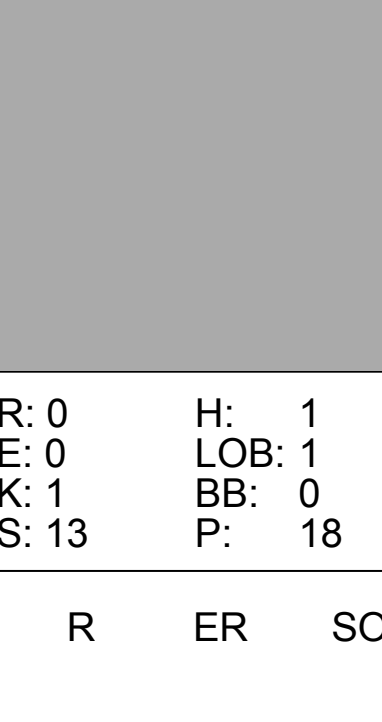
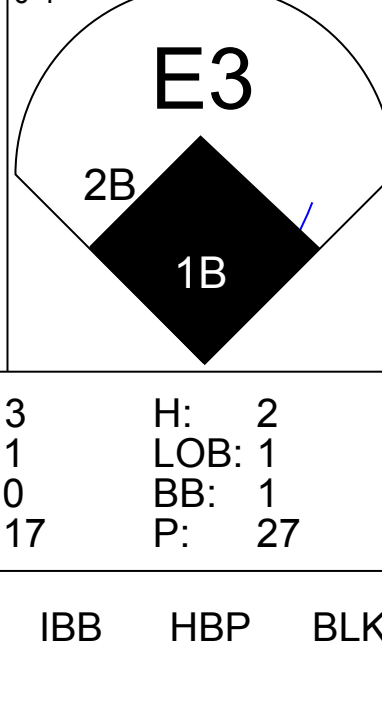
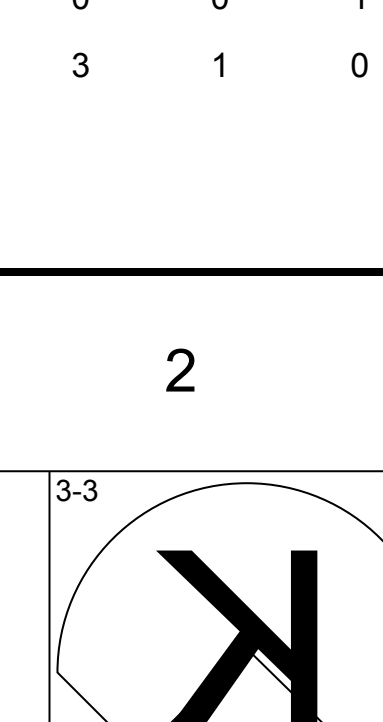
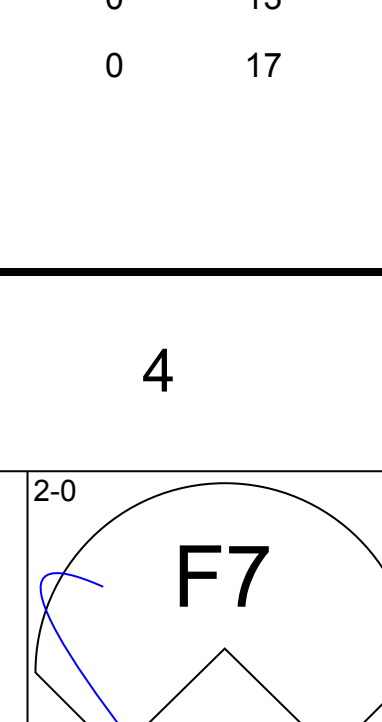
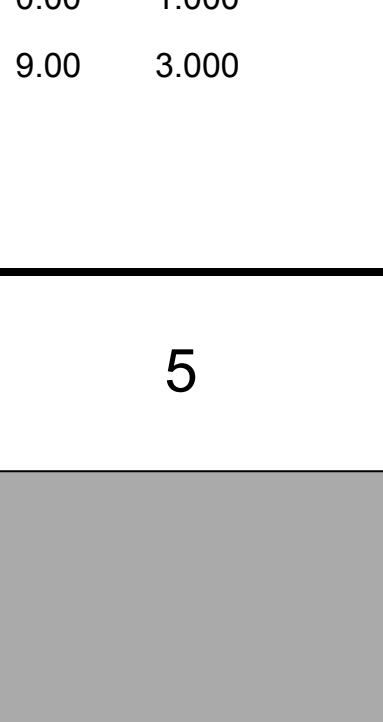
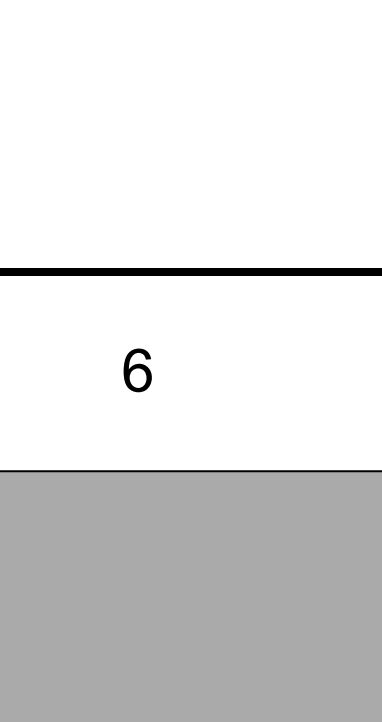
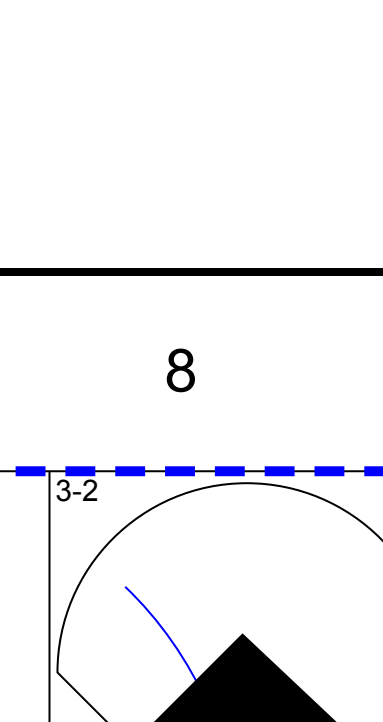

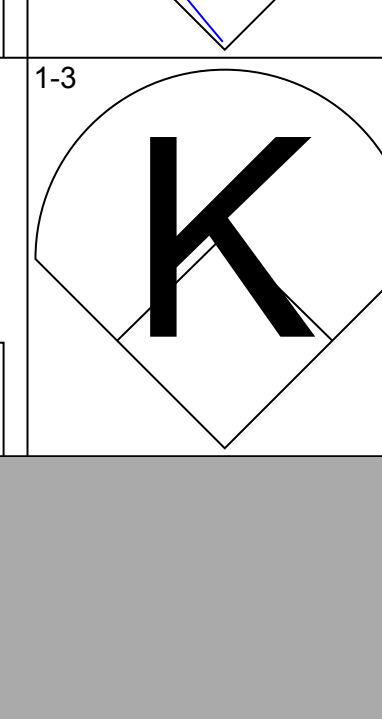


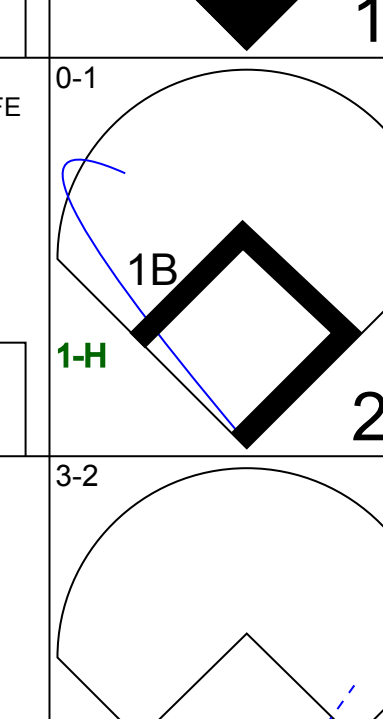


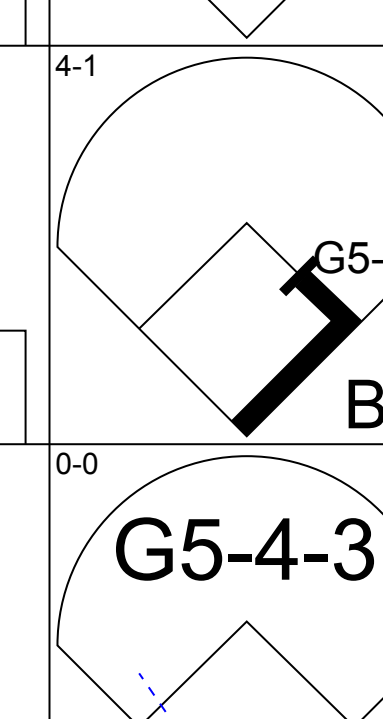

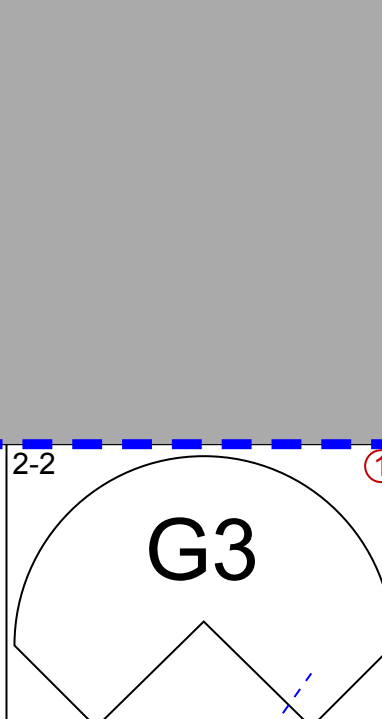
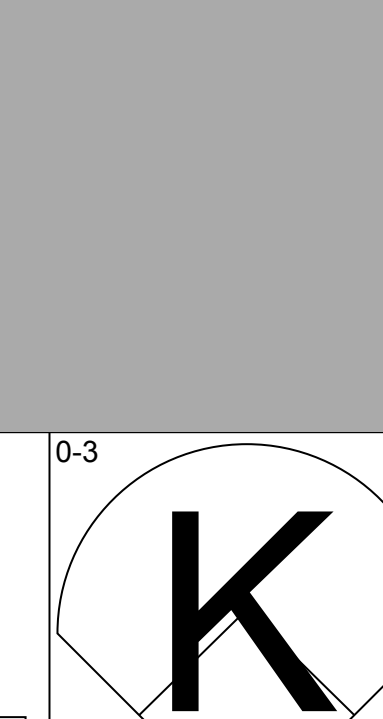



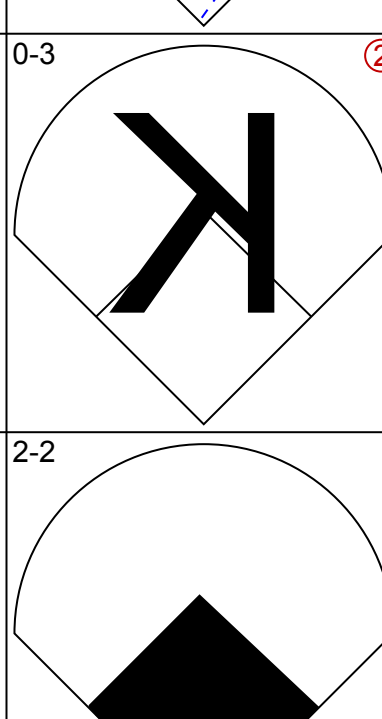


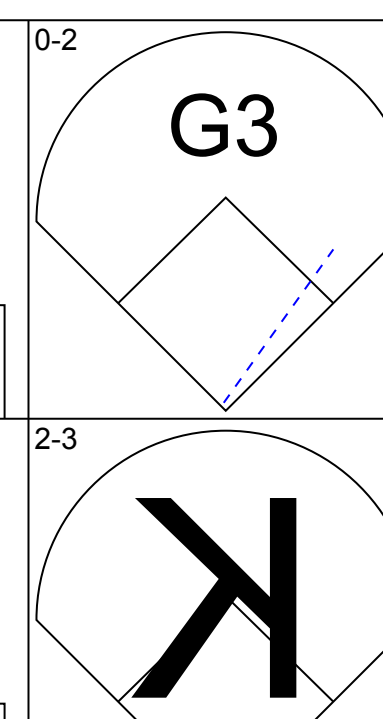
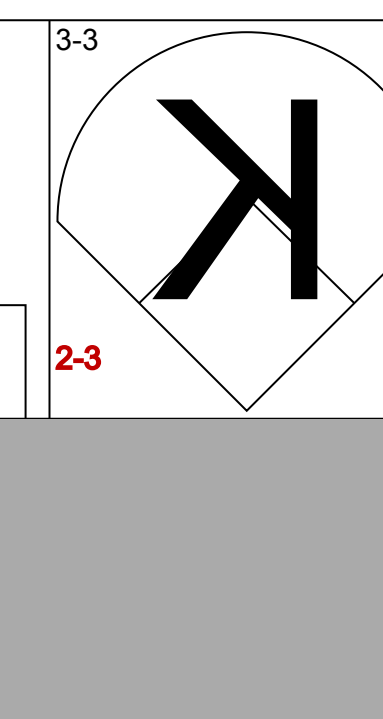
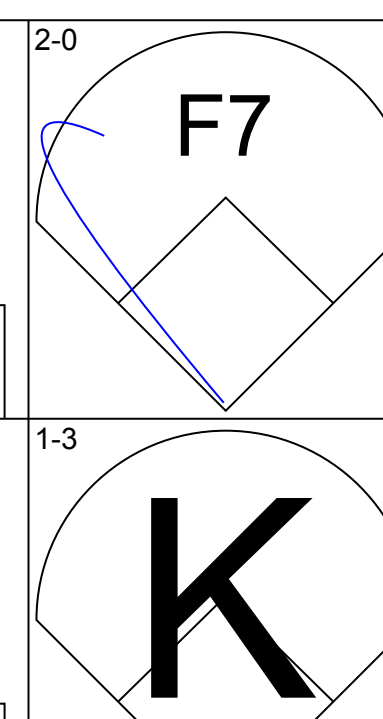
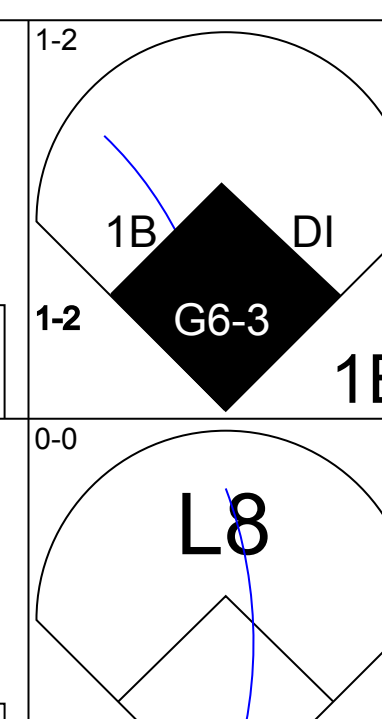
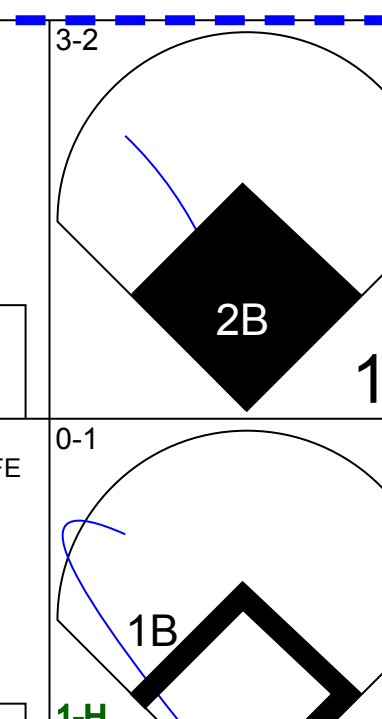
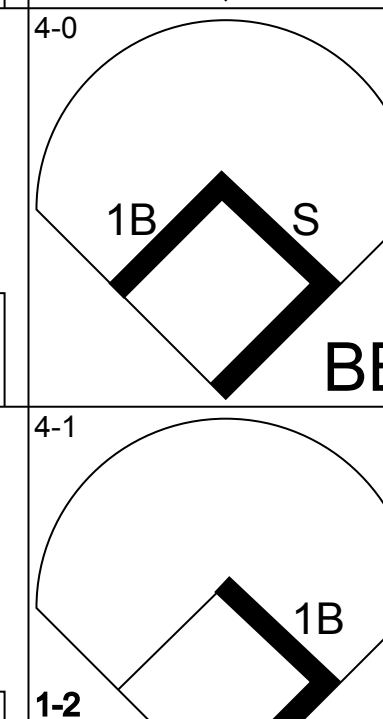
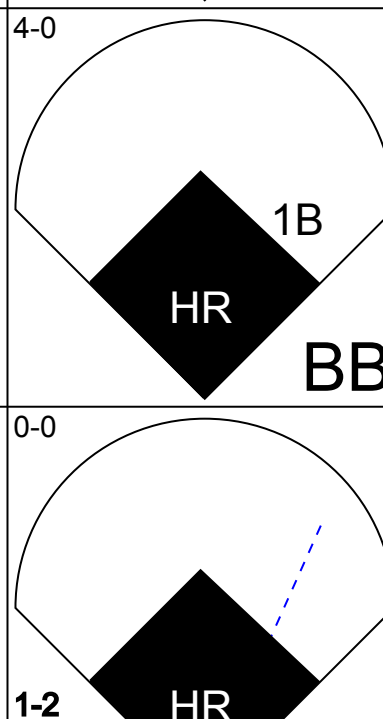

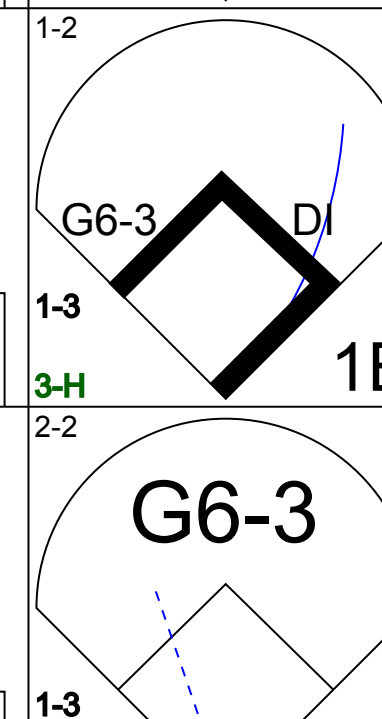
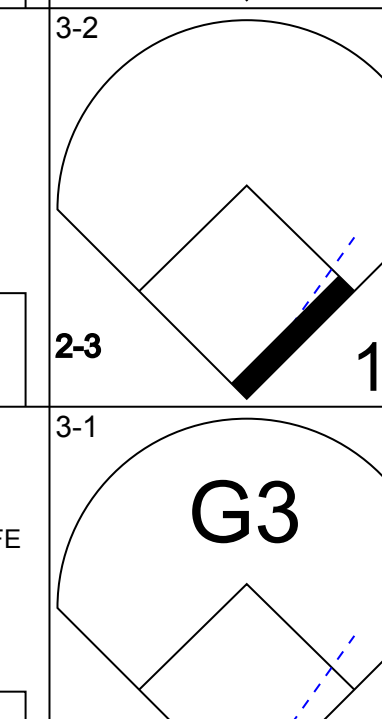
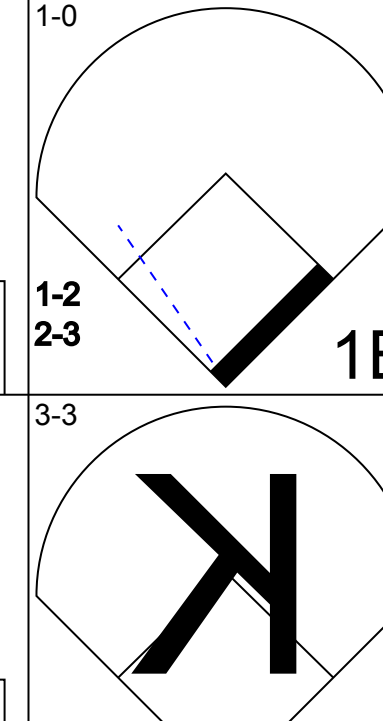
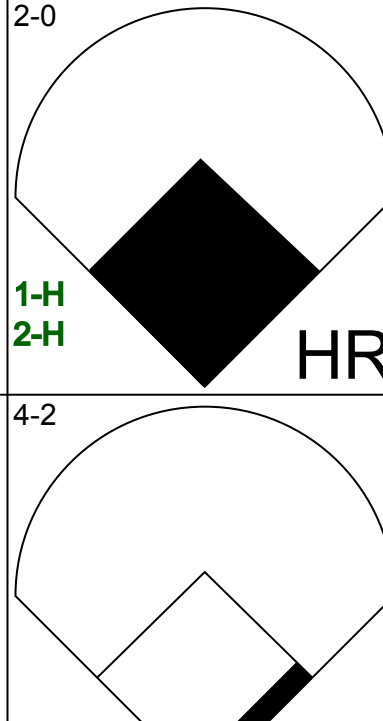
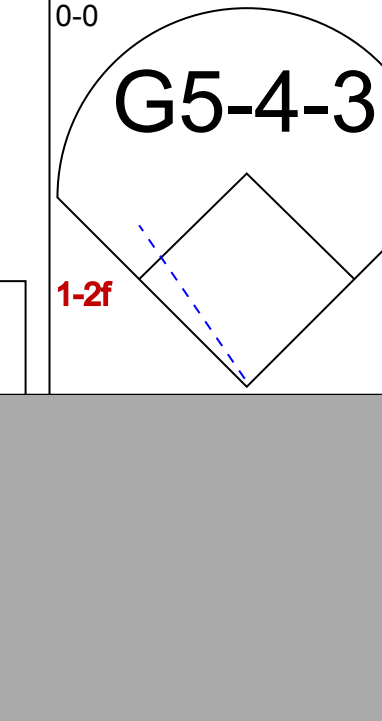
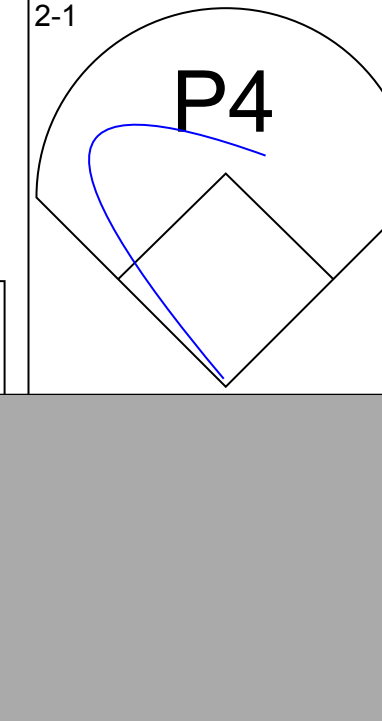
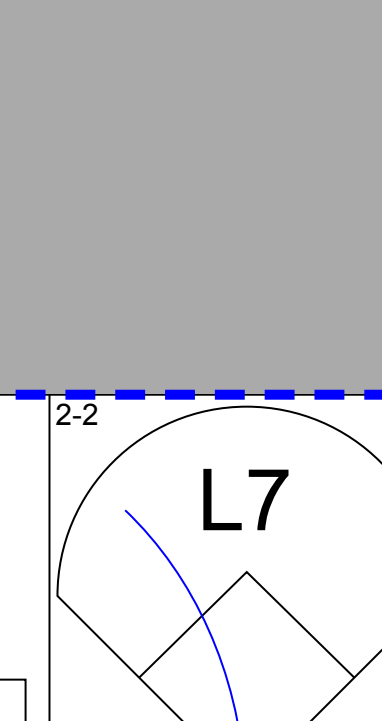

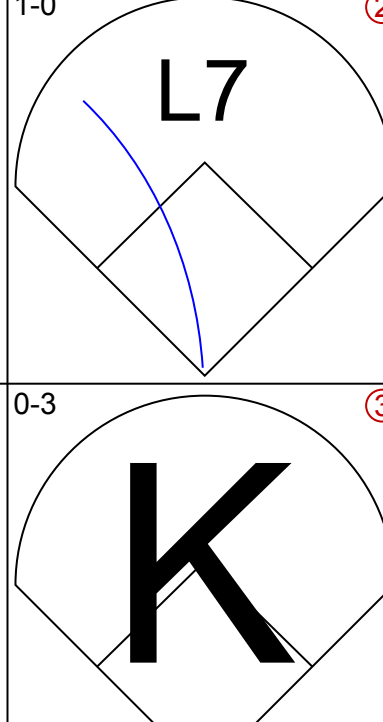


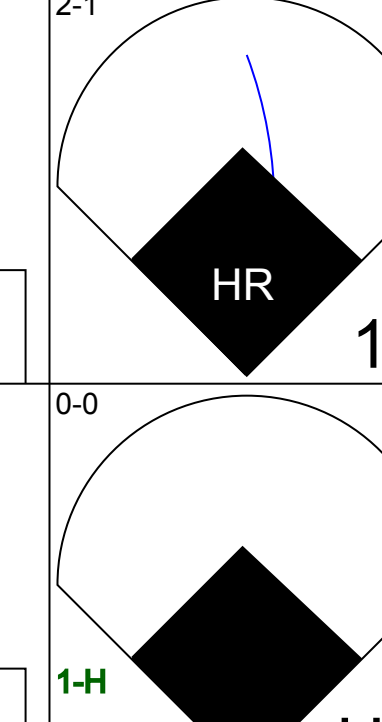

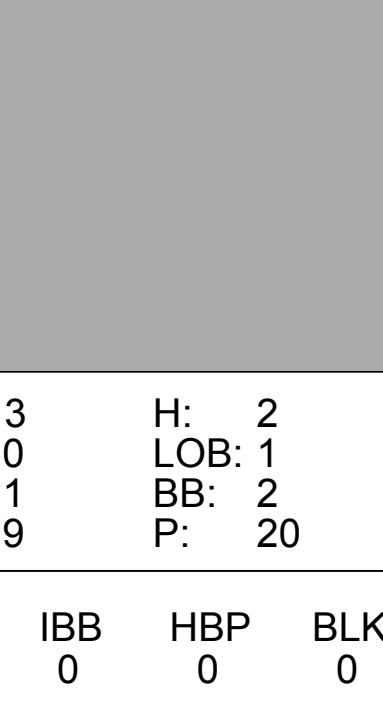

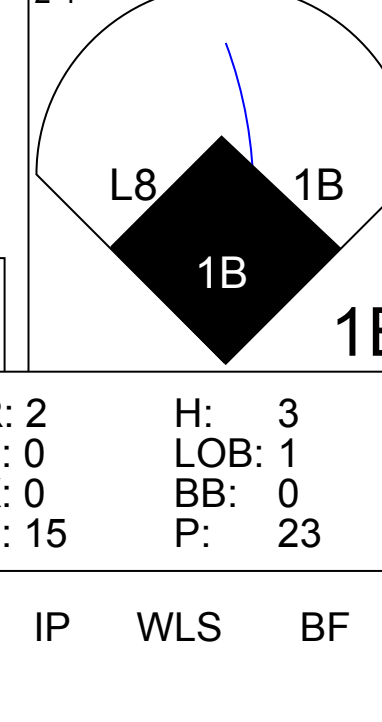






Batter	1	2	3	4	5	6	7	8	9	AB	R	H	RBI	BB	SO	LOB	BOTTOM
Terry Shupert, R (1, 4) OBP: 0.426, SLG: 0.857	0-1 FC4 1B		1-3 K		3-1 P6		2-1 HR 1B	1-1 F8		3	0	1	0	0	1	0	
17 Todd Helton, L (7, FH) OBP: 0.357, SLG: 0.500										2	1	1	1	0	0	0	
Neftali Perez, S (1, 6) OBP: 0.324, SLG: 0.438	0-1 B5		0-2 G5-3		2-2 1B		1-2 HR	0-1 3B		5	1	3	2	0	0	1	
Larry Walker, L (1, 9) OBP: 0.436, SLG: 0.667	2-2 P6			1-2 1B	1-0 G3		4-1 HR BB	1-0 HBP		3	2	1	0	1	0	2	
Dante Bichette, R (1, 7) OBP: 0.326, SLG: 0.493	1-2 FC4			2-3 K		0-0 B1-3	2-0 HR	2-3 K		5	1	1	2	0	2	4	
Vinny Castilla, R (1, 5) OBP: 0.352, SLG: 0.520		1-2 G4-3		3-2 F8		0-0 G5-4-3 1B	0-2 F9			4	0	1	0	0	0	1	
Angel Echevarria, R (1, 3) OBP: 0.322, SLG: 0.509		4-2 BB		1-2 1B		3-2 G5-4-3 1B	1-0 HR			3	2	2	2	1	0	1	
Chris Sexton, R (8, 4) OBP: 0.339, SLG: 0.319				1-H 1B		1-2 1B				0	0	0	0	0	0	0	
Edgard Clemente, R (1, 8) OBP: 0.364, SLG: 0.490		0-0 F7		0-0 1B		0-0 1B				3	1	1	0	1	1	1	
Henry Blanco, R (1, 2) OBP: 0.363, SLG: 0.465		2-1 P4		3-0 1B						4	1	2	3	0	0	1	
Pedro Astacio, R (1, 1) OBP: 0.226, SLG: 0.233			2-1 F8		0-0 F8		1-2 1B	1-1 P3		3	1	1	0	0	0	0	
Dave Veres, R (8, 1)										1	0	0	0	0	0	0	
Chuck McElroy, L (9, 1)										0	0	0	0	0	0	0	
Inning Stats	R: 0 H: 1 E: 0 K: 0 S: 12	H: 0 R: 0 ER: 0 LOB: 1 BB: 1 P: 16	H: 0 R: 0 ER: 0 LOB: 0 BB: 0 P: 11	H: 0 R: 0 ER: 0 LOB: 0 BB: 0 P: 11	H: 4 R: 2 ER: 0 LOB: 1 BB: 0 P: 27	H: 1 R: 0 ER: 0 LOB: 1 BB: 0 P: 13	H: 1 R: 0 ER: 0 LOB: 0 BB: 0 P: 10	H: 6 R: 8 ER: 0 LOB: 2 BB: 2 P: 46	H: 1 R: 0 ER: 0 LOB: 2 BB: 0 P: 14	1B: 8 2B: 1 3B: 1 HR: 4	SF: 0 SAC: 0 DP: 1 HBP: 1	WP: 0 PB: 0 SB: 1 CS: 0	PA: 40				
PITCHER	IP WLS BF H R ER SO BB IBB HBP BLK WP HR S P ERA WHIP																
Scott Karl, L (1, 1) ERA: 5.38	6.0 L 27 9 5 5 2 1 0 0 0 0 0 3 11 21 135.00 15.000																
David Weathers, R (7, 1) ERA: 4.0	0.1 6 4 5 5 0 0 0 0 0 0 0 6 10 0.00 0.000																
Steve Woodard, R (7, 1) ERA: 5.19	0.2 2 0 0 0 0 1 0 0 0 0 0 0 6 10 0.00 0.000																
21 Cal Eldred, R (8, 1) ERA: 7.33	1.0 5 1 0 0 0 1 0 0 0 1 0 0 0 9 14 0.00 1.000																

Milwaukee Brewers @ Colorado Rockies
Coors Field, Denver, CO
Sun Jun 06 1999, 1:05 PM MDT
Att: 41,688 - Sunny - 74 F

AB 36
R 10
H 14
RBI 10
BB 3
SO 4
LOB 11



Batter	1	2	3	4	5	6	7	8	9	AB	R	H	RBI	BB	SO	LOB	TOP					
Mark Loretta, R OBP: 0.356, SLG: 0.405										5	2	2	3	0	1	2	Milwaukee Brewers @ Cleveland Indians Jacobs Field, Cleveland, OH Thu Jun 10 1999, 7:05 PM EDT Att. 43,196 - Overcast - 85 F					
Ronnie Belliard, R OBP: 0.455, SLG: 0.477										4	1	1	0	2	1	1						
Jeff Cirillo, R OBP: 0.383, SLG: 0.429 Lou Collier, R OBP: 0.356, SLG: 0.431										2	0	0	0	0	0	1						
Jeremy Burnitz, L OBP: 0.384, SLG: 0.514										6	1	1	1	0	1	3						
Dave Nilsson, L OBP: 0.399, SLG: 0.665 Brian Banks, S OBP: 0.310, SLG: 0.348										6	2	2	4	0	2	2						
Marquis Grissom, R OBP: 0.335, SLG: 0.389										4	3	3	0	1	0	0						
Sean Berry, R OBP: 0.318, SLG: 0.356										5	1	1	0	0	0	3						
Geoff Jenkins, L OBP: 0.412, SLG: 0.628										4	2	2	4	1	0	0						
Alex Ochoa, R OBP: 0.416, SLG: 0.547										4	2	1	1	1	1	2						
Inning Stats	R: 0 E: 0 K: 1 S: 8	H: 0 LOB: 1 BB: 0 P: 15	R: 1 E: 0 K: 2 S: 19	H: 3 LOB: 2 BB: 0 P: 28	R: 0 E: 0 K: 1 S: 6	H: 0 LOB: 0 BB: 0 P: 8	R: 6 E: 1 K: 0 S: 28	H: 5 LOB: 1 BB: 2 P: 41	R: 2 E: 0 K: 1 S: 12	H: 1 LOB: 1 BB: 1 P: 28	R: 3 E: 0 K: 0 S: 13	H: 2 LOB: 0 BB: 1 P: 25	R: 0 E: 0 K: 1 S: 9	H: 0 LOB: 1 BB: 1 P: 17	R: 0 E: 0 K: 1 S: 13	H: 1 LOB: 1 BB: 0 P: 18		R: 3 E: 1 K: 0 S: 17	H: 2 LOB: 1 BB: 1 P: 27	1B: 8 2B: 2 3B: 0 HR: 4	SF: 1 SAC: 0 DP: 0 HBP: 1	WP: 0 PB: 0 SB: 1 CS: 0
PITCHER	IP	WLS	BF	H	R	ER	SO	BB	IBB	HBP	BLK	WP	HR	S	P	ERA	WHIP					
Bartolo Colon, R ERA: 5.61	(1, 1)	3.0	L	20	8	7	6	4	1	0	0	0	0	3	50	76	18.00	3.000				
Dave Stevens, R ERA: 7.88	(4, 1)	4.0		19	3	5	5	2	3	1	0	0	0	1	45	86	11.25	1.500				
Paul Assenmacher, L ERA: 4.28	(8, 1)	1.0		4	1	0	0	1	0	0	0	0	0	0	13	18	0.00	1.000				
Steve Reed, R ERA: 3.57	(9, 1)	1.0		7	2	3	1	0	1	0	0	0	0	0	17	27	9.00	3.000				

Batter	1	2	3	4	5	6	7	8	9	AB	R	H	RBI	BB	SO	LOB	BOTTOM					
Kenny Lofton, L OBP: 0.446, SLG: 0.493										5	2	2	0	0	1	2	Milwaukee Brewers @ Cleveland Indians Jacobs Field, Cleveland, OH Thu Jun 10 1999, 7:05 PM EDT Att. 43,196 - Overcast - 85 F					
Omar Vizquel, S OBP: 0.391, SLG: 0.424										5	0	1	1	0	2	2						
Roberto Alomar, S OBP: 0.435, SLG: 0.505 Enrique Wilson, S OBP: 0.317, SLG: 0.380										1	1	0	0	2	1	0						
David Justice, L OBP: 0.374, SLG: 0.556										3	1	1	1	2	0	3						
Richie Sexson, R OBP: 0.294, SLG: 0.534										5	1	2	3	0	0	2						
Jim Thome, L OBP: 0.406, SLG: 0.459										4	0	0	0	1	2	3						
Jeff Manto, R OBP: 0.500, SLG: 0.714										5	2	2	1	0	1	1						
Jacob Cruz, L OBP: 0.400, SLG: 0.700										5	1	2	2	0	1	1						
Einar Diaz, R OBP: 0.305, SLG: 0.410										4	1	2	0	0	1	0						
Inning Stats	R: 0 E: 0 K: 2 S: 12	H: 1 LOB: 3 BB: 2 P: 26	R: 0 E: 0 K: 2 S: 10	H: 2 LOB: 0 BB: 0 P: 13	R: 3 E: 0 K: 1 S: 9	H: 2 LOB: 1 BB: 2 P: 20	R: 0 E: 0 K: 1 S: 6	H: 0 LOB: 0 BB: 0 P: 9	R: 0 E: 0 K: 0 S: 5	H: 0 LOB: 0 BB: 1 P: 10	R: 2 E: 0 K: 0 S: 15	H: 3 LOB: 1 BB: 0 P: 23	R: 3 E: 0 K: 1 S: 19	H: 5 LOB: 2 BB: 0 P: 34	R: 1 E: 0 K: 0 S: 12	H: 1 LOB: 0 BB: 0 P: 19		1B: 10 2B: 2 3B: 0 HR: 3	SF: 0 SAC: 0 DP: 2 HBP: 0	WP: 0 PB: 0 SB: 1 CS: 1	PA: 44	
PITCHER	IP	WLS	BF	H	R	ER	SO	BB	IBB	HBP	BLK	WP	HR	S	P	ERA	WHIP					
Hideo Nomo, R ERA: 4.23	(1, 1)	7.0	W	32	8	5	5	7	5	0	0	0	0	1	63	109	6.43	1.857				
Eric Plunk, R ERA: 3.38	(8, 1)	0.2		4	2	2	2	1	0	0	0	0	0	1	9	15	27.00	3.000				
Mike Myers, L ERA: 7.94	(8, 1)	0.1		4	3	1	1	0	0	0	0	0	0	0	10	19	27.00	9.000				
Bob Wickman, R ERA: 4.03	(9, 1)	1.0		4	1	1	1	1	0	0	0	0	0	1	12	19	9.00	1.000				

AB	42
R	15
H	14
RBI	15
BB	6
SO	7
LOB	15



AB	39
R	9
H	14
RBI	9
BB	5
SO	9
LOB	14




Batter	1	2	3	4	5	6	7	8	9	AB	R	H	RBI	BB	SO	LOB	TOP				
Curtis Goodwin, L OBP: 0.194, SLG: 0.200 (1, 8)	G1-3 ①		L6 ③		L4 ③		FC6-4 1B ③		L3 ③	5	0	1	0	0	0	3	Chicago Cubs @ Milwaukee Brewers Milwaukee County Stadium, Milwaukee, WI Mon Jun 14 1999, 8:05 PM EDT Att: 41,872 - Unknown - 58 F				
Mickey Morandini, L OBP: 0.346, SLG: 0.382 (1, 4)	F8 ②			G4-3 ①		1B ③	FC6-4 1B ③			3	0	1	0	0	0	0					
Glenallen Hill, R OBP: 0.413, SLG: 0.706 (7, PH)										1	0	0	0	0	0	2					
Doug Creek, L (7, 1)										0	0	0	0	0	0	0					
Mark Grace, L OBP: 0.412, SLG: 0.488 (1, 3)	2B ③			F7 ②		F9 ①		1B BB ①		3	0	1	0	1	0	1					
Sammy Sosa, R OBP: 0.368, SLG: 0.632 (1, 9)	K ③			HR ③		K ②		K ①		4	1	1	1	0	3	3					
Henry Rodriguez, L OBP: 0.440, SLG: 0.622 (1, 7)			P5 ①		F8 ③		1B ③		1B ③	4	0	2	0	0	0	0					
Tyler Houston, L OBP: 0.360, SLG: 0.529 (1, 5)	K ②					K ①	G3-1 ③		K ②	4	0	0	0	0	3	4					
Benito Santiago, R (1, 2)										3	0	0	0	0	1	2					
Sandy Martinez, L OBP: 0.182, SLG: 0.182 (8, 2)	F8 ③					SH1-4 1B BB ②	G6-3 ①	K ③		0	0	0	0	0	0	0					
José Hernández, R OBP: 0.336, SLG: 0.399 (1, 6)										4	0	2	0	0	2	0					
Kyle Farnsworth, R OBP: 0.118, SLG: 0.063 (1, 1)										1	0	0	0	0	0	0					
Dan Serafini, S (6, 1)										0	0	0	0	0	0	0					
Jeff Blauser, R OBP: 0.375, SLG: 0.413 (7, PH)										2	0	1	0	0	1	1					
Jeff Blauser, R OBP: 0.375, SLG: 0.413 (7, 4)										2	0	1	0	0	1	1					
Inning Stats	R: 0 E: 0 K: 1 S: 13	H: 1 LOB: 1 BB: 0 P: 18	R: 0 E: 0 K: 1 S: 9	H: 0 LOB: 0 BB: 0 P: 12	R: 0 E: 0 K: 1 S: 9	H: 0 LOB: 0 BB: 0 P: 12	R: 1 E: 0 K: 0 S: 7	H: 1 LOB: 2 BB: 1 P: 9	R: 0 E: 0 K: 1 S: 12	H: 2 LOB: 2 BB: 1 P: 20	R: 0 E: 0 K: 1 S: 10	H: 2 LOB: 2 BB: 0 P: 15	R: 0 E: 0 K: 3 S: 15	H: 1 LOB: 2 BB: 1 P: 24	R: 0 E: 0 K: 1 S: 9	H: 1 LOB: 0 BB: 0 P: 13	1B: 7 2B: 2 3B: 0 HR: 1	SF: 0 SAC: 1 DP: 1 HBP: 0	WP: 0 PB: 0 SB: 0 CS: 0	PA: 37	
PITCHER	IP	WLS	BF	H	R	ER	SO	BB	IBB	HBP	BLK	WP	HR	S	P	ERA	WHIP				
Steve Woodard, R ERA: 4.65	6.2	W	28	7	1	1	6	1	0	0	0	0	1	66	96	1.35	1.200				
Mike Myers, L ERA: 6.86	0.1	H	1	0	0	0	0	0	0	0	0	0	0	2	2	0.00	0.000				
Al Reyes, R ERA: 3.86	1.0		5	1	0	0	3	1	0	0	0	0	0	15	24	0.00	2.000				
Bob Wickman, R ERA: 3.9	1.0		3	1	0	0	1	0	0	0	0	0	0	9	13	0.00	1.000				

AB	34
R	1
H	9
RBI	1
BB	2
SO	10
LOB	16



Batter	1	2	3	4	5	6	7	8	9	AB	R	H	RBI	BB	SO	LOB	BOTTOM					
Mark Loretta, R OBP: 0.365, SLG: 0.416 (1, 6)	1B BB ①				F9 ①	G5-3 ①	L9 ③			4	1	1	0	1	0	2	Chicago Cubs @ Milwaukee Brewers Milwaukee County Stadium, Milwaukee, WI Mon Jun 14 1999, 8:05 PM EDT Att: 41,872 - Unknown - 58 F					
Ronnie Belliard, R OBP: 0.480, SLG: 0.595 (1, 4)	BB 1B ①		P3 ②		2B ②	L4 ②		K ①		5	0	2	0	0	1	2						
Jeff Cirillo, R OBP: 0.388, SLG: 0.426 (1, 5)	BB 1B ①				L7 ②	BB 1B ②		BB BB ②		4	0	2	2	1	0	2						
Jeromy Burnitz, L OBP: 0.385, SLG: 0.529 (1, 9)	P5 ①		G4-3 ①		F7 ③	BB ②		BB BB ②		3	0	0	0	2	0	3						
Dave Nilsson, L OBP: 0.397, SLG: 0.650 (1, 2)	K ②			HR ③		F8 ①	G4-3 ③		K ②	5	1	1	1	0	2	6						
Marquis Grissom, R OBP: 0.342, SLG: 0.400 (1, 8)						1B ②		F7 ③		4	1	3	0	1	0	2						
Sean Berry, R OBP: 0.317, SLG: 0.358 (1, 3)	L8 ③		G6-3 ②			F8 ②		F7 ①		4	0	0	0	0	0	6						
Geoff Jenkins, L OBP: 0.410, SLG: 0.644 (1, 7)										2	1	1	1	1	0	1						
Alex Ochoa, R OBP: 0.432, SLG: 0.582 (7, PH)										0	0	0	0	1	0	0						
Alex Ochoa, R OBP: 0.432, SLG: 0.582 (8, 7)										0	0	0	0	1	0	0						
Steve Woodard, L OBP: 0.286, SLG: 0.269 (1, 1)										3	1	1	0	0	1	2						
Mike Myers, L (7, 1)										0	0	0	0	0	0	0						
Lou Collier, R OBP: 0.344, SLG: 0.423 (7, PH)										0	0	0	1	0	0	0						
Al Reyes, R (8, 1)										0	0	0	0	0	0	0						
Bob Wickman, R (9, 1)										0	0	0	0	0	0	0						
Inning Stats	R: 1 E: 0 K: 1 S: 16	H: 2 LOB: 3 BB: 2 P: 31	R: 1 E: 0 K: 1 S: 13	H: 2 LOB: 1 BB: 0 P: 17	R: 1 E: 0 K: 0 S: 12	H: 2 LOB: 2 BB: 1 P: 22	R: 0 E: 0 K: 0 S: 9	H: 1 LOB: 1 BB: 0 P: 13	R: 0 E: 0 K: 0 S: 5	H: 1 LOB: 1 BB: 0 P: 11	R: 1 E: 0 K: 0 S: 10	H: 2 LOB: 2 BB: 1 P: 20	R: 1 E: 0 K: 0 S: 13	H: 1 LOB: 1 BB: 1 P: 23	R: 0 E: 0 K: 2 S: 11	H: 0 LOB: 2 BB: 2 P: 22	1B: 5 2B: 4 3B: 0 HR: 2	SF: 1 SAC: 0 DP: 0 HBP: 0	WP: 0 PB: 0 SB: 1 CS: 0	PA: 42		
PITCHER	IP	WLS	BF	H	R	ER	SO	BB	IBB	HBP	BLK	WP	HR	S	P	ERA	WHIP					
Kyle Farnsworth, R ERA: 5.72	5.2	L	30	10	4	4	2	2	1	0	0	0	0	2	63	106	6.35	2.118				
Dan Serafini, L ERA: 4.0	0.1		2	0	0	0	0	1	0	0	0	0	0	2	8	0.00	3.000					
Doug Creek, L ERA: 4.5	2.0		10	1	1	1	2	2	1	0	0	0	0	24	45	4.50	1.500					



Batter	1	2	3	4	5	6	7	8	9	AB	R	H	RBI	BB	SO	LOB	TOP							
Mickey Morandini, L (1.4) OBP: 0.338, SLG: 0.373	F8		G1-3		E9		K	P5		5	0	0	0	0	1	3	Chicago Cubs @ Milwaukee Brewers Milwaukee County Stadium, Milwaukee, WI Tue Jun 15 1999, 8:05 PM EDT Att: 40,878 - Unknown - 59 F							
José Hernández, R (1.6) OBP: 0.333, SLG: 0.394	K		K		G5-3		1B		K	5	0	1	0	0	3	1								
Mark Grace, L (1.3) OBP: 0.412, SLG: 0.484	BB			B1		G3	1B		G3	4	0	1	2	1	0	0								
Sammy Sosa, R (8.9) OBP: 0.365, SLG: 0.623	F7			P6		1B	L8		P3	5	0	1	0	0	0	3								
Glenallen Hill, R (1.9) OBP: 0.417, SLG: 0.730		HR		G4-3		1B		F9		4	1	2	1	0	0	0								
Rick Aguilera, R (8.1)										0	0	0	0	0	0	0								
Terry Adams, R (9.1)										0	0	0	0	0	0	0								
Henry Rodríguez, L (1.7) OBP: 0.431, SLG: 0.607	K			G4-3		G3-6-1		K		4	0	0	0	0	2	2								
Gary Gaetti, R (1.5) OBP: 0.252, SLG: 0.350	P3			F7			G1-3	HR		4	1	1	0	0	0	0								
Benito Santiago, R (1.2) OBP: 0.300, SLG: 0.383	G5-3			BB		1B	1B	HR		3	3	2	2	1	0	0								
Jon Lieber, L (1.1) OBP: 0.230, SLG: 0.190			G4-3							1	1	0	0	1	0	0								
Jeff Blauvelt, R (7. PH)										1	1	1	0	0	0	0								
Scott Sanders, R (7.1)										0	0	0	0	0	0	0								
Felix Heredia, L (7.1)										0	0	0	0	0	0	0								
Curtis Goodwin, L (8. PH)										0	0	0	0	0	0	0								
Eric Plunk, R (8.9) OBP: 0.176, SLG: 0.200										0	0	0	0	1	0	0								
Inning Stats	R: 0 E: 0 K: 1 S: 11	H: 0 LOB: 1 BB: 1 P: 17	R: 1 E: 0 K: 1 S: 10	H: 1 LOB: 0 BB: 0 P: 15	R: 0 E: 0 K: 1 S: 6	H: 0 LOB: 0 BB: 0 P: 8	R: 0 E: 0 K: 0 S: 4	H: 0 LOB: 0 BB: 0 P: 7	R: 2 E: 1 K: 0 S: 9	H: 0 LOB: 1 BB: 2 P: 20	R: 0 E: 0 K: 0 S: 7	H: 2 LOB: 1 BB: 0 P: 12	R: 2 E: 0 K: 1 S: 16	H: 4 LOB: 2 BB: 0 P: 21	R: 2 E: 0 K: 1 S: 9	H: 2 LOB: 1 BB: 1 P: 20	R: 0 E: 0 K: 1 S: 8	H: 0 LOB: 0 BB: 0 P: 12	1B: 7 2B: 0 3B: 0 HR: 2	SF: 0 SAC: 0 DP: 1 HBP: 0	WP: 0 PB: 0 SB: 0 CS: 0	PA: 40		
PITCHER	IP	WLS	BF	H	R	ER	SO	BB	IBB	HBP	BLK	WP	HR	S	P	ERA	WHIP							
Jim Abbott, L (1.1) ERA: 6.87	6.2	L	30	7	5	3	4	3	0	0	0	0	1	62	99	4.05	1.500							
Al Reyes, R (7.1) ERA: 4.31	1.0		6	2	2	2	1	1	0	0	0	0	1	9	18	18.00	3.000							
Mike Myers, L (8.1) ERA: 6.75	0.1		1	0	0	0	0	0	0	0	0	0	0	1	3	0.00	0.000							
Eric Plunk, R (9.1) ERA: 3.26	1.0		3	0	0	0	1	0	0	0	0	0	0	8	12	0.00	0.000							

AB	36
R	7
H	9
RBI	5
BB	4
SO	6
LOB	9



Batter	1	2	3	4	5	6	7	8	9	AB	R	H	RBI	BB	SO	LOB	BOTTOM							
Mark Loretta, R (1.6) OBP: 0.362, SLG: 0.409	F9		K		P3		PB		G4-3	4	0	0	0	1	1	0	Chicago Cubs @ Milwaukee Brewers Milwaukee County Stadium, Milwaukee, WI Tue Jun 15 1999, 8:05 PM EDT Att: 40,878 - Unknown - 59 F							
Ronnie Belliard, R (1.4) OBP: 0.450, SLG: 0.490	G4-3		G4-3		F9		B3		2B	5	0	1	0	0	0	1								
Jeff Cirillo, R (1.5) OBP: 0.395, SLG: 0.436	F8		1B		HR		PB		2B	4	1	3	0	1	0	0								
Jeremy Burnitz, L (1.9) OBP: 0.382, SLG: 0.535		K	L3		HR		F7		K	5	1	1	2	0	2	5								
Dave Nilsson, L (1.2) OBP: 0.384, SLG: 0.639	P5			F9			F8			3	0	0	0	1	0	2								
Marquis Grissom, R (1.8) OBP: 0.340, SLG: 0.397	1B		G6-3		K		F7			4	1	1	0	0	1	1								
Sean Berry, R (1.3) OBP: 0.321, SLG: 0.362	1B		E7		G6-3		P4			4	1	2	0	0	0	0								
Geoff Jenkins, L (1.7) OBP: 0.412, SLG: 0.638	1B		1B		K		G1-3			3	0	1	1	1	1	0								
Jim Abbott, L (1.1) OBP: 0.067, SLG: 0.067	K				F7		G5-3			3	0	1	1	0	1	2								
Al Reyes, R (7.1) ERA: 4.69										0	0	0	0	0	0	0								
Mike Myers, L (8.1) ERA: 3.77										0	0	0	0	0	0	0								
Eric Plunk, R (9.1) OBP: 0.377, SLG: 0.391										1	0	0	0	0	0	0								
Inning Stats	R: 0 E: 0 K: 0 S: 11	H: 0 LOB: 0 BB: 0 P: 16	R: 1 E: 0 K: 2 S: 16	H: 3 LOB: 2 BB: 0 P: 25	R: 0 E: 0 K: 1 S: 10	H: 1 LOB: 1 BB: 0 P: 13	R: 1 E: 1 K: 0 S: 5	H: 2 LOB: 2 BB: 1 P: 13	R: 2 E: 0 K: 1 S: 13	H: 1 LOB: 1 BB: 2 P: 26	R: 0 E: 0 K: 1 S: 7	H: 0 LOB: 0 BB: 0 P: 10	R: 0 E: 0 K: 0 S: 10	H: 1 LOB: 2 BB: 1 P: 20	R: 0 E: 0 K: 0 S: 8	H: 0 LOB: 0 BB: 0 P: 14	R: 0 E: 0 K: 1 S: 13	H: 2 LOB: 2 BB: 0 P: 22	1B: 8 2B: 1 3B: 0 HR: 1	SF: 0 SAC: 0 DP: 0 HBP: 0	WP: 0 PB: 1 SB: 0 CS: 0	PA: 40		
PITCHER	IP	WLS	BF	H	R	ER	SO	BB	IBB	HBP	BLK	WP	HR	S	P	ERA	WHIP							
Jon Lieber, R (1.1) ERA: 3.68	6.0	W	27	7	4	4	4	2	1	0	0	0	0	3	7	0.00	6.000							
Scott Sanders, R (7.1) ERA: 4.69	0.1	H	3	1	0	0	0	1	0	0	0	0	0	3	7	0.00	6.000							
Felix Heredia, L (7.1) ERA: 3.16	0.2	H	2	0	0	0	0	0	0	0	0	0	0	7	13	0.00	0.000							
Rick Aguilera, R (8.1) ERA: 3.77	1.0	H	3	0	0	0	0	0	0	0	0	0	0	8	14	0.00	0.000							
Terry Adams, R (9.1) ERA: 3.32	1.0	S	5	2	0	0	1	0	0	0	0	0	0	13	22	0.00	2.000							

AB	36
R	4
H	10
RBI	4
BB	4
SO	6
LOB	11



Batter	1	2	3	4	5	6	7	8	9	AB	R	H	RBI	BB	SO	LOB	TOP					
Curtis Goodwin, L OBP: 0.262, SLG: 0.211	0-3 K		1-1 CS 1B		1-0 E4			4-0 BB 2B BB	4-2 DI BB	3	1	1	0	2	1	1	Chicago Cubs @ Milwaukee Brewers Milwaukee County Stadium, Milwaukee, WI Wed Jun 16 1999, 2:05 PM EDT Att: 39,891 - Cloudy - 60 F					
Mickey Morandini, L OBP: 0.336, SLG: 0.385	1-0 G4-3		1-0 CS	0-0 F9	1-1 P4			4-1 BB 2B BB	0-1 F8	4	1	0	0	1	0	3						
Mark Grace, L OBP: 0.412, SLG: 0.480	3-3 K			0-2 BB 1B		1-2 G5-3		4-1 2B 1B BB	1-1 F7	4	1	1	0	1	1	1						
Sammy Sosa, R OBP: 0.363, SLG: 0.615		3-3 K		4-1 BB	1-2 BB	1-0 F8		0-2 P3		3	0	0	0	1	1	3						
Henry Rodriguez, L OBP: 0.432, SLG: 0.610		1-3 K		2-3 K		1-2 1B		1-1 1B 2B		4	0	2	2	0	2	2						
Tyler Houston, L OBP: 0.395, SLG: 0.551		2-2 HR		2-3 K		0-3 K		0-0 P6		3	1	1	1	0	2	3						
Rodney Myers, R OBP: 0.600, SLG: 0.800										0	0	0	0	0	0	0						
Glenallen Hill, R OBP: 0.412, SLG: 0.722										1	0	0	0	0	0	2						
Doug Creek, L OBP: 0.154, SLG: 0.154										0	0	0	0	0	0	0						
Jeff Blauser, R OBP: 0.387, SLG: 0.418	1-0 G6-3				4-2 E BB		2-0 F7	2-2 1B		3	0	1	1	1	0	0						
José Hernández, R OBP: 0.328, SLG: 0.387			2-1 G6-3		0-0 P4		1-0 G5-3	1-3 K2-3		4	0	0	0	0	1	3						
Steve Trachsel, R OBP: 0.154, SLG: 0.160			0-1 F8		1-1 F8		1-1 P5		3-1 F7	1	0	0	0	0	0	0						
Gary Gaetti, R OBP: 0.250, SLG: 0.348										1	0	0	0	0	0	1						
Dan Serafini, S OBP: 0.154, SLG: 0.154										0	0	0	0	0	0	0						
Sandy Martínez, L OBP: 0.154, SLG: 0.154										2	0	0	0	0	0	0						
Inning Stats	R: 0 E: 0 K: 2 S: 7	H: 0 LOB: 0 BB: 0 P: 11	R: 1 E: 0 K: 2 S: 12	H: 1 LOB: 0 BB: 0 P: 19	R: 0 E: 0 K: 0 S: 6	H: 1 LOB: 0 BB: 0 P: 10	R: 0 E: 0 K: 2 S: 11	H: 1 LOB: 2 BB: 1 P: 19	R: 0 E: 0 K: 0 S: 8	H: 0 LOB: 0 BB: 1 P: 15	R: 0 E: 0 K: 0 S: 4	H: 0 LOB: 0 BB: 0 P: 8	R: 3 E: 0 K: 1 S: 17	H: 2 LOB: 2 BB: 3 P: 33	R: 0 E: 0 K: 0 S: 9	H: 0 LOB: 1 BB: 1 P: 17	1B: 4 2B: 1 3B: 0 HR: 1	SF: 0 SAC: 0 DP: 0 HBP: 0	WP: 0 PB: 0 SB: 0 CS: 1	PA: 40		
PITCHER	IP	WLS	BF	H	R	ER	SO	BB	IBB	HBP	BLK	WP	HR	S	P	ERA	WHIP					
Hideo Nomo, R ERA: 4.01	(1, 1)	7.0	W	28	4	2	2	7	3	0	0	0	0	1	60	101	2.57	1.000				
52 Rafael Roque, L ERA: 5.7	(8, 1)	0.0		2	0	0	0	0	2	0	0	0	0	0	2	10	∞	∞				
Eric Plunk, R ERA: 3.16	(8, 1)	1.0		5	2	2	2	1	0	0	0	0	0	15	19	18.00	2.000					
Jim Pittsley, R ERA: 5.24	(9, 1)	1.0		4	0	0	0	0	1	0	0	0	0	9	17	0.00	1.000					

AB	33
R	4
H	6
RBI	4
BB	6
SO	8
LOB	19



Batter	1	2	3	4	5	6	7	8	9	AB	R	H	RBI	BB	SO	LOB	BOTTOM					
Mark Loretta, R OBP: 0.366, SLG: 0.412	2-2 WP HBP	1-2 1-3 2-H 3-H 2B		1-1 F9		4-1 1B 2B BB	0-0 P3			3	1	1	2	1	0	2	Chicago Cubs @ Milwaukee Brewers Milwaukee County Stadium, Milwaukee, WI Wed Jun 16 1999, 2:05 PM EDT Att: 39,891 - Cloudy - 60 F					
Brian Banks, S OBP: 0.321, SLG: 0.375	2-1 F8	1-3 K		3-1 HR		0-3 K		4-2 BB BB 1B BB		4	2	1	1	1	2	6						
Jeff Cirillo, R OBP: 0.393, SLG: 0.433	1-1 G6-3	3-3 K		0-0 G6-3		1-0 2B		4-0 1B BB BB		4	1	1	2	0	1	3						
Ronnie Belliard, R OBP: 0.454, SLG: 0.490	1-2 G6-3					1-3 2-H 3-H 1B		1-2 WP BB		0	1	0	0	1	0	0						
Jeromy Burnitz, L OBP: 0.383, SLG: 0.551	2-2 P4			0-0 HR		2-1 P5		4-2 WP 1B BB		4	1	2	3	0	0	1						
Alex Ochoa, R OBP: 0.436, SLG: 0.582						2-H 3-H 2B		1-2 2-3 3-H BB		0	0	0	0	1	0	0						
Dave Nilsson, L OBP: 0.386, SLG: 0.634						3-3 K		3-2 WP 1B		3	1	1	0	1	1	1						
Bobby Hughes, R OBP: 0.288, SLG: 0.397		0-0 BB BB 1B 1B		4-0 BB		2-1 G4-3		1-2 2-3 3-H 1B		1	0	1	1	0	0	0						
Marquis Grissom, R OBP: 0.333, SLG: 0.389		1-0 L7		2-3 K		2-0 G5-3		3-3 K		5	0	0	0	0	3	4						
Geoff Jenkins, L OBP: 0.417, SLG: 0.641		4-2 1B BB 2B BB		2-2 P8		2-2 1B 2B		0-0 1B 1B		4	2	2	0	1	0	3						
Jose Valentin, S OBP: 0.250, SLG: 0.077		4-2 1B 2B BB		0-3 K		0-1 SH3-4 1B		2-3 K		4	2	1	0	1	2	4						
Hideo Nomo, R OBP: 0.294, SLG: 0.412		1-1 2B		2-1 G5-3		1-0 SH3-4		3-2 1B		3	0	2	1	0	0	0						
52 Rafael Roque, L OBP: 0.250, SLG: 0.100										0	0	0	0	0	0	0						
Eric Plunk, R ERA: 3.16										0	0	0	0	0	0	0						
Jim Pittsley, R ERA: 5.24										0	0	0	0	0	0	0						
Inning Stats	R: 0 E: 0 K: 0 S: 12	H: 0 LOB: 1 BB: 0 P: 19	R: 3 E: 0 K: 2 S: 21	H: 3 LOB: 2 BB: 2 P: 36	R: 1 E: 0 K: 2 S: 13	H: 1 LOB: 1 BB: 1 P: 21	R: 1 E: 0 K: 0 S: 7	H: 1 LOB: 0 BB: 0 P: 13	R: 0 E: 0 K: 1 S: 6	H: 0 LOB: 0 BB: 0 P: 13	R: 4 E: 0 K: 1 S: 16	H: 4 LOB: 1 BB: 1 P: 26	R: 0 E: 0 K: 1 S: 9	H: 2 LOB: 2 BB: 0 P: 14	R: 2 E: 0 K: 2 S: 16	H: 1 LOB: 2 BB: 3 P: 36	1B: 7 2B: 3 3B: 0 HR: 2	SF: 0 SAC: 1 DP: 0 HBP: 1	WP: 2 PB: 0 SB: 0 CS: 0	PA: 44		
PITCHER	IP	WLS	BF	H	R	ER	SO	BB	IBB	HBP	BLK	WP	HR	S	P	ERA	WHIP					
Steve Trachsel, R ERA: 5.3	(1, 1)	4.0	L	21	5	5	4	4	3	0	1	0	0	0	14	24	13.50	1.500				
Dan Serafini, L ERA: 4.66	(5, 1)	1.1		6	2	2	2	1	0	0	0	0	0	17	29	10.80	3.000					
Rodney Myers, R ERA: 5.59	(6, 1)	1.2		10	4	2	2	2	1	0	0	0	0	17	29	10.80	3.000					
Doug Creek, L ERA: 9.0	(8, 1)	1.0		7	1	2	2	2	3	0	0	0	1	0	16	36	18.00	4.000				

AB	35
R	11
H	12
RBI	10
BB	7
SO	9
LOB	24



Batter	1	2	3	4	5	6	7	8	9	AB	R	H	RBI	BB	SO	LOB	TOP				
Mark Loretta, R (1, 5) OBP: 0.365, SLG: 0.409	1-3 K		2-2 BB BB 1B		0-0 F8		1-2 L3			4	0	1	0	0	1	1	Milwaukee Brewers @ Cincinnati Reds Cinergy Field, Cincinnati, OH Thu Jun 17 1999, 7:05 PM EDT Att: 17,836 - Unknown - 69 F				
Ronnie Belliard, R (1, 4) OBP: 0.448, SLG: 0.481	2-2 F7		1-0 F9		1-2 1B		2-1 F8			4	0	1	0	0	0	1					
Dave Nilsson, L (1, 2) OBP: 0.389, SLG: 0.628	4-2 BB BB		4-2 BB BB		2-3 K		2-3 K2-3			2	0	0	0	2	2	1					
Jeremy Burnitz, L (1, 9) OBP: 0.385, SLG: 0.547	4-0 1-2 BB		4-2 BB BB		1-2 P3		1-3 K			2	0	0	0	2	1	1					
Marquis Grissom, R (1, 8) OBP: 0.332, SLG: 0.386	2-2 F8		1-3 K		0-0 G5-3		3-1 G4-6-3 1B			4	0	1	0	0	1	5					
Geoff Jenkins, L (1, 7) OBP: 0.408, SLG: 0.626		0-0 G3		1-3 K		1-1 P6		0-0 G4-6-3 1B		4	0	0	0	0	1	1					
Sean Berry, R (1, 3) OBP: 0.315, SLG: 0.354		2-2 F7		1-2 F8		0-0 F8		0-1 F8		4	0	0	0	0	0	0					
Jose Valentin, S (1, 6) OBP: 0.316, SLG: 0.133		1-3 K		1-1 1B			4-2 L3 BB			2	0	1	0	1	1	0					
Scott Karl, L (1, 1) OBP: 0.172, SLG: 0.448			1-2 G3		0-2 K		1-3 K			2	0	0	0	0	1	1					
Rich Becker, L (7, PH) OBP: 0.372, SLG: 0.385										1	0	0	0	0	1	1					
David Weathers, R (7, 1) OBP: 0.286, SLG: 0.167										0	0	0	0	0	0	0					
Inning Stats	R: 0 E: 0 K: 1 S: 20	H: 0 LOB: 2 BB: 2 P: 33	R: 0 E: 0 K: 1 S: 12	H: 0 LOB: 0 BB: 0 P: 15	R: 0 E: 0 K: 1 S: 16	H: 1 LOB: 3 BB: 2 P: 29	R: 0 E: 0 K: 2 S: 11	H: 1 LOB: 1 BB: 0 P: 14	R: 0 E: 0 K: 0 S: 4	H: 0 LOB: 0 BB: 0 P: 5	R: 0 E: 0 K: 1 S: 8	H: 0 LOB: 0 BB: 1 P: 14	R: 0 E: 0 K: 2 S: 8	H: 0 LOB: 0 BB: 0 P: 13	R: 0 E: 0 K: 0 S: 5	H: 1 LOB: 0 BB: 0 P: 8	1B: 4 2B: 1 3B: 0 HR: 0	SF: 0 SAC: 0 DP: 2 HBP: 0	WP: 0 PB: 0 CS: 0	PA: 34	
PITCHER	IP WLS BF H R ER SO BB IBB HBP BLK WP HR S P ERA WHIP	IP WLS BF H R ER SO BB IBB HBP BLK WP HR S P ERA WHIP	IP WLS BF H R ER SO BB IBB HBP BLK WP HR S P ERA WHIP	IP WLS BF H R ER SO BB IBB HBP BLK WP HR S P ERA WHIP	IP WLS BF H R ER SO BB IBB HBP BLK WP HR S P ERA WHIP	IP WLS BF H R ER SO BB IBB HBP BLK WP HR S P ERA WHIP	IP WLS BF H R ER SO BB IBB HBP BLK WP HR S P ERA WHIP	IP WLS BF H R ER SO BB IBB HBP BLK WP HR S P ERA WHIP	IP WLS BF H R ER SO BB IBB HBP BLK WP HR S P ERA WHIP	IP WLS BF H R ER SO BB IBB HBP BLK WP HR S P ERA WHIP	IP WLS BF H R ER SO BB IBB HBP BLK WP HR S P ERA WHIP	IP WLS BF H R ER SO BB IBB HBP BLK WP HR S P ERA WHIP	IP WLS BF H R ER SO BB IBB HBP BLK WP HR S P ERA WHIP	IP WLS BF H R ER SO BB IBB HBP BLK WP HR S P ERA WHIP	IP WLS BF H R ER SO BB IBB HBP BLK WP HR S P ERA WHIP	IP WLS BF H R ER SO BB IBB HBP BLK WP HR S P ERA WHIP	IP WLS BF H R ER SO BB IBB HBP BLK WP HR S P ERA WHIP	IP WLS BF H R ER SO BB IBB HBP BLK WP HR S P ERA WHIP	IP WLS BF H R ER SO BB IBB HBP BLK WP HR S P ERA WHIP	IP WLS BF H R ER SO BB IBB HBP BLK WP HR S P ERA WHIP	IP WLS BF H R ER SO BB IBB HBP BLK WP HR S P ERA WHIP

AB	29
R	0
H	4
RBI	0
BB	5
SO	9
LOB	12



Batter	1	2	3	4	5	6	7	8	9	AB	R	H	RBI	BB	SO	LOB	BOTTOM				
Pokey Reese, R (1, 4) OBP: 0.320, SLG: 0.429	2-2 BB BB 1B		1-2 G6-3		3-2 G1-3		3-2 FC1-5-2-6 S		1-3 K	5	0	1	0	0	1	3	Milwaukee Brewers @ Cincinnati Reds Cinergy Field, Cincinnati, OH Thu Jun 17 1999, 7:05 PM EDT Att: 17,836 - Unknown - 69 F				
Jeffrey Hammonds, R (1, 9) OBP: 0.300, SLG: 0.481	1-0 P2		2-2 G3 1B		4-2 1B BB		3-2 G4-3		1-0 F9	4	1	1	0	1	0	3					
Sean Casey, L (1, 3) OBP: 0.425, SLG: 0.657	2-0 F8		2-2 G3		1-1 1B		2-2 HR			4	1	2	1	0	0	2					
Greg Vaughn, R (1, 7) OBP: 0.329, SLG: 0.488	4-2 BB BB		4-0 1B BB		1-0 P3		4-2 L8-6 1B BB			1	0	0	0	3	0	2					
Barry Larkin, R (1, 6) OBP: 0.375, SLG: 0.441	4-1 BB BB		1-1 FC4-6-5 1B		2-0 G6-3		1-2 S 1B			3	0	2	1	1	0	0					
Eddie Taubensee, L (1, 2) OBP: 0.348, SLG: 0.447	1-2 2-3 BB		1-2 2-H 1B		0-0 F8		1-2 L8-6			4	0	0	0	0	0	7					
Mike Cameron, R (1, 8) OBP: 0.342, SLG: 0.418		1-1 L8		4-2 BB		2-2 F7		2-2 L9		3	0	0	0	1	0	1					
Aaron Boone, R (1, 5) OBP: 0.310, SLG: 0.431		0-0 2B		2-3 K		4-1 WP SH2-4 BB		1-1 SH3-4 2B		3	0	2	0	1	1	3					
Pete Harnisch, S (1, 1) OBP: 0.120, SLG: 0.280		0-3 K		0-2 G6-3		0-2 SH2-4		0-0 SH3-4		2	0	0	0	0	1	1					
Scott Williamson, R (6, 1) ERA: 4.33										0	0	0	0	0	0	0					
Inning Stats	R: 0 E: 0 K: 0 S: 10	H: 1 LOB: 3 BB: 2 P: 24	R: 0 E: 0 K: 1 S: 11	H: 1 LOB: 0 BB: 0 P: 13	R: 1 E: 0 K: 1 S: 17	H: 2 LOB: 3 BB: 2 P: 33	R: 0 E: 0 K: 0 S: 13	H: 1 LOB: 2 BB: 1 P: 22	R: 0 E: 0 K: 0 S: 5	H: 0 LOB: 0 BB: 0 P: 9	R: 0 E: 0 K: 0 S: 11	H: 0 LOB: 1 BB: 1 P: 21	R: 1 E: 0 K: 0 S: 17	H: 2 LOB: 1 BB: 1 P: 25	R: 0 E: 0 K: 1 S: 7	H: 1 LOB: 1 BB: 0 P: 10	1B: 5 2B: 3 3B: 0 HR: 1	SF: 0 SAC: 2 DP: 1 HBP: 0	WP: 1 PB: 0 CS: 0	PA: 38	
PITCHER	IP WLS BF H R ER SO BB IBB HBP BLK WP HR S P ERA WHIP	IP WLS BF H R ER SO BB IBB HBP BLK WP HR S P ERA WHIP	IP WLS BF H R ER SO BB IBB HBP BLK WP HR S P ERA WHIP	IP WLS BF H R ER SO BB IBB HBP BLK WP HR S P ERA WHIP	IP WLS BF H R ER SO BB IBB HBP BLK WP HR S P ERA WHIP	IP WLS BF H R ER SO BB IBB HBP BLK WP HR S P ERA WHIP	IP WLS BF H R ER SO BB IBB HBP BLK WP HR S P ERA WHIP	IP WLS BF H R ER SO BB IBB HBP BLK WP HR S P ERA WHIP	IP WLS BF H R ER SO BB IBB HBP BLK WP HR S P ERA WHIP	IP WLS BF H R ER SO BB IBB HBP BLK WP HR S P ERA WHIP	IP WLS BF H R ER SO BB IBB HBP BLK WP HR S P ERA WHIP	IP WLS BF H R ER SO BB IBB HBP BLK WP HR S P ERA WHIP	IP WLS BF H R ER SO BB IBB HBP BLK WP HR S P ERA WHIP	IP WLS BF H R ER SO BB IBB HBP BLK WP HR S P ERA WHIP	IP WLS BF H R ER SO BB IBB HBP BLK WP HR S P ERA WHIP	IP WLS BF H R ER SO BB IBB HBP BLK WP HR S P ERA WHIP	IP WLS BF H R ER SO BB IBB HBP BLK WP HR S P ERA WHIP	IP WLS BF H R ER SO BB IBB HBP BLK WP HR S P ERA WHIP	IP WLS BF H R ER SO BB IBB HBP BLK WP HR S P ERA WHIP	IP WLS BF H R ER SO BB IBB HBP BLK WP HR S P ERA WHIP	IP WLS BF H R ER SO BB IBB HBP BLK WP HR S P ERA WHIP



Batter	1	2	3	4	5	6	7	8	9	AB	R	H	RBI	BB	SO	LOB	TOP					
Mark Loretta, R (1, 6) OBP: 0.363, SLG: 0.407	G3		BLK 1B		G6-3			L9		4	0	1	0	0	0	0	Milwaukee Brewers @ Cincinnati Reds Cinergy Field, Cincinnati, OH Fri Jun 18 1999, 7:05 PM EDT Att: 22,118 - Unknown - 75 F					
Ronnie Belliard, R (1, 4) OBP: 0.442, SLG: 0.500	HR		K			K		G5-3		4	1	1	1	0	2	1						
Jeff Cirillo, R (1, 5) OBP: 0.391, SLG: 0.427	G6-3		G1-3			G3-6-3 BB		F8		3	0	0	0	1	0	1						
Jeremy Burnitz, L (1, 9) OBP: 0.388, SLG: 0.550 Rich Becker, L (8, 9) OBP: 0.367, SLG: 0.379	BB				G3 2B			P6		2	0	1	0	1	0	1						
Dave Nilsson, L (1, 2) OBP: 0.383, SLG: 0.618 Bobby Hughes, R (8, 2) OBP: 0.284, SLG: 0.392	G1-3				G3			F9		1	0	0	0	0	0	0						
Marquis Grissom, R (1, 8) OBP: 0.332, SLG: 0.383		L4			G4-3			FC6-4 BB		2	0	0	0	1	0	1						
Alex Ochoa, R (1, 7) OBP: 0.424, SLG: 0.561		K			G5-3			FC6-4 FC6-4		3	0	0	0	0	1	2						
Sean Berry, R (1, 3) OBP: 0.310, SLG: 0.348 21 Cal Eldred, R (8, 1)		K				F8		FC6-4		3	0	0	0	0	1	1						
52 Rafael Roque, L (1, 1) OBP: 0.214, SLG: 0.083 Eric Plunk, R (6, 1)			K					P5		2	0	0	0	0	2	0						
Mike Myers, L (7, 1) Al Reyes, R (7, 1) Brian Banks, S (7, 3) OBP: 0.318, SLG: 0.371										0	0	0	0	0	0	0						
Inning Stats	R: 1 E: 0 K: 0 S: 6	H: 1 LOB: 1 BB: 1 P: 15	R: 0 E: 0 K: 2 S: 8	H: 0 LOB: 0 BB: 0 P: 13	R: 0 E: 0 K: 2 S: 12	H: 1 LOB: 1 BB: 0 P: 16	R: 0 E: 0 K: 0 S: 9	H: 1 LOB: 1 BB: 0 P: 13	R: 0 E: 0 K: 1 S: 7	H: 0 LOB: 0 BB: 1 P: 11	R: 0 E: 0 K: 1 S: 11	H: 0 LOB: 0 BB: 1 P: 20	R: 0 E: 0 K: 0 S: 8	H: 0 LOB: 1 BB: 1 P: 17	R: 0 E: 0 K: 0 S: 7	H: 0 LOB: 0 BB: 0 P: 9	R: 0 E: 0 K: 1 S: 7	H: 0 LOB: 0 BB: 0 P: 8	1B: 1 2B: 1 3B: 0 HR: 1	SF: 0 SAC: 0 DP: 1 HBP: 0	WP: 0 PB: 0 SB: 0 CS: 0	PA: 32
PITCHER	IP WLS BF H R ER SO BB IBB HBP BLK WP HR S P ERA WHIP																					
Steve Avery, L (1, 1) ERA: 4.17	7.0 W 26 3 1 1 6 3 0 0 0 1 0 1 61 105 1.29 0.857																					
Scott Sullivan, R (8, 1) ERA: 1.51	1.0 3 0 0 0 0 0 0 0 0 0 0 0 7 9 0.00 0.000																					
Gabe White, L (9, 1) ERA: 4.18	1.0 3 0 0 0 1 0 0 0 0 0 0 0 7 8 0.00 0.000																					

Batter	1	2	3	4	5	6	7	8	9	AB	R	H	RBI	BB	SO	LOB	BOTTOM			
Pokey Reese, R (1, 4) OBP: 0.317, SLG: 0.422	F9		K		G4-3		SF8 1B BB	G6-3		4	1	0	0	1	1	2	Milwaukee Brewers @ Cincinnati Reds Cinergy Field, Cincinnati, OH Fri Jun 18 1999, 7:05 PM EDT Att: 22,118 - Unknown - 75 F			
Jeffrey Hammonds, R (1, 9) OBP: 0.298, SLG: 0.457	P4		L6		CS 1B		SF8		3	0	1	2	0	0	0	0				
Sean Casey, L (1, 3) OBP: 0.426, SLG: 0.653	G6-3		F9		CS		1B IBB		3	1	1	0	1	0	0	0				
Greg Vaughn, R (1, 7) OBP: 0.332, SLG: 0.502 Michael Tucker, L (9, 9) OBP: 0.329, SLG: 0.408	HR				P5		K		4	1	2	3	0	1	1	1				
Barry Larkin, R (1, 6) OBP: 0.377, SLG: 0.446 Chris Stynes, R (7, PR) OBP: 0.194, SLG: 0.067	L7				F9 2B		G4-6-3		4	0	2	1	0	0	1	1				
Eddie Taubensee, L (1, 2) OBP: 0.352, SLG: 0.460	G4-3 2B		F9		F9		1B		4	1	2	0	0	1	3	3				
Mike Cameron, R (1, 8) OBP: 0.346, SLG: 0.416	G4-3 BB		K				SH1-4 K		1	0	0	0	2	1	1	1				
Aaron Boone, R (1, 5) OBP: 0.316, SLG: 0.433	G4-3				E6 FC1-6 1B		SH1-4 BB SF8 1B	G4-6-3	4	1	2	1	0	0	3	3				
Steve Avery, L (1, 1) OBP: 0.095, SLG: 0.095 Dmitri Young, S (7, PH) OBP: 0.273, SLG: 0.325 Scott Sullivan, R (8, 1) Hal Morris, L (8, PH) OBP: 0.368, SLG: 0.360 Gabe White, L (9, 1)	G3				FC1-6 1B		SF8 BB 1B		2	1	0	0	0	0	0	0				
Inning Stats	R: 0 E: 0 K: 0 S: 4	H: 0 LOB: 0 BB: 0 P: 7	R: 1 E: 0 K: 0 S: 14	H: 2 LOB: 2 BB: 1 P: 21	R: 0 E: 0 K: 1 S: 7	H: 0 LOB: 0 BB: 0 P: 9	R: 0 E: 0 K: 1 S: 8	H: 1 LOB: 1 BB: 0 P: 15	R: 1 E: 1 K: 0 S: 14	H: 2 LOB: 0 BB: 0 P: 22	R: 0 E: 0 K: 1 S: 9	H: 1 LOB: 0 BB: 0 P: 11	R: 5 E: 0 K: 1 S: 23	H: 5 LOB: 2 BB: 2 P: 41	R: 0 E: 0 K: 0 S: 11	H: 0 LOB: 1 BB: 2 P: 22		1B: 7 2B: 3 3B: 0 HR: 1	SF: 1 SAC: 1 DP: 2 HBP: 0	WP: 0 PB: 0 SB: 0 CS: 1
PITCHER	IP WLS BF H R ER SO BB IBB HBP BLK WP HR S P ERA WHIP																			
52 Rafael Roque, L (1, 1) ERA: 6.36	5.0 L 21 6 2 2 2 1 0 0 0 0 0 0 14 18 13.50 1.500																			
Eric Plunk, R (6, 1) ERA: 3.59	1.1 5 2 2 2 1 0 0 0 0 0 0 0 14 18 13.50 1.500																			
Mike Myers, L (7, 1) ERA: 7.2	0.0 1 1 0 0 0 0 0 0 0 0 0 0 1 2 ∞ ∞																			
Al Reyes, R (7, 1) ERA: 4.78	0.2 6 2 3 3 1 1 1 0 0 0 0 0 16 31 40.50 4.500																			
21 Cal Eldred, R (8, 1) ERA: 7.74	1.0 4 0 0 0 0 2 0 0 0 0 0 0 11 22 0.00 2.000																			

Batter	1	2	3	4	5	6	7	8	9	AB	R	H	RBI	BB	SO	LOB	TOP								
Mark Loretta, R (1, 3) OBP: 0.365, SLG: 0.410 Brian Banks, S (6, 3) OBP: 0.321, SLG: 0.367										3	2	1	0	1	0	1	Milwaukee Brewers @ Cincinnati Reds Cinergy Field, Cincinnati, OH Sat Jun 19 1999, 7:05 PM EDT Att: 34,244 - Cloudy - 75 F								
Ronnie Belliard, R (1, 4) OBP: 0.434, SLG: 0.483										4	1	0	0	1	2										
Jeff Cirillo, R (1, 5) OBP: 0.395, SLG: 0.433										4	1	2	0	0	0										
Jeremy Burnitz, L (1, 9) OBP: 0.393, SLG: 0.554 Rich Becker, L (7, 7) OBP: 0.375, SLG: 0.379										4	1	3	2	0	0	1									
Dave Nilsson, L (1, 2) OBP: 0.381, SLG: 0.626 Bobby Hughes, R (8, PH) OBP: 0.280, SLG: 0.388										4	2	1	2	0	0	5									
Marquis Grissom, R (1, 8) OBP: 0.333, SLG: 0.383										5	1	2	1	0	0										
Alex Ochoa, R (1, 7) OBP: 0.423, SLG: 0.558										4	1	1	1	1	1	0									
Jose Valentin, S (1, 6) OBP: 0.333, SLG: 0.400										5	1	2	3	0	1	2									
Steve Woodard, L (1, 1) OBP: 0.281, SLG: 0.241 Sean Berry, R (9, PH) OBP: 0.308, SLG: 0.346 Bob Wickman, R (9, 1)										3	0	0	0	1	2	1									
Inning Stats	R: 7 E: 0 K: 0 S: 16	H: 4 LOB: 0 BB: 3 P: 36	R: 2 E: 0 K: 1 S: 10	H: 2 LOB: 0 BB: 0 P: 16	R: 0 E: 0 K: 1 S: 9	H: 0 LOB: 0 BB: 0 P: 14	R: 0 E: 0 K: 0 S: 10	H: 2 LOB: 2 BB: 0 P: 19	R: 0 E: 0 K: 1 S: 8	H: 1 LOB: 1 BB: 0 P: 13	R: 0 E: 0 K: 0 S: 10	H: 0 LOB: 0 BB: 0 P: 13	R: 0 E: 0 K: 3 S: 16	H: 1 LOB: 3 BB: 2 P: 27	R: 0 E: 0 K: 2 S: 12	H: 1 LOB: 2 BB: 1 P: 20		1B: 6 2B: 4 3B: 0 HR: 2	SF: 0 SAC: 0 DP: 1 HBP: 1	WP: 0 PB: 0 SB: 0 CS: 0	PA: 46				
PITCHER	IP WLS BF H R ER SO BB IBB HBP BLK WP HR S P ERA WHIP	IP WLS BF H R ER SO BB IBB HBP BLK WP HR S P ERA WHIP	IP WLS BF H R ER SO BB IBB HBP BLK WP HR S P ERA WHIP	IP WLS BF H R ER SO BB IBB HBP BLK WP HR S P ERA WHIP	IP WLS BF H R ER SO BB IBB HBP BLK WP HR S P ERA WHIP	IP WLS BF H R ER SO BB IBB HBP BLK WP HR S P ERA WHIP	IP WLS BF H R ER SO BB IBB HBP BLK WP HR S P ERA WHIP	IP WLS BF H R ER SO BB IBB HBP BLK WP HR S P ERA WHIP	IP WLS BF H R ER SO BB IBB HBP BLK WP HR S P ERA WHIP	IP WLS BF H R ER SO BB IBB HBP BLK WP HR S P ERA WHIP	IP WLS BF H R ER SO BB IBB HBP BLK WP HR S P ERA WHIP	IP WLS BF H R ER SO BB IBB HBP BLK WP HR S P ERA WHIP	IP WLS BF H R ER SO BB IBB HBP BLK WP HR S P ERA WHIP	IP WLS BF H R ER SO BB IBB HBP BLK WP HR S P ERA WHIP	IP WLS BF H R ER SO BB IBB HBP BLK WP HR S P ERA WHIP	IP WLS BF H R ER SO BB IBB HBP BLK WP HR S P ERA WHIP	IP WLS BF H R ER SO BB IBB HBP BLK WP HR S P ERA WHIP	IP WLS BF H R ER SO BB IBB HBP BLK WP HR S P ERA WHIP	IP WLS BF H R ER SO BB IBB HBP BLK WP HR S P ERA WHIP	IP WLS BF H R ER SO BB IBB HBP BLK WP HR S P ERA WHIP	IP WLS BF H R ER SO BB IBB HBP BLK WP HR S P ERA WHIP	IP WLS BF H R ER SO BB IBB HBP BLK WP HR S P ERA WHIP			
Ron Villone, L (1, 1) ERA: 4.63	5.2	25	7	4	3	3	1	0	0	0	0	2	53	88	4.76	1.412									
Rick Greene, R (1, 1) ERA: 4.79	2.0	9	1	0	0	3	2	0	0	0	0	0	26	40	0.00	1.500									
Gabe White, L (7, 1) ERA: 3.93	1.0	5	1	0	0	2	1	0	0	0	0	0	12	20	0.00	2.000									
Danny Graves, R (9, 1) ERA: 3.45																									

Batter	1	2	3	4	5	6	7	8	9	AB	R	H	RBI	BB	SO	LOB	BOTTOM							
Pokey Reese, R (1, 4) OBP: 0.316, SLG: 0.419 Danny Graves, R (9, 1)										4	0	1	0	0	0	1	Milwaukee Brewers @ Cincinnati Reds Cinergy Field, Cincinnati, OH Sat Jun 19 1999, 7:05 PM EDT Att: 34,244 - Cloudy - 75 F							
Michael Tucker, L (1, 8) OBP: 0.327, SLG: 0.410										4	0	1	0	0	1	2								
Sean Casey, L (1, 3) OBP: 0.424, SLG: 0.658										4	1	1	1	0	0	2								
Greg Vaughn, R (1, 7) OBP: 0.332, SLG: 0.498 Gabe White, L (7, 1) Mark Lewis, R (9, 5) OBP: 0.274, SLG: 0.430										2	0	0	0	0	1	1								
Barry Larkin, R (1, 6) OBP: 0.375, SLG: 0.443 Chris Stynes, R (5, 4) OBP: 0.184, SLG: 0.063										2	0	0	0	0	0	1								
Eddie Taubensee, L (1, 2) OBP: 0.352, SLG: 0.458 Jason LaRue, R (9, 2)										3	0	1	0	0	0	0								
Dmitri Young, S (1, 9) OBP: 0.267, SLG: 0.317										3	0	0	0	0	0	1								
Aaron Boone, R (1, 5) OBP: 0.309, SLG: 0.423										3	0	0	0	0	0	0								
Ron Villone, L (1, 1) OBP: 0.286, SLG: 0.167 Rick Greene, R (1, 1) Hal Morris, L (7, 7) OBP: 0.362, SLG: 0.353										0	0	0	0	0	0	0								
Inning Stats	R: 1 E: 0 K: 1 S: 9	H: 1 LOB: 1 BB: 0 P: 17	R: 0 E: 0 K: 0 S: 6	H: 1 LOB: 0 BB: 0 P: 9	R: 0 E: 0 K: 1 S: 10	H: 1 LOB: 1 BB: 0 P: 15	R: 0 E: 0 K: 1 S: 7	H: 0 LOB: 0 BB: 0 P: 13	R: 0 E: 0 K: 1 S: 9	H: 0 LOB: 0 BB: 0 P: 14	R: 0 E: 0 K: 0 S: 5	H: 1 LOB: 1 BB: 0 P: 8	R: 0 E: 0 K: 0 S: 6	H: 0 LOB: 0 BB: 0 P: 7	R: 0 E: 1 K: 0 S: 7	H: 0 LOB: 1 BB: 0 P: 13		R: 0 E: 0 K: 0 S: 3	H: 0 LOB: 0 BB: 0 P: 5	1B: 2 2B: 1 3B: 0 HR: 1	SF: 0 SAC: 0 DP: 1 HBP: 1	WP: 0 PB: 0 SB: 1 CS: 0	PA: 32	
PITCHER	IP WLS BF H R ER SO BB IBB HBP BLK WP HR S P ERA WHIP	IP WLS BF H R ER SO BB IBB HBP BLK WP HR S P ERA WHIP	IP WLS BF H R ER SO BB IBB HBP BLK WP HR S P ERA WHIP	IP WLS BF H R ER SO BB IBB HBP BLK WP HR S P ERA WHIP	IP WLS BF H R ER SO BB IBB HBP BLK WP HR S P ERA WHIP	IP WLS BF H R ER SO BB IBB HBP BLK WP HR S P ERA WHIP	IP WLS BF H R ER SO BB IBB HBP BLK WP HR S P ERA WHIP	IP WLS BF H R ER SO BB IBB HBP BLK WP HR S P ERA WHIP	IP WLS BF H R ER SO BB IBB HBP BLK WP HR S P ERA WHIP	IP WLS BF H R ER SO BB IBB HBP BLK WP HR S P ERA WHIP	IP WLS BF H R ER SO BB IBB HBP BLK WP HR S P ERA WHIP	IP WLS BF H R ER SO BB IBB HBP BLK WP HR S P ERA WHIP	IP WLS BF H R ER SO BB IBB HBP BLK WP HR S P ERA WHIP	IP WLS BF H R ER SO BB IBB HBP BLK WP HR S P ERA WHIP	IP WLS BF H R ER SO BB IBB HBP BLK WP HR S P ERA WHIP	IP WLS BF H R ER SO BB IBB HBP BLK WP HR S P ERA WHIP	IP WLS BF H R ER SO BB IBB HBP BLK WP HR S P ERA WHIP	IP WLS BF H R ER SO BB IBB HBP BLK WP HR S P ERA WHIP	IP WLS BF H R ER SO BB IBB HBP BLK WP HR S P ERA WHIP	IP WLS BF H R ER SO BB IBB HBP BLK WP HR S P ERA WHIP	IP WLS BF H R ER SO BB IBB HBP BLK WP HR S P ERA WHIP	IP WLS BF H R ER SO BB IBB HBP BLK WP HR S P ERA WHIP	IP WLS BF H R ER SO BB IBB HBP BLK WP HR S P ERA WHIP	
Steve Woodard, R (1, 1) ERA: 4.36	8.0	29	4	1	1	4	0	0	1	0	0	0	59	96	1.12	0.500								
Bob Wickman, R (9, 1) ERA: 3.77	1.0	3	0	0	0	0	0	0	0	0	0	3	5	0.00	0.000									



Batter	1	2	3	4	5	6	7	8	9	AB	R	H	RBI	BB	SO	LOB	TOP					
Mark Loretta, R OBP: 0.369, SLG: 0.413										5	1	1	2	0	2	0						
Ronnie Belliard, R OBP: 0.429, SLG: 0.489										5	1	3	1	0	1	0						
Jeff Cirillo, R OBP: 0.382, SLG: 0.424										5	0	2	2	0	1	2						
Jeremy Burnitz, L OBP: 0.397, SLG: 0.578										4	2	3	2	1	1	1						
Dave Nilsson, L OBP: 0.389, SLG: 0.625										3	1	1	0	2	0	0						
Marquis Grissom, R OBP: 0.338, SLG: 0.395										5	2	1	0	0	2	6						
Geoff Jenkins, L OBP: 0.397, SLG: 0.609										5	0	1	1	0	2	4						
Jose Valentin, S OBP: 0.366, SLG: 0.543										3	1	0	0	1	1	1						
Steve Woodard, L OBP: 0.286, SLG: 0.226										2	1	0	0	1	0	0						
52 Rafael Roque, L OBP: 0.200, SLG: 0.077										1	0	0	0	0	1	0						
Eric Plunk, R ERA: 5.16										0	0	0	0	0	0	0						
Mike Myers, L ERA: 2.79										0	0	0	0	0	0	0						
Bob Wickman, R ERA: 5.09										0	0	0	0	0	0	0						
Inning Stats	R: 0 E: 0 K: 1 S: 16	H: 1 LOB: 1 BB: 0 P: 23	R: 5 E: 0 K: 0 S: 29	H: 5 LOB: 3 BB: 3 P: 53	R: 0 E: 0 K: 1 S: 9	H: 0 LOB: 0 BB: 0 P: 17	R: 0 E: 0 K: 1 S: 7	H: 0 LOB: 0 BB: 0 P: 8	R: 3 E: 1 K: 0 S: 15	H: 3 LOB: 0 BB: 0 P: 22	R: 0 E: 0 K: 1 S: 9	H: 1 LOB: 0 BB: 0 P: 14	R: 1 E: 0 K: 1 S: 9	H: 1 LOB: 0 BB: 0 P: 16	R: 0 E: 0 K: 3 S: 9	H: 0 LOB: 0 BB: 0 P: 11	R: 0 E: 0 K: 3 S: 16	H: 1 LOB: 3 BB: 2 P: 28	1B: 9 2B: 2 3B: 0 HR: 2	SF: 0 SAC: 0 DP: 2 HBP: 0	WP: 0 PB: 0 CS: 0	PA: 43
PITCHER	IP	WLS	BF	H	R	ER	SO	BB	IBB	HBP	BLK	WP	HR	S	P	ERA	WHIP					
Russ Ortiz, R ERA: 3.8	1.2	L	13	6	5	5	1	2	0	0	0	0	0	40	67	27.00	4.800					
Julian Tavarez, R ERA: 8.15	2.1		11	2	3	2	2	1	0	0	0	0	1	30	47	7.71	1.286					
Rich Rodriguez, L ERA: 5.16	2.0		6	2	0	0	1	0	0	0	0	0	0	15	23	0.00	1.000					
Alan Embree, L ERA: 2.79	2.0		7	1	1	1	4	0	0	0	0	0	1	18	27	4.50	0.500					
Jerry Spradlin, R ERA: 5.09	1.0		6	1	0	0	3	2	0	0	0	0	0	16	28	0.00	3.000					

Milwaukee Brewers @ San Francisco Giants
3Com Park at Candlestick Point, San Francisco, CA
Wed Jun 23 1999, 3:35 PM EDT
Att: 14,478 - Sunny - 68 F

AB	38
R	9
H	12
RBI	8
BB	5
SO	11
LOB	14



Batter	1	2	3	4	5	6	7	8	9	AB	R	H	RBI	BB	SO	LOB	BOTTOM					
Marvin Benard, L OBP: 0.352, SLG: 0.417										5	1	1	0	0	0	2						
Bill Mueller, S OBP: 0.409, SLG: 0.367										4	0	0	0	1	0	2						
Barry Bonds, L OBP: 0.427, SLG: 0.578										5	2	3	2	0	1	1						
Jeff Kent, R OBP: 0.374, SLG: 0.500										4	1	2	0	1	1	2						
J.T. Snow, L OBP: 0.395, SLG: 0.457										4	1	3	0	0	1	1						
Stan Javier, S OBP: 0.351, SLG: 0.396										3	0	0	1	0	0	2						
F.P. Santangelo, S OBP: 0.443, SLG: 0.426										1	0	0	0	0	1	1						
Rich Aurilia, R OBP: 0.351, SLG: 0.476										4	0	0	0	0	3	3						
Brent Mayne, L OBP: 0.394, SLG: 0.449										4	1	2	1	0	0	0						
Russ Ortiz, R ERA: 3.8										0	0	0	0	0	0	0						
Julian Tavarez, R ERA: 8.15										2	0	0	0	0	0	0						
Rich Rodriguez, L ERA: 5.16										0	0	0	0	0	0	0						
Calvin Murray, R ERA: 5.16										1	0	0	0	0	0	1						
Alan Embree, L ERA: 2.79										0	0	0	0	0	0	0						
Doug Mirabelli, R ERA: 5.09										1	0	1	1	0	0	0						
Jerry Spradlin, S ERA: 5.09										0	0	0	0	0	0	0						
Inning Stats	R: 3 E: 1 K: 0 S: 13	H: 4 LOB: 1 BB: 0 P: 20	R: 0 E: 0 K: 0 S: 7	H: 1 LOB: 1 BB: 0 P: 11	R: 1 E: 0 K: 1 S: 9	H: 2 LOB: 1 BB: 1 P: 16	R: 0 E: 0 K: 0 S: 6	H: 0 LOB: 0 BB: 0 P: 10	R: 0 E: 0 K: 1 S: 11	H: 1 LOB: 1 BB: 0 P: 17	R: 0 E: 0 K: 1 S: 9	H: 1 LOB: 1 BB: 0 P: 17	R: 0 E: 0 K: 1 S: 10	H: 1 LOB: 1 BB: 0 P: 15	R: 2 E: 0 K: 2 S: 13	H: 3 LOB: 1 BB: 0 P: 18	R: 0 E: 0 K: 1 S: 6	H: 0 LOB: 0 BB: 1 P: 10	1B: 10 2B: 2 3B: 0 HR: 1	SF: 0 SAC: 0 DP: 1 HBP: 0	WP: 1 PB: 0 SB: 1 CS: 0	PA: 40
PITCHER	IP	WLS	BF	H	R	ER	SO	BB	IBB	HBP	BLK	WP	HR	S	P	ERA	WHIP					
Steve Woodard, R ERA: 4.41	5.0	W	23	8	4	3	2	1	0	0	0	0	0	46	74	5.40	1.800					
52 Rafael Roque, L ERA: 6.39	2.2		12	4	2	2	4	0	0	0	0	1	0	30	47	6.75	1.500					
Eric Plunk, R ERA: 3.48	0.0		1	1	0	0	0	0	0	0	0	0	0	1	2	∞	∞					
Mike Myers, L ERA: 7.08	0.1	H	1	0	0	0	0	0	0	0	0	0	0	1	1	0.00	0.000					
Bob Wickman, R ERA: 3.44	1.0	S	3	0	0	0	1	1	0	0	0	0	0	6	10	0.00	1.000					

Milwaukee Brewers @ San Francisco Giants
3Com Park at Candlestick Point, San Francisco, CA
Wed Jun 23 1999, 3:35 PM EDT
Att: 14,478 - Sunny - 68 F

AB	38
R	6
H	13
RBI	5
BB	2
SO	7
LOB	15



Batter	1	2	3	4	5	6	7	8	9	AB	R	H	RBI	BB	SO	LOB	TOP								
Al Martin, L OBP: 0.358, SLG: 0.520 (1, 7)										5	0	1	0	0	1	3									
Ed Sprague, R OBP: 0.409, SLG: 0.571 (1, 5)										4	1	1	0	1	1	1									
Brian Giles, L OBP: 0.399, SLG: 0.553 (1, 8)										5	2	2	0	0	1	1									
Kevin Young, R OBP: 0.424, SLG: 0.506 (1, 3)										4	1	2	2	1	1	0									
1B Jason Kendall, R OBP: 0.444, SLG: 0.526 (1, 2)										4	1	2	0	0	0	3									
Warren Morris, L OBP: 0.399, SLG: 0.450 (1, 4)										4	0	2	2	0	0	2									
Brant Brown, L OBP: 0.487, SLG: 0.487 (8, 9)										3	0	0	0	0	1	5									
Adrian Brown, S OBP: 0.333, SLG: 0.245 (8, 9)										0	0	0	0	0	0	0									
Mike Benjamin, R OBP: 0.268, SLG: 0.309 (1, 6)										4	0	1	1	0	2	5									
Jason Schmidt, R OBP: 0.074, SLG: 0.074 (8, 1)										4	0	0	0	0	3	3									
Scott Sauerbeck, R OBP: 0.074, SLG: 0.074 (8, 1)										0	0	0	0	0	0	0									
Greg Hansell, R OBP: 0.074, SLG: 0.074 (8, 1)										0	0	0	0	0	0	0									
Jason Christiansen, R OBP: 0.074, SLG: 0.074 (8, 1)										0	0	0	0	0	0	0									
Inning Stats	R: 2 E: 1 K: 2 S: 18	H: 4 LOB: 3 BB: 0 P: 29	R: 0 E: 0 K: 1 S: 6	H: 1 LOB: 0 BB: 0 P: 8	R: 3 E: 0 K: 2 S: 15	H: 5 LOB: 2 BB: 0 P: 19	R: 0 E: 0 K: 2 S: 10	H: 0 LOB: 0 BB: 0 P: 15	R: 0 E: 0 K: 1 S: 7	H: 1 LOB: 1 BB: 0 P: 9	R: 0 E: 0 K: 0 S: 6	H: 0 LOB: 1 BB: 1 P: 12	R: 0 E: 0 K: 0 S: 7	H: 0 LOB: 0 BB: 1 P: 16	R: 0 E: 0 K: 1 S: 12	H: 0 LOB: 1 BB: 0 P: 20	R: 0 E: 0 K: 1 S: 9	H: 0 LOB: 0 BB: 0 P: 13	1B: 9 2B: 2 3B: 0 HR: 0	SF: 0 SAC: 0 DP: 1 HBP: 0	WP: 0 PB: 0 SB: 2 CS: 1	PA: 41			
PITCHER	IP	WLS	BF	H	R	ER	SO	BB	IBB	HBP	BLK	WP	HR	S	P	ERA	WHIP								
Jim Abbott, L ERA: 7.27 (1, 1)	2.1	L	17	10	5	5	3	0	0	0	0	0	0	33	48	19.29	4.286								
21 Cal Eldred, R ERA: 7.49 (3, 1)	1.2		5	0	0	0	4	0	0	0	0	0	0	16	23	0.00	0.000								
David Weathers, R ERA: 3.97 (5, 1)	3.0		11	1	0	0	1	2	0	0	0	0	0	20	37	0.00	1.000								
Al Reyes, R ERA: 4.25 (8, 1)	2.0		7	0	0	0	2	1	0	0	0	0	0	21	33	0.00	0.500								

Pittsburgh Pirates @ Milwaukee Brewers
Milwaukee County Stadium, Milwaukee, WI


AB 37
R 5
H 11
RBI 5
BB 3
SO 10
LOB 23



WP: 0 PA: 41
PB: 0
SB: 2
CS: 1

Pittsburgh Pirates @ Milwaukee Brewers
Milwaukee County Stadium, Milwaukee, WI

AB 36
R 3
H 10
RBI 3
BB 0
SO 5
LOB 17



WP: 0 PA: 36
PB: 0
SB: 1
CS: 0

Batter	1	2	3	4	5	6	7	8	9	AB	R	H	RBI	BB	SO	LOB	BOTTOM								
Mark Loretta, R OBP: 0.367, SLG: 0.411 (1, 3)										4	1	1	1	0	0	0									
Ronnie Belliard, R OBP: 0.437, SLG: 0.496 (1, 4)										4	0	3	0	0	0	2									
Jeff Cirillo, R OBP: 0.384, SLG: 0.425 (1, 5)										4	0	2	0	0	1	2									
Jeremy Burnitz, L OBP: 0.396, SLG: 0.573 (1, 9)										4	0	1	2	0	1	4									
Dave Nilsson, L OBP: 0.382, SLG: 0.613 (1, 2)										4	0	0	0	0	1	4									
Marquis Grissom, R OBP: 0.333, SLG: 0.389 (1, 8)										4	0	0	0	0	0	2									
Geoff Jenkins, L OBP: 0.392, SLG: 0.599 (1, 7)										3	0	0	0	0	1	0									
Alex Ochoa, R OBP: 0.414, SLG: 0.538 (9, PH)										1	0	0	0	0	0	0									
Jose Valentin, S OBP: 0.378, SLG: 0.590 (1, 6)										4	1	2	0	0	0	1									
Jim Abbott, L ERA: 4.56 (1, 1)	7.0	W	30	10	3	3	3	0	0	0	0	0	0	73	109	3.86	1.429								
21 Cal Eldred, R ERA: 1.39 (3, 1)	0.2	H	2	0	0	0	0	0	0	0	0	0	0	4	5	0.00	0.000								
Sean Terry, L ERA: 2.25 (4, PH)	0.1	H	1	0	0	0	0	0	0	0	0	0	0	1	2	0.00	0.000								
David Weathers, R ERA: 3.97 (5, 1)	3.0	S	3	0	0	0	0	0	0	0	0	0	0	9	15	0.00	0.000								
Rich Becker, L OBP: 0.357, SLG: 0.357 (7, PH)	1.0		3	0	0	0	0	0	0	0	0	0	0	9	15	0.00	0.000								
Al Reyes, R ERA: 4.25 (8, 1)	2.0		7	0	0	0	2	1	0	0	0	0	0	21	33	0.00	0.500								
Bobby Hughes, R ERA: 2.49 (9, PH)	1.0	S	3	0	0	0	0	0	0	0	0	0	0	9	15	0.00	0.000								
Inning Stats	R: 0 E: 0 K: 1 S: 13	H: 1 LOB: 1 BB: 0 P: 20	R: 0 E: 0 K: 0 S: 7	H: 0 LOB: 0 BB: 0 P: 11	R: 3 E: 0 K: 0 S: 13	H: 5 LOB: 1 BB: 0 P: 20	R: 0 E: 1 K: 1 S: 11	H: 0 LOB: 1 BB: 0 P: 16	R: 0 E: 0 K: 2 S: 7	H: 1 LOB: 0 BB: 0 P: 13	R: 0 E: 0 K: 0 S: 8	H: 0 LOB: 0 BB: 0 P: 10	R: 0 E: 0 K: 0 S: 10	H: 1 LOB: 2 BB: 0 P: 14	R: 0 E: 0 K: 0 S: 9	H: 0 LOB: 0 BB: 0 P: 15	1B: 9 2B: 0 3B: 1 HR: 0	SF: 0 SAC: 0 DP: 2 HBP: 0	WP: 0 PB: 0 SB: 1 CS: 0	PA: 36					
PITCHER	IP	WLS	BF	H	R	ER	SO	BB	IBB	HBP	BLK	WP	HR	S	P	ERA	WHIP								
Jason Schmidt, R ERA: 4.56 (1, 1)	7.0	W	30	10	3	3	3	0	0	0	0	0	0	73	109	3.86	1.429								
Scott Sauerbeck, L ERA: 1.39 (3, 1)	0.2	H	2	0	0	0	0	0	0	0	0	0	0	4	5	0.00	0.000								
Greg Hansell, R ERA: 2.25 (4, PH)	0.1	H	1	0	0	0	0	0	0	0	0	0	0	1	2	0.00	0.000								
Jason Christiansen, L ERA: 2.49 (9, PH)	1.0	S	3	0	0	0	0	0	0	0	0	0	0	9	15	0.00	0.000								

WP: 0 PA: 36
PB: 0
SB: 1
CS: 0

Batter	1	2	3	4	5	6	7	8	9	AB	R	H	RBI	BB	SO	LOB	TOP										
Al Martin, L OBP: 0.355, SLG: 0.518 (1, 7)	G4-3		G6-3		P4		K			5	0	1	0	0	1	1	Pittsburgh Pirates @ Milwaukee Brewers Milwaukee County Stadium, Milwaukee, WI Sat Jun 26 1999, 8:05 PM EDT Att: 26,590 - Cloudy - 70 F										
Ed Sprague, R OBP: 0.408, SLG: 0.576 (1, 5)	G6-3		G5-3		SF7		2B		P6	5	1	2	1	0	0	1											
Brian Giles, L OBP: 0.396, SLG: 0.547 (1, 8)	P2				SF7		K		G6-3	3	0	0	1	1	1	2											
Kevin Young, R OBP: 0.425, SLG: 0.528 (1, 3)		HR			G6-3					4	2	2	2	0	1	1											
1B Jason Kendall, R OBP: 0.441, SLG: 0.522 (1, 2)		1B			G6-3		F9		L6	4	0	1	0	0	0	0											
Warren Morris, L OBP: 0.393, SLG: 0.442 (1, 4)		K			F7		K		F7	4	0	0	0	0	2	1											
Brant Brown, L OBP: 0.305, SLG: 0.487 (1, 9)		K			2B		K		1B	4	0	2	0	0	2	1											
Mike Benjamin, R OBP: 0.278, SLG: 0.320 (1, 6)					2B				F8	3	1	2	0	1	0	1											
Todd Ritchie, R OBP: 0.231, SLG: 0.200 (7, PH)	L4				K2-3		L9		G3	2	0	0	0	0	1	4											
Ivan Cruz, L OBP: 0.397, SLG: 0.544 (7, PH)										1	0	0	0	0	0	1											
Pete Schourek, L OBP: 0.328, SLG: 0.241 (8, 1)										0	0	0	0	0	0	0											
Adrian Brown, S OBP: 0.328, SLG: 0.241 (9, PH)										1	0	0	0	0	0	0											
Inning Stats	R: 0 E: 0 K: 0 S: 5	H: 0 LOB: 0 BB: 0 P: 6	R: 1 E: 0 K: 2 S: 21	H: 2 LOB: 2 BB: 1 P: 32	R: 0 E: 0 K: 1 S: 12	H: 0 LOB: 1 BB: 1 P: 19	R: 0 E: 0 K: 1 S: 10	H: 2 LOB: 2 BB: 0 P: 17	R: 1 E: 0 K: 0 S: 7	H: 1 LOB: 0 BB: 0 P: 8	R: 0 E: 0 K: 2 S: 9	H: 0 LOB: 0 BB: 0 P: 13	R: 1 E: 0 K: 2 S: 12	H: 2 LOB: 1 BB: 0 P: 19	R: 1 E: 0 K: 0 S: 11	H: 2 LOB: 1 BB: 0 P: 16	R: 0 E: 0 K: 0 S: 6	H: 1 LOB: 1 BB: 0 P: 10	1B: 5 2B: 2 3B: 1 HR: 2	SF: 1 SAC: 0 DP: 0 HBP: 0	WP: 1 PB: 0 SB: 2 CS: 0	PA: 39					
PITCHER	IP	WLS	BF	H	R	ER	SO	BB	IBB	HBP	BLK	WP	HR	S	P	ERA	WHIP										
Hideo Nomo, R ERA: 3.72	6.2	W	29	7	3	3	7	2	0	0	0	1	1	73	110	4.05	1.350										
Mike Myers, L ERA: 6.97	0.1	H	1	0	0	0	1	0	0	0	0	0	0	3	4	0.00	0.000										
Eric Plunk, R ERA: 3.63	1.0	S	4	1	0	0	0	0	0	0	0	0	1	11	16	9.00	2.000										
Bob Wickman, R ERA: 3.34	1.0	S	4	1	0	0	0	0	0	0	0	0	0	6	10	0.00	1.000										

Batter	1	2	3	4	5	6	7	8	9	AB	R	H	RBI	BB	SO	LOB	BOTTOM										
Mark Loretta, R OBP: 0.371, SLG: 0.420 (1, 3)	1B				F9		2B			4	2	2	1	1	0	0	Pittsburgh Pirates @ Milwaukee Brewers Milwaukee County Stadium, Milwaukee, WI Sat Jun 26 1999, 8:05 PM EDT Att: 26,590 - Cloudy - 70 F										
Ronnie Belliard, R OBP: 0.442, SLG: 0.497 (1, 4)	1B				G5-3		F9		2B	4	2	2	0	1	0	0											
Jeff Cirillo, R OBP: 0.387, SLG: 0.432 (1, 5)	1B				BB		G6-3		2B	5	1	3	2	0	1	3											
Jeremy Burnitz, L OBP: 0.400, SLG: 0.587 (1, 9)	1B				BB		HR		SF9	2	1	2	3	1	0	0											
Dave Nilsson, L OBP: 0.384, SLG: 0.609 (1, 2)	1B				G4-6-3		K		BB	3	0	1	1	1	1	2											
Marquis Grissom, R OBP: 0.329, SLG: 0.383 (1, 8)	K				G5-3		G6-3		K	4	0	0	0	0	2	4											
Geoff Jenkins, L OBP: 0.384, SLG: 0.586 (1, 7)	G3-6-3				L3		K		G4-3	4	0	0	0	0	1	2											
Jose Valentin, S OBP: 0.388, SLG: 0.619 (1, 6)		F8			3B		2B		K	3	1	1	0	1	1	0											
Hideo Nomo, R ERA: 3.72	6.0	L	25	4	4	4	5	1	0	0	0	0	0	0	2	1											
Sean Berry, R ERA: 5.4	1.0	S	4	1	0	0	0	0	0	0	0	0	0	0	0	1											
Eric Plunk, R ERA: 3.63	1.0	S	4	1	0	0	0	0	0	0	0	0	0	0	0	0											
Alex Ochoa, R OBP: 0.428, SLG: 0.538 (8, PH)										0	0	0	0	0	1	0											
Bob Wickman, R ERA: 3.34										0	0	0	0	0	0	0											
Inning Stats	R: 3 E: 0 K: 1 S: 17	H: 5 LOB: 1 BB: 0 P: 27	R: 0 E: 0 K: 1 S: 11	H: 0 LOB: 0 BB: 0 P: 14	R: 0 E: 0 K: 0 S: 7	H: 1 LOB: 1 BB: 1 P: 14	R: 0 E: 0 K: 1 S: 14	H: 1 LOB: 0 BB: 0 P: 18	R: 0 E: 0 K: 0 S: 7	H: 0 LOB: 0 BB: 0 P: 10	R: 1 E: 0 K: 2 S: 14	H: 1 LOB: 0 BB: 0 P: 19	R: 3 E: 0 K: 1 S: 23	H: 3 LOB: 2 BB: 2 P: 41	R: 0 E: 0 K: 2 S: 19	H: 0 LOB: 3 BB: 3 P: 33	1B: 6 2B: 3 3B: 1 HR: 1	SF: 1 SAC: 0 DP: 2 HBP: 0	WP: 0 PB: 0 SB: 0 CS: 0	PA: 39							
PITCHER	IP	WLS	BF	H	R	ER	SO	BB	IBB	HBP	BLK	WP	HR	S	P	ERA	WHIP										
Todd Ritchie, R ERA: 4.48	6.0	L	25	4	4	4	5	1	0	0	0	0	0	23	41	27.00	5.000										
Pete Schourek, L ERA: 5.4	1.0	S	4	1	0	0	0	0	0	0	0	0	0	19	33	0.00	3.000										
Jeff Wallace, L ERA: 3.48	1.0	S	4	1	0	0	0	0	0	0	0	0	0	19	33	0.00	3.000										

AB 36
R 4
H 10
RBI 4
BB 2
SO 8
LOB 13



WP: 1
PB: 0
SB: 2
CS: 0

AB 32
R 7
H 11
RBI 7
BB 6
SO 8
LOB 13



WP: 0
PB: 0
SB: 0
CS: 0

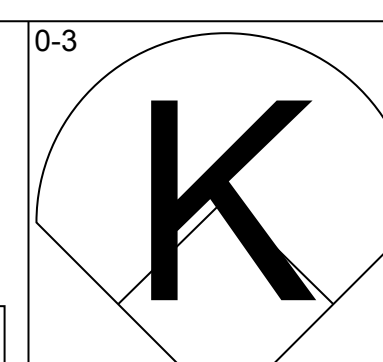
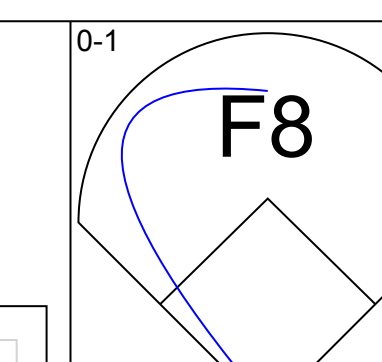
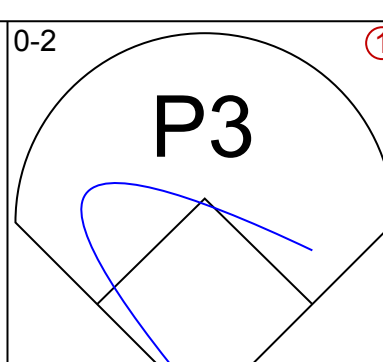
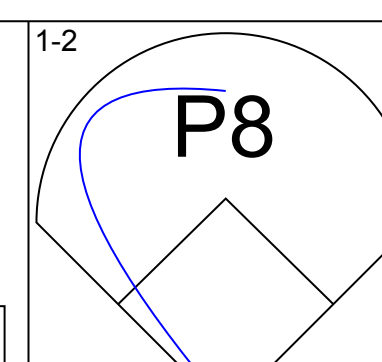
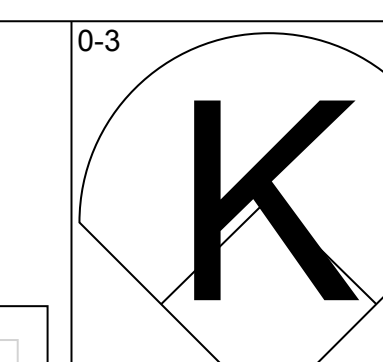
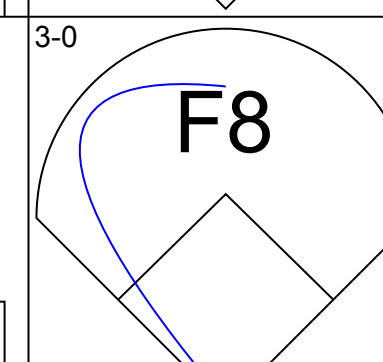
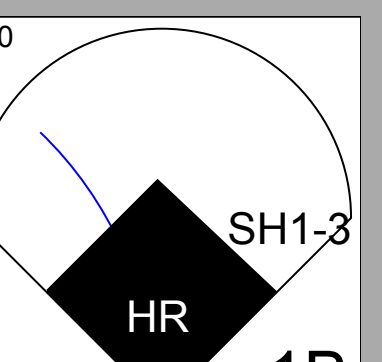
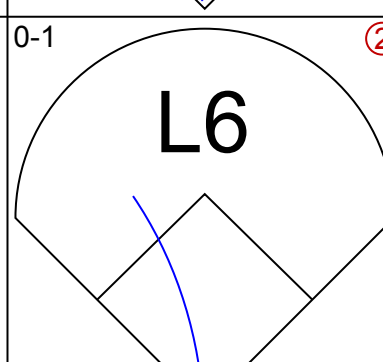
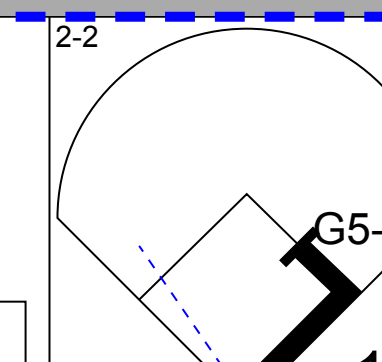
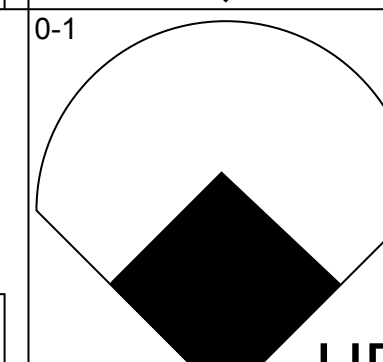
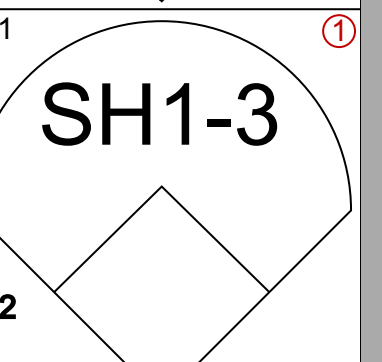
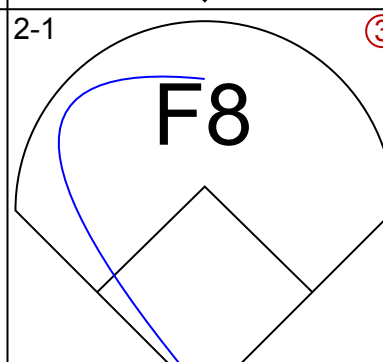
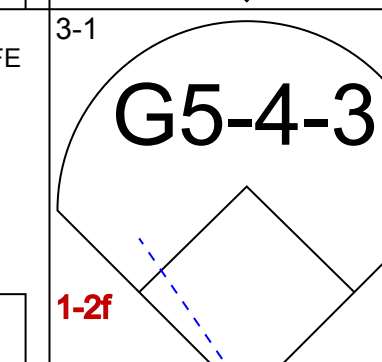
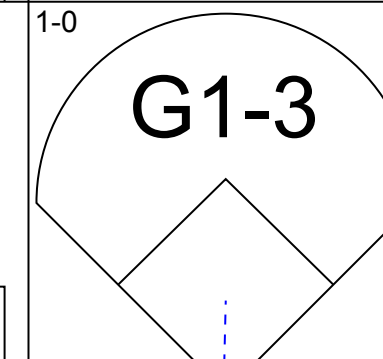
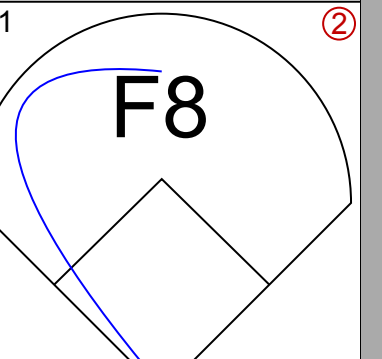
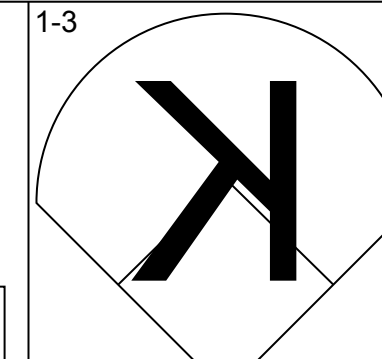
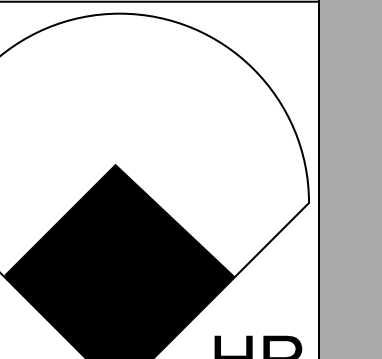
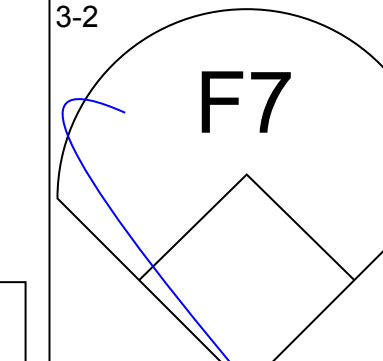
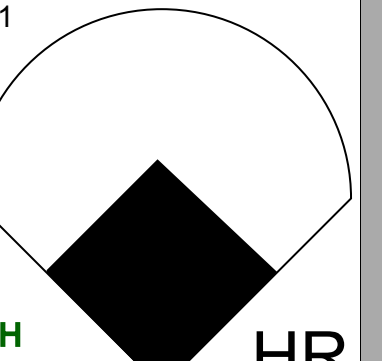
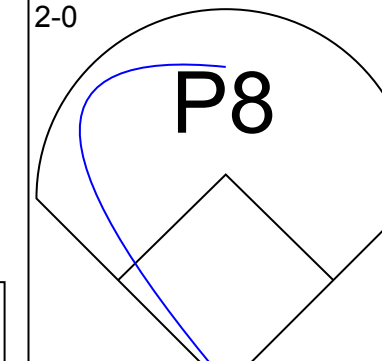
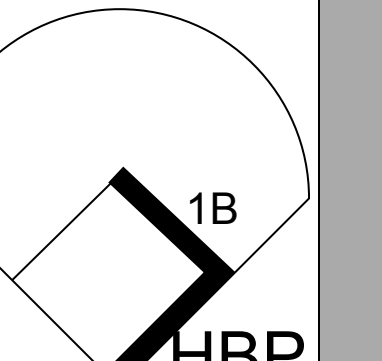
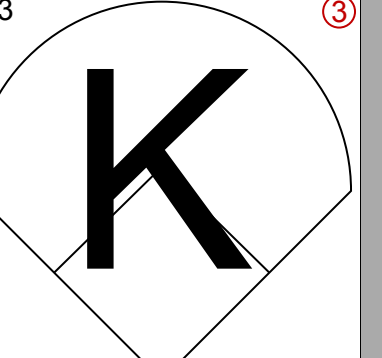
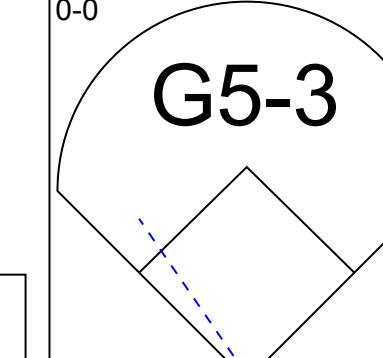
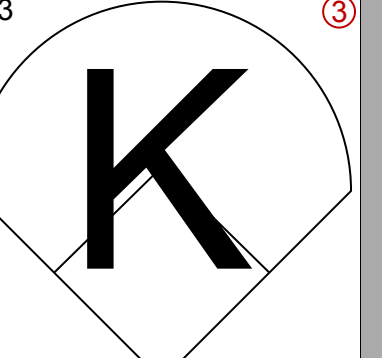
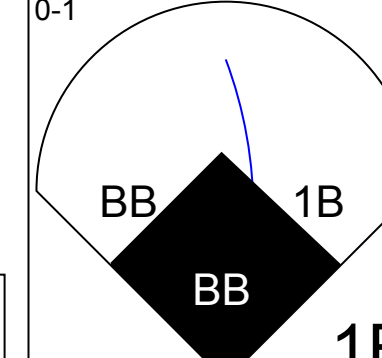
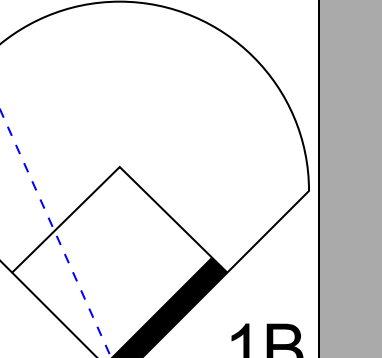
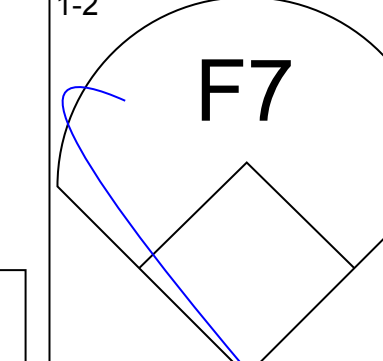
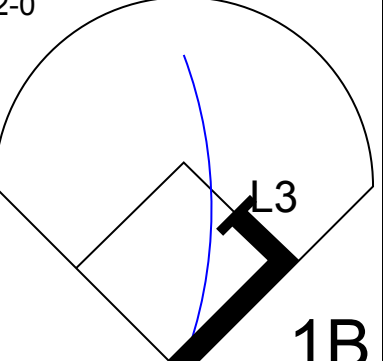
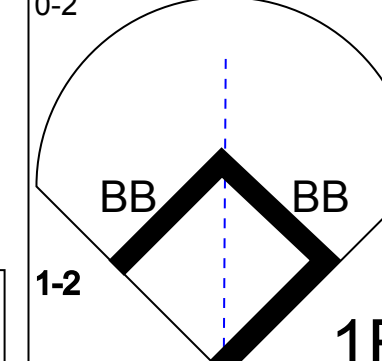
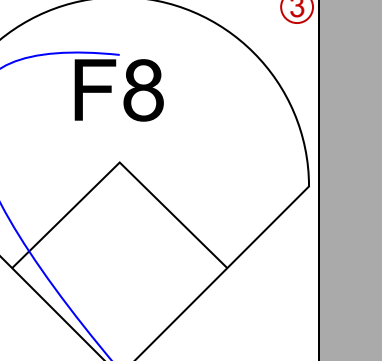
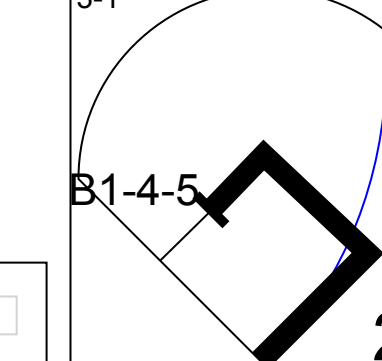
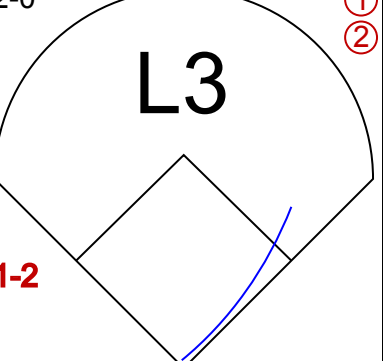
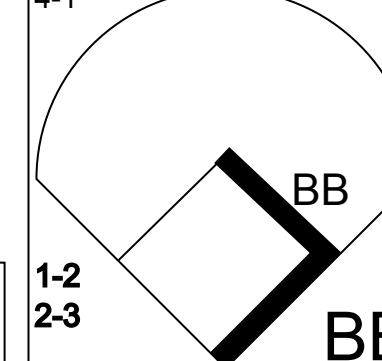
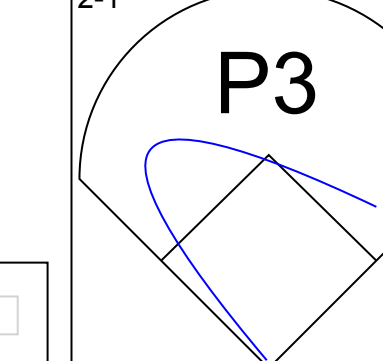
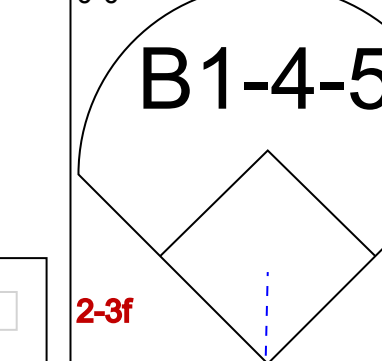
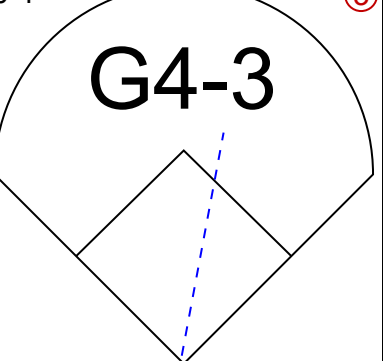
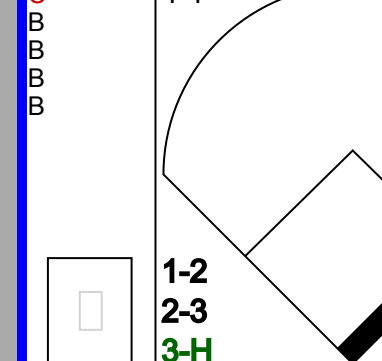
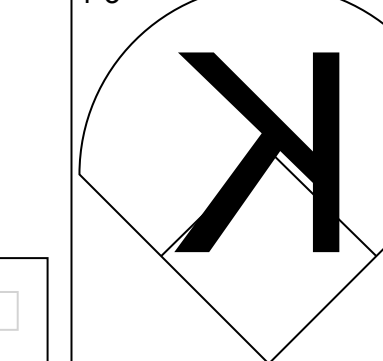
Batter	1	2	3	4	5	6	7	8	9	AB	R	H	RBI	BB	SO	LOB	TOP										
Mark Loretta, R OBP: 0.373, SLG: 0.418 (1, 3)										3	2	1	1	0	0	3	Milwaukee Brewers @ Pittsburgh Pirates Three Rivers Stadium, Pittsburgh, PA Sat Jul 03 1999, 7:05 PM EDT Att: 28,893 - Unknown - 95 F										
Ronnie Belliard, R OBP: 0.447, SLG: 0.500 Sean Berry, R OBP: 0.294, SLG: 0.328 (6, PH)										2	1	1	0	1	0	0											
Jeff Cirillo, R OBP: 0.390, SLG: 0.442 (1, 5)										5	3	5	3	0	0	0											
Jeremy Burnitz, L OBP: 0.395, SLG: 0.601 (1, 9)										4	0	0	0	0	2	3											
Geoff Jenkins, L OBP: 0.378, SLG: 0.561 (1, 7)										5	0	0	0	0	3	4											
Marquis Grissom, R OBP: 0.343, SLG: 0.434 (1, 8)										5	1	2	2	0	1	1											
Jose Valentin, S OBP: 0.455, SLG: 0.714 (1, 6)										3	1	0	0	1	0	1											
Bobby Hughes, R OBP: 0.299, SLG: 0.405 Brian Banks, S OBP: 0.336, SLG: 0.383 (6, PR)										2	1	1	0	1	1	1											
Bill Pulsipher, L OBP: 0.333, SLG: 0.333 Alex Ochoa, R OBP: 0.432, SLG: 0.556 Jim Pittsley, R (6, PH)										1	0	0	0	0	1	1											
Rich Becker, L OBP: 0.376, SLG: 0.416 Eric Plunk, R (8, 1)										1	0	0	0	0	0	0											
Inning Stats	R: 1 E: 0 K: 1 S: 11	H: 3 LOB: 1 BB: 0 P: 16	R: 5 E: 1 K: 3 S: 14	H: 2 LOB: 0 BB: 2 P: 25	R: 0 E: 0 K: 1 S: 6	H: 0 LOB: 0 BB: 0 P: 10	R: 1 E: 0 K: 0 S: 8	H: 1 LOB: 0 BB: 0 P: 12	R: 1 E: 0 K: 0 S: 9	H: 1 LOB: 0 BB: 0 P: 15	R: 0 E: 0 K: 0 S: 8	H: 1 LOB: 2 BB: 1 P: 14	R: 1 E: 0 K: 0 S: 9	H: 2 LOB: 1 BB: 0 P: 16	R: 0 E: 0 K: 1 S: 6	H: 0 LOB: 1 BB: 1 P: 14	R: 0 E: 0 K: 3 S: 10	H: 1 LOB: 1 BB: 0 P: 14	1B: 6 2B: 3 3B: 0 HR: 2	SF: 1 SAC: 1 DP: 2 HBP: 2	WP: 1 PB: 0 CS: 0	PA: 42					
PITCHER	IP	WLS	BF	H	R	ER	SO	BB	IBB	HBP	BLK	WP	HR	S	P	ERA	WHIP										
Kris Benson, R ERA: 4.34	5.0	L	24	7	8	7	5	2	0	1	0	1	2	48	78	12.60	1.800										
Scott Sauerbeck, L ERA: 2.04	2.0		10	3	1	1	0	1	0	1	0	0	0	17	30	4.50	2.000										
Brad Clontz, R ERA: 1.4	1.0		4	0	0	0	1	1	0	0	0	0	0	6	14	0.00	1.000										
Jason Christiansen, L ERA: 2.93	1.0		4	1	0	0	3	0	0	0	0	0	0	10	14	0.00	1.000										

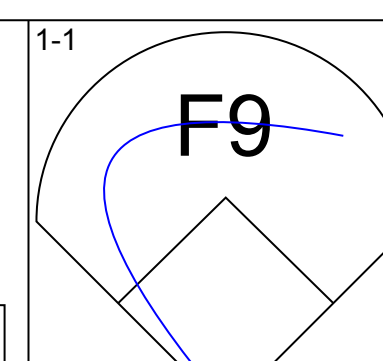
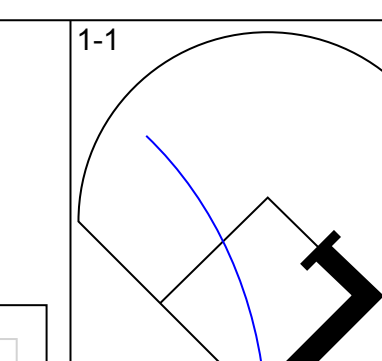
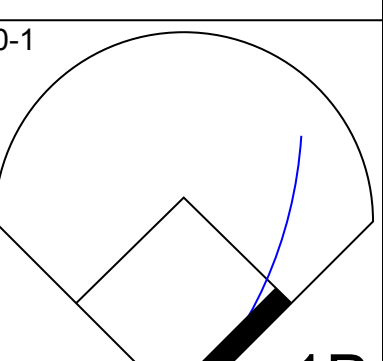
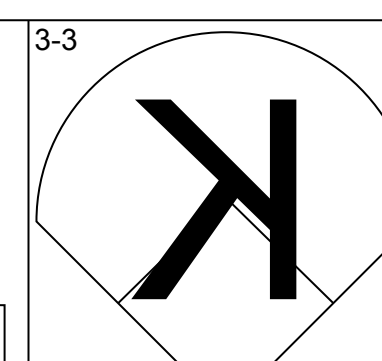
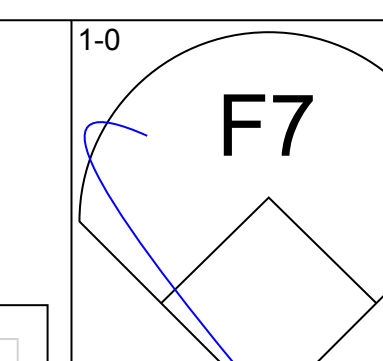
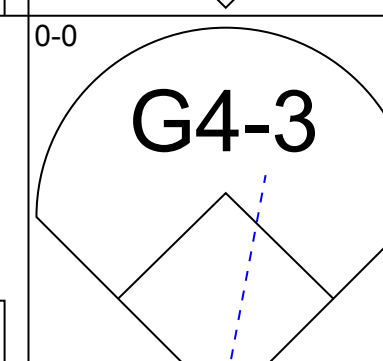
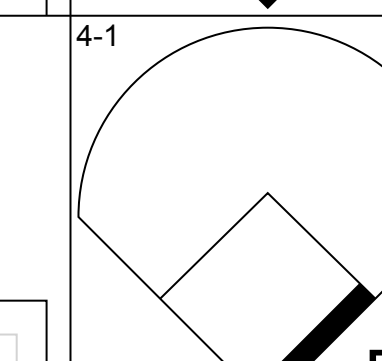
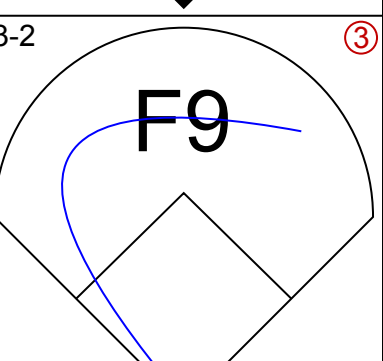
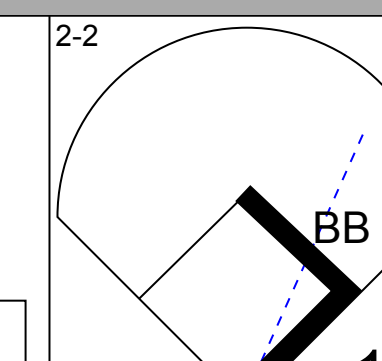
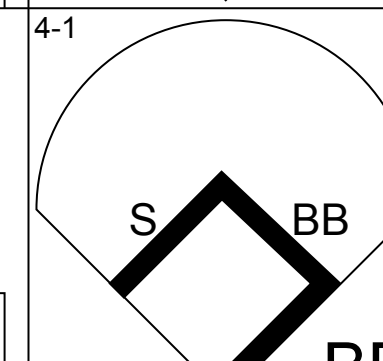
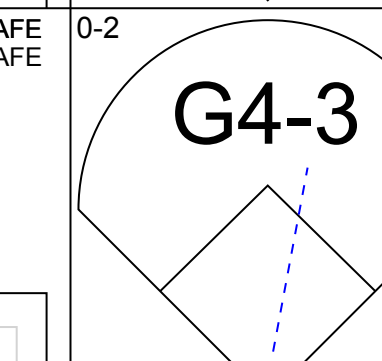
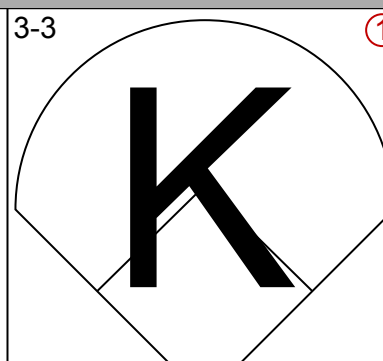
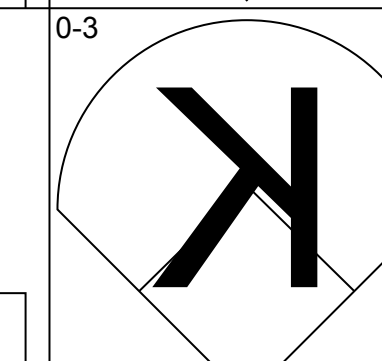
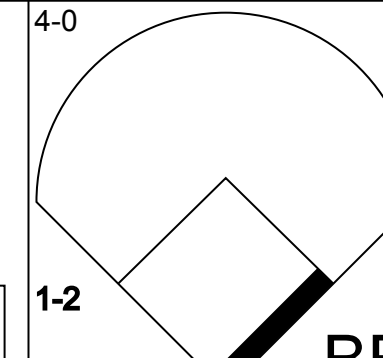

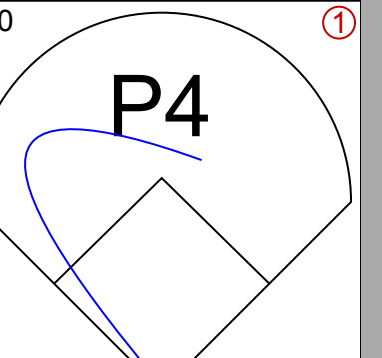
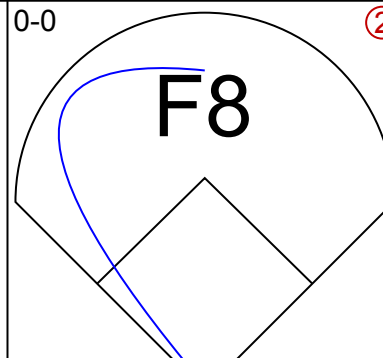
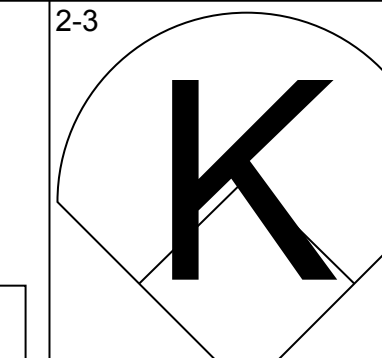
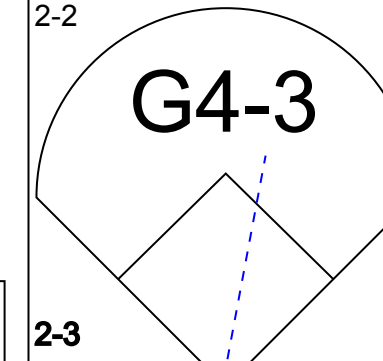


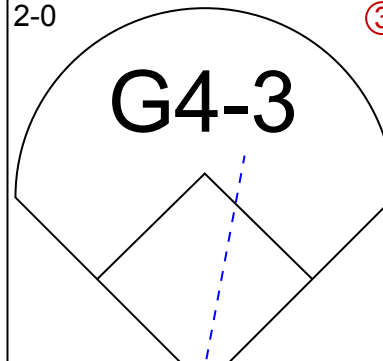
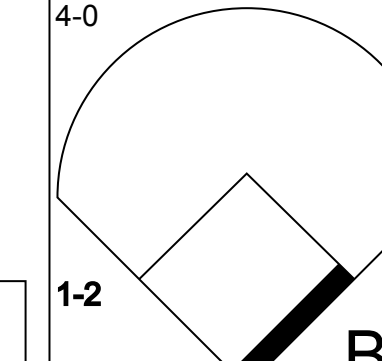
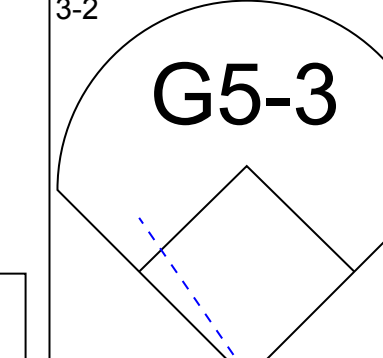
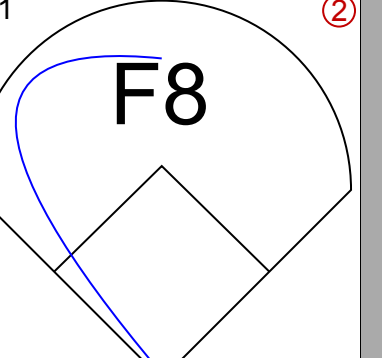
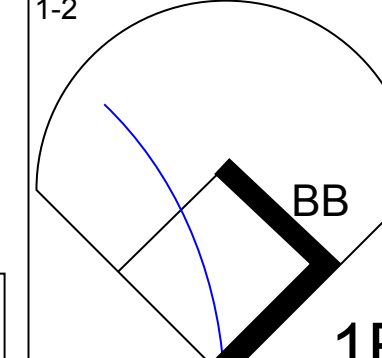
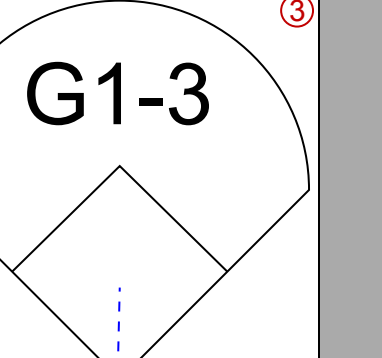
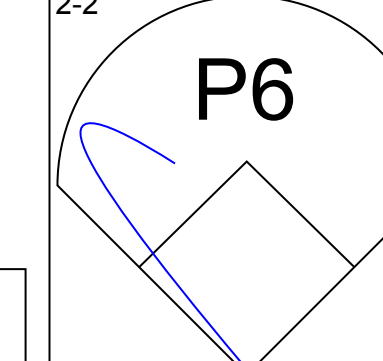
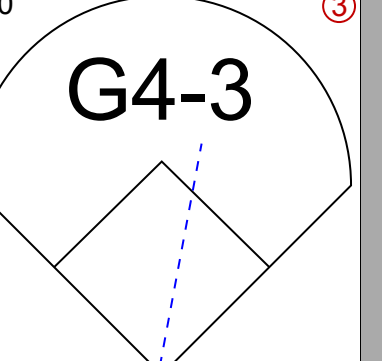
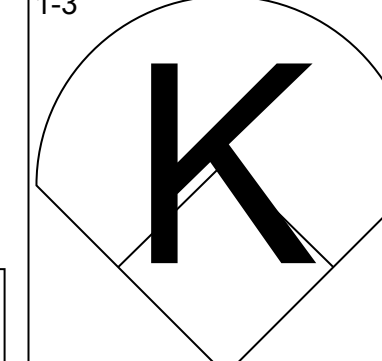
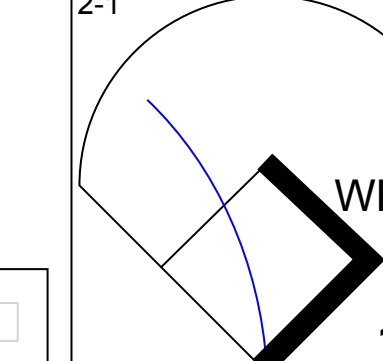
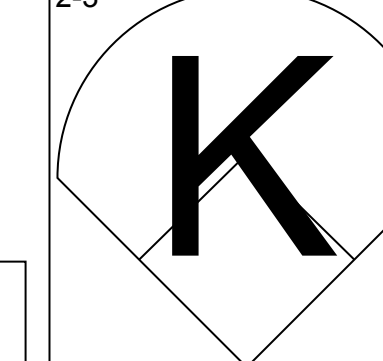
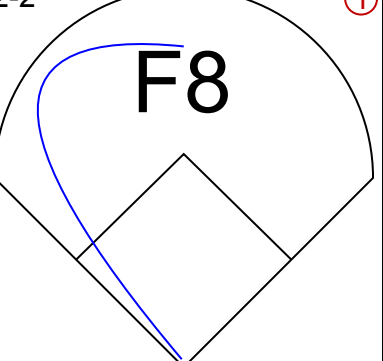
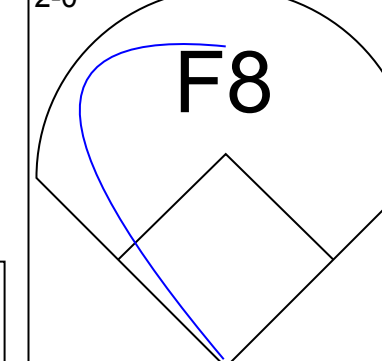
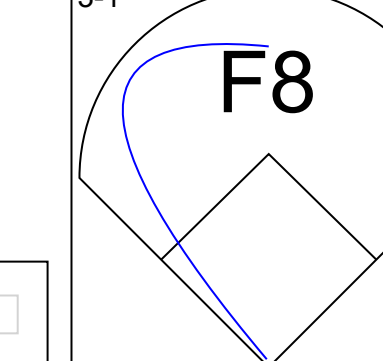
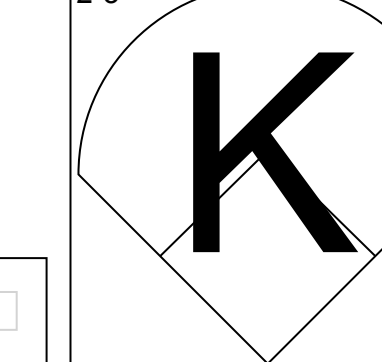
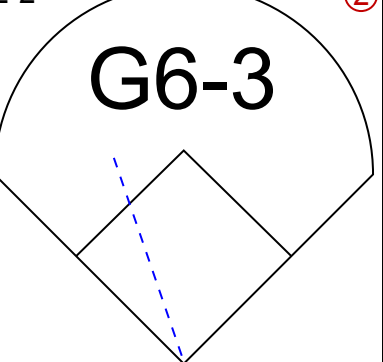
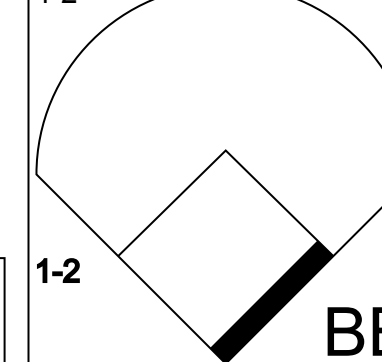
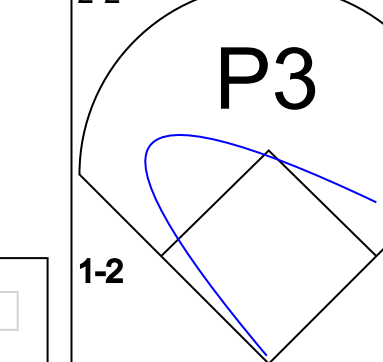
Batter	1	2	3	4	5	6	7	8	9	AB	R	H	RBI	BB	SO	LOB	BOTTOM										
Al Martin, L OBP: 0.358, SLG: 0.560 (1, 7)										4	0	2	2	0	0	4	Milwaukee Brewers @ Pittsburgh Pirates Three Rivers Stadium, Pittsburgh, PA Sat Jul 03 1999, 7:05 PM EDT Att: 28,893 - Unknown - 95 F										
Ed Sprague, R OBP: 0.401, SLG: 0.545 (1, 5)										4	0	0	0	1	0	4											
Brian Giles, L OBP: 0.391, SLG: 0.552 (1, 8)										5	0	1	0	0	0	5											
Kevin Young, R OBP: 0.416, SLG: 0.502 (1, 3)										5	0	1	0	0	2	2											
1B Jason Kendall, R OBP: 0.431, SLG: 0.514 Scott Sauerbeck, R (6, 1)										3	0	0	0	0	0	2											
Ivan Cruz, L OBP: 0.400, SLG: 0.700 (7, PH)										2	1	1	1	0	0	0											
Warren Morris, L OBP: 0.397, SLG: 0.440 (1, 4)										4	0	2	0	1	0	1											
Freddy Garcia, R OBP: 0.232, SLG: 0.388 Brad Clontz, R (8, 1)										3	2	1	1	1	0	1											
Jason Christiansen, R Brant Brown, L OBP: 0.398, SLG: 0.491 (9, PH)										0	0	0	0	0	0	0											
Mike Benjamin, R OBP: 0.276, SLG: 0.313 (1, 6)										4	0	1	0	0	1	3											
Kris Benson, R OBP: 0.188, SLG: 0.226 Keith Osik, R OBP: 0.333, SLG: 0.395 (1, 1)										1	1	1	0	0	0	0											
Inning Stats	R: 0 E: 0 K: 1 S: 9	H: 1 LOB: 1 BB: 0 P: 11	R: 0 E: 1 K: 0 S: 13	H: 0 LOB: 3 BB: 2 P: 26	R: 0 E: 0 K: 0 S: 10	H: 1 LOB: 1 BB: 0 P: 15	R: 2 E: 0 K: 0 S: 16	H: 3 LOB: 1 BB: 0 P: 26	R: 0 E: 0 K: 0 S: 8	H: 1 LOB: 1 BB: 0 P: 10	R: 1 E: 0 K: 0 S: 11	H: 1 LOB: 2 BB: 1 P: 20	R: 1 E: 0 K: 0 S: 14	H: 2 LOB: 1 BB: 0 P: 19	R: 0 E: 0 K: 0 S: 4	H: 1 LOB: 1 BB: 1 P: 10	R: 0 E: 0 K: 1 S: 10	H: 1 LOB: 1 BB: 0 P: 19	1B: 5 2B: 4 3B: 0 HR: 2	SF: 1 SAC: 0 DP: 1 HBP: 0	WP: 1 PB: 0 CS: 0	PA: 43					
PITCHER	IP	WLS	BF	H	R	ER	SO	BB	IBB	HBP	BLK	WP	HR	S	P	ERA	WHIP										
Bill Pulsipher, L ERA: 5.54	5.0	W	24	6	2	2	1	2	0	0	0	0	1	56	88	3.60	1.600										
Jim Pittsley, R ERA: 4.69	2.0		11	3	2	1	1	1	0	0	0	0	1	25	39	4.50	2.000										
Eric Plunk, R ERA: 3.26	2.0		8	2	0	0	1	1	0	0	0	1	0	14	29	0.00	1.500										



Batter	1	2	3	4	5	6	7	8	9	AB	R	H	RBI	BB	SO	LOB	TOP					
Mark Loretta, R OBP: 0.377, SLG: 0.420										3	0	2	1	1	1	0	Milwaukee Brewers @ Pittsburgh Pirates Three Rivers Stadium, Pittsburgh, PA Sun Jul 04 1999, 1:35 PM EDT Att: 16,553 - Sunny - 88 F					
Ronnie Belliard, R OBP: 0.436, SLG: 0.485										5	0	0	0	0	2	5						
Jeff Cirillo, R OBP: 0.391, SLG: 0.438										3	0	0	0	2	0	2						
Jeremy Burnitz, L OBP: 0.390, SLG: 0.591										5	0	0	0	0	1	5						
Dave Nilsson, L OBP: 0.390, SLG: 0.620										4	1	1	1	0	1	0						
Marquis Grissom, R OBP: 0.342, SLG: 0.429										3	0	0	0	1	1	0						
Alex Ochoa, R David Weathers, R Bob Wickman, R										3	1	2	0	1	0	0						
Jose Valentin, S OBP: 0.444, SLG: 0.687										4	0	1	0	0	0	3						
Steve Woodard, L Sean Berry, R Mike Myers, L Geoff Jenkins, L										0	1	0	0	1	0	0						
Inning Stats	R: 0 E: 0 K: 1 S: 9	H: 0 LOB: 0 BB: 1 P: 17	R: 0 E: 0 K: 0 S: 7	H: 0 LOB: 0 BB: 0 P: 13	R: 1 E: 0 K: 1 S: 14	H: 2 LOB: 1 BB: 0 P: 22	R: 1 E: 0 K: 0 S: 14	H: 1 LOB: 2 BB: 2 P: 29	R: 1 E: 1 K: 1 S: 12	H: 0 LOB: 1 BB: 2 P: 23	R: 0 E: 0 K: 2 S: 8	H: 0 LOB: 0 BB: 0 P: 13	R: 0 E: 0 K: 1 S: 14	H: 2 LOB: 3 BB: 1 P: 24	R: 0 E: 0 K: 0 S: 10	H: 1 LOB: 1 BB: 0 P: 17		R: 1 E: 0 K: 0 S: 9	H: 2 LOB: 1 BB: 0 P: 12	1B: 6 2B: 0 3B: 0 HR: 2	SF: 1 SAC: 1 DP: 0 HBP: 0	WP: 2 PB: 0 CS: 1
PITCHER	IP	WLS	BF	H	R	ER	SO	BB	IBB	HBP	BLK	WP	HR	S	P	ERA	WHIP					
Pete Schourek, L ERA: 5.1	4.0		17	3	2	2	2	3	0	0	0	0	1	44	81	4.50	1.500					
Marc Wilkins, R ERA: 5.4	2.0		8	0	1	1	3	2	0	0	0	1	0	20	36	4.50	1.000					
Jimmy Anderson, L ERA:	2.0		10	3	0	0	1	0	1	0	0	1	0	24	41	0.00	1.500					
Brad Clontz, R ERA: 1.71	0.2	L	4	2	1	1	0	0	0	0	0	0	1	8	11	13.50	3.000					
Jason Christiansen, L ERA: 2.89	0.1		1	0	0	0	0	0	0	0	0	0	0	1	1	0.00	0.000					

Batter	1	2	3	4	5	6	7	8	9	AB	R	H	RBI	BB	SO	LOB	BOTTOM					
Al Martin, L OBP: 0.357, SLG: 0.559										4	1	1	0	0	0	0	Milwaukee Brewers @ Pittsburgh Pirates Three Rivers Stadium, Pittsburgh, PA Sun Jul 04 1999, 1:35 PM EDT Att: 16,553 - Sunny - 88 F					
Freddy Garcia, R Brad Clontz, R Jason Christiansen, R										4	1	2	1	0	2	0						
Brian Giles, L OBP: 0.389, SLG: 0.546										3	0	0	0	1	0	1						
Kevin Young, R OBP: 0.414, SLG: 0.498										4	0	1	1	0	2	1						
1B Jason Kendall, R Keith Osik, R										2	0	0	0	0	1	0						
Warren Morris, L OBP: 0.396, SLG: 0.441										4	0	1	0	0	0	0						
Brant Brown, L OBP: 0.302, SLG: 0.480										4	0	0	0	0	4	1						
Mike Benjamin, R OBP: 0.273, SLG: 0.308										3	0	0	0	0	1	0						
Pete Schourek, L Marc Wilkins, R Adrian Brown, S Jimmy Anderson, L Ed Sprague, R										1	0	0	0	0	1	0						
Inning Stats	R: 0 E: 0 K: 1 S: 9	H: 0 LOB: 0 BB: 0 P: 14	R: 0 E: 0 K: 2 S: 9	H: 0 LOB: 0 BB: 0 P: 11	R: 0 E: 0 K: 3 S: 9	H: 0 LOB: 0 BB: 0 P: 12	R: 0 E: 0 K: 1 S: 8	H: 0 LOB: 0 BB: 0 P: 10	R: 0 E: 0 K: 1 S: 9	H: 1 LOB: 1 BB: 0 P: 9	R: 2 E: 0 K: 1 S: 15	H: 3 LOB: 2 BB: 1 P: 26	R: 0 E: 0 K: 1 S: 8	H: 0 LOB: 0 BB: 0 P: 13	R: 1 E: 0 K: 1 S: 9	H: 2 LOB: 1 BB: 0 P: 13		R: 0 E: 0 K: 1 S: 5	H: 0 LOB: 0 BB: 0 P: 6	1B: 2 2B: 3 3B: 0 HR: 1	SF: 0 SAC: 0 DP: 0 HBP: 0	WP: 0 PB: 0 CS: 0
PITCHER	IP	WLS	BF	H	R	ER	SO	BB	IBB	HBP	BLK	WP	HR	S	P	ERA	WHIP					
Steve Woodard, R ERA: 4.54	6.0		23	4	2	2	9	1	0	0	0	0	1	59	82	3.00	0.833					
Mike Myers, L ERA: 6.2	1.1	B	5	1	1	1	1	0	0	0	0	0	1	12	18	6.75	0.750					
David Weathers, R ERA: 4.03	0.2	W	3	1	0	0	1	0	0	0	0	0	0	5	8	0.00	1.500					
Bob Wickman, R ERA: 3.08	1.0	S	3	0	0	0	1	0	0	0	0	0	0	5	6	0.00	0.000					


Batter	1	2	3	4	5	6	7	8	9	AB	R	H	RBI	BB	SO	LOB	TOP			
Mark Loretta, R (1, 3) OBP: 0.371, SLG: 0.413										5	0	0	0	0	2	3	Milwaukee Brewers @ Philadelphia Phillies Veterans Stadium, Philadelphia, PA Mon Jul 05 1999, 7:05 PM EDT Att: 13,248 - Unknown - 96 F			
Ronnie Belliard, R (1, 4) OBP: 0.438, SLG: 0.486										4	1	2	0	0	0	0				
Jeff Cirillo, R (1, 5) OBP: 0.390, SLG: 0.446										3	1	1	1	0	0	1				
Jeremy Burnitz, L (1, 9) OBP: 0.388, SLG: 0.597										4	1	1	1	0	1	1				
Dave Nilsson, L (1, 2) OBP: 0.391, SLG: 0.629										3	1	1	2	0	0	0				
Brian Banks, S (9, 2) OBP: 0.336, SLG: 0.383										0	0	0	0	0	0	0				
Marquis Grissom, R (1, 8) OBP: 0.344, SLG: 0.430										4	1	2	0	0	1	0				
Geoff Jenkins, L (1, 7) OBP: 0.383, SLG: 0.576										4	0	2	0	0	0	2				
Jose Valentin, S (1, 6) OBP: 0.447, SLG: 0.686										3	0	1	0	1	0	1				
Jim Abbott, L (1, 1) OBP: 0.095, SLG: 0.095										2	0	0	0	0	0	1				
Rich Becker, L (7, PH) OBP: 0.383, SLG: 0.416										0	0	0	1	1	0	0				
52 Rafael Roque, L (7, 1) OBP: 0.188, SLG: 0.071										1	0	0	0	0	1	0				
Inning Stats	R: 1 E: 0 K: 1 S: 7	H: 1 LOB: 0 BB: 0 P: 11	R: 0 E: 0 K: 0 S: 8	H: 0 LOB: 0 BB: 0 P: 12	R: 0 E: 0 K: 0 S: 5	H: 1 LOB: 0 BB: 0 P: 8	R: 2 E: 0 K: 1 S: 11	H: 2 LOB: 0 BB: 0 P: 17	R: 0 E: 0 K: 0 S: 4	H: 1 LOB: 0 BB: 0 P: 8	R: 0 E: 0 K: 0 S: 7	H: 0 LOB: 0 BB: 0 P: 9	R: 1 E: 0 K: 1 S: 14	H: 2 LOB: 3 BB: 2 P: 26	R: 0 E: 0 K: 2 S: 13	H: 0 LOB: 0 BB: 0 P: 12	1B: 6 2B: 3 3B: 0 HR: 3	SF: 0 SAC: 1 DP: 3 HBP: 1	WP: 0 PB: 0 CS: 0	PA: 37
PITCHER	IP WLS BF H R ER SO BB IBB HBP BLK WP HR S P ERA WHIP																			
Chad Ogea, R (1, 1) ERA: 5.29	6.2 L 26 7 4 4 3 1 0 0 0 0 0 2 52 82 5.40 1.200																			
Joe Grahe, R (7, 1) ERA:	0.1 2 0 0 0 0 1 0 0 0 0 0 0 4 9 0.00 3.000																			
Steve Schrenk, R (8, 1) ERA: 9.0	1.0 6 3 1 1 0 0 0 0 1 0 0 0 1 13 23 9.00 3.000																			
Amaury Telemaco, R (9, 1) ERA: 3.78	1.0 3 0 0 0 2 0 0 0 0 0 0 0 0 9 12 0.00 0.000																			


Batter	1	2	3	4	5	6	7	8	9	AB	R	H	RBI	BB	SO	LOB	BOTTOM				
Doug Glanville, R (1, 8) OBP: 0.381, SLG: 0.452										5	0	2	0	0	1	3	Milwaukee Brewers @ Philadelphia Phillies Veterans Stadium, Philadelphia, PA Mon Jul 05 1999, 7:05 PM EDT Att: 13,248 - Unknown - 96 F				
Ron Gant, R (1, 7) OBP: 0.355, SLG: 0.436										3	0	1	0	1	0	1					
Bobby Abreu, L (1, 9) OBP: 0.416, SLG: 0.563										3	0	0	0	1	2	2					
Scott Rolen, R (1, 5) OBP: 0.358, SLG: 0.515										3	0	0	0	1	1	1					
Rico Brogna, L (1, 3) OBP: 0.330, SLG: 0.447										3	0	1	0	1	0	2					
23 Kevin Jordan, R (1, 4) OBP: 0.350, SLG: 0.414										4	0	1	0	0	0	3					
Gary Bennett, R (1, 2) OBP: 0.295, SLG: 0.326										4	0	1	0	0	1	2					
15 David Doster, R (1, 6) OBP: 0.380, SLG: 0.488										4	0	0	0	0	1	2					
Chad Ogea, R (1, 1) OBP: 0.298, SLG: 0.100										2	0	0	0	0	1	0					
Kevin Seick, R (7, PH) OBP: 0.365, SLG: 0.435										0	0	0	0	0	0	0					
Steve Schrenk, R (8, 1) ERA: 9.0										0	0	0	0	0	0	0					
Amaury Telemaco, R (9, 1) ERA: 3.78										0	0	0	0	0	0	0					
Alex Arias, R (9, PH) OBP: 0.372, SLG: 0.432										1	0	0	0	0	0	1					
Inning Stats	R: 0 E: 0 K: 0 S: 7	H: 0 LOB: 2 BB: 2 P: 18	R: 0 E: 0 K: 1 S: 13	H: 0 LOB: 0 BB: 0 P: 20	R: 0 E: 0 K: 1 S: 9	H: 1 LOB: 1 BB: 1 P: 16	R: 0 E: 0 K: 0 S: 5	H: 1 LOB: 1 BB: 0 P: 9	R: 0 E: 0 K: 1 S: 16	H: 1 LOB: 1 BB: 0 P: 23	R: 0 E: 0 K: 2 S: 13	H: 0 LOB: 0 BB: 0 P: 10	R: 0 E: 0 K: 2 S: 13	H: 1 LOB: 2 BB: 1 P: 24	R: 0 E: 0 K: 2 S: 14	H: 1 LOB: 2 BB: 1 P: 24	R: 0 E: 0 K: 0 S: 8	1B: 5 2B: 1 3B: 0 HR: 0	SF: 0 SAC: 0 DP: 0 HBP: 0	WP: 1 PB: 0 CS: 0	PA: 37
PITCHER	IP WLS BF H R ER SO BB IBB HBP BLK WP HR S P ERA WHIP																				
Jim Abbott, L (1, 1) ERA: 6.57	6.0 W 23 3 0 0 3 3 0 0 0 0 1 0 55 96 0.00 1.000																				
52 Rafael Roque, L (7, 1) ERA: 5.8	3.0 S 14 3 0 0 4 2 0 0 0 0 1 0 35 64 0.00 1.667																				



Batter	1	2	3	4	5	6	7	8	9	AB	R	H	RBI	BB	SO	LOB	TOP								
Mark Loretta, R OBP: 0.369, SLG: 0.412 (1, 3)	F9		G3		G4-3		P3		G4-3	5	0	0	0	0	0	3	Milwaukee Brewers @ Detroit Tigers Tiger Stadium, Detroit, MI Fri Jul 09 1999, 7:05 PM EDT Att: 22,769 - Unknown - 81 F								
Ronnie Belliard, R OBP: 0.423, SLG: 0.471 Brian Banks, S OBP: 0.333, SLG: 0.378 (1, 4)	K			G5-3	K2-3			G6-3		3	0	0	0	0	2	1									
Jeff Cirillo, R OBP: 0.388, SLG: 0.442 (1, 5)	K			2B	1B	HR		FC3-6	1B	4	2	3	0	0	1	0									
Jeremy Burnitz, L OBP: 0.389, SLG: 0.599 (1, 10)		G6-3		1B	SF9	2B	HR	FC3-6	1B	4	2	2	2	0	0	1									
Dave Nilsson, L OBP: 0.393, SLG: 0.619 (1, 2)		G5-4-3		FC4	1B		G1-3			3	0	2	1	1	0	0									
Marquis Grissom, R OBP: 0.338, SLG: 0.422 (1, 8)	G5-4-3			SF9			G6-3		G5-3	3	0	0	1	0	0	3									
Geoff Jenkins, L OBP: 0.378, SLG: 0.564 (1, 7)			G6-3	FC4			F8		K	4	0	0	0	0	1	1									
Jose Valentin, S OBP: 0.427, SLG: 0.625 (1, 6)			K				F8		WP	4	0	2	0	0	1	0									
Rich Becker, L OBP: 0.380, SLG: 0.395 (1, 9)					FC4-6	G4-3		K		3	0	0	0	1	2	2									
Inning Stats	R: 0 E: 0 K: 2 S: 14	H: 0 LOB: 0 BB: 0 P: 19	R: 0 E: 0 K: 0 S: 7	H: 1 LOB: 0 BB: 0 P: 10	R: 0 E: 0 K: 1 S: 13	H: 0 LOB: 1 BB: 1 P: 22	R: 2 E: 0 K: 0 S: 14	H: 3 LOB: 1 BB: 0 P: 22	R: 0 E: 0 K: 1 S: 9	H: 1 LOB: 1 BB: 0 P: 16	R: 2 E: 0 K: 0 S: 9	H: 2 LOB: 0 BB: 0 P: 10	R: 0 E: 0 K: 1 S: 6	H: 0 LOB: 0 BB: 0 P: 6	R: 0 E: 0 K: 0 S: 7	H: 1 LOB: 2 BB: 1 P: 17	R: 0 E: 0 K: 2 S: 11	H: 1 LOB: 1 BB: 0 P: 17	1B: 7 2B: 1 3B: 0 HR: 1	SF: 1 SAC: 0 DP: 1 HBP: 0	WP: 1 PB: 0 SB: 1 CS: 0	PA: 37			
PITCHER	IP	WLS	BF	H	R	ER	SO	BB	IBB	HBP	BLK	WP	HR	S	P	ERA	WHIP								
Nelson Cruz, R ERA: 6.57 (1, 1)	6.0	L	25	7	4	4	4	1	0	0	0	0	1	66	99	6.00	1.333								
Will Brunson, L ERA: 5.0 (7, 1)	0.2		2	0	0	0	1	0	0	0	0	0	0	5	5	0.00	0.000								
Bryce Florie, R ERA: 4.65 (7, 1)	2.1		10	2	0	0	2	0	1	0	0	1	0	19	35	0.00	0.857								

Batter	1	2	3	4	5	6	7	8	9	AB	R	H	RBI	BB	SO	LOB	BOTTOM								
Luis Polonia, L OBP: 0.383, SLG: 0.571 Bill Haselman, R OBP: 0.363, SLG: 0.500 (1, 10)	F8			K		F9		F9		3	0	0	0	0	1	0	Milwaukee Brewers @ Detroit Tigers Tiger Stadium, Detroit, MI Fri Jul 09 1999, 7:05 PM EDT Att: 22,769 - Unknown - 81 F								
Brad Ausmus, R OBP: 0.346, SLG: 0.433 (1, 2)	F7			K		S	1B	G6-3		4	0	1	0	0	1	0									
Bobby Higginson, L OBP: 0.350, SLG: 0.382 (1, 9)	F8			F9		L9			BB	3	0	0	0	1	0	1									
Dean Palmer, R OBP: 0.338, SLG: 0.536 (1, 5)		K			HR		K		K	4	1	1	1	0	3	2									
Tony Clark, S OBP: 0.321, SLG: 0.384 (1, 3)		K			G3		G3-1		K	4	0	0	0	0	2	0									
Damion Easley, R OBP: 0.345, SLG: 0.427 (1, 4)		K			FC5-4	1B	1B		K	4	0	2	0	0	2	0									
Juan Encarnacion, R OBP: 0.303, SLG: 0.464 (1, 7)			L8		FC5-4		K		G6-3	4	0	0	0	0	1	2									
Gabe Kapler, R OBP: 0.302, SLG: 0.469 (1, 8)				G6-4-3	1B		BB			2	0	2	0	1	0	0									
Deivi Cruz, R OBP: 0.280, SLG: 0.347 Gregg Jefferies, S OBP: 0.271, SLG: 0.328 Jason Wood, R OBP: 0.174, SLG: 0.136 (1, 6)			G6-4-3		P5		F8			2	0	0	0	0	0	3									
Inning Stats	R: 0 E: 0 K: 0 S: 6	H: 0 LOB: 0 BB: 0 P: 7	R: 0 E: 0 K: 3 S: 9	H: 0 LOB: 0 BB: 0 P: 12	R: 0 E: 0 K: 0 S: 7	H: 1 LOB: 0 BB: 0 P: 10	R: 0 E: 0 K: 2 S: 7	H: 0 LOB: 0 BB: 0 P: 10	R: 1 E: 0 K: 0 S: 9	H: 2 LOB: 1 BB: 1 P: 17	R: 0 E: 0 K: 1 S: 14	H: 1 LOB: 1 BB: 0 P: 19	R: 0 E: 0 K: 1 S: 8	H: 2 LOB: 2 BB: 0 P: 14	R: 0 E: 0 K: 1 S: 6	H: 0 LOB: 1 BB: 1 P: 14	R: 0 E: 0 K: 2 S: 9	H: 0 LOB: 0 BB: 0 P: 14	1B: 5 2B: 0 3B: 0 HR: 1	SF: 0 SAC: 0 DP: 1 HBP: 0	WP: 0 PB: 0 SB: 2 CS: 0	PA: 34			
PITCHER	IP	WLS	BF	H	R	ER	SO	BB	IBB	HBP	BLK	WP	HR	S	P	ERA	WHIP								
Steve Woodard, R ERA: 4.37 (1, 1)	6.2	W	26	6	1	1	7	0	0	0	0	0	0	2	5	0.00	0.000								
Mike Myers, L ERA: 6.04 (7, 1)	0.1	H	1	0	0	0	0	0	0	0	0	0	0	2	5	0.00	0.000								
David Weathers, R ERA: 4.14 (8, 1)	1.0	H	4	0	0	0	1	1	0	0	0	0	0	6	14	0.00	1.000								
Bob Wickman, R ERA: 3.18 (9, 1)	1.0	S	3	0	0	0	2	0	0	0	0	0	0	9	14	0.00	0.000								

Batter	1	2	3	4	5	6	7	8	9	AB	R	H	RBI	BB	SO	LOB	TOP										
Mark Loretta, R (1, 4) OBP: 0.360, SLG: 0.401	G5-3		G6-3	G5-3			FC1-2-5-1		L4	5	0	0	0	0	0	4	Milwaukee Brewers @ Detroit Tigers Tiger Stadium, Detroit, MI Sun Jul 11 1999, 1:05 PM EDT Att: 32,974 - Cloudy - 70 F										
Jose Valentin, S (1, 6) OBP: 0.404, SLG: 0.575	G3-1		F8		G3		K			4	0	0	0	0	1	2											
Jeff Cirillo, R (1, 5) OBP: 0.393, SLG: 0.443	K			1B	B1-3					3	0	1	0	1	1	0											
Jeremy Burnitz, L (1, 10)			P4		G4-3		F8			4	0	0	0	0	1	4											
Dave Nilsson, L (1, 2) OBP: 0.385, SLG: 0.602		P4			L9		P5		G6-4-3	3	0	0	0	1	0	0											
Marquis Grissom, R (1, 8) OBP: 0.333, SLG: 0.415		E5			1B		F8		G6-4-3	4	2	1	0	0	0	1											
Geoff Jenkins, L (1, 7) OBP: 0.376, SLG: 0.572					F8		G4-3			4	1	1	2	0	1	1											
Rich Becker, L (1, 9) OBP: 0.390, SLG: 0.417					1B					2	0	1	0	2	1	0											
Brian Banks, S (1, 3) OBP: 0.338, SLG: 0.383										4	0	2	1	0	2	1											
Inning Stats	R: 0 E: 0 K: 1 S: 12	H: 0 LOB: 0 BB: 0 P: 17	R: 2 E: 1 K: 2 S: 14	H: 2 LOB: 1 BB: 0 P: 20	R: 0 E: 0 K: 0 S: 7	H: 1 LOB: 1 BB: 0 P: 10	R: 1 E: 0 K: 0 S: 14	H: 2 LOB: 2 BB: 1 P: 22	R: 0 E: 0 K: 0 S: 5	H: 0 LOB: 0 BB: 0 P: 8	R: 0 E: 0 K: 0 S: 5	H: 0 LOB: 0 BB: 0 P: 7	R: 0 E: 0 K: 1 S: 16	H: 1 LOB: 3 BB: 2 P: 30	R: 0 E: 0 K: 1 S: 8	H: 0 LOB: 0 BB: 1 P: 17		R: 0 E: 0 K: 2 S: 10	H: 0 LOB: 0 BB: 0 P: 11	1B: 4 2B: 0 3B: 1 HR: 1	SF: 0 SAC: 0 DP: 1 HBP: 0	WP: 0 PB: 0 SB: 2 CS: 0	PA: 37				
PITCHER	IP	WLS	BF	H	R	ER	SO	BB	IBB	HBP	BLK	WP	HR	S	P	ERA	WHIP										
Brian Moehler, R (1, 1) ERA: 4.7	7.0	L	31	6	3	1	4	3	0	0	0	0	1	73	114	1.29	1.286										
C.J. Nitkowski, L (8, 1) ERA: 5.52	1.0		3	0	0	0	1	1	0	0	0	0	0	8	17	0.00	1.000										
Todd Jones, R (9, 1) ERA: 4.66	1.0		3	0	0	0	2	0	0	0	0	0	0	10	11	0.00	0.000										

Batter	1	2	3	4	5	6	7	8	9	AB	R	H	RBI	BB	SO	LOB	BOTTOM										
Luis Polonia, L (1, 10) OBP: 0.377, SLG: 0.554	F8	G4-3		G6-3			L4		L8	4	0	0	0	1	0	1	Milwaukee Brewers @ Detroit Tigers Tiger Stadium, Detroit, MI Sun Jul 11 1999, 1:05 PM EDT Att: 32,974 - Cloudy - 70 F										
Brad Ausmus, R (1, 2) OBP: 0.371, SLG: 0.434				1B		G4-3				4	1	2	0	1	1	0											
Bobby Higginson, L (1, 9) OBP: 0.360, SLG: 0.385										2	0	0	0	3	1	2											
Dean Palmer, R (1, 5) OBP: 0.340, SLG: 0.532										5	0	1	0	0	1	5											
Tony Clark, S (1, 3) OBP: 0.318, SLG: 0.384										3	0	1	1	0	1	2											
Damion Easley, R (1, 4) OBP: 0.345, SLG: 0.423										4	0	1	0	0	0	3											
Juan Encarnacion, R (1, 7) OBP: 0.303, SLG: 0.458										4	0	1	0	0	1	3											
Gabe Kapler, R (1, 8) OBP: 0.307, SLG: 0.468										4	1	2	0	0	2	1											
Deivi Cruz, R (1, 6) OBP: 0.283, SLG: 0.364										3	0	1	1	0	0	2											
Frank Catalanotto, L (9, PH) OBP: 0.321, SLG: 0.463										1	0	0	0	0	0	0											
Inning Stats	R: 0 E: 0 K: 2 S: 11	H: 1 LOB: 2 BB: 1 P: 24	R: 1 E: 0 K: 0 S: 13	H: 2 LOB: 1 BB: 0 P: 19	R: 1 E: 0 K: 1 S: 13	H: 2 LOB: 2 BB: 1 P: 22	R: 0 E: 0 K: 1 S: 6	H: 0 LOB: 0 BB: 0 P: 10	R: 0 E: 0 K: 1 S: 9	H: 0 LOB: 0 BB: 0 P: 12	R: 0 E: 0 K: 0 S: 8	H: 3 LOB: 2 BB: 0 P: 14	R: 0 E: 0 K: 1 S: 12	H: 0 LOB: 1 BB: 1 P: 21	R: 0 E: 0 K: 1 S: 12	H: 1 LOB: 1 BB: 0 P: 20	R: 0 E: 0 K: 0 S: 7	H: 0 LOB: 2 BB: 2 P: 17	1B: 7 2B: 2 3B: 0 HR: 0	SF: 1 SAC: 0 DP: 1 HBP: 0	WP: 0 PB: 0 SB: 2 CS: 0	PA: 40					
PITCHER	IP	WLS	BF	H	R	ER	SO	BB	IBB	HBP	BLK	WP	HR	S	P	ERA	WHIP										
Hideo Nomo, R (1, 1) ERA: 3.95	6.2	W	29	8	2	2	6	2	0	0	0	0	0	68	113	2.70	1.500										
Mike Myers, L (7, 1) ERA: 6.04	0.0		1	0	0	0	0	1	0	0	0	0	0	3	7	∞	∞										
Eric Plunk, R (7, 1) ERA: 3.14	0.2	H	2	0	0	0	0	0	0	0	0	0	0	4	8	0.00	0.000										
David Weathers, R (8, 1) ERA: 4.09	0.2	H	3	1	0	0	1	0	0	0	0	0	0	9	14	0.00	1.500										
Bob Wickman, R (9, 1) ERA: 3.1	1.0	S	5	0	0	0	0	2	0	0	0	0	0	7	17	0.00	2.000										

Batter	1	2	3	4	5	6	7	8	9	AB	R	H	RBI	BB	SO	LOB	TOP				
Johnny Damon, L (1, 7) OBP: 0.372, SLG: 0.461										4	0	0	0	0	2	0	Kansas City Royals @ Milwaukee Brewers Milwaukee County Stadium, Milwaukee, WI Fri Jul 16 1999, 5:05 PM EDT Unknown - 93 F livebaseballscorecards.com				
Joe Randa, R (1, 5) OBP: 0.373, SLG: 0.484										4	0	2	0	0	0	0					
Carlos Beltrán, S (1, 8) OBP: 0.338, SLG: 0.465										4	0	0	0	0	2	2					
29 Mike Sweeney, R (1, 3) OBP: 0.383, SLG: 0.507										3	0	1	0	0	0	1					
Jermaine Dye, R (1, 9) OBP: 0.356, SLG: 0.532										3	0	1	0	0	0	2					
Chad Kreuter, S (1, 2) OBP: 0.346, SLG: 0.374										3	0	0	0	0	1	1					
Carlos Febles, R (1, 4) OBP: 0.363, SLG: 0.452										3	0	0	0	0	0	1					
Rey Sanchez, R (1, 6) OBP: 0.298, SLG: 0.356										3	0	0	0	0	0	0					
Kevin Appier, R (1, 1) Alvin Morman, L (7, 1) Ken Ray, R (8, 1) Jeremy Giambi, L (9, PH) OBP: 0.383, SLG: 0.336										2	0	0	0	0	1	0					
Inning Stats	R: 0 E: 0 K: 2 S: 10	H: 0 LOB: 0 BB: 0 P: 13	R: 0 E: 1 K: 0 S: 6	H: 0 LOB: 0 BB: 0 P: 9	R: 0 E: 0 K: 1 S: 8	H: 1 LOB: 1 BB: 0 P: 14	R: 0 E: 0 K: 0 S: 5	H: 1 LOB: 0 BB: 0 P: 7	R: 0 E: 0 K: 1 S: 5	H: 0 LOB: 0 BB: 0 P: 9	R: 0 E: 0 K: 0 S: 10	H: 1 LOB: 1 BB: 0 P: 14	R: 0 E: 0 K: 1 S: 8	H: 0 LOB: 0 BB: 0 P: 10	R: 0 E: 0 K: 0 S: 8	H: 1 LOB: 1 BB: 0 P: 10		1B: 3 2B: 1 3B: 0 HR: 0	SF: 0 SAC: 0 DP: 2 HBP: 0	WP: 0 PB: 0 SB: 0 CS: 0	PA: 30
PITCHER	IP	WLS	BF	H	R	ER	SO	BB	IBB	HBP	BLK	WP	HR	S	P	ERA	WHIP				
Steve Woodard, R (1, 1) ERA: 4.1	8.0	W	26	3	0	0	6	0	0	0	0	0	0	63	85	0.00	0.375				
Bob Wickman, R (9, 1) ERA: 3.02	1.0	S	4	1	0	0	0	0	0	0	0	0	0	8	10	0.00	1.000				

Batter	1	2	3	4	5	6	7	8	9	AB	R	H	RBI	BB	SO	LOB	BOTTOM				
Mark Loretta, R (1, 3) OBP: 0.361, SLG: 0.405										4	0	2	1	0	0	1	Kansas City Royals @ Milwaukee Brewers Milwaukee County Stadium, Milwaukee, WI Fri Jul 16 1999, 5:05 PM EDT Unknown - 93 F livebaseballscorecards.com				
Ronnie Belliard, R (1, 4) OBP: 0.420, SLG: 0.466										4	0	1	0	0	0	2					
Jeff Cirillo, R (1, 5) OBP: 0.394, SLG: 0.444										4	0	2	0	0	0	1					
Jeremy Burnitz, L (1, 9) OBP: 0.385, SLG: 0.601										4	1	0	0	0	1	5					
Dave Nilsson, L (1, 2) OBP: 0.397, SLG: 0.600										4	0	2	0	0	0	0					
Geoff Jenkins, L (1, 7) OBP: 0.378, SLG: 0.571										4	0	2	0	0	0	1					
Rich Becker, L (1, 8) OBP: 0.360, SLG: 0.402										3	0	0	1	0	0	3					
Marquis Grissom, R (8, PH) OBP: 0.332, SLG: 0.413										1	0	0	0	0	0	1					
Jose Valentin, S (1, 6) OBP: 0.421, SLG: 0.575										0	1	0	0	3	0	0					
Steve Woodard, L (1, 1) OBP: 0.268, SLG: 0.194 Bob Wickman, R (9, 1)										2	0	0	0	0	1	4					
Inning Stats	R: 0 E: 0 K: 0 S: 18	H: 1 LOB: 1 BB: 0 P: 23	R: 0 E: 0 K: 0 S: 9	H: 0 LOB: 0 BB: 0 P: 12	R: 1 E: 0 K: 0 S: 6	H: 3 LOB: 2 BB: 1 P: 13	R: 0 E: 0 K: 0 S: 7	H: 1 LOB: 0 BB: 0 P: 12	R: 0 E: 0 K: 0 S: 5	H: 0 LOB: 1 BB: 1 P: 11	R: 1 E: 0 K: 2 S: 17	H: 2 LOB: 3 BB: 1 P: 26	R: 0 E: 0 K: 0 S: 7	H: 1 LOB: 1 BB: 0 P: 12	R: 0 E: 0 K: 0 S: 7	H: 1 LOB: 0 BB: 0 P: 11	1B: 8 2B: 1 3B: 0 HR: 0	SF: 0 SAC: 1 DP: 2 HBP: 0	WP: 2 PB: 0 SB: 0 CS: 1	PA: 34	
PITCHER	IP	WLS	BF	H	R	ER	SO	BB	IBB	HBP	BLK	WP	HR	S	P	ERA	WHIP				
Kevin Appier, R (1, 1) ERA: 4.83	6.2	L	30	8	2	2	2	3	0	0	0	2	0	67	105	2.70	1.650				
Alvin Morman, L (7, 1) ERA: 3.51	0.2		3	1	0	0	0	0	0	0	0	0	0	6	10	0.00	1.500				
Ken Ray, R (8, 1) ERA:	0.2		1	0	0	0	0	0	0	0	0	0	0	3	5	0.00	0.000				

Batter	1	2	3	4	5	6	7	8	9	AB	R	H	RBI	BB	SO	LOB	TOP								
Johnny Damon, L OBP: 0.371, SLG: 0.459	G4-3		F9	F7	G4-3		E		E	6	1	2	0	0	0	1	Kansas City Royals @ Milwaukee Brewers Milwaukee County Stadium, Milwaukee, WI Fri Jul 16 1999, 8:05 PM EDT Att: 27,254 - Cloudy - 91 F								
Carlos Febles, R OBP: 0.359, SLG: 0.446	G1-3		K	G1-4-3			E6		F9	6	0	1	1	0	1	5									
Carlos Beltrán, S OBP: 0.338, SLG: 0.461	FC6-4		E6				E3		E5	5	2	1	1	1	0	3									
29 Mike Sweeney, R OBP: 0.382, SLG: 0.513	FC6-4		1B	1B			G6-4-3		FC6-4	6	2	2	2	0	1	6									
Jermaine Dye, R OBP: 0.359, SLG: 0.536		E	1B	1B			G4-3		K	5	1	3	1	0	1	1									
Joe Randa, R OBP: 0.373, SLG: 0.486		F7	1B	1B			F9		P4	5	1	2	1	0	0	2									
Rey Sanchez, R OBP: 0.296, SLG: 0.353		E4	G5-3				F9		G6-3	5	1	1	0	0	0	4									
Tim Spehr, R OBP: 0.323, SLG: 0.417		K		SH1-4			1B		F9	4	2	2	3	1	1	2									
Dan Reichert, R Brian Barber, R Mac Suzuki, R Ken Ray, R Scott Service, R Tim Byrdak, L Alex Ochoa, R 52 Rafael Roque, L		K		SH1-4			F8		F9	1	0	0	0	0	0	0									
Inning Stats	R: 0 E: 0 K: 0 S: 8	H: 0 LOB: 1 BB: 1 P: 17	R: 0 E: 1 K: 2 S: 16	H: 1 LOB: 2 BB: 0 P: 23	R: 2 E: 1 K: 1 S: 19	H: 3 LOB: 2 BB: 0 P: 28	R: 0 E: 0 K: 0 S: 10	H: 1 LOB: 1 BB: 0 P: 17	R: 5 E: 0 K: 0 S: 24	H: 5 LOB: 0 BB: 0 P: 35	R: 0 E: 0 K: 1 S: 10	H: 1 LOB: 1 BB: 0 P: 16	R: 4 E: 2 K: 0 S: 18	H: 2 LOB: 1 BB: 2 P: 35	R: 0 E: 0 K: 1 S: 8	H: 0 LOB: 0 BB: 0 P: 10		R: 1 E: 1 K: 0 S: 15	H: 2 LOB: 2 BB: 0 P: 23	1B: 11 2B: 2 3B: 0 HR: 2	SF: 0 SAC: 1 DP: 1 HBP: 0	WP: 0 PB: 1 SB: 1 CS: 0	PA: 49		
PITCHER	IP	WLS	BF	H	R	ER	SO	BB	IBB	HBP	BLK	WP	HR	S	P	ERA	WHIP								
Scott Karl, L	(1, 1)	4.1		26	10	7	5	3	1	0	0	0	0	0	74	117	10.38	2.538							
David Weathers, R	(5, 1)	1.2		6	1	0	0	1	0	0	0	0	0	13	19	0.00	0.600								
Jim Pittsley, R	(7, 1)	0.1	L	6	2	4	3	0	2	0	0	0	0	11	24	81.00	12.000								
Eric Plunk, R	(7, 1)	1.2	B	5	0	0	0	1	0	0	0	0	0	15	21	0.00	0.000								
52 Rafael Roque, L	(9, 1)	1.0		6	2	1	0	0	0	0	0	0	0	15	23	0.00	2.000								

Batter	1	2	3	4	5	6	7	8	9	AB	R	H	RBI	BB	SO	LOB	BOTTOM							
Jose Valentin, S OBP: 0.416, SLG: 0.565	P6	1B	K		K				L9	5	1	1	1	1	2	1	Kansas City Royals @ Milwaukee Brewers Milwaukee County Stadium, Milwaukee, WI Fri Jul 16 1999, 8:05 PM EDT Att: 27,254 - Cloudy - 91 F							
Ronnie Belliard, R OBP: 0.417, SLG: 0.459	P9	3B			F8	G6-3			G4-3	5	1	1	1	1	0	2								
Jeff Cirillo, R OBP: 0.396, SLG: 0.443	BB	3B	P3		BB	F8-2			F8	5	2	2	2	1	0	4								
Jeremy Burnitz, L OBP: 0.385, SLG: 0.596	BB	F9		G3-1	S	L6				3	1	0	0	2	0	2								
Geoff Jenkins, L OBP: 0.379, SLG: 0.576	K	E		L4	1B	G2-3				5	2	2	3	0	1	2								
Marquis Grissom, R OBP: 0.342, SLG: 0.419		1B		1B	1B	CS				3	1	3	1	2	0	0								
Brian Banks, S OBP: 0.201, SLG: 0.387	L9									4	0	2	2	0	0	2								
Mark Loretta, R OBP: 0.360, SLG: 0.404	L9								F9	1	0	0	0	0	0	0								
Sean Berry, R OBP: 0.297, SLG: 0.324		BB							G4-3	3	1	1	0	1	0	2								
Bobby Hughes, R OBP: 0.259, SLG: 0.391		1B	SH1-4							0	0	0	0	0	0	0								
Scott Karl, L David Weathers, R Rich Sanchez, R Jim Pittsley, R Eric Plunk, R Alex Ochoa, R 52 Rafael Roque, L		1B	SH1-4		G3				K	1	1	0	0	0	0	0								
Inning Stats	R: 0 E: 0 K: 1 S: 10	H: 0 LOB: 2 BB: 2 P: 22	R: 7 E: 1 K: 0 S: 15	H: 5 LOB: 1 BB: 2 P: 35	R: 0 E: 0 K: 1 S: 16	H: 1 LOB: 3 BB: 1 P: 26	R: 0 E: 0 K: 0 S: 15	H: 1 LOB: 2 BB: 2 P: 26	R: 3 E: 0 K: 1 S: 20	H: 3 LOB: 3 BB: 2 P: 38	R: 0 E: 0 K: 0 S: 9	H: 2 LOB: 1 BB: 0 P: 14	R: 0 E: 0 K: 0 S: 7	H: 1 LOB: 0 BB: 0 P: 11	R: 0 E: 0 K: 1 S: 8	H: 0 LOB: 0 BB: 0 P: 11	R: 0 E: 0 K: 0 S: 11	H: 0 LOB: 0 BB: 0 P: 14	1B: 11 2B: 2 3B: 1 HR: 0	SF: 0 SAC: 1 DP: 1 HBP: 1	WP: 0 PB: 0 SB: 2 CS: 1	PA: 49		
PITCHER	IP	WLS	BF	H	R	ER	SO	BB	IBB	HBP	BLK	WP	HR	S	P	ERA	WHIP							
Dan Reichert, R	(1, 1)	1.2		15	7	7	7	1	4	0	0	0	0	34	57	0.00	2.143							
Brian Barber, R	(2, 1)	2.1		12	2	0	0	1	3	0	0	0	0	20	38	27.00	5.000							
Mac Suzuki, R	(5, 1)	1.0		8	3	3	3	1	2	0	0	0	0	9	14	0.00	2.000							
Ken Ray, R	(6, 1)	1.0	W	4	2	0	0	0	0	0	0	0	0	15	22	0.00	0.500							
Tim Byrdak, L	(7, 1)	2.0	H	6	1	0	0	1	0	0	0	0	0	15	22	0.00	0.500							

AB 45
R 12
H 15
RBI 9
BB 3
SO 5
LOB 26




AB 37
R 10
H 13
RBI 10
BB 9
SO 4
LOB 18




Batter	1	2	3	4	5	6	7	8	9	AB	R	H	RBI	BB	SO	LOB	TOP					
Johnny Damon, L OBP: 0.375, SLG: 0.471	1-0 HR		0-2 G3-1		4-2 BB		0-1 2B			3	1	2	1	1	0	0	Kansas City Royals @ Milwaukee Brewers Milwaukee County Stadium, Milwaukee, WI Sat Jul 17 1999, 8:05 PM EDT Att: 29,273 - Cloudy - 70 F					
Carlos Febles, R OBP: 0.355, SLG: 0.440	0-1 P6		1-1 F9		1-3 K		2-0 G4-3			4	0	0	0	0	1	2						
Carlos Beltrán, S OBP: 0.340, SLG: 0.462	0-3 K			0-1 F8 1B		0-1 HR 1B		0-0 F8		4	1	2	0	0	1	0						
29 Mike Sweeney, R OBP: 0.378, SLG: 0.506	2-2 F8			1-1 P5 1-2		0-0 F9		0-1 F8		4	0	0	0	0	0	2						
Jermaine Dye, R OBP: 0.359, SLG: 0.543		0-0 F9		2-0 E3		1-1 HR		0-0 G4-3		3	1	1	2	0	0	1						
Scott Pose, L OBP: 0.405, SLG: 0.348										1	0	0	0	0	0	0						
Joe Randa, R OBP: 0.373, SLG: 0.484		1-1 FC6-4 1B		1-0 F8		0-3 K		2-2 G6-3		3	0	1	0	0	1	2						
Steve Scarosone, R OBP: 0.271, SLG: 0.246				2-3 K						1	0	0	0	0	0	0						
Chad Kreuter, S OBP: 0.341, SLG: 0.368		0-0 F7		2-3 K		0-3 K		2-1 G4-3		4	0	0	0	0	2	3						
Jed Hansen, R OBP: 0.342, SLG: 0.344		2-0 FC6-4			0-0 P3		1-2 G5-3		1-2 1B	4	0	1	0	0	0	1						
50 José Rosado, L OBP: 0.397, SLG: 0.592			1-3 K		1-3 K		1-2 F8		1-2 G4-3	2	0	0	0	0	2	0						
Alvin Morman, L OBP: 0.385, SLG: 0.592										0	0	0	0	0	0	0						
Jeremy Giambi, L OBP: 0.385, SLG: 0.592										0	0	0	0	0	0	0						
Mac Suzuki, R OBP: 0.390, SLG: 0.579										0	0	0	0	0	0	0						
Matt Whisenant, R OBP: 0.320, SLG: 0.412										0	0	0	0	0	0	1						
Tim Spehr, R OBP: 0.320, SLG: 0.412										0	0	0	0	0	0	0						
Inning Stats	R: 1 E: 0 K: 1 S: 10	H: 1 LOB: 0 BB: 0 P: 13	R: 0 E: 0 K: 0 S: 5	H: 1 LOB: 1 BB: 0 P: 8	R: 0 E: 0 K: 1 S: 8	H: 0 LOB: 0 BB: 0 P: 10	R: 0 E: 1 K: 1 S: 10	H: 1 LOB: 2 BB: 1 P: 16	R: 0 E: 0 K: 2 S: 9	H: 0 LOB: 1 BB: 1 P: 15	R: 2 E: 0 K: 2 S: 12	H: 2 LOB: 0 BB: 0 P: 13	R: 0 E: 0 K: 0 S: 10	H: 1 LOB: 1 BB: 0 P: 14	R: 0 E: 0 K: 0 S: 4	H: 0 LOB: 0 BB: 0 P: 4	R: 0 E: 0 K: 0 S: 11	H: 1 LOB: 1 BB: 0 P: 17	1B: 4 2B: 1 3B: 0 HR: 2	SF: 0 SAC: 0 DP: 0 HBP: 0	WP: 0 PB: 0 SB: 2 CS: 0	PA: 36
PITCHER	IP WLS BF H R ER SO BB IBB HBP BLK WP HR S P ERA WHIP																					
Hideo Nomo, R ERA: 3.94	(1, 1) 7.0 W 29 6 3 3 7 1 0 0 0 0 2 64 89 3.86 1.000																					
Jim Abbott, L ERA: 6.67	(8, 1) 2.0 7 1 0 0 0 0 0 0 0 0 0 15 21 0.00 0.500																					

Batter	1	2	3	4	5	6	7	8	9	AB	R	H	RBI	BB	SO	LOB	BOTTOM			
Mark Loretta, R OBP: 0.368, SLG: 0.423	2-2 P9	2-2 1-H 2B		2-1 WP 2B 1B	0-1 HR 1B		2-0 HR	2-2 BB 1B		6	3	5	4	0	0	0	Kansas City Royals @ Milwaukee Brewers Milwaukee County Stadium, Milwaukee, WI Sat Jul 17 1999, 8:05 PM EDT Att: 29,273 - Cloudy - 70 F			
Ronnie Belliard, R OBP: 0.428, SLG: 0.482	4-2 BB		2-2 G5-3	3-1 HBP 2B 1-H HR	1-2 HR		4-2 G6-3 BB BB	4-2 BB BB		3	1	2	3	3	0	0				
Jeff Cirillo, R OBP: 0.442	1-3 K		3-2 1B	4-2 HBP BB	1-0 F8		4-0 G6-3 BB	3-2 G4-3		3	0	1	0	1	1	1				
Lou Collier, R OBP: 0.344, SLG: 0.407										1	0	0	0	1	0	3				
Jeromy Burnitz, L OBP: 0.385, SLG: 0.592	1-1 G6-3		0-3 K	2-1 HBP		2-2 1B SF8 2B	0-0 F9			2	0	0	0	0	1	2				
Geoff Jenkins, L OBP: 0.390, SLG: 0.579				1-2 2-3 HBP						2	1	1	0	0	0	2				
Dave Nilsson, L OBP: 0.397, SLG: 0.596		0-2 G4-3 WP HR 1B	1-3 K	0-0 P6		1-2 FC5 1B	0-2 G6-3			5	1	2	0	0	1	6				
Jim Abbott, L OBP: 0.095, SLG: 0.095						2-3 1B	1-2 2-3			0	0	0	0	0	0	0				
Marquis Grissom, R OBP: 0.340, SLG: 0.415	1-2 G4-3			4-2 SH3 1B BB	1-1 G6-3	2-2 SF8	1-2 F8			3	1	0	1	1	0	3				
Alex Ochoa, R OBP: 0.441, SLG: 0.588	0-0 HR			1-2 F8	3-1 HR	3-2 F9		1-2 G6-3		5	2	2	3	0	0	2				
Jose Valentin, S OBP: 0.424, SLG: 0.567	1-3 K			2-1 SH3 1B 1B	2-2 SH2-4 1B 1B	3-1 1B		0-0 F9		5	2	3	0	0	1	0				
Hideo Nomo, R OBP: 0.296, SLG: 0.407	1-0 2B 1B			0-1 SH3	2-1 SH2-4	2-1 FC5		4-0 BB 1B		2	0	1	0	0	0	2				
Bobby Hughes, R OBP: 0.297, SLG: 0.391				1-2 2-3		2-3				0	0	0	0	1	0	0				
Inning Stats	R: 0 E: 0 K: 1 S: 13	H: 0 LOB: 1 BB: 1 P: 21	R: 2 E: 0 K: 1 S: 14	H: 4 LOB: 2 BB: 0 P: 19	R: 0 E: 0 K: 2 S: 17	H: 1 LOB: 1 BB: 0 P: 23	R: 3 E: 0 K: 0 S: 18	H: 3 LOB: 3 BB: 2 P: 36	R: 4 E: 0 K: 0 S: 15	H: 4 LOB: 0 BB: 0 P: 25	R: 1 E: 0 K: 0 S: 17	H: 3 LOB: 2 BB: 0 P: 28	R: 1 E: 0 K: 0 S: 13	H: 1 LOB: 2 BB: 2 P: 24	R: 0 E: 0 K: 0 S: 13	H: 1 LOB: 3 BB: 2 P: 27	1B: 10 2B: 3 3B: 0 HR: 4	SF: 1 SAC: 2 DP: 0 HBP: 1	WP: 2 PB: 0 SB: 0 CS: 0	PA: 48
PITCHER	IP WLS BF H R ER SO BB IBB HBP BLK WP HR S P ERA WHIP																			
50 José Rosado, L ERA: 3.57	(1, 1) 4.2 L 29 12 9 9 4 0 0 0 0 0 0 18 30 6.75 2.250																			
Alvin Morman, L ERA: 3.95	(5, 1) 1.1 7 3 1 1 0 0 0 0 0 0 0 13 24 9.00 3.000																			
Mac Suzuki, R ERA: 8.79	(7, 1) 1.0 6 1 1 1 0 2 0 0 0 0 0 1 13 24 9.00 3.000																			
Matt Whisenant, L ERA: 5.33	(8, 1) 1.0 6 1 0 0 0 2 0 0 0 0 0 0 13 27 0.00 3.000																			

AB 35
R 3
H 7
RBI 3
BB 1
SO 7
LOB 12



AB 37
R 11
H 17
RBI 11
BB 7
SO 4
LOB 21



Batter	1	2	3	4	5	6	7	8	9	AB	R	H	RBI	BB	SO	LOB	TOP					
Ray Durham, S OBP: 0.375, SLG: 0.483	P6	G6-4-3			G5-3	FC			G4-3	5	0	0	1	0	0	2	Chicago White Sox @ Milwaukee Brewers Milwaukee County Stadium, Milwaukee, WI Sun Jul 18 1999, 2:05 PM EDT Att: 27,295 - Cloudy - 75 F					
Chris Singleton, L OBP: 0.341, SLG: 0.528	HBP 1B		F7		G4-3	K			G4-3	5	1	1	0	0	1	2						
Frank Thomas, R 14 Paul Konerko, R Todd Rizzo, R	1B FC1-2 HBP					G6-3			F9	0	0	0	0	0	0	0						
Magglio Ordonez, R OBP: 0.373, SLG: 0.569	FC1-2 1B		K		G5-3				G6-3	4	0	1	1	0	1	2						
Carlos Lee, R Keith Foulke, R	1B		F8			BB 55 2B			K	4	1	2	0	0	1	1						
Greg Norton, S OBP: 0.348, SLG: 0.393	FC1-2 1B					BB 55 2B			K	0	0	0	0	0	0	0						
Brook Fordyce, R OBP: 0.340, SLG: 0.454	FC1-2 FC4-6			G6-3		BB 55 2B			G6-3	3	1	0	0	1	0	3						
Craig Wilson, R OBP: 0.333, SLG: 0.347	FC4-6			G6-3		BB 55 2B			K	3	1	0	0	1	1	3						
55 Liu Rodriguez, S OBP: 0.308, SLG: 0.303		G4-3				FC 1-3 2-H 3-H			L5	4	0	2	2	0	0	0						
Jim Parque, L 41 Bill Simas, L Darrin Jackson, R				G3-1		FC 1-3 2-H 3-H			G5-3	3	0	1	0	0	1	3						
Inning Stats	R: 1 E: 0 K: 0 S: 18	H: 3 LOB: 3 BB: 0 P: 27	R: 0 E: 0 K: 0 S: 5	H: 1 LOB: 0 BB: 0 P: 10	R: 0 E: 0 K: 1 S: 10	H: 1 LOB: 1 BB: 0 P: 18	R: 0 E: 0 K: 0 S: 8	H: 1 LOB: 1 BB: 0 P: 11	R: 0 E: 0 K: 0 S: 10	H: 1 LOB: 1 BB: 0 P: 12	R: 3 E: 0 K: 2 S: 20	H: 2 LOB: 2 BB: 2 P: 35	R: 0 E: 0 K: 1 S: 7	H: 0 LOB: 0 BB: 0 P: 8	R: 0 E: 0 K: 1 S: 15	H: 0 LOB: 0 BB: 0 P: 21	R: 0 E: 0 K: 0 S: 9	H: 0 LOB: 0 BB: 0 P: 14	1B: 7 2B: 2 3B: 0 HR: 0	SF: 0 SAC: 0 DP: 1 HBP: 1	WP: 0 PB: 0 SB: 1 CS: 0	PA: 39
PITCHER	IP WLS BF H R ER SO BB IBB HBP BLK WP HR S P ERA WHIP	IP WLS BF H R ER SO BB IBB HBP BLK WP HR S P ERA WHIP																				
Bill Pulsipher, L ERA: 5.21	5.0	24	8	3	3	1	1	0	0	0	0	0	0	0	0	0	58	89	5.40	1.800		
Jim Pittsley, R ERA: 5.0	0.0	2	1	0	0	0	1	0	0	0	0	0	0	0	0	0	1	5	∞	∞		
Mike Myers, L ERA: 5.88	0.2	3	0	1	1	2	0	0	0	0	0	0	0	0	0	9	14	13.50	0.000			
David Weathers, R ERA: 3.88	1.1	4	0	0	0	1	0	0	0	0	0	0	0	0	10	13	0.00	0.000				
Eric Plunk, R ERA: 2.89	2.0	6	0	0	0	1	0	0	0	0	0	0	0	0	24	35	0.00	0.000				

Batter	1	2	3	4	5	6	7	8	9	AB	R	H	RBI	BB	SO	LOB	BOTTOM					
Mark Loretta, R OBP: 0.368, SLG: 0.432	F9		G4-3			1B 1B				5	2	2	1	0	0	1	Chicago White Sox @ Milwaukee Brewers Milwaukee County Stadium, Milwaukee, WI Sun Jul 18 1999, 2:05 PM EDT Att: 27,295 - Cloudy - 75 F					
Ronnie Belliard, R OBP: 0.432, SLG: 0.488					L7				K	4	0	2	0	1	1	1						
Jeff Cirillo, R OBP: 0.397, SLG: 0.442	G5-3				1B 1B				K	5	1	2	0	0	2	3						
Alex Ochoa, R OBP: 0.447, SLG: 0.585			G6-3			1B 1B				4	1	2	1	1	0	2						
Geoff Jenkins, L Lou Collier, R	G6-3				1B 1B				E1	5	0	2	2	0	0	3						
Marquis Grissom, R OBP: 0.342, SLG: 0.414					G5-3				SH3-4	0	1	0	0	0	0	0						
Bobby Hughes, R David Weathers, R Rich Becker, L Eric Plunk, R						1B 1B			SH3-4	3	0	1	0	0	1	2						
Sean Berry, R Jose Valentin, S						1B 1B			SH3-4	0	1	0	0	0	0	0						
Bill Pulsipher, L Jim Pittsley, R Mike Myers, L Dave Nilsson, L						1B HBP			K	4	0	1	1	0	2	3						
									G1-3	2	0	0	0	0	2	0						
Inning Stats	R: 0 E: 0 K: 0 S: 11	H: 1 LOB: 2 BB: 1 P: 23	R: 0 E: 0 K: 2 S: 7	H: 0 LOB: 0 BB: 0 P: 13	R: 0 E: 0 K: 1 S: 11	H: 1 LOB: 2 BB: 1 P: 21	R: 0 E: 0 K: 1 S: 10	H: 1 LOB: 1 BB: 0 P: 15	R: 3 E: 0 K: 1 S: 22	H: 5 LOB: 2 BB: 0 P: 32	R: 0 E: 0 K: 1 S: 14	H: 1 LOB: 2 BB: 0 P: 21	R: 0 E: 1 K: 1 S: 14	H: 1 LOB: 2 BB: 0 P: 20	R: 1 E: 0 K: 2 S: 12	H: 1 LOB: 0 BB: 0 P: 17	R: 1 E: 0 K: 0 S: 13	H: 2 LOB: 2 BB: 1 P: 25	1B: 10 2B: 2 3B: 0 HR: 1	SF: 0 SAC: 1 DP: 0 HBP: 1	WP: 0 PB: 0 SB: 0 CS: 0	PA: 44
PITCHER	IP WLS BF H R ER SO BB IBB HBP BLK WP HR S P ERA WHIP	IP WLS BF H R ER SO BB IBB HBP BLK WP HR S P ERA WHIP																				
Jim Parque, L ERA: 3.98	5.2	29	9	3	3	0	2	0	0	0	0	0	0	0	0	70	118	4.76	1.941			
41 Bill Simas, R ERA: 4.29	0.1	1	0	0	0	1	0	0	0	0	0	0	0	0	5	7	0.00	0.000				
Keith Foulke, R ERA: 2.93	2.0	9	2	1	1	3	0	0	0	0	0	1	26	37	4.50	1.000						
Todd Rizzo, L ERA: 6.75	0.2	5	2	1	1	1	0	1	0	0	0	0	13	25	13.50	3.000						

Batter	1	2	3	4	5	6	7	8	9	10	11	12	AB	R	H	RBI	BB	SO	LOB	TOP										
Ray Durham, S OBP: 0.373, SLG: 0.488	F8	L8		K		K		1B		G6-3		HR	7	2	2	2	0	2	2											
Chris Singleton, L OBP: 0.354, SLG: 0.546	HR			G4-3				1B				HR	6	2	5	2	1	0	0											
14 Paul Konerko, R OBP: 0.321, SLG: 0.466	P5			G4-3				1B		FC4		G5-3	6	1	0	0	1	0	6											
Magglio Ordonez, R OBP: 0.375, SLG: 0.575	HR			G4-3				1B				F8	5	3	2	2	1	0	0											
Carlos Lee, R OBP: 0.323, SLG: 0.411				G4-3						SH5-3		F7	5	0	2	0	0	0	2											
41 Bill Simas, L Keith Foulke, R				G4-3				1B					0	0	0	0	0	0	0											
Brook Fordyce, R OBP: 0.349, SLG: 0.463				1B				K				K	5	0	3	3	1	2	1											
Craig Wilson, R OBP: 0.339, SLG: 0.352	G6-3							1B					4	1	2	0	0	0	3											
55 Liu Rodriguez, S OBP: 0.300, SLG: 0.294								G6-3				K	1	0	0	0	0	0	0											
Bob Howry, L								1B					0	0	0	0	0	0	0											
Brian Simmons, S													1	0	0	0	0	1	0											
Mike Caruso, S OBP: 0.280, SLG: 0.311		P5		F7				G6-3				F9	6	0	1	0	0	0	3											
Pat Daneker, R													2	0	0	0	0	1	0											
Darrin Jackson, R OBP: 0.284, SLG: 0.400	K			G3				1B				HR	1	0	1	1	0	0	0											
Bryan Ward, L													0	0	0	0	0	0	0											
Sean Lowe, R													0	0	0	0	0	0	0											
Greg Norton, S OBP: 0.345, SLG: 0.390								1B					2	1	0	0	1	0	1											
Inning Stats	R: 2 E: 0 K: 0 S: 15	H: 3 LOB: 2 BB: 1 P: 29	R: 0 E: 0 K: 1 S: 7	H: 0 LOB: 0 BB: 0 P: 12	R: 2 E: 0 K: 0 S: 11	H: 3 LOB: 2 BB: 2 P: 24	R: 0 E: 0 K: 1 S: 8	H: 0 LOB: 0 BB: 0 P: 16	R: 0 E: 0 K: 1 S: 8	H: 1 LOB: 1 BB: 0 P: 11	R: 1 E: 0 K: 1 S: 20	H: 3 LOB: 2 BB: 0 P: 27	R: 0 E: 0 K: 0 S: 14	H: 1 LOB: 1 BB: 0 P: 18	R: 1 E: 0 K: 0 S: 11	H: 2 LOB: 0 BB: 0 P: 9	R: 0 E: 0 K: 0 S: 4	H: 1 LOB: 2 BB: 1 P: 8	R: 0 E: 0 K: 1 S: 5	H: 0 LOB: 0 BB: 0 P: 5	R: 3 E: 0 K: 1 S: 7	H: 2 LOB: 0 BB: 1 P: 11	1B: 14 2B: 1 3B: 0 HR: 3	SF: 0 SAC: 1 DP: 0 HBP: 0	WP: 0 PB: 0 SB: 2 CS: 1	PA: 57				
PITCHER	IP WLS BF H R ER SO BB IBB HBP BLK WP HR S P ERA WHIP	41 Kyle Peterson, R ERA: 3.9	52 Rafael Roque, L ERA: 5.59	David Weathers, R ERA: 3.9	Bob Wickman, R ERA: 3.09	Rocky Coppinger, R ERA: 6.75	PITCHER	IP WLS BF H R ER SO BB IBB HBP BLK WP HR S P ERA WHIP	41 Bill Simas, R ERA: 4.39	Keith Foulke, R ERA: 2.88																				

Chicago White Sox @ Milwaukee Brewers
Milwaukee County Stadium, Milwaukee, WI
Mon Jul 19 1999, 8:05 PM EDT
Alt. 33,250 - Cloudy - 67 F


AB 51
R 10
H 18
RBI 10
BB 5
SO 6
LOB 18



Batter	1	2	3	4	5	6	7	8	9	10	11	12	AB	R	H	RBI	BB	SO	LOB	BOTTOM											
Mark Loretta, R OBP: 0.371, SLG: 0.440	G4-3			G6-3		K				SH5-4		F8	5	2	3	0	0	1	2												
Ronnie Belliard, R OBP: 0.425, SLG: 0.476	F8			G6-3		G6-4-3		G4-3		G4-3		G6-3	5	0	0	1	1	0	4												
Jeff Cirillo, R OBP: 0.399, SLG: 0.439	G4-3			HR		1B		G4-3		P5			4	2	1	1	2	0	2												
Dave Nilsson, L OBP: 0.384, SLG: 0.584	F8			HR		G4-3		G4-3				K	5	1	1	0	1	1	1												
Geoff Jenkins, L OBP: 0.383, SLG: 0.592				G6-3		HR		2B				BB	5	0	1	1	1	1	2												
Marquis Grissom, R OBP: 0.342, SLG: 0.411				G1-3		P6		K		P4			5	0	1	1	1	1	2												
Alex Ochoa, R OBP: 0.244, SLG: 0.482													4	1	2	1	0	0	1												
Bob Wickman, R													0	0	0	0	0	0	0												
Brian Blankenship, S OBP: 0.254, SLG: 0.339													0	0	0	0	0	0	0												
Rocky Coppinger, R													0	0	0	0	0	0	0												
Bob Howry, L													0	0	0	0	0	0	0												
Lou Colletti, R OBP: 0.344, SLG: 0.487													0	0	0	0	0	0	0												
Jose Valentin, S OBP: 0.403, SLG: 0.523	F8					G3		F7				K	6	0	0	0	0	1	6												
41 Kyle Peterson, R													2	0	0	0	0	1	0												
52 Rafael Roque, L OBP: 0.188, SLG: 0.071													0	0	0	0	0	0	0												
Sean Berry, R OBP: 0.256, SLG: 0.325													1	0	1	1	0	0	0												
David Weathers, R OBP: 0.280, SLG: 0.167													0	0	0	0	0	0	0												
Rich Becker, L OBP: 0.389, SLG: 0.400													1	0	0	0	2	1	3												
Inning Stats	R: 1 E: 0 K: 0 S: 8	H: 1 LOB: 0 BB: 0 P: 14	R: 0 E: 0 K: 0 S: 5	H: 0 LOB: 1 BB: 1 P: 10	R: 4 E: 0 K: 0 S: 13	H: 2 LOB: 0 BB: 2 P: 29	R: 0 E: 0 K: 1 S: 8	H: 0 LOB: 0 BB: 0 P: 14	R: 0 E: 0 K: 0 S: 6	H: 2 LOB: 1 BB: 0 P: 15	R: 2 E: 0 K: 1 S: 13	H: 3 LOB: 1 BB: 0 P: 21	R: 0 E: 0 K: 0 S: 6	H: 0 LOB: 0 BB: 1 P: 12	R: 0 E: 0 K: 0 S: 10	H: 1 LOB: 1 BB: 0 P: 13	R: 0 E: 0 K: 0 S: 11	H: 0 LOB: 1 BB: 1 P: 17	R: 0 E: 0 K: 0 S: 5	H: 0 LOB: 1 BB: 0 P: 9	R: 0 E: 0 K: 0 S: 3	H: 0 LOB: 1 BB: 1 P: 7	R: 1 E: 1 K: 3 S: 12	H: 2 LOB: 3 BB: 1 P: 16	1B: 8 2B: 1 3B: 1 HR: 1	SF: 0 SAC: 1 DP: 1 HBP: 0	WP: 0 PB: 0 SB: 1 CS: 0	PA: 54			
PITCHER	IP WLS BF H R ER SO BB IBB HBP BLK WP HR S P ERA WHIP	Pat Daneker, R ERA: 6.34	Bryan Ward, L ERA: 6.34	Sean Lowe, R ERA: 2.58	Scott Eyre, L ERA: 13.0	Bob Howry, R ERA: 3.52	PITCHER	IP WLS BF H R ER SO BB IBB HBP BLK WP HR S P ERA WHIP	41 Bill Simas, R ERA: 4.39	Keith Foulke, R ERA: 2.88																					


Chicago White Sox @ Milwaukee Brewers
Milwaukee County Stadium, Milwaukee, WI
Mon Jul 19 1999, 8:05 PM EDT
Alt. 33,250 - Cloudy - 67 F

AB 45
R 8
H 11
RBI 8
BB 8
SO 7
LOB 26



Batter	1	2	3	4	5	6	7	8	9	AB	R	H	RBI	BB	SO	LOB	TOP			
Ray Durham, S OBP: 0.369, SLG: 0.481	G1-3		G4-3		F8		G6-3		G4-3	5	0	0	0	0	0	0	Chicago White Sox @ Milwaukee Brewers Milwaukee County Stadium, Milwaukee, WI Tue Jul 20 1999, 8:05 PM EDT Att: 20,342 - Cloudy - 71 F livebaseballscorecards.com			
Chris Singleton, L OBP: 0.351, SLG: 0.540	G4-3		G4-3		G3		1B		G6-3	5	0	1	0	0	0	0				
14 Paul Konerko, R Darrin Jackson, R (9, PR) OBP: 0.284, SLG: 0.400	1B		HR		F7		E3		E1	5	1	3	1	0	0	0				
Magglio Ordonez, R OBP: 0.372, SLG: 0.569	K		E6 HR		F9		BB		G6-3	4	1	0	0	1	1	2				
Carlos Lee, R OBP: 0.329, SLG: 0.429		2B 1B	HR		F9		F9			4	2	3	2	0	0	3				
Craig Wilson, R OBP: 0.326, SLG: 0.339	K		G3		F9				F7	4	0	0	0	0	1	2				
Mark Johnson, L Brian Simmons, S (8, PR) Brook Fordyce, R (8, 2) OBP: 0.349, SLG: 0.463	F9				F9		1B		E BB	3	0	1	0	1	0	1				
Mike Caruso, S OBP: 0.280, SLG: 0.313	1-H 2B		P4		L9				K	4	0	1	1	0	1	3				
Mike Sirotko, L 55 Liu Rodriguez, S (7, PH) Sean Lowe, R Frank Thomas, R (8, PH) Joe Davenport, R (8, 1)	P5		K		L4		F8			2	0	0	0	0	1	1				
										1	0	0	0	0	0	0				
										0	0	0	0	0	0	0				
										1	0	0	0	0	0	1				
										0	0	0	0	0	0	0				
Inning Stats	R: 0 E: 0 K: 1 S: 9	H: 1 LOB: 1 BB: 0 P: 13	R: 1 E: 0 K: 1 S: 9	H: 2 LOB: 1 BB: 0 P: 12	R: 3 E: 1 K: 0 S: 12	H: 2 LOB: 0 BB: 0 P: 19	R: 0 E: 0 K: 1 S: 7	H: 0 LOB: 0 BB: 0 P: 9	R: 0 E: 0 K: 0 S: 11	H: 2 LOB: 2 BB: 1 P: 16	R: 0 E: 1 K: 0 S: 13	H: 2 LOB: 3 BB: 1 P: 28	R: 0 E: 1 K: 1 S: 10	H: 0 LOB: 2 BB: 1 P: 16	R: 0 E: 1 K: 0 S: 7	H: 0 LOB: 1 BB: 0 P: 9	1B: 6 2B: 1 3B: 0 HR: 2	SF: 0 SAC: 0 DP: 0 HBP: 0	WP: 0 PB: 0 SB: 0 CS: 0	PA: 40
PITCHER	IP WLS BF H R ER SO BB IBB HBP BLK WP HR S P ERA WHIP	IP WLS BF H R ER SO BB IBB HBP BLK WP HR S P ERA WHIP	IP WLS BF H R ER SO BB IBB HBP BLK WP HR S P ERA WHIP	IP WLS BF H R ER SO BB IBB HBP BLK WP HR S P ERA WHIP	IP WLS BF H R ER SO BB IBB HBP BLK WP HR S P ERA WHIP	IP WLS BF H R ER SO BB IBB HBP BLK WP HR S P ERA WHIP	IP WLS BF H R ER SO BB IBB HBP BLK WP HR S P ERA WHIP	IP WLS BF H R ER SO BB IBB HBP BLK WP HR S P ERA WHIP	IP WLS BF H R ER SO BB IBB HBP BLK WP HR S P ERA WHIP	IP WLS BF H R ER SO BB IBB HBP BLK WP HR S P ERA WHIP	IP WLS BF H R ER SO BB IBB HBP BLK WP HR S P ERA WHIP	IP WLS BF H R ER SO BB IBB HBP BLK WP HR S P ERA WHIP	IP WLS BF H R ER SO BB IBB HBP BLK WP HR S P ERA WHIP	IP WLS BF H R ER SO BB IBB HBP BLK WP HR S P ERA WHIP	IP WLS BF H R ER SO BB IBB HBP BLK WP HR S P ERA WHIP	IP WLS BF H R ER SO BB IBB HBP BLK WP HR S P ERA WHIP	IP WLS BF H R ER SO BB IBB HBP BLK WP HR S P ERA WHIP			
Steve Woodard, R ERA: 4.04	6.1	27	7	4	2	3	0	0	0	0	0	0	0	0	0	0	2.84	1.105		
Mike Myers, L ERA: 5.81	0.1	3	2	0	0	0	0	0	0	0	0	0	0	0	0	0	0.00	6.000		
Eric Plunk, R ERA: 2.81	1.1	W	6	0	0	1	2	0	0	0	0	0	0	0	0	0	0.00	1.500		
Bob Wickman, R ERA: 3.02	1.0	S	4	0	0	0	0	0	0	0	0	0	0	0	0	0	0.00	0.000		

Batter	1	2	3	4	5	6	7	8	9	AB	R	H	RBI	BB	SO	LOB	BOTTOM			
Mark Loretta, R OBP: 0.372, SLG: 0.438	FC6-4 1B		L7		F9		F9		FC1-5 BB	4	0	1	0	1	0	3	Chicago White Sox @ Milwaukee Brewers Milwaukee County Stadium, Milwaukee, WI Tue Jul 20 1999, 8:05 PM EDT Att: 20,342 - Cloudy - 71 F livebaseballscorecards.com			
Ronnie Belliard, R OBP: 0.421, SLG: 0.467	FC6-4 1B		E5		FC4-6 BB		F7		FC1-5 G5-4-3	4	0	0	1	1	0	3				
Jeff Cirillo, R OBP: 0.396, SLG: 0.435	F8		F9		FC4-6				G5-4-3	4	0	0	0	1	0	7				
Dave Nilsson, L OBP: 0.385, SLG: 0.594	FC6-4 1B		G4-3		HR		K			4	1	2	1	0	1	2				
Alex Ochoa, R OBP: 0.456, SLG: 0.619	FC6-4				BB SF8 1B		G1-3 2B		HR	4	3	3	1	0	0	2				
Geoff Jenkins, L OBP: 0.381, SLG: 0.585			G6-3		SH BB BB		G1-3		F7	3	1	0	0	1	0	1				
Marquis Grissom, R OBP: 0.346, SLG: 0.413					BB SH BB				G5-3	3	0	2	1	1	0	0				
Jose Valentin, S OBP: 0.398, SLG: 0.518			E8		SF8		K		K	3	0	1	1	0	2	1				
Steve Woodard, L OBP: 0.256, SLG: 0.184			F8-2		SH BB				FC1-5 BB	2	0	0	0	0	0	3				
Mike Myers, L										0	0	0	0	0	0	0				
Eric Plunk, R										0	0	0	0	0	0	0				
Rich Becker, L (8, PH) Bob Wickman, R (9, 1)										1	0	1	0	0	0	0				
										0	0	0	0	0	0	0				
Inning Stats	R: 0 E: 0 K: 0 S: 15	H: 2 LOB: 2 BB: 0 P: 22	R: 0 E: 1 K: 0 S: 13	H: 2 LOB: 1 BB: 0 P: 19	R: 0 E: 1 K: 0 S: 7	H: 0 LOB: 1 BB: 0 P: 14	R: 2 E: 0 K: 0 S: 21	H: 1 LOB: 3 BB: 3 P: 41	R: 2 E: 0 K: 1 S: 15	H: 3 LOB: 1 BB: 0 P: 21	R: 0 E: 0 K: 1 S: 9	H: 0 LOB: 1 BB: 1 P: 15	R: 1 E: 0 K: 1 S: 13	H: 1 LOB: 0 BB: 0 P: 18	R: 0 E: 0 K: 0 S: 7	H: 1 LOB: 1 BB: 1 P: 14	1B: 7 2B: 2 3B: 0 HR: 2	SF: 1 SAC: 1 DP: 2 HBP: 0	WP: 0 PB: 0 SB: 0 CS: 0	PA: 39
PITCHER	IP WLS BF H R ER SO BB IBB HBP BLK WP HR S P ERA WHIP	IP WLS BF H R ER SO BB IBB HBP BLK WP HR S P ERA WHIP	IP WLS BF H R ER SO BB IBB HBP BLK WP HR S P ERA WHIP	IP WLS BF H R ER SO BB IBB HBP BLK WP HR S P ERA WHIP	IP WLS BF H R ER SO BB IBB HBP BLK WP HR S P ERA WHIP	IP WLS BF H R ER SO BB IBB HBP BLK WP HR S P ERA WHIP	IP WLS BF H R ER SO BB IBB HBP BLK WP HR S P ERA WHIP	IP WLS BF H R ER SO BB IBB HBP BLK WP HR S P ERA WHIP	IP WLS BF H R ER SO BB IBB HBP BLK WP HR S P ERA WHIP	IP WLS BF H R ER SO BB IBB HBP BLK WP HR S P ERA WHIP	IP WLS BF H R ER SO BB IBB HBP BLK WP HR S P ERA WHIP	IP WLS BF H R ER SO BB IBB HBP BLK WP HR S P ERA WHIP	IP WLS BF H R ER SO BB IBB HBP BLK WP HR S P ERA WHIP	IP WLS BF H R ER SO BB IBB HBP BLK WP HR S P ERA WHIP	IP WLS BF H R ER SO BB IBB HBP BLK WP HR S P ERA WHIP	IP WLS BF H R ER SO BB IBB HBP BLK WP HR S P ERA WHIP	IP WLS BF H R ER SO BB IBB HBP BLK WP HR S P ERA WHIP			
Mike Sirotko, L ERA: 3.23	6.0	31	4	4	4	2	4	0	0	0	0	0	0	0	0	0	6.00	2.000		
Sean Lowe, R ERA: 2.69	1.0	L	4	1	1	1	0	0	0	0	0	1	13	18	9.00	1.000				
Joe Davenport, R ERA:	1.0		4	1	0	0	1	0	0	0	0	0	7	14	0.00	2.000				

Batter	1	2	3	4	5	6	7	8	9	AB	R	H	RBI	BB	SO	LOB	TOP					
Doug Glanville, R OBP: 0.389, SLG: 0.472 (1, 8)	G4-3		B1		15 E4 23 1B		23 2B 1B		WP 2B 1B	5	2	3	1	0	0	0						
Ron Gant, R OBP: 0.357, SLG: 0.442 (1, 7)	G4-3		23 1B 1B		F9		F9		23 1B 2B	5	1	2	1	0	0	2						
23 Kevin Jordan, R OBP: 0.370, SLG: 0.440 (1, 4) (5, 5)	G6-3		G1-4-3 1B		15 E4 1B		15 1B 2B		WP E 1B	5	2	4	2	0	0	0						
Scott Rolen, R OBP: 0.357, SLG: 0.543 15 David Ooster, R OBP: 0.394, SLG: 0.412 (5, PH) (5, 4)		1B BB G3	G1-4-3		E4		G4-3 1B		F9	1	1	0	0	1	0	2						
Rico Brogna, L OBP: 0.331, SLG: 0.431 (1, 3)		G3 1B		G3-1		2B 1B	G4-3		L7	5	0	2	0	0	0	2						
Kevin Seifick, R OBP: 0.384, SLG: 0.427 (1, 9)		F7		F7		1B 2B	G6-3		E BB	4	0	1	0	1	0	3						
Gary Bennett, R OBP: 0.273, SLG: 0.308 (1, 2)		G3		L8		P3		F9	E9 1B	5	0	1	2	0	0	2						
Alex Arias, R OBP: 0.397, SLG: 0.442 (1, 6)					SH5-4 1B 2B		IBB	F7	IBB	2	1	1	0	3	0	0						
Robert Person, R OBP: 0.394, SLG: 0.442 (1, 1)					SH5-4		K	G5-3	K	3	0	0	0	0	1	4						
Jim Poole, L (8, 1)										1	0	0	0	0	1	3						
Inning Stats	R: 0 E: 0 K: 0 S: 6	H: 0 LOB: 0 BB: 0 P: 11	R: 1 E: 0 K: 0 S: 11	H: 1 LOB: 2 BB: 2 P: 22	R: 0 E: 0 K: 0 S: 6	H: 2 LOB: 1 BB: 0 P: 9	R: 0 E: 0 K: 0 S: 9	H: 0 LOB: 0 BB: 0 P: 13	R: 1 E: 1 K: 0 S: 16	H: 3 LOB: 2 BB: 0 P: 22	R: 0 E: 0 K: 1 S: 9	H: 2 LOB: 2 BB: 1 P: 18	R: 2 E: 0 K: 0 S: 18	H: 3 LOB: 1 BB: 0 P: 29	R: 0 E: 0 K: 0 S: 6	H: 0 LOB: 0 BB: 0 P: 10	R: 3 E: 1 K: 1 S: 21	H: 4 LOB: 3 BB: 2 P: 36	1B: 11 2B: 4 3B: 0 HR: 0	SF: 0 SAC: 1 DP: 1 HBP: 0	WP: 2 PA: 45 SB: 0 CS: 0	
PITCHER	IP WLS BF H R ER SO BB IBB HBP BLK WP HR S P ERA WHIP	IP WLS BF H R ER SO BB IBB HBP BLK WP HR S P ERA WHIP	IP WLS BF H R ER SO BB IBB HBP BLK WP HR S P ERA WHIP	IP WLS BF H R ER SO BB IBB HBP BLK WP HR S P ERA WHIP	IP WLS BF H R ER SO BB IBB HBP BLK WP HR S P ERA WHIP	IP WLS BF H R ER SO BB IBB HBP BLK WP HR S P ERA WHIP	IP WLS BF H R ER SO BB IBB HBP BLK WP HR S P ERA WHIP	IP WLS BF H R ER SO BB IBB HBP BLK WP HR S P ERA WHIP	IP WLS BF H R ER SO BB IBB HBP BLK WP HR S P ERA WHIP	IP WLS BF H R ER SO BB IBB HBP BLK WP HR S P ERA WHIP	IP WLS BF H R ER SO BB IBB HBP BLK WP HR S P ERA WHIP	IP WLS BF H R ER SO BB IBB HBP BLK WP HR S P ERA WHIP	IP WLS BF H R ER SO BB IBB HBP BLK WP HR S P ERA WHIP	IP WLS BF H R ER SO BB IBB HBP BLK WP HR S P ERA WHIP	IP WLS BF H R ER SO BB IBB HBP BLK WP HR S P ERA WHIP	IP WLS BF H R ER SO BB IBB HBP BLK WP HR S P ERA WHIP	IP WLS BF H R ER SO BB IBB HBP BLK WP HR S P ERA WHIP	IP WLS BF H R ER SO BB IBB HBP BLK WP HR S P ERA WHIP	IP WLS BF H R ER SO BB IBB HBP BLK WP HR S P ERA WHIP	IP WLS BF H R ER SO BB IBB HBP BLK WP HR S P ERA WHIP	IP WLS BF H R ER SO BB IBB HBP BLK WP HR S P ERA WHIP	IP WLS BF H R ER SO BB IBB HBP BLK WP HR S P ERA WHIP

Philadelphia Phillies @ Milwaukee Brewers
Milwaukee County Stadium, Milwaukee, WI
Wed Jul 21 1999, 8:05 PM EDT
Att: 21,933 - Unknown - 86 F

AB 39
R 7
H 15
RBI 7
BB 5
SO 2
LOB 21



Batter	1	2	3	4	5	6	7	8	9	AB	R	H	RBI	BB	SO	LOB	BOTTOM					
Mark Loretta, R OBP: 0.371, SLG: 0.436 (1, 6) (9, 5)	G4-3		F7		2H 1B			P6		4	0	1	0	0	0	0						
Ronnie Belliard, R OBP: 0.422, SLG: 0.477 (1, 4)	K		3B		G4-3			FC5 1B 1B		4	0	2	0	0	1	1						
Jeff Cirillo, R OBP: 0.397, SLG: 0.441 Lou Collier, R OBP: 0.344, SLG: 0.407 (1, 5) (9, 6)			K			G6-3		FC5 1B		4	0	2	0	0	1	1						
Alex Ochoa, R OBP: 0.451, SLG: 0.605 (1, 9)					G6-3		F8	FC5		3	0	0	0	1	0	2						
Geoff Jenkins, L OBP: 0.382, SLG: 0.580 (1, 7)					K		BB	FC6-4 HBP		2	0	0	0	1	1	2						
Marquis Grissom, R OBP: 0.346, SLG: 0.413 David Weathers, R OBP: 0.286, SLG: 0.167 Dave Nilsson, L OBP: 0.394, SLG: 0.592 Jim Abbott, L OBP: 0.095, SLG: 0.095 (1, 8) (7, 1) (8, PH) (9, 1)			K			P3		FC6-4		3	0	1	0	0	1	1						
Brian Banks, S OBP: 0.331, SLG: 0.371 (1, 2)		P2			K			FC6-4		0	0	0	0	0	0	0						
Sean Berry, R OBP: 0.298, SLG: 0.324 (1, 3)		P3						1-2 SH2-4 1B 1B		4	0	1	0	0	0	0						
Scott Karl, L OBP: 0.195, SLG: 0.359 Rich Becker, L OBP: 0.388, SLG: 0.398 (1, 1) (7, 8)					F8		G3	G3		1	0	0	0	0	0	0						
Inning Stats	R: 0 E: 0 K: 1 S: 10	H: 1 LOB: 2 BB: 1 P: 17	R: 0 E: 0 K: 1 S: 6	H: 0 LOB: 0 BB: 0 P: 9	R: 0 E: 0 K: 1 S: 11	H: 1 LOB: 1 BB: 0 P: 16	R: 0 E: 0 K: 2 S: 10	H: 1 LOB: 1 BB: 0 P: 15	R: 0 E: 0 K: 0 S: 7	H: 2 LOB: 1 BB: 0 P: 10	R: 0 E: 0 K: 0 S: 6	H: 0 LOB: 1 BB: 1 P: 14	R: 0 E: 0 K: 0 S: 11	H: 0 LOB: 0 BB: 0 P: 16	R: 0 E: 1 K: 0 S: 13	H: 2 LOB: 3 BB: 0 P: 21	R: 0 E: 0 K: 0 S: 8	H: 0 LOB: 0 BB: 0 P: 15	1B: 5 2B: 0 3B: 2 HR: 0	SF: 0 SAC: 1 DP: 0 HBP: 1	WP: 0 PA: 36 SB: 1 CS: 0	
PITCHER	IP WLS BF H R ER SO BB IBB HBP BLK WP HR S P ERA WHIP	IP WLS BF H R ER SO BB IBB HBP BLK WP HR S P ERA WHIP	IP WLS BF H R ER SO BB IBB HBP BLK WP HR S P ERA WHIP	IP WLS BF H R ER SO BB IBB HBP BLK WP HR S P ERA WHIP	IP WLS BF H R ER SO BB IBB HBP BLK WP HR S P ERA WHIP	IP WLS BF H R ER SO BB IBB HBP BLK WP HR S P ERA WHIP	IP WLS BF H R ER SO BB IBB HBP BLK WP HR S P ERA WHIP	IP WLS BF H R ER SO BB IBB HBP BLK WP HR S P ERA WHIP	IP WLS BF H R ER SO BB IBB HBP BLK WP HR S P ERA WHIP	IP WLS BF H R ER SO BB IBB HBP BLK WP HR S P ERA WHIP	IP WLS BF H R ER SO BB IBB HBP BLK WP HR S P ERA WHIP	IP WLS BF H R ER SO BB IBB HBP BLK WP HR S P ERA WHIP	IP WLS BF H R ER SO BB IBB HBP BLK WP HR S P ERA WHIP	IP WLS BF H R ER SO BB IBB HBP BLK WP HR S P ERA WHIP	IP WLS BF H R ER SO BB IBB HBP BLK WP HR S P ERA WHIP	IP WLS BF H R ER SO BB IBB HBP BLK WP HR S P ERA WHIP	IP WLS BF H R ER SO BB IBB HBP BLK WP HR S P ERA WHIP	IP WLS BF H R ER SO BB IBB HBP BLK WP HR S P ERA WHIP	IP WLS BF H R ER SO BB IBB HBP BLK WP HR S P ERA WHIP	IP WLS BF H R ER SO BB IBB HBP BLK WP HR S P ERA WHIP	IP WLS BF H R ER SO BB IBB HBP BLK WP HR S P ERA WHIP	IP WLS BF H R ER SO BB IBB HBP BLK WP HR S P ERA WHIP

Philadelphia Phillies @ Milwaukee Brewers
Milwaukee County Stadium, Milwaukee, WI
Wed Jul 21 1999, 8:05 PM EDT
Att: 21,933 - Unknown - 86 F

AB 32
R 0
H 7
RBI 0
BB 2
SO 5
LOB 11



Batter	1	2	3	4	5	6	7	8	9	AB	R	H	RBI	BB	SO	LOB	TOP			
Doug Glanville, R OBP: 0.386, SLG: 0.467 (1, 8)	G4-3		F9			K		F8		4	0	0	0	0	1	0	Philadelphia Phillies @ Milwaukee Brewers Milwaukee County Stadium, Milwaukee, WI Thu Jul 22 1999, 2:05 PM EDT Att: 29,777 - Sunny - 80 F			
Ron Gant, R OBP: 0.353, SLG: 0.436 (1, 7)	G5-3		G5-3			F9		P5		4	0	0	0	0	0	0				
Bobby Abreu, L OBP: 0.412, SLG: 0.548 (1, 9)	G6-3		BB			1B		G4-3		3	0	1	0	1	0	0				
23 Kevin Jordan, R OBP: 0.362, SLG: 0.430 Steve Schrenk, R (6, 1)		L9	P9			G6-4-3		L6		3	0	0	0	0	0	2				
Rob Ducey, L OBP: 0.407, SLG: 0.521 (9, PH)						1-2		L7		0	0	0	0	0	0	0				
Rico Brogna, L OBP: 0.335, SLG: 0.434 (1, 3)		BB				1B		L7		4	0	3	0	0	0	0				
Kevin Sefcik, R OBP: 0.360, SLG: 0.417 (1, 4)		BB				K		K		3	0	0	0	1	2	1				
Bobby Estelle, R (1, 2)		BB				F7		F8		2	0	0	0	1	0	1				
Domingo Ceden, S OBP: 0.333, SLG: 0.424 (1, 6)						G6-3		1B		3	0	1	0	0	1	4				
Randy Wolf, L OBP: 0.308, SLG: 0.250 15 David Doster, R OBP: 0.339, SLG: 0.404 (6, 5)		F7				K		K		2	0	0	0	0	1	3				
										1	0	0	0	0	1	1				
Inning Stats	R: 0 E: 0 K: 0 S: 5	H: 0 LOB: 0 BB: 7 P: 7	R: 0 E: 0 K: 1 S: 13	H: 1 LOB: 3 BB: 2 P: 25	R: 0 E: 0 K: 0 S: 8	H: 0 LOB: 1 BB: 1 P: 15	R: 0 E: 0 K: 1 S: 6	H: 1 LOB: 1 BB: 0 P: 10	R: 0 E: 0 K: 2 S: 10	H: 0 LOB: 0 BB: 0 P: 11	R: 0 E: 0 K: 1 S: 11	H: 2 LOB: 0 BB: 0 P: 15	R: 0 E: 0 K: 1 S: 9	H: 1 LOB: 1 BB: 0 P: 14	R: 0 E: 0 K: 1 S: 12	H: 0 LOB: 0 BB: 0 P: 20	1B: 5 2B: 0 3B: 0 HR: 0	SF: 0 SAC: 0 DP: 1 HBP: 0	WP: 1 PB: 0 SB: 1 CS: 1	PA: 34
PITCHER	IP WLS BF H R ER SO BB IBB HBP BLK WP HR S P ERA WHIP																			
Hideo Nomo, R ERA: 3.66 Rocky Coppinger, R ERA: 6.06	(1, 1) 7.0 W 27 5 0 0 5 3 0 0 0 0 1 0 0 62 97 0.00 1.143																			
(8, 1) 2.0 6 0 0 0 1 0 0 0 0 0 0 0 0 18 31 0.00 0.000																				

Batter	1	2	3	4	5	6	7	8	9	AB	R	H	RBI	BB	SO	LOB	BOTTOM	
Mark Loretta, R OBP: 0.370, SLG: 0.433 (1, 6)	BB	FC4-6		F8		SH1-3				2	1	0	0	1	0	1	Philadelphia Phillies @ Milwaukee Brewers Milwaukee County Stadium, Milwaukee, WI Thu Jul 22 1999, 2:05 PM EDT Att: 29,777 - Sunny - 80 F	
Ronnie Belliard, R OBP: 0.419, SLG: 0.470 (1, 4)	BB	F7				G6-3		K		3	1	0	0	1	1	2		
Jeff Cirillo, R OBP: 0.396, SLG: 0.439 (1, 5)	BB	F8				G4-3		G5-3		4	0	1	0	0	0	1		
Dave Nilsson, L OBP: 0.382, SLG: 0.585 (1, 2)	P5			G3				P3		3	0	0	0	1	0	3		
Alex Ochoa, R OBP: 0.446, SLG: 0.602 (1, 9)	BB	FC5-4				G1-3		F8		4	1	1	1	0	0	3		
Marquis Grissom, R OBP: 0.348, SLG: 0.410 (1, 8)	BB			P3				G1-3		2	1	0	0	2	0	1		
Lou Collier, R OBP: 0.353, SLG: 0.431 (1, 7)	BB			P4				G1-3		4	1	2	3	0	0	1		
Sean Berry, R OBP: 0.297, SLG: 0.319 Brian Banks, S OBP: 0.331, SLG: 0.371 (9, 3)		F9				L6				3	0	0	0	0	0	3		
Hideo Nomo, R OBP: 0.333, SLG: 0.433 Rocky Coppinger, R OBP: 0.500, SLG: 0.500 (8, 1)				P6						0	0	0	0	0	0	0		
										3	0	2	1	0	0	0		
										1	0	0	0	0	1	1		
Inning Stats	R: 3 E: 0 K: 0 S: 14	H: 2 LOB: 2 BB: 3 P: 30	R: 0 E: 0 K: 0 S: 9	H: 1 LOB: 0 BB: 0 P: 17	R: 0 E: 0 K: 0 S: 4	H: 0 LOB: 0 BB: 0 P: 7	R: 0 E: 0 K: 1 S: 11	H: 0 LOB: 1 BB: 1 P: 22	R: 2 E: 0 K: 1 S: 13	H: 2 LOB: 1 BB: 1 P: 25	R: 0 E: 0 K: 0 S: 9	H: 0 LOB: 0 BB: 0 P: 15	R: 0 E: 0 K: 1 S: 11	H: 0 LOB: 1 BB: 0 P: 16	1B: 4 2B: 2 3B: 0 HR: 0	SF: 0 SAC: 1 DP: 0 HBP: 1	WP: 0 PB: 0 SB: 0 CS: 0	PA: 36
PITCHER	IP WLS BF H R ER SO BB IBB HBP BLK WP HR S P ERA WHIP																	
Randy Wolf, L ERA: 3.86 Steve Schrenk, R ERA: 3.24	(1, 1) 5.1 L 27 5 0 0 2 0 0 0 1 0 0 0 0 24 36 0.00 0.000																	
(6, 1) 2.2 9 0 0 0 2 0 0 0 1 0 0 0 0 24 36 0.00 0.000																		

Batter	1	2	3	4	5	6	7	8	9	AB	R	H	RBI	BB	SO	LOB	TOP								
Mark Loretta, R OBP: 0.368, SLG: 0.429 (1, 3)										4	0	0	0	1	2	2									
Ronnie Belliard, R OBP: 0.417, SLG: 0.464 (1, 4)										3	0	0	0	1	0	1									
Jeff Cirillo, R OBP: 0.392, SLG: 0.434 (1, 5)										4	0	0	0	0	1	1									
Dave Nilsson, L OBP: 0.390, SLG: 0.590 (1, 2)										3	1	3	0	1	0	0									
Alex Ochoa, R OBP: 0.435, SLG: 0.584 (1, 9)										4	0	0	0	0	2	5									
Geoff Jenkins, L OBP: 0.384, SLG: 0.583 Bob Wickman, R (8, 1)										4	1	2	1	0	0	1									
Marquis Grissom, R OBP: 0.347, SLG: 0.408 (1, 8)										4	1	1	0	0	1	0									
Jose Valentin, S OBP: 0.394, SLG: 0.540 (1, 6)										3	1	1	2	0	1	0									
Bill Pulsipher, L OBP: 0.143, SLG: 0.143 Reggie Harris, R (6, 1)										2	0	0	0	0	2	0									
Sean Berry, R OBP: 0.300, SLG: 0.322 Eric Plunk, R (7, 1)										1	0	1	1	0	0	0									
Rich Becker, L OBP: 0.393, SLG: 0.398 (8, 7)										0	0	0	0	1	0	0									
Inning Stats	R: 0 E: 0 K: 2 S: 8	H: 0 LOB: 0 BB: 0 P: 11	R: 0 E: 0 K: 0 S: 3	H: 1 LOB: 0 BB: 0 P: 6	R: 1 E: 0 K: 1 S: 12	H: 1 LOB: 1 BB: 1 P: 23	R: 0 E: 0 K: 1 S: 8	H: 1 LOB: 0 BB: 0 P: 14	R: 0 E: 0 K: 3 S: 12	H: 0 LOB: 0 BB: 0 P: 15	R: 0 E: 0 K: 1 S: 7	H: 0 LOB: 0 BB: 0 P: 9	R: 3 E: 1 K: 1 S: 14	H: 4 LOB: 1 BB: 0 P: 23	R: 0 E: 0 K: 0 S: 6	H: 1 LOB: 2 BB: 2 P: 18	R: 0 E: 0 K: 0 S: 7	H: 0 LOB: 1 BB: 1 P: 15	1B: 6 2B: 1 3B: 0 HR: 1	SF: 1 SAC: 0 DP: 1 HBP: 0	WP: 0 PB: 0 SB: 0 CS: 0	PA: 37			
PITCHER	IP	WLS	BF	H	R	ER	SO	BB	IBB	HBP	BLK	WP	HR	S	P	ERA	WHIP								
Ryan Dempster, R ERA: 5.8 (1, 1)	6.1		25	6	4	4	9	1	0	0	0	0	1	59	94	5.68	1.105								
Jesus Sanchez, L ERA: 6.07 (7, 1)	0.2		3	1	0	0	0	0	0	0	0	0	0	5	7	0.00	1.500								
Braden Looper, R ERA: 3.5 (8, 1)	1.0		5	1	0	0	0	1	1	0	1	0	0	6	18	0.00	2.000								
Vladimir Nunez, R ERA: 3.1 (9, 1)	1.0	W	4	0	0	0	0	1	0	0	0	0	0	7	15	0.00	1.000								

Milwaukee Brewers @ Florida Marlins
Pro Player Stadium, Miami, FL
Fri Jul 23 1999, 7:05 PM EDT
Att: 19,745 - Cloudy - 88 F

AB 32
R 4
H 8
RBI 4
BB 4
SO 9
LOB 10



Batter	1	2	3	4	5	6	7	8	9	AB	R	H	RBI	BB	SO	LOB	BOTTOM								
Luis Castillo, S OBP: 0.363, SLG: 0.344 (1, 4)										3	0	1	1	2	0	0									
Dave Berg, R OBP: 0.354, SLG: 0.357 (1, 6)										3	1	0	0	2	0	4									
Danny Bautista, R OBP: 0.292, SLG: 0.422 (1, 7)										5	2	2	1	0	0	2									
Kevin Millar, R OBP: 0.401, SLG: 0.486 (1, 3)										4	0	1	1	0	1	2									
Mark Kotsay, L OBP: 0.306, SLG: 0.393 (1, 9)										5	1	2	1	0	0	1									
Preston Wilson, R OBP: 0.352, SLG: 0.545 (1, 8)										5	1	4	0	0	0	1									
Mike Lowell, R OBP: 0.347, SLG: 0.376 (1, 5)										4	0	1	0	1	1	4									
Mike Redmond, R OBP: 0.378, SLG: 0.321 Bruce Aven, R OBP: 0.377, SLG: 0.491 Jorge Fabregas, L OBP: 0.286, SLG: 0.333 (1, 2)										2	0	1	0	1	1	3									
Ryan Dempster, R ERA: 5.8 (7, 1)	5.2		24	7	2	2	2	3	0	0	0	0	0	0	0	0									
Reggie Harris, R ERA: 4.74 (6, 1)	0.1		2	0	0	0	1	1	0	0	0	0	0	4	8	0.00	3.000								
Eric Plunk, R ERA: 2.9 (7, 1)	1.2	H	9	2	1	1	1	2	0	0	0	1	0	24	41	5.40	2.400								
Bob Wickman, R ERA: 3.15 (8, 1)	1.0	L	9	4	2	1	0	2	0	0	0	0	0	17	33	9.00	6.000								
Inning Stats	R: 0 E: 0 K: 0 S: 3	H: 0 LOB: 1 BB: 1 P: 10	R: 0 E: 0 K: 0 S: 9	H: 1 LOB: 0 BB: 0 P: 13	R: 0 E: 0 K: 0 S: 3	H: 0 LOB: 0 BB: 1 P: 7	R: 0 E: 0 K: 1 S: 10	H: 0 LOB: 0 BB: 0 P: 16	R: 0 E: 0 K: 1 S: 16	H: 3 LOB: 2 BB: 0 P: 24	R: 2 E: 0 K: 1 S: 19	H: 3 LOB: 3 BB: 2 P: 35	R: 0 E: 0 K: 0 S: 13	H: 1 LOB: 2 BB: 1 P: 23	R: 1 E: 0 K: 1 S: 16	H: 1 LOB: 3 BB: 3 P: 33	R: 2 E: 1 K: 0 S: 12	H: 4 LOB: 2 BB: 0 P: 18	1B: 11 2B: 2 3B: 1 HR: 0	SF: 0 SAC: 1 DP: 3 HBP: 0	WP: 1 PB: 0 SB: 1 CS: 0	PA: 44			
PITCHER	IP	WLS	BF	H	R	ER	SO	BB	IBB	HBP	BLK	WP	HR	S	P	ERA	WHIP								
Bill Pulsipher, L ERA: 4.74 (1, 1)	5.2		24	7	2	2	2	3	0	0	0	0	0	56	97	3.18	1.765								
Reggie Harris, R ERA: 4.74 (6, 1)	0.1		2	0	0	0	1	1	0	0	0	0	0	4	8	0.00	3.000								
Eric Plunk, R ERA: 2.9 (7, 1)	1.2	H	9	2	1	1	1	2	0	0	0	1	0	24	41	5.40	2.400								
Bob Wickman, R ERA: 3.15 (8, 1)	1.0	L	9	4	2	1	0	2	0	0	0	0	0	17	33	9.00	6.000								

Milwaukee Brewers @ Florida Marlins
Pro Player Stadium, Miami, FL
Fri Jul 23 1999, 7:05 PM EDT
Att: 19,745 - Cloudy - 88 F

AB 35
R 5
H 13
RBI 5
BB 8
SO 4
LOB 20



Batter	1	2	3	4	5	6	7	8	9	AB	R	H	RBI	BB	SO	LOB	TOP					
Mark Loretta, R OBP: 0.369, SLG: 0.427 (1, 3)	1-3 K	4-0 FC6-4 BB		0-2 BB 1B		0-2 F8			0-1 G4-3	4	0	1	0	1	1	1						
Ronnie Belliard, R OBP: 0.413, SLG: 0.458 (1, 4)	1-1 BB 1B	1-2 FC6-4		3-1 F9		2-1 F8			1-3 K	5	0	1	0	0	1	6						
Jeff Cirillo, R OBP: 0.397, SLG: 0.434 (1, 5)	4-1 SAFE BB		4-2 G1-3 BB SF7	4-2 BB 1B			1-1 P4		2-2 DI 1B	2	1	1	0	3	0	0						
Alex Ochoa, R OBP: 0.428, SLG: 0.567 (1, 9)	2-1 F8		4-1 G1-3 BB	2-2 F7			1-2 G4-3		0-2 G1-3	4	0	0	0	1	0	6						
Geoff Jenkins, L OBP: 0.382, SLG: 0.576 (1, 7)	1-2 P5		2-2 G1-3		3-2 F8		4-2 BB			3	0	0	0	1	0	4						
Marquis Grissom, R OBP: 0.346, SLG: 0.411 (1, 8)		1-1 G3-1 2B	2-2 SF7		2-0 G6-3		0-1 F9			3	0	1	1	0	0	1						
Jose Valentin, S OBP: 0.383, SLG: 0.521 (1, 6)		3-2 G3-1	0-0 F9		0-1 F8			2-2 G4-3		4	0	0	0	0	0	2						
Bobby Hughes, R OBP: 0.296, SLG: 0.376 (8, PH)		4-1 SH1-4 BB		1-2 F7		1-0 P2		4-0 G5-4-3 BB		2	0	0	0	1	0	0						
Rich Becker, L OBP: 0.398, SLG: 0.398 (8, PH)										0	0	0	0	1	0	0						
Rocky Coppinger, R OBP: 0.500, SLG: 0.500 (8, 1)										0	0	0	0	0	0	0						
41 Kyle Peterson, R OBP: 0.500, SLG: 0.500 (1, 1)		1-0 SH1-4		1-0 BB 1B		0-0 1B		1-2 G5-4-3		2	0	2	0	0	0	0						
52 Rafael Roque, L OBP: 0.168, SLG: 0.071 (8, PH)										0	0	0	0	0	0	0						
Dave Nilsson, L OBP: 0.389, SLG: 0.588 (8, 2)										1	0	0	0	0	0	1						
Inning Stats	R: 0 E: 0 K: 1 S: 12	H: 1 LOB: 2 BB: 1 P: 20	R: 0 E: 0 K: 0 S: 10	H: 1 LOB: 3 BB: 2 P: 24	R: 1 E: 0 K: 0 S: 12	H: 0 LOB: 1 BB: 2 P: 24	R: 0 E: 0 K: 0 S: 15	H: 2 LOB: 3 BB: 1 P: 26	R: 0 E: 0 K: 0 S: 6	H: 0 LOB: 0 BB: 0 P: 11	R: 0 E: 0 K: 0 S: 7	H: 1 LOB: 1 BB: 0 P: 10	R: 0 E: 0 K: 0 S: 9	H: 0 LOB: 1 BB: 1 P: 15	R: 0 E: 0 K: 0 S: 6	H: 0 LOB: 0 BB: 1 P: 13	R: 0 E: 0 K: 1 S: 11	H: 1 LOB: 1 BB: 0 P: 14	1B: 5 2B: 1 3B: 0 HR: 0	SF: 1 SAC: 1 DP: 1 HBP: 0	WP: 0 PB: 0 SB: 0 CS: 0	PA: 40
PITCHER	IP	WLS	BF	H	R	ER	SO	BB	IBB	HBP	BLK	WP	HR	S	P	ERA	WHIP					
Brian Meadows, R ERA: 5.46 (1, 1)	6.0	W	29	5	1	1	1	6	0	0	0	0	0	62	115	1.50	1.833					
Brian Edmondson, R ERA: 5.54 (7, 1)	1.1	H	6	0	0	0	0	2	0	0	0	0	0	12	24	0.00	1.500					
Jesus Sanchez, L ERA: 6.0 (8, 1)	0.2	H	1	0	0	0	0	0	0	0	0	0	0	3	4	0.00	0.000					
Antonio Alfonseca, R ERA: 3.49 (9, 1)	1.0	S	4	1	0	0	1	0	0	0	0	0	0	11	14	0.00	1.000					

Milwaukee Brewers @ Florida Marlins
Pro Player Stadium, Miami, FL
Sat Jul 24 1999, 7:05 PM EDT
Att: 21,033 - Unknown - 89 F

AB 30
R 1
H 6
RBI 1
BB 8
SO 2
LOB 21



Batter	1	2	3	4	5	6	7	8	9	AB	R	H	RBI	BB	SO	LOB	BOTTOM					
Luis Castillo, S OBP: 0.366, SLG: 0.346 (1, 4)	2-1 S 1B	3-2 G6-3			0-0 G3	4-1 BB		1-1 S 1B		4	0	2	1	1	0	1						
Alex Gonzalez, R OBP: 0.306, SLG: 0.430 (1, 6)	1-3 K		1-0 G6-3		0-1 G3-1	2-3 K		1-3 K		5	0	0	0	0	3	5						
Danny Bautista, R OBP: 0.282, SLG: 0.406 (1, 7) (4, 8)	2-1 P8		1-0 L4		3-1 F8		0-0 P2			4	0	0	0	0	0	1						
Kevin Millar, R OBP: 0.408, SLG: 0.494 (1, 3)	4-0 BB		0-1 1B		2-2 G4-3 1B 2B	3-3 K				3	1	2	0	1	1	0						
Mark Kotsay, L OBP: 0.305, SLG: 0.391 (1, 9)	0-2 F8		3-2 G6-3		1-0 G4-3	0-0 1B		2-3 1B		4	0	1	0	0	0	4						
Preston Wilson, R OBP: 0.354, SLG: 0.545 (1, 8)		4-0 2B E BB		2-2 G3		4-1 1B BB		3-3 K		0	1	0	0	1	0	0						
Chris Clapinski, S OBP: 0.333, SLG: 0.200 (4, 7)										2	1	0	0	1	1	1						
Dave Berg, R OBP: 0.365, SLG: 0.383 (1, 5)	0-1 E9 1H 2B			2-3 K		0-0 WP 1B		3-1 1B 2B		4	1	3	1	0	1	0						
Jorge Fabregas, L OBP: 0.290, SLG: 0.333 (1, 2)	0-2 F7			4-1 BB		3-2 WP 1B		0-2 K		3	0	1	1	1	1	2						
Brian Meadows, R OBP: 0.206, SLG: 0.212 (5, PH)										2	0	0	0	0	2	2						
Brian Edmondson, R OBP: 0.375, SLG: 0.498 (7, 1)										1	0	0	0	0	1	2						
Jesus Sanchez, L OBP: 0.168, SLG: 0.071 (8, PH)										0	0	0	0	0	0	0						
Tim Hyers, L OBP: 0.192, SLG: 0.411 (8, PH)										1	0	0	0	0	1	1						
Antonio Alfonseca, R ERA: 3.49 (9, 1)										0	0	0	0	0	0	0						
Inning Stats	R: 0 E: 0 K: 1 S: 13	H: 1 LOB: 2 BB: 1 P: 21	R: 1 E: 1 K: 1 S: 11	H: 1 LOB: 1 BB: 1 P: 19	R: 0 E: 0 K: 0 S: 7	H: 1 LOB: 1 BB: 0 P: 12	R: 0 E: 0 K: 2 S: 12	H: 0 LOB: 1 BB: 1 P: 22	R: 0 E: 0 K: 2 S: 5	H: 0 LOB: 0 BB: 0 P: 8	R: 2 E: 0 K: 2 S: 20	H: 3 LOB: 3 BB: 2 P: 38	R: 0 E: 0 K: 2 S: 8	H: 1 LOB: 1 BB: 0 P: 14	R: 1 E: 0 K: 3 S: 13	H: 2 LOB: 1 BB: 0 P: 19	R: 1 E: 0 K: 1 S: 11	H: 1 LOB: 1 BB: 0 P: 14	1B: 6 2B: 3 3B: 0 HR: 0	SF: 0 SAC: 0 DP: 0 HBP: 0	WP: 1 PB: 0 SB: 2 CS: 0	PA: 38
PITCHER	IP	WLS	BF	H	R	ER	SO	BB	IBB	HBP	BLK	WP	HR	S	P	ERA	WHIP					
41 Kyle Peterson, R ERA: 8.1 (1, 1)	5.1	L	25	5	3	2	4	4	0	0	0	0	0	56	97	3.38	1.688					
52 Rafael Roque, L ERA: 5.43 (6, 1)	1.2		8	2	0	0	4	1	0	0	0	1	0	20	37	0.00	1.800					
Rocky Coppinger, R ERA: 8.1 (8, 1)	1.0		5	2	1	1	3	0	0	0	0	0	0	13	19	9.00	2.000					

Milwaukee Brewers @ Florida Marlins
Pro Player Stadium, Miami, FL
Sat Jul 24 1999, 7:05 PM EDT
Att: 21,033 - Unknown - 89 F

AB 33
R 4
H 9
RBI 3
BB 5
SO 11
LOB 19



Batter	1	2	3	4	5	6	7	8	9	AB	R	H	RBI	BB	SO	LOB	TOP			
Mark Loretta, R OBP: 0.397, SLG: 0.423	1-1 BB SH1-3 1B	2-2 P2			2-2 G4-3		2-1 G4-3		0-0 FC4-6	5	1	1	0	0	0	3	Milwaukee Brewers @ Florida Marlins Pro Player Stadium, Miami, FL Sun Jul 25 1999, 4:05 PM EDT Att: 14,862 - Unknown - 91 F			
Ronnie Belliard, R OBP: 0.410, SLG: 0.457	1-1 SH1-3	1-0 G6-3			3-2 G4-6-3 1B		1-0 SF8		2-2 G6-3	3	0	1	1	0	0	2				
Jeff Cirillo, R OBP: 0.398, SLG: 0.434	2-1 BB HBP		2-3 K		0-1 G4-6-3		0-0 1B			3	1	1	0	0	1	1				
Dave Nilsson, L OBP: 0.390, SLG: 0.584	4-1 1B BB		1-1 F8			4-1 FC4-6 BB		1-1 F8		2	0	0	0	2	0	1				
Alex Ochoa, R OBP: 0.424, SLG: 0.559	1-1 1B		1-1 F9			2-2 F8		2-1 G6-3		4	0	1	2	0	0	1				
Geoff Jenkins, L OBP: 0.380, SLG: 0.571	2-3 K			0-0 CS 1B		0-0 FC4-6 BB		1-0 G4-3		4	0	1	0	0	1	3				
Rich Becker, L OBP: 0.393, SLG: 0.385	0-3 K			3-3 K		4-1 BB		3-2 F8		3	0	0	0	1	2	3				
Jose Valentin, S OBP: 0.386, SLG: 0.517		4-1 BB		0-1 1B		1-0 P3			0-0 G4-3	3	0	1	0	1	0	2				
Steve Woodard, L OBP: 0.244, SLG: 0.175	1-3 K			2-2 L9				1-1 FC4-6 1B		2	0	0	0	0	1	2				
Sean Berry, R OBP: 0.303, SLG: 0.330							3-2 G4-3 SF8 2B			1	1	1	0	0	0	0				
David Weathers, R OBP: 0.286, SLG: 0.167										0	0	0	0	0	0	0				
Marquis Grissom, R OBP: 0.347, SLG: 0.412										1	0	1	0	0	0	0				
Inning Stats	R: 2 E: 0 K: 2 S: 14	H: 2 LOB: 2 BB: 1 P: 25	R: 0 E: 0 K: 1 S: 8	H: 0 LOB: 1 BB: 1 P: 16	R: 0 E: 0 K: 1 S: 7	H: 0 LOB: 0 BB: 0 P: 11	R: 0 E: 0 K: 1 S: 10	H: 2 LOB: 1 BB: 0 P: 15	R: 0 E: 0 K: 0 S: 8	H: 0 LOB: 2 BB: 2 P: 18	R: 1 E: 0 K: 0 S: 10	H: 2 LOB: 1 BB: 0 P: 17	R: 0 E: 0 K: 0 S: 10	H: 0 LOB: 0 BB: 0 P: 16	R: 0 E: 0 K: 0 S: 7	H: 1 LOB: 1 BB: 0 P: 10	1B: 7 2B: 2 3B: 0 HR: 0	SF: 1 SAC: 1 DP: 2 HBP: 1	WP: 0 PB: 0 SB: 0 CS: 1	PA: 38
PITCHER	IP WLS BF H R ER SO	IP WLS BF H R ER SO	IP WLS BF H R ER SO	IP WLS BF H R ER SO	IP WLS BF H R ER SO	IP WLS BF H R ER SO	IP WLS BF H R ER SO	IP WLS BF H R ER SO	IP WLS BF H R ER SO	IP WLS BF H R ER SO	IP WLS BF H R ER SO	IP WLS BF H R ER SO	IP WLS BF H R ER SO	IP WLS BF H R ER SO	IP WLS BF H R ER SO	IP WLS BF H R ER SO	ERA WHIP	ERA WHIP		
Dennis Springer, R ERA: 4.0	6.2 0 30 7	1.0 W 1 0	1.0 H 3 0	1.0 S 4 1	0.0 0 0 0	0.0 0 0 0	0.0 0 0 0	0.0 0 0 0	0.0 0 0 0	0.0 0 0 0	0.0 0 0 0	0.0 0 0 0	0.0 0 0 0	0.0 0 0 0	0.0 0 0 0	0.0 0 0 0	4.05	1.650		
Jesus Sanchez, L ERA: 5.97	0.1 0 1 0	0.0 0 0 0	0.0 0 0 0	0.0 0 0 0	0.0 0 0 0	0.0 0 0 0	0.0 0 0 0	0.0 0 0 0	0.0 0 0 0	0.0 0 0 0	0.0 0 0 0	0.0 0 0 0	0.0 0 0 0	0.0 0 0 0	0.0 0 0 0	0.0 0 0 0	0.00	0.000		
Brian Edmondson, R ERA: 5.45	1.0 0 3 0	0.0 0 0 0	0.0 0 0 0	0.0 0 0 0	0.0 0 0 0	0.0 0 0 0	0.0 0 0 0	0.0 0 0 0	0.0 0 0 0	0.0 0 0 0	0.0 0 0 0	0.0 0 0 0	0.0 0 0 0	0.0 0 0 0	0.0 0 0 0	0.0 0 0 0	0.00	0.000		
Antonio Alfonseca, R ERA: 3.42	1.0 0 4 1	0.0 0 0 0	0.0 0 0 0	0.0 0 0 0	0.0 0 0 0	0.0 0 0 0	0.0 0 0 0	0.0 0 0 0	0.0 0 0 0	0.0 0 0 0	0.0 0 0 0	0.0 0 0 0	0.0 0 0 0	0.0 0 0 0	0.0 0 0 0	0.0 0 0 0	0.00	1.000		

Batter	1	2	3	4	5	6	7	8	9	AB	R	H	RBI	BB	SO	LOB	BOTTOM			
Luis Castillo, S OBP: 0.368, SLG: 0.347	1-2 1B		0-1 P6		2-1 F7		2-2 3B 1B			4	1	2	0	0	0	0	Milwaukee Brewers @ Florida Marlins Pro Player Stadium, Miami, FL Sun Jul 25 1999, 4:05 PM EDT Att: 14,862 - Unknown - 91 F			
Alex Gonzalez, R OBP: 0.305, SLG: 0.434	0-0 F8			1-0 E5 FC6-4	2-0 G5-3		1-1 1-H 3B			4	0	1	1	0	0	1				
Danny Bautista, R OBP: 0.281, SLG: 0.409	0-1 F8			0-1 FC6-4 HR	2-1 1B 2B		3-3 K			4	2	1	0	0	1	3				
Kevin Millar, R OBP: 0.405, SLG: 0.489	1-2 L6			0-0 P9	3-2 1B 2-1 1B		1-2 F8			4	0	1	1	0	0	3				
Mark Kotsay, L OBP: 0.307, SLG: 0.402		0-0 G4-3		2-0 HR	0-1 1B		1-3 K			4	1	2	2	0	1	0				
Dave Berg, R OBP: 0.368, SLG: 0.387		0-3 K		0-2 2B 1B	1-0 2-1	0-0 L7-3 1B		2-3 K		4	0	2	0	0	2	0				
Antonio Alfonseca, R ERA: 3.42										0	0	0	0	0	0	0				
Mike Lowell, R OBP: 0.351, SLG: 0.383	1-1 F8			2-1 1B	1-3 2B		1-1 L7-3		4-2 BB	3	0	1	0	1	0	1				
Jorge Fabregas, L OBP: 0.289, SLG: 0.328			0-1 G6-3		4-0 IBB		0-1 P6		2-0 G4-3	3	0	0	0	1	0	1				
Dennis Springer, R OBP: 0.138, SLG: 0.179			0-1 G1-3		0-3 K		0-2 G4-3			2	0	0	0	0	1	3				
Jesus Sanchez, L OBP: 0.167, SLG: 0.091										0	0	0	0	0	0	0				
Tim Lincecum, R OBP: 0.352, SLG: 0.405										1	0	0	0	0	0	0				
Brian Edmondson, R OBP: 0.400, SLG: 0.600										0	0	0	0	0	0	0				
Bruce Aven, R OBP: 0.375, SLG: 0.488										0	0	0	0	0	0	0				
Inning Stats	R: 0 E: 0 K: 0 S: 10	H: 1 LOB: 1 BB: 0 P: 12	R: 0 E: 0 K: 1 S: 6	H: 0 LOB: 0 BB: 0 P: 7	R: 0 E: 0 K: 0 S: 6	H: 0 LOB: 0 BB: 0 P: 6	R: 2 E: 1 K: 1 S: 14	H: 3 LOB: 3 BB: 1 P: 22	R: 1 E: 0 K: 0 S: 10	H: 3 LOB: 2 BB: 0 P: 20	R: 0 E: 0 K: 0 S: 5	H: 1 LOB: 0 BB: 0 P: 6	R: 1 E: 0 K: 1 S: 15	H: 2 LOB: 1 BB: 0 P: 22	R: 0 E: 0 K: 2 S: 13	H: 0 LOB: 1 BB: 1 P: 22	1B: 6 2B: 3 3B: 1 HR: 1	SF: 0 SAC: 0 DP: 1 HBP: 0	WP: 0 PB: 0 SB: 0 CS: 0	PA: 35
PITCHER	IP WLS BF H R ER SO	IP WLS BF H R ER SO	IP WLS BF H R ER SO	IP WLS BF H R ER SO	IP WLS BF H R ER SO	IP WLS BF H R ER SO	IP WLS BF H R ER SO	IP WLS BF H R ER SO	IP WLS BF H R ER SO	IP WLS BF H R ER SO	IP WLS BF H R ER SO	IP WLS BF H R ER SO	IP WLS BF H R ER SO	IP WLS BF H R ER SO	IP WLS BF H R ER SO	IP WLS BF H R ER SO	ERA WHIP	ERA WHIP		
Steve Woodard, R ERA: 3.94	6.0 0 27 8	2.0 L 9 2	2.0 1 1 3	1.0 1 1 3	1.0 0 0 0	0.0 0 0 0	0.0 0 0 0	0.0 0 0 0	0.0 0 0 0	0.0 0 0 0	0.0 0 0 0	0.0 0 0 0	0.0 0 0 0	0.0 0 0 0	0.0 0 0 0	0.0 0 0 0	1.50	1.333		
David Weathers, R ERA: 3.82	2.0 0 9 2	1.0 1 1 3	1.0 1 1 3	1.0 1 1 3	1.0 0 0 0	0.0 0 0 0	0.0 0 0 0	0.0 0 0 0	0.0 0 0 0	0.0 0 0 0	0.0 0 0 0	0.0 0 0 0	0.0 0 0 0	0.0 0 0 0	0.0 0 0 0	0.0 0 0 0	4.50	1.500		

AB	31
R	3
H	8
RBI	3
BB	4
SO	5
LOB	18



AB	33
R	4
H	10
RBI	4
BB	2
SO	5
LOB	12



Batter	1	2	3	4	5	6	7	8	9	AB	R	H	RBI	BB	SO	LOB	TOP					
Mark Loretta, R (1,4) OBP: 0.370, SLG: 0.425	G5-3 1B		F9					2-0 1B		3	0	2	0	1	0	0	Milwaukee Brewers @ Atlanta Braves Turner Field, Atlanta, GA Mon Jul 26 1999, 7:40 PM EDT Att: 38,534 - Unknown - 90 F					
Rich Becker, L (1,9) OBP: 0.385, SLG: 0.380	G5-3 1B		K					1-0 P6		4	0	1	0	0	1	3						
Jeff Cirillo, R (1,5) OBP: 0.384, SLG: 0.429 Mike Myers, L (8,1)	L9							2-2 G5-3		4	0	0	0	0	0	3						
Marquis Grissom, R (1,8) OBP: 0.346, SLG: 0.410	G5-3							0-0 2B 1B		4	1	1	0	0	0	2						
Geoff Jenkins, L (1,7)	K							0-0 1B		4	0	2	1	0	1	2						
Sean Berry, R (1,3)								0-3 2B		4	0	0	0	0	1	2						
Brian Banks, S (1,2)								0-3 K		4	0	0	0	0	2	1						
Jose Valentin, S (1,6)								0-0 F8		3	0	0	0	1	1	1						
Scott Karl, L (1,1) OBP: 0.186, SLG: 0.341 Reggie Harris, R (7,1) Lou Collier, R (8,PH) OBP: 0.348, SLG: 0.424								0-0 L6		2	0	0	0	0	1	1						
Inning Stats	R: 0 E: 0 K: 1 S: 9	H: 2 LOB: 2 BB: 0 P: 11	R: 0 E: 0 K: 2 S: 9	H: 0 LOB: 0 BB: 0 P: 11	R: 0 E: 0 K: 2 S: 9	H: 0 LOB: 0 BB: 0 P: 16	R: 0 E: 0 K: 0 S: 9	H: 1 LOB: 1 BB: 0 P: 12	R: 0 E: 0 K: 0 S: 12	H: 0 LOB: 2 BB: 2 P: 21	R: 0 E: 0 K: 0 S: 6	H: 0 LOB: 0 BB: 0 P: 7	R: 0 E: 0 K: 0 S: 7	H: 0 LOB: 0 BB: 0 P: 12	R: 0 E: 0 K: 0 S: 6	H: 1 LOB: 1 BB: 0 P: 11		R: 1 E: 0 K: 2 S: 9	H: 2 LOB: 1 BB: 0 P: 9	1B: 5 2B: 1 3B: 0 HR: 0	SF: 0 SAC: 0 DP: 0 HBP: 0	WP: 0 PB: 0 CS: 0
PITCHER Greg Maddux, R (1,1) ERA: 3.42	IP: 9.0 WLS: W BF: 35 H: 6 R: 1 ER: 1 SO: 7 BB: 2 IBB: 0 HBP: 0 BLK: 0 WP: 0 HR: 0 S: 76 P: 110 ERA: 1.00 WHIP: 0.889															PITCHER						

Batter	1	2	3	4	5	6	7	8	9	AB	R	H	RBI	BB	SO	LOB	BOTTOM			
Gerald Williams, R (1,9) OBP: 0.321, SLG: 0.421	G4-3		F7					G6-3		4	1	1	0	0	0	1	Milwaukee Brewers @ Atlanta Braves Turner Field, Atlanta, GA Mon Jul 26 1999, 7:40 PM EDT Att: 38,534 - Unknown - 90 F			
Bret Boone, R (1,4) OBP: 0.307, SLG: 0.390	10 WP 10 SF8 1B							F7		4	2	2	1	0	0	2				
10 Chipper Jones, S (1,5) OBP: 0.432, SLG: 0.598	SF8 1-H							P6		2	1	1	1	1	0	0				
Andruw Jones, R (1,8) OBP: 0.360, SLG: 0.504	L6							K		4	1	1	1	0	1	2				
Brian Hunter, R (1,3) OBP: 0.345, SLG: 0.444								P3		3	0	1	2	1	0	2				
Ryan Klesko, L (1,7) OBP: 0.388, SLG: 0.587 Otis Nixon, S (9,7)								FC5-4 BB		2	0	0	1	1	1	2				
Eddie Pérez, R (1,2) OBP: 0.277, SLG: 0.326	G5-4-3							L8		4	0	0	0	0	0	6				
Walt Weiss, S (1,6) OBP: 0.315, SLG: 0.309								FC5-4 1-2		4	1	2	0	0	1	1				
Greg Maddux, R (1,1) OBP: 0.262, SLG: 0.450	G5-3							P9		3	0	0	0	0	0	2				
Inning Stats	R: 1 E: 0 K: 0 S: 12	H: 1 LOB: 0 BB: 0 P: 21	R: 0 E: 0 K: 1 S: 9	H: 0 LOB: 1 BB: 1 P: 15	R: 0 E: 0 K: 1 S: 6	H: 0 LOB: 0 BB: 0 P: 8	R: 0 E: 0 K: 0 S: 10	H: 2 LOB: 3 BB: 0 P: 19	R: 5 E: 1 K: 0 S: 13	H: 4 LOB: 1 BB: 1 P: 23	R: 0 E: 0 K: 0 S: 6	H: 1 LOB: 1 BB: 0 P: 8	R: 0 E: 0 K: 1 S: 7	H: 0 LOB: 0 BB: 0 P: 14	R: 0 E: 0 K: 0 S: 5	H: 0 LOB: 1 BB: 1 P: 10		1B: 5 2B: 3 3B: 0 HR: 0	SF: 1 SAC: 1 DP: 1 HBP: 1	WP: 1 PB: 0 CS: 0
PITCHER Scott Karl, L (1,1) ERA: 5.13 Reggie Harris, R (7,1) Mike Myers, L (8,1) ERA: 5.6	IP: 6.0 WLS: L BF: 29 H: 8 R: 6 ER: 4 SO: 2 BB: 1 IBB: 0 HBP: 0 BLK: 0 WP: 0 HR: 0 S: 56 P: 94 ERA: 6.00 WHIP: 1.500															PITCHER				



Batter	1	2	3	4	5	6	7	8	9	AB	R	H	RBI	BB	SO	LOB	TOP										
Mark Loretta, R (1, 5) OBP: 0.368, SLG: 0.422 Lou Collier, R (8, PH) OBP: 0.343, SLG: 0.417	G6-3		F8		F9			F7		3	0	0	0	0	0	1	Milwaukee Brewers @ Atlanta Braves Turner Field, Atlanta, GA Tue Jul 27 1999, 7:40 PM EDT Att: 38,582 - Unknown - 90 F										
Jose Valentin, S (1, 6) OBP: 0.386, SLG: 0.512	E3 1B		F9		F9			WP 1B		4	1	2	0	0	0	1											
Ronnie Belliard, R (1, 4) OBP: 0.404, SLG: 0.449	G3		2B					P4		4	0	0	0	0	2	3											
Dave Nilsson, L (1, 2) OBP: 0.390, SLG: 0.580 Brian Banks, S (8, PH) OBP: 0.326, SLG: 0.359	1B 1B IBB				K			4-2 BB		2	0	0	0	1	2	0											
Alex Ochoa, R (1, 9) OBP: 0.425, SLG: 0.564	1-1 2-H 1B				L4			1-0 G3		4	0	2	1	0	0	2											
Geoff Jenkins, L (1, 7) OBP: 0.380, SLG: 0.580		G4-3		HR				1-2 G3-1		4	1	1	1	0	0	1											
Marquis Grissom, R (1, 8) OBP: 0.343, SLG: 0.406		K		F9				0-0 P3		4	0	0	0	0	1	0											
Sean Berry, R (1, 3) OBP: 0.286, SLG: 0.327								2-3 K		4	0	1	0	0	2	0											
Hideo Nomo, R (1, 1) OBP: 0.323, SLG: 0.419 Rich Becker, L (7, PH) OBP: 0.386, SLG: 0.376 Eric Plunk, R (7, 1) Mike Myers, L (7, 1) Bob Wickman, R (8, 1)			K		SH1-4 2B			3-2 G4-3		1	0	0	0	0	1	0											
					SH1-4			3-2 G4-3		1	0	0	0	0	0	0											
Inning Stats	R: 1 E: 1 K: 0 S: 13	H: 1 LOB: 2 BB: 1 P: 24	R: 0 E: 0 K: 2 S: 11	H: 0 LOB: 0 BB: 0 P: 17	R: 0 E: 0 K: 2 S: 9	H: 1 LOB: 1 BB: 0 P: 16	R: 1 E: 0 K: 1 S: 11	H: 1 LOB: 0 BB: 0 P: 16	R: 0 E: 0 K: 2 S: 13	H: 1 LOB: 1 BB: 0 P: 18	R: 0 E: 0 K: 0 S: 16	H: 0 LOB: 0 BB: 0 P: 23	R: 0 E: 0 K: 1 S: 14	H: 1 LOB: 2 BB: 1 P: 25	R: 0 E: 0 K: 1 S: 8	H: 0 LOB: 0 BB: 0 P: 11	1B: 2 2B: 3 3B: 0 HR: 1	SF: 0 SAC: 1 DP: 0 HBP: 0	WP: 1 PB: 0 SB: 0 CS: 0	PA: 35							
PITCHER	IP	WLS	BF	H	R	ER	SO	BB	IBB	HBP	BLK	WP	HR	S	P	ERA	WHIP										
Kevin Millwood, R (1, 1) ERA: 3.15	7.0	W	27	5	2	1	7	0	1	0	0	0	1	82	126	1.29	0.714										
Rudy Seanez, R (8, 1) ERA: 2.39	1.0		5	1	0	0	0	1	0	0	0	1	0	14	25	0.00	2.000										
30 Kevin McGlinchy, R (9, 1) ERA: 3.02	1.0		3	0	0	0	1	0	0	0	0	0	0	8	11	0.00	0.000										

Batter	1	2	3	4	5	6	7	8	9	AB	R	H	RBI	BB	SO	LOB	BOTTOM										
Gerald Williams, R (1, 9) OBP: 0.322, SLG: 0.436	P5		10 CS 1B		G6-3			F9		5	1	2	1	0	0	0	Milwaukee Brewers @ Atlanta Braves Turner Field, Atlanta, GA Tue Jul 27 1999, 7:40 PM EDT Att: 38,582 - Unknown - 90 F										
Bret Boone, R (1, 4) OBP: 0.306, SLG: 0.395	K		F8		HR			G1-3		5	1	1	1	0	2	1											
10 Chipper Jones, S (1, 5) OBP: 0.430, SLG: 0.594	F7		CS		G4-3			BB 2B 1B		4	1	1	0	0	0	0											
Ryan Klesko, L (1, 7) OBP: 0.386, SLG: 0.586 Rudy Seanez, R (8, 1) 30 Kevin McGlinchy, R (9, 1)	G4-3				F7			K		4	1	1	0	0	1	1											
Andrew Jones, R (1, 8) OBP: 0.362, SLG: 0.510	P2				HR			2B BB		3	2	1	2	1	0	0											
Greg Myers, L (1, 2) OBP: 0.386, SLG: 0.405	2B 1B				F8			HR BB		3	3	2	2	1	0	0											
Randall Simon, L (1, 3) OBP: 0.373, SLG: 0.463 Brian Hunter, R (7, PH) OBP: 0.350, SLG: 0.460	1-H 2B				1B			1B 2B		3	1	3	3	0	0	0											
Walt Weiss, S (1, 6) OBP: 0.318, SLG: 0.312	K				1B			F8		4	0	2	0	0	1	1											
Kevin Millwood, R (1, 1) OBP: 0.174, SLG: 0.159 Otis Nixon, S (8, 7) OBP: 0.291, SLG: 0.219			G1-4-3		F7			G5-3		3	0	0	0	0	0	2											
								F7		1	0	0	0	0	0	0											
Inning Stats	R: 0 E: 0 K: 1 S: 6	H: 0 LOB: 0 BB: 0 P: 8	R: 1 E: 0 K: 1 S: 13	H: 2 LOB: 1 BB: 0 P: 21	R: 0 E: 0 K: 0 S: 6	H: 1 LOB: 0 BB: 0 P: 10	R: 2 E: 0 K: 0 S: 11	H: 4 LOB: 2 BB: 0 P: 16	R: 1 E: 0 K: 0 S: 8	H: 1 LOB: 0 BB: 1 P: 13	R: 2 E: 0 K: 2 S: 17	H: 5 LOB: 2 BB: 1 P: 27	R: 0 E: 0 K: 0 S: 4	H: 0 LOB: 0 BB: 0 P: 7	1B: 6 2B: 4 3B: 0 HR: 4	SF: 0 SAC: 0 DP: 0 HBP: 0	WP: 0 PB: 0 SB: 0 CS: 1	PA: 39									
PITCHER	IP	WLS	BF	H	R	ER	SO	BB	IBB	HBP	BLK	WP	HR	S	P	ERA	WHIP										
Hideo Nomo, R (1, 1) ERA: 3.97	6.0	L	27	9	6	6	2	1	0	0	0	0	1	12	19	40.50	4.500										
Eric Plunk, R (7, 1) ERA: 3.5	0.2		5	2	3	3	2	1	0	0	0	0	0	5	8	27.00	9.000										
Mike Myers, L (7, 1) ERA: 5.86	0.1		3	3	1	1	0	0	0	0	0	0	0	5	8	27.00	9.000										
Bob Wickman, R (8, 1) ERA: 3.09	1.0		3	0	0	0	0	0	0	0	0	0	0	4	7	0.00	0.000										



Batter	1	2	3	4	5	6	7	8	9	AB	R	H	RBI	BB	SO	LOB	TOP			
Mark Loretta, R OBP: 0.366, SLG: 0.419	2-2 BB 1B 1B	2-2 F9		0-1 G6-3		2-1 F9		0-3 K		5	1	1	0	0	1	0				
Ronnie Belliard, R OBP: 0.401, SLG: 0.444	0-3 K	0-2 F7			2-2 F8		2-2 BB 1B 1B	0-0 G6-3		5	1	1	0	0	1	1				
Jeff Cirillo, R OBP: 0.399, SLG: 0.440	1-1 1B BB 1-2 FC4-6 1B	2-0 HR			4-1 1B BB		3-2 1B 1B		2-2 F9	4	4	3	1	1	0	0				
Alex Ochoa, R OBP: 0.436, SLG: 0.566	4-1 FC4-6 1B 1-2 2B BB	0-1 G4-3			0-2 1B		4-2 1B BB		0-0 G6-3 E	3	2	2	0	2	0	0				
Marquis Grissom, R OBP: 0.344, SLG: 0.406	2-2 FC4-6 1-2 2B 2-3 3H 1B		3-1 P3		1-1 1-2 1B 2-H		1-3 K		1-0 G6-3	5	0	2	2	0	1	4				
Geoff Jenkins, L OBP: 0.384, SLG: 0.588	FC4-6 2B		0-1 FC6-4 1B		0-3 K		1-2 1-2 2H 2-H 3H 1B		2-1 E6 3B	5	2	3	4	0	1	4				
Jose Valentin, S OBP: 0.380, SLG: 0.508	1-2 1-H 2-3 3H 2B		0-1 FC6-4 CS		0-0 F7		0-3 K		0-0 F8	5	0	1	2	0	1	5				
Brian Banks, S OBP: 0.324, SLG: 0.351	4-1 IBB		0-0 CS	1-0 P5		2-0 G3-1		0-0 F8		3	0	0	0	1	0	2				
Bill Pulsipher, L Mike Myers, L Sean Berry, R David Weathers, R 52 Rafael Roque, L Bob Wickman, R	1-3 K		1-3 K		0-3 K		1-3 K		1-3 K	3	0	0	0	0	0	3	2			
Inning Stats	R: 4 E: 0 K: 2 S: 34	H: 4 LOB: 2 BB: 2 P: 51	R: 1 E: 0 K: 0 S: 11	H: 1 LOB: 0 BB: 0 P: 15	R: 0 E: 0 K: 0 S: 6	H: 1 LOB: 0 BB: 0 P: 9	R: 0 E: 0 K: 1 S: 6	H: 0 LOB: 0 BB: 0 P: 8	R: 1 E: 0 K: 1 S: 15	H: 2 LOB: 2 BB: 1 P: 22	R: 2 E: 0 K: 2 S: 21	H: 3 LOB: 2 BB: 1 P: 32	R: 0 E: 0 K: 2 S: 7	H: 0 LOB: 0 BB: 0 P: 8	R: 2 E: 1 K: 0 S: 8	H: 2 LOB: 0 BB: 0 P: 13	1B: 10 2B: 1 3B: 1 HR: 1	SF: 0 SAC: 0 DP: 0 HBP: 0	WP: 0 PB: 0 CS: 1	PA: 44
PITCHER	IP WLS BF H R ER SO BB IBB HBP BLK WP HR S P ERA WHIP																			
Bruce Chen, L ERA: 5.82	(1, 1) 4.1 L 23 8 6 6 3 2 1 0 0 0 0 1 68 101 12.46 2.308																			
Russ Springer, R ERA: 4.85	(5, 1) 1.2 5 0 0 0 2 0 0 0 0 0 0 0 11 15 0.00 0.000																			
Micah Bowie, L ERA: 9.0	(7, 1) 1.0 7 3 2 2 2 1 0 0 0 0 0 0 21 32 18.00 4.000																			
Mike Remlinger, L ERA: 2.59	(8, 1) 1.0 3 0 0 0 2 0 0 0 0 0 0 0 7 8 0.00 0.000																			
30 Kevin McGlinchy, R ERA: 3.14	(9, 1) 1.0 5 2 2 1 0 0 0 0 0 0 0 0 8 13 9.00 2.000																			

Milwaukee Brewers @ Atlanta Braves
Turner Field, Atlanta, GA
Wed Jul 28 1999, 7:40 PM EDT
Att: 39,432 - Cloudy - 92 F

AB 39
R 10
H 13
RBI 9
BB 4
SO 9
LOB 18





Batter	1	2	3	4	5	6	7	8	9	AB	R	H	RBI	BB	SO	LOB	BOTTOM	
Gerald Williams, R OBP: 0.321, SLG: 0.437	1-3 K2-3		0-0 G5-3			1-0 G6-3		0-0 G1-3 10 1B 2B		4	1	1	0	0	1	0		
Bret Boone, R OBP: 0.306, SLG: 0.393	2-2 K			3-1 10 1B SF7-5 1B		2-2 G1-3		1-0 G1-3		4	1	1	0	0	1	1		
10 Chipper Jones, S OBP: 0.435, SLG: 0.607	2-0 1B			2-2 SF7-5 1-3 1B		0-0 HR		1-0 1B		4	1	4	2	0	0	0		
Andruw Jones, R OBP: 0.361, SLG: 0.508	0-0 G4-3			2-2 G5-3		2-3 K		0-2 1B		4	0	1	0	0	1	3		
Brian Hunter, R OBP: 0.339, SLG: 0.447		3-2 F7		0-0 SF7-2-5		2-0 G5-3		2-2 P4		3	0	0	1	0	0	2		
Ryan Klesko, L OBP: 0.381, SLG: 0.577		1-1 G3			3-2 G6-3		0-0 E4 1B	1-2 P6		4	1	0	0	0	0	2		
Eddie Pérez, R OBP: 0.281, SLG: 0.326		0-0 G6-3			4-1 G5-4-3 BB		2-1 1B 1B		1-3 K	3	0	1	0	1	1	0		
Walt Weiss, S OBP: 0.317, SLG: 0.311			3-3 K		0-1 G5-4-3		2-0 1-2 2H 1B		2-1 G4-3	4	0	1	1	0	1	1		
Bruce Chen, L Russ Springer, R Otis Nixon, S Micah Bowie, L Randal Simon, L Mike Remlinger, L 30 Kevin McGlinchy, R Keith Lockhart, L	(1, 1) 6.2 (5, 1) 0.1 (6, PH) 0.2 (7, 1) 0.1 (8, 1) 0.1 (9, 1) 1.0	H: 1 LOB: 1 BB: 0 P: 13	H: 0 LOB: 0 BB: 0 P: 10	H: 0 LOB: 0 BB: 0 P: 13	H: 0 LOB: 0 BB: 0 P: 16	H: 2 LOB: 0 BB: 0 P: 13	H: 0 LOB: 0 BB: 0 P: 8	H: 3 LOB: 2 BB: 0 P: 22	H: 3 LOB: 0 BB: 0 P: 18	H: 0 LOB: 0 BB: 0 P: 14	1B: 7 2B: 2 3B: 0 HR: 1	SF: 1 SAC: 0 DP: 2 HBP: 0	WP: 0 PB: 0 CS: 0	PA: 36				
PITCHER	IP WLS BF H R ER SO BB IBB HBP BLK WP HR S P ERA WHIP																	
Bill Pulsipher, L ERA: 4.31	(1, 1) 6.2 W 25 5 3 3 2 5 1 0 0 0 0 0 3 7 88 2.70 0.900																	
Mike Myers, L ERA: 5.79	(7, 1) 0.1 2 1 0 0 0 0 0 0 0 0 0 0 3 7 0.00 3.000																	
David Weathers, R ERA: 3.92	(8, 1) 0.2 5 3 1 1 0 0 0 0 0 0 0 0 10 14 13.50 4.500																	
52 Rafael Roque, L ERA: 5.4	(8, 1) 0.1 H 1 0 0 0 0 0 0 0 0 0 0 0 3 4 0.00 0.000																	
Bob Wickman, R ERA: 3.02	(9, 1) 1.0 3 0 0 0 1 0 0 0 0 0 0 0 11 14 0.00 0.000																	

Milwaukee Brewers @ Atlanta Braves
Turner Field, Atlanta, GA
Wed Jul 28 1999, 7:40 PM EDT
Att: 39,432 - Cloudy - 92 F

AB 34
R 4
H 9
RBI 4
BB 1
SO 6
LOB 11



Batter	1	2	3	4	5	6	7	8	9	AB	R	H	RBI	BB	SO	LOB	TOP										
Manny Martinez, R (1, 8) OBP: 0.308, SLG: 0.402	2-1 G4-3		1-1 B1-3			1-1 1B		0-2 L3		4	0	1	0	0	0	0	Montreal Expos @ Milwaukee Brewers Milwaukee County Stadium, Milwaukee, WI Fri Jul 30 1999, 8:05 PM EDT Att: 23,331 - Unknown - 97 F 										
Michael Barrett, R (1, 5) OBP: 0.330, SLG: 0.397	0-1 1B				0-0 G5-3	4-1 1B		0-1 G5-3		3	0	1	0	1	0	0											
Jose Vidro, S (1, 4) OBP: 0.358, SLG: 0.519 James Mouton, R (9, PR) OBP: 0.379, SLG: 0.388	1-2 K			1-0 FC5-4 1B		1-1 L7		1-0 G3 G1-3 1B		4	0	2	0	0	1	3											
Vladimir Guerrero, R (1, 9) OBP: 0.353, SLG: 0.531	0-1 P4			1-0 FC5-4 1-2 1B		1-1 FC4-6 1B		2-2 G1-3 1-2		4	0	1	0	0	0	3											
Brad Fullmer, L (1, 3) OBP: 0.299, SLG: 0.471		1-2 G4-3		0-0 G3		1-2 FC4-6 1-2 1B		0-0 G3 2-3		4	0	0	0	0	0	6											
Rondell White, R (1, 7) OBP: 0.355, SLG: 0.491		0-0 F7			1-0 G4-3			0-2 G6-3		4	0	0	0	0	0	2											
Chris Widger, R (1, 2) OBP: 0.330, SLG: 0.465		0-2 G6-3			2-3 K			2-1 G6-3		3	0	0	0	0	1	0											
Orlando Cabrera, R (1, 6) OBP: 0.282, SLG: 0.375			0-0 G5-3		0-0 G1-3			3-1 G5-3		3	0	0	0	0	0	0											
Jeremy Powell, R (1, 1) OBP: 0.125, SLG: 0.125 Wilton Guerrero, S (8, PH) OBP: 0.312, SLG: 0.373 Steve Kline, S (8, 1) Guillermo Mota, R (8, 1) OBP: 1.000, SLG: 4.000			3-2 G6-3			1-0 F7		2-2 G3		2	0	0	0	0	0	0											
Inning Stats	R: 0 E: 0 K: 1 S: 9	H: 1 LOB: 1 BB: 0 P: 12	R: 0 E: 0 K: 0 S: 7	H: 0 LOB: 0 BB: 0 P: 8	R: 0 E: 0 K: 0 S: 6	H: 0 LOB: 0 BB: 0 P: 10	R: 0 E: 0 K: 0 S: 4	H: 1 LOB: 1 BB: 0 P: 6	R: 0 E: 0 K: 1 S: 5	H: 0 LOB: 0 BB: 0 P: 8	R: 0 E: 0 K: 0 S: 11	H: 2 LOB: 3 BB: 1 P: 20	R: 0 E: 0 K: 0 S: 9	H: 0 LOB: 0 BB: 0 P: 14	R: 0 E: 0 K: 0 S: 8	H: 0 LOB: 0 BB: 0 P: 10		R: 0 E: 0 K: 0 S: 10	H: 1 LOB: 2 BB: 0 P: 14	1B: 5 2B: 0 3B: 0 HR: 0	SF: 0 SAC: 0 DP: 0 HBP: 0	WP: 0 PB: 0 SB: 1 CS: 0	PA: 33				
PITCHER	IP	WLS	BF	H	R	ER	SO	BB	IBB	HBP	BLK	WP	HR	S	P	ERA	WHIP										
41 Kyle Peterson, R (1, 1) ERA: 3.44 Bob Wickman, R (9, 1) ERA: 2.96	8.0	W	29	4	0	0	2	1	0	0	0	0	0	59	88	0.00	0.625										

Batter	1	2	3	4	5	6	7	8	9	AB	R	H	RBI	BB	SO	LOB	BOTTOM										
Mark Loretta, R (1, 3) OBP: 0.369, SLG: 0.423	2-1 1B		0-1 G5-3 1B			0-1 L4		1-0 FC6 1B		4	0	3	0	0	0	0	Montreal Expos @ Milwaukee Brewers Milwaukee County Stadium, Milwaukee, WI Fri Jul 30 1999, 8:05 PM EDT Att: 23,331 - Unknown - 97 F 										
Ronnie Belliard, R (1, 4) OBP: 0.399, SLG: 0.440	3-2 L9		0-1 G5-3 1B			1-1 G5-3		1-0 FC6 1-2 1B		4	0	1	0	0	0	2											
Jeff Cirillo, R (1, 5) OBP: 0.398, SLG: 0.439	1-3 K		0-0 G5-3			3-1 E4 1B				3	0	1	0	0	1	3											
Dave Nilsson, L (1, 2) OBP: 0.386, SLG: 0.573	2-1 P3			1-1 L8		1-0 G6-3				3	0	0	0	0	0	2											
Alex Ochoa, R (1, 9) OBP: 0.434, SLG: 0.581		2-0 HR		2-0 F9				1-0 G6-3		3	1	1	1	0	0	0											
Geoff Jenkins, L (1, 7) OBP: 0.383, SLG: 0.585		0-0 F7		1-0 F7				3-2 G6-4-3 1B		3	0	1	0	0	0	0											
Marquis Grissom, R (1, 8) OBP: 0.341, SLG: 0.492		2-1 L3			0-0 P4			1-1 G6-4-3 1-2 1B		3	0	0	0	0	0	1											
Jose Valentin, S (1, 6) OBP: 0.373, SLG: 0.496		0-0 L6			3-1 F9			1-2 F7		3	0	0	0	0	0	0											
41 Kyle Peterson, R (1, 1) OBP: 0.333, SLG: 0.333 Sean Berry, R (8, PH) OBP: 0.295, SLG: 0.324 Bob Wickman, R (9, 1) ERA: 1.51			2-1 G4-3		1-1 F8			0-0 L6		2	0	0	0	0	0	0											
Inning Stats	R: 0 E: 0 K: 1 S: 11	H: 1 LOB: 1 BB: 0 P: 19	R: 1 E: 0 K: 0 S: 5	H: 1 LOB: 0 BB: 0 P: 9	R: 0 E: 0 K: 0 S: 7	H: 2 LOB: 1 BB: 0 P: 9	R: 0 E: 0 K: 0 S: 4	H: 0 LOB: 0 BB: 0 P: 8	R: 0 E: 1 K: 0 S: 7	H: 1 LOB: 1 BB: 0 P: 12	R: 0 E: 0 K: 0 S: 6	H: 1 LOB: 0 BB: 0 P: 11	R: 0 E: 0 K: 0 S: 6	H: 1 LOB: 1 BB: 0 P: 9	1B: 6 2B: 0 3B: 0 HR: 1	SF: 0 SAC: 0 DP: 2 HBP: 0		WP: 0 PB: 0 SB: 0 CS: 0	PA: 29								
PITCHER	IP	WLS	BF	H	R	ER	SO	BB	IBB	HBP	BLK	WP	HR	S	P	ERA	WHIP										
Jeremy Powell, R (1, 1) ERA: 2.4 Steve Kline, L (8, 1) ERA: 3.99 Guillermo Mota, R (8, 1) ERA: 1.51	7.0	L	25	6	1	1	1	0	0	0	0	0	0	3	4	0.00	0.857										

Batter	1	2	3	4	5	6	7	8	9	AB	R	H	RBI	BB	SO	LOB	TOP									
Manny Martinez, R (1, 8) OBP: 0.307, SLG: 0.398	1-2 2B 1B		2-1 F8			2-2 L7	0-0 P6		3-2 G6-3	5	1	1	0	0	0	2										
Michael Barrett, R (1, 2) OBP: 0.338, SLG: 0.404 James Mouton, R (9, FR) OBP: 0.379, SLG: 0.388 Ugueth Urbina, R (9, 1)	1-0 G4-3 1-H 2B		2-0			4-2 1B BB			3-2 G4-3	3	0	2	1	2	0	0										
Jose Vidro, S (1, 4) OBP: 0.355, SLG: 0.513 Mike Mordecai, R (9, 4) OBP: 0.324, SLG: 0.415	2-0 G4-3 2-3		1-0 G4-3			0-1 BB G5-4-3 1B			2-0 G3-1	5	0	1	0	0	0	3										
Vladimir Guerrero, R (1, 9) OBP: 0.354, SLG: 0.532	1-1 L7					1-0 G5-3 G5-4-3 1-2			1-2 1B 1B	5	1	2	1	0	0	3										
Brad Fullmer, L (1, 3) OBP: 0.308, SLG: 0.494	3-1 G4-3					1-0 E6 G2-3 1B			3-1 WP SF7 2B 1-3 1B	5	1	3	1	0	0	1										
Rondell White, R (1, 7) OBP: 0.352, SLG: 0.488			1-1 G5-3			1-2 G2-3 1B			1-2 SF7 2-H F9	4	0	1	1	0	1	4										
Shane Andrews, R (1, 5) OBP: 0.298, SLG: 0.318			3-3 K			0-1 G2-3			0-0 SH1-4 1B 1B	4	0	1	0	0	2	2										
Orlando Cabrera, R (1, 6) OBP: 0.284, SLG: 0.374			0-1 G6-3			4-0 IBB			1-1 SH1-4 1B 1-2 1B	3	0	1	0	1	0	0										
Mike Thurman, R (1, 1) OBP: 0.042, SLG: 0.042 Orlando Merced, S (8, PH) OBP: 0.366, SLG: 0.512 Anthony Tollard, R (8, 1) Chris Widger, R (9, 2) OBP: 0.330, SLG: 0.465						1-3 K 0-3 K			1-1 SH1-4 1-2 2-3	2	0	0	0	0	2	3										
Inning Stats	R: 1 E: 0 K: 0 S: 9	H: 2 LOB: 1 BB: 0 P: 17	R: 0 E: 0 K: 1 S: 7	H: 0 LOB: 0 BB: 0 P: 11	R: 0 E: 0 K: 1 S: 7	H: 1 LOB: 1 BB: 0 P: 13	R: 0 E: 1 K: 1 S: 10	H: 1 LOB: 3 BB: 1 P: 16	R: 0 E: 0 K: 0 S: 8	H: 3 LOB: 2 BB: 0 P: 18	R: 0 E: 0 K: 0 S: 14	H: 2 LOB: 2 BB: 0 P: 22	R: 0 E: 0 K: 1 S: 5	H: 0 LOB: 0 BB: 0 P: 8	R: 2 E: 0 K: 1 S: 18	H: 2 LOB: 2 BB: 1 P: 32	1B: 8 2B: 3 3B: 1 HR: 0	SF: 1 SAC: 1 DP: 1 HBP: 0	WP: 1 PB: 0 SB: 1 CS: 0	PA: 42						
PITCHER	IP WLS BF H R ER SO BB IBB HBP BLK WP HR S P ERA WHIP	IP WLS BF H R ER SO BB IBB HBP BLK WP HR S P ERA WHIP	IP WLS BF H R ER SO BB IBB HBP BLK WP HR S P ERA WHIP	IP WLS BF H R ER SO BB IBB HBP BLK WP HR S P ERA WHIP	IP WLS BF H R ER SO BB IBB HBP BLK WP HR S P ERA WHIP	IP WLS BF H R ER SO BB IBB HBP BLK WP HR S P ERA WHIP	IP WLS BF H R ER SO BB IBB HBP BLK WP HR S P ERA WHIP	IP WLS BF H R ER SO BB IBB HBP BLK WP HR S P ERA WHIP	IP WLS BF H R ER SO BB IBB HBP BLK WP HR S P ERA WHIP	IP WLS BF H R ER SO BB IBB HBP BLK WP HR S P ERA WHIP	IP WLS BF H R ER SO BB IBB HBP BLK WP HR S P ERA WHIP	IP WLS BF H R ER SO BB IBB HBP BLK WP HR S P ERA WHIP	IP WLS BF H R ER SO BB IBB HBP BLK WP HR S P ERA WHIP	IP WLS BF H R ER SO BB IBB HBP BLK WP HR S P ERA WHIP	IP WLS BF H R ER SO BB IBB HBP BLK WP HR S P ERA WHIP	IP WLS BF H R ER SO BB IBB HBP BLK WP HR S P ERA WHIP	IP WLS BF H R ER SO BB IBB HBP BLK WP HR S P ERA WHIP	IP WLS BF H R ER SO BB IBB HBP BLK WP HR S P ERA WHIP	IP WLS BF H R ER SO BB IBB HBP BLK WP HR S P ERA WHIP	IP WLS BF H R ER SO BB IBB HBP BLK WP HR S P ERA WHIP	IP WLS BF H R ER SO BB IBB HBP BLK WP HR S P ERA WHIP	IP WLS BF H R ER SO BB IBB HBP BLK WP HR S P ERA WHIP				
Steve Woodard, R (1, 1) ERA: 3.88	6.2 4 0 0 0 0 1 0 0 0 0 0 0 6 10 2.70 1.650	7.1 1.1 4 0 0 0 1 0 0 0 0 0 0 6 10 0.00 0.000	9.1 0.2 L 4 1 2 2 0 1 0 0 0 0 0 14 25 27.00 3.000	9.1 0.0 1 1 0 0 0 0 0 0 0 0 0 1 2 ∞ ∞	9.1 0.1 1 0 0 0 1 0 0 0 0 0 0 3 5 0.00 0.000																					
Rocky Coppinger, R (7, 1) ERA: 7.71																										
Eric Plunk, R (9, 1) ERA: 3.71																										
Mike Myers, L (9, 1) ERA: 5.79																										
David Weathers, R (9, 1) ERA: 5.9																										
Inning Stats	R: 0 E: 0 K: 1 S: 9	H: 0 LOB: 0 BB: 0 P: 12	R: 2 E: 0 K: 0 S: 8	H: 3 LOB: 0 BB: 0 P: 15	R: 0 E: 0 K: 0 S: 8	H: 0 LOB: 0 BB: 1 P: 13	R: 0 E: 0 K: 0 S: 6	H: 0 LOB: 1 BB: 1 P: 12	R: 0 E: 0 K: 1 S: 7	H: 0 LOB: 0 BB: 0 P: 11	R: 0 E: 0 K: 0 S: 9	H: 1 LOB: 1 BB: 0 P: 12	R: 0 E: 0 K: 0 S: 7	H: 0 LOB: 0 BB: 0 P: 12	R: 0 E: 0 K: 2 S: 14	H: 1 LOB: 1 BB: 0 P: 19	1B: 3 2B: 1 3B: 0 HR: 1	SF: 0 SAC: 0 DP: 1 HBP: 0	WP: 1 PB: 0 SB: 0 CS: 0	PA: 32						
PITCHER	IP WLS BF H R ER SO BB IBB HBP BLK WP HR S P ERA WHIP	IP WLS BF H R ER SO BB IBB HBP BLK WP HR S P ERA WHIP	IP WLS BF H R ER SO BB IBB HBP BLK WP HR S P ERA WHIP	IP WLS BF H R ER SO BB IBB HBP BLK WP HR S P ERA WHIP	IP WLS BF H R ER SO BB IBB HBP BLK WP HR S P ERA WHIP	IP WLS BF H R ER SO BB IBB HBP BLK WP HR S P ERA WHIP	IP WLS BF H R ER SO BB IBB HBP BLK WP HR S P ERA WHIP	IP WLS BF H R ER SO BB IBB HBP BLK WP HR S P ERA WHIP	IP WLS BF H R ER SO BB IBB HBP BLK WP HR S P ERA WHIP	IP WLS BF H R ER SO BB IBB HBP BLK WP HR S P ERA WHIP	IP WLS BF H R ER SO BB IBB HBP BLK WP HR S P ERA WHIP	IP WLS BF H R ER SO BB IBB HBP BLK WP HR S P ERA WHIP	IP WLS BF H R ER SO BB IBB HBP BLK WP HR S P ERA WHIP	IP WLS BF H R ER SO BB IBB HBP BLK WP HR S P ERA WHIP	IP WLS BF H R ER SO BB IBB HBP BLK WP HR S P ERA WHIP	IP WLS BF H R ER SO BB IBB HBP BLK WP HR S P ERA WHIP	IP WLS BF H R ER SO BB IBB HBP BLK WP HR S P ERA WHIP	IP WLS BF H R ER SO BB IBB HBP BLK WP HR S P ERA WHIP	IP WLS BF H R ER SO BB IBB HBP BLK WP HR S P ERA WHIP	IP WLS BF H R ER SO BB IBB HBP BLK WP HR S P ERA WHIP	IP WLS BF H R ER SO BB IBB HBP BLK WP HR S P ERA WHIP	IP WLS BF H R ER SO BB IBB HBP BLK WP HR S P ERA WHIP	IP WLS BF H R ER SO BB IBB HBP BLK WP HR S P ERA WHIP			
Mark Loretta, R (1, 3) OBP: 0.366, SLG: 0.418	0-3 K		0-1 P4			0-0 F8			1-1 G5-3	4	0	0	0	0	1	1										
Ronnie Belliard, R (1, 4) OBP: 0.397, SLG: 0.437	0-2 G6-3		1-1 G5-4-3 1-2			1-2 1B			0-3 K	4	0	1	0	0	1	1										
Jeff Cirillo, R (1, 5) OBP: 0.397, SLG: 0.437	3-2 P4					1-2 G5-3			0-0 P3	4	0	1	0	0	0	1										
Dave Nilsson, L (1, 2) OBP: 0.384, SLG: 0.567			1-1 G6-3			4-0 FC4-6 BB			2-1 G6-3	3	0	0	0	1	1	2										
Alex Ochoa, R (1, 9) OBP: 0.430, SLG: 0.572			2-2 2B 1B			0-1 FC4-6 1-2			0-0 P5	4	0	1	0	0	0	2										
Geoff Jenkins, L (1, 7) OBP: 0.383, SLG: 0.586			0-0 HR 2B			1-0 G4-1			3-2 G6-3	3	1	1	0	0	0	1										
Marquis Grissom, R (1, 8) OBP: 0.341, SLG: 0.410			3-0 HR			2-0 F9			2-2 G5-3	3	1	1	2	0	0	0										
Jose Valentin, S (1, 6) OBP: 0.366, SLG: 0.486			1-0 F8			1-2 F9			0-0 G4-3	3	0	0	0	0	0	0										
Steve Woodard, L (1, 1) ERA: 2.25, SLG: 0.171 Rocky Coppinger, R (7, 1) ERA: 7.71, SLG: 0.500 Rich Sanchez, R (8, PH) OBP: 0.345, SLG: 0.373 Eric Plunk, R (9, 1) Mike Myers, L (9, 1) David Weathers, R (9, 1) OBP: 0.330, SLG: 0.465			4-2 G5-4-3 BB			1-3 K			2-2 G3-1	1	0	0	0	0	0	0										
Inning Stats	R: 0 E: 0 K: 1 S: 9	H: 0 LOB: 0 BB: 0 P: 12	R: 2 E: 0 K: 0 S: 8	H: 3 LOB: 0 BB: 0 P: 15	R: 0 E: 0 K: 0 S: 6	H: 0 LOB: 1 BB: 1 P: 12	R: 0 E: 0 K: 1 S: 7	H: 0 LOB: 0 BB: 0 P: 11	R: 0 E: 0 K: 0 S: 9	H: 1 LOB: 1 BB: 0 P: 12	R: 0 E: 0 K: 0 S: 7	H: 0 LOB: 0 BB: 0 P: 12	R: 0 E: 0 K: 0 S: 7	H: 0 LOB: 0 BB: 0 P: 10	R: 0 E: 0 K: 2 S: 14	H: 1 LOB: 1 BB: 0 P: 19	1B: 3 2B: 1 3B: 0 HR: 1	SF: 0 SAC: 0 DP: 1 HBP: 0	WP: 1 PB: 0 SB: 0 CS: 0	PA: 32						
PITCHER	IP WLS BF H R ER SO BB IBB HBP BLK WP HR S P ERA WHIP	IP WLS BF H R ER SO BB IBB HBP BLK WP HR S P ERA WHIP	IP WLS BF H R ER SO BB IBB HBP BLK WP HR S P ERA WHIP	IP WLS BF H R ER SO BB IBB HBP BLK WP HR S P ERA WHIP	IP WLS BF H R ER SO BB IBB HBP BLK WP HR S P ERA WHIP	IP WLS BF H R ER SO BB IBB HBP BLK WP HR S P ERA WHIP	IP WLS BF H R ER SO BB IBB HBP BLK WP HR S P ERA WHIP	IP WLS BF H R ER SO BB IBB HBP BLK WP HR S P ERA WHIP	IP WLS BF H R ER SO BB IBB HBP BLK WP HR S P ERA WHIP	IP WLS BF H R ER SO BB IBB HBP BLK WP HR S P ERA WHIP	IP WLS BF H R ER SO BB IBB HBP BLK WP HR S P ERA WHIP	IP WLS BF H R ER SO BB IBB HBP BLK WP HR S P ERA WHIP	IP WLS BF H R ER SO BB IBB HBP BLK WP HR S P ERA WHIP	IP WLS BF H R ER SO BB IBB HBP BLK WP HR S P ERA WHIP	IP WLS BF H R ER SO BB IBB HBP BLK WP HR S P ERA WHIP	IP WLS BF H R ER SO BB IBB HBP BLK WP HR S P ERA WHIP	IP WLS BF H R ER SO BB IBB HBP BLK WP HR S P ERA WHIP	IP WLS BF H R ER SO BB IBB HBP BLK WP HR S P ERA WHIP	IP WLS BF H R ER SO BB IBB HBP BLK WP HR S P ERA WHIP	IP WLS BF H R ER SO BB IBB HBP BLK WP HR S P ERA WHIP	IP WLS BF H R ER SO BB IBB HBP BLK WP HR S P ERA WHIP	IP WLS BF H R ER SO BB IBB HBP BLK WP HR S P ERA WHIP	IP WLS BF H R ER SO BB IBB HBP BLK WP HR S P ERA WHIP	IP WLS BF H R ER SO BB IBB HBP BLK WP HR S P ERA WHIP		
Mike Thurman, R (1, 1) ERA: 4.38	7.0 1.0 W 3 0 0 0 0 0 0 0 0 0 7 10 0.00 0.000	8.1 1.0 W 3 0 0 0 0 0 0 0 0 0 7 10 0.00 0.000	9.1 1.0 S 4 1 0 0 2 0 0 0 0 1 0 14 19 0.00 1.000																							
Anthony Tollard, R (8, 1) ERA: 3.66																										
Ugueth Urbina, R (9, 1) ERA: 3.99																										

Montreal Expos @ Milwaukee Brewers
Milwaukee County Stadium, Milwaukee, WI

AB 37
R 4
H 12
RBI 4
BB 3
SO 5
LOB 18



Montreal Expos @ Milwaukee Brewers
Milwaukee County Stadium, Milwaukee, WI

AB 30
R 2
H 5
RBI 2
BB 2
SO 4
LOB 8



Sat Jul 31 1999, 8:05 PM EDT
Att: 24,513 - Cloudy - 83 F

livebaseballscorecards.com

livebaseballscorecards.com

Batter	1	2	3	4	5	6	7	8	9	AB	R	H	RBI	BB	SO	LOB	TOP				
Manny Martinez, R OBP: 0.305, SLG: 0.394 (1, 8)	B1-3 		2-3 K 	0-0 1B E 	1-2 F7 		0-1 FC4-6 			5	1	1	0	0	1	6					
Mike Mordecai, R OBP: 0.326, SLG: 0.414 (1, 6)	L3 		0-0 G6-4-3 1B 	2-0 1B E 		1-0 G6-3 		0-0 L4 		5	1	2	2	0	0	0					
Jose Vidro, S OBP: 0.350, SLG: 0.505 (1, 4)	F9 		1-2 G6-4-3 1B 	1-0 E5 WP 1B HR 		2-0 F8 		0-3 K 		5	1	0	0	0	1	3					
Vladimir Guerrero, R OBP: 0.352, SLG: 0.527 (1, 9)		1-1 G6-3 		0-0 L7 		2-3 K 		2-0 F7 		5	1	1	1	0	1	0					
Rondell White, R OBP: 0.359, SLG: 0.503 Steve Kline, S (9, 1)		0-0 		1-2 1B 			1-1 G4-3 1B 		1-2 P2 		5	2	4	3	0	0	0				
Chris Widger, R OBP: 0.327, SLG: 0.460 (1, 2)	K 		2-3 E8 			1-2 G4-3 1B 		1-2 G1-3 		5	1	1	0	0	1	2					
Brad Fullmer, L OBP: 0.305, SLG: 0.485 (1, 3)	L7 		2-1 SF7 1B 		2-0 G4-3 		1-0 G4-3 		0-2 G6-3 		5	1	1	1	0	0	3				
Shane Andrews, R OBP: 0.302, SLG: 0.320 (1, 5)		1-2 1B BLK 1B 		1-2 SF7 		2-1 E5 FC4 IBB 		4-0 FC4-6 IBB 		2	1	1	1	1	0	0					
Dan Smith, R OBP: 0.176, SLG: 0.125 J.D. Smart, R (8, 1)			0-1 1B 		1-2 1B 		3-1 FC4 			4	1	2	1	0	1	4					
James Mouton, R OBP: 0.379, SLG: 0.388 (9, 7)			1-3 1B 		2-H 1B 1B 		1-2 1B 			0	0	0	0	0	0	0					
Inning Stats	R: 0 E: 0 K: 0 S: 9	H: 0 LOB: 0 BB: 0 P: 12	R: 0 E: 0 K: 1 S: 9	H: 1 LOB: 1 BB: 0 P: 12	R: 1 E: 0 K: 1 S: 12	H: 3 LOB: 1 BB: 0 P: 17	R: 9 E: 2 K: 0 S: 20	H: 7 LOB: 0 BB: 0 P: 34	R: 0 E: 2 K: 0 S: 8	H: 0 LOB: 1 BB: 0 P: 16	R: 0 E: 0 K: 1 S: 5	H: 2 LOB: 3 BB: 1 P: 18	R: 0 E: 0 K: 0 S: 5	H: 0 LOB: 0 BB: 0 P: 7	R: 0 E: 0 K: 0 S: 10	H: 0 LOB: 0 BB: 0 P: 12	1B: 12 2B: 0 3B: 0 HR: 1	SF: 1 SAC: 0 DP: 1 HBP: 0	WP: 1 PB: 0 SB: 0 CS: 0	PA: 43	
PITCHER	IP WLS BF H R ER SO BB IBB HBP BLK WP HR S P ERA WHIP	IP WLS BF H R ER SO BB IBB HBP BLK WP HR S P ERA WHIP	IP WLS BF H R ER SO BB IBB HBP BLK WP HR S P ERA WHIP	IP WLS BF H R ER SO BB IBB HBP BLK WP HR S P ERA WHIP	IP WLS BF H R ER SO BB IBB HBP BLK WP HR S P ERA WHIP	IP WLS BF H R ER SO BB IBB HBP BLK WP HR S P ERA WHIP	IP WLS BF H R ER SO BB IBB HBP BLK WP HR S P ERA WHIP	IP WLS BF H R ER SO BB IBB HBP BLK WP HR S P ERA WHIP	IP WLS BF H R ER SO BB IBB HBP BLK WP HR S P ERA WHIP	IP WLS BF H R ER SO BB IBB HBP BLK WP HR S P ERA WHIP	IP WLS BF H R ER SO BB IBB HBP BLK WP HR S P ERA WHIP	IP WLS BF H R ER SO BB IBB HBP BLK WP HR S P ERA WHIP	IP WLS BF H R ER SO BB IBB HBP BLK WP HR S P ERA WHIP	IP WLS BF H R ER SO BB IBB HBP BLK WP HR S P ERA WHIP	IP WLS BF H R ER SO BB IBB HBP BLK WP HR S P ERA WHIP	IP WLS BF H R ER SO BB IBB HBP BLK WP HR S P ERA WHIP	IP WLS BF H R ER SO BB IBB HBP BLK WP HR S P ERA WHIP	IP WLS BF H R ER SO BB IBB HBP BLK WP HR S P ERA WHIP	IP WLS BF H R ER SO BB IBB HBP BLK WP HR S P ERA WHIP	IP WLS BF H R ER SO BB IBB HBP BLK WP HR S P ERA WHIP	IP WLS BF H R ER SO BB IBB HBP BLK WP HR S P ERA WHIP

Montreal Expos @ Milwaukee Brewers
Milwaukee County Stadium, Milwaukee, WI
Sun Aug 01 1999, 2:05 PM EDT
Att: 19,269 - Sunny - 75 F

AB	41
R	10
H	13
RBI	9
BB	1
SO	5
LOB	18





Batter	1	2	3	4	5	6	7	8	9	AB	R	H	RBI	BB	SO	LOB	BOTTOM					
Rich Becker, L OBP: 0.386, SLG: 0.400 (1, 9)	F7 		4-2 G4-6-3 BB 			3-2 G6-3 		3-1 HR 		3	1	1	3	1	0	0						
Ronnie Belliard, R OBP: 0.396, SLG: 0.436 52 Rafael Roque, L OBP: 0.188, SLG: 0.071 Mark Loretta, R OBP: 0.365, SLG: 0.417 David Weathers, R OBP: 0.286, SLG: 0.167 (1, 4)	K 		0-2 G4-6-3 			0-0 		0-1 G5-3 		3	0	1	0	0	1	2						
Jeff Cirillo, R OBP: 0.396, SLG: 0.436 Lou Collier, R OBP: 0.329, SLG: 0.397 (4, PH)	F8 		1-2 G5-3 			2-0 P9 		0-0 F8 		1	0	0	0	0	0	0						
Dave Nilsson, L OBP: 0.385, SLG: 0.577 Brian Banks, S OBP: 0.320, SLG: 0.346 (7, 2)		1-1 HR 		1-2 F7 			2-3 K 		1-2 G5-3 		2	1	1	1	0	0						
Geoff Jenkins, L OBP: 0.378, SLG: 0.578 (1, 7)		2-3 K 		1-3 K 			0-0 F8 		0-0 F8 		4	0	0	0	0	2						
Marquis Grissom, R OBP: 0.340, SLG: 0.408 (1, 8)		1-2 F9 					0-0 G5-3 		2-2 		4	0	1	0	0	0						
Sean Berry, R OBP: 0.290, SLG: 0.319 (1, 3)		0-0 G6-3 					2-3 K 		1-3 K 		4	0	0	0	0	2						
Jose Valentin, S OBP: 0.371, SLG: 0.489 (1, 6)			3-1 SH1-3 1B 				0-1 F8 		1-2 1B HR 1B 		3	1	2	0	0	0						
Scott Karl, L OBP: 0.186, SLG: 0.341 Reggie Harris, R Eddie Zosky, R OBP: 0.500, SLG: 0.500 (6, PH)			1-1 SH1-3 				1-0 G5-3 		0-0 HR 1B 		0	0	0	0	0	0						
Inning Stats	R: 0 E: 0 K: 1 S: 8	H: 0 LOB: 0 BB: 0 P: 16	R: 1 E: 0 K: 1 S: 9	H: 1 LOB: 0 BB: 0 P: 13	R: 0 E: 0 K: 1 S: 10	H: 1 LOB: 1 BB: 1 P: 18	R: 0 E: 0 K: 1 S: 10	H: 0 LOB: 0 BB: 0 P: 13	R: 0 E: 0 K: 1 S: 9	H: 0 LOB: 0 BB: 0 P: 12	R: 0 E: 0 K: 0 S: 8	H: 1 LOB: 1 BB: 0 P: 14	R: 0 E: 0 K: 1 S: 5	H: 0 LOB: 0 BB: 0 P: 7	R: 3 E: 0 K: 1 S: 13	H: 3 LOB: 0 BB: 0 P: 18	R: 0 E: 0 K: 0 S: 8	H: 1 LOB: 1 BB: 0 P: 11	1B: 5 2B: 0 3B: 0 HR: 2	SF: 0 SAC: 1 DP: 1 HBP: 0	WP: 0 PB: 0 SB: 0 CS: 0	PA: 34
PITCHER	IP WLS BF H R ER SO BB IBB HBP BLK WP HR S P ERA WHIP	IP WLS BF H R ER SO BB IBB HBP BLK WP HR S P ERA WHIP	IP WLS BF H R ER SO BB IBB HBP BLK WP HR S P ERA WHIP	IP WLS BF H R ER SO BB IBB HBP BLK WP HR S P ERA WHIP	IP WLS BF H R ER SO BB IBB HBP BLK WP HR S P ERA WHIP	IP WLS BF H R ER SO BB IBB HBP BLK WP HR S P ERA WHIP	IP WLS BF H R ER SO BB IBB HBP BLK WP HR S P ERA WHIP	IP WLS BF H R ER SO BB IBB HBP BLK WP HR S P ERA WHIP	IP WLS BF H R ER SO BB IBB HBP BLK WP HR S P ERA WHIP	IP WLS BF H R ER SO BB IBB HBP BLK WP HR S P ERA WHIP	IP WLS BF H R ER SO BB IBB HBP BLK WP HR S P ERA WHIP	IP WLS BF H R ER SO BB IBB HBP BLK WP HR S P ERA WHIP	IP WLS BF H R ER SO BB IBB HBP BLK WP HR S P ERA WHIP	IP WLS BF H R ER SO BB IBB HBP BLK WP HR S P ERA WHIP	IP WLS BF H R ER SO BB IBB HBP BLK WP HR S P ERA WHIP	IP WLS BF H R ER SO BB IBB HBP BLK WP HR S P ERA WHIP	IP WLS BF H R ER SO BB IBB HBP BLK WP HR S P ERA WHIP	IP WLS BF H R ER SO BB IBB HBP BLK WP HR S P ERA WHIP	IP WLS BF H R ER SO BB IBB HBP BLK WP HR S P ERA WHIP	IP WLS BF H R ER SO BB IBB HBP BLK WP HR S P ERA WHIP	IP WLS BF H R ER SO BB IBB HBP BLK WP HR S P ERA WHIP	

Montreal Expos @ Milwaukee Brewers
Milwaukee County Stadium, Milwaukee, WI
Sun Aug 01 1999, 2:05 PM EDT
Att: 19,269 - Sunny - 75 F

AB	32
R	4
H	7
RBI	4
BB	1
SO	6
LOB	4



Batter	1	2	3	4	5	6	7	8	9	AB	R	H	RBI	BB	SO	LOB	TOP			
Roger Cedeno, S OBP: 0.408, SLG: 0.417	2-2 CS 1B	1-0 F8		3-2 1B 31 1B	0-1 FC3-6 1B		3-1 L6		1-1 G4-3	6	1	3	0	0	0	3	New York Mets @ Milwaukee Brewers Milwaukee County Stadium, Milwaukee, WI Wed Aug 04 1999, 8:05 PM EDT Att: 20,762 - Unknown - 77 F			
Eduardo Alfonso, R OBP: 0.387, SLG: 0.507	1-2 SAFE SAFE F8	3-1 P8		1-1 31 BB 1B	2-0 FC3-6 1B		0-1 HR		0-0 G4-3	6	2	3	1	0	0	4				
John Olerud, L OBP: 0.439, SLG: 0.487	2-2 F8		1-1 L7	4-1 1B 31 BB 1B	2-2 FC3-6		2-1 1B			4	1	1	0	1	0	2				
31 Mike Piazza, R OBP: 0.361, SLG: 0.563		1-2 E6 HR	0-2 1B BB E 1B	1-0 1B 1B	1-3 K		2-3 K			5	3	2	2	0	2	3				
Robin Ventura, L OBP: 0.378, SLG: 0.559		0-1 HR	1-2 F7	2-0 P4	1-0 F9			0-1 G3		5	1	1	2	0	0	5				
Darryl Hamilton, L OBP: 0.377, SLG: 0.399	2-2 1B 1B	4-2 E BB	0-3 K		1-1 G3-1			1-1 G4-3		4	1	1	0	1	1	2				
Benny Agbavani, R OBP: 0.374, SLG: 0.542	3-0 F8	2-2 E7	2-1 1B		0-0 P3			1-1 F9		5	0	2	0	0	0	1				
Rey Ordenez, R OBP: 0.305, SLG: 0.321	0-2 F8 1B	4-0 IBB	1-0 1B		2-1 G4-3			3-2 G6-3		4	0	2	2	1	0	0				
Kenny Rogers, L Shawon Dunston, R Billy Taylor, R Dennis Cook, L Matt Franco, L Armando Benitez, R	3-2 1B	0-1 F7		1-2 G4-3		2-1 G6-3		3-1 G4-3 2B		3	0	1	1	0	0	5				
Inning Stats	R: 0 E: 0 K: 0 S: 15	H: 1 LOB: 0 BB: 0 P: 19	R: 3 E: 1 K: 0 S: 19	H: 4 LOB: 2 BB: 0 P: 32	R: 1 E: 1 K: 0 S: 18	H: 2 LOB: 3 BB: 2 P: 30	R: 4 E: 0 K: 1 S: 18	H: 5 LOB: 2 BB: 1 P: 33	R: 0 E: 0 K: 0 S: 5	H: 0 LOB: 0 BB: 0 P: 8	R: 1 E: 0 K: 1 S: 13	H: 2 LOB: 1 BB: 0 P: 22	R: 0 E: 0 K: 0 S: 6	H: 0 LOB: 0 BB: 0 P: 8	R: 0 E: 0 K: 0 S: 8	H: 1 LOB: 1 BB: 0 P: 15		1B: 14 2B: 1 3B: 0 HR: 2	SF: 0 SAC: 0 DP: 0 HBP: 0	WP: 0 PB: 0 SB: 0 CS: 1
PITCHER	IP WLS BF H R ER SO	IP WLS BF H R ER SO	IP WLS BF H R ER SO	IP WLS BF H R ER SO	IP WLS BF H R ER SO	IP WLS BF H R ER SO	IP WLS BF H R ER SO	IP WLS BF H R ER SO	IP WLS BF H R ER SO	IP WLS BF H R ER SO	IP WLS BF H R ER SO	IP WLS BF H R ER SO	IP WLS BF H R ER SO	IP WLS BF H R ER SO	IP WLS BF H R ER SO	IP WLS BF H R ER SO	ERA WHIP	ERA WHIP		
41 Kyle Peterson, R ERA: 5.48	3.0	1.2	3.1	1.0	3.0	1.1	3.0	3.0	3.0	3.0	3.0	3.0	3.0	3.0	3.0	3.0	18.00	3.667		
Rocky Coppinger, R ERA: 7.11	4.1	5.1	5.1	5.1	5.1	5.1	5.1	5.1	5.1	5.1	5.1	5.1	5.1	5.1	5.1	5.1	5.40	3.000		
52 Rafael Roque, L ERA: 5.09	5.1	5.1	5.1	5.1	5.1	5.1	5.1	5.1	5.1	5.1	5.1	5.1	5.1	5.1	5.1	5.1	2.70	0.600		
Bob Wickman, R ERA: 2.9	9.1	4.1	1.0	0.0	0.0	0.0	0.0	0.0	0.0	0.0	0.0	0.0	0.0	0.0	0.0	0.0	0.00	1.000		

Batter	1	2	3	4	5	6	7	8	9	AB	R	H	RBI	BB	SO	LOB	BOTTOM			
Ronnie Belliard, R OBP: 0.389, SLG: 0.424	0-1 F9		1-0 G5-3		2-2 G5-3		4-0 BB		0-1 1B	4	0	1	0	1	0	0	New York Mets @ Milwaukee Brewers Milwaukee County Stadium, Milwaukee, WI Wed Aug 04 1999, 8:05 PM EDT Att: 20,762 - Unknown - 77 F			
Jeff Cirillo, R OBP: 0.398, SLG: 0.446	2-2 HR		0-1 F9		1-0 BB 1B		1-2 F8		2-2 P2	5	1	2	1	0	0	4				
Mark Loretta, R OBP: 0.361, SLG: 0.410	1-2 G1-3		1-0 G6-3		4-0 FC6-4 BB		1-1 G5-3			3	0	0	0	1	0	2				
Alex Ochoa, R OBP: 0.419, SLG: 0.547	1-0 G4-3			2-1 HR 1B	2-0 FC6-4			0-0 F8		4	1	1	0	0	0	2				
Geoff Jenkins, L OBP: 0.386, SLG: 0.599		3-2 HR HBP		2-2 HR		2-3 K		2-0 G4-3		3	2	1	2	0	1	0				
Marquis Grissom, R OBP: 0.335, SLG: 0.409		1-1 HR		1-3 K		3-3 K		1-2 F9		4	1	1	2	0	2	0				
Jose Valentin, S OBP: 0.362, SLG: 0.463		0-3 K		2-1 F8		0-0 G1-3		4-2 FC3-6 BB		2	0	0	0	0	1	0				
52 Rafael Roque, L OBP: 0.176, SLG: 0.067										1	0	0	0	0	0	0				
Bob Wickman, R										0	0	0	0	0	0	0				
Rich Becker, L OBP: 0.391, SLG: 0.394										0	0	0	0	1	0	0				
Charlie Greene, R										3	0	0	0	0	1	0				
Dave Nilsson, L OBP: 0.383, SLG: 0.571										1	0	0	0	0	0	1				
41 Kyle Peterson, R OBP: 0.286, SLG: 0.286										1	0	0	0	0	0	0				
Rocky Coppinger, R OBP: 0.500, SLG: 0.500										0	0	0	0	0	0	0				
Lou Collier, R OBP: 0.328, SLG: 0.394										3	0	1	0	0	1	1				
Inning Stats	R: 1 E: 0 K: 0 S: 11	H: 1 LOB: 0 BB: 0 P: 15	R: 2 E: 0 K: 1 S: 12	H: 1 LOB: 0 BB: 0 P: 17	R: 0 E: 0 K: 0 S: 4	H: 0 LOB: 0 BB: 0 P: 6	R: 2 E: 0 K: 1 S: 15	H: 2 LOB: 0 BB: 1 P: 22	R: 0 E: 0 K: 2 S: 8	H: 0 LOB: 0 BB: 0 P: 13	R: 0 E: 0 K: 1 S: 10	H: 1 LOB: 2 BB: 1 P: 21	R: 0 E: 0 K: 0 S: 6	H: 0 LOB: 0 BB: 0 P: 9	R: 0 E: 0 K: 1 S: 17	H: 1 LOB: 2 BB: 1 P: 25	1B: 4 2B: 0 3B: 0 HR: 3	SF: 0 SAC: 0 DP: 0 HBP: 1	WP: 0 PB: 0 SB: 0 CS: 0	PA: 38
PITCHER	IP WLS BF H R ER SO	IP WLS BF H R ER SO	IP WLS BF H R ER SO	IP WLS BF H R ER SO	IP WLS BF H R ER SO	IP WLS BF H R ER SO	IP WLS BF H R ER SO	IP WLS BF H R ER SO	IP WLS BF H R ER SO	IP WLS BF H R ER SO	IP WLS BF H R ER SO	IP WLS BF H R ER SO	IP WLS BF H R ER SO	IP WLS BF H R ER SO	IP WLS BF H R ER SO	IP WLS BF H R ER SO	ERA WHIP	ERA WHIP		
Kenny Rogers, L ERA: 4.25	6.0	1.0	1.0	1.0	1.0	1.0	1.0	1.0	1.0	1.0	1.0	1.0	1.0	1.0	1.0	1.0	7.50	1.000		
Billy Taylor, R ERA: 3.77	7.1	5.1	5.1	5.1	5.1	5.1	5.1	5.1	5.1	5.1	5.1	5.1	5.1	5.1	5.1	5.1	0.00	2.000		
Dennis Cook, L ERA: 3.02	8.1	3.0	0.0	0.0	0.0	0.0	0.0	0.0	0.0	0.0	0.0	0.0	0.0	0.0	0.0	0.0	0.00	0.000		
Armando Benitez, R ERA: 2.26	9.1	5.1	1.0	0.0	0.0	0.0	0.0	0.0	0.0	0.0	0.0	0.0	0.0	0.0	0.0	0.0	0.00	2.000		

Batter	1	2	3	4	5	6	7	8	9	AB	R	H	RBI	BB	SO	LOB	TOP										
Mike Cameron, R OBP: 0.345, SLG: 0.461 (1, 8)	F7	BB			P4	1-2 2-H		3B	BB	4	0	2	1	2	0	0	Cincinnati Reds @ Milwaukee Brewers Milwaukee County Stadium, Milwaukee, WI Fri Aug 06 1999, 8:05 PM EDT Att: 18,492 - Cloudy - 70 F										
Dmitri Young, S OBP: 0.336, SLG: 0.478 Jeffrey Hammonds, R OBP: 0.299, SLG: 0.448 (1, 9) (8, 7)	2B	K			HR	1B		K	F8	4	2	1	0	1	3	6											
Sean Casey, L OBP: 0.416, SLG: 0.579 (1, 3)	1-H	2B			F8			G4-3	1B	5	1	2	1	0	1	1											
Greg Vaughn, R OBP: 0.340, SLG: 0.483 Michael Tucker, L OBP: 0.339, SLG: 0.420 (1, 7) (8, 9)	K				G5-3			P3	1B	4	1	1	2	0	1	1											
Barry Larkin, R OBP: 0.394, SLG: 0.433 Chris Stynes, R OBP: 0.258, SLG: 0.167 (1, 6) (9, 4)	F8				HR			P4	1B	5	1	1	1	0	0	1											
Eddie Taubensee, L OBP: 0.359, SLG: 0.502 (1, 2)		G1-3			2B			K	WP	5	1	3	2	0	1	0											
Aaron Boone, R OBP: 0.347, SLG: 0.451 (1, 5)		SH1-4			P4			L7	1B	5	1	2	1	0	0	3											
Pokey Reese, R OBP: 0.321, SLG: 0.428 (1, 4) (9, 6)		SH1-4			G6-3			K	WP	4	1	2	0	1	1	1											
Ron Villone, L OBP: 0.136, SLG: 0.095 Hal Morris, L OBP: 0.351, SLG: 0.356 Scott Sullivan, R (6, 1) (6, 1)	SH1-4				F8			P3	K	1	0	0	0	0	0	1											
Inning Stats	R: 1 E: 0 K: 1 S: 8	H: 1 LOB: 1 BB: 1 P: 15	R: 0 E: 0 K: 1 S: 14	H: 2 LOB: 3 BB: 1 P: 18	R: 0 E: 0 K: 1 S: 6	H: 0 LOB: 0 BB: 0 P: 8	R: 0 E: 0 K: 0 S: 6	H: 1 LOB: 1 BB: 0 P: 8	R: 2 E: 0 K: 2 S: 11	H: 2 LOB: 0 BB: 0 P: 18	R: 0 E: 0 K: 0 S: 7	H: 0 LOB: 0 BB: 0 P: 11	R: 2 E: 0 K: 2 S: 17	H: 3 LOB: 1 BB: 0 P: 24	R: 3 E: 0 K: 1 S: 20	H: 4 LOB: 3 BB: 2 P: 35		1B: 8 2B: 3 3B: 1 HR: 3	SF: 0 SAC: 1 DP: 0 HBP: 0	WP: 1 PB: 0 SB: 1 CS: 0	PA: 47						
PITCHER	IP	WLS	BF	H	R	ER	SO	BB	IBB	HBP	BLK	WP	HR	S	P	ERA	WHIP										
Steve Woodard, R ERA: 3.97 (1, 1)	5.2	L	28	8	4	4	4	3	0	0	0	0	1	56	89	6.35	1.941										
Mike Myers, L ERA: 5.28 (6, 1)	0.2		2	0	0	0	1	0	0	0	0	0	0	5	7	0.00	0.000										
Eric Plunk, R ERA: 4.19 (7, 1)	1.2		9	4	3	3	2	0	0	0	0	0	2	24	34	16.20	2.400										
52 Rafael Roque, L ERA: 5.37 (9, 1)	0.0		3	3	1	1	0	0	0	0	0	0	0	7	11	∞	∞										
Reggie Harris, R ERA: 4.05 (9, 1)	1.0		5	0	1	1	1	2	0	0	0	1	0	11	21	9.00	2.000										

AB	41
R	9
H	15
RBI	8
BB	5
SO	8
LOB	20



Batter	1	2	3	4	5	6	7	8	9	AB	R	H	RBI	BB	SO	LOB	BOTTOM										
Mark Loretta, R OBP: 0.364, SLG: 0.409 (1, 3) (7, 6)	FC5-4		2B				G3			1	1	0	0	3	0	0	Cincinnati Reds @ Milwaukee Brewers Milwaukee County Stadium, Milwaukee, WI Fri Aug 06 1999, 8:05 PM EDT Att: 18,492 - Cloudy - 70 F										
Jeff Cirillo, R OBP: 0.397, SLG: 0.446 (1, 5)	P6		B5-3		F8		G6-3			4	1	1	1	0	0	3											
Dave Nilsson, L OBP: 0.382, SLG: 0.566 (1, 2)	FC5-4		B5-3				K		F8	3	0	0	0	0	1	1											
Alex Ochoa, R OBP: 0.416, SLG: 0.538 (1, 9)	FC5-4		F7		P4		G4-3			3	0	0	0	1	0	2											
Geoff Jenkins, L OBP: 0.384, SLG: 0.594 (1, 7)	F8		1B		G4-3		F9			4	0	1	1	0	0	2											
Marquis Grissom, R OBP: 0.334, SLG: 0.410 (1, 8)		G5-3	F7			L8		K		4	0	1	0	0	1	2											
Ronnie Belliard, R OBP: 0.384, SLG: 0.417 (1, 4)		G5-3			G5-3		P4		F9	4	0	0	0	0	0	1											
Jose Valentin, S OBP: 0.361, SLG: 0.461 Eric Plunk, R (7, 1) (7, 1)		L6			E1		F8		P3	3	0	1	0	0	0	1											
52 Rafael Roque, L OBP: 0.176, SLG: 0.067 Reggie Harris, R (9, 1) (9, PH)		G6-3			P5		G4-3			2	0	0	0	0	0	2											
Steve Woodard, L OBP: 0.245, SLG: 0.163 Mike Myers, L (6, 1) Brian Banks, S OBP: 0.318, SLG: 0.360 (7, 3)										1	0	0	0	0	0	0											
Inning Stats	R: 0 E: 0 K: 0 S: 8	H: 0 LOB: 2 BB: 1 P: 18	R: 0 E: 0 K: 0 S: 11	H: 1 LOB: 1 BB: 0 P: 14	R: 2 E: 0 K: 0 S: 8	H: 2 LOB: 1 BB: 2 P: 20	R: 0 E: 0 K: 0 S: 16	H: 1 LOB: 2 BB: 1 P: 23	R: 0 E: 0 K: 0 S: 11	H: 0 LOB: 0 BB: 0 P: 17	R: 0 E: 0 K: 0 S: 9	H: 0 LOB: 0 BB: 0 P: 18	R: 0 E: 0 K: 0 S: 7	H: 0 LOB: 0 BB: 0 P: 11	R: 0 E: 0 K: 0 S: 6	H: 0 LOB: 0 BB: 0 P: 8	R: 0 E: 0 K: 1 S: 7	H: 0 LOB: 0 BB: 0 P: 13	1B: 2 2B: 2 3B: 0 HR: 0	SF: 0 SAC: 0 DP: 0 HBP: 1	WP: 0 PB: 0 SB: 0 CS: 0	PA: 35					
PITCHER	IP	WLS	BF	H	R	ER	SO	BB	IBB	HBP	BLK	WP	HR	S	P	ERA	WHIP										
Ron Villone, L ERA: 4.03 (1, 1)	5.0	W	23	4	2	2	1	4	0	1	0	0	0	54	92	3.60	1.600										
Scott Sullivan, R ERA: 2.42 (6, 1)	4.0	S	12	0	0	0	1	0	0	0	0	0	0	29	50	0.00	0.000										

AB	30
R	2
H	4
RBI	2
BB	4
SO	2
LOB	14



Batter	1	2	3	4	5	6	7	8	9	AB	R	H	RBI	BB	SO	LOB	TOP										
Neft Perez, S OBP: 0.315, SLG: 0.406 (1, 6)	F8		F8			G6-3		FC5-2-5 1B FC5-4	G3	5	1	0	0	0	0	4	Colorado Rockies @ Milwaukee Brewers Milwaukee County Stadium, Milwaukee, WI Mon Aug 09 1999, 8:05 PM EDT Att: 17,463 - Cloudy - 66 F										
7 Kurt Abbott, R OBP: 0.286, SLG: 0.445 Lenny Velazquez, R Curt Leskic, R Roberto Ramirez, L Jerry Dipoto, R Lenny Harris, L OBP: 0.295, SLG: 0.315 (1, 4)	S BB 1B		G6-4-3			G3		FC5-4 1B 1B	K	3	0	1	0	0	0	1											
Angel Echevarria, R OBP: 0.349, SLG: 0.536 (1, 9)				L7				FC5-4 1B 1B	HR	4	1	3	2	1	0	0											
Dante Bichette, R OBP: 0.332, SLG: 0.520 Dave Veres, R (9, 1)	P3			G6-3		F8		FC5-4 1B 1B	F9	5	1	0	1	0	0	5											
Vinny Castilla, R OBP: 0.323, SLG: 0.471 (1, 5)	F9			G4-3				FC5-4 1B 1B		4	0	1	1	0	0	2											
17 Todd Helton, L OBP: 0.370, SLG: 0.513 (1, 3)		G4-3			G6-3 G1-3 BB		G4-3	FC5-4 1B 1B	1B BB	2	0	0	0	2	0	0											
Jeff Barry, S OBP: 0.318, SLG: 0.481 (1, 8)			K		G1-3		G4-3	FC5-4 1B 1B		4	0	1	1	0	1	1											
Henry Blanco, R OBP: 0.347, SLG: 0.436 (1, 2)			F8		G6-3			FC5-4 1B 1B	K	3	0	0	0	1	1	4											
Darryl Kile, R OBP: 0.140, SLG: 0.075 Terry Shumpert, R OBP: 0.412, SLG: 0.576 (8, PH)						F9		FC5-4 1B 1B	G3 HR	1	0	0	0	1	0	1											
Inning Stats	R: 0 E: 0 K: 0 S: 13	H: 1 LOB: 2 BB: 1 P: 22	R: 0 E: 0 K: 1 S: 9	H: 0 LOB: 0 BB: 0 P: 13	R: 0 E: 0 K: 0 S: 6	H: 0 LOB: 0 BB: 1 P: 10	R: 0 E: 0 K: 0 S: 6	H: 0 LOB: 1 BB: 1 P: 11	R: 0 E: 0 K: 0 S: 7	H: 1 LOB: 1 BB: 0 P: 9	R: 0 E: 0 K: 0 S: 6	H: 0 LOB: 0 BB: 0 P: 8	R: 4 E: 0 K: 1 S: 19	H: 5 LOB: 2 BB: 3 P: 37	R: 2 E: 0 K: 1 S: 17	H: 2 LOB: 0 BB: 0 P: 26	1B: 8 2B: 0 3B: 0 HR: 1	SF: 0 SAC: 0 DP: 1 HBP: 0	WP: 0 PA: 40 PB: 0 SB: 1 CS: 0								
PITCHER	IP	WLS	BF	H	R	ER	SO	BB	IBB	HBP	BLK	WP	HR	S	P	ERA	WHIP										
Bill Pulsipher, L ERA: 4.33	7.1		28	3	2	2	1	4	0	0	0	0	0	65	103	2.46	0.955										
David Weathers, R ERA: 4.37	0.1	B	4	3	1	1	0	0	0	0	0	0	0	9	17	27.00	9.000										
Mike Myers, L ERA: 4.96	0.0		1	0	0	0	0	1	0	0	0	0	0	1	5	∞	∞										
Bob Wickman, R ERA: 3.12	1.1	W	7	3	3	3	2	0	0	0	0	0	1	21	32	20.25	2.250										

Batter	1	2	3	4	5	6	7	8	9	AB	R	H	RBI	BB	SO	LOB	BOTTOM										
Mark Loretta, R OBP: 0.370, SLG: 0.413 (1, 3)	G4-3 2B 1B		P9					G3-1		5	1	3	1	1	0	1	Colorado Rockies @ Milwaukee Brewers Milwaukee County Stadium, Milwaukee, WI Mon Aug 09 1999, 8:05 PM EDT Att: 17,463 - Cloudy - 66 F										
Rich Becker, L OBP: 0.400, SLG: 0.442 (1, 9)	G4-3		F7					1B 1B		4	0	1	2	1	0	2											
Jeff Cirillo, R OBP: 0.398, SLG: 0.445 (1, 5)	G6-3							1B 1B		4	0	1	0	1	1	4											
Dave Nilsson, L OBP: 0.388, SLG: 0.567 Charlie Greene, R (9, 2)			F7					1B 1B		3	0	1	1	2	0	1											
Geoff Jenkins, L OBP: 0.379, SLG: 0.594 (1, 7)	G4-3							1B 1B		4	1	1	0	0	0	2											
Marquis Grissom, R OBP: 0.329, SLG: 0.402 (1, 8)		F7						E6 G4-3 1B	SH3 1B	5	2	2	0	0	0	1											
Ronnie Belliard, R OBP: 0.384, SLG: 0.414 (1, 4)		G2-6-4 BB BB						G4-3	SH3	3	1	1	1	1	1	2											
Jose Valentin, S OBP: 0.368, SLG: 0.444 (1, 6)		G2-6-4 BB						E 1B BB	1B BB IBB	1	1	0	0	4	0	0											
Bill Pulsipher, L OBP: 0.083, SLG: 0.083 David Weathers, R OBP: 0.288, SLG: 0.167 Mike Myers, L Bob Wickman, R Alex Ochoa, R OBP: 0.423, SLG: 0.545 (1, 1)		G2-6-4						E7 G3-1 1B	1B	2	0	0	0	0	1	2											
Inning Stats	R: 1 E: 0 K: 0 S: 8	H: 2 LOB: 1 BB: 0 P: 16	R: 0 E: 0 K: 0 S: 7	H: 0 LOB: 2 BB: 2 P: 16	R: 0 E: 0 K: 0 S: 9	H: 0 LOB: 1 BB: 1 P: 20	R: 2 E: 0 K: 1 S: 16	H: 2 LOB: 3 BB: 3 P: 30	R: 0 E: 0 K: 1 S: 9	H: 1 LOB: 1 BB: 0 P: 16	R: 0 E: 0 K: 0 S: 4	H: 0 LOB: 0 BB: 0 P: 8	R: 3 E: 2 K: 0 S: 13	H: 3 LOB: 3 BB: 2 P: 27	R: 1 E: 0 K: 0 S: 6	H: 2 LOB: 2 BB: 2 P: 16	1B: 9 2B: 2 3B: 0 HR: 0	SF: 0 SAC: 2 DP: 2 HBP: 0	WP: 0 PA: 46 PB: 0 SB: 0 CS: 0								
PITCHER	IP	WLS	BF	H	R	ER	SO	BB	IBB	HBP	BLK	WP	HR	S	P	ERA	WHIP										
Darryl Kile, R ERA: 5.93	7.0		32	6	3	3	3	7	0	0	0	0	0	10	20	0.00	6.000										
Curt Leskic, R ERA: 4.86	0.2	B	7	3	3	0	0	1	0	0	0	0	0	2	6	∞	∞										
Roberto Ramirez, L ERA: 10.73	0.0		1	0	0	0	0	1	0	0	0	0	0	1	1	0.00	0.000										
Jerry Dipoto, R ERA: 5.06	0.1	L	5	2	1	1	0	1	1	0	0	0	0	6	16	27.00	9.000										
Dave Veres, R ERA: 4.25	0.1	L	5	2	1	1	0	1	1	0	0	0	0	6	16	27.00	9.000										

Batter	1	2	3	4	5	6	7	8	9	10	AB	R	H	RBI	BB	SO	LOB	TOP	
Neifi Perez, S OBP: 0.318, SLG: 0.410 (1, 6)											5	1	3	0	0	0	0		
17 Todd Helton, L OBP: 0.369, SLG: 0.508 (1, 3)											4	0	0	0	1	1	2		
Angel Echevarria, R OBP: 0.352, SLG: 0.539 (1, 9)											3	0	1	0	0	1	2		
Dante Bichette, R OBP: 0.311, SLG: 0.517 Kirt Manwaring, R OBP: 0.391, SLG: 0.427 (1, 7)											4	0	1	1	0	2	4		
Vinny Castilla, R OBP: 0.322, SLG: 0.469 Terry Shumpert, R OBP: 0.412, SLG: 0.576 (1, 5)											4	0	1	0	0	1	2		
Edgard Clemente, R OBP: 0.259, SLG: 0.385 (1, 8)											4	0	0	0	0	2	1		
7 Kurt Abbott, R OBP: 0.299, SLG: 0.435 (1, 4)											4	0	0	0	0	0	1		
Henny Blanco, R OBP: 0.344, SLG: 0.432 Lenny Harris, L OBP: 0.290, SLG: 0.310 (1, 2)											2	0	0	0	0	0	0		
Pedro Astacio, R OBP: 0.281, SLG: 0.286 Larry Walker, L OBP: 0.422, SLG: 0.680 Dave Veres, R (10, 1)											2	0	0	0	0	0	1		
Inning Stats	R: 0 E: 0 K: 1 S: 14	H: 2 LOB: 2 BB: 0 P: 22	R: 0 E: 0 K: 1 S: 9	H: 0 LOB: 0 BB: 0 P: 14	R: 0 E: 0 K: 1 S: 11	H: 1 LOB: 2 BB: 0 P: 16	R: 0 E: 0 K: 1 S: 7	H: 0 LOB: 0 BB: 0 P: 10	R: 0 E: 0 K: 1 S: 5	H: 0 LOB: 0 BB: 0 P: 7	R: 0 E: 0 K: 0 S: 8	H: 0 LOB: 0 BB: 0 P: 10	R: 0 E: 0 K: 1 S: 8	H: 1 LOB: 1 BB: 0 P: 8	R: 0 E: 0 K: 2 S: 7	H: 0 LOB: 0 BB: 0 P: 7	1B: 4 2B: 2 3B: 0 HR: 0	SF: 0 SAC: 0 DP: 0 HBP: 1	WP: 0 PA: 38
PITCHER	IP 8.0	WLS 7	BF 31	H 5	R 1	ER 0	SO 6	BB 1	IBB 0	HBP 1	BLK 0	WP 0	HR 0	S 74	P 109	ERA 0.00	WHIP 0.750		
41 Kyle Peterson, R ERA: 3.99 Rocky Coppinger, R ERA: 6.31 (9, 1)	IP 2.0	WLS W	BF 7	H 1	R 0	ER 0	SO 3	BB 0	IBB 0	HBP 0	BLK 0	WP 0	HR 0	S 15	P 15	ERA 0.00	WHIP 0.500		

Colorado Rockies @ Milwaukee Brewers
Milwaukee County Stadium, Milwaukee, WI
Tue Aug 10 1999, 8:05 PM EDT
Att: 19,758 - Unknown - 78 F

AB	36
R	1
H	6
RBI	1
BB	1
SO	9
LOB	13



Batter	1	2	3	4	5	6	7	8	9	10	AB	R	H	RBI	BB	SO	LOB	BOTTOM					
Mark Loretta, R OBP: 0.367, SLG: 0.409 (1, 3)											4	0	0	0	0	1	1						
Rich Becker, L OBP: 0.403, SLG: 0.439 (1, 9)											3	1	1	0	1	1	0						
Jeff Cirillo, R OBP: 0.396, SLG: 0.442 (1, 5)											3	0	0	0	0	0	1						
Geoff Jenkins, L OBP: 0.378, SLG: 0.588 (1, 7)											3	0	0	0	0	1	1						
Marquis Grissom, R OBP: 0.328, SLG: 0.399 (1, 8)											2	1	0	1	1	2	0						
Ronnie Belliard, R OBP: 0.380, SLG: 0.409 (1, 4)											3	0	0	0	0	1	1						
Jose Valentin, S OBP: 0.362, SLG: 0.436 (1, 6)											3	0	0	0	0	1	0						
Charlie Greene, R OBP: 0.388, SLG: 0.566 (8, 2)											2	0	0	0	0	0	0						
41 Kyle Peterson, R OBP: 0.222, SLG: 0.222 Alex Ochoa, R OBP: 0.426, SLG: 0.547 Rocky Coppinger, R OBP: 0.500, SLG: 0.500 (8, 1)											2	0	0	0	0	1	0						
Inning Stats	R: 0 E: 0 K: 1 S: 6	H: 0 LOB: 0 BB: 0 P: 9	R: 0 E: 0 K: 1 S: 8	H: 0 LOB: 0 BB: 0 P: 12	R: 0 E: 0 K: 1 S: 6	H: 0 LOB: 0 BB: 0 P: 8	R: 0 E: 0 K: 0 S: 11	H: 0 LOB: 1 BB: 1 P: 19	R: 0 E: 0 K: 3 S: 12	H: 0 LOB: 0 BB: 0 P: 15	R: 0 E: 0 K: 0 S: 8	H: 0 LOB: 1 BB: 0 P: 10	R: 1 E: 0 K: 2 S: 12	H: 1 LOB: 1 BB: 0 P: 19	R: 0 E: 0 K: 2 S: 9	H: 1 LOB: 1 BB: 0 P: 14	R: 0 E: 0 K: 1 S: 9	H: 0 LOB: 0 BB: 0 P: 12	R: 1 E: 0 K: 0 S: 3	H: 1 LOB: 3 BB: 1 P: 7	1B: 3 2B: 0 3B: 0 HR: 0	SF: 1 SAC: 3 DP: 0 HBP: 1	WP: 0 PA: 35
PITCHER	IP 9.0	WLS L	BF 31	H 2	R 1	ER 0	SO 9	BB 1	IBB 0	HBP 1	BLK 0	WP 0	HR 0	S 81	P 118	ERA 0.00	WHIP 0.333						
Pedro Astacio, R ERA: 4.88 Dave Veres, R ERA: 4.42 (10, 1)	IP 0.0	WLS L	BF 4	H 1	R 1	ER 0	SO 0	BB 1	IBB 0	HBP 0	BLK 0	WP 0	HR 0	S 3	P 7	ERA ∞	WHIP ∞						

Colorado Rockies @ Milwaukee Brewers
Milwaukee County Stadium, Milwaukee, WI
Tue Aug 10 1999, 8:05 PM EDT
Att: 19,758 - Unknown - 78 F

AB	28
R	2
H	3
RBI	2
BB	2
SO	9
LOB	4



Batter	1	2	3	4	5	6	7	8	9	AB	R	H	RBI	BB	SO	LOB	TOP					
Neftali Feliz, S OBP: 0.317, SLG: 0.408 (1, 6)	G4-3		G3	17 2B 1B	G3			K		5	1	1	0	0	1	2	Colorado Rockies @ Milwaukee Brewers Milwaukee County Stadium, Milwaukee, WI Wed Aug 11 1999, 2:05 PM EDT Att: 21,632 - Sunny - 77 F					
17 Todd Helton, L OBP: 0.369, SLG: 0.509 (1, 3)	G6-3		2B 1B	1B 2B		G4-3		K		5	2	2	0	0	1	1						
Angel Echevarria, R OBP: 0.347, SLG: 0.526 (1, 9)	K		K	2H 3H 1B		G6-3		P4		5	1	1	2	0	2	2						
Vinny Castilla, R OBP: 0.323, SLG: 0.470 (1, 5)		K	7 1B 1H WP 2B	7 BB 2H 1B		F7		G5-3		5	1	2	2	0	1	0						
7 Kurt Abbott, R OBP: 0.308, SLG: 0.436 (1, 4)	G4-3		WP 1B	4-0 BB		F9		E5 G3 1B		4	1	2	0	1	0	0						
Jeff Barry, S OBP: 0.333, SLG: 0.476 (1, 7)	HR BB		1-2 BB	P4		1B		G3		3	1	1	0	2	0	3						
Edgard Clemente, R OBP: 0.281, SLG: 0.484 (1, 8)	1-0 1H HR		P2			K		2-3 1B		5	1	2	3	0	2	3						
Kirt Manwaring, R OBP: 0.408, SLG: 0.434 (1, 2)	0-2 1B			G5-3 HBP		G5-3		0-1 1B		3	0	2	0	1	0	1						
Bobby Jones, R OBP: 0.200, SLG: 0.185 (6, 1)	1-3 K			G5-3		SH1-4 BB		1-1 1B		2	0	0	0	0	1	2						
David Lee, R OBP: 0.299, SLG: 0.200 (6, PH)				G5-3		SH1-4				0	0	0	0	0	0	0						
Lenny Harris, R OBP: 0.226, SLG: 0.315 (8, 1)										0	0	0	0	0	0	0						
Mike DeJean, R OBP: 0.226, SLG: 0.315 (8, 1)										0	0	0	0	0	0	0						
Curt Leskanic, R OBP: 0.407, SLG: 1.607 (9, 1)										0	0	0	0	0	0	0						
Jerry Dipoto, R OBP: 0.226, SLG: 0.315 (9, 1)										0	0	0	0	0	0	0						
Inning Stats	R: 0 E: 0 K: 1 S: 8	H: 0 LOB: 0 BB: 0 P: 11	R: 2 E: 0 K: 2 S: 13	H: 2 LOB: 1 BB: 1 P: 21	R: 2 E: 0 K: 1 S: 15	H: 3 LOB: 2 BB: 1 P: 23	R: 3 E: 0 K: 0 S: 11	H: 4 LOB: 2 BB: 1 P: 23	R: 0 E: 0 K: 1 S: 10	H: 0 LOB: 1 BB: 1 P: 17	R: 0 E: 0 K: 0 S: 11	H: 0 LOB: 0 BB: 0 P: 14	R: 0 E: 0 K: 1 S: 7	H: 1 LOB: 1 BB: 0 P: 11	R: 0 E: 0 K: 2 S: 10	H: 1 LOB: 0 BB: 0 P: 12	R: 1 E: 1 K: 0 S: 6	H: 3 LOB: 2 BB: 0 P: 7	1B: 11 2B: 2 3B: 0 HR: 1	SF: 0 SAC: 1 DP: 0 HBP: 1	WP: 1 PB: 0 SB: 1 CS: 0	PA: 44
PITCHER	IP	WLS	BF	H	R	ER	SO	BB	IBB	HBP	BLK	WP	HR	S	P	ERA	WHIP					
Steve Woodard, R ERA: 4.28 (1, 1)	3.2	L	22	9	7	7	4	2	0	1	0	1	1	44	68	17.18	3.000					
52 Rafael Roque, L ERA: 5.18 (4, 1)	2.1		9	0	0	0	1	2	0	0	0	0	0	24	41	0.00	0.857					
Reggie Harris, R ERA: 3.18 (7, 1)	2.0		8	2	0	0	3	0	0	0	0	0	0	17	23	0.00	1.000					
Bob Wickman, R ERA: 3.23 (9, 1)	1.0		5	3	1	1	0	0	0	0	0	0	0	6	7	9.00	3.000					

AB	38
R	8
H	14
RBI	7
BB	4
SO	8
LOB	14



Batter	1	2	3	4	5	6	7	8	9	AB	R	H	RBI	BB	SO	LOB	BOTTOM					
Mark Loretta, R OBP: 0.367, SLG: 0.410 (1, 3)	S BB BB	P3		G5-3		G4-6-3		G4-6-3		4	0	1	0	1	0	4	Colorado Rockies @ Milwaukee Brewers Milwaukee County Stadium, Milwaukee, WI Wed Aug 11 1999, 2:05 PM EDT Att: 21,632 - Sunny - 77 F					
Jeff Cirillo, R OBP: 0.396, SLG: 0.440 (1, 5)	S BB	FC4		G6-3		P9		3-1 1B		4	0	1	0	1	0	4						
Dave Nilsson, L OBP: 0.389, SLG: 0.565 (1, 2)	P6		1B 2B BB			K		L9		1	1	0	0	1	0	2						
Brian Banks, S OBP: 0.314, SLG: 0.355 (8, PH)			2B BB							1	0	0	0	1	1	1						
Alex Ochoa, R OBP: 0.421, SLG: 0.538 (1, 9)	K		1-2 2-3 1B			L7		G5-3		5	1	1	0	0	2	3						
Geoff Jenkins, L OBP: 0.375, SLG: 0.582 (1, 7)	F8		F9			F7		G4-3 1B		5	1	1	0	0	1	4						
Marquis Grissom, R OBP: 0.324, SLG: 0.394 (1, 8)		P3	K			K		G4-3 1B		5	0	0	0	0	2	3						
Ronnie Belliard, R OBP: 0.390, SLG: 0.419 (1, 4)		E8 SH 1B	S 1H 2H 2B			FC5-4 1B		1B WP BB		3	1	3	2	2	0	0						
Jose Valentin, S OBP: 0.373, SLG: 0.440 (1, 6)		SH BB	S BB			FC5-4		1B G4-6-3 1B		3	1	2	1	2	0	1						
Steve Woodard, L OBP: 0.240, SLG: 0.150 (4, 1)		SH				K		G6-3		1	0	0	0	0	1	2						
52 Rafael Roque, L OBP: 0.179, SLG: 0.087 (6, PH)										0	0	0	0	0	0	0						
Sean Barry, R OBP: 0.226, SLG: 0.315 (7, 1)										0	0	0	0	0	0	0						
Reggie Harris, R ERA: 7.18 (8, 1)										0	0	0	0	0	0	0						
Curt Leskanic, R ERA: 4.79 (8, 1)	H									1	0	1	0	0	0	0						
Bob Wickman, R OBP: 0.226, SLG: 0.360 (9, PH)										0	0	0	0	0	0	0						
Lou Collier, R OBP: 0.226, SLG: 0.360 (9, PH)										0	0	0	0	0	0	0						
Inning Stats	R: 0 E: 0 K: 1 S: 18	H: 0 LOB: 2 BB: 2 P: 35	R: 0 E: 2 K: 0 S: 8	H: 1 LOB: 3 BB: 1 P: 18	R: 2 E: 0 K: 2 S: 15	H: 2 LOB: 2 BB: 2 P: 30	R: 0 E: 0 K: 1 S: 11	H: 0 LOB: 1 BB: 1 P: 17	R: 0 E: 0 K: 2 S: 10	H: 1 LOB: 1 BB: 0 P: 18	R: 0 E: 0 K: 2 S: 11	H: 1 LOB: 0 BB: 0 P: 15	R: 0 E: 0 K: 0 S: 6	H: 0 LOB: 0 BB: 0 P: 7	R: 2 E: 0 K: 0 S: 13	H: 3 LOB: 1 BB: 1 P: 26	R: 1 E: 0 K: 0 S: 9	H: 2 LOB: 2 BB: 1 P: 19	1B: 8 2B: 2 3B: 0 HR: 0	SF: 0 SAC: 1 DP: 1 HBP: 0	WP: 1 PB: 0 SB: 4 CS: 0	PA: 45
PITCHER	IP	WLS	BF	H	R	ER	SO	BB	IBB	HBP	BLK	WP	HR	S	P	ERA	WHIP					
Bobby Jones, L ERA: 5.92 (1, 1)	5.0	W	26	4	2	2	6	6	0	0	0	0	0	62	118	3.60	2.000					
David Lee, R ERA: 4.35 (6, 1)	2.0		7	1	0	0	2	0	0	0	0	0	0	17	22	0.00	0.500					
Mike DeJean, R ERA: 7.18 (8, 1)	0.0		3	2	2	2	0	1	0	0	0	1	0	5	13	∞	∞					
Curt Leskanic, R ERA: 4.79 (8, 1)	1.0	H	3	1	0	0	0	0	0	0	0	0	0	8	13	0.00	1.000					
Jerry Dipoto, R ERA: 5.13 (9, 1)	1.0		6	2	1	1	0	1	0	0	0	0	0	9	19	9.00	3.000					

AB	36
R	5
H	10
RBI	4
BB	8
SO	8
LOB	27



Batter	1	2	3	4	5	6	7	8	9	AB	R	H	RBI	BB	SO	LOB	TOP				
Mark Loretta, R (1, 3) OBP: 0.366, SLG: 0.410	G6-3		K				G4-3			4	1	1	0	0	1	0	Milwaukee Brewers @ Arizona Diamondbacks Bank One Ballpark, Phoenix, AZ Fri Aug 13 1999, 10:05 PM EDT Att: 38,415 - Dome - 72 F livebaseballscorecards.com				
Rich Becker, L (1, 9) OBP: 0.395, SLG: 0.430	F8		K			G3	P5			4	0	0	0	0	1	1					
Jeff Cirillo, R (1, 5) OBP: 0.397, SLG: 0.439	P3					K				3	0	1	0	1	1	1					
Dave Nilsson, L (1, 2) OBP: 0.390, SLG: 0.562 Charlie Greene, R (9, 2)		2B	K			2B	CS			3	1	1	1	1	2	1					
Geoff Jenkins, L (1, 7) OBP: 0.377, SLG: 0.587	P5					1B	F8			4	1	2	0	0	0	1					
Marquis Grissom, R (1, 8) OBP: 0.324, SLG: 0.396	G3		K			P6				4	0	1	1	0	1	3					
Ronnie Belliard, R (1, 4) OBP: 0.388, SLG: 0.417	G3					F9				4	0	1	0	0	0	1					
Jose Valentin, S (1, 6) OBP: 0.371, SLG: 0.435			SF8			P2				2	0	0	1	1	0	0					
Hideo Nomo, R (1, 1) OBP: 0.278, SLG: 0.361 52 Rafael Roque, L (7, 1) OBP: 0.178, SLG: 0.067 Rocky Coppinger, R (8, 1) OBP: 0.500, SLG: 0.500 Alex Ochoa, R (9, PH) OBP: 0.419, SLG: 0.535 Bob Wickman, R (9, 1)	F8		FC5			K				3	0	0	0	0	1	3					
Inning Stats	R: 0 E: 0 K: 0 S: 7	H: 0 LOB: 0 BB: 0 P: 9	R: 1 E: 0 K: 0 S: 12	H: 1 LOB: 2 BB: 2 P: 25	R: 0 E: 0 K: 3 S: 14	H: 0 LOB: 1 BB: 1 P: 22	R: 1 E: 0 K: 1 S: 16	H: 2 LOB: 1 BB: 0 P: 20	R: 1 E: 0 K: 1 S: 15	H: 3 LOB: 2 BB: 0 P: 27	R: 0 E: 0 K: 1 S: 6	H: 0 LOB: 0 BB: 0 P: 13	R: 0 E: 0 K: 0 S: 8	H: 1 LOB: 0 BB: 0 P: 14	R: 0 E: 0 K: 1 S: 9	H: 0 LOB: 0 BB: 0 P: 15		R: 0 E: 0 K: 0 S: 6	H: 0 LOB: 0 BB: 0 P: 12	1B: 3 2B: 4 3B: 0 HR: 0	SF: 1 SAC: 0 DP: 0 HBP: 0
PITCHER	IP WLS BF H R ER SO BB IBB HBP BLK WP HR S P ERA WHIP																				
Andy Benes, R (1, 1) ERA: 5.13	6.2 L 30 7 3 3 6 2 1 0 0 0 0 0 75 125 4.05 1.350																				
Greg Swindell, L (7, 1) ERA: 2.54	0.1 0 0 0 0 0 0 0 0 0 0 0 0 3 5 0.00 0.000																				
Dan Plesac, L (8, 1) ERA: 7.34	0.2 2 0 0 0 1 0 0 0 0 0 0 0 6 9 0.00 0.000																				
Gregg Olson, R (8, 1) ERA: 3.67	1.1 4 0 0 0 0 0 0 0 0 0 0 0 9 18 0.00 0.000																				

Batter	1	2	3	4	5	6	7	8	9	AB	R	H	RBI	BB	SO	LOB	BOTTOM				
Tony Womack, L (1, 9) OBP: 0.328, SLG: 0.357	WP		P7			G4-3	K			3	1	0	0	1	1	3	Milwaukee Brewers @ Arizona Diamondbacks Bank One Ballpark, Phoenix, AZ Fri Aug 13 1999, 10:05 PM EDT Att: 38,415 - Dome - 72 F livebaseballscorecards.com				
Jay Bell, R (1, 4) OBP: 0.357, SLG: 0.546	F8		K			F8				4	0	0	0	0	1	2					
Luis Gonzalez, L (1, 7) OBP: 0.406, SLG: 0.560	G3					CS				3	0	1	1	1	0	0					
Matt Williams, R (1, 5) OBP: 0.355, SLG: 0.547	K					F8				3	0	0	0	1	1	2					
Erubiel Durazo, L (1, 3) OBP: 0.488, SLG: 0.438	G3-1					L3				3	0	0	0	1	1	3					
Steve Finley, L (1, 8) OBP: 0.330, SLG: 0.491	L3					P8				4	0	0	0	0	2	2					
Kelly Stinnett, R (1, 2) OBP: 0.258, SLG: 0.438 Travis Lee, L (9, PH) OBP: 0.338, SLG: 0.366	G5-3					F7				3	0	0	0	0	0	0					
Andy Fox, L (1, 6) OBP: 0.367, SLG: 0.402			SH1-4			P5				4	0	2	0	0	0	0					
Andy Benes, R (1, 1) OBP: 0.209, SLG: 0.205 Greg Swindell, L (7, 1) Bernard Gilkey, R (7, PH) OBP: 0.395, SLG: 0.517 Dan Plesac, L (8, 1) Gregg Olson, R (8, 1)			SH1-4			K				1	0	0	0	0	1	0					
Inning Stats	R: 1 E: 0 K: 1 S: 13	H: 0 LOB: 0 BB: 1 P: 26	R: 0 E: 0 K: 0 S: 5	H: 0 LOB: 0 BB: 0 P: 8	R: 0 E: 0 K: 1 S: 10	H: 1 LOB: 1 BB: 0 P: 17	R: 0 E: 0 K: 1 S: 9	H: 1 LOB: 2 BB: 1 P: 17	R: 0 E: 0 K: 1 S: 11	H: 0 LOB: 0 BB: 0 P: 14	R: 0 E: 0 K: 0 S: 13	H: 0 LOB: 2 BB: 2 P: 25	R: 0 E: 0 K: 1 S: 11	H: 2 LOB: 2 BB: 0 P: 18	R: 0 E: 1 K: 1 S: 11	H: 0 LOB: 1 BB: 0 P: 13		R: 0 E: 0 K: 2 S: 9	H: 0 LOB: 0 BB: 0 P: 14	1B: 3 2B: 2 3B: 0 HR: 0	SF: 0 SAC: 1 DP: 1 HBP: 0
PITCHER	IP WLS BF H R ER SO BB IBB HBP BLK WP HR S P ERA WHIP																				
Hideo Nomo, R (1, 1) ERA: 4.42	6.2 H 1 1 1 4 4 0 0 0 0 0 0 0 69 121 1.35 1.200																				
52 Rafael Roque, L (7, 1) ERA: 5.16	0.1 H 4 0 0 0 1 0 0 0 0 0 0 0 3 4 0.00 0.000																				
Rocky Coppinger, R (8, 1) ERA: 6.14	1.0 H 4 0 0 0 1 0 0 0 0 0 0 0 11 13 0.00 0.000																				
Bob Wickman, R (9, 1) ERA: 3.17	1.0 S 3 0 0 0 2 0 0 0 0 0 0 0 9 14 0.00 0.000																				

Batter	1	2	3	4	5	6	7	8	9	AB	R	H	RBI	BB	SO	LOB	TOP					
Mark Loretta, R OBP: 0.366, SLG: 0.407	F7		G4-3 BB		F8			P5		3	0	0	0	1	0	2	Milwaukee Brewers @ Arizona Diamondbacks Bank One Ballpark, Phoenix, AZ Sun Aug 15 1999, 8:05 PM EDT Att: 32,869 - Dome - 72 F livebaseballscorecards.com					
Ronnie Belliard, R OBP: 0.382, SLG: 0.407	F8		G4-3 1-2		F7			G3 BB		3	0	0	0	1	0	1						
Jeff Cirillo, R OBP: 0.400, SLG: 0.441	F7			1B	G6-3 2B			G3		4	0	2	0	0	0	2						
Alex Ochoa, R OBP: 0.418, SLG: 0.529		K		1B	G6-3			F9		4	0	1	0	0	1	3						
Geoff Jenkins, L OBP: 0.371, SLG: 0.581	G3			1B	P6			G4-3		4	0	0	0	0	1	3						
Marquis Grissom, R OBP: 0.322, SLG: 0.393		2B 1B		G5-4-3 1-2			F8			4	0	2	0	0	0	2						
Lou Collier, R OBP: 0.306, SLG: 0.373		2B 1B					K			4	0	1	0	0	3	1						
Charlie Greene, R OBP: 0.200, SLG: 0.111							G3			3	0	1	0	0	1	2						
Brian Banks, S OBP: 0.313, SLG: 0.352					SH1-4 1B			K2-3		1	0	0	0	0	1	1						
Bill Pulsipher, L OBP: 0.077, SLG: 0.077					G6-3					1	0	0	0	0	0	0						
David Weathers, R OBP: 0.288, SLG: 0.167					SH1-4					0	0	0	0	0	0	0						
Sean Berry, R OBP: 0.289, SLG: 0.313								G3 BB		0	0	0	0	1	0	0						
Mike Myers, L OBP: 0.289, SLG: 0.313										0	0	0	0	0	0	0						
Reggie Harris, R OBP: 0.289, SLG: 0.313										0	0	0	0	0	0	0						
Inning Stats	R: 0 E: 0 K: 0 S: 6	H: 0 LOB: 0 BB: 0 P: 7	R: 0 E: 0 K: 2 S: 14	H: 2 LOB: 2 BB: 0 P: 21	R: 0 E: 0 K: 0 S: 6	H: 0 LOB: 0 BB: 1 P: 11	R: 0 E: 0 K: 1 S: 9	H: 2 LOB: 1 BB: 0 P: 11	R: 0 E: 0 K: 1 S: 9	H: 1 LOB: 1 BB: 0 P: 11	R: 0 E: 0 K: 0 S: 8	H: 1 LOB: 1 BB: 0 P: 12	R: 0 E: 0 K: 1 S: 11	H: 0 LOB: 0 BB: 0 P: 14	R: 0 E: 0 K: 0 S: 9	H: 0 LOB: 2 BB: 2 P: 19	R: 0 E: 0 K: 2 S: 10	H: 1 LOB: 1 BB: 0 P: 14	1B: 5 2B: 2 3B: 0 HR: 0	SF: 0 SAC: 1 DP: 2 HBP: 0	WP: 0 PB: 0 CS: 0	PA: 35
PITCHER Omar Daal, L ERA: 3.38	IP: 9.0 WLS: W BF: 35 H: 7 R: 0 ER: 0 SO: 7 BB: 3 IBB: 0 HBP: 0 BLK: 0 WP: 0 HR: 0 S: 82 P: 120 ERA: 0.00 WHIP: 1.111															PITCHER	IP: 9.0 WLS: W BF: 35 H: 7 R: 0 ER: 0 SO: 7 BB: 3 IBB: 0 HBP: 0 BLK: 0 WP: 0 HR: 0 S: 82 P: 120 ERA: 0.00 WHIP: 1.111					

Batter	1	2	3	4	5	6	7	8	9	AB	R	H	RBI	BB	SO	LOB	BOTTOM			
Tony Womack, L OBP: 0.332, SLG: 0.367	L5				SF8			F9		3	0	1	2	0	0	0	Milwaukee Brewers @ Arizona Diamondbacks Bank One Ballpark, Phoenix, AZ Sun Aug 15 1999, 8:05 PM EDT Att: 32,869 - Dome - 72 F livebaseballscorecards.com			
Jay Bell, R OBP: 0.355, SLG: 0.538	P4				F8			F8		4	0	0	0	0	0	2				
Luis Gonzalez, L OBP: 0.402, SLG: 0.552	G1-3				F8			F8		4	0	0	0	0	1	1				
Matt Williams, R OBP: 0.355, SLG: 0.552		G6-3			HR			G3-1 2B		3	1	2	1	1	0	0				
Greg Colbrunn, R OBP: 0.418, SLG: 0.512					G6-3			G6-3		3	0	1	0	1	0	1				
Bernard Gilkey, R OBP: 0.386, SLG: 0.500					G5-4-3 BB					4	0	0	0	0	1	4				
Andy Fox, L OBP: 0.366, SLG: 0.400					G5-4-3			L1		0	0	0	0	0	0	0				
Steve Finley, L OBP: 0.333, SLG: 0.495										2	2	1	1	2	0	2				
Kelly Stinnett, R OBP: 0.289, SLG: 0.441										3	1	1	0	0	1	3				
Omar Daal, L OBP: 0.273, SLG: 0.283										3	0	1	0	0	0	1				
Inning Stats	R: 0 E: 0 K: 0 S: 7	H: 0 LOB: 0 BB: 0 P: 11	R: 0 E: 0 K: 0 S: 6	H: 0 LOB: 0 BB: 1 P: 12	R: 1 E: 0 K: 1 S: 11	H: 1 LOB: 1 BB: 1 P: 18	R: 1 E: 0 K: 0 S: 9	H: 1 LOB: 0 BB: 0 P: 13	R: 2 E: 0 K: 0 S: 15	H: 3 LOB: 1 BB: 0 P: 25	R: 0 E: 0 K: 0 S: 12	H: 1 LOB: 2 BB: 1 P: 18	R: 0 E: 0 K: 2 S: 12	H: 0 LOB: 0 BB: 0 P: 5	R: 0 E: 0 K: 2 S: 12	H: 1 LOB: 2 BB: 1 P: 19	1B: 2 2B: 2 3B: 1 HR: 2	SF: 1 SAC: 0 DP: 1 HBP: 0	WP: 0 PB: 0 CS: 1	PA: 34
PITCHER Bill Pulsipher, L ERA: 4.44	IP: 5.0 WLS: L BF: 21 H: 5 R: 4 ER: 3 SO: 1 BB: 2 IBB: 0 HBP: 0 BLK: 0 WP: 0 HR: 2 S: 48 P: 79 ERA: 5.40 WHIP: 1.400															PITCHER	IP: 5.0 WLS: L BF: 21 H: 5 R: 4 ER: 3 SO: 1 BB: 2 IBB: 0 HBP: 0 BLK: 0 WP: 0 HR: 2 S: 48 P: 79 ERA: 5.40 WHIP: 1.400			
David Weathers, R ERA: 4.24	2.0	8	1	0	0	0	0	0	0	0	0	15	23	0.00	0.500					
Mike Myers, L ERA: 4.91	0.1	1	0	0	0	1	0	0	0	0	0	3	4	0.00	0.000					
Reggie Harris, R ERA: 3.0	0.2	4	1	0	0	1	1	0	0	0	0	9	15	0.00	3.000					

Batter	1	2	3	4	5	6	7	8	9	AB	R	H	RBI	BB	SO	LOB	TOP				
Mark Loretta, R OBP: 0.363, SLG: 0.403	G5-3		P6		L3			F9		4	0	0	0	0	0	0					
Rich Becker, L OBP: 0.393, SLG: 0.422	FC5-4 BB		2B			G4-3		BB		2	0	1	0	2	0	0					
Jeff Cirillo, R OBP: 0.396, SLG: 0.437	FC5-4 BB 1-2f		K			G5-3		K		4	0	0	0	0	2	3					
Dave Nilsson, L OBP: 0.396, SLG: 0.563 Alex Ochoa, R OBP: 0.416, SLG: 0.526	BB				FC4-6 1B	G6-3		K		2	0	1	0	1	0	0					
Geoff Jenkins, L OBP: 0.368, SLG: 0.576 Sean Berry, R OBP: 0.287, SLG: 0.312	K				FC4-6 1-2f	G3		K		3	0	0	0	0	1	3					
Marquis Grissom, R OBP: 0.320, SLG: 0.390		G6-3			F7	G5-3				3	0	0	0	0	0	1					
Ronnie Belliard, R OBP: 0.378, SLG: 0.403		L8			F9	K				3	0	0	0	0	1	1					
Jose Valentin, S OBP: 0.363, SLG: 0.420		F7			G3			P6		3	0	0	0	0	0	0					
41 Kyle Peterson, R OBP: 0.182, SLG: 0.182 Brian Banks, S OBP: 0.311, SLG: 0.350 Eric Plunk, R OBP: 0.311, SLG: 0.350			K		G1-3			G3-1		2	0	0	0	0	1	0					
Inning Stats	R: 0 E: 0 K: 1 S: 9	H: 0 LOB: 2 BB: 2 P: 22	R: 0 E: 0 K: 0 S: 8	H: 0 LOB: 0 BB: 0 P: 13	R: 0 E: 0 K: 2 S: 10	H: 1 LOB: 1 BB: 0 P: 14	R: 0 E: 0 K: 0 S: 9	H: 1 LOB: 1 BB: 0 P: 15	R: 0 E: 0 K: 0 S: 7	H: 0 LOB: 0 BB: 0 P: 9	R: 0 E: 0 K: 1 S: 9	H: 0 LOB: 0 BB: 0 P: 9	R: 0 E: 0 K: 0 S: 6	H: 0 LOB: 0 BB: 0 P: 8	R: 0 E: 0 K: 3 S: 10	H: 0 LOB: 1 BB: 1 P: 15	1B: 1 2B: 1 3B: 0 HR: 0	SF: 0 SAC: 0 DP: 0 HBP: 0	WP: 0 PB: 0 SB: 0 CS: 0	PA: 32	
PITCHER	IP	WLS	BF	H	R	ER	SO	BB	IBB	HBP	BLK	WP	HR	S	P	ERA	WHIP				
Jose Lima, R ERA: 3.47	8.0	W	29	2	0	0	4	3	0	0	0	0	0	63	102	0.00	0.625				
Billy Wagner, L ERA: 2.15	1.0	S	3	0	0	0	3	0	0	0	0	0	0	9	10	0.00	0.000				

Milwaukee Brewers @ Houston Astros
Astrodome, Houston, TX
Mon Aug 16 1999, 8:05 PM EDT
Att: 20,100 - Dome - 72 F

AB 29
R 0
H 2
RBI 0
BB 3
SO 7
LOB 10



Batter	1	2	3	4	5	6	7	8	9	AB	R	H	RBI	BB	SO	LOB	BOTTOM				
Craig Biggio, R OBP: 0.397, SLG: 0.477	G4-3 1B		G6-3		G5-3			G4-3 2B		4	0	2	0	0	0	0					
Bill Sciers, L OBP: 0.367, SLG: 0.398	1B				5 2B			F7		4	1	3	0	0	0	1					
5 Jeff Bagwell, R OBP: 0.446, SLG: 0.627	1B				1B			F9-2 3B		3	1	2	1	1	0	2					
Carl Everett, S OBP: 0.386, SLG: 0.556	1B				SF9 2B			G4-3 BB		4	0	1	0	0	0	5					
Ken Caminiti, S OBP: 0.370, SLG: 0.368		F7			SF9 1B			G4-3		3	0	0	0	1	1	3					
Derek Bell, R OBP: 0.312, SLG: 0.357 Glen Barker, S OBP: 0.392, SLG: 0.378		F9			K			G3		2	0	0	1	0	0	0					
Paul Bako, L OBP: 0.358, SLG: 0.398		F9			SF9			G3		1	0	0	0	0	0	3					
Paul Bako, L OBP: 0.358, SLG: 0.398		K			K			E1		3	0	0	0	0	2	1					
Ricky Gutierrez, R OBP: 0.339, SLG: 0.368			G6-3		K			G6-3		3	0	0	0	0	1	1					
Jose Lima, R OBP: 0.138, SLG: 0.107 Billy Wagner, L ERA: 4.02			L4		G5-3			G5-3		3	0	0	0	0	0	1					
Inning Stats	R: 0 E: 0 K: 0 S: 8	H: 2 LOB: 1 BB: 0 P: 8	R: 0 E: 0 K: 1 S: 6	H: 0 LOB: 0 BB: 0 P: 10	R: 0 E: 0 K: 0 S: 8	H: 0 LOB: 0 BB: 0 P: 10	R: 2 E: 0 K: 2 S: 13	H: 3 LOB: 1 BB: 0 P: 20	R: 0 E: 0 K: 1 S: 7	H: 0 LOB: 0 BB: 0 P: 9	R: 0 E: 0 K: 0 S: 8	H: 2 LOB: 1 BB: 0 P: 12	R: 0 E: 1 K: 0 S: 6	H: 0 LOB: 1 BB: 0 P: 9	R: 0 E: 0 K: 0 S: 8	H: 1 LOB: 3 BB: 2 P: 24	1B: 5 2B: 3 3B: 1 HR: 0	SF: 1 SAC: 0 DP: 2 HBP: 0	WP: 0 PB: 0 SB: 1 CS: 0	PA: 33	
PITCHER	IP	WLS	BF	H	R	ER	SO	BB	IBB	HBP	BLK	WP	HR	S	P	ERA	WHIP				
41 Kyle Peterson, R ERA: 3.72	7.0	L	27	7	2	2	4	0	0	0	0	0	0	56	78	2.57	1.000				
Eric Plunk, R ERA: 4.02	1.0		6	1	0	0	0	1	1	0	0	0	0	8	24	0.00	2.000				

Milwaukee Brewers @ Houston Astros
Astrodome, Houston, TX
Mon Aug 16 1999, 8:05 PM EDT
Att: 20,100 - Dome - 72 F

AB 30
R 2
H 8
RBI 2
BB 2
SO 4
LOB 17



Batter	1	2	3	4	5	6	7	8	9	AB	R	H	RBI	BB	SO	LOB	TOP					
Ronnie Belliard, R OBP: 0.382, SLG: 0.406 (1, 4)	1-2 G4-3 1B	1-3 K			0-1 1B 1B		3-1 F9-3 1-2		0-2 DI 1B	5	2	3	2	0	1	2						
Rich Becker, L OBP: 0.395, SLG: 0.424 (1, 9)	3-1 G4-3 1B		3-3 K		3-2 1B 1B		2-1 P4		1-3 K	4	0	2	0	0	1	0						
Alex Ochoa, R OBP: 0.414, SLG: 0.524 (9, PH)	1-3 G4-3 1B		1-2 F8		1-0 P6				1-3 K	4	0	0	0	0	1	3						
Mark Loretta, R OBP: 0.360, SLG: 0.400 (1, 5)	2-1 G4-3 1-2 3-H		1-1 F8		0-1 1-2 3-H 1B				1-3 K	4	0	1	1	0	1	0						
Dave Nilsson, L OBP: 0.395, SLG: 0.559 (1, 2)	2-1 L9				0-1 1-3 1B				0-0 G3	4	0	1	0	0	2	2						
Geoff Jenkins, L OBP: 0.367, SLG: 0.572 (1, 7)		0-3 K			0-0 E5 1B				0-0 K	4	0	0	0	0	1	1						
Marquis Grissom, R OBP: 0.317, SLG: 0.386 (1, 8)		3-3 K			0-0 F9		3-2 F9		3-1 G4-3	4	0	0	0	0	1	1						
Sean Berry, R OBP: 0.286, SLG: 0.312 (1, 3)		0-1 BB			3-0 P3		1-1 G4-3		2-3 K	3	1	1	0	0	0	1						
David Weathers, R OBP: 0.286, SLG: 0.167 (6, 1)		2-1 2B			1-2 BB				1-0 K	0	0	0	0	0	0	0						
Rocky Coppinger, R OBP: 0.500, SLG: 0.500 (8, 1)		4-1 2B			3-3 K		2-0 L8		1-0 WP 1B	3	2	1	0	1	1	1						
Jeff Cirillo, R OBP: 0.396, SLG: 0.436 (9, PH)		1-2 BB			0-3 K		0-0 F9-3 1B		4-2 DI 1B	2	0	1	2	0	1	0						
Jose Valentin, S OBP: 0.366, SLG: 0.418 (1, 6)		2-2 2B							1-3 BB	1	1	1	0	1	0	0						
21 Cal Eldred, R OBP: 0.188, SLG: 0.200 (1, 1)		1-1 2B																				
Brian Banks, S OBP: 0.319, SLG: 0.354 (6, 3)		1-1 2B																				
Inning Stats	R: 1 E: 0 K: 0 S: 9	H: 2 LOB: 0 BB: 0 P: 17	R: 2 E: 0 K: 3 S: 18	H: 2 LOB: 1 BB: 1 P: 28	R: 0 E: 0 K: 1 S: 10	H: 0 LOB: 0 BB: 0 P: 15	R: 0 E: 1 K: 1 S: 6	H: 1 LOB: 1 BB: 0 P: 12	R: 1 E: 0 K: 2 S: 14	H: 3 LOB: 2 BB: 0 P: 19	R: 0 E: 0 K: 0 S: 6	H: 0 LOB: 0 BB: 0 P: 12	R: 0 E: 0 K: 0 S: 5	H: 1 LOB: 0 BB: 0 P: 10	R: 0 E: 0 K: 2 S: 7	H: 0 LOB: 0 BB: 0 P: 9	R: 2 E: 0 K: 2 S: 15	H: 2 LOB: 1 BB: 1 P: 26	1B: 10 2B: 2 3B: 0 HR: 0	SF: 0 SAC: 0 DP: 2 HBP: 0	WP: 1 PB: 0 SB: 0 CS: 0	PA: 38
PITCHER	IP	WLS	BF	H	R	ER	SO	BB	IBB	HBP	BLK	WP	HR	S	P	ERA	WHIP					
Scott Elarton, R ERA: 3.32 (1, 1)	6.0	W	26	8	4	4	7	1	0	0	0	0	0	63	103	6.00	1.500					
Doug Henry, R ERA: 5.25 (7, 1)	1.0	H	3	1	0	0	0	0	0	0	0	0	0	5	10	0.00	1.000					
Jay Powell, R ERA: 3.7 (8, 1)	1.2	H	8	2	2	2	3	1	0	0	0	1	0	19	31	10.80	1.800					
Billy Wagner, L ERA: 2.14 (9, 1)	0.1	S	1	0	0	0	1	0	0	0	0	0	0	3	4	0.00	0.000					

Milwaukee Brewers @ Houston Astros
Astrodome, Houston, TX
Tue Aug 17 1999, 8:05 PM EDT
Att: 20,558 - Dome - 72 F

AB 36
R 6
H 11
RBI 5
BB 2
SO 11
LOB 11



Batter	1	2	3	4	5	6	7	8	9	AB	R	H	RBI	BB	SO	LOB	BOTTOM					
Craig Biggio, R OBP: 0.399, SLG: 0.482 (1, 4)	4-2 5 2B	0-0 FC5-4		2-2 FC4-6		4-2 SF8 SH2-4 BB		2-0 HR		3	2	1	2	2	0	2						
Glen Barker, S OBP: 0.400, SLG: 0.362 (1, 8)	0-1 G3		4-2 BB	0-3 K		1-0 SH2-4		4-2 HR		2	1	0	0	2	1	2						
5 Jeff Bagwell, R OBP: 0.450, SLG: 0.629 (1, 3)	1-1 G6-3 2B		2-1 BB	4-1 BB		4-2 BB		1-0 F9		3	1	2	1	2	0	1						
Carl Everett, S OBP: 0.387, SLG: 0.557 (1, 9)	0-1 G6-3		4-2 1B	0-3 K		1-1 SF8		2-0 2B		3	1	1	1	1	1	3						
Ken Caminiti, S OBP: 0.365, SLG: 0.362 (1, 5)	0-0 G5-3		2-2 FC4-6 1B		0-0 G6-3		0-0 P5		0-0 P5	5	0	1	2	0	0	4						
17 Lance Berkman, S OBP: 0.300, SLG: 0.400 (1, 7)		1-2 1B		0-2 P6		1-1 F9				3	1	1	1	0	0	0						
Tony Eusebio, R OBP: 0.339, SLG: 0.315 (1, 2)		1-3 K		4-1 BB		2-1 G4-3				3	0	0	0	1	1	2						
Ricky Gutierrez, R OBP: 0.331, SLG: 0.359 (8, 1)		1-3 K		2-1 FC4-6		1-3 K				4	0	0	0	0	3	3						
Jay Powell, R (8, 1)				1-2 K						0	0	0	0	0	0	0						
Billy Wagner, L (9, 1)				1-2 K						0	0	0	0	0	0	0						
Scott Elarton, R OBP: 0.188, SLG: 0.188 (1, 1)		0-1 FC5-4 1B		0-0 E6		0-1 SH2-4 S 1B		1-0 HR		2	0	1	1	0	0	0						
Russ Johnson, R OBP: 0.360, SLG: 0.450 (6, PH)										1	1	1	0	0	0	0						
Doug Henry, R (7, 1)										0	0	0	0	0	0	0						
Tim Bogar, R OBP: 0.335, SLG: 0.355 (8, 6)										1	1	1	0	0	0	0						
Inning Stats	R: 1 E: 0 K: 0 S: 9	H: 1 LOB: 1 BB: 1 P: 14	R: 1 E: 0 K: 2 S: 12	H: 2 LOB: 0 BB: 0 P: 15	R: 3 E: 0 K: 0 S: 23	H: 2 LOB: 1 BB: 2 P: 39	R: 0 E: 2 K: 2 S: 13	H: 0 LOB: 2 BB: 1 P: 19	R: 0 E: 0 K: 1 S: 9	H: 0 LOB: 1 BB: 1 P: 15	R: 1 E: 0 K: 0 S: 10	H: 1 LOB: 2 BB: 2 P: 20	R: 0 E: 0 K: 1 S: 8	H: 0 LOB: 0 BB: 0 P: 12	R: 2 E: 0 K: 0 S: 7	H: 3 LOB: 1 BB: 1 P: 17	1B: 6 2B: 2 3B: 0 HR: 1	SF: 2 SAC: 1 DP: 0 HBP: 0	WP: 1 PB: 0 SB: 3 CS: 1	PA: 41		
PITCHER	IP	WLS	BF	H	R	ER	SO	BB	IBB	HBP	BLK	WP	HR	S	P	ERA	WHIP					
21 Cal Eldred, R ERA: 8.36 (1, 1)	5.0	L	26	5	5	5	5	5	0	0	0	0	0	66	102	9.00	2.000					
David Weathers, R ERA: 4.25 (6, 1)	2.0		9	1	1	1	1	2	0	0	0	0	0	18	32	4.50	1.500					
Rocky Coppinger, R ERA: 6.45 (8, 1)	1.0		6	3	2	2	0	1	0	0	0	0	1	7	17	18.00	4.000					

Milwaukee Brewers @ Houston Astros
Astrodome, Houston, TX
Tue Aug 17 1999, 8:05 PM EDT
Att: 20,558 - Dome - 72 F

AB 30
R 8
H 9
RBI 8
BB 8
SO 6
LOB 17



Batter	1	2	3	4	5	6	7	8	9	AB	R	H	RBI	BB	SO	LOB	TOP			
Ronnie Belliard, R OBP: 0.382, SLG: 0.406 (1,4)	2-1 BB SF9 1B	2-3 K			1-3 K		0-0 L4		0-1 S 1B	5	1	2	0	0	2	0				
Mark Loretta, R OBP: 0.359, SLG: 0.396 (1,3)	4-1 BB 1B	2-1 G1-3			3-2 G6-3		2-2 F8		0-3 K 1-2	4	1	0	0	1	1	1				
Jeff Cirillo, R OBP: 0.393, SLG: 0.432 (1,5)	0-3 K		1-2 G5-3		3-3 K			0-1 F8		4	0	0	0	0	2	2				
Dave Nilsson, L OBP: 0.393, SLG: 0.554 (1,2)	4-2 1B 1-2 2-3 BB		1-3 K		0-0 L8			1-1 G6-3		3	0	0	0	1	1	0				
Alex Ochoa, R OBP: 0.412, SLG: 0.526 (1,9)	2-2 SF9		1-2 G5-3		3-2 F8			0-0 1B 2B		3	1	1	1	0	0	0				
Marquis Grissom, R OBP: 0.321, SLG: 0.394 (1,8)	3-H 2-2 1-2 2-H 1B			0-1 G1-3		3-2 1B 3B		1-0 1B		4	1	3	2	0	0	0				
Lou Collier, R OBP: 0.318, SLG: 0.385 (8, PH)	0-0 1B			3-2 G6-3		1-0 1B		1-3 K		3	0	2	1	0	0	0				
Geoff Jenkins, L OBP: 0.366, SLG: 0.570 (8, 7)										1	0	0	0	0	1	1				
Bob Wickman, R (8, 1)	1-2 2-3 1B					3-H 1-3 1B				0	0	0	0	0	0	0				
Jose Valentin, S OBP: 0.364, SLG: 0.411 (1,6)	1-3 K			4-1 BB		1-3 K			1-3 K	3	0	0	0	1	3	4				
Hideo Nomo, R OBP: 0.256, SLG: 0.333 (1, 1)					1-3 K				0-3 K	3	0	0	0	0	2	1				
Eric Plunk, R (8, 1)										0	0	0	0	0	0	0				
Brian Banks, S OBP: 0.317, SLG: 0.352 (8, 7)										1	0	0	0	0	1	0				
Inning Stats	R: 2 E: 0 K: 2 S: 22	H: 3 LOB: 3 BB: 2 P: 37	R: 0 E: 0 K: 1 S: 6	H: 0 LOB: 0 BB: 0 P: 10	R: 0 E: 0 K: 1 S: 9	H: 0 LOB: 0 BB: 0 P: 12	R: 0 E: 0 K: 1 S: 10	H: 0 LOB: 1 BB: 1 P: 18	R: 0 E: 0 K: 2 S: 12	H: 2 LOB: 1 BB: 0 P: 20	R: 0 E: 0 K: 1 S: 8	H: 0 LOB: 0 BB: 0 P: 13	R: 1 E: 0 K: 3 S: 9	H: 2 LOB: 1 BB: 0 P: 12	R: 0 E: 0 K: 3 S: 11	H: 1 LOB: 1 BB: 0 P: 12	1B: 6 2B: 1 3B: 1 HR: 0	SF: 1 SAC: 0 DP: 0 HBP: 0	WP: 0 PB: 0 SB: 1 CS: 0	PA: 38
PITCHER	IP	WLS	BF	H	R	ER	SO	BB	IBB	HBP	BLK	WP	HR	S	P	ERA	WHIP			
Mike Hampton, L ERA: 3.03 (1, 1)	7.0		29	5	3	3	9	3	0	0	0	0	0	79	129	3.86	1.143			
Brian Williams, R ERA: 4.22 (8, 1)	1.0	W	5	2	1	1	1	0	0	0	0	0	0	9	12	9.00	2.000			
Billy Wagner, L ERA: 2.1 (9, 1)	1.0	S	4	1	0	0	3	0	0	0	0	0	0	11	12	0.00	1.000			

Milwaukee Brewers @ Houston Astros
Astrodome, Houston, TX
Wed Aug 18 1999, 8:05 PM EDT
Att: 23,540 - Dome - 72 F

AB 34
R 4
H 8
RBI 4
BB 3
SO 13
LOB 9



Batter	1	2	3	4	5	6	7	8	9	AB	R	H	RBI	BB	SO	LOB	BOTTOM			
Craig Biggio, R OBP: 0.398, SLG: 0.480 (1,4)	2-2 F8		0-0 G6-3		0-1 F9			1 SAFE 0-1 5 WP BB 1-2 2B 1B		4	1	1	0	0	0	1				
Glen Barker, S OBP: 0.375, SLG: 0.340 (1, 8)	2-1 L7		0-0 B1-3		2-2 G5-3			4-2 5 WP BB 1-2 2B BB		3	0	0	0	0	0	0				
Ken Caminiti, S OBP: 0.369, SLG: 0.362 (8, PH)								1-2 2-3 BB		0	0	0	0	1	0	0				
Tim Lincecum, R OBP: 0.335, SLG: 0.355 (8, PR)								1-2 2-3 BB		0	1	0	0	0	0	0				
5 Jeff Bagwell, R OBP: 0.446, SLG: 0.624 (1,3)	3-1 F8		0-0 F7		0-0 F8			2-3 K		4	0	0	0	0	1	2				
Carl Everett, S OBP: 0.388, SLG: 0.558 (9, 8)		4-2 2B BB		0-0 G5-3		2-0 F7		1-1 17 S 1B 2B		3	2	1	2	1	0	0				
17 Lance Berkman, S OBP: 0.315, SLG: 0.396 (1, 7)		1 SAFE 0-0 P4		0-0 F7				4-1 1B BB		3	1	1	0	1	0	1				
Bill Spillers, L OBP: 0.366, SLG: 0.399 (1, 5)		0-1 1-H 2B		2-1 F8				2-3 1B BB		4	0	1	1	0	1	3				
Paul Bako, L OBP: 0.361, SLG: 0.490 (1, 2)		0-3 K			1-2 G3			2-0 1B 1B		4	0	2	1	0	1	1				
Ricky Gutierrez, R OBP: 0.341, SLG: 0.365 (1, 6)		4-2 BB			1-0 1B			3-H 1B		3	0	2	1	1	0	2				
Billy Wagner, L (9, 1)								1-3 1B		0	0	0	0	0	0	0				
Mike Hampton, R OBP: 0.333, SLG: 0.431 (1, 1)					3-3 K			3-H 1B		2	0	0	0	0	1	3				
Brian Williams, R OBP: 0.500, SLG: 0.500 (8, 1)								1-3 1B		0	0	0	0	0	0	0				
Russ Johnson, R OBP: 0.364, SLG: 0.455 (8, PH)								3-H 1B		1	1	1	0	0	0	0				
Inning Stats	R: 0 E: 0 K: 0 S: 9	H: 0 LOB: 0 BB: 0 P: 16	R: 1 E: 0 K: 2 S: 15	H: 1 LOB: 2 BB: 2 P: 26	R: 0 E: 0 K: 0 S: 3	H: 0 LOB: 0 BB: 0 P: 3	R: 0 E: 0 K: 0 S: 4	H: 0 LOB: 0 BB: 0 P: 6	R: 0 E: 0 K: 0 S: 7	H: 1 LOB: 1 BB: 0 P: 9	R: 0 E: 0 K: 0 S: 5	H: 0 LOB: 0 BB: 0 P: 9	R: 0 E: 0 K: 0 S: 12	H: 2 LOB: 1 BB: 0 P: 14	R: 5 E: 0 K: 2 S: 19	H: 5 LOB: 2 BB: 2 P: 34	1B: 7 2B: 3 3B: 0 HR: 0	SF: 0 SAC: 0 DP: 1 HBP: 0	WP: 1 PB: 0 SB: 1 CS: 0	PA: 35
PITCHER	IP	WLS	BF	H	R	ER	SO	BB	IBB	HBP	BLK	WP	HR	S	P	ERA	WHIP			
Hideo Nomo, R ERA: 4.46 (1, 1)	7.0		29	5	4	4	2	3	0	0	0	0	0	60	92	5.14	1.286			
Eric Plunk, R ERA: 4.31 (8, 1)	0.1	L	3	1	0	0	1	1	0	0	0	1	0	6	13	0.00	6.000			
Bob Wickman, R ERA: 3.07 (8, 1)	0.2		3	2	2	2	1	0	0	0	0	0	0	8	12	27.00	3.000			

Milwaukee Brewers @ Houston Astros
Astrodome, Houston, TX
Wed Aug 18 1999, 8:05 PM EDT
Att: 23,540 - Dome - 72 F

AB 31
R 6
H 9
RBI 5
BB 4
SO 4
LOB 13



Batter	1	2	3	4	5	6	7	8	9	AB	R	H	RBI	BB	SO	LOB	TOP								
Ronnie Belliard, R OBP: 0.387, SLG: 0.407	2-2 CS 1B	0-0 1-2 2-3 3-H 1B	0-0 G4-3			4-0 G1-6-3 BB		4-2 G4-3 BB	2-2 F9	4	0	2	1	2	0	3	Milwaukee Brewers @ Houston Astros Astrodome, Houston, TX Thu Aug 19 1999, 1:35 PM EDT Att: 22,934 - Dome - 72 F								
Mark Loretta, R OBP: 0.355, SLG: 0.391	0-3 K	0-3 K		1-1 F7		0-0 G1-6-3		2-1 G4-3		5	0	0	0	0	2	8									
Jeff Cirillo, R OBP: 0.433, SLG: 0.433	0-1 1-2 1B	2-3 K		0-3 K			0-1 G4-3	4-0 FC6-4 BB		2	0	1	0	0	1	3									
Jose Valentin, S OBP: 0.363, SLG: 0.407										2	0	0	0	1	1	0									
Geoff Jenkins, L OBP: 0.366, SLG: 0.569	2-3 K		1-0 G4-3 FC 2B	0-2 L9			4-2 FC5-4 BB	0-2 FC6-4		4	1	1	0	1	1	4									
Alex Ochoa, R OBP: 0.411, SLG: 0.523		2-1 1B 1B 1B	0-2 G4-3		1-1 F9		0-2 FC5-4 1B		2-1 FC1-6	5	1	2	0	0	0	2									
Marquis Grissom, R OBP: 0.324, SLG: 0.397		3-1 1B 1B 1B	2-3 FC 1B 2B		2-1 CS 1B		0-0 1-2 1B		1-1 FC1-6 1B	5	3	3	1	0	0	1									
Kevin Barker, L OBP: 0.400, SLG: 0.400		1-2 F8	0-0 2B SF8 1B		1-1 F9		2-3 K		0-0 1B 2-H 1B	5	1	2	1	0	1	5									
Brian Banks, S OBP: 0.333, SLG: 0.376	1-0 1B 1B	1-2 1B 1B	1-2 SF8 2B		0-0 SH2-4 1B			0-1 G4-3 S 1B	2-3 K	4	0	4	1	0	0	0									
Charlie Greene, R OBP: 0.182, SLG: 0.100										1	0	0	0	0	1	1									
Scott Karl, L OBP: 0.204, SLG: 0.348	3-1 1B	3-1 1B	2-0 SF8		1-0 SH2-4			0-3 K	1-0 1B	1	0	1	2	0	0	0									
Rocky Copinger, R OBP: 0.333, SLG: 0.333	1-2 2-3 3-H 1B		2-3 3-H		1-2 1B				1-3 1B	1	0	0	0	0	1	1									
Sean Berry, R OBP: 0.281, SLG: 0.315										1	0	1	0	0	0	0									
Bob Wickman, R OBP: 0.182, SLG: 0.100	1-2 2-3 3-H 1B		2-3 3-H							0	0	0	0	0	0	0									
Inning Stats	R: 0 E: 0 K: 2 S: 11	H: 2 LOB: 1 BB: 0 P: 15	R: 2 E: 0 K: 2 S: 19	H: 5 LOB: 3 BB: 0 P: 31	R: 3 E: 0 K: 0 S: 12	H: 3 LOB: 1 BB: 0 P: 17	R: 0 E: 0 K: 1 S: 9	H: 0 LOB: 0 BB: 0 P: 10	R: 0 E: 0 K: 0 S: 6	H: 1 LOB: 0 BB: 0 P: 10	R: 0 E: 0 K: 0 S: 3	H: 1 LOB: 1 BB: 1 P: 8	R: 0 E: 0 K: 1 S: 12	H: 1 LOB: 2 BB: 1 P: 18	R: 0 E: 0 K: 1 S: 12	H: 1 LOB: 3 BB: 2 P: 22	R: 1 E: 1 K: 1 S: 14	H: 3 LOB: 2 BB: 0 P: 22	1B: 15 2B: 2 3B: 0 HR: 0	SF: 1 SAC: 1 DP: 1 HBP: 0	WP: 0 PB: 0 SB: 1 CS: 2	PA: 46			
PITCHER	IP	WLS	BF	H	R	ER	SO	BB	IBB	HBP	BLK	WP	HR	S	P	ERA	WHIP								
Chris Holt, R ERA: 4.24	7.0		34	13	5	5	6	2	0	0	0	0	0	72	109	6.43	2.143								
Trever Miller, L ERA: 5.97	1.0		6	1	0	0	1	2	0	0	0	0	0	12	22	0.00	3.000								
Jay Powell, R ERA: 3.79	1.0	L	6	3	1	1	1	0	0	0	0	0	0	14	22	9.00	3.000								

Batter	1	2	3	4	5	6	7	8	9	AB	R	H	RBI	BB	SO	LOB	BOTTOM								
Craig Biggio, R OBP: 0.394, SLG: 0.476	3-2 F9	1-1 G2-3			2-2 G5-3		1-2 F9		1-1 L8	5	0	0	0	0	0	5	Milwaukee Brewers @ Houston Astros Astrodome, Houston, TX Thu Aug 19 1999, 1:35 PM EDT Att: 22,934 - Dome - 72 F								
Glen Barker, S OBP: 0.387, SLG: 0.352	0-3 K		0-0 5 1B			3-3 K		1-1 E1 5 1B		4	1	2	0	0	2	0									
Jeff Bagwell, R OBP: 0.447, SLG: 0.622	2-1 P9		1-2 G5-4-3 1B			2-2 G5-3		3-2 2-H 1B		4	0	2	1	0	0	0									
Carl Everett, S OBP: 0.384, SLG: 0.552		0-1 G2-3	0-2 G5-4-3			2-1 P2		3-3 K		4	0	0	0	0	1	1									
Ken Caminiti, S OBP: 0.366, SLG: 0.359		2-2 E 1B 1B		1-2 G6-3			3-2 G6-3	0-0 G4-3		4	1	1	0	0	0	0									
Matt Mieske, R OBP: 0.379, SLG: 0.593		1-2 E6 FC6-5 1B		3-2 G6-3			2-2 HR 1B		3-2 E 1B	3	1	1	0	0	0	1									
Bill Spiers, L OBP: 0.368, SLG: 0.401										1	0	1	0	0	0	0									
Tony Eusebio, R OBP: 0.343, SLG: 0.333		0-1 FC6-5 1B 1B		0-1 G6-3			1-0 HR		0-0 B1	3	2	2	3	0	0	0									
Paul Bako, L OBP: 0.359, SLG: 0.398		1-2 3-H 2-H 1B					1-H HR		1-2 BB	1	0	0	0	0	0	1									
Tim Lincecum, R OBP: 0.334, SLG: 0.351		2-2 FC6-5 1B			1-1 G5-3		1-2 L5		4-2 BB	3	0	0	0	1	0	2									
Chris Holt, R OBP: 0.125, SLG: 0.079		0-0 1B			1-0 F7		4-2 S BB		2-3 K	2	0	1	1	0	0	0									
Russ Johnson, R OBP: 0.369, SLG: 0.455										0	0	0	0	1	0	0									
Trever Miller, R OBP: 0.369, SLG: 0.455										0	0	0	0	0	0	0									
Jay Powell, R OBP: 0.369, SLG: 0.455										0	0	0	0	0	0	0									
Daryle Ward, L OBP: 0.280, SLG: 0.415		1-3 2-H 1B								1	0	0	0	0	1	2									
Inning Stats	R: 0 E: 0 K: 1 S: 8	H: 0 LOB: 0 BB: 0 P: 13	R: 2 E: 1 K: 0 S: 18	H: 3 LOB: 2 BB: 0 P: 24	R: 0 E: 0 K: 0 S: 7	H: 2 LOB: 0 BB: 0 P: 8	R: 0 E: 0 K: 0 S: 10	H: 0 LOB: 0 BB: 0 P: 14	R: 0 E: 0 K: 1 S: 8	H: 0 LOB: 0 BB: 1 P: 15	R: 2 E: 0 K: 0 S: 20	H: 2 LOB: 1 BB: 1 P: 32	R: 1 E: 1 K: 1 S: 10	H: 2 LOB: 0 BB: 0 P: 17	R: 0 E: 1 K: 1 S: 11	H: 1 LOB: 2 BB: 1 P: 21	1B: 9 2B: 0 3B: 0 HR: 1	SF: 0 SAC: 0 DP: 1 HBP: 0	WP: 0 PB: 0 SB: 1 CS: 0	PA: 37					
PITCHER	IP	WLS	BF	H	R	ER	SO	BB	IBB	HBP	BLK	WP	HR	S	P	ERA	WHIP								
Scott Karl, L ERA: 4.86	6.2		26	7	4	2	2	1	0	0	0	0	0	71	105	2.70	1.050								
Rocky Copinger, R ERA: 6.52	1.1	W	6	2	1	0	1	1	0	0	0	0	0	16	28	0.00	2.250								
Bob Wickman, R ERA: 3.02	1.0	S	5	1	0	0	1	1	0	0	0	0	0	11	21	0.00	2.000								

AB 40
R 6
H 17
RBI 6
BB 4
SO 8
LOB 28



AB 35
R 5
H 10
RBI 5
BB 2
SO 4
LOB 12



Batter	1	2	3	4	5	6	7	8	9	AB	R	H	RBI	BB	SO	LOB	TOP								
Marvin Benard, L (1.8) OBP: 0.391, SLG: 0.464	0-1 P3		3-1 3B 2B			1-1 B5-3		0-1 P6	1-3 K	5	1	1	0	0	1	3	San Francisco Giants @ Milwaukee Brewers Milwaukee County Stadium, Milwaukee, WI Sat Aug 21 1999, 8:05 PM EDT Att: 25,646 - Cloudy - 72 F								
F.P. Santangelo, S (1.4) OBP: 0.419, SLG: 0.396	1-2 L8		0-0 P2 3B 2H			0-0 G3		0-1 F8		4	0	1	1	0	0	1									
Barry Bonds, L (1.7) OBP: 0.408, SLG: 0.608	0-1 G3		3-2 P2 3H			3-2 G4-3			4-1 PB SH4-3 SF7 BB	3	1	0	0	1	0	1									
J.T. Snow, L (1.3) OBP: 0.355, SLG: 0.421		1-1 F7		0-0 G4-3			1-1 F8		2-0 SH4-3	3	0	0	0	0	0	0									
Stan Javier, S (1.9) OBP: 0.329, SLG: 0.355		1-2 G4-3 3B 1B		1-0 L7		3-1 FC6-4 1B			4-1 BB PB 1B BB	3	2	2	0	1	0	0									
Bill Mueller, S (1.5) OBP: 0.393, SLG: 0.339		1-1 SAFE G4-3		0-0 G6-3		2-1 L7			4-1 BB 1B IBB	3	1	0	0	1	0	2									
Rich Aurilia, R (1.6) OBP: 0.338, SLG: 0.439		3-2 2H 3B		0-0 G5-3		1-2 SAFE FC6-4 1-2			0-1 SF7	3	0	1	2	0	0	1									
Doug Mirabeli, R (1.2) OBP: 0.347, SLG: 0.477		1-0 P5		0-3 K			0-0 SH2-4 1B		4-1 1B 2-3 BB	3	0	1	0	1	1	1									
Livan Hernandez, R (1.1) OBP: 0.286, SLG: 0.436			0-2 P6		0-0 G5-3		0-0 SH2-4		0-2 1B	2	0	0	0	0	0	0									
Ellis Burks, R (9, PH) OBP: 0.394, SLG: 0.577							1-2 SAFE SH2-4		1-3 2H 3H 1B	1	0	1	2	0	0	0									
Robb Nen, R (9.1)							1-2			0	0	0	0	0	0	0									
Inning Stats	R: 0 E: 0 K: 0 S: 7	H: 0 LOB: 0 BB: 0 P: 8	R: 1 E: 0 K: 0 S: 12	H: 2 LOB: 1 BB: 0 P: 19	R: 1 E: 0 K: 0 S: 9	H: 2 LOB: 0 BB: 0 P: 15	R: 0 E: 0 K: 0 S: 3	H: 0 LOB: 0 BB: 0 P: 4	R: 0 E: 0 K: 1 S: 5	H: 0 LOB: 0 BB: 0 P: 5	R: 0 E: 0 K: 0 S: 6	H: 1 LOB: 1 BB: 0 P: 10	R: 0 E: 0 K: 0 S: 10	H: 1 LOB: 1 BB: 0 P: 17	R: 0 E: 0 K: 0 S: 6	H: 1 LOB: 1 BB: 0 P: 6	R: 3 E: 0 K: 1 S: 13	H: 1 LOB: 2 BB: 4 P: 32	1B: 4 2B: 1 3B: 2 HR: 0	SF: 1 SAC: 2 DP: 0 HBP: 0	WP: 0 PB: 1 CS: 0	PA: 37			
PITCHER	IP	WLS	BF	H	R	ER	SO	BB	IBB	HBP	BLK	WP	HR	S	P	ERA	WHIP								
41 Kyle Peterson, R (1.1) ERA: 3.53	7.0	L	25	5	2	2	1	0	0	0	0	0	0	52	78	2.57	0.714								
Eric Plunk, R (8.1) ERA: 4.45	0.1		2	1	0	0	0	0	0	0	0	0	0	2	2	0.00	3.000								
Mike Myers, L (8.1) ERA: 5.03	1.0		4	0	1	1	0	1	0	0	0	0	0	6	12	9.00	1.000								
Rocky Coppinger, R (9.1) ERA: 6.88	0.2		6	1	2	2	1	2	1	0	0	0	0	11	24	27.00	4.500								

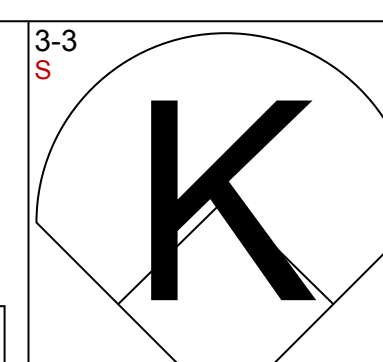
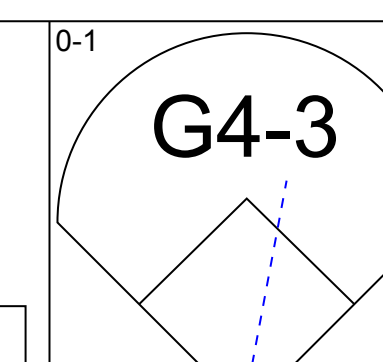
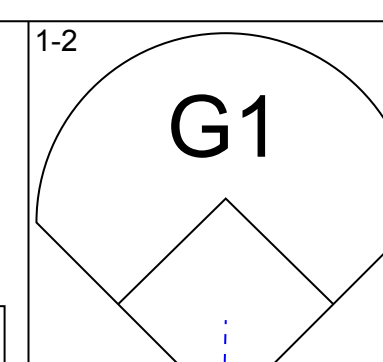
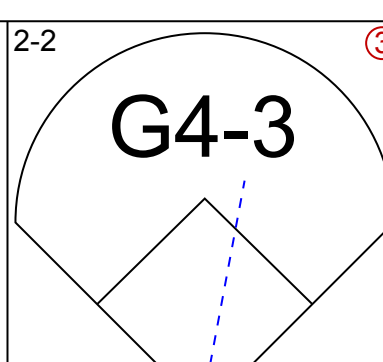
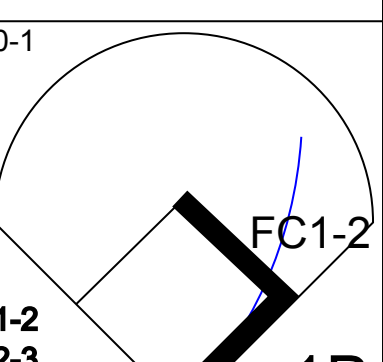
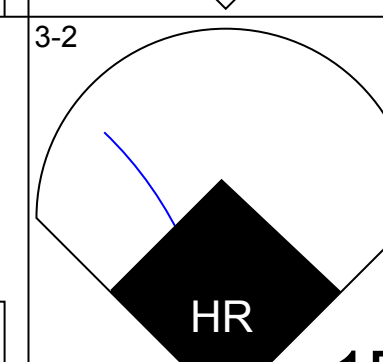
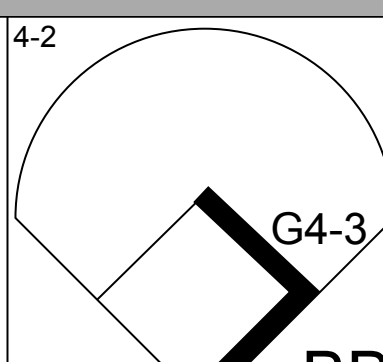
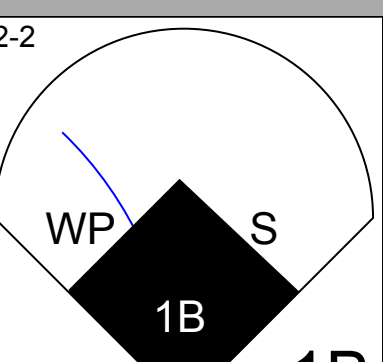
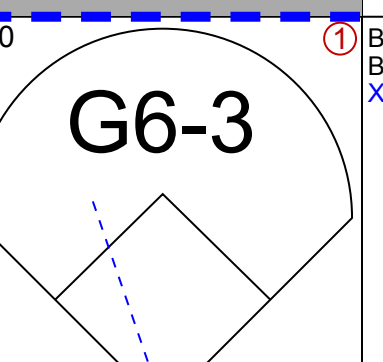
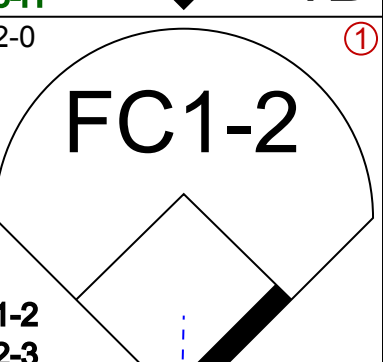
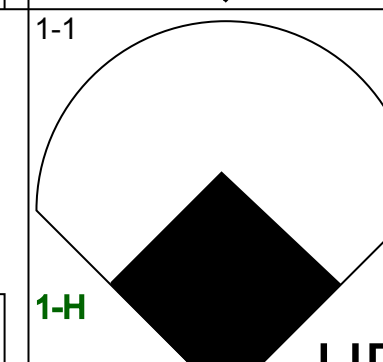
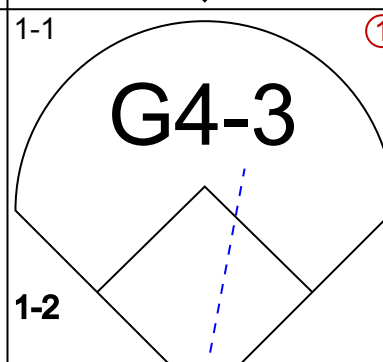
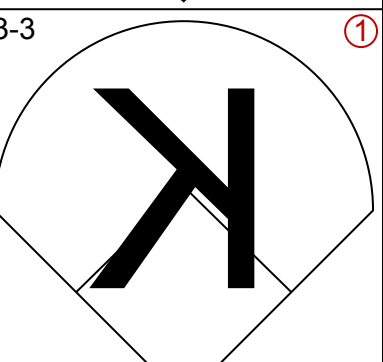
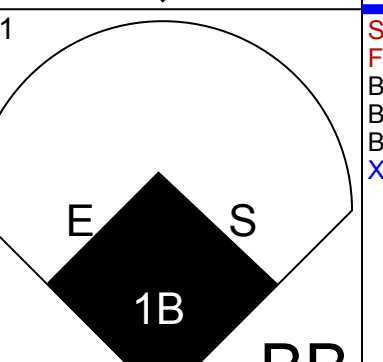
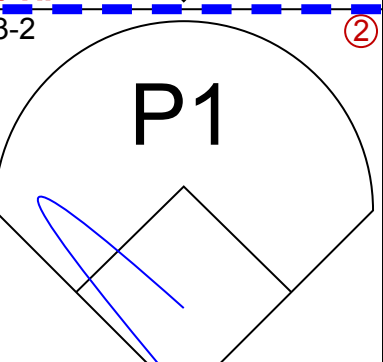
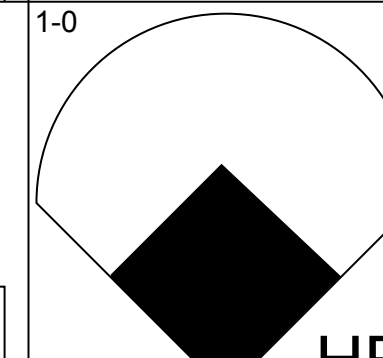
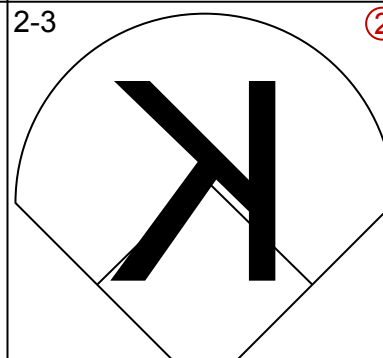
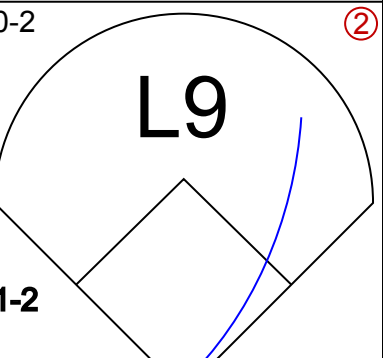
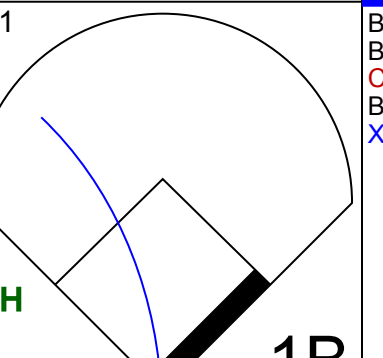
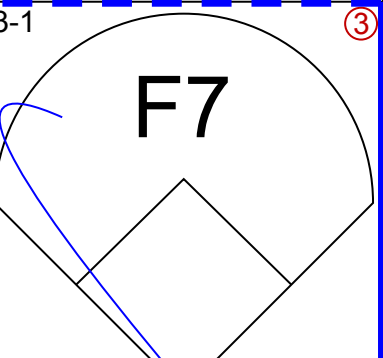
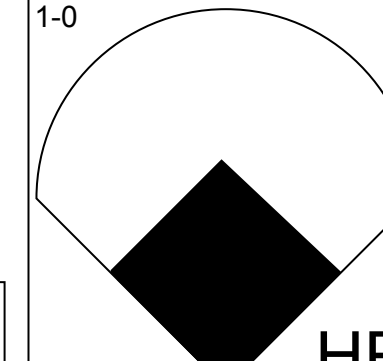
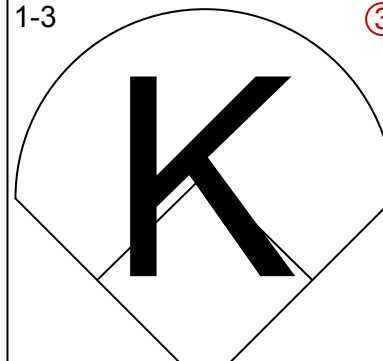
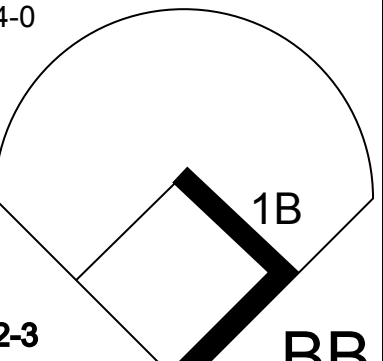
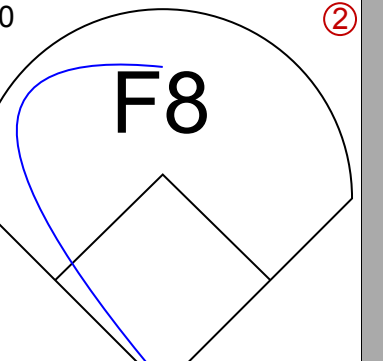
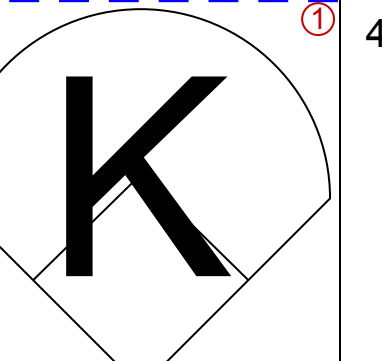
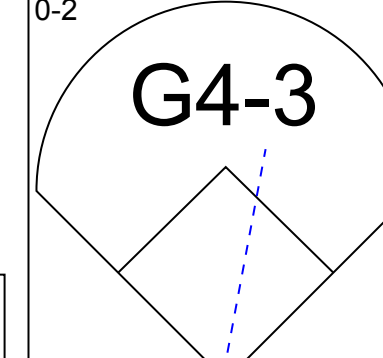
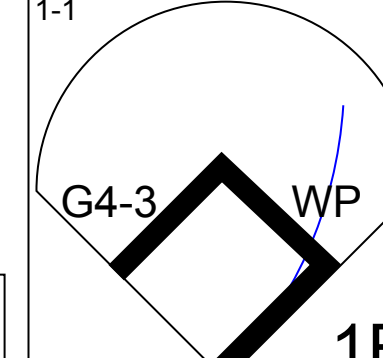
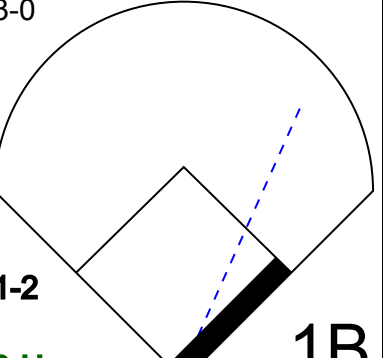
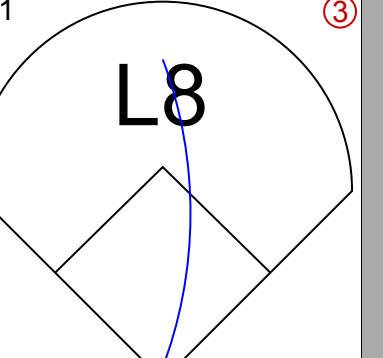

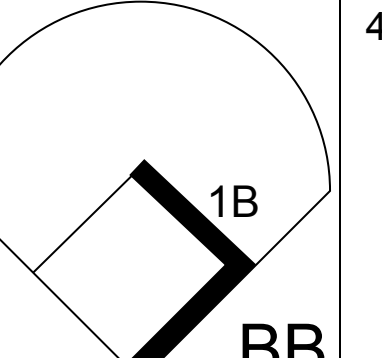
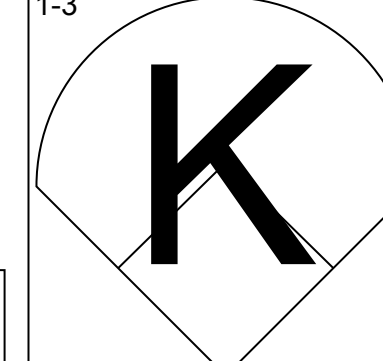
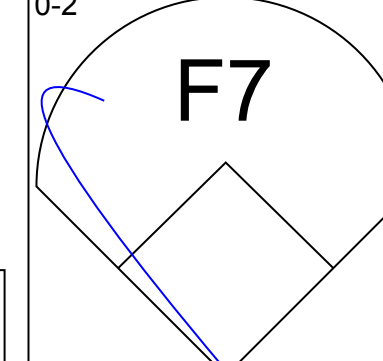
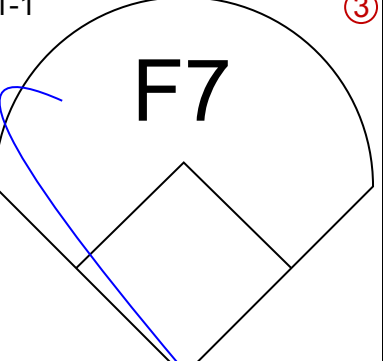
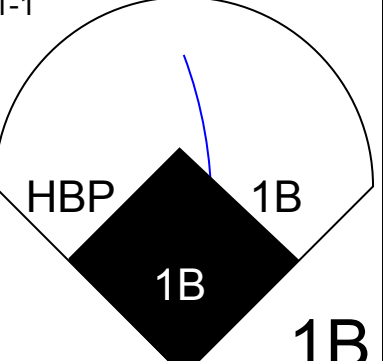
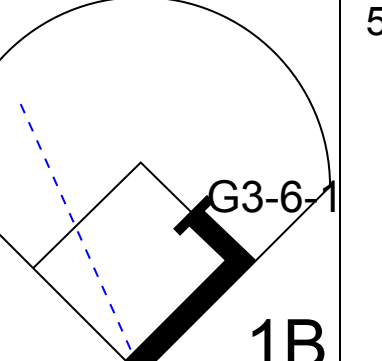
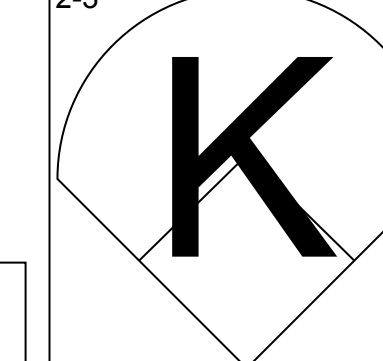
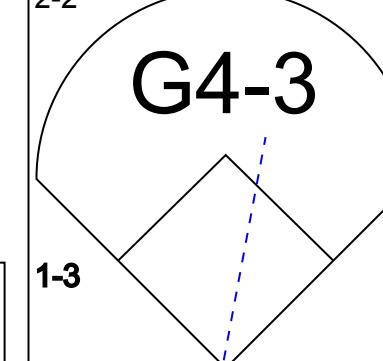
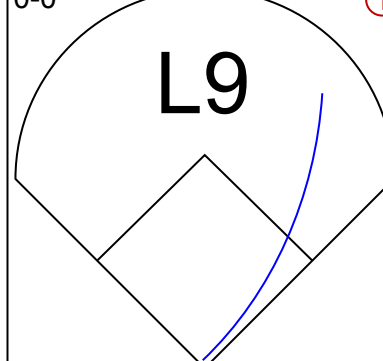
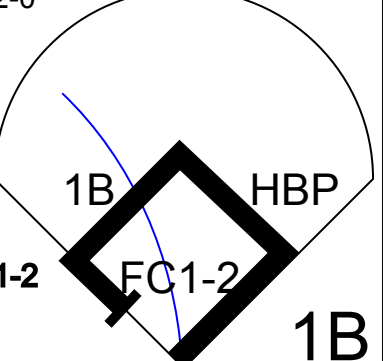
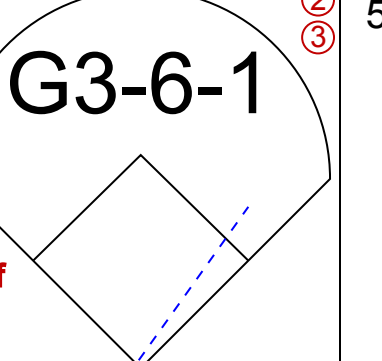
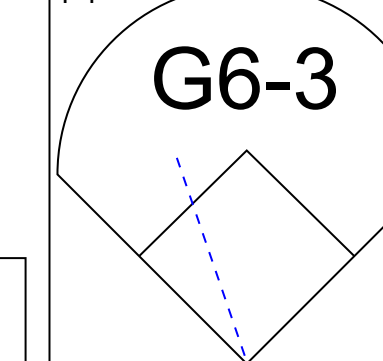
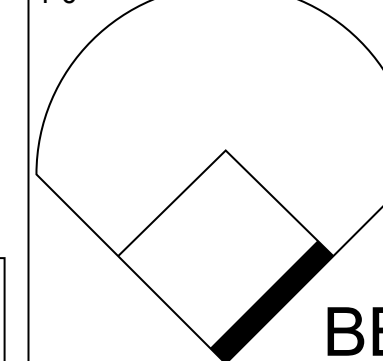

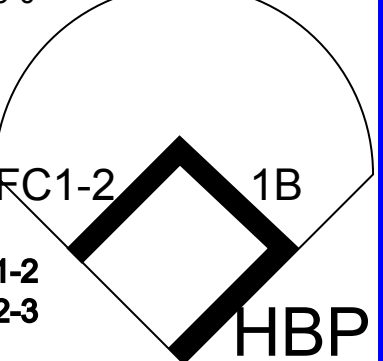
Batter	1	2	3	4	5	6	7	8	9	AB	R	H	RBI	BB	SO	LOB	BOTTOM								
Ronnie Belliard, R (1.4) OBP: 0.381, SLG: 0.404	1-0 P3	2-3 K			1-2 G4-3		1-1 L8		0-0 P6	5	0	0	0	0	1	3	San Francisco Giants @ Milwaukee Brewers Milwaukee County Stadium, Milwaukee, WI Sat Aug 21 1999, 8:05 PM EDT Att: 25,646 - Cloudy - 72 F								
Mark Loretta, R (1.6) OBP: 0.391, SLG: 0.400	4-2 1B BB		0-1 2B G6-3 1B		3-2 F8		1-2 F7			3	1	1	0	1	0	0									
Dave Nilsson, L (1.2) OBP: 0.394, SLG: 0.556	2-1 L9		0-1 G6-3 2B		1-3 K		0-1 FC6-4 BB 1B			4	0	2	0	0	1	1									
Lou Collier, R (6, PR) OBP: 0.319, SLG: 0.383			1-3 2B				4-0 K		1-2 FC6-4 BB	3	0	1	0	1	1	2									
Bobby Hughes, R (9.2) OBP: 0.294, SLG: 0.371			2-0 P5		1-3 K		1-2 BB			4	0	0	1	0	2	5									
Jeremy Burnitz, L (1.9) OBP: 0.387, SLG: 0.586	3-2 1B		2-0 P5		0-3 K		0-1 FC6-4 S		1-2 BB	4	0	0	1	0	2	5									
Marquis Grissom, R (1.8) OBP: 0.323, SLG: 0.393	2-3 K		0-0 G6-3		2-3 3H G4-3		1-0 1B		3-3 K	4	0	2	0	0	1	4									
Geoff Jenkins, L (1.7) OBP: 0.398, SLG: 0.571		0-0 F7 2B		1-0 G4-3		1-0 1B		1-2 K		4	0	2	0	0	1	4									
Rocky Coppinger, R (9.1) OBP: 0.333, SLG: 0.333										0	0	0	0	0	0	0									
Jeff Cirillo, R (1.5) OBP: 0.368, SLG: 0.425	4-2 F7 BB		2-1 L9		1-1 F9		1-1 F9		3-2 L8	3	0	0	0	1	0	1									
Kevin Barker, L (1.3) OBP: 0.300, SLG: 0.300	1-1 F7		1-0 G6-3		1-1 F7		0-1 1B		0-1 1B	4	0	1	0	0	0	2									
41 Kyle Peterson, R (1.1) OBP: 0.154, SLG: 0.154	0-0 G1-3		0-3 K		2-3 K		0-3 K		0-3 K	2	0	0	0	0	1	2									
Sean Berry, R (7, PH) OBP: 0.288, SLG: 0.313										1	0	0	0	0	1	0									
Eric Plunk, R (8.1) ERA: 4.45										0	0	0	0	0	0	0									
Mike Myers, L (8.1) ERA: 5.03										0	0	0	0	0	0	0									
Alex Ochoa, R (9.7) OBP: 0.403, SLG: 0.510										1	0	0	0	0	1	1									
Inning Stats	R: 0 E: 0 K: 1 S: 12	H: 1 LOB: 2 BB: 1 P: 24	R: 0 E: 0 K: 1 S: 10	H: 1 LOB: 2 BB: 1 P: 17	R: 1 E: 0 K: 0 S: 7	H: 2 LOB: 1 BB: 0 P: 10	R: 0 E: 0 K: 1 S: 6	H: 0 LOB: 0 BB: 0 P: 9	R: 0 E: 0 K: 2 S: 10	H: 1 LOB: 1 BB: 0 P: 13	R: 0 E: 0 K: 1 S: 7	H: 0 LOB: 0 BB: 0 P: 11	R: 0 E: 0 K: 1 S: 13	H: 1 LOB: 2 BB: 1 P: 21	R: 0 E: 0 K: 1 S: 9	H: 1 LOB: 1 BB: 0 P: 12	1B: 5 2B: 2 3B: 0 HR: 0	SF: 0 SAC: 0 DP: 0 HBP: 0	WP: 0 PB: 1 CS: 0	PA: 37					
PITCHER	IP	WLS	BF	H	R	ER	SO	BB	IBB	HBP	BLK	WP	HR	S	P	ERA	WHIP								
Livan Hernandez, R (1.1) ERA: 4.67	8.0	W	33	6	1	1	8	3	0	0	0	0	0	75	120	1.12	1.125								
Robb Nen, R (9.1) ERA: 3.95	1.0		4	1	0	0	1	0	0	0	0	0	0	9	12	0.00	1.000								

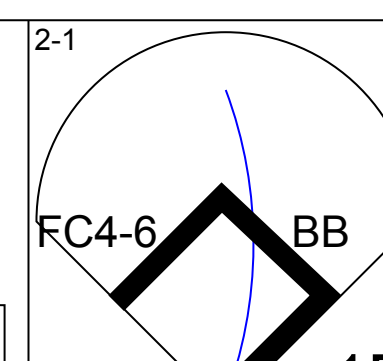
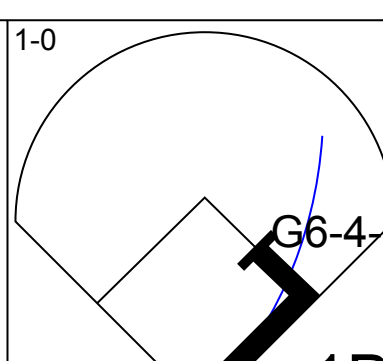
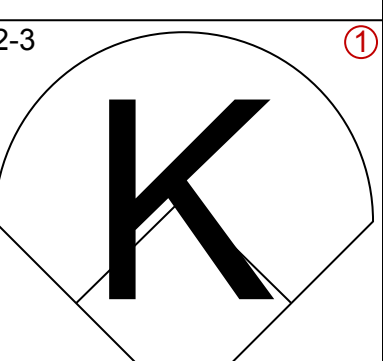
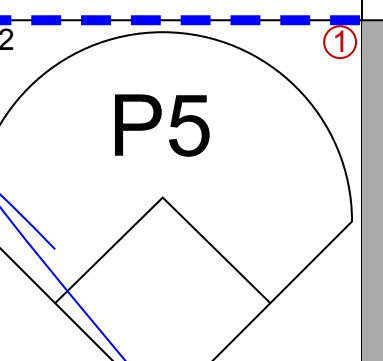
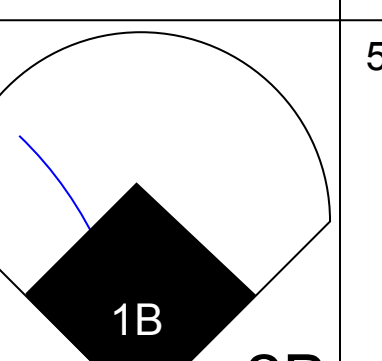
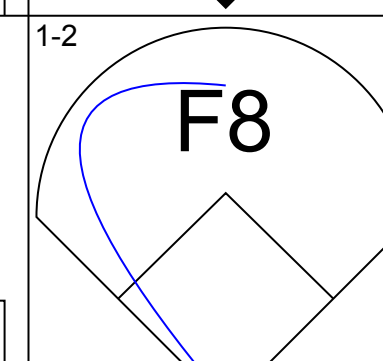
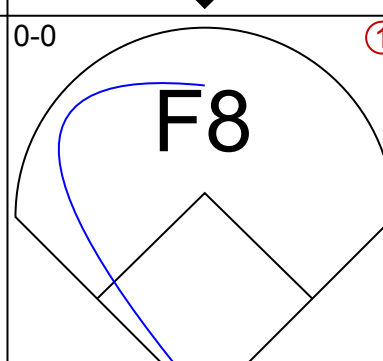
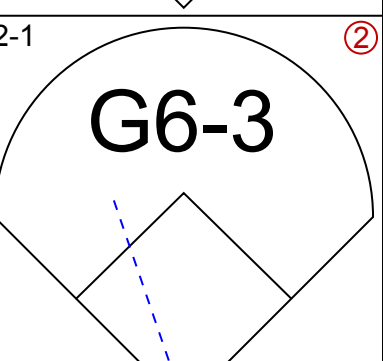
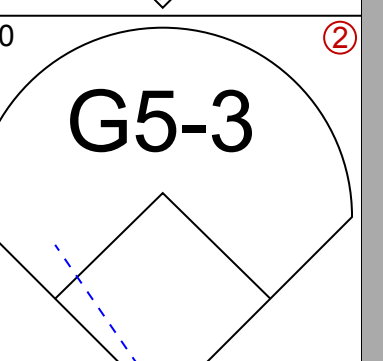
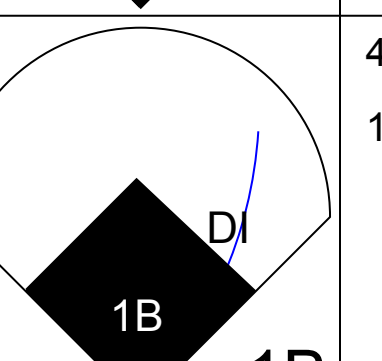
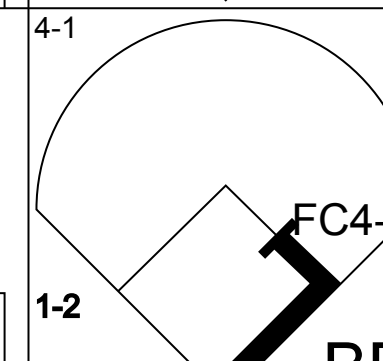
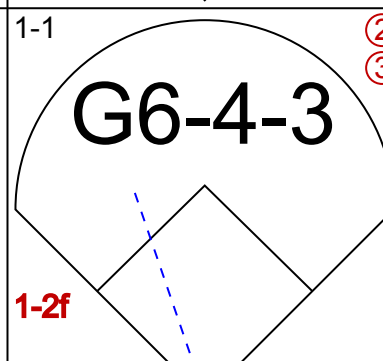
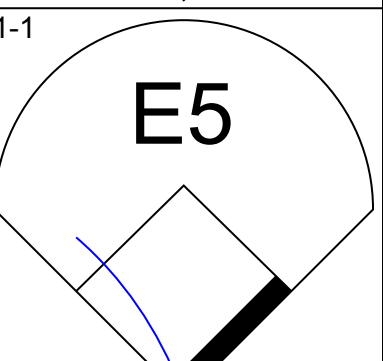
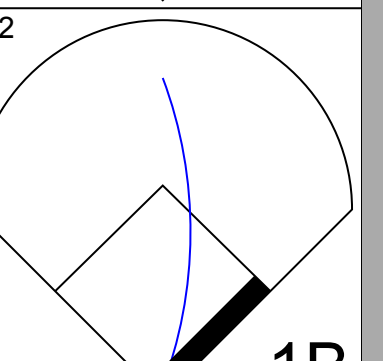
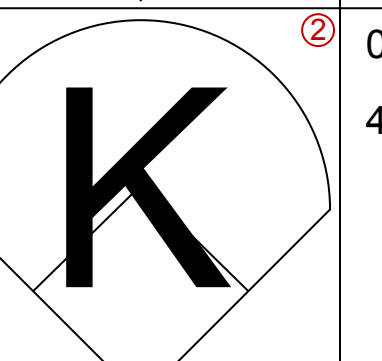
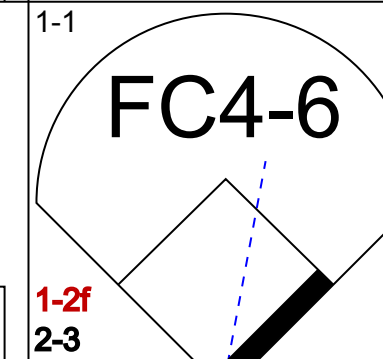
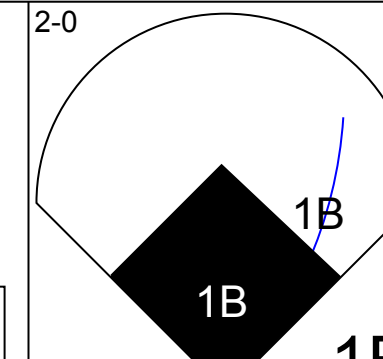
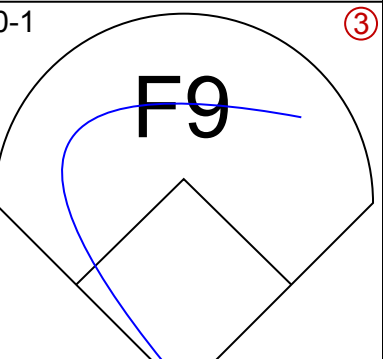
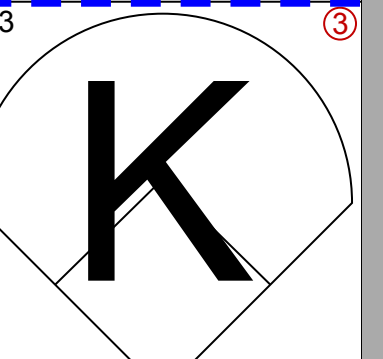
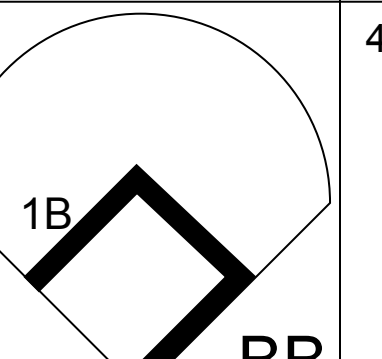
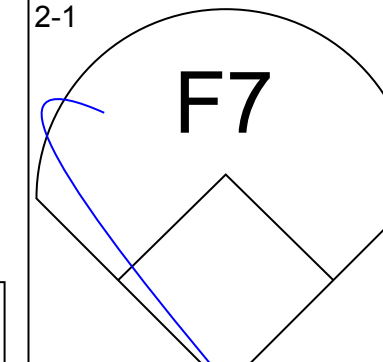
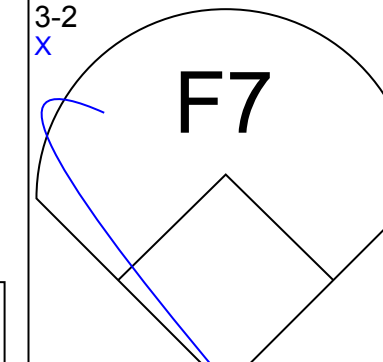
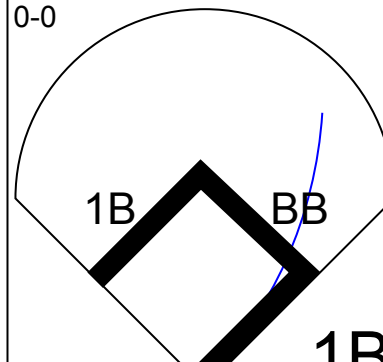
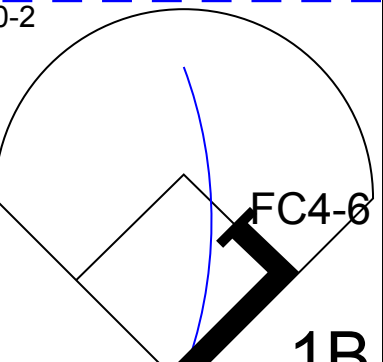
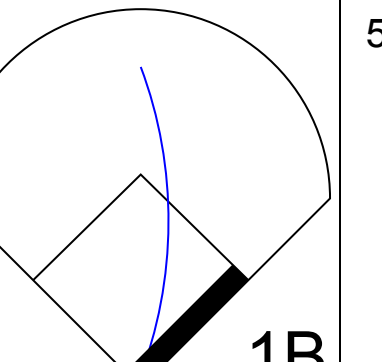
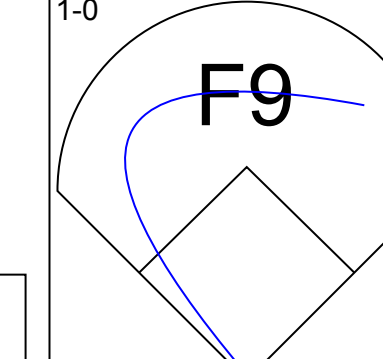
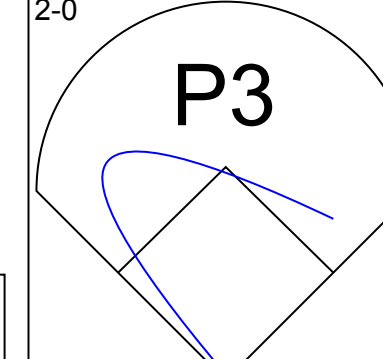
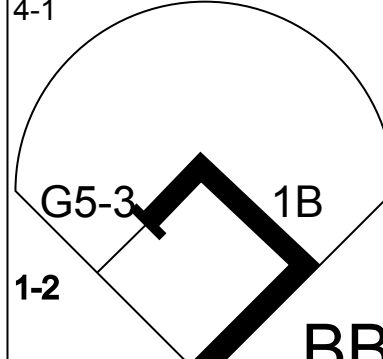
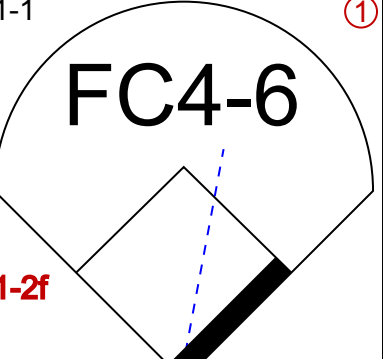
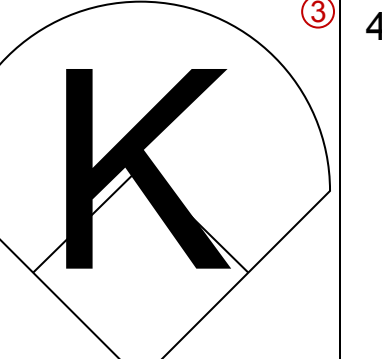
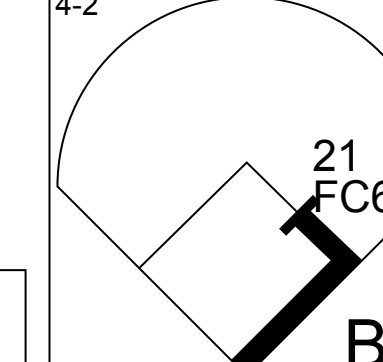
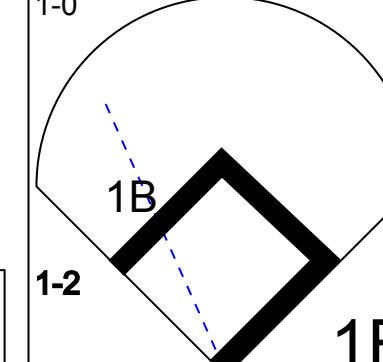
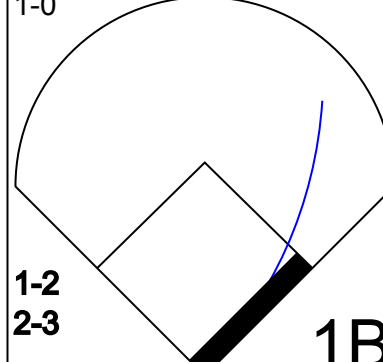
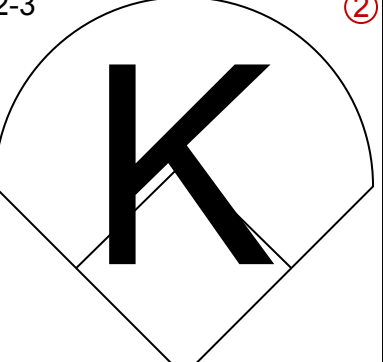
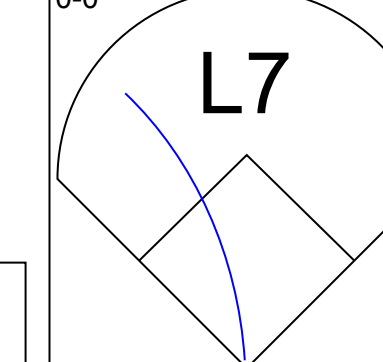
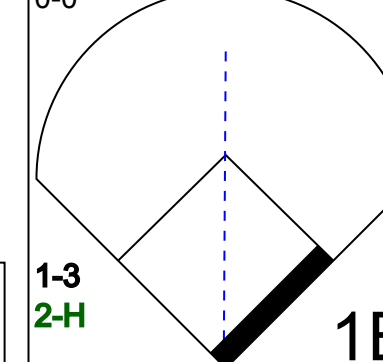
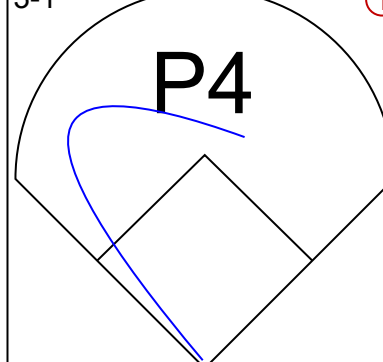
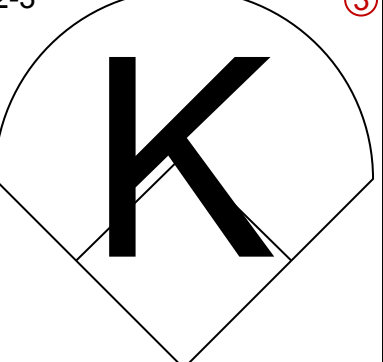
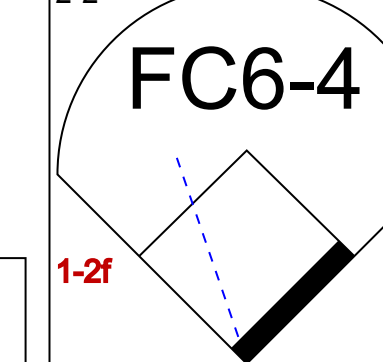
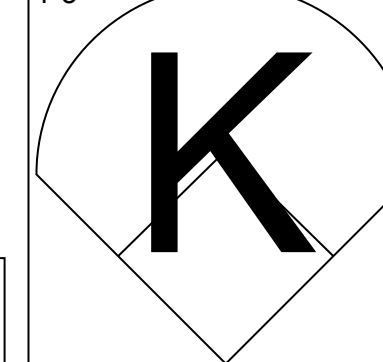
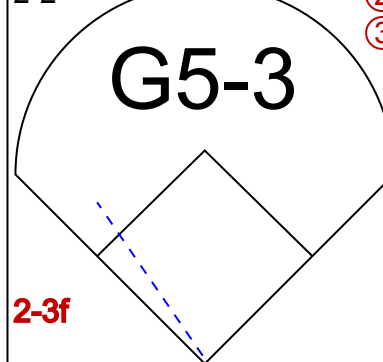

AB	30
R	5
H	7
RBI	5
BB	4
SO	2
LOB	9



AB	34
R	1
H	7
RBI	1
BB	3
SO	9
LOB	21



Batter	1	2	3	4	5	6	7	8	9	AB	R	H	RBI	BB	SO	LOB	TOP					
Marvin Benard, L (1.8) OBP: 0.349, SLG: 0.461										5	0	1	1	0	1	2	San Francisco Giants @ Milwaukee Brewers Milwaukee County Stadium, Milwaukee, WI Sun Aug 22 1999, 2:05 PM EDT Att: 22,193 - Cloudy - 75 F					
Bill Mueller, S (1.5) OBP: 0.396, SLG: 0.342										4	2	2	0	1	0	3						
Barry Bonds, L (1.7) OBP: 0.408, SLG: 0.614										4	2	1	2	1	1	5						
Jeff Kent, R (1.4) John Johnstone, R (8.1) Felix Rodriguez, R (9.1) OBP: 0.429, SLG: 1.000										5	1	2	2	0	1	5						
Ellis Burks, R (1.9) OBP: 0.394, SLG: 0.583										4	1	1	1	1	2	2						
J.T. Snow, L (1.3) OBP: 0.357, SLG: 0.422										4	0	2	1	1	0	1						
Rich Aurilia, R (1.6) OBP: 0.338, SLG: 0.438										5	1	2	0	0	1	3						
Brent Mayne, L (1.2) OBP: 0.372, SLG: 0.415										5	0	1	0	0	1	3						
Joe Nathan, R (1.1) Alan Embree, L (6.1) Jerry Spradlin, S (7.1) Rich Rodriguez, L (7.1) Scott Servais, R (8. PH) F.P. Santangelo, S (8.4) OBP: 0.419, SLG: 0.398										2	0	0	0	1	1	0						
Inning Stats	R: 4 E: 0 K: 2 S: 20	H: 4 LOB: 0 BB: 0 P: 30	R: 0 E: 0 K: 1 S: 7	H: 0 LOB: 0 BB: 0 P: 10	R: 0 E: 0 K: 2 S: 13	H: 0 LOB: 1 BB: 1 P: 21	R: 0 E: 0 K: 0 S: 11	H: 1 LOB: 2 BB: 1 P: 19	R: 1 E: 0 K: 1 S: 14	H: 2 LOB: 2 BB: 1 P: 27	R: 0 E: 0 K: 1 S: 7	H: 0 LOB: 0 BB: 0 P: 9	R: 1 E: 0 K: 0 S: 7	H: 1 LOB: 1 BB: 1 P: 17	R: 1 E: 0 K: 0 S: 11	H: 3 LOB: 3 BB: 0 P: 25		R: 0 E: 0 K: 1 S: 16	H: 1 LOB: 1 BB: 1 P: 26	1B: 9 2B: 0 3B: 0 HR: 3	SF: 0 SAC: 0 DP: 1 HBP: 1	WP: 2 PB: 0 SB: 2 CS: 0
PITCHER	IP WLS BF H R ER SO BB IBB HBP BLK WP HR S P ERA WHIP																					
21 Cal Eldred, R (1.1) ERA: 8.27	6.0 L 28 7 5 5 7 3 0 0 0 2 3 72 116 7.50 1.667																					
David Weathers, R (7.1) ERA: 4.42	1.1 10 4 2 2 0 1 0 0 0 0 0 13 31 13.50 3.750																					
Mike Myers, L (8.1) ERA: 4.98	0.1 1 0 0 0 0 0 0 0 0 0 0 3 6 0.00 0.000																					
Rocky Coppinger, R (8.1) ERA: 6.53	0.1 1 0 0 0 0 0 0 0 0 0 0 2 5 0.00 0.000																					
Bob Wickman, R (9.1) ERA: 2.97	1.0 4 1 0 0 1 1 0 0 0 0 0 16 26 0.00 2.000																					

Batter	1	2	3	4	5	6	7	8	9	AB	R	H	RBI	BB	SO	LOB	BOTTOM			
Ronnie Belliard, R (1.4) OBP: 0.384, SLG: 0.410										5	1	3	0	0	1	0	San Francisco Giants @ Milwaukee Brewers Milwaukee County Stadium, Milwaukee, WI Sun Aug 22 1999, 2:05 PM EDT Att: 22,193 - Cloudy - 75 F			
Mark Loretta, R (1.6) Lou Collier, R (9. PH) OBP: 0.326, SLG: 0.390										4	0	0	0	0	2					
Dave Nilsson, L (1.2) Bobby Hughes, R (3.2) OBP: 0.292, SLG: 0.366										0	0	0	0	1	0	0				
Jeromy Burnitz, L (1.9) OBP: 0.387, SLG: 0.582										4	1	1	0	1	1	4				
Geoff Jenkins, L (1.7) OBP: 0.371, SLG: 0.572										5	0	3	1	0	0	3				
Marquis Grissom, R (1.8) OBP: 0.322, SLG: 0.389										4	0	0	0	1	1	4				
Jeff Cirillo, R (1.5) OBP: 0.391, SLG: 0.427										3	0	2	0	1	1					
Kevin Barker, L (1.3) Sean Berry, R (6. PH) OBP: 0.286, SLG: 0.310										2	0	1	1	0	0	1				
21 Cal Eldred, R (1.1) Alex Cinchon, R (6. PH) David Weathers, R (7.1) Mike Myers, L (8.1) Rocky Coppinger, R (9.1) Bob Wickman, R (9.1) Jose Valentin, S (9. PH) OBP: 0.390, SLG: 0.402										2	0	0	0	0	1	3				
Inning Stats	R: 0 E: 0 K: 0 S: 11	H: 1 LOB: 2 BB: 1 P: 21	R: 0 E: 0 K: 0 S: 8	H: 0 LOB: 1 BB: 1 P: 15	R: 0 E: 0 K: 0 S: 4	H: 1 LOB: 0 BB: 0 P: 6	R: 1 E: 0 K: 1 S: 14	H: 3 LOB: 2 BB: 0 P: 23	R: 0 E: 0 K: 0 S: 9	H: 2 LOB: 2 BB: 1 P: 19	R: 0 E: 0 K: 1 S: 12	H: 1 LOB: 1 BB: 0 P: 18	R: 0 E: 0 K: 2 S: 11	H: 1 LOB: 1 BB: 0 P: 16	R: 2 E: 0 K: 3 S: 18	H: 3 LOB: 2 BB: 1 P: 33		1B: 11 2B: 1 3B: 0 HR: 0	SF: 0 SAC: 0 DP: 2 HBP: 0	WP: 0 PB: 0 SB: 0 CS: 0
PITCHER	IP WLS BF H R ER SO BB IBB HBP BLK WP HR S P ERA WHIP																			
Joe Nathan, R (1.1) ERA: 3.61	5.0 W 25 7 1 1 2 3 0 0 0 0 0 6 11 0.00 0.000																			
Alan Embree, L (6.1) ERA: 3.48	1.0 H 2 0 0 0 0 0 0 0 0 0 0 6 11 0.00 0.000																			
Jerry Spradlin, R (7.1) ERA: 5.01	0.2 3 1 0 0 0 0 0 0 0 0 0 9 12 0.00 1.500																			
Rich Rodriguez, L (7.1) ERA: 4.95	0.1 1 0 0 0 1 0 0 0 0 0 0 3 6 0.00 0.000																			
John Johnstone, R (8.1) ERA: 2.15	1.0 4 1 0 0 2 0 0 0 0 0 0 11 16 0.00 1.000																			
PITCHER	IP WLS BF H R ER SO BB IBB HBP BLK WP HR S P ERA WHIP																			
Felix Rodriguez, R (9.1) ERA: 3.93	1.0 7 3 2 2 3 1 0 0 0 0 0 2 3 0.00 4.000																			

Batter	1	2	3	4	5	6	7	8	9	AB	R	H	RBI	BB	SO	LOB	TOP					
Eric Young Sr. R OBP: 0.364, SLG: 0.351										4	2	2	0	1	0	0	Los Angeles Dodgers @ Milwaukee Brewers Milwaukee County Stadium, Milwaukee, WI Mon Aug 23 1999, 8:05 PM EDT Att: 18,632 - Overcast - 68 F					
Mark Crutzieleak R OBP: 0.360, SLG: 0.391										5	1	1	0	0	0	3						
Gary Sheffield R OBP: 0.498, SLG: 0.494										4	1	1	1	1	1	2						
Trenidad Hubbard R OBP: 0.393, SLG: 0.372										0	1	0	0	0	0	0						
Eric Karros R OBP: 0.361, SLG: 0.558										4	1	2	1	1	2	3						
Raul Mondesi R OBP: 0.333, SLG: 0.470										3	1	1	3	2	1	2						
22 Devon White S OBP: 0.353, SLG: 0.413										3	0	1	3	1	1	3						
Todd Hundley S OBP: 0.303, SLG: 0.460										4	0	0	0	1	3	4						
Jose Vizcaino S OBP: 0.294, SLG: 0.286										4	0	0	0	0	0	4						
37 Darren Dreifort R OBP: 0.250, SLG: 0.321										4	1	0	0	0	1	5						
Mike Maddux L OBP: 0.250, SLG: 0.321										0	0	0	0	0	0	0						
Jeff Shaw R OBP: 0.250, SLG: 0.321										0	0	0	0	0	0	0						
Inning Stats	R: 1 E: 0 K: 2 S: 13	H: 2 LOB: 1 BB: 0 P: 23	R: 0 E: 0 K: 0 S: 11	H: 0 LOB: 1 BB: 0 P: 19	R: 0 E: 0 K: 1 S: 7	H: 0 LOB: 1 BB: 0 P: 12	R: 0 E: 0 K: 1 S: 9	H: 1 LOB: 1 BB: 0 P: 17	R: 5 E: 1 K: 0 S: 7	H: 1 LOB: 1 BB: 4 P: 26	R: 0 E: 0 K: 1 S: 5	H: 0 LOB: 0 BB: 0 P: 8	R: 0 E: 0 K: 0 S: 6	H: 0 LOB: 0 BB: 0 P: 11	R: 0 E: 0 K: 2 S: 12	H: 1 LOB: 3 BB: 2 P: 23	R: 2 E: 0 K: 2 S: 12	H: 3 LOB: 2 BB: 1 P: 23	1B: 5 2B: 3 3B: 0 HR: 0	SF: 0 SAC: 0 DP: 0 HBP: 1	WP: 0 PB: 0 SB: 7 CS: 0	PA: 43
PITCHER	IP WLS BF H R ER SO BB IBB HBP BLK WP HR S P ERA WHIP																					
Hideo Nomo R ERA: 4.33	6.0 L 27 4 6 1 5 4 0 1 0 0 0 0 0 0 52 105 1.50 1.333																					
52 Rafael Roque L ERA: 5.07	1.0 5 1 0 0 0 1 0 0 0 0 0 0 0 9 19 0.00 2.000																					
Eric Plunk R ERA: 4.62	1.2 10 3 2 2 3 1 1 0 0 0 0 0 0 18 33 10.80 2.400																					
Mike Myers L ERA: 4.93	0.1 1 0 0 0 1 0 0 0 0 0 0 0 0 3 5 0.00 0.000																					

Batter	1	2	3	4	5	6	7	8	9	AB	R	H	RBI	BB	SO	LOB	BOTTOM					
Ronnie Belliard R OBP: 0.385, SLG: 0.408										4	0	1	0	1	0	1	Los Angeles Dodgers @ Milwaukee Brewers Milwaukee County Stadium, Milwaukee, WI Mon Aug 23 1999, 8:05 PM EDT Att: 18,632 - Overcast - 68 F					
Jeff Cirillo R OBP: 0.387, SLG: 0.422										5	0	0	0	0	1	6						
Geoff Jenkins L OBP: 0.372, SLG: 0.571										4	0	2	1	0	0	0						
Jeromy Burnitz L OBP: 0.383, SLG: 0.575										4	0	0	0	0	1	2						
Alex Ochoa R OBP: 0.398, SLG: 0.507										4	1	1	0	0	1	0						
Kevin Barker L OBP: 0.438, SLG: 0.438										4	1	3	1	0	0	0						
Jose Valentin S OBP: 0.358, SLG: 0.415										4	1	1	2	0	1	2						
Charlie Greene R OBP: 0.214, SLG: 0.154										3	0	1	0	0	0	0						
Dave Nilsson L OBP: 0.395, SLG: 0.555										1	0	0	0	0	1	1						
Hideo Nomo R ERA: 4.33	8.0 W 31 7 3 3 4 1 0 1 0 0 0 0 0 69 99 3.38 1.000																					
52 Rafael Roque L ERA: 5.07	0.2 5 2 1 1 1 0 0 0 1 0 0 0 0 11 16 13.50 3.000																					
Eric Plunk R ERA: 4.62	0.1 S 2 0 0 0 1 1 0 0 0 0 0 0 0 3 9 0.00 3.000																					
Mike Myers L ERA: 4.93																						
Inning Stats	R: 0 E: 0 K: 0 S: 7	H: 0 LOB: 0 BB: 0 P: 10	R: 0 E: 0 K: 2 S: 11	H: 1 LOB: 1 BB: 0 P: 16	R: 0 E: 0 K: 1 S: 8	H: 1 LOB: 1 BB: 0 P: 14	R: 0 E: 0 K: 0 S: 6	H: 0 LOB: 0 BB: 0 P: 9	R: 0 E: 0 K: 0 S: 8	H: 0 LOB: 0 BB: 0 P: 10	R: 1 E: 0 K: 1 S: 9	H: 2 LOB: 1 BB: 1 P: 16	R: 2 E: 0 K: 0 S: 13	H: 2 LOB: 0 BB: 0 P: 15	R: 0 E: 0 K: 0 S: 7	H: 1 LOB: 1 BB: 0 P: 9	R: 1 E: 0 K: 2 S: 14	H: 2 LOB: 3 BB: 1 P: 25	1B: 7 2B: 1 3B: 0 HR: 1	SF: 0 SAC: 0 DP: 1 HBP: 1	WP: 0 PB: 0 SB: 0 CS: 0	PA: 38
PITCHER	IP WLS BF H R ER SO BB IBB HBP BLK WP HR S P ERA WHIP																					
37 Darren Dreifort R ERA: 5.2	8.0 W 31 7 3 3 4 1 0 1 0 0 0 0 0 69 99 3.38 1.000																					
Mike Maddux R ERA: 3.18	0.2 5 2 1 1 1 0 0 0 1 0 0 0 0 11 16 13.50 3.000																					
Jeff Shaw R ERA: 3.33	0.1 S 2 0 0 0 1 1 0 0 0 0 0 0 0 3 9 0.00 3.000																					

Batter	1	2	3	4	5	6	7	8	9	AB	R	H	RBI	BB	SO	LOB	TOP					
Eric Young Sr. R (1.4) OBP: 0.364, SLG: 0.354	G4-3		G4-3 1B		B5-3		G4-3 1B	F9									5 2 2 1 0 0 3					
Mark Grudzielanek R (1.6) OBP: 0.363, SLG: 0.400	G4-3 1B		G4-3		G3		G4-3 1B		G3-1								5 1 3 1 0 0 1					
Gary Sheffield, R (1.7) OBP: 0.408, SLG: 0.493	F8		G4-3 1B		G3		G4-3 1B		F9								5 0 2 2 0 0 1					
Eric Karros, R (1.3) OBP: 0.357, SLG: 0.551	G5-3		F8		G4-3		G4-3		F8								5 0 0 0 0 0 4					
Raul Mondesi, R (1.9) OBP: 0.333, SLG: 0.468		G1-3			G6-3		P6										4 0 1 0 0 0 0					
22 Devon White, S (1.8) OBP: 0.381, SLG: 0.509		G3			G6-3		G6-3		G4-3								3 0 0 0 0 0 0					
Onan Masaoka, R (8.9) OBP: 0.388, SLG: 0.411									G4-3								0 0 0 0 0 0 0					
Dave Hansen, L (8.9) OBP: 0.428, SLG: 0.430																	0 0 0 0 0 0 0					
Alan Mills, R (8.1) OBP: 0.355, SLG: 0.450																	0 0 0 0 0 0 0					
Pedro Borbon, R (8.1) OBP: 0.355, SLG: 0.450																	0 0 0 0 0 0 0					
Jeff Shaw, R (8.1)																	0 0 0 0 0 0 0					
Todd Hundley, S (1.2) OBP: 0.303, SLG: 0.457		P3					F7		G4-3								4 0 1 0 0 0 1					
Jose Vizcaino, S (1.5) OBP: 0.300, SLG: 0.288									G4-3								2 1 1 0 1 0 0					
Mike Judd, R (1.1)																	1 0 0 0 0 0 2					
Trenidad Hubbard, R (8.8) OBP: 0.388, SLG: 0.411																	1 1 1 1 0 0 0					
Todd Hollandsworth, L (8.8) OBP: 0.366, SLG: 0.524																	0 0 0 0 0 1 0 0					
Inning Stats	R: 0 E: 0 K: 0 S: 11	H: 1 LOB: 1 BB: 0 P: 19	R: 0 E: 0 K: 0 S: 12	H: 0 LOB: 0 BB: 20 P: 20	R: 2 E: 0 K: 0 S: 9	H: 3 LOB: 1 BB: 0 P: 13	R: 0 E: 0 K: 0 S: 10	H: 1 LOB: 2 BB: 1 P: 19	R: 1 E: 0 K: 0 S: 5	H: 1 LOB: 0 BB: 0 P: 7	R: 0 E: 0 K: 0 S: 3	H: 0 LOB: 0 BB: 0 P: 5	R: 2 E: 0 K: 0 S: 13	H: 4 LOB: 1 BB: 0 P: 24	R: 0 E: 0 K: 0 S: 14	H: 1 LOB: 3 BB: 0 P: 24	R: 0 E: 0 K: 0 S: 5	H: 0 LOB: 0 BB: 8 P: 8	1B: 8 2B: 1 3B: 1 HR: 1	SF: 0 SAC: 1 DP: 1 HBP: 1	WP: 0 PB: 0 SB: 1 CS: 0	PA: 40
PITCHER	IP WLS BF H R ER SO BB IBB HBP BLK WP HR S P ERA WHIP																					
Scott Karl, L (1.1) ERA: 4.9	6.1 L 27 7 4 4 0 0 1 0 0 0 0 0 1 54 90 5.68 1.263																					
David Weathers, R (7.1) ERA: 4.5	0.2 5 4 1 1 0 0 0 0 0 0 0 0 0 6 22 13.50 6.000																					
52 Rafael Roque, L (8.1) ERA: 5.02	0.2 3 0 0 0 0 0 0 0 0 1 0 0 0 0 9 0.00 0.000																					
Rocky Coppinger, R (8.1) ERA: 6.31	1.1 5 0 0 0 0 0 1 0 0 0 0 0 0 0 11 18 0.00 0.750																					

Los Angeles Dodgers @ Milwaukee Brewers
Milwaukee County Stadium, Milwaukee, WI

AB 36
R 5
H 11
RBI 5
BB 2
SO 0
LOB 13



WP: 0 PA: 40
PB: 0
SB: 1
CS: 0

Tue Aug 24 1999, 8:05 PM EDT
Att: 21,828 - Cloudy - 68 F

Batter	1	2	3	4	5	6	7	8	9	AB	R	H	RBI	BB	SO	LOB	BOTTOM					
Ronnie Belliard, R (1.4) OBP: 0.383, SLG: 0.405	G4-3		F8		G5-4-3			F8									2 0 0 0 0 0 0					
Jeff Cirillo, R (5.5) OBP: 0.386, SLG: 0.420																	2 0 0 0 0 0 2					
Mark Loretta, R (1.5) OBP: 0.358, SLG: 0.397	F7				F9		L8										4 0 1 0 0 0 0					
Geoff Jenkins, L (1.7) OBP: 0.371, SLG: 0.566	K				G3												3 0 0 0 1 1 1					
Jeremy Burnitz, L (1.9) OBP: 0.380, SLG: 0.569		P3			G6-3												4 0 0 0 0 0 1					
Dave Nilsson, L (1.2) OBP: 0.396, SLG: 0.553																	3 1 1 0 1 1 1					
Marquis Grissom, R (1.8) OBP: 0.321, SLG: 0.388																	4 1 1 0 0 0 1					
Kevin Barker, L (1.3) OBP: 0.421, SLG: 0.421																	3 0 1 2 0 0 1					
Jose Valentin, S (1.6) OBP: 0.353, SLG: 0.408																	3 0 0 0 0 1 1					
Rocky Coppinger, R (8.1) OBP: 0.353, SLG: 0.333																	0 0 0 0 0 0 0					
Scott Karl, L (1.1) OBP: 0.216, SLG: 0.340																	1 0 0 0 1 1 0					
David Weathers, R (7.1) OBP: 0.286, SLG: 0.167																	0 0 0 0 0 0 0					
52 Rafael Roque, L (8.1) OBP: 0.158, SLG: 0.059																	0 0 0 0 0 0 0					
Lou Collier, R (8.4) OBP: 0.330, SLG: 0.386																	1 0 0 0 0 0 0					
Inning Stats	R: 0 E: 0 K: 1 S: 12	H: 0 LOB: 0 BB: 0 P: 18	R: 0 E: 0 K: 0 S: 7	H: 0 LOB: 1 BB: 1 P: 13	R: 0 E: 0 K: 2 S: 12	H: 0 LOB: 0 BB: 0 P: 15	R: 0 E: 0 K: 0 S: 8	H: 0 LOB: 0 BB: 0 P: 14	R: 2 E: 0 K: 0 S: 13	H: 3 LOB: 1 BB: 1 P: 23	R: 0 E: 0 K: 1 S: 13	H: 0 LOB: 1 BB: 1 P: 19	R: 0 E: 0 K: 0 S: 12	H: 0 LOB: 0 BB: 0 P: 20	R: 0 E: 0 K: 0 S: 12	H: 1 LOB: 1 BB: 0 P: 17	R: 0 E: 0 K: 0 S: 8	H: 0 LOB: 0 BB: 0 P: 10	1B: 3 2B: 1 3B: 0 HR: 0	SF: 0 SAC: 0 DP: 1 HBP: 0	WP: 1 PB: 0 SB: 0 CS: 0	PA: 33
PITCHER	IP WLS BF H R ER SO BB IBB HBP BLK WP HR S P ERA WHIP																					
Mike Judd, R (1.1) ERA: 5.09	5.1 W 20 3 2 2 3 2 0 0 0 0 0 0 0 54 86 3.38 0.938																					
Onan Masaoka, L (6.1) ERA: 4.04	1.2 H 6 0 0 0 1 1 0 0 0 0 0 0 0 23 36 0.00 0.600																					
Alan Mills, R (8.1) ERA: 3.55	0.2 H 3 1 0 0 0 0 0 0 0 0 0 0 0 11 16 0.00 1.500																					
Pedro Borbon, L (8.1) ERA: 3.88	0.1 H 1 0 0 0 0 0 0 0 0 0 0 0 0 1 1 0.00 0.000																					
Jeff Shaw, R (9.1) ERA: 3.27	1.0 S 3 0 0 0 0 0 0 0 0 0 0 0 0 8 10 0.00 0.000																					

Los Angeles Dodgers @ Milwaukee Brewers
Milwaukee County Stadium, Milwaukee, WI

AB 30
R 2
H 4
RBI 2
BB 3
SO 4
LOB 8



WP: 1 PA: 33
PB: 0
SB: 0
CS: 0

Tue Aug 24 1999, 8:05 PM EDT
Att: 21,828 - Cloudy - 68 F

Batter	1	2	3	4	5	6	7	8	9	AB	R	H	RBI	BB	SO	LOB	TOP			
Eric Young Sr. R OBP: 0.365, SLG: 0.358	2-1 1B FC4-6 2B		4-0 FC6-4 BB		2-2 F7		2-2 SF8			2	1	1	1	1	0	0				
Mark Grudzielanek R OBP: 0.364, SLG: 0.401	0-0 FC4-6 1B		0-1 FC6-4 2B		0-1 G6-3		3-H 1-1 2-H 1B			4	1	2	0	0	0	1				
Gary Sheffield R OBP: 0.406, SLG: 0.493	0-1 FC4-6 1-2 3-H G5-4-3		3-2 1-H 2B		2-1 G5-3		1 SAFE 1 SAFE CS		1-2 P5	4	0	1	2	0	0	1				
Eric Karros R OBP: 0.354, SLG: 0.547	1-1 G5-4-3		1-2 K				1-3 K		2-2 L3	4	0	0	0	0	2	2				
Raul Mondesi R OBP: 0.330, SLG: 0.464		0-1 G5-3		2-1 G6-3			0-1 L8		2-3 K	4	0	0	0	0	1	0				
22 Devon White S OBP: 0.347, SLG: 0.405		3-2 F9		1-0 F8			0-1 F8		0-1 G1-3	4	0	0	0	0	0	0				
Adrian Beltré R OBP: 0.353, SLG: 0.440		1-0 HR		2-1 HR 1B			2-2 SH1-4 SF8 2B		0-1 G4-3	4	3	3	1	0	0	0				
Paul Lo Duca R OBP: 0.310, SLG: 0.300	1-1 F9		1 SAFE 2-1 HR				1-1 SH1-4 E 1B		0-1 G4-3	3	2	2	2	0	0	0				
Todd Hollandsworth L OBP: 0.364, SLG: 0.522							1-2 2-3 SH1-4			1	0	0	0	0	0	0				
Kevin Brown R OBP: 0.108, SLG: 0.079			2-3 K		1-0 G5-3					2	0	0	0	0	1	0				
Dave Hansen L OBP: 0.424, SLG: 0.430										0	0	0	0	0	0	0				
Jose Vizcaino S OBP: 0.300, SLG: 0.288										0	0	0	0	0	0	0				
Pedro Borbon R OBP: 0.300, SLG: 0.288										0	0	0	0	0	0	0				
Mike Maddux L OBP: 0.300, SLG: 0.288										0	0	0	0	0	0	0				
Inning Stats	R: 1 E: 0 K: 0 S: 7	H: 2 LOB: 0 BB: 0 P: 10	R: 1 E: 0 K: 0 S: 9	H: 1 LOB: 0 BB: 0 P: 14	R: 1 E: 0 K: 2 S: 14	H: 1 LOB: 1 BB: 1 P: 24	R: 2 E: 0 K: 0 S: 8	H: 2 LOB: 0 BB: 0 P: 16	R: 0 E: 0 K: 1 S: 7	H: 0 LOB: 0 BB: 0 P: 8	R: 2 E: 1 K: 0 S: 14	H: 3 LOB: 0 BB: 0 P: 20	R: 0 E: 0 K: 1 S: 11	H: 0 LOB: 0 BB: 0 P: 16	R: 0 E: 0 K: 0 S: 6	H: 0 LOB: 0 BB: 0 P: 6	1B: 4 2B: 3 3B: 0 HR: 2	SF: 1 SAC: 1 DP: 1 HBP: 0	WP: 0 PB: 0 SB: 0 CS: 1	PA: 36
PITCHER	IP WLS BF H R ER SO BB IBB HBP BLK WP HR S P ERA WHIP																			
Bill Pulsipher L ERA: 5.49	(1, 1) 5.0 21 6 5 5 2 1 0 0 0 0 0 2 45 75 9.00 1.400																			
David Weathers R ERA: 4.59	(6, 1) 1.0 5 2 2 1 1 0 0 0 0 0 0 0 12 16 9.00 2.000																			
Mike Myers L ERA: 4.89	(7, 1) 0.1 H 1 0 0 0 0 0 0 0 0 0 0 0 1 1 0.00 0.000																			
Eric Plunk R ERA: 4.5	(7, 1) 1.2 W 5 1 0 0 1 0 0 0 0 0 0 0 19 27 0.00 0.600																			
Bob Wickman R ERA: 2.91	(9, 1) 1.0 S 3 0 0 0 0 0 0 0 0 0 0 0 6 6 0.00 0.000																			

Los Angeles Dodgers @ Milwaukee Brewers
 Milwaukee County Stadium, Milwaukee, WI
 Wed Aug 25 1999, 2:05 PM EDT
 Att: 14,956 - Sunny - 72 F


AB	32
R	7
H	9
RBI	6
BB	1
SO	4
LOB	4



Batter	1	2	3	4	5	6	7	8	9	AB	R	H	RBI	BB	SO	LOB	BOTTOM			
Marquis Grissom R OBP: 0.322, SLG: 0.390	0-2 1B FC4-6 1B		1-0 G4-3 G3-1 2B		0-2 G3		1-1 G4-3		1-1 G1-3	5	2	2	0	0	0	0				
Mark Loretta R OBP: 0.355, SLG: 0.400	2-2 FC4-6 1B		0-0 G4-3		0-3 K		2-1 2B		3-2 F7	5	1	2	0	0	1	1				
Geoff Jenkins L OBP: 0.367, SLG: 0.560	2-3 K		1-2 G3-1		0-0 L6		1-3 K			4	0	0	1	0	2	3				
Jeremy Burnitz L OBP: 0.383, SLG: 0.568	1-2 FC4-6 1-2 3-H BB		1-0 HBP		3-2 1B 1B		4-2 2B BB			2	2	1	1	1	0	1				
Dave Nilsson L OBP: 0.399, SLG: 0.557	4-2 BB		3-3 K		1-2 HR 1B		2-2 1-H 2-H 2B			3	1	2	2	1	1	1				
Charlie Greene R OBP: 0.214, SLG: 0.154	1-2 BB		1-2 K		0-2 G4-3		1-2 HR 1B		1-1 P2	4	1	1	0	0	1	3				
Kevin Barker L OBP: 0.391, SLG: 0.391	1-3 K				0-0 G4-3		0-2 HR 1B		4-0 IBB	2	1	0	1	2	0	0				
Jeff Cirillo R OBP: 0.367, SLG: 0.418		1-0 G4-3		3-2 F8		4-1 HR BB		1-2 2-3 3-H HR	1-1 G4-3	2	1	1	4	0	1	2				
Jose Valentin S OBP: 0.352, SLG: 0.421		0-0 G4-3		1-3 K		1-0 HR				4	1	1	4	0	1	2				
Bill Pulsipher L OBP: 0.067, SLG: 0.067	(1, 1) 11.0 28 7 7 7 8 2 0 1 0 0 0 0 115 10.50 1.500																			
Lou Livanovich R OBP: 0.339, SLG: 0.339	(5, PH) 6.0 L 7 2 2 2 1 1 1 0 0 0 0 0 15 30 18.00 3.000																			
David Weathers R OBP: 0.226, SLG: 0.143	(6, 1) 1.0 7 2 2 2 1 1 1 0 0 0 0 0 8 14 0.00 0.000																			
Mike Myers L OBP: 0.300, SLG: 0.288	(7, 1) 1.0 3 0 0 0 0 0 0 0 0 0 0 0 8 14 0.00 0.000																			
Eric Plunk R OBP: 0.300, SLG: 0.288	(7, 1) 1.0 3 0 0 0 0 0 0 0 0 0 0 0 8 14 0.00 0.000																			
Alex Ochoa R OBP: 0.300, SLG: 0.288	(8, PH) 1.0 3 0 0 0 0 0 0 0 0 0 0 0 8 14 0.00 0.000																			
Bob Wickman R ERA: 2.91	(9, 1) 1.0 3 0 0 0 0 0 0 0 0 0 0 0 8 14 0.00 0.000																			
Inning Stats	R: 1 E: 0 K: 2 S: 25	H: 2 LOB: 2 BB: 1 P: 35	R: 0 E: 0 K: 1 S: 9	H: 0 LOB: 0 BB: 0 P: 12	R: 1 E: 0 K: 1 S: 10	H: 1 LOB: 1 BB: 0 P: 16	R: 0 E: 0 K: 1 S: 8	H: 0 LOB: 0 BB: 0 P: 12	R: 0 E: 0 K: 2 S: 10	H: 0 LOB: 0 BB: 0 P: 10	R: 5 E: 0 K: 1 S: 18	H: 4 LOB: 1 BB: 1 P: 30	R: 2 E: 0 K: 1 S: 15	H: 2 LOB: 2 BB: 2 P: 30	R: 0 E: 0 K: 0 S: 8	H: 0 LOB: 0 BB: 0 P: 14	1B: 5 2B: 3 3B: 0 HR: 1	SF: 0 SAC: 0 DP: 0 HBP: 1	WP: 0 PB: 0 SB: 2 CS: 0	PA: 38
PITCHER	IP WLS BF H R ER SO BB IBB HBP BLK WP HR S P ERA WHIP																			
Kevin Brown R ERA: 3.34	(1, 1) 11.0 28 7 7 7 8 2 0 1 0 0 0 0 115 10.50 1.500																			
Pedro Borbon L ERA: 4.0	(7, 1) 1.0 L 7 2 2 2 1 1 1 0 0 0 0 0 15 30 18.00 3.000																			
Mike Maddux R ERA: 3.11	(8, 1) 1.0 3 0 0 0 0 0 0 0 0 0 0 0 8 14 0.00 0.000																			

Los Angeles Dodgers @ Milwaukee Brewers
 Milwaukee County Stadium, Milwaukee, WI
 Wed Aug 25 1999, 2:05 PM EDT
 Att: 14,956 - Sunny - 72 F

AB	33
R	9
H	9
RBI	9
BB	4
SO	9
LOB	11



Batter	1	2	3	4	5	6	7	8	9	AB	R	H	RBI	BB	SO	LOB	TOP										
Marquis Grissom, R OBP: 0.319, SLG: 0.387 (1, 8)	G6-3			F8		G5-3	E8			4	0	0	0	0	0	0	Milwaukee Brewers @ San Diego Padres Qualcomm Stadium, San Diego, CA Thu Aug 26 1999, 5:05 PM EDT Att: 22,343 - Unknown - 82 F										
Mark Loretta, R OBP: 0.358, SLG: 0.398 (1, 4) (8, 3)	F8			G5-3		K	K			4	0	1	0	0	1	0											
Geoff Jenkins, L OBP: 0.369, SLG: 0.562 (1, 7)	K			2B				P6		4	0	2	0	0	1	0											
Jeremy Burnitz, L OBP: 0.382, SLG: 0.567 (1, 9)			F9			G1-3		G3		4	0	1	0	0	0	1											
Dave Nilsson, L OBP: 0.401, SLG: 0.558 (1, 2)		G4-3								3	1	1	0	1	0	2											
Kevin Barker, L OBP: 0.385, SLG: 0.385 Ronnie Belliard, R OBP: 0.382, SLG: 0.404 (8, PH) (8, 4)	L3				G4-3		SF8	G6-3		3	1	1	0	0	0	0											
Jeff Cirillo, R OBP: 0.387, SLG: 0.419 (1, 5)			G6-3				SF8			4	1	2	0	0	1	0											
Jose Valentin, S OBP: 0.346, SLG: 0.414 (1, 6)			K		F9		SF8			3	0	0	1	0	2	1											
41 Kyle Peterson, R Alex Ochoa, R Rocky Coppinger, R Mike Myers, L David Weathers, R Sean Berry, R (1, 1) (7, PH) (7, 1) (7, 1) (7, 1) (8, PH)			K		K		K			2	0	0	0	0	2	1											
Inning Stats	R: 0 E: 0 K: 1 S: 6	H: 0 LOB: 0 BB: 0 P: 6	R: 0 E: 0 K: 0 S: 6	H: 0 LOB: 0 BB: 0 P: 15	R: 0 E: 0 K: 2 S: 11	H: 0 LOB: 0 BB: 0 P: 17	R: 0 E: 0 K: 0 S: 13	H: 2 LOB: 2 BB: 0 P: 24	R: 0 E: 0 K: 1 S: 6	H: 1 LOB: 1 BB: 0 P: 10	R: 0 E: 0 K: 1 S: 8	H: 1 LOB: 1 BB: 0 P: 12	R: 3 E: 1 K: 1 S: 20	H: 4 LOB: 2 BB: 0 P: 30	R: 0 E: 0 K: 0 S: 5	H: 0 LOB: 1 BB: 1 P: 11		R: 0 E: 0 K: 3 S: 11	H: 0 LOB: 0 BB: 0 P: 14	1B: 5 2B: 3 3B: 0 HR: 0	SF: 1 SAC: 0 DP: 0 HBP: 0	WP: 0 PB: 0 SB: 0 CS: 0	PA: 36				
PITCHER	IP	WLS	BF	H	R	ER	SO	BB	IBB	HBP	BLK	WP	HR	S	P	ERA	WHIP										
Andy Ashby, R ERA: 3.62 (1, 1)	7.0	W	29	8	3	1	6	0	0	0	0	0	0	70	114	1.29	1.143										
Matt Whisenant, L ERA: 5.89 (8, 1)	0.2	H	3	0	0	0	0	1	0	0	0	0	0	2	8	0.00	1.500										
Donne Wall, R ERA: 3.34 (8, 1)	0.1	H	1	0	0	0	0	0	0	0	0	0	0	3	3	0.00	0.000										
Trevor Hoffman, R ERA: 2.38 (9, 1)	1.0	S	3	0	0	0	3	0	0	0	0	0	0	11	14	0.00	0.000										

Batter	1	2	3	4	5	6	7	8	9	AB	R	H	RBI	BB	SO	LOB	BOTTOM										
Quilvio Veras, S OBP: 0.371, SLG: 0.366 (1, 4)	K		FC1-6		G4-3					3	1	1	1	1	1	1	Milwaukee Brewers @ San Diego Padres Qualcomm Stadium, San Diego, CA Thu Aug 26 1999, 5:05 PM EDT Att: 22,343 - Unknown - 82 F										
Tony Gwynn, L OBP: 0.376, SLG: 0.460 (1, 9)	G4-3				G4-3					4	0	1	0	0	0	3											
Reggie Sanders, R OBP: 0.395, SLG: 0.547 (1, 7)	G5-3		FC5-4		G6-3					4	0	1	2	0	0	3											
Phil Nevin, R OBP: 0.357, SLG: 0.565 (1, 5)	G5-3			L6	G5-3					4	0	0	0	0	0	2											
Wally Joyner, L OBP: 0.355, SLG: 0.321 (1, 3)						P5		G3-1		4	1	2	0	0	0	0											
Ruben Rivera, R OBP: 0.294, SLG: 0.425 (1, 8)	K			G5-3		P3				4	0	1	0	0	1	1											
Ben Davis, S OBP: 0.294, SLG: 0.361 (1, 2)			E6			G3-1				4	1	1	1	0	1	1											
Chris Gomez, R OBP: 0.325, SLG: 0.280 (1, 6)			G4-3							3	0	0	0	1	2	2											
Andy Ashby, R OBP: 0.208, SLG: 0.200 John Vander Wal, L OBP: 0.368, SLG: 0.441 Matt Whisenant, R Donne Wall, R Trevor Hoffman, R (1, 1) (7, PH) (8, 1) (8, 1) (9, 1)					G6-3					1	0	0	0	1	0	2											
Inning Stats	R: 0 E: 0 K: 1 S: 7	H: 0 LOB: 0 BB: 0 P: 10	R: 0 E: 0 K: 1 S: 8	H: 1 LOB: 0 BB: 0 P: 12	R: 1 E: 1 K: 0 S: 13	H: 1 LOB: 2 BB: 1 P: 24	R: 1 E: 0 K: 0 S: 13	H: 2 LOB: 2 BB: 1 P: 21	R: 0 E: 0 K: 0 S: 6	H: 1 LOB: 1 BB: 0 P: 11	R: 0 E: 0 K: 0 S: 7	H: 0 LOB: 0 BB: 0 P: 10	R: 2 E: 0 K: 1 S: 12	H: 2 LOB: 1 BB: 1 P: 19	R: 0 E: 0 K: 2 S: 12	H: 1 LOB: 1 BB: 0 P: 15		1B: 5 2B: 2 3B: 1 HR: 0	SF: 0 SAC: 0 DP: 0 HBP: 0	WP: 0 PB: 0 SB: 1 CS: 0	PA: 35						
PITCHER	IP	WLS	BF	H	R	ER	SO	BB	IBB	HBP	BLK	WP	HR	S	P	ERA	WHIP										
41 Kyle Peterson, R ERA: 3.28 (7, 1)	0.1	L	3	1	2	2	1	1	0	0	0	0	0	4	9	54.00	6.000										
Rocky Coppinger, R ERA: 6.7 (7, 1)	0.1	H	1	0	0	0	0	0	0	0	0	0	0	5	7	0.00	0.000										
Mike Myers, L ERA: 4.84 (7, 1)	1.1	B	6	2	0	0	2	0	0	0	0	0	0	15	18	0.00	1.500										
David Weathers, R ERA: 4.48 (7, 1)	1.1	B	6	2	0	0	2	0	0	0	0	0	0	15	18	0.00	1.500										

Batter	1	2	3	4	5	6	7	8	9	AB	R	H	RBI	BB	SO	LOB	TOP					
Marquis Grissom, R OBP: 0.320, SLG: 0.393	1-0 HR		1-1 F8		2-0 F8	0-0 2B		2-0 FC5-4		5	1	2	2	0	0	1						
Mark Loretta, R OBP: 0.356, SLG: 0.398	0-1 L8		1-1 WP 1B		1-2 F7	0-0 P5			0-1 G6-3	5	0	1	0	0	0	2						
Geoff Jenkins, L OBP: 0.367, SLG: 0.560	2-2 L7		1-3 K		3-1 2B				0-0 2B 1B	5	1	2	0	0	1	1						
Jeremy Burnitz, L OBP: 0.385, SLG: 0.571	3-3 K			1-3 K	2-2 P6				3-2 2B 1-H	5	0	1	1	0	3	1						
Jeff Cirillo, R OBP: 0.397, SLG: 0.431		0-1 G4-3 SF8 2B		0-1 1B SF9 1B		0-2 L7			4-0 FC5-4 IBB 2B	3	2	2	0	2	0	0						
Dave Nilsson, L OBP: 0.403, SLG: 0.557		2-1 G4-3		3-1 SF9 BB 1B		4-1 1B 1B SF7 BB			2-3 K	2	0	1	0	1	0	1						
Charlie Greene, R OBP: 0.238, SLG: 0.200		2-3		1-3 1B		1-3 K				2	1	0	0	0	2	3						
Ronnie Belliard, R OBP: 0.382, SLG: 0.402		2-1 SF8		4-1 BB		0-2 1B 2B 1B			0-0 FC5-4 1-2	3	1	1	1	1	0	2						
Kevin Barker, L OBP: 0.367, SLG: 0.379		3-H 2-3 K		0-0 SF9		0-2 2B 1-2 2-3 1B			0-0 FC5-4 E6	3	0	1	1	0	1	0						
Hideo Nomo, R OBP: 0.238, SLG: 0.310				0-0 G6-3		2-1 SF7			0-3 K	2	0	0	0	0	0	2						
Sean Berry, R OBP: 0.283, SLG: 0.307				1-0 P4						0	0	0	1	0	0	0						
Hector Ramirez, R OBP: 0.237, SLG: 0.332										1	0	0	0	0	1	1						
Bob Wickman, R OBP: 0.367, SLG: 0.379										0	0	0	0	0	0	0						
Inning Stats	R: 1 E: 0 K: 1 S: 10	H: 1 LOB: 0 BB: 0 P: 16	R: 1 E: 0 K: 1 S: 9	H: 1 LOB: 0 BB: 0 P: 15	R: 0 E: 0 K: 1 S: 8	H: 1 LOB: 1 BB: 0 P: 12	R: 1 E: 0 K: 1 S: 10	H: 2 LOB: 2 BB: 1 P: 18	R: 0 E: 0 K: 0 S: 11	H: 1 LOB: 1 BB: 0 P: 19	R: 2 E: 0 K: 0 S: 14	H: 3 LOB: 2 BB: 1 P: 20	R: 0 E: 0 K: 2 S: 10	H: 0 LOB: 1 BB: 1 P: 20	R: 0 E: 1 K: 1 S: 6	H: 0 LOB: 1 BB: 0 P: 9	R: 1 E: 0 K: 1 S: 10	H: 2 LOB: 2 BB: 1 P: 19	1B: 6 2B: 4 3B: 0 HR: 1	SF: 3 SAC: 0 DP: 0 HBP: 0	WP: 1 PB: 0 SB: 0 CS: 0	PA: 43
PITCHER	IP	WLS	BF	H	R	ER	SO	BB	IBB	HBP	BLK	WP	HR	S	P	ERA	WHIP					
Woody Williams, R ERA: 4.89	6.0	L	29	9	5	5	4	2	0	0	0	1	1	62	100	7.50	1.833					
Donnie Wall, R ERA: 3.22	2.0		8	0	0	0	3	1	0	0	0	0	0	16	29	0.00	0.500					
Heath Murray, L ERA: 5.82	0.1		4	2	1	1	0	0	1	0	0	0	0	6	13	27.00	6.000					
Carlos Reyes, R ERA: 3.15	0.2		2	0	0	0	1	0	0	0	0	0	0	4	6	0.00	0.000					

Milwaukee Brewers @ San Diego Padres
Qualcomm Stadium, San Diego, CA

AB 36
R 6
H 11
RBI 6
BB 4
SO 8
LOB 14



Sat Aug 28 1999, 10:05 PM EDT
Att: 30,199 - Unknown - 73 F

Batter	1	2	3	4	5	6	7	8	9	AB	R	H	RBI	BB	SO	LOB	BOTTOM					
QuiVivo Veras, S OBP: 0.367, SLG: 0.360	4-2 S 1B BB			2-3 K		2-0 G3		1-1 G4-3		4	1	0	0	1	1	3						
Tony Gwynn, L OBP: 0.380, SLG: 0.460	1-0 S 1-H 1B		2-2 F7		0-0 WP HR 1B		0-0 F9		0-1 F7	5	1	2	1	0	0	0						
Reggie Sanders, R OBP: 0.400, SLG: 0.557	4-1 S 1-2 BB		1-1 F9		1-0 P4		0-2 F9		1-3 K	4	0	0	0	1	1	1						
Phil Nevin, R OBP: 0.352, SLG: 0.574	1-2 F8		2-3 K		3-1 1-H HR		1-3 K		2-3 K	5	1	1	2	0	3	2						
Wally Joyner, L OBP: 0.361, SLG: 0.332	0-3 K			0-0 1B 2B		0-0 1B 1B		2-1 1B 2B		4	1	3	0	0	1	2						
Eric Owens, R OBP: 0.335, SLG: 0.406	4-1 BB			0-1 S 2-3 1B		1-2 1B 1B		4-0 1B BB		2	0	2	0	2	0	0						
Ben Davis, S OBP: 0.291, SLG: 0.360	0-3 K		0-3 K		0-3 K		0-0 1-3 2-H			4	0	1	1	0	3	7						
Chris Gomez, R OBP: 0.332, SLG: 0.277		4-1 L7-3 BB		4-1 BB		3-2 F9		2-1 G4-3		2	0	0	0	2	0	2						
Woody Williams, R ERA: 4.89		0-1 L7-3		2-3 K		0-2 F7		2-3 K		2	0	0	0	0	1	4						
John Vander Wal, L ERA: 3.22										1	0	0	0	0	0	0						
Donnie Wall, R ERA: 3.22										0	0	0	0	0	0	0						
Dave Magadan, L ERA: 3.15										0	0	0	0	0	1	0						
Heath Murray, L ERA: 5.82										0	0	0	0	0	0	0						
Carlos Reyes, S ERA: 3.15										0	0	0	0	0	0	0						
Inning Stats	R: 1 E: 0 K: 2 S: 15	H: 1 LOB: 3 BB: 3 P: 29	R: 0 E: 0 K: 0 S: 5	H: 0 LOB: 1 BB: 1 P: 11	R: 0 E: 0 K: 1 S: 8	H: 0 LOB: 0 BB: 0 P: 13	R: 0 E: 0 K: 3 S: 13	H: 2 LOB: 3 BB: 1 P: 21	R: 2 E: 0 K: 1 S: 15	H: 4 LOB: 2 BB: 0 P: 23	R: 0 E: 0 K: 0 S: 6	H: 0 LOB: 0 BB: 0 P: 8	R: 1 E: 0 K: 1 S: 10	H: 2 LOB: 1 BB: 1 P: 17	R: 0 E: 0 K: 1 S: 7	H: 0 LOB: 0 BB: 0 P: 12	R: 0 E: 0 K: 2 S: 8	H: 0 LOB: 0 BB: 0 P: 11	1B: 6 2B: 3 3B: 0 HR: 1	SF: 0 SAC: 0 DP: 1 HBP: 0	WP: 1 PB: 0 SB: 4 CS: 0	PA: 40
PITCHER	IP	WLS	BF	H	R	ER	SO	BB	IBB	HBP	BLK	WP	HR	S	P	ERA	WHIP					
Hideo Nomo, R ERA: 4.37	5.0	W	26	7	3	3	7	5	0	0	0	1	1	56	97	5.40	2.400					
Hector Ramirez, R ERA: 3.0	3.0	H	11	2	1	1	2	1	0	0	0	0	0	23	37	3.00	1.000					
Bob Wickman, R ERA: 3.13	1.0	S	3	0	0	0	2	0	0	0	0	0	0	8	11	0.00	0.000					

Milwaukee Brewers @ San Diego Padres
Qualcomm Stadium, San Diego, CA

AB 34
R 4
H 9
RBI 4
BB 6
SO 11
LOB 21



Sat Aug 28 1999, 10:05 PM EDT
Att: 30,199 - Unknown - 73 F

Batter	1	2	3	4	5	6	7	8	9	10	AB	R	H	RBI	BB	SO	LOB									
Marquis Grissom, R OBP: 0.318, SLG: 0.390	(1, 8) F7		(2, 3) K			(1, 2) E6 HR		(1, 0) G4-3			4	1	0	0	0	1	0									
Ronnie Belliard, R OBP: 0.381, SLG: 0.398	(1, 4) P3			(0, 0) G6-3		(1, 2) HR BB		(0, 2) L8			3	1	0	0	1	0	0									
Geoff Jenkins, L OBP: 0.366, SLG: 0.564	(1, 7) F7			(0, 0) G4-3		(0, 0) HR			(1, 2) G6-3		4	1	1	3	0	0	0									
Jeremy Burnitz, L OBP: 0.386, SLG: 0.569		(4, 1) FC5-4 BB		(3, 2) K		(3, 3) K			(0, 1) 1B		3	0	1	0	1	2	0									
Jeff Cirillo, R OBP: 0.397, SLG: 0.432	(1, 5) FC5-4			(2, 1) P3			(1, 1) F9 SF9		(2, 1) F9		4	1	1	0	0	0	2									
Kevin Barker, L OBP: 0.324, SLG: 0.333	(1, 3) K			(0, 2) P3			(0, 0) F9		(1, 3) K		4	0	0	0	0	2	3									
Bob Wickman, R (9, 1)							(2, 3) F9				0	0	0	0	0	0	0									
Jose Valentin, S OBP: 0.340, SLG: 0.408	(1, 6) G4-3			(1, 1) F9			(1, 2) SF9				3	0	0	1	0	0	1									
Charlie Greene, R OBP: 0.200, SLG: 0.167			(0, 1) G5-3			(0, 2) F7		(0, 1) F7			4	0	0	0	0	0	0									
Scott Karl, L OBP: 0.208, SLG: 0.327			(3, 2) G3			(0, 3) K					2	0	0	0	0	1	0									
Alex Ochoa, R OBP: 0.307, SLG: 0.500								(1, 3) K			1	0	0	0	0	1	0									
Eric Plunk, R (8, 1)											0	0	0	0	0	0	0									
Mark Loretta, R OBP: 0.355, SLG: 0.398											1	0	0	0	0	0	0									
Inning Stats	R: 0 E: 0 K: 0 S: 7	H: 0 LOB: 0 BB: 0 P: 8	R: 0 E: 0 K: 1 S: 7	H: 0 LOB: 1 BB: 1 P: 14	R: 0 E: 0 K: 1 S: 10	H: 0 LOB: 0 BB: 0 P: 15	R: 0 E: 0 K: 1 S: 6	H: 0 LOB: 0 BB: 0 P: 9	R: 0 E: 0 K: 0 S: 7	H: 0 LOB: 0 BB: 0 P: 10	R: 3 E: 1 K: 2 S: 15	H: 1 LOB: 0 BB: 1 P: 23	R: 1 E: 0 K: 0 S: 8	H: 1 LOB: 0 BB: 0 P: 10	R: 0 E: 0 K: 1 S: 7	H: 0 LOB: 0 BB: 0 P: 9	R: 0 E: 0 K: 1 S: 10	H: 1 LOB: 1 BB: 0 P: 14	R: 0 E: 0 K: 0 S: 3	H: 0 LOB: 0 BB: 0 P: 3	1B: 1 2B: 1 3B: 0 HR: 1	SF: 1 SAC: 0 DP: 0 HBP: 0	WP: 0 PA: 36			
PITCHER	IP	WLS	BF	H	R	ER	SO	BB	IBB	HBP	BLK	WP	HR	S	P	ERA	WHIP									
Buddy Carlyle, R ERA: 1.29	(1, 1) 7.0		26	2	4	1	5	2	0	0	0	0	0	1	60	89	1.29	0.571								
Dan Miceli, R ERA: 4.61	(8, 1) 1.0		3	0	0	0	1	0	0	0	0	0	0	0	7	9	0.00	0.000								
Matt Whisenant, L ERA: 5.68	(9, 1) 0.1		2	1	0	0	0	0	0	0	0	0	0	0	5	6	0.00	3.000								
Carlos Reyes, R ERA: 3.12	(9, 1) 0.2		2	0	0	0	1	0	0	0	0	0	0	0	5	8	0.00	0.000								
Trevor Hoffman, R ERA: 2.24	(10, 1) 1.0	W	3	0	0	0	0	0	0	0	0	0	0	0	3	3	0.00	0.000								

Milwaukee Brewers @ San Diego Padres
Qualcomm Stadium, San Diego, CA
Sun Aug 29 1999, 4:05 PM EDT
Att. 22,997 - Sunny - 75 F

AB 33
R 4
H 3
RBI 4
BB 2
SO 7
LOB 6



Batter	1	2	3	4	5	6	7	8	9	10	AB	R	H	RBI	BB	SO	LOB									
Quilvio Veras, S OBP: 0.367, SLG: 0.359	(1, 4) K		(4, 1) G4-6-3 BB		(0, 2) 1B		(1, 3) K		(0, 0) E6 1B		4	1	1	0	1	2	2									
Tony Gwynn, L OBP: 0.379, SLG: 0.459	(1, 9) G1-3		(1, 2) G4-6-3		(1, 0) 1B		(1, 2) G3-1		(1, 0) E7 1B		3	0	1	1	0	0	2									
Wally Joyner, L OBP: 0.362, SLG: 0.333	(6, 3) G1-3		(1, 2) G4-6-3		(1, 3) 1B				(1, 1) E7 1B		2	0	1	0	0	0	2									
Damian Jackson, R OBP: 0.323, SLG: 0.359	(10, 6) G1-3		(1, 2) G4-6-3		(1, 3) 1B				(1, 1) E7 1B		0	0	0	0	0	0	0									
Reggie Sanders, R OBP: 0.397, SLG: 0.561	(1, 7) G6-3			(2, 0) HR	(1, 0) P4			(0, 2) E5 1B	(1, 2) G5-3		5	2	1	1	0	0	3									
Phil Nevin, R OBP: 0.353, SLG: 0.571		(3, 0) G6-4-3 BB 1B		(3, 3) K		(0, 0) P4		(1, 2) K		(0, 0) FC5-4 BB SF8 1B	5	1	2	0	0	2	1									
Eric Owens, R OBP: 0.336, SLG: 0.403	(1, 3) G6-4-3			(1, 2) P3		(0, 1) G6-3		(2, 2) F8		(4, 0) FC5-4 BB	3	0	0	0	2	0	1									
Wiki Gonzalez, R OBP: 0.290, SLG: 0.333	(1, 2) G6-4-3			(1, 1) L5		(1, 0) F8		(0, 2) F8		(1, 2) FC5-4 BB	5	0	1	1	0	0	4									
Ruben Rivera, R OBP: 0.291, SLG: 0.416	(1, 8) K				(3, 2) P5			(1, 2) G5-3		(4, 0) FC5-4 BB	4	0	0	0	1	1	2									
Chris Gomez, R OBP: 0.332, SLG: 0.278			(0, 1) G6-3		(0, 0) L7				(0, 0) F7		3	0	1	0	0	0	0									
Dave Magadan, L OBP: 0.364, SLG: 0.351					(2, 2) L7				(1, 2) F7		1	0	0	1	0	0	0									
Buddy Carlyle, L OBP: 0.348, SLG: 1.000	(1, 1) 7.0		(4, 1) G6-4-3 BB		(2, 2) 1B		(2, 1) 1B		(1, 3) K		1	1	1	0	1	0	0									
Ben Davis, S OBP: 0.348, SLG: 0.363	(7, PH) 0.1										1	0	1	0	0	0	0									
Dan Miceli, R ERA: 4.61	(8, 1) 1.0	H	5	1	1	0	1	0	0	0	0	0	0	0	0	0	0									
Matt Whisenant, R ERA: 5.68	(9, 1) 0.1										0	0	0	0	0	0	0									
Carlos Reyes, S ERA: 3.12	(9, 1) 0.2										0	0	0	0	0	0	0									
John Vander Wal, L OBP: 0.341, SLG: 0.437	(9, PH) 0.1										1	0	0	0	0	1	0									
Trevor Hoffman, R ERA: 2.24	(10, 1) 1.0										0	0	0	0	0	0	0									
Inning Stats	R: 0 E: 0 K: 1 S: 8	H: 0 LOB: 0 BB: 0 P: 12	R: 0 E: 0 K: 1 S: 7	H: 1 LOB: 1 BB: 1 P: 17	R: 0 E: 0 K: 0 S: 7	H: 0 LOB: 1 BB: 2 P: 16	R: 1 E: 0 K: 1 S: 12	H: 1 LOB: 0 BB: 0 P: 19	R: 1 E: 0 K: 0 S: 16	H: 3 LOB: 2 BB: 0 P: 23	R: 0 E: 0 K: 0 S: 4	H: 0 LOB: 0 BB: 0 P: 5	R: 0 E: 0 K: 1 S: 15	H: 2 LOB: 2 BB: 0 P: 20	R: 1 E: 1 K: 1 S: 15	H: 1 LOB: 1 BB: 0 P: 21	R: 1 E: 2 K: 1 S: 9	H: 1 LOB: 2 BB: 2 P: 13	R: 1 E: 0 K: 0 S: 3	H: 1 LOB: 2 BB: 2 P: 11	1B: 9 2B: 0 3B: 0 HR: 1	SF: 1 SAC: 0 DP: 2 HBP: 0	WP: 0 PA: 44			
PITCHER	IP	WLS	BF	H	R	ER	SO	BB	IBB	HBP	BLK	WP	HR	S	P	ERA	WHIP									
Scott Karl, L ERA: 4.8	(1, 1) 7.0		29	7	2	2	4	3	0	0	0	0	0	1	69	112	2.57	1.429								
Eric Plunk, R ERA: 4.34	(8, 1) 1.0	H	5	1	1	0	1	0	0	0	0	0	0	0	15	21	0.00	1.000								
Bob Wickman, R ERA: 3.19	(9, 1) 1.2	L	10	2	2	1	1	2	0	0	0	0	0	0	12	24	5.40	2.400								

Milwaukee Brewers @ San Diego Padres
Qualcomm Stadium, San Diego, CA
Sun Aug 29 1999, 4:05 PM EDT
Att. 22,997 - Sunny - 75 F

AB 38
R 5
H 10
RBI 4
BB 5
SO 6
LOB 17



Batter	1	2	3	4	5	6	7	8	9	AB	R	H	RBI	BB	SO	LOB	TOP					
Marquis Grissom, R OBP: 0.314, SLG: 0.386	0-3 K		1-2 L3		1-3 K		2-1 G2-3		0-1 FC6-4	5	0	0	0	0	2	2						
Mark Loretta, R OBP: 0.356, SLG: 0.398	2-2 G5-3		1-2 1B		2-1 1B			0-1 P6		4	0	2	0	0	0	0						
Geoff Jenkins, L OBP: 0.367, SLG: 0.564	2-2 1B		3-2 1B		0-0 G3-1			1-0 G4-3		4	0	2	0	0	0	1						
Jeremy Burnitz, L OBP: 0.385, SLG: 0.566	0-0 1B		1-2 P1			2-3 K		0-0 P6		4	0	1	0	0	1	2						
Jeff Cirillo, R OBP: 0.396, SLG: 0.432	0-1 1B		3-1 F9			0-1 1B		2-3 K		4	0	2	0	0	1	2						
Kevin Barker, L OBP: 0.316, SLG: 0.324	0-1 G1-3			0-1 G1-3		1-0 P6		1-2 BLK FC5-4 1B		4	1	1	0	0	0	4						
Brian Banks, S OBP: 0.331, SLG: 0.373		2-0 P5		1-2 G3-1		1-1 G4-3		0-0 FC5-4 BLK 1B		4	0	1	0	0	0	1	AB 36					
Jose Valentin, S OBP: 0.339, SLG: 0.402		0-2 G3-1		0-0 G3			0-0 F8	4-2 FC5-4 BB		3	0	0	0	1	0	0	R 1					
Bill Pulsipher, L OBP: 0.059, SLG: 0.059		1-3 K			0-0 B1-3		0-1 G4-3	0-0 FC5-4 FC6-4		2	0	0	0	0	1	0	H 9					
Sean Berry, R OBP: 0.282, SLG: 0.306										0	0	0	0	0	0	0	RBI 1					
52 Rafael Roque, L OBP: 0.158, SLG: 0.059										1	0	0	0	0	0	0	BB 1					
Alex Ochoa, R OBP: 0.395, SLG: 0.498										1	0	0	1	0	0	2	SO 5					
																	LOB 14					
Inning Stats	R: 0 E: 0 K: 1 S: 15	H: 3 LOB: 3 BB: 0 P: 19	R: 0 E: 0 K: 1 S: 7	H: 0 LOB: 0 BB: 0 P: 10	R: 0 E: 0 K: 0 S: 19	H: 2 LOB: 2 BB: 0 P: 28	R: 0 E: 0 K: 0 S: 6	H: 0 LOB: 0 BB: 0 P: 7	R: 0 E: 0 K: 1 S: 7	H: 1 LOB: 1 BB: 0 P: 10	R: 0 E: 0 K: 1 S: 11	H: 1 LOB: 1 BB: 0 P: 15	R: 0 E: 0 K: 0 S: 5	H: 0 LOB: 0 BB: 0 P: 7	R: 0 E: 0 K: 0 S: 4	H: 0 LOB: 0 BB: 0 P: 5	R: 1 E: 0 K: 1 S: 16	H: 2 LOB: 2 BB: 1 P: 23	1B: 9 2B: 0 3B: 0 HR: 0	SF: 0 SAC: 0 DP: 0 HBP: 0	WP: 0 PB: 0 SB: 0 CS: 0	PA: 37
PITCHER Kevin Brown, R ERA: 3.24	IP: 9.0 WLS: W BF: 37	H: 9 R: 1 ER: 1 SO: 5	BB: 1 IBB: 0 HBP: 0 BLK: 1	WP: 0 HR: 0 S: 90 P: 124	ERA: 1.00 WHIP: 1.111	PITCHER										IP: 9.0 WLS: W BF: 37	H: 9 R: 1 ER: 1 SO: 5	BB: 1 IBB: 0 HBP: 0 BLK: 1	WP: 0 HR: 0 S: 90 P: 124	ERA: 1.00 WHIP: 1.111		

Milwaukee Brewers @ Los Angeles Dodgers
Dodger Stadium, Los Angeles, CA
Mon Aug 30 1999, 7:10 PM PDT
Att: 28,520 - Overcast - 72 F

AB 36
R 1
H 9
RBI 1
BB 1
SO 5
LOB 14



Batter	1	2	3	4	5	6	7	8	9	AB	R	H	RBI	BB	SO	LOB	BOTTOM			
Eric Young Sr., R OBP: 0.363, SLG: 0.356	2-1 G3	3-2 G5-3		1-2 FC4-6		1-2 G5-3				4	0	0	1	0	0	4				
Mark Czuzdzianek, R OBP: 0.369, SLG: 0.410	0-1 PB 1B		3-2 F9	0-2 G6-3		2-0 1B 2B				4	1	2	0	0	0	2				
Gary Sheffield, R OBP: 0.495, SLG: 0.495	1-2 G5-3		0-0 P4		3-2 HR 1B		2-1 1B			4	1	2	1	0	0	1				
Trenidad Hubbard, R OBP: 0.398, SLG: 0.411	1-2 1B				2-1 HR		0-3 K			0	0	0	0	0	0	0				
Eric Karros, R OBP: 0.352, SLG: 0.552	3-1 G1-3		2-1 F7		2-1 HR		0-3 K			4	1	1	2	0	1	2				
Raul Mondesi, R OBP: 0.334, SLG: 0.464		4-2 22 G5-3 1B BB		0-0 22 BB 1B		1-3 K		2-0 F7		3	1	1	0	1	1	1				
22 Devon White, S OBP: 0.344, SLG: 0.397		2-2 G5-3		1-2 SH BB		1-3 K		1-2 G3		3	1	0	0	1	1	2				
Adrián Beltré, R OBP: 0.347, SLG: 0.438		1-0 SH5-4 1B		1-1 FC5-2-6 SH FC4-6		1-1 G5-3		0-3 K		4	1	1	1	0	1	2	AB 31			
Paul Lo Duca, R OBP: 0.321, SLG: 0.303		0-0 SH5-4 1B		4-0 FC4-6 SH IBB		2-2 P4		3-2 G1-4-3		3	0	1	0	1	0	0	R 6			
Kevin Brown, R OBP: 0.104, SLG: 0.077		0-0 SH5-4		0-1 SH FC4-6		1-1 L8		0-3 K		2	0	0	1	0	1	0	H 8			
																	RBI 6			
Inning Stats	R: 0 E: 0 K: 0 S: 9	H: 1 LOB: 1 BB: 0 P: 15	R: 1 E: 0 K: 0 S: 11	H: 2 LOB: 2 BB: 1 P: 21	R: 0 E: 0 K: 0 S: 9	H: 0 LOB: 0 BB: 0 P: 14	R: 2 E: 0 K: 0 S: 12	H: 1 LOB: 2 BB: 2 P: 22	R: 2 E: 0 K: 2 S: 13	H: 2 LOB: 0 BB: 0 P: 21	R: 0 E: 0 K: 0 S: 9	H: 0 LOB: 0 BB: 0 P: 13	R: 1 E: 0 K: 1 S: 10	H: 2 LOB: 1 BB: 0 P: 17	R: 0 E: 0 K: 2 S: 10	H: 0 LOB: 0 BB: 0 P: 13	1B: 6 2B: 1 3B: 0 HR: 1	SF: 0 SAC: 2 DP: 0 HBP: 0	WP: 0 PB: 1 SB: 2 CS: 0	PA: 36
PITCHER Bill Pulsipher, L ERA: 5.68	IP: 6.0 WLS: L BF: 28	H: 6 R: 5 ER: 5 SO: 2	BB: 2 IBB: 1 HBP: 0 BLK: 0	WP: 0 HR: 1 S: 63 P: 106	ERA: 7.50 WHIP: 1.333	PITCHER										IP: 6.0 WLS: L BF: 28	H: 6 R: 5 ER: 5 SO: 2	BB: 2 IBB: 1 HBP: 0 BLK: 0	WP: 0 HR: 1 S: 63 P: 106	ERA: 7.50 WHIP: 1.333
52 Rafael Roque, L ERA: 5.01	IP: 2.0 WLS: L BF: 8	H: 2 R: 1 ER: 1 SO: 3	BB: 0 IBB: 0 HBP: 0 BLK: 0	WP: 0 HR: 0 S: 20 P: 30	ERA: 4.50 WHIP: 1.000	PITCHER										IP: 2.0 WLS: L BF: 8	H: 2 R: 1 ER: 1 SO: 3	BB: 0 IBB: 0 HBP: 0 BLK: 0	WP: 0 HR: 0 S: 20 P: 30	ERA: 4.50 WHIP: 1.000

Milwaukee Brewers @ Los Angeles Dodgers
Dodger Stadium, Los Angeles, CA
Mon Aug 30 1999, 7:10 PM PDT
Att: 28,520 - Overcast - 72 F

AB 31
R 6
H 8
RBI 6
BB 3
SO 5
LOB 14



Batter	1	2	3	4	5	6	7	8	9	AB	R	H	RBI	BB	SO	LOB	TOP			
Marquis Grissom, R OBP: 0.316, SLG: 0.387										4	1	2	0	0	1	0				
Mark Loretta, R OBP: 0.356, SLG: 0.397										4	0	1	1	0	1	1				
Geoff Jenkins, L OBP: 0.366, SLG: 0.563										4	1	1	0	0	3	1				
Jeremy Burnitz, L OBP: 0.383, SLG: 0.571										4	1	1	1	0	2	1				
Jeff Cirillo, R OBP: 0.395, SLG: 0.429										3	0	0	0	1	0	0				
Kevin Barker, L OBP: 0.333, SLG: 0.341										4	0	2	1	0	0	0				
Ronnie Belliard, R OBP: 0.379, SLG: 0.399										4	0	1	0	0	0	2				
Charlie Greene, R OBP: 0.185, SLG: 0.154										2	0	0	0	0	0	2				
Brian Banks, S OBP: 0.323, SLG: 0.368										2	0	0	0	0	0	1				
41 Kyle Peterson, R OBP: 0.118, SLG: 0.118										2	0	0	0	0	2	0				
Hector Ramirez, R										0	0	0	0	0	0	0				
Sean Berry, R OBP: 0.281, SLG: 0.305										1	0	0	0	0	1	0				
David Weathers, R OBP: 0.250, SLG: 0.143										0	0	0	0	0	0	0				
Inning Stats	R: 1 E: 0 K: 2 S: 11	H: 1 LOB: 0 BB: 0 P: 17	R: 0 E: 0 K: 0 S: 8	H: 0 LOB: 0 BB: 0 P: 15	R: 0 E: 0 K: 1 S: 11	H: 1 LOB: 1 BB: 0 P: 15	R: 1 E: 0 K: 0 S: 9	H: 2 LOB: 2 BB: 1 P: 18	R: 0 E: 0 K: 2 S: 10	H: 1 LOB: 1 BB: 0 P: 14	R: 1 E: 0 K: 0 S: 9	H: 2 LOB: 0 BB: 0 P: 16	R: 0 E: 0 K: 3 S: 9	H: 0 LOB: 0 BB: 0 P: 13	R: 0 E: 0 K: 0 S: 9	H: 1 LOB: 1 BB: 0 P: 11	1B: 5 2B: 2 3B: 0 HR: 1	SF: 0 SAC: 0 DP: 0 HBP: 0	WP: 0 PB: 0 SB: 4 CS: 0	PA: 35
PITCHER	IP WLS BF H R ER SO BB IBB HBP BLK WP HR S P ERA WHIP																			
Mike Judd, R ERA: 4.94	(1, 1) 6.0 W 25 7 3 3 5 1 0 0 0 0 0 1 58 95 4.50 1.333																			
Mike Maddux, R ERA: 3.0	(7, 1) 1.1 H 4 0 0 0 3 0 0 0 0 0 0 0 10 16 0.00 0.000																			
Pedro Borbon, L ERA: 3.91	(8, 1) 0.2 H 2 0 0 0 2 0 0 0 0 0 0 0 6 8 0.00 0.000																			
Jeff Shaw, R ERA: 3.16	(9, 1) 1.0 S 4 1 0 0 0 0 0 0 0 0 0 0 9 11 0.00 1.000																			

Milwaukee Brewers @ Los Angeles Dodgers
Dodger Stadium, Los Angeles, CA
Tue Aug 31 1999, 7:10 PM PDT
Att: 32,771 - Unknown - 70 F

AB	34
R	3
H	8
RBI	3
BB	1
SO	10
LOB	8



Batter	1	2	3	4	5	6	7	8	9	AB	R	H	RBI	BB	SO	LOB	BOTTOM	
Mark Grudzielanek, R OBP: 0.369, SLG: 0.410										5	1	2	1	0	0	4		
Craig Counsell, L OBP: 0.272, SLG: 0.258										3	1	1	0	1	0	3		
Mike Maddux, L										0	0	0	0	0	0	0		
Pedro Borbon, R										0	0	0	0	0	0	0		
Jeff Shaw, R										0	0	0	0	0	0	0		
Gary Sheffield, R OBP: 0.407, SLG: 0.497										4	0	3	2	0	0	1		
Todd Hollandsworth, L OBP: 0.356, SLG: 0.498										4	0	0	0	0	1	5		
Raul Mondesi, R OBP: 0.332, SLG: 0.460										4	0	0	0	0	0	2		
22 Devon White, S OBP: 0.344, SLG: 0.396										4	1	1	0	0	0	2		
Todd Hundley, S OBP: 0.304, SLG: 0.448										3	1	2	0	1	0	0		
Adrián Beltré, R OBP: 0.350, SLG: 0.443										4	1	3	2	0	1	1		
Mike Judd, R										1	0	0	0	0	0	1		
Jose Vizcaino, S OBP: 0.298, SLG: 0.286										2	0	0	0	0	0	3		
Inning Stats	R: 1 E: 0 K: 0 S: 7	H: 1 LOB: 1 BB: 1 P: 12	R: 0 E: 0 K: 0 S: 5	H: 0 LOB: 0 BB: 0 P: 8	R: 1 E: 0 K: 0 S: 15	H: 3 LOB: 2 BB: 0 P: 21	R: 2 E: 0 K: 0 S: 10	H: 2 LOB: 1 BB: 1 P: 15	R: 1 E: 1 K: 0 S: 8	H: 2 LOB: 1 BB: 0 P: 10	R: 0 E: 0 K: 1 S: 14	H: 1 LOB: 1 BB: 0 P: 19	R: 0 E: 0 K: 1 S: 10	H: 1 LOB: 1 BB: 0 P: 15	1B: 10 2B: 2 3B: 0 HR: 0	SF: 0 SAC: 1 DP: 1 HBP: 0	WP: 2 PB: 0 SB: 1 CS: 0	PA: 37
PITCHER	IP WLS BF H R ER SO BB IBB HBP BLK WP HR S P ERA WHIP																	
41 Kyle Peterson, R ERA: 3.81	(1, 1) 5.0 L 26 10 5 5 0 2 0 0 0 0 0 0 49 72 9.00 2.400																	
Hector Ramirez, R ERA: 2.25	(6, 1) 1.0 3 0 0 0 0 0 0 0 0 0 0 6 8 0.00 0.000																	
David Weathers, R ERA: 4.37	(7, 1) 2.0 8 2 0 0 0 2 0 0 0 0 0 0 24 34 0.00 1.000																	

Milwaukee Brewers @ Los Angeles Dodgers
Dodger Stadium, Los Angeles, CA
Tue Aug 31 1999, 7:10 PM PDT
Att: 32,771 - Unknown - 70 F

AB	34
R	5
H	12
RBI	5
BB	2
SO	2
LOB	22



Batter	1	2	3	4	5	6	7	8	9	AB	R	H	RBI	BB	SO	LOB	TOP					
Joe McEwing, R OBP: 0.335, SLG: 0.405	(1, 8) K		(0, 2) G3			(1, 1) G3	(2, 2) G3		(0, 1) 1B	5	0	1	1	0	1	2						
Adam Kennedy, L OBP: 0.289, SLG: 0.463	(1, 4) F7		(0, 0) G1			(3, 2) 2B		(1, 2) F7	(1, 0) P8	5	1	1	1	0	0	3						
Mark McGwire, R OBP: 0.424, SLG: 0.682	(1, 3) F7			(2, 1) G6-3		(1, 0) F8		(2, 0) F7		4	0	0	0	0	0	2						
Ray Lankford, L OBP: 0.386, SLG: 0.527	(1, 7) K			(2, 1) P3-1		(1, 2) 2B		(0, 1) 1B		4	0	3	1	0	1	1						
Fernando Tatis, R OBP: 0.397, SLG: 0.525		(1, 0) G6-3		(1, 0) P3-1		(2, 3) K		(1, 2) P8		4	0	0	0	0	1	3						
Craig Panquette, R OBP: 0.322, SLG: 0.568		(0, 3) K			(2, 1) G5-3		(0, 1) SH5-4		(2, 2) 1B	4	2	2	0	0	1	0						
Alberto Castillo, R OBP: 0.342, SLG: 0.375		(1, 1) 1B			(1, 2) G5-3		(2, 1) G3		(2, 1) G3	3	0	1	0	0	0	1						
David Howard, S OBP: 0.276, SLG: 0.253		(3, 3) K			(0, 3) K		(1, 1) SH5-4		(0, 3) K	2	0	0	0	0	2	1						
Luis Ordez, R OBP: 0.500, SLG: 0.333							(1, 2) SH5-4		(2, 3) K	1	0	0	0	0	1	1						
Darren Oliver, R OBP: 0.288, SLG: 0.317					(1, 1) F9		(1, 1) G3		(4, 0) 1B	2	1	1	0	0	0	0						
Thomas Howard, S OBP: 0.331, SLG: 0.370							(2, 3) 2B			1	0	0	0	0	0	1						
Rick Croushore, R OBP: 0.260, SLG: 0.333										0	0	0	0	0	0	0						
Lance Painter, L OBP: 0.299, SLG: 0.282										0	0	0	0	0	0	0						
Willie McGee, S OBP: 0.299, SLG: 0.282										0	0	0	0	0	1	0						
Ricky Bottalico, L OBP: 0.299, SLG: 0.282										0	0	0	0	0	0	0						
Inning Stats	R: 0 E: 1 K: 2 S: 9	H: 0 LOB: 1 BB: 0 P: 13	R: 0 E: 0 K: 2 S: 9	H: 1 LOB: 1 BB: 0 P: 14	R: 0 E: 0 K: 0 S: 6	H: 0 LOB: 0 BB: 0 P: 7	R: 0 E: 0 K: 0 S: 5	H: 1 LOB: 0 BB: 0 P: 10	R: 0 E: 0 K: 1 S: 8	H: 0 LOB: 0 BB: 0 P: 11	R: 2 E: 0 K: 1 S: 15	H: 3 LOB: 1 BB: 0 P: 24	R: 1 E: 0 K: 0 S: 10	H: 1 LOB: 1 BB: 0 P: 18	R: 0 E: 0 K: 0 S: 8	H: 1 LOB: 1 BB: 0 P: 13	R: 1 E: 0 K: 1 S: 14	H: 2 LOB: 2 BB: 1 P: 23	1B: 7 2B: 3 3B: 0 HR: 0	SF: 0 SAC: 1 DP: 1 HBP: 1	WP: 0 PB: 1 SB: 1 CS: 0	PA: 38
PITCHER	IP WLS BF H R ER SO BB IBB HBP BLK WP HR S P ERA WHIP																					
Hideo Nomo, R ERA: 4.34	(1, 1) 7.0 28 6 3 3 6 0 0 1 0 0 0 62 97 3.86 0.857																					
Hector Ramirez, R ERA: 3.0	(8, 1) 2.0 L 10 3 1 1 1 0 1 0 0 0 0 22 36 4.50 1.500																					

St. Louis Cardinals @ Milwaukee Brewers
Milwaukee County Stadium, Milwaukee, WI

AB 35
R 4
H 9
RBI 4
BB 1
SO 7
LOB 15




Thu Sep 02 1999, 8:05 PM EDT
Att: 23,041 - Cloudy - 81 F

Batter	1	2	3	4	5	6	7	8	9	AB	R	H	RBI	BB	SO	LOB	BOTTOM					
Marquis Grissom, R OBP: 0.316, SLG: 0.386	(1, 8) L6		(0, 0) 1B		(1, 1) P5		(1, 3) K			4	1	1	0	0	1	2						
Mark Loretta, R OBP: 0.397, SLG: 0.398	(1, 3) P3		(3, 2) 1B		(1, 2) 1B			(1, 2) L3		4	0	2	0	0	0	0						
Jeff Cirillo, R OBP: 0.391, SLG: 0.423			(2, 1) 1B		(1, 2) 1B			(1, 3) K		3	0	0	1	0	1	3						
Jose Valentin, S OBP: 0.337, SLG: 0.400			(1, 2) G5-3		(1, 2) FC5			(1, 3) K		1	0	0	0	0	1	0						
Jeremy Burnitz, L OBP: 0.383, SLG: 0.564		(2, 2) 1B	(1, 2) F8			(4, 1) CS		(3, 3) K		3	0	1	0	1	1	1						
Alex Ochoa, R OBP: 0.397, SLG: 0.495		(0, 0) F8		(1, 2) G6-4-3		(2, 3) K		(4, 0) G4-3		3	0	1	0	1	1	2						
Ronnie Belliard, R OBP: 0.375, SLG: 0.394		(2, 0) G4-3		(0, 1) G6-4-3		(3, 3) K		(1, 1) SH1-4		3	0	0	0	0	1	3						
Lou Collier, R OBP: 0.333, SLG: 0.376			(0, 1) HR		(2, 0) G5-3		(4, 0) G3		(0, 2) G4-3	3	1	1	0	1	0	1						
Brian Banks, S OBP: 0.330, SLG: 0.379			(1, 0) HR		(2, 3) K		(1, 2) G3		(3, 3) K	4	1	1	2	0	2	2						
Hideo Nomo, R OBP: 0.250, SLG: 0.318			(1, 1) F9				(0, 0) P4			2	0	1	0	0	0	0						
Kevin Barker, L OBP: 0.333, SLG: 0.341										0	0	0	0	0	0	0						
Sean Berry, R OBP: 0.279, SLG: 0.302										1	0	0	0	0	0	1						
Hector Ramirez, R ERA: 4.29										0	0	0	0	0	0	0						
Inning Stats	R: 0 E: 0 K: 1 S: 8	H: 0 LOB: 0 BB: 0 P: 16	R: 0 E: 0 K: 0 S: 5	H: 1 LOB: 0 BB: 0 P: 9	R: 3 E: 0 K: 0 S: 15	H: 4 LOB: 1 BB: 0 P: 23	R: 0 E: 0 K: 0 S: 6	H: 1 LOB: 0 BB: 0 P: 9	R: 0 E: 0 K: 1 S: 17	H: 2 LOB: 2 BB: 0 P: 24	R: 0 E: 0 K: 2 S: 7	H: 0 LOB: 0 BB: 1 P: 16	R: 0 E: 0 K: 1 S: 7	H: 0 LOB: 1 BB: 1 P: 13	R: 0 E: 0 K: 2 S: 9	H: 0 LOB: 0 BB: 0 P: 14	R: 0 E: 0 K: 1 S: 10	H: 0 LOB: 1 BB: 1 P: 18	1B: 7 2B: 0 3B: 0 HR: 1	SF: 0 SAC: 1 DP: 2 HBP: 0	WP: 0 PB: 0 SB: 1 CS: 1	PA: 35
PITCHER	IP WLS BF H R ER SO BB IBB HBP BLK WP HR S P ERA WHIP																					
Darren Oliver, L ERA: 4.28	(1, 1) 6.0 24 8 3 3 4 1 0 0 0 0 0 3 8 0.00 3.000																					
Rick Croushore, R ERA: 3.72	(7, 1) 0.1 2 0 0 0 0 1 0 0 0 0 0 3 8 0.00 3.000																					
Lance Painter, L ERA: 4.64	(7, 1) 1.2 W 5 0 0 0 3 0 0 0 0 0 0 13 19 0.00 0.000																					
Ricky Bottalico, R ERA: 4.29	(9, 1) 1.0 S 4 0 0 0 1 1 0 0 0 0 0 10 18 0.00 1.000																					

St. Louis Cardinals @ Milwaukee Brewers
Milwaukee County Stadium, Milwaukee, WI

AB 31
R 3
H 8
RBI 3
BB 3
SO 8
LOB 15



Thu Sep 02 1999, 8:05 PM EDT
Att: 23,041 - Cloudy - 81 F

Batter	1	2	3	4	5	6	7	8	9	AB	R	H	RBI	BB	SO	LOB	TOP				
Joe McEwing, R OBP: 0.333, SLG: 0.402 (1, 7)	G1-3		B5-3 2B		B1-3			K		4	0	1	1	0	1	0	St. Louis Cardinals @ Milwaukee Brewers Milwaukee County Stadium, Milwaukee, WI Sat Sep 04 1999, 1:15 PM EDT Att: 31,347 - Sunny - 80 F				
J.D. Drew, L OBP: 0.347, SLG: 0.443 (1, 8)	K		B5-3			G3		G4-3		4	0	0	0	0	1						
Mark McGwire, R OBP: 0.424, SLG: 0.690 (1, 3)	G5-3					F9		P3		3	0	0	0	1	0						
Craig Paquette, R OBP: 0.333, SLG: 0.557 (1, 5)		E5 G4-3 G3	L7			FC5-4 1B		K		4	1	1	0	0	1	2					
Thomas Howard, S OBP: 0.327, SLG: 0.364 (1, 9)	G4-3				P3	FC5-4 1-2		L7		4	0	0	0	0	2						
Adam Kennedy, L OBP: 0.280, SLG: 0.457 (1, 4)	G3				F7			G4-3		4	0	1	1	0	0						
Marcus Jensen, S (1, 2)	K				K			G6-3		3	0	0	0	0	2						
Luis Ordez, R OBP: 0.333, SLG: 0.200 Eduardo Perez, R (7, PH) Mike Mohler, R (7, 1)			E4 SH1-4 2B		K2-3			P3		2	1	0	0	0	1	0					
Mark Thompson, R (1, 1) Edgar Renteria, R (7, PH) (7, 6)			SH1-4		K			F8		1	0	0	0	0	1	0					
Inning Stats	R: 0 E: 0 K: 1 S: 8	H: 0 LOB: 0 BB: 0 P: 10	R: 1 E: 1 K: 1 S: 8	H: 0 LOB: 0 BB: 0 P: 13	R: 1 E: 2 K: 0 S: 14	H: 1 LOB: 2 BB: 1 P: 23	R: 0 E: 0 K: 1 S: 11	H: 0 LOB: 0 BB: 0 P: 16	R: 0 E: 0 K: 2 S: 9	H: 1 LOB: 1 BB: 0 P: 12	R: 0 E: 0 K: 0 S: 11	H: 1 LOB: 1 BB: 0 P: 14	R: 0 E: 0 K: 1 S: 11	H: 0 LOB: 0 BB: 0 P: 16	R: 0 E: 0 K: 1 S: 8	H: 0 LOB: 0 BB: 0 P: 11		1B: 1 2B: 2 3B: 0 HR: 0	SF: 0 SAC: 1 DP: 0 HBP: 0	WP: 0 PB: 0 SB: 0 CS: 0	PA: 33
PITCHER	IP	WLS	BF	H	R	ER	SO	BB	IBB	HBP	BLK	WP	HR	S	P	ERA	WHIP				
Bill Pulsipher, L ERA: 5.12 Hector Ramirez, R ERA: 2.57 Bob Wickman, R ERA: 3.09	(1, 1)	7.0	W	27	3	2	0	5	0	1	0	0	0	68	102	0.00	0.429				

Batter	1	2	3	4	5	6	7	8	9	AB	R	H	RBI	BB	SO	LOB	BOTTOM					
Mark Loretta, R OBP: 0.358, SLG: 0.399 Lou Collier, R OBP: 0.319, SLG: 0.356 (1, 5) (3, 5)	G5-3		F8			K				1	0	0	0	0	0	0	St. Louis Cardinals @ Milwaukee Brewers Milwaukee County Stadium, Milwaukee, WI Sat Sep 04 1999, 1:15 PM EDT Att: 31,347 - Sunny - 80 F					
Ronnie Belliard, R OBP: 0.376, SLG: 0.393 (1, 4)	G6-3		F9		CS	G1-3		G5-3		4	0	0	0	0	1							
Geoff Jenkins, L OBP: 0.372, SLG: 0.570 (1, 7)					1B 2B			G1-3 HBP		3	1	3	0	0	0							
Jeromy Burnitz, L OBP: 0.384, SLG: 0.557 (1, 9)	G5-3				1B E BB	K		G1-3		3	1	0	0	1	1	3						
Alex Ochoa, R OBP: 0.394, SLG: 0.489 (1, 8)			G5-3		1B E 1B	F7		P3		4	1	1	0	0	2							
Kevin Barker, L OBP: 0.320, SLG: 0.327 (1, 3)			G3-1		1B E 1B	F7		F7		4	1	1	1	0	0							
Jose Valentin, S OBP: 0.339, SLG: 0.397 (1, 6)			P2		1B E 1B	P6		P4		3	0	0	0	1	0	3						
Robinson Cancel, R OBP: 0.500, SLG: 0.250 (1, 2)					SH1-4 BB	E6 1B		F8		2	0	0	1	1	0	2						
Bill Pulsipher, L OBP: 0.056, SLG: 0.056 Hector Ramirez, R Bob Wickman, R (1, 1) (8, 1) (9, 1)			SH1-4		SH1-4 BB	B1		SH5-4		1	0	0	0	0	0	3						
Inning Stats	R: 0 E: 0 K: 0 S: 9	H: 1 LOB: 1 BB: 0 P: 14	R: 0 E: 0 K: 0 S: 5	H: 0 LOB: 0 BB: 0 P: 7	R: 0 E: 0 K: 0 S: 7	H: 0 LOB: 1 BB: 1 P: 11	R: 4 E: 1 K: 0 S: 11	H: 4 LOB: 1 BB: 1 P: 19	R: 0 E: 0 K: 1 S: 10	H: 1 LOB: 1 BB: 0 P: 16	R: 0 E: 0 K: 0 S: 9	H: 0 LOB: 2 BB: 1 P: 16	R: 0 E: 0 K: 0 S: 7	H: 0 LOB: 1 BB: 0 P: 11	R: 0 E: 0 K: 0 S: 8	H: 0 LOB: 0 BB: 0 P: 15		1B: 4 2B: 2 3B: 0 HR: 0	SF: 0 SAC: 2 DP: 0 HBP: 2	WP: 0 PB: 0 SB: 0 CS: 1	PA: 36	
PITCHER	IP	WLS	BF	H	R	ER	SO	BB	IBB	HBP	BLK	WP	HR	S	P	ERA	WHIP					
Mark Thompson, R ERA: 3.0 Mike Mohler, L ERA: 4.75	(1, 1)	6.0	L	28	6	4	2	2	6	4	2	2	0	0	0	0	3.00	1.500				

Batter	1	2	3	4	5	6	7	8	9	AB	R	H	RBI	BB	SO	LOB	TOP								
Tony Womack, L (1, 9) OBP: 0.331, SLG: 0.364	1-1 F7		2-1 P9		0-1 2H 3B		0-0 SH5-3	1-2 FC6-4		4	0	1	1	0	0	1	Arizona Diamondbacks @ Milwaukee Brewers Milwaukee County Stadium, Milwaukee, WI Wed Sep 08 1999, 8:05 PM EDT Att: 14,393 - Unknown - 79 F livebaseballscorecards.com								
Jay Bell, R (1, 4) OBP: 0.362, SLG: 0.540	2-3 K		4-1 FC4-6 BB		1-0 G5-3		0-0 SF8	0-1 FC6-4		3	0	0	1	1	1	2									
Luis Gonzalez, L (1, 7) OBP: 0.410, SLG: 0.570	1-0 2B 1B		0-0 FC4-6			4-2 G1-3 HR BB	1-0 1B HR	1-0 F7		4	3	2	0	1	0	2									
Matt Williams, R (1, 5) OBP: 0.343, SLG: 0.545	2-2 1H 2B			0-2 P7		1-1 G1-3	0-0 HR 1B		3-1 F8	5	1	2	1	0	0	1									
Steve Finley, L (1, 8) OBP: 0.334, SLG: 0.520	1-3 K			2-2 P8		2-0 HR	0-1 HR		1-1 HR	5	3	3	6	0	1	1									
Erubiel Durazo, L (1, 3) OBP: 0.371, SLG: 0.540		1-2 G4-3		2-1 L3		1-3 K	1-1 1B		3-2 1B	5	0	2	0	0	1	0									
Hanley Frias, S (1, 6) OBP: 0.370, SLG: 0.293		0-1 G5-4-3 1B			1-0 3B	4-2 PB BB	3-2 1B		1-2 F8	4	1	3	0	1	0	1									
Kelly Stinnett, R (1, 2) OBP: 0.281, SLG: 0.410		0-1 G5-4-3			2-3 K	1-3 K	2-3 K		1-3 K	5	0	0	0	0	4	6									
Omar Daal, L (1, 1) OBP: 0.246, SLG: 0.254			0-0 G6-3			1-2 F7		4-0 SH5-3 SF8 2B		2	0	0	0	0	0	1									
Rob Ryan, L (7, PH) OBP: 0.304, SLG: 0.591										1	1	1	0	0	0	0									
Gregg Olson, R (7, 1)										0	0	0	0	1	0	0									
Greg Swindell, L (9, 1)										0	0	0	0	0	0	0									
Inning Stats	R: 1 E: 0 K: 2 S: 14	H: 2 LOB: 1 BB: 0 P: 21	R: 0 E: 0 K: 0 S: 7	H: 1 LOB: 0 BB: 0 P: 8	R: 0 E: 0 K: 0 S: 5	H: 0 LOB: 1 BB: 1 P: 11	R: 0 E: 0 K: 0 S: 9	H: 0 LOB: 0 BB: 0 P: 13	R: 1 E: 0 K: 1 S: 10	H: 2 LOB: 1 BB: 0 P: 15	R: 2 E: 0 K: 2 S: 14	H: 1 LOB: 1 BB: 2 P: 27	R: 4 E: 0 K: 1 S: 17	H: 6 LOB: 2 BB: 0 P: 25	R: 0 E: 0 K: 0 S: 6	H: 0 LOB: 1 BB: 1 P: 12	R: 1 E: 0 K: 1 S: 13	H: 2 LOB: 1 BB: 0 P: 22	1B: 8 2B: 2 3B: 1 HR: 3	SF: 1 SAC: 1 DP: 1 HBP: 0	WP: 0 PB: 1 SB: 2 CS: 0	PA: 44			
PITCHER	IP	WLS	BF	H	R	ER	SO	BB	IBB	HBP	BLK	WP	HR	S	P	ERA	WHIP								
Hideo Nomo, R (1, 1) ERA: 4.57	6.2	L	31	9	7	7	5	3	0	0	0	0	1	64	102	9.45	1.800								
Mike Myers, L (7, 1) ERA: 5.5	0.0		3	3	1	1	0	0	0	0	0	0	1	8	12	∞	∞								
David Weathers, R (7, 1) ERA: 4.2	2.1		10	2	1	1	2	1	0	0	0	0	1	23	40	3.86	1.286								

Batter	1	2	3	4	5	6	7	8	9	AB	R	H	RBI	BB	SO	LOB	BOTTOM								
Marquis Grissom, R (1, 8) OBP: 0.321, SLG: 0.401	1-0 HR		2-1 G5-3		1-0 P3		2-3 K			4	1	1	1	0	1	1	Arizona Diamondbacks @ Milwaukee Brewers Milwaukee County Stadium, Milwaukee, WI Wed Sep 08 1999, 8:05 PM EDT Att: 14,393 - Unknown - 79 F livebaseballscorecards.com								
Ronnie Belliard, R (1, 4) OBP: 0.375, SLG: 0.403	0-2 E7 F9		1-1 G6-3		2-3 K		3-2 P4			4	0	0	0	0	1	0									
Jeff Cirillo, R (1, 5) OBP: 0.392, SLG: 0.422	3-1 F9		3-1 BB 1B		3-1 1B		3-1 G6-4-3 1B			4	0	3	0	0	0	1									
Jeremy Burnitz, L (1, 9) OBP: 0.386, SLG: 0.560	4-2 BB		4-1 BB		3-3 K		1-3 K			2	0	0	0	2	2	2									
Alex Ochoa, R (1, 7) OBP: 0.389, SLG: 0.481	1-0 F7		2-1 P6		1-1 CS 1B		2-2 G6-4-3			4	0	1	0	0	0	5									
Lou Collier, R (1, 6) OBP: 0.314, SLG: 0.343	0-0 G4-3		0-3 K		2-2 L6		2-3 K			4	0	0	0	0	2	5									
Brian Banks, S (1, 3) OBP: 0.326, SLG: 0.378		2-1 2B		2-3 K		1-0 1B		2-3 K		4	0	2	0	0	2	0									
Charlie Greene, R (1, 2) OBP: 0.287, SLG: 0.133		1-2 F8		0-0 G3-1		3-3 K		4-2 BB		2	0	0	0	0	0	1									
Sean Berry, R (6, PH) OBP: 0.286, SLG: 0.330										1	0	0	0	0	1	2									
Mike Myers, L (7, 1) OBP: 0.256, SLG: 0.143										0	0	0	0	0	0	0									
David Weathers, R (7, 1) OBP: 0.256, SLG: 0.143										0	0	0	0	0	0	0									
Lyle Mouton, R (6, PH)										0	0	0	1	0	0	0									
Hideo Nomo, R (1, 1) OBP: 0.239, SLG: 0.304		2-3 K		1-1 F9			1-1 G3			2	0	0	0	0	1	1									
Kevin Barker, L (7, 3) OBP: 0.290, SLG: 0.344										2	0	0	0	0	1	1									
Inning Stats	R: 1 E: 1 K: 0 S: 12	H: 1 LOB: 2 BB: 1 P: 21	R: 0 E: 0 K: 1 S: 10	H: 1 LOB: 0 BB: 0 P: 17	R: 0 E: 0 K: 1 S: 10	H: 1 LOB: 2 BB: 1 P: 20	R: 0 E: 0 K: 1 S: 7	H: 0 LOB: 0 BB: 0 P: 10	R: 0 E: 0 K: 2 S: 11	H: 1 LOB: 1 BB: 0 P: 20	R: 0 E: 0 K: 1 S: 10	H: 2 LOB: 2 BB: 0 P: 18	R: 0 E: 0 K: 1 S: 12	H: 0 LOB: 0 BB: 0 P: 16	R: 0 E: 0 K: 1 S: 12	H: 1 LOB: 0 BB: 0 P: 18	R: 0 E: 0 K: 3 S: 12	H: 0 LOB: 1 BB: 1 P: 23	1B: 5 2B: 2 3B: 0 HR: 1	SF: 0 SAC: 0 DP: 2 HBP: 0	WP: 0 PB: 0 SB: 0 CS: 1	PA: 36			
PITCHER	IP	WLS	BF	H	R	ER	SO	BB	IBB	HBP	BLK	WP	HR	S	P	ERA	WHIP								
Omar Daal, L (1, 1) ERA: 3.63	6.0	W	26	6	1	1	6	2	0	0	0	0	0	22	34	0.00	0.500								
Gregg Olson, R (7, 1) ERA: 3.29	2.0		6	1	0	0	2	0	0	0	0	0	0	22	34	0.00	0.500								
Greg Swindell, L (9, 1) ERA: 2.43	1.0		4	0	0	0	3	1	0	0	0	0	0	12	23	0.00	1.000								

Batter	1	2	3	4	5	6	7	8	9	AB	R	H	RBI	BB	SO	LOB	TOP					
Tony Womack, L (1,6) OBP: 0.330, SLG: 0.362	1-1 F7		1-2 G6-3		2-2 CS	0-0 F8		3-2 L7		5	0	1	0	0	0	3						
Jay Bell, R (1,4) OBP: 0.361, SLG: 0.536	3-1 F7		2-1 F9		1-3 K		4-1 BB		3-3 K	4	0	0	0	1	2	2						
Luis Gonzalez, L (1,7) OBP: 0.408, SLG: 0.566	3-1 P2			1-2 F9	1-1 CS	4-0 2B	2-2 P6		1-3 K	4	1	0	0	1	1	1						
Matt Williams, R (1,5) OBP: 0.344, SLG: 0.544		1-1 L5		1-2 HR		1-0 F8	3-1 L6		1-0	5	1	2	0	0	0	2						
LeJon Powell, R (9, PR) OBP: 0.273, SLG: 0.350										0	0	0	0	0	0	0						
Steve Finley, L (1,8) OBP: 0.335, SLG: 0.527	0-1 G3			2-1 HR		1-1 1B	1-2 G4-3		1-0 P5	5	2	2	2	0	0	2						
Greg Colbrunn, R (1,3) OBP: 0.402, SLG: 0.481		2-3 K		2-3 K		4-2 1B		1-1 G5-3		3	1	0	0	1	2	0						
Bernard Gilkey, R (1,9) OBP: 0.368, SLG: 0.480			2-3 K	1-1 BLK		3-1 2B	2-1 G3-1			2	0	1	0	0	1	0						
Lenny Harris, L (6, PH) OBP: 0.322, SLG: 0.370						1-2 2H				2	0	1	2	0	0	0						
Damian Miller, R (1,2) OBP: 0.313, SLG: 0.423			0-0 HR	SAFE K		0-0 2B	4-1 WP			3	2	2	2	1	1	1						
Armando Reynoso, R (1,1) OBP: 0.376, SLG: 0.580			1-0 G6-3		1-3 K	2-2 P6		2-2 HR		0	0	0	0	0	0	0						
Brian Anderson, L (3,1) OBP: 0.263, SLG: 0.235										0	0	0	0	0	0	0						
Bobby Chouinard, R (5,1) OBP: 0.284, SLG: 0.333										0	0	0	0	0	0	0						
Darren Holmes, R (6,1) OBP: 0.207, SLG: 0.315										0	0	0	0	0	0	0						
Dan Plesac, L (8,1) OBP: 0.294, SLG: 0.400										0	0	0	0	0	0	0						
Inning Stats	R: 0 E: 0 K: 0 S: 6	H: 0 LOB: 0 BB: 0 P: 13	R: 0 E: 0 K: 1 S: 8	H: 0 LOB: 0 BB: 0 P: 11	R: 1 E: 0 K: 1 S: 10	H: 2 LOB: 1 BB: 0 P: 16	R: 2 E: 0 K: 2 S: 22	H: 3 LOB: 1 BB: 0 P: 32	R: 0 E: 0 K: 0 S: 10	H: 1 LOB: 0 BB: 0 P: 15	R: 3 E: 0 K: 0 S: 13	H: 3 LOB: 2 BB: 2 P: 28	R: 0 E: 0 K: 0 S: 9	H: 0 LOB: 1 BB: 1 P: 19	R: 2 E: 0 K: 0 S: 11	H: 1 LOB: 0 BB: 1 P: 23	R: 0 E: 0 K: 2 S: 8	H: 1 LOB: 1 BB: 0 P: 14	1B: 6 2B: 2 3B: 0 HR: 3	SF: 0 SAC: 0 DP: 0 HBP: 0	WP: 1 PB: 0 SB: 0 CS: 1	PA: 42
PITCHER	IP	WLS	BF	H	R	ER	SO	BB	IBB	HBP	BLK	WP	HR	S	P	ERA	WHIP					
Scott Karl, L (1,1) ERA: 4.92	5.1	W	24	7	6	6	6	2	0	0	1	0	2	62	103	10.12	1.688					
Hector Ramirez, R (6,1) ERA: 2.7	2.1	H	11	2	1	1	0	2	0	0	0	0	0	21	43	3.86	1.714					
52 Rafael Roque, L (8,1) ERA: 5.4	0.1	H	2	1	1	1	0	0	0	0	0	1	1	6	11	27.00	3.000					
Bob Wickman, R (9,1) ERA: 3.58	1.0	S	4	1	0	0	2	0	0	0	0	0	0	8	14	0.00	1.000					

Arizona Diamondbacks @ Milwaukee Brewers
Milwaukee County Stadium, Milwaukee, WI
 Thu Sep 09 1999, 2:05 PM EDT
 Att: 10,856 - Cloudy - 65 F

AB	37
R	8
H	11
RBI	8
BB	4
SO	8
LOB	13



Batter	1	2	3	4	5	6	7	8	9	AB	R	H	RBI	BB	SO	LOB	BOTTOM				
Marquis Grissom, R (1,8) OBP: 0.323, SLG: 0.411	1-1 1B			3-2 G6-3		3-1 F9	2-2 P4			5	3	3	1	0	0	0					
Ronnie Belliard, R (1,4) OBP: 0.378, SLG: 0.414	3-1 2B	1-0 G6-3		0-0 G6-3		0-0 1B	1-0			5	2	3	0	0	0	1					
Geoff Jenkins, L (1,7) OBP: 0.390, SLG: 0.478	3-1 2B	2-2 HR		4-1 1B		4-1 1B	2-2 G1			1	2	1	1	1	0	0					
Alex Gchoa, R (5,7) OBP: 0.390, SLG: 0.478	1-3 3H									1	1	0	0	1	0	1					
Jeromy Burnitz, L (1,9) OBP: 0.390, SLG: 0.573	1-0 1B	1-2 HR		1-0 1B		1-1 2B		1-3 K		5	1	4	6	0	1	0					
Jeff Cirillo, R (1,5) OBP: 0.394, SLG: 0.425	0-0 2B	4-2 HR		0-0 K		0-0 1B		3-3 K		4	0	2	1	1	2	2					
Kevin Barker, L (1,3) OBP: 0.284, SLG: 0.333	1-0 F7	1-1 F7		1-0 G6-3		1-3 3H		1-3 2B		5	0	1	0	0	1	7					
Jose Valentin, S (1,6) OBP: 0.342, SLG: 0.400	0-0 P6		2-0 F8		2-1 G3-1	4-0 CS		2-1 P4		4	0	0	0	1	0	3					
Robinson Cancel, R (1,2) OBP: 0.263, SLG: 0.235	0-2 P6		3-3 K		0-0 F7	3-1 FC1-4-6				4	0	0	0	0	1	5					
Scott Karl, L (1,1) OBP: 0.207, SLG: 0.315		2-1 G4-3		1-0 L4		1-1 G6-3				3	0	0	0	0	0	0					
Hector Ramirez, R (6,1) ERA: 2.56										1	0	0	0	0	1	0					
52 Rafael Roque, L (8,1) OBP: 0.158, SLG: 0.059										0	0	0	0	0	0	0					
Bob Wickman, R (9,1) ERA: 6.41										0	0	0	0	0	0	0					
Inning Stats	R: 3 E: 0 K: 0 S: 13	H: 5 LOB: 2 BB: 0 P: 22	R: 3 E: 0 K: 0 S: 14	H: 2 LOB: 1 BB: 1 P: 26	R: 0 E: 0 K: 1 S: 8	H: 0 LOB: 0 BB: 0 P: 14	R: 1 E: 0 K: 1 S: 12	H: 2 LOB: 2 BB: 1 P: 21	R: 0 E: 0 K: 0 S: 5	H: 0 LOB: 0 BB: 0 P: 8	R: 2 E: 0 K: 1 S: 12	H: 3 LOB: 3 BB: 2 P: 28	R: 0 E: 0 K: 1 S: 11	H: 1 LOB: 1 BB: 0 P: 16	R: 0 E: 0 K: 2 S: 10	H: 1 LOB: 1 BB: 0 P: 16	1B: 6 2B: 5 3B: 1 HR: 2	SF: 0 SAC: 0 DP: 0 HBP: 1	WP: 0 PB: 0 SB: 0 CS: 0	PA: 43	
PITCHER	IP	WLS	BF	H	R	ER	SO	BB	IBB	HBP	BLK	WP	HR	S	P	ERA	WHIP				
Armando Reynoso, R (1,1) ERA: 4.19	2.0	L	15	7	6	6	0	1	0	0	0	0	0	20	35	4.50	1.500				
Brian Anderson, L (3,1) ERA: 5.25	2.0		9	2	1	1	2	1	0	0	0	0	0	5	8	0.00	0.000				
Bobby Chouinard, R (5,1) ERA: 2.56	1.0		3	0	0	0	0	0	0	0	0	0	0	5	8	0.00	0.000				
Darren Holmes, R (6,1) ERA: 3.57	2.0		12	4	2	2	2	1	1	0	0	0	0	23	44	9.00	2.500				
Dan Plesac, L (8,1) ERA: 6.41	1.0		4	1	0	0	2	0	0	0	0	0	0	10	16	0.00	1.000				

Arizona Diamondbacks @ Milwaukee Brewers
Milwaukee County Stadium, Milwaukee, WI
 Thu Sep 09 1999, 2:05 PM EDT
 Att: 10,856 - Cloudy - 65 F

AB	38
R	9
H	14
RBI	9
BB	4
SO	6
LOB	19



Batter	1	2	3	4	5	6	7	8	9	AB	R	H	RBI	BB	SO	LOB	TOP										
Marquis Grissom, R (1, 8) OBP: 0.323, SLG: 0.410 Charlie Greene, R (9, PH) OBP: 0.156, SLG: 0.129	G4-3		G5-4-3				F7		P6	4	0	1	1	0	0	1	Milwaukee Brewers @ Colorado Rockies Coors Field, Denver, CO Fri Sep 10 1999, 6:05 PM MDT Att: 44,628 - Cloudy - 75 F										
Ronnie Belliard, R (1, 4) OBP: 0.379, SLG: 0.413	BB		F8			F7		1B		3	0	1	0	1	0												
Jeff Cirillo, R (1, 5) OBP: 0.392, SLG: 0.422 Eddie Zosky, R (8, 5) OBP: 0.500, SLG: 0.333	P3			G6-3	G6-3			F9		4	0	0	0	0	3												
Jeremy Burnitz, L (1, 9) OBP: 0.391, SLG: 0.579 Jose Valentin, S (8, 6) OBP: 0.342, SLG: 0.400	G4-3			HR				P3		3	1	1	1	1	0	2											
Alex Ochoa, R (1, 7) OBP: 0.387, SLG: 0.475		K		G1-3				K		4	0	1	0	0	2	1											
Sean Berry, R (1, 3) OBP: 0.282, SLG: 0.305		F9		P3				K		4	0	0	0	0	2	3											
Lou Collier, R (1, 6) OBP: 0.328, SLG: 0.367		2B				G4-3				4	1	3	0	0	0	1											
Robinson Cancel, R (1, 2) OBP: 0.261, SLG: 0.238		G6-3					P5		P4	4	1	1	0	0	0	2											
Bill Pulsipher, L (1, 1) Lyle Naulton, R (5, PH) 41 Kyle Peterson, R (7, PH) Brian Banks, S (7, PH) Carl Dale, R (7, 1) 52 Rafael Roque, L (7, 1) Kevin Barker, L (9, PH)			G5-4-3		G4-3		K		F7	1	0	1	0	0	0	0											
Inning Stats	R: 0 E: 0 K: 0 S: 14	H: 0 LOB: 1 BB: 1 P: 22	R: 0 E: 0 K: 1 S: 12	H: 1 LOB: 1 BB: 0 P: 17	R: 0 E: 0 K: 0 S: 7	H: 1 LOB: 0 BB: 0 P: 8	R: 1 E: 0 K: 0 S: 6	H: 1 LOB: 0 BB: 0 P: 8	R: 2 E: 0 K: 2 S: 15	H: 3 LOB: 1 BB: 0 P: 26	R: 0 E: 0 K: 2 S: 13	H: 0 LOB: 1 BB: 1 P: 23	R: 0 E: 0 K: 1 S: 6	H: 0 LOB: 0 BB: 0 P: 9	R: 0 E: 0 K: 1 S: 10	H: 2 LOB: 2 BB: 0 P: 12		R: 0 E: 0 K: 0 S: 10	H: 1 LOB: 1 BB: 0 P: 17	1B: 7 2B: 1 3B: 0 HR: 1	SF: 0 SAC: 0 DP: 1 HBP: 0	WP: 1 PB: 0 SB: 1 CS: 0	PA: 37				
PITCHER	IP	WLS	BF	H	R	ER	SO	BB	IBB	HBP	BLK	WP	HR	S	P	ERA	WHIP										
Brian Bohanon, L (1, 1) ERA: 5.73	8.0	W	33	8	3	3	5	2	0	0	0	1	1	83	125	3.38	1.250										
David Lee, R (9, 1) ERA: 4.17	1.0		4	1	0	0	0	0	0	0	0	0	0	10	17	0.00	1.000										

Batter	1	2	3	4	5	6	7	8	9	AB	R	H	RBI	BB	SO	LOB	BOTTOM										
Neifi Perez, S (1, 6) OBP: 0.312, SLG: 0.402 David Lee, R (9, 1) OBP: 0.200, SLG: 0.200	G6-3	G3						G4-3		6	1	1	0	0	1	3	Milwaukee Brewers @ Colorado Rockies Coors Field, Denver, CO Fri Sep 10 1999, 6:05 PM MDT Att: 44,628 - Cloudy - 75 F										
7 Kurt Abbott, R (1, 4) OBP: 0.296, SLG: 0.406	K2-3	F9				F8				5	0	1	1	0	1	2											
Lary Walker, L (1, 9) John Cangelosi, S (7, PR)	17 HR	G3								5	1	2	2	0	0	1											
Dante Bichette, R (1, 7) 32 Derrick Gibson, R (7, PH) OBP: 0.182, SLG: 0.100	17 HR	P4								2	2	1	0	2	0	0											
17 Todd Helton, L (1, 3) J.R. Phillips, L (8, 3)	HR									5	3	3	3	0	0	3											
Vinny Castilla, R (1, 5) Terry Shumpert, R (8, 5) OBP: 0.408, SLG: 0.552	HR									4	1	1	1	0	0	4											
Edgard Clemente, R (1, 8) Chris Sexton, R (9, 6) OBP: 0.349, SLG: 0.333	BB									2	3	1	2	3	0	2											
Ben Petrick, R (1, 2) OBP: 0.364, SLG: 0.333	K									4	1	1	3	1	1	2											
Brian Bohanon, L (1, 1) Juan Sosa, R (8, PH)	HR									3	2	2	3	1	0	1											
Inning Stats	R: 4 E: 0 K: 2 S: 23	H: 3 LOB: 2 BB: 2 P: 40	R: 2 E: 0 K: 0 S: 10	H: 2 LOB: 0 BB: 0 P: 13	R: 0 E: 0 K: 0 S: 6	H: 0 LOB: 1 BB: 1 P: 12	R: 0 E: 0 K: 0 S: 7	H: 0 LOB: 1 BB: 1 P: 12	R: 2 E: 0 K: 0 S: 11	H: 3 LOB: 1 BB: 0 P: 17	R: 0 E: 0 K: 0 S: 4	H: 0 LOB: 0 BB: 0 P: 8	R: 5 E: 0 K: 1 S: 21	H: 4 LOB: 3 BB: 3 P: 44	R: 2 E: 0 K: 1 S: 12	H: 2 LOB: 0 BB: 0 P: 19		1B: 8 2B: 2 3B: 0 HR: 4	SF: 0 SAC: 0 DP: 0 HBP: 1	WP: 0 PB: 0 SB: 0 CS: 0	PA: 46						
PITCHER	IP	WLS	BF	H	R	ER	SO	BB	IBB	HBP	BLK	WP	HR	S	P	ERA	WHIP										
Bill Pulsipher, L (1, 1) ERA: 5.57	4.0	L	21	5	6	6	2	4	0	0	0	0	0	15	25	9.00	1.500										
41 Kyle Peterson, R (5, 1) ERA: 4.4	2.0		9	3	2	2	0	0	0	0	0	0	0	16	36	67.50	9.000										
Carl Dale, R (7, 1) ERA: 48.6	0.2		8	3	5	5	1	3	0	0	0	0	1	17	27	13.50	2.250										
52 Rafael Roque, L (7, 1) ERA: 5.54	1.1		8	3	2	2	1	0	0	1	0	0	1	17	27	13.50	2.250										

Batter	1	2	3	4	5	6	7	8	9	AB	R	H	RBI	BB	SO	LOB	TOP										
Marquis Grissom, R OBP: 0.321, SLG: 0.414	G5-3		HR		K		F7		F9	5	1	1	1	0	1	0											
Ronnie Belliard, R OBP: 0.381, SLG: 0.414	P6		1B		K		BB		BB	4	0	2	0	1	1	0											
Geoff Jenkins, L OBP: 0.373, SLG: 0.574	G4-3		P7		G3		BB		FC6-4	4	0	0	0	0	1	2											
Alex Ochoa, R OBP: 0.386, SLG: 0.473									BB	1	0	0	0	0	0	1											
Jeremy Burnitz, L OBP: 0.395, SLG: 0.581		G3-6-3				HBP			BB	2	2	1	0	3	0	1											
Jeff Cirillo, R OBP: 0.393, SLG: 0.421				G5-3		BB			F7	3	2	1	0	1	0	4											
Kevin Barker, L OBP: 0.306, SLG: 0.380				K						4	1	3	2	0	1	1											
Jose Valentin, S OBP: 0.337, SLG: 0.393				G5-3						4	0	0	1	0	1	5											
Brian Banks, S OBP: 0.323, SLG: 0.369				G3						3	0	0	1	1	1	3											
Steve Woodard, L OBP: 0.281, SLG: 0.152				B1-3						2	0	0	0	0	0	3											
Mark Lorietz, R OBP: 0.337, SLG: 0.396										1	0	0	0	0	0	0											
David Weathers, R OBP: 0.226, SLG: 0.143										0	0	0	0	0	0	0											
Lyle Moulton, R OBP: 0.350, SLG: 0.333										0	0	0	0	0	0	1											
Rocky Coppinger, R OBP: 0.350, SLG: 0.333										0	0	0	0	0	0	0											
Mike Myers, L OBP: 0.350, SLG: 0.333										0	0	0	0	0	0	0											
Inning Stats	R: 0 E: 0 K: 0 S: 4	H: 0 LOB: 0 BB: 0 P: 6	R: 2 E: 0 K: 0 S: 15	H: 3 LOB: 1 BB: 0 P: 19	R: 1 E: 0 K: 0 S: 8	H: 2 LOB: 0 BB: 0 P: 13	R: 0 E: 0 K: 1 S: 10	H: 0 LOB: 2 BB: 2 P: 22	R: 0 E: 0 K: 1 S: 9	H: 0 LOB: 0 BB: 0 P: 13	R: 3 E: 0 K: 1 S: 13	H: 1 LOB: 0 BB: 1 P: 21	R: 0 E: 0 K: 1 S: 13	H: 0 LOB: 2 BB: 2 P: 22	R: 0 E: 0 K: 2 S: 12	H: 1 LOB: 1 BB: 0 P: 20	R: 0 E: 0 K: 0 S: 8	H: 1 LOB: 2 BB: 1 P: 17	1B: 4 2B: 3 3B: 0 HR: 1	SF: 0 SAC: 0 DP: 1 HBP: 1	WP: 1 PB: 0 SB: 0 CS: 0	PA: 41					
PITCHER	IP	WLS	BF	H	R	ER	SO	BB	IBB	HBP	BLK	WP	HR	S	P	ERA	WHIP										
Darryl Kile, R ERA: 6.38	7.0		32	6	6	6	5	4	1	1	0	1	1	72	116	7.71	1.429										
Jerry Dipoto, R ERA: 4.19	1.0	W	4	1	0	0	2	0	0	0	0	0	0	12	20	0.00	1.000										
Dave Veres, R ERA: 4.82	1.0	S	5	1	0	0	0	1	0	0	0	0	0	8	17	0.00	2.000										

Milwaukee Brewers @ Colorado Rockies
Coors Field, Denver, CO
Sat Sep 11 1999, 1:05 PM MDT
Att: 44,566 - Cloudy - 76 F

AB	34
R	6
H	8
RBI	5
BB	6
SO	7
LOB	21



Batter	1	2	3	4	5	6	7	8	9	AB	R	H	RBI	BB	SO	LOB	BOTTOM										
Neftali Feliz, S OBP: 0.314, SLG: 0.404	SF8	P4			SF8			K		5	2	3	0	0	1	0											
7 Kurt Abbott, R OBP: 0.304, SLG: 0.418	E		G4-3		SF8			P3		5	2	3	1	0	0	0											
Jeff Barry, S OBP: 0.348, SLG: 0.475	SF8		F9		SF7					1	0	0	1	0	0	0											
Larry Walker, L OBP: 0.446, SLG: 0.691					HBP			1B		0	0	0	1	0	0	0											
32 Derrick Gibson, R OBP: 0.250, SLG: 0.182										1	0	1	0	0	0	0											
Dante Bichette, R OBP: 0.345, SLG: 0.532	K		G6-3		SF8					3	0	0	1	1	1	3											
Dave Veres, R										0	0	0	0	0	0	0											
17 Todd Helton, L OBP: 0.388, SLG: 0.584				G4-3	FC5			G4-3	G3-1	5	0	2	2	0	0	2											
Vinny Castilla, R OBP: 0.330, SLG: 0.474				G6-3						2	0	1	0	2	0	0											
Edgard Clemente, R OBP: 0.306, SLG: 0.517				K						4	0	0	0	0	3	6											
Jerry Dipoto, R					FC5					0	0	0	0	0	0	0											
Angel Echevarria, R OBP: 0.364, SLG: 0.506				K				K		0	0	0	0	0	0	0											
Ben Petrick, R OBP: 0.346, SLG: 0.318										4	1	1	0	0	3	1											
Darryl Kile, R OBP: 0.182, SLG: 0.118										1	1	0	0	1	0	0											
Juan Sosa, R					SH2-4					0	0	0	0	0	0	0											
J.R. Phillips, L OBP: 0.125, SLG: 0.500										1	1	1	1	0	0	0											
Terry Shumpert, R OBP: 0.408, SLG: 0.552										0	0	0	0	0	0	0											
Inning Stats	R: 2 E: 1 K: 2 S: 12	H: 3 LOB: 2 BB: 1 P: 19	R: 0 E: 0 K: 1 S: 7	H: 0 LOB: 0 BB: 0 P: 9	R: 0 E: 0 K: 0 S: 7	H: 0 LOB: 0 BB: 0 P: 10	R: 0 E: 0 K: 1 S: 8	H: 0 LOB: 0 BB: 0 P: 11	R: 3 E: 0 K: 0 S: 14	H: 4 LOB: 3 BB: 1 P: 25	R: 1 E: 0 K: 1 S: 12	H: 2 LOB: 2 BB: 1 P: 20	R: 0 E: 0 K: 2 S: 13	H: 1 LOB: 1 BB: 0 P: 18	R: 1 E: 0 K: 1 S: 13	H: 2 LOB: 2 BB: 1 P: 21	1B: 7 2B: 4 3B: 0 HR: 1	SF: 3 SAC: 1 DP: 0 HBP: 1	WP: 0 PB: 1 SB: 0 CS: 0	PA: 41							
PITCHER	IP	WLS	BF	H	R	ER	SO	BB	IBB	HBP	BLK	WP	HR	S	P	ERA	WHIP										
Steve Woodard, R ERA: 4.42	5.0		25	7	5	5	4	1	1	1	0	0	0	25	38	4.50	2.000										
David Weathers, R ERA: 4.2	2.0	B	10	3	1	1	3	1	0	0	0	0	0	25	38	4.50	2.000										
Rocky Coppinger, R ERA: 6.42	0.2	L	5	2	1	1	1	1	0	0	0	0	1	11	19	13.50	4.500										
Mike Myers, L ERA: 5.45	0.1		1	0	0	0	0	0	0	0	0	0	0	2	2	0.00	0.000										

Milwaukee Brewers @ Colorado Rockies
Coors Field, Denver, CO
Sat Sep 11 1999, 1:05 PM MDT
Att: 44,566 - Cloudy - 76 F

AB	32
R	7
H	12
RBI	7
BB	4
SO	8
LOB	12



Batter	1	2	3	4	5	6	7	8	9	AB	R	H	RBI	BB	SO	LOB	TOP					
Marquis Grissom, R (1, 8) OBP: 0.323, SLG: 0.415	F8			L6				F9-2		6	0	3	3	0	0	2	Milwaukee Brewers @ Colorado Rockies Coors Field, Denver, CO Sun Sep 12 1999, 6:05 PM MDT Att: 42,085 - Cloudy - 57 F					
Mark Loretta, R (1, 6) OBP: 0.355, SLG: 0.396	2B			F8				F9-2		6	1	1	0	0	1	5						
Jeff Cirillo, R (1, 5) OBP: 0.393, SLG: 0.425	2B									5	2	2	0	0	1	2						
Jeremy Burnitz, L (1, 9) OBP: 0.397, SLG: 0.587	2B									3	3	1	2	2	2	2						
Kevin Barker, L (1, 3) OBP: 0.338, SLG: 0.405	1B									3	2	2	3	2	0	0						
Ronnie Belliard, R (1, 4) OBP: 0.382, SLG: 0.414	1B									5	1	2	1	0	0	2						
Alex Ochoa, R (1, 7) OBP: 0.390, SLG: 0.471	1B									3	1	1	1	1	1	1						
Robinson Cancel, R (1, 2) OBP: 0.259, SLG: 0.240	FC4-6									4	1	1	1	0	1	3						
Jose Valentin, S (9, PH) OBP: 0.339, SLG: 0.396	1B									1	1	1	1	0	0	0						
Charlie Greene, R (9, 2) OBP: 0.156, SLG: 0.129	1B									0	0	0	0	0	0	0						
Jason Bere, R (1, 1) OBP: 0.388, SLG: 0.350	1B									3	0	2	0	0	1	0						
Hector Ramirez, R (6, PH) OBP: 0.352, SLG: 0.387	1B									0	0	0	0	0	0	0						
Brian Banks, S (6, PH) OBP: 0.327, SLG: 0.354	1B									1	0	0	0	0	0	0						
Eric Plunk, R (6, PH) OBP: 0.327, SLG: 0.354	1B									0	0	0	0	0	0	0						
Lou Collier, R (9, PH) OBP: 0.327, SLG: 0.354	1B									1	0	0	0	0	0	3						
Bob Wickman, R (9, 1)	1B									0	0	0	0	0	0	0						
Inning Stats	R: 5 E: 0 K: 0 S: 24	H: 6 LOB: 2 BB: 1 P: 41	R: 0 E: 0 K: 0 S: 15	H: 0 LOB: 0 BB: 0 P: 19	R: 0 E: 0 K: 0 S: 11	H: 1 LOB: 1 BB: 0 P: 14	R: 0 E: 0 K: 1 S: 9	H: 0 LOB: 0 BB: 0 P: 9	R: 2 E: 0 K: 1 S: 12	H: 2 LOB: 0 BB: 0 P: 20	R: 1 E: 0 K: 2 S: 15	H: 3 LOB: 2 BB: 0 P: 24	R: 0 E: 0 K: 1 S: 8	H: 0 LOB: 1 BB: 1 P: 18	R: 0 E: 0 K: 1 S: 7	H: 1 LOB: 0 BB: 0 P: 10	R: 4 E: 0 K: 0 S: 19	H: 3 LOB: 2 BB: 3 P: 34	1B: 12 2B: 4 3B: 0 HR: 1	SF: 0 SAC: 0 DP: 2 HBP: 1	WP: 0 PB: 0 SB: 1 CS: 0	PA: 47
PITCHER	IP	WLS	BF	H	R	ER	SO	BB	IBB	HBP	BLK	WP	HR	S	P	ERA	WHIP					
Pedro Astacio, R (1, 1) ERA: 5.24	5.0		25	9	7	7	4	0	1	0	0	0	1	71	103	12.60	1.800					
Luther Hackman, R (6, 1)	0.0		3	3	1	1	0	0	0	0	0	0	0	7	11	∞	∞					
David Lee, R (6, 1) ERA: 4.1	0.2		2	0	0	0	1	0	0	0	0	0	0	5	9	0.00	0.000					
Roberto Ramirez, L (6, 1) ERA: 8.83	0.1		1	0	0	0	1	0	0	0	0	0	0	3	4	0.00	0.000					
Curt Leskanic, R (7, 1) ERA: 4.63	2.0		7	1	0	0	2	1	0	1	0	0	0	15	28	0.00	1.000					
PITCHER	IP	WLS	BF	H	R	ER	SO	BB	IBB	HBP	BLK	WP	HR	S	P	ERA	WHIP					
Dave Veres, R (9, 1) ERA: 5.27	0.2		L	8	3	4	0	2	1	0	0	0	0	17	32	54.00	7.500					
Mike DeJean, R (9, 1) ERA: 7.9	0.1		1	0	0	0	0	0	0	0	0	0	0	2	2	0.00	0.000					

Batter	1	2	3	4	5	6	7	8	9	AB	R	H	RBI	BB	SO	LOB	BOTTOM					
Neftali Perez, S (1, 6) OBP: 0.316, SLG: 0.405	G6-3									5	1	3	0	0	0	0	Milwaukee Brewers @ Colorado Rockies Coors Field, Denver, CO Sun Sep 12 1999, 6:05 PM MDT Att: 42,085 - Cloudy - 57 F					
Terry Shumpert, R (1, 4) OBP: 0.412, SLG: 0.582	F7									5	2	3	4	0	0	1						
Jeff Barry, S (1, 8) OBP: 0.343, SLG: 0.462	K									4	0	0	0	1	2	2						
Dante Bichette, R (1, 7) OBP: 0.346, SLG: 0.530										4	0	1	0	1	1	2						
17 Todd Helton, L (1, 3) OBP: 0.389, SLG: 0.583	G3									4	1	2	0	0	0	2						
Vinny Castilla, R (1, 5) OBP: 0.331, SLG: 0.479										3	1	1	1	1	0	1						
Angel Echevarria, R (1, 9) OBP: 0.361, SLG: 0.500										4	1	1	1	0	0	2						
Dave Veres, R (9, 1)										0	0	0	0	0	0	0						
Mike DeJean, R (9, 1)										0	0	0	0	0	0	0						
Henry Blanco, R (1, 2) OBP: 0.319, SLG: 0.384										1	1	0	0	1	0	0						
J.R. Phillips, L (6, PH) OBP: 0.222, SLG: 0.667										1	1	1	0	0	0	0						
Curt Leskanic, R (7, 1) OBP: 0.500, SLG: 1.250										0	0	0	0	0	0	0						
32 Derrick Gibson, R (6, PH) OBP: 0.231, SLG: 0.167										1	0	0	0	0	0	0						
Pedro Astacio, R (1, 1) OBP: 0.283, SLG: 0.304										1	0	0	0	0	0	1						
John Carpten, S (6, PH) OBP: 0.283, SLG: 0.304										1	0	0	0	0	0	0						
Luther Hackman, R (6, PH) OBP: 0.283, SLG: 0.304										0	0	0	0	0	0	0						
David Lee, R (6, PH) OBP: 0.283, SLG: 0.304										0	0	0	0	0	0	0						
Roberto Ramirez, L (6, PH) OBP: 0.283, SLG: 0.304										0	0	0	0	0	0	0						
7 Kurt Abbott, R (6, PH) OBP: 0.283, SLG: 0.304										1	1	1	3	0	0	0						
Kirt Manwaring, R (7, 2) OBP: 0.275, SLG: 0.379										1	0	0	0	0	0	0						
Inning Stats	R: 0 E: 0 K: 1 S: 7	H: 0 LOB: 0 BB: 0 P: 9	R: 0 E: 0 K: 0 S: 7	H: 0 LOB: 1 BB: 2 P: 17	R: 3 E: 0 K: 0 S: 15	H: 3 LOB: 1 BB: 1 P: 23	R: 0 E: 0 K: 0 S: 5	H: 0 LOB: 0 BB: 0 P: 6	R: 1 E: 0 K: 2 S: 14	H: 1 LOB: 0 BB: 0 P: 21	R: 4 E: 0 K: 0 S: 14	H: 5 LOB: 1 BB: 0 P: 21	R: 0 E: 0 K: 1 S: 4	H: 1 LOB: 1 BB: 1 P: 11	R: 1 E: 0 K: 0 S: 7	H: 1 LOB: 0 BB: 0 P: 11	R: 0 E: 0 K: 0 S: 11	H: 2 LOB: 1 BB: 0 P: 19	1B: 8 2B: 2 3B: 0 HR: 4	SF: 0 SAC: 0 DP: 3 HBP: 0	WP: 2 PB: 0 SB: 0 CS: 1	PA: 40
PITCHER	IP	WLS	BF	H	R	ER	SO	BB	IBB	HBP	BLK	WP	HR	S	P	ERA	WHIP					
Jason Bere, R (1, 1) ERA: 7.02	5.2		25	6	6	6	3	3	0	0	0	0	1	9	18	13.50	3.750					
Hector Ramirez, R (6, 1) ERA: 3.97	1.1		7	4	2	2	1	1	0	0	0	0	1	7	11	9.00	1.000					
Eric Plunk, R (8, 1) ERA: 4.74	1.0		4	1	1	1	0	0	0	0	0	0	1	7	11	9.00	1.000					
Bob Wickman, R (9, 1) ERA: 3.53	1.0		4	2	0	0	0	0	0	0	0	0	0	11	19	0.00	2.000					

AB	41
R	12
H	16
RBI	12
BB	5
SO	8
LOB	20

AB	36
R	9
H	13
RBI	9
BB	4
SO	4
LOB	11



Batter	1	2	3	4	5	6	7	8	9	AB	R	H	RBI	BB	SO	LOB	TOP								
Marquis Grissom, R OBP: 0.323, SLG: 0.410	0-0 P3		2-1 G6-3		2-3 K		2-1 S 2B 1B		4-2 FC5-4 BB	4	1	1	1	1	1	2									
Mark Loretta, R OBP: 0.353, SLG: 0.391	0-1 P3			2-1 L5	1-1 F8		4-1 2B BB		0-0 FC5-4	4	1	0	0	1	0	2									
Jeff Cirillo, R OBP: 0.396, SLG: 0.433	0-1 P4			1-0 1B 2B		1-1 G5-3	1-0 1H 2H 2B			4	1	2	2	0	0	0									
Jeremy Burnitz, L OBP: 0.394, SLG: 0.580		1-3 K		3-3 SAFE K		0-2 G3-1	1-1 P4			4	0	0	0	0	2	2									
Ronnie Belliard, R OBP: 0.384, SLG: 0.414		3-1 G6-3		4-2 1B BB		0-1 1B		1-1 G5-3		3	0	1	0	1	0	0									
Alex Ochoa, R OBP: 0.389, SLG: 0.463		1-0 L4		0-1 1-2 2H 1B		1-0 G4-3		1-2 F9		4	0	1	1	0	0	1									
Jose Valentin, S OBP: 0.344, SLG: 0.395			2-2 G3-1 1B	3-3 K			2-0 SH1-4 1B HBP	0-1 P5		3	1	1	0	0	1	2									
Robinson Cancel, R OBP: 0.226, SLG: 0.207			1-2 G3-1		3-2 P4		1-0 SAFE P4		1-3 K	4	0	0	0	0	1	2									
Charlie Greene, R OBP: 0.171, SLG: 0.147			1-3 K		2-2 E8 1B		1-2 SH1-4		2-3 K	0	0	0	0	0	0	0									
Scott Karl, L OBP: 0.217, SLG: 0.321			2-3 K				1-0 1-2			2	0	1	0	0	1	1									
David Weathers, R OBP: 0.250, SLG: 0.143										0	0	0	0	0	0	0									
Kevin Barker, L OBP: 0.329, SLG: 0.430										1	0	0	0	0	1	0									
Bob Wickman, R OBP: 0.329, SLG: 0.430										0	0	0	0	0	0	0									
Inning Stats	R: 0 E: 0 K: 0 S: 5	H: 0 LOB: 0 BB: 0 P: 5	R: 0 E: 0 K: 1 S: 6	H: 0 LOB: 0 BB: 11 P: 11	R: 0 E: 1 K: 1 S: 13	H: 1 LOB: 1 BB: 0 P: 20	R: 1 E: 0 K: 2 S: 15	H: 2 LOB: 2 BB: 1 P: 28	R: 0 E: 0 K: 1 S: 14	H: 1 LOB: 1 BB: 0 P: 22	R: 0 E: 0 K: 0 S: 8	H: 1 LOB: 1 BB: 0 P: 10	R: 3 E: 0 K: 0 S: 8	H: 2 LOB: 1 BB: 1 P: 20	R: 0 E: 0 K: 0 S: 8	H: 0 LOB: 0 BB: 0 P: 10	R: 0 E: 0 K: 2 S: 10	H: 0 LOB: 1 BB: 1 P: 17	1B: 5 2B: 2 HR: 0	SF: 0 SAC: 1 DP: 0 HBP: 1	WP: 0 PB: 0 SB: 1 CS: 0	PA: 38			
PITCHER	IP	WLS	BF	H	R	ER	SO	BB	IBB	HBP	BLK	WP	HR	S	P	ERA	WHIP								
Rick Ankiel, L ERA: 3.86	5.0		20	4	1	1	5	1	0	0	0	0	0	53	86	1.80	1.000								
Manny Aybar, R ERA: 4.77	1.2	L	10	3	3	3	0	1	0	1	0	0	0	14	27	16.20	2.400								
Lance Painter, L ERA: 4.42	0.1		1	0	0	0	0	0	0	0	0	0	0	2	3	0.00	0.000								
Juan Acevedo, R ERA: 6.04	2.0		7	0	0	0	2	1	0	0	0	0	0	18	27	0.00	0.500								

Milwaukee Brewers @ St. Louis Cardinals
 Busch Stadium, St. Louis, MO
 Tue Sep 14 1999, 7:10 PM CDT
 Att: 32,436 - Cloudy - 80 F

AB 33
 R 4
 H 7
 RBI 4
 BB 3
 SO 7
 LOB 12



Batter	1	2	3	4	5	6	7	8	9	AB	R	H	RBI	BB	SO	LOB	BOTTOM								
Edgar Renteria, R OBP: 0.339, SLG: 0.401	4-1 FC1-4 BB	0-1 1-2 1B		1-0 CS 1B		0-1 F8			0-3 K	4	0	2	0	1	1	1									
Joe Mauer, R OBP: 0.333, SLG: 0.406	1-2 FC1-4 BB 1B	1-0 F7		0-1 P3		3-2 G6-3			3-2 G3	4	1	0	0	0	0	4									
Adam Kennedy, L OBP: 0.333, SLG: 0.515	1-2 BB 1B									1	0	0	0	0	0	0									
Fernando Tatis, R OBP: 0.398, SLG: 0.522	4-2 1B BB 1B	2-2 G1-3		3-1 SAFE CS	2-3 K		2-2 G6-4-3 HBP			2	0	0	0	1	1	2									
Craig Paquette, R OBP: 0.336, SLG: 0.605	4-2 1B BB		2-2 P3		0-1 F8 1B		1-2 G6-4-3			3	0	1	0	1	0	1									
Juan Acevedo, R OBP: 0.050, SLG: 0.050	1-2 2-3 BB									0	0	0	0	0	0	0									
Eduardo Perez, R OBP: 0.444, SLG: 0.556	1-2 1-2 2-3 3H 1B		0-1 2B		0-2 F8			1-3 K		4	0	2	1	0	1	1									
J.D. Drew, L OBP: 0.339, SLG: 0.423	1-3 K		1-1 2B		0-1 F9			1-0 BLK 1B		2	0	0	0	0	1	4									
Manny Aybar, R OBP: 0.083, SLG: 0.083										0	0	0	0	0	0	0									
Lance Painter, L OBP: 0.331, SLG: 0.362										0	0	0	0	0	0	0									
Thomas Howard, S OBP: 0.331, SLG: 0.362										1	0	1	0	0	0	0									
Alberto Castillo, R OBP: 0.333, SLG: 0.357	1-2 G6-3		0-0 P5			2-3 K		3-1 L7		3	0	0	0	0	1	5									
Marcus Jensen, S OBP: 0.222, SLG: 0.250								1-2 1B		1	0	0	0	0	0	1									
Piacleo Polanco, R OBP: 0.329, SLG: 0.358		0-0 F9	0-0 L5			1-1 2B		1-0 G6-3		4	0	1	0	0	0	3									
Rick Ankiel, L OBP: 0.100, SLG: 0.100		0-1 1B 1B		0-3 K					1-2 G4-3	2	0	1	0	0	1	0									
Willie McGee, S OBP: 0.300, SLG: 0.283										2	0	0	0	0	1	1									
Inning Stats	R: 1 E: 0 K: 1 S: 18	H: 1 LOB: 3 BB: 3 P: 34	R: 0 E: 0 K: 0 S: 9	H: 2 LOB: 2 BB: 0 P: 12	R: 0 E: 0 K: 0 S: 8	H: 1 LOB: 2 BB: 0 P: 11	R: 0 E: 0 K: 1 S: 8	H: 1 LOB: 0 BB: 0 P: 12	R: 0 E: 0 K: 1 S: 10	H: 1 LOB: 1 BB: 0 P: 12	R: 0 E: 0 K: 2 S: 11	H: 1 LOB: 1 BB: 0 P: 16	R: 0 E: 0 K: 0 S: 8	H: 0 LOB: 0 BB: 0 P: 14	R: 0 E: 0 K: 1 S: 7	H: 1 LOB: 1 BB: 0 P: 13	R: 0 E: 0 K: 1 S: 11	H: 0 LOB: 0 BB: 0 P: 15	1B: 6 2B: 2 HR: 0	SF: 0 SAC: 0 DP: 1 HBP: 2	WP: 0 PB: 0 SB: 0 CS: 1	PA: 39			
PITCHER	IP	WLS	BF	H	R	ER	SO	BB	IBB	HBP	BLK	WP	HR	S	P	ERA	WHIP								
Scott Karl, L ERA: 4.78	7.0	W	31	7	1	1	5	3	0	2	0	0	0	72	111	1.29	1.429								
David Weathers, R ERA: 4.14	1.0	H	4	1	0	0	1	0	0	0	1	0	0	7	13	0.00	1.000								
Bob Wickman, R ERA: 3.42	1.0	S	3	0	0	0	1	0	0	0	0	0	0	11	15	0.00	0.000								

Milwaukee Brewers @ St. Louis Cardinals
 Busch Stadium, St. Louis, MO
 Tue Sep 14 1999, 7:10 PM CDT
 Att: 32,436 - Cloudy - 80 F

AB 33
 R 1
 H 8
 RBI 1
 BB 3
 SO 7
 LOB 23



Batter	1	2	3	4	5	6	7	8	9	10	11	12	AB	R	H	RBI	BB	SO	LOB	TOP							
Marquis Grissom, R OBP: 0.325, SLG: 0.499	F7		G6-3 1B		G1-3	K		SH3-4		F9 SH5-4 WP BB		2B BB	4	2	1	0	2	1	3								
Mark Loretta, R OBP: 0.353, SLG: 0.392	G6-3		G6-3		G6-3		G5-3	BB 1B		SH5-4			6	1	2	3	0	0	1								
Jeff Cirillo, R OBP: 0.396, SLG: 0.436	F7				G4-3 1B	2B	FC4-6	F9		F9		G4-3	7	2	3	0	0	0	3								
Jeremy Burnitz, L OBP: 0.400, SLG: 0.582		G6-3 BB		G4-3		1B 2B	FC4-6	1B BB					2	1	1	1	5	0	1								
Kevin Barker, L OBP: 0.352, SLG: 0.434		G6-3 BB		BB 1B		1B BB	FC4-6	FC5-4 1B					4	0	2	2	2	1	3								
Hector Ramirez, R OBP: 0.327, SLG: 0.372		G6-3		BB 1B		1B BB	FC4-6	FC5-4 1B		K		B3	1	0	0	0	0	0	2								
Ronnie Belland, R OBP: 0.196, SLG: 0.259	G6-3		F7		P3		K	FC5-4				L9	4	0	0	0	0	1	7								
Seán Ryan, R OBP: 0.196, SLG: 0.259													1	0	0	0	0	0	2								
Rocky Coppinger, R OBP: 0.333, SLG: 0.357													0	0	0	0	0	0	0								
Bob Wickman, R OBP: 0.333, SLG: 0.357													0	0	0	0	0	0	0								
Eddie Zosky, R OBP: 0.333, SLG: 0.357													2	0	0	0	0	0	1	2							
Alex Ochoa, R OBP: 0.395, SLG: 0.472										G6-3			4	1	2	0	2	1	0								
Robinson Cancel, R OBP: 0.212, SLG: 0.194																											
Brian Banks, S OBP: 0.327, SLG: 0.372	F9												2	0	0	0	0	0	4								
Charlie Greene, R OBP: 0.167, SLG: 0.143													3	1	2	2	0	1	0								
Bill Pulsipher, L OBP: 0.212, SLG: 0.194													1	0	0	0	0	0	0								
41 Kyle Peterson, R ERA: 4.33													0	0	0	0	0	0	0								
Carl Dale, R ERA: 4.33													0	0	0	0	0	0	0								
Jose Valentin, S ERA: 4.46													3	2	2	1	0	1	0								
Inning Stats	R: 0 E: 0 K: 6	H: 0 LOB: 0 BB: 8	R: 0 E: 0 K: 10	H: 0 LOB: 2 BB: 26	R: 0 E: 0 K: 1	H: 1 LOB: 0 BB: 8	R: 1 E: 0 K: 11	H: 2 LOB: 2 BB: 23	R: 0 E: 0 K: 7	H: 0 LOB: 0 BB: 11	R: 2 E: 0 K: 12	H: 4 LOB: 3 BB: 1	R: 0 E: 0 K: 12	H: 1 LOB: 2 BB: 25	R: 4 E: 0 K: 17	H: 5 LOB: 2 BB: 30	R: 0 E: 0 K: 12	H: 0 LOB: 0 BB: 17	R: 1 E: 0 K: 5	H: 0 LOB: 1 BB: 13	R: 0 E: 0 K: 7	H: 0 LOB: 0 BB: 7	R: 2 E: 0 K: 6	H: 2 LOB: 2 BB: 13	1B: 9 2B: 4 3B: 1 HR: 1	SF: 0 SAC: 2 DP: 2 HBP: 0	PA: 60
PITCHER	IP	WLS	BF	H	R	ER	SO	BB	IBB	HBP	BLK	WP	HR	S	P	ERA	WHIP										
Kent Bottenfield, R ERA: 4.05	5.1		25	6	3	3	2	5	0	0	0	0	0	50	9	5.06	2.062										
Rick Croushore, R ERA: 3.84	1.0	H	5	2	0	0	2	0	0	0	0	0	0	12	19	0.00	2.000										
Lance Painter, L ERA: 4.94	1.1	B	10	4	4	4	1	2	0	0	0	0	0	20	39	27.00	4.500										
Heathcliff Slocumb, R ERA: 4.5	1.1		5	1	0	0	2	0	0	0	0	0	0	16	24	0.00	0.750										
Ricky Bottalico, R ERA: 4.46	2.0		8	0	1	1	3	2	0	0	0	1	0	12	20	4.50	1.000										
PITCHER	IP	WLS	BF	H	R	ER	SO	BB	IBB	HBP	BLK	WP	HR	S	P	ERA	WHIP										
Juan Acevedo, R ERA: 6.21	0.1	L	4	2	2	2	0	1	0	0	0	0	0	0	2	6	0.00	1.500									
Mike Mohler, L ERA: 4.4	0.2		3	0	0	0	0	1	0	0	0	0	0	2	6	0.00	1.500										

Milwaukee Brewers @ St. Louis Cardinals
Busch Stadium, St. Louis, MO

Wed Sep 15 1999, 7:10 PM CDT
Att. 34,672 - Unknown - 75 F

AB 47
R 10
H 15
RBI 9
BB 11
SO 10
LOB 31



Batter	1	2	3	4	5	6	7	8	9	10	11	12	AB	R	H	RBI	BB	SO	LOB	BOTTOM					
Edgar Renteria, R OBP: 0.336, SLG: 0.403	HR	L6		FC5-4 BB 2B		G4-3		K		F8		G4-3	7	2	1	1	0	1	4						
J.D. Drew, L OBP: 0.336, SLG: 0.416	G4-3		L4	2B BB		G4-3		G4-3		F8			5	0	0	0	1	0	1						
Eduardo Perez, R OBP: 0.538, SLG: 0.667	WP 1B			BB		K				G4-3 S 1B			3	1	2	2	1	1	0						
Willie McGee, S OBP: 0.306, SLG: 0.289				2B									2	1	2	0	0	0	0						
Fernando Tatis, R OBP: 0.397, SLG: 0.525	HR		P4	F9						G4-3		K	5	1	1	1	1	1	6						
Craig Paquette, R OBP: 0.329, SLG: 0.585	G4-3					G4-3		F8				G5-3	6	0	1	1	0	1	2						
Joe McEwing, R OBP: 0.333, SLG: 0.404	G6-3					G5-3				K		F9	5	0	1	0	0	1	1						
Adam Kennedy, L OBP: 0.270, SLG: 0.333																									
Placido Polanco, R OBP: 0.336, SLG: 0.403																									
Ricky Bottalico, L OBP: 0.336, SLG: 0.403																									
David Howard, S OBP: 0.336, SLG: 0.403																									
Juan Acevedo, R OBP: 0.336, SLG: 0.403																									
Mike Mohler, R ERA: 4.4																									
Eli Marrero, R OBP: 0.238, SLG: 0.300																									
Heathcliff Slocumb, R ERA: 4.5																									
Thomas Howard, S OBP: 0.336, SLG: 0.403																									
Luis Odratz, R OBP: 0.200, SLG: 0.111																									
Kent Bottenfield, R OBP: 0.148, SLG: 0.183																									
Rick Croushore, R OBP: 0.500, SLG: 0.333																									
Lance Painter, L ERA: 4.94																									
Alberto Castillo, R OBP: 0.333, SLG: 0.357																									
Inning Stats	R: 3 E: 0 K: 13	H: 3 LOB: 0 BB: 20	R: 0 E: 0 K: 5	H: 0 LOB: 1 BB: 11	R: 0 E: 0 K: 1	H: 0 LOB: 0 BB: 18	R: 3 E: 0 K: 12	H: 3 LOB: 2 BB: 21	R: 0 E: 0 K: 11	H: 2 LOB: 2 BB: 16	R: 0 E: 0 K: 10	H: 0 LOB: 0 BB: 1	R: 1 E: 0 K: 12	H: 2 LOB: 1 BB: 16	R: 1 E: 0 K: 8	H: 3 LOB: 2 BB: 6	R: 0 E: 0 K: 3	H: 0 LOB: 0 BB: 3	R: 0 E: 0 K: 3	H: 0 LOB: 0 BB: 3	1B: 9 2B: 2 3B: 0 HR: 2	SF: 0 SAC: 2 DP: 0 HBP: 1	WP: 2 PB: 0 SB: 2 CS: 0	PA: 55	
PITCHER	IP	WLS	BF	H	R	ER	SO	BB	IBB	HBP	BLK	WP	HR	S	P	ERA	WHIP								
Bill Pulsipher, L ERA: 5.97	4.0		22	6	6	6	2	3	0	0	0	0	0	11	16	13.50	2.250								
41 Kyle Peterson, R ERA: 4.33	1.0		5	2	0	0	1	0	0	0	0	0	0	11	16	0.00	2.000								
Carl Dale, R ERA: 4.33	1.1		6	0	0	0	1	1	0	1	0	0	0	14	27	0.00	0.750								
52 Rafael Roque, L ERA: 5.47	0.2		2	0	0	0	1	0	0	0	0	0	0	6	7	0.00	0.000								
Rocky Coppinger, R ERA: 6.24	1.0	H	3	0	0	0	2	0	0	0	0	0	0	10	17	0.00	0.000								
PITCHER	IP	WLS	BF	H	R	ER	SO	BB	IBB	HBP	BLK	WP	HR	S	P	ERA	WHIP								
Bob Wickman, R ERA: 3.5	1.0	B	5	2	1	1	1	0	0	0	0	0	0	12	16	9.00	2.000								
Hector Ramirez, R ERA: 3.77	3.0	W	12	3	1	1	1	0	0	0	0	0	0	14	14	3.00	1.000								

Milwaukee Brewers @ St. Louis Cardinals
Busch Stadium, St. Louis, MO

Wed Sep 15 1999, 7:10 PM CDT
Att. 34,672 - Unknown - 75 F

AB 48
R 8
H 13
RBI 7
BB 4
SO 9
LOB 22



Batter	1	2	3	4	5	6	7	8	9	10	11	12	13	14	AB	R	H	RBI	BB	SO	LOB	TOP				
Marquis Grissom, R OBP: 0.322, SLG: 0.411			G6-3		G6-3			F9		K			G4-3	K	7	1	1	0	0	2	1					
Mark Loretta, R OBP: 0.351, SLG: 0.388			P3		K			G6-3					K		5	0	1	0	1	2	0					
Jeff Cirillo, R OBP: 0.394, SLG: 0.438	K		G6-3		P9			F8		F7			F7		6	0	0	0	0	1	3					
Jeromy Burnitz, L OBP: 0.398, SLG: 0.579	FC4-6 WP			G4-3				P5		HR			K		6	1	1	2	0	2	1					
Ronnie Belliard, R OBP: 0.378, SLG: 0.416	K			G1-3				F9		K			L9		6	1	1	1	0	2	1					
Alex Ochoa, R OBP: 0.399, SLG: 0.472				1B E	BB			K		K			L6		4	2	1	0	2	2	0					
Jose Valentin, S OBP: 0.346, SLG: 0.405		P4		1B E	1B			K		K			P3		5	2	1	0	1	2	1					
Robinson Canó, R OBP: 0.325, SLG: 0.425		K		E6	2B			G5-3		G3			L8		3	0	1	2	0	1	1					
David Weathers, R OBP: 0.345, SLG: 0.415				1H 3H	2B			K		G3			L5		1	0	0	0	0	0	0					
41 Kyle Peterson, R OBP: 0.300, SLG: 0.310				F7				K		G3			L5		2	0	1	0	0	0	1					
Inning Stats	R: 1 E: 0 K: 2 S: 16	H: 2 LOB: 1 BB: 0 P: 23	R: 0 E: 0 K: 1 S: 15	H: 1 LOB: 2 BB: 1 P: 24	R: 0 E: 0 K: 0 S: 12	H: 0 LOB: 0 BB: 0 P: 16	R: 0 E: 0 K: 1 S: 10	H: 0 LOB: 0 BB: 0 P: 15	R: 0 E: 0 K: 0 S: 7	H: 0 LOB: 0 BB: 0 P: 12	R: 1 E: 0 K: 3 S: 13	H: 1 LOB: 1 BB: 1 P: 18	R: 0 E: 0 K: 1 S: 5	H: 0 LOB: 0 BB: 0 P: 5	R: 0 E: 0 K: 1 S: 5	H: 0 LOB: 0 BB: 0 P: 5	R: 0 E: 0 K: 1 S: 5	H: 0 LOB: 0 BB: 0 P: 5	R: 3 E: 0 K: 2 S: 10	H: 3 LOB: 1 BB: 1 P: 14	1B: 3 2B: 3 3B: 1 HR: 2	SF: 0 SAC: 0 DP: 0 HBP: 0	WP: 2 PA: 55			
PITCHER	IP 6.0	WLS 24	BF 5	H 3	ER 3	SO 5	BB 2	IBB 0	HBP 0	BLK 0	WP 0	HR 0	S 73	P 111	ERA 10.84	WHIP 1.167										
Micha Bowler, L ERA: 10.84											Mark Guthrie, L ERA: 5.4															
Rodney Myers, R ERA: 4.33											Scott Sanders, R ERA: 5.76															
Felix Heredia, L ERA: 4.44																										
Bobby Ayala, R ERA: 3.72																										
Rick Aguilera, R ERA: 3.12																										

Milwaukee Brewers @ Chicago Cubs
Wrigley Field, Chicago, IL
Sat Sep 18 1999, 3:05 PM CDT
Att. 39,304 - Unknown - 70 F

AB 51
R 7
H 9
RBI 7
BB 4
SO 15
LOB 12



Batter	1	2	3	4	5	6	7	8	9	10	11	12	13	14	AB	R	H	RBI	BB	SO	LOB	BOTTOM					
Rosevelt Brown, L OBP: 0.226, SLG: 0.246					FC6-4			K		F8			G5-4-3		5	1	2	0	0	1	1						
Chad Meyers, R OBP: 0.274, SLG: 0.271				E2	1B			G5-3		K			G4-3		2	0	1	0	2	0	1						
Mark Grace, L OBP: 0.386, SLG: 0.471				G3				FC4-6 BB		F8			1B		5	2	1	0	2	0	3						
Sammy Sosa, R OBP: 0.370, SLG: 0.656		P4		K				HR		1B BB			P2		6	1	2	1	1	1	5						
Henry Rodriguez, L OBP: 0.381, SLG: 0.544				K				F8		K			G3		6	0	1	0	1	3	7						
Shane Andrews, R OBP: 0.296, SLG: 0.350				P2				K		F8			K		5	0	1	2	1	2	3						
Bo Porter, R OBP: 0.231, SLG: 0.250				L7				G4-3		FC6-4 1B			G5-3		0	0	0	0	0	0	0						
Jose Nieves, R OBP: 0.285, SLG: 0.331				FC6-4				L7		G4-3			FC6-4		4	0	1	0	0	0	6						
Glenallen Hill, R OBP: 0.362, SLG: 0.582				L8				P6		G5-6-4 BB			K		2	0	0	0	1	0	0						
Lance Johnson, L OBP: 0.326, SLG: 0.340				K				BB		G5-6-4 BB			K		1	0	0	1	3	1	0						
Jose Molina, R OBP: 0.333, SLG: 0.333				L8				BB		G5-6-4 BB			K		2	0	0	0	1	0	0						
Micah Bowie, L OBP: 0.333, SLG: 0.273				K				FC6-4 1B		P2			G5-4-3 BB		2	0	1	0	0	1	0						
Gary Gaetti, R OBP: 0.259, SLG: 0.337				K				FC6-4 1B		P2			G5-4-3 BB		1	0	0	0	0	2	0						
Rodney Myers, R OBP: 0.429, SLG: 0.571				K				FC6-4 1B		P2			G5-4-3 BB		0	0	0	0	0	0	0						
Jeff Reed, L OBP: 0.370, SLG: 0.370				K				FC6-4 1B		P2			G5-4-3 BB		3	0	0	0	1	2	5						
Inning Stats	R: 1 E: 0 K: 1 S: 14	H: 1 LOB: 3 BB: 3 P: 30	R: 0 E: 0 K: 1 S: 7	H: 0 LOB: 0 BB: 0 P: 8	R: 0 E: 0 K: 2 S: 11	H: 1 LOB: 1 BB: 0 P: 17	R: 0 E: 0 K: 0 S: 6	H: 0 LOB: 0 BB: 0 P: 10	R: 0 E: 0 K: 0 S: 10	H: 0 LOB: 0 BB: 0 P: 12	R: 1 E: 0 K: 1 S: 16	H: 1 LOB: 3 BB: 3 P: 26	R: 0 E: 0 K: 1 S: 8	H: 1 LOB: 1 BB: 1 P: 15	R: 1 E: 0 K: 2 S: 16	H: 1 LOB: 3 BB: 3 P: 32	R: 0 E: 0 K: 1 S: 5	H: 0 LOB: 0 BB: 0 P: 5	R: 0 E: 0 K: 1 S: 6	H: 1 LOB: 1 BB: 0 P: 6	R: 0 E: 0 K: 1 S: 4	H: 1 LOB: 1 BB: 0 P: 4	R: 0 E: 0 K: 1 S: 5	H: 0 LOB: 1 BB: 1 P: 9	1B: 8 2B: 4 3B: 0 HR: 1	SF: 0 SAC: 0 DP: 2 HBP: 0	WP: 0 PA: 63
PITCHER	IP 5.2	WLS 26	BF 5	H 2	ER 2	SO 5	BB 4	IBB 0	HBP 0	BLK 0	WP 0	HR 1	S 63	P 102	ERA 3.18	WHIP 1.588											
Jason Bere, R ERA: 6.63											Rocky Copplinger, R ERA: 6.08																
Eric Plunk, R ERA: 3.58											Bob Wickman, R ERA: 3.58																
52 Rafael Roque, L ERA: 5.98											David Weathers, R ERA: 4.0																
Hector Ramirez, R ERA: 3.77											41 Kyle Peterson, R ERA: 4.08																
Mike Myers, L ERA: 5.26																											

Milwaukee Brewers @ Chicago Cubs
Wrigley Field, Chicago, IL
Sat Sep 18 1999, 3:05 PM CDT
Att. 39,304 - Unknown - 70 F

AB 50
R 10
H 14
RBI 4
BB 13
SO 12
LOB 36



Batter	1	2	3	4	5	6	7	8	9	10	AB	R	H	RBI	BB	SO	LOB	TOP						
Marquis Grissom, R OBP: 0.319, SLG: 0.407 (1, 8)	F8		P4	FC6-4		FC6-4		G6-3			5	0	0	0	0	0	3	Milwaukee Brewers @ Chicago Cubs Wrigley Field, Chicago, IL Sun Sep 19 1999, 1:20 PM CDT Att. 37,527 - Sunny - 77 F						
Mark Loretta, R OBP: 0.351, SLG: 0.390 (1, 8) (9, 3)	G5-3		1B 1B			F9 G4-3		G6-3	G1-3		5	2	2	0	0	0	1							
Geoff Jenkins, L OBP: 0.370, SLG: 0.569 (1, 7) Alex Ochoa, R OBP: 0.400, SLG: 0.471 (7, 7) (7, 7)	G3		K			F9		HR BB	G3		3	0	0	0	0	1	2							
Jeremy Burnitz, L OBP: 0.398, SLG: 0.576 (1, 9)		HR				G4-3		P5	G4-3		4	1	1	1	1	0	1							
Jeff Cirillo, R OBP: 0.359, SLG: 0.447 (1, 5)		BB				1B		1 SAFE 1 SAFE 1 SAFE 1 SAFE	HR		3	2	3	3	2	0	0							
Kevin Barker, L OBP: 0.348, SLG: 0.446 (1, 3) Hector Ramirez, R (9, 1)		HR				1B		BB	BB		5	1	1	3	0	0	4							
Ronnie Belliard, R OBP: 0.376, SLG: 0.413 (1, 4)						G3		HR	F8		0	0	0	0	0	0	0							
Charlie Greene, R OBP: 0.200, SLG: 0.205 Brian Banks, S OBP: 0.327, SLG: 0.378 (10, PH) (10, 2)						G4-3		G4-3			5	0	1	0	0	0	0							
Hideo Nomo, R OBP: 0.231, SLG: 0.275 LOU COLLEGE, PA. 0.894 52 Rafael Roque, L OBP: 0.302, SLG: 0.359 Eric Plunk, R Mike Myers, L Jose Valentin, S OBP: 0.348, SLG: 0.403 (1, 1) (8, PH) (8, 1) (8, 1) (9, 1) (9, 4)						BB		G4-3			1	0	0	0	0	0	0							
Inning Stats	R: 0 E: 0 K: 0 S: 7	H: 0 LOB: 0 BB: 0 P: 12	R: 2 E: 0 K: 1 S: 16	H: 2 LOB: 1 BB: 1 P: 26	R: 1 E: 0 K: 1 S: 17	H: 3 LOB: 2 BB: 0 P: 11	R: 0 E: 0 K: 0 S: 6	H: 0 LOB: 1 BB: 1 P: 11	R: 1 E: 0 K: 1 S: 7	H: 2 LOB: 1 BB: 0 P: 12	R: 0 E: 0 K: 1 S: 9	H: 1 LOB: 1 BB: 0 P: 12	R: 3 E: 0 K: 0 S: 9	H: 1 LOB: 0 BB: 2 P: 22	R: 0 E: 0 K: 0 S: 5	H: 1 LOB: 1 BB: 0 P: 8	R: 0 E: 0 K: 0 S: 10		H: 0 LOB: 1 BB: 0 P: 16	R: 0 E: 0 K: 0 S: 3	H: 0 LOB: 0 BB: 0 P: 3	1B: 6 2B: 2 3B: 0 HR: 2	SF: 0 SAC: 0 DP: 0 HBP: 0	WP: 0 PB: 0 SB: 0 CS: 0
PITCHER	IP WLS BF H R ER SO BB IBB HBP BLK WP HR S P ERA WHIP	PITCHER										IP WLS BF H R ER SO BB IBB HBP BLK WP HR S P ERA WHIP												
Kyle Farnsworth, R ERA: 5.34 Felix Heredia, L ERA: 4.59 Terry Adams, R ERA: 4.42 Rick Aguilera, R ERA: 3.06 (1, 1) (7, 1) (7, 1) (10, 1)	6.1 0.1 2.1 1.0	WLS H B W	29 2 11 3	H R ER SO	8 4 3 0	BB IBB HBP BLK	2 0 0 0	WP HR S P	0 0 1 3	ERA WHIP	5.68 1.579													

AB	40
R	7
H	10
RBI	7
BB	5
SO	3
LOB	15



Batter	1	2	3	4	5	6	7	8	9	10	AB	R	H	RBI	BB	SO	LOB	BOTTOM				
Lance Johnson, L OBP: 0.324, SLG: 0.338 (1, 8)	HR		L3			G3-1		CS			5	1	1	0	0	1	1	Milwaukee Brewers @ Chicago Cubs Wrigley Field, Chicago, IL Sun Sep 19 1999, 1:20 PM CDT Att. 37,527 - Sunny - 77 F				
Roosevelt Brown, L OBP: 0.237, SLG: 0.278 Gary Gaetti, R OBP: 0.258, SLG: 0.336 Rick Aguilera, R (10, 1)	P4		3B 2B			2B		G4-3			4	1	2	0	0	0	1					
Sammy Sosa, R OBP: 0.370, SLG: 0.659 (1, 9)	HR		G5-3			G5-3		F8			5	2	2	2	0	0	2					
Mark Grace, L OBP: 0.386, SLG: 0.473 (1, 3)	P6		3B			IBB		G1-3			4	0	1	1	1	0	1					
Shane Andrews, R OBP: 0.298, SLG: 0.359 (1, 5)	HR		K			P3		P3			4	1	1	1	1	1	3					
Jeff Reed, L OBP: 0.379, SLG: 0.370 Benito Santiago, R OBP: 0.307, SLG: 0.366 (1, 2) (8, PH) (9, 2)	G3		P4			E7 G4-3 WP 1B		K			3	1	1	0	0	0	1					
Jeff Blausler, R OBP: 0.338, SLG: 0.396 (1, 6)						F9		G4-3			4	0	0	0	0	0	1					
Chad Meyers, R OBP: 0.283, SLG: 0.282 Mickey Morandini, L OBP: 0.319, SLG: 0.332 (1, 4) (9, PH) (10, 4)			SH1-4 1B			K		CS 1B			3	0	2	0	0	1	0					
Kyle Farnsworth, R ERA: 4.68 52 Rafael Roque, L ERA: 5.53 Eric Plunk, R ERA: 4.67 Mike Myers, L ERA: 5.45 Hector Ramirez, R ERA: 4.3 (1, 1) (7, 1) (7, 1) (8, PH) (8, PH) (10, 7)			SH1-4			K		K			2	0	0	0	0	0	0					
Inning Stats	R: 3 E: 0 K: 0 S: 14	H: 3 LOB: 0 BB: 0 P: 22	R: 0 E: 0 K: 0 S: 10	H: 1 LOB: 1 BB: 0 P: 16	R: 1 E: 0 K: 1 S: 10	H: 2 LOB: 1 BB: 0 P: 16	R: 0 E: 0 K: 0 S: 8	H: 1 LOB: 2 BB: 1 P: 17	R: 1 E: 1 K: 1 S: 11	H: 2 LOB: 0 BB: 0 P: 17	R: 0 E: 0 K: 1 S: 7	H: 0 LOB: 0 BB: 0 P: 12	R: 0 E: 0 K: 1 S: 9	H: 0 LOB: 0 BB: 0 P: 14	R: 2 E: 0 K: 0 S: 10	H: 1 LOB: 1 BB: 1 P: 20	R: 1 E: 1 K: 0 S: 3		H: 2 LOB: 3 BB: 1 P: 7	1B: 6 2B: 2 3B: 1 HR: 3	SF: 0 SAC: 1 DP: 0 HBP: 0	WP: 1 PB: 0 SB: 0 CS: 1
PITCHER	IP WLS BF H R ER SO BB IBB HBP BLK WP HR S P ERA WHIP	PITCHER										IP WLS BF H R ER SO BB IBB HBP BLK WP HR S P ERA WHIP										
Hideo Nomo, R ERA: 4.68 52 Rafael Roque, L ERA: 5.53 Eric Plunk, R ERA: 4.67 Mike Myers, L ERA: 5.45 Hector Ramirez, R ERA: 4.3 (1, 1) (8, 1) (8, 1) (9, 1) (9, 1)	7.0 0.2 0.2 0.1	WLS H B L	9 3 2 5	R R ER SO	5 0 1 0	BB IBB HBP BLK	5 0 0 0	WP HR S P	5 0 1 4	ERA WHIP	6.43 1.286											



Batter	1	2	3	4	5	6	7	8	9	AB	R	H	RBI	BB	SO	LOB	TOP									
Kevin Sefcik, R OBP: 0.361, SLG: 0.373	1-1 HR	0-0 E6		1-2 G6-3		3-2 G6-3		4-0 BB SF8 BB	1-3 K	5	2	1	0	1	1	5	Philadelphia Phillies @ Milwaukee Brewers Milwaukee County Stadium, Milwaukee, WI Tue Sep 21 1999, 8:05 PM EDT Att: 11,371 - Unknown - 56 F AB 37 R 6 H 9 RBI 6 BB 8 SO 8 LOB 29									
Ron Gant, R OBP: 0.359, SLG: 0.430	0-1 HR	0-1 SF9			2-1 23 1B	0-0 BB		4-1 SF8 BB	2-3 K	4	2	3	4	1	1	2										
Bobby Abreu, L OBP: 0.448, SLG: 0.562	2-3 K	2-3 K			1-2 23 1B	1-2 BB		4-0 E BB		3	0	1	0	2	2	2										
Mike Lieberthal, R OBP: 0.363, SLG: 0.551	1-1 P4		0-0 G1-3		2-2 P5	2-1 FC6-4		3-2 SF8		4	0	0	1	0	0	4										
Rico Brogna, L OBP: 0.338, SLG: 0.457	1-1 1B		3-3 K		0-3 K		4-2 BB	4-0 IBB		3	0	1	0	2	2	2										
23 Kevin Jordan, R OBP: 0.345, SLG: 0.399	1-0 F7		0-2 E5		1-2 1B	1-2 1B		1-0 P6		5	0	1	1	0	0	5										
Torey Lovullo, S OBP: 0.273, SLG: 0.419		1-0 E5		0-1 FC6-4		1-0 G1-3		0-3 K	4-0 FC3-6	4	0	0	0	1	1	4										
Desi Relaford, S OBP: 0.333, SLG: 0.339		0-1 E		1-1 G5-3		4-2 G6-3		2-2 FC3-6		4	2	1	0	1	0	2										
Anthony Shumaker, L OBP: 0.333, SLG: 0.200		0-0 FC5-6		0-3 K		2-2 F9		2-2 L6	3-1 1B	2	0	0	0	0	1	2										
Steve Schrenk, R ERA: 3.97		0-0 SF9								0	0	0	0	0	0	0										
Wendell Magee, R ERA: 4.47		1-2 2-3								1	0	0	0	0	0	1										
Chad Ogea, R ERA: 5.74		1-2 2-3								0	0	0	0	0	0	0										
Rob Ducey, L ERA: 5.91		1-2 2-3								0	0	0	0	0	0	0										
Wayne Gomes, R ERA: 4.41		1-2 2-3								1	0	1	0	0	0	0										
Alex Arias, R ERA: 5.25		1-2 2-3								0	0	0	0	0	0	0										
Marlon Anderson, L ERA: 5.25		1-2 2-3								0	0	0	0	0	0	0										
Inning Stats	R: 2 E: 0 K: 1 S: 12	H: 3 LOB: 1 BB: 0 P: 18	R: 1 E: 2 K: 1 S: 11	H: 1 LOB: 2 BB: 0 P: 15	R: 0 E: 1 K: 1 S: 9	H: 0 LOB: 1 BB: 0 P: 12	R: 0 E: 0 K: 1 S: 8	H: 0 LOB: 2 BB: 0 P: 10	R: 1 E: 0 K: 0 S: 16	H: 3 LOB: 1 BB: 2 P: 23	R: 1 E: 0 K: 1 S: 14	H: 1 LOB: 3 BB: 4 P: 29	R: 0 E: 0 K: 1 S: 7	H: 0 LOB: 1 BB: 1 P: 13	R: 1 E: 1 K: 0 S: 11	H: 0 LOB: 3 BB: 4 P: 33	R: 0 E: 0 K: 2 S: 12	H: 1 LOB: 2 BB: 1 P: 24	1B: 8 2B: 0 3B: 0 HR: 1	SF: 2 SAC: 0 DP: 0 HBP: 0	WP: 0 PB: 0 SB: 0 CS: 0	PA: 47				
PITCHER	IP	WLS	BF	H	R	ER	SO	BB	IBB	HBP	BLK	WP	HR	S	P	ERA	WHIP									
Bill Pulsipher, L ERA: 6.05	(1, 1)	5.0	W	26	7	5	4	5	1	0	0	0	0	1	58	84	7.20	1.600								
David Weathers, R ERA: 3.97	(6, 1)	0.2	H	3	1	0	0	0	0	0	0	0	0	0	8	13	0.00	1.500								
52 Rafael Roque, L ERA: 5.51	(6, 1)	0.1	H	3	0	0	0	0	2	0	0	0	0	0	6	16	0.00	6.000								
Hector Ramirez, R ERA: 4.5	(7, 1)	1.1	H	6	0	1	1	1	2	0	0	0	0	0	12	24	6.75	1.500								
Mike Myers, L ERA: 5.45	(8, 1)	0.0	1	0	0	0	0	0	1	0	0	0	0	0	4	∞	∞	∞								
Eric Plunk, R ERA: 4.63	(8, 1)	0.2	H	3	0	0	0	0	0	0	0	0	0	0	8	12	0.00	0.000								
Bob Wickman, R ERA: 3.45	(9, 1)	1.0	S	5	1	0	0	2	1	0	0	0	0	0	12	24	0.00	2.000								
Batter	1	2	3	4	5	6	7	8	9	AB	R	H	RBI	BB	SO	LOB	BOTTOM									
Mark Loretta, R OBP: 0.353, SLG: 0.390	2-2 F9	2-1 1B		4-1 E	0-1 G6-3			0-1 G5-3		4	2	1	1	1	0	1	Philadelphia Phillies @ Milwaukee Brewers Milwaukee County Stadium, Milwaukee, WI Tue Sep 21 1999, 8:05 PM EDT Att: 11,371 - Unknown - 56 F AB 33 R 8 H 11 RBI 7 BB 4 SO 3 LOB 15									
Lou Collier, R OBP: 0.321, SLG: 0.350	4-0 HBP	1-2 HR		0-1 1B	2-2 F9			4-2 FC1-6		3	1	1	0	1	0	1										
Charlie Greene, R OBP: 0.220, SLG: 0.205		1-2 HR		1-3 2-H	1-2 F9			2-2 FC1-6		5	2	3	4	0	0	1										
Jeff Cirillo, R OBP: 0.402, SLG: 0.456	2-1 HBP	3-1 HR		2-1 1B	2-1 F9			2-2 FC1-6		5	2	3	4	0	0	1										
Jeromy Burnitz, L OBP: 0.395, SLG: 0.576	0-3 K	1-3 K		0-1 FC5-4	3-2 F8			3-0 G3		5	0	1	0	0	2	3										
Alex Ochoa, R OBP: 0.403, SLG: 0.465	1-1 HBP		3-3 K	1-0 FC5-4	1-1 G5-3			1-1 G5-3		3	0	0	1	0	1	1										
Lyle Mouton, R OBP: 0.250, SLG: 0.273	2-2 F9		0-0 FC6-4	1-0 FC6-4	0-0 G4-3			0-0 1B		4	1	2	0	0	0	4										
Jose Valentin, S OBP: 0.339, SLG: 0.392		1-2 P3	2-2 P3		1-2 P4			2-3 G4-3		4	0	0	0	0	0	2										
Robinson Cancel, R OBP: 0.275, SLG: 0.270		4-2 SH1-4	0-1 FC6-4		2-1 SH2-4			3-2 FC5-4		3	1	2	1	1	0	1										
Mike Myers, L ERA: 5.91										0	0	0	0	0	0	0										
Eric Plunk, R ERA: 4.63										0	0	0	0	0	0	0										
Bob Wickman, R ERA: 3.45										0	0	0	0	0	0	0										
Bill Pulsipher, L OBP: 0.143, SLG: 0.143	(1, 1)	1-2 SH1-4		0-1 SH2-4				3-1 FC5-4		1	1	1	0	0	0	0										
David Weathers, R OBP: 0.250, SLG: 0.143	(6, 1)							1-1 FC5-4		0	0	0	0	0	0	0										
52 Rafael Roque, L OBP: 0.158, SLG: 0.059	(6, 1)									0	0	0	0	0	0	0										
Hector Ramirez, R ERA: 4.5	(7, 1)									0	0	0	0	0	0	0										
Ronnie Belliard, R OBP: 0.374, SLG: 0.411	(7, 4)									1	0	0	0	0	0	1										
Inning Stats	R: 0 E: 0 K: 1 S: 12	H: 1 LOB: 3 BB: 1 P: 23	R: 4 E: 0 K: 1 S: 21	H: 3 LOB: 0 BB: 1 P: 34	R: 0 E: 0 K: 1 S: 10	H: 1 LOB: 1 BB: 0 P: 15	R: 3 E: 1 K: 0 S: 11	H: 3 LOB: 1 BB: 1 P: 19	R: 0 E: 0 K: 0 S: 10	H: 1 LOB: 1 BB: 0 P: 13	R: 0 E: 0 K: 0 S: 11	H: 0 LOB: 0 BB: 0 P: 17	R: 1 E: 0 K: 0 S: 10	H: 2 LOB: 1 BB: 0 P: 16	R: 0 E: 0 K: 0 S: 9	H: 0 LOB: 1 BB: 1 P: 18	1B: 9 2B: 1 3B: 0 HR: 1	SF: 0 SAC: 2 DP: 0 HBP: 1	WP: 0 PB: 0 SB: 0 CS: 0	PA: 40						
PITCHER	IP	WLS	BF	H	R	ER	SO	BB	IBB	HBP	BLK	WP	HR	S	P	ERA	WHIP									
Anthony Shumaker, L ERA: 5.95	(1, 1)	3.1	L	22	8	7	6	3	0	1	0	0	0	0	12	17	0.00	0.600								
Steve Schrenk, R ERA: 4.47	(4, 1)	1.2		6	1	0	0	0	0	0	0	0	0	0	21	33	4.50	1.000								
Chad Ogea, R ERA: 5.74	(6, 1)	2.0		8	2	1	1	0	0	0	0	0	0	9	18	0.00	1.000									
Wayne Gomes, R ERA: 4.41	(8, 1)	1.0		4	0	0	0	0	1	0	0	0	0	0	9	18	0.00	1.000								

Batter	1	2	3	4	5	6	7	8	9	AB	R	H	RBI	BB	SO	LOB	TOP			
Doug Glanville, R (1,8) OBP: 0.380, SLG: 0.451 Carlton Loewer, R (9,1) OBP: 0.273, SLG: 0.238	2-2 FC4-6 1B		1-2 P4		0-0 SH5-3		0-0 G1-3	3-2 1B 2B	0-2 L8	5	1	2	0	0	0	1				
Ron Gant, R (1,7) OBP: 0.361, SLG: 0.434	2-3 K		0-1 S 1B		1-3 K			2-3 1B 2B		5	2	3	2	0	2	2				
Bobby Abreu, L (1,9) OBP: 0.447, SLG: 0.560	0-1 FC4-6 1-2		2-3 K		0-0 G6-3			1-1 1B HBP		5	2	2	1	0	1	3				
Mike Lieberthal, R (1,2) OBP: 0.365, SLG: 0.552	1-1 E6			2-0 F9		0-0 G4-6-3 1B		1-1 1B HBP		4	2	2	1	0	0	1				
Rico Brogna, L (1,3) OBP: 0.339, SLG: 0.457	1-1 G4-3			1-0 E4 23 1B		0-1 G4-6-3		1-1 1B HBP		5	2	2	3	0	0	3				
23 Kevin Jordan, R (1,5) OBP: 0.343, SLG: 0.394		0-1 G6-3		1-2 F8		2-2 G6-3		1-1 1B HBP		4	1	0	0	0	0	2				
Marlon Anderson, L (1,4) OBP: 0.234, SLG: 0.363 Steve Montgomery, R (8,1) OBP: 1.000, SLG: 1.000 Wendell Magee, R (9,8) OBP: 0.429, SLG: 0.857		0-3 K		2-1 1B		0-0 G3 2B		1-1 1B HBP		5	1	3	3	0	1	1	AB 42			
Desi Relaford, S (1,6) OBP: 0.327, SLG: 0.332		1-0 F8		1-2 F9		0-0 G3		1-1 SH2-4	2-1 P3	4	0	0	0	0	0	2	R 12			
Randy Wolf, L (1,1) OBP: 0.281, SLG: 0.267 Rob Ducey, L (7,PH) OBP: 0.389, SLG: 0.478 Amaury Telemaco, R (7,1) OBP: 0.372, SLG: 0.402 15 David Doster, R (8,4) OBP: 0.291, SLG: 0.330			1-2 G3-1		0-1 SH5-3 1B		2-3 K2-3	1-1 2B 1B 2B	1-1 G1-3	2	0	1	0	0	0	0	H 16			
Inning Stats	R: 0 E: 1 K: 1 S: 14	H: 1 LOB: 2 BB: 0 P: 20	R: 0 E: 0 K: 1 S: 6	H: 0 LOB: 0 BB: 0 P: 7	R: 0 E: 0 K: 1 S: 14	H: 1 LOB: 1 BB: 0 P: 18	R: 1 E: 1 K: 0 S: 11	H: 1 LOB: 1 BB: 0 P: 18	R: 0 E: 0 K: 1 S: 7	H: 1 LOB: 0 BB: 0 P: 8	R: 0 E: 0 K: 1 S: 6	H: 1 LOB: 1 BB: 0 P: 9	R: 11 E: 0 K: 0 S: 30	H: 10 LOB: 1 BB: 0 P: 47	R: 0 E: 0 K: 0 S: 7	H: 0 LOB: 0 BB: 0 P: 10	1B: 11 2B: 5 3B: 0 HR: 0	SF: 0 SAC: 2 DP: 1 HBP: 2	WP: 0 PB: 0 SB: 2 CS: 0	PA: 46
PITCHER	IP WLS BF H R ER SO BB IBB HBP BLK WP HR S P ERA WHIP	7.0 L 5 2 2 2 5 0 0 0 0 0 0 0 68 93 2.57 1.143	0.1 L 5 2 2 0 0 0 0 0 0 0 0 0 8 13 54.00 6.000	0.0 L 5 2 5 5 0 0 0 0 0 0 0 0 13 23 ∞ ∞	1.2 L 6 1 2 2 0 0 0 0 0 0 0 0 13 16 10.80 0.600	PITCHER	IP WLS BF H R ER SO BB IBB HBP BLK WP HR S P ERA WHIP	1-0 BB 1B 2B	0-1 BB 1B	4-2 BB 2B	0-2 BB 2B	0-2 BB 2B	2-2 G3	4-1 FC5-4 BB	2-1 L9	0-2 FC5-4	1B: 2 2B: 2 3B: 0 HR: 0	SF: 0 SAC: 0 DP: 0 HBP: 0	WP: 0 PB: 0 SB: 0 CS: 0	PA: 34

Philadelphia Phillies @ Milwaukee Brewers
 Milwaukee County Stadium, Milwaukee, WI
 Wed Sep 22 1999, 8:05 PM EDT
 Att: 13,043 - Unknown - 74 F

AB	42
R	12
H	16
RBI	12
BB	0
SO	5
LOB	16

Batter	1	2	3	4	5	6	7	8	9	AB	R	H	RBI	BB	SO	LOB	BOTTOM					
Marquis Grissom, R (1,8) OBP: 0.322, SLG: 0.409	1-3 K			3-2 2B		1-0 BB 1B 2B		0-2 G5-3		4	1	2	0	0	1	0						
Mark Loretta, R (1,3) OBP: 0.353, SLG: 0.390 Kevin Barker, L (8,PH) OBP: 0.327, SLG: 0.427	2-2 F9			2-2 L7		1-2 BB 1B		0-1 F8		3	1	1	0	0	0	1						
Jeff Cirillo, R (1,5) OBP: 0.402, SLG: 0.455 Eddie Zosky, R (6,PH) OBP: 0.286, SLG: 0.167	3-2 G4-3			0-0 L5		4-2 BB 2B		2-2 G4-3		2	1	0	0	1	0	1						
Jeremy Burnitz, L (1,9) OBP: 0.394, SLG: 0.576 Lyle Mouton, R (9,9) OBP: 0.231, SLG: 0.250		2-2 P5		0-0 G3		0-2 BB 2B		2-2 G3		3	0	1	3	0	0	1						
Alex Ochoa, R (1,7) OBP: 0.404, SLG: 0.462		1-3 K			4-2 BB	3-2 P8		4-1 FC5-4 BB		2	0	0	0	2	1	1						
Ronnie Belliard, R (1,4) OBP: 0.371, SLG: 0.407		0-0 G4-3			0-2 P3	2-2 P4		2-1 L9		4	0	0	0	0	0	3						
Lou Collier, R (1,6) OBP: 0.311, SLG: 0.339			0-1 F9		1-2 F7		0-2 P2	0-2 FC5-4		4	0	0	0	0	0	2	AB 31					
Robinson Cancel, R (1,2) OBP: 0.256, SLG: 0.250 Charlie Greene, R (9,2) OBP: 0.220, SLG: 0.205			1-3 K		0-0 F8		3-3 K			3	0	0	0	0	2	1	R 3					
Steve Woodard, L (1,1) OBP: 0.228, SLG: 0.157 41 Kyle Peterson, R (8,1) OBP: 0.111, SLG: 0.111 David Weathers, R (8,1) OBP: 0.250, SLG: 0.143 52 Rafael Roque, L (8,1) OBP: 0.158, SLG: 0.059			1-3 K			3-2 G6-3		1-3 K		3	0	0	0	0	2	0	H 4					
Inning Stats	R: 0 E: 0 K: 1 S: 10	H: 0 LOB: 0 BB: 0 P: 16	R: 0 E: 0 K: 1 S: 7	H: 0 LOB: 0 BB: 0 P: 10	R: 0 E: 0 K: 2 S: 8	H: 0 LOB: 0 BB: 0 P: 10	R: 0 E: 0 K: 0 S: 15	H: 1 LOB: 1 BB: 0 P: 20	R: 0 E: 0 K: 0 S: 9	H: 0 LOB: 1 BB: 1 P: 14	R: 3 E: 0 K: 0 S: 19	H: 3 LOB: 1 BB: 1 P: 32	R: 0 E: 0 K: 2 S: 9	H: 0 LOB: 0 BB: 0 P: 13	R: 0 E: 0 K: 0 S: 9	H: 0 LOB: 0 BB: 0 P: 11	R: 0 E: 0 K: 0 S: 10	H: 0 LOB: 1 BB: 1 P: 18	1B: 2 2B: 2 3B: 0 HR: 0	SF: 0 SAC: 0 DP: 0 HBP: 0	WP: 0 PB: 0 SB: 0 CS: 0	PA: 34
PITCHER	IP WLS BF H R ER SO BB IBB HBP BLK WP HR S P ERA WHIP	6.0 W 3 0 0 0 0 0 0 0 0 0 0 0 9 13 0.00 0.000	1.0 W 3 0 0 0 0 0 0 0 0 0 0 0 9 11 0.00 0.000	1.0 L 4 0 0 0 0 1 0 0 0 0 0 0 10 18 0.00 1.000	PITCHER	IP WLS BF H R ER SO BB IBB HBP BLK WP HR S P ERA WHIP	1-0 BB 1B 2B	0-1 BB 1B	4-2 BB 2B	0-2 BB 2B	2-2 G3	4-1 FC5-4 BB	2-1 L9	0-2 FC5-4	1B: 2 2B: 2 3B: 0 HR: 0	SF: 0 SAC: 0 DP: 0 HBP: 0	WP: 0 PB: 0 SB: 0 CS: 0	PA: 34				

Philadelphia Phillies @ Milwaukee Brewers
 Milwaukee County Stadium, Milwaukee, WI
 Wed Sep 22 1999, 8:05 PM EDT
 Att: 13,043 - Unknown - 74 F

AB	31
R	3
H	4
RBI	3
BB	3
SO	6
LOB	10

Batter	1	2	3	4	5	6	7	8	9	AB	R	H	RBI	BB	SO	LOB	TOP										
Doug Glanville, R OBP: 0.379, SLG: 0.454	0-3 K		0-0 L8		2-3 K		0-2 HR		1-1 G6-3	5	1	1	1	0	2	2	Philadelphia Phillies @ Milwaukee Brewers Milwaukee County Stadium, Milwaukee, WI Thu Sep 23 1999, 2:05 PM EDT Att: 10,887 - Sunny - 75 F										
Ron Gant, R OBP: 0.361, SLG: 0.435	0-1 G1-3 23 1B 2B		1-0 L5		3-2 23 S 1-H 3-H 3-2 1B		2-2 F8		0-1 F9	5	2	2	2	0	0	0											
Bobby Abreu, L OBP: 0.447, SLG: 0.560	2-1 G1-3		1-3 K2-3		2-1 FC4 23 S E 1-2		4-0 BB BB		0-1 2B	4	1	1	0	1	1	2											
23 Kevin Jordan, R OBP: 0.341, SLG: 0.391	0-2 1B			2-2 G5-3	2-1 L8		2-0 F7		1-2 L7	5	0	1	1	0	0	2											
Rico Brogna, L OBP: 0.338, SLG: 0.454	0-0 L6			0-2 L3	1-2 G3		4-2 SAFE 1-2 BB			3	0	0	0	1	0	1											
Bobby Estalella, R OBP: 0.313, SLG: 0.154		4-0 1B BB		4-2 BB		3-3 K		3-3 K		2	0	0	0	2	2	2											
Marlon Anderson, L OBP: 0.292, SLG: 0.359		1-0 F7		1-2 G4-3		2-1 G6-3		1-1 F7		4	0	0	0	0	0	2											
Alex Arias, R OBP: 0.376, SLG: 0.409		3-2 SAFE 1-3 1B			3-1 SH 1B 2B	1-0 1B		2-3 K		4	1	3	0	0	1	0											
Mike Grace, R Billy Brewer, L Rob Ducey, L Cliff Politte, R Scott Aldred, L Steve Schrenk, R Wendell Magee, R Wayne Gomes, R	1-2 G4-3		1-2 SH 1B WP 2-3		0-3 K		3-3 K			1	1	0	0	0	0	1											
Inning Stats	R: 1 E: 0 K: 1 S: 13	H: 2 LOB: 1 BB: 0 P: 15	R: 0 E: 0 K: 0 S: 11	H: 1 LOB: 1 BB: 1 P: 20	R: 0 E: 0 K: 1 S: 5	H: 0 LOB: 0 BB: 0 P: 7	R: 0 E: 0 K: 0 S: 14	H: 0 LOB: 1 BB: 1 P: 21	R: 4 E: 1 K: 1 S: 21	H: 2 LOB: 0 BB: 0 P: 36	R: 0 E: 0 K: 2 S: 10	H: 1 LOB: 1 BB: 0 P: 16	R: 1 E: 0 K: 1 S: 13	H: 1 LOB: 2 BB: 2 P: 28	R: 0 E: 0 K: 2 S: 9	H: 0 LOB: 0 BB: 0 P: 15		R: 0 E: 0 K: 0 S: 9	H: 1 LOB: 1 BB: 0 P: 11	1B: 4 2B: 3 3B: 0 HR: 1	SF: 0 SAC: 1 DP: 0 HBP: 0	WP: 2 PB: 0 SB: 2 CS: 0	PA: 40				
PITCHER	IP	WLS	BF	H	R	ER	SO	BB	IBB	HBP	BLK	WP	HR	S	P	ERA	WHIP										
Jason Bere, R ERA: 6.53	5.0	W	23	5	5	3	3	2	0	0	0	2	0	64	99	5.40	1.400										
Rocky Coppinger, R ERA: 5.8	2.0	H	10	2	1	1	3	2	0	0	0	0	1	23	44	4.50	2.000										
Eric Plunk, R ERA: 4.56	1.0		3	0	0	0	2	0	0	0	0	0	0	9	15	0.00	0.000										
Valerio De Los Santos, L ERA: 7.36	1.0		4	1	0	0	0	0	0	0	0	0	0	9	11	0.00	1.000										

Batter	1	2	3	4	5	6	7	8	9	AB	R	H	RBI	BB	SO	LOB	BOTTOM										
Marquis Grissom, R OBP: 0.322, SLG: 0.414	1-0 F7		1-1 SH5-4 2B 1B	0-0 F8		1-0 HR	0-1 G5-3	0-0 F7		6	2	2	1	0	0	4	Philadelphia Phillies @ Milwaukee Brewers Milwaukee County Stadium, Milwaukee, WI Thu Sep 23 1999, 2:05 PM EDT Att: 10,887 - Sunny - 75 F										
Mark Loretta, R OBP: 0.352, SLG: 0.389	1-1 G5-3		0-0 SH5-4	0-2 G1-3		3-1 F9	1-1 1B			4	0	1	0	0	0	1											
Jeff Cirillo, R OBP: 0.402, SLG: 0.458	0-1 P5		1-0 1B 2B		0-1 1B 2B	2-2 F9	2-3 K			5	2	2	2	0	1	1											
Jeremy Burnitz, L OBP: 0.400, SLG: 0.577		3-2 FC6-4 1B	4-2 1B SF8 BB		4-1 1B BB	4-1 1B E BB		4-0 S WP SF7 BB		1	4	1	0	4	0	0											
Geoff Jenkins, L OBP: 0.375, SLG: 0.571		1-2 FC6-4 BB	1-1 SF8	0-0 E S	2-2 E 1B	2-2 E 1B		4-0 SF7 S BB		4	1	3	2	1	0	1											
Ronnie Belliard, R OBP: 0.372, SLG: 0.415		1 SAFE 2-3 K	2-2 SF8	1-2 HR 1B	0-1 1B	3-1 E8 1B		3-3 K		4	1	2	4	0	2	3											
Kevin Barker, L OBP: 0.340, SLG: 0.418		4-1 BB	2-3 G4-3		3-2 F7	4-2 BB		4-0 SF7 IBB		2	0	0	0	3	0	1											
Brian Banks, S OBP: 0.320, SLG: 0.372		1-2 P9		1-1 2B	1-2 G5-3	2-3 K		3-1 SF7		4	0	1	0	0	1	5											
Charlie Greene, R OBP: 0.214, SLG: 0.205								1-2 2-3 3-H		0	0	0	1	0	0	0											
Jason Bere, R Lyle Moulton, R Rocky Coppinger, R Lou Colletti, R Eric Plunk, R Sean Berry, R Valerio De Los Santos, L	R: 0 E: 0 K: 0 S: 5	H: 0 LOB: 0 BB: 0 P: 7	R: 0 E: 0 K: 1 S: 15	H: 1 LOB: 1 BB: 1 P: 26	R: 4 E: 0 K: 0 S: 17	H: 3 LOB: 1 BB: 2 P: 33	R: 0 E: 0 K: 1 S: 9	H: 1 LOB: 1 BB: 0 P: 12	R: 4 E: 1 K: 1 S: 15	H: 3 LOB: 3 BB: 1 P: 25	R: 2 E: 1 K: 1 S: 20	H: 3 LOB: 3 BB: 2 P: 41	R: 0 E: 0 K: 1 S: 10	H: 1 LOB: 1 BB: 0 P: 16	R: 1 E: 0 K: 1 S: 7	H: 0 LOB: 3 BB: 3 P: 28		1B: 7 2B: 3 3B: 0 HR: 2	SF: 2 SAC: 1 DP: 0 HBP: 1	WP: 1 PB: 0 SB: 5 CS: 0	PA: 46						
PITCHER	IP	WLS	BF	H	R	ER	SO	BB	IBB	HBP	BLK	WP	HR	S	P	ERA	WHIP										
Mike Grace, R ERA: 7.59	4.0	L	24	8	8	8	2	4	0	0	0	0	0	9	15	0.00	0.000										
Billy Brewer, L ERA: 8.14	1.0		3	0	0	0	1	0	0	0	0	0	0	9	15	0.00	0.000										
Cliff Politte, R ERA: 10.8	0.2		4	1	2	2	0	1	0	0	0	0	1	10	20	27.00	3.000										
Scott Aldred, L ERA: 4.7	0.1		4	2	0	0	1	1	0	0	0	0	0	10	21	0.00	9.000										
Steve Schrenk, R ERA: 4.37	1.0		4	1	0	0	1	0	0	0	0	0	0	10	16	0.00	1.000										

AB	35
R	6
H	8
RBI	4
BB	4
SO	8
LOB	13



WP	2	PA	40
SB	0		
CS	0		

AB	33
R	11
H	12
RBI	10
BB	9
SO	6
LOB	17



WP	1	PA	46
PB	0		
SB	5		
CS	0		

Batter	1	2	3	4	5	6	7	8	9	AB	R	H	RBI	BB	SO	LOB	TOP										
Craig Biggio, R OBP: 0.390, SLG: 0.461 (1, 4)	F8							G5-3	K	4	0	0	0	1	2	2	Houston Astros @ Milwaukee Brewers Milwaukee County Stadium, Milwaukee, WI Fri Sep 24 1999, 8:05 PM EDT Att: 14,093 - Unknown - 59 F										
Bill Sielers, L OBP: 0.367, SLG: 0.395 Glen Barker, S OBP: 0.381, SLG: 0.352 (1, 9) (7, 8)	G4-3	G4-3			L9-3			BB HBP	HR	3	0	0	0	0	0	4											
5 Jeff Bagwell, R OBP: 0.455, SLG: 0.607 (1, 3)	F8		G6-3					BB 1B	HR	3	2	1	0	2	0	0											
Carl Everett, S OBP: 0.397, SLG: 0.584 (1, 8) (7, 9)		G4-3	P3			F8		BB 1B	HR	4	2	1	4	1	0	1											
Ken Caminiti, S OBP: 0.387, SLG: 0.486 (1, 5)		HR	G3			K		1B	K	4	1	1	2	1	2	1											
Danyle Ward, L OBP: 0.306, SLG: 0.449 Chris Holt, R OBP: 0.125, SLG: 0.067 Trever Miller, R (7, 1) (7, 1)		G3-1			K			G4-3	K	3	0	0	0	0	0	0											
Russ Johnson, R OBP: 0.347, SLG: 0.425 Jay Powell, R (8, PH) (8, 1)										1	0	0	0	0	1	3											
Tony Eusebio, R OBP: 0.361, SLG: 0.363 (1, 2)		BB 1B			G5-3			F7	1B	4	1	2	2	0	0	0											
Ricky Gutierrez, R OBP: 0.369, SLG: 0.357 (1, 6)		1B			K			1-2 2-3 3-H	G4-3	3	0	0	0	1	2	2											
Mike Hampton, R OBP: 0.384, SLG: 0.426 Stan Javier, S OBP: 0.343, SLG: 0.355 (1, 1) (7, 7)		BB 1B						5 BB	K	1	0	1	1	1	0	0											
Inning Stats	R: 0 E: 0 K: 0 S: 5	H: 0 LOB: 0 BB: 0 P: 10	R: 2 E: 0 K: 0 S: 14	H: 3 LOB: 3 BB: 2 P: 28	R: 0 E: 0 K: 0 S: 6	H: 0 LOB: 0 BB: 0 P: 12	R: 0 E: 0 K: 2 S: 9	H: 0 LOB: 0 BB: 0 P: 11	R: 0 E: 0 K: 1 S: 6	H: 1 LOB: 0 BB: 0 P: 11	R: 0 E: 0 K: 1 S: 12	H: 0 LOB: 0 BB: 0 P: 18	R: 4 E: 0 K: 1 S: 22	H: 2 LOB: 3 BB: 2 P: 46	R: 3 E: 0 K: 3 S: 13	H: 1 LOB: 0 BB: 2 P: 27	1B: 4 2B: 2 3B: 0 HR: 2	SF: 0 SAC: 0 DP: 1 HBP: 1	WP: 0 PB: 0 SB: 1 CS: 1	PA: 41							
PITCHER	IP	WLS	BF	H	R	ER	SO	BB	IBB	HBP	BLK	WP	HR	S	P	ERA	WHIP										
Hideo Nomo, R ERA: 4.57 (1, 1)	7.0		26	4	2	2	5	3	0	0	0	0	1	58	104	2.57	1.000										
Eric Plunk, R ERA: 5.03 (8, 1)	0.1	L	5	1	4	4	0	2	0	1	0	0	0	11	22	108.00	9.000										
Hector Ramirez, R ERA: 4.41 (8, 1)	0.1	B	3	1	0	0	1	1	0	0	0	0	0	8	18	0.00	6.000										
David Weathers, R ERA: 4.7 (8, 1)	1.1		7	1	3	3	3	2	0	0	0	0	1	16	33	20.25	2.250										

AB	32
R	9
H	7
RBI	9
BB	8
SO	9
LOB	13



Batter	1	2	3	4	5	6	7	8	9	AB	R	H	RBI	BB	SO	LOB	BOTTOM										
Marquis Grissom, R OBP: 0.321, SLG: 0.411 (1, 8)	P6		F7					G6-3	G6-4-3	4	0	0	0	1	0	1	Houston Astros @ Milwaukee Brewers Milwaukee County Stadium, Milwaukee, WI Fri Sep 24 1999, 8:05 PM EDT Att: 14,093 - Unknown - 59 F										
Mark Loretta, R OBP: 0.351, SLG: 0.387 (1, 3)	G5-3		L9					K	F9	5	0	1	1	0	1	0											
Jeff Cirillo, R OBP: 0.401, SLG: 0.456 (1, 5)	G6-3		P9					1B BB	L4	5	1	1	0	0	0	3											
Jeremy Burnitz, L OBP: 0.400, SLG: 0.574 (1, 9)		FC6-4 1B BB			F8	G3		BB 1B	K	4	1	1	0	1	1	3											
Alex Ochoa, R OBP: 0.407, SLG: 0.462 (1, 7)		FC6-4 1B			L5-3 1B			F8	G5-3	4	1	2	0	1	0	0											
Ronnie Belliard, R OBP: 0.373, SLG: 0.413 (1, 4)			K		L5-3			1B	1B	2	0	0	1	2	1	3											
Lou Collier, R OBP: 0.317, SLG: 0.344 Jose Valentin, S OBP: 0.341, SLG: 0.394 (1, 6) (7, PH) (8, 6)		FC6-4 BB				BB 1B		1-2 2-3	1B	3	1	2	0	0	0	2											
Charlie Greene, R OBP: 0.244, SLG: 0.200 Lyle Mouton, R OBP: 0.256, SLG: 0.214 Eric Plunk, R (1, 2) (7, PH) (8, 1)						BB 1B		1B BB	G6-3	1	0	0	0	2	1	2											
Hector Ramirez, R OBP: 0.250, SLG: 0.143 David Weathers, R OBP: 0.250, SLG: 0.143 (8, 1) (8, 1)		1-2 BB				BB		1-2 BB		0	0	0	0	0	0	0											
Hideo Nomo, R OBP: 0.218, SLG: 0.259 Robinson Cancel, R OBP: 0.256, SLG: 0.250 Brian Banks, S OBP: 0.323, SLG: 0.372 (1, 1) (8, 2) (8, PH) (9, 2)			K			K			G6-4-3 BB	3	0	0	0	3	7	0											
Inning Stats	R: 0 E: 0 K: 0 S: 6	H: 0 LOB: 0 BB: 0 P: 10	R: 0 E: 0 K: 2 S: 12	H: 1 LOB: 3 BB: 2 P: 22	R: 0 E: 0 K: 0 S: 10	H: 0 LOB: 0 BB: 0 P: 15	R: 0 E: 0 K: 0 S: 4	H: 1 LOB: 0 BB: 0 P: 5	R: 1 E: 0 K: 1 S: 11	H: 2 LOB: 3 BB: 2 P: 26	R: 0 E: 0 K: 2 S: 12	H: 1 LOB: 2 BB: 1 P: 21	R: 3 E: 0 K: 1 S: 18	H: 3 LOB: 2 BB: 2 P: 36	R: 0 E: 0 K: 0 S: 4	H: 0 LOB: 1 BB: 1 P: 9	R: 0 E: 0 K: 1 S: 7	H: 0 LOB: 0 BB: 0 P: 10	1B: 8 2B: 1 3B: 0 HR: 0	SF: 0 SAC: 0 DP: 2 HBP: 0	WP: 0 PB: 0 SB: 0 CS: 0	PA: 41					
PITCHER	IP	WLS	BF	H	R	ER	SO	BB	IBB	HBP	BLK	WP	HR	S	P	ERA	WHIP										
Mike Hampton, L ERA: 3.01 (1, 1)	6.0		27	5	1	1	5	5	0	0	0	0	0	13	29	4.50	1.667										
Chris Holt, R ERA: 4.57 (7, 1)	0.2	B	6	2	3	3	1	2	0	0	0	0	0	5	7	0.00	3.000										
Trever Miller, L ERA: 5.11 (8, 1)	2.0	S	6	0	0	0	1	1	0	0	0	0	0	11	19	0.00	0.500										

AB	33
R	4
H	8
RBI	4
BB	8
SO	7
LOB	23



Batter	1	2	3	4	5	6	7	8	9	AB	R	H	RBI	BB	SO	LOB	TOP			
Craig Biggio, R OBP: 0.389, SLG: 0.459 (1, 4)	G4-3		G5-3		FC5-4 1B		SF8		G6-3	4	0	1	2	0	0	0	Houston Astros @ Milwaukee Brewers Milwaukee County Stadium, Milwaukee, WI Sat Sep 25 1999, 8:05 PM EDT Att: 24,093 - Cloudy - 66 F			
Stan Javier, S OBP: 0.345, SLG: 0.356 (1, 9)	1B		1B		FC5-4 1-2 1B		G5-4-3			4	0	2	0	0	0	2				
Jeff Bagwell, R OBP: 0.357, SLG: 0.607 (1, 3)	1B		1B		1-2 1B		G6-4-3		F8	3	0	2	0	1	0	0				
Carl Everett, S OBP: 0.396, SLG: 0.580 (1, 8)	G6-4-3		BB		G6-4-3		G6-4-3		WP BB	3	0	0	0	1	1	6				
Ken Caminiti, S OBP: 0.385, SLG: 0.480 (1, 5)			F7		F7		P3		FC6-4 BB	3	0	0	0	1	0	0				
Matt Mieske, R OBP: 0.329, SLG: 0.520 (8, PH)	L7		F8		F8		G1-4-3 1B		P4	3	0	1	0	0	0	0				
Daryle Ward, L OBP: 0.304, SLG: 0.445 (8, PH)										1	0	0	0	0	0	2				
Ryan Thompson, R OBP: 0.273, SLG: 0.400 (8, 7)										0	0	0	0	0	0	0				
Tony Eusebio, R OBP: 0.360, SLG: 0.365 (1, 2)	G5-3				G1-4-3 1B		G1-4-3		FC6-4	4	0	1	0	0	0	3				
Tim Bogar, R OBP: 0.328, SLG: 0.343 (9, PH)			SH1-4 G5-3 2B		IBB		1B SF8 2B		L7	2	2	2	0	1	0	0				
Bill Splers, L OBP: 0.366, SLG: 0.394 (9, PH)										1	0	0	0	0	0	0				
Shane Reynolds, R OBP: 0.188, SLG: 0.242 (7, PH)			SH1-4							1	0	0	0	0	0	0				
Russ Johnson, S OBP: 0.390, SLG: 0.429 (7, 1)										0	0	0	0	0	0	0				
Doug Henry, R OBP: 0.300, SLG: 0.429 (7, 1)			SH1-4							0	0	0	0	0	0	0				
Trever Miller, R OBP: 0.300, SLG: 0.429 (7, 1)										0	0	0	0	0	0	0				
Jose Cabrera, R OBP: 0.321, SLG: 0.415 (9, PH)										1	0	0	0	0	1	0				
17 Lance Berkman, S OBP: 0.321, SLG: 0.387 (9, PH)										1	0	0	0	0	1	0				
Inning Stats	R: 0 E: 0 K: 0 S: 9	H: 2 LOB: 1 BB: 0 P: 10	R: 0 E: 0 K: 0 S: 5	H: 0 LOB: 0 BB: 0 P: 9	R: 1 E: 0 K: 1 S: 14	H: 2 LOB: 2 BB: 1 P: 24	R: 0 E: 0 K: 1 S: 8	H: 1 LOB: 2 BB: 1 P: 19	R: 0 E: 0 K: 0 S: 8	H: 1 LOB: 0 BB: 0 P: 14	R: 1 E: 0 K: 0 S: 10	H: 2 LOB: 0 BB: 0 P: 17	R: 0 E: 0 K: 0 S: 8	H: 0 LOB: 2 BB: 2 P: 18	R: 0 E: 0 K: 1 S: 9	H: 0 LOB: 0 BB: 0 P: 15	1B: 7 2B: 3 3B: 0 HR: 0	SF: 1 SAC: 1 DP: 4 HBP: 0	WP: 1 PB: 0 SB: 1 CS: 0	PA: 37
PITCHER	IP WLS BF H R ER SO BB IBB HBP BLK WP HR S P ERA WHIP	IP WLS BF H R ER SO BB IBB HBP BLK WP HR S P ERA WHIP	IP WLS BF H R ER SO BB IBB HBP BLK WP HR S P ERA WHIP	IP WLS BF H R ER SO BB IBB HBP BLK WP HR S P ERA WHIP	IP WLS BF H R ER SO BB IBB HBP BLK WP HR S P ERA WHIP	IP WLS BF H R ER SO BB IBB HBP BLK WP HR S P ERA WHIP	IP WLS BF H R ER SO BB IBB HBP BLK WP HR S P ERA WHIP	IP WLS BF H R ER SO BB IBB HBP BLK WP HR S P ERA WHIP	IP WLS BF H R ER SO BB IBB HBP BLK WP HR S P ERA WHIP	IP WLS BF H R ER SO BB IBB HBP BLK WP HR S P ERA WHIP	IP WLS BF H R ER SO BB IBB HBP BLK WP HR S P ERA WHIP	IP WLS BF H R ER SO BB IBB HBP BLK WP HR S P ERA WHIP	IP WLS BF H R ER SO BB IBB HBP BLK WP HR S P ERA WHIP	IP WLS BF H R ER SO BB IBB HBP BLK WP HR S P ERA WHIP	IP WLS BF H R ER SO BB IBB HBP BLK WP HR S P ERA WHIP	IP WLS BF H R ER SO BB IBB HBP BLK WP HR S P ERA WHIP	IP WLS BF H R ER SO BB IBB HBP BLK WP HR S P ERA WHIP			
Scott Karl, L ERA: 4.74 (1, 1)	7.0 W 29	10 2 2 2	2 1 1 0 0	2 0 0 0	2 0 0 0	1 0 8 18	0.00 2.000													
Rocky Coppinger, R ERA: 5.89 (8, 1)	1.0 H 5	0 0 0 0	2 0 0 0	0 0 0 0	0 0 0 0	0 0 9 15	0.00 0.000													
Bob Wickman, R ERA: 3.44 (9, 1)	1.0 S 3	0 0 0 0	0 0 0 0	1 0 0 0	0 0 0 0	0 0 0 0	0.00 0.000													

AB	31
R	2
H	10
RBI	2
BB	4
SO	3
LOB	15



Batter	1	2	3	4	5	6	7	8	9	AB	R	H	RBI	BB	SO	LOB	BOTTOM			
Marquis Grissom, R OBP: 0.321, SLG: 0.409 (1, 8)	G4-3 BB		L4		P2		P6			3	0	0	0	1	0	1	Houston Astros @ Milwaukee Brewers Milwaukee County Stadium, Milwaukee, WI Sat Sep 25 1999, 8:05 PM EDT Att: 24,093 - Cloudy - 66 F			
Mark Loretta, R OBP: 0.382, SLG: 0.388 (1, 6)	G4-3		G6-3		1B		HBP FC3-2 1B			4	0	2	1	0	0	1				
Jeff Cirillo, R OBP: 0.403, SLG: 0.457 (1, 5)	1B		G4-3		1B		FC3-2 HBP BB			3	0	2	0	1	0	0				
Jeremy Burnitz, L OBP: 0.403, SLG: 0.575 (1, 9)	1B				K		FC3-2			3	0	2	0	0	1	2				
Geoff Jenkins, L OBP: 0.374, SLG: 0.568 (1, 7)	K				1B		FC3-2 HBP			4	1	1	0	0	1	6				
Ronnie Belliard, R OBP: 0.374, SLG: 0.415 (1, 4)	G4-3 2B				K		G4-3 E BB		G5-3	3	1	1	0	1	1	4				
Kevin Barker, L OBP: 0.327, SLG: 0.402 (1, 3)	G4-3				L9		F8		K	4	0	0	0	0	1	3				
Brian Banks, S OBP: 0.321, SLG: 0.370 (1, 2)	G4-3						G4-3		F8	4	1	1	1	0	0	1				
Charlie Greene, R OBP: 0.244, SLG: 0.200 (9, 2)	G4-3				SH1-4 1B		SH1-4 1B			0	0	0	0	0	0	0				
Scott Karl, L OBP: 0.222, SLG: 0.322 (8, 1)	G4-3				SH1-4		F7		K	1	0	0	0	0	0	0				
Rocky Coppinger, R OBP: 0.333, SLG: 0.333 (8, PH)	G4-3									1	0	0	0	0	1	0				
Jose Valentin, S OBP: 0.340, SLG: 0.393 (9, 1)	G4-3									0	0	0	0	0	0	0				
Bob Wickman, R ERA: 2.39 (9, 1)	G4-3									0	0	0	0	0	0	0				
Inning Stats	R: 0 E: 0 K: 1 S: 15	H: 2 LOB: 2 BB: 1 P: 25	R: 1 E: 0 K: 0 S: 6	H: 1 LOB: 0 BB: 0 P: 11	R: 0 E: 0 K: 0 S: 8	H: 0 LOB: 0 BB: 0 P: 12	R: 0 E: 0 K: 1 S: 9	H: 1 LOB: 1 BB: 0 P: 14	R: 1 E: 0 K: 0 S: 13	H: 3 LOB: 2 BB: 0 P: 22	R: 1 E: 1 K: 0 S: 11	H: 1 LOB: 1 BB: 1 P: 20	R: 0 E: 0 K: 0 S: 17	H: 1 LOB: 3 BB: 1 P: 28	R: 0 E: 0 K: 2 S: 7	H: 0 LOB: 0 BB: 0 P: 10	1B: 8 2B: 1 3B: 0 HR: 0	SF: 0 SAC: 1 DP: 1 HBP: 1	WP: 0 PB: 0 SB: 0 CS: 0	PA: 36
PITCHER	IP WLS BF H R ER SO BB IBB HBP BLK WP HR S P ERA WHIP	IP WLS BF H R ER SO BB IBB HBP BLK WP HR S P ERA WHIP	IP WLS BF H R ER SO BB IBB HBP BLK WP HR S P ERA WHIP	IP WLS BF H R ER SO BB IBB HBP BLK WP HR S P ERA WHIP	IP WLS BF H R ER SO BB IBB HBP BLK WP HR S P ERA WHIP	IP WLS BF H R ER SO BB IBB HBP BLK WP HR S P ERA WHIP	IP WLS BF H R ER SO BB IBB HBP BLK WP HR S P ERA WHIP	IP WLS BF H R ER SO BB IBB HBP BLK WP HR S P ERA WHIP	IP WLS BF H R ER SO BB IBB HBP BLK WP HR S P ERA WHIP	IP WLS BF H R ER SO BB IBB HBP BLK WP HR S P ERA WHIP	IP WLS BF H R ER SO BB IBB HBP BLK WP HR S P ERA WHIP	IP WLS BF H R ER SO BB IBB HBP BLK WP HR S P ERA WHIP	IP WLS BF H R ER SO BB IBB HBP BLK WP HR S P ERA WHIP	IP WLS BF H R ER SO BB IBB HBP BLK WP HR S P ERA WHIP	IP WLS BF H R ER SO BB IBB HBP BLK WP HR S P ERA WHIP	IP WLS BF H R ER SO BB IBB HBP BLK WP HR S P ERA WHIP				
Shane Reynolds, R ERA: 3.73 (7, 1)	0.1 L 3	1 0 0 0	1 0 0 0	0 0 0 0	0 0 0 0	0 0 7 13	0.00 6.000													
Doug Henry, R ERA: 4.75 (7, 1)	0.1 L 2	0 0 0 0	0 0 0 0	0 0 0 0	0 0 0 0	0 0 7 10	0.00 0.000													
Trever Miller, L ERA: 5.07 (7, 1)	1.1 L 4	0 0 0 0	0 0 0 0	2 0 0 0	0 0 0 0	0 0 10 15	0.00 0.000													
Jose Cabrera, R ERA: 2.39 (7, 1)	1.1 L 4	0 0 0 0	0 0 0 0	2 0 0 0	0 0 0 0	0 0 10 15	0.00 0.000													

AB	31
R	3
H	9
RBI	2
BB	3
SO	5
LOB	19



Batter	1	2	3	4	5	6	7	8	9	AB	R	H	RBI	BB	SO	LOB	TOP										
Craig Biggio, R OBP: 0.389, SLG: 0.458	2-1 G4-6-3 1B		2-3 K		4-0 S BB		0-1 G4-3		1-0 G3	4	0	1	0	1	1	1	Houston Astros @ Milwaukee Brewers Milwaukee County Stadium, Milwaukee, WI Sun Sep 26 1999, 8:05 PM EDT Att: 27,748 - Sunny - 82 F										
Bill Spillers, L OBP: 0.364, SLG: 0.391	2-0 G4-6-3 1-2		1-0 2-H 1B		1-3 1-2 K		0-1 G3		0-0 G6-3	5	0	1	1	0	1	2											
5 Jeff Bagwell, R OBP: 0.356, SLG: 0.604	4-2 S BB		1-0 F7			0-1 P4		2-0 G6-3	4-1 DI BB	3	0	0	0	2	0	1											
Carl Everett, S OBP: 0.396, SLG: 0.577	0-3 K			0-0 G4-3		2-3 K		3-2 BB 1B BB	4-1 BB 1B	4	1	1	0	1	2	1											
Ken Caminiti, S OBP: 0.385, SLG: 0.479		2-1 G4-3		1-0 L9		0-0 1B 1B		0-0 BB 1B	2-3 K	5	1	2	0	0	1	2											
Stan Javier, S OBP: 0.348, SLG: 0.359		2-1 G4-3		1-1 1B		2-1 1B 1-3 1B		4-2 BB 1-2 2-3 BB		3	0	2	0	1	0	0											
Paul Bako, L OBP: 0.302, SLG: 0.308		0-2 G4-3		1-3 K		3-2 1-3 3-H 2-2 1B		2-0 L9		2	0	0	0	0	1	1											
Brian Williams, R OBP: 0.335, SLG: 0.333										0	0	0	0	0	0	0											
Russ Johnson, R OBP: 0.356, SLG: 0.432										1	0	0	0	0	0	0											
Wade Miller, R OBP: 0.302, SLG: 0.442										0	0	0	0	0	0	0											
Danys Ward, L OBP: 0.302, SLG: 0.442										0	0	0	0	0	0	0											
Billy Wagner, L OBP: 0.302, SLG: 0.442										0	0	0	0	0	0	0											
Ricky Gutierrez, R OBP: 0.371, SLG: 0.357			2-1 SH3-4 1B		2-1 G6-3		2-1 G5-3		4-2 1-2 2-3 3-H BB	3	1	1	1	1	0	2											
Scott Elarton, R OBP: 0.192, SLG: 0.192			0-0 SH3-4		0-2 G6-3		2-3 K		1-1 L9	0	0	0	0	0	0	0											
Chris Holt, R OBP: 0.125, SLG: 0.067										0	0	0	0	0	0	0											
Tony Eusebio, R OBP: 0.357, SLG: 0.362										3	0	0	0	0	1	3											
Inning Stats	R: 0 E: 0 K: 1 S: 9	H: 1 LOB: 1 P: 17	R: 0 E: 0 K: 0 S: 7	H: 0 LOB: 0 BB: 0 P: 11	R: 1 E: 0 K: 1 S: 8	H: 2 LOB: 1 BB: 0 P: 14	R: 0 E: 0 K: 1 S: 7	H: 1 LOB: 1 BB: 0 P: 10	R: 0 E: 0 K: 1 S: 8	H: 0 LOB: 2 BB: 1 P: 15	R: 1 E: 0 K: 1 S: 16	H: 3 LOB: 2 BB: 1 P: 25	R: 0 E: 0 K: 1 S: 7	H: 0 LOB: 0 BB: 0 P: 9	R: 1 E: 0 K: 0 S: 12	H: 2 LOB: 3 BB: 2 P: 28	R: 0 E: 0 K: 1 S: 7	H: 0 LOB: 2 BB: 2 P: 18	1B: 9 2B: 0 3B: 0 HR: 0	SF: 0 SAC: 1 DP: 1 HBP: 0	WP: 0 PB: 0 SB: 2 CS: 0	PA: 41					
PITCHER	IP	WLS	BF	H	R	ER	SO	BB	IBB	HBP	BLK	WP	HR	S	P	ERA	WHIP										
41 Kyle Peterson, R ERA: 4.48	6.0	W	26	7	2	2	5	2	0	0	0	0	0	55	92	3.00	1.500										
21 Cal Eldred, R ERA: 7.52	2.0		10	2	1	1	1	2	0	0	0	0	0	19	37	4.50	2.000										
Carl Dale, R ERA: 20.25	1.0		5	0	0	0	1	2	0	0	0	0	0	7	18	0.00	2.000										

AB	34
R	3
H	9
RBI	3
BB	6
SO	7
LOB	16



Batter	1	2	3	4	5	6	7	8	9	AB	R	H	RBI	BB	SO	LOB	BOTTOM											
Marquis Grissom, R OBP: 0.324, SLG: 0.420	2-1 G5-3		1-1 1-H 2-H 3-H 2B		1-1 G4-3 SH5-3 1B		3-2 2B HR		1-2 P5	6	3	4	5	0	0	3	Houston Astros @ Milwaukee Brewers Milwaukee County Stadium, Milwaukee, WI Sun Sep 26 1999, 8:05 PM EDT Att: 27,748 - Sunny - 82 F											
Mark Loretta, R OBP: 0.392, SLG: 0.391	1-1 G5-3		0-3 K		0-0 SH5-3		0-0 HR		2-1 G3	3	0	1	0	0	1	1												
21 Cal Eldred, R OBP: 0.154, SLG: 0.125					1-2 2-3		1-2 2-3 3B		2-3 G3	0	0	0	0	0	0	0												
Carl Dale, R										4	2	2	2	1	1	1												
Jeff Cirillo, R OBP: 0.404, SLG: 0.462	3-2 F9		3-2 HR		4-1 G4-3 2B BB		0-3 K		2-2 FC5-4 1B	0	0	0	0	0	0	0												
Eddie Zosky, R OBP: 0.286, SLG: 0.167									3-H 1-2	4	1	1	1	0	2	2												
Jeremy Burnitz, L OBP: 0.401, SLG: 0.574		0-1 1B 2B		2-3 K		0-0 G4-3		3-3 K	2-1 FC5-4	1	0	0	0	0	1	1												
Alex Ochoa, R OBP: 0.406, SLG: 0.461					1-2 2-3 3-H				1-2	1	0	0	0	0	0	1												
Geoff Jenkins, L OBP: 0.375, SLG: 0.569		2-2 1B 2B		1-1 F8		0-0 2B		0-3 K		4	1	2	2	0	1	0												
Lou Collier, R OBP: 0.321, SLG: 0.349					2-H 3-H				0-0 1B WP	1	0	1	0	0	0	0												
Ronnie Belliard, R OBP: 0.378, SLG: 0.423		0-0 1B 2B		0-1 2B		4-1 2B BB		2-2 2B	3-1 G6-3	4	1	3	1	1	0	1												
Kevin Barker, L OBP: 0.330, SLG: 0.396		1-2 3-H L7		1-1 BB		0-1 P6		1-0 G4-3	2-1 BB 1B	4	0	1	0	1	0	5												
Brian Banks, S OBP: 0.323, SLG: 0.368		1-1 2B 1B		3-2 L9		2-3 K		4-2 G1-3 2B BB	0-3 K	4	2	1	0	1	2	4												
41 Kyle Peterson, R OBP: 0.143, SLG: 0.100		1-3 K				4-0 SH5-3 1B G4-3 BB		0-0 G6-3	4-2 G1-3	2	1	0	0	1	1	3												
Jose Valentin, S OBP: 0.341, SLG: 0.391									1-2 BB	1	0	0	0	1	0	1												
Inning Stats	R: 0 E: 0 K: 0 S: 7	H: 0 LOB: 0 P: 13	R: 4 E: 0 K: 2 S: 22	H: 5 LOB: 1 BB: 0 P: 28	R: 1 E: 0 K: 1 S: 18	H: 2 LOB: 2 BB: 1 P: 31	R: 3 E: 0 K: 0 S: 9	H: 2 LOB: 3 BB: 3 P: 22	R: 1 E: 0 K: 2 S: 16	H: 2 LOB: 1 BB: 0 P: 21	R: 0 E: 0 K: 2 S: 11	H: 1 LOB: 1 BB: 0 P: 17	R: 2 E: 0 K: 0 S: 17	H: 2 LOB: 1 BB: 1 P: 30	R: 0 E: 0 K: 1 S: 15	H: 2 LOB: 3 BB: 1 P: 25	1B: 7 2B: 6 3B: 1 HR: 2	SF: 0 SAC: 1 DP: 0 HBP: 0	WP: 1 PB: 0 SB: 0 CS: 0	PA: 46								
PITCHER	IP	WLS	BF	H	R	ER	SO	BB	IBB	HBP	BLK	WP	HR	S	P	ERA	WHIP											
Scott Elarton, R ERA: 3.48	2.2	L	16	7	5	5	3	1	0	0	0	0	0	8	20	40.50	4.500											
Chris Holt, R ERA: 4.72	0.2		5	1	3	3	0	2	0	0	0	0	0	1	21	30	5.40	2.400										
Brian Williams, R ERA: 4.55	1.2		9	3	1	1	2	1	0	0	0	0	1	21	30	5.40	2.400											
Wade Miller, R ERA: 9.58	2.0		10	3	2	2	2	1	0	0	0	0	0	28	47	9.00	2.000											
Billy Wagner, L ERA: 1.62	1.0		6	2	0	0	1	1	0	0	0	1	0	15	25	0.00	3.000											

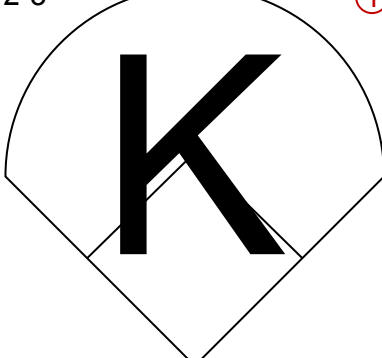
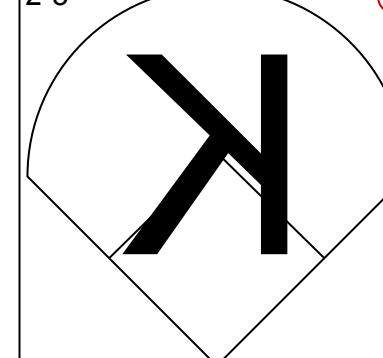
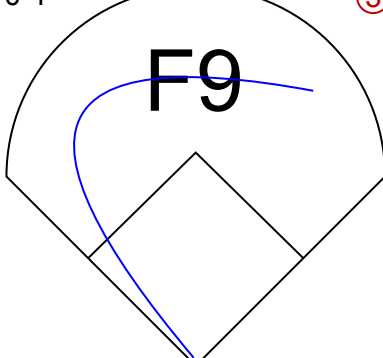
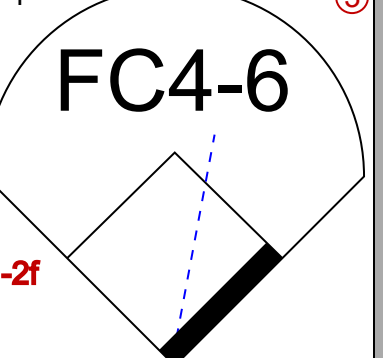
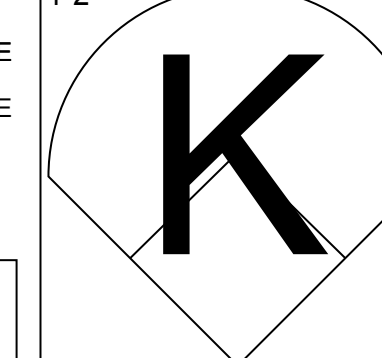
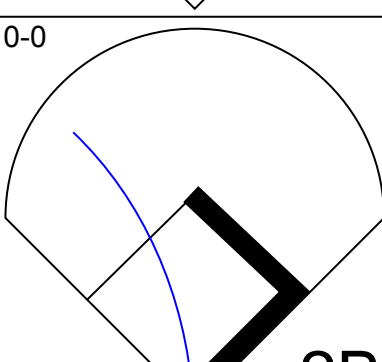
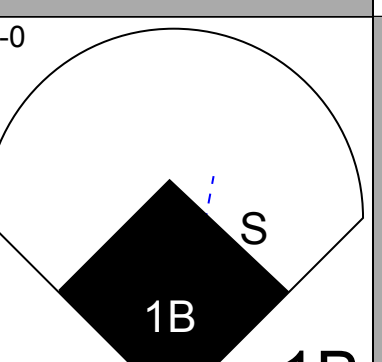
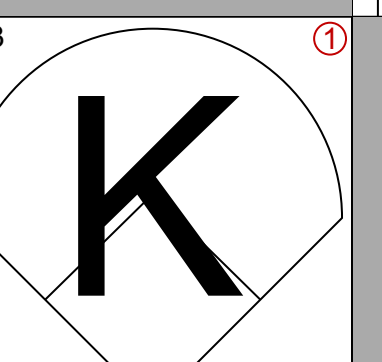
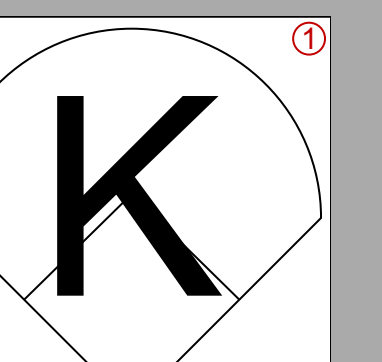
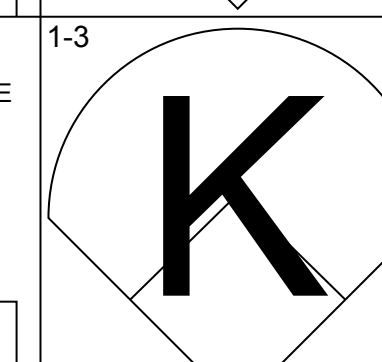
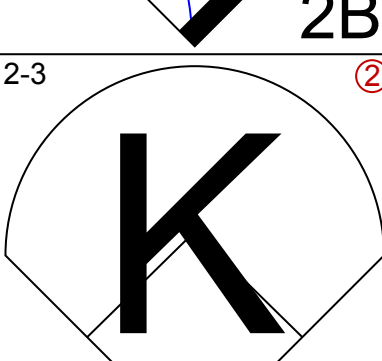
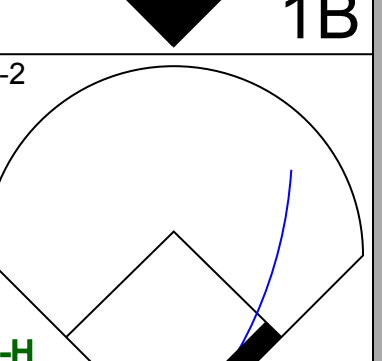
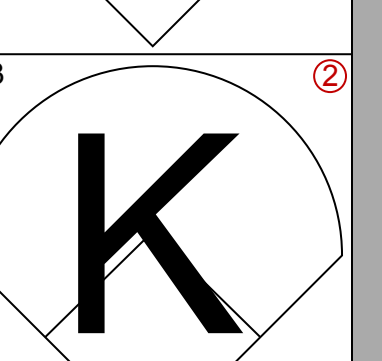
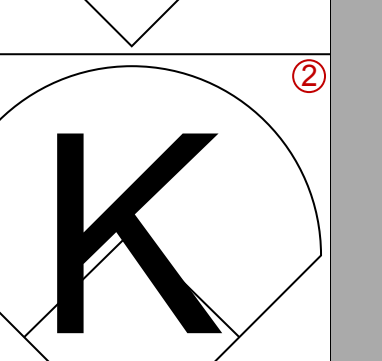
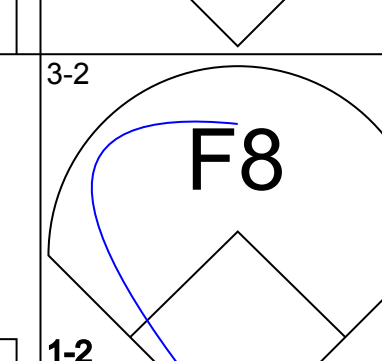
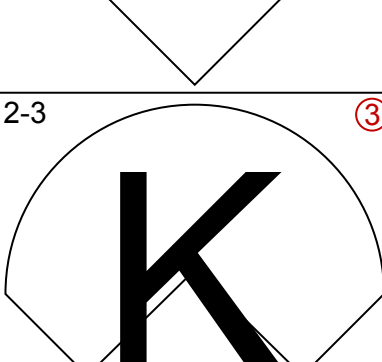
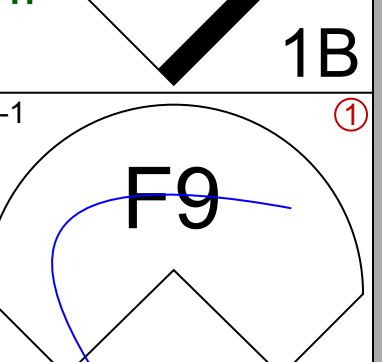
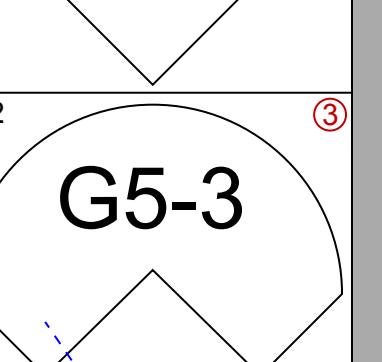
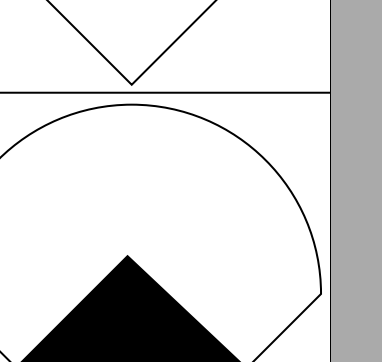
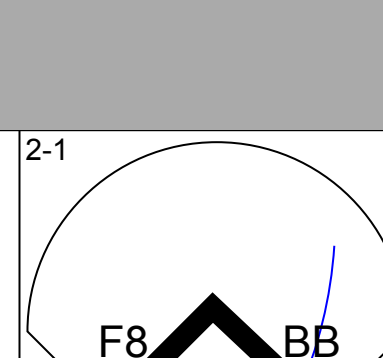
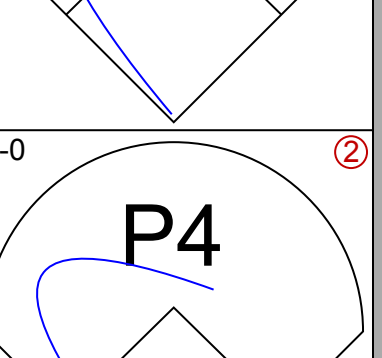

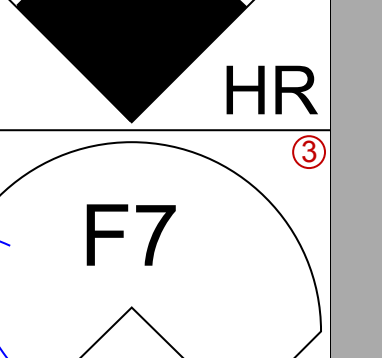
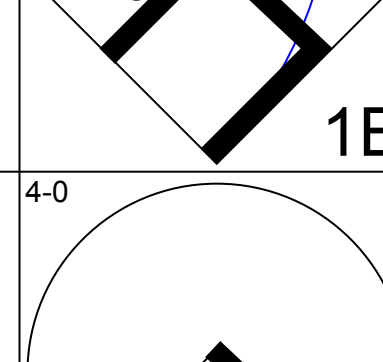
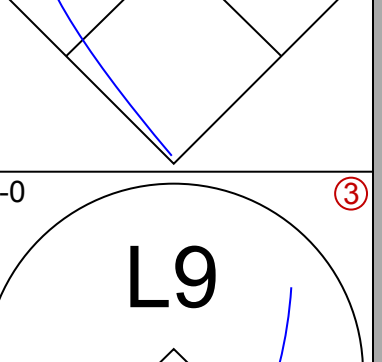
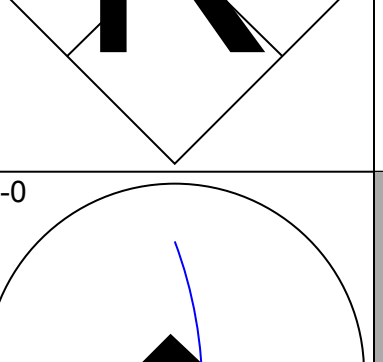
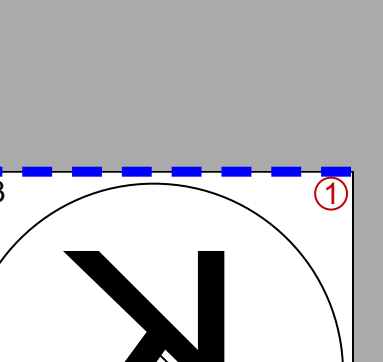
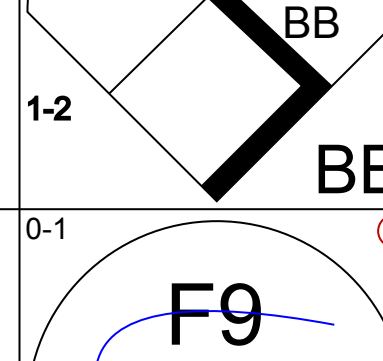
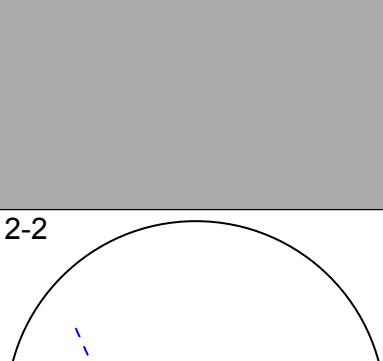
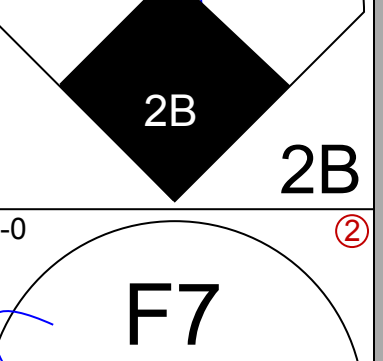
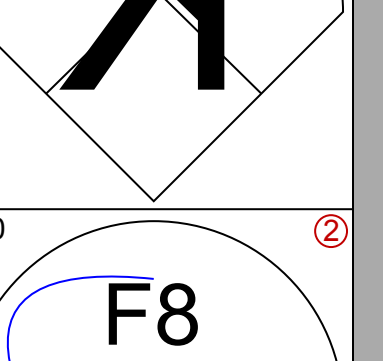
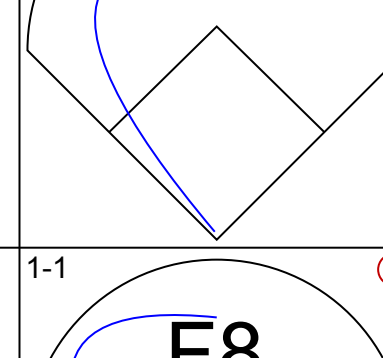
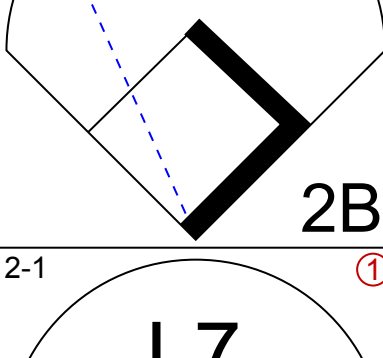
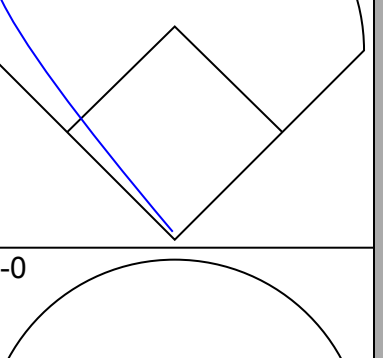
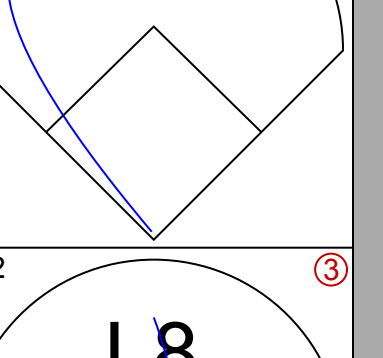
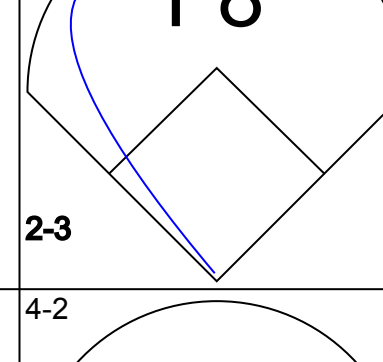
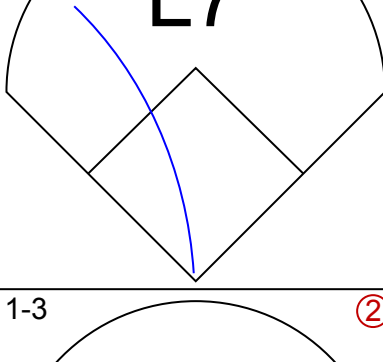
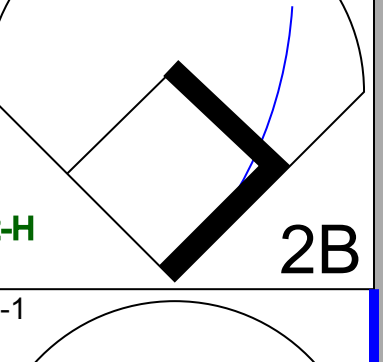
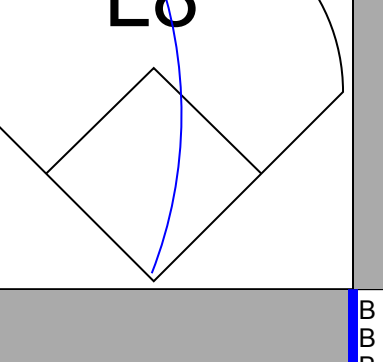



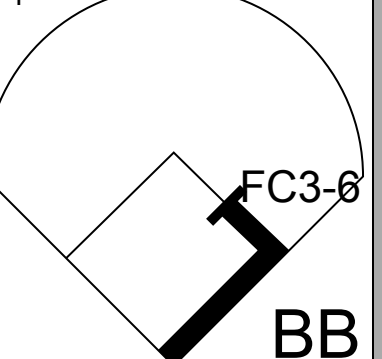
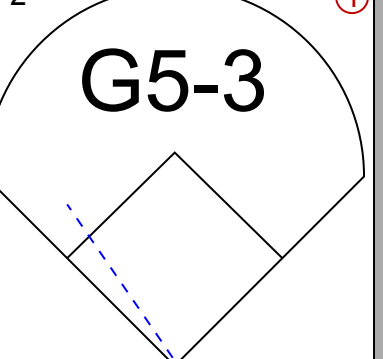
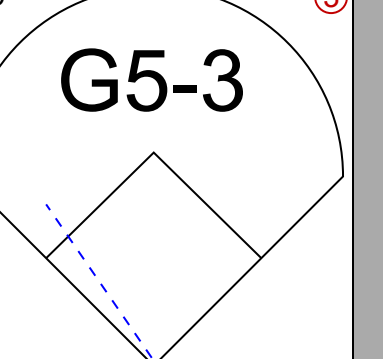
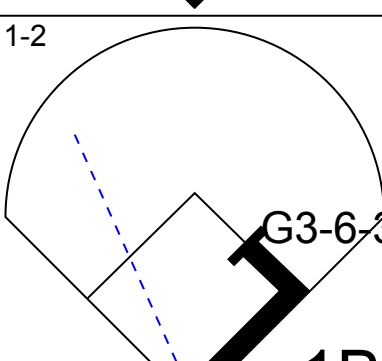
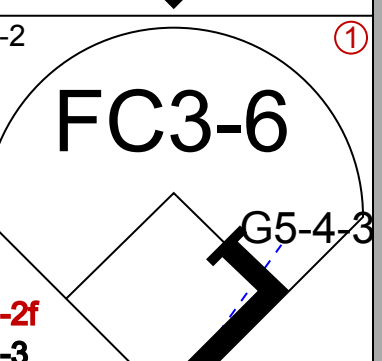

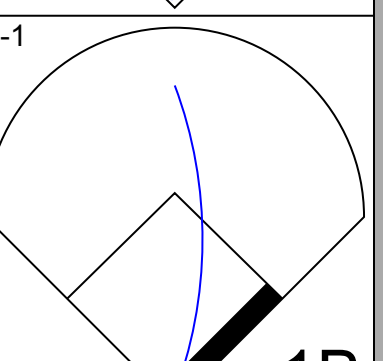

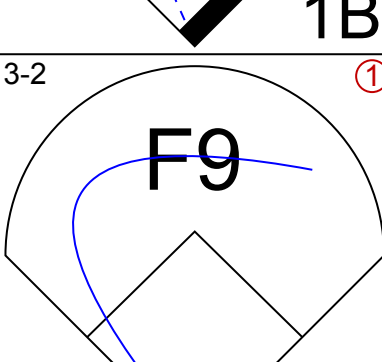
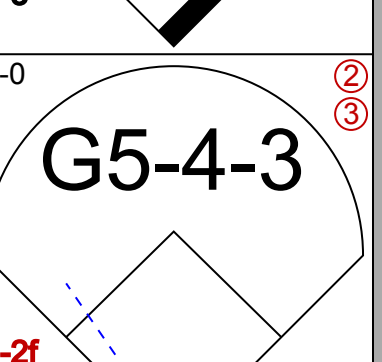
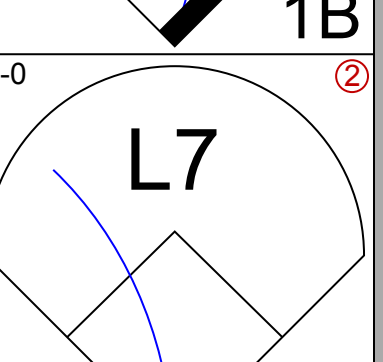

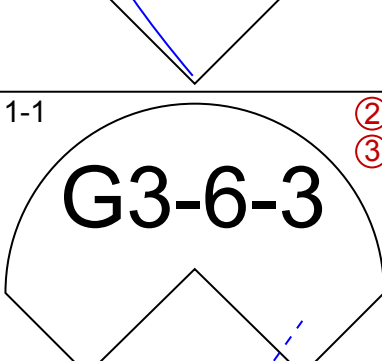
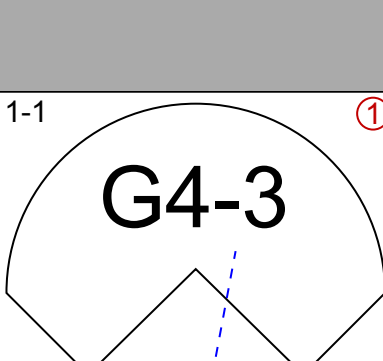
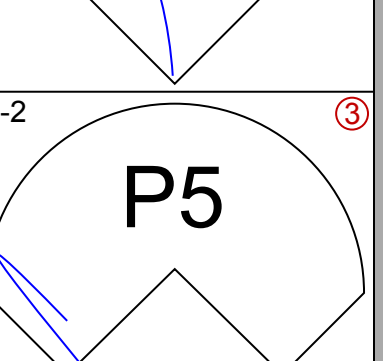

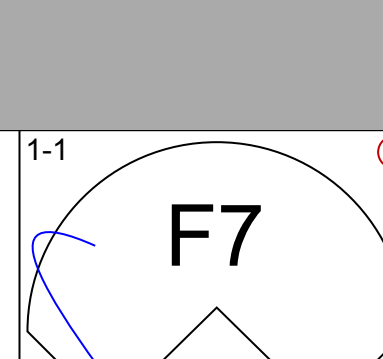
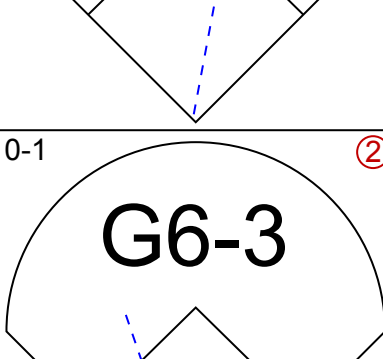
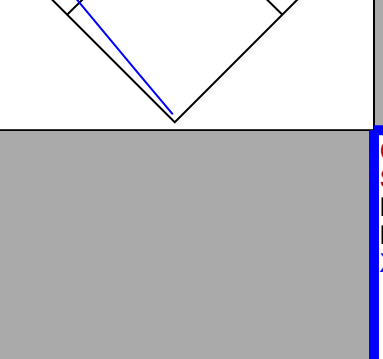
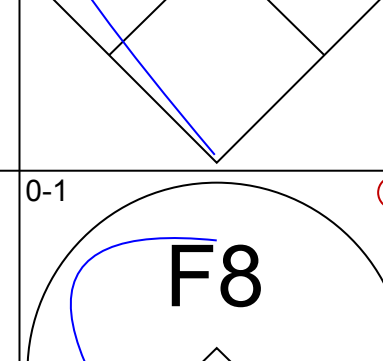
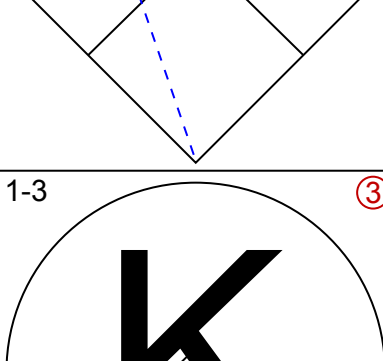

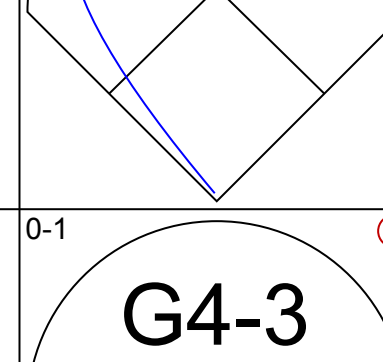
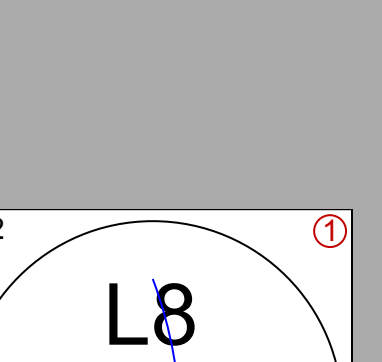
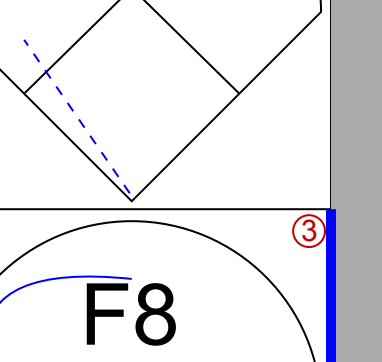
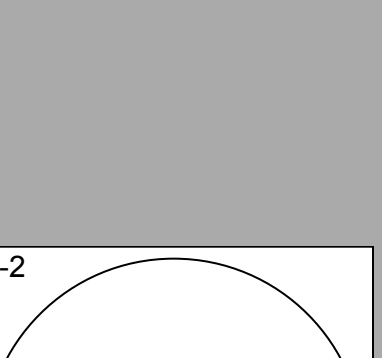
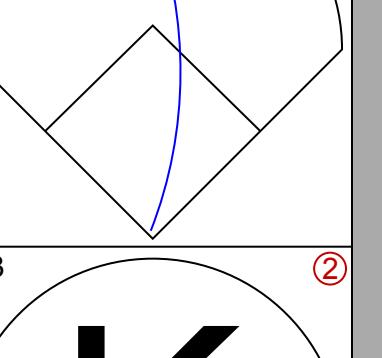
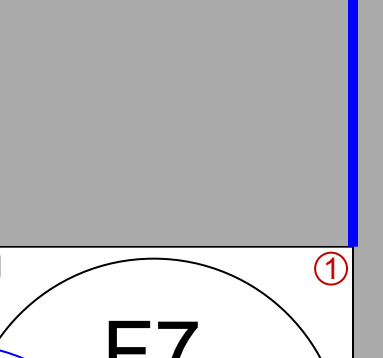

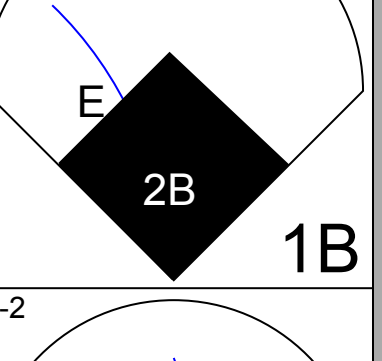
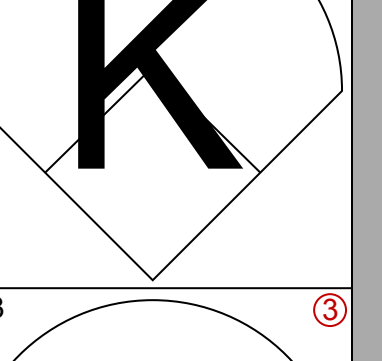
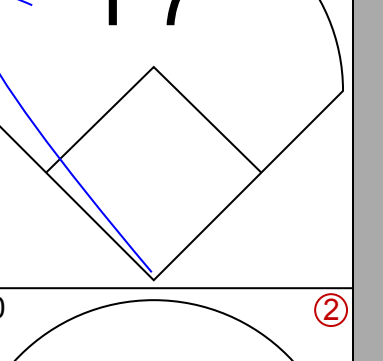
Batter	1	2	3	4	5	6	7	8	9	AB	R	H	RBI	BB	SO	LOB	TOP			
Adrian Brown, S OBP: 0.359, SLG: 0.363 (1, 7)	2-2 1B 1B	3-1 HR			2-2 P5		2-2 FC4-6		1-0 G1-3	5	2	2	2	0	0	1	Pittsburgh Pirates @ Milwaukee Brewers Milwaukee County Stadium, Milwaukee, WI Wed Sep 29 1999, 5:05 PM EDT Sunny - 64 F			
Pat Meares, R OBP: 0.351, SLG: 0.330 (1, 6)	1-2 1B HR	2-3 K			1-3 K		1-3 K			4	1	1	0	0	3	1				
Brant Brown, L OBP: 0.291, SLG: 0.462 Brad Clontz, R Jason Christiansen, R Mike Williams, R (1, 9) (7, 1) (7, 1) (9, 1)	1-0 HR 1B		1-3 K		3-2 G3		2-3 K			4	1	1	1	0	2	1				
Kevin Young, R OBP: 0.391, SLG: 0.526 (1, 3)	2-2 HR		1-2 F9		2-2 G6-3		0-1 BLK 1B P8-5-2 1B			4	1	2	3	0	0	0				
Warren Morris, L OBP: 0.364, SLG: 0.434 (1, 4)	0-1 P6		2-2 G3-1		1-1 HR		0-0 BLK 1B			4	1	2	1	0	0	0				
Aramis Ramirez, R OBP: 0.277, SLG: 0.268 (1, 5)	0-1 P4			1-0 FC5-4 1B	2-1 G4-3		1-2 P4			4	0	1	0	0	0	2				
Chad Hermansen, R OBP: 0.377, SLG: 0.391 (1, 8)	0-3 K2-3			0-0 FC5-4 1B G5-3 1B	1-1 G4-3		0-1 P8-5-2			4	0	0	0	0	1	3				
Joe Oliver, R OBP: 0.259, SLG: 0.283 (1, 2)		0-1 G6-3		2-0 G5-3 1B	4-1 1B FC4-6 BB		2-0 F9			3	1	1	0	1	0	0				
Todd Ritchie, R OBP: 0.167, SLG: 0.170 Jeff Wallace, L (1, 1) (6, 1)		0-0 G5-3		2-2 G5-3	1-1 FC4-6 1B		1-3 K			2	0	0	0	0	0	2				
Tim Laker, R OBP: 0.500, SLG: 0.500 Emil Brown, R OBP: 0.200, SLG: 0.300 (7, 7) (7, 7)				1-2 2-3						1	0	1	0	0	1	0				
Inning Stats	R: 4 E: 0 K: 1 S: 20	H: 4 LOB: 0 BB: 0 P: 26	R: 1 E: 0 K: 1 S: 8	H: 1 LOB: 0 BB: 0 P: 13	R: 0 E: 0 K: 1 S: 9	H: 0 LOB: 0 BB: 0 P: 13	R: 0 E: 0 K: 0 S: 6	H: 2 LOB: 1 BB: 0 P: 11	R: 0 E: 0 K: 1 S: 14	H: 1 LOB: 0 BB: 0 P: 15	R: 1 E: 0 K: 2 S: 16	H: 1 LOB: 1 BB: 1 P: 26	R: 0 E: 0 K: 0 S: 11	H: 2 LOB: 1 BB: 0 P: 12	R: 0 E: 0 K: 1 S: 5	H: 0 LOB: 0 BB: 0 P: 9	1B: 8 2B: 1 3B: 0 HR: 3	SF: 0 SAC: 0 DP: 2 HBP: 0	WP: 0 PB: 0 SB: 1 CS: 0	PA: 37
PITCHER	IP WLS BF H R ER SO BB IBB HBP BLK WP HR S P ERA WHIP	IP WLS BF H R ER SO BB IBB HBP BLK WP HR S P ERA WHIP																		
Steve Woodard, R ERA: 4.52 (1, 1)	6.0 L 25 8 6 6 4 0 0 0 0 0 3 66 98 9.00 1.333																			
Bill Pulsipher, L ERA: 6.09 (7, 1)	1.0 7 3 1 1 2 1 0 0 0 0 0 0 19 29 9.00 4.000																			
Hector Ramirez, R ERA: 3.93 (8, 1)	2.0 5 0 0 0 1 0 0 0 0 1 0 0 13 18 0.00 0.000																			

Batter	1	2	3	4	5	6	7	8	9	AB	R	H	RBI	BB	SO	LOB	BOTTOM					
Marquis Grissom, R OBP: 0.322, SLG: 0.417 (1, 8)	0-2 G6-3		2-3 K		1-0 F7		0-1 G3		0-2 G5-3	5	0	0	0	0	1	0	Pittsburgh Pirates @ Milwaukee Brewers Milwaukee County Stadium, Milwaukee, WI Wed Sep 29 1999, 5:05 PM EDT Sunny - 64 F					
Ronnie Belliard, R OBP: 0.378, SLG: 0.422 (1, 4)	2-1 G6-3		1-0 G5-3		0-0 1B		2-2 1B		2-1 G6-3	5	0	2	0	0	0	0						
Jeremy Burnitz, L OBP: 0.403, SLG: 0.573 (1, 9)	4-2 BB		0-0 1B		3-0 P2		2-3 K		4-0 FC5-4 BB	3	0	1	0	2	1	2						
Jeff Cirillo, R OBP: 0.401, SLG: 0.458 (1, 5)	1-2 F8		1-1 P9		1-3 K		3-2 F7		1-1 FC5-4	5	0	0	0	0	1	5						
Geoff Jenkins, L OBP: 0.374, SLG: 0.569 (1, 7)		0-3 K		2-2 F7		0-0 G3-1 3B 2B		0-1 F8		4	1	1	0	0	1	0						
Kevin Barker, L OBP: 0.322, SLG: 0.385 Mark Loretta, R OBP: 0.353, SLG: 0.391 (1, 3) (8, PH) (9, 3)		1-0 F7		1-3 K		2-2 G3-1		4-1 B1-3 BB		3	0	0	0	0	1	1						
Brian Banks, S OBP: 0.326, SLG: 0.367 (1, 2)		4-2 E BB		3-2 2B 1B		0-0 L4		0-1 B1-3		3	2	1	0	1	0	2						
Jose Valentin, S OBP: 0.346, SLG: 0.417 (1, 6)		2-1 E4 3B		0-0 1B		0-0 3B		2-1 P4		4	1	3	3	0	0	1						
Steve Woodard, L OBP: 0.220, SLG: 0.151 Dave Nilsson, L OBP: 0.403, SLG: 0.557 Alex Corbiel, L OBP: 0.244, SLG: 0.459 Bill Pulsipher, L OBP: 0.143, SLG: 0.143 Hector Ramirez, R OBP: 0.200, SLG: 0.300 (1, 1) (5, PH) (5, PH) (7, 1) (8, 1) (9, PH)		2-3 K		0-0 F7		3-3 K		1-0 HR		2	0	0	0	0	1	1						
Inning Stats	R: 0 E: 0 K: 0 S: 11	H: 0 LOB: 1 BB: 1 P: 18	R: 2 E: 1 K: 2 S: 14	H: 1 LOB: 0 BB: 1 P: 23	R: 0 E: 0 K: 1 S: 7	H: 1 LOB: 1 BB: 0 P: 11	R: 1 E: 0 K: 1 S: 15	H: 2 LOB: 1 BB: 0 P: 21	R: 0 E: 0 K: 1 S: 8	H: 1 LOB: 1 BB: 0 P: 13	R: 1 E: 0 K: 1 S: 9	H: 2 LOB: 1 BB: 0 P: 13	R: 0 E: 0 K: 0 S: 12	H: 1 LOB: 0 BB: 0 P: 19	R: 0 E: 0 K: 0 S: 7	H: 0 LOB: 1 BB: 1 P: 13		R: 1 E: 0 K: 0 S: 8	H: 1 LOB: 1 BB: 1 P: 16	1B: 4 2B: 2 3B: 2 HR: 1	SF: 0 SAC: 0 DP: 0 HBP: 0	WP: 0 PB: 0 SB: 0 CS: 0
PITCHER	IP WLS BF H R ER SO BB IBB HBP BLK WP HR S P ERA WHIP	IP WLS BF H R ER SO BB IBB HBP BLK WP HR S P ERA WHIP																				
Todd Ritchie, R ERA: 3.49 (1, 1)	5.2 W 26 7 4 3 5 2 0 0 0 0 0 0 61 94 4.76 1.588																					
Jeff Wallace, L ERA: 3.69 (6, 1)	0.1 H 1 0 0 0 1 0 0 0 0 0 0 3 5 0.00 0.000																					
Brad Clontz, R ERA: 2.75 (7, 1)	0.1 H 2 1 0 0 0 0 0 0 0 0 0 5 7 0.00 3.000																					
Jason Christiansen, L ERA: 4.21 (7, 1)	1.2 H 6 0 0 0 1 1 0 0 0 0 0 14 25 0.00 0.600																					
Mike Williams, R ERA: 4.4 (9, 1)	1.0 S 5 1 1 1 0 1 0 0 0 0 0 8 16 9.00 2.000																					

Batter	1	2	3	4	5	6	7	8	9	AB	R	H	RBI	BB	SO	LOB	TOP										
Adrian Brown, S OBP: 0.361, SLG: 0.365	G4-3						G4-3			4	0	2	0	0	0	1	Pittsburgh Pirates @ Milwaukee Brewers Milwaukee County Stadium, Milwaukee, WI Wed Sep 29 1999, 8:05 PM EDT Att: 12,464 - Unknown - 58 F										
Emil Brown, R OBP: 0.143, SLG: 0.214	P4		P3			FC6-4		P3	4	0	0	0	0	0	3												
Brant Brown, L OBP: 0.287, SLG: 0.458	K		SF8			G4-3		K	3	0	0	1	0	2	1												
Dale Sveum, S OBP: 0.289, SLG: 0.456		K	K						3	0	0	0	1	3	1												
Warren Morris, L OBP: 0.365, SLG: 0.435				G4-3				K2-3	3	0	1	0	1	1	1												
Tim Laker, R OBP: 0.375, SLG: 0.375									4	0	1	0	0	1	2												
John Wehner, R OBP: 0.243, SLG: 0.262									3	0	1	0	1	0	2												
Abraham Nunez, S OBP: 0.297, SLG: 0.239									4	1	1	0	0	0	3												
Chris Peters, L OBP: 0.333, SLG: 0.273									1	1	1	0	0	0	0	P											
Jason Boyd, R OBP: 0.365, SLG: 0.525									0	0	0	0	0	0	0												
Greg Hansell, R OBP: 0.365, SLG: 0.525									1	0	0	0	0	0	1												
Kevin Young, R OBP: 0.365, SLG: 0.525									0	0	0	0	0	0	0												
Marc Wilkins, R OBP: 0.365, SLG: 0.525									0	0	0	0	0	0	0												
Aramis Ramirez, R OBP: 0.365, SLG: 0.525									1	0	0	0	0	0	0												
									0	0	0	0	0	0	0												
									1	0	0	0	0	0	1												
Inning Stats	R: 0 E: 0 K: 1 S: 6	H: 0 LOB: 0 BB: 0 P: 9	R: 0 E: 0 K: 1 S: 12	H: 1 LOB: 1 BB: 0 P: 18	R: 2 E: 1 K: 1 S: 12	H: 3 LOB: 1 BB: 0 P: 19	R: 0 E: 0 K: 0 S: 9	H: 1 LOB: 1 BB: 0 P: 14	R: 0 E: 0 K: 2 S: 10	H: 0 LOB: 1 BB: 1 P: 19	R: 0 E: 0 K: 1 S: 13	H: 0 LOB: 1 BB: 1 P: 26	R: 0 E: 0 K: 2 S: 11	H: 0 LOB: 1 BB: 1 P: 21	R: 0 E: 0 K: 0 S: 9	H: 1 LOB: 1 BB: 0 P: 14	1B: 6 2B: 2 3B: 0 HR: 0	SF: 1 SAC: 0 DP: 1 HBP: 0	WP: 0 PB: 0 SB: 1 CS: 1	PA: 36							
PITCHER	IP	WLS	BF	H	R	ER	SO	BB	IBB	HBP	BLK	WP	HR	S	P	ERA	WHIP										
Jason Bere, R ERA: 6.08	6.0	W	24	6	2	1	6	1	0	0	0	0	0	58	92	1.50	1.167										
David Weathers, R ERA: 4.85	1.0	H	4	0	0	0	1	1	0	0	0	0	0	13	26	0.00	1.000										
Rocky Coppinger, R ERA: 5.59	1.0	H	4	0	0	0	2	1	0	0	0	0	0	11	21	0.00	1.000										
Bob Wickman, R ERA: 3.39	1.0	S	4	1	0	0	0	0	0	0	0	0	0	9	14	0.00	1.000										

Batter	1	2	3	4	5	6	7	8	9	AB	R	H	RBI	BB	SO	LOB	BOTTOM										
Marquis Grissom, R OBP: 0.321, SLG: 0.415	G5-3		P2							5	0	1	0	0	1	3	Pittsburgh Pirates @ Milwaukee Brewers Milwaukee County Stadium, Milwaukee, WI Wed Sep 29 1999, 8:05 PM EDT Att: 12,464 - Unknown - 58 F										
Mark Loretta, R OBP: 0.352, SLG: 0.389									3	1	0	0	1	1	1												
Jeff Cirillo, R OBP: 0.463, SLG: 0.463									3	1	1	2	0	1	1												
Jose Valentin, S OBP: 0.345, SLG: 0.415									1	0	0	0	0	1	0												
Alex Ochoa, R OBP: 0.406, SLG: 0.469									3	1	1	1	1	0	0												
Lyle Mouton, R OBP: 0.278, SLG: 0.438									2	1	1	1	1	0	0												
Geoff Jenkins, L OBP: 0.373, SLG: 0.568									1	0	0	0	0	1	1												
Ronnie Belliard, R OBP: 0.381, SLG: 0.429									3	1	2	0	1	0	1												
Lou Collier, R OBP: 0.331, SLG: 0.385									3	0	1	1	1	0	3												
Rocky Coppinger, R OBP: 0.333, SLG: 0.333									0	0	0	0	0	0	0												
Bob Wickman, R OBP: 0.333, SLG: 0.333									0	0	0	0	0	0	0												
Robinson Cancel, R OBP: 0.234, SLG: 0.227									4	0	0	0	0	2	5												
Jason Bere, R OBP: 0.400, SLG: 0.318									2	0	0	0	1	0	1												
David Weathers, R OBP: 0.250, SLG: 0.143									0	0	0	0	0	0	0												
Brian Banks, S OBP: 0.325, SLG: 0.365									1	0	0	0	0	0	0												
Inning Stats	R: 3 E: 0 K: 0 S: 17	H: 2 LOB: 2 BB: 3 P: 37	R: 0 E: 0 K: 1 S: 12	H: 1 LOB: 1 BB: 0 P: 16	R: 1 E: 0 K: 1 S: 12	H: 2 LOB: 3 BB: 2 P: 26	R: 0 E: 0 K: 1 S: 9	H: 0 LOB: 0 BB: 0 P: 16	R: 1 E: 0 K: 1 S: 11	H: 2 LOB: 1 BB: 0 P: 14	R: 0 E: 0 K: 1 S: 8	H: 0 LOB: 0 BB: 1 P: 9	R: 0 E: 0 K: 1 S: 9	H: 0 LOB: 0 BB: 1 P: 17	R: 0 E: 0 K: 1 S: 7	H: 0 LOB: 0 BB: 0 P: 9	1B: 1 2B: 3 3B: 0 HR: 3	SF: 0 SAC: 0 DP: 0 HBP: 0	WP: 0 PB: 0 SB: 1 CS: 0	PA: 37							
PITCHER	IP	WLS	BF	H	R	ER	SO	BB	IBB	HBP	BLK	WP	HR	S	P	ERA	WHIP										
Chris Peters, L ERA: 6.59	2.1	L	16	5	4	4	1	4	0	0	0	0	0	27	44	3.38	1.125										
Jason Boyd, R ERA: 3.39	2.2		11	2	1	1	3	1	0	0	0	0	0	8	9	0.00	0.000										
Greg Hansell, R ERA: 3.89	1.0		3	0	0	0	1	0	0	0	0	0	0	16	26	0.00	0.500										
Marc Wilkins, R ERA: 4.29	2.0		7	0	0	0	2	1	0	0	0	0	0	16	26	0.00	0.500										

Batter	1	2	3	4	5	6	7	8	9	AB	R	H	RBI	BB	SO	LOB	TOP											
Al Martin, L OBP: 0.341, SLG: 0.514 Tim Laker, R OBP: 0.333, SLG: 0.333 Emil Brown, R OBP: 0.143, SLG: 0.214										4	0	0	0	0	2	6	Pittsburgh Pirates @ Milwaukee Brewers Milwaukee County Stadium, Milwaukee, WI Thu Sep 30 1999, 8:05 PM EDT Att: 12,319 - Overcast - 68 F											
Abraham Nunez, S OBP: 0.299, SLG: 0.246										5	1	2	0	0	3	1												
Brant Brown, L OBP: 0.287, SLG: 0.455 Dale Sveum, S OBP: 0.286, SLG: 0.449 Brad Clontz, R OBP: 0.143, SLG: 0.214										4	0	1	1	0	3	1												
Kevin Young, R OBP: 0.389, SLG: 0.529										4	1	1	1	0	1	2												
Warren Morris, L OBP: 0.365, SLG: 0.434										4	0	1	0	0	1	1												
Aramis Ramirez, R OBP: 0.288, SLG: 0.289										3	1	1	0	1	1	1												
Chad Hermansen, R OBP: 0.368, SLG: 0.400										4	0	1	0	0	0	3												
Joe Oliver, R OBP: 0.259, SLG: 0.290										4	0	1	1	0	0	3												
Pete Schourek, L John Wehner, R Mike Garcia, R Greg Hansell, R Adrian Brown, S										1	0	0	0	1	1	1		P										
Inning Stats	R: 0 E: 0 K: 3 S: 15	H: 1 LOB: 1 BB: 0 P: 21	R: 0 E: 0 K: 1 S: 12	H: 1 LOB: 3 BB: 2 P: 25	R: 1 E: 0 K: 0 S: 8	H: 2 LOB: 1 BB: 0 P: 12	R: 0 E: 0 K: 1 S: 11	H: 1 LOB: 1 BB: 0 P: 16	R: 0 E: 0 K: 2 S: 10	H: 0 LOB: 0 BB: 0 P: 13	R: 1 E: 0 K: 1 S: 9	H: 2 LOB: 2 BB: 1 P: 20	R: 1 E: 0 K: 2 S: 13	H: 1 LOB: 0 BB: 0 P: 15	R: 0 E: 0 K: 1 S: 7	H: 0 LOB: 0 BB: 0 P: 7			R: 0 E: 0 K: 12 S: 12	H: 0 LOB: 1 BB: 1 P: 21	1B: 3 2B: 4 3B: 0 HR: 1	SF: 0 SAC: 0 DP: 0 HBP: 0	WP: 1 PB: 0 SB: 1 CS: 0	PA: 39				
PITCHER	IP	WLS	BF	H	R	ER	SO	BB	IBB	HBP	BLK	WP	HR	S	P	ERA	WHIP											
Hideo Nomo, R ERA: 4.54	(1, 1)	7.0	L	32	8	3	3	10	3	0	0	0	0	1	78	122	3.86	1.571										
Eric Plunk, R ERA: 4.99	(8, 1)	1.0		4	0	0	0	1	1	0	0	0	0	0	8	12	0.00	1.000										
Mike Myers, L ERA: 5.31	(9, 1)	1.0		3	0	0	0	2	0	0	0	0	1	0	11	16	0.00	0.000										

Batter	1	2	3	4	5	6	7	8	9	AB	R	H	RBI	BB	SO	LOB	BOTTOM											
Marquis Grissom, R OBP: 0.322, SLG: 0.419										3	1	1	1	1	0	0	Pittsburgh Pirates @ Milwaukee Brewers Milwaukee County Stadium, Milwaukee, WI Thu Sep 30 1999, 8:05 PM EDT Att: 12,319 - Overcast - 68 F											
Mark Loretta, R OBP: 0.353, SLG: 0.390										4	0	2	0	0	2													
Jeff Cirillo, R OBP: 0.399, SLG: 0.460										4	0	0	0	0	4													
Jeremy Burnitz, L OBP: 0.400, SLG: 0.568										4	0	0	0	0	1	2												
Alex Ochoa, R OBP: 0.403, SLG: 0.465 Geoff Jenkins, L OBP: 0.372, SLG: 0.566										2	0	0	0	0	0	0												
Ronnie Belliard, R OBP: 0.379, SLG: 0.426										3	0	0	0	0	1	0												
Lou Collier, R OBP: 0.354, SLG: 0.376 Eric Plunk, R Mike Myers, L										3	0	0	0	0	0	0		AB 30 R 2 H 5 RBI 2 BB 1 SO 4 LOB 8										
Charlie Greene, R OBP: 0.255, SLG: 0.214 Brian Banks, S OBP: 0.323, SLG: 0.364										2	1	1	0	0	1	0												
Hideo Nomo, R OBP: 0.228, SLG: 0.286 Jose Valentin, S OBP: 0.344, SLG: 0.413										2	0	1	1	0	1	0												
Inning Stats	R: 1 E: 0 K: 0 S: 12	H: 2 LOB: 0 BB: 0 P: 17	R: 0 E: 0 K: 0 S: 6	H: 0 LOB: 0 BB: 0 P: 7	R: 1 E: 1 K: 0 S: 11	H: 2 LOB: 1 BB: 1 P: 20	R: 0 E: 0 K: 1 S: 7	H: 0 LOB: 0 BB: 0 P: 9	R: 0 E: 0 K: 2 S: 10	H: 0 LOB: 0 BB: 0 P: 13	R: 0 E: 0 K: 0 S: 9	H: 1 LOB: 1 BB: 0 P: 16	R: 0 E: 0 K: 0 S: 8	H: 0 LOB: 0 BB: 0 P: 11	R: 0 E: 0 K: 0 S: 4	H: 0 LOB: 0 BB: 0 P: 5		R: 0 E: 0 K: 1 S: 10	H: 0 LOB: 0 BB: 0 P: 13	1B: 3 2B: 1 3B: 0 HR: 1	SF: 0 SAC: 0 DP: 2 HBP: 0	WP: 0 PB: 0 SB: 0 CS: 0	PA: 31					
PITCHER	IP	WLS	BF	H	R	ER	SO	BB	IBB	HBP	BLK	WP	HR	S	P	ERA	WHIP											
Pete Schourek, L ERA: 5.34	(1, 1)	5.0		18	4	2	2	3	1	0	0	0	0	1	46	66	3.60	1.000										
Mike Garcia, R ERA: 1.52	(6, 1)	1.0	W	4	1	0	0	0	0	0	0	0	0	9	16	0.00	1.000											
Greg Hansell, R ERA: 3.69	(7, 1)	2.0	H	6	0	0	0	0	0	0	0	0	0	12	16	0.00	0.000											
Brad Clontz, R ERA: 2.74	(9, 1)	0.2	H	2	0	0	0	0	0	0	0	0	0	7	10	0.00	0.000											
Scott Sauerbeck, L ERA: 1.94	(9, 1)	0.1	S	1	0	0	0	1	0	0	0	0	0	3	3	0.00	0.000											

Batter	1	2	3	4	5	6	7	8	9	AB	R	H	RBI	BB	SO	LOB	TOP	
Mike Cameron, R (1, 8) OBP: 0.357, SLG: 0.469 Michael Tucker, L (4, 8) OBP: 0.336, SLG: 0.414	2-2 P6		3-0 2H 1B		1-2 F8		1-2 G6-4-3 1B		2-1 F8	2	0	1	1	0	0	0	Cincinnati Reds @ Milwaukee Brewers Milwaukee County Stadium, Milwaukee, WI Sat Oct 02 1999, 1:15 PM EDT Att: 20,000 - Cloudy - 44 F	
Barry Larkin, R (1, 6) OBP: 0.391, SLG: 0.423	2-2 G6-4-3 1B		0-1 G6-3		0-0 F8		1-1 G6-4-3		3-2 G6-3	5	0	1	0	0	0	3		
Sean Casey, L (1, 3) OBP: 0.402, SLG: 0.544	1-1 G6-4-3			0-2 E8 1B HR		1-0 1B 2B		2-2 P5		1-1 1B	5	2	2	0	0	2		
Greg Vaughn, R (1, 7)		3-2 F7		1-0 HR 1B		0-1 G6-3		3-2 G6-3 2B 2B		3-3 K	5	2	2	0	0	1		
Dmitri Young, S (1, 9)		0-0 G6-3		2-0 HR		1-1 L4		2-2 G6-3			4	1	1	3	0	2		
Eddie Taubensee, L (1, 2) OBP: 0.355, SLG: 0.526		1-1 G4-3		1-1 G3-1		0-1 BB 1B		0-0 2B 2B			4	0	2	2	0	0		
Aaron Boone, R (1, 5) OBP: 0.333, SLG: 0.449			3-3 K	2-1 G1-3		4-2 BB		0-1 2B 2B			3	0	1	0	1	1		
Pokey Reese, R (1, 4) OBP: 0.328, SLG: 0.417			1-1 HR HBP	1-0 F8		1-3 K		2-0 P5			3	1	0	0	0	1		
Juan Guzman, R Dennis Reyes, R Stan Belinda, R Gabe White, L Hal Morris, L Brett Tomko, R Chris Spivey, R Ron Wilson, L Mark Sweeney, L Scott Sullivan, R			0-3 K		2-2 F8		1-2 G6-4-3 1B 1B		0-1 G6-3									WP: 0 PA: 40 FB: 0 SB: 1 CS: 0
Inning Stats	R: 0 E: 0 K: 0 S: 8	H: 1 LOB: 0 BB: 0 P: 13	R: 0 E: 0 K: 0 S: 6	H: 0 LOB: 0 BB: 0 P: 10	R: 1 E: 0 K: 2 S: 11	H: 1 LOB: 1 BB: 0 P: 18	R: 3 E: 1 K: 0 S: 12	H: 2 LOB: 0 BB: 0 P: 19	R: 0 E: 0 K: 1 S: 12	H: 2 LOB: 1 BB: 1 P: 19	R: 0 E: 0 K: 0 S: 12	H: 2 LOB: 1 BB: 0 P: 17	R: 1 E: 0 K: 0 S: 15	H: 3 LOB: 2 BB: 0 P: 22	R: 0 E: 0 K: 1 S: 14	H: 1 LOB: 1 BB: 0 P: 23		1B: 7 SF: 0 2B: 4 SAC: 0 3B: 0 DP: 2 HR: 1 HBP: 1
PITCHER	IP WLS BF H R ER SO BB IBB HBP BLK WP HR S P ERA WHIP																	
41 Kyle Peterson, R (1, 1) ERA: 4.56	6.2 W 29 8 5 4 3 1 0 0 0 0 0 1 66 102 5.40 1.350																	
Mike Myers, L (7, 1) ERA: 5.23	0.1 1 0 0 0 0 0 0 0 0 0 0 0 3 5 0.00 0.000																	
Eric Plunk, R (8, 1) ERA: 5.02	0.1 3 2 1 1 0 0 0 0 0 0 0 0 10 15 27.00 6.000																	
Hector Ramirez, R (8, 1) ERA: 3.43	0.2 H 3 1 0 0 0 0 0 0 0 0 0 0 5 7 0.00 1.500																	
Jeff D'Amico, R (9, 1) ERA:	1.0 4 1 0 0 1 0 0 0 0 0 0 0 14 23 0.00 1.000																	

Batter	1	2	3	4	5	6	7	8	9	AB	R	H	RBI	BB	SO	LOB	BOTTOM
Marquis Grissom, R (1, 8) OBP: 0.320, SLG: 0.416	1-2 G6-3		SH5-3 E 1B FC5		3-3 K			0-1 F7		5	1	1	2	0	1	4	Cincinnati Reds @ Milwaukee Brewers Milwaukee County Stadium, Milwaukee, WI Sat Oct 02 1999, 1:15 PM EDT Att: 20,000 - Cloudy - 44 F
Mark Loretta, R (1, 6) OBP: 0.353, SLG: 0.390	0-3 K		0-0 SH5-3 1-2 2-3	3-2 F9		0-0 P3		0-1 BB 1B 1B		4	0	1	0	0	1		
Jeff Cirillo, R (1, 5) OBP: 0.400, SLG: 0.462	2-2 F8		1-0 E8 1B	2-2 G5-3		2-2 1B		0-1 BB 1B 1B		5	1	3	2	0	0		
Jeremy Burnitz, L (1, 9) OBP: 0.404, SLG: 0.565		2-1 G6-3 1B	2-1 E8 1B 2B 1B	4-1 2B BB		2-3 K 1B		4-0 G4-6-3 BB		3	2	2	2	2	1		
Geoff Jenkins, L (1, 7) OBP: 0.372, SLG: 0.567		1-0 P5	0-0 2B FC3-2 1B	1-2 WP 2B 2B		1-3 K		0-1 G4-6-3		5	1	2	1	0	1		
Ronnie Belliard, R (1, 4) OBP: 0.380, SLG: 0.430		0-0 G6-3	3-1 FC3-2 41 1B 2B	1-1 2B		2-0 G6-3				4	1	2	2	0	1		
Kevin Barker, L (1, 3) OBP: 0.333, SLG: 0.389			1-0 E8 1B	2-3 K		1-1 L9				3	1	1	0	1	1		
Brian Banks, S (1, 2) OBP: 0.321, SLG: 0.356 Eric Plunk, R (8, 1) Hector Ramirez, R (8, 1) Jeff D'Amico, R (9, 1)			1-1 E8 1B		2-2 G1-3		3-2 G6-3			4	1	1	0	0	0	3	
41 Kyle Peterson, R (1, 1) OBP: 0.174, SLG: 0.136 Mike Myers, L (7, 1) Charlie Greene, R (8, 2) OBP: 0.271, SLG: 0.214			2-2 SH E 1B		1-2 G5-3		4-0 1B 1B BB BB			2	1	1	1	0	0	0	
Inning Stats	R: 0 E: 0 K: 1 S: 10	H: 0 LOB: 0 BB: 0 P: 13	R: 0 E: 0 K: 0 S: 4	H: 1 LOB: 0 BB: 0 P: 7	R: 7 E: 2 K: 0 S: 25	H: 8 LOB: 3 BB: 1 P: 44	R: 2 E: 0 K: 1 S: 20	H: 2 LOB: 1 BB: 1 P: 33	R: 0 E: 0 K: 2 S: 11	H: 1 LOB: 1 BB: 0 P: 16	R: 0 E: 0 K: 0 S: 7	H: 0 LOB: 0 BB: 0 P: 13	R: 1 E: 0 K: 0 S: 8	H: 2 LOB: 2 BB: 2 P: 16	R: 0 E: 0 K: 0 S: 11	H: 1 LOB: 1 BB: 0 P: 16	
PITCHER	IP WLS BF H R ER SO BB IBB HBP BLK WP HR S P ERA WHIP																
Juan Guzman, R (1, 1) ERA: 3.74	2.1 L 12 5 5 4 1 0 0 0 0 0 0 0 7 16 9.00 2.143																
Dennis Reyes, L (3, 1) ERA: 5.27	0.0 4 3 1 1 0 1 0 0 0 0 0 0 7 16 9.00 2.143																
Stan Belinda, R (3, 1) ERA: 5.27	1.1 8 3 3 3 0 1 0 0 0 0 1 0 20 33 20.25 3.000																
Gabe White, L (4, 1) ERA: 4.43	0.1 1 0 0 0 1 0 0 0 0 0 0 0 6 8 0.00 0.000																
Brett Tomko, R (5, 1) ERA: 4.92	2.0 7 1 0 0 3 0 0 0 0 0 0 0 21 32 0.00 0.500																
PITCHER	IP WLS BF H R ER SO BB IBB HBP BLK WP HR S P ERA WHIP																
Ron Villone, L (7, 1) ERA: 4.26	1.0 3 0 0 0 0 0 0 0 0 0 0 0 7 13 0.00 0.000																
Scott Sullivan, R (8, 1) ERA: 3.01	1.0 6 2 1 1 0 2 0 0 0 0 0 0 8 16 9.00 4.000																

Batter	1	2	3	4	5	6	7	8	9	AB	R	H	RBI	BB	SO	LOB	TOP										
Pokey Reese, R OBP: 0.328, SLG: 0.416 (1, 4)	G4-3		1B	G6-3		1B		K		4	1	1	0	1	1	1	Cincinnati Reds @ Milwaukee Brewers Milwaukee County Stadium, Milwaukee, WI Sun Oct 03 1999, 4:05 PM EDT Att: 55,992 - Cloudy - 45 F										
Barry Larkin, R OBP: 0.391, SLG: 0.422 (1, 6)	F9		1B	F8		1B		P3	5	1	2	1	0	0	1												
Sean Casey, L OBP: 0.402, SLG: 0.542 (1, 3)	K		1B	HR		K		K	5	2	2	1	0	3	2												
Greg Vaughn, R OBP: 0.347, SLG: 0.537 (1, 7)		P2	HR		FC4-6		G5-3	P3	5	1	2	3	0	0	0												
Dmitri Young, S OBP: 0.356, SLG: 0.509 Jeffrey Hammonds, R OBP: 0.347, SLG: 0.522 (1, 9)	K		BB		F8		F7		3	0	0	0	1	1	2												
Eddie Taubensee, L OBP: 0.354, SLG: 0.524 (1, 2)	1B		G3-6-3		FC4-6		F9		0	0	0	0	0	0	0												
Michael Tucker, L OBP: 0.338, SLG: 0.426 (1, 8)	1B		G3-1		G1-3		HR		4	1	2	1	0	0	1												
Aaron Boone, R OBP: 0.332, SLG: 0.448 (1, 5)	F9					K		G6-3	4	0	1	0	0	1	2												
Pete Harnisch, S OBP: 0.164, SLG: 0.258 Ron Villone, L OBP: 0.091, SLG: 0.070 (6, 1)			1B	SH5-4		L3		G6-3	2	1	1	0	0	0	0												
Ron Villone, L OBP: 0.091, SLG: 0.070 (6, 1)			1B	SH5-4				G6-3	1	0	0	0	0	0	0												
Inning Stats	R: 0 E: 0 K: 1 S: 7	H: 0 LOB: 0 BB: 0 P: 9	R: 0 E: 0 K: 1 S: 12	H: 2 LOB: 2 BB: 0 P: 19	R: 5 E: 0 K: 0 S: 12	H: 5 LOB: 0 BB: 1 P: 22	R: 0 E: 0 K: 0 S: 4	H: 1 LOB: 1 BB: 0 P: 7	R: 1 E: 0 K: 0 S: 10	H: 2 LOB: 1 BB: 0 P: 15	R: 0 E: 0 K: 2 S: 13	H: 1 LOB: 1 BB: 1 P: 20	R: 0 E: 0 K: 0 S: 6	H: 0 LOB: 0 BB: 0 P: 7	R: 1 E: 0 K: 1 S: 14	H: 1 LOB: 0 BB: 0 P: 19	R: 0 E: 0 K: 1 S: 10	H: 0 LOB: 0 BB: 0 P: 14	1B: 10 2B: 0 3B: 0 HR: 2	SF: 0 SAC: 1 DP: 1 HBP: 0	WP: 0 PB: 0 SB: 0 CS: 0	PA: 40					
PITCHER	IP	WLS	BF	H	R	ER	SO	BB	IBB	HBP	BLK	WP	HR	S	P	ERA	WHIP										
21 Cal Eldred, R ERA: 7.75 Steve Woodard, R ERA: 4.52 Bill Pulsipher, L ERA: 5.98 Valerio De Los Santos, L ERA: 6.48	3.0	L	16	7	5	5	2	1	0	0	0	0	1	31	50	15.00	2.667										

Batter	1	2	3	4	5	6	7	8	9	AB	R	H	RBI	BB	SO	LOB	BOTTOM										
Marquis Grissom, R OBP: 0.320, SLG: 0.415 (1, 8)	F8		F9			G5-4-3		G6-3		4	0	1	0	0	0	0	Cincinnati Reds @ Milwaukee Brewers Milwaukee County Stadium, Milwaukee, WI Sun Oct 03 1999, 4:05 PM EDT Att: 55,992 - Cloudy - 45 F										
Mark Loretta, R OBP: 0.394, SLG: 0.390 Eddie Zosky, R OBP: 0.250, SLG: 0.143 (1, 6)	1B				FC4-6	G5-4-3		K	2	0	1	0	1	0	1												
Jeff Cirillo, R OBP: 0.401, SLG: 0.461 (1, 5)	P4				FC4-6			BB	3	1	1	0	1	0	2												
Jeremy Burnitz, L OBP: 0.402, SLG: 0.561 Lou Collier, R OBP: 0.325, SLG: 0.370 (1, 9)	K				P6			1B	3	0	0	0	0	1	3												
Geoff Jenkins, L OBP: 0.371, SLG: 0.564 (1, 7)	P6				F7			BB	0	0	0	0	1	0	0												
Ronnie Belliard, R OBP: 0.379, SLG: 0.429 (1, 4)	G6-3					1B		K	4	0	1	0	0	1	2												
Kevin Barker, L OBP: 0.331, SLG: 0.385 (1, 3)	G1-3					1B		G1-3	4	0	1	0	0	0	2												
Brian Banks, S OBP: 0.317, SLG: 0.352 (1, 2)			F9			F7		P4	3	0	0	0	0	0	2												
21 Cal Eldred, R OBP: 0.154, SLG: 0.125 Sean Berry, R OBP: 0.281, SLG: 0.301 Steve Woodard, R OBP: 0.220, SLG: 0.195 Dave Nilsson, L OBP: 0.201, SLG: 0.154 Bill Pulsipher, L OBP: 0.141, SLG: 0.143 Lyle Mouton, R OBP: 0.203, SLG: 0.412 Valerio De Los Santos, L ERA: 6.48 (1, 1)	G4-3					G4-3		P3	0	0	0	0	0	0	0												
Inning Stats	R: 0 E: 0 K: 1 S: 10	H: 1 LOB: 1 BB: 0 P: 15	R: 0 E: 0 K: 0 S: 6	H: 0 LOB: 0 BB: 0 P: 8	R: 0 E: 0 K: 0 S: 5	H: 0 LOB: 0 BB: 0 P: 9	R: 0 E: 0 K: 0 S: 4	H: 0 LOB: 1 BB: 1 P: 10	R: 0 E: 0 K: 0 S: 9	H: 2 LOB: 1 BB: 0 P: 18	R: 0 E: 0 K: 0 S: 7	H: 0 LOB: 0 BB: 0 P: 10	R: 0 E: 0 K: 0 S: 5	H: 0 LOB: 0 BB: 0 P: 10	R: 1 E: 0 K: 1 S: 14	H: 2 LOB: 2 BB: 1 P: 24		1B: 6 2B: 0 3B: 0 HR: 0	SF: 0 SAC: 0 DP: 2 HBP: 0	WP: 0 PB: 0 SB: 0 CS: 0	PA: 34						
PITCHER	IP	WLS	BF	H	R	ER	SO	BB	IBB	HBP	BLK	WP	HR	S	P	ERA	WHIP										
Pete Harnisch, R ERA: 3.68 Ron Villone, L ERA: 4.23	5.2	W	21	4	0	0	1	2	0	0	0	0	0	29	49	2.70	0.900										