Milwaukee Brewers - 2000

| Batter | 1 | 2 | 3 | 4 | 5 | 6 | 7 | 8 | 9 | AB | R | H | RBI | BB | SO | LOB |
|---|---|---|---|---|---|---|---|---|---|---|---|---|---|---|---|---|
| Marquis Grissom, R (1, 8)<br>OBP: 0.667, SLG: 0.667 | C X<br>0-1 ①<br>G5-3 | | B X<br>1-0<br>E S<br>G4-3<br>1B | X<br>0-0<br>1-2<br>2-3<br>3-H<br>1B | | | | | | 3 | 1 | 2 | 1 | 0 | 0 | 0 |
| Mark Loretta, R (1, 6) | C X<br>0-1 ②<br>G4-3 | | B C B X<br>2-1 ②<br>G4-3<br>1-H | F F B B S<br>2-3 ②<br>K | | | | | | 3 | 0 | 0 | 1 | 0 | 1 | 3 |
| Jeromy Burnitz, L (1, 9)<br>OBP: 0.667, SLG: 0.500 | X<br>0-0<br>1B | | B B B F F B<br>4-2<br>1B<br>E<br>BB | B B F B X<br>3-1 ③<br>P6 | | | | | | 2 | 1 | 1 | 0 | 1 | 0 | 3 |
| Geoff Jenkins, L (1, 7)<br>OBP: 0.333, SLG: 0.333 | B X<br>1-0 ③<br>F8 | | B F F B B F F X<br>3-2<br>E9<br>FC4-6<br>1-H<br>1B | | F X<br>0-1 ①<br>F9 | | | | | 3 | 0 | 1 | 0 | 0 | 0 | 1 |
| José Hernández, R (1, 5) | | B X<br>1-0 ①<br>F8 | S B F X<br>1-2 ③<br>FC4-6<br>1-2f | | C S X<br>0-2 ②<br>F8 | | | | | 3 | 0 | 0 | 0 | 0 | 0 | 1 |
| Kevin Barker, L (1, 3)<br>OBP: 0.667, SLG: 0.500 | | B F B B B<br>4-1<br>1B<br>BB | | F F B X<br>1-2<br>2B<br>FC4-2<br>1B | X<br>0-0 ③<br>F8 | | | | | 2 | 0 | 1 | 0 | 1 | 0 | 0 |
| Ronnie Belliard, R (1, 4)<br>OBP: 1.000, SLG: 1.500 | | F B X<br>1-1 ②<br>1-3<br>1B | | S B B F F F B X<br>3-2<br>FC4-2<br>1-3<br>1B<br>2B | | B B B<br>4-0<br>FC1-5<br>BB<br>BB | | | | 2 | 1 | 2 | 0 | 1 | 0 | 0 |
| Henry Blanco, R (1, 2) | | C B X<br>1-1 ③<br>F9 | | B B B F B<br>4-1<br>1B<br>FC4-2<br>BB | | B B C F B F B<br>4-2<br>FC1-5<br>1-2<br>BB | | | | 1 | 0 | 0 | 0 | 2 | 0 | 1 |
| Steve Woodard, L (1, 1) | | | B B C X<br>2-1 ①<br>G6-3 | F B S X<br>1-2 ①<br>FC4-2<br>1B<br>1-2<br>2-3<br>3-Hf | | S B L X<br>1-2 ①<br>FC1-5<br>1B<br>1-2<br>2-3f | | | | 3 | 0 | 0 | 0 | 0 | 0 | 5 |
| Inning Stats | R: 0 H: 1<br>E: 0 LOB: 1<br>K: 0 BB: 0<br>S: 6 P: 7 | R: 0 H: 1<br>E: 0 LOB: 1<br>K: 0 BB: 1<br>S: 6 P: 13 | R: 2 H: 2<br>E: 1 LOB: 1<br>K: 0 BB: 1<br>S: 15 P: 28 | R: 1 H: 3<br>E: 0 LOB: 3<br>K: 1 BB: 1<br>S: 18 P: 32 | R: 0 H: 0<br>E: 0 LOB: 0<br>K: 0 BB: 0<br>S: 6 P: 6 | R: 0 H: 0<br>E: 0 LOB: 2<br>K: 0 BB: 2<br>S: 6 P: 15 | | | | 1B: 6 SF: 0<br>2B: 1 SAC: 0<br>3B: 0 DP: 0<br>HR: 0 HBP: 0 | | | | | | |

# TOP

## Milwaukee Brewers @ Cincinnati Reds

Cinergy Field, Cincinnati, OH

Mon Apr 03 2000, 1:00 PM EDT

Att. 55,596 - Overcast - 65 F

livebaseballscorecards.com

| | |
|---|---|
| AB | 22 |
| R | 3 |
| H | 7 |
| RBI | 2 |
| BB | 5 |
| SO | 1 |
| LOB | 14 |

WP: 0 PA: 27
PB: 0
SB: 1
CS: 0

| PITCHER | | IP | WLS | BF | H | R | ER | SO | BB | IBB | HBP | BLK | WP | HR | S | P | ERA | WHIP |
|---|---|---|---|---|---|---|---|---|---|---|---|---|---|---|---|---|---|---|
| Pete Harnisch, R<br>ERA: 4.5 | (1, 1) | 4.0 | | 21 | 7 | 3 | 2 | 1 | 3 | 0 | 0 | 0 | 0 | 0 | 45 | 80 | 4.50 | 2.500 |
| Scott Sullivan, R<br>ERA: | (5, 1) | 1.1 | | 6 | 0 | 0 | 0 | 0 | 2 | 0 | 0 | 0 | 0 | 0 | 12 | 21 | 0.00 | 1.500 |

| PITCHER | IP | WLS | BF | H | R | ER | SO | BB | IBB | HBP | BLK | WP | HR | S | P | ERA | WHIP |
|---|---|---|---|---|---|---|---|---|---|---|---|---|---|---|---|---|---|

| Batter | 1 | 2 | 3 | 4 | 5 | 6 | 7 | 8 | 9 | AB | R | H | RBI | BB | SO | LOB |
|---|---|---|---|---|---|---|---|---|---|---|---|---|---|---|---|---|
| Pokey Reese, R (1, 4)<br>OBP: 0.667, SLG: 0.500 | B B B B<br>4-0 2B BB | C X<br>0-1 1B | | | B C F S<br>1-3 ② K | | | | | 2 | 1 | 1 | 0 | 1 | 1 | 0 |
| Barry Larkin, R (1, 6)<br>OBP: 0.667, SLG: 1.000 | B C X<br>1-1 1-H 1B 2B | B B C P F X<br>3-2 ③ L7 | | | C B X<br>1-1 ③ 1B | | | | | 3 | 1 | 2 | 1 | 0 | 0 | 1 |
| Ken Griffey Jr., L (1, 8) | B S B S X<br>2-2 ① P5 | X<br>0-0 ① G6-3 | | | | | | | | 2 | 0 | 0 | 0 | 0 | 0 | 1 |
| Dante Bichette, R (1, 9) | B B F B S C<br>3-3 ② K | C F B S<br>1-3 ② K | | | | | | | | 2 | 0 | 0 | 0 | 0 | 2 | 1 |
| Dmitri Young, S (1, 3)<br>OBP: 0.500, SLG: 0.500 | X<br>0-0 2-H 1B | C F B B X<br>2-2 ③ L7 | | | | | | | | 2 | 0 | 1 | 1 | 0 | 0 | 0 |
| Eddie Taubensee, L (1, 2) | B X<br>1-0 ③ F5 | | | C F B X<br>1-2 ① L7 | | | | | | 2 | 0 | 0 | 0 | 0 | 0 | 1 |
| Aaron Boone, R (1, 5) | | C X<br>0-1 ① G1-3 | | X<br>0-0 ② F8 | | | | | | 2 | 0 | 0 | 0 | 0 | 0 | 0 |
| Michael Tucker, L (1, 7)<br>OBP: 0.500, SLG: 2.000 | | B X<br>1-0 HR | | F B F B F F X<br>2-2 ③ G4-3 | | | | | | 2 | 1 | 1 | 1 | 0 | 0 | 0 |
| Pete Harnisch, S (1, 1)<br>Scott Sullivan, R (5, 1) | | X<br>0-0 ② G6-3 | | | B C C F C<br>1-3 ① K | | | | | 1<br>1 | 0<br>0 | 0<br>0 | 0<br>0 | 0<br>0 | 0<br>1 | 0<br>0 |
| Inning Stats | R: 2 E: 0 K: 1 S: 10 H: 2 LOB: 1 BB: 1 P: 21 | R: 1 E: 0 K: 0 S: 10 H: 2 LOB: 1 BB: 0 P: 13 | R: 0 E: 0 K: 1 S: 7 H: 0 LOB: 0 BB: 0 P: 10 | R: 0 E: 0 K: 0 S: 9 H: 0 LOB: 0 BB: 0 P: 12 | R: 0 E: 0 K: 2 S: 9 H: 1 LOB: 1 BB: 0 P: 12 | | | | | 1B: 3 2B: 1 3B: 0 HR: 1 | SF: 0 SAC: 0 DP: 0 HBP: 0 | | | | | |

| PITCHER | IP | WLS | BF | H | R | ER | SO | BB | IBB | HBP | BLK | WP | HR | S | P | ERA | WHIP |
|---|---|---|---|---|---|---|---|---|---|---|---|---|---|---|---|---|---|
| Steve Woodard, R (1, 1)<br>ERA: 5.4 | 5.0 | | 20 | 5 | 3 | 3 | 4 | 1 | 0 | 0 | 0 | 0 | 1 | 45 | 68 | 5.40 | 1.200 |

| PITCHER | IP | WLS | BF | H | R | ER | SO | BB | IBB | HBP | BLK | WP | HR | S | P | ERA | WHIP |
|---|---|---|---|---|---|---|---|---|---|---|---|---|---|---|---|---|---|

# BOTTOM

## Milwaukee Brewers @ Cincinnati Reds

Cinergy Field, Cincinnati, OH

Mon Apr 03 2000, 1:00 PM EDT

Att. 55,596 - Overcast - 65 F

livebaseballscorecards.com

| | |
|---|---|
| AB | 19 |
| R | 3 |
| H | 5 |
| RBI | 3 |
| BB | 1 |
| SO | 4 |
| LOB | 4 |

WP: 0 PA: 20
PB: 0
SB: 0
CS: 0

| Batter | 1 | 2 | 3 | 4 | 5 | 6 | 7 | 8 | 9 | AB | R | H | RBI | BB | SO | LOB |
|---|---|---|---|---|---|---|---|---|---|---|---|---|---|---|---|---|
| Marquis Grissom, R (1, 8)<br>OBP: 0.375, SLG: 0.625 | F8 | | P5 | | F7 | | 1-H 3B | G4-3 | | 5 | 0 | 1 | 1 | 0 | 0 | 3 |
| Mark Loretta, R (1, 6)<br>OBP: 0.250, SLG: 0.375 | F9 | | 2B | | 1B | | G6-3 | | G5-3 | 5 | 0 | 2 | 0 | 0 | 0 | 1 |
| Jeromy Burnitz, L (1, 9)<br>OBP: 0.750, SLG: 1.800 | HR | | HBP | | K | | | 1B 1B 1B BB | HR | 3 | 3 | 2 | 2 | 1 | 1 | 1 |
| Charlie Hayes, R (1, 3)<br>OBP: 0.600, SLG: 0.333 | BB | | F7 | | | F8 | | 1B 1B 1-2 FC4-2 1B | FC5-4 BB | 3 | 0 | 1 | 0 | 2 | 0 | 2 |
| Geoff Jenkins, L (1, 7)<br>OBP: 0.250, SLG: 0.250 | K | | G3 | | | G4-3 | | FC4-2 1B BB 1-2 2-3 1B | FC5-4 1-2f | 5 | 1 | 1 | 0 | 0 | 1 | 4 |
| José Hernández, R (1, 5)<br>OBP: 0.125, SLG: 0.125 | | G6-3 | | G6-3 | | P9 | | BB FC4-2 1-2 2-3 3-H 1B | L7 | 5 | 0 | 1 | 1 | 0 | 0 | 1 |
| Ronnie Belliard, R (1, 4)<br>OBP: 0.571, SLG: 0.667 | | CS 1B 1B | | G4-3 | | | G4-3 | FC4-2 BB 1-2 2-3 3-Hf | | 4 | 0 | 1 | 0 | 0 | 0 | 3 |
| Henry Blanco, R (1, 2)<br>OBP: 0.571, SLG: 0.250 | | 1-2 1B | | F8 | | | 3B BB | K | | 3 | 1 | 1 | 0 | 1 | 1 | 3 |
| Valerio De Los Santos, L (1, 1) | | K 2-3 | | | K | | K | BB 1-2 2-3 3-H | | 2 | 0 | 0 | 0 | 0 | 2 | 2 |
| Jim Bruske, R (6, 1) | | | | | | | | | | 0 | 0 | 0 | 0 | 0 | 0 | 0 |
| Sean Berry, R (7, PH) | | | | | | | | | | 1 | 0 | 0 | 0 | 0 | 1 | 1 |
| Curt Leskanic, R (7, 1) | | | | | | | | | | 0 | 0 | 0 | 0 | 0 | 0 | 0 |
| Kevin Barker, L (8, PH)<br>OBP: 0.750, SLG: 0.500 | | | | | | | | | | 0 | 0 | 0 | 1 | 1 | 0 | 0 |
| David Weathers, R (8, 1) | | | | | | | | | | 0 | 0 | 0 | 0 | 0 | 0 | 0 |
| Bob Wickman, R (9, 1) | | | | | | | | | | 0 | 0 | 0 | 0 | 0 | 0 | 0 |
| Inning Stats | R: 1<br>E: 0<br>K: 1<br>S: 14<br>H: 1<br>LOB: 1<br>BB: 1<br>P: 24 | R: 0<br>E: 0<br>K: 1<br>S: 9<br>H: 2<br>LOB: 1<br>BB: 0<br>P: 16 | R: 0<br>E: 0<br>K: 0<br>S: 8<br>H: 1<br>LOB: 2<br>BB: 0<br>P: 14 | R: 0<br>E: 0<br>K: 0<br>S: 11<br>H: 0<br>LOB: 0<br>BB: 0<br>P: 16 | R: 0<br>E: 0<br>K: 2<br>S: 10<br>H: 1<br>LOB: 1<br>BB: 0<br>P: 16 | R: 0<br>E: 0<br>K: 0<br>S: 6<br>H: 0<br>LOB: 0<br>BB: 0<br>P: 9 | R: 1<br>E: 0<br>K: 1<br>S: 12<br>H: 1<br>LOB: 1<br>BB: 1<br>P: 20 | R: 2<br>E: 0<br>K: 1<br>S: 22<br>H: 3<br>LOB: 3<br>BB: 2<br>P: 36 | R: 1<br>E: 0<br>K: 0<br>S: 12<br>H: 1<br>LOB: 1<br>BB: 1<br>P: 21 | 1B: 6<br>2B: 1<br>3B: 1<br>HR: 2<br>SF: 0<br>SAC: 0<br>DP: 0<br>HBP: 1 | | | | | | |

| PITCHER | | IP | WLS | BF | H | R | ER | SO | BB | IBB | HBP | BLK | WP | HR | S | P | ERA | WHIP |
|---|---|---|---|---|---|---|---|---|---|---|---|---|---|---|---|---|---|---|
| Denny Neagle, L<br>ERA: 1.5 | (1, 1) | 6.0 | | 24 | 5 | 1 | 1 | 4 | 1 | 0 | 1 | 0 | 0 | 1 | 58 | 95 | 1.50 | 1.000 |
| Scott Williamson, R<br>ERA: 27.0 | (7, 1) | 1.0 | L | 7 | 2 | 3 | 3 | 1 | 2 | 0 | 0 | 0 | 0 | 0 | 17 | 31 | 27.00 | 4.000 |
| Dennys Reyes, L<br>ERA: | (8, 1) | 0.0 | | 1 | 1 | 0 | 0 | 0 | 0 | 0 | 0 | 0 | 0 | 0 | 1 | 2 | ∞ | ∞ |
| Scott Sullivan, R<br>ERA: | (8, 1) | 1.0 | | 5 | 1 | 0 | 0 | 1 | 1 | 0 | 0 | 0 | 0 | 0 | 16 | 23 | 0.00 | 2.000 |
| Hector Mercado, L<br>ERA: 9.0 | (9, 1) | 1.0 | | 5 | 1 | 1 | 1 | 0 | 1 | 0 | 0 | 0 | 0 | 1 | 12 | 21 | 9.00 | 2.000 |

| PITCHER | IP | WLS | BF | H | R | ER | SO | BB | IBB | HBP | BLK | WP | HR | S | P | ERA | WHIP |
|---|---|---|---|---|---|---|---|---|---|---|---|---|---|---|---|---|---|

# TOP

## Milwaukee Brewers @ Cincinnati Reds

Cinergy Field, Cincinnati, OH

Tue Apr 04 2000, 7:05 PM EDT
Att. 16,761 - Cloudy - 35 F

livebaseballscorecards.com

| | |
|---|---|
| AB | 36 |
| R | 5 |
| H | 10 |
| RBI | 5 |
| BB | 5 |
| SO | 6 |
| LOB | 21 |

WP: 0 PB: 0 SB: 0 CS: 1 PA: 42

| Batter | 1 | 2 | 3 | 4 | 5 | 6 | 7 | 8 | 9 | AB | R | H | RBI | BB | SO | LOB |
|---|---|---|---|---|---|---|---|---|---|---|---|---|---|---|---|---|
| Pokey Reese, R (1, 4)<br>OBP: 0.429, SLG: 0.333 | F8 | | P8 | | | FC6<br>1-2<br>1B | | F9 | | 4 | 0 | 1 | 0 | 0 | 0 | 1 |
| Barry Larkin, R (1, 6)<br>OBP: 0.429, SLG: 0.500 | G3 | | G6-3 | | | P7 | | | S DI<br>BB | 3 | 0 | 0 | 0 | 1 | 0 | 2 |
| Ken Griffey Jr., L (1, 8) | G4-3 | | K | | | FC6<br>1-2f<br>2-3 | | | K2-3<br>1-3 | 4 | 0 | 0 | 0 | 0 | 2 | 3 |
| Dante Bichette, R (1, 9) | | K | F7 | | | G4-3 | | | G1-3 | 4 | 0 | 0 | 0 | 0 | 1 | 3 |
| Dmitri Young, S (1, 3)<br>OBP: 0.333, SLG: 0.833 | | F8 | | | HR | | K | | F5 | 4 | 1 | 1 | 1 | 0 | 1 | 1 |
| Alex Ochoa, R (1, 7)<br>Hector Mercado, L (9, 1) | | G5-3 | | | F8 | | G4-3 | | | 3<br>0 | 0<br>0 | 0<br>0 | 0<br>0 | 0<br>0 | 0<br>0 | 0<br>0 |
| Aaron Boone, R (1, 5) | | | G6-3 | | F9 | | F8 | | | 3 | 0 | 0 | 0 | 0 | 0 | 0 |
| Benito Santiago, R (1, 2)<br>Eddie Taubensee, L (8, PH)<br>(9, 2) | | | F9 | | K | | | G3 | | 2<br>1 | 0<br>0 | 0<br>0 | 0<br>0 | 0<br>0 | 1<br>0 | 0<br>0 |
| Denny Neagle, L (1, 1)<br>OBP: 1.000, SLG: 2.000<br>Chris Stynes, R (6, PH)<br>OBP: 1.000, SLG: 1.000<br>Scott Williamson, R (7, 1)<br>Dennys Reyes, R (8, 1)<br>Michael Tucker, L (8, 7)<br>OBP: 0.333, SLG: 1.333<br>Scott Sullivan, R (8, 1) | | | 2B | | | FC6<br>1-2<br>1B | | G3 | | 1<br>1<br>0<br>0<br>1<br>0 | 0<br>0<br>0<br>0<br>0<br>0 | 1<br>1<br>0<br>0<br>0<br>0 | 0<br>0<br>0<br>0<br>0<br>0 | 0<br>0<br>0<br>0<br>0<br>0 | 0<br>0<br>0<br>0<br>0<br>0 | 0<br>0<br>0<br>0<br>0<br>0 |
| Inning Stats | R: 0<br>E: 0<br>K: 0<br>S: 8<br>H: 0<br>LOB: 0<br>BB: 0<br>P: 14 | R: 0<br>E: 0<br>K: 1<br>S: 10<br>H: 0<br>LOB: 0<br>BB: 0<br>P: 12 | R: 0<br>E: 0<br>K: 0<br>S: 6<br>H: 1<br>LOB: 1<br>BB: 0<br>P: 11 | R: 0<br>E: 0<br>K: 1<br>S: 8<br>H: 0<br>LOB: 0<br>BB: 0<br>P: 13 | R: 1<br>E: 0<br>K: 1<br>S: 7<br>H: 1<br>LOB: 0<br>BB: 0<br>P: 13 | R: 0<br>E: 0<br>K: 0<br>S: 14<br>H: 2<br>LOB: 2<br>BB: 0<br>P: 18 | R: 0<br>E: 0<br>K: 1<br>S: 7<br>H: 0<br>LOB: 0<br>BB: 0<br>P: 13 | R: 0<br>E: 0<br>K: 0<br>S: 6<br>H: 0<br>LOB: 0<br>BB: 0<br>P: 10 | R: 0<br>E: 0<br>K: 1<br>S: 14<br>H: 0<br>LOB: 1<br>BB: 1<br>P: 23 | 1B: 2<br>2B: 1<br>3B: 0<br>HR: 1<br>SF: 0<br>SAC: 0<br>DP: 0<br>HBP: 0 | | | | | | |

| PITCHER | IP | WLS | BF | H | R | ER | SO | BB | IBB | HBP | BLK | WP | HR | S | P | ERA | WHIP |
|---|---|---|---|---|---|---|---|---|---|---|---|---|---|---|---|---|---|
| Valerio De Los Santos, L (1, 1)<br>ERA: 1.8 | 5.0 | | 17 | 2 | 1 | 1 | 3 | 0 | 0 | 0 | 0 | 0 | 1 | 39 | 63 | 1.80 | 0.400 |
| Jim Bruske, R (6, 1)<br>ERA: | 1.0 | W | 5 | 2 | 0 | 0 | 0 | 0 | 0 | 0 | 0 | 0 | 0 | 14 | 18 | 0.00 | 2.000 |
| Curt Leskanic, R (7, 1)<br>ERA: | 1.0 | H | 3 | 0 | 0 | 0 | 1 | 0 | 0 | 0 | 0 | 0 | 0 | 7 | 13 | 0.00 | 0.000 |
| David Weathers, R (8, 1)<br>ERA: | 1.0 | H | 3 | 0 | 0 | 0 | 0 | 0 | 0 | 0 | 0 | 0 | 0 | 6 | 10 | 0.00 | 0.000 |
| Bob Wickman, R (9, 1)<br>ERA: | 1.0 | | 4 | 0 | 0 | 0 | 1 | 1 | 0 | 0 | 0 | 0 | 0 | 14 | 23 | 0.00 | 1.000 |

| PITCHER | IP | WLS | BF | H | R | ER | SO | BB | IBB | HBP | BLK | WP | HR | S | P | ERA | WHIP |
|---|---|---|---|---|---|---|---|---|---|---|---|---|---|---|---|---|---|

# BOTTOM

## Milwaukee Brewers @ Cincinnati Reds

Cinergy Field, Cincinnati, OH

Tue Apr 04 2000, 7:05 PM EDT

Att. 16,761 - Cloudy - 35 F

livebaseballscorecards.com

| | |
|---|---|
| AB | 31 |
| R | 1 |
| H | 4 |
| RBI | 1 |
| BB | 1 |
| SO | 5 |
| LOB | 10 |

PA: 32

WP: 0
PB: 0
SB: 1
CS: 0

| Batter | 1 | 2 | 3 | 4 | 5 | 6 | 7 | 8 | 9 | AB | R | H | RBI | BB | SO | LOB |
|---|---|---|---|---|---|---|---|---|---|---|---|---|---|---|---|---|
| Marquis Grissom, R (1, 8)<br>OBP: 0.385, SLG: 0.500 | B X 1-0 E6 G5-4-3 | | B F C F B X 2-2 ③ G4-3 | | C B X 1-1 ① G4-3 2-3 | | C X 0-1 G4-3 S F9-2 1B | | B S B B F B 4-2 PO BB | 4 | 0 | 1 | 0 | 1 | 0 | 1 |
| Mark Loretta, R (1, 6)<br>OBP: 0.167, SLG: 0.273 | B B C F B F X 3-2 ①② G5-4-3 1-2f | | | C C B B X 2-2 ① F8 | B B X 2-0 ② SF8 3-H | | C B B F X 2-2 ① G4-3 1-3 | | 1 SAFE 0-0 ③ PO 1-2 | 3 | 0 | 0 | 1 | 0 | 0 | 2 |
| Jeromy Burnitz, L (1, 9)<br>OBP: 0.583, SLG: 1.125 | C B B F S 2-3 ③ K | | | S B B B B 4-1 1B 1B BB | S B B B X 3-1 ③ G4-3 | | S C X 0-2 ②③ F9-2 3-H | | | 3 | 1 | 0 | 0 | 1 | 1 | 1 |
| Geoff Jenkins, L (1, 7)<br>OBP: 0.333, SLG: 0.583 | | F F F B B F F F X 2-2 ① G1-3 | | B X 1-0 1B FC1-6 1-3 1B | | S B F C 1-3 ① K | | C X 0-1 HR | | 4 | 2 | 2 | 1 | 0 | 1 | 0 |
| José Hernández, R (1, 5)<br>OBP: 0.250, SLG: 0.182 | | C B B X 2-1 ② F9 | | S B F F X 1-2 FC1-6 2-3 3-H 1B | | C B B B B 4-1 HR BB | | C B B C B X 3-2 ① G4-3 | | 3 | 1 | 1 | 1 | 1 | 0 | 0 |
| Tyler Houston, L (1, 2)<br>OBP: 0.250, SLG: 1.000 | | C B F B C 2-3 ③ K | | B B X 2-0 ② FC1-6 1-2f 3-H | | B B S C B X 3-2 1-H HR | | B X 1-0 ② F8 | | 4 | 1 | 1 | 3 | 0 | 1 | 1 |
| Kevin Barker, L (1, 3)<br>OBP: 0.625, SLG: 1.000 | | | B B X 2-0 HR | B X 1-0 ③ P5 | | B C X 1-1 1B | | B B C C S 2-3 ③ K | | 4 | 1 | 2 | 1 | 0 | 1 | 1 |
| Ronnie Belliard, R (1, 4)<br>OBP: 0.545, SLG: 0.800 | | | B F C B B X 2-2 ① G6-3 | | B F B B B X 3-1 2B 3B | | B B C F X 2-2 ② L7 | | X 0-0 G6-4-3 1B | 4 | 1 | 2 | 0 | 0 | 0 | 1 |
| Jimmy Haynes, R (1, 1)<br>OBP: 0.333, SLG: 0.667<br>Juan Acevedo, R (6, 1)<br>Matt Williams, S (7, 1)<br>David Weathers, R (7, 1)<br>Lyle Mouton, R (9, PH)<br>Bob Wickman, R (9, 1) | | | S C S 0-3 ② K | | C X 0-1 G4-3 SF8 3-H 2B | | B S C S 1-3 ③ K | | X 0-0 ①② G6-4-3 1-2f | 3<br>0<br>0<br>0<br>1<br>0 | 1<br>0<br>0<br>0<br>0<br>0 | 1<br>0<br>0<br>0<br>0<br>0 | 1<br>0<br>0<br>0<br>0<br>0 | 0<br>0<br>0<br>0<br>0<br>0 | 2<br>0<br>0<br>0<br>0<br>0 | 1<br>0<br>0<br>0<br>1<br>0 |
| Inning Stats | R: 0 H: 0<br>E: 1 LOB: 0<br>K: 1 BB: 0<br>S: 8 P: 14 | R: 0 H: 0<br>E: 0 LOB: 0<br>K: 1 BB: 0<br>S: 12 P: 18 | R: 1 H: 1<br>E: 0 LOB: 0<br>K: 1 BB: 0<br>S: 11 P: 17 | R: 2 H: 2<br>E: 0 LOB: 1<br>K: 0 BB: 1<br>S: 11 P: 22 | R: 2 H: 2<br>E: 0 LOB: 0<br>K: 0 BB: 0<br>S: 9 P: 18 | R: 2 H: 2<br>E: 0 LOB: 1<br>K: 2 BB: 1<br>S: 15 P: 27 | R: 0 H: 1<br>E: 0 LOB: 0<br>K: 0 BB: 0<br>S: 8 P: 10 | R: 1 H: 1<br>E: 0 LOB: 0<br>K: 1 BB: 0<br>S: 9 P: 15 | R: 0 H: 1<br>E: 0 LOB: 0<br>K: 0 BB: 1<br>S: 4 P: 8 | 1B: 5 SF: 1<br>2B: 2 SAC: 0<br>3B: 1 DP: 3<br>HR: 3 HBP: 0 | | | | | | WP: 0 PA: 38<br>PB: 0<br>SB: 1<br>CS: 0 |

# TOP

## Milwaukee Brewers @ Cincinnati Reds

Cinergy Field, Cincinnati, OH

Wed Apr 05 2000, 7:05 PM EDT

Att. 23,059 - Cloudy - 53 F

livebaseballscorecards.com

| | |
|---|---|
| AB | 33 |
| R | 8 |
| H | 10 |
| RBI | 8 |
| BB | 3 |
| SO | 6 |
| LOB | 9 |

| PITCHER | | IP | WLS | BF | H | R | ER | SO | BB | IBB | HBP | BLK | WP | HR | S | P | ERA | WHIP |
|---|---|---|---|---|---|---|---|---|---|---|---|---|---|---|---|---|---|---|
| Steve Parris, R<br>ERA: 9.0 | (1, 1) | 5.0 | L | 21 | 5 | 5 | 5 | 3 | 1 | 0 | 0 | 0 | 0 | 1 | 51 | 89 | 9.00 | 1.200 |
| Gabe White, L<br>ERA: 18.0 | (6, 1) | 1.0 | | 6 | 2 | 2 | 2 | 2 | 1 | 0 | 0 | 0 | 0 | 1 | 15 | 27 | 18.00 | 3.000 |
| Danny Graves, R<br>ERA: 4.5 | (7, 1) | 2.0 | | 7 | 2 | 1 | 1 | 1 | 0 | 0 | 0 | 0 | 0 | 1 | 17 | 25 | 4.50 | 1.000 |
| Dennys Reyes, L<br>ERA: | (9, 1) | 1.0 | | 3 | 1 | 0 | 0 | 0 | 1 | 0 | 0 | 0 | 0 | 0 | 4 | 8 | 0.00 | 2.000 |

| PITCHER | IP | WLS | BF | H | R | ER | SO | BB | IBB | HBP | BLK | WP | HR | S | P | ERA | WHIP |
|---|---|---|---|---|---|---|---|---|---|---|---|---|---|---|---|---|---|

| Batter | 1 | 2 | 3 | 4 | 5 | 6 | 7 | 8 | 9 | AB | R | H | RBI | BB | SO | LOB |
|---|---|---|---|---|---|---|---|---|---|---|---|---|---|---|---|---|
| Pokey Reese, R (1, 4)<br>OBP: 0.583, SLG: 0.727 | 0-1 FC1-5-6 2B | 1-2 F8 ③ | | | 3-1 G4-3 G3 2B | 0-1 1-2 2B 1B | | 1-0 S G1-3 1B | | 5 | 2 | 4 | 0 | 0 | 0 | 1 |
| Barry Larkin, R (1, 6)<br>OBP: 0.333, SLG: 0.455 | 0-0 FC1-5-6 F8 BB 2-3 ① | 0-1 G4-3 ① | | | 1-0 G4-3 2-3 ① | 0-1 S 1-H 2-H 2B | | 1-2 G1-3 1-2 ② | | 5 | 0 | 1 | 2 | 0 | 0 | 3 |
| Ken Griffey Jr., L (1, 8) | 4-2 HBP 1-2 BB | 0-0 G4-3 ② | | | 1-1 G3 3-H ② | 1-3 K 2-3 ③ | | 1-2 G6-3 2-3 ③ | | 4 | 0 | 0 | 1 | 1 | 1 | 2 |
| Dante Bichette, R (1, 9)<br>OBP: 0.182, SLG: 0.455 | 2-0 F8 2-3 ② | 2-1 G6-3 ③ | | | 0-0 HR | | 1-2 2B 1B | | 0-3 K ① | 5 | 1 | 2 | 1 | 0 | 1 | 2 |
| Dmitri Young, S (1, 3)<br>OBP: 0.364, SLG: 0.600 | 2-2 1-2 HBP | | | 3-1 G3 1B 1B | 2-1 G4-3 ③ | | 1-3 K ① | | 1-1 F9 ② | 4 | 0 | 1 | 0 | 0 | 1 | 1 |
| Eddie Taubensee, L (1, 2)<br>OBP: 0.500, SLG: 0.625 | 1-1 G3-1 ③ | | | 1-0 G3 1-2 1B | | 0-0 G6-3 WP 1B 1B | 0-1 1-3 2B | | 3-2 1B | 5 | 1 | 4 | 0 | 0 | 0 | 3 |
| Aaron Boone, R (1, 5) | | 1-1 F4 ① | | 3-1 F8 ① | | 1-2 F4 1-2 ① | 3-2 F3 ② | | 0-3 K ③ | 5 | 0 | 0 | 0 | 0 | 1 | 6 |
| Michael Tucker, L (1, 7)<br>OBP: 0.286, SLG: 0.667 | | 4-0 BB | | 3-2 G3 1-2 2-3 ② | | 1-1 G6-3 2-3 ② | 3-1 G4-3 ③ | | | 3 | 0 | 0 | 0 | 1 | 0 | 5 |
| Steve Parris, R (1, 1)<br>Gabe White, L (6, 1)<br>D.T. Cromer, L (6, PH)<br>Danny Graves, R (7, 1)<br>OBP: 1.000, SLG: 1.000<br>Hal Morris, L (8, PH)<br>Dennys Reyes, R (9, 1) | 0-3 K ② | | | 0-1 G6-3 ③ | | 1-1 1B 2B 1B 3-H | | 1-2 G6-3 ① | | 2<br>0<br>1<br>0<br>1<br>0 | 0<br>0<br>1<br>0<br>0<br>0 | 0<br>0<br>1<br>0<br>0<br>0 | 0<br>0<br>1<br>0<br>0<br>0 | 0<br>0<br>0<br>0<br>0<br>0 | 1<br>0<br>0<br>0<br>0<br>0 | 3<br>0<br>0<br>0<br>0<br>0 |
| Inning Stats | R: 0 E: 0 K: 0 S: 11 H: 1 LOB: 3 BB: 1 P: 20 | R: 0 E: 0 K: 1 S: 8 H: 0 LOB: 1 BB: 1 P: 14 | R: 0 E: 0 K: 0 S: 5 H: 0 LOB: 0 BB: 0 P: 7 | R: 0 E: 0 K: 0 S: 10 H: 2 LOB: 2 BB: 0 P: 20 | R: 2 E: 0 K: 0 S: 8 H: 2 LOB: 0 BB: 0 P: 15 | R: 3 E: 0 K: 1 S: 16 H: 4 LOB: 1 BB: 0 P: 20 | R: 0 E: 0 K: 1 S: 15 H: 2 LOB: 2 BB: 0 P: 23 | R: 0 E: 0 K: 0 S: 11 H: 1 LOB: 1 BB: 0 P: 15 | R: 0 E: 0 K: 2 S: 11 H: 1 LOB: 1 BB: 0 P: 15 | 1B: 8<br>2B: 4<br>3B: 0<br>HR: 1 | SF: 0<br>SAC: 0<br>DP: 0<br>HBP: 1 | | | | | |

| PITCHER | | IP | WLS | BF | H | R | ER | SO | BB | IBB | HBP | BLK | WP | HR | S | P | ERA | WHIP |
|---|---|---|---|---|---|---|---|---|---|---|---|---|---|---|---|---|---|---|
| Jimmy Haynes, R<br>ERA: 7.94 | (1, 1) | 5.2 | W | 28 | 8 | 5 | 5 | 1 | 2 | 0 | 1 | 0 | 1 | 1 | 52 | 89 | 7.94 | 1.765 |
| Juan Acevedo, R<br>ERA: | (6, 1) | 0.2 | H | 4 | 2 | 0 | 0 | 2 | 0 | 0 | 0 | 0 | 0 | 0 | 14 | 17 | 0.00 | 3.000 |
| Matt Williams, L<br>ERA: | (7, 1) | 0.0 | | 1 | 1 | 0 | 0 | 0 | 0 | 0 | 0 | 0 | 0 | 0 | 2 | 2 | ∞ | ∞ |
| David Weathers, R<br>ERA: | (7, 1) | 1.2 | H | 6 | 1 | 0 | 0 | 0 | 0 | 0 | 0 | 0 | 0 | 0 | 16 | 26 | 0.00 | 0.600 |
| Bob Wickman, R<br>ERA: | (9, 1) | 1.0 | S | 4 | 1 | 0 | 0 | 2 | 0 | 0 | 0 | 0 | 0 | 0 | 11 | 15 | 0.00 | 1.000 |

| PITCHER | IP | WLS | BF | H | R | ER | SO | BB | IBB | HBP | BLK | WP | HR | S | P | ERA | WHIP |
|---|---|---|---|---|---|---|---|---|---|---|---|---|---|---|---|---|---|

# BOTTOM

## Milwaukee Brewers @ Cincinnati Reds

Cinergy Field, Cincinnati, OH

Wed Apr 05 2000, 7:05 PM EDT
Att. 23,059 - Cloudy - 53 F

livebaseballscorecards.com

| | |
|---|---|
| AB | 40 |
| R | 5 |
| H | 13 |
| RBI | 5 |
| BB | 2 |
| SO | 5 |
| LOB | 26 |

WP: 1 PA: 43
PB: 0
SB: 2
CS: 0

| Batter | 1 | 2 | 3 | 4 | 5 | 6 | 7 | 8 | 9 | AB | R | H | RBI | BB | SO | LOB |
|---|---|---|---|---|---|---|---|---|---|---|---|---|---|---|---|---|
| Marquis Grissom, R (1, 8)<br>OBP: 0.412, SLG: 0.563 | B X<br>1-0 CS 1B | | C B F F X<br>1-2 ① G4-3 | | C X<br>0-1 2B | | B S B F F S<br>2-3 ② K | | | 4 | 0 | 2 | 0 | 0 | 1 | 0 |
| Mark Loretta, R (1, 6)<br>OBP: 0.188, SLG: 0.333 | B B C B C F F X<br>3-2 ①② G5-3<br>1-2 | | B B C X<br>2-1 G3 2B | | C X<br>0-1 ③ F7 | | B B B C X<br>3-1 ③ L6 | | | 4 | 0 | 1 | 0 | 0 | 0 | 2 |
| Jeromy Burnitz, L (1, 9)<br>OBP: 0.563, SLG: 0.900 | B B S S F F B B<br>4-2 2B BB | | X<br>0-0 ② G3<br>2-3 | | | C F F B B B<br>4-2 1B 2B BB | | B S B S B X<br>3-2 ① P6 | | 2 | 1 | 0 | 0 | 2 | 0 | 1 |
| Charlie Hayes, R (1, 3)<br>OBP: 0.444, SLG: 0.429 | C B B X<br>2-1 2B<br>1-3 | | S B B F X<br>2-2 ③ G1-3 | | | B S B B X<br>3-1 ① P3 | | S X<br>0-1 ② G3 | | 4 | 0 | 1 | 0 | 0 | 0 | 2 |
| Geoff Jenkins, L (1, 7)<br>OBP: 0.250, SLG: 0.438<br>Jim Bruske, R (8, 1) | X<br>0-0 ③ G1-3 | | | F F F S<br>0-3 ① K | | B F B F B F S<br>3-3 ② K | | S S S<br>0-3 ③ K | | 4<br>0 | 0<br>0 | 0<br>0 | 0<br>0 | 0<br>0 | 3<br>0 | 3<br>0 |
| José Hernández, R (1, 5)<br>OBP: 0.313, SLG: 0.267 | | B X<br>1-0 ① F9 | | C B F X<br>1-2 ② G4-3 | | B S X<br>1-1 2B<br>1-2 1B | | | B B S B X<br>3-1 WP WP 1B | 4 | 0 | 2 | 0 | 0 | 0 | 0 |
| Ronnie Belliard, R (1, 4)<br>OBP: 0.533, SLG: 0.786 | | B B C F B X<br>3-2 WP 1B | | B F B X<br>2-1 ③ G6-3 | | B X<br>1-0 1-3 2-H 2B | | | B X<br>1-0 ① F9<br>1-2 | 4 | 0 | 2 | 1 | 0 | 0 | 1 |
| Henry Blanco, R (1, 2)<br>OBP: 0.364, SLG: 0.125 | | B B B F F X<br>3-1 ② F3<br>1-2 | | | B C B X<br>2-1 ① F8 | X<br>0-0 ③ G6-3 | | | B F B F S<br>2-3 ② K<br>2-3 | 4 | 0 | 0 | 0 | 0 | 1 | 4 |
| Jaime Navarro, R (1, 1)<br>Sean Berry, R (5, PH)<br>Juan Acevedo, R (5, 1)<br>Matt Williams, S (6, 1)<br>Kevin Barker, L (7, PH)<br>OBP: 0.556, SLG: 0.857<br>Curt Leskanic, R (7, 1)<br>Lyle Mouton, R (8, 7) | | F B S C<br>1-3 ③ K | | | C B F F F B B B X<br>3-2 ② F8 | C X<br>0-1 ① G4-3 | | | C S B B B S<br>2-3 ③ K | 1<br>1<br>0<br>0<br>1<br>0<br>1 | 0<br>0<br>0<br>0<br>0<br>0<br>0 | 0<br>0<br>0<br>0<br>0<br>0<br>0 | 0<br>0<br>0<br>0<br>0<br>0<br>0 | 0<br>0<br>0<br>0<br>0<br>0<br>0 | 1<br>0<br>0<br>0<br>0<br>0<br>1 | 1<br>0<br>0<br>0<br>0<br>0<br>1 |
| Inning Stats | R: 0 H: 2<br>E: 0 LOB: 2<br>K: 0 BB: 1<br>S: 13 P: 23 | R: 0 H: 1<br>E: 0 LOB: 1<br>K: 1 BB: 0<br>S: 9 P: 17 | R: 0 H: 1<br>E: 0 LOB: 1<br>K: 0 BB: 0<br>S: 10 P: 15 | R: 0 H: 0<br>E: 0 LOB: 0<br>K: 1 BB: 0<br>S: 10 P: 13 | R: 0 H: 1<br>E: 0 LOB: 1<br>K: 0 BB: 0<br>S: 10 P: 15 | R: 1 H: 2<br>E: 0 LOB: 2<br>K: 1 BB: 1<br>S: 13 P: 25 | R: 0 H: 0<br>E: 0 LOB: 0<br>K: 1 BB: 0<br>S: 8 P: 13 | R: 0 H: 0<br>E: 0 LOB: 0<br>K: 1 BB: 0<br>S: 8 P: 11 | R: 0 H: 1<br>E: 0 LOB: 1<br>K: 2 BB: 0<br>S: 9 P: 17 | 1B: 4 SF: 0<br>2B: 4 SAC: 0<br>3B: 0 DP: 0<br>HR: 0 HBP: 0 | | | | | WP: 3 PA: 36<br>PB: 0<br>SB: 0<br>CS: 1 | |

| PITCHER | | IP | WLS | BF | H | R | ER | SO | BB | IBB | HBP | BLK | WP | HR | S | P | ERA | WHIP |
|---|---|---|---|---|---|---|---|---|---|---|---|---|---|---|---|---|---|---|
| Ron Villone, L<br>ERA: 1.59 | (1, 1) | 5.2 | W | 25 | 7 | 1 | 1 | 3 | 2 | 0 | 0 | 0 | 1 | 0 | 64 | 107 | 1.59 | 1.588 |
| Scott Sullivan, R<br>ERA: | (6, 1) | 1.1 | H | 4 | 0 | 0 | 0 | 1 | 0 | 0 | 0 | 0 | 0 | 0 | 9 | 14 | 0.00 | 0.000 |
| Dennys Reyes, L<br>ERA: | (8, 1) | 1.0 | | 3 | 0 | 0 | 0 | 1 | 0 | 0 | 0 | 0 | 0 | 0 | 8 | 11 | 0.00 | 0.000 |
| Scott Williamson, R<br>ERA: 13.5 | (9, 1) | 1.0 | | 4 | 1 | 0 | 0 | 2 | 0 | 0 | 0 | 0 | 2 | 0 | 9 | 17 | 0.00 | 1.000 |

| PITCHER | IP | WLS | BF | H | R | ER | SO | BB | IBB | HBP | BLK | WP | HR | S | P | ERA | WHIP |
|---|---|---|---|---|---|---|---|---|---|---|---|---|---|---|---|---|---|

# TOP

## Milwaukee Brewers @ Cincinnati Reds

Cinergy Field, Cincinnati, OH

Thu Apr 06 2000, 7:05 PM EDT
Att. 20,909 - Cloudy - 60 F

livebaseballscorecards.com

| | |
|---|---|
| AB | 34 |
| R | 1 |
| H | 8 |
| RBI | 1 |
| BB | 2 |
| SO | 7 |
| LOB | 15 |

# Milwaukee Brewers @ Cincinnati Reds

Cinergy Field, Cincinnati, OH

Thu Apr 06 2000, 7:05 PM EDT

Att. 20,909 - Cloudy - 60 F

livebaseballscorecards.com

## BOTTOM

| Batter | 1 | 2 | 3 | 4 | 5 | 6 | 7 | 8 | 9 | AB | R | H | RBI | BB | SO | LOB |
|---|---|---|---|---|---|---|---|---|---|---|---|---|---|---|---|---|
| Pokey Reese, R (1, 4)<br>OBP: 0.625, SLG: 0.714 | S G4-3 1B | | 2B 1B | | K | | BB | | | 3 | 2 | 2 | 0 | 1 | 1 | 0 |
| Barry Larkin, R (1, 6)<br>OBP: 0.313, SLG: 0.467 | G4-3<br>1-2 | | G4-3<br>1-H 2B | | G6-3 | | G6-3 | | | 4 | 0 | 1 | 1 | 0 | 0 | 3 |
| Ken Griffey Jr., L (1, 8)<br>OBP: 0.133, SLG: 0.071 | G6-4-3 1B<br>2-H | | G4-3<br>2-3 | | G4-3 | | | K | | 4 | 0 | 1 | 1 | 0 | 1 | 1 |
| Dante Bichette, R (1, 9)<br>OBP: 0.143, SLG: 0.357 | G6-4-3<br>1-2f | | K | | | G6-3 | | G5-3 | | 3 | 0 | 0 | 0 | 0 | 1 | 2 |
| Alex Ochoa, R (7, 7) | | | | | | | | | | 1 | 0 | 0 | 0 | 0 | 0 | 0 |
| Dmitri Young, S (1, 3)<br>OBP: 0.333, SLG: 0.462 | | G4-6-3 BB | | P5 | | F8 | | G3 | | 3 | 0 | 0 | 0 | 1 | 0 | 0 |
| Eddie Taubensee, L (1, 2)<br>OBP: 0.364, SLG: 0.455 | G4-6-3<br>1-2f | | G3-1 | | | K | | | | 3 | 0 | 0 | 0 | 0 | 1 | 1 |
| Michael Tucker, L (1, 7)<br>OBP: 0.400, SLG: 1.000 (7, 9) | HR | | HR BB | | | | F8 | | | 2 | 2 | 1 | 1 | 1 | 0 | 0 |
| Aaron Boone, R (1, 5)<br>OBP: 0.077, SLG: 0.308 | K | | HR | | | | K | | | 3 | 1 | 1 | 2 | 0 | 2 | 0 |
| Ron Villone, L (1, 1) | | | | | | | 2B | | | 2 | 0 | 0 | 0 | 0 | 1 | 0 |
| Scott Sullivan, R (6, 1) | | | | | | | | | | 0 | 0 | 0 | 0 | 0 | 0 | 0 |
| D.T. Cromer, L (7, PH)<br>OBP: 1.000, SLG: 1.500 | | | P6 | K | | | | | | 1 | 0 | 1 | 0 | 0 | 0 | 0 |
| Dennys Reyes, R (8, 1) | | | | | | | | | | 0 | 0 | 0 | 0 | 0 | 0 | 0 |
| Scott Williamson, R (9, 1) | | | | | | | | | | 0 | 0 | 0 | 0 | 0 | 0 | 0 |

| Inning Stats | 1 | 2 | 3 | 4 | 5 | 6 | 7 | 8 | 9 |
|---|---|---|---|---|---|---|---|---|---|
| | R: 1 H: 2<br>E: 0 LOB: 0<br>K: 0 BB: 0<br>S: 14 P: 20 | R: 1 H: 1<br>E: 0 LOB: 0<br>K: 1 BB: 1<br>S: 9 P: 18 | R: 1 H: 2<br>E: 0 LOB: 1<br>K: 1 BB: 0<br>S: 14 P: 18 | R: 2 H: 1<br>E: 0 LOB: 0<br>K: 1 BB: 1<br>S: 9 P: 17 | R: 0 H: 0<br>E: 0 LOB: 0<br>K: 1 BB: 0<br>S: 9 P: 12 | R: 0 H: 0<br>E: 0 LOB: 0<br>K: 1 BB: 0<br>S: 10 P: 12 | R: 0 H: 1<br>E: 0 LOB: 2<br>K: 1 BB: 1<br>S: 13 P: 24 | R: 0 H: 0<br>E: 0 LOB: 0<br>K: 1 BB: 0<br>S: 8 P: 13 | |

| | |
|---|---|
| AB | 29 |
| R | 5 |
| H | 7 |
| RBI | 5 |
| BB | 3 |
| SO | 7 |
| LOB | 7 |

| | | | | | | | | | | | | | | | | | | |
|---|---|---|---|---|---|---|---|---|---|---|---|---|---|---|---|---|---|---|
| 1B: 3 | SF: 0 | WP: 0 | PA: 32 |
| 2B: 2 | SAC: 0 | PB: 0 | |
| 3B: 0 | DP: 2 | SB: 1 | |
| HR: 2 | HBP: 0 | CS: 0 | |

| PITCHER | | IP | WLS | BF | H | R | ER | SO | BB | IBB | HBP | BLK | WP | HR | S | P | ERA | WHIP |
|---|---|---|---|---|---|---|---|---|---|---|---|---|---|---|---|---|---|---|
| Jaime Navarro, R<br>ERA: 11.25 | (1, 1) | 4.0 | L | 18 | 6 | 5 | 5 | 3 | 2 | 0 | 0 | 0 | 0 | 2 | 46 | 73 | 11.25 | 2.000 |
| Juan Acevedo, R<br>ERA: | (5, 1) | 1.0 | | 3 | 0 | 0 | 0 | 1 | 0 | 0 | 0 | 0 | 0 | 0 | 9 | 12 | 0.00 | 0.000 |
| Matt Williams, L<br>ERA: | (6, 1) | 1.0 | | 3 | 0 | 0 | 0 | 1 | 0 | 0 | 0 | 0 | 0 | 0 | 10 | 12 | 0.00 | 0.000 |
| Curt Leskanic, R<br>ERA: | (7, 1) | 1.0 | | 5 | 1 | 0 | 0 | 1 | 1 | 0 | 0 | 0 | 0 | 0 | 13 | 24 | 0.00 | 2.000 |
| Jim Bruske, R<br>ERA: | (8, 1) | 1.0 | | 3 | 0 | 0 | 0 | 1 | 0 | 0 | 0 | 0 | 0 | 0 | 8 | 13 | 0.00 | 0.000 |

| PITCHER | IP | WLS | BF | H | R | ER | SO | BB | IBB | HBP | BLK | WP | HR | S | P | ERA | WHIP |
|---|---|---|---|---|---|---|---|---|---|---|---|---|---|---|---|---|---|

| Batter | 1 | 2 | 3 | 4 | 5 | 6 | 7 | 8 | 9 | AB | R | H | RBI | BB | SO | LOB |
|---|---|---|---|---|---|---|---|---|---|---|---|---|---|---|---|---|
| Marquis Grissom, R (1, 8)<br>OBP: 0.409, SLG: 0.524 | C S F B X 1-2 CS 1B | | C C B B B X 3-2 G6-3 ② | | C B X 1-1 1B | | B B X 2-0 F8 ③ | B S F F S 1-3 K ③ | | 5 | 0 | 2 | 0 | 0 | 1 | 3 |
| Mark Loretta, R (1, 6)<br>OBP: 0.143, SLG: 0.250 | F C B F B F B F X 3-2 F7 ① ② 1-2 | | B B C B C F F X 3-2 F8 ③ | | C F B X 1-2 P3 ② | | | C X 0-1 E5 HBP 1B | C B B F F X 2-2 F8 ① | 5 | 1 | 0 | 0 | 0 | 0 | 2 |
| Jeromy Burnitz, L (1, 9)<br>OBP: 0.524, SLG: 0.933 | B C X 1-1 G4-3 ③ | | | C B X 1-1 HR | C X 0-1 G4-3 ③ | | | C S F B B S 2-3 K ① | C B X 1-1 HR 1B | 5 | 2 | 2 | 1 | 0 | 1 | 2 |
| Geoff Jenkins, L (1, 7)<br>OBP: 0.286, SLG: 0.450 | | C B S B F X 2-2 1B G6-4-3 2B | | F C F X 0-2 G3-1 ① | | B F X 1-1 G4-3 ① | | C B C S 1-3 K ② | B H 2-0 1-2 HR HBP | 4 | 2 | 1 | 0 | 0 | 1 | 1 |
| José Hernández, R (1, 5)<br>OBP: 0.333, SLG: 0.263 | | B B X 2-0 G6-4-3 BB 2-3 1B | | C B B C F C 2-3 K ② | | C S X 0-2 G6-3 ② | | I I I I 4-0 HBP 1B IBB | C S F F B B X 2-2 F9 ② | 4 | 1 | 1 | 0 | 1 | 1 | 2 |
| Kevin Barker, L (1, 3)<br>OBP: 0.583, SLG: 0.778<br>Charlie Hayes, R (8, PH)<br>OBP: 0.545, SLG: 0.875<br>(8, 3) | | B B B S S B 4-1 1-2 G6-4-3 BB | | C B X 1-1 BB 1B | | C B B X 2-1 G1-3 | | H 1-0 1B 1-2 2-3 1B HBP | B F B F F X 2-2 1-H 2-H HR | 2<br>1 | 0<br>2 | 1<br>1 | 0<br>3 | 1<br>0 | 0<br>0 | 0<br>0 |
| Ronnie Belliard, R (1, 4)<br>OBP: 0.500, SLG: 0.667 | X 0-0 G6-4-3 ① ② 1-2f 2-3 3-H | | B B B B 4-0 1-2 BB | | | | S B C X 1-2 E6 CS | C B X 1-1 1B 1-3 2-H 3-H 1B | B X 1-0 F9 ③ | 4 | 1 | 1 | 2 | 1 | 0 | 2 |
| Henry Blanco, R (1, 2)<br>OBP: 0.333, SLG: 0.167 | | C X 0-1 F9 ③ | | F X 0-1 F8 ③ | | | | B X 1-0 P5 ① C B C X 1-2 1B 1-3 3-H 1B | | 4 | 0 | 1 | 1 | 0 | 0 | 4 |
| Jason Bere, R (1, 1)<br>Sean Berry, R (7, PH)<br>Jim Bruske, R (7, 1)<br>Matt Williams, S (7, 1)<br>Lyle Mouton, R (8, PH)<br>OBP: 0.333, SLG: 0.333<br>Curt Leskanic, R (8, 1)<br>David Weathers, R (9, 1) | | | C X 0-1 P4 ① | | X 0-0 G5-3 ① | | | B B B C B 4-1 1-2 BB X 0-0 1-2 3-H 1B | | 2<br>0<br>0<br>0<br>1<br>0<br>0<br>0 | 0<br>0<br>0<br>0<br>0<br>0<br>0<br>0 | 0<br>0<br>0<br>0<br>1<br>0<br>0<br>0 | 0<br>0<br>0<br>0<br>1<br>0<br>0<br>0 | 0<br>0<br>0<br>0<br>0<br>0<br>0<br>0 | 0<br>0<br>0<br>0<br>0<br>0<br>0<br>0 | 0<br>0<br>0<br>0<br>0<br>0<br>0<br>0 |
| Inning Stats | R: 0 H: 1<br>E: 0 LOB: 0<br>K: 0 BB: 0<br>S: 12 P: 17 | R: 1 H: 2<br>E: 0 LOB: 1<br>K: 0 BB: 1<br>S: 9 P: 17 | R: 0 H: 0<br>E: 0 LOB: 0<br>K: 0 BB: 0<br>S: 10 P: 16 | R: 1 H: 2<br>E: 0 LOB: 2<br>K: 1 BB: 1<br>S: 14 P: 22 | R: 0 H: 1<br>E: 0 LOB: 1<br>K: 0 BB: 0<br>S: 8 P: 10 | R: 0 H: 0<br>E: 0 LOB: 0<br>K: 0 BB: 0<br>S: 7 P: 10 | R: 0 H: 0<br>E: 1 LOB: 1<br>K: 0 BB: 1<br>S: 6 P: 14 | R: 4 H: 3<br>E: 1 LOB: 2<br>K: 3 BB: 1<br>S: 19 P: 30 | R: 3 H: 2<br>E: 0 LOB: 0<br>K: 0 BB: 0<br>S: 16 P: 26 | 1B: 8<br>2B: 1<br>3B: 0<br>HR: 2 | SF: 0<br>SAC: 0<br>DP: 1<br>HBP: 2 | | | | | |

| PITCHER | | IP | WLS | BF | H | R | ER | SO | BB | IBB | HBP | BLK | WP | HR | S | P | ERA | WHIP |
|---|---|---|---|---|---|---|---|---|---|---|---|---|---|---|---|---|---|---|
| Andy Benes, R<br>ERA: 3.6 | (1, 1) | 5.0 | L | 21 | 6 | 2 | 2 | 1 | 2 | 0 | 0 | 0 | 0 | 1 | 53 | 82 | 3.60 | 1.600 |
| Mark Thompson, R<br>ERA: | (6, 1) | 2.0 | | 7 | 0 | 0 | 0 | 0 | 1 | 0 | 0 | 0 | 0 | 0 | 13 | 24 | 0.00 | 0.500 |
| Jesse Orosco, L<br>ERA: | (8, 1) | 0.2 | | 4 | 0 | 2 | 2 | 2 | 0 | 1 | 0 | 0 | 0 | 0 | 9 | 16 | 27.00 | 0.000 |
| Dave Veres, R<br>ERA: 13.5 | (8, 1) | 0.1 | | 5 | 3 | 2 | 0 | 1 | 0 | 0 | 1 | 0 | 0 | 0 | 10 | 14 | 0.00 | 9.000 |
| David Wainhouse, R<br>ERA: 18.0 | (9, 1) | 1.0 | | 6 | 2 | 3 | 3 | 0 | 0 | 0 | 1 | 0 | 0 | 1 | 16 | 26 | 27.00 | 2.000 |

| PITCHER | IP | WLS | BF | H | R | ER | SO | BB | IBB | HBP | BLK | WP | HR | S | P | ERA | WHIP |
|---|---|---|---|---|---|---|---|---|---|---|---|---|---|---|---|---|---|

# TOP

## Milwaukee Brewers @ St. Louis Cardinals

Busch Stadium, St. Louis, MO

Fri Apr 07 2000, 7:10 PM CDT
Att. 33,089 - Cloudy - 65 F

livebaseballscorecards.com

| | |
|---|---|
| AB | 37 |
| R | 9 |
| H | 11 |
| RBI | 8 |
| BB | 4 |
| SO | 4 |
| LOB | 16 |

| | | | | | | | | | | | | | | | | | | |
|---|---|---|---|---|---|---|---|---|---|---|---|---|---|---|---|---|---|---|
| WP: 0 | PA: 43 | | | | | | | | | | | | | | | | | |
| PB: 0 | | | | | | | | | | | | | | | | | | |
| SB: 0 | | | | | | | | | | | | | | | | | | |
| CS: 2 | | | | | | | | | | | | | | | | | | |

# Milwaukee Brewers @ St. Louis Cardinals

Busch Stadium, St. Louis, MO

Fri Apr 07 2000, 7:10 PM CDT
Att. 33,089 - Cloudy - 65 F

livebaseballscorecards.com

## BOTTOM

| Batter | 1 | 2 | 3 | 4 | 5 | 6 | 7 | 8 | 9 | AB | R | H | RBI | BB | SO | LOB |
|---|---|---|---|---|---|---|---|---|---|---|---|---|---|---|---|---|
| Fernando Vina, L (1, 4)<br>OBP: 0.400, SLG: 0.444 | SH5-3<br>1B | | F9 | | F7 WP BLK<br>1B | | 1-2<br>BB | | 1B<br>HBP | 3 | 1 | 2 | 0 | 1 | 0 | 0 |
| Edgar Renteria, R (1, 6)<br>OBP: 0.357, SLG: 0.500 | SH5-3<br>1-2 | | 2B | | F7<br>1-3 | | L9 | | 1B<br>1-3 | 4 | 0 | 2 | 0 | 0 | 0 | 3 |
| Ray Lankford, L (1, 7)<br>OBP: 0.222, SLG: 0.353 | K | | K | | G5-3<br>3-H | | F7 | | K | 5 | 0 | 0 | 0 | 0 | 3 | 6 |
| Mark McGwire, R (1, 3)<br>Craig Paquette, R (8, PR) (9, 3)<br>OBP: 0.300, SLG: 0.750 | K | | K | | | FC1-6<br>BB | | BB 15 S<br>BB | P6 | 2<br>1 | 0<br>0 | 0<br>0 | 0<br>0 | 2<br>0 | 2<br>0 | 2<br>2 |
| 15 Jim Edmonds, L (1, 8)<br>OBP: 0.529, SLG: 0.667 | | BB<br>1B | | K | | P5 | | K<br>1-2 | | 4 | 0 | 1 | 0 | 0 | 2 | 2 |
| Fernando Tatis, R (1, 5)<br>OBP: 0.556, SLG: 0.769 | | 1-2<br>BB | | 0-0<br>1B | | FC1-6<br>1-2f | | BB<br>HBP | | 2 | 0 | 1 | 0 | 1 | 0 | 1 |
| J.D. Drew, L (1, 9)<br>OBP: 0.500, SLG: 1.333 | | K | | K | | F9 | | G6-4-3<br>1-2<br>2-3<br>BB | | 3 | 0 | 0 | 0 | 1 | 2 | 4 |
| Mike Matheny, R (1, 2)<br>OBP: 0.533, SLG: 0.846<br>Eli Marrero, R (7, PR) (8, 2) | F8 | | K | | | | S<br>BB | G6-4-3<br>1-2f | | 2<br>1 | 0<br>0 | 0<br>0 | 0<br>0 | 1<br>0 | 1<br>0 | 3<br>3 |
| Andy Benes, R (1, 1)<br>Shawon Dunston, R (5, PH)<br>OBP: 0.250, SLG: 1.000<br>Mark Thompson, R (6, 1)<br>Placido Polanco, R (7, PH)<br>OBP: 0.250, SLG: 0.250<br>Jesse Orosco, R (8, 1)<br>Dave Veres, R (8, 1)<br>David Wainhouse, L (9, 1)<br>Thomas Howard, S (9, PH) | F8 | | | | G6-3 | | K | | G4-3 | 1<br>1<br>0<br>1<br>0<br>0<br>0<br>1 | 0<br>0<br>0<br>0<br>0<br>0<br>0<br>0 | 0<br>0<br>0<br>0<br>0<br>0<br>0<br>0 | 0<br>0<br>0<br>0<br>0<br>0<br>0<br>0 | 0<br>0<br>0<br>0<br>1<br>0<br>0<br>0 | 0<br>0<br>0<br>0<br>0<br>0<br>0<br>0 | 2<br>0<br>0<br>0<br>0<br>0<br>0<br>0 |
| Inning Stats | R: 0<br>E: 0<br>K: 2<br>S: 8<br>H: 1<br>LOB: 1<br>BB: 0<br>P: 8 | R: 0<br>E: 0<br>K: 1<br>S: 11<br>H: 1<br>LOB: 2<br>BB: 1<br>P: 21 | R: 0<br>E: 0<br>K: 2<br>S: 11<br>H: 1<br>LOB: 1<br>BB: 0<br>P: 15 | R: 0<br>E: 0<br>K: 3<br>S: 10<br>H: 1<br>LOB: 1<br>BB: 0<br>P: 14 | R: 1<br>E: 0<br>K: 0<br>S: 8<br>H: 1<br>LOB: 0<br>BB: 0<br>P: 14 | R: 0<br>E: 0<br>K: 0<br>S: 7<br>H: 0<br>LOB: 1<br>BB: 1<br>P: 12 | R: 0<br>E: 0<br>K: 1<br>S: 10<br>H: 0<br>LOB: 2<br>BB: 2<br>P: 21 | R: 0<br>E: 0<br>K: 1<br>S: 9<br>H: 0<br>LOB: 3<br>BB: 2<br>P: 23 | R: 0<br>E: 0<br>K: 1<br>S: 13<br>H: 1<br>LOB: 2<br>BB: 0<br>P: 23 | 1B: 5<br>2B: 1<br>3B: 0<br>HR: 0<br>SF: 0<br>SAC: 1<br>DP: 1<br>HBP: 2 | | | | | | |

| | AB | 31 |
|---|---|---|
| | R | 1 |
| | H | 6 |
| | RBI | 0 |
| | BB | 6 |
| | SO | 11 |
| | LOB | 29 |

| PITCHER | | IP | WLS | BF | H | R | ER | SO | BB | IBB | HBP | BLK | WP | HR | S | P | ERA | WHIP |
|---|---|---|---|---|---|---|---|---|---|---|---|---|---|---|---|---|---|---|
| Jason Bere, R<br>ERA: 1.5 | (1, 1) | 6.0 | W | 25 | 5 | 1 | 1 | 8 | 2 | 0 | 0 | 1 | 1 | 0 | 55 | 84 | 1.50 | 1.167 |
| Jim Bruske, R<br>ERA: | (7, 1) | 0.2 | H | 4 | 0 | 0 | 0 | 1 | 2 | 0 | 0 | 0 | 0 | 0 | 8 | 17 | 0.00 | 3.000 |
| Matt Williams, L<br>ERA: | (7, 1) | 0.1 | H | 1 | 0 | 0 | 0 | 0 | 0 | 0 | 0 | 0 | 0 | 0 | 2 | 4 | 0.00 | 0.000 |
| Curt Leskanic, R<br>ERA: | (8, 1) | 1.0 | | 5 | 0 | 0 | 0 | 1 | 2 | 0 | 1 | 0 | 0 | 0 | 9 | 23 | 0.00 | 2.000 |
| David Weathers, R<br>ERA: | (9, 1) | 1.0 | | 5 | 1 | 0 | 0 | 1 | 0 | 0 | 1 | 0 | 0 | 0 | 13 | 23 | 0.00 | 1.000 |

| PITCHER | IP | WLS | BF | H | R | ER | SO | BB | IBB | HBP | BLK | WP | HR | S | P | ERA | WHIP |
|---|---|---|---|---|---|---|---|---|---|---|---|---|---|---|---|---|---|

| Batter | 1 | 2 | 3 | 4 | 5 | 6 | 7 | 8 | 9 | AB | R | H | RBI | BB | SO | LOB |
|---|---|---|---|---|---|---|---|---|---|---|---|---|---|---|---|---|
| Marquis Grissom, R (1, 8)<br>OBP: 0.370, SLG: 0.462 | C B F B X<br>2-2 ① G5-3 | B X<br>1-0 2-H 3-H 1B | | B X<br>1-0 ③ G5-3 | | C X<br>0-1 ③ L7 | B B F B X<br>3-1 F9 ③ | | | 5 | 0 | 1 | 2 | 0 | 0 | 7 |
| David Weathers, R (7, 1) | | | | | | | | | | 0 | 0 | 0 | 0 | 0 | 0 | 0 |
| Bob Wickman, R (8, 1) | | | | | | | | | | 0 | 0 | 0 | 0 | 0 | 0 | 0 |
| Mark Loretta, R (1, 6)<br>OBP: 0.192, SLG: 0.320 | B X<br>1-0 2B | C F C<br>0-3 ③ K | | | F F C<br>0-3 ① K | | C X<br>0-1 2B BB 1B | B C B C F X<br>2-2 ① G4-3 | | 5 | 1 | 2 | 0 | 0 | 2 | 1 |
| Jeromy Burnitz, L (1, 9)<br>OBP: 0.538, SLG: 1.200 | F S B F F F F S<br>1-3 ② K | | B X<br>1-0 HR | | X<br>0-0 ② F7 | | C C B F F X<br>1-2 BB 1-3 BB 2B | B X<br>1-0 HR | | 5 | 3 | 3 | 2 | 0 | 1 | 1 |
| Geoff Jenkins, L (1, 7)<br>OBP: 0.269, SLG: 0.400 | F C S<br>0-3 ③ K | | C B F F X<br>1-2 G6-4-3 1B | | F X<br>0-1 ③ L8 | | C B F F B S<br>2-3 ① K | C B C B F S<br>2-3 ② K | | 5 | 0 | 1 | 0 | 0 | 3 | 3 |
| José Hernández, R (1, 5)<br>OBP: 0.346, SLG: 0.227 | | C H<br>1-1 1B BB SH3 HBP | F S F X<br>0-2 ① ② G6-4-3 1-2f | | | B C B H<br>3-1 BB 1B HBP | B B X<br>2-0 ② P3 | B S S S<br>1-3 ③ K | | 3 | 1 | 0 | 0 | 0 | 1 | 3 |
| Tyler Houston, L (1, 2)<br>OBP: 0.143, SLG: 0.571 | | B C X<br>1-1 ① L9 | S F C<br>0-3 ③ K | | | B X<br>1-0 ① F7 | B B B B<br>4-0 BB BB HBP BB | | B F B F S<br>2-3 ① K | 3 | 0 | 0 | 0 | 0 | 1 | 2 |
| Lyle Mouton, R (7, PH)<br>OBP: 0.400, SLG: 0.250 (7, 8) | | | | | | | | | | 1 | 1 | 0 | 0 | 1 | 1 | 0 |
| Kevin Barker, L (1, 3)<br>OBP: 0.600, SLG: 0.727 | | B B S F B B<br>4-2 SH3 1B 1-2 1B BB | | C C F X<br>0-2 ① G5-3 | | B F F X<br>1-2 1-2 BB 1B | B C B C F B B<br>4-2 HBP BB 1-2 2-3 3-H BB | | C C S<br>0-3 ② K | 2 | 1 | 1 | 0 | 1 | 0 | 0 |
| Charlie Hayes, R (7, PH)<br>OBP: 0.538, SLG: 0.778 (7, 3) | | | | | | | | | | 1 | 0 | 0 | 1 | 1 | 1 | 0 |
| Ronnie Belliard, R (1, 4)<br>OBP: 0.520, SLG: 0.619 | | B B B X<br>3-0 SH3 1-2 2-3 1B | | C F B S<br>1-3 ② K | | B B B C F F B B<br>4-2 1-2 2-3 BB | B B B C C F F B<br>4-2 HBP 1-2 2-3 3-H BB | | B X<br>1-0 ③ G5-3 | 3 | 1 | 1 | 1 | 2 | 1 | 0 |
| Steve Woodard, L (1, 1) | | X<br>0-0 ② SH3 1-2 2-3 3-H | | B B B B<br>4-0 BB | | C B B X<br>2-1 ② F3 | F H<br>1-1 1-2 2-3 3-H HBP | | | 0 | 0 | 0 | 1 | 1 | 0 | 0 |
| Sean Berry, R (6, PH) | | | | | | | | | | 1 | 0 | 0 | 0 | 0 | 0 | 3 |
| Jim Bruske, R (6, 1) | | | | | | | | | | 0 | 0 | 0 | 0 | 0 | 0 | 0 |
| James Mouton, R (7, PH) | | | | | | | | | | 0 | 0 | 0 | 1 | 0 | 0 | 0 |
| Henry Blanco, R (7, 2)<br>OBP: 0.333, SLG: 0.167 | | | | | | | | | | 0 | 0 | 0 | 0 | 0 | 0 | 0 |
| Inning Stats | R: 0 E: 0 K: 2 S: 14<br>H: 1 LOB: 1 BB: 0 P: 18 | R: 3 E: 0 K: 1 S: 11<br>H: 2 LOB: 1 BB: 1 P: 21 | R: 1 E: 0 K: 1 S: 12<br>H: 2 LOB: 0 BB: 0 P: 14 | R: 0 E: 0 K: 1 S: 8<br>H: 0 LOB: 1 BB: 1 P: 14 | R: 0 E: 0 K: 1 S: 6<br>H: 0 LOB: 0 BB: 0 P: 6 | R: 0 E: 0 K: 0 S: 12<br>H: 1 LOB: 3 BB: 1 P: 23 | R: 3 E: 0 K: 1 S: 22<br>H: 2 LOB: 3 BB: 3 P: 43 | R: 1 E: 0 K: 2 S: 12<br>H: 1 LOB: 0 BB: 0 P: 18 | R: 0 E: 0 K: 2 S: 7<br>H: 0 LOB: 0 BB: 0 P: 10 | 1B: 5 2B: 2 3B: 0 HR: 2<br>SF: 0 SAC: 1 DP: 1 HBP: 3 | | | | | | |

# TOP

## Milwaukee Brewers @ St. Louis Cardinals

Busch Stadium, St. Louis, MO

Sat Apr 08 2000, 1:10 PM CDT
Att. 40,909 - Sunny - 48 F

livebaseballscorecards.com

| | |
|---|---|
| AB | 34 |
| R | 8 |
| H | 9 |
| RBI | 8 |
| BB | 6 |
| SO | 11 |
| LOB | 20 |

WP: 0 PA: 44
PB: 0
SB: 0
CS: 0

| PITCHER | | IP | WLS | BF | H | R | ER | SO | BB | IBB | HBP | BLK | WP | HR | S | P | ERA | WHIP |
|---|---|---|---|---|---|---|---|---|---|---|---|---|---|---|---|---|---|---|
| Darryl Kile, R<br>ERA: 3.97 | (1, 1) | 5.1 | W | 26 | 6 | 4 | 4 | 6 | 3 | 0 | 2 | 0 | 0 | 1 | 59 | 90 | 6.75 | 1.688 |
| Heathcliff Slocumb, R<br>ERA: | (6, 1) | 0.2 | H | 2 | 0 | 0 | 0 | 0 | 0 | 0 | 0 | 0 | 0 | 0 | 4 | 6 | 0.00 | 0.000 |
| Mike Mohler, L<br>ERA: 10.13 | (7, 1) | 0.2 | | 5 | 2 | 3 | 3 | 1 | 1 | 0 | 0 | 0 | 0 | 0 | 12 | 21 | 40.50 | 4.500 |
| Mark Thompson, R<br>ERA: | (7, 1) | 0.0 | | 3 | 0 | 0 | 0 | 0 | 2 | 0 | 1 | 0 | 0 | 0 | 8 | 17 | ∞ | ∞ |
| Jesse Orosco, L<br>ERA: 5.4 | (7, 1) | 0.2 | H | 3 | 1 | 1 | 1 | 0 | 0 | 0 | 0 | 0 | 0 | 1 | 7 | 13 | 13.50 | 1.500 |

| PITCHER | | IP | WLS | BF | H | R | ER | SO | BB | IBB | HBP | BLK | WP | HR | S | P | ERA | WHIP |
|---|---|---|---|---|---|---|---|---|---|---|---|---|---|---|---|---|---|---|
| Dave Veres, R<br>ERA: 6.0 | (8, 1) | 1.2 | S | 5 | 0 | 0 | 0 | 4 | 0 | 0 | 0 | 0 | 0 | 0 | 14 | 20 | 0.00 | 0.000 |

| Batter | 1 | 2 | 3 | 4 | 5 | 6 | 7 | 8 | 9 | AB | R | H | RBI | BB | SO | LOB |
|---|---|---|---|---|---|---|---|---|---|---|---|---|---|---|---|---|
| Fernando Vina, L (1, 4)<br>OBP: 0.462, SLG: 0.667 | X<br>0-0<br>1B<br>15<br>1B<br>1B | B C B B X<br>3-1<br>1B<br>2-H<br>3B | | B B F F B X<br>3-2<br>FC3-2<br>3B | L F B F X<br>1-2<br>1-2<br>1B | B C C X<br>1-2 ③<br>G3-1 | | F F B S<br>1-3 ③<br>K | | 6 | 2 | 4 | 1 | 0 | 1 | 1 |
| Edgar Renteria, R (1, 6)<br>OBP: 0.368, SLG: 0.474 | B X<br>1-0<br>15<br>1B<br>1-2<br>1B | X<br>0-0<br>FC4-6<br>3-H<br>1B | | F B X<br>1-1 ①<br>L5 | S X<br>0-1 ②<br>L7 | | C X<br>0-1 ①<br>F9 | | | 5 | 1 | 2 | 1 | 0 | 0 | 3 |
| Ray Lankford, L (1, 7)<br>OBP: 0.217, SLG: 0.318 | S B B B F F S<br>3-3 ①<br>K | C B F X<br>1-2 ②<br>FC4-6<br>FC6-4<br>1-2f | | F X<br>0-1 ②<br>FC3-2<br>15<br>E<br>BB<br>1B<br>3-H | C F B S<br>1-3 ③<br>K | | F C B B F F B X<br>3-2<br>15<br>S<br>1B<br>1B | | | 5 | 2 | 1 | 0 | 0 | 2 | 6 |
| Mark McGwire, R (1, 3)<br>OBP: 0.538, SLG: 0.571 | S B S B B F F S<br>2-3 ②<br>K | X<br>0-0 ③<br>FC6-4<br>1-2f | | F S B B B B B<br>4-2<br>15<br>E<br>1-2<br>1B<br>BB | | B X<br>1-0<br>HR | F B B F C<br>2-3 ②<br>K | | | 4 | 2 | 1 | 1 | 1 | 2 | 4 |
| 15 Jim Edmonds, L (1, 8)<br>OBP: 0.545, SLG: 0.600 | C B B B B X<br>3-1<br>1B<br>1-3<br>2-H<br>1B | | B B B C B B<br>4-2<br>FC5<br>S<br>BB | X<br>0-0<br>E4<br>1B<br>1-2<br>2-3 | | C B F B B B X<br>3-2 ①<br>F7 | C B B B B<br>4-1<br>1B<br>1-2<br>BB | | | 3 | 0 | 1 | 1 | 2 | 0 | 2 |
| Fernando Tatis, R (1, 5)<br>OBP: 0.609, SLG: 0.765<br>Craig Paquette, R (8, 5)<br>OBP: 0.300, SLG: 0.750 (8, 9) | C B X<br>1-1<br>1-2<br>3-H<br>1B | | B S B B F B B B<br>4-2<br>FC5<br>1-2<br>BB | B C X<br>1-1<br>FC5-4<br>1-3<br>2-H<br>3-H<br>1B | | B X<br>1-0 ②<br>G4-3 | X<br>0-0<br>1-3<br>2-H<br>1B | | | 4<br>0 | 0<br>0 | 3<br>0 | 4<br>0 | 1<br>0 | 0<br>0 | 0<br>0 |
| Eric Davis, R (1, 9)<br>OBP: 0.385, SLG: 0.636<br>J.D. Drew, L (7, 9)<br>OBP: 0.444, SLG: 1.143<br>Dave Veres, R (8, 1) | B B X<br>2-0 ③<br>P4 | | C B B B F S<br>2-3 ①<br>K | C X<br>0-1 ③<br>FC5-4<br>1-2f | | C X<br>0-1<br>PB<br>2B<br>1B | B F B F F B C<br>3-3 ③<br>K | | | 4<br>1<br>0 | 1<br>0<br>0 | 1<br>0<br>0 | 0<br>0<br>0 | 0<br>1<br>0 | 1<br>2<br>0 | 6<br>2<br>0 |
| Mike Matheny, R (1, 2)<br>OBP: 0.550, SLG: 0.813 | | C X<br>0-1<br>3B<br>2B | X<br>0-0 ②<br>F7 | | F B B B B<br>4-1<br>1B<br>BB | B I I<br>4-0<br>1-2<br>2B<br>IBB | | B S C C<br>1-3 ①<br>K | | 3 | 2 | 1 | 0 | 2 | 1 | 2 |
| Darryl Kile, R (1, 1)<br>Heathcliff Slocumb, R (6, 1)<br>Thomas Howard, S (6, PH)<br>OBP: 0.333, SLG: 0.667<br>Mike Mohler, R (7, 1)<br>Mark Thompson, R (7, 1)<br>Jesse Orosco, R (7, 1)<br>Placido Polanco, R (8, 5)<br>OBP: 0.222, SLG: 0.222 | | B L C B C<br>2-3 ①<br>K | C C B B B X<br>2-2 ③<br>FC5<br>1-2<br>2-3f | C X<br>0-1 ①<br>F7 | X<br>0-0<br>1-H<br>2-H<br>2B | | X<br>0-0 ②<br>P4 | | | 3<br>0<br>1<br>0<br>0<br>0<br>1 | 0<br>0<br>0<br>0<br>0<br>0<br>0 | 0<br>0<br>1<br>0<br>0<br>0<br>0 | 0<br>0<br>2<br>0<br>0<br>0<br>0 | 1<br>0<br>0<br>0<br>0<br>0<br>0 | 4<br>0<br>0<br>0<br>0<br>0<br>0 | 0<br>0<br>0<br>0<br>0<br>0<br>0 |
| Inning Stats | R: 2<br>E: 0<br>K: 2<br>S: 16<br>H: 4<br>LOB: 2<br>BB: 0<br>P: 28 | R: 2<br>E: 0<br>K: 1<br>S: 12<br>H: 3<br>LOB: 1<br>BB: 0<br>P: 18 | R: 0<br>E: 0<br>K: 1<br>S: 11<br>H: 0<br>LOB: 2<br>BB: 2<br>P: 23 | R: 2<br>E: 1<br>K: 0<br>S: 14<br>H: 2<br>LOB: 2<br>BB: 1<br>P: 23 | R: 0<br>E: 0<br>K: 1<br>S: 12<br>H: 1<br>LOB: 2<br>BB: 1<br>P: 18 | R: 3<br>E: 0<br>K: 0<br>S: 11<br>H: 3<br>LOB: 1<br>BB: 1<br>P: 21 | R: 1<br>E: 0<br>K: 2<br>S: 16<br>H: 2<br>LOB: 2<br>BB: 1<br>P: 28 | R: 0<br>E: 0<br>K: 2<br>S: 7<br>H: 0<br>LOB: 0<br>BB: 0<br>P: 9 | | 1B: 10<br>2B: 2<br>3B: 2<br>HR: 1 | SF: 0<br>SAC: 0<br>DP: 0<br>HBP: 0 | | | | | |

| PITCHER | | IP | WLS | BF | H | R | ER | SO | BB | IBB | HBP | BLK | WP | HR | S | P | ERA | WHIP |
|---|---|---|---|---|---|---|---|---|---|---|---|---|---|---|---|---|---|---|
| Steve Woodard, R<br>ERA: 6.3 | (1, 1) | 5.0 | L | 30 | 10 | 6 | 4 | 5 | 4 | 0 | 0 | 0 | 0 | 0 | 65 | 110 | 7.20 | 2.800 |
| Jim Bruske, R<br>ERA: 7.36 | (6, 1) | 1.0 | | 7 | 3 | 3 | 3 | 0 | 0 | 1 | 0 | 0 | 0 | 1 | 11 | 21 | 27.00 | 3.000 |
| David Weathers, R<br>ERA: 1.93 | (7, 1) | 1.0 | | 6 | 2 | 1 | 1 | 2 | 1 | 0 | 0 | 0 | 0 | 0 | 16 | 28 | 9.00 | 3.000 |
| Bob Wickman, R<br>ERA: | (8, 1) | 1.0 | | 3 | 0 | 0 | 0 | 2 | 0 | 0 | 0 | 0 | 0 | 0 | 7 | 9 | 0.00 | 0.000 |

| PITCHER | IP | WLS | BF | H | R | ER | SO | BB | IBB | HBP | BLK | WP | HR | S | P | ERA | WHIP |
|---|---|---|---|---|---|---|---|---|---|---|---|---|---|---|---|---|---|

# BOTTOM

## Milwaukee Brewers @ St. Louis Cardinals

Busch Stadium, St. Louis, MO

Sat Apr 08 2000, 1:10 PM CDT
Att. 40,909 - Sunny - 48 F

livebaseballscorecards.com

| | |
|---|---|
| AB | 40 |
| R | 10 |
| H | 15 |
| RBI | 10 |
| BB | 6 |
| SO | 9 |
| LOB | 30 |

WP: 0 PA: 46
PB: 1
SB: 2
CS: 0

| Batter | 1 | 2 | 3 | 4 | 5 | 6 | 7 | 8 | 9 | AB | R | H | RBI | BB | SO | LOB |
|---|---|---|---|---|---|---|---|---|---|---|---|---|---|---|---|---|
| Marquis Grissom, R (1, 8)<br>OBP: 0.357, SLG: 0.444 | F3 | | 2-1 G3 1-H 2B | | 4-2 BB | | 0-0 F9 | | 4-2 1-2 2-3 BB | 1 | 0 | 0 | 0 | 0 | 0 | 0 |
| James Mouton, R (1, 8)<br>OBP: 0.800, SLG: 1.000 | | | | | | | | | | 2 | 0 | 1 | 1 | 2 | 0 | 1 |
| Mark Loretta, R (1, 6)<br>OBP: 0.194, SLG: 0.276 | 0-3 K | | 4-1 G3 BB | | 1-0 F7 | | | 0-1 P3 | 0-0 F4 | 4 | 0 | 0 | 0 | 1 | 1 | 4 |
| Jeromy Burnitz, L (1, 9)<br>OBP: 0.500, SLG: 1.043 | 4-1 BB | | 0-1 G3 1-2 2-3 | | 1-3 K | | | 1-1 F8 | | 3 | 0 | 0 | 0 | 1 | 1 | 3 |
| Charlie Hayes, R (1, 3)<br>OBP: 0.471, SLG: 0.583 | 1-2 F9 | | 0-3 K | | | 2-3 K | | 4-2 BB | | 3 | 0 | 0 | 0 | 1 | 2 | 3 |
| Lyle Mouton, R (1, 7)<br>OBP: 0.222, SLG: 0.125 | | 2-3 K | | 2-3 K | | 2-3 K | | 2-3 K | | 4 | 0 | 0 | 0 | 0 | 4 | 1 |
| José Hernández, R (1, 5)<br>OBP: 0.300, SLG: 0.192 | | 3-2 F9 | | 0-3 K | | 2-1 F8 | | | 1-0 G6-3 | 4 | 0 | 0 | 0 | 0 | 1 | 0 |
| Ronnie Belliard, R (1, 4)<br>OBP: 0.483, SLG: 0.560 | | 0-0 G5-3 | | 0-3 K | | | 0-0 G4-3 | | 3-2 BB 1B 1B | 4 | 0 | 1 | 0 | 0 | 1 | 0 |
| Henry Blanco, R (1, 2)<br>OBP: 0.421, SLG: 0.500 | | | 3-2 2B 1B | | 0-0 HR | | 2-1 1B | | 0-0 P9 | 4 | 2 | 3 | 1 | 0 | 0 | 1 |
| Valerio De Los Santos, L (1, 1) | | | 0-1 B1 | | 1-3 K | | 0-3 K | | 3-2 BB 1-2 1B | 1 | 0 | 0 | 0 | 0 | 0 | 1 |
| Everett Stull, R (4, 1) | | | | | | | | | | 2 | 0 | 0 | 0 | 0 | 2 | 1 |
| Curt Leskanic, R (8, 1) | | | | | | | | | | 0 | 0 | 0 | 0 | 0 | 0 | 0 |
| Luis Lopez, S (9, PH)<br>OBP: 1.000, SLG: 1.000 | | | | | | | | | | 1 | 0 | 1 | 0 | 0 | 0 | 0 |
| Inning Stats | R: 0 H: 0<br>E: 0 LOB: 1<br>K: 1 BB: 1<br>S: 10 P: 16 | R: 0 H: 0<br>E: 0 LOB: 0<br>K: 1 BB: 0<br>S: 10 P: 15 | R: 1 H: 2<br>E: 0 LOB: 2<br>K: 1 BB: 1<br>S: 15 P: 24 | R: 0 H: 0<br>E: 0 LOB: 0<br>K: 3 BB: 0<br>S: 11 P: 13 | R: 1 H: 1<br>E: 0 LOB: 1<br>K: 2 BB: 1<br>S: 12 P: 19 | R: 0 H: 0<br>E: 0 LOB: 0<br>K: 2 BB: 0<br>S: 9 P: 15 | R: 0 H: 1<br>E: 0 LOB: 1<br>K: 1 BB: 0<br>S: 7 P: 9 | R: 0 H: 0<br>E: 0 LOB: 1<br>K: 1 BB: 1<br>S: 10 P: 17 | R: 0 H: 2<br>E: 0 LOB: 3<br>K: 0 BB: 1<br>S: 12 P: 23 | 1B: 4 SF: 0<br>2B: 1 SAC: 0<br>3B: 0 DP: 0<br>HR: 1 HBP: 0 | | | | | | |

| PITCHER | | IP | WLS | BF | H | R | ER | SO | BB | IBB | HBP | BLK | WP | HR | S | P | ERA | WHIP |
|---|---|---|---|---|---|---|---|---|---|---|---|---|---|---|---|---|---|---|
| Rick Ankiel, L<br>ERA: 2.25 | (1, 1) | 6.0 | W | 24 | 3 | 2 | 2 | 10 | 3 | 0 | 0 | 0 | 0 | 1 | 67 | 102 | 3.00 | 1.000 |
| Heathcliff Slocumb, R<br>ERA: | (7, 1) | 2.0 | | 8 | 1 | 0 | 0 | 2 | 1 | 0 | 0 | 0 | 0 | 0 | 17 | 26 | 0.00 | 1.000 |
| David Wainhouse, R<br>ERA: 12.0 | (9, 1) | 1.0 | | 6 | 2 | 0 | 0 | 0 | 1 | 0 | 0 | 0 | 0 | 0 | 12 | 23 | 0.00 | 3.000 |

| PITCHER | IP | WLS | BF | H | R | ER | SO | BB | IBB | HBP | BLK | WP | HR | S | P | ERA | WHIP |
|---|---|---|---|---|---|---|---|---|---|---|---|---|---|---|---|---|---|

TOP

# Milwaukee Brewers @ St. Louis Cardinals

Busch Stadium, St. Louis, MO

Sun Apr 09 2000, 1:10 PM CDT
Att. 48,082 - Sunny - 68 F

livebaseballscorecards.com

| | |
|---|---|
| AB | 33 |
| R | 2 |
| H | 6 |
| RBI | 2 |
| BB | 5 |
| SO | 12 |
| LOB | 15 |

WP: 0 PA: 38
PB: 0
SB: 0
CS: 0

# BOTTOM

## Milwaukee Brewers @ St. Louis Cardinals

Busch Stadium, St. Louis, MO

Sun Apr 09 2000, 1:10 PM CDT
Att. 48,082 - Sunny - 68 F

livebaseballscorecards.com

| Batter | 1 | 2 | 3 | 4 | 5 | 6 | 7 | 8 | 9 | AB | R | H | RBI | BB | SO | LOB |
|---|---|---|---|---|---|---|---|---|---|---|---|---|---|---|---|---|
| Fernando Vina, L (1, 4)<br>OBP: 0.438, SLG: 0.586 | C B B F H<br>3-2 FC4 BB HR HBP | F B B X<br>2-1 ① P5 | | C F F B F X<br>1-2 ① G4-3 | B S B F S<br>2-3 ② K | | B X<br>1-0 FC6-4 FC1-2 1B<br>1-2<br>2-3 | C F X<br>0-2 ③ G3 | | 5 | 1 | 1 | 0 | 0 | 1 | 1 |
| Edgar Renteria, R (1, 6)<br>OBP: 0.375, SLG: 0.565<br>Placido Polanco, R (8, 6)<br>OBP: 0.222, SLG: 0.222 | B B C B B<br>4-1 FC4 BB<br>1-2 | B X<br>1-0 ② P3 | | B F S X<br>1-2 HR | C B C S<br>1-3 ③ K2-3 | | X<br>0-0 ① FC1-2 FC6-4<br>1-2<br>2-3<br>3-Hf | | | 4<br>0 | 1<br>0 | 1<br>0 | 1<br>0 | 1<br>0 | 1<br>0 | 4<br>0 |
| Shawon Dunston, R (1, 7)<br>OBP: 0.333, SLG: 1.000 | B F X<br>1-1 ① FC4 HR<br>1-2f<br>2-3 | B B B C F X<br>3-2 BB 1B | | B X<br>1-0 HR | C S B B X<br>2-2 ① G6-3 | C F F X<br>0-2 ② FC6-4 BB<br>1-2f<br>2-3<br>3-H | | | | 5 | 2 | 2 | 2 | 0 | 0 | 4 |
| Mark McGwire, R (1, 3)<br>OBP: 0.611, SLG: 0.900<br>Mike Matheny, R (9, 3)<br>OBP: 0.550, SLG: 0.813 | X<br>0-0 1-H 3-H HR | B B B C B<br>4-1 1-2 BB | | C B X<br>1-1 ② G6-3 | B B F X<br>2-1 15 BB 1B 1B | B B B<br>4-0 1-2 BB | | | | 3<br>0 | 1<br>0 | 2<br>0 | 3<br>0 | 2<br>0 | 0<br>0 | 0<br>0 |
| Craig Paquette, R (1, 5)<br>OBP: 0.400, SLG: 0.923 | B X<br>1-0 HR | S S B X<br>1-2 ③ F9 | | S B B X<br>2-1 FC6-4 15 BB 1B | C S X<br>0-2 15 BB 1B<br>1-2 | S B S F F F F S<br>1-3 ③ K | | | | 5 | 1 | 3 | 1 | 0 | 1 | 5 |
| 15 Jim Edmonds, L (1, 8)<br>OBP: 0.556, SLG: 0.722 | B B X<br>2-0 ② G4-3 | | B B C X<br>2-1 HR | B F B B B<br>4-1 FC6-4 BB<br>1-2 | | B C B B B<br>4-1 G6-4-3 BB<br>1-2<br>2-3 | | C S S<br>0-3 ① K | | 3 | 1 | 1 | 1 | 2 | 1 | 0 |
| Eric Davis, R (1, 9)<br>OBP: 0.353, SLG: 0.600<br>Heathcliff Slocumb, R (7, 1)<br>Thomas Howard, S (8, PH)<br>OBP: 0.250, SLG: 0.500<br>David Wainhouse, L (9, 1) | B B C X<br>2-1 E 2B | | B B C X<br>2-1 ① F8 | C B X<br>1-1 ③ FC6-4<br>1-2f<br>2-3 | | C F X<br>0-2 ② ③ G6-4-3<br>1-2f | | C X<br>0-1 ② G3-1 | | 4<br>0<br>1<br>0 | 1<br>0<br>0<br>0 | 1<br>0<br>0<br>0 | 0<br>0<br>0<br>0 | 0<br>0<br>0<br>0 | 0<br>0<br>0<br>0 | 5<br>0<br>0<br>0 |
| Eli Marrero, R (1, 2)<br>OBP: 0.500, SLG: 0.571 | C S X<br>0-2 E9 2-H 1B | C S S<br>0-3 ② K | | | B S F F F C<br>1-3 ① K | | S F X<br>0-2 1B BB FC1-2 1B | B F F B B X<br>3-2 HR 2B | | 5 | 1 | 3 | 1 | 0 | 2 | 0 |
| Rick Ankiel, L (1, 1)<br>OBP: 0.500, SLG: 1.000<br>J.D. Drew, L (7, 9)<br>OBP: 0.545, SLG: 1.500 | S T X<br>0-2 ③ P3 | B X<br>1-0 ③ P4 | | | X<br>0-0 1B | B B B B<br>4-0 FC1-2 1B FC6-4 BB<br>1-2 | | F B F B X<br>2-2 2-H HR | | 3<br>1 | 0<br>2 | 1<br>1 | 0<br>2 | 0<br>1 | 0<br>0 | 1<br>0 |
| Inning Stats | R: 5 H: 4<br>E: 1 LOB: 1<br>K: 0 BB: 1<br>S: 16 P: 29 | R: 0 H: 1<br>E: 0 LOB: 2<br>K: 0 BB: 1<br>S: 10 P: 21 | R: 1 H: 1<br>E: 0 LOB: 0<br>K: 1 BB: 0<br>S: 8 P: 13 | R: 2 H: 3<br>E: 0 LOB: 2<br>K: 0 BB: 1<br>S: 16 P: 27 | R: 0 H: 1<br>E: 0 LOB: 1<br>K: 3 BB: 0<br>S: 12 P: 16 | R: 0 H: 2<br>E: 0 LOB: 2<br>K: 0 BB: 1<br>S: 12 P: 20 | R: 1 H: 2<br>E: 0 LOB: 3<br>K: 1 BB: 2<br>S: 18 P: 28 | R: 2 H: 2<br>E: 0 LOB: 0<br>K: 1 BB: 0<br>S: 14 P: 19 | | 1B: 8 SF: 0<br>2B: 2 SAC: 0<br>3B: 0 DP: 1<br>HR: 6 HBP: 1 | | | | | | |

| | |
|---|---|
| AB | 39 |
| R | 11 |
| H | 16 |
| RBI | 11 |
| BB | 6 |
| SO | 6 |
| LOB | 20 |

| PITCHER | | IP | WLS | BF | H | R | ER | SO | BB | IBB | HBP | BLK | WP | HR | S | P | ERA | WHIP |
|---|---|---|---|---|---|---|---|---|---|---|---|---|---|---|---|---|---|---|
| Valerio De Los Santos, L<br>ERA: 9.35 | (1, 1) | 3.2 | L | 24 | 9 | 8 | 8 | 1 | 3 | 0 | 1 | 0 | 0 | 5 | 48 | 87 | 19.64 | 3.273 |
| Everett Stull, R<br>ERA: 2.7 | (4, 1) | 3.1 | | 17 | 5 | 1 | 1 | 4 | 3 | 0 | 0 | 0 | 0 | 0 | 44 | 67 | 2.70 | 2.400 |
| Curt Leskanic, R<br>ERA: 4.5 | (8, 1) | 1.0 | | 5 | 2 | 2 | 2 | 1 | 0 | 0 | 0 | 0 | 0 | 1 | 14 | 19 | 18.00 | 2.000 |

| PITCHER | | IP | WLS | BF | H | R | ER | SO | BB | IBB | HBP | BLK | WP | HR | S | P | ERA | WHIP |
|---|---|---|---|---|---|---|---|---|---|---|---|---|---|---|---|---|---|---|

WP: 0 PA: 46
PB: 0
SB: 0
CS: 0

| Batter | 1 | 2 | 3 | 4 | 5 | 6 | 7 | 8 | 9 | AB | R | H | RBI | BB | SO | LOB |
|---|---|---|---|---|---|---|---|---|---|---|---|---|---|---|---|---|
| Luis Castillo, S (1, 4)<br>OBP: 0.568, SLG: 0.538 | G5-3 | G1-3 | | | 1B BB | G5-3 | | | G4-6-3 | 4 | 1 | 1 | 0 | 1 | 0 | 3 |
| Mark Kotsay, L (1, 9)<br>OBP: 0.300, SLG: 0.389 | G1-3 | | G6-3 | | FC5-4 SF8 1B | | L4 | | G4-6-3 | 5 | 1 | 1 | 0 | 0 | 0 | 1 |
| Brant Brown, L (1, 7)<br>OBP: 0.294, SLG: 0.267 | FC6-4 BB | | P4 | | FC5-4 | | BB | | K | 2 | 0 | 1 | 1 | 2 | 0 | 0 |
| Vic Darensbourg, L (7, 1) | | | | | | | | | | 0 | 0 | 0 | 0 | 0 | 0 | 0 |
| Derrek Lee, R (8, 3)<br>OBP: 0.444, SLG: 0.286 | | | | | | | | | | 1 | 0 | 0 | 0 | 0 | 1 | 0 |
| Preston Wilson, R (1, 8)<br>OBP: 0.394, SLG: 0.533 | FC6-4 | | 1B | | FC5-4 FC6-4 | | K | | | 4 | 0 | 1 | 0 | 0 | 1 | 4 |
| Mike Lowell, R (1, 5)<br>OBP: 0.364, SLG: 0.655 | | E 1B | G5-3 | | SF8 | | F8 | | | 3 | 1 | 1 | 1 | 0 | 0 | 2 |
| Kevin Millar, R (1, 3)<br>OBP: 0.292, SLG: 0.478 | | F9 | | G3-1 | FC6-4 | | | F9 | | 4 | 0 | 0 | 0 | 0 | 0 | 2 |
| Dan Miceli, R (8, 1) | | | | | | | | | | 0 | 0 | 0 | 0 | 0 | 0 | 0 |
| Alex Gonzalez, R (1, 6)<br>OBP: 0.152, SLG: 0.161 | | F9 | | FC6-4 | | F4 | | G6-3 | | 3 | 0 | 1 | 0 | 0 | 0 | 1 |
| Cliff Floyd, L (8, PH)<br>OBP: 0.320, SLG: 0.455 | | | | | | | | | | 1 | 0 | 0 | 0 | 0 | 0 | 0 |
| Chris Clapinski, S (8, 6) | | | | | | | | | | 0 | 0 | 0 | 0 | 0 | 0 | 0 |
| Mike Redmond, R (1, 2)<br>OBP: 0.571, SLG: 0.636 | | E | | F9 | | SH1-4 | | | | 3 | 0 | 2 | 0 | 0 | 0 | 1 |
| Mark Smith, R (8, PH)<br>OBP: 0.625, SLG: 0.500 | | | | | | | | | | 1 | 0 | 1 | 0 | 0 | 0 | 0 |
| Sandy Martinez, L (8, 2)<br>OBP: 0.143, SLG: 0.214 | | | | | | | | | | 0 | 0 | 0 | 0 | 0 | 0 | 0 |
| Vladimir Nunez, R (1, 1) | | E3 | | FC6-4 | | SH1-4 | | F9 | | 2 | 0 | 0 | 0 | 0 | 0 | 2 |
| Armando Almanza, L (5, 1) | | | | | | | | | | 0 | 0 | 0 | 0 | 0 | 0 | 0 |
| Ricky Bones, R (7, 1) | | | | | | | | | | 0 | 0 | 0 | 0 | 0 | 0 | 0 |
| Danny Bautista, R (7, 7)<br>OBP: 0.333, SLG: 0.364 | | | | | | | | | | 1 | 0 | 0 | 0 | 0 | 0 | 1 |

| Inning Stats | 1 | 2 | 3 | 4 | 5 | 6 | 7 | 8 | 9 |
|---|---|---|---|---|---|---|---|---|---|
| | R: 0<br>E: 0<br>K: 0<br>S: 9 | H: 0<br>LOB: 1<br>BB: 1<br>P: 15 | R: 1<br>E: 1<br>K: 0<br>S: 15 | H: 2<br>LOB: 2<br>BB: 0<br>P: 25 | R: 0<br>E: 0<br>K: 0<br>S: 10 | H: 1<br>LOB: 1<br>BB: 0<br>P: 15 | R: 0<br>E: 0<br>K: 0<br>S: 11 | H: 1<br>LOB: 1<br>BB: 0<br>P: 14 | R: 2<br>E: 0<br>K: 0<br>S: 10 | H: 2<br>LOB: 1<br>BB: 1<br>P: 18 | R: 0<br>E: 0<br>K: 0<br>S: 9 | H: 1<br>LOB: 1<br>BB: 0<br>P: 16 | R: 0<br>E: 0<br>K: 1<br>S: 13 | H: 0<br>LOB: 1<br>BB: 1<br>P: 19 | R: 0<br>E: 0<br>K: 0<br>S: 7 | H: 1<br>LOB: 1<br>BB: 0<br>P: 11 | R: 0<br>E: 0<br>K: 1<br>S: 7 | H: 1<br>LOB: 0<br>BB: 0<br>P: 12 |

| | 1B | SF | WP | PA |
|---|---|---|---|---|
| | 9 | 1 | 0 | 39 |
| | 2B: 0 | SAC: 1 | PB: 0 | |
| | 3B: 0 | DP: 1 | SB: 0 | |
| | HR: 0 | HBP: 0 | CS: 0 | |

| PITCHER | | IP | WLS | BF | H | R | ER | SO | BB | IBB | HBP | BLK | WP | HR | S | P | ERA | WHIP |
|---|---|---|---|---|---|---|---|---|---|---|---|---|---|---|---|---|---|---|
| Jimmy Haynes, R<br>ERA: 5.4 | (1, 1) | 6.0 | W | 28 | 7 | 3 | 2 | 0 | 2 | 0 | 0 | 0 | 0 | 0 | 64 | 103 | 3.00 | 1.500 |
| Matt Williams, L<br>ERA: | (7, 1) | 0.1 | H | 2 | 0 | 0 | 0 | 0 | 1 | 0 | 0 | 0 | 0 | 0 | 5 | 11 | 0.00 | 3.000 |
| David Weathers, R<br>ERA: 1.42 | (7, 1) | 1.2 | H | 6 | 1 | 0 | 0 | 1 | 0 | 0 | 0 | 0 | 0 | 0 | 15 | 19 | 0.00 | 0.600 |
| Bob Wickman, R<br>ERA: | (9, 1) | 1.0 | S | 3 | 1 | 0 | 0 | 1 | 0 | 0 | 0 | 0 | 0 | 0 | 7 | 12 | 0.00 | 1.000 |

| PITCHER | IP | WLS | BF | H | R | ER | SO | BB | IBB | HBP | BLK | WP | HR | S | P | ERA | WHIP |
|---|---|---|---|---|---|---|---|---|---|---|---|---|---|---|---|---|---|

# TOP

# Florida Marlins @ Milwaukee Brewers

Milwaukee County Stadium, Milwaukee, WI

Mon Apr 10 2000, 2:05 PM EDT
Att. 53,509 - Cloudy - 34 F

livebaseballscorecards.com

| | |
|---|---|
| AB | 34 |
| R | 3 |
| H | 9 |
| RBI | 2 |
| BB | 3 |
| SO | 2 |
| LOB | 17 |

# BOTTOM

## Florida Marlins @ Milwaukee Brewers

Milwaukee County Stadium, Milwaukee, WI

Mon Apr 10 2000, 2:05 PM EDT

Att. 53,509 - Cloudy - 34 F

livebaseballscorecards.com

| Batter | 1 | 2 | 3 | 4 | 5 | 6 | 7 | 8 | 9 | AB | R | H | RBI | BB | SO | LOB |
|---|---|---|---|---|---|---|---|---|---|---|---|---|---|---|---|---|
| Marquis Grissom, R (1, 8)<br>OBP: 0.387, SLG: 0.483 | F6 | | BB, 1B | | G6-3, 2B | | SH1-3 | | | 2 | 1 | 1 | 0 | 1 | 0 | 0 |
| Mark Loretta, R (1, 6)<br>OBP: 0.200, SLG: 0.250 | L3 | | 1-2 2-3 SF8, BB | | 2-3 G6-3 | | G4-3 | | | 3 | 1 | 0 | 0 | 1 | 0 | 2 |
| Jeromy Burnitz, L (1, 9)<br>OBP: 0.529, SLG: 1.000 | G3-1 | | 1-3 2-H 3-H SF8, 1B | | BB | | S, IBB | | | 2 | 0 | 1 | 2 | 2 | 0 | 0 |
| Geoff Jenkins, L (1, 7)<br>OBP: 0.267, SLG: 0.500 | | HR | 1-2 3-H SF8 | | K | | 1-2 K | | | 3 | 1 | 1 | 2 | 0 | 2 | 4 |
| José Hernández, R (1, 5)<br>OBP: 0.265, SLG: 0.167 | | F7 | F9 | | | F8 | | F9 | | 4 | 0 | 0 | 0 | 0 | 0 | 1 |
| Kevin Barker, L (1, 3)<br>OBP: 0.500, SLG: 0.571 | | G3-1 | | F7 | | K | | F7 | | 3 | 0 | 0 | 0 | 0 | 1 | 0 |
| David Weathers, R (7, 1) | | | | | | | | | | 0 | 0 | 0 | 0 | 0 | 0 | 0 |
| Sean Berry, R (8, PH) | | | | | | | | | | 1 | 0 | 0 | 0 | 0 | 0 | 0 |
| Bob Wickman, R (9, 1) | | | | | | | | | | 0 | 0 | 0 | 0 | 0 | 0 | 0 |
| Ronnie Belliard, R (1, 4)<br>OBP: 0.485, SLG: 0.552 | | K | | G6-3 | | 1B | | 1B | | 4 | 0 | 2 | 0 | 0 | 1 | 0 |
| Henry Blanco, R (1, 2)<br>OBP: 0.391, SLG: 0.421 | | | BB, SH3-4, 1B | G5-3 | | F9 | | K | | 3 | 1 | 0 | 0 | 1 | 1 | 2 |
| Jimmy Haynes, R (1, 1)<br>OBP: 0.250, SLG: 0.500 | | | 1-2 SH3-4 | | K | | SH1-3, 2B | | | 1 | 0 | 0 | 0 | 0 | 1 | 0 |
| Matt Williams, S (7, 1) | | | | | | | | | | 0 | 0 | 0 | 0 | 0 | 0 | 0 |
| Charlie Hayes, R (7, 3)<br>OBP: 0.500, SLG: 0.692 | | | | | | | | | | 1 | 0 | 1 | 0 | 0 | 0 | 0 |
| Inning Stats | R: 0 E: 0 K: 0 S: 4 H: 0 LOB: 0 BB: 0 P: 7 | R: 1 E: 0 K: 1 S: 11 H: 1 LOB: 0 BB: 0 P: 17 | R: 3 E: 0 K: 0 S: 15 H: 1 LOB: 1 BB: 3 P: 32 | R: 0 E: 0 K: 0 S: 5 H: 0 LOB: 0 BB: 0 P: 10 | R: 0 E: 0 K: 2 S: 13 H: 1 LOB: 2 BB: 1 P: 21 | R: 0 E: 0 K: 1 S: 10 H: 1 LOB: 1 BB: 0 P: 17 | R: 0 E: 0 K: 1 S: 11 H: 1 LOB: 2 BB: 1 P: 22 | R: 0 E: 0 K: 1 S: 9 H: 1 LOB: 1 BB: 0 P: 15 | | 1B: 3 2B: 2 3B: 0 HR: 1 | SF: 1 SAC: 2 DP: 0 HBP: 0 | | | | | |

| | AB | 27 |
|---|---|---|
| | R | 4 |
| | H | 6 |
| | RBI | 4 |
| | BB | 5 |
| | SO | 6 |
| | LOB | 9 |

WP: 0 PB: 0 SB: 1 CS: 0 PA: 35

| PITCHER | | IP | WLS | BF | H | R | ER | SO | BB | IBB | HBP | BLK | WP | HR | S | P | ERA | WHIP |
|---|---|---|---|---|---|---|---|---|---|---|---|---|---|---|---|---|---|---|
| Vladimir Nunez, R<br>ERA: 9.0 | (1, 1) | 4.2 | L | 21 | 3 | 4 | 4 | 2 | 4 | 0 | 0 | 0 | 0 | 1 | 44 | 83 | 7.71 | 1.500 |
| Armando Almanza, L<br>ERA: 3.0 | (5, 1) | 1.1 | | 5 | 1 | 0 | 0 | 2 | 0 | 0 | 0 | 0 | 0 | 0 | 14 | 21 | 0.00 | 0.750 |
| Ricky Bones, R<br>ERA: | (7, 1) | 0.2 | | 3 | 1 | 0 | 0 | 0 | 0 | 0 | 0 | 0 | 0 | 0 | 5 | 9 | 0.00 | 1.500 |
| Vic Darensbourg, L<br>ERA: | (7, 1) | 0.1 | | 2 | 0 | 0 | 0 | 1 | 0 | 1 | 0 | 0 | 0 | 0 | 6 | 13 | 0.00 | 0.000 |
| Dan Miceli, R<br>ERA: 4.15 | (8, 1) | 1.0 | | 4 | 1 | 0 | 0 | 1 | 0 | 0 | 0 | 0 | 0 | 0 | 9 | 15 | 0.00 | 1.000 |

| PITCHER | IP | WLS | BF | H | R | ER | SO | BB | IBB | HBP | BLK | WP | HR | S | P | ERA | WHIP |
|---|---|---|---|---|---|---|---|---|---|---|---|---|---|---|---|---|---|

| Batter | 1 | 2 | 3 | 4 | 5 | 6 | 7 | 8 | 9 | AB | R | H | RBI | BB | SO | LOB |
|---|---|---|---|---|---|---|---|---|---|---|---|---|---|---|---|---|
| Luis Castillo, S (1, 4)<br>OBP: 0.581, SLG: 0.567 | C B F X<br>1-2<br>F8<br>G6-3<br>2B | | B F B B F F B<br>4-2<br>BB | | S C B X<br>1-2<br>E5<br>E S<br>SF7 | B B C C B X<br>3-2<br>3B<br>1B | | B B B<br>4-0<br>CS<br>BB | B B X<br>2-0 ③<br>L5 | 4 | 3 | 2 | 0 | 2 | 0 | 0 |
| Mark Kotsay, L (1, 9)<br>OBP: 0.280, SLG: 0.455 | L L X<br>0-2 ①<br>F8<br>2-3 | | B C X<br>1-1 ③<br>F8 | | B B S C X<br>2-2 ②<br>SF7<br>1-H | B B C F X<br>2-2<br>SF7<br>1-H<br>3B | | X<br>0-0 ①<br>L3 | | 4 | 1 | 1 | 2 | 0 | 0 | 3 |
| Cliff Floyd, L (1, 7)<br>OBP: 0.310, SLG: 0.440<br>Ricky Bones, R (6, 1)<br>Derrek Lee, R (7, 3)<br>OBP: 0.500, SLG: 0.750 | B X<br>1-0 ②<br>G6-3<br>3-H | | | C X<br>0-1 ①<br>F2 | S C B X<br>1-2<br>BB<br>1B<br>1B | F B F B B X<br>3-2 ②<br>SF7<br>3-H | | C C X<br>0-2 ②<br>1-2<br>HR | | 3<br>0<br>1 | 1<br>0<br>1 | 1<br>0<br>1 | 2<br>0<br>1 | 0<br>0<br>0 | 0<br>0<br>0 | 0<br>0<br>0 |
| Preston Wilson, R (1, 8)<br>OBP: 0.421, SLG: 0.515 | X<br>0-0<br>CS<br>1B | | | C B B B B<br>4-1<br>F9<br>BB<br>BB | B B F C B F B<br>4-2<br>1B<br>1-2<br>1B<br>BB | C C S<br>0-3 ③<br>K | | S B B B X<br>3-1 ③<br>G4-3 | | 3 | 1 | 1 | 0 | 2 | 1 | 0 |
| Mike Lowell, R (1, 5)<br>OBP: 0.368, SLG: 0.606 | C F B P<br>2-2 ③<br>CS<br>1-2 | X<br>0-0 ①<br>F9 | | B B B C B<br>4-1<br>FC5<br>BB<br>1-2<br>BB | B B X<br>2-0<br>BB<br>1-3<br>2-H<br>1B | | C X<br>0-1 ①<br>F9 | | B F S S<br>1-3 ①<br>K | 4 | 1 | 1 | 1 | 1 | 1 | 0 |
| Kevin Millar, R (1, 3)<br>OBP: 0.357, SLG: 0.538<br>Armando Almanza, L (7, 1)<br>Dan Miceli, R (8, 1)<br>Mark Smith, R (9, PH)<br>OBP: 0.667, SLG: 0.500<br>Antonio Alfonseca, R (9, 1) | | B B X<br>2-0 ②<br>1B | | B B X<br>2-0 ②<br>F9<br>2-3 | B B B B<br>4-0<br>1B<br>1-2<br>BB | | X<br>0-0<br>FC1-6<br>2B | | B H<br>2-0<br>FC6-4<br>HBP | 3<br>0<br>0<br>0<br>0 | 0<br>0<br>0<br>0<br>0 | 2<br>0<br>0<br>0<br>0 | 0<br>0<br>0<br>0<br>0 | 1<br>0<br>0<br>0<br>0 | 0<br>0<br>0<br>0<br>0 | 2<br>0<br>0<br>0<br>0 |
| Alex Gonzalez, R (1, 6)<br>OBP: 0.211, SLG: 0.176 | | F F B B B X<br>3-2 ③<br>F2 | | B B B C B<br>4-1<br>FC5<br>1-2<br>BB | B C X<br>1-1<br>1-3<br>2-H<br>3-H<br>1B | B F B F B F B<br>4-2<br>FC1-6<br>BB | | C S X<br>0-2 ②<br>FC6-4<br>BB<br>1-2f<br>HR | | 3 | 1 | 1 | 2 | 2 | 0 | 1 |
| Mike Redmond, R (1, 2)<br>OBP: 0.474, SLG: 0.467 | | | C X<br>0-1 ①<br>G6-3<br>C F X<br>0-2 ③<br>FC5<br>1-2<br>2-3f | | C B F B F F C<br>2-3 ③<br>K | C X<br>0-1 ②<br>FC1-6<br>1-2f<br>2-3 | | F B B B B B<br>4-1<br>HR<br>1-2<br>BB | | 4 | 1 | 0 | 0 | 1 | 1 | 7 |
| Jesus Sanchez, L (1, 1)<br>OBP: 0.250, SLG: 0.250<br>Brant Brown, L (6, PH)<br>OBP: 0.278, SLG: 0.250<br>Danny Bautista, R (6, 7)<br>OBP: 0.357, SLG: 0.615 | | | S S X<br>0-2 ②<br>F7 | | S B C X<br>1-2 ①<br>G2-3 | B C C B C<br>2-3 ①<br>K | B F B C S<br>2-3 ③<br>K | | B X<br>1-0<br>1-H<br>2-H<br>HR | 2<br>1<br>2 | 0<br>0<br>1 | 0<br>0<br>1 | 0<br>0<br>3 | 0<br>1<br>0 | 0<br>0<br>1 | 0<br>0<br>2 |
| Inning Stats | R: 1 H: 2<br>E: 0 LOB: 0<br>K: 0 BB: 0<br>S: 11 P: 14 | R: 0 H: 1<br>E: 0 LOB: 0<br>K: 0 BB: 0<br>S: 5 P: 10 | R: 0 H: 0<br>E: 0 LOB: 1<br>K: 0 BB: 1<br>S: 10 P: 15 | R: 0 H: 0<br>E: 0 LOB: 3<br>K: 0 BB: 3<br>S: 9 P: 23 | R: 4 H: 3<br>E: 1 LOB: 2<br>K: 1 BB: 2<br>S: 23 P: 41 | R: 2 H: 2<br>E: 0 LOB: 0<br>K: 2 BB: 0<br>S: 15 P: 25 | R: 0 H: 1<br>E: 0 LOB: 2<br>K: 1 BB: 1<br>S: 11 P: 17 | R: 1 H: 1<br>E: 0 LOB: 0<br>K: 0 BB: 1<br>S: 6 P: 13 | R: 3 H: 1<br>E: 0 LOB: 0<br>K: 1 BB: 1<br>S: 9 P: 19 | 1B: 6 SF: 2<br>2B: 2 SAC: 0<br>3B: 1 DP: 0<br>HR: 2 HBP: 1 | | | | | | WP: 0 PA: 47<br>PB: 0<br>SB: 1<br>CS: 2 |

# TOP

## Florida Marlins @ Milwaukee Brewers

Milwaukee County Stadium, Milwaukee, WI

Wed Apr 12 2000, 7:05 PM EDT
Att. 7,007 - Sunny - 41 F

livebaseballscorecards.com

| | |
|---|---|
| AB | 34 |
| R | 11 |
| H | 11 |
| RBI | 11 |
| BB | 9 |
| SO | 5 |
| LOB | 15 |

| PITCHER | | IP | WLS | BF | H | R | ER | SO | BB | IBB | HBP | BLK | WP | HR | S | P | ERA | WHIP |
|---|---|---|---|---|---|---|---|---|---|---|---|---|---|---|---|---|---|---|
| Jaime Navarro, R<br>ERA: 6.23 | (1, 1) | 4.2 | L | 24 | 5 | 5 | 1 | 0 | 6 | 0 | 0 | 0 | 0 | 0 | 51 | 93 | 1.93 | 2.357 |
| Jim Bruske, R<br>ERA: 8.31 | (5, 1) | 0.2 | | 4 | 2 | 1 | 1 | 2 | 0 | 0 | 0 | 0 | 0 | 0 | 13 | 21 | 13.50 | 3.000 |
| Valerio De Los Santos, L<br>ERA: 9.64 | (6, 1) | 0.2 | | 3 | 1 | 1 | 1 | 1 | 0 | 0 | 0 | 0 | 0 | 0 | 9 | 14 | 13.50 | 1.500 |
| Curt Leskanic, R<br>ERA: 3.6 | (7, 1) | 1.0 | | 5 | 1 | 0 | 0 | 1 | 1 | 0 | 0 | 0 | 0 | 0 | 11 | 17 | 0.00 | 2.000 |
| Matt Williams, L<br>ERA: 3.38 | (8, 1) | 1.0 | | 4 | 1 | 1 | 1 | 0 | 1 | 0 | 0 | 0 | 0 | 1 | 6 | 13 | 9.00 | 2.000 |

| PITCHER | | IP | WLS | BF | H | R | ER | SO | BB | IBB | HBP | BLK | WP | HR | S | P | ERA | WHIP |
|---|---|---|---|---|---|---|---|---|---|---|---|---|---|---|---|---|---|---|
| Everett Stull, R<br>ERA: 8.31 | (9, 1) | 1.0 | | 6 | 1 | 3 | 3 | 1 | 1 | 0 | 1 | 0 | 0 | 1 | 9 | 19 | 27.00 | 2.000 |

# BOTTOM

## Florida Marlins @ Milwaukee Brewers

Milwaukee County Stadium, Milwaukee, WI

Wed Apr 12 2000, 7:05 PM EDT

Att. 7,007 - Sunny - 41 F

livebaseballscorecards.com

| Batter | 1 | 2 | 3 | 4 | 5 | 6 | 7 | 8 | 9 | AB | R | H | RBI | BB | SO | LOB |
|---|---|---|---|---|---|---|---|---|---|---|---|---|---|---|---|---|
| Marquis Grissom, R (1, 8)<br>OBP: 0.417, SLG: 0.545 | F B B X 2-1 G5-3 ① | | C B B X 2-1 F9 ② | | B X 1-0 SF8 3B | C F B B B B 4-2 FC5 1-2 2-3 BB | | | C B B X 2-1 G5-3 1B | 4 | 1 | 2 | 0 | 1 | 0 | 0 |
| Mark Loretta, R (1, 6) (9, 4)<br>OBP: 0.200, SLG: 0.222 | B B B C B 4-1 E BB | | B C X 1-1 F9 ③ | | B X 1-0 F9 ① | F X 0-1 FC5 ③ 1-2 2-3f | | | B C X 1-1 G5-3 ① 1-2 | 4 | 0 | 0 | 0 | 1 | 0 | 5 |
| Jeromy Burnitz, L (1, 9)<br>OBP: 0.487, SLG: 0.931 | C B T B S B S SAFE 3-3 K ② 1-2 | | | B B F F X 2-2 P6 ① | S S B B F X 2-2 SF8 ② 3-H | | B B B C X 3-1 G4-3 2B | | F F B S 1-3 K ② | 4 | 0 | 1 | 1 | 0 | 2 | 2 |
| Charlie Hayes, R (1, 3)<br>OBP: 0.522, SLG: 0.625 | F B B X 2-1 F2 ③ | | | X 0-0 1B 1B 1B | C F B B B B 4-2 BB | | B B B B 4-0 G4-3 BB | | S X 0-1 G5-3 ③ | 3 | 1 | 1 | 0 | 2 | 0 | 2 |
| Geoff Jenkins, L (1, 7)<br>OBP: 0.265, SLG: 0.469 | | F X 0-1 G3-1 ① | | X 0-0 1B 1B 1B 1-3 | S X 0-1 F8 ③ | | F B X 1-1 G4-3 ① ② 1-2f 2-3 | | | 4 | 1 | 1 | 0 | 0 | 0 | 3 |
| José Hernández, R (1, 5) (9, 6)<br>OBP: 0.316, SLG: 0.303 | | B F B X 2-1 HR | | B S C B X 2-2 1B 1B 1-2 3-H | | B C B B B 4-2 BB E BB | B B C C B X 3-2 F3 ③ | | | 3 | 1 | 2 | 2 | 1 | 0 | 1 |
| Ronnie Belliard, R (1, 4)<br>OBP: 0.459, SLG: 0.515 | B X 1-0 F3 ② | | | B C B S F B X 3-2 1B 1-3 2-H | | C X 0-1 E6 FC5 BB 1-2 | | F C B X 1-2 F8 ① | | 4 | 0 | 1 | 1 | 0 | 0 | 1 |
| Everett Stull, R (9, 1) | | | | | | | | | | 0 | 0 | 0 | 0 | 0 | 0 | 0 |
| Henry Blanco, R (1, 2)<br>OBP: 0.333, SLG: 0.348 | B X 1-0 P6 ③ | | | F X 0-1 P6 ② | | F B C F C 1-3 K ① | | C C F B S 1-3 K ② | | 4 | 0 | 0 | 0 | 0 | 2 | 4 |
| Jaime Navarro, R (1, 1) | | | C B C S 1-3 K ① | B X 1-0 G4-3 ③ | | C C C 0-3 K ② | | B S S B F C 2-3 K ③ | | 2 | 0 | 0 | 0 | 0 | 1 | 2 |
| Jim Bruske, R (5, 1) | | | | | | | | | | 0 | 0 | 0 | 0 | 0 | 0 | 0 |
| Valerio De Los Santos, L (6, 1) | | | | | | | | | | 0 | 0 | 0 | 0 | 0 | 0 | 0 |
| Kevin Barker, L (6, PH)<br>OBP: 0.474, SLG: 0.533 | | | | | | | | | | 1 | 0 | 0 | 0 | 0 | 1 | 2 |
| Curt Leskanic, R (7, 1) | | | | | | | | | | 0 | 0 | 0 | 0 | 0 | 0 | 0 |
| Matt Williams, S (8, 1) | | | | | | | | | | 0 | 0 | 0 | 0 | 0 | 0 | 0 |
| Tyler Houston, L (8, PH)<br>OBP: 0.125, SLG: 0.500 | | | | | | | | | | 1 | 0 | 0 | 0 | 0 | 1 | 0 |
| (9, 5) | | | | | | | | | | | | | | | | |
| **Inning Stats** | R: 0 E: 1 K: 1 S: 8 H: 0 LOB: 1 BB: 1 P: 19 | R: 1 E: 0 K: 0 S: 6 H: 1 LOB: 0 BB: 0 P: 10 | R: 0 E: 0 K: 1 S: 7 H: 0 LOB: 0 BB: 0 P: 11 | R: 2 E: 0 K: 0 S: 15 H: 4 LOB: 2 BB: 0 P: 23 | R: 1 E: 0 K: 0 S: 10 H: 1 LOB: 1 BB: 1 P: 18 | R: 0 E: 1 K: 2 S: 15 H: 0 LOB: 3 BB: 2 P: 24 | R: 0 E: 0 K: 0 S: 7 H: 1 LOB: 1 BB: 1 P: 18 | R: 0 E: 0 K: 2 S: 11 H: 0 LOB: 0 BB: 0 P: 15 | R: 0 E: 0 K: 1 S: 9 H: 1 LOB: 1 BB: 0 P: 13 | 1B: 5<br>2B: 1<br>3B: 1<br>HR: 1 | SF: 1<br>SAC: 0<br>DP: 1<br>HBP: 0 | | | | | |

| | AB | 34 |
|---|---|---|
| | R | 4 |
| | H | 8 |
| | RBI | 4 |
| | BB | 5 |
| | SO | 7 |
| | LOB | 22 |

| | WP: 0 | PA: 40 |
|---|---|---|
| | PB: 0 | |
| | SB: 0 | |
| | CS: 0 | |

| PITCHER | | IP | WLS | BF | H | R | ER | SO | BB | IBB | HBP | BLK | WP | HR | S | P | ERA | WHIP |
|---|---|---|---|---|---|---|---|---|---|---|---|---|---|---|---|---|---|---|
| Jesus Sanchez, L<br>ERA: 6.0 | (1, 1) | 5.0 | W | 23 | 6 | 4 | 4 | 2 | 2 | 0 | 0 | 0 | 0 | 1 | 46 | 81 | 7.20 | 1.600 |
| Ricky Bones, R<br>ERA: | (6, 1) | 1.0 | H | 6 | 0 | 0 | 0 | 2 | 2 | 0 | 0 | 0 | 0 | 0 | 15 | 24 | 0.00 | 2.000 |
| Armando Almanza, L<br>ERA: 2.25 | (7, 1) | 1.0 | H | 4 | 1 | 0 | 0 | 0 | 1 | 0 | 0 | 0 | 0 | 0 | 7 | 18 | 0.00 | 2.000 |
| Dan Miceli, R<br>ERA: 3.38 | (8, 1) | 1.0 | | 3 | 0 | 0 | 0 | 2 | 0 | 0 | 0 | 0 | 0 | 0 | 11 | 15 | 0.00 | 0.000 |
| Antonio Alfonseca, R<br>ERA: 10.8 | (9, 1) | 1.0 | | 4 | 1 | 0 | 0 | 1 | 0 | 0 | 0 | 0 | 0 | 0 | 9 | 13 | 0.00 | 1.000 |

| PITCHER | IP | WLS | BF | H | R | ER | SO | BB | IBB | HBP | BLK | WP | HR | S | P | ERA | WHIP |
|---|---|---|---|---|---|---|---|---|---|---|---|---|---|---|---|---|---|

| Batter | 1 | 2 | 3 | 4 | 5 | 6 | 7 | 8 | 9 | AB | R | H | RBI | BB | SO | LOB |
|---|---|---|---|---|---|---|---|---|---|---|---|---|---|---|---|---|
| Luis Castillo, S (1, 4)<br>OBP: 0.553, SLG: 0.515 | C B B F X 2-2 G1-3 | | B F F B B X 3-2 G6-3 | | B B C C B F F X 3-2 E5 | | | B C C F B B B 4-2 BB | | 3 | 0 | 0 | 0 | 1 | 0 | 0 |
| Brant Brown, L (1, 9)<br>OBP: 0.273, SLG: 0.250 | B C C F F X 1-2 F8 | | S B B B X 3-1 1B | | B C P F S 2-3 K | | | X 0-0 L8 | | 4 | 0 | 1 | 0 | 0 | 1 | 2 |
| Cliff Floyd, L (1, 7)<br>OBP: 0.273, SLG: 0.379 | S C S 0-3 K | | B S C S 1-3 K | | | X 0-0 P5 | | B B B C C X 3-1 F7 | | 4 | 0 | 0 | 0 | 0 | 2 | 2 |
| Preston Wilson, R (1, 8)<br>OBP: 0.405, SLG: 0.472 | | B B F S S B F B 4-2 CS BB | C C X 0-2 L5 | | | C F B S 1-3 K | | B C F B F X 2-2 F9 | | 3 | 0 | 0 | 0 | 1 | 1 | 2 |
| Mike Lowell, R (1, 5)<br>OBP: 0.333, SLG: 0.541 | | B B F C B C 3-3 K 1-2 | C B X 1-1 G5-3 | | | X 0-0 G5-3 | | | S X 0-1 G5-3 | 4 | 0 | 0 | 0 | 0 | 1 | 1 |
| Derrek Lee, R (1, 3)<br>OBP: 0.500, SLG: 0.750 | | C B S B B X 3-2 1B 1B | C B S S 1-3 K | | | | C B B S S 2-3 K | | B X 1-0 G6-3 2B | 4 | 0 | 2 | 0 | 0 | 2 | 0 |
| Alex Gonzalez, R (1, 6)<br>OBP: 0.214, SLG: 0.184 | | F X 0-1 BB 1-3 1B | F B B X 2-1 G1-6-3 | | | | B S X 1-1 P6 | | C F B F X 1-2 G6-3 2-3 | 4 | 0 | 1 | 0 | 0 | 0 | 1 |
| Paul Bako, L (1, 2) | | B B B B 4-0 BB 1-2 | | | F B B X 2-1 L8 | | C B B S S B B 4-2 BB | | B F S B S 2-3 K | 2 | 0 | 0 | 0 | 2 | 1 | 1 |
| Brad Penny, R (1, 1) | | S C F T F F S 0-3 K | | | B F F S 1-3 K | | S B C B X 2-2 G1 | | | 2 | 0 | 0 | 0 | 0 | 2 | 3 |
| Mark Kotsay, L (7, PH)<br>OBP: 0.269, SLG: 0.435 | | | | | | | | | | 1 | 0 | 0 | 0 | 0 | 0 | 1 |
| Braden Looper, R (7, 1) | | | | | | | | | | 0 | 0 | 0 | 0 | 0 | 0 | 0 |
| Vic Darensbourg, L (8, 1) | | | | | | | | | | 0 | 0 | 0 | 0 | 0 | 0 | 0 |
| Inning Stats | R: 0<br>E: 0<br>K: 1<br>S: 11<br>H: 0<br>LOB: 0<br>BB: 0<br>P: 14 | R: 0<br>E: 0<br>K: 2<br>S: 17<br>H: 2<br>LOB: 3<br>BB: 2<br>P: 31 | R: 0<br>E: 0<br>K: 1<br>S: 11<br>H: 1<br>LOB: 1<br>BB: 0<br>P: 18 | R: 0<br>E: 0<br>K: 1<br>S: 7<br>H: 0<br>LOB: 0<br>BB: 0<br>P: 11 | R: 0<br>E: 1<br>K: 2<br>S: 14<br>H: 0<br>LOB: 1<br>BB: 0<br>P: 21 | R: 0<br>E: 0<br>K: 1<br>S: 5<br>H: 0<br>LOB: 0<br>BB: 0<br>P: 6 | R: 0<br>E: 0<br>K: 1<br>S: 10<br>H: 0<br>LOB: 0<br>BB: 1<br>P: 19 | R: 0<br>E: 0<br>K: 0<br>S: 10<br>H: 0<br>LOB: 1<br>BB: 1<br>P: 19 | R: 0<br>E: 0<br>K: 1<br>S: 10<br>H: 1<br>LOB: 1<br>BB: 0<br>P: 14 | 1B: 3<br>2B: 1<br>3B: 0<br>HR: 0<br>SF: 0<br>SAC: 0<br>DP: 0<br>HBP: 0 | | | | | | |

| PITCHER | | IP | WLS | BF | H | R | ER | SO | BB | IBB | HBP | BLK | WP | HR | S | P | ERA | WHIP |
|---|---|---|---|---|---|---|---|---|---|---|---|---|---|---|---|---|---|---|
| Jason Bere, R<br>ERA: 0.69 | (1, 1) | 7.0 | W | 27 | 3 | 0 | 0 | 9 | 3 | 0 | 0 | 0 | 0 | 0 | 75 | 120 | 0.00 | 0.857 |
| David Weathers, R<br>ERA: 1.23 | (8, 1) | 1.0 | | 4 | 0 | 0 | 0 | 0 | 1 | 0 | 0 | 0 | 0 | 0 | 10 | 19 | 0.00 | 1.000 |
| Bob Wickman, R<br>ERA: | (9, 1) | 1.0 | | 4 | 1 | 0 | 0 | 1 | 0 | 0 | 0 | 0 | 0 | 0 | 10 | 14 | 0.00 | 1.000 |

| PITCHER | IP | WLS | BF | H | R | ER | SO | BB | IBB | HBP | BLK | WP | HR | S | P | ERA | WHIP |
|---|---|---|---|---|---|---|---|---|---|---|---|---|---|---|---|---|---|

TOP

# Florida Marlins @ Milwaukee Brewers

Milwaukee County Stadium, Milwaukee, WI

Thu Apr 13 2000, 7:05 PM EDT
Att. 7,023 - Overcast - 50 F

livebaseballscorecards.com

| | |
|---|---|
| AB | 31 |
| R | 0 |
| H | 4 |
| RBI | 0 |
| BB | 4 |
| SO | 10 |
| LOB | 13 |

# BOTTOM

Florida Marlins @ Milwaukee Brewers

Milwaukee County Stadium, Milwaukee, WI

Thu Apr 13 2000, 7:05 PM EDT

Att. 7,023 - Overcast - 50 F

livebaseballscorecards.com

| Batter | 1 | 2 | 3 | 4 | 5 | 6 | 7 | 8 | 9 | AB | R | H | RBI | BB | SO | LOB |
|---|---|---|---|---|---|---|---|---|---|---|---|---|---|---|---|---|
| Marquis Grissom, R (1, 8)<br>OBP: 0.375, SLG: 0.486 | C C X<br>0-2 ① G6-3 | C X<br>0-1 ③ P4 | | | S X<br>0-1 ③ G6-3 | | C B B X<br>2-1 ③ G6-3 | | | 4 | 0 | 0 | 0 | 0 | 0 | 2 |
| Ronnie Belliard, R (1, 4)<br>OBP: 0.463, SLG: 0.583<br>Mark Loretta, R (8, PR)<br>OBP: 0.200, SLG: 0.222 (9, 6) | B X<br>1-0 ② G3-1 | | B C B X<br>2-1 ① G1-3 | | | X<br>0-0 HR | | F F H<br>1-2 CS HBP | | 3<br>0 | 1<br>0 | 1<br>0 | 1<br>0 | 0<br>0 | 0<br>0 | 0<br>0 |
| Jeromy Burnitz, L (1, 9)<br>OBP: 0.442, SLG: 0.818 | X<br>0-0 ③ G4-3 | | B B B X<br>3-0 ② G3 | | | B C B C S<br>2-3 ① K | | B X<br>1-0 ① F8 | | 4 | 0 | 0 | 0 | 0 | 1 | 1 |
| Geoff Jenkins, L (1, 7)<br>OBP: 0.263, SLG: 0.444 | | B X<br>1-0 G4-3 WP 2B 1B | B B F F S<br>2-3 ③ K | | | C B B B C F X<br>3-2 ② G4-3 | | 1 SAFE B F S B X<br>2-2 ② ③ F7<br>1-2 | | 4 | 1 | 1 | 0 | 0 | 1 | 1 |
| José Hernández, R (1, 5)<br>OBP: 0.317, SLG: 0.306 | | C B S B F S<br>2-3 ① K<br>1-2 | | B C B X<br>2-1 ① G1-3 | | B B B C F X<br>3-2 1B | | | | 3 | 0 | 1 | 0 | 0 | 1 | 1 |
| Tyler Houston, L (1, 2)<br>OBP: 0.182, SLG: 0.400 | | C B B F B B<br>4-2 G4-3 2B BB | | X<br>0-0 ② F8 | | B B B X<br>3-0 ③ F9 | | | | 2 | 1 | 0 | 0 | 1 | 0 | 1 |
| Kevin Barker, L (1, 3)<br>OBP: 0.455, SLG: 0.500 | B X<br>1-0 ② G4-3<br>1-2<br>2-3 | | | B F B X<br>2-1 ③ G6-3 | | | B B X<br>2-0 WP 1B | | | 3 | 0 | 1 | 0 | 0 | 0 | 2 |
| Luis Lopez, S (1, 6)<br>OBP: 0.500, SLG: 0.750 (9, 4) | B X<br>1-0 E 2B<br>2-H<br>3-H | | | | F B C C<br>1-3 ① K | | B X<br>1-0 ① L8<br>1-2 | | | 3 | 1 | 1 | 2 | 0 | 1 | 1 |
| Jason Bere, R (1, 1)<br>OBP: 0.250, SLG: 0.250<br>Lyle Mouton, R (7, PH)<br>OBP: 0.200, SLG: 0.111<br>David Weathers, R (8, 1)<br>Bob Wickman, R (9, 1) | B C F B X<br>2-2 E9 1B<br>2-H | | | | B C C S<br>1-3 ② K | | X<br>0-0 ② G5-3 | | | 2<br>1<br>0<br>0 | 0<br>0<br>0<br>0 | 1<br>0<br>0<br>0 | 1<br>0<br>0<br>0 | 0<br>0<br>0<br>0 | 1<br>0<br>0<br>0 | 0<br>1<br>0<br>0 |
| Inning Stats | R: 0 H: 0<br>E: 0 LOB: 0<br>K: 0 BB: 0<br>S: 5 P: 6 | R: 3 H: 3<br>E: 1 LOB: 1<br>K: 1 BB: 1<br>S: 14 P: 25 | R: 0 H: 0<br>E: 0 LOB: 0<br>K: 1 BB: 0<br>S: 6 P: 13 | R: 0 H: 0<br>E: 0 LOB: 0<br>K: 0 BB: 0<br>S: 5 P: 9 | R: 0 H: 0<br>E: 0 LOB: 0<br>K: 2 BB: 0<br>S: 8 P: 10 | R: 1 H: 2<br>E: 0 LOB: 1<br>K: 1 BB: 0<br>S: 12 P: 23 | R: 0 H: 1<br>E: 0 LOB: 1<br>K: 0 BB: 0<br>S: 5 P: 10 | R: 0 H: 0<br>E: 0 LOB: 1<br>K: 0 BB: 0<br>S: 6 P: 10 | | 1B: 4 SF: 0<br>2B: 1 SAC: 0<br>3B: 0 DP: 0<br>HR: 1 HBP: 1 | | | | | | |

| | |
|---|---|
| AB | 29 |
| R | 4 |
| H | 6 |
| RBI | 4 |
| BB | 1 |
| SO | 5 |
| LOB | 10 |

WP: 2 PA: 31
PB: 0
SB: 0
CS: 1

| PITCHER | | IP | WLS | BF | H | R | ER | SO | BB | IBB | HBP | BLK | WP | HR | S | P | ERA | WHIP |
|---|---|---|---|---|---|---|---|---|---|---|---|---|---|---|---|---|---|---|
| Brad Penny, R<br>ERA: 3.46 | (1, 1) | 6.0 | L | 24 | 5 | 4 | 4 | 5 | 1 | 0 | 0 | 0 | 1 | 1 | 50 | 86 | 6.00 | 1.000 |
| Braden Looper, R<br>ERA: 1.93 | (7, 1) | 1.0 | | 5 | 1 | 0 | 0 | 0 | 0 | 0 | 1 | 0 | 1 | 0 | 7 | 13 | 0.00 | 1.000 |
| Vic Darensbourg, L<br>ERA: | (8, 1) | 1.0 | | 2 | 0 | 0 | 0 | 0 | 0 | 0 | 0 | 0 | 0 | 0 | 4 | 7 | 0.00 | 0.000 |

| PITCHER | IP | WLS | BF | H | R | ER | SO | BB | IBB | HBP | BLK | WP | HR | S | P | ERA | WHIP |
|---|---|---|---|---|---|---|---|---|---|---|---|---|---|---|---|---|---|

| Batter | 1 | 2 | 3 | 4 | 5 | 6 | 7 | 8 | 9 | AB | R | H | RBI | BB | SO | LOB |
|---|---|---|---|---|---|---|---|---|---|---|---|---|---|---|---|---|
| Quilvio Veras, S (1, 4)<br>OBP: 0.308, SLG: 0.257 | B X 1-0 G4-3 | | B X 1-0 G4-6-3 1-2f | | B L C B X 2-2 G5-4-3 1B | | X 0-0 1B 2B 2-H | | X 0-0 G6-3 | 5 | 0 | 2 | 1 | 0 | 0 | 1 |
| Andruw Jones, R (1, 8)<br>OBP: 0.310, SLG: 0.405 | S B B X 2-1 G5-3 | | B B C F B B 4-2 10 1B BB | | X 0-0 G5-4-3 1-2f | | C B F X 1-2 1B 2-H | | B B S F S 2-3 K2-3 | 4 | 0 | 1 | 0 | 1 | 1 | 1 |
| 10 Chipper Jones, S (1, 5)<br>OBP: 0.391, SLG: 0.585 | C B F X 1-2 G5-3 | | X 0-0 1B 1-3 | | X 0-0 G3 | | | C B F B F X 2-2 G3 | X 0-0 1B | 5 | 0 | 2 | 0 | 0 | 0 | 0 |
| Andres Galarraga, R (1, 3)<br>OBP: 0.410, SLG: 0.719 | | B X 1-0 1B 2B | S X 0-1 L7 | | | B F B B B 4-1 G4-6-3 BB | | C F F B X 1-2 WP WP E 1B | F B F S 1-3 K | 4 | 2 | 2 | 0 | 1 | 1 | 3 |
| Bobby Bonilla, S (1, 7)<br>OBP: 0.345, SLG: 0.556<br>Trenidad Hubbard, R (6, 7)<br>OBP: 0.333, SLG: 0.300 | | S B S F X 1-2 2-H 1B | | S B F F B F F S 2-3 K | | X 0-0 G4-6-3 1-2f | | C B B B F B 4-2 E HR 1-2 BB | | 3<br>0 | 0<br>1 | 1<br>0 | 1<br>0 | 0<br>1 | 1<br>0 | 1<br>0 |
| Javy Lopez, R (1, 2)<br>OBP: 0.387, SLG: 0.552 | | C B F C 1-3 K | | B C B C B X 3-2 G6-3 | | S S B C B F X 2-2 F9 | | B B 1 SAFE F X 2-1 1-H 2-H HR | | 4 | 1 | 1 | 2 | 0 | 1 | 1 |
| Reggie Sanders, R (1, 9)<br>OBP: 0.261, SLG: 0.273 | | B C B X 2-1 F7 | | C X 0-1 1B 2B | | | B C S B B X 3-2 1B | X 0-0 G5-3 | | 4 | 1 | 2 | 0 | 0 | 0 | 1 |
| Walt Weiss, S (1, 6)<br>OBP: 0.435, SLG: 0.350 | | C B X 1-1 F8 | | B F X 1-1 2-H 1B | | | C C B F B F B B 4-2 SH2-3 2B BB | C F B X 1-2 1B | | 3 | 1 | 2 | 1 | 1 | 0 | 1 |
| Tom Glavine, L (1, 1)<br>OBP: 0.375, SLG: 0.429<br>Kerry Ligtenberg, R (9, 1)<br>Mike Remlinger, L (9, 1) | | | C X 0-1 G4-6-3 1B | S S B S 1-3 K | | | X 0-0 SH2-3 1-2 | C B C S 1-3 K | | 3<br>0<br>0 | 0<br>0<br>0 | 1<br>0<br>0 | 0<br>0<br>0 | 0<br>0<br>0 | 2<br>0<br>0 | 2<br>0<br>0 |
| Inning Stats | R: 0 E: 0 K: 0 S: 6 H: 0 LOB: 0 BB: 0 P: 10 | R: 1 E: 0 K: 1 S: 12 H: 2 LOB: 1 BB: 0 P: 18 | R: 0 E: 0 K: 0 S: 8 H: 2 LOB: 2 BB: 1 P: 13 | R: 1 E: 0 K: 2 S: 16 H: 2 LOB: 1 BB: 0 P: 23 | R: 0 E: 0 K: 0 S: 5 H: 1 LOB: 0 BB: 0 P: 7 | R: 0 E: 0 K: 0 S: 7 H: 0 LOB: 0 BB: 1 P: 13 | R: 1 E: 0 K: 0 S: 12 H: 3 LOB: 2 BB: 1 P: 20 | R: 3 E: 1 K: 1 S: 20 H: 3 LOB: 1 BB: 1 P: 31 | R: 0 E: 0 K: 2 S: 8 H: 1 LOB: 1 BB: 0 P: 11 | 1B: 10<br>2B: 3<br>3B: 0<br>HR: 1 | | SF: 0<br>SAC: 1<br>DP: 3<br>HBP: 0 | | | | |

# TOP

## Atlanta Braves @ Milwaukee Brewers

Milwaukee County Stadium, Milwaukee, WI

Fri Apr 14 2000, 7:05 PM EDT
Att. 10,171 - Sunny - 75 F

livebaseballscorecards.com

| | |
|---|---|
| AB | 35 |
| R | 6 |
| H | 14 |
| RBI | 5 |
| BB | 4 |
| SO | 6 |
| LOB | 11 |

WP: 2 PB: 0 SB: 0 CS: 0 PA: 40

| PITCHER | | IP | WLS | BF | H | R | ER | SO | BB | IBB | HBP | BLK | WP | HR | S | P | ERA | WHIP |
|---|---|---|---|---|---|---|---|---|---|---|---|---|---|---|---|---|---|---|
| Steve Woodard, R<br>ERA: 5.29 | (1, 1) | 7.0 | L | 29 | 10 | 3 | 3 | 3 | 3 | 0 | 0 | 0 | 0 | 0 | 66 | 104 | 3.86 | 1.857 |
| Curt Leskanic, R<br>ERA: 7.5 | (8, 1) | 1.0 | | 7 | 3 | 3 | 3 | 1 | 1 | 0 | 0 | 0 | 2 | 1 | 20 | 31 | 27.00 | 4.000 |
| Valerio De Los Santos, L<br>ERA: 8.71 | (9, 1) | 1.0 | | 4 | 1 | 0 | 0 | 2 | 0 | 0 | 0 | 0 | 0 | 0 | 8 | 11 | 0.00 | 1.000 |

| PITCHER | IP | WLS | BF | H | R | ER | SO | BB | IBB | HBP | BLK | WP | HR | S | P | ERA | WHIP |
|---|---|---|---|---|---|---|---|---|---|---|---|---|---|---|---|---|---|

| Batter | 1 | 2 | 3 | 4 | 5 | 6 | 7 | 8 | 9 | AB | R | H | RBI | BB | SO | LOB |
|---|---|---|---|---|---|---|---|---|---|---|---|---|---|---|---|---|
| Marquis Grissom, R (1, 8)<br>OBP: 0.364, SLG: 0.463 | S X<br>0-1<br>2B 1B | | X<br>0-0<br>E5 CS | | B C C S<br>1-3 ③<br>K | | | X<br>0-0 ①<br>F9<br>2-3 | | 4 | 1 | 1 | 0 | 0 | 1 | 2 |
| Mark Loretta, R (1, 6)<br>OBP: 0.205, SLG: 0.250 | B B C F B X<br>3-2<br>G4-3 SF9<br>1-H<br>2B | | C F B X<br>1-2 ① ②<br>G5-3<br>1-2 | | | F F B X<br>1-2 ①<br>G4-3 | | C X<br>0-1 ②<br>F3 | | 4 | 1 | 1 | 1 | 0 | 0 | 2 |
| Jeremy Burnitz, L (1, 9)<br>OBP: 0.404, SLG: 0.730 | C B F B X<br>2-2 ①<br>G4-3<br>2-3 | | B S S X<br>1-2 ③<br>G3-1 | | | C X<br>0-1 ②<br>G1-3 | | C C S<br>0-3 ③<br>K | | 4 | 0 | 0 | 0 | 0 | 1 | 2 |
| Charlie Hayes, R (1, 3)<br>OBP: 0.519, SLG: 0.611 | X<br>0-0 ②<br>SF9<br>3-H | | | C B B F X<br>2-2 ①<br>G3 | | B B B S B<br>4-1<br>BB | | | X<br>0-0<br>FC4-6 1B SF9<br>1B | 2 | 1 | 1 | 1 | 1 | 0 | 0 |
| Geoff Jenkins, L (1, 7)<br>OBP: 0.262, SLG: 0.425 | B C B C B X<br>3-2 ③<br>G1-3 | | | B F B X<br>2-1<br>F8 | | L B B X<br>2-1 ③<br>G5-3 | | | C S B F X<br>1-2<br>FC4-6<br>1-2<br>1B | 4 | 0 | 1 | 0 | 0 | 0 | 1 |
| José Hernández, R (1, 5)<br>OBP: 0.289, SLG: 0.275 | | F B S C<br>1-3 ①<br>K | | S B F S<br>1-3 ③<br>K | | | X<br>0-0 ①<br>G5-3 | | C S X<br>0-2 ①<br>FC4-6<br>1-2f<br>2-3 | 4 | 0 | 0 | 0 | 0 | 2 | 2 |
| Ronnie Belliard, R (1, 4)<br>OBP: 0.422, SLG: 0.538 | | F B X<br>1-1 ②<br>G1-3 | | | C S B B B S<br>3-3 ①<br>K | | S B B F C<br>2-3 ②<br>K | | B C B F F X<br>2-2 ②<br>SF9<br>3-H | 3 | 0 | 0 | 1 | 0 | 2 | 0 |
| Henry Blanco, R (1, 2)<br>OBP: 0.379, SLG: 0.400<br>Sean Berry, R (7, PH)<br>Tyler Houston, L (8, 2)<br>OBP: 0.167, SLG: 0.364 | | X<br>0-0<br>1B | | | B C F B B X<br>3-2<br>SH5-4<br>1B | | B X<br>1-0 ③<br>F9 | | B X<br>1-0 ③<br>G3 | 2<br>1<br>1 | 0<br>0<br>0 | 2<br>0<br>0 | 0<br>0<br>0 | 0<br>0<br>0 | 0<br>0<br>0 | 0<br>0<br>1 |
| Steve Woodard, L (1, 1)<br>Curt Leskanic, R (8, 1)<br>James Mouton, R (8, PH)<br>OBP: 0.833, SLG: 1.333<br>Valerio De Los Santos, L (9, 1) | | C B C F B B C<br>3-3 ③<br>K | | | C L X<br>0-2 ②<br>SH5-4<br>1-2 | | | X<br>0-0<br>F9<br>2B | | 1<br>0<br>1<br>0 | 0<br>0<br>0<br>0 | 0<br>0<br>1<br>0 | 0<br>0<br>0<br>0 | 0<br>0<br>0<br>0 | 1<br>0<br>0<br>0 | 1<br>0<br>0<br>0 |
| Inning Stats | R: 2 H: 2<br>E: 0 LOB: 0<br>K: 0 BB: 0<br>S: 12 P: 20 | R: 0 H: 1<br>E: 0 LOB: 1<br>K: 2 BB: 0<br>S: 10 P: 15 | R: 0 H: 0<br>E: 1 LOB: 0<br>K: 0 BB: 0<br>S: 7 P: 9 | R: 0 H: 0<br>E: 0 LOB: 0<br>K: 1 BB: 0<br>S: 8 P: 13 | R: 0 H: 1<br>E: 0 LOB: 1<br>K: 2 BB: 0<br>S: 12 P: 19 | R: 0 H: 0<br>E: 0 LOB: 1<br>K: 0 BB: 1<br>S: 8 P: 15 | R: 0 H: 0<br>E: 0 LOB: 0<br>K: 1 BB: 0<br>S: 5 P: 8 | R: 0 H: 1<br>E: 0 LOB: 1<br>K: 1 BB: 0<br>S: 7 P: 7 | R: 1 H: 2<br>E: 0 LOB: 1<br>K: 0 BB: 0<br>S: 13 P: 17 | 1B: 5 SF: 2<br>2B: 2 SAC: 1<br>3B: 0 DP: 0<br>HR: 0 HBP: 0 | | | | | | |

| PITCHER | | IP | WLS | BF | H | R | ER | SO | BB | IBB | HBP | BLK | WP | HR | S | P | ERA | WHIP |
|---|---|---|---|---|---|---|---|---|---|---|---|---|---|---|---|---|---|---|
| Tom Glavine, L<br>ERA: 3.0 | (1, 1) | 8.0 | W | 32 | 7 | 3 | 3 | 7 | 1 | 0 | 0 | 0 | 0 | 0 | 74 | 112 | 3.38 | 1.000 |
| Kerry Ligtenberg, R<br>ERA: 10.13 | (9, 1) | 0.2 | H | 2 | 0 | 0 | 0 | 0 | 0 | 0 | 0 | 0 | 0 | 0 | 7 | 9 | 0.00 | 0.000 |
| Mike Remlinger, L<br>ERA: 3.68 | (9, 1) | 0.1 | S | 1 | 0 | 0 | 0 | 0 | 0 | 0 | 0 | 0 | 0 | 0 | 1 | 2 | 0.00 | 0.000 |

| PITCHER | IP | WLS | BF | H | R | ER | SO | BB | IBB | HBP | BLK | WP | HR | S | P | ERA | WHIP |
|---|---|---|---|---|---|---|---|---|---|---|---|---|---|---|---|---|---|

# BOTTOM

## Atlanta Braves @ Milwaukee Brewers

Milwaukee County Stadium, Milwaukee, WI

Fri Apr 14 2000, 7:05 PM EDT
Att. 10,171 - Sunny - 75 F

livebaseballscorecards.com

| | |
|---|---|
| AB | 31 |
| R | 3 |
| H | 7 |
| RBI | 3 |
| BB | 1 |
| SO | 7 |
| LOB | 11 |

| Batter | 1 | 2 | 3 | 4 | 5 | 6 | 7 | 8 | 9 | AB | R | H | RBI | BB | SO | LOB |
|---|---|---|---|---|---|---|---|---|---|---|---|---|---|---|---|---|
| Quilvio Veras, S (1, 4)<br>OBP: 0.302, SLG: 0.333 | G4-3 | | K | G4-3 | | | | 1-H HR | | 4 | 1 | 1 | 2 | 0 | 1 | 0 |
| Andruw Jones, R (1, 8)<br>OBP: 0.326, SLG: 0.385 | G5-4-3 BB | | G6-3 | L4 | | | | BB SH1-3 BB | | 2 | 0 | 0 | 0 | 2 | 0 | 0 |
| Keith Lockhart, L (1, 5)<br>OBP: 0.273, SLG: 0.400 | G5-4-3<br>1-2f | | 1B BB | | | G3 | | SH1-3<br>1-2 | | 2 | 0 | 0 | 0 | 1 | 0 | 1 |
| Andres Galarraga, R (1, 3)<br>OBP: 0.442, SLG: 0.714 | | 2B E 1B | 1-2 1B | | | F3 | | BB IBB | | 3 | 1 | 2 | 0 | 1 | 0 | 0 |
| Bobby Bonilla, S (1, 7)<br>OBP: 0.333, SLG: 0.500<br>Trenidad Hubbard, R (8, PR)<br>OBP: 0.333, SLG: 0.300 (8, 7) | | P5 | P5 | | | F7 | | G6-4-3<br>1-2<br>2-3 BB | | 3<br>0 | 0<br>0 | 0<br>0 | 0<br>0 | 1<br>0 | 0<br>0 | 3<br>0 |
| Javy Lopez, R (1, 2)<br>OBP: 0.371, SLG: 0.545 | | E 2B<br>1-3 | | G1-3 | | | G5-3 | G6-4-3<br>1-2f | | 4 | 0 | 1 | 0 | 0 | 0 | 3 |
| Reggie Sanders, R (1, 9)<br>OBP: 0.240, SLG: 0.250 | | E5<br>2-3<br>3-H | | G5-3 | | | F8 | | K | 4 | 0 | 0 | 0 | 0 | 1 | 1 |
| Rafael Furcal, S (1, 6)<br>OBP: 0.333, SLG: 0.364 | | F7 | | G6-3 | | | K | | G1-3 | 4 | 0 | 0 | 0 | 0 | 1 | 2 |
| Kevin Millwood, R (1, 1) | | F7 | | | K | | | HR 1B | L4 | 2 | 0 | 0 | 0 | 0 | 1 | 2 |
| Wally Joyner, L (8, PH)<br>OBP: 0.556, SLG: 0.500 | | | | | | | | | | 1 | 0 | 1 | 0 | 0 | 0 | 0 |
| 10 Chipper Jones, S (8, PR)<br>OBP: 0.391, SLG: 0.585 | | | | | | | | | | 0 | 1 | 0 | 0 | 0 | 0 | 0 |
| John Burkett, R (8, 1) | | | | | | | | | | 0 | 0 | 0 | 0 | 0 | 0 | 0 |
| Walt Weiss, S (9, PH)<br>OBP: 0.417, SLG: 0.333 | | | | | | | | | | 1 | 0 | 0 | 0 | 0 | 0 | 0 |
| Inning Stats | R: 0<br>E: 0<br>K: 0<br>S: 8<br>H: 0<br>LOB: 0<br>BB: 1<br>P: 16 | R: 1<br>E: 1<br>K: 0<br>S: 15<br>H: 2<br>LOB: 2<br>BB: 0<br>P: 22 | R: 0<br>E: 0<br>K: 1<br>S: 8<br>H: 1<br>LOB: 2<br>BB: 1<br>P: 16 | R: 0<br>E: 0<br>K: 0<br>S: 5<br>H: 0<br>LOB: 0<br>BB: 0<br>P: 5 | R: 0<br>E: 0<br>K: 1<br>S: 7<br>H: 0<br>LOB: 0<br>BB: 0<br>P: 9 | R: 0<br>E: 0<br>K: 0<br>S: 5<br>H: 0<br>LOB: 0<br>BB: 0<br>P: 7 | R: 0<br>E: 0<br>K: 1<br>S: 8<br>H: 0<br>LOB: 0<br>BB: 0<br>P: 14 | R: 2<br>E: 0<br>K: 0<br>S: 11<br>H: 2<br>LOB: 3<br>BB: 3<br>P: 28 | R: 0<br>E: 0<br>K: 1<br>S: 9<br>H: 0<br>LOB: 0<br>BB: 0<br>P: 14 | 1B: 3<br>2B: 1<br>3B: 0<br>HR: 1<br>SF: 0<br>SAC: 1<br>DP: 2<br>HBP: 0 | | | | | | |

| PITCHER | | IP | WLS | BF | H | R | ER | SO | BB | IBB | HBP | BLK | WP | HR | S | P | ERA | WHIP |
|---|---|---|---|---|---|---|---|---|---|---|---|---|---|---|---|---|---|---|
| Jimmy Haynes, R<br>ERA: 4.34 | (1, 1) | 7.0 | | 29 | 5 | 3 | 2 | 3 | 3 | 0 | 0 | 0 | 0 | 1 | 62 | 103 | 2.57 | 1.143 |
| David Weathers, R<br>ERA: 1.08 | (8, 1) | 1.0 | W | 4 | 0 | 0 | 0 | 0 | 1 | 1 | 0 | 0 | 0 | 0 | 5 | 14 | 0.00 | 1.000 |
| Bob Wickman, R<br>ERA: | (9, 1) | 1.0 | S | 3 | 0 | 0 | 0 | 1 | 0 | 0 | 0 | 0 | 0 | 0 | 9 | 14 | 0.00 | 0.000 |

| PITCHER | IP | WLS | BF | H | R | ER | SO | BB | IBB | HBP | BLK | WP | HR | S | P | ERA | WHIP |
|---|---|---|---|---|---|---|---|---|---|---|---|---|---|---|---|---|---|

# TOP

# Atlanta Braves @ Milwaukee Brewers

Milwaukee County Stadium, Milwaukee, WI

Sat Apr 15 2000, 2:05 PM EDT

Att. 24,755 - Cloudy - 42 F

livebaseballscorecards.com

| | |
|---|---|
| AB | 30 |
| R | 3 |
| H | 5 |
| RBI | 2 |
| BB | 5 |
| SO | 4 |
| LOB | 12 |

| | | | | | | | | | |
|---|---|---|---|---|---|---|---|---|---|
| WP: 0 | PA: 36 | | | | | | | | |
| PB: 0 | | | | | | | | | |
| SB: 0 | | | | | | | | | |
| CS: 0 | | | | | | | | | |

# BOTTOM

| Batter | 1 | 2 | 3 | 4 | 5 | 6 | 7 | 8 | 9 | AB | R | H | RBI | BB | SO | LOB |
|---|---|---|---|---|---|---|---|---|---|---|---|---|---|---|---|---|
| Marquis Grissom, R (1, 8)<br>OBP: 0.375, SLG: 0.489 | 1-2 1B | 0-0 G4-3 | | | 1-2 2B | | 0-0 G5-3 | | | 4 | 1 | 2 | 0 | 0 | 0 | 1 |
| Mark Loretta, R (1, 6)<br>OBP: 0.250, SLG: 0.386 | 0-0 FC6-4<br>1-2 | | 2-1 L3 | | 2-0 HR | | | 1-2 E | | 4 | 3 | 3 | 1 | 0 | 0 | 0 |
| Jeromy Burnitz, L (1, 9)<br>OBP: 0.392, SLG: 0.683 | 3-2 FC6-4<br>1-3<br>2-H | | 3-2 F8 | | 2-2 F9 | | | 0-0 E3 HR<br>2-H | | 4 | 1 | 1 | 1 | 0 | 0 | 0 |
| Geoff Jenkins, L (1, 7)<br>OBP: 0.283, SLG: 0.500 | 0-1 FC6-4<br>1-2f<br>3-H | | 1-0 1B | | | 1-2 F7 | | 0-0 HR<br>1-H | | 4 | 1 | 2 | 3 | 0 | 0 | 1 |
| José Hernández, R (1, 5)<br>OBP: 0.265, SLG: 0.250 | 1-1 F9 | | 1-3 K | | | 1-2 G6-3 | | 2-1 G6-3 | | 4 | 0 | 0 | 0 | 0 | 1 | 2 |
| Kevin Barker, L (1, 3)<br>OBP: 0.423, SLG: 0.429 | 1-1 P6 | | | 1-3 K | | 4-1 BB | | 0-0 F7 | | 3 | 0 | 0 | 0 | 1 | 1 | 1 |
| Ronnie Belliard, R (1, 4)<br>OBP: 0.408, SLG: 0.512 | | 1-2 SH1-4 1B | | 0-0 G4-3 | | 0-2 G3 | | 0-0 G1-3 | | 4 | 0 | 1 | 0 | 0 | 0 | 1 |
| Raul Casanova, S (1, 2) | | 2-3 K | | 1-1 G3-1 | | | 0-0 G3 | | | 3 | 0 | 0 | 0 | 0 | 1 | 1 |
| Jimmy Haynes, R (1, 1)<br>OBP: 0.167, SLG: 0.333 | | 0-0 SH1-4<br>1-2 | | | 0-3 K | | 0-2 G4-3 | | | 2 | 0 | 0 | 0 | 0 | 1 | 0 |
| David Weathers, R (8, 1) | | | | | | | | | | 0 | 0 | 0 | 0 | 0 | 0 | 0 |
| Bob Wickman, R (9, 1) | | | | | | | | | | 0 | 0 | 0 | 0 | 0 | 0 | 0 |

| Inning Stats | 1 | 2 | 3 | 4 | 5 | 6 | 7 | 8 | 9 |
|---|---|---|---|---|---|---|---|---|---|
| | R: 2 H: 3<br>E: 0 LOB: 1<br>K: 0 BB: 0<br>S: 16 P: 22 | R: 0 H: 1<br>E: 0 LOB: 1<br>K: 1 BB: 0<br>S: 9 P: 12 | R: 0 H: 1<br>E: 0 LOB: 1<br>K: 1 BB: 0<br>S: 9 P: 16 | R: 0 H: 0<br>E: 0 LOB: 0<br>K: 1 BB: 0<br>S: 6 P: 8 | R: 1 H: 2<br>E: 0 LOB: 0<br>K: 1 BB: 0<br>S: 10 P: 15 | R: 0 H: 0<br>E: 0 LOB: 1<br>K: 0 BB: 1<br>S: 10 P: 16 | R: 0 H: 0<br>E: 0 LOB: 0<br>K: 0 BB: 0<br>S: 5 P: 5 | R: 3 H: 2<br>E: 1 LOB: 0<br>K: 0 BB: 0<br>S: 9 P: 12 | |

1B: 5 SF: 0 WP: 0 PA: 34
2B: 2 SAC: 1 PB: 0
3B: 0 DP: 0 SB: 0
HR: 2 HBP: 0 CS: 0

| PITCHER | | IP | WLS | BF | H | R | ER | SO | BB | IBB | HBP | BLK | WP | HR | S | P | ERA | WHIP |
|---|---|---|---|---|---|---|---|---|---|---|---|---|---|---|---|---|---|---|
| Kevin Millwood, R<br>ERA: 4.0 | (1, 1) | 7.0 | | 28 | 7 | 3 | 3 | 4 | 1 | 0 | 0 | 0 | 0 | 1 | 65 | 94 | 3.86 | 1.143 |
| John Burkett, R<br>ERA: 11.81 | (8, 1) | 1.0 | L | 6 | 2 | 3 | 2 | 0 | 0 | 0 | 0 | 0 | 0 | 1 | 9 | 12 | 18.00 | 2.000 |

| PITCHER | IP | WLS | BF | H | R | ER | SO | BB | IBB | HBP | BLK | WP | HR | S | P | ERA | WHIP |
|---|---|---|---|---|---|---|---|---|---|---|---|---|---|---|---|---|---|

# Atlanta Braves @ Milwaukee Brewers

Milwaukee County Stadium, Milwaukee, WI

Sat Apr 15 2000, 2:05 PM EDT
Att. 24,755 - Cloudy - 42 F

livebaseballscorecards.com

| | |
|---|---|
| AB | 32 |
| R | 6 |
| H | 9 |
| RBI | 5 |
| BB | 1 |
| SO | 4 |
| LOB | 7 |

| Batter | 1 | 2 | 3 | 4 | 5 | 6 | 7 | 8 | 9 | AB | R | H | RBI | BB | SO | LOB |
|---|---|---|---|---|---|---|---|---|---|---|---|---|---|---|---|---|
| Quilvio Veras, S (1, 4)<br>OBP: 0.298, SLG: 0.317 | B B B B<br>4-0<br>10 F7 HBP<br>BB | | X<br>0-0 ①<br>SF8<br>3-H | | L X<br>0-1 ②<br>P6 | | | C X<br>0-1 ①<br>L3 | | 2 | 0 | 0 | 1 | 1 | 0 | 0 |
| Andruw Jones, R (1, 8)<br>OBP: 0.360, SLG: 0.390 | B B C C H<br>3-2<br>G1-4-3<br>1-2<br>HBP | | B C X<br>1-1 ②③<br>L6<br>2-3 | | S S B B B F B<br>4-2<br>BB | | | C F B X<br>1-2<br>CS 10 1B<br>1B | | 2 | 0 | 1 | 0 | 1 | 0 | 1 |
| 10 Chipper Jones, S (1, 5)<br>OBP: 0.380, SLG: 0.556 | B C C X<br>1-2 ①<br>F7<br>2-3 | | | B X<br>1-0 ①<br>F7 | B F X<br>1-1 ③<br>F7 | | | B X<br>1-0<br>1-2<br>1B | | 4 | 0 | 1 | 0 | 0 | 0 | 3 |
| Andres Galarraga, R (1, 3)<br>OBP: 0.426, SLG: 0.667 | B X<br>1-0 ②③<br>G1-4-3<br>1-2f | | | C B X<br>1-1<br>1B PB 1B<br>1B | | B B S F F B F X<br>3-2 ①<br>G6-3 | | C S B F F B S<br>2-3 ②③<br>K<br>2-3 | | 4 | 1 | 1 | 0 | 0 | 1 | 4 |
| Bobby Bonilla, S (1, 7)<br>OBP: 0.333, SLG: 0.485<br>Trenidad Hubbard, R (6, 7)<br>OBP: 0.308, SLG: 0.273 | | X<br>0-0 ①<br>F7 | | B C S B B X<br>3-2<br>FC6-4 1B<br>1-3<br>1B | | B X<br>1-0 ②<br>F8 | | | B C B F C<br>2-3 ①<br>K | 3<br>1 | 0<br>0 | 1<br>0 | 0<br>0 | 0<br>0 | 0<br>1 | 0<br>0 |
| Javy Lopez, R (1, 2)<br>OBP: 0.385, SLG: 0.541 | | C S S<br>0-3 ②<br>K | | F S X<br>0-2<br>FC6-4<br>1-2<br>3-H<br>1B | | F B X<br>1-1 ③<br>G6-3 | | | F X<br>0-1<br>G6-4-3<br>1B | 4 | 0 | 2 | 1 | 0 | 1 | 0 |
| Reggie Sanders, R (1, 9)<br>OBP: 0.222, SLG: 0.231 | | C S B B S<br>2-3 ③<br>K | | F X<br>0-1 ②<br>P4 | | | B S B S S<br>2-3 ①<br>K | | F X<br>0-1 ②③<br>G6-4-3<br>1-2f | 4 | 0 | 0 | 0 | 0 | 2 | 3 |
| Walt Weiss, S (1, 6)<br>OBP: 0.407, SLG: 0.304 | | | B C B B C B<br>4-2<br>SH SF8<br>BB | B F X<br>1-1 ③<br>FC6-4<br>1-2f<br>2-3 | | | C C B B X<br>2-2 ②<br>G3 | | | 2 | 1 | 0 | 0 | 1 | 0 | 2 |
| Terry Mulholland, R (1, 1)<br>Mike Remlinger, L (9, 1) | | X<br>0-0<br>SH<br>L6<br>1-3 | | | C F B S<br>1-3 ①<br>K2-3 | | B B B C X<br>3-1 ③<br>F7 | | | 2<br>0 | 0<br>0 | 0<br>0 | 0<br>0 | 0<br>0 | 1<br>0 | 0<br>0 |
| Inning Stats | R: 0 E: 0 K: 0 S: 6<br>H: 0 LOB: 1 BB: 1 P: 15 | R: 0 E: 0 K: 2 S: 7<br>H: 0 LOB: 0 BB: 0 P: 9 | R: 1 E: 1 K: 0 S: 6<br>H: 0 LOB: 0 BB: 1 P: 11 | R: 1 E: 0 K: 0 S: 13<br>H: 3 LOB: 2 BB: 0 P: 19 | R: 0 E: 0 K: 1 S: 10<br>H: 0 LOB: 1 BB: 1 P: 16 | R: 0 E: 0 K: 0 S: 8<br>H: 0 LOB: 0 BB: 0 P: 13 | R: 0 E: 0 K: 1 S: 8<br>H: 0 LOB: 0 BB: 0 P: 15 | R: 0 E: 0 K: 1 S: 11<br>H: 2 LOB: 1 BB: 0 P: 15 | R: 0 E: 0 K: 1 S: 7<br>H: 1 LOB: 0 BB: 0 P: 9 | 1B: 6 2B: 1 3B: 0 HR: 0<br>SF: 1 SAC: 1 DP: 3 HBP: 1 | | | | | | |

# Atlanta Braves @ Milwaukee Brewers

Milwaukee County Stadium, Milwaukee, WI

Sun Apr 16 2000, 2:05 PM EDT

Att. 12,004 - Overcast - 40 F

TOP

livebaseballscorecards.com

| | |
|---|---|
| AB | 28 |
| R | 2 |
| H | 6 |
| RBI | 2 |
| BB | 3 |
| SO | 6 |
| LOB | 13 |

| PITCHER | | IP | WLS | BF | H | R | ER | SO | BB | IBB | HBP | BLK | WP | HR | S | P | ERA | WHIP |
|---|---|---|---|---|---|---|---|---|---|---|---|---|---|---|---|---|---|---|
| Everett Stull, R<br>ERA: 3.48 | (1, 1) | 6.0 | L | 24 | 3 | 2 | 0 | 3 | 3 | 0 | 1 | 0 | 0 | 0 | 50 | 83 | 0.00 | 1.000 |
| Jim Bruske, R<br>ERA: 6.35 | (7, 1) | 1.1 | | 5 | 1 | 0 | 0 | 1 | 0 | 0 | 0 | 0 | 0 | 0 | 13 | 21 | 0.00 | 0.750 |
| Matt Williams, L<br>ERA: 3.38 | (8, 1) | 0.0 | | 1 | 1 | 0 | 0 | 0 | 0 | 0 | 0 | 0 | 0 | 0 | 1 | 2 | ∞ | ∞ |
| David Weathers, R<br>ERA: 0.9 | (8, 1) | 1.2 | | 4 | 1 | 0 | 0 | 2 | 0 | 0 | 0 | 0 | 0 | 0 | 12 | 16 | 0.00 | 0.600 |

| PITCHER | IP | WLS | BF | H | R | ER | SO | BB | IBB | HBP | BLK | WP | HR | S | P | ERA | WHIP |
|---|---|---|---|---|---|---|---|---|---|---|---|---|---|---|---|---|---|

# BOTTOM

| Batter | 1 | 2 | 3 | 4 | 5 | 6 | 7 | 8 | 9 | AB | R | H | RBI | BB | SO | LOB |
|---|---|---|---|---|---|---|---|---|---|---|---|---|---|---|---|---|
| Marquis Grissom, R (1, 8)<br>OBP: 0.365, SLG: 0.469 | F9 | | 1B G3 1B | | G6-3 | | L8 | | | 4 | 1 | 1 | 0 | 0 | 0 | 0 |
| Mark Loretta, R (1, 6)<br>OBP: 0.288, SLG: 0.404 | 1B BB | | G3 1-3 1B | | 1B | | | G6-3 | | 3 | 0 | 2 | 0 | 1 | 0 | 0 |
| Jeromy Burnitz, L (1, 9)<br>OBP: 0.382, SLG: 0.644 | G5-4-3 1-2 1B | | G3 1-2 3-H | | F7 | | | G4-3 | | 4 | 0 | 1 | 1 | 0 | 0 | 2 |
| Charlie Hayes, R (1, 3)<br>OBP: 0.484, SLG: 0.545 | G5-4-3 1-2f | | G6-3 | | | G4-3 | | FC4-6 1B | | 4 | 0 | 1 | 0 | 0 | 0 | 3 |
| Sean Berry, R (1, 5)<br>OBP: 0.222, SLG: 0.125 | | G4-3 | | F8 | | 1B | | FC4-6 1-2f | | 3 | 0 | 1 | 0 | 0 | 0 | 0 |
| Jim Bruske, R (7, 1) | | | | | | | | | | 0 | 0 | 0 | 0 | 0 | 0 | 0 |
| Matt Williams, S (8, 1) | | | | | | | | | | 0 | 0 | 0 | 0 | 0 | 0 | 0 |
| David Weathers, R (8, 1) | | | | | | | | | | 0 | 0 | 0 | 0 | 0 | 0 | 0 |
| James Mouton, R (8, 8)<br>OBP: 0.714, SLG: 1.000 | | | | | | | | | | 1 | 0 | 0 | 0 | 0 | 0 | 1 |
| Geoff Jenkins, L (1, 7)<br>OBP: 0.280, SLG: 0.479 | | G6-3 | | FC6-4 1B | K | | | G4-3 | | 4 | 0 | 1 | 0 | 0 | 1 | 1 |
| Ronnie Belliard, R (1, 4)<br>OBP: 0.396, SLG: 0.489 | | E 1B | | F9 | | G4-3 | | | G6-3 | 4 | 0 | 1 | 0 | 0 | 0 | 2 |
| Raul Casanova, S (1, 2) | | G6-3 1-2 | | FC6-4 1-2f | | | G4-3 | | K | 3 | 0 | 0 | 0 | 0 | 0 | 2 |
| Lyle Mouton, R (9, PH)<br>OBP: 0.182, SLG: 0.100 | | | | | | | | | | 1 | 0 | 0 | 0 | 0 | 1 | 0 |
| Everett Stull, R (1, 1) | | | K | | K | | K | | | 2 | 0 | 0 | 0 | 0 | 2 | 0 |
| José Hernández, R (7, 5)<br>OBP: 0.260, SLG: 0.244 | | | | | | | | | | 1 | 0 | 0 | 0 | 0 | 1 | 0 |
| Inning Stats | R: 0 H: 1<br>E: 0 LOB: 1<br>K: 0 BB: 1<br>S: 8 P: 15 | R: 0 H: 1<br>E: 1 LOB: 1<br>K: 0 BB: 0<br>S: 9 P: 12 | R: 1 H: 2<br>E: 0 LOB: 1<br>K: 1 BB: 0<br>S: 11 P: 15 | R: 0 H: 1<br>E: 0 LOB: 1<br>K: 0 BB: 0<br>S: 8 P: 10 | R: 0 H: 1<br>E: 0 LOB: 1<br>K: 1 BB: 0<br>S: 12 P: 20 | R: 0 H: 1<br>E: 0 LOB: 1<br>K: 1 BB: 0<br>S: 9 P: 13 | R: 0 H: 0<br>E: 0 LOB: 0<br>K: 1 BB: 0<br>S: 5 P: 6 | R: 0 H: 1<br>E: 0 LOB: 1<br>K: 0 BB: 0<br>S: 7 P: 7 | R: 0 H: 0<br>E: 0 LOB: 0<br>K: 1 BB: 0<br>S: 6 P: 8 | | | | | | | |

| PITCHER | IP | WLS | BF | H | R | ER | SO | BB | IBB | HBP | BLK | WP | HR | S | P | ERA | WHIP |
|---|---|---|---|---|---|---|---|---|---|---|---|---|---|---|---|---|---|
| Terry Mulholland, L (1, 1)<br>ERA: 7.16 | 8.0 | W | 32 | 8 | 1 | 1 | 4 | 1 | 0 | 0 | 0 | 0 | 0 | 69 | 98 | 1.12 | 1.125 |
| Mike Remlinger, L (9, 1)<br>ERA: 3.24 | 1.0 | S | 3 | 0 | 0 | 0 | 1 | 0 | 0 | 0 | 0 | 0 | 0 | 6 | 8 | 0.00 | 0.000 |

| PITCHER | IP | WLS | BF | H | R | ER | SO | BB | IBB | HBP | BLK | WP | HR | S | P | ERA | WHIP |
|---|---|---|---|---|---|---|---|---|---|---|---|---|---|---|---|---|---|

# Atlanta Braves @ Milwaukee Brewers

Milwaukee County Stadium, Milwaukee, WI

Sun Apr 16 2000, 2:05 PM EDT

Att. 12,004 - Overcast - 40 F

livebaseballscorecards.com

| | |
|---|---|
| AB | 34 |
| R | 1 |
| H | 8 |
| RBI | 1 |
| BB | 1 |
| SO | 5 |
| LOB | 11 |

| | | | | | | |
|---|---|---|---|---|---|---|
| 1B: 8 | SF: 0 | WP: 0 | PA: 35 |
| 2B: 0 | SAC: 0 | PB: 0 | |
| 3B: 0 | DP: 1 | SB: 0 | |
| HR: 0 | HBP: 0 | CS: 0 | |

| Batter | 1 | 2 | 3 | 4 | 5 | 6 | 7 | 8 | 9 | AB | R | H | RBI | BB | SO | LOB |
|---|---|---|---|---|---|---|---|---|---|---|---|---|---|---|---|---|
| Marquis Grissom, R (1, 8)<br>OBP: 0.368, SLG: 0.463 | B X<br>1-0<br>CS<br>1B | B B S C S<br>2-3 ③<br>K | | | S S C<br>0-3 ③<br>K | | | B F S B F X<br>2-2<br>BB 1B<br>BB<br>1B | B X<br>1-0 ①<br>G6-3<br>3-H | 5 | 1 | 2 | 1 | 0 | 2 | 3 |
| Mark Loretta, R (1, 6)<br>OBP: 0.316, SLG: 0.423 | B C B B C S<br>3-3 ① ②<br>K<br>1-2 | | B B C B C C<br>3-3 ①<br>K | | | C S B X<br>1-2<br>G4-3-6<br>1B | | C B S B F X<br>2-2<br>BB BB<br>1B<br>1-2<br>1B | X<br>0-0<br>2-3<br>1B | 5 | 1 | 3 | 0 | 0 | 2 | 1 |
| Jeromy Burnitz, L (1, 9)<br>OBP: 0.362, SLG: 0.604<br>Lyle Mouton, R (6, 9)<br>OBP: 0.250, SLG: 0.100<br>Geoff Jenkins, L (9, PH)<br>OBP: 0.275, SLG: 0.469 | B S B S T F X<br>2-2 ③<br>F8 | | X<br>0-0 ②<br>G3-1 | | | C S X<br>0-2 ① ②<br>G4-3-6<br>1-2f | | B B C B F B<br>4-2<br>BB<br>1B<br>1-2<br>2-3<br>BB | B S B B S S<br>3-3 ②<br>K | 3<br>0<br>1 | 0<br>1<br>0 | 0<br>0<br>0 | 0<br>0<br>0 | 0<br>1<br>0 | 0<br>0<br>1 | 1<br>0<br>2 |
| Charlie Hayes, R (1, 3)<br>OBP: 0.472, SLG: 0.480 | | B B F B B<br>4-1<br>BB BB<br>1B<br>BB | C F B X<br>1-2 ③<br>G3 | | | X<br>0-0 ③<br>F7 | | F B B B F B<br>4-2<br>1B<br>1-2<br>2-3<br>3-H<br>BB | C F S<br>0-3 ③<br>K | 3 | 1 | 0 | 1 | 2 | 1 | 2 |
| José Hernández, R (1, 5)<br>OBP: 0.259, SLG: 0.245 | | B F C B S<br>2-3 ①<br>K | | C F C<br>0-3 ①<br>K | | | B C C S<br>1-3 ①<br>K | X<br>0-0<br>1-3<br>2-H<br>3-H<br>1B | | 4 | 0 | 1 | 2 | 0 | 3 | 1 |
| James Mouton, R (1, 7)<br>OBP: 0.636, SLG: 0.667 | | B B B B<br>4-0<br>BB<br>1-2<br>1B<br>BB | | B B B C F B<br>4-2<br>G4-3<br>BB | | | C C X<br>0-2 ②<br>G6-3 | C C B B X<br>2-2 ③<br>F7 | | 2 | 1 | 0 | 0 | 2 | 0 | 2 |
| Ronnie Belliard, R (1, 4)<br>OBP: 0.393, SLG: 0.469<br>Matt Williams, S (7, 1)<br>Valerio De Los Santos, L (8, 1)<br>Kevin Barker, L (9, PH)<br>OBP: 0.407, SLG: 0.409 | | B B C B B<br>4-1<br>1B<br>1-2<br>2-3<br>BB | | C C F B X<br>1-2 ② ③<br>G4-3<br>1-2f | | | C F B X<br>1-2 ③<br>G6-3 | | B B C X<br>2-1<br>E3<br>1B<br>2B | 2<br>0<br>0<br>1 | 0<br>0<br>0<br>1 | 0<br>0<br>0<br>1 | 0<br>0<br>0<br>0 | 1<br>0<br>0<br>0 | 0<br>0<br>0<br>0 | 1<br>0<br>0<br>0 |
| Raul Casanova, S (1, 2)<br>OBP: 0.200, SLG: 0.200 | | C B S X<br>1-2<br>1-2<br>2-H<br>3-H<br>1B | | | X<br>0-0 ①<br>G6-3 | | | B C X<br>1-1 ①<br>G6-3 | C X<br>0-1<br>2B<br>G6-3<br>1-2<br>1B | 4 | 1 | 2 | 2 | 0 | 0 | 0 |
| Jaime Navarro, R (1, 1)<br>Sean Berry, R (5, PH)<br>OBP: 0.200, SLG: 0.111<br>Curt Leskanic, R (5, 1)<br>Luis Lopez, S (7, 4)<br>OBP: 0.500, SLG: 0.833 | | X<br>0-0 ②<br>B3 | | | B S X<br>1-1 ②<br>G4-3 | | | B C X<br>1-1 ②<br>G6-3 | F X<br>0-1<br>1B<br>1-3<br>2-H<br>2B | 1<br>1<br>0<br>2 | 0<br>0<br>0<br>0 | 0<br>0<br>0<br>1 | 0<br>0<br>0<br>1 | 0<br>0<br>0<br>0 | 0<br>0<br>0<br>0 | 2<br>0<br>0<br>0 |
| Inning Stats | R: 0 H: 1<br>E: 0 LOB: 0<br>K: 1 BB: 0<br>S: 9 P: 15 | R: 2 H: 1<br>E: 0 LOB: 2<br>K: 2 BB: 3<br>S: 12 P: 29 | R: 0 H: 0<br>E: 0 LOB: 0<br>K: 1 BB: 0<br>S: 7 P: 11 | R: 0 H: 0<br>E: 0 LOB: 0<br>K: 1 BB: 1<br>S: 9 P: 14 | R: 0 H: 0<br>E: 0 LOB: 0<br>K: 1 BB: 0<br>S: 6 P: 7 | R: 0 H: 1<br>E: 0 LOB: 0<br>K: 0 BB: 0<br>S: 7 P: 8 | R: 0 H: 0<br>E: 0 LOB: 0<br>K: 1 BB: 0<br>S: 9 P: 11 | R: 3 H: 3<br>E: 0 LOB: 2<br>K: 0 BB: 2<br>S: 20 P: 36 | R: 2 H: 3<br>E: 1 LOB: 2<br>K: 2 BB: 0<br>S: 14 P: 20 | 1B: 8 SF: 0<br>2B: 1 SAC: 0<br>3B: 0 DP: 2<br>HR: 0 HBP: 0 | | | | | | WP: 0 PA: 40<br>PB: 0<br>SB: 0<br>CS: 1 | |

# TOP

## Milwaukee Brewers @ New York Mets

Shea Stadium, Flushing, NY

Tue Apr 18 2000, 7:10 PM EDT

Att. 17,905 - Cloudy - 48 F

livebaseballscorecards.com

| | |
|---|---|
| AB | 34 |
| R | 7 |
| H | 9 |
| RBI | 7 |
| BB | 6 |
| SO | 9 |
| LOB | 15 |

| PITCHER | | IP | WLS | BF | H | R | ER | SO | BB | IBB | HBP | BLK | WP | HR | S | P | ERA | WHIP |
|---|---|---|---|---|---|---|---|---|---|---|---|---|---|---|---|---|---|---|
| Mike Hampton, L<br>ERA: 6.33 | (1, 1) | 7.2 | W | 32 | 6 | 5 | 5 | 7 | 6 | 0 | 0 | 0 | 0 | 0 | 76 | 126 | 5.87 | 1.565 |
| Rich Rodriguez, L<br>ERA: 6.75 | (8, 1) | 0.1 | | 4 | 2 | 2 | 1 | 0 | 0 | 0 | 0 | 0 | 0 | 0 | 9 | 13 | 27.00 | 6.000 |
| Armando Benitez, R<br>ERA: 1.93 | (9, 1) | 1.0 | S | 4 | 1 | 0 | 0 | 2 | 0 | 0 | 0 | 0 | 0 | 0 | 8 | 12 | 0.00 | 1.000 |

| PITCHER | IP | WLS | BF | H | R | ER | SO | BB | IBB | HBP | BLK | WP | HR | S | P | ERA | WHIP |
|---|---|---|---|---|---|---|---|---|---|---|---|---|---|---|---|---|---|

| Batter | 1 | 2 | 3 | 4 | 5 | 6 | 7 | 8 | 9 | AB | R | H | RBI | BB | SO | LOB |
|---|---|---|---|---|---|---|---|---|---|---|---|---|---|---|---|---|
| Jon Nunnally, L (1, 7)<br>OBP: 0.379, SLG: 0.583 | 1-1 S 2B 2B | 2-1 FC4-6 FC6-4 1-2f | | 3-1 F5 1-2 | 2-2 SF9 3-H | | 3-2 F8 | | | 4 | 1 | 1 | 1 | 0 | 0 | 3 |
| Derek Bell, R (1, 9)<br>OBP: 0.349, SLG: 0.386 | 1-3 K | 1-3 K | | 4-2 2B HR BB | 0-0 L3 | | 0-0 F9 | | | 3 | 1 | 0 | 0 | 1 | 2 | 3 |
| Benny Agbayani, R (7, 9)<br>OBP: 0.417, SLG: 0.818 | | | | | | | | | | 1 | 0 | 0 | 0 | 0 | 0 | 1 |
| Edgardo Alfonzo, R (1, 4)<br>OBP: 0.388, SLG: 0.472 | 3-1 31 1B 2B 2-H | 1-1 FC6-4 1-2f | | 0-0 HR 1-3 2-H 2B | | 3-0 31 F9 2B | | 4-0 BB BB | | 4 | 2 | 3 | 2 | 1 | 0 | 1 |
| 31 Mike Piazza, R (1, 2)<br>OBP: 0.472, SLG: 0.723 | 0-1 1B 1B 2-H | | 1-1 FC6-5-4 S 1B | 4-2 HR BB | | 2-2 F9 2-3 | | 1-3 K | | 3 | 2 | 2 | 1 | 1 | 0 | 1 |
| Todd Pratt, R (7, 2)<br>OBP: 0.364, SLG: 0.600 | | | | | | | | | | 1 | 0 | 0 | 0 | 0 | 1 | 1 |
| Robin Ventura, L (1, 5)<br>OBP: 0.345, SLG: 0.480 | 4-2 1B SF9 BB | | 0-3 K 1-2 | 2-0 HR 1-H 2-H 3-H | | 4-0 IBB | | 1-0 F7 | | 2 | 2 | 1 | 4 | 2 | 1 | 1 |
| Melvin Mora, R (7, 5)<br>OBP: 0.261, SLG: 0.238 | | | | | | | | | | 1 | 0 | 0 | 0 | 0 | 0 | 1 |
| Todd Zeile, R (1, 3)<br>OBP: 0.351, SLG: 0.333 | 1-2 SF9 1-3 2-H 1B | | 1-2 FC6-5-4 2-3 | 0-1 F2 | | 2-3 K | | 4-2 1-2 BB | | 4 | 0 | 1 | 1 | 0 | 1 | 3 |
| Matt Franco, L (8, 3) | | | | | | | | | | 0 | 0 | 0 | 0 | 1 | 0 | 0 |
| Jay Payton, R (1, 8)<br>OBP: 0.306, SLG: 0.515 | 1-0 SF9 2-3 3-H | | 1-1 F8 | | 2-2 G6-3 | 1-3 K | | 0-3 K | | 4 | 0 | 0 | 1 | 0 | 2 | 5 |
| 20 Kurt Abbott, R (1, 6)<br>OBP: 0.500, SLG: 0.500 | 1-1 P6 | | | 1-1 F8 | 1-0 WP BB SF9 1B | | 2-3 K | | | 4 | 1 | 1 | 0 | 0 | 1 | 1 |
| Mike Hampton, R (1, 1)<br>OBP: 0.625, SLG: 0.500 | | 3-2 FC4-6 1B | | 0-0 WP 2B 1B | 4-2 1-3 BB | | 4-2 BB | | | 2 | 1 | 2 | 0 | 2 | 0 | 0 |
| Rich Rodriguez, L (8, 1) | | | | | | | | | | 0 | 0 | 0 | 0 | 0 | 0 | 0 |
| Armando Benitez, R (9, 1) | | | | | | | | | | 0 | 0 | 0 | 0 | 0 | 0 | 0 |
| Inning Stats | R: 4<br>E: 0<br>K: 1<br>S: 19<br>H: 4<br>LOB: 1<br>BB: 1<br>P: 31 | R: 0<br>E: 0<br>K: 1<br>S: 10<br>H: 1<br>LOB: 1<br>BB: 0<br>P: 17 | R: 0<br>E: 0<br>K: 1<br>S: 11<br>H: 1<br>LOB: 1<br>BB: 0<br>P: 14 | R: 5<br>E: 0<br>K: 0<br>S: 13<br>H: 3<br>LOB: 0<br>BB: 2<br>P: 27 | R: 1<br>E: 0<br>K: 0<br>S: 11<br>H: 1<br>LOB: 1<br>BB: 1<br>P: 20 | R: 0<br>E: 0<br>K: 2<br>S: 12<br>H: 1<br>LOB: 2<br>BB: 1<br>P: 24 | R: 0<br>E: 0<br>K: 1<br>S: 9<br>H: 0<br>LOB: 1<br>BB: 1<br>P: 18 | R: 0<br>E: 0<br>K: 2<br>S: 11<br>H: 0<br>LOB: 2<br>BB: 2<br>P: 21 | | 1B: 6<br>2B: 4<br>3B: 0<br>HR: 1<br>SF: 2<br>SAC: 0<br>DP: 0<br>HBP: 0 | | | | | | |

| PITCHER | | IP | WLS | BF | H | R | ER | SO | BB | IBB | HBP | BLK | WP | HR | S | P | ERA | WHIP |
|---|---|---|---|---|---|---|---|---|---|---|---|---|---|---|---|---|---|---|
| Jaime Navarro, R<br>ERA: 10.66 | (1, 1) | 4.0 | L | 24 | 9 | 9 | 9 | 3 | 3 | 0 | 0 | 0 | 1 | 1 | 53 | 89 | 20.25 | 3.000 |
| Curt Leskanic, R<br>ERA: 6.75 | (5, 1) | 2.0 | | 10 | 2 | 1 | 1 | 2 | 1 | 1 | 0 | 0 | 1 | 0 | 23 | 44 | 4.50 | 1.500 |
| Matt Williams, L<br>ERA: 2.45 | (7, 1) | 1.0 | | 4 | 0 | 0 | 0 | 1 | 1 | 0 | 0 | 0 | 0 | 0 | 9 | 18 | 0.00 | 1.000 |
| Valerio De Los Santos, L<br>ERA: 7.94 | (8, 1) | 1.0 | | 5 | 0 | 0 | 0 | 2 | 2 | 0 | 0 | 0 | 0 | 0 | 11 | 21 | 0.00 | 2.000 |

| PITCHER | IP | WLS | BF | H | R | ER | SO | BB | IBB | HBP | BLK | WP | HR | S | P | ERA | WHIP |
|---|---|---|---|---|---|---|---|---|---|---|---|---|---|---|---|---|---|

# BOTTOM

# Milwaukee Brewers @ New York Mets

Shea Stadium, Flushing, NY

Tue Apr 18 2000, 7:10 PM EDT
Att. 17,905 - Cloudy - 48 F

livebaseballscorecards.com

| | |
|---|---|
| AB | 33 |
| R | 10 |
| H | 11 |
| RBI | 10 |
| BB | 8 |
| SO | 8 |
| LOB | 21 |

WP: 2 PA: 43
PB: 0
SB: 2
CS: 0

| Batter | 1 | 2 | 3 | 4 | 5 | 6 | 7 | 8 | 9 | AB | R | H | RBI | BB | SO | LOB |
|---|---|---|---|---|---|---|---|---|---|---|---|---|---|---|---|---|
| Marquis Grissom, R (1, 8)<br>OBP: 0.344, SLG: 0.431 | C C F B X 1-2 ① G1-3 | | C X 0-1 ② FC5-4 CS 1-2f | | | F X 0-1 ① F8 | | C F B B X 2-2 ① FC6-4 FC4-6 BB 1-2f | | 4 | 0 | 0 | 0 | 0 | 0 | 2 |
| Mark Loretta, R (1, 6)<br>OBP: 0.328, SLG: 0.418 | B X 1-0 ② G4-3 | | B 1-0 ③ CS 1-2 | C B X 1-1 1B | | C B X 1-1 ② G1-3 | | B B S B B 4-1 FC4-6 1-2 BB | | 3 | 0 | 1 | 0 | 1 | 0 | 0 |
| Jeromy Burnitz, L (1, 9)<br>OBP: 0.355, SLG: 0.577 | F C B S 1-3 ③ K | | | F X 0-1 ① F6 | | B C S X 1-2 1B | | B X 1-0 ② FC4-6 1-2f 2-3 | | 4 | 0 | 1 | 0 | 0 | 1 | 3 |
| Charlie Hayes, R (1, 5)<br>OBP: 0.450, SLG: 0.483 | | C B F B F B X 3-2 2B | | B B C B X 3-1 ② F8 | | C F X 0-2 ③ G4-3 | | B B F B F F F X 3-2 ③ F7 | | 4 | 0 | 1 | 0 | 0 | 0 | 4 |
| Geoff Jenkins, L (1, 7)<br>OBP: 0.273, SLG: 0.509 | | C F S 0-3 ① K | | X 0-0 ③ F9 | | | X 0-0 HR | | B B S S F X 2-2 ① F9 | 4 | 1 | 1 | 1 | 0 | 1 | 2 |
| Ronnie Belliard, R (1, 4)<br>OBP: 0.417, SLG: 0.481 | | B B C F B B 4-2 G6-4-3 BB | | | C X 0-1 1B | | C F B X 1-2 ① F9 | | B F X 1-1 G6-3 DI 1B | 3 | 0 | 2 | 0 | 1 | 0 | 0 |
| Tyler Houston, L (1, 2)<br>OBP: 0.125, SLG: 0.267 | | X 0-0 ② ③ G6-4-3 1-2f | | | B F B X 2-1 ① F8 | | F C C 0-3 ② K | | B C B X 2-1 ② G6-3 1-3 | 4 | 0 | 0 | 0 | 0 | 1 | 4 |
| Kevin Barker, L (1, 3)<br>OBP: 0.355, SLG: 0.346 | | | C B F C 1-3 ① K | | B X 1-0 ② P6 | | B B C B F F S 3-3 ③ K | | B C F S 1-3 ③ K | 4 | 0 | 0 | 0 | 0 | 3 | 2 |
| Jason Bere, R (1, 1)<br>OBP: 0.333, SLG: 0.333 | | | X 0-0 FC5-4 1B | | C C B S 1-3 ③ K | | | X 0-0 FC6-4 1B | | 2 | 0 | 1 | 0 | 0 | 1 | 1 |
| Jim Bruske, R (6, 1) | | | | | | | | | | 0 | 0 | 0 | 0 | 0 | 0 | 0 |
| James Mouton, R (8, PH)<br>OBP: 0.667, SLG: 0.714 | | | | | | | | | | 1 | 0 | 1 | 0 | 0 | 0 | 0 |
| David Weathers, R (8, 1) | | | | | | | | | | 0 | 0 | 0 | 0 | 0 | 0 | 0 |
| Inning Stats | R: 0 E: 0 K: 1 S: 8 H: 0 LOB: 0 BB: 0 P: 11 | R: 0 E: 0 K: 1 S: 10 H: 1 LOB: 1 BB: 1 P: 17 | R: 0 E: 0 K: 1 S: 6 H: 1 LOB: 0 BB: 0 P: 8 | R: 0 E: 0 K: 0 S: 7 H: 1 LOB: 1 BB: 0 P: 11 | R: 0 E: 0 K: 1 S: 8 H: 1 LOB: 1 BB: 0 P: 12 | R: 0 E: 0 K: 0 S: 10 H: 1 LOB: 1 BB: 0 P: 12 | R: 1 E: 0 K: 2 S: 11 H: 1 LOB: 0 BB: 0 P: 15 | R: 0 E: 0 K: 0 S: 12 H: 1 LOB: 2 BB: 1 P: 22 | R: 0 E: 0 K: 1 S: 11 H: 1 LOB: 1 BB: 0 P: 17 | 1B: 6 2B: 1 3B: 0 HR: 1 | SF: 0 SAC: 0 DP: 1 HBP: 0 | | | | | |

# TOP

## Milwaukee Brewers @ New York Mets

Shea Stadium, Flushing, NY

Wed Apr 19 2000, 7:10 PM EDT
Att. 18,001 - Cloudy - 52 F

livebaseballscorecards.com

| | |
|---|---|
| AB | 33 |
| R | 1 |
| H | 8 |
| RBI | 1 |
| BB | 2 |
| SO | 7 |
| LOB | 18 |

| PITCHER | | IP | WLS | BF | H | R | ER | SO | BB | IBB | HBP | BLK | WP | HR | S | P | ERA | WHIP |
|---|---|---|---|---|---|---|---|---|---|---|---|---|---|---|---|---|---|---|
| Rick Reed, R<br>ERA: 0.91 | (1, 1) | 7.0 | W | 27 | 7 | 1 | 1 | 6 | 1 | 0 | 0 | 0 | 0 | 1 | 61 | 87 | 1.29 | 1.143 |
| Turk Wendell, R<br>ERA: 3.6 | (8, 1) | 0.1 | H | 2 | 0 | 0 | 0 | 0 | 1 | 0 | 0 | 0 | 0 | 0 | 4 | 10 | 0.00 | 3.000 |
| Dennis Cook, L<br>ERA: 3.12 | (8, 1) | 0.2 | H | 2 | 0 | 0 | 0 | 0 | 0 | 0 | 0 | 0 | 0 | 0 | 7 | 11 | 0.00 | 0.000 |
| Armando Benitez, R<br>ERA: 1.74 | (9, 1) | 1.0 | S | 4 | 1 | 0 | 0 | 1 | 0 | 0 | 0 | 0 | 0 | 0 | 11 | 17 | 0.00 | 1.000 |

| PITCHER | IP | WLS | BF | H | R | ER | SO | BB | IBB | HBP | BLK | WP | HR | S | P | ERA | WHIP |
|---|---|---|---|---|---|---|---|---|---|---|---|---|---|---|---|---|---|

# BOTTOM

| Batter | 1 | 2 | 3 | 4 | 5 | 6 | 7 | 8 | 9 | AB | R | H | RBI | BB | SO | LOB |
|---|---|---|---|---|---|---|---|---|---|---|---|---|---|---|---|---|
| Rickey Henderson, R (1, 7)<br>OBP: 0.340, SLG: 0.244<br>Armando Benitez, R (9, 1) | B X<br>1-0<br>1B 31 G5-3 1B | B X<br>1-0<br>1B SF9<br>2-3 1B | | B C B S B B<br>4-2<br>BB | | B B B I<br>4-0<br>IBB | | B B C B F X<br>3-2 ③<br>G6-3 | | 3<br>0 | 2<br>0 | 2<br>0 | 0<br>0 | 2<br>0 | 0<br>0 | 2<br>0 |
| Derek Bell, R (1, 9)<br>OBP: 0.358, SLG: 0.393 | B X<br>1-0<br>BB 31 G5-3<br>1-3 1B | F B F F F B X<br>2-2<br>1-3<br>3-H 1B | | F F F F F F B B S<br>2-3 ③<br>K | | B S C B B F X<br>3-2 ③<br>G6-3 | | | | 4 | 0 | 2 | 1 | 0 | 1 | 4 |
| Edgardo Alfonzo, R (1, 4)<br>OBP: 0.366, SLG: 0.446 | C B S B F F B X<br>3-2 ①<br>F9 | S X<br>0-1 ②<br>SF9<br>3-H | | | B B B C X<br>3-1 ①<br>F8 | | C B C X<br>1-2 ①<br>G5-3 | | | 3 | 0 | 0 | 1 | 0 | 0 | 2 |
| 31 Mike Piazza, R (1, 2)<br>OBP: 0.439, SLG: 0.667 | S B X<br>1-1 ②<br>G5-3<br>1-2<br>3-H | B S S S B B X<br>3-2 ③<br>G3 | | | X<br>0-0 ②<br>G6-3 | | B C X<br>1-1 ②<br>L7 | | | 4 | 0 | 0 | 1 | 0 | 0 | 2 |
| Robin Ventura, L (1, 5)<br>OBP: 0.339, SLG: 0.453 | I<br>I<br>I<br>4-0<br>BB IBB | | B B B S B F X<br>3-2 ①<br>F8 | | B C B B C X<br>3-2 ③<br>G1-3 | | X<br>0-0 ③<br>P5 | | | 3 | 0 | 0 | 0 | 1 | 0 | 0 |
| Todd Zeile, R (1, 3)<br>OBP: 0.361, SLG: 0.333<br>Jon Nunnally, L (8, PR)<br>OBP: 0.379, SLG: 0.583 (9, 7) | B B B B<br>4-0<br>FC6-4 BB<br>1-2<br>2-3 | | C C F B X<br>0-2 ②<br>F9 | | | B C F B X<br>2-2 ①<br>F8 | | B B X<br>2-0<br>20 S 1B | | 3<br>0 | 0<br>0 | 1<br>0 | 0<br>0 | 1<br>0 | 0<br>0 | 0<br>0 |
| Jay Payton, R (1, 8)<br>OBP: 0.325, SLG: 0.500 | C B B B B X<br>3-1 ③<br>FC6-4<br>1-2f | | C X<br>0-1<br>20 CS 1B | | | B S B C B F B<br>4-2<br>SH5-4 20 1B BB | | B C S X<br>1-2 ①<br>F3 | | 3 | 0 | 1 | 0 | 1 | 0 | 4 |
| 20 Kurt Abbott, R (1, 6)<br>OBP: 0.500, SLG: 0.500 | | X<br>0-0<br>1B SH3-4 1B | F S<br>0-2 ③<br>CS<br>1-2 | C F B F F F S<br>1-3 ①<br>K | | X<br>0-0<br>SH5-4<br>1-2 1B | | B B F S F B S<br>3-3 ②<br>K<br>1-2 | | 4 | 1 | 2 | 0 | 0 | 2 | 1 |
| Rick Reed, R (1, 1)<br>OBP: 0.111, SLG: 0.125<br>Turk Wendell, L (8, 1)<br>Dennis Cook, L (8, 1)<br>Matt Franco, L (8, PH)<br>(9, 3) | | X<br>0-0 ①<br>SH3-4<br>1-2 | | X<br>0-0 ②<br>B5-3 | | X<br>0-0 ②<br>SH5-4<br>1-2<br>2-3 | | B B I<br>4-0<br>IBB | | 1<br>0<br>0<br>0 | 0<br>0<br>0<br>0 | 0<br>0<br>0<br>0 | 0<br>0<br>0<br>0 | 0<br>0<br>0<br>1 | 0<br>0<br>0<br>0 | 0<br>0<br>0<br>0 |
| Inning Stats | R: 1 H: 2<br>E: 0 LOB: 3<br>K: 0 BB: 2<br>S: 11 P: 28 | R: 2 H: 3<br>E: 0 LOB: 1<br>K: 0 BB: 0<br>S: 12 P: 18 | R: 0 H: 1<br>E: 0 LOB: 0<br>K: 0 BB: 0<br>S: 11 P: 14 | R: 0 H: 0<br>E: 0 LOB: 1<br>K: 2 BB: 1<br>S: 16 P: 23 | R: 0 H: 0<br>E: 0 LOB: 0<br>K: 0 BB: 0<br>S: 6 P: 12 | R: 0 H: 1<br>E: 0 LOB: 3<br>K: 0 BB: 2<br>S: 12 P: 25 | R: 0 H: 0<br>E: 0 LOB: 0<br>K: 0 BB: 0<br>S: 6 P: 8 | R: 0 H: 1<br>E: 0 LOB: 2<br>K: 1 BB: 1<br>S: 11 P: 24 | | 1B: 8 SF: 1<br>2B: 0 SAC: 2<br>3B: 0 DP: 0<br>HR: 0 HBP: 0 | | | | | | |

| PITCHER | | IP | WLS | BF | H | R | ER | SO | BB | IBB | HBP | BLK | WP | HR | S | P | ERA | WHIP |
|---|---|---|---|---|---|---|---|---|---|---|---|---|---|---|---|---|---|---|
| Jason Bere, R<br>ERA: 1.93 | (1, 1) | 5.2 | L | 28 | 7 | 3 | 3 | 2 | 3 | 2 | 0 | 0 | 0 | 0 | 64 | 113 | 4.76 | 1.765 |
| Jim Bruske, R<br>ERA: 5.14 | (6, 1) | 1.1 | | 4 | 0 | 0 | 0 | 0 | 0 | 0 | 0 | 0 | 0 | 0 | 10 | 15 | 0.00 | 0.000 |
| David Weathers, R<br>ERA: 0.82 | (8, 1) | 1.0 | | 5 | 1 | 0 | 0 | 1 | 0 | 1 | 0 | 0 | 0 | 0 | 11 | 24 | 0.00 | 1.000 |

| PITCHER | IP | WLS | BF | H | R | ER | SO | BB | IBB | HBP | BLK | WP | HR | S | P | ERA | WHIP |
|---|---|---|---|---|---|---|---|---|---|---|---|---|---|---|---|---|---|

# Milwaukee Brewers @ New York Mets

Shea Stadium, Flushing, NY

Wed Apr 19 2000, 7:10 PM EDT
Att. 18,001 - Cloudy - 52 F

livebaseballscorecards.com

| | |
|---|---|
| AB | 28 |
| R | 3 |
| H | 8 |
| RBI | 3 |
| BB | 6 |
| SO | 3 |
| LOB | 15 |

| Batter | 1 | 2 | 3 | 4 | 5 | 6 | 7 | 8 | 9 | 10 | AB | R | H | RBI | BB | SO | LOB |
|---|---|---|---|---|---|---|---|---|---|---|---|---|---|---|---|---|---|
| Marquis Grissom, R (1, 8)<br>OBP: 0.358, SLG: 0.453 | C B F B X<br>2-2 S SF7 2B | X<br>0-0 ③ FC5-4 1-2f | | B B X<br>2-0 S 2-3 1B | | X<br>0-0 1B | | B C X<br>1-1 ③ F9 | | X<br>0-0 ③ F8 | 6 | 1 | 3 | 0 | 0 | 0 | 3 |
| Curt Leskanic, R (10, 1) | | | | | | | | | | | 0 | 0 | 0 | 0 | 0 | 0 | 0 |
| Mark Loretta, R (1, 6)<br>OBP: 0.338, SLG: 0.404 | B B C B B<br>4-1 BB 2-3 BB | | F B F X<br>1-2 ① P4 | B B F B C B<br>4-2 FC4-6 1-2 BB | | F C B B F F F X<br>2-2 ③ G5-3 | | | L C F F B C<br>1-3 ① K | | 2 | 0 | 0 | 0 | 2 | 0 | 1 |
| Luis Lopez, S (7, 6)<br>OBP: 0.429, SLG: 0.714 | | | | | | | | | | | 1 | 0 | 0 | 0 | 0 | 1 | 0 |
| Jeromy Burnitz, L (1, 9)<br>OBP: 0.343, SLG: 0.545 | F B S F F F X<br>1-2 ① SF7 3-H | | B C X<br>1-1 ② G3 | B B C S F X<br>2-2 ③ FC4-6 1-2f | | | B S B X<br>2-1 ① F7 | | B B B F H<br>4-1 S HBP | | 3 | 0 | 0 | 1 | 0 | 0 | 3 |
| Charlie Hayes, R (1, 3)<br>OBP: 0.489, SLG: 0.636 | B B F B B<br>4-1 1-2 BB | X<br>0-0 HR 2B | C B S B X<br>2-2 HR | | | | B X<br>1-0 BB 1B | | S B F C<br>1-3 ② K | | 4 | 2 | 3 | 1 | 1 | 1 | 1 |
| James Mouton, R (1, 7)<br>OBP: 0.588, SLG: 0.818 | S T F B B X<br>2-2 ② F8 | F B X<br>1-1 2-H HR | C B X<br>1-1 ① P3 | | | | B B B B<br>4-0 1-2 BB | | C S B B S<br>2-3 ③ K 1-2 | | 4 | 1 | 1 | 2 | 1 | 1 | 3 |
| (10, 8) | | | | | | | | | | | | | | | | | |
| Ronnie Belliard, R (1, 4)<br>OBP: 0.400, SLG: 0.446 | C X<br>0-1 ③ F9 | X<br>0-0 ③ G5-3 | X<br>0-0 ② G5-3 | | | | C B S B B F X<br>3-2 ② F8 | | | C B F F H<br>2-2 PB HBP | 4 | 0 | 0 | 0 | 0 | 0 | 4 |
| José Hernández, R (1, 5)<br>OBP: 0.254, SLG: 0.241 | | C B S S<br>1-3 ① K | | B B C X<br>2-1 1B S 1B | S B B S S<br>2-3 ③ K | | C C B B F F B F<br>3-2 X ③ G6-3 | | | C L B F C<br>1-3 ① K | 5 | 0 | 1 | 0 | 0 | 3 | 3 |
| Raul Casanova, S (1, 2)<br>OBP: 0.200, SLG: 0.200 | | B F B C X<br>2-2 FC3-6 1B | | S B S F B B S<br>3-3 ① K 1-2 | | C F B B X<br>2-2 ① G6-3 | | F F B F C<br>1-3 ① K | | B B B X<br>3-0 ② G5-3 1-2 | 5 | 0 | 1 | 0 | 0 | 2 | 2 |
| Steve Woodard, L (1, 1) | | L X<br>0-1 ② FC3-6 FC5-4 1-2f | | F C F F C<br>0-3 ② K | | B C S X<br>1-2 ② G4-3 | | B S C<br>1-3 ② K | | I N I<br>4-0 IBB | 3 | 0 | 0 | 0 | 0 | 1 | 2 |
| Valerio De Los Santos, L (7, 1) | | | | | | | | | | | 0 | 0 | 0 | 0 | 0 | 0 | 0 |
| David Weathers, R (7, 1) | | | | | | | | | | | 0 | 0 | 0 | 0 | 0 | 0 | 0 |
| Kevin Barker, L (8, PH)<br>OBP: 0.344, SLG: 0.333 | | | | | | | | | | | 1 | 0 | 0 | 0 | 0 | 1 | 0 |
| Jim Bruske, R (8, 1) | | | | | | | | | | | 0 | 0 | 0 | 0 | 0 | 0 | 0 |
| Bob Wickman, R (8, 1) | | | | | | | | | | | 0 | 0 | 0 | 0 | 0 | 0 | 0 |
| Geoff Jenkins, L (10, PH)<br>OBP: 0.286, SLG: 0.509 | | | | | | | | | | | 0 | 0 | 0 | 0 | 1 | 0 | 0 |
| (10, 7) | | | | | | | | | | | | | | | | | |
| Inning Stats | R: 1 E: 0 K: 0 S: 16 H: 1 LOB: 2 BB: 2 P: 29 | R: 0 E: 0 K: 1 S: 9 H: 1 LOB: 1 BB: 0 P: 12 | R: 2 E: 0 K: 0 S: 9 H: 2 LOB: 0 BB: 0 P: 12 | R: 0 E: 0 K: 2 S: 18 H: 2 LOB: 3 BB: 1 P: 31 | R: 1 E: 0 K: 1 S: 9 H: 1 LOB: 0 BB: 0 P: 14 | R: 0 E: 0 K: 0 S: 13 H: 1 LOB: 1 BB: 0 P: 18 | R: 0 E: 0 K: 0 S: 14 H: 1 LOB: 2 BB: 1 P: 27 | R: 0 E: 0 K: 2 S: 9 H: 0 LOB: 0 BB: 0 P: 12 | R: 0 E: 0 K: 3 S: 12 H: 0 LOB: 1 BB: 0 P: 20 | R: 0 E: 0 K: 1 S: 9 H: 0 LOB: 2 BB: 1 P: 19 | 1B: 5 2B: 2 3B: 0 HR: 2 | SF: 1 SAC: 0 DP: 0 HBP: 2 | | WP: 0 PB: 1 SB: 4 CS: 0 | PA: 46 | | |

| PITCHER | | IP | WLS | BF | H | R | ER | SO | BB | IBB | HBP | BLK | WP | HR | S | P | ERA | WHIP |
|---|---|---|---|---|---|---|---|---|---|---|---|---|---|---|---|---|---|---|
| Al Leiter, L<br>ERA: 2.91 | (1, 1) | 6.0 | | 29 | 8 | 4 | 4 | 4 | 3 | 0 | 0 | 0 | 0 | 2 | 74 | 116 | 6.00 | 1.833 |
| Pat Mahomes, R<br>ERA: 2.25 | (7, 1) | 2.0 | | 8 | 1 | 0 | 0 | 2 | 1 | 0 | 0 | 0 | 0 | 0 | 23 | 39 | 0.00 | 1.000 |
| Dennis Cook, L<br>ERA: 2.79 | (9, 1) | 1.0 | | 4 | 0 | 0 | 0 | 3 | 0 | 0 | 1 | 0 | 0 | 0 | 12 | 20 | 0.00 | 0.000 |
| Turk Wendell, R<br>ERA: 3.27 | (10, 1) | 1.0 | W | 5 | 0 | 0 | 0 | 1 | 0 | 1 | 1 | 0 | 0 | 0 | 9 | 19 | 0.00 | 0.000 |

| PITCHER | IP | WLS | BF | H | R | ER | SO | BB | IBB | HBP | BLK | WP | HR | S | P | ERA | WHIP |
|---|---|---|---|---|---|---|---|---|---|---|---|---|---|---|---|---|---|

# TOP

## Milwaukee Brewers @ New York Mets

Shea Stadium, Flushing, NY

Thu Apr 20 2000, 7:10 PM EDT
Att. 17,002 - Cloudy - 59 F

livebaseballscorecards.com

| | |
|---|---|
| AB | 38 |
| R | 4 |
| H | 9 |
| RBI | 4 |
| BB | 5 |
| SO | 10 |
| LOB | 22 |

# Milwaukee Brewers @ New York Mets

Shea Stadium, Flushing, NY

Thu Apr 20 2000, 7:10 PM EDT
Att. 17,002 - Cloudy - 59 F

livebaseballscorecards.com

## BOTTOM

| Batter | 1 | 2 | 3 | 4 | 5 | 6 | 7 | 8 | 9 | 10 | AB | R | H | RBI | BB | SO | LOB |
|---|---|---|---|---|---|---|---|---|---|---|---|---|---|---|---|---|---|
| Rickey Henderson, R (1, 7)<br>OBP: 0.321, SLG: 0.227 | C B C B X 2-2 ① G4-3 | | C C B B C 2-3 ③ K | | | B X 1-0 ③ F6 | | B S B B X 3-1 ② G3 | | X 0-0 HR | 3 | 0 | 0 | 0 | 0 | 1 | 0 |
| Pat Mahomes, R (7, 1) | | | | | | | | | | | 0 | 0 | 0 | 0 | 0 | 0 | 0 |
| Matt Franco, L (8, PH) | | | | | | | | | | | 1 | 0 | 0 | 0 | 0 | 0 | 0 |
| Dennis Cook, L (9, 1) | | | | | | | | | | | 0 | 0 | 0 | 0 | 0 | 0 | 0 |
| Melvin Mora, R (10, 8)<br>OBP: 0.292, SLG: 0.409 | | | | | | | | | | | 1 | 1 | 1 | 1 | 0 | 0 | 0 |
| Derek Bell, R (1, 9)<br>OBP: 0.366, SLG: 0.462 | B C B C B F C 3-3 ② K | | | X 0-0 ① G5-3 | | | X 0-0 HR | C B C B X 2-2 2B | | | 4 | 1 | 2 | 1 | 0 | 1 | 0 |
| Edgardo Alfonzo, R (1, 4)<br>OBP: 0.360, SLG: 0.433 | C X 0-1 ③ F7 | | | C B F S 1-3 ② K | | | C X 0-1 FC3-6 31 BB 1B 1B | C B S S 1-3 ③ K | | | 4 | 1 | 1 | 0 | 0 | 2 | 1 |
| 31 Mike Piazza, R (1, 2)<br>OBP: 0.459, SLG: 0.722 | | B B C F X 2-2 HR | | C F S 0-3 ③ K | | | B B B 4-0 FC3-6 1-2 BB | | F B X 1-1 S G3 1B | | 3 | 1 | 2 | 1 | 1 | 1 | 0 |
| 20 Kurt Abbott, R (9, PR)<br>OBP: 0.500, SLG: 0.500 | | | | | | | | | | | 0 | 0 | 0 | 0 | 0 | 0 | 0 |
| Todd Pratt, R (10, 2)<br>OBP: 0.364, SLG: 0.600 | | | | | | | | | | | 0 | 0 | 0 | 0 | 0 | 0 | 0 |
| Robin Ventura, L (1, 5)<br>OBP: 0.318, SLG: 0.421 | | C B B B C X 3-2 ① F8 | | | S C B X 1-2 ① G4-3 | | B B X 2-0 ① FC3-6 1B 1-2f 2-3 E | | B B X 2-0 ① G3 1-2 | | 4 | 1 | 0 | 0 | 0 | 0 | 3 |
| Todd Zeile, R (1, 3)<br>OBP: 0.369, SLG: 0.333 | | C S B B X 2-2 ② F9 | | | B B F B X 3-1 ② G6-3 | | X 0-0 E9 1-H 3-H 1B | | B B B I 4-0 IBB | | 3 | 0 | 1 | 1 | 1 | 0 | 0 |
| Benny Agbayani, R (1, 8)<br>OBP: 0.313, SLG: 0.600 | C B C B S 2-3 ③ K | | | | X 0-0 ③ G6-3 | | B C X 1-1 ② L9 | | B C C F S 1-3 ② K 2-3 | | 4 | 0 | 0 | 0 | 0 | 2 | 3 |
| (7, 7) | | | | | | | | | | | | | | | | | |
| Turk Wendell, L (10, 1) | | | | | | | | | | | 0 | 0 | 0 | 0 | 0 | 0 | 0 |
| Rey Ordonez, R (1, 6)<br>OBP: 0.306, SLG: 0.128 | | | B X 1-0 ① P4 | | | C C B X 1-2 ① F9 | X 0-0 ③ F8 | | C B F X 1-2 ③ G4-3 | | 4 | 0 | 0 | 0 | 0 | 0 | 3 |
| Al Leiter, L (1, 1) | | | | | | | | | | | 1 | 0 | 0 | 0 | 0 | 0 | 0 |
| Jon Nunnally, L (6, PH)<br>OBP: 0.344, SLG: 0.519 | | | C B B S X 2-2 ② G4-3 | | | C B F S 1-3 ② K | | B X 1-0 ① F8 | | C F B S 1-3 ① K | 3 | 0 | 0 | 0 | 0 | 2 | 0 |
| (7, 8) | | | | | | | | | | | | | | | | | |
| (10, 7) | | | | | | | | | | | | | | | | | |
| Inning Stats | R: 0 E: 0 K: 1 S: 9 H: 0 LOB: 0 BB: 0 P: 14 | R: 1 E: 0 K: 1 S: 12 H: 1 LOB: 0 BB: 0 P: 21 | R: 0 E: 0 K: 1 S: 7 H: 0 LOB: 0 BB: 0 P: 12 | R: 0 E: 0 K: 2 S: 7 H: 0 LOB: 0 BB: 0 P: 8 | R: 0 E: 0 K: 0 S: 6 H: 0 LOB: 0 BB: 0 P: 10 | R: 0 E: 0 K: 1 S: 7 H: 0 LOB: 0 BB: 0 P: 10 | R: 3 E: 1 K: 0 S: 8 H: 3 LOB: 1 BB: 1 P: 15 | R: 0 E: 0 K: 1 S: 9 H: 1 LOB: 1 BB: 0 P: 16 | R: 0 E: 0 K: 1 S: 10 H: 1 LOB: 2 BB: 1 P: 19 | R: 1 E: 0 K: 1 S: 4 H: 1 LOB: 0 BB: 0 P: 5 | 1B: 3 2B: 1 3B: 0 HR: 3 | SF: 0 SAC: 0 DP: 0 HBP: 0 | | | | | | |

| | AB | 35 |
|---|---|---|
| | R | 5 |
| | H | 7 |
| | RBI | 4 |
| | BB | 2 |
| | SO | 9 |
| | LOB | 10 |

WP: 0 PB: 0 SB: 1 CS: 0 PA: 37

| PITCHER | IP | WLS | BF | H | R | ER | SO | BB | IBB | HBP | BLK | WP | HR | S | P | ERA | WHIP |
|---|---|---|---|---|---|---|---|---|---|---|---|---|---|---|---|---|---|
| Steve Woodard, R (1, 1)<br>ERA: 5.09 | 6.0 | | 22 | 3 | 4 | 3 | 6 | 1 | 0 | 0 | 0 | 0 | 2 | 51 | 82 | 4.50 | 0.667 |
| Valerio De Los Santos, L (7, 1)<br>ERA: 7.71 | 0.1 | H | 1 | 0 | 0 | 0 | 0 | 0 | 0 | 0 | 0 | 0 | 0 | 1 | 3 | 0.00 | 0.000 |
| David Weathers, R (7, 1)<br>ERA: 0.77 | 0.2 | B | 3 | 1 | 0 | 0 | 0 | 0 | 0 | 0 | 0 | 0 | 0 | 4 | 5 | 0.00 | 1.500 |
| Jim Bruske, R (8, 1)<br>ERA: 4.7 | 0.2 | | 3 | 1 | 0 | 0 | 0 | 0 | 0 | 0 | 0 | 0 | 0 | 6 | 12 | 0.00 | 1.500 |
| Bob Wickman, R (8, 1)<br>ERA: | 1.1 | | 6 | 1 | 0 | 0 | 2 | 0 | 1 | 0 | 0 | 0 | 0 | 13 | 23 | 0.00 | 0.750 |

| PITCHER | IP | WLS | BF | H | R | ER | SO | BB | IBB | HBP | BLK | WP | HR | S | P | ERA | WHIP |
|---|---|---|---|---|---|---|---|---|---|---|---|---|---|---|---|---|---|
| Curt Leskanic, R (10, 1)<br>ERA: 7.56 | 0.1 | L | 2 | 1 | 1 | 1 | 1 | 0 | 0 | 0 | 0 | 0 | 1 | 4 | 5 | 27.00 | 3.000 |

| Batter | 1 | 2 | 3 | 4 | 5 | 6 | 7 | 8 | 9 | AB | R | H | RBI | BB | SO | LOB |
|---|---|---|---|---|---|---|---|---|---|---|---|---|---|---|---|---|
| Marquis Grissom, R (1, 8)<br>OBP: 0.352, SLG: 0.456 | X 0-0 ① G5-3 | | C B S X 1-2 2B | | C F B F F X 1-2 ③ G4-3 | | | S S X 0-2 ① G6-3 | | 4 | 0 | 1 | 0 | 0 | 0 | 1 |
| Ronnie Belliard, R (1, 4)<br>OBP: 0.391, SLG: 0.450 | C B X 1-1 G3 2B | | X 0-0 ③ G6-3 | | | C F B X 1-2 ① F9 | | C B X 1-1 ② F8 | | 4 | 0 | 1 | 0 | 0 | 0 | 1 |
| Jeromy Burnitz, L (1, 9)<br>OBP: 0.324, SLG: 0.508 | C X 0-1 ② G3 2-3 | | | S B B B X 3-1 ① G3 | | C B S F X 1-2 ② F7 | | B X 1-0 ③ G4-3 | | 4 | 0 | 0 | 0 | 0 | 0 | 1 |
| Geoff Jenkins, L (1, 7)<br>OBP: 0.317, SLG: 0.596 | X 0-0 ③ G4-3 | | | B F X 1-1 2B | | S B F X 1-2 HR | | | F X 0-1 1B L1 1B | 4 | 1 | 3 | 1 | 0 | 0 | 1 |
| José Hernández, R (1, 5)<br>OBP: 0.270, SLG: 0.246 | | B F S X 1-2 G1-6-3 1B | | B B C F B B 4-2 G4-6-3 BB | | B F S B X 2-2 ③ G6-3 | | | X 0-0 ① L1 1-2 | 3 | 0 | 1 | 0 | 1 | 0 | 1 |
| Tyler Houston, L (1, 2)<br>OBP: 0.105, SLG: 0.222<br>Lyle Mouton, R (9, PH)<br>OBP: 0.308, SLG: 0.182 | | B C X 1-1 ① ② G1-6-3 1-2f | | B X 1-0 ② ③ G4-6-3 1-2f | | | X 0-0 ① G6-3 | | B F B X 2-1 DI 2-3 1B | 3<br>1 | 0<br>0 | 0<br>1 | 0<br>0 | 0<br>0 | 0<br>0 | 3<br>0 |
| Kevin Barker, L (1, 3)<br>OBP: 0.314, SLG: 0.300<br>Sean Berry, R (9, PH)<br>OBP: 0.200, SLG: 0.111<br>Raul Casanova, S (9, PH)<br>OBP: 0.188, SLG: 0.188 | | B X 1-0 ③ G5-3 | | | F B X 1-1 ① F7 | | C F X 0-2 ② G5-3 | | X 0-0 ② P3 | 3<br>0<br>1 | 0<br>0<br>0 | 0<br>0<br>0 | 0<br>0<br>0 | 0<br>0<br>0 | 0<br>0<br>0 | 0<br>0<br>2 |
| Luis Lopez, S (1, 6)<br>OBP: 0.364, SLG: 0.636 | | | B F S C 1-3 ① K | | C F B X 1-2 2B | | B X 1-0 E3 | | C F S 0-3 ③ K 1-2 | 4 | 0 | 1 | 0 | 0 | 2 | 2 |
| Jimmy Haynes, R (1, 1)<br>OBP: 0.125, SLG: 0.250<br>Charlie Hayes, R (7, PH)<br>OBP: 0.478, SLG: 0.618<br>Curt Leskanic, R (7, 1) | | | S C F B S 1-3 ② K | | B B C B X 3-1 ② G6-3 | | X 0-0 ③ P4 | | | 2<br>1<br>0 | 0<br>0<br>0 | 0<br>0<br>0 | 0<br>0<br>0 | 0<br>0<br>0 | 1<br>0<br>0 | 1<br>1<br>0 |
| Inning Stats | R: 0 H: 1<br>E: 0 LOB: 1<br>K: 0 BB: 0<br>S: 6 P: 7 | R: 0 H: 1<br>E: 0 LOB: 0<br>K: 0 BB: 0<br>S: 6 P: 9 | R: 0 H: 1<br>E: 0 LOB: 1<br>K: 2 BB: 0<br>S: 11 P: 14 | R: 0 H: 1<br>E: 0 LOB: 1<br>K: 0 BB: 1<br>S: 7 P: 16 | R: 0 H: 1<br>E: 0 LOB: 1<br>K: 0 BB: 0<br>S: 12 P: 18 | R: 1 H: 1<br>E: 0 LOB: 0<br>K: 0 BB: 0<br>S: 13 P: 18 | R: 0 H: 0<br>E: 1 LOB: 1<br>K: 0 BB: 0<br>S: 6 P: 7 | R: 0 H: 0<br>E: 0 LOB: 0<br>K: 0 BB: 0<br>S: 6 P: 8 | R: 0 H: 2<br>E: 0 LOB: 2<br>K: 1 BB: 0<br>S: 9 P: 11 | 1B: 3 SF: 0<br>2B: 4 SAC: 0<br>3B: 0 DP: 2<br>HR: 1 HBP: 0 | | | | | | |

| PITCHER | | IP | WLS | BF | H | R | ER | SO | BB | IBB | HBP | BLK | WP | HR | S | P | ERA | WHIP |
|---|---|---|---|---|---|---|---|---|---|---|---|---|---|---|---|---|---|---|
| Dustin Hermanson, R<br>ERA: 2.89 | (1, 1) | 8.0 | W | 30 | 6 | 1 | 1 | 2 | 1 | 0 | 0 | 0 | 0 | 1 | 67 | 97 | 1.12 | 0.875 |
| Steve Kline, L<br>ERA: 1.69 | (9, 1) | 0.1 | | 3 | 2 | 0 | 0 | 0 | 0 | 0 | 0 | 0 | 0 | 0 | 5 | 7 | 0.00 | 6.000 |
| Ugueth Urbina, R<br>ERA: 5.87 | (9, 1) | 0.2 | S | 2 | 0 | 0 | 0 | 1 | 0 | 0 | 0 | 0 | 0 | 0 | 4 | 4 | 0.00 | 0.000 |

| PITCHER | IP | WLS | BF | H | R | ER | SO | BB | IBB | HBP | BLK | WP | HR | S | P | ERA | WHIP |
|---|---|---|---|---|---|---|---|---|---|---|---|---|---|---|---|---|---|

# TOP

## Milwaukee Brewers @ Montreal Expos

Olympic Stadium, Montreal, QB

Fri Apr 21 2000, 7:05 PM EDT
Att. 12,315 - Dome - 72 F

livebaseballscorecards.com

| | |
|---|---|
| AB | 34 |
| R | 1 |
| H | 8 |
| RBI | 1 |
| BB | 1 |
| SO | 3 |
| LOB | 14 |

WP: 0 PA: 35
PB: 0
SB: 0
CS: 0

| Batter | 1 | 2 | 3 | 4 | 5 | 6 | 7 | 8 | 9 | AB | R | H | RBI | BB | SO | LOB |
|---|---|---|---|---|---|---|---|---|---|---|---|---|---|---|---|---|
| Peter Bergeron, L (1, 8)<br>OBP: 0.246, SLG: 0.246 | B C C B X<br>2-2 L5 ① | | C X<br>0-1 F7 ② | | | B X<br>1-0 G6-3 ① | | X<br>0-0 FC6-4 1B | | 4 | 0 | 1 | 0 | 0 | 0 | 0 |
| Jose Vidro, S (1, 4)<br>OBP: 0.441, SLG: 0.629 | C B X<br>1-1 G1-3 BB 1B | | X<br>0-0 G4-3 ③ | | | B B C B B<br>4-1 G4-3 HR BB | | F B S X<br>1-2 FC6-4 ① 1-2f HR | | 3 | 2 | 1 | 0 | 1 | 0 | 1 |
| Rondell White, R (1, 7)<br>OBP: 0.377, SLG: 0.443 | B B B B<br>4-0 G1-3 1-2 BB | | | C X<br>0-1 1B 2B | | B F B B X<br>3-1 G4-3 ② 1-2 | | B F C C<br>1-3 K ② | | 3 | 1 | 1 | 0 | 1 | 1 | 2 |
| Vladimir Guerrero, R (1, 9)<br>OBP: 0.507, SLG: 0.881 | B B S S X<br>2-2 G1-3 ② 1-2 2-3 | | | X<br>0-0 CS 1B 2-H | | B X<br>1-0 HR 2-H | | B B X<br>2-0 HR 1-H | | 4 | 2 | 3 | 5 | 0 | 0 | 2 |
| Lee Stevens, L (1, 3)<br>OBP: 0.317, SLG: 0.386 | B X<br>1-0 F9 ③ | | | B F C B F X<br>2-2 L8 ① | | B F F F S<br>1-3 K ③ | | C B B C S<br>2-3 K ③ | | 4 | 0 | 0 | 0 | 0 | 2 | 3 |
| Chris Widger, R (1, 2)<br>OBP: 0.375, SLG: 0.417 | | B C B F X<br>2-2 G4-3 ① | | C S B S<br>1-3 K ② | | B X<br>1-0 1B | | | | 3 | 0 | 1 | 0 | 0 | 1 | 1 |
| Michael Barrett, R (1, 5)<br>OBP: 0.265, SLG: 0.273 | | B B X<br>2-0 G5-3 ② | | B<br>1-0 CS ③ 1-2 | B X<br>1-0 G5-4-3 1B | | X<br>0-0 F9 ① | | | 3 | 0 | 1 | 0 | 0 | 0 | 1 |
| Orlando Cabrera, R (1, 6)<br>OBP: 0.250, SLG: 0.464 | | F X<br>0-1 F7 ③ | | | C X<br>0-1 G5-4-3 ① ② 1-2f | | X<br>0-0 F7 ② | | | 3 | 0 | 0 | 0 | 0 | 0 | 2 |
| Dustin Hermanson, R (1, 1)<br>OBP: 0.182, SLG: 0.100 | | S F B X<br>1-2 G5-3 ① | | | B S F S<br>1-3 K ③ | | S C B F S<br>1-3 K ③ | | | 3 | 0 | 0 | 0 | 0 | 2 | 1 |
| Steve Kline, S (9, 1) | | | | | | | | | | 0 | 0 | 0 | 0 | 0 | 0 | 0 |
| Ugueth Urbina, R (9, 1) | | | | | | | | | | 0 | 0 | 0 | 0 | 0 | 0 | 0 |
| Inning Stats | R: 0 H: 1<br>E: 0 LOB: 2<br>K: 0 BB: 1<br>S: 9 P: 19 | R: 0 H: 0<br>E: 0 LOB: 0<br>K: 0 BB: 0<br>S: 6 P: 10 | R: 0 H: 0<br>E: 0 LOB: 0<br>K: 0 BB: 0<br>S: 6 P: 7 | R: 1 H: 2<br>E: 0 LOB: 0<br>K: 1 BB: 0<br>S: 10 P: 14 | R: 0 H: 1<br>E: 0 LOB: 0<br>K: 1 BB: 0<br>S: 6 P: 8 | R: 2 H: 1<br>E: 0 LOB: 0<br>K: 1 BB: 1<br>S: 9 P: 19 | R: 0 H: 1<br>E: 0 LOB: 1<br>K: 1 BB: 0<br>S: 7 P: 9 | R: 2 H: 2<br>E: 0 LOB: 0<br>K: 2 BB: 0<br>S: 11 P: 17 | | 1B: 5 SF: 0<br>2B: 1 SAC: 0<br>3B: 0 DP: 1<br>HR: 2 HBP: 0 | | | | | | WP: 0 PA: 33<br>PB: 0<br>SB: 0<br>CS: 1 |

| PITCHER | | IP | WLS | BF | H | R | ER | SO | BB | IBB | HBP | BLK | WP | HR | S | P | ERA | WHIP |
|---|---|---|---|---|---|---|---|---|---|---|---|---|---|---|---|---|---|---|
| Jimmy Haynes, R<br>ERA: 4.38 | (1, 1) | 6.0 | L | 23 | 5 | 3 | 3 | 3 | 2 | 0 | 0 | 0 | 0 | 1 | 46 | 77 | 4.50 | 1.167 |
| Curt Leskanic, R<br>ERA: 7.84 | (7, 1) | 2.0 | | 9 | 3 | 2 | 2 | 3 | 0 | 0 | 0 | 0 | 0 | 1 | 18 | 26 | 9.00 | 1.500 |

| PITCHER | IP | WLS | BF | H | R | ER | SO | BB | IBB | HBP | BLK | WP | HR | S | P | ERA | WHIP |
|---|---|---|---|---|---|---|---|---|---|---|---|---|---|---|---|---|---|

# BOTTOM

# Milwaukee Brewers @ Montreal Expos

Olympic Stadium, Montreal, QB

Fri Apr 21 2000, 7:05 PM EDT
Att. 12,315 - Dome - 72 F

livebaseballscorecards.com

| | |
|---|---|
| AB | 30 |
| R | 5 |
| H | 8 |
| RBI | 5 |
| BB | 2 |
| SO | 6 |
| LOB | 13 |

| Batter | 1 | 2 | 3 | 4 | 5 | 6 | 7 | 8 | 9 | AB | R | H | RBI | BB | SO | LOB |
|---|---|---|---|---|---|---|---|---|---|---|---|---|---|---|---|---|
| Marquis Grissom, R (1, 8)<br>OBP: 0.329, SLG: 0.425 | G5-3 | F9 | | P3 | | | G6-3 | F8 | | 5 | 0 | 0 | 0 | 0 | 0 | 3 |
| Mark Loretta, R (1, 6)<br>OBP: 0.357, SLG: 0.419 | F8 | | F8 | | 1B | | 2B 1B | | FC6-4 1B | 5 | 2 | 3 | 0 | 0 | 0 | 0 |
| Jeromy Burnitz, L (1, 9)<br>OBP: 0.316, SLG: 0.500 | G3-1 | | G3-1 | | L9 | | 2B | | F9 | 5 | 1 | 1 | 0 | 0 | 0 | 2 |
| Geoff Jenkins, L (1, 7)<br>OBP: 0.338, SLG: 0.661<br>Bob Wickman, R (9, 1) | | HR | G4-3 | | P3 | | 2B | | FC6-4 1B | 5<br>0 | 1<br>0 | 3<br>0 | 3<br>0 | 0<br>0 | 0<br>0 | 1<br>0 |
| Ronnie Belliard, R (1, 4)<br>OBP: 0.405, SLG: 0.500 | FC5-4 2B 1B | | | HR | F8 | | IBB | | FC6-4 1B | 4 | 2 | 2 | 2 | 1 | 0 | 2 |
| Tyler Houston, L (1, 2)<br>OBP: 0.208, SLG: 0.348 | FC5-4 1B | | | F7 | | G4-3 FC6-2 2B | K | | | 5 | 0 | 3 | 0 | 0 | 1 | 2 |
| José Hernández, R (1, 5)<br>OBP: 0.265, SLG: 0.242 | FC5-4 2B | | | E 1B | | G4-3 | F9 | | K | 5 | 1 | 1 | 0 | 0 | 1 | 7 |
| Kevin Barker, L (1, 3)<br>OBP: 0.333, SLG: 0.382 | 2B | | | E6 2B | | FC6-2 | K | | | 4 | 0 | 2 | 2 | 0 | 1 | 1 |
| Everett Stull, R (1, 1)<br>Valerio De Los Santos, L (6, 1)<br>Jim Bruske, R (6, 1)<br>Sean Berry, R (8, PH)<br>OBP: 0.182, SLG: 0.100<br>David Weathers, R (8, 1)<br>James Mouton, R (9, 7)<br>OBP: 0.588, SLG: 0.818 | | K | | K | | K | | K | | 3<br>0<br>0<br>1<br>0<br>0 | 0<br>0<br>0<br>0<br>0<br>0 | 0<br>0<br>0<br>0<br>0<br>0 | 0<br>0<br>0<br>0<br>0<br>0 | 0<br>0<br>0<br>0<br>0<br>0 | 3<br>0<br>0<br>1<br>0<br>0 | 4<br>0<br>0<br>0<br>0<br>0 |
| Inning Stats | R: 0<br>E: 0<br>K: 0<br>S: 6<br>H: 0<br>LOB: 0<br>BB: 0<br>P: 9 | R: 2<br>E: 0<br>K: 1<br>S: 15<br>H: 4<br>LOB: 2<br>BB: 0<br>P: 20 | R: 0<br>E: 0<br>K: 0<br>S: 5<br>H: 0<br>LOB: 0<br>BB: 0<br>P: 5 | R: 2<br>E: 1<br>K: 1<br>S: 12<br>H: 3<br>LOB: 1<br>BB: 0<br>P: 18 | R: 0<br>E: 0<br>K: 0<br>S: 9<br>H: 1<br>LOB: 1<br>BB: 0<br>P: 13 | R: 0<br>E: 0<br>K: 1<br>S: 9<br>H: 1<br>LOB: 1<br>BB: 0<br>P: 12 | R: 2<br>E: 0<br>K: 1<br>S: 13<br>H: 3<br>LOB: 2<br>BB: 1<br>P: 22 | R: 0<br>E: 0<br>K: 2<br>S: 7<br>H: 0<br>LOB: 0<br>BB: 0<br>P: 9 | R: 1<br>E: 0<br>K: 1<br>S: 17<br>H: 3<br>LOB: 2<br>BB: 0<br>P: 25 | 1B: 8<br>2B: 5<br>3B: 0<br>HR: 2<br>SF: 0<br>SAC: 0<br>DP: 0<br>HBP: 0 | | | | | | |

| PITCHER | | IP | WLS | BF | H | R | ER | SO | BB | IBB | HBP | BLK | WP | HR | S | P | ERA | WHIP |
|---|---|---|---|---|---|---|---|---|---|---|---|---|---|---|---|---|---|---|
| Hideki Irabu, R<br>ERA: 5.91 | (1, 1) | 6.1 | L | 29 | 10 | 5 | 5 | 3 | 0 | 0 | 0 | 0 | 0 | 2 | 60 | 82 | 7.11 | 1.579 |
| Steve Kline, L<br>ERA: 2.45 | (7, 1) | 0.1 | | 4 | 2 | 1 | 1 | 1 | 0 | 1 | 0 | 0 | 0 | 0 | 6 | 11 | 27.00 | 6.000 |
| Scott Strickland, R<br>ERA: 2.16 | (7, 1) | 0.1 | | 1 | 0 | 0 | 0 | 0 | 0 | 0 | 0 | 0 | 0 | 0 | 3 | 6 | 0.00 | 0.000 |
| Anthony Telford, R<br>ERA: 7.0 | (8, 1) | 2.0 | | 9 | 3 | 1 | 1 | 3 | 0 | 0 | 0 | 0 | 0 | 0 | 24 | 34 | 4.50 | 1.500 |

| PITCHER | IP | WLS | BF | H | R | ER | SO | BB | IBB | HBP | BLK | WP | HR | S | P | ERA | WHIP |
|---|---|---|---|---|---|---|---|---|---|---|---|---|---|---|---|---|---|

# TOP

# Milwaukee Brewers @ Montreal Expos

## Olympic Stadium, Montreal, QB

Sat Apr 22 2000, 7:05 PM EDT
Att. 14,461 - Dome - 72 F

livebaseballscorecards.com

| | |
|---|---|
| AB | 42 |
| R | 7 |
| H | 15 |
| RBI | 7 |
| BB | 1 |
| SO | 7 |
| LOB | 22 |

WP: 0 PA: 43
PB: 0
SB: 0
CS: 0

# BOTTOM

## Milwaukee Brewers @ Montreal Expos

Olympic Stadium, Montreal, QB

Sat Apr 22 2000, 7:05 PM EDT

Att. 14,461 - Dome - 72 F

| Batter | 1 | 2 | 3 | 4 | 5 | 6 | 7 | 8 | 9 | AB | R | H | RBI | BB | SO | LOB |
|---|---|---|---|---|---|---|---|---|---|---|---|---|---|---|---|---|
| Peter Bergeron, L (1, 8)<br>OBP: 0.261, SLG: 0.238 | BBBB<br>4-0 FC5-4 BB | | BFFFBBFFB<br>4-2 BB BB | | CX<br>0-1 ① G6-3 | | CFX<br>0-2 ② P6 | | | 2 | 0 | 0 | 0 | 2 | 0 | 0 |
| Anthony Telford, R (8, 1) | | | | | | | | | | 0 | 0 | 0 | 0 | 0 | 0 | 0 |
| Jose Vidro, S (1, 4)<br>OBP: 0.417, SLG: 0.591 | CX<br>0-1 ① FC5-4<br>1-2f | | FX<br>0-1 ② F9 | | BFSS<br>1-3 ② K | | SBBBX<br>3-1 ③ G4-3 | | | 4 | 0 | 0 | 0 | 0 | 1 | 3 |
| Rondell White, R (1, 7)<br>OBP: 0.370, SLG: 0.422 | BBFX<br>2-1 ② F7 | | BBBCB<br>4-1 1-2 2-3 BB | | CFX<br>0-2 ③ G1-3 | | | CFS<br>0-3 ① K | | 3 | 0 | 0 | 0 | 1 | 1 | 1 |
| Vladimir Guerrero, R (1, 9)<br>OBP: 0.493, SLG: 0.841 | BX<br>1-0 ③ P4 | | X<br>0-0 ③ L3 | | | SBBBSX<br>2-2 G6-3 1B FC5 1B | | FFFFBS<br>1-3 ② K | | 4 | 1 | 1 | 0 | 0 | 1 | 4 |
| Lee Stevens, L (1, 3)<br>OBP: 0.313, SLG: 0.426 | | X<br>0-0 ① G4-3 | | BBX<br>2-0 HR | | BSBFS<br>2-3 ① K | | BBBCSFS<br>3-3 ③ K | | 4 | 1 | 1 | 1 | 0 | 2 | 1 |
| Chris Widger, R (1, 2)<br>OBP: 0.383, SLG: 0.481 | | CFBBFBBS<br>3-3 ② K | | BSBSX<br>2-2 HR | | CBX<br>1-1 1-2 FC5 G6-3 1B | | | CX<br>0-1 ① G4-3 | 4 | 1 | 2 | 1 | 0 | 1 | 0 |
| Michael Barrett, R (1, 5)<br>OBP: 0.245, SLG: 0.250 | CSBBBX<br>2-2 ③ F7 | | | BFSX<br>1-2 ① G3-1 | | CBX<br>1-1 ② G6-3 1-2 2-3 | | | CBCFBX<br>2-2 E6 G1-6-3 | 4 | 0 | 0 | 0 | 0 | 0 | 2 |
| Orlando Cabrera, R (1, 6)<br>OBP: 0.254, SLG: 0.475 | | | BBCX<br>2-1 BB 2B | X<br>0-0 ② F9 | | BBX<br>2-0 ③ FC5 2-3 3-H | | | CSX<br>0-2 ②③ G1-6-3 1-2f | 3 | 0 | 1 | 1 | 0 | 0 | 1 |
| Steve Kline, S (7, 1) | | | | | | | | | | 0 | 0 | 0 | 0 | 0 | 0 | 0 |
| Scott Strickland, R (7, 1) | | | | | | | | | | 0 | 0 | 0 | 0 | 0 | 0 | 0 |
| Wilton Guerrero, S (8, 8)<br>OBP: 0.250, SLG: 0.143 | | | | | | | | | | 1 | 0 | 0 | 0 | 0 | 0 | 1 |
| Hideki Irabu, R (1, 1) | | | LSC<br>0-3 ① K | FBBX<br>2-1 ③ G6-3 | | | CBFBX<br>2-2 ① F9 | | | 2 | 0 | 0 | 0 | 0 | 1 | 1 |
| Geoff Blum, S (7, 6)<br>OBP: 0.333, SLG: 0.500 | | | | | | | | | | 1 | 0 | 0 | 0 | 0 | 0 | 0 |

| | AB | 32 |
|---|---|---|
| | R | 3 |
| | H | 5 |
| | RBI | 3 |
| | BB | 3 |
| | SO | 7 |
| | LOB | 14 |

livebaseballscorecards.com

| Inning Stats | 1 | 2 | 3 | 4 | 5 | 6 | 7 | 8 | 9 |
|---|---|---|---|---|---|---|---|---|---|
| | R: 0 H: 0<br>E: 0 LOB: 1<br>K: 0 BB: 1<br>S: 5 P: 12 | R: 0 H: 0<br>E: 0 LOB: 0<br>K: 1 BB: 0<br>S: 8 P: 13 | R: 0 H: 1<br>E: 0 LOB: 3<br>K: 1 BB: 2<br>S: 14 P: 24 | R: 2 H: 2<br>E: 0 LOB: 0<br>K: 0 BB: 0<br>S: 10 P: 17 | R: 0 H: 0<br>E: 0 LOB: 0<br>K: 1 BB: 0<br>S: 8 P: 9 | R: 1 H: 2<br>E: 0 LOB: 2<br>K: 1 BB: 0<br>S: 11 P: 19 | R: 0 H: 0<br>E: 0 LOB: 0<br>K: 0 BB: 0<br>S: 9 P: 14 | R: 0 H: 0<br>E: 0 LOB: 0<br>K: 3 BB: 0<br>S: 12 P: 16 | R: 0 H: 0<br>E: 1 LOB: 0<br>K: 0 BB: 0<br>S: 9 P: 11 |

| | 1B: 2 | SF: 0 | WP: 0 | PA: 35 |
|---|---|---|---|---|
| | 2B: 1 | SAC: 0 | PB: 0 | |
| | 3B: 0 | DP: 1 | SB: 0 | |
| | HR: 2 | HBP: 0 | CS: 0 | |

| PITCHER | | IP | WLS | BF | H | R | ER | SO | BB | IBB | HBP | BLK | WP | HR | S | P | ERA | WHIP |
|---|---|---|---|---|---|---|---|---|---|---|---|---|---|---|---|---|---|---|
| Everett Stull, R<br>ERA: 4.11 | (1, 1) | 5.0 | W | 22 | 4 | 3 | 3 | 3 | 3 | 0 | 0 | 0 | 0 | 2 | 48 | 80 | 5.40 | 1.400 |
| Valerio De Los Santos, L<br>ERA: 7.5 | (6, 1) | 0.1 | H | 1 | 0 | 0 | 0 | 1 | 0 | 0 | 0 | 0 | 0 | 0 | 3 | 5 | 0.00 | 0.000 |
| Jim Bruske, R<br>ERA: 3.86 | (6, 1) | 1.2 | H | 6 | 1 | 0 | 0 | 0 | 0 | 0 | 0 | 0 | 0 | 0 | 14 | 23 | 0.00 | 0.600 |
| David Weathers, R<br>ERA: 0.71 | (8, 1) | 1.0 | H | 3 | 0 | 0 | 0 | 3 | 0 | 0 | 0 | 0 | 0 | 0 | 12 | 16 | 0.00 | 0.000 |
| Bob Wickman, R<br>ERA: | (9, 1) | 1.0 | | 3 | 0 | 0 | 0 | 0 | 0 | 0 | 0 | 0 | 0 | 0 | 9 | 11 | 0.00 | 0.000 |

| PITCHER | | IP | WLS | BF | H | R | ER | SO | BB | IBB | HBP | BLK | WP | HR | S | P | ERA | WHIP |
|---|---|---|---|---|---|---|---|---|---|---|---|---|---|---|---|---|---|---|

| Batter | 1 | 2 | 3 | 4 | 5 | 6 | 7 | 8 | 9 | AB | R | H | RBI | BB | SO | LOB |
|---|---|---|---|---|---|---|---|---|---|---|---|---|---|---|---|---|
| Marquis Grissom, R (1, 8)<br>OBP: 0.309, SLG: 0.397 | G4-3 | | G1-3 | | F5 | | G1-3 | | K | 5 | 0 | 0 | 0 | 0 | 1 | 0 |
| Mark Loretta, R (1, 6)<br>OBP: 0.360, SLG: 0.433 | G5-3 | | | HR 2B | 1B | | L1 | | K | 5 | 1 | 2 | 0 | 0 | 1 | 0 |
| Jeromy Burnitz, L (1, 9)<br>OBP: 0.338, SLG: 0.500 | BB | | | HR HBP | G4-3 | | | 1B WP 1B 1B | | 2 | 2 | 1 | 0 | 1 | 0 | 1 |
| Geoff Jenkins, L (1, 7)<br>OBP: 0.333, SLG: 0.682 | F9 | | | 1-H 2-H HR | | G4-3 | | F8 | | 4 | 1 | 1 | 3 | 0 | 0 | 2 |
| Charlie Hayes, R (1, 5)<br>OBP: 0.480, SLG: 0.595 | | K | | 1B | | BB G4-3 | | K | | 3 | 0 | 1 | 0 | 1 | 2 | 1 |
| Ronnie Belliard, R (1, 4)<br>OBP: 0.397, SLG: 0.485 | | L9 | | F9 | | G4-3 1-2 | | 1B 1-3 1B | | 4 | 0 | 1 | 0 | 0 | 0 | 2 |
| Kevin Barker, L (1, 3)<br>OBP: 0.349, SLG: 0.378 | | P6 | | K | | BB | | 1B 1-3 3-H 1B | | 3 | 0 | 1 | 1 | 1 | 1 | 1 |
| Raul Casanova, S (1, 2)<br>OBP: 0.150, SLG: 0.150 | | | G3-1 | F7 | | G1-3 | | K | | 4 | 0 | 0 | 0 | 0 | 1 | 5 |
| Jaime Navarro, R (1, 1) | | | | | | | G4-3 | | K | 1 | 0 | 0 | 0 | 0 | 0 | 0 |
| Matt Williams, S (4, 1) | | | | | | | | | | 1 | 0 | 0 | 0 | 0 | 1 | 0 |
| James Mouton, R (7, PH)<br>OBP: 0.556, SLG: 0.750 | | | | | | | | | | 1 | 0 | 0 | 0 | 0 | 0 | 0 |
| Valerio De Los Santos, L (7, 1) | | | | | | | | | | 0 | 0 | 0 | 0 | 0 | 0 | 0 |
| Sean Berry, R (9, PH)<br>OBP: 0.167, SLG: 0.091 | | | | | | | | | | 1 | 0 | 0 | 0 | 0 | 1 | 0 |
| Inning Stats | R: 0 E: 0 K: 0 S: 8 H: 0 LOB: 1 BB: 1 P: 15 | R: 0 E: 0 K: 1 S: 9 H: 0 LOB: 0 BB: 0 P: 12 | R: 0 E: 0 K: 0 S: 10 H: 0 LOB: 0 BB: 0 P: 14 | R: 3 E: 0 K: 1 S: 13 H: 3 LOB: 1 BB: 0 P: 21 | R: 0 E: 0 K: 1 S: 12 H: 1 LOB: 1 BB: 0 P: 19 | R: 0 E: 0 K: 0 S: 10 H: 0 LOB: 2 BB: 2 P: 20 | R: 0 E: 0 K: 0 S: 8 H: 0 LOB: 0 BB: 0 P: 13 | R: 1 E: 0 K: 2 S: 15 H: 3 LOB: 2 BB: 0 P: 21 | R: 0 E: 0 K: 3 S: 10 H: 0 LOB: 0 BB: 0 P: 13 | 1B: 5 2B: 1 3B: 0 HR: 1 SF: 0 SAC: 0 DP: 0 HBP: 1 | | | | | | |

# TOP

## Milwaukee Brewers @ Montreal Expos

Olympic Stadium, Montreal, QB

Sun Apr 23 2000, 1:35 PM EDT

Att. 14,410 - Dome - 72 F

livebaseballscorecards.com

| | |
|---|---|
| AB | 34 |
| R | 4 |
| H | 7 |
| RBI | 4 |
| BB | 3 |
| SO | 8 |
| LOB | 12 |

| PITCHER | | IP | WLS | BF | H | R | ER | SO | BB | IBB | HBP | BLK | WP | HR | S | P | ERA | WHIP |
|---|---|---|---|---|---|---|---|---|---|---|---|---|---|---|---|---|---|---|
| Javier Vazquez, R<br>ERA: 3.46 | (1, 1) | 7.0 | W | 29 | 4 | 3 | 3 | 3 | 3 | 0 | 1 | 0 | 0 | 1 | 70 | 114 | 3.86 | 1.000 |
| Scott Strickland, R<br>ERA: 3.0 | (8, 1) | 0.2 | H | 4 | 2 | 1 | 1 | 1 | 0 | 0 | 0 | 0 | 1 | 0 | 9 | 12 | 13.50 | 3.000 |
| Ugueth Urbina, R<br>ERA: 5.0 | (8, 1) | 1.1 | S | 5 | 1 | 0 | 0 | 4 | 0 | 0 | 0 | 0 | 0 | 0 | 16 | 22 | 0.00 | 0.750 |

| PITCHER | IP | WLS | BF | H | R | ER | SO | BB | IBB | HBP | BLK | WP | HR | S | P | ERA | WHIP |
|---|---|---|---|---|---|---|---|---|---|---|---|---|---|---|---|---|---|

WP: 1 PB: 0 SB: 0 CS: 0 PA: 38

# BOTTOM

## Milwaukee Brewers @ Montreal Expos

Olympic Stadium, Montreal, QB

Sun Apr 23 2000, 1:35 PM EDT
Att. 14,410 - Dome - 72 F

livebaseballscorecards.com

| Batter | 1 | 2 | 3 | 4 | 5 | 6 | 7 | 8 | 9 | AB | R | H | RBI | BB | SO | LOB |
|---|---|---|---|---|---|---|---|---|---|---|---|---|---|---|---|---|
| Peter Bergeron, L (1, 8)<br>OBP: 0.270, SLG: 0.254 | F8 | | 2B | BB | K | | | K | | 4 | 2 | 1 | 0 | 1 | 2 | 0 |
| Jose Vidro, S (1, 4)<br>OBP: 0.416, SLG: 0.577 | G6-3 | | G3<br>2-3 | 1B<br>1-3 2-H | | F7 | | 1B | | 5 | 1 | 2 | 1 | 0 | 0 | 1 |
| Rondell White, R (1, 7)<br>OBP: 0.385, SLG: 0.441 | 1B | | 2B<br>G5-2-3 | BB IBB<br>1-3 3-H | | K | | K | | 4 | 2 | 2 | 1 | 1 | 2 | 1 |
| Vladimir Guerrero, R (1, 9)<br>OBP: 0.507, SLG: 0.848 | 1B<br>2-H | | 2B<br>1-3 3-H | IBB<br>BB BB<br>1-2 | | G1-3 | | | | 3 | 0 | 2 | 2 | 1 | 0 | 0 |
| Lee Stevens, L (1, 3)<br>OBP: 0.338, SLG: 0.444 | F8 | | IBB | BB<br>1-2 2-3 3-H | | | 2B | | | 2 | 0 | 1 | 1 | 2 | 0 | 1 |
| Trace Coquillette, R (1, 5)<br>OBP: 0.313, SLG: 0.286<br>Mike Mordecai, R (8, 5)<br>OBP: 0.286, SLG: 0.857 | | G6-3 | G5-2-3<br>3-Hf | FC5-4<br>BB<br>1-2 2-3 3-H | | | K | | | 3<br>0 | 0<br>0 | 0<br>0 | 1<br>0 | 1<br>0 | 1<br>0 | 4<br>0 |
| Orlando Cabrera, R (1, 6)<br>OBP: 0.270, SLG: 0.492 | | 15<br>G5-3<br>2B | | 1B<br>15<br>FC6<br>FC5-4<br>1-2f | | | P6 | | | 4 | 0 | 2 | 0 | 0 | 0 | 4 |
| 15 Lenny Webster, R (1, 2)<br>Ugueth Urbina, R (8, 1) | G5-3<br>2-3 | | | FC6<br>SH2-3<br>1-2f | G4-3 | | P4 | | | 4<br>0 | 1<br>0 | 0<br>0 | 0<br>0 | 0<br>0 | 0<br>0 | 3<br>0 |
| Javier Vazquez, R (1, 1)<br>Scott Strickland, R (8, 1)<br>Chris Widger, R (8, 2)<br>OBP: 0.377, SLG: 0.472 | F8 | | | SH2-3<br>1-2 | K | | | P4 | | 2<br>0<br>1 | 0<br>0<br>0 | 0<br>0<br>0 | 0<br>0<br>0 | 0<br>0<br>0 | 1<br>0<br>0 | 1<br>0<br>0 |
| Inning Stats | R: 1 H: 2<br>E: 0 LOB: 1<br>K: 0 BB: 0<br>S: 13 P: 17 | R: 0 H: 1<br>E: 0 LOB: 1<br>K: 0 BB: 0<br>S: 10 P: 14 | R: 1 H: 2<br>E: 0 LOB: 2<br>K: 0 BB: 2<br>S: 10 P: 20 | R: 4 H: 3<br>E: 0 LOB: 3<br>K: 0 BB: 4<br>S: 12 P: 32 | R: 0 H: 0<br>E: 0 LOB: 0<br>K: 2 BB: 0<br>S: 11 P: 16 | R: 0 H: 0<br>E: 0 LOB: 0<br>K: 1 BB: 0<br>S: 10 P: 13 | R: 0 H: 1<br>E: 0 LOB: 1<br>K: 1 BB: 0<br>S: 12 P: 20 | R: 0 H: 1<br>E: 0 LOB: 1<br>K: 2 BB: 0<br>S: 12 P: 17 | | 1B: 5 SF: 0<br>2B: 5 SAC: 1<br>3B: 0 DP: 1<br>HR: 0 HBP: 0 | | | | | | WP: 0 PA: 39<br>PB: 0<br>SB: 0<br>CS: 0 |

| PITCHER | | IP | WLS | BF | H | R | ER | SO | BB | IBB | HBP | BLK | WP | HR | S | P | ERA | WHIP |
|---|---|---|---|---|---|---|---|---|---|---|---|---|---|---|---|---|---|---|
| Jaime Navarro, R<br>ERA: 11.57 | (1, 1) | 3.2 | L | 22 | 8 | 6 | 6 | 0 | 2 | 2 | 0 | 0 | 0 | 0 | 42 | 72 | 14.73 | 2.727 |
| Matt Williams, L<br>ERA: 1.5 | (4, 1) | 2.1 | | 9 | 0 | 0 | 0 | 3 | 2 | 0 | 0 | 0 | 0 | 0 | 24 | 40 | 0.00 | 0.857 |
| Valerio De Los Santos, L<br>ERA: 6.43 | (7, 1) | 2.0 | | 8 | 2 | 0 | 0 | 3 | 0 | 0 | 0 | 0 | 0 | 0 | 24 | 37 | 0.00 | 1.000 |

| PITCHER | IP | WLS | BF | H | R | ER | SO | BB | IBB | HBP | BLK | WP | HR | S | P | ERA | WHIP |
|---|---|---|---|---|---|---|---|---|---|---|---|---|---|---|---|---|---|

| Batter | 1 | 2 | 3 | 4 | 5 | 6 | 7 | 8 | 9 | AB | R | H | RBI | BB | SO | LOB |
|---|---|---|---|---|---|---|---|---|---|---|---|---|---|---|---|---|
| Marquis Grissom, R (1, 8)<br>OBP: 0.306, SLG: 0.390 | C B C B X<br>2-2<br>1B SF9 1B | | F B F X<br>1-2 ②<br>G6-3 | | C C B B S<br>2-3 ①<br>K | | | B C F B F S<br>2-3 ①<br>K | | 4 | 1 | 1 | 0 | 0 | 2 | 1 |
| Mark Loretta, R (1, 6)<br>OBP: 0.367, SLG: 0.437 | X<br>0-0<br>SF9 1-3 1B | | C X<br>0-1<br>1B | | C B F B X<br>2-2 ②③<br>G6-3 1-2f | | | B B C X<br>2-1 ②<br>L7 | | 4 | 0 | 2 | 0 | 0 | 0 | 1 |
| Jeromy Burnitz, L (1, 9)<br>OBP: 0.333, SLG: 0.507 | C X<br>0-1 ①<br>SF9 2-3 3-H | | B B B X<br>3-0 ③<br>F9 | | | S C F S<br>0-3 ①<br>K | | B B X<br>2-0<br>2B | | 3 | 0 | 1 | 1 | 0 | 1 | 1 |
| Geoff Jenkins, L (1, 7)<br>OBP: 0.342, SLG: 0.681 | S S B S<br>1-3 ②<br>K | | | F B X<br>1-1<br>2B | | B S B B S S<br>3-3 ②<br>K | | B H<br>2-0<br>HBP | | 3 | 0 | 1 | 0 | 0 | 2 | 1 |
| Ronnie Belliard, R (1, 4)<br>OBP: 0.378, SLG: 0.458 | B X<br>1-0 ③<br>G5-3 | | | F B C B X<br>2-2 ①<br>G6-3 | | C X<br>0-1 ③<br>G4-3 | | X<br>0-0 ③<br>P4 | | 4 | 0 | 0 | 0 | 0 | 0 | 4 |
| José Hernández, R (1, 5)<br>OBP: 0.250, SLG: 0.227 | | C B C B B S<br>3-3 ①<br>K | | S C F X<br>0-2 ②<br>F9 | | | X<br>0-0 ①<br>G6-3 | | F B F S<br>1-3 ①<br>K | 4 | 0 | 0 | 0 | 0 | 2 | 1 |
| Tyler Houston, L (1, 2)<br>OBP: 0.179, SLG: 0.296 | | B F C F C<br>1-3 ②<br>K | | C F B C<br>1-3 ③<br>K | | | C F F S<br>0-3 ②<br>K | | X<br>0-0 ②<br>G1-3 | 4 | 0 | 0 | 0 | 0 | 3 | 1 |
| Kevin Barker, L (1, 3)<br>OBP: 0.362, SLG: 0.450 | | C B F B B S<br>2-3 ③<br>K | | | B B X<br>2-0<br>HR | | F B B B B<br>4-1<br>BB | | C X<br>0-1 ③<br>F7 | 3 | 1 | 1 | 1 | 1 | 1 | 0 |
| Jason Bere, R (1, 1)<br>OBP: 0.375, SLG: 0.375 | | | F F C<br>0-3 ①<br>K | | B F C X<br>1-2<br>G6-3 1B | | C B B F B F X<br>3-2 ③<br>G6-3 | | | 2 | 0 | 1 | 0 | 0 | 1 | 0 |
| Charlie Hayes, R (7, PH)<br>OBP: 0.471, SLG: 0.579 | | | | | | | | | | 1 | 0 | 0 | 0 | 0 | 0 | 1 |
| Matt Williams, S (7, 1) | | | | | | | | | | 0 | 0 | 0 | 0 | 0 | 0 | 0 |
| Jim Bruske, R (8, 1) | | | | | | | | | | 0 | 0 | 0 | 0 | 0 | 0 | 0 |
| Curt Leskanic, R (8, 1) | | | | | | | | | | 0 | 0 | 0 | 0 | 0 | 0 | 0 |

# TOP

## Milwaukee Brewers @ St. Louis Cardinals

Busch Stadium, St. Louis, MO

Tue Apr 25 2000, 7:10 PM CDT
Att. 28,232 - Sunny - 65 F

livebaseballscorecards.com

| | |
|---|---|
| AB | 32 |
| R | 2 |
| H | 7 |
| RBI | 2 |
| BB | 1 |
| SO | 12 |
| LOB | 11 |

| Inning Stats | 1 | 2 | 3 | 4 | 5 | 6 | 7 | 8 | 9 |
|---|---|---|---|---|---|---|---|---|---|
| | R: 1<br>E: 0<br>K: 1<br>S: 10 | R: 0<br>E: 0<br>K: 3<br>S: 10 | R: 0<br>E: 0<br>K: 1<br>S: 9 | R: 0<br>E: 0<br>K: 1<br>S: 12 | R: 1<br>E: 0<br>K: 1<br>S: 10 | R: 0<br>E: 0<br>K: 2<br>S: 9 | R: 0<br>E: 0<br>K: 1<br>S: 10 | R: 0<br>E: 0<br>K: 1<br>S: 8 | R: 0<br>E: 0<br>K: 1<br>S: 6 |
| | H: 2<br>LOB: 1<br>BB: 0<br>P: 14 | H: 0<br>LOB: 0<br>BB: 0<br>P: 16 | H: 1<br>LOB: 1<br>BB: 0<br>P: 13 | H: 1<br>LOB: 1<br>BB: 0<br>P: 16 | H: 2<br>LOB: 0<br>BB: 0<br>P: 17 | H: 0<br>LOB: 0<br>BB: 0<br>P: 12 | H: 0<br>LOB: 1<br>BB: 1<br>P: 17 | H: 1<br>LOB: 2<br>BB: 0<br>P: 16 | H: 0<br>LOB: 0<br>BB: 0<br>P: 7 |

| | | |
|---|---|---|
| 1B: 4 | SF: 1 | WP: 0 |
| 2B: 2 | SAC: 0 | PB: 0 |
| 3B: 0 | DP: 1 | SB: 0 |
| HR: 1 | HBP: 1 | CS: 0 |

PA: 35

| PITCHER | | IP | WLS | BF | H | R | ER | SO | BB | IBB | HBP | BLK | WP | HR | S | P | ERA | WHIP |
|---|---|---|---|---|---|---|---|---|---|---|---|---|---|---|---|---|---|---|
| Darryl Kile, R<br>ERA: 5.79 | (1, 1) | 7.0 | W | 27 | 6 | 2 | 2 | 10 | 1 | 0 | 0 | 0 | 0 | 1 | 70 | 105 | 2.57 | 1.000 |
| Heathcliff Slocumb, R<br>ERA: 1.98 | (8, 1) | 0.2 | H | 3 | 1 | 0 | 0 | 1 | 0 | 0 | 0 | 0 | 0 | 0 | 7 | 13 | 0.00 | 1.500 |
| Mike Mohler, L<br>ERA: 9.9 | (8, 1) | 0.0 | | 1 | 0 | 0 | 0 | 0 | 0 | 0 | 1 | 0 | 0 | 0 | 0 | 2 | ∞ | ∞ |
| Mike James, R<br>ERA: 1.59 | (8, 1) | 0.1 | H | 1 | 0 | 0 | 0 | 0 | 0 | 0 | 0 | 0 | 0 | 0 | 1 | 1 | 0.00 | 0.000 |
| Gene Stechschulte, R<br>ERA: 4.5 | (9, 1) | 1.0 | | 3 | 0 | 0 | 0 | 1 | 0 | 0 | 0 | 0 | 0 | 0 | 6 | 7 | 0.00 | 0.000 |

| PITCHER | IP | WLS | BF | H | R | ER | SO | BB | IBB | HBP | BLK | WP | HR | S | P | ERA | WHIP |
|---|---|---|---|---|---|---|---|---|---|---|---|---|---|---|---|---|---|

| Batter | 1 | 2 | 3 | 4 | 5 | 6 | 7 | 8 | 9 | AB | R | H | RBI | BB | SO | LOB |
|---|---|---|---|---|---|---|---|---|---|---|---|---|---|---|---|---|
| Fernando Vina, L (1, 4)<br>OBP: 0.430, SLG: 0.488 | G1-3 | | G5-3 | | G5-3 | | 15 CS HBP | P9 | | 4 | 0 | 0 | 0 | 0 | 0 | 3 |
| Edgar Renteria, R (1, 6)<br>OBP: 0.349, SLG: 0.568 | HR | | 15 8-1-6 1B | | F9 | | L5 | FC2 1-2 2-3 3-Hf | | 5 | 1 | 2 | 1 | 0 | 0 | 4 |
| 15 Jim Edmonds, L (1, 8)<br>OBP: 0.500, SLG: 0.738 | G1-3 | | 8-1-6 1-2f | | K | | CS 1-2 | 1B HR BB | | 3 | 1 | 0 | 0 | 1 | 1 | 1 |
| Mark McGwire, R (1, 3)<br>OBP: 0.542, SLG: 0.912 | HR | | | BB SF8 BB | K | | | 2-0 HR 1-2 1B | | 3 | 3 | 2 | 1 | 1 | 1 | 0 |
| Ray Lankford, L (1, 7)<br>OBP: 0.301, SLG: 0.349 | F7 | | | BB 1-2 BB | BB 1B 1B | | | 0-1 HR 1-H 2-H | | 3 | 2 | 2 | 3 | 1 | 0 | 0 |
| Fernando Tatis, R (1, 5)<br>OBP: 0.480, SLG: 0.742 | | K | | F3 | 1B BB 1-2 | | | BB FC2 BB 1B | | 3 | 0 | 1 | 0 | 1 | 1 | 2 |
| J.D. Drew, L (1, 9)<br>OBP: 0.538, SLG: 0.862 | | 1B CS 1B | | BB 1-2 2-3 BB | F5 | | | FC2 BB 1-2 BB | | 2 | 0 | 1 | 0 | 2 | 0 | 2 |
| Mike Matheny, R (1, 2)<br>OBP: 0.443, SLG: 0.529 | | CS 1-3 1B | | SF8 3-H | 1B 1-3 2-H | | | F7 | | 3 | 0 | 2 | 2 | 0 | 0 | 2 |
| Darryl Kile, R (1, 1) | | K 1-2 3-H | | K | | | F7 | FC2 1-2 2-3 BB | | 2 | 0 | 0 | 0 | 0 | 2 | 4 |
| Shawon Dunston, R (7, PH)<br>OBP: 0.226, SLG: 0.500 | | | | | | | | | | 1 | 0 | 0 | 0 | 0 | 0 | 0 |
| Heathcliff Slocumb, R (8, 1) | | | | | | | | | | 0 | 0 | 0 | 0 | 0 | 0 | 0 |
| Mike Mohler, R (8, 1)<br>OBP: 1.000, SLG: 1.000 | | | | | | | | | | 0 | 0 | 0 | 0 | 0 | 0 | 0 |
| Mike James, R (8, 1) | | | | | | | | | | 0 | 0 | 0 | 0 | 0 | 0 | 0 |
| Thomas Howard, S (8, PH)<br>OBP: 0.429, SLG: 1.000 | | | | | | | | | | 0 | 0 | 0 | 0 | 1 | 0 | 0 |
| Gene Stechschulte, R (9, 1) | | | | | | | | | | 0 | 0 | 0 | 0 | 0 | 0 | 0 |
| Inning Stats | R: 2 E: 0 K: 0 S: 11 H: 2 LOB: 0 BB: 0 P: 16 | R: 0 E: 0 K: 2 S: 11 H: 2 LOB: 1 BB: 0 P: 19 | R: 0 E: 0 K: 0 S: 8 H: 1 LOB: 0 BB: 0 P: 13 | R: 1 E: 0 K: 1 S: 10 H: 0 LOB: 2 BB: 3 P: 26 | R: 0 E: 0 K: 1 S: 10 H: 0 LOB: 0 BB: 0 P: 12 | R: 1 E: 0 LOB: 2 K: 1 BB: 1 S: 10 P: 18 | R: 0 E: 0 K: 0 S: 4 H: 0 LOB: 0 BB: 0 P: 9 | R: 3 E: 0 K: 0 S: 19 H: 3 LOB: 3 BB: 3 P: 37 | | 1B: 7 2B: 1 3B: 0 HR: 3 | SF: 1 SAC: 0 DP: 1 HBP: 1 | | WP: 0 PB: 0 SB: 0 CS: 3 | PA: 39 | | |

| PITCHER | | IP | WLS | BF | H | R | ER | SO | BB | IBB | HBP | BLK | WP | HR | S | P | ERA | WHIP |
|---|---|---|---|---|---|---|---|---|---|---|---|---|---|---|---|---|---|---|
| Jason Bere, R<br>ERA: 2.92 | (1, 1) | 6.0 | L | 26 | 7 | 4 | 4 | 5 | 4 | 0 | 0 | 0 | 0 | 2 | 60 | 104 | 6.00 | 1.833 |
| Matt Williams, L<br>ERA: 2.57 | (7, 1) | 1.0 | | 4 | 0 | 1 | 1 | 0 | 1 | 0 | 1 | 0 | 0 | 0 | 8 | 17 | 9.00 | 1.000 |
| Jim Bruske, R<br>ERA: 5.59 | (8, 1) | 0.1 | | 6 | 3 | 2 | 2 | 0 | 2 | 0 | 0 | 0 | 0 | 1 | 11 | 25 | 54.00 | 15.000 |
| Curt Leskanic, R<br>ERA: 7.36 | (8, 1) | 0.2 | | 2 | 0 | 0 | 0 | 0 | 0 | 0 | 0 | 0 | 0 | 0 | 4 | 4 | 0.00 | 0.000 |

| PITCHER | IP | WLS | BF | H | R | ER | SO | BB | IBB | HBP | BLK | WP | HR | S | P | ERA | WHIP |
|---|---|---|---|---|---|---|---|---|---|---|---|---|---|---|---|---|---|
| Mike Myers, L (9, 1) | 1.0 | W | 4 | 2 | 0 | 0 | 1 | 0 | 0 | 0 | 0 | 0 | 0 | 0 | 17 | 0.00 | 2.000 |

# BOTTOM

## Milwaukee Brewers @ St. Louis Cardinals

Busch Stadium, St. Louis, MO

Tue Apr 25 2000, 7:10 PM CDT
Att. 28,232 - Sunny - 65 F

livebaseballscorecards.com

| | |
|---|---|
| AB | 29 |
| R | 7 |
| H | 10 |
| RBI | 7 |
| BB | 7 |
| SO | 5 |
| LOB | 18 |

| Batter | 1 | 2 | 3 | 4 | 5 | 6 | 7 | 8 | 9 | AB | R | H | RBI | BB | SO | LOB |
|---|---|---|---|---|---|---|---|---|---|---|---|---|---|---|---|---|
| Marquis Grissom, R (1, 8)<br>OBP: 0.303, SLG: 0.376 | B B B C X<br>3-1 ①<br>L8 | | | F X<br>0-1 ①<br>G6-3 | | C B B F B B<br>4-2<br>1B<br>BB | | B X<br>1-0 ③<br>G6-3 | | 3 | 0 | 0 | 0 | 1 | 0 | 0 |
| Mark Loretta, R (1, 6)<br>OBP: 0.349, SLG: 0.413 | B B C B C F X<br>3-2 ②<br>F9 | | | B F B F X<br>2-2 ②<br>G4-3 | | X<br>0-0 ①<br>P6 | | | C X<br>0-1 ①<br>G2-3 | 4 | 0 | 0 | 0 | 0 | 0 | 1 |
| Jeromy Burnitz, L (1, 9)<br>OBP: 0.364, SLG: 0.528 | X<br>0-0<br>CS<br>1B | | | H<br>1-0<br>HBP | | X<br>0-0<br>1-3<br>G4-6-3<br>1B | | | C X<br>0-1<br>1B | 3 | 0 | 3 | 0 | 0 | 0 | 0 |
| Charlie Hayes, R (1, 3)<br>OBP: 0.436, SLG: 0.524 | S<br>0-1 ③<br>CS<br>1-2 | C B B F S S<br>2-3 ①<br>K | | B B X<br>2-0 ③<br>G3 | | B S B B B F F X<br>3-2 ② ③<br>G4-6-3<br>1-2f | | | F B F S<br>1-3 ②<br>K | 4 | 0 | 0 | 0 | 0 | 2 | 4 |
| Geoff Jenkins, L (1, 7)<br>OBP: 0.325, SLG: 0.644 | | B B F S S<br>2-3 ②<br>K | | | C X<br>0-1 ①<br>G1-3 | | C B S B X<br>2-2 ①<br>F7 | | C S F X<br>0-2 ③<br>G2-3 | 4 | 0 | 0 | 0 | 0 | 1 | 1 |
| Ronnie Belliard, R (1, 4)<br>OBP: 0.376, SLG: 0.467 | | B C X<br>1-1 ③<br>F9 | | | B B B C X<br>3-1<br>FC6<br>2B | | B B X<br>2-0 ②<br>F9 | | | 3 | 0 | 1 | 0 | 0 | 0 | 0 |
| José Hernández, R (1, 5)<br>OBP: 0.253, SLG: 0.221 | | | S B B F F B F B<br>4-2<br>K2<br>BB | | C S B B S<br>1-3 ②<br>K | | X<br>0-0 ③<br>G5-3 | | | 2 | 0 | 0 | 0 | 1 | 1 | 1 |
| Raul Casanova, S (1, 2)<br>OBP: 0.174, SLG: 0.136 | | | B B C S S S<br>2-3 ① ②<br>K2<br>1-2f | | B B B C B<br>4-1<br>FC6<br>BB | | | B B X<br>2-0 ①<br>F7 | | 2 | 0 | 0 | 0 | 1 | 1 | 1 |
| Steve Woodard, L (1, 1) | | | C X<br>0-1 ③<br>G3 | | B S B S F X<br>2-2 ③<br>FC6<br>1-2f<br>2-3 | | | F B S B S<br>2-3 ②<br>K | | 2 | 0 | 0 | 0 | 0 | 0 | 2 |
| Everett Stull, R (6, 1) | | | | | | | | | | 0 | 0 | 0 | 0 | 0 | 0 | 0 |
| Curt Leskanic, R (7, 1) | | | | | | | | | | 0 | 0 | 0 | 0 | 0 | 0 | 0 |
| Sean Berry, R (8, PH)<br>OBP: 0.154, SLG: 0.083 | | | | | | | | | | 1 | 0 | 0 | 0 | 0 | 1 | 0 |
| Bob Wickman, R (8, 1) | | | | | | | | | | 0 | 0 | 0 | 0 | 0 | 0 | 0 |
| Inning Stats | R: 0<br>E: 0<br>K: 0<br>S: 8<br>H: 1<br>LOB: 0<br>BB: 0<br>P: 14 | R: 0<br>E: 0<br>K: 2<br>S: 8<br>H: 0<br>LOB: 0<br>BB: 0<br>P: 13 | R: 0<br>E: 0<br>K: 1<br>S: 9<br>H: 0<br>LOB: 0<br>BB: 1<br>P: 15 | R: 0<br>E: 0<br>K: 0<br>S: 6<br>H: 0<br>LOB: 1<br>BB: 0<br>P: 11 | R: 0<br>E: 0<br>K: 1<br>S: 12<br>H: 1<br>LOB: 2<br>BB: 1<br>P: 22 | R: 0<br>E: 0<br>K: 0<br>S: 8<br>H: 1<br>LOB: 1<br>BB: 1<br>P: 15 | R: 0<br>E: 0<br>K: 0<br>S: 5<br>H: 0<br>LOB: 0<br>BB: 0<br>P: 9 | R: 0<br>E: 0<br>K: 1<br>S: 5<br>H: 0<br>LOB: 0<br>BB: 0<br>P: 10 | R: 0<br>E: 0<br>K: 1<br>S: 11<br>H: 1<br>LOB: 1<br>BB: 0<br>P: 12 | 1B: 3<br>2B: 2<br>3B: 0<br>HR: 0<br>SF: 0<br>SAC: 0<br>DP: 2<br>HBP: 1 | | | | | | |

| PITCHER | | IP | WLS | BF | H | R | ER | SO | BB | IBB | HBP | BLK | WP | HR | S | P | ERA | WHIP |
|---|---|---|---|---|---|---|---|---|---|---|---|---|---|---|---|---|---|---|
| Rick Ankiel, L<br>ERA: 2.16 | (1, 1) | 7.0 | W | 25 | 3 | 0 | 0 | 4 | 3 | 0 | 1 | 0 | 0 | 0 | 56 | 99 | 0.00 | 0.857 |
| David Wainhouse, R<br>ERA: 7.56 | (8, 1) | 1.0 | | 3 | 0 | 0 | 0 | 1 | 0 | 0 | 0 | 0 | 0 | 0 | 5 | 10 | 0.00 | 0.000 |
| Dave Veres, R<br>ERA: 2.45 | (9, 1) | 1.0 | | 4 | 1 | 0 | 0 | 1 | 0 | 0 | 0 | 0 | 0 | 0 | 11 | 12 | 0.00 | 1.000 |

| PITCHER | IP | WLS | BF | H | R | ER | SO | BB | IBB | HBP | BLK | WP | HR | S | P | ERA | WHIP |
|---|---|---|---|---|---|---|---|---|---|---|---|---|---|---|---|---|---|

# TOP

## Milwaukee Brewers @ St. Louis Cardinals

Busch Stadium, St. Louis, MO

Wed Apr 26 2000, 7:10 PM CDT
Att. 29,890 - Sunny - 73 F

livebaseballscorecards.com

| | |
|---|---|
| AB | 28 |
| R | 0 |
| H | 4 |
| RBI | 0 |
| BB | 3 |
| SO | 6 |
| LOB | 10 |

| | | | | | | | | | |
|---|---|---|---|---|---|---|---|---|---|
| WP: 0 | PA: 33 | | | | | | | | |
| PB: 0 | | | | | | | | | |
| SB: 0 | | | | | | | | | |
| CS: 1 | | | | | | | | | |

| Batter | 1 | 2 | 3 | 4 | 5 | 6 | 7 | 8 | 9 | AB | R | H | RBI | BB | SO | LOB |
|---|---|---|---|---|---|---|---|---|---|---|---|---|---|---|---|---|
| Fernando Vina, L (1, 4)<br>OBP: 0.429, SLG: 0.477 | B F S S<br>1-3<br>K ① | | B B B C B<br>4-1<br>15 E 15 S<br>15 SF9<br>BB | B C X<br>1-1<br>F8 ② | | B C X<br>1-1<br>BB 1B<br>1B | | X<br>0-0<br>G4-3 ① | | 4 | 1 | 1 | 0 | 1 | 1 | 0 |
| Edgar Renteria, R (1, 6)<br>OBP: 0.356, SLG: 0.564<br>Placido Polanco, R (8, PH)<br>OBP: 0.394, SLG: 0.667 (9, 6) | C X<br>0-1<br>15 FC3-6<br>1B | | B B F X<br>2-1<br>F7 ① | B B C S X<br>2-2<br>G4-3 ③ | | X<br>0-0<br>BB<br>1-2<br>1B | | S C S<br>0-3<br>K ② | | 4<br>1 | 0<br>0 | 2<br>0 | 0<br>0 | 0<br>0 | 0<br>1 | 1<br>0 |
| 15 Jim Edmonds, L (1, 8)<br>OBP: 0.482, SLG: 0.754 | B X<br>1-0<br>FC3-6 ②<br>1-2f | | C B F X<br>1-2<br>SF9 ②<br>1-H | | B C X<br>1-1<br>HR | B C C B F S<br>2-3<br>K ② | | C B F S<br>1-3<br>K ③ | | 4 | 1 | 1 | 2 | 0 | 2 | 3 |
| Mark McGwire, R (1, 3)<br>OBP: 0.558, SLG: 0.886<br>Eli Marrero, R (9, 3)<br>OBP: 0.393, SLG: 0.783 | F B C S<br>1-3<br>K ③ | | B H<br>2-0<br>HBP | | C B B F B F B<br>4-2<br>FC4-6<br>BB | B B B C B<br>4-1<br>1-2<br>2-3<br>BB | | | | 1<br>0 | 0<br>0 | 0<br>0 | 0<br>0 | 2<br>0 | 1<br>0 | 1<br>0 |
| Ray Lankford, L (1, 7)<br>OBP: 0.299, SLG: 0.358 | | B X<br>1-0<br>2B | B X<br>1-0<br>G6-3 ③ | | X<br>0-0<br>FC4-6 ①<br>1-2f<br>HR | B F B F S<br>2-3<br>K ③ | | | | 4 | 1 | 1 | 0 | 0 | 1 | 5 |
| Fernando Tatis, R (1, 5)<br>OBP: 0.487, SLG: 0.785<br>Thomas Howard, S (7, PH)<br>OBP: 0.409, SLG: 0.947<br>David Wainhouse, L (8, 1)<br>Dave Veres, R (9, 1) | | B B S L F B S<br>3-3<br>K ① | | C C X<br>0-2<br>SH1-3 1B<br>HR<br>1B | S B F X<br>1-2<br>1-H<br>HR | | C C B F S<br>1-3<br>K ① | | | 3<br>1<br>0<br>0 | 2<br>0<br>0<br>0 | 2<br>0<br>0<br>0 | 2<br>0<br>0<br>0 | 0<br>1<br>0<br>0 | 1<br>0<br>0<br>0 | 1<br>0<br>0<br>0 |
| J.D. Drew, L (1, 9)<br>OBP: 0.535, SLG: 0.813 | | L X<br>0-1<br>G5-3 ② | | S B B X<br>2-1<br>SH1-3<br>1-2<br>HR<br>1B | B F S X<br>1-2<br>G1-3 ② | | C B B B S B<br>4-2<br>BB | | | 3 | 1 | 1 | 0 | 1 | 0 | 1 |
| Mike Matheny, R (1, 2)<br>OBP: 0.438, SLG: 0.509 | | F S B B B B<br>4-2<br>BB | X<br>0-0<br>SH1-3 ①<br>1-2<br>2-3 | B S S F X<br>1-2<br>G3-1 ③ | | | B F F S<br>1-3<br>K ② | | | 2 | 0 | 0 | 0 | 1 | 1 | 1 |
| Rick Ankiel, L (1, 1)<br>OBP: 0.500, SLG: 1.167<br>Craig Paquette, R (7, PH)<br>OBP: 0.286, SLG: 0.500 (8, 5) | | B L F S<br>1-3<br>K ③ | X<br>0-0<br>2-H<br>3-H<br>HR | | | B S C F S<br>1-3<br>K ① | C B B B S<br>3-3<br>K ③ | | | 3<br>1 | 1<br>0 | 1<br>0 | 3<br>0 | 0<br>0 | 2<br>1 | 2<br>1 |
| Inning Stats | R: 0 H: 1<br>E: 0 LOB: 1<br>K: 2 BB: 0<br>S: 9 P: 12 | R: 0 H: 1<br>E: 0 LOB: 2<br>K: 2 BB: 1<br>S: 12 P: 21 | R: 1 H: 0<br>E: 0 LOB: 1<br>K: 0 BB: 1<br>S: 7 P: 17 | R: 3 H: 3<br>E: 0 LOB: 0<br>K: 0 BB: 0<br>S: 12 P: 17 | R: 3 H: 2<br>E: 0 LOB: 0<br>K: 0 BB: 1<br>S: 15 P: 23 | R: 0 H: 2<br>E: 0 LOB: 3<br>K: 3 BB: 1<br>S: 15 P: 25 | R: 0 H: 0<br>E: 0 LOB: 1<br>K: 3 BB: 1<br>S: 12 P: 21 | R: 0 H: 0<br>E: 0 LOB: 0<br>K: 2 BB: 0<br>S: 7 P: 8 | | 1B: 5 SF: 1<br>2B: 1 SAC: 1<br>3B: 0 DP: 0<br>HR: 3 HBP: 1 | | | | | | WP: 0 PA: 39<br>PB: 0<br>SB: 1<br>CS: 0 |

| PITCHER | | IP | WLS | BF | H | R | ER | SO | BB | IBB | HBP | BLK | WP | HR | S | P | ERA | WHIP |
|---|---|---|---|---|---|---|---|---|---|---|---|---|---|---|---|---|---|---|
| Steve Woodard, R<br>ERA: 6.11 | (1, 1) | 5.0 | L | 26 | 7 | 7 | 6 | 4 | 3 | 0 | 1 | 0 | 0 | 3 | 55 | 90 | 10.80 | 2.000 |
| Everett Stull, R<br>ERA: 3.86 | (6, 1) | 1.0 | | 6 | 2 | 0 | 0 | 3 | 1 | 0 | 0 | 0 | 0 | 0 | 15 | 25 | 0.00 | 3.000 |
| Curt Leskanic, R<br>ERA: 6.75 | (7, 1) | 1.0 | | 4 | 0 | 0 | 0 | 3 | 1 | 0 | 0 | 0 | 0 | 0 | 12 | 21 | 0.00 | 1.000 |
| Bob Wickman, R<br>ERA: | (8, 1) | 1.0 | | 3 | 0 | 0 | 0 | 2 | 0 | 0 | 0 | 0 | 0 | 0 | 7 | 8 | 0.00 | 0.000 |

| PITCHER | IP | WLS | BF | H | R | ER | SO | BB | IBB | HBP | BLK | WP | HR | S | P | ERA | WHIP |
|---|---|---|---|---|---|---|---|---|---|---|---|---|---|---|---|---|---|

# BOTTOM

## Milwaukee Brewers @ St. Louis Cardinals

Busch Stadium, St. Louis, MO

Wed Apr 26 2000, 7:10 PM CDT
Att. 29,890 - Sunny - 73 F

livebaseballscorecards.com

| | |
|---|---|
| AB | 31 |
| R | 7 |
| H | 9 |
| RBI | 7 |
| BB | 5 |
| SO | 12 |
| LOB | 16 |

| Batter | 1 | 2 | 3 | 4 | 5 | 6 | 7 | 8 | 9 | AB | R | H | RBI | BB | SO | LOB |
|---|---|---|---|---|---|---|---|---|---|---|---|---|---|---|---|---|
| James Mouton, R (1, 8)<br>OBP: 0.522, SLG: 0.706 | F X<br>0-1 ①<br>G6-3 | | S C F B F B C<br>2-3 ②<br>K | | | C C X<br>0-2<br>CS<br>1B | C B F X<br>1-2<br>2B | | B S X<br>1-1 ①<br>F9<br>2-3 | 5 | 0 | 2 | 0 | 0 | 1 | 1 |
| Mark Loretta, R (1, 6)<br>OBP: 0.352, SLG: 0.405 | C B B X<br>2-1<br>E8<br>FC4-6 BB | | C X<br>0-1 ③<br>G4-3 | | | B P B B B<br>4-0 ①<br>1B<br>1-2<br>1B<br>BB | B F B X<br>2-1 ③<br>G6-3 | | B C B S B F X<br>3-2<br>G3<br>3-H<br>1B | 4 | 1 | 1 | 1 | 1 | 0 | 1 |
| Jeromy Burnitz, L (1, 9)<br>OBP: 0.376, SLG: 0.520 | B B F B C F F B<br>4-2<br>FC4-6<br>1-2<br>BB | | | F F B X<br>1-2 ①<br>F4 | | B C S S X<br>2-2<br>1B<br>1-2<br>HR<br>1B | | B B C B B<br>4-1<br>HR<br>BB | C B B X<br>2-1 ②<br>G3<br>1-2 | 3 | 2 | 1 | 0 | 2 | 0 | 1 |
| Geoff Jenkins, L (1, 7)<br>OBP: 0.329, SLG: 0.667 | B X<br>1-0 ②<br>FC4-6<br>1-2f<br>2-3 | | | C B F X<br>1-2 ②<br>P4 | | F F X<br>0-2<br>HR<br>1-2<br>2-H<br>1B | | X<br>0-0<br>HR<br>1-H | B F X<br>1-1 ③<br>F7 | 5 | 2 | 2 | 3 | 0 | 0 | 3 |
| Sean Berry, R (1, 5)<br>OBP: 0.176, SLG: 0.125 | C B B S F B F F F<br>3-3 ③<br>K | | | B C C X<br>1-2<br>CS<br>1B | | X<br>0-0 ②<br>P6 | | B C X<br>1-1 ①<br>P3 | | 4 | 0 | 1 | 0 | 0 | 1 | 4 |
| Ronnie Belliard, R (1, 4)<br>OBP: 0.382, SLG: 0.500 | | C C B X<br>1-2 ①<br>G5-3 | | B S<br>1-1 ③<br>CS<br>1-2 | B B B B<br>4-0<br>G6-4-3 BB<br>BB | C B F B B X<br>3-2<br>1-H<br>2-H<br>HR | | B X<br>1-0 ②<br>G6-3 | | 3 | 1 | 1 | 3 | 1 | 0 | 0 |
| Kevin Barker, L (1, 3)<br>OBP: 0.353, SLG: 0.419 | | C X<br>0-1 ②<br>G3 | | | B B C F B B<br>4-2<br>G6-4-3<br>1-2<br>BB | C B B X<br>2-1 ③<br>G4-3 | | C B X<br>1-1 ③<br>G4-3 | | 3 | 0 | 0 | 0 | 1 | 0 | 0 |
| Tyler Houston, L (1, 2)<br>OBP: 0.188, SLG: 0.387 | | F B X<br>1-1 ③<br>G3 | | | F B X<br>1-1 ① ②<br>G6-4-3<br>1-2f<br>2-3 | | B B B C F X<br>3-2 ①<br>L3 | | F S B X<br>1-2<br>HR | 4 | 1 | 1 | 1 | 0 | 0 | 2 |
| Jimmy Haynes, R (1, 1)<br>OBP: 0.091, SLG: 0.182<br>David Weathers, R (8, 1)<br>Lyle Mouton, R (9, PH)<br>OBP: 0.357, SLG: 0.333<br>Matt Williams, S (9, 1) | | | C S B S<br>1-3 ①<br>K | | B B C F C<br>2-3 ③<br>K | | S S F X<br>0-2 ②<br>G6-3 | | C C B B F F B F F<br>3-2<br>X<br>F9<br>1B<br>2B | 3<br>0<br>1<br>0 | 0<br>0<br>1<br>0 | 0<br>0<br>1<br>0 | 0<br>0<br>0<br>0 | 0<br>0<br>0<br>0 | 2<br>0<br>0<br>0 | 1<br>0<br>0<br>0 |
| Inning Stats | R: 0 H: 0<br>E: 1 LOB: 2<br>K: 1 BB: 1<br>S: 16 P: 26 | R: 0 H: 0<br>E: 0 LOB: 0<br>K: 0 BB: 0<br>S: 7 P: 9 | R: 0 H: 0<br>E: 0 LOB: 0<br>K: 2 BB: 0<br>S: 10 P: 13 | R: 0 H: 1<br>E: 0 LOB: 0<br>K: 0 BB: 0<br>S: 10 P: 14 | R: 0 H: 0<br>E: 0 LOB: 1<br>K: 1 BB: 2<br>S: 7 P: 18 | R: 4 H: 4<br>E: 0 LOB: 0<br>K: 0 BB: 1<br>S: 16 P: 26 | R: 0 H: 1<br>E: 0 LOB: 1<br>K: 0 BB: 0<br>S: 12 P: 18 | R: 2 H: 1<br>E: 0 LOB: 0<br>K: 0 BB: 1<br>S: 7 P: 14 | R: 2 H: 3<br>E: 0 LOB: 1<br>K: 0 BB: 0<br>S: 20 P: 31 | 1B: 5 SF: 0<br>2B: 2 SAC: 0<br>3B: 0 DP: 1<br>HR: 3 HBP: 0 | | | | | | WP: 0 PA: 41<br>PB: 0<br>SB: 0<br>CS: 2 |

| PITCHER | | IP | WLS | BF | H | R | ER | SO | BB | IBB | HBP | BLK | WP | HR | S | P | ERA | WHIP |
|---|---|---|---|---|---|---|---|---|---|---|---|---|---|---|---|---|---|---|
| Pat Hentgen, R<br>ERA: 5.22 | (1, 1) | 6.0 | L | 25 | 5 | 4 | 4 | 4 | 4 | 0 | 0 | 0 | 0 | 1 | 66 | 106 | 6.00 | 1.500 |
| Gene Stechschulte, R<br>ERA: 6.75 | (7, 1) | 2.0 | | 9 | 2 | 2 | 2 | 0 | 1 | 0 | 0 | 0 | 0 | 1 | 19 | 32 | 9.00 | 1.500 |
| David Wainhouse, R<br>ERA: 9.35 | (9, 1) | 0.1 | | 4 | 3 | 2 | 2 | 0 | 0 | 0 | 0 | 0 | 0 | 1 | 16 | 24 | 54.00 | 9.000 |
| Mike Mohler, L<br>ERA: 9.28 | (9, 1) | 0.2 | | 2 | 0 | 0 | 0 | 0 | 0 | 0 | 0 | 0 | 0 | 0 | 4 | 7 | 0.00 | 0.000 |

| PITCHER | IP | WLS | BF | H | R | ER | SO | BB | IBB | HBP | BLK | WP | HR | S | P | ERA | WHIP |
|---|---|---|---|---|---|---|---|---|---|---|---|---|---|---|---|---|---|

# TOP

## Milwaukee Brewers @ St. Louis Cardinals

Busch Stadium, St. Louis, MO

Thu Apr 27 2000, 12:10 PM CDT
Att. 34,572 - Cloudy - 52 F

livebaseballscorecards.com

| | |
|---|---|
| AB | 35 |
| R | 8 |
| H | 10 |
| RBI | 8 |
| BB | 5 |
| SO | 4 |
| LOB | 13 |

# BOTTOM

| Batter | 1 | 2 | 3 | 4 | 5 | 6 | 7 | 8 | 9 | AB | R | H | RBI | BB | SO | LOB |
|---|---|---|---|---|---|---|---|---|---|---|---|---|---|---|---|---|
| Fernando Vina, L (1, 4)<br>OBP: 0.422, SLG: 0.467 | 0-0 F9 15 WP WP 1B | | 0-1 G1-6-3 1-2f | | 2-1 P4 | | | 2-1 F8 | | 4 | 1 | 1 | 0 | 0 | 0 | 3 |
| Placido Polanco, R (1, 6)<br>OBP: 0.378, SLG: 0.622 | 1-0 F9 1-3 | | | 0-0 FC6-4 15 BB 1B | | 0-1 G6-3 | | 1-2 G6-3 | | 4 | 0 | 1 | 0 | 0 | 0 | 1 |
| 15 Jim Edmonds, L (1, 8)<br>OBP: 0.489, SLG: 0.742<br>Eli Marrero, R (9, PH)<br>OBP: 0.414, SLG: 0.783 | 4-2 G4-3 3-H BB | | | 4-2 FC6-4 1-2 BB | | 2-3 K | | | 4-0 HR BB | 1<br>0 | 0<br>1 | 0<br>0 | 0<br>0 | 2<br>1 | 1<br>0 | 0<br>0 |
| Mark McGwire, R (1, 3)<br>OBP: 0.536, SLG: 0.897 | 1-2 G4-3 1-2f | | | 1-0 FC6-4 G4-6-3 1-2f 2-3 | | 0-0 L6 | | | 2-2 1-H HR | 4 | 1 | 1 | 2 | 0 | 0 | 3 |
| Ray Lankford, L (1, 7)<br>OBP: 0.288, SLG: 0.343<br>Shawon Dunston, R (9, PH)<br>OBP: 0.219, SLG: 0.484 | | 1-3 K | | 3-2 G4-6-3 1-2f | | | 3-1 G3-1 | | 3-2 F8 | 3<br>1 | 0<br>0 | 0<br>0 | 0<br>0 | 0<br>0 | 1<br>0 | 2<br>0 |
| Eric Davis, R (1, 9)<br>OBP: 0.421, SLG: 0.553 | | 3-2 G6-3 | | | 0-3 K | | 1-0 HR | | 1-3 K | 4 | 1 | 1 | 1 | 0 | 2 | 0 |
| Craig Paquette, R (1, 5)<br>OBP: 0.302, SLG: 0.479 | | 2-2 F8 | | | 4-2 1B BB | | 3-2 G6-3 | | 4-2 BB | 2 | 0 | 0 | 0 | 2 | 0 | 0 |
| Mike Matheny, R (1, 2)<br>OBP: 0.412, SLG: 0.474 | | | 0-0 B2-3 | | 0-1 P4 | | 2-1 F9 | | 1-1 F7 | 4 | 0 | 0 | 0 | 0 | 0 | 2 |
| Pat Hentgen, R (1, 1)<br>OBP: 0.333, SLG: 0.333<br>Gene Stechschulte, R (7, 1)<br>J.D. Drew, L (8, PH)<br>OBP: 0.523, SLG: 0.788<br>David Wainhouse, L (9, 1)<br>Mike Mohler, R (9, 1)<br>OBP: 1.000, SLG: 1.000 | | | 2-2 G1-6-3 1B | | 1-2 1-3 1B | | | 2-3 K | | 2<br>0<br>1<br>0<br>0 | 0<br>0<br>0<br>0<br>0 | 2<br>0<br>0<br>0<br>0 | 0<br>0<br>0<br>0<br>0 | 0<br>0<br>0<br>0<br>0 | 0<br>0<br>1<br>0<br>0 | 0<br>0<br>0<br>0<br>0 |
| Inning Stats | R: 1 H: 1<br>E: 0 LOB: 0<br>K: 0 BB: 1<br>S: 7 P: 13 | R: 0 H: 0<br>E: 0 LOB: 0<br>K: 1 BB: 0<br>S: 10 P: 16 | R: 0 H: 1<br>E: 0 LOB: 0<br>K: 0 BB: 0<br>S: 7 P: 9 | R: 0 H: 1<br>E: 0 LOB: 1<br>K: 0 BB: 1<br>S: 8 P: 16 | R: 0 H: 1<br>E: 0 LOB: 2<br>K: 1 BB: 1<br>S: 12 P: 19 | R: 0 H: 0<br>E: 0 LOB: 0<br>K: 1 BB: 0<br>S: 6 P: 8 | R: 1 H: 1<br>E: 0 LOB: 0<br>K: 0 BB: 0<br>S: 8 P: 17 | R: 0 H: 0<br>E: 0 LOB: 0<br>K: 1 BB: 0<br>S: 8 P: 13 | R: 2 H: 1<br>E: 0 LOB: 1<br>K: 1 BB: 2<br>S: 13 P: 28 | 1B: 4 SF: 0<br>2B: 0 SAC: 0<br>3B: 0 DP: 3<br>HR: 2 HBP: 0 | | | | | | |

| PITCHER | | IP | WLS | BF | H | R | ER | SO | BB | IBB | HBP | BLK | WP | HR | S | P | ERA | WHIP |
|---|---|---|---|---|---|---|---|---|---|---|---|---|---|---|---|---|---|---|
| Jimmy Haynes, R<br>ERA: 3.98 | (1, 1) | 7.0 | W | 26 | 5 | 2 | 2 | 3 | 3 | 0 | 0 | 0 | 2 | 1 | 58 | 98 | 2.57 | 1.143 |
| David Weathers, R<br>ERA: 0.66 | (8, 1) | 1.0 | | 3 | 0 | 0 | 0 | 1 | 0 | 0 | 0 | 0 | 0 | 0 | 8 | 13 | 0.00 | 0.000 |
| Matt Williams, L<br>ERA: 4.5 | (9, 1) | 1.0 | | 6 | 1 | 2 | 2 | 1 | 2 | 0 | 0 | 0 | 0 | 1 | 13 | 28 | 18.00 | 3.000 |

| PITCHER | IP | WLS | BF | H | R | ER | SO | BB | IBB | HBP | BLK | WP | HR | S | P | ERA | WHIP |
|---|---|---|---|---|---|---|---|---|---|---|---|---|---|---|---|---|---|

# Milwaukee Brewers @ St. Louis Cardinals

Busch Stadium, St. Louis, MO

Thu Apr 27 2000, 12:10 PM CDT
Att. 34,572 - Cloudy - 52 F

livebaseballscorecards.com

| | |
|---|---|
| AB | 30 |
| R | 4 |
| H | 6 |
| RBI | 3 |
| BB | 5 |
| SO | 5 |
| LOB | 11 |

WP: 2 PA: 35
PB: 0
SB: 0
CS: 0

# Houston Astros @ Milwaukee Brewers

Milwaukee County Stadium, Milwaukee, WI

Fri Apr 28 2000, 7:05 PM EDT

Att. 15,459 - Cloudy - 53 F

TOP

livebaseballscorecards.com

| Batter | 1 | 2 | 3 | 4 | 5 | 6 | 7 | 8 | 9 | AB | R | H | RBI | BB | SO | LOB |
|---|---|---|---|---|---|---|---|---|---|---|---|---|---|---|---|---|
| Craig Biggio, R (1, 4) OBP: 0.407, SLG: 0.387 | K | 1B | G4-3 | | | FC5-4 BB | BB | | | 3 | 0 | 1 | 1 | 2 | 1 | 3 |
| Roger Cedeno, S (1, 8) OBP: 0.282, SLG: 0.284 | G6-3 | F7 | | F8 | | FC5-4 5 BB | G3 | | | 5 | 0 | 0 | 0 | 0 | 0 | 5 |
| 5 Jeff Bagwell, R (1, 3) OBP: 0.467, SLG: 0.757 | HR | | E5 1B 2B | F5 | | G4-6-3 BB | | G4-6-3 BB | | 3 | 2 | 1 | 1 | 2 | 0 | 0 |
| Ken Caminiti, S (1, 5) OBP: 0.435, SLG: 0.694 | F8 | | 2B BB 1B | G6-3 | | G4-6-3 | | G4-6-3 | | 5 | 1 | 1 | 0 | 0 | 0 | 3 |
| Daryle Ward, L (1, 7) OBP: 0.308, SLG: 0.565 | | HR | F2 | | F8 | | 1B BB SF8 1B | F8 | | 5 | 2 | 2 | 1 | 0 | 0 | 2 |
| Richard Hidalgo, R (1, 9) OBP: 0.376, SLG: 0.571 | | HR | BB 2B | | BB | | BB BB 1B BB | | G4-3 | 3 | 1 | 2 | 2 | 2 | 0 | 0 |
| Mitch Meluskey, S (1, 2) OBP: 0.357, SLG: 0.528 | | SH3 1B BB | BB IBB | | F3 | | BB 1B | | G5-4-3 BB | 2 | 1 | 1 | 0 | 3 | 0 | 1 |
| Tim Bogar, R (1, 6) OBP: 0.261, SLG: 0.281 | | F3 | | | BB | | SF8 | | G5-4-3 | 2 | 0 | 0 | 2 | 2 | 0 | 2 |
| Chris Holt, R (1, 1) OBP: 0.111, SLG: 0.111 | | SH3 | K | | K | | K | | | 3 | 0 | 0 | 0 | 0 | 3 | 7 |

| | AB | 31 |
|---|---|---|
| | R | 7 |
| | H | 8 |
| | RBI | 7 |
| | BB | 11 |
| | SO | 4 |
| | LOB | 23 |

| Inning Stats | 1 | 2 | 3 | 4 | 5 | 6 | 7 | 8 | 9 |
|---|---|---|---|---|---|---|---|---|---|
| | R: 1 E: 0 K: 1 S: 8 | H: 1 LOB: 0 BB: 0 P: 15 | R: 3 E: 0 K: 0 S: 13 | H: 3 LOB: 1 BB: 1 P: 26 | R: 2 E: 1 K: 1 S: 17 | H: 2 LOB: 3 BB: 2 P: 35 | R: 0 E: 0 K: 0 S: 4 | H: 0 LOB: 0 BB: 0 P: 6 | R: 0 E: 0 K: 1 S: 11 | H: 0 LOB: 2 BB: 2 P: 23 |
| | R: 0 E: 0 K: 0 S: 6 | H: 0 LOB: 1 BB: 2 P: 18 | R: 1 E: 0 K: 1 S: 17 | H: 2 LOB: 3 BB: 2 P: 32 | R: 0 E: 0 K: 0 S: 7 | H: 0 LOB: 0 BB: 1 P: 13 | R: 0 E: 0 K: 0 S: 8 | H: 0 LOB: 0 BB: 1 P: 14 | | |

| | 1B: 4 | SF: 1 | WP: 0 | PA: 44 |
|---|---|---|---|---|
| | 2B: 1 | SAC: 1 | PB: 0 | |
| | 3B: 0 | DP: 3 | SB: 0 | |
| | HR: 3 | HBP: 0 | CS: 0 | |

| PITCHER | | IP | WLS | BF | H | R | ER | SO | BB | IBB | HBP | BLK | WP | HR | S | P | ERA | WHIP |
|---|---|---|---|---|---|---|---|---|---|---|---|---|---|---|---|---|---|---|
| Jaime Navarro, R ERA: 12.54 | (1, 1) | 2.1 | L | 17 | 6 | 6 | 5 | 1 | 2 | 1 | 0 | 0 | 0 | 3 | 32 | 65 | 19.29 | 3.429 |
| Valerio De Los Santos, L ERA: 5.29 | (3, 1) | 3.0 | | 13 | 0 | 0 | 0 | 2 | 4 | 0 | 0 | 0 | 0 | 0 | 25 | 54 | 0.00 | 1.333 |
| Jim Bruske, R ERA: 5.11 | (6, 1) | 2.2 | | 11 | 2 | 1 | 1 | 1 | 3 | 0 | 0 | 0 | 0 | 0 | 26 | 49 | 3.38 | 1.875 |
| Curt Leskanic, R ERA: 6.23 | (9, 1) | 1.0 | | 3 | 0 | 0 | 0 | 0 | 1 | 0 | 0 | 0 | 0 | 0 | 8 | 14 | 0.00 | 1.000 |

| PITCHER | | IP | WLS | BF | H | R | ER | SO | BB | IBB | HBP | BLK | WP | HR | S | P | ERA | WHIP |
|---|---|---|---|---|---|---|---|---|---|---|---|---|---|---|---|---|---|---|

| Batter | 1 | 2 | 3 | 4 | 5 | 6 | 7 | 8 | 9 | AB | R | H | RBI | BB | SO | LOB |
|---|---|---|---|---|---|---|---|---|---|---|---|---|---|---|---|---|
| Marquis Grissom, R (1, 8)<br>OBP: 0.290, SLG: 0.360 | C C B X 1-2 G3 ① | | | S X 0-1 F9 ① | | B C S X 1-2 E4 | | | B X 1-0 G6-3 ② | 4 | 0 | 0 | 0 | 0 | 0 | 0 |
| Mark Loretta, R (1, 6)<br>OBP: 0.337, SLG: 0.386 | C X 0-1 G4-3 ② | | | C C F B X 1-2 E5 | | X 0-0 G4-3 ③ | | | C B F X 1-2 G6-3 ③ | 4 | 0 | 0 | 0 | 0 | 0 | 1 |
| Jeromy Burnitz, L (1, 9)<br>OBP: 0.365, SLG: 0.500 | B S X 1-1 G4-3 ③ | | | B X 1-0 F9 ② | | | B B C C X 2-2 G3-1 ① | | | 3 | 0 | 0 | 0 | 0 | 0 | 1 |
| Geoff Jenkins, L (1, 7)<br>OBP: 0.318, SLG: 0.642 | | B X 1-0 F8 ① | | B F F S 1-3 K2-3 ③ | | | X 0-0 F9 ② | | | 3 | 0 | 0 | 0 | 0 | 1 | 1 |
| Ronnie Belliard, R (1, 4)<br>OBP: 0.380, SLG: 0.494 | | B F B X 2-1 G4-6-3 1B | | | B X 1-0 G6-3 ① | | C B B B X 3-1 G4-3 ③ | | | 3 | 0 | 1 | 0 | 0 | 0 | 0 |
| Kevin Barker, L (1, 3)<br>OBP: 0.370, SLG: 0.409 | | B C X 1-1 G4-6-3 1-2f ② ③ | | | B B B 4-0 G5-4-3 BB | | | B S F B B B 4-2 G6-4-3 BB | | 1 | 0 | 0 | 0 | 2 | 0 | 1 |
| José Hernández, R (1, 5)<br>OBP: 0.247, SLG: 0.214<br>Jim Bruske, R (6, 1)<br>Lyle Mouton, R (8, PH)<br>OBP: 0.333, SLG: 0.308<br>Curt Leskanic, R (9, 1) | | C F X 0-2 G6-3 ① | | | C F B B F X 2-2 G5-4-3 1-2f ② ③ | | | B X 1-0 G6-4-3 1-2f ① ② | | 2<br>0<br>1<br>0 | 0<br>0<br>0<br>0 | 0<br>0<br>0<br>0 | 0<br>0<br>0<br>0 | 0<br>0<br>0<br>0 | 0<br>0<br>0<br>0 | 1<br>0<br>1<br>0 |
| Raul Casanova, S (1, 2)<br>OBP: 0.154, SLG: 0.120 | | B F C X 1-2 G1-3 ② | | | | F C B B S 2-3 K ① | | C C B B B X 3-2 G4-3 ③ | | 3 | 0 | 0 | 0 | 0 | 1 | 0 |
| Jaime Navarro, R (1, 1)<br>Valerio De Los Santos, L (3, 1)<br>Luis Lopez, S (6, 5)<br>OBP: 0.308, SLG: 0.538 | | F S S 0-3 K ③ | | | | C B B F F F X 2-2 G4-3 ② | | | F X 0-1 L1 ① | 0<br>1<br>2 | 0<br>0<br>0 | 0<br>0<br>0 | 0<br>0<br>0 | 0<br>1<br>0 | 0<br>0<br>0 | 0<br>0<br>0 |
| Inning Stats | R: 0 H: 0<br>E: 0 LOB: 0<br>K: 0 BB: 0<br>S: 7 P: 9 | R: 0 H: 1<br>E: 0 LOB: 0<br>K: 0 BB: 0<br>S: 5 P: 9 | R: 0 H: 0<br>E: 0 LOB: 0<br>K: 1 BB: 0<br>S: 9 P: 10 | R: 0 H: 0<br>E: 1 LOB: 1<br>K: 1 BB: 0<br>S: 10 P: 13 | R: 0 H: 0<br>E: 0 LOB: 0<br>K: 0 BB: 1<br>S: 5 P: 12 | R: 0 H: 0<br>E: 1 LOB: 1<br>K: 1 BB: 0<br>S: 12 P: 17 | R: 0 H: 0<br>E: 0 LOB: 0<br>K: 0 BB: 0<br>S: 6 P: 11 | R: 0 H: 0<br>E: 0 LOB: 0<br>K: 0 BB: 1<br>S: 6 P: 14 | R: 0 H: 0<br>E: 0 LOB: 0<br>K: 0 BB: 0<br>S: 6 P: 8 | 1B: 1<br>2B: 0<br>3B: 0<br>HR: 0 | SF: 0<br>SAC: 0<br>DP: 3<br>HBP: 0 | | | | | |

| PITCHER | IP | WLS | BF | H | R | ER | SO | BB | IBB | HBP | BLK | WP | HR | S | P | ERA | WHIP |
|---|---|---|---|---|---|---|---|---|---|---|---|---|---|---|---|---|---|
| Chris Holt, R (1, 1)<br>ERA: 7.98 | 9.0 | W | 29 | 1 | 0 | 0 | 3 | 2 | 0 | 0 | 0 | 0 | 0 | 66 | 103 | 0.00 | 0.333 |

| PITCHER | IP | WLS | BF | H | R | ER | SO | BB | IBB | HBP | BLK | WP | HR | S | P | ERA | WHIP |
|---|---|---|---|---|---|---|---|---|---|---|---|---|---|---|---|---|---|

# BOTTOM

## Houston Astros @ Milwaukee Brewers

Milwaukee County Stadium, Milwaukee, WI

Fri Apr 28 2000, 7:05 PM EDT
Att. 15,459 - Cloudy - 53 F

livebaseballscorecards.com

| | |
|---|---|
| AB | 27 |
| R | 0 |
| H | 1 |
| RBI | 0 |
| BB | 2 |
| SO | 3 |
| LOB | 6 |

| | | | |
|---|---|---|---|
| 1B: 1 | SF: 0 | WP: 0 | PA: 29 |
| 2B: 0 | SAC: 0 | PB: 0 | |
| 3B: 0 | DP: 3 | SB: 0 | |
| HR: 0 | HBP: 0 | CS: 0 | |

| Batter | 1 | 2 | 3 | 4 | 5 | 6 | 7 | 8 | 9 | AB | R | H | RBI | BB | SO | LOB |
|---|---|---|---|---|---|---|---|---|---|---|---|---|---|---|---|---|
| Craig Biggio, R (1, 4)<br>OBP: 0.438, SLG: 0.387 | B B B B<br>4-0<br>5<br>1B BB<br>BB<br>BB | B B B C B<br>4-1<br>G4-6-3<br>BB | B F F B B H<br>4-2<br>BB 5<br>BB<br>2B<br>1-2<br>2-3<br>HBP | B B B<br>4-0<br>5<br>BB BB<br>1B<br>1-2<br>BB | B B C H<br>3-1<br>1-2<br>HBP | | B C X<br>1-1 ①<br>G1-4-3 | 0 | 3 | 0 | 0 | 3 | 0 | 0 |
| Russ Johnson, R (8, 4)<br>OBP: 0.167, SLG: 0.118 | | | | | | | | 1 | 0 | 0 | 0 | 0 | 0 | 1 | | |
| Roger Cedeno, S (1, 8)<br>OBP: 0.286, SLG: 0.273 | B B B B<br>4-0<br>BB 5<br>1B<br>1-2<br>BB<br>BB | X<br>0-0 ①②<br>G4-6-3<br>1-2f | | B C F X<br>1-2 ②<br>SF8<br>3-H | B C C B B B<br>4-2<br>5<br>BB<br>1B<br>1-2<br>2-3<br>BB | B S F B B C<br>3-3 ③<br>K | | | B C X<br>1-1 ②<br>G4-3 | 3 | 2 | 0 | 1 | 2 | 1 | 4 |
| 5 Jeff Bagwell, R (1, 3)<br>OBP: 0.469, SLG: 0.731 | C S B B F X<br>2-2<br>BB BB<br>SF8<br>1-2<br>2-3<br>1B | F B F B B F X<br>2-2 ③<br>G5-3 | | B S B S B B<br>4-2<br>BB<br>2B<br>1-2<br>2-3<br>BB | B B C F B B<br>4-2<br>BB 1B<br>1-2<br>2-3<br>3-H<br>BB | | B C B X<br>2-1 ①<br>F8 | | X<br>0-0 ③<br>F8 | 4 | 2 | 1 | 1 | 2 | 0 | 1 |
| Ken Caminiti, S (1, 5)<br>OBP: 0.448, SLG: 0.673 | F B B F B B<br>4-2<br>SF8 BB<br>1-2<br>2-3<br>3-H<br>BB | | B X<br>1-0 ①<br>F8 | C B B B B<br>4-1<br>2B<br>1-2<br>2-3<br>3-H<br>BB | C B B B F X<br>3-2<br>BB<br>1-2<br>2-H<br>3-H<br>1B | | C C B B F B F S<br>3-3 ②<br>K | | | 3 | 0 | 1 | 4 | 2 | 1 | 0 |
| Daryle Ward, L (1, 7)<br>OBP: 0.316, SLG: 0.560 | S B C B S<br>2-3 ①<br>K | | B X<br>1-0 ②<br>P6 | B S C X<br>1-2<br>1-3<br>2-H<br>3-H<br>2B | B S B B C B<br>4-2<br>1-2<br>2-3<br>BB | | C F B B X<br>2-2 ③<br>F8 | | | 4 | 0 | 1 | 2 | 1 | 1 | 3 |
| Richard Hidalgo, R (1, 9)<br>OBP: 0.367, SLG: 0.541 | C F B F B B F F B<br>4-2<br>SF8<br>1-2<br>2-3<br>3-H<br>BB | | B B B C C S<br>3-3 ③<br>K | C B F F B S<br>2-3 ③<br>K | C B S F F X<br>1-2 ③<br>L5 | | | C F C<br>0-3 ①<br>K | | 4 | 0 | 0 | 1 | 1 | 3 | 5 |
| Mitch Meluskey, S (1, 2)<br>OBP: 0.340, SLG: 0.487 | B B B C C F X<br>3-2 ②<br>SF8<br>1-2<br>2-3<br>3-H | | | B B B<br>4-0<br>FC5 BB<br>BB | B B X<br>2-0 ①<br>P4 | X<br>0-0 ①<br>G3 | | C C B C<br>1-3 ②<br>K | | 3 | 0 | 0 | 1 | 1 | 1 | 0 |
| Tim Bogar, R (1, 6)<br>OBP: 0.270, SLG: 0.267 | I I I I<br>4-0<br>IBB | | | B B C B B<br>4-1<br>HBP FC5<br>SF8<br>1-2<br>BB | X<br>0-0 ②<br>G6-3 | B F F F B S<br>2-3 ②<br>K | | C X<br>0-1 ③<br>F8 | | 3 | 1 | 0 | 0 | 2 | 1 | 0 |
| Scott Elarton, R (1, 1)<br>OBP: 0.333, SLG: 0.333 | C S S<br>0-3 ③<br>K | | | X<br>0-0 ①<br>FC5<br>5<br>BB HBP<br>BB<br>1-2<br>2-3f | B S X<br>1-1<br>BB 5<br>BB<br>1B | B C B F S<br>2-3<br>K<br>HBP | | | S B S S B X<br>2-2<br>3B | 3 | 2 | 1 | 0 | 0 | 1 | 5 |
| Mike Maddux, L (5, 1) | | | | | | | | | | 1 | 0 | 0 | 0 | 0 | 1 | 0 |
| Jay Powell, R (8, 1) | | | | | | | | | | 0 | 0 | 0 | 0 | 0 | 0 | 0 |
| Matt Mieske, R (9, PH)<br>OBP: 0.308, SLG: 0.300 | | | | | | | | | | 1 | 0 | 1 | 0 | 0 | 0 | 0 |
| Jose Cabrera, R (9, 1) | | | | | | | | | | 0 | 0 | 0 | 0 | 0 | 0 | 0 |
| Inning Stats | R: 3<br>E: 0<br>K: 2<br>S: 21<br>H: 1<br>LOB: 3<br>BB: 5<br>P: 48 | R: 0<br>E: 0<br>K: 0<br>S: 6<br>H: 0<br>LOB: 0<br>BB: 1<br>P: 12 | R: 0<br>E: 0<br>K: 1<br>S: 5<br>H: 0<br>LOB: 0<br>BB: 0<br>P: 10 | R: 4<br>E: 0<br>K: 1<br>S: 17<br>H: 1<br>LOB: 2<br>BB: 4<br>P: 41 | R: 3<br>E: 0<br>K: 0<br>S: 18<br>H: 2<br>LOB: 3<br>BB: 4<br>P: 41 | R: 0<br>E: 0<br>K: 3<br>S: 13<br>H: 0<br>LOB: 2<br>BB: 0<br>P: 23 | R: 0<br>E: 0<br>K: 1<br>S: 10<br>H: 0<br>LOB: 0<br>BB: 0<br>P: 17 | R: 0<br>E: 0<br>K: 2<br>S: 8<br>H: 0<br>LOB: 0<br>BB: 0<br>P: 9 | R: 0<br>E: 0<br>K: 0<br>S: 8<br>H: 1<br>LOB: 1<br>BB: 0<br>P: 12 | 1B: 3<br>2B: 1<br>3B: 1<br>HR: 0<br>SF: 2<br>SAC: 0<br>DP: 1<br>HBP: 2 | | | | | | |

| PITCHER | | IP | WLS | BF | H | R | ER | SO | BB | IBB | HBP | BLK | WP | HR | S | P | ERA | WHIP |
|---|---|---|---|---|---|---|---|---|---|---|---|---|---|---|---|---|---|---|
| Everett Stull, R<br>ERA: 6.3 | (1, 1) | 3.2 | L | 21 | 1 | 7 | 7 | 3 | 8 | 1 | 1 | 0 | 0 | 0 | 41 | 96 | 17.18 | 2.455 |
| Matt Williams, L<br>ERA: 7.0 | (4, 1) | 1.0 | | 11 | 3 | 3 | 3 | 1 | 5 | 0 | 0 | 0 | 0 | 0 | 21 | 50 | 27.00 | 8.000 |
| Curt Leskanic, R<br>ERA: 5.65 | (5, 1) | 1.1 | | 6 | 0 | 0 | 0 | 3 | 0 | 0 | 1 | 0 | 0 | 0 | 18 | 29 | 0.00 | 0.000 |
| David Weathers, R<br>ERA: 0.57 | (7, 1) | 2.0 | | 6 | 0 | 0 | 0 | 3 | 0 | 0 | 0 | 0 | 0 | 0 | 18 | 26 | 0.00 | 0.000 |
| Bob Wickman, R<br>ERA: | (9, 1) | 1.0 | | 4 | 1 | 0 | 0 | 0 | 0 | 0 | 0 | 0 | 0 | 0 | 8 | 12 | 0.00 | 1.000 |

| PITCHER | IP | WLS | BF | H | R | ER | SO | BB | IBB | HBP | BLK | WP | HR | S | P | ERA | WHIP |
|---|---|---|---|---|---|---|---|---|---|---|---|---|---|---|---|---|---|

# TOP

## Houston Astros @ Milwaukee Brewers

Milwaukee County Stadium, Milwaukee, WI

Sat Apr 29 2000, 2:05 PM EDT
Att. 22,630 - Sunny - 45 F

livebaseballscorecards.com

| | |
|---|---|
| AB | 30 |
| R | 10 |
| H | 5 |
| RBI | 10 |
| BB | 14 |
| SO | 10 |
| LOB | 19 |

| | | | | | | | | |
|---|---|---|---|---|---|---|---|---|
| WP: 0 | PA: 48 | | | | | | | |
| PB: 1 | | | | | | | | |
| SB: 0 | | | | | | | | |
| CS: 0 | | | | | | | | |

| Batter | 1 | 2 | 3 | 4 | 5 | 6 | 7 | 8 | 9 | AB | R | H | RBI | BB | SO | LOB |
|---|---|---|---|---|---|---|---|---|---|---|---|---|---|---|---|---|
| Marquis Grissom, R (1, 8)<br>OBP: 0.286, SLG: 0.351 | G6-3 | F1 | | G6-4-3<br>1-2f<br>2-3 | B1-3<br>1-2<br>1B | | G4-3 | | | 5 | 0 | 1 | 0 | 0 | 0 | 5 |
| Mark Loretta, R (1, 6)<br>OBP: 0.330, SLG: 0.368 | G6-3 | | P6 | HBP<br>BB | B1-3<br>1-2<br>2-3 | | | G5-3 | | 4 | 0 | 0 | 0 | 1 | 0 | 2 |
| Jeromy Burnitz, L (1, 9)<br>OBP: 0.374, SLG: 0.494 | BB | F8 | HBP<br>1-2 | K | | | | F9 | | 1 | 0 | 0 | 0 | 1 | 0 | 0 |
| Curt Leskanic, R (5, 1) | | | | | | | | | | 1 | 0 | 0 | 0 | 0 | 1 | 2 |
| James Mouton, R (7, 9)<br>OBP: 0.500, SLG: 0.667 | | | | | | | | | | 1 | 0 | 0 | 0 | 0 | 0 | 0 |
| Geoff Jenkins, L (1, 7)<br>OBP: 0.311, SLG: 0.616 | F7 | BB<br>1B<br>1B | F7 | | K | K | | G3 | | 5 | 0 | 1 | 0 | 0 | 1 | 4 |
| Ronnie Belliard, R (1, 4)<br>OBP: 0.381, SLG: 0.482 | G5-3 | BB<br>1-2<br>1B | 1B<br>HR<br>BB | G4-3 | | | F9 | | | 4 | 1 | 1 | 0 | 1 | 0 | 0 |
| Tyler Houston, L (1, 2)<br>OBP: 0.270, SLG: 0.412 | BB<br>1B<br>1B | 1-2<br>2-3<br>BB | HR<br>1-3<br>1B | BB | K | | | | | 3 | 1 | 2 | 0 | 2 | 1 | 0 |
| José Hernández, R (1, 5)<br>OBP: 0.253, SLG: 0.222 | | | | | | | | | | 2 | 0 | 1 | 0 | 0 | 0 | 3 |
| Matt Williams, S (4, 1) | | | | | | | | | | 0 | 0 | 0 | 0 | 0 | 0 | 0 |
| Lyle Mouton, R (5, 9)<br>OBP: 0.353, SLG: 0.533 | | | | | | | | | | 2 | 1 | 1 | 3 | 0 | 0 | 1 |
| David Weathers, R (7, 1) | | | | | | | | | | 0 | 0 | 0 | 0 | 0 | 0 | 0 |
| Bob Wickman, R (9, 1) | | | | | | | | | | 0 | 0 | 0 | 0 | 0 | 0 | 0 |
| Charlie Hayes, R (9, PH)<br>OBP: 0.429, SLG: 0.512 | | | | | | | | | | 1 | 0 | 0 | 0 | 0 | 0 | 0 |
| Kevin Barker, L (1, 3)<br>OBP: 0.362, SLG: 0.383 | F7<br>1-2 | F7 | G6-4-3<br>BB | K | | F7 | | | | 3 | 0 | 0 | 0 | 1 | 1 | 2 |
| Everett Stull, R (1, 1) | BB | | | G6-4-3<br>1-2 | B1-3<br>1B | | G5-3 | | | 0 | 0 | 0 | 0 | 1 | 0 | 0 |
| Sean Berry, R (4, 5)<br>OBP: 0.250, SLG: 0.118 | | | | BB | BB | | | | | 1 | 0 | 0 | 0 | 2 | 0 | 0 |
| Inning Stats | R: 0<br>E: 0<br>K: 0<br>S: 9<br>H: 0<br>LOB: 1<br>BB: 1<br>P: 19 | R: 0<br>E: 0<br>K: 0<br>S: 14<br>H: 2<br>LOB: 3<br>BB: 1<br>P: 26 | R: 0<br>E: 0<br>K: 0<br>S: 10<br>H: 2<br>LOB: 3<br>BB: 1<br>P: 17 | R: 0<br>E: 0<br>K: 0<br>S: 9<br>H: 0<br>LOB: 3<br>BB: 3<br>P: 22 | R: 3<br>E: 0<br>K: 2<br>S: 13<br>H: 3<br>LOB: 2<br>BB: 2<br>P: 28 | R: 0<br>E: 0<br>K: 1<br>S: 6<br>H: 0<br>LOB: 1<br>BB: 1<br>P: 12 | R: 0<br>E: 0<br>K: 0<br>S: 6<br>H: 0<br>LOB: 0<br>BB: 0<br>P: 8 | R: 0<br>E: 0<br>K: 0<br>S: 4<br>H: 0<br>LOB: 0<br>BB: 0<br>P: 5 | R: 0<br>E: 0<br>K: 1<br>S: 8<br>H: 0<br>LOB: 0<br>BB: 0<br>P: 13 | 1B: 6<br>2B: 0<br>3B: 0<br>HR: 1<br>SF: 0<br>SAC: 0<br>DP: 1<br>HBP: 1 | | | | | | |

| PITCHER | | IP | WLS | BF | H | R | ER | SO | BB | IBB | HBP | BLK | WP | HR | S | P | ERA | WHIP |
|---|---|---|---|---|---|---|---|---|---|---|---|---|---|---|---|---|---|---|
| Scott Elarton, R<br>ERA: 7.84 | (1, 1) | 4.1 | | 27 | 6 | 3 | 3 | 1 | 8 | 0 | 1 | 0 | 0 | 1 | 50 | 104 | 6.23 | 3.231 |
| Mike Maddux, R<br>ERA: 5.4 | (5, 1) | 2.2 | W | 10 | 1 | 0 | 0 | 2 | 1 | 0 | 0 | 0 | 0 | 0 | 17 | 28 | 0.00 | 0.750 |
| Jay Powell, R<br>ERA: 4.63 | (8, 1) | 1.0 | | 3 | 0 | 0 | 0 | 0 | 0 | 0 | 0 | 0 | 0 | 0 | 4 | 5 | 0.00 | 0.000 |
| Jose Cabrera, R<br>ERA: 7.15 | (9, 1) | 1.0 | | 3 | 0 | 0 | 0 | 1 | 0 | 0 | 0 | 0 | 0 | 0 | 8 | 13 | 0.00 | 0.000 |

| PITCHER | IP | WLS | BF | H | R | ER | SO | BB | IBB | HBP | BLK | WP | HR | S | P | ERA | WHIP |
|---|---|---|---|---|---|---|---|---|---|---|---|---|---|---|---|---|---|

# BOTTOM

## Houston Astros @ Milwaukee Brewers

Milwaukee County Stadium, Milwaukee, WI

Sat Apr 29 2000, 2:05 PM EDT
Att. 22,630 - Sunny - 45 F

livebaseballscorecards.com

| | |
|---|---|
| AB | 33 |
| R | 3 |
| H | 7 |
| RBI | 3 |
| BB | 9 |
| SO | 4 |
| LOB | 19 |

WP: 0 PA: 43
PB: 0
SB: 0
CS: 0

| Batter | 1 | 2 | 3 | 4 | 5 | 6 | 7 | 8 | 9 | AB | R | H | RBI | BB | SO | LOB |
|---|---|---|---|---|---|---|---|---|---|---|---|---|---|---|---|---|
| Craig Biggio, R (1, 4)<br>OBP: 0.426, SLG: 0.375 | C B B C S<br>2-3 ① K | S S B F B B F X<br>3-2 ③ 2-H 1B | | C B C B F X<br>2-2 ② F4 | | B C X<br>1-1 ③ FC6-4 1-2f | | | C X<br>0-1 ① G5-3 | 5 | 0 | 1 | 0 | 0 | 1 | 2 |
| Roger Cedeno, S (1, 8)<br>OBP: 0.302, SLG: 0.275 | C X<br>0-1 ② G6-3 | | B S X<br>1-1 ① G4-3 | B B B<br>4-0 BB | | | B S B B F F B<br>4-2 5 S BB | | C X<br>0-1 ① 17 S 1B 1B | 3 | 0 | 1 | 0 | 2 | 0 | 0 |
| 5 Jeff Bagwell, R (1, 3)<br>OBP: 0.456, SLG: 0.699 | B S B F X<br>2-2 ③ G5-3 | | B X<br>1-0 HBP BB 1B | C F F B B B X<br>3-2 ③ P4 | | | C B X<br>2-1 ① F7 1-2 | | B C B X<br>2-1 ② F9 | 5 | 0 | 1 | 0 | 0 | 0 | 4 |
| Ken Caminiti, S (1, 5)<br>OBP: 0.472, SLG: 0.667 | | B B B B<br>4-0 1B HR BB | C B B B B<br>4-1 HBP 1-2 BB | | X<br>0-0 ① G3 | | I I I I<br>4-0 IBB | | X<br>0-0 17 S 1-2 1B | 2 | 1 | 1 | 0 | 3 | 0 | 0 |
| Matt Mieske, R (1, 7)<br>OBP: 0.313, SLG: 0.308<br>17 Lance Berkman, S (7, PH)<br>(7, 7) | | C B B B F F X<br>3-2 HR 1-2 1B | C S S<br>0-3 ② K | | B B X<br>2-0 ② G4-3 | | B S B S S<br>2-3 ② K | | C B S B X<br>2-2 ③ F8 1-2 2-3 | 3<br>2 | 1<br>0 | 1<br>0 | 0<br>0 | 0<br>0 | 1<br>1 | 2<br>4 |
| Richard Hidalgo, R (1, 9)<br>OBP: 0.372, SLG: 0.571 | | X<br>0-0 1-H 2-H HR | C F F F H<br>1-2 1-2 2-3 HBP | | F B X<br>1-1 ③ F9 | | B X<br>1-0 ③ G5-3 | | | 3 | 1 | 1 | 3 | 0 | 0 | 2 |
| Tony Eusebio, R (1, 2)<br>OBP: 0.288, SLG: 0.205 | | B B B C B<br>4-1 SH1-4 1B BB | B C B F B X<br>3-2 ③ G4-3 | | | X<br>0-0 ① F8 | | C S B X<br>1-2 ① L8 | | 3 | 0 | 0 | 0 | 1 | 0 | 3 |
| Tim Bogar, R (1, 6)<br>OBP: 0.282, SLG: 0.270 | | B F S C<br>1-3 ① K | | X<br>0-0 SH1-4 1B | | F B F B B F B<br>4-2 FC6-4 BB | | X<br>0-0 ② P6 | | 3 | 0 | 1 | 0 | 1 | 1 | 1 |
| Shane Reynolds, R (1, 1)<br>OBP: 0.308, SLG: 0.500<br>Yorkis Perez, L (7, 1)<br>Daryle Ward, L (8, PH)<br>OBP: 0.310, SLG: 0.549<br>Doug Henry, R (8, 1) | | B B F X<br>2-1 ② SH1-4 1-2 | | X<br>0-0 ① SH1-4 1-2 | | B X<br>1-0 ② F8 | | F B X<br>1-1 ③ F8 | | 1<br>0<br>1<br>0 | 0<br>0<br>0<br>0 | 0<br>0<br>0<br>0 | 0<br>0<br>0<br>0 | 0<br>0<br>0<br>0 | 0<br>0<br>0<br>0 | 1<br>0<br>0<br>0 |
| Inning Stats | R: 0 H: 0<br>E: 0 LOB: 0<br>K: 1 BB: 0<br>S: 8 P: 12 | R: 3 H: 3<br>E: 0 LOB: 2<br>K: 1 BB: 2<br>S: 16 P: 33 | R: 0 H: 1<br>E: 0 LOB: 3<br>K: 1 BB: 1<br>S: 14 P: 24 | R: 0 H: 1<br>E: 0 LOB: 2<br>K: 0 BB: 1<br>S: 10 P: 19 | R: 0 H: 0<br>E: 0 LOB: 0<br>K: 0 BB: 0<br>S: 4 P: 7 | R: 0 H: 0<br>E: 0 LOB: 1<br>K: 0 BB: 1<br>S: 7 P: 13 | R: 0 H: 0<br>E: 0 LOB: 2<br>K: 1 BB: 2<br>S: 9 P: 22 | R: 0 H: 0<br>E: 0 LOB: 2<br>K: 0 BB: 0<br>S: 6 P: 8 | R: 0 H: 2<br>E: 0 LOB: 2<br>K: 0 BB: 0<br>S: 10 P: 14 | 1B: 6 SF: 0<br>2B: 0 SAC: 2<br>3B: 0 DP: 0<br>HR: 1 HBP: 1 | | | | | | WP: 0 PA: 41<br>PB: 0<br>SB: 3<br>CS: 0 |

| PITCHER | | IP | WLS | BF | H | R | ER | SO | BB | IBB | HBP | BLK | WP | HR | S | P | ERA | WHIP |
|---|---|---|---|---|---|---|---|---|---|---|---|---|---|---|---|---|---|---|
| Jason Bere, R<br>ERA: 3.23 | (1, 1) | 6.0 | | 28 | 5 | 3 | 3 | 3 | 5 | 0 | 1 | 0 | 0 | 1 | 59 | 108 | 4.50 | 1.667 |
| Juan Acevedo, R<br>ERA: | (7, 1) | 0.1 | | 3 | 0 | 0 | 0 | 0 | 1 | 1 | 0 | 0 | 0 | 0 | 5 | 15 | 0.00 | 3.000 |
| Ray King, L<br>ERA: | (7, 1) | 0.1 | | 1 | 0 | 0 | 0 | 1 | 0 | 0 | 0 | 0 | 0 | 0 | 3 | 5 | 0.00 | 0.000 |
| David Weathers, R<br>ERA: 0.5 | (7, 1) | 2.1 | W | 9 | 2 | 0 | 0 | 0 | 0 | 0 | 0 | 0 | 0 | 0 | 17 | 24 | 0.00 | 0.857 |

| PITCHER | IP | WLS | BF | H | R | ER | SO | BB | IBB | HBP | BLK | WP | HR | S | P | ERA | WHIP |
|---|---|---|---|---|---|---|---|---|---|---|---|---|---|---|---|---|---|

# TOP

# Houston Astros @ Milwaukee Brewers

Milwaukee County Stadium, Milwaukee, WI

Sun Apr 30 2000, 2:05 PM EDT

Att. 19,647 - Sunny - 55 F

livebaseballscorecards.com

| | |
|---|---|
| AB | 31 |
| R | 3 |
| H | 7 |
| RBI | 3 |
| BB | 7 |
| SO | 4 |
| LOB | 19 |

# BOTTOM

## Houston Astros @ Milwaukee Brewers

Milwaukee County Stadium, Milwaukee, WI

Sun Apr 30 2000, 2:05 PM EDT

Att. 19,647 - Sunny - 55 F

livebaseballscorecards.com

| Batter | 1 | 2 | 3 | 4 | 5 | 6 | 7 | 8 | 9 | AB | R | H | RBI | BB | SO | LOB |
|---|---|---|---|---|---|---|---|---|---|---|---|---|---|---|---|---|
| James Mouton, R (1, 8) OBP: 0.414, SLG: 0.522 | C B X 1-1 F9 ① | | C C B S 1-3 K ② | | C X 0-1 G1-4-3 ③ | | F X 0-1 E6 SH2-4 | | S P X 1-1 F9 ② | 5 | 0 | 0 | 0 | 0 | 1 | 1 |
| Mark Loretta, R (1, 6) OBP: 0.356, SLG: 0.389 | B B C F B B 4-2 1B BB | | B B C F B X 3-2 HBP 1B | | | B C B B X 3-1 E HR 1B | S L X 0-2 SH2-4 ① 1-2 | | B X 1-0 2B 1-2 1B | 3 | 1 | 3 | 0 | 1 | 0 | 0 |
| Jeromy Burnitz, L (1, 9) OBP: 0.375, SLG: 0.494 | B S F B F F X 2-2 F2 ② | | C S H 1-2 1-2 HBP | | | B X 1-0 E6 1-2 HR | S S B S 1-3 K ② | | B X 1-0 1-3 2-H 2B | 4 | 1 | 1 | 1 | 0 | 1 | 3 |
| Geoff Jenkins, L (1, 7) OBP: 0.319, SLG: 0.644 | C F X 0-2 1-3 1B | | F F B B F B X 3-2 G4-3 ③ | | | B X 1-0 1-H 2-H HR | B C S S X 1-2 L4 ③ | | | 4 | 1 | 2 | 3 | 0 | 0 | 3 |
| Charlie Hayes, R (1, 3) OBP: 0.433, SLG: 0.500 | B C B F X 2-2 G1-3 ③ | | | B B B C X 3-1 FC5-4 1B | | B C B B B 4-1 G6-3 WP BB | | B B S F S 2-3 K ① | | 3 | 0 | 1 | 0 | 1 | 1 | 2 |
| Ronnie Belliard, R (1, 4) OBP: 0.366, SLG: 0.461 | | C X 0-1 L4 ① | | B X 1-0 FC5-4 G6-3 1-2f ① | | S B X 1-1 G6-3 ① 1-3 | | C B B B X 3-1 G6-3 ② | | 4 | 0 | 0 | 0 | 0 | 0 | 2 |
| Tyler Houston, L (1, 2) OBP: 0.244, SLG: 0.368 | | B C B X 2-1 F7 ② | | B B B C X 3-1 G6-3 ② ③ 1-2f | | X 0-0 G3 ② | | X 0-0 F9 ③ | | 4 | 0 | 0 | 0 | 0 | 0 | 2 |
| José Hernández, R (1, 5) OBP: 0.253, SLG: 0.213 | | X 0-0 F3 ③ | | | B B F C S 2-3 K ① | B B I I 4-0 IBB | | | B B B C C X 3-2 G6-3 ① | 3 | 0 | 0 | 0 | 1 | 1 | 0 |
| Jason Bere, R (1, 1) OBP: 0.300, SLG: 0.300<br>Lyle Mouton, R (6, PH) OBP: 0.333, SLG: 0.500<br>Juan Acevedo, R (7, 1)<br>Ray King, L (7, 1)<br>David Weathers, R (7, 1)<br>Marquis Grissom, R (9, PH) OBP: 0.293, SLG: 0.351 | | | C S S 0-3 K ① | | F B S B C 2-3 K ② | C F S 0-3 K ③ | | | C B B B B F B 4-2 1B 2B BB | 2<br>1<br>0<br>0<br>0<br>0 | 0<br>0<br>0<br>0<br>0<br>1 | 0<br>0<br>0<br>0<br>0<br>0 | 0<br>0<br>0<br>0<br>0<br>0 | 0<br>1<br>0<br>0<br>0<br>1 | 2<br>2<br>0<br>0<br>0<br>0 | 0<br>0<br>0<br>0<br>0<br>0 |
| Inning Stats | R: 0 E: 0 K: 0 S: 15 H: 1 LOB: 2 BB: 1 P: 24 | R: 0 E: 0 K: 0 S: 5 H: 0 LOB: 0 BB: 0 P: 7 | R: 0 E: 0 K: 2 S: 15 H: 1 LOB: 2 BB: 0 P: 23 | R: 0 E: 0 K: 0 S: 5 H: 1 LOB: 0 BB: 0 P: 12 | R: 0 E: 0 K: 2 S: 8 H: 0 LOB: 0 BB: 0 P: 12 | R: 3 E: 1 K: 1 S: 11 H: 2 LOB: 2 BB: 2 P: 25 | R: 0 E: 1 K: 1 S: 11 H: 0 LOB: 1 BB: 0 P: 13 | R: 0 E: 0 K: 1 S: 6 H: 0 LOB: 0 BB: 0 P: 11 | R: 1 E: 0 K: 0 S: 10 H: 2 LOB: 2 BB: 1 P: 19 | 1B: 5 2B: 1 3B: 0 HR: 1 | SF: 0 SAC: 1 DP: 1 HBP: 1 | | | | | | |

| | AB | 33 |
|---|---|---|
| | R | 4 |
| | H | 7 |
| | RBI | 4 |
| | BB | 4 |
| | SO | 7 |
| | LOB | 15 |

| PITCHER | | IP | WLS | BF | H | R | ER | SO | BB | IBB | HBP | BLK | WP | HR | S | P | ERA | WHIP |
|---|---|---|---|---|---|---|---|---|---|---|---|---|---|---|---|---|---|---|
| Shane Reynolds, R ERA: 3.35 | (1, 1) | 6.2 | | 30 | 5 | 3 | 2 | 6 | 2 | 1 | 1 | 0 | 1 | 1 | 67 | 112 | 2.70 | 1.050 |
| Yorkis Perez, L ERA: 9.95 | (7, 1) | 0.1 | | 1 | 0 | 0 | 0 | 0 | 0 | 0 | 0 | 0 | 0 | 0 | 3 | 4 | 0.00 | 0.000 |
| Doug Henry, R ERA: 5.17 | (8, 1) | 1.2 | L | 8 | 2 | 1 | 1 | 1 | 1 | 0 | 0 | 0 | 0 | 0 | 16 | 30 | 5.40 | 1.800 |

| PITCHER | IP | WLS | BF | H | R | ER | SO | BB | IBB | HBP | BLK | WP | HR | S | P | ERA | WHIP |
|---|---|---|---|---|---|---|---|---|---|---|---|---|---|---|---|---|---|

WP: 1 PB: 0 SB: 0 CS: 0 PA: 39

# Houston Astros @ Milwaukee Brewers

Milwaukee County Stadium, Milwaukee, WI

Mon May 01 2000, 8:05 PM EDT

Att. 7,247 - Cloudy - 57 F

TOP

livebaseballscorecards.com

| Batter | 1 | 2 | 3 | 4 | 5 | 6 | 7 | 8 | 9 | AB | R | H | RBI | BB | SO | LOB |
|---|---|---|---|---|---|---|---|---|---|---|---|---|---|---|---|---|
| Craig Biggio, R (1, 4)<br>OBP: 0.425, SLG: 0.369 | F F B S<br>1-3 ① K | | B B C B C C<br>3-3 ② K | I I I I<br>4-0 FC4-6 IBB | | F B X<br>1-1 5 BB 1B 1B | | X<br>0-0 ② B1-3 | | 4 | 0 | 1 | 0 | 1 | 2 | 0 |
| Roger Cedeno, S (1, 8)<br>OBP: 0.307, SLG: 0.282 | C S B F B X<br>2-2 ② G4-3 | | B B C X<br>2-1 5 BB 1B | C B X<br>2-1 ③ FC4-6<br>1-2f | | F B C B F X<br>2-2 5 BB<br>1-2 1B | | F B X<br>1-1 ③ G1-3 | | 5 | 0 | 2 | 0 | 0 | 0 | 3 |
| 5 Jeff Bagwell, R (1, 3)<br>OBP: 0.463, SLG: 0.682 | B B C X<br>2-1 ③ G6-3 | | B P B B B<br>4-1<br>1-2 BB | | C B X<br>1-1 ① F9 | B B C B C B<br>4-2<br>1-2<br>2-3 BB | | | B F B B B<br>4-1 BB 2B BB | 2 | 1 | 0 | 0 | 3 | 0 | 0 |
| Ken Caminiti, S (1, 5)<br>OBP: 0.468, SLG: 0.655 | | F F B B B F X<br>3-2 ① F9 | B C B X<br>2-1 ③ G3 | | S B X<br>1-1 2B | F F C<br>0-3 ③ K | | | C B B B B<br>4-1 2B<br>1-2 SF9 BB | 4 | 1 | 1 | 0 | 1 | 1 | 5 |
| Daryle Ward, L (1, 7)<br>OBP: 0.311, SLG: 0.556<br>Julio Lugo, R (7, PH)<br>OBP: 0.444, SLG: 0.286<br>(7, 7)<br>Bill Spiers, L (9, PH)<br>OBP: 0.375, SLG: 0.388<br>(9, 7) | C B B F S<br>2-3 ② K | X<br>0-0 1B 1B 2B | B B F S B S<br>3-3 ② K | | B F C B B F X<br>3-2 ① G5-3 | | C B X<br>1-1 SF9<br>1-3<br>2-H 2B | 3 1 1 0 0 2 1<br>1 0 0 0 0 0 0<br>1 0 1 1 0 0 0 | | | | | | |
| Richard Hidalgo, R (1, 9)<br>OBP: 0.394, SLG: 0.588 | B F S B X<br>2-2 HR 1B | X<br>0-0 1B FC5-2<br>2-3 1B | B B B B<br>4-0 BB | | F B B B C B F X<br>3-2 1B | | X<br>0-0 ① SF9<br>2-3<br>3-H | 3 1 3 1 1 0 0 | | | | | | |
| Mitch Meluskey, S (1, 2)<br>OBP: 0.365, SLG: 0.558 | B X<br>1-0<br>1-H HR | B B X<br>2-0 SH3-4 FC5-2<br>2-3<br>3-H 1B | C F B B B S<br>3-3 ③ K | | B F B X<br>2-1 ② F9 | | I I I I<br>4-0 IBB | 4 1 2 3 1 1 3 | | | | | | |
| Tim Bogar, R (1, 6)<br>OBP: 0.265, SLG: 0.250 | X<br>0-0 ③ G5-3 | C F X<br>0-2 ① FC5-2 SH3-4<br>1-2<br>3-H | | C X<br>0-1 ① F8 | X<br>0-0 ③ G3 | | F C F C<br>0-3 ② K | 5 0 0 0 0 1 5 | | | | | | |
| Octavio Dotel, R (1, 1)<br>Russ Johnson, R (6, PH)<br>OBP: 0.158, SLG: 0.111<br>Mike Maddux, L (6, 1)<br>17 Lance Berkman, S (8, PH)<br>Jay Powell, R (8, 1)<br>Matt Mieske, R (9, PH)<br>OBP: 0.294, SLG: 0.286<br>Billy Wagner, L (9, 1) | | | C B F S<br>1-3 ① K | C X<br>0-1 ② SH3-4<br>1-2<br>2-3 | | C B X<br>1-1 ② G1-3 | | C B C F X<br>1-2 ① P4 | S B B X<br>2-1 ③ F8 | 1 0 0 0 0 1 0<br>1 0 0 0 0 0 0<br>0 0 0 0 0 0 0<br>1 0 0 0 0 0 0<br>0 0 0 0 0 0 0<br>1 0 0 0 0 0 2<br>0 0 0 0 0 0 0 | | | | | | |
| Inning Stats | R: 0 E: 0 K: 1 S: 9 H: 0 LOB: 0 BB: 0 P: 14 | R: 2 E: 0 K: 1 S: 12 H: 2 LOB: 0 BB: 0 P: 20 | R: 0 E: 0 K: 2 S: 11 H: 1 LOB: 2 BB: 1 P: 23 | R: 1 E: 0 K: 0 S: 10 H: 3 LOB: 3 BB: 1 P: 18 | R: 0 E: 0 K: 2 S: 10 H: 1 LOB: 2 BB: 1 P: 22 | R: 0 E: 0 K: 1 S: 15 H: 2 LOB: 3 BB: 1 P: 23 | R: 0 E: 0 K: 0 S: 11 H: 1 LOB: 1 BB: 0 P: 19 | R: 0 E: 0 K: 0 S: 7 H: 0 LOB: 0 BB: 0 P: 9 | R: 2 E: 0 K: 1 S: 11 H: 1 LOB: 2 BB: 3 P: 26 | 1B: 7 2B: 3 3B: 0 HR: 1 | SF: 1 SAC: 1 DP: 0 HBP: 0 | | | | | |

| | AB | 36 |
|---|---|---|
| | R | 5 |
| | H | 11 |
| | RBI | 5 |
| | BB | 7 |
| | SO | 8 |
| | LOB | 19 |

WP: 0 PB: 0 SB: 0 CS: 0 PA: 45

| PITCHER | | IP | WLS | BF | H | R | ER | SO | BB | IBB | HBP | BLK | WP | HR | S | P | ERA | WHIP |
|---|---|---|---|---|---|---|---|---|---|---|---|---|---|---|---|---|---|---|
| Steve Woodard, R<br>ERA: 5.88 | (1, 1) | 5.2 | L | 30 | 9 | 3 | 3 | 6 | 3 | 1 | 0 | 0 | 0 | 1 | 64 | 117 | 4.76 | 2.118 |
| Valerio De Los Santos, L<br>ERA: 4.66 | (6, 1) | 2.1 | | 8 | 1 | 0 | 0 | 1 | 0 | 0 | 0 | 0 | 0 | 0 | 21 | 31 | 0.00 | 0.429 |
| Curt Leskanic, R<br>ERA: 6.46 | (9, 1) | 1.0 | | 7 | 1 | 2 | 2 | 1 | 2 | 1 | 0 | 0 | 0 | 0 | 11 | 26 | 18.00 | 3.000 |

| PITCHER | IP | WLS | BF | H | R | ER | SO | BB | IBB | HBP | BLK | WP | HR | S | P | ERA | WHIP |
|---|---|---|---|---|---|---|---|---|---|---|---|---|---|---|---|---|---|

# BOTTOM

| Batter | 1 | 2 | 3 | 4 | 5 | 6 | 7 | 8 | 9 | AB | R | H | RBI | BB | SO | LOB |
|---|---|---|---|---|---|---|---|---|---|---|---|---|---|---|---|---|
| Ronnie Belliard, R (1, 4)<br>OBP: 0.362, SLG: 0.446 | B C C X<br>1-2 L9 ① | | | B C C B X<br>2-2 L6 ① | | C B B C B F B<br>4-2 G4-3 BB | | B B B C C X<br>3-2 L4 ③ | | 3 | 0 | 0 | 0 | 1 | 0 | 0 |
| Mark Loretta, R (1, 6)<br>OBP: 0.343, SLG: 0.372 | C C S<br>0-3 K ② | | | F B B B X<br>3-1 G6-3 ② | | C B B X<br>2-1 G4-3 ②<br>1-2 | | | C X<br>0-1 G1-3 ① | 4 | 0 | 0 | 0 | 0 | 1 | 1 |
| Jeremy Burnitz, L (1, 9)<br>OBP: 0.370, SLG: 0.477 | F B F F F F B S<br>2-3 K ③ | | | C B F B B B<br>4-2 BB | | B X<br>1-0 G3 ③ | | | C F B X<br>1-2 P3 ② | 3 | 0 | 0 | 0 | 1 | 1 | 1 |
| Geoff Jenkins, L (1, 7)<br>OBP: 0.306, SLG: 0.617 | | B C X<br>1-1 F7 ① | | C F B F S<br>1-3 K ③ | | | B B B C X<br>3-1 G4-3 ① | | C X<br>0-1 P6 ③ | 4 | 0 | 0 | 0 | 0 | 1 | 1 |
| Marquis Grissom, R (1, 8)<br>OBP: 0.284, SLG: 0.340 | | C B S B S<br>2-3 K ② | | | B F B X<br>2-1 P3 ① | | B S C C<br>1-3 K ② | | | 3 | 0 | 0 | 0 | 0 | 2 | 0 |
| Tyler Houston, L (1, 2)<br>OBP: 0.273, SLG: 0.415 | | X<br>0-0 F7 ③ | | | X<br>0-0 1B | | S X<br>0-1 2B | | | 3 | 0 | 2 | 0 | 0 | 0 | 0 |
| José Hernández, R (1, 5)<br>OBP: 0.244, SLG: 0.205 | | B F S S B F S<br>2-3 K ① | | | B B B C F X<br>3-2 F9 ② | | C X<br>0-1 G4-3 ③ | | | 3 | 0 | 0 | 0 | 0 | 1 | 2 |
| Kevin Barker, L (1, 3)<br>OBP: 0.350, SLG: 0.367<br>Valerio De Los Santos, L (6, 1)<br>James Mouton, R (8, PH)<br>OBP: 0.433, SLG: 0.522<br>Curt Leskanic, R (9, 1) | | C F B S<br>1-3 K ② | | | B X<br>1-0 G4-3 ③ | | | B B B C C B<br>4-2 G6-4-3 BB | | 2<br>0<br>0<br>0 | 0<br>0<br>0<br>0 | 0<br>0<br>0<br>0 | 0<br>0<br>0<br>0 | 0<br>0<br>1<br>0 | 1<br>0<br>0<br>0 | 1<br>0<br>0<br>0 |
| Steve Woodard, L (1, 1)<br>Charlie Hayes, R (6, 3)<br>OBP: 0.419, SLG: 0.479 | | B B X<br>2-0 G3 ③ | | | | B X<br>1-0 G1-3 ① | | X<br>0-0 G6-4-3 ①②<br>1-2f | | 1<br>2 | 0<br>0 | 0<br>0 | 0<br>0 | 0<br>0 | 0<br>0 | 0<br>1 |
| Inning Stats | R: 0 H: 0<br>E: 0 LOB: 0<br>K: 2 BB: 0<br>S: 12 P: 15 | R: 0 H: 0<br>E: 0 LOB: 0<br>K: 1 BB: 0<br>S: 6 P: 9 | R: 0 H: 0<br>E: 0 LOB: 0<br>K: 2 BB: 0<br>S: 8 P: 13 | R: 0 H: 0<br>E: 0 LOB: 1<br>K: 1 BB: 1<br>S: 11 P: 21 | R: 0 H: 1<br>E: 0 LOB: 1<br>K: 0 BB: 0<br>S: 7 P: 13 | R: 0 H: 0<br>E: 0 LOB: 1<br>K: 0 BB: 1<br>S: 7 P: 15 | R: 0 H: 1<br>E: 0 LOB: 1<br>K: 1 BB: 0<br>S: 9 P: 13 | R: 0 H: 0<br>E: 0 LOB: 0<br>K: 0 BB: 1<br>S: 6 P: 13 | R: 0 H: 0<br>E: 0 LOB: 0<br>K: 0 BB: 0<br>S: 7 P: 8 | 1B: 1<br>2B: 1<br>3B: 0<br>HR: 0 | SF: 0<br>SAC: 0<br>DP: 1<br>HBP: 0 | | | | | WP: 0<br>PB: 0<br>SB: 0<br>CS: 0 | PA: 31 |

| PITCHER | | IP | WLS | BF | H | R | ER | SO | BB | IBB | HBP | BLK | WP | HR | S | P | ERA | WHIP |
|---|---|---|---|---|---|---|---|---|---|---|---|---|---|---|---|---|---|---|
| Octavio Dotel, R<br>ERA: 4.2 | (1, 1) | 5.0 | W | 17 | 1 | 0 | 0 | 6 | 1 | 0 | 0 | 0 | 0 | 0 | 44 | 71 | 0.00 | 0.400 |
| Mike Maddux, R<br>ERA: 4.7 | (6, 1) | 2.0 | H | 8 | 1 | 0 | 0 | 1 | 1 | 0 | 0 | 0 | 0 | 0 | 16 | 28 | 0.00 | 1.000 |
| Jay Powell, R<br>ERA: 4.26 | (8, 1) | 1.0 | H | 3 | 0 | 0 | 0 | 0 | 1 | 0 | 0 | 0 | 0 | 0 | 6 | 13 | 0.00 | 1.000 |
| Billy Wagner, L<br>ERA: 3.0 | (9, 1) | 1.0 | | 3 | 0 | 0 | 0 | 0 | 0 | 0 | 0 | 0 | 0 | 0 | 7 | 8 | 0.00 | 0.000 |

| PITCHER | IP | WLS | BF | H | R | ER | SO | BB | IBB | HBP | BLK | WP | HR | S | P | ERA | WHIP |
|---|---|---|---|---|---|---|---|---|---|---|---|---|---|---|---|---|---|

Houston Astros @ Milwaukee Brewers

Milwaukee County Stadium, Milwaukee, WI

Mon May 01 2000, 8:05 PM EDT

Att. 7,247 - Cloudy - 57 F

livebaseballscorecards.com

| | |
|---|---|
| AB | 28 |
| R | 0 |
| H | 2 |
| RBI | 0 |
| BB | 3 |
| SO | 7 |
| LOB | 7 |

| Batter | 1 | 2 | 3 | 4 | 5 | 6 | 7 | 8 | 9 | AB | R | H | RBI | BB | SO | LOB |
|---|---|---|---|---|---|---|---|---|---|---|---|---|---|---|---|---|
| Tony Womack, L (1, 6)<br>OBP: 0.263, SLG: 0.404 | X<br>0-0<br>CS<br>1B | | B F X<br>1-1<br>E5<br>1B | B F F S<br>1-3 ③<br>K | | | C X<br>0-1<br>G5-4-3<br>1B | | B X<br>1-0 ②<br>P6 | 5 | 0 | 3 | 0 | 0 | 1 | 2 |
| Jay Bell, R (1, 4)<br>OBP: 0.398, SLG: 0.465 | C B P F B F F B<br>4-2 ①<br>G3 WP<br>1-2<br>BB | | B B C F S<br>2-3 ②<br>K | | C S B B F F B X<br>3-2 ①<br>F7 | | B B X<br>2-0 ① ②<br>G5-4-3<br>1-2f | | B C X<br>1-1<br>1-H<br>2B | 4 | 0 | 1 | 1 | 1 | 1 | 2 |
| Luis Gonzalez, L (1, 7)<br>OBP: 0.364, SLG: 0.569 | C S B B F B B<br>4-2<br>G3<br>1-2<br>BB | | F B F F F F X<br>1-2 ③<br>G3 | | B X<br>1-0 ②<br>G4-3 | | C B F X<br>1-2 ③<br>F8 | | X<br>0-0 ③<br>F5 | 4 | 0 | 0 | 0 | 1 | 0 | 2 |
| Erubiel Durazo, L (1, 3)<br>OBP: 0.447, SLG: 0.565 | B X<br>1-0 ②<br>G3<br>1-2<br>2-3 | | | B B X<br>2-0<br>HR<br>1B | B B B<br>4-0<br>BB<br>BB | | | B F B X<br>2-1 ①<br>P6 | | 3 | 1 | 1 | 0 | 1 | 0 | 2 |
| Steve Finley, L (1, 8)<br>OBP: 0.389, SLG: 0.680 | B C B X<br>2-1 ③<br>F9 | | | X<br>0-0<br>1-H<br>HR | B B C S B F F B<br>4-2<br>1-2<br>BB | | | B X<br>1-0<br>HR | | 3 | 2 | 2 | 3 | 1 | 0 | 2 |
| Travis Lee, L (1, 9)<br>OBP: 0.352, SLG: 0.513 | | B X<br>1-0 ①<br>G4-3 | | B F S B F B X<br>3-2<br>HR | B C X<br>1-1 ③<br>G1-3 | | | B X<br>1-0 ②<br>F9 | | 4 | 1 | 1 | 1 | 0 | 0 | 2 |
| Damian Miller, R (1, 2)<br>OBP: 0.341, SLG: 0.459 | | X<br>0-0 ②<br>G6-3 | | B B B B<br>4-0<br>SH1-4<br>BB | | C B S X<br>1-2 ①<br>F8 | | B F X<br>1-1 ③<br>F3 | | 3 | 0 | 0 | 0 | 1 | 0 | 0 |
| Andy Fox, L (1, 5)<br>OBP: 0.206, SLG: 0.133 | | B B C F C<br>2-3 ③<br>K | | B X<br>1-0 ①<br>F8 | | B C B F B X<br>3-2 ②<br>G4-3 | | | B B C F X<br>2-2 ①<br>L7 | 4 | 0 | 0 | 0 | 0 | 1 | 1 |
| Todd Stottlemyre, L (1, 1)<br>OBP: 0.167, SLG: 0.364<br>Greg Swindell, L (8, 1)<br>Lenny Harris, L (9, PH)<br>OBP: 0.226, SLG: 0.298<br>Dan Plesac, L (9, 1) | | | B X<br>1-0 ①<br>G6-3 | B X<br>1-0 ②<br>SH1-4<br>1-2 | | F B B X<br>2-1 ③<br>F7 | | | B C C B F X<br>2-2<br>2B<br>1B | 2<br>0<br>1<br>0 | 0<br>0<br>1<br>0 | 0<br>0<br>1<br>0 | 0<br>0<br>0<br>0 | 0<br>0<br>0<br>0 | 0<br>0<br>0<br>0 | 0<br>0<br>0<br>0 |
| Inning Stats | R: 0 H: 1<br>E: 0 LOB: 2<br>K: 0 BB: 2<br>S: 12 P: 22 | R: 0 H: 0<br>E: 0 LOB: 0<br>K: 1 BB: 0<br>S: 5 P: 8 | R: 0 H: 1<br>E: 1 LOB: 1<br>K: 1 BB: 0<br>S: 12 P: 17 | R: 3 H: 3<br>E: 0 LOB: 1<br>K: 1 BB: 1<br>S: 11 P: 23 | R: 0 H: 0<br>E: 0 LOB: 2<br>K: 0 BB: 2<br>S: 12 P: 25 | R: 0 H: 0<br>E: 0 LOB: 0<br>K: 0 BB: 0<br>S: 8 P: 14 | R: 0 H: 1<br>E: 0 LOB: 0<br>K: 0 BB: 0<br>S: 6 P: 9 | R: 1 H: 1<br>E: 0 LOB: 0<br>K: 0 BB: 0<br>S: 6 P: 11 | R: 1 H: 2<br>E: 0 LOB: 1<br>K: 0 BB: 0<br>S: 11 P: 17 | 1B: 5 SF: 0<br>2B: 1 SAC: 1<br>3B: 0 DP: 1<br>HR: 3 HBP: 0 | | | | | | |

| PITCHER | IP | WLS | BF | H | R | ER | SO | BB | IBB | HBP | BLK | WP | HR | S | P | ERA | WHIP |
|---|---|---|---|---|---|---|---|---|---|---|---|---|---|---|---|---|---|
| Jimmy Haynes, R (1, 1)<br>ERA: 3.96 | 7.0 | L | 30 | 6 | 3 | 3 | 3 | 5 | 0 | 0 | 0 | 1 | 2 | 66 | 118 | 3.86 | 1.571 |
| Ray King, L (8, 1)<br>ERA: 6.75 | 1.0 | | 4 | 1 | 1 | 1 | 0 | 0 | 0 | 0 | 0 | 0 | 1 | 6 | 11 | 9.00 | 1.000 |
| Juan Acevedo, R (9, 1)<br>ERA: 3.0 | 1.0 | | 5 | 2 | 1 | 1 | 0 | 0 | 0 | 0 | 0 | 0 | 0 | 11 | 17 | 9.00 | 2.000 |

| PITCHER | IP | WLS | BF | H | R | ER | SO | BB | IBB | HBP | BLK | WP | HR | S | P | ERA | WHIP |
|---|---|---|---|---|---|---|---|---|---|---|---|---|---|---|---|---|---|

# TOP

## Arizona Diamondbacks @ Milwaukee Brewers

Milwaukee County Stadium, Milwaukee, WI

Tue May 02 2000, 8:05 PM EDT
Att. 8,281 - Sunny - 55 F

livebaseballscorecards.com

| | |
|---|---|
| AB | 33 |
| R | 5 |
| H | 9 |
| RBI | 5 |
| BB | 5 |
| SO | 3 |
| LOB | 13 |

| | | | | | | | | | | | | | | | | | |
|---|---|---|---|---|---|---|---|---|---|---|---|---|---|---|---|---|---|
| WP: 1 | PA: 39 | | | | | | | | | | | | | | | | |
| PB: 0 | | | | | | | | | | | | | | | | | |
| SB: 0 | | | | | | | | | | | | | | | | | |
| CS: 1 | | | | | | | | | | | | | | | | | |

# Arizona Diamondbacks @ Milwaukee Brewers

Milwaukee County Stadium, Milwaukee, WI

Tue May 02 2000, 8:05 PM EDT

Att. 8,281 - Sunny - 55 F

livebaseballscorecards.com

## BOTTOM

| Batter | 1 | 2 | 3 | 4 | 5 | 6 | 7 | 8 | 9 | AB | R | H | RBI | BB | SO | LOB |
|---|---|---|---|---|---|---|---|---|---|---|---|---|---|---|---|---|
| Ronnie Belliard, R (1, 4)<br>OBP: 0.358, SLG: 0.448 | G6-3 | | 1-3 2B | | | K | | F9 | | 4 | 0 | 1 | 0 | 0 | 1 | 0 |
| Luis Lopez, S (1, 6)<br>OBP: 0.235, SLG: 0.412 | K | | F7 | | | F7 | | F7 | | 4 | 0 | 0 | 0 | 0 | 1 | 2 |
| Jeromy Burnitz, L (1, 9)<br>OBP: 0.366, SLG: 0.461 | L7 | | | P6 | | P6 | | | FC6-4 BB | 3 | 0 | 0 | 0 | 1 | 0 | 0 |
| Geoff Jenkins, L (1, 7)<br>OBP: 0.314, SLG: 0.643 | | G3 | | HR | | | BB WP 1B | | FC6-4<br>1-2f | 4 | 1 | 2 | 1 | 0 | 0 | 1 |
| Marquis Grissom, R (1, 8)<br>OBP: 0.274, SLG: 0.327 | | L8 | | K | | | F9 | | F8 | 4 | 0 | 0 | 0 | 0 | 1 | 2 |
| José Hernández, R (1, 5)<br>OBP: 0.244, SLG: 0.198 | | G6-3 | | K | | | BB<br>1-2 BB | | G5-3 | 3 | 0 | 0 | 0 | 1 | 1 | 1 |
| Kevin Barker, L (1, 3)<br>OBP: 0.349, SLG: 0.353 | | | F7 | | G5-3 | | G6-4-3<br>1-2<br>2-3 BB | | | 2 | 0 | 0 | 0 | 1 | 0 | 0 |
| Henry Blanco, R (1, 2)<br>OBP: 0.344, SLG: 0.357 | | | G6-3 | | K | | G6-4-3<br>1-2f | | | 3 | 0 | 0 | 0 | 0 | 1 | 3 |
| Jimmy Haynes, R (1, 1)<br>OBP: 0.154, SLG: 0.231 | | | 2B 1B | | G4-3 | | | G6-3 | | 2 | 0 | 1 | 0 | 0 | 0 | 0 |
| Ray King, L (8, 1) | | | | | | | | | | 0 | 0 | 0 | 0 | 0 | 0 | 0 |
| James Mouton, R (8, PH)<br>OBP: 0.419, SLG: 0.500 | | | | | | | | | | 1 | 0 | 0 | 0 | 0 | 0 | 0 |
| Juan Acevedo, R (9, 1) | | | | | | | | | | 0 | 0 | 0 | 0 | 0 | 0 | 0 |

| | AB | 30 |
|---|---|---|
| | R | 1 |
| | H | 4 |
| | RBI | 1 |
| | BB | 3 |
| | SO | 5 |
| | LOB | 9 |

| Inning Stats | 1 | 2 | 3 | 4 | 5 | 6 | 7 | 8 | 9 |
|---|---|---|---|---|---|---|---|---|---|
| | R: 0 H: 0<br>E: 0 LOB: 0<br>K: 1 BB: 0<br>S: 8 P: 15 | R: 0 H: 0<br>E: 0 LOB: 0<br>K: 0 BB: 0<br>S: 10 P: 16 | R: 0 H: 2<br>E: 0 LOB: 2<br>K: 0 BB: 0<br>S: 8 P: 9 | R: 1 H: 1<br>E: 0 LOB: 0<br>K: 2 BB: 0<br>S: 11 P: 13 | R: 0 H: 0<br>E: 0 LOB: 0<br>K: 1 BB: 0<br>S: 11 P: 15 | R: 0 H: 0<br>E: 0 LOB: 0<br>K: 1 BB: 0<br>S: 7 P: 11 | R: 0 H: 1<br>E: 0 LOB: 2<br>K: 0 BB: 2<br>S: 6 P: 18 | R: 0 H: 0<br>E: 0 LOB: 0<br>K: 0 BB: 0<br>S: 9 P: 15 | R: 0 H: 0<br>E: 0 LOB: 1<br>K: 0 BB: 1<br>S: 8 P: 19 |

| | 1B: 2 | SF: 0 | WP: 1 | PA: 33 |
|---|---|---|---|---|
| | 2B: 1 | SAC: 0 | PB: 0 | |
| | 3B: 0 | DP: 1 | SB: 0 | |
| | HR: 1 | HBP: 0 | CS: 0 | |

| PITCHER | | IP | WLS | BF | H | R | ER | SO | BB | IBB | HBP | BLK | WP | HR | S | P | ERA | WHIP |
|---|---|---|---|---|---|---|---|---|---|---|---|---|---|---|---|---|---|---|
| Todd Stottlemyre, R<br>ERA: 5.97 | (1, 1) | 7.0 | W | 26 | 4 | 1 | 1 | 5 | 2 | 0 | 0 | 0 | 1 | 1 | 61 | 97 | 1.29 | 0.857 |
| Greg Swindell, L<br>ERA: 1.35 | (8, 1) | 1.0 | H | 3 | 0 | 0 | 0 | 0 | 0 | 0 | 0 | 0 | 0 | 0 | 9 | 15 | 0.00 | 0.000 |
| Dan Plesac, L<br>ERA: 4.26 | (9, 1) | 1.0 | | 4 | 0 | 0 | 0 | 0 | 1 | 0 | 0 | 0 | 0 | 0 | 8 | 19 | 0.00 | 1.000 |

| PITCHER | | IP | WLS | BF | H | R | ER | SO | BB | IBB | HBP | BLK | WP | HR | S | P | ERA | WHIP |
|---|---|---|---|---|---|---|---|---|---|---|---|---|---|---|---|---|---|---|

| Batter | 1 | 2 | 3 | 4 | 5 | 6 | 7 | 8 | 9 | AB | R | H | RBI | BB | SO | LOB |
|---|---|---|---|---|---|---|---|---|---|---|---|---|---|---|---|---|
| Tony Womack, L (1, 6)<br>OBP: 0.263, SLG: 0.398 | C X 0-1 ① G3 | | B F X 1-1 E4 FC5-2-6 1-3 3-H | | B C C X 1-2 ③ G1-3 | | | X 0-0 G4-6-3 1B | | 4 | 0 | 1 | 1 | 0 | 0 | 1 |
| Jay Bell, R (1, 4)<br>OBP: 0.394, SLG: 0.467 | B B X 2-0 ② F8 | | C B B B X 3-1 ②③ FC5-2-6 1-3 3-H | | | B B C S F X 2-2 G3 2B | | B B B C X 3-1 ②③ G4-6-3 1-2f | | 4 | 0 | 1 | 0 | 0 | 0 | 3 |
| Luis Gonzalez, L (1, 7)<br>OBP: 0.352, SLG: 0.547 | B B F B X 3-1 ③ G3-1 | | | C B S B X 2-2 ① F8 | | B F C F F X 1-2 ① G3 2-3 | | | C C B X 1-2 ① G4-3 | 4 | 0 | 0 | 0 | 0 | 0 | 1 |
| Greg Colbrunn, R (1, 3)<br>OBP: 0.632, SLG: 0.760<br>Lenny Harris, L (9, PH)<br>OBP: 0.222, SLG: 0.293 | | C B B B B 4-1 CS BB | | S B B C F B B 4-2 G1-3 BB | | C B X 1-1 ② F4 | | | B C S S F F S 1-3 ② K | 1<br>1 | 0<br>0 | 0<br>0 | 0<br>0 | 2<br>0 | 0<br>1 | 1<br>0 |
| Steve Finley, L (1, 8)<br>OBP: 0.376, SLG: 0.654 | | B F B F B S 3-3 ①② K 1-2 | | B X 1-0 ② G1-3 1-2 | | B C B X 2-1 ③ G4-3 | | | B C X 1-1 ③ G4-3 | 4 | 0 | 0 | 0 | 0 | 1 | 3 |
| Bernard Gilkey, R (1, 9)<br>OBP: 0.353, SLG: 0.481 | | C F B X 1-2 ③ G6-3 | | B S B B F F B 4-2 BB | | | X 0-0 ① G1-3 | | | 2 | 0 | 0 | 0 | 1 | 0 | 0 |
| Damian Miller, R (1, 2)<br>OBP: 0.341, SLG: 0.475 | | | X 0-0 1B E 2B | B F B B X 3-1 ③ F8 | | | X 0-0 ② F8 | | | 3 | 1 | 1 | 0 | 0 | 0 | 2 |
| Danny Klassen, R (1, 5)<br>OBP: 0.346, SLG: 0.333 | | | F B C X 1-2 ① F3 | | X 0-0 ① G4-3 | | B F F C 1-3 ③ K | | | 3 | 0 | 0 | 0 | 0 | 1 | 1 |
| Omar Daal, L (1, 1)<br>OBP: 0.200, SLG: 0.214<br>Russ Springer, R (7, 1)<br>OBP: 1.000, SLG: 1.000<br>Andy Fox, L (8, PH)<br>OBP: 0.200, SLG: 0.129<br>Byung-Hyun Kim, R (8, 1) | | | X 0-0 E FC5-2-6 2-3 1B | | X 0-0 ② G6-3 | | | B X 1-0 ① F9 | | 2<br>0<br>1<br>0 | 0<br>0<br>0<br>0 | 1<br>0<br>0<br>0 | 0<br>0<br>0<br>0 | 0<br>0<br>0<br>0 | 0<br>0<br>0<br>0 | 0<br>0<br>0<br>0 |
| Inning Stats | R: 0 H: 0<br>E: 0 LOB: 0<br>K: 0 BB: 0<br>S: 5 P: 10 | R: 0 H: 0<br>E: 0 LOB: 0<br>K: 1 BB: 1<br>S: 7 P: 15 | R: 1 H: 2<br>E: 1 LOB: 1<br>K: 0 BB: 0<br>S: 9 P: 14 | R: 0 H: 0<br>E: 0 LOB: 2<br>K: 0 BB: 2<br>S: 12 P: 26 | R: 0 H: 0<br>E: 0 LOB: 0<br>K: 0 BB: 0<br>S: 5 P: 6 | R: 0 H: 1<br>E: 0 LOB: 1<br>K: 0 BB: 0<br>S: 13 P: 19 | R: 0 H: 0<br>E: 0 LOB: 0<br>K: 1 BB: 0<br>S: 5 P: 6 | R: 0 H: 1<br>E: 0 LOB: 0<br>K: 0 BB: 0<br>S: 4 P: 8 | R: 0 H: 0<br>E: 0 LOB: 0<br>K: 1 BB: 0<br>S: 10 P: 13 | 1B: 2 SF: 0<br>2B: 3 SAC: 0<br>3B: 0 DP: 2<br>HR: 0 HBP: 0 | | | | | | |

| PITCHER | | IP | WLS | BF | H | R | ER | SO | BB | IBB | HBP | BLK | WP | HR | S | P | ERA | WHIP |
|---|---|---|---|---|---|---|---|---|---|---|---|---|---|---|---|---|---|---|
| Horacio Estrada, L<br>ERA: 1.29 | (1, 1) | 7.0 | W | 26 | 3 | 1 | 1 | 2 | 3 | 0 | 0 | 0 | 0 | 0 | 56 | 96 | 1.29 | 0.857 |
| David Weathers, R<br>ERA: 0.47 | (8, 1) | 1.0 | H | 3 | 1 | 0 | 0 | 0 | 0 | 0 | 0 | 0 | 0 | 0 | 4 | 8 | 0.00 | 1.000 |
| Bob Wickman, R<br>ERA: | (9, 1) | 1.0 | S | 3 | 0 | 0 | 0 | 1 | 0 | 0 | 0 | 0 | 0 | 0 | 10 | 13 | 0.00 | 0.000 |

| PITCHER | IP | WLS | BF | H | R | ER | SO | BB | IBB | HBP | BLK | WP | HR | S | P | ERA | WHIP |
|---|---|---|---|---|---|---|---|---|---|---|---|---|---|---|---|---|---|

# TOP

## Arizona Diamondbacks @ Milwaukee Brewers

Milwaukee County Stadium, Milwaukee, WI

Wed May 03 2000, 8:05 PM EDT
Att. 9,600 - Sunny - 65 F

livebaseballscorecards.com

| | |
|---|---|
| AB | 29 |
| R | 1 |
| H | 4 |
| RBI | 1 |
| BB | 3 |
| SO | 3 |
| LOB | 12 |

# Arizona Diamondbacks @ Milwaukee Brewers

Milwaukee County Stadium, Milwaukee, WI

Wed May 03 2000, 8:05 PM EDT

Att. 9,600 - Sunny - 65 F

livebaseballscorecards.com

## BOTTOM

| Batter | 1 | 2 | 3 | 4 | 5 | 6 | 7 | 8 | 9 | AB | R | H | RBI | BB | SO | LOB |
|---|---|---|---|---|---|---|---|---|---|---|---|---|---|---|---|---|
| Ronnie Belliard, R (1, 4)<br>OBP: 0.363, SLG: 0.450 | C B F X<br>1-2<br>E S G3-1 1B | | X<br>0-0 ②<br>L7 | | C X<br>0-1 ②<br>G6-3 | | F F B F X<br>1-2<br>F9 1B 1B | | | 4 | 1 | 2 | 0 | 0 | 0 | 0 |
| Marquis Grissom, R (1, 8)<br>OBP: 0.282, SLG: 0.343 | C B X<br>1-1 ①<br>P6 | | B X<br>1-0 ③<br>F9 | | C S F B B B X<br>3-2<br>2B | | C B F B B X<br>2-2<br>S<br>1-2 1B | | | 4 | 0 | 2 | 0 | 0 | 0 | 1 |
| Jeromy Burnitz, L (1, 9)<br>OBP: 0.353, SLG: 0.441 | B B C X<br>2-1 ②<br>G3-1<br>1-H | | | B C X<br>1-1 ①<br>G3 | B C B B X<br>3-1 ③<br>G3 | | C B S B X<br>2-2 ②<br>F9<br>2-3 | | | 4 | 0 | 0 | 1 | 0 | 0 | 3 |
| Charlie Hayes, R (1, 3)<br>(9, 5)<br>OBP: 0.409, SLG: 0.481 | C B C F X<br>1-2<br>2B | | | F X<br>0-1 ②<br>P5 | | B C F B F F X<br>2-2 ①<br>F7 | C B S F F F F B F<br>2-2<br>F P4 3<br>1-2 | | | 4 | 0 | 1 | 0 | 0 | 0 | 2 |
| Geoff Jenkins, L (1, 7)<br>OBP: 0.330, SLG: 0.683 | X<br>0-0 ③<br>F7 | | | S B X<br>1-1<br>HR | | B B B B<br>4-0<br>HR BB | | C S X<br>0-2<br>WP 2B | | 3 | 2 | 2 | 1 | 1 | 0 | 1 |
| Sean Berry, R (1, 5)<br>OBP: 0.292, SLG: 0.333<br>Bob Wickman, R (9, 1) | | C C B C B F S<br>2-3 ①<br>K | | C B X<br>1-1<br>1B 1B | | X<br>0-0<br>1-H HR | | F B S F B S<br>2-3 ①<br>K<br>2-3 | | 4<br>0 | 1<br>0 | 2<br>0 | 2<br>0 | 0<br>0 | 2<br>0 | 1<br>0 |
| Henry Blanco, R (1, 2)<br>OBP: 0.333, SLG: 0.344 | | C C B C<br>1-3 ②<br>K | | B X<br>1-0<br>1-2 1B | | B X<br>1-0 ②<br>F8 | | C S S<br>0-3 ②<br>K | | 4 | 0 | 1 | 0 | 0 | 2 | 1 |
| Luis Lopez, S (1, 6)<br>OBP: 0.190, SLG: 0.333 | | C X<br>0-1 ③<br>G6-3 | | X<br>0-0 ③<br>G5-3 | | X<br>0-0 ③<br>G6-3 | | F C C<br>0-3 ③<br>K | | 4 | 0 | 0 | 0 | 0 | 1 | 3 |
| Horacio Estrada, L (1, 1)<br>James Mouton, R (7, PH)<br>OBP: 0.406, SLG: 0.480<br>David Weathers, R (8, 1)<br>Kevin Barker, L (9, 3)<br>OBP: 0.349, SLG: 0.353 | | | C X<br>0-1 ①<br>G1-3 | | C C S<br>0-3 ①<br>K | | X<br>0-0 ①<br>L6 | | | 2<br>1<br>0<br>0 | 0<br>0<br>0<br>0 | 0<br>0<br>0<br>0 | 0<br>0<br>0<br>0 | 0<br>0<br>0<br>0 | 1<br>0<br>0<br>0 | 0<br>0<br>0<br>0 |
| Inning Stats | R: 1 H: 2<br>E: 0 LOB: 1<br>K: 0 BB: 0<br>S: 12 P: 17 | R: 0 H: 0<br>E: 0 LOB: 0<br>K: 2 BB: 0<br>S: 10 P: 13 | R: 0 H: 0<br>E: 0 LOB: 0<br>K: 0 BB: 0<br>S: 4 P: 5 | R: 1 H: 3<br>E: 0 LOB: 2<br>K: 0 BB: 0<br>S: 10 P: 14 | R: 0 H: 1<br>E: 0 LOB: 1<br>K: 1 BB: 0<br>S: 11 P: 17 | R: 2 H: 1<br>E: 0 LOB: 0<br>K: 0 BB: 1<br>S: 8 P: 15 | R: 0 H: 2<br>E: 0 LOB: 2<br>K: 0 BB: 0<br>S: 20 P: 27 | R: 0 H: 1<br>E: 0 LOB: 1<br>K: 3 BB: 0<br>S: 13 P: 15 | | 1B: 5 SF: 0<br>2B: 3 SAC: 0<br>3B: 0 DP: 0<br>HR: 2 HBP: 0 | | | | | | |

| | AB | 34 |
|---|---|---|
| | R | 4 |
| | H | 10 |
| | RBI | 4 |
| | BB | 1 |
| | SO | 6 |
| | LOB | 12 |

WP: 1 PA: 35
PB: 0
SB: 2
CS: 0

| PITCHER | | IP | WLS | BF | H | R | ER | SO | BB | IBB | HBP | BLK | WP | HR | S | P | ERA | WHIP |
|---|---|---|---|---|---|---|---|---|---|---|---|---|---|---|---|---|---|---|
| Omar Daal, L<br>ERA: 4.99 | (1, 1) | 6.2 | L | 30 | 9 | 4 | 4 | 3 | 1 | 0 | 0 | 0 | 0 | 2 | 66 | 97 | 5.40 | 1.500 |
| Russ Springer, R<br>ERA: 7.2 | (7, 1) | 0.1 | | 1 | 0 | 0 | 0 | 0 | 0 | 0 | 0 | 0 | 0 | 0 | 9 | 11 | 0.00 | 0.000 |
| Byung-Hyun Kim, R<br>ERA: 2.25 | (8, 1) | 1.0 | | 4 | 1 | 0 | 0 | 3 | 0 | 0 | 0 | 0 | 1 | 0 | 13 | 15 | 0.00 | 1.000 |

| PITCHER | IP | WLS | BF | H | R | ER | SO | BB | IBB | HBP | BLK | WP | HR | S | P | ERA | WHIP |
|---|---|---|---|---|---|---|---|---|---|---|---|---|---|---|---|---|---|

| Batter | 1 | 2 | 3 | 4 | 5 | 6 | 7 | 8 | 9 | AB | R | H | RBI | BB | SO | LOB |
|---|---|---|---|---|---|---|---|---|---|---|---|---|---|---|---|---|
| Tony Womack, L (1, 6)<br>OBP: 0.279, SLG: 0.402 | BBBCB<br>4-1<br>BB<br>1B<br>BB | BCX<br>1-1 ②<br>G3 | | FBX<br>1-1 ②<br>G3 | | CBX<br>1-1<br>1B | | X<br>0-0<br>FC4-6 S<br>1B | | 4 | 1 | 2 | 0 | 1 | 0 | 0 |
| Jay Bell, R (1, 4)<br>OBP: 0.409, SLG: 0.495 | BBBBCB<br>4-1<br>1B<br>1-2<br>HR<br>BB | CBBBSFBX<br>3-2<br>HR | | BBBCB<br>4-1<br>BB | | BBX<br>2-0 ③<br>P4 | | BBSCBB<br>4-2<br>FC4-6<br>1-2<br>BB | | 2 | 2 | 1 | 1 | 3 | 0 | 1 |
| Luis Gonzalez, L (1, 7)<br>OBP: 0.354, SLG: 0.541 | CBX<br>1-1<br>HR<br>1-2<br>2-H<br>1B | BBX<br>2-0 ③<br>1B | | BCX<br>1-1 ③<br>F9 | | | BSX<br>1-1 ①<br>F8 | X<br>0-0 ②<br>FC4-6<br>1-2f<br>2-3 | | 5 | 1 | 2 | 1 | 0 | 0 | 3 |
| Erubiel Durazo, L (1, 3)<br>OBP: 0.456, SLG: 0.616 | X<br>0-0<br>1-H<br>2-H<br>HR | BX<br>1-0<br>2B<br>2B | FFS<br>0-3 ①<br>K | | | | BFBFBB<br>4-2<br>1B<br>BB | SX<br>0-1 ③<br>G1-3 | | 4 | 2 | 2 | 3 | 1 | 1 | 2 |
| Steve Finley, L (1, 8)<br>OBP: 0.377, SLG: 0.643 | BBX<br>2-0 ①<br>F8 | SSS<br>0-3 ①<br>K2-3 | | | CSBX<br>1-2<br>1B | | BFX<br>1-1<br>HBP<br>1-3<br>1B | | CFBBBFBX<br>3-2 ①<br>G6-3 | 5 | 0 | 2 | 0 | 0 | 1 | 1 |
| Travis Lee, L (1, 9)<br>OBP: 0.355, SLG: 0.513 | BCBBB<br>4-1<br>BB | CX<br>0-1<br>2-H<br>2B | | | BSX<br>1-1 ②<br>P6 | | CBSC<br>1-3 ②<br>K | | X<br>0-0 ②<br>F8 | 4 | 0 | 1 | 1 | 1 | 1 | 3 |
| Kelly Stinnett, R (1, 2)<br>OBP: 0.304, SLG: 0.597 | CSC<br>0-3 ②<br>K | SSS<br>0-3 ②<br>K | | | BBX<br>2-0 ③<br>F7 | | SFH<br>1-2<br>1-2<br>HBP | | BFBSFS<br>2-3 ③<br>K | 4 | 0 | 0 | 0 | 0 | 3 | 3 |
| Andy Fox, L (1, 5)<br>OBP: 0.179, SLG: 0.114 | X<br>0-0 ③<br>F7 | BFBFS<br>2-3 ③<br>K2-3 | | | | SX<br>0-1 ①<br>G4-3 | FBSX<br>1-2 ③<br>F9 | | | 4 | 0 | 0 | 0 | 0 | 1 | 5 |
| Armando Reynoso, R (1, 1)<br>OBP: 0.083, SLG: 0.083 | | BFBCS<br>2-3 ①<br>K | | FCBBS<br>2-3 ①<br>K | | CSFS<br>0-3 ②<br>K | | BSCX<br>1-2 ①<br>G3 | | 3 | 0 | 0 | 0 | 0 | 3 | 0 |
| Dan Plesac, L (6, 1) | | | | | | | | | | 0 | 0 | 0 | 0 | 0 | 0 | 0 |
| Mike Morgan, R (6, 1)<br>OBP: 0.667, SLG: 0.667 | | | | | | | | | | 1 | 0 | 0 | 0 | 0 | 0 | 0 |
| Matt Mantei, R (9, 1) | | | | | | | | | | 0 | 0 | 0 | 0 | 0 | 0 | 0 |
| Byung-Hyun Kim, R (9, 1) | | | | | | | | | | 0 | 0 | 0 | 0 | 0 | 0 | 0 |
| Inning Stats | R: 4<br>E: 0<br>K: 1<br>S: 11<br>H: 2<br>LOB: 1<br>BB: 3<br>P: 26 | R: 1<br>E: 0<br>K: 1<br>S: 10<br>H: 2<br>LOB: 1<br>BB: 0<br>P: 18 | R: 1<br>E: 0<br>K: 3<br>S: 12<br>H: 2<br>LOB: 1<br>BB: 0<br>P: 15 | R: 0<br>E: 0<br>K: 1<br>S: 8<br>H: 0<br>LOB: 1<br>BB: 1<br>P: 16 | R: 0<br>E: 0<br>K: 1<br>S: 9<br>H: 1<br>LOB: 1<br>BB: 0<br>P: 13 | R: 0<br>E: 0<br>K: 1<br>S: 9<br>H: 1<br>LOB: 3<br>BB: 1<br>P: 23 | R: 0<br>E: 0<br>K: 1<br>S: 14<br>H: 1<br>LOB: 1<br>BB: 0<br>P: 12 | R: 0<br>E: 0<br>K: 0<br>S: 9<br>H: 1<br>LOB: 2<br>BB: 1<br>P: 14 | R: 0<br>E: 0<br>K: 1<br>S: 9<br>H: 0<br>LOB: 0<br>BB: 0<br>P: 14 | 1B: 6<br>2B: 2<br>3B: 0<br>HR: 2<br>SF: 0<br>SAC: 0<br>DP: 0<br>HBP: 1 | | | | | | |

TOP

# Arizona Diamondbacks @ Milwaukee Brewers

Milwaukee County Stadium, Milwaukee, WI

Thu May 04 2000, 8:05 PM EDT
Att. 8,405 - Cloudy - 80 F

livebaseballscorecards.com

| | |
|---|---|
| AB | 36 |
| R | 6 |
| H | 10 |
| RBI | 6 |
| BB | 6 |
| SO | 10 |
| LOB | 18 |

WP: 0 PB: 0 SB: 1 CS: 0 PA: 43

| PITCHER | | IP | WLS | BF | H | R | ER | SO | BB | IBB | HBP | BLK | WP | HR | S | P | ERA | WHIP |
|---|---|---|---|---|---|---|---|---|---|---|---|---|---|---|---|---|---|---|
| Everett Stull, R<br>ERA: 7.77 | (1, 1) | 2.0 | L | 12 | 4 | 5 | 5 | 2 | 3 | 0 | 0 | 0 | 0 | 2 | 21 | 44 | 22.50 | 3.500 |
| Valerio De Los Santos, L<br>ERA: 4.24 | (3, 1) | 4.0 | | 17 | 4 | 1 | 1 | 6 | 1 | 0 | 0 | 0 | 0 | 0 | 38 | 56 | 2.25 | 1.250 |
| Jim Bruske, R<br>ERA: 4.4 | (7, 1) | 2.0 | | 11 | 2 | 0 | 0 | 1 | 2 | 0 | 1 | 0 | 0 | 0 | 23 | 37 | 0.00 | 2.000 |
| Juan Acevedo, R<br>ERA: 2.25 | (9, 1) | 1.0 | | 3 | 0 | 0 | 0 | 1 | 0 | 0 | 0 | 0 | 0 | 0 | 9 | 14 | 0.00 | 0.000 |

| PITCHER | IP | WLS | BF | H | R | ER | SO | BB | IBB | HBP | BLK | WP | HR | S | P | ERA | WHIP |
|---|---|---|---|---|---|---|---|---|---|---|---|---|---|---|---|---|---|

# BOTTOM

| Batter | 1 | 2 | 3 | 4 | 5 | 6 | 7 | 8 | 9 | AB | R | H | RBI | BB | SO | LOB |
|---|---|---|---|---|---|---|---|---|---|---|---|---|---|---|---|---|
| Ronnie Belliard, R (1, 4)<br>OBP: 0.364, SLG: 0.442 | X<br>0-0 ①<br>F8 | | B B C C B X<br>3-2 ③<br>P9 | | | B C B F B B<br>4-2<br>BB BB<br>1-2<br>2-3<br>BB | | B C S X<br>1-2<br>1B<br>1B | B C C S<br>1-3 ③<br>K | 4 | 0 | 1 | 0 | 1 | 1 | 2 |
| Marquis Grissom, R (1, 8)<br>OBP: 0.272, SLG: 0.330 | B C C X<br>1-2 ②<br>G4-3 | | | B B B C F F F F X<br>3-2 ①<br>F9 | | C C B B X<br>2-2 ①<br>L4 | | C X<br>0-1 ①<br>P4 | | 4 | 0 | 0 | 0 | 0 | 0 | 4 |
| Jeromy Burnitz, L (1, 9)<br>OBP: 0.350, SLG: 0.433 | B S X<br>1-1 ③<br>G3 | | | B B B C C C S<br>3-3 ②<br>K | | C B B B F S<br>3-3 ②<br>K | | C X<br>0-1<br>1-2<br>1B | | 4 | 0 | 1 | 0 | 0 | 2 | 3 |
| Geoff Jenkins, L (1, 7)<br>OBP: 0.336, SLG: 0.670 | | H<br>1-0<br>WP<br>HBP | | X<br>0-0 ③<br>F8 | | S S F B B B B F B<br>4-2<br>FC5 BB<br>1-2<br>2-3<br>3-H<br>BB | | C C B B S<br>2-3 ②<br>K | | 2 | 0 | 0 | 1 | 1 | 1 | 2 |
| Charlie Hayes, R (1, 3)<br>(7, 5)<br>OBP: 0.400, SLG: 0.455 | | C B F F F B S<br>2-3 ①<br>K<br>1-2 | | | B B C C X<br>2-2 ①<br>G1-6-3 | B B F B F B B<br>4-2<br>FC5<br>1-2<br>2-3<br>3-H<br>BB | | B C B F X<br>2-2 ③<br>F9 | | 3 | 0 | 0 | 1 | 1 | 1 | 3 |
| Sean Berry, R (1, 5)<br>OBP: 0.296, SLG: 0.304 | | C F B B B S<br>3-3 ②<br>K | | | B B C S B B<br>4-2<br>G6-4-3<br>BB | B B C B F X<br>3-2 ③<br>FC5<br>1-2<br>2-3f | | | B B C B X X<br>3-1 ①<br>F9 | 2 | 0 | 0 | 0 | 1 | 1 | 4 |
| Jim Bruske, R (7, 1) | | | | | | | | | | 0 | 0 | 0 | 0 | 0 | 0 | 0 |
| Juan Acevedo, R (9, 1) | | | | | | | | | | 0 | 0 | 0 | 0 | 0 | 0 | 0 |
| James Mouton, R (9, PH)<br>OBP: 0.394, SLG: 0.462 | | | | | | | | | | 1 | 0 | 0 | 0 | 0 | 0 | 0 |
| Henry Blanco, R (1, 2)<br>OBP: 0.300, SLG: 0.306 | B C X<br>1-1 ③<br>F7 | | | | X<br>0-0 ② ③<br>G6-4-3<br>1-2f | | C S B X<br>1-2 ①<br>G1-3 | | C B S B C<br>2-3 ②<br>K | 4 | 0 | 0 | 0 | 0 | 1 | 2 |
| Luis Lopez, S (1, 6)<br>OBP: 0.240, SLG: 0.333 | | | X<br>0-0 ①<br>B1-3 | | | B F B X<br>2-1<br>BB 1B<br>BB<br>1B | C S B C<br>1-3 ②<br>K | | B B B C B<br>4-1<br>DI<br>BB | 3 | 1 | 1 | 0 | 1 | 1 | 0 |
| Everett Stull, R (1, 1) | | | | | | | | | | 0 | 0 | 0 | 0 | 0 | 0 | 0 |
| Valerio De Los Santos, L (3, 1) | | | | | | | | | | 1 | 0 | 0 | 0 | 0 | 0 | 0 |
| Kevin Barker, L (6, PH)<br>(7, 3)<br>OBP: 0.364, SLG: 0.358 | | | C X<br>0-1 ②<br>G5-3 | | | B B X<br>2-0<br>BB BB<br>BB<br>1-2<br>1B | B B B C X<br>3-1 ③<br>G4-3 | | B B C B B<br>4-1<br>1-2<br>BB | 2 | 1 | 1 | 0 | 1 | 0 | 0 |
| Inning Stats | R: 0 H: 0<br>E: 0 LOB: 0<br>K: 0 BB: 0<br>S: 6 P: 8 | R: 0 H: 0<br>E: 0 LOB: 1<br>K: 2 BB: 0<br>S: 10 P: 17 | R: 0 H: 0<br>E: 0 LOB: 0<br>K: 0 BB: 0<br>S: 6 P: 9 | R: 0 H: 0<br>E: 0 LOB: 0<br>K: 1 BB: 0<br>S: 10 P: 16 | R: 0 H: 0<br>E: 0 LOB: 0<br>K: 0 BB: 1<br>S: 6 P: 12 | R: 2 H: 2<br>E: 0 LOB: 3<br>K: 1 BB: 3<br>S: 20 P: 44 | R: 0 H: 0<br>E: 0 LOB: 0<br>K: 1 BB: 0<br>S: 8 P: 13 | R: 0 H: 2<br>E: 0 LOB: 2<br>K: 1 BB: 0<br>S: 13 P: 18 | R: 0 H: 0<br>E: 0 LOB: 2<br>K: 2 BB: 2<br>S: 10 P: 24 | 1B: 4 SF: 0<br>2B: 0 SAC: 0<br>3B: 0 DP: 1<br>HR: 0 HBP: 1 | | | | | | |

| PITCHER | | IP | WLS | BF | H | R | ER | SO | BB | IBB | HBP | BLK | WP | HR | S | P | ERA | WHIP |
|---|---|---|---|---|---|---|---|---|---|---|---|---|---|---|---|---|---|---|
| Armando Reynoso, R<br>ERA: 4.68 | (1, 1) | 5.1 | W | 20 | 2 | 2 | 2 | 3 | 2 | 0 | 1 | 0 | 1 | 0 | 46 | 80 | 3.38 | 0.750 |
| Dan Plesac, L<br>ERA: 4.05 | (6, 1) | 0.1 | | 2 | 0 | 0 | 0 | 1 | 1 | 0 | 0 | 0 | 0 | 0 | 7 | 14 | 0.00 | 3.000 |
| Mike Morgan, R<br>ERA: 1.96 | (6, 1) | 2.1 | H | 10 | 2 | 0 | 0 | 2 | 1 | 0 | 0 | 0 | 0 | 0 | 26 | 43 | 0.00 | 1.286 |
| Matt Mantei, R<br>ERA: 8.1 | (9, 1) | 0.2 | | 4 | 0 | 0 | 0 | 1 | 2 | 0 | 0 | 0 | 0 | 0 | 7 | 20 | 0.00 | 3.000 |
| Byung-Hyun Kim, R<br>ERA: 2.19 | (9, 1) | 0.1 | S | 1 | 0 | 0 | 0 | 1 | 0 | 0 | 0 | 0 | 0 | 0 | 3 | 4 | 0.00 | 0.000 |

| PITCHER | | IP | WLS | BF | H | R | ER | SO | BB | IBB | HBP | BLK | WP | HR | S | P | ERA | WHIP |
|---|---|---|---|---|---|---|---|---|---|---|---|---|---|---|---|---|---|---|

Arizona Diamondbacks @ Milwaukee Brewers

Milwaukee County Stadium, Milwaukee, WI

Thu May 04 2000, 8:05 PM EDT

Att. 8,405 - Cloudy - 80 F

livebaseballscorecards.com

| | |
|---|---|
| AB | 30 |
| R | 2 |
| H | 4 |
| RBI | 2 |
| BB | 6 |
| SO | 8 |
| LOB | 20 |

WP: 1 PA: 37
PB: 0
SB: 0
CS: 0

# Montreal Expos @ Milwaukee Brewers

Milwaukee County Stadium, Milwaukee, WI

Fri May 05 2000, 8:05 PM EDT

Att. 10,002 - Sunny - 76 F

TOP

livebaseballscorecards.com

| Batter | 1 | 2 | 3 | 4 | 5 | 6 | 7 | 8 | 9 | AB | R | H | RBI | BB | SO | LOB |
|---|---|---|---|---|---|---|---|---|---|---|---|---|---|---|---|---|
| Orlando Cabrera, R (1, 6)<br>OBP: 0.260, SLG: 0.415 | P4 | SH, 1B<br>1-2<br>1B | G5-3 | | P4 | | F9 | | F7 | 6 | 1 | 1 | 0 | 0 | 0 | 0 |
| Peter Bergeron, L (1, 8)<br>OBP: 0.270, SLG: 0.304 | G6-3 | SH, 1B, HR<br>1-3<br>2-H | G3-1 | | G3 | | F7 | | | 4 | 1 | 0 | 0 | 0 | 0 | 0 |
| Rondell White, R (1, 7)<br>OBP: 0.386, SLG: 0.517<br>Terry Jones, S (5, 7)<br>OBP: 0.263, SLG: 0.235 | HR | HR<br>1-2<br>3-H<br>1B | G5-3 | | K | | | G4-3 | | 4<br>1 | 2<br>0 | 2<br>0 | 2<br>0 | 0<br>0 | 1<br>0 | 0<br>0 |
| Vladimir Guerrero, R (1, 9)<br>OBP: 0.496, SLG: 0.790 | BB, 2B<br>1B | 1-H<br>2-H<br>HR | | 2B, FC5-2<br>1B | | F8 | | 1B<br>1B | | 5 | 2 | 4 | 3 | 0 | 0 | 0 |
| Lee Stevens, L (1, 3)<br>OBP: 0.361, SLG: 0.516 | 4-2<br>1-2<br>2B<br>BB | G4-3<br>2B | | FC5-2<br>1-3<br>2B | | G1-3 | | 1-2<br>1B | | 4 | 1 | 3 | 0 | 1 | 0 | 0 |
| Jose Vidro, S (1, 4)<br>OBP: 0.402, SLG: 0.542 | 1-H<br>2-H<br>HR<br>2B | G4-3<br>2-3 | | G4-3 | | 2B<br>BB | | K | | 4 | 1 | 1 | 2 | 1 | 1 | 5 |
| Chris Widger, R (1, 2)<br>OBP: 0.409, SLG: 0.691 | 2-H<br>HR | G6-3 | | FC5-2<br>IBB | | 1-3<br>2B | | P4 | | 4 | 1 | 2 | 2 | 1 | 0 | 3 |
| Michael Barrett, R (1, 5)<br>OBP: 0.291, SLG: 0.329 | L9 | IBB | | 1-2<br>2-3<br>3-Hf<br>FC5-2 | | K | | | F8 | 4 | 0 | 0 | 0 | 1 | 1 | 5 |
| Javier Vazquez, R (1, 1)<br>OBP: 0.143, SLG: 0.077<br>Anthony Telford, R (8, 1)<br>Geoff Blum, S (9, PH)<br>OBP: 0.308, SLG: 0.435<br>Ugueth Urbina, R (9, 1)<br>Steve Kline, S (9, 1) | | SH, 1B<br>1B<br>G1-3 | | F7 | | | G1-3 | | K | 4<br>0<br>1<br>0<br>0 | 1<br>0<br>0<br>0<br>0 | 1<br>0<br>0<br>0<br>0 | 0<br>0<br>0<br>0<br>0 | 0<br>0<br>1<br>0<br>0 | 0<br>0<br>0<br>0<br>0 | 5<br>0<br>0<br>0<br>0 |

| Inning Stats | | |

# Montreal Expos @ Milwaukee Brewers

Milwaukee County Stadium, Milwaukee, WI

Fri May 05 2000, 8:05 PM EDT
Att. 10,002 - Sunny - 76 F

## BOTTOM

| Batter | 1 | 2 | 3 | 4 | 5 | 6 | 7 | 8 | 9 | AB | R | H | RBI | BB | SO | LOB |
|---|---|---|---|---|---|---|---|---|---|---|---|---|---|---|---|---|
| Ronnie Belliard, R (1, 4)<br>OBP: 0.366, SLG: 0.430 | C F B F B B F F F<br>4-2 F F B<br>FC3-6<br>BB | | B B C B B<br>4-1<br>1B<br>1-2<br>BB | | X<br>0-0 ③<br>F8 | | F B B S S<br>2-3 ②<br>K | | S S F F S<br>0-3 ②<br>K | 3 | 0 | 0 | 0 | 2 | 2 | 5 |
| Mark Loretta, R (1, 6)<br>OBP: 0.346, SLG: 0.375<br>Luis Lopez, S (6, 6)<br>OBP: 0.214, SLG: 0.296 | C F F F X<br>1-2 ①<br>FC3-6<br>CS<br>1-2f | | C C C B B X<br>3-2<br>1-3<br>2-H<br>1B | | | C S S<br>0-3 ①<br>K | X<br>0-0 ③<br>G1-3 | | S S B S<br>1-3<br>K<br>1-2<br>2-3<br>3-H | 2<br>3 | 0<br>0 | 1<br>0 | 1<br>0 | 0<br>0 | 0<br>2 | 1<br>4 |
| Jeromy Burnitz, L (1, 9)<br>OBP: 0.336, SLG: 0.412 | B B S B F S<br>3-3 ② ③<br>K<br>1-2 | | F C S<br>0-3 ③<br>K | | | C B B C S<br>2-3 ②<br>K | | B S B X<br>2-1 ①<br>G3-1 | B B C F F F S<br>2-3 ③<br>K | 5 | 0 | 0 | 0 | 0 | 4 | 6 |
| Geoff Jenkins, L (1, 7)<br>OBP: 0.333, SLG: 0.663<br>Lyle Mouton, R (4, PH)<br>OBP: 0.333, SLG: 0.444 (5, 7) | | B S B S F X<br>2-2 ①<br>G3 | | F B C B B B<br>4-2<br>FC6<br>BB | | X<br>0-0<br>E6<br>1B | | B S F S<br>1-3 ②<br>K | | 1<br>2 | 0<br>0 | 0<br>0 | 0<br>1 | 0<br>1 | 0<br>1 | 0<br>0 |
| Marquis Grissom, R (1, 8)<br>OBP: 0.271, SLG: 0.327 | | C B F B S<br>2-3 ②<br>K | | B X<br>1-0 ①<br>F8 | | C X<br>0-1<br>1-2<br>1B | | C S B F B S<br>2-3 ③<br>K | | 4 | 0 | 1 | 0 | 0 | 2 | 1 |
| Tyler Houston, L (1, 2)<br>OBP: 0.271, SLG: 0.422 | | B B X<br>2-0 ③<br>F9 | | C X<br>0-1 ②<br>F7 | | S S B C<br>1-3 ③<br>K | | | B B S X<br>2-1<br>1B<br>WP<br>2B | 4 | 1 | 1 | 0 | 0 | 1 | 3 |
| José Hernández, R (1, 5)<br>OBP: 0.245, SLG: 0.200 | | | B B F F S<br>2-3 ①<br>K | X<br>0-0 ③<br>FC6<br>1-2f | | | B X<br>1-0<br>1B G4-3<br>1B | | B F B S C<br>2-3 ①<br>K | 4 | 0 | 1 | 0 | 0 | 2 | 2 |
| Kevin Barker, L (1, 3)<br>OBP: 0.357, SLG: 0.339 | | | B F C B B X<br>3-2 ②<br>F7 | | X<br>0-0 ①<br>F9 | | C X<br>0-1 ①<br>G4-3<br>1-2 | | B B C F B F F B<br>4-2<br>WP 1B<br>BB | 3 | 0 | 0 | 0 | 1 | 0 | 1 |
| Jason Bere, R (1, 1)<br>OBP: 0.364, SLG: 0.364<br>Sean Berry, R (5, PH)<br>OBP: 0.286, SLG: 0.292<br>Curt Leskanic, R (6, 1)<br>James Mouton, R (7, PH)<br>OBP: 0.412, SLG: 0.481<br>Juan Acevedo, R (8, 1)<br>Henry Blanco, R (9, PH)<br>OBP: 0.317, SLG: 0.324 | | | X<br>0-0<br>BB<br>1B<br>1B | | B B B C F F X<br>3-2 ②<br>G5-3 | | B X<br>1-0<br>2-3<br>1B | | C B X<br>1-1<br>WP<br>1-2<br>2-3<br>1B | 1<br>1<br>0<br>1<br>0<br>0<br>1 | 1<br>0<br>0<br>0<br>0<br>0<br>0 | 1<br>0<br>0<br>1<br>0<br>0<br>1 | 0<br>0<br>0<br>0<br>0<br>0<br>0 | 0<br>0<br>0<br>0<br>0<br>0<br>0 | 0<br>0<br>0<br>0<br>0<br>0<br>0 | 0<br>0<br>0<br>0<br>0<br>0<br>0 |
| Inning Stats | R: 0 E: 0 K: 1 S: 15 H: 0 LOB: 1 BB: 1 P: 23 | R: 0 E: 0 K: 1 S: 8 H: 0 LOB: 0 BB: 0 P: 14 | R: 1 E: 0 K: 2 S: 14 H: 2 LOB: 2 BB: 1 P: 26 | R: 0 E: 0 K: 0 S: 6 H: 0 LOB: 1 BB: 1 P: 11 | R: 0 E: 0 K: 0 S: 6 H: 0 LOB: 0 BB: 0 P: 9 | R: 0 E: 1 K: 3 S: 12 H: 1 LOB: 2 BB: 0 P: 15 | R: 0 E: 0 K: 1 S: 8 H: 2 LOB: 2 BB: 0 P: 12 | R: 0 E: 0 K: 2 S: 9 H: 0 LOB: 0 BB: 0 P: 14 | R: 1 E: 0 K: 4 S: 25 H: 2 LOB: 3 BB: 1 P: 37 | 1B: 6 2B: 2 3B: 0 HR: 0 | SF: 0 SAC: 0 DP: 1 HBP: 0 | | | | | | |

livebaseballscorecards.com

| | |
|---|---|
| AB | 35 |
| R | 2 |
| H | 7 |
| RBI | 1 |
| BB | 4 |
| SO | 14 |
| LOB | 23 |

WP: 1 PB: 0 SB: 0 CS: 1 PA: 39

| PITCHER | | IP | WLS | BF | H | R | ER | SO | BB | IBB | HBP | BLK | WP | HR | S | P | ERA | WHIP |
|---|---|---|---|---|---|---|---|---|---|---|---|---|---|---|---|---|---|---|
| Javier Vazquez, R<br>ERA: 2.75 | (1, 1) | 7.0 | W | 29 | 5 | 1 | 1 | 8 | 3 | 0 | 0 | 0 | 0 | 0 | 69 | 110 | 1.29 | 1.143 |
| Anthony Telford, R<br>ERA: 6.14 | (8, 1) | 1.0 | | 3 | 0 | 0 | 0 | 2 | 0 | 0 | 0 | 0 | 0 | 0 | 9 | 14 | 0.00 | 0.000 |
| Ugueth Urbina, R<br>ERA: 4.38 | (9, 1) | 0.2 | | 6 | 2 | 1 | 1 | 3 | 1 | 0 | 0 | 0 | 1 | 0 | 19 | 29 | 13.50 | 4.500 |
| Steve Kline, L<br>ERA: 1.59 | (9, 1) | 0.1 | | 1 | 0 | 0 | 0 | 1 | 0 | 0 | 0 | 0 | 0 | 0 | 6 | 8 | 0.00 | 0.000 |

| PITCHER | IP | WLS | BF | H | R | ER | SO | BB | IBB | HBP | BLK | WP | HR | S | P | ERA | WHIP |
|---|---|---|---|---|---|---|---|---|---|---|---|---|---|---|---|---|---|

| Batter | 1 | 2 | 3 | 4 | 5 | 6 | 7 | 8 | 9 | AB | R | H | RBI | BB | SO | LOB |
|---|---|---|---|---|---|---|---|---|---|---|---|---|---|---|---|---|
| Peter Bergeron, L (1, 8)<br>OBP: 0.270, SLG: 0.302 | B F C B F B X<br>3-2 CS 1B | | C X<br>0-1 ① F7 | | | X<br>0-0 ① B1-3 | | C B X<br>1-1 ① G6-3 | | 4 | 0 | 1 | 0 | 0 | 0 | 0 |
| Jose Vidro, S (1, 4)<br>OBP: 0.405, SLG: 0.536 | B C X<br>1-1 ① ② G4-3<br>1-2 | | F C B B B X<br>2-2 ② G3 | | | B B C B B<br>4-1 F9 E BB | | B X<br>1-0 1B 1B 1B | | 3 | 1 | 1 | 0 | 1 | 0 | 1 |
| Rondell White, R (1, 7)<br>OBP: 0.390, SLG: 0.527<br>Terry Jones, S (8, PR)<br>OBP: 0.263, SLG: 0.235 (8, 7) | C X<br>0-1 2B | | F B F B B X<br>3-2 ③ G4-3 | | | B C C X<br>1-2 E5<br>1-2 | | C S F B B B X<br>3-2 1B 2B<br>1-3 1B | | 4<br>0 | 0<br>1 | 2<br>0 | 0<br>0 | 0<br>0 | 0<br>0 | 1<br>0 |
| Vladimir Guerrero, R (1, 9)<br>OBP: 0.496, SLG: 0.779 | S C S<br>0-3 ③ K2-3 | | | S S X<br>0-2 CS 1B | | C X<br>0-1 ② F9<br>2-3 | | S B S F X<br>1-2 2B 1B<br>1-3 3-H | | 4 | 0 | 2 | 1 | 0 | 1 | 3 |
| Lee Stevens, L (1, 3)<br>OBP: 0.357, SLG: 0.505 | | B B X<br>2-0 1B 1B | | C F X<br>0-2 ① F9 | | B F C S<br>1-3 ③ K | | B S C B C<br>2-3 ② K | | 4 | 0 | 1 | 0 | 0 | 2 | 5 |
| Chris Widger, R (1, 2)<br>OBP: 0.402, SLG: 0.682 | | C X<br>0-1 ① F8 | | C B B X<br>2-1 ② ③ G1-3<br>1-2 | | | C B F S<br>1-3 ① K | B S B X<br>2-1 ③ 2B<br>1-H 3-H | | 4 | 0 | 1 | 1 | 0 | 1 | 2 |
| Michael Barrett, R (1, 5)<br>OBP: 0.278, SLG: 0.313 | | X<br>0-0 ② F8 | | | X<br>0-0 ① F9 | | C B X<br>1-1 ② G1-3 | | B C S X<br>1-2 ① G3-1 | 4 | 0 | 0 | 0 | 0 | 0 | 1 |
| Orlando Cabrera, R (1, 6)<br>OBP: 0.280, SLG: 0.459 | | B F C X<br>1-2 1B<br>1-3 | | | C X<br>0-1 ② G5-3 | | X<br>0-0 HR | | B X<br>1-0 G5-4-3 1B | 4 | 1 | 3 | 1 | 0 | 0 | 0 |
| Carl Pavano, R (1, 1)<br>OBP: 0.143, SLG: 0.143<br>Wilton Guerrero, S (7, PH)<br>OBP: 0.303, SLG: 0.241<br>Anthony Telford, R (7, 1)<br>Steve Kline, S (8, 1)<br>Geoff Blum, S (9, PH)<br>OBP: 0.296, SLG: 0.417<br>Ugueth Urbina, R (9, 1) | | X<br>0-0 ③ F8 | | | C B S B X<br>2-2 ③ G3 | | B C F S<br>1-3 ③ K | | C B C F X<br>1-2 ② ③ G5-4-3<br>1-2f | 2<br>1<br>0<br>0<br>1<br>0 | 0<br>0<br>0<br>0<br>0<br>0 | 0<br>0<br>0<br>0<br>0<br>0 | 0<br>0<br>0<br>0<br>0<br>0 | 0<br>1<br>0<br>0<br>0<br>0 | 0<br>0<br>0<br>0<br>0<br>0 | 2<br>0<br>0<br>0<br>1<br>0 |
| Inning Stats | R: 0 H: 2<br>E: 0 LOB: 1<br>K: 1 BB: 0<br>S: 11 P: 15 | R: 0 H: 2<br>E: 0 LOB: 2<br>K: 0 BB: 0<br>S: 8 P: 11 | R: 0 H: 0<br>E: 0 LOB: 0<br>K: 0 BB: 0<br>S: 8 P: 13 | R: 0 H: 1<br>E: 0 LOB: 0<br>K: 0 BB: 0<br>S: 8 P: 10 | R: 0 H: 0<br>E: 0 LOB: 0<br>K: 0 BB: 0<br>S: 6 P: 8 | R: 0 H: 0<br>E: 1 LOB: 2<br>K: 1 BB: 1<br>S: 10 P: 16 | R: 1 H: 1<br>E: 0 LOB: 0<br>K: 2 BB: 0<br>S: 9 P: 12 | R: 2 H: 4<br>E: 0 LOB: 3<br>K: 1 BB: 0<br>S: 16 P: 26 | R: 0 H: 1<br>E: 0 LOB: 0<br>K: 0 BB: 0<br>S: 8 P: 11 | 1B: 8 SF: 0<br>2B: 2 SAC: 0<br>3B: 0 DP: 1<br>HR: 1 HBP: 0 | | | | | | WP: 0 PA: 36<br>PB: 0<br>SB: 0<br>CS: 2 |

| PITCHER | | IP | WLS | BF | H | R | ER | SO | BB | IBB | HBP | BLK | WP | HR | S | P | ERA | WHIP |
|---|---|---|---|---|---|---|---|---|---|---|---|---|---|---|---|---|---|---|
| Steve Woodard, R<br>ERA: 5.09 | (1, 1) | 7.0 | | 27 | 6 | 1 | 1 | 4 | 1 | 0 | 0 | 0 | 0 | 0 | 60 | 85 | 1.29 | 1.000 |
| David Weathers, R<br>ERA: 1.29 | (8, 1) | 2.0 | L | 9 | 5 | 2 | 2 | 1 | 0 | 0 | 0 | 0 | 0 | 0 | 24 | 37 | 9.00 | 2.500 |

| PITCHER | IP | WLS | BF | H | R | ER | SO | BB | IBB | HBP | BLK | WP | HR | S | P | ERA | WHIP |
|---|---|---|---|---|---|---|---|---|---|---|---|---|---|---|---|---|---|

# TOP

# Montreal Expos @ Milwaukee Brewers

Milwaukee County Stadium, Milwaukee, WI

Sat May 06 2000, 2:05 PM EDT
Att. 12,381 - Cloudy - 79 F

livebaseballscorecards.com

| | |
|---|---|
| AB | 35 |
| R | 3 |
| H | 11 |
| RBI | 3 |
| BB | 1 |
| SO | 5 |
| LOB | 16 |

| Batter | 1 | 2 | 3 | 4 | 5 | 6 | 7 | 8 | 9 | AB | R | H | RBI | BB | SO | LOB |
|---|---|---|---|---|---|---|---|---|---|---|---|---|---|---|---|---|
| Ronnie Belliard, R (1, 4)<br>OBP: 0.357, SLG: 0.418 | C B X 1-1 G1-3 ① | | C X 0-1 SH1-3 ①<br>1-2<br>2-3 | | S B F B F F X 2-2 L4 ① | | C B F B C 2-3 K ② | | | 3 | 0 | 0 | 0 | 0 | 1 | 0 |
| Mark Loretta, R (1, 6)<br>OBP: 0.342, SLG: 0.370 | C X 0-1 G4-3 ② | | X 0-0 2-3 1B<br>3-H | | X 0-0 F8 ② | | C C X 0-2 G1-3 ③ | | | 4 | 0 | 1 | 1 | 0 | 0 | 0 |
| Jeremy Burnitz, L (1, 9)<br>OBP: 0.326, SLG: 0.396 | C F B X 1-2 F7 ③ | | C F C 0-3 K ② | | B B X 2-0 G4-3 ③ | | | S B S X 1-2 L1-3 ① | | 4 | 0 | 0 | 0 | 0 | 1 | 2 |
| Marquis Grissom, R (1, 8)<br>OBP: 0.262, SLG: 0.316 | | C B F F B S 2-3 K ① | C X 0-1 L3 ③ | | | X 0-0 G6-3 ① | | B F B B X 3-1 P5 ② | | 4 | 0 | 0 | 0 | 0 | 1 | 2 |
| Kevin Barker, L (1, 3)<br>OBP: 0.370, SLG: 0.373<br>Charlie Hayes, R (8, PH)<br>OBP: 0.394, SLG: 0.446 (9, 3) | | X 0-0 2B | | C B S F X 1-2 G1-3 ① | | X 0-0 BB 1B | | F B F S 1-3 K ③ | | 3<br>1 | 0<br>0 | 2<br>0 | 0<br>0 | 0<br>0 | 0<br>1 | 0<br>0 |
| James Mouton, R (1, 7)<br>OBP: 0.395, SLG: 0.433 | | C S B F B S 2-3 K ② | | B B B C C B 4-2 1B WP BB | | F F S 0-3 K ② | | | B C B F S 2-3 K ① | 3 | 1 | 0 | 0 | 1 | 3 | 2 |
| José Hernández, R (1, 5)<br>OBP: 0.255, SLG: 0.205 | | B C X 1-1 F9 ③ | | B C X 1-1 WP BB<br>1-3 CS 1B | | C S B B B F B 4-2<br>1-2 BB | | | C S B B F F S 2-3 K ② | 3 | 0 | 1 | 0 | 1 | 1 | 1 |
| Henry Blanco, R (1, 2)<br>OBP: 0.333, SLG: 0.308 | | | B B B B 4-0 SH1-3 HBP 1B BB | B B B B 4-0 WP<br>1-2 BB | | C C F B X 1-2 G4-3 ③ | | | F B C B F F S 2-3 K ③ | 2 | 1 | 0 | 0 | 2 | 1 | 2 |
| Steve Woodard, L (1, 1)<br>Sean Berry, R (7, PH)<br>OBP: 0.276, SLG: 0.280<br>David Weathers, R (8, 1) | | | L S H 1-2 1B SH1-3<br>1-2 HBP | S B S B F S 2-3 K ②③<br>1-2<br>2-H<br>3-H | | | B B S F B X 3-2 G4-3 ① | | | 1<br>1<br>0 | 0<br>0<br>0 | 0<br>0<br>0 | 0<br>0<br>0 | 0<br>0<br>0 | 1<br>0<br>0 | 2<br>0<br>0 |
| Inning Stats | R: 0 H: 0<br>E: 0 LOB: 0<br>K: 0 BB: 0<br>S: 7 P: 9 | R: 0 H: 1<br>E: 0 LOB: 1<br>K: 2 BB: 0<br>S: 12 P: 17 | R: 1 H: 1<br>E: 0 LOB: 2<br>K: 1 BB: 1<br>S: 10 P: 15 | R: 1 H: 1<br>E: 0 LOB: 2<br>K: 1 BB: 2<br>S: 12 P: 24 | R: 0 H: 0<br>E: 0 LOB: 0<br>K: 0 BB: 0<br>S: 7 P: 11 | R: 0 H: 1<br>E: 0 LOB: 2<br>K: 1 BB: 1<br>S: 12 P: 17 | R: 0 H: 0<br>E: 0 LOB: 0<br>K: 1 BB: 0<br>S: 9 P: 14 | R: 0 H: 0<br>E: 0 LOB: 0<br>K: 1 BB: 0<br>S: 8 P: 13 | R: 0 H: 0<br>E: 0 LOB: 0<br>K: 3 BB: 0<br>S: 13 P: 19 | 1B: 3 SF: 0<br>2B: 2 SAC: 1<br>3B: 0 DP: 1<br>HR: 0 HBP: 1 | | | | | | |

| PITCHER | | IP | WLS | BF | H | R | ER | SO | BB | IBB | HBP | BLK | WP | HR | S | P | ERA | WHIP |
|---|---|---|---|---|---|---|---|---|---|---|---|---|---|---|---|---|---|---|
| Carl Pavano, R<br>ERA: 3.32 | (1, 1) | 6.0 | | 26 | 4 | 2 | 2 | 5 | 4 | 0 | 1 | 0 | 1 | 0 | 60 | 93 | 3.00 | 1.333 |
| Anthony Telford, R<br>ERA: 5.74 | (7, 1) | 1.0 | W | 3 | 0 | 0 | 0 | 1 | 0 | 0 | 0 | 0 | 0 | 0 | 9 | 14 | 0.00 | 0.000 |
| Steve Kline, L<br>ERA: 1.5 | (8, 1) | 1.0 | H | 3 | 0 | 0 | 0 | 1 | 0 | 0 | 0 | 0 | 0 | 0 | 8 | 13 | 0.00 | 0.000 |
| Ugueth Urbina, R<br>ERA: 4.05 | (9, 1) | 1.0 | S | 3 | 0 | 0 | 0 | 3 | 0 | 0 | 0 | 0 | 0 | 0 | 13 | 19 | 0.00 | 0.000 |

| PITCHER | IP | WLS | BF | H | R | ER | SO | BB | IBB | HBP | BLK | WP | HR | S | P | ERA | WHIP |
|---|---|---|---|---|---|---|---|---|---|---|---|---|---|---|---|---|---|

# BOTTOM

# Montreal Expos @ Milwaukee Brewers

Milwaukee County Stadium, Milwaukee, WI

Sat May 06 2000, 2:05 PM EDT
Att. 12,381 - Cloudy - 79 F

livebaseballscorecards.com

| | |
|---|---|
| AB | 29 |
| R | 2 |
| H | 4 |
| RBI | 1 |
| BB | 4 |
| SO | 10 |
| LOB | 11 |

| Batter | 1 | 2 | 3 | 4 | 5 | 6 | 7 | 8 | 9 | AB | R | H | RBI | BB | SO | LOB |
|---|---|---|---|---|---|---|---|---|---|---|---|---|---|---|---|---|
| Peter Bergeron, L (1, 8)<br>OBP: 0.269, SLG: 0.300 | B C F B B X 3-2 G6-3 ① | | B F C C 1-3 K ② | | X 0-0 G1-3 ② | | B B C X 2-1 1B | | | 4 | 0 | 1 | 0 | 0 | 1 | 1 |
| Matt Blank, L (7, 1) | | | | | | | | | | 0 | 0 | 0 | 0 | 0 | 0 | 0 |
| Terry Jones, S (8, 8)<br>OBP: 0.263, SLG: 0.235 | | | | | | | | | | 0 | 0 | 0 | 0 | 0 | 0 | 0 |
| Jose Vidro, S (1, 4)<br>OBP: 0.416, SLG: 0.570 | C C F X 0-2 BB 1B | | B B C F X 2-2 2-H 1B | | B B X 2-0 HR | | B F X 1-1 G6-3 ③ | | | 4 | 1 | 3 | 2 | 0 | 0 | 1 |
| Rondell White, R (1, 7)<br>OBP: 0.385, SLG: 0.510 | B B B C F B 4-2 1-2 G5-4-3 BB | | C B X 1-1 G4-3 ③ | | C B X 1-1 G6-3 ③ | | | F X 0-1 F8 ① | | 3 | 0 | 0 | 0 | 1 | 0 | 1 |
| 15 Lenny Webster, R (8, 2)<br>OBP: 0.143, SLG: 0.214 | | | | | | | | | | 0 | 0 | 0 | 0 | 0 | 0 | 0 |
| Vladimir Guerrero, R (1, 9)<br>OBP: 0.480, SLG: 0.750 | X 0-0 G5-4-3 ② ③ 1-2f | | | B X 1-0 F7 ① | | B B F B F X 3-2 G6-3 ① | | B S F X 1-2 G6-3 ② | | 4 | 0 | 0 | 0 | 0 | 0 | 2 |
| Lee Stevens, L (1, 3)<br>OBP: 0.371, SLG: 0.535 | | B B X 2-0 F9 ① | | B B B B 4-0 2B BB | | C S B B F X 2-2 HR | | B B B C B 4-1 BB | | 2 | 2 | 1 | 1 | 2 | 0 | 0 |
| Chris Widger, R (1, 2)<br>OBP: 0.406, SLG: 0.685 | | B S F S 2-3 K ② | | B B X 2-0 1-H 2B | | B C X 1-1 G5-4-3 1B | | F F B X 1-2 L7 ③ | | 4 | 0 | 2 | 1 | 0 | 1 | 1 |
| Felipe Lira, R (8, 1) | | | | | | | | | | 0 | 0 | 0 | 0 | 0 | 0 | 0 |
| Michael Barrett, R (1, 5)<br>OBP: 0.266, SLG: 0.298 | | X 0-0 F9 ③ | | B X 1-0 L8 ② | | B B C X 2-1 1-2f G5-4-3 ② ③ | | | S F F B F F B S 2-3 K ① | 4 | 0 | 0 | 0 | 0 | 1 | 2 |
| Orlando Cabrera, R (1, 6)<br>OBP: 0.284, SLG: 0.460 | | | B C F X 1-2 SH1-4 1B 1B | B C B X 2-1 F2 ③ | | | X 0-0 G1-3 ① | | X 0-0 F7 ② | 2 | 1 | 1 | 0 | 0 | 0 | 1 |
| Mike Johnson, L (4, 1)<br>OBP: 0.500, SLG: 0.500 | | | | | | | | | | 0 | 0 | 0 | 0 | 0 | 0 | 0 |
| Wilton Guerrero, S (7, PH)<br>OBP: 0.286, SLG: 0.226 | | | | | | | | | | 2 | 0 | 0 | 0 | 0 | 0 | 0 |
| (7, 8) | | | | | | | | | | | | | | | | |
| (8, 7) | | | | | | | | | | | | | | | | |
| Dustin Hermanson, R (1, 1)<br>OBP: 0.200, SLG: 0.143 | | | X 0-0 SH1-4 ① 1-2 | | B B C X 2-1 F9 ① | | B C B B S 3-3 K ② | | S B C X 1-2 G1-3 ③ | 0 | 0 | 0 | 0 | 0 | 0 | 0 |
| Geoff Blum, S (4, 6)<br>OBP: 0.267, SLG: 0.370 | | | | | | | | | | 3 | 0 | 0 | 0 | 0 | 1 | 0 |
| Inning Stats | R: 0 E: 0 K: 0 S: 10 H: 1 LOB: 1 BB: 1 P: 17 | R: 0 E: 0 K: 1 S: 5 H: 0 LOB: 0 BB: 0 P: 9 | R: 1 E: 0 K: 1 S: 12 H: 2 LOB: 1 BB: 0 P: 17 | R: 1 E: 0 K: 0 S: 5 H: 1 LOB: 1 BB: 1 P: 15 | R: 1 E: 0 K: 0 S: 6 H: 1 LOB: 0 BB: 0 P: 11 | R: 1 E: 0 K: 0 S: 11 H: 2 LOB: 0 BB: 0 P: 19 | R: 0 E: 0 K: 1 S: 8 H: 1 LOB: 1 BB: 0 P: 14 | R: 0 E: 0 K: 0 S: 9 H: 0 LOB: 1 BB: 1 P: 15 | R: 0 E: 0 K: 1 S: 10 H: 0 LOB: 0 BB: 0 P: 13 | 1B: 5 2B: 1 3B: 0 HR: 2 SF: 0 SAC: 1 DP: 2 HBP: 0 | | | | | | |

TOP

# Montreal Expos @ Milwaukee Brewers

Milwaukee County Stadium, Milwaukee, WI

Sun May 07 2000, 2:05 PM EDT
Att. 11,989 - Cloudy - 74 F

livebaseballscorecards.com

| | |
|---|---|
| AB | 32 |
| R | 4 |
| H | 8 |
| RBI | 4 |
| BB | 3 |
| SO | 4 |
| LOB | 9 |

WP: 0 PB: 0 SB: 0 CS: 0 PA: 36

| PITCHER | | IP | WLS | BF | H | R | ER | SO | BB | IBB | HBP | BLK | WP | HR | S | P | ERA | WHIP |
|---|---|---|---|---|---|---|---|---|---|---|---|---|---|---|---|---|---|---|
| Jimmy Haynes, R<br>ERA: 4.23 | (1, 1) | 6.0 | W | 25 | 7 | 4 | 4 | 2 | 2 | 0 | 0 | 0 | 0 | 2 | 49 | 88 | 6.00 | 1.500 |
| Curt Leskanic, R<br>ERA: 5.12 | (7, 1) | 2.0 | | 8 | 1 | 0 | 0 | 1 | 1 | 0 | 0 | 0 | 0 | 0 | 17 | 29 | 0.00 | 1.000 |
| Bob Wickman, R<br>ERA: | (9, 1) | 1.0 | | 3 | 0 | 0 | 0 | 1 | 0 | 0 | 0 | 0 | 0 | 0 | 10 | 13 | 0.00 | 0.000 |

| PITCHER | IP | WLS | BF | H | R | ER | SO | BB | IBB | HBP | BLK | WP | HR | S | P | ERA | WHIP |
|---|---|---|---|---|---|---|---|---|---|---|---|---|---|---|---|---|---|

| Batter | 1 | 2 | 3 | 4 | 5 | 6 | 7 | 8 | 9 | AB | R | H | RBI | BB | SO | LOB |
|---|---|---|---|---|---|---|---|---|---|---|---|---|---|---|---|---|
| Ronnie Belliard, R (1, 4)<br>OBP: 0.366, SLG: 0.430 | C X<br>0-1 G6-3 ① | F B X<br>1-1 1-H 2-H 3-H 2B ③ | | B B B C F B<br>4-2 1B 2B BB | S S C<br>0-3 K ③ | | | X<br>0-0 1B 1B 2-H 1B | | 4 | 1 | 2 | 3 | 1 | 1 | 0 |
| Mark Loretta, R (1, 6)<br>OBP: 0.345, SLG: 0.371 | C B C F F F B X<br>2-2 F8 ② | | B S X<br>1-1 G1-3 ① | C F F F X<br>0-2 1-2 2B 1B | | C B B F B X<br>3-2 G4-3 ① | | C F X<br>0-2 1-2 1B 1B | | 5 | 1 | 2 | 0 | 0 | 0 | 0 |
| Jeromy Burnitz, L (1, 9)<br>OBP: 0.328, SLG: 0.423 | B B B X<br>3-0 HR | | F S B B F S<br>2-3 K ② | C X<br>0-1 L8 ① | | B S X<br>1-1 L3 ② | | B C C B F X<br>2-2 1-2 2-3 1B | | 5 | 1 | 2 | 1 | 0 | 1 | 2 |
| Lyle Mouton, R (1, 7)<br>OBP: 0.269, SLG: 0.348 | F B X<br>1-1 L7 ③ | | F F B X<br>1-2 E5 BB 1B 1B | F X<br>0-1 F7 ② | | S B B X<br>2-1 G5-3 ③ | | B C F F F S<br>1-3 K ② | | 5 | 1 | 0 | 0 | 0 | 1 | 5 |
| Kevin Barker, L (1, 3)<br>OBP: 0.372, SLG: 0.391 | | B F F B X<br>2-2 L8 ① | B X<br>1-0 1-2 BB 1B 1B | B B X<br>2-0 1-H 2-H 2B | | | B C X<br>1-1 G4-3 ① | C B B X<br>2-1 G3 ③ | | 5 | 1 | 2 | 2 | 0 | 0 | 3 |
| Marquis Grissom, R (1, 8)<br>OBP: 0.270, SLG: 0.317 | | C B X<br>1-1 1B 2B 1B | F B B S F F B B<br>4-2 1B 1-2 2-3 BB | B X<br>1-0 L3 ③ | | | B B B C X<br>3-1 G4-3 ② | | | 3 | 1 | 1 | 0 | 1 | 0 | 1 |
| José Hernández, R (1, 5)<br>OBP: 0.275, SLG: 0.261 | | F F B F X<br>1-2 BB 1-3 2B 1B | S X<br>0-1 1-3 2-H 3-H 1B | | C F F B X<br>1-2 HR | | C B B B X<br>3-1 G3-1 ③ | | | 4 | 2 | 3 | 3 | 0 | 0 | 0 |
| Henry Blanco, R (1, 2)<br>OBP: 0.347, SLG: 0.293 | | B B B B<br>4-0 1-2 2B BB | B I I I<br>4-0 IBB | | X<br>0-0 F2 ① | | | B X<br>1-0 G4-3 ① | | 2 | 0 | 0 | 0 | 2 | 0 | 0 |
| Jimmy Haynes, R (1, 1)<br>OBP: 0.125, SLG: 0.188<br>Curt Leskanic, R (7, 1)<br>Mark Sweeney, L (8, PH)<br>OBP: 1.000, SLG: 1.000<br>Bob Wickman, R (9, 1) | | B X<br>1-0 F9 ② | C S S<br>0-3 K ③ | | S F S<br>0-3 K ② | | | X<br>0-0 E9 1B 1B | | 3<br>0<br>1<br>0 | 0<br>0<br>1<br>0 | 0<br>0<br>1<br>0 | 0<br>0<br>1<br>0 | 0<br>0<br>0<br>0 | 2<br>0<br>0<br>0 | 6<br>0<br>0<br>0 |
| Inning Stats | R: 1 H: 1<br>E: 0 LOB: 0<br>K: 0 BB: 0<br>S: 11 P: 17 | R: 2 H: 3<br>E: 0 LOB: 2<br>K: 0 BB: 1<br>S: 12 P: 22 | R: 2 H: 2<br>E: 1 LOB: 3<br>K: 2 BB: 2<br>S: 19 P: 32 | R: 2 H: 2<br>E: 0 LOB: 1<br>K: 0 BB: 1<br>S: 13 P: 20 | R: 1 H: 1<br>E: 0 LOB: 0<br>K: 2 BB: 0<br>S: 11 P: 12 | R: 0 H: 0<br>E: 0 LOB: 0<br>K: 0 BB: 0<br>S: 7 P: 13 | R: 0 H: 0<br>E: 0 LOB: 0<br>K: 0 BB: 0<br>S: 6 P: 13 | R: 1 H: 4<br>E: 1 LOB: 3<br>K: 1 BB: 0<br>S: 17 P: 23 | | 1B: 9 SF: 0<br>2B: 2 SAC: 0<br>3B: 0 DP: 0<br>HR: 2 HBP: 0 | | | | | | WP: 0 PA: 41<br>PB: 0<br>SB: 0<br>CS: 0 |

| PITCHER | | IP | WLS | BF | H | R | ER | SO | BB | IBB | HBP | BLK | WP | HR | S | P | ERA | WHIP |
|---|---|---|---|---|---|---|---|---|---|---|---|---|---|---|---|---|---|---|
| Dustin Hermanson, R<br>ERA: 4.81 | (1, 1) | 3.2 | L | 23 | 8 | 7 | 5 | 2 | 3 | 1 | 0 | 0 | 0 | 1 | 54 | 89 | 12.27 | 3.000 |
| Mike Johnson, R<br>ERA: 4.76 | (4, 1) | 2.1 | | 8 | 1 | 1 | 1 | 2 | 0 | 0 | 0 | 0 | 0 | 1 | 19 | 27 | 3.86 | 0.429 |
| Matt Blank, L<br>ERA: 5.4 | (7, 1) | 1.0 | | 3 | 0 | 0 | 0 | 0 | 0 | 0 | 0 | 0 | 0 | 0 | 6 | 13 | 0.00 | 0.000 |
| Felipe Lira, R<br>ERA: 23.63 | (8, 1) | 1.0 | | 7 | 4 | 1 | 1 | 1 | 0 | 0 | 0 | 0 | 0 | 0 | 17 | 23 | 9.00 | 4.000 |

| PITCHER | IP | WLS | BF | H | R | ER | SO | BB | IBB | HBP | BLK | WP | HR | S | P | ERA | WHIP |
|---|---|---|---|---|---|---|---|---|---|---|---|---|---|---|---|---|---|

# BOTTOM

# Montreal Expos @ Milwaukee Brewers

Milwaukee County Stadium, Milwaukee, WI

Sun May 07 2000, 2:05 PM EDT
Att. 11,989 - Cloudy - 74 F

livebaseballscorecards.com

| | |
|---|---|
| AB | 37 |
| R | 9 |
| H | 13 |
| RBI | 9 |
| BB | 4 |
| SO | 5 |
| LOB | 17 |

| Batter | 1 | 2 | 3 | 4 | 5 | 6 | 7 | 8 | 9 | 10 | AB | R | H | RBI | BB | SO | LOB |
|---|---|---|---|---|---|---|---|---|---|---|---|---|---|---|---|---|---|
| Ronnie Belliard, R (1, 4)<br>OBP: 0.350, SLG: 0.408 | F F B S<br>1-3 K ① | | B B B C C X<br>3-2 G4-3 ① | C X<br>0-1 G1-3 ③ | | B C B B X<br>3-1 P3 ① | | B B C X<br>2-1 G4-6-3 ②③<br>1-2f | C F F X<br>0-2 FC5-4 ③<br>1-2f 2-3 | | 6 | 0 | 0 | 0 | 0 | 1 | 4 |
| Mark Loretta, R (1, 6)<br>OBP: 0.344, SLG: 0.373 | C C X<br>0-2 G4-3 ② | | C B B B F F F F S<br>2-3 K ② | | L X<br>0-1 1B SF9 2B | C X<br>0-1 G6-3 ② | | | C C B F S<br>1-3 K ① | B B C B C F F F F<br>4-2 F B BB | 5 | 1 | 1 | 0 | 1 | 2 | 0 |
| Jeromy Burnitz, L (1, 9)<br>OBP: 0.343, SLG: 0.483 | B C B X<br>2-1 HR | | F B B B X<br>2-1 1B | | F H<br>1-1 SF9 1B 2B HBP | C B B F B S<br>3-3 K ③ | | | B B B X<br>2-0 HR | B C F B F S<br>2-3 K ① | 5 | 3 | 3 | 2 | 0 | 2 | 1 |
| Marquis Grissom, R (1, 8)<br>OBP: 0.265, SLG: 0.310 | C S B X<br>1-2 G6-3 ③ | | X<br>0-0 G5-3 ③ | | C B S B B B X<br>3-2 2B 2B 1B<br>1-2 2-3 | | C F F X<br>0-2 G5-3 ① | | C B F B B B S<br>3-3 K ② | B F B F F C<br>2-3 K ② | 6 | 1 | 1 | 0 | 0 | 2 | 2 |
| Kevin Barker, L (1, 3)<br>OBP: 0.393, SLG: 0.403 | | C B B X<br>2-1 PB BB 1B | | C X<br>0-1 HR 1B | B F B B B X<br>3-1 SF9 ①<br>2-3 3-H | | B B F F F B B<br>4-2 FC6 BB | | B B B B B<br>4-0 BB 1B BB BB | C B S S S<br>1-3 K ③ | 3 | 2 | 2 | 1 | 2 | 1 | 1 |
| José Hernández, R (1, 5)<br>OBP: 0.290, SLG: 0.320 | | C B B S S<br>2-3 K ① | | B B C B X<br>3-1 1-H HR | S B C X<br>1-2 1-3 3-H 2B 2B | | C B F C<br>1-3 K ② | | C B F F F B X<br>2-2 BB BB 1B<br>1-2 1B | | 5 | 3 | 3 | 3 | 0 | 2 | 2 |
| Lyle Mouton, R (1, 7)<br>OBP: 0.290, SLG: 0.333<br>James Mouton, R (9, PR)<br>OBP: 0.395, SLG: 0.433<br>(9, 7) | | B S S B S<br>2-3 K ② | | B X<br>1-0 FC6-4 1B | B C B B S S S<br>3-3 K ② | | S B B X<br>2-1 FC6 ③<br>1-2f | | B B B C S S B<br>4-2 BB 1B BB<br>1-2 2-3 | | 4<br>0 | 0<br>1 | 1<br>0 | 0<br>0 | 1<br>0 | 2<br>0 | 4<br>0 |
| Henry Blanco, R (1, 2)<br>OBP: 0.389, SLG: 0.326 | | C B S B B B F B<br>4-2 1-3 BB | | C S B S<br>1-3 K ① | B B X<br>2-0 2-H 3-H 2B | | | B B B C B<br>4-1 G4-6-3 BB | C B C B B B<br>4-2 FC5-4 1B BB<br>1-2 2-3 3-H | | 2 | 0 | 1 | 3 | 3 | 1 | 1 |
| Horacio Estrada, L (1, 1)<br>Jim Bruske, R (3, 1)<br>Sean Berry, R (5, PH)<br>OBP: 0.267, SLG: 0.269<br>Juan Acevedo, R (5, 1)<br>Mark Sweeney, L (8, PH)<br>OBP: 0.500, SLG: 0.500<br>David Weathers, R (8, 1)<br>Charlie Hayes, R (9, PH)<br>OBP: 0.455, SLG: 0.456<br>Bob Wickman, R (9, 1) | | B C B B B C F X<br>3-2 G6-3 ③ | | L B B L F B X<br>3-2 FC6-4 ②<br>1-2f | B F C B B C<br>2-3 K ③ | | | B C B X<br>2-1 F7 ① | B X<br>1-0 FC5-4 1B<br>1-2 2-H 3-H | | 1<br>1<br>1<br>0<br>1<br>0<br>0<br>1<br>0 | 0<br>0<br>0<br>0<br>0<br>0<br>0<br>0<br>0 | 0<br>0<br>0<br>0<br>0<br>0<br>0<br>1<br>0 | 0<br>0<br>0<br>0<br>1<br>0<br>0<br>2<br>0 | 0<br>0<br>0<br>0<br>0<br>0<br>0<br>0<br>0 | 0<br>0<br>0<br>0<br>0<br>0<br>0<br>0<br>0 | 2<br>1<br>1<br>0<br>1<br>0<br>0<br>1<br>0 |
| Inning Stats | R: 1 H: 1<br>E: 0 LOB: 0<br>K: 1 BB: 0<br>S: 11 P: 15 | R: 0 H: 1<br>E: 0 LOB: 2<br>K: 2 BB: 1<br>S: 15 P: 28 | R: 0 H: 1<br>E: 0 LOB: 1<br>K: 1 BB: 0<br>S: 12 P: 19 | R: 2 H: 3<br>E: 0 LOB: 1<br>K: 1 BB: 0<br>S: 14 P: 22 | R: 4 H: 4<br>E: 0 LOB: 1<br>K: 2 BB: 0<br>S: 18 P: 33 | R: 0 H: 0<br>E: 0 LOB: 0<br>K: 1 BB: 0<br>S: 7 P: 13 | R: 0 H: 0<br>E: 0 LOB: 1<br>K: 1 BB: 1<br>S: 11 P: 18 | R: 0 H: 0<br>E: 0 LOB: 0<br>K: 0 BB: 1<br>S: 5 P: 13 | R: 4 H: 3<br>E: 0 LOB: 2<br>K: 2 BB: 3<br>S: 22 P: 43 | R: 0 H: 0<br>E: 0 LOB: 1<br>K: 3 BB: 1<br>S: 17 P: 26 | 1B: 7<br>2B: 3<br>3B: 0<br>HR: 3 | | SF: 1<br>SAC: 0<br>DP: 1<br>HBP: 1 | | WP: 0<br>PB: 1<br>SB: 0<br>CS: 0 | | PA: 50 |

| PITCHER | | IP | WLS | BF | H | R | ER | SO | BB | IBB | HBP | BLK | WP | HR | S | P | ERA | WHIP |
|---|---|---|---|---|---|---|---|---|---|---|---|---|---|---|---|---|---|---|
| Jon Lieber, R<br>ERA: 4.31 | (1, 1) | 4.2 | | 26 | 10 | 7 | 7 | 6 | 1 | 0 | 1 | 0 | 0 | 2 | 67 | 112 | 13.50 | 2.357 |
| Brian Williams, R<br>ERA: 7.91 | (5, 1) | 2.1 | | 8 | 0 | 0 | 0 | 3 | 1 | 0 | 0 | 0 | 0 | 0 | 21 | 36 | 0.00 | 0.429 |
| Kyle Farnsworth, R<br>ERA: 9.17 | (8, 1) | 1.2 | | 9 | 2 | 4 | 4 | 2 | 3 | 0 | 0 | 0 | 0 | 1 | 20 | 44 | 21.60 | 3.000 |
| Rick Aguilera, R<br>ERA: 5.79 | (9, 1) | 0.1 | B | 3 | 1 | 0 | 0 | 0 | 1 | 0 | 0 | 0 | 0 | 0 | 7 | 12 | 0.00 | 6.000 |
| Felix Heredia, L<br>ERA: 4.08 | (10, 1) | 1.0 | W | 4 | 0 | 0 | 0 | 3 | 1 | 0 | 0 | 0 | 0 | 0 | 17 | 26 | 0.00 | 1.000 |

| PITCHER | IP | WLS | BF | H | R | ER | SO | BB | IBB | HBP | BLK | WP | HR | S | P | ERA | WHIP |
|---|---|---|---|---|---|---|---|---|---|---|---|---|---|---|---|---|---|

# TOP

## Milwaukee Brewers @ Chicago Cubs

Wrigley Field, Chicago, IL

Mon May 08 2000, 7:05 PM CDT

Att. 29,135 - Sunny - 78 F

livebaseballscorecards.com

| | |
|---|---|
| AB | 41 |
| R | 11 |
| H | 13 |
| RBI | 11 |
| BB | 7 |
| SO | 14 |
| LOB | 20 |

| Batter | 1 | 2 | 3 | 4 | 5 | 6 | 7 | 8 | 9 | 10 | AB | R | H | RBI | BB | SO | LOB |
|---|---|---|---|---|---|---|---|---|---|---|---|---|---|---|---|---|---|
| Eric Young Sr., R (1, 4)<br>OBP: 0.384, SLG: 0.514 | 3-2 WP 1B HBP | 0-1 L8 ① | 3-1 HR | | 2-1 F8 ① | | 1-3 K ① | | | 1-0 G1-3 ① | 5 | 2 | 1 | 1 | 0 | 1 | 0 |
| Ricky Gutierrez, R (1, 6)<br>OBP: 0.407, SLG: 0.525 | 2-1 G5-3 ①<br>1-2 | 0-0 HR | 0-0 1B HR 1B | | 3-2 F7 ② | | 0-0 G6-3 ② | | | 4-1 1B 1B HBP | 5 | 3 | 2 | 1 | 0 | 0 | 1 |
| Mark Grace, L (1, 3)<br>OBP: 0.420, SLG: 0.454 | 3-1 F7 ② | 4-0 BB 1B BB | 0-0 1-2 HR 1B | | 1-0 HR | | 1-1 G3 ③ | | | 3-1 1B IBB 1-3 1B | 5 | 2 | 3 | 1 | 1 | 0 | 1 |
| Sammy Sosa, R (1, 9)<br>OBP: 0.417, SLG: 0.657 | 0-1 1B HR 2-H 1B | 1-3 K ② | 3-2 1-H 2-H HR | | 1-0 1B 2B | | | 1-0 G6-4-3 1B | | 4-0 1B 1-2 IBB | 5 | 3 | 4 | 4 | 1 | 1 | 1 |
| Glenallen Hill, R (1, 7)<br>OBP: 0.273, SLG: 0.519<br>Henry Rodriguez, L (9, 7)<br>OBP: 0.320, SLG: 0.549 | 1-0 HR 1-2 1B | 1-0 BB 1-2 1B | 2-2 G5-3 ③ | | 2-0 2-H 1B | | | 0-0 ① ② G6-4-3 1-2f | | 1-3 K ② | 5<br>1 | 1<br>0 | 3<br>0 | 1<br>0 | 0<br>0 | 0<br>1 | 1<br>3 |
| Shane Andrews, R (1, 5)<br>OBP: 0.348, SLG: 0.541 | 1-0 1-H 2-H HR | 4-1 1-2 2-3 BB | | 4-0 BB | 2-3 K ③ | | | 3-3 K ③ | | 0-1 1-2 2-3 3-H 1B | 4 | 1 | 2 | 4 | 2 | 2 | 1 |
| Damon Buford, R (1, 8)<br>OBP: 0.289, SLG: 0.417 | 2-1 3B | 2-3 K ③ | | 2-2 P6 ① | | 1-2 F7 ① | | | 2-2 F2 ① | | 5 | 0 | 1 | 0 | 0 | 1 | 4 |
| Joe Girardi, R (1, 2)<br>OBP: 0.326, SLG: 0.338<br>Jeff Reed, L (9, PH)<br>OBP: 0.436, SLG: 0.452 (10, 2) | 4-0 IBB | | 2-1 P6 ① | 1-0 F8 ② | | 0-0 G6-3 ② | | | 4-1 G4-6-3 BB | | 3<br>0 | 0<br>0 | 0<br>0 | 0<br>0 | 1<br>1 | 0<br>0 | 1<br>0 |
| Jon Lieber, L (1, 1)<br>OBP: 0.091, SLG: 0.091<br>Brian Williams, R (5, 1)<br>OBP: 0.500, SLG: 1.000<br>Kyle Farnsworth, R (8, 1)<br>Rick Aguilera, R (9, 1)<br>Willie Greene, L (9, PH)<br>OBP: 0.417, SLG: 0.550<br>Felix Heredia, L (10, 1) | 3-2 G4-3 ③ | | 3-2 G1-3 ② | 2-1 G4-3 ③ | | 0-1 G5-3 ③ | | | 0-1 ② ③ G4-6-3 1-2f | | 3<br>1<br>0<br>0<br>1<br>0 | 0<br>0<br>0<br>0<br>0<br>0 | 0<br>0<br>0<br>0<br>0<br>0 | 0<br>0<br>0<br>0<br>0<br>0 | 0<br>0<br>0<br>0<br>0<br>0 | 0<br>0<br>0<br>0<br>0<br>0 | 3<br>0<br>0<br>0<br>1<br>0 |
| Inning Stats | R: 4 H: 4<br>E: 0 LOB: 2<br>K: 0 BB: 1<br>S: 16 P: 35 | R: 1 H: 2<br>E: 0 LOB: 3<br>K: 2 BB: 2<br>S: 13 P: 25 | R: 4 H: 4<br>E: 0 LOB: 0<br>K: 0 BB: 0<br>S: 16 P: 29 | R: 0 H: 0<br>E: 0 LOB: 1<br>K: 0 BB: 1<br>S: 6 P: 15 | R: 2 H: 3<br>E: 0 LOB: 1<br>K: 1 BB: 0<br>S: 13 P: 24 | R: 0 H: 0<br>E: 0 LOB: 0<br>K: 0 BB: 0<br>S: 7 P: 8 | R: 0 H: 0<br>E: 0 LOB: 0<br>K: 1 BB: 0<br>S: 6 P: 8 | R: 0 H: 1<br>E: 0 LOB: 0<br>K: 1 BB: 0<br>S: 5 P: 9 | R: 0 H: 0<br>E: 0 LOB: 0<br>K: 0 BB: 1<br>S: 8 P: 14 | R: 1 H: 2<br>E: 0 LOB: 3<br>K: 1 BB: 1<br>S: 10 P: 23 | 1B: 9 SF: 0<br>2B: 1 SAC: 0<br>3B: 1 DP: 2<br>HR: 5 HBP: 2 | | | | | | |

| PITCHER | | IP | WLS | BF | H | R | ER | SO | BB | IBB | HBP | BLK | WP | HR | S | P | ERA | WHIP |
|---|---|---|---|---|---|---|---|---|---|---|---|---|---|---|---|---|---|---|
| Horacio Estrada, L<br>ERA: 8.38 | (1, 1) | 2.2 | | 21 | 9 | 8 | 8 | 2 | 2 | 1 | 1 | 0 | 1 | 3 | 38 | 77 | 27.00 | 4.125 |
| Jim Bruske, R<br>ERA: 4.6 | (3, 1) | 1.1 | | 6 | 1 | 1 | 1 | 0 | 1 | 0 | 0 | 0 | 0 | 1 | 13 | 27 | 6.75 | 1.500 |
| Juan Acevedo, R<br>ERA: 3.0 | (5, 1) | 3.0 | | 12 | 3 | 2 | 2 | 2 | 0 | 0 | 0 | 0 | 0 | 1 | 26 | 40 | 6.00 | 1.000 |
| David Weathers, R<br>ERA: 1.23 | (8, 1) | 1.0 | | 3 | 1 | 0 | 0 | 1 | 0 | 0 | 0 | 0 | 0 | 0 | 5 | 9 | 0.00 | 1.000 |
| Bob Wickman, R<br>ERA: 0.64 | (9, 1) | 1.2 | L | 9 | 2 | 1 | 1 | 1 | 1 | 1 | 1 | 0 | 0 | 0 | 18 | 37 | 5.40 | 1.800 |

| PITCHER | IP | WLS | BF | H | R | ER | SO | BB | IBB | HBP | BLK | WP | HR | S | P | ERA | WHIP |
|---|---|---|---|---|---|---|---|---|---|---|---|---|---|---|---|---|---|

# BOTTOM

# Milwaukee Brewers @ Chicago Cubs

Wrigley Field, Chicago, IL

Mon May 08 2000, 7:05 PM CDT

Att. 29,135 - Sunny - 78 F

livebaseballscorecards.com

| | |
|---|---|
| AB | 43 |
| R | 12 |
| H | 16 |
| RBI | 12 |
| BB | 6 |
| SO | 6 |
| LOB | 17 |

| | | | |
|---|---|---|---|
| 1B: 9 | SF: 0 | WP: 1 | PA: 51 |
| 2B: 1 | SAC: 0 | PB: 0 | |
| 3B: 1 | DP: 2 | SB: 0 | |
| HR: 5 | HBP: 2 | CS: 0 | |

| Batter | 1 | 2 | 3 | 4 | 5 | 6 | 7 | 8 | 9 | AB | R | H | RBI | BB | SO | LOB |
|---|---|---|---|---|---|---|---|---|---|---|---|---|---|---|---|---|
| James Mouton, R (1, 7)<br>OBP: 0.395, SLG: 0.412 | C B C F B C<br>2-3 ① K | | B X<br>1-0 ② F8 | | S B X<br>1-1 ③ G4-3 | | B B B C B<br>4-1 BB<br>BB | | B B X<br>2-0 F9 SH1-4<br>1B | 4 | 0 | 1 | 0 | 1 | 1 | 1 |
| Mark Loretta, R (1, 6)<br>OBP: 0.341, SLG: 0.363 | B C F X<br>1-2 ② G5-3 | | F F B B C<br>2-3 ③ K | | | B B B C B<br>4-1<br>1B<br>1B<br>BB | B C C F C<br>1-3 ② K | | X<br>0-0 ① SH1-4<br>1-2 | 3 | 1 | 0 | 0 | 1 | 2 | 2 |
| Jeromy Burnitz, L (1, 9)<br>OBP: 0.345, SLG: 0.500 | C B B B S S<br>3-3 ③ K | | | B C B B X<br>3-1<br>HR | | C S F B B C<br>1-3 ① K | B B S B F B<br>1-2<br>2-3<br>4-2 BB | | B C X<br>1-1 ②<br>2-3<br>F9 | 4 | 1 | 1 | 1 | 1 | 2 | 2 |
| José Hernández, R (1, 5)<br>OBP: 0.286, SLG: 0.307<br>David Weathers, R (9, 1) | | H<br>1-0<br>G1-3<br>1B<br>HBP | | C B C S<br>1-3 ① K | | B B C F B X<br>3-2 ② F9 | B B B C F X<br>3-2 ③ G6-3 | | C C X<br>0-2 ③ G4-3 | 4<br>0 | 1<br>0 | 0<br>0 | 0<br>0 | 0<br>0 | 1<br>0 | 5<br>0 |
| Kevin Barker, L (1, 3)<br>OBP: 0.398, SLG: 0.408 | | B C B S C<br>2-3 ① K | | B X<br>1-1 ② G6-3 | | C C B F X<br>1-2<br>1B<br>1-3<br>1B | | C X<br>0-1<br>WP<br>G4-3<br>SF7<br>1B | | 4 | 1 | 2 | 0 | 0 | 1 | 1 |
| Marquis Grissom, R (1, 8)<br>OBP: 0.265, SLG: 0.308 | C X<br>0-1 ② G1-3<br>1-2 | | | F B F B S<br>2-3 ③ K | | B C B X<br>2-1<br>1-3<br>3-H<br>1B | | B B F B X<br>3-1 ①<br>1-2<br>G4-3 | | 4 | 0 | 1 | 1 | 0 | 1 | 2 |
| Ronnie Belliard, R (1, 4)<br>OBP: 0.362, SLG: 0.415 | B C B B X<br>3-1<br>2-H<br>1B | | | | C B B C X<br>2-2<br>G1-3<br>1B | B F B B F X<br>3-2 ③ G5-3 | | I I I I<br>4-0<br>WP<br>IBB | | 3 | 0 | 2 | 1 | 1 | 0 | 2 |
| Henry Blanco, R (1, 2)<br>OBP: 0.379, SLG: 0.326 | S C F S<br>0-3 ③ K | | | | C F B F B B F X<br>3-2 ①<br>1-2<br>G1-3 | X<br>0-0<br>BB<br>SH2-4<br>1B | S C B B B F F X<br>3-2 ②<br>1-2<br>2-H<br>SF7 | | | 3 | 0 | 1 | 1 | 0 | 1 | 2 |
| Jeff D'Amico, R (1, 1)<br>Sean Berry, R (8, PH)<br>OBP: 0.258, SLG: 0.259<br>Curt Leskanic, R (8, 1)<br>Valerio De Los Santos, L (8, 1)<br>Charlie Hayes, R (9, 5)<br>OBP: 0.403, SLG: 0.456 | | | F C B S<br>1-3 ① K | | B C C F X<br>1-2 ② F8 | | L B B X<br>2-1 ①<br>1-2<br>SH2-4 | C B B B F F F X<br>3-2 ③ F8 | | 2<br>1<br>0<br>0<br>0 | 0<br>0<br>0<br>0<br>0 | 0<br>0<br>0<br>0<br>0 | 0<br>0<br>0<br>0<br>0 | 1<br>0<br>0<br>0<br>0 | 1<br>1<br>0<br>0<br>0 | 1<br>1<br>0<br>0<br>0 |
| Inning Stats | R: 0 H: 0<br>E: 0 LOB: 0<br>K: 2 BB: 0<br>S: 10 P: 16 | R: 1 H: 1<br>E: 0 LOB: 1<br>K: 2 BB: 0<br>S: 11 P: 17 | R: 0 H: 0<br>E: 0 LOB: 0<br>K: 2 BB: 0<br>S: 8 P: 12 | R: 1 H: 1<br>E: 0 LOB: 0<br>K: 2 BB: 0<br>S: 10 P: 17 | R: 0 H: 1<br>E: 0 LOB: 1<br>K: 0 BB: 0<br>S: 14 P: 21 | R: 1 H: 2<br>E: 0 LOB: 2<br>K: 1 BB: 1<br>S: 17 P: 31 | R: 0 H: 1<br>E: 0 LOB: 3<br>K: 1 BB: 2<br>S: 13 P: 27 | R: 1 H: 1<br>E: 0 LOB: 1<br>K: 0 BB: 1<br>S: 14 P: 27 | R: 0 H: 1<br>E: 0 LOB: 1<br>K: 0 BB: 0<br>S: 7 P: 10 | 1B: 7 SF: 1<br>2B: 0 SAC: 2<br>3B: 0 DP: 0<br>HR: 1 HBP: 1 | | | | | | WP: 1 PA: 40<br>PB: 0<br>SB: 0<br>CS: 0 |

| PITCHER | | IP | WLS | BF | H | R | ER | SO | BB | IBB | HBP | BLK | WP | HR | S | P | ERA | WHIP |
|---|---|---|---|---|---|---|---|---|---|---|---|---|---|---|---|---|---|---|
| Ismael Valdez, R<br>ERA: 6.52 | (1, 1) | 5.0 | | 20 | 3 | 3 | 3 | 8 | 1 | 0 | 1 | 0 | 0 | 1 | 54 | 88 | 5.40 | 0.800 |
| Andrew Lorraine, L<br>ERA: 5.52 | (6, 1) | 1.2 | B | 9 | 3 | 0 | 0 | 2 | 1 | 0 | 0 | 0 | 0 | 0 | 24 | 41 | 0.00 | 2.400 |
| Mark Guthrie, L<br>ERA: 4.58 | (7, 1) | 1.1 | L | 7 | 1 | 1 | 1 | 0 | 1 | 1 | 0 | 0 | 1 | 0 | 19 | 39 | 6.75 | 1.500 |
| 76 Daniel Garibay, L<br>ERA: 3.0 | (9, 1) | 1.0 | | 4 | 1 | 0 | 0 | 0 | 0 | 0 | 0 | 0 | 0 | 0 | 7 | 10 | 0.00 | 1.000 |

| PITCHER | IP | WLS | BF | H | R | ER | SO | BB | IBB | HBP | BLK | WP | HR | S | P | ERA | WHIP |
|---|---|---|---|---|---|---|---|---|---|---|---|---|---|---|---|---|---|

# TOP

## Milwaukee Brewers @ Chicago Cubs

Wrigley Field, Chicago, IL

Tue May 09 2000, 7:05 PM CDT

Att. 29,657 - Overcast - 53 F

livebaseballscorecards.com

| | |
|---|---|
| AB | 32 |
| R | 4 |
| H | 8 |
| RBI | 4 |
| BB | 4 |
| SO | 10 |
| LOB | 19 |

# BOTTOM

## Milwaukee Brewers @ Chicago Cubs

Wrigley Field, Chicago, IL

Tue May 09 2000, 7:05 PM CDT

Att. 29,657 - Overcast - 53 F

livebaseballscorecards.com

| Batter | 1 | 2 | 3 | 4 | 5 | 6 | 7 | 8 | 9 | AB | R | H | RBI | BB | SO | LOB |
|---|---|---|---|---|---|---|---|---|---|---|---|---|---|---|---|---|
| Eric Young Sr., R (1, 4)<br>OBP: 0.380, SLG: 0.503 | L9 | | G4-3<br>2-3 | | SH5-3<br>1-2 | | 1B<br>BB<br>1-2 | | P9 | 3 | 0 | 0 | 0 | 1 | 0 | 1 |
| Ricky Gutierrez, R (1, 6)<br>OBP: 0.403, SLG: 0.516 | G6-3 | | E5<br>BB<br>2B<br>3-H | | G5-3 | | 1B<br>1-2<br>2-H | | | 4 | 1 | 1 | 0 | 0 | 0 | 1 |
| Mark Grace, L (1, 3)<br>OBP: 0.422, SLG: 0.446 | BB | | 2B<br>BB<br>1-2 | | L9 | | | G3-1 | | 2 | 1 | 0 | 0 | 2 | 0 | 1 |
| Sammy Sosa, R (1, 9)<br>OBP: 0.419, SLG: 0.657 | K | | 2B<br>1-H<br>2-H | | | K | | 1B<br>BB | | 3 | 0 | 1 | 2 | 1 | 2 | 1 |
| Henry Rodriguez, L (1, 7)<br>OBP: 0.324, SLG: 0.548<br>Glenallen Hill, R (4, 7)<br>OBP: 0.281, SLG: 0.518 | | G6-4-3<br>1B | K | | | F9 | | 1B<br>1-2 | | 2<br>2 | 0<br>0 | 1<br>1 | 0<br>0 | 0<br>0 | 1<br>0 | 1<br>0 |
| Shane Andrews, R (1, 5)<br>OBP: 0.339, SLG: 0.525<br>Willie Greene, L (8, PH)<br>OBP: 0.400, SLG: 0.524<br>76 Daniel Garibay, L (9, 1) | G6-4-3<br>1-2f | | | G6-3 | | F8 | | K | | 3<br>1<br>0 | 0<br>0<br>0 | 0<br>0<br>0 | 0<br>0<br>0 | 0<br>1<br>0 | 0<br>2<br>0 | 1<br>2<br>0 |
| Jeff Reed, L (1, 2)<br>OBP: 0.414, SLG: 0.422<br>Jose Nieves, R (8, PH)<br>OBP: 0.233, SLG: 0.241<br>(9, 5) | G6-3 | | G6-3 | | | | F7 | G6-3 | | 3<br>1 | 0<br>0 | 0<br>0 | 0<br>0 | 0<br>0 | 0<br>0 | 0<br>2 |
| Damon Buford, R (1, 8)<br>OBP: 0.288, SLG: 0.407 | | | G4-3<br>SH3<br>E<br>HBP | G5-3 | | | G3 | | F8 | 3 | 1 | 0 | 0 | 0 | 0 | 0 |
| Ismael Valdez, R (1, 1)<br>OBP: 0.500, SLG: 0.500<br>Andrew Lorraine, L (6, 1)<br>OBP: 0.222, SLG: 0.125<br>Mark Guthrie, R (7, 1)<br>Joe Girardi, R (9, 2)<br>OBP: 0.323, SLG: 0.333 | | | SH3<br>1-2 | | SH5-3<br>1B | | K<br>BB<br>1B | | K | 1<br>0<br>1<br>1 | 0<br>0<br>0<br>0 | 1<br>0<br>0<br>0 | 0<br>0<br>0<br>0 | 0<br>0<br>1<br>1 | 0<br>0<br>0<br>0 | 0<br>0<br>0<br>0 |
| Inning Stats | R: 0<br>E: 0<br>K: 1<br>S: 8<br>H: 0<br>LOB: 1<br>BB: 1<br>P: 17 | R: 0<br>E: 0<br>K: 0<br>S: 7<br>H: 1<br>LOB: 0<br>BB: 0<br>P: 11 | R: 3<br>E: 1<br>K: 1<br>S: 13<br>H: 1<br>LOB: 1<br>BB: 1<br>P: 20 | R: 0<br>E: 0<br>K: 0<br>S: 8<br>H: 0<br>LOB: 0<br>BB: 0<br>P: 14 | R: 0<br>E: 0<br>K: 0<br>S: 6<br>H: 1<br>LOB: 1<br>BB: 0<br>P: 10 | R: 0<br>E: 0<br>K: 1<br>S: 8<br>H: 0<br>LOB: 0<br>BB: 0<br>P: 11 | R: 0<br>E: 0<br>K: 1<br>S: 10<br>H: 1<br>LOB: 2<br>BB: 1<br>P: 16 | R: 0<br>E: 0<br>K: 1<br>S: 10<br>H: 1<br>LOB: 2<br>BB: 1<br>P: 21 | R: 0<br>E: 0<br>K: 1<br>S: 8<br>H: 0<br>LOB: 0<br>BB: 0<br>P: 13 | 1B: 4<br>2B: 1<br>3B: 0<br>HR: 0<br>SF: 0<br>SAC: 2<br>DP: 1<br>HBP: 1 | | | | WP: 1<br>PB: 0<br>SB: 0<br>CS: 0 | | PA: 37 |

| | AB | 30 |
|---|---|---|
| | R | 3 |
| | H | 5 |
| | RBI | 2 |
| | BB | 4 |
| | SO | 6 |
| | LOB | 10 |

| PITCHER | | IP | WLS | BF | H | R | ER | SO | BB | IBB | HBP | BLK | WP | HR | S | P | ERA | WHIP |
|---|---|---|---|---|---|---|---|---|---|---|---|---|---|---|---|---|---|---|
| Jeff D'Amico, R<br>ERA: | (1, 1) | 7.0 | W | 29 | 4 | 3 | 0 | 4 | 3 | 0 | 1 | 0 | 1 | 0 | 60 | 99 | 0.00 | 1.000 |
| Curt Leskanic, R<br>ERA: 4.95 | (8, 1) | 0.2 | H | 4 | 1 | 0 | 0 | 1 | 1 | 0 | 0 | 0 | 0 | 0 | 8 | 16 | 0.00 | 3.000 |
| Valerio De Los Santos, L<br>ERA: 4.18 | (8, 1) | 0.1 | H | 1 | 0 | 0 | 0 | 0 | 0 | 0 | 0 | 0 | 0 | 0 | 2 | 5 | 0.00 | 0.000 |
| David Weathers, R<br>ERA: 1.17 | (9, 1) | 1.0 | S | 3 | 0 | 0 | 0 | 1 | 0 | 0 | 0 | 0 | 0 | 0 | 8 | 13 | 0.00 | 0.000 |

| PITCHER | IP | WLS | BF | H | R | ER | SO | BB | IBB | HBP | BLK | WP | HR | S | P | ERA | WHIP |
|---|---|---|---|---|---|---|---|---|---|---|---|---|---|---|---|---|---|

| Batter | 1 | 2 | 3 | 4 | 5 | 6 | 7 | 8 | 9 | 10 | 11 | AB | R | H | RBI | BB | SO | LOB |
|---|---|---|---|---|---|---|---|---|---|---|---|---|---|---|---|---|---|---|
| James Mouton, R (1, 7)<br>OBP: 0.347, SLG: 0.359 | X 0-0 F8 ① | | B C S S 1-3 K ③ | | B F S F X 1-2 F3 ③ | | | C X 0-1 G5-3 ② 1-2 | S B X 1-1 SF9 ① 2-3 3-H | | S B F B B F S 3-3 K ③ | 5 | 0 | 0 | 1 | 0 | 2 | 3 |
| Mark Loretta, R (1, 6)<br>OBP: 0.351, SLG: 0.393 | B C B B X 3-1 F8 ② | | | B X 1-0 HR | | B B C X 2-1 F9 ① | | B B F B F B 4-2 WP HR BB | F X 0-1 FC4-6 1-2 3-H 1B | | | 4 | 2 | 2 | 2 | 1 | 0 | 0 |
| Jeromy Burnitz, L (1, 9)<br>OBP: 0.340, SLG: 0.512 | B S B B C S 3-3 K ③ | | | S B C B X 2-2 G6-3 ① | | B C C B F F X 2-2 P6 ② | | B C X 1-1 1-H 2-H HR | C S 0-3 K ② | | | 5 | 1 | 1 | 3 | 0 | 2 | 2 |
| José Hernández, R (1, 5)<br>OBP: 0.274, SLG: 0.292<br>Jim Bruske, R (9, 1)<br>Bob Wickman, R (9, 1)<br>Luis Lopez, S (10, 4)<br>OBP: 0.214, SLG: 0.296 | | C B B S S 2-3 K2-3 ① | | B B B F S S 3-3 K ② | | S C S 0-3 K ③ | | B S S S C 1-3 K ③ | B X 1-0 FC4-6 ③ 1-2f 2-3 | | | 5<br>0<br>0<br>0 | 0<br>0<br>0<br>0 | 0<br>0<br>0<br>0 | 0<br>0<br>0<br>0 | 0<br>0<br>0<br>0 | 4<br>0<br>0<br>0 | 2<br>0<br>0<br>0 |
| Kevin Barker, L (1, 3)<br>OBP: 0.398, SLG: 0.400 | | B S B B F X 3-2 G5-3 ② | | B B B B 4-0 S BB | | | C S S 0-3 K ① | | C X 0-1 SH BB 1B 1B | B X 1-0 G5-3 ① | | 4 | 1 | 1 | 0 | 1 | 1 | 0 |
| Marquis Grissom, R (1, 8)<br>OBP: 0.270, SLG: 0.306 | | B F B B B F X 3-2 G6-3 ③ | | B S B B B X 3-1 G5-3 ③ 1-2 | | | B S C B B X 3-1 G4-3 ② | | C F B B B F B B 4-2 SH 1B 1-2 BB | X 0-0 1B ② | | 4 | 1 | 1 | 0 | 1 | 0 | 1 |
| Ronnie Belliard, R (1, 4)<br>OBP: 0.359, SLG: 0.409<br>Valerio De Los Santos, L (10, 1) | | | B X 1-0 G4-3 ① | | B C F B X 2-2 1B | | X 0-0 F9 ③ | | X 0-0 SH 1B SF9 1-2 2-3 | B C B F X 2-2 G2-3 ③ | | 4<br>0 | 1<br>0 | 1<br>0 | 0<br>0 | 0<br>0 | 0<br>0 | 0<br>0 |
| Tyler Houston, L (1, 2)<br>OBP: 0.294, SLG: 0.438<br>Charlie Hayes, R (9, PH)<br>OBP: 0.405, SLG: 0.458<br>(9, 5) | | | X 0-0 1B | | B F C B S 2-3 K ① | | | C X 0-1 WP G5-3 HR 1B | L B B X 2-1 SF9 BB 1B 1-3 2-H 3-H 1B | | L B F B X 2-2 G4-3 ① | 3<br>2 | 1<br>1 | 2<br>1 | 0<br>2 | 0<br>0 | 1<br>0 | 1<br>0 |
| Jason Bere, R (1, 1)<br>OBP: 0.308, SLG: 0.308<br>Curt Leskanic, R (7, 1)<br>Mark Sweeney, L (8, PH)<br>OBP: 0.333, SLG: 0.333<br>David Weathers, R (8, 1)<br>Henry Blanco, R (9, PH)<br>OBP: 0.383, SLG: 0.319<br>(9, 2) | | | S C T S 0-3 K ② | | B L B S C 2-3 K ② | | | C S B B B S 2-3 K ① | B B B C B 4-1 FC4-6 1B 1-2 BB | | B X 1-0 G5-3 ② | 2<br>0<br>1<br>0<br>1 | 0<br>0<br>0<br>0<br>0 | 0<br>0<br>0<br>0<br>0 | 0<br>0<br>1<br>0<br>1 | 0<br>0<br>1<br>0<br>0 | 2<br>0<br>1<br>0<br>0 | 2<br>0<br>1<br>0<br>0 |
| Inning Stats | R: 0 E: 0 K: 1 S: 6 H: 0 LOB: 0 BB: 0 P: 12 | R: 0 E: 0 K: 1 S: 9 H: 0 LOB: 0 BB: 0 P: 17 | R: 0 E: 0 K: 2 S: 9 H: 1 LOB: 1 BB: 0 P: 11 | R: 1 E: 0 K: 1 S: 9 H: 1 LOB: 1 BB: 1 P: 22 | R: 0 E: 0 K: 2 S: 13 H: 1 LOB: 1 BB: 0 P: 20 | R: 0 E: 0 K: 1 S: 10 H: 0 LOB: 0 BB: 0 P: 14 | R: 0 E: 0 K: 1 S: 6 H: 0 LOB: 0 BB: 0 P: 9 | R: 3 E: 0 K: 2 S: 14 H: 2 LOB: 0 BB: 1 P: 22 | R: 4 E: 0 K: 1 S: 17 H: 3 LOB: 2 BB: 2 P: 29 | R: 0 E: 0 K: 0 S: 5 H: 1 LOB: 0 BB: 0 P: 8 | R: 0 E: 0 K: 1 S: 8 H: 0 LOB: 0 BB: 0 P: 14 | 1B: 7<br>2B: 0<br>3B: 0<br>HR: 2 | SF: 1<br>SAC: 1<br>DP: 0<br>HBP: 0 | | WP: 1<br>PB: 0<br>SB: 1<br>CS: 0 | PA: 46 | | |

| PITCHER | | IP | WLS | BF | H | R | ER | SO | BB | IBB | HBP | BLK | WP | HR | S | P | ERA | WHIP |
|---|---|---|---|---|---|---|---|---|---|---|---|---|---|---|---|---|---|---|
| Kevin Tapani, R<br>ERA: 5.33 | (1, 1) | 7.2 | | 29 | 4 | 3 | 3 | 10 | 2 | 0 | 0 | 0 | 0 | 1 | 71 | 120 | 3.52 | 0.783 |
| Felix Heredia, L<br>ERA: 6.0 | (8, 1) | 0.1 | B | 5 | 2 | 4 | 4 | 1 | 1 | 0 | 0 | 0 | 1 | 1 | 11 | 17 | 108.00 | 9.000 |
| Kyle Farnsworth, R<br>ERA: 9.17 | (9, 1) | 1.0 | | 6 | 2 | 1 | 1 | 1 | 1 | 0 | 0 | 0 | 0 | 0 | 11 | 19 | 9.00 | 3.000 |
| Brian Williams, R<br>ERA: 7.52 | (10, 1) | 1.0 | | 3 | 1 | 0 | 0 | 0 | 0 | 0 | 0 | 0 | 0 | 0 | 5 | 8 | 0.00 | 1.000 |
| Rick Aguilera, R<br>ERA: 5.4 | (11, 1) | 1.0 | W | 3 | 0 | 0 | 0 | 1 | 0 | 0 | 0 | 0 | 0 | 0 | 8 | 14 | 0.00 | 0.000 |

| PITCHER | IP | WLS | BF | H | R | ER | SO | BB | IBB | HBP | BLK | WP | HR | S | P | ERA | WHIP |
|---|---|---|---|---|---|---|---|---|---|---|---|---|---|---|---|---|---|

TOP

# Milwaukee Brewers @ Chicago Cubs

Wrigley Field, Chicago, IL

Wed May 10 2000, 1:20 PM CDT

Att. 24,601 - Cloudy - 62 F

livebaseballscorecards.com

| | |
|---|---|
| AB | 40 |
| R | 8 |
| H | 9 |
| RBI | 8 |
| BB | 4 |
| SO | 13 |
| LOB | 12 |

# Milwaukee Brewers @ Chicago Cubs

Wrigley Field, Chicago, IL

Wed May 10 2000, 1:20 PM CDT

Att. 24,601 - Cloudy - 62 F

livebaseballscorecards.com

## BOTTOM

| Batter | 1 | 2 | 3 | 4 | 5 | 6 | 7 | 8 | 9 | 10 | 11 | AB | R | H | RBI | BB | SO | LOB |
|---|---|---|---|---|---|---|---|---|---|---|---|---|---|---|---|---|---|---|
| Eric Young Sr., R (1, 4)<br>OBP: 0.373, SLG: 0.487 | F9 | | F9 | | G4-3 | | G6-3 | | BB, BB, E, BB | G1-3 | | 5 | 1 | 0 | 0 | 1 | 0 | 3 |
| Ricky Gutierrez, R (1, 6)<br>OBP: 0.407, SLG: 0.504 | 1B, 1B, BB | | G6-3 | | K | | | K | BB, E, BB | | WP, 1B, BB | 3 | 2 | 0 | 0 | 3 | 2 | 0 |
| Sammy Sosa, R (1, 9)<br>OBP: 0.422, SLG: 0.669 | 1B, 1B | | | HR | | F8 | | K | FC6-4, E, BB | | F7 | 5 | 1 | 2 | 1 | 1 | 1 | 1 |
| Mark Grace, L (1, 3)<br>OBP: 0.428, SLG: 0.476 | 1B | | | HR | | 1B | | F7 | E6, FC6-4 | | F2 | 5 | 1 | 3 | 1 | 0 | 0 | 1 |
| Shane Andrews, R (9, PR)<br>OBP: 0.336, SLG: 0.520 (10, 3) | | | | | | | | | G5-3 | | | 1 | 0 | 0 | 0 | 0 | 0 | 1 |
| Glenallen Hill, R (1, 7)<br>OBP: 0.270, SLG: 0.475 | K | | | L7 | | F9 | | | FC6-4 | | 1B, IBB | 5 | 0 | 0 | 0 | 1 | 1 | 5 |
| Willie Greene, L (1, 5)<br>OBP: 0.387, SLG: 0.593 | | G4-3 | | HR | | G4-3 | | | K | P6 | 1B | 6 | 1 | 2 | 2 | 0 | 1 | 1 |
| Jeff Reed, L (1, 2)<br>OBP: 0.397, SLG: 0.388 | | F8 | | G4-3 | | | F5 | | E, HR, BB | K | | 4 | 1 | 0 | 0 | 1 | 1 | 0 |
| Damon Buford, R (1, 8)<br>OBP: 0.292, SLG: 0.402 | K | | | G6-3 | | | SH3-4 | | E3, HR | 1B, BB | | 4 | 1 | 1 | 0 | 1 | 1 | 1 |
| Kevin Tapani, R (1, 1)<br>OBP: 0.188, SLG: 0.438 | | | F7 | | G4-3 | | SH3-4 | | 1-H, 2-H, HR | 1B | | 2 | 0 | 0 | 0 | 0 | 0 | 0 |
| Felix Heredia, L (8, 1) | | | | | | | | | | | | 0 | 0 | 0 | 0 | 0 | 0 | 0 |
| Kyle Farnsworth, R (9, 1) | | | | | | | | | | | | 0 | 0 | 0 | 0 | 0 | 0 | 0 |
| Henry Rodriguez, L (9, PH)<br>OBP: 0.330, SLG: 0.585 | | | | | | | | | | | | 1 | 1 | 1 | 3 | 0 | 0 | 0 |
| Brian Williams, R (10, 1)<br>OBP: 0.500, SLG: 1.000 | | | | | | | | | | | | 0 | 0 | 0 | 0 | 0 | 0 | 0 |
| Jose Nieves, R (10, PH)<br>OBP: 0.258, SLG: 0.267 | | | | | | | | | | | | 1 | 0 | 1 | 0 | 0 | 0 | 0 |
| Rick Aguilera, R (11, 1) | | | | | | | | | | | | 0 | 0 | 0 | 0 | 0 | 0 | 0 |
| Inning Stats | R: 0<br>E: 0<br>K: 1<br>S: 11<br>H: 2<br>LOB: 2<br>BB: 1<br>P: 19 | R: 0<br>E: 0<br>K: 1<br>S: 11<br>H: 0<br>LOB: 0<br>BB: 0<br>P: 19 | R: 0<br>E: 0<br>K: 0<br>S: 8<br>H: 0<br>LOB: 0<br>BB: 0<br>P: 13 | R: 3<br>E: 0<br>K: 0<br>S: 20<br>H: 3<br>LOB: 0<br>BB: 0<br>P: 31 | R: 0<br>E: 0<br>K: 1<br>S: 8<br>H: 0<br>LOB: 0<br>BB: 0<br>P: 11 | R: 0<br>E: 0<br>K: 0<br>S: 9<br>H: 1<br>LOB: 1<br>BB: 0<br>P: 12 | R: 0<br>E: 0<br>K: 0<br>S: 14<br>H: 1<br>LOB: 1<br>BB: 0<br>P: 20 | R: 0<br>E: 0<br>K: 2<br>S: 8<br>H: 0<br>LOB: 0<br>BB: 0<br>P: 12 | R: 5<br>E: 2<br>K: 1<br>S: 26<br>H: 1<br>LOB: 2<br>BB: 4<br>P: 53 | R: 0<br>E: 0<br>K: 1<br>S: 9<br>H: 1<br>LOB: 2<br>BB: 1<br>P: 16 | R: 1<br>E: 0<br>K: 0<br>S: 9<br>H: 1<br>LOB: 2<br>BB: 2<br>P: 23 | | | | | | |

| | |
|---|---|
| AB | 42 |
| R | 9 |
| H | 10 |
| RBI | 7 |
| BB | 8 |
| SO | 7 |
| LOB | 13 |

1B: 6 SF: 0
2B: 0 SAC: 1
3B: 0 DP: 0
HR: 4 HBP: 0

WP: 1 PA: 51
PB: 0
SB: 0
CS: 0

| PITCHER | | IP | WLS | BF | H | R | ER | SO | BB | IBB | HBP | BLK | WP | HR | S | P | ERA | WHIP |
|---|---|---|---|---|---|---|---|---|---|---|---|---|---|---|---|---|---|---|
| Jason Bere, R<br>ERA: 4.89 | (1, 1) | 6.2 | | 27 | 7 | 3 | 3 | 3 | 1 | 0 | 0 | 0 | 0 | 3 | 78 | 121 | 4.05 | 1.200 |
| Curt Leskanic, R<br>ERA: 4.87 | (7, 1) | 0.1 | | 1 | 0 | 0 | 0 | 0 | 0 | 0 | 0 | 0 | 0 | 0 | 3 | 4 | 0.00 | 0.000 |
| David Weathers, R<br>ERA: 1.13 | (8, 1) | 1.0 | H | 3 | 0 | 0 | 0 | 2 | 0 | 0 | 0 | 0 | 0 | 0 | 8 | 12 | 0.00 | 0.000 |
| Jim Bruske, R<br>ERA: 4.41 | (9, 1) | 0.2 | | 5 | 1 | 3 | 0 | 1 | 1 | 0 | 0 | 0 | 0 | 1 | 16 | 28 | 0.00 | 3.000 |
| Bob Wickman, R<br>ERA: 0.63 | (9, 1) | 0.1 | B | 5 | 0 | 2 | 0 | 0 | 3 | 0 | 0 | 0 | 0 | 0 | 10 | 25 | 0.00 | 9.000 |

| PITCHER | | IP | WLS | BF | H | R | ER | SO | BB | IBB | HBP | BLK | WP | HR | S | P | ERA | WHIP |
|---|---|---|---|---|---|---|---|---|---|---|---|---|---|---|---|---|---|---|
| Valerio De Los Santos, L<br>ERA: 4.26 | (10, 1) | 1.2 | L | 10 | 2 | 1 | 1 | 1 | 2 | 1 | 0 | 0 | 1 | 0 | 18 | 39 | 5.40 | 2.400 |

| Batter | 1 | 2 | 3 | 4 | 5 | 6 | 7 | 8 | 9 | AB | R | H | RBI | BB | SO | LOB |
|---|---|---|---|---|---|---|---|---|---|---|---|---|---|---|---|---|
| Ronnie Belliard, R (1, 4)<br>OBP: 0.364, SLG: 0.429 | F7 | 1B FC6-4 2B | L8 | | | F3 | 1B SF7 1B | E 2B | | 6 | 3 | 3 | 1 | 0 | 0 | 2 |
| Mark Loretta, R (1, 6)<br>OBP: 0.380, SLG: 0.418 | E 1B | FC6-4 1B | | BB FC6 | | BB BB FC5-2 1B | G6-4-3 1B | E8 WP 1B | | 5 | 1 | 5 | 0 | 1 | 0 | 0 |
| Jeromy Burnitz, L (1, 9)<br>OBP: 0.340, SLG: 0.512 | E4 SF7 2B | FC6-4 FC6-4 | | FC6 CS | | FC5-2 BB 1B BB | SF7 | K | | 4 | 2 | 1 | 3 | 1 | 1 | 3 |
| Charlie Hayes, R (1, 3)<br>OBP: 0.400, SLG: 0.429 | 2B BB | FC6-4 | | 1 SAFE F7 | | FC5-2 1B BB | G6-4-3 | G4-3 | | 4 | 1 | 0 | 0 | 2 | 0 | 4 |
| Marquis Grissom, R (1, 8)<br>OBP: 0.265, SLG: 0.297 | SF7 | | L3 | | G4-3 | FC5-2 1B 2B | | CS 1B BB | G4-3 | 4 | 2 | 0 | 1 | 1 | 0 | 3 |
| José Hernández, R (1, 5)<br>OBP: 0.301, SLG: 0.318 | 2B | | FC1-2 BB | | 1B BB G4-2-3 1B | 2B 1B | | 1 SAFE 1B 2B BB | G6-3 | 4 | 2 | 3 | 2 | 2 | 0 | 0 |
| Lyle Mouton, R (1, 7)<br>OBP: 0.378, SLG: 0.419 | BB | FC1-2 S 1B 1B | | | 1B BB | FC5 2B | | L8 | | 4 | 2 | 3 | 3 | 2 | 0 | 0 |
| Henry Blanco, R (1, 2)<br>OBP: 0.400, SLG: 0.353 | G4-3 | FC1-2 1B | | | | FC5 IBB | | 2B 2B | | 4 | 1 | 2 | 2 | 1 | 0 | 5 |
| Steve Woodard, L (1, 1)<br>OBP: 0.176, SLG: 0.067 | | G4-3 | 1B | | G4-2-3 | FC5 | | K | | 4 | 0 | 1 | 1 | 0 | 0 | 5 |
| Juan Acevedo, R (6, 1) | | | | | | | | | | 0 | 0 | 0 | 0 | 0 | 0 | 0 |
| Curt Leskanic, R (7, 1) | | | | | | | | | | 1 | 0 | 0 | 0 | 0 | 1 | 1 |
| David Weathers, R (9, 1) | | | | | | | | | | 0 | 0 | 0 | 0 | 0 | 0 | 0 |
| Inning Stats | R: 2 E: 1 K: 0 S: 17 H: 3 LOB: 3 BB: 2 P: 34 | R: 1 E: 0 K: 0 S: 16 H: 2 LOB: 1 BB: 0 P: 23 | R: 1 E: 0 K: 0 S: 18 H: 2 LOB: 2 BB: 1 P: 29 | R: 0 E: 0 K: 0 S: 8 H: 0 LOB: 0 BB: 1 P: 14 | R: 0 E: 0 K: 0 S: 15 H: 2 LOB: 2 BB: 1 P: 27 | R: 4 E: 0 K: 0 S: 12 H: 3 LOB: 2 BB: 3 P: 31 | R: 1 E: 0 K: 0 S: 9 H: 2 LOB: 0 BB: 0 P: 14 | R: 5 E: 1 K: 2 S: 29 H: 4 LOB: 1 BB: 2 P: 46 | R: 0 E: 0 K: 0 S: 6 H: 0 LOB: 0 BB: 0 P: 10 | 1B: 12 2B: 6 3B: 0 HR: 0 | SF: 2 SAC: 0 DP: 2 HBP: 0 | | | | | |

# TOP

## Milwaukee Brewers @ Chicago Cubs

Wrigley Field, Chicago, IL

Thu May 11 2000, 1:20 PM CDT

Att. 21,995 - Overcast - 59 F

livebaseballscorecards.com

| | |
|---|---|
| AB | 40 |
| R | 14 |
| H | 18 |
| RBI | 13 |
| BB | 10 |
| SO | 2 |
| LOB | 23 |

WP: 1 PB: 0 SB: 1 CS: 2 PA: 52

| PITCHER | | IP | WLS | BF | H | R | ER | SO | BB | IBB | HBP | BLK | WP | HR | S | P | ERA | WHIP |
|---|---|---|---|---|---|---|---|---|---|---|---|---|---|---|---|---|---|---|
| Scott Downs, L<br>ERA: 6.69 | (1, 1) | 3.0 | | 19 | 7 | 4 | 4 | 0 | 3 | 0 | 0 | 0 | 0 | 0 | 51 | 86 | 12.00 | 3.333 |
| 76 Daniel Garibay, L<br>ERA: 2.45 | (4, 1) | 2.0 | | 8 | 2 | 0 | 0 | 0 | 2 | 0 | 0 | 0 | 0 | 0 | 23 | 41 | 0.00 | 2.000 |
| Brian Williams, R<br>ERA: 8.86 | (6, 1) | 1.0 | L | 9 | 3 | 4 | 4 | 0 | 2 | 1 | 0 | 0 | 0 | 0 | 12 | 31 | 36.00 | 5.000 |
| Andrew Lorraine, L<br>ERA: 6.47 | (7, 1) | 1.0 | | 8 | 4 | 5 | 4 | 0 | 2 | 0 | 0 | 0 | 0 | 0 | 22 | 39 | 36.00 | 6.000 |
| Mark Guthrie, L<br>ERA: 4.82 | (8, 1) | 1.0 | | 5 | 2 | 1 | 1 | 2 | 0 | 0 | 0 | 0 | 1 | 0 | 16 | 21 | 9.00 | 2.000 |

| PITCHER | | IP | WLS | BF | H | R | ER | SO | BB | IBB | HBP | BLK | WP | HR | S | P | ERA | WHIP |
|---|---|---|---|---|---|---|---|---|---|---|---|---|---|---|---|---|---|---|
| Felix Heredia, L<br>ERA: 5.68 | (9, 1) | 1.0 | | 3 | 0 | 0 | 0 | 0 | 0 | 0 | 0 | 0 | 0 | 0 | 6 | 10 | 0.00 | 0.000 |

# Milwaukee Brewers @ Chicago Cubs

Wrigley Field, Chicago, IL

Thu May 11 2000, 1:20 PM CDT

Att. 21,995 - Overcast - 59 F

livebaseballscorecards.com

## BOTTOM

| Batter | 1 | 2 | 3 | 4 | 5 | 6 | 7 | 8 | 9 | AB | R | H | RBI | BB | SO | LOB |
|---|---|---|---|---|---|---|---|---|---|---|---|---|---|---|---|---|
| Jeff Huson, L (1, 4)<br>OBP: 0.238, SLG: 0.300<br>Jose Nieves, R (3, PH)<br>OBP: 0.286, SLG: 0.294 (4, 4) | G3 | | K | F7-2<br>3-H | | WP, G4-3<br>1B | G3-1 | | BB<br>1-3<br>2-H<br>1B | 1<br>5 | 0<br>0 | 0<br>2 | 0<br>1 | 0<br>0 | 0<br>1 | 0<br>3 |
| Ricky Gutierrez, R (1, 6)<br>OBP: 0.417, SLG: 0.504 | K | | 1B<br>1B | | PB<br>2B<br>1B | G4-3<br>1-2 | | G3-1<br>BB | BB<br>1-2 | 4 | 1 | 2 | 0 | 2 | 1 | 1 |
| Sammy Sosa, R (1, 9)<br>OBP: 0.419, SLG: 0.653 | K | | 1-3<br>1B | | P3<br>1-2 | WP<br>IBB | | F8 | K | 5 | 0 | 1 | 0 | 1 | 2 | 5 |
| Willie Greene, L (1, 5)<br>OBP: 0.400, SLG: 0.600<br>Andrew Lorraine, L (7, 1)<br>OBP: 0.222, SLG: 0.125<br>Mark Guthrie, R (8, 1)<br>Henry Rodriguez, L (8, PH)<br>OBP: 0.327, SLG: 0.579<br>Felix Heredia, L (9, 1) | | G3-1 | G3 | | PO<br>2-H<br>2B | BB<br>1-2<br>2-3<br>IBB | | G3-1<br>1-2 | | 3<br>0<br>0<br>1<br>0 | 0<br>0<br>0<br>0<br>0 | 1<br>0<br>0<br>0<br>0 | 1<br>0<br>0<br>0<br>0 | 1<br>0<br>0<br>0<br>0 | 0<br>0<br>0<br>0<br>0 | 2<br>0<br>0<br>1<br>0 |
| Glenallen Hill, R (1, 7)<br>OBP: 0.309, SLG: 0.547 | | HR | | 15<br>WP<br>15<br>1B<br>2B | IBB | BB<br>1-2 | | K | | 3 | 2 | 2 | 1 | 2 | 1 | 1 |
| 15 Julio Zuleta, R (1, 3)<br>OBP: 0.182, SLG: 0.100 | | G5-3 | | 1B<br>2-H<br>1B | F8 | K | | | K | 5 | 1 | 1 | 1 | 0 | 2 | 5 |
| Damon Buford, R (1, 8)<br>OBP: 0.317, SLG: 0.420 | | FC6-4<br>1B | | 76<br>SH3-4<br>1-2<br>F7-2<br>1B | PO<br>2-3 | 1B<br>HR<br>1B | G6-4-3<br>WP<br>BB | | 1B<br>1B<br>1B | 4 | 2 | 4 | 0 | 1 | 0 | 0 |
| Joe Girardi, R (1, 2)<br>OBP: 0.347, SLG: 0.353 | | FC6-4<br>1-2f | | 76<br>SH3-4<br>1-2<br>2-H<br>1B | | HR<br>1-2<br>1B | G6-4-3<br>1-2<br>BB | | 1B<br>1-2<br>1B | 4 | 1 | 3 | 1 | 1 | 0 | 1 |
| Scott Downs, L (1, 1)<br>OBP: 0.077, SLG: 0.077<br>76 Daniel Garibay, L (3, PH)<br>Brian Williams, R (4, 1)<br>OBP: 0.500, SLG: 1.000<br>Shane Andrews, R (6, 1)<br>OBP: 0.336, SLG: 0.543 (6, PH) (7, 5) | | | K | SH3-4<br>1-2<br>2-3 | | HR<br>1-H<br>2-H | G6-4-3<br>1-2f<br>2-3 | | K | 0<br>1<br>0<br>3 | 0<br>0<br>0<br>1 | 0<br>0<br>0<br>1 | 0<br>0<br>0<br>3 | 0<br>0<br>0<br>1 | 0<br>1<br>0<br>4 | 0<br>0<br>0<br>4 |
| Inning Stats | R: 0<br>E: 0<br>K: 2<br>S: 9<br>H: 0<br>LOB: 0<br>BB: 0<br>P: 12 | R: 1<br>E: 0<br>K: 0<br>S: 7<br>H: 2<br>LOB: 1<br>BB: 0<br>P: 10 | R: 0<br>E: 0<br>K: 2<br>S: 11<br>H: 2<br>LOB: 2<br>BB: 0<br>P: 18 | R: 2<br>E: 0<br>K: 0<br>S: 13<br>H: 4<br>LOB: 1<br>BB: 0<br>P: 19 | R: 1<br>E: 0<br>K: 0<br>S: 12<br>H: 2<br>LOB: 1<br>BB: 1<br>P: 25 | R: 3<br>E: 0<br>K: 1<br>S: 15<br>H: 4<br>LOB: 3<br>BB: 3<br>P: 34 | R: 0<br>E: 0<br>K: 0<br>S: 6<br>H: 0<br>LOB: 1<br>BB: 2<br>P: 16 | R: 0<br>E: 0<br>K: 1<br>S: 10<br>H: 0<br>LOB: 1<br>BB: 1<br>P: 21 | R: 1<br>E: 0<br>K: 3<br>S: 22<br>H: 3<br>LOB: 3<br>BB: 1<br>P: 37 | 1B: 13<br>2B: 3<br>3B: 0<br>HR: 2<br>SF: 0<br>SAC: 1<br>DP: 2<br>HBP: 0 | | | | | | WP: 3<br>PB: 1<br>SB: 0<br>CS: 0<br>PA: 49 | |

| | AB | 39 |
|---|---|---|
| | R | 8 |
| | H | 17 |
| | RBI | 8 |
| | BB | 8 |
| | SO | 9 |
| | LOB | 23 |

| PITCHER | | IP | WLS | BF | H | R | ER | SO | BB | IBB | HBP | BLK | WP | HR | S | P | ERA | WHIP |
|---|---|---|---|---|---|---|---|---|---|---|---|---|---|---|---|---|---|---|
| Steve Woodard, R<br>ERA: 5.72 | (1, 1) | 5.0 | W | 27 | 13 | 7 | 6 | 4 | 0 | 1 | 0 | 0 | 1 | 2 | 57 | 92 | 10.80 | 2.600 |
| Juan Acevedo, R<br>ERA: 2.7 | (6, 1) | 1.0 | H | 7 | 1 | 0 | 0 | 1 | 2 | 2 | 0 | 0 | 1 | 0 | 10 | 30 | 0.00 | 3.000 |
| Curt Leskanic, R<br>ERA: 4.7 | (7, 1) | 2.2 | H | 13 | 3 | 1 | 1 | 3 | 3 | 0 | 0 | 0 | 1 | 0 | 34 | 63 | 3.38 | 2.250 |
| David Weathers, R<br>ERA: 1.11 | (9, 1) | 0.1 | | 1 | 0 | 0 | 0 | 1 | 0 | 0 | 0 | 0 | 0 | 0 | 4 | 7 | 0.00 | 0.000 |

| PITCHER | IP | WLS | BF | H | R | ER | SO | BB | IBB | HBP | BLK | WP | HR | S | P | ERA | WHIP |
|---|---|---|---|---|---|---|---|---|---|---|---|---|---|---|---|---|---|

| Batter | 1 | 2 | 3 | 4 | 5 | 6 | 7 | 8 | 9 | AB | R | H | RBI | BB | SO | LOB |
|---|---|---|---|---|---|---|---|---|---|---|---|---|---|---|---|---|
| Ronnie Belliard, R (1, 4)<br>OBP: 0.365, SLG: 0.428 | G5-3 | G6-3 | | E5 FC6-4 | | WP 1B | | | FC1-6 1B | 5 | 1 | 2 | 0 | 0 | 0 | 0 |
| Mark Loretta, R (1, 6)<br>OBP: 0.387, SLG: 0.425 | 1B | 1B | | FC6-4 1-2f | | 1B | | | FC1-6 FC4-6 1-2f | 5 | 0 | 3 | 1 | 0 | 0 | 2 |
| Jeromy Burnitz, L (1, 9)<br>OBP: 0.335, SLG: 0.500 | F8 | 1-3 1B | | | G4-3 | | K | | FC4-6 HBP 1-2f | 5 | 0 | 1 | 0 | 0 | 1 | 2 |
| José Hernández, R (1, 5)<br>OBP: 0.297, SLG: 0.307 | K | G4-3 | | | L4 | | G5-3 | | HBP 1-2 | 4 | 0 | 0 | 0 | 0 | 1 | 3 |
| Kevin Barker, L (1, 3)<br>OBP: 0.408, SLG: 0.418 | | 1B BB HR BB | F5 | | 2B | | 1B | | G3 | 4 | 2 | 2 | 0 | 1 | 0 | 2 |
| Marquis Grissom, R (1, 8)<br>OBP: 0.272, SLG: 0.305 | | 1B HR 1-2 BB | G4-3 | | 2-H 2B | | F8 | | | 3 | 1 | 1 | 1 | 1 | 0 | 1 |
| Lyle Mouton, R (1, 7)<br>OBP: 0.390, SLG: 0.412 | | HR 1-2 2-3 1B | G1-4-3 | | G6-3 | | | | G6-3 BB | 3 | 1 | 1 | 0 | 1 | 0 | 1 |
| Henry Blanco, R (1, 2)<br>OBP: 0.391, SLG: 0.400 | | HR 1-H 2-H 3-H | | G6-3 | | K | | | G6-3 1-2f | 4 | 1 | 1 | 4 | 0 | 1 | 1 |
| Jimmy Haynes, R (1, 1)<br>OBP: 0.100, SLG: 0.150 | | K | | G4-3 | | G1-3 | | | F9 | 4 | 0 | 0 | 0 | 0 | 1 | 0 |
| Valerio De Los Santos, L (8, 1) | | | | | | | | | | 0 | 0 | 0 | 0 | 0 | 0 | 0 |
| Inning Stats | R: 0 E: 0 K: 1 S: 10 H: 1 LOB: 1 BB: 0 P: 14 | R: 4 E: 0 K: 1 S: 25 H: 4 LOB: 2 BB: 2 P: 44 | R: 0 E: 0 K: 0 S: 9 H: 0 LOB: 0 BB: 0 P: 10 | R: 0 E: 1 K: 0 S: 8 H: 0 LOB: 1 BB: 0 P: 13 | R: 1 E: 0 K: 0 S: 10 H: 2 LOB: 1 BB: 0 P: 17 | R: 1 E: 0 K: 1 S: 9 H: 2 LOB: 1 BB: 0 P: 15 | R: 0 E: 0 K: 1 S: 9 H: 1 LOB: 1 BB: 0 P: 17 | R: 0 E: 0 K: 0 S: 5 H: 0 LOB: 0 BB: 1 P: 13 | R: 0 E: 0 K: 0 S: 10 H: 1 LOB: 2 BB: 0 P: 20 | 1B: 8 2B: 2 3B: 0 HR: 1 SF: 0 SAC: 0 DP: 1 HBP: 1 | | | | | | | |

# TOP

## Milwaukee Brewers @ Pittsburgh Pirates

Three Rivers Stadium, Pittsburgh, PA

Fri May 12 2000, 7:05 PM EDT

Att. 18,524 - Sunny - 84 F

livebaseballscorecards.com

| | |
|---|---|
| AB | 37 |
| R | 6 |
| H | 11 |
| RBI | 6 |
| BB | 3 |
| SO | 4 |
| LOB | 12 |

WP: 1 PB: 0 SB: 0 CS: 0 PA: 41

| PITCHER | | IP | WLS | BF | H | R | ER | SO | BB | IBB | HBP | BLK | WP | HR | S | P | ERA | WHIP |
|---|---|---|---|---|---|---|---|---|---|---|---|---|---|---|---|---|---|---|
| Jason Schmidt, R<br>ERA: 4.76 | (1, 1) | 5.0 | L | 25 | 7 | 5 | 5 | 2 | 2 | 0 | 0 | 0 | 0 | 1 | 62 | 98 | 9.00 | 1.800 |
| Jose Silva, R<br>ERA: 6.41 | (6, 1) | 1.0 | | 4 | 2 | 1 | 1 | 1 | 0 | 0 | 0 | 0 | 1 | 0 | 9 | 15 | 9.00 | 2.000 |
| Jeff Wallace, L<br>ERA: 1.13 | (7, 1) | 1.0 | | 4 | 1 | 0 | 0 | 1 | 0 | 0 | 0 | 0 | 0 | 0 | 9 | 17 | 0.00 | 1.000 |
| Jose Parra, R<br>ERA: 6.94 | (8, 1) | 2.0 | | 8 | 1 | 0 | 0 | 0 | 1 | 0 | 1 | 0 | 0 | 0 | 15 | 33 | 0.00 | 1.000 |

| PITCHER | IP | WLS | BF | H | R | ER | SO | BB | IBB | HBP | BLK | WP | HR | S | P | ERA | WHIP |
|---|---|---|---|---|---|---|---|---|---|---|---|---|---|---|---|---|---|

# Milwaukee Brewers @ Pittsburgh Pirates

Three Rivers Stadium, Pittsburgh, PA

Fri May 12 2000, 7:05 PM EDT

Att. 18,524 - Sunny - 84 F

livebaseballscorecards.com

## BOTTOM

| Batter | 1 | 2 | 3 | 4 | 5 | 6 | 7 | 8 | 9 | AB | R | H | RBI | BB | SO | LOB |
|---|---|---|---|---|---|---|---|---|---|---|---|---|---|---|---|---|
| Chad Hermansen, R (1, 8)<br>OBP: 0.237, SLG: 0.322 | C B F X<br>1-2 ① F8 | | B F S X<br>1-2 ③ L6 | | | B C F F S<br>1-3 ① K | | B C F B F F C<br>2-3 ① K | | 4 | 0 | 0 | 0 | 0 | 2 | 2 |
| Warren Morris, L (1, 4)<br>OBP: 0.360, SLG: 0.321 | B B C B X<br>3-1 ② G4-3 | | | F B B C B B<br>4-2 18 G6-4-3 BB | | F F F X<br>0-2 ② F8 | | B B B C X<br>3-1 ② L4 | | 3 | 0 | 0 | 0 | 1 | 0 | 1 |
| 18 Jason Kendall, R (1, 2)<br>OBP: 0.433, SLG: 0.377 | B C B C X<br>2-2 ③ G6-3 | | | B B X<br>2-0 ①② G6-4-3 1-2f | | C B B B B<br>4-1 1-2 BB | | B C F B B B<br>4-2 BB | | 2 | 0 | 0 | 0 | 2 | 0 | 1 |
| Brian Giles, L (1, 9)<br>OBP: 0.437, SLG: 0.659 | | B X<br>1-0 ① F8 | | B C F B X<br>2-2 HR | | C C X<br>0-2 ③ G4-3 | | C X<br>0-1 ③ F5 | | 4 | 1 | 1 | 1 | 0 | 0 | 3 |
| Kevin Young, R (1, 3)<br>OBP: 0.316, SLG: 0.465 | | B B B B<br>4-0 G4-3 BB | | B C B F F B F F X<br>3-2 ③ F9 | | | B B X<br>2-0 ① F9 | | B B X<br>2-0 ① G6-3 | 3 | 0 | 0 | 0 | 1 | 0 | 0 |
| Wil Cordero, R (1, 7)<br>OBP: 0.316, SLG: 0.472 | | B C B F B X<br>3-2 ②③ G4-3 1-2f | | | B X<br>1-0 ① G5-3 | | B C B B X<br>3-1 1B 1B | | B B C F F S<br>2-3 ② K | 4 | 0 | 1 | 0 | 0 | 1 | 1 |
| Pat Meares, R (1, 6)<br>OBP: 0.310, SLG: 0.406<br>Mike Benjamin, R (7, 6)<br>OBP: 0.360, SLG: 0.417 | | | B X<br>1-0 ① G5-3 | | B B S B X<br>3-1 ② G5-3 | | X<br>0-0 1-2 1B | | F B X<br>1-1 ③ F9 | 2<br>2 | 0<br>0 | 0<br>1 | 0<br>0 | 0<br>0 | 0<br>0 | 0<br>0 |
| Luis Sojo, R (1, 5)<br>OBP: 0.338, SLG: 0.500 | | | C X<br>0-1 1B | | C C B X<br>1-2 ③ G3 | | C X<br>0-1 ② F9 | | | 3 | 0 | 1 | 0 | 0 | 0 | 2 |
| Jason Schmidt, R (1, 1)<br>Jose Silva, R (6, 1)<br>Adrian Brown, S (6, PH)<br>OBP: 0.313, SLG: 0.511<br>Jeff Wallace, L (7, 1)<br>John Vander Wal, L (7, PH)<br>OBP: 0.455, SLG: 0.667<br>Jose Parra, R (8, 1) | | | B L B L X<br>2-2 ② F5 | | | B B C B B<br>4-1 18 BB BB | F C B F F B F X<br>2-2 ③ F5 | | | 1<br>0<br>0<br>0<br>1<br>0 | 0<br>0<br>0<br>0<br>0<br>0 | 0<br>0<br>0<br>0<br>0<br>0 | 0<br>0<br>0<br>0<br>0<br>0 | 0<br>0<br>1<br>0<br>0<br>0 | 0<br>0<br>0<br>0<br>0<br>0 | 1<br>0<br>0<br>0<br>2<br>0 |
| Inning Stats | R: 0 E: 0 K: 0 S: 8 H: 0 LOB: 0 BB: 0 P: 14 | R: 0 E: 0 K: 0 S: 4 H: 0 LOB: 0 BB: 1 P: 12 | R: 0 E: 0 K: 0 S: 9 H: 1 LOB: 1 BB: 0 P: 13 | R: 1 E: 0 K: 0 S: 12 H: 1 LOB: 0 BB: 1 P: 23 | R: 0 E: 0 K: 0 S: 6 H: 0 LOB: 0 BB: 0 P: 11 | R: 0 E: 0 K: 1 S: 13 H: 0 LOB: 2 BB: 2 P: 22 | R: 0 E: 0 K: 0 S: 12 H: 2 LOB: 2 BB: 0 P: 19 | R: 0 E: 0 K: 1 S: 11 H: 0 LOB: 1 BB: 1 P: 20 | R: 0 E: 0 K: 1 S: 7 H: 0 LOB: 0 BB: 0 P: 12 | 1B: 3 2B: 0 3B: 0 HR: 1 | SF: 0 SAC: 0 DP: 2 HBP: 0 | | | | | | |

| | AB | 29 |
|---|---|---|
| | R | 1 |
| | H | 4 |
| | RBI | 1 |
| | BB | 5 |
| | SO | 3 |
| | LOB | 13 |

WP: 0 PB: 0 SB: 0 CS: 0 PA: 34

| PITCHER | | IP | WLS | BF | H | R | ER | SO | BB | IBB | HBP | BLK | WP | HR | S | P | ERA | WHIP |
|---|---|---|---|---|---|---|---|---|---|---|---|---|---|---|---|---|---|---|
| Jimmy Haynes, R<br>ERA: 3.78 | (1, 1) | 7.2 | W | 30 | 4 | 1 | 1 | 2 | 5 | 0 | 0 | 0 | 0 | 1 | 73 | 132 | 1.17 | 1.174 |
| Valerio De Los Santos, L<br>ERA: 4.05 | (8, 1) | 1.1 | | 4 | 0 | 0 | 0 | 1 | 0 | 0 | 0 | 0 | 0 | 0 | 9 | 14 | 0.00 | 0.000 |

| PITCHER | IP | WLS | BF | H | R | ER | SO | BB | IBB | HBP | BLK | WP | HR | S | P | ERA | WHIP |
|---|---|---|---|---|---|---|---|---|---|---|---|---|---|---|---|---|---|

| Batter | 1 | 2 | 3 | 4 | 5 | 6 | 7 | 8 | 9 | AB | R | H | RBI | BB | SO | LOB |
|---|---|---|---|---|---|---|---|---|---|---|---|---|---|---|---|---|
| Ronnie Belliard, R (1, 4)<br>OBP: 0.373, SLG: 0.437 | F B B X<br>2-1 1B 2B | S C X<br>0-2 ② F8 | | B B C F X<br>2-2 G5-3 1B | | C B B F B B<br>4-2 G3 1-2 BB | | C B B C B X<br>3-2 ③ P4 | | 4 | 1 | 2 | 0 | 1 | 0 | 0 |
| Mark Loretta, R (1, 6)<br>OBP: 0.381, SLG: 0.417 | B B B B C X<br>3-1 BB HR 2-H 1B | C B B X<br>2-1 ③ G4-3 | | B B C F B F F X<br>3-2 ② G5-3 1-2 | | B C F F B X<br>2-2 ① G3 1-2 2-3 | | | B C S B B S<br>3-3 ① K | 5 | 1 | 1 | 1 | 0 | 1 | 3 |
| Jeromy Burnitz, L (1, 9)<br>OBP: 0.349, SLG: 0.504 | B B B B<br>4-0 HR 1-2 BB | C B B X<br>2-1 BB 1B 1B | I I I I<br>4-0 IBB | | | B X<br>1-0 ② SF7 3-H | | | C B B S S B B<br>4-2 BB | 1 | 2 | 1 | 1 | 3 | 0 | 0 |
| Charlie Hayes, R (1, 3)<br>OBP: 0.400, SLG: 0.463 | F B X<br>1-1 1-H 2-H HR | C B F B B B<br>4-2 1B FC5-2 1-2 BB | C B B B F X<br>3-2 ③ G3 | | | B X<br>1-0 ③ F9 | | | X<br>0-0 ② F9 | 4 | 1 | 1 | 3 | 1 | 0 | 4 |
| Marquis Grissom, R (1, 8)<br>OBP: 0.282, SLG: 0.315 | C B B B B X<br>3-1 FC6-4 1B | B B S F X<br>2-2 FC5-2 1-3 2-H 1B | C B B C S<br>2-3 ① K | | | | B B F B F X<br>3-2 G4-6-3 1B | | C S B S<br>1-3 ③ K | 5 | 0 | 3 | 1 | 0 | 2 | 1 |
| José Hernández, R (1, 5)<br>OBP: 0.288, SLG: 0.297 | C X<br>0-1 ① L9 | C B C S<br>1-3 ① K | F C S<br>0-3 ② K | | | | C B X<br>1-1 ①② G4-6-3 1-2f | | | 4 | 0 | 0 | 0 | 0 | 2 | 4 |
| Lyle Mouton, R (1, 7)<br>OBP: 0.356, SLG: 0.368 | X<br>0-0 ② FC6-4 1-2f 2B | B F B B S X<br>2-2 ② FC5-2 1-2 3-H | X<br>0-0 ③ G5-3 | | | | C B S B X<br>2-2 ③ G6-3 | | | 4 | 1 | 0 | 0 | 0 | 0 | 3 |
| Henry Blanco, R (1, 2)<br>OBP: 0.397, SLG: 0.475 | B X<br>1-0 ③ 1-H 2B | B X<br>1-0 ③ F8 | | | | B X<br>1-0 HR | | C B X<br>1-1 ① F8 | | 4 | 1 | 2 | 2 | 0 | 0 | 2 |
| Horacio Estrada, L (1, 1)<br>Kevin Barker, L (4, PH)<br>OBP: 0.404, SLG: 0.413<br>Jim Bruske, R (4, 1)<br>Juan Acevedo, R (4, 1)<br>James Mouton, R (8, PH)<br>OBP: 0.340, SLG: 0.350<br>Bob Wickman, R (8, 1) | | B B C X<br>2-1 ① G6-3 | | X<br>0-0 ① L5 | | B B C B C B<br>4-2 G3 BB SF7 BB | | B L F S<br>1-3 ② K | | 1<br>1<br>0<br>0<br>1<br>0 | 0<br>0<br>0<br>1<br>0<br>0 | 0<br>0<br>0<br>0<br>0<br>0 | 0<br>0<br>0<br>1<br>0<br>0 | 0<br>0<br>0<br>0<br>1<br>0 | 0<br>0<br>0<br>0<br>0<br>0 | 0<br>0<br>0<br>0<br>0<br>0 |
| Inning Stats | R: 5 H: 5<br>E: 0 LOB: 1<br>K: 0 BB: 1<br>S: 12 P: 26 | R: 0 H: 0<br>E: 0 LOB: 0<br>K: 0 BB: 0<br>S: 7 P: 11 | R: 1 H: 2<br>E: 0 LOB: 2<br>K: 1 BB: 1<br>S: 14 P: 26 | R: 0 H: 1<br>E: 0 LOB: 2<br>K: 0 BB: 1<br>S: 12 P: 24 | R: 0 H: 0<br>E: 0 LOB: 0<br>K: 2 BB: 0<br>S: 7 P: 9 | R: 2 H: 1<br>E: 0 LOB: 1<br>K: 0 BB: 2<br>S: 11 P: 24 | R: 0 H: 1<br>E: 0 LOB: 0<br>K: 0 BB: 0<br>S: 8 P: 14 | R: 0 H: 0<br>E: 0 LOB: 0<br>K: 1 BB: 0<br>S: 8 P: 13 | R: 0 H: 0<br>E: 0 LOB: 1<br>K: 2 BB: 1<br>S: 9 P: 17 | 1B: 6 SF: 1<br>2B: 2 SAC: 0<br>3B: 0 DP: 1<br>HR: 2 HBP: 0 | | | | | | |

# TOP

## Milwaukee Brewers @ Pittsburgh Pirates

Three Rivers Stadium, Pittsburgh, PA

Sat May 13 2000, 7:05 PM EDT
Att. 26,682 - Sunny - 64 F

livebaseballscorecards.com

| | |
|---|---|
| AB | 34 |
| R | 8 |
| H | 10 |
| RBI | 8 |
| BB | 6 |
| SO | 6 |
| LOB | 17 |

| PITCHER | | IP | WLS | BF | H | R | ER | SO | BB | IBB | HBP | BLK | WP | HR | S | P | ERA | WHIP |
|---|---|---|---|---|---|---|---|---|---|---|---|---|---|---|---|---|---|---|
| Brian O'Connor, L<br>ERA: 27.0 | (1, 1) | 2.0 | | 14 | 7 | 6 | 6 | 0 | 2 | 0 | 0 | 0 | 0 | 1 | 26 | 52 | 27.00 | 4.500 |
| Jose Silva, R<br>ERA: 5.56 | (3, 1) | 3.0 | | 11 | 1 | 0 | 0 | 3 | 0 | 1 | 0 | 0 | 0 | 0 | 26 | 44 | 0.00 | 0.333 |
| Mike Garcia, R<br>ERA: 8.0 | (6, 1) | 0.1 | H | 4 | 1 | 2 | 2 | 0 | 2 | 0 | 0 | 0 | 0 | 1 | 9 | 20 | 54.00 | 9.000 |
| Scott Sauerbeck, L<br>ERA: 3.32 | (6, 1) | 1.2 | W | 5 | 1 | 0 | 0 | 0 | 0 | 0 | 0 | 0 | 0 | 0 | 10 | 18 | 0.00 | 0.600 |
| Jason Christiansen, L<br>ERA: 1.23 | (8, 1) | 1.0 | H | 3 | 0 | 0 | 0 | 1 | 0 | 0 | 0 | 0 | 0 | 0 | 8 | 13 | 0.00 | 0.000 |

| PITCHER | | IP | WLS | BF | H | R | ER | SO | BB | IBB | HBP | BLK | WP | HR | S | P | ERA | WHIP |
|---|---|---|---|---|---|---|---|---|---|---|---|---|---|---|---|---|---|---|
| Mike Williams, R<br>ERA: 1.8 | (9, 1) | 1.0 | S | 4 | 0 | 0 | 0 | 2 | 1 | 0 | 0 | 0 | 0 | 0 | 9 | 17 | 0.00 | 1.000 |

| | | | | | | | | | | | | | | | | | | |
|---|---|---|---|---|---|---|---|---|---|---|---|---|---|---|---|---|---|---|
| | | | | | | | | | | | | | | | | | | |
| | | | | | | | | | | | | | | | | | | |
| | | | | | | | | | | | | | | | | | | |

# Milwaukee Brewers @ Pittsburgh Pirates

Three Rivers Stadium, Pittsburgh, PA

Sat May 13 2000, 7:05 PM EDT

Att. 26,682 - Sunny - 64 F

livebaseballscorecards.com

## BOTTOM

| Batter | 1 | 2 | 3 | 4 | 5 | 6 | 7 | 8 | 9 | AB | R | H | RBI | BB | SO | LOB |
|---|---|---|---|---|---|---|---|---|---|---|---|---|---|---|---|---|
| Mike Benjamin, R (1, 6)<br>OBP: 0.364, SLG: 0.453 | F8 1B 2B | FC5-4 18 BB BB 1-2f | FC5-4 1-2f | | F9 | | E 2B | | | 5 | 2 | 2 | 0 | 0 | 0 | 3 |
| Warren Morris, L (1, 4)<br>OBP: 0.369, SLG: 0.321 | F8 2-3 | 18 BB 1-2 BB | | 18 2B HR HBP | F8 | | E7 18 PO 2-H 1B | | | 3 | 1 | 1 | 1 | 1 | 0 | 1 |
| 18 Jason Kendall, R (1, 2)<br>OBP: 0.445, SLG: 0.392 | 1B BB | 1-2 2-3 BB | | HR 2B 1-3 | F9 | | PO 2-3 | 1B SF8 1B | | 3 | 2 | 2 | 0 | 2 | 0 | 0 |
| Brian Giles, L (1, 9)<br>OBP: 0.442, SLG: 0.680 | G5-4-3 1B 1-2 3-H | G3 | | HR 2-H 3-H | | G3-1 | | 1B 1-3 | | 5 | 1 | 3 | 4 | 0 | 0 | 3 |
| Kevin Young, R (1, 3)<br>OBP: 0.305, SLG: 0.450 | G5-4-3 1-2f | | F5 | F9 | | K | | SF8 3-H | | 4 | 0 | 0 | 1 | 0 | 1 | 2 |
| Wil Cordero, R (1, 7)<br>OBP: 0.326, SLG: 0.515<br>Mike Williams, R (9, 1) | | HR 2B | HR | 2B 2B | | F7 | | K | | 5<br>0 | 3<br>0 | 3<br>0 | 1<br>0 | 0<br>0 | 1<br>0 | 1<br>0 |
| Bruce Aven, R (1, 8)<br>OBP: 0.268, SLG: 0.462<br>(9, 7) | HR 2-H | F3 2B | | G6-3 | | | HR | G1-3 | | 5 | 2 | 3 | 3 | 0 | 0 | 2 |
| Luis Sojo, R (1, 5)<br>OBP: 0.333, SLG: 0.500 | P4 | F3 2-3 | | 2B 2-H | | | G4-3 | | | 4 | 0 | 1 | 1 | 0 | 0 | 1 |
| Brian O'Connor, L (1, 1)<br>OBP: 1.000, SLG: 1.000<br>Jose Silva, R (3, 1)<br>Mike Garcia, R (6, 1)<br>OBP: 0.333, SLG: 0.333<br>Scott Sauerbeck, R (6, 1)<br>Chad Hermansen, R (7, PH)<br>OBP: 0.234, SLG: 0.318<br>Jason Christiansen, R (8, 1)<br>Adrian Brown, S (9, 8)<br>OBP: 0.313, SLG: 0.511 | FC5-4 1B | FC5-4 HBP | | K | | | F2 | | | 1<br>1<br>0<br>0<br>1<br>0<br>0<br>0 | 0<br>0<br>0<br>0<br>0<br>0<br>0<br>0 | 1<br>0<br>0<br>0<br>0<br>0<br>0<br>0 | 0<br>0<br>0<br>0<br>0<br>0<br>0<br>0 | 0<br>1<br>0<br>0<br>0<br>0<br>0<br>0 | 0<br>0<br>0<br>0<br>0<br>0<br>0<br>0 | 0<br>1<br>0<br>0<br>0<br>0<br>0<br>0 |
| Inning Stats | R: 1 H: 2<br>E: 0 LOB: 1<br>K: 0 BB: 1<br>S: 7 P: 18 | R: 2 H: 3<br>E: 0 LOB: 3<br>K: 0 BB: 2<br>S: 17 P: 34 | R: 1 H: 2<br>E: 0 LOB: 2<br>K: 0 BB: 0<br>S: 9 P: 17 | R: 4 H: 4<br>E: 0 LOB: 1<br>K: 1 BB: 0<br>S: 16 P: 20 | R: 0 H: 0<br>E: 0 LOB: 0<br>K: 0 BB: 0<br>S: 4 P: 5 | R: 0 H: 0<br>E: 0 LOB: 0<br>K: 1 BB: 0<br>S: 11 P: 15 | R: 2 H: 3<br>E: 1 LOB: 0<br>K: 0 BB: 0<br>S: 10 P: 17 | R: 1 H: 2<br>E: 0 LOB: 1<br>K: 1 BB: 0<br>S: 8 P: 13 | | 1B: 5 SF: 1<br>2B: 7 SAC: 0<br>3B: 0 DP: 1<br>HR: 4 HBP: 2 | | | | WP: 0 PA: 44<br>PB: 0<br>SB: 0<br>CS: 0 | | |

| PITCHER | | IP | WLS | BF | H | R | ER | SO | BB | IBB | HBP | BLK | WP | HR | S | P | ERA | WHIP |
|---|---|---|---|---|---|---|---|---|---|---|---|---|---|---|---|---|---|---|
| Horacio Estrada, L<br>ERA: 9.24 | (1, 1) | 3.0 | | 19 | 7 | 4 | 4 | 0 | 3 | 0 | 1 | 0 | 0 | 2 | 33 | 69 | 12.00 | 3.333 |
| Jim Bruske, R<br>ERA: 6.48 | (4, 1) | 0.1 | | 5 | 3 | 4 | 4 | 0 | 0 | 0 | 1 | 0 | 0 | 1 | 9 | 12 | 108.00 | 9.000 |
| Juan Acevedo, R<br>ERA: 3.29 | (4, 1) | 3.2 | L | 14 | 4 | 2 | 2 | 2 | 0 | 0 | 0 | 0 | 0 | 1 | 32 | 45 | 4.91 | 1.091 |
| Bob Wickman, R<br>ERA: 1.17 | (8, 1) | 1.0 | | 5 | 2 | 1 | 1 | 1 | 0 | 0 | 0 | 0 | 0 | 0 | 8 | 13 | 9.00 | 2.000 |

| PITCHER | IP | WLS | BF | H | R | ER | SO | BB | IBB | HBP | BLK | WP | HR | S | P | ERA | WHIP |
|---|---|---|---|---|---|---|---|---|---|---|---|---|---|---|---|---|---|

# Milwaukee Brewers @ Pittsburgh Pirates

Three Rivers Stadium, Pittsburgh, PA

Sun May 14 2000, 1:35 PM EDT

Att. 19,657 - Sunny - 62 F

TOP

livebaseballscorecards.com

| Batter | 1 | 2 | 3 | 4 | 5 | 6 | 7 | 8 | 9 | AB | R | H | RBI | BB | SO | LOB |
|---|---|---|---|---|---|---|---|---|---|---|---|---|---|---|---|---|
| Ronnie Belliard, R (1, 4)<br>OBP: 0.370, SLG: 0.432 | 0-1 SH1-3 1B | | 1-1 G4-6-3 1-2f | | | 1-3 K | | 2-2 G6-3 | | 4 | 0 | 1 | 0 | 0 | 1 | 2 |
| Mark Loretta, R (1, 6)<br>OBP: 0.373, SLG: 0.407 | 1-0 SH1-3 1-2 | | | 0-2 F3 | | 0-2 F9 | | | 2-2 E5 G6-3 | 3 | 0 | 0 | 0 | 0 | 0 | 0 |
| Jeromy Burnitz, L (1, 9)<br>OBP: 0.353, SLG: 0.496 | 1-0 F8 | | | 4-1 G4-3 BB | | | 4-0 BB BB | | 1-0 G6-3 1-2f | 2 | 0 | 0 | 0 | 2 | 0 | 2 |
| Kevin Barker, L (1, 3)<br>OBP: 0.402, SLG: 0.402<br>Charlie Hayes, R (9, PH)<br>OBP: 0.395, SLG: 0.456 | 3-3 K | | | 3-2 G4-3 1-2 | | | 4-2 G6-4-3 1-2 BB | | 2-2 L8 | 2<br>1 | 0<br>0 | 0<br>0 | 0<br>0 | 1<br>0 | 1<br>0 | 2<br>0 |
| José Hernández, R (1, 5)<br>OBP: 0.289, SLG: 0.298 | | 0-0 G4-6-3 1B | | 0-1 G6-3 | | | 1-3 K | | | 3 | 0 | 1 | 0 | 0 | 1 | 3 |
| Marquis Grissom, R (1, 8)<br>OBP: 0.277, SLG: 0.309 | | 1-0 P4 | | | 1-2 G1-3 | | 2-1 G6-4-3 1-2f | | | 3 | 0 | 0 | 0 | 0 | 0 | 3 |
| Tyler Houston, L (1, 2)<br>OBP: 0.278, SLG: 0.412 | | 2-2 G4-6-3 1-2f | | | 0-0 F7 | | | 3-2 L9 | | 3 | 0 | 0 | 0 | 0 | 0 | 1 |
| Lyle Mouton, R (1, 7)<br>OBP: 0.375, SLG: 0.415 | | | 2-2 FC1-6 1B | | 3-2 F8 | | | 0-0 G4-3 2B | | 3 | 0 | 2 | 0 | 0 | 0 | 0 |
| Jeff D'Amico, R (1, 1)<br>Mark Sweeney, L (8, PH)<br>OBP: 0.250, SLG: 0.250<br>Valerio De Los Santos, L (8, 1)<br>Steve Woodard, L (8, 1)<br>OBP: 0.176, SLG: 0.067 | | | 0-0 FC1-6 G4-6-3 1-2f | | | 0-0 P3 | | 2-2 G4-3 2-3 | | 2<br>1<br>0<br>0 | 0<br>0<br>0<br>0 | 0<br>0<br>0<br>0 | 0<br>0<br>0<br>0 | 0<br>0<br>0<br>0 | 0<br>0<br>0<br>0 | 1<br>1<br>0<br>0 |
| Inning Stats | R: 0 E: 0 K: 1 S: 7<br>H: 1 LOB: 1 BB: 0 P: 12 | R: 0 E: 0 K: 0 S: 7<br>H: 1 LOB: 0 BB: 0 P: 10 | R: 0 E: 0 K: 0 S: 6<br>H: 1 LOB: 0 BB: 0 P: 9 | R: 0 E: 0 K: 0 S: 10<br>H: 0 LOB: 1 BB: 1 P: 17 | R: 0 E: 0 K: 0 S: 7<br>H: 0 LOB: 0 BB: 0 P: 11 | R: 0 E: 0 K: 1 S: 8<br>H: 0 LOB: 1 BB: 2 P: 19 | R: 0 E: 0 K: 1 S: 8<br>H: 0 LOB: 1 BB: 2 P: 19 | R: 0 E: 0 K: 0 S: 10<br>H: 1 LOB: 1 BB: 0 P: 17 | R: 0 E: 1 K: 0 S: 10<br>H: 0 LOB: 0 BB: 0 P: 15 | 1B: 3 2B: 1 3B: 0 HR: 0<br>SF: 0 SAC: 1 DP: 4 HBP: 0 | | | | | | |

| | AB | 27 |
|---|---|---|
| | R | 0 |
| | H | 4 |
| | RBI | 0 |
| | BB | 3 |
| | SO | 3 |
| | LOB | 15 |

WP: 0 PB: 0 SB: 0 CS: 0 PA: 31

| PITCHER | | IP | WLS | BF | H | R | ER | SO | BB | IBB | HBP | BLK | WP | HR | S | P | ERA | WHIP |
|---|---|---|---|---|---|---|---|---|---|---|---|---|---|---|---|---|---|---|
| Kris Benson, R<br>ERA: 3.35 | (1, 1) | 8.0 | W | 29 | 4 | 0 | 0 | 3 | 3 | 0 | 0 | 0 | 0 | 0 | 66 | 109 | 0.00 | 0.875 |
| Jason Christiansen, L<br>ERA: 1.15 | (9, 1) | 1.0 | S | 2 | 0 | 0 | 0 | 0 | 0 | 0 | 0 | 0 | 0 | 0 | 7 | 10 | 0.00 | 0.000 |

| PITCHER | | IP | WLS | BF | H | R | ER | SO | BB | IBB | HBP | BLK | WP | HR | S | P | ERA | WHIP |
|---|---|---|---|---|---|---|---|---|---|---|---|---|---|---|---|---|---|---|

| Batter | 1 | 2 | 3 | 4 | 5 | 6 | 7 | 8 | 9 | AB | R | H | RBI | BB | SO | LOB |
|---|---|---|---|---|---|---|---|---|---|---|---|---|---|---|---|---|
| Mike Benjamin, R (1, 6)<br>OBP: 0.362, SLG: 0.446<br>Adrian Brown, S (7, PH) (8, 8)<br>OBP: 0.306, SLG: 0.500 | F9 | | G6-3 | | | 1B FC1-2 1B | G4-6-3<br>1-2f | | | 3<br>1 | 0<br>0 | 1<br>0 | 0<br>0 | 0<br>0 | 0<br>0 | 0<br>2 |
| Warren Morris, L (1, 4)<br>OBP: 0.366, SLG: 0.319 | P4 | | K | | | BB E 1B<br>1-3 | | K | | 4 | 1 | 1 | 0 | 0 | 2 | 0 |
| John Vander Wal, L (1, 3)<br>OBP: 0.466, SLG: 0.652<br>Kevin Young, R (8, PH) (9, 3)<br>OBP: 0.303, SLG: 0.447 | BB | | | K | | E BB<br>1-2 | | F8 | | 1<br>1 | 0<br>0 | 0<br>0 | 0<br>0 | 2<br>0 | 1<br>0 | 0<br>0 |
| Brian Giles, L (1, 9)<br>OBP: 0.438, SLG: 0.689 | F8 | | | F7 | | FC1-2 2-4<br>1-3<br>2-H<br>3-Hf | | HR | | 4 | 1 | 1 | 1 | 0 | 0 | 3 |
| Wil Cordero, R (1, 7)<br>OBP: 0.324, SLG: 0.515 | | K | | 2B | | K2-4<br>1-2f | | K | | 4 | 0 | 1 | 0 | 0 | 3 | 2 |
| Bruce Aven, R (1, 8)<br>OBP: 0.295, SLG: 0.548<br>Pat Meares, R (8, 6)<br>OBP: 0.310, SLG: 0.406 | | FC6-4 1B | | F8 | | | HR | | | 3<br>0 | 1<br>0 | 2<br>0 | 1<br>0 | 0<br>0 | 0<br>0 | 1<br>0 |
| Luis Sojo, R (1, 5)<br>OBP: 0.319, SLG: 0.478 | | FC6-4 2B<br>1-2f | G6-3 | | | | E8 FC5 HBP | | | 3 | 0 | 0 | 0 | 0 | 0 | 1 |
| Keith Osik, R (1, 2)<br>OBP: 0.545, SLG: 0.889 | | 2B<br>1-H | G6-3 | | | | FC5 HBP<br>1-2 | | | 2 | 0 | 1 | 0 | 0 | 0 | 0 |
| Kris Benson, R (1, 1)<br>OBP: 0.125, SLG: 0.133<br>Jason Christiansen, R (9, 1) | | | K | | | G6-3 | FC5 G4-6-3<br>1-2<br>2-3f | | | 3<br>0 | 0<br>0 | 0<br>0 | 0<br>0 | 0<br>0 | 1<br>0 | 2<br>0 |
| Inning Stats | R: 0<br>E: 0<br>K: 0<br>S: 7<br>H: 0<br>LOB: 1<br>BB: 1<br>P: 14 | R: 0<br>E: 0<br>K: 1<br>S: 12<br>H: 2<br>LOB: 2<br>BB: 0<br>P: 18 | R: 0<br>E: 0<br>K: 2<br>S: 8<br>H: 0<br>LOB: 0<br>BB: 0<br>P: 11 | R: 0<br>E: 0<br>K: 1<br>S: 10<br>H: 1<br>LOB: 1<br>BB: 0<br>P: 11 | R: 0<br>E: 0<br>K: 0<br>S: 4<br>H: 0<br>LOB: 0<br>BB: 0<br>P: 5 | R: 1<br>E: 1<br>K: 1<br>S: 14<br>H: 2<br>LOB: 2<br>BB: 1<br>P: 23 | R: 1<br>E: 1<br>K: 0<br>S: 7<br>H: 1<br>LOB: 1<br>BB: 0<br>P: 13 | R: 1<br>E: 0<br>K: 2<br>S: 15<br>H: 1<br>LOB: 0<br>BB: 0<br>P: 19 | | 1B: 3<br>2B: 3<br>3B: 0<br>HR: 2<br>SF: 0<br>SAC: 0<br>DP: 2<br>HBP: 1 | | | | | | |

| PITCHER | | IP | WLS | BF | H | R | ER | SO | BB | IBB | HBP | BLK | WP | HR | S | P | ERA | WHIP |
|---|---|---|---|---|---|---|---|---|---|---|---|---|---|---|---|---|---|---|
| Jeff D'Amico, R<br>ERA: 0.64 | (1, 1) | 7.0 | L | 28 | 6 | 2 | 1 | 5 | 2 | 0 | 1 | 0 | 0 | 1 | 62 | 95 | 1.29 | 1.143 |
| Valerio De Los Santos, L<br>ERA: 4.28 | (8, 1) | 0.2 | | 3 | 1 | 1 | 1 | 1 | 0 | 0 | 0 | 0 | 0 | 1 | 12 | 14 | 13.50 | 1.500 |
| Steve Woodard, R<br>ERA: 5.67 | (8, 1) | 0.1 | | 1 | 0 | 0 | 0 | 1 | 0 | 0 | 0 | 0 | 0 | 0 | 3 | 5 | 0.00 | 0.000 |

| PITCHER | IP | WLS | BF | H | R | ER | SO | BB | IBB | HBP | BLK | WP | HR | S | P | ERA | WHIP |
|---|---|---|---|---|---|---|---|---|---|---|---|---|---|---|---|---|---|

# BOTTOM

## Milwaukee Brewers @ Pittsburgh Pirates

Three Rivers Stadium, Pittsburgh, PA

Sun May 14 2000, 1:35 PM EDT
Att. 19,657 - Sunny - 62 F

livebaseballscorecards.com

| | |
|---|---|
| AB | 29 |
| R | 3 |
| H | 7 |
| RBI | 2 |
| BB | 2 |
| SO | 7 |
| LOB | 11 |

WP: 0 PA: 32
PB: 0
SB: 0
CS: 0

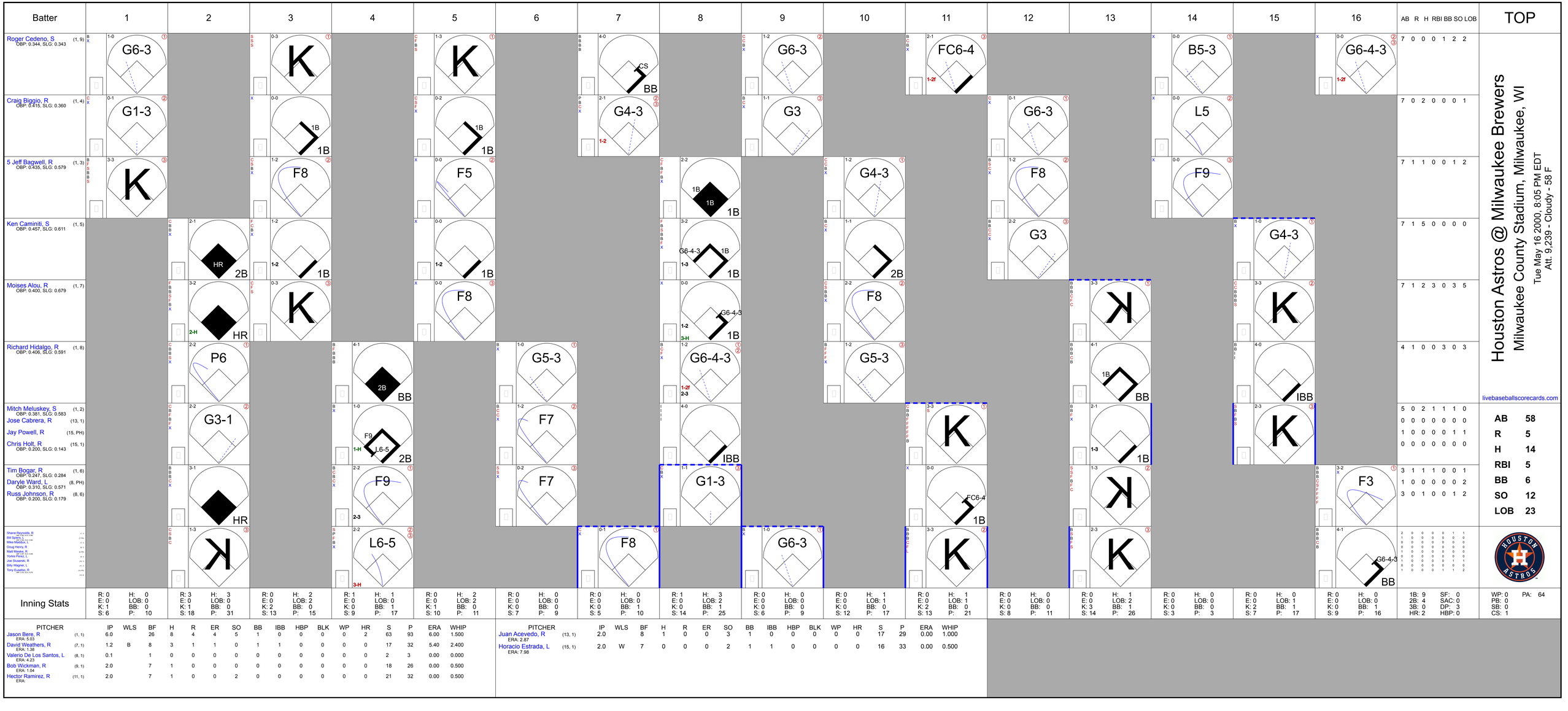
Batter
1
2
3
4
5
6
7
8
9
10
11
12
13
14
15
16
AB R H RBI BB SO LOB
TOP
Roger Cedeno, S (1, 9) OBP: 0.344, SLG: 0.343
G6-3
K
K
K
G6-3
FC6-4
B5-3
G6-4-3
7 0 0 0 1 2 2
Craig Biggio, R (1, 4) OBP: 0.415, SLG: 0.360
G1-3
1B
1B
1B
CS
BB
G4-3
G3
G6-3
L5
7 0 2 0 0 0 1
5 Jeff Bagwell, R (1, 3) OBP: 0.435, SLG: 0.579
K
F8
F5
1B
1B
1B
G4-3
F8
F9
7 1 1 0 0 1 2
Ken Caminiti, S (1, 5) OBP: 0.457, SLG: 0.611
HR
2B
1B
1B
1B
G6-4-3
1B
2B
G3
G4-3
7 1 5 0 0 0 0
Moises Alou, R (1, 7) OBP: 0.400, SLG: 0.679
HR
K
F8
G6-4-3
1B
F8
K
K
7 1 2 3 0 3 5
Richard Hidalgo, R (1, 8) OBP: 0.406, SLG: 0.591
P6
2B
BB
G5-3
G6-4-3
1B
G5-3
1B
BB
IBB
4 1 0 0 3 0 3
Mitch Meluskey, S (1, 2) OBP: 0.381, SLG: 0.583
Jose Cabrera, R (13, 1)
Jay Powell, R (15, PH)
Chris Holt, R (15, 1) OBP: 0.200, SLG: 0.143
G3-1
F9
L6-5
2B
F7
F7
IBB
K
K
1B
K
5 0 2 1 1 1 0
0 0 0 0 0 0 0
1 0 0 0 0 1 1
0 0 0 0 0 0 0
Tim Bogar, R (1, 6) OBP: 0.247, SLG: 0.284
Daryle Ward, L (8, PH) OBP: 0.310, SLG: 0.571
Russ Johnson, R (8, 6) OBP: 0.200, SLG: 0.179
HR
F9
G1-3
F7
K
K
F3
3 1 1 1 0 0 1
1 0 0 0 0 0 2
3 0 1 0 0 1 2
Shane Reynolds, R
Bill Spiers, L
Mike Maddux, L
Doug Henry, R
Matt Mantei, R
Yorkis Perez, L
Joe Slusarski, R
Billy Wagner, L
Tony Eusebio, R
L6-5
K
F8
G6-3
K
K
BB
G6-4-3
BB
Houston Astros @ Milwaukee Brewers
Milwaukee County Stadium, Milwaukee, WI
Tue May 16 2000, 8:05 PM EDT
Att. 9,239 - Cloudy - 58 F
livebaseballscorecards.com
AB 58
R 5
H 14
RBI 5
BB 6
SO 12
LOB 23
Inning Stats
R: 0 E: 0 K: 1 S: 6 H: 0 LOB: 0 BB: 0 P: 10
R: 3 E: 0 K: 1 S: 18 H: 3 LOB: 0 BB: 0 P: 31
R: 0 E: 0 K: 2 S: 13 H: 2 LOB: 2 BB: 0 P: 15
R: 1 E: 0 K: 0 S: 9 H: 1 LOB: 0 BB: 1 P: 17
R: 0 E: 0 K: 1 S: 10 H: 2 LOB: 2 BB: 0 P: 11
R: 0 E: 0 K: 0 S: 7 H: 0 LOB: 0 BB: 0 P: 9
R: 0 E: 0 K: 0 S: 5 H: 0 LOB: 0 BB: 1 P: 10
R: 1 E: 0 K: 0 S: 14 H: 3 LOB: 2 BB: 1 P: 25
R: 0 E: 0 K: 0 S: 6 H: 0 LOB: 0 BB: 0 P: 9
R: 0 E: 0 K: 0 S: 12 H: 1 LOB: 2 BB: 0 P: 17
R: 0 E: 0 K: 2 S: 13 H: 1 LOB: 1 BB: 0 P: 21
R: 0 E: 0 K: 0 S: 8 H: 0 LOB: 0 BB: 0 P: 11
R: 0 E: 0 K: 3 S: 14 H: 1 LOB: 2 BB: 1 P: 26
R: 0 E: 0 K: 0 S: 3 H: 0 LOB: 0 BB: 0 P: 3
R: 0 E: 0 K: 2 S: 7 H: 0 LOB: 1 BB: 1 P: 17
R: 0 E: 0 K: 0 S: 9 H: 0 LOB: 0 BB: 1 P: 16
1B: 9 2B: 4 3B: 0 HR: 2
SF: 0 SAC: 0 DP: 3 HBP: 0
WP: 0 PB: 0 SB: 0 CS: 1
PA: 64
PITCHER IP WLS BF H R ER SO BB IBB HBP BLK WP HR S P ERA WHIP
Jason Bere, R (1, 1) ERA: 5.03 6.0 26 8 4 4 5 1 0 0 0 0 2 63 93 6.00 1.500
David Weathers, R (7, 1) ERA: 1.38 1.2 B 8 3 1 1 0 1 1 0 0 0 0 17 32 5.40 2.400
Valerio De Los Santos, L (8, 1) ERA: 4.23 0.1 1 0 0 0 0 0 0 0 0 0 0 2 3 0.00 0.000
Bob Wickman, R (9, 1) ERA: 1.04 2.0 7 1 0 0 0 0 0 0 0 0 0 18 26 0.00 0.500
Hector Ramirez, R (11, 1) ERA: 2.0 7 1 0 0 2 0 0 0 0 0 0 21 32 0.00 0.500
PITCHER IP WLS BF H R ER SO BB IBB HBP BLK WP HR S P ERA WHIP
Juan Acevedo, R (13, 1) ERA: 2.87 2.0 8 1 0 0 0 3 1 1 0 0 0 0 16 33 0.00 0.500
Horacio Estrada, L (15, 1) ERA: 7.98 2.0 W 7 0 0 0 2 1 1 0 0 0 0 0 17 29 0.00 0.000

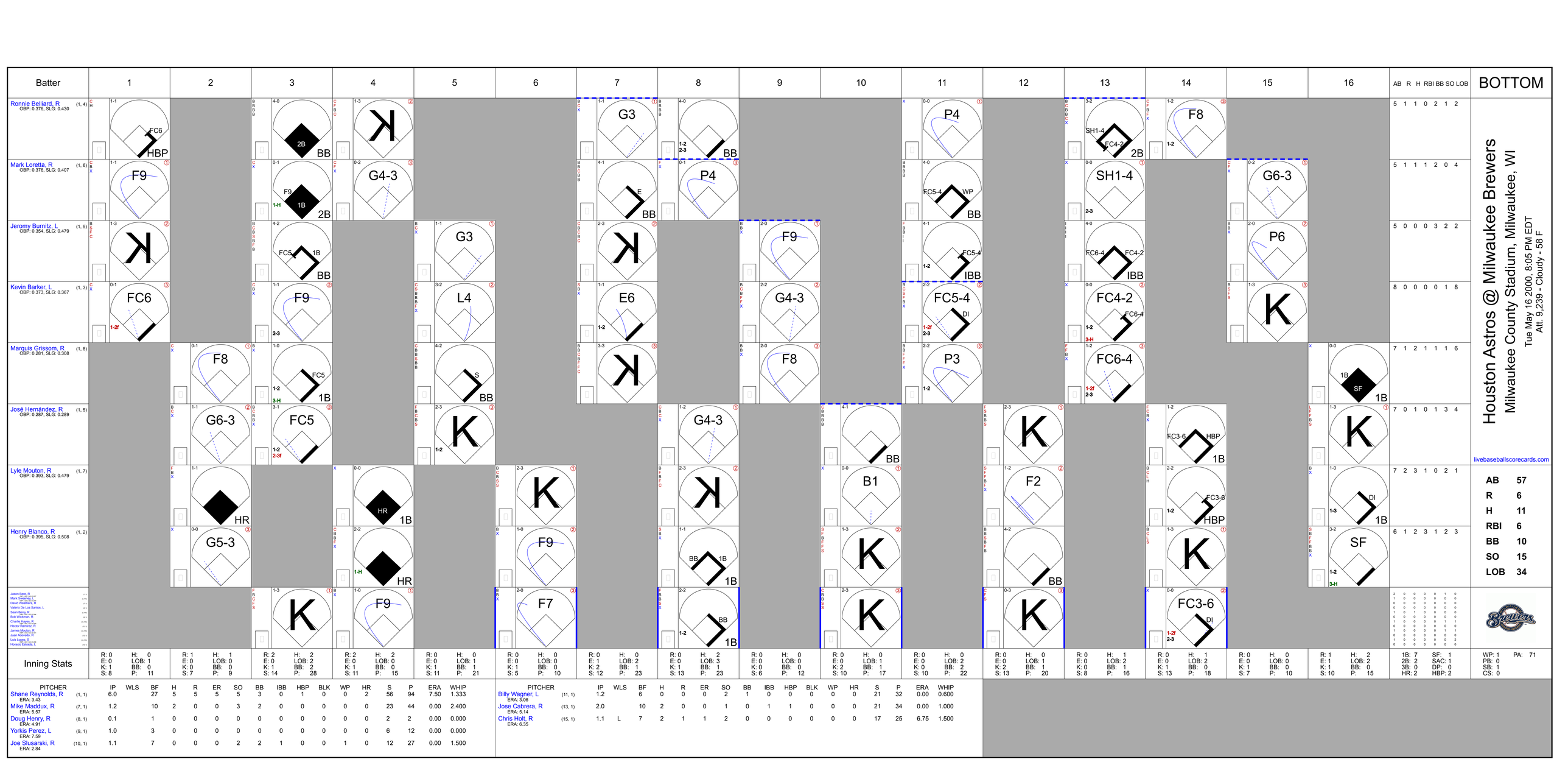
Batter
1
2
3
4
5
6
7
8
9
10
11
12
13
14
15
16
AB R H RBI BB SO LOB
BOTTOM
Ronnie Belliard, R (1, 4) OBP: 0.376, SLG: 0.430
5 1 1 0 2 1 2
Mark Loretta, R (1, 6) OBP: 0.376, SLG: 0.407
5 1 1 1 2 0 4
Jeromy Burnitz, L (1, 9) OBP: 0.354, SLG: 0.479
5 0 0 0 3 2 2
Kevin Barker, L (1, 3) OBP: 0.373, SLG: 0.367
8 0 0 0 0 1 8
Marquis Grissom, R (1, 8) OBP: 0.281, SLG: 0.308
7 1 2 1 1 1 6
José Hernández, R (1, 5) OBP: 0.287, SLG: 0.289
7 0 1 0 1 3 4
Lyle Mouton, R (1, 7) OBP: 0.393, SLG: 0.479
7 2 3 1 0 2 1
Henry Blanco, R (1, 2) OBP: 0.395, SLG: 0.508
6 1 2 3 1 2 3
Houston Astros @ Milwaukee Brewers
Milwaukee County Stadium, Milwaukee, WI
Tue May 16 2000, 8:05 PM EDT
Att. 9,239 - Cloudy - 58 F
livebaseballscorecards.com
AB 57
R 6
H 11
RBI 6
BB 10
SO 15
LOB 34
WP: 1 PA: 71
PB: 0
SB: 1
CS: 0
1B: 7 SF: 1
2B: 2 SAC: 1
3B: 0 DP: 0
HR: 2 HBP: 2
Inning Stats
1: R: 0 E: 0 K: 1 S: 8 | H: 0 LOB: 1 BB: 0 P: 11
2: R: 1 E: 0 K: 0 S: 7 | H: 1 LOB: 0 BB: 0 P: 9
3: R: 2 E: 0 K: 1 S: 14 | H: 2 LOB: 2 BB: 2 P: 28
4: R: 2 E: 0 K: 1 S: 11 | H: 2 LOB: 0 BB: 0 P: 15
5: R: 0 E: 0 K: 1 S: 11 | H: 0 LOB: 1 BB: 1 P: 21
6: R: 0 E: 0 K: 1 S: 5 | H: 0 LOB: 0 BB: 0 P: 10
7: R: 0 E: 1 K: 2 S: 12 | H: 0 LOB: 2 BB: 1 P: 23
8: R: 0 E: 0 K: 1 S: 13 | H: 2 LOB: 3 BB: 1 P: 23
9: R: 0 E: 0 K: 0 S: 6 | H: 0 LOB: 0 BB: 0 P: 12
10: R: 0 E: 0 K: 2 S: 10 | H: 0 LOB: 1 BB: 1 P: 17
11: R: 0 E: 0 K: 0 S: 10 | H: 0 LOB: 2 BB: 2 P: 22
12: R: 0 E: 0 K: 2 S: 13 | H: 0 LOB: 1 BB: 1 P: 20
13: R: 0 E: 0 K: 0 S: 8 | H: 1 LOB: 2 BB: 1 P: 16
14: R: 0 E: 0 K: 1 S: 13 | H: 1 LOB: 2 BB: 0 P: 18
15: R: 0 E: 0 K: 1 S: 7 | H: 0 LOB: 0 BB: 0 P: 10
16: R: 1 E: 1 K: 1 S: 10 | H: 2 LOB: 2 BB: 0 P: 15
PITCHER IP WLS BF H R ER SO BB IBB HBP BLK WP HR S P ERA WHIP
Shane Reynolds, R (1, 1) ERA: 3.43 6.0 27 5 5 5 5 3 0 1 0 0 2 56 94 7.50 1.333
Mike Maddux, R (7, 1) ERA: 5.57 1.2 10 2 0 0 3 2 0 0 0 0 0 23 44 0.00 2.400
Doug Henry, R (8, 1) ERA: 4.91 0.1 1 0 0 0 0 0 0 0 0 0 0 2 2 0.00 0.000
Yorkis Perez, L (9, 1) ERA: 7.59 1.0 3 0 0 0 0 0 0 0 0 0 0 6 12 0.00 0.000
Joe Slusarski, R (10, 1) ERA: 2.84 1.1 7 0 0 0 2 2 1 0 0 1 0 12 27 0.00 1.500
PITCHER IP WLS BF H R ER SO BB IBB HBP BLK WP HR S P ERA WHIP
Billy Wagner, L (11, 1) ERA: 3.06 1.2 6 0 0 0 0 1 0 0 0 0 0 0 21 32 0.00 0.600
Jose Cabrera, R (13, 1) ERA: 5.14 2.0 10 2 0 0 0 1 0 1 1 0 0 0 21 34 0.00 1.000
Chris Holt, R (15, 1) ERA: 6.35 1.1 L 7 2 1 1 2 0 0 0 0 0 0 0 17 25 6.75 1.500

| Batter | 1 | 2 | 3 | 4 | 5 | 6 | 7 | 8 | 9 | AB | R | H | RBI | BB | SO | LOB |
|---|---|---|---|---|---|---|---|---|---|---|---|---|---|---|---|---|
| | | | | | | | | | | | | | | | | |
| | | | | | | | | | | | | | | | | |
| | | | | | | | | | | | | | | | | |
| | | | | | | | | | | | | | | | | |
| | | | | | | | | | | | | | | | | |
| | | | | | | | | | | | | | | | | |
| | | | | | | | | | | | | | | | | |
| | | | | | | | | | | | | | | | | |
| | | | | | | | | | | | | | | | | |
| Inning Stats | | | | | | | | | | 1B: 0<br>2B: 0<br>3B: 0<br>HR: 0 | | SF: 0<br>SAC: 0<br>DP: 0<br>HBP: 0 | | WP: 0<br>PB: 0<br>SB: 0<br>CS: 0 | | PA: 0 | |

# TOP

## Houston Astros @ Milwaukee Brewers

Milwaukee County Stadium, Milwaukee, WI

Wed May 17 2000, 8:05 PM EDT

livebaseballscorecards.com

| | |
|---|---|
| AB | 0 |
| R | 0 |
| H | 0 |
| RBI | 0 |
| BB | 0 |
| SO | 0 |
| LOB | 0 |

| PITCHER | IP | WLS | BF | H | R | ER | SO | BB | IBB | HBP | BLK | WP | HR | S | P | ERA | WHIP |
|---|---|---|---|---|---|---|---|---|---|---|---|---|---|---|---|---|---|
| | | | | | | | | | | | | | | | | | |

| PITCHER | IP | WLS | BF | H | R | ER | SO | BB | IBB | HBP | BLK | WP | HR | S | P | ERA | WHIP |
|---|---|---|---|---|---|---|---|---|---|---|---|---|---|---|---|---|---|
| | | | | | | | | | | | | | | | | | |

| Batter | 1 | 2 | 3 | 4 | 5 | 6 | 7 | 8 | 9 | AB | R | H | RBI | BB | SO | LOB |
|---|---|---|---|---|---|---|---|---|---|---|---|---|---|---|---|---|
| | | | | | | | | | | | | | | | | |
| | | | | | | | | | | | | | | | | |
| | | | | | | | | | | | | | | | | |
| | | | | | | | | | | | | | | | | |
| | | | | | | | | | | | | | | | | |
| | | | | | | | | | | | | | | | | |
| | | | | | | | | | | | | | | | | |
| | | | | | | | | | | | | | | | | |
| | | | | | | | | | | | | | | | | |
| Inning Stats | | | | | | | | | | 1B: 0<br>2B: 0<br>3B: 0<br>HR: 0 | | SF: 0<br>SAC: 0<br>DP: 0<br>HBP: 0 | | | | | |

| PITCHER | IP | WLS | BF | H | R | ER | SO | BB | IBB | HBP | BLK | WP | HR | S | P | ERA | WHIP |
|---|---|---|---|---|---|---|---|---|---|---|---|---|---|---|---|---|---|
| | | | | | | | | | | | | | | | | | |

| PITCHER | IP | WLS | BF | H | R | ER | SO | BB | IBB | HBP | BLK | WP | HR | S | P | ERA | WHIP |
|---|---|---|---|---|---|---|---|---|---|---|---|---|---|---|---|---|---|
| | | | | | | | | | | | | | | | | | |

BOTTOM

# Houston Astros @ Milwaukee Brewers

Milwaukee County Stadium, Milwaukee, WI

Wed May 17 2000, 8:05 PM EDT

livebaseballscorecards.com

| | |
|---|---|
| AB | 0 |
| R | 0 |
| H | 0 |
| RBI | 0 |
| BB | 0 |
| SO | 0 |
| LOB | 0 |

WP: 0 PA: 0
PB: 0
SB: 0
CS: 0

| Batter | 1 | 2 | 3 | 4 | 5 | 6 | 7 | 8 | 9 | AB | R | H | RBI | BB | SO | LOB |
|---|---|---|---|---|---|---|---|---|---|---|---|---|---|---|---|---|
| | | | | | | | | | | | | | | | | |
| | | | | | | | | | | | | | | | | |
| | | | | | | | | | | | | | | | | |
| | | | | | | | | | | | | | | | | |
| | | | | | | | | | | | | | | | | |
| | | | | | | | | | | | | | | | | |
| | | | | | | | | | | | | | | | | |
| | | | | | | | | | | | | | | | | |
| | | | | | | | | | | | | | | | | |
| Inning Stats | | | | | | | | | | | | | | | | |

# TOP

## Houston Astros @ Milwaukee Brewers

Milwaukee County Stadium, Milwaukee, WI

Thu May 18 2000, 1:05 PM EDT

livebaseballscorecards.com

| | |
|---|---|
| AB | 0 |
| R | 0 |
| H | 0 |
| RBI | 0 |
| BB | 0 |
| SO | 0 |
| LOB | 0 |

1B: 0
2B: 0
3B: 0
HR: 0

SF: 0
SAC: 0
DP: 0
HBP: 0

WP: 0
PB: 0
SB: 0
CS: 0

PA: 0

| PITCHER | IP | WLS | BF | H | R | ER | SO | BB | IBB | HBP | BLK | WP | HR | S | P | ERA | WHIP |
|---|---|---|---|---|---|---|---|---|---|---|---|---|---|---|---|---|---|
| | | | | | | | | | | | | | | | | | |

| PITCHER | IP | WLS | BF | H | R | ER | SO | BB | IBB | HBP | BLK | WP | HR | S | P | ERA | WHIP |
|---|---|---|---|---|---|---|---|---|---|---|---|---|---|---|---|---|---|
| | | | | | | | | | | | | | | | | | |

| Batter | 1 | 2 | 3 | 4 | 5 | 6 | 7 | 8 | 9 | AB | R | H | RBI | BB | SO | LOB |
|---|---|---|---|---|---|---|---|---|---|---|---|---|---|---|---|---|
| | | | | | | | | | | | | | | | | |
| | | | | | | | | | | | | | | | | |
| | | | | | | | | | | | | | | | | |
| | | | | | | | | | | | | | | | | |
| | | | | | | | | | | | | | | | | |
| | | | | | | | | | | | | | | | | |
| | | | | | | | | | | | | | | | | |
| | | | | | | | | | | | | | | | | |
| | | | | | | | | | | | | | | | | |
| Inning Stats | | | | | | | | | | 1B: 0<br>2B: 0<br>3B: 0<br>HR: 0 | | SF: 0<br>SAC: 0<br>DP: 0<br>HBP: 0 | | | | | |

| PITCHER | IP | WLS | BF | H | R | ER | SO | BB | IBB | HBP | BLK | WP | HR | S | P | ERA | WHIP |
|---|---|---|---|---|---|---|---|---|---|---|---|---|---|---|---|---|---|
| | | | | | | | | | | | | | | | | | |

| PITCHER | IP | WLS | BF | H | R | ER | SO | BB | IBB | HBP | BLK | WP | HR | S | P | ERA | WHIP |
|---|---|---|---|---|---|---|---|---|---|---|---|---|---|---|---|---|---|
| | | | | | | | | | | | | | | | | | |

BOTTOM

# Houston Astros @ Milwaukee Brewers

Milwaukee County Stadium, Milwaukee, WI

Thu May 18 2000, 1:05 PM EDT

livebaseballscorecards.com

| | |
|---|---|
| **AB** | **0** |
| **R** | **0** |
| **H** | **0** |
| **RBI** | **0** |
| **BB** | **0** |
| **SO** | **0** |
| **LOB** | **0** |

WP: 0 PA: 0
PB: 0
SB: 0
CS: 0

| Batter | 1 | 2 | 3 | 4 | 5 | 6 | 7 | 8 | 9 | AB | R | H | RBI | BB | SO | LOB |
|---|---|---|---|---|---|---|---|---|---|---|---|---|---|---|---|---|
| | | | | | | | | | | | | | | | | |
| | | | | | | | | | | | | | | | | |
| | | | | | | | | | | | | | | | | |
| | | | | | | | | | | | | | | | | |
| | | | | | | | | | | | | | | | | |
| | | | | | | | | | | | | | | | | |
| | | | | | | | | | | | | | | | | |
| | | | | | | | | | | | | | | | | |
| | | | | | | | | | | | | | | | | |
| Inning Stats | | | | | | | | | | 1B: 0<br>2B: 0<br>3B: 0<br>HR: 0 | | SF: 0<br>SAC: 0<br>DP: 0<br>HBP: 0 | | WP: 0<br>PB: 0<br>SB: 0<br>CS: 0 | | PA: 0 | |

# TOP

## Houston Astros @ Milwaukee Brewers

Milwaukee County Stadium, Milwaukee, WI

Thu May 18 2000, 4:05 PM EDT

livebaseballscorecards.com

| | |
|---|---|
| AB | 0 |
| R | 0 |
| H | 0 |
| RBI | 0 |
| BB | 0 |
| SO | 0 |
| LOB | 0 |

| PITCHER | IP | WLS | BF | H | R | ER | SO | BB | IBB | HBP | BLK | WP | HR | S | P | ERA | WHIP |
|---|---|---|---|---|---|---|---|---|---|---|---|---|---|---|---|---|---|
| | | | | | | | | | | | | | | | | | |

| PITCHER | IP | WLS | BF | H | R | ER | SO | BB | IBB | HBP | BLK | WP | HR | S | P | ERA | WHIP |
|---|---|---|---|---|---|---|---|---|---|---|---|---|---|---|---|---|---|
| | | | | | | | | | | | | | | | | | |

| Batter | 1 | 2 | 3 | 4 | 5 | 6 | 7 | 8 | 9 | AB | R | H | RBI | BB | SO | LOB |
|---|---|---|---|---|---|---|---|---|---|---|---|---|---|---|---|---|
| | | | | | | | | | | | | | | | | |
| | | | | | | | | | | | | | | | | |
| | | | | | | | | | | | | | | | | |
| | | | | | | | | | | | | | | | | |
| | | | | | | | | | | | | | | | | |
| | | | | | | | | | | | | | | | | |
| | | | | | | | | | | | | | | | | |
| | | | | | | | | | | | | | | | | |
| | | | | | | | | | | | | | | | | |
| Inning Stats | | | | | | | | | | 1B: 0<br>2B: 0<br>3B: 0<br>HR: 0 | | SF: 0<br>SAC: 0<br>DP: 0<br>HBP: 0 | | | | | |

| PITCHER | IP | WLS | BF | H | R | ER | SO | BB | IBB | HBP | BLK | WP | HR | S | P | ERA | WHIP |
|---|---|---|---|---|---|---|---|---|---|---|---|---|---|---|---|---|---|
| | | | | | | | | | | | | | | | | | |

| PITCHER | IP | WLS | BF | H | R | ER | SO | BB | IBB | HBP | BLK | WP | HR | S | P | ERA | WHIP |
|---|---|---|---|---|---|---|---|---|---|---|---|---|---|---|---|---|---|
| | | | | | | | | | | | | | | | | | |

BOTTOM

# Houston Astros @ Milwaukee Brewers

Milwaukee County Stadium, Milwaukee, WI

Thu May 18 2000, 4:05 PM EDT

livebaseballscorecards.com

| | |
|---|---|
| AB | 0 |
| R | 0 |
| H | 0 |
| RBI | 0 |
| BB | 0 |
| SO | 0 |
| LOB | 0 |

WP: 0 PA: 0
PB: 0
SB: 0
CS: 0

| Batter | 1 | 2 | 3 | 4 | 5 | 6 | 7 | 8 | 9 | 10 | AB | R | H | RBI | BB | SO | LOB |
|---|---|---|---|---|---|---|---|---|---|---|---|---|---|---|---|---|---|
| Marvin Benard, L (1, 8) (8, 9)<br>OBP: 0.295, SLG: 0.321 | B F S X<br>1-2<br>1B SF7<br>1B | C X<br>0-1 ②<br>G1-3 | | B C C S<br>1-3 ①<br>K | | L F S<br>0-3 ①<br>K | B B B C X<br>3-1 ③<br>F7 | | S B B C F S<br>2-3 ①<br>K | | 6 | 1 | 1 | 0 | 0 | 3 | 4 |
| Bill Mueller, S (1, 5)<br>OBP: 0.359, SLG: 0.429 | B X<br>1-0<br>1B 1B<br>1-3 BB<br>1B | B B C F X<br>2-2<br>E3<br>BB<br>1B | | B B X<br>2-0 ②<br>FC3-6<br>1-2f HR | | B F B B C F X<br>3-2 ②<br>F9 | | B C C X<br>1-2 ①<br>G6-3 | X<br>0-0<br>FC5-2 BB<br>1-3<br>1B | | 6 | 3 | 2 | 0 | 0 | 0 | 1 |
| Barry Bonds, L (1, 7)<br>OBP: 0.422, SLG: 0.746<br>Terrell Lowery, R (6, 7)<br>OBP: 0.667, SLG: 1.000 | B X<br>1-0 ①<br>SF7<br>3-H | B B B B<br>4-0<br>1B<br>1-2<br>BB | | B C B B X<br>3-1<br>1-H<br>HR | | B F C C<br>1-3 ③<br>K | | X<br>0-0<br>F9 BB<br>2B<br>1B | C B B B<br>4-1<br>FC5-2<br>1-2<br>BB | | 2 | 1 | 1 | 3 | 1 | 1 | 0 |
| | | | | | | | | | | | 1 | 1 | 1 | 0 | 1 | 0 | 0 |
| Jeff Kent, R (1, 4) (7, 3) (9, 4)<br>OBP: 0.406, SLG: 0.675 | C B B S S F F X<br>2-2<br>BB 1B<br>1-2<br>1B | F B S S S X<br>2-2<br>1-2<br>2-H<br>1B | | C F B X<br>1-2<br>1B<br>1B<br>1B | | | F B C B B B<br>4-2<br>E WP<br>2B<br>BB | B B B C S B<br>4-2<br>2B<br>1-2<br>1B<br>BB | F B S F X<br>1-2 ②<br>FC5-2<br>1-2<br>2-3<br>3-Hf | | 4 | 2 | 3 | 1 | 2 | 0 | 3 |
| J.T. Snow, L (1, 3)<br>OBP: 0.340, SLG: 0.367<br>Ramon Martinez, R (7, 4)<br>OBP: 0.419, SLG: 0.440<br>Felipe Crespo, S (9, PH) (9, 3)<br>OBP: 0.419, SLG: 0.464 | C C B X<br>1-2<br>BB<br>1-2<br>2-3<br>1B | B C B B X<br>3-1 ③<br>G3-1 | | X<br>0-0 ③<br>1-H<br>1B | | | C C B B B B<br>4-2<br>E<br>1-2<br>2B<br>BB | X<br>0-0 ②<br>F9<br>2-3 | B B C F S<br>2-3 ③<br>K | | 3 | 1 | 2 | 0 | 1 | 0 | 2 |
| | | | | | | | | | | | 1 | 0 | 0 | 0 | 0 | 0 | 2 |
| | | | | | | | | | | | 1 | 0 | 0 | 0 | 0 | 1 | 3 |
| Bobby Estalella, R (1, 2)<br>OBP: 0.430, SLG: 0.667 | S B B B B<br>4-1<br>1-2<br>2-3<br>3-H BB | B X<br>1-0 ①<br>F8 | B F B X<br>2-1 ①<br>F7 | | | | B B F F B X<br>3-2<br>E4<br>2B<br>1-2<br>2-3 G6-2-3 | X<br>0-0<br>1-3<br>3-H<br>1B 2B | | S F B X<br>1-2 ①<br>L5 | 5 | 1 | 1 | 2 | 1 | 0 | 2 |
| Armando Rios, L (1, 9)<br>OBP: 0.349, SLG: 0.500<br>John Johnstone, R (8, 1)<br>Russ Davis, R (10, PH)<br>OBP: 0.306, SLG: 0.362<br>Robb Nen, R (10, 1) | C B S S<br>1-3 ②<br>K | C B C B F B B B<br>4-2<br>G5-4-3<br>BB | C F X<br>0-2 ②<br>F8 | | | | C B X<br>1-1<br>G6-2-3<br>1-3<br>2-H<br>3-H 2B | C S X<br>0-2<br>2-H<br>3-H 1B | B C X<br>1-1 ②<br>F9 | | 4 | 0 | 2 | 4 | 1 | 1 | 3 |
| | | | | | | | | | | | 0 | 0 | 0 | 0 | 0 | 0 | 0 |
| | | | | | | | | | | | 1 | 0 | 0 | 0 | 0 | 0 | 0 |
| | | | | | | | | | | | 0 | 0 | 0 | 0 | 0 | 0 | 0 |
| Rich Aurilia, R (1, 6)<br>OBP: 0.304, SLG: 0.331 | C B B F X<br>2-2<br>F9 | X<br>0-0 ② ③<br>G5-4-3<br>1-2f | B F B X<br>2-1<br>1B | | | | C B B F B B<br>4-2<br>G6-2-3<br>BB | C B B X<br>2-1 ③<br>F9 | B X<br>1-0 ③<br>G4-3 | | 5 | 0 | 1 | 0 | 1 | 0 | 5 |
| Livan Hernandez, R (1, 1)<br>OBP: 0.208, SLG: 0.174<br>Aaron Fultz, L (7, 1)<br>OBP: 1.000, SLG: 1.000<br>Ben Weber, R (7, 1)<br>Alan Embree, L (7, 1)<br>Calvin Murray, R (8, 8)<br>OBP: 0.406, SLG: 0.443 | | X<br>0-0 ①<br>L9 | | B B B B<br>4-0<br>FC3-6<br>BB | F B B X<br>2-1 ③<br>G3 | | F S X<br>0-2 ① ②<br>G6-2-3<br>1-2<br>2-3<br>3-Hf | | B S X<br>1-1<br>1B<br>FC5-2<br>1B | | 3 | 0 | 0 | 0 | 1 | 0 | 4 |
| | | | | | | | | | | | 0 | 0 | 0 | 0 | 0 | 0 | 0 |
| | | | | | | | | | | | 0 | 0 | 0 | 0 | 0 | 0 | 0 |
| | | | | | | | | | | | 0 | 0 | 0 | 0 | 0 | 0 | 0 |
| | | | | | | | | | | | 1 | 0 | 1 | 0 | 0 | 0 | 0 |
| Inning Stats | R: 2 E: 0 K: 1 S: 20<br>H: 4 LOB: 3 BB: 1 P: 33 | R: 1 E: 1 K: 0 S: 11<br>H: 1 LOB: 2 BB: 1 P: 22 | R: 0 E: 0 K: 0 S: 5<br>H: 0 LOB: 0 BB: 1 P: 10 | R: 2 E: 0 K: 1 S: 10<br>H: 3 LOB: 2 BB: 1 P: 21 | R: 0 E: 0 K: 0 S: 9<br>H: 1 LOB: 1 BB: 0 P: 15 | R: 0 E: 0 K: 2 S: 10<br>H: 0 LOB: 0 BB: 0 P: 14 | R: 2 E: 1 K: 0 S: 16<br>H: 1 LOB: 2 BB: 3 P: 35 | R: 3 E: 0 K: 0 S: 13<br>H: 3 LOB: 1 BB: 1 P: 20 | R: 0 E: 0 K: 2 S: 15<br>H: 2 LOB: 3 BB: 1 P: 25 | R: 0 E: 0 K: 0 S: 6<br>H: 0 LOB: 0 BB: 0 P: 9 | 1B: 12 2B: 2 3B: 0 HR: 1<br>SF: 1 SAC: 0 DP: 2 HBP: 0 | | | | | | |

| PITCHER | IP | WLS | BF | H | R | ER | SO | BB | IBB | HBP | BLK | WP | HR | S | P | ERA | WHIP |
|---|---|---|---|---|---|---|---|---|---|---|---|---|---|---|---|---|---|
| Jimmy Haynes, R (1, 1)<br>ERA: 4.08 | 5.0 | | 27 | 9 | 5 | 4 | 2 | 4 | 0 | 0 | 0 | 0 | 1 | 55 | 101 | 7.20 | 2.600 |
| Horacio Estrada, L (6, 1)<br>ERA: 8.04 | 1.0 | | 7 | 1 | 2 | 1 | 2 | 2 | 0 | 0 | 0 | 1 | 0 | 19 | 35 | 9.00 | 3.000 |
| Juan Acevedo, R (7, 1)<br>ERA: 2.7 | 1.0 | | 3 | 0 | 0 | 0 | 0 | 1 | 0 | 0 | 0 | 0 | 0 | 7 | 14 | 0.00 | 1.000 |
| David Weathers, R (8, 1)<br>ERA: 2.33 | 1.0 | B | 7 | 3 | 3 | 3 | 0 | 1 | 0 | 0 | 0 | 0 | 0 | 13 | 20 | 27.00 | 4.000 |
| Bob Wickman, R (9, 1)<br>ERA: 0.93 | 2.0 | W | 9 | 2 | 0 | 0 | 2 | 1 | 0 | 0 | 0 | 0 | 0 | 21 | 34 | 0.00 | 1.500 |

| PITCHER | IP | WLS | BF | H | R | ER | SO | BB | IBB | HBP | BLK | WP | HR | S | P | ERA | WHIP |
|---|---|---|---|---|---|---|---|---|---|---|---|---|---|---|---|---|---|

# TOP

## San Francisco Giants @ Milwaukee Brewers

Milwaukee County Stadium, Milwaukee, WI

Fri May 19 2000, 8:05 PM EDT
Att. 12,842 - Overcast - 44 F

livebaseballscorecards.com

| | |
|---|---|
| AB | 43 |
| R | 10 |
| H | 15 |
| RBI | 10 |
| BB | 9 |
| SO | 6 |
| LOB | 29 |

| | |
|---|---|
| WP: 1 | PA: 53 |
| PB: 0 | |
| SB: 0 | |
| CS: 0 | |

| Batter | 1 | 2 | 3 | 4 | 5 | 6 | 7 | 8 | 9 | 10 | AB | R | H | RBI | BB | SO | LOB |
|---|---|---|---|---|---|---|---|---|---|---|---|---|---|---|---|---|---|
| Ronnie Belliard, R (1, 4)<br>OBP: 0.374, SLG: 0.429 | G4-3 | | FC4<br>2-H<br>1B | | K | | BB<br>1B<br>F8 | | | SF9<br>3-H | 5 | 1 | 2 | 2 | 0 | 1 | 1 |
| Mark Loretta, R (1, 6)<br>OBP: 0.377, SLG: 0.403 | G1-3 | | FC4<br>1-2f | | | G3 | E9<br>BB<br>2B<br>1-2<br>2-H<br>1B | CS<br>BB | | | 4 | 1 | 1 | 0 | 1 | 0 | 1 |
| Jeromy Burnitz, L (1, 9)<br>OBP: 0.355, SLG: 0.469 | G3 | | | K | | 1B<br>SF8<br>BB | 2B<br>1-2<br>2-3<br>BB | F8 | | | 3 | 2 | 0 | 0 | 2 | 1 | 1 |
| Charlie Hayes, R (1, 3)<br>OBP: 0.402, SLG: 0.466 | | G6-3 | | 1B<br>BB | | 1B<br>1-3<br>1B | 3B<br>1-H<br>2-H<br>3-H<br>2B | K<br>1-2 | | | 4 | 1 | 2 | 3 | 1 | 1 | 1 |
| Lyle Mouton, R (1, 7)<br>OBP: 0.377, SLG: 0.500 | | G5-3 | | F9 | | SF8<br>3-H | 3B<br>2-H<br>3B | | K | | 4 | 1 | 1 | 2 | 0 | 1 | 1 |
| Marquis Grissom, R (1, 8)<br>OBP: 0.291, SLG: 0.313 | | K | | 1B<br>1-3 | | S<br>1-3<br>1B | 3B<br>BB | | K | | 4 | 1 | 2 | 0 | 1 | 2 | 0 |
| José Hernández, R (1, 5)<br>OBP: 0.284, SLG: 0.301 | | | G5-3 | K | | F8<br>1-2 | 2B<br>1-H<br>3-H<br>3B | | G1-3 | | 5 | 1 | 1 | 2 | 0 | 1 | 4 |
| Henry Blanco, R (1, 2)<br>OBP: 0.430, SLG: 0.537<br>James Mouton, R (10, PR)<br>OBP: 0.333, SLG: 0.341 | | | PB<br>1B<br>BB | | CS<br>1B | | BB<br>2B<br>3H | | | SH1-3<br>S<br>SF9<br>BB | 2<br>0 | 2<br>1 | 2<br>0 | 1<br>0 | 3<br>0 | 0<br>0 | 0<br>0 |
| Jimmy Haynes, R (1, 1)<br>OBP: 0.095, SLG: 0.143<br>Kevin Barker, L (5, PH)<br>OBP: 0.368, SLG: 0.363<br>Horacio Estrada, L (6, 1)<br>Juan Acevedo, R (7, 1)<br>Luis Lopez, S (7, PH)<br>OBP: 0.194, SLG: 0.267<br>David Weathers, R (8, 1)<br>Bob Wickman, R (9, 1)<br>Mark Sweeney, L (10, PH)<br>OBP: 0.200, SLG: 0.200 | | | K<br>1-2 | | K<br>1-2 | | K<br>F9 | | | SH1-3<br>1-3 | 1<br>1<br>0<br>0<br>2<br>0<br>0<br>0 | 0<br>0<br>0<br>0<br>0<br>0<br>0<br>0 | 0<br>0<br>0<br>0<br>0<br>0<br>0<br>0 | 0<br>0<br>0<br>0<br>1<br>0<br>0<br>0 | 1<br>1<br>0<br>0<br>2<br>0<br>0<br>0 | 1<br>1<br>0<br>0<br>0<br>0<br>0<br>0 | 1<br>1<br>0<br>0<br>2<br>0<br>0<br>0 |
| Inning Stats | R: 0 H: 0<br>E: 0 LOB: 0<br>K: 0 BB: 0<br>S: 8 P: 14 | R: 0 H: 0<br>E: 0 LOB: 0<br>K: 1 BB: 0<br>S: 7 P: 12 | R: 1 H: 1<br>E: 0 LOB: 1<br>K: 1 BB: 1<br>S: 10 P: 18 | R: 0 H: 1<br>E: 0 LOB: 2<br>K: 2 BB: 1<br>S: 10 P: 21 | R: 0 H: 1<br>E: 0 LOB: 0<br>K: 2 BB: 0<br>S: 9 P: 14 | R: 1 H: 2<br>E: 0 LOB: 2<br>K: 0 BB: 1<br>S: 11 P: 20 | R: 8 H: 6<br>E: 1 LOB: 1<br>K: 1 BB: 3<br>S: 27 P: 50 | R: 0 H: 0<br>E: 0 LOB: 0<br>K: 1 BB: 1<br>S: 17 P: 25 | R: 0 H: 0<br>E: 0 LOB: 0<br>K: 2 BB: 0<br>S: 10 P: 14 | R: 1 H: 0<br>E: 0 LOB: 1<br>K: 0 BB: 1<br>S: 6 P: 12 | 1B: 7 SF: 2<br>2B: 3 SAC: 1<br>3B: 2 DP: 1<br>HR: 0 HBP: 0 | | | | | | |

| PITCHER | | IP | WLS | BF | H | R | ER | SO | BB | IBB | HBP | BLK | WP | HR | S | P | ERA | WHIP |
|---|---|---|---|---|---|---|---|---|---|---|---|---|---|---|---|---|---|---|
| Livan Hernandez, R<br>ERA: 4.62 | (1, 1) | 6.1 | | 29 | 7 | 5 | 4 | 7 | 4 | 0 | 0 | 0 | 0 | 0 | 68 | 122 | 5.68 | 1.737 |
| Aaron Fultz, L<br>ERA: 5.12 | (7, 1) | 0.0 | | 2 | 1 | 1 | 1 | 0 | 1 | 0 | 0 | 0 | 0 | 0 | 3 | 7 | ∞ | ∞ |
| Ben Weber, R<br>ERA: 16.71 | (7, 1) | 0.0 | B | 4 | 3 | 4 | 4 | 0 | 1 | 0 | 0 | 0 | 0 | 0 | 5 | 11 | ∞ | ∞ |
| Alan Embree, L<br>ERA: 5.5 | (7, 1) | 1.0 | | 4 | 0 | 0 | 0 | 0 | 1 | 0 | 0 | 0 | 0 | 0 | 16 | 24 | 0.00 | 1.000 |
| John Johnstone, R<br>ERA: 6.2 | (8, 1) | 1.2 | | 4 | 0 | 0 | 0 | 3 | 0 | 0 | 0 | 0 | 0 | 0 | 17 | 24 | 0.00 | 0.000 |

| PITCHER | | IP | WLS | BF | H | R | ER | SO | BB | IBB | HBP | BLK | WP | HR | S | P | ERA | WHIP |
|---|---|---|---|---|---|---|---|---|---|---|---|---|---|---|---|---|---|---|
| Robb Nen, R<br>ERA: 2.13 | (10, 1) | 0.2 | L | 3 | 0 | 1 | 1 | 0 | 1 | 0 | 0 | 0 | 0 | 0 | 6 | 12 | 13.50 | 1.500 |

# BOTTOM

## San Francisco Giants @ Milwaukee Brewers

Milwaukee County Stadium, Milwaukee, WI

Fri May 19 2000, 8:05 PM EDT
Att. 12,842 - Overcast - 44 F

livebaseballscorecards.com

| | |
|---|---|
| AB | 35 |
| R | 11 |
| H | 11 |
| RBI | 10 |
| BB | 8 |
| SO | 10 |
| LOB | 13 |

WP: 0 PA: 46
PB: 1
SB: 2
CS: 2

| Batter | 1 | 2 | 3 | 4 | 5 | 6 | 7 | 8 | 9 | AB | R | H | RBI | BB | SO | LOB |
|---|---|---|---|---|---|---|---|---|---|---|---|---|---|---|---|---|
| Marvin Benard, L (1, 8)<br>OBP: 0.287, SLG: 0.311 | F8 | | K 1-2 | | | P6 | | F6 | | 4 | 0 | 0 | 0 | 0 | 1 | 1 |
| Bill Mueller, S (1, 5)<br>OBP: 0.350, SLG: 0.417 | F8 | | G4-3 | | | G5-3 | | | F4 | 4 | 0 | 0 | 0 | 0 | 0 | 1 |
| Barry Bonds, L (1, 7)<br>OBP: 0.411, SLG: 0.721 | G1-4-3 | | | G6-3 | | G3 | | | K | 4 | 0 | 0 | 0 | 0 | 1 | 0 |
| Jeff Kent, R (1, 4)<br>OBP: 0.408, SLG: 0.669 | | G6-3 | | 1B | | | FC6-4 BB | | F8 | 3 | 0 | 1 | 0 | 1 | 0 | 0 |
| J.T. Snow, L (1, 3)<br>OBP: 0.340, SLG: 0.366 | | G4-3 | | G6-4-3 1-2 1B | | | P3 | | | 3 | 0 | 1 | 0 | 0 | 0 | 1 |
| Terrell Lowery, R (1, 9)<br>OBP: 0.600, SLG: 0.846 | | 1B | | G6-4-3 1-2f | | | K | | | 3 | 0 | 1 | 0 | 0 | 1 | 3 |
| Ramon Martinez, R (1, 6)<br>OBP: 0.382, SLG: 0.393 | | F7 | | | F7 | | FC6-4 1-2f | | | 3 | 0 | 0 | 0 | 0 | 0 | 2 |
| Doug Mirabelli, R (1, 2)<br>OBP: 0.333, SLG: 0.435 | | | F9 | | G5-3 | | | F8 | | 3 | 0 | 0 | 0 | 0 | 0 | 0 |
| Mark Gardner, R (1, 1)<br>OBP: 0.333, SLG: 0.333 | | | WP 1B | | K | | | K | | 2 | 0 | 1 | 0 | 0 | 1 | 0 |
| Felipe Crespo, S (8, PH)<br>OBP: 0.406, SLG: 0.448 | | | | | | | | | | 1 | 0 | 0 | 0 | 0 | 1 | 0 |
| Ben Weber, R (8, 1) | | | | | | | | | | 0 | 0 | 0 | 0 | 0 | 0 | 0 |

# TOP

## San Francisco Giants @ Milwaukee Brewers

Milwaukee County Stadium, Milwaukee, WI

Sat May 20 2000, 8:05 PM EDT
Att. 15,712 - Cloudy - 54 F

livebaseballscorecards.com

| | |
|---|---|
| AB | 30 |
| R | 0 |
| H | 4 |
| RBI | 0 |
| BB | 1 |
| SO | 5 |
| LOB | 8 |

| Inning Stats | 1 | 2 | 3 | 4 | 5 | 6 | 7 | 8 | 9 |
|---|---|---|---|---|---|---|---|---|---|
| | R: 0<br>E: 0<br>K: 0<br>S: 10 | H: 0<br>LOB: 0<br>BB: 0<br>P: 14 | R: 0<br>E: 0<br>K: 0<br>S: 16 | H: 1<br>LOB: 1<br>BB: 0<br>P: 25 | R: 0<br>E: 0<br>K: 1<br>S: 12 | H: 1<br>LOB: 1<br>BB: 0<br>P: 19 | R: 0<br>E: 0<br>K: 0<br>S: 9 | H: 2<br>LOB: 1<br>BB: 0<br>P: 14 | R: 0<br>E: 0<br>K: 1<br>S: 6 | H: 0<br>LOB: 0<br>BB: 0<br>P: 9 |
| | R: 0<br>E: 0<br>K: 0<br>S: 8 | H: 0<br>LOB: 0<br>BB: 0<br>P: 12 | R: 0<br>E: 0<br>K: 1<br>S: 11 | H: 0<br>LOB: 1<br>BB: 1<br>P: 20 | R: 0<br>E: 0<br>K: 1<br>S: 6 | H: 0<br>LOB: 0<br>BB: 0<br>P: 10 | R: 0<br>E: 0<br>K: 1<br>S: 7 | H: 0<br>LOB: 0<br>BB: 0<br>P: 8 | | |

| | | 1B: 4<br>2B: 0<br>3B: 0<br>HR: 0 | SF: 0<br>SAC: 0<br>DP: 1<br>HBP: 0 | WP: 1<br>PB: 0<br>SB: 0<br>CS: 0 | PA: 31 |
|---|---|---|---|---|---|

| PITCHER | | IP | WLS | BF | H | R | ER | SO | BB | IBB | HBP | BLK | WP | HR | S | P | ERA | WHIP |
|---|---|---|---|---|---|---|---|---|---|---|---|---|---|---|---|---|---|---|
| Jeff D'Amico, R<br>ERA: 0.43 | (1, 1) | 7.0 | W | 25 | 4 | 0 | 0 | 3 | 1 | 0 | 0 | 0 | 1 | 0 | 72 | 113 | 0.00 | 0.714 |
| Hector Ramirez, R<br>ERA: | (8, 1) | 1.0 | | 3 | 0 | 0 | 0 | 1 | 0 | 0 | 0 | 0 | 0 | 0 | 6 | 10 | 0.00 | 0.000 |
| Valerio De Los Santos, L<br>ERA: 4.08 | (9, 1) | 1.0 | | 3 | 0 | 0 | 0 | 1 | 0 | 0 | 0 | 0 | 0 | 0 | 7 | 8 | 0.00 | 0.000 |

| PITCHER | | IP | WLS | BF | H | R | ER | SO | BB | IBB | HBP | BLK | WP | HR | S | P | ERA | WHIP |
|---|---|---|---|---|---|---|---|---|---|---|---|---|---|---|---|---|---|---|

# BOTTOM

## San Francisco Giants @ Milwaukee Brewers

Milwaukee County Stadium, Milwaukee, WI

Sat May 20 2000, 8:05 PM EDT

Att. 15,712 - Cloudy - 54 F

livebaseballscorecards.com

| Batter | 1 | 2 | 3 | 4 | 5 | 6 | 7 | 8 | 9 | AB | R | H | RBI | BB | SO | LOB |
|---|---|---|---|---|---|---|---|---|---|---|---|---|---|---|---|---|
| Ronnie Belliard, R (1, 4) OBP: 0.377, SLG: 0.447 | E5 | HR | | HBP, 1B, BB | | F7 | | | | 3 | 2 | 1 | 1 | 1 | 0 | 0 |
| Mark Loretta, R (1, 6) OBP: 0.380, SLG: 0.412 | 2B, 2B | F8 | | HBP, 1B | | | G5-3 | | | 4 | 1 | 2 | 1 | 0 | 0 | 0 |
| Jeromy Burnitz, L (1, 9) OBP: 0.358, SLG: 0.473 | 1B, HR, 2B | F5 | | HBP | | | F8 | | | 3 | 1 | 1 | 1 | 0 | 0 | 0 |
| Charlie Hayes, R (1, 3) OBP: 0.396, SLG: 0.455 | BB, HR, 1B | F8 | | K | | | F7 | | | 4 | 1 | 1 | 0 | 0 | 1 | 3 |
| Lyle Mouton, R (1, 7) OBP: 0.354, SLG: 0.464 | F3 | F8 | | | G6-3 | | | F7 | | 4 | 0 | 0 | 0 | 0 | 0 | 2 |
| Marquis Grissom, R (1, 8) OBP: 0.290, SLG: 0.307 | HR, BB | K | | K | | | | G6-3 | | 3 | 1 | 0 | 0 | 1 | 2 | 0 |
| José Hernández, R (1, 5) OBP: 0.283, SLG: 0.321 | HR | G4-3 | | G5-3 | | | | G4-3 | | 4 | 1 | 1 | 4 | 0 | 0 | 0 |
| Henry Blanco, R (1, 2) OBP: 0.416, SLG: 0.514 | K | | | F9 | | F9 | | | | 3 | 0 | 0 | 0 | 0 | 1 | 0 |
| Jeff D'Amico, R (1, 1) | G4-3 | | | G6-3 | | F9 | | | | 3 | 0 | 0 | 0 | 0 | 0 | 0 |
| Hector Ramirez, R (8, 1) | | | | | | | | | | 0 | 0 | 0 | 0 | 0 | 0 | 0 |
| Valerio De Los Santos, L (9, 1) | | | | | | | | | | 0 | 0 | 0 | 0 | 0 | 0 | 0 |
| Inning Stats | R: 6 E: 1 K: 1 S: 22 H: 4 LOB: 0 BB: 1 P: 37 | R: 1 E: 0 K: 0 S: 9 H: 1 LOB: 0 BB: 0 P: 12 | R: 0 E: 0 K: 1 S: 8 H: 0 LOB: 0 BB: 0 P: 13 | R: 0 E: 0 K: 1 S: 9 H: 1 LOB: 3 BB: 1 P: 18 | R: 0 E: 0 K: 1 S: 8 H: 0 LOB: 0 BB: 0 P: 11 | R: 0 E: 0 K: 0 S: 6 H: 0 LOB: 0 BB: 0 P: 11 | R: 0 E: 0 K: 0 S: 9 H: 0 LOB: 0 BB: 0 P: 13 | R: 0 E: 0 K: 0 S: 6 H: 0 LOB: 0 BB: 0 P: 14 | | 1B: 2 2B: 2 3B: 0 HR: 2 | SF: 0 SAC: 0 DP: 0 HBP: 1 | | | WP: 0 PB: 0 SB: 0 CS: 0 | PA: 34 | | |

| PITCHER | | IP | WLS | BF | H | R | ER | SO | BB | IBB | HBP | BLK | WP | HR | S | P | ERA | WHIP |
|---|---|---|---|---|---|---|---|---|---|---|---|---|---|---|---|---|---|---|
| Mark Gardner, R (1, 1) ERA: 6.75 | | 7.0 | L | 31 | 6 | 7 | 6 | 4 | 2 | 0 | 1 | 0 | 0 | 2 | 71 | 115 | 7.71 | 1.143 |
| Ben Weber, R (8, 1) ERA: 14.63 | | 1.0 | | 3 | 0 | 0 | 0 | 0 | 0 | 0 | 0 | 0 | 0 | 0 | 6 | 14 | 0.00 | 0.000 |

| PITCHER | IP | WLS | BF | H | R | ER | SO | BB | IBB | HBP | BLK | WP | HR | S | P | ERA | WHIP |
|---|---|---|---|---|---|---|---|---|---|---|---|---|---|---|---|---|---|

| | |
|---|---|
| AB | 31 |
| R | 7 |
| H | 6 |
| RBI | 7 |
| BB | 2 |
| SO | 4 |
| LOB | 5 |

| Batter | 1 | 2 | 3 | 4 | 5 | 6 | 7 | 8 | 9 | AB | R | H | RBI | BB | SO | LOB |
|---|---|---|---|---|---|---|---|---|---|---|---|---|---|---|---|---|
| Calvin Murray, R (1, 8)<br>OBP: 0.408, SLG: 0.439 | C B S F B F B X<br>3-2 ① L3 | B F B C B S<br>3-3 ③ K<br>1-2<br>2-3 | | B B X<br>2-0 ② P6 | | 4-2 BB 1B BB<br>2-0 HR 2B<br>1-3 3-H | C B B B B<br>4-1 BB | | C B C B B F X<br>3-2 ② L7 | 5 | 2 | 1 | 1 | 2 | 1 | 4 |
| Bill Mueller, S (1, 5)<br>OBP: 0.353, SLG: 0.413<br>Ramon Martinez, R (9, 4)<br>OBP: 0.382, SLG: 0.393 | F F B B S<br>2-3 ② K | | X<br>0-0 ① G6-3 | B B C C B X<br>3-2 1-2 1B | | 4-2 1B 1B BB<br>2-2 P3 ② | B C B X<br>2-1 ③ F9 | | X<br>0-0 1-2 1B | 6<br>0 | 1<br>0 | 2<br>0 | 0<br>0 | 1<br>0 | 1<br>0 | 4<br>0 |
| Jeff Kent, R (1, 4)<br>OBP: 0.409, SLG: 0.663<br>Robb Nen, R (9, 1) | S T F B F B F B X<br>3-2 ③ G6-3 | | B B C T X<br>2-2 ② F8 | B B X<br>2-0 ③ F9 | | 2-2 1B 1B 1-3 2-H 1B<br>4-0 HR IBB | | C C B B B X<br>3-2 FC5-4 2B | B F C T X<br>1-2 ③ F9 | 6<br>0 | 2<br>0 | 2<br>0 | 1<br>0 | 1<br>0 | 0<br>0 | 4<br>0 |
| J.T. Snow, L (1, 3)<br>OBP: 0.358, SLG: 0.404 | | B B B C F S<br>3-3 ① K | B S B F F B<br>4-2 2B 1B BB | | B S B B F F X<br>3-2 1B SF9 2B | 3-2 SH1-3 1B 1B 2-3 3-H 1B<br>3-1 1-H 2-H 3-H HR | | B S B B C B<br>4-2 FC5-4 BB | | 4 | 4 | 3 | 5 | 2 | 1 | 0 |
| Terrell Lowery, R (1, 7)<br>OBP: 0.667, SLG: 1.000 | C B S X<br>1-2 2B 2B | C S B B X<br>2-2 1-3 1B 2B | | | F X<br>0-1 BB 2-3 1B | 1-2 SH1-3 1B 1B 3-H<br>2-0 2B | | B C C B X<br>2-2 ① P3 | | 6 | 3 | 5 | 1 | 0 | 0 | 2 |
| Armando Rios, L (1, 9)<br>OBP: 0.352, SLG: 0.513 | C X<br>0-1 1B 2-H 2B | C X<br>0-1 2-H 3-H 1B | | | X<br>0-0 ① SF9 3-H | 0-0 SH1-3 1-2 2-3<br>2-1 ④ F8 | | B F X<br>1-1 ② F7 | | 4 | 1 | 2 | 4 | 0 | 0 | 3 |
| Bobby Estalella, R (1, 2)<br>OBP: 0.435, SLG: 0.662 | X<br>0-0 FC5 BB 2-H 1B | B B C B C C<br>3-3 ③ K | | | B X<br>1-0 ② L6 | I I I<br>4-0 1B 1B IBB | X<br>0-0 2B | F C B F X<br>1-2 ③ FC5-4 1-2f 2-3 | | 5 | 1 | 2 | 1 | 1 | 1 | 4 |
| Rich Aurilia, R (1, 6)<br>OBP: 0.312, SLG: 0.328 | B B B C B<br>4-1 WP FC5 1-2 BB | | | B X<br>1-0 ① F7 | B C B B B<br>4-1 1-2 BB | C B F X<br>1-2 1B 2B 1-3 2-H 3-H 1B | B F X<br>1-1 ① G6-3 | | X<br>0-0 ① F7 | 4 | 1 | 1 | 2 | 2 | 0 | 1 |
| Russ Ortiz, R (1, 1)<br>OBP: 0.333, SLG: 0.235<br>Felix Rodriguez, R (7, 1)<br>Russ Davis, R (9, PH)<br>OBP: 0.320, SLG: 0.375 (9, 5) | X<br>0-0 ② FC5 WP 1-2 2-3f | | | B S B S B B<br>4-2 1B BB | B S X<br>1-1 ③ F9 | C F X<br>0-2 2B HR 2-3 3-H 1B | B B S S C<br>2-3 ② K | | C X<br>0-1 1B 1B | 4<br>0<br>1 | 1<br>0<br>0 | 1<br>0<br>1 | 1<br>0<br>0 | 1<br>0<br>0 | 1<br>0<br>0 | 5<br>0<br>0 |
| Inning Stats | R: 0 H: 0<br>E: 0 LOB: 0<br>K: 1 BB: 0<br>S: 15 P: 23 | R: 2 H: 3<br>E: 0 LOB: 2<br>K: 2 BB: 1<br>S: 14 P: 25 | R: 2 H: 2<br>E: 0 LOB: 1<br>K: 1 BB: 1<br>S: 15 P: 26 | R: 0 H: 1<br>E: 0 LOB: 2<br>K: 0 BB: 1<br>S: 8 P: 20 | R: 1 H: 2<br>E: 0 LOB: 2<br>K: 0 BB: 1<br>S: 11 P: 20 | R: 11 H: 8<br>E: 0 LOB: 1<br>K: 0 BB: 4<br>S: 30 P: 62 | R: 0 H: 1<br>E: 0 LOB: 2<br>K: 1 BB: 1<br>S: 9 P: 18 | R: 0 H: 1<br>E: 0 LOB: 2<br>K: 0 BB: 1<br>S: 14 P: 25 | R: 0 H: 2<br>E: 0 LOB: 2<br>K: 0 BB: 0<br>S: 12 P: 16 | 1B: 11 SF: 1<br>2B: 8 SAC: 1<br>3B: 0 DP: 0<br>HR: 1 HBP: 0 | | | | | | WP: 1 PA: 57<br>PB: 0<br>SB: 0<br>CS: 0 |

| PITCHER | | IP | WLS | BF | H | R | ER | SO | BB | IBB | HBP | BLK | WP | HR | S | P | ERA | WHIP |
|---|---|---|---|---|---|---|---|---|---|---|---|---|---|---|---|---|---|---|
| John Snyder, R<br>ERA: 9.0 | (1, 1) | 5.0 | | 27 | 8 | 5 | 5 | 4 | 4 | 0 | 0 | 0 | 1 | 0 | 63 | 114 | 9.00 | 2.400 |
| Hector Ramirez, R<br>ERA: 9.0 | (6, 1) | 0.0 | L | 3 | 1 | 3 | 3 | 0 | 2 | 0 | 0 | 0 | 0 | 0 | 9 | 19 | ∞ | ∞ |
| Valerio De Los Santos, L<br>ERA: 6.44 | (6, 1) | 0.2 | | 10 | 6 | 8 | 8 | 0 | 0 | 2 | 0 | 0 | 0 | 1 | 18 | 36 | 108.00 | 9.000 |
| Horacio Estrada, L<br>ERA: 6.63 | (6, 1) | 3.1 | | 17 | 5 | 0 | 0 | 1 | 2 | 0 | 0 | 0 | 0 | 0 | 38 | 66 | 0.00 | 2.100 |

| PITCHER | IP | WLS | BF | H | R | ER | SO | BB | IBB | HBP | BLK | WP | HR | S | P | ERA | WHIP |
|---|---|---|---|---|---|---|---|---|---|---|---|---|---|---|---|---|---|

TOP

# San Francisco Giants @ Milwaukee Brewers

Milwaukee County Stadium, Milwaukee, WI

Sun May 21 2000, 2:05 PM EDT
Att. 20,571 - Cloudy - 64 F

livebaseballscorecards.com

| | |
|---|---|
| AB | 45 |
| R | 16 |
| H | 20 |
| RBI | 16 |
| BB | 10 |
| SO | 5 |
| LOB | 27 |

| Batter | 1 | 2 | 3 | 4 | 5 | 6 | 7 | 8 | 9 | AB | R | H | RBI | BB | SO | LOB |
|---|---|---|---|---|---|---|---|---|---|---|---|---|---|---|---|---|
| Ronnie Belliard, R (1, 4)<br>OBP: 0.388, SLG: 0.451 | B F F B F X<br>2-2 G6-3 ① | | | C B X<br>1-1 1B SH1-3 E 1B | X<br>0-0 HR 1B<br>1-2<br>3-H | | C B B B B<br>4-1 WP 1B 2B BB<br>1-2 | C F B B B F B<br>4-2 BB | | 3 | 3 | 2 | 1 | 2 | 0 | 0 |
| Mark Loretta, R (1, 6)<br>OBP: 0.376, SLG: 0.428 | C F X<br>0-2 L9 ② | | | B B X<br>2-0 SH1-3 ①<br>1-2 | C F B B X<br>2-2 HR<br>1-H<br>2-H | | B F B C F S<br>2-3 K ① | C F B B F F S<br>1-3 K ③ | | 4 | 1 | 1 | 3 | 0 | 2 | 3 |
| Jeromy Burnitz, L (1, 9)<br>OBP: 0.358, SLG: 0.470<br>James Mouton, R (7, 9)<br>OBP: 0.340, SLG: 0.333 | B X<br>1-0 F8 ③ | | | C X<br>0-1 E 1B<br>2-3 | C B C F S<br>1-3 K ② | | F F S<br>0-3 K ② | | B S B B B C B<br>4-2 WP BB | 3<br>1 | 0<br>0 | 1<br>0 | 0<br>0 | 0<br>1 | 1<br>1 | 0<br>2 |
| Lyle Mouton, R (1, 7)<br>OBP: 0.353, SLG: 0.458<br>Horacio Estrada, L (6, 1)<br>OBP: 0.200, SLG: 0.200<br>Charlie Hayes, R (9, PH)<br>OBP: 0.392, SLG: 0.449 | | B X<br>1-0 F7 ① | | B F C F X<br>1-2 E7 1B<br>1-3<br>3-H | S B B B X<br>3-1 G6-3 ③ | | B C X<br>1-1 WP 2B 1B<br>1-2<br>2-3 | | S S F S<br>0-3 K ① | 3<br>1<br>1 | 0<br>1<br>0 | 1<br>1<br>0 | 1<br>0<br>0 | 0<br>0<br>0 | 0<br>0<br>1 | 0<br>0<br>1 |
| José Hernández, R (1, 5)<br>OBP: 0.287, SLG: 0.340 | | C B B B F X<br>3-2 G6-3 ② | | B B X<br>2-0 F4 ② | | X<br>0-0 HR | B B B B<br>4-0 2B BB<br>1-2<br>2-3<br>3-H | | B B F B F F F X<br>3-2 P4 ② | 4 | 2 | 1 | 1 | 1 | 0 | 3 |
| Marquis Grissom, R (1, 8)<br>OBP: 0.287, SLG: 0.310 | | B C B F B F X<br>3-2 F9 ③ | | B F C B S<br>2-3 K ③ | | B F B F X<br>2-2 G4-3 ① | B F B C X<br>2-2 2B<br>1-H<br>2-H<br>3-H | | B X<br>1-0 G6-3 ③<br>1-2 | 5 | 0 | 1 | 3 | 0 | 1 | 3 |
| Kevin Barker, L (1, 3)<br>OBP: 0.365, SLG: 0.351 | | | B S B C F F F X<br>2-2 F8 ① | | C F H<br>1-2 1B 1B HBP | F B S B S<br>2-3 K ② | C C S<br>0-3 K ③ | | | 3 | 1 | 0 | 0 | 0 | 2 | 1 |
| Henry Blanco, R (1, 2)<br>OBP: 0.413, SLG: 0.507<br>Raul Casanova, S (7, 2)<br>OBP: 0.148, SLG: 0.115 | | | B B S C C C<br>2-3 K ② | | S X<br>0-1 1B HR 1B<br>1-3 | X<br>0-0 G6-3 ③ | | B S F B S<br>2-3 K ① | | 3<br>1 | 1<br>0 | 1<br>0 | 0<br>0 | 0<br>0 | 1<br>1 | 0<br>0 |
| John Snyder, R (1, 1)<br>Luis Lopez, S (5, PH)<br>OBP: 0.188, SLG: 0.258<br>Hector Ramirez, R (6, 1)<br>Valerio De Los Santos, L (6, 1)<br>Mark Sweeney, L (6, 7)<br>OBP: 0.286, SLG: 0.167 | | | B B C S F X<br>2-2 G2-3 ③ | | F F F B F S<br>1-3 K ① | | B B C C B F B<br>4-2 1B WP WP BB | B X<br>1-0 F5 ② | | 1<br>1<br>0<br>0<br>1 | 0<br>0<br>0<br>0<br>1 | 0<br>0<br>0<br>0<br>0 | 0<br>0<br>0<br>0<br>0 | 0<br>0<br>0<br>0<br>1 | 0<br>1<br>0<br>0<br>0 | 0<br>2<br>0<br>0<br>0 |
| Inning Stats | R: 0 H: 0<br>E: 0 LOB: 0<br>K: 0 BB: 0<br>S: 8 P: 11 | R: 0 H: 0<br>E: 0 LOB: 0<br>K: 0 BB: 0<br>S: 8 P: 15 | R: 0 H: 0<br>E: 0 LOB: 0<br>K: 1 BB: 0<br>S: 12 P: 18 | R: 1 H: 3<br>E: 1 LOB: 2<br>K: 1 BB: 0<br>S: 13 P: 21 | R: 4 H: 3<br>E: 0 LOB: 0<br>K: 2 BB: 0<br>S: 19 P: 27 | R: 1 H: 1<br>E: 0 LOB: 0<br>K: 1 BB: 0<br>S: 8 P: 12 | R: 4 H: 2<br>E: 0 LOB: 1<br>K: 3 BB: 3<br>S: 19 P: 36 | R: 0 H: 0<br>E: 0 LOB: 1<br>K: 2 BB: 1<br>S: 12 P: 20 | R: 0 H: 0<br>E: 0 LOB: 1<br>K: 1 BB: 1<br>S: 12 P: 20 | 1B: 6<br>2B: 1<br>3B: 0<br>HR: 2 | | SF: 0<br>SAC: 1<br>DP: 0<br>HBP: 1 | | WP: 3<br>PB: 0<br>SB: 0<br>CS: 0 | | PA: 42 |

| PITCHER | | IP | WLS | BF | H | R | ER | SO | BB | IBB | HBP | BLK | WP | HR | S | P | ERA | WHIP |
|---|---|---|---|---|---|---|---|---|---|---|---|---|---|---|---|---|---|---|
| Russ Ortiz, R<br>ERA: 6.97 | (1, 1) | 6.2 | W | 32 | 8 | 10 | 10 | 7 | 3 | 0 | 1 | 0 | 2 | 2 | 81 | 132 | 13.50 | 1.650 |
| Felix Rodriguez, R<br>ERA: 1.9 | (7, 1) | 1.1 | | 6 | 1 | 0 | 0 | 3 | 1 | 0 | 0 | 0 | 0 | 0 | 18 | 28 | 0.00 | 1.500 |
| Robb Nen, R<br>ERA: 1.98 | (9, 1) | 1.0 | | 4 | 0 | 0 | 0 | 1 | 1 | 0 | 0 | 0 | 1 | 0 | 12 | 20 | 0.00 | 1.000 |

| PITCHER | IP | WLS | BF | H | R | ER | SO | BB | IBB | HBP | BLK | WP | HR | S | P | ERA | WHIP |
|---|---|---|---|---|---|---|---|---|---|---|---|---|---|---|---|---|---|

# BOTTOM

# San Francisco Giants @ Milwaukee Brewers

Milwaukee County Stadium, Milwaukee, WI

Sun May 21 2000, 2:05 PM EDT
Att. 20,571 - Cloudy - 64 F

livebaseballscorecards.com

| | |
|---|---|
| AB | 35 |
| R | 10 |
| H | 9 |
| RBI | 9 |
| BB | 5 |
| SO | 11 |
| LOB | 15 |

| Batter | 1 | 2 | 3 | 4 | 5 | 6 | 7 | 8 | 9 | 10 | AB | R | H | RBI | BB | SO | LOB |
|---|---|---|---|---|---|---|---|---|---|---|---|---|---|---|---|---|---|
| Roger Cedeno, S (1, 9)<br>OBP: 0.361, SLG: 0.370 | SF9 3B | | F8 | | F5 | | 1B 1B | 1B BB | | SH3-1 1B | 5 | 1 | 3 | 0 | 1 | 0 | 0 |
| Craig Biggio, R (1, 4)<br>OBP: 0.414, SLG: 0.353 | SF9 3-H | | 5 2B HR 1B | | 5 2B HBP | | 1-3 1B | 1-2 2-3 3-H 1B | | SH3-1 1-2 | 3 | 1 | 3 | 2 | 0 | 0 | 0 |
| 5 Jeff Bagwell, R (1, 3)<br>OBP: 0.430, SLG: 0.562 | K | | 1-3 HR 2B | | 1-H 2B | | F9 | F9 | | K | 6 | 1 | 2 | 0 | 0 | 2 | 6 |
| Ken Caminiti, S (1, 5)<br>OBP: 0.463, SLG: 0.624 | F8 | | F8 | | K | | | 1B 2B | G4-3 | IBB | 5 | 1 | 1 | 0 | 1 | 1 | 3 |
| Richard Hidalgo, R (1, 8)<br>OBP: 0.390, SLG: 0.585 | | G6-3 | 2-H 3-H HR | | | F8 | | G6-3 | BB 2B BB | F7 | 5 | 2 | 1 | 3 | 1 | 0 | 3 |
| Daryle Ward, L (1, 7)<br>OBP: 0.299, SLG: 0.558 | | FC3-6 1B BB | F9 | | | F7 | | P6 | F3 | | 3 | 0 | 0 | 0 | 1 | 0 | 1 |
| Tim Bogar, R (8, 6)<br>OBP: 0.243, SLG: 0.276 | | | | | | K | | E 1B | 1-2 2B BB | | 1 | 0 | 0 | 0 | 0 | 0 | 1 |
| Tony Eusebio, R (1, 2)<br>OBP: 0.351, SLG: 0.290 | | 1-2 FC3-6 1B | | G4-3 | | | | 2-H E 1B | 1-2 2B BB | | 4 | 2 | 2 | 1 | 1 | 1 | 0 |
| Bill Spiers, L (1, 6)<br>(8, 7)<br>OBP: 0.349, SLG: 0.388 | | 1-2f 2-3 FC3-6 | | F8 | | | F7 | E 1-2 1B BB | 1-H 2-H 2B | | 4 | 1 | 1 | 2 | 1 | 0 | 2 |
| Shane Reynolds, R (1, 1)<br>OBP: 0.227, SLG: 0.333<br>Moises Alou, R (8, PH)<br>OBP: 0.375, SLG: 0.586<br>Doug Henry, R (8, 1)<br>Jose Cabrera, R (9, 1)<br>Billy Wagner, L (9, 1)<br>Joe Slusarski, R (10, 1) | | L5 | | K | | | P6 | E5 1B BB 1-3 2-H | F9 | | 3<br>1<br>1<br>0<br>0<br>0 | 0<br>0<br>0<br>0<br>0<br>0 | 0<br>0<br>0<br>0<br>0<br>0 | 0<br>0<br>0<br>0<br>0<br>0 | 1<br>0<br>0<br>0<br>0<br>0 | 2<br>1<br>1<br>0<br>0<br>0 | |
| Inning Stats | R: 1 E: 0 K: 1 S: 12 H: 1 LOB: 0 BB: 0 P: 20 | R: 0 E: 0 K: 0 S: 10 H: 1 LOB: 2 BB: 1 P: 22 | R: 3 E: 0 K: 0 S: 17 H: 3 LOB: 0 BB: 0 P: 27 | R: 0 E: 0 K: 1 S: 6 H: 0 LOB: 0 BB: 0 P: 9 | R: 0 E: 0 K: 1 S: 6 H: 1 LOB: 1 BB: 0 P: 10 | R: 0 E: 0 K: 1 S: 6 H: 0 LOB: 0 BB: 0 P: 7 | R: 0 E: 0 K: 0 S: 8 H: 2 LOB: 2 BB: 0 P: 14 | R: 3 E: 1 K: 0 S: 23 H: 3 LOB: 3 BB: 2 P: 43 | R: 2 E: 0 K: 0 S: 16 H: 1 LOB: 1 BB: 2 P: 29 | R: 0 E: 0 K: 1 S: 8 H: 1 LOB: 2 BB: 1 P: 16 | 1B: 7 2B: 4 3B: 1 HR: 1 | SF: 1 SAC: 1 DP: 0 HBP: 1 | | | | | | |

| PITCHER | | IP | WLS | BF | H | R | ER | SO | BB | IBB | HBP | BLK | WP | HR | S | P | ERA | WHIP |
|---|---|---|---|---|---|---|---|---|---|---|---|---|---|---|---|---|---|---|
| Steve Woodard, R<br>ERA: 5.6 | (1, 1) | 7.0 | | 30 | 8 | 4 | 4 | 4 | 1 | 0 | 1 | 0 | 0 | 1 | 65 | 109 | 5.14 | 1.286 |
| Juan Acevedo, R<br>ERA: 3.06 | (8, 1) | 1.0 | | 9 | 3 | 3 | 1 | 0 | 2 | 0 | 0 | 0 | 0 | 0 | 23 | 43 | 9.00 | 5.000 |
| Hector Ramirez, R<br>ERA: 11.25 | (9, 1) | 1.0 | | 6 | 1 | 2 | 2 | 0 | 2 | 0 | 0 | 0 | 0 | 0 | 16 | 29 | 18.00 | 3.000 |
| David Weathers, R<br>ERA: 2.25 | (10, 1) | 1.0 | W | 5 | 1 | 0 | 0 | 1 | 0 | 1 | 0 | 0 | 0 | 0 | 8 | 16 | 0.00 | 1.000 |

| PITCHER | IP | WLS | BF | H | R | ER | SO | BB | IBB | HBP | BLK | WP | HR | S | P | ERA | WHIP |
|---|---|---|---|---|---|---|---|---|---|---|---|---|---|---|---|---|---|

# TOP

## Houston Astros @ Milwaukee Brewers

Milwaukee County Stadium, Milwaukee, WI

Mon May 22 2000, 1:05 PM EDT

Cloudy - 58 F

livebaseballscorecards.com

| | |
|---|---|
| AB | 41 |
| R | 9 |
| H | 13 |
| RBI | 8 |
| BB | 6 |
| SO | 5 |
| LOB | 20 |

| Batter | 1 | 2 | 3 | 4 | 5 | 6 | 7 | 8 | 9 | 10 | AB | R | H | RBI | BB | SO | LOB |
|---|---|---|---|---|---|---|---|---|---|---|---|---|---|---|---|---|---|
| Ronnie Belliard, R (1, 4)<br>OBP: 0.389, SLG: 0.446 | G6-3 | | G4-6-3 1B | | | G5-3 | | G6-4-3 BB | K | | 4 | 0 | 1 | 0 | 1 | 1 | 2 |
| Mark Loretta, R (1, 6)<br>OBP: 0.377, SLG: 0.427 | F8 | | G4-6-3 | | | G4-6-3 1B | | G6-4-3 | WP 1B | | 5 | 1 | 2 | 1 | 0 | 0 | 3 |
| Jeromy Burnitz, L (1, 9)<br>OBP: 0.364, SLG: 0.471 | 1B 2B 1B | | F9 | | | G4-6-3 | | | BB 1B | | 4 | 2 | 2 | 2 | 1 | 0 | 1 |
| Charlie Hayes, R (1, 3)<br>OBP: 0.392, SLG: 0.446 | 2B 1B | | | E5 G6-4-3 | | | F9 | | 1B G4-3 | | 5 | 2 | 2 | 0 | 0 | 0 | 1 |
| Lyle Mouton, R (1, 7)<br>OBP: 0.370, SLG: 0.500 | 2B | | | K | | | FC5-4 1B | | 2B | F3 | 5 | 1 | 3 | 3 | 0 | 1 | 1 |
| José Hernández, R (1, 5)<br>OBP: 0.290, SLG: 0.370 | K | | | G6-4-3 | | | FC5-4 | | WP 1B 2B | HR | 5 | 2 | 2 | 3 | 0 | 1 | 3 |
| Marquis Grissom, R (1, 8)<br>OBP: 0.286, SLG: 0.308 | | G1-3 | | K | | | F8 | | BB 1B | | 4 | 1 | 1 | 1 | 0 | 1 | 1 |
| Henry Blanco, R (1, 2)<br>OBP: 0.411, SLG: 0.500 | | F8 | | G1-3 | | | | BB 1B | WP 1B BB | | 3 | 0 | 1 | 0 | 0 | 0 | 0 |
| Raul Casanova, S (8, PR)<br>OBP: 0.179, SLG: 0.115 (9, 2) | | | | | | | | | | | 0 | 1 | 0 | 0 | 1 | 0 | 0 |
| Steve Woodard, L (1, 1)<br>OBP: 0.158, SLG: 0.059 | | K | | G3 | | | | F9 | K | | 2 | 0 | 0 | 0 | 0 | 1 | 0 |
| Juan Acevedo, R (8, 1) | | | | | | | | | | | 0 | 0 | 0 | 0 | 0 | 0 | 0 |
| Mark Sweeney, L (8, PH)<br>OBP: 0.250, SLG: 0.143 | | | | | | | | | | | 1 | 0 | 0 | 0 | 0 | 0 | 1 |
| Hector Ramírez, R (9, 1) | | | | | | | | | | | 0 | 0 | 0 | 0 | 0 | 0 | 0 |
| James Mouton, R (9, PH)<br>OBP: 0.333, SLG: 0.326 | | | | | | | | | | | 1 | 0 | 0 | 0 | 0 | 1 | 2 |
| David Weathers, R (10, 1) | | | | | | | | | | | 0 | 0 | 0 | 0 | 0 | 0 | 0 |
| Inning Stats | R: 2 E: 0 K: 1 S: 17 H: 3 LOB: 1 BB: 0 P: 25 | R: 0 E: 0 K: 1 S: 7 H: 0 LOB: 0 BB: 0 P: 11 | R: 0 E: 0 K: 0 S: 6 H: 1 LOB: 0 BB: 0 P: 9 | R: 0 E: 1 K: 1 S: 7 H: 0 LOB: 0 BB: 0 P: 9 | R: 0 E: 0 K: 0 S: 10 H: 0 LOB: 0 BB: 0 P: 13 | R: 0 E: 0 K: 0 S: 7 H: 1 LOB: 0 BB: 0 P: 11 | R: 0 E: 0 K: 0 S: 7 H: 1 LOB: 1 BB: 0 P: 12 | R: 0 E: 0 K: 0 S: 6 H: 1 LOB: 1 BB: 1 P: 10 | R: 7 E: 0 K: 2 S: 27 H: 6 LOB: 1 BB: 2 P: 48 | R: 1 E: 0 K: 0 S: 6 H: 1 LOB: 0 BB: 0 P: 8 | 1B: 10 2B: 3 3B: 0 HR: 1 | SF: 0 SAC: 0 DP: 4 HBP: 0 | | | | | | |

| PITCHER | | IP | WLS | BF | H | R | ER | SO | BB | IBB | HBP | BLK | WP | HR | S | P | ERA | WHIP |
|---|---|---|---|---|---|---|---|---|---|---|---|---|---|---|---|---|---|---|
| Shane Reynolds, R<br>ERA: 3.34 | (1, 1) | 7.0 | | 25 | 6 | 2 | 2 | 4 | 0 | 0 | 0 | 0 | 0 | 0 | 61 | 90 | 2.57 | 0.857 |
| Doug Henry, R<br>ERA: 6.0 | (8, 1) | 1.0 | | 8 | 4 | 4 | 4 | 0 | 2 | 0 | 0 | 0 | 0 | 0 | 17 | 31 | 36.00 | 6.000 |
| Jose Cabrera, R<br>ERA: 5.56 | (9, 1) | 0.0 | | 1 | 1 | 0 | 0 | 0 | 0 | 0 | 0 | 0 | 1 | 0 | 2 | 4 | ∞ | ∞ |
| Billy Wagner, L<br>ERA: 4.12 | (9, 1) | 1.0 | B | 6 | 2 | 3 | 3 | 2 | 1 | 0 | 0 | 0 | 1 | 0 | 14 | 23 | 27.00 | 3.000 |
| Joe Slusarski, R<br>ERA: 4.32 | (10, 1) | 0.1 | L | 2 | 1 | 1 | 1 | 0 | 0 | 0 | 0 | 0 | 0 | 1 | 6 | 8 | 27.00 | 3.000 |

| PITCHER | IP | WLS | BF | H | R | ER | SO | BB | IBB | HBP | BLK | WP | HR | S | P | ERA | WHIP |
|---|---|---|---|---|---|---|---|---|---|---|---|---|---|---|---|---|---|

# BOTTOM

## Houston Astros @ Milwaukee Brewers

Milwaukee County Stadium, Milwaukee, WI

Mon May 22 2000, 1:05 PM EDT

Cloudy - 58 F

livebaseballscorecards.com

| | |
|---|---|
| AB | 39 |
| R | 10 |
| H | 14 |
| RBI | 10 |
| BB | 3 |
| SO | 6 |
| LOB | 15 |

1B: 10 SF: 0
2B: 3 SAC: 0
3B: 0 DP: 4
HR: 1 HBP: 0

WP: 2 PA: 42
PB: 0
SB: 0
CS: 0

| Batter | 1 | 2 | 3 | 4 | 5 | 6 | 7 | 8 | 9 | AB | R | H | RBI | BB | SO | LOB |
|---|---|---|---|---|---|---|---|---|---|---|---|---|---|---|---|---|
| Craig Biggio, R (1, 4)<br>OBP: 0.423, SLG: 0.366 | C X<br>0-1 ①<br>G4-3 | | F X<br>0-1<br>WP<br>1B | | F B S X<br>1-2<br>2B | | B C B B B<br>4-1<br>DI<br>BB | | F B C B B B<br>4-2<br>1-2<br>BB | 3 | 0 | 2 | 0 | 2 | 0 | 0 |
| Mitch Meluskey, S (1, 2)<br>OBP: 0.342, SLG: 0.540 | X<br>0-0 ②<br>G6-3 | | C C F B F X<br>1-2 ②<br>F7<br>1-2 | | S S X<br>0-2 ③<br>G4-3 | | C B X<br>1-1 ③<br>G5-3<br>1-2 | | B X<br>1-0 ③<br>G1 | 5 | 0 | 0 | 0 | 0 | 0 | 5 |
| 5 Jeff Bagwell, R (1, 3)<br>OBP: 0.426, SLG: 0.551 | B F B C B F B<br>4-2<br>1B<br>BB | | B F X<br>1-1 ③<br>P6 | | | S B X<br>1-1 ①<br>F7 | | C B B S S<br>2-3 ①<br>K | | 3 | 0 | 0 | 0 | 1 | 1 | 1 |
| Ken Caminiti, S (1, 5)<br>OBP: 0.470, SLG: 0.651 | B C S X<br>1-2<br>1-2<br>1B | | | F X<br>0-1<br>G5-3<br>1B | | B B X<br>2-0 ②<br>G4-3 | | B B B C X<br>3-1<br>HR | | 4 | 1 | 3 | 1 | 0 | 0 | 0 |
| Moises Alou, R (1, 9)<br>OBP: 0.369, SLG: 0.568 | B X<br>1-0 ③<br>G5-3 | | | S F F X<br>0-2 ①<br>F7 | | X<br>0-0<br>1B<br>1B | | S X<br>0-1 ②<br>F7 | | 4 | 0 | 1 | 0 | 0 | 0 | 3 |
| Daryle Ward, L (1, 7)<br>OBP: 0.297, SLG: 0.544 | | F B B B F F X<br>3-2 ①<br>G4-3 | | X<br>0-0 ②<br>G5-3<br>1-2 | | B B X<br>2-0<br>1-2<br>1B | | F X<br>0-1 ③<br>G4-3 | | 4 | 0 | 1 | 0 | 0 | 0 | 1 |
| Richard Hidalgo, R (1, 8)<br>OBP: 0.381, SLG: 0.568 | | C B F B F B X<br>3-2 ②<br>F8 | | X<br>0-0 ③<br>F4 | | B C X<br>1-1 ③<br>F9 | | | X<br>0-0 ①<br>G4-3 | 4 | 0 | 0 | 0 | 0 | 0 | 3 |
| Tim Bogar, R (1, 6)<br>OBP: 0.234, SLG: 0.264 | | B B F S C<br>2-3 ③<br>K | S C S<br>0-3 ①<br>K2-3 | | | X<br>0-0 ①<br>F7 | | | C S S<br>0-3 ②<br>K | 4 | 0 | 0 | 0 | 0 | 3 | 0 |
| Kip Gross, R (1, 1)<br>Russ Johnson, R (5, PH)<br>OBP: 0.217, SLG: 0.182<br>Joe Slusarski, R (5, 1)<br>Matt Mieske, R (7, PH)<br>OBP: 0.265, SLG: 0.333<br>Jose Cabrera, R (7, 1)<br>Yorkis Perez, L (8, 1)<br>Bill Spiers, L (9, PH)<br>OBP: 0.345, SLG: 0.384 | | | F X<br>0-1 ①<br>P3 | | F B B C X<br>2-2 ②<br>L4 | | B B S B X<br>3-1 ②<br>F9 | | B C C F B B S<br>3-3<br>K<br>DI | 1<br>1<br>0<br>1<br>0<br>0<br>0<br>1 | 0<br>0<br>0<br>0<br>0<br>0<br>0<br>0 | 0<br>0<br>0<br>0<br>0<br>0<br>0<br>0 | 0<br>0<br>0<br>0<br>0<br>0<br>0<br>0 | 0<br>0<br>0<br>0<br>0<br>0<br>0<br>1 | 0<br>0<br>0<br>0<br>0<br>0<br>0<br>0 | 0<br>0<br>0<br>0<br>0<br>0<br>0<br>0 |
| Inning Stats | R: 0 H: 1<br>E: 0 LOB: 2<br>K: 0 BB: 1<br>S: 10 P: 16 | R: 0 H: 0<br>E: 0 LOB: 0<br>K: 1 BB: 0<br>S: 11 P: 19 | R: 0 H: 1<br>E: 0 LOB: 1<br>K: 0 BB: 0<br>S: 11 P: 13 | R: 0 H: 1<br>E: 0 LOB: 1<br>K: 0 BB: 0<br>S: 8 P: 8 | R: 0 H: 1<br>E: 0 LOB: 1<br>K: 1 BB: 0<br>S: 12 P: 15 | R: 0 H: 2<br>E: 0 LOB: 2<br>K: 0 BB: 0<br>S: 7 P: 13 | R: 0 H: 0<br>E: 0 LOB: 1<br>K: 0 BB: 1<br>S: 6 P: 14 | R: 1 H: 1<br>E: 0 LOB: 0<br>K: 1 BB: 0<br>S: 9 P: 14 | R: 0 H: 0<br>E: 0 LOB: 2<br>K: 2 BB: 1<br>S: 11 P: 19 | 1B: 5 SF: 0<br>2B: 1 SAC: 0<br>3B: 0 DP: 0<br>HR: 1 HBP: 0 | | | | | | |

| PITCHER | | IP | WLS | BF | H | R | ER | SO | BB | IBB | HBP | BLK | WP | HR | S | P | ERA | WHIP |
|---|---|---|---|---|---|---|---|---|---|---|---|---|---|---|---|---|---|---|
| Jason Bere, R<br>ERA: 4.47 | (1, 1) | 8.0 | W | 33 | 7 | 1 | 1 | 3 | 2 | 0 | 0 | 0 | 1 | 1 | 74 | 112 | 1.12 | 1.125 |
| Bob Wickman, R<br>ERA: 0.89 | (9, 1) | 1.0 | | 5 | 0 | 0 | 0 | 2 | 1 | 0 | 0 | 0 | 1 | 0 | 11 | 19 | 0.00 | 1.000 |

| PITCHER | IP | WLS | BF | H | R | ER | SO | BB | IBB | HBP | BLK | WP | HR | S | P | ERA | WHIP |
|---|---|---|---|---|---|---|---|---|---|---|---|---|---|---|---|---|---|

# TOP

## Houston Astros @ Milwaukee Brewers

Milwaukee County Stadium, Milwaukee, WI

Mon May 22 2000, 4:05 PM EDT

Att. 3,913 - Sunny - 70 F

livebaseballscorecards.com

| | |
|---|---|
| AB | 35 |
| R | 1 |
| H | 7 |
| RBI | 1 |
| BB | 3 |
| SO | 5 |
| LOB | 13 |

| | | | |
|---|---|---|---|
| WP: 2 | PB: 0 | SB: 0 | CS: 0 |
| PA: 38 | | | |

# BOTTOM

| Batter | 1 | 2 | 3 | 4 | 5 | 6 | 7 | 8 | 9 | AB | R | H | RBI | BB | SO | LOB |
|---|---|---|---|---|---|---|---|---|---|---|---|---|---|---|---|---|
| Ronnie Belliard, R (1, 4)<br>OBP: 0.391, SLG: 0.453 | S S B X<br>1-2 G6-3 ① | | B X<br>1-0 BB HR 1-3 1B ② | B C S F F B B F X<br>3-2 1-H 3-H 2B ① | | | F B B B X<br>3-1 G6-3 ① | | | 4 | 1 | 2 | 2 | 0 | 0 | 0 |
| Mark Loretta, R (1, 6)<br>OBP: 0.380, SLG: 0.425 | B C X<br>1-1 1B 1B | | B F B B B<br>4-1 HR 1-2 BB | B B B C C<br>3-3 K ③ | | | X<br>0-0 F8 ② | | | 3 | 1 | 1 | 0 | 1 | 1 | 1 |
| Jeremy Burnitz, L (1, 9)<br>OBP: 0.372, SLG: 0.494 | B X<br>1-0 G6-4-3 1-2 1B | | X<br>0-0 1-H 2-H HR | | X<br>0-0 G3 ① | | B B S B B<br>4-1 BB | | | 3 | 1 | 2 | 3 | 1 | 0 | 0 |
| Charlie Hayes, R (1, 3)<br>OBP: 0.396, SLG: 0.477<br>Kevin Barker, L (8, 3)<br>OBP: 0.365, SLG: 0.351 | X<br>0-0 G6-4-3 ② ③ 1-2f | | B X<br>1-0 HR | | B S B B F F F B<br>4-2 FC5-4 BB | | X<br>0-0 F8 ③ | | | 3<br>0 | 1<br>0 | 1<br>0 | 1<br>0 | 1<br>0 | 0<br>0 | 3<br>0 |
| Lyle Mouton, R (1, 7)<br>OBP: 0.364, SLG: 0.485 | | B S X<br>1-1 FC5-4 1B | C B S S<br>1-3 K ③ | | B X<br>1-0 F8 ② | | | X<br>0-0 F9 ① | | 4 | 0 | 1 | 0 | 0 | 1 | 1 |
| José Hernández, R (1, 5)<br>OBP: 0.289, SLG: 0.362 | | C B B B X<br>3-1 FC5-4 G5-4-3 ① 1-2f | | C B B F X<br>2-2 P3 ① | C B X<br>1-1 FC5-4 ③ 1-2f | | | B S S B B B<br>4-2 E BB | | 3 | 0 | 0 | 0 | 1 | 0 | 2 |
| Marquis Grissom, R (1, 8)<br>OBP: 0.286, SLG: 0.307 | | B B X<br>2-0 G5-4-3 ② ③ 1-2f | | S C B X<br>1-2 E G5-3 2B 1B | | B C B X<br>2-1 G5-3 ① | | C B B X<br>2-1 E5 1-3 | | 4 | 1 | 1 | 0 | 0 | 0 | 2 |
| Henry Blanco, R (1, 2)<br>OBP: 0.404, SLG: 0.481 | | | C B B B B<br>4-1 1B BB | B C B B X<br>3-1 G5-3 ② 1-2 | | C F X<br>0-2 F7 ② | | B B C X<br>2-1 F8 ② | | 3 | 0 | 0 | 0 | 1 | 0 | 3 |
| Jason Bere, R (1, 1)<br>OBP: 0.222, SLG: 0.222<br>James Mouton, R (8, PH)<br>OBP: 0.327, SLG: 0.318<br>Bob Wickman, R (9, 1) | | | L L S<br>0-3 K ① | B X<br>1-0 E5 2-3 2B | | X<br>0-0 F8 ③ | | S F B S<br>1-3 K ③ | | 3<br>1<br>0 | 1<br>0<br>0 | 0<br>0<br>0 | 0<br>0<br>0 | 0<br>0<br>0 | 1<br>1<br>0 | 2<br>2<br>0 |
| Inning Stats | R: 0 E: 0 K: 0 S: 7<br>H: 2 LOB: 1 BB: 0 P: 10 | R: 0 E: 0 K: 0 S: 5<br>H: 1 LOB: 0 BB: 0 P: 11 | R: 4 E: 0 K: 2 S: 11<br>H: 3 LOB: 0 BB: 2 P: 22 | R: 2 E: 1 K: 1 S: 18<br>H: 2 LOB: 1 BB: 0 P: 31 | R: 0 E: 0 K: 0 S: 8<br>H: 0 LOB: 1 BB: 1 P: 14 | R: 0 E: 0 K: 0 S: 6<br>H: 0 LOB: 0 BB: 0 P: 8 | R: 0 E: 0 K: 0 S: 5<br>H: 0 LOB: 1 BB: 1 P: 12 | R: 0 E: 1 K: 1 S: 10<br>H: 0 LOB: 2 BB: 1 P: 19 | | 1B: 5 2B: 1 3B: 0 HR: 2<br>SF: 0 SAC: 0 DP: 2 HBP: 0 | | | | | | |

| PITCHER | IP | WLS | BF | H | R | ER | SO | BB | IBB | HBP | BLK | WP | HR | S | P | ERA | WHIP |
|---|---|---|---|---|---|---|---|---|---|---|---|---|---|---|---|---|---|
| Kip Gross, R (1, 1)<br>ERA: 9.0 | 4.0 | L | 20 | 8 | 6 | 4 | 3 | 2 | 0 | 0 | 0 | 0 | 2 | 41 | 74 | 9.00 | 2.500 |
| Joe Slusarski, R (5, 1)<br>ERA: 3.48 | 2.0 | | 7 | 0 | 0 | 0 | 0 | 1 | 0 | 0 | 0 | 0 | 0 | 14 | 22 | 0.00 | 0.500 |
| Jose Cabrera, R (7, 1)<br>ERA: 5.32 | 1.0 | | 4 | 0 | 0 | 0 | 0 | 1 | 0 | 0 | 0 | 0 | 0 | 5 | 12 | 0.00 | 1.000 |
| Yorkis Perez, L (8, 1)<br>ERA: 6.75 | 1.0 | | 5 | 0 | 0 | 0 | 1 | 1 | 0 | 0 | 0 | 0 | 0 | 10 | 19 | 0.00 | 1.000 |

| PITCHER | IP | WLS | BF | H | R | ER | SO | BB | IBB | HBP | BLK | WP | HR | S | P | ERA | WHIP |
|---|---|---|---|---|---|---|---|---|---|---|---|---|---|---|---|---|---|

# Houston Astros @ Milwaukee Brewers

Milwaukee County Stadium, Milwaukee, WI

Mon May 22 2000, 4:05 PM EDT

Att. 3,913 - Sunny - 70 F

livebaseballscorecards.com

| | |
|---|---|
| AB | 31 |
| R | 6 |
| H | 8 |
| RBI | 6 |
| BB | 5 |
| SO | 4 |
| LOB | 16 |

WP: 0 PB: 0 SB: 0 CS: 0 PA: 36

| Batter | 1 | 2 | 3 | 4 | 5 | 6 | 7 | 8 | 9 | AB | R | H | RBI | BB | SO | LOB |
|---|---|---|---|---|---|---|---|---|---|---|---|---|---|---|---|---|
| Quilvio Veras, S (1, 4)<br>OBP: 0.420, SLG: 0.401 | B C F X<br>1-2<br>G6-3 | | B B B B<br>4-0<br>10 G4-3<br>BB<br>BB | | B B B C B<br>4-1<br>G5-4-3<br>1-2<br>BB | S B B B F X<br>3-2<br>1-H<br>3-H<br>2B | | | C B S B X<br>2-2<br>G3 | 3 | 0 | 1 | 2 | 2 | 0 | 0 |
| Andruw Jones, R (1, 8)<br>OBP: 0.423, SLG: 0.590 | C H<br>1-1<br>10 S<br>HBP | | B B B B C C B<br>4-2<br>10 G4-3<br>1-2<br>BB | | B S S X<br>1-2<br>G5-4-3<br>1-2f | B S B B B B<br>4-1<br>10 G4-3<br>BB | | | B C C B F X<br>2-2<br>F8 | 2 | 0 | 0 | 0 | 2 | 0 | 2 |
| 10 Chipper Jones, S (1, 5)<br>OBP: 0.387, SLG: 0.540<br>30 Kevin McGlinchy, R (6, 1)<br>Greg McMichael, R (7, 1)<br>Rudy Seanez, R (8, 1)<br>Wally Joyner, L (9, PH)<br>OBP: 0.321, SLG: 0.348 | C S B B C<br>2-3<br>K<br>1-2 | | B B X<br>2-0<br>G4-3<br>1-2<br>2-3 | | | B B B B<br>4-0<br>FC6-4<br>BB<br>X<br>1-0<br>G4-3<br>1-2f | | | B C X<br>1-1<br>G4-3 | 3<br>0<br>0<br>0<br>1 | 0<br>0<br>0<br>0<br>0 | 0<br>0<br>0<br>0<br>0 | 0<br>0<br>0<br>0<br>0 | 1<br>0<br>0<br>0<br>0 | 1<br>0<br>0<br>0<br>0 | 5<br>0<br>0<br>0<br>0 |
| Andres Galarraga, R (1, 3)<br>OBP: 0.406, SLG: 0.612 | C F S<br>0-3<br>K | | B F X<br>1-1<br>G6-3 | | | F X<br>0-1<br>FC6-4<br>1B<br>1-2f<br>E | C B F F S<br>1-3<br>K | | | 4 | 1 | 0 | 0 | 0 | 2 | 4 |
| Brian Jordan, R (1, 9)<br>OBP: 0.405, SLG: 0.636 | | X<br>0-0<br>G6-3<br>1B | | C F X<br>0-2<br>F7 | | B B B B C X<br>3-1<br>PB E<br>BB<br>1-2<br>1B | X<br>0-0<br>G5-4-3<br>1B | | | 4 | 1 | 3 | 0 | 0 | 0 | 0 |
| Javy Lopez, R (1, 2)<br>OBP: 0.309, SLG: 0.380 | | C X<br>0-1<br>G6-3<br>1-2f | | B X<br>1-0<br>F9 | | F X<br>0-1<br>E4<br>BB PB<br>1B<br>1-2<br>2-H | X<br>0-0<br>G5-4-3<br>1-2f | | | 4 | 1 | 0 | 0 | 0 | 0 | 3 |
| Reggie Sanders, R (1, 7)<br>OBP: 0.239, SLG: 0.173 | H<br>1-0<br>E<br>HBP | | B X<br>1-0<br>G4-3 | | | B S B B B<br>4-1<br>BB<br>1B<br>1-2<br>2-3<br>BB | | S B C C<br>1-3<br>K | | 2 | 1 | 0 | 0 | 1 | 1 | 0 |
| Rafael Furcal, S (1, 6)<br>OBP: 0.408, SLG: 0.372 | 1 SAFE<br>B B B C T F S<br>2-3<br>K<br>1-3 | | | | B B B B<br>4-0<br>BB<br>BB | B S C B B F B<br>4-2<br>1B<br>2B<br>1-2<br>2-3<br>3-H<br>BB | | B B C T B F F X<br>3-2<br>G5-3 | | 2 | 1 | 0 | 1 | 2 | 1 | 1 |
| Kevin Millwood, R (1, 1)<br>OBP: 0.188, SLG: 0.200<br>Bruce Chen, L (4, 1)<br>Bobby Bonilla, S (6, PH)<br>OBP: 0.386, SLG: 0.505<br>Keith Lockhart, L (6, 5)<br>OBP: 0.295, SLG: 0.452 | | | C C S<br>0-3<br>K | | C B C F S<br>1-3<br>K | C F B X<br>1-2<br>2B<br>1-3<br>2-H<br>3-H<br>1B | | C B B S F F X<br>2-2<br>G3 | | 1<br>1<br>1<br>1 | 0<br>0<br>1<br>0 | 0<br>0<br>2<br>0 | 0<br>0<br>0<br>0 | 1<br>1<br>0<br>0 | 0<br>1<br>0<br>0 | 0<br>1<br>0<br>0 |
| Inning Stats | R: 0 H: 0<br>E: 0 LOB: 1<br>K: 2 BB: 0<br>S: 10 P: 14 | R: 0 H: 1<br>E: 1 LOB: 1<br>K: 1 BB: 0<br>S: 7 P: 10 | R: 0 H: 0<br>E: 0 LOB: 2<br>K: 1 BB: 2<br>S: 8 P: 19 | R: 0 H: 0<br>E: 0 LOB: 0<br>K: 0 BB: 0<br>S: 5 P: 7 | R: 0 H: 0<br>E: 0 LOB: 1<br>K: 1 BB: 2<br>S: 8 P: 18 | R: 6 H: 3<br>E: 1 LOB: 1<br>K: 0 BB: 4<br>S: 18 P: 42 | R: 0 H: 1<br>E: 0 LOB: 0<br>K: 1 BB: 0<br>S: 6 P: 7 | R: 0 H: 0<br>E: 0 LOB: 0<br>K: 1 BB: 0<br>S: 13 P: 19 | R: 0 H: 0<br>E: 0 LOB: 0<br>K: 0 BB: 0<br>S: 9 P: 14 | 1B: 4 SF: 0<br>2B: 1 SAC: 0<br>3B: 0 DP: 4<br>HR: 0 HBP: 2 | | | | | | WP: 0 PA: 39<br>PB: 1<br>SB: 1<br>CS: 0 |

TOP

# Atlanta Braves @ Milwaukee Brewers

Milwaukee County Stadium, Milwaukee, WI

Tue May 23 2000, 8:05 PM EDT
Att. 15,808 - Sunny - 77 F

livebaseballscorecards.com

| | |
|---|---|
| AB | 29 |
| R | 6 |
| H | 5 |
| RBI | 5 |
| BB | 8 |
| SO | 7 |
| LOB | 16 |

| PITCHER | | IP | WLS | BF | H | R | ER | SO | BB | IBB | HBP | BLK | WP | HR | S | P | ERA | WHIP |
|---|---|---|---|---|---|---|---|---|---|---|---|---|---|---|---|---|---|---|
| Jamey Wright, R<br>ERA: 8.44 | (1, 1) | 5.1 | W | 26 | 2 | 5 | 5 | 5 | 7 | 0 | 2 | 0 | 0 | 0 | 48 | 93 | 8.44 | 1.688 |
| Valerio De Los Santos, L<br>ERA: 6.6 | (6, 1) | 0.2 | H | 4 | 2 | 1 | 1 | 0 | 1 | 0 | 0 | 0 | 0 | 0 | 8 | 17 | 13.50 | 4.500 |
| David Weathers, R<br>ERA: 2.1 | (7, 1) | 2.0 | H | 6 | 1 | 0 | 0 | 2 | 0 | 0 | 0 | 0 | 0 | 0 | 19 | 26 | 0.00 | 0.500 |
| Bob Wickman, R<br>ERA: 0.84 | (9, 1) | 1.0 | S | 3 | 0 | 0 | 0 | 0 | 0 | 0 | 0 | 0 | 0 | 0 | 9 | 14 | 0.00 | 0.000 |

| PITCHER | IP | WLS | BF | H | R | ER | SO | BB | IBB | HBP | BLK | WP | HR | S | P | ERA | WHIP |
|---|---|---|---|---|---|---|---|---|---|---|---|---|---|---|---|---|---|

# BOTTOM

## Atlanta Braves @ Milwaukee Brewers

Milwaukee County Stadium, Milwaukee, WI

Tue May 23 2000, 8:05 PM EDT

Att. 15,808 - Sunny - 77 F

livebaseballscorecards.com

| Batter | 1 | 2 | 3 | 4 | 5 | 6 | 7 | 8 | 9 | AB | R | H | RBI | BB | SO | LOB |
|---|---|---|---|---|---|---|---|---|---|---|---|---|---|---|---|---|
| Ronnie Belliard, R (1, 4)<br>OBP: 0.393, SLG: 0.457 | 4-0 HR BB | | 3-2 ① L9 | 3-2 2-H 2B | | 2-3 ③ K | | | | 3 | 1 | 1 | 1 | 1 | 1 | 1 |
| Mark Loretta, R (1, 6)<br>OBP: 0.377, SLG: 0.421 | 2-2 ① F9 | | 3-2 BB WP HR 1B | 1-2 ② F7 | | | 2-2 ① F3 | | | 4 | 1 | 1 | 0 | 0 | 0 | 2 |
| Jeromy Burnitz, L (1, 9)<br>OBP: 0.374, SLG: 0.509 | 3-2 1-H HR | | 4-2 BB 1-2 HR BB | 2-2 ③ F5 | | | 0-0 ② G4-3 | | | 3 | 2 | 1 | 2 | 1 | 0 | 1 |
| Charlie Hayes, R (1, 3)<br>OBP: 0.391, SLG: 0.467 | 0-3 ② K | | 3-2 ② L9 | | 3-3 ① K | | 1-0 1B | | | 4 | 0 | 1 | 0 | 0 | 2 | 2 |
| Lyle Mouton, R (1, 7)<br>OBP: 0.370, SLG: 0.479 | 2-2 1B | | 4-2 1-2 2-3 HR BB | | 2-2 ② F8 | | 1-3 ③ K | | | 3 | 1 | 1 | 0 | 1 | 1 | 1 |
| José Hernández, R (1, 5)<br>OBP: 0.288, SLG: 0.379 | 1-3 ③ K | | 0-2 1-H 2-H 3-H HR | | 2-3 ③ K | | | 1-3 ① K | | 4 | 1 | 1 | 4 | 0 | 3 | 1 |
| Marquis Grissom, R (1, 8)<br>OBP: 0.280, SLG: 0.300 | | | 1-3 ① K | 2-2 ③ F9 | | 2-1 E6 G4-3 S | | 2-2 E3 | | 4 | 0 | 0 | 0 | 0 | 1 | 0 |
| Henry Blanco, R (1, 2)<br>OBP: 0.398, SLG: 0.482 | | | 3-2 ② P5 | | 1-1 2B 2B | 2-1 ① F9 | | 0-0 ② F9 | | 4 | 1 | 1 | 0 | 0 | 0 | 2 |
| Jamey Wright, R (1, 1) | | | 2-2 ③ G4-3 | | 1-3 ① K | 1-2 ② G4-3 1-3 | | 2-2 ③ F7 | | 2 | 0 | 0 | 0 | 0 | 1 | 1 |
| Valerio De Los Santos, L (6, 1) | | | | | | | | | | 0 | 0 | 0 | 0 | 0 | 0 | 0 |
| Mark Sweeney, L (6, PH)<br>OBP: 0.222, SLG: 0.125 | | | | | | | | | | 1 | 0 | 0 | 0 | 0 | 0 | 1 |
| David Weathers, R (7, 1) | | | | | | | | | | 0 | 0 | 0 | 0 | 0 | 0 | 0 |
| Kevin Barker, L (8, PH)<br>OBP: 0.362, SLG: 0.347 | | | | | | | | | | 1 | 0 | 0 | 0 | 0 | 0 | 1 |
| Bob Wickman, R (9, 1) | | | | | | | | | | 0 | 0 | 0 | 0 | 0 | 0 | 0 |
| Inning Stats | R: 2 E: 0 K: 2 S: 17 H: 2 LOB: 1 BB: 1 P: 29 | | R: 0 E: 0 K: 1 S: 10 H: 0 LOB: 0 BB: 0 P: 16 | R: 4 E: 0 K: 0 S: 22 H: 2 LOB: 0 BB: 2 P: 41 | R: 1 E: 0 K: 1 S: 19 H: 2 LOB: 1 BB: 0 P: 27 | R: 0 E: 0 K: 2 S: 9 H: 0 LOB: 0 BB: 0 P: 16 | R: 0 E: 1 K: 1 S: 10 H: 0 LOB: 1 BB: 0 P: 17 | R: 0 E: 0 K: 1 S: 10 H: 1 LOB: 1 BB: 0 P: 14 | R: 0 E: 1 K: 1 S: 12 H: 0 LOB: 1 BB: 0 P: 16 | 1B: 3 2B: 2 3B: 0 HR: 2 | SF: 0 SAC: 0 DP: 0 HBP: 0 | | | | | | |

| | AB | 33 |
|---|---|---|
| | R | 7 |
| | H | 7 |
| | RBI | 7 |
| | BB | 3 |
| | SO | 9 |
| | LOB | 13 |

WP: 1 PB: 0 SB: 1 CS: 0 PA: 36

| PITCHER | | IP | WLS | BF | H | R | ER | SO | BB | IBB | HBP | BLK | WP | HR | S | P | ERA | WHIP |
|---|---|---|---|---|---|---|---|---|---|---|---|---|---|---|---|---|---|---|
| Kevin Millwood, R<br>ERA: 4.73 | (1, 1) | 3.0 | L | 16 | 4 | 6 | 6 | 3 | 3 | 0 | 0 | 0 | 1 | 2 | 49 | 86 | 18.00 | 2.333 |
| Bruce Chen, L<br>ERA: 2.04 | (4, 1) | 2.0 | | 8 | 2 | 1 | 1 | 3 | 0 | 0 | 0 | 0 | 0 | 0 | 28 | 43 | 4.50 | 1.000 |
| 30 Kevin McGlinchy, R<br>ERA: 3.38 | (6, 1) | 1.0 | | 4 | 0 | 0 | 0 | 1 | 0 | 0 | 0 | 0 | 0 | 0 | 10 | 17 | 0.00 | 0.000 |
| Greg McMichael, R<br>ERA: 4.11 | (7, 1) | 1.0 | | 4 | 1 | 0 | 0 | 1 | 0 | 0 | 0 | 0 | 0 | 0 | 10 | 14 | 0.00 | 1.000 |
| Rudy Seanez, R<br>ERA: 3.18 | (8, 1) | 1.0 | | 4 | 0 | 0 | 0 | 1 | 0 | 0 | 0 | 0 | 0 | 0 | 12 | 16 | 0.00 | 0.000 |

| PITCHER | IP | WLS | BF | H | R | ER | SO | BB | IBB | HBP | BLK | WP | HR | S | P | ERA | WHIP |
|---|---|---|---|---|---|---|---|---|---|---|---|---|---|---|---|---|---|

| Batter | 1 | 2 | 3 | 4 | 5 | 6 | 7 | 8 | 9 | AB | R | H | RBI | BB | SO | LOB |
|---|---|---|---|---|---|---|---|---|---|---|---|---|---|---|---|---|
| Rafael Furcal, S (1, 6) OBP: 0.407, SLG: 0.376 | B X 1-0 L7 ① | | S L B B B B 4-2 2B BB | | F B F F B X 2-2 1B 2B | B B C F B X 3-2 L7 ③ | | C F F X 0-2 G4-3 ③ | | 4 | 1 | 1 | 0 | 1 | 0 | 1 |
| Quilvio Veras, S (1, 4) OBP: 0.431, SLG: 0.422 | B F B S F S 2-3 K ② | | B F F P B X 3-2 1-H 1B 2B | | X 0-0 1B 2H 2B 1B | | X 0-0 WP 1B 1B 1B | | C B X 1-1 1B 2B 1B | 5 | 4 | 4 | 1 | 0 | 1 | 0 |
| Andruw Jones, R (1, 8) OBP: 0.433, SLG: 0.596 | B F C C 1-3 K ③ | | C X 0-1 2-H 1B | | F B X 1-1 1-3 2B 1B | | B C C B X 2-2 WP 1-2 1B 1B | | C F X 0-2 1-2 2B 1B | 5 | 3 | 4 | 1 | 0 | 1 | 0 |
| Andres Galarraga, R (1, 3) OBP: 0.418, SLG: 0.632 | | X 0-0 1B S G1-3 1B | S C B B F B X 3-2 G6-3 ③ | | X 0-0 FC6-5 1-H 3-H 2B | | F B B F X 2-2 1-H 2-H 1B | | C B F F X 1-2 1-H 2-H HR 2B | 5 | 2 | 4 | 6 | 0 | 0 | 1 |
| Brian Jordan, R (1, 9) OBP: 0.389, SLG: 0.607 | | C B C B B S 3-3 K ① 1-2 | | F B F F S 1-3 K ① | C B X 1-2 FC6-5 ② 2-3 | | B S C S 1-3 K ① | | B B C F B S 3-3 K ① | 5 | 0 | 0 | 0 | 0 | 4 | 4 |
| Keith Lockhart, L (1, 5) OBP: 0.327, SLG: 0.522 | | B C F F F X 1-2 G1-3 2-3 1B | | B B B C F B 4-2 FC5-4 BB | B B X 2-0 F9 ③ | | X 0-0 F5 ② | | B X 1-0 2-H HR | 4 | 1 | 2 | 2 | 1 | 0 | 2 |
| Reggie Sanders, R (1, 7) OBP: 0.237, SLG: 0.174 | | B S B S X 2-2 G1-3 ② 1-2 3-H | C S S 0-3 K ② | | F B B X 2-1 G5-3 ① | B C C F B B B X 3-2 F3 ③ | | F F X 0-2 1B | | 5 | 0 | 1 | 1 | 0 | 1 | 3 |
| Fernando Lunar, R (1, 2) OBP: 0.250, SLG: 0.143 | | B C F B F B X 3-2 F2 ③ | C C B X 1-2 FC5-4 ③ 1-2f | | X 0-0 G6-3 ② | | | X 0-0 P4 ① | B B F X 2-1 P4 ② | 5 | 0 | 0 | 0 | 0 | 0 | 3 |
| Greg Maddux, R (1, 1) OBP: 0.259, SLG: 0.346 | | | X 0-0 G3-1 ① | | F B B B C F X 3-2 F8 ① | B X 1-0 1B | | B X 1-0 P5 ② | B C X 1-1 L8 ③ | 3 | 0 | 1 | 0 | 0 | 0 | 0 |
| Wally Joyner, L (8, PH) OBP: 0.315, SLG: 0.340 | | | | | | | | | | 1 | 0 | 0 | 0 | 0 | 0 | 0 |
| Mike Remlinger, L (8, 1) | | | | | | | | | | 0 | 0 | 0 | 0 | 0 | 0 | 0 |
| Walt Weiss, S (9, PH) OBP: 0.424, SLG: 0.347 | | | | | | | | | | 1 | 0 | 0 | 0 | 0 | 0 | 1 |
| Kerry Ligtenberg, R (9, 1) | | | | | | | | | | 0 | 0 | 0 | 0 | 0 | 0 | 0 |
| Inning Stats | R: 0 E: 0 K: 2 S: 9 H: 0 LOB: 0 BB: 0 P: 13 | R: 1 E: 0 K: 1 S: 16 H: 2 LOB: 1 BB: 0 P: 25 | R: 1 E: 0 K: 0 S: 14 H: 2 LOB: 1 BB: 1 P: 22 | R: 0 E: 0 K: 2 S: 12 H: 0 LOB: 1 BB: 1 P: 18 | R: 3 E: 0 K: 0 S: 16 H: 4 LOB: 1 BB: 0 P: 25 | R: 0 E: 0 K: 0 S: 8 H: 1 LOB: 1 BB: 0 P: 14 | R: 2 E: 0 K: 1 S: 15 H: 3 LOB: 1 BB: 0 P: 23 | R: 0 E: 0 K: 0 S: 6 H: 0 LOB: 0 BB: 0 P: 7 | R: 4 E: 0 K: 1 S: 20 H: 5 LOB: 1 BB: 0 P: 29 | 1B: 12 2B: 4 3B: 0 HR: 1 SF: 0 SAC: 0 DP: 0 HBP: 0 | | | | | | | |

TOP

# Atlanta Braves @ Milwaukee Brewers

Milwaukee County Stadium, Milwaukee, WI

Wed May 24 2000, 8:05 PM EDT

Att. 18,153 - Sunny - 75 F

livebaseballscorecards.com

| | |
|---|---|
| AB | 43 |
| R | 11 |
| H | 17 |
| RBI | 11 |
| BB | 2 |
| SO | 7 |
| LOB | 15 |

WP: 1 PB: 0 SB: 1 CS: 0 PA: 45

| PITCHER | IP | WLS | BF | H | R | ER | SO | BB | IBB | HBP | BLK | WP | HR | S | P | ERA | WHIP |
|---|---|---|---|---|---|---|---|---|---|---|---|---|---|---|---|---|---|
| Jimmy Haynes, R (1, 1) ERA: 4.48 | 5.0 | L | 24 | 8 | 5 | 5 | 5 | 2 | 0 | 0 | 0 | 0 | 0 | 67 | 103 | 9.00 | 2.000 |
| Steve Woodard, R (6, 1) ERA: 5.73 | 2.0 | | 10 | 4 | 2 | 2 | 1 | 0 | 0 | 0 | 0 | 1 | 0 | 23 | 37 | 9.00 | 2.000 |
| Juan Acevedo, R (8, 1) ERA: 2.89 | 1.0 | | 3 | 0 | 0 | 0 | 0 | 0 | 0 | 0 | 0 | 0 | 0 | 6 | 7 | 0.00 | 0.000 |
| Hector Ramirez, R (9, 1) ERA: 16.2 | 1.0 | | 8 | 5 | 4 | 4 | 1 | 0 | 0 | 0 | 0 | 0 | 1 | 20 | 29 | 36.00 | 5.000 |

| PITCHER | IP | WLS | BF | H | R | ER | SO | BB | IBB | HBP | BLK | WP | HR | S | P | ERA | WHIP |
|---|---|---|---|---|---|---|---|---|---|---|---|---|---|---|---|---|---|

# Atlanta Braves @ Milwaukee Brewers

Milwaukee County Stadium, Milwaukee, WI

Wed May 24 2000, 8:05 PM EDT

Att. 18,153 - Sunny - 75 F

livebaseballscorecards.com

## BOTTOM

| Batter | 1 | 2 | 3 | 4 | 5 | 6 | 7 | 8 | 9 | AB | R | H | RBI | BB | SO | LOB |
|---|---|---|---|---|---|---|---|---|---|---|---|---|---|---|---|---|
| Ronnie Belliard, R (1, 4)<br>OBP: 0.385, SLG: 0.446 | CBCC 1-3 ① K | | B X 1-0 ③ L6 | | BCBCFX 2-2 ② FC4<br>1-2f<br>2-3 | | | CBX 1-1 ① F7 | | 4 | 0 | 0 | 0 | 0 | 1 | 2 |
| Mark Loretta, R (1, 6)<br>OBP: 0.380, SLG: 0.423<br>Hector Ramirez, R (9, 1) | BBBCX 3-1 G3 1B | | | X 0-0 E6 1B | BCFBX 2-2 ③ G4-3 | | | CCFS 0-3 ② K | | 4 | 0 | 2 | 0 | 0 | 1 | 2 |
| | | | | | | | | | | 0 | 0 | 0 | 0 | 0 | 0 | 0 |
| Jeromy Burnitz, L (1, 9)<br>OBP: 0.367, SLG: 0.497 | BCSBBX 3-2 ② G3<br>1-2 | | | BBFX 2-1 ① F5 | | FFBBX 2-2 ① L6 | | CSBX 1-2 ③ G6-3 | | 4 | 0 | 0 | 0 | 0 | 0 | 2 |
| Lyle Mouton, R (1, 7)<br>OBP: 0.353, SLG: 0.453 | CX 0-1 ③ G6-3 | | | FCFBS 1-3 ② K2-3 | | FFC 0-3 ② K | | | X 0-0 ① F8 | 4 | 0 | 0 | 0 | 0 | 2 | 2 |
| José Hernández, R (1, 5)<br>OBP: 0.282, SLG: 0.369 | | CSSBX 1-2 ① G4-3 | | BBX 2-0 ③ G6-3 | | CCC 0-3 ③ K | | | CBCBX 2-2 ② F9 | 4 | 0 | 0 | 0 | 0 | 1 | 1 |
| Marquis Grissom, R (1, 8)<br>OBP: 0.274, SLG: 0.293 | | CBCC 1-3 ② K | | | X 0-0 ① F9 | | BBX 2-0 ① G6-3 | | BBSX 2-1 ③ G4-3 | 4 | 0 | 0 | 0 | 0 | 1 | 0 |
| Kevin Barker, L (1, 3)<br>OBP: 0.361, SLG: 0.340 | | CBX 1-1 ③ P4 | | | CSBFBBFB 4-2 1B 1B BB | | FBBFBX 3-2 ② G4-3 | | | 2 | 1 | 0 | 0 | 1 | 0 | 0 |
| Henry Blanco, R (1, 2)<br>OBP: 0.396, SLG: 0.477 | | | CBBCBX 3-2 ① G6-3 | | BX 1-0 FC4 1B<br>1-2 1B | | CSBBBX 3-2 ③ P4 | | | 3 | 0 | 1 | 0 | 0 | 0 | 0 |
| Jimmy Haynes, R (1, 1)<br>OBP: 0.091, SLG: 0.136<br>Mark Sweeney, L (5, PH)<br>OBP: 0.300, SLG: 0.222<br>Steve Woodard, L (6, 1)<br>OBP: 0.158, SLG: 0.059<br>Juan Acevedo, R (8, 1)<br>Luis Lopez, S (8, PH)<br>OBP: 0.212, SLG: 0.375 (9, 6) | | | SCBS 1-3 ② K | | BCFX 1-2 FC4 1B<br>1-2<br>2-H | | | FBBX 2-1 HR | | 1 | 0 | 0 | 0 | 0 | 1 | 0 |
| | | | | | | | | | | 1 | 0 | 1 | 1 | 0 | 0 | 0 |
| | | | | | | | | | | 0 | 0 | 0 | 0 | 0 | 0 | 0 |
| | | | | | | | | | | 0 | 0 | 0 | 0 | 0 | 0 | 0 |
| | | | | | | | | | | 1 | 1 | 1 | 1 | 0 | 0 | 0 |
| Inning Stats | R: 0 E: 0 K: 1 S: 10 H: 1 LOB: 1 BB: 0 P: 17 | R: 0 E: 0 K: 1 S: 8 H: 0 LOB: 0 BB: 0 P: 11 | R: 0 E: 0 K: 1 S: 7 H: 0 LOB: 0 BB: 0 P: 12 | R: 0 E: 1 K: 1 S: 8 H: 1 LOB: 1 BB: 0 P: 13 | R: 1 E: 0 K: 0 S: 16 H: 2 LOB: 2 BB: 1 P: 26 | R: 0 E: 0 K: 2 S: 9 H: 0 LOB: 0 BB: 0 P: 11 | R: 0 E: 0 K: 0 S: 7 H: 0 LOB: 0 BB: 0 P: 15 | R: 1 E: 0 K: 1 S: 11 H: 1 LOB: 0 BB: 0 P: 15 | R: 0 E: 0 K: 0 S: 6 H: 0 LOB: 0 BB: 0 P: 10 | 1B: 4 2B: 0 3B: 0 HR: 1 | SF: 0 SAC: 0 DP: 0 HBP: 0 | | | | | | |

| | AB | 32 |
|---|---|---|
| | R | 2 |
| | H | 5 |
| | RBI | 2 |
| | BB | 1 |
| | SO | 7 |
| | LOB | 9 |

WP: 0 PB: 0 SB: 0 CS: 0 PA: 33

| PITCHER | | IP | WLS | BF | H | R | ER | SO | BB | IBB | HBP | BLK | WP | HR | S | P | ERA | WHIP |
|---|---|---|---|---|---|---|---|---|---|---|---|---|---|---|---|---|---|---|
| Greg Maddux, R<br>ERA: 2.41 | (1, 1) | 7.0 | W | 26 | 4 | 1 | 1 | 6 | 1 | 0 | 0 | 0 | 0 | 0 | 65 | 105 | 1.29 | 0.714 |
| Mike Remlinger, L<br>ERA: 1.61 | (8, 1) | 1.0 | | 4 | 1 | 1 | 1 | 1 | 0 | 0 | 0 | 0 | 0 | 1 | 11 | 15 | 9.00 | 1.000 |
| Kerry Ligtenberg, R<br>ERA: 5.23 | (9, 1) | 1.0 | | 3 | 0 | 0 | 0 | 0 | 0 | 0 | 0 | 0 | 0 | 0 | 6 | 10 | 0.00 | 0.000 |

| PITCHER | IP | WLS | BF | H | R | ER | SO | BB | IBB | HBP | BLK | WP | HR | S | P | ERA | WHIP |
|---|---|---|---|---|---|---|---|---|---|---|---|---|---|---|---|---|---|

| Batter | 1 | 2 | 3 | 4 | 5 | 6 | 7 | 8 | 9 | AB | R | H | RBI | BB | SO | LOB |
|---|---|---|---|---|---|---|---|---|---|---|---|---|---|---|---|---|
| Rafael Furcal, S (1, 6)<br>OBP: 0.407, SLG: 0.380 | C F X<br>0-2 ①<br>G3 | | B X<br>1-0<br>SH2-3<br>E<br>2B | | B B B B<br>4-0<br>BB | B C B F F X<br>2-2 ③<br>G5-3 | B S B F X<br>2-2 ③<br>FC6-4<br>1-2f | | | 4 | 1 | 1 | 0 | 1 | 0 | 4 |
| Quilvio Veras, S (1, 4)<br>OBP: 0.433, SLG: 0.420 | F S B B X<br>2-2 ②<br>F8 | | X<br>0-0 ①<br>SH2-3<br>2-3 | | C F B F X<br>1-2 ②<br>F8 | | B B C B B<br>4-1<br>2B<br>1B<br>BB | B C F X<br>1-2<br>FC5 S<br>1B | | 3 | 1 | 1 | 0 | 1 | 0 | 1 |
| Andruw Jones, R (1, 8)<br>OBP: 0.432, SLG: 0.596 | B B C F X<br>2-2 ③<br>G5-3 | | B B F X<br>2-1<br>E4<br>CS<br>3-H | | P X<br>1-0 ③<br>F7 | F C X<br>0-2<br>1-3<br>1B<br>2B | B B F F X<br>2-2<br>L1-3<br>1-2<br>1B | | | 5 | 1 | 2 | 1 | 0 | 0 | 1 |
| Andres Galarraga, R (1, 3)<br>OBP: 0.417, SLG: 0.641 | | B F B X<br>2-1 ①<br>F4 | B X<br>1-0 ②<br>F6 | | | F B F B X<br>2-2<br>HR | I I I I<br>4-0<br>BB 1B<br>1B<br>IBB | F X<br>0-1 ①②<br>L1-3<br>1-2 | | 4 | 2 | 1 | 1 | 1 | 0 | 3 |
| Brian Jordan, R (1, 9)<br>OBP: 0.382, SLG: 0.590 | | C X<br>0-1<br>E5<br>FC5-4 | F B B<br>2-1 ③<br>CS<br>1-2 | X<br>0-0 ①<br>G5-3 | | X<br>0-0<br>E S<br>G4-3<br>1B | B B X<br>2-0 ①<br>F3 | F B S F F B B X<br>3-2<br>FC5<br>2-3 | | 5 | 1 | 1 | 0 | 0 | 0 | 4 |
| Javy Lopez, R (1, 2)<br>OBP: 0.312, SLG: 0.381 | | S B F B F X<br>2-2 ②<br>FC5-4<br>2B<br>1-2f | | B S X<br>1-1<br>1B | | B C F B S<br>2-3 ①<br>K | X<br>0-0<br>1B BB<br>1-2<br>2-H<br>3-H<br>1B | | X<br>0-0 ①<br>F7 | 5 | 0 | 2 | 2 | 0 | 1 | 2 |
| Reggie Sanders, R (1, 7)<br>OBP: 0.245, SLG: 0.198 | | F F X<br>0-2<br>1-3<br>2B | B X<br>1-0 ②<br>L5 | | F S B B B X<br>3-2<br>E5<br>WP G4-3<br>1-3<br>2B | B B C X<br>2-1 ②<br>F5 | | C S B B X<br>2-2<br>S<br>1B | | 5 | 1 | 2 | 0 | 0 | 0 | 4 |
| Keith Lockhart, L (1, 5)<br>OBP: 0.333, SLG: 0.490 | I I I I<br>4-0<br>IBB | | C B X<br>1-1 ③<br>F7 | | S B F B B X<br>3-2 ②<br>G4-3<br>1-2<br>3-H | B B B B<br>4-0<br>1B<br>1-2<br>2-3<br>BB | | X<br>0-0 ②<br>L7 | | 3 | 0 | 0 | 1 | 2 | 0 | 3 |
| Terry Mulholland, R (1, 1)<br>OBP: 0.350, SLG: 0.450<br>Rudy Seanez, R (8, 1)<br>Wally Joyner, L (9, PH)<br>OBP: 0.309, SLG: 0.333<br>John Rocker, R (9, 1) | | F B F S<br>1-3 ③<br>K | | | X<br>0-0 ①<br>G5-3 | F S B X<br>1-2<br>2-H<br>2B | X<br>0-0<br>FC6-4<br>1-2<br>2-3<br>3-H<br>1B | | C C B B B S<br>3-3 ③<br>K<br>1-2 | 4<br>0<br>1<br>0 | 0<br>0<br>0<br>0 | 2<br>0<br>0<br>0 | 2<br>0<br>0<br>0 | 0<br>0<br>0<br>0 | 1<br>0<br>1<br>0 | 3<br>0<br>1<br>0 |
| Inning Stats | R: 0<br>E: 0<br>K: 0<br>S: 9<br>H: 0<br>LOB: 0<br>BB: 0<br>P: 13 | R: 0<br>E: 1<br>K: 1<br>S: 14<br>H: 1<br>LOB: 3<br>BB: 1<br>P: 23 | R: 1<br>E: 1<br>K: 0<br>S: 6<br>H: 1<br>LOB: 0<br>BB: 0<br>P: 12 | R: 0<br>E: 0<br>K: 0<br>S: 6<br>H: 1<br>LOB: 1<br>BB: 0<br>P: 9 | R: 0<br>E: 0<br>K: 0<br>S: 7<br>H: 0<br>LOB: 1<br>BB: 1<br>P: 12 | R: 3<br>E: 1<br>K: 1<br>S: 20<br>H: 3<br>LOB: 1<br>BB: 0<br>P: 33 | R: 3<br>E: 0<br>K: 0<br>S: 12<br>H: 3<br>LOB: 3<br>BB: 3<br>P: 30 | R: 0<br>E: 0<br>K: 0<br>S: 13<br>H: 2<br>LOB: 1<br>BB: 0<br>P: 19 | R: 0<br>E: 0<br>K: 1<br>S: 8<br>H: 1<br>LOB: 1<br>BB: 0<br>P: 13 | 1B: 7<br>2B: 5<br>3B: 0<br>HR: 1<br>SF: 0<br>SAC: 1<br>DP: 1<br>HBP: 0 | | | | | | |

| PITCHER | | IP | WLS | BF | H | R | ER | SO | BB | IBB | HBP | BLK | WP | HR | S | P | ERA | WHIP |
|---|---|---|---|---|---|---|---|---|---|---|---|---|---|---|---|---|---|---|
| Jeff D'Amico, R<br>ERA: 1.0 | (1, 1) | 6.0 | L | 28 | 6 | 4 | 2 | 2 | 1 | 1 | 0 | 0 | 1 | 1 | 62 | 102 | 3.00 | 1.167 |
| Juan Acevedo, R<br>ERA: 4.12 | (7, 1) | 1.0 | | 9 | 3 | 3 | 3 | 0 | 2 | 1 | 0 | 0 | 0 | 0 | 12 | 30 | 27.00 | 5.000 |
| Valerio De Los Santos, L<br>ERA: 6.39 | (8, 1) | 1.0 | | 4 | 2 | 0 | 0 | 0 | 0 | 0 | 0 | 0 | 0 | 0 | 13 | 19 | 0.00 | 2.000 |
| Bob Wickman, R<br>ERA: 0.81 | (9, 1) | 1.0 | | 4 | 1 | 0 | 0 | 1 | 0 | 0 | 0 | 0 | 0 | 0 | 8 | 13 | 0.00 | 1.000 |

| PITCHER | IP | WLS | BF | H | R | ER | SO | BB | IBB | HBP | BLK | WP | HR | S | P | ERA | WHIP |
|---|---|---|---|---|---|---|---|---|---|---|---|---|---|---|---|---|---|

# TOP

## Atlanta Braves @ Milwaukee Brewers

Milwaukee County Stadium, Milwaukee, WI

Thu May 25 2000, 1:05 PM EDT
Att. 21,527 - Sunny - 66 F

livebaseballscorecards.com

| | |
|---|---|
| AB | 39 |
| R | 7 |
| H | 12 |
| RBI | 7 |
| BB | 5 |
| SO | 3 |
| LOB | 26 |

# BOTTOM

## Atlanta Braves @ Milwaukee Brewers

Milwaukee County Stadium, Milwaukee, WI

Thu May 25 2000, 1:05 PM EDT

Att. 21,527 - Sunny - 66 F

livebaseballscorecards.com

| Batter | 1 | 2 | 3 | 4 | 5 | 6 | 7 | 8 | 9 | AB | R | H | RBI | BB | SO | LOB |
|---|---|---|---|---|---|---|---|---|---|---|---|---|---|---|---|---|
| Ronnie Belliard, R (1, 4)<br>OBP: 0.395, SLG: 0.450 | B F B F F X 2-2 G5-3 ① | | | C B F B B B 4-2 F9 1B BB | | B C X 1-1 HR 1B | | C B C F B B B 4-2 F9 1B BB | B C C X 1-2 1-3 DI 1B | 3 | 1 | 2 | 0 | 2 | 0 | 0 |
| Mark Loretta, R (1, 6)<br>OBP: 0.385, SLG: 0.445 | C F X 0-2 G1-3 ② | | | B F X 1-1 1-2 1B | | X 0-0 1-H HR | | X 0-0 1-2 BB 1B | B X 1-0 1-2 F9 ③ | 5 | 1 | 3 | 2 | 0 | 0 | 2 |
| Jeromy Burnitz, L (1, 9)<br>OBP: 0.360, SLG: 0.485 | B B F F F B F X 3-2 G4-3 ③ | | | B X 1-0 2-3 F9 ① | | X 0-0 G3 ② | | B C F S 1-3 K ① | | 4 | 0 | 0 | 0 | 0 | 1 | 4 |
| Charlie Hayes, R (1, 3)<br>OBP: 0.377, SLG: 0.447 | | S X 0-1 L6 ① | | B C F X 1-2 P4 ② | | X 0-0 G6-3 ③ | | B B X 2-0 2-3 F9 ② | | 4 | 0 | 0 | 0 | 0 | 0 | 4 |
| Lyle Mouton, R (1, 7)<br>OBP: 0.341, SLG: 0.436<br>Mark Sweeney, L (8, PH)<br>OBP: 0.364, SLG: 0.222 (9, 7) | | S X 0-1 G5-3 ② | | X 0-0 G4-3 ③ | | | C X 0-1 G1-3 ① | B C B B B 4-1 1-2 BB | | 3<br>0 | 0<br>0 | 0<br>0 | 0<br>0 | 0<br>1 | 0<br>0 | 2<br>0 |
| José Hernández, R (1, 5)<br>OBP: 0.281, SLG: 0.385 | | B X 1-0 G5-3 ③ | | B C C F F C 1-3 K ① | | | B B F X 2-1 HR | B B X 2-0 F9 ③ | | 4 | 1 | 1 | 1 | 0 | 1 | 3 |
| James Mouton, R (1, 8)<br>OBP: 0.322, SLG: 0.298 | | | B X 1-0 F9 ① | B C F B X 2-2 G5-3 ② | | | L B B B F B 4-2 BB | | C X 0-1 G3 ① | 3 | 0 | 0 | 0 | 1 | 0 | 0 |
| Raul Casanova, S (1, 2)<br>OBP: 0.156, SLG: 0.100 | | | C B B C B F S 3-3 K ② | B X 1-0 G1-3 ③ | | | B F F S 1-3 K ② | | C F C 0-3 K ② | 4 | 0 | 0 | 0 | 0 | 3 | 1 |
| Jeff D'Amico, R (1, 1)<br>Sean Berry, R (6, PH)<br>OBP: 0.275, SLG: 0.276<br>Juan Acevedo, R (7, 1)<br>Luis Lopez, S (7, PH)<br>OBP: 0.206, SLG: 0.364<br>Valerio De Los Santos, L (8, 1)<br>Bob Wickman, R (9, 1)<br>Marquis Grissom, R (9, PH)<br>OBP: 0.278, SLG: 0.293 | | | B X 1-0 G3 ③ | | | C X 0-1 G5-3 ① | F X 0-1 G6-3 ③ | | B B B B 4-0 1B BB | 1<br>1<br>0<br>1<br>0<br>0<br>0<br>0 | 0<br>0<br>0<br>0<br>0<br>0<br>0<br>0 | 0<br>0<br>0<br>0<br>0<br>0<br>0<br>1 | 0<br>0<br>0<br>0<br>0<br>0<br>0<br>0 | 0<br>0<br>0<br>0<br>0<br>0<br>0<br>1 | 0<br>0<br>0<br>0<br>0<br>0<br>0<br>0 | 0<br>0<br>0<br>0<br>0<br>1<br>0<br>0 |
| Inning Stats | R: 0 E: 0 K: 0 S: 11 H: 0 LOB: 0 BB: 0 P: 16 | R: 0 E: 0 K: 0 S: 5 H: 0 LOB: 0 BB: 0 P: 6 | R: 0 E: 0 K: 0 S: 6 H: 0 LOB: 0 BB: 0 P: 11 | R: 0 E: 0 K: 0 S: 9 H: 1 LOB: 2 BB: 1 P: 16 | R: 0 E: 0 K: 1 S: 9 H: 0 LOB: 0 BB: 0 P: 13 | R: 2 E: 0 K: 0 S: 7 H: 2 LOB: 0 BB: 0 P: 8 | R: 1 E: 0 K: 1 S: 11 H: 1 LOB: 1 BB: 1 P: 18 | R: 0 E: 0 K: 1 S: 10 H: 1 LOB: 3 BB: 2 P: 23 | R: 0 E: 0 K: 1 S: 9 H: 1 LOB: 2 BB: 1 P: 15 | 1B: 4<br>2B: 0<br>3B: 0<br>HR: 2 | SF: 0<br>SAC: 0<br>DP: 0<br>HBP: 0 | | | | | |

| | AB | 33 |
|---|---|---|
| | R | 3 |
| | H | 6 |
| | RBI | 3 |
| | BB | 5 |
| | SO | 5 |
| | LOB | 17 |

| PITCHER | | IP | WLS | BF | H | R | ER | SO | BB | IBB | HBP | BLK | WP | HR | S | P | ERA | WHIP |
|---|---|---|---|---|---|---|---|---|---|---|---|---|---|---|---|---|---|---|
| Terry Mulholland, L<br>ERA: 5.58 | (1, 1) | 7.0 | W | 27 | 4 | 3 | 3 | 3 | 2 | 0 | 0 | 0 | 0 | 2 | 58 | 88 | 3.86 | 0.857 |
| Rudy Seanez, R<br>ERA: 2.92 | (8, 1) | 1.0 | | 6 | 1 | 0 | 0 | 1 | 2 | 0 | 0 | 0 | 0 | 0 | 10 | 23 | 0.00 | 3.000 |
| John Rocker, L<br>ERA: 4.6 | (9, 1) | 1.0 | | 5 | 1 | 0 | 0 | 1 | 1 | 0 | 0 | 0 | 0 | 0 | 9 | 15 | 0.00 | 2.000 |

| PITCHER | IP | WLS | BF | H | R | ER | SO | BB | IBB | HBP | BLK | WP | HR | S | P | ERA | WHIP |
|---|---|---|---|---|---|---|---|---|---|---|---|---|---|---|---|---|---|

| Batter | 1 | 2 | 3 | 4 | 5 | 6 | 7 | 8 | 9 | AB | R | H | RBI | BB | SO | LOB |
|---|---|---|---|---|---|---|---|---|---|---|---|---|---|---|---|---|
| Ronnie Belliard, R (1, 4)<br>OBP: 0.394, SLG: 0.445 | X 0-0 ① F7 | | | B B C B B 4-1 BB | | B C X 1-1 ① FC6-4 G5-4-3 1-2f | | C S X 0-2 ② G6-3 1-2 2-3 | X 0-0 ③ P7 | 2 | 0 | 0 | 0 | 1 | 0 | 1 |
| Luis Lopez, S (6, PR) (6, 4)<br>OBP: 0.194, SLG: 0.343 | | | | | | | | | | 2 | 0 | 0 | 0 | 0 | 0 | 5 |
| Mark Loretta, R (1, 6)<br>OBP: 0.383, SLG: 0.441 | C F X 0-2 ② L8 | | | C X 0-1 ① F9 | | B X 1-0 ②③ G5-4-3 1-2f | | C X 0-1 2-3 3-H 1B | | 4 | 0 | 1 | 1 | 0 | 0 | 2 |
| James Mouton, R (1, 7)<br>OBP: 0.317, SLG: 0.294 | C F B S 1-3 ③ K | | | C X 0-1 ② L9 | | | B X 1-0 G3 1B | S S C 0-3 ③ K | | 4 | 0 | 1 | 0 | 0 | 2 | 3 |
| (5, 9)<br>Steve Woodard, L (8, 1)<br>OBP: 0.158, SLG: 0.059 | | | | | | | | | | 0 | 0 | 0 | 0 | 0 | 0 | 0 |
| Charlie Hayes, R (1, 3)<br>OBP: 0.373, SLG: 0.449 | | X 0-0 ① F8 | | C S F S 0-3 ③ K | | | C B B S F F X 2-2 ① G3 1-2 | | X 0-0 BB BB 2B | 4 | 1 | 1 | 0 | 0 | 1 | 2 |
| José Hernández, R (1, 5)<br>OBP: 0.280, SLG: 0.378 | | B X 1-0 ② F9 | | | B S C B F F S 2-3 ① K | | C F B S 1-3 ② K | | B B B C F B 4-2 BB BB BB | 3 | 0 | 0 | 0 | 1 | 2 | 1 |
| (5, 7) | | | | | | | | | | | | | | | | |
| Lyle Mouton, R (1, 9)<br>OBP: 0.344, SLG: 0.438 | | S B B S C 2-3 ③ K | | | F B B S X 2-2 1B | | C C C 0-3 ③ K | | F B C C 1-3 ① K | 2 | 0 | 1 | 0 | 0 | 1 | 0 |
| Sean Berry, R (5, 5)<br>OBP: 0.257, SLG: 0.258 | | | | | | | | | | 2 | 0 | 0 | 0 | 0 | 2 | 3 |
| Marquis Grissom, R (1, 8)<br>OBP: 0.272, SLG: 0.287 | | | B S X 1-1 ① F9 | | C B F C 1-3 ② K | | | C B X 1-1 ① F8 | C F B X 1-2 ② P4 | 4 | 0 | 0 | 0 | 0 | 1 | 3 |
| Henry Blanco, R (1, 2)<br>OBP: 0.394, SLG: 0.466 | | | B C C C F C 1-3 ② K | | B C B B X 3-1 ③ P6 | | | B B B C B 4-1 G6-3 1B 1B BB | B F B B B 4-1 1-2 2-3 BB BB | 2 | 1 | 0 | 0 | 1 | 1 | 1 |
| Jeromy Burnitz, L (8, 9)<br>OBP: 0.363, SLG: 0.485 | | | | | | | | | | 0 | 0 | 0 | 0 | 1 | 0 | 0 |
| John Snyder, R (1, 1) | | | S X 0-1 ③ G4-3 | | | B X 1-0 FC6-4 1B | | B X 1-0 1B G6-3 1-2 1B | B B B S F B 4-2 1-2 2-3 3-H BB | 1 | 0 | 0 | 0 | 0 | 0 | 0 |
| Hector Ramirez, R (4, 1)<br>OBP: 1.000, SLG: 1.000 | | | | | | | | | | 1 | 0 | 1 | 0 | 0 | 0 | 0 |
| Raul Casanova, S (8, PH) (8, 2)<br>OBP: 0.206, SLG: 0.129 | | | | | | | | | | 1 | 0 | 1 | 1 | 1 | 0 | 0 |

| Inning Stats | | | | | | | | | | |
|---|---|---|---|---|---|---|---|---|---|---|
| | R: 0<br>E: 0<br>K: 1<br>S: 7 | H: 0<br>LOB: 0<br>BB: 0<br>P: 8 | R: 0<br>E: 0<br>K: 1<br>S: 5 | H: 0<br>LOB: 0<br>BB: 0<br>P: 8 | R: 0<br>E: 0<br>K: 1<br>S: 8 | H: 0<br>LOB: 0<br>BB: 0<br>P: 10 | R: 0<br>E: 0<br>K: 1<br>S: 9 | H: 0<br>LOB: 1<br>BB: 1<br>P: 13 | R: 0<br>E: 0<br>K: 2<br>S: 13 | H: 1<br>LOB: 1<br>BB: 0<br>P: 21 |
| | R: 0<br>E: 0<br>K: 0<br>S: 4 | H: 1<br>LOB: 1<br>BB: 0<br>P: 7 | R: 0<br>E: 0<br>K: 2<br>S: 12 | H: 1<br>LOB: 1<br>BB: 0<br>P: 16 | R: 1<br>E: 0<br>K: 1<br>S: 12 | H: 2<br>LOB: 2<br>BB: 1<br>P: 18 | R: 1<br>E: 0<br>K: 1<br>S: 13 | H: 1<br>LOB: 3<br>BB: 3<br>P: 27 | 1B: 5<br>2B: 1<br>3B: 0<br>HR: 0 | SF: 0<br>SAC: 0<br>DP: 1<br>HBP: 0 |

| PITCHER | IP | WLS | BF | H | R | ER | SO | BB | IBB | HBP | BLK | WP | HR | S | P | ERA | WHIP |
|---|---|---|---|---|---|---|---|---|---|---|---|---|---|---|---|---|---|
| Randy Johnson, L (1, 1)<br>ERA: 1.33 | 7.0 | W | 24 | 3 | 0 | 0 | 8 | 1 | 0 | 0 | 0 | 0 | 0 | 58 | 83 | 0.00 | 0.571 |
| Greg Swindell, L (8, 1)<br>ERA: 3.38 | 1.0 | | 6 | 2 | 1 | 1 | 1 | 1 | 0 | 0 | 0 | 0 | 0 | 12 | 18 | 9.00 | 3.000 |
| Russ Springer, R (9, 1)<br>ERA: 4.82 | 0.2 | | 6 | 1 | 1 | 1 | 1 | 3 | 0 | 0 | 0 | 0 | 0 | 12 | 26 | 13.50 | 6.000 |
| Dan Plesac, L (9, 1)<br>ERA: 3.38 | 0.1 | | 1 | 0 | 0 | 0 | 0 | 0 | 0 | 0 | 0 | 0 | 0 | 1 | 1 | 0.00 | 0.000 |

| PITCHER | IP | WLS | BF | H | R | ER | SO | BB | IBB | HBP | BLK | WP | HR | S | P | ERA | WHIP |
|---|---|---|---|---|---|---|---|---|---|---|---|---|---|---|---|---|---|

TOP

# Milwaukee Brewers @ Arizona Diamondbacks

Bank One Ballpark, Phoenix, AZ

Fri May 26 2000, 10:05 PM EDT

Att. 34,846 - Sunny - 96 F

livebaseballscorecards.com

| | |
|---|---|
| AB | 32 |
| R | 2 |
| H | 6 |
| RBI | 2 |
| BB | 5 |
| SO | 10 |
| LOB | 21 |

WP: 0 PA: 37
PB: 0
SB: 0
CS: 0

# BOTTOM

Milwaukee Brewers @ Arizona Diamondbacks
Bank One Ballpark, Phoenix, AZ
Fri May 26 2000, 10:05 PM EDT
Att. 34,846 - Sunny - 96 F
livebaseballscorecards.com

| Batter | 1 | 2 | 3 | 4 | 5 | 6 | 7 | 8 | 9 | AB | R | H | RBI | BB | SO | LOB |
|---|---|---|---|---|---|---|---|---|---|---|---|---|---|---|---|---|
| Tony Womack, L (1, 6)<br>OBP: 0.313, SLG: 0.435 | F9<br>1-2 2-H 1B | | F5 | | | 1B 1-3 1B | | F8 | | 5 | 0 | 2 | 1 | 0 | 0 | 0 |
| Jay Bell, R (1, 4)<br>OBP: 0.431, SLG: 0.500 | BB WP BB BB<br>F8 | | | F8 | | 1B 1-2 3-H 1B | | G6-3 | | 4 | 1 | 1 | 1 | 1 | 0 | 2 |
| Luis Gonzalez, L (1, 7)<br>OBP: 0.396, SLG: 0.525 | F8 | G4-3 | | L4 | | F7 | | | | 4 | 0 | 0 | 0 | 0 | 0 | 3 |
| Matt Williams, R (1, 5)<br>OBP: 0.313, SLG: 0.400 | WP BB 1B 1-2 BB | G5-3 | | L6 | | F9 | | | | 3 | 1 | 0 | 0 | 1 | 0 | 2 |
| Steve Finley, L (1, 8)<br>OBP: 0.391, SLG: 0.690 | 1B WP 1B 1-2 2-3 BB | L6 | | | L4 | | F9 | | | 3 | 1 | 0 | 0 | 1 | 0 | 0 |
| Erubiel Durazo, L (1, 3)<br>OBP: 0.401, SLG: 0.476 | 1B 1B 1-2 2-3 3-H IBB | | HR 1B | | G1-3 | | BB | | | 2 | 2 | 1 | 0 | 2 | 0 | 0 |
| Turner Ward, S (1, 9)<br>OBP: 0.250, SLG: 0.250 | 1B 1B 1-2 2-3 3-H 1B | | F7 | | F8 | | P5 | | | 4 | 1 | 1 | 1 | 0 | 0 | 2 |
| Kelly Stinnett, R (1, 2)<br>OBP: 0.300, SLG: 0.495 | 1B 1B 1-3 2-H 3-H 1B | | 1-H HR | | | F8 | F8 | | | 4 | 2 | 2 | 4 | 0 | 0 | 1 |
| Randy Johnson, R (1, 1)<br>OBP: 0.257, SLG: 0.265 | 1B 1-2 3-H 1B | | K | | | 1B 1B | | G1-3 | | 3 | 1 | 2 | 1 | 0 | 1 | 0 |
| Greg Swindell, L (8, 1) | | | | | | | | | | 0 | 0 | 0 | 0 | 0 | 0 | 0 |
| Bernard Gilkey, R (8, PH)<br>OBP: 0.246, SLG: 0.286 | | | | | | | | | | 1 | 0 | 0 | 0 | 0 | 0 | 0 |
| Russ Springer, R (9, 1)<br>OBP: 0.333, SLG: 0.333 | | | | | | | | | | 0 | 0 | 0 | 0 | 0 | 0 | 0 |
| Dan Plesac, L (9, 1) | | | | | | | | | | 0 | 0 | 0 | 0 | 0 | 0 | 0 |
| Inning Stats | R: 6 E: 0 K: 0 S: 23 H: 4 LOB: 2 BB: 4 P: 48 | R: 0 E: 0 K: 0 S: 5 H: 0 LOB: 0 BB: 0 P: 6 | R: 2 E: 0 K: 1 S: 8 H: 2 LOB: 0 BB: 0 P: 14 | R: 0 E: 0 K: 0 S: 5 H: 0 LOB: 0 BB: 0 P: 11 | R: 0 E: 0 K: 0 S: 8 H: 0 LOB: 0 BB: 0 P: 9 | R: 1 E: 0 K: 0 S: 11 H: 3 LOB: 2 BB: 0 P: 18 | R: 0 E: 0 K: 0 S: 8 H: 0 LOB: 1 BB: 1 P: 15 | R: 0 E: 0 K: 0 S: 8 H: 0 LOB: 0 BB: 0 P: 11 | | 1B: 8 2B: 0 3B: 0 HR: 1 | SF: 0 SAC: 0 DP: 0 HBP: 0 | | | WP: 1 PB: 0 SB: 0 CS: 0 | PA: 38 | | |

| PITCHER | | IP | WLS | BF | H | R | ER | SO | BB | IBB | HBP | BLK | WP | HR | S | P | ERA | WHIP |
|---|---|---|---|---|---|---|---|---|---|---|---|---|---|---|---|---|---|---|
| John Snyder, R<br>ERA: 14.63 | (1, 1) | 3.0 | L | 19 | 6 | 8 | 8 | 1 | 3 | 1 | 0 | 0 | 1 | 1 | 36 | 68 | 24.00 | 3.000 |
| Hector Ramirez, R<br>ERA: 10.0 | (4, 1) | 4.0 | | 16 | 3 | 1 | 1 | 0 | 1 | 0 | 0 | 0 | 0 | 0 | 32 | 53 | 2.25 | 1.000 |
| Steve Woodard, R<br>ERA: 5.63 | (8, 1) | 1.0 | | 3 | 0 | 0 | 0 | 0 | 0 | 0 | 0 | 0 | 0 | 0 | 8 | 11 | 0.00 | 0.000 |

| PITCHER | IP | WLS | BF | H | R | ER | SO | BB | IBB | HBP | BLK | WP | HR | S | P | ERA | WHIP |
|---|---|---|---|---|---|---|---|---|---|---|---|---|---|---|---|---|---|

| | |
|---|---|
| AB | 33 |
| R | 9 |
| H | 9 |
| RBI | 8 |
| BB | 5 |
| SO | 1 |
| LOB | 10 |

| Batter | 1 | 2 | 3 | 4 | 5 | 6 | 7 | 8 | 9 | AB | R | H | RBI | BB | SO | LOB |
|---|---|---|---|---|---|---|---|---|---|---|---|---|---|---|---|---|
| Ronnie Belliard, R (1, 4)<br>OBP: 0.396, SLG: 0.440 | E5<br>SH1-3<br>SF8 | | G6-3 | | F9 1B 2B BB | | G6-4-3 BB | | | 2 | 2 | 0 | 0 | 2 | 0 | 0 |
| Mark Loretta, R (1, 6)<br>OBP: 0.387, SLG: 0.444 | SH1-3<br>2-3 | | 1B | | 2B 1B<br>1-2<br>3-H | | G6-4-3<br>1-2f | | | 3 | 0 | 2 | 1 | 0 | 0 | 1 |
| Jeromy Burnitz, L (1, 9)<br>OBP: 0.356, SLG: 0.477 | SF8<br>3-H | | F7 | | F9<br>2-3 | | | P3 | | 3 | 0 | 0 | 1 | 0 | 0 | 3 |
| Mark Sweeney, L (1, 7)<br>OBP: 0.429, SLG: 0.500<br>James Mouton, R (8, PH)<br>OBP: 0.313, SLG: 0.288<br>(8, 7) | FC6-4<br>2B | | K | | 2B<br>1-3<br>3-H | | | K | | 3<br>1 | 0<br>0 | 2<br>0 | 1<br>0 | 0<br>0 | 1<br>1 | 1<br>0 |
| José Hernández, R (1, 5)<br>OBP: 0.280, SLG: 0.371 | FC6-4<br>BB | | | F8 | P4 | | | F8 | | 3 | 0 | 0 | 0 | 1 | 0 | 2 |
| Marquis Grissom, R (1, 8)<br>OBP: 0.272, SLG: 0.286 | FC6-4<br>1-2f<br>2-3 | | | F8 | | FC3-6<br>1B | | | K | 4 | 0 | 1 | 0 | 0 | 1 | 2 |
| Kevin Barker, L (1, 3)<br>OBP: 0.352, SLG: 0.330<br>Valerio De Los Santos, L (6, 1)<br>David Weathers, R (7, 1)<br>Luis Lopez, S (9, PH)<br>OBP: 0.189, SLG: 0.333 | | G4-3 | | F7 | | FC3-6<br>G6-4-3<br>1-2f | | | K2-3 | 3<br>0<br>0<br>1 | 0<br>0<br>0<br>0 | 0<br>0<br>0<br>0 | 0<br>0<br>0<br>0 | 0<br>0<br>0<br>0 | 0<br>0<br>0<br>1 | 1<br>0<br>0<br>0 |
| Henry Blanco, R (1, 2)<br>OBP: 0.381, SLG: 0.446 | | G6-3 | | | F7 | G6-4-3<br>1-2f | | | L6 | 4 | 0 | 0 | 0 | 0 | 0 | 1 |
| Jason Bere, R (1, 1)<br>OBP: 0.250, SLG: 0.350<br>Juan Acevedo, R (5, 1)<br>Charlie Hayes, R (6, 3)<br>OBP: 0.370, SLG: 0.444 | | K | | | 1B 3B | | G6-3 | | | 2<br>0<br>1 | 1<br>0<br>0 | 1<br>0<br>0 | 0<br>0<br>0 | 0<br>0<br>0 | 1<br>0<br>0 | 0<br>0<br>0 |
| Inning Stats | R: 1 H: 1<br>E: 1 LOB: 2<br>K: 0 BB: 1<br>S: 14 P: 26 | R: 0 H: 0<br>E: 0 LOB: 0<br>K: 1 BB: 0<br>S: 6 P: 7 | R: 0 H: 1<br>E: 0 LOB: 1<br>K: 1 BB: 0<br>S: 9 P: 20 | R: 0 H: 0<br>E: 0 LOB: 0<br>K: 0 BB: 0<br>S: 6 P: 10 | R: 2 H: 3<br>E: 0 LOB: 2<br>K: 0 BB: 1<br>S: 15 P: 24 | R: 0 H: 1<br>E: 0 LOB: 0<br>K: 0 BB: 0<br>S: 5 P: 8 | R: 0 H: 0<br>E: 0 LOB: 0<br>K: 0 BB: 1<br>S: 4 P: 12 | R: 0 H: 0<br>E: 0 LOB: 0<br>K: 1 BB: 0<br>S: 7 P: 10 | R: 0 H: 0<br>E: 0 LOB: 0<br>K: 2 BB: 0<br>S: 8 P: 10 | 1B: 3 SF: 1<br>2B: 2 SAC: 1<br>3B: 1 DP: 2<br>HR: 0 HBP: 0 | | | | | | |

TOP

# Milwaukee Brewers @ Arizona Diamondbacks

Bank One Ballpark, Phoenix, AZ

Sat May 27 2000, 4:35 PM EDT
Att. 35,163 - Dome - 72 F

livebaseballscorecards.com

| | |
|---|---|
| AB | 30 |
| R | 3 |
| H | 6 |
| RBI | 3 |
| BB | 3 |
| SO | 5 |
| LOB | 11 |

| PITCHER | | IP | WLS | BF | H | R | ER | SO | BB | IBB | HBP | BLK | WP | HR | S | P | ERA | WHIP |
|---|---|---|---|---|---|---|---|---|---|---|---|---|---|---|---|---|---|---|
| Armando Reynoso, R<br>ERA: 6.17 | (1, 1) | 6.0 | W | 26 | 6 | 3 | 2 | 2 | 2 | 0 | 0 | 0 | 0 | 0 | 55 | 95 | 3.00 | 1.333 |
| Mike Morgan, R<br>ERA: 2.76 | (7, 1) | 1.0 | H | 3 | 0 | 0 | 0 | 0 | 1 | 0 | 0 | 0 | 0 | 0 | 4 | 12 | 0.00 | 1.000 |
| Dan Plesac, L<br>ERA: 3.27 | (8, 1) | 0.1 | H | 1 | 0 | 0 | 0 | 0 | 0 | 0 | 0 | 0 | 0 | 0 | 1 | 1 | 0.00 | 0.000 |
| Byung-Hyun Kim, R<br>ERA: 1.64 | (8, 1) | 1.2 | S | 5 | 0 | 0 | 0 | 3 | 0 | 0 | 0 | 0 | 0 | 0 | 14 | 19 | 0.00 | 0.000 |

| PITCHER | IP | WLS | BF | H | R | ER | SO | BB | IBB | HBP | BLK | WP | HR | S | P | ERA | WHIP |
|---|---|---|---|---|---|---|---|---|---|---|---|---|---|---|---|---|---|

| Batter | 1 | 2 | 3 | 4 | 5 | 6 | 7 | 8 | 9 | AB | R | H | RBI | BB | SO | LOB |
|---|---|---|---|---|---|---|---|---|---|---|---|---|---|---|---|---|
| Tony Womack, L (1, 6)<br>OBP: 0.315, SLG: 0.440 | 2-1 BB BB G3 1B | 0-2 ②③ G4-6-3 1-2f | | 3-2 ③ G4-3 | | 2-1 1B 2B | 0-2 ② F7 | | | 5 | 2 | 2 | 0 | 0 | 0 | 6 |
| Jay Bell, R (1, 4)<br>OBP: 0.425, SLG: 0.492 | 2-2 ① F9 | | 3-1 ① F7 | | 2-2 ① P4 | 0-2 BB 2-H 1B | 3-2 ③ F3 | | | 5 | 0 | 1 | 1 | 0 | 0 | 2 |
| Luis Gonzalez, L (1, 7)<br>OBP: 0.401, SLG: 0.538 | 4-0 G3 BB 1-2 BB | | 0-0 ② G3 | | 1-1 ② F7 | 4-1 1-2 BB | | 0-0 HR | | 3 | 1 | 1 | 1 | 2 | 0 | 0 |
| Erubiel Durazo, L (1, 3)<br>OBP: 0.406, SLG: 0.477<br>Greg Colbrunn, R (6, PH)<br>OBP: 0.561, SLG: 0.729 (7, 3) | 4-0 G3 1-2 2-3 BB | | 2-3 ③ K | | 1-0 HR 1B | 0-3 ② K | | 4-2 HBP | | 2<br>1 | 1<br>0 | 1<br>0 | 0<br>0 | 1<br>0 | 1<br>1 | 0<br>2 |
| Steve Finley, L (1, 8)<br>OBP: 0.391, SLG: 0.697 | 0-0 ② G3 1-2 2-3 3-H | | | 4-1 FC5-4 BB | 1-2 1-H HR | 1-0 ③ F9 | | 0-1 ① P5 | | 4 | 1 | 1 | 3 | 1 | 0 | 5 |
| Turner Ward, S (1, 9)<br>OBP: 0.333, SLG: 0.333 | 0-3 ③ K | | | 0-0 ① FC5-4 1B 1-2f | 1-1 1B 1B | | 1-1 BLK 1B 1B | 2-2 ② F9 | | 5 | 1 | 2 | 0 | 0 | 1 | 4 |
| Andy Fox, L (1, 5)<br>OBP: 0.259, SLG: 0.299 | | 2-2 ① G3-1 | | 1-0 BB 1-3 1B | 1-2 1-3 1B | | 1-0 BLK 1-2 1B | 0-1 ③ G4-3 | | 5 | 1 | 3 | 0 | 0 | 0 | 1 |
| Damian Miller, R (1, 2)<br>OBP: 0.344, SLG: 0.506 | | 2-2 1B 1B | | 4-0 1-2 BB | 1-3 ③ K | | 1-3 ① K 1-2 2-3 | | | 3 | 0 | 1 | 0 | 1 | 2 | 4 |
| Armando Reynoso, R (1, 1)<br>OBP: 0.125, SLG: 0.125<br>Bernard Gilkey, R (6, PH)<br>OBP: 0.241, SLG: 0.280<br>Mike Morgan, R (7, 1)<br>OBP: 0.500, SLG: 0.500<br>Hanley Frias, S (7, PH)<br>OBP: 0.262, SLG: 0.262<br>Dan Plesac, L (8, 1)<br>Byung-Hyun Kim, R (8, 1) | | 2-1 1-2 G4-6-3 1B | | 0-3 ② K | | 2-0 ① F9 | 3-2 2-H 3-H 1B | | | 2<br>1<br>0<br>0<br>1<br>0<br>0 | 0<br>0<br>0<br>0<br>0<br>0<br>0 | 1<br>0<br>0<br>0<br>1<br>0<br>0 | 0<br>0<br>0<br>0<br>2<br>0<br>0 | 1<br>0<br>0<br>0<br>0<br>0<br>0 | 1<br>0<br>0<br>0<br>0<br>0<br>0 | 3<br>0<br>0<br>0<br>0<br>0<br>0 |
| Inning Stats | R: 1 E: 0 K: 1 S: 10 H: 1 LOB: 2 BB: 2 P: 21 | R: 0 E: 0 K: 0 S: 13 H: 2 LOB: 1 BB: 0 P: 19 | R: 0 E: 0 K: 1 S: 6 H: 0 LOB: 0 BB: 0 P: 11 | R: 0 E: 0 K: 1 S: 9 H: 1 LOB: 3 BB: 2 P: 21 | R: 2 E: 0 K: 1 S: 20 H: 4 LOB: 2 BB: 0 P: 28 | R: 1 E: 0 K: 1 S: 11 H: 2 LOB: 2 BB: 1 P: 20 | R: 2 E: 0 K: 1 S: 20 H: 3 LOB: 1 BB: 0 P: 29 | R: 1 E: 0 K: 0 S: 12 H: 1 LOB: 1 BB: 0 P: 18 | | 1B: 11<br>2B: 1<br>3B: 0<br>HR: 2 | SF: 0<br>SAC: 0<br>DP: 1<br>HBP: 1 | | | WP: 0<br>PB: 0<br>SB: 0<br>CS: 0 | PA: 43 | |

| PITCHER | | IP | WLS | BF | H | R | ER | SO | BB | IBB | HBP | BLK | WP | HR | S | P | ERA | WHIP |
|---|---|---|---|---|---|---|---|---|---|---|---|---|---|---|---|---|---|---|
| Jason Bere, R<br>ERA: 4.57 | (1, 1) | 4.2 | | 24 | 7 | 3 | 3 | 3 | 4 | 0 | 0 | 0 | 0 | 1 | 52 | 92 | 5.79 | 2.357 |
| Juan Acevedo, R<br>ERA: 4.43 | (5, 1) | 0.2 | L | 5 | 3 | 1 | 1 | 1 | 0 | 0 | 0 | 0 | 0 | 0 | 12 | 18 | 13.50 | 4.500 |
| Valerio De Los Santos, L<br>ERA: 6.68 | (6, 1) | 1.1 | | 8 | 3 | 2 | 2 | 2 | 1 | 0 | 0 | 1 | 0 | 0 | 22 | 33 | 13.50 | 3.000 |
| David Weathers, R<br>ERA: 2.3 | (7, 1) | 1.1 | | 6 | 1 | 1 | 1 | 0 | 0 | 0 | 1 | 0 | 0 | 1 | 15 | 24 | 6.75 | 0.750 |

| PITCHER | IP | WLS | BF | H | R | ER | SO | BB | IBB | HBP | BLK | WP | HR | S | P | ERA | WHIP |
|---|---|---|---|---|---|---|---|---|---|---|---|---|---|---|---|---|---|

# BOTTOM

## Milwaukee Brewers @ Arizona Diamondbacks

Bank One Ballpark, Phoenix, AZ

Sat May 27 2000, 4:35 PM EDT

Att. 35,163 - Dome - 72 F

livebaseballscorecards.com

| | |
|---|---|
| AB | 37 |
| R | 7 |
| H | 14 |
| RBI | 7 |
| BB | 5 |
| SO | 6 |
| LOB | 27 |

# TOP

## Milwaukee Brewers @ Arizona Diamondbacks

Bank One Ballpark, Phoenix, AZ

Sun May 28 2000, 4:35 PM EDT

Att. 35,121 - Dome - 72 F

livebaseballscorecards.com

| Batter | 1 | 2 | 3 | 4 | 5 | 6 | 7 | 8 | 9 | 10 | 11 | AB | R | H | RBI | BB | SO | LOB |
|---|---|---|---|---|---|---|---|---|---|---|---|---|---|---|---|---|---|---|
| Ronnie Belliard, R (1, 4)<br>OBP: 0.392, SLG: 0.434 | G1-3 | | K | | FC6-4 1B | | | K | | K | | 5 | 0 | 1 | 0 | 0 | 3 | 0 |
| Mark Loretta, R (1, 6)<br>OBP: 0.377, SLG: 0.432 | F8 | | | F9 | FC6-4<br>1-2f | | | F8 | | | L5 | 5 | 0 | 0 | 0 | 0 | 0 | 1 |
| Jeromy Burnitz, L (1, 9)<br>OBP: 0.362, SLG: 0.497 | K | | | F9 1B 2B 1B | | G6-4-3 1B 1B | | | | | G6-3 | 5 | 2 | 3 | 1 | 0 | 1 | 0 |
| Charlie Hayes, R (1, 3)<br>OBP: 0.387, SLG: 0.466 | | SF9 2B | | 2B 1B<br>1-2 | | 0-0 G6-4-3<br>1-2 1B | | HR<br>K | | | 1B 1B BB | 4 | 2 | 3 | 0 | 1 | 1 | 0 |
| José Hernández, R (1, 5)<br>OBP: 0.283, SLG: 0.372 | | G6-4-3 1B | | F9<br>2-3 | | G6-4-3<br>1-2f<br>2-3 | | | K | | 1B 1B<br>1-2 | 5 | 0 | 2 | 0 | 0 | 1 | 4 |
| Marquis Grissom, R (1, 8)<br>OBP: 0.275, SLG: 0.296 | | SF9<br>2-H | | 2B<br>1-3<br>3-H | | F8 | | | K | | 1B<br>1-3<br>2-H | 4 | 0 | 2 | 3 | 0 | 1 | 1 |
| James Mouton, R (1, 7)<br>OBP: 0.290, SLG: 0.263 | | G6-4-3<br>1-2f | | B1-3 | | | K | | P3 | | K | 5 | 0 | 0 | 0 | 0 | 2 | 5 |
| Henry Blanco, R (1, 2)<br>OBP: 0.368, SLG: 0.427 | | | K | | G6-3 | | F7 | | | P4 | | 4 | 0 | 0 | 0 | 0 | 1 | 0 |
| Jamey Wright, R (1, 1) | | | F9 | | K | | K | | | F2 | | 2 | 0 | 0 | 0 | 0 | 1 | 0 |
| Sean Berry, R (7, PH)<br>OBP: 0.250, SLG: 0.250 | | | | | | | | | | | | 1 | 0 | 0 | 0 | 0 | 1 | 0 |
| Steve Woodard, L (7, 1)<br>OBP: 0.158, SLG: 0.059 | | | | | | | | | | | | 0 | 0 | 0 | 0 | 0 | 0 | 0 |
| Mark Sweeney, L (10, PH)<br>OBP: 0.400, SLG: 0.462 | | | | | | | | | | | | 1 | 0 | 0 | 0 | 0 | 0 | 0 |
| Bob Wickman, R (10, 1) | | | | | | | | | | | | 0 | 0 | 0 | 0 | 0 | 0 | 0 |

| | AB | 41 |
|---|---|---|
| | R | 4 |
| | H | 11 |
| | RBI | 4 |
| | BB | 1 |
| | SO | 12 |
| | LOB | 11 |

| Inning Stats | 1 | 2 | 3 | 4 | 5 | 6 | 7 | 8 | 9 | 10 | 11 |
|---|---|---|---|---|---|---|---|---|---|---|---|
| | R: 0<br>E: 0<br>K: 1<br>S: 10<br>H: 0<br>LOB: 0<br>BB: 0<br>P: 15 | R: 1<br>E: 0<br>K: 0<br>S: 11<br>H: 2<br>LOB: 0<br>BB: 0<br>P: 17 | R: 0<br>E: 0<br>K: 2<br>S: 7<br>H: 0<br>LOB: 0<br>BB: 0<br>P: 10 | R: 1<br>E: 0<br>K: 0<br>S: 15<br>H: 3<br>LOB: 2<br>BB: 0<br>P: 23 | R: 0<br>E: 0<br>K: 1<br>S: 11<br>H: 1<br>LOB: 1<br>BB: 0<br>P: 17 | R: 0<br>E: 0<br>K: 0<br>S: 7<br>H: 2<br>LOB: 1<br>BB: 0<br>P: 9 | R: 0<br>E: 0<br>K: 2<br>S: 9<br>H: 0<br>LOB: 0<br>BB: 0<br>P: 14 | R: 1<br>E: 0<br>K: 2<br>S: 15<br>H: 1<br>LOB: 0<br>BB: 0<br>P: 20 | R: 0<br>E: 0<br>K: 2<br>S: 8<br>H: 0<br>LOB: 0<br>BB: 0<br>P: 13 | R: 0<br>E: 0<br>K: 1<br>S: 13<br>H: 0<br>LOB: 0<br>BB: 0<br>P: 20 | R: 1<br>E: 0<br>K: 1<br>S: 18<br>H: 2<br>LOB: 2<br>BB: 1<br>P: 27 |

| | 1B: 8 | SF: 1 | WP: 0 | PA: 43 |
|---|---|---|---|---|
| | 2B: 2 | SAC: 0 | PB: 0 | |
| | 3B: 0 | DP: 2 | SB: 0 | |
| | HR: 1 | HBP: 0 | CS: 0 | |

| PITCHER | IP | WLS | BF | H | R | ER | SO | BB | IBB | HBP | BLK | WP | HR | S | P | ERA | WHIP |
|---|---|---|---|---|---|---|---|---|---|---|---|---|---|---|---|---|---|
| Brian Anderson, L (1, 1)<br>ERA: 4.13 | 7.2 | | 30 | 9 | 3 | 3 | 7 | 0 | 0 | 0 | 0 | 0 | 1 | 82 | 122 | 3.52 | 1.174 |
| Byung-Hyun Kim, R (8, 1)<br>ERA: 1.54 | 1.1 | | 4 | 0 | 0 | 0 | 3 | 0 | 0 | 0 | 0 | 0 | 0 | 11 | 16 | 0.00 | 0.000 |
| Matt Mantei, R (10, 1)<br>ERA: 5.68 | 1.0 | | 3 | 0 | 0 | 0 | 1 | 0 | 0 | 0 | 0 | 0 | 0 | 13 | 20 | 0.00 | 0.000 |
| Greg Swindell, L (11, 1)<br>ERA: 3.66 | 1.0 | L | 6 | 2 | 1 | 1 | 1 | 1 | 0 | 0 | 0 | 0 | 0 | 18 | 27 | 9.00 | 3.000 |

| PITCHER | IP | WLS | BF | H | R | ER | SO | BB | IBB | HBP | BLK | WP | HR | S | P | ERA | WHIP |
|---|---|---|---|---|---|---|---|---|---|---|---|---|---|---|---|---|---|

# Milwaukee Brewers @ Arizona Diamondbacks

Bank One Ballpark, Phoenix, AZ

Sun May 28 2000, 4:35 PM EDT

Att. 35,121 - Dome - 72 F

livebaseballscorecards.com

BOTTOM

| Batter | 1 | 2 | 3 | 4 | 5 | 6 | 7 | 8 | 9 | 10 | 11 | AB | R | H | RBI | BB | SO | LOB |
|---|---|---|---|---|---|---|---|---|---|---|---|---|---|---|---|---|---|---|
| Tony Womack, L (1, 6)<br>OBP: 0.317, SLG: 0.439 | K | | 1B 1B 1B | CS 1B | | | K2-3 1-2 | | | G1-3 | | 5 | 1 | 2 | 0 | 0 | 2 | 1 |
| Jay Bell, R (1, 4)<br>OBP: 0.420, SLG: 0.484 | G2-3 | | BB 1B 1B 1-3 | CS 1-2 | F8 | | P4 | | | K | | 5 | 1 | 1 | 0 | 0 | 1 | 1 |
| Luis Gonzalez, L (1, 7)<br>OBP: 0.405, SLG: 0.533 | BB | | 1B BB 1-2 | | G6-3 | | | CS HBP HBP | | K | | 2 | 0 | 0 | 0 | 2 | 1 | 0 |
| Matt Williams, R (1, 5)<br>OBP: 0.286, SLG: 0.316 | F8 | | K | | P4 | | | HBP 1-2 | | | P4 | 4 | 0 | 0 | 0 | 0 | 1 | 4 |
| Steve Finley, L (1, 8)<br>OBP: 0.386, SLG: 0.689 | | 2B 2B | K | | | G4-3 | | F7 | | | P4 | 5 | 1 | 1 | 0 | 0 | 1 | 5 |
| Erubiel Durazo, L (1, 3)<br>OBP: 0.413, SLG: 0.477 | | 2B HBP | 1B 1-2 2-H 3-H | | | G4-3 | | K 2-3 | | | S 1B | 4 | 0 | 2 | 2 | 0 | 1 | 2 |
| Andy Fox, L (11, PR)<br>OBP: 0.259, SLG: 0.299 | | | | | | | | | | | | 0 | 0 | 0 | 0 | 0 | 0 | 0 |
| Turner Ward, S (1, 9)<br>OBP: 0.286, SLG: 0.357 | | 2B 1-H 2-H | K | | | G3 | | | B1-3 | | P5 1-2 | 5 | 0 | 1 | 1 | 0 | 1 | 3 |
| Kelly Stinnett, R (1, 2)<br>OBP: 0.307, SLG: 0.490 | | K2-3 | | G6-3 1B | | | | WP BB | | | | 3 | 0 | 1 | 0 | 1 | 2 | 1 |
| Brian Anderson, R (1, 1)<br>OBP: 0.080, SLG: 0.083 | | G4-3 | | G6-3 1-2f | | | | F9 | | | F5 | 3 | 0 | 0 | 0 | 0 | 0 | 3 |
| Byung-Hyun Kim, R (8, 1) | | | | | | | | | | | | 0 | 0 | 0 | 0 | 0 | 0 | 0 |
| Lenny Harris, L (9, PH)<br>OBP: 0.209, SLG: 0.259 | | | | | | | | | | | | 1 | 0 | 0 | 0 | 0 | 0 | 0 |
| Matt Mantei, R (10, 1) | | | | | | | | | | | | 0 | 0 | 0 | 0 | 0 | 0 | 0 |
| Greg Swindell, L (11, 1) | | | | | | | | | | | | 0 | 0 | 0 | 0 | 0 | 0 | 0 |

| Inning Stats | 1 | 2 | 3 | 4 | 5 | 6 | 7 | 8 | 9 | 10 | 11 |
|---|---|---|---|---|---|---|---|---|---|---|---|
| | R: 0 H: 0<br>E: 0 LOB: 1<br>K: 1 BB: 1<br>S: 10 P: 17 | R: 1 H: 2<br>E: 0 LOB: 1<br>K: 1 BB: 0<br>S: 10 P: 17 | R: 2 H: 3<br>E: 0 LOB: 2<br>K: 3 BB: 1<br>S: 20 P: 37 | R: 0 H: 2<br>E: 0 LOB: 0<br>K: 0 BB: 0<br>S: 10 P: 15 | R: 0 H: 0<br>E: 0 LOB: 0<br>K: 0 BB: 0<br>S: 5 P: 9 | R: 0 H: 0<br>E: 0 LOB: 0<br>K: 0 BB: 0<br>S: 5 P: 8 | R: 0 H: 0<br>E: 0 LOB: 1<br>K: 1 BB: 1<br>S: 8 P: 13 | R: 0 H: 0<br>E: 0 LOB: 2<br>K: 1 BB: 0<br>S: 11 P: 18 | R: 0 H: 0<br>E: 0 LOB: 0<br>K: 1 BB: 0<br>S: 9 P: 11 | R: 0 H: 0<br>E: 0 LOB: 0<br>K: 2 BB: 0<br>S: 11 P: 16 | R: 0 H: 1<br>E: 0 LOB: 2<br>K: 0 BB: 0<br>S: 12 P: 17 |

| | | | | | | | | | | | |

| Batter | 1 | 2 | 3 | 4 | 5 | 6 | 7 | 8 | 9 | AB | R | H | RBI | BB | SO | LOB |
|---|---|---|---|---|---|---|---|---|---|---|---|---|---|---|---|---|
| Ronnie Belliard, R (1, 4)<br>OBP: 0.388, SLG: 0.428 | B C B X<br>2-1<br>2B<br>1B | S B S B F X<br>2-2 ②<br>G4-3<br>2-3 | | X<br>0-0 ②<br>F8 | | S B F S<br>1-3 ②<br>K | | X<br>0-0 ①<br>G6-3 | | 5 | 1 | 1 | 0 | 0 | 1 | 1 |
| Mark Loretta, R (1, 6)<br>OBP: 0.368, SLG: 0.421 | C X<br>0-1 ①<br>F8 | C B L X<br>1-2 ③<br>F7 | | B B F C F F S<br>2-3 ③<br>K | | C B X<br>1-1 ③<br>F8 | | C B B F B X<br>3-2 ②<br>G3 | | 5 | 0 | 0 | 0 | 0 | 1 | 2 |
| Jeromy Burnitz, L (1, 9)<br>OBP: 0.363, SLG: 0.489 | B S X<br>1-1 ②<br>F8 | | B B B C B<br>4-1<br>1B<br>1B<br>BB | | B C B B B<br>4-1<br>FC3-6<br>BB | | B C B S B X<br>3-2 ①<br>G5-3 | C B F B X<br>2-2 ③<br>F7 | | 3 | 1 | 0 | 0 | 2 | 0 | 1 |
| Geoff Jenkins, L (1, 7)<br>OBP: 0.336, SLG: 0.661 | X<br>0-0<br>WP<br>WP<br>1-H<br>2B | | X<br>0-0<br>E 1B<br>1-2<br>G6-4-3<br>1B | | X<br>0-0 ①<br>FC3-6<br>E 1B<br>1-2f | | B F C B F F S<br>2-3 ②<br>K | | B C F B S<br>2-3 ①<br>K | 5 | 2 | 2 | 1 | 0 | 2 | 1 |
| Charlie Hayes, R (1, 3)<br>OBP: 0.395, SLG: 0.467 | B B S B B<br>4-1<br>WP<br>2-3<br>BB | S C B X<br>1-2<br>E8<br>G6-4-3<br>1-3<br>2-H<br>1B | | | C B F C<br>1-3 ②<br>K | | C C B B X<br>2-2<br>E5<br>HBP<br>2B | | C B F B B X<br>3-2<br>BB<br>1B<br>1B | 4 | 2 | 2 | 1 | 1 | 1 | 1 |
| José Hernández, R (1, 5)<br>OBP: 0.291, SLG: 0.371 | S B F B S<br>2-3 ③<br>K<br>1-2<br>3-H | C X<br>0-1 ① ②<br>G6-4-3<br>1-2f<br>3-H | | | X<br>0-0<br>E<br>1-2<br>1B | | C H<br>1-1<br>2B<br>1-2<br>HBP | | B B B F S B<br>4-2<br>1B<br>1-2<br>BB | 3 | 1 | 1 | 0 | 1 | 1 | 2 |
| Marquis Grissom, R (1, 8)<br>OBP: 0.287, SLG: 0.325 | | F X<br>0-1<br>HR | B B B B<br>4-0<br>FC6-4<br>BB | | B B X<br>2-0<br>E6<br>1-2<br>2-3 | | B S S B X<br>2-2<br>1-H<br>2-H<br>2B | | C B B F B F F X<br>3-2<br>G6-4-3<br>1-3<br>2-H<br>1B | 4 | 1 | 3 | 4 | 1 | 0 | 2 |
| Henry Blanco, R (1, 2)<br>OBP: 0.361, SLG: 0.410 | | F C X<br>0-2 ①<br>F8 | F C F F B B F F X<br>2-2 ③<br>FC6-4<br>1-2f | | C B F C<br>1-3 ③<br>K | | B B I<br>4-0<br>IBB | | X<br>0-0 ② ③<br>G6-4-3<br>1-2f | 4 | 0 | 0 | 0 | 1 | 1 | 6 |
| Jimmy Haynes, R (1, 1)<br>OBP: 0.115, SLG: 0.192<br>David Weathers, R (9, 1) | | X<br>0-0<br>G4-3<br>2B | | F F F F S<br>0-3 ①<br>K | | S F B S<br>1-3 ①<br>K | S F S<br>0-3 ③<br>K | | | 4<br>0 | 0<br>0 | 1<br>0 | 0<br>0 | 0<br>0 | 3<br>0 | 2<br>0 |
| Inning Stats | R: 2 H: 2<br>E: 0 LOB: 1<br>K: 1 BB: 1<br>S: 11 P: 20 | R: 1 H: 2<br>E: 0 LOB: 1<br>K: 0 BB: 0<br>S: 13 P: 16 | R: 2 H: 2<br>E: 1 LOB: 1<br>K: 0 BB: 2<br>S: 14 P: 25 | R: 0 H: 0<br>E: 0 LOB: 0<br>K: 2 BB: 0<br>S: 12 P: 14 | R: 0 H: 1<br>E: 1 LOB: 3<br>K: 2 BB: 1<br>S: 10 P: 18 | R: 0 H: 0<br>E: 0 LOB: 0<br>K: 2 BB: 0<br>S: 8 P: 11 | R: 2 H: 1<br>E: 1 LOB: 2<br>K: 2 BB: 1<br>S: 18 P: 32 | R: 0 H: 0<br>E: 0 LOB: 0<br>K: 0 BB: 0<br>S: 7 P: 12 | R: 1 H: 2<br>E: 0 LOB: 1<br>K: 1 BB: 1<br>S: 14 P: 26 | 1B: 6 SF: 0<br>2B: 3 SAC: 0<br>3B: 0 DP: 2<br>HR: 1 HBP: 1 | | | | | | |

| PITCHER | | IP | WLS | BF | H | R | ER | SO | BB | IBB | HBP | BLK | WP | HR | S | P | ERA | WHIP |
|---|---|---|---|---|---|---|---|---|---|---|---|---|---|---|---|---|---|---|
| Brian Meadows, R<br>ERA: 4.57 | (1, 1) | 4.2 | L | 25 | 7 | 5 | 4 | 4 | 4 | 0 | 0 | 0 | 2 | 1 | 57 | 89 | 7.71 | 2.357 |
| Matt Whiteside, R<br>ERA: | (5, 1) | 2.1 | | 11 | 1 | 2 | 0 | 5 | 0 | 1 | 1 | 0 | 0 | 0 | 29 | 47 | 0.00 | 0.429 |
| Brian Boehringer, R<br>ERA: 5.28 | (8, 1) | 1.0 | | 3 | 0 | 0 | 0 | 0 | 0 | 0 | 0 | 0 | 0 | 0 | 7 | 12 | 0.00 | 0.000 |
| Matt Whisenant, L<br>ERA: 3.8 | (9, 1) | 1.0 | | 5 | 2 | 1 | 1 | 1 | 1 | 0 | 0 | 0 | 0 | 0 | 14 | 26 | 9.00 | 3.000 |

| PITCHER | IP | WLS | BF | H | R | ER | SO | BB | IBB | HBP | BLK | WP | HR | S | P | ERA | WHIP |
|---|---|---|---|---|---|---|---|---|---|---|---|---|---|---|---|---|---|

# TOP

## Milwaukee Brewers @ San Diego Padres

Qualcomm Stadium, San Diego, CA

Mon May 29 2000, 9:05 PM EDT

Att. 16,863 - Sunny - 72 F

livebaseballscorecards.com

| | |
|---|---|
| AB | 37 |
| R | 8 |
| H | 10 |
| RBI | 6 |
| BB | 6 |
| SO | 10 |
| LOB | 18 |

| | |
|---|---|
| WP: 2 | PA: 44 |
| PB: 0 | |
| SB: 0 | |
| CS: 0 | |

| Batter | 1 | 2 | 3 | 4 | 5 | 6 | 7 | 8 | 9 | AB | R | H | RBI | BB | SO | LOB |
|---|---|---|---|---|---|---|---|---|---|---|---|---|---|---|---|---|
| Ruben Rivera, R (1, 8)<br>OBP: 0.354, SLG: 0.476 | B S B S S<br>2-3 K ① | | C B F X<br>1-2 G5-3 ③ | | B S C S<br>1-3 K2-3 ② | | | B S X<br>1-1 P4 ① | | 4 | 0 | 0 | 0 | 0 | 2 | 0 |
| Al Martin, L (1, 7)<br>OBP: 0.368, SLG: 0.508 | B B X<br>2-0 G5-3 ② | | | X<br>0-0 HR | X<br>0-0 F8 ③ | | | B X<br>1-0 F7 ② | | 4 | 1 | 1 | 1 | 0 | 0 | 0 |
| Tony Gwynn, L (1, 9)<br>OBP: 0.306, SLG: 0.416<br>29 Kory DeHaan, L (9, 9)<br>OBP: 0.156, SLG: 0.167 | B B C X<br>2-1 G6-3 ③ | | | C B X<br>1-1 F9 1B 2B | | B C X<br>1-1 1B | | B C B X<br>2-1 F9 ③ | | 4<br>0 | 1<br>0 | 2<br>0 | 0<br>0 | 0<br>0 | 0<br>0 | 0<br>0 |
| Phil Nevin, R (1, 5)<br>OBP: 0.379, SLG: 0.607 | | B S B F S<br>2-3 K ① | | B B F S X<br>2-2 F9 ①<br>2-3 | | X<br>0-0 F7 ① | | | C B X<br>1-1 1B 1B 1B | 4 | 1 | 1 | 0 | 0 | 1 | 2 |
| Ryan Klesko, L (1, 3)<br>OBP: 0.366, SLG: 0.541 | | B B F B B<br>4-1 BB | | X<br>0-0 FC5 1B 1B<br>3-H | | C B X<br>1-1 P6 ② | | | S B B C X<br>2-2 F3 ① | 3 | 0 | 1 | 1 | 1 | 0 | 2 |
| Bret Boone, R (1, 4)<br>OBP: 0.330, SLG: 0.444 | | B B B C F X<br>3-2 F7 ② | | B F B B X<br>3-1 P4 ② | | B B F B X<br>3-1 L6 ③ | | | B C X<br>1-1 1B 1B<br>1-2 | 4 | 0 | 1 | 0 | 0 | 0 | 3 |
| Carlos Hernandez, R (1, 2)<br>OBP: 0.306, SLG: 0.330<br>Matt Whiteside, R (5, 1)<br>Dave Magadan, L (7, PH)<br>OBP: 0.355, SLG: 0.296 (8, 6) | | C X<br>0-1 G4-3 ③ | | F X<br>0-1 FC5 1B<br>1-2 | | | B B B C C F F X<br>3-2 F8 ① | | C B B F F X<br>2-2 FC6-4 1B<br>1-3<br>2-H | 2<br>0<br>2 | 0<br>0<br>0 | 1<br>0<br>1 | 0<br>0<br>1 | 0<br>0<br>0 | 0<br>0<br>0 | 1<br>0<br>0 |
| Chris Gomez, R (1, 6)<br>OBP: 0.326, SLG: 0.222<br>Brian Boehringer, S (8, 1)<br>OBP: 0.250, SLG: 0.500<br>Matt Whisenant, R (9, 1)<br>Ed Sprague, R (9, PH)<br>OBP: 0.360, SLG: 0.727 | | B B B C F F F B<br>4-2 B3-6-4 BB | | B X<br>1-0 FC5 ③<br>1-2<br>2-3f | | | S C X<br>0-2 F7 ② | | C C S<br>0-3 K ② | 2<br>0<br>0<br>1 | 0<br>0<br>0<br>0 | 0<br>0<br>0<br>0 | 0<br>0<br>0<br>0 | 1<br>0<br>0<br>0 | 0<br>0<br>0<br>1 | 2<br>0<br>0<br>2 |
| Brian Meadows, R (1, 1)<br>OBP: 0.095, SLG: 0.095<br>Wiki Gonzalez, R (5, 2)<br>OBP: 0.317, SLG: 0.387 | | B B C L X<br>2-2 B3-6-4 ① ②<br>1-2f | | | B C B B X<br>3-1 F9 ① | | B B X<br>2-0 G1-3 ③ | | C F F X<br>0-2 FC6-4 ③<br>1-2f | 1<br>3 | 0<br>0 | 0<br>0 | 0<br>0 | 0<br>0 | 1<br>2 | 1<br>2 |
| Inning Stats | R: 0 E: 0 K: 1 S: 6<br>H: 0 LOB: 0 BB: 0 P: 12 | R: 0 E: 0 K: 1 S: 9<br>H: 0 LOB: 1 BB: 1 P: 18 | R: 0 E: 0 K: 0 S: 11<br>H: 0 LOB: 0 BB: 1 P: 18 | R: 2 E: 0 K: 0 S: 12<br>H: 4 LOB: 2 BB: 0 P: 19 | R: 0 E: 0 K: 1 S: 6<br>H: 0 LOB: 0 BB: 0 P: 10 | R: 0 E: 0 K: 0 S: 7<br>H: 1 LOB: 1 BB: 0 P: 12 | R: 0 E: 0 K: 0 S: 9<br>H: 0 LOB: 0 BB: 0 P: 14 | R: 0 E: 0 K: 0 S: 5<br>H: 0 LOB: 0 BB: 0 P: 9 | R: 1 E: 0 K: 1 S: 18<br>H: 3 LOB: 2 BB: 0 P: 24 | 1B: 6<br>2B: 1<br>3B: 0<br>HR: 1 | SF: 0<br>SAC: 0<br>DP: 1<br>HBP: 0 | | | | WP: 0<br>PB: 0<br>SB: 0<br>CS: 0 | PA: 36 | |

| PITCHER | | IP | WLS | BF | H | R | ER | SO | BB | IBB | HBP | BLK | WP | HR | S | P | ERA | WHIP |
|---|---|---|---|---|---|---|---|---|---|---|---|---|---|---|---|---|---|---|
| Jimmy Haynes, R<br>ERA: 4.33 | (1, 1) | 8.1 | W | 33 | 7 | 3 | 3 | 3 | 2 | 0 | 0 | 0 | 0 | 1 | 72 | 123 | 3.24 | 1.080 |
| David Weathers, R<br>ERA: 2.25 | (9, 1) | 0.2 | | 3 | 1 | 0 | 0 | 1 | 0 | 0 | 0 | 0 | 0 | 0 | 11 | 13 | 0.00 | 1.500 |

| PITCHER | IP | WLS | BF | H | R | ER | SO | BB | IBB | HBP | BLK | WP | HR | S | P | ERA | WHIP |
|---|---|---|---|---|---|---|---|---|---|---|---|---|---|---|---|---|---|

# BOTTOM

## Milwaukee Brewers @ San Diego Padres

Qualcomm Stadium, San Diego, CA

Mon May 29 2000, 9:05 PM EDT
Att. 16,863 - Sunny - 72 F

livebaseballscorecards.com

| | |
|---|---|
| AB | 34 |
| R | 3 |
| H | 8 |
| RBI | 3 |
| BB | 2 |
| SO | 4 |
| LOB | 15 |

# Milwaukee Brewers @ San Diego Padres

Qualcomm Stadium, San Diego, CA

Tue May 30 2000, 10:05 PM EDT

Att. 15,379 - Sunny - 68 F

TOP

livebaseballscorecards.com

| Batter | 1 | 2 | 3 | 4 | 5 | 6 | 7 | 8 | 9 | AB | R | H | RBI | BB | SO | LOB |
|---|---|---|---|---|---|---|---|---|---|---|---|---|---|---|---|---|
| Ronnie Belliard, R (1, 4)<br>OBP: 0.388, SLG: 0.424 | FC6<br>BB | | HR<br>1B | | G5-4-3<br>1-2f | | F2 | | K | 4 | 1 | 1 | 0 | 1 | 1 | 5 |
| Mark Loretta, R (1, 6)<br>OBP: 0.366, SLG: 0.433 | F9 | | 1-H<br>HR | | | F8 | | K | | 4 | 1 | 1 | 2 | 0 | 1 | 1 |
| Jeromy Burnitz, L (1, 9)<br>OBP: 0.361, SLG: 0.489 | F7 | | K | | | 3B<br>2B | | P5 | | 4 | 1 | 1 | 0 | 0 | 1 | 1 |
| Geoff Jenkins, L (1, 7)<br>OBP: 0.333, SLG: 0.664 | FC6<br>1-2f | | | F8 | | 2-H<br>FC1-2<br>3B | | K | | 4 | 0 | 1 | 1 | 0 | 1 | 1 |
| Charlie Hayes, R (1, 3)<br>OBP: 0.391, SLG: 0.459 | | G3 | | F9 | | 3-H<br>FC1-2 | | | 1B<br>1B | 4 | 0 | 1 | 0 | 0 | 0 | 1 |
| José Hernández, R (1, 5)<br>OBP: 0.295, SLG: 0.380 | | K | | 2B | | P4 | | | 1-2<br>1B | 4 | 0 | 2 | 0 | 0 | 1 | 1 |
| Marquis Grissom, R (1, 8)<br>OBP: 0.286, SLG: 0.324 | | G6-3 | | F9 | | | F4 | | 1-2<br>2-3<br>1B | 4 | 0 | 1 | 0 | 0 | 0 | 1 |
| Henry Blanco, R (1, 2)<br>OBP: 0.349, SLG: 0.394 | | | L7 | | K | | F9 | | P6 | 4 | 0 | 0 | 0 | 0 | 1 | 3 |
| Jeff D'Amico, R (1, 1) | | | | | | | | | | 1 | 0 | 0 | 0 | 1 | 1 | 0 |
| Valerio De Los Santos, L (6, 1) | | | | | | | | | | 0 | 0 | 0 | 0 | 0 | 0 | 0 |
| Sean Berry, R (7, PH)<br>OBP: 0.270, SLG: 0.303 | | | | | | | | | | 1 | 0 | 1 | 0 | 0 | 0 | 0 |
| Juan Acevedo, R (7, 1) | | | | | | | | | | 0 | 0 | 0 | 0 | 0 | 0 | 0 |
| Mark Sweeney, L (9, PH)<br>OBP: 0.375, SLG: 0.429 | | | | | G5-4-3<br>BB | | 2B | | K | 1 | 0 | 0 | 0 | 1 | 3 | |

| Inning Stats | 1 | 2 | 3 | 4 | 5 | 6 | 7 | 8 | 9 |
|---|---|---|---|---|---|---|---|---|---|
| | R: 0<br>E: 0<br>K: 0<br>S: 9 | R: 0<br>E: 0<br>K: 1<br>S: 8 | R: 2<br>E: 0<br>K: 2<br>S: 11 | R: 0<br>E: 0<br>K: 0<br>S: 9 | R: 0<br>E: 0<br>K: 1<br>S: 6 | R: 1<br>E: 0<br>K: 0<br>S: 13 | R: 0<br>E: 0<br>K: 0<br>S: 7 | R: 0<br>E: 0<br>K: 2<br>S: 7 | R: 0<br>E: 0<br>K: 2<br>S: 18 |
| | H: 0<br>LOB: 1<br>BB: 1<br>P: 18 | H: 0<br>LOB: 0<br>BB: 0<br>P: 12 | H: 2<br>LOB: 0<br>BB: 0<br>P: 16 | H: 1<br>LOB: 1<br>BB: 0<br>P: 17 | H: 0<br>LOB: 0<br>BB: 1<br>P: 14 | H: 2<br>LOB: 1<br>BB: 0<br>P: 20 | H: 1<br>LOB: 1<br>BB: 0<br>P: 14 | H: 0<br>LOB: 0<br>BB: 0<br>P: 9 | H: 3<br>LOB: 3<br>BB: 0<br>P: 23 |

| | |
|---|---|
| AB | 35 |
| R | 3 |
| H | 9 |
| RBI | 3 |
| BB | 2 |
| SO | 8 |
| LOB | 17 |

| | | | | | | | | | | | | | | | | | | |
|---|---|---|---|---|---|---|---|---|---|---|---|---|---|---|---|---|---|---|
| 1B: 4 | SF: 0 | WP: 0 | PA: 37 |
| 2B: 3 | SAC: 0 | PB: 0 | |
| 3B: 1 | DP: 1 | SB: 0 | |
| HR: 1 | HBP: 0 | CS: 0 | |

| PITCHER | | IP | WLS | BF | H | R | ER | SO | BB | IBB | HBP | BLK | WP | HR | S | P | ERA | WHIP |
|---|---|---|---|---|---|---|---|---|---|---|---|---|---|---|---|---|---|---|
| Adam Eaton, R<br>ERA: 5.06 | (1, 1) | 5.1 | W | 22 | 5 | 3 | 3 | 4 | 2 | 0 | 0 | 0 | 0 | 1 | 50 | 88 | 5.06 | 1.312 |
| Carlos Almanzar, R<br>ERA: 4.73 | (6, 1) | 0.2 | H | 2 | 0 | 0 | 0 | 0 | 0 | 0 | 0 | 0 | 0 | 0 | 6 | 9 | 0.00 | 0.000 |
| Donne Wall, R<br>ERA: 4.28 | (7, 1) | 1.0 | H | 4 | 1 | 0 | 0 | 0 | 0 | 0 | 0 | 0 | 0 | 0 | 7 | 14 | 0.00 | 1.000 |
| Kevin Walker, L<br>ERA: 5.75 | (8, 1) | 1.0 | H | 3 | 0 | 0 | 0 | 2 | 0 | 0 | 0 | 0 | 0 | 0 | 7 | 9 | 0.00 | 0.000 |
| Trevor Hoffman, R<br>ERA: 2.57 | (9, 1) | 1.0 | S | 6 | 3 | 0 | 0 | 2 | 0 | 0 | 0 | 0 | 0 | 0 | 18 | 23 | 0.00 | 3.000 |

| PITCHER | IP | WLS | BF | H | R | ER | SO | BB | IBB | HBP | BLK | WP | HR | S | P | ERA | WHIP |
|---|---|---|---|---|---|---|---|---|---|---|---|---|---|---|---|---|---|

# BOTTOM

## Milwaukee Brewers @ San Diego Padres

Qualcomm Stadium, San Diego, CA

Tue May 30 2000, 10:05 PM EDT
Att. 15,379 - Sunny - 68 F

livebaseballscorecards.com

| Batter | 1 | 2 | 3 | 4 | 5 | 6 | 7 | 8 | 9 | AB | R | H | RBI | BB | SO | LOB |
|---|---|---|---|---|---|---|---|---|---|---|---|---|---|---|---|---|
| Eric Owens, R (1, 9) (7, 7)<br>OBP: 0.385, SLG: 0.436 | B C B B B<br>4-1<br>F9 1B<br>BB | | B X<br>1-0 ②<br>F8 | | B X<br>1-0<br>1B 2B<br>2-3 3-H<br>1B | I I I<br>4-0<br>IBB | | B F B X<br>2-1<br>CS<br>2-3<br>1B | | 3 | 1 | 2 | 1 | 2 | 0 | 0 |
| Al Martin, L (1, 7)<br>OBP: 0.367, SLG: 0.505<br>Ed Sprague, R (6, PH)<br>OBP: 0.356, SLG: 0.718<br>Donne Wall, R (7, 1)<br>Kevin Walker, L (8, 1)<br>OBP: 0.250, SLG: 0.250<br>Dave Magadan, L (8, PH)<br>OBP: 0.344, SLG: 0.286<br>Trevor Hoffman, R (9, 1) | B F B F F X<br>2-2 ①<br>F7 | | X<br>0-0 ③<br>G3 | | B X<br>1-0<br>2B<br>1-2<br>3-H<br>1B | B F F B F X<br>3-2 ③<br>P4 | | B B B C C X<br>3-2 ② ③<br>L9<br>1-2 | | 3<br>1<br>0<br>0<br>1<br>0 | 0<br>0<br>0<br>0<br>0<br>0 | 1<br>0<br>0<br>0<br>0<br>0 | 1<br>0<br>0<br>0<br>0<br>0 | 0<br>0<br>0<br>0<br>0<br>0 | 0<br>0<br>0<br>0<br>0<br>0 | 1<br>3<br>0<br>0<br>2<br>0 |
| Ryan Klesko, L (1, 3)<br>OBP: 0.369, SLG: 0.547 | X<br>0-0<br>1-2<br>1B | | | X<br>0-0 ①<br>P4 | B X<br>1-0<br>1-3<br>2-H<br>2B | | C S F B X<br>1-2 ①<br>G6-3 | | | 4 | 0 | 2 | 1 | 0 | 0 | 0 |
| Phil Nevin, R (1, 5)<br>OBP: 0.377, SLG: 0.597 | B B X<br>2-0 ②<br>F9<br>2-3 | | | B F F S<br>1-3 ②<br>K | I I I<br>4-0<br>G4-6-3<br>IBB | | F C F B B S<br>2-3 ②<br>K | | | 3 | 0 | 0 | 0 | 1 | 2 | 2 |
| Bret Boone, R (1, 4)<br>OBP: 0.329, SLG: 0.438 | B B C C S<br>2-3 ③<br>K | | | B B B B<br>4-0<br>CS<br>BB | C B X<br>1-1 ② ③<br>G4-6-3<br>1-2f | | B F B S F S<br>2-3 ③<br>K | | | 3 | 0 | 0 | 0 | 1 | 2 | 5 |
| Ruben Rivera, R (1, 8)<br>OBP: 0.340, SLG: 0.455 | | C F F B F B F F<br>3-2 ①<br>X<br>F8 | | C B B<br>2-1 ③<br>CS<br>1-2 | C X<br>0-1 ①<br>G6-3 | C B S B B S<br>3-3 ①<br>K | | C B S B F B S<br>3-3 ①<br>K | | 4 | 0 | 0 | 0 | 0 | 2 | 0 |
| Carlos Hernandez, R (1, 2)<br>OBP: 0.322, SLG: 0.340 | | B S X<br>1-1 ②<br>G4-3 | | | X<br>0-0<br>BB<br>2B<br>1B | C B B X<br>2-1<br>FC6-4<br>1B | | F B F B B B<br>4-2<br>2B<br>29<br>2B<br>BB | | 3 | 2 | 2 | 0 | 1 | 0 | 0 |
| Damian Jackson, R (1, 6)<br>OBP: 0.366, SLG: 0.423 | | S F B B C<br>2-3 ③<br>K | | | B B F B B<br>4-1<br>2B<br>1B<br>1-2<br>BB | C B B X<br>2-1 ②<br>FC6-4<br>29<br>2B<br>1-2f | | X<br>0-0<br>29<br>2B<br>1-3<br>2B | | 3 | 2 | 1 | 0 | 1 | 1 | 1 |
| Adam Eaton, R (1, 1)<br>OBP: 0.500, SLG: 1.000<br>Carlos Almanzar, R (6, 1)<br>29 Kory DeHaan, L (6, PH)<br>OBP: 0.206, SLG: 0.281 (7, 9) | | | C C S<br>0-3 ①<br>K | | C S X<br>0-2<br>1B<br>1B<br>1-3<br>2-H<br>2B | B F B X<br>2-2<br>1-3<br>2B | | X<br>0-0<br>1B<br>2-H<br>3-H<br>2B | | 2<br>0<br>2 | 1<br>0<br>0 | 1<br>0<br>2 | 1<br>0<br>2 | 0<br>0<br>0 | 1<br>0<br>0 | 0<br>0<br>0 |
| Inning Stats | R: 0 E: 0 K: 1 S: 10<br>H: 1 LOB: 2 BB: 1 P: 20 | R: 0 E: 0 K: 1 S: 12<br>H: 0 LOB: 0 BB: 0 P: 18 | R: 0 E: 0 K: 1 S: 5<br>H: 0 LOB: 0 BB: 0 P: 6 | R: 0 E: 0 K: 1 S: 5<br>H: 0 LOB: 0 BB: 1 P: 12 | R: 4 E: 0 K: 0 S: 12<br>H: 5 LOB: 2 BB: 2 P: 24 | R: 0 E: 0 K: 1 S: 13<br>H: 2 LOB: 3 BB: 1 P: 29 | R: 0 E: 0 K: 2 S: 12<br>H: 0 LOB: 0 BB: 0 P: 17 | R: 2 E: 0 K: 1 S: 13<br>H: 3 LOB: 1 BB: 1 P: 25 | | 1B: 6 2B: 5 3B: 0 HR: 0<br>SF: 0 SAC: 0 DP: 1 HBP: 0 | | | | | | |

| | |
|---|---|
| AB | 32 |
| R | 6 |
| H | 11 |
| RBI | 6 |
| BB | 6 |
| SO | 8 |
| LOB | 14 |

WP: 0 PB: 0 SB: 0 CS: 2 PA: 39

| PITCHER | | IP | WLS | BF | H | R | ER | SO | BB | IBB | HBP | BLK | WP | HR | S | P | ERA | WHIP |
|---|---|---|---|---|---|---|---|---|---|---|---|---|---|---|---|---|---|---|
| Jeff D'Amico, R<br>ERA: 1.93 | (1, 1) | 5.2 | L | 28 | 8 | 4 | 4 | 5 | 3 | 2 | 0 | 0 | 0 | 0 | 54 | 103 | 6.35 | 1.941 |
| Valerio De Los Santos, L<br>ERA: 6.61 | (6, 1) | 0.1 | | 1 | 0 | 0 | 0 | 0 | 0 | 0 | 0 | 0 | 0 | 0 | 3 | 6 | 0.00 | 0.000 |
| Juan Acevedo, R<br>ERA: 4.84 | (7, 1) | 2.0 | | 9 | 3 | 2 | 2 | 3 | 1 | 0 | 0 | 0 | 0 | 0 | 25 | 42 | 9.00 | 2.000 |

| PITCHER | IP | WLS | BF | H | R | ER | SO | BB | IBB | HBP | BLK | WP | HR | S | P | ERA | WHIP |
|---|---|---|---|---|---|---|---|---|---|---|---|---|---|---|---|---|---|

# Milwaukee Brewers @ San Diego Padres

Qualcomm Stadium, San Diego, CA

Wed May 31 2000, 10:05 PM EDT

Att. 14,784 - Sunny - 70 F

livebaseballscorecards.com

TOP

| Batter | 1 | 2 | 3 | 4 | 5 | 6 | 7 | 8 | 9 | AB | R | H | RBI | BB | SO | LOB |
|---|---|---|---|---|---|---|---|---|---|---|---|---|---|---|---|---|
| Ronnie Belliard, R (1, 4)<br>OBP: 0.388, SLG: 0.421 | F7 | | F8 | | | BB, 1B | 1B, S | | G5-3 | 4 | 1 | 1 | 0 | 1 | 0 | 0 |
| Mark Loretta, R (1, 6)<br>OBP: 0.362, SLG: 0.427 | G6-3 | | | P4-3 | | K | F9 | | G6-3 | 5 | 0 | 1 | 0 | 0 | 1 | 2 |
| Jeromy Burnitz, L (1, 9)<br>OBP: 0.357, SLG: 0.479 | G5-3 | | | P4-3<br>1-2f | | 1B, FC6-4, BB<br>1-2 | K<br>1-2 | | G4-3 | 4 | 1 | 0 | 0 | 1 | 1 | 2 |
| Geoff Jenkins, L (1, 7)<br>OBP: 0.355, SLG: 0.675 | | FC6-4, 1B | | 1B | | FC6-4, BB, 2B, 1B<br>1-3<br>2-H | 1B<br>2-3 | | | 4 | 1 | 4 | 1 | 0 | 0 | 0 |
| Charlie Hayes, R (1, 3)<br>OBP: 0.394, SLG: 0.451 | | F9 | | K | | FC6-4<br>1-2 | FC4, IBB | | | 2 | 0 | 0 | 0 | 2 | 1 | 2 |
| José Hernández, R (1, 5)<br>OBP: 0.294, SLG: 0.377 | | FC6-4<br>1-2f | | | G5-4-3, 1B | FC6-4, 2B<br>1-2f<br>2-3<br>3-H | FC4<br>1-2f | | | 4 | 1 | 1 | 1 | 0 | 0 | 6 |
| Marquis Grissom, R (1, 8)<br>OBP: 0.286, SLG: 0.327 | | K | | | G5-4-3<br>1-2f | 2B<br>1-H<br>3-H | | F8 | | 4 | 0 | 1 | 2 | 0 | 1 | 2 |
| Henry Blanco, R (1, 2)<br>OBP: 0.349, SLG: 0.402 | | | F9 | | 2B | F7 | | F7 | | 3 | 0 | 1 | 0 | 0 | 0 | 1 |
| Curt Leskanic, R (7, 1) | | | | | | | | | | 0 | 0 | 0 | 0 | 0 | 0 | 0 |
| Mark Sweeney, L (8, PH)<br>OBP: 0.353, SLG: 0.400 | | | | | | | | | | 1 | 0 | 0 | 0 | 0 | 0 | 0 |
| Bob Wickman, R (8, 1) | | | | | | | | | | 0 | 0 | 0 | 0 | 0 | 0 | 0 |
| John Snyder, R (1, 1) | | | K | | G6-3 | | HR | K | | 2 | 0 | 0 | 0 | 0 | 1 | 1 |
| Steve Woodard, L (5, 1)<br>OBP: 0.158, SLG: 0.059 | | | | | | | | | | 0 | 0 | 0 | 0 | 0 | 0 | 0 |
| Valerio De Los Santos, L (6, 1) | | | | | | | | | | 0 | 0 | 0 | 0 | 0 | 0 | 0 |
| David Weathers, R (6, 1) | | | | | | | | | | 0 | 0 | 0 | 0 | 0 | 0 | 0 |
| Raul Casanova, S (6, 2)<br>OBP: 0.222, SLG: 0.242 | | | | | | | | | | 2 | 1 | 1 | 1 | 0 | 1 | 0 |

| Inning Stats | 1 | 2 | 3 | 4 | 5 | 6 | 7 | 8 | 9 |
|---|---|---|---|---|---|---|---|---|---|
| | R: 0<br>E: 0<br>K: 0<br>S: 7 | H: 0<br>LOB: 0<br>BB: 0<br>P: 11 | R: 0<br>E: 0<br>K: 1<br>S: 8 | H: 1<br>LOB: 1<br>BB: 0<br>P: 11 | R: 0<br>E: 0<br>K: 1<br>S: 7 | H: 0<br>LOB: 0<br>BB: 0<br>P: 10 | R: 0<br>E: 0<br>K: 1<br>S: 11 | H: 2<br>LOB: 1<br>BB: 0<br>P: 18 | R: 0<br>E: 0<br>K: 0<br>S: 7 | H: 2<br>LOB: 1<br>BB: 0<br>P: 11 | R: 4<br>E: 0<br>K: 1<br>S: 18 | H: 2<br>LOB: 1<br>BB: 3<br>P: 36 | R: 1<br>E: 0<br>K: 1<br>S: 15 | H: 3<br>LOB: 3<br>BB: 1<br>P: 29 | R: 0<br>E: 0<br>K: 1<br>S: 5 | H: 0<br>LOB: 0<br>BB: 0<br>P: 8 | R: 0<br>E: 0<br>K: 0<br>S: 7 | H: 0<br>LOB: 0<br>BB: 0<br>P: 10 |

| | AB | R | H | RBI | BB | SO | LOB |
|---|---|---|---|---|---|---|---|
| | 35 | 5 | 10 | 5 | 4 | 6 | 16 |

| | 1B | SF | WP | PA |
|---|---|---|---|---|
| | 7 | 0 | 0 | 39 |
| | 2B: 3 | SAC: 0 | PB: 0 | |
| | 3B: 0 | DP: 2 | SB: 1 | |
| | HR: 1 | HBP: 0 | CS: 0 | |

| PITCHER | | IP | WLS | BF | H | R | ER | SO | BB | IBB | HBP | BLK | WP | HR | S | P | ERA | WHIP |
|---|---|---|---|---|---|---|---|---|---|---|---|---|---|---|---|---|---|---|
| Rodrigo Lopez, R<br>ERA: 8.4 | (1, 1) | 5.1 | | 22 | 6 | 3 | 3 | 4 | 2 | 0 | 0 | 0 | 0 | 0 | 50 | 81 | 5.06 | 1.500 |
| Matt Whiteside, R<br>ERA: 0.75 | (6, 1) | 0.2 | H | 4 | 1 | 1 | 1 | 0 | 1 | 0 | 0 | 0 | 0 | 0 | 8 | 16 | 13.50 | 3.000 |
| Brian Boehringer, R<br>ERA: 5.74 | (7, 1) | 0.1 | B | 3 | 2 | 1 | 1 | 0 | 0 | 0 | 0 | 0 | 0 | 1 | 8 | 13 | 27.00 | 6.000 |
| Kevin Walker, L<br>ERA: 5.66 | (7, 1) | 0.1 | | 3 | 1 | 0 | 0 | 1 | 0 | 1 | 0 | 0 | 0 | 0 | 5 | 13 | 0.00 | 3.000 |
| Carlos Almanzar, R<br>ERA: 4.67 | (7, 1) | 0.1 | W | 1 | 0 | 0 | 0 | 0 | 0 | 0 | 0 | 0 | 0 | 0 | 2 | 3 | 0.00 | 0.000 |

| PITCHER | | IP | WLS | BF | H | R | ER | SO | BB | IBB | HBP | BLK | WP | HR | S | P | ERA | WHIP |
|---|---|---|---|---|---|---|---|---|---|---|---|---|---|---|---|---|---|---|
| Donne Wall, R<br>ERA: 3.99 | (8, 1) | 2.0 | | 6 | 0 | 0 | 0 | 1 | 0 | 0 | 0 | 0 | 0 | 0 | 12 | 18 | 0.00 | 0.000 |

| Batter | 1 | 2 | 3 | 4 | 5 | 6 | 7 | 8 | 9 | AB | R | H | RBI | BB | SO | LOB |
|---|---|---|---|---|---|---|---|---|---|---|---|---|---|---|---|---|
| Eric Owens, R (1, 8) (6, 9)<br>OBP: 0.376, SLG: 0.425 | F B B X<br>2-1 G6-3 ①<br>1-2 2-3 | B X<br>1-0 E1<br>1-2 2-3 | | | C X<br>0-1 P4 ①<br>1-2 2-3 | B C C B X<br>2-2 G6-3 ①<br>1-2 2-3 | C S B X<br>1-2 G3 ①<br>2-3 | | | 5 | 0 | 0 | 0 | 0 | 0 | 3 |
| Al Martin, L (1, 7)<br>OBP: 0.378, SLG: 0.519 | F X<br>0-1 3B<br>1-2 2-3 | S X<br>0-1 SF7 ②<br>3-H | | | B F B B F B<br>4-2 1B 1B BB<br>1-2 2-3 3-H | F B B B F F B<br>4-2 1B BB<br>1-2 2-3 3-H | B C B I I<br>4-1 3B IBB<br>2-3 | | | 1 | 2 | 1 | 1 | 3 | 0 | 0 |
| Tony Gwynn, L (1, 9)<br>OBP: 0.318, SLG: 0.418<br>Ruben Rivera, R (6, 8)<br>OBP: 0.353, SLG: 0.489 | B B B B<br>4-0 BB BB<br>1-2 2-3 | C F X<br>0-2 G3 ③<br>1-2 2-3 | | | X<br>0-0 1B 2B 1B<br>1-3 | B B X<br>2-0 FC5 BB 1B<br>1-3 | B C F B F B F X<br>3-2 3B<br>1-H 3-H | | | 2<br>2 | 1<br>0 | 1<br>2 | 0<br>2 | 1<br>0 | 0<br>0 | 2<br>0 |
| Phil Nevin, R (1, 5)<br>OBP: 0.373, SLG: 0.586 | F C F C<br>0-3 K ②<br>1-2 2-3 | B S B F X<br>2-2 G3 ①<br>1-2 2-3 | | | F B F B B X<br>3-2 2B BB 1B<br>1-2 3-H | B X<br>1-0 F8 ②<br>1-2 2-3 | X<br>0-0 G4-3 ②<br>1-2 2-3 | | | 5 | 1 | 1 | 1 | 0 | 1 | 5 |
| Ryan Klesko, L (1, 3)<br>OBP: 0.382, SLG: 0.553<br>Donne Wall, R (8, 1) | B C B B B<br>4-1 BB<br>1-2 | B X<br>1-0 G4-3 ②<br>1-2 2-3 | | | B B X<br>2-0 BB SF9 2B<br>1-3 2-H | B B B C C F B<br>4-2 FC5 BB<br>1-2 | I I I<br>4-0 IBB<br>2-3 | | | 2<br>0 | 1<br>0 | 1<br>0 | 1<br>0 | 3<br>0 | 0<br>0 | 0<br>0 |
| Bret Boone, R (1, 4)<br>OBP: 0.326, SLG: 0.429 | C X<br>0-1 F3 ③<br>1-2 2-3 | B S B X<br>2-1 G5-3 ③<br>1-2 2-3 | | | I I I<br>4-0 SF9 BB IBB<br>1-2 2-3 | X<br>0-0 FC5 ③<br>1-2 2-3f | C B F X<br>1-2 F9 ③<br>2-3 | | | 4 | 0 | 0 | 0 | 1 | 0 | 8 |
| Carlos Hernandez, R (1, 2)<br>OBP: 0.342, SLG: 0.352 | | F B B C B F B<br>4-2 E BB SF7 BB<br>1-2 2-3 | | B B F B B B<br>4-1 CS BB<br>1-2 2-3 | B B B B<br>4-0 BB<br>1-2 2-3 3-H | | C B C B F B X<br>3-2 2B 2B<br>2-H | X<br>0-0 P6 ①<br>1-2 2-3 | | 2 | 2 | 1 | 1 | 3 | 0 | 0 |
| Damian Jackson, R (1, 6)<br>OBP: 0.367, SLG: 0.427 | | F C F F B B B<br>4-2 E BB<br>1-2 2-3 | | S B F F X<br>1-2 F8 ①<br>1-2 2-3 | X<br>0-0 SF9 ②<br>2-3 3-H | | B B L B C X<br>3-2 2B 2B<br>2-H | B C B X<br>2-1 P4 ②<br>2-3 3-H | | 3 | 1 | 1 | 2 | 1 | 0 | 1 |
| Rodrigo Lopez, R (1, 1)<br>Matt Whiteside, R (6, 1)<br>Brian Boehringer, S (7, 1)<br>OBP: 0.250, SLG: 0.500<br>Kevin Walker, L (7, 1)<br>OBP: 0.250, SLG: 0.250<br>Carlos Almanzar, R (7, 1)<br>Dave Magadan, L (7, PH) (8, 3)<br>OBP: 0.353, SLG: 0.333 | F S S<br>0-3 K ①<br>1-2 2-3 | | | F S B B X<br>2-2 G4-3 ② ③<br>1-2 | B C F S<br>1-3 K ③ | | B B F C X<br>2-2 G3 3B 2B<br>2-H | B C B F F X<br>2-2 F9 ③<br>2-3 3-H | | 3<br>0<br>0<br>0<br>0<br>2 | 0<br>0<br>0<br>0<br>0<br>1 | 0<br>0<br>0<br>0<br>0<br>1 | 0<br>0<br>0<br>0<br>0<br>1 | 0<br>0<br>0<br>0<br>0<br>0 | 2<br>0<br>0<br>0<br>0<br>0 | 5<br>0<br>0<br>0<br>0<br>0 |
| Inning Stats | R: 0 H: 1<br>E: 0 LOB: 3<br>K: 1 BB: 2<br>S: 11 P: 21 | R: 1 H: 0<br>E: 1 LOB: 2<br>K: 1 BB: 2<br>S: 16 P: 25 | R: 0 H: 0<br>E: 0 LOB: 0<br>K: 0 BB: 0<br>S: 6 P: 11 | R: 0 H: 0<br>E: 0 LOB: 0<br>K: 0 BB: 1<br>S: 8 P: 15 | R: 4 H: 3<br>E: 0 LOB: 2<br>K: 1 BB: 3<br>S: 13 P: 31 | R: 0 H: 1<br>E: 0 LOB: 3<br>K: 0 BB: 2<br>S: 12 P: 25 | R: 4 H: 4<br>E: 0 LOB: 2<br>K: 0 BB: 2<br>S: 23 P: 44 | R: 0 H: 0<br>E: 0 LOB: 0<br>K: 0 BB: 0<br>S: 7 P: 11 | | 1B: 3 SF: 2<br>2B: 4 SAC: 0<br>3B: 2 DP: 0<br>HR: 0 HBP: 0 | | | | | | |

| PITCHER | | IP | WLS | BF | H | R | ER | SO | BB | IBB | HBP | BLK | WP | HR | S | P | ERA | WHIP |
|---|---|---|---|---|---|---|---|---|---|---|---|---|---|---|---|---|---|---|
| John Snyder, R<br>ERA: 12.41 | (1, 1) | 4.1 | | 24 | 4 | 5 | 4 | 2 | 6 | 1 | 0 | 0 | 0 | 0 | 50 | 94 | 8.31 | 2.308 |
| Steve Woodard, R<br>ERA: 5.22 | (5, 1) | 1.1 | | 7 | 1 | 0 | 0 | 1 | 2 | 0 | 0 | 0 | 0 | 0 | 12 | 26 | 0.00 | 2.250 |
| Valerio De Los Santos, L<br>ERA: 6.61 | (6, 1) | 0.0 | | 1 | 0 | 0 | 0 | 0 | 1 | 0 | 0 | 0 | 0 | 0 | 3 | 7 | ∞ | ∞ |
| David Weathers, R<br>ERA: 3.31 | (6, 1) | 0.2 | L | 7 | 4 | 4 | 4 | 0 | 0 | 1 | 0 | 0 | 0 | 0 | 20 | 36 | 54.00 | 6.000 |
| Curt Leskanic, R<br>ERA: 4.56 | (7, 1) | 0.2 | | 3 | 0 | 0 | 0 | 0 | 0 | 1 | 0 | 0 | 0 | 0 | 4 | 9 | 0.00 | 0.000 |

| PITCHER | | IP | WLS | BF | H | R | ER | SO | BB | IBB | HBP | BLK | WP | HR | S | P | ERA | WHIP |
|---|---|---|---|---|---|---|---|---|---|---|---|---|---|---|---|---|---|---|
| Bob Wickman, R<br>ERA: 0.71 | (8, 1) | 1.0 | | 3 | 0 | 0 | 0 | 0 | 0 | 0 | 0 | 0 | 0 | 0 | 7 | 11 | 0.00 | 0.000 |

# BOTTOM

## Milwaukee Brewers @ San Diego Padres

Qualcomm Stadium, San Diego, CA

Wed May 31 2000, 10:05 PM EDT

Att. 14,784 - Sunny - 70 F

livebaseballscorecards.com

| | |
|---|---|
| AB | 31 |
| R | 9 |
| H | 9 |
| RBI | 9 |
| BB | 12 |
| SO | 3 |
| LOB | 24 |

| Batter | 1 | 2 | 3 | 4 | 5 | 6 | 7 | 8 | 9 | AB | R | H | RBI | BB | SO | LOB |
|---|---|---|---|---|---|---|---|---|---|---|---|---|---|---|---|---|
| Tom Goodwin, L (1, 8)<br>OBP: 0.413, SLG: 0.506 | B C B B B<br>4-1 PB S BB | | B C B C B X<br>3-2 ① F9 | B C F F B B F F B<br>4-2 BB 3 BB 17 2B BB | C B F B B X<br>3-2 ① G6-3 | | B X<br>1-0 3 CS 1B | | C B B B B<br>4-1 S BB | 3 | 1 | 1 | 0 | 3 | 0 | 0 |
| 3 Mike Lansing, R (1, 4)<br>OBP: 0.365, SLG: 0.482 | C X<br>0-1 ① F8 | | S C B B B X<br>2-2 17 E 1B 1B | B B B B<br>4-0 BB 17 2B 1-2 2-3 BB | C B X<br>1-1 ② G6-3 | | B B C X<br>2-1 ① ② P6 1-2 | | B B B B C X<br>3-1 ② P4 | 5 | 1 | 1 | 0 | 1 | 0 | 3 |
| Jeff Cirillo, R (1, 5)<br>OBP: 0.419, SLG: 0.500 | B B B B C S B<br>4-2 17 BB 1-3 BB | | B X<br>1-0 17 E 1-2 1B | B B B B<br>4-0 17 2B E 1-2 2-3 3-H BB | C B X<br>1-1 17 2B 1B | | C F S<br>0-3 ③ K | | B B C F B F B<br>4-2 1-2 BB | 3 | 2 | 2 | 1 | 3 | 1 | 0 |
| 17 Todd Helton, L (1, 3)<br>OBP: 0.512, SLG: 0.824 | C B F B F B B<br>4-2 1-2 BB | | C B B X<br>2-1 E6 1-2 2-3 | B C B X<br>2-1 E 1B 1-3 2-H 3-H 2B | X<br>0-0 1-H 2B | | | C X<br>0-1 ① G1-3 | B C C X<br>1-2 ③ F8 | 5 | 1 | 2 | 3 | 1 | 0 | 4 |
| Jeffrey Hammonds, R (1, 7)<br>(7, 9)<br>OBP: 0.400, SLG: 0.649 | C B F F S<br>1-3 ② K | | B B X<br>2-0 ② P4 | C C F X<br>0-2 E6 WP 1B 2-3 3-H | S F X<br>0-2 ③ G6-3 | | | F C X<br>0-2 2B 1B | | 5 | 1 | 1 | 0 | 0 | 1 | 8 |
| Brent Mayne, L (1, 2)<br>OBP: 0.412, SLG: 0.430 | F F B F B F F B F F F<br>3-3 ③ K | | B C F B B S<br>2-3 ③ K | C B B I I<br>4-1 1B 1B 1-2 IBB | | B C B F F X<br>2-2 ① F8 | | X<br>0-0 ② 1-H 2B | | 4 | 1 | 1 | 0 | 1 | 2 | 6 |
| Brian Hunter, R (1, 9)<br>(7, 7)<br>OBP: 0.391, SLG: 0.325 | | B C X<br>1-1 ① P4 | | 3-2 ③ F8<br>C X<br>0-2 1B 1-3 2-H 3-H 1B | | L X<br>0-1 2B | | B B B B<br>4-0 BB | | 4 | 0 | 2 | 2 | 1 | 0 | 0 |
| Neifi Perez, S (1, 6)<br>OBP: 0.286, SLG: 0.424 | | B F S B B B X<br>3-2 ② F7 | | 1-2 3 BB SH1-4 BB 1B<br>0-0 1-2 3-H 1B | | B F L F X<br>1-2 ② F7 | | C F B X<br>1-2 ③ G4-3 | | 5 | 1 | 2 | 1 | 0 | 0 | 3 |
| Rolando Arroio, R (1, 1)<br>OBP: 0.133, SLG: 0.200<br>Bubba Carpenter, L (6, PH)<br>OBP: 0.348, SLG: 0.700<br>Stan Belinda, R (6, 1)<br>Brian Bohanon, L (6, 1)<br>Mike DeJean, R (7, 1)<br>Gabe White, L (8, 1)<br>Terry Shumpert, R (9, PH)<br>OBP: 0.319, SLG: 0.407<br>Mike Myers, L (9, 1) | | F B B F B X<br>3-2 ③ F7 | | 0-1 ② SH1-4 1-2<br>0-1 ③ G6-3 | | B S B S F B S<br>3-3 ③ K | | | C B S X<br>1-2 ① G1-3 | 2<br>1<br>0<br>0<br>0<br>0<br>0<br>1<br>0 | 0<br>0<br>0<br>0<br>0<br>0<br>0<br>0<br>0 | 0<br>0<br>0<br>0<br>0<br>0<br>0<br>0<br>0 | 0<br>0<br>0<br>0<br>0<br>0<br>0<br>0<br>0 | 0<br>1<br>0<br>0<br>0<br>0<br>0<br>0<br>0 | 0<br>1<br>0<br>0<br>0<br>0<br>0<br>0<br>0 | 2<br>1<br>0<br>0<br>0<br>0<br>0<br>0<br>0 |
| Inning Stats | R: 0 H: 0<br>E: 0 LOB: 3<br>K: 2 BB: 3<br>S: 24 P: 40 | R: 0 H: 0<br>E: 0 LOB: 0<br>K: 0 BB: 0<br>S: 8 P: 15 | R: 0 H: 2<br>E: 1 LOB: 3<br>K: 1 BB: 0<br>S: 13 P: 25 | R: 7 H: 4<br>E: 1 LOB: 2<br>K: 0 BB: 4<br>S: 27 P: 49 | R: 1 H: 2<br>E: 0 LOB: 1<br>K: 0 BB: 0<br>S: 11 P: 16 | R: 0 H: 1<br>E: 0 LOB: 0<br>K: 1 BB: 0<br>S: 15 P: 21 | R: 0 H: 1<br>E: 0 LOB: 0<br>K: 1 BB: 0<br>S: 6 P: 9 | R: 0 H: 2<br>E: 0 LOB: 2<br>K: 0 BB: 1<br>S: 9 P: 14 | R: 0 H: 0<br>E: 0 LOB: 2<br>K: 0 BB: 2<br>S: 12 P: 25 | 1B: 8<br>2B: 4<br>3B: 0<br>HR: 0 | SF: 0<br>SAC: 1<br>DP: 0<br>HBP: 0 | | | WP: 1<br>PB: 1<br>SB: 2<br>CS: 1 | PA: 49 | |

| PITCHER | | IP | WLS | BF | H | R | ER | SO | BB | IBB | HBP | BLK | WP | HR | S | P | ERA | WHIP |
|---|---|---|---|---|---|---|---|---|---|---|---|---|---|---|---|---|---|---|
| Jason Bere, R<br>ERA: 4.73 | (1, 1) | 3.2 | L | 21 | 3 | 4 | 3 | 3 | 6 | 0 | 0 | 0 | 0 | 0 | 59 | 110 | 7.36 | 2.455 |
| Steve Woodard, R<br>ERA: 5.17 | (4, 1) | 2.1 | | 15 | 6 | 4 | 1 | 1 | 0 | 1 | 0 | 0 | 1 | 0 | 39 | 56 | 3.86 | 2.571 |
| Curt Leskanic, R<br>ERA: 4.21 | (7, 1) | 2.0 | | 8 | 3 | 0 | 0 | 1 | 1 | 0 | 0 | 0 | 0 | 0 | 15 | 23 | 0.00 | 2.000 |
| Valerio De Los Santos, L<br>ERA: 6.48 | (9, 1) | 0.2 | | 3 | 0 | 0 | 0 | 0 | 1 | 0 | 0 | 0 | 0 | 0 | 6 | 14 | 0.00 | 1.500 |
| David Weathers, R<br>ERA: 3.27 | (9, 1) | 0.1 | | 2 | 0 | 0 | 0 | 0 | 1 | 0 | 0 | 0 | 0 | 0 | 6 | 11 | 0.00 | 3.000 |

| PITCHER | IP | WLS | BF | H | R | ER | SO | BB | IBB | HBP | BLK | WP | HR | S | P | ERA | WHIP |
|---|---|---|---|---|---|---|---|---|---|---|---|---|---|---|---|---|---|

TOP

# Colorado Rockies @ Milwaukee Brewers

Milwaukee County Stadium, Milwaukee, WI

Fri Jun 02 2000, 8:05 PM EDT
Att. 14,110 - Cloudy - 58 F

livebaseballscorecards.com

| | |
|---|---|
| AB | 38 |
| R | 8 |
| H | 12 |
| RBI | 7 |
| BB | 10 |
| SO | 5 |
| LOB | 27 |

| Batter | 1 | 2 | 3 | 4 | 5 | 6 | 7 | 8 | 9 | AB | R | H | RBI | BB | SO | LOB |
|---|---|---|---|---|---|---|---|---|---|---|---|---|---|---|---|---|
| Ronnie Belliard, R (1, 4)<br>OBP: 0.397, SLG: 0.444 | B C S B X 2-2 G6-3 3B | | B C B B C X 3-2 G4-3 1B 1B | | X 0-0 G3-1 1B 2B | B B C X 2-1 BB 1B | | B C B F X 2-2 ②③ G4-6-3 1-2f | | 5 | 3 | 4 | 0 | 0 | 0 | 1 |
| Mark Loretta, R (1, 6)<br>OBP: 0.361, SLG: 0.425<br>Luis Lopez, S (2, 6)<br>OBP: 0.171, SLG: 0.300 | C F B F F F F C 2-3 ① K | | X 0-0 ① G4-3 1-2 | | X 0-0 ① G3-1 2-3 | S S B S 1-3 ② K | | | B C F B B X 3-2 ① G6-3 | 1<br>4 | 0<br>0 | 0<br>0 | 0<br>0 | 0<br>0 | 1<br>1 | 1<br>3 |
| Jeromy Burnitz, L (1, 9)<br>OBP: 0.363, SLG: 0.476 | S C B B B F X 3-2 ② G6-3 3-H | | B B B B 4-0 1B SF9 BB | | F S B B F X 2-2 2B 3-H 1B | C B B B B 4-1 1-2 BB | | | C B B C B S 3-3 ② K | 3 | 2 | 1 | 2 | 2 | 1 | 0 |
| Geoff Jenkins, L (1, 7)<br>OBP: 0.357, SLG: 0.672 | B F F B B X 3-2 ③ G3 | | S B F X 1-2 1-3 2-H 1B | | F B X 1-1 1-H 2B 2B | B F S B S 2-3 ③ K | | | S F C 0-3 ③ K | 5 | 1 | 2 | 2 | 0 | 2 | 2 |
| Charlie Hayes, R (1, 3)<br>OBP: 0.390, SLG: 0.443 | | B F C B B C 3-3 ① K | B C F X 1-2 ② SF9 3-H | | S B C B B F B 4-2 2B BB | | X 0-0 ① G6-3 | | | 2 | 0 | 0 | 1 | 1 | 1 | 0 |
| José Hernández, R (1, 5)<br>OBP: 0.293, SLG: 0.380 | | B C B C X 2-2 E4 E5 | B F C F S 1-3 ③ K | | F X 0-1 1-3 2-H 2B | | C X 0-1 ② G4-3 | | | 4 | 0 | 1 | 1 | 0 | 1 | 1 |
| Marquis Grissom, R (1, 8)<br>OBP: 0.281, SLG: 0.321 | | B B X 2-0 ② E5 FC6 1-2 | C B B X 2-1 ① G1-3 | | C B B F F X 2-2 ② L1 | | B F F F X 1-2 ③ G5-3 | | | 4 | 0 | 0 | 0 | 0 | 0 | 3 |
| Tyler Houston, L (1, 2)<br>OBP: 0.293, SLG: 0.407 | | I I I I 4-0 FC6 IBB | B S B X 2-1 ② F8 | | F B S B X 2-2 ③ F7 | | | B C X 1-1 G4-6-3 1B | | 3 | 0 | 1 | 0 | 1 | 0 | 2 |
| Jason Bere, R (1, 1)<br>OBP: 0.238, SLG: 0.333<br>Steve Woodard, L (4, 1)<br>OBP: 0.160, SLG: 0.056<br>Sean Berry, R (6, PH)<br>OBP: 0.263, SLG: 0.294<br>Curt Leskanic, R (7, 1)<br>James Mouton, R (8, PH)<br>OBP: 0.286, SLG: 0.259<br>Valerio De Los Santos, L (9, 1)<br>David Weathers, R (9, 1) | | B X 1-0 ③ FC6 1-2f 2-3 | B C X 1-1 ③ G4-3 | | | C B S S X 1-2 ① F2 | | B C S F S 1-3 ① K | | 1<br>1<br>1<br>0<br>1<br>0<br>0 | 0<br>0<br>0<br>0<br>0<br>0<br>0 | 0<br>0<br>0<br>0<br>0<br>0<br>0 | 0<br>0<br>0<br>0<br>0<br>0<br>0 | 0<br>0<br>0<br>0<br>1<br>0<br>0 | 0<br>0<br>0<br>0<br>1<br>0<br>0 | 2<br>0<br>0<br>0<br>1<br>0<br>0 |
| Inning Stats | R: 1 H: 1<br>E: 0 LOB: 0<br>K: 1 BB: 0<br>S: 17 P: 27 | R: 0 H: 0<br>E: 2 LOB: 2<br>K: 1 BB: 1<br>S: 8 P: 20 | R: 2 H: 2<br>E: 0 LOB: 1<br>K: 1 BB: 1<br>S: 15 P: 25 | R: 0 H: 0<br>E: 0 LOB: 0<br>K: 0 BB: 0<br>S: 6 P: 11 | R: 3 H: 4<br>E: 0 LOB: 2<br>K: 0 BB: 1<br>S: 20 P: 31 | R: 0 H: 1<br>E: 0 LOB: 2<br>K: 2 BB: 1<br>S: 12 P: 22 | R: 0 H: 0<br>E: 0 LOB: 0<br>K: 0 BB: 0<br>S: 7 P: 8 | R: 0 H: 1<br>E: 0 LOB: 0<br>K: 1 BB: 0<br>S: 10 P: 14 | R: 0 H: 0<br>E: 0 LOB: 0<br>K: 2 BB: 0<br>S: 9 P: 15 | 1B: 5<br>2B: 3<br>3B: 1<br>HR: 0 | SF: 1<br>SAC: 0<br>DP: 1<br>HBP: 0 | | | | | |

| PITCHER | | IP | WLS | BF | H | R | ER | SO | BB | IBB | HBP | BLK | WP | HR | S | P | ERA | WHIP |
|---|---|---|---|---|---|---|---|---|---|---|---|---|---|---|---|---|---|---|
| Rolando Arrojo, R<br>ERA: 7.58 | (1, 1) | 5.0 | W | 26 | 7 | 6 | 6 | 3 | 2 | 1 | 0 | 0 | 0 | 0 | 66 | 114 | 10.80 | 1.800 |
| Stan Belinda, R<br>ERA: 4.79 | (6, 1) | 0.2 | H | 3 | 1 | 0 | 0 | 1 | 0 | 0 | 0 | 0 | 0 | 0 | 8 | 12 | 0.00 | 1.500 |
| Brian Bohanon, L<br>ERA: 6.69 | (6, 1) | 0.1 | H | 2 | 0 | 0 | 0 | 1 | 1 | 0 | 0 | 0 | 0 | 0 | 4 | 10 | 0.00 | 3.000 |
| Mike DeJean, R<br>ERA: 5.4 | (7, 1) | 1.0 | H | 3 | 0 | 0 | 0 | 0 | 0 | 0 | 0 | 0 | 0 | 0 | 7 | 8 | 0.00 | 0.000 |
| Gabe White, L<br>ERA: 2.51 | (8, 1) | 1.0 | H | 3 | 1 | 0 | 0 | 1 | 0 | 0 | 0 | 0 | 0 | 0 | 10 | 14 | 0.00 | 1.000 |

| PITCHER | | IP | WLS | BF | H | R | ER | SO | BB | IBB | HBP | BLK | WP | HR | S | P | ERA | WHIP |
|---|---|---|---|---|---|---|---|---|---|---|---|---|---|---|---|---|---|---|
| Mike Myers, L<br>ERA: | (9, 1) | 1.0 | S | 3 | 0 | 0 | 0 | 2 | 0 | 0 | 0 | 0 | 0 | 0 | 9 | 15 | 0.00 | 0.000 |

# BOTTOM

Colorado Rockies @ Milwaukee Brewers

Milwaukee County Stadium, Milwaukee, WI

Fri Jun 02 2000, 8:05 PM EDT

Att. 14,110 - Cloudy - 58 F

livebaseballscorecards.com

| | |
|---|---|
| AB | 35 |
| R | 6 |
| H | 9 |
| RBI | 6 |
| BB | 4 |
| SO | 8 |
| LOB | 16 |

| | | | | | | |
|---|---|---|---|---|---|---|
| 1B: 5 | SF: 1 | WP: 0 | PA: 40 |
| 2B: 3 | SAC: 0 | PB: 0 | |
| 3B: 1 | DP: 1 | SB: 0 | |
| HR: 0 | HBP: 0 | CS: 0 | |

| Batter | 1 | 2 | 3 | 4 | 5 | 6 | 7 | 8 | 9 | 10 | 11 | 12 | AB | R | H | RBI | BB | SO | LOB |
|---|---|---|---|---|---|---|---|---|---|---|---|---|---|---|---|---|---|---|---|
| Tom Goodwin, L (1, 8)<br>OBP: 0.407, SLG: 0.494 | C C B S<br>1-3<br>K | | | F B F B B B<br>4-2<br>G6-4-3 3 E<br>BB | | B C F B S<br>2-3<br>K | | X<br>0-0<br>G4-6-3<br>1-2f | | | B X<br>1-0<br>G5-4-3<br>1-2f | | 4 | 0 | 0 | 0 | 1 | 2 | 2 |
| 3 Mike Lansing, R (1, 4)<br>OBP: 0.357, SLG: 0.470 | C S<br>0-3<br>K | | | B B F X<br>2-1<br>E6 G6-4-3<br>1-2 | | B X<br>1-0<br>F9 | | | B C F B F C<br>2-3<br>K | | | F B X<br>1-1<br>G6-3 | 5 | 0 | 0 | 0 | 0 | 2 | 1 |
| Jeff Cirillo, R (1, 5)<br>OBP: 0.409, SLG: 0.487 | F F S<br>0-3<br>K | | | B F X<br>1-1<br>G6-4-3<br>1-2f 2-3 | | C B C T F X<br>1-2<br>F9 | | | C B C B F X<br>2-2<br>G5-3 | | | C X<br>0-1<br>G5-3 | 5 | 0 | 0 | 0 | 0 | 1 | 2 |
| 17 Todd Helton, L (1, 3)<br>OBP: 0.505, SLG: 0.806 | | B C X<br>1-1<br>G3 | | I I I I<br>4-0<br>IBB | | | X<br>0-0<br>F7 | | X<br>0-0<br>G4-3 | | | B X<br>1-0<br>G4-3 | 4 | 0 | 0 | 0 | 1 | 0 | 0 |
| Jeffrey Hammonds, R (1, 9)<br>OBP: 0.395, SLG: 0.661 | | C S C F S<br>0-3<br>K | | X<br>0-0<br>G1-3 | | | B X<br>1-0<br>HR | | | B X<br>1-0<br>F9 | | | 4 | 1 | 1 | 1 | 0 | 1 | 2 |
| Darren Bragg, L (1, 7)<br>OBP: 0.288, SLG: 0.364<br>Julian Tavarez, L (10, 1)<br>Mike Myers, L (11, 1)<br>Stan Belinda, R (11, 1) | | B X<br>1-0<br>G4-3 | | | C X<br>0-1<br>G4-3 | | B F B S B F X<br>3-2<br>G5-3 | | | F B S B S<br>2-3<br>K | | | 4<br>0<br>0<br>0 | 0<br>0<br>0<br>0 | 0<br>0<br>0<br>0 | 0<br>0<br>0<br>0 | 1<br>0<br>0<br>0 | 0<br>0<br>0<br>0 | 0<br>0<br>0<br>0 |
| Scott Servais, R (1, 2)<br>OBP: 0.308, SLG: 0.281 | | | C B B B X<br>3-1<br>G5-3 | | B B X<br>2-0<br>G1-3 | | X<br>0-0<br>F9 | | | B X<br>1-0<br>F2 | | | 4 | 0 | 0 | 0 | 0 | 0 | 0 |
| Neifi Perez, S (1, 6)<br>OBP: 0.294, SLG: 0.428 | | | B B S X<br>2-1<br>G4-6-3<br>1B | | C C F F F B F F B<br>3-2<br>B X<br>1B | | | B B B B<br>4-0<br>G4-6-3<br>BB | | | C B B F F F X<br>2-2<br>F3 | | 3 | 0 | 2 | 0 | 1 | 0 | 0 |
| Pedro Astacio, R (1, 1)<br>OBP: 0.105, SLG: 0.105<br>Bubba Carpenter, L (10, 7)<br>OBP: 0.348, SLG: 0.700<br>Brian Hunter, R (11, PH)<br>OBP: 0.398, SLG: 0.325<br>(11, 7) | | | S X<br>0-1<br>G4-6-3<br>1-2f | | F S B C<br>1-3<br>K | | | B S F L<br>1-3<br>K | | | B C F B B B<br>4-2<br>G5-4-3<br>BB | | 3<br>0<br>0 | 0<br>0<br>0 | 0<br>0<br>0 | 0<br>0<br>0 | 2<br>0<br>1 | 3<br>0<br>0 | 0<br>0<br>0 |
| Inning Stats | R: 0 H: 0<br>E: 0 LOB: 0<br>K: 3 BB: 0<br>S: 9 P: 10 | R: 0 H: 0<br>E: 0 LOB: 0<br>K: 1 BB: 0<br>S: 7 P: 9 | R: 0 H: 1<br>E: 0 LOB: 0<br>K: 0 BB: 0<br>S: 6 P: 11 | R: 0 H: 0<br>E: 1 LOB: 2<br>K: 0 BB: 2<br>S: 7 P: 18 | R: 0 H: 1<br>E: 0 LOB: 1<br>K: 1 BB: 0<br>S: 14 P: 20 | R: 0 H: 0<br>E: 0 LOB: 0<br>K: 1 BB: 0<br>S: 9 P: 13 | R: 1 H: 1<br>E: 0 LOB: 0<br>K: 0 BB: 0<br>S: 7 P: 11 | R: 0 H: 0<br>E: 0 LOB: 0<br>K: 1 BB: 1<br>S: 4 P: 9 | R: 0 H: 0<br>E: 0 LOB: 0<br>K: 1 BB: 0<br>S: 9 P: 13 | R: 0 H: 0<br>E: 0 LOB: 0<br>K: 1 BB: 0<br>S: 5 P: 9 | R: 0 H: 0<br>E: 0 LOB: 0<br>K: 0 BB: 1<br>S: 8 P: 15 | R: 0 H: 0<br>E: 0 LOB: 0<br>K: 0 BB: 0<br>S: 5 P: 7 | 1B: 2<br>2B: 0<br>3B: 0<br>HR: 1 | SF: 0<br>SAC: 0<br>DP: 4<br>HBP: 0 | WP: 0<br>PB: 0<br>SB: 0<br>CS: 0 | PA: 40 | | |

| PITCHER | | IP | WLS | BF | H | R | ER | SO | BB | IBB | HBP | BLK | WP | HR | S | P | ERA | WHIP |
|---|---|---|---|---|---|---|---|---|---|---|---|---|---|---|---|---|---|---|
| Jamey Wright, R<br>ERA: 4.19 | (1, 1) | 8.0 | | 28 | 3 | 1 | 1 | 7 | 2 | 1 | 0 | 0 | 0 | 1 | 63 | 101 | 1.12 | 0.625 |
| Bob Wickman, R<br>ERA: 0.68 | (9, 1) | 1.0 | | 3 | 0 | 0 | 0 | 1 | 0 | 0 | 0 | 0 | 0 | 0 | 9 | 13 | 0.00 | 0.000 |
| Juan Acevedo, R<br>ERA: 4.63 | (10, 1) | 1.0 | | 3 | 0 | 0 | 0 | 1 | 0 | 0 | 0 | 0 | 0 | 0 | 5 | 9 | 0.00 | 0.000 |
| Valerio De Los Santos, L<br>ERA: 6.11 | (11, 1) | 2.0 | W | 6 | 0 | 0 | 0 | 0 | 1 | 0 | 0 | 0 | 0 | 0 | 13 | 22 | 0.00 | 0.500 |

| PITCHER | IP | WLS | BF | H | R | ER | SO | BB | IBB | HBP | BLK | WP | HR | S | P | ERA | WHIP |
|---|---|---|---|---|---|---|---|---|---|---|---|---|---|---|---|---|---|

TOP

# Colorado Rockies @ Milwaukee Brewers

Milwaukee County Stadium, Milwaukee, WI

Sat Jun 03 2000, 8:05 PM EDT

Att. 20,730 - Sunny - 60 F

livebaseballscorecards.com

| | |
|---|---|
| AB | 36 |
| R | 1 |
| H | 3 |
| RBI | 1 |
| BB | 4 |
| SO | 9 |
| LOB | 10 |

| Batter | 1 | 2 | 3 | 4 | 5 | 6 | 7 | 8 | 9 | 10 | 11 | 12 | AB | R | H | RBI | BB | SO | LOB |
|---|---|---|---|---|---|---|---|---|---|---|---|---|---|---|---|---|---|---|---|
| Ronnie Belliard, R (1, 4)<br>OBP: 0.389, SLG: 0.434 | C B C X 1-2 G1-3 ① | | B X 1-0 G5-3 ② | | C B S X 1-2 G3-1 ③ | | | C X 0-1 G5-3 ② | | B F B X 2-1 G6-3 ③ | | | 5 | 0 | 0 | 0 | 0 | 0 | 2 |
| Marquis Grissom, R (1, 8)<br>OBP: 0.283, SLG: 0.316 | B C B X 2-1 G6-3 ② | | C B X 1-1 P3 ③ | | | C S B B B B B 4-2 G4-6-3 BB BB | | C B B B C B 4-2 BB | | | C X 0-1 G4-3 ① | | 3 | 0 | 0 | 0 | 2 | 0 | 0 |
| Jeromy Burnitz, L (1, 9)<br>OBP: 0.363, SLG: 0.469 | B B C B F X 3-2 G3 ③ | | | B B C B X 3-1 G1 ① | | C B B B B B 4-1 1-2 G4-6-3 BB | | B X 1-0 G1-3 ③ | | | B C F H 2-2 FC4-6 HBP | | 3 | 0 | 0 | 0 | 1 | 0 | 1 |
| Geoff Jenkins, L (1, 7)<br>OBP: 0.351, SLG: 0.654 | | B X 1-0 G1-3 ① | | B C S B F S 2-3 K ② | | X 0-0 1-2f 2-3 G4-6-3 ① ② | | | C B C B X 2-2 E WP 1B 1B | | C X 0-1 1-2f FC4-6 S ② | | 5 | 1 | 1 | 0 | 0 | 1 | 3 |
| Charlie Hayes, R (1, 3)<br>OBP: 0.397, SLG: 0.445 | | C X 0-1 WP 1B 1B | | B C X 1-1 G6-3 ③ | | X 0-0 G4-3 ③ | | | C B F B B B 2 SAFE X 3-2 1-H FC2-6 1B | | C F B B B I 4-2 1-2 IBB | | 4 | 0 | 2 | 1 | 1 | 0 | 1 |
| José Hernández, R (1, 5)<br>OBP: 0.294, SLG: 0.376<br>Santiago Perez, S (9, PH)<br>(10, 6) | C B C S 1-3 K ② | | C B C F S 1-3 K ① | | H 1-0 G4-6-3 HBP | | | X 0-0 1-2f FC2-6 G4-6-3 ① | | | B X 1-0 F7 ③ | | 2<br>2 | 0<br>0 | 0<br>0 | 0<br>0 | 0<br>0 | 2<br>0 | 1<br>3 |
| Luis Lopez, S (1, 6)<br>OBP: 0.217, SLG: 0.302<br>(10, 5) | X 0-0 1-2 WP 1B | | C B H 1-2 S 1B HBP | | L P B F L S 2-3 K ① | | | B X 1-0 1-2f G4-6-3 ② ③ | | | | S B F F H 2-2 WP 1B SH1-4 HBP | 3 | 1 | 1 | 0 | 0 | 1 | 2 |
| Raul Casanova, S (1, 2)<br>OBP: 0.225, SLG: 0.243 | C B B F B S 3-3 1-2 2-3 K ③ | | X 0-0 1-2 | | B F X 1-1 1-2f G4-6-3 ② ③ | | | | | B F B C S 2-3 K ① | | X 0-0 1-2 SH1-4 ① | 4 | 0 | 1 | 0 | 0 | 2 | 3 |
| Jamey Wright, R (1, 1)<br>Mark Sweeney, L (8, PH)<br>OBP: 0.333, SLG: 0.375<br>Bob Wickman, R (9, 1)<br>Juan Acevedo, R (10, 1)<br>Tyler Houston, L (10, PH)<br>OBP: 0.286, SLG: 0.400<br>Valerio De Los Santos, L (11, 1)<br>James Mouton, R (12, PH)<br>OBP: 0.286, SLG: 0.271 | | | C S B C 1-3 K ① | | L S 0-3 2-3 K ② | | | S B B X 2-1 L7 ① | | X 0-0 G1 ② | | S C B F B S X 3-2 2-H 1B | 2<br>1<br>0<br>0<br>1<br>0<br>0<br>1 | 0<br>0<br>0<br>0<br>0<br>0<br>0<br>0 | 0<br>0<br>0<br>0<br>0<br>0<br>0<br>1 | 0<br>0<br>0<br>0<br>0<br>0<br>0<br>1 | 0<br>0<br>0<br>0<br>0<br>0<br>0<br>1 | 2<br>0<br>0<br>0<br>0<br>0<br>0<br>0 | 2<br>0<br>0<br>0<br>0<br>0<br>0<br>0 |
| Inning Stats | R: 0 E: 0 K: 0 S: 8 H: 0 LOB: 0 BB: 0 P: 14 | R: 0 E: 0 K: 2 S: 10 H: 2 LOB: 2 BB: 0 P: 15 | R: 0 E: 0 K: 1 S: 6 H: 0 LOB: 0 BB: 0 P: 9 | R: 0 E: 0 K: 1 S: 8 H: 0 LOB: 0 BB: 0 P: 14 | R: 0 E: 0 K: 2 S: 13 H: 1 LOB: 2 BB: 0 P: 16 | R: 0 E: 0 K: 0 S: 5 H: 0 LOB: 1 BB: 2 P: 13 | R: 0 E: 0 K: 1 S: 6 H: 0 LOB: 0 BB: 0 P: 9 | R: 0 E: 0 K: 0 S: 7 H: 0 LOB: 1 BB: 1 P: 14 | R: 1 E: 1 K: 0 S: 8 H: 2 LOB: 0 BB: 0 P: 14 | R: 0 E: 0 K: 1 S: 6 H: 0 LOB: 0 BB: 0 P: 10 | R: 0 E: 0 K: 0 S: 9 H: 0 LOB: 2 BB: 1 P: 16 | R: 1 E: 0 K: 0 S: 8 H: 1 LOB: 1 BB: 0 P: 13 | 1B: 6<br>2B: 0<br>3B: 0<br>HR: 0 | SF: 0<br>SAC: 1<br>DP: 3<br>HBP: 4 | | WP: 3<br>PB: 0<br>SB: 2<br>CS: 0 | PA: 45 | |

| PITCHER | | IP | WLS | BF | H | R | ER | SO | BB | IBB | HBP | BLK | WP | HR | S | P | ERA | WHIP |
|---|---|---|---|---|---|---|---|---|---|---|---|---|---|---|---|---|---|---|
| Pedro Astacio, R<br>ERA: 4.77 | (1, 1) | 9.0 | | 34 | 5 | 1 | 0 | 7 | 3 | 0 | 2 | 0 | 2 | 0 | 71 | 118 | 0.00 | 0.889 |
| Julian Tavarez, R<br>ERA: 6.2 | (10, 1) | 1.1 | | 4 | 0 | 0 | 0 | 1 | 0 | 0 | 0 | 0 | 0 | 0 | 8 | 12 | 0.00 | 0.000 |
| Mike Myers, L<br>ERA: | (11, 1) | 0.1 | | 2 | 0 | 0 | 0 | 0 | 0 | 0 | 1 | 0 | 0 | 0 | 4 | 6 | 0.00 | 0.000 |
| Stan Belinda, R<br>ERA: 5.06 | (11, 1) | 0.2 | L | 5 | 1 | 1 | 1 | 0 | 0 | 1 | 1 | 0 | 1 | 0 | 11 | 21 | 13.50 | 1.500 |

| PITCHER | IP | WLS | BF | H | R | ER | SO | BB | IBB | HBP | BLK | WP | HR | S | P | ERA | WHIP |
|---|---|---|---|---|---|---|---|---|---|---|---|---|---|---|---|---|---|

# BOTTOM

## Colorado Rockies @ Milwaukee Brewers

Milwaukee County Stadium, Milwaukee, WI

Sat Jun 03 2000, 8:05 PM EDT

Att. 20,730 - Sunny - 60 F

livebaseballscorecards.com

| | |
|---|---|
| AB | 36 |
| R | 2 |
| H | 6 |
| RBI | 2 |
| BB | 4 |
| SO | 8 |
| LOB | 18 |

# Colorado Rockies @ Milwaukee Brewers

Milwaukee County Stadium, Milwaukee, WI

Sun Jun 04 2000, 2:05 PM EDT

Att. 17,147 - Cloudy - 55 F

TOP

livebaseballscorecards.com

| Batter | 1 | 2 | 3 | 4 | 5 | 6 | 7 | 8 | 9 | AB | R | H | RBI | BB | SO | LOB |
|---|---|---|---|---|---|---|---|---|---|---|---|---|---|---|---|---|
| Tom Goodwin, L (1, 8)<br>OBP: 0.407, SLG: 0.491 | K | | 1-1 S 17 2B 1B | 0-3 K | | | 0-0 2B SF8 1B | | 2-2 F9 | 5 | 2 | 2 | 0 | 0 | 2 | 0 |
| Terry Shumpert, R (1, 4) (8, 5)<br>OBP: 0.333, SLG: 0.417 | 3-1 F3 | | 4-1 1-2 17 2B BB | | 1-1 G6-4-3 HBP | | 0-0 S 1-3 3-H 2B | | 3-2 F5 | 3 | 1 | 1 | 1 | 1 | 0 | 0 |
| Jeff Cirillo, R (1, 5)<br>OBP: 0.406, SLG: 0.484 | 1-2 17 1B 1B | | 2-2 F7 | | 0-0 G6-4-3 1-2f | | 2-2 SF8 3-H | | 2-2 17 S 17 2B 1B | 3 | 0 | 1 | 1 | 0 | 0 | 3 |
| 3 Mike Lansing, R (8, 4)<br>OBP: 0.360, SLG: 0.473 | | | | | | | | | | 1 | 1 | 1 | 0 | 0 | 0 | 0 |
| 17 Todd Helton, L (1, 3)<br>OBP: 0.511, SLG: 0.815 | 1-0 1-3 1B | | 3-2 1-H 2-H 1B 2B | | 2-0 F7 | | 4-0 IBB | | 2-2 1-H 1B 2B | 4 | 2 | 3 | 3 | 1 | 0 | 0 |
| Jeffrey Hammonds, R (1, 9)<br>OBP: 0.403, SLG: 0.658 | 1-1 F9 | | 0-2 E 2-H 1B | | | 2-2 E4 1B | 0-3 K 2-3 | | 0-2 2-H 1B | 5 | 0 | 3 | 2 | 0 | 1 | 4 |
| Darren Bragg, L (1, 7)<br>OBP: 0.276, SLG: 0.346 | | 2-1 F7 | 2-2 E1 1-2 | | | 1 SAFE 2-2 E4 BB 1-2 | 1-3 K | | 2-1 G4-3 | 5 | 0 | 0 | 0 | 0 | 1 | 5 |
| Brent Mayne, L (1, 2)<br>OBP: 0.407, SLG: 0.418 | | 1-0 L8 | 1-2 P6 | | | 4-1 G4-6-3 1-2 BB | | 0-0 G6-3 | | 3 | 0 | 0 | 0 | 1 | 0 | 2 |
| Neifi Perez, S (1, 6)<br>OBP: 0.289, SLG: 0.420 | | 2-1 F7 | | 0-2 F9 | | 0-1 G4-6-3 1-2f | | 1-3 K | | 4 | 0 | 0 | 0 | 0 | 1 | 2 |
| Kevin Jarvis, L (1, 1)<br>OBP: 0.176, SLG: 0.188 | | | 3-2 L9 | 0-0 F7 | | | 1-0 1B 2B 2B | 1-1 G4-3 | | 3 | 1 | 1 | 0 | 0 | 0 | 0 |
| Aaron Ledesma, R (8, PH)<br>OBP: 0.286, SLG: 0.282 | | | | | | | | | | 1 | 0 | 0 | 0 | 0 | 0 | 0 |
| Gabe White, L (8, 1) | | | | | | | | | | 0 | 0 | 0 | 0 | 0 | 0 | 0 |
| Jose Jimenez, R (9, 1)<br>OBP: 0.500, SLG: 0.500 | | | | | | | | | | 0 | 0 | 0 | 0 | 0 | 0 | 0 |

| | AB | 37 |
|---|---|---|
| | R | 7 |
| | H | 12 |
| | RBI | 7 |
| | BB | 3 |
| | SO | 5 |
| | LOB | 16 |

| Inning Stats | | | | | | | | | |
|---|---|---|---|---|---|---|---|---|---|
| | R: 0 E: 0 K: 1 S: 12 | H: 2 LOB: 2 BB: 0 P: 19 | R: 0 E: 0 K: 0 S: 5 | H: 0 LOB: 0 BB: 0 P: 10 | R: 3 E: 1 K: 0 S: 25 | H: 3 LOB: 2 BB: 1 P: 40 | R: 0 E: 0 K: 1 S: 7 | H: 0 LOB: 0 BB: 0 P: 7 | R: 0 E: 0 K: 0 S: 3 | H: 0 LOB: 0 BB: 0 P: 6 |
| | R: 0 E: 1 K: 0 S: 14 | H: 1 LOB: 1 BB: 1 P: 22 | R: 2 E: 0 K: 2 S: 17 | H: 3 LOB: 2 BB: 1 P: 25 | R: 0 E: 0 K: 1 S: 6 | H: 0 LOB: 0 BB: 0 P: 8 | R: 2 E: 0 K: 0 S: 22 | H: 3 LOB: 1 BB: 0 P: 33 | 1B: 8 2B: 4 3B: 0 HR: 0 | SF: 1 SAC: 0 DP: 2 HBP: 1 |

| | WP: 0 | PA: 42 |
|---|---|---|
| | PB: 0 | |
| | SB: 3 | |
| | CS: 0 | |

| PITCHER | | IP | WLS | BF | H | R | ER | SO | BB | IBB | HBP | BLK | WP | HR | S | P | ERA | WHIP |
|---|---|---|---|---|---|---|---|---|---|---|---|---|---|---|---|---|---|---|
| Jimmy Haynes, R<br>ERA: 4.56 | (1, 1) | 6.1 | L | 31 | 9 | 5 | 5 | 2 | 2 | 1 | 1 | 0 | 0 | 0 | 74 | 119 | 7.11 | 1.737 |
| Curt Leskanic, R<br>ERA: 4.1 | (7, 1) | 0.2 | | 2 | 0 | 0 | 0 | 2 | 0 | 0 | 0 | 0 | 0 | 0 | 9 | 10 | 0.00 | 0.000 |
| Juan Acevedo, R<br>ERA: 4.97 | (8, 1) | 2.0 | | 9 | 3 | 2 | 2 | 1 | 0 | 0 | 0 | 0 | 0 | 0 | 28 | 41 | 9.00 | 1.500 |

| PITCHER | | IP | WLS | BF | H | R | ER | SO | BB | IBB | HBP | BLK | WP | HR | S | P | ERA | WHIP |
|---|---|---|---|---|---|---|---|---|---|---|---|---|---|---|---|---|---|---|

# Colorado Rockies @ Milwaukee Brewers

Milwaukee County Stadium, Milwaukee, WI

Sun Jun 04 2000, 2:05 PM EDT

Att. 17,147 - Cloudy - 55 F

livebaseballscorecards.com

BOTTOM

| Batter | 1 | 2 | 3 | 4 | 5 | 6 | 7 | 8 | 9 | AB | R | H | RBI | BB | SO | LOB |
|---|---|---|---|---|---|---|---|---|---|---|---|---|---|---|---|---|
| Ronnie Belliard, R (1, 4)<br>OBP: 0.382, SLG: 0.426 | 2-2 G4-3 | | 3-1 F9 | | 2-2 F9 | | | 2-2 F7 | | 4 | 0 | 0 | 0 | 0 | 0 | 1 |
| Marquis Grissom, R (1, 8)<br>OBP: 0.278, SLG: 0.311 | 1-3 K | | 1-0 P4 | | 2-0 G5-3 | | | 1-2 L8 | | 4 | 0 | 0 | 0 | 0 | 1 | 1 |
| Jeromy Burnitz, L (1, 9)<br>OBP: 0.369, SLG: 0.482 | 2-2 2B | | 4-0 BB | | | 1-1 2B | | 2-2 G3 | | 3 | 0 | 2 | 0 | 1 | 0 | 0 |
| Geoff Jenkins, L (1, 7)<br>OBP: 0.341, SLG: 0.634 | 1-2 G1-3 | | 1-0 F8 | | | 2-1 F7 | | | 2-2 G4-3 | 4 | 0 | 0 | 0 | 0 | 0 | 4 |
| Charlie Hayes, R (1, 3)<br>OBP: 0.393, SLG: 0.463 | | 3-2 G6-3 | | 3-2 HR | | 3-3 K | | | 3-2 L9 | 4 | 1 | 1 | 1 | 0 | 1 | 1 |
| José Hernández, R (1, 5)<br>OBP: 0.288, SLG: 0.368 | | 2-2 F9 | | 2-1 F8 | | 1-0 F8 | | | 3-3 K | 4 | 0 | 0 | 0 | 0 | 1 | 1 |
| Tyler Houston, L (1, 2)<br>OBP: 0.290, SLG: 0.397 | | 1-0 1B | | 0-2 G6-3 | | | 1-2 G5-3 | | | 3 | 0 | 1 | 0 | 0 | 0 | 0 |
| Santiago Perez, S (1, 6) | | 2-1 G3 | | 1-0 G3-1 | | | 2-2 G3 | | | 3 | 0 | 0 | 0 | 0 | 0 | 1 |
| Jimmy Haynes, R (1, 1)<br>OBP: 0.143, SLG: 0.214 | | | 0-1 BB | | 0-0 G6-3 | | 1-1 F9 | | | 2 | 0 | 1 | 0 | 0 | 0 | 0 |
| Curt Leskanic, R (7, 1) | | | 1B | | | | | | | 0 | 0 | 0 | 0 | 0 | 0 | 0 |
| Sean Berry, R (7, PH)<br>OBP: 0.256, SLG: 0.286 | | | | | | | | | | 1 | 0 | 0 | 0 | 0 | 0 | 0 |
| Juan Acevedo, R (8, 1) | | | | | | | | | | 0 | 0 | 0 | 0 | 0 | 0 | 0 |

| Inning Stats | 1 | 2 | 3 | 4 | 5 | 6 | 7 | 8 | 9 |
|---|---|---|---|---|---|---|---|---|---|
| | R: 0 H: 1<br>E: 0 LOB: 1<br>K: 1 BB: 0<br>S: 15 P: 21 | R: 0 H: 1<br>E: 0 LOB: 1<br>K: 0 BB: 0<br>S: 15 P: 23 | R: 0 H: 1<br>E: 0 LOB: 2<br>K: 0 BB: 1<br>S: 6 P: 15 | R: 1 H: 1<br>E: 0 LOB: 0<br>K: 0 BB: 0<br>S: 10 P: 16 | R: 0 H: 0<br>E: 0 LOB: 0<br>K: 0 BB: 0<br>S: 5 P: 9 | R: 0 H: 1<br>E: 0 LOB: 1<br>K: 1 BB: 0<br>S: 8 P: 15 | R: 0 H: 0<br>E: 0 LOB: 0<br>K: 0 BB: 0<br>S: 9 P: 13 | R: 0 H: 0<br>E: 0 LOB: 0<br>K: 0 BB: 0<br>S: 12 P: 17 | R: 0 H: 0<br>E: 0 LOB: 0<br>K: 1 BB: 0<br>S: 10 P: 18 |

| | | |
|---|---|---|
| 1B: 2 | SF: 0 | |
| 2B: 2 | SAC: 0 | |
| 3B: 0 | DP: 0 | |
| HR: 1 | HBP: 0 | |
| WP: 0 | PA: 33 | |
| PB: 0 | | |
| SB: 0 | | |
| CS: 0 | | |

| | AB | 32 |
|---|---|---|
| | R | 1 |
| | H | 5 |
| | RBI | 1 |
| | BB | 1 |
| | SO | 3 |
| | LOB | 9 |

| PITCHER | | IP | WLS | BF | H | R | ER | SO | BB | IBB | HBP | BLK | WP | HR | S | P | ERA | WHIP |
|---|---|---|---|---|---|---|---|---|---|---|---|---|---|---|---|---|---|---|
| Kevin Jarvis, R<br>ERA: 5.61 | (1, 1) | 7.0 | W | 27 | 5 | 1 | 1 | 2 | 1 | 0 | 0 | 0 | 0 | 1 | 68 | 112 | 1.29 | 0.857 |
| Gabe White, L<br>ERA: 2.43 | (8, 1) | 1.0 | | 3 | 0 | 0 | 0 | 0 | 0 | 0 | 0 | 0 | 0 | 0 | 12 | 17 | 0.00 | 0.000 |
| Jose Jimenez, R<br>ERA: 3.2 | (9, 1) | 1.0 | | 3 | 0 | 0 | 0 | 1 | 0 | 0 | 0 | 0 | 0 | 0 | 10 | 18 | 0.00 | 0.000 |

| PITCHER | IP | WLS | BF | H | R | ER | SO | BB | IBB | HBP | BLK | WP | HR | S | P | ERA | WHIP |
|---|---|---|---|---|---|---|---|---|---|---|---|---|---|---|---|---|---|

# Cleveland Indians @ Milwaukee Brewers

Milwaukee County Stadium, Milwaukee, WI

Mon Jun 05 2000, 8:05 PM EDT

Att. 13,749 - Sunny - 57 F

TOP

livebaseballscorecards.com

| Batter | 1 | 2 | 3 | 4 | 5 | 6 | 7 | 8 | 9 | AB | R | H | RBI | BB | SO | LOB |
|---|---|---|---|---|---|---|---|---|---|---|---|---|---|---|---|---|
| Kenny Lofton, L (1, 8)<br>OBP: 0.367, SLG: 0.400 | BBBB<br>4-0<br>SH1-3 BB SF7<br>BB | | BFX<br>1-1 ①<br>G4-3 | BBCBFC<br>3-3 ②<br>K | | BBFFX<br>2-2 ②<br>F8 | | | BX<br>1-0 ②<br>F8 | 4 | 1 | 0 | 0 | 1 | 1 | 3 |
| Omar Vizquel, S (1, 6)<br>OBP: 0.346, SLG: 0.368 | BBCBB<br>4-1<br>SF7 SH1-3<br>1-2<br>BB | | BCBFX<br>2-2<br>1B<br>3B | CBX<br>1-1<br>CS<br>2-H<br>3-H<br>1B | | CFBBX<br>2-2 ③<br>F7 | | | BFBFFBX<br>3-2 ③<br>F8 | 4 | 1 | 2 | 2 | 1 | 0 | 1 |
| Roberto Alomar, S (1, 4)<br>OBP: 0.352, SLG: 0.450 | X<br>0-0 ①<br>SH1-3<br>1-2<br>2-3 | | SBCFX<br>1-2<br>G6-3<br>3-H<br>1B | BCC<br>1-2 ③<br>CS<br>1-2 | BLBBX<br>3-1 ①<br>F8 | | CCX<br>0-2 ①<br>G4-3 | | | 3 | 0 | 1 | 1 | 0 | 0 | 0 |
| Jim Thome, L (1, 3)<br>OBP: 0.356, SLG: 0.556 | BBBB<br>4-0<br>BB | | X<br>0-0 ②③<br>G6-3<br>1-2f | | BBBB<br>4-0<br>HR<br>BB | | X<br>0-0 ②<br>G3 | | | 2 | 1 | 0 | 0 | 2 | 0 | 1 |
| David Justice, L (1, 9)<br>OBP: 0.387, SLG: 0.608 | X<br>0-0 ②<br>SF7<br>2-3<br>3-H | | | BFBX<br>2-1<br>HR | CBX<br>1-1<br>1-H<br>HR | | BX<br>1-0 ③<br>G3 | | | 3 | 2 | 2 | 4 | 0 | 0 | 0 |
| Travis Fryman, R (1, 5)<br>OBP: 0.371, SLG: 0.513 | BCFBBC<br>3-3 ③<br>K | | | BBBCFX<br>2-2<br>HR | BBBCSS<br>2-3 ②<br>K | | | BCFCC<br>1-3 ①<br>K | | 4 | 1 | 1 | 1 | 0 | 3 | 2 |
| Richie Sexson, R (1, 7)<br>OBP: 0.298, SLG: 0.429 | | BCBX<br>2-1<br>FC6-4<br>1B | CX<br>0-1<br>SH5-4 HBP<br>1B<br>1B | | BBBCFS<br>3-3 ③<br>K | | | CFBS<br>1-3 ②<br>K | | 4 | 1 | 2 | 0 | 0 | 2 | 0 |
| Einar Díaz, R (1, 2)<br>OBP: 0.367, SLG: 0.475 | | BBBCCX<br>2-2 ①<br>FC6-4 CS<br>1-2f | BCH<br>2-1<br>SH5-4<br>1-2<br>1B HBP | | BCX<br>1-1<br>SH5-3<br>1B | | | BBBCX<br>2-1 ③<br>G5-3 | | 3 | 1 | 1 | 0 | 0 | 0 | 1 |
| Dave Burba, R (1, 1)<br>Scott Kamieniecki, R (7, 1)<br>Enrique Wilson, S (9, PH)<br>OBP: 0.431, SLG: 0.537<br>Justin Speier, R (9, 1) | | BCBBSS<br>3-3 ②③<br>K<br>1-2 | SLBX<br>1-2 ①<br>SH5-4<br>1-2<br>2-3 | | CSX<br>0-2 ①<br>SH5-3<br>1-2 | | | | BBX<br>2-0 ①<br>G3-1 | 1<br>0<br>1<br>0 | 0<br>0<br>0<br>0 | 0<br>0<br>0<br>0 | 0<br>0<br>0<br>0 | 0<br>0<br>0<br>0 | 1<br>0<br>0<br>0 | 1<br>0<br>0<br>0 |
| Inning Stats | R: 1 H: 0<br>E: 0 LOB: 2<br>K: 1 BB: 3<br>S: 6 P: 21 | R: 0 H: 1<br>E: 0 LOB: 0<br>K: 1 BB: 0<br>S: 8 P: 15 | R: 1 H: 2<br>E: 0 LOB: 0<br>K: 0 BB: 0<br>S: 10 P: 14 | R: 4 H: 4<br>E: 0 LOB: 0<br>K: 1 BB: 0<br>S: 19 P: 31 | R: 2 H: 1<br>E: 0 LOB: 0<br>K: 2 BB: 1<br>S: 10 P: 23 | R: 0 H: 1<br>E: 0 LOB: 1<br>K: 0 BB: 0<br>S: 11 P: 16 | R: 0 H: 0<br>E: 0 LOB: 0<br>K: 0 BB: 0<br>S: 5 P: 6 | R: 0 H: 0<br>E: 0 LOB: 0<br>K: 2 BB: 0<br>S: 9 P: 13 | R: 0 H: 0<br>E: 0 LOB: 0<br>K: 0 BB: 0<br>S: 6 P: 12 | 1B: 5 SF: 1<br>2B: 0 SAC: 3<br>3B: 1 DP: 1<br>HR: 3 HBP: 1 | | | | | | |

| | AB | 29 |
|---|---|---|
| | R | 8 |
| | H | 9 |
| | RBI | 8 |
| | BB | 4 |
| | SO | 7 |
| | LOB | 9 |

WP: 0 PA: 39
PB: 0
SB: 0
CS: 2

| PITCHER | | IP | WLS | BF | H | R | ER | SO | BB | IBB | HBP | BLK | WP | HR | S | P | ERA | WHIP |
|---|---|---|---|---|---|---|---|---|---|---|---|---|---|---|---|---|---|---|
| Jeff D'Amico, R<br>ERA: 3.19 | (1, 1) | 4.0 | L | 20 | 7 | 6 | 6 | 3 | 3 | 0 | 1 | 0 | 0 | 2 | 43 | 81 | 13.50 | 2.500 |
| Steve Woodard, R<br>ERA: 5.05 | (5, 1) | 5.0 | | 18 | 2 | 2 | 2 | 4 | 1 | 0 | 0 | 0 | 0 | 1 | 41 | 70 | 3.60 | 0.600 |

| PITCHER | | IP | WLS | BF | H | R | ER | SO | BB | IBB | HBP | BLK | WP | HR | S | P | ERA | WHIP |
|---|---|---|---|---|---|---|---|---|---|---|---|---|---|---|---|---|---|---|

| Batter | 1 | 2 | 3 | 4 | 5 | 6 | 7 | 8 | 9 | AB | R | H | RBI | BB | SO | LOB |
|---|---|---|---|---|---|---|---|---|---|---|---|---|---|---|---|---|
| Ronnie Belliard, R (1, 4)<br>OBP: 0.383, SLG: 0.423 | F9 | | 1B SF8 BB | 1-2 3-H 1B | | | K | | F8 | 4 | 1 | 1 | 1 | 1 | 1 | 1 |
| James Mouton, R (1, 8)<br>OBP: 0.303, SLG: 0.281 | S 1B | | 1-3 S 1B | F7 | | | F8 | | F7 | 5 | 0 | 2 | 0 | 0 | 0 | 3 |
| Jeromy Burnitz, L (1, 9)<br>OBP: 0.368, SLG: 0.477 | K2-3 1-2 | | 3-H SF8 | | K | | WP 1B BB | | | 2 | 1 | 0 | 1 | 1 | 2 | 1 |
| Geoff Jenkins, L (1, 7)<br>OBP: 0.338, SLG: 0.622 | G6-3 | | 1-2 F7 | | F7 | | 1-H 2-4 1B | | | 4 | 0 | 1 | 1 | 0 | 0 | 2 |
| Charlie Hayes, R (1, 3)<br>OBP: 0.396, SLG: 0.460 | | K | | 1B 1B | BB | | 1-2 2-4 | K | | 3 | 1 | 1 | 0 | 1 | 2 | 0 |
| José Hernández, R (1, 5)<br>OBP: 0.292, SLG: 0.376 | | 2B | F8 1B 1B 1-3 | | K | | | K | | 4 | 1 | 2 | 0 | 0 | 2 | 1 |
| Tyler Houston, L (1, 2)<br>OBP: 0.288, SLG: 0.387 | | F7 | | 1B 1-2 3-H | | K | | K | | 4 | 0 | 1 | 1 | 0 | 2 | 1 |
| Luis Lopez, S (1, 6)<br>OBP: 0.200, SLG: 0.277 | | P6 | | K | | K | | | P6 | 4 | 0 | 0 | 0 | 0 | 2 | 3 |
| Jeff D'Amico, R (1, 1) | | | K | F8 2-3 | | G4-3 | | | WP BB | 1 | 0 | 0 | 0 | 0 | 1 | 0 |
| Sean Berry, R (4, PH)<br>OBP: 0.250, SLG: 0.278 | | | | | | | | | | 1 | 0 | 0 | 0 | 0 | 0 | 2 |
| Steve Woodard, L (5, 1)<br>OBP: 0.143, SLG: 0.053 | | | | | | | | | | 1 | 0 | 0 | 0 | 0 | 0 | 0 |
| Mark Sweeney, L (9, PH)<br>OBP: 0.368, SLG: 0.375 | | | | | | | | | | 0 | 0 | 0 | 0 | 1 | 0 | 0 |
| Inning Stats | R: 0 E: 0 K: 1 S: 13 H: 1 LOB: 1 BB: 0 P: 21 | R: 0 E: 0 K: 1 S: 9 H: 1 LOB: 1 BB: 0 P: 17 | R: 1 E: 0 K: 1 S: 11 H: 1 LOB: 1 BB: 1 P: 22 | R: 2 E: 0 K: 1 S: 11 H: 4 LOB: 2 BB: 0 P: 21 | R: 0 E: 0 K: 2 S: 11 H: 0 LOB: 1 BB: 1 P: 21 | R: 0 E: 0 K: 2 S: 9 H: 0 LOB: 0 BB: 0 P: 14 | R: 1 E: 0 K: 1 S: 12 H: 1 LOB: 1 BB: 1 P: 21 | R: 0 E: 0 K: 3 S: 9 H: 0 LOB: 0 BB: 0 P: 14 | R: 0 E: 0 K: 0 S: 7 H: 0 LOB: 1 BB: 1 P: 15 | 1B: 7 2B: 1 3B: 0 HR: 0 | SF: 1 SAC: 0 DP: 0 HBP: 0 | | | | | | |

| PITCHER | IP | WLS | BF | H | R | ER | SO | BB | IBB | HBP | BLK | WP | HR | S | P | ERA | WHIP |
|---|---|---|---|---|---|---|---|---|---|---|---|---|---|---|---|---|---|
| Dave Burba, R (1, 1)<br>ERA: 4.75 | 6.0 | W | 27 | 7 | 3 | 3 | 8 | 2 | 0 | 0 | 0 | 0 | 0 | 64 | 116 | 4.50 | 1.500 |
| Scott Kamieniecki, R (7, 1)<br>ERA: 5.47 | 2.0 | | 8 | 1 | 1 | 1 | 4 | 1 | 0 | 0 | 0 | 1 | 0 | 21 | 35 | 4.50 | 1.000 |
| Justin Speier, R (9, 1)<br>ERA: | 1.0 | | 4 | 0 | 0 | 0 | 0 | 1 | 0 | 0 | 0 | 1 | 0 | 7 | 15 | 0.00 | 1.000 |

| PITCHER | IP | WLS | BF | H | R | ER | SO | BB | IBB | HBP | BLK | WP | HR | S | P | ERA | WHIP |
|---|---|---|---|---|---|---|---|---|---|---|---|---|---|---|---|---|---|

# BOTTOM

## Cleveland Indians @ Milwaukee Brewers

Milwaukee County Stadium, Milwaukee, WI

Mon Jun 05 2000, 8:05 PM EDT
Att. 13,749 - Sunny - 57 F

livebaseballscorecards.com

| | |
|---|---|
| AB | 33 |
| R | 4 |
| H | 8 |
| RBI | 4 |
| BB | 4 |
| SO | 12 |
| LOB | 14 |

# Cleveland Indians @ Milwaukee Brewers

Milwaukee County Stadium, Milwaukee, WI

Tue Jun 06 2000, 8:05 PM EDT

Att. 24,595 - Sunny - 71 F

TOP

livebaseballscorecards.com

| Batter | 1 | 2 | 3 | 4 | 5 | 6 | 7 | 8 | 9 | AB | R | H | RBI | BB | SO | LOB |
|---|---|---|---|---|---|---|---|---|---|---|---|---|---|---|---|---|
| Kenny Lofton, L (1, 8)<br>OBP: 0.355, SLG: 0.385 | G1-3 | F7 | | | L4 | | | G2-3 | G4-3 | 5 | 0 | 0 | 0 | 0 | 0 | 3 |
| Omar Vizquel, S (1, 6)<br>OBP: 0.340, SLG: 0.361 | F9 | | B2-3 | | G4-3 | | | G6-3 | | 4 | 0 | 0 | 0 | 0 | 0 | 0 |
| Roberto Alomar, S (1, 4)<br>OBP: 0.358, SLG: 0.458 | HR 2B | | BB | | G6-3 | | | 1B | | 3 | 1 | 2 | 0 | 1 | 0 | 0 |
| Jim Thome, L (1, 3)<br>OBP: 0.359, SLG: 0.550 | HR BB | | G4-6-3 BB<br>1-2 | | | F5 | | K | | 2 | 1 | 0 | 0 | 2 | 1 | 1 |
| David Justice, L (1, 9)<br>OBP: 0.384, SLG: 0.617 | 1-H<br>2-H<br>HR | | G4-6-3<br>1-2f | | | F2 | | | K | 4 | 1 | 1 | 3 | 0 | 1 | 2 |
| Travis Fryman, R (1, 5)<br>OBP: 0.373, SLG: 0.512 | F8 | | | 1B | | F9 | | | 2B 1B | 4 | 1 | 2 | 0 | 0 | 0 | 0 |
| Richie Sexson, R (1, 7)<br>OBP: 0.297, SLG: 0.431 | | F8 | | K | | | F8 | | 1B<br>1-H<br>2B | 4 | 0 | 1 | 1 | 0 | 1 | 1 |
| Sandy Alomar Jr., R (1, 2)<br>OBP: 0.356, SLG: 0.450 | | FC1-6 BB | | F9 | | | K | | 2-3<br>1B | 3 | 0 | 1 | 0 | 1 | 1 | 1 |
| Chuck Finley, L (1, 1) | | FC1-6<br>1-2f | | K | | | K | | K | 4 | 0 | 0 | 0 | 0 | 3 | 4 |
| Inning Stats | R: 3 H: 2<br>E: 0 LOB: 0<br>K: 0 BB: 1<br>S: 11 P: 20 | R: 0 H: 0<br>E: 0 LOB: 1<br>K: 0 BB: 1<br>S: 9 P: 16 | R: 0 H: 0<br>E: 0 LOB: 1<br>K: 0 BB: 2<br>S: 4 P: 14 | R: 0 H: 1<br>E: 0 LOB: 1<br>K: 2 BB: 0<br>S: 11 P: 16 | R: 0 H: 0<br>E: 0 LOB: 0<br>K: 0 BB: 0<br>S: 6 P: 11 | R: 0 H: 0<br>E: 0 LOB: 0<br>K: 0 BB: 0<br>S: 6 P: 9 | R: 0 H: 0<br>E: 0 LOB: 0<br>K: 2 BB: 0<br>S: 9 P: 14 | R: 0 H: 1<br>E: 0 LOB: 1<br>K: 1 BB: 0<br>S: 10 P: 17 | R: 1 H: 3<br>E: 0 LOB: 2<br>K: 2 BB: 0<br>S: 12 P: 20 | 1B: 4 SF: 0<br>2B: 2 SAC: 0<br>3B: 0 DP: 1<br>HR: 1 HBP: 0 | | | | | | |

| | AB | 33 |
|---|---|---|
| | R | 4 |
| | H | 7 |
| | RBI | 4 |
| | BB | 4 |
| | SO | 7 |
| | LOB | 12 |

| | WP: 0 | PA: 37 |
|---|---|---|
| | PB: 0 | |
| | SB: 0 | |
| | CS: 0 | |

| PITCHER | | IP | WLS | BF | H | R | ER | SO | BB | IBB | HBP | BLK | WP | HR | S | P | ERA | WHIP |
|---|---|---|---|---|---|---|---|---|---|---|---|---|---|---|---|---|---|---|
| John Snyder, R<br>ERA: 9.0 | (1, 1) | 7.2 | L | 30 | 4 | 3 | 3 | 4 | 4 | 0 | 0 | 0 | 0 | 1 | 63 | 112 | 3.52 | 1.043 |
| Valerio De Los Santos, L<br>ERA: 6.06 | (8, 1) | 0.1 | | 1 | 0 | 0 | 0 | 1 | 0 | 0 | 0 | 0 | 0 | 0 | 3 | 5 | 0.00 | 0.000 |
| David Weathers, R<br>ERA: 3.44 | (9, 1) | 1.0 | | 6 | 3 | 1 | 1 | 2 | 0 | 0 | 0 | 0 | 0 | 0 | 12 | 20 | 9.00 | 3.000 |

| PITCHER | | IP | WLS | BF | H | R | ER | SO | BB | IBB | HBP | BLK | WP | HR | S | P | ERA | WHIP |
|---|---|---|---|---|---|---|---|---|---|---|---|---|---|---|---|---|---|---|

| Batter | 1 | 2 | 3 | 4 | 5 | 6 | 7 | 8 | 9 | AB | R | H | RBI | BB | SO | LOB |
|---|---|---|---|---|---|---|---|---|---|---|---|---|---|---|---|---|
| Ronnie Belliard, R (1, 4)<br>OBP: 0.381, SLG: 0.420 | X 0-0 G5-4-3 1B | | C C B B F C 2-3 K ③ | | | B S B F C 2-3 K ① | | X 0-0 FC4-6 ③ 1-2f | | 4 | 0 | 1 | 0 | 0 | 2 | 1 |
| James Mouton, R (1, 7)<br>OBP: 0.313, SLG: 0.284 | B S X 1-1 G5-4-3 ①② 1-2f | | | B C X 1-1 G4-3 1B | | S S C 0-3 K ② | | | B B B C B 4-1 2B BB | 3 | 1 | 1 | 0 | 1 | 1 | 1 |
| Jeromy Burnitz, L (1, 9)<br>OBP: 0.362, SLG: 0.468 | C X 0-1 F9 ③ | | | S C F X 0-2 G4-3 ① 1-2 | | B B C B X 3-1 G4-3 ③ | | | X 0-0 F8 ① | 4 | 0 | 0 | 0 | 0 | 0 | 2 |
| Charlie Hayes, R (1, 3)<br>OBP: 0.399, SLG: 0.465 | | B B B B 4-0 G6-4-3 BB | | F C B C 1-3 K ② | | | F X 0-1 G5-3 ① | | C F B F F X 1-2 G4-3 1B 2B 1-H | 3 | 1 | 1 | 1 | 1 | 1 | 1 |
| José Hernández, R (1, 6)<br>OBP: 0.287, SLG: 0.368 | | B X 1-0 G6-4-3 ①② 1-2f | | X 0-0 G6-3 ③ | | | B X 1-0 G6-3 ② | | B F S X 1-2 G4-3 ② 2-3 | 4 | 0 | 0 | 0 | 0 | 0 | 3 |
| Marquis Grissom, R (1, 8)<br>OBP: 0.282, SLG: 0.314 | | B F X 1-1 1B | | C F C 0-3 K ① | | | B C B B X 3-1 F9 ③ | | B F F X 1-2 1B 3-H | 4 | 0 | 2 | 1 | 0 | 1 | 0 |
| Sean Berry, R (1, 5)<br>OBP: 0.250, SLG: 0.300 | | B B F X 2-1 F9 ③ | | | X 0-0 FC5 2B | | | C B X 1-1 F8 ① | B C F X 1-2 G1-3 ③ | 4 | 0 | 1 | 0 | 0 | 0 | 2 |
| Raul Casanova, S (1, 2)<br>OBP: 0.233, SLG: 0.231 | | | F B F B B B 4-2 B5-6-4 BB | | C B X 1-1 G5-3 ② | | | X 0-0 G6-3 ② | | 2 | 0 | 0 | 0 | 1 | 0 | 1 |
| John Snyder, R (1, 1)<br>Valerio De Los Santos, L (8, 1)<br>Santiago Perez, S (8, PH)<br>OBP: 0.167, SLG: 0.167<br>David Weathers, R (9, 1) | | | X 0-0 B5-6-4 ①② 1-2f | | S B X 1-1 FC5 ③ 2-3 | | | B C B X 2-1 FC4-6 1B | | 2<br>0<br>1<br>0 | 0<br>0<br>0<br>0 | 0<br>0<br>1<br>0 | 0<br>0<br>0<br>0 | 0<br>0<br>0<br>0 | 0<br>0<br>0<br>0 | 2<br>0<br>0<br>0 |
| Inning Stats | R: 0 H: 1<br>E: 0 LOB: 0<br>K: 0 BB: 0<br>S: 5 P: 6 | R: 0 H: 1<br>E: 0 LOB: 1<br>K: 0 BB: 1<br>S: 5 P: 13 | R: 0 H: 0<br>E: 0 LOB: 0<br>K: 1 BB: 1<br>S: 7 P: 13 | R: 0 H: 1<br>E: 0 LOB: 1<br>K: 1 BB: 0<br>S: 10 P: 12 | R: 0 H: 1<br>E: 0 LOB: 1<br>K: 1 BB: 0<br>S: 8 P: 10 | R: 0 H: 0<br>E: 0 LOB: 0<br>K: 2 BB: 0<br>S: 8 P: 13 | R: 0 H: 0<br>E: 0 LOB: 0<br>K: 0 BB: 0<br>S: 5 P: 9 | R: 0 H: 1<br>E: 0 LOB: 1<br>K: 0 BB: 0<br>S: 6 P: 9 | R: 2 H: 2<br>E: 0 LOB: 1<br>K: 0 BB: 1<br>S: 16 P: 24 | 1B: 5 SF: 0<br>2B: 2 SAC: 0<br>3B: 0 DP: 3<br>HR: 0 HBP: 0 | | | | | | WP: 0 PA: 34<br>PB: 0<br>SB: 0<br>CS: 0 |

| PITCHER | IP | WLS | BF | H | R | ER | SO | BB | IBB | HBP | BLK | WP | HR | S | P | ERA | WHIP |
|---|---|---|---|---|---|---|---|---|---|---|---|---|---|---|---|---|---|
| Chuck Finley, L (1, 1)<br>ERA: 3.72 | 9.0 | W | 34 | 7 | 2 | 2 | 5 | 3 | 0 | 0 | 0 | 0 | 0 | 70 | 109 | 2.00 | 1.111 |

| PITCHER | IP | WLS | BF | H | R | ER | SO | BB | IBB | HBP | BLK | WP | HR | S | P | ERA | WHIP |
|---|---|---|---|---|---|---|---|---|---|---|---|---|---|---|---|---|---|

# BOTTOM

## Cleveland Indians @ Milwaukee Brewers

Milwaukee County Stadium, Milwaukee, WI

Tue Jun 06 2000, 8:05 PM EDT
Att. 24,595 - Sunny - 71 F

livebaseballscorecards.com

| | |
|---|---|
| AB | 31 |
| R | 2 |
| H | 7 |
| RBI | 2 |
| BB | 3 |
| SO | 5 |
| LOB | 13 |

# Cleveland Indians @ Milwaukee Brewers

Milwaukee County Stadium, Milwaukee, WI

Wed Jun 07 2000, 8:05 PM EDT

Att. 15,518 - Cloudy - 75 F

TOP

livebaseballscorecards.com

| Batter | 1 | 2 | 3 | 4 | 5 | 6 | 7 | 8 | 9 | AB | R | H | RBI | BB | SO | LOB |
|---|---|---|---|---|---|---|---|---|---|---|---|---|---|---|---|---|
| Kenny Lofton, L (1, 8)<br>OBP: 0.348, SLG: 0.375 | K | K | 1B | | FC5-4 | | FC4-6 | | G4-3 | 6 | 0 | 1 | 0 | 0 | 2 | 3 |
| Omar Vizquel, S (1, 6)<br>OBP: 0.347, SLG: 0.367 | PB 1B E BB | 2B 2B | F9 | | BB BB | | SH2-3 | | | 2 | 2 | 1 | 0 | 2 | 0 | 1 |
| Roberto Alomar, S (1, 4)<br>OBP: 0.359, SLG: 0.461 | E6 PB 1B | S 2B 2B | K | | F8 | | FC5 | | | 5 | 1 | 2 | 2 | 0 | 1 | 4 |
| Jolbert Cabrera, R (8, 4)<br>OBP: 0.311, SLG: 0.310 | | | | | | | | | | 0 | 0 | 0 | 0 | 0 | 0 | 0 |
| Jim Thome, L (1, 3)<br>OBP: 0.364, SLG: 0.545 | E6 HR BB | 2B HBP BB | P6 | | BB | | | G4-3 | | 2 | 2 | 0 | 0 | 3 | 0 | 1 |
| David Justice, L (1, 9)<br>OBP: 0.385, SLG: 0.615 | E6 HR | HBP 2B | | CS BB | G3-1 | | | K | | 4 | 1 | 1 | 1 | 1 | 1 | 5 |
| Richie Sexson, R (1, 7)<br>OBP: 0.299, SLG: 0.442 | HR | G1-3 | | K | | G4-3 | | BB | | 4 | 1 | 1 | 3 | 1 | 1 | 3 |
| Russell Branyan, L (1, 5)<br>OBP: 0.600, SLG: 1.667 | 1B | HBP IBB | | CFBB1 SAFE HR | K | | | P5 | | 4 | 1 | 2 | 1 | 1 | 1 | 1 |
| Steve Reed, R (8, 1) | | | | | | | | | | 0 | 0 | 0 | 0 | 0 | 0 | 0 |
| Sandy Alomar Jr., R (1, 2)<br>OBP: 0.348, SLG: 0.429 | K | HBP | | G4-3 | | G1-3 | | | G4-3 | 4 | 0 | 0 | 1 | 0 | 1 | 1 |
| Paul Rigdon, R (1, 1) | | BB | F8 | | FC5-4 | | FC4-6 | | G4-3 | 0 | 0 | 0 | 0 | 0 | 0 | 0 |
| Jamie Brewington, R (1, 1) | | | | | | | | | | 1 | 1 | 0 | 0 | 1 | 0 | 3 |
| Mark Watson, R (4, 1) | | | | | | | | | | 0 | 0 | 0 | 0 | 0 | 0 | 0 |
| Justin Speier, R (4, 1)<br>OBP: 0.500, SLG: 0.500 | | | | | | | | | | 1 | 0 | 1 | 0 | 0 | 0 | 0 |
| Alex Ramirez, R (7, PH)<br>OBP: 0.292, SLG: 0.435 | | | | | | | | | | 1 | 0 | 1 | 0 | 0 | 0 | 0 |
| Tom Martin, L (7, 1) | | | | | | | | | | 0 | 0 | 0 | 0 | 0 | 0 | 0 |
| Enrique Wilson, S (8, 5)<br>OBP: 0.424, SLG: 0.527 | | | | | | | | | | 1 | 0 | 0 | 0 | 0 | 0 | 0 |

| Inning Stats | 1 | 2 | 3 | 4 | 5 | 6 | 7 | 8 | 9 |
|---|---|---|---|---|---|---|---|---|---|
| | R: 4<br>E: 1<br>K: 2<br>S: 20 | R: 4<br>E: 0<br>K: 1<br>S: 23 | R: 0<br>E: 0<br>K: 1<br>S: 7 | R: 1<br>E: 0<br>K: 1<br>S: 9 | R: 0<br>E: 0<br>K: 0<br>S: 10 | R: 0<br>E: 0<br>K: 1<br>S: 9 | R: 0<br>E: 0<br>K: 0<br>S: 7 | R: 0<br>E: 0<br>K: 1<br>S: 10 | R: 0<br>E: 0<br>K: 0<br>S: 7 |
| | H: 3<br>LOB: 1<br>BB: 2<br>P: 34 | H: 3<br>LOB: 3<br>BB: 3<br>P: 46 | H: 1<br>LOB: 1<br>BB: 0<br>P: 11 | H: 1<br>LOB: 0<br>BB: 1<br>P: 18 | H: 1<br>LOB: 3<br>BB: 2<br>P: 21 | H: 0<br>LOB: 0<br>BB: 0<br>P: 13 | H: 1<br>LOB: 1<br>BB: 0<br>P: 10 | H: 0<br>LOB: 1<br>BB: 1<br>P: 20 | H: 0<br>LOB: 0<br>BB: 0<br>P: 10 |

| | | | | | | | | | |

| Batter | 1 | 2 | 3 | 4 | 5 | 6 | 7 | 8 | 9 | AB | R | H | RBI | BB | SO | LOB |
|---|---|---|---|---|---|---|---|---|---|---|---|---|---|---|---|---|
| Ronnie Belliard, R (1, 4)<br>OBP: 0.385, SLG: 0.419 | BBBB<br>4-0<br>1B<br>1B<br>BB | CCFX<br>0-2 ①<br>P4 | | BBCCX<br>2-2<br>G4-3<br>1B | X<br>0-0 ②<br>P4 | | CBBBFB<br>4-2<br>BB | | | 3 | 1 | 1 | 0 | 2 | 0 | 1 |
| Santiago Perez, S (1, 6)<br>OBP: 0.182, SLG: 0.182 | CX<br>0-1 ①<br>F8 | CBX<br>1-1 ②<br>B1-3 | | BFBBX<br>3-1<br>G4-3<br>1-2<br>1B | CBSFBS<br>2-3<br>K<br>1-2 | | CSFFFX<br>0-2 ③<br>F7 | | | 5 | 0 | 1 | 0 | 0 | 1 | 3 |
| Jeromy Burnitz, L (1, 9)<br>OBP: 0.363, SLG: 0.464 | BFBX<br>2-1<br>1B 1B<br>1-3<br>BB<br>1B | FBBBFB<br>4-2<br>BB | | BBX<br>2-0 ①<br>P2 | BCBSSS<br>2-3 ③<br>K | | | CFBBFBX<br>3-2 ①<br>F8 | | 4 | 1 | 1 | 0 | 1 | 1 | 4 |
| Geoff Jenkins, L (1, 7)<br>OBP: 0.340, SLG: 0.621 | X<br>0-0<br>BB 1B<br>1B<br>1-2<br>3-H<br>1B | BCSSS<br>1-3 ③<br>K | | CX<br>0-1 ②<br>G4-3<br>1-2<br>2-3 | | FBBFX<br>2-2<br>G4-3<br>2B | | CX<br>0-1 ②<br>G6-3 | | 5 | 1 | 2 | 1 | 0 | 1 | 3 |
| Charlie Hayes, R (1, 3)<br>OBP: 0.403, SLG: 0.469<br>Raul Casanova, S (3, 2)<br>OBP: 0.255, SLG: 0.238 | FX<br>0-1<br>1B BB<br>BB<br>1-2<br>2-3<br>1B | | X<br>0-0 ①<br>G4-3 | BFCH<br>2-2<br>HBP | | X<br>0-0 ①<br>F8 | | BBFFBX<br>2-2<br>1B | | 1<br>3 | 1<br>0 | 1<br>1 | 0<br>0 | 0<br>0 | 0<br>0 | 0<br>1 |
| José Hernández, R (1, 5)<br>OBP: 0.285, SLG: 0.361 | FBBSBB<br>4-2<br>BB 1B<br>G5-2-3<br>1-2<br>2-3<br>3-H<br>BB | | CBSBS<br>2-3 ②<br>K | BFBBSC<br>3-3 ③<br>K | | BX<br>1-0 ②<br>G4-3<br>2-3 | | FBBSFC<br>2-3 ③<br>K | | 4 | 0 | 0 | 1 | 1 | 3 | 5 |
| Marquis Grissom, R (1, 8)<br>OBP: 0.285, SLG: 0.316 | BX<br>1-0<br>BB<br>1-2<br>2-3<br>3-H<br>1B | | BCX<br>1-1<br>E5<br>S | | BX<br>1-0<br>SH2-3<br>1B<br>1B | FFBBS<br>2-3 ③<br>K | | | BBCCX<br>2-2 ①<br>F9 | 5 | 1 | 2 | 1 | 0 | 1 | 1 |
| Tyler Houston, L (1, 2)<br>OBP: 0.300, SLG: 0.375<br>(3, 3) | CBBBB<br>4-1<br>1-2<br>2-3<br>3-H<br>BB | | BCFBBBB<br>4-2<br>1-2<br>BB | | X<br>0-0 ①<br>SH2-3<br>1-2 | | CBBFBX<br>3-2 ①<br>F7 | | SBX<br>1-1 ②<br>G4-3 | 2 | 0 | 0 | 1 | 2 | 0 | 0 |
| Jason Bere, R (1, 1) OBP: 0.222, SLG: 0.278<br>Juan Acevedo, R (2, 1)<br>Sean Berry, R (3, PH) OBP: 0.444, SLG: 0.250<br>Curt Leskanic, R (4, 1)<br>Luis Lopez, S (5, PH) OBP: 0.250, SLG: 0.250<br>John Snyder, R (6, PH)<br>David Weathers, R (8, 1)<br>James Mouton, R (7, PH) OBP: 0.400, SLG: 0.429<br>Valerio De Los Santos, L (8, 1)<br>Mark Sweeney, L (9, PH) OBP: 0.364, SLG: 0.500 | BCBFFX<br>2-2 ②③<br>G5-2-3<br>3-Hf | BBFBFX<br>3-2 ③<br>F9 | | BSBX<br>2-1<br>WP<br>2-H<br>1B | | BSBFX<br>2-2 ②<br>F8 | | BCFFFC<br>1-3 ③<br>K | | 1<br>0<br>1<br>0<br>1<br>0<br>0<br>0<br>1<br>0 | 0<br>0<br>0<br>0<br>0<br>0<br>0<br>0<br>0<br>0 | 0<br>0<br>1<br>0<br>1<br>0<br>0<br>0<br>0<br>0 | 0<br>0<br>0<br>0<br>1<br>0<br>0<br>0<br>0<br>0 | 0<br>0<br>0<br>0<br>0<br>0<br>0<br>0<br>0<br>0 | 0<br>0<br>0<br>0<br>0<br>0<br>0<br>0<br>0<br>1 | 3<br>0<br>2<br>0<br>0<br>0<br>0<br>0<br>0<br>0 |
| Inning Stats | R: 4 H: 4<br>E: 0 LOB: 2<br>K: 0 BB: 3<br>S: 15 P: 32 | R: 0 H: 0<br>E: 0 LOB: 1<br>K: 1 BB: 1<br>S: 11 P: 17 | R: 0 H: 0<br>E: 1 LOB: 2<br>K: 1 BB: 1<br>S: 12 P: 22 | R: 0 H: 2<br>E: 0 LOB: 3<br>K: 1 BB: 0<br>S: 13 P: 25 | R: 1 H: 2<br>E: 0 LOB: 2<br>K: 2 BB: 0<br>S: 12 P: 19 | R: 0 H: 1<br>E: 0 LOB: 1<br>K: 1 BB: 0<br>S: 8 P: 13 | R: 0 H: 0<br>E: 0 LOB: 1<br>K: 0 BB: 1<br>S: 14 P: 23 | R: 0 H: 1<br>E: 0 LOB: 1<br>K: 1 BB: 0<br>S: 13 P: 20 | R: 0 H: 0<br>E: 0 LOB: 0<br>K: 1 BB: 0<br>S: 9 P: 13 | 1B: 9 SF: 0<br>2B: 1 SAC: 1<br>3B: 0 DP: 1<br>HR: 0 HBP: 1 | | | | | | |

| PITCHER | | IP | WLS | BF | H | R | ER | SO | BB | IBB | HBP | BLK | WP | HR | S | P | ERA | WHIP |
|---|---|---|---|---|---|---|---|---|---|---|---|---|---|---|---|---|---|---|
| Paul Rigdon, R<br>ERA: 4.91 | (1, 1) | 0.1 | | 8 | 4 | 4 | 4 | 0 | 3 | 0 | 0 | 0 | 0 | 0 | 11 | 26 | 108.00 | 21.000 |
| Jamie Brewington, R<br>ERA: 2.45 | (1, 1) | 2.2 | W | 10 | 0 | 0 | 0 | 2 | 2 | 0 | 0 | 0 | 0 | 0 | 27 | 45 | 0.00 | 0.750 |
| Mark Watson, L<br>ERA: 8.53 | (4, 1) | 0.2 | | 5 | 2 | 0 | 0 | 0 | 0 | 0 | 1 | 0 | 0 | 0 | 10 | 19 | 0.00 | 3.000 |
| Justin Speier, R<br>ERA: 1.23 | (4, 1) | 2.1 | | 11 | 3 | 1 | 1 | 4 | 0 | 0 | 0 | 0 | 1 | 0 | 23 | 38 | 3.86 | 1.286 |
| Tom Martin, L<br>ERA: 3.63 | (7, 1) | 1.2 | | 7 | 1 | 0 | 0 | 0 | 1 | 0 | 0 | 0 | 0 | 0 | 23 | 37 | 0.00 | 1.200 |

| PITCHER | | IP | WLS | BF | H | R | ER | SO | BB | IBB | HBP | BLK | WP | HR | S | P | ERA | WHIP |
|---|---|---|---|---|---|---|---|---|---|---|---|---|---|---|---|---|---|---|
| Steve Reed, R<br>ERA: 4.79 | (8, 1) | 1.1 | | 4 | 0 | 0 | 0 | 2 | 0 | 0 | 0 | 0 | 0 | 0 | 13 | 19 | 0.00 | 0.000 |

# BOTTOM

## Cleveland Indians @ Milwaukee Brewers

Milwaukee County Stadium, Milwaukee, WI

Wed Jun 07 2000, 8:05 PM EDT

Att. 15,518 - Cloudy - 75 F

livebaseballscorecards.com

| | |
|---|---|
| AB | 37 |
| R | 5 |
| H | 10 |
| RBI | 5 |
| BB | 6 |
| SO | 8 |
| LOB | 23 |

WP: 1 PA: 45
PB: 0
SB: 1
CS: 0

| Batter | 1 | 2 | 3 | 4 | 5 | 6 | 7 | 8 | 9 | AB | R | H | RBI | BB | SO | LOB |
|---|---|---|---|---|---|---|---|---|---|---|---|---|---|---|---|---|
| Ronnie Belliard, R (1, 4)<br>OBP: 0.389, SLG: 0.424 | G6-3 | FC5<br>1-2<br>1B | | K<br>1-2 | | BB | | | 2B | 4 | 1 | 2 | 0 | 1 | 1 | 1 |
| Marquis Grissom, R (1, 8)<br>OBP: 0.283, SLG: 0.313 | 1B | FC5<br>1-2<br>2-3f | | | F8 | K | | | K | 5 | 0 | 1 | 0 | 0 | 2 | 5 |
| Jeromy Burnitz, L (1, 9)<br>OBP: 0.360, SLG: 0.462 | P6 | | F2 | | G4-3 | | K | | 2-H<br>2B | 5 | 0 | 1 | 1 | 0 | 1 | 1 |
| Geoff Jenkins, L (1, 7)<br>OBP: 0.329, SLG: 0.600 | K | | G3-1 | | K | | K | | K | 5 | 0 | 0 | 0 | 0 | 4 | 2 |
| Charlie Hayes, R (1, 3)<br>OBP: 0.415, SLG: 0.485 | | HR<br>BB | WP<br>1B<br>1B | | | E<br>BB<br>1B | 2B | | K | 4 | 3 | 3 | 0 | 1 | 1 | 1 |
| Mark Sweeney, L (1, 10)<br>OBP: 0.333, SLG: 0.333 | | K | 1-H<br>1B | | | E3<br>BB BB<br>1-3 G4-6-3 | G4-3 | | | 4 | 1 | 1 | 1 | 0 | 1 | 3 |
| José Hernández, R (1, 5)<br>OBP: 0.289, SLG: 0.375 (6, 6) | | 1-H<br>HR | | K | | G4-6-3<br>1-2<br>BB | | K | | 3 | 1 | 1 | 2 | 1 | 2 | 0 |
| Tyler Houston, L (1, 2)<br>OBP: 0.297, SLG: 0.358 | | G6-3 | | G4-3 | | G4-6-3<br>1-2<br>2-3<br>3-H<br>BB | | G3-1 | | 3 | 0 | 0 | 1 | 1 | 0 | 0 |
| Santiago Perez, S (1, 6)<br>OBP: 0.308, SLG: 0.250 | | FC5<br>1B<br>1B | | S<br>BB | | G4-6-3<br>1-2f<br>2-3<br>3-H | | F8 | | 1 | 0 | 1 | 0 | 1 | 0 | 0 |
| Sean Berry, R (6, PH)<br>OBP: 0.234, SLG: 0.279 (6, 5) | | | | | | | | | | 2 | 0 | 0 | 0 | 0 | 0 | 2 |
| Inning Stats | R: 0<br>E: 0<br>K: 1<br>S: 8<br>H: 1<br>LOB: 1<br>BB: 0<br>P: 12 | R: 2<br>E: 0<br>K: 1<br>S: 14<br>H: 3<br>LOB: 2<br>BB: 1<br>P: 24 | R: 1<br>E: 0<br>K: 0<br>S: 10<br>H: 2<br>LOB: 1<br>BB: 0<br>P: 15 | R: 0<br>E: 0<br>K: 2<br>S: 12<br>H: 0<br>LOB: 1<br>BB: 1<br>P: 22 | R: 0<br>E: 0<br>K: 1<br>S: 5<br>H: 0<br>LOB: 0<br>BB: 0<br>P: 9 | R: 2<br>E: 1<br>K: 1<br>S: 13<br>H: 1<br>LOB: 2<br>BB: 3<br>P: 29 | R: 0<br>E: 0<br>K: 2<br>S: 14<br>H: 1<br>LOB: 1<br>BB: 0<br>P: 22 | R: 0<br>E: 0<br>K: 1<br>S: 8<br>H: 0<br>LOB: 0<br>BB: 0<br>P: 11 | R: 1<br>E: 0<br>K: 3<br>S: 18<br>H: 2<br>LOB: 1<br>BB: 0<br>P: 25 | 1B: 6<br>2B: 3<br>3B: 0<br>HR: 1<br>SF: 0<br>SAC: 0<br>DP: 1<br>HBP: 0 | | | | | | WP: 1<br>PB: 0<br>SB: 1<br>CS: 0<br>PA: 41 | |

| PITCHER | | IP | WLS | BF | H | R | ER | SO | BB | IBB | HBP | BLK | WP | HR | S | P | ERA | WHIP |
|---|---|---|---|---|---|---|---|---|---|---|---|---|---|---|---|---|---|---|
| Sean Bergman, R<br>ERA: 9.39 | (1, 1) | 5.0 | W | 25 | 7 | 5 | 4 | 5 | 3 | 0 | 0 | 0 | 1 | 1 | 57 | 98 | 7.20 | 2.000 |
| Travis Miller, L<br>ERA: 3.65 | (6, 1) | 0.2 | H | 3 | 0 | 0 | 0 | 0 | 2 | 0 | 0 | 0 | 0 | 0 | 2 | 10 | 0.00 | 3.000 |
| Bob Wells, R<br>ERA: 3.9 | (6, 1) | 2.2 | H | 10 | 2 | 1 | 1 | 5 | 0 | 0 | 0 | 0 | 0 | 0 | 35 | 51 | 3.38 | 0.750 |
| Eddie Guardado, L<br>ERA: 4.29 | (9, 1) | 0.2 | | 3 | 1 | 0 | 0 | 2 | 0 | 0 | 0 | 0 | 0 | 0 | 8 | 10 | 0.00 | 1.500 |

| PITCHER | IP | WLS | BF | H | R | ER | SO | BB | IBB | HBP | BLK | WP | HR | S | P | ERA | WHIP |
|---|---|---|---|---|---|---|---|---|---|---|---|---|---|---|---|---|---|

# TOP

## Milwaukee Brewers @ Minnesota Twins

Hubert H. Humphrey Metrodome, Minneapolis, MN

Fri Jun 09 2000, 8:05 PM EDT
Att. 20,258 - Dome - 72 F

livebaseballscorecards.com

| | |
|---|---|
| AB | 36 |
| R | 6 |
| H | 10 |
| RBI | 5 |
| BB | 5 |
| SO | 12 |
| LOB | 15 |

# Milwaukee Brewers @ Minnesota Twins

Hubert H. Humphrey Metrodome, Minneapolis, MN

Fri Jun 09 2000, 8:05 PM EDT

Att. 20,258 - Dome - 72 F

livebaseballscorecards.com

## BOTTOM

| Batter | 1 | 2 | 3 | 4 | 5 | 6 | 7 | 8 | 9 | AB | R | H | RBI | BB | SO | LOB |
|---|---|---|---|---|---|---|---|---|---|---|---|---|---|---|---|---|
| Jacque Jones, L (1, 8)<br>OBP: 0.355, SLG: 0.524 | K | E4<br>1B G6-3<br>1-3<br>3-H | | G4-6-3<br>1-2f<br>3-H | 3B<br>1-2<br>2-3<br>BB | | K<br>1-2 | | | 4 | 1 | 0 | 1 | 1 | 2 | 3 |
| Cristian Guzman, S (1, 6)<br>OBP: 0.318, SLG: 0.431 | K | G6-3<br>1-2<br>3-H | | 1B<br>1B | 3B<br>1-H<br>2-H<br>3-H | | K2-3 | | | 5 | 0 | 2 | 4 | 0 | 2 | 2 |
| Matt Lawton, L (1, 7)<br>OBP: 0.428, SLG: 0.478 | BB S<br>BB | 1B<br>2-3 | | S<br>1B<br>1-3 | F7 | | | K | | 4 | 0 | 2 | 0 | 1 | 1 | 1 |
| Ron Coomer, R (1, 3)<br>OBP: 0.343, SLG: 0.455 | BB<br>1-2<br>BB | F8 | | G6-3<br>1-2 | | F7 | | G3-1 BB<br>2B<br>1B | | 4 | 1 | 1 | 0 | 1 | 0 | 4 |
| David Ortiz, L (1, 10)<br>OBP: 0.362, SLG: 0.378 | FC6-4<br>1-2<br>2-3<br>BB | | G4-3 | | HR | BB | | G3-1<br>1-2<br>2B<br>BB | | 2 | 2 | 1 | 1 | 3 | 0 | 0 |
| Brian Buchanan, R (1, 9)<br>OBP: 0.246, SLG: 0.309<br>Midre Cummings, L (8, PH)<br>OBP: 0.378, SLG: 0.478<br>Denny Hocking, S (9, 9)<br>OBP: 0.372, SLG: 0.449 | FC6-4<br>1-2f | | E6<br>G6-4-3 | | G6-3 | F7 | | G3-1<br>1-2<br>2-3 | | 4<br>1<br>0 | 0<br>0<br>0 | 0<br>0<br>0 | 0<br>0<br>0 | 0<br>0<br>0 | 0<br>0<br>0 | 4<br>2<br>0 |
| Corey Koskie, L (1, 5)<br>OBP: 0.363, SLG: 0.389 | | G6-3 BLK<br>E<br>BB | G6-4-3<br>1-2f | | BB BB<br>3B<br>1B | K | | 2-H<br>3-H<br>2B | | 4 | 2 | 2 | 2 | 1 | 1 | 2 |
| Marcus Jensen, S (1, 2)<br>OBP: 0.295, SLG: 0.325 | | G6-3<br>1-3 | | 1B WP<br>G4-6-3<br>1B | BB<br>1-2<br>3B<br>BB | | WP<br>BB | K | | 3 | 2 | 1 | 0 | 2 | 1 | 2 |
| Jay Canizaro, R (1, 4)<br>OBP: 0.308, SLG: 0.390 | | E<br>G6-3<br>BB | | G4-6-3<br>1-3<br>1B | F9 | | F8 | | | 3 | 1 | 1 | 0 | 1 | 0 | 3 |
| Inning Stats | R: 0<br>E: 0<br>K: 2<br>S: 12<br>H: 0<br>LOB: 3<br>BB: 3<br>P: 28 | R: 2<br>E: 1<br>K: 0<br>S: 16<br>H: 1<br>LOB: 2<br>BB: 2<br>P: 31 | R: 0<br>E: 1<br>K: 0<br>S: 4<br>H: 0<br>LOB: 0<br>BB: 0<br>P: 8 | R: 1<br>E: 0<br>K: 0<br>S: 16<br>H: 4<br>LOB: 2<br>BB: 0<br>P: 23 | R: 4<br>E: 0<br>K: 0<br>S: 16<br>H: 3<br>LOB: 1<br>BB: 2<br>P: 28 | R: 0<br>E: 0<br>K: 1<br>S: 10<br>H: 0<br>LOB: 1<br>BB: 1<br>P: 16 | R: 0<br>E: 0<br>K: 2<br>S: 10<br>H: 0<br>LOB: 1<br>BB: 1<br>P: 18 | R: 2<br>E: 0<br>K: 2<br>S: 11<br>H: 2<br>LOB: 1<br>BB: 1<br>P: 21 | | 1B: 7<br>2B: 1<br>3B: 1<br>HR: 1<br>SF: 0<br>SAC: 0<br>DP: 2<br>HBP: 0 | | | | | | |

| | AB | 34 |
|---|---|---|
| | R | 9 |
| | H | 10 |
| | RBI | 8 |
| | BB | 10 |
| | SO | 7 |
| | LOB | 23 |

WP: 2 PB: 0 SB: 2 CS: 0 PA: 44

| PITCHER | | IP | WLS | BF | H | R | ER | SO | BB | IBB | HBP | BLK | WP | HR | S | P | ERA | WHIP |
|---|---|---|---|---|---|---|---|---|---|---|---|---|---|---|---|---|---|---|
| Jamey Wright, R<br>ERA: 4.94 | (1, 1) | 4.1 | L | 25 | 7 | 5 | 4 | 2 | 5 | 0 | 0 | 1 | 1 | 1 | 52 | 95 | 8.31 | 2.769 |
| Steve Woodard, R<br>ERA: 5.17 | (5, 1) | 2.0 | | 11 | 1 | 2 | 2 | 1 | 4 | 0 | 0 | 0 | 0 | 0 | 26 | 49 | 9.00 | 2.500 |
| Valerio De Los Santos, L<br>ERA: 5.63 | (7, 1) | 0.2 | | 2 | 0 | 0 | 0 | 2 | 0 | 0 | 0 | 0 | 1 | 0 | 6 | 8 | 0.00 | 0.000 |
| Bob Wickman, R<br>ERA: 1.32 | (8, 1) | 1.0 | | 6 | 2 | 2 | 2 | 2 | 1 | 0 | 0 | 0 | 0 | 0 | 11 | 21 | 18.00 | 3.000 |

| PITCHER | IP | WLS | BF | H | R | ER | SO | BB | IBB | HBP | BLK | WP | HR | S | P | ERA | WHIP |
|---|---|---|---|---|---|---|---|---|---|---|---|---|---|---|---|---|---|

| Batter | 1 | 2 | 3 | 4 | 5 | 6 | 7 | 8 | 9 | AB | R | H | RBI | BB | SO | LOB |
|---|---|---|---|---|---|---|---|---|---|---|---|---|---|---|---|---|
| Ronnie Belliard, R (1, 4)<br>OBP: 0.393, SLG: 0.430 | B F X<br>1-1 ①<br>G3-1 | | B C F X<br>1-2<br>BB<br>1B | | C X<br>0-1<br>F8<br>2B | S F F B B F<br>2-2 ③<br>CS<br>1-2 | B C F C<br>1-3 ①<br>K | | S F B B F F B F B<br>4-2<br>WP SH1-4<br>1B<br>BB | 4 | 1 | 2 | 0 | 1 | 1 | 0 |
| James Mouton, R (1, 9)<br>OBP: 0.294, SLG: 0.264 | C C S<br>0-3 ②<br>K | | B B X<br>2-0 ②<br>F9 | | S F X<br>0-2 ②<br>F8<br>2-3 | | B B F B X<br>3-1 ②<br>F5 | | C X<br>0-1 ①<br>SH1-4<br>1-2 | 4 | 0 | 0 | 0 | 0 | 1 | 2 |
| Jeromy Burnitz, L (1, 10)<br>OBP: 0.364, SLG: 0.460 | S B B X<br>2-1 ③<br>F7 | | B B B F B<br>4-1<br>1-2<br>BB | | B B B B<br>4-0<br>BB | | F S B S<br>1-3 ③<br>K | | C B S X<br>1-2<br>2B<br>FC6-2<br>2-H<br>1B | 3 | 0 | 1 | 1 | 2 | 1 | 0 |
| Charlie Hayes, R (1, 3)<br>OBP: 0.414, SLG: 0.496 | | B X<br>1-0<br>1B<br>2B | B X<br>1-0 ③<br>F8 | | F B X<br>1-1 ③<br>F8 | | | B F B X<br>2-1 ①<br>F8 | B F X<br>1-1<br>FC6-2<br>1-3<br>2B | 5 | 0 | 2 | 0 | 0 | 0 | 4 |
| Marquis Grissom, R (1, 8)<br>OBP: 0.289, SLG: 0.332 | | C B F X<br>1-2 ①<br>G6-3 | | B X<br>1-0<br>HR | | X<br>0-0<br>2B<br>1B<br>1B | | X<br>0-0<br>1B S<br>1B<br>1B | C F X<br>0-2 ②<br>FC6-2<br>2-3<br>3-H | 5 | 3 | 3 | 1 | 0 | 0 | 3 |
| José Hernández, R (1, 6)<br>(6, 5)<br>OBP: 0.291, SLG: 0.380 | | B B B C S S<br>3-3 ②<br>K | | C C S<br>0-3 ①<br>K | | B B B S X<br>3-1<br>1-3<br>1B<br>2B | | C F B X<br>1-2<br>1-3<br>1B<br>1B | C C B S<br>1-3 ③<br>K | 5 | 1 | 2 | 0 | 0 | 3 | 3 |
| Geoff Jenkins, L (1, 7)<br>OBP: 0.333, SLG: 0.597 | | B S S S F X<br>1-2<br>2-3<br>1B | | S F B S<br>1-3 ②<br>K | | X<br>0-0<br>FC6 G5-3<br>2-H<br>3-H<br>1B | | B F F F S<br>1-3 ②<br>K | | 4 | 0 | 2 | 2 | 0 | 2 | 2 |
| Sean Berry, R (1, 5)<br>OBP: 0.220, SLG: 0.261<br>Santiago Perez, S (6, 6)<br>OBP: 0.357, SLG: 0.308 | | S B B F F F B S<br>3-3 ③<br>K | | B X<br>1-0 ③<br>G6-3 | | X<br>0-0 ①<br>G5-3<br>1-2 | | S S F X<br>0-2<br>1-3<br>3-H<br>1B | | 3<br>1 | 0<br>0 | 0<br>1 | 0<br>1 | 0<br>0 | 1<br>0 | 3<br>0 |
| Raul Casanova, S (1, 2)<br>OBP: 0.235, SLG: 0.217 | | | C X<br>0-1 ①<br>G6-3 | | F B F F S<br>1-3 ①<br>K2-3 | B X<br>1-0 ②<br>FC6<br>CS<br>2-3 | | C X<br>0-1 ③<br>G1-4-3 | | 4 | 0 | 0 | 0 | 0 | 1 | 3 |
| Inning Stats | R: 0 H: 0<br>E: 0 LOB: 0<br>K: 1 BB: 0<br>S: 7 P: 10 | R: 0 H: 2<br>E: 0 LOB: 2<br>K: 2 BB: 0<br>S: 16 P: 25 | R: 0 H: 1<br>E: 0 LOB: 2<br>K: 0 BB: 1<br>S: 8 P: 16 | R: 1 H: 1<br>E: 0 LOB: 0<br>K: 2 BB: 0<br>S: 8 P: 11 | R: 0 H: 1<br>E: 0 LOB: 2<br>K: 1 BB: 1<br>S: 11 P: 17 | R: 2 H: 3<br>E: 0 LOB: 0<br>K: 0 BB: 0<br>S: 10 P: 16 | R: 0 H: 0<br>E: 0 LOB: 0<br>K: 2 BB: 0<br>S: 8 P: 13 | R: 1 H: 3<br>E: 0 LOB: 2<br>K: 1 BB: 0<br>S: 16 P: 20 | R: 1 H: 2<br>E: 0 LOB: 2<br>K: 1 BB: 1<br>S: 18 P: 25 | 1B: 8 SF: 0<br>2B: 4 SAC: 1<br>3B: 0 DP: 0<br>HR: 1 HBP: 0 | | | | | | |

| PITCHER | | IP | WLS | BF | H | R | ER | SO | BB | IBB | HBP | BLK | WP | HR | S | P | ERA | WHIP |
|---|---|---|---|---|---|---|---|---|---|---|---|---|---|---|---|---|---|---|
| Mark Redman, L<br>ERA: 3.56 | (1, 1) | 7.0 | L | 30 | 8 | 3 | 3 | 8 | 2 | 0 | 0 | 0 | 0 | 1 | 68 | 108 | 3.86 | 1.429 |
| Hector Carrasco, R<br>ERA: 3.82 | (8, 1) | 1.1 | | 9 | 4 | 2 | 2 | 1 | 1 | 0 | 0 | 0 | 1 | 0 | 26 | 35 | 13.50 | 3.750 |
| LaTroy Hawkins, R<br>ERA: 3.28 | (9, 1) | 0.2 | | 3 | 1 | 0 | 0 | 1 | 0 | 0 | 0 | 0 | 0 | 0 | 8 | 10 | 0.00 | 1.500 |

| PITCHER | IP | WLS | BF | H | R | ER | SO | BB | IBB | HBP | BLK | WP | HR | S | P | ERA | WHIP |
|---|---|---|---|---|---|---|---|---|---|---|---|---|---|---|---|---|---|

# TOP

## Milwaukee Brewers @ Minnesota Twins

Hubert H. Humphrey Metrodome, Minneapolis, MN

Sat Jun 10 2000, 7:05 PM EDT

Att. 17,023 - Dome - 72 F

livebaseballscorecards.com

| | |
|---|---|
| AB | 38 |
| R | 5 |
| H | 13 |
| RBI | 5 |
| BB | 3 |
| SO | 10 |
| LOB | 20 |

| | | | |
|---|---|---|---|
| WP: 1 | PA: 43 | | |
| PB: 0 | | | |
| SB: 1 | | | |
| CS: 1 | | | |

# BOTTOM

## Milwaukee Brewers @ Minnesota Twins

Hubert H. Humphrey Metrodome, Minneapolis, MN

Sat Jun 10 2000, 7:05 PM EDT

Att. 17,023 - Dome - 72 F

livebaseballscorecards.com

| Batter | 1 | 2 | 3 | 4 | 5 | 6 | 7 | 8 | 9 | AB | R | H | RBI | BB | SO | LOB |
|---|---|---|---|---|---|---|---|---|---|---|---|---|---|---|---|---|
| Jacque Jones, L (1, 8)<br>OBP: 0.355, SLG: 0.521 | G3 | | F7 | | | B1-3 1B | | P4 | | 3 | 1 | 1 | 0 | 0 | 0 | 1 |
| Jason Maxwell, R (8, PH) (9, 4)<br>OBP: 0.294, SLG: 0.383 | | | | | | | | | | 1 | 0 | 0 | 0 | 0 | 0 | 0 |
| Cristian Guzman, S (1, 6)<br>OBP: 0.317, SLG: 0.441 | G4-3 | | | G1-3 | | B1-3<br>1-2 | | HR | | 4 | 1 | 1 | 1 | 0 | 0 | 1 |
| Matt Lawton, L (1, 7)<br>OBP: 0.429, SLG: 0.483 | G5-3 | | | S 2B | | 2-H 1B | | F7 | | 4 | 0 | 2 | 1 | 0 | 0 | 0 |
| Ron Coomer, R (1, 10)<br>OBP: 0.338, SLG: 0.447 | | F8 | | P4<br>2-3 | | K | | | F9 | 4 | 0 | 0 | 0 | 0 | 1 | 2 |
| David Ortiz, L (1, 3)<br>OBP: 0.349, SLG: 0.362 | | F8 | | P6 | | G1-3 | | | | 4 | 0 | 0 | 0 | 0 | 0 | 2 |
| Butch Huskey, R (1, 9)<br>OBP: 0.335, SLG: 0.333 | | G5-3 | | | FC6-4 1B | | B2 | | P4 | 4 | 0 | 1 | 0 | 0 | 0 | 0 |
| Corey Koskie, L (1, 5)<br>OBP: 0.361, SLG: 0.386 | | | G6-3 1B | | F8 | | G4-3 | | K | 4 | 0 | 1 | 0 | 0 | 1 | 1 |
| Matthew LeCroy, R (1, 2)<br>OBP: 0.270, SLG: 0.364 | | | G6-3<br>1-2 | | FC6-4 FC4-6<br>1-2f | | | | | 3 | 1 | 1 | 1 | 0 | 0 | 2 |
| Jay Canizaro, R (1, 4)<br>OBP: 0.303, SLG: 0.382 | | | F8 | | FC4-6<br>1-2f | | G3-1 | | | 2 | 0 | 0 | 0 | 0 | 0 | 2 |
| Denny Hocking, S (7, PH) (8, 4) (9, 8)<br>OBP: 0.370, SLG: 0.445 | | | | | | | | | | 1 | 0 | 0 | 0 | 0 | 0 | 0 |

| | AB | 34 |
|---|---|---|
| | R | 3 |
| | H | 7 |
| | RBI | 3 |
| | BB | 0 |
| | SO | 2 |
| | LOB | 11 |

| Inning Stats | 1 | 2 | 3 | 4 | 5 | 6 | 7 | 8 | 9 |
|---|---|---|---|---|---|---|---|---|---|
| | R: 0 H: 0<br>E: 0 LOB: 0<br>K: 0 BB: 0<br>S: 5 P: 9 | R: 0 H: 0<br>E: 0 LOB: 0<br>K: 0 BB: 0<br>S: 7 P: 16 | R: 0 H: 1<br>E: 0 LOB: 1<br>K: 0 BB: 0<br>S: 9 P: 18 | R: 0 H: 1<br>E: 0 LOB: 1<br>K: 0 BB: 0<br>S: 8 P: 14 | R: 0 H: 1<br>E: 0 LOB: 1<br>K: 0 BB: 0<br>S: 7 P: 8 | R: 1 H: 2<br>E: 0 LOB: 1<br>K: 1 BB: 0<br>S: 10 P: 12 | R: 1 H: 1<br>E: 0 LOB: 0<br>K: 0 BB: 0<br>S: 9 P: 14 | R: 1 H: 1<br>E: 0 LOB: 0<br>K: 0 BB: 0<br>S: 6 P: 9 | R: 0 H: 0<br>E: 0 LOB: 0<br>K: 1 BB: 0<br>S: 8 P: 13 |

| | 1B: 4 | SF: 0 | WP: 0 | PA: 34 |
|---|---|---|---|---|
| | 2B: 1 | SAC: 0 | PB: 0 | |
| | 3B: 0 | DP: 0 | SB: 1 | |
| | HR: 2 | HBP: 0 | CS: 0 | |

| PITCHER | IP | WLS | BF | H | R | ER | SO | BB | IBB | HBP | BLK | WP | HR | S | P | ERA | WHIP |
|---|---|---|---|---|---|---|---|---|---|---|---|---|---|---|---|---|---|
| Jimmy Haynes, R (1, 1)<br>ERA: 4.39 | 7.0 | W | 27 | 6 | 2 | 2 | 1 | 0 | 0 | 0 | 0 | 0 | 1 | 55 | 91 | 2.57 | 0.857 |
| Valerio De Los Santos, L (8, 1)<br>ERA: 5.77 | 0.2 | H | 3 | 1 | 1 | 1 | 0 | 0 | 0 | 0 | 0 | 0 | 1 | 5 | 7 | 13.50 | 1.500 |
| Curt Leskanic, R (8, 1)<br>ERA: 4.08 | 0.1 | H | 1 | 0 | 0 | 0 | 0 | 0 | 0 | 0 | 0 | 0 | 0 | 1 | 2 | 0.00 | 0.000 |
| Bob Wickman, R (9, 1)<br>ERA: 1.27 | 1.0 | S | 3 | 0 | 0 | 0 | 1 | 0 | 0 | 0 | 0 | 0 | 0 | 8 | 13 | 0.00 | 0.000 |

| PITCHER | IP | WLS | BF | H | R | ER | SO | BB | IBB | HBP | BLK | WP | HR | S | P | ERA | WHIP |
|---|---|---|---|---|---|---|---|---|---|---|---|---|---|---|---|---|---|

| Batter | 1 | 2 | 3 | 4 | 5 | 6 | 7 | 8 | 9 | AB | R | H | RBI | BB | SO | LOB |
|---|---|---|---|---|---|---|---|---|---|---|---|---|---|---|---|---|
| Ronnie Belliard, R (1, 4)<br>OBP: 0.389, SLG: 0.425 | F F X<br>0-2<br>HR<br>1B | C X<br>0-1 ②<br>F9<br>2-3 | | B C S F X<br>1-2 ③<br>G4-3 | | C B C B B S<br>3-3 ② ③<br>K<br>1-2 | | B B F B F X<br>3-2 ②<br>G4-3<br>2-3 | | 5 | 1 | 1 | 0 | 0 | 1 | 4 |
| Marquis Grissom, R (1, 8)<br>OBP: 0.295, SLG: 0.347 | X<br>0-0<br>1-H<br>HR | B B F B B<br>4-1<br>1-2<br>BB | | | F B F F X<br>1-2<br>F8 S<br>FC3<br>1B | | F S B F F B X<br>2-2<br>E6<br>F8<br>1B | B F X<br>1-1 ③<br>G6-3 | | 4 | 3 | 2 | 2 | 1 | 0 | 1 |
| Jeromy Burnitz, L (1, 9)<br>OBP: 0.357, SLG: 0.450 | B F X<br>1-1 ①<br>G3-1 | F B S F B F X<br>2-2 ③<br>G3 | | | B S X<br>1-1 ①<br>F8<br>1-3 | | F X<br>0-1 ①<br>F8<br>2-3 | | B X<br>1-0 ①<br>P7 | 5 | 0 | 0 | 0 | 0 | 0 | 5 |
| Geoff Jenkins, L (1, 7)<br>OBP: 0.342, SLG: 0.604 | X<br>0-0<br>2B | | C F X<br>0-2 ①<br>G4-3 | | C B B X<br>2-1<br>FC3<br>S<br>1B<br>3-H | | S S B F F X<br>1-2<br>S<br>3-H<br>1B | | B F X<br>1-1<br>BB<br>1B | 5 | 1 | 3 | 2 | 0 | 0 | 0 |
| Charlie Hayes, R (1, 3)<br>OBP: 0.420, SLG: 0.493 | B B B X<br>3-0 ②<br>G5-3 | | B X<br>1-0<br>CS 1B<br>1B | | B B F B C B<br>4-2<br>1B<br>1-2<br>BB | | C X<br>0-1 ②<br>F9 | | B B F F B B<br>4-2<br>1-2<br>BB | 3 | 0 | 1 | 0 | 2 | 0 | 2 |
| Mark Sweeney, L (1, 10)<br>OBP: 0.379, SLG: 0.360 | B C C F B S<br>2-3 ③<br>K | | C B B X<br>2-2<br>1-2<br>1B | | F B F F B X<br>2-2<br>G4-6-3<br>1-3<br>2-H<br>1B | | B B C B B<br>4-1<br>1-2<br>BB | | S S B F B S<br>2-3 ②<br>K | 4 | 0 | 2 | 1 | 1 | 2 | 3 |
| José Hernández, R (1, 5)<br>OBP: 0.289, SLG: 0.376 | | X<br>0-0<br>1B<br>FC3-2<br>1B | C B B F B S<br>3-3 ② ③<br>K<br>2-3 | | B F B X<br>2-1 ② ③<br>G4-6-3<br>1-2f | | B X<br>1-0 ③<br>G6-3 | | B C B B S S<br>3-3 ③<br>K | 5 | 0 | 1 | 0 | 0 | 2 | 8 |
| Raul Casanova, S (1, 2)<br>OBP: 0.255, SLG: 0.240 | | B X<br>1-0<br>F9 FC3-2<br>1-3<br>1B | | X<br>0-0 ①<br>P6 | | B F B F B F X<br>3-2<br>CS<br>1B | | B S F B X<br>2-2 ①<br>F9 | | 4 | 0 | 2 | 0 | 0 | 0 | 0 |
| Santiago Perez, S (1, 6)<br>OBP: 0.333, SLG: 0.353 | | C X<br>0-1 ①<br>FC3-2<br>S<br>1-2<br>3-H | | B F X<br>1-1 ②<br>G3 | | L L B X<br>1-2 ①<br>L4 | | S B S F B F F B X<br>3-2<br>G4-3<br>2B | | 4 | 0 | 1 | 0 | 0 | 0 | 3 |
| Inning Stats | R: 2 H: 3<br>E: 0 LOB: 1<br>K: 1 BB: 0<br>S: 12 P: 18 | R: 0 H: 2<br>E: 0 LOB: 3<br>K: 0 BB: 1<br>S: 12 P: 19 | R: 0 H: 2<br>E: 0 LOB: 2<br>K: 1 BB: 0<br>S: 10 P: 16 | R: 0 H: 0<br>E: 0 LOB: 0<br>K: 0 BB: 0<br>S: 7 P: 9 | R: 2 H: 2<br>E: 0 LOB: 1<br>K: 0 BB: 1<br>S: 16 P: 28 | R: 0 H: 1<br>E: 0 LOB: 1<br>K: 1 BB: 0<br>S: 10 P: 17 | R: 1 H: 1<br>E: 1 LOB: 2<br>K: 0 BB: 1<br>S: 16 P: 24 | R: 0 H: 1<br>E: 0 LOB: 1<br>K: 0 BB: 0<br>S: 14 P: 23 | R: 0 H: 1<br>E: 0 LOB: 2<br>K: 2 BB: 1<br>S: 12 P: 23 | 1B: 10 SF: 0<br>2B: 4 SAC: 0<br>3B: 0 DP: 3<br>HR: 1 HBP: 0 | | | | | | |

# TOP

## Milwaukee Brewers @ Minnesota Twins

Hubert H. Humphrey Metrodome, Minneapolis, MN

Sun Jun 11 2000, 2:05 PM EDT

Att. 11,715 - Dome - 72 F

livebaseballscorecards.com

| | |
|---|---|
| AB | 39 |
| R | 5 |
| H | 13 |
| RBI | 5 |
| BB | 4 |
| SO | 5 |
| LOB | 26 |

WP: 0 PA: 43
PB: 0
SB: 4
CS: 2

| PITCHER | | IP | WLS | BF | H | R | ER | SO | BB | IBB | HBP | BLK | WP | HR | S | P | ERA | WHIP |
|---|---|---|---|---|---|---|---|---|---|---|---|---|---|---|---|---|---|---|
| Brad Radke, R<br>ERA: 4.21 | (1, 1) | 6.0 | L | 29 | 10 | 5 | 4 | 3 | 2 | 0 | 0 | 0 | 0 | 1 | 72 | 114 | 6.00 | 2.000 |
| Eddie Guardado, L<br>ERA: 4.15 | (7, 1) | 0.2 | | 4 | 1 | 0 | 0 | 0 | 1 | 0 | 0 | 0 | 0 | 0 | 10 | 15 | 0.00 | 3.000 |
| LaTroy Hawkins, R<br>ERA: 3.16 | (7, 1) | 1.1 | | 5 | 1 | 0 | 0 | 0 | 0 | 0 | 0 | 0 | 0 | 0 | 15 | 25 | 0.00 | 0.750 |
| Travis Miller, L<br>ERA: 3.55 | (9, 1) | 0.2 | | 4 | 1 | 0 | 0 | 1 | 1 | 0 | 0 | 0 | 0 | 0 | 9 | 17 | 0.00 | 3.000 |
| Bob Wells, R<br>ERA: 3.86 | (9, 1) | 0.1 | | 1 | 0 | 0 | 0 | 1 | 0 | 0 | 0 | 0 | 0 | 0 | 3 | 6 | 0.00 | 0.000 |

| PITCHER | IP | WLS | BF | H | R | ER | SO | BB | IBB | HBP | BLK | WP | HR | S | P | ERA | WHIP |
|---|---|---|---|---|---|---|---|---|---|---|---|---|---|---|---|---|---|

# Milwaukee Brewers @ Minnesota Twins

Hubert H. Humphrey Metrodome, Minneapolis, MN

Sun Jun 11 2000, 2:05 PM EDT

Att. 11,715 - Dome - 72 F

livebaseballscorecards.com

## BOTTOM

| Batter | 1 | 2 | 3 | 4 | 5 | 6 | 7 | 8 | 9 | AB | R | H | RBI | BB | SO | LOB |
|---|---|---|---|---|---|---|---|---|---|---|---|---|---|---|---|---|
| Jacque Jones, L (1, 8)<br>OBP: 0.351, SLG: 0.513 | G6-3 | | F7 | E 1B<br>1-2 | | K | | G4-3<br>1-2 | | 5 | 0 | 1 | 0 | 0 | 1 | 2 |
| Cristian Guzman, S (1, 6)<br>OBP: 0.318, SLG: 0.438 | 3B BB | | K | E3 1B<br>1-3 2-H | | F8<br>2-3 | | F7 | | 4 | 1 | 1 | 0 | 1 | 1 | 2 |
| Matt Lawton, L (1, 7)<br>OBP: 0.439, SLG: 0.496 | FC3-2 3B<br>1-H | | 1B BB | IBB | | IBB | | | 1B G5-2-3 1B | 2 | 0 | 2 | 1 | 3 | 0 | 0 |
| Ron Coomer, R (1, 3)<br>OBP: 0.335, SLG: 0.441 | FC3-2<br>3-H | | 1B<br>1-2 | P3 | | P4 | | | F7 | 5 | 0 | 1 | 0 | 0 | 0 | 7 |
| David Ortiz, L (1, 10)<br>OBP: 0.342, SLG: 0.354<br>Brian Buchanan, R (9, PR)<br>OBP: 0.246, SLG: 0.309 | G4-3 | | G3 | | F6 | | G4-3 | | BB 1B<br>1-3 | 5<br>0 | 0<br>0 | 1<br>0 | 0<br>0 | 0<br>0 | 0<br>0 | 3<br>0 |
| Midre Cummings, L (1, 9)<br>OBP: 0.392, SLG: 0.493 | | G4-3 | | G3 2B<br>1-2 | 1B | | G3 | | BB<br>1-2 | 4 | 1 | 2 | 0 | 1 | 0 | 0 |
| Matthew LeCroy, R (1, 2)<br>OBP: 0.268, SLG: 0.353 | | HBP | K | | L6 | | F9 | | G5-2-3<br>3-Hf | 4 | 0 | 0 | 0 | 0 | 1 | 5 |
| Corey Koskie, L (1, 5)<br>OBP: 0.359, SLG: 0.379 | | F8 | G3<br>2-3 | | G3 | | | G4-3 BB | | 3 | 0 | 0 | 0 | 1 | 0 | 3 |
| Denny Hocking, S (1, 4)<br>OBP: 0.373, SLG: 0.455 | | K | 1B E 1B<br>3-H | | | F8 2B | | F7 | | 4 | 1 | 2 | 1 | 0 | 1 | 2 |
| Inning Stats | R: 1 H: 1<br>E: 0 LOB: 1<br>K: 0 BB: 1<br>S: 12 P: 21 | R: 0 H: 0<br>E: 0 LOB: 1<br>K: 1 BB: 0<br>S: 7 P: 13 | R: 0 H: 1<br>E: 0 LOB: 2<br>K: 1 BB: 1<br>S: 12 P: 19 | R: 2 H: 4<br>E: 1 LOB: 3<br>K: 1 BB: 1<br>S: 18 P: 33 | R: 0 H: 1<br>E: 0 LOB: 1<br>K: 0 BB: 0<br>S: 10 P: 15 | R: 0 H: 1<br>E: 0 LOB: 2<br>K: 1 BB: 1<br>S: 8 P: 17 | R: 0 H: 0<br>E: 0 LOB: 0<br>K: 0 BB: 0<br>S: 6 P: 11 | R: 0 H: 0<br>E: 0 LOB: 1<br>K: 0 BB: 1<br>S: 6 P: 12 | R: 0 H: 2<br>E: 0 LOB: 2<br>K: 0 BB: 1<br>S: 8 P: 16 | 1B: 7 SF: 0<br>2B: 2 SAC: 0<br>3B: 1 DP: 1<br>HR: 0 HBP: 1 | | | | | | |

| | AB | 36 |
|---|---|---|
| | R | 3 |
| | H | 10 |
| | RBI | 2 |
| | BB | 6 |
| | SO | 4 |
| | LOB | 24 |

WP: 0 PA: 43
PB: 0
SB: 0
CS: 0

| PITCHER | | IP | WLS | BF | H | R | ER | SO | BB | IBB | HBP | BLK | WP | HR | S | P | ERA | WHIP |
|---|---|---|---|---|---|---|---|---|---|---|---|---|---|---|---|---|---|---|
| John Snyder, R<br>ERA: 8.06 | (1, 1) | 5.2 | W | 30 | 8 | 3 | 3 | 4 | 2 | 2 | 1 | 0 | 0 | 0 | 65 | 114 | 4.76 | 1.765 |
| David Weathers, R<br>ERA: 3.13 | (6, 1) | 1.1 | H | 4 | 0 | 0 | 0 | 0 | 0 | 0 | 0 | 0 | 0 | 0 | 8 | 15 | 0.00 | 0.000 |
| Curt Leskanic, R<br>ERA: 3.94 | (8, 1) | 1.0 | H | 4 | 0 | 0 | 0 | 0 | 1 | 0 | 0 | 0 | 0 | 0 | 6 | 12 | 0.00 | 1.000 |
| Bob Wickman, R<br>ERA: 1.23 | (9, 1) | 1.0 | S | 5 | 2 | 0 | 0 | 0 | 1 | 0 | 0 | 0 | 0 | 0 | 8 | 16 | 0.00 | 3.000 |

| PITCHER | IP | WLS | BF | H | R | ER | SO | BB | IBB | HBP | BLK | WP | HR | S | P | ERA | WHIP |
|---|---|---|---|---|---|---|---|---|---|---|---|---|---|---|---|---|---|

# Montreal Expos @ Milwaukee Brewers

Milwaukee County Stadium, Milwaukee, WI

Mon Jun 12 2000, 8:05 PM EDT

Att. 16,686 - Overcast - 52 F

TOP

livebaseballscorecards.com

| Batter | 1 | 2 | 3 | 4 | 5 | 6 | 7 | 8 | 9 | AB | R | H | RBI | BB | SO | LOB |
|---|---|---|---|---|---|---|---|---|---|---|---|---|---|---|---|---|
| Peter Bergeron, L (1, 8)<br>OBP: 0.306, SLG: 0.357 | B C F S 1-3 ① K | | F F F C 0-3 ② K | | B F F B S 2-3 ② K | | X 0-0 ② FC4-6 1-2f 2-3 | | B B C B B 4-1 FC6-4 1-2 BB | 4 | 0 | 0 | 0 | 0 | 3 | 3 |
| Felipe Lira, R (7, 1) | | | | | | | | | | 0 | 0 | 0 | 0 | 0 | 0 | 0 |
| David Moraga, L (8, 1) | | | | | | | | | | 0 | 0 | 0 | 0 | 0 | 0 | 0 |
| Wilton Guerrero, S (9, PH)<br>OBP: 0.319, SLG: 0.323 | | | | | | | | | | 0 | 0 | 0 | 0 | 1 | 0 | 0 |
| Trace Coquillette, R (1, 5)<br>OBP: 0.292, SLG: 0.333 | X 0-0 ② G6-3 | | B B B C B 4-1 BB | | C F F S 0-3 ③ K | | C B F F X 1-2 ③ F8 | | C S B B B F F F X 3-2 ② FC6-4 1-2f 2-3 | 4 | 0 | 0 | 0 | 1 | 1 | 4 |
| Rondell White, R (1, 7)<br>OBP: 0.381, SLG: 0.527 | C B B C X 2-2 ③ G2-3 | | C S X 0-2 ③ G6-3 | | S B X 1-1 G5-3 1B | | | C B B C X 2-2 G5-3 1B 1B | C F F B C 1-3 ③ K | 5 | 1 | 2 | 0 | 0 | 1 | 4 |
| Vladimir Guerrero, R (1, 9)<br>OBP: 0.427, SLG: 0.705 | | F F X 0-2 ① G1-3 | | S B F S 1-3 ① K | | B S B X 2-1 ① G5-3 1-2 | | B F B X 2-1 ① G5-3 1-2 | | 4 | 0 | 0 | 0 | 0 | 1 | 2 |
| Jose Vidro, S (1, 4)<br>OBP: 0.409, SLG: 0.584 | | B B C C F F B X 3-2 2B | | C B C X 1-2 ② G5-3 | | B C C S 1-3 ② K | | X 0-0 ② G5-3 | | 4 | 0 | 1 | 0 | 0 | 1 | 2 |
| Geoff Blum, S (1, 3)<br>OBP: 0.316, SLG: 0.397 | | B S F F X 1-2 ② F9 | | B C B S B B 4-2 BB BB | | S F B B X 2-2 ③ G1-3 | | C B C F X 1-2 2-H 1B | | 3 | 0 | 1 | 1 | 1 | 0 | 2 |
| Chris Widger, R (1, 2)<br>OBP: 0.318, SLG: 0.489 | | C B B S B S 3-3 ③ K | | F B B S F B F F F B 4-2 1-2 BB | | | X 0-0 ① G5-3 | C X 0-1 ③ F8 | | 3 | 0 | 0 | 0 | 1 | 1 | 2 |
| Orlando Cabrera, R (1, 6)<br>OBP: 0.264, SLG: 0.405 | | X 0-0 SH3-4 1B | | B C F F B X 2-2 ③ F9 | | | B C B F B F B 4-2 FC4-6 BB BB | | C B B X 2-1 ① F8 | 3 | 0 | 1 | 0 | 1 | 0 | 2 |
| Javier Vazquez, R (1, 1)<br>OBP: 0.241, SLG: 0.259 | | X 0-0 ① SH3-4 1-2 | | | B C B F X 2-2 ① F8 | | B B B 4-0 FC4-6 1-2 BB | | C B B B B 4-1 FC6-4 BB BB | 1 | 0 | 0 | 0 | 0 | 0 | 0 |
| Matt Skrmetta, S (6, 1) | | | | | | | | | | 0 | 0 | 0 | 0 | 0 | 0 | 0 |
| Terry Jones, S (7, PH)<br>OBP: 0.268, SLG: 0.243 (7, 8) | | | | | | | | | | 0 | 0 | 0 | 0 | 2 | 0 | 0 |

| Inning Stats | 1 | 2 | 3 | 4 | 5 | 6 | 7 | 8 | 9 |
|---|---|---|---|---|---|---|---|---|---|
| | R: 0<br>E: 0<br>K: 1<br>S: 7 | H: 0<br>LOB: 0<br>BB: 0<br>P: 10 | R: 0<br>E: 0<br>K: 1<br>S: 15 | H: 1<br>LOB: 1<br>BB: 0<br>P: 22 | R: 0<br>E: 0<br>K: 1<br>S: 10 | H: 1<br>LOB: 2<br>BB: 1<br>P: 14 | R: 0<br>E: 0<br>K: 1<br>S: 17 | H: 0<br>LOB: 2<br>BB: 2<br>P: 29 | R: 0<br>E: 0<br>K: 2<br>S: 10 | H: 0<br>LOB: 0<br>BB: 0<br>P: 14 | R: 0<br>E: 0<br>K: 1<br>S: 11 | H: 1<br>LOB: 1<br>BB: 0<br>P: 17 | R: 0<br>E: 0<br>K: 0<br>S: 9 | H: 0<br>LOB: 2<br>BB: 2<br>P: 18 | R: 1<br>E: 0<br>K: 0<br>S: 12 | H: 2<br>LOB: 1<br>BB: 0<br>P: 17 | R: 0<br>E: 0<br>K: 1<br>S: 14 | H: 0<br>LOB: 2<br>BB: 2<br>P: 28 |

| | AB | 31 |
|---|---|---|
| | R | 1 |
| | H | 5 |
| | RBI | 1 |
| | BB | 7 |
| | SO | 8 |
| | LOB | 21 |

| | 1B: 4 | SF: 0 | WP: 0 | PA: 39 |
|---|---|---|---|---|
| | 2B: 1 | SAC: 1 | PB: 0 | |
| | 3B: 0 | DP: 0 | SB: 0 | |
| | HR: 0 | HBP: 0 | CS: 0 | |

| PITCHER | | IP | WLS | BF | H | R | ER | SO | BB | IBB | HBP | BLK | WP | HR | S | P | ERA | WHIP |
|---|---|---|---|---|---|---|---|---|---|---|---|---|---|---|---|---|---|---|
| Jason Bere, R<br>ERA: 5.1 | (1, 1) | 6.1 | W | 27 | 3 | 0 | 0 | 7 | 5 | 0 | 0 | 0 | 0 | 0 | 74 | 118 | 0.00 | 1.263 |
| David Weathers, R<br>ERA: 3.23 | (7, 1) | 1.2 | H | 7 | 2 | 1 | 1 | 0 | 0 | 0 | 0 | 0 | 0 | 0 | 17 | 23 | 5.40 | 1.200 |
| Curt Leskanic, R<br>ERA: 3.82 | (9, 1) | 1.0 | | 5 | 0 | 0 | 0 | 1 | 2 | 0 | 0 | 0 | 0 | 0 | 14 | 28 | 0.00 | 2.000 |

| PITCHER | | IP | WLS | BF | H | R | ER | SO | BB | IBB | HBP | BLK | WP | HR | S | P | ERA | WHIP |
|---|---|---|---|---|---|---|---|---|---|---|---|---|---|---|---|---|---|---|

# BOTTOM

## Montreal Expos @ Milwaukee Brewers

Milwaukee County Stadium, Milwaukee, WI

Mon Jun 12 2000, 8:05 PM EDT

Att. 16,686 - Overcast - 52 F

livebaseballscorecards.com

| Batter | 1 | 2 | 3 | 4 | 5 | 6 | 7 | 8 | 9 | AB | R | H | RBI | BB | SO | LOB |
|---|---|---|---|---|---|---|---|---|---|---|---|---|---|---|---|---|
| Ronnie Belliard, R (1, 4)<br>OBP: 0.386, SLG: 0.424 | B C B B C X<br>3-2 G4-3 ① | | F X<br>0-1 F9 ③ | | C B B C F F B S<br>3-3 K ② | | B B C B X<br>3-1 G6-3 ① | B F B B F X<br>3-2 1-H 3-H 2B | | 5 | 0 | 1 | 2 | 0 | 1 | 1 |
| Marquis Grissom, R (1, 8)<br>OBP: 0.297, SLG: 0.348 | B S C F F C<br>1-3 K ② | | | F F F B F X<br>1-2 2B 1B | B B F F X<br>2-2 1B 1B | | X<br>0-0 G6-3 ② | C C X<br>0-2 F3 ③ | | 5 | 1 | 2 | 0 | 0 | 1 | 1 |
| Jeromy Burnitz, L (1, 9)<br>OBP: 0.356, SLG: 0.446 | B X<br>1-0 F2 ③ | | | S C B F B X<br>2-2 F9 ① | B C B X<br>2-1 1-3 1B | | B B C C X<br>2-2 G1-3 ③ | | | 4 | 0 | 1 | 0 | 0 | 0 | 1 |
| Geoff Jenkins, L (1, 7)<br>OBP: 0.339, SLG: 0.601 | | B S F X<br>1-2 F9 ① | | F F F F F B F X<br>1-2 G6-3 1-H 2B | B B B C F S<br>3-3 K ③ | | | S B X<br>1-1 L7 ① | | 4 | 1 | 1 | 1 | 0 | 1 | 2 |
| Charlie Hayes, R (1, 3)<br>OBP: 0.421, SLG: 0.490 | | C B X<br>1-1 F7 ② | | C F B X<br>1-2 G6-3 2-3 ② | | B B S S B B<br>4-2 E SF9 BB | | B C B C F B F X<br>3-2 1B 2B 1B | | 3 | 2 | 1 | 0 | 1 | 0 | 1 |
| José Hernández, R (1, 5)<br>OBP: 0.290, SLG: 0.380<br>Luis Lopez, S (7, 5)<br>OBP: 0.231, SLG: 0.306 | | F B B S B F F F E X<br>3-2 G5-3 ③ | | S F B B F B B X<br>3-2 3-H 1B 2B | | F C B B B F F F S<br>2-3 K ① | | F X<br>0-1 1-2 2B 1B | | 3<br>1 | 1<br>1 | 1<br>1 | 1<br>0 | 0<br>0 | 1<br>0 | 1<br>0 |
| Raul Casanova, S (1, 2)<br>OBP: 0.288, SLG: 0.296 | | | C X<br>0-1 E9 1B | B C B X<br>2-1 2-H 1B | | C X<br>0-1 E1 1-3 | | X<br>0-0 1B 1-H 2-H 2B | | 4 | 1 | 3 | 3 | 0 | 0 | 1 |
| Santiago Perez, S (1, 6)<br>OBP: 0.318, SLG: 0.350 | | | F B X<br>1-1 B1 ① | F B B S S<br>2-3 K ③ | | B X<br>1-0 SF9 3-H ② | | X<br>0-0 2-3 2B 1B | | 3 | 1 | 1 | 1 | 0 | 1 | 2 |
| Jason Bere, R (1, 1)<br>OBP: 0.200, SLG: 0.280<br>David Weathers, R (7, 1)<br>James Mouton, R (8, PH)<br>OBP: 0.291, SLG: 0.260<br>Curt Leskanic, R (9, 1) | | | F C F F C<br>0-3 K ② | | F F B S<br>1-3 K ① | B B C X<br>2-1 G1-3 ③ | | F F C<br>0-3 K ② | | 3<br>0<br>1<br>0 | 0<br>0<br>0<br>0 | 0<br>0<br>0<br>0 | 0<br>0<br>0<br>0 | 0<br>0<br>0<br>0 | 2<br>0<br>1<br>0 | 2<br>0<br>2<br>0 |
| Inning Stats | R: 0 H: 0<br>E: 0 LOB: 0<br>K: 1 BB: 0<br>S: 9 P: 14 | R: 0 H: 0<br>E: 0 LOB: 0<br>K: 0 BB: 0<br>S: 11 P: 16 | R: 0 H: 1<br>E: 1 LOB: 1<br>K: 1 BB: 0<br>S: 11 P: 12 | R: 3 H: 4<br>E: 0 LOB: 1<br>K: 1 BB: 0<br>S: 28 P: 40 | R: 0 H: 2<br>E: 0 LOB: 2<br>K: 3 BB: 0<br>S: 16 P: 27 | R: 1 H: 0<br>E: 1 LOB: 1<br>K: 1 BB: 1<br>S: 13 P: 22 | R: 0 H: 0<br>E: 0 LOB: 0<br>K: 0 BB: 0<br>S: 6 P: 11 | R: 4 H: 5<br>E: 0 LOB: 1<br>K: 1 BB: 0<br>S: 20 P: 27 | | 1B: 8 SF: 1<br>2B: 4 SAC: 0<br>3B: 0 DP: 0<br>HR: 0 HBP: 0 | | | | | | |

| | AB | 36 |
|---|---|---|
| | R | 8 |
| | H | 12 |
| | RBI | 8 |
| | BB | 1 |
| | SO | 8 |
| | LOB | 14 |

WP: 0 PA: 38
PB: 0
SB: 0
CS: 0

| PITCHER | | IP | WLS | BF | H | R | ER | SO | BB | IBB | HBP | BLK | WP | HR | S | P | ERA | WHIP |
|---|---|---|---|---|---|---|---|---|---|---|---|---|---|---|---|---|---|---|
| Javier Vazquez, R<br>ERA: 3.49 | (1, 1) | 5.0 | L | 22 | 7 | 3 | 3 | 6 | 0 | 0 | 0 | 0 | 0 | 0 | 75 | 109 | 5.40 | 1.400 |
| Matt Skrmetta, R<br>ERA: 14.54 | (6, 1) | 1.0 | | 5 | 0 | 1 | 0 | 1 | 1 | 0 | 0 | 0 | 0 | 0 | 13 | 22 | 0.00 | 1.000 |
| Felipe Lira, R<br>ERA: 6.94 | (7, 1) | 1.1 | | 6 | 2 | 2 | 2 | 0 | 0 | 0 | 0 | 0 | 0 | 0 | 15 | 24 | 13.50 | 1.500 |
| David Moraga, L<br>ERA: 54.0 | (8, 1) | 0.2 | | 5 | 3 | 2 | 2 | 1 | 0 | 0 | 0 | 0 | 0 | 0 | 11 | 14 | 27.00 | 4.500 |

| PITCHER | IP | WLS | BF | H | R | ER | SO | BB | IBB | HBP | BLK | WP | HR | S | P | ERA | WHIP |
|---|---|---|---|---|---|---|---|---|---|---|---|---|---|---|---|---|---|

| Batter | 1 | 2 | 3 | 4 | 5 | 6 | 7 | 8 | 9 | AB | R | H | RBI | BB | SO | LOB |
|---|---|---|---|---|---|---|---|---|---|---|---|---|---|---|---|---|
| Peter Bergeron, L (1, 8)<br>OBP: 0.308, SLG: 0.358 | G6-3 | | 1B | | G1-3 | | | F9 | | 5 | 1 | 2 | 2 | 0 | 0 | 0 |
| Mike Mordecai, R (1, 5)<br>OBP: 0.435, SLG: 0.667 | G6-3 | | 1B<br>BB | | L7 | | | G5-3 | | 4 | 1 | 1 | 0 | 1 | 0 | 0 |
| Rondell White, R (1, 7)<br>OBP: 0.378, SLG: 0.518 | F3 | | 1B<br>2B<br>BB<br>K | | | P3 | | | F7 | 4 | 1 | 0 | 0 | 1 | 1 | 2 |
| Vladimir Guerrero, R (1, 9)<br>OBP: 0.426, SLG: 0.698 | | G6-4-3<br>1B<br>2B<br>1B | | E9 | | G3-1 | | | F9 | 5 | 1 | 2 | 2 | 0 | 0 | 0 |
| Jose Vidro, S (1, 4)<br>OBP: 0.409, SLG: 0.597 | | G6-4-3<br>1-2f<br>1B<br>2-H<br>3-H<br>2B | | G6-3 | | G4-3 | | | HR | 5 | 2 | 2 | 3 | 0 | 0 | 2 |
| Geoff Blum, S (1, 3)<br>OBP: 0.321, SLG: 0.397 | | 1B<br>1B<br>1B | | L4 | | | G4-3 | | K | 5 | 2 | 2 | 1 | 0 | 1 | 1 |
| Chris Widger, R (1, 2)<br>OBP: 0.323, SLG: 0.486 | | 1B<br>1-3<br>1B | | F7<br>BB | | | K | | | 3 | 0 | 1 | 0 | 1 | 1 | 1 |
| Orlando Cabrera, R (1, 6)<br>OBP: 0.269, SLG: 0.407 | | 1-3<br>3-H<br>1B | | SH1-3<br>1-2<br>1B<br>1B<br>K | | | G6-3 | | | 4 | 1 | 2 | 1 | 0 | 1 | 2 |
| Carl Pavano, R (1, 1)<br>OBP: 0.161, SLG: 0.194 | | K | | SH1-3<br>1-2<br>2-3 | K | | | K | | 2 | 0 | 0 | 0 | 0 | 2 | 2 |
| Anthony Telford, R (6, 1) | | | | | | | | | | 0 | 0 | 0 | 0 | 0 | 0 | 0 |
| Terry Jones, S (8, PH)<br>OBP: 0.262, SLG: 0.237 | | | | | | | | | | 1 | 0 | 0 | 0 | 0 | 1 | 0 |
| Guillermo Mota, R (8, 1) | | | | | | | | | | 0 | 0 | 0 | 0 | 0 | 0 | 0 |
| Steve Kline, S (8, 1) | | | | | | | | | | 0 | 0 | 0 | 0 | 0 | 0 | 0 |
| Inning Stats | R: 0<br>E: 0<br>K: 0<br>S: 5<br>H: 0<br>LOB: 0<br>BB: 0<br>P: 6 | R: 1<br>E: 0<br>K: 1<br>S: 12<br>H: 4<br>LOB: 2<br>BB: 0<br>P: 16 | R: 7<br>E: 0<br>K: 1<br>S: 20<br>H: 7<br>LOB: 2<br>BB: 2<br>P: 35 | R: 0<br>E: 1<br>K: 1<br>S: 10<br>H: 0<br>LOB: 2<br>BB: 1<br>P: 17 | R: 0<br>E: 0<br>K: 1<br>S: 8<br>H: 0<br>LOB: 0<br>BB: 0<br>P: 10 | R: 0<br>E: 0<br>K: 0<br>S: 6<br>H: 0<br>LOB: 0<br>BB: 0<br>P: 8 | R: 0<br>E: 0<br>K: 1<br>S: 9<br>H: 0<br>LOB: 0<br>BB: 0<br>P: 14 | R: 0<br>E: 0<br>K: 1<br>S: 9<br>H: 0<br>LOB: 0<br>BB: 0<br>P: 15 | R: 1<br>E: 0<br>K: 1<br>S: 8<br>H: 1<br>LOB: 0<br>BB: 0<br>P: 12 | 1B: 10<br>2B: 1<br>3B: 0<br>HR: 1<br>SF: 0<br>SAC: 1<br>DP: 1<br>HBP: 0 | | | | | | |

| PITCHER | | IP | WLS | BF | H | R | ER | SO | BB | IBB | HBP | BLK | WP | HR | S | P | ERA | WHIP |
|---|---|---|---|---|---|---|---|---|---|---|---|---|---|---|---|---|---|---|
| Steve Woodard, R<br>ERA: 5.97 | (1, 1) | 2.2 | L | 19 | 11 | 8 | 8 | 1 | 1 | 0 | 0 | 0 | 0 | 0 | 31 | 46 | 27.00 | 4.500 |
| Juan Acevedo, R<br>ERA: 4.45 | (3, 1) | 3.1 | | 13 | 0 | 0 | 0 | 3 | 2 | 0 | 0 | 0 | 0 | 0 | 30 | 46 | 0.00 | 0.600 |
| Allen Levrault, R<br>ERA: | (7, 1) | 2.0 | | 6 | 0 | 0 | 0 | 2 | 0 | 0 | 0 | 0 | 0 | 0 | 18 | 29 | 0.00 | 0.000 |
| Valerio De Los Santos, L<br>ERA: 5.85 | (9, 1) | 1.0 | | 4 | 1 | 1 | 1 | 1 | 0 | 0 | 0 | 0 | 0 | 1 | 8 | 12 | 9.00 | 1.000 |

| PITCHER | IP | WLS | BF | H | R | ER | SO | BB | IBB | HBP | BLK | WP | HR | S | P | ERA | WHIP |
|---|---|---|---|---|---|---|---|---|---|---|---|---|---|---|---|---|---|

# TOP

## Montreal Expos @ Milwaukee Brewers

Milwaukee County Stadium, Milwaukee, WI

Tue Jun 13 2000, 8:05 PM EDT
Att. 10,705 - Overcast - 58 F

livebaseballscorecards.com

| | |
|---|---|
| AB | 38 |
| R | 9 |
| H | 12 |
| RBI | 9 |
| BB | 3 |
| SO | 7 |
| LOB | 10 |

WP: 0 PB: 0 SB: 0 CS: 0 PA: 42

# BOTTOM

## Montreal Expos @ Milwaukee Brewers

Milwaukee County Stadium, Milwaukee, WI

Tue Jun 13 2000, 8:05 PM EDT
Att. 10,705 - Overcast - 58 F

livebaseballscorecards.com

| Batter | 1 | 2 | 3 | 4 | 5 | 6 | 7 | 8 | 9 | AB | R | H | RBI | BB | SO | LOB |
|---|---|---|---|---|---|---|---|---|---|---|---|---|---|---|---|---|
| Ronnie Belliard, R (1, 4)<br>OBP: 0.386, SLG: 0.426 | G4-6-3<br>BB | | G4-3 | | G6-3 | | 2B | F9 | | 4 | 0 | 1 | 0 | 1 | 0 | 0 |
| Marquis Grissom, R (1, 8)<br>OBP: 0.295, SLG: 0.345 | G4-6-3<br>1-2f | | F8 | | G3 1B<br>1B | | F9 | | L1-3 | 5 | 0 | 1 | 0 | 0 | 0 | 2 |
| Jeromy Burnitz, L (1, 9)<br>OBP: 0.360, SLG: 0.447 | S BB<br>BB | | 1B<br>1B | | G3<br>1-2<br>1B | | L4 | | L3-1 | 4 | 0 | 2 | 0 | 1 | 0 | 1 |
| Geoff Jenkins, L (1, 7)<br>OBP: 0.347, SLG: 0.605 | 1-2<br>BB | | 1-3<br>1B | | G3<br>1-2<br>2-3 | | | BB<br>HR<br>2B | L8 | 4 | 1 | 2 | 0 | 1 | 0 | 2 |
| Charlie Hayes, R (1, 5)<br>OBP: 0.418, SLG: 0.480 | F9<br>2-3 | | G4-3 | | F3 | | | BB<br>HR<br>BB | | 3 | 1 | 0 | 0 | 1 | 0 | 6 |
| Tyler Houston, L (1, 3)<br>OBP: 0.321, SLG: 0.371 | | G4-6-3<br>1B | | FC4-6<br>1B | | G3-1 | | HR<br>1-2<br>2-3<br>BB | | 3 | 1 | 2 | 0 | 1 | 0 | 0 |
| Raul Casanova, S (1, 2)<br>OBP: 0.286, SLG: 0.345 | | G4-6-3<br>1-2f | | FC4-6<br>1-2f | | G3 | | HR<br>1-H<br>2-H<br>3-H | | 4 | 1 | 1 | 4 | 0 | 0 | 2 |
| Santiago Perez, S (1, 6)<br>OBP: 0.308, SLG: 0.375 | | 2B | | F9 | | F9 | | L6 | | 4 | 0 | 1 | 0 | 0 | 0 | 1 |
| Steve Woodard, L (1, 1)<br>OBP: 0.136, SLG: 0.050 | | K | | K | | | G4-3 | F3 | | 1 | 0 | 0 | 0 | 0 | 1 | 1 |
| Juan Acevedo, R (3, 1) | | | | | | | | | | 1 | 0 | 0 | 0 | 0 | 1 | 1 |
| Allen Levrault, R (7, 1) | | | | | | | | | | 1 | 0 | 0 | 0 | 0 | 0 | 0 |
| James Mouton, R (8, PH)<br>OBP: 0.287, SLG: 0.257 | | | | | | | | | | 1 | 0 | 0 | 0 | 0 | 0 | 0 |
| Valerio De Los Santos, L (9, 1) | | | | | | | | | | 0 | 0 | 0 | 0 | 0 | 0 | 0 |

| Inning Stats | 1 | 2 | 3 | 4 | 5 | 6 | 7 | 8 | 9 |
|---|---|---|---|---|---|---|---|---|---|
| | R: 0<br>E: 0<br>K: 0<br>S: 18 | H: 0<br>LOB: 2<br>BB: 3<br>P: 34 | R: 0<br>E: 0<br>K: 1<br>S: 10 | H: 2<br>LOB: 1<br>BB: 0<br>P: 14 | R: 0<br>E: 0<br>K: 0<br>S: 10 | H: 2<br>LOB: 2<br>BB: 0<br>P: 16 | R: 0<br>E: 0<br>K: 1<br>S: 9 | H: 1<br>LOB: 1<br>BB: 0<br>P: 15 | R: 0<br>E: 0<br>K: 0<br>S: 10 | H: 2<br>LOB: 2<br>BB: 0<br>P: 17 | R: 0<br>E: 0<br>K: 0<br>S: 10 | H: 0<br>LOB: 0<br>BB: 0<br>P: 14 | R: 0<br>E: 0<br>K: 0<br>S: 11 | H: 1<br>LOB: 1<br>BB: 0<br>P: 16 | R: 4<br>E: 0<br>K: 0<br>S: 16 | H: 2<br>LOB: 0<br>BB: 2<br>P: 29 | R: 0<br>E: 0<br>K: 0<br>S: 8 | H: 0<br>LOB: 0<br>BB: 0<br>P: 13 |

| | |
|---|---|
| 1B: 6 | SF: 0 |
| 2B: 3 | SAC: 0 |
| 3B: 0 | DP: 2 |
| HR: 1 | HBP: 0 |
| WP: 0 | PA: 40 |
| PB: 0 | |
| SB: 1 | |
| CS: 0 | |

| | |
|---|---|
| AB | 35 |
| R | 4 |
| H | 10 |
| RBI | 4 |
| BB | 5 |
| SO | 2 |
| LOB | 16 |

| PITCHER | | IP | WLS | BF | H | R | ER | SO | BB | IBB | HBP | BLK | WP | HR | S | P | ERA | WHIP |
|---|---|---|---|---|---|---|---|---|---|---|---|---|---|---|---|---|---|---|
| Carl Pavano, R<br>ERA: 3.25 | (1, 1) | 5.0 | W | 23 | 7 | 0 | 0 | 2 | 3 | 0 | 0 | 0 | 0 | 0 | 57 | 96 | 0.00 | 2.000 |
| Anthony Telford, R<br>ERA: 4.4 | (6, 1) | 2.0 | | 7 | 1 | 0 | 0 | 0 | 0 | 0 | 0 | 0 | 0 | 0 | 21 | 30 | 0.00 | 0.500 |
| Guillermo Mota, R<br>ERA: 11.88 | (8, 1) | 0.0 | | 3 | 1 | 3 | 3 | 0 | 2 | 0 | 0 | 0 | 0 | 0 | 6 | 16 | ∞ | ∞ |
| Steve Kline, L<br>ERA: 1.5 | (8, 1) | 2.0 | | 7 | 1 | 1 | 1 | 0 | 0 | 0 | 0 | 0 | 0 | 1 | 18 | 26 | 4.50 | 0.500 |

| PITCHER | IP | WLS | BF | H | R | ER | SO | BB | IBB | HBP | BLK | WP | HR | S | P | ERA | WHIP |
|---|---|---|---|---|---|---|---|---|---|---|---|---|---|---|---|---|---|

| Batter | 1 | 2 | 3 | 4 | 5 | 6 | 7 | 8 | 9 | AB | R | H | RBI | BB | SO | LOB |
|---|---|---|---|---|---|---|---|---|---|---|---|---|---|---|---|---|
| Peter Bergeron, L (1, 8)<br>OBP: 0.310, SLG: 0.359 | B L B X<br>2-1 G1-3 ① | | C F X<br>0-2 BB 1B 1B | X<br>0-0 G4-3 1-2 1B | | | X<br>0-0 G3 ① | | B X<br>1-0 G4-3 ③ | 5 | 1 | 2 | 0 | 0 | 0 | 1 |
| Michael Barrett, R (1, 5)<br>OBP: 0.274, SLG: 0.290 | C C B S<br>1-3 K ② | | B B B B<br>4-0 1B 1-2 BB | C C X<br>0-2 G4-3 ② ③ 1-2f | | | C B F X<br>1-2 G6-3 ② | | | 3 | 0 | 0 | 0 | 1 | 1 | 2 |
| Rondell White, R (1, 7)<br>OBP: 0.375, SLG: 0.511<br>Terry Jones, S (7, 7)<br>OBP: 0.262, SLG: 0.237 | B B B C F B<br>4-2 WP BB | | C C S<br>0-3 K ① | | C F B F X<br>1-2 G6-3 ① | | B X<br>1-0 G3 ③ | | | 3<br>0 | 0<br>0 | 0<br>0 | 0<br>0 | 1<br>0 | 1<br>0 | 2<br>0 |
| Vladimir Guerrero, R (1, 9)<br>OBP: 0.427, SLG: 0.703<br>Matt Skrmetta, S (8, 1) | B B B X<br>3-0 G5-3 ③ 1-2 | | F C X<br>0-2 ② 1-3 2-H 1B | | C X<br>0-1 SF7 3B | | | X<br>0-0 G6-3 ① | | 4<br>0 | 1<br>0 | 2<br>0 | 1<br>0 | 0<br>0 | 0<br>0 | 1<br>0 |
| Jose Vidro, S (1, 4)<br>OBP: 0.406, SLG: 0.592 | | C F B X<br>1-2 G3-1 ① | B B I<br>4-0 BB IBB | | B C S F B F X<br>2-2 SF7 ② 3-H | | | B X<br>1-0 G1-3 ② | | 2 | 0 | 0 | 1 | 1 | 0 | 0 |
| Geoff Blum, S (1, 3)<br>OBP: 0.333, SLG: 0.400<br>Felipe Lira, R (5, 1)<br>Wilton Guerrero, S (8, PH)<br>OBP: 0.315, SLG: 0.318 (8, 9) | | B C C B F X<br>2-2 E FC4-2 1B | B B C B B<br>4-1 1-2 BB | | B B X<br>2-0 F8 ③ | | | B B C X<br>2-1 F8 ③ | | 2<br>0<br>1 | 0<br>0<br>0 | 1<br>0<br>0 | 0<br>0<br>0 | 1<br>0<br>0 | 0<br>0<br>0 | 0<br>0<br>0 |
| Chris Widger, R (1, 2)<br>OBP: 0.323, SLG: 0.483<br>Brian Schneider, L (6, 2)<br>OBP: 0.323, SLG: 0.286 | | S X<br>0-1 E2 FC4-2 1-3 1B | B C X<br>1-1 G5-3 ③ | | B S S F B X<br>2-2 L7 ① | | | X<br>0-0 G6-3 ① | | 3<br>1 | 0<br>0 | 1<br>0 | 0<br>0 | 0<br>0 | 0<br>0 | 3<br>0 |
| Orlando Cabrera, R (1, 6)<br>OBP: 0.268, SLG: 0.404 | | B B C C X<br>2-2 FC4-2 ② FC6-4 2-3 3-H | S B X<br>1-1 G6-3 ① | | C X<br>0-1 F8 ② | | | B B C X<br>2-1 FC6-4 1B | | 4 | 0 | 1 | 0 | 0 | 0 | 2 |
| Mike Johnson, L (1, 1)<br>OBP: 0.286, SLG: 0.286<br>David Moraga, L (4, 1)<br>Mike Mordecai, R (5, 3)<br>OBP: 0.423, SLG: 0.646 | | C X<br>0-1 FC6-4 ③ 1-2f | B X<br>1-0 1B 1B | | X<br>0-0 P4 ③ | | | B B X<br>2-0 FC6-4 ② 1-2f | | 2<br>0<br>2 | 0<br>0<br>0 | 1<br>0<br>0 | 0<br>0<br>0 | 0<br>0<br>0 | 0<br>0<br>0 | 2<br>0<br>1 |
| Inning Stats | R: 0 E: 0 K: 1 S: 8 / H: 0 LOB: 1 BB: 1 P: 18 | R: 0 E: 1 K: 0 S: 14 / H: 2 LOB: 2 BB: 0 P: 19 | R: 1 E: 0 K: 1 S: 12 / H: 2 LOB: 3 BB: 3 P: 25 | R: 0 E: 0 K: 0 S: 7 / H: 2 LOB: 1 BB: 0 P: 9 | R: 1 E: 0 K: 0 S: 12 / H: 1 LOB: 0 BB: 0 P: 17 | R: 0 E: 0 K: 0 S: 8 / H: 0 LOB: 0 BB: 0 P: 10 | R: 0 E: 0 K: 0 S: 5 / H: 0 LOB: 0 BB: 0 P: 7 | R: 0 E: 0 K: 0 S: 4 / H: 0 LOB: 0 BB: 0 P: 7 | R: 0 E: 0 K: 0 S: 5 / H: 1 LOB: 1 BB: 0 P: 10 | 1B: 7 2B: 0 3B: 1 HR: 0 | SF: 1 SAC: 0 DP: 1 HBP: 0 | | | | | |

TOP

# Montreal Expos @ Milwaukee Brewers

Milwaukee County Stadium, Milwaukee, WI

Wed Jun 14 2000, 8:05 PM EDT

Att. 12,875 - Cloudy - 70 F

livebaseballscorecards.com

| | |
|---|---|
| AB | 32 |
| R | 2 |
| H | 8 |
| RBI | 2 |
| BB | 4 |
| SO | 2 |
| LOB | 14 |

| PITCHER | | IP | WLS | BF | H | R | ER | SO | BB | IBB | HBP | BLK | WP | HR | S | P | ERA | WHIP |
|---|---|---|---|---|---|---|---|---|---|---|---|---|---|---|---|---|---|---|
| Jamey Wright, R<br>ERA: 4.26 | (1, 1) | 8.0 | W | 33 | 7 | 2 | 2 | 2 | 3 | 1 | 0 | 0 | 1 | 0 | 70 | 112 | 2.25 | 1.250 |
| Bob Wickman, R<br>ERA: 1.19 | (9, 1) | 1.0 | | 4 | 1 | 0 | 0 | 0 | 0 | 0 | 0 | 0 | 0 | 0 | 5 | 10 | 0.00 | 1.000 |

| PITCHER | IP | WLS | BF | H | R | ER | SO | BB | IBB | HBP | BLK | WP | HR | S | P | ERA | WHIP |
|---|---|---|---|---|---|---|---|---|---|---|---|---|---|---|---|---|---|

| Batter | 1 | 2 | 3 | 4 | 5 | 6 | 7 | 8 | 9 | AB | R | H | RBI | BB | SO | LOB |
|---|---|---|---|---|---|---|---|---|---|---|---|---|---|---|---|---|
| Ronnie Belliard, R (1, 4)<br>OBP: 0.390, SLG: 0.433 | B B B C X<br>3-1 F9 ① | | X<br>0-0 S 2B | B B B C B<br>4-1 1B 2B 2-3 BB | C X<br>0-1 SF8 ②<br>2-3 3-H | | X<br>0-0 1B<br>1-2 1B | | | 3 | 1 | 2 | 1 | 1 | 0 | 0 |
| Luis Lopez, S (7, PR)<br>OBP: 0.231, SLG: 0.306 (8, 4) | | | | | | | | | | 0 | 0 | 0 | 0 | 0 | 0 | 0 |
| Marquis Grissom, R (1, 8)<br>OBP: 0.301, SLG: 0.362 | C X<br>0-1 F2 ② | | B X<br>2-0 G5-3 ① | S C B X<br>1-2 2B FC6 1B<br>1-3 3-H | C S X<br>1-2 HR<br>3-H | | B C X<br>1-1 G4-6-3 1B<br>1-2 2-3 | | | 5 | 2 | 3 | 3 | 0 | 0 | 1 |
| Jeromy Burnitz, L (1, 9)<br>OBP: 0.357, SLG: 0.446 | B C C B S<br>2-3 K ③ | | B F B B C F S<br>3-3 K ② | B X<br>1-0 FC6 SF8 2B<br>1-3 3-H | B C C X<br>1-2 E3 | | B B X<br>2-0 G4-6-3 ② ③<br>1-2f | | | 5 | 1 | 1 | 1 | 0 | 2 | 4 |
| Geoff Jenkins, L (1, 7)<br>OBP: 0.349, SLG: 0.594 | | B B X<br>2-0 L9 ① | B B F F B F B<br>4-2 S BB | F X<br>0-1 FC6 E S<br>2-3 3-H | S B X<br>1-1 G3-1 ③ | | | B C B F B F F B<br>4-2 HR BB | | 3 | 1 | 0 | 1 | 2 | 0 | 2 |
| Charlie Hayes, R (1, 5)<br>OBP: 0.417, SLG: 0.473 | | B B F B F B<br>4-2 WP BB G3 BB | B C B B B<br>4-1 1-2 2-3 BB | C F B F X<br>1-2 SF8 ②<br>3-H | | B C B S B S<br>3-3 K ① | | F C S<br>0-3 K ① | | 2 | 1 | 0 | 1 | 2 | 2 | 1 |
| Tyler Houston, L (1, 3)<br>OBP: 0.325, SLG: 0.405 | B C B B B<br>4-1 G3 WP 1-2 BB | B X<br>1-0 F8 ③ | S B B B S C<br>3-3 K ③<br>1-3 | | | C B C F S<br>1-3 K ② | | C B F B X<br>2-2 1-H HR | | 4 | 1 | 1 | 2 | 1 | 2 | 4 |
| Raul Casanova, S (1, 2)<br>OBP: 0.309, SLG: 0.429 | B S B X<br>2-1 G3 ②<br>1-3 2-H | | X<br>0-0 HR | C B F F X<br>1-2 SH2-4 SF8 2B | B F X<br>1-1 G4-3 ③ | | | B C S B X<br>2-2 1B | | 5 | 2 | 3 | 2 | 0 | 0 | 1 |
| Santiago Perez, S (1, 6)<br>OBP: 0.387, SLG: 0.407 | B I I I<br>4-0 IBB | | B B X<br>2-0 WP SH1-4 1B 1B | B B F B B<br>4-1 SF8 SH2-4 HR BB | | | C F F B X<br>1-2 1B 1B 1B | F B F F S<br>1-3 K ② | | 3 | 2 | 2 | 0 | 2 | 1 | 1 |
| Jamey Wright, R (1, 1)<br>Mark Sweeney, L (8, PH)<br>OBP: 0.367, SLG: 0.346<br>Bob Wickman, R (9, 1) | S X<br>0-1 F8 ③ | | L F X<br>0-2 SH1-4 ①<br>1-2 | L B B L X<br>2-2 SH2-4 ①<br>1-2 2-3 | | | C F F B S<br>1-3 K ① | C X<br>0-1 F9 ③ | | 2<br>1<br>0 | 0<br>0<br>0 | 0<br>0<br>0 | 0<br>0<br>0 | 0<br>0<br>0 | 1<br>0<br>0 | 3<br>1<br>0 |
| Inning Stats | R: 0 H: 0<br>E: 0 LOB: 0<br>K: 1 BB: 0<br>S: 7 P: 12 | R: 1 H: 0<br>E: 0 LOB: 2<br>K: 0 BB: 3<br>S: 8 P: 24 | R: 0 H: 1<br>E: 0 LOB: 3<br>K: 1 BB: 2<br>S: 11 P: 25 | R: 5 H: 4<br>E: 0 LOB: 1<br>K: 1 BB: 1<br>S: 19 P: 31 | R: 3 H: 2<br>E: 1 LOB: 1<br>K: 0 BB: 1<br>S: 18 P: 28 | R: 0 H: 0<br>E: 0 LOB: 0<br>K: 2 BB: 0<br>S: 9 P: 14 | R: 0 H: 3<br>E: 0 LOB: 3<br>K: 1 BB: 0<br>S: 12 P: 17 | R: 2 H: 2<br>E: 0 LOB: 1<br>K: 2 BB: 1<br>S: 20 P: 29 | | 1B: 6 SF: 2<br>2B: 3 SAC: 2<br>3B: 0 DP: 1<br>HR: 3 HBP: 0 | | | | | | |

| PITCHER | | IP | WLS | BF | H | R | ER | SO | BB | IBB | HBP | BLK | WP | HR | S | P | ERA | WHIP |
|---|---|---|---|---|---|---|---|---|---|---|---|---|---|---|---|---|---|---|
| Mike Johnson, R<br>ERA: 6.75 | (1, 1) | 3.1 | L | 20 | 4 | 5 | 5 | 2 | 5 | 1 | 0 | 0 | 2 | 1 | 35 | 77 | 13.50 | 2.700 |
| David Moraga, L<br>ERA: 37.8 | (4, 1) | 1.0 | | 7 | 2 | 3 | 3 | 1 | 1 | 0 | 0 | 0 | 0 | 0 | 18 | 30 | 27.00 | 3.000 |
| Felipe Lira, R<br>ERA: 6.58 | (5, 1) | 2.2 | | 12 | 4 | 1 | 1 | 3 | 0 | 0 | 0 | 0 | 0 | 1 | 31 | 44 | 3.38 | 1.500 |
| Matt Skrmetta, R<br>ERA: 15.19 | (8, 1) | 1.0 | | 6 | 2 | 2 | 2 | 2 | 1 | 0 | 0 | 0 | 0 | 1 | 20 | 29 | 18.00 | 3.000 |

| PITCHER | IP | WLS | BF | H | R | ER | SO | BB | IBB | HBP | BLK | WP | HR | S | P | ERA | WHIP |
|---|---|---|---|---|---|---|---|---|---|---|---|---|---|---|---|---|---|

# BOTTOM

# Montreal Expos @ Milwaukee Brewers

Milwaukee County Stadium, Milwaukee, WI

Wed Jun 14 2000, 8:05 PM EDT
Att. 12,875 - Cloudy - 70 F

livebaseballscorecards.com

| | |
|---|---|
| AB | 33 |
| R | 11 |
| H | 12 |
| RBI | 11 |
| BB | 8 |
| SO | 8 |
| LOB | 18 |



| Batter | 1 | 2 | 3 | 4 | 5 | 6 | 7 | 8 | 9 | AB | R | H | RBI | BB | SO | LOB |
|---|---|---|---|---|---|---|---|---|---|---|---|---|---|---|---|---|
| Benny Agbayani, R (1, 7)<br>OBP: 0.330, SLG: 0.463 | HR | 1B | K | | G5-3 | | P4 | | | 5 | 1 | 2 | 3 | 0 | 1 | 3 |
| Derek Bell, R (1, 9)<br>OBP: 0.372, SLG: 0.450 | BB | 1B | | G6-3 | | G1-3 | | G4-3 | | 4 | 0 | 1 | 0 | 1 | 0 | 0 |
| Edgardo Alfonzo, R (1, 4)<br>OBP: 0.442, SLG: 0.614 | P4 | E5 | | 1B | | 31 HR | 1B | 1B | 2B | 5 | 2 | 3 | 0 | 0 | 0 | 3 |
| 31 Mike Piazza, R (1, 2)<br>OBP: 0.436, SLG: 0.722 | BB | L6 | | L6 | | 1-H | HR | F9 | | 5 | 1 | 2 | 2 | 0 | 0 | 5 |
| Robin Ventura, L (1, 5)<br>OBP: 0.345, SLG: 0.482 | G5-4-3 | FC4-6 | | G3 | | P4 | | PO | 1B | 4 | 0 | 1 | 1 | 1 | 0 | 4 |
| Todd Zeile, R (1, 3)<br>OBP: 0.388, SLG: 0.549 | G5-4-3 | | G6-3 | | HBP | 1B | | PO | P4 | 5 | 0 | 2 | 0 | 0 | 0 | 3 |
| Jay Payton, R (1, 8)<br>OBP: 0.323, SLG: 0.476 | | 1B | 2B | | HBP | F8 | | | G5-4-3 | 4 | 2 | 3 | 0 | 0 | 0 | 1 |
| Melvin Mora, R (1, 6)<br>OBP: 0.327, SLG: 0.378 | | E4 | 2B | | K | | K | | G5-4-3 | 5 | 1 | 1 | 1 | 0 | 2 | 4 |
| Al Leiter, L (1, 1)<br>OBP: 0.103, SLG: 0.037 | | SH1-3 | K | | P2 | | G6-3 | | | 3 | 0 | 0 | 0 | 0 | 1 | 3 |
| Bobby Jones, R (9, 1) | | | | | | | | | | 0 | 0 | 0 | 0 | 0 | 0 | 0 |
| Inning Stats | R: 1<br>E: 0<br>K: 0<br>S: 10<br>H: 2<br>LOB: 2<br>BB: 2<br>P: 22 | R: 2<br>E: 2<br>K: 0<br>S: 18<br>H: 3<br>LOB: 3<br>BB: 0<br>P: 27 | R: 1<br>E: 0<br>K: 2<br>S: 15<br>H: 2<br>LOB: 1<br>BB: 0<br>P: 21 | R: 0<br>E: 0<br>K: 0<br>S: 8<br>H: 1<br>LOB: 1<br>BB: 0<br>P: 11 | R: 0<br>E: 0<br>K: 1<br>S: 9<br>H: 1<br>LOB: 2<br>BB: 0<br>P: 16 | R: 2<br>E: 0<br>K: 0<br>S: 13<br>H: 3<br>LOB: 1<br>BB: 0<br>P: 23 | R: 0<br>E: 0<br>K: 1<br>S: 7<br>H: 0<br>LOB: 0<br>BB: 0<br>P: 9 | R: 1<br>E: 0<br>K: 0<br>S: 9<br>H: 2<br>LOB: 0<br>BB: 0<br>P: 15 | R: 0<br>E: 0<br>K: 0<br>S: 6<br>H: 1<br>LOB: 0<br>BB: 0<br>P: 9 | 1B: 10<br>2B: 3<br>3B: 0<br>HR: 2<br>SF: 0<br>SAC: 1<br>DP: 2<br>HBP: 1 | | | | | | |

TOP

# New York Mets @ Milwaukee Brewers

Milwaukee County Stadium, Milwaukee, WI

Fri Jun 16 2000, 8:05 PM EDT
Att. 18,979 - Cloudy - 71 F

livebaseballscorecards.com

| | |
|---|---|
| AB | 40 |
| R | 7 |
| H | 15 |
| RBI | 7 |
| BB | 2 |
| SO | 4 |
| LOB | 26 |

| PITCHER | | IP | WLS | BF | H | R | ER | SO | BB | IBB | HBP | BLK | WP | HR | S | P | ERA | WHIP |
|---|---|---|---|---|---|---|---|---|---|---|---|---|---|---|---|---|---|---|
| Jimmy Haynes, R<br>ERA: 4.45 | (1, 1) | 5.0 | L | 28 | 9 | 4 | 3 | 3 | 2 | 0 | 1 | 0 | 0 | 1 | 60 | 97 | 5.40 | 2.200 |
| Steve Woodard, R<br>ERA: 6.14 | (6, 1) | 1.0 | | 6 | 3 | 2 | 2 | 0 | 0 | 0 | 0 | 0 | 0 | 1 | 13 | 23 | 18.00 | 3.000 |
| Juan Acevedo, R<br>ERA: 4.31 | (7, 1) | 1.0 | | 3 | 0 | 0 | 0 | 1 | 0 | 0 | 0 | 0 | 0 | 0 | 7 | 9 | 0.00 | 0.000 |
| David Weathers, R<br>ERA: 3.38 | (8, 1) | 1.0 | | 4 | 2 | 1 | 1 | 0 | 0 | 0 | 0 | 0 | 0 | 0 | 9 | 15 | 9.00 | 2.000 |
| Curt Leskanic, R<br>ERA: 3.69 | (9, 1) | 1.0 | | 3 | 1 | 0 | 0 | 0 | 0 | 0 | 0 | 0 | 0 | 0 | 6 | 9 | 0.00 | 1.000 |

| PITCHER | IP | WLS | BF | H | R | ER | SO | BB | IBB | HBP | BLK | WP | HR | S | P | ERA | WHIP |
|---|---|---|---|---|---|---|---|---|---|---|---|---|---|---|---|---|---|

# New York Mets @ Milwaukee Brewers

Milwaukee County Stadium, Milwaukee, WI

Fri Jun 16 2000, 8:05 PM EDT

Att. 18,979 - Cloudy - 71 F

livebaseballscorecards.com

## BOTTOM

| Batter | 1 | 2 | 3 | 4 | 5 | 6 | 7 | 8 | 9 | AB | R | H | RBI | BB | SO | LOB |
|---|---|---|---|---|---|---|---|---|---|---|---|---|---|---|---|---|
| Ronnie Belliard, R (1, 4)<br>OBP: 0.388, SLG: 0.427 | L4 | | G6-3<br>2-3 | | BB | | | F9 | | 3 | 0 | 0 | 0 | 1 | 0 | 1 |
| James Mouton, R (1, 7)<br>OBP: 0.297, SLG: 0.260 | G1-3 | | 1B<br>3-H | | K | | | BB | | 3 | 0 | 1 | 1 | 1 | 1 | 1 |
| Jeromy Burnitz, L (1, 9)<br>OBP: 0.353, SLG: 0.439 | F5 | | K | | | F7 | | L9 | | 4 | 0 | 0 | 0 | 0 | 1 | 2 |
| Charlie Hayes, R (1, 3)<br>OBP: 0.414, SLG: 0.464 | | L5 | | F9 | | F2 | | | DI<br>BB | 3 | 0 | 0 | 0 | 1 | 0 | 0 |
| Marquis Grissom, R (1, 8)<br>OBP: 0.296, SLG: 0.356 | | F9 | | F8 | | K | | | K | 4 | 0 | 0 | 0 | 0 | 2 | 1 |
| José Hernández, R (1, 5)<br>OBP: 0.297, SLG: 0.388 | | 2B | | 1B | | | L4 | | BB<br>1-2 | 3 | 0 | 2 | 0 | 1 | 0 | 0 |
| Raul Casanova, S (1, 2)<br>OBP: 0.292, SLG: 0.403 | | G5-3 | | G5-3 | | | K | | P4 | 4 | 0 | 0 | 0 | 0 | 1 | 4 |
| Santiago Perez, S (1, 6)<br>OBP: 0.371, SLG: 0.367 | | | G6-3<br>SH5-4<br>1B<br>BB | | F2 | | K | | K | 3 | 1 | 0 | 0 | 1 | 2 | 2 |
| Jimmy Haynes, R (1, 1)<br>OBP: 0.143, SLG: 0.214<br>Henry Blanco, R (5, PH)<br>OBP: 0.346, SLG: 0.398<br>Steve Woodard, L (6, 1)<br>OBP: 0.136, SLG: 0.050<br>Juan Acevedo, R (7, 1)<br>David Weathers, R (8, 1)<br>Lyle Mouton, R (8, PH)<br>OBP: 0.341, SLG: 0.432<br>Curt Leskanic, R (9, 1) | | | SH5-4<br>1-2 | | K | | | K | | 0<br>1<br>0<br>0<br>0<br>1<br>0 | 0<br>0<br>0<br>0<br>0<br>0<br>0 | 0<br>0<br>0<br>0<br>0<br>1<br>0 | 0<br>0<br>0<br>0<br>0<br>0<br>0 | 0<br>1<br>0<br>0<br>0<br>0<br>0 | 0<br>0<br>0<br>0<br>0<br>0<br>0 | 0<br>0<br>0<br>0<br>0<br>0<br>0 |

| Inning Stats | 1 | 2 | 3 | 4 | 5 | 6 | 7 | 8 | 9 |
|---|---|---|---|---|---|---|---|---|---|
| | R: 0<br>E: 0<br>K: 0<br>S: 7 | H: 0<br>LOB: 0<br>BB: 0<br>P: 12 | R: 0<br>E: 0<br>K: 0<br>S: 8 | H: 1<br>LOB: 1<br>BB: 0<br>P: 13 | R: 1<br>E: 0<br>K: 1<br>S: 14 | H: 1<br>LOB: 1<br>BB: 1<br>P: 23 | R: 0<br>E: 0<br>K: 0<br>S: 6 | H: 1<br>LOB: 1<br>BB: 0<br>P: 8 | R: 0<br>E: 0<br>K: 2<br>S: 9 | H: 0<br>LOB: 1<br>BB: 1<br>P: 14 | R: 0<br>E: 0<br>K: 1<br>S: 11 | H: 0<br>LOB: 0<br>BB: 0<br>P: 19 | R: 0<br>E: 0<br>K: 2<br>S: 7 | H: 0<br>LOB: 0<br>BB: 0<br>P: 10 | R: 0<br>E: 0<br>K: 1<br>S: 10 | H: 0<br>LOB: 1<br>BB: 1<br>P: 18 | R: 0<br>E: 0<br>K: 2<br>S: 11 | H: 0<br>LOB: 2<br>BB: 2<br>P: 21 |

| | | |
|---|---|---|
| 1B: 2 | SF: 0 | WP: 0 |
| 2B: 1 | SAC: 1 | PB: 0 |
| 3B: 0 | DP: 0 | SB: 0 |
| HR: 0 | HBP: 0 | CS: 0 |

PA: 35

| PITCHER | | IP | WLS | BF | H | R | ER | SO | BB | IBB | HBP | BLK | WP | HR | S | P | ERA | WHIP |
|---|---|---|---|---|---|---|---|---|---|---|---|---|---|---|---|---|---|---|
| Al Leiter, L<br>ERA: 3.0 | (1, 1) | 8.0 | W | 30 | 3 | 1 | 1 | 7 | 3 | 0 | 0 | 0 | 0 | 0 | 72 | 117 | 1.12 | 0.750 |
| Bobby Jones, L<br>ERA: | (9, 1) | 1.0 | | 5 | 0 | 0 | 0 | 2 | 2 | 0 | 0 | 0 | 0 | 0 | 11 | 21 | 0.00 | 2.000 |

| PITCHER | IP | WLS | BF | H | R | ER | SO | BB | IBB | HBP | BLK | WP | HR | S | P | ERA | WHIP |
|---|---|---|---|---|---|---|---|---|---|---|---|---|---|---|---|---|---|

# New York Mets @ Milwaukee Brewers

Milwaukee County Stadium, Milwaukee, WI

Sat Jun 17 2000, 8:05 PM EDT

Att. 26,125 - Cloudy - 59 F

TOP

livebaseballscorecards.com

| Batter | 1 | 2 | 3 | 4 | 5 | 6 | 7 | 8 | 9 | AB | R | H | RBI | BB | SO | LOB |
|---|---|---|---|---|---|---|---|---|---|---|---|---|---|---|---|---|
| Jason Tyner, L (1, 7)<br>OBP: 0.290, SLG: 0.333 | G5-3 | P4 | | CS<br>1-2 | 31 1B<br>31 1B<br>1B | | G5-3 | | K | 5 | 1 | 1 | 0 | 0 | 1 | 2 |
| Derek Bell, R (1, 9)<br>OBP: 0.366, SLG: 0.441 | K | | G6-3 | | F7 | | G6-3 | | G4-3 | 5 | 0 | 0 | 0 | 0 | 1 | 1 |
| Edgardo Alfonzo, R (1, 4)<br>OBP: 0.443, SLG: 0.610 | BB | | FC5 31 WP<br>1B | | F9 | | G4-3 | | | 3 | 0 | 1 | 0 | 1 | 0 | 1 |
| 31 Mike Piazza, R (1, 2)<br>OBP: 0.438, SLG: 0.717<br>20 Kurt Abbott, R (8, PR)<br>OBP: 0.310, SLG: 0.360<br>(8, 6) | F8 | | F9<br>1-2 | | 1-H<br>1B | | | 1B<br>1B | | 4<br>0 | 0<br>0 | 2<br>0 | 1<br>0 | 0<br>0 | 0<br>0 | 2<br>0 |
| Robin Ventura, L (1, 5)<br>OBP: 0.355, SLG: 0.484<br>Joe McEwing, R (8, PR)<br>OBP: 0.313, SLG: 0.517<br>(8, 5) | | 1B<br>1B<br>BB | IBB | | IBB | | | 1-2<br>1B | | 1<br>0 | 1<br>0 | 1<br>0 | 0<br>0 | 3<br>0 | 0<br>0 | 0<br>0 |
| Todd Zeile, R (1, 3)<br>OBP: 0.385, SLG: 0.543 | | FC4-6 1B<br>1-2<br>1B | FC5<br>1-2<br>2-3f | | K | | | F3 | | 4 | 0 | 1 | 0 | 0 | 1 | 6 |
| Jay Payton, R (1, 8)<br>OBP: 0.327, SLG: 0.477 | | FC4-6<br>1-2<br>2-H<br>1B | G6-3 | | | G4-6-3<br>1B | | K | | 4 | 0 | 2 | 1 | 0 | 1 | 2 |
| Melvin Mora, R (1, 6)<br>OBP: 0.327, SLG: 0.376<br>Matt Franco, L (8, PH)<br>OBP: 0.333, SLG: 0.218<br>Todd Pratt, R (8, 2)<br>OBP: 0.400, SLG: 0.641 | | FC4-6<br>G3<br>1-2f<br>2-3 | | CS<br>1B | | G4-6-3<br>1-2f | | L4 | | 3<br>1<br>0 | 0<br>0<br>0 | 1<br>0<br>0 | 0<br>0<br>0 | 0<br>0<br>0 | 0<br>0<br>0 | 3<br>2<br>0 |
| Glendon Rusch, L (1, 1)<br>OBP: 0.125, SLG: 0.045<br>Turk Wendell, L (7, 1)<br>Lenny Harris, L (9, PH)<br>OBP: 0.188, SLG: 0.232 | | G3<br>1-2 | | K | | G1-3 | | | G4-3 | 3<br>0<br>1 | 0<br>0<br>0 | 0<br>0<br>0 | 0<br>0<br>0 | 0<br>0<br>0 | 1<br>0<br>0 | 3<br>0<br>0 |
| Inning Stats | R: 0 E: 0 K: 1 S: 14<br>H: 0 LOB: 1 BB: 1 P: 21 | R: 1 E: 0 K: 0 S: 14<br>H: 2 LOB: 2 BB: 1 P: 25 | R: 0 E: 0 K: 0 S: 10<br>H: 1 LOB: 2 BB: 1 P: 22 | R: 0 E: 0 K: 1 S: 8<br>H: 1 LOB: 0 BB: 0 P: 9 | R: 1 E: 0 K: 1 S: 17<br>H: 2 LOB: 2 BB: 1 P: 26 | R: 0 E: 0 K: 0 S: 5<br>H: 1 LOB: 0 BB: 0 P: 8 | R: 0 E: 0 K: 0 S: 4<br>H: 0 LOB: 0 BB: 0 P: 5 | R: 0 E: 0 K: 1 S: 15<br>H: 2 LOB: 2 BB: 0 P: 21 | R: 0 E: 0 K: 1 S: 6<br>H: 0 LOB: 0 BB: 0 P: 11 | 1B: 9<br>2B: 0<br>3B: 0<br>HR: 0 | SF: 0<br>SAC: 0<br>DP: 1<br>HBP: 0 | | | | | |

| | AB | 34 |
|---|---|---|
| | R | 2 |
| | H | 9 |
| | RBI | 2 |
| | BB | 4 |
| | SO | 5 |
| | LOB | 22 |

| PITCHER | IP | WLS | BF | H | R | ER | SO | BB | IBB | HBP | BLK | WP | HR | S | P | ERA | WHIP |
|---|---|---|---|---|---|---|---|---|---|---|---|---|---|---|---|---|---|
| John Snyder, R (1, 1)<br>ERA: 6.89 | 7.0 | W | 30 | 7 | 2 | 2 | 3 | 2 | 2 | 0 | 0 | 1 | 0 | 72 | 116 | 2.57 | 1.286 |
| Curt Leskanic, R (8, 1)<br>ERA: 3.58 | 1.0 | H | 5 | 2 | 0 | 0 | 1 | 0 | 0 | 0 | 0 | 0 | 0 | 15 | 21 | 0.00 | 2.000 |
| Bob Wickman, R (9, 1)<br>ERA: 1.15 | 1.0 | S | 3 | 0 | 0 | 0 | 1 | 0 | 0 | 0 | 0 | 0 | 0 | 6 | 11 | 0.00 | 0.000 |

| PITCHER | IP | WLS | BF | H | R | ER | SO | BB | IBB | HBP | BLK | WP | HR | S | P | ERA | WHIP |
|---|---|---|---|---|---|---|---|---|---|---|---|---|---|---|---|---|---|

WP: 1 PB: 0 SB: 0 CS: 1 PA: 39

# New York Mets @ Milwaukee Brewers

Milwaukee County Stadium, Milwaukee, WI

Sat Jun 17 2000, 8:05 PM EDT

Att. 26,125 - Cloudy - 59 F

## BOTTOM

| Batter | 1 | 2 | 3 | 4 | 5 | 6 | 7 | 8 | 9 | AB | R | H | RBI | BB | SO | LOB |
|---|---|---|---|---|---|---|---|---|---|---|---|---|---|---|---|---|
| Ronnie Belliard, R (1, 4)<br>OBP: 0.386, SLG: 0.436 | HR | | G5-3 | | G1-3 | | F8 | | | 4 | 1 | 1 | 1 | 0 | 0 | 2 |
| Luis Lopez, S (1, 6)<br>OBP: 0.232, SLG: 0.288 | G4-3 | | F9 | | | HBP | P4 | | | 3 | 1 | 0 | 0 | 0 | 0 | 1 |
| Charlie Hayes, R (1, 3)<br>OBP: 0.410, SLG: 0.455 | K | | K | | | BB | | K | | 3 | 1 | 0 | 0 | 1 | 3 | 0 |
| Jeromy Burnitz, L (1, 9)<br>OBP: 0.351, SLG: 0.433 | BB | | | F9 | | G3 | | G4-3 | | 3 | 0 | 0 | 0 | 1 | 0 | 2 |
| Marquis Grissom, R (1, 8)<br>OBP: 0.303, SLG: 0.362 | 1B | | | K | | 1B | | E 1B | | 4 | 0 | 3 | 2 | 0 | 1 | 0 |
| José Hernández, R (1, 5)<br>OBP: 0.296, SLG: 0.383 | G5-3 | | | CS BB | | K | | SAFE G6-3 | | 3 | 0 | 0 | 0 | 1 | 1 | 4 |
| Geoff Jenkins, L (1, 7)<br>OBP: 0.348, SLG: 0.587 | | | G4-3 BB | CS | G4-3 | F7 | | | | 2 | 0 | 0 | 0 | 1 | 0 | 1 |
| Henry Blanco, R (1, 2)<br>OBP: 0.346, SLG: 0.391 | | | G4-3 | | FC5-4 BB | | K | | | 2 | 0 | 0 | 0 | 1 | 1 | 1 |
| John Snyder, R (1, 1)<br>Lyle Mouton, R (7, PH)<br>OBP: 0.348, SLG: 0.432<br>Curt Leskanic, R (8, 1)<br>Bob Wickman, R (9, 1) | | | G6-3 | | FC5-4 | | BB | | | 2<br>0<br>0<br>0 | 0<br>0<br>0<br>0 | 0<br>0<br>0<br>0 | 0<br>0<br>0<br>0 | 0<br>1<br>0<br>0 | 0<br>0<br>0<br>0 | 1<br>0<br>0<br>0 |
| Inning Stats | R: 1 E: 0 K: 1 S: 11 H: 2 LOB: 2 BB: 1 P: 19 | | R: 0 E: 0 K: 0 S: 8 H: 0 LOB: 0 BB: 1 P: 16 | R: 0 E: 0 K: 1 S: 6 H: 0 LOB: 0 BB: 0 P: 10 | R: 0 E: 0 K: 1 S: 8 H: 0 LOB: 0 BB: 1 P: 15 | R: 0 E: 0 K: 0 S: 8 H: 0 LOB: 1 BB: 1 P: 17 | R: 2 E: 0 K: 1 S: 12 H: 1 LOB: 1 BB: 1 P: 20 | R: 0 E: 0 K: 1 S: 7 H: 0 LOB: 1 BB: 1 P: 14 | R: 0 E: 1 K: 1 S: 14 H: 1 LOB: 1 BB: 0 P: 22 | 1B: 3 2B: 0 3B: 0 HR: 1 | SF: 0 SAC: 0 DP: 1 HBP: 1 | | | | | | |

livebaseballscorecards.com

| | |
|---|---|
| AB | 26 |
| R | 3 |
| H | 4 |
| RBI | 3 |
| BB | 6 |
| SO | 6 |
| LOB | 12 |

WP: 0 PB: 0 SB: 0 CS: 1 PA: 34

| PITCHER | | IP | WLS | BF | H | R | ER | SO | BB | IBB | HBP | BLK | WP | HR | S | P | ERA | WHIP |
|---|---|---|---|---|---|---|---|---|---|---|---|---|---|---|---|---|---|---|
| Glendon Rusch, L<br>ERA: 4.26 | (1, 1) | 6.1 | L | 27 | 3 | 3 | 3 | 5 | 6 | 0 | 1 | 0 | 0 | 1 | 57 | 107 | 4.26 | 1.421 |
| Turk Wendell, R<br>ERA: 3.79 | (7, 1) | 1.2 | | 6 | 1 | 0 | 0 | 1 | 0 | 0 | 0 | 0 | 0 | 0 | 17 | 26 | 0.00 | 0.600 |

| PITCHER | IP | WLS | BF | H | R | ER | SO | BB | IBB | HBP | BLK | WP | HR | S | P | ERA | WHIP |
|---|---|---|---|---|---|---|---|---|---|---|---|---|---|---|---|---|---|

| Batter | 1 | 2 | 3 | 4 | 5 | 6 | 7 | 8 | 9 | AB | R | H | RBI | BB | SO | LOB |
|---|---|---|---|---|---|---|---|---|---|---|---|---|---|---|---|---|
| Jason Tyner, L (1, 7) OBP: 0.286, SLG: 0.323 | C C F B S 1-3 ① K | | S X 0-1 ③ G3 | C F B X 1-2 ③ FC6-4 1-2f | | | X 0-0 ① SH1-3 1-2 | | X 0-0 S 1B | 4 | 0 | 1 | 0 | 0 | 1 | 2 |
| Matt Franco, L (1, 3) OBP: 0.338, SLG: 0.233 | C B F F S 1-3 ② K | | | C X 0-1 1B 31 2B 1B | C F B F S 1-3 ① K | | B B X 2-0 2-3 1B | | C B X 1-1 ① F7 | 5 | 1 | 2 | 0 | 0 | 2 | 1 |
| Edgardo Alfonzo, R (1, 4) OBP: 0.439, SLG: 0.604 | B B C X 2-1 ③ F3 | | | C C X 0-2 31 2B 1-2 SF8 1B | B B F S B F F F X 3-2 ② F2 | | X 0-0 ② SF8 3-H | | B B F X 2-1 ② L6 1-2 | 4 | 1 | 1 | 1 | 0 | 0 | 1 |
| 31 Mike Piazza, R (1, 2) OBP: 0.432, SLG: 0.709 | | C B B F B F X 3-2 ① F8 | | X 0-0 FC6-4 20 HR 1-3 2-H 2B | B B F X 2-1 ③ L9 | | C B X 1-1 ③ G1-3 | | B F X 1-1 ③ G1-3 | 5 | 1 | 1 | 1 | 0 | 0 | 2 |
| Robin Ventura, L (1, 5) OBP: 0.357, SLG: 0.495 | | B S C B F S 2-3 ② K | | I I I I 4-0 FC6-4 IBB | | C B X 1-1 ① F8 | | C B B B X 3-1 HR | | 3 | 1 | 1 | 1 | 1 | 1 | 0 |
| Jay Payton, R (1, 8) OBP: 0.320, SLG: 0.467 | | C F X 0-2 ③ G3-1 | | C X 0-1 ① SF8 3-H | | F F F X 0-2 ② G4-3 | | B F F B F F C 2-3 ① K | | 3 | 0 | 0 | 1 | 0 | 1 | 0 |
| Benny Agbayani, R (1, 9) OBP: 0.336, SLG: 0.475<br>Melvin Mora, R (8, PR) OBP: 0.327, SLG: 0.376<br>(8, 9) | | | B B C F B F S 3-3 ① K | B X 1-0 ② FC6-4 20 HR 1-2f 2-3 | | B B X 2-0 20 BLK 1B | | C B X 1-1 2B | | 4<br>0 | 1<br>0 | 2<br>0 | 0<br>0 | 0<br>0 | 1<br>0 | 2<br>0 |
| 20 Kurt Abbott, R (1, 6) OBP: 0.308, SLG: 0.389 | | | C B B X 2-1 ② F3 | X 0-0 1-H 3-H HR | | F F F F X 0-2 ③ L5 1-2 | | B B B F F F F S 3-3 ② K | | 4 | 1 | 1 | 3 | 0 | 1 | 2 |
| Rick Reed, R (1, 1) OBP: 0.259, SLG: 0.208<br>Lenny Harris, L (8, PH) OBP: 0.186, SLG: 0.229<br>John Franco, L (8, 1)<br>Armando Benitez, R (9, 1) | | | F B F X 1-2 1B | F B B B 4-1 FC6-4 BB | | | C B X 1-1 E3 1B SH1-3 SF8 | B B B C F C 3-3 ③ K | | 2<br>1<br>0<br>0 | 1<br>0<br>0<br>0 | 1<br>0<br>0<br>0 | 0<br>0<br>0<br>0 | 1<br>0<br>0<br>0 | 0<br>1<br>0<br>0 | 0<br>1<br>0<br>0 |
| Inning Stats | R: 0 E: 0 K: 2 S: 10 H: 0 LOB: 0 BB: 0 P: 14 | R: 0 E: 0 K: 1 S: 11 H: 0 LOB: 0 BB: 0 P: 16 | R: 0 E: 0 K: 1 S: 11 H: 1 LOB: 1 BB: 0 P: 17 | R: 5 E: 0 K: 0 S: 14 H: 4 LOB: 1 BB: 2 P: 24 | R: 0 E: 0 K: 1 S: 12 H: 0 LOB: 0 BB: 0 P: 18 | R: 0 E: 0 K: 0 S: 12 H: 1 LOB: 1 BB: 0 P: 15 | R: 1 E: 1 K: 0 S: 7 H: 1 LOB: 1 BB: 0 P: 11 | R: 1 E: 0 K: 3 S: 17 H: 2 LOB: 1 BB: 0 P: 29 | R: 0 E: 0 K: 0 S: 7 H: 1 LOB: 1 BB: 0 P: 11 | 1B: 6 2B: 2 3B: 0 HR: 2 | SF: 2 SAC: 1 DP: 0 HBP: 0 | | | | | | |

| PITCHER | | IP | WLS | BF | H | R | ER | SO | BB | IBB | HBP | BLK | WP | HR | S | P | ERA | WHIP |
|---|---|---|---|---|---|---|---|---|---|---|---|---|---|---|---|---|---|---|
| Jason Bere, R ERA: 5.35 | (1, 1) | 5.0 | L | 22 | 5 | 5 | 5 | 5 | 1 | 1 | 0 | 0 | 0 | 1 | 58 | 89 | 9.00 | 1.200 |
| Juan Acevedo, R ERA: 4.05 | (6, 1) | 2.0 | | 9 | 2 | 1 | 0 | 0 | 0 | 0 | 0 | 1 | 0 | 0 | 19 | 26 | 0.00 | 1.000 |
| Valerio De Los Santos, L ERA: 6.02 | (8, 1) | 0.1 | | 3 | 2 | 1 | 1 | 1 | 0 | 0 | 0 | 0 | 0 | 1 | 9 | 15 | 27.00 | 6.000 |
| David Weathers, R ERA: 3.24 | (8, 1) | 1.2 | | 6 | 1 | 0 | 0 | 2 | 0 | 0 | 0 | 0 | 0 | 0 | 15 | 25 | 0.00 | 0.600 |

| PITCHER | IP | WLS | BF | H | R | ER | SO | BB | IBB | HBP | BLK | WP | HR | S | P | ERA | WHIP |
|---|---|---|---|---|---|---|---|---|---|---|---|---|---|---|---|---|---|

# TOP

## New York Mets @ Milwaukee Brewers

Milwaukee County Stadium, Milwaukee, WI

Sun Jun 18 2000, 2:05 PM EDT
Att. 20,133 - Cloudy - 69 F

livebaseballscorecards.com

| | |
|---|---|
| AB | 35 |
| R | 7 |
| H | 10 |
| RBI | 7 |
| BB | 2 |
| SO | 8 |
| LOB | 11 |

| Batter | 1 | 2 | 3 | 4 | 5 | 6 | 7 | 8 | 9 | AB | R | H | RBI | BB | SO | LOB |
|---|---|---|---|---|---|---|---|---|---|---|---|---|---|---|---|---|
| Ronnie Belliard, R (1, 4)<br>OBP: 0.388, SLG: 0.456 | B C B C X<br>2-2<br>HR | | C C S<br>0-3 ②<br>K | | C B X<br>1-1 ②<br>F8 | | C S B B B X<br>3-2<br>2-H<br>3B | | | 4 | 1 | 2 | 2 | 0 | 1 | 2 |
| Luis Lopez, S (1, 6)<br>OBP: 0.233, SLG: 0.273 | X<br>0-0 ①<br>F8 | | B S H<br>2-1<br>HBP | | B X<br>1-0 ③<br>F7 | | X<br>0-0 ③<br>F8 | | | 3 | 0 | 0 | 0 | 0 | 0 | 3 |
| Geoff Jenkins, L (1, 7)<br>OBP: 0.346, SLG: 0.579 | B X<br>1-0 ②<br>G4-3 | | B X<br>1-0 ③<br>G4-3 | | | B X<br>1-0<br>1B<br>G5-4-3<br>1B | | F F C<br>0-3 ①<br>K | | 4 | 1 | 1 | 0 | 0 | 1 | 1 |
| Jeromy Burnitz, L (1, 9)<br>OBP: 0.350, SLG: 0.430 | C C X<br>0-2 ③<br>G4-3 | | | F C X<br>0-2 ①<br>P5 | | X<br>0-0<br>1-3<br>G5-4-3<br>1B | | B S X<br>1-1 ②<br>G1 | | 4 | 0 | 1 | 0 | 0 | 0 | 0 |
| Charlie Hayes, R (1, 5)<br>OBP: 0.402, SLG: 0.444 | | C X<br>0-1 ①<br>F3 | | C B F B X<br>2-2 ②<br>L6 | | S B X<br>1-1 ①②<br>1-2f<br>3-H<br>G5-4-3 | | B B C B F X<br>3-2 ③<br>G1-3 | | 4 | 0 | 0 | 0 | 0 | 0 | 1 |
| Marquis Grissom, R (1, 8)<br>OBP: 0.302, SLG: 0.364 | | F B B B C X<br>2-2<br>G3<br>2B | | C S B X<br>1-2 ③<br>F4 | | F B X<br>1-1 ③<br>F8 | | | C B X<br>1-1 ①<br>F8 | 4 | 0 | 1 | 0 | 0 | 0 | 0 |
| Tyler Houston, L (1, 3)<br>OBP: 0.322, SLG: 0.410 | | B C X<br>1-1 ②<br>G3<br>2-3 | | | B C F B B X<br>3-2<br>2B | | B B F C C<br>2-3 ①<br>K | | B C S C<br>1-3 ②<br>K | 4 | 0 | 1 | 0 | 0 | 2 | 1 |
| Henry Blanco, R (1, 2)<br>OBP: 0.343, SLG: 0.395 | | X<br>0-0 ③<br>G5-3 | | | F F F F X<br>0-2 ①<br>F7 | | B C X<br>1-1<br>3B<br>2B | | C B F C<br>1-3 ③<br>K | 4 | 1 | 1 | 0 | 0 | 1 | 2 |
| Jason Bere, R (1, 1)<br>OBP: 0.182, SLG: 0.269<br>Mark Sweeney, L (5, PH)<br>OBP: 0.387, SLG: 0.346<br>Juan Acevedo, R (6, 1)<br>Lyle Mouton, R (7, PH)<br>OBP: 0.344, SLG: 0.427<br>Valerio De Los Santos, L (8, 1)<br>David Weathers, R (8, 1) | | | X<br>0-0 ①<br>G6-3 | | B B B C C B<br>4-2<br>BB | | B F C X<br>1-2 ②<br>G1-3 | | | 1<br>0<br>0<br>1<br>0<br>0 | 0<br>0<br>0<br>0<br>0<br>0 | 0<br>0<br>0<br>0<br>0<br>0 | 0<br>0<br>0<br>0<br>0<br>0 | 0<br>1<br>0<br>0<br>0<br>0 | 0<br>0<br>0<br>0<br>0<br>0 | 0<br>0<br>0<br>1<br>0<br>0 |
| Inning Stats | R: 1 H: 1<br>E: 0 LOB: 0<br>K: 0 BB: 0<br>S: 8 P: 11 | R: 0 H: 1<br>E: 0 LOB: 1<br>K: 0 BB: 0<br>S: 8 P: 11 | R: 0 H: 0<br>E: 0 LOB: 1<br>K: 1 BB: 0<br>S: 6 P: 9 | R: 0 H: 0<br>E: 0 LOB: 0<br>K: 0 BB: 0<br>S: 9 P: 12 | R: 0 H: 1<br>E: 0 LOB: 2<br>K: 0 BB: 1<br>S: 13 P: 22 | R: 1 H: 2<br>E: 0 LOB: 0<br>K: 0 BB: 0<br>S: 6 P: 9 | R: 1 H: 2<br>E: 0 LOB: 1<br>K: 1 BB: 0<br>S: 12 P: 19 | R: 0 H: 0<br>E: 0 LOB: 0<br>K: 1 BB: 0<br>S: 8 P: 12 | R: 0 H: 0<br>E: 0 LOB: 0<br>K: 2 BB: 0<br>S: 8 P: 11 | 1B: 2 SF: 0<br>2B: 3 SAC: 0<br>3B: 1 DP: 1<br>HR: 1 HBP: 1 | | | | | | WP: 0 PA: 35<br>PB: 0<br>SB: 0<br>CS: 0 |

| PITCHER | | IP | WLS | BF | H | R | ER | SO | BB | IBB | HBP | BLK | WP | HR | S | P | ERA | WHIP |
|---|---|---|---|---|---|---|---|---|---|---|---|---|---|---|---|---|---|---|
| Rick Reed, R<br>ERA: 4.25 | (1, 1) | 7.0 | W | 29 | 7 | 3 | 3 | 2 | 1 | 0 | 1 | 0 | 0 | 1 | 62 | 93 | 3.86 | 1.143 |
| John Franco, L<br>ERA: 3.18 | (8, 1) | 1.0 | | 3 | 0 | 0 | 0 | 1 | 0 | 0 | 0 | 0 | 0 | 0 | 8 | 12 | 0.00 | 0.000 |
| Armando Benitez, R<br>ERA: 3.44 | (9, 1) | 1.0 | | 3 | 0 | 0 | 0 | 2 | 0 | 0 | 0 | 0 | 0 | 0 | 8 | 11 | 0.00 | 0.000 |

| PITCHER | IP | WLS | BF | H | R | ER | SO | BB | IBB | HBP | BLK | WP | HR | S | P | ERA | WHIP |
|---|---|---|---|---|---|---|---|---|---|---|---|---|---|---|---|---|---|

# BOTTOM

## New York Mets @ Milwaukee Brewers

Milwaukee County Stadium, Milwaukee, WI

Sun Jun 18 2000, 2:05 PM EDT
Att. 20,133 - Cloudy - 69 F

livebaseballscorecards.com

| | |
|---|---|
| AB | 33 |
| R | 3 |
| H | 7 |
| RBI | 2 |
| BB | 1 |
| SO | 5 |
| LOB | 11 |

# Milwaukee Brewers @ Florida Marlins

Pro Player Stadium, Miami, FL

Mon Jun 19 2000, 7:05 PM EDT

Att. 7,612 - Sunny - 84 F

TOP

livebaseballscorecards.com

| Batter | 1 | 2 | 3 | 4 | 5 | 6 | 7 | 8 | 9 | AB | R | H | RBI | BB | SO | LOB |
|---|---|---|---|---|---|---|---|---|---|---|---|---|---|---|---|---|
| Ronnie Belliard, R (1, 4) OBP: 0.386, SLG: 0.451 | B F B S X 2-2 ① F8 | | B C B S B F S 3-3 ③ K | | B B C F B F F B 4-2 BB | | | F S F S 0-3 ① K | | 3 | 0 | 0 | 0 | 1 | 2 | 0 |
| Santiago Perez, S (1, 6) OBP: 0.359, SLG: 0.333 | C B C S 1-3 ② K | | | S B H 2-1 2B HBP | F X 0-1 ③ G3-1 | | | C F B C 1-3 ② K | | 3 | 1 | 0 | 0 | 0 | 2 | 1 |
| Geoff Jenkins, L (1, 7) OBP: 0.349, SLG: 0.583 | S S F B B S 2-3 ③ K | | | X 0-0 1-H 1B 2B | | C S B S 1-3 ① K | | F F F X 0-2 S 1B | | 4 | 1 | 2 | 1 | 0 | 2 | 0 |
| Jeromy Burnitz, L (1, 9) OBP: 0.352, SLG: 0.429 | | H 1-0 S HBP | | S X 0-1 FC6-4 2-H 1B | | B S C X 1-2 E3 FC5-4 | | B C S F F B S 2-3 1-2 ③ K | | 3 | 0 | 1 | 1 | 0 | 1 | 1 |
| Charlie Hayes, R (1, 3) OBP: 0.394, SLG: 0.433 | | C B X 1-1 ① G5-3 1-2 | | C S B X 1-2 ① FC6-4 1-2f | | F S B F B S 2-3 ② K | | | B S F B X 2-2 ① F9 | 4 | 0 | 0 | 0 | 0 | 1 | 3 |
| Marquis Grissom, R (1, 8) OBP: 0.298, SLG: 0.359 | | B B C X 2-1 ② G5-3 | | C S B B C 2-3 ② K | | B F X 1-1 ③ FC5-4 1-2f | | | F B S B F F B F X 3-2 ② G6-3 | 4 | 0 | 0 | 0 | 0 | 1 | 3 |
| José Hernández, R (1, 5) OBP: 0.296, SLG: 0.381 | | C B X 1-1 ③ L9 | | B B B C C S 3-3 ③ K | | | X 0-0 CS 1B | | F B B B F F X 3-2 E3 CS | 4 | 0 | 1 | 0 | 0 | 1 | 2 |
| Henry Blanco, R (1, 2) OBP: 0.343, SLG: 0.393 | | X 0-0 ① G6-3 | | | B C B B X 3-1 CS 1B | | F B P F S 1-3 ① K | | B B B F C 3-2 ③ CS 1-2 | 3 | 0 | 1 | 0 | 0 | 1 | 1 |
| Jamey Wright, R (1, 1) | | B B C X 2-1 ② L6 | | | S L S 0-3 ① ② K 1-2 | | B S X 1-1 ② ③ G5-3 1-2 | | | 3 | 0 | 0 | 0 | 0 | 1 | 2 |
| Bob Wickman, R (9, 1) | | | | | | | | | | 0 | 0 | 0 | 0 | 0 | 0 | 0 |
| Inning Stats | R: 0 E: 0 K: 2 S: 10 H: 0 LOB: 0 BB: 0 P: 15 | R: 0 E: 0 K: 0 S: 6 H: 0 LOB: 1 BB: 0 P: 11 | R: 0 E: 0 K: 1 S: 7 H: 0 LOB: 0 BB: 0 P: 12 | R: 2 E: 0 K: 2 S: 13 H: 2 LOB: 1 BB: 0 P: 21 | R: 0 E: 0 K: 1 S: 11 H: 1 LOB: 1 BB: 1 P: 18 | R: 0 E: 1 K: 2 S: 12 H: 0 LOB: 1 BB: 0 P: 17 | R: 0 E: 0 K: 1 S: 7 H: 1 LOB: 0 BB: 0 P: 9 | R: 0 E: 0 K: 3 S: 16 H: 1 LOB: 1 BB: 0 P: 19 | R: 0 E: 1 K: 0 S: 15 H: 0 LOB: 0 BB: 0 P: 26 | 1B: 4 2B: 2 3B: 0 HR: 0 | SF: 0 SAC: 0 DP: 1 HBP: 2 | | | | | | |

| | AB | 31 |
|---|---|---|
| | R | 2 |
| | H | 5 |
| | RBI | 2 |
| | BB | 1 |
| | SO | 12 |
| | LOB | 13 |

WP: 0 PB: 0 SB: 2 CS: 3 PA: 35

| PITCHER | | IP | WLS | BF | H | R | ER | SO | BB | IBB | HBP | BLK | WP | HR | S | P | ERA | WHIP |
|---|---|---|---|---|---|---|---|---|---|---|---|---|---|---|---|---|---|---|
| 23 Chuck Smith, R ERA: 1.98 | (1, 1) | 7.2 | L | 29 | 4 | 2 | 2 | 11 | 1 | 0 | 2 | 0 | 0 | 0 | 73 | 111 | 2.35 | 0.652 |
| Vic Darensbourg, L ERA: 3.13 | (8, 1) | 0.1 | | 2 | 1 | 0 | 0 | 1 | 0 | 0 | 0 | 0 | 0 | 0 | 9 | 11 | 0.00 | 3.000 |
| Braden Looper, R ERA: 2.7 | (9, 1) | 1.0 | | 3 | 0 | 0 | 0 | 0 | 0 | 0 | 0 | 0 | 0 | 0 | 15 | 26 | 0.00 | 0.000 |

| PITCHER | IP | WLS | BF | H | R | ER | SO | BB | IBB | HBP | BLK | WP | HR | S | P | ERA | WHIP |
|---|---|---|---|---|---|---|---|---|---|---|---|---|---|---|---|---|---|

# BOTTOM

## Milwaukee Brewers @ Florida Marlins

Pro Player Stadium, Miami, FL

Mon Jun 19 2000, 7:05 PM EDT

Att. 7,612 - Sunny - 84 F

livebaseballscorecards.com

| Batter | 1 | 2 | 3 | 4 | 5 | 6 | 7 | 8 | 9 | AB | R | H | RBI | BB | SO | LOB |
|---|---|---|---|---|---|---|---|---|---|---|---|---|---|---|---|---|
| Luis Castillo, S (1, 4)<br>OBP: 0.457, SLG: 0.433 | B B B C X 3-1 G4-3 ① | | B C B X 2-1 G1-3 ① | | | B F B B B 4-1 FC3-6 BB | | B C X 1-1 F8 ③ | | 3 | 0 | 0 | 0 | 1 | 0 | 0 |
| Mark Kotsay, L (1, 9)<br>OBP: 0.317, SLG: 0.433 | C B X 1-1 G4-3 ② | | C B B B X 3-1 G4-3 ② | | | C B X 1-1 FC3-6 G4-6-3 1-2f ① | | | B B B B C B 4-1 L3 BB | 3 | 0 | 0 | 0 | 1 | 0 | 1 |
| Cliff Floyd, L (1, 7)<br>OBP: 0.380, SLG: 0.514 | S F H 1-2 HBP | | S S S 0-3 K ③ | | | B X 1-0 G4-6-3 1-2f ② ③ | | | B F B X 2-1 L3 1-2 ① ② | 3 | 0 | 0 | 0 | 0 | 1 | 2 |
| Preston Wilson, R (1, 8)<br>OBP: 0.346, SLG: 0.508 | C F B C 1-3 K ③ | | | B S S F F F X 1-2 K 1B | | | B F C B B X 3-2 G4-3 ① | | C B X 1-1 F9 ③ | 4 | 0 | 1 | 0 | 0 | 1 | 1 |
| Mike Lowell, R (1, 5)<br>OBP: 0.313, SLG: 0.463 | | B B X 2-0 G5-3 1B | | C F B B B F 1 S SAFE 3-3 K ① ② 1-2 | | | F X 0-1 L9 ② | | | 3 | 0 | 1 | 0 | 0 | 1 | 1 |
| Derrek Lee, R (1, 3)<br>OBP: 0.362, SLG: 0.512 | | X 0-0 G5-3 ① 1-2 | | B F F C 1-3 K ③ | | | B F X 1-1 1B | | | 3 | 0 | 1 | 0 | 0 | 1 | 1 |
| Alex Gonzalez, R (1, 6)<br>OBP: 0.211, SLG: 0.250 | | B X 1-0 F7 ② | | | C C B X 1-2 L7 ① | | C F S 0-3 K ③ | | | 3 | 0 | 0 | 0 | 0 | 1 | 2 |
| Paul Bako, L (1, 2)<br>OBP: 0.371, SLG: 0.325 | | B B B B 4-0 BB | | | B C S C 1-3 K ② | | | F B X 1-1 G4-3 ① | | 2 | 0 | 0 | 0 | 1 | 1 | 0 |
| 23 Chuck Smith, R (1, 1)<br>Vic Darensbourg, L (8, 1)<br>OBP: 0.286, SLG: 0.286<br>Kevin Millar, R (8, PH)<br>OBP: 0.376, SLG: 0.493<br>Braden Looper, R (9, 1) | | F S S 0-3 K ③ | | | X 0-0 G6-3 ③ | | | B C B C S 2-3 K ② | | 2<br>0<br>1<br>0 | 0<br>0<br>0<br>0 | 0<br>0<br>0<br>0 | 0<br>0<br>0<br>0 | 0<br>0<br>1<br>0 | 1<br>0<br>0<br>0 | 2<br>0<br>0<br>0 |
| Inning Stats | R: 0 E: 0 K: 1 S: 9 H: 0 LOB: 1 BB: 0 P: 15 | R: 0 E: 0 K: 1 S: 6 H: 1 LOB: 2 BB: 1 P: 13 | R: 0 E: 0 K: 1 S: 7 H: 0 LOB: 0 BB: 0 P: 12 | R: 0 E: 0 K: 2 S: 13 H: 1 LOB: 0 BB: 0 P: 18 | R: 0 E: 0 K: 1 S: 7 H: 0 LOB: 0 BB: 0 P: 9 | R: 0 E: 0 K: 0 S: 4 H: 0 LOB: 0 BB: 1 P: 10 | R: 0 E: 0 K: 1 S: 10 H: 1 LOB: 1 BB: 0 P: 14 | R: 0 E: 0 K: 1 S: 7 H: 0 LOB: 0 BB: 0 P: 11 | R: 0 E: 0 K: 0 S: 5 H: 0 LOB: 0 BB: 1 P: 12 | 1B: 3 2B: 1 3B: 0 HR: 0 | SF: 0 SAC: 0 DP: 2 HBP: 1 | | | | | | |

| | AB | 27 |
|---|---|---|
| | R | 0 |
| | H | 3 |
| | RBI | 0 |
| | BB | 3 |
| | SO | 8 |
| | LOB | 10 |

| PITCHER | | IP | WLS | BF | H | R | ER | SO | BB | IBB | HBP | BLK | WP | HR | S | P | ERA | WHIP |
|---|---|---|---|---|---|---|---|---|---|---|---|---|---|---|---|---|---|---|
| Jamey Wright, R<br>ERA: 3.4 | (1, 1) | 8.0 | W | 29 | 3 | 0 | 0 | 8 | 3 | 0 | 1 | 0 | 0 | 0 | 64 | 107 | 0.00 | 0.750 |
| Bob Wickman, R<br>ERA: 1.11 | (9, 1) | 1.0 | S | 2 | 0 | 0 | 0 | 0 | 0 | 0 | 0 | 0 | 0 | 0 | 4 | 7 | 0.00 | 0.000 |

| PITCHER | IP | WLS | BF | H | R | ER | SO | BB | IBB | HBP | BLK | WP | HR | S | P | ERA | WHIP |
|---|---|---|---|---|---|---|---|---|---|---|---|---|---|---|---|---|---|

| Batter | 1 | 2 | 3 | 4 | 5 | 6 | 7 | 8 | 9 | AB | R | H | RBI | BB | SO | LOB |
|---|---|---|---|---|---|---|---|---|---|---|---|---|---|---|---|---|
| Ronnie Belliard, R (1, 4)<br>OBP: 0.389, SLG: 0.450 | G4-3 | | G6-4-3, 1B | | BB | | 1-2 BB | | K | 3 | 0 | 1 | 0 | 2 | 1 | 2 |
| Santiago Perez, S (1, 6)<br>OBP: 0.333, SLG: 0.306 | K | | G6-4-3<br>1-2f | | P4 | | G4-3 | | K | 3 | 0 | 0 | 0 | 0 | 1 | 2 |
| Mark Sweeney, L (7, PH)<br>OBP: 0.375, SLG: 0.333 | | | | | | | | | | 1 | 0 | 0 | 0 | 0 | 0 | 2 |
| Valerio De Los Santos, L (7, 1) | | | | | | | | | | 0 | 0 | 0 | 0 | 0 | 0 | 0 |
| David Weathers, R (8, 1) | | | | | | | | | | 0 | 0 | 0 | 0 | 0 | 0 | 0 |
| James Mouton, R (9, PH)<br>OBP: 0.293, SLG: 0.256 | | | | | | | | | | 1 | 0 | 0 | 0 | 0 | 1 | 2 |
| Geoff Jenkins, L (1, 7)<br>OBP: 0.347, SLG: 0.592 | K | | F8 | | | HR | | G4-3 | | 4 | 1 | 1 | 1 | 0 | 1 | 0 |
| Jeromy Burnitz, L (1, 9)<br>OBP: 0.350, SLG: 0.426 | | F9, BB, 1B | | F8 | | G3-1 | | K | | 4 | 0 | 1 | 0 | 0 | 1 | 0 |
| Charlie Hayes, R (1, 3)<br>OBP: 0.395, SLG: 0.430 | | BB<br>1-2 BB | | K | | F8 | | G4-3 | | 1 | 0 | 0 | 0 | 1 | 1 | 0 |
| Tyler Houston, L (4, 3)<br>OBP: 0.315, SLG: 0.400 | | | | | | | | | | 2 | 0 | 0 | 0 | 0 | 0 | 0 |
| Marquis Grissom, R (1, 8)<br>OBP: 0.297, SLG: 0.355 | | F8 | | BB | | G6-3 | | | G6-3 | 3 | 0 | 0 | 0 | 1 | 0 | 2 |
| José Hernández, R (1, 5)<br>OBP: 0.295, SLG: 0.379 | | F9<br>2-3 | | G4-3 | | | P4 | | BB, 1B | 4 | 1 | 1 | 0 | 0 | 0 | 3 |
| Raul Casanova, S (1, 2)<br>OBP: 0.303, SLG: 0.391 | | 1-2 BB | | | F9 | | P4 | | 1B<br>1-2 BB | 2 | 0 | 0 | 0 | 2 | 0 | 0 |
| Steve Woodard, L (1, 1)<br>OBP: 0.130, SLG: 0.048 | | L5 | | | G6-3 | | BB | | 1-2<br>2-H 1B | 1 | 0 | 0 | 0 | 0 | 0 | 3 |
| Lyle Mouton, R (5, PH)<br>OBP: 0.340, SLG: 0.422 | | | | | | | | | | 1 | 0 | 0 | 0 | 0 | 0 | 0 |
| Allen Levrault, R (5, 1) | | | | | | | | | | 0 | 0 | 0 | 0 | 0 | 0 | 0 |
| Luis Lopez, S (7, PH)<br>OBP: 0.258, SLG: 0.286 | | | | | | | | | | 1 | 0 | 1 | 1 | 1 | 0 | 0 |
| (7, 6) | | | | | | | | | | | | | | | | |
| Inning Stats | R: 0<br>E: 0<br>K: 2<br>S: 8<br>H: 0<br>LOB: 0<br>BB: 0<br>P: 12 | R: 0<br>E: 0<br>K: 0<br>S: 13<br>H: 1<br>LOB: 3<br>BB: 2<br>P: 27 | R: 0<br>E: 0<br>K: 0<br>S: 9<br>H: 1<br>LOB: 0<br>BB: 0<br>P: 10 | R: 0<br>E: 0<br>K: 1<br>S: 8<br>H: 0<br>LOB: 1<br>BB: 1<br>P: 12 | R: 0<br>E: 0<br>K: 0<br>S: 7<br>H: 0<br>LOB: 1<br>BB: 1<br>P: 15 | R: 1<br>E: 0<br>K: 0<br>S: 7<br>H: 1<br>LOB: 0<br>BB: 0<br>P: 11 | R: 0<br>E: 0<br>K: 0<br>S: 10<br>H: 0<br>LOB: 2<br>BB: 2<br>P: 21 | R: 0<br>E: 0<br>K: 1<br>S: 5<br>H: 0<br>LOB: 0<br>BB: 0<br>P: 8 | R: 1<br>E: 0<br>K: 2<br>S: 16<br>H: 2<br>LOB: 2<br>BB: 1<br>P: 26 | 1B: 4<br>2B: 0<br>3B: 0<br>HR: 1<br>SF: 0<br>SAC: 0<br>DP: 1<br>HBP: 0 | | | | | | |

| PITCHER | | IP | W/L/S | BF | H | R | ER | SO | BB | IBB | HBP | BLK | WP | HR | S | P | ERA | WHIP |
|---|---|---|---|---|---|---|---|---|---|---|---|---|---|---|---|---|---|---|
| Ryan Dempster, R<br>ERA: 3.15 | (1, 1) | 7.0 | W | 29 | 3 | 1 | 1 | 3 | 6 | 0 | 0 | 0 | 0 | 1 | 62 | 108 | 1.29 | 1.286 |
| Armando Almanza, L<br>ERA: 1.44 | (8, 1) | 1.0 | | 3 | 0 | 0 | 0 | 1 | 0 | 0 | 0 | 0 | 0 | 0 | 5 | 8 | 0.00 | 0.000 |
| Joe Strong, R<br>ERA: 5.74 | (9, 1) | 1.0 | | 6 | 2 | 1 | 1 | 2 | 1 | 0 | 0 | 0 | 0 | 0 | 16 | 26 | 9.00 | 3.000 |

| PITCHER | IP | W/L/S | BF | H | R | ER | SO | BB | IBB | HBP | BLK | WP | HR | S | P | ERA | WHIP |
|---|---|---|---|---|---|---|---|---|---|---|---|---|---|---|---|---|---|

# TOP

## Milwaukee Brewers @ Florida Marlins

Pro Player Stadium, Miami, FL

Tue Jun 20 2000, 7:05 PM EDT

Att. 7,743 - Cloudy - 86 F

livebaseballscorecards.com

| | |
|---|---|
| AB | 31 |
| R | 2 |
| H | 5 |
| RBI | 2 |
| BB | 7 |
| SO | 6 |
| LOB | 16 |

WP: 0 PB: 0 SB: 0 CS: 0 PA: 38

| Batter | 1 | 2 | 3 | 4 | 5 | 6 | 7 | 8 | 9 | AB | R | H | RBI | BB | SO | LOB |
|---|---|---|---|---|---|---|---|---|---|---|---|---|---|---|---|---|
| Luis Castillo, S (1, 4)<br>OBP: 0.460, SLG: 0.437 | C B X<br>1-1 1B HR 1B | B B B C C X<br>3-2 S 1B 1B | | C B B B F F X<br>3-2 G4-6-3 1B | | | C B C S<br>1-3 ① K | C S B B B C<br>3-3 ② K | | 5 | 2 | 3 | 0 | 0 | 2 | 1 |
| Mark Kotsay, L (1, 9)<br>OBP: 0.322, SLG: 0.437 | X<br>0-0 1-3 HR 1B | C F X<br>0-2 S 1-H 1B | | X<br>0-0 ② ③ G4-6-3 1-2f | | | X<br>0-0 1B 1B | C B S S<br>1-3 ③ K | | 5 | 1 | 3 | 1 | 0 | 1 | 2 |
| Cliff Floyd, L (1, 7)<br>OBP: 0.382, SLG: 0.527 | S B X<br>1-1 1-H 3-H HR | C S B B B X<br>3-2 ③ G1-3 1-2 | | | F B S F X<br>1-2 ① G3-1 | | B C X<br>1-1 1-2 1B | | | 4 | 1 | 2 | 3 | 0 | 0 | 1 |
| Preston Wilson, R (1, 8)<br>OBP: 0.344, SLG: 0.504 | S B F S<br>1-3 ① K | | C F B X<br>1-2 S HR 1B | | X<br>0-0 ② L4 | | S C X<br>0-2 ② F3 | | | 4 | 1 | 1 | 0 | 0 | 1 | 2 |
| Mike Lowell, R (1, 5)<br>OBP: 0.307, SLG: 0.455 | C X<br>0-1 ② G5-3 | | B B C F B X<br>3-2 ① G1-3 1-2 | | B B F F F X<br>2-2 ③ F7 | | F B F F F C<br>1-3 ③ K | | | 4 | 0 | 0 | 0 | 0 | 1 | 3 |
| Derrek Lee, R (1, 3)<br>OBP: 0.365, SLG: 0.511 | B C S X<br>1-2 1B | | B B C C S<br>2-3 ② K | | | B C C F X<br>1-2 FC5-4 1B | | B F B C X<br>2-2 E6 HR | | 4 | 1 | 2 | 0 | 0 | 1 | 1 |
| Alex Gonzalez, R (1, 6)<br>OBP: 0.215, SLG: 0.280 | F F F F B B F F F<br>2-2 ③ P5 | | X<br>0-0 2-H HR | | | F B B B F F X<br>2-2 ① FC5-4 S 1-2f | | B S C X<br>1-2 1-H HR | | 4 | 2 | 2 | 4 | 0 | 0 | 2 |
| Paul Bako, L (1, 2)<br>OBP: 0.360, SLG: 0.314 | | B B F X<br>2-1 ① F8 | S B S S<br>1-3 ③ K | | | B B S B F S<br>3-3 ② K | | F B X<br>1-1 ① G4-3 | | 4 | 0 | 0 | 0 | 0 | 2 | 1 |
| Ryan Dempster, R (1, 1)<br>OBP: 0.054, SLG: 0.108<br>Armando Almanza, L (8, 1)<br>Andy Fox, L (8, PH)<br>OBP: 0.255, SLG: 0.280<br>Joe Strong, S (9, 1) | | F B X<br>1-1 ② F7 | | X<br>0-0 ① G5-3 | | S F S<br>0-3 ③ K 1-2 | | B X<br>1-0 E5 | | 3<br>0<br>1<br>0 | 0<br>0<br>0<br>0 | 0<br>0<br>0<br>0 | 0<br>0<br>0<br>0 | 0<br>0<br>0<br>0 | 1<br>0<br>0<br>0 | 1<br>0<br>0<br>0 |
| Inning Stats | R: 3 E: 0 K: 1 S: 21 H: 4 LOB: 1 BB: 0 P: 27 | R: 1 E: 0 K: 0 S: 13 H: 2 LOB: 1 BB: 0 P: 22 | R: 2 E: 0 K: 2 S: 13 H: 2 LOB: 0 BB: 0 P: 20 | R: 0 E: 0 K: 0 S: 6 H: 1 LOB: 0 BB: 0 P: 9 | R: 0 E: 0 K: 0 S: 8 H: 0 LOB: 0 BB: 0 P: 11 | R: 0 E: 0 K: 2 S: 14 H: 1 LOB: 1 BB: 0 P: 20 | R: 0 E: 0 K: 2 S: 14 H: 2 LOB: 2 BB: 0 P: 17 | R: 2 E: 2 K: 2 S: 15 H: 1 LOB: 1 BB: 0 P: 24 | | 1B: 10 2B: 0 3B: 0 HR: 3 | SF: 0 SAC: 0 DP: 1 HBP: 0 | | | | | |

| PITCHER | | IP | WLS | BF | H | R | ER | SO | BB | IBB | HBP | BLK | WP | HR | S | P | ERA | WHIP |
|---|---|---|---|---|---|---|---|---|---|---|---|---|---|---|---|---|---|---|
| Steve Woodard, R<br>ERA: 6.52 | (1, 1) | 4.0 | L | 20 | 9 | 6 | 6 | 3 | 0 | 0 | 0 | 0 | 0 | 2 | 53 | 78 | 13.50 | 2.250 |
| Allen Levrault, R<br>ERA: | (5, 1) | 2.0 | | 7 | 1 | 0 | 0 | 2 | 0 | 0 | 0 | 0 | 0 | 0 | 22 | 31 | 0.00 | 0.500 |
| Valerio De Los Santos, L<br>ERA: 5.88 | (7, 1) | 1.0 | | 5 | 2 | 0 | 0 | 2 | 0 | 0 | 0 | 0 | 0 | 0 | 14 | 17 | 0.00 | 2.000 |
| David Weathers, R<br>ERA: 3.38 | (8, 1) | 1.0 | | 6 | 1 | 2 | 1 | 2 | 0 | 0 | 0 | 0 | 0 | 1 | 15 | 24 | 9.00 | 1.000 |

| PITCHER | IP | WLS | BF | H | R | ER | SO | BB | IBB | HBP | BLK | WP | HR | S | P | ERA | WHIP |
|---|---|---|---|---|---|---|---|---|---|---|---|---|---|---|---|---|---|

# BOTTOM

## Milwaukee Brewers @ Florida Marlins

Pro Player Stadium, Miami, FL

Tue Jun 20 2000, 7:05 PM EDT

Att. 7,743 - Cloudy - 86 F

livebaseballscorecards.com

| | |
|---|---|
| AB | 38 |
| R | 8 |
| H | 13 |
| RBI | 8 |
| BB | 0 |
| SO | 9 |
| LOB | 14 |

WP: 0 PA: 38
PB: 0
SB: 4
CS: 0

| Batter | 1 | 2 | 3 | 4 | 5 | 6 | 7 | 8 | 9 | AB | R | H | RBI | BB | SO | LOB |
|---|---|---|---|---|---|---|---|---|---|---|---|---|---|---|---|---|
| Ronnie Belliard, R (1, 4)<br>OBP: 0.384, SLG: 0.443 | C S B X 1-2 F7 ① | | C B B F B X 3-2 F9 ② | | | B X 1-0 F9 ② | | C B B C F F B X 3-2 G1-6-3 ①<br>1-2 | | 4 | 0 | 0 | 0 | 0 | 0 | 1 |
| Marquis Grissom, R (1, 8)<br>OBP: 0.297, SLG: 0.364 | C X 0-1 F8 ② | | B X 1-0 F7 ③ | | | C B B B X 3-1 HR | | B B C F S 2-3 K ② | | 4 | 1 | 1 | 1 | 0 | 1 | 1 |
| Geoff Jenkins, L (1, 7)<br>OBP: 0.345, SLG: 0.585 | B X 1-0 G4-3 ③ | | | B C B F X 2-2 G6-4-3 1B | | B X 1-0 G5-3 ③ | | B B B C F S 3-3 K ③ | | 4 | 0 | 1 | 0 | 0 | 1 | 1 |
| Jeromy Burnitz, L (1, 9)<br>OBP: 0.349, SLG: 0.435 | | S B B C X 2-2 G3 ① | | B B B X 3-0 G6-4-3 ①②<br>1-2f | | | B X 1-0 HR | | X 0-0 G6-3 ① | 4 | 1 | 1 | 1 | 0 | 0 | 1 |
| Charlie Hayes, R (1, 5)<br>OBP: 0.397, SLG: 0.432 | | B C F X 1-2 1B 1B | | B B X 2-0 F8 ③ | | | B F C B B X 3-2 F9 ① | | X 0-0 DI 1B 1B | 4 | 1 | 2 | 0 | 0 | 0 | 0 |
| Tyler Houston, L (1, 3)<br>OBP: 0.333, SLG: 0.452 | | B X 1-0<br>1-2 1B | | | F S B B F B F X 3-2 G5-4-3 1B | | B B B C X 3-1 HR | | X 0-0 F5 ② | 4 | 1 | 3 | 1 | 0 | 0 | 1 |
| José Hernández, R (1, 6)<br>OBP: 0.294, SLG: 0.377 | | S X 0-1 F9 ② | | | B B F X 2-1 G5-4-3 ①②<br>1-2f | | X 0-0 F9 ② | | S X 0-1 1B<br>1-H 1B | 4 | 0 | 1 | 1 | 0 | 0 | 3 |
| James Mouton, R (9, PR)<br>OBP: 0.293, SLG: 0.256 | | | | | | | | | | 0 | 0 | 0 | 0 | 0 | 0 | 0 |
| Henry Blanco, R (1, 2)<br>OBP: 0.336, SLG: 0.383 | | C B B C C 2-3 K ③ | | | F B S B B X 3-2 G1-3 ③ | | B B B C X 3-1 G4-3 ③ | | S S B X 1-2 S 1B<br>1-3 1B | 3 | 0 | 0 | 0 | 0 | 1 | 2 |
| Raul Casanova, S (9, PH)<br>OBP: 0.312, SLG: 0.400 | | | | | | | | | | 1 | 0 | 1 | 0 | 0 | 0 | 0 |
| Santiago Perez, S (9, PR)<br>OBP: 0.333, SLG: 0.306 | | | | | | | | | | 0 | 0 | 0 | 0 | 0 | 0 | 0 |
| Jimmy Haynes, R (1, 1)<br>OBP: 0.133, SLG: 0.200 | | | F C F C 0-3 K ① | | | C X 0-1 G6-3 ① | | F B B F X 2-2 G1-6-3 1B | F S B X 1-2 P4 ③<br>1-2 | 2 | 0 | 0 | 0 | 0 | 1 | 0 |
| Valerio De Los Santos, L (7, 1) | | | | | | | | | | 0 | 0 | 0 | 0 | 0 | 0 | 0 |
| Mark Sweeney, L (8, PH)<br>OBP: 0.394, SLG: 0.357 | | | | | | | | | | 1 | 0 | 1 | 0 | 0 | 0 | 0 |
| Curt Leskanic, R (8, 1) | | | | | | | | | | 0 | 0 | 0 | 0 | 0 | 0 | 0 |
| Lyle Mouton, R (9, PH)<br>OBP: 0.337, SLG: 0.417 | | | | | | | | | | 1 | 0 | 0 | 0 | 0 | 0 | 2 |
| Inning Stats | R: 0 E: 0 K: 0 S: 6 H: 0 LOB: 0 BB: 0 P: 8 | R: 0 E: 0 K: 1 S: 12 H: 2 LOB: 2 BB: 0 P: 18 | R: 0 E: 0 K: 1 S: 8 H: 0 LOB: 0 BB: 0 P: 12 | R: 0 E: 0 K: 0 S: 5 H: 1 LOB: 0 BB: 0 P: 12 | R: 0 E: 0 K: 0 S: 11 H: 1 LOB: 0 BB: 0 P: 19 | R: 1 E: 0 K: 0 S: 6 H: 1 LOB: 0 BB: 0 P: 11 | R: 2 E: 0 K: 0 S: 9 H: 2 LOB: 0 BB: 0 P: 19 | R: 0 E: 0 K: 2 S: 14 H: 1 LOB: 1 BB: 0 P: 24 | R: 1 E: 0 K: 0 S: 11 H: 3 LOB: 3 BB: 0 P: 13 | 1B: 8 2B: 0 3B: 0 HR: 3 | SF: 0 SAC: 0 DP: 2 HBP: 0 | | | | | | |

# TOP

## Milwaukee Brewers @ Florida Marlins

Pro Player Stadium, Miami, FL

Wed Jun 21 2000, 7:05 PM EDT

Att. 8,070 - Sunny - 85 F

livebaseballscorecards.com

| | |
|---|---|
| AB | 36 |
| R | 4 |
| H | 11 |
| RBI | 4 |
| BB | 0 |
| SO | 4 |
| LOB | 12 |

| PITCHER | | IP | WLS | BF | H | R | ER | SO | BB | IBB | HBP | BLK | WP | HR | S | P | ERA | WHIP |
|---|---|---|---|---|---|---|---|---|---|---|---|---|---|---|---|---|---|---|
| 38 Reid Cornelius, R<br>ERA: 3.96 | (1, 1) | 6.1 | | 24 | 7 | 3 | 3 | 2 | 0 | 0 | 0 | 0 | 0 | 3 | 54 | 93 | 4.26 | 1.105 |
| Braden Looper, R<br>ERA: 2.65 | (7, 1) | 0.2 | W | 2 | 0 | 0 | 0 | 0 | 0 | 0 | 0 | 0 | 0 | 0 | 3 | 6 | 0.00 | 0.000 |
| Ricky Bones, R<br>ERA: 1.96 | (8, 1) | 0.2 | H | 3 | 1 | 0 | 0 | 1 | 0 | 0 | 0 | 0 | 0 | 0 | 11 | 18 | 0.00 | 1.500 |
| Armando Almanza, L<br>ERA: 1.42 | (8, 1) | 0.1 | H | 1 | 0 | 0 | 0 | 1 | 0 | 0 | 0 | 0 | 0 | 0 | 3 | 6 | 0.00 | 0.000 |
| Antonio Alfonseca, R<br>ERA: 5.19 | (9, 1) | 1.0 | S | 6 | 3 | 1 | 1 | 0 | 0 | 0 | 0 | 0 | 0 | 0 | 11 | 13 | 9.00 | 3.000 |

| PITCHER | IP | WLS | BF | H | R | ER | SO | BB | IBB | HBP | BLK | WP | HR | S | P | ERA | WHIP |
|---|---|---|---|---|---|---|---|---|---|---|---|---|---|---|---|---|---|

WP: 0 PB: 0 SB: 1 CS: 0 PA: 36

# BOTTOM

| Batter | 1 | 2 | 3 | 4 | 5 | 6 | 7 | 8 | 9 | AB | R | H | RBI | BB | SO | LOB |
|---|---|---|---|---|---|---|---|---|---|---|---|---|---|---|---|---|
| Luis Castillo, S (1, 4)<br>OBP: 0.461, SLG: 0.438 | C F X 0-2 ① G3 | | B C F X 1-2 ② FC6-5 CS 2-3 | | | L B B X 2-1 1B G6-3 1B | B B C C B X 3-2 1-2 2-3 HR 1B | | | 4 | 2 | 2 | 0 | 0 | 0 | 1 |
| Mark Kotsay, L (1, 9)<br>OBP: 0.333, SLG: 0.459 | B X 1-0 G4-6-3 1B | | B F B B 3-1 ③ CS 1-2 | B C C B X 2-2 G6-4-3 1B | | X 0-0 G6-3 1-3 1B | S B X 1-1 1-H 2-H 3-H HR | | | 4 | 1 | 4 | 4 | 0 | 0 | 0 |
| Cliff Floyd, L (1, 7)<br>OBP: 0.376, SLG: 0.517 | C B C B X 2-2 ② ③ G4-6-3 1-2f | | | F B F F F X 1-2 ① F9 | | B F B F F F X 2-2 ① P4 | F F S 0-3 ③ K | | | 4 | 0 | 0 | 0 | 0 | 1 | 4 |
| Preston Wilson, R (1, 8)<br>OBP: 0.340, SLG: 0.496 | | C F B B X 2-2 ① L5 | | F X 0-1 ② ③ G6-4-3 1-2f | | X 0-0 ② G6-3 2-3 3-H | | S X 0-1 ① G5-3 | | 4 | 0 | 0 | 1 | 0 | 0 | 2 |
| Mike Lowell, R (1, 5)<br>OBP: 0.306, SLG: 0.455<br>Antonio Alfonseca, R (9, 1) | | C B X 1-1 ② F9 | | | B F F X 1-2 G4-3 2B | C S F B B B X 3-2 ③ F9 | | B B X 2-0 ② F9 | | 4<br>0 | 0<br>0 | 1<br>0 | 0<br>0 | 0<br>0 | 0<br>0 | 1<br>0 |
| Derrek Lee, R (1, 3)<br>OBP: 0.368, SLG: 0.508 | | B B B B S F B 4-2 E BB | | | C C B X 1-2 ① G4-3 2-3 | | B B X 2-0 FC4-6 1B | B B S C F S 2-3 ③ K | | 3 | 0 | 1 | 0 | 1 | 1 | 1 |
| Alex Gonzalez, R (1, 6)<br>OBP: 0.213, SLG: 0.277 | C B B B F 1 SAFE C 2-3 ③ K 1-2 | | | | X 0-0 ② G6-3 | | C B X 1-1 ① FC4-6 1B BB 1-2f HR | | | 3 | 1 | 0 | 0 | 0 | 1 | 3 |
| Paul Bako, L (1, 2)<br>OBP: 0.367, SLG: 0.317 | | | B B S B F X 3-2 FC6-5 38 SH1-3 1B | | I I I 4-0 IBB | | B B X 2-0 ② P6 | | | 2 | 0 | 1 | 0 | 1 | 0 | 1 |
| 38 Reid Cornelius, R (1, 1)<br>OBP: 0.100, SLG: 0.100<br>Braden Looper, R (7, 1)<br>Mark Smith, R (7, PH)<br>OBP: 0.383, SLG: 0.380<br>Ricky Bones, R (8, 1)<br>Armando Almanza, L (8, 1)<br>Andy Fox, L (9, 5)<br>OBP: 0.255, SLG: 0.280 | | | X 0-0 ① SH1-3 1-2 | | S S S 0-3 ③ K | | B B B C B 4-1 1B HR 1-2 BB | | | 1<br>0<br>0<br>0<br>0<br>0 | 0<br>0<br>1<br>0<br>0<br>0 | 0<br>0<br>0<br>0<br>0<br>0 | 0<br>0<br>0<br>0<br>0<br>0 | 0<br>0<br>1<br>0<br>0<br>0 | 1<br>0<br>0<br>0<br>0<br>0 | 2<br>0<br>0<br>0<br>0<br>0 |
| Inning Stats | R: 0 H: 1<br>E: 0 LOB: 0<br>K: 0 BB: 0<br>S: 7 P: 10 | R: 0 H: 0<br>E: 1 LOB: 1<br>K: 1 BB: 1<br>S: 10 P: 19 | R: 0 H: 1<br>E: 0 LOB: 0<br>K: 0 BB: 0<br>S: 8 P: 15 | R: 0 H: 1<br>E: 0 LOB: 0<br>K: 0 BB: 0<br>S: 9 P: 12 | R: 0 H: 1<br>E: 0 LOB: 2<br>K: 1 BB: 1<br>S: 10 P: 16 | R: 1 H: 2<br>E: 0 LOB: 1<br>K: 0 BB: 0<br>S: 12 P: 19 | R: 4 H: 3<br>E: 0 LOB: 0<br>K: 1 BB: 1<br>S: 13 P: 26 | R: 0 H: 0<br>E: 0 LOB: 0<br>K: 1 BB: 0<br>S: 7 P: 11 | | 1B: 7<br>2B: 1<br>3B: 0<br>HR: 1 | SF: 0<br>SAC: 1<br>DP: 2<br>HBP: 0 | | | | | |

| PITCHER | | IP | WLS | BF | H | R | ER | SO | BB | IBB | HBP | BLK | WP | HR | S | P | ERA | WHIP |
|---|---|---|---|---|---|---|---|---|---|---|---|---|---|---|---|---|---|---|
| Jimmy Haynes, R<br>ERA: 4.52 | (1, 1) | 6.2 | L | 28 | 8 | 4 | 4 | 2 | 2 | 1 | 0 | 0 | 0 | 0 | 64 | 111 | 5.40 | 1.500 |
| Valerio De Los Santos, L<br>ERA: 6.05 | (7, 1) | 0.1 | B | 2 | 1 | 1 | 1 | 1 | 0 | 0 | 0 | 0 | 0 | 1 | 5 | 6 | 27.00 | 3.000 |
| Curt Leskanic, R<br>ERA: 3.48 | (8, 1) | 1.0 | | 3 | 0 | 0 | 0 | 1 | 0 | 0 | 0 | 0 | 0 | 0 | 7 | 11 | 0.00 | 0.000 |

| PITCHER | IP | WLS | BF | H | R | ER | SO | BB | IBB | HBP | BLK | WP | HR | S | P | ERA | WHIP |
|---|---|---|---|---|---|---|---|---|---|---|---|---|---|---|---|---|---|

# Milwaukee Brewers @ Florida Marlins

Pro Player Stadium, Miami, FL

Wed Jun 21 2000, 7:05 PM EDT

Att. 8,070 - Sunny - 85 F

livebaseballscorecards.com

| | |
|---|---|
| AB | 29 |
| R | 5 |
| H | 9 |
| RBI | 5 |
| BB | 3 |
| SO | 4 |
| LOB | 15 |

WP: 0 PA: 34
PB: 0
SB: 0
CS: 1

| Batter | 1 | 2 | 3 | 4 | 5 | 6 | 7 | 8 | 9 | AB | R | H | RBI | BB | SO | LOB |
|---|---|---|---|---|---|---|---|---|---|---|---|---|---|---|---|---|
| Ronnie Belliard, R (1, 4)<br>OBP: 0.388, SLG: 0.444 | S F X<br>0-2<br>CS<br>1B | | B S X<br>1-1 ③<br>G1-3 | | C C B F B B S<br>3-3 ③<br>K | | | X<br>0-0<br>G3 SH1-3<br>1B | B F B B B<br>4-1<br>BB | 4 | 0 | 2 | 0 | 1 | 1 | 0 |
| Luis Lopez, S (1, 6)<br>OBP: 0.273, SLG: 0.350 | B F B F B F F X<br>3-2 ①<br>1-2<br>HR | | | C X<br>0-1<br>HR<br>1B | | B C X<br>1-1 ①<br>G5-3 | | X<br>0-0 ①<br>SH1-3<br>1-2 | B S B S S<br>2-3 ③<br>K | 4 | 2 | 2 | 1 | 0 | 1 | 2 |
| Charlie Hayes, R (1, 3)<br>OBP: 0.394, SLG: 0.445 | B B F B F X<br>3-2 ②<br>F9 | | | S F X<br>0-2<br>1-H<br>HR | | C B F X<br>1-2 ②<br>F9 | | B F B F F X<br>2-2 ②<br>G3<br>2-3 | | 4 | 1 | 1 | 2 | 0 | 0 | 1 |
| Jeromy Burnitz, L (1, 9)<br>OBP: 0.345, SLG: 0.429 | X<br>0-0 ③<br>G4-3 | | | B B X<br>2-0 ①<br>F7 | | S C B S<br>1-3 ③<br>K | | B X<br>1-0 ③<br>L4 | | 4 | 0 | 0 | 0 | 0 | 1 | 1 |
| Marquis Grissom, R (1, 8)<br>OBP: 0.293, SLG: 0.359 | | B C B S S<br>2-3 ①<br>K | | B F X<br>1-1 ②<br>G5-3 | | | F X<br>0-1 ①<br>G4-3 | | B F B B B S F F S<br>3-3 ①<br>K | 4 | 0 | 0 | 0 | 0 | 2 | 0 |
| José Hernández, R (1, 5)<br>OBP: 0.301, SLG: 0.388 | | B B B F F S<br>3-3 ②<br>K | | X<br>0-0<br>2B | | | B C B B F B<br>4-2<br>1B<br>BB | | B X<br>1-0<br>2B<br>2B | 3 | 1 | 2 | 0 | 1 | 1 | 0 |
| Lyle Mouton, R (1, 7)<br>OBP: 0.337, SLG: 0.414<br>Juan Acevedo, R (7, 1)<br>Curt Leskanic, R (8, 1)<br>James Mouton, R (9, PH)<br>OBP: 0.301, SLG: 0.256<br>Bob Wickman, R (9, 1) | | B S T B B F S<br>3-3 ③<br>K | | F F S<br>0-3 ③<br>K2-3 | | | B S B S F B X<br>3-2<br>1-3<br>G5-4-3<br>1B | | B S S S T F F F B<br>4-2<br>B<br>2B<br>BB | 3<br>0<br>0<br>0<br>0 | 0<br>0<br>0<br>1<br>0 | 1<br>0<br>0<br>0<br>0 | 0<br>0<br>0<br>0<br>0 | 0<br>0<br>0<br>1<br>0 | 2<br>0<br>0<br>0<br>0 | 1<br>0<br>0<br>0<br>0 |
| Henry Blanco, R (1, 2)<br>OBP: 0.333, SLG: 0.387 | | B B S F X<br>2-2 ①<br>F3 | B B F X<br>2-1 ①<br>F9 | | | | C B B X<br>2-1 ② ③<br>G5-4-3<br>1-2f | | F X<br>0-1<br>1-H<br>2-H<br>2B | 4 | 0 | 1 | 2 | 0 | 0 | 2 |
| John Snyder, R (1, 1)<br>Geoff Jenkins, L (7, 7)<br>OBP: 0.347, SLG: 0.600 | | B B B C C C X<br>3-2 ②<br>G6-3 | B B C C F F C<br>2-3 ②<br>K | | | | | X<br>0-0<br>HR | B F S T S<br>1-3 ②<br>K2-3 | 2<br>2 | 0<br>1 | 0<br>1 | 0<br>1 | 0<br>0 | 1<br>1 | 0<br>1 |

# TOP

# Milwaukee Brewers @ Florida Marlins

## Pro Player Stadium, Miami, FL

Thu Jun 22 2000, 7:05 PM EDT

Att. 8,285 - Sunny - 87 F

livebaseballscorecards.com

| | |
|---|---|
| AB | 34 |
| R | 6 |
| H | 10 |
| RBI | 6 |
| BB | 3 |
| SO | 10 |
| LOB | 8 |

| Inning Stats | 1 | 2 | 3 | 4 | 5 | 6 | 7 | 8 | 9 | | | |
|---|---|---|---|---|---|---|---|---|---|---|---|---|
| | R: 1<br>E: 0<br>K: 0<br>S: 12 | H: 2<br>LOB: 0<br>BB: 0<br>P: 18 | R: 0<br>E: 0<br>K: 3<br>S: 10 | H: 0<br>LOB: 0<br>BB: 0<br>P: 18 | R: 0<br>E: 0<br>K: 0<br>S: 8 | H: 0<br>LOB: 0<br>BB: 0<br>P: 14 | R: 2<br>E: 0<br>K: 1<br>S: 12 | H: 3<br>LOB: 1<br>BB: 0<br>P: 15 | R: 0<br>E: 0<br>K: 2<br>S: 11 | H: 0<br>LOB: 0<br>BB: 0<br>P: 18 | R: 0<br>E: 0<br>K: 1<br>S: 8 | H: 0<br>LOB: 0<br>BB: 0<br>P: 11 |
| | R: 0<br>E: 0<br>K: 0<br>S: 10 | H: 1<br>LOB: 1<br>BB: 1<br>P: 19 | R: 1<br>E: 0<br>K: 0<br>S: 8 | H: 2<br>LOB: 1<br>BB: 0<br>P: 11 | R: 2<br>E: 0<br>K: 3<br>S: 22 | H: 2<br>LOB: 2<br>BB: 2<br>P: 37 | 1B: 4<br>2B: 3<br>3B: 0<br>HR: 3 | SF: 0<br>SAC: 1<br>DP: 1<br>HBP: 0 | WP: 0<br>PB: 0<br>SB: 0<br>CS: 1 | PA: 38 | | |

| PITCHER | | IP | WLS | BF | H | R | ER | SO | BB | IBB | HBP | BLK | WP | HR | S | P | ERA | WHIP |
|---|---|---|---|---|---|---|---|---|---|---|---|---|---|---|---|---|---|---|
| Jesus Sanchez, L<br>ERA: 5.76 | (1, 1) | 6.1 | L | 25 | 6 | 3 | 3 | 7 | 1 | 0 | 0 | 0 | 0 | 2 | 69 | 109 | 4.26 | 1.105 |
| Joe Strong, R<br>ERA: 5.51 | (7, 1) | 0.2 | | 1 | 0 | 0 | 0 | 0 | 0 | 0 | 0 | 0 | 0 | 0 | 2 | 4 | 0.00 | 0.000 |
| Vic Darensbourg, L<br>ERA: 3.82 | (8, 1) | 1.1 | | 9 | 4 | 3 | 3 | 1 | 1 | 0 | 0 | 0 | 0 | 1 | 22 | 33 | 20.25 | 3.750 |
| Ron Mahay, L<br>ERA: 6.35 | (9, 1) | 0.2 | | 3 | 0 | 0 | 0 | 2 | 1 | 0 | 0 | 0 | 0 | 0 | 8 | 15 | 0.00 | 1.500 |

| PITCHER | IP | WLS | BF | H | R | ER | SO | BB | IBB | HBP | BLK | WP | HR | S | P | ERA | WHIP |
|---|---|---|---|---|---|---|---|---|---|---|---|---|---|---|---|---|---|

| Batter | 1 | 2 | 3 | 4 | 5 | 6 | 7 | 8 | 9 | AB | R | H | RBI | BB | SO | LOB |
|---|---|---|---|---|---|---|---|---|---|---|---|---|---|---|---|---|
| Mark Kotsay, L (1, 9)<br>OBP: 0.340, SLG: 0.468 | X<br>0-0 ①<br>G3 | | B B B B<br>4-0<br>BB | | S C F B F B B B<br>4-2<br>G4-3<br>1-2<br>BB | | B B X<br>2-0<br>1-H<br>3B | | | 2 | 0 | 1 | 1 | 2 | 0 | 0 |
| Dave Berg, R (1, 4)<br>OBP: 0.314, SLG: 0.315 | B B B C F F B<br>4-2<br>G1-3<br>BB | | F X<br>0-1 ③<br>G5-3 | | B B B C X<br>3-1 ① ②<br>G4-3<br>1-2f<br>2-3 | | B B X<br>2-0 ③<br>F9 | | | 3 | 0 | 0 | 0 | 1 | 0 | 4 |
| Mark Smith, R (1, 7)<br>OBP: 0.391, SLG: 0.389 | C C X<br>0-2 ②<br>G1-3<br>1-2 | | | C B C F B X<br>2-2<br>BB F8<br>1B | B S S B S<br>2-3 ③<br>K | | | B S C B X<br>2-2<br>G4-6-3<br>1B | | 4 | 0 | 2 | 0 | 0 | 1 | 2 |
| Preston Wilson, R (1, 8)<br>OBP: 0.335, SLG: 0.489 | C F B X<br>1-2 ③<br>G6-3 | | | B X<br>1-0 ①<br>F8<br>1-2 | | B F X<br>1-1 ①<br>P4 | | S S X<br>0-2 ① ②<br>G4-6-3<br>1-2f | | 4 | 0 | 0 | 0 | 0 | 0 | 3 |
| Mike Lowell, R (1, 5)<br>OBP: 0.310, SLG: 0.451 | | B B B B<br>4-0<br>L5-3<br>BB | | B B B B<br>4-0<br>BB<br>BB | | B B B C F C<br>3-3 ②<br>K | | B F B X<br>2-1 ③<br>F9 | | 2 | 0 | 0 | 0 | 2 | 1 | 0 |
| Kevin Millar, R (1, 3)<br>OBP: 0.373, SLG: 0.483 | | B F B B F X<br>3-2 ① ②<br>L5-3<br>1-2 | | B B S B B<br>4-1<br>1-2<br>2-3<br>BB | | C F B X<br>1-2 ③<br>F7 | | | X<br>0-0 ①<br>G6-3 | 3 | 0 | 0 | 0 | 1 | 0 | 1 |
| Andy Fox, L (1, 6)<br>OBP: 0.255, SLG: 0.272 | | B B B C X<br>3-1 ③<br>F7 | | F B C C<br>1-3 ②<br>K | | | B X<br>1-0 ①<br>G4-3 | | B B C S F B B<br>4-2<br>1B<br>BB | 3 | 0 | 0 | 0 | 1 | 1 | 3 |
| Paul Bako, L (1, 2)<br>OBP: 0.371, SLG: 0.323 | | | C B X<br>1-1 ①<br>G5-3 | S B F S<br>1-3 ③<br>K | | | B X<br>1-0<br>3B<br>1B | | S B X<br>1-1<br>1-2<br>G4-6-3<br>1B | 4 | 1 | 2 | 0 | 0 | 1 | 3 |
| Jesus Sanchez, L (1, 1)<br>OBP: 0.192, SLG: 0.192<br>Joe Strong, S (7, 1)<br>Cliff Floyd, L (7, PH)<br>OBP: 0.375, SLG: 0.515<br>Vic Darensbourg, L (8, 1)<br>OBP: 0.286, SLG: 0.286<br>Ron Mahay, L (9, 1)<br>OBP: 0.333, SLG: 0.333<br>Derrek Lee, R (9, PH)<br>OBP: 0.366, SLG: 0.506 | | | X<br>0-0 ②<br>P5 | | B C X<br>1-1<br>G4-3<br>BB<br>1B | | S F B F B X<br>2-2 ②<br>F7 | | B C X<br>1-1 ② ③<br>G4-6-3<br>1-2f | 2<br>0<br>1<br>0<br>0<br>1 | 0<br>0<br>0<br>0<br>0<br>0 | 1<br>0<br>0<br>0<br>0<br>0 | 0<br>0<br>0<br>0<br>0<br>0 | 0<br>0<br>0<br>0<br>0<br>0 | 0<br>0<br>0<br>0<br>0<br>0 | 0<br>0<br>1<br>0<br>0<br>2 |
| Inning Stats | R: 0 H: 0<br>E: 0 LOB: 1<br>K: 0 BB: 1<br>S: 10 P: 15 | R: 0 H: 0<br>E: 0 LOB: 0<br>K: 0 BB: 1<br>S: 5 P: 15 | R: 0 H: 0<br>E: 0 LOB: 1<br>K: 0 BB: 1<br>S: 5 P: 10 | R: 0 H: 1<br>E: 0 LOB: 3<br>K: 2 BB: 2<br>S: 12 P: 25 | R: 0 H: 1<br>E: 0 LOB: 1<br>K: 1 BB: 1<br>S: 11 P: 21 | R: 0 H: 0<br>E: 0 LOB: 0<br>K: 1 BB: 0<br>S: 8 P: 13 | R: 1 H: 2<br>E: 0 LOB: 1<br>K: 0 BB: 0<br>S: 8 P: 16 | R: 0 H: 1<br>E: 0 LOB: 0<br>K: 0 BB: 0<br>S: 8 P: 12 | R: 0 H: 1<br>E: 0 LOB: 1<br>K: 0 BB: 1<br>S: 8 P: 14 | 1B: 5<br>2B: 1<br>3B: 1<br>HR: 0 | SF: 0<br>SAC: 0<br>DP: 4<br>HBP: 0 | | | WP: 0<br>PB: 0<br>SB: 0<br>CS: 0 | PA: 36 | | |

| PITCHER | | IP | WLS | BF | H | R | ER | SO | BB | IBB | HBP | BLK | WP | HR | S | P | ERA | WHIP |
|---|---|---|---|---|---|---|---|---|---|---|---|---|---|---|---|---|---|---|
| John Snyder, R<br>ERA: 5.82 | (1, 1) | 6.0 | W | 24 | 2 | 0 | 0 | 4 | 6 | 0 | 0 | 0 | 0 | 0 | 51 | 99 | 0.00 | 1.333 |
| Juan Acevedo, R<br>ERA: 4.19 | (7, 1) | 1.0 | H | 5 | 2 | 1 | 1 | 0 | 0 | 0 | 0 | 0 | 0 | 0 | 8 | 16 | 9.00 | 2.000 |
| Curt Leskanic, R<br>ERA: 3.38 | (8, 1) | 1.0 | H | 3 | 1 | 0 | 0 | 0 | 0 | 0 | 0 | 0 | 0 | 0 | 8 | 12 | 0.00 | 1.000 |
| Bob Wickman, R<br>ERA: 1.08 | (9, 1) | 1.0 | | 4 | 1 | 0 | 0 | 0 | 1 | 0 | 0 | 0 | 0 | 0 | 8 | 14 | 0.00 | 2.000 |

| PITCHER | IP | WLS | BF | H | R | ER | SO | BB | IBB | HBP | BLK | WP | HR | S | P | ERA | WHIP |
|---|---|---|---|---|---|---|---|---|---|---|---|---|---|---|---|---|---|

# BOTTOM

## Milwaukee Brewers @ Florida Marlins

Pro Player Stadium, Miami, FL

Thu Jun 22 2000, 7:05 PM EDT

Att. 8,285 - Sunny - 87 F

livebaseballscorecards.com

| | |
|---|---|
| AB | 29 |
| R | 1 |
| H | 6 |
| RBI | 1 |
| BB | 7 |
| SO | 4 |
| LOB | 19 |

| Batter | 1 | 2 | 3 | 4 | 5 | 6 | 7 | 8 | 9 | AB | R | H | RBI | BB | SO | LOB |
|---|---|---|---|---|---|---|---|---|---|---|---|---|---|---|---|---|
| Ronnie Belliard, R (1, 4)<br>OBP: 0.386, SLG: 0.439 | C C B X<br>1-2<br>G5-3 ① | | B C B C F B B<br>4-2<br>1-2<br>BB | | C B F F B B X<br>3-2<br>F9 ③ | | B F F S<br>1-3<br>K ③ | | | 3 | 0 | 0 | 0 | 1 | 1 | 3 |
| Marquis Grissom, R (1, 8)<br>OBP: 0.292, SLG: 0.368 | C X<br>0-1<br>F8 ② | | B F X<br>1-1<br>F3 ③ | | | B C B X<br>2-1<br>F9 ① | | C X<br>0-1<br>HR | | 4 | 1 | 1 | 1 | 0 | 0 | 2 |
| Geoff Jenkins, L (1, 7)<br>OBP: 0.345, SLG: 0.598 | F C B S<br>1-3<br>K ③ | | | B C B C S<br>2-3<br>K ① | | B F B B C X<br>3-1<br>1B<br>2B | | X<br>0-0<br>F7 ① | | 4 | 1 | 1 | 0 | 0 | 2 | 0 |
| Jeromy Burnitz, L (1, 9)<br>OBP: 0.344, SLG: 0.424 | | S B B F X<br>2-2<br>F9 ① | | X<br>0-0<br>F5 ② | | B B B B<br>4-0<br>1B<br>BB | | C S S<br>0-3<br>K ② | | 3 | 0 | 0 | 0 | 1 | 1 | 0 |
| Charlie Hayes, R (1, 5)<br>OBP: 0.392, SLG: 0.441 | | B B X<br>2-0<br>F8 ② | | S C C<br>0-3<br>K ③ | | B B C C F B X<br>3-2<br>G6-4-3<br>1-2<br>2-H<br>1B | | X<br>0-0<br>G6-3 ③ | | 4 | 0 | 1 | 1 | 0 | 1 | 0 |
| Tyler Houston, L (1, 3)<br>OBP: 0.323, SLG: 0.437<br>James Mouton, R (9, PH)<br>OBP: 0.298, SLG: 0.253 | | C C C<br>0-3<br>K ③ | | | F B S B X<br>2-2<br>F9 ① | X<br>0-0<br>G6-4-3 ② ③<br>1-2f | | | C C B S<br>1-3<br>K ① | 3<br>1 | 0<br>0 | 0<br>0 | 0<br>0 | 0<br>0 | 1<br>1 | 2<br>0 |
| José Hernández, R (1, 6)<br>OBP: 0.304, SLG: 0.388 | | | C B B B X<br>3-1<br>F9 ① | | B F B F F B X<br>3-2<br>2B<br>1B | X<br>0-0<br>G6-3 ① | | | B B B C B<br>4-1<br>BB | 3 | 0 | 1 | 0 | 1 | 0 | 0 |
| Henry Blanco, R (1, 2)<br>OBP: 0.338, SLG: 0.398 | | | B C C B X<br>2-2<br>F3 ② | | X<br>0-0<br>1-3<br>2B | C B S F X<br>1-2<br>E<br>1B | | | B C S S<br>1-3<br>K ② | 4 | 0 | 2 | 0 | 0 | 1 | 1 |
| Jason Bere, R (1, 1)<br>OBP: 0.214, SLG: 0.286<br>Mark Sweeney, L (7, PH)<br>OBP: 0.382, SLG: 0.345<br>David Weathers, R (7, 1)<br>Curt Leskanic, R (8, 1)<br>Lyle Mouton, R (9, PH)<br>OBP: 0.333, SLG: 0.409 | | | C B X<br>1-1<br>BB<br>1B | | C C B B B F C<br>2-3<br>K ② | | C B S S S<br>1-3<br>K ②<br>1-2 | | B S S S F T B B B S<br>3-3<br>K ③ | 2<br>1<br>0<br>0<br>1 | 0<br>0<br>0<br>0<br>0 | 1<br>0<br>0<br>0<br>1 | 0<br>0<br>0<br>0<br>0 | 0<br>1<br>0<br>0<br>1 | 1<br>1<br>0<br>0<br>1 | 2<br>1<br>0<br>0<br>1 |
| Inning Stats | R: 0 H: 0<br>E: 0 LOB: 0<br>K: 1 BB: 0<br>S: 8 P: 10 | R: 0 H: 0<br>E: 0 LOB: 0<br>K: 1 BB: 0<br>S: 7 P: 11 | R: 0 H: 1<br>E: 0 LOB: 2<br>K: 0 BB: 1<br>S: 12 P: 23 | R: 0 H: 0<br>E: 0 LOB: 0<br>K: 2 BB: 0<br>S: 7 P: 9 | R: 0 H: 2<br>E: 0 LOB: 2<br>K: 1 BB: 0<br>S: 16 P: 26 | R: 1 H: 2<br>E: 0 LOB: 1<br>K: 0 BB: 1<br>S: 9 P: 21 | R: 0 H: 1<br>E: 1 LOB: 1<br>K: 2 BB: 0<br>S: 11 P: 14 | R: 1 H: 1<br>E: 0 LOB: 0<br>K: 1 BB: 0<br>S: 7 P: 7 | R: 0 H: 0<br>E: 0 LOB: 1<br>K: 3 BB: 1<br>S: 11 P: 20 | 1B: 4<br>2B: 2<br>3B: 0<br>HR: 1 | SF: 0<br>SAC: 0<br>DP: 1<br>HBP: 0 | | | WP: 0<br>PB: 0<br>SB: 0<br>CS: 0 | | PA: 36 | |

| PITCHER | | IP | WLS | BF | H | R | ER | SO | BB | IBB | HBP | BLK | WP | HR | S | P | ERA | WHIP |
|---|---|---|---|---|---|---|---|---|---|---|---|---|---|---|---|---|---|---|
| John Burkett, R<br>ERA: 5.14 | (1, 1) | 6.0 | | 24 | 5 | 1 | 1 | 5 | 2 | 0 | 0 | 0 | 0 | 0 | 59 | 100 | 1.50 | 1.167 |
| Jason Marquis, R<br>ERA: 3.0 | (7, 1) | 2.0 | W | 8 | 2 | 1 | 1 | 3 | 0 | 0 | 0 | 0 | 0 | 1 | 18 | 21 | 4.50 | 1.000 |
| John Rocker, L<br>ERA: 5.57 | (9, 1) | 1.0 | S | 4 | 0 | 0 | 0 | 3 | 1 | 0 | 0 | 0 | 0 | 0 | 11 | 20 | 0.00 | 1.000 |

| PITCHER | IP | WLS | BF | H | R | ER | SO | BB | IBB | HBP | BLK | WP | HR | S | P | ERA | WHIP |
|---|---|---|---|---|---|---|---|---|---|---|---|---|---|---|---|---|---|

TOP

# Milwaukee Brewers @ Atlanta Braves

Turner Field, Atlanta, GA

Fri Jun 23 2000, 7:40 PM EDT

Att. 41,402 - Sunny - 88 F

livebaseballscorecards.com

| | |
|---|---|
| AB | 33 |
| R | 2 |
| H | 7 |
| RBI | 2 |
| BB | 3 |
| SO | 11 |
| LOB | 12 |

| Batter | 1 | 2 | 3 | 4 | 5 | 6 | 7 | 8 | 9 | AB | R | H | RBI | BB | SO | LOB |
|---|---|---|---|---|---|---|---|---|---|---|---|---|---|---|---|---|
| Quilvio Veras, S (1, 4)<br>OBP: 0.413, SLG: 0.413 | C C B X 1-2 G1 ① | | B X 1-0 G4-3 ③ | | C X 0-1 F7 ③ | | | B B 2 SAFE C B X 3-1 SF7 ①<br>1-2<br>2-H | | 3 | 0 | 0 | 1 | 0 | 0 | 1 |
| Andruw Jones, R (1, 8)<br>OBP: 0.410, SLG: 0.580 | C F F S 1-3 K ② | | | F B X 1-1 2B 1B | | C B F B B X 3-2 G4-3 ① | | B X 1-0 L6-4 ②③<br>2-3 | | 4 | 1 | 1 | 0 | 0 | 1 | 2 |
| 10 Chipper Jones, S (1, 5)<br>OBP: 0.396, SLG: 0.581 | B C B B F S 3-3 K ③ | | | B X 1-0 F8 ① | | B X 1-0 G3-1 ② | | | | 3 | 0 | 0 | 0 | 0 | 1 | 1 |
| Andres Galarraga, R (1, 3)<br>OBP: 0.379, SLG: 0.585 | | F C F F X 0-2 HR | | X 0-0 FC5 2B<br>1-H | | S B B B S S 3-3 K ③ | | | | 3 | 1 | 2 | 2 | 0 | 1 | 0 |
| Brian Jordan, R (1, 9)<br>OBP: 0.345, SLG: 0.512 | | B B C S S 2-3 K ① | | C B C F F B F X 2-2 L5 ② | | | X 0-0 G6-4-3 1B | | | 3 | 0 | 1 | 0 | 0 | 1 | 1 |
| Javy Lopez, R (1, 2)<br>OBP: 0.322, SLG: 0.445 | | C B C X 1-2 F8 ② | | B X 1-0 FC5 ③<br>2-3 | | | X 0-0 G6-4-3 ①②<br>1-2f | | | 3 | 0 | 0 | 0 | 0 | 0 | 2 |
| Reggie Sanders, R (1, 7)<br>OBP: 0.250, SLG: 0.272 | | B F X 1-1 G6-3 ③ | | | X 0-0 F3 ① | | S B F X 1-2 CS 1B | | | 3 | 0 | 1 | 0 | 0 | 0 | 0 |
| Walt Weiss, S (1, 6)<br>OBP: 0.382, SLG: 0.351<br>Wally Joyner, L (8, PH)<br>OBP: 0.273, SLG: 0.260<br>Trenidad Hubbard, R (8, PR)<br>OBP: 0.306, SLG: 0.317<br>John Rocker, R (9, 1) | | | S X 0-1 G3-1 ① | | B B B C B 4-1 BB | | B 1-0 CS ③<br>1-2 | F B F F B B X 3-2 E SF7 2B | | 1<br>1<br>0<br>0 | 0<br>0<br>1<br>0 | 0<br>1<br>0<br>0 | 0<br>0<br>0<br>0 | 1<br>0<br>0<br>0 | 0<br>0<br>0<br>0 | 0<br>0<br>0<br>0 |
| John Burkett, R (1, 1)<br>OBP: 0.059, SLG: 0.059<br>Jason Marquis, L (7, 1)<br>Bobby Bonilla, S (8, PH)<br>OBP: 0.385, SLG: 0.448<br>Mark DeRosa, R (8, PR)<br>OBP: 0.400, SLG: 0.385<br>(9, 6) | | | B C B X 2-1 G4-3 ② | | L C S 0-3 K ② | | | B B F B B 4-1 L6-4 SF7 BB | | 2<br>0<br>0<br>0 | 0<br>0<br>0<br>0 | 0<br>0<br>0<br>0 | 0<br>0<br>1<br>0 | 0<br>0<br>0<br>0 | 1<br>0<br>0<br>0 | 1<br>0<br>0<br>0 |
| Inning Stats | R: 0<br>E: 0<br>K: 2<br>S: 10<br>H: 0<br>LOB: 0<br>BB: 0<br>P: 15 | R: 1<br>E: 0<br>K: 1<br>S: 13<br>H: 1<br>LOB: 0<br>BB: 0<br>P: 17 | R: 0<br>E: 0<br>K: 0<br>S: 5<br>H: 0<br>LOB: 0<br>BB: 0<br>P: 8 | R: 1<br>E: 0<br>K: 0<br>S: 11<br>H: 2<br>LOB: 1<br>BB: 0<br>P: 16 | R: 0<br>E: 0<br>K: 1<br>S: 7<br>H: 0<br>LOB: 1<br>BB: 1<br>P: 11 | R: 0<br>E: 0<br>K: 1<br>S: 7<br>H: 0<br>LOB: 0<br>BB: 0<br>P: 14 | R: 0<br>E: 0<br>K: 0<br>S: 5<br>H: 2<br>LOB: 0<br>BB: 0<br>P: 7 | R: 1<br>E: 1<br>K: 0<br>S: 7<br>H: 1<br>LOB: 2<br>BB: 1<br>P: 18 | | 1B: 3<br>2B: 3<br>3B: 0<br>HR: 1 | SF: 1<br>SAC: 0<br>DP: 2<br>HBP: 0 | | | WP: 0<br>PB: 0<br>SB: 0<br>CS: 1 | PA: 30 | |

| PITCHER | | IP | WLS | BF | H | R | ER | SO | BB | IBB | HBP | BLK | WP | HR | S | P | ERA | WHIP |
|---|---|---|---|---|---|---|---|---|---|---|---|---|---|---|---|---|---|---|
| Jason Bere, R<br>ERA: 5.18 | (1, 1) | 6.0 | | 22 | 3 | 2 | 2 | 5 | 1 | 0 | 0 | 0 | 0 | 1 | 53 | 81 | 3.00 | 0.667 |
| David Weathers, R<br>ERA: 3.27 | (7, 1) | 1.1 | L | 6 | 3 | 1 | 0 | 0 | 1 | 0 | 0 | 0 | 0 | 0 | 11 | 23 | 0.00 | 3.000 |
| Curt Leskanic, R<br>ERA: 3.31 | (8, 1) | 0.2 | | 1 | 0 | 0 | 0 | 0 | 0 | 0 | 0 | 0 | 0 | 0 | 1 | 2 | 0.00 | 0.000 |

| PITCHER | IP | WLS | BF | H | R | ER | SO | BB | IBB | HBP | BLK | WP | HR | S | P | ERA | WHIP |
|---|---|---|---|---|---|---|---|---|---|---|---|---|---|---|---|---|---|

# BOTTOM

## Milwaukee Brewers @ Atlanta Braves

Turner Field, Atlanta, GA

Fri Jun 23 2000, 7:40 PM EDT
Att. 41,402 - Sunny - 88 F

livebaseballscorecards.com

| | |
|---|---|
| AB | 26 |
| R | 3 |
| H | 6 |
| RBI | 3 |
| BB | 2 |
| SO | 5 |
| LOB | 8 |

| Batter | 1 | 2 | 3 | 4 | 5 | 6 | 7 | 8 | 9 | AB | R | H | RBI | BB | SO | LOB |
|---|---|---|---|---|---|---|---|---|---|---|---|---|---|---|---|---|
| Ronnie Belliard, R (1, 4)<br>OBP: 0.384, SLG: 0.437 | X 0-0 1B BLK FC6-4 1B | | X 0-0 ① G6-3 | | B B C X 2-1 ② G1-3 1-2 | | C X 0-1 ③ G5-3 | | | 4 | 1 | 1 | 0 | 0 | 0 | 3 |
| Marquis Grissom, R (1, 8)<br>OBP: 0.288, SLG: 0.363 | C C X 0-2 ① F8 1-2 | | B S X 1-1 ② G5-3 | | X 0-0 ③ G1-3 | | | X 0-0 ① F9 | | 4 | 0 | 0 | 0 | 0 | 0 | 2 |
| Geoff Jenkins, L (1, 7)<br>OBP: 0.343, SLG: 0.589 | B B B S T B 4-2 FC6-4 1B BB | | X 0-0 ③ L7 | | | X 0-0 ① G3 | | F B F B X 2-2 ② F8 | | 3 | 0 | 0 | 0 | 1 | 0 | 0 |
| Jeromy Burnitz, L (1, 9)<br>OBP: 0.346, SLG: 0.436 | C X 0-1 FC6-4 1-2 2-3 1B | | | C B B X 2-1 HR | | F B X 1-1 ② G5-3 | | B B S C F S 2-3 K | | 4 | 1 | 2 | 1 | 0 | 1 | 0 |
| Charlie Hayes, R (1, 5) (9, 3)<br>OBP: 0.385, SLG: 0.431 | X 0-0 ② FC6-4 1-2f 2-3 3-H | | | C B B X 2-1 ① F7 | | X 0-0 ③ G1-3 | | | B C C F C 1-3 ① K | 4 | 0 | 0 | 1 | 0 | 1 | 2 |
| Tyler Houston, L (1, 3)<br>OBP: 0.310, SLG: 0.418<br>Bob Wickman, R (9, 1) | F B F F F X 1-2 ③ G4-3 | | | F X 0-1 ② G3-1 | | | B B C X 2-1 ① F7 | | B F C B B S 3-3 ② K | 4<br>0 | 0<br>0 | 0<br>0 | 0<br>0 | 0<br>0 | 1<br>0 | 2<br>0 |
| José Hernández, R (1, 6) (9, 5)<br>OBP: 0.303, SLG: 0.386 | | B X 1-0 ① G6-3 | | B C S X 1-2 ③ G4-3 | | | X 0-0 SH1-4 1B 1B | | B F B S S 2-3 ③ K | 4 | 0 | 1 | 0 | 0 | 1 | 0 |
| Henry Blanco, R (1, 2)<br>OBP: 0.338, SLG: 0.397 | | C B X 1-1 ② G1-3 | | | F C C 0-3 ① K | | X 0-0 SH1-4 1-2 1B | | | 3 | 0 | 1 | 0 | 0 | 1 | 0 |
| Jamey Wright, R (1, 1)<br>OBP: 0.077, SLG: 0.077<br>Luis Lopez, S (9, 6)<br>OBP: 0.273, SLG: 0.350 | | X 0-0 ③ G4-3 | | | C B X 1-1 G1-3 1B | | X 0-0 ② SH1-4 1-2 2-3 | | | 2<br>0 | 0<br>0 | 1<br>0 | 0<br>0 | 0<br>0 | 0<br>0 | 0<br>0 |
| Inning Stats | R: 1 E: 0 K: 0 S: 13 H: 2 LOB: 2 BB: 1 P: 18 | R: 0 E: 0 K: 0 S: 4 H: 0 LOB: 0 BB: 0 P: 6 | R: 0 E: 0 K: 0 S: 4 H: 0 LOB: 0 BB: 0 P: 5 | R: 1 E: 0 K: 0 S: 9 H: 1 LOB: 0 BB: 0 P: 14 | R: 0 E: 0 K: 1 S: 8 H: 1 LOB: 1 BB: 0 P: 11 | R: 0 E: 0 K: 0 S: 4 H: 0 LOB: 0 BB: 0 P: 5 | R: 0 E: 0 K: 0 S: 7 H: 2 LOB: 2 BB: 0 P: 9 | R: 0 E: 0 K: 1 S: 8 H: 0 LOB: 0 BB: 0 P: 12 | R: 0 E: 0 K: 3 S: 10 H: 0 LOB: 0 BB: 0 P: 16 | 1B: 5 2B: 0 3B: 0 HR: 1 SF: 0 SAC: 1 DP: 0 HBP: 0 | | | | | | |

WP: 0 PB: 0 SB: 0 CS: 0 PA: 34

| PITCHER | IP | WLS | BF | H | R | ER | SO | BB | IBB | HBP | BLK | WP | HR | S | P | ERA | WHIP |
|---|---|---|---|---|---|---|---|---|---|---|---|---|---|---|---|---|---|
| Greg Maddux, R (1, 1)<br>ERA: 2.91 | 9.0 | L | 34 | 6 | 2 | 2 | 5 | 1 | 0 | 0 | 1 | 0 | 1 | 67 | 96 | 2.00 | 0.778 |

| PITCHER | IP | WLS | BF | H | R | ER | SO | BB | IBB | HBP | BLK | WP | HR | S | P | ERA | WHIP |
|---|---|---|---|---|---|---|---|---|---|---|---|---|---|---|---|---|---|

# TOP

## Milwaukee Brewers @ Atlanta Braves

Turner Field, Atlanta, GA

Sat Jun 24 2000, 7:10 PM EDT

Att. 49,802 - Sunny - 85 F

livebaseballscorecards.com

| | |
|---|---|
| AB | 32 |
| R | 2 |
| H | 6 |
| RBI | 2 |
| BB | 1 |
| SO | 5 |
| LOB | 9 |

# Milwaukee Brewers @ Atlanta Braves

Turner Field, Atlanta, GA

Sat Jun 24 2000, 7:10 PM EDT

Att. 49,802 - Sunny - 85 F

livebaseballscorecards.com

## BOTTOM

| Batter | 1 | 2 | 3 | 4 | 5 | 6 | 7 | 8 | 9 | AB | R | H | RBI | BB | SO | LOB |
|---|---|---|---|---|---|---|---|---|---|---|---|---|---|---|---|---|
| Quilvio Veras, S (1, 4)<br>OBP: 0.411, SLG: 0.410 | K | | FC5-4 1B | | G1-3 | | G6-4-3 1-2f | | | 4 | 0 | 1 | 0 | 0 | 1 | 1 |
| Andruw Jones, R (1, 8)<br>OBP: 0.408, SLG: 0.585 | HR | | FC5-4 BB 1-2f | | G5-3 | | K | | | 4 | 1 | 1 | 1 | 0 | 1 | 1 |
| 10 Chipper Jones, S (1, 5)<br>OBP: 0.401, SLG: 0.581 | CS 1B | | F7 | | FC6-4 HBP | | | G5-3 BB | | 2 | 0 | 1 | 0 | 1 | 0 | 1 |
| Andres Galarraga, R (1, 3)<br>OBP: 0.377, SLG: 0.578 | K 1-2 | | BB 1-2 | | FC6-4 1-2f | | | K | | 3 | 0 | 0 | 0 | 1 | 2 | 3 |
| Brian Jordan, R (1, 9)<br>OBP: 0.347, SLG: 0.509 | | WP 1B | G1-3 | | | FC6-4 BB | | G5-3 1-2 | | 3 | 0 | 1 | 0 | 1 | 0 | 3 |
| Reggie Sanders, R (1, 7)<br>OBP: 0.245, SLG: 0.266 | | K 1-2 | | G6-3 | | FC6-4 CS 1-2f | | G1-3 | | 4 | 0 | 0 | 0 | 0 | 1 | 3 |
| Walt Weiss, S (1, 6)<br>OBP: 0.380, SLG: 0.342<br>Wally Joyner, L (9, PH)<br>OBP: 0.270, SLG: 0.256 | | F7 | | G3 | | BB 1-2 | | | K | 2<br>1 | 0<br>0 | 0<br>0 | 0<br>0 | 1<br>0 | 0<br>1 | 1<br>0 |
| Fernando Lunar, R (1, 2)<br>OBP: 0.325, SLG: 0.278<br>Bobby Bonilla, S (9, PH)<br>OBP: 0.382, SLG: 0.444 | | HBP | | BB | | G5-3 | | | G6-3 | 1<br>1 | 0<br>0 | 0<br>0 | 0<br>0 | 1<br>0 | 0<br>0 | 1<br>0 |
| Greg Maddux, R (1, 1)<br>OBP: 0.238, SLG: 0.256<br>Javy Lopez, R (9, PH)<br>OBP: 0.321, SLG: 0.443 | | K | K | | | G6-4-3 1B | | | K | 3<br>1 | 0<br>0 | 1<br>0 | 0<br>0 | 0<br>0 | 2<br>1 | 3<br>0 |
| Inning Stats | R: 1 H: 2<br>E: 0 LOB: 1<br>K: 2 BB: 0<br>S: 8 P: 16 | R: 0 H: 1<br>E: 0 LOB: 2<br>K: 2 BB: 0<br>S: 12 P: 19 | R: 0 H: 1<br>E: 0 LOB: 2<br>K: 0 BB: 1<br>S: 10 P: 18 | R: 0 H: 0<br>E: 0 LOB: 1<br>K: 1 BB: 1<br>S: 11 P: 19 | R: 0 H: 0<br>E: 0 LOB: 1<br>K: 0 BB: 0<br>S: 5 P: 11 | R: 0 H: 0<br>E: 0 LOB: 1<br>K: 0 BB: 2<br>S: 6 P: 15 | R: 0 H: 1<br>E: 0 LOB: 0<br>K: 1 BB: 0<br>S: 7 P: 11 | R: 0 H: 0<br>E: 0 LOB: 1<br>K: 1 BB: 1<br>S: 9 P: 14 | R: 0 H: 0<br>E: 0 LOB: 0<br>K: 2 BB: 0<br>S: 8 P: 12 | 1B: 4 SF: 0<br>2B: 1 SAC: 0<br>3B: 0 DP: 2<br>HR: 1 HBP: 2 | | | | | | WP: 1 PA: 36<br>PB: 0<br>SB: 0<br>CS: 2 | |

| PITCHER | | IP | WLS | BF | H | R | ER | SO | BB | IBB | HBP | BLK | WP | HR | S | P | ERA | WHIP |
|---|---|---|---|---|---|---|---|---|---|---|---|---|---|---|---|---|---|---|
| Jamey Wright, R<br>ERA: 3.02 | (1, 1) | 8.0 | W | 33 | 5 | 1 | 1 | 7 | 5 | 0 | 2 | 0 | 1 | 1 | 68 | 123 | 1.12 | 1.250 |
| Bob Wickman, R<br>ERA: 1.05 | (9, 1) | 1.0 | S | 3 | 0 | 0 | 0 | 2 | 0 | 0 | 0 | 0 | 0 | 0 | 8 | 12 | 0.00 | 0.000 |

| PITCHER | IP | WLS | BF | H | R | ER | SO | BB | IBB | HBP | BLK | WP | HR | S | P | ERA | WHIP |
|---|---|---|---|---|---|---|---|---|---|---|---|---|---|---|---|---|---|

| Batter | 1 | 2 | 3 | 4 | 5 | 6 | 7 | 8 | 9 | AB | R | H | RBI | BB | SO | LOB |
|---|---|---|---|---|---|---|---|---|---|---|---|---|---|---|---|---|
| Ronnie Belliard, R (1, 4)<br>OBP: 0.380, SLG: 0.431 | F B X 1-1 ① G6-3 | | B F C S 1-3 ② K | | | C S S 0-3 ① K | | F X 0-1 ② F9 | | 4 | 0 | 0 | 0 | 0 | 2 | 1 |
| Marquis Grissom, R (1, 8)<br>OBP: 0.288, SLG: 0.372 | C B B S S 2-3 ② K | | C C B B B S 3-3 ③ K | | | X 0-0 ② F8 | | S B S X 1-2 2-H HR | | 4 | 1 | 1 | 2 | 0 | 2 | 0 |
| Geoff Jenkins, L (1, 7)<br>OBP: 0.341, SLG: 0.587 | C S B S 1-3 ③ K | | | F S B F B X 2-2 ① G4-3 | | C B C C 1-3 ③ K | | C X 0-1 2B | | 4 | 0 | 1 | 0 | 0 | 2 | 0 |
| Jeromy Burnitz, L (1, 9)<br>OBP: 0.344, SLG: 0.433 | | F F B C 1-3 ① K | | S B F B B X 3-2 G6-4-3 1B | | | C B F B B F F X 3-2 ① F7 | B S B C C 2-3 ③ K | | 4 | 0 | 1 | 0 | 0 | 2 | 1 |
| Charlie Hayes, R (1, 5)<br>OBP: 0.387, SLG: 0.429 (6, 3) | | B S C X 1-2 HR 1B | | B X 1-0 ② ③ G6-4-3 1-2f | | | B X 1-0 ② F9 | | B B B B 4-0 S SH1-3 BB | 3 | 1 | 1 | 0 | 1 | 0 | 1 |
| Tyler Houston, L (1, 3)<br>OBP: 0.324, SLG: 0.462<br>Luis Lopez, S (6, 6)<br>OBP: 0.284, SLG: 0.361 | | B X 1-0 1-H HR | | | C X 0-1 FC5-4 1B | | B B S X 2-1 1B | | X 0-0 ① SH1-3 1-2 | 2 | 1 | 2 | 2 | 0 | 0 | 0 |
| | | | | | | | | | | 1 | 0 | 1 | 0 | 0 | 0 | 0 |
| José Hernández, R (1, 6)<br>OBP: 0.299, SLG: 0.379 (6, 5) | | S B S B X 2-2 ② F9 | | | C F F B X 1-2 ① FC5-4 1-2f | | F B B B S S 3-3 ③ K | | C S C 0-3 ② K | 4 | 0 | 0 | 0 | 0 | 2 | 3 |
| Henry Blanco, R (1, 2)<br>OBP: 0.333, SLG: 0.391<br>Mark Sweeney, L (8, PH)<br>OBP: 0.371, SLG: 0.333<br>David Weathers, R (8, 1)<br>James Mouton, R (9, PH)<br>OBP: 0.305, SLG: 0.253<br>Curt Leskanic, R (9, 1) | | B C C S 1-3 ③ K | | | S F B S 1-3 ② K | | | S S B C 1-3 ① K | B B B C B 4-1 2-3 BB | 2 | 0 | 0 | 0 | 0 | 2 | 1 |
| | | | | | | | | | | 1 | 0 | 0 | 0 | 0 | 1 | 0 |
| | | | | | | | | | | 0 | 0 | 0 | 0 | 0 | 0 | 0 |
| | | | | | | | | | | 0 | 0 | 0 | 0 | 1 | 0 | 0 |
| | | | | | | | | | | 0 | 0 | 0 | 0 | 0 | 0 | 0 |
| Allen Levrault, R (1, 1)<br>Juan Acevedo, R (7, 1)<br>Raul Casanova, S (8, PH)<br>OBP: 0.316, SLG: 0.417 (8, 2) | | | B C F B B C 3-3 ① K | | C C B S 1-3 ③ K | | | B S B X 2-1 HR 2B | C C X 0-2 ③ F8 | 2 | 0 | 0 | 0 | 0 | 2 | 1 |
| | | | | | | | | | | 0 | 0 | 0 | 0 | 0 | 0 | 0 |
| | | | | | | | | | | 2 | 1 | 1 | 0 | 0 | 0 | 2 |
| Inning Stats | R: 0<br>E: 0<br>K: 2<br>S: 8<br>H: 0<br>LOB: 0<br>BB: 0<br>P: 12 | R: 2<br>E: 0<br>K: 2<br>S: 13<br>H: 2<br>LOB: 0<br>BB: 0<br>P: 19 | R: 0<br>E: 0<br>K: 3<br>S: 9<br>H: 0<br>LOB: 0<br>BB: 0<br>P: 16 | R: 0<br>E: 0<br>K: 0<br>S: 8<br>H: 1<br>LOB: 0<br>BB: 0<br>P: 14 | R: 0<br>E: 0<br>K: 2<br>S: 12<br>H: 1<br>LOB: 1<br>BB: 0<br>P: 15 | R: 0<br>E: 0<br>K: 2<br>S: 7<br>H: 0<br>LOB: 0<br>BB: 0<br>P: 8 | R: 0<br>E: 0<br>K: 1<br>S: 11<br>H: 1<br>LOB: 1<br>BB: 0<br>P: 20 | R: 2<br>E: 0<br>K: 2<br>S: 15<br>H: 3<br>LOB: 1<br>BB: 0<br>P: 21 | R: 0<br>E: 0<br>K: 1<br>S: 8<br>H: 0<br>LOB: 2<br>BB: 2<br>P: 16 | 1B: 4<br>2B: 2<br>3B: 0<br>HR: 2<br>SF: 0<br>SAC: 1<br>DP: 1<br>HBP: 0 | WP: 0<br>PB: 0<br>SB: 1<br>CS: 0<br>PA: 36 | | | | | |

| PITCHER | | IP | WLS | BF | H | R | ER | SO | BB | IBB | HBP | BLK | WP | HR | S | P | ERA | WHIP |
|---|---|---|---|---|---|---|---|---|---|---|---|---|---|---|---|---|---|---|
| Kevin Millwood, R<br>ERA: 5.1 | (1, 1) | 7.2 | | 30 | 8 | 4 | 4 | 13 | 0 | 0 | 0 | 0 | 0 | 2 | 80 | 120 | 4.70 | 1.043 |
| John Rocker, L<br>ERA: 5.24 | (8, 1) | 1.1 | W | 6 | 0 | 0 | 0 | 2 | 2 | 0 | 0 | 0 | 0 | 0 | 11 | 21 | 0.00 | 1.500 |

| PITCHER | IP | WLS | BF | H | R | ER | SO | BB | IBB | HBP | BLK | WP | HR | S | P | ERA | WHIP |
|---|---|---|---|---|---|---|---|---|---|---|---|---|---|---|---|---|---|

# TOP

## Milwaukee Brewers @ Atlanta Braves

Turner Field, Atlanta, GA

Sun Jun 25 2000, 1:10 PM EDT

Att. 40,268 - Overcast - 90 F

| | |
|---|---|
| AB | 33 |
| R | 4 |
| H | 8 |
| RBI | 4 |
| BB | 2 |
| SO | 15 |
| LOB | 10 |

livebaseballscorecards.com

# Milwaukee Brewers @ Atlanta Braves

Turner Field, Atlanta, GA

Sun Jun 25 2000, 1:10 PM EDT

Att. 40,268 - Overcast - 90 F

livebaseballscorecards.com

## BOTTOM

| Batter | 1 | 2 | 3 | 4 | 5 | 6 | 7 | 8 | 9 | AB | R | H | RBI | BB | SO | LOB |
|---|---|---|---|---|---|---|---|---|---|---|---|---|---|---|---|---|
| Quilvio Veras, S (1, 4) OBP: 0.411, SLG: 0.407 | BBBCTFB 4-2 S 1B BB | B X 1-0 G6-4-3 1-2f ②③ | | | SFB2BBFBX SAFE 3-2 SF8 2-H ② | | | X 0-0 F7 ① | BBBBB 4-0 10 BB BB 1-2 BB | 2 | 1 | 0 | 1 | 2 | 0 | 1 |
| Andruw Jones, R (1, 8) OBP: 0.408, SLG: 0.581 | BCSTFBBFBX 3-2 10 1B 1B 1-H 1B | FSBBS 1-3 K ① | | | CX 0-1 G5-3 ③ | | | FBX 1-1 G6-3 ② | BBBCB 4-1 10 BB 1-2 2-3 BB | 4 | 1 | 1 | 1 | 1 | 1 | 0 |
| 10 Chipper Jones, S (1, 5) OBP: 0.407, SLG: 0.582 | CBBBBX 3-1 BB 1B 1-3 1B | | X 0-0 L9 ② | | | X 0-0 1B | | BBBB 4-0 BB BB BB | BBCBB 4-1 1-2 2-3 3-H BB | 3 | 1 | 2 | 1 | 2 | 0 | 0 |
| Wally Joyner, L (1, 3) OBP: 0.280, SLG: 0.250 | BBFBB 4-1 G6-4-3 1B 1-2 BB | | X 0-0 F8 ③ | | | BBCCS 2-3 K ① | | BBBB 4-0 BB 1-2 BB | | 2 | 0 | 0 | 0 | 2 | 1 | 1 |
| Brian Jordan, R (1, 9) OBP: 0.350, SLG: 0.507 | BBSX 2-1 G6-4-3 1-2 2-H 3-H 1B | | | X 0-0 L5 ① | | FFBFS 1-3 K ② | | BSBBB 4-1 FC5-4 1-2 2-3 BB | | 3 | 0 | 1 | 2 | 1 | 1 | 1 |
| Bobby Bonilla, S (1, 7) OBP: 0.375, SLG: 0.435<br>Trenidad Hubbard, R (7, 7) OBP: 0.306, SLG: 0.317<br>Andres Galarraga, R (8, PH) OBP: 0.375, SLG: 0.576<br>Reggie Sanders, R (9, 7) OBP: 0.245, SLG: 0.266 | X 0-0 F9 ① | | | BBFCX 2-2 F9 ② | | BX 1-0 F8 ③ | | BBCX 2-1 FC5-4 1-2f ③ | | 3<br>0<br>1<br>0 | 0<br>0<br>0<br>0 | 0<br>0<br>0<br>0 | 0<br>0<br>0<br>0 | 0<br>0<br>0<br>0 | 0<br>0<br>0<br>0 | 3<br>0<br>3<br>0 |
| Javy Lopez, R (1, 2) OBP: 0.320, SLG: 0.437 | X 0-0 G6-4-3 1-2f 2-3 ②③ | | | B X 1-0 F8 ③ | | | BFSBFFFBB 4-2 FC4-6 BB | BSSBX 2-2 G6-3 ① | | 3 | 0 | 0 | 0 | 1 | 0 | 2 |
| Walt Weiss, S (1, 6) OBP: 0.396, SLG: 0.338 | | CBBBBCFB 4-2 G6-4-3 BB | | | BCBBBCB 4-2 E SF8 SH5-3 BB | | X 0-0 FC4-6 G5-6-3 1-2f ① | BBBBB 4-0 BB 10 BB BB BB | | 1 | 2 | 0 | 0 | 3 | 0 | 1 |
| Kevin Millwood, R (1, 1) OBP: 0.107, SLG: 0.111<br>John Rocker, R (8, 1)<br>Keith Lockhart, L (9, PH) OBP: 0.311, SLG: 0.432 | | FCS 0-3 K ① | | | X 0-0 SH5-3 1-2 ① | | LLX 0-2 G5-6-3 1-2f ②③ | | BSSSS 1-3 K ② | 2<br>0<br>1 | 0<br>0<br>0 | 0<br>0<br>0 | 0<br>0<br>0 | 0<br>0<br>0 | 1<br>0<br>1 | 2<br>0<br>1 |
| Inning Stats | R: 3 E: 0 K: 0 S: 16 H: 3 LOB: 1 BB: 2 P: 32 | R: 0 E: 0 K: 1 S: 7 H: 0 LOB: 0 BB: 1 P: 12 | R: 0 E: 0 K: 1 S: 5 H: 0 LOB: 0 BB: 0 P: 6 | R: 0 E: 0 K: 0 S: 5 H: 0 LOB: 0 BB: 0 P: 8 | R: 1 E: 1 K: 0 S: 9 H: 0 LOB: 0 BB: 1 P: 16 | R: 0 E: 0 K: 2 S: 9 H: 1 LOB: 1 BB: 0 P: 13 | R: 0 E: 0 K: 0 S: 9 H: 0 LOB: 0 BB: 1 P: 13 | R: 0 E: 0 K: 0 S: 6 H: 0 LOB: 3 BB: 3 P: 21 | R: 1 E: 0 K: 1 S: 8 H: 0 LOB: 3 BB: 4 P: 27 | 1B: 4 2B: 0 3B: 0 HR: 0 | SF: 1 SAC: 1 DP: 3 HBP: 0 | | | | | | |

| | AB | 25 |
|---|---|---|
| | R | 5 |
| | H | 4 |
| | RBI | 5 |
| | BB | 12 |
| | SO | 5 |
| | LOB | 15 |

WP: 0 PB: 0 SB: 1 CS: 0 PA: 39

| PITCHER | | IP | WLS | BF | H | R | ER | SO | BB | IBB | HBP | BLK | WP | HR | S | P | ERA | WHIP |
|---|---|---|---|---|---|---|---|---|---|---|---|---|---|---|---|---|---|---|
| Allen Levrault, R<br>ERA: 2.7 | (1, 1) | 6.0 | | 25 | 4 | 4 | 3 | 4 | 5 | 0 | 0 | 0 | 0 | 0 | 56 | 96 | 4.50 | 1.500 |
| Juan Acevedo, R<br>ERA: 4.08 | (7, 1) | 1.0 | | 2 | 0 | 0 | 0 | 0 | 0 | 0 | 0 | 0 | 0 | 0 | 4 | 4 | 0.00 | 0.000 |
| David Weathers, R<br>ERA: 3.2 | (8, 1) | 1.0 | | 6 | 0 | 0 | 0 | 0 | 3 | 0 | 0 | 0 | 0 | 0 | 6 | 21 | 0.00 | 3.000 |
| Curt Leskanic, R<br>ERA: 3.5 | (9, 1) | 0.2 | L | 6 | 0 | 1 | 1 | 1 | 4 | 0 | 0 | 0 | 0 | 0 | 8 | 27 | 13.50 | 6.000 |

| PITCHER | IP | WLS | BF | H | R | ER | SO | BB | IBB | HBP | BLK | WP | HR | S | P | ERA | WHIP |
|---|---|---|---|---|---|---|---|---|---|---|---|---|---|---|---|---|---|

# Milwaukee Brewers @ Philadelphia Phillies

Veterans Stadium, Philadelphia, PA

Tue Jun 27 2000, 7:35 PM EDT

Att. 15,256 - Cloudy - 80 F

TOP

livebaseballscorecards.com

| Batter | 1 | 2 | 3 | 4 | 5 | 6 | 7 | 8 | 9 | AB | R | H | RBI | BB | SO | LOB |
|---|---|---|---|---|---|---|---|---|---|---|---|---|---|---|---|---|
| Ronnie Belliard, R (1, 4) OBP: 0.378, SLG: 0.428 | F F F B F B X<br>2-2 WP 1B<br>1B | | B B F F F B F X<br>3-2 F7 ② | | X<br>0-0 G5-3 ③ | | | B X<br>1-0 G6-3 ② | | 4 | 0 | 1 | 0 | 0 | 0 | 0 |
| Marquis Grissom, R (1, 8) OBP: 0.291, SLG: 0.373 | X<br>0-0 WP<br>1-2<br>1B | | B C X<br>1-1 CS<br>1B | | | B F B X<br>2-1 G6-3 ① | | X<br>0-0 P4 ③ | | 4 | 0 | 2 | 0 | 0 | 0 | 0 |
| Geoff Jenkins, L (1, 7) OBP: 0.340, SLG: 0.580 | B F F F B S<br>2-3 K ①<br>1-2<br>2-3 | | C B<br>1-1 CS ③<br>1-2 | F S B X<br>1-2 G4-3 BB<br>1B | | B F F B F B X<br>3-2 F8 ② | | | F B F F S<br>1-3 K ① | 4 | 0 | 1 | 0 | 0 | 2 | 2 |
| Jeremy Burnitz, L (1, 9) OBP: 0.343, SLG: 0.429 | B F X<br>1-1 P6 ② | | | C B B B<br>4-1 G4-3<br>1-2<br>BB | | C B B F B S<br>3-3 K2-3 ③ | | | B C S S<br>1-3 K ② | 3 | 0 | 0 | 0 | 1 | 2 | 2 |
| Charlie Hayes, R (1, 5) OBP: 0.384, SLG: 0.426 | C B C F X<br>1-2 G4-3 ③ | | | S C B F C<br>1-3 K ① | | | X<br>0-0 1B<br>1B | | B X<br>1-0 F9 ③ | 4 | 0 | 1 | 0 | 0 | 1 | 4 |
| Tyler Houston, L (1, 3) OBP: 0.324, SLG: 0.458 | | C C B F S<br>1-3 K ① | | B F B X<br>2-1 G4-3 ②<br>1-2<br>2-3 | | | B X<br>1-0 G6-4-3<br>1-2<br>1B | | | 3 | 0 | 1 | 0 | 0 | 1 | 2 |
| José Hernández, R (1, 6) OBP: 0.296, SLG: 0.375 | | B X<br>1-0 G5-3 ② | | C B C F B X<br>2-2 P4 ③ | | | S S S<br>0-3 K ① | | | 3 | 0 | 0 | 0 | 0 | 1 | 4 |
| Henry Blanco, R (1, 2) OBP: 0.327, SLG: 0.382 | | F X<br>0-1 F7 ③ | | | C X<br>0-1 G4-3 ① | | F C B X<br>1-2 G6-4-3<br>1-2f<br>② ③ | | | 3 | 0 | 0 | 0 | 0 | 0 | 2 |
| Jimmy Haynes, R (1, 1) OBP: 0.125, SLG: 0.188 | | | F B S S<br>1-3 K ① | | X<br>0-0 G5-3 ② | | | F B X<br>1-1 G3 ① | | 2 | 0 | 0 | 0 | 0 | 1 | 0 |
| Juan Acevedo, R (6, 1) | | | | | | | | | | 0 | 0 | 0 | 0 | 0 | 0 | 0 |
| Mark Sweeney, L (8, PH) OBP: 0.361, SLG: 0.323 | | | | | | | | | | 1 | 0 | 0 | 0 | 0 | 0 | 0 |
| Steve Woodard, L (8, 1) OBP: 0.130, SLG: 0.048 | | | | | | | | | | 0 | 0 | 0 | 0 | 0 | 0 | 0 |

| Inning Stats | 1 | 2 | 3 | 4 | 5 | 6 | 7 | 8 | 9 |
|---|---|---|---|---|---|---|---|---|---|
| | R: 0 E: 0 K: 1 S: 16 | R: 0 E: 0 K: 1 S: 8 | R: 0 E: 0 K: 1 S: 11 | R: 0 E: 0 K: 1 S: 14 | R: 0 E: 0 K: 0 S: 4 | R: 0 E: 0 K: 1 S: 9 | R: 0 E: 0 K: 1 S: 8 | R: 0 E: 0 K: 0 S: 4 | R: 0 E: 0 K: 2 S: 8 |
| | H: 2 LOB: 2 BB: 0 P: 22 | H: 0 LOB: 0 BB: 0 P: 10 | H: 1 LOB: 0 BB: 0 P: 17 | H: 1 LOB: 2 BB: 1 P: 24 | H: 0 LOB: 0 BB: 0 P: 4 | H: 0 LOB: 0 BB: 0 P: 17 | H: 2 LOB: 1 BB: 0 P: 10 | H: 0 LOB: 0 BB: 0 P: 6 | H: 0 LOB: 0 BB: 0 P: 11 |

| | |
|---|---|
| 1B: 6 | SF: 0 |
| 2B: 0 | SAC: 0 |
| 3B: 0 | DP: 1 |
| HR: 0 | HBP: 0 |

| | |
|---|---|
| WP: 1 | PA: 33 |
| PB: 0 | |
| SB: 0 | |
| CS: 1 | |

| | |
|---|---|
| AB | 31 |
| R | 0 |
| H | 6 |
| RBI | 0 |
| BB | 1 |
| SO | 8 |
| LOB | 16 |

| PITCHER | IP | WLS | BF | H | R | ER | SO | BB | IBB | HBP | BLK | WP | HR | S | P | ERA | WHIP |
|---|---|---|---|---|---|---|---|---|---|---|---|---|---|---|---|---|---|
| Curt Schilling, R (1, 1) ERA: 4.83 | 8.0 | W | 29 | 6 | 0 | 0 | 6 | 1 | 0 | 0 | 0 | 1 | 0 | 74 | 110 | 0.00 | 0.875 |
| Mark Holzemer, L (9, 1) ERA: 2.08 | 1.0 | | 3 | 0 | 0 | 0 | 2 | 0 | 0 | 0 | 0 | 0 | 0 | 8 | 11 | 0.00 | 0.000 |

| PITCHER | IP | WLS | BF | H | R | ER | SO | BB | IBB | HBP | BLK | WP | HR | S | P | ERA | WHIP |
|---|---|---|---|---|---|---|---|---|---|---|---|---|---|---|---|---|---|

| Batter | 1 | 2 | 3 | 4 | 5 | 6 | 7 | 8 | 9 | AB | R | H | RBI | BB | SO | LOB |
|---|---|---|---|---|---|---|---|---|---|---|---|---|---|---|---|---|
| Doug Glanville, R (1, 8)<br>OBP: 0.305, SLG: 0.365 | B B B C B<br>4-1<br>BB | | B X<br>1-0 ②<br>F8 | | B B S B S X<br>3-2 ②<br>P6 | B C F X<br>1-2 ②③<br>G6-4-3<br>1-2f | | F F F X<br>0-2 ②<br>G4-3<br>2-3 | | 4 | 0 | 0 | 0 | 1 | 0 | 4 |
| Ron Gant, R (1, 7)<br>OBP: 0.310, SLG: 0.442<br>Mark Holzemer, L (9, 1) | B B S B F X<br>3-2 ①<br>F2 | | B C T X<br>1-2<br>E5<br>FC6-4 BB | | B C B B X<br>3-1 ③<br>F9 | | B X<br>1-0 ①<br>P5 | B B C B X<br>3-1 ③<br>G5-3 | | 5<br>0 | 0<br>0 | 0<br>0 | 0<br>0 | 0<br>0 | 0<br>0 | 3<br>0 |
| Bobby Abreu, L (1, 9)<br>OBP: 0.403, SLG: 0.523 | C B F F B S<br>2-3 ②<br>K | | B B B C B<br>4-1<br>FC6-4<br>1-2 BB | | | B B B C X<br>3-1<br>2B<br>2B | F B C S<br>1-3 ②<br>K | | | 3 | 1 | 1 | 0 | 1 | 2 | 1 |
| Scott Rolen, R (1, 5)<br>OBP: 0.340, SLG: 0.547 | C B C S<br>1-3 ③<br>K | | B X<br>1-0 ③<br>FC6-4<br>1-2f 2-3 | | | B X<br>1-0<br>BB<br>2-H 2B<br>2B | B C B F F F B F X<br>3-2 ③<br>F3 | | | 4 | 1 | 1 | 1 | 0 | 1 | 3 |
| Mike Lieberthal, R (1, 2)<br>OBP: 0.361, SLG: 0.504 | | X<br>0-0 ①<br>P4 | | B B F C F B S<br>3-3 ①<br>K | | B H<br>2-0<br>BB<br>2B<br>HBP | | B C C S<br>1-3 ①<br>K | | 3 | 1 | 0 | 0 | 0 | 2 | 0 |
| Pat Burrell, R (1, 3)<br>OBP: 0.328, SLG: 0.500 | | B B C C B S<br>3-3 ②<br>K | | C B B X<br>2-1 ②<br>G5-3 | | C B C S<br>1-3 ①<br>K | | B B S B C X<br>3-2<br>1B<br>2B<br>2B | | 4 | 1 | 1 | 0 | 0 | 2 | 2 |
| Mickey Morandini, L (1, 4)<br>OBP: 0.322, SLG: 0.298 | F F F B B F B B<br>4-2<br>BB | | | X<br>0-0 ③<br>G4-3 | | F B B B B<br>4-1<br>2B<br>1-2 2-3 BB | | F F B X<br>1-2<br>2B<br>2B<br>2-3 1B | | 2 | 2 | 1 | 0 | 2 | 0 | 0 |
| Desi Relaford, S (1, 6)<br>OBP: 0.397, SLG: 0.374 | B C C C X<br>1-2 ③<br>G4-3 | | | | B C F B X<br>2-2 ①<br>P6 | X<br>0-0<br>2B<br>1-H 2-H 3-H | | X<br>0-0<br>2B<br>1-3 3-H 2B | | 4 | 1 | 2 | 4 | 0 | 0 | 1 |
| Curt Schilling, R (1, 1)<br>OBP: 0.136, SLG: 0.143<br>Rob Ducey, L (8, PH)<br>OBP: 0.363, SLG: 0.446 (9, 7) | | | C X<br>0-1 ①<br>G3-1 | | B B C X<br>2-1<br>2B | C B B B S B<br>4-2<br>G6-4-3<br>BB | | B C C X<br>1-2<br>G4-3<br>2-H 3-H 2B | | 2<br>1 | 0<br>0 | 1<br>1 | 0<br>2 | 1<br>0 | 0<br>0 | 0<br>0 |
| Inning Stats | R: 0 H: 0<br>E: 0 LOB: 1<br>K: 2 BB: 1<br>S: 11 P: 21 | R: 0 H: 0<br>E: 0 LOB: 1<br>K: 1 BB: 1<br>S: 12 P: 20 | R: 0 H: 0<br>E: 1 LOB: 2<br>K: 0 BB: 1<br>S: 9 P: 16 | R: 0 H: 0<br>E: 0 LOB: 0<br>K: 1 BB: 0<br>S: 7 P: 12 | R: 0 H: 1<br>E: 0 LOB: 1<br>K: 0 BB: 0<br>S: 10 P: 20 | R: 4 H: 3<br>E: 0 LOB: 1<br>K: 1 BB: 2<br>S: 13 P: 29 | R: 0 H: 0<br>E: 0 LOB: 0<br>K: 1 BB: 0<br>S: 10 P: 15 | R: 3 H: 4<br>E: 0 LOB: 1<br>K: 1 BB: 0<br>S: 19 P: 28 | | 1B: 1 SF: 0<br>2B: 7 SAC: 0<br>3B: 0 DP: 1<br>HR: 0 HBP: 1 | | | | | | WP: 0 PA: 38<br>PB: 0<br>SB: 0<br>CS: 0 |

| PITCHER | | IP | WLS | BF | H | R | ER | SO | BB | IBB | HBP | BLK | WP | HR | S | P | ERA | WHIP |
|---|---|---|---|---|---|---|---|---|---|---|---|---|---|---|---|---|---|---|
| Jimmy Haynes, R<br>ERA: 4.63 | (1, 1) | 5.1 | L | 27 | 4 | 4 | 4 | 5 | 5 | 0 | 1 | 0 | 0 | 0 | 59 | 114 | 6.75 | 1.688 |
| Juan Acevedo, R<br>ERA: 3.89 | (6, 1) | 1.2 | | 4 | 0 | 0 | 0 | 1 | 0 | 0 | 0 | 0 | 0 | 0 | 13 | 19 | 0.00 | 0.000 |
| Steve Woodard, R<br>ERA: 6.78 | (8, 1) | 1.0 | | 7 | 4 | 3 | 3 | 1 | 0 | 0 | 0 | 0 | 0 | 0 | 19 | 28 | 27.00 | 4.000 |

| PITCHER | IP | WLS | BF | H | R | ER | SO | BB | IBB | HBP | BLK | WP | HR | S | P | ERA | WHIP |
|---|---|---|---|---|---|---|---|---|---|---|---|---|---|---|---|---|---|

# BOTTOM

## Milwaukee Brewers @ Philadelphia Phillies

Veterans Stadium, Philadelphia, PA

Tue Jun 27 2000, 7:35 PM EDT
Att. 15,256 - Cloudy - 80 F

livebaseballscorecards.com

| | |
|---|---|
| AB | 32 |
| R | 7 |
| H | 8 |
| RBI | 7 |
| BB | 5 |
| SO | 7 |
| LOB | 14 |

| Batter | 1 | 2 | 3 | 4 | 5 | 6 | 7 | 8 | 9 | AB | R | H | RBI | BB | SO | LOB |
|---|---|---|---|---|---|---|---|---|---|---|---|---|---|---|---|---|
| Ronnie Belliard, R (1, 4)<br>OBP: 0.382, SLG: 0.434 | B X<br>1-0 E8 2B | | C F X<br>0-2 G4-3 ② | | B F B X<br>2-1 2-H 1B | | X<br>0-0 L4-3 1B | | C B C F F B S<br>2-3 K ① | 5 | 1 | 3 | 1 | 0 | 1 | 0 |
| James Mouton, R (1, 7)<br>OBP: 0.300, SLG: 0.250 | B F X<br>1-1 G6-3 S G6-3 1B | | F F B B F B X<br>3-2 F6 ③ | | B F F B F S<br>2-3 K ③ | | B B B C C X<br>3-2 L4-3 ① ②<br>1-2 | | C B B S B S<br>3-3 K ② | 5 | 1 | 1 | 0 | 0 | 2 | 2 |
| Marquis Grissom, R (1, 8)<br>OBP: 0.292, SLG: 0.387 | B C F X<br>1-2 G6-3 ①<br>1-3 | | | B S C X<br>1-2 G6-3 ① | | B X<br>1-0 G4-3 2B 2B | C X<br>0-1 P3 ③ | | C X<br>0-1 HR | 5 | 2 | 2 | 1 | 0 | 0 | 1 |
| Jeromy Burnitz, L (1, 9)<br>OBP: 0.344, SLG: 0.437 | B S F X<br>1-2 G6-3 ②<br>3-H | | | B B C B X<br>3-1 HR | | B B B X<br>3-0 G4-3 ①<br>2-3 | | F S X<br>0-2 F8 ① | C B B F B B<br>4-2 BB | 4 | 1 | 1 | 2 | 1 | 0 | 1 |
| Charlie Hayes, R (1, 5)<br>(8, 3)<br>OBP: 0.376, SLG: 0.415 | C B X<br>1-1 F8 ③ | | | B B C C B S<br>3-3 K ② | | B F S B B S<br>3-3 K ② | | C B X<br>1-1 P6 ② | C S S S<br>1-3 K ③ | 5 | 0 | 0 | 0 | 0 | 3 | 2 |
| Tyler Houston, L (1, 3)<br>OBP: 0.330, SLG: 0.465<br>Santiago Perez, S (8, PR)<br>OBP: 0.333, SLG: 0.306<br>(8, 6) | | B B B C B<br>4-1 G4-6-3 BB | | C C S<br>0-3 K ③ | | X<br>0-0 1B 2B<br>3-H | | B X<br>1-0 E4 HBP 1B | | 3 | 1 | 1 | 1 | 1 | 1 | 0 |
| | | | | | | | | | | 0 | 0 | 0 | 0 | 0 | 0 | 0 |
| José Hernández, R (1, 6)<br>OBP: 0.302, SLG: 0.385<br>(8, 5) | | S B F X<br>1-2 G4-6-3 ① ②<br>1-2f | | | S X<br>0-1 1B 2B | C C X<br>0-2 2-H 1B | | S B F X<br>1-2 HBP 1B<br>1-2 | | 4 | 1 | 3 | 1 | 0 | 0 | 1 |
| Henry Blanco, R (1, 2)<br>OBP: 0.327, SLG: 0.377<br>Raul Casanova, S (8, PH)<br>OBP: 0.325, SLG: 0.417<br>(8, 2) | | C F B F C<br>1-3 K ③ | | | B X<br>1-0 F3 ① | I I I I<br>4-0 IBB | | H<br>1-0 HBP<br>1-2<br>2-3 | | 2 | 0 | 0 | 0 | 1 | 1 | 1 |
| | | | | | | | | | | 0 | 0 | 0 | 0 | 0 | 0 | 0 |
| John Snyder, R (1, 1)<br>David Weathers, R (7, 1)<br>Curt Leskanic, R (7, 1)<br>Mark Sweeney, L (8, PH)<br>OBP: 0.351, SLG: 0.313<br>Juan Acevedo, R (8, 1)<br>Valerio De Los Santos, L (8, 1) | | | X<br>0-0 G4-3 ① | | C X<br>0-1 G6-3 ② | F S B B X<br>2-2 F8 ③ | | C B S S<br>1-3 K ③ | | 3 | 0 | 0 | 0 | 0 | 0 | 3 |
| | | | | | | | | | | 0 | 0 | 0 | 0 | 0 | 0 | 0 |
| | | | | | | | | | | 0 | 0 | 0 | 0 | 0 | 0 | 0 |
| | | | | | | | | | | 1 | 0 | 0 | 0 | 0 | 1 | 3 |
| | | | | | | | | | | 0 | 0 | 0 | 0 | 0 | 0 | 0 |
| | | | | | | | | | | 0 | 0 | 0 | 0 | 0 | 0 | 0 |
| Inning Stats | R: 2<br>E: 1<br>K: 0<br>S: 11<br>H: 2<br>LOB: 0<br>BB: 0<br>P: 16 | R: 0<br>E: 0<br>K: 1<br>S: 8<br>H: 0<br>LOB: 0<br>BB: 1<br>P: 14 | R: 0<br>E: 0<br>K: 0<br>S: 8<br>H: 0<br>LOB: 0<br>BB: 0<br>P: 11 | R: 1<br>E: 0<br>K: 2<br>S: 11<br>H: 1<br>LOB: 0<br>BB: 0<br>P: 18 | R: 1<br>E: 0<br>K: 1<br>S: 11<br>H: 2<br>LOB: 1<br>BB: 0<br>P: 16 | R: 2<br>E: 0<br>K: 1<br>S: 12<br>H: 3<br>LOB: 2<br>BB: 1<br>P: 25 | R: 0<br>E: 0<br>K: 0<br>S: 6<br>H: 1<br>LOB: 0<br>BB: 0<br>P: 9 | R: 0<br>E: 1<br>K: 1<br>S: 12<br>H: 1<br>LOB: 3<br>BB: 0<br>P: 17 | R: 1<br>E: 0<br>K: 3<br>S: 15<br>H: 1<br>LOB: 1<br>BB: 1<br>P: 25 | 1B: 5<br>2B: 5<br>3B: 0<br>HR: 2<br>SF: 0<br>SAC: 0<br>DP: 2<br>HBP: 1 | | | | | | |

| PITCHER | | IP | WLS | BF | H | R | ER | SO | BB | IBB | HBP | BLK | WP | HR | S | P | ERA | WHIP |
|---|---|---|---|---|---|---|---|---|---|---|---|---|---|---|---|---|---|---|
| Andy Ashby, R<br>ERA: 6.36 | (1, 1) | 6.0 | | 27 | 8 | 6 | 6 | 5 | 1 | 1 | 0 | 0 | 0 | 1 | 61 | 100 | 9.00 | 1.500 |
| Wayne Gomes, R<br>ERA: 3.2 | (7, 1) | 1.0 | | 3 | 1 | 0 | 0 | 0 | 0 | 0 | 0 | 0 | 0 | 0 | 6 | 9 | 0.00 | 1.000 |
| Mark Holzemer, L<br>ERA: 1.93 | (8, 1) | 0.2 | | 3 | 0 | 0 | 0 | 0 | 0 | 0 | 0 | 0 | 0 | 0 | 6 | 8 | 0.00 | 0.000 |
| Chris Brock, R<br>ERA: 3.86 | (8, 1) | 0.1 | W | 3 | 1 | 0 | 0 | 1 | 0 | 0 | 1 | 0 | 0 | 0 | 6 | 9 | 0.00 | 3.000 |
| Jeff Brantley, R<br>ERA: 4.91 | (9, 1) | 1.0 | S | 5 | 1 | 1 | 1 | 3 | 1 | 0 | 0 | 0 | 0 | 1 | 15 | 25 | 9.00 | 2.000 |

| PITCHER | IP | WLS | BF | H | R | ER | SO | BB | IBB | HBP | BLK | WP | HR | S | P | ERA | WHIP |
|---|---|---|---|---|---|---|---|---|---|---|---|---|---|---|---|---|---|

# TOP

## Milwaukee Brewers @ Philadelphia Phillies

Veterans Stadium, Philadelphia, PA

Wed Jun 28 2000, 7:35 PM EDT

Att. 13,520 - Cloudy - 74 F

livebaseballscorecards.com

| | |
|---|---|
| AB | 37 |
| R | 7 |
| H | 11 |
| RBI | 6 |
| BB | 3 |
| SO | 9 |
| LOB | 14 |

| | | | | | | | | | | | | | | | | | | |
|---|---|---|---|---|---|---|---|---|---|---|---|---|---|---|---|---|---|---|
| 1B: 5<br>2B: 5<br>3B: 0<br>HR: 2 | SF: 0<br>SAC: 0<br>DP: 2<br>HBP: 1 | WP: 0<br>PB: 0<br>SB: 1<br>CS: 0 | PA: 41 |

| Batter | 1 | 2 | 3 | 4 | 5 | 6 | 7 | 8 | 9 | AB | R | H | RBI | BB | SO | LOB |
|---|---|---|---|---|---|---|---|---|---|---|---|---|---|---|---|---|
| Doug Glanville, R (1, 8)<br>OBP: 0.300, SLG: 0.359 | B C F B X<br>2-2 G6-3 ① | C B F B F B X<br>3-2 G4-3 ③ | | C C F X<br>0-2 G5-3 ③ | | | C B B S S<br>2-3 K ① | F S F X<br>0-2 L8 ② | | 5 | 0 | 0 | 0 | 0 | 1 | 2 |
| Ron Gant, R (1, 7)<br>OBP: 0.311, SLG: 0.464 | B B C B X<br>3-1 F8 ② | | X<br>0-0 P6 ① | | B C C X<br>1-2 F8 ① | | C C B X<br>1-2 HR | B B B F X<br>3-1 HR<br>3-H | | 5 | 2 | 2 | 2 | 0 | 0 | 0 |
| Bobby Abreu, L (1, 9)<br>OBP: 0.403, SLG: 0.525 | B X<br>1-0 G6-3 ③ | | C X<br>0-1 E6 2B 1B | | C S F B X<br>1-2 2B | | B S X<br>1-1 G6-3 ② | C S B F S<br>1-3 K ③ | | 5 | 1 | 2 | 0 | 0 | 1 | 0 |
| Scott Rolen, R (1, 5)<br>OBP: 0.343, SLG: 0.564 | | B B S F B F X<br>3-2 E 1B 2B | C B F X<br>1-2 G5-3 ② | | C B B X<br>2-1 F4 ② | | B S X<br>1-1 HR | | | 4 | 2 | 2 | 1 | 0 | 0 | 2 |
| Mike Lieberthal, R (1, 2)<br>OBP: 0.367, SLG: 0.514 | | B B X<br>2-0 E5 1B 1B G6-3<br>2-3 | B B X<br>2-0 2-H 2B | | C B B B I<br>4-1 IBB | | X<br>0-0 2B | | | 3 | 1 | 2 | 1 | 1 | 0 | 1 |
| Pat Burrell, R (1, 3)<br>OBP: 0.333, SLG: 0.496<br>Chris Brock, R (8, 1)<br>OBP: 0.222, SLG: 0.667<br>Jeff Brantley, R (9, 1) | | C B S X<br>1-2 G6-3 1B 1B<br>1-2 3-H 1B | B F B B B<br>4-1 BB | | B B C C F X<br>2-2 G3-1 ③ | | S F S<br>0-3 K ③ | | | 3<br>0<br>0 | 1<br>0<br>0 | 1<br>0<br>0 | 1<br>0<br>0 | 1<br>0<br>0 | 1<br>0<br>0 | 3<br>0<br>0 |
| Mickey Morandini, L (1, 4)<br>OBP: 0.325, SLG: 0.311 | B C X<br>1-1 G6-3<br>1-2 2-3 1B | F B B F C<br>2-3 K ③ | | | | C B B F C<br>2-3 K ① | | F F B F F X<br>1-2 3B 3B | | 4 | 1 | 2 | 0 | 0 | 2 | 2 |
| Desi Relaford, S (1, 6)<br>OBP: 0.395, SLG: 0.383 | B C X<br>1-1 G6-3 ① ②<br>1-2f 2-3 3-H | | | B S B S X<br>2-2 F7 ① | | B F F F S<br>1-3 K ② | | B X<br>1-0 WP 3-H 3B | | 4 | 1 | 1 | 1 | 0 | 1 | 2 |
| Andy Ashby, R (1, 1)<br>OBP: 0.217, SLG: 0.143<br>Rob Ducey, L (6, PH)<br>OBP: 0.359, SLG: 0.440<br>Wayne Gomes, R (7, 1)<br>Mark Holzemer, L (8, 1)<br>Brian Hunter, R (8, 3)<br>OBP: 0.279, SLG: 0.364 | | B S B C X<br>2-2 3-H 1B | | B C C X<br>1-2 G1-3 ② | | B B F X<br>2-1 G4-3 ③ | | C F F S<br>0-3 K ① | | 2<br>1<br>0<br>0<br>1 | 0<br>0<br>0<br>0<br>0 | 1<br>0<br>0<br>0<br>0 | 1<br>0<br>0<br>0<br>0 | 0<br>0<br>0<br>0<br>1 | 0<br>0<br>0<br>0<br>1 | 0<br>0<br>0<br>0<br>1 |
| Inning Stats | R: 0 E: 0 K: 0 S: 6<br>H: 0 LOB: 0 BB: 0 P: 12 | R: 3 E: 1 K: 0 S: 19<br>H: 4 LOB: 1 BB: 0 P: 32 | R: 1 E: 1 K: 1 S: 11<br>H: 2 LOB: 2 BB: 1 P: 20 | R: 0 E: 0 K: 0 S: 10<br>H: 0 LOB: 0 BB: 0 P: 13 | R: 0 E: 0 K: 0 S: 14<br>H: 1 LOB: 2 BB: 1 P: 24 | R: 0 E: 0 K: 2 S: 9<br>H: 0 LOB: 0 BB: 0 P: 14 | R: 2 E: 0 K: 2 S: 14<br>H: 3 LOB: 1 BB: 0 P: 19 | R: 3 E: 0 K: 2 S: 20<br>H: 3 LOB: 0 BB: 0 P: 26 | | 1B: 4<br>2B: 4<br>3B: 2<br>HR: 3 | SF: 0<br>SAC: 0<br>DP: 1<br>HBP: 0 | | | | WP: 1<br>PB: 0<br>SB: 0<br>CS: 0 | PA: 39 | |

| PITCHER | | IP | WLS | BF | H | R | ER | SO | BB | IBB | HBP | BLK | WP | HR | S | P | ERA | WHIP |
|---|---|---|---|---|---|---|---|---|---|---|---|---|---|---|---|---|---|---|
| John Snyder, R<br>ERA: 5.44 | (1, 1) | 6.0 | | 27 | 7 | 4 | 2 | 3 | 1 | 1 | 0 | 0 | 0 | 0 | 69 | 115 | 3.00 | 1.333 |
| David Weathers, R<br>ERA: 3.55 | (7, 1) | 0.2 | B | 5 | 3 | 2 | 2 | 1 | 0 | 0 | 0 | 0 | 0 | 2 | 11 | 16 | 27.00 | 4.500 |
| Curt Leskanic, R<br>ERA: 3.47 | (7, 1) | 0.1 | | 1 | 0 | 0 | 0 | 1 | 0 | 0 | 0 | 0 | 0 | 0 | 3 | 3 | 0.00 | 0.000 |
| Juan Acevedo, R<br>ERA: 4.54 | (8, 1) | 0.2 | L | 5 | 3 | 3 | 3 | 1 | 0 | 0 | 0 | 0 | 1 | 1 | 16 | 21 | 40.50 | 4.500 |
| Valerio De Los Santos, L<br>ERA: 6.0 | (8, 1) | 0.1 | | 1 | 0 | 0 | 0 | 1 | 0 | 0 | 0 | 0 | 0 | 0 | 4 | 5 | 0.00 | 0.000 |

| PITCHER | IP | WLS | BF | H | R | ER | SO | BB | IBB | HBP | BLK | WP | HR | S | P | ERA | WHIP |
|---|---|---|---|---|---|---|---|---|---|---|---|---|---|---|---|---|---|

# BOTTOM

## Milwaukee Brewers @ Philadelphia Phillies

Veterans Stadium, Philadelphia, PA

Wed Jun 28 2000, 7:35 PM EDT

Att. 13,520 - Cloudy - 74 F

livebaseballscorecards.com

| | |
|---|---|
| AB | 37 |
| R | 9 |
| H | 13 |
| RBI | 7 |
| BB | 2 |
| SO | 7 |
| LOB | 13 |

# Milwaukee Brewers @ Philadelphia Phillies

Veterans Stadium, Philadelphia, PA

Thu Jun 29 2000, 1:05 PM EDT

Att. 21,597 - Cloudy - 67 F

livebaseballscorecards.com

## TOP

| Batter | 1 | 2 | 3 | 4 | 5 | 6 | 7 | 8 | 9 | AB | R | H | RBI | BB | SO | LOB |
|---|---|---|---|---|---|---|---|---|---|---|---|---|---|---|---|---|
| Ronnie Belliard, R (1, 4)<br>OBP: 0.387, SLG: 0.438 | F C B B F B X<br>3-2 G4-6-3 1B | B X<br>1-0 2-H 1B | | | B F B B F B<br>4-2 2B G6-3 BB | S B C X<br>1-2 ② F3 | | B B B<br>4-0 SH 1B BB | F B S X<br>1-2 ③ G6-3 | 2 | 0 | 2 | 1 | 1 | 0 | 0 |
| Santiago Perez, S (5, PR)<br>OBP: 0.333, SLG: 0.289 | | | | | | | | | | 2 | 2 | 0 | 0 | 1 | 0 | 3 |
| James Mouton, R (1, 7)<br>OBP: 0.308, SLG: 0.264 | X<br>0-0 ① ② G4-6-3 1-2f | X<br>0-0 ③ F8 | | | F B P X<br>2-1 S 1-3 2B | C S B B B B<br>4-2 1-2 BB | | X<br>0-0 SH 1B 1-3 G6-4-3 | | 3 | 1 | 1 | 0 | 1 | 0 | 2 |
| Marquis Grissom, R (1, 8)<br>OBP: 0.297, SLG: 0.390 | C X<br>0-1 BB 1B | C X<br>0-1 G6-3 BB 1B | | | B B S X<br>2-1 ① G6-3 3-H | X<br>0-0 ③ G4-3 | | B F C B F X<br>2-2 G6-4-3 2-3 3-H 1B | | 5 | 0 | 3 | 2 | 0 | 0 | 5 |
| Jeromy Burnitz, L (1, 9)<br>OBP: 0.348, SLG: 0.434 | B B B F F F F F B<br>4-2 1-2 BB | B B F B F B<br>4-2 G6-3 1-2 BB | | | B X<br>1-0 ② F5 2-3 | | B B B F B<br>4-1 SH1-3 2B BB | S B X<br>1-1 ① ② G6-4-3 1-2f 3-H | | 2 | 1 | 0 | 0 | 3 | 0 | 3 |
| Tyler Houston, L (1, 3)<br>OBP: 0.319, SLG: 0.447 | B F F S<br>1-3 ③ K | F F X<br>0-2 ① ② G6-3 1-2f 2-3 | | | X<br>0-0 ③ F9 | | X<br>0-0 ① SH1-3 1-2 | S B S B F B F X<br>3-2 ③ G4-3 | | 4 | 0 | 0 | 0 | 0 | 1 | 6 |
| José Hernández, R (1, 5)<br>OBP: 0.304, SLG: 0.392 | | X<br>0-0 ① F9 | B S F X<br>1-2 ③ G5-3 | | | B C X<br>1-1 2B 2B | B C X<br>1-1 ② G6-3 | | B F C X<br>1-2 G6-3 2B 2B | 5 | 2 | 2 | 0 | 0 | 0 | 2 |
| Raul Casanova, S (1, 2)<br>OBP: 0.329, SLG: 0.468 | | B B C B X<br>3-1 HR | | X<br>0-0 ① F9 | | B X<br>1-0 ① C X F5 | 0-1 2-H 2B | | X<br>0-0 ① G6-3 2-3 | 5 | 1 | 2 | 2 | 0 | 0 | 2 |
| Luis Lopez, S (1, 6)<br>OBP: 0.306, SLG: 0.375 (5, 4) | | B B B C F B<br>4-2 SH1-4 1B BB | | C X<br>0-1 ② L3 | | F X<br>0-1 E 2-H 2B | I I I I<br>4-0 IBB | C F F B B S<br>2-3 ② K | | 3 | 1 | 1 | 1 | 2 | 1 | 1 |
| Jason Bere, R (1, 1)<br>OBP: 0.194, SLG: 0.258 | | B F X<br>1-1 ② SH1-4 1-2 | | B C B X<br>2-1 ③ G6-3 | | B X<br>1-0 E6 BB 2-3 | B S C B S<br>2-3 ③ K2-3 | | B X<br>1-0 3-H 2B | 3 | 0 | 0 | 0 | 0 | 1 | 3 |
| Lyle Mouton, R (9, PH)<br>OBP: 0.340, SLG: 0.427 | | | | | | | | | | 1 | 0 | 1 | 1 | 0 | 0 | 0 |
| Bob Wickman, R (9, 1) | | | | | | | | | | 0 | 0 | 0 | 0 | 0 | 0 | 0 |
| Curt Leskanic, R (9, 1) | | | | | | | | | | 0 | 0 | 0 | 0 | 0 | 0 | 0 |

| | AB | 35 |
|---|---|---|
| | R | 8 |
| | H | 12 |
| | RBI | 7 |
| | BB | 8 |
| | SO | 3 |
| | LOB | 27 |

| Inning Stats | 1 | 2 | 3 | 4 | 5 | 6 | 7 | 8 | 9 | 1B: 5 | SF: 0 | WP: 0 | PA: 46 |
|---|---|---|---|---|---|---|---|---|---|---|---|---|---|
| R: | 0 | 2 | 0 | 0 | 1 | 1 | 1 | 2 | 1 | 2B: 6 | SAC: 3 | PB: 0 | |
| E: | 0 | 0 | 0 | 0 | 0 | 1 | 0 | 0 | 0 | 3B: 0 | DP: 3 | SB: 1 | |
| K: | 1 | 0 | 0 | 0 | 0 | 0 | 1 | 0 | 1 | HR: 1 | HBP: 0 | CS: 0 | |
| S: | 15 | 9 | 10 | 5 | 9 | 12 | 9 | 12 | 12 | | | | |
| H: | 2 | 2 | 1 | 0 | 1 | 2 | 1 | 1 | 2 | | | | |
| LOB: | 2 | 1 | 1 | 0 | 2 | 3 | 2 | 0 | 1 | | | | |
| BB: | 1 | 1 | 1 | 0 | 1 | 1 | 2 | 1 | 0 | | | | |
| P: | 23 | 18 | 15 | 7 | 17 | 20 | 20 | 22 | 17 | | | | |

| PITCHER | | IP | WLS | BF | H | R | ER | SO | BB | IBB | HBP | BLK | WP | HR | S | P | ERA | WHIP |
|---|---|---|---|---|---|---|---|---|---|---|---|---|---|---|---|---|---|---|
| 48 David Coggin, R<br>ERA: 6.55 | (1, 1) | 5.0 | | 23 | 6 | 3 | 3 | 1 | 4 | 0 | 0 | 0 | 0 | 1 | 48 | 80 | 5.40 | 2.000 |
| Steve Schrenk, R<br>ERA: 5.23 | (6, 1) | 1.0 | L | 7 | 2 | 1 | 1 | 0 | 1 | 0 | 0 | 0 | 0 | 0 | 12 | 20 | 9.00 | 3.000 |
| Bryan Ward, L<br>ERA: 2.45 | (7, 1) | 0.2 | | 4 | 1 | 1 | 1 | 0 | 1 | 0 | 0 | 0 | 0 | 0 | 6 | 11 | 13.50 | 3.000 |
| Wayne Gomes, R<br>ERA: 3.18 | (7, 1) | 0.1 | | 5 | 1 | 2 | 0 | 1 | 1 | 1 | 0 | 0 | 0 | 0 | 8 | 20 | 0.00 | 6.000 |
| Mark Holzemer, L<br>ERA: 2.38 | (8, 1) | 2.0 | | 7 | 2 | 1 | 1 | 1 | 0 | 0 | 0 | 0 | 0 | 0 | 19 | 28 | 4.50 | 1.000 |

| PITCHER | IP | WLS | BF | H | R | ER | SO | BB | IBB | HBP | BLK | WP | HR | S | P | ERA | WHIP |
|---|---|---|---|---|---|---|---|---|---|---|---|---|---|---|---|---|---|

| Batter | 1 | 2 | 3 | 4 | 5 | 6 | 7 | 8 | 9 | AB | R | H | RBI | BB | SO | LOB |
|---|---|---|---|---|---|---|---|---|---|---|---|---|---|---|---|---|
| Kevin Sefcik, R (1, 8)<br>OBP: 0.333, SLG: 0.360 | C X<br>0-1 ①<br>G4-3 | | B B X<br>2-0 ②<br>G4-3 | | B X<br>1-0<br>E6<br>1-3<br>1B<br>1B | | C X<br>0-1 ②<br>F8 | | C B C B F F C<br>2-3 ②<br>K | 4 | 1 | 1 | 0 | 0 | 0 | 1 |
| Mickey Morandini, L (7, 7)<br>OBP: 0.324, SLG: 0.310 | | | | | | | | | | 1 | 0 | 0 | 0 | 0 | 1 | 2 |
| Desi Relaford, S (9, PH)<br>OBP: 0.395, SLG: 0.380 | B B C F S<br>2-3 ②<br>K | | B B F X<br>2-1 ③<br>L6 | | X<br>0-0<br>2B<br>2-H<br>3-H<br>1B | | C B F S<br>1-3 ③<br>K | | S B B B B<br>4-1<br>1B<br>1-2<br>BB | 4 | 1 | 1 | 2 | 1 | 2 | 1 |
| Bobby Abreu, L (1, 9)<br>OBP: 0.406, SLG: 0.530 | L F B B F X<br>2-2<br>1B | | | B X<br>1-0 ①<br>L9 | B B B C X<br>3-1<br>1-H<br>2B | | | C B B C S<br>2-3 ①<br>K | B C X<br>1-1<br>1-3<br>2-H<br>3-H<br>1B | 5 | 0 | 3 | 3 | 0 | 1 | 0 |
| Scott Rolen, R (1, 5)<br>OBP: 0.340, SLG: 0.556 | C S B F F F S<br>1-3 ③<br>K | | | X<br>0-0<br>1B | B F B S F B F X<br>3-2 ③<br>P6 | | | F B B F B S<br>3-3 ②<br>K | B F C F B F F S<br>2-3 ③<br>K | 5 | 0 | 1 | 0 | 0 | 3 | 4 |
| Pat Burrell, R (1, 3)<br>OBP: 0.324, SLG: 0.480 | | C S X<br>0-2 ①<br>G5-3 | | C B C B F S<br>2-3 ②<br>K | | B F C B B S<br>3-3 ①<br>K | | B C C B F S<br>2-3 ③<br>K | | 4 | 0 | 0 | 0 | 0 | 3 | 1 |
| Rob Ducey, L (1, 7)<br>OBP: 0.347, SLG: 0.423 | | F S S<br>0-3 ②<br>K | | B C C B S<br>2-3 ③<br>K | | B B F C S<br>2-3 ②<br>K | | | C B B X<br>2-1<br>HR | 3 | 0 | 0 | 0 | 0 | 3 | 1 |
| Wayne Gomes, R (7, 1) | | | | | | | | | | 0 | 0 | 0 | 0 | 0 | 0 | 0 |
| Mark Holzemer, L (8, 1) | | | | | | | | | | 0 | 0 | 0 | 0 | 0 | 0 | 0 |
| Brian Hunter, R (8, 7)<br>OBP: 0.290, SLG: 0.429 | | | | | | | | | | 1 | 1 | 1 | 1 | 0 | 0 | 0 |
| 23 Kevin Jordan, R (1, 4)<br>OBP: 0.278, SLG: 0.337 | | B C F S<br>1-3 ③<br>K | | | C X<br>0-1 ①<br>G4-3 | B S C X<br>1-2<br>1B | | | B B C C X<br>2-2<br>FC3-6<br>1B<br>1B | 4 | 1 | 2 | 0 | 0 | 1 | 0 |
| Tom Prince, R (1, 2)<br>OBP: 0.317, SLG: 0.278 | | | C B B B B<br>4-1<br>48<br>SH1-3<br>BB | | X<br>0-0 ②<br>P3 | C B B S<br>1-3 ③<br>K | | | B B C X<br>2-1<br>FC3-6<br>1-2<br>1B | 3 | 0 | 1 | 0 | 1 | 1 | 1 |
| 48 David Coggin, R (1, 1) | | | B L X<br>1-1 ①<br>SH1-3<br>1-2 | | B C F B B B<br>4-2<br>E<br>1B<br>BB | | X<br>0-0 ①<br>L3 | | B B C X<br>2-1 ①<br>FC3-6<br>DI<br>1-2f<br>2-3<br>1B | 0 | 0 | 0 | 0 | 0 | 0 | 0 |
| Alex Arias, R (5, PH)<br>OBP: 0.273, SLG: 0.282 | | | | | | | | | | 0 | 1 | 0 | 0 | 1 | 0 | 0 |
| Steve Schrenk, R (6, 1) | | | | | | | | | | 0 | 0 | 0 | 0 | 0 | 0 | 0 |
| Bryan Ward, L (7, 1) | | | | | | | | | | 0 | 0 | 0 | 0 | 0 | 0 | 0 |
| Doug Glanville, R (7, 8)<br>OBP: 0.298, SLG: 0.357 | | | | | | | | | | 2 | 1 | 0 | 0 | 0 | 0 | 2 |
| Inning Stats | R: 0 E: 0 K: 2 S: 15 H: 1 LOB: 1 BB: 0 P: 20 | R: 0 E: 0 K: 2 S: 9 H: 0 LOB: 0 BB: 0 P: 10 | R: 0 E: 0 K: 0 S: 6 H: 0 LOB: 1 BB: 1 P: 15 | R: 0 E: 0 K: 2 S: 9 H: 1 LOB: 1 BB: 0 P: 14 | R: 3 E: 1 K: 0 S: 14 H: 3 LOB: 1 BB: 1 P: 25 | R: 0 E: 0 K: 3 S: 12 H: 1 LOB: 1 BB: 0 P: 19 | R: 0 E: 0 K: 1 S: 6 H: 0 LOB: 0 BB: 0 P: 7 | R: 0 E: 0 K: 3 S: 10 H: 0 LOB: 0 BB: 0 P: 17 | R: 3 E: 0 K: 2 S: 24 H: 4 LOB: 2 BB: 1 P: 41 | 1B: 8 2B: 1 3B: 0 HR: 1 | SF: 0 SAC: 1 DP: 0 HBP: 0 | | | | | | |

| PITCHER | IP | WLS | BF | H | R | ER | SO | BB | IBB | HBP | BLK | WP | HR | S | P | ERA | WHIP |
|---|---|---|---|---|---|---|---|---|---|---|---|---|---|---|---|---|---|
| Jason Bere, R (1, 1)<br>ERA: 5.03 | 8.0 | W | 32 | 6 | 3 | 3 | 13 | 2 | 0 | 0 | 0 | 0 | 0 | 81 | 127 | 3.38 | 1.000 |
| Bob Wickman, R (9, 1)<br>ERA: 1.8 | 0.2 | | 7 | 4 | 3 | 3 | 1 | 1 | 0 | 0 | 0 | 0 | 1 | 17 | 32 | 40.50 | 7.500 |
| Curt Leskanic, R (9, 1)<br>ERA: 3.44 | 0.1 | S | 1 | 0 | 0 | 0 | 1 | 0 | 0 | 0 | 0 | 0 | 0 | 7 | 9 | 0.00 | 0.000 |

| PITCHER | IP | WLS | BF | H | R | ER | SO | BB | IBB | HBP | BLK | WP | HR | S | P | ERA | WHIP |
|---|---|---|---|---|---|---|---|---|---|---|---|---|---|---|---|---|---|

# BOTTOM

## Milwaukee Brewers @ Philadelphia Phillies

Veterans Stadium, Philadelphia, PA

Thu Jun 29 2000, 1:05 PM EDT

Att. 21,597 - Cloudy - 67 F

livebaseballscorecards.com

| | |
|---|---|
| AB | 36 |
| R | 6 |
| H | 10 |
| RBI | 6 |
| BB | 3 |
| SO | 15 |
| LOB | 13 |

WP: 0 PA: 40
PB: 0
SB: 0
CS: 0

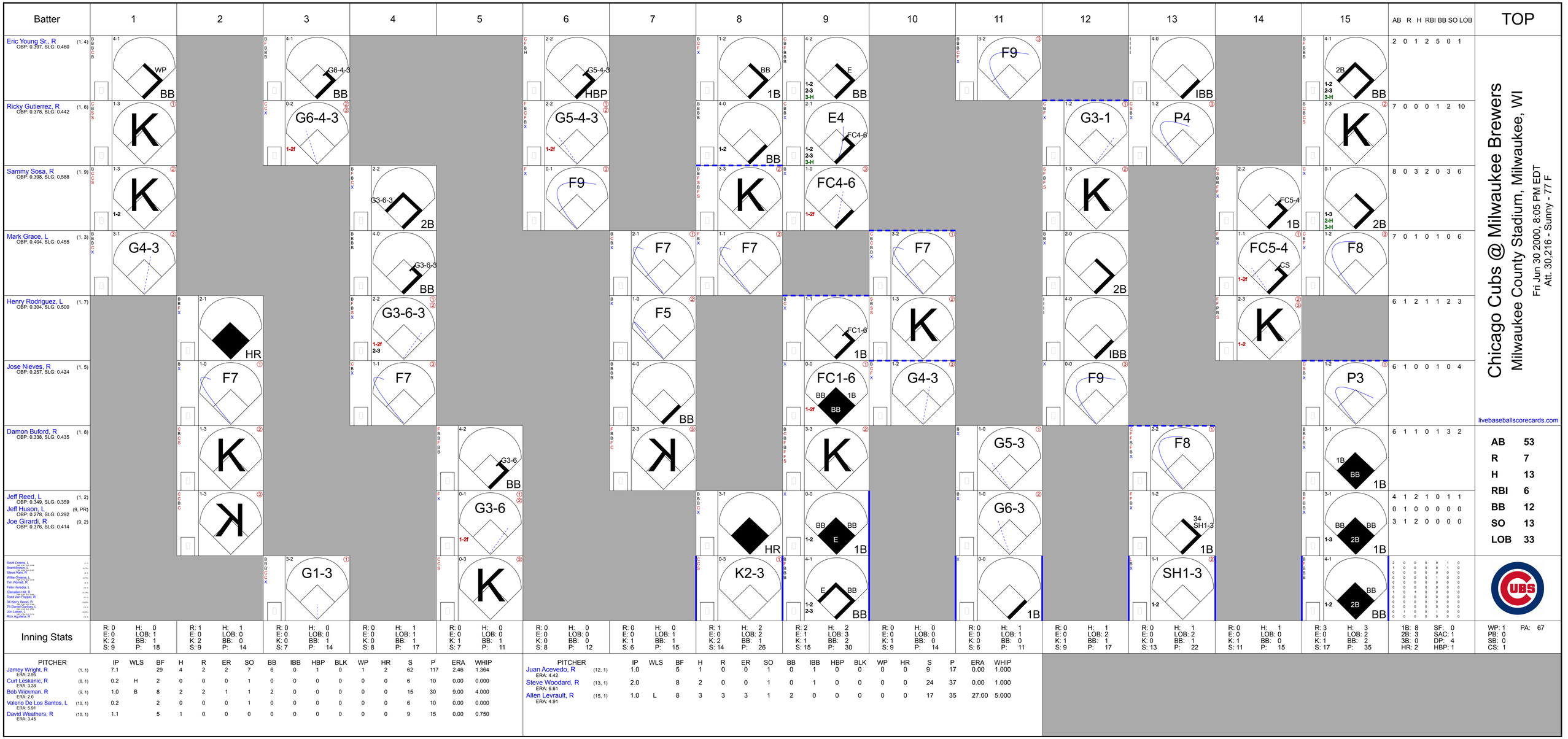
Batter
1
2
3
4
5
6
7
8
9
10
11
12
13
14
15
AB R H RBI BB SO LOB
TOP
Eric Young Sr., R (1, 4)
OBP: 0.397, SLG: 0.460
4-1 WP BB
4-1 G6-4-3 BB
2-2 G5-4-3 HBP
1-2 BB 1B
4-2 E 1-2 2-3 3-H BB
3-2 F9
4-0 IBB
4-1 2B 1-2 2-3 3-H BB
2 0 1 2 5 0 1
Ricky Gutierrez, R (1, 6)
OBP: 0.378, SLG: 0.442
1-3 K
0-2 G6-4-3 1-2f
2-2 G5-4-3 1-2f
4-0 BB 1-2
2-1 E4 FC4-6 1-2 2-3 3-H
1-2 G3-1
1-2 P4
2-3 K
7 0 0 0 1 2 10
Sammy Sosa, R (1, 9)
OBP: 0.398, SLG: 0.588
1-3 K 1-2
2-2 G3-6-3 2B
0-1 F9
3-3 K
1-0 FC4-6 1-2f
1-3 K
2-2 FC5-4 1B
0-1 2B 1-3 2-H 3-H
8 0 3 2 0 3 6
Mark Grace, L (1, 3)
OBP: 0.404, SLG: 0.455
3-1 G4-3
4-0 G3-6-3 BB
2-1 F7
1-1 F7
3-2 F7
2-0 2B
1-1 FC5-4 CS 1-2f
1-2 F8
7 0 1 0 1 0 6
Henry Rodriguez, L (1, 7)
OBP: 0.304, SLG: 0.500
2-1 HR
2-2 G3-6-3 1-2f 2-3
1-0 F5
1-1 FC1-6 1B
1-3 K
4-0 IBB
2-3 K 1-2
6 1 2 1 1 2 3
Jose Nieves, R (1, 5)
OBP: 0.257, SLG: 0.424
1-0 F7
1-1 F7
4-0 BB
0-0 FC1-6 BB 1B BB 1-2f
1-2 G4-3
0-0 F9
1-2 P3
6 1 0 0 1 0 4
Damon Buford, R (1, 8)
OBP: 0.338, SLG: 0.435
1-3 K
4-2 G3-6 BB
2-3 K
3-3 K
1-0 G5-3
2-2 F8
3-1 1B BB 1B
6 1 1 0 1 3 2
Jeff Reed, L (1, 2)
OBP: 0.349, SLG: 0.359
Jeff Huson, L (9, PR)
OBP: 0.278, SLG: 0.292
Joe Girardi, R (9, 2)
OBP: 0.376, SLG: 0.414
1-3 K
0-1 G3-6 1-2f
3-1 HR
0-0 BB BB E 1-2 1B
1-0 G6-3
1-2 34 SH1-3 1B
3-1 BB BB 2B 1-3 1B
4 1 2 1 0 1 1
0 1 0 0 0 0 0
3 1 2 0 0 0 0
Scott Downs, L
Brant Brown, L
Steve Rain, R
Willie Greene, L
Tim Worrell, R
Felix Heredia, L
Glendon Hill, R
Todd Van Poppel, R
Jeff Kenny Wood, R
Todd Zeile, R
Jon Lieber, R
Rick Aguilera, R
3-2 G1-3
0-3 K
K2-3
4-1 E BB 1-2 2-3 BB
SH1-3 1-2
4-1 BB 2B BB 1-2
Inning Stats
R: 0 H: 0 E: 0 LOB: 1 K: 2 BB: 1 S: 9 P: 18
R: 1 H: 1 E: 0 LOB: 0 K: 2 BB: 0 S: 9 P: 14
R: 0 H: 0 E: 0 LOB: 0 K: 0 BB: 1 S: 7 P: 14
R: 0 H: 1 E: 0 LOB: 1 K: 0 BB: 1 S: 8 P: 17
R: 0 H: 0 E: 0 LOB: 1 K: 1 BB: 1 S: 7 P: 11
R: 0 H: 0 E: 0 LOB: 0 K: 0 BB: 0 S: 8 P: 12
R: 0 H: 0 E: 0 LOB: 1 K: 1 BB: 1 S: 6 P: 15
R: 1 H: 2 E: 0 LOB: 2 K: 2 BB: 1 S: 14 P: 26
R: 2 H: 2 E: 1 LOB: 3 K: 1 BB: 2 S: 15 P: 30
R: 0 H: 0 E: 0 LOB: 0 K: 1 BB: 0 S: 9 P: 14
R: 0 H: 1 E: 0 LOB: 1 K: 0 BB: 1 S: 6 P: 11
R: 0 H: 1 E: 0 LOB: 2 K: 1 BB: 1 S: 9 P: 17
R: 0 H: 1 E: 0 LOB: 2 K: 0 BB: 1 S: 13 P: 22
R: 0 H: 1 E: 0 LOB: 0 K: 1 BB: 0 S: 11 P: 15
R: 3 H: 3 E: 0 LOB: 2 K: 1 BB: 2 S: 17 P: 35
1B: 8 2B: 3 3B: 0 HR: 2
SF: 0 SAC: 1 DP: 4 HBP: 1
WP: 1 PB: 0 SB: 0 CS: 1
PA: 67
Chicago Cubs @ Milwaukee Brewers
Milwaukee County Stadium, Milwaukee, WI
Fri Jun 30 2000, 8:05 PM EDT
Att. 30,216 - Sunny - 77 F
livebaseballscorecards.com
AB 53
R 7
H 13
RBI 6
BB 12
SO 13
LOB 33
PITCHER IP WLS BF H R ER SO BB IBB HBP BLK WP HR S P ERA WHIP
Jamey Wright, R (1, 1) ERA: 2.95 7.1 29 4 2 2 7 6 0 1 0 1 2 62 117 2.46 1.364
Curt Leskanic, R (8, 1) ERA: 3.38 0.2 H 2 0 0 0 1 0 0 0 0 0 0 6 10 0.00 0.000
Bob Wickman, R (9, 1) ERA: 2.0 1.0 B 8 2 2 1 1 2 0 0 0 0 0 15 30 9.00 4.000
Valerio De Los Santos, L (10, 1) ERA: 5.91 0.2 2 0 0 0 1 0 0 0 0 0 0 6 10 0.00 0.000
David Weathers, R (10, 1) ERA: 3.45 1.1 5 1 0 0 0 0 0 0 0 0 0 9 15 0.00 0.750
PITCHER IP WLS BF H R ER SO BB IBB HBP BLK WP HR S P ERA WHIP
Juan Acevedo, R (12, 1) ERA: 6.61 1.0 5 1 0 0 1 0 1 0 0 0 0 9 17 0.00 1.000
Steve Woodard, R (13, 1) ERA: 4.42 2.0 8 2 0 0 1 0 1 0 0 0 0 0 24 37 0.00 1.000
Allen Levrault, R (15, 1) ERA: 4.91 1.0 L 8 3 3 3 1 2 0 0 0 0 0 0 17 35 27.00 5.000

# BOTTOM

## Chicago Cubs @ Milwaukee Brewers

Milwaukee County Stadium, Milwaukee, WI

Fri Jun 30 2000, 8:05 PM EDT

Att. 30,216 - Sunny - 77 F

livebaseballscorecards.com

| Batter | 1 | 2 | 3 | 4 | 5 | 6 | 7 | 8 | 9 | 10 | 11 | 12 | 13 | 14 | 15 | AB | R | H | RBI | BB | SO | LOB |
|---|---|---|---|---|---|---|---|---|---|---|---|---|---|---|---|---|---|---|---|---|---|---|
| Ronnie Belliard, R (1, 4) OBP: 0.390, SLG: 0.436 | 1-0 2B 1B | | L3 | | F8 | | G6-3 | | | SH1-4 BB | | S BB | | 1B BB | | 4 | 1 | 1 | 0 | 3 | 0 | 0 |
| James Mouton, R (1, 7) (15, 8) OBP: 0.336, SLG: 0.315 | 1-0 1-H G6-3 2B | | 1-1 1B | | 3-1 1B 2B | | 4-0 BB | | | 1-0 SH1-4 1-2 | | 2-3 K 1-2 | | 0-0 1-3 1B | | 5 | 2 | 4 | 1 | 1 | 1 | 1 |
| Marquis Grissom, R (1, 8) OBP: 0.294, SLG: 0.385 | 2-3 K | | 2-2 P4 | | 0-0 2-H 1B | | 1-2 G6-3 | | | 0-0 F3 | | 2-2 G4-3 | | 1-2 F7 | | 7 | 0 | 1 | 1 | 0 | 1 | 7 |
| Allen Levrault, R (15, 1) | | | | | | | | | | | | | | | | 0 | 0 | 0 | 0 | 0 | 0 | 0 |
| Jeromy Burnitz, L (1, 9) OBP: 0.341, SLG: 0.423 | 0-0 3-H G6-3 | | 1-0 F7 | | 0-1 G4-3 | | | 2-3 K | | 0-3 K | | | 0-1 G4-3 | | 0-2 F9 | 7 | 0 | 0 | 1 | 0 | 2 | 3 |
| Charlie Hayes, R (1, 3) OBP: 0.375, SLG: 0.414 | 3-2 G6-3 | | | 4-2 FC6-4 BB | | 2-3 K | | 2-3 K | | | 3-3 K | | 3-2 F7-4 2B | | 0-1 G1-3 | 5 | 0 | 1 | 0 | 1 | 3 | 0 |
| (10, 5) Santiago Perez, S (13, PR) OBP: 0.326, SLG: 0.282 (14, 6) | | | | | | | | | | | | | | | | 1 | 0 | 0 | 0 | 0 | 0 | 0 |
| José Hernández, R (1, 5) OBP: 0.307, SLG: 0.391 | | 1-3 K | | 0-1 FC6-4 1-2f BB | | 2-0 G5-3 | | 0-3 K | | | 0-0 CS 1B | | 4-0 IBB | | 1-2 1B | 6 | 0 | 2 | 0 | 1 | 2 | 1 |
| (10, 6) (14, 5) | | | | | | | | | | | | | | | | | | | | | | |
| Henry Blanco, R (1, 2) OBP: 0.331, SLG: 0.396 | | 3-1 F9 | | 4-2 L3 1-2 BB | | 3-2 HR | | | 3-2 F9 | | 2-1 1-2 1B | | 3-1 F7-4 2-3 | | 1-1 P4 | 6 | 1 | 2 | 1 | 1 | 0 | 3 |
| Luis Lopez, S (1, 6) OBP: 0.307, SLG: 0.388 | 1-0 2B | | 2-2 L3 1-2 | | | 3-2 G5-3 | | | 0-0 F9 | | 1-2 G4-3 | | | 0-2 G3-1 | | 3 | 0 | 1 | 0 | 0 | 0 | 2 |
| Tyler Houston, L (9, PH) OBP: 0.310, SLG: 0.434 (10, 3) | | | | | | | | | | | | | | | | 3 | 0 | 0 | 0 | 0 | 0 | 1 |
| Jamey Wright, R (1-1, 7.71 ERA, 0 HR) | 1-2 G5-3 | | | | 0-0 P6 | | 1-3 K | | 0-0 F7 | | | 1-3 K2-3 | | 3-3 K | | | | | | | | |
| Curt Leskanic, R (0-1, 9.00 ERA, 0 HR) | | | | | | | | | | | | | | | | 3 | 0 | 0 | 0 | 0 | 1 | 1 |
| Bob Wickman, R (0-1, 4.50 ERA, 0 HR) | | | | | | | | | | | | | | | | 0 | 0 | 0 | 0 | 0 | 0 | 0 |
| Geoff Jenkins, L (0-0, 0.00 ERA, 0 HR) | | | | | | | | | | | | | | | | 1 | 0 | 0 | 0 | 0 | 0 | 0 |
| Valerio De Los Santos, L (0-0, 0.00 ERA, 0 HR) | | | | | | | | | | | | | | | | 0 | 0 | 0 | 0 | 0 | 0 | 0 |
| David Weathers, R (0-0, 0.00 ERA, 0 HR) | | | | | | | | | | | | | | | | 0 | 0 | 0 | 0 | 0 | 0 | 0 |
| Juan Acevedo, R (0-0, 0.00 ERA, 0 HR) | | | | | | | | | | | | | | | | 0 | 0 | 0 | 0 | 0 | 0 | 0 |
| Mark Sweeney, L (0-0, 0.00 ERA, 0 HR) | | | | | | | | | | | | | | | | 1 | 0 | 0 | 0 | 0 | 1 | 0 |
| Steve Woodard, L (0-0, 0.00 ERA, 0 HR) | | | | | | | | | | | | | | | | 0 | 0 | 0 | 0 | 0 | 0 | 0 |
| Lyle Mouton, R (0-0, 0.00 ERA, 0 HR) | | | | | | | | | | | | | | | | 1 | 0 | 0 | 0 | 0 | 1 | 0 |
| Inning Stats | R: 2 E: 0 K: 1 S: 9 H: 2 LOB: 0 BB: 0 P: 16 | R: 0 E: 0 K: 1 S: 12 H: 1 LOB: 1 BB: 0 P: 18 | R: 0 E: 0 K: 0 S: 9 H: 1 LOB: 1 BB: 0 P: 14 | R: 0 E: 0 K: 0 S: 10 H: 0 LOB: 1 BB: 2 P: 20 | R: 1 E: 0 K: 0 S: 9 H: 2 LOB: 1 BB: 0 P: 13 | R: 1 E: 0 K: 1 S: 11 H: 1 LOB: 0 BB: 0 P: 21 | R: 0 E: 0 K: 1 S: 9 H: 0 LOB: 1 BB: 1 P: 16 | R: 0 E: 0 K: 3 S: 14 H: 0 LOB: 0 BB: 0 P: 18 | R: 0 E: 0 K: 0 S: 6 H: 0 LOB: 0 BB: 0 P: 9 | R: 0 E: 0 K: 1 S: 7 H: 0 LOB: 1 BB: 1 P: 12 | R: 0 E: 0 K: 1 S: 12 H: 2 LOB: 1 BB: 0 P: 17 | R: 0 E: 0 K: 2 S: 12 H: 0 LOB: 1 BB: 1 P: 20 | R: 0 E: 0 K: 0 S: 7 H: 1 LOB: 2 BB: 1 P: 17 | R: 0 E: 0 K: 1 S: 11 H: 1 LOB: 2 BB: 1 P: 19 | R: 0 E: 0 K: 0 S: 10 H: 1 LOB: 1 BB: 0 P: 12 | 1B: 7 2B: 6 3B: 0 HR: 1 SF: 0 SAC: 1 DP: 2 HBP: 0 | | | | | | |

| | AB | 53 |
|---|---|---|
| | R | 4 |
| | H | 12 |
| | RBI | 4 |
| | BB | 7 |
| | SO | 12 |
| | LOB | 19 |

WP: 0 PB: 0 SB: 1 CS: 1 PA: 61

| PITCHER | | IP | WLS | BF | H | R | ER | SO | BB | IBB | HBP | BLK | WP | HR | P | ERA | WHIP |
|---|---|---|---|---|---|---|---|---|---|---|---|---|---|---|---|---|---|
| Scott Downs, L ERA: 5.43 | (1, 1) | 7.0 | | 30 | 7 | 4 | 4 | 4 | 3 | 0 | 0 | 0 | 0 | 1 | 69 | 5.14 | 1.429 |
| Steve Rain, R ERA: 1.5 | (8, 1) | 1.0 | | 3 | 0 | 0 | 0 | 3 | 0 | 0 | 0 | 0 | 0 | 0 | 14 | 0.00 | 0.000 |
| Tim Worrell, R ERA: 3.42 | (9, 1) | 1.2 | | 6 | 0 | 0 | 0 | 0 | 1 | 0 | 0 | 0 | 0 | 0 | 10 | 0.00 | 0.600 |
| Felix Heredia, L ERA: 5.23 | (10, 1) | 0.1 | | 1 | 0 | 0 | 0 | 1 | 0 | 0 | 0 | 0 | 0 | 0 | 3 | 0.00 | 0.000 |
| Todd Van Poppel, R ERA: 1.67 | (11, 1) | 2.0 | | 8 | 2 | 0 | 0 | 3 | 1 | 0 | 0 | 0 | 0 | 0 | 24 | 0.00 | 1.500 |

| PITCHER | | IP | WLS | BF | H | R | ER | SO | BB | IBB | HBP | BLK | WP | HR | S | P | ERA | WHIP |
|---|---|---|---|---|---|---|---|---|---|---|---|---|---|---|---|---|---|---|
| 76 Daniel Garibay, L ERA: 3.72 | (13, 1) | 2.0 | W | 9 | 2 | 0 | 0 | 1 | 1 | 1 | 0 | 0 | 0 | 0 | 18 | 36 | 0.00 | 1.500 |
| Rick Aguilera, R ERA: 5.08 | (15, 1) | 1.0 | S | 4 | 1 | 0 | 0 | 0 | 0 | 0 | 0 | 0 | 0 | 0 | 10 | 12 | 0.00 | 1.000 |

| Batter | 1 | 2 | 3 | 4 | 5 | 6 | 7 | 8 | 9 | AB | R | H | RBI | BB | SO | LOB |
|---|---|---|---|---|---|---|---|---|---|---|---|---|---|---|---|---|
| Eric Young Sr., R (1, 4)<br>OBP: 0.396, SLG: 0.457 | F9 | | L9 | | | F8 1B | | G6-3 | | 4 | 0 | 1 | 0 | 0 | 0 | 1 |
| Brant Brown, L (1, 8)<br>OBP: 0.244, SLG: 0.383 | F7 | | | G3 | | F8 | | | K | 4 | 0 | 0 | 0 | 0 | 1 | 1 |
| Sammy Sosa, R (1, 9)<br>OBP: 0.394, SLG: 0.581 | K | | | F9 | | G5-3 | | | G4-3 | 4 | 0 | 0 | 0 | 0 | 1 | 1 |
| Mark Grace, L (1, 3)<br>OBP: 0.399, SLG: 0.446 | | G4-3 | | L3 | | | F8 | | G1-3 | 4 | 0 | 0 | 0 | 0 | 0 | 0 |
| Glenallen Hill, R (1, 7)<br>OBP: 0.285, SLG: 0.481 | | K | | | K | | G1-3 | | | 3 | 0 | 0 | 0 | 0 | 2 | 0 |
| Willie Greene, L (1, 5)<br>OBP: 0.312, SLG: 0.417 | | G3 | | | G4-3 | | 1B | | | 3 | 0 | 1 | 0 | 0 | 0 | 0 |
| Jeff Reed, L (1, 2)<br>OBP: 0.349, SLG: 0.352 | | | E3 SH1-3 | | FC4-6 BB | | G3 | | | 2 | 0 | 0 | 0 | 1 | 0 | 1 |
| Jeff Huson, L (1, 6)<br>OBP: 0.263, SLG: 0.275 | | | K | | FC4-6 1-2f | | | | F9 | 3 | 0 | 0 | 0 | 0 | 1 | 2 |
| Ismael Valdez, R (1, 1)<br>OBP: 0.308, SLG: 0.462 | | | SH1-3 1-2 | | | F7 | | | F8 | 1 | 0 | 0 | 0 | 0 | 0 | 0 |
| Damon Buford, R (8, PH)<br>OBP: 0.337, SLG: 0.433 | | | | | | | | | | 1 | 0 | 0 | 0 | 0 | 0 | 0 |
| Ruben Quevedo, R (8, 1)<br>OBP: 0.250, SLG: 0.250 | | | | | | | | | | 0 | 0 | 0 | 0 | 0 | 0 | 0 |
| Felix Heredia, L (8, 1) | | | | | | | | | | 0 | 0 | 0 | 0 | 0 | 0 | 0 |

# TOP

## Chicago Cubs @ Milwaukee Brewers

Milwaukee County Stadium, Milwaukee, WI

Sat Jul 01 2000, 8:05 PM EDT

Att. 37,176 - Sunny - 81 F

livebaseballscorecards.com

| | |
|---|---|
| AB | 29 |
| R | 0 |
| H | 2 |
| RBI | 0 |
| BB | 1 |
| SO | 5 |
| LOB | 6 |

| Inning Stats | 1 | 2 | 3 | 4 | 5 | 6 | 7 | 8 | 9 |
|---|---|---|---|---|---|---|---|---|---|
| | R: 0<br>E: 0<br>K: 1<br>S: 9 | R: 0<br>E: 0<br>K: 1<br>S: 5 | R: 0<br>E: 1<br>K: 1<br>S: 8 | R: 0<br>E: 0<br>K: 0<br>S: 7 | R: 0<br>E: 0<br>K: 1<br>S: 8 | R: 0<br>E: 0<br>K: 0<br>S: 11 | R: 0<br>E: 0<br>K: 0<br>S: 7 | R: 0<br>E: 0<br>K: 0<br>S: 6 | R: 0<br>E: 0<br>K: 1<br>S: 9 |
| | H: 0<br>LOB: 0<br>BB: 0<br>P: 11 | H: 0<br>LOB: 0<br>BB: 0<br>P: 8 | H: 0<br>LOB: 1<br>BB: 0<br>P: 12 | H: 0<br>LOB: 0<br>BB: 0<br>P: 7 | H: 0<br>LOB: 1<br>BB: 1<br>P: 15 | H: 1<br>LOB: 1<br>BB: 0<br>P: 15 | H: 1<br>LOB: 1<br>BB: 0<br>P: 10 | H: 0<br>LOB: 0<br>BB: 0<br>P: 11 | H: 0<br>LOB: 0<br>BB: 0<br>P: 11 |

| | | | | | | | | | | | | | | | | | | | | | | | | | | | | | | | | |
|---|---|---|---|---|---|---|---|---|---|---|---|---|---|---|---|---|---|---|---|---|---|---|---|---|---|---|---|---|---|---|---|---|
| PITCHER | | IP | WLS | BF | H | R | ER | SO | BB | IBB | HBP | BLK | WP | HR | S | P | ERA | WHIP | PITCHER | IP | WLS | BF | H | R | ER | SO | BB | IBB | HBP | BLK | WP | HR | S | P | ERA | WHIP |
| Jeff D'Amico, R<br>ERA: 2.62 | (1, 1) | 8.0 | W | 28 | 2 | 0 | 0 | 4 | 1 | 0 | 0 | 0 | 0 | 0 | 61 | 89 | 0.00 | 0.375 | | | | | | | | | | | | | | | | | |
| Curt Leskanic, R<br>ERA: 3.29 | (9, 1) | 1.0 | | 3 | 0 | 0 | 0 | 1 | 0 | 0 | 0 | 0 | 0 | 0 | 9 | 11 | 0.00 | 0.000 | | | | | | | | | | | | | | | | | |

| | | | | | | | | | |
|---|---|---|---|---|---|---|---|---|---|
| 1B: 2<br>2B: 0<br>3B: 0<br>HR: 0 | SF: 0<br>SAC: 1<br>DP: 0<br>HBP: 0 | WP: 0<br>PB: 0<br>SB: 0<br>CS: 0 | PA: 31 |

# BOTTOM

## Chicago Cubs @ Milwaukee Brewers

Milwaukee County Stadium, Milwaukee, WI

Sat Jul 01 2000, 8:05 PM EDT

Att. 37,176 - Sunny - 81 F

| Batter | 1 | 2 | 3 | 4 | 5 | 6 | 7 | 8 | 9 | AB | R | H | RBI | BB | SO | LOB |
|---|---|---|---|---|---|---|---|---|---|---|---|---|---|---|---|---|
| Ronnie Belliard, R (1, 4)<br>OBP: 0.389, SLG: 0.433 | F8 | | G5-4-3<br>1-2f | | L6 | | | 3B 1B<br>1B | | 4 | 1 | 1 | 0 | 0 | 0 | 2 |
| Marquis Grissom, R (1, 8)<br>OBP: 0.296, SLG: 0.386 | K | | | F9 | FC6-4<br>1-2<br>1B | | | 3B<br>1-2<br>1B | | 4 | 1 | 2 | 0 | 0 | 1 | 0 |
| Geoff Jenkins, L (1, 7)<br>OBP: 0.341, SLG: 0.583 | BB | | | F9 | FC6-4<br>1-2f<br>2-3 | | | WP<br>1-H<br>2-H<br>3B | | 3 | 1 | 1 | 2 | 1 | 0 | 2 |
| Jeromy Burnitz, L (1, 9)<br>OBP: 0.340, SLG: 0.424 | F9 | | | 1B<br>2B | | F8 | | F8<br>3-H | | 4 | 1 | 1 | 0 | 0 | 0 | 1 |
| Charlie Hayes, R (1, 5)<br>(9, 3)<br>OBP: 0.377, SLG: 0.416 | | K | | 1B<br>2-H<br>1B | | G4-6-3<br>1B | | F8 | | 4 | 0 | 2 | 1 | 0 | 1 | 0 |
| Tyler Houston, L (1, 3)<br>OBP: 0.308, SLG: 0.427 | | K | | 1-3<br>1B | | G4-6-3<br>1-2f | | K | | 4 | 0 | 1 | 0 | 0 | 2 | 1 |
| Curt Leskanic, R (9, 1) | | | | | | | | | | 0 | 0 | 0 | 0 | 0 | 0 | 0 |
| José Hernández, R (1, 6)<br>(9, 5)<br>OBP: 0.307, SLG: 0.391 | | K | | G4-3 | | | B5-6-4<br>1B | | | 3 | 0 | 1 | 0 | 0 | 1 | 2 |
| Raul Casanova, S (1, 2)<br>OBP: 0.341, SLG: 0.475 | | | G5-4-3<br>1B | | FC6-4<br>1B | | P6 | | | 3 | 0 | 2 | 0 | 0 | 0 | 1 |
| Jeff D'Amico, R (1, 1) | | | F8 | | K | | B5-6-4<br>1-2f | | | 3 | 0 | 0 | 0 | 0 | 1 | 3 |
| Luis Lopez, S (9, 6)<br>OBP: 0.307, SLG: 0.388 | | | | | | | | | | 0 | 0 | 0 | 0 | 0 | 0 | 0 |

| Inning Stats | 1 | 2 | 3 | 4 | 5 | 6 | 7 | 8 | 9 |
|---|---|---|---|---|---|---|---|---|---|
| | R: 0<br>E: 0<br>K: 1<br>S: 9 | H: 0<br>LOB: 1<br>BB: 1<br>P: 16 | R: 0<br>E: 0<br>K: 3<br>S: 10 | H: 0<br>LOB: 0<br>BB: 0<br>P: 17 | R: 0<br>E: 0<br>K: 0<br>S: 8 | H: 1<br>LOB: 0<br>BB: 0<br>P: 11 | R: 1<br>E: 0<br>K: 0<br>S: 15 | H: 3<br>LOB: 2<br>BB: 0<br>P: 20 | R: 0<br>E: 0<br>K: 1<br>S: 9 | H: 2<br>LOB: 2<br>BB: 0<br>P: 13 | R: 0<br>E: 0<br>K: 0<br>S: 9 | H: 1<br>LOB: 0<br>BB: 0<br>P: 14 | R: 0<br>E: 0<br>K: 0<br>S: 5 | H: 1<br>LOB: 0<br>BB: 0<br>P: 6 | R: 3<br>E: 0<br>K: 1<br>S: 16 | H: 3<br>LOB: 0<br>BB: 0<br>P: 26 |

| | |
|---|---|
| 1B: 9 | SF: 0 |
| 2B: 1 | SAC: 0 |
| 3B: 1 | DP: 3 |
| HR: 0 | HBP: 0 |
| WP: 1 | PA: 33 |
| PB: 0 | |
| SB: 0 | |
| CS: 0 | |

| | AB | 32 |
|---|---|---|
| | R | 4 |
| | H | 11 |
| | RBI | 3 |
| | BB | 1 |
| | SO | 6 |
| | LOB | 12 |

livebaseballscorecards.com

| PITCHER | IP | WLS | BF | H | R | ER | SO | BB | IBB | HBP | BLK | WP | HR | S | P | ERA | WHIP |
|---|---|---|---|---|---|---|---|---|---|---|---|---|---|---|---|---|---|
| Ismael Valdez, R (1, 1)<br>ERA: 4.83 | 7.0 | L | 27 | 8 | 1 | 1 | 5 | 1 | 0 | 0 | 0 | 0 | 0 | 65 | 97 | 1.29 | 1.286 |
| Ruben Quevedo, R (8, 1)<br>ERA: 12.67 | 0.0 | | 2 | 2 | 2 | 2 | 0 | 0 | 0 | 0 | 0 | 0 | 0 | 5 | 10 | ∞ | ∞ |
| Felix Heredia, L (8, 1)<br>ERA: 5.34 | 1.0 | | 4 | 1 | 1 | 1 | 1 | 0 | 0 | 0 | 0 | 1 | 0 | 11 | 16 | 9.00 | 1.000 |

| PITCHER | IP | WLS | BF | H | R | ER | SO | BB | IBB | HBP | BLK | WP | HR | S | P | ERA | WHIP |
|---|---|---|---|---|---|---|---|---|---|---|---|---|---|---|---|---|---|

# Chicago Cubs @ Milwaukee Brewers

Milwaukee County Stadium, Milwaukee, WI

Sun Jul 02 2000, 2:05 PM EDT

Att. 37,659 - Cloudy - 79 F

TOP

livebaseballscorecards.com

| Batter | 1 | 2 | 3 | 4 | 5 | 6 | 7 | 8 | 9 | AB | R | H | RBI | BB | SO | LOB |
|---|---|---|---|---|---|---|---|---|---|---|---|---|---|---|---|---|
| Eric Young Sr., R (1, 4)<br>OBP: 0.397, SLG: 0.458 | 0-1 CS SH1-3 1B | | 3-1 F7 | | | 1-0 L3 1B | | 0-0 F8 2-3 | | 4 | 0 | 2 | 0 | 0 | 0 | 2 |
| Ricky Gutierrez, R (1, 6)<br>OBP: 0.373, SLG: 0.435 | 2-1 SH1-3 1-2 | | 0-1 FC6-4 1-2f | | | 0-0 L3 1-2 | | 1-0 F8 | | 3 | 0 | 0 | 0 | 0 | 0 | 3 |
| Sammy Sosa, R (1, 9)<br>OBP: 0.395, SLG: 0.578 | 1-1 F8 | | | 4-2 3B BB | | 2-1 1B | | | 2-2 F9 | 3 | 1 | 1 | 0 | 1 | 0 | 1 |
| Henry Rodriguez, L (1, 7)<br>OBP: 0.308, SLG: 0.512 | 4-2 BB | | | 2-2 F8 | | | 1-2 HR | | 1-3 K | 3 | 1 | 1 | 1 | 1 | 1 | 1 |
| Jose Nieves, R (1, 5)<br>OBP: 0.275, SLG: 0.446 | 2-2 CS 2-3 | 1-1 G6-3 | | 1-2 1-H FC9-2 3B | | | 4-1 G6-4-3 BB | | 4-1 BB | 2 | 0 | 1 | 1 | 2 | 0 | 0 |
| Brant Brown, L (1, 3)<br>OBP: 0.237, SLG: 0.371 | | 2-0 F8 | | 1-0 FC9-2 3-H | | | 0-0 P5 | | 2-3 K | 4 | 0 | 0 | 0 | 0 | 1 | 3 |
| Damon Buford, R (1, 8)<br>OBP: 0.333, SLG: 0.429 | | 1-0 F9 | | | 1-1 G4-3 | | 2-0 G6-4-3 1-2f | | | 3 | 0 | 0 | 0 | 0 | 0 | 1 |
| Joe Girardi, R (1, 2)<br>OBP: 0.376, SLG: 0.418 | | | 3-2 G6-3 | | 1-1 G1-3 | | | 0-0 F8 2B | | 3 | 0 | 1 | 0 | 0 | 0 | 0 |
| 34 Kerry Wood, R (1, 1)<br>OBP: 0.273, SLG: 0.350 | | | 4-1 FC6-4 BB | | 2-3 K | | | 1-0 G4-3 | | 2 | 0 | 0 | 0 | 1 | 1 | 1 |
| 76 Daniel Garibay, L (8, 1)<br>OBP: 0.500, SLG: 0.500 | | | | | | | | | | 0 | 0 | 0 | 0 | 0 | 0 | 0 |
| Tim Worrell, R (8, 1) | | | | | | | | | | 0 | 0 | 0 | 0 | 0 | 0 | 0 |
| Inning Stats | R: 0 E: 0 K: 0 S: 12 H: 1 LOB: 1 BB: 1 P: 21 | R: 0 E: 0 K: 0 S: 4 H: 0 LOB: 0 BB: 0 P: 8 | R: 0 E: 0 K: 0 S: 11 H: 0 LOB: 1 BB: 1 P: 21 | R: 1 E: 0 K: 0 S: 10 H: 1 LOB: 0 BB: 1 P: 18 | R: 0 E: 0 K: 1 S: 7 H: 0 LOB: 0 BB: 0 P: 11 | R: 0 E: 0 K: 0 S: 4 H: 2 LOB: 1 BB: 0 P: 7 | R: 1 E: 0 K: 0 S: 7 H: 1 LOB: 0 BB: 1 P: 13 | R: 0 E: 0 K: 0 S: 4 H: 1 LOB: 1 BB: 0 P: 6 | R: 0 E: 0 K: 2 S: 12 H: 0 LOB: 1 BB: 1 P: 21 | 1B: 3 2B: 3 3B: 1 HR: 1 | SF: 0 SAC: 1 DP: 3 HBP: 0 | | | | | | |

| | AB | 27 |
|---|---|---|
| | R | 2 |
| | H | 6 |
| | RBI | 2 |
| | BB | 5 |
| | SO | 3 |
| | LOB | 12 |

WP: 0 PB: 0 SB: 0 CS: 1 PA: 34

| PITCHER | | IP | WLS | BF | H | R | ER | SO | BB | IBB | HBP | BLK | WP | HR | S | P | ERA | WHIP |
|---|---|---|---|---|---|---|---|---|---|---|---|---|---|---|---|---|---|---|
| Jimmy Haynes, R<br>ERA: 4.46 | (1, 1) | 8.0 | W | 29 | 6 | 2 | 2 | 1 | 4 | 0 | 0 | 0 | 0 | 1 | 59 | 105 | 2.25 | 1.250 |
| Bob Wickman, R<br>ERA: 1.95 | (9, 1) | 1.0 | S | 4 | 0 | 0 | 0 | 2 | 1 | 0 | 0 | 0 | 0 | 0 | 12 | 21 | 0.00 | 1.000 |

| PITCHER | | IP | WLS | BF | H | R | ER | SO | BB | IBB | HBP | BLK | WP | HR | S | P | ERA | WHIP |
|---|---|---|---|---|---|---|---|---|---|---|---|---|---|---|---|---|---|---|

| Batter | 1 | 2 | 3 | 4 | 5 | 6 | 7 | 8 | 9 | AB | R | H | RBI | BB | SO | LOB |
|---|---|---|---|---|---|---|---|---|---|---|---|---|---|---|---|---|
| Ronnie Belliard, R (1, 4)<br>OBP: 0.390, SLG: 0.435 | L4 | | F3 | | | 2B | | BB | | 3 | 2 | 1 | 0 | 1 | 0 | 0 |
| Luis Lopez, S (1, 6)<br>OBP: 0.304, SLG: 0.394 | G4-3 | | K | | | 2B | | F9 | | 4 | 0 | 1 | 1 | 0 | 1 | 1 |
| Geoff Jenkins, L (1, 7)<br>OBP: 0.344, SLG: 0.587 | 2B | | | F8 | | K | | 1B | | 4 | 1 | 2 | 0 | 0 | 1 | 0 |
| Jeromy Burnitz, L (1, 9)<br>OBP: 0.339, SLG: 0.425 | P6 | | | G5-3 | | | G3-1 | 2B | | 4 | 1 | 1 | 1 | 0 | 0 | 1 |
| Charlie Hayes, R (1, 3)<br>OBP: 0.383, SLG: 0.424 | | FC5-4<br>BB | | F8 | | | 1B | 2B | | 3 | 0 | 2 | 2 | 1 | 0 | 0 |
| Marquis Grissom, R (1, 8)<br>OBP: 0.293, SLG: 0.382 | | FC5-4<br>E<br>1-2f | | | G5-3 | | L6 | K | | 4 | 0 | 0 | 0 | 0 | 1 | 3 |
| José Hernández, R (1, 5)<br>OBP: 0.307, SLG: 0.388 | | K<br>2-3 | | | G6-3 | | BB | | | 2 | 0 | 0 | 0 | 1 | 1 | 1 |
| Henry Blanco, R (1, 2)<br>OBP: 0.327, SLG: 0.390 | | P4 | | | K | | F5 | | | 2 | 0 | 0 | 0 | 0 | 1 | 1 |
| Raul Casanova, S (7, PH)<br>OBP: 0.337, SLG: 0.469 (8, 2) | | | | | | | | | | 1 | 0 | 0 | 0 | 0 | 0 | 2 |
| Jimmy Haynes, R (1, 1)<br>OBP: 0.118, SLG: 0.176 | | | K | | | K | | P6 | | 2 | 0 | 0 | 0 | 0 | 2 | 0 |
| Mark Sweeney, L (8, PH)<br>OBP: 0.333, SLG: 0.294 | | | | | | | | | | 1 | 0 | 0 | 0 | 0 | 0 | 0 |
| Bob Wickman, R (9, 1) | | | | | | | | | | 0 | 0 | 0 | 0 | 0 | 0 | 0 |
| Inning Stats | R: 0<br>E: 0<br>K: 0<br>S: 9<br>H: 1<br>LOB: 1<br>BB: 0<br>P: 15 | R: 0<br>E: 2<br>K: 1<br>S: 8<br>H: 0<br>LOB: 1<br>BB: 1<br>P: 14 | R: 0<br>E: 0<br>K: 2<br>S: 8<br>H: 0<br>LOB: 0<br>BB: 0<br>P: 12 | R: 0<br>E: 0<br>K: 0<br>S: 7<br>H: 0<br>LOB: 0<br>BB: 0<br>P: 11 | R: 0<br>E: 0<br>K: 1<br>S: 7<br>H: 0<br>LOB: 0<br>BB: 0<br>P: 11 | R: 1<br>E: 0<br>K: 2<br>S: 10<br>H: 2<br>LOB: 0<br>BB: 0<br>P: 12 | R: 0<br>E: 0<br>K: 0<br>S: 13<br>H: 1<br>LOB: 2<br>BB: 1<br>P: 21 | R: 3<br>E: 0<br>K: 1<br>S: 13<br>H: 3<br>LOB: 1<br>BB: 1<br>P: 25 | | 1B: 2<br>2B: 5<br>3B: 0<br>HR: 0<br>SF: 0<br>SAC: 0<br>DP: 0<br>HBP: 0 | | | | WP: 0<br>PB: 0<br>SB: 0<br>CS: 0<br>PA: 33 | | |

| PITCHER | | IP | WLS | BF | H | R | ER | SO | BB | IBB | HBP | BLK | WP | HR | S | P | ERA | WHIP |
|---|---|---|---|---|---|---|---|---|---|---|---|---|---|---|---|---|---|---|
| 34 Kerry Wood, R<br>ERA: 5.62 | (1, 1) | 7.2 | L | 30 | 5 | 3 | 3 | 6 | 3 | 0 | 0 | 0 | 0 | 0 | 68 | 110 | 3.52 | 1.043 |
| 76 Daniel Garibay, L<br>ERA: 4.03 | (8, 1) | 0.0 | B | 1 | 1 | 0 | 0 | 0 | 0 | 0 | 0 | 0 | 0 | 0 | 1 | 1 | ∞ | ∞ |
| Tim Worrell, R<br>ERA: 3.38 | (8, 1) | 0.1 | | 2 | 1 | 1 | 1 | 1 | 0 | 0 | 0 | 0 | 0 | 0 | 6 | 10 | 27.00 | 3.000 |

| PITCHER | IP | WLS | BF | H | R | ER | SO | BB | IBB | HBP | BLK | WP | HR | S | P | ERA | WHIP |
|---|---|---|---|---|---|---|---|---|---|---|---|---|---|---|---|---|---|

# BOTTOM

# Chicago Cubs @ Milwaukee Brewers

Milwaukee County Stadium, Milwaukee, WI

Sun Jul 02 2000, 2:05 PM EDT
Att. 37,659 - Cloudy - 79 F

livebaseballscorecards.com

| | |
|---|---|
| AB | 30 |
| R | 4 |
| H | 7 |
| RBI | 4 |
| BB | 3 |
| SO | 7 |
| LOB | 9 |

| Batter | 1 | 2 | 3 | 4 | 5 | 6 | 7 | 8 | 9 | AB | R | H | RBI | BB | SO | LOB |
|---|---|---|---|---|---|---|---|---|---|---|---|---|---|---|---|---|
| Doug Glanville, R (1, 8)<br>OBP: 0.299, SLG: 0.357 | G5-3 | | FC4 E 1B | | E3 S 2B | | 2B WP 1B | | F9 | 5 | 2 | 2 | 0 | 0 | 0 | 0 |
| Ron Gant, R (1, 7)<br>OBP: 0.320, SLG: 0.469 | 1B 1B SF3 BB | | F8 | | G3 SF8 2B<br>1-H | | WP 1B 2B<br>1-3 | | CS 1B | 4 | 3 | 3 | 1 | 1 | 0 | 1 |
| Bobby Abreu, L (1, 9)<br>OBP: 0.408, SLG: 0.528 | SF3 1B 1B<br>1-2 | | F7 | | G3<br>2-3 | | 1B BB<br>2-3<br>3-H | | F5 | 4 | 0 | 1 | 0 | 1 | 0 | 3 |
| Scott Rolen, R (1, 5)<br>OBP: 0.351, SLG: 0.567 | SF3 1B<br>1-2<br>2-3 | | E6 FC4<br>1-2 | | SF8<br>3-H | | 1B<br>1-2<br>3-H | | CS<br>1-2 | 3 | 0 | 2 | 2 | 0 | 0 | 1 |
| Mike Lieberthal, R (1, 2)<br>OBP: 0.362, SLG: 0.508 | SF3<br>1-2<br>2-3<br>3-H | | FC4<br>1-2f<br>2-3 | | G4-3 | | P3 | | | 3 | 0 | 0 | 1 | 0 | 0 | 4 |
| Pat Burrell, R (1, 3)<br>OBP: 0.346, SLG: 0.493<br>Brian Hunter, R (9, 3)<br>OBP: 0.281, SLG: 0.414 | K | | | G4-6-3 1B | K | | K | | | 4<br>0 | 0<br>0 | 1<br>0 | 0<br>0 | 0<br>0 | 3<br>0 | 4<br>0 |
| Mickey Morandini, L (1, 4)<br>OBP: 0.327, SLG: 0.308 | | G4-6-3 1B | G4-6-3<br>1-2f | G4-6-3<br>1-2f | F9 | F8 | | | | 4 | 0 | 1 | 0 | 0 | 0 | 1 |
| Desi Relaford, S (1, 6)<br>OBP: 0.387, SLG: 0.362 | | G4-6-3<br>1-2f | | BB | G3-1 | L1 | | | | 3 | 0 | 0 | 0 | 1 | 0 | 1 |
| Andy Ashby, R (1, 1)<br>OBP: 0.192, SLG: 0.125<br>Kevin Sefcik, R (8, PH)<br>OBP: 0.326, SLG: 0.351<br>Bryan Ward, L (8, 1)<br>Jeff Brantley, R (8, 1) | | G4-3 | | K | | | P2 | G6-3 | | 3<br>1<br>0<br>0 | 0<br>0<br>0<br>0 | 0<br>0<br>0<br>0 | 0<br>0<br>0<br>0 | 0<br>0<br>0<br>0 | 1<br>0<br>0<br>0 | 1<br>0<br>0<br>0 |
| Inning Stats | R: 1 E: 0 K: 1 S: 10<br>H: 2 LOB: 2 BB: 1 P: 15 | R: 0 E: 0 K: 0 S: 8<br>H: 1 LOB: 0 BB: 0 P: 15 | R: 0 E: 1 K: 0 S: 11<br>H: 1 LOB: 2 BB: 0 P: 14 | R: 0 E: 0 K: 1 S: 9<br>H: 1 LOB: 1 BB: 1 P: 15 | R: 2 E: 1 K: 0 S: 9<br>H: 1 LOB: 0 BB: 0 P: 14 | R: 0 E: 0 K: 1 S: 10<br>H: 0 LOB: 0 BB: 0 P: 14 | R: 2 E: 0 K: 1 S: 13<br>H: 3 LOB: 2 BB: 1 P: 25 | R: 0 E: 0 K: 0 S: 5<br>H: 0 LOB: 0 BB: 0 P: 7 | R: 0 E: 0 K: 0 S: 6<br>H: 1 LOB: 0 BB: 0 P: 9 | 1B: 8 2B: 2 3B: 0 HR: 0<br>SF: 2 SAC: 0 DP: 2 HBP: 0 | | | | | | |

| PITCHER | IP | WLS | BF | H | R | ER | SO | BB | IBB | HBP | BLK | WP | HR | S | P | ERA | WHIP |
|---|---|---|---|---|---|---|---|---|---|---|---|---|---|---|---|---|---|
| John Snyder, R (1, 1)<br>ERA: 5.29 | 6.1 | L | 29 | 8 | 5 | 3 | 3 | 2 | 0 | 0 | 0 | 0 | 0 | 62 | 96 | 4.26 | 1.579 |
| Valerio De Los Santos, L (7, 1)<br>ERA: 5.91 | 0.0 | | 1 | 0 | 0 | 0 | 0 | 1 | 0 | 0 | 0 | 1 | 0 | 2 | 6 | ∞ | ∞ |
| David Weathers, R (7, 1)<br>ERA: 3.4 | 0.2 | | 3 | 1 | 0 | 0 | 1 | 0 | 0 | 0 | 0 | 0 | 0 | 6 | 10 | 0.00 | 1.500 |
| Juan Acevedo, R (8, 1)<br>ERA: 4.2 | 2.0 | | 6 | 1 | 0 | 0 | 0 | 0 | 0 | 0 | 0 | 0 | 0 | 11 | 16 | 0.00 | 0.500 |

| PITCHER | IP | WLS | BF | H | R | ER | SO | BB | IBB | HBP | BLK | WP | HR | S | P | ERA | WHIP |
|---|---|---|---|---|---|---|---|---|---|---|---|---|---|---|---|---|---|

# TOP

## Philadelphia Phillies @ Milwaukee Brewers

Milwaukee County Stadium, Milwaukee, WI

Mon Jul 03 2000, 8:05 PM EDT
Att. 13,903 - Cloudy - 62 F

livebaseballscorecards.com

| | |
|---|---|
| AB | 34 |
| R | 5 |
| H | 10 |
| RBI | 4 |
| BB | 3 |
| SO | 4 |
| LOB | 16 |

| | | | |
|---|---|---|---|
| WP: 1 | PA: 40 | | |
| PB: 0 | | | |
| SB: 1 | | | |
| CS: 1 | | | |

| Batter | 1 | 2 | 3 | 4 | 5 | 6 | 7 | 8 | 9 | AB | R | H | RBI | BB | SO | LOB |
|---|---|---|---|---|---|---|---|---|---|---|---|---|---|---|---|---|
| Ronnie Belliard, R (1, 4)<br>OBP: 0.385, SLG: 0.431 | C B X 1-1 G5-3 ① | | X 0-0 SF8 ① 3-H | | C F F F F B B X 2-2 SF9 ② 3-H | | F F B X 1-2 G5-3 ②③ 2-3f | | C B B F B C 3-3 K ② 1-2 | 3 | 0 | 0 | 2 | 0 | 1 | 4 |
| Luis Lopez, S (1, 6)<br>OBP: 0.310, SLG: 0.378 | B S F B B X 3-2 G3 ② | | B B X 2-0 P6 ② | | B B B B 4-0 BB | | | X 0-0 G5-3 ① | B B B C C B 4-2 BB | 3 | 0 | 0 | 0 | 2 | 0 | 2 |
| Geoff Jenkins, L (1, 7)<br>OBP: 0.341, SLG: 0.575 | C B F F S 1-3 K ③ | | S H 1-1 HBP 1-2 2-3 | | B F X 1-1 G4-3 ③ | | | X 0-0 F7 ② | C B C C 1-3 K ③ | 4 | 0 | 0 | 0 | 0 | 2 | 4 |
| Jeremy Burnitz, L (1, 9)<br>OBP: 0.338, SLG: 0.423 | | B F F X 1-2 G3 ① | B C X 1-1 P6 ③ | | | B B X 2-0 G3 ① | | B B F S B F F X 3-2 1B | | 4 | 0 | 1 | 0 | 0 | 0 | 3 |
| Charlie Hayes, R (1, 3)<br>OBP: 0.381, SLG: 0.418 | | X 0-0 G5-3 ② | | B S X 1-1 G5-3 ① | | C B B F B B 4-2 G6-3 BB | | B S S X 1-2 L9 ③ | | 3 | 0 | 0 | 0 | 1 | 0 | 1 |
| Marquis Grissom, R (1, 8)<br>OBP: 0.292, SLG: 0.389 | | C F B B B S 3-3 K ③ | | B B X 2-0 F8 ② | | X 0-0 G6-3 ②③ 1-2f | | | C X 0-1 HR | 4 | 1 | 1 | 1 | 0 | 1 | 1 |
| José Hernández, R (1, 5)<br>OBP: 0.310, SLG: 0.396 | | | C C B B X 2-2 HBP SF8 2B | C X 0-1 F8 ③ | | | B C S S 1-3 K ① | | B C X 1-1 F7 2B | 4 | 1 | 2 | 0 | 0 | 1 | 0 |
| Henry Blanco, R (1, 2)<br>OBP: 0.337, SLG: 0.409 | | | B B B B F B 4-1 HBP HBP BB | | B C F X 1-2 G4-3 SF9 2B | | B C C F X 1-2 G5-3 2B | | X 0-0 F7 ① 2-3 | 3 | 1 | 2 | 0 | 1 | 0 | 1 |
| John Snyder, R (1, 1)<br>Valerio De Los Santos, L (7, 1)<br>David Weathers, R (7, 1)<br>Mark Sweeney, L (7, PH)<br>OBP: 0.350, SLG: 0.294<br>Juan Acevedo, R (8, 1)<br>Raul Casanova, S (9, PH)<br>OBP: 0.344, SLG: 0.469<br>James Mouton, R (9, PR)<br>OBP: 0.336, SLG: 0.315 | | | L B H 2-1 HBP 1-2 2-3 HBP | | L C X 0-2 G4-3 ① 2-3 | | H 1-0 HBP | | B B B C B 4-1 S BB | 1<br>0<br>0<br>0<br>0<br>0<br>0<br>0 | 0<br>0<br>0<br>0<br>0<br>0<br>0<br>0 | 0<br>0<br>0<br>0<br>0<br>0<br>0<br>0 | 0<br>0<br>0<br>0<br>0<br>1<br>0<br>0 | 0<br>0<br>0<br>0<br>0<br>0<br>0<br>0 | 0<br>0<br>0<br>0<br>0<br>0<br>0<br>0 | 1<br>0<br>0<br>0<br>0<br>0<br>0<br>0 |
| Inning Stats | R: 0 E: 0 K: 1 S: 9 H: 0 LOB: 0 BB: 0 P: 14 | R: 0 E: 0 K: 1 S: 7 H: 0 LOB: 0 BB: 0 P: 11 | R: 1 E: 0 K: 0 S: 10 H: 1 LOB: 3 BB: 1 P: 22 | R: 0 E: 0 K: 0 S: 5 H: 0 LOB: 0 BB: 0 P: 8 | R: 1 E: 0 K: 0 S: 15 H: 1 LOB: 1 BB: 1 P: 23 | R: 0 E: 0 K: 0 S: 4 H: 0 LOB: 0 BB: 1 P: 10 | R: 0 E: 0 K: 1 S: 9 H: 1 LOB: 1 BB: 0 P: 13 | R: 0 E: 0 K: 0 S: 10 H: 1 LOB: 1 BB: 0 P: 14 | R: 1 E: 0 K: 2 S: 14 H: 2 LOB: 3 BB: 2 P: 27 | 1B: 1 2B: 4 3B: 0 HR: 1 | SF: 2 SAC: 0 DP: 2 HBP: 3 | | | | | | |

| PITCHER | | IP | WLS | BF | H | R | ER | SO | BB | IBB | HBP | BLK | WP | HR | S | P | ERA | WHIP |
|---|---|---|---|---|---|---|---|---|---|---|---|---|---|---|---|---|---|---|
| Andy Ashby, R<br>ERA: 6.08 | (1, 1) | 7.0 | W | 28 | 3 | 2 | 2 | 3 | 3 | 0 | 3 | 0 | 0 | 0 | 59 | 101 | 2.57 | 0.857 |
| Bryan Ward, L<br>ERA: 2.7 | (8, 1) | 0.2 | H | 3 | 1 | 0 | 0 | 0 | 0 | 0 | 0 | 0 | 0 | 0 | 7 | 10 | 0.00 | 1.500 |
| Jeff Brantley, R<br>ERA: 4.81 | (8, 1) | 1.1 | S | 8 | 2 | 1 | 1 | 2 | 2 | 0 | 0 | 0 | 0 | 1 | 17 | 31 | 6.75 | 3.000 |

| PITCHER | IP | WLS | BF | H | R | ER | SO | BB | IBB | HBP | BLK | WP | HR | S | P | ERA | WHIP |
|---|---|---|---|---|---|---|---|---|---|---|---|---|---|---|---|---|---|

# BOTTOM

## Philadelphia Phillies @ Milwaukee Brewers

Milwaukee County Stadium, Milwaukee, WI

Mon Jul 03 2000, 8:05 PM EDT

Att. 13,903 - Cloudy - 62 F

livebaseballscorecards.com

| | |
|---|---|
| AB | 29 |
| R | 3 |
| H | 6 |
| RBI | 3 |
| BB | 5 |
| SO | 5 |
| LOB | 17 |

| | | | |
|---|---|---|---|
| WP: 0 | PB: 0 | SB: 1 | CS: 0 |
| PA: 39 | | | |

| Batter | 1 | 2 | 3 | 4 | 5 | 6 | 7 | 8 | 9 | AB | R | H | RBI | BB | SO | LOB |
|---|---|---|---|---|---|---|---|---|---|---|---|---|---|---|---|---|
| Doug Glanville, R (1, 8)<br>OBP: 0.298, SLG: 0.355 | G5-3 | | BB 1B | | G5-3 | | K | | K | 5 | 1 | 1 | 0 | 0 | 2 | 0 |
| Ron Gant, R (1, 7)<br>OBP: 0.328, SLG: 0.477 | 1B | | 1-2 BB | | F8 2B | | G5-3 | | S 1B | 4 | 2 | 3 | 0 | 1 | 0 | 0 |
| Bobby Abreu, L (1, 9)<br>OBP: 0.411, SLG: 0.528 | F5 | | 1-2 2-H 1B | | 2-3 F8 | | 1B BB | | WP BB 1-H FC4 1B | 4 | 2 | 2 | 2 | 1 | 0 | 2 |
| Scott Rolen, R (1, 5)<br>OBP: 0.360, SLG: 0.572 | F9 | | 1-H 2-H E 2B | | IBB | | 1-3 1B | | FC4 WP 1-2 1B BB | 3 | 1 | 2 | 2 | 2 | 0 | 1 |
| Pat Burrell, R (1, 3)<br>OBP: 0.335, SLG: 0.476<br>Jeff Brantley, R (9, 1) | | K | 2-3 E5 | | K | | F9 | | 1-3 2-H FC4 23 G5-3 1B | 5<br>0 | 1<br>0 | 0<br>0 | 1<br>0 | 0<br>0 | 2<br>0 | 6<br>0 |
| 23 Kevin Jordan, R (1, 4)<br>OBP: 0.279, SLG: 0.346 | | G3-1 | G6-3 | | | 2B | | SH2-3 1B | 1-2 G5-3 | 5 | 0 | 2 | 0 | 0 | 0 | 4 |
| Alex Arias, R (1, 6)<br>OBP: 0.272, SLG: 0.280 | | L3 | | G5-3 | | L3 | | 1-2 SH2-3 | 2-H 3-H 1B | 4 | 0 | 1 | 2 | 0 | 0 | 1 |
| Tom Prince, R (1, 2)<br>OBP: 0.295, SLG: 0.256<br>Kevin Sefcik, R (8, PH)<br>OBP: 0.333, SLG: 0.351<br>Chris Brock, R (8, 1)<br>OBP: 0.222, SLG: 0.667<br>Brian Hunter, R (9, PH)<br>OBP: 0.277, SLG: 0.407<br>(9, 3) | | | K | G6-3 | K | | | BB | F9 | 3<br>0<br>0<br>1 | 0<br>0<br>0<br>0 | 0<br>0<br>0<br>0 | 0<br>0<br>0<br>0 | 0<br>1<br>0<br>0 | 2<br>0<br>0<br>0 | 1<br>0<br>0<br>1 |
| 48 David Coggin, R (1, 1)<br>Rob Ducey, L (6, PH)<br>OBP: 0.353, SLG: 0.488<br>Wayne Gomes, R (6, 1)<br>Ed Vosberg, L (7, 1)<br>Mike Lieberthal, R (8, PH)<br>OBP: 0.361, SLG: 0.506<br>(8, 2) | | | G3 | G4-3 | K | | | G4-6-3 | | 2<br>1<br>0<br>0<br>1 | 0<br>0<br>0<br>0<br>0 | 0<br>0<br>0<br>0<br>0 | 0<br>0<br>0<br>0<br>0 | 0<br>1<br>0<br>0<br>0 | 0<br>1<br>0<br>0<br>0 | 0<br>1<br>0<br>0<br>2 |
| Inning Stats | R: 0 E: 0 K: 0 S: 10 H: 1 LOB: 1 BB: 0 P: 17 | R: 0 E: 0 K: 1 S: 10 H: 0 LOB: 0 BB: 0 P: 17 | R: 3 E: 1 K: 1 S: 21 H: 3 LOB: 2 BB: 1 P: 32 | R: 0 E: 0 K: 0 S: 6 H: 0 LOB: 0 BB: 0 P: 9 | R: 0 E: 0 K: 1 S: 12 H: 1 LOB: 2 BB: 1 P: 23 | R: 0 E: 0 K: 2 S: 8 H: 1 LOB: 1 BB: 0 P: 13 | R: 0 E: 0 K: 1 S: 11 H: 1 LOB: 2 BB: 1 P: 21 | R: 0 E: 0 K: 0 S: 6 H: 1 LOB: 1 BB: 1 P: 11 | R: 4 E: 0 K: 1 S: 20 H: 3 LOB: 1 BB: 1 P: 30 | 1B: 8 2B: 3 3B: 0 HR: 0 | SF: 0 SAC: 1 DP: 1 HBP: 0 | | | | | | |

| PITCHER | | IP | WLS | BF | H | R | ER | SO | BB | IBB | HBP | BLK | WP | HR | S | P | ERA | WHIP |
|---|---|---|---|---|---|---|---|---|---|---|---|---|---|---|---|---|---|---|
| Jason Bere, R<br>ERA: 4.96 | (1, 1) | 6.2 | | 30 | 6 | 3 | 3 | 6 | 2 | 1 | 0 | 0 | 0 | 0 | 74 | 124 | 4.05 | 1.200 |
| Curt Leskanic, R<br>ERA: 3.18 | (7, 1) | 1.1 | H | 6 | 2 | 0 | 0 | 0 | 1 | 0 | 0 | 0 | 0 | 0 | 10 | 19 | 0.00 | 2.250 |
| Bob Wickman, R<br>ERA: 2.84 | (9, 1) | 1.0 | L | 8 | 3 | 4 | 4 | 1 | 1 | 0 | 0 | 0 | 1 | 0 | 20 | 30 | 36.00 | 4.000 |

| PITCHER | IP | WLS | BF | H | R | ER | SO | BB | IBB | HBP | BLK | WP | HR | S | P | ERA | WHIP |
|---|---|---|---|---|---|---|---|---|---|---|---|---|---|---|---|---|---|

TOP

# Philadelphia Phillies @ Milwaukee Brewers

Milwaukee County Stadium, Milwaukee, WI

Tue Jul 04 2000, 2:05 PM EDT
Att. 14,602 - Cloudy - 68 F

livebaseballscorecards.com

| | |
|---|---|
| AB | 38 |
| R | 7 |
| H | 11 |
| RBI | 7 |
| BB | 5 |
| SO | 7 |
| LOB | 19 |

| | | | | | | | | | | | | | | | | | | |
|---|---|---|---|---|---|---|---|---|---|---|---|---|---|---|---|---|---|---|
| | 1B: 8 | SF: 0 | | | | | | | | | | | | | | | | |
| | 2B: 3 | SAC: 1 | | | | | | | | | | | | | | | | |
| | 3B: 0 | DP: 1 | | | | | | | | | | | | | | | | |
| | HR: 0 | HBP: 0 | | | | | | | | | | | | | | | | |
| | | | WP: 1 | PA: 44 | | | | | | | | | | | | | | |
| | | | PB: 0 | | | | | | | | | | | | | | | |
| | | | SB: 1 | | | | | | | | | | | | | | | |
| | | | CS: 0 | | | | | | | | | | | | | | | |

# Philadelphia Phillies @ Milwaukee Brewers

Milwaukee County Stadium, Milwaukee, WI

Tue Jul 04 2000, 2:05 PM EDT

Att. 14,602 - Cloudy - 68 F

livebaseballscorecards.com

## BOTTOM

| Batter | 1 | 2 | 3 | 4 | 5 | 6 | 7 | 8 | 9 | AB | R | H | RBI | BB | SO | LOB |
|---|---|---|---|---|---|---|---|---|---|---|---|---|---|---|---|---|
| Ronnie Belliard, R (1, 4) OBP: 0.382, SLG: 0.428 | B X 1-0 G3 1B 1B | | X 0-0 ② P4 | | B X 1-0 ① F3 | | B C S B B X 3-2 ② G5-3 | | C B B C C 2-3 ③ K | 5 | 0 | 1 | 0 | 0 | 1 | 1 |
| Luis Lopez, S (1, 6) OBP: 0.330, SLG: 0.410 | B B C X 2-1 G3 1-2 1B | | B F C F X 1-2 ③ F9 | | B F B X 2-1 2B 2B | | C F B X 1-2 1B | | | 4 | 1 | 3 | 0 | 0 | 0 | 0 |
| Geoff Jenkins, L (1, 7) OBP: 0.339, SLG: 0.569 | S S B S 1-3 ① K | | | F B B B X 3-1 2B 1B 1B | C S F X 0-2 ② F8 | | F X 0-1 ③ G5-3 | | | 4 | 1 | 1 | 0 | 0 | 1 | 4 |
| Jeromy Burnitz, L (1, 9) OBP: 0.340, SLG: 0.430 | B C B X 2-1 ② G3 1-2 2-3 | | | B B C B X 3-1 1B 1B 1-3 2B | X 0-0 2-H 2B | | | C X 0-1 ① F7 | | 4 | 1 | 2 | 1 | 0 | 0 | 2 |
| Charlie Hayes, R (1, 3) OBP: 0.375, SLG: 0.410 | B C B X 2-1 ③ L9 | | | B B X 2-0 ① F4 | F B B F C 2-3 ③ K | | | F F X 0-2 ② F8 | | 4 | 0 | 0 | 0 | 0 | 1 | 5 |
| Marquis Grissom, R (1, 8) OBP: 0.292, SLG: 0.387 | | X 0-0 ① F9 | | F C B B X 2-2 E 1B FC4-6 2-3 3-H 1B | | F B X 1-1 ① F9 | | B B X 2-0 ③ G6-3 | | 4 | 1 | 1 | 1 | 0 | 0 | 0 |
| José Hernández, R (1, 5) OBP: 0.312, SLG: 0.398 | | B C B S B C 3-3 ② K | | B B X 2-0 E1 FC4-6 1-3 3-H 1B | | F B X 1-1 ② G6-3 | | | X 0-0 1B | 4 | 0 | 2 | 1 | 0 | 1 | 0 |
| Raul Casanova, S (1, 2) OBP: 0.333, SLG: 0.452<br>Curt Leskanic, R (7, 1)<br>Bob Wickman, R (9, 1)<br>Mark Sweeney, L (9, PH) OBP: 0.341, SLG: 0.286 | | B F B F F S 2-3 ③ K | | C X 0-1 ② FC4-6 1-2f 3-H | | F B C F F B F X 2-2 ③ G6-3 | | | B F F B F X 2-2 ① P4 | 3<br>0<br>0<br>1 | 0<br>0<br>0<br>0 | 0<br>0<br>0<br>0 | 1<br>0<br>0<br>0 | 0<br>0<br>0<br>0 | 1<br>0<br>0<br>0 | 1<br>0<br>0<br>1 |
| Jason Bere, R (1, 1) OBP: 0.182, SLG: 0.242<br>Henry Blanco, R (7, 2) OBP: 0.333, SLG: 0.404 | | | X 0-0 ① F9 | C B S B F S 2-3 ③ K | | | C B C B X 2-2 ① G4-3 | | B F C C 1-3 ② K | 2<br>2 | 0<br>0 | 0<br>0 | 0<br>0 | 0<br>0 | 1<br>1 | 1<br>1 |

| | AB | |
|---|---|---|
| AB | 37 | |
| R | 4 | |
| H | 10 | |
| RBI | 4 | |
| BB | 0 | |
| SO | 7 | |
| LOB | 16 | |

| Inning Stats | 1 | 2 | 3 | 4 | 5 | 6 | 7 | 8 | 9 |
|---|---|---|---|---|---|---|---|---|---|
| | R: 0 E: 0 K: 1 S: 10 H: 2 LOB: 2 BB: 0 P: 18 | R: 0 E: 0 K: 2 S: 8 H: 0 LOB: 0 BB: 0 P: 13 | R: 0 E: 0 K: 0 S: 6 H: 0 LOB: 0 BB: 0 P: 7 | R: 3 E: 2 K: 1 S: 15 H: 4 LOB: 1 BB: 0 P: 29 | R: 1 E: 0 K: 1 S: 11 H: 2 LOB: 1 BB: 0 P: 16 | R: 0 E: 0 K: 0 S: 10 H: 0 LOB: 0 BB: 0 P: 14 | R: 0 E: 0 K: 0 S: 11 H: 1 LOB: 1 BB: 0 P: 17 | R: 0 E: 0 K: 0 S: 6 H: 0 LOB: 0 BB: 0 P: 8 | R: 0 E: 0 K: 2 S: 11 H: 1 LOB: 1 BB: 0 P: 16 |

| | 1B | SF | WP | PA |
|---|---|---|---|---|
| | 7 | 0 | 0 | 37 |
| | 3 | 0 | 0 | |
| | 0 | 0 | 0 | |
| | 0 | 0 | 0 | |
| | 0 | 0 | 0 | |
| | HR: 0 | HBP: 0 | CS: 0 | |

| PITCHER | | IP | WLS | BF | H | R | ER | SO | BB | IBB | HBP | BLK | WP | HR | S | P | ERA | WHIP |
|---|---|---|---|---|---|---|---|---|---|---|---|---|---|---|---|---|---|---|
| 48 David Coggin, R ERA: 6.19 | (1, 1) | 5.0 | | 23 | 8 | 4 | 3 | 5 | 0 | 0 | 0 | 0 | 0 | 0 | 50 | 83 | 5.40 | 1.600 |
| Wayne Gomes, R ERA: 3.23 | (6, 1) | 1.2 | | 6 | 1 | 0 | 0 | 0 | 0 | 0 | 0 | 0 | 0 | 0 | 19 | 29 | 0.00 | 0.600 |
| Ed Vosberg, L ERA: | (7, 1) | 0.1 | | 1 | 0 | 0 | 0 | 0 | 0 | 0 | 0 | 0 | 0 | 0 | 2 | 2 | 0.00 | 0.000 |
| Chris Brock, R ERA: 3.68 | (8, 1) | 1.0 | W | 3 | 0 | 0 | 0 | 0 | 0 | 0 | 0 | 0 | 0 | 0 | 6 | 8 | 0.00 | 0.000 |
| Jeff Brantley, R ERA: 4.62 | (9, 1) | 1.0 | S | 4 | 1 | 0 | 0 | 2 | 0 | 0 | 0 | 0 | 0 | 0 | 11 | 16 | 0.00 | 1.000 |

| PITCHER | | IP | WLS | BF | H | R | ER | SO | BB | IBB | HBP | BLK | WP | HR | S | P | ERA | WHIP |
|---|---|---|---|---|---|---|---|---|---|---|---|---|---|---|---|---|---|---|

| Batter | 1 | 2 | 3 | 4 | 5 | 6 | 7 | 8 | 9 | AB | R | H | RBI | BB | SO | LOB |
|---|---|---|---|---|---|---|---|---|---|---|---|---|---|---|---|---|
| Doug Glanville, R (1, 8)<br>OBP: 0.298, SLG: 0.355 | B X<br>1-0 P4 ① | | C C F F B X<br>1-2 G5-3 BB 1B | C F B X<br>1-2 G4-3 ③<br>1-2<br>2-3 | | B C B F X<br>2-2 G4-3 ① | | B F F B X<br>2-2 WP 1B | F X<br>0-1 P4 ③ | 6 | 0 | 2 | 0 | 0 | 0 | 5 |
| Ron Gant, R (1, 7)<br>OBP: 0.326, SLG: 0.472 | C B X<br>1-1 G6-3 ② | | X<br>0-0 L5 ① | | C B L B B X<br>3-2 1B 1B 1B | S S B C<br>1-3 K ② | | C F B F X<br>1-2 F7 ② | | 5 | 1 | 1 | 0 | 0 | 1 | 2 |
| Bobby Abreu, L (1, 9)<br>OBP: 0.417, SLG: 0.536 | B S B B C B<br>4-2 BB | | B B B B<br>4-0 G5-3 BB<br>1-2 | | S B C B B X<br>3-2 1B HR 1B<br>1-3 | B C F B B X<br>3-2 3B | | B C F B F C<br>2-3 K ③<br>1-2 | | 3 | 1 | 2 | 0 | 2 | 1 | 1 |
| Scott Rolen, R (1, 5)<br>OBP: 0.357, SLG: 0.564 | C X<br>0-1 F8 ③ | | C X<br>0-1 G5-3 ②<br>1-2<br>2-3 | | B B X<br>2-0 HR 1B<br>1-2<br>3-H | F B F B B C<br>3-3 K ③ | | | B F B B B F F X<br>3-2 F9 ① | 5 | 1 | 1 | 1 | 0 | 1 | 4 |
| Mike Lieberthal, R (1, 2)<br>OBP: 0.365, SLG: 0.518 | | C X<br>0-1 1B BB 1B | F B F F F S<br>1-3 K ③ | | B B B C F X<br>3-2 HR<br>1-H<br>2-H | | F X<br>0-1 G5-3 ① | | F F X<br>0-2 BB BB BB 1B | 5 | 2 | 3 | 3 | 0 | 1 | 2 |
| Pat Burrell, R (1, 3)<br>OBP: 0.331, SLG: 0.463<br>Brian Hunter, R (9, 3)<br>OBP: 0.277, SLG: 0.407 | | C B F X<br>1-2 F9 ① | | B S X<br>1-1 F8 ① | C B C B B B<br>4-2 FC5-4 BB | | C C B B B X<br>3-2 F9 ② | | C F B C<br>1-3 K ② | 4<br>0 | 0<br>0 | 0<br>0 | 0<br>0 | 1<br>0 | 1<br>0 | 2<br>0 |
| Mickey Morandini, L (1, 4)<br>OBP: 0.328, SLG: 0.307 | | C F B S<br>1-3 K ② | | C B F B B X<br>3-2 G3 ②<br>1-2 | C F B X<br>1-2 P5 ① | | X<br>0-0 1B | | B C B B C F B<br>4-2 BB BB BB<br>1-2 | 4 | 0 | 1 | 0 | 1 | 1 | 2 |
| Desi Relaford, S (1, 6)<br>OBP: 0.391, SLG: 0.358 | | B B B B<br>4-0 1B BB<br>1-2 | | B C F H<br>2-2 WP 1B HBP | C C B S<br>1-3 K ② | | F X<br>0-1 P6 ③ | | B B C C B B<br>4-2 BB<br>1-2<br>2-3 | 2 | 0 | 0 | 0 | 2 | 1 | 2 |
| Randy Wolf, L (1, 1)<br>OBP: 0.242, SLG: 0.303<br>Kevin Sefcik, R (8, PH)<br>OBP: 0.330, SLG: 0.346<br>Chris Brock, R (8, 1)<br>OBP: 0.222, SLG: 0.667<br>Rob Ducey, L (9, PH)<br>OBP: 0.359, SLG: 0.488<br>Bryan Ward, L (9, 1)<br>Wayne Gomes, R (9, 1) | | B X<br>1-0 ③<br>1-2<br>2-3 1B | | B F X<br>1-1 WP<br>1-2 1B | B X<br>1-0 FC5-4 ③<br>1-2f | | | C C B B X<br>2-2 G1-3 ① | B S F B B B F F F B<br>4-2 BB<br>1-2<br>2-3<br>3-H | 3<br>1<br>0<br>0<br>0<br>0 | 0<br>0<br>0<br>0<br>0<br>0 | 2<br>0<br>0<br>1<br>0<br>0 | 0<br>0<br>0<br>1<br>0<br>0 | 0<br>0<br>0<br>1<br>0<br>0 | 0<br>0<br>0<br>0<br>0<br>0 | 1<br>0<br>0<br>0<br>0<br>0 |

| Inning Stats | 1 | 2 | 3 | 4 | 5 | 6 | 7 | 8 | 9 |
|---|---|---|---|---|---|---|---|---|---|
| | R: 0<br>E: 0<br>K: 0<br>S: 7 | H: 0<br>LOB: 1<br>BB: 1<br>P: 13 | R: 0<br>E: 0<br>K: 1<br>S: 9 | H: 2<br>LOB: 2<br>BB: 1<br>P: 16 | R: 0<br>E: 0<br>K: 1<br>S: 13 | H: 1<br>LOB: 2<br>BB: 1<br>P: 19 | R: 0<br>E: 0<br>K: 0<br>S: 12 | H: 1<br>LOB: 2<br>BB: 0<br>P: 20 | R: 4<br>E: 0<br>K: 1<br>S: 19 | H: 4<br>LOB: 1<br>BB: 1<br>P: 37 | R: 0<br>E: 0<br>K: 2<br>S: 13 | H: 1<br>LOB: 1<br>BB: 0<br>P: 22 | R: 0<br>E: 0<br>K: 0<br>S: 8 | H: 1<br>LOB: 1<br>BB: 0<br>P: 11 | R: 0<br>E: 0<br>K: 1<br>S: 14 | H: 1<br>LOB: 1<br>BB: 0<br>P: 21 | R: 1<br>E: 0<br>K: 1<br>S: 21 | H: 1<br>LOB: 3<br>BB: 3<br>P: 37 |

| | 1B: 10 | SF: 0 | WP: 2 | PA: 46 |
|---|---|---|---|---|
| | 2B: 0 | SAC: 0 | PB: 0 | |
| | 3B: 1 | DP: 0 | SB: 0 | |
| | HR: 1 | HBP: 1 | CS: 0 | |

| PITCHER | | IP | WLS | BF | H | R | ER | SO | BB | IBB | HBP | BLK | WP | HR | S | P | ERA | WHIP |
|---|---|---|---|---|---|---|---|---|---|---|---|---|---|---|---|---|---|---|
| Jamey Wright, R<br>ERA: 3.36 | (1, 1) | 4.0 | L | 24 | 8 | 4 | 4 | 2 | 4 | 0 | 1 | 0 | 1 | 1 | 53 | 95 | 9.00 | 3.000 |
| Juan Acevedo, R<br>ERA: 4.01 | (5, 1) | 2.0 | | 7 | 1 | 0 | 0 | 3 | 0 | 0 | 0 | 0 | 0 | 0 | 20 | 32 | 0.00 | 0.500 |
| Steve Woodard, R<br>ERA: 6.45 | (7, 1) | 2.0 | | 8 | 2 | 0 | 0 | 1 | 0 | 0 | 0 | 0 | 1 | 0 | 22 | 32 | 0.00 | 1.000 |
| David Weathers, R<br>ERA: 3.51 | (9, 1) | 1.0 | | 7 | 1 | 1 | 1 | 1 | 3 | 0 | 0 | 0 | 0 | 0 | 21 | 37 | 9.00 | 4.000 |

| PITCHER | IP | WLS | BF | H | R | ER | SO | BB | IBB | HBP | BLK | WP | HR | S | P | ERA | WHIP |
|---|---|---|---|---|---|---|---|---|---|---|---|---|---|---|---|---|---|

# TOP

## Philadelphia Phillies @ Milwaukee Brewers

Milwaukee County Stadium, Milwaukee, WI

Wed Jul 05 2000, 8:05 PM EDT
Att. 10,677 - Cloudy - 71 F

livebaseballscorecards.com

| | |
|---|---|
| AB | 38 |
| R | 5 |
| H | 12 |
| RBI | 5 |
| BB | 7 |
| SO | 7 |
| LOB | 21 |

# BOTTOM

| Batter | 1 | 2 | 3 | 4 | 5 | 6 | 7 | 8 | 9 | AB | R | H | RBI | BB | SO | LOB |
|---|---|---|---|---|---|---|---|---|---|---|---|---|---|---|---|---|
| Ronnie Belliard, R (1, 4)<br>OBP: 0.378, SLG: 0.422 | C S B X 1-2 G5-3 ① | | F F F B F B S 2-3 K ③ | | | X 0-0 G6-3 ② | | B B C F F X 2-2 L8 ② | | 4 | 0 | 0 | 0 | 0 | 1 | 1 |
| Luis Lopez, S (1, 6)<br>OBP: 0.337, SLG: 0.415 | C C B B B F B X 3-2 F8 ② | | | B F F X 1-2 1B | | C B X 1-1 G5-3 ③ | | B F F B X 2-2 FC4-6 2-H 1B | | 4 | 0 | 2 | 1 | 0 | 0 | 0 |
| Marquis Grissom, R (1, 8)<br>OBP: 0.291, SLG: 0.386 | C B F X 1-2 F9 ③ | | | F C S 0-3 K ① | | | B F B B X 3-1 1B SF8 1B | B C X 1-1 FC4-6 ③ 1-2f | | 4 | 1 | 1 | 0 | 0 | 1 | 2 |
| Jeromy Burnitz, L (1, 9)<br>OBP: 0.339, SLG: 0.426 | | X 0-0 F8 ① | | B B S S S 2-3 K ② | | | F B B F X 2-2 F8 ① | | B C B B B 4-1 HBP B5-3 BB | 3 | 0 | 0 | 0 | 1 | 1 | 2 |
| Charlie Hayes, R (1, 3)<br>OBP: 0.377, SLG: 0.412 | | B C X 1-1 1B | | B F B B X 3-1 F7 ③ | | | F X 0-1 1-3 1B | | X 0-0 B5-3 ① 1-2 | 4 | 0 | 2 | 0 | 0 | 0 | 2 |
| Geoff Jenkins, L (1, 7)<br>OBP: 0.333, SLG: 0.562 | | C S S 0-3 K ② | | | F B B S B S 3-3 K ① | | B S S S B F B X 3-2 SF8 ② 3-H | | S S F B B S 2-3 K ② | 3 | 0 | 0 | 1 | 0 | 3 | 2 |
| José Hernández, R (1, 5)<br>OBP: 0.314, SLG: 0.397 | | C C F B B S 2-3 K ③ | | | S B B F B F F X 3-2 G4-6-3 1B | | C X 0-1 F9 ③ | | B S C F F B B B 4-2 HBP BB | 3 | 0 | 1 | 0 | 1 | 1 | 2 |
| Henry Blanco, R (1, 2)<br>OBP: 0.328, SLG: 0.396<br>Raul Casanova, S (9, PH)<br>OBP: 0.340, SLG: 0.452 | | | C B B B X 3-1 F8 ① | | B B C C X 2-2 G4-6-3 ② ③ 1-2f | | | B X 1-0 F9 ① | H 1-0 1-2 2-3 HBP | 3 | 0 | 0 | 0 | 0 | 0 | 1 |
| | | | | | | | | | | 0 | 0 | 0 | 0 | 0 | 0 | 0 |
| Jamey Wright, R (1, 1)<br>OBP: 0.059, SLG: 0.059<br>Juan Acevedo, R (5, 1)<br>Chris Jones, R (6, PH)<br>Steve Woodard, L (7, 1)<br>OBP: 0.130, SLG: 0.048<br>Mark Sweeney, L (8, PH)<br>OBP: 0.357, SLG: 0.333<br>David Weathers, R (9, 1)<br>Tyler Houston, L (9, PH)<br>OBP: 0.306, SLG: 0.423 | | | B S S C 1-3 K ② | | | B B F T F B X 3-2 F9 ① | | C B B F F X 2-2 1B 2B | B F C X 1-2 F8 ③ | 1 | 0 | 0 | 0 | 0 | 1 | 0 |
| | | | | | | | | | | 0 | 0 | 0 | 0 | 0 | 0 | 0 |
| | | | | | | | | | | 1 | 0 | 0 | 0 | 0 | 0 | 0 |
| | | | | | | | | | | 0 | 0 | 0 | 0 | 0 | 0 | 0 |
| | | | | | | | | | | 1 | 1 | 1 | 0 | 0 | 0 | 0 |
| | | | | | | | | | | 0 | 0 | 0 | 0 | 0 | 0 | 0 |
| | | | | | | | | | | 1 | 0 | 0 | 0 | 0 | 0 | 3 |
| Inning Stats | R: 0 E: 0 K: 0 S: 10 H: 0 LOB: 0 BB: 0 P: 15 | R: 0 E: 0 K: 2 S: 10 H: 1 LOB: 1 BB: 0 P: 13 | R: 0 E: 0 K: 2 S: 10 H: 0 LOB: 0 BB: 0 P: 16 | R: 0 E: 0 K: 2 S: 11 H: 1 LOB: 1 BB: 0 P: 17 | R: 0 E: 0 K: 1 S: 12 H: 1 LOB: 0 BB: 0 P: 20 | R: 0 E: 0 K: 0 S: 6 H: 0 LOB: 0 BB: 0 P: 10 | R: 1 E: 0 K: 0 S: 13 H: 2 LOB: 1 BB: 0 P: 21 | R: 1 E: 0 K: 0 S: 14 H: 2 LOB: 1 BB: 0 P: 22 | R: 0 E: 0 K: 1 S: 13 H: 0 LOB: 3 BB: 2 P: 25 | 1B: 6 2B: 1 3B: 0 HR: 0 | SF: 1 SAC: 0 DP: 1 HBP: 1 | | | | | | |

| PITCHER | | IP | WLS | BF | H | R | ER | SO | BB | IBB | HBP | BLK | WP | HR | S | P | ERA | WHIP |
|---|---|---|---|---|---|---|---|---|---|---|---|---|---|---|---|---|---|---|
| Randy Wolf, L<br>ERA: 3.68 | (1, 1) | 7.0 | W | 25 | 5 | 1 | 1 | 7 | 0 | 0 | 0 | 0 | 0 | 0 | 72 | 112 | 1.29 | 0.714 |
| Chris Brock, R<br>ERA: 3.77 | (8, 1) | 1.0 | H | 5 | 2 | 1 | 1 | 0 | 0 | 0 | 0 | 0 | 0 | 0 | 14 | 22 | 9.00 | 2.000 |
| Bryan Ward, L<br>ERA: 2.57 | (9, 1) | 0.2 | H | 3 | 0 | 0 | 0 | 1 | 1 | 0 | 0 | 0 | 0 | 0 | 6 | 12 | 0.00 | 1.500 |
| Wayne Gomes, R<br>ERA: 3.21 | (9, 1) | 0.1 | S | 3 | 0 | 0 | 0 | 0 | 1 | 0 | 1 | 0 | 0 | 0 | 7 | 13 | 0.00 | 3.000 |

| PITCHER | IP | WLS | BF | H | R | ER | SO | BB | IBB | HBP | BLK | WP | HR | S | P | ERA | WHIP |
|---|---|---|---|---|---|---|---|---|---|---|---|---|---|---|---|---|---|

# Philadelphia Phillies @ Milwaukee Brewers

Milwaukee County Stadium, Milwaukee, WI

Wed Jul 05 2000, 8:05 PM EDT

Att. 10,677 - Cloudy - 71 F

livebaseballscorecards.com

| | |
|---|---|
| AB | 32 |
| R | 2 |
| H | 7 |
| RBI | 2 |
| BB | 2 |
| SO | 8 |
| LOB | 15 |

WP: 0 PB: 0 SB: 0 CS: 0 PA: 36

| Batter | 1 | 2 | 3 | 4 | 5 | 6 | 7 | 8 | 9 | AB | R | H | RBI | BB | SO | LOB |
|---|---|---|---|---|---|---|---|---|---|---|---|---|---|---|---|---|
| Doug Glanville, R (1, 8)<br>OBP: 0.300, SLG: 0.355 | C S C<br>0-3 ① K | | B F X<br>1-1 1B<br>1-2 1B | B C F X<br>1-2 1B | | | X<br>0-0 ① B5-3 | | C F F F B X<br>1-2 ① G6-3 | 5 | 0 | 2 | 0 | 0 | 1 | 0 |
| Mickey Morandini, L (1, 4)<br>OBP: 0.322, SLG: 0.301 | B C F B B X<br>3-2 ② F9 | | X<br>0-0 ① P6 | C B B X<br>2-1 ③ F5 | | | B B X<br>2-0 ② F7 | | B B C B C F S<br>3-3 ② K | 5 | 0 | 0 | 0 | 0 | 1 | 4 |
| Bobby Abreu, L (1, 9)<br>OBP: 0.422, SLG: 0.539 | B X<br>1-0 E6 | | B B X<br>2-0<br>1-2 1B<br>2-3 | | B B B B<br>4-0<br>G6-4-3 1B<br>BB | | C X<br>0-1<br>1B 1B<br>1B | | B B B C C X<br>3-1<br>DI<br>1B 1B | 4 | 1 | 3 | 0 | 1 | 0 | 0 |
| Scott Rolen, R (1, 5)<br>OBP: 0.361, SLG: 0.565 | B B F F B F C<br>3-3 ③ K | | X<br>0-0 ② P4 | | C X<br>0-1<br>G6-4-3<br>1-2 1B | | F F B X<br>1-2<br>1B<br>1-2 1B | | C C X<br>0-2<br>1-H 1B | 5 | 0 | 3 | 1 | 0 | 1 | 4 |
| Mike Lieberthal, R (1, 2)<br>OBP: 0.362, SLG: 0.513 | | B B B C X<br>2-2 ① F7 | C F X<br>0-2 ③ G5-3 | | F X<br>0-1 ① ②<br>G6-4-3<br>1-2f<br>2-3 | | C B X<br>1-1<br>1-2<br>2-3 1B | | C F B X<br>1-2 ③ G5-3 | 5 | 0 | 1 | 0 | 0 | 0 | 6 |
| Ron Gant, R (1, 7)<br>OBP: 0.325, SLG: 0.467<br>Wayne Gomes, R (7, 1) | B F B B B<br>4-1<br>BB | | | B B X<br>2-0 ① F8 | B C F B X<br>2-2 ③ G5-3 | | B B X<br>2-0 ③ F9 | | | 3<br>0 | 0<br>0 | 0<br>0 | 0<br>0 | 1<br>0 | 0<br>0 | 4<br>0 |
| Brian Hunter, R (1, 3)<br>OBP: 0.275, SLG: 0.444 | X<br>0-0 ② F2 | | | B B B C X<br>3-1<br>HR | | B C F F B X<br>2-2 ① F7 | | B X<br>1-0 ① G6-3 | | 4 | 1 | 1 | 1 | 0 | 0 | 1 |
| Desi Relaford, S (1, 6)<br>OBP: 0.385, SLG: 0.351 | C X<br>0-1 ③ F9 | | | B S C F F F X<br>1-2 ② F9 | | F X<br>0-1 ② F8 | | B C B B X<br>3-1 ② P5 | | 4 | 0 | 0 | 0 | 0 | 0 | 1 |
| Paul Byrd, R (1, 1)<br>OBP: 0.190, SLG: 0.150<br>Ed Vosberg, L (7, 1)<br>Rob Ducey, L (7, 7)<br>OBP: 0.356, SLG: 0.482 | | | C X<br>0-1<br>E6<br>1B 1B | C B B X<br>2-1<br>1B<br>1B | | F C C<br>0-3 ③ K | | C F X<br>0-2 ③ G3 | | 3<br>0<br>1 | 0<br>0<br>0 | 1<br>0<br>0 | 0<br>0<br>0 | 0<br>0<br>0 | 1<br>0<br>0 | 0<br>0<br>0 |
| Inning Stats | R: 0 H: 0<br>E: 1 LOB: 1<br>K: 2 BB: 0<br>S: 11 P: 18 | R: 0 H: 0<br>E: 0 LOB: 1<br>K: 0 BB: 1<br>S: 7 P: 13 | R: 0 H: 2<br>E: 1 LOB: 3<br>K: 0 BB: 0<br>S: 10 P: 13 | R: 1 H: 3<br>E: 0 LOB: 2<br>K: 0 BB: 0<br>S: 16 P: 27 | R: 0 H: 1<br>E: 0 LOB: 1<br>K: 0 BB: 1<br>S: 7 P: 13 | R: 0 H: 0<br>E: 0 LOB: 0<br>K: 1 BB: 0<br>S: 9 P: 11 | R: 0 H: 3<br>E: 0 LOB: 3<br>K: 0 BB: 0<br>S: 10 P: 16 | R: 0 H: 0<br>E: 0 LOB: 0<br>K: 0 BB: 0<br>S: 6 P: 10 | R: 1 H: 2<br>E: 0 LOB: 1<br>K: 1 BB: 0<br>S: 17 P: 25 | 1B: 10 SF: 0<br>2B: 0 SAC: 0<br>3B: 0 DP: 1<br>HR: 1 HBP: 0 | | | | | | WP: 0 PA: 41<br>PB: 0<br>SB: 0<br>CS: 0 |

| PITCHER | | IP | WLS | BF | H | R | ER | SO | BB | IBB | HBP | BLK | WP | HR | S | P | ERA | WHIP |
|---|---|---|---|---|---|---|---|---|---|---|---|---|---|---|---|---|---|---|
| Jeff D'Amico, R<br>ERA: 2.45 | (1, 1) | 6.2 | W | 31 | 8 | 1 | 1 | 3 | 2 | 0 | 0 | 0 | 0 | 1 | 67 | 105 | 1.35 | 1.500 |
| Curt Leskanic, R<br>ERA: 3.07 | (7, 1) | 1.1 | H | 5 | 1 | 0 | 0 | 0 | 0 | 0 | 0 | 0 | 0 | 0 | 9 | 16 | 0.00 | 0.750 |
| Bob Wickman, R<br>ERA: 3.0 | (9, 1) | 1.0 | S | 5 | 2 | 1 | 1 | 1 | 0 | 0 | 0 | 0 | 0 | 0 | 17 | 25 | 9.00 | 2.000 |

| PITCHER | IP | WLS | BF | H | R | ER | SO | BB | IBB | HBP | BLK | WP | HR | S | P | ERA | WHIP |
|---|---|---|---|---|---|---|---|---|---|---|---|---|---|---|---|---|---|

TOP

# Philadelphia Phillies @ Milwaukee Brewers

Milwaukee County Stadium, Milwaukee, WI

Thu Jul 06 2000, 8:05 PM EDT
Att. 12,578 - Sunny - 66 F

livebaseballscorecards.com

| | |
|---|---|
| AB | 39 |
| R | 2 |
| H | 11 |
| RBI | 2 |
| BB | 2 |
| SO | 4 |
| LOB | 20 |

# BOTTOM

Philadelphia Phillies @ Milwaukee Brewers
Milwaukee County Stadium, Milwaukee, WI
Thu Jul 06 2000, 8:05 PM EDT
Att. 12,578 - Sunny - 66 F

livebaseballscorecards.com

| Batter | 1 | 2 | 3 | 4 | 5 | 6 | 7 | 8 | 9 | AB | R | H | RBI | BB | SO | LOB |
|---|---|---|---|---|---|---|---|---|---|---|---|---|---|---|---|---|
| Ronnie Belliard, R (1, 4)<br>OBP: 0.377, SLG: 0.426 | B B C X 2-1 F9 ① | | X 0-0 F9 ② | B S C B F F C 2-3 K ③ | | | B X 1-0 3B<br>2-H | | | 4 | 0 | 1 | 1 | 0 | 1 | 3 |
| Tyler Houston, L (1, 3)<br>OBP: 0.304, SLG: 0.443 | B X 1-0 F8 ② | | X 0-0 HR | | X 0-0 B1-3 ① | | F C S 0-3 K ② | | | 4 | 1 | 1 | 1 | 0 | 1 | 1 |
| Marquis Grissom, R (1, 8)<br>OBP: 0.291, SLG: 0.384 | C S B F X 1-2 E5 | | X 0-0 1B | | B F F F C 1-3 K ② | | B S B F F F B X 3-2 F7 ③ | | | 4 | 0 | 1 | 0 | 0 | 1 | 1 |
| Jeromy Burnitz, L (1, 9)<br>OBP: 0.338, SLG: 0.427 | X 0-0 G1-3 ③ | | B B X 2-0 G4-1 ③ | | X 0-0 G3-1 ③ | | | X 0-0 1B 2B | | 4 | 1 | 1 | 0 | 0 | 0 | 2 |
| Charlie Hayes, R (1, 5)<br>OBP: 0.371, SLG: 0.405 | | F C B F X 1-2 F8 ① | | C F X 0-2 G4-3 ① | | X 0-0 G5-3 ① | | X 0-0 G5-3 ① | | 4 | 0 | 0 | 0 | 0 | 0 | 1 |
| Geoff Jenkins, L (1, 7)<br>OBP: 0.336, SLG: 0.561 | | C C X 0-2 G5-3 ② | | C F B B X 2-2 1B BB 1B | | X 0-0 F9 ② | | B X 1-0 WP<br>2-H 1B | | 4 | 0 | 2 | 1 | 0 | 0 | 0 |
| José Hernández, R (1, 6)<br>OBP: 0.318, SLG: 0.408<br>Curt Leskanic, R (7, 1)<br>Mark Sweeney, L (8, PH)<br>OBP: 0.349, SLG: 0.324<br>Bob Wickman, R (9, 1) | B C X 1-1 HR | | B B B C B 4-1 1B<br>1-2 BB | | | B B B F X 3-1 G1-3 ③ | | X 0-0 L8 ② | | 2<br>0<br>1<br>0 | 1<br>0<br>0<br>0 | 1<br>0<br>0<br>0 | 1<br>0<br>0<br>0 | 0<br>0<br>0<br>0 | 0<br>0<br>0<br>0 | 0<br>0<br>1<br>0 |
| Henry Blanco, R (1, 2)<br>OBP: 0.332, SLG: 0.395 | B C C X 1-2 F9 ③ | | B B X 2-0<br>1-2<br>2-3 1B | | | | B B C B B 4-1 SH5-4<br>3B BB | S C S 0-3 K ③<br>1-2 | | 3 | 1 | 1 | 0 | 1 | 1 | 1 |
| Jeff D'Amico, R (1, 1)<br>Luis Lopez, S (7, 6)<br>OBP: 0.337, SLG: 0.415 | | B C F C 1-3 K ① | C B F C 1-3 K ② | | | | S X 0-1 SH5-4 ①<br>1-2 | | | 2<br>0 | 0<br>0 | 0<br>0 | 0<br>0 | 0<br>0 | 2<br>0 | 3<br>0 |
| Inning Stats | R: 0 E: 1 K: 0 S: 8 H: 0 LOB: 1 BB: 0 P: 12 | R: 1 E: 0 K: 0 S: 12 H: 1 LOB: 0 BB: 0 P: 15 | R: 1 E: 0 K: 1 S: 7 H: 2 LOB: 1 BB: 0 P: 10 | R: 0 E: 0 K: 2 S: 16 H: 2 LOB: 3 BB: 1 P: 27 | R: 0 E: 0 K: 1 S: 6 H: 0 LOB: 0 BB: 0 P: 7 | R: 0 E: 0 K: 0 S: 4 H: 0 LOB: 0 BB: 0 P: 7 | R: 1 E: 0 K: 1 S: 12 H: 1 LOB: 1 BB: 1 P: 20 | R: 1 E: 0 K: 1 S: 7 H: 2 LOB: 1 BB: 0 P: 8 | | | | | | | | |

| | |
|---|---|
| AB | 32 |
| R | 4 |
| H | 8 |
| RBI | 4 |
| BB | 2 |
| SO | 6 |
| LOB | 13 |

1B: 4 SF: 0
2B: 1 SAC: 1
3B: 1 DP: 0
HR: 2 HBP: 0

WP: 1 PA: 35
PB: 0
SB: 0
CS: 0

| PITCHER | | IP | WLS | BF | H | R | ER | SO | BB | IBB | HBP | BLK | WP | HR | S | P | ERA | WHIP |
|---|---|---|---|---|---|---|---|---|---|---|---|---|---|---|---|---|---|---|
| Paul Byrd, R<br>ERA: 6.3 | (1, 1) | 6.1 | L | 28 | 6 | 3 | 3 | 4 | 2 | 0 | 0 | 0 | 0 | 2 | 57 | 87 | 4.26 | 1.263 |
| Ed Vosberg, L<br>ERA: | (7, 1) | 0.1 | | 1 | 0 | 0 | 0 | 1 | 0 | 0 | 0 | 0 | 0 | 0 | 3 | 3 | 0.00 | 0.000 |
| Wayne Gomes, R<br>ERA: 3.31 | (7, 1) | 1.1 | | 6 | 2 | 1 | 1 | 1 | 0 | 0 | 0 | 0 | 1 | 0 | 12 | 16 | 6.75 | 1.500 |

| PITCHER | IP | WLS | BF | H | R | ER | SO | BB | IBB | HBP | BLK | WP | HR | S | P | ERA | WHIP |
|---|---|---|---|---|---|---|---|---|---|---|---|---|---|---|---|---|---|

| Batter | 1 | 2 | 3 | 4 | 5 | 6 | 7 | 8 | 9 | AB | R | H | RBI | BB | SO | LOB |
|---|---|---|---|---|---|---|---|---|---|---|---|---|---|---|---|---|
| Rich Becker, L (1, 9)<br>OBP: 0.397, SLG: 0.390 | B C C B B B<br>4-2<br>1B<br>SF9<br>BB | C B F F B X<br>2-2 ②<br>L4 | | C B B F X<br>2-2 ③<br>G1-3 | | | X<br>0-0 ②<br>G5-3 | | B B C B F B<br>4-2<br>BB | 3 | 1 | 0 | 0 | 2 | 0 | 2 |
| Brad Ausmus, R (1, 2)<br>OBP: 0.335, SLG: 0.350 | C C F B F B F B F<br>3-2<br>X<br>1B<br>1-3<br>1B<br>1B | C B B F B X<br>3-2 ③<br>G6-3 | | | B B F X<br>2-1 ①<br>F9 | | B F X<br>1-1 ③<br>G6-3 | | X<br>0-0 ③<br>F9 | 5 | 1 | 1 | 0 | 0 | 0 | 2 |
| Bobby Higginson, L (1, 7)<br>OBP: 0.369, SLG: 0.561 | X<br>0-0 ①<br>SF9<br>3-H | | C B B X<br>2-1 ①<br>G3 | | B F X<br>1-1 ②<br>F8 | | | B C B B C X<br>3-2 ①<br>P5 | | 3 | 0 | 0 | 1 | 0 | 0 | 0 |
| Dean Palmer, R (1, 5)<br>OBP: 0.360, SLG: 0.531 | X<br>0-0<br>1B<br>FC1-6<br>1-2<br>1B | | C B F B X<br>2-2 ②<br>F9 | | B F X<br>1-1 ③<br>F8 | | | B F B B B<br>4-1<br>1B<br>BB | | 3 | 1 | 1 | 0 | 1 | 0 | 0 |
| Tony Clark, S (1, 3)<br>OBP: 0.356, SLG: 0.555 | F X<br>0-1<br>FC1-6<br>1-3<br>2-H<br>1B | | F B S B B B<br>4-2<br>BB | | | X<br>0-0<br>G5-4-3<br>1B | | B S C B F X<br>2-2<br>1-2<br>1B | | 3 | 0 | 3 | 1 | 1 | 0 | 0 |
| Damion Easley, R (1, 4)<br>OBP: 0.335, SLG: 0.370 | C F X<br>0-2 ②<br>FC1-6<br>BB<br>1-2f<br>3-H | | B C X<br>1-1 ③<br>F9 | | | B B X<br>2-0 ①<br>F9 | | S S B F S<br>1-3 ②<br>K | | 4 | 0 | 0 | 1 | 0 | 1 | 5 |
| Juan Encarnacion, R (1, 8)<br>OBP: 0.347, SLG: 0.425 | B B B<br>4-0<br>1-2<br>BB | | | C B B B S B<br>4-2<br>G5-3<br>BB | | C B B F F X<br>2-2 ②③<br>G5-4-3<br>1-2f | | B S B X<br>2-1 ③<br>L1 | | 2 | 0 | 0 | 0 | 2 | 0 | 3 |
| Deivi Cruz, R (1, 6)<br>OBP: 0.302, SLG: 0.431 | B F X<br>1-1 ③<br>P3 | | | C X<br>0-1 ①<br>G5-3<br>1-2 | | | C X<br>0-1<br>SH5-3<br>2B | | X<br>0-0 ①<br>G6-3 | 4 | 0 | 1 | 0 | 0 | 0 | 3 |
| Brian Moehler, R (1, 1)<br>Luis Polonia, L (7, PH)<br>OBP: 0.312, SLG: 0.381<br>Danny Patterson, R (7, 1)<br>C.J. Nitkowski, L (8, 1)<br>Wendell Magee, R (9, PH)<br>OBP: 0.321, SLG: 0.527 | | B C C C<br>1-3 ①<br>K | | B C B X<br>2-1 ②<br>F8 | | | X<br>0-0 ①<br>SH5-3<br>2-3 | | C C C<br>0-3 ②<br>K | 2<br>0<br>0<br>0<br>1 | 0<br>0<br>0<br>0<br>0 | 0<br>0<br>0<br>0<br>0 | 0<br>0<br>0<br>0<br>0 | 1<br>0<br>0<br>0<br>0 | 1<br>0<br>0<br>0<br>1 | 1<br>0<br>0<br>0<br>0 |
| Inning Stats | R: 3 H: 3<br>E: 0 LOB: 2<br>K: 0 BB: 2<br>S: 18 P: 30 | R: 0 H: 0<br>E: 0 LOB: 0<br>K: 1 BB: 0<br>S: 10 P: 16 | R: 0 H: 0<br>E: 0 LOB: 1<br>K: 0 BB: 1<br>S: 9 P: 18 | R: 0 H: 0<br>E: 0 LOB: 1<br>K: 0 BB: 1<br>S: 9 P: 17 | R: 0 H: 0<br>E: 0 LOB: 0<br>K: 0 BB: 0<br>S: 6 P: 10 | R: 0 H: 1<br>E: 0 LOB: 0<br>K: 0 BB: 0<br>S: 6 P: 10 | R: 0 H: 1<br>E: 0 LOB: 1<br>K: 0 BB: 0<br>S: 6 P: 7 | R: 0 H: 1<br>E: 0 LOB: 2<br>K: 1 BB: 1<br>S: 14 P: 26 | R: 0 H: 0<br>E: 0 LOB: 1<br>K: 1 BB: 1<br>S: 7 P: 11 | 1B: 5 SF: 1<br>2B: 1 SAC: 1<br>3B: 0 DP: 1<br>HR: 0 HBP: 0 | | | | | | WP: 0 PA: 38<br>PB: 0<br>SB: 0<br>CS: 0 |

| PITCHER | | IP | WLS | BF | H | R | ER | SO | BB | IBB | HBP | BLK | WP | HR | S | P | ERA | WHIP |
|---|---|---|---|---|---|---|---|---|---|---|---|---|---|---|---|---|---|---|
| Jimmy Haynes, R<br>ERA: 4.42 | (1, 1) | 7.0 | W | 29 | 5 | 3 | 3 | 1 | 4 | 0 | 0 | 0 | 0 | 0 | 64 | 108 | 3.86 | 1.286 |
| Ray King, L<br>ERA: 5.4 | (8, 1) | 0.1 | H | 1 | 0 | 0 | 0 | 0 | 0 | 0 | 0 | 0 | 0 | 0 | 3 | 6 | 0.00 | 0.000 |
| Curt Leskanic, R<br>ERA: 3.02 | (8, 1) | 0.2 | H | 4 | 1 | 0 | 0 | 1 | 1 | 0 | 0 | 0 | 0 | 0 | 11 | 20 | 0.00 | 3.000 |
| Bob Wickman, R<br>ERA: 2.93 | (9, 1) | 1.0 | S | 4 | 0 | 0 | 0 | 1 | 1 | 0 | 0 | 0 | 0 | 0 | 7 | 11 | 0.00 | 1.000 |

| PITCHER | IP | WLS | BF | H | R | ER | SO | BB | IBB | HBP | BLK | WP | HR | S | P | ERA | WHIP |
|---|---|---|---|---|---|---|---|---|---|---|---|---|---|---|---|---|---|

# TOP

## Detroit Tigers @ Milwaukee Brewers

Milwaukee County Stadium, Milwaukee, WI

Fri Jul 07 2000, 8:05 PM EDT
Att. 13,913 - Sunny - 67 F

livebaseballscorecards.com

| | |
|---|---|
| AB | 30 |
| R | 3 |
| H | 6 |
| RBI | 3 |
| BB | 6 |
| SO | 3 |
| LOB | 16 |

# BOTTOM

## Detroit Tigers @ Milwaukee Brewers

Milwaukee County Stadium, Milwaukee, WI

Fri Jul 07 2000, 8:05 PM EDT
Att. 13,913 - Sunny - 67 F

| Batter | 1 | 2 | 3 | 4 | 5 | 6 | 7 | 8 | 9 | AB | R | H | RBI | BB | SO | LOB |
|---|---|---|---|---|---|---|---|---|---|---|---|---|---|---|---|---|
| Ronnie Belliard, R (1, 4)<br>OBP: 0.376, SLG: 0.424 | G5-3 | FC6-4<br>1-2f | | | 2B 1B<br>2-3 | | G6-3 | | | 4 | 1 | 1 | 0 | 0 | 0 | 1 |
| Luis Lopez, S (1, 6)<br>OBP: 0.333, SLG: 0.419 | K | | F7 | | F7 | | FC6-4 2B | | | 4 | 0 | 1 | 0 | 0 | 1 | 2 |
| Jeromy Burnitz, L (1, 9)<br>OBP: 0.342, SLG: 0.442 | HR | | K | | 1B 2B<br>1-H<br>3-H | | FC6-4 IBB | | | 3 | 2 | 2 | 3 | 1 | 1 | 0 |
| Marquis Grissom, R (1, 8)<br>OBP: 0.293, SLG: 0.386 | 2B 1B | | G6-3 | | S 1B<br>2-H | | FC6-4<br>1-2f<br>2-3 | | | 4 | 0 | 2 | 1 | 0 | 0 | 2 |
| Geoff Jenkins, L (1, 7)<br>OBP: 0.339, SLG: 0.562 | 2B<br>1-3 | | | G3-1 | K<br>1-2 | | | FC3-6 BB | | 3 | 0 | 1 | 0 | 1 | 1 | 1 |
| José Hernández, R (1, 5)<br>OBP: 0.314, SLG: 0.403 | G1-3 | | | K | K | K | | FC3-6 CS<br>1-2f | | 4 | 0 | 0 | 0 | 0 | 2 | 3 |
| Tyler Houston, L (1, 3)<br>OBP: 0.295, SLG: 0.429 | | G6-3 | | G4-3 | K | K | | SAFE<br>K<br>1-2 | | 4 | 0 | 0 | 0 | 0 | 2 | 1 |
| Henry Blanco, R (1, 2)<br>OBP: 0.332, SLG: 0.400 | | G4-3 | | | 1B 2B | F9 | | | | 3 | 1 | 1 | 0 | 0 | 0 | 0 |
| Jimmy Haynes, R (1, 1)<br>OBP: 0.139, SLG: 0.194 | | FC6-4 1B | | | K | | F7 | | | 2 | 0 | 1 | 0 | 0 | 1 | 1 |
| Mark Sweeney, L (7, PH)<br>OBP: 0.341, SLG: 0.316 | | | | | | | | | | 1 | 0 | 0 | 0 | 0 | 0 | 0 |
| Ray King, L (8, 1) | | | | | | | | | | 0 | 0 | 0 | 0 | 0 | 0 | 0 |
| Curt Leskanic, R (8, 1) | | | | | | | | | | 0 | 0 | 0 | 0 | 0 | 0 | 0 |
| Bob Wickman, R (9, 1) | | | | | | | | | | 0 | 0 | 0 | 0 | 0 | 0 | 0 |
| Inning Stats | R: 1<br>E: 0<br>K: 1<br>S: 15<br>H: 3<br>LOB: 2<br>BB: 0<br>P: 25 | R: 0<br>E: 0<br>K: 0<br>S: 6<br>H: 1<br>LOB: 1<br>BB: 0<br>P: 8 | R: 0<br>E: 0<br>K: 1<br>S: 6<br>H: 0<br>LOB: 0<br>BB: 0<br>P: 7 | R: 0<br>E: 0<br>K: 1<br>S: 6<br>H: 0<br>LOB: 0<br>BB: 0<br>P: 8 | R: 3<br>E: 0<br>K: 2<br>S: 16<br>H: 4<br>LOB: 1<br>BB: 0<br>P: 26 | R: 0<br>E: 0<br>K: 2<br>S: 8<br>H: 0<br>LOB: 0<br>BB: 0<br>P: 11 | R: 0<br>E: 0<br>K: 0<br>S: 9<br>H: 1<br>LOB: 2<br>BB: 1<br>P: 17 | R: 0<br>E: 0<br>K: 1<br>S: 8<br>H: 0<br>LOB: 0<br>BB: 1<br>P: 14 | | 1B: 4<br>2B: 4<br>3B: 0<br>HR: 1<br>SF: 0<br>SAC: 0<br>DP: 0<br>HBP: 0 | | | | | | |

livebaseballscorecards.com

| | |
|---|---|
| AB | 32 |
| R | 4 |
| H | 9 |
| RBI | 4 |
| BB | 2 |
| SO | 8 |
| LOB | 11 |

WP: 0 PB: 0 SB: 1 CS: 1 PA: 34

| PITCHER | | IP | WLS | BF | H | R | ER | SO | BB | IBB | HBP | BLK | WP | HR | S | P | ERA | WHIP |
|---|---|---|---|---|---|---|---|---|---|---|---|---|---|---|---|---|---|---|
| Brian Moehler, R<br>ERA: 3.79 | (1, 1) | 6.0 | L | 26 | 8 | 4 | 4 | 7 | 0 | 0 | 0 | 0 | 0 | 1 | 57 | 85 | 6.00 | 1.333 |
| Danny Patterson, R<br>ERA: 3.24 | (7, 1) | 1.0 | | 5 | 1 | 0 | 0 | 0 | 0 | 1 | 0 | 0 | 0 | 0 | 9 | 17 | 0.00 | 1.000 |
| C.J. Nitkowski, L<br>ERA: 5.83 | (8, 1) | 1.0 | | 3 | 0 | 0 | 0 | 1 | 1 | 0 | 0 | 0 | 0 | 0 | 8 | 14 | 0.00 | 1.000 |

| PITCHER | IP | WLS | BF | H | R | ER | SO | BB | IBB | HBP | BLK | WP | HR | S | P | ERA | WHIP |
|---|---|---|---|---|---|---|---|---|---|---|---|---|---|---|---|---|---|

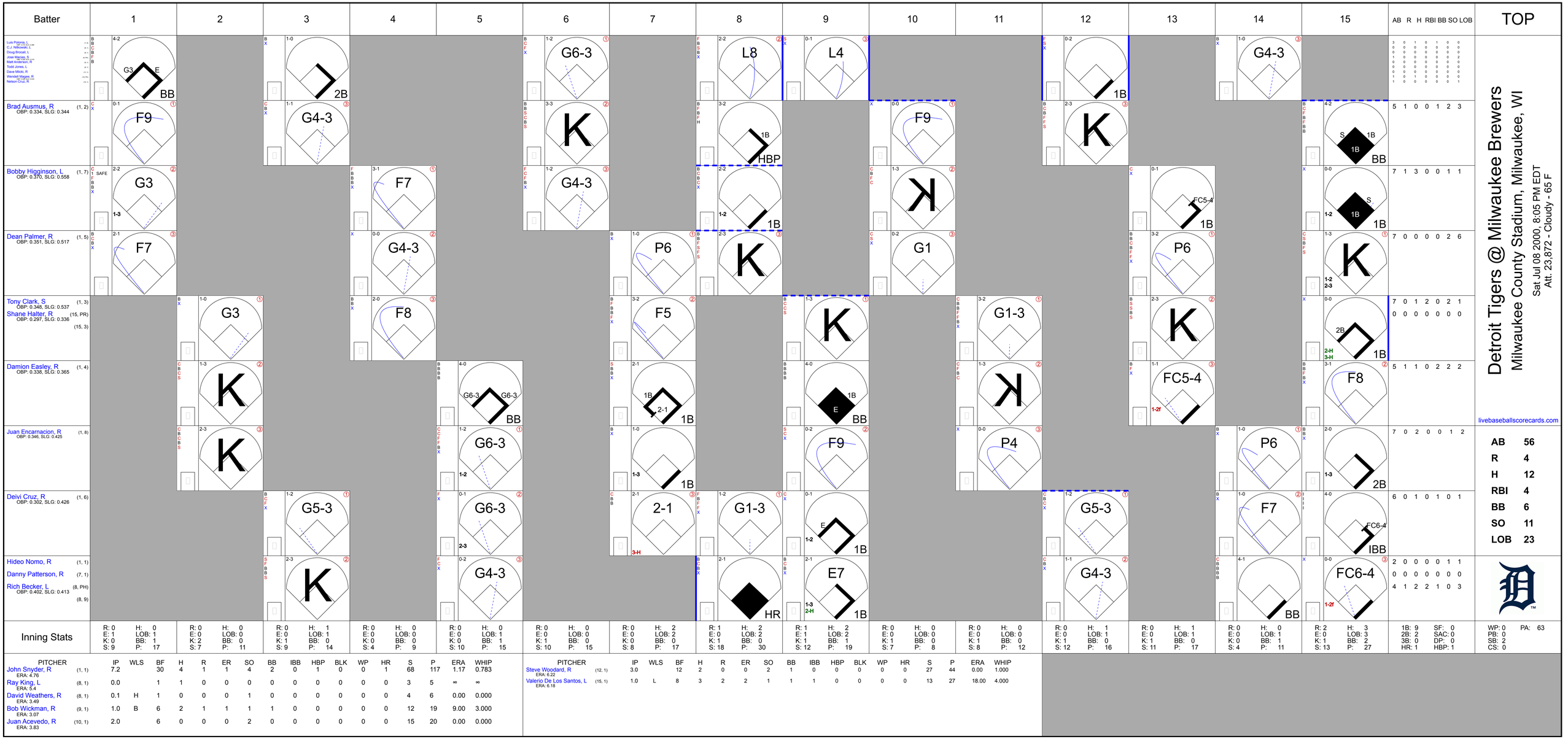
Batter
1
2
3
4
5
6
7
8
9
10
11
12
13
14
15
AB R H RBI BB SO LOB
TOP
Luis Polonia, L
C.J. Nitkowski, L
Doug Brocail, L
Jose Macias, S
Matt Anderson, R
Todd Jones, L
Dave Mlicki, R
Wendell Magee, R
Nelson Cruz, R
Brad Ausmus, R (1, 2)
OBP: 0.334, SLG: 0.344
Bobby Higginson, L (1, 7)
OBP: 0.370, SLG: 0.558
Dean Palmer, R (1, 5)
OBP: 0.351, SLG: 0.517
Tony Clark, S (1, 3)
OBP: 0.348, SLG: 0.537
Shane Halter, R (15, PR)
OBP: 0.297, SLG: 0.336
(15, 3)
Damion Easley, R (1, 4)
OBP: 0.338, SLG: 0.365
Juan Encarnacion, R (1, 8)
OBP: 0.346, SLG: 0.425
Deivi Cruz, R (1, 6)
OBP: 0.302, SLG: 0.426
Hideo Nomo, R (1, 1)
Danny Patterson, R (7, 1)
Rich Becker, L (8, PH)
OBP: 0.402, SLG: 0.413
(8, 9)
Detroit Tigers @ Milwaukee Brewers
Milwaukee County Stadium, Milwaukee, WI
Sat Jul 08 2000, 8:05 PM EDT
Att. 23,872 - Cloudy - 65 F
livebaseballscorecards.com
AB 56
R 4
H 12
RBI 4
BB 6
SO 11
LOB 23
PA: 63
Inning Stats
WP: 0
PB: 0
SB: 2
CS: 0
1B: 9
2B: 2
3B: 0
HR: 1
SF: 0
SAC: 0
DP: 0
HBP: 1
PITCHER IP WLS BF H R ER SO BB IBB HBP BLK WP HR S P ERA WHIP
John Snyder, R (1, 1) ERA: 4.76 7.2 30 4 1 1 4 2 0 1 0 0 0 1 68 117 0.783
Ray King, L (8, 1) ERA: 5.4 0.0 1 1 0 0 0 0 0 0 0 0 0 0 3 5 ∞ ∞
David Weathers, R (8, 1) ERA: 3.49 0.1 H 1 0 0 0 1 0 0 0 0 0 0 0 4 6 0.00 0.000
Bob Wickman, R (9, 1) ERA: 3.07 1.0 B 6 2 1 1 1 1 0 0 0 0 0 0 12 19 9.00 3.000
Juan Acevedo, R (10, 1) ERA: 3.83 2.0 6 0 0 0 2 0 0 0 0 0 0 0 15 20 0.00 0.000
PITCHER IP WLS BF H R ER SO BB IBB HBP BLK WP HR S P ERA WHIP
Steve Woodard, R (12, 1) ERA: 6.22 3.0 12 2 0 0 2 1 0 0 0 0 0 0 27 44 0.00 1.000
Valerio De Los Santos, L (15, 1) ERA: 6.18 1.0 L 8 3 2 2 1 1 1 0 0 0 0 0 13 27 18.00 4.000

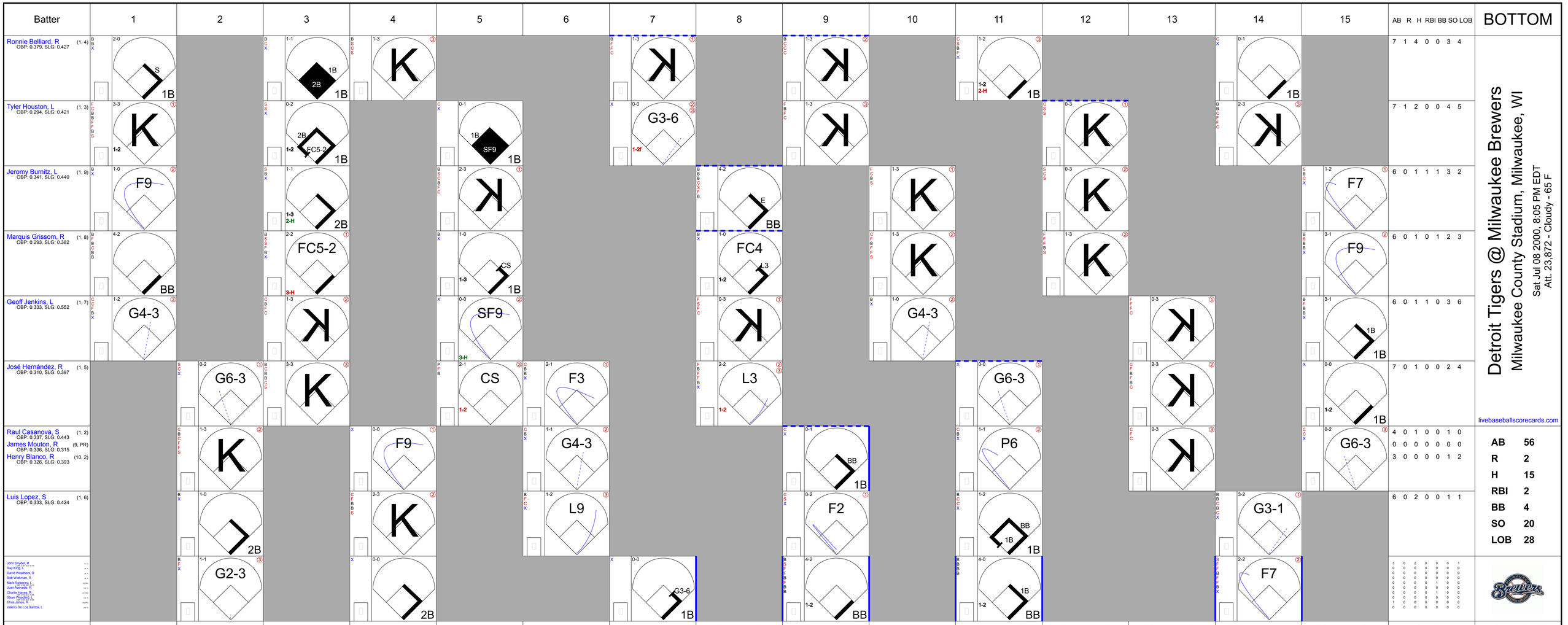
Batter
1
2
3
4
5
6
7
8
9
10
11
12
13
14
15
AB R H RBI BB SO LOB
BOTTOM
Ronnie Belliard, R (1, 4) OBP: 0.379, SLG: 0.427
7 1 4 0 0 3 4
Tyler Houston, L (1, 3) OBP: 0.294, SLG: 0.421
7 1 2 0 0 4 5
Jeromy Burnitz, L (1, 9) OBP: 0.341, SLG: 0.440
6 0 1 1 1 3 2
Marquis Grissom, R (1, 8) OBP: 0.293, SLG: 0.382
6 0 1 0 1 2 3
Geoff Jenkins, L (1, 7) OBP: 0.333, SLG: 0.552
6 0 1 1 0 3 6
José Hernández, R (1, 5) OBP: 0.310, SLG: 0.397
7 0 1 0 0 2 4
Raul Casanova, S (1, 2) OBP: 0.337, SLG: 0.443
4 0 1 0 0 1 0
James Mouton, R (9, PR) OBP: 0.336, SLG: 0.315
0 0 0 0 0 0 0
Henry Blanco, R (10, 2) OBP: 0.326, SLG: 0.393
3 0 0 0 0 1 2
Luis Lopez, S (1, 6) OBP: 0.333, SLG: 0.424
6 0 2 0 0 1 1
John Snyder, R
Ray King, L
David Weathers, R
Bob Wickman, R
Mark Samoray, L
Juan Acevedo, R
Charlie Hayes, R
Steve Woodard, L
Chris Jones, R
Valerio De Los Santos, L
3 0 2 0 0 0 1
0 0 0 0 0 0 0
0 0 0 0 0 0 0
0 0 0 0 0 1 0
0 0 0 0 0 0 0
0 0 0 0 0 0 0
1 0 0 0 0 0 0
Inning Stats
R: 0 H: 1 E: 0 LOB: 2 K: 1 BB: 1 S: 13 P: 24
R: 0 H: 1 E: 0 LOB: 1 K: 1 BB: 0 S: 11 P: 14
R: 1 H: 3 E: 0 LOB: 2 K: 2 BB: 0 S: 17 P: 25
R: 0 H: 1 E: 0 LOB: 1 K: 2 BB: 0 S: 8 P: 11
R: 1 H: 2 E: 0 LOB: 0 K: 1 BB: 0 S: 10 P: 14
R: 0 H: 0 E: 0 LOB: 0 K: 0 BB: 0 S: 7 P: 11
R: 0 H: 1 E: 0 LOB: 0 K: 1 BB: 0 S: 5 P: 6
R: 0 H: 0 E: 1 LOB: 1 K: 1 BB: 1 S: 12 P: 19
R: 0 H: 1 E: 0 LOB: 2 K: 2 BB: 1 S: 15 P: 21
R: 0 H: 0 E: 0 LOB: 0 K: 2 BB: 0 S: 9 P: 12
R: 0 H: 2 E: 0 LOB: 0 K: 0 BB: 0 S: 10 P: 17
R: 0 H: 2 E: 0 LOB: 0 K: 3 BB: 1 S: 10 P: 11
R: 0 H: 0 E: 0 LOB: 0 K: 3 BB: 0 S: 11 P: 13
R: 0 H: 1 E: 0 LOB: 1 K: 1 BB: 0 S: 15 P: 22
R: 0 H: 2 E: 0 LOB: 2 K: 0 BB: 0 S: 11 P: 18
1B: 12 2B: 4 3B: 0 HR: 0
SF: 1 SAC: 0 DP: 2 HBP: 0
WP: 0 PB: 0 SB: 1 CS: 1
PA: 62
PITCHER IP WLS BF H R ER SO BB IBB HBP BLK WP HR S P ERA WHIP
Hideo Nomo, R (1, 1) ERA: 4.74 6.0 27 9 2 2 7 1 0 0 0 0 0 0 67 100 3.00 1.667
Danny Patterson, R (7, 1) ERA: 3.15 1.0 2 0 0 0 1 0 0 0 0 0 0 0 4 5 0.00 0.000
C.J. Nitkowski, L (8, 1) ERA: 5.83 0.0 1 0 0 0 0 1 0 0 0 0 0 0 3 7 ∞ ∞
Doug Brocail, R (8, 1) ERA: 4.62 1.0 3 0 0 0 1 0 0 0 0 0 0 0 9 12 0.00 0.000
Matt Anderson, R (9, 1) ERA: 4.26 0.1 3 1 0 0 0 1 0 0 0 0 0 0 9 13 0.00 6.000
PITCHER IP WLS BF H R ER SO BB IBB HBP BLK WP HR S P ERA WHIP
Todd Jones, R (9, 1) ERA: 2.53 1.2 5 0 0 0 4 0 0 0 0 0 0 0 15 20 0.00 0.000
Dave Mlicki, R (11, 1) ERA: 5.72 1.0 5 2 0 0 0 1 0 0 0 0 0 0 10 17 0.00 3.000
Nelson Cruz, R (12, 1) ERA: 0.73 4.0 W 15 3 0 0 7 0 0 0 0 0 0 47 64 0.00 0.750
Detroit Tigers @ Milwaukee Brewers
Milwaukee County Stadium, Milwaukee, WI
Sat Jul 08 2000, 8:05 PM EDT
Att. 23,872 - Cloudy - 65 F
livebaseballscorecards.com
AB 56
R 2
H 15
RBI 2
BB 4
SO 20
LOB 28

# Detroit Tigers @ Milwaukee Brewers

Milwaukee County Stadium, Milwaukee, WI

Sun Jul 09 2000, 2:05 PM EDT

Att. 19,037 - Cloudy - 73 F

TOP

livebaseballscorecards.com

| Batter | 1 | 2 | 3 | 4 | 5 | 6 | 7 | 8 | 9 | AB | R | H | RBI | BB | SO | LOB |
|---|---|---|---|---|---|---|---|---|---|---|---|---|---|---|---|---|
| Rich Becker, L (1, 9)<br>OBP: 0.402, SLG: 0.405 | BBBCCB<br>4-2<br>BB SH1-3<br>BB | | BBCCCS<br>2-3 ①<br>K | | CBBBX<br>3-1 ②<br>F7 | | BBCCC<br>2-3 ②<br>K | | BSSBBFB<br>4-2<br>1B<br>1-2<br>BB | 3 | 0 | 0 | 0 | 2 | 2 | 1 |
| Shane Halter, R (1, 3)<br>OBP: 0.311, SLG: 0.359 | BLX<br>1-1 ①<br>SH1-3<br>1-2 | | CBCCS<br>1-3 ②<br>K | | CX<br>0-1<br>2B<br>1B | | CSFBX<br>1-2<br>1-3<br>2B | | X<br>0-0<br>FC6-4<br>1-2<br>2-H<br>1B | 4 | 0 | 3 | 1 | 0 | 1 | 0 |
| Bobby Higginson, L (1, 7)<br>OBP: 0.372, SLG: 0.559<br>Wendell Magee, R (7, 7)<br>OBP: 0.325, SLG: 0.526 | BBBBB<br>4-0<br>BB<br>BB | | CX<br>0-1 ③<br>G6-3 | | X<br>0-0<br>1-3<br>2B | | FCBC<br>1-3 ③<br>K | | BBX<br>2-0 ②<br>F7 | 3<br>1 | 0<br>0 | 1<br>0 | 0<br>0 | 1<br>0 | 1<br>0 | 2<br>2 |
| Dean Palmer, R (1, 5)<br>OBP: 0.345, SLG: 0.508 | CFBBBS<br>3-3 ②<br>K | | | CFBFFFBBX<br>3-2 ①<br>F7 | SX<br>0-1 ③<br>F9 | | | BFFBFS<br>2-3 ①<br>K | X<br>0-0 ③<br>FC6-4<br>1-2f | 5 | 0 | 0 | 0 | 0 | 2 | 6 |
| Damion Easley, R (1, 4)<br>OBP: 0.345, SLG: 0.385 | BBBBB<br>4-0<br>1-2<br>2-3<br>BB | | | BX<br>1-0<br>HR | | CBX<br>1-1<br>G6-4-3<br>1B | | CBX<br>1-1 ②<br>L3 | | 3 | 1 | 2 | 1 | 1 | 0 | 0 |
| Juan Encarnacion, R (1, 8)<br>OBP: 0.344, SLG: 0.423 | CSS<br>0-3 ③<br>K | | | FBFS<br>1-3 ②<br>K | | BBFBX<br>3-1 ①<br>F9 | | CBBX<br>2-1<br>1B | | 4 | 0 | 1 | 0 | 0 | 2 | 4 |
| Brad Ausmus, R (1, 2)<br>OBP: 0.331, SLG: 0.340<br>Danny Patterson, R (8, 1) | | CBBFBX<br>3-2 ①<br>L9 | | SBCBFX<br>2-2 ③<br>G6-3 | | X<br>0-0 ②③<br>G6-4-3<br>1-2f | | CFBBBX<br>3-2 ③<br>G4-3 | | 3<br>0 | 0<br>0 | 0<br>0 | 0<br>0 | 0<br>0 | 0<br>0 | 1<br>0 |
| Deivi Cruz, R (1, 6)<br>OBP: 0.301, SLG: 0.423 | | BCFBFX<br>2-2 ②<br>P3 | | | SSX<br>0-2 ①<br>P6 | | BCCX<br>1-2 ①<br>G5-3 | | BX<br>1-0<br>BB<br>1B | 4 | 1 | 1 | 0 | 0 | 0 | 0 |
| Willie Blair, R (1, 1)<br>OBP: 0.333, SLG: 0.333<br>Luis Polonia, L (5, PH)<br>OBP: 0.318, SLG: 0.402<br>Jeff Weaver, R (5, 1)<br>Javier Cardona, R (6, 2)<br>OBP: 0.333, SLG: 0.333<br>Matt Anderson, R (6, 1)<br>Jose Macias, S (8, PH)<br>OBP: 0.325, SLG: 0.311 | | FCFC<br>0-3 ③<br>K | | | LFBBX<br>2-2<br>HR | | BBCCBX<br>3-2<br>2B<br>1B | | SBSX<br>1-2 ①<br>L5 | 1<br>1<br>0<br>2<br>0<br>1 | 0<br>1<br>0<br>0<br>0<br>0 | 0<br>1<br>0<br>1<br>0<br>0 | 0<br>1<br>0<br>0<br>0<br>0 | 1<br>0<br>0<br>0<br>0<br>0 | 0<br>0<br>0<br>1<br>0<br>0 | 0<br>0<br>0<br>1<br>0<br>1 |

| Inning Stats | 1 | 2 | 3 | 4 | 5 | 6 | 7 | 8 | 9 |
|---|---|---|---|---|---|---|---|---|---|
| | R: 0<br>E: 0<br>K: 2<br>S: 10 | R: 0<br>E: 0<br>K: 1<br>S: 11 | R: 0<br>E: 0<br>K: 2<br>S: 8 | R: 1<br>E: 0<br>K: 1<br>S: 14 | R: 1<br>E: 0<br>K: 0<br>S: 13 | R: 0<br>E: 0<br>K: 0<br>S: 5 | R: 0<br>E: 0<br>K: 2<br>S: 16 | R: 0<br>E: 0<br>K: 1<br>S: 12 | R: 1<br>E: 0<br>K: 0<br>S: 10 |
| | H: 0<br>LOB: 3<br>BB: 3<br>P: 26 | H: 0<br>LOB: 0<br>BB: 0<br>P: 16 | H: 0<br>LOB: 0<br>BB: 0<br>P: 11 | H: 1<br>LOB: 0<br>BB: 0<br>P: 21 | H: 3<br>LOB: 2<br>BB: 0<br>P: 18 | H: 1<br>LOB: 0<br>BB: 0<br>P: 9 | H: 2<br>LOB: 2<br>BB: 0<br>P: 24 | H: 1<br>LOB: 1<br>BB: 0<br>P: 20 | H: 2<br>LOB: 2<br>BB: 1<br>P: 18 |

| | |
|---|---|
| AB | 35 |
| R | 3 |
| H | 10 |
| RBI | 3 |
| BB | 4 |
| SO | 9 |
| LOB | 18 |

1B: 6 SF: 0
2B: 2 SAC: 1
3B: 0 DP: 1
HR: 2 HBP: 0

WP: 0 PA: 40
PB: 0
SB: 0
CS: 0

| PITCHER | | IP | WLS | BF | H | R | ER | SO | BB | IBB | HBP | BLK | WP | HR | S | P | ERA | WHIP |
|---|---|---|---|---|---|---|---|---|---|---|---|---|---|---|---|---|---|---|
| Jason Bere, R<br>ERA: 4.82 | (1, 1) | 6.2 | W | 29 | 7 | 2 | 2 | 7 | 3 | 0 | 0 | 0 | 0 | 2 | 74 | 121 | 2.70 | 1.500 |
| Ray King, L<br>ERA: 4.5 | (7, 1) | 0.1 | | 1 | 0 | 0 | 0 | 1 | 0 | 0 | 0 | 0 | 0 | 0 | 3 | 4 | 0.00 | 0.000 |
| David Weathers, R<br>ERA: 3.42 | (8, 1) | 1.0 | | 4 | 1 | 0 | 0 | 1 | 0 | 0 | 0 | 0 | 0 | 0 | 12 | 20 | 0.00 | 1.000 |
| Jamey Wright, R<br>ERA: 3.45 | (9, 1) | 1.0 | | 6 | 2 | 1 | 1 | 0 | 1 | 0 | 0 | 0 | 0 | 0 | 10 | 18 | 9.00 | 3.000 |

| PITCHER | IP | WLS | BF | H | R | ER | SO | BB | IBB | HBP | BLK | WP | HR | S | P | ERA | WHIP |
|---|---|---|---|---|---|---|---|---|---|---|---|---|---|---|---|---|---|

# BOTTOM

## Detroit Tigers @ Milwaukee Brewers

Milwaukee County Stadium, Milwaukee, WI

Sun Jul 09 2000, 2:05 PM EDT

Att. 19,037 - Cloudy - 73 F

| Batter | 1 | 2 | 3 | 4 | 5 | 6 | 7 | 8 | 9 | AB | R | H | RBI | BB | SO | LOB |
|---|---|---|---|---|---|---|---|---|---|---|---|---|---|---|---|---|
| Ronnie Belliard, R (1, 4)<br>OBP: 0.374, SLG: 0.421 | X 0-0 ① F8 | | B B C F X 2-2 ① F8 | | C X 0-1 ① F8 | S B X 1-1 ③ P3 | | B B X 2-0 ③ F8 | | 5 | 0 | 0 | 0 | 0 | 0 | 0 |
| Marquis Grissom, R (1, 8)<br>OBP: 0.290, SLG: 0.377 | X 0-0 ② F3 | | C B X 1-1 ② G6-3 | | C B C B F C 2-3 ② K | | B B F B S C 3-3 ① K | | | 4 | 0 | 0 | 0 | 0 | 2 | 0 |
| Jeromy Burnitz, L (1, 9)<br>OBP: 0.340, SLG: 0.436 | B C B B X 3-1 ③ G5-3 | | X 0-0 ③ G3-1 | | B C B X 2-1 ③ F7 | | B F B S B F B 4-2 E 1B SF8 BB | | | 3 | 1 | 0 | 0 | 1 | 0 | 0 |
| Charlie Hayes, R (1, 5)<br>OBP: 0.375, SLG: 0.406 | | B B C F B F C 3-3 ① K | | X 0-0 ① G4-3 | | C X 0-1 HR 1B | X 0-0 SF8 E 1-2 1B | | | 4 | 1 | 2 | 0 | 0 | 1 | 0 |
| Geoff Jenkins, L (1, 7)<br>OBP: 0.332, SLG: 0.559 | | C S B C 1-3 ② K | | X 0-0 ② F9 | | F X 0-1 1-H HR | C X 0-1 E3 FC6 1-2 2-3 | | | 4 | 1 | 1 | 2 | 0 | 1 | 2 |
| José Hernández, R (1, 6)<br>OBP: 0.315, SLG: 0.406 | | B X 1-0 HR 1B | | B B F C X 2-2 HR 1B | | B X 1-0 HR 2B | B X 1-0 ② SF8 2-3 3-H | | | 3 | 3 | 3 | 1 | 0 | 0 | 0 |
| Tyler Houston, L (1, 3)<br>OBP: 0.307, SLG: 0.500 | C B C B F B F F X 3-2 1-H HR | | | X 0-0 1-H HR | | B X 1-0 2-H HR | F B B X 2-1 ③ FC6 1-2f | | | 4 | 3 | 3 | 6 | 0 | 0 | 2 |
| Henry Blanco, R (1, 2)<br>OBP: 0.332, SLG: 0.410<br>James Mouton, R (8, PH)<br>OBP: 0.342, SLG: 0.323<br>Raul Casanova, S (9, 2)<br>OBP: 0.337, SLG: 0.443 | F B B C B F X 3-2 1B 2B | | | C B X 1-1 2B | | B X 1-0 ① G4-3 | | F S X 0-2 ① 1B | | 3<br>1<br>0 | 1<br>0<br>0 | 2<br>1<br>0 | 0<br>0<br>0 | 0<br>0<br>0 | 0<br>0<br>0 | 0<br>0<br>0 |
| Jason Bere, R (1, 1)<br>OBP: 0.194, SLG: 0.250<br>Ray King, L (7, 1)<br>David Weathers, R (8, 1)<br>Chris Jones, R (8, PH)<br>Jamey Wright, R (9, 1)<br>OBP: 0.059, SLG: 0.059 | | B B B C X 3-1 ③ 2-H 1B | | C S S 0-3 ③ K | | C C X 0-2 ② G2-3 | | B X 1-0 ② F3 | | 3<br>0<br>0<br>1<br>0 | 0<br>0<br>0<br>0<br>0 | 1<br>0<br>0<br>0<br>0 | 1<br>0<br>0<br>0<br>0 | 0<br>0<br>0<br>0<br>0 | 1<br>0<br>0<br>0<br>0 | 1<br>0<br>0<br>0<br>0 |
| Inning Stats | R: 0 E: 0 K: 0 S: 4 H: 0 LOB: 0 BB: 0 P: 7 | R: 3 E: 0 K: 2 S: 20 H: 4 LOB: 1 BB: 0 P: 34 | R: 0 E: 0 K: 0 S: 6 H: 0 LOB: 0 BB: 0 P: 9 | R: 2 E: 0 K: 1 S: 11 H: 3 LOB: 1 BB: 0 P: 14 | R: 0 E: 0 K: 1 S: 8 H: 0 LOB: 0 BB: 0 P: 12 | R: 4 E: 0 K: 0 S: 12 H: 4 LOB: 0 BB: 0 P: 16 | R: 1 E: 1 K: 1 S: 12 H: 1 LOB: 2 BB: 1 P: 22 | R: 0 E: 0 K: 0 S: 5 H: 1 LOB: 0 BB: 0 P: 8 | | 1B: 6<br>2B: 3<br>3B: 0<br>HR: 4 | SF: 1<br>SAC: 0<br>DP: 0<br>HBP: 0 | | | WP: 0<br>PB: 0<br>SB: 0<br>CS: 0 | PA: 37 | |

livebaseballscorecards.com

| | AB | 35 |
|---|---|---|
| | R | 10 |
| | H | 13 |
| | RBI | 10 |
| | BB | 1 |
| | SO | 5 |
| | LOB | 5 |

| PITCHER | | IP | WLS | BF | H | R | ER | SO | BB | IBB | HBP | BLK | WP | HR | S | P | ERA | WHIP |
|---|---|---|---|---|---|---|---|---|---|---|---|---|---|---|---|---|---|---|
| Willie Blair, R<br>ERA: 4.74 | (1, 1) | 4.0 | L | 18 | 7 | 5 | 5 | 3 | 0 | 0 | 0 | 0 | 0 | 2 | 41 | 64 | 11.25 | 1.750 |
| Jeff Weaver, R<br>ERA: 4.62 | (5, 1) | 1.0 | | 7 | 4 | 4 | 4 | 1 | 0 | 0 | 0 | 0 | 0 | 2 | 14 | 20 | 36.00 | 4.000 |
| Matt Anderson, R<br>ERA: 4.05 | (6, 1) | 2.0 | | 9 | 1 | 1 | 0 | 1 | 1 | 0 | 0 | 0 | 0 | 0 | 18 | 30 | 0.00 | 1.000 |
| Danny Patterson, R<br>ERA: 3.06 | (8, 1) | 1.0 | | 3 | 1 | 0 | 0 | 0 | 0 | 0 | 0 | 0 | 0 | 0 | 5 | 8 | 0.00 | 1.000 |

| PITCHER | IP | WLS | BF | H | R | ER | SO | BB | IBB | HBP | BLK | WP | HR | S | P | ERA | WHIP |
|---|---|---|---|---|---|---|---|---|---|---|---|---|---|---|---|---|---|

| Batter | 1 | 2 | 3 | 4 | 5 | 6 | 7 | 8 | 9 | AB | R | H | RBI | BB | SO | LOB |
|---|---|---|---|---|---|---|---|---|---|---|---|---|---|---|---|---|
| Ronnie Belliard, R (1, 4) OBP: 0.375, SLG: 0.424 | B C B B F X 3-2 HR 1B | B B F F X 2-2 G4-3 1-3 2B | | C F C 0-3 ① K | F X 0-1 ③ F8 | | | S B X 1-1 ② G4-3 | 5 | 1 | 2 | 0 | 0 | 1 | 0 |
| Marquis Grissom, R (1, 8) OBP: 0.291, SLG: 0.387 | B S B B X 2-1 1-H HR | B C X 1-1 ① SF8 3-H | | F F B S 1-3 ② K | | | X 0-0 ① G6-3 | | C B X 1-1 1B | 4 | 1 | 2 | 3 | 0 | 1 | 0 |
| Geoff Jenkins, L (1, 7) OBP: 0.329, SLG: 0.550 | B B B B 4-0 HR BB | B B X 2-0 ② G4-3 2-3 | | F C S 0-3 ③ K | | | B F B B C S 3-3 ② K | | X 0-0 ③ G6-3 | 4 | 1 | 0 | 0 | 1 | 2 | 2 |
| Jeremy Burnitz, L (1, 9) OBP: 0.342, SLG: 0.444 | C B F B X 2-2 1-H HR | B B B B 4-0 BB | | | C B C B X 2-2 ① L4 | | B B B C X 3-1 ③ F9 | | | 3 | 1 | 1 | 2 | 1 | 0 | 0 |
| Charlie Hayes, R (1, 5) OBP: 0.374, SLG: 0.401 | B C C C 1-3 ① K | S B C C 1-3 ③ K | | | B C F B S 2-3 ② K | | | F B F B B B 4-2 E BB | | 3 | 0 | 0 | 0 | 1 | 3 | 2 |
| Tyler Houston, L (1, 3) OBP: 0.306, SLG: 0.500 | C X 0-1 ② G5-3 | | C B X 1-1 ① G6-3 | | X 0-0 2B | | | B F S C 1-3 ① K | | 4 | 0 | 1 | 0 | 0 | 1 | 1 |
| José Hernández, R (1, 6) OBP: 0.318, SLG: 0.405 | B X 1-0 S 1B | | B S B B F B F B 4-2 BB | | B S B B B X 3-1 ③ F9 | | | B B F X 2-1 E4 PO 1-2 | | 3 | 0 | 1 | 0 | 1 | 0 | 2 |
| Mark Sweeney, L (1, 10) OBP: 0.327, SLG: 0.286 | B C B B B X 3-2 ③ G4-3 1-2 | | B C B B B F X 3-2 ② F7 | | | X 0-0 ① F7 | | S B C B S 2-3 ② K | | 4 | 0 | 0 | 0 | 0 | 1 | 4 |
| Henry Blanco, R (1, 2) OBP: 0.330, SLG: 0.406 | | B B X 2-0 2B SF8 1B | C C C 0-3 ③ K | | | C B B S X 2-2 ② F5 | | C 1 SAFE 0-1 ③ PO 1-2 | C B B S X 2-2 ① P6 | 4 | 1 | 1 | 0 | 0 | 1 | 1 |
| Inning Stats | R: 4 E: 0 K: 1 S: 17 H: 4 LOB: 1 BB: 1 P: 33 | R: 1 E: 0 K: 1 S: 10 H: 2 LOB: 2 BB: 1 P: 22 | R: 0 E: 0 K: 1 S: 11 H: 0 LOB: 1 BB: 1 P: 19 | R: 0 E: 0 K: 3 S: 9 H: 0 LOB: 0 BB: 0 P: 10 | R: 0 E: 0 K: 1 S: 9 H: 1 LOB: 1 BB: 0 P: 16 | R: 0 E: 0 K: 0 S: 6 H: 0 LOB: 0 BB: 0 P: 8 | R: 0 E: 0 K: 1 S: 6 H: 0 LOB: 0 BB: 0 P: 12 | R: 0 E: 1 K: 2 S: 11 H: 0 LOB: 1 BB: 1 P: 20 | R: 0 E: 0 K: 0 S: 8 H: 1 LOB: 1 BB: 0 P: 12 | 1B: 4 2B: 2 3B: 0 HR: 2 | SF: 1 SAC: 0 DP: 0 HBP: 0 | | | | | |

# TOP

## Milwaukee Brewers @ Kansas City Royals

Kauffman Stadium, Kansas City, MO

Thu Jul 13 2000, 7:05 PM CDT
Att. 18,525 - Sunny - 85 F

livebaseballscorecards.com

| | |
|---|---|
| AB | 34 |
| R | 5 |
| H | 8 |
| RBI | 5 |
| BB | 4 |
| SO | 10 |
| LOB | 12 |

| PITCHER | | IP | WLS | BF | H | R | ER | SO | BB | IBB | HBP | BLK | WP | HR | S | P | ERA | WHIP |
|---|---|---|---|---|---|---|---|---|---|---|---|---|---|---|---|---|---|---|
| Blake Stein, R ERA: 9.0 | (1, 1) | 6.0 | L | 28 | 7 | 5 | 5 | 7 | 3 | 0 | 0 | 0 | 0 | 2 | 62 | 108 | 7.50 | 1.667 |
| Brett Laxton, R ERA: 8.1 | (7, 1) | 1.1 | | 6 | 0 | 0 | 0 | 2 | 1 | 0 | 0 | 0 | 0 | 0 | 13 | 26 | 0.00 | 0.750 |
| Ricky Bottalico, R ERA: 4.6 | (8, 1) | 0.2 | | 1 | 0 | 0 | 0 | 1 | 0 | 0 | 0 | 0 | 0 | 0 | 4 | 6 | 0.00 | 0.000 |
| Jerry Spradlin, R ERA: 3.33 | (9, 1) | 1.0 | | 4 | 1 | 0 | 0 | 0 | 0 | 0 | 0 | 0 | 0 | 0 | 8 | 12 | 0.00 | 1.000 |

| PITCHER | IP | WLS | BF | H | R | ER | SO | BB | IBB | HBP | BLK | WP | HR | S | P | ERA | WHIP |
|---|---|---|---|---|---|---|---|---|---|---|---|---|---|---|---|---|---|

WP: 0 PB: 0 SB: 1 CS: 0 PA: 40

| Batter | 1 | 2 | 3 | 4 | 5 | 6 | 7 | 8 | 9 | AB | R | H | RBI | BB | SO | LOB |
|---|---|---|---|---|---|---|---|---|---|---|---|---|---|---|---|---|
| Johnny Damon, L (1, 8)<br>OBP: 0.359, SLG: 0.412 | F8 | | G4-3 BB | | S 1B | | S 1B | | 2B | 4 | 1 | 3 | 0 | 1 | 0 | 0 |
| Jeff Reboulet, R (1, 4)<br>OBP: 0.363, SLG: 0.323 | L5 | | G4-3 | | BB | | 1-H 1B | | K | 4 | 0 | 1 | 1 | 1 | 1 | 3 |
| 29 Mike Sweeney, R (1, 3)<br>OBP: 0.413, SLG: 0.560 | 1B | | K | | G1-3 | | F7 | | | 4 | 0 | 1 | 0 | 0 | 1 | 5 |
| Jermaine Dye, R (1, 9)<br>OBP: 0.391, SLG: 0.611 | K | | | G6-4-3 1B | | G5-3 | | K | | 4 | 0 | 1 | 0 | 0 | 2 | 1 |
| Mark Quinn, R (1, 7)<br>OBP: 0.329, SLG: 0.487 | | WP 1B BB | | G6-4-3 | | FC6-4 1B | | HR | | 3 | 1 | 2 | 1 | 1 | 0 | 1 |
| Joe Randa, R (1, 5)<br>OBP: 0.369, SLG: 0.459 | | L3 1B | | G5-3 | | FC6-4 | | F8 | | 4 | 0 | 1 | 0 | 0 | 0 | 1 |
| Dave McCarty, R (1, 10)<br>OBP: 0.370, SLG: 0.600 | | L3 | | | F9 | K | | G6-3 | | 4 | 0 | 0 | 0 | 0 | 1 | 3 |
| Jorge Fabregas, L (1, 2)<br>OBP: 0.304, SLG: 0.362 | | P8 | | | G5-3 | | G4-3 | | F8 | 4 | 0 | 0 | 0 | 0 | 0 | 1 |
| Rey Sanchez, R (1, 6)<br>OBP: 0.276, SLG: 0.298<br>Todd Dunwoody, L (9, PH)<br>OBP: 0.240, SLG: 0.283 | | | G4-3 BB | | 1B 1B | | P2 | | K | 2<br>1 | 0<br>0 | 1<br>0 | 0<br>0 | 1<br>0 | 0<br>1 | 0<br>0 |
| Inning Stats | R: 0 E: 0 K: 1 S: 9 H: 1 LOB: 1 BB: 0 P: 13 | R: 0 E: 0 K: 0 S: 7 H: 1 LOB: 1 BB: 1 P: 16 | R: 0 E: 0 K: 1 S: 9 H: 0 LOB: 1 BB: 2 P: 19 | R: 0 E: 0 K: 0 S: 6 H: 1 LOB: 0 BB: 0 P: 8 | R: 0 E: 0 K: 0 S: 10 H: 2 LOB: 3 BB: 1 P: 21 | R: 0 E: 0 K: 1 S: 7 H: 1 LOB: 1 BB: 0 P: 12 | R: 1 E: 0 K: 0 S: 13 H: 2 LOB: 1 BB: 0 P: 19 | R: 1 E: 0 K: 1 S: 9 H: 1 LOB: 0 BB: 0 P: 16 | R: 0 E: 0 K: 2 S: 13 H: 1 LOB: 1 BB: 0 P: 20 | 1B: 8 2B: 2 3B: 0 HR: 1 | SF: 0 SAC: 0 DP: 3 HBP: 0 | | | | | | |

| PITCHER | IP | WLS | BF | H | R | ER | SO | BB | IBB | HBP | BLK | WP | HR | S | P | ERA | WHIP |
|---|---|---|---|---|---|---|---|---|---|---|---|---|---|---|---|---|---|
| Jamey Wright, R (1, 1)<br>ERA: 3.22 | 7.0 | W | 30 | 8 | 1 | 1 | 3 | 4 | 0 | 0 | 0 | 1 | 0 | 61 | 108 | 1.29 | 1.714 |
| David Weathers, R (8, 1)<br>ERA: 3.53 | 1.0 | | 4 | 1 | 1 | 1 | 1 | 0 | 0 | 0 | 0 | 0 | 1 | 9 | 16 | 9.00 | 1.000 |
| Bob Wickman, R (9, 1)<br>ERA: 3.0 | 1.0 | S | 4 | 1 | 0 | 0 | 2 | 0 | 0 | 0 | 0 | 0 | 0 | 13 | 20 | 0.00 | 1.000 |

| PITCHER | IP | WLS | BF | H | R | ER | SO | BB | IBB | HBP | BLK | WP | HR | S | P | ERA | WHIP |
|---|---|---|---|---|---|---|---|---|---|---|---|---|---|---|---|---|---|

# BOTTOM

## Milwaukee Brewers @ Kansas City Royals

Kauffman Stadium, Kansas City, MO

Thu Jul 13 2000, 7:05 PM CDT
Att. 18,525 - Sunny - 85 F

livebaseballscorecards.com

| | |
|---|---|
| AB | 34 |
| R | 2 |
| H | 10 |
| RBI | 2 |
| BB | 4 |
| SO | 6 |
| LOB | 15 |

| | | | |
|---|---|---|---|
| 1B: 8 | SF: 0 | WP: 1 | PA: 38 |
| 2B: 2 | SAC: 0 | PB: 0 | |
| 3B: 0 | DP: 3 | SB: 2 | |
| HR: 1 | HBP: 0 | CS: 0 | |

| Batter | 1 | 2 | 3 | 4 | 5 | 6 | 7 | 8 | 9 | AB | R | H | RBI | BB | SO | LOB |
|---|---|---|---|---|---|---|---|---|---|---|---|---|---|---|---|---|
| Ronnie Belliard, R (1, 4)<br>OBP: 0.374, SLG: 0.426 | G5-3 | | G6-3 | | 2B | | SH1-3 | | 1B | 3 | 0 | 1 | 0 | 0 | 0 | 0 |
| Luis Lopez, S (5, PR)<br>OBP: 0.340, SLG: 0.430 (5, 4) | | | | | | | 1-2 | | | 1 | 0 | 1 | 0 | 0 | 0 | 0 |
| Marquis Grissom, R (1, 8)<br>OBP: 0.290, SLG: 0.383 | K | | F9 | | F8 | | G4-6-3 BB | | F8 | 4 | 0 | 0 | 0 | 1 | 1 | 2 |
| Geoff Jenkins, L (1, 7)<br>OBP: 0.327, SLG: 0.547 | 2B | | F7 | | G3-1 | | G4-6-3<br>1-2f | | F7 | 5 | 0 | 1 | 0 | 0 | 0 | 4 |
| Jeromy Burnitz, L (1, 9)<br>OBP: 0.338, SLG: 0.439 | G4-3 | | | G3-1 | | F8 | | F9 | | 4 | 0 | 0 | 0 | 0 | 0 | 1 |
| Charlie Hayes, R (1, 5)<br>OBP: 0.379, SLG: 0.411 | | P4 | | WP F7<br>2B 1B | | F8<br>2B | | HR<br>1B | | 4 | 2 | 3 | 0 | 0 | 0 | 0 |
| Tyler Houston, L (1, 3)<br>OBP: 0.311, SLG: 0.500 | | BB<br>1B | | F7<br>1-2 | | 1B | | K | | 4 | 0 | 2 | 0 | 0 | 1 | 2 |
| José Hernández, R (1, 6)<br>OBP: 0.323, SLG: 0.421 | | 1-2 BB | | 1B<br>2-H 2B | | F8<br>2-3 | | 1-H HR | | 3 | 2 | 2 | 3 | 1 | 0 | 2 |
| Raul Casanova, S (1, 10)<br>OBP: 0.333, SLG: 0.435 | | K | | 1B<br>2-H | | L9 | | L9 | | 4 | 0 | 1 | 1 | 0 | 1 | 4 |
| Henry Blanco, R (1, 2)<br>OBP: 0.328, SLG: 0.402 | | F7 | | | F7 | | SH1-3<br>1B | | G5-3 | 4 | 0 | 1 | 0 | 0 | 0 | 2 |
| Inning Stats | R: 0 H: 1<br>E: 0 LOB: 1<br>K: 1 BB: 0<br>S: 9 P: 14 | R: 0 H: 1<br>E: 0 LOB: 2<br>K: 1 BB: 1<br>S: 11 P: 19 | R: 0 H: 0<br>E: 0 LOB: 0<br>K: 0 BB: 0<br>S: 6 P: 8 | R: 2 H: 3<br>E: 0 LOB: 1<br>K: 0 BB: 0<br>S: 9 P: 16 | R: 0 H: 1<br>E: 0 LOB: 1<br>K: 0 BB: 0<br>S: 10 P: 16 | R: 0 H: 2<br>E: 0 LOB: 2<br>K: 0 BB: 0<br>S: 8 P: 13 | R: 0 H: 1<br>E: 0 LOB: 1<br>K: 0 BB: 1<br>S: 7 P: 13 | R: 2 H: 2<br>E: 0 LOB: 0<br>K: 1 BB: 0<br>S: 11 P: 14 | R: 0 H: 1<br>E: 0 LOB: 1<br>K: 0 BB: 0<br>S: 7 P: 11 | 1B: 7 SF: 0<br>2B: 4 SAC: 1<br>3B: 0 DP: 1<br>HR: 1 HBP: 0 | | | | | | |

| PITCHER | IP | WLS | BF | H | R | ER | SO | BB | IBB | HBP | BLK | WP | HR | S | P | ERA | WHIP |
|---|---|---|---|---|---|---|---|---|---|---|---|---|---|---|---|---|---|
| Mac Suzuki, R (1, 1)<br>ERA: 3.52 | 7.0 | L | 30 | 9 | 2 | 2 | 2 | 2 | 0 | 0 | 0 | 1 | 0 | 60 | 99 | 2.57 | 1.571 |
| Jose Santiago, R (8, 1)<br>ERA: 4.2 | 2.0 | | 9 | 3 | 2 | 2 | 1 | 0 | 0 | 0 | 0 | 0 | 1 | 18 | 25 | 9.00 | 1.500 |

| PITCHER | IP | WLS | BF | H | R | ER | SO | BB | IBB | HBP | BLK | WP | HR | S | P | ERA | WHIP |
|---|---|---|---|---|---|---|---|---|---|---|---|---|---|---|---|---|---|

# TOP

## Milwaukee Brewers @ Kansas City Royals

Kauffman Stadium, Kansas City, MO

Fri Jul 14 2000, 7:05 PM CDT
Att. 29,473 - Sunny - 93 F

livebaseballscorecards.com

| | |
|---|---|
| AB | 36 |
| R | 4 |
| H | 12 |
| RBI | 4 |
| BB | 2 |
| SO | 3 |
| LOB | 17 |

WP: 1 PA: 39
PB: 0
SB: 0
CS: 0

| Batter | 1 | 2 | 3 | 4 | 5 | 6 | 7 | 8 | 9 | AB | R | H | RBI | BB | SO | LOB |
|---|---|---|---|---|---|---|---|---|---|---|---|---|---|---|---|---|
| Johnny Damon, L (1, 8)<br>OBP: 0.358, SLG: 0.411 | B B F X 2-1 G4-3 ① | | | B X 1-0 G4-3 ① | | X 0-0 F7 ① | | X 0-0 1B | | 1 | 0 | 0 | 0 | 0 | 0 | 0 |
| Todd Dunwoody, L (3, 8)<br>OBP: 0.245, SLG: 0.286 | | | | | | | | | | 3 | 0 | 1 | 0 | 0 | 0 | 1 |
| Jeff Reboulet, R (1, 4)<br>OBP: 0.356, SLG: 0.315 | S B B B F X 3-2 F9 ② | | | F C F S 0-3 K ② | | B C C F F B B C 3-3 K ② | | B F S X 1-2 F7 ② | | 3 | 0 | 0 | 0 | 0 | 2 | 1 |
| Scott Pose, L (8, PH)<br>OBP: 0.293, SLG: 0.194 | | | | | | | | | | 1 | 0 | 0 | 0 | 0 | 0 | 1 |
| Luis Ordaz, R (9, 4)<br>OBP: 0.258, SLG: 0.246 | | | | | | | | | | 0 | 0 | 0 | 0 | 0 | 0 | 0 |
| 29 Mike Sweeney, R (1, 10)<br>OBP: 0.414, SLG: 0.558 | B X 1-0 F9 ③ | | | X 0-0 1B | | C B B B B 4-1 BB | | B C F B X 2-2 G4-3 ③ | | 3 | 0 | 1 | 0 | 1 | 0 | 1 |
| Jermaine Dye, R (1, 9)<br>OBP: 0.387, SLG: 0.603 | | B B B F C X 3-2 P4 ① | | F X 0-1 P6 ③ | | B C B F B F X 3-2 F8 ③ | | | B C B B F X 3-2 G5-3 ① | 4 | 0 | 0 | 0 | 0 | 0 | 3 |
| Mark Quinn, R (1, 7)<br>OBP: 0.332, SLG: 0.485 | | B C B B B 4-1 G4-6-3 BB | | B X 1-0 F8 WP 1B | | | X 0-0 F7 ① | | C X 0-1 F9 ② | 3 | 0 | 1 | 0 | 1 | 0 | 0 |
| Joe Randa, R (1, 5)<br>OBP: 0.365, SLG: 0.454 | | C X 0-1 G4-6-3 ②③ 1-2f | | C B B F X 2-2 F8 ① 1-3 | | | B F B B B F X 3-2 E5 | | F B X 1-1 F8 ③ | 4 | 0 | 0 | 0 | 0 | 0 | 2 |
| Dave McCarty, R (1, 3)<br>OBP: 0.362, SLG: 0.585 | | C B F C 1-3 K ① | | F X 0-1 F3 ② | | | X 0-0 F7 ② | | | 3 | 0 | 0 | 0 | 0 | 1 | 2 |
| Jorge Fabregas, L (1, 2)<br>OBP: 0.296, SLG: 0.352 | | C C B X 1-2 G3 ② | | B B B C C F X 3-2 G3 ③ | | | B F X 1-1 F7 ③ | | | 3 | 0 | 0 | 0 | 0 | 0 | 2 |
| Rey Sanchez, R (1, 6)<br>OBP: 0.277, SLG: 0.302 | | C C B S 1-3 K ③ | | | | X 0-0 2B | | B C X 1-1 G3-1 ① | | 3 | 0 | 1 | 0 | 0 | 1 | 0 |
| Inning Stats | R: 0 H: 0<br>E: 0 LOB: 0<br>K: 0 BB: 0<br>S: 6 P: 12 | R: 0 H: 0<br>E: 0 LOB: 0<br>K: 0 BB: 1<br>S: 6 P: 13 | R: 0 H: 0<br>E: 0 LOB: 0<br>K: 2 BB: 0<br>S: 9 P: 12 | R: 0 H: 1<br>E: 0 LOB: 1<br>K: 1 BB: 0<br>S: 8 P: 9 | R: 0 H: 1<br>E: 0 LOB: 1<br>K: 0 BB: 0<br>S: 10 P: 16 | R: 0 H: 1<br>E: 0 LOB: 2<br>K: 1 BB: 1<br>S: 12 P: 22 | R: 0 H: 0<br>E: 1 LOB: 1<br>K: 0 BB: 0<br>S: 7 P: 11 | R: 0 H: 1<br>E: 0 LOB: 1<br>K: 0 BB: 0<br>S: 9 P: 13 | R: 0 H: 0<br>E: 0 LOB: 0<br>K: 0 BB: 0<br>S: 7 P: 11 | 1B: 3 SF: 0<br>2B: 1 SAC: 0<br>3B: 0 DP: 1<br>HR: 0 HBP: 0 | | | | | | |

| PITCHER | | IP | WLS | BF | H | R | ER | SO | BB | IBB | HBP | BLK | WP | HR | S | P | ERA | WHIP |
|---|---|---|---|---|---|---|---|---|---|---|---|---|---|---|---|---|---|---|
| Jeff D'Amico, R<br>ERA: 2.16 | (1, 1) | 7.0 | W | 26 | 3 | 0 | 0 | 4 | 2 | 0 | 0 | 0 | 1 | 0 | 58 | 95 | 0.00 | 0.714 |
| Curt Leskanic, R<br>ERA: 2.95 | (8, 1) | 1.0 | | 4 | 1 | 0 | 0 | 0 | 0 | 0 | 0 | 0 | 0 | 0 | 9 | 13 | 0.00 | 1.000 |
| Juan Acevedo, R<br>ERA: 3.74 | (9, 1) | 1.0 | | 3 | 0 | 0 | 0 | 0 | 0 | 0 | 0 | 0 | 0 | 0 | 7 | 11 | 0.00 | 0.000 |

| PITCHER | IP | WLS | BF | H | R | ER | SO | BB | IBB | HBP | BLK | WP | HR | S | P | ERA | WHIP |
|---|---|---|---|---|---|---|---|---|---|---|---|---|---|---|---|---|---|

# BOTTOM

# Milwaukee Brewers @ Kansas City Royals

Kauffman Stadium, Kansas City, MO

Fri Jul 14 2000, 7:05 PM CDT
Att. 29,473 - Sunny - 93 F

livebaseballscorecards.com

| | |
|---|---|
| AB | 31 |
| R | 0 |
| H | 4 |
| RBI | 0 |
| BB | 2 |
| SO | 4 |
| LOB | 13 |

| Batter | 1 | 2 | 3 | 4 | 5 | 6 | 7 | 8 | 9 | AB | R | H | RBI | BB | SO | LOB |
|---|---|---|---|---|---|---|---|---|---|---|---|---|---|---|---|---|
| Ronnie Belliard, R (1, 4)<br>OBP: 0.375, SLG: 0.428 | C X<br>0-1 ①<br>G4-3 | | C B C F B X<br>2-2 ②<br>3-H<br>2B | | B B C X<br>2-1 ①<br>FC5-4<br>1B | | B F S S<br>1-3 ③<br>K | | C X<br>0-1 ③<br>G4-3 | 5 | 0 | 2 | 1 | 0 | 1 | 1 |
| Marquis Grissom, R (1, 8)<br>OBP: 0.287, SLG: 0.379 | C F S<br>0-3 ②<br>K | | B X<br>1-0 ③<br>F9 | | C X<br>0-1 ①<br>L8 | | | F X<br>0-1 ①<br>F9 | | 4 | 0 | 0 | 0 | 0 | 1 | 2 |
| Geoff Jenkins, L (1, 7)<br>OBP: 0.326, SLG: 0.546 | C B S S<br>1-3 ③<br>K | | | B F B X<br>2-1 ①<br>F8 | X<br>0-0 ②<br>1-2f<br>FC5-4 | | | B B F X<br>2-1 ①<br>1B<br>G6-3<br>2B | | 4 | 1 | 1 | 0 | 0 | 1 | 1 |
| Jeremy Burnitz, L (1, 9)<br>OBP: 0.340, SLG: 0.449 | | C S C<br>0-3 ①<br>K | | X<br>0-0 ②<br>HR | F C F B B F F S<br>2-3 ③<br>K | | | B B S B X<br>3-1 ①<br>2-3<br>WP<br>1B | | 4 | 1 | 2 | 1 | 0 | 2 | 1 |
| Charlie Hayes, R (1, 5)<br>OBP: 0.377, SLG: 0.409 | | C F B B F B C<br>2-3 ②<br>K | | X<br>0-0 ②<br>F9 | | F B F B X<br>2-2 ①<br>G6-4-3<br>1B | | S C B B F B X<br>3-2 ②<br>1-2<br>3-H<br>G6-3 | | 4 | 0 | 1 | 1 | 0 | 1 | 1 |
| Tyler Houston, L (1, 3)<br>OBP: 0.309, SLG: 0.500 | | B F C S S<br>1-3 ③<br>K2-3 | | X<br>0-0 ①②<br>1B<br>2B | | X<br>0-0 ①②<br>1-2f<br>G6-4-3 | | B B S X<br>2-1 ③<br>P6 | | 4 | 1 | 1 | 0 | 0 | 1 | 2 |
| José Hernández, R (1, 6)<br>OBP: 0.325, SLG: 0.425 | | | C X<br>0-1 ①<br>F8<br>2B<br>2B | B C B B F X<br>3-2 ③<br>FC6-4<br>1B<br>2-H<br>1B | | C B C F F B X<br>2-2 ③<br>G4-3 | | | B X<br>1-0 ①<br>G1-3 | 4 | 1 | 2 | 1 | 0 | 0 | 0 |
| Raul Casanova, S (1, 10)<br>OBP: 0.340, SLG: 0.438 | | | X<br>0-0 ①<br>F7 | B X<br>1-0<br>1-2<br>FC6-4<br>1B | | F C B B F F X<br>2-2 ①<br>G4-3 | | | B B X<br>2-0<br>1B | 4 | 0 | 2 | 0 | 0 | 0 | 1 |
| Henry Blanco, R (1, 2)<br>OBP: 0.324, SLG: 0.395<br>Mark Sweeney, L (9, PH)<br>OBP: 0.320, SLG: 0.279 | | | X<br>0-0 ②<br>2-3<br>F8 | B C X<br>1-1 ③<br>1-2f<br>2-3<br>FC6-4 | | C B F F F X<br>1-2 ②<br>P5 | | X<br>0-0 ②<br>F7 | | 3<br>1 | 0<br>0 | 0<br>0 | 0<br>0 | 0<br>0 | 0<br>0 | 3<br>1 |
| Inning Stats | R: 0<br>E: 0<br>K: 2<br>S: 8<br>H: 0<br>LOB: 0<br>BB: 0<br>P: 9 | R: 0<br>E: 0<br>K: 3<br>S: 10<br>H: 0<br>LOB: 0<br>BB: 0<br>P: 13 | R: 1<br>E: 0<br>K: 0<br>S: 9<br>H: 2<br>LOB: 1<br>BB: 0<br>P: 12 | R: 2<br>E: 0<br>K: 0<br>S: 11<br>H: 4<br>LOB: 2<br>BB: 0<br>P: 18 | R: 0<br>E: 0<br>K: 1<br>S: 11<br>H: 1<br>LOB: 1<br>BB: 0<br>P: 15 | R: 0<br>E: 0<br>K: 0<br>S: 9<br>H: 1<br>LOB: 0<br>BB: 0<br>P: 13 | R: 0<br>E: 0<br>K: 1<br>S: 13<br>H: 0<br>LOB: 0<br>BB: 0<br>P: 17 | R: 1<br>E: 0<br>K: 0<br>S: 12<br>H: 2<br>LOB: 1<br>BB: 0<br>P: 22 | R: 0<br>E: 0<br>K: 0<br>S: 5<br>H: 1<br>LOB: 1<br>BB: 0<br>P: 8 | 1B: 6<br>2B: 4<br>3B: 0<br>HR: 1<br>SF: 0<br>SAC: 0<br>DP: 1<br>HBP: 0 | | | | | | |

| PITCHER | IP | WLS | BF | H | R | ER | SO | BB | IBB | HBP | BLK | WP | HR | S | P | ERA | WHIP |
|---|---|---|---|---|---|---|---|---|---|---|---|---|---|---|---|---|---|
| Jeff Suppan, R (1, 1)<br>ERA: 5.78 | 7.1 | W | 31 | 10 | 4 | 4 | 7 | 0 | 0 | 0 | 0 | 0 | 1 | 77 | 108 | 4.91 | 1.364 |
| Ricky Bottalico, R (8, 1)<br>ERA: 4.43 | 1.2 | S | 6 | 1 | 0 | 0 | 0 | 0 | 0 | 0 | 0 | 1 | 0 | 11 | 19 | 0.00 | 0.600 |

| PITCHER | IP | WLS | BF | H | R | ER | SO | BB | IBB | HBP | BLK | WP | HR | S | P | ERA | WHIP |
|---|---|---|---|---|---|---|---|---|---|---|---|---|---|---|---|---|---|

TOP

# Milwaukee Brewers @ Kansas City Royals

Kauffman Stadium, Kansas City, MO

Sat Jul 15 2000, 7:05 PM CDT

Att. 23,598 - Sunny - 87 F

livebaseballscorecards.com

| | |
|---|---|
| AB | 37 |
| R | 4 |
| H | 11 |
| RBI | 4 |
| BB | 0 |
| SO | 7 |
| LOB | 13 |

| | | | | | | | | | | | | | | | | | |
|---|---|---|---|---|---|---|---|---|---|---|---|---|---|---|---|---|---|
| WP: 1 | PA: 37 | | | | | | | | | | | | | | | | |
| PB: 0 | | | | | | | | | | | | | | | | | |
| SB: 0 | | | | | | | | | | | | | | | | | |
| CS: 0 | | | | | | | | | | | | | | | | | |

| Batter | 1 | 2 | 3 | 4 | 5 | 6 | 7 | 8 | 9 | AB | R | H | RBI | BB | SO | LOB |
|---|---|---|---|---|---|---|---|---|---|---|---|---|---|---|---|---|
| Johnny Damon, L (1, 10)<br>OBP: 0.359, SLG: 0.411 | B B C F X<br>2-2<br>1B | | F X<br>0-1<br>29 1B BB<br>1-2<br>FC4-6<br>1B | X<br>0-0 ③<br>G4-3 | | B X<br>1-0 ① ②<br>L4-3<br>1-2 | | C S X<br>0-2 ③<br>G3-1 | | 5 | 1 | 2 | 0 | 0 | 0 | 1 |
| Rey Sanchez, R (1, 6)<br>OBP: 0.283, SLG: 0.306 | C I F B X<br>1-2 ①<br>L9 | | B B B B<br>4-0<br>29 1B<br>1-2<br>2-3<br>E<br>BB | | B F B B F X<br>3-2<br>1B BB<br>1B<br>1B | X<br>0-0<br>1B | | | | 3 | 2 | 2 | 0 | 1 | 0 | 1 |
| 29 Mike Sweeney, R (1, 3)<br>OBP: 0.412, SLG: 0.554 | C C S<br>0-3 ②<br>K | | X<br>0-0<br>FC4-6<br>1-2<br>2-3<br>3-H<br>1B | | B B X<br>2-0 ①<br>F9 | C X<br>0-1 ③<br>F8 | | | | 4 | 0 | 1 | 1 | 0 | 1 | 3 |
| Jermaine Dye, R (1, 9)<br>OBP: 0.385, SLG: 0.597 | S B F P S<br>2-3 ③<br>K | | C C F X<br>0-2 ②<br>FC4-6<br>BB BB<br>1B<br>1-2f<br>2-H<br>3-H | | B B B B<br>4-0<br>1B<br>1-2<br>1B<br>BB | | B X<br>1-0 ①<br>L5 | | | 3 | 2 | 0 | 1 | 1 | 1 | 2 |
| Mark Quinn, R (1, 7)<br>OBP: 0.338, SLG: 0.492 | | B C B X<br>2-1 ①<br>F3 | B B B C B<br>4-1<br>BB<br>1-2<br>1B<br>BB | | B C X<br>1-1<br>FC5-4<br>1-2<br>2-3<br>1B<br>1B | | B F X<br>1-1<br>2B | | | 3 | 1 | 2 | 0 | 1 | 0 | 0 |
| Joe Randa, R (1, 5)<br>OBP: 0.366, SLG: 0.453 | | B C B B X<br>3-1 ②<br>G4-3 | B B B B<br>4-0<br>1B<br>1-2<br>2-3<br>CS<br>BB | | B F X<br>1-1<br>FC5-4<br>1-2<br>2-H<br>3-H<br>1B | | C X<br>0-1 ②<br>L7 | | | 3 | 0 | 1 | 2 | 1 | 0 | 1 |
| Todd Dunwoody, L (1, 8)<br>OBP: 0.246, SLG: 0.283 | B C F F X<br>1-2 ③<br>G3-1 | B X<br>1-0<br>1-3<br>2-H<br>3-H<br>1B | | | B F X<br>1-1 ②<br>F7 | | X<br>0-0 ③<br>F7 | | | 4 | 0 | 1 | 2 | 0 | 0 | 3 |
| Gregg Zaun, S (1, 2)<br>OBP: 0.360, SLG: 0.344 | | B X<br>1-0 ③<br>F8<br>C B B<br>1-2<br>CS<br>3-H | | F X<br>0-1<br>G1-6-3<br>1B | C B B C X<br>2-2 ③<br>FC5-4<br>1-2f<br>2-3 | | | X<br>0-0 ①<br>P6 | | 4 | 0 | 1 | 0 | 0 | 0 | 2 |
| Luis Ordaz, R (1, 4)<br>OBP: 0.271, SLG: 0.250 | | | B F S B B B<br>4-2<br>BB 1B<br>29<br>1B<br>BB | B X<br>1-0 ① ②<br>G1-6-3<br>1-2f | | C B B F X<br>2-2<br>L4-3<br>1B | | C X<br>0-1 ②<br>G6-3 | | 3 | 1 | 1 | 0 | 1 | 0 | 1 |
| Inning Stats | R: 0 E: 0 K: 2 S: 14<br>H: 1 LOB: 1 BB: 0 P: 18 | R: 0 E: 0 K: 0 S: 8<br>H: 0 LOB: 0 BB: 0 P: 14 | R: 5 E: 1 K: 0 S: 15<br>H: 3 LOB: 1 BB: 4 P: 34 | R: 0 E: 0 K: 0 S: 4<br>H: 1 LOB: 0 BB: 0 P: 5 | R: 2 E: 0 K: 0 S: 13<br>H: 3 LOB: 2 BB: 1 P: 27 | R: 0 E: 0 K: 0 S: 7<br>H: 2 LOB: 1 BB: 0 P: 10 | R: 0 E: 0 K: 0 S: 6<br>H: 1 LOB: 1 BB: 0 P: 8 | R: 0 E: 0 K: 0 S: 6<br>H: 0 LOB: 0 BB: 0 P: 6 | | 1B: 10 2B: 2 3B: 0 HR: 0<br>SF: 0 SAC: 0 DP: 2 HBP: 0 | | | | WP: 0 PB: 0 SB: 0 CS: 1<br>PA: 38 | | |

# BOTTOM

# Milwaukee Brewers @ Kansas City Royals

Kauffman Stadium, Kansas City, MO

Sat Jul 15 2000, 7:05 PM CDT
Att. 23,598 - Sunny - 87 F

livebaseballscorecards.com

| | |
|---|---|
| AB | 32 |
| R | 7 |
| H | 11 |
| RBI | 6 |
| BB | 5 |
| SO | 2 |
| LOB | 14 |

| PITCHER | | IP | WLS | BF | H | R | ER | SO | BB | IBB | HBP | BLK | WP | HR | S | P | ERA | WHIP |
|---|---|---|---|---|---|---|---|---|---|---|---|---|---|---|---|---|---|---|
| Jimmy Haynes, R<br>ERA: 4.79 | (1, 1) | 4.1 | L | 24 | 8 | 7 | 7 | 2 | 5 | 0 | 0 | 0 | 0 | 0 | 49 | 90 | 14.54 | 3.000 |
| Valerio De Los Santos, L<br>ERA: 6.0 | (5, 1) | 1.1 | | 5 | 2 | 0 | 0 | 0 | 0 | 0 | 0 | 0 | 0 | 0 | 10 | 16 | 0.00 | 1.500 |
| Steve Woodard, R<br>ERA: 6.06 | (6, 1) | 2.1 | | 8 | 1 | 0 | 0 | 0 | 0 | 0 | 0 | 0 | 0 | 0 | 14 | 16 | 0.00 | 0.429 |

| PITCHER | | IP | WLS | BF | H | R | ER | SO | BB | IBB | HBP | BLK | WP | HR | S | P | ERA | WHIP |
|---|---|---|---|---|---|---|---|---|---|---|---|---|---|---|---|---|---|---|

| Batter | 1 | 2 | 3 | 4 | 5 | 6 | 7 | 8 | 9 | AB | R | H | RBI | BB | SO | LOB |
|---|---|---|---|---|---|---|---|---|---|---|---|---|---|---|---|---|
| Ronnie Belliard, R (1, 4)<br>OBP: 0.375, SLG: 0.426 | B C X 1-1 ① G5-3 | | S F X 0-2 1B 1B | | S B F S 1-3 ② K | | | B C X 1-1 ① G6-3 | F B F B F B B 4-2 BB | 4 | 0 | 1 | 0 | 1 | 1 | 0 |
| Marquis Grissom, R (1, 8)<br>OBP: 0.284, SLG: 0.374 | B S T S 1-3 ② K | | B B X 2-0 ① F9 | | F B S B X 2-2 ③ G6-3 | | | X 0-0 ② F7 | C C B X 1-2 ③ P6 | 5 | 0 | 0 | 0 | 0 | 1 | 3 |
| Geoff Jenkins, L (1, 7)<br>OBP: 0.332, SLG: 0.565 | B X 1-0 HR 2B | | F C B S 1-3 ② K | | | B X 1-0 1B | | B F X 1-1 HR | | 4 | 2 | 3 | 1 | 0 | 1 | 1 |
| Charlie Hayes, R (1, 10)<br>OBP: 0.382, SLG: 0.424 | F X 0-1 2-H HR | | X 0-0 1-3 1B | | | S S S 0-3 ① K | | C B B S B T F B 4-2 BB | | 3 | 1 | 2 | 2 | 1 | 1 | 1 |
| Jeromy Burnitz, L (1, 9)<br>OBP: 0.337, SLG: 0.443 | C C T S 0-3 ③ K | | B F B B B X 3-1 ③ P3 | | | B C S S X 1-2 ② P1 | | B B X 2-0 ③ F9 | | 4 | 0 | 0 | 0 | 0 | 1 | 4 |
| José Hernández, R (1, 5)<br>OBP: 0.321, SLG: 0.420 | | C F C 0-3 ① K | | X 0-0 ① F9 | | S P B T F S 2-3 ③ K | | | F F F B F S 1-3 ① K | 4 | 0 | 0 | 0 | 0 | 3 | 1 |
| Raul Casanova, S (1, 2)<br>OBP: 0.327, SLG: 0.420 | | C X 0-1 ② G3-1 | | B B C X 2-1 ② F8 | | | C S B S 1-3 ① K | | X 0-0 ② G6-3 | 4 | 0 | 0 | 0 | 0 | 1 | 0 |
| Tyler Houston, L (1, 3)<br>OBP: 0.310, SLG: 0.517<br>Chris Jones, R (9, PH)<br>OBP: 0.250, SLG: 0.250 | | B C B B B X 3-1 HR | | F B B B C C 3-3 ③ K | | | F F F C 0-3 ② K | | C X 0-1 2B 1B | 3<br>1 | 1<br>1 | 1<br>1 | 1<br>0 | 0<br>0 | 2<br>0 | 0<br>0 |
| Luis Lopez, S (1, 6)<br>OBP: 0.336, SLG: 0.433 | | B C B S S 2-3 ③ K | | | B B C X 2-1 ① G1-3 | | B F X 1-1 ③ F8 | | C F X 0-2 1-H 2B | 4 | 0 | 1 | 1 | 0 | 1 | 0 |
| Inning Stats | R: 2 H: 2<br>E: 0 LOB: 0<br>K: 2 BB: 0<br>S: 12 P: 15 | R: 1 H: 1<br>E: 0 LOB: 0<br>K: 2 BB: 0<br>S: 10 P: 15 | R: 0 H: 2<br>E: 0 LOB: 2<br>K: 1 BB: 0<br>S: 10 P: 16 | R: 0 H: 0<br>E: 0 LOB: 0<br>K: 1 BB: 0<br>S: 6 P: 11 | R: 0 H: 0<br>E: 0 LOB: 0<br>K: 1 BB: 0<br>S: 8 P: 13 | R: 0 H: 1<br>E: 0 LOB: 1<br>K: 2 BB: 0<br>S: 11 P: 14 | R: 0 H: 0<br>E: 0 LOB: 0<br>K: 2 BB: 0<br>S: 9 P: 11 | R: 1 H: 1<br>E: 0 LOB: 1<br>K: 0 BB: 1<br>S: 10 P: 18 | R: 1 H: 2<br>E: 0 LOB: 2<br>K: 1 BB: 1<br>S: 17 P: 23 | 1B: 4 SF: 0<br>2B: 2 SAC: 0<br>3B: 0 DP: 0<br>HR: 3 HBP: 0 | | | | | | WP: 0 PA: 38<br>PB: 0<br>SB: 0<br>CS: 0 | |

| PITCHER | IP | WLS | BF | H | R | ER | SO | BB | IBB | HBP | BLK | WP | HR | S | P | ERA | WHIP |
|---|---|---|---|---|---|---|---|---|---|---|---|---|---|---|---|---|---|
| James Baldwin, R (1, 1)<br>ERA: 4.3 | 8.0 | W | 32 | 7 | 4 | 4 | 11 | 1 | 0 | 0 | 0 | 0 | 3 | 76 | 113 | 4.50 | 1.000 |
| 56 Mark Buehrle, L (9, 1)<br>ERA: 9.0 | 1.0 | | 6 | 2 | 1 | 1 | 1 | 1 | 0 | 0 | 0 | 0 | 0 | 17 | 23 | 9.00 | 3.000 |

| PITCHER | IP | WLS | BF | H | R | ER | SO | BB | IBB | HBP | BLK | WP | HR | S | P | ERA | WHIP |
|---|---|---|---|---|---|---|---|---|---|---|---|---|---|---|---|---|---|

# TOP

## Milwaukee Brewers @ Chicago White Sox

Comiskey Park, Chicago, IL

Sun Jul 16 2000, 2:05 PM EDT

Att. 30,050 - Sunny - 81 F

livebaseballscorecards.com

| | |
|---|---|
| AB | 36 |
| R | 5 |
| H | 9 |
| RBI | 5 |
| BB | 2 |
| SO | 12 |
| LOB | 10 |

| Batter | 1 | 2 | 3 | 4 | 5 | 6 | 7 | 8 | 9 | AB | R | H | RBI | BB | SO | LOB |
|---|---|---|---|---|---|---|---|---|---|---|---|---|---|---|---|---|
| Ray Durham, S (1, 4)<br>OBP: 0.358, SLG: 0.485 | C C F B X<br>1-2 ① P6 | B X<br>1-0 ① F9 | | C H<br>1-1 HBP<br>1B HBP | | C X<br>0-1 S<br>1-3 HR 1B | F B B F X<br>2-2 ② P3 | | | 4 | 2 | 1 | 0 | 0 | 0 | 1 |
| Jose Valentin, S (1, 6)<br>OBP: 0.330, SLG: 0.481 | B B C X<br>2-1 S<br>1B 1B | C B C B B X<br>3-2 ② F7 | | C H<br>1-1 1B<br>1-2 2-3 HBP | | B B F B X<br>3-1 ① F8 | B X<br>1-0 2-H 1B | | | 4 | 1 | 2 | 1 | 0 | 0 | 2 |
| Frank Thomas, R (1, 10)<br>OBP: 0.448, SLG: 0.661 | C B B B B<br>4-1 1B<br>14 2B<br>1-2 BB | X<br>0-0 ③ 1B | | B C B C X<br>2-2 BB<br>1-3 2-H 3-H 1B | | B S F F B B B<br>4-2<br>1-2 HR BB | C B B X<br>2-1 ③ F7 | | | 3 | 2 | 2 | 2 | 2 | 0 | 1 |
| Magglio Ordonez, R (1, 9)<br>OBP: 0.413, SLG: 0.630 | B X<br>1-0<br>14 2B<br>1-2 2-H 1B | F B X<br>1-1 14 G6-4-3<br>1B | B B C B B<br>4-1<br>1-2 BB | | B X<br>1-0<br>1-H 2-H 3-H HR | | | C B C B X<br>2-2 HR | | 4 | 3 | 4 | 6 | 1 | 0 | 0 |
| 14 Paul Konerko, R (1, 3)<br>OBP: 0.367, SLG: 0.497 | C B B F B X<br>3-2<br>1B<br>1-H 2-H 2B | B B X<br>2-0 ① S C B X ②<br>G6-4-3<br>1-2f | 1-2 ③ G5-3 | | B F F B X<br>2-2 ② P3 | | C X<br>0-1 ① G5-3 | | | 5 | 0 | 1 | 2 | 0 | 0 | 4 |
| Chris Singleton, L (1, 8)<br>OBP: 0.306, SLG: 0.400 | C F C<br>0-3 ② K | F S X<br>0-2 ③ G4-3 | | C B X<br>1-1 ① G1-3 | F F B B X<br>2-2<br>1B | | C F X<br>0-2<br>FC4-6<br>1B | | | 5 | 0 | 2 | 0 | 0 | 1 | 1 |
| Jeff Abbott, R (1, 7)<br>OBP: 0.338, SLG: 0.386 | B B B C F B<br>4-2<br>1B<br>BB | X<br>0-0 ① P6 | B F F F B X<br>2-2 ② F8 | F X<br>0-1 ③ F9 | | | C F X<br>0-2 ②<br>FC4-6<br>1-2f | | | 4 | 0 | 0 | 0 | 1 | 0 | 2 |
| Herbert Perry, R (1, 5)<br>OBP: 0.377, SLG: 0.492 | F B S F X<br>1-2<br>1-2 2-3 1B | S B X<br>1-1 ② F7 | B B X<br>2-0 ③ G5-3 | | C B X<br>1-1<br>1B 2B | | S X<br>0-1 ③ F3 | | | 5 | 1 | 2 | 0 | 0 | 0 | 1 |
| Mark Johnson, L (1, 2)<br>OBP: 0.310, SLG: 0.342 | X<br>0-0 ③ P6 | | | C B X<br>1-1<br>HBP 1B 2B | X<br>0-0<br>1B HR 1B | B F X<br>1-1 ① G5-3 | | | | 4 | 2 | 2 | 0 | 0 | 0 | 4 |
| Inning Stats | R: 3 H: 4<br>E: 0 LOB: 3<br>K: 1 BB: 2<br>S: 21 P: 37 | R: 0 H: 1<br>E: 0 LOB: 1<br>K: 0 BB: 0<br>S: 5 P: 9 | R: 0 H: 1<br>E: 0 LOB: 0<br>K: 0 BB: 0<br>S: 6 P: 9 | R: 2 H: 2<br>E: 0 LOB: 3<br>K: 0 BB: 1<br>S: 14 P: 25 | R: 0 H: 0<br>E: 0 LOB: 0<br>K: 0 BB: 0<br>S: 7 P: 12 | R: 4 H: 4<br>E: 0 LOB: 1<br>K: 0 BB: 1<br>S: 17 P: 29 | R: 1 H: 2<br>E: 0 LOB: 1<br>K: 0 BB: 0<br>S: 10 P: 17 | R: 1 H: 2<br>E: 0 LOB: 1<br>K: 0 BB: 0<br>S: 13 P: 15 | | 1B: 11 SF: 0<br>2B: 3 SAC: 0<br>3B: 0 DP: 1<br>HR: 2 HBP: 2 | | | | | | |

# BOTTOM

## Milwaukee Brewers @ Chicago White Sox

Comiskey Park, Chicago, IL

Sun Jul 16 2000, 2:05 PM EDT

Att. 30,050 - Sunny - 81 F

livebaseballscorecards.com

| | |
|---|---|
| AB | 38 |
| R | 11 |
| H | 16 |
| RBI | 11 |
| BB | 4 |
| SO | 1 |
| LOB | 16 |

| PITCHER | | IP | WLS | BF | H | R | ER | SO | BB | IBB | HBP | BLK | WP | HR | S | P | ERA | WHIP |
|---|---|---|---|---|---|---|---|---|---|---|---|---|---|---|---|---|---|---|
| John Snyder, R<br>ERA: 5.17 | (1, 1) | 4.0 | L | 23 | 8 | 5 | 5 | 1 | 3 | 0 | 2 | 0 | 0 | 0 | 46 | 80 | 11.25 | 2.750 |
| Juan Acevedo, R<br>ERA: 4.34 | (5, 1) | 2.0 | | 11 | 4 | 4 | 4 | 0 | 1 | 0 | 0 | 0 | 0 | 1 | 24 | 41 | 18.00 | 2.500 |
| Ray King, L<br>ERA: 6.0 | (7, 1) | 1.0 | | 5 | 2 | 1 | 1 | 0 | 0 | 0 | 0 | 0 | 0 | 0 | 10 | 17 | 9.00 | 2.000 |
| David Weathers, R<br>ERA: 3.63 | (8, 1) | 1.0 | | 5 | 2 | 1 | 1 | 0 | 0 | 0 | 0 | 0 | 0 | 1 | 13 | 15 | 9.00 | 2.000 |

| PITCHER | IP | WLS | BF | H | R | ER | SO | BB | IBB | HBP | BLK | WP | HR | S | P | ERA | WHIP |
|---|---|---|---|---|---|---|---|---|---|---|---|---|---|---|---|---|---|

| Batter | 1 | 2 | 3 | 4 | 5 | 6 | 7 | 8 | 9 | AB | R | H | RBI | BB | SO | LOB |
|---|---|---|---|---|---|---|---|---|---|---|---|---|---|---|---|---|
| Ronnie Belliard, R (1, 4)<br>OBP: 0.371, SLG: 0.423 | B B C B S X<br>3-2 ①<br>G4-3 | | C X<br>0-1 ①<br>G5-3 | | F B X<br>1-1 ②<br>SF7<br>3-H | | F F B X<br>1-2 ②<br>F8 | | | 3 | 0 | 0 | 1 | 0 | 0 | 1 |
| Marquis Grissom, R (1, 8)<br>OBP: 0.286, SLG: 0.372 | C B S B F B B<br>4-2<br>F7 S<br>BB | | C B B X<br>2-1 ②<br>G5-3 | | F B S B B F B<br>4-2<br>BB | | B B S S F S<br>2-3 ③<br>K | | | 2 | 0 | 0 | 0 | 2 | 1 | 1 |
| Geoff Jenkins, L (1, 7)<br>OBP: 0.327, SLG: 0.556 | B X<br>1-0 ②<br>F7<br>1-3 | | X<br>0-0 ③<br>F9 | | B X<br>1-0 ③<br>G4-3 | | | C B F S<br>1-3 ①<br>K | | 4 | 0 | 0 | 0 | 0 | 1 | 3 |
| Charlie Hayes, R (1, 5)<br>OBP: 0.388, SLG: 0.444 | B F B C B F B<br>4-2<br>BB | | | C X<br>0-1 ①<br>L4 | | X<br>0-0<br>HR | | B X<br>1-0<br>G6-3<br>2B | | 3 | 1 | 2 | 1 | 1 | 0 | 0 |
| Jeromy Burnitz, L (1, 9)<br>OBP: 0.333, SLG: 0.438 | B F B B B X<br>3-1 ③<br>G3 | | | B B B C F S<br>3-3 ②<br>K | | X<br>0-0 ①<br>G3 | | X<br>0-0 ②<br>G6-3<br>2-3 | | 4 | 0 | 0 | 0 | 0 | 1 | 3 |
| José Hernández, R (1, 6)<br>OBP: 0.317, SLG: 0.414 | | F X<br>0-1 ①<br>G6-3 | | B B X<br>2-0 ③<br>L9 | | C B X<br>1-1 ②<br>G5-3 | | F X<br>0-1 ③<br>G5-3 | | 4 | 0 | 0 | 0 | 0 | 0 | 1 |
| Tyler Houston, L (1, 3)<br>OBP: 0.302, SLG: 0.503 | | C B F B X<br>2-2 ②<br>P6 | | | B B X<br>2-0 ①<br>F8 | X<br>0-0 ③<br>G5-3 | | | C B S F S<br>1-3 ①<br>K | 4 | 0 | 0 | 0 | 0 | 1 | 0 |
| Mark Sweeney, L (1, 10)<br>OBP: 0.333, SLG: 0.304 | | X<br>0-0<br>2B | | | B F S B B B<br>4-2<br>2B<br>SF7<br>BB | | F B F B F S<br>2-3 ①<br>K | | X<br>0-0 ②<br>G1-3 | 3 | 1 | 1 | 0 | 1 | 1 | 0 |
| Henry Blanco, R (1, 2)<br>OBP: 0.327, SLG: 0.400 | | B B X<br>2-0 ③<br>P6 | | | X<br>0-0<br>1-3<br>2B | | B C B F F B B B<br>4-2<br>BB | | X<br>0-0 ③<br>G3 | 3 | 0 | 1 | 0 | 1 | 0 | 1 |
| Inning Stats | R: 0 E: 0 K: 0 S: 12<br>H: 0 LOB: 2 BB: 2 P: 27 | R: 0 E: 0 K: 0 S: 7<br>H: 1 LOB: 1 BB: 0 P: 11 | R: 0 E: 0 K: 0 S: 5<br>H: 0 LOB: 0 BB: 0 P: 7 | R: 0 E: 0 K: 1 S: 6<br>H: 0 LOB: 0 BB: 0 P: 11 | R: 1 E: 0 K: 0 S: 10<br>H: 1 LOB: 2 BB: 2 P: 22 | R: 1 E: 0 K: 0 S: 5<br>H: 1 LOB: 0 BB: 0 P: 6 | R: 0 E: 0 K: 2 S: 14<br>H: 0 LOB: 1 BB: 1 P: 23 | R: 0 E: 0 K: 1 S: 7<br>H: 1 LOB: 1 BB: 0 P: 9 | R: 0 E: 0 K: 1 S: 6<br>H: 0 LOB: 0 BB: 0 P: 7 | 1B: 0 2B: 3 3B: 0 HR: 1<br>SF: 1 SAC: 0 DP: 0 HBP: 0 | | | | | | |

| PITCHER | | IP | WLS | BF | H | R | ER | SO | BB | IBB | HBP | BLK | WP | HR | S | P | ERA | WHIP |
|---|---|---|---|---|---|---|---|---|---|---|---|---|---|---|---|---|---|---|
| Jon Garland, R<br>ERA: 7.36 | (1, 1) | 7.0 | W | 29 | 3 | 2 | 2 | 3 | 5 | 0 | 0 | 0 | 0 | 1 | 59 | 107 | 2.57 | 1.143 |
| Kelly Wunsch, L<br>ERA: 2.77 | (8, 1) | 1.0 | | 4 | 1 | 0 | 0 | 1 | 0 | 0 | 0 | 0 | 0 | 0 | 7 | 9 | 0.00 | 1.000 |
| Bob Howry, R<br>ERA: 3.51 | (9, 1) | 1.0 | | 3 | 0 | 0 | 0 | 1 | 0 | 0 | 0 | 0 | 0 | 0 | 6 | 7 | 0.00 | 0.000 |

| PITCHER | | IP | WLS | BF | H | R | ER | SO | BB | IBB | HBP | BLK | WP | HR | S | P | ERA | WHIP |
|---|---|---|---|---|---|---|---|---|---|---|---|---|---|---|---|---|---|---|

# TOP

## Milwaukee Brewers @ Chicago White Sox

Comiskey Park, Chicago, IL

Mon Jul 17 2000, 8:05 PM EDT

Att. 31,369 - Sunny - 81 F

livebaseballscorecards.com

| | |
|---|---|
| AB | 30 |
| R | 2 |
| H | 4 |
| RBI | 2 |
| BB | 5 |
| SO | 5 |
| LOB | 10 |

| Batter | 1 | 2 | 3 | 4 | 5 | 6 | 7 | 8 | 9 | AB | R | H | RBI | BB | SO | LOB |
|---|---|---|---|---|---|---|---|---|---|---|---|---|---|---|---|---|
| Ray Durham, S (1, 4)<br>OBP: 0.363, SLG: 0.486 | B F B X<br>2-1 ① P5 | B B B C B<br>4-1 BB<br>1-2<br>2-3<br>BB | | B C X<br>1-1 1B<br>1-2 E 1B | | L B B F B X<br>3-2 ① F7 | B B C F S<br>2-3 ③ K | | | 3 | 3 | 2 | 2 | 2 | 0 | 0 |
| Jose Valentin, S (1, 6)<br>OBP: 0.333, SLG: 0.484 | S B B B F B<br>4-2 CS BB<br>BB | B B B B C B<br>4-2<br>1-2<br>2-3<br>3-H<br>BB | | X<br>0-0 WP<br>1-3<br>2-H E 1B | | F B B B B<br>4-1 PB F8<br>HR BB | | X<br>0-0 2B 1B | | 4 | 0 | 2 | 3 | 1 | 0 | 4 |
| Frank Thomas, R (1, 10)<br>OBP: 0.450, SLG: 0.667 | B C B B B<br>4-1 CS<br>1-2<br>BB | C F F B X<br>1-2 ③ P6 | | B S X<br>1-1 E7<br>1-H<br>3-H 1B | | X<br>0-0 ② F8<br>1-2 | | X<br>0-0 F9<br>1-H 2B | | 3 | 1 | 1 | 2 | 2 | 2 | 2 |
| Magglio Ordonez, R (1, 9)<br>OBP: 0.410, SLG: 0.623 | C C B B<br>2-2 ②③ CS<br>1-2<br>2-3 | | B F B B B<br>4-1 14 G4-6-3<br>BB | C F B S<br>1-3 ② K | | C F B X<br>1-2<br>2-H HR | | B C B F B C<br>3-3 ① K | | 5 | 1 | 1 | 0 | 0 | 1 | 3 |
| 14 Paul Konerko, R (1, 3)<br>OBP: 0.365, SLG: 0.492 | | B B X<br>2-0 14 1B<br>E 1B | B B X<br>2-0 ① F3 | B C B B X<br>3-1 ③ G5-3 | | C C C<br>0-3 ③ K | | X<br>0-0 ② F9<br>2-3 | | 5 | 0 | 1 | 0 | 0 | 2 | 2 |
| Jeff Abbott, R (1, 8)<br>OBP: 0.342, SLG: 0.389 | | B B B C X<br>3-1 FC4-6<br>1-2<br>1B | C B S X<br>1-2 ②③ G4-6-3<br>1-2f | | C B B S B F S<br>3-3 ① K | | C B X<br>1-1 ① G1 | C S C<br>0-3 ③ K | | 4 | 2 | 2 | 0 | 0 | 0 | 1 |
| Carlos Lee, R (1, 7)<br>OBP: 0.338, SLG: 0.539 | C S B X<br>1-2 ① FC4-6<br>BB BB<br>BB<br>1-2f<br>2-H | | | B X<br>1-0 ① F8 | F C X<br>0-2 1B | | B X<br>1-0 HR 1B | | | 4 | 2 | 2 | 2 | 0 | 1 | 2 |
| Herbert Perry, R (1, 5)<br>OBP: 0.380, SLG: 0.490 | | B B F F S<br>2-3 ② K | | X<br>0-0 S 1B 2B | B X<br>1-0 ② F9 | | B X<br>1-0<br>1-H HR | | | 3 | 1 | 1 | 1 | 1 | 1 | 1 |
| Mark Johnson, L (1, 2)<br>OBP: 0.315, SLG: 0.342 | | B B B B C B<br>4-1 BB BB<br>1-2<br>BB | | B X<br>1-0 1B<br>2-H 1B 1B | C S S<br>0-3 ③ K | | B X<br>1-0 ② G4-3 | | | 3 | 1 | 1 | 0 | 1 | 1 | 0 |
| Inning Stats | R: 0<br>E: 0<br>K: 0<br>S: 7<br>H: 0<br>LOB: 1<br>BB: 2<br>P: 19 | R: 2<br>E: 1<br>K: 1<br>S: 17<br>H: 2<br>LOB: 3<br>BB: 3<br>P: 38 | R: 0<br>E: 0<br>K: 0<br>S: 5<br>H: 0<br>LOB: 0<br>BB: 1<br>P: 12 | R: 4<br>E: 1<br>K: 1<br>S: 13<br>H: 5<br>LOB: 1<br>BB: 0<br>P: 21 | R: 0<br>E: 0<br>K: 2<br>S: 11<br>H: 1<br>LOB: 1<br>BB: 0<br>P: 15 | R: 2<br>E: 0<br>K: 1<br>S: 11<br>H: 1<br>LOB: 0<br>BB: 1<br>P: 19 | R: 2<br>E: 0<br>K: 1<br>S: 8<br>H: 2<br>LOB: 0<br>BB: 0<br>P: 14 | R: 1<br>E: 0<br>K: 2<br>S: 9<br>H: 2<br>LOB: 1<br>BB: 0<br>P: 12 | | 1B: 9<br>2B: 3<br>3B: 0<br>HR: 2<br>SF: 0<br>SAC: 0<br>DP: 2<br>HBP: 0 | | | | WP: 1<br>PB: 1<br>SB: 1<br>CS: 1<br>PA: 42 | | |

| PITCHER | | IP | WLS | BF | H | R | ER | SO | BB | IBB | HBP | BLK | WP | HR | S | P | ERA | WHIP |
|---|---|---|---|---|---|---|---|---|---|---|---|---|---|---|---|---|---|---|
| Jason Bere, R<br>ERA: 5.17 | (1, 1) | 3.1 | L | 20 | 7 | 6 | 6 | 1 | 6 | 0 | 0 | 0 | 1 | 0 | 37 | 81 | 16.20 | 3.900 |
| Steve Woodard, R<br>ERA: 6.08 | (4, 1) | 2.2 | | 11 | 2 | 2 | 2 | 4 | 1 | 0 | 0 | 0 | 0 | 1 | 27 | 43 | 6.75 | 1.125 |
| Curt Leskanic, R<br>ERA: 3.3 | (7, 1) | 1.0 | | 5 | 2 | 2 | 2 | 1 | 0 | 0 | 0 | 0 | 0 | 1 | 8 | 14 | 18.00 | 2.000 |
| Bob Wickman, R<br>ERA: 3.14 | (8, 1) | 1.0 | | 5 | 2 | 1 | 1 | 2 | 0 | 0 | 0 | 0 | 0 | 0 | 9 | 12 | 9.00 | 2.000 |

| PITCHER | IP | WLS | BF | H | R | ER | SO | BB | IBB | HBP | BLK | WP | HR | S | P | ERA | WHIP |
|---|---|---|---|---|---|---|---|---|---|---|---|---|---|---|---|---|---|

# BOTTOM

# Milwaukee Brewers @ Chicago White Sox

Comiskey Park, Chicago, IL

Mon Jul 17 2000, 8:05 PM EDT

Att. 31,369 - Sunny - 81 F

livebaseballscorecards.com

| | |
|---|---|
| AB | 34 |
| R | 11 |
| H | 13 |
| RBI | 10 |
| BB | 7 |
| SO | 8 |
| LOB | 15 |

| Batter | 1 | 2 | 3 | 4 | 5 | 6 | 7 | 8 | 9 | AB | R | H | RBI | BB | SO | LOB |
|---|---|---|---|---|---|---|---|---|---|---|---|---|---|---|---|---|
| Ronnie Belliard, R (1, 4)<br>OBP: 0.372, SLG: 0.421 | L4 | | G6-4-3, BB, 1B | | G5-3 | | F8 | | HBP, 1B, BB | 4 | 1 | 1 | 0 | 1 | 0 | 0 |
| James Mouton, R (1, 7)<br>OBP: 0.348, SLG: 0.323 | F8 | | G6-4-3, BB, 1B | | G6-3 | | 1B | | 1B, SF9, HBP | 3 | 0 | 1 | 0 | 1 | 0 | 0 |
| Geoff Jenkins, L (9, PH)<br>OBP: 0.330, SLG: 0.556 | | | | | | | | | | 0 | 1 | 0 | 1 | 0 | 0 | 0 |
| Marquis Grissom, R (1, 8)<br>OBP: 0.285, SLG: 0.369 | G5-3 | | G6-4-3, 1-2f, 2-3 | | K | | G5-3 | | DI, 1B | 5 | 0 | 1 | 2 | 0 | 1 | 3 |
| Charlie Hayes, R (1, 3)<br>OBP: 0.384, SLG: 0.441 | | E, G5-3, 1B | K | | | K | | G6-3 | SF9 | 4 | 0 | 1 | 1 | 0 | 2 | 1 |
| José Hernández, R (1, 5)<br>OBP: 0.317, SLG: 0.410 | | G5-3, 1-2 | | FC6-4, BB | | G1-3 | | K | HBP, 1-2 | 3 | 0 | 0 | 0 | 1 | 1 | 1 |
| Jeromy Burnitz, L (9, PH)<br>OBP: 0.335, SLG: 0.438 | | | | | | | | | | 0 | 0 | 0 | 0 | 0 | 0 | 0 |
| Chris Jones, R (1, 9)<br>OBP: 0.375, SLG: 0.429 | | E, BB | K | | | 1B, 2B | | K | K | 3 | 1 | 1 | 0 | 1 | 2 | 1 |
| Tyler Houston, L (9, PH)<br>OBP: 0.300, SLG: 0.500 | | | | | | | | | | 1 | 0 | 0 | 0 | 0 | 1 | 2 |
| Raul Casanova, S (1, 10)<br>OBP: 0.333, SLG: 0.423 | | E5, 1-2, 2-3 | | FC6-4, 1-2f, 1B | | 2-H, 1B | | | 1B, HBP, 1B | 4 | 1 | 2 | 1 | 0 | 0 | 3 |
| Luis Lopez, S (1, 6)<br>OBP: 0.342, SLG: 0.436 | | K | | 1-2, 1B | | K | | | HBP, BB, 1-3, 1B | 4 | 1 | 2 | 0 | 0 | 2 | 4 |
| Henry Blanco, R (1, 2)<br>OBP: 0.321, SLG: 0.391 | | G3 | | K | | K | | | F2 | 4 | 0 | 0 | 0 | 0 | 2 | 7 |

| Inning Stats | | | | | | | | | |

# BOTTOM

## Milwaukee Brewers @ Chicago White Sox

Comiskey Park, Chicago, IL

Tue Jul 18 2000, 8:05 PM EDT

Att. 18,542 - Cloudy - 67 F

livebaseballscorecards.com

| Batter | 1 | 2 | 3 | 4 | 5 | 6 | 7 | 8 | 9 | AB | R | H | RBI | BB | SO | LOB |
|---|---|---|---|---|---|---|---|---|---|---|---|---|---|---|---|---|
| Ray Durham, S (1, 4)<br>OBP: 0.366, SLG: 0.487 | C F B X<br>1-2<br>G3<br>1B | | B B S B B<br>4-1<br>S<br>2B<br>BB | B B X<br>2-0 ①<br>G4-3 | | B X<br>1-0 ①<br>L4 | | C B X<br>1-1<br>1B | | 4 | 1 | 2 | 0 | 1 | 0 | 0 |
| Jose Valentin, S (1, 6)<br>OBP: 0.332, SLG: 0.479 | B B X<br>2-0 ①<br>G3<br>1-2 | | B B B C B<br>4-1<br>2B<br>1-2<br>1B<br>BB | B B X<br>2-0 ②<br>F9 | | B X<br>1-0 ②<br>F5 | | S B X<br>1-1 ③<br>F2 | | 4 | 1 | 0 | 0 | 1 | 0 | 2 |
| Frank Thomas, R (1, 10)<br>OBP: 0.450, SLG: 0.668 | B C B F C<br>2-3 ②<br>K | | B X<br>1-0<br>1-3<br>2-H<br>1B<br>2B | X<br>0-0 ③<br>F9 | | B C B X<br>2-1<br>1B | | | | 4 | 1 | 2 | 1 | 0 | 1 | 1 |
| Magglio Ordonez, R (1, 9)<br>OBP: 0.408, SLG: 0.619 | B B F C F X<br>2-2 ③<br>F9 | | X<br>0-0 ①<br>G5-3 | | F B B X<br>2-1<br>14<br>G6-4-3<br>1B | C B F F F B B X<br>3-2 ③<br>G6-3 | | | | 4 | 0 | 1 | 0 | 0 | 0 | 4 |
| 14 Paul Konerko, R (1, 3)<br>OBP: 0.366, SLG: 0.491 | | F F C<br>0-3 ①<br>K | B B B C B<br>4-1<br>1B<br>1B<br>BB | | B C B F B X<br>3-2 ① ②<br>G6-4-3<br>1-2f | | B X<br>1-0<br>G4-6-3<br>1B | | | 3 | 1 | 1 | 0 | 1 | 1 | 1 |
| Chris Singleton, L (1, 8)<br>OBP: 0.309, SLG: 0.399 | B X<br>1-0 ②<br>P6 | | F B F B X<br>2-2<br>1B<br>1-3<br>2-H<br>3-H<br>1B | | B B B<br>4-0<br>E<br>E<br>BB | | X<br>0-0 ① ②<br>G4-6-3<br>1-2f | | | 3 | 1 | 1 | 2 | 1 | 0 | 1 |
| Carlos Lee, R (1, 7)<br>OBP: 0.340, SLG: 0.537 | B B B B<br>4-0<br>2B<br>BB | C X<br>0-1 ②<br>L4 | | B C X<br>1-1<br>E7<br>1-H<br>1B | | | C C F B B F X<br>2-2 ③<br>G6-3 | | | 3 | 2 | 1 | 0 | 1 | 0 | 2 |
| Greg Norton, S (1, 5)<br>OBP: 0.337, SLG: 0.398 | X<br>0-0<br>1-H<br>2B | X<br>0-0<br>FC6<br>1-3<br>3-H<br>1B | | C H<br>1-1<br>FC6-4<br>HBP | | | | B C B B C X<br>3-2 ①<br>P5 | | 2 | 0 | 2 | 2 | 0 | 0 | 0 |
| Tony Graffanino, R (8, PH)<br>OBP: 0.403, SLG: 0.471 (9, 5) | | | | | | | | | | 1 | 0 | 0 | 0 | 0 | 0 | 0 |
| Brook Fordyce, R (1, 2)<br>OBP: 0.250, SLG: 0.351 | B F F B B C<br>3-3 ③<br>K | B B F X<br>2-1 ③<br>FC6<br>1-2f | | B F X<br>1-1 ③<br>FC6-4<br>1-2f | | | | B B F X<br>2-1 ②<br>F7 | | 4 | 0 | 0 | 0 | 0 | 1 | 4 |

| Inning Stats | 1 | 2 | 3 | 4 | 5 | 6 | 7 | 8 | 9 |
|---|---|---|---|---|---|---|---|---|---|
| | R: 0 H: 1<br>E: 0 LOB: 1<br>K: 1 BB: 0<br>S: 12 P: 19 | R: 1 H: 1<br>E: 0 LOB: 1<br>K: 2 BB: 1<br>S: 8 P: 16 | R: 4 H: 3<br>E: 0 LOB: 2<br>K: 0 BB: 3<br>S: 13 P: 30 | R: 0 H: 0<br>E: 0 LOB: 0<br>K: 0 BB: 0<br>S: 3 P: 7 | R: 2 H: 2<br>E: 1 LOB: 1<br>K: 0 BB: 1<br>S: 10 P: 22 | R: 0 H: 1<br>E: 0 LOB: 1<br>K: 0 BB: 0<br>S: 9 P: 16 | R: 0 H: 1<br>E: 0 LOB: 0<br>K: 0 BB: 0<br>S: 7 P: 10 | R: 0 H: 1<br>E: 0 LOB: 1<br>K: 0 BB: 0<br>S: 9 P: 16 | |

| | |
|---|---|
| AB | 32 |
| R | 7 |
| H | 10 |
| RBI | 5 |
| BB | 5 |
| SO | 3 |
| LOB | 15 |

| | | | | | | | | | | | | | | | | | | | | | | | | | | | | | | |
|---|---|---|---|---|---|---|---|---|---|---|---|---|---|---|---|---|---|---|---|---|---|---|---|---|---|---|---|---|---|---|
| PITCHER | | IP | WLS | BF | H | R | ER | SO | BB | IBB | HBP | BLK | WP | HR | S | P | ERA | WHIP | PITCHER | IP | WLS | BF | H | R | ER | SO | BB | IBB | HBP | BLK | WP | HR | S | P | ERA | WHIP |
| Jamey Wright, R<br>ERA: 3.53 | (1, 1) | 7.0 | L | 34 | 9 | 7 | 5 | 3 | 5 | 0 | 1 | 0 | 0 | 0 | 62 | 120 | 6.43 | 2.000 | | | | | | | | | | | | | | | | | |
| Valerio De Los Santos, L<br>ERA: 5.87 | (8, 1) | 1.0 | | 4 | 1 | 0 | 0 | 0 | 0 | 0 | 0 | 0 | 0 | 0 | 9 | 16 | 0.00 | 1.000 | | | | | | | | | | | | | | | | | |

| | | | | | | |
|---|---|---|---|---|---|---|
| 1B: 8 | SF: 0 | WP: 0 | PA: 38 |
| 2B: 2 | SAC: 0 | PB: 0 | |
| 3B: 0 | DP: 2 | SB: 1 | |
| HR: 0 | HBP: 1 | CS: 0 | |

| Batter | 1 | 2 | 3 | 4 | 5 | 6 | 7 | 8 | 9 | AB | R | H | RBI | BB | SO | LOB |
|---|---|---|---|---|---|---|---|---|---|---|---|---|---|---|---|---|
| Warren Morris, L (1, 4)<br>OBP: 0.331, SLG: 0.325 | G4-3 | | K | | F8 | | | G4-3 | | 4 | 0 | 0 | 0 | 0 | 1 | 2 |
| 18 Jason Kendall, R (1, 2)<br>OBP: 0.432, SLG: 0.480 | G5-3 1B | | BB | | K | | | G6-4-3 BB | | 2 | 0 | 1 | 0 | 2 | 1 | 1 |
| Wil Cordero, R (1, 7)<br>OBP: 0.334, SLG: 0.519 | G5-3 | | K | | | G5-3 | | G6-4-3 | | 4 | 0 | 0 | 0 | 0 | 1 | 4 |
| Brian Giles, L (1, 8)<br>OBP: 0.409, SLG: 0.592 | F7 | | | F7 | | G5-3 | | | G3-1 | 4 | 0 | 0 | 0 | 0 | 0 | 1 |
| Kevin Young, R (1, 3)<br>OBP: 0.308, SLG: 0.453 | | G5-3 | | K | | F9 | | | G1-6-3 1B | 4 | 0 | 1 | 0 | 0 | 1 | 0 |
| John Vander Wal, L (1, 9)<br>OBP: 0.395, SLG: 0.557 | | G6-3 BB | | BB | | | F7 | | G1-6-3 | 2 | 0 | 0 | 0 | 2 | 0 | 1 |
| Aramis Ramirez, R (1, 5)<br>OBP: 0.258, SLG: 0.327 | | G6-3 | | G5-3 | | | F3 | | | 3 | 0 | 0 | 0 | 0 | 0 | 2 |
| Mike Benjamin, R (1, 6)<br>OBP: 0.318, SLG: 0.394 | | | SH1-3 1B | | F8 SH2-4 1B | | 1B | | | 3 | 0 | 3 | 0 | 0 | 0 | 0 |
| Kris Benson, R (1, 1)<br>OBP: 0.244, SLG: 0.167 | | | SH1-3 | | SH2-4 | | G6-3 | | | 0 | 0 | 0 | 0 | 0 | 0 | 0 |
| Bruce Aven, R (7, PH)<br>OBP: 0.281, SLG: 0.423 | | | | | | | | | | 1 | 0 | 0 | 0 | 0 | 0 | 1 |
| Jeff Wallace, L (7, 1) | | | | | | | | | | 0 | 0 | 0 | 0 | 0 | 0 | 0 |
| 57 Steve Sparks, R (7, 1) | | | | | | | | | | 0 | 0 | 0 | 0 | 0 | 0 | 0 |
| Inning Stats | R: 0 E: 0 K: 0 S: 9 H: 1 LOB: 1 BB: 0 P: 12 | R: 0 E: 0 K: 0 S: 6 H: 0 LOB: 0 BB: 1 P: 11 | R: 0 E: 0 K: 2 S: 12 H: 1 LOB: 2 BB: 1 P: 18 | R: 0 E: 0 K: 1 S: 6 H: 0 LOB: 1 BB: 1 P: 13 | R: 0 E: 0 K: 1 S: 10 H: 1 LOB: 1 BB: 0 P: 11 | R: 0 E: 0 K: 0 S: 10 H: 0 LOB: 0 BB: 0 P: 17 | R: 0 E: 0 K: 0 S: 6 H: 1 LOB: 1 BB: 0 P: 12 | R: 0 E: 0 K: 0 S: 4 H: 0 LOB: 0 BB: 1 P: 9 | R: 0 E: 0 K: 0 S: 5 H: 1 LOB: 0 BB: 0 P: 9 | 1B: 5 2B: 0 3B: 0 HR: 0 SF: 0 SAC: 2 DP: 3 HBP: 0 | | | | | | | |

| PITCHER | | IP | W/L/S | BF | H | R | ER | SO | BB | IBB | HBP | BLK | WP | HR | S | P | ERA | WHIP |
|---|---|---|---|---|---|---|---|---|---|---|---|---|---|---|---|---|---|---|
| Jeff D'Amico, R<br>ERA: 1.87 | (1, 1) | 9.0 | W | 33 | 5 | 0 | 0 | 4 | 4 | 0 | 0 | 0 | 0 | 0 | 68 | 112 | 0.00 | 1.000 |

| PITCHER | IP | W/L/S | BF | H | R | ER | SO | BB | IBB | HBP | BLK | WP | HR | S | P | ERA | WHIP |
|---|---|---|---|---|---|---|---|---|---|---|---|---|---|---|---|---|---|

# TOP

## Pittsburgh Pirates @ Milwaukee Brewers

Milwaukee County Stadium, Milwaukee, WI

Wed Jul 19 2000, 8:05 PM EDT

Att. 20,840 - Sunny - 64 F

livebaseballscorecards.com

| | |
|---|---|
| AB | 27 |
| R | 0 |
| H | 5 |
| RBI | 0 |
| BB | 4 |
| SO | 4 |
| LOB | 12 |

| Batter | 1 | 2 | 3 | 4 | 5 | 6 | 7 | 8 | 9 | AB | R | H | RBI | BB | SO | LOB |
|---|---|---|---|---|---|---|---|---|---|---|---|---|---|---|---|---|
| Ronnie Belliard, R (1, 4)<br>OBP: 0.372, SLG: 0.417 | B X<br>1-0 ①<br>G4-3 | | S X<br>0-1 ③<br>G5-3 | | B S B B B<br>4-1<br>F9<br>1B<br>BB | | B B B B<br>4-0<br>BB BB<br>WP<br>1-2<br>BB | B B X<br>2-0 ③<br>G6-3 | | 3 | 2 | 0 | 0 | 2 | 0 | 1 |
| Marquis Grissom, R (1, 8)<br>OBP: 0.284, SLG: 0.368 | S S S<br>0-3 ②<br>K | | | F B S X<br>1-2<br>E9<br>1B | C X<br>0-1 ②<br>F9<br>1-2 | | B B C F B F F S<br>3-3 ①<br>K | | | 4 | 1 | 1 | 0 | 0 | 2 | 3 |
| Geoff Jenkins, L (1, 7)<br>OBP: 0.332, SLG: 0.554 | S S B S<br>1-3 ③<br>K | | | B B F F B F F B<br>4-2<br>FC6-4<br>BB | X<br>0-0<br>2B<br>2-H<br>1B | | S B F F C<br>1-3 ②<br>K | | | 3 | 1 | 1 | 1 | 1 | 2 | 2 |
| Charlie Hayes, R (1, 5)<br>OBP: 0.389, SLG: 0.448 | | X<br>0-0<br>E8<br>1B | | S F X<br>0-2 ①<br>FC6-4<br>BB 1B<br>SF9<br>1-2f | B B X<br>2-0<br>1-H<br>2B | | B S B B B<br>4-1<br>WP BB<br>1-2<br>2-3<br>BB | | | 3 | 1 | 2 | 1 | 1 | 0 | 2 |
| Jeromy Burnitz, L (1, 9)<br>OBP: 0.337, SLG: 0.437 | | S B S B B F S<br>3-3 ①<br>K | | X<br>0-0<br>SF9 BB<br>1-2<br>1B | B B X<br>2-0 ③<br>F9 | | B B B C B<br>4-1<br>WP<br>1-2<br>2-3<br>3-H<br>BB | | | 3 | 0 | 1 | 1 | 1 | 1 | 2 |
| Tyler Houston, L (1, 3)<br>OBP: 0.299, SLG: 0.490 | | C C B B S<br>2-3 ②<br>K | | B S B S B B<br>4-2<br>1-2<br>2-3<br>BB | | F F S<br>0-3 ①<br>K | B F B X<br>2-1 ③<br>G3-1<br>1-2<br>2-3<br>3-H | | | 3 | 0 | 0 | 0 | 1 | 2 | 3 |
| José Hernández, R (1, 6)<br>OBP: 0.313, SLG: 0.407 | | B S B S C<br>2-3 ③<br>K | | F B X<br>1-1 ②<br>SF9<br>2-3<br>3-H | | B B B S S S<br>3-3 ②<br>K | | B F C B X<br>2-2 ①<br>G4-3 | | 3 | 0 | 0 | 1 | 0 | 2 | 1 |
| Raul Casanova, S (1, 2)<br>OBP: 0.331, SLG: 0.411 | | | B S C S<br>1-3 ①<br>K | B B B X<br>3-0 ③<br>G1 | | S B B F C<br>2-3 ③<br>K | | B B B B<br>4-0<br>BB | | 3 | 0 | 0 | 0 | 1 | 2 | 3 |
| Jeff D'Amico, R (1, 1) | | | C C B S<br>1-3 ②<br>K | | B F B C S<br>2-3 ①<br>K | | B S S F B B B<br>4-2<br>BB BB<br>BB<br>BB | B C S B F C<br>2-3 ②<br>K | | 3 | 1 | 0 | 0 | 1 | 3 | 1 |
| Inning Stats | R: 0 H: 0<br>E: 0 LOB: 0<br>K: 2 BB: 0<br>S: 7 P: 9 | R: 0 H: 1<br>E: 1 LOB: 1<br>K: 3 BB: 0<br>S: 11 P: 18 | R: 0 H: 0<br>E: 0 LOB: 0<br>K: 2 BB: 0<br>S: 8 P: 10 | R: 2 H: 2<br>E: 1 LOB: 3<br>K: 0 BB: 2<br>S: 16 P: 29 | R: 2 H: 2<br>E: 0 LOB: 1<br>K: 1 BB: 1<br>S: 9 P: 19 | R: 0 H: 0<br>E: 0 LOB: 0<br>K: 3 BB: 0<br>S: 9 P: 14 | R: 2 H: 0<br>E: 0 LOB: 2<br>K: 2 BB: 4<br>S: 16 P: 38 | R: 0 H: 0<br>E: 0 LOB: 1<br>K: 1 BB: 1<br>S: 8 P: 18 | | 1B: 4 SF: 1<br>2B: 1 SAC: 0<br>3B: 0 DP: 0<br>HR: 0 HBP: 0 | | | | | | |

| PITCHER | | IP | WLS | BF | H | R | ER | SO | BB | IBB | HBP | BLK | WP | HR | S | P | ERA | WHIP |
|---|---|---|---|---|---|---|---|---|---|---|---|---|---|---|---|---|---|---|
| Kris Benson, R<br>ERA: 3.54 | (1, 1) | 6.0 | L | 26 | 5 | 4 | 4 | 11 | 3 | 0 | 0 | 0 | 0 | 0 | 60 | 99 | 6.00 | 1.333 |
| Jeff Wallace, L<br>ERA: 5.32 | (7, 1) | 0.2 | | 6 | 0 | 2 | 2 | 2 | 4 | 0 | 0 | 0 | 0 | 0 | 14 | 34 | 27.00 | 6.000 |
| 57 Steve Sparks, R<br>ERA: | (7, 1) | 1.1 | | 5 | 0 | 0 | 0 | 1 | 1 | 0 | 0 | 0 | 1 | 0 | 10 | 22 | 0.00 | 0.750 |

| PITCHER | IP | WLS | BF | H | R | ER | SO | BB | IBB | HBP | BLK | WP | HR | S | P | ERA | WHIP |
|---|---|---|---|---|---|---|---|---|---|---|---|---|---|---|---|---|---|

# BOTTOM

## Pittsburgh Pirates @ Milwaukee Brewers

Milwaukee County Stadium, Milwaukee, WI

Wed Jul 19 2000, 8:05 PM EDT
Att. 20,840 - Sunny - 64 F

livebaseballscorecards.com

| | |
|---|---|
| AB | 28 |
| R | 6 |
| H | 5 |
| RBI | 4 |
| BB | 8 |
| SO | 14 |
| LOB | 18 |

WP: 1 PA: 37
PB: 0
SB: 0
CS: 0

| Batter | 1 | 2 | 3 | 4 | 5 | 6 | 7 | 8 | 9 | AB | R | H | RBI | BB | SO | LOB |
|---|---|---|---|---|---|---|---|---|---|---|---|---|---|---|---|---|
| Warren Morris, L (1, 4)<br>OBP: 0.332, SLG: 0.326 | F8 | | G3 | | SH1-3<br>2B<br>1B | BB<br>2B<br>1B | | P6 | | 5 | 2 | 2 | 0 | 0 | 0 | 0 |
| Mike Benjamin, R (1, 5)<br>OBP: 0.328, SLG: 0.417 | F8 | | HR | | SH1-3<br>1-2 | 2B<br>1-2<br>BB | | WP<br>1B | | 3 | 2 | 2 | 1 | 1 | 0 | 0 |
| Wil Cordero, R (1, 7)<br>OBP: 0.338, SLG: 0.526 | HR<br>1B | | F9 | | BB<br>2-H<br>2B | 2B<br>1-H<br>2-H<br>2B | | K<br>1-2 | | 5 | 2 | 3 | 3 | 0 | 1 | 1 |
| Brian Giles, L (1, 8)<br>OBP: 0.414, SLG: 0.601 | 1-H<br>HR | | | G5-3<br>1B<br>BB | BB<br>IBB | 2B<br>BB | | K | | 2 | 3 | 1 | 2 | 3 | 1 | 1 |
| Bruce Aven, R (1, 9)<br>OBP: 0.286, SLG: 0.430 | P4 | | | F7 | F7 | 1-H<br>2-H<br>2B | | | G4-6-3<br>1B | 5 | 0 | 2 | 2 | 0 | 0 | 3 |
| John Vander Wal, L (1, 3)<br>OBP: 0.391, SLG: 0.546 | | F5 | | G5-3<br>1-2 | 1-2<br>2-3<br>BB | K | | | G4-6-3<br>1-2f | 4 | 0 | 0 | 0 | 1 | 1 | 3 |
| Pat Meares, R (1, 6)<br>OBP: 0.291, SLG: 0.370 | | K | | 1B<br>2-H<br>1B | F3 | G6-3 | | | F9 | 5 | 0 | 1 | 1 | 0 | 1 | 3 |
| Keith Osik, R (1, 2)<br>OBP: 0.400, SLG: 0.571 | | G4-3 | | 1-3<br>1B | G4-3 | G4-3 | | | | 4 | 0 | 1 | 0 | 0 | 0 | 0 |
| Jose Silva, R (1, 1)<br>OBP: 0.188, SLG: 0.133<br>Scott Sauerbeck, R (9, 1) | | | G4-3 | K | K | K | | | | 4<br>0 | 0<br>0 | 0<br>0 | 0<br>0 | 0<br>0 | 3<br>0 | 2<br>0 |
| Inning Stats | R: 2<br>E: 0<br>K: 0<br>S: 7<br>H: 2<br>LOB: 0<br>BB: 0<br>P: 14 | R: 0<br>E: 0<br>K: 1<br>S: 9<br>H: 0<br>LOB: 0<br>BB: 0<br>P: 12 | R: 1<br>E: 0<br>K: 0<br>S: 6<br>H: 1<br>LOB: 0<br>BB: 0<br>P: 13 | R: 1<br>E: 0<br>K: 1<br>S: 10<br>H: 2<br>LOB: 2<br>BB: 1<br>P: 21 | R: 1<br>E: 0<br>K: 0<br>S: 9<br>H: 2<br>LOB: 3<br>BB: 2<br>P: 17 | R: 4<br>E: 0<br>K: 2<br>S: 17<br>H: 3<br>LOB: 1<br>BB: 2<br>P: 35 | R: 0<br>E: 0<br>K: 1<br>S: 6<br>H: 0<br>LOB: 0<br>BB: 0<br>P: 9 | R: 0<br>E: 0<br>K: 2<br>S: 13<br>H: 1<br>LOB: 1<br>BB: 0<br>P: 18 | R: 0<br>E: 0<br>K: 0<br>S: 5<br>H: 1<br>LOB: 0<br>BB: 0<br>P: 7 | 1B: 7<br>2B: 3<br>3B: 0<br>HR: 2<br>SF: 0<br>SAC: 1<br>DP: 1<br>HBP: 0 | | | | | | |

| PITCHER | | IP | WLS | BF | H | R | ER | SO | BB | IBB | HBP | BLK | WP | HR | S | P | ERA | WHIP |
|---|---|---|---|---|---|---|---|---|---|---|---|---|---|---|---|---|---|---|
| Jimmy Haynes, R<br>ERA: 4.97 | (1, 1) | 4.2 | L | 23 | 7 | 5 | 5 | 2 | 1 | 1 | 0 | 0 | 0 | 2 | 36 | 68 | 9.64 | 1.714 |
| Valerio De Los Santos, L<br>ERA: 6.51 | (5, 1) | 1.0 | | 8 | 2 | 4 | 4 | 1 | 3 | 0 | 0 | 0 | 0 | 0 | 15 | 33 | 36.00 | 5.000 |
| David Weathers, R<br>ERA: 3.54 | (6, 1) | 1.1 | | 5 | 1 | 0 | 0 | 2 | 0 | 0 | 0 | 0 | 0 | 0 | 13 | 20 | 0.00 | 0.750 |
| Juan Acevedo, R<br>ERA: 4.25 | (8, 1) | 1.0 | | 4 | 1 | 0 | 0 | 2 | 0 | 0 | 0 | 0 | 1 | 0 | 13 | 18 | 0.00 | 1.000 |
| Ray King, L<br>ERA: 4.5 | (9, 1) | 1.0 | | 3 | 1 | 0 | 0 | 0 | 0 | 0 | 0 | 0 | 0 | 0 | 5 | 7 | 0.00 | 1.000 |

| PITCHER | IP | WLS | BF | H | R | ER | SO | BB | IBB | HBP | BLK | WP | HR | S | P | ERA | WHIP |
|---|---|---|---|---|---|---|---|---|---|---|---|---|---|---|---|---|---|

# TOP

## Pittsburgh Pirates @ Milwaukee Brewers

Milwaukee County Stadium, Milwaukee, WI

Thu Jul 20 2000, 2:05 PM EDT
Att. 29,389 - Sunny - 69 F

livebaseballscorecards.com

| | |
|---|---|
| AB | 37 |
| R | 9 |
| H | 12 |
| RBI | 9 |
| BB | 5 |
| SO | 7 |
| LOB | 13 |

WP: 1 PA: 43
PB: 0
SB: 0
CS: 0

# Pittsburgh Pirates @ Milwaukee Brewers

Milwaukee County Stadium, Milwaukee, WI

Thu Jul 20 2000, 2:05 PM EDT

Att. 29,389 - Sunny - 69 F

livebaseballscorecards.com

## BOTTOM

| Batter | 1 | 2 | 3 | 4 | 5 | 6 | 7 | 8 | 9 | AB | R | H | RBI | BB | SO | LOB |
|---|---|---|---|---|---|---|---|---|---|---|---|---|---|---|---|---|
| Ronnie Belliard, R (1, 4)<br>OBP: 0.371, SLG: 0.421 | G4-3 | | HR 3B | | G5-3 | | G5-3 | | | 4 | 1 | 1 | 0 | 0 | 0 | 0 |
| Marquis Grissom, R (1, 8)<br>OBP: 0.284, SLG: 0.367 | G5-3 | | K | | 1B | | | L4 | | 4 | 0 | 1 | 0 | 0 | 1 | 1 |
| Geoff Jenkins, L (1, 7)<br>OBP: 0.331, SLG: 0.561 | K | | HR 3-H | | K | | | G3 | | 4 | 1 | 1 | 2 | 0 | 2 | 1 |
| Charlie Hayes, R (1, 5)<br>OBP: 0.387, SLG: 0.442 | | K | BB G3-1 | | G3 | | | F9 | | 3 | 0 | 0 | 0 | 1 | 1 | 1 |
| Jeromy Burnitz, L (1, 9)<br>OBP: 0.338, SLG: 0.436 | | BB 1B BB | G3-1 1-2 | | | K | | | G6-3 1B | 3 | 0 | 1 | 0 | 1 | 1 | 1 |
| Tyler Houston, L (1, 3)<br>OBP: 0.301, SLG: 0.490 | | BB 1-2 1B | G3-1 | | | G4-3 | | | F7 | 2 | 0 | 1 | 0 | 0 | 0 | 1 |
| Angel Echevarria, R (4, 3)<br>OBP: 0.091, SLG: 0.091 | | | | | | | | | | 2 | 0 | 0 | 0 | 0 | 0 | 1 |
| Luis Lopez, S (1, 6)<br>OBP: 0.339, SLG: 0.423 | | FC6-4 1-2 2-3 BB | G6-3 | | | G6-3 | | | G6-3 1-2f | 3 | 0 | 0 | 0 | 1 | 0 | 1 |
| Henry Blanco, R (1, 2)<br>OBP: 0.316, SLG: 0.385 | | P6 | P3 | | | | P4 | | | 3 | 0 | 0 | 0 | 0 | 0 | 3 |
| Jimmy Haynes, R (1, 1)<br>OBP: 0.132, SLG: 0.184 | | FC6-4 1-2f | G4-3 | | | | G5-3 | | | 2 | 0 | 0 | 0 | 0 | 0 | 3 |
| Valerio De Los Santos, L (5, 1) | | | | | | | | | | 0 | 0 | 0 | 0 | 0 | 0 | 0 |
| David Weathers, R (6, 1) | | | | | | | | | | 0 | 0 | 0 | 0 | 0 | 0 | 0 |
| Chris Jones, R (7, PH)<br>OBP: 0.333, SLG: 0.375 | | | | | | | | | | 1 | 0 | 0 | 0 | 0 | 0 | 0 |
| Juan Acevedo, R (8, 1) | | | | | | | | | | 0 | 0 | 0 | 0 | 0 | 0 | 0 |
| Ray King, L (9, 1) | | | | | | | | | | 0 | 0 | 0 | 0 | 0 | 0 | 0 |

| | AB | 31 |
|---|---|---|
| | R | 2 |
| | H | 5 |
| | RBI | 2 |
| | BB | 3 |
| | SO | 5 |
| | LOB | 13 |

| Inning Stats | 1 | 2 | 3 | 4 | 5 | 6 | 7 | 8 | 9 |
|---|---|---|---|---|---|---|---|---|---|
| | R: 0 H: 0<br>E: 0 LOB: 0<br>K: 1 BB: 0<br>S: 7 P: 10 | R: 0 H: 1<br>E: 0 LOB: 3<br>K: 1 BB: 2<br>S: 9 P: 20 | R: 2 H: 2<br>E: 0 LOB: 1<br>K: 1 BB: 1<br>S: 14 P: 25 | R: 0 H: 0<br>E: 0 LOB: 0<br>K: 0 BB: 0<br>S: 6 P: 7 | R: 0 H: 1<br>E: 0 LOB: 1<br>K: 1 BB: 0<br>S: 9 P: 11 | R: 0 H: 0<br>E: 0 LOB: 0<br>K: 1 BB: 0<br>S: 7 P: 11 | R: 0 H: 0<br>E: 0 LOB: 0<br>K: 0 BB: 0<br>S: 9 P: 15 | R: 0 H: 0<br>E: 0 LOB: 0<br>K: 0 BB: 0<br>S: 10 P: 13 | R: 0 H: 1<br>E: 0 LOB: 0<br>K: 0 BB: 0<br>S: 8 P: 13 |

| | 1B: 3 | SF: 0 | WP: 0 | PA: 34 |
|---|---|---|---|---|
| | 2B: 0 | SAC: 0 | PB: 0 | |
| | 3B: 1 | DP: 1 | SB: 0 | |
| | HR: 1 | HBP: 0 | CS: 0 | |

| PITCHER | | IP | WLS | BF | H | R | ER | SO | BB | IBB | HBP | BLK | WP | HR | S | P | ERA | WHIP |
|---|---|---|---|---|---|---|---|---|---|---|---|---|---|---|---|---|---|---|
| Jose Silva, R<br>ERA: 3.79 | (1, 1) | 8.0 | W | 31 | 4 | 2 | 2 | 5 | 3 | 0 | 0 | 0 | 0 | 1 | 71 | 112 | 2.25 | 0.875 |
| Scott Sauerbeck, L<br>ERA: 3.66 | (9, 1) | 1.0 | | 3 | 1 | 0 | 0 | 0 | 0 | 0 | 0 | 0 | 0 | 0 | 8 | 13 | 0.00 | 1.000 |

| PITCHER | IP | WLS | BF | H | R | ER | SO | BB | IBB | HBP | BLK | WP | HR | S | P | ERA | WHIP |
|---|---|---|---|---|---|---|---|---|---|---|---|---|---|---|---|---|---|

| Batter | 1 | 2 | 3 | 4 | 5 | 6 | 7 | 8 | 9 | AB | R | H | RBI | BB | SO | LOB |
|---|---|---|---|---|---|---|---|---|---|---|---|---|---|---|---|---|
| Ronnie Belliard, R (1, 4)<br>OBP: 0.371, SLG: 0.419 | B C B C X<br>2-2 ①<br>G3 | | B F X<br>1-1<br>1B BLK 1B | | B C B B B<br>4-1<br>1B<br>1-2<br>BB | | B C C S<br>1-3 ①<br>K | | B S S F F S<br>1-3 ③<br>K | 4 | 1 | 1 | 0 | 1 | 2 | 2 |
| Marquis Grissom, R (1, 8)<br>OBP: 0.284, SLG: 0.366 | C X<br>0-1 ②<br>G6-3 | | B X<br>1-0<br>BLK<br>1-3<br>1B | | B B L C B X<br>3-2 ①<br>F9 | | C B B S S<br>2-3 ②<br>K | | | 4 | 0 | 1 | 0 | 0 | 1 | 3 |
| Geoff Jenkins, L (1, 7)<br>OBP: 0.333, SLG: 0.558 | B X<br>1-0 ③<br>G4-3 | | B B B F B<br>4-1<br>1-2<br>3-H<br>BB | | F S X<br>0-2<br>1-2<br>2-H<br>1B | | C F S<br>0-3 ③<br>K | | | 3 | 0 | 1 | 1 | 1 | 1 | 1 |
| Charlie Hayes, R (1, 5)<br>OBP: 0.382, SLG: 0.435 | | S C B B X<br>2-2 ①<br>P3 | B C F B B F X<br>3-2 ③<br>F9 | | B S B S S<br>2-3 ②<br>K | | | C X<br>0-1 ①<br>F9 | | 4 | 0 | 0 | 0 | 0 | 1 | 4 |
| Jeromy Burnitz, L (1, 9)<br>OBP: 0.337, SLG: 0.433 | | F C B B B X<br>2-2 ②<br>G5-3 | | F B B B B<br>4-1<br>E S<br>FC6-2<br>BB | C B B B S X<br>3-2 ③<br>L3 | | | B C C B X<br>2-2 ②<br>F7 | | 3 | 0 | 0 | 0 | 1 | 0 | 2 |
| Tyler Houston, L (1, 3)<br>OBP: 0.306, SLG: 0.494 | | B C B B B F F B<br>4-2<br>BB | | B B C F B C<br>3-3 ①<br>K<br>1-3 | | B B X<br>2-0<br>FC6-5<br>2B | | C B X<br>1-1 ③<br>F8 | | 3 | 0 | 1 | 0 | 1 | 1 | 1 |
| José Hernández, R (1, 6)<br>OBP: 0.310, SLG: 0.402 | | F F C<br>0-3 ③<br>K | | B S C X<br>1-2 ②<br>FC6-2<br>3-H | | B B X<br>2-0 ①<br>FC6-5<br>G3-6-3<br>2-3 | | | S B X<br>1-1 ①<br>F9 | 4 | 0 | 0 | 0 | 0 | 1 | 3 |
| Raul Casanova, S (1, 2)<br>OBP: 0.320, SLG: 0.396 | | | B C F F F C<br>1-3 ①<br>K | B B X<br>2-0 ③<br>G3 | | B B X<br>2-0 ②③<br>G3-6-3<br>1-2f | | | S B X<br>1-1 ②<br>G3-1 | 4 | 0 | 0 | 0 | 0 | 1 | 2 |
| John Snyder, R (1, 1)<br>OBP: 0.200, SLG: 0.167<br>Valerio De Los Santos, L (5, 1)<br>James Mouton, R (7, PH)<br>OBP: 0.353, SLG: 0.323<br>David Weathers, R (7, 1)<br>Curt Leskanic, R (8, 1)<br>Angel Echevarria, R (9, PH)<br>OBP: 0.167, SLG: 0.167 | | | B X<br>1-0 ②<br>G4-3 | | F B B B C B<br>4-2<br>BB<br>1B<br>BB | | B F S B F B B<br>4-2<br>BB | | B X<br>1-0<br>1B | 1<br>0<br>0<br>0<br>0<br>1 | 1<br>0<br>0<br>0<br>0<br>0 | 0<br>0<br>0<br>0<br>0<br>1 | 0<br>0<br>0<br>0<br>0<br>0 | 1<br>0<br>1<br>0<br>0<br>0 | 0<br>0<br>0<br>0<br>0<br>0 | 0<br>0<br>0<br>0<br>0<br>0 |
| Inning Stats | R: 0 H: 0<br>E: 0 LOB: 0<br>K: 0 BB: 0<br>S: 6 P: 9 | R: 0 H: 0<br>E: 0 LOB: 1<br>K: 1 BB: 1<br>S: 12 P: 20 | R: 1 H: 2<br>E: 0 LOB: 2<br>K: 1 BB: 1<br>S: 14 P: 25 | R: 0 H: 0<br>E: 1 LOB: 1<br>K: 1 BB: 1<br>S: 8 P: 18 | R: 1 H: 1<br>E: 0 LOB: 2<br>K: 1 BB: 2<br>S: 15 P: 31 | R: 0 H: 1<br>E: 0 LOB: 0<br>K: 0 BB: 0<br>S: 3 P: 9 | R: 0 H: 0<br>E: 0 LOB: 1<br>K: 3 BB: 1<br>S: 12 P: 19 | R: 0 H: 0<br>E: 0 LOB: 0<br>K: 0 BB: 0<br>S: 7 P: 10 | R: 0 H: 1<br>E: 0 LOB: 1<br>K: 1 BB: 0<br>S: 10 P: 14 | 1B: 4 SF: 0<br>2B: 1 SAC: 0<br>3B: 0 DP: 1<br>HR: 0 HBP: 0 | | | | | | |

| PITCHER | | IP | WLS | BF | H | R | ER | SO | BB | IBB | HBP | BLK | WP | HR | S | P | ERA | WHIP |
|---|---|---|---|---|---|---|---|---|---|---|---|---|---|---|---|---|---|---|
| 34 Kerry Wood, R<br>ERA: 5.42 | (1, 1) | 6.0 | W | 26 | 4 | 2 | 2 | 4 | 5 | 0 | 0 | 1 | 0 | 0 | 58 | 112 | 3.00 | 1.500 |
| Steve Rain, R<br>ERA: 2.66 | (7, 1) | 2.0 | H | 7 | 0 | 0 | 0 | 3 | 1 | 0 | 0 | 0 | 0 | 0 | 19 | 29 | 0.00 | 0.500 |
| Rick Aguilera, R<br>ERA: 6.15 | (9, 1) | 1.0 | S | 4 | 1 | 0 | 0 | 1 | 0 | 0 | 0 | 0 | 0 | 0 | 10 | 14 | 0.00 | 1.000 |

| PITCHER | IP | WLS | BF | H | R | ER | SO | BB | IBB | HBP | BLK | WP | HR | S | P | ERA | WHIP |
|---|---|---|---|---|---|---|---|---|---|---|---|---|---|---|---|---|---|

# TOP

## Milwaukee Brewers @ Chicago Cubs

Wrigley Field, Chicago, IL

Fri Jul 21 2000, 2:20 PM CDT

Att. 38,991 - Sunny - 71 F

livebaseballscorecards.com

| | |
|---|---|
| AB | 31 |
| R | 2 |
| H | 5 |
| RBI | 1 |
| BB | 6 |
| SO | 8 |
| LOB | 18 |

WP: 0 PA: 37
PB: 0
SB: 1
CS: 0

| Batter | 1 | 2 | 3 | 4 | 5 | 6 | 7 | 8 | 9 | AB | R | H | RBI | BB | SO | LOB |
|---|---|---|---|---|---|---|---|---|---|---|---|---|---|---|---|---|
| Jeff Huson, L (1, 4)<br>OBP: 0.290, SLG: 0.279 | B C B X 2-1 ① F8 | | B C B B B 4-1 S 1B BB | C X 0-1 2-3 3-H 1B | | C F S 0-3 ② K | | | | 3 | 1 | 1 | 1 | 1 | 1 | 0 |
| Ricky Gutierrez, R (1, 6)<br>OBP: 0.360, SLG: 0.398 | C B X 1-1 ② G3-4-1 | | C C F F B B X 2-2 1-H 2B 1B | B C X 1-1 ③ G5-3 | | B C B S S 2-3 ③ K | | | | 4 | 1 | 1 | 1 | 0 | 1 | 2 |
| Mark Grace, L (1, 3)<br>OBP: 0.398, SLG: 0.434 | C B C B F F C 2-3 ③ K | | X 0-0 1-H 2B | | B B C F B B B 4-2 BB PB BB | | B C B X 2-1 ① F9 | | | 3 | 0 | 1 | 1 | 1 | 1 | 0 |
| Sammy Sosa, R (1, 9)<br>OBP: 0.397, SLG: 0.610 | | B B F X 2-1 ① F8 | B B C X 2-1 ③ G1-3 | | F C F B B F B F F 3-3 S ① K 1-2 | | B X 1-0 G6-4-3 1B | | | 4 | 0 | 1 | 0 | 0 | 1 | 2 |
| Henry Rodriguez, L (1, 7)<br>OBP: 0.316, SLG: 0.542<br>Rick Aguilera, R (9, 1) | | X 0-0 ② G4-3 | | B B B B 4-0 1B 1B BB | B F F X 1-2 ② F9 | | B X 1-0 ② ③ G6-4-3 1-2f | | | 3<br>0 | 1<br>0 | 0<br>0 | 0<br>0 | 1<br>0 | 0<br>0 | 2<br>0 |
| Willie Greene, L (1, 5)<br>OBP: 0.325, SLG: 0.418 | B B B B 4-0 FC6-4 BB | | C B X 1-1 34 SH1-3 1B 1-3 1B 1B | I I I I 4-0 BB IBB | | | | C B S X 1-2 ① G6-3 | | 2 | 1 | 1 | 0 | 2 | 0 | 0 |
| Damon Buford, R (1, 8)<br>OBP: 0.343, SLG: 0.439 | B C X 1-1 ③ FC6-4 1-2f | | | B X 1-0 ① P6 | B B F F B B 4-2 1-2 2-3 BB | | | C X 0-1 ② G5-3 | | 3 | 0 | 0 | 0 | 1 | 0 | 3 |
| Jeff Reed, L (1, 2)<br>OBP: 0.367, SLG: 0.374 | | | C C S 0-3 ① K | F B B X 2-1 1B 34 SH1-3 1-2 3-H 1B | B F B B X 3-1 ③ P6 | | | C X 0-1 1B | | 4 | 0 | 2 | 1 | 0 | 1 | 3 |
| 34 Kerry Wood, R (1, 1)<br>OBP: 0.280, SLG: 0.348<br>Eric Young Sr., R (6, PH)<br>OBP: 0.376, SLG: 0.425<br>Steve Rain, R (7, 1)<br>Brant Brown, L (8, PH)<br>OBP: 0.234, SLG: 0.350<br>(9, 7) | | | B X 1-0 ② G4-3 | B C B X 2-1 ② SH1-3 1-2 2-3 | | B C S B C 2-3 ① K | | C B B F S 3-3 ③ K | | 1<br>1<br>0<br>1 | 0<br>0<br>0<br>0 | 0<br>0<br>0<br>0 | 0<br>0<br>0<br>1 | 0<br>0<br>0<br>1 | 0<br>1<br>0<br>1 | 0<br>0<br>0<br>1 |
| Inning Stats | R: 0 E: 0 K: 1 S: 9 H: 0 LOB: 0 BB: 0 P: 14 | R: 0 E: 0 K: 0 S: 5 H: 0 LOB: 1 BB: 1 P: 12 | R: 2 E: 0 K: 1 S: 13 H: 2 LOB: 1 BB: 1 P: 22 | R: 2 E: 0 K: 0 S: 11 H: 3 LOB: 2 BB: 1 P: 22 | R: 0 E: 0 K: 1 S: 16 H: 0 LOB: 3 BB: 3 P: 35 | R: 0 E: 0 K: 3 S: 9 H: 0 LOB: 0 BB: 0 P: 13 | R: 0 E: 0 K: 0 S: 4 H: 1 LOB: 0 BB: 0 P: 8 | R: 0 E: 0 K: 1 S: 10 H: 1 LOB: 1 BB: 0 P: 14 | | 1B: 6 2B: 1 3B: 0 HR: 0 | SF: 0 SAC: 1 DP: 1 HBP: 0 | | | | | |

| PITCHER | | IP | WLS | BF | H | R | ER | SO | BB | IBB | HBP | BLK | WP | HR | S | P | ERA | WHIP |
|---|---|---|---|---|---|---|---|---|---|---|---|---|---|---|---|---|---|---|
| John Snyder, R<br>ERA: 5.35 | (1, 1) | 4.2 | L | 25 | 5 | 4 | 4 | 3 | 5 | 1 | 0 | 0 | 0 | 0 | 52 | 100 | 7.71 | 2.143 |
| Valerio De Los Santos, L<br>ERA: 6.33 | (5, 1) | 1.1 | | 4 | 0 | 0 | 0 | 3 | 0 | 0 | 0 | 0 | 0 | 0 | 11 | 18 | 0.00 | 0.000 |
| David Weathers, R<br>ERA: 3.48 | (7, 1) | 1.0 | | 3 | 1 | 0 | 0 | 0 | 0 | 0 | 0 | 0 | 0 | 0 | 4 | 8 | 0.00 | 1.000 |
| Curt Leskanic, R<br>ERA: 3.22 | (8, 1) | 1.0 | | 4 | 1 | 0 | 0 | 1 | 0 | 0 | 0 | 0 | 0 | 0 | 10 | 14 | 0.00 | 1.000 |

| PITCHER | IP | WLS | BF | H | R | ER | SO | BB | IBB | HBP | BLK | WP | HR | S | P | ERA | WHIP |
|---|---|---|---|---|---|---|---|---|---|---|---|---|---|---|---|---|---|

# BOTTOM

## Milwaukee Brewers @ Chicago Cubs

Wrigley Field, Chicago, IL

Fri Jul 21 2000, 2:20 PM CDT

Att. 38,991 - Sunny - 71 F

livebaseballscorecards.com

| | |
|---|---|
| AB | 29 |
| R | 4 |
| H | 7 |
| RBI | 4 |
| BB | 6 |
| SO | 7 |
| LOB | 13 |

| Batter | 1 | 2 | 3 | 4 | 5 | 6 | 7 | 8 | 9 | 10 | 11 | 12 | 13 | AB | R | H | RBI | BB | SO | LOB |
|---|---|---|---|---|---|---|---|---|---|---|---|---|---|---|---|---|---|---|---|---|
| Ronnie Belliard, R (1, 4)<br>OBP: 0.368, SLG: 0.414 | F8 | L3 | | SF7<br>3-H | | FC3-2<br>1-2<br>BB | | K | | | P4 | | K | 5 | 0 | 0 | 1 | 1 | 2 | 4 |
| Luis Lopez, S (1, 6)<br>OBP: 0.331, SLG: 0.409 | 1B<br>1B | G6-3 | | FC4-6<br>1-2f<br>2-3 | | FC3-2<br>1-2<br>2-3<br>3-Hf | | | K | | F8 | | | 6 | 0 | 1 | 0 | 0 | 1 | 5 |
| Marquis Grissom, R (1, 8)<br>OBP: 0.282, SLG: 0.363 | P3 | P6 | | | 1B | F7 | | | K | | G5-3 | | | 6 | 0 | 1 | 0 | 0 | 1 | 4 |
| Charlie Hayes, R (1, 5)<br>OBP: 0.381, SLG: 0.433 | 1B<br>1-2 | G4-3 | | | F8 | | F9 | | 1B | | | P4 | | 6 | 0 | 2 | 0 | 0 | 0 | 1 |
| Jeromy Burnitz, L (1, 9)<br>OBP: 0.335, SLG: 0.437 | K | | | HR | K | | K | | K | | | G3 | | 6 | 1 | 1 | 1 | 0 | 4 | 4 |
| Angel Echevarria, R (1, 3)<br>OBP: 0.222, SLG: 0.235 | | K | | F9 | F7 | | G4-3 | | | G4-3<br>2B | | BB | | 5 | 0 | 1 | 0 | 1 | 1 | 1 |
| Geoff Jenkins, L (1, 7)<br>OBP: 0.337, SLG: 0.554 | | 2B<br>1B | | SF7<br>1B<br>BB<br>HBP | | FC3-2<br>1B<br>BB | | K | | G4-3<br>2-3 | | K | | 4 | 1 | 1 | 0 | 1 | 2 | 2 |
| Henry Blanco, R (1, 2)<br>OBP: 0.329, SLG: 0.397 | 2B<br>1-3 | | | FC4-6<br>1B<br>1-2<br>BB | | FC3-2<br>BB<br>1-3<br>1B | | G3<br>BB | | K | | | G5-3 | 2 | 0 | 2 | 0 | 2 | 0 | 0 |
| James Mouton, R (8, PR)<br>OBP: 0.353, SLG: 0.323 | | | | | | | | | | | | | | 0 | 0 | 0 | 0 | 0 | 0 | 0 |
| Raul Casanova, S (8, 2)<br>OBP: 0.315, SLG: 0.389 | | | | | | | | | | | | | | 2 | 0 | 0 | 0 | 0 | 1 | 1 |
| Jason Bere, R (1, 1)<br>OBP: 0.269, SLG: 0.256 | P3 | | | FC4-6<br>1-2<br>2-3<br>1B | | K | | G3<br>1-2 | | K | | | K | 3 | 0 | 1 | 0 | 0 | 1 | 4 |
| Tyler Houston, L (8, PH)<br>OBP: 0.304, SLG: 0.491 | | | | | | | | | | | | | | 1 | 0 | 0 | 0 | 0 | 0 | 1 |
| Curt Leskanic, R (8, 1) | | | | | | | | | | | | | | 0 | 0 | 0 | 0 | 0 | 0 | 0 |
| Ray King, L (8, 1) | | | | | | | | | | | | | | 0 | 0 | 0 | 0 | 0 | 0 | 0 |
| David Weathers, R (9, 1) | | | | | | | | | | | | | | 0 | 0 | 0 | 0 | 0 | 0 | 0 |
| Chris Jones, R (10, PH)<br>OBP: 0.300, SLG: 0.333 | | | | | | | | | | | | | | 1 | 0 | 0 | 0 | 0 | 1 | 1 |
| Steve Woodard, L (10, 1)<br>OBP: 0.125, SLG: 0.045 | | | | | | | | | | | | | | 1 | 0 | 0 | 0 | 0 | 1 | 0 |
| Inning Stats | R: 0<br>E: 0<br>K: 1<br>S: 14<br>H: 2<br>LOB: 2<br>BB: 0<br>P: 19 | R: 0<br>E: 0<br>K: 1<br>S: 15<br>H: 2<br>LOB: 2<br>BB: 0<br>P: 25 | R: 0<br>E: 0<br>K: 0<br>S: 7<br>H: 0<br>LOB: 0<br>BB: 0<br>P: 9 | R: 2<br>E: 0<br>K: 0<br>S: 16<br>H: 2<br>LOB: 2<br>BB: 1<br>P: 31 | R: 0<br>E: 0<br>K: 1<br>S: 11<br>H: 1<br>LOB: 1<br>BB: 0<br>P: 18 | R: 0<br>E: 0<br>K: 1<br>S: 14<br>H: 1<br>LOB: 3<br>BB: 2<br>P: 27 | R: 0<br>E: 0<br>K: 1<br>S: 7<br>H: 0<br>LOB: 0<br>BB: 0<br>P: 12 | R: 0<br>E: 0<br>K: 2<br>S: 8<br>H: 0<br>LOB: 2<br>BB: 1<br>P: 17 | R: 0<br>E: 0<br>K: 3<br>S: 11<br>H: 1<br>LOB: 1<br>BB: 0<br>P: 14 | R: 0<br>E: 0<br>K: 2<br>S: 12<br>H: 1<br>LOB: 1<br>BB: 0<br>P: 15 | R: 0<br>E: 0<br>K: 0<br>S: 6<br>H: 0<br>LOB: 0<br>BB: 0<br>P: 10 | R: 0<br>E: 0<br>K: 1<br>S: 11<br>H: 0<br>LOB: 1<br>BB: 1<br>P: 21 | R: 0<br>E: 0<br>K: 2<br>S: 9<br>H: 0<br>LOB: 0<br>BB: 0<br>P: 12 | 1B: 7<br>2B: 2<br>3B: 0<br>HR: 1<br>SF: 1<br>SAC: 0<br>DP: 0<br>HBP: 1 | WP: 0<br>PB: 0<br>SB: 0<br>CS: 0<br>PA: 55 | | | | | |

| PITCHER | | IP | WLS | BF | H | R | ER | SO | BB | IBB | HBP | BLK | WP | HR | S | P | ERA | WHIP |
|---|---|---|---|---|---|---|---|---|---|---|---|---|---|---|---|---|---|---|
| Scott Downs, L<br>ERA: 5.4 | (1, 1) | 5.1 | | 28 | 8 | 2 | 2 | 4 | 3 | 0 | 1 | 0 | 0 | 1 | 72 | 121 | 3.38 | 2.062 |
| Kyle Farnsworth, R<br>ERA: 8.73 | (6, 1) | 1.2 | | 5 | 0 | 0 | 0 | 1 | 0 | 0 | 0 | 0 | 0 | 0 | 12 | 20 | 0.00 | 0.000 |
| Todd Van Poppel, R<br>ERA: 1.94 | (8, 1) | 1.0 | | 4 | 0 | 0 | 0 | 2 | 1 | 0 | 0 | 0 | 0 | 0 | 8 | 17 | 0.00 | 1.000 |
| Tim Worrell, R<br>ERA: 2.75 | (9, 1) | 3.0 | | 11 | 2 | 0 | 0 | 5 | 0 | 0 | 0 | 0 | 0 | 0 | 29 | 39 | 0.00 | 0.667 |
| Felix Heredia, L<br>ERA: 5.05 | (12, 1) | 2.0 | W | 7 | 0 | 0 | 0 | 3 | 1 | 0 | 0 | 0 | 0 | 0 | 20 | 33 | 0.00 | 0.500 |

| PITCHER | IP | WLS | BF | H | R | ER | SO | BB | IBB | HBP | BLK | WP | HR | S | P | ERA | WHIP |
|---|---|---|---|---|---|---|---|---|---|---|---|---|---|---|---|---|---|

# TOP

## Milwaukee Brewers @ Chicago Cubs

Wrigley Field, Chicago, IL

Sat Jul 22 2000, 3:05 PM CDT

Att. 39,464 - Sunny - 71 F

livebaseballscorecards.com

| | |
|---|---|
| AB | 48 |
| R | 2 |
| H | 10 |
| RBI | 2 |
| BB | 5 |
| SO | 15 |
| LOB | 28 |

| Batter | 1 | 2 | 3 | 4 | 5 | 6 | 7 | 8 | 9 | 10 | 11 | 12 | 13 | AB | R | H | RBI | BB | SO | LOB |
|---|---|---|---|---|---|---|---|---|---|---|---|---|---|---|---|---|---|---|---|---|
| Eric Young Sr., R (1, 4)<br>OBP: 0.376, SLG: 0.422 | E9<br>SH3-1<br>BB<br>1B | | 1B | | F9 | | | BB<br>F8<br>S | | FC4-6<br>1-2f | | | G6-3 | 5 | 1 | 1 | 0 | 1 | 0 | 1 |
| Ricky Gutierrez, R (1, 6)<br>OBP: 0.359, SLG: 0.391 | 1B<br>SH3-1<br>1-2<br>BB | | F8 | | | F8 | | F8<br>1-3 | | | F7 | | 1B<br>BB | 4 | 1 | 0 | 0 | 2 | 0 | 2 |
| Mark Grace, L (1, 3)<br>OBP: 0.395, SLG: 0.430 | SH3-1<br>1-2<br>2-3 | | P6 | | | G1-3 | | P5 | | | F7 | | 1B<br>1-2 | 5 | 0 | 1 | 0 | 0 | 0 | 2 |
| Sammy Sosa, R (1, 9)<br>OBP: 0.399, SLG: 0.607 | 1B<br>IBB | | F7 | | | G5-3 | | | G5-3 | | 1B | | 1B<br>1-2<br>2-H | 5 | 0 | 2 | 1 | 1 | 0 | 1 |
| Henry Rodriguez, L (1, 7)<br>OBP: 0.313, SLG: 0.535<br>Felix Heredia, L (12, 1) | G4-6-3<br>1-2<br>2-3<br>3-H<br>1B | | | K | | | K | | K | | F7 | | | 5<br>0 | 0<br>0 | 1<br>0 | 1<br>0 | 0<br>0 | 3<br>0 | 1<br>0 |
| Willie Greene, L (1, 5)<br>OBP: 0.321, SLG: 0.411<br>Todd Van Poppel, R (8, 1)<br>Tim Worrell, R (9, 1)<br>Brant Brown, L (12, 7)<br>OBP: 0.233, SLG: 0.348 | G4-6-3<br>1-2f | | | K | | | K | | K | | | F8 | | 3<br>0<br>1<br>1 | 0<br>0<br>0<br>0 | 0<br>0<br>0<br>0 | 0<br>0<br>0<br>0 | 0<br>0<br>1<br>0 | 2<br>0<br>0<br>0 | 3<br>0<br>0<br>0 |
| Damon Buford, R (1, 8)<br>OBP: 0.341, SLG: 0.445 | | F8 | | G6-3 | | | HR | | | F3 | | G6-3 | | 5 | 1 | 1 | 1 | 0 | 0 | 0 |
| Joe Girardi, R (1, 2)<br>OBP: 0.366, SLG: 0.409 | | K | | | G3 | | G6-3 | | | E8<br>FC4-6 | | FC6-4<br>1B | | 5 | 0 | 1 | 0 | 0 | 1 | 0 |
| Scott Downs, L (1, 1)<br>OBP: 0.080, SLG: 0.042<br>Kyle Farnsworth, R (6, 1)<br>Jose Nieves, R (8, 5)<br>OBP: 0.257, SLG: 0.400 | | K | | | L1 | | | G1-3 | | F7 | | FC6-4<br>1-2f | | 2<br>0<br>3 | 0<br>0<br>0 | 0<br>0<br>0 | 0<br>0<br>0 | 1<br>0<br>0 | 0<br>0<br>2 | 0<br>0<br>0 |
| Inning Stats | R: 1<br>E: 1<br>K: 0<br>S: 11<br>H: 1<br>LOB: 2<br>BB: 2<br>P: 21 | R: 0<br>E: 0<br>K: 2<br>S: 8<br>H: 0<br>LOB: 0<br>BB: 0<br>P: 10 | R: 0<br>E: 0<br>K: 0<br>S: 7<br>H: 1<br>LOB: 1<br>BB: 0<br>P: 10 | R: 0<br>E: 0<br>K: 2<br>S: 9<br>H: 0<br>LOB: 0<br>BB: 0<br>P: 18 | R: 0<br>E: 0<br>K: 0<br>S: 7<br>H: 0<br>LOB: 0<br>BB: 0<br>P: 10 | R: 0<br>E: 0<br>K: 0<br>S: 8<br>H: 0<br>LOB: 0<br>BB: 0<br>P: 10 | R: 1<br>E: 0<br>K: 2<br>S: 12<br>H: 1<br>LOB: 0<br>BB: 0<br>P: 17 | R: 0<br>E: 0<br>K: 0<br>S: 7<br>H: 0<br>LOB: 1<br>BB: 1<br>P: 17 | R: 0<br>E: 0<br>K: 2<br>S: 8<br>H: 0<br>LOB: 0<br>BB: 0<br>P: 11 | R: 0<br>E: 1<br>K: 0<br>S: 10<br>H: 0<br>LOB: 1<br>BB: 0<br>P: 19 | R: 0<br>E: 0<br>K: 0<br>S: 9<br>H: 1<br>LOB: 1<br>BB: 0<br>P: 16 | R: 0<br>E: 0<br>K: 0<br>S: 4<br>H: 1<br>LOB: 1<br>BB: 0<br>P: 6 | R: 1<br>E: 0<br>K: 0<br>S: 11<br>H: 2<br>LOB: 2<br>BB: 1<br>P: 19 | 1B: 6<br>2B: 0<br>3B: 0<br>HR: 1 | SF: 0<br>SAC: 1<br>DP: 1<br>HBP: 0 | WP: 0<br>PB: 0<br>SB: 1<br>CS: 0 | PA: 49 | | | |

| PITCHER | | IP | WLS | BF | H | R | ER | SO | BB | IBB | HBP | BLK | WP | HR | S | P | ERA | WHIP |
|---|---|---|---|---|---|---|---|---|---|---|---|---|---|---|---|---|---|---|
| Jason Bere, R<br>ERA: 4.93 | (1, 1) | 7.0 | | 26 | 3 | 2 | 1 | 6 | 1 | 1 | 0 | 0 | 0 | 1 | 62 | 96 | 1.29 | 0.571 |
| Curt Leskanic, R<br>ERA: 3.18 | (8, 1) | 0.2 | | 3 | 0 | 0 | 0 | 0 | 1 | 0 | 0 | 0 | 0 | 0 | 6 | 14 | 0.00 | 1.500 |
| Ray King, L<br>ERA: 4.15 | (8, 1) | 0.1 | | 1 | 0 | 0 | 0 | 0 | 0 | 0 | 0 | 0 | 0 | 0 | 1 | 3 | 0.00 | 0.000 |
| David Weathers, R<br>ERA: 3.42 | (9, 1) | 1.0 | | 3 | 0 | 0 | 0 | 2 | 0 | 0 | 0 | 0 | 0 | 0 | 8 | 11 | 0.00 | 0.000 |
| Steve Woodard, R<br>ERA: 5.96 | (10, 1) | 3.1 | L | 16 | 4 | 1 | 1 | 0 | 1 | 0 | 0 | 0 | 0 | 0 | 34 | 60 | 2.70 | 1.500 |

| PITCHER | IP | WLS | BF | H | R | ER | SO | BB | IBB | HBP | BLK | WP | HR | S | P | ERA | WHIP |
|---|---|---|---|---|---|---|---|---|---|---|---|---|---|---|---|---|---|

BOTTOM

# Milwaukee Brewers @ Chicago Cubs

Wrigley Field, Chicago, IL

Sat Jul 22 2000, 3:05 PM CDT

Att. 39,464 - Sunny - 71 F

livebaseballscorecards.com

| | |
|---|---|
| AB | 44 |
| R | 3 |
| H | 7 |
| RBI | 3 |
| BB | 4 |
| SO | 8 |
| LOB | 12 |

| Batter | 1 | 2 | 3 | 4 | 5 | 6 | 7 | 8 | 9 | AB | R | H | RBI | BB | SO | LOB |
|---|---|---|---|---|---|---|---|---|---|---|---|---|---|---|---|---|
| Ronnie Belliard, R (1, 4)<br>OBP: 0.366, SLG: 0.409 | C F X<br>0-2 ①<br>P1 | | C C B B F B B<br>4-2<br>G4-6-3<br>BB | | B X<br>1-0 ②<br>P6 | | C B B B X<br>3-1 ③<br>F8 | | X<br>0-0 ③<br>G6-3 | 4 | 0 | 0 | 0 | 1 | 0 | 1 |
| James Mouton, R (1, 8)<br>OBP: 0.350, SLG: 0.313 | B F X<br>1-1 ②<br>P4 | | B F X<br>1-1 ① ②<br>G4-6-3<br>1-2f | | X<br>0-0 ③<br>B5-3 | | | B B B C B<br>4-1<br>3B<br>BB | | 3 | 1 | 0 | 0 | 1 | 0 | 1 |
| Geoff Jenkins, L (1, 7)<br>OBP: 0.342, SLG: 0.562 | C B B F F F B F F F<br>3-3 C ③<br>K | | X<br>0-0<br>1B<br>1B | | | B F B B B B<br>4-1<br>BB | | B F B C F X<br>2-2<br>1-H<br>SF8<br>3B | | 3 | 1 | 2 | 1 | 1 | 1 | 0 |
| Charlie Hayes, R (1, 5)<br>OBP: 0.380, SLG: 0.432 | | C B X<br>1-1 ①<br>P4 | X<br>0-0<br>1-2<br>1B | | | C B X<br>1-1 ①<br>P4 | | C C F X<br>0-2 ①<br>SF8<br>3-H | | 3 | 0 | 1 | 1 | 0 | 0 | 1 |
| Jeromy Burnitz, L (1, 9)<br>OBP: 0.336, SLG: 0.440 | | X<br>0-0<br>2B<br>1B<br>1B | C F F B F F F F B<br>2-3 ③<br>K | | | C X<br>1-1 ②<br>F9 | | B S B X<br>2-1<br>2B | | 4 | 1 | 2 | 0 | 0 | 1 | 3 |
| Tyler Houston, L (1, 3)<br>OBP: 0.305, SLG: 0.494<br>Angel Echevarria, R (8, PH)<br>OBP: 0.211, SLG: 0.222 (8, 3) | F B X<br>1-1<br>1-3<br>1B<br>2B | | | C B F X<br>1-2 ①<br>F9 | | X<br>0-0 ③<br>P6 | | F B S S<br>1-3 ②<br>K | | 3<br>1 | 1<br>0 | 1<br>0 | 0<br>0 | 0<br>0 | 0<br>1 | 1<br>1 |
| José Hernández, R (1, 6)<br>OBP: 0.309, SLG: 0.400 | B B X<br>2-0<br>2-H<br>3-H<br>1B | | | S B B B X<br>3-1 ②<br>F8 | | | B C B F S<br>2-3 ① C F C<br>K | 0-3 ③<br>K | | 4 | 0 | 1 | 2 | 0 | 2 | 1 |
| Henry Blanco, R (1, 2)<br>OBP: 0.323, SLG: 0.389 | C F B X<br>1-2 ②<br>F8 | | | B C C F B B X<br>3-2 ③<br>G1-3 | | | X<br>0-0 ②<br>F5 | | B B F C S<br>2-3 ①<br>K | 4 | 0 | 0 | 0 | 0 | 1 | 1 |
| Jamey Wright, R (1, 1)<br>OBP: 0.053, SLG: 0.053<br>Raul Casanova, S (7, PH)<br>OBP: 0.320, SLG: 0.389<br>Ray King, L (7, 1)<br>Bob Wickman, R (8, 1)<br>Marquis Grissom, R (9, PH)<br>OBP: 0.281, SLG: 0.362 | | B X<br>1-0 ③<br>F8 | | | F B F B X<br>2-2 ①<br>G4-3 | | B B B C C F B<br>4-2<br>BB | | S B F F S<br>1-3 ②<br>K | 2<br>0<br>0<br>0<br>1 | 0<br>0<br>0<br>0<br>0 | 0<br>0<br>0<br>0<br>0 | 0<br>0<br>0<br>0<br>0 | 0<br>1<br>0<br>0<br>0 | 0<br>0<br>0<br>0<br>1 | 1<br>0<br>0<br>0<br>0 |
| Inning Stats | R: 0 H: 0<br>E: 0 LOB: 0<br>K: 1 BB: 0<br>S: 12 P: 16 | R: 2 H: 3<br>E: 0 LOB: 1<br>K: 0 BB: 0<br>S: 10 P: 16 | R: 0 H: 2<br>E: 0 LOB: 2<br>K: 1 BB: 1<br>S: 17 P: 24 | R: 0 H: 0<br>E: 0 LOB: 0<br>K: 0 BB: 0<br>S: 9 P: 16 | R: 0 H: 0<br>E: 0 LOB: 0<br>K: 0 BB: 0<br>S: 5 P: 8 | R: 0 H: 0<br>E: 0 LOB: 1<br>K: 0 BB: 1<br>S: 6 P: 12 | R: 0 H: 0<br>E: 0 LOB: 1<br>K: 1 BB: 1<br>S: 9 P: 18 | R: 2 H: 2<br>E: 0 LOB: 1<br>K: 2 BB: 1<br>S: 17 P: 26 | R: 0 H: 0<br>E: 0 LOB: 0<br>K: 2 BB: 0<br>S: 8 P: 11 | 1B: 4 SF: 1<br>2B: 2 SAC: 0<br>3B: 1 DP: 1<br>HR: 0 HBP: 0 | | | | | | WP: 0 PA: 37<br>PB: 0<br>SB: 0<br>CS: 0 |

| PITCHER | | IP | WLS | BF | H | R | ER | SO | BB | IBB | HBP | BLK | WP | HR | S | P | ERA | WHIP |
|---|---|---|---|---|---|---|---|---|---|---|---|---|---|---|---|---|---|---|
| Ismael Valdez, R<br>ERA: 5.37 | (1, 1) | 7.0 | W | 28 | 5 | 2 | 2 | 3 | 3 | 0 | 0 | 0 | 0 | 0 | 68 | 110 | 2.57 | 1.143 |
| Todd Van Poppel, R<br>ERA: 2.36 | (8, 1) | 0.1 | H | 3 | 1 | 2 | 2 | 0 | 1 | 0 | 0 | 0 | 0 | 0 | 9 | 15 | 54.00 | 6.000 |
| Felix Heredia, L<br>ERA: 5.05 | (8, 1) | 0.0 | | 1 | 1 | 0 | 0 | 0 | 0 | 0 | 0 | 0 | 0 | 0 | 2 | 4 | ∞ | ∞ |
| Steve Rain, R<br>ERA: 2.57 | (8, 1) | 0.2 | H | 2 | 0 | 0 | 0 | 2 | 0 | 0 | 0 | 0 | 0 | 0 | 6 | 7 | 0.00 | 0.000 |
| Rick Aguilera, R<br>ERA: 5.97 | (9, 1) | 1.0 | S | 3 | 0 | 0 | 0 | 2 | 0 | 0 | 0 | 0 | 0 | 0 | 8 | 11 | 0.00 | 0.000 |

| PITCHER | IP | WLS | BF | H | R | ER | SO | BB | IBB | HBP | BLK | WP | HR | S | P | ERA | WHIP |
|---|---|---|---|---|---|---|---|---|---|---|---|---|---|---|---|---|---|

TOP

# Milwaukee Brewers @ Chicago Cubs

Wrigley Field, Chicago, IL

Sun Jul 23 2000, 1:20 PM CDT

Att. 38,678 - Sunny - 70 F

livebaseballscorecards.com

| | |
|---|---|
| AB | 32 |
| R | 4 |
| H | 7 |
| RBI | 4 |
| BB | 4 |
| SO | 7 |
| LOB | 11 |

| Batter | 1 | 2 | 3 | 4 | 5 | 6 | 7 | 8 | 9 | AB | R | H | RBI | BB | SO | LOB |
|---|---|---|---|---|---|---|---|---|---|---|---|---|---|---|---|---|
| Eric Young Sr., R (1, 4)<br>OBP: 0.375, SLG: 0.420 | B C S X<br>1-2 G6-3 ① | B C B B C X<br>3-2 E 2B 1B<br>1-2 2-H 3-H | | B B C X<br>2-1 G6-3 ③ | | | B B X<br>2-0 F7 ③ | | | 4 | 1 | 1 | 2 | 0 | 0 | 0 |
| Ricky Gutierrez, R (1, 6)<br>OBP: 0.364, SLG: 0.395 | C X<br>0-1 F8 ② | B C B B C X<br>2-2 E7 2B 1B<br>1-3 2-H | | | C B B B C X<br>3-2 F7-3 1B | | | C S B B B B<br>4-2 G3-6-1 BB | | 3 | 1 | 2 | 1 | 1 | 0 | 0 |
| Mark Grace, L (1, 3)<br>OBP: 0.397, SLG: 0.432 | B B B C T F F B<br>4-2 BB | B B X<br>2-0 2B<br>2-H 3-H | | | B B C B F F X<br>3-2 F8 ① | | | X<br>0-0 G3-6-1 ① ②<br>1-2f | | 3 | 0 | 1 | 2 | 1 | 0 | 2 |
| Sammy Sosa, R (1, 9)<br>OBP: 0.395, SLG: 0.601 | C C C<br>0-3 K ③ | B F S B X<br>2-2 G6-3 ③ | | | B X<br>1-0 F7-3 ② ③<br>1-2 | | | C S B B F S<br>2-3 K ③ | | 4 | 0 | 0 | 0 | 0 | 2 | 3 |
| Henry Rodriguez, L (1, 7)<br>OBP: 0.310, SLG: 0.528<br>Brant Brown, L (9, 7)<br>OBP: 0.233, SLG: 0.348 | S F B S<br>1-3 K ① | B F X<br>1-1 P6 ① | | | | B C F B X<br>2-2 F8 ① | | | | 3<br>0 | 0<br>0 | 0<br>0 | 0<br>0 | 0<br>0 | 1<br>0 | 0<br>0 |
| Damon Buford, R (1, 8)<br>OBP: 0.341, SLG: 0.442 | B B C F X<br>2-2 G1-3 ② | B B B C B<br>4-1 CS BB | | | | B X<br>1-0 F7 ② | | | | 2 | 0 | 0 | 0 | 1 | 0 | 0 |
| Willie Greene, L (1, 5)<br>OBP: 0.321, SLG: 0.406 | H<br>1-0 BB BB 1B HBP | B S B C F B F S<br>3-3 K ② ③<br>1-2 | | | | B C B X<br>2-1 G4-3 ③ | | | | 2 | 1 | 0 | 0 | 0 | 1 | 1 |
| Jeff Reed, L (1, 2)<br>OBP: 0.366, SLG: 0.368 | B B S B S B<br>4-2 BB 1B<br>1-2 BB | | | C B F X<br>1-2 F7 ① | | | X<br>0-0 G3-1 ① | | | 2 | 1 | 0 | 0 | 1 | 0 | 0 |
| Ismael Valdez, R (1, 1)<br>OBP: 0.333, SLG: 0.429<br>Gary Matthews, S (7, PH)<br>OBP: 0.296, SLG: 0.333<br>Todd Van Poppel, R (8, 1)<br>Felix Heredia, L (8, 1)<br>Steve Rain, R (8, 1)<br>Rick Aguilera, R (9, 1) | B B B B<br>4-0 1B E BB<br>1-2 2-3 | | | F F S<br>0-3 K ② | | | X<br>0-0 G4-3 ② | | | 1<br>1<br>0<br>0<br>0<br>0 | 1<br>0<br>0<br>0<br>0<br>0 | 0<br>0<br>0<br>0<br>0<br>0 | 0<br>0<br>0<br>0<br>0<br>0 | 1<br>0<br>0<br>0<br>0<br>0 | 1<br>0<br>0<br>0<br>0<br>0 | 0<br>0<br>0<br>0<br>0<br>0 |
| Inning Stats | R: 0 H: 0<br>E: 0 LOB: 1<br>K: 1 BB: 1<br>S: 12 P: 17 | R: 5 H: 3<br>E: 1 LOB: 1<br>K: 1 BB: 2<br>S: 18 P: 39 | R: 0 H: 0<br>E: 0 LOB: 1<br>K: 1 BB: 1<br>S: 8 P: 16 | R: 0 H: 0<br>E: 0 LOB: 0<br>K: 1 BB: 0<br>S: 8 P: 11 | R: 0 H: 1<br>E: 0 LOB: 0<br>K: 0 BB: 0<br>S: 8 P: 15 | R: 0 H: 0<br>E: 0 LOB: 0<br>K: 0 BB: 0<br>S: 6 P: 11 | R: 0 H: 0<br>E: 0 LOB: 0<br>K: 0 BB: 0<br>S: 3 P: 5 | R: 0 H: 0<br>E: 0 LOB: 0<br>K: 1 BB: 1<br>S: 7 P: 13 | | 1B: 3 SF: 0<br>2B: 3 SAC: 0<br>3B: 0 DP: 3<br>HR: 0 HBP: 1 | | | | | | |

| PITCHER | | IP | WLS | BF | H | R | ER | SO | BB | IBB | HBP | BLK | WP | HR | S | P | ERA | WHIP |
|---|---|---|---|---|---|---|---|---|---|---|---|---|---|---|---|---|---|---|
| Jamey Wright, R<br>ERA: 3.83 | (1, 1) | 6.0 | L | 25 | 4 | 5 | 5 | 4 | 4 | 0 | 1 | 0 | 0 | 0 | 60 | 109 | 7.50 | 1.333 |
| Ray King, L<br>ERA: 3.38 | (7, 1) | 1.0 | | 3 | 0 | 0 | 0 | 0 | 0 | 0 | 0 | 0 | 0 | 0 | 3 | 5 | 0.00 | 0.000 |
| Bob Wickman, R<br>ERA: 3.07 | (8, 1) | 1.0 | | 3 | 0 | 0 | 0 | 1 | 1 | 0 | 0 | 0 | 0 | 0 | 7 | 13 | 0.00 | 1.000 |

| PITCHER | IP | WLS | BF | H | R | ER | SO | BB | IBB | HBP | BLK | WP | HR | S | P | ERA | WHIP |
|---|---|---|---|---|---|---|---|---|---|---|---|---|---|---|---|---|---|

# BOTTOM

# Milwaukee Brewers @ Chicago Cubs

Wrigley Field, Chicago, IL

Sun Jul 23 2000, 1:20 PM CDT

Att. 38,678 - Sunny - 70 F

livebaseballscorecards.com

| | |
|---|---|
| AB | 25 |
| R | 5 |
| H | 4 |
| RBI | 5 |
| BB | 5 |
| SO | 5 |
| LOB | 6 |

| Batter | 1 | 2 | 3 | 4 | 5 | 6 | 7 | 8 | 9 | 10 | 11 | AB | R | H | RBI | BB | SO | LOB |
|---|---|---|---|---|---|---|---|---|---|---|---|---|---|---|---|---|---|---|
| Ronnie Belliard, R (1, 4)<br>OBP: 0.362, SLG: 0.404 | X 0-0 ① F9 | | C X 0-1 ② F9 | | | C S B C 1-3 ① K | | B X 1-0 ② F8 | | B X 1-0 ③ FC5-4<br>1-2f<br>2-3 | | 5 | 0 | 0 | 0 | 0 | 1 | 3 |
| Marquis Grissom, R (1, 8)<br>OBP: 0.280, SLG: 0.360 | C B X 1-1 ② G4-3 | | F X 0-1 ③ G6-3 | | | S C F F X 0-2 1B ∩ 1B | | B B S X 2-1 ③ G4-3 | | | F C F F F F F X 0-2 ① F9 | 5 | 0 | 1 | 0 | 0 | 0 | 1 |
| Geoff Jenkins, L (1, 7)<br>OBP: 0.350, SLG: 0.568 | B B B C X 3-1 1B | | | C B B C B F F B 4-2 G4-6-3 1B ∩ BB | | C C F X 0-2 G6-4-3 1-3 1B | | | C B X 1-1 ① F8 | | X 0-0 BB E 2B | 4 | 1 | 3 | 0 | 1 | 0 | 0 |
| Charlie Hayes, R (1, 5)<br>OBP: 0.380, SLG: 0.429 | C B F S 1-3 ③ K | | | X 0-0 G4-6-3 1-2 1B | | X 0-0 ②③ G6-4-3 1-2f | | | F B C B B S 3-3 ② K | | I I I I 4-0 BB E IBB | 4 | 1 | 1 | 0 | 1 | 2 | 3 |
| Jeromy Burnitz, L (1, 9)<br>OBP: 0.335, SLG: 0.435 | | B C F F B F X 2-2 ① F8 | | B X 1-0 ①② G4-6-3 1-2f 2-3 | | | S B S X 1-2 ① G1-3 | | B B S S B F S 3-3 ③ K | | B B B B 4-0 E SH1-3 1-2 2-3 BB | 4 | 1 | 0 | 0 | 1 | 1 | 2 |
| José Hernández, R (1, 6)<br>OBP: 0.308, SLG: 0.397 | | X 0-0 ② G1-3 | | B C B B C B S 3-3 ③ K | | | B F C B S 2-3 ② K | | | B X 1-0 ① G5-3 | F S B B F X 2-2 E2 SH1-3 1-3 2-H 3-H 1B | 5 | 0 | 1 | 2 | 0 | 2 | 1 |
| Tyler Houston, L (1, 3)<br>OBP: 0.309, SLG: 0.509 | B C B B X 3-1 HR | | | B B F B X 3-1 ① F8 | | | B C S S 1-3 ③ K | | | B B C B B 4-1 FC6-4 BB | X 0-0 ② SH1-3 2-3 3-H | 3 | 1 | 1 | 2 | 1 | 1 | 0 |
| Raul Casanova, S (1, 2)<br>OBP: 0.328, SLG: 0.405<br>Chris Jones, R (8, PR)<br>OBP: 0.300, SLG: 0.333<br>Henry Blanco, R (8, 2)<br>OBP: 0.320, SLG: 0.385 | F B X 1-1 ③ L4 | | | C B S B X 2-2 B2-6-4 1B | | | | B C X 1-1 2B | | B X 1-0 ② FC6-4 FC5-4 1B 1-2f | B F S S 1-3 ③ K | 3 | 0 | 2 | 0 | 0 | 0 | 0 |
| | | | | | | | | | | | | 0 | 0 | 0 | 0 | 0 | 0 | 0 |
| | | | | | | | | | | | | 2 | 0 | 0 | 0 | 0 | 1 | 2 |
| Jeff D'Amico, R (1, 1)<br>Angel Echevarria, R (10, PH)<br>OBP: 0.250, SLG: 0.263<br>Curt Leskanic, R (10, 1)<br>Bob Wickman, R (11, 1) | | | B B C F S 2-3 ① K | X 0-0 ②③ B2-6-4 1-2f | | | | L B L B S 2-3 ① K | | C X 0-1 FC5-4 1-2 1B | | 3 | 0 | 0 | 0 | 0 | 2 | 2 |
| | | | | | | | | | | | | 1 | 0 | 1 | 0 | 0 | 0 | 0 |
| | | | | | | | | | | | | 0 | 0 | 0 | 0 | 0 | 0 | 0 |
| | | | | | | | | | | | | 0 | 0 | 0 | 0 | 0 | 0 | 0 |

| Inning Stats | | | | | | | | | | | | | | | | | | | | | | | | |
|---|---|---|---|---|---|---|---|---|---|---|---|---|---|---|---|---|---|---|---|---|---|---|---|---|
| | R: 0 | H: 1 | R: 1 | H: 1 | R: 0 | H: 0 | R: 0 | H: 1 | R: 0 | H: 1 | R: 0 | H: 2 | R: 0 | H: 0 | R: 0 | H: 1 | R: 0 | H: 0 | R: 0 | H: 1 | R: 3 | H: 2 | 1B: 7 | SF: 0 | WP: 0 | PA: 44 |
| | E: 0 | LOB: 1 | E: 0 | LOB: 0 | E: 0 | LOB: 0 | E: 0 | LOB: 1 | E: 0 | LOB: 0 | E: 0 | LOB: 1 | E: 0 | LOB: 0 | E: 0 | LOB: 0 | E: 0 | LOB: 0 | E: 0 | LOB: 0 | E: 1 | LOB: 1 | 2B: 2 | SAC: 1 | PB: 0 | |
| | K: 1 | BB: 0 | K: 0 | BB: 0 | K: 1 | BB: 0 | K: 1 | BB: 1 | K: 0 | BB: 0 | K: 1 | BB: 0 | K: 2 | BB: 0 | K: 1 | BB: 0 | K: 2 | BB: 0 | K: 0 | BB: 1 | K: 1 | BB: 2 | 3B: 0 | SB: 0 | | |
| | S: 8 | P: 13 | S: 10 | P: 16 | S: 7 | P: 9 | S: 9 | P: 17 | S: 6 | P: 11 | S: 13 | P: 14 | S: 9 | P: 13 | S: 8 | P: 14 | S: 9 | P: 16 | S: 6 | P: 13 | S: 17 | P: 28 | HR: 1 | HBP: 0 | CS: 0 | |

| PITCHER | | IP | WLS | BF | H | R | ER | SO | BB | IBB | HBP | BLK | WP | HR | S | P | ERA | WHIP |
|---|---|---|---|---|---|---|---|---|---|---|---|---|---|---|---|---|---|---|
| Kris Benson, R<br>ERA: 3.39 | (1, 1) | 9.0 | | 32 | 7 | 1 | 1 | 9 | 1 | 0 | 0 | 0 | 0 | 1 | 79 | 123 | 1.00 | 0.889 |
| Mike Williams, R<br>ERA: 3.02 | (10, 1) | 1.0 | | 5 | 1 | 0 | 0 | 0 | 1 | 0 | 0 | 0 | 0 | 0 | 6 | 13 | 0.00 | 2.000 |
| Jason Christiansen, L<br>ERA: 4.06 | (11, 1) | 1.0 | L | 7 | 2 | 3 | 3 | 1 | 1 | 1 | 0 | 0 | 0 | 0 | 17 | 28 | 27.00 | 3.000 |

| PITCHER | IP | WLS | BF | H | R | ER | SO | BB | IBB | HBP | BLK | WP | HR | S | P | ERA | WHIP |
|---|---|---|---|---|---|---|---|---|---|---|---|---|---|---|---|---|---|

TOP

# Milwaukee Brewers @ Pittsburgh Pirates

Three Rivers Stadium, Pittsburgh, PA

Tue Jul 25 2000, 7:05 PM EDT
Att. 15,808 - Sunny - 76 F

| | |
|---|---|
| AB | 39 |
| R | 4 |
| H | 10 |
| RBI | 4 |
| BB | 4 |
| SO | 10 |
| LOB | 14 |

livebaseballscorecards.com

| Batter | 1 | 2 | 3 | 4 | 5 | 6 | 7 | 8 | 9 | 10 | 11 | AB | R | H | RBI | BB | SO | LOB |
|---|---|---|---|---|---|---|---|---|---|---|---|---|---|---|---|---|---|---|
| Warren Morris, L (1, 4)<br>OBP: 0.330, SLG: 0.319 | B F X 1-1 ① F7 | | X 0-0 ② G1-3 | | C B X 1-1 ② F8 | | | F B B B X 3-1 ① F8 | | C S B S 1-3 ③ K | | 5 | 0 | 0 | 0 | 0 | 1 | 0 |
| 18 Jason Kendall, R (1, 2)<br>OBP: 0.428, SLG: 0.476 | X 0-0 G5-3 1B | | B B X 2-0 E7 2B | | C B B X 2-1 ③ F7 | | | C X 0-1 ② F8 | | | C B B F X 2-2 ① F9 | 5 | 0 | 2 | 0 | 0 | 0 | 0 |
| Wil Cordero, R (1, 7)<br>OBP: 0.335, SLG: 0.509 | B B B C C F F F X 3-2 ② G5-3 1-2 | | C B H 2-1 HBP | | | C B F F X 1-2 ① F9 | | C B B F X 2-2 ③ G6-3 | | | B F F B F F B X 3-2 FC6-4 1B | 4 | 0 | 1 | 0 | 0 | 0 | 1 |
| Brian Giles, L (1, 8)<br>OBP: 0.409, SLG: 0.583 | B B C B C S 3-3 ③ K | | X 0-0 ③ F9 | | | B C X 1-1 ② F5 | | | B C B B B 4-1 BB | | C B C S 1-3 ② K | 4 | 0 | 0 | 0 | 1 | 2 | 4 |
| Kevin Young, R (1, 3)<br>OBP: 0.307, SLG: 0.450 | | B B X 2-0 ① P4 | | B C B X 2-1 ① F7 | | B C B X 3-0 1B | | | B F B X 2-1 ① F9 | | S X 0-1 ③ FC6-4 1-2f | 5 | 0 | 1 | 0 | 0 | 0 | 2 |
| Emil Brown, R (1, 9)<br>OBP: 0.313, SLG: 0.231 | | B B X 2-0 ② F8 | | X 0-0 ② G5-3 | | B C B F S 2-3 ③ K | | | C B B X 2-1 ② F9 | | | 4 | 0 | 0 | 0 | 0 | 1 | 2 |
| Aramis Ramirez, R (1, 5)<br>OBP: 0.253, SLG: 0.321 | | X 0-0 ③ F7 | | X 0-0 FC6-4 1B | | | X 0-0 ① F5 | | B B B X 3-0 ③ F8 | | | 4 | 0 | 1 | 0 | 0 | 0 | 1 |
| Pat Meares, R (1, 6)<br>OBP: 0.291, SLG: 0.378 | | | C B B X 2-1 HR | B F F X 1-2 ③ FC6-4 1-2f | | | B X 1-0 ② F8 | | | B X 1-0 ① L4 | | 4 | 1 | 1 | 1 | 0 | 0 | 1 |
| Kris Benson, R (1, 1)<br>OBP: 0.227, SLG: 0.154<br>Mike Williams, R (10, 1)<br>John Vander Wal, L (10, PH)<br>OBP: 0.387, SLG: 0.542<br>Jason Christiansen, R (11, 1) | | | S B B B F X 2-2 ① G4-3 | | F B X 1-1 ① G3 | | F B C B C 2-3 ③ K | | | B S B B B X 3-1 ② P6 | | 3<br>0<br>1<br>0 | 0<br>0<br>0<br>0 | 0<br>0<br>0<br>0 | 0<br>0<br>0<br>0 | 0<br>0<br>0<br>0 | 1<br>0<br>0<br>0 | 0<br>0<br>0<br>0 |
| Inning Stats | R: 0 E: 0 K: 1 S: 12 H: 1 LOB: 1 BB: 0 P: 19 | R: 0 E: 0 K: 0 S: 3 H: 0 LOB: 0 BB: 0 P: 7 | R: 1 E: 1 K: 0 S: 9 H: 2 LOB: 2 BB: 0 P: 17 | R: 0 E: 0 K: 0 S: 7 H: 1 LOB: 1 BB: 0 P: 10 | R: 0 E: 0 K: 0 S: 6 H: 0 LOB: 0 BB: 0 P: 10 | R: 0 E: 0 K: 1 S: 10 H: 1 LOB: 1 BB: 0 P: 17 | R: 0 E: 0 K: 1 S: 5 H: 0 LOB: 0 BB: 0 P: 8 | R: 0 E: 0 K: 0 S: 7 H: 0 LOB: 0 BB: 0 P: 12 | R: 0 E: 0 K: 0 S: 6 H: 0 LOB: 1 BB: 1 P: 17 | R: 0 E: 0 K: 1 S: 6 H: 0 LOB: 0 BB: 0 P: 11 | R: 0 E: 0 K: 1 S: 13 H: 1 LOB: 1 BB: 0 P: 19 | 1B: 4<br>2B: 1<br>3B: 0<br>HR: 1 | SF: 0<br>SAC: 0<br>DP: 0<br>HBP: 1 | WP: 0<br>PB: 0<br>SB: 0<br>CS: 0 | PA: 41 | | | |

| PITCHER | | IP | WLS | BF | H | R | ER | SO | BB | IBB | HBP | BLK | WP | HR | S | P | ERA | WHIP |
|---|---|---|---|---|---|---|---|---|---|---|---|---|---|---|---|---|---|---|
| Jeff D'Amico, R<br>ERA: 1.77 | (1, 1) | 9.0 | | 34 | 5 | 1 | 1 | 3 | 1 | 0 | 1 | 0 | 0 | 1 | 65 | 117 | 1.00 | 0.667 |
| Curt Leskanic, R<br>ERA: 3.11 | (10, 1) | 1.0 | W | 3 | 0 | 0 | 0 | 1 | 0 | 0 | 0 | 0 | 0 | 0 | 6 | 11 | 0.00 | 0.000 |
| Bob Wickman, R<br>ERA: 3.0 | (11, 1) | 1.0 | S | 4 | 1 | 0 | 0 | 1 | 0 | 0 | 0 | 0 | 0 | 0 | 13 | 19 | 0.00 | 1.000 |

| PITCHER | IP | WLS | BF | H | R | ER | SO | BB | IBB | HBP | BLK | WP | HR | S | P | ERA | WHIP |
|---|---|---|---|---|---|---|---|---|---|---|---|---|---|---|---|---|---|

# BOTTOM

# Milwaukee Brewers @ Pittsburgh Pirates

Three Rivers Stadium, Pittsburgh, PA

Tue Jul 25 2000, 7:05 PM EDT
Att. 15,808 - Sunny - 76 F

livebaseballscorecards.com

| | |
|---|---|
| AB | 39 |
| R | 1 |
| H | 6 |
| RBI | 1 |
| BB | 1 |
| SO | 5 |
| LOB | 11 |

| Batter | 1 | 2 | 3 | 4 | 5 | 6 | 7 | 8 | 9 | AB | R | H | RBI | BB | SO | LOB |
|---|---|---|---|---|---|---|---|---|---|---|---|---|---|---|---|---|
| Marquis Grissom, R (1, 8)<br>OBP: 0.277, SLG: 0.355 | X 0-0 ① G6-3 | | C C B B B S 3-3 ② K 1-2 | | B C F F F X 1-2 E5 2-H | | S X 0-1 E9 | | X 0-0 ① G4-3 2-3 | 5 | 0 | 0 | 0 | 0 | 1 | 2 |
| Luis Lopez, S (1, 4)<br>OBP: 0.325, SLG: 0.404 | C X 0-1 CS 1B | | B S C F X 1-2 ③ G3 | | X 0-0 ③ F8 | | C B X 1-1 ③ F7 | | B X 1-0 ② SF8 3-H | 4 | 0 | 1 | 1 | 0 | 0 | 3 |
| Geoff Jenkins, L (1, 7)<br>OBP: 0.347, SLG: 0.562 | B C S B B F B F S 3-3 ②③ K 1-2 | | | C X 0-1 ① G3 | | F B S T F F S 1-3 ① K | | B X 1-0 G6-3 1B 1B 1B | B S C S 1-3 ③ K | 5 | 1 | 1 | 0 | 0 | 3 | 1 |
| Charlie Hayes, R (1, 5)<br>OBP: 0.382, SLG: 0.428 | | B B C C S 2-3 ① K | | B B B C F B 4-2 WP BB | | C X 0-1 ② G6-3 | | B X 1-0 G6-3 1-2 1B | | 3 | 0 | 1 | 0 | 1 | 1 | 0 |
| Jeromy Burnitz, L (1, 9)<br>OBP: 0.334, SLG: 0.432 | | C S B B S 2-3 ② K | | C S F B F X 2-2 ② F8 1-2 | | B B S B B B 4-0 1B BB | | C B B B X 2-1 ①② G6-3 1-2f 2-3 | | 3 | 0 | 0 | 0 | 1 | 1 | 3 |
| José Hernández, R (1, 6)<br>OBP: 0.312, SLG: 0.399 | | C B S S F B B F B 4-2 BB | | B X 1-0 ③ F8 | | B X 1-0 1-2 1B | | B B B C X 3-1 3-H 1B | | 3 | 0 | 2 | 1 | 1 | 0 | 1 |
| Tyler Houston, L (1, 3)<br>OBP: 0.304, SLG: 0.500<br>Angel Echevarria, R (8, PH)<br>OBP: 0.238, SLG: 0.250 (8, 3) | | C X 0-1 ③ F7 | | | F B S B B X 3-2 ① F8 | B C C S 1-3 ③ K | | S C B S 1-3 ③ K | | 3<br>1 | 0<br>0 | 0<br>0 | 0<br>0 | 0<br>0 | 1<br>1 | 3<br>1 |
| Raul Casanova, S (1, 2)<br>OBP: 0.333, SLG: 0.403 | | | C B X 1-1 S 1B | | F B C C 1-3 ② K | | X 0-0 ① F7 | | B B B B 4-0 2B BB | 3 | 1 | 1 | 0 | 1 | 1 | 0 |
| Jimmy Haynes, R (1, 1)<br>OBP: 0.150, SLG: 0.225<br>Ray King, L (6, 1)<br>James Mouton, R (7, PH)<br>OBP: 0.347, SLG: 0.310<br>Juan Acevedo, R (7, 1)<br>David Weathers, R (8, 1)<br>Chris Jones, R (9, PH)<br>OBP: 0.364, SLG: 0.500 | | | C L S 0-3 ① K | | S B X 1-1 E 2B | | C X 0-1 ② G5-3 | | C S X 0-2 G4-3 1-H SF8 2B | 2<br>0<br>1<br>0<br>0<br>1 | 1<br>0<br>0<br>0<br>0<br>1 | 1<br>0<br>0<br>0<br>0<br>1 | 0<br>0<br>0<br>0<br>0<br>1 | 0<br>0<br>0<br>0<br>0<br>0 | 1<br>0<br>0<br>0<br>0<br>0 | 1<br>0<br>0<br>0<br>0<br>0 |
| Inning Stats | R: 0 H: 1<br>E: 0 LOB: 1<br>K: 1 BB: 0<br>S: 8 P: 11 | R: 0 H: 0<br>E: 0 LOB: 1<br>K: 2 BB: 1<br>S: 12 P: 20 | R: 0 H: 1<br>E: 0 LOB: 1<br>K: 2 BB: 0<br>S: 12 P: 17 | R: 0 H: 0<br>E: 0 LOB: 1<br>K: 0 BB: 1<br>S: 10 P: 17 | R: 1 H: 1<br>E: 1 LOB: 1<br>K: 1 BB: 0<br>S: 14 P: 20 | R: 0 H: 1<br>E: 0 LOB: 2<br>K: 2 BB: 1<br>S: 11 P: 18 | R: 0 H: 0<br>E: 1 LOB: 1<br>K: 0 BB: 0<br>S: 7 P: 8 | R: 1 H: 3<br>E: 0 LOB: 1<br>K: 1 BB: 0<br>S: 9 P: 17 | R: 2 H: 1<br>E: 0 LOB: 0<br>K: 1 BB: 1<br>S: 8 P: 14 | 1B: 6<br>2B: 3<br>3B: 0<br>HR: 0 | SF: 1<br>SAC: 0<br>DP: 2<br>HBP: 0 | | | | | |

| PITCHER | | IP | WLS | BF | H | R | ER | SO | BB | IBB | HBP | BLK | WP | HR | S | P | ERA | WHIP |
|---|---|---|---|---|---|---|---|---|---|---|---|---|---|---|---|---|---|---|
| Jose Silva, R<br>ERA: 3.48 | (1, 1) | 7.0 | W | 29 | 4 | 1 | 0 | 8 | 3 | 0 | 0 | 0 | 1 | 0 | 74 | 111 | 0.00 | 1.000 |
| Scott Sauerbeck, L<br>ERA: 3.72 | (8, 1) | 0.2 | | 4 | 3 | 1 | 1 | 0 | 0 | 0 | 0 | 0 | 0 | 0 | 6 | 13 | 13.50 | 4.500 |
| Josias Manzanillo, R<br>ERA: 3.1 | (8, 1) | 0.1 | H | 1 | 0 | 0 | 0 | 1 | 0 | 0 | 0 | 0 | 0 | 0 | 3 | 4 | 0.00 | 0.000 |
| Mike Williams, R<br>ERA: 3.38 | (9, 1) | 1.0 | S | 5 | 1 | 2 | 2 | 1 | 1 | 0 | 0 | 0 | 0 | 0 | 8 | 14 | 18.00 | 2.000 |

| PITCHER | IP | WLS | BF | H | R | ER | SO | BB | IBB | HBP | BLK | WP | HR | S | P | ERA | WHIP |
|---|---|---|---|---|---|---|---|---|---|---|---|---|---|---|---|---|---|

# TOP

## Milwaukee Brewers @ Pittsburgh Pirates

Three Rivers Stadium, Pittsburgh, PA

Wed Jul 26 2000, 7:05 PM EDT

Att. 20,421 - Overcast - 78 F

livebaseballscorecards.com

| | |
|---|---|
| AB | 34 |
| R | 4 |
| H | 8 |
| RBI | 3 |
| BB | 4 |
| SO | 10 |
| LOB | 15 |

| | | | | | | |
|---|---|---|---|---|---|---|
| 1B: 6 | SF: 1 | WP: 1 | PA: 39 |
| 2B: 3 | SAC: 0 | PB: 0 | |
| 3B: 0 | DP: 2 | SB: 1 | |
| HR: 0 | HBP: 0 | CS: 1 | |

# BOTTOM

## Milwaukee Brewers @ Pittsburgh Pirates

Three Rivers Stadium, Pittsburgh, PA

Wed Jul 26 2000, 7:05 PM EDT

Att. 20,421 - Overcast - 78 F

livebaseballscorecards.com

| Batter | 1 | 2 | 3 | 4 | 5 | 6 | 7 | 8 | 9 | AB | R | H | RBI | BB | SO | LOB |
|---|---|---|---|---|---|---|---|---|---|---|---|---|---|---|---|---|
| Warren Morris, L (1, 4)<br>OBP: 0.332, SLG: 0.321 | B X<br>1-0<br>1B 18 G5-3 F7-2 1B | F B X<br>1-1<br>BB<br>1-2 1B | X<br>0-0 ③<br>G4-1 | B B S B X<br>3-1 ③<br>F8 | | | | | | 4 | 0 | 2 | 0 | 0 | 0 | 1 |
| 18 Jason Kendall, R (1, 2)<br>OBP: 0.424, SLG: 0.470 | C B X<br>1-1 ①<br>G5-3<br>1-2 | B C F B C<br>2-3 ①<br>K | C B B X<br>2-1 ①<br>G5-3 | | | | S X<br>0-1 ①<br>F8 | | | 4 | 0 | 0 | 0 | 0 | 1 | 3 |
| Wil Cordero, R (1, 7)<br>OBP: 0.337, SLG: 0.509 | C S B X<br>1-2<br>2-3 1B | X<br>0-0 ②<br>P4 | B C X<br>1-1 ②<br>G5-3 | | | | B X<br>1-0<br>G4-6-3 1B | | | 4 | 0 | 2 | 0 | 0 | 0 | 2 |
| Brian Giles, L (1, 8)<br>OBP: 0.408, SLG: 0.578 | X<br>0-0 ②③<br>F7-2<br>3-H | B C B B B<br>4-1<br>BB<br>1-2<br>2-3 | X<br>0-0 ③<br>F8 | | | | F B X<br>1-1 ②③<br>G4-6-3<br>1-2f | | | 3 | 0 | 0 | 0 | 1 | 0 | 3 |
| Kevin Young, R (1, 3)<br>OBP: 0.309, SLG: 0.453 | B B B F F X<br>3-2<br>WP 2B | B B B C S F B X<br>3-2 ③<br>F8 | | | | F X<br>0-1<br>1B E 1B | | F B B F B S<br>3-3 ①<br>K | | 4 | 2 | 2 | 0 | 0 | 1 | 3 |
| John Vander Wal, L (1, 9)<br>OBP: 0.385, SLG: 0.536<br>Mike Williams, R (9, 1) | C C F B S<br>1-3 ①<br>K<br>2-H | | C F B B X<br>2-2<br>HR 1B | | | F X<br>0-1 ①<br>P4 | | B B X<br>2-0 ②<br>F7 | | 4<br>0 | 1<br>0 | 1<br>0 | 0<br>0 | 0<br>0 | 1<br>0 | 1<br>0 |
| Aramis Ramirez, R (1, 5)<br>OBP: 0.253, SLG: 0.337 | F B F B B X<br>3-2 ②<br>G5-3 | | B F X<br>1-1<br>1-H HR | | | F X<br>0-1 ②<br>F8 | | B B C C F X<br>2-2 ③<br>F8 | | 4 | 1 | 1 | 2 | 0 | 0 | 1 |
| Pat Meares, R (1, 6)<br>OBP: 0.291, SLG: 0.378 | X<br>0-0 ③<br>F8 | | B F S S<br>1-3 ①<br>K | | | C X<br>0-1<br>E7 1-H 1B 1B | | | | 3 | 1 | 1 | 0 | 0 | 1 | 0 |
| Jose Silva, R (1, 1)<br>OBP: 0.263, SLG: 0.176<br>Scott Sauerbeck, R (8, 1)<br>Josias Manzanillo, R (8, 1)<br>Bruce Aven, R (9, 9)<br>OBP: 0.283, SLG: 0.429 | | B B B C C B<br>4-2<br>BB 1B BB | F F S<br>0-3 ②<br>K | | | B F B X<br>2-1<br>2-H 1B | | | | 2<br>0<br>0<br>0<br>0 | 0<br>0<br>0<br>0<br>0 | 1<br>0<br>0<br>0<br>0 | 1<br>0<br>0<br>0<br>0 | 1<br>0<br>0<br>0<br>0 | 1<br>0<br>0<br>0<br>0 | 0<br>0<br>0<br>0<br>0 |
| Inning Stats | R: 0 E: 0 K: 0 S: 7<br>H: 2 LOB: 1 BB: 0 P: 10 | R: 1 E: 0 K: 1 S: 11<br>H: 1 LOB: 0 BB: 0 P: 18 | R: 0 E: 0 K: 1 S: 13<br>H: 1 LOB: 3 BB: 2 P: 27 | R: 2 E: 0 K: 2 S: 12<br>H: 2 LOB: 0 BB: 0 P: 16 | R: 0 E: 0 K: 0 S: 5<br>H: 0 LOB: 0 BB: 0 P: 8 | R: 2 E: 1 K: 0 S: 12<br>H: 3 LOB: 1 BB: 0 P: 17 | R: 0 E: 0 K: 0 S: 5<br>H: 1 LOB: 0 BB: 0 P: 7 | R: 0 E: 0 K: 1 S: 8<br>H: 0 LOB: 0 BB: 0 P: 15 | | 1B: 8 2B: 2 3B: 0 HR: 1<br>SF: 0 SAC: 0 DP: 2 HBP: 0 | | | | | | |

| | AB | 32 |
|---|---|---|
| | R | 5 |
| | H | 10 |
| | RBI | 3 |
| | BB | 2 |
| | SO | 5 |
| | LOB | 14 |

WP: 1 PB: 0 SB: 0 CS: 0 PA: 34

| PITCHER | | IP | WLS | BF | H | R | ER | SO | BB | IBB | HBP | BLK | WP | HR | S | P | ERA | WHIP |
|---|---|---|---|---|---|---|---|---|---|---|---|---|---|---|---|---|---|---|
| Jimmy Haynes, R<br>ERA: 4.96 | (1, 1) | 5.2 | L | 27 | 9 | 5 | 3 | 4 | 2 | 0 | 0 | 0 | 1 | 1 | 58 | 91 | 4.76 | 1.941 |
| Ray King, L<br>ERA: 3.18 | (6, 1) | 0.1 | | 1 | 0 | 0 | 0 | 0 | 0 | 0 | 0 | 0 | 0 | 0 | 2 | 5 | 0.00 | 0.000 |
| Juan Acevedo, R<br>ERA: 4.17 | (7, 1) | 1.0 | | 3 | 1 | 0 | 0 | 0 | 0 | 0 | 0 | 0 | 0 | 0 | 5 | 7 | 0.00 | 1.000 |
| David Weathers, R<br>ERA: 3.36 | (8, 1) | 1.0 | | 3 | 0 | 0 | 0 | 1 | 0 | 0 | 0 | 0 | 0 | 0 | 8 | 15 | 0.00 | 0.000 |

| PITCHER | IP | WLS | BF | H | R | ER | SO | BB | IBB | HBP | BLK | WP | HR | S | P | ERA | WHIP |
|---|---|---|---|---|---|---|---|---|---|---|---|---|---|---|---|---|---|

| Batter | 1 | 2 | 3 | 4 | 5 | 6 | 7 | 8 | 9 | AB | R | H | RBI | BB | SO | LOB |
|---|---|---|---|---|---|---|---|---|---|---|---|---|---|---|---|---|
| Ronnie Belliard, R (1, 4)<br>OBP: 0.361, SLG: 0.403 | X 0-0 G4-6-3 1B | | B B X 2-0 ③ F8 | | B X 1-0 ② G6-3 2-3 | | | C X 0-1 ① G6-3 | | 4 | 0 | 1 | 0 | 0 | 0 | 1 |
| James Mouton, R (1, 8)<br>OBP: 0.352, SLG: 0.317 | S X 0-1 ① F8 | | | X 0-0 S 2B 1B | B X 1-0 3-H 1B | | | B C F F X 1-2 ② G5-3 | | 4 | 1 | 2 | 1 | 0 | 0 | 1 |
| Geoff Jenkins, L (1, 7)<br>OBP: 0.346, SLG: 0.561 | B X 1-0 ② ③ G4-6-3 1-2f | | | C F B F X 1-2 1B 1-H 2B | X 0-0 ③ F7 | | | X 0-0 ③ G4-3 | | 4 | 1 | 1 | 1 | 0 | 0 | 2 |
| Charlie Hayes, R (1, 5)<br>OBP: 0.377, SLG: 0.422 | | C B F B S 2-3 ① K | | X 0-0 ① G6-3 | | F B B F S 2-3 ① K | | | B F F F B X 2-2 ① F9 | 4 | 0 | 0 | 0 | 0 | 2 | 1 |
| Angel Echevarria, R (1, 3)<br>OBP: 0.250, SLG: 0.261<br>Tyler Houston, L (9, PH)<br>OBP: 0.308, SLG: 0.521 (9, 3) | | B B X 2-0 ② G6-3 | | B C X 1-1 FC6-4 2-H 1B | | B F F X 1-2 ② G4-3 | | | B B X 2-0 HR | 3<br>1 | 0<br>1 | 1<br>1 | 1<br>1 | 0<br>0 | 0<br>0 | 0<br>0 |
| José Hernández, R (1, 6)<br>OBP: 0.312, SLG: 0.398 | | C B X 1-1 FC6-4 1B | | B B S X 2-1 ② F9 | | B S B B C X 3-2 ③ G5-3 | | | C B X 1-1 ② G6-3 | 4 | 0 | 1 | 0 | 0 | 0 | 1 |
| Chris Jones, R (1, 9)<br>OBP: 0.267, SLG: 0.357<br>Bob Wickman, R (9, 1) | | F B X 1-1 ③ FC6-4 1-2f | | C X 0-1 ③ FC6-4 1-2f | | | X 0-0 ① G6-3 | | B C X 1-1 ③ F3 | 4<br>0 | 0<br>0 | 0<br>0 | 0<br>0 | 0<br>0 | 0<br>0 | 2<br>0 |
| Henry Blanco, R (1, 2)<br>OBP: 0.325, SLG: 0.389 | | | C S B C 1-3 ① K | | X 0-0 G6-3 G1-3 1B 1B | | B B F B C F X 3-2 CS 1B | | | 3 | 1 | 2 | 0 | 0 | 1 | 0 |
| John Snyder, R (1, 1)<br>OBP: 0.174, SLG: 0.143<br>Curt Leskanic, R (8, 1)<br>Jeromy Burnitz, L (9, 9)<br>OBP: 0.334, SLG: 0.432 | | | F F B S 1-3 ② K | | X 0-0 ① G1-3 1-2 | | B L B X 2-1 ② ③ G4-3 1-2 | | | 3<br>0<br>0 | 0<br>0<br>0 | 0<br>0<br>0 | 0<br>0<br>0 | 0<br>0<br>0 | 1<br>0<br>0 | 2<br>0<br>0 |
| Inning Stats | R: 0<br>E: 0<br>K: 0<br>S: 4 H: 1<br>LOB: 0<br>BB: 0<br>P: 5 | R: 0<br>E: 0<br>K: 1<br>S: 8 H: 1<br>LOB: 1<br>BB: 0<br>P: 14 | R: 0<br>E: 0<br>K: 2<br>S: 7 H: 0<br>LOB: 0<br>BB: 0<br>P: 11 | R: 2<br>E: 0<br>K: 0<br>S: 12 H: 3<br>LOB: 1<br>BB: 0<br>P: 16 | R: 1<br>E: 0<br>K: 0<br>S: 5 H: 2<br>LOB: 1<br>BB: 0<br>P: 7 | R: 0<br>E: 0<br>K: 1<br>S: 9 H: 0<br>LOB: 0<br>BB: 0<br>P: 15 | R: 0<br>E: 0<br>K: 0<br>S: 7 H: 1<br>LOB: 0<br>BB: 0<br>P: 12 | R: 0<br>E: 0<br>K: 0<br>S: 7 H: 0<br>LOB: 0<br>BB: 0<br>P: 8 | R: 1<br>E: 0<br>K: 0<br>S: 9 H: 1<br>LOB: 0<br>BB: 0<br>P: 15 | 1B: 7<br>2B: 1<br>3B: 0<br>HR: 1 | SF: 0<br>SAC: 0<br>DP: 1<br>HBP: 0 | | | | | |

| PITCHER | | IP | WLS | BF | H | R | ER | SO | BB | IBB | HBP | BLK | WP | HR | S | P | ERA | WHIP |
|---|---|---|---|---|---|---|---|---|---|---|---|---|---|---|---|---|---|---|
| Jimmy Anderson, L<br>ERA: 4.64 | (1, 1) | 8.0 | | 30 | 8 | 3 | 3 | 4 | 0 | 0 | 0 | 0 | 0 | 0 | 59 | 88 | 3.38 | 1.000 |
| Josias Manzanillo, R<br>ERA: 3.3 | (9, 1) | 1.0 | L | 4 | 1 | 1 | 1 | 0 | 0 | 0 | 0 | 0 | 0 | 1 | 9 | 15 | 9.00 | 1.000 |

| PITCHER | IP | WLS | BF | H | R | ER | SO | BB | IBB | HBP | BLK | WP | HR | S | P | ERA | WHIP |
|---|---|---|---|---|---|---|---|---|---|---|---|---|---|---|---|---|---|

# Milwaukee Brewers @ Pittsburgh Pirates

Three Rivers Stadium, Pittsburgh, PA

Thu Jul 27 2000, 7:05 PM EDT
Att. 16,636 - Sunny - 88 F

TOP

livebaseballscorecards.com

| | |
|---|---|
| AB | 34 |
| R | 4 |
| H | 9 |
| RBI | 4 |
| BB | 0 |
| SO | 4 |
| LOB | 10 |

# Milwaukee Brewers @ Pittsburgh Pirates

Three Rivers Stadium, Pittsburgh, PA

Thu Jul 27 2000, 7:05 PM EDT

Att. 16,636 - Sunny - 88 F

livebaseballscorecards.com

## BOTTOM

| Batter | 1 | 2 | 3 | 4 | 5 | 6 | 7 | 8 | 9 | AB | R | H | RBI | BB | SO | LOB |
|---|---|---|---|---|---|---|---|---|---|---|---|---|---|---|---|---|
| Warren Morris, L (1, 4)<br>OBP: 0.333, SLG: 0.327 | 1-1 18 1B 3B | 0-3 K | | | 4-2 18 CS BB | | | 2-3 K | | 3 | 1 | 1 | 0 | 1 | 2 | 0 |
| 18 Jason Kendall, R (1, 2)<br>OBP: 0.422, SLG: 0.468 | 3-2 1B 1B 1B 3-H | | 2-1 G6-3 | | 3-3 K 1-2 | | | 1-0 F8 | | 4 | 1 | 1 | 1 | 0 | 1 | 1 |
| Wil Cordero, R (1, 7)<br>OBP: 0.336, SLG: 0.506 | 1-1 1B SF9 1B 1-2 | | 1-3 K | | | 0-0 G5-3 | | 2-1 F9 | | 4 | 1 | 1 | 0 | 0 | 1 | 0 |
| Brian Giles, L (1, 8)<br>OBP: 0.406, SLG: 0.575 | 2-1 1B 1-3 2-H | | 1-2 L8 | | | 3-3 K | | | 0-0 G3 | 4 | 0 | 1 | 1 | 0 | 1 | 0 |
| Kevin Young, R (1, 3)<br>OBP: 0.306, SLG: 0.449 | 0-2 SF9 3-H | | | 1-1 F9 | | 1-2 P6 | | | 0-2 F8 | 3 | 0 | 0 | 1 | 0 | 0 | 0 |
| Bruce Aven, R (1, 9)<br>OBP: 0.282, SLG: 0.423 | 2-3 K | | | 0-0 CS 1B | | | 1-1 G6-3 | | 1-0 P4 | 4 | 0 | 1 | 0 | 0 | 1 | 1 |
| Aramis Ramirez, R (1, 5)<br>OBP: 0.254, SLG: 0.337 | 3-2 F8 | | | 2-1 1B 1-2 | | | 1-3 K | | | 3 | 0 | 1 | 0 | 0 | 1 | 1 |
| Pat Meares, R (1, 6)<br>OBP: 0.291, SLG: 0.377 | | 1-2 F8 | | 1-2 G3 | | | 0-2 1B | | | 3 | 0 | 1 | 0 | 0 | 0 | 1 |
| Jimmy Anderson, L (1, 1)<br>OBP: 0.103, SLG: 0.138<br>Josias Manzanillo, R (9, 1) | | 3-2 G3-1 | | | 0-0 F8 | | 1-1 F7 | | | 3<br>0 | 0<br>0 | 0<br>0 | 0<br>0 | 0<br>0 | 0<br>0 | 1<br>0 |
| Inning Stats | R: 3 H: 4<br>E: 0 LOB: 1<br>K: 1 BB: 0<br>S: 21 P: 33 | R: 0 H: 0<br>E: 0 LOB: 0<br>K: 1 BB: 0<br>S: 10 P: 14 | R: 0 H: 0<br>E: 0 LOB: 0<br>K: 1 BB: 0<br>S: 8 P: 12 | R: 0 H: 2<br>E: 0 LOB: 1<br>K: 0 BB: 0<br>S: 8 P: 12 | R: 0 H: 0<br>E: 0 LOB: 1<br>K: 1 BB: 1<br>S: 7 P: 14 | R: 0 H: 0<br>E: 0 LOB: 0<br>K: 1 BB: 0<br>S: 10 P: 14 | R: 0 H: 1<br>E: 0 LOB: 1<br>K: 1 BB: 0<br>S: 10 P: 13 | R: 0 H: 0<br>E: 0 LOB: 0<br>K: 1 BB: 0<br>S: 7 P: 12 | R: 0 H: 0<br>E: 0 LOB: 0<br>K: 0 BB: 0<br>S: 6 P: 7 | 1B: 6 SF: 1<br>2B: 1 SAC: 0<br>3B: 1 DP: 1<br>HR: 0 HBP: 0 | | | | | | |

| | |
|---|---|
| AB | 31 |
| R | 3 |
| H | 7 |
| RBI | 3 |
| BB | 1 |
| SO | 7 |
| LOB | 5 |

WP: 0 PA: 33
PB: 0
SB: 0
CS: 2

| PITCHER | | IP | WLS | BF | H | R | ER | SO | BB | IBB | HBP | BLK | WP | HR | S | P | ERA | WHIP |
|---|---|---|---|---|---|---|---|---|---|---|---|---|---|---|---|---|---|---|
| John Snyder, R<br>ERA: 5.21 | (1, 1) | 7.0 | | 27 | 7 | 3 | 3 | 6 | 1 | 0 | 0 | 0 | 0 | 0 | 74 | 112 | 3.86 | 1.143 |
| Curt Leskanic, R<br>ERA: 3.04 | (8, 1) | 1.0 | W | 3 | 0 | 0 | 0 | 1 | 0 | 0 | 0 | 0 | 0 | 0 | 7 | 12 | 0.00 | 0.000 |
| Bob Wickman, R<br>ERA: 2.93 | (9, 1) | 1.0 | S | 3 | 0 | 0 | 0 | 0 | 0 | 0 | 0 | 0 | 0 | 0 | 6 | 7 | 0.00 | 0.000 |

| PITCHER | IP | WLS | BF | H | R | ER | SO | BB | IBB | HBP | BLK | WP | HR | S | P | ERA | WHIP |
|---|---|---|---|---|---|---|---|---|---|---|---|---|---|---|---|---|---|

# Colorado Rockies @ Milwaukee Brewers

Milwaukee County Stadium, Milwaukee, WI

Fri Jul 28 2000, 8:05 PM EDT

Att. 21,239 - Cloudy - 70 F

livebaseballscorecards.com

TOP

| Batter | 1 | 2 | 3 | 4 | 5 | 6 | 7 | 8 | 9 | AB | R | H | RBI | BB | SO | LOB |
|---|---|---|---|---|---|---|---|---|---|---|---|---|---|---|---|---|
| Tom Goodwin, L (1, 8)<br>OBP: 0.372, SLG: 0.401 | B F C B X<br>3-2 ①<br>G4-3 | | B C B C B X<br>3-2 ① ②<br>FC7-2<br>3-H | | | B C B C B F B<br>4-2<br>G5-3 G1-3<br>BB | B X<br>1-0 ③<br>G4-1 | | | 3 | 0 | 0 | 0 | 1 | 0 | 4 |
| Neifi Perez, S (1, 6)<br>OBP: 0.310, SLG: 0.421 | X<br>0-0<br>G3-6-3<br>1B | | B B B C X<br>3-1 ③<br>G3 | | | C X<br>0-1 ①<br>G1-3<br>1-2 | | B X<br>1-0 ①<br>F3 | | 4 | 0 | 1 | 0 | 0 | 0 | 2 |
| Larry Walker, L (1, 9)<br>OBP: 0.414, SLG: 0.514 | B B C X<br>2-1 ② ③<br>G3-6-3<br>1-2f | | | C X<br>0-1 ①<br>F3 | | F C H<br>1-2<br>G5-3<br>HBP | | C F B X<br>1-2 ②<br>G5-3 | | 3 | 0 | 0 | 0 | 0 | 0 | 1 |
| Jeffrey Hammonds, R (1, 7)<br>OBP: 0.428, SLG: 0.615 | | B S X<br>1-1<br>2B | | C F X<br>0-2<br>FC6-4<br>1B | | B C X<br>1-1 ②<br>G5-3<br>1-2<br>2-3 | | C B S B B S<br>3-3 ③<br>K | | 4 | 0 | 2 | 0 | 0 | 1 | 2 |
| 17 Todd Helton, L (1, 3)<br>OBP: 0.469, SLG: 0.680 | | C B B B S C<br>3-3 ①<br>K | | F X<br>0-1 ②<br>F7 | | C B B B C X<br>3-2 ③<br>G4-3 | | | C C X<br>0-2<br>G5-4-3<br>1B | 4 | 0 | 1 | 0 | 0 | 1 | 4 |
| Jeff Cirillo, R (1, 5)<br>OBP: 0.395, SLG: 0.503 | | B B B C T X<br>3-2 ②<br>F8 | | B F X<br>1-1 ③<br>FC6-4<br>1-2f | | | B B C X<br>2-1 ①<br>G6-3 | | X<br>0-0 ① ②<br>G5-4-3<br>1-2f | 4 | 0 | 0 | 0 | 0 | 0 | 3 |
| Todd Walker, L (1, 4)<br>OBP: 0.294, SLG: 0.384 | | S B B B F X<br>3-2 ③<br>L7 | | | C C B B X<br>2-2 ①<br>G3-1 | | F X<br>0-1 ②<br>F8 | | S B C B X<br>2-2<br>2B | 4 | 0 | 1 | 0 | 0 | 0 | 1 |
| Brent Mayne, L (1, 2)<br>OBP: 0.385, SLG: 0.448 | | | B F F B B X<br>2-2<br>1B<br>FC7-2<br>1B | | C B B B X<br>2-1 ②<br>G6-3 | | S B B B B<br>4-1<br>1B<br>BB | | C B B X<br>2-1 ③<br>F9 | 3 | 0 | 1 | 0 | 1 | 0 | 1 |
| Pedro Astacio, R (1, 1)<br>OBP: 0.097, SLG: 0.097<br>Butch Huskey, R (7, PH)<br>OBP: 0.317, SLG: 0.378<br>Bobby Chouinard, R (7, 1)<br>OBP: 1.000, SLG: 1.000<br>Mike Myers, L (8, 1) | | | S X<br>0-1<br>1-3<br>1B | | C B F C<br>1-3 ③<br>K | | B S B X<br>2-1<br>1-2<br>1B | | | 2<br>1<br>0<br>0 | 0<br>0<br>0<br>0 | 1<br>1<br>0<br>0 | 0<br>0<br>0<br>0 | 0<br>0<br>0<br>0 | 1<br>0<br>0<br>0 | 0<br>0<br>0<br>0 |

| | AB | 32 |
|---|---|---|
| | R | 0 |
| | H | 8 |
| | RBI | 0 |
| | BB | 2 |
| | SO | 3 |
| | LOB | 18 |

| Inning Stats | 1 | 2 | 3 | 4 | 5 | 6 | 7 | 8 | 9 | | | |
|---|---|---|---|---|---|---|---|---|---|---|---|---|
| | R: 0 H: 1<br>E: 0 LOB: 0<br>K: 0 BB: 0<br>S: 6 P: 11 | R: 0 H: 1<br>E: 0 LOB: 1<br>K: 1 BB: 0<br>S: 11 P: 21 | R: 0 H: 2<br>E: 0 LOB: 1<br>K: 0 BB: 0<br>S: 10 P: 18 | R: 0 H: 1<br>E: 0 LOB: 1<br>K: 0 BB: 0<br>S: 9 P: 10 | R: 0 H: 0<br>E: 0 LOB: 0<br>K: 1 BB: 0<br>S: 8 P: 13 | R: 0 H: 0<br>E: 0 LOB: 2<br>K: 0 BB: 1<br>S: 12 P: 21 | R: 0 H: 1<br>E: 0 LOB: 2<br>K: 0 BB: 1<br>S: 8 P: 17 | R: 0 H: 0<br>E: 0 LOB: 0<br>K: 1 BB: 0<br>S: 7 P: 12 | R: 0 H: 2<br>E: 0 LOB: 1<br>K: 0 BB: 0<br>S: 9 P: 13 | 1B: 6<br>2B: 3<br>3B: 0<br>HR: 0 | SF: 0<br>SAC: 0<br>DP: 3<br>HBP: 1 | PA: 35<br>WP: 0<br>PB: 0<br>SB: 0<br>CS: 0 |

| PITCHER | | IP | WLS | BF | H | R | ER | SO | BB | IBB | HBP | BLK | WP | HR | S | P | ERA | WHIP |
|---|---|---|---|---|---|---|---|---|---|---|---|---|---|---|---|---|---|---|
| Jamey Wright, R<br>ERA: 3.52 | (1, 1) | 7.0 | W | 28 | 6 | 0 | 0 | 2 | 2 | 0 | 1 | 0 | 0 | 0 | 64 | 111 | 0.00 | 1.143 |
| Ray King, L<br>ERA: 2.7 | (8, 1) | 1.0 | | 4 | 1 | 0 | 0 | 1 | 0 | 0 | 0 | 0 | 0 | 0 | 10 | 15 | 0.00 | 1.000 |
| David Weathers, R<br>ERA: 3.3 | (9, 1) | 1.0 | | 3 | 1 | 0 | 0 | 0 | 0 | 0 | 0 | 0 | 0 | 0 | 6 | 10 | 0.00 | 1.000 |

| PITCHER | IP | WLS | BF | H | R | ER | SO | BB | IBB | HBP | BLK | WP | HR | S | P | ERA | WHIP |
|---|---|---|---|---|---|---|---|---|---|---|---|---|---|---|---|---|---|

| Batter | 1 | 2 | 3 | 4 | 5 | 6 | 7 | 8 | 9 | AB | R | H | RBI | BB | SO | LOB |
|---|---|---|---|---|---|---|---|---|---|---|---|---|---|---|---|---|
| Ronnie Belliard, R (1, 4)<br>OBP: 0.360, SLG: 0.406 | F7 | 3B<br>2-H<br>3-H | | | K | | F9 | | | 4 | 0 | 1 | 2 | 0 | 1 | 0 |
| Marquis Grissom, R (1, 8)<br>OBP: 0.277, SLG: 0.354 | WP S 1B | G6-3 | | | K | | | G6-3 | | 4 | 0 | 1 | 0 | 0 | 1 | 1 |
| Geoff Jenkins, L (1, 7)<br>OBP: 0.345, SLG: 0.555 | K G6-4-3<br>1-3 | | F7 | | K | | | 1B HBP | | 3 | 0 | 0 | 0 | 0 | 2 | 1 |
| James Mouton, R (8, PR)<br>OBP: 0.352, SLG: 0.317 (9, 7) | | | | | | | | | | 0 | 1 | 0 | 0 | 0 | 0 | 0 |
| Charlie Hayes, R (1, 5)<br>OBP: 0.378, SLG: 0.423 | G6-4-3<br>1-2f | | K | | | 1B | | F8-6 1B<br>1-3 | | 4 | 0 | 2 | 0 | 0 | 1 | 2 |
| Jeromy Burnitz, L (1, 9)<br>OBP: 0.338, SLG: 0.442 | | 1B BB<br>1B | HR | | | F8 | | 1B<br>1-2<br>3-H | | 3 | 2 | 2 | 2 | 1 | 0 | 1 |
| Tyler Houston, L (1, 3)<br>OBP: 0.306, SLG: 0.514 | | F8 1B 3B 1B<br>1-2 | K | | | F8 | | F8-6<br>2-3 | | 4 | 1 | 1 | 0 | 0 | 1 | 3 |
| José Hernández, R (1, 6)<br>OBP: 0.312, SLG: 0.397 | | F8 3B 1B<br>1-2<br>2-H | K | | | K | | | | 3 | 1 | 1 | 1 | 0 | 2 | 1 |
| Henry Blanco, R (1, 2)<br>OBP: 0.320, SLG: 0.383 | | F8<br>1-2<br>2-3 | F5 | | | | P6 | | | 3 | 0 | 0 | 0 | 0 | 0 | 2 |
| Jamey Wright, R (1, 1)<br>OBP: 0.048, SLG: 0.048 | | G1-6-3 | K | | | | F9 | | | 2 | 0 | 0 | 0 | 0 | 1 | 2 |
| Chris Jones, R (7, PH)<br>OBP: 0.250, SLG: 0.333 | | | | | | | | | | 1 | 0 | 0 | 0 | 0 | 0 | 0 |
| Ray King, L (8, 1) | | | | | | | | | | 0 | 0 | 0 | 0 | 0 | 0 | 0 |
| David Weathers, R (9, 1) | | | | | | | | | | 0 | 0 | 0 | 0 | 0 | 0 | 0 |
| Inning Stats | R: 0 E: 1 K: 1 S: 7 H: 1 LOB: 1 BB: 0 P: 9 | R: 3 E: 0 K: 0 S: 12 H: 3 LOB: 1 BB: 1 P: 24 | R: 1 E: 0 K: 2 S: 13 H: 1 LOB: 0 BB: 0 P: 20 | | R: 0 E: 0 K: 2 S: 8 H: 0 LOB: 0 BB: 0 P: 12 | R: 0 E: 0 K: 3 S: 10 H: 0 LOB: 0 BB: 0 P: 13 | R: 0 E: 0 K: 1 S: 7 H: 1 LOB: 1 BB: 0 P: 10 | R: 0 E: 0 K: 0 S: 5 H: 0 LOB: 0 BB: 0 P: 6 | R: 1 E: 0 K: 0 S: 10 H: 2 LOB: 1 BB: 0 P: 18 | 1B: 6<br>2B: 1<br>3B: 1<br>HR: 1 | SF: 0<br>SAC: 0<br>DP: 2<br>HBP: 1 | | | | | | |

| PITCHER | | IP | WLS | BF | H | R | ER | SO | BB | IBB | HBP | BLK | WP | HR | S | P | ERA | WHIP |
|---|---|---|---|---|---|---|---|---|---|---|---|---|---|---|---|---|---|---|
| Pedro Astacio, R<br>ERA: 5.16 | (1, 1) | 6.0 | L | 25 | 6 | 4 | 4 | 9 | 1 | 0 | 0 | 0 | 1 | 1 | 57 | 88 | 6.00 | 1.167 |
| Bobby Chouinard, R<br>ERA: 5.87 | (7, 1) | 1.0 | | 3 | 0 | 0 | 0 | 0 | 0 | 0 | 0 | 0 | 0 | 0 | 5 | 6 | 0.00 | 0.000 |
| Mike Myers, L<br>ERA: 1.98 | (8, 1) | 1.0 | | 5 | 2 | 1 | 1 | 0 | 0 | 0 | 1 | 0 | 0 | 0 | 10 | 18 | 9.00 | 2.000 |

| PITCHER | IP | WLS | BF | H | R | ER | SO | BB | IBB | HBP | BLK | WP | HR | S | P | ERA | WHIP |
|---|---|---|---|---|---|---|---|---|---|---|---|---|---|---|---|---|---|

# BOTTOM

# Colorado Rockies @ Milwaukee Brewers

Milwaukee County Stadium, Milwaukee, WI

Fri Jul 28 2000, 8:05 PM EDT
Att. 21,239 - Cloudy - 70 F

livebaseballscorecards.com

| | |
|---|---|
| AB | 31 |
| R | 5 |
| H | 8 |
| RBI | 5 |
| BB | 1 |
| SO | 9 |
| LOB | 13 |

# Colorado Rockies @ Milwaukee Brewers

Milwaukee County Stadium, Milwaukee, WI

Sat Jul 29 2000, 8:05 PM EDT

Att. 21,762 - Cloudy - 70 F

TOP

livebaseballscorecards.com

| Batter | 1 | 2 | 3 | 4 | 5 | 6 | 7 | 8 | 9 | AB | R | H | RBI | BB | SO | LOB |
|---|---|---|---|---|---|---|---|---|---|---|---|---|---|---|---|---|
| Jeff Frye, R (1, 4)<br>OBP: 0.363, SLG: 0.354 | K | | F9 | | G4-3 | 1-2 1B | | | SH 1-2 1B | 4 | 1 | 1 | 0 | 0 | 1 | 0 |
| Neifi Perez, S (1, 6)<br>OBP: 0.309, SLG: 0.419 | HR 1B | | G4-3 | | P5 | K | | | SF8 1-2 2-H | 4 | 1 | 1 | 1 | 0 | 1 | 2 |
| Larry Walker, L (1, 9)<br>OBP: 0.414, SLG: 0.516 | K | | F8 | | 1B 2B | | G6-3 | | 17 2B 1B 2-H 1B | 5 | 1 | 2 | 1 | 0 | 1 | 1 |
| Brian Hunter, R (9, PR)<br>OBP: 0.372, SLG: 0.347 | | | | | | | | | | 0 | 1 | 0 | 0 | 0 | 0 | 0 |
| Jeffrey Hammonds, R (1, 7)<br>OBP: 0.434, SLG: 0.627 | 1-H HR | | | 1B WP BB | 17 1B 2-H 1B | | F7 | | 17 2B 1-2 2B 1B | 4 | 3 | 3 | 3 | 1 | 0 | 0 |
| 17 Todd Helton, L (1, 3)<br>OBP: 0.470, SLG: 0.681 | FC6-4 1B | | | F2 | 1-3 1B | | F7 | | 2B 1-3 2-H 2B | 5 | 1 | 3 | 1 | 0 | 0 | 1 |
| Jeff Cirillo, R (1, 5)<br>OBP: 0.393, SLG: 0.501 | FC6-4 1-2f | | | F9 | F8 | | | F9 | 1B 2-H 3-H 2B | 5 | 1 | 1 | 2 | 0 | 0 | 4 |
| Brent Mayne, L (1, 2)<br>OBP: 0.385, SLG: 0.447 | | F8 | | WP S 1-3 1B | E3 1B | | | P6 | 1B 2-H 1B | 5 | 0 | 2 | 1 | 0 | 0 | 0 |
| Tom Goodwin, L (1, 8)<br>OBP: 0.369, SLG: 0.396 | | G4-3 | | IBB 1-3 3-H | K | | | F7 | F8 | 4 | 0 | 0 | 0 | 1 | 1 | 3 |
| Julian Tavarez, L (1, 1)<br>OBP: 0.091, SLG: 0.091 | | K | | G6-3 | K | | | | SH S SF8 1B K | 3 | 0 | 0 | 0 | 0 | 2 | 3 |
| Gabe White, L (6, 1)<br>OBP: 0.167, SLG: 0.667 | | | | | | | | | | 0 | 0 | 0 | 0 | 0 | 0 | 0 |
| Terry Shumpert, R (9, PH)<br>OBP: 0.357, SLG: 0.474 | | | | | | | | | | 2 | 1 | 1 | 0 | 0 | 1 | 2 |
| David Lee, R (9, 1) | | | | | | | | | | 0 | 0 | 0 | 0 | 0 | 0 | 0 |
| Inning Stats | R: 2<br>E: 0<br>K: 2<br>S: 15<br>H: 3<br>LOB: 1<br>BB: 0<br>P: 20 | R: 0<br>E: 0<br>K: 1<br>S: 8<br>H: 0<br>LOB: 0<br>BB: 0<br>P: 12 | R: 0<br>E: 0<br>K: 0<br>S: 7<br>H: 0<br>LOB: 0<br>BB: 0<br>P: 13 | R: 1<br>E: 0<br>K: 0<br>S: 10<br>H: 1<br>LOB: 2<br>BB: 2<br>P: 20 | R: 1<br>E: 0<br>K: 0<br>S: 13<br>H: 3<br>LOB: 2<br>BB: 0<br>P: 19 | R: 0<br>E: 1<br>K: 3<br>S: 14<br>H: 1<br>LOB: 2<br>BB: 0<br>P: 18 | R: 0<br>E: 0<br>K: 0<br>S: 8<br>H: 0<br>LOB: 0<br>BB: 0<br>P: 13 | R: 0<br>E: 0<br>K: 0<br>S: 7<br>H: 0<br>LOB: 0<br>BB: 0<br>P: 9 | R: 6<br>E: 1<br>K: 1<br>S: 17<br>H: 6<br>LOB: 2<br>BB: 0<br>P: 21 | 1B: 10<br>2B: 3<br>3B: 0<br>HR: 1<br>SF: 1<br>SAC: 1<br>DP: 0<br>HBP: 0 | | | | | | |

| | AB | 41 |
|---|---|---|
| | R | 10 |
| | H | 14 |
| | RBI | 9 |
| | BB | 2 |
| | SO | 7 |
| | LOB | 16 |

WP: 1 PB: 0 SB: 3 CS: 0 PA: 45

| PITCHER | | IP | WLS | BF | H | R | ER | SO | BB | IBB | HBP | BLK | WP | HR | S | P | ERA | WHIP |
|---|---|---|---|---|---|---|---|---|---|---|---|---|---|---|---|---|---|---|
| Paul Rigdon, R<br>ERA: 7.54 | (1, 1) | 5.0 | L | 24 | 7 | 4 | 4 | 3 | 1 | 1 | 0 | 0 | 1 | 1 | 53 | 84 | 7.20 | 1.600 |
| Valerio De Los Santos, L<br>ERA: 6.08 | (6, 1) | 2.0 | | 8 | 1 | 0 | 0 | 3 | 0 | 0 | 0 | 0 | 0 | 0 | 22 | 31 | 0.00 | 0.500 |
| Juan Acevedo, R<br>ERA: 4.09 | (8, 1) | 1.0 | | 3 | 0 | 0 | 0 | 0 | 0 | 0 | 0 | 0 | 0 | 0 | 7 | 9 | 0.00 | 0.000 |
| Bob Scanlan, R<br>ERA: 45.0 | (9, 1) | 1.0 | | 10 | 6 | 6 | 5 | 1 | 0 | 0 | 0 | 0 | 0 | 0 | 17 | 21 | 45.00 | 6.000 |

| PITCHER | IP | WLS | BF | H | R | ER | SO | BB | IBB | HBP | BLK | WP | HR | S | P | ERA | WHIP |
|---|---|---|---|---|---|---|---|---|---|---|---|---|---|---|---|---|---|

# Colorado Rockies @ Milwaukee Brewers

Milwaukee County Stadium, Milwaukee, WI

Sat Jul 29 2000, 8:05 PM EDT

Att. 21,762 - Cloudy - 70 F

livebaseballscorecards.com

## BOTTOM

| Batter | 1 | 2 | 3 | 4 | 5 | 6 | 7 | 8 | 9 | AB | R | H | RBI | BB | SO | LOB |
|---|---|---|---|---|---|---|---|---|---|---|---|---|---|---|---|---|
| Ronnie Belliard, R (1, 4)<br>OBP: 0.359, SLG: 0.407 | K | | PB 2B | | | L4 | | P4 | | 4 | 0 | 1 | 0 | 0 | 1 | 1 |
| Marquis Grissom, R (1, 8)<br>OBP: 0.277, SLG: 0.353 | P3 | | F9<br>2-3 | | | G6-3<br>1-2 | | F8 | | 4 | 0 | 1 | 0 | 0 | 0 | 1 |
| Geoff Jenkins, L (1, 7)<br>OBP: 0.344, SLG: 0.551 | F8 | | | G4-6-3<br>1B | | G6-3<br>1-2<br>2-3 | | | F8 | 4 | 0 | 1 | 0 | 0 | 0 | 2 |
| Charlie Hayes, R (1, 5)<br>OBP: 0.374, SLG: 0.417 | | F9 | | G4-6-3<br>1-2f | | F8 | | | F8 | 4 | 0 | 0 | 0 | 0 | 0 | 3 |
| Jeromy Burnitz, L (1, 9)<br>OBP: 0.339, SLG: 0.449 | | BB | | F5 | | | F8 | | HR | 3 | 1 | 1 | 1 | 1 | 0 | 0 |
| Tyler Houston, L (1, 3)<br>OBP: 0.303, SLG: 0.509<br>Angel Echevarria, R (7, PH)<br>OBP: 0.269, SLG: 0.400 (8, 3) | | K | | | F8 | | K | | HR | 2<br>2 | 0<br>1 | 0<br>1 | 0<br>1 | 0<br>0 | 1<br>1 | 1<br>0 |
| José Hernández, R (1, 6)<br>OBP: 0.311, SLG: 0.394 | | G5-3 | | | G1-3 | | BB | | K | 3 | 0 | 0 | 0 | 1 | 1 | 1 |
| Henry Blanco, R (1, 2)<br>OBP: 0.318, SLG: 0.379<br>Valerio De Los Santos, L (6, 1)<br>Chris Jones, R (7, PH)<br>OBP: 0.235, SLG: 0.313<br>Juan Acevedo, R (8, 1)<br>Bob Scanlan, R (9, 1) | | | L5 | | F9 | | K | | | 2<br>0<br>1<br>0<br>0 | 0<br>0<br>0<br>0<br>0 | 0<br>0<br>0<br>0<br>0 | 0<br>0<br>0<br>0<br>0 | 0<br>0<br>1<br>0<br>0 | 0<br>0<br>1<br>0<br>0 | 0<br>0<br>1<br>0<br>0 |
| Paul Rigdon, R (1, 1)<br>Raul Casanova, S (6, 2)<br>OBP: 0.336, SLG: 0.405 | | | K | | | G6-3 1B<br>1B | | K | | 1<br>2 | 0<br>0 | 0<br>1 | 0<br>0 | 0<br>0 | 1<br>1 | 0<br>0 |

| Inning Stats | 1 | 2 | 3 | 4 | 5 | 6 | 7 | 8 | 9 |
|---|---|---|---|---|---|---|---|---|---|
| | R: 0<br>E: 0<br>K: 1<br>S: 6 | H: 0<br>LOB: 0<br>BB: 0<br>P: 9 | R: 0<br>E: 0<br>K: 1<br>S: 13 | H: 0<br>LOB: 1<br>BB: 1<br>P: 23 | R: 0<br>E: 0<br>K: 1<br>S: 8 | H: 1<br>LOB: 1<br>BB: 0<br>P: 13 | R: 0<br>E: 0<br>K: 0<br>S: 6 | H: 1<br>LOB: 0<br>BB: 0<br>P: 11 | R: 0<br>E: 0<br>K: 0<br>S: 5 | H: 0<br>LOB: 0<br>BB: 0<br>P: 5 | R: 0<br>E: 0<br>K: 0<br>S: 8 | H: 2<br>LOB: 2<br>BB: 0<br>P: 12 | R: 0<br>E: 0<br>K: 2<br>S: 10 | H: 0<br>LOB: 1<br>BB: 1<br>P: 17 | R: 0<br>E: 0<br>K: 1<br>S: 8 | H: 0<br>LOB: 0<br>BB: 0<br>P: 9 | R: 2<br>E: 0<br>K: 1<br>S: 8 | H: 2<br>LOB: 0<br>BB: 0<br>P: 12 |

| | 1B | SF | WP | PA |
|---|---|---|---|---|
| | 3 | 0 | 0 | 34 |
| | 2B: 1 | SAC: 0 | PB: 1 | |
| | 3B: 0 | DP: 1 | SB: 0 | |
| | HR: 2 | HBP: 0 | CS: 0 | |

| PITCHER | | IP | WLS | BF | H | R | ER | SO | BB | IBB | HBP | BLK | WP | HR | S | P | ERA | WHIP |
|---|---|---|---|---|---|---|---|---|---|---|---|---|---|---|---|---|---|---|
| Julian Tavarez, R<br>ERA: 4.85 | (1, 1) | 5.1 | W | 20 | 4 | 0 | 0 | 3 | 1 | 0 | 0 | 0 | 0 | 0 | 43 | 67 | 0.00 | 0.938 |
| Gabe White, L<br>ERA: 2.13 | (6, 1) | 2.2 | H | 9 | 0 | 0 | 0 | 3 | 1 | 0 | 0 | 0 | 0 | 0 | 21 | 32 | 0.00 | 0.375 |
| David Lee, R<br>ERA: 11.12 | (9, 1) | 1.0 | | 5 | 2 | 2 | 2 | 1 | 0 | 0 | 0 | 0 | 0 | 2 | 8 | 12 | 18.00 | 2.000 |

| PITCHER | IP | WLS | BF | H | R | ER | SO | BB | IBB | HBP | BLK | WP | HR | S | P | ERA | WHIP |
|---|---|---|---|---|---|---|---|---|---|---|---|---|---|---|---|---|---|

| | |
|---|---|
| AB | 32 |
| R | 2 |
| H | 6 |
| RBI | 2 |
| BB | 2 |
| SO | 7 |
| LOB | 10 |

| Batter | 1 | 2 | 3 | 4 | 5 | 6 | 7 | 8 | 9 | AB | R | H | RBI | BB | SO | LOB |
|---|---|---|---|---|---|---|---|---|---|---|---|---|---|---|---|---|
| Brian Hunter, R (1, 8)<br>OBP: 0.362, SLG: 0.337 | P6 | | G6-3 | | F3 | | | G6-3 | G6-3 | 5 | 0 | 0 | 0 | 0 | 0 | 4 |
| Neifi Perez, S (1, 6)<br>OBP: 0.306, SLG: 0.415 | G3-1 | | F9 | | | F7 | | F7 | | 4 | 0 | 0 | 0 | 0 | 0 | 0 |
| Larry Walker, L (1, 9)<br>OBP: 0.412, SLG: 0.510 | BB | | | G3-1 | | P6 | | F8 | | 3 | 0 | 0 | 0 | 1 | 0 | 0 |
| Jeffrey Hammonds, R (1, 7)<br>OBP: 0.435, SLG: 0.625 | 1B | | | F3 | | G6-3 | | | | 4 | 1 | 2 | 0 | 0 | 0 | 0 |
| 17 Todd Helton, L (1, 3)<br>OBP: 0.470, SLG: 0.688 | G3 | | | HR | | | P6 | | | 4 | 1 | 2 | 1 | 0 | 0 | 2 |
| Todd Walker, L (1, 4)<br>OBP: 0.301, SLG: 0.388 | | F7 | | K | | | BB | | F7 | 4 | 0 | 2 | 1 | 0 | 1 | 0 |
| Terry Shumpert, R (1, 5)<br>OBP: 0.355, SLG: 0.475 | | F7 | | | 2B | | F7 | | P4 | 4 | 0 | 1 | 0 | 0 | 0 | 3 |
| Ben Petrick, R (1, 2)<br>OBP: 0.361, SLG: 0.419<br>Brent Mayne, L (9, PH)<br>OBP: 0.384, SLG: 0.445 | G1-3 | | | | F8 | | BB | | F7 | 2<br>1 | 0<br>0 | 0<br>0 | 0<br>0 | 1<br>0 | 0<br>0 | 1<br>2 |
| Masato Yoshii, R (1, 1)<br>OBP: 0.231, SLG: 0.316<br>Tom Goodwin, L (7, PH)<br>OBP: 0.368, SLG: 0.394<br>Giovanni Carrara, R (7, 1)<br>Jeff Cirillo, R (9, PH)<br>OBP: 0.394, SLG: 0.501 | | | P6 | | G5-3 | | K | | IBB | 2<br>1<br>0<br>0 | 0<br>0<br>0<br>0 | 0<br>0<br>0<br>0 | 0<br>0<br>0<br>0 | 0<br>0<br>0<br>1 | 0<br>1<br>0<br>0 | 1<br>2<br>0<br>0 |
| Inning Stats | R: 0<br>E: 0<br>K: 0<br>S: 11<br>H: 1<br>LOB: 2<br>BB: 1<br>P: 18 | R: 0<br>E: 0<br>K: 0<br>S: 6<br>H: 0<br>LOB: 0<br>BB: 0<br>P: 12 | R: 0<br>E: 0<br>K: 0<br>S: 6<br>H: 0<br>LOB: 0<br>BB: 0<br>P: 6 | R: 1<br>E: 0<br>K: 1<br>S: 8<br>H: 1<br>LOB: 0<br>BB: 0<br>P: 12 | R: 0<br>E: 0<br>K: 0<br>S: 9<br>H: 1<br>LOB: 1<br>BB: 0<br>P: 11 | R: 0<br>E: 0<br>K: 0<br>S: 6<br>H: 0<br>LOB: 0<br>BB: 0<br>P: 9 | R: 0<br>E: 0<br>K: 1<br>S: 9<br>H: 1<br>LOB: 2<br>BB: 1<br>P: 16 | R: 0<br>E: 0<br>K: 0<br>S: 6<br>H: 0<br>LOB: 0<br>BB: 0<br>P: 7 | R: 1<br>E: 0<br>K: 0<br>S: 13<br>H: 3<br>LOB: 3<br>BB: 1<br>P: 23 | 1B: 5<br>2B: 1<br>3B: 0<br>HR: 1 | SF: 0<br>SAC: 0<br>DP: 0<br>HBP: 0 | | | | | |

| PITCHER | IP | WLS | BF | H | R | ER | SO | BB | IBB | HBP | BLK | WP | HR | S | P | ERA | WHIP |
|---|---|---|---|---|---|---|---|---|---|---|---|---|---|---|---|---|---|
| Jeff D'Amico, R (1, 1)<br>ERA: 1.81 | 8.0 | W | 33 | 7 | 2 | 2 | 2 | 2 | 0 | 0 | 0 | 0 | 1 | 69 | 101 | 2.25 | 1.125 |
| Curt Leskanic, R (9, 1)<br>ERA: 2.98 | 1.0 | S | 4 | 0 | 0 | 0 | 0 | 0 | 1 | 0 | 0 | 0 | 0 | 5 | 13 | 0.00 | 0.000 |

| PITCHER | IP | WLS | BF | H | R | ER | SO | BB | IBB | HBP | BLK | WP | HR | S | P | ERA | WHIP |
|---|---|---|---|---|---|---|---|---|---|---|---|---|---|---|---|---|---|

TOP

# Colorado Rockies @ Milwaukee Brewers

Milwaukee County Stadium, Milwaukee, WI

Sun Jul 30 2000, 2:05 PM EDT
Att. 21,071 - Cloudy - 76 F

livebaseballscorecards.com

| | |
|---|---|
| AB | 34 |
| R | 2 |
| H | 7 |
| RBI | 2 |
| BB | 3 |
| SO | 2 |
| LOB | 15 |

| Batter | 1 | 2 | 3 | 4 | 5 | 6 | 7 | 8 | 9 | AB | R | H | RBI | BB | SO | LOB |
|---|---|---|---|---|---|---|---|---|---|---|---|---|---|---|---|---|
| Ronnie Belliard, R (1, 4)<br>OBP: 0.358, SLG: 0.405 | C B X 1-1 ① F5 | | X 0-0 1B 1B | | B B X 2-0 ③ F8 | | | C C B S 1-3 ① K | | 4 | 0 | 1 | 0 | 0 | 1 | 0 |
| Marquis Grissom, R (1, 8)<br>OBP: 0.276, SLG: 0.352 | B X 1-0 ② F8 | | X 0-0 1-3 S 1B | | | X 0-0 ① G6-3 | | X 0-0 ② G6-3 | | 4 | 0 | 1 | 0 | 0 | 0 | 0 |
| Geoff Jenkins, L (1, 7)<br>OBP: 0.346, SLG: 0.559 | S S B F B F S 2-3 ③ K | | B B F S T B S 3-3 ③ K 1-2 | | | X 0-0 HR | | B B F F B F B 4-2 BB | | 3 | 1 | 1 | 1 | 1 | 2 | 2 |
| Richie Sexson, R (1, 3)<br>OBP: 0.311, SLG: 0.454 | | C F X 0-2 ① G4-3 | | S F B S 1-3 ① K | | X 0-0 ② G5-3 | | C C B S 1-3 ③ K | | 4 | 0 | 0 | 0 | 0 | 2 | 1 |
| Jeromy Burnitz, L (1, 9)<br>OBP: 0.341, SLG: 0.457 | | B B B C B 4-1 BB | | C S F B F F S 2-3 ② K | | C B B X 2-1 HR | | | | 2 | 1 | 1 | 1 | 1 | 1 | 0 |
| José Hernández, R (1, 5)<br>OBP: 0.309, SLG: 0.390 | | S B F B S 2-3 ② K | | X 0-0 ③ G4-3 | | C C B X 1-2 ③ L8 | | | | 3 | 0 | 0 | 0 | 0 | 1 | 1 |
| Raul Casanova, S (1, 2)<br>OBP: 0.328, SLG: 0.395 | | X 0-0 ③ G3 | | | B F B B B F F X 3-2 ① G4-3 | | C B X 1-1 ① F8 | | | 3 | 0 | 0 | 0 | 0 | 0 | 1 |
| Luis Lopez, S (1, 6)<br>OBP: 0.318, SLG: 0.393 | | | F S B F F F X 1-2 ① F9 | | C S F B X 1-2 ② F7 | | C X 0-1 ② G3 | | | 3 | 0 | 0 | 0 | 0 | 0 | 0 |
| Jeff D'Amico, R (1, 1)<br>OBP: 0.115, SLG: 0.167<br>Curt Leskanic, R (9, 1) | | | B F X 1-1 ② G1-3 | | X 0-0 HR | | C X 0-1 ③ G6-3 | | | 3<br>0 | 1<br>0 | 1<br>0 | 1<br>0 | 0<br>0 | 0<br>0 | 0<br>0 |
| Inning Stats | R: 0 H: 0<br>E: 0 LOB: 0<br>K: 1 BB: 0<br>S: 8 P: 12 | R: 0 H: 0<br>E: 0 LOB: 1<br>K: 1 BB: 1<br>S: 8 P: 14 | R: 0 H: 2<br>E: 0 LOB: 2<br>K: 1 BB: 0<br>S: 13 P: 18 | R: 0 H: 0<br>E: 0 LOB: 0<br>K: 2 BB: 0<br>S: 10 P: 13 | R: 1 H: 1<br>E: 0 LOB: 0<br>K: 0 BB: 0<br>S: 10 P: 16 | R: 2 H: 2<br>E: 0 LOB: 0<br>K: 0 BB: 0<br>S: 8 P: 11 | R: 0 H: 0<br>E: 0 LOB: 0<br>K: 0 BB: 0<br>S: 6 P: 7 | R: 0 H: 0<br>E: 0 LOB: 1<br>K: 2 BB: 1<br>S: 10 P: 16 | | 1B: 2 SF: 0<br>2B: 0 SAC: 0<br>3B: 0 DP: 0<br>HR: 3 HBP: 0 | | | | | | WP: 0 PA: 31<br>PB: 0<br>SB: 1<br>CS: 0 |

# BOTTOM

## Colorado Rockies @ Milwaukee Brewers

Milwaukee County Stadium, Milwaukee, WI

Sun Jul 30 2000, 2:05 PM EDT

Att. 21,071 - Cloudy - 76 F

livebaseballscorecards.com

| | |
|---|---|
| AB | 29 |
| R | 3 |
| H | 5 |
| RBI | 3 |
| BB | 2 |
| SO | 7 |
| LOB | 5 |

| PITCHER | | IP | WLS | BF | H | R | ER | SO | BB | IBB | HBP | BLK | WP | HR | S | P | ERA | WHIP |
|---|---|---|---|---|---|---|---|---|---|---|---|---|---|---|---|---|---|---|
| Masato Yoshii, R<br>ERA: 5.56 | (1, 1) | 6.0 | L | 24 | 5 | 3 | 3 | 5 | 1 | 0 | 0 | 0 | 0 | 3 | 57 | 84 | 4.50 | 1.000 |
| Giovanni Carrara, R<br>ERA: 15.63 | (7, 1) | 2.0 | | 7 | 0 | 0 | 0 | 2 | 1 | 0 | 0 | 0 | 0 | 0 | 16 | 23 | 0.00 | 0.500 |

| PITCHER | | IP | WLS | BF | H | R | ER | SO | BB | IBB | HBP | BLK | WP | HR | S | P | ERA | WHIP |
|---|---|---|---|---|---|---|---|---|---|---|---|---|---|---|---|---|---|---|

| Batter | 1 | 2 | 3 | 4 | 5 | 6 | 7 | 8 | 9 | 10 | 11 | AB | R | H | RBI | BB | SO | LOB |
|---|---|---|---|---|---|---|---|---|---|---|---|---|---|---|---|---|---|---|
| Calvin Murray, R (1, 8)<br>OBP: 0.362, SLG: 0.351 | F8 | FC6 G4-3 | | BB | | FC6 BB | | | F9 | | | 3 | 0 | 0 | 0 | 2 | 0 | 2 |
| Bill Mueller, S (1, 5)<br>OBP: 0.323, SLG: 0.377 | 1B 1B 1B | G4-3 | | G3 | | FC6 | | | F8 | | | 5 | 1 | 1 | 1 | 0 | 0 | 5 |
| Barry Bonds, L (1, 7)<br>OBP: 0.423, SLG: 0.688 | BB 1B 1B | IBB | | | L6-4 BB | | F8 | | | G3-1 | | 3 | 1 | 1 | 0 | 2 | 0 | 0 |
| Jeff Kent, R (1, 4)<br>OBP: 0.406, SLG: 0.605 | P4 | K | | | F7 | | K | | | K | | 5 | 0 | 0 | 0 | 0 | 3 | 6 |
| J.T. Snow, L (1, 3)<br>OBP: 0.380, SLG: 0.473 | 1B BB | | G3-1 | | BB | | K | | | K | | 3 | 0 | 0 | 0 | 2 | 2 | 0 |
| Ellis Burks, R (1, 9)<br>OBP: 0.423, SLG: 0.602<br>Robb Nen, R (11, 1) | 1B | | K | | L6-4 | | | P6 | | | HR | 5<br>0 | 1<br>0 | 2<br>0 | 3<br>0 | 0<br>0 | 1<br>0 | 2<br>0 |
| Rich Aurilia, R (1, 6)<br>OBP: 0.337, SLG: 0.435 | | FC6 E G4-3 1B | G6-3 | | | F8 | | G5-3 | | | F8 | 5 | 1 | 1 | 0 | 0 | 0 | 0 |
| Doug Mirabelli, R (1, 2)<br>OBP: 0.344, SLG: 0.410 | | F9 | | G4-3 | | FC6 BB BB | | K | | | G1-3 | 4 | 0 | 0 | 0 | 1 | 1 | 1 |
| Mark Gardner, R (1, 1)<br>OBP: 0.120, SLG: 0.120<br>Alan Embree, L (8, 1)<br>Felipe Crespo, S (9, PH)<br>OBP: 0.341, SLG: 0.425<br>Felix Rodriguez, R (9, 1)<br>Armando Rios, L (11, PH)<br>OBP: 0.345, SLG: 0.485<br>(11, 9) | | E2 G4-3 E | | K | | K | | | P1 | | G4-3 | 3<br>0<br>1<br>0<br>1 | 0<br>0<br>0<br>0<br>0 | 0<br>0<br>0<br>0<br>0 | 0<br>0<br>0<br>0<br>0 | 0<br>0<br>0<br>0<br>0 | 2<br>0<br>0<br>0<br>0 | 2<br>0<br>0<br>0<br>0 |
| Inning Stats | R: 2 E: 0 K: 0 S: 10 H: 3 LOB: 2 BB: 1 P: 22 | R: 1 E: 2 K: 1 S: 16 H: 1 LOB: 3 BB: 1 P: 27 | R: 0 E: 0 K: 1 S: 9 H: 0 LOB: 0 BB: 0 P: 14 | R: 0 E: 0 K: 1 S: 8 H: 0 LOB: 1 BB: 1 P: 15 | R: 0 E: 0 K: 0 S: 4 H: 0 LOB: 1 BB: 2 P: 12 | R: 0 E: 0 K: 1 S: 12 H: 0 LOB: 2 BB: 2 P: 22 | R: 0 E: 0 K: 2 S: 8 H: 0 LOB: 0 BB: 0 P: 12 | R: 0 E: 0 K: 1 S: 8 H: 0 LOB: 0 BB: 0 P: 15 | R: 0 E: 0 K: 0 S: 10 H: 0 LOB: 0 BB: 0 P: 16 | R: 0 E: 0 K: 2 S: 8 H: 0 LOB: 0 BB: 0 P: 16 | R: 1 E: 0 K: 0 S: 8 H: 1 LOB: 0 BB: 0 P: 11 | 1B: 4 2B: 1 3B: 0 HR: 1 | SF: 0 SAC: 0 DP: 1 HBP: 0 | | | | | |

| PITCHER | | IP | WLS | BF | H | R | ER | SO | BB | IBB | HBP | BLK | WP | HR | S | P | ERA | WHIP |
|---|---|---|---|---|---|---|---|---|---|---|---|---|---|---|---|---|---|---|
| Jimmy Haynes, R<br>ERA: 4.87 | (1, 1) | 6.0 | | 29 | 4 | 3 | 2 | 4 | 6 | 1 | 0 | 0 | 0 | 0 | 59 | 112 | 3.00 | 1.667 |
| Valerio De Los Santos, L<br>ERA: 5.96 | (7, 1) | 1.0 | | 3 | 0 | 0 | 0 | 2 | 0 | 0 | 0 | 0 | 0 | 0 | 8 | 12 | 0.00 | 0.000 |
| Juan Acevedo, R<br>ERA: 3.93 | (8, 1) | 2.0 | | 6 | 0 | 0 | 0 | 1 | 0 | 0 | 0 | 0 | 0 | 0 | 18 | 31 | 0.00 | 0.000 |
| Ray King, L<br>ERA: 2.35 | (10, 1) | 1.0 | | 3 | 0 | 0 | 0 | 2 | 0 | 0 | 0 | 0 | 0 | 0 | 8 | 16 | 0.00 | 0.000 |
| David Weathers, R<br>ERA: 3.39 | (11, 1) | 1.0 | L | 4 | 1 | 1 | 1 | 0 | 0 | 0 | 0 | 0 | 0 | 1 | 8 | 11 | 9.00 | 1.000 |

| PITCHER | IP | WLS | BF | H | R | ER | SO | BB | IBB | HBP | BLK | WP | HR | S | P | ERA | WHIP |
|---|---|---|---|---|---|---|---|---|---|---|---|---|---|---|---|---|---|

TOP

# San Francisco Giants @ Milwaukee Brewers

Milwaukee County Stadium, Milwaukee, WI

Mon Jul 31 2000, 8:05 PM EDT

Att. 20,530 - Cloudy - 69 F

livebaseballscorecards.com

| | |
|---|---|
| AB | 38 |
| R | 4 |
| H | 5 |
| RBI | 4 |
| BB | 7 |
| SO | 9 |
| LOB | 18 |

| | | | |
|---|---|---|---|
| WP: 0 | PB: 0 | SB: 0 | CS: 0 |
| PA: 45 | | | |

| Batter | 1 | 2 | 3 | 4 | 5 | 6 | 7 | 8 | 9 | 10 | 11 | AB | R | H | RBI | BB | SO | LOB |
|---|---|---|---|---|---|---|---|---|---|---|---|---|---|---|---|---|---|---|
| Ronnie Belliard, R (1, 4)<br>OBP: 0.358, SLG: 0.409 | G4-3 | | G6-3 | | HR 3B | | BB | | | F8 | | 4 | 1 | 1 | 0 | 1 | 0 | 0 |
| Marquis Grissom, R (1, 8)<br>OBP: 0.273, SLG: 0.348 | K | | P3 | | F3 | | F7 | | | G6-3 | | 5 | 0 | 0 | 0 | 0 | 1 | 2 |
| Geoff Jenkins, L (1, 7)<br>OBP: 0.347, SLG: 0.565 | BB E HBP | | G4-3 | | 3-H HR | | | F9 | | G4-3 | | 4 | 2 | 1 | 2 | 0 | 0 | 0 |
| Richie Sexson, R (1, 3)<br>OBP: 0.312, SLG: 0.452 | E 1-2 BB | | | BB 1B | F8 | | | F9 | | | P4 | 4 | 0 | 1 | 0 | 1 | 0 | 0 |
| Jeromy Burnitz, L (1, 9)<br>OBP: 0.340, SLG: 0.454 | E3 1-3 2-H 1B | | | P6 | K | | | G4-3 | | | K2-3 | 5 | 0 | 1 | 1 | 0 | 2 | 1 |
| Charlie Hayes, R (1, 5)<br>OBP: 0.368, SLG: 0.410 | L8 | | | L7 | P6 | | | | F8 | | G4-3 | 5 | 0 | 0 | 0 | 0 | 0 | 3 |
| José Hernández, R (1, 6)<br>OBP: 0.308, SLG: 0.387 | | K | | BB 1-2 | | K | | | K | | | 3 | 0 | 0 | 0 | 1 | 3 | 0 |
| Henry Blanco, R (1, 2)<br>OBP: 0.316, SLG: 0.374 | | G6-3 | | K | | | K | | BB | | | 3 | 0 | 0 | 0 | 1 | 2 | 2 |
| Jimmy Haynes, R (1, 1)<br>OBP: 0.143, SLG: 0.214 | | K | G5-3 | | | | F7 | | P5 | | | 2 | 0 | 0 | 0 | 0 | 1 | 0 |
| Valerio De Los Santos, L (7, 1) | | | | | | | | | | | | 0 | 0 | 0 | 0 | 0 | 0 | 0 |
| Tyler Houston, L (7, PH)<br>OBP: 0.302, SLG: 0.506 | | | | | | | | | | | | 1 | 0 | 0 | 0 | 0 | 0 | 0 |
| Juan Acevedo, R (8, 1) | | | | | | | | | | | | 0 | 0 | 0 | 0 | 0 | 0 | 0 |
| Raul Casanova, S (8, PH)<br>OBP: 0.326, SLG: 0.392 | | | | | | | | | | | | 1 | 0 | 0 | 0 | 0 | 0 | 1 |
| Ray King, L (10, 1) | | | | | | | | | | | | 0 | 0 | 0 | 0 | 0 | 0 | 0 |
| David Weathers, R (11, 1) | | | | | | | | | | | | 0 | 0 | 0 | 0 | 0 | 0 | 0 |
| Inning Stats | R: 1 H: 1<br>E: 1 LOB: 2<br>K: 1 BB: 1<br>S: 11 P: 22 | R: 0 H: 0<br>E: 0 LOB: 0<br>K: 2 BB: 0<br>S: 8 P: 12 | R: 0 H: 0<br>E: 0 LOB: 0<br>K: 0 BB: 0<br>S: 5 P: 7 | R: 0 H: 1<br>E: 0 LOB: 2<br>K: 1 BB: 1<br>S: 9 P: 16 | R: 2 H: 2<br>E: 0 LOB: 0<br>K: 0 BB: 0<br>S: 11 P: 17 | R: 0 H: 0<br>E: 0 LOB: 0<br>K: 2 BB: 0<br>S: 7 P: 10 | R: 0 H: 0<br>E: 0 LOB: 1<br>K: 1 BB: 1<br>S: 9 P: 18 | R: 0 H: 0<br>E: 0 LOB: 0<br>K: 0 BB: 0<br>S: 4 P: 4 | R: 0 H: 0<br>E: 0 LOB: 0<br>K: 1 BB: 1<br>S: 10 P: 19 | R: 0 H: 0<br>E: 0 LOB: 0<br>K: 0 BB: 0<br>S: 7 P: 10 | R: 0 H: 0<br>E: 0 LOB: 0<br>K: 1 BB: 0<br>S: 9 P: 12 | | | | | | |

| PITCHER | | IP | WLS | BF | H | R | ER | SO | BB | IBB | HBP | BLK | WP | HR | S | P | ERA | WHIP |
|---|---|---|---|---|---|---|---|---|---|---|---|---|---|---|---|---|---|---|
| Mark Gardner, R<br>ERA: 4.41 | (1, 1) | 7.0 | | 29 | 4 | 3 | 3 | 7 | 3 | 0 | 1 | 0 | 0 | 1 | 60 | 102 | 3.86 | 1.000 |
| Alan Embree, L<br>ERA: 5.48 | (8, 1) | 1.0 | | 3 | 0 | 0 | 0 | 0 | 0 | 0 | 0 | 0 | 0 | 0 | 4 | 4 | 0.00 | 0.000 |
| Felix Rodriguez, R<br>ERA: 2.85 | (9, 1) | 2.0 | W | 7 | 0 | 0 | 0 | 1 | 1 | 0 | 0 | 0 | 0 | 0 | 17 | 29 | 0.00 | 0.500 |
| Robb Nen, R<br>ERA: 1.87 | (11, 1) | 1.0 | S | 3 | 0 | 0 | 0 | 1 | 0 | 0 | 0 | 0 | 0 | 0 | 9 | 12 | 0.00 | 0.000 |

| PITCHER | IP | WLS | BF | H | R | ER | SO | BB | IBB | HBP | BLK | WP | HR | S | P | ERA | WHIP |
|---|---|---|---|---|---|---|---|---|---|---|---|---|---|---|---|---|---|

# BOTTOM

San Francisco Giants @ Milwaukee Brewers

Milwaukee County Stadium, Milwaukee, WI

Mon Jul 31 2000, 8:05 PM EDT
Att. 20,530 - Cloudy - 69 F

livebaseballscorecards.com

| | |
|---|---|
| AB | 37 |
| R | 3 |
| H | 4 |
| RBI | 3 |
| BB | 4 |
| SO | 9 |
| LOB | 9 |

| | | | |
|---|---|---|---|
| 1B: 2 | SF: 0 | WP: 0 | PA: 42 |
| 2B: 0 | SAC: 0 | PB: 0 | |
| 3B: 1 | DP: 0 | SB: 0 | |
| HR: 1 | HBP: 1 | CS: 0 | |

| Batter | 1 | 2 | 3 | 4 | 5 | 6 | 7 | 8 | 9 | AB | R | H | RBI | BB | SO | LOB |
|---|---|---|---|---|---|---|---|---|---|---|---|---|---|---|---|---|
| Calvin Murray, R (1, 8)<br>OBP: 0.361, SLG: 0.346 | G6-3 | G6-3<br>2-3 | | SH1-4<br>2-3 | FC5<br>1-2<br>2-3f | | F8 S<br>HBP | E4<br>1-3<br>2-H<br>3-H<br>E<br>1B | F9 | 5 | 1 | 1 | 1 | 0 | 0 | 5 |
| Bill Mueller, S (1, 5)<br>OBP: 0.323, SLG: 0.376 | F7 | BB 1B<br>3-H<br>1B | | BB<br>3-H<br>1B | | G4-3 | F8<br>1-3 | E7<br>FC4-6<br>1-H<br>3-H | | 6 | 1 | 2 | 2 | 0 | 0 | 1 |
| Barry Bonds, L (1, 7)<br>OBP: 0.424, SLG: 0.693 | HR | BB<br>1-2<br>1B | | F8 | | F8 | G4-3 | FC4-6<br>IBB | | 5 | 1 | 2 | 1 | 1 | 0 | 2 |
| Jeff Kent, R (1, 4)<br>OBP: 0.409, SLG: 0.611 | 1B<br>1B<br>1B | 1-2<br>2-3<br>BB | | 1B<br>1-2<br>BB | | HR | G1-3<br>FC4-6<br>1-2<br>2-3 | | | 4 | 2 | 2 | 1 | 2 | 0 | 2 |
| J.T. Snow, L (1, 3)<br>OBP: 0.386, SLG: 0.481 | 1B<br>1-2<br>1B | G3-1 | | 1-3<br>2-H<br>1B | | BB<br>1B | | 1B<br>BB<br>2B | 1B<br>SF8<br>BB | 5 | 3 | 4 | 1 | 1 | 0 | 3 |
| Ellis Burks, R (1, 9)<br>OBP: 0.432, SLG: 0.605<br>Aaron Fultz, L (9, 1)<br>OBP: 0.400, SLG: 0.400 | 1-2<br>2-H<br>1B | F8 | | FC5 G5-3<br>1B | | 1B<br>1-2<br>BB | | BB 1B<br>1B<br>IBB | BB<br>1-3<br>1B | 4<br>0 | 1<br>0 | 3<br>0 | 1<br>0 | 2<br>0 | 0<br>0 | 0<br>0 |
| Rich Aurilia, R (1, 6)<br>OBP: 0.340, SLG: 0.434 | F2 | F7 | | G5-3<br>1-2 | | 1B<br>1-2<br>2-H | | 1B BB<br>E<br>1-2<br>2-3<br>1B | BB<br>1-2 | 5 | 1 | 2 | 1 | 1 | 0 | 3 |
| Bobby Estalella, R (1, 2)<br>OBP: 0.388, SLG: 0.547 | | G6-3 SH3-4<br>1B<br>HBP | | G1-3 | FC5<br>HBP | F8 | | E<br>E<br>1-2<br>2-3<br>3-H<br>BB | F2 | 3 | 2 | 0 | 1 | 1 | 0 | 5 |
| Shawn Estes, R (1, 1)<br>OBP: 0.255, SLG: 0.378<br>Russ Davis, R (7, PH)<br>OBP: 0.320, SLG: 0.414<br>Doug Henry, R (7, 1)<br>Ramon Martinez, R (8, PH)<br>OBP: 0.349, SLG: 0.504<br>Alan Embree, L (8, 1)<br>Armando Rios, L (9, PH)<br>OBP: 0.343, SLG: 0.485 (9, 9) | | SH3-4<br>1-2 | | SH1-4<br>1B<br>2B | K | | F8 | F9 | SF8<br>3-H | 2<br>1<br>0<br>1<br>0<br>0 | 1<br>0<br>0<br>0<br>0<br>0 | 1<br>0<br>0<br>0<br>0<br>1 | 0<br>0<br>0<br>0<br>0<br>0 | 0<br>0<br>0<br>0<br>0<br>0 | 1<br>0<br>0<br>0<br>0<br>0 | 2<br>0<br>0<br>3<br>0<br>0 |
| Inning Stats | R: 2 H: 4<br>E: 0 LOB: 2<br>K: 0 BB: 0<br>S: 15 P: 24 | R: 1 H: 2<br>E: 0 LOB: 3<br>K: 0 BB: 1<br>S: 11 P: 22 | R: 0 H: 0<br>E: 0 LOB: 0<br>K: 0 BB: 0<br>S: 5 P: 7 | R: 2 H: 3<br>E: 0 LOB: 2<br>K: 0 BB: 1<br>S: 13 P: 23 | R: 0 H: 1<br>E: 0 LOB: 2<br>K: 1 BB: 0<br>S: 8 P: 11 | R: 2 H: 3<br>E: 0 LOB: 2<br>K: 0 BB: 1<br>S: 16 P: 24 | R: 0 H: 0<br>E: 0 LOB: 1<br>K: 0 BB: 0<br>S: 10 P: 17 | R: 5 H: 3<br>E: 2 LOB: 2<br>K: 0 BB: 3<br>S: 9 P: 24 | R: 1 H: 1<br>E: 0 LOB: 2<br>K: 0 BB: 2<br>S: 14 P: 26 | 1B: 13 SF: 1<br>2B: 2 SAC: 2<br>3B: 0 DP: 0<br>HR: 2 HBP: 3 | | | | | | WP: 0 PA: 55<br>PB: 0<br>SB: 1<br>CS: 0 |

| PITCHER | | IP | WLS | BF | H | R | ER | SO | BB | IBB | HBP | BLK | WP | HR | S | P | ERA | WHIP |
|---|---|---|---|---|---|---|---|---|---|---|---|---|---|---|---|---|---|---|
| John Snyder, R<br>ERA: 5.54 | (1, 1) | 3.2 | | 22 | 8 | 5 | 5 | 0 | 2 | 0 | 1 | 0 | 0 | 1 | 40 | 71 | 12.27 | 2.727 |
| Valerio De Los Santos, L<br>ERA: 5.92 | (4, 1) | 0.1 | | 1 | 1 | 0 | 0 | 0 | 0 | 0 | 0 | 0 | 0 | 0 | 4 | 5 | 0.00 | 3.000 |
| Kane Davis, R<br>ERA: 13.85 | (5, 1) | 2.0 | | 12 | 4 | 2 | 2 | 1 | 1 | 0 | 1 | 0 | 0 | 1 | 24 | 35 | 9.00 | 2.500 |
| Bob Scanlan, R<br>ERA: 27.0 | (7, 1) | 0.2 | | 3 | 0 | 0 | 0 | 0 | 0 | 0 | 1 | 0 | 0 | 0 | 6 | 11 | 0.00 | 0.000 |
| Ray King, L<br>ERA: 4.32 | (7, 1) | 0.2 | L | 6 | 2 | 4 | 2 | 0 | 1 | 1 | 0 | 0 | 0 | 0 | 8 | 19 | 27.00 | 4.500 |

| PITCHER | | IP | WLS | BF | H | R | ER | SO | BB | IBB | HBP | BLK | WP | HR | S | P | ERA | WHIP |
|---|---|---|---|---|---|---|---|---|---|---|---|---|---|---|---|---|---|---|
| David Weathers, R<br>ERA: 3.51 | (8, 1) | 0.2 | | 6 | 1 | 2 | 1 | 0 | 1 | 1 | 0 | 0 | 0 | 0 | 7 | 17 | 13.50 | 3.000 |
| Curt Leskanic, R<br>ERA: 2.92 | (9, 1) | 1.0 | | 5 | 1 | 0 | 0 | 0 | 1 | 0 | 0 | 0 | 0 | 0 | 12 | 20 | 0.00 | 2.000 |

TOP

# San Francisco Giants @ Milwaukee Brewers

Milwaukee County Stadium, Milwaukee, WI

Tue Aug 01 2000, 8:05 PM EDT
Att. 15,722 - Cloudy - 81 F

livebaseballscorecards.com

| | |
|---|---|
| AB | 41 |
| R | 13 |
| H | 17 |
| RBI | 10 |
| BB | 8 |
| SO | 1 |
| LOB | 26 |

# BOTTOM

## San Francisco Giants @ Milwaukee Brewers

Milwaukee County Stadium, Milwaukee, WI

Tue Aug 01 2000, 8:05 PM EDT

Att. 15,722 - Cloudy - 81 F

livebaseballscorecards.com

| Batter | 1 | 2 | 3 | 4 | 5 | 6 | 7 | 8 | 9 | AB | R | H | RBI | BB | SO | LOB |
|---|---|---|---|---|---|---|---|---|---|---|---|---|---|---|---|---|
| James Mouton, R (1, 8)<br>OBP: 0.357, SLG: 0.324 | 2-1 FC5-4 1B | 1-2 F4 | | | 1-3 K | 0-0 CS 1B | | | 2-2 G2-3 | 4 | 0 | 2 | 0 | 0 | 1 | 1 |
| Bob Scanlan, R (5, 7) | | | | | | | | | | 0 | 0 | 0 | 0 | 0 | 0 | 0 |
| Ray King, L (7, 1) | | | | | | | | | | 0 | 0 | 0 | 0 | 0 | 0 | 0 |
| Tyler Houston, L (8, 5)<br>OBP: 0.300, SLG: 0.503 | | | | | | | | | | 1 | 0 | 0 | 0 | 0 | 0 | 0 |
| Ronnie Belliard, R (1, 4)<br>OBP: 0.361, SLG: 0.408 | 1-2 FC5-4 1B HR<br>1-2f | | 0-0 G6-3 | | 4-1 BB | 0-0 CS<br>1-2 | 1-1 E SH1-4 SF8 1B | | 4-0 1B G5-3 BB | 3 | 3 | 1 | 0 | 2 | 0 | 1 |
| Geoff Jenkins, L (1, 7)<br>OBP: 0.347, SLG: 0.564 | 0-0 HR<br>1-3 1B | | 3-3 K | | 0-3 K | | 1-0 SH1-4<br>1-2 | | 2-2 G5-3<br>1-3 1B | 2 | 1 | 1 | 0 | 0 | 1 | 0 |
| Marquis Grissom, R (5, 8)<br>OBP: 0.274, SLG: 0.349 | | | | | | | | | | 2 | 0 | 1 | 0 | 0 | 1 | 1 |
| Richie Sexson, R (1, 3)<br>OBP: 0.314, SLG: 0.461 | 3-2<br>1-H<br>3-H HR | | 3-2 1B | | 2-3 K | | 0-2 SF8<br>2-H | | 2-1 G5-3<br>1-2<br>3-H | 4 | 1 | 2 | 5 | 0 | 1 | 2 |
| Charlie Hayes, R (1, 5)<br>OBP: 0.364, SLG: 0.404 | 3-2 G4-3 | | 2-2 F9 | | | 2-2 G6-3 | 1-3 K | | 1-3 K | 4 | 0 | 0 | 0 | 0 | 1 | 1 |
| David Weathers, R (8, 1) | | | | | | | | | | 0 | 0 | 0 | 0 | 0 | 0 | 0 |
| Curt Leskanic, R (9, 1) | | | | | | | | | | 0 | 0 | 0 | 0 | 0 | 0 | 0 |
| Henry Blanco, R (9, PH)<br>OBP: 0.315, SLG: 0.372 | | | | | | | | | | 1 | 0 | 0 | 0 | 0 | 1 | 1 |
| Jeromy Burnitz, L (1, 9)<br>OBP: 0.341, SLG: 0.453 | 1-2 G4-3 | | | 1-2 1B WP HBP | | 2-2 E 3B 1B | | 3-2 F7 | | 3 | 1 | 1 | 0 | 0 | 0 | 0 |
| José Hernández, R (1, 6)<br>OBP: 0.305, SLG: 0.383 | | 0-3 K | | 2-3 K<br>1-2 | | 0-1 E4<br>1-3 3B | | 3-2 P3 | | 4 | 1 | 0 | 0 | 0 | 2 | 2 |
| | | | | | | | | | | | | | | | | |
| Raul Casanova, S (1, 2)<br>OBP: 0.338, SLG: 0.414 | | 4-2 BB | | 3-2 G1-6-3<br>2-3 1B | | 2-0 SF9<br>2-H<br>3-H 3B | | 2-2 E8 | | 3 | 1 | 2 | 2 | 1 | 0 | 0 |
| John Snyder, R (1, 1)<br>OBP: 0.167, SLG: 0.136 | | | | | | | | | | 1 | 0 | 0 | 0 | 0 | 0 | 1 |
| Valerio De Los Santos, L (4, 1) | | | | | | | | | | 0 | 0 | 0 | 0 | 0 | 0 | 0 |
| Angel Echevarria, R (4, PH)<br>OBP: 0.259, SLG: 0.385 | | | | | | | | | | 1 | 0 | 0 | 0 | 0 | 0 | 2 |
| Kane Davis, R (5, 1) | | | | | | | | | | 0 | 0 | 0 | 0 | 0 | 0 | 0 |
| Luis Lopez, S (6, PH)<br>OBP: 0.313, SLG: 0.390 | | | | | | | | | | 1 | 0 | 0 | 1 | 0 | 0 | 1 |
| (7, 6) | | | | | | | | | | | | | | | | |
| Inning Stats | R: 3 E: 0 K: 0 S: 16 H: 3 LOB: 0 BB: 0 P: 26 | R: 0 E: 0 K: 1 S: 10 H: 0 LOB: 1 BB: 1 P: 15 | R: 0 E: 0 K: 1 S: 11 H: 1 LOB: 1 BB: 0 P: 19 | R: 0 E: 0 K: 1 S: 10 H: 1 LOB: 1 BB: 0 P: 16 | R: 0 E: 0 K: 3 S: 11 H: 0 LOB: 1 BB: 1 P: 18 | R: 3 E: 1 K: 0 S: 13 H: 3 LOB: 0 BB: 0 P: 20 | R: 1 E: 1 K: 1 S: 10 H: 1 LOB: 0 BB: 0 P: 13 | R: 0 E: 1 K: 0 S: 11 H: 0 LOB: 1 BB: 0 P: 19 | R: 1 E: 0 K: 1 S: 13 H: 1 LOB: 1 BB: 1 P: 24 | 1B: 8 2B: 0 3B: 1 HR: 1 | SF: 2 SAC: 1 DP: 1 HBP: 1 | | | | | | |

| | AB | 34 |
|---|---|---|
| | R | 8 |
| | H | 10 |
| | RBI | 8 |
| | BB | 3 |
| | SO | 8 |
| | LOB | 13 |

WP: 1 PB: 0 SB: 0 CS: 1 PA: 42

| PITCHER | | IP | WLS | BF | H | R | ER | SO | BB | IBB | HBP | BLK | WP | HR | S | P | ERA | WHIP |
|---|---|---|---|---|---|---|---|---|---|---|---|---|---|---|---|---|---|---|
| Shawn Estes, L<br>ERA: 4.09 | (1, 1) | 6.0 | | 28 | 8 | 6 | 4 | 6 | 2 | 0 | 1 | 0 | 1 | 1 | 71 | 114 | 6.00 | 1.667 |
| Doug Henry, R<br>ERA: 4.33 | (7, 1) | 1.0 | W | 4 | 1 | 1 | 0 | 1 | 0 | 0 | 0 | 0 | 0 | 0 | 10 | 13 | 0.00 | 1.000 |
| Alan Embree, L<br>ERA: 5.36 | (8, 1) | 1.0 | | 4 | 0 | 0 | 0 | 0 | 0 | 0 | 0 | 0 | 0 | 0 | 11 | 19 | 0.00 | 0.000 |
| Aaron Fultz, L<br>ERA: 6.27 | (9, 1) | 1.0 | | 5 | 1 | 1 | 1 | 1 | 1 | 0 | 0 | 0 | 0 | 0 | 13 | 24 | 9.00 | 2.000 |

| PITCHER | IP | WLS | BF | H | R | ER | SO | BB | IBB | HBP | BLK | WP | HR | S | P | ERA | WHIP |
|---|---|---|---|---|---|---|---|---|---|---|---|---|---|---|---|---|---|

| Batter | 1 | 2 | 3 | 4 | 5 | 6 | 7 | 8 | 9 | AB | R | H | RBI | BB | SO | LOB |
|---|---|---|---|---|---|---|---|---|---|---|---|---|---|---|---|---|
| Calvin Murray, R (1, 8)<br>OBP: 0.358, SLG: 0.338 | L H<br>1-1<br>G6-3<br>HBP | | C S F F S<br>0-3 ③<br>K | B F C C<br>1-3 ③<br>K | | | B X<br>1-0 ①<br>G5-3 | | X<br>0-0 ②<br>G4-3<br>1-2<br>2-3 | 3 | 0 | 0 | 0 | 0 | 2 | 3 |
| Felipe Crespo, S (9, PH)<br>OBP: 0.337, SLG: 0.420 | | | | | | | | | | 1 | 0 | 0 | 0 | 0 | 0 | 2 |
| Bill Mueller, S (1, 5)<br>OBP: 0.321, SLG: 0.372 | B X<br>1-0 ① ②<br>G6-3<br>1-2f | | | C B H<br>2-1<br>HR<br>HBP | C X<br>0-1 ①<br>G6-3 | | F C B B X<br>2-2 ②<br>G3 | | B X<br>1-0 ③<br>G3-1 | 4 | 1 | 0 | 0 | 0 | 0 | 3 |
| Barry Bonds, L (1, 7)<br>OBP: 0.425, SLG: 0.699 | X<br>0-0 ③<br>G4-3 | | | X<br>0-0<br>1-H<br>HR | B B B<br>4-0<br>BB | | S F B B X<br>2-2 ③<br>G4-3 | | | 3 | 1 | 1 | 2 | 1 | 0 | 0 |
| Jeff Kent, R (1, 4)<br>OBP: 0.408, SLG: 0.608 | | S X<br>0-1 ①<br>G4-3 | | C S B B X<br>2-2<br>BB<br>1B<br>1B | B B B C S F X<br>3-2 ②<br>F7 | | | C F X<br>0-2 ①<br>G5-3 | | 4 | 1 | 1 | 0 | 0 | 0 | 1 |
| Ellis Burks, R (1, 9)<br>OBP: 0.429, SLG: 0.599 | | C X<br>0-1 ②<br>F9 | | B X<br>1-0 ①<br>F7 | B C B X<br>2-1 ③<br>P4 | | | B C B F F F X<br>2-2<br>G4-6-3<br>1B | | 4 | 0 | 1 | 0 | 0 | 0 | 2 |
| J.T. Snow, L (1, 3)<br>OBP: 0.385, SLG: 0.477 | | B S C B B X<br>3-2 ③<br>G3-1 | | B B B<br>4-0<br>1B<br>1-2<br>2B<br>BB | | C B S B X<br>2-2 ①<br>G4-3 | | B B C X<br>2-1 ② ③<br>G4-6-3<br>1-2f | | 3 | 1 | 0 | 0 | 1 | 0 | 1 |
| Ramon Martinez, R (1, 6)<br>OBP: 0.346, SLG: 0.496 | | | C F B F B B F X<br>3-2 ①<br>F8 | X<br>0-0<br>2B<br>1-2<br>2-H<br>1B | | B B B C C X<br>3-2 ②<br>F8 | | | C X<br>0-1 ①<br>G1-3 | 4 | 0 | 1 | 1 | 0 | 0 | 0 |
| Bobby Estalella, R (1, 2)<br>OBP: 0.394, SLG: 0.546 | | | B B F C B F B<br>4-2<br>FC6-4<br>BB | C S S<br>0-3 ②<br>K | | S X<br>0-1<br>1B | | | B C S B B F B<br>4-2<br>G4-3<br>BB<br>BB | 2 | 0 | 1 | 0 | 2 | 1 | 2 |
| Livan Hernandez, R (1, 1)<br>OBP: 0.305, SLG: 0.397 | | | L S X<br>0-2 ②<br>FC6-4<br>1-2f | B F X<br>1-1<br>1-3<br>2-H<br>2B | | X<br>0-0 ③<br>G4-3 | | | B B B B<br>4-0<br>G4-3<br>1-2<br>BB | 3 | 0 | 1 | 1 | 0 | 0 | 2 |
| Felix Rodriguez, R (8, 1) | | | | | | | | | | 0 | 0 | 0 | 0 | 0 | 0 | 0 |
| Armando Rios, L (9, PH)<br>OBP: 0.347, SLG: 0.485 | | | | | | | | | | 0 | 0 | 0 | 0 | 1 | 0 | 0 |

TOP

San Francisco Giants @ Milwaukee Brewers

Milwaukee County Stadium, Milwaukee, WI

Wed Aug 02 2000, 2:05 PM EDT

Att. 25,753 - Cloudy - 77 F

livebaseballscorecards.com

| | |
|---|---|
| AB | 31 |
| R | 4 |
| H | 6 |
| RBI | 4 |
| BB | 5 |
| SO | 3 |
| LOB | 16 |

| Inning Stats | 1 | 2 | 3 | 4 | 5 | 6 | 7 | 8 | 9 | 1B | SF | WP | PA |
|---|---|---|---|---|---|---|---|---|---|---|---|---|---|
| | R: 0<br>E: 0<br>K: 0<br>S: 3<br>H: 0<br>LOB: 0<br>BB: 0<br>P: 5 | R: 0<br>E: 0<br>K: 0<br>S: 7<br>H: 0<br>LOB: 0<br>BB: 0<br>P: 10 | R: 0<br>E: 0<br>K: 1<br>S: 16<br>H: 0<br>LOB: 1<br>BB: 1<br>P: 23 | R: 4<br>E: 0<br>K: 2<br>S: 15<br>H: 4<br>LOB: 2<br>BB: 1<br>P: 26 | R: 0<br>E: 0<br>K: 0<br>S: 8<br>H: 0<br>LOB: 1<br>BB: 1<br>P: 17 | R: 0<br>E: 0<br>K: 0<br>S: 9<br>H: 1<br>LOB: 1<br>BB: 0<br>P: 14 | R: 0<br>E: 0<br>K: 0<br>S: 7<br>H: 0<br>LOB: 0<br>BB: 0<br>P: 12 | R: 0<br>E: 0<br>K: 0<br>S: 10<br>H: 1<br>LOB: 0<br>BB: 0<br>P: 14 | R: 0<br>E: 0<br>K: 0<br>S: 7<br>H: 0<br>LOB: 2<br>BB: 2<br>P: 16 | 1B: 4<br>2B: 1<br>3B: 0<br>HR: 1 | SF: 0<br>SAC: 0<br>DP: 2<br>HBP: 2 | WP: 0<br>PB: 0<br>SB: 0<br>CS: 0 | PA: 38 |

| PITCHER | IP | WLS | BF | H | R | ER | SO | BB | IBB | HBP | BLK | WP | HR | S | P | ERA | WHIP |
|---|---|---|---|---|---|---|---|---|---|---|---|---|---|---|---|---|---|
| Jamey Wright, R (1, 1)<br>ERA: 3.64 | 7.0 | | 30 | 5 | 4 | 4 | 3 | 3 | 0 | 2 | 0 | 0 | 1 | 65 | 107 | 5.14 | 1.143 |
| Juan Acevedo, R (8, 1)<br>ERA: 3.86 | 1.0 | W | 3 | 1 | 0 | 0 | 0 | 0 | 0 | 0 | 0 | 0 | 0 | 10 | 14 | 0.00 | 1.000 |
| Curt Leskanic, R (9, 1)<br>ERA: 2.86 | 1.0 | S | 5 | 0 | 0 | 0 | 0 | 2 | 0 | 0 | 0 | 0 | 0 | 7 | 16 | 0.00 | 2.000 |

| PITCHER | IP | WLS | BF | H | R | ER | SO | BB | IBB | HBP | BLK | WP | HR | S | P | ERA | WHIP |
|---|---|---|---|---|---|---|---|---|---|---|---|---|---|---|---|---|---|

| Batter | 1 | 2 | 3 | 4 | 5 | 6 | 7 | 8 | 9 | AB | R | H | RBI | BB | SO | LOB |
|---|---|---|---|---|---|---|---|---|---|---|---|---|---|---|---|---|
| Ronnie Belliard, R (1, 4)<br>OBP: 0.360, SLG: 0.407 | F C C<br>0-3 ① K | | C B C X<br>1-2 ② G6-3 | | C C X<br>0-2 ② G6-3 | | | C C B X<br>1-2 F8 1B SF8 1B | | 4 | 1 | 1 | 0 | 0 | 1 | 0 |
| Marquis Grissom, R (1, 8)<br>OBP: 0.279, SLG: 0.351 | C C B F F B F B B<br>4-2 1B WP BB | | C B F X<br>1-2 1B | | S X<br>0-1 ③ G5-3 | | | X<br>0-0 SF8 F8 1-2 2B 1B | | 3 | 2 | 2 | 0 | 1 | 0 | 0 |
| Geoff Jenkins, L (1, 7)<br>OBP: 0.349, SLG: 0.573 | B X<br>1-0 WP 1-3 1B | | B B C S B F X<br>3-2 ③ P6 | | | C B B X<br>2-1 HR | | X<br>0-0 ① F8 1-2 2-3 | | 4 | 1 | 2 | 1 | 0 | 0 | 3 |
| Richie Sexson, R (1, 3)<br>OBP: 0.316, SLG: 0.469 | C F B B F F B X<br>3-2 ② F9 1-2 3-H | | | C F X<br>0-2 HR | | B F C B B X<br>3-2 ① F8 | | B F B B S B<br>4-2 BB 2B BB | | 3 | 2 | 1 | 1 | 1 | 0 | 1 |
| Jeromy Burnitz, L (1, 9)<br>OBP: 0.338, SLG: 0.449 | F B X<br>1-1 ③ F9 | | | B S B C B S<br>3-3 ① K | | B F B C S<br>2-3 ② K | | X<br>0-0 ② SF8 2-3 3-H | | 3 | 0 | 0 | 1 | 0 | 2 | 1 |
| Charlie Hayes, R (1, 5)<br>OBP: 0.363, SLG: 0.400 | | F F B C<br>1-3 ① K | | C S X<br>0-2 ② G4-3 | | C X<br>0-1 ③ F9 | | B F B C B B<br>4-2 2B 1-2 BB | | 3 | 0 | 0 | 0 | 1 | 1 | 0 |
| Raul Casanova, S (1, 2)<br>OBP: 0.342, SLG: 0.424 | | X<br>0-0 ② G4-3 | | C X<br>0-1 1B | | B F X<br>1-1 ① L6 | | B C B X<br>2-1 1-3 2-H 3-H 2B | | 4 | 0 | 2 | 2 | 0 | 0 | 0 |
| Luis Lopez, S (1, 6)<br>OBP: 0.304, SLG: 0.377 | | C F B X<br>1-2 ③ G5-3 | | C B X<br>1-1 ③ P5 | | C C F F X<br>0-2 ② F7 | | F X<br>0-1 ③ L5 | | 4 | 0 | 0 | 0 | 0 | 0 | 3 |
| Jamey Wright, R (1, 1)<br>OBP: 0.043, SLG: 0.043<br>Tyler Houston, L (7, PH)<br>OBP: 0.298, SLG: 0.500<br>Juan Acevedo, R (8, 1)<br>Curt Leskanic, R (9, 1) | | | X<br>0-0 ① P6 | | F F B X<br>1-2 ① G1-3 | | | B X<br>1-0 ③ F7 | | 2<br>1<br>0<br>0 | 0<br>0<br>0<br>0 | 0<br>0<br>0<br>0 | 0<br>0<br>0<br>0 | 0<br>0<br>0<br>0 | 0<br>0<br>0<br>0 | 0<br>0<br>0<br>0 |
| Inning Stats | R: 1 H: 1<br>E: 0 LOB: 1<br>K: 1 BB: 1<br>S: 16 P: 25 | R: 0 H: 0<br>E: 0 LOB: 0<br>K: 1 BB: 0<br>S: 7 P: 9 | R: 0 H: 1<br>E: 0 LOB: 1<br>K: 0 BB: 0<br>S: 11 P: 16 | R: 1 H: 2<br>E: 0 LOB: 1<br>K: 1 BB: 0<br>S: 13 P: 17 | R: 0 H: 0<br>E: 0 LOB: 0<br>K: 0 BB: 0<br>S: 8 P: 9 | R: 1 H: 1<br>E: 0 LOB: 0<br>K: 1 BB: 0<br>S: 10 P: 17 | R: 0 H: 0<br>E: 0 LOB: 0<br>K: 0 BB: 0<br>S: 8 P: 10 | R: 3 H: 3<br>E: 0 LOB: 2<br>K: 0 BB: 2<br>S: 14 P: 25 | | 1B: 5 SF: 1<br>2B: 1 SAC: 0<br>3B: 0 DP: 0<br>HR: 2 HBP: 0 | | | | | | |

| PITCHER | | IP | WLS | BF | H | R | ER | SO | BB | IBB | HBP | BLK | WP | HR | S | P | ERA | WHIP |
|---|---|---|---|---|---|---|---|---|---|---|---|---|---|---|---|---|---|---|
| Livan Hernandez, R<br>ERA: 4.16 | (1, 1) | 7.2 | L | 33 | 7 | 6 | 6 | 4 | 3 | 0 | 0 | 0 | 1 | 2 | 83 | 122 | 7.04 | 1.304 |
| Felix Rodriguez, R<br>ERA: 2.83 | (8, 1) | 0.1 | | 2 | 1 | 0 | 0 | 0 | 0 | 0 | 0 | 0 | 0 | 0 | 4 | 6 | 0.00 | 3.000 |

| PITCHER | IP | WLS | BF | H | R | ER | SO | BB | IBB | HBP | BLK | WP | HR | S | P | ERA | WHIP |
|---|---|---|---|---|---|---|---|---|---|---|---|---|---|---|---|---|---|

# BOTTOM

## San Francisco Giants @ Milwaukee Brewers

Milwaukee County Stadium, Milwaukee, WI

Wed Aug 02 2000, 2:05 PM EDT
Att. 25,753 - Cloudy - 77 F

livebaseballscorecards.com

| | |
|---|---|
| AB | 31 |
| R | 6 |
| H | 8 |
| RBI | 5 |
| BB | 3 |
| SO | 4 |
| LOB | 8 |

| | | | | | | | | | | | | | | | | | | |
|---|---|---|---|---|---|---|---|---|---|---|---|---|---|---|---|---|---|---|
| | | | | | | | | | | | | | | | | | | |

| Batter | 1 | 2 | 3 | 4 | 5 | 6 | 7 | 8 | 9 | AB | R | H | RBI | BB | SO | LOB |
|---|---|---|---|---|---|---|---|---|---|---|---|---|---|---|---|---|
| Ronnie Belliard, R (1, 4)<br>OBP: 0.357, SLG: 0.403 | F7 | | G6-3 | | G5-3 | | | F3 | | 4 | 0 | 0 | 0 | 0 | 0 | 2 |
| Marquis Grissom, R (1, 8)<br>OBP: 0.283, SLG: 0.355 | K | | 1B | | | CS 1B | | CS 1B | | 4 | 0 | 3 | 1 | 0 | 1 | 0 |
| Geoff Jenkins, L (1, 7)<br>OBP: 0.345, SLG: 0.566 | K | | G3 | | | K 1-2 | | CS 1-2 | F8 | 4 | 0 | 0 | 0 | 0 | 2 | 2 |
| Richie Sexson, R (1, 3)<br>OBP: 0.312, SLG: 0.464 | | G6-3 | | K | | K | | | K | 4 | 0 | 0 | 0 | 0 | 3 | 0 |
| Jeromy Burnitz, L (1, 9)<br>OBP: 0.338, SLG: 0.446 | | 1B BB | | K | | | K | | K | 3 | 0 | 0 | 0 | 1 | 3 | 0 |
| Charlie Hayes, R (1, 5)<br>OBP: 0.360, SLG: 0.396 | | F9 | | G5-3 | | | K | | | 3 | 0 | 0 | 0 | 0 | 1 | 1 |
| José Hernández, R (1, 6)<br>OBP: 0.308, SLG: 0.385 | | 1B 1-2 | | | S 1B | | K | | | 3 | 0 | 2 | 0 | 0 | 1 | 0 |
| Raul Casanova, S (1, 2)<br>OBP: 0.342, SLG: 0.430 | | K | | | K2-3 1-2 | | | G4-3 1B 2B | | 3 | 0 | 1 | 0 | 0 | 2 | 3 |
| James Mouton, R (8, PR)<br>OBP: 0.357, SLG: 0.324 | | | | | | | | | | 0 | 1 | 0 | 0 | 0 | 0 | 0 |
| Juan Acevedo, R (8, 1) | | | | | | | | | | 0 | 0 | 0 | 0 | 0 | 0 | 0 |
| Paul Rigdon, R (1, 1) | | | G6-3 | | K | | | G4-3 2-3 | | 2 | 0 | 0 | 0 | 0 | 1 | 1 |
| Tyler Houston, L (8, PH)<br>OBP: 0.297, SLG: 0.497 | | | | | | | | | | 1 | 0 | 0 | 0 | 0 | 0 | 1 |
| (8, 2) | | | | | | | | | | | | | | | | |

# TOP

# Milwaukee Brewers @ Los Angeles Dodgers

Dodger Stadium, Los Angeles, CA

Fri Aug 04 2000, 7:10 PM PDT
Att. 36,074 - Sunny - 77 F

livebaseballscorecards.com

| | |
|---|---|
| AB | 31 |
| R | 1 |
| H | 6 |
| RBI | 1 |
| BB | 1 |
| SO | 14 |
| LOB | 10 |

| Inning Stats | 1 | 2 | 3 | 4 | 5 | 6 | 7 | 8 | 9 |
|---|---|---|---|---|---|---|---|---|---|
| | R: 0<br>E: 0<br>K: 2<br>S: 14 | H: 0<br>LOB: 0<br>BB: 0<br>P: 20 | R: 0<br>E: 0<br>K: 1<br>S: 9 | H: 1<br>LOB: 2<br>BB: 1<br>P: 18 | R: 0<br>E: 0<br>K: 0<br>S: 5 | H: 1<br>LOB: 1<br>BB: 0<br>P: 6 | R: 0<br>E: 0<br>K: 2<br>S: 8 | H: 0<br>LOB: 0<br>BB: 0<br>P: 12 | R: 0<br>E: 0<br>K: 2<br>S: 15 | H: 1<br>LOB: 0<br>BB: 0<br>P: 22 | R: 0<br>E: 0<br>K: 2<br>S: 7 | H: 1<br>LOB: 0<br>BB: 0<br>P: 11 | R: 0<br>E: 0<br>K: 3<br>S: 10 | H: 0<br>LOB: 0<br>BB: 0<br>P: 15 | R: 1<br>E: 0<br>K: 0<br>S: 8 | H: 2<br>LOB: 1<br>BB: 0<br>P: 13 | R: 0<br>E: 0<br>K: 2<br>S: 8 | H: 0<br>LOB: 0<br>BB: 0<br>P: 13 |

| 1B: 5 | SF: 0 | WP: 0 | PA: 33 |
|---|---|---|---|
| 2B: 1 | SAC: 0 | PB: 0 | |
| 3B: 0 | DP: 0 | SB: 1 | |
| HR: 0 | HBP: 0 | CS: 2 | |

| PITCHER | | IP | WLS | BF | H | R | ER | SO | BB | IBB | HBP | BLK | WP | HR | S | P | ERA | WHIP |
|---|---|---|---|---|---|---|---|---|---|---|---|---|---|---|---|---|---|---|
| Kevin Brown, R<br>ERA: 2.34 | (1, 1) | 7.2 | | 29 | 6 | 1 | 1 | 12 | 1 | 0 | 0 | 0 | 0 | 0 | 76 | 116 | 1.17 | 0.913 |
| Mike Fetters, R<br>ERA: 2.27 | (8, 1) | 1.1 | W | 3 | 0 | 0 | 0 | 2 | 0 | 0 | 0 | 0 | 0 | 0 | 8 | 14 | 0.00 | 0.000 |

| PITCHER | | IP | WLS | BF | H | R | ER | SO | BB | IBB | HBP | BLK | WP | HR | S | P | ERA | WHIP |
|---|---|---|---|---|---|---|---|---|---|---|---|---|---|---|---|---|---|---|

| Batter | 1 | 2 | 3 | 4 | 5 | 6 | 7 | 8 | 9 | AB | R | H | RBI | BB | SO | LOB |
|---|---|---|---|---|---|---|---|---|---|---|---|---|---|---|---|---|
| Tom Goodwin, L (1, 8)<br>OBP: 0.367, SLG: 0.384 | C B C B S<br>2-3 K ① | C B B C B C<br>3-3 K ③ | | C B B X<br>2-1 F8 ③ | | | B B C X<br>2-1 G3-1 ③ | | | 4 | 0 | 0 | 0 | 0 | 2 | 4 |
| Mark Grudzielanek, R (1, 4)<br>OBP: 0.349, SLG: 0.411 | B B C X<br>2-1 L3 ② | | X<br>0-0 G6-3 ① | | C F B B F B C<br>3-3 K ① | | | C F B F F X<br>1-2 G5-3 1B 1B | | 4 | 1 | 1 | 0 | 0 | 1 | 0 |
| Gary Sheffield, R (1, 7)<br>OBP: 0.457, SLG: 0.682 | B F F B F B F B<br>4-2 BB BB | | B C F X<br>1-2 G6-3 ② | | X<br>0-0 G4-6-3 1B | | | B C B F B X<br>3-2 G5-3 ①<br>1-2 | | 3 | 0 | 1 | 0 | 1 | 0 | 1 |
| Shawn Green, L (1, 9)<br>OBP: 0.388, SLG: 0.496 | B B C S B F F B<br>4-2 1-2 BB | | C C B F B X<br>2-2 F7 ③ | | C X<br>0-1 G4-6-3 ②③<br>1-2f | | | I I I I<br>4-0 1B IBB | | 2 | 0 | 0 | 0 | 2 | 0 | 1 |
| Eric Karros, R (1, 3)<br>OBP: 0.349, SLG: 0.514 | F B B C B S<br>3-3 K ③ | | | X<br>0-0 F8 ① | | C X<br>0-1 F7 ① | | F X<br>0-1 1-3 2-H 1B | | 4 | 0 | 1 | 1 | 0 | 1 | 2 |
| Todd Hundley, S (1, 2)<br>OBP: 0.411, SLG: 0.667 | | B F S F F F B F B<br>3-3 F C K ① | | B B S C X<br>2-2 L6 ② | | X<br>0-0 G3-1 ② | | I I I I<br>4-0 IBB | | 3 | 0 | 0 | 0 | 1 | 1 | 0 |
| Adrian Beltré, R (1, 5)<br>OBP: 0.333, SLG: 0.447 | | C C X<br>0-2 HR | | C B B S F X<br>2-2 1B 2B | | B C X<br>1-1 F8 ③ | | S T X<br>0-2 L6 ② | | 4 | 1 | 2 | 1 | 0 | 0 | 3 |
| Alex Cora, L (1, 6)<br>OBP: 0.333, SLG: 0.429 | | X<br>0-0 SH3-4 1B | | I I I I<br>4-0 1B IBB | | | B C X<br>1-1 G1-3 ① | X<br>0-0 G3-1 ③ | | 3 | 0 | 1 | 0 | 1 | 0 | 3 |
| Kevin Brown, R (1, 1)<br>OBP: 0.120, SLG: 0.102<br>Mike Fetters, R (8, 1) | | L F B X<br>1-2 SH3-4 ②<br>1-2 | | X<br>0-0 1-2 2-3 1B | | | C S F B F B B F X<br>3-2 G5-3 ② | | | 2<br>0 | 0<br>0 | 1<br>0 | 0<br>0 | 0<br>0 | 0<br>0 | 0<br>0 |
| Inning Stats | R: 0 E: 0 K: 2 S: 16 H: 0 LOB: 2 BB: 2 P: 31 | R: 1 E: 0 K: 2 S: 18 H: 2 LOB: 1 BB: 0 P: 25 | R: 0 E: 0 K: 0 S: 8 H: 0 LOB: 0 BB: 0 P: 11 | R: 0 E: 0 K: 0 S: 11 H: 2 LOB: 3 BB: 1 P: 21 | R: 0 E: 0 K: 1 S: 7 H: 1 LOB: 0 BB: 0 P: 10 | R: 0 E: 0 K: 0 S: 5 H: 0 LOB: 0 BB: 0 P: 6 | R: 0 E: 0 K: 0 S: 10 H: 0 LOB: 0 BB: 0 P: 16 | R: 1 E: 0 K: 0 S: 14 H: 2 LOB: 3 BB: 2 P: 26 | | 1B: 5 2B: 1 3B: 0 HR: 1 | SF: 0 SAC: 1 DP: 1 HBP: 0 | | WP: 0 PB: 0 SB: 0 CS: 0 | PA: 35 | | |

| PITCHER | | IP | WLS | BF | H | R | ER | SO | BB | IBB | HBP | BLK | WP | HR | S | P | ERA | WHIP |
|---|---|---|---|---|---|---|---|---|---|---|---|---|---|---|---|---|---|---|
| Paul Rigdon, R<br>ERA: 6.07 | (1, 1) | 7.0 | | 28 | 5 | 1 | 1 | 5 | 2 | 1 | 0 | 0 | 0 | 1 | 75 | 120 | 1.29 | 1.000 |
| Juan Acevedo, R<br>ERA: 3.95 | (8, 1) | 1.0 | L | 7 | 2 | 1 | 1 | 0 | 0 | 2 | 0 | 0 | 0 | 0 | 14 | 26 | 9.00 | 2.000 |

| PITCHER | IP | WLS | BF | H | R | ER | SO | BB | IBB | HBP | BLK | WP | HR | S | P | ERA | WHIP |
|---|---|---|---|---|---|---|---|---|---|---|---|---|---|---|---|---|---|

# BOTTOM

## Milwaukee Brewers @ Los Angeles Dodgers

Dodger Stadium, Los Angeles, CA

Fri Aug 04 2000, 7:10 PM PDT
Att. 36,074 - Sunny - 77 F

livebaseballscorecards.com

| | |
|---|---|
| AB | 29 |
| R | 2 |
| H | 7 |
| RBI | 2 |
| BB | 5 |
| SO | 5 |
| LOB | 14 |

| Batter | 1 | 2 | 3 | 4 | 5 | 6 | 7 | 8 | 9 | 10 | AB | R | H | RBI | BB | SO | LOB |
|---|---|---|---|---|---|---|---|---|---|---|---|---|---|---|---|---|---|
| Marquis Grissom, R (1, 8)<br>OBP: 0.282, SLG: 0.353 | 0-0 F8 | | 2-3 K | | 1-0 1B<br>1-2 | | 1-0 G4-3 | | 0-0 G6-3 | | 5 | 0 | 1 | 0 | 0 | 1 | 0 |
| Luis Lopez, S (1, 4)<br>OBP: 0.307, SLG: 0.381 (10, 5) | 0-2 G3 | | | 4-1 BB<br>BB | 3-1 G4-3 | | 3-2 F7 | | 1-0 FC4 2B | | 4 | 0 | 1 | 0 | 1 | 0 | 2 |
| Geoff Jenkins, L (1, 7)<br>OBP: 0.352, SLG: 0.587 | 0-1 HR | | | 0-3 K | | 1-0 HR | 1-1 1B | | 4-0 FC4<br>IBB | | 4 | 2 | 3 | 2 | 1 | 1 | 1 |
| Richie Sexson, R (1, 3)<br>OBP: 0.313, SLG: 0.464 | 0-3 K | | | 4-0 BB<br>1-2 | | 1-2 G4-3 FC3-2 2B | 1-0 F8 | | 0-1 FC4<br>1-2f<br>2-3 | | 4 | 0 | 1 | 0 | 1 | 1 | 3 |
| Jeromy Burnitz, L (1, 9)<br>OBP: 0.334, SLG: 0.440 | | 1-1 G3 | | 1-3 K | | 2-2 G4-3<br>2-3 | | 1-1 G6-3 | | 3-1 F8 | 5 | 0 | 0 | 0 | 0 | 1 | 3 |
| Tyler Houston, L (1, 5)<br>OBP: 0.289, SLG: 0.484<br>Ronnie Belliard, R (10, 4)<br>OBP: 0.357, SLG: 0.403 | | 3-3 K | | 1-2 L3 | | 0-0 FC3-2 WP 1B<br>3-H | | 1-3 K | | 1-1 F8 | 5<br>0 | 0<br>0 | 0<br>0 | 0<br>0 | 0<br>0 | 2<br>0 | 3<br>0 |
| José Hernández, R (1, 6)<br>OBP: 0.314, SLG: 0.389 | | 2-2 G4-3 | | | 0-0 1B<br>1B | 3-2 WP<br>1-2 1B | | 4-2 BB | | 3-1 HR<br>1B | 4 | 1 | 3 | 0 | 1 | 0 | 0 |
| Henry Blanco, R (1, 2)<br>OBP: 0.317, SLG: 0.384 | | | 2-1 G5-3 | | 1-3 K | 4-1 IBB<br>1-2<br>2-3 | | 1-3 K | | 0-0 HR<br>1-H | 4 | 1 | 1 | 2 | 1 | 2 | 2 |
| Jeff D'Amico, R (1, 1)<br>OBP: 0.103, SLG: 0.148<br>Raul Casanova, S (9, PH)<br>OBP: 0.340, SLG: 0.426<br>Juan Acevedo, R (9, 1)<br>Angel Echevarria, R (10, PH)<br>OBP: 0.250, SLG: 0.370<br>Curt Leskanic, R (10, 1) | | | 0-3 K | | 0-3 K | 0-0 G6-3 | | | 3-2 F8 | 3-2 G1-3 | 3<br>1<br>0<br>1<br>0 | 0<br>0<br>0<br>0<br>0 | 0<br>0<br>0<br>0<br>0 | 0<br>0<br>0<br>0<br>0 | 0<br>0<br>0<br>0<br>0 | 2<br>0<br>0<br>0<br>0 | 4<br>0<br>0<br>0<br>0 |
| Inning Stats | R: 1 H: 1<br>E: 0 LOB: 0<br>K: 1 BB: 0<br>S: 10 P: 10 | R: 0 H: 0<br>E: 0 LOB: 0<br>K: 1 BB: 0<br>S: 9 P: 15 | R: 0 H: 0<br>E: 0 LOB: 0<br>K: 2 BB: 0<br>S: 8 P: 12 | R: 0 H: 0<br>E: 0 LOB: 2<br>K: 2 BB: 2<br>S: 10 P: 20 | R: 0 H: 2<br>E: 0 LOB: 2<br>K: 2 BB: 0<br>S: 10 P: 15 | R: 1 H: 3<br>E: 0 LOB: 3<br>K: 0 BB: 1<br>S: 14 P: 25 | R: 0 H: 1<br>E: 0 LOB: 1<br>K: 0 BB: 0<br>S: 8 P: 14 | R: 0 H: 0<br>E: 0 LOB: 1<br>K: 2 BB: 1<br>S: 10 P: 17 | R: 0 H: 1<br>E: 0 LOB: 2<br>K: 0 BB: 1<br>S: 9 P: 17 | R: 2 H: 2<br>E: 0 LOB: 0<br>K: 0 BB: 0<br>S: 10 P: 20 | 1B: 5<br>2B: 2<br>3B: 0<br>HR: 3 | SF: 0<br>SAC: 0<br>DP: 0<br>HBP: 0 | | | | | |

| PITCHER | | IP | WLS | BF | H | R | ER | SO | BB | IBB | HBP | BLK | WP | HR | S | P | ERA | WHIP |
|---|---|---|---|---|---|---|---|---|---|---|---|---|---|---|---|---|---|---|
| Chan Ho Park, R<br>ERA: 4.04 | (1, 1) | 6.0 | | 27 | 6 | 2 | 2 | 8 | 2 | 1 | 0 | 0 | 1 | 2 | 61 | 97 | 3.00 | 1.333 |
| Terry Adams, R<br>ERA: 2.74 | (7, 1) | 2.0 | | 8 | 1 | 0 | 0 | 2 | 1 | 0 | 0 | 0 | 0 | 0 | 18 | 31 | 0.00 | 1.000 |
| Jeff Shaw, R<br>ERA: 5.89 | (9, 1) | 1.0 | | 5 | 1 | 0 | 0 | 0 | 0 | 1 | 0 | 0 | 0 | 0 | 9 | 17 | 0.00 | 1.000 |
| Mike Fetters, R<br>ERA: 2.76 | (10, 1) | 1.0 | L | 5 | 2 | 2 | 2 | 0 | 0 | 0 | 0 | 0 | 0 | 1 | 10 | 20 | 18.00 | 2.000 |

| PITCHER | IP | WLS | BF | H | R | ER | SO | BB | IBB | HBP | BLK | WP | HR | S | P | ERA | WHIP |
|---|---|---|---|---|---|---|---|---|---|---|---|---|---|---|---|---|---|

# TOP

## Milwaukee Brewers @ Los Angeles Dodgers

Dodger Stadium, Los Angeles, CA

Sat Aug 05 2000, 7:10 PM PDT

Att. 42,580 - Sunny - 78 F

livebaseballscorecards.com

| | |
|---|---|
| AB | 40 |
| R | 4 |
| H | 10 |
| RBI | 4 |
| BB | 5 |
| SO | 10 |
| LOB | 18 |

WP: 1 PA: 45
PB: 0
SB: 0
CS: 0

| Batter | 1 | 2 | 3 | 4 | 5 | 6 | 7 | 8 | 9 | 10 | AB | R | H | RBI | BB | SO | LOB |
|---|---|---|---|---|---|---|---|---|---|---|---|---|---|---|---|---|---|
| Tom Goodwin, L (1, 8)<br>OBP: 0.367, SLG: 0.384 | C B B S F F X<br>2-2<br>CS<br>1B | | C C C<br>0-3 ③<br>K | | | B X<br>1-0<br>1B | | C C C<br>0-3 ③<br>K | | C S B S<br>1-3 ③<br>K | 5 | 0 | 2 | 0 | 0 | 3 | 1 |
| Mark Grudzielanek, R (1, 4)<br>OBP: 0.346, SLG: 0.408 | C B P X<br>2-1 ①<br>F8 | | | C X<br>0-1 ①<br>G4-3 | | B F X<br>1-1 ②<br>F3 | | | X<br>0-0 ①<br>G5-3 | | 4 | 0 | 0 | 0 | 0 | 0 | 2 |
| Gary Sheffield, R (1, 7)<br>OBP: 0.457, SLG: 0.687 | B B F B B C S<br>3-3 ② ③<br>K<br>1-2 | | | X<br>0-0<br>HR | | B B C C S<br>2-3 ③<br>K | | | B F F B B B<br>4-2<br>CS<br>BB | | 3 | 1 | 1 | 1 | 1 | 2 | 2 |
| Shawn Green, L (1, 9)<br>OBP: 0.389, SLG: 0.506 | | C X<br>0-1 ①<br>P4 | | B C B X<br>2-1 ②<br>G4-3 | | | C B X<br>1-1<br>HR | | B C B X<br>2-1 ②<br>1-2<br>2B | | 4 | 1 | 2 | 1 | 0 | 0 | 0 |
| Eric Karros, R (1, 3)<br>OBP: 0.348, SLG: 0.510 | | B B B C X<br>3-1 ②<br>L7 | | C F S<br>0-3 ③<br>K | | | B C B X<br>2-1 ①<br>F8 | | I I I I<br>4-0<br>IBB | | 3 | 0 | 0 | 0 | 1 | 1 | 0 |
| Adrián Beltré, R (1, 5)<br>OBP: 0.335, SLG: 0.446 | C F X<br>0-2<br>1B | | | B S B S S<br>2-3 ①<br>K | | | B B F B B<br>4-1<br>CS<br>BB | | C F F X<br>0-2 ③<br>G1-3 | | 3 | 0 | 1 | 0 | 1 | 1 | 2 |
| Chad Kreuter, S (1, 2)<br>OBP: 0.417, SLG: 0.409 | F C B F F X<br>1-2 ③<br>F9 | | | X<br>0-0 ②<br>G3 | | B C X<br>1-1 ② ③<br>G4-3<br>1-2 | | | | B C F S<br>1-3 ①<br>K | 4 | 0 | 0 | 0 | 0 | 1 | 2 |
| Alex Cora, L (1, 6)<br>OBP: 0.332, SLG: 0.426 | | C B C F F F F B S<br>2-3 ①<br>K | | C B S F B B X<br>3-2 ③<br>F8 | | | | X<br>0-0 ①<br>G6-3 | | B B C X<br>2-1<br>DI<br>1B | 4 | 0 | 1 | 0 | 0 | 1 | 0 |
| Chan Ho Park, R (1, 1)<br>OBP: 0.208, SLG: 0.271 | | B X<br>1-0 ②<br>P4 | | | | F X<br>0-1 ①<br>G5-3 | | C F B C<br>1-3 ②<br>K | | C S B S<br>1-3 ②<br>1-2<br>K | 1 | 0 | 0 | 0 | 0 | 0 | 0 |
| 22 Devon White, S (6, PH)<br>OBP: 0.314, SLG: 0.378 | | | | | | | | | | | 1 | 0 | 0 | 0 | 0 | 0 | 0 |
| Terry Adams, R (7, 1) | | | | | | | | | | | 0 | 0 | 0 | 0 | 0 | 0 | 0 |
| Dave Hansen, L (8, PH)<br>OBP: 0.429, SLG: 0.540 | | | | | | | | | | | 1 | 0 | 0 | 0 | 0 | 1 | 0 |
| Jeff Shaw, R (9, 1) | | | | | | | | | | | 0 | 0 | 0 | 0 | 0 | 0 | 0 |
| Mike Fetters, R (10, 1) | | | | | | | | | | | 0 | 0 | 0 | 0 | 0 | 0 | 0 |
| Todd Hundley, S (10, PH)<br>OBP: 0.410, SLG: 0.663 | | | | | | | | | | | 1 | 0 | 0 | 0 | 0 | 1 | 1 |
| Inning Stats | R: 0 E: 0 K: 1 S: 11<br>H: 1 LOB: 0 BB: 0 P: 17 | R: 0 E: 0 K: 0 S: 11<br>H: 1 LOB: 1 BB: 0 P: 15 | R: 0 E: 0 K: 2 S: 11<br>H: 0 LOB: 0 BB: 0 P: 14 | R: 1 E: 0 K: 1 S: 8<br>H: 1 LOB: 0 BB: 0 P: 10 | R: 0 E: 0 K: 1 S: 8<br>H: 0 LOB: 0 BB: 0 P: 13 | R: 0 E: 0 K: 1 S: 8<br>H: 1 LOB: 1 BB: 0 P: 12 | R: 1 E: 0 K: 0 S: 7<br>H: 1 LOB: 0 BB: 1 P: 15 | R: 0 E: 0 K: 2 S: 7<br>H: 0 LOB: 0 BB: 0 P: 8 | R: 0 E: 0 K: 0 S: 9<br>H: 1 LOB: 2 BB: 2 P: 19 | R: 0 E: 0 K: 3 S: 11<br>H: 1 LOB: 1 BB: 0 P: 16 | 1B: 4 2B: 1 3B: 0 HR: 2<br>SF: 0 SAC: 0 DP: 0 HBP: 0 | | | | | | |

| PITCHER | | IP | WLS | BF | H | R | ER | SO | BB | IBB | HBP | BLK | WP | HR | S | P | ERA | WHIP |
|---|---|---|---|---|---|---|---|---|---|---|---|---|---|---|---|---|---|---|
| Jeff D'Amico, R<br>ERA: 1.85 | (1, 1) | 8.0 | | 28 | 5 | 2 | 2 | 8 | 1 | 0 | 0 | 0 | 0 | 2 | 71 | 104 | 2.25 | 0.750 |
| Juan Acevedo, R<br>ERA: 3.88 | (9, 1) | 1.0 | W | 5 | 1 | 0 | 0 | 0 | 1 | 1 | 0 | 0 | 0 | 0 | 9 | 19 | 0.00 | 2.000 |
| Curt Leskanic, R<br>ERA: 2.81 | (10, 1) | 1.0 | S | 4 | 1 | 0 | 0 | 3 | 0 | 0 | 0 | 0 | 0 | 0 | 11 | 16 | 0.00 | 1.000 |

| PITCHER | IP | WLS | BF | H | R | ER | SO | BB | IBB | HBP | BLK | WP | HR | S | P | ERA | WHIP |
|---|---|---|---|---|---|---|---|---|---|---|---|---|---|---|---|---|---|

# BOTTOM

## Milwaukee Brewers @ Los Angeles Dodgers

Dodger Stadium, Los Angeles, CA

Sat Aug 05 2000, 7:10 PM PDT
Att. 42,580 - Sunny - 78 F

livebaseballscorecards.com

| | |
|---|---|
| AB | 34 |
| R | 2 |
| H | 7 |
| RBI | 2 |
| BB | 3 |
| SO | 11 |
| LOB | 10 |

WP: 0 PB: 0 SB: 0 CS: 3 PA: 37

| Batter | 1 | 2 | 3 | 4 | 5 | 6 | 7 | 8 | 9 | AB | R | H | RBI | BB | SO | LOB |
|---|---|---|---|---|---|---|---|---|---|---|---|---|---|---|---|---|
| Ronnie Belliard, R (1, 4)<br>OBP: 0.356, SLG: 0.400 | B C X<br>1-1 G6-3 ① | X<br>0-0 HR 2-H 1B | | C C X<br>0-2 L6 ① | | C F F B B B X<br>3-2 G4-3 ② | | B B B C F C<br>3-3 K ② | | 5 | 1 | 1 | 1 | 0 | 1 | 2 |
| Marquis Grissom, R (1, 8)<br>OBP: 0.279, SLG: 0.349 | F X<br>0-1 G6-3 ② | C B X<br>1-1 P4 ① | | B B X<br>2-0 P4 ② | | B B B C X<br>3-1 G5-3 ③ | | B C C B B X<br>3-2 L1 ③ | | 5 | 0 | 0 | 0 | 0 | 0 | 3 |
| Geoff Jenkins, L (1, 7)<br>OBP: 0.355, SLG: 0.600 | B B B X<br>3-0 1B 2B 1B | F X<br>0-1 1-H HR | | S F B X<br>1-2 F7 ③ | | | X<br>0-0 G4-3 2B | | S B S S<br>1-3 K ① | 5 | 2 | 3 | 2 | 0 | 1 | 0 |
| Richie Sexson, R (1, 3)<br>OBP: 0.317, SLG: 0.469 | F B F F B X<br>2-2 1-2 2B 1B | X<br>0-0 1B 2B | | | B F F B F B X<br>3-2 G1-3 ① | | C X<br>0-1 G5-3 ① | | C B X<br>1-1 BB 1B 1B | 5 | 2 | 3 | 0 | 0 | 0 | 1 |
| Jeromy Burnitz, L (1, 9)<br>OBP: 0.335, SLG: 0.441 | B B F X<br>2-1 1-H 2-H 2B | C F B S<br>1-3 K ② | | | B C B B C X<br>3-2 F8 ② | | X<br>0-0 2-3 G4-3 ② | | B B C B B<br>4-1 1B 1-2 2B BB | 4 | 1 | 1 | 2 | 1 | 1 | 2 |
| Charlie Hayes, R (1, 5)<br>OBP: 0.360, SLG: 0.394 | B S B S S<br>2-3 K ③ | B S B B X<br>3-1 2-H 1B ③ | | | B B B C B<br>4-1 1B BB | | B C X<br>1-1 G6-3 ③ | | B B C C S<br>2-3 K ② | 4 | 0 | 1 | 0 | 1 | 2 | 4 |
| José Hernández, R (1, 6)<br>OBP: 0.320, SLG: 0.396 | | B S B B B<br>4-1 2B 2B BB | C B B C F B F C<br>3-3 K ① | | B X<br>1-0 1-2 1B | | | B B X<br>2-0 SH1-3 2B | C B C B X<br>2-2 1-3 2-H 2B 1B | 4 | 1 | 3 | 1 | 1 | 1 | 0 |
| Henry Blanco, R (1, 2)<br>OBP: 0.323, SLG: 0.395 | | C X<br>0-1 1-3 2B 2B | B C X<br>1-1 L6 ② | | C C B X<br>1-2 F6 ③ | | | B B B C B<br>4-1 SH1-3 BB | C B X<br>1-1 1-3 3-H 2B | 4 | 1 | 2 | 1 | 1 | 0 | 2 |
| Jimmy Haynes, R (1, 1)<br>OBP: 0.156, SLG: 0.244<br>Ray King, L (7, 1)<br>Luis Lopez, S (8, PH)<br>OBP: 0.307, SLG: 0.381<br>Valerio De Los Santos, L (8, 1)<br>Curt Leskanic, R (9, 1) | | S X<br>0-1 2-H 3-H 1B 2B | S S S<br>0-3 K ③ | | | X<br>0-0 G3-1 ① | | X<br>0-0 1-2 2-3 SH1-3 ① | F B S S<br>1-3 K ③ | 3<br>0<br>0<br>1<br>0 | 1<br>0<br>0<br>0<br>0 | 1<br>0<br>0<br>0<br>0 | 2<br>0<br>0<br>0<br>0 | 0<br>0<br>0<br>1<br>0 | 1<br>0<br>0<br>0<br>0 | 0<br>0<br>0<br>2<br>0 |
| Inning Stats | R: 2 E: 0 K: 1 S: 14<br>H: 3 LOB: 1 BB: 0 P: 24 | R: 5 E: 0 K: 1 S: 16<br>H: 6 LOB: 2 BB: 1 P: 25 | R: 0 E: 0 K: 2 S: 10<br>H: 0 LOB: 0 BB: 0 P: 14 | R: 0 E: 0 K: 0 S: 7<br>H: 0 LOB: 0 BB: 0 P: 10 | R: 0 E: 0 K: 0 S: 12<br>H: 1 LOB: 2 BB: 1 P: 24 | R: 0 E: 0 K: 0 S: 7<br>H: 0 LOB: 0 BB: 0 P: 13 | R: 0 E: 0 K: 0 S: 6<br>H: 1 LOB: 1 BB: 0 P: 7 | R: 0 E: 0 K: 1 S: 9<br>H: 1 LOB: 2 BB: 1 P: 21 | R: 2 E: 0 K: 3 S: 17<br>H: 3 LOB: 2 BB: 1 P: 29 | 1B: 7 2B: 7 3B: 0 HR: 1<br>SF: 0 SAC: 1 DP: 0 HBP: 0 | | | | | | |

| PITCHER | IP | WLS | BF | H | R | ER | SO | BB | IBB | HBP | BLK | WP | HR | S | P | ERA | WHIP |
|---|---|---|---|---|---|---|---|---|---|---|---|---|---|---|---|---|---|
| Ismael Valdez, R (1, 1)<br>ERA: 6.1 | 1.1 | L | 13 | 8 | 7 | 7 | 1 | 1 | 0 | 0 | 0 | 0 | 1 | 25 | 40 | 47.25 | 6.750 |
| Carlos Perez, L (2, 1)<br>ERA: 5.41 | 5.2 | | 20 | 3 | 0 | 0 | 3 | 1 | 0 | 0 | 0 | 0 | 0 | 47 | 77 | 0.00 | 0.706 |
| Gregg Olson, R (8, 1)<br>ERA: 7.5 | 2.0 | | 12 | 4 | 2 | 2 | 4 | 2 | 0 | 0 | 0 | 0 | 0 | 26 | 50 | 9.00 | 3.000 |

| PITCHER | IP | WLS | BF | H | R | ER | SO | BB | IBB | HBP | BLK | WP | HR | S | P | ERA | WHIP |
|---|---|---|---|---|---|---|---|---|---|---|---|---|---|---|---|---|---|

# Milwaukee Brewers @ Los Angeles Dodgers

Dodger Stadium, Los Angeles, CA

Sun Aug 06 2000, 5:10 PM PDT

Att. 40,275 - Sunny - 79 F

TOP

livebaseballscorecards.com

| | |
|---|---|
| AB | 40 |
| R | 9 |
| H | 15 |
| RBI | 9 |
| BB | 4 |
| SO | 8 |
| LOB | 16 |

WP: 0 PB: 0 SB: 0 CS: 0 PA: 45

| Batter | 1 | 2 | 3 | 4 | 5 | 6 | 7 | 8 | 9 | AB | R | H | RBI | BB | SO | LOB |
|---|---|---|---|---|---|---|---|---|---|---|---|---|---|---|---|---|
| Tom Goodwin, L (1, 7)<br>OBP: 0.368, SLG: 0.388 | G4-3 | | G4-3 | | G4-6-3, 1B | | G4-3 | | 1B, 2B | 5 | 1 | 2 | 1 | 0 | 0 | 2 |
| Mark Grudzielanek, R (1, 4)<br>OBP: 0.347, SLG: 0.407 | G4-3 | | F9 | | G4-6-3 | | 1B | | FC6-4, 1B | 5 | 0 | 2 | 3 | 0 | 0 | 2 |
| Shawn Green, L (1, 9)<br>OBP: 0.385, SLG: 0.500 | G4-3 | | | F8 | G4-3 | | G4-3 | | FC6-4, DI | 5 | 0 | 0 | 0 | 0 | 0 | 3 |
| Todd Hundley, S (1, 2)<br>OBP: 0.405, SLG: 0.648 | | 22, 1B, BB | | F2 | K | | K | K | G3 | 4 | 0 | 0 | 0 | 1 | 2 | 1 |
| Eric Karros, R (1, 3)<br>OBP: 0.345, SLG: 0.505 | | K | | K | G1-3 | | | K | | 4 | 0 | 0 | 0 | 0 | 3 | 1 |
| 22 Devon White, S (1, 8)<br>OBP: 0.328, SLG: 0.391 | | 1B | | | 1B, FC4-6, 1B | | 1B | E9 | | 4 | 2 | 3 | 0 | 0 | 0 | 0 |
| Adrián Beltré, R (1, 5)<br>OBP: 0.337, SLG: 0.447 | | K | | | FC4-6, 1B | | G4-3, 1B | P4 | | 4 | 2 | 2 | 0 | 0 | 1 | 3 |
| Alex Cora, L (1, 6)<br>OBP: 0.339, SLG: 0.432 | | K | | | FC4-6 | | 1B, G4-3 | | 2B, 1B | 4 | 1 | 3 | 1 | 0 | 1 | 2 |
| Ismael Valdez, R (1, 1)<br>OBP: 0.313, SLG: 0.400 | | | K | | FC4-6, 1B | | F8 | | K | 0 | 0 | 0 | 0 | 0 | 0 | 0 |
| Carlos Perez, L (2, 1)<br>OBP: 0.053, SLG: 0.132 | | | | | | | | | | 2 | 0 | 0 | 1 | 0 | 1 | 2 |
| Dave Hansen, L (7, PH)<br>OBP: 0.406, SLG: 0.540 | | | | | | | | | | 0 | 0 | 0 | 0 | 0 | 0 | 0 |
| Jim Leyritz, R (7, PH)<br>OBP: 0.333, SLG: 0.269 | | | | | | | | | | 1 | 0 | 0 | 0 | 0 | 0 | 2 |
| Gregg Olson, R (8, 1) | | | | | | | | | | 0 | 0 | 0 | 0 | 0 | 0 | 0 |
| Kevin Elster, R (9, PH)<br>OBP: 0.326, SLG: 0.427 | | | | | | | | | | 1 | 0 | 0 | 0 | 0 | 1 | 1 |
| Inning Stats | R: 0 E: 0 K: 0 S: 8 / H: 0 LOB: 0 BB: 0 P: 14 | R: 0 E: 0 K: 3 S: 14 / H: 1 LOB: 2 BB: 1 P: 23 | R: 0 E: 0 K: 1 S: 10 / H: 0 LOB: 0 BB: 0 P: 15 | R: 0 E: 0 K: 1 S: 6 / H: 0 LOB: 0 BB: 0 P: 9 | R: 2 E: 0 K: 0 S: 15 / H: 4 LOB: 1 BB: 0 P: 21 | R: 0 E: 0 K: 1 S: 8 / H: 0 LOB: 0 BB: 0 P: 11 | R: 2 E: 0 K: 0 S: 14 / H: 4 LOB: 2 BB: 0 P: 28 | R: 0 E: 1 K: 2 S: 12 / H: 0 LOB: 1 BB: 0 P: 18 | R: 2 E: 0 K: 1 S: 17 / H: 3 LOB: 1 BB: 0 P: 27 | 1B: 11 2B: 1 3B: 0 HR: 0 | SF: 0 SAC: 0 DP: 1 HBP: 0 | | | | | | |

| PITCHER | IP | WLS | BF | H | R | ER | SO | BB | IBB | HBP | BLK | WP | HR | S | P | ERA | WHIP |
|---|---|---|---|---|---|---|---|---|---|---|---|---|---|---|---|---|---|
| Jimmy Haynes, R (1, 1)<br>ERA: 4.92 | 6.0 | W | 26 | 8 | 4 | 4 | 6 | 1 | 0 | 0 | 0 | 0 | 0 | 66 | 105 | 6.00 | 1.500 |
| Ray King, L (7, 1)<br>ERA: 3.86 | 1.0 | H | 4 | 1 | 0 | 0 | 0 | 0 | 0 | 0 | 0 | 0 | 0 | 9 | 16 | 0.00 | 1.000 |
| Valerio De Los Santos, L (8, 1)<br>ERA: 6.11 | 1.1 | H | 8 | 3 | 2 | 2 | 3 | 0 | 0 | 0 | 0 | 0 | 0 | 23 | 35 | 13.50 | 2.250 |
| Curt Leskanic, R (9, 1)<br>ERA: 2.77 | 0.2 | S | 2 | 0 | 0 | 0 | 0 | 0 | 0 | 0 | 0 | 0 | 0 | 6 | 10 | 0.00 | 0.000 |

| PITCHER | IP | WLS | BF | H | R | ER | SO | BB | IBB | HBP | BLK | WP | HR | S | P | ERA | WHIP |
|---|---|---|---|---|---|---|---|---|---|---|---|---|---|---|---|---|---|

# BOTTOM

# Milwaukee Brewers @ Los Angeles Dodgers

Dodger Stadium, Los Angeles, CA

Sun Aug 06 2000, 5:10 PM PDT
Att. 40,275 - Sunny - 79 F

livebaseballscorecards.com

| | |
|---|---|
| AB | 39 |
| R | 6 |
| H | 12 |
| RBI | 6 |
| BB | 1 |
| SO | 9 |
| LOB | 19 |

WP: 0 PB: 0 SB: 0 CS: 0 PA: 40

| Batter | 1 | 2 | 3 | 4 | 5 | 6 | 7 | 8 | 9 | AB | R | H | RBI | BB | SO | LOB |
|---|---|---|---|---|---|---|---|---|---|---|---|---|---|---|---|---|
| Ronnie Belliard, R (1, 4)<br>OBP: 0.354, SLG: 0.398 | B C C S<br>1-3 ① K | | C X<br>0-1 ② G5-3 | | | F B C X<br>1-2 ① G3-1 | | B C F B B X<br>3-2 G1-3 1B 1B | B C B X<br>2-1 ③ F9 | 5 | 0 | 1 | 0 | 0 | 1 | 3 |
| Marquis Grissom, R (1, 8)<br>OBP: 0.281, SLG: 0.350 | F C B S<br>1-3 ② K | | B X<br>1-0 ③ G5-3 | | | X<br>0-0 G4-6-3 1B | | C B X<br>1-1 1-2 G1-3 1B | | 4 | 0 | 2 | 0 | 0 | 1 | 1 |
| Geoff Jenkins, L (1, 7)<br>OBP: 0.354, SLG: 0.594 | B S H<br>2-1 HBP | | | B B B C S F F F S<br>3-3 ① K | | B B S X<br>2-1 ②③ G4-6-3 1-2f | | B F F X<br>1-2 ② G1-3 1-2 2-3 | | 3 | 0 | 0 | 0 | 0 | 1 | 3 |
| Richie Sexson, R (1, 3)<br>OBP: 0.316, SLG: 0.465 | S F B B X<br>2-2 ③ F9 | | | B S B B B<br>4-1 FC3-6 BB | | | X<br>0-0 ① L6 | F F B X<br>1-2 ③ G6-3 | | 3 | 0 | 0 | 0 | 1 | 0 | 3 |
| Jeromy Burnitz, L (1, 9)<br>OBP: 0.334, SLG: 0.439 | | C F B F B X<br>2-2 ① F8 | | B X<br>1-0 ② FC3-6 1-2f | | | B C X<br>1-1 2B 1B | | B B C B F X<br>3-2 ① P6 | 4 | 0 | 1 | 0 | 0 | 0 | 1 |
| José Hernández, R (1, 6)<br>OBP: 0.319, SLG: 0.394 | | C B B X<br>2-1 ② G6-3 | | B B X<br>2-0 ③ G5-3 | | | C F F C<br>0-3 ② K | | F X<br>0-1 1B 2B 1B | 4 | 1 | 1 | 0 | 0 | 1 | 2 |
| Tyler Houston, L (1, 5)<br>OBP: 0.294, SLG: 0.489 | | F B F F B B S<br>3-3 ③ K | | | B F X<br>1-1 ① F9 | | B C B F X<br>2-2 1-3 2B | | B F F X<br>1-2 2B 1-2 1B | 4 | 0 | 2 | 0 | 0 | 1 | 0 |
| Henry Blanco, R (1, 2)<br>OBP: 0.325, SLG: 0.402 | | | X<br>0-0 SH2-4 1B | | C B F C<br>1-3 ② K | | B B C F X<br>2-2 ③ G5-3 | | B C B F F X<br>2-2 1-3 2-H 2B | 4 | 0 | 2 | 1 | 0 | 1 | 2 |
| John Snyder, R (1, 1)<br>OBP: 0.167, SLG: 0.136<br>Angel Echevarria, R (5, PH)<br>OBP: 0.241, SLG: 0.357<br>52 Rafael Roque, L (5, 1)<br>James Mouton, R (8, PH)<br>OBP: 0.354, SLG: 0.321<br>Kane Davis, R (8, 1)<br>Raul Casanova, S (9, PH)<br>OBP: 0.338, SLG: 0.423 | | | X<br>0-0 ① SH2-4 1-2 | | B B C S B S<br>3-3 ③ K | | | X<br>0-0 ① G6-3 | B S C S S<br>1-3 ② K | 0<br>1<br>0<br>1<br>0<br>1 | 0<br>0<br>0<br>0<br>0<br>0 | 0<br>0<br>0<br>0<br>0<br>0 | 0<br>0<br>0<br>0<br>0<br>0 | 0<br>1<br>0<br>0<br>0<br>1 | 0<br>0<br>0<br>0<br>0<br>0 | 0<br>0<br>0<br>0<br>0<br>2 |
| Inning Stats | R: 0<br>E: 0<br>K: 2<br>S: 10<br>H: 0<br>LOB: 1<br>BB: 0<br>P: 16 | R: 0<br>E: 0<br>K: 1<br>S: 10<br>H: 0<br>LOB: 0<br>BB: 0<br>P: 17 | R: 0<br>E: 0<br>K: 0<br>S: 5<br>H: 1<br>LOB: 1<br>BB: 0<br>P: 6 | R: 0<br>E: 0<br>K: 1<br>S: 9<br>H: 0<br>LOB: 1<br>BB: 1<br>P: 19 | R: 0<br>E: 0<br>K: 2<br>S: 8<br>H: 0<br>LOB: 0<br>BB: 0<br>P: 13 | R: 0<br>E: 0<br>K: 0<br>S: 6<br>H: 1<br>LOB: 0<br>BB: 0<br>P: 9 | R: 0<br>E: 0<br>K: 1<br>S: 13<br>H: 2<br>LOB: 2<br>BB: 0<br>P: 18 | R: 0<br>E: 0<br>K: 0<br>S: 12<br>H: 2<br>LOB: 2<br>BB: 0<br>P: 18 | R: 1<br>E: 0<br>K: 1<br>S: 17<br>H: 3<br>LOB: 2<br>BB: 0<br>P: 26 | 1B: 7<br>2B: 2<br>3B: 0<br>HR: 0<br>SF: 0<br>SAC: 1<br>DP: 1<br>HBP: 1 | | | | | | |

| PITCHER | | IP | W/L/S | BF | H | R | ER | SO | BB | IBB | HBP | BLK | WP | HR | S | P | ERA | WHIP |
|---|---|---|---|---|---|---|---|---|---|---|---|---|---|---|---|---|---|---|
| Livan Hernandez, R<br>ERA: 4.0 | (1, 1) | 8.1 | W | 35 | 9 | 1 | 1 | 7 | 1 | 0 | 1 | 0 | 0 | 0 | 85 | 134 | 1.08 | 1.200 |
| Alan Embree, L<br>ERA: 5.28 | (9, 1) | 0.2 | | 2 | 0 | 0 | 0 | 1 | 0 | 0 | 0 | 0 | 0 | 0 | 5 | 8 | 0.00 | 0.000 |

| PITCHER | IP | W/L/S | BF | H | R | ER | SO | BB | IBB | HBP | BLK | WP | HR | S | P | ERA | WHIP |
|---|---|---|---|---|---|---|---|---|---|---|---|---|---|---|---|---|---|

# TOP

## Milwaukee Brewers @ San Francisco Giants

PacBell Park, San Francisco, CA

Mon Aug 07 2000, 10:15 PM EDT

Att. 40,930 - Cloudy - 58 F

livebaseballscorecards.com

| | |
|---|---|
| AB | 34 |
| R | 1 |
| H | 9 |
| RBI | 1 |
| BB | 1 |
| SO | 8 |
| LOB | 17 |

WP: 0 PA: 37
PB: 0
SB: 0
CS: 0

| Batter | 1 | 2 | 3 | 4 | 5 | 6 | 7 | 8 | 9 | AB | R | H | RBI | BB | SO | LOB |
|---|---|---|---|---|---|---|---|---|---|---|---|---|---|---|---|---|
| Marvin Benard, L (1, 8)<br>OBP: 0.345, SLG: 0.401 (9, 7) | C B B S B X<br>3-2 G4-3 ① | C B S X<br>1-2 G4-6-3 ②③<br>1-2f | | B C F B X<br>2-2 2-H 2B | | L L F X<br>0-2 FC3-6 ①<br>G4-3 S 2B<br>1-2f | B B C B B<br>4-1 G5-4-3<br>1-2 BB | | | 4 | 1 | 1 | 1 | 1 | 0 | 3 |
| Bill Mueller, S (1, 5)<br>OBP: 0.324, SLG: 0.375 | F B C C<br>1-3 K ② | | X<br>0-0 F7 ① | C B B B X<br>3-1 L3 ② | | C X<br>0-1 G4-3 ②<br>1-3 | B C C X<br>1-2 G5-4-3 ②③<br>1-2f | | | 5 | 0 | 0 | 0 | 0 | 1 | 4 |
| Barry Bonds, L (1, 7)<br>OBP: 0.431, SLG: 0.691<br>Felipe Crespo, S (8, 7)<br>OBP: 0.337, SLG: 0.410 (9, 3) | X<br>0-0 L9 ③ | | B X<br>1-0 2B SF8 1B | I I I<br>4-0 IBB | | C F B B B X<br>3-2 3-H 2B | | B B S S B B<br>4-2 BB BB | | 3<br>0 | 1<br>0 | 2<br>0 | 1<br>0 | 1<br>1 | 0<br>0 | 0<br>0 |
| Jeff Kent, R (1, 4)<br>OBP: 0.417, SLG: 0.624<br>Ramon Martinez, R (8, 4)<br>OBP: 0.348, SLG: 0.492 | | B C B B S F B<br>4-2 2B BB BB | C B C B X<br>2-2 FC5-4 2B<br>1-3 | X<br>0-0 F9 ③ | | I I I<br>4-0 IBB | | B X<br>1-0 F7 ① | | 2<br>1 | 1<br>0 | 1<br>0 | 0<br>0 | 2<br>0 | 0<br>0 | 2<br>1 |
| J.T. Snow, L (1, 3)<br>OBP: 0.381, SLG: 0.467<br>Calvin Murray, R (8, PH)<br>OBP: 0.351, SLG: 0.329 (9, 8) | B B F B B X<br>3-1 F7 ① | I I I I<br>4-0 FC5-4 IBB | | C C X<br>0-2 G3 ① | B C C S<br>1-3 K ③ | | B F B B C B<br>4-2 G6-4-3<br>1-2 BB | | | 3<br>0 | 0<br>0 | 0<br>0 | 0<br>0 | 1<br>1 | 1<br>0 | 3<br>0 |
| Ellis Burks, R (1, 9)<br>OBP: 0.422, SLG: 0.597<br>Armando Rios, L (8, 9)<br>OBP: 0.345, SLG: 0.506 | B B B C F B<br>4-2 2B 1B<br>1-2 BB | X<br>0-0 SF8 ②<br>3-H | | C F F B B C<br>2-3 K ② | | B B B C B<br>4-1 HR BB | B X<br>1-0 G6-4-3 ②③<br>1-2f | | | 1<br>1 | 2<br>0 | 0<br>0 | 1<br>0 | 2<br>0 | 1<br>0 | 0<br>2 |
| Rich Aurilia, R (1, 6)<br>OBP: 0.348, SLG: 0.446 | B C C B X<br>2-2 1B 2B<br>1-3 2-H | C B X<br>1-1 FC5-4 ③<br>1-2f 2-3 | | S B B B B<br>4-1 BB | | F X<br>0-1 1-H HR | | | | 3 | 2 | 2 | 3 | 1 | 0 | 2 |
| Bobby Estalella, R (1, 2)<br>OBP: 0.399, SLG: 0.530 | B S F B B B F B<br>4-2 1B BB | | B C B F B B<br>4-2 SH3-4 2B BB | B C C B F B B C<br>3-3 K ③ | | | B F B B B<br>4-1 BB BB | | | 1 | 1 | 0 | 0 | 3 | 1 | 1 |
| Livan Hernandez, R (1, 1)<br>OBP: 0.323, SLG: 0.410<br>Alan Embree, L (9, 1) | F F X<br>0-2 G4-6-3<br>1-3 2-H 3-H 1B | | L X<br>0-1 SH3-4 ①<br>1-2 | | | X<br>0-0 FC3-6 1B | X<br>0-0 L8 ① | | | 3<br>0 | 0<br>0 | 2<br>0 | 2<br>0 | 0<br>0 | 0<br>0 | 1<br>0 |
| Inning Stats | R: 0 H: 0<br>E: 0 LOB: 0<br>K: 1 BB: 0<br>S: 7 P: 11 | R: 3 H: 2<br>E: 0 LOB: 1<br>K: 0 BB: 3<br>S: 19 P: 37 | R: 1 H: 2<br>E: 0 LOB: 2<br>K: 0 BB: 1<br>S: 8 P: 16 | R: 1 H: 1<br>E: 0 LOB: 2<br>K: 0 BB: 2<br>S: 10 P: 23 | R: 0 H: 0<br>E: 0 LOB: 1<br>K: 2 BB: 1<br>S: 12 P: 21 | R: 1 H: 2<br>E: 0 LOB: 2<br>K: 1 BB: 1<br>S: 13 P: 21 | R: 2 H: 1<br>E: 0 LOB: 1<br>K: 0 BB: 3<br>S: 9 P: 22 | R: 0 H: 0<br>E: 0 LOB: 1<br>K: 0 BB: 2<br>S: 6 P: 16 | | 1B: 3 SF: 1<br>2B: 4 SAC: 1<br>3B: 0 DP: 3<br>HR: 1 HBP: 0 | | | | WP: 0 PA: 42<br>PB: 0<br>SB: 1<br>CS: 0 | | |

| PITCHER | | IP | WLS | BF | H | R | ER | SO | BB | IBB | HBP | BLK | WP | HR | S | P | ERA | WHIP |
|---|---|---|---|---|---|---|---|---|---|---|---|---|---|---|---|---|---|---|
| John Snyder, R<br>ERA: 5.82 | (1, 1) | 4.0 | L | 22 | 5 | 5 | 5 | 1 | 4 | 2 | 0 | 0 | 0 | 0 | 44 | 87 | 11.25 | 2.250 |
| 52 Rafael Roque, L<br>ERA: 9.0 | (5, 1) | 3.0 | | 16 | 3 | 3 | 3 | 3 | 4 | 1 | 0 | 0 | 0 | 1 | 34 | 64 | 9.00 | 2.333 |
| Kane Davis, R<br>ERA: 12.86 | (8, 1) | 1.0 | | 4 | 0 | 0 | 0 | 0 | 2 | 0 | 0 | 0 | 0 | 0 | 6 | 16 | 0.00 | 2.000 |

| PITCHER | IP | WLS | BF | H | R | ER | SO | BB | IBB | HBP | BLK | WP | HR | S | P | ERA | WHIP |
|---|---|---|---|---|---|---|---|---|---|---|---|---|---|---|---|---|---|

# BOTTOM

# Milwaukee Brewers @ San Francisco Giants

PacBell Park, San Francisco, CA

Mon Aug 07 2000, 10:15 PM EDT

Att. 40,930 - Cloudy - 58 F

livebaseballscorecards.com

| | |
|---|---|
| AB | 27 |
| R | 8 |
| H | 8 |
| RBI | 8 |
| BB | 13 |
| SO | 4 |
| LOB | 19 |

| Batter | 1 | 2 | 3 | 4 | 5 | 6 | 7 | 8 | 9 | AB | R | H | RBI | BB | SO | LOB |
|---|---|---|---|---|---|---|---|---|---|---|---|---|---|---|---|---|
| Ronnie Belliard, R (1, 4)<br>OBP: 0.352, SLG: 0.395 | G5-3 | | | F8 | | SH1-3 | | | K | 3 | 0 | 0 | 0 | 0 | 1 | 0 |
| Marquis Grissom, R (1, 8)<br>OBP: 0.278, SLG: 0.347 | G5-3 | | | F9 | | P6 | | | G3 | 4 | 0 | 0 | 0 | 0 | 0 | 1 |
| Geoff Jenkins, L (1, 7)<br>OBP: 0.350, SLG: 0.587 | G3 | | | K | | F7 | | | K | 4 | 0 | 0 | 0 | 0 | 2 | 1 |
| Richie Sexson, R (1, 3)<br>OBP: 0.316, SLG: 0.466 | | L3 | | | 2B | | L9 | | | 3 | 0 | 1 | 0 | 0 | 0 | 0 |
| Jeromy Burnitz, L (1, 9)<br>OBP: 0.332, SLG: 0.436 | | K | | | G5-3 | | F2 | | | 3 | 0 | 0 | 0 | 0 | 1 | 1 |
| José Hernández, R (1, 6)<br>OBP: 0.319, SLG: 0.392 | | K | | | BB | | K | | | 2 | 0 | 0 | 0 | 1 | 2 | 0 |
| Tyler Houston, L (1, 5)<br>OBP: 0.289, SLG: 0.482 | | | G4-3 | | F9 | | | K | | 3 | 0 | 0 | 0 | 0 | 1 | 2 |
| Henry Blanco, R (1, 2)<br>OBP: 0.322, SLG: 0.396 | | | P4 | | K | | | F7 | | 3 | 0 | 0 | 0 | 0 | 1 | 2 |
| Jamey Wright, R (1, 1)<br>OBP: 0.080, SLG: 0.080 | | | K | | | SH1-3 | | | F8 | 2 | 0 | 1 | 0 | 0 | 1 | 0 |
| Raul Casanova, S (8, PH)<br>OBP: 0.336, SLG: 0.420 | | | | | | | | | | 1 | 0 | 0 | 0 | 0 | 0 | 0 |
| Ray King, L (8, 1) | | | | | | | | | | 0 | 0 | 0 | 0 | 0 | 0 | 0 |
| Juan Acevedo, R (8, 1) | | | | | | | | | | 0 | 0 | 0 | 0 | 0 | 0 | 0 |

# TOP

## Milwaukee Brewers @ San Francisco Giants

PacBell Park, San Francisco, CA

Tue Aug 08 2000, 10:15 PM EDT

Att. 40,930 - Sunny - 64 F

livebaseballscorecards.com

| | |
|---|---|
| AB | 28 |
| R | 0 |
| H | 2 |
| RBI | 0 |
| BB | 1 |
| SO | 9 |
| LOB | 7 |

| Inning Stats | 1 | 2 | 3 | 4 | 5 | 6 | 7 | 8 | 9 |
|---|---|---|---|---|---|---|---|---|---|
| | R: 0<br>E: 0<br>K: 0<br>S: 14 | H: 0<br>LOB: 0<br>BB: 0<br>P: 19 | R: 0<br>E: 0<br>K: 2<br>S: 8 | H: 0<br>LOB: 0<br>BB: 0<br>P: 12 | R: 0<br>E: 0<br>K: 1<br>S: 11 | H: 0<br>LOB: 0<br>BB: 0<br>P: 15 | R: 0<br>E: 0<br>K: 1<br>S: 7 | H: 0<br>LOB: 0<br>BB: 0<br>P: 10 | R: 0<br>E: 0<br>K: 1<br>S: 13 | H: 1<br>LOB: 2<br>BB: 1<br>P: 22 | R: 0<br>E: 0<br>K: 0<br>S: 9 | H: 1<br>LOB: 1<br>BB: 0<br>P: 15 | R: 0<br>E: 0<br>K: 1<br>S: 7 | H: 0<br>LOB: 0<br>BB: 0<br>P: 10 | R: 0<br>E: 0<br>K: 1<br>S: 10 | H: 0<br>LOB: 0<br>BB: 0<br>P: 19 | R: 0<br>E: 0<br>K: 2<br>S: 7 | H: 0<br>LOB: 0<br>BB: 0<br>P: 8 |

1B: 1 SF: 0
2B: 1 SAC: 1
3B: 0 DP: 0
HR: 0 HBP: 0

WP: 0 PA: 30
PB: 0
SB: 0
CS: 0

| PITCHER | | IP | WLS | BF | H | R | ER | SO | BB | IBB | HBP | BLK | WP | HR | S | P | ERA | WHIP |
|---|---|---|---|---|---|---|---|---|---|---|---|---|---|---|---|---|---|---|
| Russ Ortiz, R<br>ERA: 5.86 | (1, 1) | 7.0 | W | 24 | 2 | 0 | 0 | 6 | 1 | 0 | 0 | 0 | 0 | 0 | 69 | 103 | 0.00 | 0.429 |
| Felix Rodriguez, R<br>ERA: 2.74 | (8, 1) | 1.0 | H | 3 | 0 | 0 | 0 | 1 | 0 | 0 | 0 | 0 | 0 | 0 | 10 | 19 | 0.00 | 0.000 |
| Robb Nen, R<br>ERA: 1.79 | (9, 1) | 1.0 | S | 3 | 0 | 0 | 0 | 2 | 0 | 0 | 0 | 0 | 0 | 0 | 7 | 8 | 0.00 | 0.000 |

| PITCHER | | IP | WLS | BF | H | R | ER | SO | BB | IBB | HBP | BLK | WP | HR | S | P | ERA | WHIP |
|---|---|---|---|---|---|---|---|---|---|---|---|---|---|---|---|---|---|---|

| Batter | 1 | 2 | 3 | 4 | 5 | 6 | 7 | 8 | 9 | AB | R | H | RBI | BB | SO | LOB |
|---|---|---|---|---|---|---|---|---|---|---|---|---|---|---|---|---|
| Marvin Benard, L (1, 8) (9, 9)<br>OBP: 0.344, SLG: 0.397 | F9 | | F7 | | FC6-4 BB | | G1-3 | | | 3 | 0 | 0 | 0 | 1 | 0 | 2 |
| Bill Mueller, S (1, 5)<br>OBP: 0.326, SLG: 0.376 | S 1B | | | G3 | FC6-4 | | | E 1B | | 4 | 0 | 2 | 0 | 0 | 0 | 3 |
| Barry Bonds, L (1, 7)<br>OBP: 0.429, SLG: 0.685 | K | | | F7 | | CS BB | | F8 | | 3 | 0 | 0 | 0 | 1 | 1 | 2 |
| Jeff Kent, R (1, 4)<br>OBP: 0.416, SLG: 0.620 | F9 | | | F7 | | G6-3 | | E 1B | | 4 | 0 | 1 | 0 | 0 | 0 | 2 |
| J.T. Snow, L (1, 3)<br>OBP: 0.380, SLG: 0.463 | | F7 | | | G5-3 1B BB | F7 | | P5 | | 3 | 1 | 0 | 0 | 1 | 0 | 2 |
| Ellis Burks, R (1, 9)<br>OBP: 0.419, SLG: 0.592 | | K | | | G5-3 | | G1-3 SH3-4 1B | E5 | | 4 | 0 | 1 | 0 | 0 | 1 | 3 |
| Robb Nen, R (9, 1) | | | | | | | | | | 0 | 0 | 0 | 0 | 0 | 0 | 0 |
| Rich Aurilia, R (1, 6)<br>OBP: 0.345, SLG: 0.442 | | G6-3 | | | F8 | | SH3-4 | F7 | | 3 | 0 | 0 | 0 | 0 | 0 | 4 |
| Bobby Estalella, R (1, 2)<br>OBP: 0.402, SLG: 0.530 | | | K | | 1B IBB | | G1-3 | | | 2 | 0 | 1 | 0 | 1 | 1 | 0 |
| Russ Ortiz, R (1, 1)<br>OBP: 0.279, SLG: 0.237 | | | F8 | | BB 1B | | G1-3 | | | 2 | 0 | 1 | 1 | 0 | 0 | 0 |
| Felipe Crespo, S (7, PH)<br>OBP: 0.333, SLG: 0.405 | | | | | | | | | | 1 | 0 | 0 | 0 | 0 | 0 | 2 |
| Felix Rodriguez, R (8, 1) | | | | | | | | | | 0 | 0 | 0 | 0 | 0 | 0 | 0 |
| Calvin Murray, R (9, 8)<br>OBP: 0.351, SLG: 0.329 | | | | | | | | | | 0 | 0 | 0 | 0 | 0 | 0 | 0 |
| Inning Stats | R: 0 E: 0 K: 1 S: 8 H: 1 LOB: 1 BB: 0 P: 12 | R: 0 E: 0 K: 1 S: 11 H: 0 LOB: 0 BB: 0 P: 17 | R: 0 E: 0 K: 1 S: 7 H: 0 LOB: 0 BB: 0 P: 10 | R: 0 E: 0 K: 0 S: 6 H: 0 LOB: 0 BB: 0 P: 8 | R: 1 E: 0 K: 0 S: 9 H: 1 LOB: 3 BB: 3 P: 24 | R: 0 E: 0 K: 0 S: 5 H: 0 LOB: 0 BB: 1 P: 10 | R: 0 E: 0 K: 0 S: 10 H: 2 LOB: 2 BB: 0 P: 17 | R: 0 E: 1 K: 0 S: 12 H: 2 LOB: 3 BB: 0 P: 16 | | 1B: 6 2B: 0 3B: 0 HR: 0 | SF: 0 SAC: 1 DP: 0 HBP: 0 | | | | | |

| PITCHER | | IP | WLS | BF | H | R | ER | SO | BB | IBB | HBP | BLK | WP | HR | S | P | ERA | WHIP |
|---|---|---|---|---|---|---|---|---|---|---|---|---|---|---|---|---|---|---|
| Jamey Wright, R<br>ERA: 3.48 | (1, 1) | 7.0 | L | 28 | 4 | 1 | 1 | 3 | 3 | 1 | 0 | 0 | 0 | 0 | 56 | 98 | 1.29 | 1.000 |
| Ray King, L<br>ERA: 3.6 | (8, 1) | 0.2 | | 4 | 2 | 0 | 0 | 0 | 0 | 0 | 0 | 0 | 0 | 0 | 9 | 13 | 0.00 | 3.000 |
| Juan Acevedo, R<br>ERA: 3.86 | (8, 1) | 0.1 | | 2 | 0 | 0 | 0 | 0 | 0 | 0 | 0 | 0 | 0 | 0 | 3 | 3 | 0.00 | 0.000 |

| PITCHER | IP | WLS | BF | H | R | ER | SO | BB | IBB | HBP | BLK | WP | HR | S | P | ERA | WHIP |
|---|---|---|---|---|---|---|---|---|---|---|---|---|---|---|---|---|---|

# BOTTOM

## Milwaukee Brewers @ San Francisco Giants

PacBell Park, San Francisco, CA

Tue Aug 08 2000, 10:15 PM EDT

Att. 40,930 - Sunny - 64 F

livebaseballscorecards.com

| | |
|---|---|
| AB | 29 |
| R | 1 |
| H | 6 |
| RBI | 1 |
| BB | 4 |
| SO | 3 |
| LOB | 20 |

| Batter | 1 | 2 | 3 | 4 | 5 | 6 | 7 | 8 | 9 | AB | R | H | RBI | BB | SO | LOB |
|---|---|---|---|---|---|---|---|---|---|---|---|---|---|---|---|---|
| James Mouton, R (1, 9) OBP: 0.348, SLG: 0.310 | C B X 1-1 G5-3 ① | | X 0-0 G6-3 ① | | C B C B F F X 2-2 F8 ③ | | | C B B B B 4-1 3B S BB | B C X 1-1 F7 ③ | 4 | 1 | 0 | 0 | 1 | 0 | 0 |
| Ronnie Belliard, R (1, 4) OBP: 0.355, SLG: 0.402 | B X 1-0 1B 1B | | B B B C B 4-1 1B BB | | | C B X 1-1 F9 ① | | B B C B X 3-1 1-H G6-3 3B | | 3 | 1 | 2 | 1 | 1 | 0 | 0 |
| Geoff Jenkins, L (1, 7) OBP: 0.352, SLG: 0.586 | C B F F X 1-2 1-3 1B | | F X 0-1 1-3 G6-4-3 1B | | | X 0-0 G4-3 ② | | B S F X 1-2 F5 ① | | 4 | 0 | 2 | 0 | 0 | 0 | 1 |
| Richie Sexson, R (1, 3) OBP: 0.316, SLG: 0.463 | B B B B 4-0 BB | | B B X 2-0 1-2f G6-4-3 ② ③ | | | X 0-0 G4-3 ③ | | B X 1-0 3-H G6-3 ② | | 3 | 0 | 0 | 1 | 1 | 0 | 2 |
| Charlie Hayes, R (1, 5) OBP: 0.362, SLG: 0.391 | B C B F F S 2-3 K ② | | | B B F F F B 4-2 G4-6-3 BB | | | C B B F B X 3-2 F9 ① | S S B B B 4-2 FC4-6 BB BB | | 2 | 0 | 0 | 0 | 2 | 1 | 3 |
| Marquis Grissom, R (1, 8) OBP: 0.280, SLG: 0.347 | S B X 1-1 G2-3 ③ | | | X 0-0 1-2f G4-6-3 ① ② | | | B X 1-0 2B 1B | B B B C B 4-1 1-2 FC4-6 BB | | 3 | 1 | 1 | 0 | 1 | 0 | 4 |
| José Hernández, R (1, 6) OBP: 0.319, SLG: 0.393 | | F B B X 2-1 G4-3 ① | | F C F F F F B B X 2-2 G6-3 ③ | | | B F C B X 2-2 1-H G5-3 2B | X 0-0 1-2f 2-3 FC4-6 ③ | | 4 | 0 | 1 | 1 | 0 | 0 | 2 |
| Raul Casanova, S (1, 2) OBP: 0.333, SLG: 0.411 | | B B B B 4-0 G1-6-3 BB | | | B B C X 2-1 G4-3 ① | | B B X 2-0 2-3 G5-3 ② | | C S B S 1-3 K ① | 3 | 0 | 0 | 0 | 1 | 1 | 1 |
| Paul Rigdon, R (1, 1)<br>Everett Stull, R (0, 1)<br>Henry Blanco, R (0, PH)<br>OBP: 0.333, SLG: 0.595<br>Kane Davis, R (0, 1)<br>Valerio De Los Santos, L (0, 1)<br>Angel Echevarria, R (0, PH)<br>OBP: 0.500, SLG: 0.545<br>Ray King, L (0, 1)<br>Curt Leskanic, R (0, 1)<br>Juan Acevedo, R (0, 1)<br>Luis Lopez, S (0, PH)<br>OBP: 0.500, SLG: 0.579 | | L X 0-1 1-2f G1-6-3 ② ③ | | | B C X 1-1 F3 ② | | B S F E B B X 3-2 L6 ③ | | B X 1-0 L7 ② | 1 0 0 0 0 0 1<br>0 0 0 0 0 0 0<br>1 0 0 0 0 0 0<br>0 0 0 0 0 0 0<br>0 0 0 0 0 0 0<br>1 0 0 0 0 0 1<br>0 0 0 0 0 0 0<br>0 0 0 0 0 0 0<br>0 0 0 0 0 0 0<br>1 0 0 0 0 0 0 | | | | | | | |
| Inning Stats | R: 0 E: 0 K: 1 S: 13 H: 2 LOB: 3 BB: 1 P: 23 | R: 0 E: 0 K: 0 S: 4 H: 0 LOB: 0 BB: 1 P: 10 | R: 0 E: 0 K: 0 S: 5 H: 1 LOB: 1 BB: 1 P: 11 | R: 0 E: 0 K: 0 S: 12 H: 0 LOB: 0 BB: 1 P: 18 | R: 0 E: 0 K: 0 S: 9 H: 0 LOB: 0 BB: 0 P: 14 | R: 0 E: 0 K: 0 S: 4 H: 0 LOB: 0 BB: 0 P: 5 | R: 1 E: 0 K: 0 S: 12 H: 2 LOB: 1 BB: 0 P: 23 | R: 2 E: 0 K: 0 S: 11 H: 1 LOB: 2 BB: 3 P: 28 | R: 0 E: 0 K: 1 S: 6 H: 0 LOB: 0 BB: 0 P: 9 | 1B: 4 2B: 1 3B: 1 HR: 0 | SF: 0 SAC: 0 DP: 3 HBP: 0 | | | | | | |

TOP

# Milwaukee Brewers @ San Francisco Giants

PacBell Park, San Francisco, CA

Wed Aug 09 2000, 3:35 PM EDT

Att. 40,930 - Sunny - 68 F

livebaseballscorecards.com

| | |
|---|---|
| AB | 30 |
| R | 3 |
| H | 6 |
| RBI | 3 |
| BB | 7 |
| SO | 2 |
| LOB | 15 |

| PITCHER | | IP | WLS | BF | H | R | ER | SO | BB | IBB | HBP | BLK | WP | HR | S | P | ERA | WHIP |
|---|---|---|---|---|---|---|---|---|---|---|---|---|---|---|---|---|---|---|
| Kirk Rueter, L<br>ERA: 3.36 | (1, 1) | 7.0 | W | 27 | 5 | 1 | 1 | 1 | 4 | 0 | 0 | 0 | 0 | 0 | 59 | 104 | 1.29 | 1.286 |
| Doug Henry, R<br>ERA: 4.63 | (8, 1) | 0.2 | | 6 | 1 | 2 | 2 | 0 | 3 | 0 | 0 | 0 | 0 | 0 | 10 | 27 | 27.00 | 6.000 |
| Felix Rodriguez, R<br>ERA: 2.73 | (8, 1) | 0.1 | H | 1 | 0 | 0 | 0 | 0 | 0 | 0 | 0 | 0 | 0 | 0 | 1 | 1 | 0.00 | 0.000 |
| Aaron Fultz, L<br>ERA: 5.75 | (9, 1) | 1.0 | | 3 | 0 | 0 | 0 | 1 | 0 | 0 | 0 | 0 | 0 | 0 | 6 | 9 | 0.00 | 0.000 |

| PITCHER | IP | WLS | BF | H | R | ER | SO | BB | IBB | HBP | BLK | WP | HR | S | P | ERA | WHIP |
|---|---|---|---|---|---|---|---|---|---|---|---|---|---|---|---|---|---|

WP: 0 PB: 0 SB: 1 CS: 0 PA: 37

| Batter | 1 | 2 | 3 | 4 | 5 | 6 | 7 | 8 | 9 | AB | R | H | RBI | BB | SO | LOB |
|---|---|---|---|---|---|---|---|---|---|---|---|---|---|---|---|---|
| Marvin Benard, L (1, 8)<br>OBP: 0.344, SLG: 0.395 (8, 7) | C C F B X<br>1-2 G5-3 ① | C B B B F B<br>4-2 BB S HR BB | C F B B X<br>2-2 FC6-4 1-2 1B | | B F F F F S<br>1-3 K ② | | X<br>0-0 G1-3 ① | F B X<br>1-1 FC6-4 1-2f ③ | | 5 | 1 | 1 | 0 | 1 | 1 | 3 |
| Bill Mueller, S (1, 5)<br>OBP: 0.327, SLG: 0.383<br>Russ Davis, R (7, PH)<br>OBP: 0.310, SLG: 0.393 (8, 5) | X<br>0-0 HR | B B B B<br>4-0 BB HR 1-2 BB | F X<br>0-1 FC6-4 ② 1-2f 2-3 | | X<br>0-0 F8 ③ | | C B F B B B<br>4-2 CS BB | | | 3<br>0 | 2<br>0 | 1<br>0 | 1<br>0 | 1<br>1 | 0<br>0 | 3<br>0 |
| Barry Bonds, L (1, 7)<br>OBP: 0.432, SLG: 0.683<br>Calvin Murray, R (7, PH)<br>OBP: 0.349, SLG: 0.326 (8, 8) | B B B C B B<br>4-1 2B BB | B B F B B<br>4-1 HR 1-2 2-3 BB | B B B C X<br>3-1 F8 ③ | | | F B B B B<br>4-1 1B 2B BB | F F B B F B F S<br>3-3 K ② ③ 1-2 | | | 1<br>1 | 2<br>0 | 0<br>0 | 0<br>0 | 3<br>0 | 0<br>1 | 2<br>1 |
| Jeff Kent, R (1, 4)<br>OBP: 0.416, SLG: 0.626<br>Ramon Martinez, R (8, 4)<br>OBP: 0.353, SLG: 0.504 (9, 6) | C C C<br>0-3 K ② | X<br>0-0 HR 1-H 2-H 3-H | B B F F B X<br>3-2 F9 ① | | | B X<br>1-0 2B G3-2-3 1-3 1B | | X<br>0-0 1B SF9 2B | | 4<br>1 | 1<br>1 | 2<br>1 | 4<br>0 | 0<br>0 | 1<br>0 | 1<br>0 |
| J.T. Snow, L (1, 3)<br>OBP: 0.385, SLG: 0.471 | B B S X<br>2-1 1-3 2B | B B B C F F B<br>4-2 BB | C C B F F S<br>1-3 K ② | | | B C B X<br>2-1 G3-2-3 1-3 3-H 2B | | C B B S B X<br>3-2 2-3 3B 1B | | 4 | 1 | 3 | 1 | 1 | 1 | 0 |
| Rich Aurilia, R (1, 6)<br>OBP: 0.350, SLG: 0.443<br>Felipe Crespo, S (8, PH)<br>OBP: 0.330, SLG: 0.405 (9, 4) | B B B C F B<br>4-2 BB | B X<br>1-0 G5-3 ③ | | X<br>0-0 1B | | S S B F F B B<br>4-2 G3-2-3 BB | | F B B X<br>2-1 SF9 ① 3-H | | 2<br>0 | 0<br>0 | 1<br>0 | 0<br>1 | 2<br>0 | 0<br>0 | 1<br>0 |
| Armando Rios, L (1, 9)<br>OBP: 0.346, SLG: 0.519 | B C B F C<br>2-3 K ③ | | C B B B B X<br>3-1 F9 1B 2B | F F X<br>0-2 F9 ③ | | B S S X<br>1-2 G3-2-3 ① ② 1-2 2-3 3-Hf | | B B X<br>2-0 1-H 3B | | 5 | 1 | 2 | 1 | 0 | 1 | 7 |
| Doug Mirabelli, R (1, 2)<br>OBP: 0.343, SLG: 0.409 | | B F C C<br>1-3 K ① | X<br>0-0 F9 ① 2-3 | | B C X<br>1-1 3B | I I I I<br>4-0 IBB | | C B B S F B F B<br>4-2 FC6-4 BB | | 3 | 0 | 1 | 0 | 2 | 1 | 1 |
| Kirk Rueter, L (1, 1)<br>OBP: 0.182, SLG: 0.205<br>Doug Henry, R (8, 1)<br>Felix Rodriguez, R (8, 1)<br>Aaron Fultz, L (9, 1)<br>OBP: 0.400, SLG: 0.400 | | B C F F S<br>1-3 K ② | S S B X<br>1-2 FC6-4 1B 3-H 1B | | X<br>0-0 G5-3 ① | B F F C<br>1-3 K ③ | | B F B C B S<br>3-3 K ② | | 4<br>0<br>1<br>0 | 0<br>0<br>0<br>0 | 1<br>0<br>0<br>0 | 1<br>0<br>0<br>0 | 0<br>0<br>0<br>0 | 2<br>0<br>1<br>0 | 4<br>0<br>2<br>0 |
| Inning Stats | R: 1 H: 2<br>E: 0 LOB: 3<br>K: 2 BB: 2<br>S: 16 P: 29 | R: 4 H: 1<br>E: 0 LOB: 1<br>K: 2 BB: 4<br>S: 15 P: 34 | R: 1 H: 3<br>E: 0 LOB: 2<br>K: 0 BB: 0<br>S: 13 P: 22 | R: 0 H: 1<br>E: 0 LOB: 1<br>K: 1 BB: 0<br>S: 11 P: 15 | R: 0 H: 1<br>E: 0 LOB: 1<br>K: 1 BB: 0<br>S: 10 P: 12 | R: 1 H: 2<br>E: 0 LOB: 3<br>K: 1 BB: 3<br>S: 14 P: 31 | R: 0 H: 0<br>E: 0 LOB: 1<br>K: 1 BB: 1<br>S: 9 P: 16 | R: 2 H: 3<br>E: 0 LOB: 2<br>K: 1 BB: 1<br>S: 16 P: 31 | | 1B: 5 SF: 1<br>2B: 5 SAC: 0<br>3B: 2 DP: 2<br>HR: 2 HBP: 0 | | | | | | |

| PITCHER | | IP | WLS | BF | H | R | ER | SO | BB | IBB | HBP | BLK | WP | HR | S | P | ERA | WHIP |
|---|---|---|---|---|---|---|---|---|---|---|---|---|---|---|---|---|---|---|
| Paul Rigdon, R<br>ERA: 7.11 | (1, 1) | 2.0 | L | 15 | 3 | 5 | 5 | 4 | 6 | 0 | 0 | 0 | 0 | 2 | 31 | 63 | 22.50 | 4.500 |
| Everett Stull, R<br>ERA: 7.5 | (3, 1) | 2.0 | | 10 | 4 | 1 | 1 | 1 | 0 | 0 | 0 | 0 | 0 | 0 | 24 | 37 | 4.50 | 2.000 |
| Kane Davis, R<br>ERA: 12.6 | (5, 1) | 1.0 | | 8 | 3 | 1 | 1 | 1 | 2 | 0 | 0 | 0 | 0 | 0 | 18 | 31 | 9.00 | 5.000 |
| Valerio De Los Santos, L<br>ERA: 6.0 | (6, 1) | 1.0 | | 3 | 0 | 0 | 0 | 1 | 0 | 1 | 0 | 0 | 0 | 0 | 6 | 12 | 0.00 | 0.000 |
| Ray King, L<br>ERA: 3.27 | (7, 1) | 1.0 | | 3 | 0 | 0 | 0 | 1 | 1 | 0 | 0 | 0 | 0 | 0 | 9 | 16 | 0.00 | 1.000 |

| PITCHER | | IP | WLS | BF | H | R | ER | SO | BB | IBB | HBP | BLK | WP | HR | S | P | ERA | WHIP |
|---|---|---|---|---|---|---|---|---|---|---|---|---|---|---|---|---|---|---|
| Curt Leskanic, R<br>ERA: 3.08 | (8, 1) | 0.2 | | 6 | 3 | 2 | 2 | 1 | 1 | 0 | 0 | 0 | 0 | 0 | 14 | 28 | 27.00 | 6.000 |
| Juan Acevedo, R<br>ERA: 3.83 | (8, 1) | 0.1 | | 1 | 0 | 0 | 0 | 0 | 0 | 0 | 0 | 0 | 0 | 0 | 2 | 3 | 0.00 | 0.000 |

# BOTTOM

## Milwaukee Brewers @ San Francisco Giants

PacBell Park, San Francisco, CA

Wed Aug 09 2000, 3:35 PM EDT

Att. 40,930 - Sunny - 68 F

livebaseballscorecards.com

| | |
|---|---|
| AB | 34 |
| R | 9 |
| H | 13 |
| RBI | 9 |
| BB | 11 |
| SO | 9 |
| LOB | 25 |

WP: 0 PA: 46
PB: 0
SB: 1
CS: 1

| Batter | 1 | 2 | 3 | 4 | 5 | 6 | 7 | 8 | 9 | AB | R | H | RBI | BB | SO | LOB |
|---|---|---|---|---|---|---|---|---|---|---|---|---|---|---|---|---|
| Fernando Vina, L (1, 4)<br>OBP: 0.385, SLG: 0.404 | G3 | | 1-B FC5-4 1B | | F7 | | | G4-3 | | 4 | 0 | 1 | 1 | 0 | 0 | 0 |
| Edgar Renteria, R (1, 6)<br>OBP: 0.337, SLG: 0.418 | P3 | | FC5-4 | | | K | | BB | | 3 | 0 | 0 | 0 | 1 | 1 | 2 |
| 15 Jim Edmonds, L (1, 8)<br>OBP: 0.432, SLG: 0.630 | L3 | | F8 | | | G4-3 | | F9 | | 4 | 0 | 0 | 0 | 0 | 0 | 3 |
| Eric Davis, R (1, 9)<br>OBP: 0.401, SLG: 0.463 | | G6-3 | | K | | 1B 2B | | K | | 4 | 1 | 1 | 0 | 0 | 2 | 1 |
| Will Clark, L (1, 3)<br>OBP: 0.422, SLG: 0.519 | | L3 | | 2B | | 2-H 1B | | | F9 2B | 4 | 0 | 3 | 1 | 0 | 0 | 0 |
| Fernando Tatis, R (1, 5)<br>OBP: 0.403, SLG: 0.596 | | F9 | | K | | F8 | | | 2-3 F9 | 4 | 0 | 0 | 0 | 0 | 1 | 3 |
| Ray Lankford, L (1, 7)<br>OBP: 0.352, SLG: 0.487 | | | 1B 1B BB | P6 | | | F9 | | P3 | 3 | 1 | 0 | 0 | 1 | 0 | 2 |
| Mike Matheny, R (1, 2)<br>OBP: 0.295, SLG: 0.320 | | | FC5-4 1B 1-3 1B | | G6-3 | | G5-4-3 1B | | K | 4 | 0 | 2 | 0 | 0 | 1 | 1 |
| Darryl Kile, R (1, 1)<br>OBP: 0.207, SLG: 0.151 | | | K | | K | | G5-4-3 1-2f | | | 2 | 0 | 0 | 0 | 0 | 2 | 2 |
| Eduardo Perez, R (7, PH)<br>OBP: 0.375, SLG: 0.508 | | | | | | | | | | 1 | 0 | 0 | 0 | 0 | 0 | 1 |
| Mike James, R (7, 1) | | | | | | | | | | 0 | 0 | 0 | 0 | 0 | 0 | 0 |
| Jason Christiansen, R (7, 1) | | | | | | | | | | 0 | 0 | 0 | 0 | 0 | 0 | 0 |
| Alan Benes, R (7, 1)<br>OBP: 0.333, SLG: 0.667 | | | | | | | | | | 0 | 0 | 0 | 0 | 0 | 0 | 0 |
| Inning Stats | R: 0 H: 0<br>E: 0 LOB: 0<br>K: 0 BB: 0<br>S: 6 P: 6 | R: 0 H: 0<br>E: 0 LOB: 0<br>K: 0 BB: 0<br>S: 5 P: 9 | R: 1 H: 2<br>E: 0 LOB: 2<br>K: 1 BB: 1<br>S: 17 P: 24 | R: 0 H: 1<br>E: 0 LOB: 1<br>K: 2 BB: 0<br>S: 12 P: 19 | R: 0 H: 0<br>E: 0 LOB: 0<br>K: 1 BB: 0<br>S: 9 P: 12 | R: 1 H: 2<br>E: 0 LOB: 1<br>K: 1 BB: 0<br>S: 12 P: 22 | R: 0 H: 1<br>E: 0 LOB: 0<br>K: 0 BB: 0<br>S: 6 P: 7 | R: 0 H: 0<br>E: 0 LOB: 1<br>K: 1 BB: 1<br>S: 8 P: 13 | R: 0 H: 1<br>E: 0 LOB: 1<br>K: 1 BB: 0<br>S: 9 P: 12 | 1B: 4 SF: 0<br>2B: 3 SAC: 0<br>3B: 0 DP: 1<br>HR: 0 HBP: 0 | | | | | | WP: 0 PA: 35<br>PB: 0<br>SB: 0<br>CS: 0 |

| PITCHER | IP | WLS | BF | H | R | ER | SO | BB | IBB | HBP | BLK | WP | HR | S | P | ERA | WHIP |
|---|---|---|---|---|---|---|---|---|---|---|---|---|---|---|---|---|---|
| Jeff D'Amico, R (1, 1)<br>ERA: 1.88 | 8.0 | W | 31 | 6 | 2 | 2 | 6 | 2 | 0 | 0 | 0 | 0 | 0 | 75 | 112 | 2.25 | 1.000 |
| Ray King, L (9, 1)<br>ERA: 3.0 | 1.0 | | 4 | 1 | 0 | 0 | 1 | 0 | 0 | 0 | 0 | 0 | 0 | 9 | 12 | 0.00 | 1.000 |

| PITCHER | IP | WLS | BF | H | R | ER | SO | BB | IBB | HBP | BLK | WP | HR | S | P | ERA | WHIP |
|---|---|---|---|---|---|---|---|---|---|---|---|---|---|---|---|---|---|

# TOP

## St. Louis Cardinals @ Milwaukee Brewers

Milwaukee County Stadium, Milwaukee, WI

Fri Aug 11 2000, 8:05 PM EDT
Att. 25,890 - Sunny - 72 F

livebaseballscorecards.com

| | |
|---|---|
| AB | 33 |
| R | 2 |
| H | 7 |
| RBI | 2 |
| BB | 2 |
| SO | 7 |
| LOB | 15 |

| Batter | 1 | 2 | 3 | 4 | 5 | 6 | 7 | 8 | 9 | AB | R | H | RBI | BB | SO | LOB |
|---|---|---|---|---|---|---|---|---|---|---|---|---|---|---|---|---|
| Ronnie Belliard, R (1, 4)<br>OBP: 0.355, SLG: 0.399 | B X 1-0 L7 ① | | S F B X 1-2 F8 ② | | C S F B B B B 4-2 BB | | B B C F B F F B 4-2 HBP S 2B BB | C B F B X 2-2 F9 ② | | 3 | 1 | 0 | 0 | 2 | 0 | 0 |
| Luis Lopez, S (1, 6)<br>OBP: 0.295, SLG: 0.364 | B X 1-0 F8 ② | | B F F C 1-3 K ③ | | C B B S X 2-2 G3 ③ | | P C P C B F F X 3-2 F5 ① 1-2 | B X 1-0 G4-3 ③ | | 5 | 0 | 0 | 0 | 0 | 1 | 4 |
| Geoff Jenkins, L (1, 7)<br>OBP: 0.353, SLG: 0.585 | X 0-0 HR 1B | | | F S S 0-3 K ① | | S B F X 1-2 1B 1B 1B | S F F C 0-3 K ② | | | 4 | 2 | 2 | 0 | 0 | 2 | 1 |
| Richie Sexson, R (1, 3)<br>OBP: 0.320, SLG: 0.473 | B B F X 2-1 1-H HR | | | C B S C 1-3 K ② | | S X 0-1 1B 1-3 1B 1B | I I I I 4-0 HBP 2B IBB | | | 3 | 3 | 2 | 2 | 1 | 1 | 0 |
| Jeromy Burnitz, L (1, 9)<br>OBP: 0.331, SLG: 0.432 | B S X 1-1 G4-3 ③ | | | C X 0-1 G4-3 ③ | | C F X 0-2 P4 ① | F B S H 2-2 2B 1-2 2-3 HBP | | | 3 | 0 | 0 | 0 | 0 | 0 | 2 |
| Tyler Houston, L (1, 5)<br>OBP: 0.288, SLG: 0.482 | | C F B S 1-3 K ① | | | C F B B F B X 3-2 F7 ① | B C F S 1-3 K ② | B S X 1-1 1-3 2-H 3-H 2B | | | 4 | 0 | 1 | 2 | 0 | 2 | 2 |
| Marquis Grissom, R (1, 8)<br>OBP: 0.284, SLG: 0.352 | | B B X 2-0 P3 ② | | | C X 0-1 SH1-4 2B | X 0-0 1B 1-2 3-H 1B | B B B C B 4-1 BB | | | 3 | 0 | 2 | 1 | 1 | 0 | 0 |
| Henry Blanco, R (1, 2)<br>OBP: 0.323, SLG: 0.394 | | B B E F F B X 3-2 F7 ③ | | | B B B B 4-0 SH1-4 BB | C C B X 2-2 1-2 2-H 1B | C F B X 1-2 P4 ③ | | | 3 | 0 | 1 | 1 | 1 | 0 | 3 |
| Jeff D'Amico, R (1, 1)<br>OBP: 0.097, SLG: 0.138<br>Angel Echevarria, R (8, PH)<br>OBP: 0.226, SLG: 0.333<br>Ray King, L (9, 1) | | | C S B B C 2-3 K ① | | X 0-0 SH1-4 ② 1-2 2-3 | C B C 1-3 K ③ | | F C X 0-2 L6 ① | | 2<br>1<br>0 | 0<br>0<br>0 | 0<br>0<br>0 | 0<br>0<br>0 | 0<br>0<br>0 | 2<br>0<br>0 | 2<br>0<br>0 |
| Inning Stats | R: 2 E: 0 K: 0 S: 7 H: 2 LOB: 0 BB: 0 P: 12 | R: 0 E: 0 K: 1 S: 7 H: 0 LOB: 0 BB: 0 P: 13 | R: 0 E: 0 K: 2 S: 9 H: 0 LOB: 0 BB: 0 P: 13 | R: 0 E: 0 K: 2 S: 8 H: 0 LOB: 0 BB: 0 P: 9 | R: 0 E: 0 K: 0 S: 13 H: 1 LOB: 3 BB: 2 P: 26 | R: 2 E: 0 K: 2 S: 18 H: 4 LOB: 2 BB: 0 P: 23 | R: 2 E: 0 K: 1 S: 23 H: 1 LOB: 3 BB: 3 P: 40 | R: 0 E: 0 K: 0 S: 7 H: 0 LOB: 0 BB: 0 P: 10 | | 1B: 5 2B: 2 3B: 0 HR: 1 | SF: 0 SAC: 1 DP: 0 HBP: 1 | | | WP: 0 PB: 0 SB: 1 CS: 0 | PA: 38 | |

# BOTTOM

## St. Louis Cardinals @ Milwaukee Brewers

Milwaukee County Stadium, Milwaukee, WI

Fri Aug 11 2000, 8:05 PM EDT
Att. 25,890 - Sunny - 72 F

livebaseballscorecards.com

| | |
|---|---|
| AB | 31 |
| R | 6 |
| H | 8 |
| RBI | 6 |
| BB | 5 |
| SO | 8 |
| LOB | 14 |

| PITCHER | | IP | WLS | BF | H | R | ER | SO | BB | IBB | HBP | BLK | WP | HR | S | P | ERA | WHIP |
|---|---|---|---|---|---|---|---|---|---|---|---|---|---|---|---|---|---|---|
| Darryl Kile, R<br>ERA: 4.29 | (1, 1) | 6.0 | L | 27 | 7 | 4 | 4 | 7 | 2 | 0 | 0 | 0 | 0 | 1 | 62 | 96 | 6.00 | 1.500 |
| Mike James, R<br>ERA: 3.86 | (7, 1) | 0.1 | | 2 | 0 | 1 | 1 | 0 | 1 | 0 | 0 | 0 | 0 | 0 | 11 | 16 | 27.00 | 3.000 |
| Jason Christiansen, L<br>ERA: 5.98 | (7, 1) | 0.1 | | 4 | 1 | 1 | 1 | 1 | 0 | 1 | 1 | 0 | 0 | 0 | 8 | 15 | 27.00 | 3.000 |
| Alan Benes, R<br>ERA: 6.34 | (7, 1) | 1.1 | | 5 | 0 | 0 | 0 | 0 | 1 | 0 | 0 | 0 | 0 | 0 | 11 | 19 | 0.00 | 0.750 |

| PITCHER | IP | WLS | BF | H | R | ER | SO | BB | IBB | HBP | BLK | WP | HR | S | P | ERA | WHIP |
|---|---|---|---|---|---|---|---|---|---|---|---|---|---|---|---|---|---|

# St. Louis Cardinals @ Milwaukee Brewers

Milwaukee County Stadium, Milwaukee, WI

Sat Aug 12 2000, 1:15 PM EDT

Att. 31,502 - Sunny - 76 F

livebaseballscorecards.com

TOP

| Batter | 1 | 2 | 3 | 4 | 5 | 6 | 7 | 8 | 9 | 10 | 11 | 12 | AB | R | H | RBI | BB | SO | LOB |
|---|---|---|---|---|---|---|---|---|---|---|---|---|---|---|---|---|---|---|---|
| Fernando Vina, L (1, 4) OBP: 0.387, SLG: 0.404 | 1-2 15 G6-3 1B | | 1-0 G3 | | 3-2 1-3 1B | | 2-1 G1-3 | | | 1-1 F7 | | 2-1 1-2 BB HBP | 5 | 0 | 2 | 0 | 0 | 0 | 0 |
| J.D. Drew, L (1, 9) OBP: 0.396, SLG: 0.525 | 1-0 F9 | | 2-1 1B | | 1-1 P4 | | 0-0 F7 | | | 3-1 G4-3 | | 1-3 K | 4 | 0 | 1 | 0 | 0 | 0 | 3 |
| Craig Paquette, R (10, PH) OBP: 0.302, SLG: 0.420 (10, 9) | | | | | | | | | | | | | 2 | 0 | 0 | 0 | 0 | 1 | 3 |
| 15 Jim Edmonds, L (1, 8) OBP: 0.429, SLG: 0.621 | 1-2 G6-3 1-2 | | 1-2 F7 | | 2-2 F7 | | 1-3 K | | | 4-2 BB | | 1-3 K | 5 | 0 | 0 | 0 | 1 | 2 | 7 |
| Will Clark, L (1, 3) OBP: 0.420, SLG: 0.514 | 2-1 G5-3 | | 2-1 F7 | | | 1-0 BB 1B 1B | | 2-1 G3-1 | | 0-0 G5-3 | | 4-2 1-2 2-3 3-H BB | 5 | 1 | 1 | 1 | 1 | 0 | 3 |
| Fernando Tatis, R (1, 5) OBP: 0.399, SLG: 0.585 | | 4-1 F8 1B BB | | 2-2 G5-3 | | 0-3 K | | 2-3 K | | | 2-3 K | 2-3 K | 4 | 0 | 0 | 0 | 1 | 3 | 1 |
| Matt Morris, R (11, 1) | | | | | | | | | | | | | 0 | 0 | 0 | 0 | 0 | 0 | 0 |
| Eduardo Perez, R (12, PH) OBP: 0.370, SLG: 0.500 | | | | | | | | | | | | | 1 | 0 | 0 | 0 | 0 | 1 | 3 |
| Mike James, R (12, 1) | | | | | | | | | | | | | 0 | 0 | 0 | 0 | 0 | 0 | 0 |
| Ray Lankford, L (1, 7) OBP: 0.355, SLG: 0.488 | | 1-1 F8 1-2 1B | | 0-0 CS 1B | | 4-1 1B 1-2 BB | | 3-3 K | | | 2-3 K | | 4 | 0 | 2 | 0 | 1 | 2 | 0 |
| Edgar Renteria, R (1, 6) OBP: 0.333, SLG: 0.413 | | 1-0 F8 1-2 2-3 | | 3-3 K 1-2 | | 1-0 L5 | | | 1-2 F9 | | 1-1 F9 | | 5 | 0 | 0 | 0 | 0 | 1 | 5 |
| Carlos Hernandez, R (1, 2) OBP: 0.319, SLG: 0.346 | | 3-1 P5 | | | 0-2 F8 | 3-2 1-3 2-H 1B | | | 0-0 F7 | | | 4-0 1B BB BB | 4 | 1 | 1 | 1 | 1 | 0 | 2 |
| Rick Ankiel, L (1, 1) OBP: 0.327, SLG: 0.469 | | 2-2 F8 | | | 1-0 1B 1B | 1-0 G4-3 | | | 2-2 F9 | | | 1-0 BB S 1-3 1B | 3 | 0 | 1 | 0 | 0 | 0 | 4 |
| Mike Timlin, R (7, 1) | | | | | | | | | | | | | 0 | 0 | 0 | 0 | 0 | 0 | 0 |
| Shawon Dunston, R (9, PH) OBP: 0.274, SLG: 0.473 | | | | | | | | | | | | | 1 | 0 | 0 | 0 | 0 | 0 | 0 |
| Dave Veres, R (9, 1) | | | | | | | | | | | | | 0 | 0 | 0 | 0 | 0 | 0 | 0 |
| Placido Polanco, R (11, 5) OBP: 0.356, SLG: 0.441 | | | | | | | | | | | | | 1 | 0 | 1 | 0 | 0 | 0 | 0 |
| Inning Stats | R: 0 H: 1 E: 0 LOB: 1 K: 0 BB: 0 S: 9 P: 14 | R: 0 H: 1 E: 0 LOB: 2 K: 0 BB: 1 S: 9 P: 20 | R: 0 H: 1 E: 0 LOB: 1 K: 0 BB: 0 S: 8 P: 14 | R: 0 H: 1 E: 0 LOB: 1 K: 1 BB: 0 S: 7 P: 12 | R: 0 H: 1 E: 0 LOB: 0 K: 0 BB: 0 S: 13 P: 20 | R: 1 H: 2 E: 0 LOB: 2 K: 1 BB: 2 S: 10 P: 20 | R: 0 H: 0 E: 0 LOB: 0 K: 1 BB: 0 S: 6 P: 9 | R: 0 H: 0 E: 0 LOB: 0 K: 2 BB: 0 S: 10 P: 17 | R: 0 H: 0 E: 0 LOB: 0 K: 0 BB: 0 S: 7 P: 10 | R: 0 H: 0 E: 0 LOB: 1 K: 0 BB: 1 S: 7 P: 15 | R: 0 H: 0 E: 0 LOB: 0 K: 2 BB: 0 S: 8 P: 13 | R: 1 H: 1 E: 0 LOB: 3 K: 3 BB: 2 S: 18 P: 33 | 1B: 9 SF: 0 2B: 0 SAC: 0 3B: 0 DP: 0 HR: 0 HBP: 1 | | | | | | |

| | |
|---|---|
| AB | 44 |
| R | 2 |
| H | 9 |
| RBI | 2 |
| BB | 5 |
| SO | 10 |
| LOB | 31 |

| PITCHER | | IP | WLS | BF | H | R | ER | SO | BB | IBB | HBP | BLK | WP | HR | S | P | ERA | WHIP |
|---|---|---|---|---|---|---|---|---|---|---|---|---|---|---|---|---|---|---|
| Jimmy Haynes, R ERA: 4.75 | (1, 1) | 7.0 | | 30 | 8 | 1 | 1 | 3 | 2 | 0 | 0 | 0 | 0 | 0 | 62 | 109 | 1.29 | 1.429 |
| Valerio De Los Santos, L ERA: 5.89 | (8, 1) | 1.0 | | 3 | 0 | 0 | 0 | 2 | 0 | 0 | 0 | 0 | 0 | 0 | 10 | 17 | 0.00 | 0.000 |
| Juan Acevedo, R ERA: 3.77 | (9, 1) | 1.0 | | 3 | 0 | 0 | 0 | 0 | 0 | 0 | 0 | 0 | 0 | 0 | 7 | 10 | 0.00 | 0.000 |
| Ray King, L ERA: 2.77 | (10, 1) | 1.0 | | 4 | 0 | 0 | 0 | 0 | 1 | 0 | 0 | 0 | 0 | 0 | 7 | 15 | 0.00 | 1.000 |
| Curt Leskanic, R ERA: 3.13 | (11, 1) | 2.0 | L | 10 | 1 | 1 | 1 | 5 | 2 | 0 | 1 | 0 | 0 | 0 | 26 | 46 | 4.50 | 1.500 |

| PITCHER | IP | WLS | BF | H | R | ER | SO | BB | IBB | HBP | BLK | WP | HR | S | P | ERA | WHIP |
|---|---|---|---|---|---|---|---|---|---|---|---|---|---|---|---|---|---|

| Batter | 1 | 2 | 3 | 4 | 5 | 6 | 7 | 8 | 9 | 10 | 11 | 12 | AB | R | H | RBI | BB | SO | LOB |
|---|---|---|---|---|---|---|---|---|---|---|---|---|---|---|---|---|---|---|---|
| Ronnie Belliard, R (1, 4)<br>OBP: 0.353, SLG: 0.395 | C B S B F F C<br>2-3<br>K<br>① | | C X<br>0-1<br>G6-3<br>③ | | | B F B B B B<br>4-1<br>G4-6-3 BB 2B BB<br>② | B F 2 C B B X SAFE<br>3-2<br>E9<br>2-3<br>② | | C S B X<br>1-2<br>F8<br>③ | | B B B C F X<br>3-2<br>G6-3<br>③ | | 5 | 1 | 0 | 0 | 1 | 1 | 2 |
| Santiago Perez, S (1, 6)<br>OBP: 0.327, SLG: 0.268<br>Tyler Houston, L (7, PH)<br>OBP: 0.284, SLG: 0.475 (8, 5) | B C B F B X<br>3-2<br>F2<br>② | | | S F B X<br>1-2<br>F7<br>① | | B B B B<br>4-0<br>G4-6-3<br>1-2 BB<br>② | F B B X<br>2-1<br>G6-3<br>③ | | | B B C C S<br>2-3<br>K<br>① | | F C F S<br>0-3<br>K<br>① | 2<br>3 | 0<br>0 | 0<br>0 | 0<br>0 | 1<br>0 | 0<br>2 | 0<br>1 |
| Geoff Jenkins, L (1, 7)<br>OBP: 0.356, SLG: 0.585 | S S B X<br>1-2<br>2B | | | H<br>1-0<br>HBP<br>① | | B X<br>1-0<br>G4-6-3<br>1-2f 2-3<br>①② | | B X<br>1-0<br>P6<br>① | | S S F B B X<br>2-2<br>FC6-4 S 1B<br>① | | F B B X<br>2-1<br>G3<br>② | 5 | 0 | 2 | 0 | 0 | 0 | 2 |
| Richie Sexson, R (1, 3)<br>OBP: 0.318, SLG: 0.470 | C S F S<br>0-3<br>K<br>③ | | | S C B B F X<br>2-2<br>F8<br>② | | B C X<br>1-1<br>WP 2B<br>3-H | | B B S B C<br>3-3<br>K<br>② | | B F C B F B S<br>3-3<br>K<br>1-2<br>② | | S S B F X<br>1-2<br>F9<br>③ | 6 | 0 | 1 | 1 | 0 | 3 | 3 |
| Marquis Grissom, R (1, 8)<br>OBP: 0.287, SLG: 0.351 | | B X<br>1-0<br>F8<br>① | | C C X<br>0-2<br>L4<br>③ | | I I I I<br>4-0<br>WP<br>IBB | | C C X<br>0-2<br>FC4-6 1B<br>1B | | I I I I<br>4-0<br>FC6-4<br>IBB | | | 3 | 0 | 1 | 0 | 2 | 0 | 1 |
| James Mouton, R (1, 9)<br>OBP: 0.350, SLG: 0.308<br>Curt Leskanic, R (11, 1) | | B B C B F X<br>3-2<br>P3<br>② | B B C F S<br>2-3<br>K<br>① | | | B B B C B<br>4-1<br>1-2 2-3 BB | | X<br>0-0<br>FC4-6<br>1-2<br>1B | | B F B S X<br>2-2<br>FC6-4<br>1-2f 2-3<br>③ | | | 4<br>0 | 0<br>0 | 1<br>0 | 0<br>0 | 1<br>0 | 1<br>0 | 2<br>0 |
| Luis Lopez, S (1, 5)<br>OBP: 0.285, SLG: 0.350 (8, 6) | | B C S B C<br>2-3<br>K<br>③ | X<br>0-0<br>F7<br>② | F X<br>0-1<br>G4-3<br>③ | | | | B B X<br>2-0<br>FC4-6<br>1-2f 2-3<br>③ | | | C C F S<br>0-3<br>K<br>① | | 5 | 0 | 0 | 0 | 0 | 2 | 5 |
| Henry Blanco, R (1, 2)<br>OBP: 0.325, SLG: 0.394 | | C B B B X<br>3-1<br>F9<br>① | C X<br>0-1<br>1B | | | | C X<br>0-1<br>E9 SH2-4<br>1B | | C C S<br>0-3<br>K<br>① | | B B X<br>2-0<br>G4-3<br>② | | 5 | 0 | 2 | 0 | 0 | 1 | 0 |
| Jimmy Haynes, R (1, 1)<br>OBP: 0.149, SLG: 0.234<br>Valerio De Los Santos, L (8, 1)<br>Juan Acevedo, R (9, 1)<br>Jeromy Burnitz, L (9, PH)<br>OBP: 0.331, SLG: 0.431<br>Ray King, L (10, 1)<br>Angel Echevarria, R (11, 9)<br>OBP: 0.250, SLG: 0.333 | | S S B S<br>1-3<br>K<br>② | S S B F C<br>1-3<br>K<br>③ | | | | F X<br>0-1<br>SH2-4<br>1-2<br>① | | B C F B X<br>2-2<br>G3<br>② | | B B B B<br>4-0<br>BB<br>② | | 2<br>0<br>0<br>0<br>1<br>0 | 0<br>0<br>0<br>0<br>0<br>0 | 0<br>0<br>0<br>0<br>0<br>0 | 0<br>0<br>0<br>0<br>0<br>0 | 2<br>0<br>0<br>0<br>0<br>0 | 1<br>0<br>0<br>0<br>0<br>0 | 0<br>0<br>0<br>0<br>0<br>0 |

| Inning Stats | 1 | 2 | 3 | 4 | 5 | 6 | 7 | 8 | 9 | 10 | 11 | 12 |
|---|---|---|---|---|---|---|---|---|---|---|---|---|
| | R: 0<br>E: 0<br>K: 2<br>S: 15 | H: 1<br>LOB: 1<br>BB: 0<br>P: 21 | R: 0<br>E: 0<br>K: 1<br>S: 7 | H: 0<br>LOB: 0<br>BB: 0<br>P: 13 | R: 0<br>E: 0<br>K: 1<br>S: 7 | H: 0<br>LOB: 0<br>BB: 0<br>P: 11 | R: 0<br>E: 0<br>K: 0<br>S: 11 | H: 0<br>LOB: 1<br>BB: 0<br>P: 15 | R: 0<br>E: 0<br>K: 2<br>S: 10 | H: 1<br>LOB: 1<br>BB: 0<br>P: 13 | R: 1<br>E: 0<br>K: 0<br>S: 7 | H: 1<br>LOB: 3<br>BB: 4<br>P: 25 | R: 0<br>E: 1<br>K: 0<br>S: 9 | H: 1<br>LOB: 1<br>BB: 0<br>P: 14 | R: 0<br>E: 0<br>K: 1<br>S: 9 | H: 2<br>LOB: 2<br>BB: 0<br>P: 15 | R: 0<br>E: 0<br>K: 1<br>S: 10 | H: 0<br>LOB: 0<br>BB: 0<br>P: 13 | R: 0<br>E: 0<br>K: 2<br>S: 14 | H: 1<br>LOB: 2<br>BB: 1<br>P: 27 | R: 0<br>E: 0<br>K: 1<br>S: 8 | H: 0<br>LOB: 1<br>BB: 1<br>P: 17 | R: 0<br>E: 0<br>K: 1<br>S: 10 | H: 0<br>LOB: 0<br>BB: 0<br>P: 13 |

| PITCHER | IP | WLS | BF | H | R | ER | SO | BB | IBB | HBP | BLK | WP | HR | S | P | ERA | WHIP |
|---|---|---|---|---|---|---|---|---|---|---|---|---|---|---|---|---|---|
| Rick Ankiel, L (1, 1)<br>ERA: 3.89 | 6.0 | | 25 | 3 | 1 | 1 | 6 | 3 | 1 | 1 | 0 | 1 | 0 | 57 | 98 | 1.50 | 1.000 |
| Mike Timlin, R (7, 1)<br>ERA: 4.15 | 2.0 | | 9 | 3 | 0 | 0 | 1 | 0 | 0 | 0 | 0 | 0 | 0 | 18 | 29 | 0.00 | 1.500 |
| Dave Veres, R (9, 1)<br>ERA: 3.0 | 2.0 | | 8 | 1 | 0 | 0 | 3 | 0 | 1 | 0 | 0 | 0 | 0 | 24 | 40 | 0.00 | 0.500 |
| Matt Morris, R (11, 1)<br>ERA: 3.53 | 1.0 | W | 4 | 0 | 0 | 0 | 1 | 1 | 0 | 0 | 0 | 0 | 0 | 8 | 17 | 0.00 | 1.000 |
| Mike James, R (12, 1)<br>ERA: 3.74 | 1.0 | S | 3 | 0 | 0 | 0 | 1 | 0 | 0 | 0 | 0 | 0 | 0 | 10 | 13 | 0.00 | 0.000 |

| PITCHER | IP | WLS | BF | H | R | ER | SO | BB | IBB | HBP | BLK | WP | HR | S | P | ERA | WHIP |
|---|---|---|---|---|---|---|---|---|---|---|---|---|---|---|---|---|---|

# BOTTOM

## St. Louis Cardinals @ Milwaukee Brewers

Milwaukee County Stadium, Milwaukee, WI

Sat Aug 12 2000, 1:15 PM EDT

Att. 31,502 - Sunny - 76 F

livebaseballscorecards.com

| | |
|---|---|
| AB | 41 |
| R | 1 |
| H | 7 |
| RBI | 1 |
| BB | 6 |
| SO | 12 |
| LOB | 17 |

| | | | |
|---|---|---|---|
| 1B: 5 | SF: 0 | WP: 1 | PA: 49 |
| 2B: 2 | SAC: 1 | PB: 0 | |
| 3B: 0 | DP: 1 | SB: 1 | |
| HR: 0 | HBP: 1 | CS: 0 | |

| Batter | 1 | 2 | 3 | 4 | 5 | 6 | 7 | 8 | 9 | AB | R | H | RBI | BB | SO | LOB |
|---|---|---|---|---|---|---|---|---|---|---|---|---|---|---|---|---|
| Fernando Vina, L (1, 4)<br>OBP: 0.389, SLG: 0.412 | B C X<br>1-1 B3 ① | | B S C B X<br>2-2 2B ① | | B C X<br>1-1 15 BB 1B SF8 1B | B B C X<br>2-1 E 2B | | B C X<br>1-1 G6-3 ② | | 5 | 2 | 3 | 0 | 0 | 0 | 0 |
| J.D. Drew, L (1, 9)<br>OBP: 0.403, SLG: 0.531 | X<br>0-0 G6-3 ② | | B X<br>1-0 15 G5-3 15 E 1B 1B | | X<br>0-0 SF8 15 BB SF9 1-2 1B | B X<br>1-0 E5 15 G6-3 2-H 1B | | F F B X<br>1-2 1B | | 5 | 2 | 4 | 0 | 0 | 0 | 0 |
| 15 Jim Edmonds, L (1, 8)<br>OBP: 0.429, SLG: 0.617 | F B C T B B F F B<br>4-2 BB 1B BB | | B 1 S T F X SAFE<br>1-2 G5-3 ② 1-3 | | B B B B<br>4-0 SF9 BB 1-2 2-3 1B BB | B F F F F B F X<br>2-2 G6-3 ① 2-3 | | B C X<br>1-1 G4-3 ③ | | 3 | 1 | 0 | 0 | 2 | 0 | 3 |
| Will Clark, L (1, 3)<br>OBP: 0.420, SLG: 0.514 | X<br>0-0 BB 1-2 1B | | B B B C T F X<br>3-2 1B 3-H 1B | | B B F F B F X<br>3-2 SF8 ① 2-3 3-H | F F C<br>0-3 K ② | | | B B B C F X<br>3-2 G3-1 ① | 4 | 0 | 2 | 2 | 0 | 1 | 1 |
| Ray Lankford, L (1, 7)<br>OBP: 0.359, SLG: 0.486 | B B S B B<br>4-1 1-2 2-3 BB | | S B F B X<br>2-2 1-2 1B | | B S F B B B<br>4-2 1B 1-2 1B BB | B B F S B F F X<br>3-2 F5 ③ | | | S B F X<br>1-2 G4-3 ② | 3 | 1 | 1 | 0 | 2 | 0 | 1 |
| Edgar Renteria, R (1, 6)<br>OBP: 0.330, SLG: 0.409 | S C X<br>0-2 F9 ③ | | B F B F F B X<br>3-2 F9 ③ | | B F X<br>1-1 SF9 ② 2-3 3-H | | B B B C X<br>3-1 G5-3 ① | | X<br>0-0 L3 ③ | 4 | 0 | 0 | 1 | 0 | 0 | 5 |
| Mike Matheny, R (1, 2)<br>OBP: 0.294, SLG: 0.319 | | C C B S<br>1-3 K ① | | F X<br>0-1 L5 ① | F C F X<br>0-2 1B 1-2 3-H 1B | | C X<br>0-1 G1-3 ② | | | 4 | 0 | 1 | 1 | 0 | 1 | 0 |
| Placido Polanco, R (1, 5)<br>OBP: 0.358, SLG: 0.442<br>Gene Stechschulte, R (7, 1)<br>Dave Veres, R (9, 1) | | B B C B F X<br>3-2 G6-3 ② | | X<br>0-0 CS 1B | X<br>0-0 1-2 2-H 1B | | B S S B X<br>2-2 F7 ③ | | | 4 0 2 1 0 0 0<br>0 0 0 0 0 0 0<br>0 0 0 0 0 0 0 | | | | | | |
| Pat Hentgen, R (1, 1)<br>OBP: 0.279, SLG: 0.205<br>Craig Paquette, R (7, 5)<br>OBP: 0.301, SLG: 0.419 | | B X<br>1-0 G5-3 ③ | | B S X<br>1-1 G5-3 ② ③ 1-2 | B C B X<br>2-1 P3 ③ | | | C S B B F S<br>2-3 K ① | | 3 0 0 0 0 0 3<br>1 0 0 0 0 1 0 | | | | | | |
| Inning Stats | R: 0 H: 1<br>E: 0 LOB: 3<br>K: 0 BB: 2<br>S: 13 P: 22 | R: 0 H: 0<br>E: 0 LOB: 0<br>K: 1 BB: 0<br>S: 7 P: 12 | R: 1 H: 4<br>E: 1 LOB: 2<br>K: 0 BB: 0<br>S: 18 P: 30 | R: 0 H: 1<br>E: 0 LOB: 0<br>K: 0 BB: 0<br>S: 5 P: 6 | R: 4 H: 4<br>E: 0 LOB: 2<br>K: 0 BB: 2<br>S: 18 P: 33 | R: 1 H: 2<br>E: 1 LOB: 1<br>K: 1 BB: 0<br>S: 17 P: 25 | R: 0 H: 0<br>E: 0 LOB: 0<br>K: 0 BB: 0<br>S: 7 P: 12 | R: 0 H: 1<br>E: 0 LOB: 1<br>K: 1 BB: 0<br>S: 11 P: 16 | R: 0 H: 0<br>E: 0 LOB: 0<br>K: 0 BB: 0<br>S: 7 P: 11 | 1B: 11 SF: 2<br>2B: 2 SAC: 0<br>3B: 0 DP: 0<br>HR: 0 HBP: 0 | | | | | | |

# TOP

## St. Louis Cardinals @ Milwaukee Brewers

Milwaukee County Stadium, Milwaukee, WI

Sun Aug 13 2000, 2:05 PM EDT
Att. 33,496 - Cloudy - 73 F

livebaseballscorecards.com

| | |
|---|---|
| AB | 36 |
| R | 6 |
| H | 13 |
| RBI | 5 |
| BB | 4 |
| SO | 3 |
| LOB | 13 |

WP: 0 PA: 42
PB: 0
SB: 0
CS: 1

| PITCHER | | IP | WLS | BF | H | R | ER | SO | BB | IBB | HBP | BLK | WP | HR | S | P | ERA | WHIP |
|---|---|---|---|---|---|---|---|---|---|---|---|---|---|---|---|---|---|---|
| Jamey Wright, R<br>ERA: 3.74 | (1, 1) | 5.0 | L | 27 | 10 | 5 | 5 | 1 | 4 | 0 | 0 | 0 | 0 | 0 | 61 | 103 | 9.00 | 2.800 |
| Valerio De Los Santos, L<br>ERA: 5.95 | (6, 1) | 1.0 | | 5 | 2 | 1 | 1 | 1 | 0 | 0 | 0 | 0 | 0 | 0 | 17 | 25 | 9.00 | 2.000 |
| Everett Stull, R<br>ERA: 6.92 | (7, 1) | 2.0 | | 7 | 1 | 0 | 0 | 1 | 0 | 0 | 0 | 0 | 0 | 0 | 18 | 28 | 0.00 | 0.500 |
| Juan Acevedo, R<br>ERA: 3.7 | (9, 1) | 1.0 | | 3 | 0 | 0 | 0 | 0 | 0 | 0 | 0 | 0 | 0 | 0 | 7 | 11 | 0.00 | 0.000 |

| PITCHER | | IP | WLS | BF | H | R | ER | SO | BB | IBB | HBP | BLK | WP | HR | S | P | ERA | WHIP |
|---|---|---|---|---|---|---|---|---|---|---|---|---|---|---|---|---|---|---|

| Batter | 1 | 2 | 3 | 4 | 5 | 6 | 7 | 8 | 9 | AB | R | H | RBI | BB | SO | LOB |
|---|---|---|---|---|---|---|---|---|---|---|---|---|---|---|---|---|
| Ronnie Belliard, R (1, 4)<br>OBP: 0.352, SLG: 0.392 | X 0-0 G6-3 ① | | C B X 1-1 1B 1B 1B 1B | B X 1-0 G6-3 ③ | | C C C 0-3 K ③ | | C B X 1-1 F9 ③ | | 5 | 1 | 1 | 0 | 0 | 1 | 2 |
| Marquis Grissom, R (1, 8)<br>OBP: 0.290, SLG: 0.353 | B C C B X 2-2 G4-3 ② | | C B X 1-1 1B 1B 1-2 G3-1 1B | | C F X 0-2 G3 1B | | B F F B B B 4-2 S BB | | B F X 1-1 F8 ① | 4 | 1 | 2 | 0 | 1 | 0 | 0 |
| Geoff Jenkins, L (1, 7)<br>OBP: 0.354, SLG: 0.580 | C T T S 0-3 K ③ | | B F B F X 2-2 G3-1 1B 1-2 2-3 1B | | C F C 0-3 K ① | | B X 1-0 P6 ① | | F F F F S 0-3 K ② | 5 | 0 | 1 | 0 | 0 | 3 | 2 |
| Richie Sexson, R (1, 3)<br>OBP: 0.319, SLG: 0.469 | | C C B B T X 2-2 E6 3B | B X 1-0 G3-1 1-2 2-3 3-H 1B | | B X 1-0 G3 ② 1-2 | | F B B B X 2-1 F8 ② | | X 0-0 BB 1B | 5 | 1 | 2 | 1 | 0 | 0 | 2 |
| Jeromy Burnitz, L (1, 9)<br>OBP: 0.335, SLG: 0.437 | | C X 0-1 1-H FC4-6 3B | X 0-0 G3-1 ① 1-2 2-3 3-H | | B B B B 4-0 BB | | B B B F B B 4-1 1-2 BB | | B B B B 4-0 1-2 BB | 2 | 1 | 1 | 2 | 3 | 0 | 2 |
| Raul Casanova, S (1, 2)<br>OBP: 0.329, SLG: 0.400 | | B F B B B 4-1 FC4-6 BB | F B B B T S 3-3 K ② | | C C S 0-3 K ③ | | B B C X 2-1 F7 ③ | | C X 0-1 G1-3 ③ | 4 | 0 | 0 | 0 | 1 | 2 | 8 |
| Tyler Houston, L (1, 5)<br>OBP: 0.279, SLG: 0.465 | | C B F X 1-2 FC4-6 ① 1-2f 3-H | S C B C 1-3 K ③ | | | X 0-0 F7 ① | | C F B S 1-3 K ① | | 4 | 0 | 0 | 1 | 0 | 2 | 3 |
| Luis Lopez, S (1, 6)<br>OBP: 0.277, SLG: 0.340 | | B X 1-0 F8 ② | | F F C 0-3 K ① | | B X 1-0 F7 ② | | B C F X 1-2 G6-3 ② | | 4 | 0 | 0 | 0 | 0 | 1 | 1 |
| Jamey Wright, R (1, 1)<br>OBP: 0.074, SLG: 0.074<br>Valerio De Los Santos, L (6, 1)<br>Angel Echevarria, R (6, PH)<br>OBP: 0.273, SLG: 0.355<br>Everett Stull, R (7, 1)<br>James Mouton, R (8, PH)<br>OBP: 0.355, SLG: 0.308<br>Juan Acevedo, R (9, 1) | | B S X 1-1 G4-3 ③ | | B S S F B X 2-2 P3 ② | | C X 0-1 1B | | B C B B B 4-1 BB | | 2<br>0<br>1<br>0<br>0<br>0 | 0<br>0<br>0<br>0<br>1<br>0 | 0<br>0<br>1<br>0<br>0<br>0 | 0<br>0<br>0<br>0<br>0<br>0 | 0<br>0<br>0<br>0<br>1<br>0 | 0<br>0<br>0<br>0<br>0<br>0 | 1<br>0<br>0<br>0<br>0<br>0 |
| Inning Stats | R: 0 E: 0 K: 1 S: 8 H: 0 LOB: 0 BB: 0 P: 10 | R: 2 E: 1 K: 0 S: 13 H: 1 LOB: 1 BB: 1 P: 22 | R: 2 E: 0 K: 2 S: 15 H: 4 LOB: 2 BB: 0 P: 24 | R: 0 E: 0 K: 1 S: 8 H: 0 LOB: 0 BB: 0 P: 11 | R: 0 E: 0 K: 2 S: 10 H: 1 LOB: 2 BB: 1 P: 15 | R: 0 E: 0 K: 1 S: 7 H: 1 LOB: 1 BB: 0 P: 8 | R: 0 E: 0 K: 0 S: 8 H: 0 LOB: 2 BB: 2 P: 21 | R: 0 E: 0 K: 1 S: 9 H: 0 LOB: 1 BB: 1 P: 16 | R: 0 E: 0 K: 1 S: 10 H: 1 LOB: 2 BB: 1 P: 15 | 1B: 7 2B: 0 3B: 1 HR: 0 | SF: 0 SAC: 0 DP: 0 HBP: 0 | | | | | | |

| PITCHER | | IP | WLS | BF | H | R | ER | SO | BB | IBB | HBP | BLK | WP | HR | S | P | ERA | WHIP |
|---|---|---|---|---|---|---|---|---|---|---|---|---|---|---|---|---|---|---|
| Pat Hentgen, R<br>ERA: 5.1 | (1, 1) | 6.2 | W | 32 | 7 | 4 | 3 | 7 | 4 | 0 | 0 | 0 | 0 | 0 | 67 | 107 | 4.05 | 1.650 |
| Gene Stechschulte, R<br>ERA: 6.1 | (7, 1) | 1.1 | H | 5 | 0 | 0 | 0 | 1 | 1 | 0 | 0 | 0 | 0 | 0 | 11 | 20 | 0.00 | 0.750 |
| Dave Veres, R<br>ERA: 2.95 | (9, 1) | 1.0 | S | 5 | 1 | 0 | 0 | 1 | 1 | 0 | 0 | 0 | 0 | 0 | 10 | 15 | 0.00 | 2.000 |

| PITCHER | IP | WLS | BF | H | R | ER | SO | BB | IBB | HBP | BLK | WP | HR | S | P | ERA | WHIP |
|---|---|---|---|---|---|---|---|---|---|---|---|---|---|---|---|---|---|

# BOTTOM

## St. Louis Cardinals @ Milwaukee Brewers

Milwaukee County Stadium, Milwaukee, WI

Sun Aug 13 2000, 2:05 PM EDT
Att. 33,496 - Cloudy - 73 F

livebaseballscorecards.com

| | |
|---|---|
| AB | 36 |
| R | 4 |
| H | 8 |
| RBI | 4 |
| BB | 6 |
| SO | 9 |
| LOB | 21 |

# Cincinnati Reds @ Milwaukee Brewers

Milwaukee County Stadium, Milwaukee, WI

Mon Aug 14 2000, 8:05 PM EDT

Att. 25,853 - Sunny - 81 F

TOP

livebaseballscorecards.com

| Batter | 1 | 2 | 3 | 4 | 5 | 6 | 7 | 8 | 9 | AB | R | H | RBI | BB | SO | LOB |
|---|---|---|---|---|---|---|---|---|---|---|---|---|---|---|---|---|
| Chris Stynes, R (1, 5)<br>OBP: 0.390, SLG: 0.498 | G3-1 | E6<br>2-H<br>3-H | | G6-3 | | | L7 | | G6-3 | 5 | 0 | 1 | 1 | 0 | 0 | 0 |
| Barry Larkin, R (1, 6)<br>OBP: 0.385, SLG: 0.492 | 1B<br>SF8<br>1B | F7 | | | F7 | | G5-3 | | | 4 | 1 | 1 | 0 | 0 | 0 | 1 |
| Ken Griffey Jr., L (1, 8)<br>OBP: 0.380, SLG: 0.544 | SF8 WP<br>1-3<br>1B | | CS 1B<br>1B | | F9 | | L6 | | | 4 | 0 | 2 | 0 | 0 | 0 | 0 |
| Dante Bichette, R (1, 9)<br>OBP: 0.351, SLG: 0.471 | SF8<br>1-3<br>3-H | | CS<br>1-2<br>1B | | F9 | | | PB<br>2B | | 3 | 0 | 2 | 1 | 0 | 0 | 0 |
| Sean Casey, L (1, 3)<br>OBP: 0.381, SLG: 0.449 | F8 | | K<br>1-2<br>2-3 | | | F8 | | F7 | | 4 | 0 | 0 | 0 | 0 | 1 | 4 |
| Dmitri Young, S (1, 7)<br>OBP: 0.337, SLG: 0.481 | | F8 1B<br>1B<br>HBP | IBB | | | G3-1 | | K<br>2-3 | | 2 | 1 | 0 | 0 | 1 | 1 | 1 |
| Pokey Reese, R (1, 4)<br>OBP: 0.313, SLG: 0.389 | | S<br>E<br>1-2<br>1B | F7 | | | E<br>1B | | F8 | | 4 | 1 | 2 | 0 | 0 | 0 | 3 |
| Jason LaRue, R (1, 2)<br>OBP: 0.222, SLG: 0.400<br>Alex Ochoa, R (9, PH)<br>OBP: 0.371, SLG: 0.488 | F8<br>2-3 | | G6-3 | E6<br>1-2 | | | | | K | 3<br>1 | 0<br>0 | 0<br>0 | 0<br>0 | 0<br>0 | 0<br>1 | 3<br>0 |
| Elmer Dessens, R (1, 1)<br>OBP: 0.240, SLG: 0.136<br>Scott Sullivan, R (7, 1)<br>OBP: 0.200, SLG: 0.200<br>Michael Tucker, L (9, PH)<br>OBP: 0.371, SLG: 0.527 | G5-3<br>1-2 | | F9 | G3 | | | | | K | 3<br>0<br>1 | 0<br>0<br>0 | 0<br>0<br>0 | 0<br>0<br>0 | 0<br>0<br>0 | 0<br>0<br>1 | 4<br>0<br>0 |
| Inning Stats | R: 1<br>E: 0<br>K: 0<br>S: 9<br>H: 2<br>LOB: 1<br>BB: 0<br>P: 17 | R: 2<br>E: 1<br>K: 0<br>S: 10<br>H: 2<br>LOB: 1<br>BB: 0<br>P: 17 | R: 0<br>E: 0<br>K: 1<br>S: 9<br>H: 2<br>LOB: 2<br>BB: 1<br>P: 19 | R: 0<br>E: 0<br>K: 0<br>S: 6<br>H: 0<br>LOB: 0<br>BB: 0<br>P: 8 | R: 0<br>E: 0<br>K: 0<br>S: 3<br>H: 0<br>LOB: 0<br>BB: 0<br>P: 6 | R: 0<br>E: 1<br>K: 0<br>S: 10<br>H: 1<br>LOB: 2<br>BB: 0<br>P: 19 | R: 0<br>E: 0<br>K: 0<br>S: 7<br>H: 0<br>LOB: 0<br>BB: 0<br>P: 12 | R: 0<br>E: 0<br>K: 1<br>S: 10<br>H: 1<br>LOB: 1<br>BB: 0<br>P: 13 | R: 0<br>E: 0<br>K: 2<br>S: 8<br>H: 0<br>LOB: 0<br>BB: 0<br>P: 12 | 1B: 7<br>2B: 2<br>3B: 0<br>HR: 0<br>SF: 1<br>SAC: 0<br>DP: 1<br>HBP: 1 | | | | | | |

| | AB | 34 |
|---|---|---|
| | R | 3 |
| | H | 8 |
| | RBI | 2 |
| | BB | 1 |
| | SO | 4 |
| | LOB | 16 |

WP: 1 PB: 1 SB: 1 CS: 2 PA: 37

| PITCHER | IP | WLS | BF | H | R | ER | SO | BB | IBB | HBP | BLK | WP | HR | S | P | ERA | WHIP |
|---|---|---|---|---|---|---|---|---|---|---|---|---|---|---|---|---|---|
| Paul Rigdon, R (1, 1)<br>ERA: 6.28 | 7.0 | W | 30 | 7 | 3 | 2 | 1 | 0 | 1 | 1 | 0 | 1 | 0 | 54 | 98 | 2.57 | 1.000 |
| Juan Acevedo, R (8, 1)<br>ERA: 3.64 | 1.0 | H | 4 | 1 | 0 | 0 | 1 | 0 | 0 | 0 | 0 | 0 | 0 | 10 | 13 | 0.00 | 1.000 |
| Curt Leskanic, R (9, 1)<br>ERA: 3.07 | 1.0 | S | 3 | 0 | 0 | 0 | 2 | 0 | 0 | 0 | 0 | 0 | 0 | 8 | 12 | 0.00 | 0.000 |

| PITCHER | IP | WLS | BF | H | R | ER | SO | BB | IBB | HBP | BLK | WP | HR | S | P | ERA | WHIP |
|---|---|---|---|---|---|---|---|---|---|---|---|---|---|---|---|---|---|

# Cincinnati Reds @ Milwaukee Brewers

Milwaukee County Stadium, Milwaukee, WI

Mon Aug 14 2000, 8:05 PM EDT

Att. 25,853 - Sunny - 81 F

livebaseballscorecards.com

## BOTTOM

| Batter | 1 | 2 | 3 | 4 | 5 | 6 | 7 | 8 | 9 | AB | R | H | RBI | BB | SO | LOB |
|---|---|---|---|---|---|---|---|---|---|---|---|---|---|---|---|---|
| Ronnie Belliard, R (1, 4)<br>OBP: 0.351, SLG: 0.391 | G4-3 | | G6-3 | | G6-3 | | 2B 1B | | | 4 | 1 | 1 | 0 | 0 | 0 | 1 |
| Marquis Grissom, R (1, 8)<br>OBP: 0.288, SLG: 0.350 | P6 | | L8 | | F8 | | F9 | | | 4 | 0 | 0 | 0 | 0 | 0 | 2 |
| Geoff Jenkins, L (1, 7)<br>OBP: 0.358, SLG: 0.585 | P6 | | | 2B 1B 1B | 1B 1B | | 1-H 1B 2B | | | 4 | 2 | 3 | 1 | 0 | 0 | 0 |
| Richie Sexson, R (1, 3)<br>OBP: 0.323, SLG: 0.475 | | L4 | | FC4-6 SF8 2B<br>1-3 | 2-1<br>1-2 1B | | 1-1<br>2-H 1B | | | 4 | 1 | 3 | 1 | 0 | 0 | 0 |
| Jeromy Burnitz, L (1, 9)<br>OBP: 0.337, SLG: 0.436 | | BB | | 1-1<br>FC4-6<br>3-H 1B | 1-0<br>L8 | | 1-1<br>F2 | | | 3 | 0 | 1 | 1 | 1 | 0 | 3 |
| Charlie Hayes, R (1, 5)<br>OBP: 0.358, SLG: 0.386 | | 0-0<br>F8 | 3-0<br>FC4-6 SF8<br>1-2f<br>2-3 | | | 2-3<br>K | | 1-0<br>G4-3 | | 4 | 0 | 0 | 0 | 0 | 1 | 3 |
| Henry Blanco, R (1, 2)<br>OBP: 0.320, SLG: 0.389 | | 0-0<br>F7 | | 0-0<br>SF8<br>1-2<br>3-H | | 1-3<br>K | | 1-0<br>G6-3 | | 3 | 0 | 0 | 1 | 0 | 1 | 1 |
| Santiago Perez, S (1, 6)<br>OBP: 0.321, SLG: 0.250<br>Curt Leskanic, R (9, 1) | | | 3-2<br>E3<br>G6-3 SH1-4 | 4-0<br>IBB | | 0-1<br>G4-3 | | 0-1<br>P3 | | 3<br>0 | 0<br>0 | 0<br>0 | 0<br>0 | 1<br>0 | 0<br>0 | 0<br>0 |
| Paul Rigdon, R (1, 1)<br>Tyler Houston, L (7, PH)<br>OBP: 0.278, SLG: 0.463<br>Juan Acevedo, R (8, 1)<br>Luis Lopez, S (9, 6)<br>OBP: 0.277, SLG: 0.340 | | | 2-1<br>SH1-4<br>1-2 | 1-3<br>K | | | 1-1<br>G4-3 | | | 1<br>1<br>0<br>0 | 0<br>0<br>0<br>0 | 0<br>0<br>0<br>0 | 0<br>0<br>0<br>0 | 0<br>0<br>0<br>0 | 1<br>0<br>0<br>0 | 2<br>0<br>0<br>0 |
| Inning Stats | R: 0<br>E: 0<br>K: 0<br>S: 6<br>H: 0<br>LOB: 0<br>BB: 0<br>P: 10 | R: 0<br>E: 0<br>K: 0<br>S: 3<br>H: 0<br>LOB: 1<br>BB: 1<br>P: 7 | R: 0<br>E: 1<br>K: 0<br>S: 14<br>H: 0<br>LOB: 1<br>BB: 0<br>P: 24 | R: 2<br>E: 0<br>K: 1<br>S: 9<br>H: 3<br>LOB: 2<br>BB: 1<br>P: 18 | R: 0<br>E: 0<br>K: 0<br>S: 10<br>H: 2<br>LOB: 2<br>BB: 0<br>P: 16 | R: 0<br>E: 0<br>K: 2<br>S: 11<br>H: 0<br>LOB: 0<br>BB: 0<br>P: 14 | R: 2<br>E: 0<br>K: 0<br>S: 16<br>H: 3<br>LOB: 1<br>BB: 0<br>P: 25 | R: 0<br>E: 0<br>K: 0<br>S: 4<br>H: 0<br>LOB: 0<br>BB: 0<br>P: 6 | | 1B: 6<br>2B: 2<br>3B: 0<br>HR: 0<br>SF: 1<br>SAC: 1<br>DP: 0<br>HBP: 0 | | | | | | |

| | AB | 31 |
|---|---|---|
| | R | 4 |
| | H | 8 |
| | RBI | 4 |
| | BB | 2 |
| | SO | 3 |
| | LOB | 12 |

WP: 0 PB: 0 SB: 0 CS: 0 PA: 35

| PITCHER | | IP | WLS | BF | H | R | ER | SO | BB | IBB | HBP | BLK | WP | HR | S | P | ERA | WHIP |
|---|---|---|---|---|---|---|---|---|---|---|---|---|---|---|---|---|---|---|
| Elmer Dessens, R<br>ERA: 4.7 | (1, 1) | 6.2 | L | 30 | 7 | 4 | 4 | 3 | 1 | 1 | 0 | 0 | 0 | 0 | 65 | 108 | 5.40 | 1.200 |
| Scott Sullivan, R<br>ERA: 3.43 | (7, 1) | 1.1 | | 5 | 1 | 0 | 0 | 0 | 0 | 0 | 0 | 0 | 0 | 0 | 8 | 12 | 0.00 | 0.750 |

| PITCHER | IP | WLS | BF | H | R | ER | SO | BB | IBB | HBP | BLK | WP | HR | S | P | ERA | WHIP |
|---|---|---|---|---|---|---|---|---|---|---|---|---|---|---|---|---|---|

| Batter | 1 | 2 | 3 | 4 | 5 | 6 | 7 | 8 | 9 | 10 | AB | R | H | RBI | BB | SO | LOB |
|---|---|---|---|---|---|---|---|---|---|---|---|---|---|---|---|---|---|
| Chris Sexton, R (1, 5)<br>OBP: 0.286, SLG: 0.167 | C F B B X 2-2 G6-3 ① | | B X 1-0 G6-4-3 ② ③ 1-2f | | | B B B B 4-0 G3-6-3 1B BB | | X 0-0 F9 ② | B F B S C 2-3 K ③ | | 4 | 0 | 0 | 0 | 1 | 1 | 3 |
| Mark Wohlers, R (10, 1) | | | | | | | | | | | 0 | 0 | 0 | 0 | 0 | 0 | 0 |
| Larry Luebbers, R (10, 1) | | | | | | | | | | | 0 | 0 | 0 | 0 | 0 | 0 | 0 |
| Barry Larkin, R (1, 6)<br>OBP: 0.386, SLG: 0.490 | X 0-0 F8 ② | | | H 1-0 G3 1B HBP | | C B F X 1-2 G3-6-3 1-2 1B | | B S X 1-1 F3 ③ | | | 3 | 0 | 1 | 0 | 0 | 0 | 0 |
| Ken Griffey Jr., L (1, 8)<br>OBP: 0.379, SLG: 0.541 | C B S F B T F X 2-2 G6-3 ③ | | | F C B X 1-2 F7 ① | | B B F X 2-1 G3-6-3 ① ② 1-2f 2-3 | | | B X 1-0 G6-4-3 1B | | 4 | 0 | 1 | 0 | 0 | 0 | 3 |
| Dante Bichette, R (1, 9)<br>OBP: 0.352, SLG: 0.470 | | B S H 2-1 HBP HBP | | C B X 1-1 G3 1-2 1B | | C S B F F C 1-3 K ③ | | | S B B X 2-1 F9 ① | | 3 | 0 | 1 | 0 | 0 | 1 | 2 |
| Sean Casey, L (1, 3)<br>OBP: 0.377, SLG: 0.444 | | C B X 1-1 F8 ① | | X 0-0 G3 ② 1-2 2-3 | | | B F F B F X 2-2 G4-3 ① | | C T F F X 0-2 G6-4-3 ② ③ 1-2f | | 4 | 0 | 0 | 0 | 0 | 0 | 4 |
| Michael Tucker, L (1, 7)<br>OBP: 0.375, SLG: 0.538 | | S B F H 2-2 G6-4-3 1-2 HBP | | F B C S 1-3 K ③ | | | X 0-0 E4 3B | | | C T F X 0-2 G1-3 ① | 2 | 1 | 1 | 0 | 0 | 1 | 2 |
| Chris Stynes, R (10, PH)<br>OBP: 0.388, SLG: 0.496 | | | | | | | | | | | 1 | 0 | 0 | 0 | 0 | 0 | 0 |
| (10, 5) | | | | | | | | | | | | | | | | | |
| Pokey Reese, R (1, 4)<br>OBP: 0.311, SLG: 0.386 | | C C F X 0-2 G6-4-3 ② ③ 1-2f | | | F X 0-1 F9 ① | | B X 1-0 G1-3 ② | | | B S B T F X 2-2 F8 ② | 4 | 0 | 0 | 0 | 0 | 0 | 2 |
| Jason LaRue, R (1, 2)<br>OBP: 0.226, SLG: 0.379 | | | X 0-0 G6-4-3 1B | | S C B B X 2-2 F9 ② | | C F S 0-3 K ③ | | | X 0-0 E6 BB | 4 | 0 | 1 | 0 | 0 | 1 | 0 |
| Pete Harnisch, S (1, 1)<br>OBP: 0.200, SLG: 0.333 | | | L B L S 1-3 K ① | | F S S 0-3 K ③ | | | B C B X 2-1 F8 ① | | F B B B B 4-1 1-2 BB | 2 | 0 | 0 | 0 | 0 | 2 | 1 |
| Alex Ochoa, R (8, PH)<br>OBP: 0.368, SLG: 0.484 | | | | | | | | | | | 1 | 0 | 0 | 0 | 0 | 0 | 0 |
| Danny Graves, R (8, 1)<br>OBP: 0.667, SLG: 2.000 | | | | | | | | | | | 0 | 0 | 0 | 0 | 0 | 0 | 0 |
| Dmitri Young, S (10, PH)<br>OBP: 0.339, SLG: 0.481 | | | | | | | | | | | 0 | 0 | 0 | 0 | 1 | 0 | 0 |
| (10, 7) | | | | | | | | | | | | | | | | | |
| Inning Stats | R: 0 H: 0<br>E: 0 LOB: 0<br>K: 0 BB: 0<br>S: 10 P: 14 | R: 0 H: 0<br>E: 0 LOB: 1<br>K: 0 BB: 0<br>S: 9 P: 14 | R: 0 H: 1<br>E: 0 LOB: 0<br>K: 1 BB: 0<br>S: 5 P: 7 | R: 0 H: 1<br>E: 0 LOB: 2<br>K: 1 BB: 0<br>S: 9 P: 13 | R: 0 H: 0<br>E: 0 LOB: 0<br>K: 1 BB: 0<br>S: 8 P: 10 | R: 0 H: 1<br>E: 0 LOB: 1<br>K: 1 BB: 1<br>S: 10 P: 18 | R: 1 H: 1<br>E: 1 LOB: 0<br>K: 1 BB: 0<br>S: 9 P: 12 | R: 0 H: 0<br>E: 0 LOB: 0<br>K: 0 BB: 0<br>S: 5 P: 8 | R: 0 H: 1<br>E: 0 LOB: 0<br>K: 0 BB: 0<br>S: 7 P: 10 | R: 0 H: 0<br>E: 1 LOB: 2<br>K: 1 BB: 1<br>S: 11 P: 19 | 1B: 4 SF: 0<br>2B: 0 SAC: 0<br>3B: 1 DP: 4<br>HR: 0 HBP: 3 | | | | | | |

| PITCHER | | IP | WLS | BF | H | R | ER | SO | BB | IBB | HBP | BLK | WP | HR | S | P | ERA | WHIP |
|---|---|---|---|---|---|---|---|---|---|---|---|---|---|---|---|---|---|---|
| John Snyder, R<br>ERA: 5.3 | (1, 1) | 8.0 | | 29 | 4 | 1 | 0 | 5 | 1 | 0 | 3 | 0 | 0 | 0 | 65 | 96 | 0.00 | 0.625 |
| Ray King, L<br>ERA: 2.45 | (9, 1) | 1.2 | | 7 | 1 | 0 | 0 | 0 | 1 | 0 | 0 | 0 | 0 | 0 | 15 | 24 | 0.00 | 1.200 |
| Curt Leskanic, R<br>ERA: 3.05 | (10, 1) | 0.1 | W | 1 | 0 | 0 | 0 | 1 | 0 | 0 | 0 | 0 | 0 | 0 | 3 | 5 | 0.00 | 0.000 |

| PITCHER | IP | WLS | BF | H | R | ER | SO | BB | IBB | HBP | BLK | WP | HR | S | P | ERA | WHIP |
|---|---|---|---|---|---|---|---|---|---|---|---|---|---|---|---|---|---|

# TOP

## Cincinnati Reds @ Milwaukee Brewers

Milwaukee County Stadium, Milwaukee, WI

Tue Aug 15 2000, 8:05 PM EDT
Att. 19,649 - Sunny - 86 F

livebaseballscorecards.com

| | |
|---|---|
| AB | 32 |
| R | 1 |
| H | 5 |
| RBI | 0 |
| BB | 2 |
| SO | 6 |
| LOB | 17 |

WP: 0 PA: 37
PB: 0
SB: 0
CS: 0

| Batter | 1 | 2 | 3 | 4 | 5 | 6 | 7 | 8 | 9 | 10 | AB | R | H | RBI | BB | SO | LOB |
|---|---|---|---|---|---|---|---|---|---|---|---|---|---|---|---|---|---|
| Ronnie Belliard, R (1, 4)<br>OBP: 0.353, SLG: 0.392 | G6-3 | | 1B | | FC5 | | | G5-3 | | BB | 4 | 0 | 2 | 0 | 1 | 0 | 0 |
| Marquis Grissom, R (1, 8)<br>OBP: 0.289, SLG: 0.349 | G6-3 | | 1B | | FC5 | | | G5-3 | | BB | 4 | 0 | 1 | 0 | 1 | 0 | 2 |
| Geoff Jenkins, L (1, 7)<br>OBP: 0.356, SLG: 0.578 | G3 | | F9 | | | G3 | | BB | | K | 4 | 0 | 0 | 0 | 1 | 1 | 5 |
| Richie Sexson, R (1, 3)<br>OBP: 0.324, SLG: 0.482 | | HR | | K | | K | | K | | 1B | 5 | 1 | 2 | 2 | 0 | 3 | 1 |
| Jeromy Burnitz, L (1, 9)<br>OBP: 0.336, SLG: 0.434 | | P4 | | G4-3 | | 1B | | | K | | 4 | 0 | 1 | 0 | 0 | 1 | 0 |
| Charlie Hayes, R (1, 5)<br>OBP: 0.357, SLG: 0.383 | | F8 | | G4-3 | | K | | | G1-6-3 | BB | 3 | 0 | 0 | 0 | 1 | 1 | 1 |
| Henry Blanco, R (1, 2)<br>OBP: 0.316, SLG: 0.384 | | P6 | | | G2-3 | | F9 | | G1-6-3 | | 3 | 0 | 0 | 0 | 0 | 0 | 0 |
| Mark Sweeney, L (9, PH)<br>OBP: 0.327, SLG: 0.298 | | | | | | | | | | | 1 | 0 | 0 | 0 | 0 | 0 | 1 |
| Raul Casanova, S (10, 2)<br>OBP: 0.329, SLG: 0.400 | | | | | | | | | | | 0 | 0 | 0 | 0 | 0 | 0 | 0 |
| Santiago Perez, S (1, 6)<br>OBP: 0.316, SLG: 0.234 | | | G4-3 | | G3 | | B1-3 | | | BB SH1-4 1B BB | 3 | 1 | 0 | 0 | 1 | 0 | 0 |
| John Snyder, R (1, 1)<br>OBP: 0.185, SLG: 0.160 | | | G6-3 | | 1B | | G4-3 | | | SH1-4 | 3 | 0 | 1 | 0 | 0 | 0 | 0 |
| Ray King, L (9, 1) | | | | | | | | | | | 0 | 0 | 0 | 0 | 0 | 0 | 0 |
| Curt Leskanic, R (10, 1) | | | | | | | | | | | 0 | 0 | 0 | 0 | 0 | 0 | 0 |
| Luis Lopez, S (10, PH)<br>OBP: 0.277, SLG: 0.340 | | | | | | | | | | | 0 | 0 | 0 | 0 | 0 | 0 | 0 |
| Inning Stats | R: 0 E: 0 K: 0 S: 5 H: 0 LOB: 0 BB: 0 P: 6 | R: 1 E: 0 K: 0 S: 9 H: 1 LOB: 0 BB: 0 P: 14 | R: 0 E: 0 K: 0 S: 14 H: 2 LOB: 2 BB: 0 P: 21 | R: 0 E: 0 K: 1 S: 10 H: 0 LOB: 0 BB: 0 P: 14 | R: 0 E: 0 K: 0 S: 11 H: 2 LOB: 2 BB: 0 P: 13 | R: 0 E: 0 K: 2 S: 14 H: 1 LOB: 1 BB: 0 P: 18 | R: 0 E: 0 K: 0 S: 7 H: 0 LOB: 0 BB: 0 P: 9 | R: 0 E: 0 K: 1 S: 12 H: 0 LOB: 1 BB: 1 P: 20 | R: 0 E: 0 K: 1 S: 8 H: 0 LOB: 0 BB: 1 P: 14 | R: 1 E: 0 K: 1 S: 8 H: 1 LOB: 3 BB: 3 P: 23 | 1B: 6 2B: 0 3B: 0 HR: 1 | SF: 0 SAC: 1 DP: 1 HBP: 0 | | | | | | |

| PITCHER | | IP | WLS | BF | H | R | ER | SO | BB | IBB | HBP | BLK | WP | HR | S | P | ERA | WHIP |
|---|---|---|---|---|---|---|---|---|---|---|---|---|---|---|---|---|---|---|
| Pete Harnisch, R<br>ERA: 4.79 | (1, 1) | 7.0 | | 27 | 6 | 1 | 1 | 3 | 0 | 0 | 0 | 0 | 0 | 1 | 70 | 95 | 1.29 | 0.857 |
| Danny Graves, R<br>ERA: 2.29 | (8, 1) | 2.0 | | 7 | 0 | 0 | 0 | 2 | 2 | 0 | 0 | 0 | 0 | 0 | 20 | 34 | 0.00 | 1.000 |
| Mark Wohlers, R<br>ERA: 3.09 | (10, 1) | 0.1 | L | 3 | 0 | 1 | 1 | 0 | 2 | 0 | 0 | 0 | 0 | 0 | 3 | 11 | 27.00 | 6.000 |
| Larry Luebbers, R<br>ERA: 4.15 | (10, 1) | 0.1 | | 3 | 1 | 0 | 0 | 1 | 1 | 0 | 0 | 0 | 0 | 0 | 5 | 12 | 0.00 | 6.000 |

| PITCHER | IP | WLS | BF | H | R | ER | SO | BB | IBB | HBP | BLK | WP | HR | S | P | ERA | WHIP |
|---|---|---|---|---|---|---|---|---|---|---|---|---|---|---|---|---|---|

# BOTTOM

## Cincinnati Reds @ Milwaukee Brewers

Milwaukee County Stadium, Milwaukee, WI

Tue Aug 15 2000, 8:05 PM EDT
Att. 19,649 - Sunny - 86 F

livebaseballscorecards.com

| | |
|---|---|
| AB | 34 |
| R | 2 |
| H | 7 |
| RBI | 2 |
| BB | 5 |
| SO | 6 |
| LOB | 10 |

WP: 0 PB: 0 SB: 0 CS: 0 PA: 40

| Batter | 1 | 2 | 3 | 4 | 5 | 6 | 7 | 8 | 9 | AB | R | H | RBI | BB | SO | LOB |
|---|---|---|---|---|---|---|---|---|---|---|---|---|---|---|---|---|
| Chris Stynes, R (1, 5)<br>OBP: 0.388, SLG: 0.494 | F8 | | F8 | | FC4-6 1B | P6 | | | DI 1B | 5 | 0 | 2 | 0 | 0 | 0 | 1 |
| Barry Larkin, R (1, 6)<br>OBP: 0.384, SLG: 0.486 | F3 | | FC4-6 1B | | F9 | | G6-3 | | F8 | 5 | 0 | 1 | 0 | 0 | 0 | 2 |
| Ken Griffey Jr., L (1, 8)<br>OBP: 0.378, SLG: 0.538 | F7 | | FC4-6 | | FC4-6 2B | | G5-4-3 1B | | | 4 | 1 | 1 | 0 | 0 | 0 | 3 |
| Dante Bichette, R (1, 9)<br>OBP: 0.353, SLG: 0.473 | | 1B 1B | K | | BB 2B | | G5-4-3 | | | 4 | 0 | 2 | 1 | 0 | 1 | 3 |
| Sean Casey, L (1, 3)<br>OBP: 0.378, SLG: 0.446 | | F8 | | 2B | BB | | | G4-3 | | 3 | 0 | 1 | 0 | 1 | 0 | 1 |
| Dmitri Young, S (1, 7)<br>OBP: 0.339, SLG: 0.481 | | 1B | | G5-3 | FC4-6 BB | | | F9 | | 2 | 0 | 1 | 0 | 0 | 0 | 1 |
| Michael Tucker, L (5, PH) (5, 7)<br>OBP: 0.378, SLG: 0.538 | | | | | | | | | | 0 | 0 | 0 | 0 | 1 | 0 | 0 |
| Alex Ochoa, R (8, PH) (8, 7)<br>OBP: 0.366, SLG: 0.481 | | | | | | | | | | 1 | 0 | 0 | 0 | 0 | 0 | 0 |
| Pokey Reese, R (1, 4)<br>OBP: 0.309, SLG: 0.383 | | K | | F8 | FC4-6 | | | K | | 3 | 0 | 0 | 0 | 0 | 1 | 6 |
| Scott Sullivan, R (5, 1)<br>OBP: 0.200, SLG: 0.200 | | | | | | | | | | 0 | 0 | 0 | 0 | 0 | 0 | 0 |
| Chris Sexton, R (8, PH)<br>OBP: 0.250, SLG: 0.143 | | | | | | | | | | 1 | 0 | 0 | 0 | 0 | 1 | 0 |
| Larry Luebbers, R (8, 1) | | | | | | | | | | 0 | 0 | 0 | 0 | 0 | 0 | 0 |
| Ron Villone, L (8, 1)<br>OBP: 0.138, SLG: 0.172 | | | | | | | | | | 0 | 0 | 0 | 0 | 0 | 0 | 0 |
| Jason LaRue, R (1, 2)<br>OBP: 0.229, SLG: 0.344 | | F7 | | HBP | | G6-3 | | | F9 | 3 | 0 | 0 | 0 | 0 | 0 | 2 |
| Rob Bell, R (1, 1)<br>OBP: 0.103, SLG: 0.071 | | | FC4-6 1B | F7 | | G5-3 | | | K | 2 | 0 | 1 | 0 | 0 | 0 | 2 |
| Dennys Reyes, R (5, 1) | | | | | | | | | | 0 | 0 | 0 | 0 | 0 | 0 | 0 |
| Juan Castro, R (5, 4)<br>OBP: 0.304, SLG: 0.402 | | | | | | | | | | 2 | 0 | 0 | 0 | 0 | 1 | 0 |
| Inning Stats | R: 0 E: 0 K: 0 S: 12 H: 0 LOB: 0 BB: 0 P: 15 | R: 0 E: 0 K: 1 S: 12 H: 2 LOB: 2 BB: 0 P: 17 | R: 0 E: 0 K: 1 S: 11 H: 2 LOB: 2 BB: 0 P: 15 | R: 0 E: 0 K: 0 S: 9 H: 1 LOB: 2 BB: 0 P: 13 | R: 1 E: 0 K: 0 S: 11 H: 2 LOB: 3 BB: 2 P: 21 | R: 0 E: 0 K: 0 S: 8 H: 0 LOB: 0 BB: 0 P: 10 | R: 0 E: 0 K: 0 S: 5 H: 1 LOB: 0 BB: 0 P: 6 | R: 0 E: 0 K: 1 S: 7 H: 0 LOB: 0 BB: 0 P: 9 | R: 0 E: 0 K: 1 S: 7 H: 1 LOB: 1 BB: 0 P: 13 | 1B: 7 2B: 2 3B: 0 HR: 0 | SF: 0 SAC: 0 DP: 1 HBP: 1 | | | | | | |

| PITCHER | | IP | WLS | BF | H | R | ER | SO | BB | IBB | HBP | BLK | WP | HR | S | P | ERA | WHIP |
|---|---|---|---|---|---|---|---|---|---|---|---|---|---|---|---|---|---|---|
| Jeff D'Amico, R<br>ERA: 1.84 | (1, 1) | 7.0 | W | 31 | 8 | 1 | 1 | 2 | 2 | 0 | 1 | 0 | 0 | 0 | 68 | 97 | 1.29 | 1.429 |
| Valerio De Los Santos, L<br>ERA: 5.91 | (8, 1) | 0.1 | H | 1 | 0 | 0 | 0 | 0 | 0 | 0 | 0 | 0 | 0 | 0 | 1 | 2 | 0.00 | 0.000 |
| Juan Acevedo, R<br>ERA: 3.6 | (8, 1) | 0.2 | H | 2 | 0 | 0 | 0 | 1 | 0 | 0 | 0 | 0 | 0 | 0 | 6 | 7 | 0.00 | 0.000 |
| Curt Leskanic, R<br>ERA: 3.0 | (9, 1) | 1.0 | | 4 | 1 | 0 | 0 | 1 | 0 | 0 | 0 | 0 | 0 | 0 | 7 | 13 | 0.00 | 1.000 |

| PITCHER | IP | WLS | BF | H | R | ER | SO | BB | IBB | HBP | BLK | WP | HR | S | P | ERA | WHIP |
|---|---|---|---|---|---|---|---|---|---|---|---|---|---|---|---|---|---|

# TOP

## Cincinnati Reds @ Milwaukee Brewers

Milwaukee County Stadium, Milwaukee, WI

Wed Aug 16 2000, 8:05 PM EDT
Att. 26,339 - Cloudy - 66 F

livebaseballscorecards.com

| | |
|---|---|
| AB | 35 |
| R | 1 |
| H | 9 |
| RBI | 1 |
| BB | 2 |
| SO | 4 |
| LOB | 21 |

| | | | |
|---|---|---|---|
| WP: 0 | PB: 0 | SB: 0 | CS: 0 |
| PA: 38 | | | |

# BOTTOM

| Batter | 1 | 2 | 3 | 4 | 5 | 6 | 7 | 8 | 9 | AB | R | H | RBI | BB | SO | LOB |
|---|---|---|---|---|---|---|---|---|---|---|---|---|---|---|---|---|
| Ronnie Belliard, R (1, 4)<br>OBP: 0.354, SLG: 0.392 | F8 | K | | | SH, BB | 1B | | HBP, BB | | 3 | 0 | 1 | 1 | 1 | 1 | 1 |
| Marquis Grissom, R (1, 8)<br>OBP: 0.286, SLG: 0.346 | F9 | F8 | | | K | F2 | | SF9 | | 4 | 0 | 0 | 1 | 0 | 1 | 5 |
| Geoff Jenkins, L (1, 7)<br>OBP: 0.356, SLG: 0.574 | HR, 1B | | K | | K | | K | HBP | | 4 | 1 | 1 | 0 | 0 | 3 | 2 |
| Richie Sexson, R (1, 3)<br>OBP: 0.325, SLG: 0.487 | HR | | K | | BB | | K | P3 | | 4 | 1 | 1 | 2 | 1 | 2 | 3 |
| Jeromy Burnitz, L (1, 9)<br>OBP: 0.335, SLG: 0.435 | WP, 2B | | K | | K | | K | | | 4 | 0 | 1 | 0 | 0 | 3 | 3 |
| Charlie Hayes, R (1, 5)<br>OBP: 0.361, SLG: 0.385 | BB | | | F9 | E, HBP, FC2, 1B | | | BB, 1B | | 3 | 1 | 2 | 0 | 1 | 0 | 0 |
| Henry Blanco, R (1, 2)<br>OBP: 0.315, SLG: 0.379 | K2-3 | | | G5-3 | K | | | BB, 1B, SF9 | | 3 | 1 | 0 | 0 | 1 | 2 | 3 |
| Luis Lopez, S (1, 6)<br>OBP: 0.283, SLG: 0.347 | | SH1-4, 2B | | F8 | FC2, E, 1B, HBP | | | F8 | | 3 | 1 | 1 | 0 | 0 | 0 | 2 |
| Jeff D'Amico, R (1, 1)<br>OBP: 0.121, SLG: 0.194 | | SH1-4 | | | SH, 2B | FC2, 1B | | SF9, BB, 1B | | 2 | 0 | 1 | 0 | 0 | 0 | 2 |
| Valerio De Los Santos, L (8, 1) | | | | | | | | | | 0 | 0 | 0 | 0 | 0 | 0 | 0 |
| Juan Acevedo, R (8, 1) | | | | | | | | | | 0 | 0 | 0 | 0 | 0 | 0 | 0 |
| Mark Sweeney, L (8, PH)<br>OBP: 0.327, SLG: 0.298 | | | | | | | | | | 0 | 0 | 0 | 0 | 0 | 0 | 0 |
| James Mouton, R (8, PH)<br>OBP: 0.359, SLG: 0.314 | | | | | | | | | | 1 | 0 | 1 | 1 | 0 | 0 | 0 |
| Curt Leskanic, R (9, 1) | | | | | | | | | | 0 | 0 | 0 | 0 | 0 | 0 | 0 |
| Inning Stats | R: 2<br>E: 0<br>K: 1<br>S: 16<br>H: 3<br>LOB: 2<br>BB: 1<br>P: 28 | R: 0<br>E: 0<br>K: 1<br>S: 8<br>H: 1<br>LOB: 1<br>BB: 0<br>P: 10 | R: 0<br>E: 0<br>K: 3<br>S: 10<br>H: 0<br>LOB: 0<br>BB: 0<br>P: 15 | R: 0<br>E: 0<br>K: 0<br>S: 6<br>H: 0<br>LOB: 0<br>BB: 0<br>P: 11 | R: 0<br>E: 0<br>K: 3<br>S: 18<br>H: 1<br>LOB: 3<br>BB: 1<br>P: 30 | R: 1<br>E: 1<br>K: 1<br>S: 15<br>H: 2<br>LOB: 2<br>BB: 0<br>P: 25 | R: 0<br>E: 0<br>K: 3<br>S: 9<br>H: 0<br>LOB: 0<br>BB: 0<br>P: 12 | R: 2<br>E: 0<br>K: 0<br>S: 17<br>H: 2<br>LOB: 3<br>BB: 2<br>P: 32 | | 1B: 5<br>2B: 3<br>3B: 0<br>HR: 1<br>SF: 1<br>SAC: 2<br>DP: 0<br>HBP: 2 | | | | | | |

| PITCHER | | IP | WLS | BF | H | R | ER | SO | BB | IBB | HBP | BLK | WP | HR | S | P | ERA | WHIP |
|---|---|---|---|---|---|---|---|---|---|---|---|---|---|---|---|---|---|---|
| Rob Bell, R<br>ERA: 4.96 | (1, 1) | 4.1 | L | 20 | 5 | 2 | 2 | 6 | 1 | 0 | 0 | 0 | 1 | 1 | 48 | 77 | 4.15 | 1.385 |
| Dennys Reyes, L<br>ERA: 5.73 | (5, 1) | 0.1 | | 1 | 0 | 0 | 0 | 1 | 0 | 0 | 0 | 0 | 0 | 0 | 3 | 4 | 0.00 | 0.000 |
| Scott Sullivan, R<br>ERA: 3.45 | (5, 1) | 2.1 | | 11 | 2 | 1 | 1 | 5 | 1 | 0 | 1 | 0 | 0 | 0 | 31 | 50 | 3.86 | 1.286 |
| Larry Luebbers, R<br>ERA: 5.4 | (8, 1) | 0.1 | | 3 | 1 | 2 | 2 | 0 | 1 | 0 | 0 | 0 | 0 | 0 | 9 | 15 | 54.00 | 6.000 |
| Ron Villone, L<br>ERA: 5.79 | (8, 1) | 0.2 | | 5 | 1 | 0 | 0 | 0 | 1 | 0 | 1 | 0 | 0 | 0 | 8 | 17 | 0.00 | 3.000 |

| PITCHER | IP | WLS | BF | H | R | ER | SO | BB | IBB | HBP | BLK | WP | HR | S | P | ERA | WHIP |
|---|---|---|---|---|---|---|---|---|---|---|---|---|---|---|---|---|---|

Cincinnati Reds @ Milwaukee Brewers
Milwaukee County Stadium, Milwaukee, WI
Wed Aug 16 2000, 8:05 PM EDT
Att. 26,339 - Cloudy - 66 F

livebaseballscorecards.com

| | |
|---|---|
| AB | 31 |
| R | 5 |
| H | 9 |
| RBI | 5 |
| BB | 4 |
| SO | 12 |
| LOB | 21 |

WP: 1 PB: 0 SB: 0 CS: 0 PA: 40

| Batter | 1 | 2 | 3 | 4 | 5 | 6 | 7 | 8 | 9 | AB | R | H | RBI | BB | SO | LOB |
|---|---|---|---|---|---|---|---|---|---|---|---|---|---|---|---|---|
| Ronnie Belliard, R (1, 4)<br>OBP: 0.354, SLG: 0.391 | X<br>0-0 ① P3 | | C B C B X<br>2-2 ② G4-3 | | | C B S X<br>1-2 ①② L3<br>1-2 | | B C X<br>1-1 1B<br>SF7<br>2-3 1B | | 4 | 1 | 1 | 0 | 0 | 0 | 1 |
| Mark Loretta, R (1, 6)<br>OBP: 0.359, SLG: 0.422 | B B C X<br>2-1 ② G5-3 | | B C B B C F X<br>3-2 ③ P3 | | | F F B B B X<br>3-2 ③ G4-3 | | X<br>0-0<br>1-3 1B<br>3-H | | 4 | 0 | 1 | 1 | 0 | 0 | 0 |
| Geoff Jenkins, L (1, 7)<br>OBP: 0.355, SLG: 0.581 | C F X<br>0-2 E6 | | | C B B S B X<br>3-2 ① G4-3 | | | B B F F X<br>2-2 HR | S X<br>0-1 ① SF7<br>3-H | | 3 | 1 | 1 | 2 | 0 | 0 | 0 |
| Richie Sexson, R (1, 3)<br>OBP: 0.324, SLG: 0.485 | B B F F F B F X<br>3-2 ③ G5-3 | | | F C S<br>0-3 ② K | | | F B B F B X<br>3-2<br>BB<br>1B 1B | X<br>0-0 ② F8 | | 4 | 1 | 1 | 0 | 0 | 1 | 2 |
| Jeromy Burnitz, L (1, 9)<br>OBP: 0.335, SLG: 0.432 | | B F B F C<br>2-3 ① K | | F B F F X<br>1-2 ③ P6 | | | B B B B<br>4-0<br>1B<br>1-2 BB | C S B B F C<br>2-3 ③ K | | 3 | 0 | 0 | 0 | 1 | 2 | 1 |
| Charlie Hayes, R (1, 5)<br>OBP: 0.362, SLG: 0.385 | | C B F B F B F F F<br>4-2 B BB | | | C B C B F S<br>2-3 ① K | | F X<br>0-1<br>G5-4-3<br>1-3 1B<br>2-H | | X<br>0-0 ① P4 | 3 | 0 | 1 | 1 | 1 | 1 | 0 |
| Marquis Grissom, R (1, 8)<br>OBP: 0.284, SLG: 0.343 | B B C S X<br>2-2 ② P6 | | | | C B C B C S<br>2-3 ② K | | F B B F B F X<br>3-2 ①②<br>G5-4-3<br>1-2f | | C C S<br>0-3 ② K | 4 | 0 | 0 | 0 | 0 | 2 | 3 |
| Raul Casanova, S (1, 2)<br>OBP: 0.321, SLG: 0.389 | C B X<br>1-1 ③ G3 | | | | B B X<br>2-0 ③ G4-3 | | F B B F F C<br>2-3 ③ K | | S S B F F S<br>1-3 ③ K | 4 | 0 | 0 | 0 | 0 | 2 | 2 |
| Jimmy Haynes, R (1, 1)<br>OBP: 0.146, SLG: 0.229<br>James Mouton, R (6, PH)<br>OBP: 0.354, SLG: 0.314<br>Everett Stull, R (6, 1)<br>52 Rafael Roque, L (7, 1)<br>Mark Sweeney, L (8, PH)<br>OBP: 0.339, SLG: 0.333<br>Valerio De Los Santos, L (8, 1) | | | B B C S F C<br>2-3 ① K | | | B B B C B<br>4-1<br>L3<br>BB | | B F F F B B X<br>3-2<br>1B<br>1B 2B | | 1 0 0 0 0 1 0<br>0 0 0 0 1 0 0<br>0 0 0 0 0 0 0<br>0 0 0 0 0 0 0<br>1 1 1 0 0 0 0<br>0 0 0 0 0 0 0 | | | | | | |
| Inning Stats | R: 0 E: 1 K: 0 S: 10 H: 0 LOB: 1 BB: 0 P: 15 | R: 0 E: 0 K: 1 S: 14 H: 0 LOB: 1 BB: 1 P: 23 | R: 0 E: 0 K: 1 S: 11 H: 0 LOB: 0 BB: 0 P: 18 | R: 0 E: 0 K: 1 S: 9 H: 0 LOB: 0 BB: 0 P: 13 | R: 0 E: 0 K: 2 S: 8 H: 0 LOB: 0 BB: 0 P: 14 | R: 0 E: 0 K: 0 S: 7 H: 0 LOB: 0 BB: 1 P: 15 | R: 2 E: 0 K: 1 S: 15 H: 3 LOB: 1 BB: 1 P: 29 | R: 2 E: 0 K: 1 S: 13 H: 3 LOB: 1 BB: 0 P: 19 | R: 0 E: 0 K: 2 S: 8 H: 0 LOB: 0 BB: 0 P: 9 | 1B: 4 2B: 2 3B: 0 HR: 1 | SF: 1 SAC: 0 DP: 2 HBP: 0 | | | | | | |

# TOP

## Milwaukee Brewers @ Houston Astros

Enron Field, Houston, TX

Fri Aug 18 2000, 8:05 PM EDT

Att. 36,781 - Dome - 72 F

livebaseballscorecards.com

| | |
|---|---|
| AB | 31 |
| R | 4 |
| H | 6 |
| RBI | 4 |
| BB | 3 |
| SO | 9 |
| LOB | 9 |

| PITCHER | | IP | WLS | BF | H | R | ER | SO | BB | IBB | HBP | BLK | WP | HR | S | P | ERA | WHIP |
|---|---|---|---|---|---|---|---|---|---|---|---|---|---|---|---|---|---|---|
| Wade Miller, R<br>ERA: 5.69 | (1, 1) | 6.0 | W | 24 | 3 | 2 | 2 | 5 | 3 | 0 | 0 | 0 | 0 | 1 | 67 | 115 | 3.00 | 1.000 |
| Marc Valdes, R<br>ERA: 3.92 | (7, 1) | 1.0 | H | 5 | 3 | 2 | 2 | 1 | 0 | 0 | 0 | 0 | 0 | 0 | 13 | 22 | 18.00 | 3.000 |
| Octavio Dotel, R<br>ERA: 5.16 | (8, 1) | 2.0 | S | 6 | 0 | 0 | 0 | 3 | 0 | 0 | 0 | 0 | 0 | 0 | 15 | 18 | 0.00 | 0.000 |

| PITCHER | IP | WLS | BF | H | R | ER | SO | BB | IBB | HBP | BLK | WP | HR | S | P | ERA | WHIP |
|---|---|---|---|---|---|---|---|---|---|---|---|---|---|---|---|---|---|

# Milwaukee Brewers @ Houston Astros

Enron Field, Houston, TX

Fri Aug 18 2000, 8:05 PM EDT

Att. 36,781 - Dome - 72 F

livebaseballscorecards.com

## BOTTOM

| Batter | 1 | 2 | 3 | 4 | 5 | 6 | 7 | 8 | 9 | AB | R | H | RBI | BB | SO | LOB |
|---|---|---|---|---|---|---|---|---|---|---|---|---|---|---|---|---|
| Roger Cedeno, S (1, 7)<br>OBP: 0.371, SLG: 0.399 | F7 | | 5 5 S / 5 1B / 1B | | E 5 1B / SF9 / 1B | S / 2B / 1B<br>3-H | | K | | 5 | 3 | 3 | 1 | 0 | 1 | 0 |
| Julio Lugo, R (1, 6)<br>OBP: 0.339, SLG: 0.394 | G6-3 | | F8 | | E7 / 1B / 1B<br>1-3 | K<br>1-2 | | K | | 5 | 1 | 1 | 0 | 0 | 2 | 2 |
| 5 Jeff Bagwell, R (1, 3)<br>OBP: 0.428, SLG: 0.612 | K | | 1-H / 1B | | SF9<br>3-H | 2B / IBB | | K | | 3 | 0 | 1 | 2 | 1 | 2 | 0 |
| Richard Hidalgo, R (1, 8)<br>OBP: 0.360, SLG: 0.558 | | F7 | F8 | | 1B<br>1-3 | 1-3<br>2-H | | | | 4 | 0 | 2 | 1 | 0 | 0 | 1 |
| Moises Alou, R (1, 9)<br>OBP: 0.424, SLG: 0.636 | | WP BB / 1B | | G4-3 HBP / 1B | P4 | G6-3 | | | | 4 | 0 | 2 | 0 | 0 | 0 | 4 |
| Mitch Meluskey, S (1, 2)<br>OBP: 0.394, SLG: 0.500 | | WP / 1-2 BB | | G4-3 / 1-2 HBP | 1B<br>3-H | | F3 | | | 2 | 0 | 1 | 1 | 1 | 0 | 0 |
| Chris Truby, R (1, 5)<br>OBP: 0.322, SLG: 0.515 | F9 | | | F9 | G4-3 | | P6 | | | 4 | 0 | 0 | 0 | 0 | 0 | 6 |
| Bill Spiers, L (1, 4)<br>OBP: 0.391, SLG: 0.411 | G6-3<br>1-2 2-3 | | | G4-3<br>1-2 2-3 | | WP / 1B | S / 1B | | | 4 | 1 | 2 | 0 | 0 | 0 | 4 |
| Wade Miller, R (1, 1)<br>OBP: 0.118, SLG: 0.176 | | | P4 | K | | K<br>2-3 | K<br>1-2 | | | 3 | 0 | 0 | 0 | 0 | 2 | 3 |
| Marc Valdes, R (7, 1) | | | | | | | | | | 1 | 0 | 0 | 0 | 0 | 1 | 1 |
| Octavio Dotel, R (8, 1)<br>OBP: 0.063, SLG: 0.032 | | | | | | | | | | 0 | 0 | 0 | 0 | 0 | 0 | 0 |
| Inning Stats | R: 0 E: 0 K: 1 S: 9 / H: 0 LOB: 0 BB: 0 P: 13 | R: 0 E: 0 K: 0 S: 10 / H: 1 LOB: 2 BB: 1 P: 20 | R: 1 E: 0 K: 0 S: 11 / H: 2 LOB: 1 BB: 0 P: 16 | R: 0 E: 0 K: 1 S: 13 / H: 1 LOB: 2 BB: 0 P: 19 | R: 2 E: 1 K: 0 S: 13 / H: 4 LOB: 2 BB: 0 P: 20 | R: 2 E: 0 K: 2 S: 17 / H: 3 LOB: 2 BB: 1 P: 28 | R: 0 E: 0 K: 1 S: 11 / H: 1 LOB: 1 BB: 0 P: 16 | R: 0 E: 0 K: 3 S: 11 / H: 0 LOB: 0 BB: 0 P: 14 | | 1B: 10 2B: 2 3B: 0 HR: 0 | SF: 1 SAC: 0 DP: 0 HBP: 1 | | | | | |

| | |
|---|---|
| AB | 35 |
| R | 5 |
| H | 12 |
| RBI | 5 |
| BB | 2 |
| SO | 8 |
| LOB | 21 |

WP: 2 PB: 0 SB: 3 CS: 0 PA: 39

| PITCHER | | IP | WLS | BF | H | R | ER | SO | BB | IBB | HBP | BLK | WP | HR | S | P | ERA | WHIP |
|---|---|---|---|---|---|---|---|---|---|---|---|---|---|---|---|---|---|---|
| Jimmy Haynes, R<br>ERA: 4.77 | (1, 1) | 5.0 | L | 25 | 8 | 3 | 3 | 2 | 1 | 0 | 1 | 0 | 1 | 0 | 56 | 88 | 5.40 | 1.800 |
| Everett Stull, R<br>ERA: 7.33 | (6, 1) | 1.0 | | 7 | 3 | 2 | 2 | 2 | 0 | 1 | 0 | 0 | 1 | 0 | 17 | 28 | 18.00 | 3.000 |
| 52 Rafael Roque, L<br>ERA: 6.75 | (7, 1) | 1.0 | | 4 | 1 | 0 | 0 | 1 | 0 | 0 | 0 | 0 | 0 | 0 | 11 | 16 | 0.00 | 1.000 |
| Valerio De Los Santos, L<br>ERA: 5.81 | (8, 1) | 1.0 | | 3 | 0 | 0 | 0 | 3 | 0 | 0 | 0 | 0 | 0 | 0 | 11 | 14 | 0.00 | 0.000 |

| PITCHER | IP | WLS | BF | H | R | ER | SO | BB | IBB | HBP | BLK | WP | HR | S | P | ERA | WHIP |
|---|---|---|---|---|---|---|---|---|---|---|---|---|---|---|---|---|---|

| Batter | 1 | 2 | 3 | 4 | 5 | 6 | 7 | 8 | 9 | AB | R | H | RBI | BB | SO | LOB |
|---|---|---|---|---|---|---|---|---|---|---|---|---|---|---|---|---|
| James Mouton, R (1, 8)<br>OBP: 0.365, SLG: 0.328 | B B C C F B<br>4-2<br>G6-4-3 BB<br>HR<br>BB | C B C X<br>1-2 ①<br>G5-3 | X<br>0-0<br>1B<br>2-H<br>3-H<br>3B | C C B F S<br>1-3 ①<br>K | B C B C B X<br>3-2 ①<br>F7 | 4 | 2 | 1 | 2 | 1 | 1 | 0 |
| Mark Loretta, R (1, 6)<br>OBP: 0.364, SLG: 0.428 | B B B B<br>4-0<br>G6-4-3<br>1-2<br>BB | C X<br>0-1 ②<br>F9 | X<br>0-0<br>1B<br>3-H | B C F X<br>1-2 ②<br>G4-3 | X<br>0-0<br>2B | 4 | 0 | 2 | 1 | 1 | 0 | 0 |
| Geoff Jenkins, L (1, 7)<br>OBP: 0.351, SLG: 0.573 | F F X<br>0-2 ① ②<br>G6-4-3<br>1-2f<br>2-3 | X<br>0-0 ③<br>P6 | C B F F F B C<br>2-3 ③<br>K | S S F B B S<br>1-3 ③<br>K | F C F B F B S<br>2-3 ②<br>K | 5 | 0 | 0 | 0 | 0 | 3 | 4 |
| Richie Sexson, R (1, 3)<br>OBP: 0.325, SLG: 0.482 | H<br>1-0<br>HR<br>HBP | X<br>0-0 ①<br>G6-3 | X<br>0-0<br>BB G3<br>1B | C B B X<br>2-1 ①<br>F9 | S S F S<br>0-3 ③<br>K | 4 | 1 | 1 | 0 | 0 | 1 | 1 |
| Jeromy Burnitz, L (1, 9)<br>OBP: 0.336, SLG: 0.439 | C X<br>0-1<br>1-H<br>3-H<br>HR | B X<br>1-0<br>WP CI<br>1B<br>1B | C B B S F B X<br>3-2 ①<br>G3<br>1-2 | B C F C<br>1-3 ②<br>K | | 4 | 2 | 2 | 3 | 0 | 1 | 1 |
| Charlie Hayes, R (1, 5)<br>OBP: 0.360, SLG: 0.381<br>Juan Acevedo, R (7, 1) | C B B X<br>2-1 ③<br>F2 | B X<br>1-0<br>CI<br>1B WP<br>1-2<br>2B | B X<br>1-0 ②<br>F4 | B B F B F C<br>3-3 ③<br>K | | 3<br>0 | 1<br>0 | 0<br>0 | 0<br>0 | 0<br>0 | 1<br>0 | 1<br>0 |
| Ronnie Belliard, R (1, 4)<br>OBP: 0.355, SLG: 0.390 | B C C X<br>1-2 ①<br>F9 | B B B X<br>3-0<br>2B<br>1-3<br>2-H<br>3B 1B | B B B F B<br>4-1<br>BB<br>BB | B F X<br>1-1 ①<br>F7 | | 3 | 1 | 1 | 1 | 1 | 0 | 0 |
| Henry Blanco, R (1, 2)<br>OBP: 0.318, SLG: 0.383 | B B X<br>2-0 ②<br>G5-3 | X<br>0-0<br>3B<br>1-3<br>3-H<br>2B | B B B F B<br>4-1<br>1-2<br>2-3<br>BB | C B B S F B F X<br>3-2 ②<br>F8 | | 3 | 1 | 1 | 1 | 1 | 0 | 0 |
| Jamey Wright, R (1, 1)<br>OBP: 0.067, SLG: 0.067<br>Valerio De Los Santos, L (6, 1)<br>Tyler Houston, L (7, 5)<br>OBP: 0.276, SLG: 0.461 | F B F S<br>1-3 ③<br>K | C C S<br>0-3 ②<br>K | C S B S S<br>1-3 ③<br>K | F B B S S S<br>2-3 ③<br>K | | 3<br>0<br>1 | 0<br>0<br>0 | 0<br>0<br>0 | 0<br>0<br>0 | 0<br>0<br>0 | 3<br>0<br>1 | 5<br>0<br>0 |
| Inning Stats | R: 3 H: 1<br>E: 0 LOB: 0<br>K: 0 BB: 2<br>S: 10 P: 21 | R: 0 H: 0<br>E: 0 LOB: 0<br>K: 1 BB: 0<br>S: 7 P: 11 | R: 0 H: 0<br>E: 0 LOB: 0<br>K: 0 BB: 0<br>S: 6 P: 7 | R: 5 H: 5<br>E: 1 LOB: 1<br>K: 2 BB: 0<br>S: 15 P: 22 | R: 0 H: 1<br>E: 0 LOB: 3<br>K: 1 BB: 2<br>S: 11 P: 24 | R: 0 H: 0<br>E: 0 LOB: 0<br>K: 2 BB: 0<br>S: 11 P: 14 | R: 0 H: 0<br>E: 0 LOB: 0<br>K: 2 BB: 0<br>S: 8 P: 14 | R: 0 H: 0<br>E: 0 LOB: 1<br>K: 1 BB: 0<br>S: 10 P: 16 | R: 0 H: 1<br>E: 0 LOB: 1<br>K: 2 BB: 0<br>S: 13 P: 18 | 1B: 4 SF: 0<br>2B: 2 SAC: 0<br>3B: 1 DP: 1<br>HR: 1 HBP: 1 | | | | WP: 1 PA: 40<br>PB: 0<br>SB: 0<br>CS: 0 | | |

# TOP

## Milwaukee Brewers @ Houston Astros

Enron Field, Houston, TX

Sat Aug 19 2000, 8:05 PM EDT

Att. 42,297 - Dome - 72 F

livebaseballscorecards.com

| | |
|---|---|
| AB | 34 |
| R | 8 |
| H | 8 |
| RBI | 8 |
| BB | 4 |
| SO | 11 |
| LOB | 12 |

| PITCHER | | IP | WLS | BF | H | R | ER | SO | BB | IBB | HBP | BLK | WP | HR | S | P | ERA | WHIP |
|---|---|---|---|---|---|---|---|---|---|---|---|---|---|---|---|---|---|---|
| Chris Holt, R<br>ERA: 5.42 | (1, 1) | 4.0 | | 21 | 6 | 8 | 7 | 3 | 2 | 0 | 1 | 0 | 1 | 1 | 38 | 61 | 15.75 | 2.000 |
| Joe Slusarski, R<br>ERA: 4.04 | (5, 1) | 2.0 | | 9 | 1 | 0 | 0 | 3 | 2 | 0 | 0 | 0 | 0 | 0 | 22 | 38 | 0.00 | 1.500 |
| Jose Cabrera, R<br>ERA: 5.87 | (7, 1) | 2.0 | W | 6 | 0 | 0 | 0 | 3 | 0 | 0 | 0 | 0 | 0 | 0 | 18 | 30 | 0.00 | 0.000 |
| Octavio Dotel, R<br>ERA: 5.11 | (9, 1) | 1.0 | S | 4 | 1 | 0 | 0 | 2 | 0 | 0 | 0 | 0 | 0 | 0 | 13 | 18 | 0.00 | 1.000 |

| PITCHER | IP | WLS | BF | H | R | ER | SO | BB | IBB | HBP | BLK | WP | HR | S | P | ERA | WHIP |
|---|---|---|---|---|---|---|---|---|---|---|---|---|---|---|---|---|---|

| Batter | 1 | 2 | 3 | 4 | 5 | 6 | 7 | 8 | 9 | AB | R | H | RBI | BB | SO | LOB |
|---|---|---|---|---|---|---|---|---|---|---|---|---|---|---|---|---|
| Roger Cedeno, S (1, 7)<br>OBP: 0.376, SLG: 0.401 | B B F B C F B<br>4-2 G1-3 BB | B C B X<br>2-1 5 HR 1B<br>2-H 3-H 1B | | B B B C C X<br>3-2 PO 1B | | B C F F B S<br>2-3 K ③ | | B B F F X<br>2-2 FC3-6 ①<br>1-2f CS | | 4 | 1 | 2 | 1 | 1 | 1 | 3 |
| Julio Lugo, R (1, 4)<br>OBP: 0.340, SLG: 0.391<br>Octavio Dotel, R (9, 1)<br>OBP: 0.063, SLG: 0.032 | C B B B F F X<br>3-2 G1-3 ①<br>1-2 | X<br>0-0 5 HR 1B<br>1-2 | | 1 SAFE<br>0-0 PO ③<br>1-2 | B C C X<br>1-2 F8 ① | | X<br>0-0 P4 ① | P B F B B<br>4-1 5 HR BB ②<br>1-2 | | 4<br>0 | 2<br>0 | 1<br>0 | 0<br>0 | 1<br>0 | 0<br>0 | 1<br>0 |
| 5 Jeff Bagwell, R (1, 3)<br>OBP: 0.430, SLG: 0.625 | S X<br>0-1 F9 ② | B S X<br>1-1 HR<br>1-H 2-H | | | C B S F F F X<br>1-2 F9 ② | | S B B B S B<br>4-2 1B BB 1B BB | F S X<br>0-2 HR<br>1-H | | 4 | 3 | 2 | 5 | 1 | 0 | 1 |
| Richard Hidalgo, R (1, 8)<br>OBP: 0.359, SLG: 0.552 | B X<br>1-0 G5-3 ③ | B X<br>1-0 F5 ③ | | | S B B F X<br>2-2 F9 ③ | | F B B B B<br>4-1 1B 1B BB<br>1-2 | C B B X<br>2-1 G5-3 ③ | | 4 | 0 | 0 | 0 | 1 | 0 | 1 |
| Moises Alou, R (1, 9)<br>OBP: 0.425, SLG: 0.638 | | C X<br>0-1 G4-3 ①<br>F S F B B S<br>2-3 K ① | | | | B X<br>1-0 PB 2B<br>B B X<br>2-0 1B 1B<br>1-2 2-3 | | | | 4 | 1 | 2 | 0 | 0 | 1 | 0 |
| Mitch Meluskey, S (1, 2)<br>OBP: 0.399, SLG: 0.500 | | B C B B C B<br>4-2 HBP 1B BB<br>B F F X<br>1-2 G3-1 ② | | | | B B B B<br>4-0 SH1-4 1B BB<br>2-3<br>F X<br>0-1 1B<br>1-2 2-3 3-H | | | | 2 | 1 | 1 | 1 | 2 | 0 | 0 |
| Chris Truby, R (1, 5)<br>OBP: 0.327, SLG: 0.511 | | B H<br>2-0 SH3-4 1B WP HBP<br>1-2<br>C S B F B F S<br>2-3 K ③ | | | | B F F B B X<br>2-2 SH1-4 1B<br>1-2 3-H<br>B F X<br>1-1 F9 ② | | | | 3 | 1 | 1 | 1 | 0 | 1 | 3 |
| Tim Bogar, R (1, 6)<br>OBP: 0.257, SLG: 0.268 | | C B X<br>1-1 WP SH3-4 1B<br>1-2 2-H 1B | | C X<br>0-1 G5-3 ① | | X<br>0-0 SH1-4 ①<br>1-2 2-3<br>S F B B F F X<br>2-2 F8 ③ | | | | 3 | 1 | 1 | 1 | 0 | 0 | 3 |
| Chris Holt, R (1, 1)<br>OBP: 0.170, SLG: 0.093<br>Daryle Ward, L (4, PH)<br>OBP: 0.296, SLG: 0.545<br>Joe Slusarski, R (5, 1)<br>OBP: 0.143, SLG: 0.143<br>17 Lance Berkman, S (6, PH)<br>OBP: 0.389, SLG: 0.579<br>Jose Cabrera, R (7, 1)<br>Bill Spiers, L (8, PH)<br>OBP: 0.393, SLG: 0.413 (9, 4) | | X<br>0-0 SH3-4 ②<br>1-2 2-3 | | B B S B X<br>3-1 G4-3 ② | | B B C B F C<br>3-3 K ② | | C X<br>0-1 FC3-6 1B | | 0<br>1<br>0<br>1<br>0<br>1 | 0<br>0<br>0<br>0<br>0<br>0 | 0<br>0<br>0<br>0<br>0<br>0 | 0<br>0<br>0<br>0<br>0<br>0 | 0<br>0<br>0<br>1<br>0<br>0 | 0<br>0<br>0<br>0<br>0<br>0 | 0<br>0<br>0<br>2<br>0<br>0 |
| Inning Stats | R: 0 H: 0<br>E: 0 LOB: 1<br>K: 0 BB: 1<br>S: 10 P: 18 | R: 6 H: 4<br>E: 0 LOB: 0<br>K: 0 BB: 1<br>S: 13 P: 24 | R: 0 H: 0<br>E: 0 LOB: 0<br>K: 2 BB: 0<br>S: 12 P: 17 | R: 0 H: 1<br>E: 0 LOB: 0<br>K: 0 BB: 0<br>S: 7 P: 13 | R: 0 H: 0<br>E: 0 LOB: 0<br>K: 0 BB: 0<br>S: 12 P: 16 | R: 1 H: 2<br>E: 0 LOB: 2<br>K: 2 BB: 1<br>S: 12 P: 24 | R: 1 H: 2<br>E: 0 LOB: 3<br>K: 0 BB: 2<br>S: 13 P: 26 | R: 2 H: 2<br>E: 0 LOB: 0<br>K: 0 BB: 1<br>S: 12 P: 19 | | 1B: 8 SF: 0<br>2B: 1 SAC: 2<br>3B: 0 DP: 0<br>HR: 2 HBP: 1 | | | | | | |

| PITCHER | | IP | WLS | BF | H | R | ER | SO | BB | IBB | HBP | BLK | WP | HR | S | P | ERA | WHIP |
|---|---|---|---|---|---|---|---|---|---|---|---|---|---|---|---|---|---|---|
| Jamey Wright, R<br>ERA: 4.14 | (1, 1) | 5.0 | | 25 | 7 | 7 | 7 | 2 | 3 | 0 | 1 | 0 | 1 | 1 | 58 | 99 | 12.60 | 2.000 |
| Valerio De Los Santos, L<br>ERA: 5.83 | (6, 1) | 1.1 | H | 6 | 0 | 1 | 1 | 2 | 2 | 0 | 0 | 0 | 0 | 0 | 12 | 25 | 6.75 | 1.500 |
| Juan Acevedo, R<br>ERA: 3.79 | (7, 1) | 1.2 | L | 9 | 4 | 2 | 2 | 0 | 1 | 0 | 0 | 0 | 0 | 1 | 21 | 33 | 10.80 | 3.000 |

| PITCHER | IP | WLS | BF | H | R | ER | SO | BB | IBB | HBP | BLK | WP | HR | S | P | ERA | WHIP |
|---|---|---|---|---|---|---|---|---|---|---|---|---|---|---|---|---|---|

# BOTTOM

## Milwaukee Brewers @ Houston Astros

Enron Field, Houston, TX

Sat Aug 19 2000, 8:05 PM EDT
Att. 42,297 - Dome - 72 F

livebaseballscorecards.com

| | |
|---|---|
| AB | 31 |
| R | 10 |
| H | 11 |
| RBI | 9 |
| BB | 6 |
| SO | 4 |
| LOB | 14 |

WP: 1 PA: 41
PB: 1
SB: 0
CS: 1

| Batter | 1 | 2 | 3 | 4 | 5 | 6 | 7 | 8 | 9 | AB | R | H | RBI | BB | SO | LOB |
|---|---|---|---|---|---|---|---|---|---|---|---|---|---|---|---|---|
| James Mouton, R (1, 8)<br>OBP: 0.364, SLG: 0.323 | C B C F B S<br>2-3<br>K ① | | C F B X<br>1-2<br>1B 2B 1B | S S B S<br>1-3<br>K ③ | | B C B B B<br>4-1<br>S S 1B BB | | B L C X<br>1-2<br>FC5-4 CS ①<br>1-2f<br>2-3 | B C F C<br>1-3<br>K ③ | 5 | 2 | 1 | 0 | 1 | 3 | 7 |
| Mark Loretta, R (1, 6)<br>OBP: 0.369, SLG: 0.429<br>Luis Lopez, S (8, PR)<br>OBP: 0.283, SLG: 0.347 (8, 6) | C C B X<br>1-2<br>G6-3 ② | | X<br>0-0<br>1-3<br>1B ② | | C B B B C F F B<br>4-2<br>2B SF9 BB | B F X<br>1-1<br>G4-3 ②<br>1-2 | | 1 SAFE X<br>0-0<br>FC5-4 HBP ②<br>1-2<br>3-H<br>1B | | 4<br>0 | 1<br>0 | 2<br>0 | 1<br>0 | 1<br>0 | 0<br>0 | 1<br>0 |
| Geoff Jenkins, L (1, 7)<br>OBP: 0.359, SLG: 0.583 | X<br>0-0<br>1B | | B X<br>1-0<br>FC5 2B<br>3-H | | B F B X<br>2-1<br>SF9 E 2B<br>1-3 | C B X<br>2-1<br>S 1B<br>2-H | | C B F F H<br>2-2<br>FC5-4 HBP<br>1-2 | | 4 | 1 | 4 | 2 | 0 | 0 | 0 |
| Richie Sexson, R (1, 3)<br>OBP: 0.321, SLG: 0.476<br>Curt Leskanic, R (8, 1) | B S B S B S<br>3-3<br>K ③ | | S C X<br>0-2<br>FC5 ③<br>2-3 | | B S C S<br>1-3<br>K ① | B S B S B F S<br>3-3<br>K ③<br>1-2 | | B B S S X<br>2-2<br>FC5-4 ③<br>1-2f<br>2-3 | | 5<br>0 | 0<br>0 | 0<br>0 | 0<br>0 | 0<br>0 | 3<br>0 | 7<br>0 |
| Jeromy Burnitz, L (1, 9)<br>OBP: 0.338, SLG: 0.442 | | C F F B T F T B F X<br>2-2<br>2B | C X<br>0-1<br>1B 1B | I I I I<br>4-0<br>E S IBB | | | B B C F X<br>2-2<br>G4-3 ① | | C S S C<br>1-3<br>K ① | 4 | 0 | 2 | 0 | 1 | 1 | 0 |
| Charlie Hayes, R (1, 5)<br>OBP: 0.358, SLG: 0.380 | | C B S S C<br>1-3<br>K ① | F F S<br>0-3<br>K ① | F C B B B F F X<br>3-2<br>SF9 ②<br>2-3<br>3-H | | | B S F B S<br>2-3<br>K ② | | B C B X<br>2-1<br>1B 1B | 4 | 0 | 1 | 1 | 0 | 3 | 2 |
| Ronnie Belliard, R (1, 4)<br>OBP: 0.353, SLG: 0.388 | | C X<br>0-1<br>F9 ② | X<br>0-0<br>F2 ②<br>C B S F F B X | 2-2<br>E4<br>1-3<br>3-H | | | X<br>0-0<br>G6-3 ③ | | X<br>0-0<br>2B 1B ②<br>1-2 | 5 | 1 | 1 | 0 | 0 | 0 | 3 |
| Henry Blanco, R (1, 2)<br>OBP: 0.323, SLG: 0.391 | | B C C C<br>1-3<br>K ③ | C F F B F X<br>1-2<br>BB 1B<br>1-3 | X<br>0-0<br>P4 ③ | | | | X<br>0-0<br>FC5-4 BB 1B 1B | B B B C F F X<br>3-2<br>2B<br>1-H | 5 | 1 | 3 | 1 | 0 | 1 | 3 |
| Paul Rigdon, R (1, 1)<br>Juan Acevedo, R (7, 1)<br>Mark Sweeney, L (8, PH)<br>OBP: 0.362, SLG: 0.333 (8, 3)<br>Tyler Houston, L (9, 3)<br>OBP: 0.276, SLG: 0.461 | | | S S S<br>0-3<br>K ① | B B B C B<br>4-1<br>BB<br>1-2 | | X<br>0-0<br>F8 ① | | B B F B B<br>4-1<br>FC5-4 BB<br>1-2 | I I I I<br>4-0<br>IBB | 2<br>0<br>0<br>0 | 0<br>0<br>0<br>0 | 0<br>0<br>0<br>0 | 0<br>0<br>0<br>0 | 1<br>0<br>2<br>0 | 1<br>0<br>0<br>0 | 0<br>0<br>0<br>0 |
| Inning Stats | R: 0 H: 1<br>E: 0 LOB: 1<br>K: 2 BB: 0<br>S: 11 P: 17 | R: 0 H: 1<br>E: 0 LOB: 1<br>K: 2 BB: 0<br>S: 15 P: 19 | R: 1 H: 3<br>E: 0 LOB: 1<br>K: 1 BB: 0<br>S: 11 P: 13 | R: 0 H: 2<br>E: 0 LOB: 3<br>K: 2 BB: 1<br>S: 15 P: 21 | R: 2 H: 1<br>E: 1 LOB: 2<br>K: 1 BB: 2<br>S: 20 P: 36 | R: 1 H: 1<br>E: 0 LOB: 1<br>K: 1 BB: 1<br>S: 10 P: 20 | R: 0 H: 0<br>E: 0 LOB: 0<br>K: 1 BB: 0<br>S: 8 P: 12 | R: 1 H: 2<br>E: 0 LOB: 2<br>K: 0 BB: 1<br>S: 12 P: 21 | R: 1 H: 3<br>E: 0 LOB: 2<br>K: 2 BB: 1<br>S: 13 P: 24 | 1B: 10<br>2B: 4<br>3B: 0<br>HR: 0 | SF: 1<br>SAC: 0<br>DP: 0<br>HBP: 1 | | | WP: 0<br>PB: 0<br>SB: 4<br>CS: 1 | PA: 46 | | |

TOP

# Milwaukee Brewers @ Houston Astros

Enron Field, Houston, TX

Sun Aug 20 2000, 3:05 PM EDT

Att. 35,592 - Dome - 72 F

livebaseballscorecards.com

| | |
|---|---|
| AB | 38 |
| R | 6 |
| H | 14 |
| RBI | 5 |
| BB | 6 |
| SO | 12 |
| LOB | 23 |

| PITCHER | | IP | WLS | BF | H | R | ER | SO | BB | IBB | HBP | BLK | WP | HR | S | P | ERA | WHIP |
|---|---|---|---|---|---|---|---|---|---|---|---|---|---|---|---|---|---|---|
| Jose Lima, R<br>ERA: 7.02 | (1, 1) | 5.0 | | 26 | 8 | 3 | 2 | 8 | 2 | 1 | 0 | 0 | 0 | 0 | 72 | 106 | 3.60 | 2.000 |
| Jason Green, R<br>ERA: 8.71 | (6, 1) | 2.0 | | 8 | 1 | 1 | 1 | 2 | 1 | 0 | 0 | 0 | 0 | 0 | 18 | 32 | 4.50 | 1.000 |
| Marc Valdes, R<br>ERA: 4.07 | (8, 1) | 0.2 | B | 4 | 2 | 1 | 1 | 0 | 1 | 0 | 0 | 0 | 0 | 0 | 6 | 11 | 13.50 | 4.500 |
| Wayne Franklin, L<br>ERA: 3.95 | (8, 1) | 0.2 | | 4 | 1 | 1 | 1 | 1 | 0 | 0 | 1 | 0 | 0 | 0 | 11 | 18 | 13.50 | 1.500 |
| Jose Cabrera, R<br>ERA: 5.98 | (9, 1) | 0.2 | L | 4 | 2 | 0 | 0 | 1 | 0 | 1 | 0 | 0 | 0 | 0 | 8 | 16 | 0.00 | 3.000 |

| PITCHER | IP | WLS | BF | H | R | ER | SO | BB | IBB | HBP | BLK | WP | HR | S | P | ERA | WHIP |
|---|---|---|---|---|---|---|---|---|---|---|---|---|---|---|---|---|---|

# Milwaukee Brewers @ Houston Astros

Enron Field, Houston, TX

Sun Aug 20 2000, 3:05 PM EDT

Att. 35,592 - Dome - 72 F

BOTTOM

livebaseballscorecards.com

| Batter | 1 | 2 | 3 | 4 | 5 | 6 | 7 | 8 | 9 | AB | R | H | RBI | BB | SO | LOB |
|---|---|---|---|---|---|---|---|---|---|---|---|---|---|---|---|---|
| Roger Cedeno, S (1, 7)<br>OBP: 0.367, SLG: 0.390 | B C S B B S<br>3-3 K ① | | C C B X<br>1-2 G3 ② | | | B B B C X<br>3-1 P6 ① | C B C B C<br>2-3 K ② | | C B F B C<br>2-3 K ③ | 5 | 0 | 0 | 0 | 0 | 3 | 2 |
| Julio Lugo, R (1, 6)<br>OBP: 0.336, SLG: 0.385 | C B B F S<br>2-3 K ② | | B F S C<br>1-3 K ③ | | | C C X<br>0-2 F9 ② | B S F B B X<br>3-2 F9 ③ | | | 4 | 0 | 0 | 0 | 0 | 2 | 2 |
| 5 Jeff Bagwell, R (1, 3)<br>OBP: 0.429, SLG: 0.628 | B B C X<br>2-1 F8 ③ | | | B B X<br>2-0 HR | | B F X<br>1-1 G5-3 ③ | | F C B S<br>1-3 K ① | | 4 | 1 | 1 | 1 | 0 | 1 | 0 |
| Richard Hidalgo, R (1, 8)<br>OBP: 0.362, SLG: 0.560 | | B X<br>1-0 HR | | F C S<br>0-3 K ① | | | B X<br>1-0 SH5-4 1B 1B | B B B B<br>4-0 G6-3 BB | | 3 | 2 | 2 | 1 | 1 | 1 | 0 |
| Moises Alou, R (1, 9)<br>OBP: 0.423, SLG: 0.633 | | C C B B B S<br>3-3 K ① | | B C B B X<br>3-1 F8 ② | | | X<br>0-0 SH5-4 1-2 1B | F B B F B X<br>3-2 G6-3 ② 1-2 | | 4 | 1 | 1 | 0 | 0 | 1 | 1 |
| Bill Spiers, L (1, 4)<br>OBP: 0.395, SLG: 0.414 | | B B C B X<br>3-1 1B | | C C S<br>0-3 K ③ | | | X<br>0-0 SH5-4 ① 1-2 2-3 | I I I I<br>4-0 IBB | | 2 | 0 | 1 | 0 | 1 | 1 | 0 |
| Tony Eusebio, R (1, 2)<br>OBP: 0.356, SLG: 0.427<br>Jose Cabrera, R (9, 1) | C B F B B X<br>3-2 P3 ② | | C X<br>0-1 G6-3 ① | | | C B B B B X<br>3-1 2B 1B 2-H 3-H | C B B F X<br>2-2 G4-3 ③ | | | 4 | 1 | 1 | 2 | 0 | 0 | 3 |
| | | | | | | | | | | 0 | 0 | 0 | 0 | 0 | 0 | 0 |
| Chris Truby, R (1, 5)<br>OBP: 0.327, SLG: 0.514<br>17 Lance Berkman, S (9, PH)<br>OBP: 0.388, SLG: 0.577 | C F S<br>0-3 K ③ | | B F B X<br>2-1 P6 ② | | | B B B C X<br>3-1 2B 1-H | | | B C B C B F F F S<br>3-3 K ① | 3 | 0 | 1 | 1 | 0 | 1 | 1 |
| | | | | | | | | | | 1 | 0 | 0 | 0 | 0 | 1 | 0 |
| Jose Lima, R (1, 1)<br>OBP: 0.130, SLG: 0.152<br>Tripp Cromer, R (5, PH)<br>OBP: 0.250, SLG: 0.143<br>Jason Green, R (6, 1)<br>Daryle Ward, L (7, PH)<br>OBP: 0.299, SLG: 0.545<br>Marc Valdes, R (8, 1)<br>Wayne Franklin, L (8, 1)<br>Mitch Meluskey, S (9, 2)<br>OBP: 0.398, SLG: 0.498 | | | S B C F B F F B X<br>3-2 P6 ① | | | C C B B B X<br>2-2 F9 ③ | I I I I<br>4-0 IBB | | C F B B B B X<br>3-2 G4-3 ② | 1 | 0 | 0 | 0 | 0 | 0 | 0 |
| | | | | | | | | | | 1 | 0 | 0 | 0 | 0 | 0 | 0 |
| | | | | | | | | | | 0 | 0 | 0 | 0 | 0 | 0 | 0 |
| | | | | | | | | | | 0 | 0 | 0 | 0 | 0 | 0 | 0 |
| | | | | | | | | | | 0 | 0 | 0 | 0 | 0 | 0 | 0 |
| | | | | | | | | | | 1 | 0 | 0 | 0 | 0 | 0 | 0 |
| **AB** 33<br>**R** 5<br>**H** 7<br>**RBI** 5<br>**BB** 3<br>**SO** 11<br>**LOB** 9 | | | | | | | | | | | | | | | | |
| Inning Stats | R: 0 E: 0 K: 2 S: 8 H: 0 LOB: 0 BB: 0 P: 15 | R: 1 E: 0 K: 2 S: 12 H: 2 LOB: 1 BB: 0 P: 22 | R: 0 E: 0 K: 1 S: 12 H: 0 LOB: 0 BB: 0 P: 17 | R: 1 E: 0 K: 2 S: 9 H: 1 LOB: 0 BB: 0 P: 14 | R: 0 E: 0 K: 0 S: 7 H: 0 LOB: 0 BB: 0 P: 11 | R: 0 E: 0 K: 0 S: 7 H: 0 LOB: 0 BB: 0 P: 11 | R: 3 E: 0 K: 1 S: 13 H: 4 LOB: 2 BB: 1 P: 29 | R: 0 E: 0 K: 1 S: 9 H: 0 LOB: 2 BB: 2 P: 23 | R: 0 E: 0 K: 2 S: 12 H: 0 LOB: 0 BB: 0 P: 20 | 1B: 4<br>2B: 1<br>3B: 0<br>HR: 2 | SF: 0<br>SAC: 1<br>DP: 0<br>HBP: 0 | | WP: 0<br>PB: 0<br>SB: 0<br>CS: 0 | PA: 37 | | | |

| PITCHER | | IP | WLS | BF | H | R | ER | SO | BB | IBB | HBP | BLK | WP | HR | S | P | ERA | WHIP |
|---|---|---|---|---|---|---|---|---|---|---|---|---|---|---|---|---|---|---|
| Paul Rigdon, R<br>ERA: 6.4 | (1, 1) | 6.1 | | 27 | 7 | 5 | 5 | 7 | 0 | 1 | 0 | 0 | 0 | 2 | 62 | 108 | 7.11 | 1.105 |
| Juan Acevedo, R<br>ERA: 3.75 | (7, 1) | 0.2 | | 2 | 0 | 0 | 0 | 1 | 0 | 0 | 0 | 0 | 0 | 0 | 6 | 11 | 0.00 | 0.000 |
| Curt Leskanic, R<br>ERA: 2.9 | (8, 1) | 2.0 | W | 8 | 0 | 0 | 0 | 3 | 1 | 1 | 0 | 0 | 0 | 0 | 21 | 43 | 0.00 | 0.500 |

| PITCHER | IP | WLS | BF | H | R | ER | SO | BB | IBB | HBP | BLK | WP | HR | S | P | ERA | WHIP |
|---|---|---|---|---|---|---|---|---|---|---|---|---|---|---|---|---|---|

| Batter | 1 | 2 | 3 | 4 | 5 | 6 | 7 | 8 | 9 | AB | R | H | RBI | BB | SO | LOB |
|---|---|---|---|---|---|---|---|---|---|---|---|---|---|---|---|---|
| James Mouton, R (1, 8)<br>OBP: 0.363, SLG: 0.331 | K | HR 1B<br>3-H | | G5-3 | F9 | | 2B 2B | G5-3 | | 6 | 2 | 2 | 1 | 0 | 1 | 3 |
| Mark Loretta, R (1, 6)<br>OBP: 0.374, SLG: 0.452 | L9 | HR<br>1-H | | L4 | 2B 1B | | 1B 2B<br>2-H | G3-1 | | 5 | 2 | 3 | 3 | 0 | 0 | 0 |
| Luis Lopez, S (7, PR)<br>OBP: 0.281, SLG: 0.345 (7, 6) | | | | | | | | | | 1 | 1 | 0 | 0 | 0 | 0 | 1 |
| Geoff Jenkins, L (1, 7)<br>OBP: 0.359, SLG: 0.583 | F7 | HR 1B | | | S E 2B | K | K | | P4 | 5 | 2 | 2 | 0 | 0 | 2 | 2 |
| Angel Echevarria, R (9, PH)<br>OBP: 0.265, SLG: 0.344 (9, 7) | | | | | | | | | | 1 | 0 | 0 | 0 | 0 | 0 | 0 |
| Richie Sexson, R (1, 3)<br>OBP: 0.327, SLG: 0.485 | 1B HR 1B<br>1-H HR | | | | E S 1B BB | K | 1B BB | | F7 | 3 | 3 | 2 | 2 | 2 | 1 | 1 |
| Mark Sweeney, L (9, PH)<br>OBP: 0.356, SLG: 0.327 (9, 3) | | | | | | | | | | 1 | 0 | 0 | 0 | 0 | 0 | 0 |
| Jeromy Burnitz, L (1, 9)<br>OBP: 0.342, SLG: 0.446 | HR 1B<br>1-3 F9 | | | | F5 | HR 2B<br>1-H | 1B<br>1-2 2-H | | BB | 5 | 2 | 3 | 2 | 1 | 0 | 2 |
| Tyler Houston, L (1, 5)<br>OBP: 0.278, SLG: 0.486 | HR<br>1-H 3-H | G5-3 | | | K<br>2-H | HR | K | | F7 | 6 | 2 | 2 | 5 | 0 | 2 | 5 |
| Ronnie Belliard, R (1, 4)<br>OBP: 0.356, SLG: 0.391 | 1B 1B | K | | | E 1B IBB<br>1-2 2-3 | 2B | G1-3 | | | 4 | 2 | 2 | 0 | 1 | 1 | 2 |
| Henry Blanco, R (1, 2)<br>OBP: 0.325, SLG: 0.390 | L6 1B<br>1-3 | K | | | E6 1B<br>1-2 2-3 3-H | IBB | | 2B | | 3 | 0 | 1 | 0 | 1 | 1 | 2 |
| Raul Casanova, S (7, 2)<br>OBP: 0.325, SLG: 0.400 | | | | | | | | | | 1 | 0 | 1 | 0 | 0 | 0 | 0 |
| John Snyder, R (1, 1)<br>OBP: 0.172, SLG: 0.148 | L6<br>2-3 | | | G1-3 | 1B<br>1-2 2-H 3-H | K | | K | | 2 | 0 | 0 | 0 | 0 | 0 | 2 |
| Valerio De Los Santos, L (4, 1) | | | | | | | | | | 0 | 0 | 0 | 0 | 0 | 0 | 0 |
| Marquis Grissom, R (5, PH)<br>OBP: 0.285, SLG: 0.344 | | | | | | | | | | 1 | 0 | 1 | 2 | 0 | 0 | 0 |
| Everett Stull, R (5, 1) | | | | | | | | | | 2 | 0 | 0 | 0 | 0 | 2 | 3 |
| 52 Rafael Roque, L (9, 1) | | | | | | | | | | 0 | 0 | 0 | 0 | 0 | 0 | 0 |

TOP

# Milwaukee Brewers @ Arizona Diamondbacks

Bank One Ballpark, Phoenix, AZ

Mon Aug 21 2000, 10:05 PM EDT

Att. 31,752 - Dome - 72 F

livebaseballscorecards.com

| | |
|---|---|
| AB | 46 |
| R | 16 |
| H | 19 |
| RBI | 15 |
| BB | 5 |
| SO | 10 |
| LOB | 23 |

| Inning Stats | 1 | 2 | 3 | 4 | 5 | 6 | 7 | 8 | 9 | 1B: 9 SF: 0 WP: 0 PA: 51 |
|---|---|---|---|---|---|---|---|---|---|---|
| | R: 0 H: 0 | R: 8 H: 9 | R: 0 H: 0 | R: 0 H: 0 | R: 3 H: 2 | R: 3 H: 4 | R: 2 H: 3 | R: 0 H: 1 | R: 0 H: 0 | 2B: 7 SAC: 0 PB: 0 |
| | E: 0 LOB: 0 | E: 0 LOB: 0 | E: 0 LOB: 0 | E: 0 LOB: 0 | E: 1 LOB: 2 | E: 0 LOB: 2 | E: 0 LOB: 1 | E: 0 LOB: 1 | E: 0 LOB: 1 | 3B: 0 DP: 1 PB: 0 |
| | K: 1 BB: 0 | K: 0 BB: 0 | K: 2 BB: 0 | K: 0 BB: 0 | K: 1 BB: 2 | K: 3 BB: 1 | K: 2 BB: 1 | K: 1 BB: 0 | K: 0 BB: 1 | HR: 4 HBP: 0 SB: 3 |
| | S: 7 P: 9 | S: 26 P: 41 | S: 9 P: 14 | S: 6 P: 10 | S: 20 P: 38 | S: 16 P: 24 | S: 19 P: 26 | S: 15 P: 21 | S: 14 P: 23 | CS: 0 |

| PITCHER | | IP | WLS | BF | H | R | ER | SO | BB | IBB | HBP | BLK | WP | HR | S | P | ERA | WHIP |
|---|---|---|---|---|---|---|---|---|---|---|---|---|---|---|---|---|---|---|
| Armando Reynoso, R<br>ERA: 5.36 | (1, 1) | 1.2 | L | 11 | 7 | 6 | 6 | 1 | 0 | 0 | 0 | 0 | 0 | 2 | 25 | 40 | 32.40 | 4.200 |
| Russ Springer, R<br>ERA: 5.44 | (2, 1) | 0.1 | | 3 | 2 | 2 | 2 | 0 | 0 | 0 | 0 | 0 | 0 | 1 | 8 | 10 | 54.00 | 6.000 |
| Mike Morgan, R<br>ERA: 4.41 | (3, 1) | 2.0 | | 6 | 0 | 0 | 0 | 2 | 0 | 0 | 0 | 0 | 0 | 0 | 15 | 24 | 0.00 | 0.000 |
| Dan Plesac, L<br>ERA: 3.49 | (5, 1) | 1.0 | | 8 | 2 | 3 | 0 | 1 | 1 | 1 | 0 | 0 | 0 | 0 | 20 | 38 | 0.00 | 3.000 |
| Greg Swindell, L<br>ERA: 2.79 | (6, 1) | 1.1 | | 13 | 7 | 5 | 5 | 4 | 1 | 1 | 0 | 0 | 0 | 1 | 28 | 43 | 33.75 | 6.000 |
| Byung-Hyun Kim, R<br>ERA: 2.96 | (7, 1) | 1.2 | | 6 | 1 | 0 | 0 | 2 | 0 | 0 | 0 | 0 | 0 | 0 | 22 | 28 | 0.00 | 0.600 |
| Matt Mantei, R<br>ERA: 5.29 | (9, 1) | 1.0 | | 4 | 0 | 0 | 0 | 0 | 1 | 0 | 0 | 0 | 0 | 0 | 14 | 23 | 0.00 | 1.000 |

# BOTTOM

## Milwaukee Brewers @ Arizona Diamondbacks

Bank One Ballpark, Phoenix, AZ

Mon Aug 21 2000, 10:05 PM EDT

Att. 31,752 - Dome - 72 F

livebaseballscorecards.com

| Batter | 1 | 2 | 3 | 4 | 5 | 6 | 7 | 8 | 9 | AB | R | H | RBI | BB | SO | LOB |
|---|---|---|---|---|---|---|---|---|---|---|---|---|---|---|---|---|
| Tony Womack, L (1, 6) OBP: 0.306, SLG: 0.389 | S X 0-1 B1-3 ① | | B C B F B S 3-3 K ① | F X 0-1 L4 ② | | C F B S 1-3 K ② | | X 0-0 P4 ① | | 5 | 0 | 0 | 0 | 0 | 2 | 4 |
| Jay Bell, R (1, 4) OBP: 0.353, SLG: 0.423 | C B X 1-1 F7 ② | | B S F B S 2-3 K ② | B F B X 2-1 1B 1-3 2-H 1B | | B B B C B 4-1 BB | | S F B B X 2-2 F2 ② | | 3 | 0 | 1 | 1 | 1 | 1 | 0 |
| Byung-Hyun Kim, R (7, 1) | | | | | | | | | | 0 | 0 | 0 | 0 | 0 | 0 | 0 |
| 39 Alex Cabrera, R (8, PH) OBP: 0.313, SLG: 0.552 | | | | | | | | | | 1 | 0 | 0 | 0 | 0 | 0 | 2 |
| (9, 7) | | | | | | | | | | | | | | | | |
| Luis Gonzalez, L (1, 7) OBP: 0.410, SLG: 0.576 | C C F B B X 2-2 G4-3 ③ | | B X 1-0 F7 ③ | B B X 2-0 1-3 3-H 1B | | B C S F X 1-2 G4-3 ③ | | C B X 1-1 P4 ③ | | 5 | 0 | 1 | 1 | 0 | 0 | 3 |
| Matt Mantei, R (9, 1) | | | | | | | | | | 0 | 0 | 0 | 0 | 0 | 0 | 0 |
| Matt Williams, R (1, 5) OBP: 0.329, SLG: 0.429 | | F F B B F B S 3-3 K ① | | F S B S X 1-2 G6-3 ③ 4-0 IBB | | | C X 0-1 BB 1B | | B F B B B 4-1 3B BB | 3 | 1 | 1 | 0 | 2 | 1 | 0 |
| Steve Finley, L (1, 8) OBP: 0.373, SLG: 0.572 | C S X 0-2 2B 2B | | | B S X 2-1 1B 2B 1B F8 ③ | | | B B C B B 4-1 G4-6-3 1-2 BB | | C B B B X 2-1 1-H 3B | 4 | 2 | 3 | 1 | 1 | 0 | 3 |
| Greg Colbrunn, R (1, 3) OBP: 0.442, SLG: 0.573 | B S B F F F B B 4-2 2B G5-3 BB | | | B X 1-0 2B 1-2 1B 1B | C X 0-1 G5-3 ① | | F F X 0-2 F8 ① | | F B B X 2-1 F8 ① | 4 | 2 | 1 | 0 | 1 | 0 | 3 |
| Damian Miller, R (1, 2) OBP: 0.365, SLG: 0.487 | B F X 1-1 G5-3 1-3 2-H 2B | | | C S F B B X 2-2 1B 1-3 2-H 2B | S S S 0-3 K ② | | C X 0-1 G4-6-3 ② ③ 1-2f | | B F X 1-1 F8 ② | 4 | 1 | 2 | 2 | 0 | 1 | 2 |
| Kelly Stinnett, R (8, 2) OBP: 0.298, SLG: 0.397 | | | | | | | | | | 1 | 0 | 0 | 0 | 0 | 0 | 1 |
| Danny Bautista, R (1, 9) OBP: 0.333, SLG: 0.475 | F S B F X 1-2 G5-3 ② 2-3 3-H | | | X 0-0 1B 1B 2-3 3-H 1B | C B X 1-1 F9 ③ | | | B B C F X 2-2 1B 1B | B F B X 2-1 G4-3 ③ | 3 | 1 | 1 | 2 | 0 | 0 | 1 |
| Greg Swindell, L (6, 1) | | | | | | | | | | 0 | 0 | 0 | 0 | 0 | 0 | 0 |
| Craig Counsell, L (7, 4) OBP: 0.350, SLG: 0.386 | | | | | | | | | | 2 | 0 | 1 | 0 | 0 | 0 | 1 |
| Armando Reynoso, R (1, 1) OBP: 0.105, SLG: 0.056 | F C C 0-3 K ③ | | | B X 1-0 1B 1B 1-2 3-H 1B | | C X 0-1 G3 ① | | C X 0-1 1-2 1B | | 0 | 0 | 0 | 0 | 0 | 0 | 0 |
| Russ Springer, R (2, 1) OBP: 0.200, SLG: 0.200 | | | | | | | | | | 0 | 0 | 0 | 0 | 0 | 0 | 0 |
| David Dellucci, L (2, PH) OBP: 0.500, SLG: 0.400 | | | | | | | | | | 1 | 0 | 0 | 0 | 0 | 1 | 1 |
| Mike Morgan, R (3, 1) OBP: 0.467, SLG: 0.467 | | | | | | | | | | 0 | 0 | 0 | 0 | 0 | 0 | 0 |
| Jason Conti, L (4, PH) OBP: 0.307, SLG: 0.338 | | | | | | | | | | 1 | 1 | 1 | 1 | 0 | 0 | 0 |
| Dan Plesac, L (5, 1) | | | | | | | | | | 0 | 0 | 0 | 0 | 0 | 0 | 0 |
| Hanley Frias, S (6, 6) OBP: 0.324, SLG: 0.308 | | | | | | | | | | 2 | 0 | 1 | 0 | 0 | 0 | 0 |
| Inning Stats | R: 0 E: 0 K: 0 S: 8 H: 0 LOB: 0 BB: 0 P: 11 | R: 2 E: 0 K: 2 S: 20 H: 2 LOB: 1 BB: 1 P: 29 | R: 0 E: 0 K: 2 S: 8 H: 0 LOB: 0 BB: 0 P: 14 | R: 5 E: 0 K: 0 S: 19 H: 7 LOB: 3 BB: 1 P: 36 | R: 0 E: 0 K: 1 S: 7 H: 0 LOB: 0 BB: 0 P: 8 | R: 0 E: 0 K: 1 S: 10 H: 0 LOB: 1 BB: 1 P: 16 | R: 0 E: 0 K: 0 S: 8 H: 1 LOB: 1 BB: 1 P: 12 | R: 0 E: 0 K: 0 S: 11 H: 2 LOB: 2 BB: 0 P: 16 | R: 1 E: 0 K: 0 S: 9 H: 1 LOB: 1 BB: 1 P: 20 | 1B: 9 2B: 3 3B: 1 HR: 0 | SF: 0 SAC: 0 DP: 1 HBP: 0 | | | | | | |

| | |
|---|---|
| AB | 39 |
| R | 8 |
| H | 13 |
| RBI | 8 |
| BB | 5 |
| SO | 6 |
| LOB | 21 |

| PITCHER | | IP | WLS | BF | H | R | ER | SO | BB | IBB | HBP | BLK | WP | HR | S | P | ERA | WHIP |
|---|---|---|---|---|---|---|---|---|---|---|---|---|---|---|---|---|---|---|
| John Snyder, R (1, 1) ERA: 5.77 | | 3.2 | | 20 | 8 | 7 | 7 | 4 | 1 | 0 | 0 | 0 | 0 | 0 | 52 | 79 | 17.18 | 2.455 |
| Valerio De Los Santos, L (4, 1) ERA: 5.8 | | 0.1 | | 3 | 1 | 0 | 0 | 0 | 0 | 1 | 0 | 0 | 0 | 0 | 3 | 11 | 0.00 | 3.000 |
| Everett Stull, R (5, 1) ERA: 6.39 | | 4.0 | W | 16 | 3 | 0 | 0 | 2 | 2 | 0 | 0 | 0 | 0 | 0 | 36 | 52 | 0.00 | 1.250 |
| 52 Rafael Roque, L (9, 1) ERA: 7.2 | | 1.0 | | 5 | 1 | 1 | 1 | 0 | 1 | 0 | 0 | 0 | 0 | 0 | 9 | 20 | 9.00 | 2.000 |

| PITCHER | IP | WLS | BF | H | R | ER | SO | BB | IBB | HBP | BLK | WP | HR | S | P | ERA | WHIP |
|---|---|---|---|---|---|---|---|---|---|---|---|---|---|---|---|---|---|

# Milwaukee Brewers @ Arizona Diamondbacks

Bank One Ballpark, Phoenix, AZ

Tue Aug 22 2000, 10:05 PM EDT

Att. 31,057 - Dome - 72 F

TOP

livebaseballscorecards.com

| Batter | 1 | 2 | 3 | 4 | 5 | 6 | 7 | 8 | 9 | AB | R | H | RBI | BB | SO | LOB |
|---|---|---|---|---|---|---|---|---|---|---|---|---|---|---|---|---|
| James Mouton, R (1, 8) OBP: 0.358, SLG: 0.321 | C C B B S 2-3 ① K | | B C F B F S 2-3 ② K | | B F H 2-1 F7-6-4 BB HBP | | S B B F B X 3-2 ② F9 | | C C B S 1-3 ③ K | 4 | 0 | 0 | 0 | 0 | 3 | 1 |
| Mark Loretta, R (1, 6) OBP: 0.380, SLG: 0.452 | C B B B C F B 4-2 BB | | B C X 1-1 HBP HR 1B | | B C B F F B B 4-2 F7-6-4 1-2 BB | | C B S X 1-2 ③ FC5-4 1-2f | | | 2 | 1 | 1 | 0 | 2 | 0 | 1 |
| Geoff Jenkins, L (1, 7) OBP: 0.361, SLG: 0.581 | F F B S 1-3 ② K | | B C B S F F H 3-2 HR 1-2 HBP | | X 0-0 ① ② F7-6-4 1-2 2-3 | | | S B B X 2-1 BB 1B | | 3 | 1 | 1 | 0 | 0 | 1 | 3 |
| Richie Sexson, R (1, 3) OBP: 0.328, SLG: 0.491 | B C S F F B S 2-3 ③ K | | F F B F X 1-2 1-H 2-H HR | | C B S S 1-3 ③ K | | | B F B B B 4-1 1-2 BB | | 3 | 1 | 1 | 3 | 1 | 2 | 2 |
| Jeromy Burnitz, L (1, 9) OBP: 0.341, SLG: 0.444 | | F F B B X 2-2 G5-4-3 1B 1B | X 0-0 ③ F8 | | | B B B C F X 3-2 ① G4-3 | | C B S S 1-3 ① K | | 4 | 0 | 1 | 0 | 0 | 1 | 2 |
| Tyler Houston, L (1, 5) OBP: 0.282, SLG: 0.500 | | B B X 2-0 G5-4-3 1-2 1B | | S B X 1-1 HR | | B B X 2-0 ② F7 | | C F S 0-3 ② K | | 4 | 1 | 2 | 1 | 0 | 1 | 2 |
| Ronnie Belliard, R (1, 4) OBP: 0.353, SLG: 0.388 | | X 0-0 ① ② G5-4-3 1-2f 2-3 | | F S B X 1-2 ① G6-3 | | C X 0-1 ③ G4-3 | | B F B B F F F S 3-3 ③ K | | 4 | 0 | 0 | 0 | 0 | 1 | 4 |
| Henry Blanco, R (1, 2) OBP: 0.324, SLG: 0.388 | | C F X 0-2 ③ F7 | | C S X 0-2 G5-4-3 1B | | | X 0-0 ① F9 | | B F B B X 3-1 ① G6-3 | 4 | 0 | 1 | 0 | 0 | 0 | 1 |
| Jeff D'Amico, R (1, 1) OBP: 0.135, SLG: 0.200 | | | B B C X 2-1 ① F8 | L L B B F X 2-2 ② ③ G5-4-3 1-2f | | | C B B X 2-1 FC5-4 1B | | C B C S 1-3 ② K | 4 | 0 | 1 | 0 | 0 | 1 | 1 |
| Curt Leskanic, R (9, 1) | | | | | | | | | | 0 | 0 | 0 | 0 | 0 | 0 | 0 |

| Inning Stats | | | | | | | | | |
|---|---|---|---|---|---|---|---|---|---|
| | R: 0 E: 0 K: 3 S: 15 | H: 0 LOB: 1 BB: 1 P: 24 | R: 0 E: 0 K: 0 S: 8 | H: 2 LOB: 1 BB: 0 P: 12 | R: 3 E: 0 K: 1 S: 17 | H: 2 LOB: 0 BB: 0 P: 26 | R: 1 E: 0 K: 0 S: 12 | H: 2 LOB: 0 BB: 0 P: 16 | R: 0 E: 0 K: 1 S: 8 | H: 0 LOB: 1 BB: 1 P: 15 |
| | R: 0 E: 0 K: 0 S: 6 | H: 0 LOB: 0 BB: 0 P: 11 | R: 0 E: 0 K: 0 S: 9 | H: 1 LOB: 1 BB: 0 P: 15 | R: 0 E: 0 K: 3 S: 15 | H: 1 LOB: 2 BB: 1 P: 25 | R: 0 E: 0 K: 2 S: 8 | H: 0 LOB: 0 BB: 0 P: 13 | | |

| | AB | 32 |
|---|---|---|
| | R | 4 |
| | H | 8 |
| | RBI | 4 |
| | BB | 3 |
| | SO | 10 |
| | LOB | 17 |

| | | | | | | | | | | | | | | | | | | | | | | | | | | | | | | |
|---|---|---|---|---|---|---|---|---|---|---|---|---|---|---|---|---|---|---|---|---|---|---|---|---|---|---|---|---|---|---|
| 1B: 6 | SF: 0 | WP: 0 | PA: 37 |
| 2B: 1 | SAC: 0 | PB: 0 | |
| 3B: 0 | DP: 3 | SB: 0 | |
| HR: 2 | HBP: 2 | CS: 0 | |

| PITCHER | | IP | WLS | BF | H | R | ER | SO | BB | IBB | HBP | BLK | WP | HR | S | P | ERA | WHIP |
|---|---|---|---|---|---|---|---|---|---|---|---|---|---|---|---|---|---|---|
| Geraldo Guzman, R ERA: 5.68 | (1, 1) | 5.0 | L | 22 | 6 | 4 | 4 | 5 | 2 | 0 | 2 | 0 | 0 | 2 | 60 | 93 | 7.20 | 1.600 |
| Dan Plesac, L ERA: 3.38 | (6, 1) | 1.0 | | 3 | 0 | 0 | 0 | 0 | 0 | 0 | 0 | 0 | 0 | 0 | 6 | 11 | 0.00 | 0.000 |
| Russ Springer, R ERA: 5.21 | (7, 1) | 2.0 | | 9 | 2 | 0 | 0 | 3 | 1 | 0 | 0 | 0 | 0 | 0 | 24 | 40 | 0.00 | 1.500 |
| Mike Morgan, R ERA: 4.36 | (9, 1) | 1.0 | | 3 | 0 | 0 | 0 | 2 | 0 | 0 | 0 | 0 | 0 | 0 | 8 | 13 | 0.00 | 0.000 |

| PITCHER | | IP | WLS | BF | H | R | ER | SO | BB | IBB | HBP | BLK | WP | HR | S | P | ERA | WHIP |
|---|---|---|---|---|---|---|---|---|---|---|---|---|---|---|---|---|---|---|

| Batter | 1 | 2 | 3 | 4 | 5 | 6 | 7 | 8 | 9 | AB | R | H | RBI | BB | SO | LOB |
|---|---|---|---|---|---|---|---|---|---|---|---|---|---|---|---|---|
| Tony Womack, L (1, 6)<br>OBP: 0.305, SLG: 0.388 | C B X 1-1 L1 ① | | C X 0-1 2B 1B | | X 0-0 G4-3 ③ | | | X 0-0 G4-3 ② 2-3 | | 4 | 1 | 1 | 0 | 0 | 0 | 1 |
| Jay Bell, R (1, 4)<br>OBP: 0.354, SLG: 0.428<br>Mike Morgan, R (9, 1)<br>OBP: 0.467, SLG: 0.467 | C B B X 2-1 F9 ② | | X 0-0 1-H 2B | | | C S S 0-3 K ① | | B X 1-0 3-H 2B | | 4 | 0 | 2 | 2 | 0 | 1 | 0 |
| | | | | | | | | | | 0 | 0 | 0 | 0 | 0 | 0 | 0 |
| Luis Gonzalez, L (1, 7)<br>OBP: 0.407, SLG: 0.571 | C F F B X 1-2 F8 ③ | | C F X 0-2 G3-1 ③ | | | B B X 2-0 L9 ② | | C S C 0-3 K ③ | | 4 | 0 | 0 | 0 | 0 | 1 | 2 |
| Matt Williams, R (1, 5)<br>OBP: 0.324, SLG: 0.421 | | C F X 0-2 G5-3 ① | | F X 0-1 F3 ① | | X 0-0 G5-3 ③ | | | X 0-0 P4 ① | 4 | 0 | 0 | 0 | 0 | 0 | 0 |
| Steve Finley, L (1, 8)<br>OBP: 0.372, SLG: 0.574 | | C X 0-1 3B | | B C S S B S 2-3 K ② | | | B B C S X 2-2 G3-1 ① | | B F X 1-1 F8 ② | 4 | 0 | 1 | 0 | 0 | 1 | 0 |
| Greg Colbrunn, R (1, 3)<br>OBP: 0.443, SLG: 0.574 | | F F B X 1-2 P6 ② | | B B S B B 4-1 BB | | | B F X 1-1 G5-3 ② | | C B B B F X 3-2 1B 2B | 3 | 1 | 1 | 0 | 1 | 0 | 1 |
| Damian Miller, R (1, 2)<br>OBP: 0.364, SLG: 0.484<br>Jason Conti, L (9, PR)<br>OBP: 0.307, SLG: 0.338 | C B B X 2-1 F9 ③ | | | S F S 0-3 K ③ | | | B C X 1-1 G4-3 ③ | | C S B X 1-2 2-H 1B 1B | 4 | 0 | 1 | 1 | 0 | 1 | 2 |
| | | | | | | | | | | 0 | 0 | 0 | 0 | 0 | 0 | 0 |
| Danny Bautista, R (1, 9)<br>OBP: 0.336, SLG: 0.475 | | | X 0-0 G3 ① | | B C B C X 2-2 G6-3 ① | | | C B X 1-1 G4-3 SH5-3 2B 1B | B B B C X 3-1 1-2 1B | 4 | 1 | 2 | 0 | 0 | 0 | 0 |
| Geraldo Guzman, R (1, 1)<br>David Dellucci, L (5, PH)<br>OBP: 0.462, SLG: 0.364<br>Dan Plesac, L (6, 1)<br>Russ Springer, R (7, 1)<br>OBP: 0.200, SLG: 0.200<br>Craig Counsell, L (8, PH)<br>OBP: 0.347, SLG: 0.382<br>(9, 4) | | | S C B F B S 2-3 K ② | | X 0-0 G3 ② | | | X 0-0 SH5-3 ① 1-2 | B F B F X 2-2 G3-1 ③ | 1 | 0 | 0 | 0 | 0 | 1 | 0 |
| | | | | | | | | | | 1 | 0 | 0 | 0 | 0 | 0 | 0 |
| | | | | | | | | | | 0 | 0 | 0 | 0 | 0 | 0 | 0 |
| | | | | | | | | | | 0 | 0 | 0 | 0 | 0 | 0 | 0 |
| | | | | | | | | | | 1 | 0 | 0 | 0 | 0 | 0 | 2 |
| Inning Stats | R: 0 E: 0 K: 0 S: 8 H: 0 LOB: 0 BB: 0 P: 12 | R: 0 E: 0 K: 0 S: 10 H: 1 LOB: 1 BB: 0 P: 13 | R: 1 E: 0 K: 1 S: 11 H: 2 LOB: 1 BB: 0 P: 13 | R: 0 E: 0 K: 2 S: 9 H: 0 LOB: 1 BB: 1 P: 15 | R: 0 E: 0 K: 0 S: 5 H: 0 LOB: 0 BB: 0 P: 7 | R: 0 E: 0 K: 1 S: 5 H: 0 LOB: 0 BB: 0 P: 7 | R: 0 E: 0 K: 0 S: 7 H: 0 LOB: 0 BB: 0 P: 11 | R: 1 E: 0 K: 1 S: 8 H: 2 LOB: 1 BB: 0 P: 10 | R: 1 E: 0 K: 0 S: 14 H: 3 LOB: 2 BB: 0 P: 24 | 1B: 4 2B: 3 3B: 1 HR: 0 | SF: 0 SAC: 1 DP: 0 HBP: 0 | | | | | | |

| PITCHER | IP | WLS | BF | H | R | ER | SO | BB | IBB | HBP | BLK | WP | HR | S | P | ERA | WHIP |
|---|---|---|---|---|---|---|---|---|---|---|---|---|---|---|---|---|---|
| Jeff D'Amico, R (1, 1)<br>ERA: 1.94 | 8.2 | W | 33 | 6 | 3 | 3 | 5 | 1 | 0 | 0 | 0 | 0 | 0 | 69 | 98 | 3.12 | 0.808 |
| Curt Leskanic, R (9, 1)<br>ERA: 2.88 | 0.1 | S | 3 | 2 | 0 | 0 | 0 | 0 | 0 | 0 | 0 | 0 | 0 | 8 | 14 | 0.00 | 6.000 |

| PITCHER | IP | WLS | BF | H | R | ER | SO | BB | IBB | HBP | BLK | WP | HR | S | P | ERA | WHIP |
|---|---|---|---|---|---|---|---|---|---|---|---|---|---|---|---|---|---|

# BOTTOM

# Milwaukee Brewers @ Arizona Diamondbacks

Bank One Ballpark, Phoenix, AZ

Tue Aug 22 2000, 10:05 PM EDT
Att. 31,057 - Dome - 72 F

livebaseballscorecards.com

| | |
|---|---|
| AB | 34 |
| R | 3 |
| H | 8 |
| RBI | 3 |
| BB | 1 |
| SO | 5 |
| LOB | 8 |

WP: 0 PB: 0 SB: 0 CS: 0 PA: 36

| Batter | 1 | 2 | 3 | 4 | 5 | 6 | 7 | 8 | 9 | AB | R | H | RBI | BB | SO | LOB |
|---|---|---|---|---|---|---|---|---|---|---|---|---|---|---|---|---|
| Marquis Grissom, R (1, 8)<br>OBP: 0.285, SLG: 0.343 | C B C B B F S<br>3-3 ① K | | | X<br>0-0 ② 2B 1B | C X<br>0-1 ③ L6 | | B X<br>1-0 ③ G6-3 | | B X<br>1-0 ② F8 | 5 | 1 | 1 | 0 | 0 | 1 | 1 |
| Mark Loretta, R (1, 6)<br>OBP: 0.381, SLG: 0.462 | C B X<br>1-1 ② G6-3 | | | F F X<br>0-2 ① F9 | | B C B B B X<br>3-1 HR | | B C F B B B<br>4-2 ② HR BLK BB | B B B C X<br>3-1 ③ F8 | 4 | 2 | 1 | 1 | 1 | 0 | 2 |
| Geoff Jenkins, L (1, 7)<br>OBP: 0.360, SLG: 0.580 | B C B S B F F S<br>3-3 ③ K | | | C X<br>0-1 F7 1-H 1B 2B | | B F S F F X<br>1-2 ① G3-1 | | S B C F C<br>1-3 ① K 1-2 | | 4 | 1 | 1 | 1 | 0 | 2 | 1 |
| Richie Sexson, R (1, 3)<br>OBP: 0.332, SLG: 0.502 | | C B F X<br>1-2 ① 2B | | B F B B B<br>4-1 F7 1B BB | | F F B S<br>1-3 ② K | | B B F B X<br>3-1 2-H HR | | 3 | 2 | 2 | 2 | 1 | 1 | 0 |
| Jeromy Burnitz, L (1, 9)<br>OBP: 0.341, SLG: 0.443 | | X<br>0-0 ② F5 | | F X<br>0-1 ② F7 1-2 2-3 | | C F X<br>0-2 FC6-4 1B | | B B F F F X<br>2-2 ② G4-3 | | 4 | 0 | 1 | 0 | 0 | 0 | 2 |
| Charlie Hayes, R (1, 5)<br>OBP: 0.356, SLG: 0.378 | | B C S B X<br>2-2 ③ G6-3 | | B X<br>1-0 2-H 3-H 1B | | B B X<br>2-0 ③ FC6-4 1-2f | | B B S B S C<br>3-3 ③ K | | 4 | 0 | 1 | 2 | 0 | 1 | 1 |
| Raul Casanova, S (1, 2)<br>OBP: 0.324, SLG: 0.392 | | | B F S B B X<br>3-2 ① L6 | B X<br>1-0 ③ G1-3 | | | B F C X<br>1-2 ① F8 | | B B B B<br>4-0 WP SH5-4 1B BB | 3 | 1 | 0 | 0 | 1 | 0 | 1 |
| Luis Lopez, S (1, 4)<br>OBP: 0.282, SLG: 0.365 | | | B X<br>1-0 ② P6 | | B X<br>1-0 ① G5-3 | | C F X<br>0-2 HR | | L X<br>0-1 ① SH5-4 1-2 | 3 | 1 | 1 | 1 | 0 | 0 | 0 |
| Jimmy Haynes, R (1, 1)<br>OBP: 0.107, SLG: 0.216<br>Ray King, L (7, 1)<br>Juan Acevedo, R (7, 1)<br>Mark Sweeney, L (9, PH)<br>OBP: 0.367, SLG: 0.340<br>James Mouton, R (9, PR)<br>OBP: 0.358, SLG: 0.321<br>Curt Leskanic, R (9, 1) | | | S X<br>0-1 ③ F7 | | B X<br>1-0 ② F7 | | C B X<br>1-1 ② F8 | | C S B B B B F X<br>3-2 2-H 1B | 3<br>0<br>0<br>1<br>0<br>0 | 0<br>0<br>0<br>0<br>0<br>0 | 0<br>0<br>0<br>1<br>0<br>0 | 0<br>0<br>0<br>1<br>0<br>0 | 0<br>0<br>0<br>0<br>0<br>0 | 0<br>0<br>0<br>0<br>0<br>0 | 0<br>0<br>0<br>0<br>0<br>0 |
| Inning Stats | R: 0<br>E: 0<br>K: 2<br>S: 11<br>H: 0<br>LOB: 0<br>BB: 0<br>P: 18 | R: 0<br>E: 0<br>K: 0<br>S: 7<br>H: 1<br>LOB: 0<br>BB: 0<br>P: 10 | R: 0<br>E: 0<br>K: 0<br>S: 6<br>H: 0<br>LOB: 0<br>BB: 0<br>P: 10 | R: 3<br>E: 0<br>K: 0<br>S: 11<br>H: 3<br>LOB: 1<br>BB: 1<br>P: 17 | R: 0<br>E: 0<br>K: 0<br>S: 4<br>H: 0<br>LOB: 0<br>BB: 0<br>P: 6 | R: 1<br>E: 0<br>K: 1<br>S: 14<br>H: 2<br>LOB: 1<br>BB: 0<br>P: 21 | R: 1<br>E: 0<br>K: 0<br>S: 9<br>H: 1<br>LOB: 0<br>BB: 0<br>P: 12 | R: 2<br>E: 0<br>K: 2<br>S: 15<br>H: 1<br>LOB: 0<br>BB: 1<br>P: 28 | R: 1<br>E: 0<br>K: 0<br>S: 9<br>H: 1<br>LOB: 1<br>BB: 1<br>P: 20 | 1B: 4<br>2B: 2<br>3B: 0<br>HR: 3<br>SF: 0<br>SAC: 1<br>DP: 0<br>HBP: 0 | | | | | | |

TOP

# Milwaukee Brewers @ Arizona Diamondbacks

Bank One Ballpark, Phoenix, AZ

Wed Aug 23 2000, 10:05 PM EDT

Att. 29,954 - Dome - 72 F

livebaseballscorecards.com

| | |
|---|---|
| AB | 34 |
| R | 8 |
| H | 9 |
| RBI | 8 |
| BB | 3 |
| SO | 5 |
| LOB | 8 |

WP: 1 PA: 38
PB: 0
SB: 0
CS: 0

| PITCHER | | IP | WLS | BF | H | R | ER | SO | BB | IBB | HBP | BLK | WP | HR | S | P | ERA | WHIP |
|---|---|---|---|---|---|---|---|---|---|---|---|---|---|---|---|---|---|---|
| Curt Schilling, R<br>ERA: 3.51 | (1, 1) | 7.0 | L | 28 | 7 | 5 | 5 | 3 | 1 | 0 | 0 | 0 | 0 | 2 | 62 | 94 | 6.43 | 1.143 |
| Byung-Hyun Kim, R<br>ERA: 3.23 | (8, 1) | 1.0 | | 5 | 1 | 2 | 2 | 2 | 1 | 0 | 0 | 1 | 0 | 1 | 15 | 28 | 18.00 | 2.000 |
| Matt Mantei, R<br>ERA: 5.4 | (9, 1) | 1.0 | | 5 | 1 | 1 | 1 | 0 | 1 | 0 | 0 | 0 | 1 | 0 | 9 | 20 | 9.00 | 2.000 |

| PITCHER | IP | WLS | BF | H | R | ER | SO | BB | IBB | HBP | BLK | WP | HR | S | P | ERA | WHIP |
|---|---|---|---|---|---|---|---|---|---|---|---|---|---|---|---|---|---|

| Batter | 1 | 2 | 3 | 4 | 5 | 6 | 7 | 8 | 9 | AB | R | H | RBI | BB | SO | LOB |
|---|---|---|---|---|---|---|---|---|---|---|---|---|---|---|---|---|
| Tony Womack, L (1, 6)<br>OBP: 0.304, SLG: 0.386 | F8 | F7 | | | G5-3 | | B1-3<br>1-2 | | BB<br>1B | 5 | 0 | 1 | 0 | 0 | 0 | 3 |
| Jay Bell, R (1, 4)<br>OBP: 0.355, SLG: 0.426 | K | | G6-3 | | G3-6-1<br>BB | | 1B<br>2-3<br>1B | | P6 | 4 | 0 | 1 | 0 | 1 | 1 | 1 |
| Luis Gonzalez, L (1, 7)<br>OBP: 0.407, SLG: 0.572 | 2B | | G3 | | G3-6-1<br>1-2f | | SF9<br>3-H | | G5-4-3<br>1-2<br>BB | 3 | 0 | 1 | 1 | 1 | 0 | 1 |
| Matt Williams, R (1, 5)<br>OBP: 0.326, SLG: 0.425 | F7 | | G5-3 | | | 1B<br>2B | 1-3<br>1B | | G5-4-3<br>1-2f | 5 | 1 | 2 | 0 | 0 | 0 | 3 |
| Steve Finley, L (1, 8)<br>OBP: 0.371, SLG: 0.571 | | K | | 1B<br>SF8<br>1B | | F7 | F9 | | | 4 | 1 | 1 | 0 | 0 | 1 | 3 |
| Greg Colbrunn, R (1, 3)<br>OBP: 0.444, SLG: 0.573 | | E<br>1B<br>1B | | F9 | | 2-H<br>1B | | K | | 4 | 1 | 2 | 1 | 0 | 1 | 1 |
| Damian Miller, R (1, 2)<br>OBP: 0.362, SLG: 0.480 | | K | | 1-3<br>1B | | K | | F8 | | 4 | 0 | 1 | 0 | 0 | 2 | 2 |
| Danny Bautista, R (1, 9)<br>OBP: 0.339, SLG: 0.489 | | SAFE<br>1-3<br>1B<br>IBB | | SF8<br>3-H | | F8 | | HR | | 2 | 1 | 1 | 2 | 1 | 0 | 1 |
| Curt Schilling, R (1, 1)<br>OBP: 0.217, SLG: 0.244 | | 1-2<br>3-H<br>1B | | K | | | 1B<br>B1-3<br>SF9<br>BB | | G4-3 | 2 | 0 | 1 | 1 | 0 | 1 | 1 |
| David Dellucci, L (7, PH)<br>OBP: 0.500, SLG: 0.364 | | | | | | | | | | 0 | 1 | 0 | 0 | 1 | 0 | 0 |
| Byung-Hyun Kim, R (8, 1) | | | | | | | | | | 0 | 0 | 0 | 0 | 0 | 0 | 0 |
| Hanley Frias, S (8, PH)<br>OBP: 0.321, SLG: 0.304 | | | | | | | | | | 1 | 0 | 0 | 0 | 0 | 0 | 0 |
| Matt Mantei, R (9, 1) | | | | | | | | | | 0 | 0 | 0 | 0 | 0 | 0 | 0 |
| Inning Stats | R: 0<br>E: 0<br>K: 1<br>S: 9<br>H: 1<br>LOB: 1<br>BB: 0<br>P: 13 | R: 1<br>E: 1<br>K: 2<br>S: 11<br>H: 2<br>LOB: 2<br>BB: 1<br>P: 18 | R: 0<br>E: 0<br>K: 0<br>S: 9<br>H: 0<br>LOB: 0<br>BB: 0<br>P: 13 | R: 1<br>E: 0<br>K: 1<br>S: 9<br>H: 2<br>LOB: 1<br>BB: 0<br>P: 14 | R: 0<br>E: 0<br>K: 0<br>S: 14<br>H: 0<br>LOB: 0<br>BB: 1<br>P: 20 | R: 1<br>E: 0<br>K: 1<br>S: 12<br>H: 2<br>LOB: 1<br>BB: 0<br>P: 17 | R: 1<br>E: 0<br>K: 0<br>S: 14<br>H: 2<br>LOB: 2<br>BB: 1<br>P: 26 | R: 1<br>E: 0<br>K: 1<br>S: 13<br>H: 1<br>LOB: 0<br>BB: 0<br>P: 23 | R: 0<br>E: 0<br>K: 0<br>S: 11<br>H: 1<br>LOB: 1<br>BB: 1<br>P: 18 | 1B: 8<br>2B: 2<br>3B: 0<br>HR: 1<br>SF: 2<br>SAC: 0<br>DP: 2<br>HBP: 0 | WP: 0<br>PB: 0<br>SB: 0<br>CS: 0<br>PA: 40 | | | | | |

| PITCHER | IP | WLS | BF | H | R | ER | SO | BB | IBB | HBP | BLK | WP | HR | S | P | ERA | WHIP |
|---|---|---|---|---|---|---|---|---|---|---|---|---|---|---|---|---|---|
| Jimmy Haynes, R (1, 1)<br>ERA: 4.81 | 6.1 | W | 29 | 8 | 4 | 4 | 5 | 2 | 1 | 0 | 0 | 0 | 0 | 70 | 109 | 5.68 | 1.579 |
| Ray King, L (7, 1)<br>ERA: 2.4 | 0.1 | H | 1 | 0 | 0 | 0 | 0 | 0 | 0 | 0 | 0 | 0 | 0 | 4 | 7 | 0.00 | 0.000 |
| Juan Acevedo, R (7, 1)<br>ERA: 3.82 | 1.1 | H | 6 | 2 | 1 | 1 | 1 | 0 | 0 | 0 | 0 | 0 | 1 | 17 | 28 | 6.75 | 1.500 |
| Curt Leskanic, R (9, 1)<br>ERA: 2.83 | 1.0 | S | 4 | 1 | 0 | 0 | 0 | 1 | 0 | 0 | 0 | 0 | 0 | 11 | 18 | 0.00 | 2.000 |

| PITCHER | IP | WLS | BF | H | R | ER | SO | BB | IBB | HBP | BLK | WP | HR | S | P | ERA | WHIP |
|---|---|---|---|---|---|---|---|---|---|---|---|---|---|---|---|---|---|

# BOTTOM

# Milwaukee Brewers @ Arizona Diamondbacks

Bank One Ballpark, Phoenix, AZ

Wed Aug 23 2000, 10:05 PM EDT

Att. 29,954 - Dome - 72 F

livebaseballscorecards.com

| | |
|---|---|
| AB | 34 |
| R | 5 |
| H | 11 |
| RBI | 5 |
| BB | 4 |
| SO | 6 |
| LOB | 16 |

| Batter | 1 | 2 | 3 | 4 | 5 | 6 | 7 | 8 | 9 | AB | R | H | RBI | BB | SO | LOB |
|---|---|---|---|---|---|---|---|---|---|---|---|---|---|---|---|---|
| Eric Owens, R (1, 7)<br>OBP: 0.359, SLG: 0.391 | B B C F X<br>2-2<br>G3-1 1B<br>G5-3<br>1B | C B B B S C<br>3-3<br>K<br>③ | | X<br>0-0<br>G6-3<br>① | | C C F F B X<br>1-2<br>1B | | | C B X<br>1-1<br>F9<br>① | 5 | 1 | 2 | 0 | 0 | 1 | 2 |
| Damian Jackson, R (1, 6)<br>OBP: 0.344, SLG: 0.375 | X<br>0-0<br>G3-1<br>1-2<br>1B | | B C C X<br>1-2<br>1B S<br>1B<br>1B | B C F X<br>1-2<br>F8<br>② | | B B C X<br>2-1<br>F7<br>③ | | | B C B B B<br>4-1<br>1B<br>BB | 4 | 1 | 2 | 0 | 1 | 0 | 1 |
| Ryan Klesko, L (1, 3)<br>OBP: 0.399, SLG: 0.560 | B F S B X<br>2-2<br>G3-1<br>1-2<br>2-3<br>① | | F B B X<br>2-1<br>F9<br>①<br>1-2 | B C X<br>1-1<br>P6<br>③ | | | C B B B B<br>4-1<br>CS<br>BB | | F B X<br>1-1<br>1-3<br>1B | 4 | 0 | 1 | 0 | 1 | 0 | 3 |
| Phil Nevin, R (1, 5)<br>OBP: 0.373, SLG: 0.546 | B C B X<br>2-1<br>G5-3<br>3-H<br>② | | B F X<br>1-1<br>1B<br>G5-3<br>2-3<br>1B | | B F B X<br>2-1<br>G3<br>① | | B B B B<br>4-0<br>1-2<br>BB<br>① | | B S F F F S<br>1-3<br>K<br>② | 4 | 1 | 1 | 1 | 1 | 1 | 3 |
| John Mabry, L (1, 9)<br>OBP: 0.316, SLG: 0.426<br>Ruben Rivera, R (7, 8)<br>OBP: 0.306, SLG: 0.425 | S X<br>0-1<br>F8<br>③ | | C X<br>0-1<br>G5-3<br>1-3<br>2B<br>3-H<br>1B | | X<br>0-0<br>P4<br>② | | C S S<br>0-3<br>K<br>② | | C B B B C S<br>2-3<br>K<br>③ | 4<br>1 | 1<br>0 | 1<br>0 | 1<br>0 | 0<br>0 | 1<br>1 | 2<br>2 |
| Bret Boone, R (1, 4)<br>OBP: 0.327, SLG: 0.424 | | B X<br>1-0<br>1B<br>1B | C B B B X<br>3-1<br>G5-3<br>1-2<br>3-H<br>② | | C S X<br>0-2<br>FC4-6<br>1B | | C X<br>0-1<br>F3<br>③ | | | 4 | 0 | 2 | 1 | 0 | 0 | 2 |
| Mike Darr, L (1, 8)<br>OBP: 0.340, SLG: 0.424 (7, 9) | B S B B F F X<br>3-2<br>SH2-4<br>1-3<br>1B | S C B X<br>1-2<br>FC6<br>2-H<br>2B | | | B C X<br>1-1<br>FC4-6<br>1-2f<br>③ | | | B B B C X<br>3-1<br>G6-4-3<br>1B | | 4 | 0 | 3 | 1 | 0 | 0 | 1 |
| Wiki Gonzalez, R (1, 2)<br>OBP: 0.306, SLG: 0.320 | C B S S<br>1-3<br>K<br>① | B B B F B<br>4-1<br>FC6<br>BB | | | | B X<br>1-0<br>G4-3<br>① | | B F B X<br>2-1<br>G6-4-3<br>1-2f<br>①<br>② | | 3 | 0 | 0 | 0 | 1 | 1 | 3 |
| Brian Tollberg, R (1, 1)<br>OBP: 0.130, SLG: 0.130<br>Joe Vitiello, R (8, PH)<br>OBP: 0.310, SLG: 0.486<br>Heathcliff Slocumb, R (8, 1)<br>Kevin Walker, L (9, 1)<br>OBP: 0.250, SLG: 0.250 | X<br>0-0<br>SH2-4<br>1-2<br>② | X<br>0-0<br>FC6<br>1-2f<br>2-3<br>③ | | | | C C X<br>0-2<br>G6-3<br>② | | C S S<br>0-3<br>K<br>③ | | 2<br>1<br>0<br>0 | 0<br>0<br>0<br>0 | 0<br>0<br>0<br>0 | 0<br>0<br>0<br>0 | 0<br>1<br>0<br>0 | 0<br>0<br>0<br>0 | 2<br>0<br>0<br>0 |
| Inning Stats | R: 1 H: 2<br>E: 0 LOB: 1<br>K: 0 BB: 0<br>S: 11 P: 17 | R: 0 H: 2<br>E: 0 LOB: 2<br>K: 2 BB: 0<br>S: 12 P: 20 | R: 3 H: 4<br>E: 0 LOB: 2<br>K: 0 BB: 1<br>S: 16 P: 28 | R: 0 H: 0<br>E: 0 LOB: 0<br>K: 0 BB: 0<br>S: 6 P: 8 | R: 0 H: 1<br>E: 0 LOB: 1<br>K: 0 BB: 0<br>S: 8 P: 11 | R: 0 H: 1<br>E: 0 LOB: 1<br>K: 0 BB: 0<br>S: 11 P: 15 | R: 0 H: 0<br>E: 0 LOB: 1<br>K: 1 BB: 2<br>S: 6 P: 14 | R: 0 H: 1<br>E: 0 LOB: 0<br>K: 1 BB: 0<br>S: 7 P: 12 | R: 0 H: 1<br>E: 0 LOB: 2<br>K: 2 BB: 1<br>S: 13 P: 22 | 1B: 11 SF: 0<br>2B: 1 SAC: 1<br>3B: 0 DP: 1<br>HR: 0 HBP: 0 | | | | | | |

# TOP

## San Diego Padres @ Milwaukee Brewers

Milwaukee County Stadium, Milwaukee, WI

Fri Aug 25 2000, 8:05 PM EDT
Att. 20,389 - Cloudy - 77 F

livebaseballscorecards.com

| | |
|---|---|
| AB | 36 |
| R | 4 |
| H | 12 |
| RBI | 4 |
| BB | 4 |
| SO | 6 |
| LOB | 21 |

| PITCHER | | IP | WLS | BF | H | R | ER | SO | BB | IBB | HBP | BLK | WP | HR | S | P | ERA | WHIP |
|---|---|---|---|---|---|---|---|---|---|---|---|---|---|---|---|---|---|---|
| Jamey Wright, R<br>ERA: 4.27 | (1, 1) | 5.0 | L | 25 | 9 | 4 | 4 | 2 | 1 | 0 | 0 | 0 | 0 | 0 | 53 | 84 | 7.20 | 2.000 |
| David Weathers, R<br>ERA: 3.39 | (6, 1) | 2.0 | | 8 | 1 | 0 | 0 | 1 | 2 | 0 | 0 | 0 | 0 | 0 | 17 | 29 | 0.00 | 1.500 |
| Valerio De Los Santos, L<br>ERA: 5.7 | (8, 1) | 1.0 | | 3 | 1 | 0 | 0 | 1 | 0 | 0 | 0 | 0 | 0 | 0 | 7 | 12 | 0.00 | 1.000 |
| Ray King, L<br>ERA: 2.25 | (9, 1) | 1.0 | | 5 | 1 | 0 | 0 | 2 | 1 | 0 | 0 | 0 | 0 | 0 | 13 | 22 | 0.00 | 2.000 |

| PITCHER | IP | WLS | BF | H | R | ER | SO | BB | IBB | HBP | BLK | WP | HR | S | P | ERA | WHIP |
|---|---|---|---|---|---|---|---|---|---|---|---|---|---|---|---|---|---|

# BOTTOM

## San Diego Padres @ Milwaukee Brewers

Milwaukee County Stadium, Milwaukee, WI

Fri Aug 25 2000, 8:05 PM EDT
Att. 20,389 - Cloudy - 77 F

livebaseballscorecards.com

| Batter | 1 | 2 | 3 | 4 | 5 | 6 | 7 | 8 | 9 | AB | R | H | RBI | BB | SO | LOB |
|---|---|---|---|---|---|---|---|---|---|---|---|---|---|---|---|---|
| James Mouton, R (1, 8)<br>OBP: 0.355, SLG: 0.314 | B B C B B<br>4-1 CS BB | | B C B C F C<br>2-3 ② K | | B X<br>1-0 ② F8 | | | C B B X<br>2-1 ② F8 | | 3 | 0 | 0 | 0 | 1 | 1 | 0 |
| Mark Loretta, R (1, 6)<br>OBP: 0.378, SLG: 0.458 | C F C<br>0-3 ① K | | C B S X<br>1-2 1B 1B | | C L B F F C<br>1-3 ③ K | | | C F F F B F B F X<br>2-2 ③ F7 | | 4 | 0 | 1 | 0 | 0 | 2 | 1 |
| Geoff Jenkins, L (1, 7)<br>OBP: 0.363, SLG: 0.581 | B F F F B B B<br>4-2 ② BB<br>1-2 BB | | S B X<br>1-1 1-2 1B | | | F S F X<br>0-2 ① F7 | | | C X<br>0-1 G5-4-3 1B | 3 | 0 | 2 | 0 | 1 | 0 | 0 |
| Richie Sexson, R (1, 3)<br>OBP: 0.333, SLG: 0.501 | B S C B B F B<br>4-2 1-2 BB | | S B B B S C<br>2-3 ③ K | | | B B X<br>2-0 G3-6-3 1B | | | C X<br>0-1 ① ② G5-4-3<br>1-2f | 3 | 0 | 1 | 0 | 1 | 1 | 3 |
| Jeromy Burnitz, L (1, 9)<br>OBP: 0.340, SLG: 0.441 | B X<br>1-0 ③ F9 | | | X<br>0-0 ① F8 | | B X<br>1-0 ② ③ G3-6-3<br>1-2f | | | B X<br>1-0 FC4 1B | 4 | 0 | 1 | 0 | 0 | 0 | 3 |
| Charlie Hayes, R (1, 5)<br>OBP: 0.353, SLG: 0.373 | | X<br>0-0 ① G5-3 | | B S B X<br>2-1 ② G6-3 | | | X<br>0-0 ① G3 | | B F B X<br>2-1 ③ FC4<br>1-2f | 4 | 0 | 0 | 0 | 0 | 0 | 1 |
| Ronnie Belliard, R (1, 4)<br>OBP: 0.353, SLG: 0.392 | | C X<br>0-1 ② G3 | | B B C F F X<br>2-2 3B | | | C C B B B S<br>3-3 ② K | | | 3 | 0 | 1 | 0 | 0 | 1 | 0 |
| Henry Blanco, R (1, 2)<br>OBP: 0.321, SLG: 0.384 | | C X<br>0-1 ③ G1-3 | | B C B B C C<br>3-3 ③ K | | | X<br>0-0 ③ P6 | | | 3 | 0 | 0 | 0 | 0 | 1 | 1 |
| Jamey Wright, R (1, 1)<br>OBP: 0.065, SLG: 0.065<br>Angel Echevarria, R (5, PH)<br>OBP: 0.257, SLG: 0.333<br>David Weathers, R (6, 1)<br>Valerio De Los Santos, L (8, 1)<br>Mark Sweeney, L (8, PH)<br>OBP: 0.361, SLG: 0.333<br>Ray King, L (9, 1) | | C F X<br>0-2 ① G6-3 | | | C X<br>0-1 ① G4-3 | | | X<br>0-0 ① G3 | | 1<br>1<br>0<br>0<br>1<br>0 | 0<br>0<br>0<br>0<br>0<br>0 | 0<br>0<br>0<br>0<br>0<br>0 | 0<br>0<br>0<br>0<br>0<br>0 | 0<br>0<br>0<br>0<br>0<br>0 | 0<br>0<br>0<br>0<br>0<br>0 | 0<br>0<br>0<br>0<br>0<br>0 |
| Inning Stats | R: 0 E: 0 K: 1 S: 10 H: 0 LOB: 2 BB: 3 P: 23 | R: 0 E: 0 K: 0 S: 5 H: 0 LOB: 0 BB: 0 P: 5 | R: 0 E: 0 K: 2 S: 15 H: 2 LOB: 2 BB: 0 P: 21 | R: 0 E: 0 K: 1 S: 10 H: 1 LOB: 1 BB: 0 P: 17 | R: 0 E: 0 K: 1 S: 8 H: 0 LOB: 0 BB: 0 P: 10 | R: 0 E: 0 K: 0 S: 6 H: 1 LOB: 0 BB: 0 P: 9 | R: 0 E: 0 K: 1 S: 5 H: 0 LOB: 0 BB: 0 P: 8 | R: 0 E: 0 K: 0 S: 10 H: 0 LOB: 0 BB: 0 P: 14 | R: 0 E: 0 K: 0 S: 7 H: 2 LOB: 1 BB: 0 P: 10 | 1B: 5 2B: 0 3B: 1 HR: 0 | SF: 0 SAC: 0 DP: 2 HBP: 0 | | | | | | |

| | AB | 30 |
|---|---|---|
| | R | 0 |
| | H | 6 |
| | RBI | 0 |
| | BB | 3 |
| | SO | 6 |
| | LOB | 9 |

| PITCHER | | IP | WLS | BF | H | R | ER | SO | BB | IBB | HBP | BLK | WP | HR | S | P | ERA | WHIP |
|---|---|---|---|---|---|---|---|---|---|---|---|---|---|---|---|---|---|---|
| Brian Tollberg, R<br>ERA: 3.01 | (1, 1) | 7.0 | W | 26 | 4 | 0 | 0 | 6 | 3 | 0 | 0 | 0 | 0 | 0 | 59 | 93 | 0.00 | 1.000 |
| Heathcliff Slocumb, R<br>ERA: 5.28 | (8, 1) | 1.0 | | 3 | 0 | 0 | 0 | 0 | 0 | 0 | 0 | 0 | 0 | 0 | 10 | 14 | 0.00 | 0.000 |
| Kevin Walker, L<br>ERA: 4.56 | (9, 1) | 1.0 | | 4 | 2 | 0 | 0 | 0 | 0 | 0 | 0 | 0 | 0 | 0 | 7 | 10 | 0.00 | 2.000 |

| PITCHER | | IP | WLS | BF | H | R | ER | SO | BB | IBB | HBP | BLK | WP | HR | S | P | ERA | WHIP |
|---|---|---|---|---|---|---|---|---|---|---|---|---|---|---|---|---|---|---|

| Batter | 1 | 2 | 3 | 4 | 5 | 6 | 7 | 8 | 9 | 10 | AB | R | H | RBI | BB | SO | LOB |
|---|---|---|---|---|---|---|---|---|---|---|---|---|---|---|---|---|---|
| Eric Owens, R (1, 7)<br>OBP: 0.360, SLG: 0.395 | 4-1 BB | | 1-0 E SF8 2B | 1-1 FC6-4 FC5-4 1-2f 3-H | | 2-1 1B 2B | | 1-0 G6-4-3 1-2f | | 2-3 K | 5 | 1 | 2 | 1 | 1 | 1 | 3 |
| Damian Jackson, R (1, 6)<br>OBP: 0.342, SLG: 0.372 | 0-1 P4 | | 3-2 E3 CS 2-3 | 3-2 F7 | | 2-0 1B 2-3 | | | 1-1 G4-3 | | 5 | 0 | 1 | 0 | 0 | 0 | 3 |
| Ryan Klesko, L (1, 3)<br>OBP: 0.399, SLG: 0.558 | 4-1 BB 1-2 | | 3-2 SF8 1-2 3-H | 0-0 FC5-4 1-2f | | 0-2 P4 | | | 0-1 1B | | 3 | 0 | 1 | 1 | 1 | 0 | 3 |
| Phil Nevin, R (1, 5)<br>OBP: 0.371, SLG: 0.549 | 0-1 F8 | | 1-1 HR | | 1-1 F7 | | 1-0 G4-3 | | 1-3 K | | 5 | 1 | 1 | 1 | 0 | 1 | 3 |
| Mike Darr, L (1, 9)<br>OBP: 0.343, SLG: 0.433 | 2-1 G3 | | 2-1 1B 1B | | 0-0 FC5 2B | | 1-2 G6-3 | | 1-0 F7 | | 5 | 0 | 2 | 0 | 0 | 0 | 3 |
| Bret Boone, R (1, 4)<br>OBP: 0.326, SLG: 0.421 | | 1-3 K | 3-2 FC5-4 1-3 1B | | 3-1 FC5 2-3 | | 0-1 G6-3 | | | 0-1 G6-3 | 5 | 0 | 1 | 0 | 0 | 1 | 1 |
| Ruben Rivera, R (1, 8)<br>OBP: 0.304, SLG: 0.421 | | 2-2 G1-3 S 1B | 1-0 FC5-4 1-2f | | 1-0 F9 | | | 3-3 K | | 1-1 F3 | 5 | 0 | 1 | 0 | 0 | 1 | 3 |
| Wiki Gonzalez, R (1, 2)<br>OBP: 0.311, SLG: 0.343 | | 2-1 G1-3 1-3 | | 1-1 SH FC6-4 2B | | 0-1 L4 | | 3-1 HR | | 2-0 E8 1B 1B | 5 | 3 | 3 | 1 | 0 | 0 | 1 |
| Jay Witasick, R (1, 1)<br>OBP: 0.125, SLG: 0.125<br>Kevin Walker, L (7, 1)<br>OBP: 0.250, SLG: 0.250<br>John Mabry, L (8, PH)<br>OBP: 0.351, SLG: 0.430<br>Donne Wall, R (8, 1)<br>Carlos Almanzar, R (9, 1)<br>Dave Magadan, L (10, PH)<br>OBP: 0.389, SLG: 0.348<br>29 Kory DeHaan, L (10, PR)<br>OBP: 0.247, SLG: 0.321<br>Trevor Hoffman, R (10, 1) | | 0-3 K | | 0-0 SH FC6-4 2-3 | | 0-3 K | | 3-2 G6-4-3 1B | | 3-2 1B 3-H | 2<br>0<br>1<br>0<br>0<br>1<br>0 | 0<br>0<br>0<br>0<br>0<br>0<br>0 | 0<br>0<br>1<br>0<br>0<br>1<br>0 | 0<br>0<br>0<br>0<br>0<br>0<br>0 | 0<br>0<br>0<br>0<br>0<br>0<br>0 | 2<br>0<br>0<br>0<br>0<br>0<br>0 | 1<br>0<br>0<br>0<br>0<br>0<br>0 |
| Inning Stats | R: 0<br>E: 0<br>K: 0<br>S: 8<br>H: 0<br>LOB: 2<br>BB: 2<br>P: 18 | R: 0<br>E: 0<br>K: 2<br>S: 12<br>H: 1<br>LOB: 1<br>BB: 0<br>P: 17 | R: 2<br>E: 1<br>K: 0<br>S: 16<br>H: 4<br>LOB: 2<br>BB: 0<br>P: 30 | R: 1<br>E: 0<br>K: 0<br>S: 10<br>H: 1<br>LOB: 1<br>BB: 0<br>P: 15 | R: 0<br>E: 0<br>K: 0<br>S: 6<br>H: 1<br>LOB: 1<br>BB: 0<br>P: 11 | R: 0<br>E: 0<br>K: 1<br>S: 11<br>H: 2<br>LOB: 2<br>BB: 0<br>P: 15 | R: 0<br>E: 0<br>K: 0<br>S: 6<br>H: 0<br>LOB: 0<br>BB: 0<br>P: 8 | R: 1<br>E: 0<br>K: 1<br>S: 13<br>H: 2<br>LOB: 0<br>BB: 0<br>P: 23 | R: 0<br>E: 0<br>K: 1<br>S: 8<br>H: 1<br>LOB: 1<br>BB: 0<br>P: 11 | R: 1<br>E: 1<br>K: 1<br>S: 11<br>H: 2<br>LOB: 1<br>BB: 0<br>P: 19 | 1B: 8<br>2B: 4<br>3B: 0<br>HR: 2 | SF: 1<br>SAC: 1<br>DP: 1<br>HBP: 0 | | | | | |

| PITCHER | | IP | WLS | BF | H | R | ER | SO | BB | IBB | HBP | BLK | WP | HR | S | P | ERA | WHIP |
|---|---|---|---|---|---|---|---|---|---|---|---|---|---|---|---|---|---|---|
| Paul Rigdon, R<br>ERA: 6.22 | (1, 1) | 5.2 | | 29 | 9 | 3 | 3 | 3 | 2 | 0 | 0 | 0 | 0 | 1 | 60 | 103 | 4.76 | 1.941 |
| Valerio De Los Santos, L<br>ERA: 5.67 | (6, 1) | 0.1 | | 1 | 0 | 0 | 0 | 0 | 0 | 0 | 0 | 0 | 0 | 0 | 3 | 3 | 0.00 | 0.000 |
| Juan Acevedo, R<br>ERA: 3.84 | (7, 1) | 2.0 | | 7 | 2 | 1 | 1 | 1 | 0 | 0 | 0 | 0 | 0 | 1 | 19 | 31 | 4.50 | 1.000 |
| Ray King, L<br>ERA: 2.12 | (9, 1) | 1.0 | | 4 | 1 | 0 | 0 | 1 | 0 | 0 | 0 | 0 | 0 | 0 | 8 | 11 | 0.00 | 1.000 |
| Curt Leskanic, R<br>ERA: 2.79 | (10, 1) | 1.0 | W | 5 | 2 | 1 | 0 | 1 | 0 | 0 | 0 | 0 | 0 | 0 | 11 | 19 | 0.00 | 2.000 |

| PITCHER | IP | WLS | BF | H | R | ER | SO | BB | IBB | HBP | BLK | WP | HR | S | P | ERA | WHIP |
|---|---|---|---|---|---|---|---|---|---|---|---|---|---|---|---|---|---|

# TOP

## San Diego Padres @ Milwaukee Brewers

Milwaukee County Stadium, Milwaukee, WI

Sat Aug 26 2000, 8:05 PM EDT
Att. 20,240 - Cloudy - 73 F

livebaseballscorecards.com

| | |
|---|---|
| AB | 42 |
| R | 5 |
| H | 14 |
| RBI | 5 |
| BB | 2 |
| SO | 6 |
| LOB | 21 |

WP: 0 PA: 46
PB: 0
SB: 1
CS: 1

| Batter | 1 | 2 | 3 | 4 | 5 | 6 | 7 | 8 | 9 | 10 | AB | R | H | RBI | BB | SO | LOB |
|---|---|---|---|---|---|---|---|---|---|---|---|---|---|---|---|---|---|
| Marquis Grissom, R (1, 8)<br>OBP: 0.283, SLG: 0.341 | C B B B B C X<br>3-2 G1-3 ① | F C F S<br>0-3 K ③ | | | B C X<br>1-1 F8 ① | | C B B F F X<br>2-2 E5 G4-3 G3 1B | | C C B F X<br>1-2 G6-3 ① | X<br>0-0 E6 1-3 1B | 6 | 2 | 1 | 0 | 0 | 1 | 2 |
| Mark Loretta, R (1, 6)<br>OBP: 0.383, SLG: 0.454<br>James Mouton, R (9, PR)<br>OBP: 0.359, SLG: 0.319<br>(10, 9) | B B B C B<br>4-1 2B BB | | C F X<br>0-2 G6-3 ① | | F B C X<br>1-2 G1-3 ② | | I I I<br>4-0 G3 G4-3 IBB | | C B F B B B<br>4-2 BB S BB | X<br>0-0 2-H 3-H 1B | 2<br>1 | 0<br>0 | 0<br>1 | 0<br>2 | 3<br>0 | 0<br>0 | 0<br>0 |
| Geoff Jenkins, L (1, 7)<br>OBP: 0.364, SLG: 0.580 | C F B X<br>1-2 1-3 2B | | B C B X<br>2-1 G4-3 ② | | B B B B<br>4-0 BB | | S C B X<br>1-2 G4-3 1-2 2-3 ① | | X<br>0-0 F9 ② | | 4 | 0 | 1 | 0 | 1 | 0 | 3 |
| Richie Sexson, R (1, 3)<br>OBP: 0.334, SLG: 0.498 | X<br>0-0 G5-3 ② | | B S C C<br>1-3 K ③ | | S B X<br>1-1 G5-3 ③ | | I I I<br>4-0 G3 IBB | | B F B C F F B F B<br>4-2 1-2 BB BB | | 3 | 0 | 0 | 0 | 2 | 1 | 3 |
| Jeromy Burnitz, L (1, 9)<br>OBP: 0.342, SLG: 0.440<br>Curt Leskanic, R (10, 1) | B B I I<br>4-0 IBB | C B B X<br>2-1 F8 ① | | | | X<br>0-0 FC5-4 1B | F X<br>0-1 G3 1-2 2-3 3-H ② | | B S B B B<br>4-1 1-2 2-3 BB | | 3<br>0 | 0<br>0 | 1<br>0 | 1<br>0 | 2<br>0 | 0<br>0 | 2<br>0 |
| Charlie Hayes, R (1, 5)<br>OBP: 0.348, SLG: 0.368 | C B B B F F B X<br>3-2 F9 ③ | X<br>0-0 G4-3 ② | | | | B F C F B X<br>2-2 FC5-4 1-2f FC4-6 ①<br>B S B C B F S<br>3-3 K ③ | | | C X<br>0-1 F9 ③ | | 5 | 0 | 0 | 0 | 0 | 1 | 9 |
| Ronnie Belliard, R (1, 4)<br>OBP: 0.352, SLG: 0.389 | | B B B C F F S<br>3-3 K ① | | B B B B<br>4-0 HR BB | | C S F X<br>0-2 FC4-6 1-2f 3B ② | | C X<br>0-1 F9 ① | | B F F B F C<br>2-3 K ① | 4 | 2 | 0 | 0 | 1 | 2 | 1 |
| Raul Casanova, S (1, 2)<br>OBP: 0.331, SLG: 0.430 | | C X<br>0-1 SH3-4 1B | | X<br>0-0 1-H HR | | B C X<br>1-1 2-H 3B | | B S B X<br>2-1 G3-1 ② | | B C B B F F C<br>3-3 K ② | 5 | 1 | 3 | 3 | 0 | 1 | 0 |
| Paul Rigdon, R (1, 1)<br>Valerio De Los Santos, L (6, 1)<br>Mark Sweeney, L (6, PH)<br>OBP: 0.355, SLG: 0.327<br>Juan Acevedo, R (7, 1)<br>Tyler Houston, L (8, PH)<br>OBP: 0.281, SLG: 0.498<br>Ray King, L (9, 1)<br>Luis Lopez, S (10, 6)<br>OBP: 0.287, SLG: 0.369 | | F X<br>0-1 SH3-4 1-2 ② | | B B C B C X<br>3-2 G3-1 ③ | | C B X<br>1-1 F7 ③ | | X<br>0-0 G5-3 ③ | | X<br>0-0 E 1B 1B | 1<br>0<br>1<br>0<br>1<br>0<br>1 | 0<br>0<br>0<br>0<br>0<br>0<br>1 | 0<br>0<br>0<br>0<br>0<br>0<br>1 | 0<br>0<br>0<br>0<br>0<br>0<br>0 | 0<br>0<br>0<br>0<br>0<br>0<br>0 | 0<br>0<br>0<br>0<br>0<br>0<br>0 | 0<br>0<br>1<br>0<br>0<br>0<br>0 |
| Inning Stats | R: 0 H: 1<br>E: 0 LOB: 3<br>K: 0 BB: 2<br>S: 12 P: 27 | R: 0 H: 1<br>E: 0 LOB: 1<br>K: 2 BB: 0<br>S: 13 P: 16 | R: 0 H: 0<br>E: 0 LOB: 0<br>K: 1 BB: 0<br>S: 8 P: 11 | R: 2 H: 1<br>E: 0 LOB: 0<br>K: 0 BB: 1<br>S: 7 P: 16 | R: 0 H: 0<br>E: 0 LOB: 1<br>K: 0 BB: 1<br>S: 7 P: 14 | R: 1 H: 2<br>E: 1 LOB: 1<br>K: 0 BB: 0<br>S: 13 P: 17 | R: 1 H: 1<br>E: 1 LOB: 2<br>K: 1 BB: 2<br>S: 13 P: 27 | R: 0 H: 0<br>E: 0 LOB: 0<br>K: 0 BB: 0<br>S: 5 P: 7 | R: 0 H: 0<br>E: 0 LOB: 3<br>K: 0 BB: 3<br>S: 15 P: 28 | R: 2 H: 2<br>E: 1 LOB: 1<br>K: 2 BB: 0<br>S: 11 P: 16 | 1B: 5<br>2B: 1<br>3B: 1<br>HR: 1 | SF: 0<br>SAC: 1<br>DP: 0<br>HBP: 0 | | | | | |

| PITCHER | | IP | WLS | BF | H | R | ER | SO | BB | IBB | HBP | BLK | WP | HR | S | P | ERA | WHIP |
|---|---|---|---|---|---|---|---|---|---|---|---|---|---|---|---|---|---|---|
| Jay Witasick, R | (1, 1) | 6.0 | | 29 | 6 | 4 | 4 | 3 | 3 | 2 | 0 | 0 | 0 | 1 | 64 | 111 | 6.00 | 1.500 |
| ERA: 6.05 | | | | | | | | | | | | | | | | | | |
| Kevin Walker, L | (7, 1) | 1.0 | | 4 | 0 | 0 | 0 | 1 | 0 | 1 | 0 | 0 | 0 | 0 | 9 | 17 | 0.00 | 0.000 |
| ERA: 4.47 | | | | | | | | | | | | | | | | | | |
| Donne Wall, R | (8, 1) | 1.2 | | 8 | 0 | 0 | 0 | 0 | 3 | 0 | 0 | 0 | 0 | 0 | 18 | 33 | 0.00 | 1.800 |
| ERA: 3.6 | | | | | | | | | | | | | | | | | | |
| Carlos Almanzar, R | (9, 1) | 0.1 | | 1 | 0 | 0 | 0 | 0 | 0 | 0 | 0 | 0 | 0 | 0 | 2 | 2 | 0.00 | 0.000 |
| ERA: 4.45 | | | | | | | | | | | | | | | | | | |
| Trevor Hoffman, R | (10, 1) | 0.2 | L | 5 | 2 | 2 | 0 | 2 | 0 | 0 | 0 | 0 | 0 | 0 | 11 | 16 | 0.00 | 3.000 |
| ERA: 3.63 | | | | | | | | | | | | | | | | | | |

| PITCHER | IP | WLS | BF | H | R | ER | SO | BB | IBB | HBP | BLK | WP | HR | S | P | ERA | WHIP |
|---|---|---|---|---|---|---|---|---|---|---|---|---|---|---|---|---|---|

# BOTTOM

## San Diego Padres @ Milwaukee Brewers

Milwaukee County Stadium, Milwaukee, WI

Sat Aug 26 2000, 8:05 PM EDT
Att. 20,240 - Cloudy - 73 F

livebaseballscorecards.com

| | |
|---|---|
| AB | 37 |
| R | 6 |
| H | 8 |
| RBI | 6 |
| BB | 9 |
| SO | 6 |
| LOB | 21 |

WP: 0 PA: 47
PB: 0
SB: 1
CS: 0

# San Diego Padres @ Milwaukee Brewers

Milwaukee County Stadium, Milwaukee, WI

Sun Aug 27 2000, 2:05 PM EDT

Att. 21,785 - Sunny - 75 F

TOP

livebaseballscorecards.com

| Batter | 1 | 2 | 3 | 4 | 5 | 6 | 7 | 8 | 9 | AB | R | H | RBI | BB | SO | LOB |
|---|---|---|---|---|---|---|---|---|---|---|---|---|---|---|---|---|
| Eric Owens, R (1, 7)<br>OBP: 0.359, SLG: 0.393 | F9 | | | F9 | | G5-3 | | 1B | G1-3 | 5 | 1 | 1 | 0 | 0 | 0 | 2 |
| Desi Relaford, S (1, 6)<br>OBP: 0.358, SLG: 0.326 | F2 | | | E4 FC6-4 | | G3-1 | | 1B | | 4 | 0 | 1 | 1 | 0 | 0 | 0 |
| Ryan Klesko, L (1, 3)<br>OBP: 0.400, SLG: 0.556 | G3-1 | | | FC6-4 1B | | WP S BB | | 1B | | 3 | 0 | 1 | 1 | 1 | 0 | 1 |
| Phil Nevin, R (1, 5)<br>OBP: 0.372, SLG: 0.547 | | G1-3 | | 1B | | F9 | | G4-3 IBB | | 3 | 0 | 1 | 0 | 1 | 0 | 1 |
| Mike Darr, L (1, 9)<br>OBP: 0.330, SLG: 0.416 | | K | | K | | | F7 | G4-3 | | 4 | 0 | 0 | 0 | 0 | 2 | 5 |
| Damian Jackson, R (1, 4)<br>OBP: 0.343, SLG: 0.377 | | F9 | | | F8 | | G5-4-3 1B | | S 2B | 4 | 0 | 2 | 0 | 0 | 0 | 0 |
| Ruben Rivera, R (1, 8)<br>OBP: 0.304, SLG: 0.419 | | | K | | 1B | | G5-4-3 | | K | 4 | 0 | 1 | 0 | 0 | 2 | 2 |
| Wiki Gonzalez, R (1, 2)<br>OBP: 0.310, SLG: 0.339 | | | G5-3 | | K | | | F8 | BB | 3 | 0 | 0 | 0 | 1 | 1 | 1 |
| Woody Williams, R (1, 1)<br>OBP: 0.298, SLG: 0.429 | | | G1-3 | | K | | | 1B BB | K | 2 | 0 | 0 | 0 | 0 | 1 | 1 |
| John Mabry, L (8, PH)<br>OBP: 0.325, SLG: 0.430 | | | | | | | | | | 0 | 1 | 0 | 0 | 1 | 0 | 0 |
| Kevin Walker, L (8, 1)<br>OBP: 0.250, SLG: 0.250 | | | | | | | | | | 0 | 0 | 0 | 0 | 0 | 0 | 0 |
| Carlos Almanzar, R (8, 1) | | | | | | | | | | 0 | 0 | 0 | 0 | 0 | 0 | 0 |
| Dave Magadan, L (9, PH)<br>OBP: 0.286, SLG: 0.344 | | | | | | | | | | 1 | 0 | 0 | 0 | 0 | 1 | 2 |
| Trevor Hoffman, R (9, 1) | | | | | | | | | | 0 | 0 | 0 | 0 | 0 | 0 | 0 |
| Inning Stats | R: 0<br>E: 0<br>K: 0<br>S: 6<br>H: 0<br>LOB: 0<br>BB: 0<br>P: 10 | R: 0<br>E: 0<br>K: 1<br>S: 6<br>H: 0<br>LOB: 0<br>BB: 0<br>P: 8 | R: 0<br>E: 0<br>K: 1<br>S: 11<br>H: 0<br>LOB: 0<br>BB: 0<br>P: 17 | R: 0<br>E: 1<br>K: 1<br>S: 11<br>H: 1<br>LOB: 2<br>BB: 0<br>P: 15 | R: 0<br>E: 0<br>K: 2<br>S: 9<br>H: 1<br>LOB: 1<br>BB: 0<br>P: 12 | R: 0<br>E: 0<br>K: 0<br>S: 7<br>H: 0<br>LOB: 1<br>BB: 1<br>P: 15 | R: 0<br>E: 0<br>K: 0<br>S: 5<br>H: 1<br>LOB: 0<br>BB: 0<br>P: 6 | R: 2<br>E: 0<br>K: 0<br>S: 13<br>H: 3<br>LOB: 2<br>BB: 2<br>P: 25 | R: 0<br>E: 0<br>K: 2<br>S: 13<br>H: 1<br>LOB: 2<br>BB: 1<br>P: 21 | 1B: 6<br>2B: 1<br>3B: 0<br>HR: 0<br>SF: 0<br>SAC: 0<br>DP: 2<br>HBP: 0 | WP: 1<br>PB: 0<br>SB: 2<br>CS: 0<br>PA: 37 | | | | | |

| PITCHER | | IP | WLS | BF | H | R | ER | SO | BB | IBB | HBP | BLK | WP | HR | S | P | ERA | WHIP |
|---|---|---|---|---|---|---|---|---|---|---|---|---|---|---|---|---|---|---|
| John Snyder, R<br>ERA: 5.36 | (1, 1) | 7.0 | | 25 | 3 | 0 | 0 | 5 | 1 | 0 | 0 | 0 | 1 | 0 | 55 | 83 | 0.00 | 0.571 |
| David Weathers, R<br>ERA: 3.67 | (8, 1) | 0.1 | L | 4 | 2 | 2 | 2 | 0 | 1 | 0 | 0 | 0 | 0 | 0 | 10 | 16 | 54.00 | 9.000 |
| Valerio De Los Santos, L<br>ERA: 5.61 | (8, 1) | 0.2 | | 3 | 1 | 0 | 0 | 0 | 0 | 1 | 0 | 0 | 0 | 0 | 3 | 9 | 0.00 | 1.500 |
| Curt Leskanic, R<br>ERA: 2.74 | (9, 1) | 1.0 | | 5 | 1 | 0 | 0 | 2 | 1 | 0 | 0 | 0 | 0 | 0 | 13 | 21 | 0.00 | 2.000 |

| PITCHER | IP | WLS | BF | H | R | ER | SO | BB | IBB | HBP | BLK | WP | HR | S | P | ERA | WHIP |
|---|---|---|---|---|---|---|---|---|---|---|---|---|---|---|---|---|---|

| | |
|---|---|
| AB | 33 |
| R | 2 |
| H | 7 |
| RBI | 2 |
| BB | 4 |
| SO | 7 |
| LOB | 15 |

# San Diego Padres @ Milwaukee Brewers

Milwaukee County Stadium, Milwaukee, WI

Sun Aug 27 2000, 2:05 PM EDT

Att. 21,785 - Sunny - 75 F

livebaseballscorecards.com

## BOTTOM

| Batter | 1 | 2 | 3 | 4 | 5 | 6 | 7 | 8 | 9 | AB | R | H | RBI | BB | SO | LOB |
|---|---|---|---|---|---|---|---|---|---|---|---|---|---|---|---|---|
| James Mouton, R (1, 8)<br>OBP: 0.360, SLG: 0.317 | G5-3 | | 1B | | F7 | | HBP | | F8 | 4 | 0 | 1 | 0 | 0 | 0 | 0 |
| Mark Loretta, R (1, 6)<br>OBP: 0.375, SLG: 0.444 | P4 | | L4 | | F9 | | F9 | | G4-3 | 5 | 0 | 0 | 0 | 0 | 0 | 3 |
| Geoff Jenkins, L (1, 7)<br>OBP: 0.365, SLG: 0.579 | 2B 1B | | 1-3 1B | | | F8 | G4-3 | | | 4 | 1 | 2 | 0 | 0 | 0 | 2 |
| Richie Sexson, R (1, 3)<br>OBP: 0.335, SLG: 0.499 | 1-H 2B | | K | | | BB BB | | K | | 3 | 0 | 1 | 1 | 1 | 2 | 2 |
| Jeromy Burnitz, L (1, 9)<br>OBP: 0.342, SLG: 0.439 | K | | G6-3 | | | F7 | | 1B BB 1B | | 4 | 0 | 1 | 0 | 0 | 1 | 4 |
| Raul Casanova, S (1, 2)<br>OBP: 0.335, SLG: 0.425 | | G3-1 | | F8 | | 1-2 BB | | 1-2 1B BB | | 2 | 0 | 0 | 0 | 2 | 0 | 0 |
| Tyler Houston, L (1, 5)<br>OBP: 0.281, SLG: 0.500 | | WP 2B | | F5 | | G4-3 | | | F9 | 3 | 0 | 1 | 0 | 0 | 0 | 2 |
| Charlie Hayes, R (8, PH)<br>OBP: 0.348, SLG: 0.367 (9, 5) | | | | | | | | | | 1 | 0 | 0 | 0 | 0 | 0 | 2 |
| Ronnie Belliard, R (1, 4)<br>OBP: 0.353, SLG: 0.389 | | K | | G5-3 | | | | 1-2 2-H 1B | | 4 | 0 | 2 | 0 | 0 | 1 | 1 |
| John Snyder, R (1, 1)<br>OBP: 0.161, SLG: 0.138 | | | | | | | | | | 2 | 0 | 0 | 0 | 0 | 1 | 1 |
| Luis Lopez, S (7, PH)<br>OBP: 0.287, SLG: 0.369 | | | | | | | | | | 0 | 0 | 0 | 0 | 0 | 0 | 0 |
| David Weathers, R (8, 1) | | | | | | | | | | 0 | 0 | 0 | 0 | 0 | 0 | 0 |
| Valerio De Los Santos, L (8, 1) | | | | | | | | | | 0 | 0 | 0 | 0 | 0 | 0 | 0 |
| Curt Leskanic, R (9, 1) | | | | | | | | | | 0 | 0 | 0 | 0 | 0 | 0 | 0 |
| Mark Sweeney, L (9, PH)<br>OBP: 0.349, SLG: 0.321 | | K | | | F9 | | SH5-4 1B | | P6 | 1 | 0 | 0 | 0 | 0 | 0 | 0 |

| | AB | 33 |
|---|---|---|
| | R | 1 |
| | H | 8 |
| | RBI | 1 |
| | BB | 3 |
| | SO | 5 |
| | LOB | 17 |

| Inning Stats | 1 | 2 | 3 | 4 | 5 | 6 | 7 | 8 | 9 |
|---|---|---|---|---|---|---|---|---|---|
| | R: 1 E: 0 K: 1 S: 13 | H: 2 LOB: 1 BB: 0 P: 20 | R: 0 E: 0 K: 2 S: 11 | H: 1 LOB: 1 BB: 0 P: 18 | R: 0 E: 0 K: 1 S: 14 | H: 2 LOB: 2 BB: 0 P: 22 | R: 0 E: 0 K: 0 S: 8 | H: 0 LOB: 0 BB: 0 P: 11 | R: 0 E: 0 K: 0 S: 8 | H: 0 LOB: 0 BB: 0 P: 13 |
| | R: 0 E: 0 K: 0 S: 10 | H: 0 LOB: 2 BB: 2 P: 21 | R: 0 E: 0 K: 0 S: 7 | H: 1 LOB: 2 BB: 0 P: 11 | R: 0 E: 0 K: 1 S: 13 | H: 2 LOB: 2 BB: 1 P: 19 | R: 0 E: 0 K: 0 S: 5 | H: 0 LOB: 0 BB: 0 P: 7 | | |

| | 1B: 6 | SF: 0 | WP: 1 | PA: 38 |
|---|---|---|---|---|
| | 2B: 2 | SAC: 1 | PB: 0 | |
| | 3B: 0 | DP: 0 | SB: 0 | |
| | HR: 0 | HBP: 1 | CS: 0 | |

| PITCHER | | IP | WLS | BF | H | R | ER | SO | BB | IBB | HBP | BLK | WP | HR | S | P | ERA | WHIP |
|---|---|---|---|---|---|---|---|---|---|---|---|---|---|---|---|---|---|---|
| Woody Williams, R<br>ERA: 4.02 | (1, 1) | 7.0 | W | 30 | 6 | 1 | 1 | 4 | 2 | 0 | 1 | 0 | 1 | 0 | 71 | 116 | 1.29 | 1.143 |
| Kevin Walker, L<br>ERA: 4.45 | (8, 1) | 0.1 | H | 3 | 1 | 0 | 0 | 1 | 1 | 0 | 0 | 0 | 0 | 0 | 9 | 15 | 0.00 | 6.000 |
| Carlos Almanzar, R<br>ERA: 4.4 | (8, 1) | 0.2 | H | 2 | 1 | 0 | 0 | 0 | 0 | 0 | 0 | 0 | 0 | 0 | 4 | 4 | 0.00 | 1.500 |
| Trevor Hoffman, R<br>ERA: 3.57 | (9, 1) | 1.0 | S | 3 | 0 | 0 | 0 | 0 | 0 | 0 | 0 | 0 | 0 | 0 | 5 | 7 | 0.00 | 0.000 |

| PITCHER | IP | WLS | BF | H | R | ER | SO | BB | IBB | HBP | BLK | WP | HR | S | P | ERA | WHIP |
|---|---|---|---|---|---|---|---|---|---|---|---|---|---|---|---|---|---|

| Batter | 1 | 2 | 3 | 4 | 5 | 6 | 7 | 8 | 9 | AB | R | H | RBI | BB | SO | LOB |
|---|---|---|---|---|---|---|---|---|---|---|---|---|---|---|---|---|
| Tom Goodwin, L (1, 8) OBP: 0.361, SLG: 0.368 | 1-2 1B | F7 | | G4-3 | | | G1-3 | | FC4-6 1B | 5 | 1 | 2 | 0 | 0 | 0 | 0 |
| Mark Grudzielanek, R (1, 4) OBP: 0.335, SLG: 0.384 | 0-1 1B; 1-3 1B | F7 | | F9 | | | F9 | | 2-0 FC4-6; 1-2f | 5 | 1 | 1 | 0 | 0 | 0 | 1 |
| Shawn Green, L (1, 9) OBP: 0.378, SLG: 0.501 | 0-2 1B; 1-2 SF4; 3-H 1B | 1-0 2B | | 1-3 K | | | 0-1 E4 | | | 4 | 1 | 2 | 1 | 0 | 1 | 0 |
| Eric Karros, R (1, 3) OBP: 0.339, SLG: 0.503 | 0-0 SF4 HR; 1-3 2-H 1B | F8 | | | G5-3 | | F3 | | | 4 | 1 | 1 | 1 | 0 | 0 | 2 |
| Todd Hundley, S (1, 2) OBP: 0.395, SLG: 0.636 | 0-2 SF4; 1-2 3-H | | G4-3 | | K | | | 0-3 K | | 3 | 0 | 0 | 1 | 0 | 2 | 0 |
| Adrian Beltré, R (1, 5) OBP: 0.356, SLG: 0.471 | 1-1 2-H HR | | FC6-5 2B | | G4-3 | | | 4-1 CS BB | | 3 | 1 | 2 | 2 | 1 | 0 | 0 |
| Jim Leyritz, R (1, 7) OBP: 0.325, SLG: 0.283 | 2-3 K | | 1-1 FC6-5 1B; 2-3 | | | G6-3 | | 2-3 K; 1-2 | | 4 | 0 | 0 | 0 | 0 | 2 | 2 |
| Alex Cora, L (1, 6) OBP: 0.317, SLG: 0.383 | 2-1 1B | | 1-1 1-2 1B | | | F8 | | | 0-2 G1-3 | 4 | 0 | 2 | 0 | 0 | 0 | 0 |
| Kevin Brown, R (1, 1) OBP: 0.121, SLG: 0.089 | 0-3 K | | 1-3 K | | | 1-3 K | | | 2-3 K | 3 | 0 | 0 | 0 | 0 | 3 | 3 |
| Terry Adams, R (8, 1) | | | | | | | | | | 0 | 0 | 0 | 0 | 0 | 0 | 0 |
| Jeff Branson, L (9, PH) OBP: 0.500, SLG: 0.400 | | | | | | | | | | 1 | 0 | 0 | 0 | 0 | 1 | 0 |
| Jeff Shaw, R (9, 1) | | | | | | | | | | 0 | 0 | 0 | 0 | 0 | 0 | 0 |
| Inning Stats | R: 5 E: 0 K: 2 S: 25 / H: 6 LOB: 1 BB: 0 P: 31 | R: 0 E: 0 K: 0 S: 7 / H: 1 LOB: 1 BB: 0 P: 12 | R: 0 E: 0 K: 1 S: 12 / H: 2 LOB: 2 BB: 0 P: 17 | R: 0 E: 0 K: 1 S: 8 / H: 0 LOB: 0 BB: 0 P: 11 | R: 0 E: 0 K: 1 S: 12 / H: 0 LOB: 0 BB: 0 P: 15 | R: 0 E: 0 K: 1 S: 8 / H: 0 LOB: 0 BB: 0 P: 12 | R: 0 E: 1 K: 0 S: 8 / H: 0 LOB: 1 BB: 0 P: 13 | R: 0 E: 0 K: 2 S: 8 / H: 0 LOB: 0 BB: 1 P: 13 | R: 0 E: 0 K: 1 S: 10 / H: 1 LOB: 1 BB: 0 P: 15 | 1B: 7 2B: 2 3B: 0 HR: 1 / SF: 1 SAC: 0 DP: 0 HBP: 0 | | | | | | |

# TOP

## Los Angeles Dodgers @ Milwaukee Brewers

Milwaukee County Stadium, Milwaukee, WI

Mon Aug 28 2000, 8:05 PM EDT
Att. 17,167 - Cloudy - 72 F

livebaseballscorecards.com

| | |
|---|---|
| AB | 36 |
| R | 5 |
| H | 10 |
| RBI | 5 |
| BB | 1 |
| SO | 9 |
| LOB | 8 |

| PITCHER | | IP | WLS | BF | H | R | ER | SO | BB | IBB | HBP | BLK | WP | HR | S | P | ERA | WHIP |
|---|---|---|---|---|---|---|---|---|---|---|---|---|---|---|---|---|---|---|
| Jeff D'Amico, R (1, 1) ERA: 2.2 | | 7.0 | L | 31 | 9 | 5 | 5 | 6 | 0 | 0 | 0 | 0 | 0 | 1 | 80 | 111 | 6.43 | 1.286 |
| Juan Acevedo, R (8, 1) ERA: 3.78 | | 1.0 | | 3 | 0 | 0 | 0 | 2 | 1 | 0 | 0 | 0 | 0 | 0 | 8 | 13 | 0.00 | 1.000 |
| Ray King, L (9, 1) ERA: 2.0 | | 1.0 | | 4 | 1 | 0 | 0 | 1 | 0 | 0 | 0 | 0 | 0 | 0 | 10 | 15 | 0.00 | 1.000 |

| PITCHER | IP | WLS | BF | H | R | ER | SO | BB | IBB | HBP | BLK | WP | HR | S | P | ERA | WHIP |
|---|---|---|---|---|---|---|---|---|---|---|---|---|---|---|---|---|---|

WP: 0 PB: 0 SB: 0 CS: 1 PA: 38

| Batter | 1 | 2 | 3 | 4 | 5 | 6 | 7 | 8 | 9 | AB | R | H | RBI | BB | SO | LOB |
|---|---|---|---|---|---|---|---|---|---|---|---|---|---|---|---|---|
| Marquis Grissom, R (1, 8)<br>OBP: 0.281, SLG: 0.337 | B C X<br>1-1 F8 ① | | B S S C<br>1-3 K ① | | X<br>0-0 G5-3 ②<br>3-H | | C C S<br>0-3 K ③ | | B C F B F X<br>2-2 P4 ③<br>1-2 | 5 | 0 | 0 | 1 | 0 | 2 | 2 |
| Mark Loretta, R (1, 6)<br>OBP: 0.374, SLG: 0.439 | X<br>0-0 L4 ② | | B C X<br>1-1 F9 ② | | B C X<br>1-1 F8 ③ | | | B C B B B<br>4-1 G5-3 BB | | 3 | 0 | 0 | 0 | 1 | 0 | 0 |
| Geoff Jenkins, L (1, 7)<br>OBP: 0.369, SLG: 0.584 | B B B C B<br>4-1 BB BB | | B F F B B B<br>4-2 BB | | | X<br>0-0 2B 3B | | B S F B X<br>2-2 G5-3 ①<br>1-2 | | 2 | 1 | 1 | 0 | 2 | 0 | 1 |
| Richie Sexson, R (1, 3)<br>OBP: 0.337, SLG: 0.500 | B B S S B F B<br>4-2 BB<br>1-2 | | S F C<br>0-3 K ③ | | | X<br>0-0 F7 1B 2B<br>3-H | | B C S F B S<br>2-3 K ② | | 3 | 1 | 1 | 1 | 1 | 2 | 2 |
| Jeromy Burnitz, L (1, 9)<br>OBP: 0.339, SLG: 0.435 | S F S<br>0-3 K ③ | | | B C F X<br>1-2 G3-1 ① | | X<br>0-0 F7 ①<br>2-3 | | C F B S<br>1-3 K ③ | | 4 | 0 | 0 | 0 | 0 | 2 | 4 |
| Tyler Houston, L (1, 5)<br>OBP: 0.281, SLG: 0.495 | | C F S<br>0-3 K ① | | C X<br>0-1 F9 ② | | C X<br>0-1 G6-4-3 1B<br>3-H | | | C C F F B S<br>1-3 K ① | 4 | 0 | 1 | 1 | 0 | 2 | 0 |
| Ronnie Belliard, R (1, 4)<br>OBP: 0.350, SLG: 0.386 | | B S X<br>1-1 P3 ② | | B C F B S<br>2-3 K ③ | | C F B X<br>1-2 G6-4-3 ②③<br>1-2f | | | B C B S C<br>2-3 K ② | 4 | 0 | 0 | 0 | 0 | 2 | 1 |
| Henry Blanco, R (1, 2)<br>OBP: 0.327, SLG: 0.393 | | C X<br>0-1 1B | | | X<br>0-0 SH1-3 G5-3 2B | | C B C B X<br>2-2 G4-3 ① | | C B X<br>1-1 1B 1B | 4 | 1 | 3 | 0 | 0 | 0 | 0 |
| Jeff D'Amico, R (1, 1)<br>OBP: 0.132, SLG: 0.194<br>Mark Sweeney, L (7, PH)<br>OBP: 0.344, SLG: 0.315<br>Juan Acevedo, R (8, 1)<br>Ray King, L (9, 1)<br>Raul Casanova, S (9, PH)<br>OBP: 0.339, SLG: 0.429<br>James Mouton, R (9, PR)<br>OBP: 0.360, SLG: 0.317 | | C S B B F B S<br>3-3 K ③ | | | X<br>0-0 SH1-3 ①<br>2-3 | | C X<br>0-1 G3-1 ② | | X<br>0-0 S 1B<br>1-3 | 1<br>1<br>0<br>0<br>1<br>0 | 0<br>0<br>0<br>0<br>0<br>0 | 0<br>0<br>0<br>0<br>1<br>0 | 0<br>0<br>0<br>0<br>0<br>0 | 0<br>0<br>0<br>0<br>0<br>0 | 1<br>0<br>0<br>0<br>0<br>0 | 1<br>0<br>0<br>0<br>0<br>0 |
| Inning Stats | R: 0 E: 0 K: 1 S: 10 H: 0 LOB: 2 BB: 2 P: 19 | R: 0 E: 0 K: 2 S: 11 H: 1 LOB: 1 BB: 0 P: 15 | R: 0 E: 0 K: 2 S: 10 H: 0 LOB: 1 BB: 1 P: 16 | R: 0 E: 0 K: 1 S: 8 H: 0 LOB: 0 BB: 0 P: 11 | R: 1 E: 0 K: 0 S: 5 H: 1 LOB: 0 BB: 0 P: 6 | R: 2 E: 0 K: 0 S: 8 H: 3 LOB: 0 BB: 0 P: 9 | R: 0 E: 0 K: 1 S: 8 H: 0 LOB: 0 BB: 0 P: 10 | R: 0 E: 0 K: 2 S: 11 H: 0 LOB: 1 BB: 1 P: 20 | R: 0 E: 0 K: 2 S: 16 H: 2 LOB: 3 BB: 0 P: 22 | 1B: 4 2B: 2 3B: 1 HR: 0 | SF: 0 SAC: 1 DP: 1 HBP: 0 | | | | | | |

| PITCHER | | IP | WLS | BF | H | R | ER | SO | BB | IBB | HBP | BLK | WP | HR | S | P | ERA | WHIP |
|---|---|---|---|---|---|---|---|---|---|---|---|---|---|---|---|---|---|---|
| Kevin Brown, R<br>ERA: 2.71 | (1, 1) | 7.0 | W | 28 | 5 | 3 | 3 | 7 | 3 | 0 | 0 | 0 | 0 | 0 | 60 | 86 | 3.86 | 1.143 |
| Terry Adams, R<br>ERA: 3.23 | (8, 1) | 1.0 | H | 4 | 0 | 0 | 0 | 2 | 1 | 0 | 0 | 0 | 0 | 0 | 11 | 20 | 0.00 | 1.000 |
| Jeff Shaw, R<br>ERA: 4.79 | (9, 1) | 1.0 | S | 5 | 2 | 0 | 0 | 2 | 0 | 0 | 0 | 0 | 0 | 0 | 16 | 22 | 0.00 | 2.000 |

| PITCHER | IP | WLS | BF | H | R | ER | SO | BB | IBB | HBP | BLK | WP | HR | S | P | ERA | WHIP |
|---|---|---|---|---|---|---|---|---|---|---|---|---|---|---|---|---|---|

# BOTTOM

## Los Angeles Dodgers @ Milwaukee Brewers

Milwaukee County Stadium, Milwaukee, WI

Mon Aug 28 2000, 8:05 PM EDT
Att. 17,167 - Cloudy - 72 F

livebaseballscorecards.com

| | |
|---|---|
| AB | 32 |
| R | 3 |
| H | 7 |
| RBI | 3 |
| BB | 4 |
| SO | 11 |
| LOB | 11 |

| Batter | 1 | 2 | 3 | 4 | 5 | 6 | 7 | 8 | 9 | AB | R | H | RBI | BB | SO | LOB |
|---|---|---|---|---|---|---|---|---|---|---|---|---|---|---|---|---|
| Tom Goodwin, L (1, 8)<br>OBP: 0.360, SLG: 0.365 | C B B B C C<br>3-3 ① K | B S F F F B B F B<br>4-2 1B BB | | F C B X<br>1-2 ② G1<br>1-2<br>2-3 | | B B X<br>2-0 ③ G4-3 | | | F F B B X<br>2-2 ② F2 | 4 | 0 | 0 | 0 | 1 | 1 | 3 |
| Mark Grudzielanek, R (1, 4)<br>OBP: 0.338, SLG: 0.393 | B C C F F B B X<br>3-2 ② F8 | C F X<br>0-2 1-2 2-H 3-H 1B | | B X<br>1-0 ③ 2-H 3-H 2B | | | X<br>0-0 ① L8 | | C F B B X<br>2-2 E2 3B | 5 | 1 | 3 | 4 | 0 | 0 | 0 |
| Shawn Green, L (1, 9)<br>OBP: 0.378, SLG: 0.499 | B F B F S<br>2-3 ③ K | X<br>0-0 ③ F7 | | | F B B B S B<br>4-2 S BB | | B X<br>1-0 1B | | B S S F F X<br>1-2 ③ G6-3 | 4 | 0 | 1 | 0 | 1 | 1 | 2 |
| Eric Karros, R (1, 3)<br>OBP: 0.339, SLG: 0.500 | | C S B F B B F B<br>4-2 FC5-4 BB | F C B C<br>1-3 ① K | | C C B B X<br>2-2 ① P4<br>1-2 | | B C C S<br>1-3 ② K | | | 3 | 0 | 0 | 0 | 1 | 2 | 2 |
| Adrian Beltré, R (1, 5)<br>OBP: 0.353, SLG: 0.467 | | C B S F X<br>1-2 ① FC5-4 1B 1-2f 1B | C C F F X<br>0-2 ② L9 | | C F X<br>0-2 ② P6 | | X<br>0-0 ③ F7 | | | 4 | 1 | 0 | 0 | 0 | 0 | 3 |
| Jim Leyritz, R (1, 7)<br>OBP: 0.322, SLG: 0.282 | | B B C C X<br>2-2 1B 1-2 E 1B | C S B F X<br>1-2 ③ F4 | | X<br>0-0 ③ G5-3 | | | B S S S B F F B X<br>3-2 ① G5-3 | | 4 | 1 | 1 | 0 | 0 | 0 | 1 |
| Chad Kreuter, S (1, 2)<br>OBP: 0.424, SLG: 0.413 | | C C B B B X<br>3-2 SH5-4 E 1B 1-3 2-H 1B | | B F B X<br>2-1 ① G3-1 | | C B B B F X<br>3-2 ① F7 | | X<br>0-0 ② F7 | | 4 | 1 | 1 | 1 | 0 | 0 | 0 |
| Alex Cora, L (1, 6)<br>OBP: 0.320, SLG: 0.388 | | B X<br>1-0 E3 SH5-4 1B 1-2 3-H | | B C C X<br>1-2 G1 BB 2B 1B | | B C B S X<br>2-2 2B | | C B F X<br>1-2 ③ G6-3 | | 4 | 2 | 2 | 1 | 0 | 0 | 1 |
| Chan Ho Park, R (1, 1)<br>OBP: 0.241, SLG: 0.351<br>Dave Hansen, L (9, PH)<br>OBP: 0.398, SLG: 0.545<br>Mike Fetters, R (9, 1) | | S X<br>0-1 ② SH5-4 1-2 2-3 | | B B B C B<br>4-1 G1 2B 1-2 BB | | S B B S S<br>1-3 ② K | | | C B F F S<br>1-3 ① K | 1<br>1<br>0 | 1<br>0<br>0 | 0<br>0<br>0 | 0<br>0<br>0 | 1<br>0<br>0 | 1<br>1<br>0 | 1<br>0<br>0 |
| Inning Stats | R: 0 E: 0 K: 2 S: 11<br>H: 0 LOB: 0 BB: 0 P: 19 | R: 4 E: 1 K: 0 S: 27<br>H: 3 LOB: 2 BB: 2 P: 42 | R: 0 E: 0 K: 1 S: 12<br>H: 0 LOB: 0 BB: 0 P: 14 | R: 2 E: 0 K: 0 S: 10<br>H: 2 LOB: 1 BB: 1 P: 19 | R: 0 E: 0 K: 0 S: 9<br>H: 0 LOB: 1 BB: 1 P: 15 | R: 0 E: 0 K: 1 S: 10<br>H: 1 LOB: 1 BB: 0 P: 18 | R: 0 E: 0 K: 1 S: 6<br>H: 1 LOB: 1 BB: 0 P: 8 | R: 0 E: 0 K: 0 S: 9<br>H: 0 LOB: 0 BB: 0 P: 13 | R: 1 E: 1 K: 1 S: 15<br>H: 1 LOB: 0 BB: 0 P: 21 | 1B: 5 2B: 2 3B: 1 HR: 0<br>SF: 0 SAC: 1 DP: 0 HBP: 0 | | | | | | |

| PITCHER | | IP | WLS | BF | H | R | ER | SO | BB | IBB | HBP | BLK | WP | HR | S | P | ERA | WHIP |
|---|---|---|---|---|---|---|---|---|---|---|---|---|---|---|---|---|---|---|
| Jimmy Haynes, R<br>ERA: 4.91 | (1, 1) | 4.0 | L | 20 | 5 | 6 | 4 | 3 | 3 | 0 | 0 | 0 | 0 | 0 | 60 | 94 | 9.00 | 2.000 |
| Everett Stull, R<br>ERA: 6.0 | (5, 1) | 2.0 | | 8 | 1 | 0 | 0 | 1 | 1 | 0 | 0 | 0 | 0 | 0 | 19 | 33 | 0.00 | 1.000 |
| David Weathers, R<br>ERA: 3.55 | (7, 1) | 2.0 | | 7 | 1 | 0 | 0 | 1 | 0 | 0 | 0 | 0 | 0 | 0 | 15 | 21 | 0.00 | 0.500 |
| Valerio De Los Santos, L<br>ERA: 5.52 | (9, 1) | 1.0 | | 4 | 1 | 1 | 0 | 1 | 0 | 0 | 0 | 0 | 0 | 0 | 15 | 21 | 0.00 | 1.000 |

| PITCHER | IP | WLS | BF | H | R | ER | SO | BB | IBB | HBP | BLK | WP | HR | S | P | ERA | WHIP |
|---|---|---|---|---|---|---|---|---|---|---|---|---|---|---|---|---|---|

# TOP

## Los Angeles Dodgers @ Milwaukee Brewers

Milwaukee County Stadium, Milwaukee, WI

Tue Aug 29 2000, 8:05 PM EDT
Att. 14,179 - Cloudy - 69 F

livebaseballscorecards.com

| | |
|---|---|
| AB | 34 |
| R | 7 |
| H | 8 |
| RBI | 6 |
| BB | 4 |
| SO | 6 |
| LOB | 13 |

| Batter | 1 | 2 | 3 | 4 | 5 | 6 | 7 | 8 | 9 | AB | R | H | RBI | BB | SO | LOB |
|---|---|---|---|---|---|---|---|---|---|---|---|---|---|---|---|---|
| James Mouton, R (1, 8)<br>OBP: 0.363, SLG: 0.338 | B C X<br>1-1 ① G6-3 | | | B B B X<br>3-0 ① G6-3 | | B B C B C X<br>3-2 1-H HR | | B B B C B<br>4-1 BB | | 3 | 1 | 1 | 2 | 1 | 0 | 0 |
| Mark Loretta, R (1, 6)<br>OBP: 0.368, SLG: 0.432 | C B C B X<br>2-2 ② G1-3 | | | X<br>0-0 E3 G6-3 | | B C T S<br>1-3 ③ K | | F F B F B C<br>2-3 ③ K | | 4 | 0 | 0 | 0 | 0 | 2 | 1 |
| Geoff Jenkins, L (1, 7)<br>OBP: 0.365, SLG: 0.578 | S C S<br>0-3 ③ K | | | X<br>0-0 ②③ G6-3<br>1-2f | | | C B F F S<br>1-3 ① K | | C S B F F B F X<br>2-2 ① G4-3 | 4 | 0 | 0 | 0 | 0 | 2 | 1 |
| Richie Sexson, R (1, 3)<br>OBP: 0.336, SLG: 0.496 | | C S B F B F B F S<br>3-3 ① K | | | B S B C S<br>2-3 ① K | | B B C B H<br>4-1 BB HBP | | C C B S<br>1-3 ② K | 3 | 0 | 0 | 0 | 0 | 3 | 0 |
| Tyler Houston, L (1, 5)<br>OBP: 0.276, SLG: 0.487 | | C B S B X<br>2-2 ② F8 | | | B C X<br>1-1 ② G4-3 | | B F X<br>1-2 ② F9 | | S S F F B B X<br>2-2 ③ G5-3 | 4 | 0 | 0 | 0 | 0 | 0 | 1 |
| Angel Echevarria, R (1, 9)<br>OBP: 0.263, SLG: 0.314 | | B F C F S<br>1-3 ③ K | | | B C F S<br>1-3 ③ K | | B B F B F B<br>4-2 1-2 BB | | | 2 | 0 | 0 | 0 | 1 | 2 | 0 |
| Ronnie Belliard, R (1, 4)<br>OBP: 0.348, SLG: 0.384 | | | B X<br>1-0 ① F9 | | | C F S<br>0-3 ① K | C F S<br>0-3 ③ K | | | 3 | 0 | 0 | 0 | 0 | 2 | 2 |
| Henry Blanco, R (1, 2)<br>OBP: 0.323, SLG: 0.389 | | | F S B F B C<br>2-3 ② K | | | B F F B F F S<br>2-3 ② K | | F F F B X<br>1-2 ① G5-3 | | 3 | 0 | 0 | 0 | 0 | 2 | 0 |
| Jimmy Haynes, R (1, 1)<br>OBP: 0.135, SLG: 0.212<br>Everett Stull, R (5, 1)<br>Mark Sweeney, L (6, PH)<br>OBP: 0.354, SLG: 0.315<br>David Weathers, R (7, 1)<br>Raul Casanova, S (8, PH)<br>OBP: 0.337, SLG: 0.426<br>Valerio De Los Santos, L (9, 1) | | | F B C C C<br>1-3 ③ K | | | B B B C B<br>4-1 HR BB | | C C F S<br>0-3 ② K | | 1<br>0<br>0<br>0<br>1<br>0 | 0<br>0<br>1<br>0<br>0<br>0 | 0<br>0<br>0<br>0<br>0<br>0 | 0<br>0<br>0<br>0<br>0<br>0 | 1<br>0<br>1<br>0<br>0<br>0 | 0<br>0<br>0<br>0<br>1<br>0 | 0<br>0<br>0<br>0<br>0<br>0 |
| Inning Stats | R: 0 H: 0<br>E: 0 LOB: 0<br>K: 1 BB: 0<br>S: 8 P: 11 | R: 0 H: 0<br>E: 0 LOB: 0<br>K: 2 BB: 0<br>S: 13 P: 19 | R: 0 H: 0<br>E: 0 LOB: 0<br>K: 2 BB: 0<br>S: 8 P: 12 | R: 0 H: 0<br>E: 1 LOB: 0<br>K: 0 BB: 0<br>S: 3 P: 6 | R: 0 H: 0<br>E: 0 LOB: 0<br>K: 2 BB: 0<br>S: 8 P: 12 | R: 2 H: 1<br>E: 0 LOB: 0<br>K: 3 BB: 1<br>S: 16 P: 26 | R: 0 H: 0<br>E: 0 LOB: 2<br>K: 2 BB: 1<br>S: 13 P: 23 | R: 0 H: 0<br>E: 0 LOB: 1<br>K: 2 BB: 1<br>S: 13 P: 20 | R: 0 H: 0<br>E: 0 LOB: 0<br>K: 1 BB: 0<br>S: 14 P: 19 | 1B: 0<br>2B: 0<br>3B: 0<br>HR: 1 | SF: 0<br>SAC: 0<br>DP: 1<br>HBP: 1 | | | WP: 0<br>PB: 0<br>SB: 0<br>CS: 0 | PA: 32 | | |

| PITCHER | | IP | WLS | BF | H | R | ER | SO | BB | IBB | HBP | BLK | WP | HR | S | P | ERA | WHIP |
|---|---|---|---|---|---|---|---|---|---|---|---|---|---|---|---|---|---|---|
| Chan Ho Park, R<br>ERA: 3.6 | (1, 1) | 8.0 | W | 29 | 1 | 2 | 2 | 14 | 3 | 0 | 1 | 0 | 0 | 1 | 82 | 129 | 2.25 | 0.500 |
| Mike Fetters, R<br>ERA: 2.81 | (9, 1) | 1.0 | | 3 | 0 | 0 | 0 | 1 | 0 | 0 | 0 | 0 | 0 | 0 | 14 | 19 | 0.00 | 0.000 |

| PITCHER | IP | WLS | BF | H | R | ER | SO | BB | IBB | HBP | BLK | WP | HR | S | P | ERA | WHIP |
|---|---|---|---|---|---|---|---|---|---|---|---|---|---|---|---|---|---|

# BOTTOM

## Los Angeles Dodgers @ Milwaukee Brewers

Milwaukee County Stadium, Milwaukee, WI

Tue Aug 29 2000, 8:05 PM EDT

Att. 14,179 - Cloudy - 69 F

livebaseballscorecards.com

| | |
|---|---|
| AB | 28 |
| R | 2 |
| H | 1 |
| RBI | 2 |
| BB | 3 |
| SO | 15 |
| LOB | 5 |

| Batter | 1 | 2 | 3 | 4 | 5 | 6 | 7 | 8 | 9 | AB | R | H | RBI | BB | SO | LOB |
|---|---|---|---|---|---|---|---|---|---|---|---|---|---|---|---|---|
| Tom Goodwin, L (1, 8)<br>OBP: 0.360, SLG: 0.364 | B C B B C B<br>4-2<br>BB BB SF8<br>BB | | B B C B C X<br>3-2 ①<br>F7 | | C X<br>0-1<br>BB<br>1-3<br>1B | | B C B X<br>2-1 ①<br>F8 | | X<br>0-0 ③<br>G4-3 | 4 | 1 | 1 | 0 | 1 | 0 | 0 |
| Mark Grudzielanek, R (1, 4)<br>OBP: 0.341, SLG: 0.392 | B C C F F B F B F<br>4-2<br>B<br>G3-1 BB<br>1-2<br>BB | | C C B F F B X<br>2-2 ②<br>G5-3 | | B B B B<br>4-0<br>1-2<br>BB | | B F H<br>2-1<br>1B<br>HBP | | | 1 | 0 | 0 | 0 | 2 | 0 | 0 |
| Shawn Green, L (1, 9)<br>OBP: 0.379, SLG: 0.498 | S B B B B B<br>4-1<br>1B G3-1<br>1-2<br>2-3<br>BB | | C X<br>0-1 ③<br>G5-3 | | C F X<br>0-2 ③<br>G2-3 | | X<br>0-0<br>G4-6-3<br>1-2<br>1B | | | 3 | 0 | 1 | 0 | 1 | 0 | 3 |
| Eric Karros, R (1, 3)<br>OBP: 0.338, SLG: 0.498 | X<br>0-0 ①<br>SF8<br>3-H | | | B B F B B B<br>4-1<br>L4-3<br>BB | | B X<br>1-0 ①<br>G6-3 | B C X<br>1-1 ②③<br>G4-6-3<br>1-2f | | | 2 | 0 | 0 | 1 | 1 | 0 | 2 |
| Todd Hundley, S (1, 2)<br>OBP: 0.393, SLG: 0.628 | B S B B C X<br>2-2 ②<br>G3-1<br>1-2<br>2-3 | | | B F F F B X<br>2-2 ①②<br>L4-3<br>1-2 | | B B B B<br>4-0<br>G5-3<br>2B<br>BB | | S X<br>0-1 ①<br>G4-1 | | 3 | 1 | 0 | 0 | 1 | 0 | 3 |
| Adrian Beltré, R (1, 5)<br>OBP: 0.354, SLG: 0.467 | C B X<br>1-1 ③<br>2-3<br>1B | | | B X<br>1-0 ③<br>F9 | | C F B F F X<br>1-2 ②<br>G5-3<br>1-2 | | C F B B F F F X<br>2-2<br>G5-4-3<br>1B | | 4 | 0 | 2 | 0 | 0 | 0 | 1 |
| Jim Leyritz, R (1, 7)<br>OBP: 0.320, SLG: 0.290 | | C B B S B S<br>3-3 ①<br>K | | | B C F S<br>1-3 ①<br>K | X<br>0-0<br>2-H<br>2B | | B X<br>1-0 ②③<br>G5-4-3<br>1-2f | | 4 | 0 | 1 | 1 | 0 | 2 | 1 |
| Alex Cora, L (1, 6)<br>OBP: 0.322, SLG: 0.387 | | C F F B B F S<br>2-3 ②<br>K | | | B X<br>1-0<br>1B<br>1B | I I I I<br>4-0<br>IBB | | | B B C F F F S<br>2-3 ①<br>K | 3 | 0 | 1 | 0 | 1 | 2 | 0 |
| 37 Darren Dreifort, R (1, 1)<br>OBP: 0.190, SLG: 0.386<br>22 Devon White, S (9, PH)<br>OBP: 0.311, SLG: 0.389<br>Terry Adams, R (9, 1) | | B X<br>1-0 ③<br>G6-3 | | | F C B B C<br>2-3 ②<br>K | B F S X<br>1-2 ③<br>F3 | | | F X<br>0-1 ②<br>G4-3 | 3<br>1<br>0 | 0<br>0<br>0 | 0<br>0<br>0 | 0<br>0<br>0 | 0<br>0<br>0 | 1<br>0<br>0 | 3<br>0<br>0 |
| Inning Stats | R: 1 H: 1<br>E: 0 LOB: 3<br>K: 0 BB: 3<br>S: 15 P: 30 | R: 0 H: 0<br>E: 0 LOB: 0<br>K: 2 BB: 0<br>S: 9 P: 15 | R: 0 H: 0<br>E: 0 LOB: 0<br>K: 0 BB: 0<br>S: 10 P: 15 | R: 0 H: 0<br>E: 0 LOB: 0<br>K: 0 BB: 1<br>S: 6 P: 13 | R: 0 H: 2<br>E: 0 LOB: 3<br>K: 2 BB: 1<br>S: 12 P: 20 | R: 1 H: 1<br>E: 0 LOB: 2<br>K: 0 BB: 2<br>S: 9 P: 20 | R: 0 H: 1<br>E: 0 LOB: 1<br>K: 0 BB: 0<br>S: 6 P: 11 | R: 0 H: 1<br>E: 0 LOB: 0<br>K: 0 BB: 0<br>S: 9 P: 12 | R: 0 H: 0<br>E: 0 LOB: 0<br>K: 1 BB: 0<br>S: 8 P: 10 | 1B: 5 SF: 1<br>2B: 2 SAC: 0<br>3B: 0 DP: 3<br>HR: 0 HBP: 1 | | | | | | WP: 0 PA: 37<br>PB: 0<br>SB: 0<br>CS: 0 |

| PITCHER | | IP | WLS | BF | H | R | ER | SO | BB | IBB | HBP | BLK | WP | HR | S | P | ERA | WHIP |
|---|---|---|---|---|---|---|---|---|---|---|---|---|---|---|---|---|---|---|
| Jamey Wright, R<br>ERA: 4.14 | (1, 1) | 8.0 | | 34 | 6 | 2 | 2 | 4 | 6 | 1 | 1 | 0 | 0 | 0 | 76 | 136 | 2.25 | 1.500 |
| Ray King, L<br>ERA: 1.89 | (9, 1) | 1.0 | W | 3 | 0 | 0 | 0 | 1 | 0 | 0 | 0 | 0 | 0 | 0 | 8 | 10 | 0.00 | 0.000 |

| PITCHER | IP | WLS | BF | H | R | ER | SO | BB | IBB | HBP | BLK | WP | HR | S | P | ERA | WHIP |
|---|---|---|---|---|---|---|---|---|---|---|---|---|---|---|---|---|---|

# TOP

## Los Angeles Dodgers @ Milwaukee Brewers

Milwaukee County Stadium, Milwaukee, WI

Wed Aug 30 2000, 8:05 PM EDT
Att. 15,940 - Cloudy - 72 F

livebaseballscorecards.com

| | |
|---|---|
| AB | 28 |
| R | 2 |
| H | 6 |
| RBI | 2 |
| BB | 7 |
| SO | 5 |
| LOB | 13 |

# BOTTOM

## Los Angeles Dodgers @ Milwaukee Brewers

Milwaukee County Stadium, Milwaukee, WI

Wed Aug 30 2000, 8:05 PM EDT

Att. 15,940 - Cloudy - 72 F

livebaseballscorecards.com

| Batter | 1 | 2 | 3 | 4 | 5 | 6 | 7 | 8 | 9 | AB | R | H | RBI | BB | SO | LOB |
|---|---|---|---|---|---|---|---|---|---|---|---|---|---|---|---|---|
| James Mouton, R (1, 8)<br>OBP: 0.355, SLG: 0.329 | B B C X 2-1 ① G5-3 | | B C F C 1-3 ② K | | | C S B X 1-2 ① G4-3 | | S F B S 1-3 ② K | | 4 | 0 | 0 | 0 | 0 | 2 | 2 |
| Mark Loretta, R (1, 6)<br>OBP: 0.363, SLG: 0.424 | C B B F B C 3-3 ② K | | C F S 0-3 ③ K | | | B F X 1-1 ② G5-3 | | B S B C X 2-2 ③ L4 | | 4 | 0 | 0 | 0 | 0 | 2 | 2 |
| Geoff Jenkins, L (1, 7)<br>OBP: 0.367, SLG: 0.585 | B X 1-0 HR | | | C S S 0-3 ① K | | F S S 0-3 ③ K | | | B X 1-0 E6 1B 1B | 4 | 2 | 2 | 1 | 0 | 2 | 0 |
| Richie Sexson, R (1, 3)<br>OBP: 0.335, SLG: 0.494 | B F B C X 2-2 ③ G5-3 | | | X 0-0 ② L8 | | | F S X 0-2 ① F8 | | C B X 1-1 2-H 1B | 4 | 0 | 1 | 1 | 0 | 0 | 0 |
| Jeromy Burnitz, L (1, 9)<br>OBP: 0.339, SLG: 0.433 | | B S S F F S 1-3 ① K | | B F F S 1-3 ③ K | | | S B B B B 4-1 BB | | | 2 | 0 | 0 | 0 | 1 | 2 | 0 |
| Tyler Houston, L (1, 5)<br>OBP: 0.277, SLG: 0.498 | | X 0-0 ② G6-3 | | | X 0-0 HR | | C F S 0-3 ② K | | | 3 | 1 | 1 | 1 | 0 | 1 | 1 |
| Raul Casanova, S (1, 2)<br>OBP: 0.332, SLG: 0.418 | | C F B C 1-3 ③ K | | | S B B F B X 2-2 ① L8 | | B F B B X 3-1 ③ G4-3 | | | 3 | 0 | 0 | 0 | 0 | 1 | 1 |
| Luis Lopez, S (1, 4)<br>OBP: 0.287, SLG: 0.375 | | | X 0-0 ① G3 | | B B X 2-0 ② F6 | | | B F X 1-1 2B | | 3 | 0 | 1 | 0 | 0 | 0 | 0 |
| Jamey Wright, R (1, 1)<br>OBP: 0.091, SLG: 0.121 | | | B S B B X 2-1 2B | | S B B B S B X 3-2 ③ G6-3 | | | F B F B F S 2-3 ① K | | 2 | 0 | 1 | 0 | 0 | 0 | 0 |
| Mark Sweeney, L (8, PH)<br>OBP: 0.348, SLG: 0.309 | | | | | | | | | | 1 | 0 | 0 | 0 | 0 | 1 | 1 |
| Ray King, L (9, 1) | | | | | | | | | | 0 | 0 | 0 | 0 | 0 | 0 | 0 |

| | AB | 30 |
|---|---|---|
| | R | 3 |
| | H | 6 |
| | RBI | 3 |
| | BB | 1 |
| | SO | 11 |
| | LOB | 7 |

| Inning Stats | | | | | | | | | | | | | | | | | | | | | | | | | | | | | | | | | | |
|---|---|---|---|---|---|---|---|---|---|---|---|---|---|---|---|---|---|---|---|---|---|---|---|---|---|---|---|---|---|---|---|---|---|---|
| | R: 1 | H: 1 | | R: 0 | H: 0 | | R: 0 | H: 1 | | R: 0 | H: 0 | | R: 1 | H: 1 | | R: 0 | H: 0 | | R: 0 | H: 0 | | R: 0 | H: 1 | | R: 1 | H: 2 | | 1B: 2 | SF: 0 | | WP: 0 | PA: 31 | | |
| | E: 0 | LOB: 0 | | E: 0 | LOB: 0 | | E: 0 | LOB: 1 | | E: 0 | LOB: 0 | | E: 0 | LOB: 0 | | E: 0 | LOB: 0 | | E: 0 | LOB: 1 | | E: 0 | LOB: 1 | | E: 1 | LOB: 1 | | 2B: 2 | SAC: 0 | | PB: 0 | | | |
| | K: 1 | BB: 0 | | K: 2 | BB: 0 | | K: 2 | BB: 0 | | K: 2 | BB: 0 | | K: 0 | BB: 0 | | K: 1 | BB: 0 | | K: 1 | BB: 1 | | K: 2 | BB: 0 | | K: 0 | BB: 0 | | 3B: 0 | DP: 0 | | SB: 0 | | | |
| | S: 9 | P: 17 | | S: 8 | P: 10 | | S: 9 | P: 12 | | S: 7 | P: 8 | | S: 8 | P: 15 | | S: 8 | P: 10 | | S: 9 | P: 16 | | S: 12 | P: 18 | | S: 3 | P: 5 | | HR: 2 | HBP: 0 | | CS: 0 | | | |

| PITCHER | | IP | WLS | BF | H | R | ER | SO | BB | IBB | HBP | BLK | WP | HR | S | P | ERA | WHIP |
|---|---|---|---|---|---|---|---|---|---|---|---|---|---|---|---|---|---|---|
| 37 Darren Dreifort, R<br>ERA: 4.36 | (1, 1) | 8.0 | | 29 | 4 | 2 | 2 | 11 | 1 | 0 | 0 | 0 | 0 | 2 | 70 | 106 | 2.25 | 0.625 |
| Terry Adams, R<br>ERA: 3.23 | (9, 1) | 0.0 | L | 2 | 2 | 1 | 0 | 0 | 0 | 0 | 0 | 0 | 0 | 0 | 3 | 5 | ∞ | ∞ |

| PITCHER | | IP | WLS | BF | H | R | ER | SO | BB | IBB | HBP | BLK | WP | HR | S | P | ERA | WHIP |
|---|---|---|---|---|---|---|---|---|---|---|---|---|---|---|---|---|---|---|

# Los Angeles Dodgers @ Milwaukee Brewers

Milwaukee County Stadium, Milwaukee, WI

Thu Aug 31 2000, 2:05 PM EDT
Att. 15,483 - Cloudy - 84 F

livebaseballscorecards.com

| Batter | 1 | 2 | 3 | 4 | 5 | 6 | 7 | 8 | 9 | AB | R | H | RBI | BB | SO | LOB |
|---|---|---|---|---|---|---|---|---|---|---|---|---|---|---|---|---|
| Tom Goodwin, L (1, 8)<br>OBP: 0.359, SLG: 0.363 | P6 | | B1-3 | | F7 | | | 1B | | 4 | 0 | 1 | 0 | 0 | 0 | 0 |
| Mark Grudzielanek, R (1, 4)<br>OBP: 0.340, SLG: 0.393 | F9 2B | | P4 | | P3 | | | F7 | | 4 | 1 | 1 | 0 | 0 | 0 | 1 |
| Shawn Green, L (1, 9)<br>OBP: 0.378, SLG: 0.495 | F9<br>2-3 | | BB | | F8 | | | F5 | | 3 | 0 | 0 | 0 | 1 | 0 | 2 |
| Eric Karros, R (1, 3)<br>OBP: 0.339, SLG: 0.500 | 3-H | | K | | | K | | 1-2 1B | | 4 | 0 | 2 | 1 | 0 | 2 | 1 |
| Todd Hundley, S (1, 2)<br>OBP: 0.387, SLG: 0.618 | G1-3 | | | F9 | | G3 | | G3-1 | | 4 | 0 | 0 | 0 | 0 | 0 | 3 |
| Adrián Beltré, R (1, 5)<br>OBP: 0.353, SLG: 0.465 | | K | | 1B SF7 | | F8 | | | G1-3 | 4 | 1 | 1 | 0 | 0 | 1 | 0 |
| Dave Hansen, L (1, 7)<br>OBP: 0.409, SLG: 0.552 | | 1B | | 1-3 1B | | | K | | G4-3 1B | 4 | 0 | 3 | 0 | 0 | 1 | 0 |
| Alex Cora, L (1, 6)<br>OBP: 0.318, SLG: 0.383 | | F7 | | 3-H SF7 | | | K | | G4-3<br>1-2 | 3 | 0 | 0 | 1 | 0 | 1 | 2 |
| Carlos Perez, L (1, 1)<br>OBP: 0.048, SLG: 0.119 | | B1-3 | | K | | | F9 | | F8 | 1 | 0 | 0 | 0 | 0 | 0 | 1 |
| Matt Herges, L (3, 1)<br>OBP: 0.091, SLG: 0.091 | | | | | | | | | | 1 | 0 | 0 | 0 | 0 | 1 | 1 |
| Jim Leyritz, R (7, PH)<br>OBP: 0.317, SLG: 0.287 | | | | | | | | | | 1 | 0 | 0 | 0 | 0 | 0 | 0 |
| Gregg Olson, R (7, 1) | | | | | | | | | | 0 | 0 | 0 | 0 | 0 | 0 | 0 |
| Jeff Branson, L (9, PH)<br>OBP: 0.429, SLG: 0.333 | | | | | | | | | | 1 | 0 | 0 | 0 | 0 | 0 | 1 |
| Inning Stats | R: 1 E: 0 K: 0 S: 13 H: 2 LOB: 1 BB: 0 P: 18 | R: 0 E: 0 K: 1 S: 13 H: 1 LOB: 1 BB: 0 P: 16 | R: 0 E: 0 K: 1 S: 9 H: 0 LOB: 1 BB: 1 P: 13 | R: 1 E: 0 K: 1 S: 16 H: 2 LOB: 1 BB: 0 P: 25 | R: 0 E: 0 K: 0 S: 7 H: 0 LOB: 0 BB: 0 P: 13 | R: 0 E: 0 K: 1 S: 10 H: 0 LOB: 0 BB: 0 P: 17 | R: 0 E: 0 K: 2 S: 7 H: 0 LOB: 0 BB: 0 P: 11 | R: 0 E: 0 K: 0 S: 16 H: 2 LOB: 2 BB: 0 P: 24 | R: 0 E: 0 K: 0 S: 14 H: 1 LOB: 1 BB: 0 P: 25 | 1B: 6 2B: 2 3B: 0 HR: 0 | SF: 1 SAC: 0 DP: 0 HBP: 0 | | | | | |

| TOP | |
|---|---|
| AB | 34 |
| R | 2 |
| H | 8 |
| RBI | 2 |
| BB | 1 |
| SO | 6 |
| LOB | 12 |

WP: 0 PB: 0 SB: 0 CS: 0 PA: 36

| PITCHER | | IP | WLS | BF | H | R | ER | SO | BB | IBB | HBP | BLK | WP | HR | S | P | ERA | WHIP |
|---|---|---|---|---|---|---|---|---|---|---|---|---|---|---|---|---|---|---|
| Paul Rigdon, R<br>ERA: 5.88 | (1, 1) | 6.0 | W | 24 | 5 | 2 | 2 | 4 | 1 | 0 | 0 | 0 | 0 | 0 | 68 | 102 | 3.00 | 1.000 |
| Valerio De Los Santos, L<br>ERA: 5.34 | (7, 1) | 2.0 | | 8 | 2 | 0 | 0 | 2 | 0 | 0 | 0 | 0 | 0 | 0 | 23 | 35 | 0.00 | 1.000 |
| Juan Acevedo, R<br>ERA: 3.72 | (9, 1) | 1.0 | | 4 | 1 | 0 | 0 | 0 | 0 | 0 | 0 | 0 | 0 | 0 | 14 | 25 | 0.00 | 1.000 |

| PITCHER | IP | WLS | BF | H | R | ER | SO | BB | IBB | HBP | BLK | WP | HR | S | P | ERA | WHIP |
|---|---|---|---|---|---|---|---|---|---|---|---|---|---|---|---|---|---|

| Batter | 1 | 2 | 3 | 4 | 5 | 6 | 7 | 8 | 9 | AB | R | H | RBI | BB | SO | LOB |
|---|---|---|---|---|---|---|---|---|---|---|---|---|---|---|---|---|
| Marquis Grissom, R (1, 8)<br>OBP: 0.280, SLG: 0.336 | B X<br>1-0 ① F8 | C B X<br>1-1 ③ F8 | C B C X<br>1-2 ③ P3 | | B X<br>1-0 ③ G1-3 | | | B B X<br>2-0 1B<br>1B | | 5 | 0 | 1 | 0 | 0 | 0 | 4 |
| Mark Loretta, R (1, 6)<br>OBP: 0.363, SLG: 0.422 | C B X<br>1-1 ② F8 | | B B B C C F B<br>4-2 2B 1B BB | B B C X<br>2-1 ① G4-3 | | B B C X<br>2-1 ① G6-3 | | C X<br>0-1 1-2 1B | | 4 | 1 | 1 | 0 | 1 | 0 | 0 |
| Geoff Jenkins, L (1, 7)<br>OBP: 0.369, SLG: 0.595 | B X<br>1-0 HR | | B X<br>1-0 1B 1-3 1B 2B | X<br>0-0 E S 2B 1B | | C S B B X<br>2-2 ② G3-1 | | C F B S<br>1-3 ② K | | 5 | 3 | 3 | 1 | 0 | 1 | 2 |
| Richie Sexson, R (1, 3)<br>OBP: 0.336, SLG: 0.492 | B B F F B F B<br>4-2 2B BB | F X<br>0-1 1B 1B 1B 2-3 3-H 1B | C S F F B S<br>1-3 ② K 1-3 | | | B F B C S<br>2-3 ③ K | | C B B B X<br>3-1 ③ F8 | | 4 | 2 | 1 | 1 | 1 | 2 | 3 |
| Jeromy Burnitz, L (1, 9)<br>OBP: 0.342, SLG: 0.440 | B S F B F B X<br>3-2 1-H 2B | F B C X<br>1-2 1B 1B 1-2 3-H 1B | X<br>0-0 3-H 2B | | | | B B C B X<br>3-1 ① G3-1 | | | 4 | 1 | 3 | 3 | 0 | 0 | 0 |
| Charlie Hayes, R (1, 5)<br>OBP: 0.347, SLG: 0.365 | B X<br>1-0 ③ F7 | | B S B B C X<br>2-2 SH1-4 1B 1-2 2-3 1B | B C B X<br>2-1 ③ G4-3 | | | B B F B X<br>3-1 ② P3 | | | 4 | 0 | 1 | 0 | 0 | 0 | 2 |
| Henry Blanco, R (1, 2)<br>OBP: 0.319, SLG: 0.383 | | C B S B B B F F F F F<br>3-2 ① F7 | C C C<br>0-3 ① K | | B X<br>1-0 ① G6-3 | | C B X<br>1-1 ③ F3 | | | 4 | 0 | 0 | 0 | 0 | 1 | 3 |
| Luis Lopez, S (1, 4)<br>OBP: 0.298, SLG: 0.404 | | B S X<br>1-1 ② F7 | F B B X<br>2-1 SH1-4 1-2 2-H 3-H 1B | | B F B X<br>2-1 SH3-4 1B | | | B X<br>1-0 HR | | 4 | 1 | 3 | 3 | 0 | 0 | 0 |
| Paul Rigdon, R (1, 1)<br>OBP: 0.200, SLG: 0.111<br>Valerio De Los Santos, L (7, 1)<br>Mark Sweeney, L (8, PH)<br>OBP: 0.343, SLG: 0.304<br>Juan Acevedo, R (9, 1) | | B S X<br>1-1 1B | L B X<br>1-1 ② SH1-4 1-2 2-3 | | X<br>0-0 ② SH3-4 1-2 | | | B S B X<br>2-1 ① P6 | | 1<br>0<br>1<br>0 | 0<br>0<br>0<br>0 | 1<br>0<br>0<br>0 | 0<br>0<br>0<br>0 | 0<br>0<br>0<br>0 | 0<br>0<br>0<br>0 | 0<br>0<br>0<br>0 |
| Inning Stats | R: 2 E: 0 K: 0 S: 12 H: 2 LOB: 1 BB: 1 P: 23 | R: 0 E: 0 K: 0 S: 16 H: 1 LOB: 1 BB: 0 P: 22 | R: 4 E: 0 K: 1 S: 22 H: 5 LOB: 2 BB: 1 P: 34 | R: 1 E: 1 K: 1 S: 11 H: 2 LOB: 1 BB: 0 P: 16 | R: 0 E: 0 K: 0 S: 5 H: 1 LOB: 1 BB: 0 P: 9 | R: 0 E: 0 K: 1 S: 8 H: 0 LOB: 0 BB: 0 P: 14 | R: 0 E: 0 K: 0 S: 6 H: 0 LOB: 0 BB: 0 P: 13 | R: 1 E: 0 K: 1 S: 11 H: 3 LOB: 2 BB: 0 P: 20 | | 1B: 9 2B: 3 3B: 0 HR: 2 | SF: 0 SAC: 2 DP: 0 HBP: 0 | | | | | |

| PITCHER | | IP | WLS | BF | H | R | ER | SO | BB | IBB | HBP | BLK | WP | HR | S | P | ERA | WHIP |
|---|---|---|---|---|---|---|---|---|---|---|---|---|---|---|---|---|---|---|
| Carlos Perez, L<br>ERA: 5.39 | (1, 1) | 2.0 | L | 15 | 7 | 6 | 5 | 0 | 2 | 0 | 0 | 0 | 0 | 1 | 40 | 65 | 22.50 | 4.500 |
| Matt Herges, R<br>ERA: 3.6 | (3, 1) | 4.0 | | 16 | 4 | 1 | 1 | 3 | 0 | 0 | 0 | 0 | 0 | 0 | 34 | 53 | 2.25 | 1.000 |
| Gregg Olson, R<br>ERA: 5.17 | (7, 1) | 2.0 | | 9 | 3 | 1 | 1 | 1 | 0 | 0 | 0 | 0 | 0 | 1 | 17 | 33 | 4.50 | 1.500 |

| PITCHER | IP | WLS | BF | H | R | ER | SO | BB | IBB | HBP | BLK | WP | HR | S | P | ERA | WHIP |
|---|---|---|---|---|---|---|---|---|---|---|---|---|---|---|---|---|---|

# BOTTOM

## Los Angeles Dodgers @ Milwaukee Brewers

Milwaukee County Stadium, Milwaukee, WI

Thu Aug 31 2000, 2:05 PM EDT
Att. 15,483 - Cloudy - 84 F

livebaseballscorecards.com

| | |
|---|---|
| AB | 36 |
| R | 8 |
| H | 14 |
| RBI | 8 |
| BB | 2 |
| SO | 4 |
| LOB | 14 |

| Batter | 1 | 2 | 3 | 4 | 5 | 6 | 7 | 8 | 9 | AB | R | H | RBI | BB | SO | LOB |
|---|---|---|---|---|---|---|---|---|---|---|---|---|---|---|---|---|
| James Mouton, R (1, 8)<br>OBP: 0.360, SLG: 0.335 | C B B X<br>2-1<br>WP G5-3 HR 1B | | S X<br>0-1<br>G6-3 1B | | F X<br>0-1 ①<br>F9 | | X<br>0-0 ①<br>SH5-4<br>1-2<br>2-3 | | | 3 | 1 | 2 | 0 | 0 | 0 | 0 |
| Mark Loretta, R (1, 6)<br>OBP: 0.358, SLG: 0.415 | C X<br>0-1 ①<br>G5-3<br>1-2 | | F F B X<br>1-2 ②<br>G6-3<br>1-2 | | B C B C S<br>2-3 ②<br>K | | C B F S<br>1-3 ②<br>K | | | 4 | 0 | 0 | 0 | 0 | 2 | 4 |
| Geoff Jenkins, L (1, 7)<br>OBP: 0.370, SLG: 0.600 | S B B B S X<br>3-2<br>2-H HR | | B B B C B<br>4-1<br>BB | | B X<br>1-0 ③<br>F9 | | F C S<br>0-3 ③<br>K | | | 3 | 1 | 1 | 2 | 1 | 1 | 2 |
| Richie Sexson, R (1, 3)<br>OBP: 0.337, SLG: 0.499 | B S X<br>1-1<br>G4-6-3 1B | | X<br>0-0 ③<br>L5 | | | S X<br>0-1<br>HR | | B C B X<br>2-1 ①<br>F5 | | 4 | 1 | 2 | 1 | 0 | 0 | 2 |
| Jeremy Burnitz, L (1, 9)<br>OBP: 0.340, SLG: 0.436 | B C B F F X<br>2-2 ② ③<br>G4-6-3<br>1-2f | | | C B B B F S<br>3-3 ①<br>K | | C F B B F B C<br>2-3 ①<br>K | | S X<br>0-1 ②<br>G3-1 | | 4 | 0 | 0 | 0 | 0 | 2 | 1 |
| Tyler Houston, L (1, 5)<br>OBP: 0.278, SLG: 0.496<br>José Hernández, R (8, PH)<br>(8, 5) | | B X<br>1-0 ①<br>G4-3 | | B F X<br>1-1<br>S 1B | | B C B X<br>2-1 ②<br>G4-3 | | B F S B S<br>2-3 ③<br>K | | 3<br>1 | 0<br>0 | 1<br>0 | 0<br>0 | 0<br>0 | 0<br>1 | 0<br>0 |
| Ronnie Belliard, R (1, 4)<br>OBP: 0.346, SLG: 0.381 | | B S X<br>1-1 ②<br>L5 | | S S S<br>0-3 ②<br>K<br>1-2 | | B B X<br>2-0 ③<br>G1-3 | | | B C B F X<br>2-2 ①<br>F9 | 4 | 0 | 0 | 0 | 0 | 1 | 1 |
| Raul Casanova, S (1, 2)<br>OBP: 0.335, SLG: 0.413 | | X<br>0-0 ③<br>G3 | | B I I I<br>4-0<br>IBB | | | B B B B<br>4-0<br>SH5-4 1B BB | | C B B C X<br>2-2 ②<br>G6-3 | 2 | 0 | 0 | 0 | 2 | 0 | 0 |
| John Snyder, R (1, 1)<br>OBP: 0.152, SLG: 0.129<br>Charlie Hayes, R (7, PH)<br>OBP: 0.348, SLG: 0.367<br>Ray King, L (7, 1)<br>David Weathers, R (8, 1)<br>Angel Echevarria, R (9, PH)<br>OBP: 0.256, SLG: 0.306 | | | B S X<br>1-1 ①<br>G3-1<br>B X<br>1-0 ③<br>G6-3 | | | | B B B C X<br>3-1<br>SH5-4<br>1-2<br>1B | | C F F X<br>0-2 ③<br>F8 | 2<br>1<br>0<br>0<br>1 | 0<br>0<br>0<br>0<br>0 | 0<br>1<br>0<br>0<br>0 | 0<br>0<br>0<br>0<br>0 | 0<br>0<br>0<br>0<br>0 | 0<br>0<br>0<br>0<br>0 | 2<br>0<br>0<br>0<br>0 |

# TOP

## Milwaukee Brewers @ Colorado Rockies

Coors Field, Denver, CO

Fri Sep 01 2000, 7:05 PM MDT

Att. 38,970 - Sunny - 82 F

livebaseballscorecards.com

| | |
|---|---|
| AB | 32 |
| R | 3 |
| H | 7 |
| RBI | 3 |
| BB | 3 |
| SO | 7 |
| LOB | 12 |

| Inning Stats | 1 | 2 | 3 | 4 | 5 | 6 | 7 | 8 | 9 |
|---|---|---|---|---|---|---|---|---|---|
| | R: 2<br>E: 0<br>K: 0<br>S: 13 | R: 0<br>E: 0<br>K: 0<br>S: 4 | R: 0<br>E: 0<br>K: 0<br>S: 9 | R: 0<br>E: 0<br>K: 2<br>S: 9 | R: 0<br>E: 0<br>K: 1<br>S: 6 | R: 1<br>E: 0<br>K: 1<br>S: 9 | R: 0<br>E: 0<br>K: 2<br>S: 9 | R: 0<br>E: 0<br>K: 1<br>S: 7 | R: 0<br>E: 0<br>K: 0<br>S: 10 |
| | H: 3<br>LOB: 0<br>BB: 0<br>P: 21 | H: 0<br>LOB: 0<br>BB: 0<br>P: 6 | H: 1<br>LOB: 2<br>BB: 1<br>P: 15 | H: 1<br>LOB: 2<br>BB: 1<br>P: 18 | H: 0<br>LOB: 0<br>BB: 0<br>P: 9 | H: 1<br>LOB: 0<br>BB: 0<br>P: 15 | H: 1<br>LOB: 2<br>BB: 1<br>P: 17 | H: 0<br>LOB: 0<br>BB: 0<br>P: 11 | H: 0<br>LOB: 0<br>BB: 0<br>P: 14 |

| | | | |

| Batter | 1 | 2 | 3 | 4 | 5 | 6 | 7 | 8 | 9 | AB | R | H | RBI | BB | SO | LOB |
|---|---|---|---|---|---|---|---|---|---|---|---|---|---|---|---|---|
| Juan Pierre, L (1, 8)<br>OBP: 0.361, SLG: 0.352 | B L X<br>1-1 F7 ① | X<br>0-0 G1-3 ③ | | X<br>0-0 G4-6-3 ② ③<br>1-2f | | L X<br>0-1 SH G4-6-3<br>1-2<br>3-H | | | | 3 | 0 | 0 | 1 | 0 | 0 | 3 |
| Neifi Perez, S (1, 6)<br>OBP: 0.316, SLG: 0.426 | B F B X<br>2-1 1B 1B | | C B L C<br>1-3 K ① | | F L B B B X<br>3-2 G3-1 ① | X<br>0-0 G4-6-3 ② ③<br>1-2f | | | | 4 | 0 | 1 | 0 | 0 | 1 | 2 |
| 17 Todd Helton, L (1, 3)<br>OBP: 0.483, SLG: 0.720 | X<br>0-0 F8 ② | | C B B C X<br>2-2 G3-1 ② | | C B B X<br>2-1 HR | | C B B X<br>2-1 P6 ① | | | 4 | 1 | 1 | 1 | 0 | 0 | 1 |
| Jeffrey Hammonds, R (1, 9)<br>OBP: 0.413, SLG: 0.569 | C F X<br>0-2 1B<br>1-3 | | B C B S B B<br>4-2 BB | | B F F X<br>1-2 F8 ② | | B S X<br>1-1 L4 ② | | | 3 | 0 | 1 | 0 | 1 | 0 | 0 |
| Todd Walker, L (1, 4)<br>OBP: 0.335, SLG: 0.462<br>Gabe White, L (8, 1)<br>OBP: 0.143, SLG: 0.571 | C F B B B X<br>3-2 G4-3 ③ | | B S X<br>1-1 F7 ③ | | C X<br>0-1 F8 ③ | | F X<br>0-1 G4-3 ③ | | | 4<br>0 | 0<br>0 | 0<br>0 | 0<br>0 | 0<br>0 | 0<br>0 | 3<br>0 |
| Jeff Cirillo, R (1, 5)<br>OBP: 0.385, SLG: 0.491 | | C F B B F B X<br>2-2 G4-3 ① | | S B B X<br>2-1 1B FC4-6 2B | | C X<br>0-1 G6-3 ① | | C B F B B X<br>3-2 2B | | 4 | 1 | 2 | 0 | 0 | 0 | 0 |
| Todd Hollandsworth, L (1, 7)<br>OBP: 0.307, SLG: 0.374 | | C B X<br>1-1 HR | | B X<br>1-0 FC4-6 BB<br>2-3 1B | | B X<br>1-0 E 1B 1B | | F F S<br>0-3 K ① | | 4 | 2 | 3 | 1 | 0 | 1 | 1 |
| Ben Petrick, R (1, 2)<br>OBP: 0.427, SLG: 0.538 | | F C X<br>0-2 1B | | B B F F F B B<br>4-2 FC4-6 BB<br>1-2 | | F C B X<br>1-2 E4 1B<br>1-3 SH 1B | | B B B B C B<br>4-1 G6-4-3 BB | | 2 | 1 | 2 | 0 | 2 | 0 | 0 |
| Pedro Astacio, R (1, 1)<br>OBP: 0.110, SLG: 0.099<br>Mike Myers, L (7, 1)<br>Jeff Frye, R (8, 4)<br>OBP: 0.358, SLG: 0.346 | | L S S<br>0-3 K ② | | S S X<br>0-2 FC4-6 G4-6-3 ①<br>1-2f<br>2-3<br>3-H | | L C X<br>0-2 SH<br>1-3<br>3-H 1B | | C B X<br>1-1 G6-4-3 ② ③<br>1-2f | | 3<br>0<br>1 | 0<br>0<br>0 | 1<br>0<br>0 | 2<br>0<br>0 | 0<br>0<br>0 | 1<br>0<br>0 | 3<br>0<br>2 |
| Inning Stats | R: 0 E: 0 K: 0 S: 11<br>H: 2 LOB: 2 BB: 0 P: 17 | R: 1 E: 0 K: 1 S: 13<br>H: 2 LOB: 1 BB: 0 P: 16 | R: 0 E: 0 K: 1 S: 10<br>H: 0 LOB: 1 BB: 1 P: 18 | R: 1 E: 0 K: 0 S: 10<br>H: 2 LOB: 1 BB: 1 P: 17 | R: 1 E: 0 K: 0 S: 10<br>H: 1 LOB: 0 BB: 0 P: 16 | R: 2 E: 2 K: 0 S: 12<br>H: 3 LOB: 1 BB: 0 P: 14 | R: 0 E: 0 K: 0 S: 6<br>H: 0 LOB: 0 BB: 0 P: 9 | R: 0 E: 0 K: 1 S: 9<br>H: 1 LOB: 1 BB: 1 P: 17 | | 1B: 7 2B: 2 3B: 0 HR: 2<br>SF: 0 SAC: 1 DP: 3 HBP: 0 | | | | | | |

| PITCHER | | IP | WLS | BF | H | R | ER | SO | BB | IBB | HBP | BLK | WP | HR | S | P | ERA | WHIP |
|---|---|---|---|---|---|---|---|---|---|---|---|---|---|---|---|---|---|---|
| John Snyder, R<br>ERA: 5.48 | (1, 1) | 6.0 | L | 29 | 10 | 5 | 5 | 2 | 2 | 0 | 0 | 0 | 0 | 2 | 66 | 98 | 7.50 | 2.000 |
| Ray King, L<br>ERA: 1.8 | (7, 1) | 1.0 | | 3 | 0 | 0 | 0 | 0 | 0 | 0 | 0 | 0 | 0 | 0 | 6 | 9 | 0.00 | 0.000 |
| David Weathers, R<br>ERA: 3.5 | (8, 1) | 1.0 | | 4 | 1 | 0 | 0 | 1 | 1 | 0 | 0 | 0 | 0 | 0 | 9 | 17 | 0.00 | 2.000 |

| PITCHER | IP | WLS | BF | H | R | ER | SO | BB | IBB | HBP | BLK | WP | HR | S | P | ERA | WHIP |
|---|---|---|---|---|---|---|---|---|---|---|---|---|---|---|---|---|---|

# BOTTOM

# Milwaukee Brewers @ Colorado Rockies

Coors Field, Denver, CO

Fri Sep 01 2000, 7:05 PM MDT

Att. 38,970 - Sunny - 82 F

livebaseballscorecards.com

| | |
|---|---|
| AB | 32 |
| R | 5 |
| H | 11 |
| RBI | 5 |
| BB | 3 |
| SO | 3 |
| LOB | 15 |

COLORADO ROCKIES

| Batter | 1 | 2 | 3 | 4 | 5 | 6 | 7 | 8 | 9 | AB | R | H | RBI | BB | SO | LOB |
|---|---|---|---|---|---|---|---|---|---|---|---|---|---|---|---|---|
| James Mouton, R (1, 8)<br>OBP: 0.365, SLG: 0.329 | B B C F B B<br>4-2<br>G3-6-1<br>BB | F B B X<br>2-1 ② ③<br>G5-4-3<br>1-2f | | | B C B B C B<br>4-2<br>FC5-4<br>BB | | B B B B<br>4-0<br>G4-3<br>1-2<br>1B<br>BB | B F B B X<br>3-1 ③<br>FC5-4<br>1-2f<br>2-3 | S B F B B S<br>3-3 ③<br>K | 3 | 1 | 0 | 0 | 3 | 1 | 6 |
| Mark Loretta, R (1, 6)<br>OBP: 0.355, SLG: 0.411<br>Luis Lopez, S (9, PR)<br>OBP: 0.298, SLG: 0.404 (9, 6) | B B C F X<br>2-2 ① ②<br>G3-6-1<br>1-2f | C B X<br>1-1 ①<br>F9 | | | S F X<br>0-2 ②<br>FC5-4<br>1-2f<br>2-3 | | L S B X<br>1-2 ①<br>G4-3<br>1-2<br>2-3 | | X<br>0-0<br>E<br>1B<br>1B<br>1B | 5<br>0 | 0<br>1 | 1<br>0 | 0<br>0 | 0<br>0 | 0<br>0 | 5<br>0 |
| Geoff Jenkins, L (1, 7)<br>OBP: 0.373, SLG: 0.601 | B X<br>1-0<br>WP<br>2B<br>2B | C F B F X<br>1-2 ②<br>F9 | | | X<br>0-0 ③<br>G1 | | I I I I<br>4-0<br>1B<br>IBB | | B F X<br>1-1<br>E<br>1-2<br>1B<br>1B | 4 | 2 | 2 | 0 | 1 | 0 | 2 |
| Richie Sexson, R (1, 3)<br>OBP: 0.342, SLG: 0.503 | C F B B B X<br>3-2<br>1B<br>2-H<br>2B | C B X<br>1-1 ③<br>F9 | | | | B B C B B<br>4-1<br>G6-4-3<br>BB<br>1B | B S F B B X<br>3-2<br>G1-6-3<br>1-2<br>2-H<br>3-H<br>1B | | B X<br>1-0<br>E7<br>1B<br>1-3<br>2-H<br>SF8<br>1B | 4 | 2 | 3 | 3 | 1 | 0 | 0 |
| Jeromy Burnitz, L (1, 9)<br>OBP: 0.342, SLG: 0.436 | B B F X<br>2-1<br>2-3<br>1B | | | B B S B F X<br>3-2 ①<br>G5-3 | | B F C B B B<br>4-2<br>G6-4-3<br>1-2<br>BB | C S B X<br>1-2 ② ③<br>G1-6-3<br>1-2f | | I I I I<br>4-0<br>1B<br>IBB | 3 | 0 | 1 | 0 | 2 | 0 | 2 |
| José Hernández, R (1, 5)<br>OBP: 0.315, SLG: 0.388<br>Juan Acevedo, R (8, 1)<br>Tyler Houston, L (9, PH)<br>OBP: 0.280, SLG: 0.498<br>Curt Leskanic, R (9, 1) | B F S S<br>1-3 ③<br>K | | | F C B X<br>1-2 ②<br>G4-3 | | B C X<br>1-1 ① ②<br>G6-4-3<br>1-2f<br>2-3 | | S F G X<br>0-2 ①<br>G6-3 | C X<br>0-1 ①<br>S<br>1-2<br>2-3<br>3-H<br>1B | 4<br>0<br>0<br>1<br>0 | 0<br>0<br>0<br>1<br>0 | 0<br>0<br>0<br>1<br>0 | 0<br>0<br>0<br>1<br>0 | 0<br>0<br>0<br>0<br>0 | 1<br>0<br>0<br>0<br>0 | 4<br>0<br>0<br>0<br>0 |
| Ronnie Belliard, R (1, 4)<br>OBP: 0.348, SLG: 0.384 | | B X<br>1-0<br>2B | | C X<br>0-1 ③<br>F7 | | B C F B F B X<br>3-2<br>3-H<br>1B | | X<br>0-0 ②<br>G4-3 | I I I I<br>4-0<br>1B<br>1-2<br>IBB | 4 | 0 | 2 | 1 | 1 | 0 | 0 |
| Henry Blanco, R (1, 2)<br>OBP: 0.321, SLG: 0.388 | | B B X<br>2-0 ①<br>G6-3 | | | F C B B F X<br>2-2<br>FC5-4<br>SH3-4<br>1B | F S X<br>0-2 ③<br>F8 | | X<br>0-0<br>FC5-4<br>2B | X<br>0-0 ②<br>SF8<br>3-H | 4 | 0 | 2 | 1 | 0 | 0 | 2 |
| Jeff D'Amico, R (1, 1)<br>OBP: 0.154, SLG: 0.194<br>Mark Sweeney, L (7, PH)<br>OBP: 0.353, SLG: 0.316<br>Valerio De Los Santos, L (7, 1)<br>Charlie Hayes, R (8, PH)<br>OBP: 0.351, SLG: 0.369 (8, 5) | | B F B B B<br>4-1<br>G5-4-3<br>BB | | | X<br>0-0 ①<br>SH3-4<br>1-2 | | B S X<br>1-1<br>G4-3<br>WP<br>1B<br>1B | I I I<br>4-0<br>FC5-4<br>IBB | C C B X<br>1-2<br>1-3<br>2-H<br>1B | 0<br>1<br>0<br>1 | 0<br>1<br>0<br>0 | 0<br>1<br>0<br>1 | 0<br>0<br>0<br>1 | 1<br>0<br>0<br>1 | 0<br>0<br>0<br>0 | 0<br>0<br>0<br>0 |
| Inning Stats | R: 1 H: 3<br>E: 0 LOB: 2<br>K: 1 BB: 1<br>S: 14 P: 27 | R: 0 H: 1<br>E: 0 LOB: 1<br>K: 0 BB: 1<br>S: 5 P: 14 | R: 0 H: 0<br>E: 0 LOB: 0<br>K: 0 BB: 0<br>S: 8 P: 11 | R: 0 H: 0<br>E: 0 LOB: 0<br>K: 0 BB: 0<br>S: 8 P: 12 | R: 0 H: 1<br>E: 0 LOB: 2<br>K: 0 BB: 1<br>S: 11 P: 17 | R: 1 H: 1<br>E: 0 LOB: 1<br>K: 0 BB: 2<br>S: 12 P: 24 | R: 2 H: 2<br>E: 0 LOB: 1<br>K: 0 BB: 2<br>S: 11 P: 25 | R: 0 H: 1<br>E: 0 LOB: 2<br>K: 0 BB: 1<br>S: 8 P: 15 | R: 4 H: 5<br>E: 1 LOB: 2<br>K: 1 BB: 2<br>S: 13 P: 27 | 1B: 10 SF: 1<br>2B: 4 SAC: 1<br>3B: 0 DP: 4<br>HR: 0 HBP: 0 | | | | | | |

| PITCHER | | IP | WLS | BF | H | R | ER | SO | BB | IBB | HBP | BLK | WP | HR | S | P | ERA | WHIP |
|---|---|---|---|---|---|---|---|---|---|---|---|---|---|---|---|---|---|---|
| Brian Bohanon, L<br>ERA: 5.16 | (1, 1) | 6.0 | | 26 | 6 | 2 | 2 | 1 | 5 | 0 | 0 | 0 | 1 | 0 | 58 | 105 | 3.00 | 1.833 |
| Mike DeJean, R<br>ERA: 4.5 | (7, 1) | 0.1 | L | 5 | 2 | 2 | 2 | 0 | 1 | 1 | 0 | 0 | 1 | 0 | 8 | 21 | 54.00 | 9.000 |
| Mike Myers, L<br>ERA: 1.93 | (7, 1) | 0.2 | | 1 | 0 | 0 | 0 | 0 | 0 | 0 | 0 | 0 | 0 | 0 | 3 | 4 | 0.00 | 0.000 |
| Bobby Chouinard, R<br>ERA: 4.01 | (8, 1) | 1.0 | | 5 | 1 | 0 | 0 | 0 | 0 | 1 | 0 | 0 | 0 | 0 | 8 | 15 | 0.00 | 1.000 |
| Jose Jimenez, R<br>ERA: 3.54 | (9, 1) | 0.2 | | 8 | 5 | 4 | 4 | 0 | 0 | 2 | 0 | 0 | 0 | 0 | 10 | 21 | 54.00 | 7.500 |

| PITCHER | | IP | WLS | BF | H | R | ER | SO | BB | IBB | HBP | BLK | WP | HR | S | P | ERA | WHIP |
|---|---|---|---|---|---|---|---|---|---|---|---|---|---|---|---|---|---|---|
| Jerry Dipoto, R<br>ERA: 7.71 | (9, 1) | 0.1 | | 1 | 0 | 0 | 0 | 1 | 0 | 0 | 0 | 0 | 0 | 0 | 3 | 6 | 0.00 | 0.000 |

# TOP

# Milwaukee Brewers @ Colorado Rockies

Coors Field, Denver, CO

Sat Sep 02 2000, 1:05 PM MDT

Att. 36,139 - Sunny - 73 F

livebaseballscorecards.com

| | |
|---|---|
| AB | 34 |
| R | 8 |
| H | 14 |
| RBI | 7 |
| BB | 10 |
| SO | 2 |
| LOB | 21 |

| | | | |
|---|---|---|---|
| WP: 2 | PA: 46 | | |
| PB: 0 | | | |
| SB: 1 | | | |
| CS: 0 | | | |

| Batter | 1 | 2 | 3 | 4 | 5 | 6 | 7 | 8 | 9 | AB | R | H | RBI | BB | SO | LOB |
|---|---|---|---|---|---|---|---|---|---|---|---|---|---|---|---|---|
| Juan Pierre, L (1, 8)<br>OBP: 0.363, SLG: 0.347 | 0-2<br>2B<br>17<br>SF9<br>1B | | 2-2 ②<br>F8 | | 1-1 ①<br>F8 | | 0-0<br>E3<br>1B | | 4-0<br>17<br>DI<br>BB | 4 | 1 | 1 | 0 | 1 | 0 | 0 |
| Neifi Perez, S (1, 6)<br>OBP: 0.321, SLG: 0.434 | 0-1<br>17<br>SF9<br>1-3<br>CS<br>2B | | 1-2<br>2B | | 0-2<br>17<br>BB<br>1B | | 1-0 ②<br>1-3<br>1B | | 1-3 ②<br>K | 4 | 0 | 4 | 0 | 0 | 0 | 0 |
| 23 Elvis Pena, S (9, PH) | | | | | | | | | | 1 | 0 | 0 | 0 | 0 | 1 | 1 |
| 17 Todd Helton, L (1, 3)<br>OBP: 0.480, SLG: 0.715 | 0-1 ①<br>SF9<br>2-3<br>3-H | | 1-2 ③<br>F8 | | 4-0<br>G5-4-3<br>1-2<br>BB | | 3-2 ③<br>G4-3 | | 2-2 ③<br>G1-3<br>1-2 | 3 | 0 | 0 | 1 | 1 | 0 | 3 |
| Jeffrey Hammonds, R (1, 9)<br>OBP: 0.413, SLG: 0.570 | 4-1<br>BB | | | 1-0<br>1B<br>2B | 0-0 ②③<br>G5-4-3<br>1-2f | | | 2-1 ①<br>G5-3 | | 3 | 1 | 1 | 0 | 1 | 0 | 2 |
| Todd Walker, L (1, 4)<br>OBP: 0.328, SLG: 0.451 | 3-3 ②③<br>K<br>3-H | | | 2-0 ①<br>F7 | | 0-1 ①<br>G6-3 | | 1-2 ②<br>G3 | | 4 | 0 | 0 | 0 | 0 | 1 | 3 |
| Jeff Cirillo, R (1, 5)<br>OBP: 0.388, SLG: 0.492 | | 2-1 ①<br>F7 | | 1-0<br>2-H<br>1B | | 0-1<br>CS<br>1B | | 4-0<br>1B<br>BB | | 3 | 0 | 2 | 1 | 1 | 0 | 0 |
| Todd Hollandsworth, L (1, 7)<br>OBP: 0.309, SLG: 0.384 | | 0-0 ②<br>G4-3 | | 1-3 ②<br>K | | 2-1 ②<br>1-2<br>HR | | 0-1<br>1-2<br>1B | | 4 | 1 | 2 | 1 | 0 | 1 | 1 |
| Jose Jimenez, R (9, 1)<br>OBP: 0.333, SLG: 0.333 | | | | | | | | | | 0 | 0 | 0 | 0 | 0 | 0 | 0 |
| Jerry Dipoto, R (9, 1) | | | | | | | | | | 0 | 0 | 0 | 0 | 0 | 0 | 0 |
| Ben Petrick, R (1, 2)<br>OBP: 0.421, SLG: 0.521 | | 1-0 ③<br>F7 | | 4-0<br>IBB | | 1-0 ③<br>G4-3 | | 1-1 ③<br>P5 | | 3 | 0 | 0 | 0 | 1 | 0 | 2 |
| Brian Bohanon, L (1, 1)<br>OBP: 0.233, SLG: 0.350 | | | 0-0 ①<br>G4-3 | 2-3 ③<br>K | | | 3-2 ①<br>F8 | | 1-3 ①<br>K | 2 | 0 | 0 | 0 | 0 | 1 | 2 |
| Mike DeJean, R (7, 1) | | | | | | | | | | 0 | 0 | 0 | 0 | 0 | 0 | 0 |
| Mike Myers, L (7, 1) | | | | | | | | | | 0 | 0 | 0 | 0 | 0 | 0 | 0 |
| Terry Shumpert, R (7, PH)<br>OBP: 0.347, SLG: 0.435 | | | | | | | | | | 1 | 0 | 0 | 0 | 0 | 0 | 0 |
| Bobby Chouinard, R (8, 1)<br>OBP: 0.333, SLG: 0.333 | | | | | | | | | | 0 | 0 | 0 | 0 | 0 | 0 | 0 |
| Carlos Mendoza, L (9, 7) | | | | | | | | | | 1 | 0 | 0 | 0 | 0 | 1 | 0 |
| Inning Stats | R: 1<br>E: 0<br>K: 1<br>S: 14<br>H: 2<br>LOB: 2<br>BB: 1<br>P: 21 | R: 0<br>E: 0<br>K: 0<br>S: 4<br>H: 0<br>LOB: 0<br>BB: 0<br>P: 7 | R: 0<br>E: 0<br>K: 0<br>S: 12<br>H: 1<br>LOB: 1<br>BB: 0<br>P: 16 | R: 1<br>E: 0<br>K: 2<br>S: 10<br>H: 2<br>LOB: 2<br>BB: 1<br>P: 21 | R: 0<br>E: 0<br>K: 0<br>S: 7<br>H: 1<br>LOB: 1<br>BB: 1<br>P: 12 | R: 1<br>E: 0<br>K: 0<br>S: 8<br>H: 2<br>LOB: 0<br>BB: 0<br>P: 10 | R: 0<br>E: 1<br>K: 0<br>S: 9<br>H: 1<br>LOB: 1<br>BB: 0<br>P: 16 | R: 0<br>E: 0<br>K: 0<br>S: 11<br>H: 1<br>LOB: 2<br>BB: 1<br>P: 19 | R: 0<br>E: 0<br>K: 2<br>S: 9<br>H: 0<br>LOB: 1<br>BB: 1<br>P: 17 | 1B: 6<br>2B: 4<br>3B: 0<br>HR: 1<br>SF: 1<br>SAC: 0<br>DP: 2<br>HBP: 0 | WP: 0<br>PB: 0<br>SB: 0<br>CS: 2<br>PA: 39 | | | | | |

| PITCHER | | IP | WLS | BF | H | R | ER | SO | BB | IBB | HBP | BLK | WP | HR | S | P | ERA | WHIP |
|---|---|---|---|---|---|---|---|---|---|---|---|---|---|---|---|---|---|---|
| Jeff D'Amico, R<br>ERA: 2.3 | (1, 1) | 6.0 | W | 26 | 8 | 3 | 3 | 3 | 2 | 1 | 0 | 0 | 0 | 1 | 55 | 87 | 4.50 | 1.667 |
| Valerio De Los Santos, L<br>ERA: 5.26 | (7, 1) | 1.0 | H | 4 | 1 | 0 | 0 | 0 | 0 | 0 | 0 | 0 | 0 | 0 | 9 | 16 | 0.00 | 1.000 |
| Juan Acevedo, R<br>ERA: 3.67 | (8, 1) | 1.0 | H | 5 | 1 | 0 | 0 | 0 | 1 | 0 | 0 | 0 | 0 | 0 | 11 | 19 | 0.00 | 2.000 |
| Curt Leskanic, R<br>ERA: 2.7 | (9, 1) | 1.0 | | 4 | 0 | 0 | 0 | 2 | 1 | 0 | 0 | 0 | 0 | 0 | 9 | 17 | 0.00 | 1.000 |

| PITCHER | IP | WLS | BF | H | R | ER | SO | BB | IBB | HBP | BLK | WP | HR | S | P | ERA | WHIP |
|---|---|---|---|---|---|---|---|---|---|---|---|---|---|---|---|---|---|

# BOTTOM

# Milwaukee Brewers @ Colorado Rockies

Coors Field, Denver, CO

Sat Sep 02 2000, 1:05 PM MDT
Att. 36,139 - Sunny - 73 F

livebaseballscorecards.com

| | |
|---|---|
| AB | 33 |
| R | 3 |
| H | 10 |
| RBI | 3 |
| BB | 5 |
| SO | 5 |
| LOB | 14 |

| Batter | 1 | 2 | 3 | 4 | 5 | 6 | 7 | 8 | 9 | 10 | 11 | AB | R | H | RBI | BB | SO | LOB |
|---|---|---|---|---|---|---|---|---|---|---|---|---|---|---|---|---|---|---|
| Marquis Grissom, R (1, 8)<br>OBP: 0.282, SLG: 0.343 | G6-3 | | L3 | | | HR | 1B | | FC6-2 | | BB, 1B, BB | 5 | 1 | 2 | 1 | 1 | 0 | 3 |
| Ronnie Belliard, R (1, 4)<br>OBP: 0.348, SLG: 0.383 | F8 | | G4-3 | | | CS, 1B | L9 | | F2 | | 1B, BB | 6 | 0 | 2 | 0 | 0 | 0 | 4 |
| Geoff Jenkins, L (1, 7)<br>OBP: 0.370, SLG: 0.594 | K | | | P3 | | F9 | | F5 | | G4-3 | BB | 5 | 0 | 0 | 1 | 1 | 1 | 1 |
| Richie Sexson, R (1, 3)<br>OBP: 0.342, SLG: 0.500 | | L6, BB, BB | | 1B | | F8 | | G4-3 | | G6-3 | F8 | 5 | 0 | 1 | 0 | 1 | 0 | 4 |
| Jeromy Burnitz, L (1, 9)<br>OBP: 0.341, SLG: 0.432 | | 1B, BB | | L3 | | | F7 | K | | F8 | | 4 | 0 | 0 | 0 | 1 | 1 | 0 |
| Tyler Houston, L (1, 5)<br>OBP: 0.281, SLG: 0.508<br>James Mouton, R (9, PH)<br>OBP: 0.363, SLG: 0.327<br>Raul Casanova, S (9, 2)<br>OBP: 0.333, SLG: 0.411 | | L6 | | | F2 | | HR | | F8 | | P6 | 3 | 1 | 1 | 1 | 0 | 0 | 2 |
| | | | | | | | | | | | | 1 | 0 | 0 | 0 | 0 | 0 | 0 |
| | | | | | | | | | | | | 1 | 0 | 0 | 0 | 0 | 0 | 0 |
| Luis Lopez, S (1, 6)<br>OBP: 0.313, SLG: 0.435 | | 1B | | | 1B | | HR | | 1B | | F8 | 5 | 2 | 4 | 1 | 0 | 0 | 0 |
| Henry Blanco, R (1, 2)<br>OBP: 0.321, SLG: 0.385<br>Charlie Hayes, R (9, PH)<br>OBP: 0.353, SLG: 0.371<br>Lou Collier, R (9, PR)<br>(9, 5) | | F8 | | | F9 | | 1B, BB | | 1B | | 2B, BB | 2 | 0 | 0 | 0 | 1 | 0 | 3 |
| | | | | | | | | | | | | 1 | 0 | 1 | 0 | 0 | 0 | 0 |
| | | | | | | | | | | | | 0 | 1 | 0 | 0 | 1 | 0 | 0 |
| Jimmy Haynes, R (1, 1)<br>OBP: 0.130, SLG: 0.204<br>Mark Sweeney, L (7, PH)<br>OBP: 0.348, SLG: 0.310<br>Ray King, L (7, 1)<br>David Weathers, R (8, 1)<br>Angel Echevarria, R (9, PH)<br>OBP: 0.275, SLG: 0.351<br>Juan Acevedo, R (9, 1)<br>Mark Loretta, R (11, PH)<br>OBP: 0.358, SLG: 0.417<br>Curt Leskanic, R (11, 1) | | F8 | | | P4 | | F7 | | FC6-2, 2B | | 1B, BB, 2B | 2 | 0 | 0 | 0 | 0 | 0 | 1 |
| | | | | | | | | | | | | 1 | 0 | 0 | 0 | 0 | 0 | 1 |
| | | | | | | | | | | | | 0 | 0 | 0 | 0 | 0 | 0 | 0 |
| | | | | | | | | | | | | 0 | 0 | 0 | 0 | 0 | 0 | 0 |
| | | | | | | | | | | | | 1 | 0 | 1 | 1 | 0 | 0 | 0 |
| | | | | | | | | | | | | 0 | 0 | 0 | 0 | 0 | 0 | 0 |
| | | | | | | | | | | | | 1 | 1 | 1 | 1 | 0 | 0 | 0 |
| | | | | | | | | | | | | 0 | 0 | 0 | 0 | 0 | 0 | 0 |
| Inning Stats | R: 0 E: 0 K: 1 S: 9 H: 0 LOB: 0 BB: 0 P: 13 | R: 0 E: 0 K: 0 S: 7 H: 1 LOB: 2 BB: 2 P: 17 | R: 0 E: 0 K: 0 S: 6 H: 0 LOB: 0 BB: 0 P: 9 | R: 0 E: 0 K: 0 S: 6 H: 1 LOB: 0 BB: 0 P: 9 | R: 0 E: 0 K: 0 S: 8 H: 1 LOB: 1 BB: 0 P: 11 | R: 1 E: 0 K: 0 S: 9 H: 2 LOB: 0 BB: 0 P: 12 | R: 2 E: 0 K: 0 S: 11 H: 3 LOB: 2 BB: 1 P: 20 | R: 0 E: 0 K: 1 S: 6 H: 0 LOB: 0 BB: 0 P: 9 | R: 1 E: 0 K: 0 S: 10 H: 3 LOB: 2 BB: 0 P: 15 | R: 0 E: 0 K: 0 S: 6 H: 0 LOB: 0 BB: 0 P: 11 | R: 2 E: 0 K: 0 S: 18 H: 2 LOB: 3 BB: 3 P: 33 | 1B: 8 2B: 3 3B: 0 HR: 3 | SF: 0 SAC: 0 DP: 1 HBP: 0 | | | | | |

| PITCHER | | IP | WLS | BF | H | R | ER | SO | BB | IBB | HBP | BLK | WP | HR | S | P | ERA | WHIP |
|---|---|---|---|---|---|---|---|---|---|---|---|---|---|---|---|---|---|---|
| Masato Yoshii, R<br>ERA: 5.81 | (1, 1) | 6.1 | | 26 | 7 | 3 | 3 | 1 | 3 | 0 | 0 | 0 | 0 | 3 | 51 | 84 | 4.26 | 1.579 |
| Jose Jimenez, R<br>ERA: 3.49 | (7, 1) | 0.2 | H | 3 | 1 | 0 | 0 | 0 | 0 | 0 | 0 | 0 | 0 | 0 | 5 | 7 | 0.00 | 1.500 |
| Mike Myers, L<br>ERA: 1.88 | (8, 1) | 1.0 | H | 3 | 0 | 0 | 0 | 1 | 0 | 0 | 0 | 0 | 0 | 0 | 6 | 9 | 0.00 | 0.000 |
| Gabe White, L<br>ERA: 2.03 | (9, 1) | 1.0 | B | 6 | 3 | 1 | 1 | 0 | 0 | 0 | 0 | 0 | 0 | 0 | 10 | 15 | 9.00 | 3.000 |
| Bobby Chouinard, R<br>ERA: 3.86 | (10, 1) | 1.0 | | 3 | 0 | 0 | 0 | 0 | 0 | 0 | 0 | 0 | 0 | 0 | 6 | 11 | 0.00 | 0.000 |

| PITCHER | | IP | WLS | BF | H | R | ER | SO | BB | IBB | HBP | BLK | WP | HR | S | P | ERA | WHIP |
|---|---|---|---|---|---|---|---|---|---|---|---|---|---|---|---|---|---|---|
| Mike DeJean, R<br>ERA: 4.85 | (11, 1) | 0.2 | L | 5 | 1 | 2 | 2 | 0 | 2 | 0 | 0 | 0 | 0 | 0 | 12 | 22 | 27.00 | 4.500 |
| 48 Craig House, R<br>ERA: 5.23 | (11, 1) | 0.1 | | 3 | 1 | 0 | 0 | 0 | 1 | 0 | 0 | 0 | 0 | 0 | 6 | 11 | 0.00 | 6.000 |

# TOP

# Milwaukee Brewers @ Colorado Rockies

Coors Field, Denver, CO

Sun Sep 03 2000, 1:05 PM MDT

Att. 36,576 - Cloudy - 82 F

livebaseballscorecards.com

| | |
|---|---|
| AB | 43 |
| R | 6 |
| H | 13 |
| RBI | 6 |
| BB | 6 |
| SO | 2 |
| LOB | 19 |

| | |
|---|---|
| WP: 0 | PA: 49 |
| PB: 0 | |
| SB: 0 | |
| CS: 1 | |

| Batter | 1 | 2 | 3 | 4 | 5 | 6 | 7 | 8 | 9 | 10 | 11 | AB | R | H | RBI | BB | SO | LOB |
|---|---|---|---|---|---|---|---|---|---|---|---|---|---|---|---|---|---|---|
| Juan Pierre, L (1, 8) OBP: 0.364, SLG: 0.343 | B5-3 | G3 1-2 | | | 1B | | G3 | | BB 1-2 | | | 4 | 0 | 1 | 0 | 1 | 0 | 1 |
| Neifi Perez, S (1, 6) OBP: 0.320, SLG: 0.431 | E 17 1B 1B | G4-3 | | | P6 | | G1-3 | | F7 | | | 5 | 1 | 1 | 0 | 0 | 0 | 4 |
| 17 Todd Helton, L (1, 3) OBP: 0.479, SLG: 0.711 | E 1B 1-2 1B | | G6-4-3 BB | | F7 | | F8 | | | G4-3 | | 4 | 1 | 1 | 0 | 1 | 0 | 1 |
| Jeffrey Hammonds, R (1, 9) OBP: 0.411, SLG: 0.565 | E6 1B 1-3 2-H | | G6-4-3 1-2f | | | SH5-4 1B 1B | | K | | K | | 5 | 2 | 1 | 0 | 0 | 2 | 2 |
| Todd Walker, L (1, 4) OBP: 0.330, SLG: 0.449 | 1B 1B 2-H 3-H | | P6 | | | 1B SH5-4 1-2 1B | | F9 | | F8 | | 5 | 0 | 2 | 2 | 0 | 0 | 0 |
| Jeff Cirillo, R (1, 5) OBP: 0.390, SLG: 0.492 | G4-3 1-2 1B | | | FC3-6 BB | | SH5-4 1-2 2-3 | | K | | | WP BB | 2 | 0 | 1 | 0 | 2 | 1 | 0 |
| Todd Hollandsworth, L (1, 7) OBP: 0.307, SLG: 0.380 | G4-3 1-2f | | | FC3-6 CS 1-2f | | 1B IBB | | | G4-3 | | K | 4 | 0 | 0 | 0 | 1 | 1 | 4 |
| Ben Petrick, R (1, 2) OBP: 0.420, SLG: 0.510 | | G3 BB | | K 1-2 | | G4-6-3 1-2 2-3 3-H 1B | | | K | | K 1-2 | 4 | 0 | 1 | 1 | 1 | 3 | 2 |
| Masato Yoshii, R (1, 1) OBP: 0.316, SLG: 0.286<br>Jose Jimenez, R (7, 1) OBP: 0.000, SLG: 0.000<br>Mike Myers, L (8, 1)<br>Gabe White, L (9, 1) OBP: 0.000, SLG: 0.000<br>Butch Huskey, R (9, PH) OBP: 0.000, SLG: 0.000<br>23 Elvis Pena, S (9, PR)<br>Bobby Chouinard, R (10, 1) OBP: 0.000, SLG: 0.000<br>Mike DeJean, R (11, 1)<br>48 Craig House, R (11, 1)<br>Terry Shumpert, R (11, PH) OBP: 0.286, SLG: 0.833 | | K | G4-3 | | G4-6-3 1-2f | | | E6 S | | G6-3 | | | | | | | | | |
| Inning Stats | R: 3 E: 1 K: 0 S: 10 H: 4 LOB: 1 BB: 0 P: 16 | R: 0 E: 0 K: 1 S: 9 H: 0 LOB: 1 BB: 1 P: 15 | R: 0 E: 0 K: 0 S: 3 H: 0 LOB: 0 BB: 1 P: 12 | R: 0 E: 0 K: 1 S: 9 H: 0 LOB: 1 BB: 1 P: 16 | R: 0 E: 0 K: 0 S: 6 H: 1 LOB: 1 BB: 0 P: 8 | R: 1 E: 0 K: 0 S: 6 H: 3 LOB: 2 BB: 1 P: 12 | R: 0 E: 0 K: 0 S: 5 H: 0 LOB: 0 BB: 0 P: 7 | R: 0 E: 0 K: 2 S: 12 H: 0 LOB: 0 BB: 0 P: 15 | R: 0 E: 1 K: 1 S: 11 H: 0 LOB: 2 BB: 1 P: 20 | R: 0 E: 0 K: 1 S: 5 H: 0 LOB: 0 BB: 0 P: 10 | R: 0 E: 0 K: 2 S: 11 H: 0 LOB: 1 BB: 1 P: 19 | 1B: 8 2B: 1 3B: 0 HR: 0 | SF: 0 SAC: 1 DP: 4 HBP: 0 | WP: 1 PB: 0 SB: 1 CS: 1 | PA: 45 | | | |

| PITCHER | | IP | WLS | BF | H | R | ER | SO | BB | IBB | HBP | BLK | WP | HR | S | P | ERA | WHIP |
|---|---|---|---|---|---|---|---|---|---|---|---|---|---|---|---|---|---|---|
| Jimmy Haynes, R<br>ERA: 4.89 | (1, 1) | 6.0 | | 27 | 8 | 4 | 3 | 2 | 3 | 1 | 0 | 0 | 0 | 0 | 43 | 79 | 4.50 | 1.833 |
| Ray King, L<br>ERA: 1.71 | (7, 1) | 1.0 | | 3 | 0 | 0 | 0 | 0 | 0 | 0 | 0 | 0 | 0 | 0 | 5 | 7 | 0.00 | 0.000 |
| David Weathers, R<br>ERA: 3.44 | (8, 1) | 1.0 | | 3 | 0 | 0 | 0 | 2 | 0 | 0 | 0 | 0 | 0 | 0 | 12 | 15 | 0.00 | 0.000 |
| Juan Acevedo, R<br>ERA: 3.57 | (9, 1) | 2.0 | W | 8 | 0 | 0 | 0 | 2 | 1 | 0 | 0 | 0 | 0 | 0 | 16 | 30 | 0.00 | 0.500 |
| Curt Leskanic, R<br>ERA: 2.66 | (11, 1) | 1.0 | S | 4 | 0 | 0 | 0 | 2 | 1 | 0 | 0 | 0 | 1 | 0 | 11 | 19 | 0.00 | 1.000 |

| PITCHER | IP | WLS | BF | H | R | ER | SO | BB | IBB | HBP | BLK | WP | HR | S | P | ERA | WHIP |
|---|---|---|---|---|---|---|---|---|---|---|---|---|---|---|---|---|---|

# BOTTOM

# Milwaukee Brewers @ Colorado Rockies

Coors Field, Denver, CO

Sun Sep 03 2000, 1:05 PM MDT

Att. 36,576 - Cloudy - 82 F

livebaseballscorecards.com

| | |
|---|---|
| AB | 38 |
| R | 4 |
| H | 8 |
| RBI | 3 |
| BB | 6 |
| SO | 8 |
| LOB | 19 |

# Milwaukee Brewers @ San Diego Padres

Qualcomm Stadium, San Diego, CA

Mon Sep 04 2000, 9:05 PM EDT

Att. 15,183 - Sunny - 75 F

TOP

livebaseballscorecards.com

| Batter | 1 | 2 | 3 | 4 | 5 | 6 | 7 | 8 | 9 | AB | R | H | RBI | BB | SO | LOB |
|---|---|---|---|---|---|---|---|---|---|---|---|---|---|---|---|---|
| Marquis Grissom, R (1, 8)<br>OBP: 0.280, SLG: 0.340 | C B X 1-1 ① F8 | | B B F F F F X 2-2 ② F9 | | B C X 1-1 ③ G6-3 | | B S C C 1-3 ③ K | | | 4 | 0 | 0 | 0 | 0 | 1 | 0 |
| James Mouton, R (7, 8)<br>OBP: 0.363, SLG: 0.327 | | | | | | | | | | 0 | 0 | 0 | 0 | 0 | 0 | 0 |
| Mark Loretta, R (1, 6)<br>OBP: 0.356, SLG: 0.412 | B C X 1-1 ② F9 | | B X 1-0 ③ F2 | | | B B B B 4-0 BB HR BB | | B C X 1-1 ① G6-3 | | 3 | 1 | 0 | 0 | 1 | 0 | 0 |
| Geoff Jenkins, L (1, 7)<br>OBP: 0.369, SLG: 0.591 | B C B C B S 3-3 ③ K | | | B C X 1-1 ① G3 | | F F B B S 2-3 ① K | | B X 1-0 ① L3 1B | | 4 | 0 | 1 | 0 | 0 | 2 | 1 |
| Lou Collier, R (8, 7) | | | | | | | | | | 0 | 0 | 0 | 0 | 0 | 0 | 0 |
| Richie Sexson, R (1, 3)<br>OBP: 0.343, SLG: 0.499 | | B X 1-0 ① G6-3 | | S X 0-1 ① BB 1B | | F B B B B 4-1 1-2 HR BB | | B C S B F X 2-2 ② ③ L3 1-2 | | 3 | 1 | 1 | 0 | 1 | 0 | 1 |
| Jeromy Burnitz, L (1, 9)<br>OBP: 0.342, SLG: 0.431 | | B B B B X 3-0 1B 1B | | B B B B 4-0 1-2 BB | | B C C S 1-3 ② K | | | C B F S 1-3 ① K | 3 | 0 | 1 | 0 | 1 | 2 | 2 |
| Tyler Houston, L (1, 5)<br>OBP: 0.285, SLG: 0.521 | | C X 0-1 1-2 1B | | C F B B S 2-3 ② K | | C B X 1-1 1-H 2-H HR | | | S B B X 2-1 ② F7 | 4 | 1 | 2 | 3 | 0 | 1 | 2 |
| Luis Lopez, S (1, 4)<br>OBP: 0.306, SLG: 0.424 | | F B F F S 1-3 ② K | | X 0-0 ③ L4 | | X 0-0 ③ G1-3 | | | C F S 0-3 ③ K | 4 | 0 | 0 | 0 | 0 | 2 | 4 |
| Henry Blanco, R (1, 2)<br>OBP: 0.318, SLG: 0.381 | | B C X 1-1 ③ P6 | | B C C B F X 2-2 ① F7 | | | F B B X 2-1 ① F7 | | | 3 | 0 | 0 | 0 | 0 | 0 | 2 |
| Jamey Wright, R (1, 1)<br>OBP: 0.083, SLG: 0.111 | | | S F C 0-3 ① K | C S X 0-2 ② G5-3 | | | S F C 0-3 ② K | | | 3 | 0 | 0 | 0 | 0 | 2 | 0 |
| Ray King, L (8, 1) | | | | | | | | | | 0 | 0 | 0 | 0 | 0 | 0 | 0 |
| David Weathers, R (8, 1) | | | | | | | | | | 0 | 0 | 0 | 0 | 0 | 0 | 0 |

| | AB | R | H | RBI | BB | SO | LOB |
|---|---|---|---|---|---|---|---|
| | 31 | 3 | 5 | 3 | 3 | 10 | 12 |

| Inning Stats | 1 | 2 | 3 | 4 | 5 | 6 | 7 | 8 | 9 |
|---|---|---|---|---|---|---|---|---|---|
| | R: 0<br>E: 0<br>K: 1<br>S: 7 | H: 0<br>LOB: 0<br>BB: 0<br>P: 12 | R: 0<br>E: 0<br>K: 1<br>S: 10 | H: 2<br>LOB: 2<br>BB: 0<br>P: 16 | R: 0<br>E: 0<br>K: 1<br>S: 10 | H: 0<br>LOB: 0<br>BB: 0<br>P: 13 | R: 0<br>E: 0<br>K: 1<br>S: 8 | H: 1<br>LOB: 2<br>BB: 1<br>P: 15 | R: 0<br>E: 0<br>K: 0<br>S: 9 | H: 0<br>LOB: 0<br>BB: 0<br>P: 12 | R: 3<br>E: 0<br>K: 2<br>S: 10 | H: 1<br>LOB: 0<br>BB: 2<br>P: 22 | R: 0<br>E: 0<br>K: 2<br>S: 8 | H: 0<br>LOB: 0<br>BB: 0<br>P: 11 | R: 0<br>E: 0<br>K: 0<br>S: 7 | H: 1<br>LOB: 0<br>BB: 0<br>P: 11 | R: 0<br>E: 0<br>K: 2<br>S: 8 | H: 0<br>LOB: 0<br>BB: 0<br>P: 11 |

| | 1B | 4 | SF | 0 | WP | 0 | PA | 34 |
|---|---|---|---|---|---|---|---|---|
| | 2B | 1 | SAC | 0 | PB | 0 | | |
| | 3B | 0 | DP | 1 | SB | 0 | | |
| | HR | 1 | HBP | 0 | CS | 0 | | |

| PITCHER | | IP | WLS | BF | H | R | ER | SO | BB | IBB | HBP | BLK | WP | HR | S | P | ERA | WHIP |
|---|---|---|---|---|---|---|---|---|---|---|---|---|---|---|---|---|---|---|
| Brian Tollberg, R<br>ERA: 3.29 | (1, 1) | 7.0 | | 28 | 4 | 3 | 3 | 8 | 3 | 0 | 0 | 0 | 0 | 1 | 62 | 101 | 3.86 | 1.000 |
| Tom Davey, R<br>ERA: | (8, 1) | 1.0 | W | 3 | 1 | 0 | 0 | 0 | 0 | 0 | 0 | 0 | 0 | 0 | 7 | 11 | 0.00 | 1.000 |
| Trevor Hoffman, R<br>ERA: 3.45 | (9, 1) | 1.0 | S | 3 | 0 | 0 | 0 | 2 | 0 | 0 | 0 | 0 | 0 | 0 | 8 | 11 | 0.00 | 0.000 |

| PITCHER | IP | WLS | BF | H | R | ER | SO | BB | IBB | HBP | BLK | WP | HR | S | P | ERA | WHIP |
|---|---|---|---|---|---|---|---|---|---|---|---|---|---|---|---|---|---|

# BOTTOM

## Milwaukee Brewers @ San Diego Padres

Qualcomm Stadium, San Diego, CA

Mon Sep 04 2000, 9:05 PM EDT

Att. 15,183 - Sunny - 75 F

livebaseballscorecards.com

| Batter | 1 | 2 | 3 | 4 | 5 | 6 | 7 | 8 | 9 | AB | R | H | RBI | BB | SO | LOB |
|---|---|---|---|---|---|---|---|---|---|---|---|---|---|---|---|---|
| Damian Jackson, R (1, 4)<br>OBP: 0.349, SLG: 0.381 | 2-2 G4-3 G4-3 1B 1B | 2-1 E 2-H 1B | | 1-2 1B | | | 3-3 ② K | | | 4 | 1 | 3 | 1 | 0 | 1 | 0 |
| Desi Relaford, S (1, 6)<br>OBP: 0.362, SLG: 0.323 | 0-0 ① G4-3 1-2 | 0-2 E3 1-3 | | 0-0 ③ F7 | | | 1-3 ③ K | | | 4 | 0 | 0 | 0 | 0 | 1 | 3 |
| Ryan Klesko, L (1, 3)<br>OBP: 0.396, SLG: 0.539 | 0-1 ② G4-3 2-3 | 1-0 ③ P6 | | | 1-1 ① G4-3 | | | 2-1 ① G4-3 | | 4 | 0 | 0 | 0 | 0 | 0 | 3 |
| Phil Nevin, R (1, 5)<br>OBP: 0.378, SLG: 0.555 | 1-0 1B HBP | | 1-0 ① G4-3 | | 3-2 ② G4-3 | | | 0-0 WP 1B 2B | | 3 | 1 | 1 | 0 | 0 | 0 | 0 |
| John Mabry, L (1, 9)<br>OBP: 0.311, SLG: 0.424<br>Ed Sprague, R (8, PH)<br>OBP: 0.313, SLG: 0.461<br>Trevor Hoffman, R (9, 1) | 1-1 1-2 3-H 1B | | 2-1 1B | | 3-2 ③ F8 | | | 2-3 ② K | | 3<br>1<br>0 | 0<br>0<br>0 | 2<br>0<br>0 | 1<br>0<br>0 | 0<br>0<br>0 | 0<br>1<br>0 | 0<br>1<br>0 |
| Mike Darr, L (1, 7)<br>OBP: 0.345, SLG: 0.417<br>(9, 9) | 0-1 ③ F7 | | 0-3 ② K | | | 1-3 ① K | | 4-0 WP E BB | | 3 | 1 | 0 | 0 | 1 | 2 | 3 |
| Ruben Rivera, R (1, 8)<br>OBP: 0.299, SLG: 0.398 | | 4-2 SH3-4 1B BB | 0-0 ③ F8 | | | 0-0 ② L9 | | 2-1 E5 1-H 2-H 1B | | 3 | 1 | 1 | 1 | 1 | 0 | 1 |
| Wiki Gonzalez, R (1, 2)<br>OBP: 0.311, SLG: 0.333 | | 0-3 ① K | | 0-1 ① F9 | | 0-2 ③ G5-3 | | 2-1 ③ G5-3 | | 4 | 0 | 0 | 0 | 0 | 1 | 2 |
| Brian Tollberg, R (1, 1)<br>OBP: 0.115, SLG: 0.115<br>Dave Magadan, L (7, PH)<br>OBP: 0.383, SLG: 0.333<br>Tom Davey, R (8, 1)<br>Eric Owens, R (9, 7)<br>OBP: 0.353, SLG: 0.384 | | 0-0 ② SH3-4 1-2 | | 0-2 ② G3 | | | 3-3 ① K | | | 1<br>1<br>0<br>0 | 0<br>0<br>0<br>0 | 0<br>0<br>0<br>0 | 0<br>0<br>0<br>0 | 0<br>0<br>0<br>0 | 0<br>1<br>0<br>0 | 0<br>0<br>0<br>0 |
| Inning Stats | R: 1 H: 2<br>E: 0 LOB: 2<br>K: 0 BB: 0<br>S: 10 P: 14 | R: 1 H: 1<br>E: 1 LOB: 2<br>K: 1 BB: 1<br>S: 12 P: 19 | R: 0 H: 1<br>E: 0 LOB: 1<br>K: 1 BB: 0<br>S: 7 P: 10 | R: 0 H: 1<br>E: 0 LOB: 1<br>K: 0 BB: 0<br>S: 10 P: 11 | R: 0 H: 0<br>E: 0 LOB: 0<br>K: 0 BB: 0<br>S: 8 P: 15 | R: 0 H: 0<br>E: 0 LOB: 0<br>K: 1 BB: 0<br>S: 7 P: 8 | R: 0 H: 0<br>E: 0 LOB: 0<br>K: 3 BB: 0<br>S: 9 P: 16 | R: 2 H: 2<br>E: 1 LOB: 1<br>K: 1 BB: 1<br>S: 10 P: 22 | | 1B: 6 SF: 0<br>2B: 1 SAC: 1<br>3B: 0 DP: 0<br>HR: 0 HBP: 1 | | | | | | |

| PITCHER | | IP | WLS | BF | H | R | ER | SO | BB | IBB | HBP | BLK | WP | HR | S | P | ERA | WHIP |
|---|---|---|---|---|---|---|---|---|---|---|---|---|---|---|---|---|---|---|
| Jamey Wright, R<br>ERA: 4.11 | (1, 1) | 7.1 | | 31 | 6 | 3 | 3 | 6 | 1 | 0 | 1 | 0 | 0 | 0 | 66 | 98 | 3.68 | 0.955 |
| Ray King, L<br>ERA: 1.69 | (8, 1) | 0.1 | L | 3 | 1 | 1 | 0 | 1 | 1 | 0 | 0 | 0 | 1 | 0 | 5 | 13 | 0.00 | 6.000 |
| David Weathers, R<br>ERA: 3.43 | (8, 1) | 0.1 | | 1 | 0 | 0 | 0 | 0 | 0 | 0 | 0 | 0 | 0 | 0 | 2 | 4 | 0.00 | 0.000 |

| PITCHER | IP | WLS | BF | H | R | ER | SO | BB | IBB | HBP | BLK | WP | HR | S | P | ERA | WHIP |
|---|---|---|---|---|---|---|---|---|---|---|---|---|---|---|---|---|---|

| | |
|---|---|
| AB | 31 |
| R | 4 |
| H | 7 |
| RBI | 3 |
| BB | 2 |
| SO | 7 |
| LOB | 13 |

WP: 1 PA: 35
PB: 0
SB: 0
CS: 0

| Batter | 1 | 2 | 3 | 4 | 5 | 6 | 7 | 8 | 9 | AB | R | H | RBI | BB | SO | LOB |
|---|---|---|---|---|---|---|---|---|---|---|---|---|---|---|---|---|
| Marquis Grissom, R (1, 8)<br>OBP: 0.278, SLG: 0.337 | C B X 1-1 ① G6-3 | | B B B C F F S 3-3 ② K | | F C S 0-3 ① K | | C B B B X 3-1 ② G6-3 | | | 4 | 0 | 0 | 0 | 0 | 2 | 2 |
| Mark Loretta, R (1, 6)<br>OBP: 0.351, SLG: 0.406 | B B C F B X 3-2 ② P3 | | B X 1-0 ③ G5-3 | | C X 0-1 ② B1 | | C S B B X 2-2 ③ F9 | | | 4 | 0 | 0 | 0 | 0 | 0 | 2 |
| Geoff Jenkins, L (1, 7)<br>OBP: 0.366, SLG: 0.585 | B S F C 1-3 ③ K | | | X 0-0 ① G4-3 | C F C 0-3 ③ K | | | X 0-0 ① G3 | | 4 | 0 | 0 | 0 | 0 | 2 | 1 |
| Richie Sexson, R (1, 3)<br>OBP: 0.343, SLG: 0.497 | | B F C B B S 3-3 ① K | | B B C B S X 3-2 E FC4-6 1B | | B F F B B S 3-3 ① K | | F F B S 1-3 ② K | | 4 | 1 | 1 | 0 | 0 | 3 | 0 |
| Jeromy Burnitz, L (1, 9)<br>OBP: 0.343, SLG: 0.429 | | C F B F S 1-3 ② K | | X 0-0 E5 FC4-6 **1-3** | | B B B C B 4-1 1B BB | | C C B B F F B B 4-2 BB | | 2 | 0 | 0 | 0 | 2 | 1 | 1 |
| Tyler Houston, L (1, 5)<br>OBP: 0.289, SLG: 0.521<br>Charlie Hayes, R (8, PH)<br>OBP: 0.352, SLG: 0.370<br>(8, 5) | | B B X 2-0 1B | | 4-0 FC4-6 IBB | | B X 1-0 ② F7 | | B X 1-0 ③ G6-3 | | 2<br>1 | 0<br>0 | 1<br>0 | 0<br>0 | 1<br>0 | 0<br>0 | 1<br>1 |
| Ronnie Belliard, R (1, 4)<br>OBP: 0.347, SLG: 0.382 | F B B B F X 3-2 ③ P6 | | | F F X 0-2 ② FC4-6 **1-2f** **2-3** **3-H** | F X 0-1 1B **1-2** | | | | C B F S 1-3 ① K | 4 | 0 | 1 | 1 | 0 | 1 | 3 |
| Raul Casanova, S (1, 2)<br>OBP: 0.332, SLG: 0.404 | | | B B F F B B 4-2 SH3-4 BB | X 0-0 ③ G3 | | F F B C 1-3 ③ K | | | C F C 0-3 ② K | 3 | 0 | 0 | 0 | 1 | 2 | 4 |
| Paul Rigdon, R (1, 1)<br>OBP: 0.273, SLG: 0.111<br>Mark Sweeney, L (7, PH)<br>OBP: 0.343, SLG: 0.305<br>Everett Stull, R (7, 1)<br>Angel Echevarria, R (9, PH)<br>OBP: 0.268, SLG: 0.342 | | | S L X 0-2 ① SH3-4 **1-2** | | B B B C B 4-1 BB | | B F C B S 2-3 ① K | | B B F F X 2-1 ③ F8 | 0<br>1<br>0<br>1 | 0<br>0<br>0<br>0 | 0<br>0<br>0<br>0 | 0<br>0<br>0<br>0 | 1<br>0<br>0<br>0 | 0<br>1<br>0<br>0 | 0<br>0<br>0<br>0 |
| Inning Stats | R: 0 H: 0<br>E: 0 LOB: 0<br>K: 1 BB: 0<br>S: 8 P: 13 | R: 0 H: 1<br>E: 0 LOB: 1<br>K: 2 BB: 0<br>S: 11 P: 20 | R: 0 H: 0<br>E: 0 LOB: 1<br>K: 1 BB: 1<br>S: 11 P: 19 | R: 1 H: 1<br>E: 1 LOB: 2<br>K: 0 BB: 1<br>S: 9 P: 16 | R: 0 H: 0<br>E: 0 LOB: 1<br>K: 2 BB: 1<br>S: 9 P: 13 | R: 0 H: 1<br>E: 0 LOB: 2<br>K: 2 BB: 1<br>S: 10 P: 19 | R: 0 H: 0<br>E: 0 LOB: 0<br>K: 1 BB: 0<br>S: 8 P: 15 | R: 0 H: 0<br>E: 0 LOB: 1<br>K: 1 BB: 1<br>S: 9 P: 15 | R: 0 H: 0<br>E: 0 LOB: 0<br>K: 2 BB: 0<br>S: 8 P: 11 | 1B: 3 SF: 0<br>2B: 0 SAC: 1<br>3B: 0 DP: 0<br>HR: 0 HBP: 0 | | | | | | |

| PITCHER | | IP | WLS | BF | H | R | ER | SO | BB | IBB | HBP | BLK | WP | HR | S | P | ERA | WHIP |
|---|---|---|---|---|---|---|---|---|---|---|---|---|---|---|---|---|---|---|
| Jay Witasick, R<br>ERA: 5.74 | (1, 1) | 7.2 | W | 32 | 3 | 1 | 0 | 10 | 4 | 1 | 0 | 0 | 0 | 0 | 74 | 128 | 0.00 | 0.913 |
| Kevin Walker, L<br>ERA: 4.53 | (8, 1) | 0.1 | H | 1 | 0 | 0 | 0 | 0 | 0 | 0 | 0 | 0 | 0 | 0 | 1 | 2 | 0.00 | 0.000 |
| Trevor Hoffman, R<br>ERA: 3.39 | (9, 1) | 1.0 | S | 3 | 0 | 0 | 0 | 2 | 0 | 0 | 0 | 0 | 0 | 0 | 8 | 11 | 0.00 | 0.000 |

| PITCHER | IP | WLS | BF | H | R | ER | SO | BB | IBB | HBP | BLK | WP | HR | S | P | ERA | WHIP |
|---|---|---|---|---|---|---|---|---|---|---|---|---|---|---|---|---|---|

# TOP

## Milwaukee Brewers @ San Diego Padres

Qualcomm Stadium, San Diego, CA

Tue Sep 05 2000, 10:05 PM EDT
Att. 14,001 - Cloudy - 74 F

livebaseballscorecards.com

| | |
|---|---|
| AB | 30 |
| R | 1 |
| H | 3 |
| RBI | 1 |
| BB | 5 |
| SO | 12 |
| LOB | 15 |

| Batter | 1 | 2 | 3 | 4 | 5 | 6 | 7 | 8 | 9 | AB | R | H | RBI | BB | SO | LOB |
|---|---|---|---|---|---|---|---|---|---|---|---|---|---|---|---|---|
| Damian Jackson, R (1, 4)<br>OBP: 0.345, SLG: 0.377 | C S B X<br>1-2 G4-3 ① | | C X<br>0-1 P2 ③ | | B B C X<br>2-1 F9 ① | | X<br>0-0 G4-6-3 ② ③<br>1-2f | | | 4 | 0 | 0 | 0 | 0 | 0 | 2 |
| Desi Relaford, S (1, 6)<br>OBP: 0.366, SLG: 0.324 | B B B C B<br>4-1 P5-3 BB | | | F B X<br>1-1 HR 1B | C B B C F F F F B F X<br>3-2 F9 ② | | | C B B B B<br>4-1 FC6-4 BB | | 2 | 1 | 1 | 0 | 2 | 0 | 0 |
| Ryan Klesko, L (1, 3)<br>OBP: 0.395, SLG: 0.543 | B C S B X<br>2-2 P5-3 ② ③<br>1-2f | | | X<br>0-0 1-H HR | F B F F F S<br>1-3 K ③ | | | X<br>0-0 FC6-4 ①<br>1-2f | | 4 | 1 | 1 | 2 | 0 | 1 | 2 |
| Phil Nevin, R (1, 5)<br>OBP: 0.379, SLG: 0.560 | | F F F S<br>0-3 K ① | | C B B S F B F F F<br>3-2 X HR | | F B B B B<br>4-1 BB | | F B S X<br>1-2 G6-3 ②<br>1-2 | | 3 | 1 | 1 | 1 | 1 | 1 | 1 |
| John Mabry, L (1, 9)<br>OBP: 0.306, SLG: 0.417<br>29 Kory DeHaan, L (7, 7)<br>OBP: 0.253, SLG: 0.348 | | B B B C S S X<br>3-2 G6-3 ② | | B B S F F B X<br>3-2 G3-1 ① | | C F X<br>0-2 F7 ① | | S S X<br>0-2 P5 ③ | | 3<br>1 | 0<br>0 | 0<br>0 | 0<br>0 | 0<br>0 | 0<br>0 | 1<br>1 |
| Mike Darr, L (1, 7)<br>OBP: 0.338, SLG: 0.407<br>(7, 9) | | C B C B X<br>2-2 F7 ③ | | X<br>0-0 F7 ② | | X<br>0-0 F8 ② | | | | 3 | 0 | 0 | 0 | 0 | 0 | 1 |
| Ruben Rivera, R (1, 8)<br>OBP: 0.299, SLG: 0.396 | | | F B B B F F B F S<br>3-3 K ① | B S B B B F F B<br>4-2 BB BB | | B B B S F X<br>3-2 G5-3 ③ | | | | 2 | 0 | 0 | 0 | 1 | 1 | 1 |
| Ben Davis, S (1, 2)<br>OBP: 0.239, SLG: 0.263 | | | C F B B B X<br>2-2 1B | B B B B<br>4-0 1-2 BB | | | B C F B B B X<br>3-2 G4-3 ① | | | 2 | 0 | 1 | 0 | 1 | 0 | 0 |
| Jay Witasick, R (1, 1)<br>OBP: 0.143, SLG: 0.143<br>Kevin Walker, L (8, 1)<br>OBP: 0.250, SLG: 0.250<br>Trevor Hoffman, R (9, 1) | | | L X<br>0-1 P6 ② | F B S S<br>1-3 K ③ | | | B X<br>1-0 G4-6-3 1B | | | 3<br>0<br>0 | 0<br>0<br>0 | 1<br>0<br>0 | 0<br>0<br>0 | 0<br>0<br>0 | 1<br>0<br>0 | 3<br>0<br>0 |
| Inning Stats | R: 0 E: 0 K: 0 S: 7 H: 0 LOB: 0 BB: 1 P: 14 | R: 0 E: 0 K: 1 S: 10 H: 0 LOB: 0 BB: 0 P: 15 | R: 0 E: 0 K: 1 S: 12 H: 1 LOB: 1 BB: 0 P: 17 | R: 3 E: 0 K: 1 S: 21 H: 3 LOB: 2 BB: 2 P: 37 | R: 0 E: 0 K: 1 S: 18 H: 0 LOB: 0 BB: 0 P: 24 | R: 0 E: 0 K: 0 S: 8 H: 0 LOB: 1 BB: 1 P: 15 | R: 0 E: 0 K: 0 S: 5 H: 1 LOB: 0 BB: 0 P: 9 | R: 0 E: 0 K: 0 S: 8 H: 0 LOB: 1 BB: 1 P: 13 | | 1B: 3 2B: 1 3B: 0 HR: 2 | SF: 0 SAC: 0 DP: 2 HBP: 0 | | | | | |

| PITCHER | | IP | WLS | BF | H | R | ER | SO | BB | IBB | HBP | BLK | WP | HR | S | P | ERA | WHIP |
|---|---|---|---|---|---|---|---|---|---|---|---|---|---|---|---|---|---|---|
| Paul Rigdon, R<br>ERA: 5.74 | (1, 1) | 6.0 | L | 25 | 4 | 3 | 3 | 4 | 4 | 0 | 0 | 0 | 0 | 2 | 76 | 122 | 4.50 | 1.333 |
| Everett Stull, R<br>ERA: 5.66 | (7, 1) | 2.0 | | 7 | 1 | 0 | 0 | 0 | 1 | 0 | 0 | 0 | 0 | 0 | 13 | 22 | 0.00 | 1.000 |

| PITCHER | IP | WLS | BF | H | R | ER | SO | BB | IBB | HBP | BLK | WP | HR | S | P | ERA | WHIP |
|---|---|---|---|---|---|---|---|---|---|---|---|---|---|---|---|---|---|

# BOTTOM

## Milwaukee Brewers @ San Diego Padres

Qualcomm Stadium, San Diego, CA

Tue Sep 05 2000, 10:05 PM EDT

Att. 14,001 - Cloudy - 74 F

livebaseballscorecards.com

| | |
|---|---|
| AB | 27 |
| R | 3 |
| H | 5 |
| RBI | 3 |
| BB | 5 |
| SO | 4 |
| LOB | 12 |

1B: 3 SF: 0
2B: 1 SAC: 0
3B: 0 DP: 2
HR: 2 HBP: 0

WP: 0 PA: 32
PB: 0
SB: 1
CS: 0

| Batter | 1 | 2 | 3 | 4 | 5 | 6 | 7 | 8 | 9 | AB | R | H | RBI | BB | SO | LOB |
|---|---|---|---|---|---|---|---|---|---|---|---|---|---|---|---|---|
| Marquis Grissom, R (1, 8)<br>OBP: 0.277, SLG: 0.335 | F3 | | F8 | | 1B BB | K | | K | | 4 | 1 | 0 | 0 | 1 | 2 | 3 |
| Mark Loretta, R (1, 6)<br>OBP: 0.352, SLG: 0.404 | F7 | | HR BB | | 1B 1B 1B | G5-4-3 | | | G6-3 | 4 | 2 | 1 | 0 | 1 | 0 | 1 |
| Geoff Jenkins, L (1, 7)<br>OBP: 0.366, SLG: 0.586 | 1B 2B | | F9 | | 1B 1B 1B | | G4-3 | | P4 | 5 | 2 | 2 | 1 | 0 | 0 | 1 |
| Richie Sexson, R (1, 3)<br>OBP: 0.345, SLG: 0.504 | BB 1B | | 1B HR | | G4-6-3 1B 1B | | G6-3 | | F8 | 5 | 1 | 3 | 4 | 0 | 0 | 0 |
| Jeromy Burnitz, L (1, 9)<br>OBP: 0.344, SLG: 0.429 | BB | | G4-3 | | G4-6-3 1B | | G3-1 | | | 3 | 0 | 1 | 1 | 1 | 0 | 0 |
| Tyler Houston, L (1, 5)<br>OBP: 0.286, SLG: 0.514<br>José Hernández, R (8, PH)<br>OBP: 0.314, SLG: 0.387<br>(8, 5) | K | | | F8 | G4-6-3 | | | K | | 3<br>1 | 0<br>0 | 0<br>0 | 0<br>0 | 0<br>0 | 1<br>1 | 4<br>0 |
| Ronnie Belliard, R (1, 4)<br>OBP: 0.348, SLG: 0.381 | | G3 | | F7 | S BB | | | CS WP BB | | 2 | 0 | 0 | 0 | 2 | 0 | 0 |
| Henry Blanco, R (1, 2)<br>OBP: 0.317, SLG: 0.380<br>Raul Casanova, S (4, PH)<br>OBP: 0.337, SLG: 0.401<br>(4, 2) | K | | BB | | K | | | SAFE 1B BB | | 1<br>1 | 0<br>0 | 0<br>0 | 0<br>0 | 0<br>2 | 1<br>1 | 0<br>2 |
| John Snyder, R (1, 1)<br>OBP: 0.143, SLG: 0.121<br>David Weathers, R (5, 1)<br>Lou Collier, R (6, PH)<br>OBP: 1.000, SLG: 1.000<br>Juan Acevedo, R (6, 1)<br>Mark Sweeney, L (8, PH)<br>OBP: 0.352, SLG: 0.317<br>Ray King, L (8, 1) | K | | F9 | | | G5-4-3 1B | | 1B | | 2<br>0<br>1<br>0<br>1<br>0 | 0<br>0<br>0<br>0<br>0<br>0 | 0<br>0<br>1<br>0<br>1<br>0 | 0<br>0<br>0<br>0<br>0<br>0 | 0<br>0<br>0<br>0<br>0<br>0 | 1<br>0<br>0<br>0<br>0<br>0 | 1<br>0<br>0<br>0<br>0<br>0 |
| Inning Stats | R: 1 H: 2<br>E: 0 LOB: 2<br>K: 1 BB: 1<br>S: 14 P: 21 | R: 0 H: 0<br>E: 0 LOB: 0<br>K: 2 BB: 0<br>S: 9 P: 12 | R: 2 H: 1<br>E: 0 LOB: 0<br>K: 0 BB: 1<br>S: 10 P: 18 | R: 0 H: 0<br>E: 0 LOB: 1<br>K: 0 BB: 1<br>S: 7 P: 13 | R: 3 H: 4<br>E: 0 LOB: 2<br>K: 1 BB: 2<br>S: 17 P: 32 | R: 0 H: 1<br>E: 0 LOB: 0<br>K: 1 BB: 0<br>S: 8 P: 10 | R: 0 H: 0<br>E: 0 LOB: 0<br>K: 0 BB: 0<br>S: 9 P: 15 | R: 0 H: 1<br>E: 0 LOB: 2<br>K: 2 BB: 2<br>S: 11 P: 20 | R: 0 H: 0<br>E: 0 LOB: 0<br>K: 0 BB: 0<br>S: 5 P: 7 | 1B: 7 SF: 0<br>2B: 1 SAC: 0<br>3B: 0 DP: 2<br>HR: 1 HBP: 0 | | | | | | |

| PITCHER | | IP | WLS | BF | H | R | ER | SO | BB | IBB | HBP | BLK | WP | HR | S | P | ERA | WHIP |
|---|---|---|---|---|---|---|---|---|---|---|---|---|---|---|---|---|---|---|
| Woody Williams, R<br>ERA: 4.13 | (1, 1) | 6.0 | W | 29 | 8 | 6 | 6 | 5 | 5 | 0 | 0 | 0 | 0 | 1 | 65 | 106 | 9.00 | 2.167 |
| Dave Maurer, L<br>ERA: | (7, 1) | 1.1 | H | 5 | 0 | 0 | 0 | 1 | 1 | 0 | 0 | 0 | 0 | 0 | 12 | 22 | 0.00 | 0.750 |
| Heathcliff Slocumb, R<br>ERA: 4.73 | (8, 1) | 0.2 | H | 3 | 1 | 0 | 0 | 1 | 1 | 0 | 0 | 0 | 1 | 0 | 8 | 13 | 0.00 | 3.000 |
| Trevor Hoffman, R<br>ERA: 3.34 | (9, 1) | 1.0 | S | 3 | 0 | 0 | 0 | 0 | 0 | 0 | 0 | 0 | 0 | 0 | 5 | 7 | 0.00 | 0.000 |

| PITCHER | IP | WLS | BF | H | R | ER | SO | BB | IBB | HBP | BLK | WP | HR | S | P | ERA | WHIP |
|---|---|---|---|---|---|---|---|---|---|---|---|---|---|---|---|---|---|

# TOP

## Milwaukee Brewers @ San Diego Padres

Qualcomm Stadium, San Diego, CA

Wed Sep 06 2000, 10:05 PM EDT

Att. 13,777 - Sunny - 72 F

livebaseballscorecards.com

| | |
|---|---|
| AB | 33 |
| R | 6 |
| H | 9 |
| RBI | 6 |
| BB | 7 |
| SO | 7 |
| LOB | 12 |

WP: 1 PA: 40
PB: 0
SB: 1
CS: 1

| Batter | 1 | 2 | 3 | 4 | 5 | 6 | 7 | 8 | 9 | AB | R | H | RBI | BB | SO | LOB |
|---|---|---|---|---|---|---|---|---|---|---|---|---|---|---|---|---|
| Damian Jackson, R (1, 4)<br>OBP: 0.351, SLG: 0.387 | B B C C F F B F B<br>4-2 CS BB | | C F F X<br>0-2 1-H HR | F B B B X<br>3-1 ① S 1-3 1B 1B | B C B B S F B<br>4-2 G4-3 1-2 2-3 BB | | X<br>0-0 ① L6 | | | 3 | 2 | 2 | 2 | 2 | 0 | 0 |
| Eric Owens, R (1, 7)<br>OBP: 0.356, SLG: 0.385 | B B B B<br>4-0 ① S 1-2 BB | | B X<br>1-0 BB BB BB 1B | B C B B C F B F X<br>3-2 ② 1B S SF7 2-H 1B | B X<br>1-0 ② G4-3 1-2 2-3 3-H | | B C X<br>1-1 ② G4-3 | | | 4 | 2 | 2 | 2 | 1 | 0 | 2 |
| Ryan Klesko, L (1, 3)<br>OBP: 0.395, SLG: 0.541 | B F B F B C<br>3-3 ② K 1-2 | | X<br>0-0 ① F7 | B X<br>1-0 I I I 1-3 1B | 4-0 IBB | | F S S<br>0-3 ③ K | | | 4 | 0 | 1 | 0 | 1 | 2 | 2 |
| Phil Nevin, R (1, 5)<br>OBP: 0.378, SLG: 0.559<br>Dave Magadan, L (2, 5)<br>OBP: 0.379, SLG: 0.327 | C B S X<br>1-2 ③ G6-3 | | B B C X<br>2-1 ② F9 | C X<br>0-1 ② SF7 3-H | C B X<br>1-1 ③ G4-3 | | | C B B B C B<br>4-2 BB | | 1<br>2 | 0<br>0 | 0<br>0 | 0<br>1 | 0<br>1 | 0<br>0 | 1<br>4 |
| John Mabry, L (1, 9)<br>OBP: 0.310, SLG: 0.415<br>Ed Sprague, R (8, PH)<br>OBP: 0.311, SLG: 0.459<br>29 Kory DeHaan, L (9, 9)<br>OBP: 0.253, SLG: 0.348 | | B B F X<br>2-1 G4-6-3 1B | B B B B<br>4-0 BB BB 1-2 BB | F B B C<br>2-3 ③ K | | X<br>0-0 ① G6-3 | | C S S S<br>0-3 ① K | | 3<br>1<br>0 | 0<br>0<br>0 | 1<br>0<br>0 | 0<br>0<br>0 | 1<br>1<br>0 | 1<br>1<br>0 | 1<br>1<br>0 |
| Mike Darr, L (1, 8)<br>OBP: 0.348, SLG: 0.409<br>Ruben Rivera, R (7, 8)<br>OBP: 0.298, SLG: 0.395 | B X<br>1-0 ① ② G4-6-3 1-2f | B C B B B<br>4-1 BB 1-2 2-3 BB | | S B B F B F B<br>4-2 S 1B BB | B X<br>1-0 1B 1B | | | B B X<br>2-0 ② F9 | | 2<br>1 | 1<br>0 | 1<br>0 | 0<br>0 | 2<br>0 | 0<br>0 | 1<br>1 |
| Desi Relaford, S (1, 6)<br>OBP: 0.369, SLG: 0.322 | C H<br>1-1 HBP | C B B F B B<br>4-2 1-2 2-3 3-H BB | | B B C F B F B<br>4-2 BB 1B 1-2 G4-3 BB | B B B C X<br>3-1 ② F8 | | | S C B X<br>1-2 ③ G4-3 | | 2 | 1 | 0 | 1 | 2 | 0 | 2 |
| Wiki Gonzalez, R (1, 2)<br>OBP: 0.310, SLG: 0.332 | X<br>0-0 ③ F8 | C S B X<br>1-2 ③ G4-3 | | B B X<br>2-0 ① F8 | F B F X<br>1-2 1-2 1B | | | | | 4 | 0 | 1 | 0 | 0 | 0 | 6 |
| Woody Williams, R (1, 1)<br>OBP: 0.315, SLG: 0.429<br>Dave Maurer, R (7, 1)<br>Heathcliff Slocumb, R (8, 1)<br>Trevor Hoffman, R (9, 1) | | X<br>0-0 HR | S X<br>0-1 1B 1B | S S F B X<br>1-2 G4-3 BB 1-2 2-H 1B | F S F F S<br>0-3 ③ K | | | | | 4<br>0<br>0<br>0 | 1<br>0<br>0<br>0 | 3<br>0<br>0<br>0 | 1<br>0<br>0<br>0 | 0<br>0<br>0<br>0 | 1<br>0<br>0<br>0 | 2<br>0<br>0<br>0 |
| Inning Stats | R: 0 H: 0<br>E: 0 LOB: 1<br>K: 1 BB: 2<br>S: 11 P: 23 | R: 0 H: 1<br>E: 0 LOB: 1<br>K: 0 BB: 0<br>S: 5 P: 9 | R: 3 H: 3<br>E: 0 LOB: 3<br>K: 0 BB: 3<br>S: 15 P: 31 | R: 2 H: 4<br>E: 0 LOB: 1<br>K: 1 BB: 0<br>S: 15 P: 24 | R: 2 H: 1<br>E: 0 LOB: 3<br>K: 0 BB: 4<br>S: 17 P: 38 | R: 0 H: 2<br>E: 0 LOB: 2<br>K: 1 BB: 0<br>S: 12 P: 17 | R: 0 H: 0<br>E: 0 LOB: 0<br>K: 1 BB: 0<br>S: 6 P: 7 | R: 0 H: 0<br>E: 0 LOB: 1<br>K: 1 BB: 1<br>S: 9 P: 16 | | 1B: 10 SF: 1<br>2B: 0 SAC: 0<br>3B: 0 DP: 1<br>HR: 1 HBP: 1 | | | | | | |

| PITCHER | | IP | WLS | BF | H | R | ER | SO | BB | IBB | HBP | BLK | WP | HR | S | P | ERA | WHIP |
|---|---|---|---|---|---|---|---|---|---|---|---|---|---|---|---|---|---|---|
| John Snyder, R<br>ERA: 5.86 | (1, 1) | 4.0 | L | 25 | 8 | 7 | 7 | 2 | 7 | 0 | 1 | 0 | 0 | 1 | 52 | 101 | 15.75 | 3.750 |
| David Weathers, R<br>ERA: 3.38 | (5, 1) | 1.0 | | 6 | 1 | 0 | 0 | 0 | 1 | 1 | 0 | 0 | 0 | 0 | 11 | 24 | 0.00 | 2.000 |
| Juan Acevedo, R<br>ERA: 3.47 | (6, 1) | 2.0 | | 8 | 2 | 0 | 0 | 2 | 0 | 0 | 0 | 0 | 0 | 0 | 18 | 24 | 0.00 | 1.000 |
| Ray King, L<br>ERA: 1.61 | (8, 1) | 1.0 | | 4 | 0 | 0 | 0 | 1 | 1 | 0 | 0 | 0 | 0 | 0 | 9 | 16 | 0.00 | 1.000 |

| PITCHER | IP | WLS | BF | H | R | ER | SO | BB | IBB | HBP | BLK | WP | HR | S | P | ERA | WHIP |
|---|---|---|---|---|---|---|---|---|---|---|---|---|---|---|---|---|---|

# BOTTOM

## Milwaukee Brewers @ San Diego Padres

Qualcomm Stadium, San Diego, CA

Wed Sep 06 2000, 10:05 PM EDT

Att. 13,777 - Sunny - 72 F

livebaseballscorecards.com

| | |
|---|---|
| AB | 31 |
| R | 7 |
| H | 11 |
| RBI | 7 |
| BB | 10 |
| SO | 5 |
| LOB | 23 |

| Batter | 1 | 2 | 3 | 4 | 5 | 6 | 7 | 8 | 9 | AB | R | H | RBI | BB | SO | LOB |
|---|---|---|---|---|---|---|---|---|---|---|---|---|---|---|---|---|
| J.D. Drew, L (1, 9)<br>OBP: 0.406, SLG: 0.506 | C C X<br>0-2<br>E<br>1B | | B B F C B F X<br>3-2 ②<br>G6-3 | | F F F S<br>0-3 ②<br>K | | X<br>0-0 ①<br>G3 | | S B X<br>1-1 ③<br>G6-3 | 5 | 0 | 1 | 0 | 0 | 1 | 2 |
| Mark McGwire, R (1, 4)<br>OBP: 0.482, SLG: 0.743<br>Craig Paquette, R (1, 4)<br>OBP: 0.288, SLG: 0.400 | F B F F C<br>1-3 ①<br>K | | F B B S X<br>2-2 ③<br>G4-3 | | S S S B X<br>2-2<br>15<br>2B<br>1-3<br>3-H<br>2B | | B C C F C<br>1-3 ②<br>K | | | 1<br>3 | 0<br>1 | 0<br>1 | 0<br>1 | 0<br>0 | 1<br>1 | 1<br>0 |
| 15 Jim Edmonds, L (1, 8)<br>OBP: 0.408, SLG: 0.597 | X<br>0-0 ②<br>F8 | | | B C B C B X<br>3-2 ①<br>F9 | X<br>0-0<br>1B<br>2-H<br>3-H<br>2B | | F B F B F C<br>2-3 ③<br>K | | | 4 | 1 | 1 | 2 | 0 | 1 | 1 |
| Will Clark, L (1, 3)<br>OBP: 0.423, SLG: 0.542 | B C X<br>1-1<br>E4<br>1-2 | | | C C B F F X<br>1-2 ②<br>F9 | X<br>0-0<br>BB<br>2-H<br>1B | | | C B F B B X<br>3-2 ①<br>F8 | | 4 | 0 | 1 | 1 | 0 | 0 | 1 |
| Ray Lankford, L (1, 7)<br>OBP: 0.359, SLG: 0.493 | B C S S<br>1-3 ③<br>K | | | C C X<br>0-2 ③<br>G1-3 | B B B B<br>4-0<br>1-2<br>BB | | | F B X<br>1-1<br>BB<br>1B | | 3 | 0 | 1 | 0 | 1 | 1 | 2 |
| Fernando Tatis, R (1, 5) | | B F C C<br>1-3 ①<br>K | | | B B B X<br>2-2<br>1B<br>1B<br>1B<br>B B B S<br>2-3 ③<br>K | | | B B B C F F B<br>4-2<br>G6-4-3<br>1-2<br>BB | | 3 | 1 | 1 | 0 | 1 | 2 | 2 |
| Edgar Renteria, R (1, 6)<br>OBP: 0.340, SLG: 0.438 | | B C S F F F X<br>1-2 ②<br>G5-3 | | | X<br>0-0<br>1B<br>1-3<br>2B<br>1B | B X<br>1-0 ①<br>G5-3 | | C B B X<br>2-1 ②③<br>G6-4-3<br>1-2f | | 4 | 1 | 1 | 0 | 0 | 0 | 2 |
| Mike Matheny, R (1, 2)<br>OBP: 0.312, SLG: 0.336 | | C C B X<br>1-2 ③<br>P5 | | | B B C S F S<br>2-3 ①<br>K | B X<br>1-0 ②<br>F9 | | | B F B X<br>2-1 ①<br>F8 | 4 | 0 | 0 | 0 | 0 | 1 | 2 |
| Rick Ankiel, L (1, 1)<br>OBP: 0.302, SLG: 0.407<br>Mike James, R (7, 1)<br>Jason Christiansen, R (8, 1)<br>Shawon Dunston, R (9, PH)<br>OBP: 0.266, SLG: 0.454<br>Dave Veres, R (9, 1)<br>Mike Timlin, R (9, 1) | | | C B F B F F F B F F F<br>3-2 ①<br>X<br>P5 | | B S X<br>1-1<br>2B<br>15<br>2B<br>1-3<br>3-H<br>1B | F B X<br>1-1 ③<br>G3 | | | S B F B B B S<br>3-3 ②<br>K | 3<br>0<br>0<br>1<br>0<br>0 | 1<br>0<br>0<br>0<br>0<br>0 | 1<br>0<br>0<br>0<br>0<br>0 | 1<br>0<br>0<br>0<br>0<br>0 | 0<br>0<br>0<br>0<br>1<br>0 | 0<br>0<br>0<br>1<br>0<br>0 | 0<br>0<br>0<br>0<br>0<br>0 |
| Inning Stats | R: 0<br>E: 1<br>K: 2<br>S: 13<br>H: 1<br>LOB: 2<br>BB: 0<br>P: 16 | R: 0<br>E: 0<br>K: 1<br>S: 12<br>H: 0<br>LOB: 0<br>BB: 0<br>P: 15 | R: 0<br>E: 0<br>K: 0<br>S: 14<br>H: 0<br>LOB: 0<br>BB: 0<br>P: 22 | R: 0<br>E: 0<br>K: 0<br>S: 11<br>H: 0<br>LOB: 0<br>BB: 0<br>P: 15 | R: 5<br>E: 0<br>K: 3<br>S: 24<br>H: 6<br>LOB: 2<br>BB: 1<br>P: 37 | R: 0<br>E: 0<br>K: 0<br>S: 4<br>H: 0<br>LOB: 0<br>BB: 0<br>P: 7 | R: 0<br>E: 0<br>K: 2<br>S: 9<br>H: 0<br>LOB: 0<br>BB: 0<br>P: 12 | R: 0<br>E: 0<br>K: 0<br>S: 10<br>H: 1<br>LOB: 1<br>BB: 1<br>P: 20 | R: 0<br>E: 0<br>K: 1<br>S: 8<br>H: 0<br>LOB: 0<br>BB: 0<br>P: 14 | 1B: 6<br>2B: 2<br>3B: 0<br>HR: 0 | SF: 0<br>SAC: 0<br>DP: 1<br>HBP: 0 | | | WP: 0<br>PB: 0<br>SB: 0<br>CS: 0 | PA: 37 | | |

TOP

# St. Louis Cardinals @ Milwaukee Brewers

Milwaukee County Stadium, Milwaukee, WI

Fri Sep 08 2000, 8:05 PM EDT
Att. 21,664 - Cloudy - 69 F

livebaseballscorecards.com

| | |
|---|---|
| AB | 35 |
| R | 5 |
| H | 8 |
| RBI | 5 |
| BB | 2 |
| SO | 9 |
| LOB | 13 |

| PITCHER | | IP | WLS | BF | H | R | ER | SO | BB | IBB | HBP | BLK | WP | HR | S | P | ERA | WHIP |
|---|---|---|---|---|---|---|---|---|---|---|---|---|---|---|---|---|---|---|
| Jeff D'Amico, R<br>ERA: 2.55 | (1, 1) | 5.0 | | 24 | 7 | 5 | 5 | 6 | 1 | 0 | 0 | 0 | 0 | 0 | 74 | 105 | 9.00 | 1.600 |
| Valerio De Los Santos, L<br>ERA: 5.1 | (6, 1) | 2.0 | | 6 | 0 | 0 | 0 | 2 | 0 | 0 | 0 | 0 | 0 | 0 | 13 | 19 | 0.00 | 0.000 |
| David Weathers, R<br>ERA: 3.33 | (8, 1) | 1.0 | | 4 | 1 | 0 | 0 | 0 | 1 | 0 | 0 | 0 | 0 | 0 | 10 | 20 | 0.00 | 2.000 |
| Curt Leskanic, R<br>ERA: 2.62 | (9, 1) | 1.0 | W | 3 | 0 | 0 | 0 | 1 | 0 | 0 | 0 | 0 | 0 | 0 | 8 | 14 | 0.00 | 0.000 |

| PITCHER | IP | WLS | BF | H | R | ER | SO | BB | IBB | HBP | BLK | WP | HR | S | P | ERA | WHIP |
|---|---|---|---|---|---|---|---|---|---|---|---|---|---|---|---|---|---|

| Batter | 1 | 2 | 3 | 4 | 5 | 6 | 7 | 8 | 9 | AB | R | H | RBI | BB | SO | LOB |
|---|---|---|---|---|---|---|---|---|---|---|---|---|---|---|---|---|
| Marquis Grissom, R (1, 8)<br>OBP: 0.282, SLG: 0.340 | B B C X<br>2-1 L3 1B | | B X<br>1-0 ① P4 | | B C C B X<br>2-2 1-2 1B | | B C B B<br>4-1 S BB | | X<br>0-0 G4-3 1-3 1B 2B | 4 | 1 | 3 | 0 | 1 | 0 | 0 |
| Mark Loretta, R (1, 6)<br>OBP: 0.346, SLG: 0.396 | B X<br>1-0 ①② L3 1-2 | | B C B F X<br>2-2 ② G4-3 | | X<br>0-0 ③ F7 | | C F B X<br>1-2 ③ G6-3 1-2 | | B X<br>1-0 ② G4-3 2-3 3-H | 5 | 0 | 0 | 1 | 0 | 0 | 5 |
| Geoff Jenkins, L (1, 7)<br>OBP: 0.368, SLG: 0.586<br>Angel Echevarria, R (3, PH) (4, 7)<br>OBP: 0.289, SLG: 0.357<br>James Mouton, R (9, PR)<br>OBP: 0.363, SLG: 0.327 | B B F H<br>3-1 WP S 1B HBP | | B B S F X<br>2-2 ③ F8 | | | B C B F F F B F F<br>3-2 X ① F3 | | B C X<br>1-1 WP 2B 1B | B B B C X<br>3-1 1B 1B 1B 3-H 1B | 0<br>4<br>0 | 1<br>1<br>1 | 0<br>2<br>0 | 0<br>1<br>0 | 0<br>0<br>0 | 0<br>0<br>0 | 0<br>0<br>0 |
| Richie Sexson, R (1, 3)<br>OBP: 0.347, SLG: 0.503<br>Lou Collier, R (9, PR)<br>OBP: 1.000, SLG: 1.000 | B B F B S B<br>4-2 1B 1-3 BB | | | C X<br>0-1 ① G5-3 | | S B C H<br>2-2 1B HBP | | C B S X<br>1-2 ① P4 | S B X<br>1-1 1B 1B E 1-2 1B | 3<br>0 | 0<br>1 | 1<br>0 | 0<br>0 | 1<br>0 | 0<br>0 | 1<br>0 |
| José Hernández, R (1, 5)<br>OBP: 0.315, SLG: 0.387 | B B C X<br>2-1 1-2 3-H 1B | | | F S S<br>0-3 ② K | C B C B F F F S<br>2-3 ② K | | | B B F B X<br>3-1 ② G5-3 1-2 | B F X<br>1-1 E 1B 1-2 2-3 1B | 5 | 0 | 2 | 1 | 0 | 2 | 2 |
| Jeromy Burnitz, L (1, 9)<br>OBP: 0.346, SLG: 0.433 | C S B S<br>1-3 ③ K | | | B B B C S F X<br>3-2 ③ G4-3 | B F F B X<br>2-2 1-2 1B | | | B B B C F F X<br>3-2 2-H 2B | C X<br>0-1 E 1-2 2-3 3-H 1B | 5 | 0 | 3 | 2 | 0 | 1 | 2 |
| Ronnie Belliard, R (1, 4)<br>OBP: 0.347, SLG: 0.378 | | B C X<br>1-1 ① G1-3 | | | C B F B B B<br>4-2 1B BB | B C X<br>1-1 ③ F9 | | C S X<br>0-2 ③ P4 | C B S F X<br>1-2 E4 1-2 2-3 3-H | 4 | 0 | 0 | 0 | 1 | 0 | 5 |
| Raul Casanova, S (1, 2)<br>OBP: 0.330, SLG: 0.392 | | X<br>0-0 ② G5-3 | | | B F B X<br>2-1 ① F8 | X<br>0-0 ① G3 | | C S F B X<br>1-2 ① G5-3 | | 4 | 0 | 0 | 0 | 0 | 0 | 1 |
| Jeff D'Amico, R (1, 1)<br>OBP: 0.150, SLG: 0.189<br>Henry Blanco, R (5, PH)<br>OBP: 0.316, SLG: 0.379<br>Valerio De Los Santos, L (6, 1)<br>Mark Sweeney, L (7, PH)<br>OBP: 0.347, SLG: 0.311<br>David Weathers, R (8, 1)<br>Curt Leskanic, R (9, 1)<br>Tyler Houston, L (9, PH)<br>OBP: 0.288, SLG: 0.516 | | C C S<br>0-3 ③ K | | | B F F B S<br>2-3 ② K | X<br>0-0 ② G6-3 | | | F B F B B X<br>3-2 2B G4-3 1B | 1<br>1<br>0<br>1<br>0<br>0<br>1 | 0<br>0<br>0<br>0<br>0<br>0<br>1 | 0<br>0<br>0<br>0<br>0<br>0<br>1 | 0<br>0<br>0<br>0<br>0<br>0<br>1 | 1<br>1<br>0<br>0<br>0<br>0<br>1 | 0<br>0<br>0<br>0<br>0<br>0<br>0 | 0<br>0<br>0<br>0<br>0<br>0<br>1 |
| Inning Stats | R: 1 H: 2<br>E: 0 LOB: 2<br>K: 1 BB: 1<br>S: 11 P: 24 | R: 0 H: 0<br>E: 0 LOB: 0<br>K: 1 BB: 0<br>S: 6 P: 7 | R: 0 H: 0<br>E: 0 LOB: 0<br>K: 0 BB: 0<br>S: 7 P: 12 | R: 0 H: 0<br>E: 0 LOB: 0<br>K: 1 BB: 0<br>S: 9 P: 12 | R: 0 H: 1<br>E: 0 LOB: 2<br>K: 1 BB: 1<br>S: 11 P: 21 | R: 0 H: 1<br>E: 0 LOB: 2<br>K: 1 BB: 0<br>S: 20 P: 30 | R: 0 H: 0<br>E: 0 LOB: 1<br>K: 0 BB: 1<br>S: 6 P: 11 | R: 1 H: 2<br>E: 0 LOB: 1<br>K: 0 BB: 0<br>S: 14 P: 22 | R: 4 H: 6<br>E: 1 LOB: 3<br>K: 0 BB: 0<br>S: 21 P: 32 | 1B: 10<br>2B: 3<br>3B: 0<br>HR: 0 | SF: 0<br>SAC: 0<br>DP: 1<br>HBP: 2 | | | | | |

| PITCHER | | IP | WLS | BF | H | R | ER | SO | BB | IBB | HBP | BLK | WP | HR | S | P | ERA | WHIP |
|---|---|---|---|---|---|---|---|---|---|---|---|---|---|---|---|---|---|---|
| Rick Ankiel, L<br>ERA: 3.71 | (1, 1) | 6.0 | | 25 | 4 | 1 | 1 | 5 | 2 | 0 | 2 | 0 | 1 | 0 | 64 | 106 | 1.50 | 1.000 |
| Mike James, R<br>ERA: 3.16 | (7, 1) | 1.2 | | 7 | 1 | 1 | 1 | 0 | 1 | 0 | 0 | 0 | 1 | 0 | 13 | 23 | 5.40 | 1.200 |
| Jason Christiansen, L<br>ERA: 5.28 | (8, 1) | 0.1 | | 2 | 1 | 0 | 0 | 0 | 0 | 0 | 0 | 0 | 0 | 0 | 7 | 10 | 0.00 | 3.000 |
| Dave Veres, R<br>ERA: 3.03 | (9, 1) | 0.2 | L | 6 | 4 | 4 | 3 | 0 | 0 | 0 | 0 | 0 | 0 | 0 | 13 | 22 | 40.50 | 6.000 |
| Mike Timlin, R<br>ERA: 4.61 | (9, 1) | 0.0 | B | 3 | 2 | 0 | 0 | 0 | 0 | 0 | 0 | 0 | 0 | 0 | 8 | 10 | ∞ | ∞ |

| PITCHER | IP | WLS | BF | H | R | ER | SO | BB | IBB | HBP | BLK | WP | HR | S | P | ERA | WHIP |
|---|---|---|---|---|---|---|---|---|---|---|---|---|---|---|---|---|---|

# BOTTOM

## St. Louis Cardinals @ Milwaukee Brewers

Milwaukee County Stadium, Milwaukee, WI

Fri Sep 08 2000, 8:05 PM EDT
Att. 21,664 - Cloudy - 69 F

livebaseballscorecards.com

| | |
|---|---|
| AB | 38 |
| R | 6 |
| H | 12 |
| RBI | 5 |
| BB | 3 |
| SO | 5 |
| LOB | 17 |

WP: 2 PA: 43
PB: 0
SB: 2
CS: 0

| Batter | 1 | 2 | 3 | 4 | 5 | 6 | 7 | 8 | 9 | AB | R | H | RBI | BB | SO | LOB |
|---|---|---|---|---|---|---|---|---|---|---|---|---|---|---|---|---|
| J.D. Drew, L (1, 9)<br>OBP: 0.409, SLG: 0.506 | S S F X<br>0-2<br>15 2B<br>1B | B B B C F B<br>4-2<br>2-3<br>BB | | C X<br>0-1 ①<br>P6 | | B X<br>1-0<br>E S<br>1B<br>1B | | B S X<br>1-1 ①<br>F7 | | 4 | 2 | 2 | 0 | 1 | 0 | 1 |
| Mark McGwire, R (1, 4)<br>OBP: 0.480, SLG: 0.740<br>Placido Polanco, R (1, 4)<br>OBP: 0.352, SLG: 0.433 | F X<br>0-1 ①<br>P6 | B X<br>1-0 ③<br>G4-3 | | B B X<br>2-0 ②<br>G3-1 | | F B F B F B X<br>3-2<br>15<br>FC3-6<br>1-H<br>1B | | B B C B B<br>4-1<br>1-2<br>BB | | 1 | 0 | 0 | 0 | 0 | 0 | 1 |
| | | | | | | | | | | 3 | 0 | 1 | 1 | 1 | 0 | 2 |
| 15 Jim Edmonds, L (1, 8)<br>OBP: 0.408, SLG: 0.597 | C C B B F X<br>2-2<br>FC6-4<br>1-H<br>2B | | B X<br>1-0<br>1B<br>1B<br>1B | X<br>0-0 ③<br>G4-3 | | C B C T F F X<br>1-2 ②<br>FC3-6<br>1B<br>1-2f | | C C B F S<br>1-3 ②<br>K | | 5 | 1 | 2 | 1 | 0 | 1 | 3 |
| Will Clark, L (1, 3)<br>OBP: 0.421, SLG: 0.537<br>Dave Veres, R (8, 1) | B B X<br>2-0 ②<br>F7 | | F B C B X<br>2-2 ①<br>F7 | | F B F B B X<br>3-2 ①<br>G4-3 | X<br>0-0<br>1-2<br>1B | | B B C S B X<br>3-2 ③<br>F7 | | 5 | 0 | 1 | 0 | 0 | 0 | 4 |
| | | | | | | | | | | 0 | 0 | 0 | 0 | 0 | 0 | 0 |
| Ray Lankford, L (1, 7)<br>OBP: 0.362, SLG: 0.501 | B S B S B F F B<br>4-2<br>FC6-4<br>BB | | X<br>0-0<br>1B<br>E<br>1-2<br>1B | | B C B S X<br>2-2 ②<br>F5 | B B F B F S<br>3-3 ③<br>K | | | B S X<br>1-1<br>HR | 4 | 2 | 2 | 1 | 1 | 1 | 2 |
| Fernando Tatis, R (1, 5)<br>OBP: 0.390, SLG: 0.513<br>Matt Morris, R (7, 1)<br>OBP: 0.333, SLG: 0.333<br>Eduardo Perez, R (8, 3)<br>OBP: 0.365, SLG: 0.493 | C X<br>0-1 ③<br>FC6-4<br>1-2f<br>2-3 | | X<br>0-0<br>E9<br>1B<br>1-H<br>2-H<br>1B | | B B C F H<br>3-2<br>HBP | | C C F B B B X<br>3-2 ①<br>F9 | | B X<br>1-0 ①<br>F7 | 3 | 1 | 1 | 1 | 0 | 0 | 2 |
| | | | | | | | | | | 0 | 0 | 0 | 0 | 0 | 0 | 0 |
| | | | | | | | | | | 1 | 0 | 0 | 0 | 0 | 0 | 0 |
| Edgar Renteria, R (1, 6)<br>OBP: 0.341, SLG: 0.437 | | C C T B F B B X<br>3-2<br>B5-6-4<br>1B<br>1B | B X<br>1-0<br>CS<br>1B<br>3-H<br>1B | | B X<br>1-0 ③<br>F8 | | S C X<br>0-2 ②<br>G6-3 | | X<br>0-0 ②<br>G6-3 | 5 | 0 | 2 | 1 | 0 | 0 | 1 |
| Mike Matheny, R (1, 2)<br>OBP: 0.315, SLG: 0.348 | | B X<br>1-0<br>WP<br>B5-6-4<br>1-2<br>1B | X<br>0-0<br>FC5-4<br>1-2<br>1B | | | F X<br>0-1<br>HR | B S B S B X<br>3-2 ③<br>G6-3 | | B C S T F X<br>1-2 ③<br>G6-3 | 5 | 1 | 3 | 1 | 0 | 0 | 0 |
| Pat Hentgen, R (1, 1)<br>OBP: 0.218, SLG: 0.157<br>Craig Paquette, R (7, 5)<br>OBP: 0.290, SLG: 0.402 | | X<br>0-0 ① ②<br>B5-6-4<br>1-2<br>2-3f | B S X<br>1-1 ② ③<br>FC5-4<br>1-2f<br>2-3 | | | C F S<br>0-3 ①<br>K | | C X<br>0-1<br>WP<br>1B | | 3 | 0 | 0 | 0 | 0 | 1 | 4 |
| | | | | | | | | | | 1 | 0 | 1 | 0 | 0 | 0 | 0 |
| Inning Stats | R: 1 E: 0 K: 0 S: 17<br>H: 2 LOB: 2 BB: 1 P: 25 | R: 0 E: 0 K: 0 S: 10<br>H: 2 LOB: 2 BB: 1 P: 19 | R: 3 E: 1 K: 0 S: 10<br>H: 5 LOB: 1 BB: 0 P: 15 | R: 0 E: 0 K: 0 S: 4<br>H: 0 LOB: 0 BB: 0 P: 6 | R: 0 E: 0 K: 0 S: 9<br>H: 0 LOB: 1 BB: 0 P: 18 | R: 2 E: 0 K: 2 S: 19<br>H: 4 LOB: 2 BB: 0 P: 27 | R: 0 E: 0 K: 0 S: 10<br>H: 0 LOB: 0 BB: 0 P: 16 | R: 0 E: 0 K: 1 S: 12<br>H: 1 LOB: 2 BB: 1 P: 21 | R: 1 E: 0 K: 0 S: 8<br>H: 1 LOB: 0 BB: 0 P: 11 | 1B: 12 2B: 1 3B: 0 HR: 2<br>SF: 0 SAC: 0 DP: 1 HBP: 1 | | | | | | |

# TOP

## St. Louis Cardinals @ Milwaukee Brewers

Milwaukee County Stadium, Milwaukee, WI

Sat Sep 09 2000, 8:05 PM EDT
Att. 25,095 - Cloudy - 76 F

livebaseballscorecards.com

| | |
|---|---|
| AB | 40 |
| R | 7 |
| H | 15 |
| RBI | 6 |
| BB | 3 |
| SO | 3 |
| LOB | 20 |

| PITCHER | | IP | WLS | BF | H | R | ER | SO | BB | IBB | HBP | BLK | WP | HR | S | P | ERA | WHIP |
|---|---|---|---|---|---|---|---|---|---|---|---|---|---|---|---|---|---|---|
| Jimmy Haynes, R<br>ERA: 5.05 | (1, 1) | 5.1 | | 29 | 12 | 6 | 6 | 1 | 2 | 0 | 1 | 0 | 1 | 1 | 60 | 97 | 10.12 | 2.625 |
| Valerio De Los Santos, L<br>ERA: 5.05 | (6, 1) | 0.2 | | 3 | 1 | 0 | 0 | 1 | 0 | 0 | 0 | 0 | 0 | 0 | 9 | 13 | 0.00 | 1.500 |
| Everett Stull, R<br>ERA: 5.45 | (7, 1) | 1.1 | | 6 | 1 | 0 | 0 | 0 | 1 | 0 | 0 | 0 | 1 | 0 | 15 | 26 | 0.00 | 1.500 |
| Ray King, L<br>ERA: 1.57 | (8, 1) | 0.2 | | 2 | 0 | 0 | 0 | 1 | 0 | 0 | 0 | 0 | 0 | 0 | 7 | 11 | 0.00 | 0.000 |
| Juan Acevedo, R<br>ERA: 3.54 | (9, 1) | 1.0 | L | 4 | 1 | 1 | 1 | 0 | 0 | 0 | 0 | 0 | 0 | 1 | 8 | 11 | 9.00 | 1.000 |

| PITCHER | IP | WLS | BF | H | R | ER | SO | BB | IBB | HBP | BLK | WP | HR | S | P | ERA | WHIP |
|---|---|---|---|---|---|---|---|---|---|---|---|---|---|---|---|---|---|

# BOTTOM

## St. Louis Cardinals @ Milwaukee Brewers

Milwaukee County Stadium, Milwaukee, WI

Sat Sep 09 2000, 8:05 PM EDT
Att. 25,095 - Cloudy - 76 F

livebaseballscorecards.com

| Batter | 1 | 2 | 3 | 4 | 5 | 6 | 7 | 8 | 9 | AB | R | H | RBI | BB | SO | LOB |
|---|---|---|---|---|---|---|---|---|---|---|---|---|---|---|---|---|
| Marquis Grissom, R (1, 8)<br>OBP: 0.283, SLG: 0.340 | G4-3 | BB, 1B | | FC5-4, 1B | | G6-3 | | F8 | | 5 | 0 | 2 | 0 | 0 | 0 | 0 |
| Mark Loretta, R (1, 6)<br>OBP: 0.350, SLG: 0.396 | BB, 3B | BB, 1-2 | | FC5-4, 1-2f | | | G1-3 | 1B | | 3 | 1 | 1 | 0 | 2 | 0 | 2 |
| Geoff Jenkins, L (1, 7)<br>OBP: 0.368, SLG: 0.585 | K | L9 | | | 2B, BB | | 1B, 2B | G4-3 | | 4 | 1 | 1 | 0 | 1 | 1 | 4 |
| Richie Sexson, R (1, 3)<br>OBP: 0.348, SLG: 0.503 | 1-2, 3B, BB | | F9 | | 1-H, 1B, 2B | | E5, 1B | | K | 4 | 1 | 1 | 1 | 1 | 1 | 1 |
| Jeromy Burnitz, L (1, 9)<br>OBP: 0.347, SLG: 0.435 | 1-H, 2-H, 1B, 3B | | F2 | | K | | P4 | | G3, BB | 4 | 1 | 1 | 2 | 1 | 1 | 3 |
| James Mouton, R (9, PR)<br>OBP: 0.363, SLG: 0.327 | | | | | | | | | | 0 | 0 | 0 | 0 | 0 | 0 | 0 |
| José Hernández, R (1, 5)<br>OBP: 0.318, SLG: 0.390 | 3-H, 1B | F3 | | | 2-H, 1B | | 1-2, 2-H, 1B | | G3, 1-2 | 5 | 0 | 3 | 1 | 0 | 0 | 1 |
| Raul Casanova, S (1, 2)<br>OBP: 0.327, SLG: 0.392 | L6 | | | K | G4-3 | | | HR, 2B | G3-1 | 5 | 1 | 1 | 0 | 0 | 1 | 4 |
| Luis Lopez, S (1, 4)<br>OBP: 0.310, SLG: 0.444 | | K | | 1B, SH3-4, 1B | | G3 | | 2-H, HR | | 4 | 1 | 2 | 2 | 0 | 1 | 0 |
| Jimmy Haynes, R (1, 1)<br>OBP: 0.127, SLG: 0.200 | | F8 | | SH3-4, 1-2 | | F7 | | K | | 1 | 0 | 0 | 0 | 0 | 0 | 0 |
| Valerio De Los Santos, L (6, 1) | | | | | | | | | | 0 | 0 | 0 | 0 | 0 | 0 | 0 |
| Mark Sweeney, L (6, PH)<br>OBP: 0.342, SLG: 0.306 | | | | | | | | | | 1 | 0 | 0 | 0 | 0 | 0 | 0 |
| Everett Stull, R (7, 1) | | | | | | | | | | 0 | 0 | 0 | 0 | 0 | 0 | 0 |
| Ray King, L (8, 1) | | | | | | | | | | 0 | 0 | 0 | 0 | 0 | 0 | 0 |
| Tyler Houston, L (8, PH)<br>OBP: 0.287, SLG: 0.514 | | | | | | | | | | 1 | 0 | 0 | 0 | 0 | 1 | 0 |
| Juan Acevedo, R (9, 1) | | | | | | | | | | 0 | 0 | 0 | 0 | 0 | 0 | 0 |
| Inning Stats | R: 3<br>E: 0<br>K: 1<br>S: 12<br>H: 2<br>LOB: 1<br>BB: 2<br>P: 21 | R: 0<br>E: 0<br>K: 1<br>S: 11<br>H: 1<br>LOB: 2<br>BB: 1<br>P: 21 | R: 0<br>E: 0<br>K: 0<br>S: 6<br>H: 0<br>LOB: 0<br>BB: 0<br>P: 8 | R: 0<br>E: 0<br>K: 1<br>S: 12<br>H: 2<br>LOB: 2<br>BB: 0<br>P: 17 | R: 1<br>E: 0<br>K: 1<br>S: 15<br>H: 2<br>LOB: 1<br>BB: 1<br>P: 27 | R: 0<br>E: 0<br>K: 0<br>S: 7<br>H: 0<br>LOB: 0<br>BB: 0<br>P: 10 | R: 0<br>E: 1<br>K: 0<br>S: 14<br>H: 2<br>LOB: 2<br>BB: 0<br>P: 23 | R: 2<br>E: 0<br>K: 1<br>S: 18<br>H: 3<br>LOB: 1<br>BB: 0<br>P: 23 | R: 0<br>E: 0<br>K: 1<br>S: 13<br>H: 0<br>LOB: 2<br>BB: 1<br>P: 20 | | | | | | | |

| | |
|---|---|
| AB | 37 |
| R | 6 |
| H | 12 |
| RBI | 6 |
| BB | 5 |
| SO | 6 |
| LOB | 15 |

1B: 7 SF: 0 WP: 0 PA: 43
2B: 3 SAC: 1 PB: 0
3B: 1 DP: 0 SB: 0
HR: 1 HBP: 0 CS: 0

| PITCHER | | IP | WLS | BF | H | R | ER | SO | BB | IBB | HBP | BLK | WP | HR | S | P | ERA | WHIP |
|---|---|---|---|---|---|---|---|---|---|---|---|---|---|---|---|---|---|---|
| Pat Hentgen, R<br>ERA: 4.68 | (1, 1) | 6.0 | | 28 | 7 | 4 | 4 | 4 | 4 | 0 | 0 | 0 | 0 | 0 | 63 | 104 | 6.00 | 1.833 |
| Matt Morris, R<br>ERA: 3.33 | (7, 1) | 1.2 | B | 10 | 5 | 2 | 2 | 1 | 0 | 0 | 0 | 0 | 0 | 1 | 29 | 43 | 10.80 | 3.000 |
| Dave Veres, R<br>ERA: 2.97 | (8, 1) | 1.1 | W | 5 | 0 | 0 | 0 | 1 | 1 | 0 | 0 | 0 | 0 | 0 | 16 | 23 | 0.00 | 0.750 |

| PITCHER | IP | WLS | BF | H | R | ER | SO | BB | IBB | HBP | BLK | WP | HR | S | P | ERA | WHIP |
|---|---|---|---|---|---|---|---|---|---|---|---|---|---|---|---|---|---|

| Batter | 1 | 2 | 3 | 4 | 5 | 6 | 7 | 8 | 9 | 10 | AB | R | H | RBI | BB | SO | LOB |
|---|---|---|---|---|---|---|---|---|---|---|---|---|---|---|---|---|---|
| J.D. Drew, L (1, 8)<br>OBP: 0.409, SLG: 0.501 | L6 | G4-3 | | | P5 | | BB | | FC4 BB | | 3 | 0 | 0 | 0 | 2 | 0 | 0 |
| Mark McGwire, R (1, 4)<br>OBP: 0.482, SLG: 0.740<br>Placido Polanco, R (1, PR)<br>OBP: 0.351, SLG: 0.429 (1, 4) | E 1B HBP | | F8 | | 2B F9-2 BB | | F9 | | FC4 1B 1-2f | | 0<br>3 | 0<br>1 | 0<br>0 | 0<br>1 | 0<br>0 | 0<br>1 | 0<br>2 |
| Shawon Dunston, R (1, 9)<br>OBP: 0.274, SLG: 0.478 | E5 1B 1-2 | | HR | | 1-3 2B | | K | | 1-3 1B | | 5 | 2 | 3 | 1 | 0 | 1 | 2 |
| Ray Lankford, L (1, 7)<br>OBP: 0.362, SLG: 0.497 | F7 | | G5-4-3 BB | | IBB | | | G3-1 | F8 | | 3 | 0 | 0 | 0 | 2 | 0 | 4 |
| Fernando Tatis, R (1, 5)<br>OBP: 0.390, SLG: 0.511 | 1B 1-2 2-H 1B | | G5-4-3 1-2f | | F9-2 3-H | | | G4-3 1B | F8 | | 5 | 0 | 2 | 1 | 0 | 0 | 4 |
| Eduardo Perez, R (1, 3)<br>OBP: 0.359, SLG: 0.479<br>Mike Timlin, R (8, 1)<br>Eric Davis, R (10, PH)<br>OBP: 0.396, SLG: 0.446<br>Andy Benes, R (10, 1)<br>OBP: 0.163, SLG: 0.156 | FC6-4 1B 1-3 2-H | | | F9 | | G5-3 | | G4-3 1-2 | | F9 | 4<br>0<br>1<br>0 | 0<br>0<br>0<br>0 | 1<br>0<br>0<br>0 | 1<br>0<br>0<br>0 | 0<br>0<br>0<br>0 | 0<br>0<br>0<br>0 | 1<br>0<br>0<br>0 |
| Edgar Renteria, R (1, 6)<br>OBP: 0.341, SLG: 0.436 | FC6-4 1-2f | | | G6-3 | | G4-6-3 1B | | IBB | | F7 | 4 | 0 | 1 | 0 | 1 | 0 | 2 |
| Eli Marrero, R (1, 2)<br>OBP: 0.305, SLG: 0.441 | | G6-3 | | FC6 1B | | G4-6-3 1-2f | | F7 | | | 4 | 0 | 1 | 0 | 0 | 0 | 3 |
| Britt Reames, R (1, 1)<br>Will Clark, L (7, PH)<br>OBP: 0.420, SLG: 0.536<br>Mike James, R (7, 1)<br>Craig Paquette, R (8, 3)<br>OBP: 0.289, SLG: 0.401 | | G3-1 | | FC6 1-2f | | | F8 | | G3 | | 2<br>1<br>0<br>1 | 0<br>0<br>0<br>0 | 0<br>0<br>0<br>0 | 0<br>0<br>0<br>0 | 0<br>0<br>0<br>0 | 0<br>0<br>0<br>0 | 1<br>0<br>0<br>0 |
| Inning Stats | R: 2 E: 1 K: 0 S: 13 H: 2 LOB: 2 BB: 0 P: 18 | R: 0 E: 0 K: 0 S: 7 H: 0 LOB: 0 BB: 0 P: 12 | R: 1 E: 0 K: 0 S: 14 H: 1 LOB: 0 BB: 1 P: 25 | R: 0 E: 0 K: 0 S: 8 H: 1 LOB: 1 BB: 0 P: 16 | R: 0 E: 0 K: 0 S: 5 H: 1 LOB: 2 BB: 2 P: 13 | R: 0 E: 0 K: 0 S: 5 H: 1 LOB: 0 BB: 0 P: 5 | R: 0 E: 0 K: 1 S: 11 H: 0 LOB: 1 BB: 1 P: 18 | R: 0 E: 0 K: 0 S: 13 H: 1 LOB: 2 BB: 1 P: 27 | R: 0 E: 0 K: 0 S: 9 H: 1 LOB: 2 BB: 1 P: 17 | R: 0 E: 0 K: 0 S: 8 H: 0 LOB: 0 BB: 0 P: 13 | 1B: 6 2B: 2 3B: 0 HR: 1 | SF: 0 SAC: 0 DP: 3 HBP: 1 | | | | | | |

| PITCHER | | IP | WLS | BF | H | R | ER | SO | BB | IBB | HBP | BLK | WP | HR | S | P | ERA | WHIP |
|---|---|---|---|---|---|---|---|---|---|---|---|---|---|---|---|---|---|---|
| Jamey Wright, R<br>ERA: 3.97 | (1, 1) | 7.0 | | 30 | 6 | 3 | 1 | 1 | 3 | 1 | 1 | 0 | 0 | 1 | 63 | 107 | 1.29 | 1.286 |
| David Weathers, R<br>ERA: 3.28 | (8, 1) | 1.0 | | 5 | 1 | 0 | 0 | 0 | 0 | 1 | 0 | 0 | 0 | 0 | 13 | 27 | 0.00 | 1.000 |
| Curt Leskanic, R<br>ERA: 2.58 | (9, 1) | 1.0 | | 5 | 1 | 0 | 0 | 0 | 1 | 0 | 0 | 0 | 0 | 0 | 9 | 17 | 0.00 | 2.000 |
| Ray King, L<br>ERA: 1.5 | (10, 1) | 1.0 | W | 3 | 0 | 0 | 0 | 0 | 0 | 0 | 0 | 0 | 0 | 0 | 8 | 13 | 0.00 | 0.000 |

| PITCHER | IP | WLS | BF | H | R | ER | SO | BB | IBB | HBP | BLK | WP | HR | S | P | ERA | WHIP |
|---|---|---|---|---|---|---|---|---|---|---|---|---|---|---|---|---|---|

# TOP

## St. Louis Cardinals @ Milwaukee Brewers

Milwaukee County Stadium, Milwaukee, WI

Sun Sep 10 2000, 2:05 PM EDT
Att. 31,528 - Cloudy - 75 F

livebaseballscorecards.com

| | |
|---|---|
| AB | 36 |
| R | 3 |
| H | 8 |
| RBI | 3 |
| BB | 6 |
| SO | 1 |
| LOB | 19 |

| | | | |
|---|---|---|---|
| WP: 0 | PA: | 43 | |
| PB: 0 | | | |
| SB: 0 | | | |
| CS: 0 | | | |

| Batter | 1 | 2 | 3 | 4 | 5 | 6 | 7 | 8 | 9 | 10 | AB | R | H | RBI | BB | SO | LOB |
|---|---|---|---|---|---|---|---|---|---|---|---|---|---|---|---|---|---|
| Marquis Grissom, R (1, 8)<br>OBP: 0.281, SLG: 0.337 | B X 1-0 F8 ① | | C F C 0-3 K ① | | | B C X 1-1 F7 ① | C B F S 1-3 K ③ | | X 0-0 G1-3 ② 1-2 | | 5 | 0 | 0 | 0 | 0 | 2 | 4 |
| Luis Lopez, S (1, 4) (10, 5)<br>OBP: 0.312, SLG: 0.443 | B C B X 2-1 G6-3 ② | | F B B F X 2-2 G6-3 ② | | | X 0-0 BB 1B | | B C X 1-1 G6-3 ① | C B B X 2-1 BB 1B 2-H | | 5 | 0 | 2 | 1 | 0 | 0 | 0 |
| Geoff Jenkins, L (1, 7)<br>OBP: 0.368, SLG: 0.581 | C F B S 1-3 K ③ | | B X 1-0 F8 ③ | | | B C S F F B B F B 4-2 1-2 BB | | X 0-0 L6 ② | I I I I 4-0 BB IBB | | 3 | 0 | 0 | 0 | 2 | 1 | 0 |
| Richie Sexson, R (1, 3)<br>OBP: 0.349, SLG: 0.512<br>Lou Collier, R (8, PR)<br>OBP: 1.000, SLG: 1.000<br>Curt Leskanic, R (9, 1)<br>Angel Echevarria, R (9, PH)<br>OBP: 0.304, SLG: 0.357 (10, 3) | | B B F X 2-1 HR | | B F C B X 2-2 G5-3 ① | | B B C F F S 2-3 K ② | | F B S F X 1-2 E 2B | C B B F B 4-2 1-2 2-3 BB | | 4<br>0<br>0<br>0 | 1<br>0<br>0<br>0 | 2<br>0<br>0<br>0 | 1<br>0<br>0<br>0 | 0<br>0<br>0<br>1 | 1<br>0<br>0<br>0 | 2<br>0<br>0<br>0 |
| Jeromy Burnitz, L (1, 9)<br>OBP: 0.347, SLG: 0.440 | | X 0-0 HR | | B S B S F F B S 3-3 K ② | | X 0-0 F9 ③ | | I I I 4-0 E IBB | C S B F S 1-3 K ③ | | 4 | 1 | 1 | 1 | 1 | 2 | 5 |
| José Hernández, R (1, 6)<br>OBP: 0.319, SLG: 0.389 | C B B B S S 3-3 K ① | | B X 1-0 G5-3 ③ | | | C X 0-1 CS 1B | C B B X 2-1 E6 FC6 1-2 2-3 | | B B C B S F B 4-2 SH1-3 2B BB | | 4 | 1 | 1 | 0 | 1 | 1 | 2 |
| Tyler Houston, L (1, 5) (9, 3) (10, 2)<br>OBP: 0.283, SLG: 0.506 | S X 0-1 G6-3 ② | | F B B B S S 3-3 K ① | | | B S F B F F S 2-3 K ① ② 1-2 | X 0-0 FC6 ③ 1-2f | | B X 1-0 SH1-3 ① 1-2 | | 4 | 0 | 0 | 0 | 0 | 2 | 4 |
| Raul Casanova, S (1, 2)<br>OBP: 0.335, SLG: 0.399<br>Ronnie Belliard, R (9, PR)<br>OBP: 0.348, SLG: 0.381 (10, 4) | B C B B S S B 4-2 BB | | S F B B F S 1-3 K ② | | | F B B B B 4-1 BB | | B F X 1-1 1B 2B | B F X 1-1 2-H 2B | | 2<br>1 | 0<br>0 | 1<br>1 | 0<br>1 | 2<br>0 | 1<br>0 | 0<br>0 |
| Jamey Wright, R (1, 1)<br>OBP: 0.079, SLG: 0.105<br>Mark Sweeney, L (7, PH)<br>OBP: 0.351, SLG: 0.306<br>David Weathers, R (8, 1)<br>Charlie Hayes, R (9, 5)<br>OBP: 0.354, SLG: 0.372<br>James Mouton, R (9, PR)<br>OBP: 0.363, SLG: 0.327<br>Ray King, L (10, 1) | S X 0-1 G1-6-3 ③ | | S X 0-1 F9 ③ | | | B B C F B B 4-2 1-2 BB | | | C X 0-1 G1-3 ① 2-3 1B 1B | | 2<br>0<br>0<br>1<br>0<br>0 | 0<br>0<br>0<br>0<br>1<br>0 | 0<br>0<br>0<br>0<br>0<br>0 | 0<br>1<br>0<br>0<br>0<br>0 | 0<br>0<br>0<br>0<br>0<br>0 | 0<br>0<br>0<br>0<br>0<br>0 | 1<br>0<br>0<br>0<br>0<br>0 |
| Inning Stats | R: 0 E: 0 K: 1 S: 6 H: 0 LOB: 0 BB: 0 P: 10 | R: 2 E: 0 K: 1 S: 12 H: 2 LOB: 1 BB: 1 P: 21 | R: 0 E: 0 K: 1 S: 7 H: 0 LOB: 0 BB: 0 P: 10 | R: 0 E: 0 K: 1 S: 9 H: 0 LOB: 0 BB: 0 P: 15 | R: 0 E: 0 K: 2 S: 9 H: 0 LOB: 0 BB: 0 P: 13 | R: 0 E: 0 K: 1 S: 13 H: 1 LOB: 2 BB: 1 P: 20 | R: 0 E: 0 K: 2 S: 13 H: 1 LOB: 2 BB: 2 P: 24 | R: 0 E: 1 K: 0 S: 10 H: 1 LOB: 3 BB: 1 P: 18 | R: 1 E: 0 K: 1 S: 13 H: 3 LOB: 3 BB: 2 P: 25 | R: 1 E: 0 K: 0 S: 6 H: 1 LOB: 1 BB: 1 P: 12 | 1B: 4 2B: 3 3B: 0 HR: 2 | SF: 0 SAC: 1 DP: 0 HBP: 0 | | | | | |

| PITCHER | | IP | WLS | BF | H | R | ER | SO | BB | IBB | HBP | BLK | WP | HR | S | P | ERA | WHIP |
|---|---|---|---|---|---|---|---|---|---|---|---|---|---|---|---|---|---|---|
| Britt Reames, R<br>ERA: 3.71 | (1, 1) | 6.0 | | 23 | 3 | 2 | 2 | 7 | 2 | 0 | 0 | 0 | 0 | 2 | 56 | 89 | 3.00 | 0.833 |
| Mike James, R<br>ERA: 3.09 | (7, 1) | 1.0 | H | 5 | 1 | 0 | 0 | 2 | 2 | 0 | 0 | 0 | 0 | 0 | 13 | 24 | 0.00 | 3.000 |
| Mike Timlin, R<br>ERA: 4.61 | (8, 1) | 2.0 | B | 13 | 4 | 1 | 1 | 1 | 1 | 2 | 0 | 0 | 0 | 0 | 23 | 43 | 4.50 | 2.500 |
| Andy Benes, R<br>ERA: 5.01 | (10, 1) | 0.1 | L | 3 | 1 | 1 | 1 | 0 | 1 | 0 | 0 | 0 | 0 | 0 | 6 | 12 | 27.00 | 6.000 |

| PITCHER | IP | WLS | BF | H | R | ER | SO | BB | IBB | HBP | BLK | WP | HR | S | P | ERA | WHIP |
|---|---|---|---|---|---|---|---|---|---|---|---|---|---|---|---|---|---|

# BOTTOM

## St. Louis Cardinals @ Milwaukee Brewers

Milwaukee County Stadium, Milwaukee, WI

Sun Sep 10 2000, 2:05 PM EDT
Att. 31,528 - Cloudy - 75 F

livebaseballscorecards.com

| | |
|---|---|
| AB | 35 |
| R | 4 |
| H | 9 |
| RBI | 4 |
| BB | 8 |
| SO | 10 |
| LOB | 18 |

WP: 0 PB: 0 SB: 0 CS: 1 PA: 44

| Batter | 1 | 2 | 3 | 4 | 5 | 6 | 7 | 8 | 9 | AB | R | H | RBI | BB | SO | LOB |
|---|---|---|---|---|---|---|---|---|---|---|---|---|---|---|---|---|
| Lou Collier, R (1, 8) (9, 7)<br>OBP: 0.714, SLG: 0.600 | F8 | | 2B 1B | | G4-3 | | E7 FC6-5 1B | BB HBP BB | | 4 | 1 | 2 | 0 | 1 | 0 | 0 |
| Mark Loretta, R (1, 6)<br>OBP: 0.351, SLG: 0.397 | K | | 1B 2B | | G5-3 | | FC6-5 1B | BB HBP | | 4 | 0 | 1 | 3 | 0 | 1 | 1 |
| Geoff Jenkins, L (1, 7)<br>OBP: 0.371, SLG: 0.582<br>James Mouton, R (9, 8)<br>OBP: 0.363, SLG: 0.327 | K | | K | | | 1B 1B 2B | | BB | | 4<br>0 | 1<br>0 | 2<br>0 | 1<br>0 | 1<br>0 | 2<br>0 | 1<br>0 |
| Richie Sexson, R (1, 3)<br>OBP: 0.350, SLG: 0.517 | | HR | 1B | | | K | K | K | | 5 | 1 | 2 | 1 | 0 | 3 | 6 |
| Jeromy Burnitz, L (1, 9)<br>OBP: 0.346, SLG: 0.436 | | F3 | F7 | | | 1B 1B SF7 IBB | F8 | | F9 | 4 | 1 | 0 | 0 | 1 | 0 | 4 |
| Charlie Hayes, R (1, 5)<br>OBP: 0.357, SLG: 0.384 | | E5 G6-4-3 | | G6-3 | | SF7 1B | | FC1-5 BB | HR | 5 | 1 | 3 | 1 | 0 | 0 | 0 |
| Ronnie Belliard, R (1, 4)<br>OBP: 0.349, SLG: 0.380 | | G6-4-3 | | F9 | | SF7 | | BB HBP FC1-5 BB | F9 | 4 | 1 | 1 | 1 | 1 | 0 | 1 |
| Raul Casanova, S (1, 2)<br>OBP: 0.327, SLG: 0.390 | | | G4-3 | F7 | | SF7 | | FC1-5 HBP BB BB | G6-3 | 4 | 1 | 0 | 1 | 0 | 0 | 2 |
| Paul Rigdon, R (1, 1)<br>OBP: 0.286, SLG: 0.167<br>David Weathers, R (7, 1)<br>Angel Echevarria, R (8, PH)<br>OBP: 0.298, SLG: 0.349<br>Juan Acevedo, R (8, 1) | | | 1B 2B 1B | | K | K | | F7 | | 3<br>0<br>1<br>0 | 1<br>0<br>0<br>0 | 1<br>0<br>0<br>0 | 0<br>0<br>0<br>0 | 0<br>0<br>0<br>0 | 2<br>0<br>0<br>0 | 2<br>0<br>2<br>0 |
| Inning Stats | R: 0 E: 0 K: 2 S: 10 H: 0 LOB: 0 BB: 0 P: 14 | R: 1 E: 1 K: 0 S: 7 H: 1 LOB: 0 BB: 0 P: 11 | R: 2 E: 0 K: 1 S: 19 H: 4 LOB: 2 BB: 0 P: 28 | R: 0 E: 0 K: 0 S: 5 H: 0 LOB: 0 BB: 0 P: 6 | R: 0 E: 0 K: 1 S: 7 H: 0 LOB: 0 BB: 0 P: 10 | R: 2 E: 0 K: 2 S: 15 H: 3 LOB: 2 BB: 1 P: 23 | R: 0 E: 1 K: 1 S: 11 H: 2 LOB: 2 BB: 0 P: 16 | R: 2 E: 0 K: 1 S: 13 H: 1 LOB: 3 BB: 3 P: 33 | R: 1 E: 0 K: 0 S: 8 H: 1 LOB: 0 BB: 0 P: 14 | 1B: 8 2B: 2 3B: 0 HR: 2 | | SF: 1 SAC: 0 DP: 1 HBP: 1 | | | | |

# TOP

## Milwaukee Brewers @ New York Mets

Shea Stadium, Flushing, NY

Mon Sep 11 2000, 7:10 PM EDT

Att. 21,797 - Overcast - 73 F

livebaseballscorecards.com

| | |
|---|---|
| AB | 38 |
| R | 8 |
| H | 12 |
| RBI | 8 |
| BB | 4 |
| SO | 8 |
| LOB | 19 |

| PITCHER | | IP | WLS | BF | H | R | ER | SO | BB | IBB | HBP | BLK | WP | HR | S | P | ERA | WHIP |
|---|---|---|---|---|---|---|---|---|---|---|---|---|---|---|---|---|---|---|
| Rick Reed, R<br>ERA: 4.2 | (1, 1) | 6.0 | L | 27 | 8 | 5 | 5 | 6 | 0 | 1 | 0 | 0 | 0 | 1 | 63 | 92 | 7.50 | 1.333 |
| Bobby Jones, L<br>ERA: 6.57 | (7, 1) | 1.2 | | 11 | 3 | 2 | 2 | 1 | 2 | 0 | 1 | 0 | 0 | 0 | 20 | 38 | 10.80 | 3.000 |
| Rich Rodriguez, L<br>ERA: 7.97 | (8, 1) | 1.1 | | 6 | 1 | 1 | 1 | 1 | 1 | 0 | 0 | 0 | 0 | 1 | 12 | 25 | 6.75 | 1.500 |

| PITCHER | IP | WLS | BF | H | R | ER | SO | BB | IBB | HBP | BLK | WP | HR | S | P | ERA | WHIP |
|---|---|---|---|---|---|---|---|---|---|---|---|---|---|---|---|---|---|

# BOTTOM

## Milwaukee Brewers @ New York Mets

Shea Stadium, Flushing, NY

Mon Sep 11 2000, 7:10 PM EDT

Att. 21,797 - Overcast - 73 F

livebaseballscorecards.com

| Batter | 1 | 2 | 3 | 4 | 5 | 6 | 7 | 8 | 9 | AB | R | H | RBI | BB | SO | LOB |
|---|---|---|---|---|---|---|---|---|---|---|---|---|---|---|---|---|
| Benny Agbayani, R (1, 7)<br>OBP: 0.404, SLG: 0.498 | C C B B F B F X<br>3-2 F9 ① | | B X<br>1-0 HR | | B B F C F X<br>2-2 G6-3 ② | | F B S B X<br>2-2 F9 ③ | | | 4 | 1 | 1 | 1 | 0 | 0 | 1 |
| Derek Bell, R (1, 9)<br>OBP: 0.358, SLG: 0.440 | C B B X<br>2-1 F9 ② | | C X<br>1-1 31 BB BB 1B | | S X<br>0-1 1B | | | X<br>0-0 F9 ① | | 4 | 0 | 2 | 0 | 0 | 0 | 0 |
| Edgardo Alfonzo, R (1, 4)<br>OBP: 0.423, SLG: 0.510 | C C B X<br>1-2 G4-3 ③ | | B B B C B<br>4-1 31 BB 1-2 BB | | F B F S<br>1-3 K ③ | | | C X<br>0-1 G4-3 ② | | 3 | 0 | 0 | 0 | 1 | 1 | 1 |
| 31 Mike Piazza, R (1, 2)<br>OBP: 0.401, SLG: 0.622 | | C X<br>0-1 G6-3 ① | B B B C B<br>4-1 1-2 2-3 BB | | | B S B X<br>2-1 F7 ① | | C X<br>0-1 F7 ③ | | 3 | 0 | 0 | 0 | 1 | 0 | 0 |
| Matt Franco, L (1, 5)<br>OBP: 0.341, SLG: 0.330 | | F B B F B F X<br>3-2 HR | C X<br>0-1 G6-3 ③ | | | B B B B<br>4-0 G3-6-3 BB | | | C X<br>0-1 1B 1B | 3 | 1 | 2 | 1 | 1 | 0 | 3 |
| Todd Zeile, R (1, 3)<br>OBP: 0.356, SLG: 0.470 | C C F B X<br>1-2 F9 ② | | B C B B X<br>3-1 G5-3 ① | | | C B X<br>1-1 G3-6-3 ② ③ 1-2f | | | C B F B B F X<br>3-2 G3 1-3 1B | 3 | 0 | 0 | 0 | 0 | 0 | 1 |
| Bobby Jones, R (7, 1)<br>OBP: 1.000, SLG: 1.000 | | | | | | | | | | 0 | 0 | 0 | 0 | 0 | 0 | 0 |
| Rich Rodriguez, L (8, 1) | | | | | | | | | | 0 | 0 | 0 | 0 | 0 | 0 | 0 |
| Darryl Hamilton, L (9, PH)<br>OBP: 0.350, SLG: 0.382 | | | | | | | | | | 1 | 0 | 1 | 0 | 0 | 0 | 0 |
| Jay Payton, R (1, 8)<br>OBP: 0.330, SLG: 0.428 | | X<br>0-0 F8 ③ | X<br>0-0 G6-3 ② | | | | B S B X<br>2-1 FC5-4 1B | | X<br>0-0 P4 ① | 4 | 0 | 1 | 0 | 0 | 0 | 2 |
| Mike Bordick, R (1, 6)<br>OBP: 0.342, SLG: 0.459 | | | C B B C B S<br>3-3 K ① | B X<br>1-0 G6-3 ③ | | | X<br>0-0 F5 ① | | F X<br>0-1 G3 1-2 ② | 3 | 0 | 0 | 0 | 0 | 1 | 1 |
| Timo Perez, L (9, PH)<br>OBP: 0.227, SLG: 0.381 | | | | | | | | | | 1 | 0 | 0 | 0 | 0 | 0 | 2 |
| Rick Reed, R (1, 1)<br>OBP: 0.222, SLG: 0.195 | | | B X<br>1-0 F8 ② | | C B F F S<br>1-3 K ① | | C S X<br>0-2 FC5-4 1-2f ② | | C S F F X<br>0-2 F9 ③ | 2 | 0 | 0 | 0 | 0 | 1 | 0 |
| Lenny Harris, L (7, 3)<br>OBP: 0.308, SLG: 0.386 | | | | | | | | | | 2 | 0 | 0 | 0 | 0 | 0 | 3 |

| | AB | 33 |
|---|---|---|
| | R | 2 |
| | H | 7 |
| | RBI | 2 |
| | BB | 3 |
| | SO | 3 |
| | LOB | 14 |

| Inning Stats | 1 | 2 | 3 | 4 | 5 | 6 | 7 | 8 | 9 |
|---|---|---|---|---|---|---|---|---|---|
| | R: 0 H: 0<br>E: 0 LOB: 0<br>K: 0 BB: 0<br>S: 11 P: 17 | R: 1 H: 1<br>E: 0 LOB: 0<br>K: 0 BB: 0<br>S: 11 P: 15 | R: 1 H: 2<br>E: 0 LOB: 3<br>K: 1 BB: 2<br>S: 11 P: 25 | R: 0 H: 0<br>E: 0 LOB: 0<br>K: 0 BB: 0<br>S: 4 P: 8 | R: 0 H: 1<br>E: 0 LOB: 1<br>K: 2 BB: 0<br>S: 13 P: 17 | R: 0 H: 0<br>E: 0 LOB: 0<br>K: 0 BB: 1<br>S: 4 P: 11 | R: 0 H: 1<br>E: 0 LOB: 1<br>K: 0 BB: 0<br>S: 9 P: 13 | R: 0 H: 0<br>E: 0 LOB: 0<br>K: 0 BB: 0<br>S: 5 P: 5 | R: 0 H: 2<br>E: 0 LOB: 2<br>K: 0 BB: 0<br>S: 14 P: 17 |

| 1B: 5 | SF: 0 | WP: 0 | PA: 36 |
|---|---|---|---|
| 2B: 0 | SAC: 0 | PB: 0 | |
| 3B: 0 | DP: 1 | SB: 0 | |
| HR: 2 | HBP: 0 | CS: 0 | |

| PITCHER | | IP | WLS | BF | H | R | ER | SO | BB | IBB | HBP | BLK | WP | HR | S | P | ERA | WHIP |
|---|---|---|---|---|---|---|---|---|---|---|---|---|---|---|---|---|---|---|
| Paul Rigdon, R<br>ERA: 5.45 | (1, 1) | 6.2 | W | 27 | 5 | 2 | 2 | 3 | 3 | 0 | 0 | 0 | 0 | 2 | 60 | 101 | 2.70 | 1.200 |
| David Weathers, R<br>ERA: 3.26 | (7, 1) | 0.1 | H | 1 | 0 | 0 | 0 | 0 | 0 | 0 | 0 | 0 | 0 | 0 | 3 | 5 | 0.00 | 0.000 |
| Juan Acevedo, R<br>ERA: 3.45 | (8, 1) | 2.0 | | 8 | 2 | 0 | 0 | 0 | 0 | 0 | 0 | 0 | 0 | 0 | 19 | 22 | 0.00 | 1.000 |

| PITCHER | IP | WLS | BF | H | R | ER | SO | BB | IBB | HBP | BLK | WP | HR | S | P | ERA | WHIP |
|---|---|---|---|---|---|---|---|---|---|---|---|---|---|---|---|---|---|

| Batter | 1 | 2 | 3 | 4 | 5 | 6 | 7 | 8 | 9 | AB | R | H | RBI | BB | SO | LOB |
|---|---|---|---|---|---|---|---|---|---|---|---|---|---|---|---|---|
| Lou Collier, R (1, 8)<br>OBP: 0.636, SLG: 0.667 | B X<br>1-0<br>1B 2B | | C B S X<br>1-2<br>G3 2B 1B | | B X<br>1-0 ②<br>G4-3 | | B C X<br>1-1 ② ③<br>G6-4-3<br>1-2f | | | 4 | 2 | 2 | 0 | 0 | 0 | 2 |
| Mark Loretta, R (1, 6)<br>OBP: 0.350, SLG: 0.399 | C X<br>0-1 ①<br>G1-3 | | C B X<br>1-1 ①<br>G3<br>1-2 | | B C C S<br>1-3 ③<br>K | | | B X<br>1-0<br>F9 2B | | 4 | 0 | 1 | 0 | 0 | 1 | 2 |
| Geoff Jenkins, L (1, 7)<br>OBP: 0.370, SLG: 0.582<br>James Mouton, R (8, 7)<br>OBP: 0.363, SLG: 0.327 | F B S F S<br>1-3 ②<br>K | | F B C C X<br>2-2<br>2-H 2B | | | F C F B B F X<br>2-2 ①<br>F3 | | C X<br>0-1 ①<br>F9<br>2-3 | | 4<br>0 | 0<br>0 | 1<br>0 | 1<br>0 | 0<br>0 | 1<br>0 | 2<br>0 |
| Richie Sexson, R (1, 3)<br>OBP: 0.349, SLG: 0.514 | B B B S B<br>4-1<br>1B BB | | B B B C S X<br>3-2 ②<br>F3 | | | X<br>0-0 ②<br>G5-3 | | C X<br>0-1 ②<br>G5-3 | | 3 | 0 | 0 | 0 | 1 | 0 | 2 |
| Jeromy Burnitz, L (1, 9)<br>OBP: 0.347, SLG: 0.437 | B B X<br>2-0<br>1-3<br>2-H 1B | | C B C X<br>1-2 ③<br>P4 | | | F C X<br>0-2<br>1B | | C F X<br>0-2 ③<br>P4 | | 4 | 0 | 2 | 1 | 0 | 0 | 2 |
| José Hernández, R (1, 5)<br>OBP: 0.316, SLG: 0.385 | B C F X<br>1-2 ③<br>G5-3 | | | B C B F S<br>2-3 ①<br>K | | C X<br>0-1 ③<br>F9 | | | F B F F B S<br>2-3 ①<br>K | 4 | 0 | 0 | 0 | 0 | 2 | 3 |
| Tyler Houston, L (1, 2)<br>OBP: 0.283, SLG: 0.506 | | X<br>0-0 ①<br>G1-6-3 | | B B X<br>2-0 ②<br>F8 | | | F B B B F X<br>3-2<br>G4-3 2B | | B F F F X<br>1-2 ②<br>P6 | 4 | 0 | 1 | 0 | 0 | 0 | 0 |
| Ronnie Belliard, R (1, 4)<br>OBP: 0.346, SLG: 0.377 | | C S B B X<br>2-2 ②<br>L8 | | C C X<br>0-2 ③<br>G6-3 | | | X<br>0-0 ①<br>G4-3<br>2-3 | | F C S<br>0-3 ③<br>K | 4 | 0 | 0 | 0 | 0 | 1 | 1 |
| John Snyder, R (1, 1)<br>OBP: 0.135, SLG: 0.114<br>Everett Stull, R (5, 1)<br>Mark Sweeney, L (7, PH)<br>OBP: 0.360, SLG: 0.306<br>Valerio De Los Santos, L (7, 1) | | F C C<br>0-3 ③<br>K | | | C B C S<br>1-3 ①<br>K | | C B B B F F B<br>4-2<br>G6-4-3 BB | | | 2<br>0<br>0<br>0 | 0<br>0<br>0<br>0 | 0<br>0<br>0<br>0 | 0<br>0<br>1<br>0 | 2<br>0<br>0<br>0 | 0<br>0<br>0<br>0 | 0<br>0<br>0<br>0 |

# TOP

# Milwaukee Brewers @ New York Mets

Shea Stadium, Flushing, NY

Tue Sep 12 2000, 7:10 PM EDT

Att. 22,570 - Cloudy - 78 F

livebaseballscorecards.com

| | |
|---|---|
| AB | 33 |
| R | 2 |
| H | 7 |
| RBI | 2 |
| BB | 2 |
| SO | 7 |
| LOB | 14 |

| Inning Stats | 1 | 2 | 3 | 4 | 5 | 6 | 7 | 8 | 9 |
|---|---|---|---|---|---|---|---|---|---|
| | R: 1<br>E: 0<br>K: 1<br>S: 12 | R: 0<br>E: 0<br>K: 1<br>S: 7 | R: 1<br>E: 0<br>K: 0<br>S: 14 | R: 0<br>E: 0<br>K: 1<br>S: 7 | R: 0<br>E: 0<br>K: 2<br>S: 7 | R: 0<br>E: 0<br>K: 0<br>S: 11 | R: 0<br>E: 0<br>K: 0<br>S: 9 | R: 0<br>E: 0<br>K: 0<br>S: 8 | R: 0<br>E: 0<br>K: 2<br>S: 11 |
| | H: 2<br>LOB: 2<br>BB: 1<br>P: 21 | H: 0<br>LOB: 0<br>BB: 0<br>P: 9 | H: 2<br>LOB: 1<br>BB: 0<br>P: 22 | H: 0<br>LOB: 0<br>BB: 0<br>P: 11 | H: 0<br>LOB: 0<br>BB: 0<br>P: 10 | H: 1<br>LOB: 1<br>BB: 0<br>P: 13 | H: 1<br>LOB: 1<br>BB: 1<br>P: 17 | H: 1<br>LOB: 1<br>BB: 0<br>P: 9 | H: 0<br>LOB: 0<br>BB: 0<br>P: 14 |

| | | |

| Batter | 1 | 2 | 3 | 4 | 5 | 6 | 7 | 8 | 9 | AB | R | H | RBI | BB | SO | LOB |
|---|---|---|---|---|---|---|---|---|---|---|---|---|---|---|---|---|
| Benny Agbayani, R (1, 7)<br>OBP: 0.404, SLG: 0.506 | C X<br>0-1 ①<br>P6 | C X<br>0-1<br>E2<br>2-H<br>3-H<br>1B | | S X<br>0-1 ②<br>G6-3 | B X<br>1-0 ③<br>F7 | | C F X<br>0-2<br>HR | | | 5 | 2 | 2 | 3 | 0 | 0 | 3 |
| Derek Bell, R (1, 9)<br>OBP: 0.359, SLG: 0.440 | B C C X<br>1-2<br>1B<br>1B | B B X<br>2-0 ②<br>G1-3 | | B F S B S<br>2-3 ③<br>K | | S B C B X<br>2-2<br>1B<br>FC6-4<br>1B | F B X<br>1-1 ③<br>G6-3 | | | 5 | 1 | 2 | 0 | 0 | 1 | 0 |
| Edgardo Alfonzo, R (1, 4)<br>OBP: 0.424, SLG: 0.517<br>Jorge Velandia, R (9, 4)<br>OBP: 0.160, SLG: 0.167 | B F X<br>1-1 ②<br>F8 | X<br>0-0 ③<br>G5-3 | | | C B B B F B<br>4-2<br>1B<br>1B<br>BB | B C F B F X<br>2-2<br>FC6-4<br>F7<br>1-3<br>1B | | B B C X<br>2-1<br>HR | | 4<br>0 | 2<br>0 | 2<br>0 | 1<br>0 | 1<br>0 | 0<br>0 | 1<br>0 |
| Robin Ventura, L (1, 5)<br>OBP: 0.329, SLG: 0.425 | C C B B X<br>2-2<br>1-3<br>1B | | B B F S S<br>2-3 ①<br>K | | F X<br>0-1 ①<br>F8 | X<br>0-0 ①<br>F7<br>1-2 | | B F S C<br>1-3 ①<br>K | | 5 | 0 | 1 | 0 | 0 | 2 | 3 |
| Todd Zeile, R (1, 3)<br>OBP: 0.358, SLG: 0.470 | C B X<br>1-1 ③<br>G6-3 | | B B S S X<br>2-2<br>WP<br>20<br>1B<br>1B | | B B B X<br>3-0<br>1B<br>1-2<br>1B<br>1B | I I I<br>4-0<br>FC6-4<br>IBB | | C X<br>0-1 ②<br>F9 | | 4 | 2 | 2 | 0 | 1 | 0 | 2 |
| Jay Payton, R (1, 8)<br>OBP: 0.328, SLG: 0.425 | | C B S B X<br>2-2 ①<br>F5 | C F F S<br>0-3 ②<br>K | | B C F B B X<br>3-2<br>WP<br>1B<br>1-3<br>2-H<br>1B | B X<br>1-0 ②<br>FC6-4<br>1-2f<br>2-3<br>3-H | | X<br>0-0 ③<br>F7 | | 5 | 0 | 1 | 2 | 0 | 1 | 3 |
| Todd Pratt, R (1, 2)<br>OBP: 0.368, SLG: 0.462 | | B B S B S B<br>4-2<br>20<br>1B<br>SH<br>BB | S B C B B B<br>4-2<br>20<br>1B<br>1-2<br>BB | | B F X<br>1-1<br>WP<br>1-2<br>3-H<br>1B | S B S S<br>1-3 ③<br>K | | | | 2 | 1 | 1 | 1 | 2 | 1 | 2 |
| 20 Kurt Abbott, R (1, 6)<br>OBP: 0.290, SLG: 0.381 | | S B F B X<br>2-2<br>SH<br>1-2<br>E<br>1B | F C B X<br>1-2 ③<br>1-3<br>2-H<br>1B | | B F F S<br>1-3 ②<br>K | | F S C<br>0-3 ①<br>K | | | 4 | 1 | 2 | 1 | 0 | 2 | 2 |
| Bobby Jones, R (1, 1)<br>OBP: 0.119, SLG: 0.026<br>Pat Mahomes, R (9, 1)<br>OBP: 0.235, SLG: 0.250<br>John Franco, L (9, 1) | | B B X<br>2-0<br>SH<br>1-3<br>2-H<br>E | | C F C<br>0-3 ①<br>K | F C S<br>0-3<br>K<br>1-2<br>2-3 | | B B C F F X<br>2-2 ②<br>G3-1 | | | 3<br>0<br>0 | 1<br>0<br>0 | 0<br>0<br>0 | 0<br>0<br>0 | 0<br>0<br>0 | 2<br>0<br>0 | 2<br>0<br>0 |
| Inning Stats | R: 0<br>E: 0<br>K: 0<br>S: 12<br>H: 2<br>LOB: 2<br>BB: 0<br>P: 17 | R: 4<br>E: 2<br>K: 0<br>S: 13<br>H: 2<br>LOB: 0<br>BB: 1<br>P: 25 | R: 1<br>E: 0<br>K: 2<br>S: 16<br>H: 2<br>LOB: 2<br>BB: 1<br>P: 25 | R: 0<br>E: 0<br>K: 2<br>S: 8<br>H: 0<br>LOB: 0<br>BB: 0<br>P: 10 | R: 2<br>E: 0<br>K: 2<br>S: 17<br>H: 3<br>LOB: 3<br>BB: 1<br>P: 30 | R: 1<br>E: 0<br>K: 1<br>S: 12<br>H: 2<br>LOB: 2<br>BB: 1<br>P: 22 | R: 1<br>E: 0<br>K: 1<br>S: 12<br>H: 1<br>LOB: 0<br>BB: 0<br>P: 15 | R: 1<br>E: 0<br>K: 1<br>S: 8<br>H: 1<br>LOB: 0<br>BB: 0<br>P: 11 | | 1B: 11<br>2B: 0<br>3B: 0<br>HR: 2<br>SF: 0<br>SAC: 1<br>DP: 0<br>HBP: 0 | | | | | WP: 2<br>PB: 0<br>SB: 0<br>CS: 0<br>PA: 42 | |

| PITCHER | | IP | WLS | BF | H | R | ER | SO | BB | IBB | HBP | BLK | WP | HR | S | P | ERA | WHIP |
|---|---|---|---|---|---|---|---|---|---|---|---|---|---|---|---|---|---|---|
| John Snyder, R<br>ERA: 6.03 | (1, 1) | 4.1 | L | 25 | 9 | 7 | 5 | 4 | 3 | 0 | 0 | 0 | 1 | 0 | 59 | 98 | 10.38 | 2.769 |
| Everett Stull, R<br>ERA: 5.45 | (5, 1) | 1.2 | | 9 | 2 | 1 | 1 | 3 | 0 | 1 | 0 | 0 | 1 | 0 | 19 | 31 | 5.40 | 1.200 |
| Valerio De Los Santos, L<br>ERA: 5.17 | (7, 1) | 2.0 | | 8 | 2 | 2 | 2 | 2 | 0 | 0 | 0 | 0 | 0 | 2 | 20 | 26 | 9.00 | 1.000 |

| PITCHER | IP | WLS | BF | H | R | ER | SO | BB | IBB | HBP | BLK | WP | HR | S | P | ERA | WHIP |
|---|---|---|---|---|---|---|---|---|---|---|---|---|---|---|---|---|---|

# BOTTOM

# Milwaukee Brewers @ New York Mets

Shea Stadium, Flushing, NY

Tue Sep 12 2000, 7:10 PM EDT

Att. 22,570 - Cloudy - 78 F

livebaseballscorecards.com

| | |
|---|---|
| AB | 37 |
| R | 10 |
| H | 13 |
| RBI | 8 |
| BB | 4 |
| SO | 9 |
| LOB | 18 |

| Batter | 1 | 2 | 3 | 4 | 5 | 6 | 7 | 8 | 9 | 10 | AB | R | H | RBI | BB | SO | LOB |
|---|---|---|---|---|---|---|---|---|---|---|---|---|---|---|---|---|---|
| Lou Collier, R (1, 7)<br>OBP: 0.438, SLG: 0.429 | K | G5-3 | | | G3 | | | G6-3 | | K | 5 | 0 | 0 | 0 | 0 | 2 | 3 |
| Mark Loretta, R (1, 6)<br>OBP: 0.351, SLG: 0.399 | G5-3 | | K | | FC5-4 1B | | | G6-3 | | 1B | 5 | 0 | 2 | 0 | 0 | 1 | 0 |
| Angel Echevarria, R (1, 9)<br>OBP: 0.294, SLG: 0.326<br>Jeromy Burnitz, L (8, 9)<br>OBP: 0.346, SLG: 0.436 | E BB | | L9 | | FC5-4 | | | G6-3 | | K | 3<br>1 | 1<br>0 | 0<br>0 | 0<br>0 | 1<br>0 | 0<br>1 | 2<br>1 |
| Richie Sexson, R (1, 3)<br>OBP: 0.346, SLG: 0.509 | E9 | | K | | | L9 | | | K | | 4 | 0 | 0 | 0 | 0 | 2 | 0 |
| Charlie Hayes, R (1, 5)<br>OBP: 0.353, SLG: 0.379 | K | | | L6 | | K | | | F8 | | 4 | 0 | 0 | 0 | 0 | 2 | 1 |
| Marquis Grissom, R (1, 8)<br>OBP: 0.280, SLG: 0.335 | | G5-3 | | G3 | | K | | | PB S BB | | 3 | 0 | 0 | 0 | 1 | 1 | 0 |
| Ronnie Belliard, R (1, 4)<br>OBP: 0.349, SLG: 0.378 | | 2B BB | | G5-3 | | | G6-3 1B | | 1-3 BB | | 2 | 0 | 1 | 0 | 2 | 0 | 0 |
| Raul Casanova, S (1, 2)<br>OBP: 0.326, SLG: 0.393 | | 1-3 2B | | G6-3 | | | G6-3 | | K | | 4 | 0 | 1 | 0 | 0 | 1 | 3 |
| Jeff D'Amico, R (1, 1)<br>OBP: 0.163, SLG: 0.200<br>Curt Leskanic, R (9, 1)<br>Mark Sweeney, L (10, PH)<br>OBP: 0.355, SLG: 0.302<br>Juan Acevedo, R (10, 1) | | P4 | | 1B G3 1B | | | K | | | G5-3 | 3<br>0<br>1<br>0 | 0<br>0<br>0<br>0 | 1<br>0<br>0<br>0 | 0<br>0<br>0<br>0 | 0<br>0<br>0<br>0 | 1<br>0<br>0<br>0 | 2<br>0<br>0<br>0 |
| Inning Stats | R: 1 E: 1 K: 2 S: 11<br>H: 0 LOB: 1 BB: 1 P: 21 | R: 0 E: 0 K: 0 S: 6<br>H: 1 LOB: 2 BB: 1 P: 16 | R: 0 E: 0 K: 2 S: 10<br>H: 0 LOB: 0 BB: 0 P: 15 | R: 0 E: 0 K: 0 S: 5<br>H: 0 LOB: 0 BB: 0 P: 10 | R: 0 E: 0 K: 0 S: 9<br>H: 2 LOB: 2 BB: 0 P: 12 | R: 0 E: 0 K: 2 S: 10<br>H: 0 LOB: 0 BB: 0 P: 18 | R: 0 E: 0 K: 1 S: 7<br>H: 1 LOB: 0 BB: 0 P: 12 | R: 0 E: 0 K: 0 S: 8<br>H: 0 LOB: 0 BB: 0 P: 12 | R: 0 E: 0 K: 2 S: 11<br>H: 0 LOB: 2 BB: 2 P: 23 | R: 0 E: 0 K: 2 S: 14<br>H: 1 LOB: 1 BB: 0 P: 20 | 1B: 4<br>2B: 1<br>3B: 0<br>HR: 0 | SF: 0<br>SAC: 0<br>DP: 1<br>HBP: 0 | | | | | |

| PITCHER | IP | WLS | BF | H | R | ER | SO | BB | IBB | HBP | BLK | WP | HR | S | P | ERA | WHIP |
|---|---|---|---|---|---|---|---|---|---|---|---|---|---|---|---|---|---|
| Mike Hampton, L (1, 1)<br>ERA: 3.06 | 8.0 | | 30 | 4 | 1 | 0 | 7 | 2 | 0 | 0 | 0 | 0 | 0 | 66 | 116 | 0.00 | 0.750 |
| John Franco, L (9, 1)<br>ERA: 2.94 | 1.0 | | 5 | 0 | 0 | 0 | 2 | 2 | 0 | 0 | 0 | 0 | 0 | 11 | 23 | 0.00 | 2.000 |
| Armando Benitez, R (10, 1)<br>ERA: 2.6 | 1.0 | W | 4 | 1 | 0 | 0 | 2 | 0 | 0 | 0 | 0 | 0 | 0 | 14 | 20 | 0.00 | 1.000 |

| PITCHER | IP | WLS | BF | H | R | ER | SO | BB | IBB | HBP | BLK | WP | HR | S | P | ERA | WHIP |
|---|---|---|---|---|---|---|---|---|---|---|---|---|---|---|---|---|---|

# TOP

## Milwaukee Brewers @ New York Mets

Shea Stadium, Flushing, NY

Wed Sep 13 2000, 1:10 PM EDT
Att. 22,510 - Sunny - 75 F

livebaseballscorecards.com

| | |
|---|---|
| AB | 35 |
| R | 1 |
| H | 5 |
| RBI | 0 |
| BB | 4 |
| SO | 11 |
| LOB | 12 |

WP: 0 PB: 1 SB: 1 CS: 0 PA: 39

| Batter | 1 | 2 | 3 | 4 | 5 | 6 | 7 | 8 | 9 | 10 | AB | R | H | RBI | BB | SO | LOB |
|---|---|---|---|---|---|---|---|---|---|---|---|---|---|---|---|---|---|
| Lenny Harris, L (1, 9)<br>OBP: 0.307, SLG: 0.381 | 4-0 WP S BB | | 0-0 L5 ② | | 3-3 K ③ | | | 0-0 G4-3 ③ | | 3-2 P3 ② | 3 | 0 | 0 | 0 | 1 | 1 | 0 |
| John Franco, L (9, 1) | | | | | | | | | | | 0 | 0 | 0 | 0 | 0 | 0 | 0 |
| Bubba Trammell, R (10, 7)<br>OBP: 0.346, SLG: 0.480 | | | | | | | | | | | 1 | 0 | 0 | 0 | 0 | 0 | 2 |
| Jay Payton, R (1, 8)<br>OBP: 0.331, SLG: 0.436 | 3-3 K 1-2 ① | | 0-1 1B 1B | | | 0-0 P5 ① | | | 2-2 G6-3 2B 2B | 0-0 1-H 2-H HR | 5 | 2 | 3 | 3 | 0 | 1 | 1 |
| Edgardo Alfonzo, R (1, 4)<br>OBP: 0.423, SLG: 0.514 | 2-3 K 2-3 ② | | 1-1 1-2 1B ① | | | 0-1 F8 ② | | | 0-0 G6-3 2-3 ① | | 4 | 0 | 1 | 0 | 0 | 1 | 2 |
| 31 Mike Piazza, R (1, 2)<br>OBP: 0.398, SLG: 0.616 | 1-3 K ③ | | 2-3 K ③ | | | 2-3 K ③ | | | 1-3 K ② | | 4 | 0 | 0 | 0 | 0 | 4 | 4 |
| Robin Ventura, L (1, 5)<br>OBP: 0.331, SLG: 0.428 | | 1-1 1B ① | | 0-1 L3 ① | | | 0-0 G3-1 ① | | 0-0 2B 3-H 2B | | 4 | 0 | 2 | 1 | 0 | 0 | 0 |
| Timo Perez, L (9, PR)<br>OBP: 0.227, SLG: 0.381 | | | | | | | | | | | 0 | 0 | 0 | 0 | 0 | 0 | 0 |
| (10, 9) | | | | | | | | | | | | | | | | | |
| Benny Agbayani, R (1, 7)<br>OBP: 0.402, SLG: 0.503 | 2-3 K ① | | 3-2 F3 ② | | | 2-0 1B ② | | | 1-1 G6-3 ③ | | 4 | 0 | 1 | 0 | 0 | 1 | 2 |
| Armando Benitez, R (10, 1) | | | | | | | | | | | 0 | 0 | 0 | 0 | 0 | 0 | 0 |
| Matt Franco, L (1, 3)<br>OBP: 0.331, SLG: 0.319 | 1-3 K ② | | 0-3 K ③ | | | 2-2 L7 ③ | | | | 1-1 L4 ① | 4 | 0 | 0 | 0 | 0 | 2 | 1 |
| Mike Bordick, R (1, 6)<br>OBP: 0.341, SLG: 0.458 | 1-0 F7 ③ | | | | 1-2 G6-3 ① | | | 1-2 G4-3 ① | | 3-2 1B HR 1B | 4 | 1 | 1 | 0 | 0 | 0 | 1 |
| Mike Hampton, R (1, 1)<br>OBP: 0.311, SLG: 0.269 | | 2-3 K ① | | | 1-2 G6-3 ② | | | 2-1 F5 ② | | 2-2 1-2 HR 1B | 2 | 0 | 0 | 0 | 0 | 1 | 0 |
| Darryl Hamilton, L (8, PH)<br>OBP: 0.346, SLG: 0.377 | | | | | | | | | | | 1 | 0 | 0 | 0 | 0 | 0 | 0 |
| Joe McEwing, R (9, 9)<br>OBP: 0.243, SLG: 0.377 | | | | | | | | | | | 1 | 1 | 1 | 0 | 0 | 0 | 0 |
| (10, 5) | | | | | | | | | | | | | | | | | |
| Inning Stats | R: 0 E: 0 K: 3 S: 10 H: 0 LOB: 1 BB: 1 P: 20 | R: 0 E: 0 K: 2 S: 9 H: 1 LOB: 1 BB: 0 P: 14 | R: 0 E: 0 K: 2 S: 13 H: 2 LOB: 2 BB: 0 P: 18 | R: 0 E: 0 K: 1 S: 12 H: 0 LOB: 0 BB: 0 P: 15 | R: 0 E: 0 K: 1 S: 13 H: 0 LOB: 0 BB: 0 P: 18 | R: 0 E: 0 K: 1 S: 6 H: 0 LOB: 0 BB: 0 P: 8 | R: 0 E: 0 K: 0 S: 6 H: 1 LOB: 0 BB: 0 P: 10 | R: 0 E: 0 K: 0 S: 6 H: 0 LOB: 0 BB: 0 P: 9 | R: 1 E: 0 K: 1 S: 10 H: 2 LOB: 1 BB: 0 P: 14 | R: 3 E: 0 K: 0 S: 15 H: 3 LOB: 0 BB: 0 P: 24 | 1B: 6 2B: 2 3B: 0 HR: 1 | SF: 0 SAC: 0 DP: 0 HBP: 0 | | | | | | |

| PITCHER | | IP | WLS | BF | H | R | ER | SO | BB | IBB | HBP | BLK | WP | HR | S | P | ERA | WHIP |
|---|---|---|---|---|---|---|---|---|---|---|---|---|---|---|---|---|---|---|
| Jeff D'Amico, R<br>ERA: 2.41 | (1, 1) | 8.0 | | 28 | 4 | 0 | 0 | 10 | 1 | 0 | 0 | 0 | 1 | 0 | 75 | 112 | 0.00 | 0.625 |
| Curt Leskanic, R<br>ERA: 2.67 | (9, 1) | 1.0 | B | 5 | 2 | 1 | 1 | 1 | 0 | 0 | 0 | 0 | 0 | 0 | 10 | 14 | 9.00 | 2.000 |
| Juan Acevedo, R<br>ERA: 3.77 | (10, 1) | 0.2 | L | 5 | 3 | 3 | 3 | 0 | 0 | 0 | 0 | 0 | 0 | 1 | 15 | 24 | 40.50 | 4.500 |

| PITCHER | IP | WLS | BF | H | R | ER | SO | BB | IBB | HBP | BLK | WP | HR | S | P | ERA | WHIP |
|---|---|---|---|---|---|---|---|---|---|---|---|---|---|---|---|---|---|

# BOTTOM

# Milwaukee Brewers @ New York Mets

Shea Stadium, Flushing, NY

Wed Sep 13 2000, 1:10 PM EDT
Att. 22,510 - Sunny - 75 F

livebaseballscorecards.com

| | |
|---|---|
| AB | 37 |
| R | 4 |
| H | 9 |
| RBI | 4 |
| BB | 1 |
| SO | 11 |
| LOB | 13 |

WP: 1 PA: 38
PB: 0
SB: 1
CS: 0

# Milwaukee Brewers @ Cincinnati Reds

Cinergy Field, Cincinnati, OH

Thu Sep 14 2000, 7:05 PM EDT

Att. 19,472 - Cloudy - 73 F

livebaseballscorecards.com

## TOP

| Batter | 1 | 2 | 3 | 4 | 5 | 6 | 7 | 8 | 9 | AB | R | H | RBI | BB | SO | LOB |
|---|---|---|---|---|---|---|---|---|---|---|---|---|---|---|---|---|
| Lou Collier, R (1, 8)<br>OBP: 0.381, SLG: 0.556 | F8 | SF9<br>3-H | | HR | | G6-3 | | | G4-3 | 4 | 1 | 1 | 2 | 0 | 0 | 0 |
| Mark Loretta, R (1, 6)<br>OBP: 0.356, SLG: 0.407 | FC5-4<br>1B | 1-3<br>2-H<br>2B | | HR<br>1B | | | F9 | | | 4 | 1 | 3 | 1 | 0 | 0 | 0 |
| Geoff Jenkins, L (1, 7)<br>OBP: 0.369, SLG: 0.585 | F8 | G6-3 | | 1-H<br>HR | | | K2-3 | | | 4 | 1 | 1 | 2 | 0 | 1 | 3 |
| Richie Sexson, R (1, 3)<br>OBP: 0.344, SLG: 0.505 | FC5-4<br>1-2f | | K | G5-3 | | | K | | | 4 | 0 | 0 | 0 | 0 | 2 | 1 |
| Charlie Hayes, R (1, 5)<br>OBP: 0.352, SLG: 0.378 | | F7 | G6-3 | | G3-6-1<br>1B | | | K | | 4 | 0 | 1 | 0 | 0 | 1 | 0 |
| Jeromy Burnitz, L (1, 9)<br>OBP: 0.347, SLG: 0.435 | | 1B<br>BB<br>1B | BB | | G3-6-1<br>1-2f | | | F9 | | 3 | 1 | 1 | 0 | 1 | 0 | 1 |
| Ronnie Belliard, R (1, 4)<br>OBP: 0.348, SLG: 0.377 | | BB<br>BB<br>1-3<br>SF9<br>1B | F8 | | F9 | | | K2-3 | | 4 | 1 | 1 | 0 | 0 | 1 | 1 |
| Raul Casanova, S (1, 2)<br>OBP: 0.324, SLG: 0.387 | | BB<br>1-2<br>2B<br>BB | | G6-3 | | G4-3 | | | F9 | 3 | 1 | 0 | 0 | 1 | 0 | 0 |
| Jimmy Haynes, R (1, 1)<br>OBP: 0.138, SLG: 0.193 | | 2B<br>1-2<br>2-3<br>3-H<br>BB | | G5-3 | | K | | | G4-3 | 2 | 0 | 0 | 1 | 1 | 1 | 0 |
| David Weathers, R (6, 1) | | | | | | | | | | 0 | 0 | 0 | 0 | 0 | 0 | 0 |
| Ray King, L (8, 1) | | | | | | | | | | 0 | 0 | 0 | 0 | 0 | 0 | 0 |
| Mark Sweeney, L (9, PH)<br>OBP: 0.351, SLG: 0.297 | | | | | | | | | | 1 | 0 | 0 | 0 | 0 | 0 | 0 |
| Curt Leskanic, R (9, 1) | | | | | | | | | | 0 | 0 | 0 | 0 | 0 | 0 | 0 |
| Inning Stats | R: 0<br>E: 0<br>K: 0<br>S: 7<br>H: 1<br>LOB: 1<br>BB: 0<br>P: 10 | R: 3<br>E: 0<br>K: 0<br>S: 21<br>H: 3<br>LOB: 2<br>BB: 2<br>P: 41 | R: 0<br>E: 0<br>K: 1<br>S: 8<br>H: 0<br>LOB: 1<br>BB: 1<br>P: 15 | R: 3<br>E: 0<br>K: 0<br>S: 12<br>H: 3<br>LOB: 0<br>BB: 0<br>P: 15 | R: 0<br>E: 0<br>K: 0<br>S: 6<br>H: 1<br>LOB: 0<br>BB: 0<br>P: 12 | R: 0<br>E: 0<br>K: 1<br>S: 9<br>H: 0<br>LOB: 0<br>BB: 0<br>P: 12 | R: 0<br>E: 0<br>K: 2<br>S: 8<br>H: 0<br>LOB: 0<br>BB: 0<br>P: 10 | R: 0<br>E: 0<br>K: 2<br>S: 10<br>H: 0<br>LOB: 0<br>BB: 0<br>P: 15 | R: 0<br>E: 0<br>K: 0<br>S: 5<br>H: 0<br>LOB: 0<br>BB: 0<br>P: 6 | 1B: 5<br>2B: 1<br>3B: 0<br>HR: 2<br>SF: 1<br>SAC: 0<br>DP: 1<br>HBP: 0 | WP: 0<br>PB: 0<br>SB: 0<br>CS: 0<br>PA: 37 | | | | | |

| | AB | R | H | RBI | BB | SO | LOB |
|---|---|---|---|---|---|---|---|
| | 33 | 6 | 8 | 6 | 3 | 6 | 6 |

| PITCHER | | IP | WLS | BF | H | R | ER | SO | BB | IBB | HBP | BLK | WP | HR | S | P | ERA | WHIP |
|---|---|---|---|---|---|---|---|---|---|---|---|---|---|---|---|---|---|---|
| Ron Villone, L<br>ERA: 5.77 | (1, 1) | 4.0 | L | 22 | 7 | 6 | 6 | 1 | 3 | 0 | 0 | 0 | 0 | 2 | 48 | 81 | 13.50 | 2.500 |
| Keith Glauber, R<br>ERA: 3.0 | (5, 1) | 2.0 | | 6 | 1 | 0 | 0 | 1 | 0 | 0 | 0 | 0 | 0 | 0 | 15 | 24 | 0.00 | 0.500 |
| Mark Wohlers, R<br>ERA: 3.0 | (7, 1) | 2.0 | | 6 | 0 | 0 | 0 | 4 | 0 | 0 | 0 | 0 | 0 | 0 | 18 | 25 | 0.00 | 0.000 |
| John Riedling, R<br>ERA: 1.04 | (9, 1) | 1.0 | | 3 | 0 | 0 | 0 | 0 | 0 | 0 | 0 | 0 | 0 | 0 | 5 | 6 | 0.00 | 0.000 |

| PITCHER | | IP | WLS | BF | H | R | ER | SO | BB | IBB | HBP | BLK | WP | HR | S | P | ERA | WHIP |
|---|---|---|---|---|---|---|---|---|---|---|---|---|---|---|---|---|---|---|

# Milwaukee Brewers @ Cincinnati Reds

Cinergy Field, Cincinnati, OH

Thu Sep 14 2000, 7:05 PM EDT

Att. 19,472 - Cloudy - 73 F

livebaseballscorecards.com

BOTTOM

| Batter | 1 | 2 | 3 | 4 | 5 | 6 | 7 | 8 | 9 | AB | R | H | RBI | BB | SO | LOB |
|---|---|---|---|---|---|---|---|---|---|---|---|---|---|---|---|---|
| Pokey Reese, R (1, 4)<br>OBP: 0.322, SLG: 0.392 | F3 | HR | | | G5-3 | K | | | F8 | 5 | 1 | 1 | 1 | 0 | 1 | 2 |
| Michael Tucker, L (1, 8)<br>OBP: 0.397, SLG: 0.514 | S, 1B | G4-3 | | | G3-1 | | F8 | | 1B | 5 | 1 | 2 | 0 | 0 | 0 | 0 |
| Sean Casey, L (1, 3)<br>OBP: 0.374, SLG: 0.475 | F7 | | G1-3 | | HR | | BB | | K | 5 | 1 | 2 | 1 | 0 | 1 | 2 |
| Dmitri Young, S (1, 7)<br>OBP: 0.346, SLG: 0.490 | 2B, 1-H | | G3 | | G6-3 | | K | | 1-3, 1B | 5 | 0 | 2 | 1 | 0 | 1 | 1 |
| Brian Hunter, R (9, PR)<br>OBP: 0.340, SLG: 0.303 | | | | | | | | | | 0 | 0 | 0 | 0 | 0 | 0 | 0 |
| Alex Ochoa, R (1, 9)<br>OBP: 0.379, SLG: 0.545 | 1-3, 2B | | G6-3 | | | F9, 1B | 1-2, BB | | F8 | 4 | 1 | 2 | 0 | 1 | 0 | 2 |
| Chris Stynes, R (1, 5)<br>OBP: 0.382, SLG: 0.459 | IBB | | | G6-3 | | F9, 2-3 | K | | | 3 | 0 | 0 | 0 | 1 | 1 | 3 |
| Juan Castro, R (1, 6)<br>OBP: 0.271, SLG: 0.339 | K | | | 1B | | BB, 3-H, 1B | | G4-3 | | 4 | 0 | 2 | 1 | 0 | 1 | 3 |
| Jason LaRue, R (1, 2)<br>OBP: 0.244, SLG: 0.368 | | G6-3 | | F8 | | F9 | | G6-4-3, 1B | | 3 | 0 | 0 | 0 | 0 | 0 | 2 |
| Benito Santiago, R (8, PH)<br>OBP: 0.310, SLG: 0.400 | | | | | | | | | | 1 | 0 | 1 | 0 | 0 | 0 | 0 |
| (9, 2) | | | | | | | | | | | | | | | | |
| Ron Villone, L (1, 1)<br>OBP: 0.103, SLG: 0.128 | | | | | | | | | | 1 | 0 | 0 | 0 | 0 | 0 | 0 |
| Brooks Kieschnick, L (4, PH) | | G4-3 | | L1 | | 1-2, BB | | | G6-4-3, 1-2f | 1 | 0 | 0 | 0 | 0 | 0 | 1 |
| Keith Glauber, R (5, 1) | | | | | | | | | | 0 | 0 | 0 | 0 | 0 | 0 | 0 |
| Mike Bell, R (6, PH)<br>OBP: 0.375, SLG: 0.462 | | | | | | | | | | 0 | 0 | 0 | 0 | 1 | 0 | 0 |
| Mark Wohlers, R (7, 1) | | | | | | | | | | 0 | 0 | 0 | 0 | 0 | 0 | 0 |
| D.T. Cromer, L (8, PH)<br>OBP: 0.386, SLG: 0.543 | | | | | | | | | | 0 | 0 | 0 | 0 | 0 | 0 | 0 |
| Chris Sexton, R (8, PH)<br>OBP: 0.267, SLG: 0.222 | | | | | | | | | | 1 | 0 | 0 | 0 | 0 | 0 | 1 |
| John Riedling, R (9, 1) | | | | | | | | | | 0 | 0 | 0 | 0 | 0 | 0 | 0 |
| Inning Stats | R: 1<br>E: 0<br>K: 1<br>S: 16<br>H: 3<br>LOB: 3<br>BB: 1<br>P: 28 | R: 1<br>E: 0<br>K: 0<br>S: 7<br>H: 1<br>LOB: 0<br>BB: 0<br>P: 14 | R: 0<br>E: 0<br>K: 0<br>S: 8<br>H: 0<br>LOB: 0<br>BB: 0<br>P: 12 | R: 0<br>E: 0<br>K: 0<br>S: 7<br>H: 1<br>LOB: 1<br>BB: 0<br>P: 14 | R: 1<br>E: 0<br>K: 0<br>S: 8<br>H: 1<br>LOB: 0<br>BB: 0<br>P: 11 | R: 1<br>E: 0<br>K: 1<br>S: 13<br>H: 2<br>LOB: 2<br>BB: 1<br>P: 24 | R: 0<br>E: 0<br>K: 2<br>S: 11<br>H: 1<br>LOB: 2<br>BB: 1<br>P: 20 | R: 0<br>E: 0<br>K: 0<br>S: 6<br>H: 1<br>LOB: 0<br>BB: 0<br>P: 11 | R: 0<br>E: 0<br>K: 1<br>S: 12<br>H: 2<br>LOB: 2<br>BB: 0<br>P: 16 | 1B: 8<br>2B: 2<br>3B: 0<br>HR: 2<br>SF: 0<br>SAC: 0<br>DP: 1<br>HBP: 0 | | | | | | |

| | AB | 38 |
|---|---|---|
| | R | 4 |
| | H | 12 |
| | RBI | 4 |
| | BB | 3 |
| | SO | 5 |
| | LOB | 17 |

| PITCHER | IP | WLS | BF | H | R | ER | SO | BB | IBB | HBP | BLK | WP | HR | S | P | ERA | WHIP |
|---|---|---|---|---|---|---|---|---|---|---|---|---|---|---|---|---|---|
| Jimmy Haynes, R (1, 1)<br>ERA: 5.09 | 5.2 | W | 27 | 8 | 4 | 4 | 1 | 1 | 1 | 0 | 0 | 0 | 2 | 55 | 96 | 6.35 | 1.588 |
| David Weathers, R (6, 1)<br>ERA: 3.18 | 1.2 | H | 8 | 2 | 0 | 0 | 3 | 1 | 0 | 0 | 0 | 0 | 0 | 19 | 34 | 0.00 | 1.800 |
| Ray King, L (8, 1)<br>ERA: 1.46 | 0.2 | H | 1 | 0 | 0 | 0 | 0 | 0 | 0 | 0 | 0 | 0 | 0 | 2 | 4 | 0.00 | 0.000 |
| Curt Leskanic, R (9, 1)<br>ERA: 2.63 | 1.0 | S | 5 | 2 | 0 | 0 | 1 | 0 | 0 | 0 | 0 | 0 | 0 | 12 | 16 | 0.00 | 2.000 |

| PITCHER | IP | WLS | BF | H | R | ER | SO | BB | IBB | HBP | BLK | WP | HR | S | P | ERA | WHIP |
|---|---|---|---|---|---|---|---|---|---|---|---|---|---|---|---|---|---|

WP: 0 PB: 0 SB: 1 CS: 0 PA: 41

| Batter | 1 | 2 | 3 | 4 | 5 | 6 | 7 | 8 | 9 | AB | R | H | RBI | BB | SO | LOB |
|---|---|---|---|---|---|---|---|---|---|---|---|---|---|---|---|---|
| Lou Collier, R (1, 8)<br>OBP: 0.346, SLG: 0.478 | F B S X<br>1-2 G3 1B | | B C C X<br>1-2 G6-3 ① | B X<br>1-0 F9 ③ | | B C F B B X<br>3-2 F9 ③ | | | F F X<br>0-2 F9 ① | 5 | 0 | 1 | 0 | 0 | 0 | 1 |
| Mark Loretta, R (1, 6)<br>OBP: 0.353, SLG: 0.407 | B F B X<br>2-1 G3 ①<br>1-2 | | B C F X<br>1-2 WP SF9 2B | | B F B C F X<br>2-2 F8 ① | | X<br>0-0 P4 ① | | C B X<br>1-1 L4 ② | 5 | 1 | 1 | 0 | 0 | 0 | 1 |
| Geoff Jenkins, L (1, 7)<br>OBP: 0.367, SLG: 0.588 | B C C B X<br>2-2 F8 ② | | F S B F B S<br>2-3 K SF9 BB<br>2-3 | | F S B B B X<br>2-2 P6 ② | | X<br>0-0 HR | | B F B C X<br>2-2 G6-3 ③ | 5 | 1 | 1 | 1 | 0 | 1 | 2 |
| Richie Sexson, R (1, 3)<br>OBP: 0.349, SLG: 0.512 | B F B B B<br>4-1 BB | | B B B C B<br>4-1 BB<br>1-2 | | F B C B B B<br>4-2 BB BB | | S F B F X<br>1-2 HR | | | 1 | 1 | 1 | 1 | 3 | 0 | 0 |
| Jeromy Burnitz, L (1, 9)<br>OBP: 0.347, SLG: 0.434 | B B S B X<br>3-1 G5-3 ③ | | S X<br>0-1 SF9 ②<br>2-3<br>3-H | | B B B C B<br>4-1 BB<br>1-2 | | C B F X<br>1-2 F9 ② | | | 2 | 0 | 0 | 1 | 1 | 0 | 2 |
| Charlie Hayes, R (1, 5)<br>OBP: 0.349, SLG: 0.374 | | B C B C B C<br>3-3 K ① | B F F X<br>1-2 F8 ③ | | C S S<br>0-3 K ③ | | C S B X<br>1-2 G6-3 ③ | | | 4 | 0 | 0 | 0 | 0 | 2 | 4 |
| Ronnie Belliard, R (1, 4)<br>OBP: 0.348, SLG: 0.378 | | X<br>0-0 F9 ② | | C B S B X<br>2-2 2B | C S S<br>0-3 K ① | | | C S B X<br>1-2 F7 ① | | 4 | 0 | 1 | 0 | 0 | 1 | 0 |
| Raul Casanova, S (1, 2)<br>OBP: 0.323, SLG: 0.384 | B F B X<br>2-1 E8 1B | | F C B C<br>1-3 K ① | | X<br>0-0 F9 ② | | | B C X<br>1-1 L4 ② | | 4 | 0 | 1 | 0 | 0 | 1 | 1 |
| Jamey Wright, R (1, 1)<br>OBP: 0.075, SLG: 0.100 | B X<br>1-0 E8 ③<br>1-H | | C B S F S<br>1-3 K ② | | C C X<br>0-2 HR | | | X<br>0-0 G3 ③ | | 2 | 0 | 0 | 0 | 0 | 1 | 2 |
| Mark Sweeney, L (6, PH)<br>OBP: 0.359, SLG: 0.354 | | | | | | | | | | 1 | 1 | 1 | 1 | 0 | 0 | 0 |
| Everett Stull, R (6, 1) | | | | | | | | | | 0 | 0 | 0 | 0 | 0 | 0 | 0 |
| Tyler Houston, L (8, PH)<br>OBP: 0.281, SLG: 0.504 | | | | | | | | | | 1 | 0 | 0 | 0 | 0 | 0 | 0 |
| Juan Acevedo, R (8, 1) | | | | | | | | | | 0 | 0 | 0 | 0 | 0 | 0 | 0 |
| Inning Stats | R: 0<br>E: 0<br>K: 0<br>S: 11<br>H: 1<br>LOB: 2<br>BB: 1<br>P: 23 | R: 0<br>E: 1<br>K: 1<br>S: 7<br>H: 1<br>LOB: 2<br>BB: 0<br>P: 13 | R: 1<br>E: 0<br>K: 1<br>S: 16<br>H: 1<br>LOB: 2<br>BB: 1<br>P: 25 | R: 0<br>E: 0<br>K: 2<br>S: 11<br>H: 1<br>LOB: 1<br>BB: 0<br>P: 16 | R: 0<br>E: 0<br>K: 1<br>S: 13<br>H: 0<br>LOB: 2<br>BB: 2<br>P: 25 | R: 1<br>E: 0<br>K: 1<br>S: 10<br>H: 1<br>LOB: 0<br>BB: 0<br>P: 13 | R: 2<br>E: 0<br>K: 0<br>S: 12<br>H: 2<br>LOB: 0<br>BB: 0<br>P: 15 | R: 0<br>E: 0<br>K: 0<br>S: 6<br>H: 0<br>LOB: 0<br>BB: 0<br>P: 8 | R: 0<br>E: 0<br>K: 0<br>S: 8<br>H: 0<br>LOB: 0<br>BB: 0<br>P: 11 | | | | | | | |

| PITCHER | | IP | WLS | BF | H | R | ER | SO | BB | IBB | HBP | BLK | WP | HR | S | P | ERA | WHIP |
|---|---|---|---|---|---|---|---|---|---|---|---|---|---|---|---|---|---|---|
| Steve Parris, R<br>ERA: 4.47 | (1, 1) | 6.0 | W | 28 | 5 | 2 | 2 | 6 | 4 | 0 | 0 | 0 | 1 | 1 | 68 | 115 | 3.00 | 1.500 |
| Scott Sullivan, R<br>ERA: 3.4 | (7, 1) | 2.0 | H | 8 | 2 | 2 | 2 | 0 | 0 | 0 | 0 | 0 | 0 | 2 | 18 | 23 | 9.00 | 1.000 |
| Danny Graves, R<br>ERA: 2.41 | (9, 1) | 1.0 | S | 3 | 0 | 0 | 0 | 0 | 0 | 0 | 0 | 0 | 0 | 0 | 8 | 11 | 0.00 | 0.000 |

| PITCHER | IP | WLS | BF | H | R | ER | SO | BB | IBB | HBP | BLK | WP | HR | S | P | ERA | WHIP |
|---|---|---|---|---|---|---|---|---|---|---|---|---|---|---|---|---|---|

# TOP

## Milwaukee Brewers @ Cincinnati Reds

Cinergy Field, Cincinnati, OH

Fri Sep 15 2000, 7:05 PM EDT

Att. 24,354 - Sunny - 66 F

livebaseballscorecards.com

| | |
|---|---|
| AB | 34 |
| R | 4 |
| H | 7 |
| RBI | 4 |
| BB | 4 |
| SO | 6 |
| LOB | 13 |

| | | | | | | | | | | | | | | | | | | |
|---|---|---|---|---|---|---|---|---|---|---|---|---|---|---|---|---|---|---|
| 1B: 2<br>2B: 2<br>3B: 0<br>HR: 3 | SF: 1<br>SAC: 0<br>DP: 0<br>HBP: 0 | WP: 1<br>PB: 0<br>SB: 0<br>CS: 0 | PA: 39 |

| Batter | 1 | 2 | 3 | 4 | 5 | 6 | 7 | 8 | 9 | AB | R | H | RBI | BB | SO | LOB |
|---|---|---|---|---|---|---|---|---|---|---|---|---|---|---|---|---|
| Pokey Reese, R (1, 4)<br>OBP: 0.322, SLG: 0.391 | B C C B S<br>2-3 ① K | | C X<br>0-1 SF8 BB 1-2 1B 1B | | C X<br>0-1 ① G6-3 | B C B B X<br>3-1 ②③ G6-4-3 1-2f | | | | 4 | 1 | 1 | 0 | 0 | 1 | 1 |
| Michael Tucker, L (1, 8)<br>(9, 9)<br>OBP: 0.402, SLG: 0.516 | C B F F X<br>1-2 CS 1B | | B B B C B<br>4-1 1B 1-2 2-3 BB | | C B B B X<br>3-1 1B 1B 1B | | C F X<br>0-2 ① G1-3 | | | 3 | 1 | 2 | 0 | 1 | 0 | 0 |
| Dmitri Young, S (1, 7)<br>OBP: 0.345, SLG: 0.489<br>Brian Hunter, R (9, 8)<br>OBP: 0.340, SLG: 0.303 | B 1 SAFE X<br>1-0 ②③ G3-1 1-2 | | X<br>0-0 ① SF8 2-3 3-H | | B X<br>1-0 1B 1-2 1B | | B X<br>1-0 ② F7 | | | 3<br>0 | 0<br>0 | 1<br>0 | 1<br>0 | 0<br>0 | 0<br>0 | 1<br>0 |
| Sean Casey, L (1, 3)<br>OBP: 0.373, SLG: 0.472 | | B C B B X<br>3-1 ① G1-3 | B X<br>1-0 1-2 3-H 1B | | C F B S<br>1-3 ② K | | F B B X<br>2-1 ③ G3 | | | 4 | 0 | 1 | 1 | 0 | 1 | 2 |
| Alex Ochoa, R (1, 9)<br>(9, 7)<br>OBP: 0.386, SLG: 0.553 | | X<br>0-0 BLK WP 2B | B S X<br>1-1 ② F3 | | F X<br>0-1 1-2 2-H 1B | | | B B B C B<br>4-1 BLK 3B BB | | 3 | 2 | 2 | 1 | 1 | 0 | 2 |
| Chris Stynes, R (1, 5)<br>OBP: 0.384, SLG: 0.464 | C B F B B F F B<br>4-2 FC6-4 2-H BB | | B B S B S S S<br>3-3 ③ K | | S C B B C<br>2-3 ③ K | | | B F C X<br>1-2 ① 1-H 3B | | 3 | 0 | 1 | 1 | 1 | 2 | 4 |
| Benito Santiago, R (1, 2)<br>OBP: 0.309, SLG: 0.397 | B B F X<br>2-1 ② FC6-4 FC6-4 1-2f | | S C X<br>0-2 ① G5-3 | | B F X<br>1-1 SH1-3 1B 1B | | | X<br>0-0 ② G3 | | 4 | 1 | 1 | 0 | 0 | 0 | 1 |
| Juan Castro, R (1, 6)<br>OBP: 0.272, SLG: 0.339 | X<br>0-0 ③ FC6-4 1-2f | | C X<br>0-1 ② G5-3 | | X<br>0-0 ① SH1-3 1-2 | | | B X<br>1-0 1B | | 3 | 0 | 1 | 0 | 0 | 0 | 1 |
| Steve Parris, R (1, 1)<br>OBP: 0.167, SLG: 0.176<br>D.T. Cromer, L (6, PH)<br>OBP: 0.385, SLG: 0.556<br>Scott Sullivan, R (7, 1)<br>OBP: 0.333, SLG: 0.333<br>Brooks Kieschnick, L (8, PH)<br>Danny Graves, R (9, 1)<br>OBP: 0.667, SLG: 2.000 | | | B B B C B<br>4-1 BB 1B SF8 BB | | X<br>0-0 ③ G5-3 | F F X<br>0-2 G6-4-3 2-H 1B | | B B F B F F S<br>3-3 ③ K | | 1<br>1<br>0<br>1<br>0 | 1<br>0<br>0<br>0<br>0 | 0<br>1<br>0<br>0<br>0 | 0<br>1<br>0<br>0<br>0 | 1<br>0<br>0<br>0<br>0 | 0<br>0<br>0<br>1<br>0 | 0<br>0<br>0<br>1<br>0 |
| Inning Stats | R: 0 H: 1<br>E: 0 LOB: 0<br>K: 1 BB: 0<br>S: 8 P: 12 | R: 1 H: 1<br>E: 0 LOB: 1<br>K: 0 BB: 1<br>S: 10 P: 19 | R: 2 H: 2<br>E: 0 LOB: 2<br>K: 1 BB: 2<br>S: 11 P: 24 | R: 0 H: 0<br>E: 0 LOB: 0<br>K: 0 BB: 0<br>S: 6 P: 6 | R: 1 H: 3<br>E: 0 LOB: 2<br>K: 2 BB: 0<br>S: 13 P: 20 | R: 1 H: 2<br>E: 0 LOB: 0<br>K: 0 BB: 0<br>S: 8 P: 12 | R: 0 H: 0<br>E: 0 LOB: 0<br>K: 0 BB: 0<br>S: 6 P: 9 | R: 1 H: 2<br>E: 0 LOB: 1<br>K: 1 BB: 1<br>S: 10 P: 19 | | 1B: 9 SF: 1<br>2B: 1 SAC: 1<br>3B: 1 DP: 1<br>HR: 0 HBP: 0 | | | | | | |

| PITCHER | | IP | WLS | BF | H | R | ER | SO | BB | IBB | HBP | BLK | WP | HR | S | P | ERA | WHIP |
|---|---|---|---|---|---|---|---|---|---|---|---|---|---|---|---|---|---|---|
| Jamey Wright, R<br>ERA: 4.08 | (1, 1) | 5.0 | L | 24 | 7 | 4 | 4 | 4 | 3 | 0 | 0 | 1 | 1 | 0 | 48 | 81 | 7.20 | 2.000 |
| Everett Stull, R<br>ERA: 5.4 | (6, 1) | 2.0 | | 7 | 2 | 1 | 1 | 0 | 0 | 0 | 0 | 0 | 0 | 0 | 14 | 21 | 4.50 | 1.000 |
| Juan Acevedo, R<br>ERA: 3.84 | (8, 1) | 1.0 | | 5 | 2 | 1 | 1 | 1 | 1 | 0 | 0 | 1 | 0 | 0 | 10 | 19 | 9.00 | 3.000 |

| PITCHER | IP | WLS | BF | H | R | ER | SO | BB | IBB | HBP | BLK | WP | HR | S | P | ERA | WHIP |
|---|---|---|---|---|---|---|---|---|---|---|---|---|---|---|---|---|---|

# BOTTOM

## Milwaukee Brewers @ Cincinnati Reds

Cinergy Field, Cincinnati, OH

Fri Sep 15 2000, 7:05 PM EDT
Att. 24,354 - Sunny - 66 F

livebaseballscorecards.com

| | |
|---|---|
| AB | 30 |
| R | 6 |
| H | 11 |
| RBI | 5 |
| BB | 4 |
| SO | 5 |
| LOB | 13 |

| | | | |
|---|---|---|---|
| WP: 1 | PA: 36 | | |
| PB: 0 | | | |
| SB: 0 | | | |
| CS: 1 | | | |

| Batter | 1 | 2 | 3 | 4 | 5 | 6 | 7 | 8 | 9 | AB | R | H | RBI | BB | SO | LOB |
|---|---|---|---|---|---|---|---|---|---|---|---|---|---|---|---|---|
| Marquis Grissom, R (1, 8)<br>OBP: 0.280, SLG: 0.334 | B B C X<br>2-1 ① L6 | B F B B X<br>3-1 2-H 1B | | | B B B C X<br>3-1 ① F8 | C X<br>0-1 ③ F8 | | | C C S<br>0-3 ① K | 5 | 0 | 1 | 1 | 0 | 1 | 3 |
| Mark Loretta, R (1, 6)<br>OBP: 0.354, SLG: 0.416 | C B B B F X<br>3-2 G4-3 3B | X<br>0-0 ③ G6-3 | | | C F B F B F X<br>2-2 1B 2B | | B B B C C X<br>3-2 ① G6-3 | | B B B C F S<br>3-3 ② K | 5 | 1 | 2 | 0 | 0 | 1 | 2 |
| Geoff Jenkins, L (1, 7)<br>OBP: 0.365, SLG: 0.584 | F B B S F X<br>2-2 ② G4-3 3-H | S F X<br>0-2 ① G4-3 | | | X<br>0-0 2-3 1B | | C F B S<br>1-3 ② K2-3 | | X<br>0-0 ③ G3 | 5 | 0 | 1 | 1 | 0 | 1 | 1 |
| Richie Sexson, R (1, 3)<br>OBP: 0.348, SLG: 0.510 | B S X<br>1-1 BB 1B | B S S B S<br>2-3 ② K | | | F B C B S<br>2-3 ② K | | B S X<br>1-1 ③ G6-3 | | | 4 | 0 | 1 | 0 | 0 | 2 | 2 |
| Jeromy Burnitz, L (1, 9)<br>OBP: 0.348, SLG: 0.439 | B B B B C B<br>4-1 1-2 BB | B X<br>1-0 ③ G6-3 | | | C X<br>0-1 ③ P6 | | | B B S B X<br>3-1 HR | | 3 | 1 | 1 | 1 | 1 | 0 | 2 |
| José Hernández, R (1, 5)<br>OBP: 0.316, SLG: 0.383 | X<br>0-0 ③ G5-3 | | | B C B B F X<br>3-2 ① P4 | | B X<br>1-0 1B 1B | | B S B B F C<br>3-3 ① K | | 4 | 0 | 1 | 0 | 0 | 1 | 2 |
| Luis Lopez, S (1, 4)<br>OBP: 0.311, SLG: 0.438 | | C X<br>0-1 FC1-6 1B | | B X<br>1-0 ② F8 | | F C F B S<br>1-3 ① K | | B B B C X<br>3-1 ② G3 | | 4 | 0 | 1 | 0 | 0 | 1 | 1 |
| Kevin Brown, R (1, 2)<br>OBP: 0.500, SLG: 0.750 | | B B F C X<br>2-2 ① FC1-6 SH3 1B 1-2f | | S S B B X<br>2-2 2B | | F S X<br>0-2 1-3 1B | | B S C S<br>1-3 ③ K | | 4 | 1 | 2 | 0 | 0 | 1 | 1 |
| Paul Rigdon, R (1, 1)<br>OBP: 0.267, SLG: 0.154<br>Mark Sweeney, L (6, PH)<br>OBP: 0.354, SLG: 0.348<br>Valerio De Los Santos, L (6, 1)<br>41 Mike Buddie, R (7, 1)<br>David Weathers, R (8, 1)<br>Tyler Houston, L (9, PH)<br>OBP: 0.284, SLG: 0.504 | | C X<br>0-1 ② SH3 1-2 | | B S B F F B X<br>3-2 ③ G6-3 | | C B F X<br>1-2 ② F5 | | | B B B B<br>4-0 BB | 1<br>1<br>0<br>0<br>0<br>0<br>0 | 0<br>0<br>0<br>0<br>0<br>0<br>0 | 0<br>0<br>0<br>0<br>0<br>0<br>0 | 0<br>0<br>0<br>0<br>0<br>0<br>1 | 0<br>0<br>0<br>0<br>0<br>0<br>0 | 0<br>0<br>0<br>0<br>0<br>0<br>0 | 1<br>2<br>0<br>0<br>0<br>0<br>0 |
| Inning Stats | R: 1 H: 2<br>E: 0 LOB: 2<br>K: 0 BB: 1<br>S: 13 P: 25 | R: 1 H: 2<br>E: 0 LOB: 1<br>K: 0 BB: 0<br>S: 10 P: 15 | R: 0 H: 0<br>E: 0 LOB: 0<br>K: 1 BB: 0<br>S: 7 P: 10 | R: 0 H: 1<br>E: 0 LOB: 1<br>K: 0 BB: 0<br>S: 11 P: 20 | R: 0 H: 2<br>E: 0 LOB: 2<br>K: 1 BB: 0<br>S: 13 P: 20 | R: 0 H: 2<br>E: 0 LOB: 2<br>K: 1 BB: 0<br>S: 13 P: 16 | R: 0 H: 0<br>E: 0 LOB: 0<br>K: 1 BB: 0<br>S: 8 P: 13 | R: 1 H: 1<br>E: 0 LOB: 0<br>K: 2 BB: 0<br>S: 10 P: 20 | R: 0 H: 0<br>E: 0 LOB: 1<br>K: 2 BB: 1<br>S: 7 P: 14 | 1B: 6 SF: 0<br>2B: 2 SAC: 1<br>3B: 1 DP: 0<br>HR: 1 HBP: 0 | | | | | | WP: 0 PA: 39<br>PB: 0<br>SB: 0<br>CS: 0 |

| PITCHER | | IP | WLS | BF | H | R | ER | SO | BB | IBB | HBP | BLK | WP | HR | S | P | ERA | WHIP |
|---|---|---|---|---|---|---|---|---|---|---|---|---|---|---|---|---|---|---|
| Elmer Dessens, R<br>ERA: 4.51 | (1, 1) | 6.0 | W | 28 | 9 | 2 | 2 | 3 | 1 | 0 | 0 | 0 | 0 | 0 | 67 | 106 | 3.00 | 1.667 |
| John Riedling, R<br>ERA: 1.54 | (7, 1) | 3.0 | S | 11 | 1 | 1 | 1 | 5 | 1 | 0 | 0 | 0 | 0 | 1 | 25 | 47 | 3.00 | 0.667 |

| PITCHER | IP | WLS | BF | H | R | ER | SO | BB | IBB | HBP | BLK | WP | HR | S | P | ERA | WHIP |
|---|---|---|---|---|---|---|---|---|---|---|---|---|---|---|---|---|---|

# TOP

## Milwaukee Brewers @ Cincinnati Reds

Cinergy Field, Cincinnati, OH

Sat Sep 16 2000, 1:15 PM EDT
Att. 29,350 - Sunny - 54 F

livebaseballscorecards.com

| | |
|---|---|
| AB | 36 |
| R | 3 |
| H | 10 |
| RBI | 3 |
| BB | 2 |
| SO | 8 |
| LOB | 17 |

| Batter | 1 | 2 | 3 | 4 | 5 | 6 | 7 | 8 | 9 | AB | R | H | RBI | BB | SO | LOB |
|---|---|---|---|---|---|---|---|---|---|---|---|---|---|---|---|---|
| Pokey Reese, R (1, 4)<br>OBP: 0.321, SLG: 0.394 | C S B S<br>1-3 ① K | C C F X<br>0-2 ③ G6-3 | | | B B B C C F X<br>3-2 E9 3B | | B X<br>1-0 ② G5-3 | | | 4 | 1 | 1 | 0 | 0 | 1 | 1 |
| Michael Tucker, L (1, 8)<br>(9, 9)<br>OBP: 0.400, SLG: 0.511 | C X<br>0-1 BB 1B 1B | B S F B B F C<br>3-3 ① K | | | F X<br>0-1 ③ L6 | | C F F X<br>0-2 ③ F9 | | | 4 | 1 | 1 | 0 | 0 | 1 | 1 |
| Dmitri Young, S (1, 7)<br>OBP: 0.346, SLG: 0.488<br>Brian Hunter, R (8, PR)<br>OBP: 0.340, SLG: 0.303<br>(9, 8) | B C B B B<br>4-1 1B SF9 1-2 BB | B B S B X<br>3-1 ② F7 | | | | B B F X<br>2-1 ① G4-3 | | B S S X<br>1-2 3B 1B | | 3<br>0 | 1<br>1 | 1<br>0 | 0<br>0 | 1<br>0 | 0<br>0 | 0<br>0 |
| Sean Casey, L (1, 3)<br>OBP: 0.374, SLG: 0.473 | C F X<br>0-2 1-3 2-H 2B 1B | F X<br>0-1 ③ F8 | | | | X<br>0-0 HR 1B | | B F X<br>1-1 ① L7 | | 4 | 2 | 2 | 1 | 0 | 0 | 1 |
| Alex Ochoa, R (1, 9)<br>(9, 7)<br>OBP: 0.384, SLG: 0.560 | C X<br>0-1 ② SF9 3-H | F X<br>0-1 ① G5-3 | | | | S B B B C F B X<br>3-2 ② L7 | | X<br>0-0 1-H 3B | | 3 | 0 | 1 | 2 | 0 | 0 | 1 |
| Chris Stynes, R (1, 5)<br>OBP: 0.387, SLG: 0.477 | C B S X<br>1-2 1-H 2B | C F F B B F X<br>2-2 ② F9 | | | | X<br>0-0 1-H HR | | I I I<br>4-0 G6-4-3 IBB | | 3 | 1 | 2 | 3 | 1 | 0 | 0 |
| Benito Santiago, R (1, 2)<br>OBP: 0.304, SLG: 0.390 | C C F T F B B X<br>2-2 ③ G1-3 | C X<br>0-1 ③ F2 | | | | X<br>0-0 ③ P4 | | X<br>0-0 ② ③ G6-4-3 1-2f | | 4 | 0 | 0 | 0 | 0 | 0 | 3 |
| Chris Sexton, R (1, 6)<br>OBP: 0.270, SLG: 0.228 | C C F X<br>0-2 ① G6-3 | | | | X<br>0-0 ① F9 | | B X<br>1-0 S 1B | | | 3 | 0 | 1 | 0 | 0 | 0 | 0 |
| Elmer Dessens, R (1, 1)<br>OBP: 0.225, SLG: 0.088<br>John Riedling, R (7, 1) | B B C F X<br>2-2 ② G4-3 | | | | B C B S C<br>2-3 ② K | | L L B S<br>1-3 ① K 1-2 | | | 2<br>1 | 0<br>0 | 0<br>0 | 0<br>0 | 0<br>0 | 1<br>1 | 0<br>1 |
| Inning Stats | R: 3 H: 3<br>E: 0 LOB: 1<br>K: 1 BB: 1<br>S: 20 P: 28 | R: 0 H: 0<br>E: 0 LOB: 0<br>K: 0 BB: 0<br>S: 11 P: 13 | R: 0 H: 0<br>E: 0 LOB: 0<br>K: 1 BB: 0<br>S: 8 P: 14 | R: 0 H: 0<br>E: 0 LOB: 0<br>K: 0 BB: 0<br>S: 9 P: 11 | R: 1 H: 1<br>E: 1 LOB: 0<br>K: 1 BB: 0<br>S: 10 P: 15 | R: 2 H: 2<br>E: 0 LOB: 0<br>K: 0 BB: 0<br>S: 9 P: 14 | R: 0 H: 1<br>E: 0 LOB: 1<br>K: 1 BB: 0<br>S: 9 P: 12 | R: 1 H: 2<br>E: 0 LOB: 2<br>K: 0 BB: 1<br>S: 7 P: 13 | | 1B: 5 SF: 1<br>2B: 1 SAC: 0<br>3B: 2 DP: 1<br>HR: 1 HBP: 0 | | | | | | WP: 0 PA: 34<br>PB: 0<br>SB: 1<br>CS: 0 |

| PITCHER | | IP | WLS | BF | H | R | ER | SO | BB | IBB | HBP | BLK | WP | HR | S | P | ERA | WHIP |
|---|---|---|---|---|---|---|---|---|---|---|---|---|---|---|---|---|---|---|
| Paul Rigdon, R<br>ERA: 5.45 | (1, 1) | 5.0 | L | 20 | 4 | 4 | 3 | 3 | 1 | 0 | 0 | 0 | 0 | 0 | 58 | 81 | 5.40 | 1.000 |
| Valerio De Los Santos, L<br>ERA: 5.35 | (6, 1) | 1.0 | | 5 | 2 | 2 | 2 | 0 | 0 | 0 | 0 | 0 | 0 | 1 | 9 | 14 | 18.00 | 2.000 |
| 41 Mike Buddie, R<br>ERA: 6.75 | (7, 1) | 1.1 | | 8 | 3 | 1 | 1 | 1 | 0 | 1 | 0 | 0 | 0 | 0 | 15 | 24 | 6.75 | 2.250 |
| David Weathers, R<br>ERA: 3.15 | (8, 1) | 0.2 | | 1 | 0 | 0 | 0 | 0 | 0 | 0 | 0 | 0 | 0 | 0 | 1 | 1 | 0.00 | 0.000 |

| PITCHER | IP | WLS | BF | H | R | ER | SO | BB | IBB | HBP | BLK | WP | HR | S | P | ERA | WHIP |
|---|---|---|---|---|---|---|---|---|---|---|---|---|---|---|---|---|---|

# BOTTOM

## Milwaukee Brewers @ Cincinnati Reds

Cinergy Field, Cincinnati, OH

Sat Sep 16 2000, 1:15 PM EDT
Att. 29,350 - Sunny - 54 F

livebaseballscorecards.com

| | |
|---|---|
| AB | 31 |
| R | 7 |
| H | 9 |
| RBI | 6 |
| BB | 2 |
| SO | 4 |
| LOB | 8 |

| Batter | 1 | 2 | 3 | 4 | 5 | 6 | 7 | 8 | 9 | AB | R | H | RBI | BB | SO | LOB |
|---|---|---|---|---|---|---|---|---|---|---|---|---|---|---|---|---|
| Marquis Grissom, R (1, 8)<br>OBP: 0.280, SLG: 0.339 | S F B B X 2-2 E6 G4-3 G5-3 | | B F F X 1-2 HR | | F X 0-1 ③ G5-3 | | | F S S 0-3 ② K | | 4 | 2 | 1 | 1 | 0 | 1 | 0 |
| Mark Loretta, R (1, 6)<br>OBP: 0.353, SLG: 0.417 | L F B F B B X 3-2 ① G4-3 2-3 | | F C B X 1-2 G4-3 2B | | | C C X 0-2 ① G4-3 | | B C B X 2-1 ③ G1-3 | | 4 | 0 | 1 | 0 | 0 | 0 | 1 |
| Geoff Jenkins, L (1, 7)<br>OBP: 0.365, SLG: 0.587 | F S X 0-2 ② G5-3 3-H | | X 0-0 ② G4-3 2-3 | | | X 0-0 HR | | | B X 1-0 ① G3 | 4 | 1 | 1 | 2 | 0 | 0 | 1 |
| Richie Sexson, R (1, 3)<br>OBP: 0.345, SLG: 0.506 | C S B B S 2-3 ③ K | | B F S B B S 3-3 ③ K | | | B S S B S 2-3 ② K | | | B B C X 2-1 E5 WP | 4 | 0 | 0 | 0 | 0 | 3 | 1 |
| Jeromy Burnitz, L (1, 9)<br>OBP: 0.346, SLG: 0.435 | | B C F B S 2-3 ① K | | C B F B B F X 3-2 F7 | | B B X 2-0 ③ G1-3 | | | X 0-0 ② F8 | 4 | 0 | 0 | 0 | 0 | 1 | 1 |
| Tyler Houston, L (1, 5)<br>OBP: 0.281, SLG: 0.498<br>José Hernández, R (9, PH)<br>OBP: 0.315, SLG: 0.383 | | B C B F S 2-3 ② K | | B X 1-0 ② G3 | | | S F S 0-3 ① K | | B S F S 1-3 ③ K 1-2 | 3<br>1 | 0<br>0 | 0<br>0 | 0<br>0 | 0<br>0 | 2<br>1 | 0<br>1 |
| Ronnie Belliard, R (1, 4)<br>OBP: 0.349, SLG: 0.386 | | C X 0-1 HR | B X 1-0 ③ 2B | | | | C B S X 1-2 ② G4-3 | | | 3 | 1 | 2 | 1 | 0 | 0 | 0 |
| Kevin Brown, R (1, 2)<br>OBP: 0.286, SLG: 0.429 | | C X 0-1 ③ F9 | | F X 0-1 ① G5-3 | | | F B B B S B X 3-2 ③ F7 | | | 3 | 0 | 0 | 0 | 0 | 0 | 0 |
| John Snyder, R (1, 1)<br>OBP: 0.128, SLG: 0.108 | | | X 0-0 ① G6-3 | B F F X 1-2 ② G1-3 | | | | F B F X 1-2 ① P6 | | 2 | 0 | 0 | 0 | 0 | 0 | 0 |
| Everett Stull, R (6, 1) | | | | | | | | | | 0 | 0 | 0 | 0 | 0 | 0 | 0 |
| Ray King, L (7, 1) | | | | | | | | | | 0 | 0 | 0 | 0 | 0 | 0 | 0 |
| Mark Sweeney, L (8, PH)<br>OBP: 0.350, SLG: 0.343 | | | | | | | | | | 1 | 0 | 0 | 0 | 0 | 0 | 0 |
| David Weathers, R (8, 1) | | | | | | | | | | 0 | 0 | 0 | 0 | 0 | 0 | 0 |
| Inning Stats | R: 1<br>E: 1<br>K: 1<br>S: 13<br>H: 0<br>LOB: 0<br>BB: 0<br>P: 20 | R: 1<br>E: 0<br>K: 2<br>S: 10<br>H: 1<br>LOB: 0<br>BB: 0<br>P: 14 | R: 1<br>E: 0<br>K: 1<br>S: 11<br>H: 2<br>LOB: 1<br>BB: 0<br>P: 16 | R: 0<br>E: 0<br>K: 0<br>S: 6<br>H: 1<br>LOB: 1<br>BB: 0<br>P: 11 | R: 0<br>E: 0<br>K: 0<br>S: 7<br>H: 0<br>LOB: 0<br>BB: 0<br>P: 8 | R: 1<br>E: 0<br>K: 1<br>S: 8<br>H: 1<br>LOB: 0<br>BB: 0<br>P: 12 | R: 0<br>E: 0<br>K: 1<br>S: 9<br>H: 0<br>LOB: 0<br>BB: 0<br>P: 13 | R: 0<br>E: 0<br>K: 1<br>S: 8<br>H: 0<br>LOB: 0<br>BB: 0<br>P: 11 | R: 0<br>E: 1<br>K: 1<br>S: 7<br>H: 0<br>LOB: 1<br>BB: 0<br>P: 11 | 1B: 0<br>2B: 2<br>3B: 0<br>HR: 3 | SF: 0<br>SAC: 0<br>DP: 0<br>HBP: 0 | | | | WP: 1<br>PB: 0<br>SB: 0<br>CS: 0 | PA: 33 | |

| PITCHER | | IP | WLS | BF | H | R | ER | SO | BB | IBB | HBP | BLK | WP | HR | S | P | ERA | WHIP |
|---|---|---|---|---|---|---|---|---|---|---|---|---|---|---|---|---|---|---|
| Pete Harnisch, R<br>ERA: 4.68 | (1, 1) | 7.0 | W | 26 | 5 | 4 | 3 | 6 | 0 | 0 | 0 | 0 | 0 | 3 | 64 | 94 | 3.86 | 0.714 |
| Scott Sullivan, R<br>ERA: 3.36 | (8, 1) | 1.0 | | 3 | 0 | 0 | 0 | 1 | 0 | 0 | 0 | 0 | 0 | 0 | 8 | 11 | 0.00 | 0.000 |
| Dennys Reyes, L<br>ERA: 4.95 | (9, 1) | 1.0 | | 4 | 0 | 0 | 0 | 1 | 0 | 0 | 0 | 0 | 1 | 0 | 7 | 11 | 0.00 | 0.000 |

| PITCHER | IP | WLS | BF | H | R | ER | SO | BB | IBB | HBP | BLK | WP | HR | S | P | ERA | WHIP |
|---|---|---|---|---|---|---|---|---|---|---|---|---|---|---|---|---|---|

# TOP

## Milwaukee Brewers @ Cincinnati Reds

Cinergy Field, Cincinnati, OH

Sun Sep 17 2000, 1:15 PM EDT
Att. 26,299 - Sunny - 56 F

livebaseballscorecards.com

| | |
|---|---|
| AB | 33 |
| R | 4 |
| H | 5 |
| RBI | 4 |
| BB | 0 |
| SO | 8 |
| LOB | 5 |

| Batter | 1 | 2 | 3 | 4 | 5 | 6 | 7 | 8 | 9 | AB | R | H | RBI | BB | SO | LOB |
|---|---|---|---|---|---|---|---|---|---|---|---|---|---|---|---|---|
| Pokey Reese, R (1, 4)<br>OBP: 0.320, SLG: 0.391 | B B C X<br>2-1 F8 ① | B X<br>1-0 F8 ③ | | | C B B B B<br>4-1 S 1B BB | B C F B B X<br>3-2 G6-3 ②<br>2-H | | C B X<br>1-1 F8 ③ | | 4 | 1 | 0 | 0 | 1 | 0 | 2 |
| Michael Tucker, L (1, 8)<br>(8, 9)<br>OBP: 0.394, SLG: 0.502 | C B F B X<br>2-2 F7 ② | B C F B X<br>2-2 F7 ① | | | X<br>0-0 F7 ② | C B F F X<br>1-2 F9 ③ | | | | 4 | 0 | 0 | 0 | 0 | 0 | 1 |
| Dmitri Young, S (1, 7)<br>OBP: 0.345, SLG: 0.485<br>Scott Sullivan, R (8, 1)<br>OBP: 0.333, SLG: 0.333<br>Dennys Reyes, R (9, 1) | C B B B X<br>2-1 F8 ③ | F B F F X<br>1-2 F9 ② | | | B C P B B<br>4-1 1B HR 1-2 BB | | X<br>0-0 G6-3 ① | | | 3<br>0<br>0 | 1<br>0<br>0 | 0<br>0<br>0 | 0<br>0<br>0 | 1<br>0<br>0 | 0<br>0<br>0 | 0<br>0<br>0 |
| Sean Casey, L (1, 3)<br>OBP: 0.377, SLG: 0.475 | B B F F B X<br>3-2 WP 1B 1B | X<br>0-0 G3-1 ③ | | | B C F X<br>1-2 HR 1-2 2-H 1B | | C S X<br>0-2 BB 1B | | | 4 | 2 | 3 | 1 | 0 | 0 | 0 |
| Alex Ochoa, R (1, 9)<br>(8, 7)<br>OBP: 0.386, SLG: 0.571 | C B F S<br>1-3 K 1-3 ① | | | X<br>0-0 G6-3 ① | B X<br>1-0 1-H 2-H HR | | F B B B B<br>4-1 1-2 BB | | | 3 | 1 | 1 | 3 | 1 | 1 | 1 |
| Mike Bell, R (1, 5)<br>OBP: 0.350, SLG: 0.412 | B B S S X<br>2-2 BB 1B 3-H 1B | | | B C B X<br>2-1 F8 ② | X<br>0-0 G4-3 ③ | | C F S<br>0-3 K ② | | | 4 | 1 | 1 | 1 | 0 | 1 | 2 |
| Chris Sexton, R (1, 6)<br>OBP: 0.299, SLG: 0.224 | C B S B F F B B B<br>4-2 1B 1-2 BB | | | B B B C B<br>4-1 BB | H<br>1-0 1B S G5-3 HBP | B F X<br>1-1 F7 ③ | | | | 1 | 1 | 0 | 0 | 2 | 0 | 2 |
| Jason LaRue, R (1, 2)<br>OBP: 0.244, SLG: 0.363 | B F B C X<br>2-2 F8 ② | | | C X<br>0-1 F8 ③ | S F B F X<br>1-2 G5-3 1-3 WP 1B | | | F X<br>0-1 F9 ① | | 4 | 1 | 1 | 0 | 0 | 0 | 3 |
| Pete Harnisch, S (1, 1)<br>OBP: 0.195, SLG: 0.317<br>Brian Hunter, R (8, 8)<br>OBP: 0.339, SLG: 0.302 | S C X<br>0-2 1-3 2-H 1B | | | B F C X<br>1-2 G1-3 ① | X<br>0-0 G5-3 ①<br>1-2 3-H | | | C B B F F X<br>2-2 G6-3 ② | | 3<br>1 | 0<br>0 | 1<br>0 | 2<br>0 | 0<br>0 | 0<br>0 | 1<br>0 |
| Inning Stats | R: 0 E: 0 K: 0 S: 7<br>H: 0 LOB: 0 BB: 0 P: 13 | R: 2 E: 0 K: 1 S: 20<br>H: 3 LOB: 2 BB: 1 P: 33 | R: 0 E: 0 K: 0 S: 8<br>H: 0 LOB: 0 BB: 0 P: 11 | R: 0 E: 0 K: 0 S: 6<br>H: 0 LOB: 1 BB: 1 P: 12 | R: 4 E: 0 K: 0 S: 12<br>H: 2 LOB: 0 BB: 2 P: 22 | R: 2 E: 0 K: 0 S: 12<br>H: 1 LOB: 0 BB: 0 P: 18 | R: 0 E: 0 K: 1 S: 10<br>H: 1 LOB: 2 BB: 1 P: 15 | R: 0 E: 0 K: 0 S: 8<br>H: 0 LOB: 0 BB: 0 P: 11 | | 1B: 6 2B: 0 3B: 0 HR: 1<br>SF: 0 SAC: 0 DP: 0 HBP: 1 | | | | | | |

| PITCHER | | IP | WLS | BF | H | R | ER | SO | BB | IBB | HBP | BLK | WP | HR | S | P | ERA | WHIP |
|---|---|---|---|---|---|---|---|---|---|---|---|---|---|---|---|---|---|---|
| John Snyder, R<br>ERA: 6.23 | (1, 1) | 5.0 | L | 24 | 5 | 6 | 6 | 1 | 4 | 0 | 0 | 0 | 1 | 1 | 53 | 91 | 10.80 | 1.800 |
| Everett Stull, R<br>ERA: 5.71 | (6, 1) | 1.0 | | 5 | 1 | 2 | 2 | 0 | 0 | 0 | 1 | 0 | 1 | 0 | 12 | 18 | 18.00 | 1.000 |
| Ray King, L<br>ERA: 1.4 | (7, 1) | 1.0 | | 5 | 1 | 0 | 0 | 1 | 1 | 0 | 0 | 0 | 0 | 0 | 10 | 15 | 0.00 | 2.000 |
| David Weathers, R<br>ERA: 3.11 | (8, 1) | 1.0 | | 3 | 0 | 0 | 0 | 0 | 0 | 0 | 0 | 0 | 0 | 0 | 8 | 11 | 0.00 | 0.000 |

| PITCHER | IP | WLS | BF | H | R | ER | SO | BB | IBB | HBP | BLK | WP | HR | S | P | ERA | WHIP |
|---|---|---|---|---|---|---|---|---|---|---|---|---|---|---|---|---|---|

# BOTTOM

## Milwaukee Brewers @ Cincinnati Reds

Cinergy Field, Cincinnati, OH

Sun Sep 17 2000, 1:15 PM EDT
Att. 26,299 - Sunny - 56 F

livebaseballscorecards.com

| | |
|---|---|
| AB | 31 |
| R | 8 |
| H | 7 |
| RBI | 7 |
| BB | 5 |
| SO | 2 |
| LOB | 12 |

WP: 3 PA: 37
PB: 0
SB: 2
CS: 0

| Batter | 1 | 2 | 3 | 4 | 5 | 6 | 7 | 8 | 9 | AB | R | H | RBI | BB | SO | LOB |
|---|---|---|---|---|---|---|---|---|---|---|---|---|---|---|---|---|
| Eric Young Sr., R (1, 4)<br>OBP: 0.366, SLG: 0.404 | B X 1-0 ① F8 | | C B X 1-1 ②③ G4-6-3 1-2f | | | B C B B X 3-1 ② 1B | | | B B C B B 4-1 BB 1B BB | 3 | 1 | 1 | 0 | 1 | 0 | 1 |
| Augie Ojeda, S (1, 6)<br>OBP: 0.311, SLG: 0.379<br>Willie Greene, L (9, PH)<br>OBP: 0.290, SLG: 0.370<br>Chad Meyers, R (9, PR)<br>OBP: 0.204, SLG: 0.200 | B C T X 1-2 1B | | | B B C X 2-1 ① F7 | | B X 1-0 ③ G4-3 | | | B B B B 4-0 1B 1-2 BB | 3<br>0<br>0 | 0<br>0<br>0 | 1<br>0<br>0 | 0<br>0<br>0 | 0<br>1<br>0 | 0<br>0<br>0 | 0<br>0<br>0 |
| Sammy Sosa, R (1, 9)<br>OBP: 0.406, SLG: 0.644<br>Corey Patterson, L (4, PH)<br>(4, 8) | S S S 0-3 ② K | | | F B F X 1-2 ② F8 | | | B C F B F S 2-3 ① K | | C B F S 1-3 ② K | 1<br>3 | 0<br>0 | 0<br>0 | 0<br>0 | 0<br>0 | 1<br>2 | 1<br>2 |
| Mark Grace, L (1, 3)<br>OBP: 0.399, SLG: 0.440 | X 0-0 ③ G4-3 | | | B B B B 4-0 BB | | | C X 0-1 ② G3-1 | | C X 0-1 1-2 2-H 1B | 3 | 0 | 1 | 1 | 1 | 0 | 1 |
| Shane Andrews, R (1, 5)<br>OBP: 0.319, SLG: 0.481 | | F B F C 1-3 ① K | | B B B B X 3-0 ③ F8 | | | C F X 0-2 ③ G6-3 | | S S B X 1-2 ③ F9 | 4 | 0 | 0 | 0 | 0 | 1 | 3 |
| Roosevelt Brown, L (1, 7)<br>OBP: 0.333, SLG: 0.485 | | C B X 1-1 ② F6 | | | B F X 1-1 ① F7 | | | B F F B S 2-3 ① K | | 3 | 0 | 0 | 0 | 0 | 1 | 0 |
| Damon Buford, R (1, 8)<br>OBP: 0.322, SLG: 0.396<br>(4, 9) | | C B X 1-1 ③ G2-3 | | | F C B F S 1-3 ② K | | | B X 1-0 ② G5-3 | | 3 | 0 | 0 | 0 | 0 | 1 | 0 |
| Jeff Reed, L (1, 2)<br>OBP: 0.336, SLG: 0.317 | | | X 0-0 FC1-6 1B | | C B B C S 2-3 ③ K | | | B X 1-0 ③ F7 | | 3 | 0 | 1 | 0 | 0 | 1 | 0 |
| Todd Van Poppel, R (1, 1)<br>Jerry Spradlin, S (6, 1)<br>Steve Rain, R (8, 1)<br>Felix Heredia, L (8, 1)<br>Gary Matthews, S (9, PH)<br>OBP: 0.253, SLG: 0.292 | | | X 0-0 ① FC1-6 G4-6-3 1-2f | | | F C S 0-3 ① K | | | B C F X 1-2 ① G4-3 | 2<br>0<br>0<br>0<br>1 | 0<br>0<br>0<br>0<br>0 | 0<br>0<br>0<br>0<br>0 | 0<br>0<br>0<br>0<br>0 | 0<br>0<br>0<br>0<br>0 | 1<br>0<br>0<br>0<br>0 | 1<br>0<br>0<br>0<br>0 |
| Inning Stats | R: 0 H: 1<br>E: 0 LOB: 1<br>K: 1 BB: 0<br>S: 8 P: 10 | R: 0 H: 0<br>E: 0 LOB: 0<br>K: 1 BB: 0<br>S: 7 P: 10 | R: 0 H: 1<br>E: 0 LOB: 0<br>K: 0 BB: 0<br>S: 4 P: 5 | R: 0 H: 0<br>E: 0 LOB: 1<br>K: 0 BB: 1<br>S: 6 P: 16 | R: 0 H: 0<br>E: 0 LOB: 0<br>K: 2 BB: 0<br>S: 9 P: 13 | R: 0 H: 1<br>E: 0 LOB: 0<br>K: 1 BB: 0<br>S: 6 P: 10 | R: 0 H: 0<br>E: 0 LOB: 0<br>K: 1 BB: 0<br>S: 9 P: 11 | R: 0 H: 0<br>E: 0 LOB: 0<br>K: 1 BB: 0<br>S: 5 P: 9 | R: 1 H: 1<br>E: 0 LOB: 2<br>K: 1 BB: 2<br>S: 12 P: 23 | 1B: 4 SF: 0<br>2B: 0 SAC: 0<br>3B: 0 DP: 1<br>HR: 0 HBP: 0 | | | | | | |

| PITCHER | | IP | WLS | BF | H | R | ER | SO | BB | IBB | HBP | BLK | WP | HR | S | P | ERA | WHIP |
|---|---|---|---|---|---|---|---|---|---|---|---|---|---|---|---|---|---|---|
| Jeff D'Amico, R<br>ERA: 2.33 | (1, 1) | 8.1 | W | 29 | 3 | 1 | 1 | 7 | 3 | 0 | 0 | 0 | 0 | 0 | 58 | 97 | 1.08 | 0.720 |
| Curt Leskanic, R<br>ERA: 2.61 | (9, 1) | 0.2 | S | 3 | 1 | 0 | 0 | 1 | 0 | 0 | 0 | 0 | 0 | 0 | 8 | 10 | 0.00 | 1.500 |

| PITCHER | IP | WLS | BF | H | R | ER | SO | BB | IBB | HBP | BLK | WP | HR | S | P | ERA | WHIP |
|---|---|---|---|---|---|---|---|---|---|---|---|---|---|---|---|---|---|

# TOP

## Chicago Cubs @ Milwaukee Brewers

Milwaukee County Stadium, Milwaukee, WI

Mon Sep 18 2000, 8:05 PM EDT

Att. 21,367 - Cloudy - 80 F

livebaseballscorecards.com

| | |
|---|---|
| AB | 29 |
| R | 1 |
| H | 4 |
| RBI | 1 |
| BB | 3 |
| SO | 8 |
| LOB | 9 |

1B: 4 SF: 0
2B: 0 SAC: 0
3B: 0 DP: 1
HR: 0 HBP: 0

WP: 0 PA: 32
PB: 0
SB: 0
CS: 0

| Batter | 1 | 2 | 3 | 4 | 5 | 6 | 7 | 8 | 9 | AB | R | H | RBI | BB | SO | LOB |
|---|---|---|---|---|---|---|---|---|---|---|---|---|---|---|---|---|
| Marquis Grissom, R (1, 8)<br>OBP: 0.279, SLG: 0.338 | C B S B S<br>2-3 K ① | | X<br>0-0 2B 1B ③ | | X<br>0-0 G5-3 ③ | | F X<br>0-1 G4-3 ③ | | | 4 | 1 | 1 | 0 | 0 | 1 | 0 |
| Mark Loretta, R (1, 6)<br>OBP: 0.360, SLG: 0.428 | C F B B F F B F F<br>4-2 F B WP BB | | X<br>0-0 1-H 2B | | | C F B B X<br>2-2 2B | | B B C B B<br>4-1 BB | | 2 | 0 | 2 | 1 | 2 | 0 | 0 |
| Geoff Jenkins, L (1, 7)<br>OBP: 0.362, SLG: 0.582 | C F B B B S<br>3-3 K ②<br>1-2 | | C S S<br>0-3 K ③ | | | S B F B F F X<br>2-2 P6 ① | | X<br>0-0 F8 ① | | 4 | 0 | 0 | 0 | 0 | 2 | 4 |
| Richie Sexson, R (1, 3)<br>OBP: 0.343, SLG: 0.502 | C B X<br>1-1 F8 ③ | | | B B B F S F X<br>3-2 P4 ① | | S C S<br>0-3 K ② | | C S B S<br>1-3 K ② | | 4 | 0 | 0 | 0 | 0 | 2 | 3 |
| Jeromy Burnitz, L (1, 9)<br>OBP: 0.345, SLG: 0.433 | | B F B S F S<br>2-3 K ① | | C B S S F S<br>2-3 K ② | | B B B B<br>4-0 BB | | B B F C B X<br>3-2 L4 ③ | | 3 | 0 | 0 | 0 | 1 | 2 | 1 |
| José Hernández, R (1, 5)<br>OBP: 0.315, SLG: 0.382 | | C F F F S<br>0-3 K ② | | X<br>0-0 1B | | C B S B B X<br>3-2 F9 ③ | | | | 3 | 0 | 1 | 0 | 0 | 1 | 2 |
| Ronnie Belliard, R (1, 4)<br>OBP: 0.349, SLG: 0.386 | | B C C S<br>1-3 K ③ | | C X<br>0-1 P1-3 ③ | | | C B B B X<br>3-1 E SF9 1B | | | 3 | 1 | 1 | 0 | 0 | 1 | 1 |
| Raul Casanova, S (1, 2)<br>OBP: 0.319, SLG: 0.378 | | | C C F F B B B X<br>3-2 F7 ① | | B C S F F F X<br>1-2 L6 ① | | F X<br>0-1 E9 ①<br>1-3 | | | 3 | 0 | 0 | 0 | 0 | 0 | 1 |
| Jeff D'Amico, R (1, 1)<br>OBP: 0.152, SLG: 0.190<br>Curt Leskanic, R (9, 1) | | | B X<br>1-0 G5-3 ② | | B F F X<br>1-2 G6-3 ② | | X<br>0-0 SF9 ②<br>3-H | | | 2<br>0 | 0<br>0 | 0<br>0 | 1<br>0 | 0<br>0 | 0<br>0 | 0<br>0 |
| Inning Stats | R: 0 H: 0<br>E: 0 LOB: 1<br>K: 2 BB: 1<br>S: 15 P: 25 | R: 0 H: 0<br>E: 0 LOB: 0<br>K: 3 BB: 0<br>S: 12 P: 15 | R: 1 H: 2<br>E: 0 LOB: 1<br>K: 1 BB: 0<br>S: 11 P: 15 | R: 0 H: 1<br>E: 0 LOB: 1<br>K: 1 BB: 0<br>S: 11 P: 16 | R: 0 H: 0<br>E: 0 LOB: 0<br>K: 0 BB: 0<br>S: 10 P: 12 | R: 0 H: 1<br>E: 0 LOB: 2<br>K: 1 BB: 1<br>S: 14 P: 25 | R: 1 H: 1<br>E: 1 LOB: 0<br>K: 0 BB: 0<br>S: 7 P: 10 | R: 0 H: 0<br>E: 0 LOB: 1<br>K: 1 BB: 1<br>S: 8 P: 16 | | 1B: 3 SF: 1<br>2B: 2 SAC: 0<br>3B: 0 DP: 0<br>HR: 0 HBP: 0 | | | | | | |

| PITCHER | | IP | WLS | BF | H | R | ER | SO | BB | IBB | HBP | BLK | WP | HR | S | P | ERA | WHIP |
|---|---|---|---|---|---|---|---|---|---|---|---|---|---|---|---|---|---|---|
| Todd Van Poppel, R<br>ERA: 3.47 | (1, 1) | 5.2 | L | 23 | 4 | 1 | 1 | 8 | 2 | 0 | 0 | 0 | 1 | 0 | 70 | 102 | 1.59 | 1.059 |
| Jerry Spradlin, R<br>ERA: 5.4 | (6, 1) | 1.1 | | 5 | 1 | 1 | 0 | 0 | 0 | 0 | 0 | 0 | 0 | 0 | 10 | 16 | 0.00 | 0.750 |
| Steve Rain, R<br>ERA: 4.24 | (8, 1) | 0.0 | | 1 | 0 | 0 | 0 | 0 | 1 | 0 | 0 | 0 | 0 | 0 | 1 | 5 | ∞ | ∞ |
| Felix Heredia, L<br>ERA: 5.33 | (8, 1) | 1.0 | | 3 | 0 | 0 | 0 | 1 | 0 | 0 | 0 | 0 | 0 | 0 | 7 | 11 | 0.00 | 0.000 |

| PITCHER | IP | WLS | BF | H | R | ER | SO | BB | IBB | HBP | BLK | WP | HR | S | P | ERA | WHIP |
|---|---|---|---|---|---|---|---|---|---|---|---|---|---|---|---|---|---|

# BOTTOM

## Chicago Cubs @ Milwaukee Brewers

Milwaukee County Stadium, Milwaukee, WI

Mon Sep 18 2000, 8:05 PM EDT
Att. 21,367 - Cloudy - 80 F

livebaseballscorecards.com

| | |
|---|---|
| AB | 28 |
| R | 2 |
| H | 5 |
| RBI | 2 |
| BB | 3 |
| SO | 9 |
| LOB | 12 |

WP: 1 PA: 32
PB: 0
SB: 0
CS: 0

# Chicago Cubs @ Milwaukee Brewers

Milwaukee County Stadium, Milwaukee, WI

Tue Sep 19 2000, 8:05 PM EDT

Att. 24,374 - Cloudy - 71 F

TOP

livebaseballscorecards.com

| Batter | 1 | 2 | 3 | 4 | 5 | 6 | 7 | 8 | 9 | AB | R | H | RBI | BB | SO | LOB |
|---|---|---|---|---|---|---|---|---|---|---|---|---|---|---|---|---|
| Eric Young Sr., R (1, 4)<br>OBP: 0.366, SLG: 0.402 | C B F X<br>1-2 G6-3 ① | | B B B B<br>4-0 HBP BB | | B B B C C S<br>3-3 K ③ | X<br>0-0 L5 ③ | | B S B F X<br>2-2 BB 3-H 1B | | 2 | 0 | 0 | 0 | 1 | 1 | 0 |
| Chad Meyers, R (6, PH)<br>OBP: 0.216, SLG: 0.213 | | | | | | | | | | 2 | 0 | 1 | 1 | 0 | 0 | 0 |
| (6, 4) | | | | | | | | | | | | | | | | |
| Kyle Farnsworth, R (8, 1)<br>OBP: 0.077, SLG: 0.154 | | | | | | | | | | 0 | 0 | 0 | 0 | 0 | 0 | 0 |
| Ricky Gutierrez, R (1, 6)<br>OBP: 0.382, SLG: 0.410 | B B B B C S B<br>4-2 BB | | H<br>1-0 1-2 HBP | | | B B B B<br>4-0 15 1B BB BB | C F B B B S<br>3-3 K ① | B B B B<br>4-0 1-2 BB | | 1 | 1 | 0 | 0 | 3 | 1 | 0 |
| Corey Patterson, L (1, 8)<br>OBP: 0.125, SLG: 0.500 | C S B X<br>1-2 P4 ② | | B C S F S<br>1-3 K ② | | | C X<br>0-1 F8 ① | C X<br>0-1 HR | S C S<br>0-3 K ③ | | 5 | 1 | 1 | 1 | 0 | 2 | 6 |
| Mark Grace, L (1, 3)<br>OBP: 0.395, SLG: 0.436 | C B B X<br>2-1 F7 ③ | | F B B F B X<br>3-2 F5 ③ | | | B F B X<br>2-1 F7 ② | F B F X<br>1-2 E3 | | B B C S X<br>2-2 G4-3 ① | 5 | 0 | 0 | 0 | 0 | 0 | 4 |
| Shane Andrews, R (1, 5)<br>OBP: 0.321, SLG: 0.472 | | C B S B B B<br>4-2 15 G5-4-3 BB | | B S F C<br>1-3 K ① | | S B B B B<br>4-1 1B 15 1B 1-2 BB BB | B C S B F F S<br>2-3 K ② | | S C C<br>0-3 K ② | 3 | 1 | 0 | 0 | 2 | 3 | 1 |
| 15 Julio Zuleta, R (1, 7)<br>OBP: 0.288, SLG: 0.464 | | B B F B X<br>3-1 G5-4-3 ①② 1-2f | | X<br>0-0 G5-3 ② | | X<br>0-0 BB 1B HR 1-2 2-H 1B | B B F B F X<br>3-2 G6-3 ③ | | B B C C X<br>2-1 G6-3 ③ | 4 | 1 | 1 | 1 | 0 | 0 | 2 |
| Tim Worrell, R (7, 1) | | | | | | | | | | 0 | 0 | 0 | 0 | 0 | 0 | 0 |
| Felix Heredia, L (8, 1) | | | | | | | | | | 0 | 0 | 0 | 0 | 0 | 0 | 0 |
| Augie Ojeda, S (8, 4)<br>OBP: 0.307, SLG: 0.373 | | | | | | | | | | 1 | 0 | 0 | 0 | 0 | 0 | 0 |
| Damon Buford, R (1, 9)<br>OBP: 0.326, SLG: 0.401 | | B B B C X<br>3-1 2B | | B F C F B B B X<br>3-2 F8 ③ | | C F C F B F X<br>1-2 BB HR 1-2 2-3 1B | | B C X<br>1-1 G3 SH3-4 1B 1B | | 4 | 2 | 3 | 0 | 0 | 0 | 0 |
| Joe Girardi, R (1, 2)<br>OBP: 0.341, SLG: 0.378 | B B C B C X<br>3-2 G5-3 ③ | | | | B S F S<br>1-3 K ① | F B B B F B<br>4-2 HR 1-2 2-3 3-H BB | | X<br>0-0 SH3-4 ① 1-2 | | 2 | 1 | 0 | 1 | 1 | 1 | 1 |
| Ruben Quevedo, R (1, 1)<br>OBP: 0.154, SLG: 0.154 | | | C B B X<br>2-1 F5 ① | | X<br>0-0 F7 ② | C X<br>0-1 1-H 2-H 3-H HR | | X<br>0-0 G3 ② 2-3 | | 0 | 0 | 0 | 0 | 0 | 0 | 0 |
| Ross Gload, L (3, PH) | | | | | | | | | | 1 | 0 | 0 | 0 | 0 | 0 | 0 |
| Jamie Arnold, R (3, 1)<br>OBP: 0.226, SLG: 0.357 | | | | | | | | | | 1 | 0 | 0 | 0 | 0 | 0 | 0 |
| Roosevelt Brown, L (6, PH)<br>OBP: 0.143, SLG: 0.286 | | | | | | | | | | 1 | 1 | 1 | 4 | 0 | 0 | 0 |
| Will Ohman, L (6, 1)<br>OBP: 0.343, SLG: 0.537 | | | | | | | | | | 0 | 0 | 0 | 0 | 0 | 0 | 0 |
| Gary Matthews, S (7, 7)<br>OBP: 0.252, SLG: 0.290 | | | | | | | | | | 1 | 0 | 0 | 0 | 0 | 0 | 1 |
| Inning Stats | R: 0<br>E: 0<br>K: 0<br>S: 10<br>H: 0<br>LOB: 1<br>BB: 1<br>P: 18 | R: 0<br>E: 0<br>K: 0<br>S: 9<br>H: 1<br>LOB: 1<br>BB: 1<br>P: 22 | R: 0<br>E: 0<br>K: 1<br>S: 9<br>H: 0<br>LOB: 2<br>BB: 1<br>P: 20 | R: 0<br>E: 0<br>K: 1<br>S: 9<br>H: 0<br>LOB: 0<br>BB: 0<br>P: 13 | R: 0<br>E: 0<br>K: 2<br>S: 7<br>H: 0<br>LOB: 0<br>BB: 0<br>P: 11 | R: 6<br>E: 0<br>K: 0<br>S: 16<br>H: 3<br>LOB: 0<br>BB: 3<br>P: 31 | R: 1<br>E: 1<br>K: 2<br>S: 16<br>H: 1<br>LOB: 1<br>BB: 0<br>P: 25 | R: 1<br>E: 0<br>K: 1<br>S: 10<br>H: 2<br>LOB: 2<br>BB: 1<br>P: 17 | R: 0<br>E: 0<br>K: 1<br>S: 8<br>H: 0<br>LOB: 0<br>BB: 0<br>P: 12 | 1B: 4<br>2B: 1<br>3B: 0<br>HR: 2<br>SF: 0<br>SAC: 1<br>DP: 1<br>HBP: 1 | | | | | | |

| | |
|---|---|
| AB | 33 |
| R | 8 |
| H | 7 |
| RBI | 8 |
| BB | 7 |
| SO | 8 |
| LOB | 15 |

WP: 0 PB: 0 SB: 0 CS: 0 PA: 42

| PITCHER | | IP | WLS | BF | H | R | ER | SO | BB | IBB | HBP | BLK | WP | HR | S | P | ERA | WHIP |
|---|---|---|---|---|---|---|---|---|---|---|---|---|---|---|---|---|---|---|
| Jimmy Haynes, R<br>ERA: 5.18 | (1, 1) | 5.2 | | 26 | 3 | 5 | 5 | 4 | 6 | 0 | 1 | 0 | 0 | 0 | 57 | 112 | 7.94 | 1.588 |
| Juan Acevedo, R<br>ERA: 4.0 | (6, 1) | 1.1 | B | 7 | 2 | 2 | 2 | 2 | 0 | 0 | 0 | 0 | 0 | 2 | 19 | 28 | 13.50 | 1.500 |
| David Weathers, R<br>ERA: 3.21 | (8, 1) | 0.2 | | 5 | 2 | 1 | 1 | 0 | 1 | 0 | 0 | 0 | 0 | 0 | 7 | 14 | 13.50 | 4.500 |
| Ray King, L<br>ERA: 1.33 | (8, 1) | 1.1 | W | 4 | 0 | 0 | 0 | 2 | 0 | 0 | 0 | 0 | 0 | 0 | 11 | 15 | 0.00 | 0.000 |

| PITCHER | IP | WLS | BF | H | R | ER | SO | BB | IBB | HBP | BLK | WP | HR | S | P | ERA | WHIP |
|---|---|---|---|---|---|---|---|---|---|---|---|---|---|---|---|---|---|

| Batter | 1 | 2 | 3 | 4 | 5 | 6 | 7 | 8 | 9 | AB | R | H | RBI | BB | SO | LOB |
|---|---|---|---|---|---|---|---|---|---|---|---|---|---|---|---|---|
| Marquis Grissom, R (1, 8)<br>OBP: 0.282, SLG: 0.344 | BSBFX 2-2 E 1B 2B | BFBX 2-1 HR 2B | BX 1-0 ③ G6-3 | | | BCX 1-1 ① G5-3 | | BFSX 1-2 G3 SH1-4 1B | BBCFX 2-2 E5 1-2 2-3 3-H | 6 | 2 | 3 | 0 | 0 | 0 | 2 |
| Mark Loretta, R (1, 6)<br>OBP: 0.362, SLG: 0.425 | BBBB 4-0 1B E BB BB | BSSSS 2-3 ① K | | FBX 1-1 ① G4-3 | | BBBB 4-0 1B BB | | X 0-0 ① SH1-4 1-2 | | 2 | 1 | 0 | 0 | 2 | 1 | 1 |
| Geoff Jenkins, L (1, 7)<br>OBP: 0.362, SLG: 0.586 | X 0-0 E8 BB 1B SF9 1-2 2-3 | BBX 2-0 2-H HR | | FFX 0-2 ② F7 | | BX 1-0 G4-3 1-3 1B | | BSBX 2-1 ② G3 2-3 | | 5 | 2 | 2 | 2 | 0 | 0 | 3 |
| Richie Sexson, R (1, 3)<br>OBP: 0.345, SLG: 0.503<br>Charlie Hayes, R (2, PR)<br>OBP: 0.347, SLG: 0.371 (3, 3) | X 0-0 SF9 BB SF7 1-2 2-3 3-H 1B | BFBBB 4-1 BB BB | | CBBX 2-1 ③ F9 | | CBBCFFFX 2-2 ②③ G4-3 1-2f | | BCSBFBS 3-3 ③ K | | 1<br>3 | 1<br>0 | 1<br>0 | 1<br>0 | 1<br>0 | 0<br>1 | 0<br>3 |
| Jeromy Burnitz, L (1, 9)<br>OBP: 0.347, SLG: 0.432 | BBBCFFB 4-2 BB 1-2 2-3 3-H BB | BSSSBS 2-3 ② K | | | BBCX 2-1 G4-3 BB WP 1B | | BCBBB 4-1 BB BB | | BCFBX 3-2 ① P4 | 3 | 1 | 1 | 1 | 2 | 1 | 1 |
| José Hernández, R (1, 5)<br>OBP: 0.318, SLG: 0.381<br>James Mouton, R (9, PR)<br>OBP: 0.363, SLG: 0.327 | FCFBX 1-2 ① SF9 2-3 3-H | BFBFBB 4-2 1-2 BB | | | BBBCFB 4-2 G4-3 1-2 BB | | BLPSBX 3-2 ① F9 | | BSCBBB 4-2 1B 1B BB | 1<br>0 | 0<br>1 | 0<br>0 | 1<br>0 | 3<br>0 | 0<br>0 | 1<br>0 |
| Ronnie Belliard, R (1, 4)<br>OBP: 0.351, SLG: 0.386 | BBBCB 4-1 1-2 BB | BCBSX 2-2 ③ G3 | | | BBX 2-0 ①② G4-3 1-2f 2-3 | | CBFBBFB 4-2 1-2 BB | | CCX 0-2 1B BB E 1-3 1B | 3 | 1 | 1 | 0 | 2 | 0 | 4 |
| Raul Casanova, S (1, 2)<br>OBP: 0.321, SLG: 0.374 | X 0-0 ② SF7 3-H | BBX 2-0 ① F9 | | | BCBBB 4-1 3-H BB | | CX 0-1 ② F7 | | BBBB 4-0 E 1B 1-2 BB | 2 | 0 | 0 | 1 | 2 | 0 | 2 |
| Jimmy Haynes, R (1, 1)<br>OBP: 0.131, SLG: 0.183<br>Juan Acevedo, R (6, 1)<br>Mark Sweeney, L (7, PH)<br>OBP: 0.346, SLG: 0.338<br>David Weathers, R (8, 1)<br>Ray King, L (8, 1)<br>Tyler Houston, L (9, PH)<br>OBP: 0.284, SLG: 0.500 | BSCS 1-3 ③ K | FX 0-1 ② G1-3 | | | X 0-0 ③ L5 | | FBFX 1-2 ③ L6 | | BFX 1-1 E 1-2 2-3 3-H 1B | 3<br>0<br>1<br>0<br>0<br>1 | 0<br>0<br>0<br>0<br>0<br>0 | 0<br>0<br>0<br>0<br>0<br>1 | 0<br>0<br>0<br>0<br>0<br>0 | 0<br>0<br>0<br>0<br>0<br>0 | 1<br>0<br>0<br>0<br>0<br>0 | 3<br>0<br>2<br>0<br>0<br>0 |
| Inning Stats | R: 4 E: 1 K: 1 S: 17 H: 2 LOB: 2 BB: 3 P: 33 | R: 2 E: 0 K: 2 S: 15 H: 2 LOB: 2 BB: 2 P: 33 | R: 0 E: 0 K: 0 S: 4 H: 0 LOB: 0 BB: 0 P: 7 | R: 0 E: 0 K: 0 S: 7 H: 0 LOB: 0 BB: 0 P: 10 | R: 1 E: 0 K: 0 S: 7 H: 1 LOB: 1 BB: 2 P: 19 | R: 0 E: 0 K: 0 S: 9 H: 1 LOB: 1 BB: 1 P: 17 | R: 0 E: 0 K: 0 S: 13 H: 0 LOB: 2 BB: 2 P: 24 | R: 0 E: 0 K: 1 S: 10 H: 1 LOB: 1 BB: 0 P: 16 | R: 2 E: 1 K: 0 S: 13 H: 2 LOB: 3 BB: 2 P: 27 | 1B: 6 2B: 2 3B: 0 HR: 1 | SF: 2 SAC: 1 DP: 2 HBP: 0 | | | | | | |

| PITCHER | | IP | WLS | BF | H | R | ER | SO | BB | IBB | HBP | BLK | WP | HR | S | P | ERA | WHIP |
|---|---|---|---|---|---|---|---|---|---|---|---|---|---|---|---|---|---|---|
| Ruben Quevedo, R<br>ERA: 7.83 | (1, 1) | 2.0 | | 16 | 4 | 6 | 4 | 3 | 5 | 0 | 0 | 0 | 0 | 1 | 32 | 66 | 18.00 | 4.500 |
| Jamie Arnold, R<br>ERA: 8.46 | (3, 1) | 3.0 | | 11 | 1 | 1 | 1 | 0 | 2 | 0 | 0 | 0 | 1 | 0 | 18 | 36 | 3.00 | 1.000 |
| Will Ohman, L<br>ERA: | (6, 1) | 1.0 | | 4 | 1 | 0 | 0 | 0 | 1 | 0 | 0 | 0 | 0 | 0 | 9 | 17 | 0.00 | 2.000 |
| Tim Worrell, R<br>ERA: 3.12 | (7, 1) | 1.1 | | 7 | 1 | 0 | 0 | 0 | 2 | 0 | 0 | 0 | 0 | 0 | 17 | 29 | 0.00 | 2.250 |
| Felix Heredia, L<br>ERA: 5.29 | (8, 1) | 0.1 | H | 1 | 0 | 0 | 0 | 0 | 0 | 0 | 0 | 0 | 0 | 0 | 2 | 4 | 0.00 | 0.000 |

| PITCHER | | IP | WLS | BF | H | R | ER | SO | BB | IBB | HBP | BLK | WP | HR | S | P | ERA | WHIP |
|---|---|---|---|---|---|---|---|---|---|---|---|---|---|---|---|---|---|---|
| Kyle Farnsworth, R<br>ERA: 6.69 | (8, 1) | 0.2 | L | 7 | 2 | 2 | 1 | 1 | 2 | 0 | 0 | 0 | 0 | 0 | 17 | 34 | 13.50 | 6.000 |

# BOTTOM

## Chicago Cubs @ Milwaukee Brewers

Milwaukee County Stadium, Milwaukee, WI

Tue Sep 19 2000, 8:05 PM EDT

Att. 24,374 - Cloudy - 71 F

livebaseballscorecards.com

| | |
|---|---|
| AB | 31 |
| R | 9 |
| H | 9 |
| RBI | 7 |
| BB | 12 |
| SO | 4 |
| LOB | 22 |

| Batter | 1 | 2 | 3 | 4 | 5 | 6 | 7 | 8 | 9 | 10 | AB | R | H | RBI | BB | SO | LOB |
|---|---|---|---|---|---|---|---|---|---|---|---|---|---|---|---|---|---|
| Eric Young Sr., R (1, 4)<br>OBP: 0.367, SLG: 0.402 | B F B B C X 3-2 1B | B X 1-0 FC5 1B<br>1-2<br>3-H | B B B C C X 3-2 ② P3 | F B B C X 2-2 ① F9 | C X 0-1 ① G3 | | 5 | 0 | 2 | 1 | 0 | 0 | 0 |
| Ricky Gutierrez, R (1, 6)<br>OBP: 0.378, SLG: 0.405<br>Kyle Farnsworth, R (10, 1)<br>OBP: 0.077, SLG: 0.154<br>Will Ohman, L (10, 1) | C F S 0-3 ① K | X 0-0 ③ FC5<br>1-2<br>2-3f | C X 0-1 ③ G5-3 | B B B C S X 3-2 ② G6-3 | C S B B B S 3-3 ② K | | 5<br>0<br>0 | 0<br>0<br>0 | 0<br>0<br>0 | 0<br>0<br>0 | 2<br>0<br>0 | 3<br>0<br>0 |
| Corey Patterson, L (1, 8)<br>OBP: 0.154, SLG: 0.333 | X 0-0 ② F7 | C F S 0-3 ① K | F B B S B F X 3-2 ① G4-3 | X 0-0 ③ P4 | B B S S B B 4-2 BB | | 4 | 0 | 0 | 0 | 1 | 1 | 1 |
| Mark Grace, L (1, 3)<br>OBP: 0.393, SLG: 0.433 | B C X 1-1 ③ L7 | C B X 1-1 BB 1B | C F B X 1-2 ② F8 | C C B B X 2-2 ① G3-1 | S X 0-1 ③ G3 | | 5 | 0 | 1 | 0 | 0 | 0 | 2 |
| Roosevelt Brown, L (1, 7)<br>OBP: 0.342, SLG: 0.529<br>Gary Matthews, S (7, 7)<br>OBP: 0.250, SLG: 0.288 | X 0-0 ① G3 | S B X 1-1 ② F8 | B F X 1-1 1B | C B X 1-1 ② G3-1 | | | 3<br>1 | 0<br>0 | 1<br>0 | 0<br>0 | 0<br>0 | 0<br>0 | 1<br>0 |
| Jose Nieves, R (1, 5)<br>OBP: 0.255, SLG: 0.362 | B B X 2-0 1B 1B | B C X 1-1 BB<br>1-2 | S B B X 2-1 ③ F8 | B F B F F B X 3-2 ③ L3 | | | 4 | 1 | 2 | 0 | 0 | 0 | 1 |
| Damon Buford, R (1, 9)<br>OBP: 0.325, SLG: 0.398 | B B C X 2-1 ② P4 | C B B B 4-1 BB<br>1-2<br>2-3 | C S B F X 1-2 ① G4-3 | X 0-0 ① F8 | | | 3 | 0 | 0 | 0 | 1 | 0 | 1 |
| Jeff Reed, L (1, 2)<br>OBP: 0.335, SLG: 0.316 | X 0-0 1B 1B<br>1-2 | B B C B X 3-1 ③ G1-3 | C F F B S 1-3 ② K | B S B S S 2-3 ② K2-3 | | | 4 | 1 | 1 | 0 | 0 | 2 | 3 |
| Jon Lieber, L (1, 1)<br>OBP: 0.238, SLG: 0.269<br>Felix Heredia, L (9, 1)<br>Augie Ojeda, S (10, 6)<br>OBP: 0.307, SLG: 0.373 | B F C B B F F X 3-2 FC5 1B<br>1-3<br>2-H | X 0-0 ① F7 | C C B B B C 3-3 ③ K | B C X 1-1 ③ G6-3 | | | 4<br>0<br>0 | 0<br>0<br>0 | 1<br>0<br>0 | 1<br>0<br>0 | 0<br>0<br>0 | 1<br>0<br>0 | 0<br>0<br>0 |
| Inning Stats | R: 0 E: 0 K: 1 S: 9 H: 1 LOB: 1 BB: 0 P: 13 | R: 2 E: 0 K: 0 S: 12 H: 4 LOB: 2 BB: 0 P: 20 | R: 0 E: 0 K: 1 S: 12 H: 2 LOB: 3 BB: 1 P: 22 | R: 0 E: 0 K: 0 S: 6 H: 0 LOB: 0 BB: 0 P: 9 | R: 0 E: 0 K: 0 S: 11 H: 1 LOB: 1 BB: 0 P: 18 | R: 0 E: 0 K: 2 S: 11 H: 0 LOB: 0 BB: 0 P: 16 | R: 0 E: 0 K: 0 S: 7 H: 0 LOB: 0 BB: 0 P: 12 | R: 0 E: 0 K: 0 S: 9 H: 0 LOB: 0 BB: 0 P: 15 | R: 0 E: 0 K: 1 S: 6 H: 0 LOB: 0 BB: 0 P: 9 | R: 0 E: 0 K: 1 S: 9 H: 0 LOB: 1 BB: 1 P: 16 | 1B: 8 2B: 0 3B: 0 HR: 0 | SF: 0 SAC: 0 DP: 0 HBP: 0 | | WP: 0 PB: 0 SB: 0 CS: 0 | PA: 40 | | |

| PITCHER | | IP | WLS | BF | H | R | ER | SO | BB | IBB | HBP | BLK | WP | HR | S | P | ERA | WHIP |
|---|---|---|---|---|---|---|---|---|---|---|---|---|---|---|---|---|---|---|
| Jamey Wright, R<br>ERA: 3.98 | (1, 1) | 8.0 | | 33 | 8 | 2 | 2 | 4 | 1 | 0 | 0 | 0 | 0 | 0 | 77 | 125 | 2.25 | 1.125 |
| Curt Leskanic, R<br>ERA: 2.54 | (9, 1) | 2.0 | W | 7 | 0 | 0 | 0 | 2 | 1 | 0 | 0 | 0 | 0 | 0 | 15 | 25 | 0.00 | 0.500 |

| PITCHER | IP | WLS | BF | H | R | ER | SO | BB | IBB | HBP | BLK | WP | HR | S | P | ERA | WHIP |
|---|---|---|---|---|---|---|---|---|---|---|---|---|---|---|---|---|---|

# TOP

## Chicago Cubs @ Milwaukee Brewers

Milwaukee County Stadium, Milwaukee, WI

Wed Sep 20 2000, 8:05 PM EDT
Att. 24,134 - Cloudy - 57 F

livebaseballscorecards.com

| | |
|---|---|
| AB | 38 |
| R | 2 |
| H | 8 |
| RBI | 2 |
| BB | 2 |
| SO | 6 |
| LOB | 12 |

| Batter | 1 | 2 | 3 | 4 | 5 | 6 | 7 | 8 | 9 | 10 | AB | R | H | RBI | BB | SO | LOB |
|---|---|---|---|---|---|---|---|---|---|---|---|---|---|---|---|---|---|
| Marquis Grissom, R (1, 8)<br>OBP: 0.283, SLG: 0.344 | G1-3 | | F8 | | | G1-6-3, 1B | | 1B | | FC1, E, IBB, 1-3 | 5 | 0 | 2 | 0 | 0 | 0 | 1 |
| Mark Loretta, R (1, 6)<br>OBP: 0.360, SLG: 0.420 | F7 | | F9 | | | G1-6-3, 1-2f | | F9 | | E, IBB, 1-2 | 4 | 0 | 0 | 0 | 1 | 0 | 2 |
| Geoff Jenkins, L (1, 7)<br>OBP: 0.361, SLG: 0.589 | K | | | G3 | | | L4 | | HR | E3, 1-2, 2-3, 3-H | 5 | 1 | 1 | 1 | 0 | 1 | 2 |
| Richie Sexson, R (1, 3)<br>OBP: 0.346, SLG: 0.503 | | 1B, 1B | | K | | | BB, 1B | | G5-3 | | 4 | 0 | 2 | 0 | 0 | 1 | 0 |
| Jeromy Burnitz, L (1, 9)<br>OBP: 0.346, SLG: 0.437 | | F9 | | P4 | | | F9 | | HR | | 4 | 1 | 1 | 1 | 0 | 0 | 2 |
| Tyler Houston, L (1, 5)<br>OBP: 0.288, SLG: 0.500 | | 1B | F8 | | | | BB | | K | | 2 | 0 | 1 | 0 | 1 | 0 | 0 |
| José Hernández, R (9, PH)<br>OBP: 0.318, SLG: 0.380 (10, 5) | | | | | | | | | | | 1 | 0 | 0 | 0 | 0 | 1 | 0 |
| Luis Lopez, S (1, 4)<br>OBP: 0.310, SLG: 0.434 | | P5 | G3-1 | | | | K | | 1B | | 4 | 0 | 1 | 0 | 0 | 1 | 4 |
| Raul Casanova, S (1, 2)<br>OBP: 0.315, SLG: 0.367 | | F9 | K | | | | F7 | | F9 | | 4 | 0 | 0 | 0 | 0 | 1 | 3 |
| Jamey Wright, R (1, 1)<br>OBP: 0.071, SLG: 0.095 | | | | | | K | | | | E, FC1, E, 1B | 2 | 0 | 0 | 0 | 0 | 1 | 0 |
| Mark Sweeney, L (8, PH)<br>OBP: 0.341, SLG: 0.333 | | | F9 | | | | K | | | | 1 | 0 | 0 | 0 | 0 | 1 | 0 |
| Curt Leskanic, R (9, 1) | | | | | | | | | | | 0 | 0 | 0 | 0 | 0 | 0 | 0 |
| Ronnie Belliard, R (10, PH)<br>OBP: 0.352, SLG: 0.387 | | | | | | | | | | | 1 | 1 | 1 | 0 | 0 | 0 | 0 |
| Inning Stats | R: 0 E: 0 K: 1 S: 8 / H: 0 LOB: 0 BB: 0 P: 10 | R: 0 E: 0 K: 0 S: 9 / H: 2 LOB: 2 BB: 0 P: 12 | R: 0 E: 0 K: 0 S: 5 / H: 0 LOB: 0 BB: 0 P: 7 | R: 0 E: 0 K: 1 S: 5 / H: 0 LOB: 0 BB: 0 P: 8 | R: 0 E: 0 K: 1 S: 6 / H: 0 LOB: 0 BB: 0 P: 9 | R: 0 E: 0 K: 1 S: 7 / H: 1 LOB: 0 BB: 0 P: 11 | R: 0 E: 0 K: 1 S: 11 / H: 1 LOB: 2 BB: 1 P: 20 | R: 0 E: 0 K: 1 S: 9 / H: 1 LOB: 1 BB: 0 P: 14 | R: 2 E: 0 K: 1 S: 11 / H: 3 LOB: 1 BB: 0 P: 20 | R: 1 E: 2 K: 0 S: 7 / H: 1 LOB: 3 BB: 1 P: 14 | 1B: 7 2B: 0 3B: 0 HR: 2 | SF: 0 SAC: 0 DP: 1 HBP: 0 | | | | | | |

| PITCHER | | IP | WLS | BF | H | R | ER | SO | BB | IBB | HBP | BLK | WP | HR | S | P | ERA | WHIP |
|---|---|---|---|---|---|---|---|---|---|---|---|---|---|---|---|---|---|---|
| Jon Lieber, R<br>ERA: 4.22 | (1, 1) | 8.1 | | 32 | 7 | 2 | 2 | 6 | 1 | 0 | 0 | 0 | 0 | 2 | 66 | 102 | 2.16 | 0.960 |
| Felix Heredia, L<br>ERA: 5.23 | (9, 1) | 0.2 | | 3 | 1 | 0 | 0 | 1 | 0 | 0 | 0 | 0 | 0 | 0 | 5 | 9 | 0.00 | 1.500 |
| Kyle Farnsworth, R<br>ERA: 6.69 | (10, 1) | 0.0 | L | 3 | 1 | 1 | 0 | 0 | 0 | 1 | 0 | 0 | 0 | 0 | 4 | 10 | ∞ | ∞ |
| Will Ohman, L<br>ERA: | (10, 1) | 0.0 | | 1 | 0 | 0 | 0 | 0 | 0 | 0 | 0 | 0 | 0 | 0 | 3 | 4 | ∞ | ∞ |

| PITCHER | IP | WLS | BF | H | R | ER | SO | BB | IBB | HBP | BLK | WP | HR | S | P | ERA | WHIP |
|---|---|---|---|---|---|---|---|---|---|---|---|---|---|---|---|---|---|

# BOTTOM

## Chicago Cubs @ Milwaukee Brewers

Milwaukee County Stadium, Milwaukee, WI

Wed Sep 20 2000, 8:05 PM EDT
Att. 24,134 - Cloudy - 57 F

livebaseballscorecards.com

| | |
|---|---|
| AB | 37 |
| R | 3 |
| H | 9 |
| RBI | 2 |
| BB | 2 |
| SO | 7 |
| LOB | 14 |

WP: 0 PB: 0 SB: 0 CS: 0 PA: 39

| Batter | 1 | 2 | 3 | 4 | 5 | 6 | 7 | 8 | 9 | AB | R | H | RBI | BB | SO | LOB |
|---|---|---|---|---|---|---|---|---|---|---|---|---|---|---|---|---|
| Adrian Brown, S (1, 8)<br>OBP: 0.388, SLG: 0.456<br>Jeff Wallace, L (7, 1) | C F B B S<br>2-3 ① K | | X<br>0-0 ① G4-3 | | B B C B C X<br>3-2 ① L1 | | B X<br>1-0 ③ G5-3 | | | 4 | 0 | 0 | 0 | 0 | 1 | 0 |
| | | | | | | | | | | 0 | 0 | 0 | 0 | 0 | 0 | 0 |
| 18 Jason Kendall, R (1, 2)<br>OBP: 0.415, SLG: 0.476<br>Keith Osik, R (7, 2)<br>OBP: 0.387, SLG: 0.481 | C B X<br>1-1 BB 1B SF7 1B | | B B B C F F X<br>3-2 ② G6-3 | | C S X<br>0-2 ② F9 | | | B B B C B<br>4-1 G4-6-3 BB | | 3 | 1 | 1 | 0 | 0 | 0 | 0 |
| | | | | | | | | | | 0 | 0 | 0 | 0 | 1 | 0 | 0 |
| Brian Giles, L (1, 7)<br>OBP: 0.430, SLG: 0.594<br>John Wehner, R (8, 7)<br>OBP: 0.359, SLG: 0.371 | C B F B X<br>2-2 BB 1-2 1B | | B B S B B B<br>4-1 BB | | B C B X<br>2-1 ③ G1-3 | | | B C B X<br>2-1 ① F3 | | 3 | 0 | 1 | 0 | 1 | 0 | 1 |
| | | | | | | | | | | 0 | 0 | 0 | 0 | 0 | 0 | 0 |
| John Vander Wal, L (1, 9)<br>OBP: 0.404, SLG: 0.562<br>(4, 3) | B C B B B<br>4-1 BB 1-2 2-3 | | B S B X<br>2-1 ③ P6 | | | B C F X<br>1-2 HR | | C B B F X<br>2-2 ②③ G4-6-3 1-2f | | 3 | 1 | 1 | 1 | 1 | 0 | 2 |
| Kevin Young, R (1, 3)<br>OBP: 0.313, SLG: 0.430<br>Emil Brown, R (4, 9)<br>OBP: 0.288, SLG: 0.346<br>(7, 8) | B B X<br>2-0 ② SF7 3-H | | | C B B B S C<br>2-3 ① K | | B F C F B X<br>2-2 ① G6-3 | | | X<br>0-0 ① G5-3 | 1 | 0 | 0 | 1 | 0 | 1 | 0 |
| | | | | | | | | | | 2 | 0 | 0 | 0 | 0 | 0 | 0 |
| Warren Morris, L (1, 4)<br>OBP: 0.343, SLG: 0.336 | F B X<br>1-1 ③ F7 | | | B S X<br>1-1 1B 1B | | F B F B F X<br>2-2 ② F8 | | | B C F X<br>1-2 ② G4-3 | 4 | 0 | 1 | 0 | 0 | 0 | 2 |
| Mike Benjamin, R (1, 5)<br>OBP: 0.320, SLG: 0.418 | | B C F B X<br>2-2 ① G6-3 | | B B S L S<br>2-3 ② K | | B X<br>1-0 ③ G5-3 | | | B B C X<br>2-1 ③ P4 | 4 | 0 | 0 | 0 | 0 | 1 | 1 |
| Pat Meares, R (1, 6)<br>OBP: 0.304, SLG: 0.379 | | C B B S B X<br>3-2 ② G6-3 | | B F B B F X<br>3-2 1-2 1B | | | F B X<br>1-1 ① G6-3 | | | 3 | 0 | 1 | 0 | 0 | 0 | 0 |
| Jimmy Anderson, L (1, 1)<br>OBP: 0.143, SLG: 0.163<br>Matt Skrmetta, S (3, 1)<br>19 Alex Hernandez, L (4, PH)<br>OBP: 0.196, SLG: 0.314<br>Brian OConnor, L (4, 1)<br>OBP: 0.500, SLG: 0.500<br>Adam Hyzdu, R (7, PH)<br>OBP: 0.300, SLG: 0.600<br>(7, 9) | | S F S<br>0-3 ③ K | | F X<br>0-1 ③ F9 | | | B X<br>1-0 ② F7 | | | 1 | 0 | 0 | 0 | 0 | 1 | 0 |
| | | | | | | | | | | 0 | 0 | 0 | 0 | 0 | 0 | 0 |
| | | | | | | | | | | 1 | 0 | 0 | 0 | 0 | 0 | 2 |
| | | | | | | | | | | 0 | 0 | 0 | 0 | 0 | 0 | 0 |
| | | | | | | | | | | 1 | 0 | 0 | 0 | 0 | 0 | 0 |
| Inning Stats | R: 1 H: 2<br>E: 0 LOB: 2<br>K: 1 BB: 1<br>S: 12 P: 24 | R: 0 H: 0<br>E: 0 LOB: 0<br>K: 1 BB: 0<br>S: 9 P: 14 | R: 0 H: 0<br>E: 0 LOB: 1<br>K: 0 BB: 1<br>S: 8 P: 17 | R: 0 H: 2<br>E: 0 LOB: 2<br>K: 2 BB: 0<br>S: 13 P: 21 | R: 0 H: 0<br>E: 0 LOB: 0<br>K: 0 BB: 0<br>S: 8 P: 13 | R: 1 H: 1<br>E: 0 LOB: 0<br>K: 0 BB: 0<br>S: 12 P: 18 | R: 0 H: 0<br>E: 0 LOB: 0<br>K: 0 BB: 0<br>S: 4 P: 7 | R: 0 H: 0<br>E: 0 LOB: 0<br>K: 0 BB: 1<br>S: 6 P: 14 | R: 0 H: 0<br>E: 0 LOB: 0<br>K: 0 BB: 0<br>S: 6 P: 9 | 1B: 4 SF: 1<br>2B: 0 SAC: 0<br>3B: 0 DP: 1<br>HR: 1 HBP: 0 | | | | | | |

| PITCHER | | IP | WLS | BF | H | R | ER | SO | BB | IBB | HBP | BLK | WP | HR | S | P | ERA | WHIP |
|---|---|---|---|---|---|---|---|---|---|---|---|---|---|---|---|---|---|---|
| Paul Rigdon, R<br>ERA: 5.2 | (1, 1) | 7.0 | W | 28 | 5 | 2 | 2 | 4 | 2 | 0 | 0 | 0 | 0 | 1 | 66 | 114 | 2.57 | 1.000 |
| Valerio De Los Santos, L<br>ERA: 5.27 | (8, 1) | 1.0 | | 3 | 0 | 0 | 0 | 0 | 1 | 0 | 0 | 0 | 0 | 0 | 6 | 14 | 0.00 | 1.000 |
| 41 Mike Buddie, R<br>ERA: 3.86 | (9, 1) | 1.0 | | 3 | 0 | 0 | 0 | 0 | 0 | 0 | 0 | 0 | 0 | 0 | 6 | 9 | 0.00 | 0.000 |

| PITCHER | IP | WLS | BF | H | R | ER | SO | BB | IBB | HBP | BLK | WP | HR | S | P | ERA | WHIP |
|---|---|---|---|---|---|---|---|---|---|---|---|---|---|---|---|---|---|

# TOP

## Pittsburgh Pirates @ Milwaukee Brewers

Milwaukee County Stadium, Milwaukee, WI

Thu Sep 21 2000, 8:05 PM EDT

Att. 14,688 - Sunny - 55 F

livebaseballscorecards.com

| | |
|---|---|
| AB | 30 |
| R | 2 |
| H | 5 |
| RBI | 2 |
| BB | 3 |
| SO | 4 |
| LOB | 8 |

WP: 0 PA: 34
PB: 0
SB: 0
CS: 0

| Batter | 1 | 2 | 3 | 4 | 5 | 6 | 7 | 8 | 9 | AB | R | H | RBI | BB | SO | LOB |
|---|---|---|---|---|---|---|---|---|---|---|---|---|---|---|---|---|
| Marquis Grissom, R (1, 8)<br>OBP: 0.289, SLG: 0.354 | C B B X 2-1 FC4-6 1B | | X 0-0 1B 2B 1B | B B B B 4-0 FC6-4 1-2 2-3 BB | B X 1-0 3-H HR | | B X 1-0 1B HR 1B | | | 4 | 3 | 4 | 2 | 1 | 0 | 0 |
| Mark Loretta, R (1, 6)<br>OBP: 0.361, SLG: 0.421<br>Luis Lopez, S (5, PR)<br>OBP: 0.313, SLG: 0.437 (6, 6) (7, 4) | C B C X 1-2 ① FC4-6 G4-6-3 1-2f | | B X 1-0 2B 1B 1-3 1B | X 0-0 ① FC6-4 WP WP 1-2f 2-3 3-H | B C X 1-1 1B | | B S X 1-1 HR 1-2 1B | | | 4<br>1 | 1<br>1 | 2<br>1 | 1<br>0 | 0<br>0 | 0<br>0 | 3<br>0 |
| Geoff Jenkins, L (1, 7)<br>OBP: 0.361, SLG: 0.595<br>Lou Collier, R (8, 7)<br>OBP: 0.346, SLG: 0.478 | B X 1-0 ② ③ G4-6-3 1-2f | | C B X 1-1 1B 1-3 3-H 2B | X 0-0 ② F5 | C S B F X 1-2 ③ P6 | | B C B X 2-1 1-H 2-H HR | | | 5<br>0 | 2<br>0 | 2<br>0 | 4<br>0 | 0<br>0 | 0<br>0 | 4<br>0 |
| Richie Sexson, R (1, 3)<br>OBP: 0.347, SLG: 0.501<br>Valerio De Los Santos, L (8, 1)<br>41 Mike Buddie, R (9, 1) | | B S F B X 2-2 ① F9 | B B S X 2-1 F9 1B 2-H 3-H 1B | C B S F B B 4-2 WP 1-2 3-H BB | | S X 0-1 ① G6-3 | S F X 0-2 ② F9 | | | 4<br>0<br>0 | 0<br>0<br>0 | 1<br>0<br>0 | 2<br>0<br>0 | 1<br>0<br>0 | 0<br>0<br>0 | 0<br>0<br>0 |
| Jeromy Burnitz, L (1, 9)<br>OBP: 0.350, SLG: 0.444 | | X 0-0 HR | S X 0-1 CS 1-2 1B | C B B F B B 4-2 1-2 2-3 BB | | C F H 1-2 BB HBP | B C C B S 2-3 ③ K | | | 3 | 1 | 2 | 1 | 1 | 1 | 0 |
| José Hernández, R (1, 5)<br>OBP: 0.316, SLG: 0.377 (7, 6) | B B B B 4-0 G5-3 2B BB | X 0-0 ① F9 2-3 | C F X 0-2 ③ F9 | | | B F B B X 3-1 ② F9 | | B X 1-0 ① F9 | | 4 | 1 | 0 | 0 | 1 | 0 | 6 |
| Ronnie Belliard, R (1, 4)<br>OBP: 0.351, SLG: 0.385<br>Tyler Houston, L (7, 5)<br>OBP: 0.287, SLG: 0.498 | C B F X 1-2 ② G5-3 1-2 | F S B S 1-3 ② ③ K 1-2 | | | B B B C C X 3-2 ① F8 | B C B B B 4-1 1-2 BB | | B S B X 2-1 ② G4-3 | | 3<br>1 | 0<br>0 | 0<br>0 | 0<br>0 | 1<br>0 | 1<br>0 | 3<br>0 |
| Kevin Brown, R (1, 2)<br>OBP: 0.333, SLG: 0.583 | S X 0-1 2-H 2B | | | X 0-0 E4 BB SH FC6-4 | B B F B F X 3-2 E5 G4-3 WP HR | B B F S B F X 3-2 ③ F8 | | S X 0-1 2B | | 5 | 2 | 2 | 1 | 0 | 0 | 2 |
| Paul Rigdon, R (1, 1)<br>OBP: 0.235, SLG: 0.133<br>Angel Echevarria, R (7, PH)<br>OBP: 0.283, SLG: 0.313 (8, 3) | B X 1-0 ③ G6-3 | | | X 0-0 SH FC6-4 BB WP 1-2 | B C B F B X 2-2 ② G4-3 1-3 | | B S S B S 2-3 ① K | F B B F B F X 3-2 ③ P3 | | 2<br>2 | 1<br>0 | 0<br>0 | 0<br>0 | 0<br>0 | 0<br>1 | 2<br>1 |
| Inning Stats | R: 0 E: 0 K: 0 S: 6 H: 1 LOB: 0 BB: 0 P: 10 | R: 2 E: 0 K: 0 S: 10 H: 2 LOB: 1 BB: 1 P: 18 | R: 3 E: 0 K: 1 S: 12 H: 5 LOB: 1 BB: 0 P: 17 | R: 2 E: 1 K: 0 S: 12 H: 0 LOB: 3 BB: 3 P: 24 | R: 2 E: 1 K: 0 S: 16 H: 2 LOB: 1 BB: 0 P: 27 | R: 0 E: 0 K: 0 S: 11 H: 0 LOB: 2 BB: 1 P: 22 | R: 3 E: 0 K: 2 S: 14 H: 3 LOB: 0 BB: 0 P: 22 | R: 0 E: 0 K: 0 S: 9 H: 1 LOB: 1 BB: 0 P: 15 | | 1B: 8<br>2B: 3<br>3B: 0<br>HR: 3 | | SF: 0<br>SAC: 1<br>DP: 1<br>HBP: 1 | | | WP: 3<br>PB: 0<br>SB: 0<br>CS: 1 | PA: 45 |

| PITCHER | | IP | WLS | BF | H | R | ER | SO | BB | IBB | HBP | BLK | WP | HR | S | P | ERA | WHIP |
|---|---|---|---|---|---|---|---|---|---|---|---|---|---|---|---|---|---|---|
| Jimmy Anderson, L<br>ERA: 5.05 | (1, 1) | 2.1 | L | 15 | 8 | 5 | 5 | 0 | 1 | 0 | 0 | 0 | 0 | 1 | 25 | 41 | 19.29 | 3.857 |
| Matt Skrmetta, R<br>ERA: 13.5 | (3, 1) | 0.2 | | 1 | 0 | 0 | 0 | 1 | 0 | 0 | 0 | 0 | 0 | 0 | 3 | 4 | 0.00 | 0.000 |
| Brian O'Connor, L<br>ERA: 5.23 | (4, 1) | 3.0 | | 19 | 2 | 4 | 0 | 0 | 4 | 0 | 1 | 0 | 3 | 1 | 39 | 73 | 0.00 | 2.000 |
| Jeff Wallace, L<br>ERA: 6.31 | (7, 1) | 2.0 | | 10 | 4 | 3 | 3 | 2 | 0 | 0 | 0 | 0 | 0 | 1 | 23 | 37 | 13.50 | 2.000 |

| PITCHER | IP | WLS | BF | H | R | ER | SO | BB | IBB | HBP | BLK | WP | HR | S | P | ERA | WHIP |
|---|---|---|---|---|---|---|---|---|---|---|---|---|---|---|---|---|---|

# BOTTOM

## Pittsburgh Pirates @ Milwaukee Brewers

Milwaukee County Stadium, Milwaukee, WI

Thu Sep 21 2000, 8:05 PM EDT
Att. 14,688 - Sunny - 55 F

livebaseballscorecards.com

| | |
|---|---|
| AB | 38 |
| R | 12 |
| H | 14 |
| RBI | 11 |
| BB | 5 |
| SO | 3 |
| LOB | 21 |

| Batter | 1 | 2 | 3 | 4 | 5 | 6 | 7 | 8 | 9 | AB | R | H | RBI | BB | SO | LOB |
|---|---|---|---|---|---|---|---|---|---|---|---|---|---|---|---|---|
| | | | | | | | | | | | | | | | | |
| | | | | | | | | | | | | | | | | |
| | | | | | | | | | | | | | | | | |
| | | | | | | | | | | | | | | | | |
| | | | | | | | | | | | | | | | | |
| | | | | | | | | | | | | | | | | |
| | | | | | | | | | | | | | | | | |
| | | | | | | | | | | | | | | | | |
| | | | | | | | | | | | | | | | | |
| Inning Stats | | | | | | | | | | | | | | | | |

# Pittsburgh Pirates @ Milwaukee Brewers

Milwaukee County Stadium, Milwaukee, WI

Fri Sep 22 2000, 8:05 PM EDT

TOP

livebaseballscorecards.com

| | |
|---|---|
| AB | 0 |
| R | 0 |
| H | 0 |
| RBI | 0 |
| BB | 0 |
| SO | 0 |
| LOB | 0 |

1B: 0
2B: 0
3B: 0
HR: 0

SF: 0
SAC: 0
DP: 0
HBP: 0

WP: 0
PB: 0
SB: 0
CS: 0

PA: 0

| PITCHER | IP | WLS | BF | H | R | ER | SO | BB | IBB | HBP | BLK | WP | HR | S | P | ERA | WHIP |
|---|---|---|---|---|---|---|---|---|---|---|---|---|---|---|---|---|---|
| | | | | | | | | | | | | | | | | | |

| PITCHER | IP | WLS | BF | H | R | ER | SO | BB | IBB | HBP | BLK | WP | HR | S | P | ERA | WHIP |
|---|---|---|---|---|---|---|---|---|---|---|---|---|---|---|---|---|---|
| | | | | | | | | | | | | | | | | | |

| Batter | 1 | 2 | 3 | 4 | 5 | 6 | 7 | 8 | 9 | AB | R | H | RBI | BB | SO | LOB |
|---|---|---|---|---|---|---|---|---|---|---|---|---|---|---|---|---|
| | | | | | | | | | | | | | | | | |
| | | | | | | | | | | | | | | | | |
| | | | | | | | | | | | | | | | | |
| | | | | | | | | | | | | | | | | |
| | | | | | | | | | | | | | | | | |
| | | | | | | | | | | | | | | | | |
| | | | | | | | | | | | | | | | | |
| | | | | | | | | | | | | | | | | |
| | | | | | | | | | | | | | | | | |
| Inning Stats | | | | | | | | | | 1B: 0<br>2B: 0<br>3B: 0<br>HR: 0 | | SF: 0<br>SAC: 0<br>DP: 0<br>HBP: 0 | | | | | |

BOTTOM

# Pittsburgh Pirates @ Milwaukee Brewers

Milwaukee County Stadium, Milwaukee, WI

Fri Sep 22 2000, 8:05 PM EDT

livebaseballscorecards.com

| | |
|---|---|
| **AB** | **0** |
| **R** | **0** |
| **H** | **0** |
| **RBI** | **0** |
| **BB** | **0** |
| **SO** | **0** |
| **LOB** | **0** |

WP: 0 PA: 0
PB: 0
SB: 0
CS: 0

| PITCHER | IP | WLS | BF | H | R | ER | SO | BB | IBB | HBP | BLK | WP | HR | S | P | ERA | WHIP |
|---|---|---|---|---|---|---|---|---|---|---|---|---|---|---|---|---|---|
| | | | | | | | | | | | | | | | | | |

| PITCHER | IP | WLS | BF | H | R | ER | SO | BB | IBB | HBP | BLK | WP | HR | S | P | ERA | WHIP |
|---|---|---|---|---|---|---|---|---|---|---|---|---|---|---|---|---|---|
| | | | | | | | | | | | | | | | | | |

| Batter | 1 | 2 | 3 | 4 | 5 | 6 | 7 | 8 | 9 | AB | R | H | RBI | BB | SO | LOB |
|---|---|---|---|---|---|---|---|---|---|---|---|---|---|---|---|---|
| Adrian Brown, S (1, 8)<br>OBP: 0.387, SLG: 0.452 | G4-3 | E4<br>1-2<br>2-3<br>3-H | | G5-3 | 18 S<br>2-H<br>1B | | 18 1B<br>BB | | G5-3<br>1-2 | 5 | 0 | 1 | 1 | 1 | 0 | 3 |
| 18 Jason Kendall, R (1, 2)<br>OBP: 0.417, SLG: 0.478 | 2B | F9 | | 1B<br>1B<br>HBP | G6-3<br>1-2 | | 1-3<br>1B | | | 4 | 1 | 2 | 0 | 0 | 0 | 4 |
| Brian Giles, L (1, 7)<br>OBP: 0.430, SLG: 0.593 | G3-1 | F5 | | 1B<br>1-2<br>1B | | 1B<br>1B | G6-3 | | | 5 | 0 | 2 | 0 | 0 | 0 | 6 |
| John Vander Wal, L (1, 9)<br>OBP: 0.405, SLG: 0.560<br>Emil Brown, R (8, PH)<br>OBP: 0.294, SLG: 0.352 (8, 9) | K | | 2B<br>BB | 1-2<br>2-H<br>1B | | F7 | | FC6-4<br>1B | | 3<br>1 | 0<br>0 | 1<br>1 | 1<br>0 | 1<br>0 | 1<br>0 | 2<br>0 |
| Kevin Young, R (1, 3)<br>OBP: 0.312, SLG: 0.434 | | HR | F7 | P4 | | F8 | | L6 | | 5 | 1 | 1 | 1 | 0 | 0 | 5 |
| Warren Morris, L (1, 4)<br>OBP: 0.343, SLG: 0.339<br>Rich Loiselle, R (8, 1)<br>Mike Williams, R (9, 1) | F8 | 1-3<br>2B | K | | 1-3<br>1B | | | F9 | | 5<br>0<br>0 | 0<br>0<br>0 | 2<br>0<br>0 | 0<br>0<br>0 | 0<br>0<br>0 | 1<br>0<br>0 | 3<br>0<br>0 |
| John Wehner, R (1, 5)<br>OBP: 0.364, SLG: 0.375 | 1B<br>E<br>1B | F9 | | | SH1-3<br>1B | F7 | | FC6-4<br>1-2f | | 5 | 2 | 2 | 0 | 0 | 0 | 5 |
| Pat Meares, R (1, 6)<br>OBP: 0.305, SLG: 0.378 | E<br>1-2<br>1B | IBB | | | F2 | | G1 | | P6 | 4 | 0 | 1 | 0 | 1 | 0 | 1 |
| Jose Silva, R (1, 1)<br>OBP: 0.242, SLG: 0.194<br>Mike Benjamin, R (8, 4)<br>OBP: 0.323, SLG: 0.418 | E<br>1-2<br>2-3<br>1B | G5-3 | | | SH1-3<br>1-2 | | G1-3 | | CS<br>BB | 3<br>0 | 0<br>0 | 1<br>0 | 0<br>0 | 0<br>1 | 0<br>0 | 3<br>0 |
| Inning Stats | R: 0<br>E: 0<br>K: 1<br>S: 12<br>H: 1<br>LOB: 1<br>BB: 0<br>P: 15 | R: 2<br>E: 1<br>K: 0<br>S: 20<br>H: 4<br>LOB: 3<br>BB: 0<br>P: 30 | R: 0<br>E: 0<br>K: 0<br>S: 12<br>H: 1<br>LOB: 3<br>BB: 2<br>P: 23 | R: 1<br>E: 0<br>K: 1<br>S: 11<br>H: 2<br>LOB: 2<br>BB: 0<br>P: 19 | R: 1<br>E: 0<br>K: 0<br>S: 9<br>H: 2<br>LOB: 1<br>BB: 0<br>P: 11 | R: 0<br>E: 0<br>K: 0<br>S: 11<br>H: 2<br>LOB: 2<br>BB: 0<br>P: 17 | R: 0<br>E: 0<br>K: 0<br>S: 15<br>H: 1<br>LOB: 2<br>BB: 1<br>P: 19 | R: 0<br>E: 0<br>K: 0<br>S: 6<br>H: 1<br>LOB: 1<br>BB: 0<br>P: 8 | R: 0<br>E: 0<br>K: 0<br>S: 4<br>H: 0<br>LOB: 0<br>BB: 1<br>P: 10 | 1B: 11<br>2B: 2<br>3B: 0<br>HR: 1<br>SF: 0<br>SAC: 1<br>DP: 0<br>HBP: 1 | WP: 0<br>PB: 0<br>SB: 1<br>CS: 1<br>PA: 46 | | | | | |

| PITCHER | | IP | WLS | BF | H | R | ER | SO | BB | IBB | HBP | BLK | WP | HR | S | P | ERA | WHIP |
|---|---|---|---|---|---|---|---|---|---|---|---|---|---|---|---|---|---|---|
| Jeff D'Amico, R<br>ERA: 2.42 | (1, 1) | 6.0 | L | 34 | 12 | 4 | 3 | 2 | 1 | 1 | 1 | 0 | 0 | 1 | 75 | 115 | 4.50 | 2.167 |
| David Weathers, R<br>ERA: 3.18 | (7, 1) | 0.2 | | 4 | 1 | 0 | 0 | 0 | 1 | 0 | 0 | 0 | 0 | 0 | 13 | 17 | 0.00 | 3.000 |
| Ray King, L<br>ERA: 1.32 | (7, 1) | 0.1 | | 1 | 0 | 0 | 0 | 0 | 0 | 0 | 0 | 0 | 0 | 0 | 2 | 2 | 0.00 | 0.000 |
| Valerio De Los Santos, L<br>ERA: 5.23 | (8, 1) | 0.2 | | 3 | 1 | 0 | 0 | 0 | 0 | 0 | 0 | 0 | 0 | 0 | 5 | 7 | 0.00 | 1.500 |
| Juan Acevedo, R<br>ERA: 3.94 | (8, 1) | 1.1 | | 4 | 0 | 0 | 0 | 0 | 1 | 0 | 0 | 0 | 0 | 0 | 5 | 11 | 0.00 | 0.750 |

| PITCHER | IP | WLS | BF | H | R | ER | SO | BB | IBB | HBP | BLK | WP | HR | S | P | ERA | WHIP |
|---|---|---|---|---|---|---|---|---|---|---|---|---|---|---|---|---|---|

# TOP

## Pittsburgh Pirates @ Milwaukee Brewers

Milwaukee County Stadium, Milwaukee, WI

Sat Sep 23 2000, 4:35 PM EDT

Cloudy - 55 F

livebaseballscorecards.com

| | |
|---|---|
| AB | 40 |
| R | 4 |
| H | 14 |
| RBI | 3 |
| BB | 4 |
| SO | 2 |
| LOB | 32 |

# BOTTOM

## Pittsburgh Pirates @ Milwaukee Brewers

Milwaukee County Stadium, Milwaukee, WI

Sat Sep 23 2000, 4:35 PM EDT

Cloudy - 55 F

livebaseballscorecards.com

| Batter | 1 | 2 | 3 | 4 | 5 | 6 | 7 | 8 | 9 | AB | R | H | RBI | BB | SO | LOB |
|---|---|---|---|---|---|---|---|---|---|---|---|---|---|---|---|---|
| Marquis Grissom, R (1, 8)<br>OBP: 0.287, SLG: 0.351 | C X<br>0-1<br>F8 ① | | B X<br>1-0<br>G1-3 ① | | C B B F X<br>2-2<br>F3 ② | | | B F B S F F B S<br>3-3<br>K ① | | 4 | 0 | 0 | 0 | 0 | 1 | 0 |
| Mark Loretta, R (1, 6)<br>OBP: 0.357, SLG: 0.415 | B C B X<br>2-1<br>F9 ② | | C X<br>1-1<br>L5 ② | | C B B C F F F B X<br>3-2<br>F7 ③ | | | B F X<br>1-1<br>G4-3 ② | | 4 | 0 | 0 | 0 | 0 | 0 | 0 |
| Geoff Jenkins, L (1, 7)<br>OBP: 0.358, SLG: 0.590 | B F F X<br>1-2<br>G4-3 ③ | | F X<br>0-1<br>L9 ③ | | | F B F B S<br>2-3<br>K ① | | X<br>0-0<br>G6-3 ③ | | 4 | 0 | 0 | 0 | 0 | 1 | 0 |
| Richie Sexson, R (1, 3)<br>OBP: 0.350, SLG: 0.506 | | C X<br>0-1<br>2B<br>2B | | C B S F B X<br>2-2<br>1B<br>G1-3<br>2B | | S B B B S F F X<br>3-2<br>G6-3 ② | | | B B B B<br>4-0<br>F9<br>1B<br>BB | 3 | 2 | 2 | 0 | 1 | 0 | 0 |
| Jeromy Burnitz, L (1, 9)<br>OBP: 0.349, SLG: 0.444 | | B B B X<br>3-0<br>G5-3<br>2-H<br>2B | | B B F C F F C<br>2-3<br>K ① | | B C B X<br>2-1<br>F9 ③ | | | B S S S B S<br>2-3<br>K ① | 4 | 0 | 1 | 1 | 0 | 2 | 2 |
| Tyler Houston, L (1, 5)<br>OBP: 0.290, SLG: 0.498<br>Santiago Perez, S (9, PR)<br>OBP: 0.316, SLG: 0.234 | | F F F B F F S<br>1-3<br>K ① | | S X<br>0-1<br>G1-3<br>2-3<br>1B | | | B C B X<br>2-1<br>F7 ① | | S B X<br>1-1<br>S<br>1-2<br>1B | 4<br>0 | 0<br>0 | 2<br>0 | 0<br>0 | 0<br>0 | 1<br>0 | 1<br>0 |
| Ronnie Belliard, R (1, 4)<br>OBP: 0.352, SLG: 0.384 | | F B B C B B<br>4-2<br>G5-3<br>BB | | B B C X<br>2-1<br>G1-3<br>1-2<br>3-H | | | B C B B B<br>4-1<br>BB | | B C C F X<br>1-2<br>F9 ②<br>2-3 | 2 | 0 | 0 | 1 | 2 | 0 | 3 |
| Raul Casanova, S (1, 2)<br>OBP: 0.310, SLG: 0.360 | | C F B X<br>1-2<br>G5-3 ②<br>1-2<br>2-3 | | C B X<br>1-1<br>G3 ③ | | | C B B B X<br>2-1<br>F7 ② | | B S B F F S<br>2-3<br>K ③<br>1-2 | 4 | 0 | 0 | 0 | 0 | 1 | 6 |
| Jeff D'Amico, R (1, 1)<br>OBP: 0.146, SLG: 0.182<br>David Weathers, R (7, 1)<br>Ray King, L (7, 1)<br>Angel Echevarria, R (7, PH)<br>OBP: 0.278, SLG: 0.306<br>Valerio De Los Santos, L (8, 1)<br>Juan Acevedo, R (8, 1) | | C X<br>0-1<br>F8 ③ | | | X<br>0-0<br>F9 ① | | C S B B B C<br>2-3<br>K ③ | | | 2<br>0<br>0<br>1<br>0<br>0 | 0<br>0<br>0<br>0<br>0<br>0 | 0<br>0<br>0<br>0<br>0<br>0 | 0<br>0<br>0<br>0<br>0<br>0 | 0<br>0<br>0<br>1<br>0<br>0 | 0<br>0<br>0<br>0<br>0<br>0 | 2<br>0<br>0<br>1<br>0<br>0 |

| Inning Stats | 1 | 2 | 3 | 4 | 5 | 6 | 7 | 8 | 9 |
|---|---|---|---|---|---|---|---|---|---|
| | R: 0 H: 0<br>E: 0 LOB: 0<br>K: 0 BB: 0<br>S: 7 P: 10 | R: 1 H: 2<br>E: 0 LOB: 2<br>K: 1 BB: 1<br>S: 16 P: 25 | R: 0 H: 0<br>E: 0 LOB: 0<br>K: 0 BB: 0<br>S: 5 P: 7 | R: 1 H: 2<br>E: 0 LOB: 1<br>K: 1 BB: 0<br>S: 15 P: 22 | R: 0 H: 0<br>E: 0 LOB: 0<br>K: 0 BB: 0<br>S: 10 P: 15 | R: 0 H: 0<br>E: 0 LOB: 0<br>K: 1 BB: 0<br>S: 10 P: 17 | R: 0 H: 0<br>E: 0 LOB: 1<br>K: 1 BB: 1<br>S: 8 P: 18 | R: 0 H: 0<br>E: 0 LOB: 0<br>K: 1 BB: 0<br>S: 8 P: 12 | R: 0 H: 1<br>E: 0 LOB: 3<br>K: 2 BB: 1<br>S: 13 P: 23 |

| | |
|---|---|
| AB | 32 |
| R | 2 |
| H | 5 |
| RBI | 2 |
| BB | 3 |
| SO | 7 |
| LOB | 15 |

| | | | | | | | | | | | | | | | | | | | | | | | | | | | | | | |
|---|---|---|---|---|---|---|---|---|---|---|---|---|---|---|---|---|---|---|---|---|---|---|---|---|---|---|---|---|---|---|
| PITCHER | | IP | WLS | BF | H | R | ER | SO | BB | IBB | HBP | BLK | WP | HR | S | P | ERA | WHIP | PITCHER | IP | WLS | BF | H | R | ER | SO | BB | IBB | HBP | BLK | WP | HR | S | P | ERA | WHIP |
| Jose Silva, R<br>ERA: 5.81 | (1, 1) | 7.0 | W | 27 | 4 | 2 | 2 | 4 | 2 | 0 | 0 | 0 | 0 | 0 | 71 | 114 | 2.57 | 0.857 | | | | | | | | | | | | | | | | | |
| Rich Loiselle, R<br>ERA: 5.54 | (8, 1) | 1.0 | H | 3 | 0 | 0 | 0 | 1 | 0 | 0 | 0 | 0 | 0 | 0 | 8 | 12 | 0.00 | 0.000 | | | | | | | | | | | | | | | | | |
| Mike Williams, R<br>ERA: 3.34 | (9, 1) | 1.0 | S | 5 | 1 | 0 | 0 | 2 | 1 | 0 | 0 | 0 | 0 | 0 | 13 | 23 | 0.00 | 2.000 | | | | | | | | | | | | | | | | | |

| | | | |
|---|---|---|---|
| 1B: 2 | SF: 0 | WP: 0 | PA: 35 |
| 2B: 3 | SAC: 0 | PB: 0 | |
| 3B: 0 | DP: 0 | SB: 1 | |
| HR: 0 | HBP: 0 | CS: 0 | |

# TOP

## Pittsburgh Pirates @ Milwaukee Brewers

Milwaukee County Stadium, Milwaukee, WI

Sat Sep 23 2000, 8:05 PM EDT

Att. 26,040 - Cloudy - 56 F

livebaseballscorecards.com

| Batter | 1 | 2 | 3 | 4 | 5 | 6 | 7 | 8 | 9 | 10 | AB | R | H | RBI | BB | SO | LOB |
|---|---|---|---|---|---|---|---|---|---|---|---|---|---|---|---|---|---|
| Adrian Brown, S (1, 8) OBP: 0.390, SLG: 0.450 | 0-2 1B G4-3 1B | 4-0 1-2 BB | | | 0-3 ② K | 0-0 ③ G1-3 | | | 4-0 BB | | 3 | 1 | 1 | 0 | 2 | 1 | 2 |
| Abraham Nunez, S (1, 6) OBP: 0.283, SLG: 0.264 | 3-2 19 G3 G4-3 1-3 1B | 2-0 ③ G3-1 | | | 1-0 1B | | 1-1 ① F8 | | 3-2 ② F7 | | 5 | 0 | 2 | 0 | 0 | 0 | 3 |
| Emil Brown, R (1, 7) OBP: 0.282, SLG: 0.336 | 1-0 ① G4-3 1-2 3-H | | 0-1 ① F9 | | 0-2 ③ G5-3 | | 2-0 ② F8 | | 3-3 ③ K | | 5 | 0 | 0 | 1 | 0 | 1 | 3 |
| 19 Alex Hernandez, L (1, 3) OBP: 0.196, SLG: 0.304 | 2-2 ② G3 2-3 | | 3-2 ② P5 | | | 1-1 S 1B | 0-0 ③ F8 | | | 1-3 ① K | 5 | 1 | 1 | 0 | 0 | 1 | 1 |
| Warren Morris, L (1, 4) OBP: 0.341, SLG: 0.336<br>Marc Wilkins, R (8, 1) OBP: 0.200, SLG: 0.200<br>Scott Sauerbeck, R (8, 1)<br>Josias Manzanillo, R (8, 1)<br>John Vander Wal, L (10, PH) OBP: 0.405, SLG: 0.560<br>Bronson Arroyo, R (10, PR) OBP: 0.143, SLG: 0.238<br>(10, 1) | 1-3 ③ K | | 3-2 ③ F7 | | | 1-1 ① P6 1-2 | | 0-0 ① F9 | | 4-2 G4-3 BB | 4<br>0<br>0<br>0<br>0<br>0 | 0<br>0<br>0<br>0<br>0<br>0 | 0<br>0<br>0<br>0<br>0<br>0 | 0<br>0<br>0<br>0<br>1<br>0 | 0<br>0<br>0<br>0<br>0<br>0 | 1<br>0<br>0<br>0<br>0<br>0 | 2<br>0<br>0<br>0<br>0<br>0 |
| Keith Osik, R (1, 2) OBP: 0.380, SLG: 0.469 | | 1-0 ① G6-3 | | 1-2 ① G5-3 | | 0-1 1B 2-H 1B | | 3-2 ② G5-3 | | 0-0 ②③ G4-3 1-2f | 5 | 1 | 1 | 1 | 0 | 0 | 1 |
| Adam Hyzdu, R (1, 9) OBP: 0.429, SLG: 0.786 | | 3-2 1B 2B | | 1-1 ② F8 | | 1-2 1B 1-3 1B | | 1-1 2B | | | 4 | 1 | 3 | 0 | 0 | 0 | 0 |
| Mike Benjamin, R (1, 5) (8, 4) OBP: 0.322, SLG: 0.415 | | 3-2 ② F8 | | 0-2 ③ F8 | | 0-0 1-2 3-H 1B | | 2-3 ③ K | | | 4 | 0 | 1 | 1 | 0 | 1 | 2 |
| Dan Serafini, S (1, 1) OBP: 0.043, SLG: 0.043<br>John Wehner, R (8, 5) OBP: 0.356, SLG: 0.366 | | 1-2 BB 2-H 1B | | | 0-2 ① G2-3 | 0-3 ② K | | | 3-1 ① P6 | | 3<br>1 | 0<br>0 | 1<br>0 | 1<br>0 | 0<br>0 | 1<br>0 | 2<br>0 |
| Inning Stats | R: 1 E: 0 K: 1 S: 13 H: 2 LOB: 1 BB: 0 P: 20 | R: 1 E: 0 K: 0 S: 11 H: 2 LOB: 2 BB: 1 P: 25 | R: 0 E: 0 K: 0 S: 13 H: 0 LOB: 0 BB: 0 P: 19 | R: 0 E: 0 K: 0 S: 9 H: 0 LOB: 0 BB: 0 P: 11 | R: 0 E: 0 K: 1 S: 11 H: 1 LOB: 1 BB: 0 P: 12 | R: 2 E: 0 K: 1 S: 14 H: 4 LOB: 2 BB: 0 P: 17 | R: 0 E: 0 K: 0 S: 4 H: 0 LOB: 0 BB: 0 P: 7 | R: 0 E: 0 K: 1 S: 13 H: 1 LOB: 1 BB: 0 P: 19 | R: 0 E: 0 K: 1 S: 8 H: 0 LOB: 1 BB: 1 P: 21 | R: 0 E: 0 K: 1 S: 6 H: 0 LOB: 1 BB: 1 P: 11 | 1B: 8 2B: 2 3B: 0 HR: 0 | SF: 0 SAC: 0 DP: 1 HBP: 0 | | | | | | |

| PITCHER | | IP | WLS | BF | H | R | ER | SO | BB | IBB | HBP | BLK | WP | HR | S | P | ERA | WHIP |
|---|---|---|---|---|---|---|---|---|---|---|---|---|---|---|---|---|---|---|
| John Snyder, R ERA: 6.17 | (1, 1) | 7.0 | | 31 | 9 | 4 | 4 | 3 | 1 | 0 | 0 | 0 | 0 | 0 | 75 | 111 | 5.14 | 1.429 |
| 41 Mike Buddie, R ERA: 2.7 | (8, 1) | 1.0 | | 4 | 1 | 0 | 0 | 1 | 0 | 0 | 0 | 0 | 0 | 0 | 13 | 19 | 0.00 | 1.000 |
| Curt Leskanic, R ERA: 2.47 | (9, 1) | 2.0 | W | 7 | 0 | 0 | 0 | 2 | 2 | 0 | 0 | 0 | 0 | 0 | 14 | 32 | 0.00 | 1.000 |

| PITCHER | IP | WLS | BF | H | R | ER | SO | BB | IBB | HBP | BLK | WP | HR | S | P | ERA | WHIP |
|---|---|---|---|---|---|---|---|---|---|---|---|---|---|---|---|---|---|

| | |
|---|---|
| AB | 39 |
| R | 4 |
| H | 10 |
| RBI | 4 |
| BB | 3 |
| SO | 6 |
| LOB | 16 |

1B: 8 2B: 2 3B: 0 HR: 0 SF: 0 SAC: 0 DP: 1 HBP: 0

WP: 0 PB: 0 SB: 1 CS: 0 PA: 42

| Batter | 1 | 2 | 3 | 4 | 5 | 6 | 7 | 8 | 9 | 10 | AB | R | H | RBI | BB | SO | LOB |
|---|---|---|---|---|---|---|---|---|---|---|---|---|---|---|---|---|---|
| Lou Collier, R (1, 7) (8, 8)<br>OBP: 0.344, SLG: 0.407 | F B C F B B F F F<br>4-2 F B<br>SH1-3<br>BB | X<br>0-0 ①<br>G5-3 | L B B F S<br>2-3 ①<br>K | | F B F X<br>1-2 ①<br>F8 | B C B F X<br>2-2 ②<br>G1-3<br>2-3 | B B B B<br>4-0<br>PB SH5-4<br>E<br>BB | 4 | 1 | 0 | 0 | 2 | 1 | 3 |
| Santiago Perez, S (1, 6)<br>OBP: 0.300, SLG: 0.220<br>Charlie Hayes, R (8, PH)<br>OBP: 0.348, SLG: 0.371<br>Raul Casanova, S (9, 2)<br>OBP: 0.310, SLG: 0.360 | B B C X<br>2-1 ①<br>SH1-3<br>1-2 | B C X<br>1-1 ②<br>G6-3 | C F F S<br>0-3 ②<br>K | | X<br>0-0 ②<br>F8 | B F B B B<br>4-1<br>BB<br>BB | X<br>0-0 ①<br>SH5-4<br>1-2 | 3 | 0 | 0 | 0 | 0 | 1 | 2 |
| | | | | | | | | 0 | 0 | 0 | 0 | 1 | 0 | 0 |
| | | | | | | | | 0 | 0 | 0 | 0 | 0 | 0 | 0 |
| Marquis Grissom, R (1, 8)<br>OBP: 0.286, SLG: 0.350<br>41 Mike Buddie, R (8, 1)<br>Angel Echevarria, R (8, PH)<br>OBP: 0.291, SLG: 0.306<br>Curt Leskanic, R (9, 1)<br>Geoff Jenkins, L (10, PH)<br>OBP: 0.359, SLG: 0.590 | B B X<br>2-0 ②<br>F8 | F X<br>0-1 ③<br>P3 | B B B B<br>4-0<br>1-2<br>BB | | B B B C F F F X<br>2-2 ③<br>FC6-4<br>1-2f | B B B C B<br>4-1<br>1-2<br>BB | I N F I E L D<br>4-0<br>E PB<br>IBB | 3 | 0 | 0 | 0 | 1 | 0 | 2 |
| | | | | | | | | 0 | 0 | 0 | 0 | 0 | 0 | 0 |
| | | | | | | | | 0 | 0 | 0 | 0 | 1 | 0 | 0 |
| | | | | | | | | 0 | 0 | 0 | 0 | 0 | 0 | 0 |
| | | | | | | | | 0 | 0 | 0 | 0 | 1 | 0 | 0 |
| Richie Sexson, R (1, 3)<br>OBP: 0.348, SLG: 0.502 | S B C B C<br>2-3 ③<br>K | B X<br>1-0 ①<br>G6-3 | S B X<br>1-1 ③<br>L6 | | | | I N F I E L D<br>1B 1B<br>2B<br>BB<br>F7 | B B B C S<br>3 SAFE<br>3-2<br>E2<br>1-3<br>2-H | | | 5 | 1 | 0 | 0 | 1 | 1 | 7 |
| Jeromy Burnitz, L (1, 9)<br>OBP: 0.353, SLG: 0.445 | | F B F X<br>1-2 ①<br>F7 | X<br>0-0<br>1B<br>1B | | | B B B B<br>4-0<br>BB | B X<br>1-0<br>1-2<br>2B<br>1B | C B B B B<br>4-1<br>CS<br>BB | | 3 | 1 | 2 | 0 | 2 | 0 | 0 |
| José Hernández, R (1, 5)<br>OBP: 0.319, SLG: 0.378 | S B B B B<br>4-1<br>FC5-4<br>BB | B X<br>1-0<br>1-2<br>1B | | | B F B B S X<br>3-2 ①<br>F8 | | B B X<br>2-0<br>2B<br>G6-3<br>1-2<br>2-3<br>1B | L T B T S<br>1-3 ①<br>K | | 4 | 1 | 2 | 0 | 1 | 1 | 2 |
| Luis Lopez, S (1, 4)<br>OBP: 0.315, SLG: 0.441 | F B S B X<br>2-2 ②<br>FC5-4<br>BB<br>1-2f | B X<br>1-0 ②<br>P6 | | | S B X<br>1-1 ②<br>F9 | | X<br>0-0<br>1-3<br>2-H<br>3-H<br>2B<br>2B | B F B S X<br>2-2 ②<br>1B<br>1-2<br>1B | | 5 | 1 | 2 | 2 | 0 | 0 | 4 |
| Kevin Brown, R (1, 2)<br>OBP: 0.333, SLG: 0.500<br>Tyler Houston, L (8, PH)<br>OBP: 0.290, SLG: 0.498<br>Mark Loretta, R (8, PH)<br>OBP: 0.358, SLG: 0.416<br>(9, 6) | F B S F F B F F B<br>4-2 B<br>1-2<br>BB | F B F B C<br>2-3 ③<br>K | | | F C S<br>0-3 ③<br>K | | B C B X<br>2-1 ①<br>G6-3<br>3-H | S B C B X<br>2-2<br>1-2<br>1B | | 2 | 0 | 0 | 0 | 1 | 2 | 3 |
| | | | | | | | | | | 0 | 0 | 0 | 0 | 0 | 0 | 0 |
| | | | | | | | | | | 2 | 0 | 1 | 1 | 0 | 0 | 1 |
| John Snyder, R (1, 1)<br>OBP: 0.146, SLG: 0.105<br>Lyle Mouton, R (7, PH)<br>OBP: 0.346, SLG: 0.435<br>(8, 7) | F X<br>0-1 ③<br>P1 | | | | B F B S B B<br>4-2<br>BB<br>BB | | B F F B B F B<br>4-2<br>FC6-4<br>BB | B C X<br>1-1<br>G1-3<br>2-H<br>2B | B C S S<br>1-3 ③<br>K | | 1 | 0 | 0 | 0 | 1 | 0 | 2 |
| | | | | | | | | | | | 2 | 0 | 1 | 1 | 1 | 1 | 2 |
| Inning Stats | R: 0 E: 0 K: 1 S: 13<br>H: 0 LOB: 1 BB: 1 P: 23 | R: 0 E: 0 K: 0 S: 15<br>H: 0 LOB: 2 BB: 2 P: 26 | R: 0 E: 0 K: 0 S: 5<br>H: 0 LOB: 0 BB: 0 P: 6 | R: 0 E: 0 K: 1 S: 7<br>H: 2 LOB: 2 BB: 0 P: 12 | R: 0 E: 0 K: 2 S: 11<br>H: 0 LOB: 2 BB: 2 P: 22 | R: 0 E: 0 K: 1 S: 8<br>H: 0 LOB: 1 BB: 1 P: 16 | R: 0 E: 0 K: 0 S: 13<br>H: 0 LOB: 1 BB: 1 P: 20 | R: 4 E: 0 K: 0 S: 17<br>H: 4 LOB: 3 BB: 3 P: 37 | R: 0 E: 0 K: 2 S: 15<br>H: 2 LOB: 2 BB: 1 P: 25 | R: 1 E: 2 K: 0 S: 3<br>H: 0 LOB: 1 BB: 2 P: 14 | 1B: 6 2B: 2 3B: 0 HR: 0<br>SF: 0 SAC: 2 DP: 0 HBP: 0 | | | | | | |

| PITCHER | | IP | WLS | BF | H | R | ER | SO | BB | IBB | HBP | BLK | WP | HR | S | P | ERA | WHIP |
|---|---|---|---|---|---|---|---|---|---|---|---|---|---|---|---|---|---|---|
| Dan Serafini, L<br>ERA: 5.31 | (1, 1) | 7.0 | | 30 | 2 | 0 | 0 | 5 | 7 | 0 | 0 | 0 | 0 | 0 | 72 | 125 | 0.00 | 1.286 |
| Marc Wilkins, R<br>ERA: 5.17 | (8, 1) | 0.0 | | 4 | 3 | 4 | 4 | 0 | 1 | 0 | 0 | 0 | 0 | 0 | 5 | 12 | ∞ | ∞ |
| Scott Sauerbeck, L<br>ERA: 3.79 | (8, 1) | 0.2 | B | 5 | 1 | 0 | 0 | 0 | 2 | 0 | 0 | 0 | 0 | 0 | 9 | 22 | 0.00 | 4.500 |
| Josias Manzanillo, R<br>ERA: 3.14 | (8, 1) | 1.1 | | 6 | 2 | 0 | 0 | 2 | 1 | 0 | 0 | 0 | 0 | 0 | 18 | 28 | 0.00 | 2.250 |
| Bronson Arroyo, R<br>ERA: 6.4 | (10, 1) | 0.1 | L | 4 | 0 | 1 | 0 | 0 | 1 | 1 | 0 | 0 | 0 | 0 | 3 | 14 | 0.00 | 3.000 |

| PITCHER | IP | WLS | BF | H | R | ER | SO | BB | IBB | HBP | BLK | WP | HR | S | P | ERA | WHIP |
|---|---|---|---|---|---|---|---|---|---|---|---|---|---|---|---|---|---|

# BOTTOM

## Pittsburgh Pirates @ Milwaukee Brewers

Milwaukee County Stadium, Milwaukee, WI

Sat Sep 23 2000, 8:05 PM EDT
Att. 26,040 - Cloudy - 56 F

livebaseballscorecards.com

| | |
|---|---|
| AB | 34 |
| R | 5 |
| H | 8 |
| RBI | 4 |
| BB | 13 |
| SO | 7 |
| LOB | 28 |

WP: 0 PB: 1 SB: 0 CS: 1 PA: 49

| Batter | 1 | 2 | 3 | 4 | 5 | 6 | 7 | 8 | 9 | AB | R | H | RBI | BB | SO | LOB |
|---|---|---|---|---|---|---|---|---|---|---|---|---|---|---|---|---|
| Adrian Brown, S (1, 8)<br>OBP: 0.385, SLG: 0.444 | C F F B S<br>1-3 ① K | | | B X<br>1-0 ① F5 | | C B X<br>1-1 ① G4-3 | B S B B S F F X<br>3-2 ② F9 | | | 4 | 0 | 0 | 0 | 0 | 1 | 1 |
| Marc Wilkins, R (7, 1)<br>OBP: 0.200, SLG: 0.200 | | | | | | | | | | 0 | 0 | 0 | 0 | 0 | 0 | 0 |
| Abraham Nunez, S (9, 6)<br>OBP: 0.283, SLG: 0.264 | | | | | | | | | | 0 | 0 | 0 | 0 | 0 | 0 | 0 |
| 18 Jason Kendall, R (1, 2)<br>OBP: 0.416, SLG: 0.476 | C B F X<br>1-2 ② F7 | | | C B B B C F S<br>2-3 ② K | | B B B C B<br>4-1 ③ BB 1B BB | B B B F S X<br>3-2 ③ G6-3 | | | 3 | 1 | 0 | 0 | 1 | 1 | 1 |
| Brian Giles, L (1, 7)<br>OBP: 0.429, SLG: 0.589 | B X<br>1-0 ③ G1-3 | | | B B C C F C<br>2-3 ③ K | | B C B B F B<br>4-2 1-2 BB 1B G5-3 BB | | B C B C X<br>2-2 ① F9 | | 3 | 1 | 0 | 0 | 1 | 1 | 0 |
| John Vander Wal, L (1, 9)<br>OBP: 0.407, SLG: 0.559 | | C X<br>0-1 ① G3 | | | B S X<br>1-1 1B 2B 1B | B C B B C X<br>3-2 1-3 2-H 1B G5-3 1B | | C X<br>0-1 ② G1-3 | | 4 | 2 | 2 | 1 | 0 | 0 | 0 |
| Kevin Young, R (1, 3)<br>OBP: 0.311, SLG: 0.432 | | B S X<br>1-1 ② G5-3 | | | X<br>0-0 1-2 2B 1B | B B C F B F X<br>3-2 ② G5-3 1-2 3-H | | B C B F X<br>2-2 ③ P4 | | 4 | 1 | 1 | 1 | 0 | 0 | 1 |
| Warren Morris, L (1, 4)<br>OBP: 0.344, SLG: 0.340 | | B C F B B B<br>4-2 CS BB | | | F S X<br>0-2 1-H 2-H G4-3 2B | X<br>0-0 2-H 1B | | | C B F S<br>1-3 ① K | 3 | 0 | 2 | 3 | 1 | 1 | 0 |
| John Wehner, R (1, 5)<br>OBP: 0.333, SLG: 0.341 | C B F B F B<br>3-2 ③ CS 1-2 | B C F X<br>1-2 ① F7 | | | F F B F B X<br>2-2 ① G4-3 2-3 | F B B F F S<br>2-3 ③ K | | | C B S F X<br>1-2 ② G6-3 | 3 | 0 | 0 | 0 | 0 | 1 | 2 |
| Rich Loiselle, R (6, 1) | | | | | | | | | | 0 | 0 | 0 | 0 | 0 | 0 | 0 |
| Emil Brown, R (7, 8)<br>OBP: 0.280, SLG: 0.333 | | | | | | | | | | 1 | 0 | 0 | 0 | 0 | 0 | 0 |
| Pat Meares, R (1, 6)<br>OBP: 0.305, SLG: 0.375 | | C X<br>0-1 ② G6-3 | | | B B B C F B<br>4-2 G1-6-3 BB | B F X<br>1-1 ① F3 | | | B B C X<br>2-1 ③ F8 | 3 | 0 | 0 | 0 | 1 | 0 | 0 |
| Mike Williams, R (9, 1) | | | | | | | | | | 0 | 0 | 0 | 0 | 0 | 0 | 0 |
| Todd Ritchie, R (1, 1)<br>OBP: 0.233, SLG: 0.254 | | B X<br>1-0 ③ F9 | | | B B B C X<br>3-1 ② ③ G1-6-3 1-2f | S B S X<br>1-2 1B | | | | 2 | 0 | 0 | 0 | 0 | 0 | 2 |
| Mike Benjamin, R (6, 5)<br>OBP: 0.325, SLG: 0.417 | | | | | | | | | | 1 | 0 | 1 | 0 | 0 | 0 | 0 |
| Inning Stats | R: 0<br>E: 0<br>K: 1<br>S: 8<br>H: 0<br>LOB: 0<br>BB: 0<br>P: 11 | R: 0<br>E: 0<br>K: 0<br>S: 9<br>H: 0<br>LOB: 0<br>BB: 1<br>P: 17 | R: 0<br>E: 0<br>K: 0<br>S: 6<br>H: 0<br>LOB: 0<br>BB: 0<br>P: 8 | R: 0<br>E: 0<br>K: 2<br>S: 9<br>H: 0<br>LOB: 0<br>BB: 0<br>P: 14 | R: 2<br>E: 0<br>K: 0<br>S: 14<br>H: 3<br>LOB: 1<br>BB: 1<br>P: 24 | R: 3<br>E: 0<br>K: 1<br>S: 17<br>H: 2<br>LOB: 1<br>BB: 2<br>P: 34 | R: 0<br>E: 0<br>K: 0<br>S: 13<br>H: 1<br>LOB: 1<br>BB: 0<br>P: 21 | R: 0<br>E: 0<br>K: 0<br>S: 8<br>H: 0<br>LOB: 0<br>BB: 0<br>P: 12 | R: 0<br>E: 0<br>K: 1<br>S: 9<br>H: 0<br>LOB: 0<br>BB: 0<br>P: 13 | 1B: 5<br>2B: 1<br>3B: 0<br>HR: 0<br>SF: 0<br>SAC: 0<br>DP: 1<br>HBP: 0 | | | | | | |

| PITCHER | | IP | WLS | BF | H | R | ER | SO | BB | IBB | HBP | BLK | WP | HR | S | P | ERA | WHIP |
|---|---|---|---|---|---|---|---|---|---|---|---|---|---|---|---|---|---|---|
| Jimmy Haynes, R<br>ERA: 5.26 | (1, 1) | 5.2 | | 24 | 5 | 5 | 5 | 3 | 4 | 0 | 0 | 0 | 0 | 0 | 59 | 102 | 7.94 | 1.588 |
| Everett Stull, R<br>ERA: 5.66 | (6, 1) | 0.1 | | 1 | 0 | 0 | 0 | 1 | 0 | 0 | 0 | 0 | 0 | 0 | 4 | 6 | 0.00 | 0.000 |
| Valerio De Los Santos, L<br>ERA: 5.15 | (7, 1) | 1.0 | | 4 | 1 | 0 | 0 | 0 | 0 | 0 | 0 | 0 | 0 | 0 | 13 | 21 | 0.00 | 1.000 |
| Ray King, L<br>ERA: 1.27 | (8, 1) | 1.0 | | 3 | 0 | 0 | 0 | 0 | 0 | 0 | 0 | 0 | 0 | 0 | 8 | 12 | 0.00 | 0.000 |
| Curt Leskanic, R<br>ERA: 2.43 | (9, 1) | 1.0 | W | 3 | 0 | 0 | 0 | 1 | 0 | 0 | 0 | 0 | 0 | 0 | 9 | 13 | 0.00 | 0.000 |

| PITCHER | IP | WLS | BF | H | R | ER | SO | BB | IBB | HBP | BLK | WP | HR | S | P | ERA | WHIP |
|---|---|---|---|---|---|---|---|---|---|---|---|---|---|---|---|---|---|

# TOP

## Pittsburgh Pirates @ Milwaukee Brewers

Milwaukee County Stadium, Milwaukee, WI

Sun Sep 24 2000, 2:05 PM EDT

Att. 26,186 - Sunny - 52 F

livebaseballscorecards.com

| | |
|---|---|
| AB | 31 |
| R | 5 |
| H | 6 |
| RBI | 5 |
| BB | 4 |
| SO | 5 |
| LOB | 7 |

1B: 5 SF: 0 WP: 0 PA: 36
2B: 1 SAC: 0 PB: 0
3B: 0 DP: 1 SB: 0
HR: 0 HBP: 0 CS: 1

| Batter | 1 | 2 | 3 | 4 | 5 | 6 | 7 | 8 | 9 | AB | R | H | RBI | BB | SO | LOB |
|---|---|---|---|---|---|---|---|---|---|---|---|---|---|---|---|---|
| Marquis Grissom, R (1, 8)<br>OBP: 0.289, SLG: 0.348 | G6-3 | | WP, BB | | K | FC6-4, BB | | | SH5-4, HR, BB | 2 | 1 | 0 | 0 | 3 | 1 | 1 |
| Mark Loretta, R (1, 6)<br>OBP: 0.357, SLG: 0.414 | F7 | | F8 | | | 1B | | | SH5-4 | 4 | 1 | 1 | 0 | 0 | 0 | 4 |
| Geoff Jenkins, L (1, 7)<br>OBP: 0.360, SLG: 0.587 | BB | | F9 | | | FC6-4, 1B, E | G6-3 | | K | 4 | 1 | 1 | 0 | 1 | 1 | 2 |
| Richie Sexson, R (1, 3)<br>OBP: 0.349, SLG: 0.500 | G1-6-3 | | | K | | E, 1B | K | | HR, BB | 4 | 2 | 1 | 1 | 1 | 2 | 1 |
| Jeromy Burnitz, L (1, 9)<br>OBP: 0.353, SLG: 0.449 | | G3 | | K | | K | BB | | HR | 4 | 1 | 1 | 3 | 1 | 2 | 2 |
| José Hernández, R (1, 5)<br>OBP: 0.319, SLG: 0.377 | | G1-3 | | F3 | | E7, 1B | G5-3 | | | 4 | 1 | 1 | 1 | 0 | 0 | 1 |
| Luis Lopez, S (1, 4)<br>OBP: 0.314, SLG: 0.438 | | F5 | | | G3 | CS, 1B | | | P5 | 4 | 0 | 1 | 2 | 0 | 0 | 0 |
| Henry Blanco, R (1, 2)<br>OBP: 0.318, SLG: 0.394 | | | HR | | P4 | BB, 2B | | | L5 | 4 | 1 | 2 | 1 | 0 | 0 | 0 |
| Jimmy Haynes, R (1, 1)<br>OBP: 0.143, SLG: 0.194 | | | P4 | | 1B | IBB | | | F8 | 2 | 0 | 1 | 0 | 0 | 0 | 0 |
| Everett Stull, R (6, 1) | | | | | | | | | | 0 | 0 | 0 | 0 | 0 | 0 | 0 |
| Tyler Houston, L (6, PH)<br>OBP: 0.292, SLG: 0.498 | | | | | | | | | | 0 | 0 | 0 | 0 | 1 | 0 | 0 |
| Valerio De Los Santos, L (7, 1) | | | | | | | | | | 0 | 0 | 0 | 0 | 0 | 0 | 0 |
| Ray King, L (8, 1) | | | | | | | | | | 0 | 0 | 0 | 0 | 0 | 0 | 0 |
| Mark Sweeney, L (8, PH)<br>OBP: 0.337, SLG: 0.329 | | | | | | | | | | 1 | 0 | 0 | 0 | 0 | 0 | 0 |
| Curt Leskanic, R (9, 1) | | | | | | | | | | 0 | 0 | 0 | 0 | 0 | 0 | 0 |
| Inning Stats | R: 0<br>E: 0<br>K: 0<br>S: 6<br>H: 0<br>LOB: 1<br>BB: 1<br>P: 13 | R: 0<br>E: 0<br>K: 0<br>S: 9<br>H: 0<br>LOB: 0<br>BB: 0<br>P: 13 | R: 1<br>E: 0<br>K: 0<br>S: 9<br>H: 1<br>LOB: 1<br>BB: 1<br>P: 16 | R: 0<br>E: 0<br>K: 2<br>S: 7<br>H: 0<br>LOB: 0<br>BB: 0<br>P: 8 | R: 0<br>E: 0<br>K: 1<br>S: 10<br>H: 1<br>LOB: 1<br>BB: 0<br>P: 16 | R: 4<br>E: 1<br>K: 1<br>S: 23<br>H: 6<br>LOB: 3<br>BB: 2<br>P: 43 | R: 0<br>E: 0<br>K: 1<br>S: 5<br>H: 0<br>LOB: 1<br>BB: 1<br>P: 13 | R: 0<br>E: 0<br>K: 0<br>S: 7<br>H: 0<br>LOB: 0<br>BB: 0<br>P: 9 | R: 3<br>E: 0<br>K: 1<br>S: 10<br>H: 1<br>LOB: 0<br>BB: 2<br>P: 23 | 1B: 6<br>2B: 1<br>3B: 0<br>HR: 2<br>SF: 0<br>SAC: 1<br>DP: 0<br>HBP: 0 | | | | | | |

| PITCHER | | IP | WLS | BF | H | R | ER | SO | BB | IBB | HBP | BLK | WP | HR | S | P | ERA | WHIP |
|---|---|---|---|---|---|---|---|---|---|---|---|---|---|---|---|---|---|---|
| Todd Ritchie, R<br>ERA: 4.9 | (1, 1) | 5.1 | | 24 | 6 | 5 | 5 | 4 | 2 | 0 | 0 | 0 | 1 | 1 | 56 | 89 | 8.44 | 1.500 |
| Rich Loiselle, R<br>ERA: 5.45 | (6, 1) | 0.2 | B | 5 | 2 | 0 | 0 | 0 | 1 | 1 | 0 | 0 | 0 | 0 | 8 | 20 | 0.00 | 4.500 |
| Marc Wilkins, R<br>ERA: 4.99 | (7, 1) | 2.0 | | 7 | 0 | 0 | 0 | 1 | 1 | 0 | 0 | 0 | 0 | 0 | 12 | 22 | 0.00 | 0.500 |
| Mike Williams, R<br>ERA: 3.71 | (9, 1) | 0.2 | L | 5 | 1 | 3 | 3 | 1 | 2 | 0 | 0 | 0 | 0 | 1 | 10 | 23 | 40.50 | 4.500 |

| PITCHER | IP | WLS | BF | H | R | ER | SO | BB | IBB | HBP | BLK | WP | HR | S | P | ERA | WHIP |
|---|---|---|---|---|---|---|---|---|---|---|---|---|---|---|---|---|---|

# BOTTOM

# Pittsburgh Pirates @ Milwaukee Brewers

Milwaukee County Stadium, Milwaukee, WI

Sun Sep 24 2000, 2:05 PM EDT
Att. 26,186 - Sunny - 52 F

livebaseballscorecards.com

| | |
|---|---|
| AB | 33 |
| R | 8 |
| H | 9 |
| RBI | 8 |
| BB | 7 |
| SO | 6 |
| LOB | 11 |

| | | | |
|---|---|---|---|
| WP: 1 | PB: 0 | SB: 0 | CS: 1 |
| PA: 41 | | | |

| Batter | 1 | 2 | 3 | 4 | 5 | 6 | 7 | 8 | 9 | AB | R | H | RBI | BB | SO | LOB |
|---|---|---|---|---|---|---|---|---|---|---|---|---|---|---|---|---|
| Michael Tucker, L (1, 8)<br>OBP: 0.377, SLG: 0.488 | X 0-0 ① G4-3 | | F B X 1-1 ③ F9 | | | B F B S S F F B F X 3-2 ② G4-3 | | X 0-0 E7 SF8 | B B X 2-0 ③ F5 1-2 | 5 | 1 | 0 | 0 | 0 | 0 | 1 |
| Chris Sexton, R (1, 4)<br>OBP: 0.304, SLG: 0.253 | C C X 0-2 ② G6-3 | | | B C X 1-1 ① G4-3 | | X 0-0 ③ G5-3 | | X 0-0 ① SF8 3-H | | 3 | 0 | 0 | 1 | 0 | 0 | 0 |
| Dmitri Young, S (1, 7)<br>OBP: 0.344, SLG: 0.484 | B B S S X 2-2 ③ G4-3 | | | X 0-0 ② G3-1 | | | X 0-0 HR 2B | B B X 2-0 BB 1B | | 4 | 1 | 2 | 0 | 0 | 0 | 0 |
| Sean Casey, L (1, 3)<br>OBP: 0.382, SLG: 0.505<br>D.T. Cromer, L (7, 3)<br>OBP: 0.356, SLG: 0.500 | | B B F F X 2-2 ① G3-1 | | C F X 0-2 ③ G3-1 | | | X 0-0 B S S S 2-H HR | 1-3 ② K | | 3<br>1 | 1<br>0 | 1<br>0 | 2<br>0 | 0<br>0 | 0<br>1 | 0<br>1 |
| Alex Ochoa, R (1, 9)<br>OBP: 0.375, SLG: 0.578 | | B F B S F H 3-2 CS HBP | | | C F X 0-2 ① L7 | | B S C B S 2-3 ① K | B B B C B 4-1 1-2 BB | | 2 | 0 | 0 | 0 | 1 | 1 | 0 |
| Chris Stynes, R (1, 5)<br>OBP: 0.394, SLG: 0.510<br>Mike Bell, R (7, PH)<br>OBP: 0.321, SLG: 0.333 (7, 5) | | B C F F X 1-2 ② 1-2 1B | | | F B B F X 2-2 HR | | F C B B B F F X 3-2 1B 1B | C S B B S 2-3 ③ K | | 2<br>2 | 1<br>0 | 2<br>1 | 1<br>0 | 0<br>0 | 0<br>1 | 0<br>2 |
| Benito Santiago, R (1, 2)<br>OBP: 0.311, SLG: 0.411 | | C B S B X 2-2 ③ G4-3 | | | X 0-0 G6-3 1B | | F B F B S 2-3 ② K | | B X 1-0 ① F8 | 4 | 0 | 1 | 0 | 0 | 1 | 2 |
| Juan Castro, R (1, 6)<br>OBP: 0.279, SLG: 0.350 | | | F F S 0-3 ① K | | C X 0-1 ② ③ G6-3 1-2f | | X 0-0 1-2 1B | | B C B X 2-1 ② G3-1 | 4 | 0 | 1 | 0 | 0 | 1 | 1 |
| Steve Parris, R (1, 1)<br>OBP: 0.161, SLG: 0.170<br>Hector Mercado, L (5, 1)<br>Brady Clark, R (6, PH)<br>OBP: 0.250, SLG: 0.375<br>Ron Villone, L (6, 1)<br>OBP: 0.103, SLG: 0.128<br>Brooks Kieschnick, L (7, PH)<br>Dennys Reyes, R (7, 1)<br>Larry Luebbers, R (8, 1)<br>Brian Hunter, R (9, PH)<br>OBP: 0.340, SLG: 0.309 | | | B B C F F C 2-3 ② K | | | F B B B B X 3-1 ① G6-3 | B X 1-0 ③ G4-3 | | C B C B B B X 3-2 PB 1B | 1<br>0<br>1<br>0<br>1<br>0<br>0<br>0<br>1 | 0<br>0<br>0<br>0<br>0<br>0<br>0<br>0<br>0 | 0<br>0<br>0<br>0<br>0<br>0<br>0<br>0<br>1 | 0<br>0<br>0<br>0<br>0<br>0<br>0<br>0<br>0 | 0<br>0<br>0<br>0<br>0<br>0<br>0<br>0<br>0 | 1<br>0<br>0<br>0<br>0<br>0<br>0<br>0<br>0 | 0<br>0<br>0<br>0<br>2<br>0<br>0<br>0<br>0 |
| Inning Stats | R: 0 H: 0<br>E: 0 LOB: 0<br>K: 0 BB: 0<br>S: 7 P: 9 | R: 0 H: 1<br>E: 0 LOB: 1<br>K: 0 BB: 0<br>S: 13 P: 21 | R: 0 H: 0<br>E: 0 LOB: 0<br>K: 2 BB: 0<br>S: 8 P: 11 | R: 0 H: 0<br>E: 0 LOB: 0<br>K: 0 BB: 0<br>S: 6 P: 7 | R: 1 H: 2<br>E: 0 LOB: 0<br>K: 0 BB: 0<br>S: 9 P: 11 | R: 0 H: 0<br>E: 0 LOB: 0<br>K: 0 BB: 0<br>S: 9 P: 15 | R: 2 H: 4<br>E: 0 LOB: 2<br>K: 2 BB: 0<br>S: 15 P: 23 | R: 1 H: 1<br>E: 1 LOB: 2<br>K: 2 BB: 1<br>S: 10 P: 19 | R: 0 H: 1<br>E: 0 LOB: 1<br>K: 0 BB: 0<br>S: 7 P: 15 | 1B: 6<br>2B: 1<br>3B: 0<br>HR: 2 | SF: 1<br>SAC: 0<br>DP: 1<br>HBP: 1 | | | WP: 0<br>PB: 1<br>SB: 0<br>CS: 1 | PA: 37 | | |

# TOP

## Cincinnati Reds @ Milwaukee Brewers

Milwaukee County Stadium, Milwaukee, WI

Tue Sep 26 2000, 8:05 PM EDT

Att. 27,851 - Sunny - 66 F

livebaseballscorecards.com

| | |
|---|---|
| AB | 34 |
| R | 4 |
| H | 9 |
| RBI | 4 |
| BB | 1 |
| SO | 6 |
| LOB | 9 |

| PITCHER | | IP | WLS | BF | H | R | ER | SO | BB | IBB | HBP | BLK | WP | HR | S | P | ERA | WHIP |
|---|---|---|---|---|---|---|---|---|---|---|---|---|---|---|---|---|---|---|
| Jamey Wright, R<br>ERA: 3.97 | (1, 1) | 7.1 | W | 30 | 8 | 4 | 3 | 4 | 0 | 0 | 1 | 0 | 0 | 2 | 70 | 102 | 3.68 | 1.091 |
| Ray King, L<br>ERA: 1.26 | (8, 1) | 0.1 | H | 2 | 0 | 0 | 0 | 1 | 1 | 0 | 0 | 0 | 0 | 0 | 4 | 9 | 0.00 | 3.000 |
| Curt Leskanic, R<br>ERA: 2.39 | (8, 1) | 1.1 | S | 5 | 1 | 0 | 0 | 1 | 0 | 0 | 0 | 0 | 0 | 0 | 10 | 20 | 0.00 | 0.750 |

| PITCHER | IP | WLS | BF | H | R | ER | SO | BB | IBB | HBP | BLK | WP | HR | S | P | ERA | WHIP |
|---|---|---|---|---|---|---|---|---|---|---|---|---|---|---|---|---|---|

| Batter | 1 | 2 | 3 | 4 | 5 | 6 | 7 | 8 | 9 | AB | R | H | RBI | BB | SO | LOB |
|---|---|---|---|---|---|---|---|---|---|---|---|---|---|---|---|---|
| Marquis Grissom, R (1, 8)<br>OBP: 0.290, SLG: 0.351 | C X<br>0-1<br>G6-3 ① | | B F X<br>1-1<br>F8 ① | | B B X<br>2-0<br>FC6-4 1B<br>2B 1B | B B X<br>2-0<br>E<br>3-H<br>2B | | B S S B X<br>2-2<br>E5<br>2-3 | | 5 | 2 | 2 | 1 | 0 | 0 | 1 |
| Mark Loretta, R (1, 6)<br>OBP: 0.357, SLG: 0.417 | B B B C X<br>3-1<br>1B<br>2B | | C C X<br>0-2<br>G4-3 ② | | C B X<br>1-1<br>FC6-4<br>1-2<br>1B | F B X<br>1-1<br>E9<br>2-H | | C F S<br>0-3<br>K ③ | | 5 | 1 | 2 | 0 | 0 | 1 | 2 |
| Geoff Jenkins, L (1, 7)<br>OBP: 0.359, SLG: 0.585 | B S F B X<br>2-2<br>G6-4-3<br>2-H<br>1B | | F F F B B X<br>2-2<br>G1-3 ③ | | C B S F X<br>1-2<br>FC6-4 ②<br>1-2f<br>2-3<br>2B | C C T F S<br>0-3<br>K ③ | | | | 4 | 1 | 1 | 1 | 0 | 1 | 3 |
| Richie Sexson, R (1, 3)<br>OBP: 0.350, SLG: 0.502 | B B X<br>2-0<br>G6-4-3 ② ③<br>1-2f | | | B B C X<br>2-1<br>FC5-4<br>1B<br>1B | B F B B F X<br>3-2<br>1-H<br>3-H<br>2B<br>2B | | C B B S X<br>2-2<br>F9 ① | | | 4 | 1 | 2 | 2 | 0 | 0 | 1 |
| Jeromy Burnitz, L (1, 9)<br>OBP: 0.354, SLG: 0.457 | | B C B B X<br>3-1<br>HR | | B B B C C F F F X<br>3-2<br>F9 ① | B C B F X<br>2-2<br>2-H<br>2B | | B B C F B X<br>3-2<br>P6 ② | | | 4 | 1 | 2 | 2 | 0 | 0 | 1 |
| Tyler Houston, L (1, 5)<br>OBP: 0.293, SLG: 0.496<br>Charlie Hayes, R (7, PH)<br>OBP: 0.347, SLG: 0.370<br>(8, 5)<br>Curt Leskanic, R (8, 1) | | B X<br>1-0<br>F7 ①<br><br><br> | | B B B X<br>3-0<br>FC5-4<br>1-2<br>1B | C B B F B X<br>3-2<br>L9 ③ | | B C F B B X<br>2-2<br>F9 ③ | | | 3<br>1<br>0 | 0<br>0<br>0 | 1<br>0<br>0 | 0<br>0<br>0 | 0<br>0<br>0 | 0<br>0<br>0 | 1<br>0<br>0 |
| Ronnie Belliard, R (1, 4)<br>OBP: 0.352, SLG: 0.384 | C F B S<br>1-3<br>K ② | | B B X<br>2-0<br>FC5-4 ②<br>1-2f<br>2-3 | | | X<br>0-0<br>F7 ① | | B B B C X<br>3-1<br>E<br>2B | | 4 | 0 | 1 | 0 | 0 | 1 | 2 |
| Raul Casanova, S (1, 2)<br>OBP: 0.313, SLG: 0.367 | X<br>0-0<br>FC6-4<br>1B | | C G B F F F X<br>1-2<br>P5 ③ | | | X<br>0-0<br>G4-3<br>2B<br>2B | | F B F F F S<br>1-3<br>K ① | | 4 | 1 | 2 | 0 | 0 | 1 | 3 |
| Jamey Wright, R (1, 1)<br>OBP: 0.067, SLG: 0.089<br>Ray King, L (8, 1)<br>José Hernández, R (8, 5)<br>OBP: 0.318, SLG: 0.376 | S X<br>0-1<br>FC6-4 ③<br>1-2f | | | | B B C X<br>2-1<br>P3 ① | S S F B X<br>1-2<br>G4-3 ②<br>2-3 | | X<br>0-0<br>G6-3 ② | | 3<br>0<br>1 | 0<br>0<br>0 | 0<br>0<br>0 | 0<br>0<br>0 | 0<br>0<br>0 | 0<br>0<br>0 | 2<br>0<br>1 |
| Inning Stats | R: 1 H: 2<br>E: 0 LOB: 0<br>K: 0 BB: 0<br>S: 8 P: 15 | R: 1 H: 2<br>E: 0 LOB: 1<br>K: 1 BB: 0<br>S: 9 P: 14 | R: 0 H: 0<br>E: 0 LOB: 0<br>K: 0 BB: 0<br>S: 9 P: 12 | R: 0 H: 2<br>E: 0 LOB: 2<br>K: 0 BB: 0<br>S: 16 P: 27 | R: 3 H: 4<br>E: 0 LOB: 1<br>K: 0 BB: 0<br>S: 18 P: 32 | R: 2 H: 2<br>E: 1 LOB: 1<br>K: 1 BB: 0<br>S: 14 P: 18 | R: 0 H: 0<br>E: 0 LOB: 0<br>K: 0 BB: 0<br>S: 9 P: 16 | R: 0 H: 1<br>E: 1 LOB: 2<br>K: 2 BB: 0<br>S: 14 P: 20 | | 1B: 6 SF: 0<br>2B: 6 SAC: 0<br>3B: 0 DP: 1<br>HR: 1 HBP: 0 | | | | | | |

| PITCHER | | IP | WLS | BF | H | R | ER | SO | BB | IBB | HBP | BLK | WP | HR | S | P | ERA | WHIP |
|---|---|---|---|---|---|---|---|---|---|---|---|---|---|---|---|---|---|---|
| Steve Parris, R<br>ERA: 4.68 | (1, 1) | 4.2 | L | 23 | 10 | 5 | 5 | 1 | 0 | 0 | 0 | 0 | 0 | 1 | 57 | 94 | 9.64 | 2.143 |
| Hector Mercado, L<br>ERA: 3.86 | (5, 1) | 0.1 | | 1 | 0 | 0 | 0 | 0 | 0 | 0 | 0 | 0 | 0 | 0 | 3 | 6 | 0.00 | 0.000 |
| Ron Villone, L<br>ERA: 5.8 | (6, 1) | 1.0 | | 6 | 2 | 2 | 1 | 1 | 0 | 0 | 0 | 0 | 0 | 0 | 14 | 18 | 9.00 | 2.000 |
| Dennys Reyes, L<br>ERA: 4.68 | (7, 1) | 1.0 | | 3 | 0 | 0 | 0 | 0 | 0 | 0 | 0 | 0 | 0 | 0 | 9 | 16 | 0.00 | 0.000 |
| Larry Luebbers, R<br>ERA: 6.2 | (8, 1) | 1.0 | | 5 | 1 | 0 | 0 | 2 | 0 | 0 | 0 | 0 | 0 | 0 | 14 | 20 | 0.00 | 1.000 |

| PITCHER | IP | WLS | BF | H | R | ER | SO | BB | IBB | HBP | BLK | WP | HR | S | P | ERA | WHIP |
|---|---|---|---|---|---|---|---|---|---|---|---|---|---|---|---|---|---|

# BOTTOM

## Cincinnati Reds @ Milwaukee Brewers

Milwaukee County Stadium, Milwaukee, WI

Tue Sep 26 2000, 8:05 PM EDT

Att. 27,851 - Sunny - 66 F

livebaseballscorecards.com

| | |
|---|---|
| AB | 38 |
| R | 7 |
| H | 13 |
| RBI | 6 |
| BB | 0 |
| SO | 4 |
| LOB | 17 |

WP: 0 PA: 38
PB: 0
SB: 0
CS: 0

| Batter | 1 | 2 | 3 | 4 | 5 | 6 | 7 | 8 | 9 | AB | R | H | RBI | BB | SO | LOB |
|---|---|---|---|---|---|---|---|---|---|---|---|---|---|---|---|---|
| Michael Tucker, L (1, 8)<br>OBP: 0.375, SLG: 0.494 | B C X<br>1-1<br>HR | C B C X<br>1-2 ③<br>F4 | | | C B S B B B X<br>3-2<br>E4<br>1-2 | | C F B S<br>1-3 ②<br>K | | B F S B X<br>2-2 ①<br>G4-3 | 5 | 1 | 1 | 1 | 0 | 1 | 3 |
| Chris Sexton, R (1, 4)<br>OBP: 0.309, SLG: 0.262 | C C F B B F C<br>2-3 ①<br>K | | X<br>0-0<br>CS<br>1B | | X<br>0-0 ②<br>F8 | | B B C C C X<br>2-2<br>2-H<br>1B | | C X<br>0-1 ②<br>P4 | 5 | 0 | 2 | 1 | 0 | 1 | 2 |
| Sean Casey, L (1, 3)<br>OBP: 0.379, SLG: 0.500 | C B X<br>1-1 ②<br>G6-3 | | B C F S<br>1-3 ①<br>K | | B S B C F S<br>2-3 ③<br>K | | B B C F X<br>2-2 ③<br>F5 | | C X<br>0-1 ③<br>G4-3 | 5 | 0 | 0 | 0 | 0 | 2 | 4 |
| Dmitri Young, S (1, 7)<br>OBP: 0.341, SLG: 0.481 | C C B B F F X<br>2-2 ③<br>G3-1 | | F S B X<br>1-2 ②<br>F9 | | | B B X<br>2-0 ①<br>F8 | | X<br>0-0 ①<br>G4-3 | | 4 | 0 | 0 | 0 | 0 | 0 | 1 |
| Alex Ochoa, R (1, 9)<br>OBP: 0.377, SLG: 0.577 | | C B B F X<br>2-2<br>HR<br>1B | B B<br>2-0 ③<br>CS<br>1-2 | B S F X<br>2-2 ①<br>F8 | | B F B X<br>2-1<br>FC5 S<br>1B | | C F B X<br>2-2 ②<br>G5-3 | | 4 | 1 | 2 | 0 | 0 | 0 | 0 |
| Chris Stynes, R (1, 5)<br>OBP: 0.393, SLG: 0.507 | | X<br>0-0 ①<br>F7 | | B B C C X<br>2-2 ②<br>G6-3 | | C S S<br>0-3 ②<br>K<br>1-2 | | S B X<br>1-1<br>1B | | 4 | 0 | 1 | 0 | 0 | 1 | 2 |
| Juan Castro, R (1, 6)<br>OBP: 0.278, SLG: 0.362 | B X<br>1-0<br>1-H<br>HR | | | C F F B C<br>1-3 ③<br>K | | X<br>0-0 ③<br>FC5<br>2-3 | | S F B X<br>1-2 ③<br>P3 | | 4 | 1 | 1 | 2 | 0 | 1 | 2 |
| Jason LaRue, R (1, 2)<br>OBP: 0.277, SLG: 0.372 | B B X<br>2-0<br>1B | | | X<br>0-0<br>E<br>1B | | | X<br>0-0<br>SH3-4<br>1B<br>1B | | C S B B B B<br>4-2<br>HR<br>BB | 3 | 2 | 3 | 0 | 1 | 0 | 0 |
| Rob Bell, R (1, 1)<br>OBP: 0.087, SLG: 0.089<br>Dennys Reyes, R (7, 1)<br>John Riedling, R (7, 1)<br>Scott Sullivan, R (7, 1)<br>OBP: 0.286, SLG: 0.286<br>Hector Mercado, L (8, 1)<br>Danny Graves, R (8, 1)<br>OBP: 0.667, SLG: 2.000<br>Mike Bell, R (8, 5)<br>OBP: 0.345, SLG: 0.480 | | L C L<br>0-3 ②<br>K | | | L L L<br>0-3 ①<br>K | | X<br>0-0 ①<br>SH3-4<br>1-2 | | B S F B X<br>2-2<br>1-H<br>HR | 2<br>0<br>0<br>0<br>0<br>0<br>0<br>1 | 0<br>0<br>0<br>0<br>0<br>0<br>0<br>1 | 0<br>0<br>0<br>0<br>0<br>0<br>0<br>1 | 0<br>0<br>0<br>0<br>0<br>0<br>0<br>2 | 0<br>0<br>0<br>0<br>0<br>0<br>0<br>0 | 2<br>0<br>0<br>0<br>0<br>0<br>0<br>0 | 2<br>0<br>0<br>0<br>0<br>0<br>0<br>0 |
| Inning Stats | R: 1 H: 1<br>E: 0 LOB: 0<br>K: 1 BB: 0<br>S: 15 P: 21 | R: 2 H: 3<br>E: 0 LOB: 1<br>K: 1 BB: 0<br>S: 12 P: 18 | R: 0 H: 1<br>E: 0 LOB: 0<br>K: 1 BB: 0<br>S: 7 P: 11 | R: 0 H: 0<br>E: 0 LOB: 0<br>K: 1 BB: 0<br>S: 10 P: 15 | R: 0 H: 1<br>E: 1 LOB: 2<br>K: 2 BB: 0<br>S: 12 P: 17 | R: 0 H: 1<br>E: 0 LOB: 1<br>K: 1 BB: 0<br>S: 7 P: 11 | R: 1 H: 2<br>E: 0 LOB: 1<br>K: 1 BB: 0<br>S: 11 P: 16 | R: 0 H: 1<br>E: 0 LOB: 1<br>K: 0 BB: 0<br>S: 9 P: 13 | R: 2 H: 1<br>E: 0 LOB: 0<br>K: 0 BB: 1<br>S: 12 P: 20 | 1B: 8 SF: 0<br>2B: 0 SAC: 1<br>3B: 0 DP: 0<br>HR: 3 HBP: 0 | | | | | | WP: 0 PA: 40<br>PB: 0<br>SB: 1<br>CS: 1 |

| PITCHER | | IP | WLS | BF | H | R | ER | SO | BB | IBB | HBP | BLK | WP | HR | S | P | ERA | WHIP |
|---|---|---|---|---|---|---|---|---|---|---|---|---|---|---|---|---|---|---|
| Paul Rigdon, R<br>ERA: 5.15 | (1, 1) | 6.0 | | 25 | 7 | 3 | 3 | 7 | 0 | 0 | 0 | 0 | 0 | 2 | 63 | 93 | 4.50 | 1.167 |
| 41 Mike Buddie, R<br>ERA: 4.5 | (7, 1) | 0.2 | | 4 | 2 | 1 | 1 | 1 | 0 | 0 | 0 | 0 | 0 | 0 | 8 | 11 | 13.50 | 3.000 |
| Valerio De Los Santos, L<br>ERA: 5.13 | (7, 1) | 0.1 | W | 1 | 0 | 0 | 0 | 0 | 0 | 0 | 0 | 0 | 0 | 0 | 3 | 5 | 0.00 | 0.000 |
| David Weathers, R<br>ERA: 3.13 | (8, 1) | 1.0 | H | 4 | 1 | 0 | 0 | 0 | 0 | 0 | 0 | 0 | 0 | 0 | 9 | 13 | 0.00 | 1.000 |
| Curt Leskanic, R<br>ERA: 2.59 | (9, 1) | 1.0 | | 5 | 1 | 2 | 2 | 0 | 1 | 0 | 0 | 0 | 0 | 1 | 12 | 20 | 18.00 | 2.000 |

| PITCHER | IP | WLS | BF | H | R | ER | SO | BB | IBB | HBP | BLK | WP | HR | S | P | ERA | WHIP |
|---|---|---|---|---|---|---|---|---|---|---|---|---|---|---|---|---|---|

# TOP

## Cincinnati Reds @ Milwaukee Brewers

Milwaukee County Stadium, Milwaukee, WI

Wed Sep 27 2000, 8:05 PM EDT
Att. 27,262 - Cloudy - 54 F

livebaseballscorecards.com

| | |
|---|---|
| AB | 37 |
| R | 6 |
| H | 11 |
| RBI | 6 |
| BB | 1 |
| SO | 8 |
| LOB | 16 |

| Batter | 1 | 2 | 3 | 4 | 5 | 6 | 7 | 8 | 9 | AB | R | H | RBI | BB | SO | LOB |
|---|---|---|---|---|---|---|---|---|---|---|---|---|---|---|---|---|
| Marquis Grissom, R (1, 8)<br>OBP: 0.289, SLG: 0.354 | B B X<br>2-0 ① F8 | | B S S F B F F X<br>2-2 ② G5-3 | | | B B C X<br>2-1 HR | B B C B S S<br>3-3 ③ K<br>2-3<br>3-H | X<br>0-0 ③ FC4-6<br>1-2f | | 5 | 1 | 1 | 1 | 0 | 1 | 2 |
| Mark Loretta, R (1, 6)<br>OBP: 0.354, SLG: 0.412 | C X<br>0-1 ② G1-3 | | C S S<br>0-3 ③ K | | | X<br>0-0 ② L6 | | B C C B F X<br>2-2 ① F2 | | 4 | 0 | 0 | 0 | 0 | 1 | 0 |
| Geoff Jenkins, L (1, 7)<br>OBP: 0.358, SLG: 0.581 | X<br>0-0 ③ F7 | | | S B S S<br>1-3 ① K | | S B C F X<br>1-2 ③ F7 | | B C S B H<br>3-2 BB BB 1B HBP | | 3 | 1 | 0 | 0 | 0 | 1 | 0 |
| Richie Sexson, R (1, 3)<br>OBP: 0.351, SLG: 0.507 | | B B F X<br>2-1 ① G5-3 | | B S C B S<br>2-3 ② K | | | F S X<br>0-2 HR | B B S B B<br>4-1 1B BB FC1-2<br>1-2 BB | | 3 | 1 | 1 | 1 | 1 | 1 | 0 |
| Jeremy Burnitz, L (1, 9)<br>OBP: 0.353, SLG: 0.455 | | C F S<br>0-3 ② K | | B X<br>1-0 ③ G5-3 | | | X<br>0-0 ① F9 | B C B B B<br>4-1 FC1-2 1B HR BB<br>1-2<br>2-3 | | 3 | 1 | 0 | 0 | 1 | 1 | 0 |
| José Hernández, R (1, 5)<br>OBP: 0.322, SLG: 0.382 | | B B B B X<br>3-1 1B | | | F B F B F S<br>2-3 ① K | | B B B B X<br>3-0 1B 2B | B X<br>1-0 FC1-2 HR 1B<br>1-2<br>2-3<br>3-H | | 4 | 2 | 3 | 1 | 0 | 1 | 0 |
| Luis Lopez, S (1, 4)<br>OBP: 0.313, SLG: 0.431 | | B F S S B X<br>2-2 ③ G4-3 | | B X<br>1-0 ② F5 | | | F B B B B B<br>4-1 G3 1B WP BB | C X<br>0-1 ② FC1-2 HR<br>1-2<br>2-3<br>3-Hf | | 3 | 2 | 0 | 0 | 1 | 0 | 4 |
| Raul Casanova, S (1, 2)<br>OBP: 0.316, SLG: 0.384 | | | F B S X<br>1-2 ① G3 | | X<br>0-0 ③ G4-3 | | F B B B X<br>3-1 WP G3 1B<br>1-2<br>2-H | B F B X<br>2-1 HR<br>1-H<br>2-H<br>3-H | | 4 | 1 | 2 | 5 | 0 | 0 | 0 |
| Paul Rigdon, R (1, 1)<br>OBP: 0.278, SLG: 0.375<br>Mark Sweeney, L (6, PH)<br>OBP: 0.333, SLG: 0.324<br>41 Mike Buddie, R (7, 1)<br>Valerio De Los Santos, L (7, 1)<br>Tyler Houston, L (7, PH)<br>OBP: 0.292, SLG: 0.494<br>David Weathers, R (8, 1)<br>Angel Echevarria, R (8, PH)<br>OBP: 0.304, SLG: 0.306<br>Curt Leskanic, R (9, 1) | | | X<br>0-0 HR | | | B S F C<br>1-3 ① K | B X<br>1-0 ② G3<br>1-2<br>2-3 | B B S B B<br>4-1 FC4-6 BB | | 1<br>1<br>0<br>0<br>1<br>0<br>0<br>0<br>0 | 1<br>0<br>0<br>0<br>0<br>0<br>0<br>0<br>0 | 1<br>0<br>0<br>0<br>0<br>0<br>0<br>1<br>0 | 1<br>0<br>0<br>0<br>0<br>0<br>0<br>0<br>0 | 0<br>1<br>0<br>0<br>0<br>0<br>0<br>0<br>1 | 0<br>0<br>0<br>0<br>0<br>0<br>0<br>0<br>0 | 0<br>0<br>0<br>0<br>2<br>0<br>0<br>0<br>0 |
| Inning Stats | R: 0 H: 0<br>E: 0 LOB: 0<br>K: 0 BB: 0<br>S: 4 P: 6 | R: 0 H: 1<br>E: 0 LOB: 1<br>K: 1 BB: 0<br>S: 10 P: 17 | R: 1 H: 1<br>E: 0 LOB: 0<br>K: 1 BB: 0<br>S: 13 P: 16 | R: 0 H: 0<br>E: 0 LOB: 0<br>K: 2 BB: 0<br>S: 7 P: 11 | R: 0 H: 0<br>E: 0 LOB: 0<br>K: 1 BB: 0<br>S: 6 P: 9 | R: 1 H: 1<br>E: 0 LOB: 0<br>K: 1 BB: 0<br>S: 10 P: 14 | R: 3 H: 3<br>E: 0 LOB: 1<br>K: 1 BB: 1<br>S: 12 P: 26 | R: 5 H: 2<br>E: 0 LOB: 1<br>K: 0 BB: 3<br>S: 15 P: 35 | | 1B: 3 SF: 0<br>2B: 1 SAC: 0<br>3B: 0 DP: 0<br>HR: 4 HBP: 1 | | | | | | |

| PITCHER | | IP | WLS | BF | H | R | ER | SO | BB | IBB | HBP | BLK | WP | HR | S | P | ERA | WHIP |
|---|---|---|---|---|---|---|---|---|---|---|---|---|---|---|---|---|---|---|
| Rob Bell, R<br>ERA: 5.0 | (1, 1) | 6.0 | | 22 | 4 | 3 | 3 | 6 | 0 | 0 | 0 | 0 | 0 | 3 | 53 | 76 | 4.50 | 0.667 |
| Dennys Reyes, L<br>ERA: 4.64 | (7, 1) | 0.1 | H | 1 | 0 | 0 | 0 | 0 | 0 | 0 | 0 | 0 | 0 | 0 | 1 | 1 | 0.00 | 0.000 |
| John Riedling, R<br>ERA: 2.51 | (7, 1) | 0.0 | L | 3 | 2 | 1 | 1 | 0 | 1 | 0 | 0 | 0 | 0 | 0 | 4 | 14 | ∞ | ∞ |
| Scott Sullivan, R<br>ERA: 3.5 | (7, 1) | 1.0 | | 5 | 0 | 3 | 3 | 1 | 1 | 0 | 1 | 0 | 1 | 0 | 11 | 24 | 27.00 | 1.000 |
| Hector Mercado, L<br>ERA: 4.5 | (8, 1) | 0.0 | | 1 | 0 | 0 | 0 | 0 | 1 | 0 | 0 | 0 | 0 | 0 | 1 | 5 | ∞ | ∞ |

| PITCHER | | IP | WLS | BF | H | R | ER | SO | BB | IBB | HBP | BLK | WP | HR | S | P | ERA | WHIP |
|---|---|---|---|---|---|---|---|---|---|---|---|---|---|---|---|---|---|---|
| Danny Graves, R<br>ERA: 2.56 | (8, 1) | 0.2 | | 5 | 2 | 3 | 3 | 0 | 1 | 0 | 0 | 0 | 0 | 1 | 7 | 14 | 40.50 | 4.500 |

# BOTTOM

## Cincinnati Reds @ Milwaukee Brewers

Milwaukee County Stadium, Milwaukee, WI

Wed Sep 27 2000, 8:05 PM EDT

Att. 27,262 - Cloudy - 54 F

livebaseballscorecards.com

| | |
|---|---|
| AB | 32 |
| R | 10 |
| H | 8 |
| RBI | 9 |
| BB | 4 |
| SO | 7 |
| LOB | 8 |

WP: 1 PA: 37
PB: 0
SB: 0
CS: 0

# Cincinnati Reds @ Milwaukee Brewers

Milwaukee County Stadium, Milwaukee, WI

Thu Sep 28 2000, 4:05 PM EDT

Att. 56,354 - Sunny - 56 F

TOP

livebaseballscorecards.com

| Batter | 1 | 2 | 3 | 4 | 5 | 6 | 7 | 8 | 9 | AB | R | H | RBI | BB | SO | LOB |
|---|---|---|---|---|---|---|---|---|---|---|---|---|---|---|---|---|
| Michael Tucker, L (1, 8) (8, 9)<br>OBP: 0.378, SLG: 0.498 | K | F9 | | | 1B HR BB | 1-3 2B | | G6-4-3 1B | | 4 | 1 | 2 | 0 | 1 | 1 | 0 |
| Chris Sexton, R (1, 4)<br>OBP: 0.294, SLG: 0.247 | F9 | | F9 | | F9 | G4-3 | | G6-4-3<br>1-2f | | 5 | 0 | 0 | 0 | 0 | 0 | 4 |
| Dmitri Young, S (1, 7)<br>OBP: 0.346, SLG: 0.492 | 1B 1B | | 1B | | 1-3 HR | | SF7 3B | G6-3 | | 4 | 4 | 4 | 0 | 0 | 0 | 0 |
| Brian Hunter, R (8, PH) (8, 8)<br>OBP: 0.338, SLG: 0.308 | 1B | | 3B | | 1B | | 3B | | | 1 | 0 | 0 | 0 | 0 | 0 | 0 |
| Sean Casey, L (1, 3)<br>OBP: 0.383, SLG: 0.510 | 1-3 1B 1B | | FC5-4<br>3-H 1B | | 1-H 3-H HR | | 1B 1B BB | | K | 3 | 2 | 3 | 4 | 1 | 0 | 0 |
| D.T. Cromer, L (8, 3)<br>OBP: 0.348, SLG: 0.488 | | | | | | | | | | 1 | 0 | 0 | 0 | 0 | 1 | 0 |
| Alex Ochoa, R (1, 9) (8, 7)<br>OBP: 0.375, SLG: 0.574 | 1-2 3-H 1B | FC5-4<br>1-2f | | | F3 | | SF7<br>3-H | | F9 | 3 | 0 | 1 | 2 | 0 | 0 | 1 |
| Brady Clark, R (9, PH) (9, 7)<br>OBP: 0.222, SLG: 0.333 | | | | | | | | | | 1 | 0 | 0 | 0 | 0 | 0 | 0 |
| Chris Stynes, R (1, 5)<br>OBP: 0.391, SLG: 0.504 | F9 | F9 | | | L9 | | 1-2 1B | | K | 4 | 0 | 1 | 0 | 0 | 0 | 3 |
| Mike Bell, R (9, PH) (9, 5)<br>OBP: 0.333, SLG: 0.462 | | | | | | | 1-2 | | | 1 | 0 | 0 | 0 | 0 | 1 | 0 |
| Benito Santiago, R (1, 2)<br>OBP: 0.310, SLG: 0.409 | | L6 | | G6-4-3 1B | | G5-3 | K | | | 4 | 0 | 1 | 0 | 0 | 1 | 2 |
| Juan Castro, R (1, 6)<br>OBP: 0.282, SLG: 0.379 | | HR | | G6-4-3<br>1-2f | | | 1-2 2-H 1B | | | 4 | 1 | 2 | 2 | 0 | 1 | 1 |
| Elmer Dessens, R (1, 1)<br>OBP: 0.234, SLG: 0.100 | | K | | K | | 2B BB | G4-3 | | | 3 | 0 | 0 | 0 | 1 | 2 | 2 |
| Inning Stats | R: 1 E: 0 K: 1 S: 13 / H: 3 LOB: 2 BB: 0 P: 18 | R: 1 E: 0 K: 1 S: 12 / H: 1 LOB: 0 BB: 0 P: 14 | R: 1 E: 0 K: 0 S: 11 / H: 2 LOB: 1 BB: 0 P: 15 | R: 0 E: 0 K: 1 S: 6 / H: 1 LOB: 0 BB: 0 P: 6 | R: 3 E: 0 K: 0 S: 13 / H: 2 LOB: 0 BB: 1 P: 23 | R: 0 E: 0 K: 1 S: 14 / H: 1 LOB: 2 BB: 1 P: 26 | R: 2 E: 0 K: 1 S: 16 / H: 3 LOB: 2 BB: 1 P: 23 | R: 0 E: 0 K: 0 S: 5 / H: 1 LOB: 0 BB: 0 P: 6 | R: 0 E: 0 K: 2 S: 9 / H: 0 LOB: 0 BB: 0 P: 13 | 1B: 9 2B: 1 3B: 2 HR: 2 / SF: 1 SAC: 0 DP: 2 HBP: 0 | | | | | | | |

| | AB | 38 |
|---|---|---|
| | R | 8 |
| | H | 14 |
| | RBI | 8 |
| | BB | 3 |
| | SO | 7 |
| | LOB | 13 |

WP: 0 PB: 0 SB: 0 CS: 0 PA: 42

| PITCHER | | IP | WLS | BF | H | R | ER | SO | BB | IBB | HBP | BLK | WP | HR | S | P | ERA | WHIP |
|---|---|---|---|---|---|---|---|---|---|---|---|---|---|---|---|---|---|---|
| Jeff D'Amico, R<br>ERA: 2.66 | (1, 1) | 6.0 | L | 29 | 10 | 6 | 6 | 4 | 2 | 0 | 0 | 0 | 0 | 2 | 69 | 102 | 9.00 | 2.000 |
| 52 Rafael Roque, L<br>ERA: 10.13 | (7, 1) | 0.1 | | 4 | 2 | 2 | 2 | 0 | 1 | 0 | 0 | 0 | 0 | 0 | 9 | 15 | 54.00 | 9.000 |
| Juan Acevedo, R<br>ERA: 3.86 | (7, 1) | 1.2 | | 6 | 2 | 0 | 0 | 1 | 0 | 0 | 0 | 0 | 0 | 0 | 12 | 14 | 0.00 | 1.200 |
| Everett Stull, R<br>ERA: 5.53 | (9, 1) | 1.0 | | 3 | 0 | 0 | 0 | 2 | 0 | 0 | 0 | 0 | 0 | 0 | 9 | 13 | 0.00 | 0.000 |

| PITCHER | IP | WLS | BF | H | R | ER | SO | BB | IBB | HBP | BLK | WP | HR | S | P | ERA | WHIP |
|---|---|---|---|---|---|---|---|---|---|---|---|---|---|---|---|---|---|

| Batter | 1 | 2 | 3 | 4 | 5 | 6 | 7 | 8 | 9 | AB | R | H | RBI | BB | SO | LOB |
|---|---|---|---|---|---|---|---|---|---|---|---|---|---|---|---|---|
| Marquis Grissom, R (1, 8)<br>OBP: 0.288, SLG: 0.353 | C B B F B F S<br>3-3 K ① | | F C S<br>0-3 K ③ | | | C B X<br>1-1 G5-3 ② | | | X<br>0-1 F9 ② | 3 | 0 | 0 | 0 | 0 | 2 | 1 |
| Lou Collier, R (8, 8)<br>OBP: 0.333, SLG: 0.393 | | | | | | | | | | 1 | 0 | 0 | 0 | 0 | 0 | 0 |
| Mark Loretta, R (1, 6)<br>OBP: 0.350, SLG: 0.407 | C F B F F B S<br>2-3 K ② | | | C C B F X<br>1-2 P6 ① | | C X<br>0-1 G6-3 ③ | | | F F B F X<br>1-2 G6-3 ③ | 4 | 0 | 0 | 0 | 0 | 1 | 0 |
| Geoff Jenkins, L (1, 7)<br>OBP: 0.356, SLG: 0.578 | B F X<br>1-1 F8 ③ | | | C X<br>0-1 F8 ② | | | F B X<br>1-1 L6 ① | | | 3 | 0 | 0 | 0 | 0 | 0 | 0 |
| Richie Sexson, R (1, 3)<br>OBP: 0.349, SLG: 0.504 | | C S B B B F S<br>3-3 K ① | | F S B B B F S<br>2-3 K ③ | | | X<br>0-0 F8 ② | | | 3 | 0 | 0 | 0 | 0 | 2 | 0 |
| Jeromy Burnitz, L (1, 9)<br>OBP: 0.352, SLG: 0.452 | | F C B B B<br>2-2 L9 ② | | | F B C B B F X<br>3-2 F7 ① | | B X<br>1-0 F8 ③ | | | 3 | 0 | 0 | 0 | 0 | 0 | 0 |
| José Hernández, R (1, 5)<br>OBP: 0.320, SLG: 0.379 | | B C X<br>1-1 G4-3 ③ | | | C C B B X<br>2-2 G5-3 ② | | | S B X<br>1-1 G6-3 ① | | 3 | 0 | 0 | 0 | 0 | 0 | 0 |
| Ronnie Belliard, R (1, 4)<br>OBP: 0.350, SLG: 0.382 | | | C X<br>0-1 G5-3 ① | | B B X<br>2-0 G6-3 ③ | | | C C S<br>0-3 K ② | | 3 | 0 | 0 | 0 | 0 | 1 | 0 |
| Raul Casanova, S (1, 2)<br>OBP: 0.320, SLG: 0.396 | | | C B F X<br>1-2 SH1-4 1B | | | C X<br>0-1 G3 3B | | C X<br>0-1 G4-3 ③ | | 3 | 1 | 2 | 0 | 0 | 0 | 0 |
| Jeff D'Amico, R (1, 1)<br>OBP: 0.146, SLG: 0.182 | | | X<br>0-0 SH1-4 ②<br>1-2 | | | B X<br>1-0 G3 ①<br>3-H | | | X<br>0-0 F8 ① | 0 | 0 | 0 | 0 | 0 | 0 | 0 |
| Luis Lopez, S (6, PH)<br>OBP: 0.311, SLG: 0.429 | | | | | | | | | | 1 | 0 | 0 | 1 | 0 | 0 | 0 |
| 52 Rafael Roque, L (7, 1) | | | | | | | | | | 0 | 0 | 0 | 0 | 0 | 0 | 0 |
| Juan Acevedo, R (7, 1) | | | | | | | | | | 0 | 0 | 0 | 0 | 0 | 0 | 0 |
| Everett Stull, R (9, 1) | | | | | | | | | | 0 | 0 | 0 | 0 | 0 | 0 | 0 |
| Tyler Houston, L (9, PH)<br>OBP: 0.291, SLG: 0.493 | | | | | | | | | | 1 | 0 | 0 | 0 | 0 | 0 | 0 |
| Inning Stats | R: 0<br>E: 0<br>K: 2<br>S: 11<br>H: 0<br>LOB: 0<br>BB: 0<br>P: 17 | R: 0<br>E: 0<br>K: 1<br>S: 9<br>H: 0<br>LOB: 0<br>BB: 0<br>P: 15 | R: 0<br>E: 0<br>K: 1<br>S: 9<br>H: 1<br>LOB: 1<br>BB: 0<br>P: 10 | R: 0<br>E: 0<br>K: 1<br>S: 10<br>H: 0<br>LOB: 0<br>BB: 0<br>P: 13 | R: 0<br>E: 0<br>K: 0<br>S: 8<br>H: 0<br>LOB: 0<br>BB: 0<br>P: 15 | R: 1<br>E: 0<br>K: 0<br>S: 7<br>H: 1<br>LOB: 0<br>BB: 0<br>P: 9 | R: 0<br>E: 0<br>K: 0<br>S: 4<br>H: 0<br>LOB: 0<br>BB: 0<br>P: 6 | R: 0<br>E: 0<br>K: 1<br>S: 7<br>H: 0<br>LOB: 0<br>BB: 0<br>P: 8 | R: 0<br>E: 0<br>K: 0<br>S: 7<br>H: 0<br>LOB: 0<br>BB: 0<br>P: 8 | 1B: 1<br>2B: 0<br>3B: 1<br>HR: 0<br>SF: 0<br>SAC: 1<br>DP: 0<br>HBP: 0 | | | | | | |

| PITCHER | IP | WLS | BF | H | R | ER | SO | BB | IBB | HBP | BLK | WP | HR | S | P | ERA | WHIP |
|---|---|---|---|---|---|---|---|---|---|---|---|---|---|---|---|---|---|
| Elmer Dessens, R (1, 1)<br>ERA: 4.28 | 9.0 | W | 29 | 2 | 1 | 1 | 6 | 0 | 0 | 0 | 0 | 0 | 0 | 72 | 101 | 1.00 | 0.222 |

| PITCHER | IP | WLS | BF | H | R | ER | SO | BB | IBB | HBP | BLK | WP | HR | S | P | ERA | WHIP |
|---|---|---|---|---|---|---|---|---|---|---|---|---|---|---|---|---|---|

# BOTTOM

# Cincinnati Reds @ Milwaukee Brewers

Milwaukee County Stadium, Milwaukee, WI

Thu Sep 28 2000, 4:05 PM EDT
Att. 56,354 - Sunny - 56 F

livebaseballscorecards.com

| | |
|---|---|
| AB | 28 |
| R | 1 |
| H | 2 |
| RBI | 1 |
| BB | 0 |
| SO | 6 |
| LOB | 1 |

WP: 0 PA: 29
PB: 0
SB: 0
CS: 0

| Batter | 1 | 2 | 3 | 4 | 5 | 6 | 7 | 8 | 9 | AB | R | H | RBI | BB | SO | LOB |
|---|---|---|---|---|---|---|---|---|---|---|---|---|---|---|---|---|
| Lou Collier, R (1, 8)<br>OBP: 0.333, SLG: 0.344 | BFFC 1-3 ① K | FBBBFX 2-2 ③ FC5<br>1-2<br>2-3f | | BBBB 4-0 BB | | BX 1-0 ① F8 | | CCBX 1-2 E1<br>1B<br>BB | BFBBB 4-1 1B<br>HR<br>BB | 4 | 2 | 0 | 0 | 2 | 1 | 3 |
| Mark Loretta, R (1, 6)<br>OBP: 0.347, SLG: 0.403 | BCX 1-1 ② L7 | | CFX 0-2 ① F7 | FCBC 1-3 ③ K | | X 0-0 ② G5-3 | | BFBBBFFX 3-2 ① F7 | BCX 1-1<br>1-2 HR<br>1B | 6 | 1 | 1 | 0 | 0 | 1 | 3 |
| Geoff Jenkins, L (1, 7)<br>OBP: 0.360, SLG: 0.590 | FFFS 0-3 ③ K | | BBSFFS 2-3 ② K | | X 0-0 FC6-4<br>1B | BSFBBX 3-2 HR | | IIII 4-0<br>BB 1B<br>2B<br>IBB | BX 1-0<br>1-H<br>2-H<br>HR | 5 | 3 | 3 | 4 | 1 | 2 | 0 |
| Richie Sexson, R (1, 3)<br>OBP: 0.347, SLG: 0.500 | | X 0-0 ① G6-3 | BX 1-0 L7 | | BFBX 2-1 ① FC6-4<br>1-2f<br>1B | FBBFFFX 2-2 ③ L5 | | FBBX 2-1<br>BB<br>2B<br>1-2<br>2-3<br>1B | FSX 0-2 ② G4-3 | 6 | 2 | 1 | 0 | 0 | 0 | 1 |
| Jeremy Burnitz, L (1, 9)<br>OBP: 0.356, SLG: 0.460<br>Allen Levrault, R (9, 1) | BFCBBX 3-2<br>E<br>HBP<br>1B | BX 1-0<br>HR | FBBBFB 4-2<br>1B<br>1B<br>BB | | BBBX 3-0 ① F8 | BFFBBB 4-2<br>2B<br>FC5<br>1-2<br>2-3<br>3-H<br>BB | BBBCCX 3-2<br>1B | 4<br>0 | 4<br>0 | 3<br>0 | 2<br>0 | 2<br>0 | 0<br>0 | 0<br>0 |
| Tyler Houston, L (1, 5)<br>OBP: 0.292, SLG: 0.493 | BCFFFX 1-2<br>E8<br>HBP BB<br>1-3 | BBX 2-0 ① F8 | FBX 1-1 ② P6 | | BX 1-0<br>CS<br>1B | BBX 2-0<br>1-3<br>2-H<br>3-H<br>2B | FCBX 1-2 ③ F7 | 6 | 0 | 2 | 2 | 0 | 0 | 4 |
| Ronnie Belliard, R (1, 4)<br>OBP: 0.354, SLG: 0.389 | FBBSBBB 4-2<br>FC5 HBP<br>1-2<br>BB | BX 1-0<br>HR | BCCCX 1-2<br>1B<br>1-2<br>2-H<br>1B | | CBBBB 4-1 ②<br>1B<br>1-2<br>BB | BBX 2-0<br>FC5<br>G3-6-1<br>3-H | | 3 | 1 | 2 | 3 | 2 | 0 | 1 |
| Raul Casanova, S (1, 2)<br>OBP: 0.329, SLG: 0.403 | FSH 1-2<br>FC5<br>1-2<br>2-3<br>3-H<br>HBP | BFX 1-1<br>SH1-4<br>1B | CBFX 1-2<br>1-2<br>2-H<br>1B | | X 0-0<br>1-2<br>1B | CBSX 1-2 ②③ G3-6-1<br>1-2f | | 4 | 0 | 3 | 2 | 0 | 0 | 2 |
| Horacio Estrada, L (1, 1)<br>OBP: 0.143, SLG: 0.143<br>David Weathers, R (6, 1)<br>Juan Acevedo, R (8, 1)<br>Lyle Mouton, R (9, PH)<br>OBP: 0.343, SLG: 0.430 (9, 9) | FFFFFFC 0-3 ② K | X 0-0 ② SH1-4<br>1-2 | FX 0-1 ③ L6 | | SBSBBS 2-3 ③ K | | BSFC 1-3 ① K | 2<br>1<br>0<br>1 | 0<br>0<br>0<br>0 | 0<br>0<br>0<br>0 | 0<br>0<br>0<br>0 | 1<br>0<br>0<br>1 | 0<br>0<br>0<br>0 | 5<br>2<br>0<br>0 |
| Inning Stats | R: 0 H: 0<br>E: 0 LOB: 0<br>K: 2 BB: 0<br>S: 9 P: 11 | R: 1 H: 1<br>E: 1 LOB: 3<br>K: 1 BB: 1<br>S: 22 P: 33 | R: 0 H: 0<br>E: 0 LOB: 0<br>K: 1 BB: 0<br>S: 8 P: 11 | R: 2 H: 3<br>E: 0 LOB: 2<br>K: 1 BB: 1<br>S: 9 P: 19 | R: 2 H: 3<br>E: 1 LOB: 2<br>K: 0 BB: 1<br>S: 15 P: 24 | R: 1 H: 1<br>E: 0 LOB: 0<br>K: 0 BB: 0<br>S: 10 P: 16 | R: 0 H: 2<br>E: 0 LOB: 2<br>K: 1 BB: 1<br>S: 7 P: 17 | R: 4 H: 2<br>E: 1 LOB: 1<br>K: 0 BB: 2<br>S: 16 P: 35 | R: 3 H: 3<br>E: 0 LOB: 1<br>K: 1 BB: 1<br>S: 16 P: 27 | 1B: 10<br>2B: 1<br>3B: 0<br>HR: 4 | SF: 0<br>SAC: 1<br>DP: 1<br>HBP: 1 | | | | | |

| PITCHER | | IP | WLS | BF | H | R | ER | SO | BB | IBB | HBP | BLK | WP | HR | S | P | ERA | WHIP |
|---|---|---|---|---|---|---|---|---|---|---|---|---|---|---|---|---|---|---|
| Scott Elarton, R<br>ERA: 4.81 | (1, 1) | 4.2 | L | 25 | 6 | 5 | 4 | 5 | 3 | 0 | 1 | 0 | 0 | 2 | 58 | 92 | 7.71 | 1.929 |
| Jose Cabrera, R<br>ERA: 6.12 | (5, 1) | 0.1 | | 2 | 1 | 0 | 0 | 0 | 0 | 0 | 0 | 0 | 0 | 0 | 5 | 6 | 0.00 | 3.000 |
| Scott Linebrink, R<br>ERA: 6.0 | (6, 1) | 1.0 | | 4 | 1 | 1 | 1 | 0 | 0 | 0 | 0 | 0 | 0 | 1 | 10 | 16 | 9.00 | 1.000 |
| Jason Green, R<br>ERA: 6.62 | (7, 1) | 1.1 | | 8 | 2 | 2 | 2 | 1 | 1 | 1 | 0 | 0 | 0 | 0 | 14 | 32 | 13.50 | 2.250 |
| Marc Valdes, R<br>ERA: 5.08 | (8, 1) | 0.0 | | 4 | 2 | 2 | 1 | 0 | 1 | 0 | 0 | 0 | 0 | 0 | 6 | 16 | ∞ | ∞ |

| PITCHER | | IP | WLS | BF | H | R | ER | SO | BB | IBB | HBP | BLK | WP | HR | S | P | ERA | WHIP |
|---|---|---|---|---|---|---|---|---|---|---|---|---|---|---|---|---|---|---|
| Rusty Meacham, R<br>ERA: 11.57 | (8, 1) | 1.0 | | 5 | 2 | 3 | 3 | 1 | 1 | 0 | 0 | 0 | 0 | 1 | 10 | 18 | 27.00 | 3.000 |
| Brian Powell, R<br>ERA: 5.74 | (9, 1) | 0.2 | | 3 | 1 | 0 | 0 | 0 | 0 | 0 | 0 | 0 | 0 | 0 | 9 | 13 | 0.00 | 1.500 |

TOP

# Milwaukee Brewers @ Houston Astros

Enron Field, Houston, TX

Fri Sep 29 2000, 8:05 PM EDT
Att. 37,943 - Sunny - 81 F

livebaseballscorecards.com

| | |
|---|---|
| AB | 42 |
| R | 13 |
| H | 15 |
| RBI | 13 |
| BB | 7 |
| SO | 7 |
| LOB | 21 |

WP: 0 PA: 51
PB: 0
SB: 0
CS: 1

| Batter | 1 | 2 | 3 | 4 | 5 | 6 | 7 | 8 | 9 | AB | R | H | RBI | BB | SO | LOB |
|---|---|---|---|---|---|---|---|---|---|---|---|---|---|---|---|---|
| Glen Barker, S (1, 8)<br>OBP: 0.306, SLG: 0.344 | K | | F7 | | E 2B | BB | | | FC6 FC6-4 1-2f | 4 | 0 | 1 | 0 | 1 | 1 | 1 |
| Julio Lugo, R (1, 4)<br>OBP: 0.342, SLG: 0.422 | 17 S 5 WP BB | | 5 G1-3 1B | | E1 5 L4-3 2-3 | G3-1 | | | FC6-4 1B 1-2f | 4 | 0 | 1 | 0 | 1 | 0 | 4 |
| 5 Jeff Bagwell, R (1, 3)<br>OBP: 0.425, SLG: 0.613<br>Frank Charles, R (9, PH)<br>OBP: 0.667, SLG: 1.000 | K | | G1-3 | | L4-3 | | F9 | | 1B | 4<br>1 | 0<br>0 | 0<br>1 | 0<br>0 | 0<br>0 | 1<br>0 | 4<br>0 |
| Richard Hidalgo, R (1, 9)<br>OBP: 0.388, SLG: 0.638 | 17 BB IBB | | IBB | | | 17 SF9 3B | F8 | | P4 | 3 | 1 | 1 | 0 | 2 | 0 | 2 |
| 17 Lance Berkman, S (1, 7)<br>OBP: 0.384, SLG: 0.549 | 1-2 2-3 BB | | F9 | | | SF9 3-H | F7 | | | 2 | 0 | 0 | 1 | 1 | 0 | 2 |
| Mitch Meluskey, S (1, 2)<br>OBP: 0.406, SLG: 0.494 | F7 | | | L5 | | 2B BB | | P6 | | 3 | 1 | 0 | 0 | 1 | 0 | 3 |
| Chris Truby, R (1, 5)<br>OBP: 0.299, SLG: 0.484 | | P4 | | K | | 1B 1-H 2B | | F7 | | 4 | 1 | 1 | 1 | 0 | 1 | 0 |
| Tim Bogar, R (1, 6)<br>OBP: 0.292, SLG: 0.319 | | G1-3 | | P6 | | BB 2-H 1B | | P4 | | 4 | 0 | 1 | 1 | 0 | 0 | 0 |
| Scott Elarton, R (1, 1)<br>OBP: 0.167, SLG: 0.190<br>Jose Cabrera, R (S, 1)<br>Eddie Zosky, R (S, PH)<br>Scott Linebrink, R (S, 1)<br>OBP: 1.000, SLG: 1.000<br>Keith Ginter, R (S, PH)<br>Daryle Ward, L (S, PH)<br>OBP: 0.000, SLG: 0.625<br>Jason Green, R (7, 1)<br>Marc Valdes, R (S, 1)<br>Rusty Meacham, R (S, 1)<br>Brian Powell, R (S, 1)<br>OBP: 0.500, SLG: 0.333<br>Morgan Ensberg, R (S, PH)<br>OBP: 0.667, SLG: 0.667 | | F8 | | | K | F8 | | | FC6 1B | | | | | | | |
| Inning Stats | R: 0 E: 0 K: 2 S: 15 H: 0 LOB: 3 BB: 3 P: 31 | R: 0 E: 0 K: 0 S: 6 H: 0 LOB: 0 BB: 0 P: 7 | R: 0 E: 0 K: 0 S: 5 H: 1 LOB: 2 BB: 1 P: 13 | R: 0 E: 0 K: 1 S: 8 H: 0 LOB: 0 BB: 0 P: 15 | R: 0 E: 1 K: 1 S: 7 H: 1 LOB: 1 BB: 0 P: 11 | R: 3 E: 0 K: 0 S: 17 H: 3 LOB: 2 BB: 2 P: 32 | R: 0 E: 0 K: 0 S: 7 H: 0 LOB: 0 BB: 0 P: 9 | R: 0 E: 0 K: 0 S: 6 H: 0 LOB: 0 BB: 0 P: 9 | R: 0 E: 0 K: 0 S: 13 H: 2 LOB: 2 BB: 0 P: 18 | 1B: 4 2B: 3 3B: 1 HR: 0 | SF: 1 SAC: 0 DP: 1 HBP: 0 | | | | | | |

| PITCHER | | IP | WLS | BF | H | R | ER | SO | BB | IBB | HBP | BLK | WP | HR | S | P | ERA | WHIP |
|---|---|---|---|---|---|---|---|---|---|---|---|---|---|---|---|---|---|---|
| Horacio Estrada, L<br>ERA: 6.29 | (1, 1) | 5.1 | W | 26 | 5 | 3 | 3 | 4 | 3 | 2 | 0 | 0 | 1 | 0 | 50 | 95 | 5.06 | 1.500 |
| David Weathers, R<br>ERA: 3.07 | (6, 1) | 1.2 | H | 6 | 0 | 0 | 0 | 0 | 1 | 0 | 0 | 0 | 0 | 0 | 15 | 23 | 0.00 | 0.600 |
| Juan Acevedo, R<br>ERA: 3.81 | (8, 1) | 1.0 | | 3 | 0 | 0 | 0 | 0 | 0 | 0 | 0 | 0 | 0 | 0 | 6 | 9 | 0.00 | 0.000 |
| Allen Levrault, R<br>ERA: 4.5 | (9, 1) | 1.0 | | 5 | 2 | 0 | 0 | 0 | 0 | 0 | 0 | 0 | 0 | 0 | 13 | 18 | 0.00 | 2.000 |

| PITCHER | IP | WLS | BF | H | R | ER | SO | BB | IBB | HBP | BLK | WP | HR | S | P | ERA | WHIP |
|---|---|---|---|---|---|---|---|---|---|---|---|---|---|---|---|---|---|

# BOTTOM

# Milwaukee Brewers @ Houston Astros

Enron Field, Houston, TX

Fri Sep 29 2000, 8:05 PM EDT

Att. 37,943 - Sunny - 81 F

livebaseballscorecards.com

| | |
|---|---|
| AB | 33 |
| R | 3 |
| H | 7 |
| RBI | 3 |
| BB | 6 |
| SO | 4 |
| LOB | 17 |

WP: 1 PB: 0 SB: 1 CS: 0 PA: 40

| Batter | 1 | 2 | 3 | 4 | 5 | 6 | 7 | 8 | 9 | AB | R | H | RBI | BB | SO | LOB |
|---|---|---|---|---|---|---|---|---|---|---|---|---|---|---|---|---|
| Marquis Grissom, R (1, 8)<br>OBP: 0.289, SLG: 0.353 | P6 | | 1-1 S 1B | | G6-3 | | G4-3 2-3 | | WP G4-3 1B | 5 | 2 | 2 | 0 | 0 | 0 | 1 |
| Luis Lopez, S (1, 4)<br>OBP: 0.309, SLG: 0.423 | P3 | | 2-2 1-H | | K | | G4-3 | | G4-3 1-2 | 5 | 0 | 1 | 1 | 0 | 1 | 2 |
| Geoff Jenkins, L (1, 7)<br>OBP: 0.360, SLG: 0.588 | P4 | | K | | 1B | | | BB 1B | K CS 2-3 | 5 | 1 | 2 | 0 | 0 | 2 | 2 |
| Richie Sexson, R (1, 3)<br>OBP: 0.349, SLG: 0.499<br>Santiago Perez, S (9, PR)<br>OBP: 0.300, SLG: 0.220 | | FC5-4 BB | | F7 | K | | | G3-1 1B 1-2 2B BB | SAFE 1-2 BB 1-2 3-H 1B | 3<br>0 | 1<br>0 | 1<br>0 | 1<br>0 | 2<br>0 | 1<br>0 | 1<br>0 |
| Jeromy Burnitz, L (1, 9)<br>OBP: 0.356, SLG: 0.457 | | F9 | 2B FC1 BB | | | F5 | | F9 | 1-2 BB | 3 | 1 | 0 | 0 | 2 | 0 | 3 |
| Tyler Houston, L (1, 5)<br>OBP: 0.295, SLG: 0.498<br>Charlie Hayes, R (8, PH)<br>OBP: 0.348, SLG: 0.370<br>(8, 5) | | K | FC1 1-3 2B | | | G6-4-3 1B | | G3-1 1-2 2-H 1B | K | 3<br>2 | 0<br>1 | 2<br>1 | 0<br>1 | 0<br>0 | 1<br>1 | 1<br>2 |
| José Hernández, R (1, 6)<br>OBP: 0.317, SLG: 0.376 | FC5-4 1-2f | | FC1 2-3 3-H | | | G6-4-3 1-2f | | G3-1 1-2 2-3 | | 4 | 0 | 0 | 1 | 0 | 0 | 5 |
| Kevin Brown, R (1, 2)<br>OBP: 0.278, SLG: 0.412<br>Raul Casanova, S (8, PH)<br>OBP: 0.332, SLG: 0.410<br>(8, 2) | | | F9 K | | | | K | FC5 2-H 3-H | | 3<br>1 | 0<br>0 | 0<br>1 | 0<br>2 | 0<br>0 | 2<br>0 | 2<br>0 |
| Jimmy Haynes, R (1, 1)<br>OBP: 0.138, SLG: 0.188<br>Mark Sweeney, L (7, PH)<br>OBP: 0.341, SLG: 0.347<br>Everett Stull, R (7, 1)<br>Angel Echevarria, R (8, PH)<br>OBP: 0.298, SLG: 0.300<br>Curt Leskanic, R (8, 1) | | | K G5-3 | | | | G4-3 2B | | FC5 2-3 | 2<br>1<br>0<br>1<br>0 | 0<br>0<br>0<br>0<br>0 | 0<br>1<br>0<br>0<br>0 | 0<br>0<br>0<br>0<br>0 | 0<br>0<br>0<br>0<br>0 | 1<br>0<br>0<br>0<br>0 | 2<br>0<br>0<br>1<br>0 |

# TOP

# Milwaukee Brewers @ Houston Astros

Enron Field, Houston, TX

Sat Sep 30 2000, 8:05 PM EDT

Att. 42,161 - Sunny - 82 F

livebaseballscorecards.com

| | |
|---|---|
| AB | 38 |
| R | 6 |
| H | 11 |
| RBI | 6 |
| BB | 4 |
| SO | 9 |
| LOB | 22 |

| Inning Stats | 1 | 2 | 3 | 4 | 5 | 6 | 7 | 8 | 9 |
|---|---|---|---|---|---|---|---|---|---|
| | R: 0 E: 0 K: 0 S: 5 | H: 0 LOB: 0 BB: 0 P: 8 | R: 0 E: 0 K: 1 S: 10 | H: 0 LOB: 1 BB: 1 P: 16 | R: 1 E: 0 K: 2 S: 14 | H: 2 LOB: 1 BB: 0 P: 19 | R: 1 E: 0 K: 1 S: 14 | H: 1 LOB: 2 BB: 1 P: 21 | R: 0 E: 0 K: 2 S: 10 | H: 1 LOB: 1 BB: 0 P: 13 |
| | R: 0 E: 0 K: 0 S: 4 | H: 1 LOB: 0 BB: 0 P: 6 | R: 0 E: 0 K: 1 S: 10 | H: 1 LOB: 1 BB: 0 P: 14 | R: 3 E: 0 K: 0 S: 14 | H: 3 LOB: 1 BB: 1 P: 22 | R: 1 E: 0 K: 2 S: 19 | H: 2 LOB: 2 BB: 1 P: 28 | | |

| | | | |

| Batter | 1 | 2 | 3 | 4 | 5 | 6 | 7 | 8 | 9 | AB | R | H | RBI | BB | SO | LOB |
|---|---|---|---|---|---|---|---|---|---|---|---|---|---|---|---|---|
| Julio Lugo, R (1, 6)<br>OBP: 0.347, SLG: 0.433 | B F F B B X<br>3-2<br>2B | B B C X<br>2-1<br>1-H<br>3B | | B B C F B B<br>4-2<br>BB | | B X<br>1-0<br>G1-6-3<br>1B | | B B X<br>2-0 ②<br>F8 | | 4 | 0 | 3 | 1 | 1 | 0 | 1 |
| Mitch Meluskey, S (1, 2)<br>OBP: 0.401, SLG: 0.487 | B C S X<br>1-2 ①<br>F7 | B X<br>1-0 ③<br>F3 | | X<br>0-0 ③<br>F8 | | B X<br>1-0 ② ③<br>G1-6-3<br>1-2f | | S S X<br>0-2 ③<br>G2-3 | | 5 | 0 | 0 | 0 | 0 | 0 | 5 |
| 5 Jeff Bagwell, R (1, 3)<br>OBP: 0.424, SLG: 0.615 | C X<br>0-1 ②<br>P6 | | B X<br>1-0 ①<br>G1-3 | | F X<br>0-1 ①<br>G5-3 | | F X<br>0-1<br>HR | | | 4 | 1 | 1 | 1 | 0 | 0 | 1 |
| 17 Lance Berkman, S (1, 7)<br>OBP: 0.385, SLG: 0.560 | F C F X<br>0-2 ③<br>P6 | | B F X<br>1-1 ②<br>G6-3 | | B S B X<br>2-1<br>1B<br>2B | | B B X<br>2-0<br>HR | | | 4 | 2 | 2 | 1 | 0 | 0 | 1 |
| Richard Hidalgo, R (1, 8) (8, 9)<br>OBP: 0.391, SLG: 0.637 | | B B F F B B<br>4-2<br>3B<br>BB | C B B S B F B<br>4-2<br>1B<br>BB | | X<br>0-0<br>2-H<br>1B | | B C S B F B F X<br>3-2 ①<br>G6-3 | | | 2 | 1 | 1 | 1 | 2 | 0 | 0 |
| Daryle Ward, L (1, 9)<br>OBP: 0.296, SLG: 0.531<br>Glen Barker, S (8, 8)<br>OBP: 0.306, SLG: 0.344 | | F X<br>0-1<br>1-H<br>1B<br>3B | F B S X<br>1-2<br>1-2<br>1B | | S B X<br>1-1 ②<br>L3 | | F F F S<br>0-3 ②<br>K | | | 4<br>0 | 1<br>0 | 2<br>0 | 1<br>0 | 0<br>0 | 1<br>0 | 1<br>0 |
| Chris Truby, R (1, 5)<br>OBP: 0.295, SLG: 0.477<br>Joe Slusarski, R (8, 1)<br>OBP: 0.111, SLG: 0.111<br>Octavio Dotel, R (9, 1)<br>OBP: 0.061, SLG: 0.031 | | F X<br>0-1 ①<br>G5-3 | S B F S<br>1-3 ③<br>K2-3 | | B X<br>1-0 ③<br>P2 | | C B B F B X<br>3-2 ③<br>G6-3 | | | 4<br>0<br>0 | 0<br>0<br>0 | 0<br>0<br>0 | 0<br>0<br>0 | 0<br>0<br>0 | 1<br>0<br>0 | 4<br>0<br>0 |
| Keith Ginter, R (1, 4)<br>OBP: 0.333, SLG: 1.000 | | B C F X<br>1-2<br>3B<br>3-H<br>1B | | B F F C<br>2-3 ①<br>K | | C S B B B X<br>3-2<br>HR | | B X<br>1-0 ①<br>F7 | | 4 | 2 | 2 | 2 | 0 | 1 | 0 |
| Wade Miller, R (1, 1)<br>OBP: 0.100, SLG: 0.125<br>Wayne Franklin, L (8, 1)<br>Bill Spiers, L (8, 5)<br>OBP: 0.386, SLG: 0.392 | | L B F L<br>1-3 ②<br>K | | F C S<br>0-3 ②<br>K | | X<br>0-0 ①<br>F9 | | C B B B B<br>4-1<br>BB | | 3<br>0<br>0 | 0<br>0<br>0 | 0<br>0<br>0 | 0<br>0<br>0 | 0<br>0<br>1 | 2<br>0<br>0 | 1<br>0<br>0 |
| Inning Stats | R: 0 H: 1<br>E: 0 LOB: 1<br>K: 0 BB: 0<br>S: 12 P: 16 | R: 3 H: 3<br>E: 0 LOB: 1<br>K: 1 BB: 1<br>S: 15 P: 24 | R: 0 H: 1<br>E: 0 LOB: 2<br>K: 1 BB: 1<br>S: 12 P: 20 | R: 0 H: 0<br>E: 0 LOB: 1<br>K: 2 BB: 1<br>S: 9 P: 15 | R: 1 H: 2<br>E: 0 LOB: 1<br>K: 0 BB: 0<br>S: 8 P: 12 | R: 1 H: 2<br>E: 0 LOB: 0<br>K: 0 BB: 0<br>S: 6 P: 11 | R: 2 H: 2<br>E: 0 LOB: 0<br>K: 1 BB: 0<br>S: 16 P: 24 | R: 0 H: 0<br>E: 0 LOB: 1<br>K: 0 BB: 1<br>S: 6 P: 13 | | 1B: 4 SF: 0<br>2B: 2 SAC: 0<br>3B: 2 DP: 1<br>HR: 3 HBP: 0 | | | | | | |

| PITCHER | | IP | WLS | BF | H | R | ER | SO | BB | IBB | HBP | BLK | WP | HR | S | P | ERA | WHIP |
|---|---|---|---|---|---|---|---|---|---|---|---|---|---|---|---|---|---|---|
| Jimmy Haynes, R<br>ERA: 5.33 | (1, 1) | 6.0 | L | 29 | 9 | 5 | 5 | 4 | 3 | 0 | 0 | 0 | 0 | 1 | 62 | 98 | 7.50 | 2.000 |
| Everett Stull, R<br>ERA: 5.82 | (7, 1) | 1.0 | | 5 | 2 | 2 | 2 | 1 | 0 | 0 | 0 | 0 | 0 | 2 | 16 | 24 | 18.00 | 2.000 |
| Curt Leskanic, R<br>ERA: 2.56 | (8, 1) | 1.0 | | 4 | 0 | 0 | 0 | 0 | 1 | 0 | 0 | 0 | 0 | 0 | 6 | 13 | 0.00 | 1.000 |

| PITCHER | IP | WLS | BF | H | R | ER | SO | BB | IBB | HBP | BLK | WP | HR | S | P | ERA | WHIP |
|---|---|---|---|---|---|---|---|---|---|---|---|---|---|---|---|---|---|

# BOTTOM

## Milwaukee Brewers @ Houston Astros

Enron Field, Houston, TX

Sat Sep 30 2000, 8:05 PM EDT
Att. 42,161 - Sunny - 82 F

livebaseballscorecards.com

| | |
|---|---|
| AB | 34 |
| R | 7 |
| H | 11 |
| RBI | 7 |
| BB | 4 |
| SO | 5 |
| LOB | 14 |

WP: 0 PA: 38
PB: 0
SB: 0
CS: 0

| Batter | 1 | 2 | 3 | 4 | 5 | 6 | 7 | 8 | 9 | AB | R | H | RBI | BB | SO | LOB |
|---|---|---|---|---|---|---|---|---|---|---|---|---|---|---|---|---|
| Ronnie Belliard, R (1, 4)<br>OBP: 0.354, SLG: 0.389 | C B F C<br>1-3<br>K | | C F B F F F B B X<br>3-2<br>E5<br>1B | | B B B F F F B<br>4-2<br>BB | | | C B X<br>1-1<br>1B | | 3 | 1 | 1 | 0 | 1 | 1 | 0 |
| Mark Loretta, R (1, 6)<br>OBP: 0.350, SLG: 0.406<br>Santiago Perez, S (5, PH)<br>OBP: 0.290, SLG: 0.212 (5, 6) | C L B X<br>1-2<br>WP<br>1B | | C B X<br>1-1<br>2-H<br>1B | | C F F X<br>0-2<br>F9-2<br>3-H | | | B X<br>1-0<br>P6 | | 2<br>2 | 0<br>0 | 2<br>0 | 1<br>0 | 0<br>0 | 0<br>0 | 0<br>4 |
| Marquis Grissom, R (1, 8)<br>OBP: 0.288, SLG: 0.351 | B F C B B F X<br>3-2<br>G5-3<br>1-3 | | B X<br>1-0<br>F7 | | | F B C B F B B<br>4-2<br>FC1-5 S<br>BB | | B X<br>1-0<br>F9 | | 3 | 0 | 0 | 0 | 1 | 0 | 3 |
| Jeromy Burnitz, L (1, 9)<br>OBP: 0.356, SLG: 0.456 | X<br>0-0<br>G6-3 | | | S S B B X<br>2-2<br>G4-6-3<br>1B | | C B F B B F F B F F<br>3-2<br>F8 | | C F X<br>0-2<br>F9 | | 4 | 0 | 1 | 0 | 0 | 0 | 3 |
| Tyler Houston, L (1, 3)<br>OBP: 0.292, SLG: 0.493<br>Angel Echevarria, R (8, 3)<br>OBP: 0.293, SLG: 0.294 | | F C S<br>0-3<br>K | | X<br>0-0<br>G4-6-3<br>1-2f | | B B X<br>2-0<br>FC1-5<br>1-3 | | | B X<br>1-0<br>F9 | 3<br>1 | 0<br>0 | 0<br>0 | 0<br>0 | 0<br>0 | 1<br>0 | 2<br>0 |
| José Hernández, R (1, 5)<br>OBP: 0.315, SLG: 0.372 | | B C B X<br>2-1<br>G6-3 | | B X<br>1-0<br>P4 | | B B F X<br>2-1<br>F7 | | | S B F S<br>1-3<br>K | 4 | 0 | 0 | 0 | 0 | 1 | 1 |
| Lyle Mouton, R (1, 7)<br>OBP: 0.349, SLG: 0.433 | | B F F X<br>1-2<br>F9 | | | S B B B X<br>3-1<br>1B<br>F9-2<br>1B | | C B S B C<br>2-3<br>K | | S C B X<br>1-2<br>1B | 4 | 0 | 2 | 0 | 0 | 1 | 0 |
| Raul Casanova, S (1, 2)<br>OBP: 0.331, SLG: 0.407 | | | C X<br>0-1<br>F7 | | S B X<br>1-1<br>1-3<br>SH2-3<br>1B | | B C F C<br>1-3<br>K | | S S S<br>0-3<br>K | 4 | 0 | 1 | 0 | 0 | 2 | 1 |
| Jamey Wright, R (1, 1)<br>OBP: 0.065, SLG: 0.087<br>Mark Sweeney, L (7, PH)<br>OBP: 0.337, SLG: 0.342<br>41 Mike Buddie, R (7, 1) | | | X<br>0-0<br>P6 | | L L X<br>0-2<br>SH2-3<br>1-2 | | C B F C<br>1-3<br>K | | | 1<br>1<br>0 | 0<br>0<br>0 | 0<br>0<br>0 | 0<br>0<br>0 | 0<br>0<br>0 | 0<br>1<br>0 | 0<br>0<br>0 |

| Inning Stats | 1 | 2 | 3 | 4 | 5 | 6 | 7 | 8 | 9 |
|---|---|---|---|---|---|---|---|---|---|
| | R: 0<br>E: 0<br>K: 1<br>S: 11 | R: 0<br>E: 0<br>K: 1<br>S: 8 | R: 1<br>E: 1<br>K: 0<br>S: 12 | R: 0<br>E: 0<br>K: 0<br>S: 5 | R: 0<br>E: 0<br>K: 0<br>S: 13 | R: 0<br>E: 0<br>K: 0<br>S: 13 | R: 0<br>E: 0<br>K: 3<br>S: 9 | R: 0<br>E: 0<br>K: 0<br>S: 7 | R: 0<br>E: 0<br>K: 2<br>S: 10 |
| | H: 1<br>LOB: 1<br>BB: 0<br>P: 16 | H: 0<br>LOB: 0<br>BB: 0<br>P: 11 | H: 1<br>LOB: 1<br>BB: 0<br>P: 17 | H: 1<br>LOB: 0<br>BB: 0<br>P: 8 | H: 2<br>LOB: 2<br>BB: 1<br>P: 21 | H: 0<br>LOB: 1<br>BB: 1<br>P: 24 | H: 0<br>LOB: 0<br>BB: 0<br>P: 13 | H: 1<br>LOB: 1<br>BB: 0<br>P: 10 | H: 1<br>LOB: 1<br>BB: 0<br>P: 13 |

| PITCHER | | IP | WLS | BF | H | R | ER | SO | BB | IBB | HBP | BLK | WP | HR | S | P | ERA | WHIP |
|---|---|---|---|---|---|---|---|---|---|---|---|---|---|---|---|---|---|---|
| Chris Holt, R<br>ERA: 5.35 | (1, 1) | 7.0 | W | 27 | 5 | 1 | 0 | 5 | 2 | 0 | 0 | 0 | 1 | 0 | 71 | 110 | 0.00 | 1.000 |
| Jose Cabrera, R<br>ERA: 5.92 | (8, 1) | 2.0 | | 8 | 2 | 0 | 0 | 2 | 0 | 0 | 0 | 0 | 0 | 0 | 17 | 23 | 0.00 | 1.000 |

| PITCHER | IP | WLS | BF | H | R | ER | SO | BB | IBB | HBP | BLK | WP | HR | S | P | ERA | WHIP |
|---|---|---|---|---|---|---|---|---|---|---|---|---|---|---|---|---|---|

# Milwaukee Brewers @ Houston Astros

Enron Field, Houston, TX

Sun Oct 01 2000, 8:05 PM EDT

Att. 35,558 - Sunny - 81 F

TOP

livebaseballscorecards.com

| | |
|---|---|
| AB | 32 |
| R | 1 |
| H | 7 |
| RBI | 1 |
| BB | 2 |
| SO | 7 |
| LOB | 14 |

| | | | | | | | | | | | | | | | | |
|---|---|---|---|---|---|---|---|---|---|---|---|---|---|---|---|---|
| 1B: 7 | SF: 0 | WP: 2 | PA: 35 |
| 2B: 1 | SAC: 1 | PB: 0 | |
| 3B: 0 | DP: 2 | SB: 1 | |
| HR: 0 | HBP: 0 | CS: 0 | |

| Batter | 1 | 2 | 3 | 4 | 5 | 6 | 7 | 8 | 9 | AB | R | H | RBI | BB | SO | LOB |
|---|---|---|---|---|---|---|---|---|---|---|---|---|---|---|---|---|
| Julio Lugo, R (1, 6)<br>OBP: 0.346, SLG: 0.431 | G3-1 | | K | | K | | 17 S 17 1B 1B | | | 4 | 1 | 1 | 0 | 0 | 2 | 1 |
| Keith Ginter, R (1, 4)<br>OBP: 0.300, SLG: 0.625 | G5-3 | | K | | | 17 1B 1B BB | F8 | | | 3 | 1 | 0 | 0 | 1 | 1 | 1 |
| 17 Lance Berkman, S (1, 7)<br>OBP: 0.388, SLG: 0.561 | G6-3 | | | G5-3 BB | | WP 1B 1-2 1B 1B | 1-H 1B | | | 3 | 1 | 2 | 1 | 1 | 0 | 0 |
| Richard Hidalgo, R (1, 9)<br>OBP: 0.391, SLG: 0.636 | | HR 1B | | G5-3 1-2 | | 1-1 WP 1B 1-2 2-H 1B | K | | | 4 | 2 | 2 | 1 | 0 | 1 | 2 |
| Daryle Ward, L (1, 3)<br>OBP: 0.295, SLG: 0.538 | | 1-H HR | | K | | F7 | | G4-3 | | 4 | 1 | 1 | 2 | 0 | 1 | 3 |
| Morgan Ensberg, R (1, 5)<br>OBP: 0.286, SLG: 0.286 | | G5-3 | | P4 | | 3-3 K 1-2 2-3 | | L5 | | 4 | 0 | 0 | 0 | 0 | 1 | 3 |
| Frank Charles, R (1, 2)<br>OBP: 0.429, SLG: 0.571 | | F8 | | | F9 | 0-0 2-H 3-H 1B | | K | | 4 | 0 | 1 | 2 | 0 | 1 | 0 |
| Glen Barker, S (1, 8)<br>OBP: 0.307, SLG: 0.373 | | G4-3 | | | FC1-2 3B | L7 | | | | 3 | 0 | 1 | 0 | 0 | 0 | 1 |
| Chris Holt, R (1, 1)<br>OBP: 0.169, SLG: 0.117 | | | G1-3 | | FC1-2 3-H | | G4-3 | | | 2 | 0 | 0 | 0 | 0 | 0 | 1 |
| Eddie Zosky, R (7, PH) | | | | | | | | | | 1 | 0 | 0 | 0 | 0 | 0 | 0 |
| Jose Cabrera, R (8, 1) | | | | | | | | | | 0 | 0 | 0 | 0 | 0 | 0 | 0 |
| Inning Stats | R: 0 E: 0 K: 0 S: 6 H: 0 LOB: 0 BB: 0 P: 8 | R: 2 E: 0 K: 0 S: 7 H: 2 LOB: 0 BB: 0 P: 9 | R: 0 E: 0 K: 2 S: 8 H: 0 LOB: 0 BB: 0 P: 12 | R: 0 E: 0 K: 1 S: 9 H: 0 LOB: 1 BB: 1 P: 13 | R: 0 E: 0 K: 1 S: 10 H: 1 LOB: 1 BB: 0 P: 15 | R: 3 E: 0 K: 1 S: 13 H: 3 LOB: 1 BB: 1 P: 23 | R: 1 E: 0 K: 1 S: 9 H: 2 LOB: 1 BB: 0 P: 11 | R: 0 E: 0 K: 1 S: 7 H: 0 LOB: 0 BB: 0 P: 10 | | 1B: 6 2B: 0 3B: 1 HR: 1 | SF: 0 SAC: 0 DP: 0 HBP: 0 | | | | | |

| PITCHER | IP | WLS | BF | H | R | ER | SO | BB | IBB | HBP | BLK | WP | HR | S | P | ERA | WHIP |
|---|---|---|---|---|---|---|---|---|---|---|---|---|---|---|---|---|---|
| Jamey Wright, R (1, 1)<br>ERA: 4.1 | 6.0 | L | 26 | 6 | 5 | 5 | 5 | 2 | 0 | 0 | 0 | 1 | 1 | 53 | 80 | 7.50 | 1.333 |
| 41 Mike Buddie, R (7, 1)<br>ERA: 4.5 | 2.0 | | 8 | 2 | 1 | 1 | 2 | 0 | 0 | 0 | 0 | 0 | 0 | 16 | 21 | 4.50 | 1.000 |

| PITCHER | IP | WLS | BF | H | R | ER | SO | BB | IBB | HBP | BLK | WP | HR | S | P | ERA | WHIP |
|---|---|---|---|---|---|---|---|---|---|---|---|---|---|---|---|---|---|

# BOTTOM

## Milwaukee Brewers @ Houston Astros

Enron Field, Houston, TX

Sun Oct 01 2000, 8:05 PM EDT
Att. 35,558 - Sunny - 81 F

livebaseballscorecards.com

| | |
|---|---|
| AB | 32 |
| R | 6 |
| H | 8 |
| RBI | 6 |
| BB | 2 |
| SO | 7 |
| LOB | 12 |