

Milwaukee Brewers - 2000

Batter	1	2	3	4	5	6	7	8	9	AB	R	H	RBI	BB	SO	LOB	TOP																					
Marquis Grissom, R OBP: 0.667, SLG: 0.667	G5-3		G4-3														3 1 2 1 0 0 0																					
Mark Loretta, R (1, 6)	G4-3		G4-3														3 0 0 1 0 1 3																					
Jeromy Burnitz, L OBP: 0.667, SLG: 0.500																	2 1 1 0 1 0 3																					
Geoff Jenkins, L OBP: 0.333, SLG: 0.333	F8		E9														3 0 1 0 0 0 1																					
José Hernández, R (1, 5)			FC4-6														3 0 0 0 0 0 1																					
Kevin Barker, L OBP: 0.667, SLG: 0.500																	2 0 1 0 1 0 0																					
Ronnie Belliard, R OBP: 1.000, SLG: 1.500																	2 1 2 0 1 0 0																					
Henry Blanco, R (1, 2)																	1 0 0 0 2 0 1																					
Steve Woodard, L (1, 1)																	3 0 0 0 0 0 5																					
Inning Stats	R: 0 E: 0 K: 0 S: 6	H: 1 LOB: 1 BB: 0 P: 7	R: 0 E: 0 K: 0 S: 6	H: 1 LOB: 1 BB: 1 P: 13	R: 2 E: 1 K: 0 S: 15	H: 2 LOB: 1 BB: 1 P: 28	R: 1 E: 0 K: 1 S: 18	H: 3 LOB: 3 BB: 1 P: 32	R: 0 E: 0 K: 0 S: 6	H: 0 LOB: 0 BB: 0 P: 6	R: 0 E: 0 K: 0 S: 6	H: 0 LOB: 2 BB: 2 P: 15					1B: 6 2B: 1 3B: 0 HR: 0	SF: 0 SAC: 0 DP: 0 HBP: 0	WP: 0 PA: 27 SB: 0 CS: 1																			
PITCHER	IP	WLS	BF	H	R	ER	SO	BB	IBB	HBP	BLK	WP	HR	S	P	ERA	WHIP	PITCHER				IP	WLS	BF	H	R	ER	SO	BB	IBB	HBP	BLK	WP	HR	S	P	ERA	WHIP
Pete Harnisch, R ERA: 4.5	(1, 1)	4.0	21	7	3	2	1	3	0	0	0	0	0	45	80	4.50	2.500																					
Scott Sullivan, R ERA:	(5, 1)	1.1	6	0	0	0	0	2	0	0	0	0	0	12	21	0.00	1.500																					

Milwaukee Brewers @ Cincinnati Reds
Cinergy Field, Cincinnati, OH
Mon Apr 03 2000, 1:00 PM EDT
Att: 55,596 - Overcast - 65 F

AB 22
R 3
H 7
RBI 2
BB 5
SO 1
LOB 14





Batter	1	2	3	4	5	6	7	8	9	AB	R	H	RBI	BB	SO	LOB	BOTTOM																					
Pokey Reese, R OBP: 0.667, SLG: 0.500	2B																2 1 1 0 1 1 0																					
Barry Larkin, R OBP: 0.667, SLG: 1.000	1B																3 1 2 1 0 0 1																					
Ken Griffey Jr., L (1, 8)	P5																2 0 0 0 0 0 1																					
Dante Bichette, R (1, 9)	K																2 0 0 0 0 2 1																					
Dmitri Young, S OBP: 0.500, SLG: 0.500																	2 0 1 1 0 0 0																					
Eddie Taubensee, L (1, 2)	F5																2 0 0 0 0 0 1																					
Aaron Boone, R (1, 5)																	2 0 0 0 0 0 0																					
Michael Tucker, L OBP: 0.500, SLG: 2.000																	2 1 1 1 0 0 0																					
Pete Harnisch, S Scott Sullivan, R (5, 1)																	1 0 0 0 0 0 0 1 0 0 0 0 1 0																					
Inning Stats	R: 2 E: 0 K: 1 S: 10	H: 2 LOB: 1 BB: 1 P: 21	R: 1 E: 0 K: 0 S: 10	H: 2 LOB: 1 BB: 0 P: 13	R: 0 E: 0 K: 1 S: 7	H: 0 LOB: 0 BB: 0 P: 10	R: 0 E: 0 K: 0 S: 9	H: 0 LOB: 0 BB: 0 P: 12	R: 0 E: 0 K: 2 S: 9	H: 1 LOB: 1 BB: 0 P: 12					1B: 3 2B: 1 3B: 0 HR: 1	SF: 0 SAC: 0 DP: 0 HBP: 0	WP: 0 PA: 20 SB: 0 CS: 0																					
PITCHER	IP	WLS	BF	H	R	ER	SO	BB	IBB	HBP	BLK	WP	HR	S	P	ERA	WHIP	PITCHER				IP	WLS	BF	H	R	ER	SO	BB	IBB	HBP	BLK	WP	HR	S	P	ERA	WHIP
Steve Woodard, R ERA: 5.4	(1, 1)	5.0	20	5	3	3	4	1	0	0	0	0	1	45	68	5.40	1.200																					

Milwaukee Brewers @ Cincinnati Reds
Cinergy Field, Cincinnati, OH
Mon Apr 03 2000, 1:00 PM EDT
Att: 55,596 - Overcast - 65 F

AB 19
R 3
H 5
RBI 3
BB 1
SO 4
LOB 4



Batter	1	2	3	4	5	6	7	8	9	AB	R	H	RBI	BB	SO	LOB	TOP										
Marquis Grissom, R OBP: 0.375, SLG: 0.625	F8		P5		F7		G4-3			5	0	1	1	0	0	3	Milwaukee Brewers @ Cincinnati Reds Cinergy Field, Cincinnati, OH Tue Apr 04 2000, 7:05 PM EDT Att: 16,761 - Cloudy - 35 F										
Mark Loretta, R OBP: 0.250, SLG: 0.375	F9						G6-3		G5-3	5	0	2	0	0	0	1											
Jeromy Burnitz, L OBP: 0.750, SLG: 1.800	HR									3	3	2	2	1	1	1											
Charlie Hayes, R OBP: 0.600, SLG: 0.333			F7							3	0	1	0	2	0	2											
Geoff Jenkins, L OBP: 0.250, SLG: 0.250	K		G3							5	1	1	0	0	1	4											
José Hernández, R OBP: 0.125, SLG: 0.125		G6-3		G6-3						5	0	1	1	0	0	1											
Ronnie Belliard, R OBP: 0.571, SLG: 0.667				G4-3						4	0	1	0	0	0	3											
Henry Blanco, R OBP: 0.571, SLG: 0.250				F8						3	1	1	0	1	1	3											
Valerio De Los Santos, L Jim Bruske, R Sean Berry, R Curt Leskanic, R Kevin Barker, L David Weathers, R Bob Wickman, R			K							2	0	0	0	0	0	2											
Inning Stats	R: 1 E: 0 K: 1 S: 14	H: 1 LOB: 1 BB: 1 P: 24	R: 0 E: 0 K: 1 S: 9	H: 2 LOB: 1 BB: 0 P: 16	R: 0 E: 0 K: 0 S: 8	H: 1 LOB: 2 BB: 0 P: 14	R: 0 E: 0 K: 0 S: 11	H: 0 LOB: 0 BB: 0 P: 16	R: 0 E: 0 K: 2 S: 10	H: 1 LOB: 1 BB: 0 P: 16	R: 0 E: 0 K: 0 S: 6	H: 0 LOB: 0 BB: 0 P: 9	R: 1 E: 0 K: 1 S: 12	H: 1 LOB: 1 BB: 1 P: 20	R: 2 E: 0 K: 1 S: 22	H: 3 LOB: 3 BB: 2 P: 36		R: 1 E: 0 K: 0 S: 12	H: 1 LOB: 1 BB: 1 P: 21	1B: 6 2B: 1 3B: 1 HR: 2	SF: 0 SAC: 0 DP: 0 HBP: 1	WP: 0 PB: 0 SB: 0 CS: 1	PA: 42				
PITCHER	IP WLS BF H R ER SO BB IBB HBP BLK WP HR S P ERA WHIP																										
Denny Neagle, L ERA: 1.5	6.0	24	5	1	1	4	1	0	1	0	0	1	58	95	1.50	1.000											
Scott Williamson, R ERA: 27.0	1.0	L	7	2	3	3	1	2	0	0	0	0	17	31	27.00	4.000											
Dennys Reyes, L ERA:	0.0		1	1	0	0	0	0	0	0	0	0	1	2	∞	∞											
Scott Sullivan, R ERA:	1.0		5	1	0	0	1	1	0	0	0	0	16	23	0.00	2.000											
Hector Mercado, L ERA: 9.0	1.0		5	1	1	1	0	1	0	0	0	0	1	12	21	9.00	2.000										

Batter	1	2	3	4	5	6	7	8	9	AB	R	H	RBI	BB	SO	LOB	BOTTOM										
Pokey Reese, R OBP: 0.429, SLG: 0.333	F8		P8							4	0	1	0	0	0	1	Milwaukee Brewers @ Cincinnati Reds Cinergy Field, Cincinnati, OH Tue Apr 04 2000, 7:05 PM EDT Att: 16,761 - Cloudy - 35 F										
Barry Larkin, R OBP: 0.429, SLG: 0.500	G3									3	0	0	0	1	0	2											
Ken Griffey Jr., L	G4-3									4	0	0	0	0	2	3											
Dante Bichette, R			K							4	0	0	0	0	1	3											
Dmitri Young, S OBP: 0.333, SLG: 0.833			F8							4	1	1	1	0	1	1											
Alex Ochoa, R Hector Mercado, L										3	0	0	0	0	0	0											
Aaron Boone, R										3	0	0	0	0	0	0											
Benito Santiago, R Eddie Taubensee, L										2	0	0	0	0	1	0											
Denny Neagle, L Chris Snyder, R Scott Williamson, R Dennys Reyes, R Michael Tucker, L Scott Sullivan, R										1	0	1	0	0	0	0											
Inning Stats	R: 0 E: 0 K: 0 S: 8	H: 0 LOB: 0 BB: 0 P: 14	R: 0 E: 0 K: 1 S: 10	H: 0 LOB: 0 BB: 0 P: 12	R: 0 E: 0 K: 0 S: 6	H: 1 LOB: 1 BB: 0 P: 11	R: 0 E: 0 K: 1 S: 8	H: 0 LOB: 0 BB: 0 P: 13	R: 1 E: 0 K: 1 S: 7	H: 1 LOB: 0 BB: 0 P: 13	R: 0 E: 0 K: 0 S: 14	H: 2 LOB: 2 BB: 0 P: 18	R: 0 E: 0 K: 1 S: 7	H: 0 LOB: 0 BB: 0 P: 13	R: 0 E: 0 K: 0 S: 6	H: 0 LOB: 0 BB: 0 P: 10		R: 0 E: 0 K: 1 S: 14	H: 0 LOB: 1 BB: 1 P: 23	1B: 2 2B: 1 3B: 0 HR: 1	SF: 0 SAC: 0 DP: 0 HBP: 0	WP: 0 PB: 0 SB: 1 CS: 0	PA: 32				
PITCHER	IP WLS BF H R ER SO BB IBB HBP BLK WP HR S P ERA WHIP																										
Valerio De Los Santos, L ERA: 1.8	5.0	17	2	1	1	3	0	0	0	0	0	0	1	39	63	1.80	0.400										
Jim Bruske, R ERA:	1.0	W	5	2	0	0	0	0	0	0	0	0	14	18	0.00	2.000											
Curt Leskanic, R ERA:	1.0	H	3	0	0	0	1	0	0	0	0	0	7	13	0.00	0.000											
David Weathers, R ERA:	1.0	H	3	0	0	0	0	0	0	0	0	0	6	10	0.00	0.000											
Bob Wickman, R ERA:	1.0		4	0	0	0	1	1	0	0	0	0	14	23	0.00	1.000											

Batter	1	2	3	4	5	6	7	8	9	AB	R	H	RBI	BB	SO	LOB	TOP										
Marquis Grissom, R OBP: 0.385, SLG: 0.500	E6 G5-4-3		G4-3		G4-3		G4-3 F9-2 1B			4	0	1	0	1	0	1	Milwaukee Brewers @ Cincinnati Reds Cinergy Field, Cincinnati, OH Wed Apr 05 2000, 7:05 PM EDT Att: 23,059 - Cloudy - 53 F										
Mark Loretta, R OBP: 0.167, SLG: 0.273	G5-4-3 1-2f			F8	SF8		G4-3		PO BB	3	0	0	1	0	0	2											
Jeremy Burnitz, L OBP: 0.583, SLG: 1.125	K			1B BB	G4-3		F9-2			3	1	0	0	1	1												
Geoff Jenkins, L OBP: 0.333, SLG: 0.583		G1-3		1B FC1-6 1B		K		HR		4	2	2	1	0	1	0											
José Hernández, R OBP: 0.250, SLG: 0.182		F9		FC1-6 1B		HR BB		G4-3		3	1	1	1	1	0	0											
Tyler Houston, L OBP: 0.250, SLG: 1.000		K		FC1-6		HR		F8		4	1	1	3	0	1	1											
Kevin Barker, L OBP: 0.625, SLG: 1.000				P5 HR		1B		K		4	1	2	1	0	1	1											
Ronnie Belliard, R OBP: 0.545, SLG: 0.800		G6-3			L7					4	1	2	0	0	0	1											
Jimmy Haynes, R OBP: 0.333, SLG: 0.667				K						3	1	1	1	0	2	1											
Juan Acevedo, R OBP: 0.167, SLG: 0.333					G4-3 SF8 2B				G6-4-3 1B	0	0	0	0	0	0	0											
Matt Williams, S ERA: 18.0										0	0	0	0	0	0	0											
David Weathers, R ERA: 4.5										0	0	0	0	0	0	0											
Lyle Mouton, R ERA: 0.00										1	0	0	0	0	0	1											
Bob Wickman, R ERA: 0.00										0	0	0	0	0	0	0											
Inning Stats	R: 0 E: 1 K: 1 S: 8	H: 0 LOB: 0 BB: 0 P: 14	R: 0 E: 0 K: 1 S: 12	H: 0 LOB: 0 BB: 0 P: 18	R: 1 E: 0 K: 1 S: 11	H: 1 LOB: 0 BB: 0 P: 17	R: 2 E: 0 K: 0 S: 11	H: 2 LOB: 1 BB: 0 P: 22	R: 2 E: 0 K: 2 S: 15	H: 2 LOB: 1 BB: 0 P: 27	R: 0 E: 0 K: 0 S: 8	H: 1 LOB: 0 BB: 0 P: 10	R: 1 E: 0 K: 1 S: 9	H: 1 LOB: 0 BB: 0 P: 15	R: 0 E: 0 K: 0 S: 4	H: 1 LOB: 0 BB: 1 P: 8	1B: 5 2B: 2 3B: 1 HR: 3	SF: 1 SAC: 0 DP: 3 HBP: 0	WP: 0 PB: 0 SB: 1 CS: 0	PA: 38							
PITCHER	IP	WLS	BF	H	R	ER	SO	BB	IBB	HBP	BLK	WP	HR	S	P	ERA	WHIP										
Steve Parris, R ERA: 9.0	5.0	L	21	5	5	5	3	1	0	0	0	0	1	51	89	9.00	1.200										
Gabe White, L ERA: 18.0	1.0		6	2	2	2	2	1	0	0	0	0	1	15	27	18.00	3.000										
Danny Graves, R ERA: 4.5	2.0		7	2	1	1	1	0	0	0	0	0	1	17	25	4.50	1.000										
Dennys Reyes, L ERA: 0.00	1.0		3	1	0	0	0	1	0	0	0	0	0	4	8	0.00	2.000										

AB	33
R	8
H	10
RBI	8
BB	3
SO	6
LOB	9



Batter	1	2	3	4	5	6	7	8	9	AB	R	H	RBI	BB	SO	LOB	BOTTOM										
Pokey Reese, R OBP: 0.583, SLG: 0.727	FC1-5-6 2B	F8			G4-3 G3 2B	G4-3 2B 1B		S G1-3 1B		5	2	4	0	0	0	1	Milwaukee Brewers @ Cincinnati Reds Cinergy Field, Cincinnati, OH Wed Apr 05 2000, 7:05 PM EDT Att: 23,059 - Cloudy - 53 F										
Barry Larkin, R OBP: 0.333, SLG: 0.455	FC1-5-6 F8 BB		G4-3		G4-3	S 2B		G1-3		5	0	1	2	0	0	3											
Ken Griffey Jr., L	HBP BB		G4-3		G3	K		G6-3		4	0	0	1	1	1	2											
Dante Bichette, R OBP: 0.182, SLG: 0.455	F8		G6-3		HR	2B 1B		K		5	1	2	1	0	1	2											
Dmitri Young, S OBP: 0.364, SLG: 0.600				G3 1B	G4-3	K		F9		4	0	1	0	0	1	1											
Eddie Taubensee, L OBP: 0.500, SLG: 0.625	G3-1			G3 1B		G6-3 WP 1B		1B		5	1	4	0	0	0	3											
Aaron Boone, R		F4		F8		F4		F3		5	0	0	0	0	1	6											
Michael Tucker, L OBP: 0.286, SLG: 0.667				G3		G6-3		G4-3		3	0	0	0	1	0	5											
Steve Parris, R ERA: 7.94										2	0	0	0	0	1	3											
Juan Acevedo, R ERA: 0.00										0	0	0	0	0	0	0											
Matt Williams, L ERA: 0.00										1	1	1	0	0	0	0											
David Weathers, R ERA: 0.00										0	0	0	0	0	0	0											
Bob Wickman, R ERA: 1.000										1	0	0	0	0	0	0											
Inning Stats	R: 0 E: 0 K: 0 S: 11	H: 1 LOB: 3 BB: 1 P: 20	R: 0 E: 0 K: 1 S: 8	H: 0 LOB: 1 BB: 1 P: 14	R: 0 E: 0 K: 0 S: 5	H: 0 LOB: 0 BB: 0 P: 7	R: 0 E: 0 K: 0 S: 10	H: 2 LOB: 2 BB: 0 P: 20	R: 2 E: 0 K: 1 S: 16	H: 4 LOB: 1 BB: 0 P: 20	R: 0 E: 0 K: 1 S: 15	H: 2 LOB: 2 BB: 0 P: 23	R: 0 E: 0 K: 0 S: 11	H: 1 LOB: 1 BB: 0 P: 15	R: 0 E: 0 K: 2 S: 11	H: 1 LOB: 1 BB: 0 P: 15	1B: 8 2B: 4 3B: 0 HR: 1	SF: 0 SAC: 0 DP: 0 HBP: 1	WP: 1 PB: 0 SB: 2 CS: 0	PA: 43							
PITCHER	IP	WLS	BF	H	R	ER	SO	BB	IBB	HBP	BLK	WP	HR	S	P	ERA	WHIP										
Jimmy Haynes, R ERA: 7.94	5.2	W	28	8	5	5	1	0	0	0	0	0	0	14	17	0.00	3.000										
Juan Acevedo, R ERA: 0.00	0.2	H	4	2	0	0	2	0	0	0	0	0	0	2	2	∞	∞										
Matt Williams, L ERA: 0.00	0.0		1	1	0	0	0	0	0	0	0	0	0	2	2	∞	∞										
David Weathers, R ERA: 0.00	1.2	H	6	1	0	0	0	0	0	0	0	0	0	16	26	0.00	0.600										
Bob Wickman, R ERA: 1.000	1.0	S	4	1	0	0	2	0	0	0	0	0	0	11	15	0.00	1.000										

AB	40
R	5
H	13
RBI	5
BB	2
SO	5
LOB	26



Batter	1	2	3	4	5	6	7	8	9	AB	R	H	RBI	BB	SO	LOB	TOP										
Marquis Grissom, R OBP: 0.412, SLG: 0.563	1-0 CS 1B		1-2 G4-3		0-1 2B		2-3 K			4	0	2	0	0	1	0	Milwaukee Brewers @ Cincinnati Reds Cinergy Field, Cincinnati, OH Thu Apr 06 2000, 7:05 PM EDT Att: 20,909 - Cloudy - 60 F										
Mark Loretta, R OBP: 0.188, SLG: 0.333	3-2 G5-3		2-1 G3 2B		0-1 F7		3-1 L6			4	0	1	0	0	0	2											
Jeremy Bumitz, L OBP: 0.563, SLG: 0.900	4-2 2B BB		0-0 G3		4-2 1B 2B BB		3-2 P6			2	1	0	0	2	0	1											
Charlie Hayes, R OBP: 0.444, SLG: 0.429	2-1 1-3 2B		2-2 G1-3		3-1 P3		0-1 G3			4	0	1	0	0	0	2											
Geoff Jenkins, L OBP: 0.250, SLG: 0.438 Jim Bruske, R	0-0 G1-3			0-3 K		3-3 K		0-3 K		4	0	0	0	0	3	3											
José Hernández, R OBP: 0.313, SLG: 0.267		1-0 F9		1-2 G4-3		1-1 2B 1B		3-1 WP 1B		4	0	2	0	0	0	0											
Ronnie Belliard, R OBP: 0.533, SLG: 0.786		3-2 WP 1B		2-1 G6-3		1-0 1-3 2-H 2B		1-0 F9		4	0	2	1	0	0	1											
Henry Blanco, R OBP: 0.364, SLG: 0.125		3-1 F3			2-1 F8		0-0 G6-3		2-3 K	4	0	0	0	0	1	4											
Jaime Navarro, R Sean Berry, R Juan Acevedo, R Matt Williams, S Kevin Barker, L Curt Leskanić, R Lyle Mouton, R	1-3 K				3-2 F8		0-1 G4-3		2-3 K	1	0	0	0	0	1	1											
Inning Stats	R: 0 H: 2 E: 0 K: 1 S: 13	H: 2 R: 1 ER: 1 LOB: 2 BB: 1 P: 23	R: 0 H: 1 E: 0 K: 1 S: 9	H: 1 R: 0 ER: 0 LOB: 1 BB: 0 P: 17	R: 0 H: 1 E: 0 K: 1 S: 10	H: 1 R: 0 ER: 0 LOB: 1 BB: 0 P: 15	R: 0 H: 0 E: 0 K: 1 S: 10	H: 0 R: 0 ER: 0 LOB: 0 BB: 0 P: 13	R: 0 H: 1 E: 0 K: 0 S: 10	H: 1 R: 0 ER: 0 LOB: 2 BB: 0 P: 15	R: 0 H: 0 E: 0 K: 1 S: 8	H: 0 R: 0 ER: 0 LOB: 0 BB: 0 P: 13	R: 0 H: 0 E: 0 K: 1 S: 8	H: 0 R: 0 ER: 0 LOB: 0 BB: 0 P: 11	R: 0 H: 1 E: 0 K: 2 S: 9	H: 1 R: 0 ER: 0 LOB: 1 BB: 0 P: 17		1B: 4 2B: 4 3B: 0 HR: 0	SF: 0 SAC: 0 DP: 0 HBP: 0	WP: 3 PA: 36 CS: 1							
PITCHER	IP	WLS	BF	H	R	ER	SO	BB	IBB	HBP	BLK	WP	HR	S	P	ERA	WHIP										
Ron Villone, L ERA: 1.59	5.2	W	25	7	1	1	3	2	0	0	0	1	0	64	107	1.59	1.588										
Scott Sullivan, R ERA:	1.1	H	4	0	0	0	1	0	0	0	0	0	0	9	14	0.00	0.000										
Dennys Reyes, L ERA:	1.0		3	0	0	0	1	0	0	0	0	0	0	8	11	0.00	0.000										
Scott Williamson, R ERA: 13.5	1.0		4	1	0	0	2	0	0	0	0	2	0	9	17	0.00	1.000										

Batter	1	2	3	4	5	6	7	8	9	AB	R	H	RBI	BB	SO	LOB	BOTTOM										
Pokey Reese, R OBP: 0.625, SLG: 0.714	1-2 S G4-3 1B		3-2 2B 1B		1-3 K		4-2 BB			3	2	2	0	1	1	0	Milwaukee Brewers @ Cincinnati Reds Cinergy Field, Cincinnati, OH Thu Apr 06 2000, 7:05 PM EDT Att: 20,909 - Cloudy - 60 F										
Barry Larkin, R OBP: 0.313, SLG: 0.467	1-2 G4-3		1-0 G4-3 2B		2-2 G6-3		3-2 G6-3			4	0	1	1	0	0	3											
Ken Griffey Jr., L OBP: 0.133, SLG: 0.071	3-2 G6-4-3 2-H 1B		0-0 G4-3		0-1 G4-3		3-3 K			4	0	1	1	0	1	1											
Dante Bichette, R OBP: 0.143, SLG: 0.357 Alex Ochoa, R	1-2 G6-4-3		1-3 K		0-2 G6-3		0-1 G5-3			3	0	0	0	0	1	2											
Dmitri Young, S OBP: 0.333, SLG: 0.462		4-0 G4-6-3 BB		2-2 P5		0-2 F8		2-1 G3		3	0	0	0	1	0	0											
Eddie Taubensee, L OBP: 0.364, SLG: 0.455	1-2 G4-6-3		1-2 G3-1		2-1 G3-1		2-3 K			3	0	0	0	0	1	1											
Michael Tucker, L OBP: 0.400, SLG: 1.000	3-1 HR		4-0 HR BB		0-1 F8		0-1 F8			2	2	1	1	1	0	0											
Aaron Boone, R OBP: 0.077, SLG: 0.308	1-3 K		0-0 HR		0-0 HR		1-3 K			3	1	1	2	0	2	0											
Ron Villone, L Scott Sullivan, R D.T. Cromer, L Dennys Reyes, R Scott Williamson, R	0-2 P6		0-3 K		3-1 2B					2	0	0	0	0	1	0											
Inning Stats	R: 1 H: 2 E: 0 K: 0 S: 14	H: 2 R: 1 ER: 0 LOB: 0 BB: 0 P: 20	R: 1 H: 1 E: 0 K: 1 S: 9	H: 1 R: 0 ER: 0 LOB: 1 BB: 1 P: 18	R: 1 H: 2 E: 0 K: 1 S: 14	H: 2 R: 0 ER: 0 LOB: 0 BB: 0 P: 18	R: 2 H: 1 E: 0 K: 1 S: 9	H: 1 R: 0 ER: 0 LOB: 0 BB: 1 P: 17	R: 0 H: 0 E: 0 K: 1 S: 10	H: 0 R: 0 ER: 0 LOB: 0 BB: 0 P: 12	R: 0 H: 0 E: 0 K: 1 S: 13	H: 1 R: 0 ER: 0 LOB: 2 BB: 1 P: 24	R: 0 H: 0 E: 0 K: 1 S: 8	H: 0 R: 0 ER: 0 LOB: 0 BB: 0 P: 13	R: 0 H: 1 E: 0 K: 1 S: 9	H: 1 R: 0 ER: 0 LOB: 1 BB: 0 P: 17		1B: 3 2B: 2 3B: 0 HR: 2	SF: 0 SAC: 0 DP: 2 HBP: 0	WP: 0 PA: 32 CS: 0							
PITCHER	IP	WLS	BF	H	R	ER	SO	BB	IBB	HBP	BLK	WP	HR	S	P	ERA	WHIP										
Jaime Navarro, R ERA: 11.25	4.0	L	18	6	5	5	3	2	0	0	0	0	0	46	73	11.25	2.000										
Juan Acevedo, R ERA:	1.0		3	0	0	0	1	0	0	0	0	0	0	9	12	0.00	0.000										
Matt Williams, L ERA:	1.0		3	0	0	0	1	0	0	0	0	0	0	10	12	0.00	0.000										
Curt Leskanić, R ERA:	1.0		5	1	0	0	1	1	0	0	0	0	0	13	24	0.00	2.000										
Jim Bruske, R ERA:	1.0		3	0	0	0	1	0	0	0	0	0	0	8	13	0.00	0.000										

Batter	1	2	3	4	5	6	7	8	9	AB	R	H	RBI	BB	SO	LOB	TOP										
Luis Castillo, S OBP: 0.568, SLG: 0.538 (1,4)	G5-3	G1-3				G5-3			G4-6-3	4	1	1	0	1	0	3	Florida Marlins @ Milwaukee Brewers Milwaukee County Stadium, Milwaukee, WI Mon Apr 10 2000, 2:05 PM EDT Att: 53,509 - Cloudy - 34 F livebaseballscorecards.com										
Mark Kotsay, L OBP: 0.300, SLG: 0.389 (1,9)	G1-3		G6-3			L4			G4-6-3	5	1	1	0	0	0	1											
Brant Brown, L OBP: 0.294, SLG: 0.267 Vic Darenbourg, L (7,1)			P4							2	0	1	1	2	0	0											
Derrek Lee, R OBP: 0.444, SLG: 0.286 (8,3)	FC6-4									0	0	0	0	0	0	0											
Preston Wilson, R OBP: 0.394, SLG: 0.533 (1,8)	FC6-4									1	0	0	0	0	1	0											
Mike Lowell, R OBP: 0.364, SLG: 0.655 (1,5)										4	0	1	0	0	1	4											
Kevin Millar, R OBP: 0.292, SLG: 0.478 Dan Miceli, R (8,1)										3	1	1	1	0	0	2											
Alex Gonzalez, R OBP: 0.152, SLG: 0.161 Cliff Floyd, L OBP: 0.320, SLG: 0.455 Chris Clapinski, S (8,6)										4	0	0	0	0	0	2											
Mike Redmond, R OBP: 0.571, SLG: 0.636 Mark Smith, R OBP: 0.625, SLG: 0.500 Sandy Martinez, L OBP: 0.143, SLG: 0.214 (8,2)										0	0	0	0	0	0	0											
Vladimir Nunez, R (1,1)										3	0	1	0	0	0	1											
Armando Almanza, L (5,1)										1	0	0	0	0	0	0											
Ricky Bones, R (7,1)										0	0	0	0	0	0	0											
Danny Bautista, R OBP: 0.333, SLG: 0.364 (7,7)										0	0	0	0	0	0	0											
Inning Stats	R: 0 E: 0 K: 0 S: 9	H: 0 LOB: 1 BB: 1 P: 15	R: 1 E: 1 K: 0 S: 15	H: 2 LOB: 2 BB: 0 P: 25	R: 0 E: 0 K: 0 S: 10	H: 1 LOB: 1 BB: 0 P: 15	R: 0 E: 0 K: 0 S: 11	H: 1 LOB: 1 BB: 0 P: 14	R: 2 E: 0 K: 0 S: 10	H: 2 LOB: 1 BB: 1 P: 18	R: 0 E: 0 K: 1 S: 9	H: 1 LOB: 1 BB: 0 P: 16	R: 0 E: 0 K: 1 S: 13	H: 0 LOB: 1 BB: 1 P: 19	R: 0 E: 0 K: 0 S: 7	H: 1 LOB: 1 BB: 0 P: 11		R: 0 E: 0 K: 1 S: 7	H: 1 LOB: 0 BB: 0 P: 12	1B: 9 2B: 0 3B: 0 HR: 0	SF: 1 SAC: 1 DP: 1 HBP: 0	WP: 0 PB: 0 CS: 0	PA: 39				
PITCHER	IP	WLS	BF	H	R	ER	SO	BB	IBB	HBP	BLK	WP	HR	S	P	ERA		WHIP									
Jimmy Haynes, R ERA: 5.4 (1,1)	6.0	W	28	7	3	2	0	2	0	0	0	0	0	64	103	3.00	1.500										
Matt Williams, L ERA: (7,1)	0.1	H	2	0	0	0	0	1	0	0	0	0	0	5	11	0.00	3.000										
David Weathers, R ERA: 1.42 (7,1)	1.2	H	6	1	0	0	1	0	0	0	0	0	0	15	19	0.00	0.600										
Bob Wickman, R ERA: (9,1)	1.0	S	3	1	0	0	1	0	0	0	0	0	0	7	12	0.00	1.000										

Batter	1	2	3	4	5	6	7	8	9	AB	R	H	RBI	BB	SO	LOB	BOTTOM										
Marquis Grissom, R OBP: 0.387, SLG: 0.483 (1,8)	F6									2	1	1	0	1	0	0	Florida Marlins @ Milwaukee Brewers Milwaukee County Stadium, Milwaukee, WI Mon Apr 10 2000, 2:05 PM EDT Att: 53,509 - Cloudy - 34 F livebaseballscorecards.com										
Mark Loretta, R OBP: 0.200, SLG: 0.250 (1,6)	L3									3	1	0	0	1	0	2											
Jeromy Burnitz, L OBP: 0.529, SLG: 1.000 (1,9)	G3-1									2	0	1	2	2	0	0											
Geoff Jenkins, L OBP: 0.267, SLG: 0.500 (1,7)										3	1	1	2	0	2	4											
José Hernández, R OBP: 0.265, SLG: 0.167 (1,5)										4	0	0	0	0	0	1											
Kevin Barker, L OBP: 0.500, SLG: 0.571 David Weathers, R (7,1)										3	0	0	0	0	1	0											
Sean Berry, R (8,PH)										0	0	0	0	0	0	0											
Bob Wickman, R (9,1)										1	0	0	0	0	0	0											
Ronnie Belliard, R OBP: 0.485, SLG: 0.552 (1,4)										4	0	2	0	0	1	0											
Henry Blanco, R OBP: 0.391, SLG: 0.421 (1,2)										3	1	0	0	1	1	2											
Jimmy Haynes, R OBP: 0.250, SLG: 0.500 Matt Williams, S (7,1)										1	0	0	0	0	1	0											
Charlie Hayes, R OBP: 0.500, SLG: 0.692 (7,3)										0	0	0	0	0	0	0											
										1	0	1	0	0	0	0											
Inning Stats	R: 0 E: 0 K: 0 S: 4	H: 0 LOB: 0 BB: 0 P: 7	R: 1 E: 0 K: 1 S: 11	H: 1 LOB: 0 BB: 0 P: 17	R: 3 E: 0 K: 0 S: 15	H: 1 LOB: 1 BB: 3 P: 32	R: 0 E: 0 K: 0 S: 5	H: 0 LOB: 0 BB: 0 P: 10	R: 0 E: 0 K: 2 S: 13	H: 1 LOB: 2 BB: 1 P: 21	R: 0 E: 0 K: 1 S: 10	H: 1 LOB: 1 BB: 0 P: 17	R: 0 E: 0 K: 1 S: 11	H: 1 LOB: 2 BB: 1 P: 22	R: 0 E: 0 K: 1 S: 9	H: 1 LOB: 1 BB: 0 P: 15		1B: 3 2B: 2 3B: 0 HR: 1	SF: 1 SAC: 2 DP: 0 HBP: 0	WP: 0 PB: 0 CS: 0	PA: 35						
PITCHER	IP	WLS	BF	H	R	ER	SO	BB	IBB	HBP	BLK	WP	HR	S	P	ERA		WHIP									
Vladimir Nunez, R ERA: 9.0 (1,1)	4.2	L	21	3	4	4	2	4	0	0	0	0	0	14	21	0.00	0.750										
Armando Almanza, L ERA: 3.0 (5,1)	1.1		5	1	0	0	2	0	0	0	0	0	0	5	9	0.00	1.500										
Ricky Bones, R ERA: (7,1)	0.2		3	1	0	0	0	0	0	0	0	0	0	6	13	0.00	0.000										
Vic Darenbourg, L ERA: (7,1)	0.1		2	0	0	0	1	0	1	0	0	0	0	6	13	0.00	0.000										
Dan Miceli, R ERA: 4.15 (8,1)	1.0		4	1	0	0	1	0	0	0	0	0	0	9	15	0.00	1.000										

Batter	1	2	3	4	5	6	7	8	9	AB	R	H	RBI	BB	SO	LOB	TOP										
Luis Castillo, S OBP: 0.553, SLG: 0.515 (1,4)	G1-3		G6-3			E5		BB		3	0	0	0	1	0	0	Florida Marlins @ Milwaukee Brewers Milwaukee County Stadium, Milwaukee, WI Thu Apr 13 2000, 7:05 PM EDT Att. 7,023 - Overcast - 50 F										
Brant Brown, L OBP: 0.273, SLG: 0.250 (1,9)	F8					K		L8		4	0	1	0	0	1	2											
Cliff Floyd, L OBP: 0.273, SLG: 0.379 (1,7)	K							F7		4	0	0	0	0	2	2											
Preston Wilson, R OBP: 0.405, SLG: 0.472 (1,8)			L5			K		F9		3	0	0	0	1	1	2											
Mike Lowell, R OBP: 0.333, SLG: 0.541 (1,5)					G5-3			G5-3		4	0	0	0	0	1	1											
Derrek Lee, R OBP: 0.500, SLG: 0.750 (1,3)					K			G6-3		4	0	2	0	0	2	0											
Alex Gonzalez, R OBP: 0.214, SLG: 0.184 (1,6)					G1-6-3			G6-3		4	0	1	0	0	0	1											
Paul Bako, L (1,2)								K		2	0	0	0	2	1	1											
Brad Penny, R (1,1)										2	0	0	0	0	2	3											
Mark Kotsay, L (7, PH) OBP: 0.269, SLG: 0.435										1	0	0	0	0	0	1											
Braden Looper, R (7, 1)										0	0	0	0	0	0	0											
Vic Darenbourg, L (8, 1)										0	0	0	0	0	0	0											
Inning Stats	R: 0 E: 0 K: 1 S: 11	H: 0 LOB: 0 BB: 0 P: 14	R: 0 E: 0 K: 2 S: 17	H: 2 LOB: 3 BB: 2 P: 31	R: 0 E: 0 K: 1 S: 11	H: 1 LOB: 1 BB: 0 P: 18	R: 0 E: 0 K: 1 S: 7	H: 0 LOB: 0 BB: 0 P: 11	R: 0 E: 1 K: 2 S: 14	H: 0 LOB: 1 BB: 0 P: 21	R: 0 E: 0 K: 1 S: 5	H: 0 LOB: 1 BB: 1 P: 6	R: 0 E: 0 K: 1 S: 10	H: 0 LOB: 1 BB: 1 P: 19	R: 0 E: 0 K: 0 S: 10	H: 1 LOB: 1 BB: 0 P: 14	1B: 3 2B: 1 3B: 0 HR: 0	SF: 0 SAC: 0 DP: 0 HBP: 0	WP: 0 PB: 0 CS: 1	PA: 35							
PITCHER	IP	WLS	BF	H	R	ER	SO	BB	IBB	HBP	BLK	WP	HR	S	P	ERA	WHIP										
Jason Bere, R (1, 1) ERA: 0.69	7.0	W	27	3	0	0	9	3	0	0	0	0	0	75	120	0.00	0.857										
David Weathers, R (8, 1) ERA: 1.23	1.0		4	0	0	0	0	1	0	0	0	0	0	10	19	0.00	1.000										
Bob Wickman, R (9, 1) ERA:	1.0		4	1	0	0	1	0	0	0	0	0	0	10	14	0.00	1.000										

AB	31
R	0
H	4
RBI	0
BB	4
SO	10
LOB	13



Batter	1	2	3	4	5	6	7	8	9	AB	R	H	RBI	BB	SO	LOB	BOTTOM										
Marquis Grissom, R (1,8) OBP: 0.375, SLG: 0.486	G6-3	P4			G6-3		G6-3			4	0	0	0	0	0	2	Florida Marlins @ Milwaukee Brewers Milwaukee County Stadium, Milwaukee, WI Thu Apr 13 2000, 7:05 PM EDT Att. 7,023 - Overcast - 50 F										
Ronnie Belliard, R (1,4) OBP: 0.483, SLG: 0.583	G3-1		G1-3			HR		CS		3	1	1	1	0	0	0											
Mark Loretta, R (8, FR) OBP: 0.200, SLG: 0.222 (9,6)								HBP		0	0	0	0	0	0	0											
Jeremy Burnitz, L (1,9) OBP: 0.442, SLG: 0.818	G4-3		G3			K		F8		4	0	0	0	0	1	1											
Geoff Jenkins, L (1,7) OBP: 0.263, SLG: 0.444						G4-3		F7		4	1	1	0	0	1	1											
José Hernández, R (1,5) OBP: 0.317, SLG: 0.306					G1-3					3	0	1	0	0	1	1											
Tyler Houston, L (1,2) OBP: 0.182, SLG: 0.400										2	1	0	0	1	0	1											
Kevin Barker, L (1,3) OBP: 0.455, SLG: 0.500										3	0	1	0	0	0	2											
Luis Lopez, S (1,6) OBP: 0.500, SLG: 0.750 (9,4)										3	1	1	2	0	1	1											
Jason Bere, R (1,1) OBP: 0.250, SLG: 0.250										2	0	1	1	0	1	0											
Lyle Mouton, R (7, PH) OBP: 0.200, SLG: 0.111										1	0	0	0	0	0	1											
David Weathers, R (8, 1)										0	0	0	0	0	0	0											
Bob Wickman, R (9, 1)										0	0	0	0	0	0	0											
Inning Stats	R: 0 E: 0 K: 0 S: 5	H: 0 LOB: 0 BB: 0 P: 6	R: 3 E: 1 K: 1 S: 14	H: 3 LOB: 1 BB: 1 P: 25	R: 0 E: 0 K: 1 S: 6	H: 0 LOB: 0 BB: 0 P: 13	R: 0 E: 0 K: 0 S: 5	H: 0 LOB: 0 BB: 0 P: 9	R: 0 E: 0 K: 2 S: 8	H: 0 LOB: 0 BB: 0 P: 10	R: 1 E: 0 K: 1 S: 12	H: 2 LOB: 1 BB: 0 P: 23	R: 0 E: 0 K: 0 S: 5	H: 1 LOB: 1 BB: 0 P: 10	R: 0 E: 0 K: 0 S: 6	H: 0 LOB: 1 BB: 0 P: 10	1B: 4 2B: 1 3B: 0 HR: 1	SF: 0 SAC: 0 DP: 0 HBP: 1	WP: 2 PB: 0 CS: 1	PA: 31							
PITCHER	IP	WLS	BF	H	R	ER	SO	BB	IBB	HBP	BLK	WP	HR	S	P	ERA	WHIP										
Brad Penny, R (1, 1) ERA: 3.46	6.0	L	24	4	4	4	4	1	1	0	0	0	0	50	86	6.00	1.000										
Braden Looper, R (7, 1) ERA: 1.93	1.0		5	1	0	0	0	0	0	1	0	1	0	7	13	0.00	1.000										
Vic Darenbourg, L (8, 1) ERA:	1.0		2	0	0	0	0	0	0	0	0	0	0	4	7	0.00	0.000										

AB	29
R	4
H	6
RBI	4
BB	1
SO	5
LOB	10



Batter	1	2	3	4	5	6	7	8	9	AB R H RBI BB SO LOB	TOP								
Quilvio Veras, S OBP: 0.308, SLG: 0.257	G4-3		G4-6-3						G6-3	5 0 2 1 0 0 1	Atlanta Braves @ Milwaukee Brewers Milwaukee County Stadium, Milwaukee, WI Fri Apr 14 2000, 7:05 PM EDT Att: 10,171 - Sunny - 75 F								
Andruw Jones, R OBP: 0.310, SLG: 0.405	G5-3		10 1B						K2-3	4 0 1 0 1 1 1									
10 Chipper Jones, S OBP: 0.391, SLG: 0.585	G5-3		1B						1B	5 0 2 0 0 0 0									
Andres Galaraga, R OBP: 0.410, SLG: 0.719			L7						K	4 2 2 0 1 1 3									
Bobby Bonilla, S OBP: 0.345, SLG: 0.556										3 0 1 1 0 1 1									
Trenidad Hubbard, R OBP: 0.053, SLG: 0.300										0 1 0 0 1 0 0									
Javy Lopez, R OBP: 0.387, SLG: 0.552										4 1 1 2 0 1 1									
Reggie Sanders, R OBP: 0.261, SLG: 0.273										4 1 2 0 0 0 1									
Walt Weiss, S OBP: 0.435, SLG: 0.350										3 1 2 1 1 0 1									
Tom Glavine, L OBP: 0.375, SLG: 0.429										3 0 1 0 0 2 2									
Kerry Ligtenberg, R ERA: 7.5										0 0 0 0 0 0 0									
Mike Remlinger, L ERA: 8.71										0 0 0 0 0 0 0									
Inning Stats	R: 0 E: 0 K: 0 S: 6	H: 0 LOB: 0 BB: 0 P: 10	R: 1 E: 0 K: 1 S: 12	H: 2 LOB: 1 BB: 0 P: 18	R: 0 E: 0 K: 0 S: 8	H: 2 LOB: 2 BB: 1 P: 13	R: 1 E: 0 K: 2 S: 16	H: 2 LOB: 1 BB: 0 P: 23	R: 0 E: 0 K: 0 S: 7	H: 0 LOB: 0 BB: 1 P: 13	R: 1 E: 0 K: 0 S: 12	H: 3 LOB: 2 BB: 1 P: 20	R: 3 E: 1 K: 1 S: 20	H: 3 LOB: 1 BB: 0 P: 31	R: 0 E: 0 K: 2 S: 8	H: 1 LOB: 1 BB: 0 P: 11	1B: 10 2B: 3 3B: 0 HR: 1	SF: 0 SAC: 1 DP: 3 HBP: 0	WP: 2 PA: 40 CS: 0
PITCHER	IP WLS BF H R ER SO BB IBB HBP BLK WP HR S P ERA WHIP											IP WLS BF H R ER SO BB IBB HBP BLK WP HR S P ERA WHIP							
Steve Woodard, R ERA: 5.25	(1, 1) 7.0 L 29 10 3 3 3 3 3 0 0 0 0 0 0 66 104 3.86 1.857																		
Curt Leskanic, R ERA: 7.5	(8, 1) 1.0 7 3 3 1 1 0 0 0 0 2 1 20 31 27.00 4.000																		
Valerio De Los Santos, L ERA: 8.71	(9, 1) 1.0 4 1 0 0 2 0 0 0 0 0 0 8 11 0.00 1.000																		

AB	35
R	6
H	14
RBI	5
BB	4
SO	6
LOB	11



Batter	1	2	3	4	5	6	7	8	9	AB R H RBI BB SO LOB	BOTTOM								
Marquis Grissom, R OBP: 0.364, SLG: 0.463	2B		E5						F9	4 1 1 0 0 1 2	Atlanta Braves @ Milwaukee Brewers Milwaukee County Stadium, Milwaukee, WI Fri Apr 14 2000, 7:05 PM EDT Att: 10,171 - Sunny - 75 F								
Mark Loretta, R OBP: 0.205, SLG: 0.250	G4-3		G5-3						F3	4 1 1 1 0 0 2									
Jeremy Burnitz, L OBP: 0.404, SLG: 0.730	G4-3		G3-1						K	4 0 0 0 0 1 2									
Charlie Hayes, R OBP: 0.519, SLG: 0.611	SF9								FC4-6	2 1 1 1 1 0 0									
Geoff Jenkins, L OBP: 0.262, SLG: 0.425	G1-3								FC4-6	4 0 1 0 0 0 1									
José Hernández, R OBP: 0.289, SLG: 0.275									FC4-6	4 0 0 0 0 2 2									
Ronnie Belliard, R OBP: 0.422, SLG: 0.538	G1-3								SF9	3 0 0 1 0 2 0									
Henry Blanco, R OBP: 0.379, SLG: 0.400									G3	2 0 2 0 0 0 0									
Sean Berry, R (7, PH)										1 0 0 0 0 0 0									
Tyler Houston, L OBP: 0.167, SLG: 0.364										1 0 0 0 0 0 1									
Steve Woodard, L ERA: 5.25										1 0 0 0 0 1 1									
Curt Leskanic, R ERA: 7.5										0 0 0 0 0 0 0									
James Mouton, R OBP: 0.633, SLG: 1.333										1 0 1 0 0 0 0									
Valerio De Los Santos, L ERA: 8.71										0 0 0 0 0 0 0									
Inning Stats	R: 2 E: 0 K: 0 S: 12	H: 2 LOB: 0 BB: 0 P: 20	R: 0 E: 0 K: 2 S: 10	H: 1 LOB: 0 BB: 0 P: 15	R: 0 E: 1 K: 0 S: 7	H: 0 LOB: 0 BB: 0 P: 9	R: 0 E: 0 K: 1 S: 8	H: 0 LOB: 0 BB: 0 P: 13	R: 0 E: 0 K: 2 S: 12	H: 1 LOB: 1 BB: 0 P: 19	R: 0 E: 0 K: 0 S: 8	H: 0 LOB: 1 BB: 1 P: 15	R: 0 E: 0 K: 1 S: 7	H: 1 LOB: 1 BB: 0 P: 7	R: 1 E: 0 K: 0 S: 13	H: 2 LOB: 1 BB: 0 P: 17	1B: 5 2B: 2 3B: 0 HR: 0	SF: 2 SAC: 1 DP: 0 HBP: 0	WP: 0 PA: 35 CS: 1
PITCHER	IP WLS BF H R ER SO BB IBB HBP BLK WP HR S P ERA WHIP											IP WLS BF H R ER SO BB IBB HBP BLK WP HR S P ERA WHIP							
Tom Glavine, L ERA: 3.0	(1, 1) 8.0 W 32 7 3 3 7 1 0 0 0 0 0 0 74 112 3.38 1.000																		
Kerry Ligtenberg, R ERA: 10.13	(9, 1) 0.2 H 2 0 0 0 0 0 0 0 0 0 0 7 9 0.00 0.000																		
Mike Remlinger, L ERA: 9.68	(9, 1) 0.1 S 1 0 0 0 0 0 0 0 0 0 0 1 2 0.00 0.000																		



Batter	1	2	3	4	5	6	7	8	9	AB	R	H	RBI	BB	SO	LOB	TOP										
Quilvio Veras, S OBP: 0.302, SLG: 0.333	G4-3		K		G4-3			HR		4	1	1	2	0	1	0	Atlanta Braves @ Milwaukee Brewers Milwaukee County Stadium, Milwaukee, WI Sat Apr 15 2000, 2:05 PM EDT Att: 24,755 - Cloudy - 42 F										
Andruw Jones, R OBP: 0.326, SLG: 0.385	G5-4-3 BB		G6-3		L4			BB SH1-3 BB		2	0	0	0	2	0	0											
Keith Lockhart, L OBP: 0.273, SLG: 0.400	G5-4-3 1-2		1B BB		G3			SH1-3		2	0	0	0	1	0	1											
Andres Galarraga, R OBP: 0.442, SLG: 0.714		2B E 1B	1-2 1B		F3			BB IBB		3	1	2	0	1	0	0											
Bobby Bonilla, S OBP: 0.333, SLG: 0.500 Trenidad Hubbard, R OBP: 0.333, SLG: 0.300	P5		P5		F7			G6-4-3 BB		3	0	0	0	1	0	3											
Javy Lopez, R OBP: 0.371, SLG: 0.545	E 1-3 2B				G1-3			G6-4-3 1-2 2-3 BB		4	0	1	0	0	0	3											
Reggie Sanders, R OBP: 0.240, SLG: 0.250	E5		G5-3		F8					4	0	0	0	0	1	1											
Rafael Furcal, S OBP: 0.333, SLG: 0.364	2-3 3-H F7		G6-3		K			G1-3		4	0	0	0	0	1	2											
Kevin Millwood, R Wally Joyner, L OBP: 0.356, SLG: 0.500 10 Chipper Jones, S OBP: 0.391, SLG: 0.585 John Burkett, R Walt Weiss, S OBP: 0.417, SLG: 0.333	F7				K			HR 1B		2	0	0	0	0	1	2											
										1	0	1	0	0	0	0											
										0	1	0	0	0	0	0											
										0	0	0	0	0	0	0											
										1	0	0	0	0	0	0											
Inning Stats	R: 0 E: 0 K: 0 S: 8	H: 0 LOB: 0 BB: 1 P: 16	R: 1 E: 1 K: 0 S: 15	H: 2 LOB: 2 BB: 0 P: 22	R: 0 E: 0 K: 1 S: 8	H: 1 LOB: 0 BB: 1 P: 16	R: 0 E: 0 K: 0 S: 5	H: 0 LOB: 0 BB: 0 P: 5	R: 0 E: 0 K: 1 S: 7	H: 0 LOB: 0 BB: 0 P: 9	R: 0 E: 0 K: 0 S: 5	H: 0 LOB: 0 BB: 0 P: 7	R: 0 E: 0 K: 1 S: 8	H: 0 LOB: 0 BB: 0 P: 14	R: 2 E: 0 K: 0 S: 11	H: 2 LOB: 3 BB: 3 P: 28	R: 0 E: 0 K: 1 S: 9	H: 0 LOB: 0 BB: 0 P: 14	1B: 3 2B: 1 3B: 0 HR: 1	SF: 0 SAC: 1 DP: 2 HBP: 0	WP: 0 PB: 0 CS: 0	PA: 36					
PITCHER	IP	WLS	BF	H	R	ER	SO	BB	IBB	HBP	BLK	WP	HR	S	P	ERA	WHIP										
Jimmy Haynes, R ERA: 4.34	(1, 1)	7.0	29	5	3	2	3	3	0	0	0	0	1	62	103	2.57	1.143										
David Weathers, R ERA: 1.08	(8, 1)	1.0	W	4	0	0	0	1	1	0	0	0	0	5	14	0.00	1.000										
Bob Wickman, R ERA:	(9, 1)	1.0	S	3	0	0	0	1	0	0	0	0	0	9	14	0.00	0.000										

Batter	1	2	3	4	5	6	7	8	9	AB	R	H	RBI	BB	SO	LOB	BOTTOM										
Marquis Grissom, R OBP: 0.375, SLG: 0.489	1B 1B	G4-3			2B			G5-3		4	1	2	0	0	0	1	Atlanta Braves @ Milwaukee Brewers Milwaukee County Stadium, Milwaukee, WI Sat Apr 15 2000, 2:05 PM EDT Att: 24,755 - Cloudy - 42 F										
Mark Loretta, R OBP: 0.250, SLG: 0.386	1B FC6-4 1B		L3		HR			E 2B		4	3	3	1	0	0	0											
Jeremy Burnitz, L OBP: 0.392, SLG: 0.683	FC6-4 1-3 2-H 1B		F8		F9			E3 HR		4	1	1	1	0	0	0											
Geoff Jenkins, L OBP: 0.283, SLG: 0.500	FC6-4 1-2 3-H		1B		F7			HR		4	1	2	3	0	0	1											
José Hernández, R OBP: 0.265, SLG: 0.250	F9		K		G6-3			G6-3		4	0	0	0	0	1	2											
Kevin Barker, L OBP: 0.423, SLG: 0.429	P6				K			F7		3	0	0	0	1	1	1											
Ronnie Belliard, R OBP: 0.408, SLG: 0.512		SH1-4 1B			G4-3			G1-3		4	0	1	0	0	0	1											
Raul Casanova, S		K			G3-1			G3		3	0	0	0	0	1	1											
Jimmy Haynes, R OBP: 0.167, SLG: 0.333 David Weathers, R Bob Wickman, R		SH1-4			K			G4-3		2	0	0	0	0	1	0											
										0	0	0	0	0	0	0											
										0	0	0	0	0	0	0											
Inning Stats	R: 2 E: 0 K: 0 S: 16	H: 3 LOB: 1 BB: 0 P: 22	R: 0 E: 0 K: 1 S: 9	H: 1 LOB: 1 BB: 0 P: 12	R: 0 E: 0 K: 1 S: 9	H: 1 LOB: 1 BB: 0 P: 16	R: 0 E: 0 K: 1 S: 6	H: 0 LOB: 0 BB: 0 P: 8	R: 1 E: 0 K: 1 S: 10	H: 2 LOB: 0 BB: 0 P: 15	R: 0 E: 0 K: 0 S: 10	H: 0 LOB: 1 BB: 1 P: 16	R: 0 E: 0 K: 0 S: 5	H: 0 LOB: 0 BB: 0 P: 5	R: 3 E: 1 K: 0 S: 9	H: 2 LOB: 0 BB: 0 P: 12	1B: 5 2B: 2 3B: 0 HR: 2	SF: 0 SAC: 1 DP: 0 HBP: 0	WP: 0 PB: 0 CS: 0	PA: 34							
PITCHER	IP	WLS	BF	H	R	ER	SO	BB	IBB	HBP	BLK	WP	HR	S	P	ERA	WHIP										
Kevin Millwood, R ERA: 4.0	(1, 1)	7.0	28	7	3	3	4	1	0	0	0	0	1	65	94	3.86	1.143										
John Burkett, R ERA: 11.81	(8, 1)	1.0	L	6	2	3	2	0	0	0	0	0	1	9	12	18.00	2.000										

AB 30
R 3
H 5
RBI 2
BB 5
SO 4
LOB 12



AB 32
R 6
H 9
RBI 5
BB 1
SO 4
LOB 7



Batter	1	2	3	4	5	6	7	8	9	AB	R	H	RBI	BB	SO	LOB	TOP									
Marquis Grissom, R OBP: 0.344, SLG: 0.431	1-2 G1-3		0-1 FC5-4			0-1 F8		2-2 FC6-4		4	0	0	0	0	0	2	Milwaukee Brewers @ New York Mets Shea Stadium, Flushing, NY Wed Apr 19 2000, 7:10 PM EDT Att: 18,001 - Cloudy - 52 F									
Mark Loretta, R OBP: 0.328, SLG: 0.418	1-0 G4-3		1-0 CS	1-1 1B		1-1 G1-3		4-1 FC4-6		3	0	1	0	1	0											
Jeremy Bumitz, L OBP: 0.355, SLG: 0.577	1-3 K			0-1 F6		1-2 1B		1-0 FC4-6		4	0	1	0	0	1	3										
Charlie Hayes, R OBP: 0.450, SLG: 0.483		3-2 2B		3-1 F8		0-2 G4-3		3-2 F7		4	0	1	0	0	0	4										
Geoff Jenkins, L OBP: 0.273, SLG: 0.509		0-3 K		0-0 F9			0-0 HR		2-2 F9	4	1	1	1	0	1	2										
Ronnie Belliard, R OBP: 0.417, SLG: 0.481		4-2 G6-4-3			0-1 1B		1-2 F9		1-1 G6-3	3	0	2	0	1	0	0										
Tyler Houston, L OBP: 0.125, SLG: 0.267		0-0 G6-4-3			2-1 F8		0-3 K		2-1 G6-3	4	0	0	0	0	1	4										
Kevin Barker, L OBP: 0.355, SLG: 0.346			1-3 K		1-0 P6		3-3 K		1-3 K	4	0	0	0	0	3	2										
Jason Bere, R OBP: 0.333, SLG: 0.333			0-0 K		1-3 K			0-0 FC6-4		2	0	1	0	0	1	1	AB 33 R 1 H 8 RBI 1 BB 2 SO 7 LOB 18									
Jim Bruske, R										0	0	0	0	0	0	0										
James Mouton, R OBP: 0.667, SLG: 0.714										1	0	1	0	0	0	0										
David Weathers, R										0	0	0	0	0	0	0										
Inning Stats	R: 0 E: 0 K: 1 S: 8	H: 0 LOB: 0 BB: 0 P: 11	R: 0 E: 0 K: 1 S: 10	H: 1 LOB: 1 BB: 1 P: 17	R: 0 E: 0 K: 1 S: 6	H: 1 LOB: 0 BB: 0 P: 8	R: 0 E: 0 K: 0 S: 7	H: 1 LOB: 1 BB: 0 P: 11	R: 0 E: 0 K: 1 S: 10	H: 1 LOB: 1 BB: 0 P: 12	R: 1 E: 0 K: 2 S: 11	H: 1 LOB: 0 BB: 0 P: 15	R: 0 E: 0 K: 0 S: 12	H: 1 LOB: 2 BB: 1 P: 22	R: 0 E: 0 K: 1 S: 11	H: 1 LOB: 1 BB: 0 P: 17		1B: 6 2B: 1 3B: 0 HR: 1	SF: 0 SAC: 0 DP: 1 HBP: 0	WP: 0 PB: 0 SB: 0 CS: 1	PA: 36					
PITCHER	IP	WLS	BF	H	R	ER	SO	BB	IBB	HBP	BLK	WP	HR	S	P	ERA		WHIP								
Rick Reed, R ERA: 0.91	7.0	W	27	7	1	1	6	1	0	0	0	0	1	61	87	1.29		1.143								
Turk Wendell, R ERA: 3.5	0.1	H	2	0	0	0	0	1	0	0	0	0	0	4	10	0.00		3.000								
Dennis Cook, L ERA: 3.12	0.2	H	2	0	0	0	0	0	0	0	0	0	0	7	11	0.00	0.000									
Armando Benitez, R ERA: 1.74	1.0	S	4	1	0	0	1	0	0	0	0	0	0	11	17	0.00	1.000									

Batter	1	2	3	4	5	6	7	8	9	AB	R	H	RBI	BB	SO	LOB	BOTTOM								
Rickey Henderson, R OBP: 0.340, SLG: 0.244	1-0 1B	1-0 1B		4-2 BB		4-0 IBB		3-2 G6-3		3	2	2	0	2	0	2	Milwaukee Brewers @ New York Mets Shea Stadium, Flushing, NY Wed Apr 19 2000, 7:10 PM EDT Att: 18,001 - Cloudy - 52 F								
Armando Benitez, R		2-3 1B								0	0	0	0	0	0										
Derek Bell, R OBP: 0.356, SLG: 0.393	1-0 BB	2-2 1B		2-3 K		3-2 G6-3				4	0	2	1	0	1	4									
Edgardo Alfonzo, R OBP: 0.366, SLG: 0.446	3-2 F9	0-1 SF9			3-1 F8		1-2 G5-3			3	0	0	1	0	0	2									
31 Mike Piazza, R OBP: 0.439, SLG: 0.667	1-1 G5-3	3-2 G3			0-0 G6-3		1-1 L7			4	0	0	1	0	0	2									
Robin Ventura, L OBP: 0.339, SLG: 0.453	4-0 BB		3-2 F8		3-2 G1-3		0-0 P5			3	0	0	0	1	0	0									
Todd Zeile, R OBP: 0.381, SLG: 0.333	4-0 IBB		0-2 F9			2-2 F8		2-0 F8		3	0	1	0	1	0	0									
Jon Nunnally, L OBP: 0.379, SLG: 0.583	1-2 FC6-4							20 S		0	0	0	0	0	0	0									
Jay Payton, R OBP: 0.325, SLG: 0.500	3-1 FC6-4		0-1 CS		20 CS		4-2 SH5-4		1-2 F3	3	0	1	0	1	0	4									
20 Kurt Abbott, R OBP: 0.500, SLG: 0.500		0-0 1B	0-2 CS	1-3 K		0-0 SH5-4		3-3 K		4	1	2	0	0	2	1									
Rick Reed, R OBP: 0.111, SLG: 0.125		0-0 SH3-4			0-0 B5-3			4-0 IBB		1	0	0	0	0	0	0									
Turk Wendell, L										0	0	0	0	0	0	0									
Dennis Cook, L										0	0	0	0	0	0	0									
Matt Franco, L										0	0	0	0	1	0	0									
Inning Stats	R: 1 E: 0 K: 0 S: 11	H: 2 LOB: 3 BB: 2 P: 28	R: 2 E: 0 K: 0 S: 12	H: 3 LOB: 1 BB: 0 P: 18	R: 0 E: 0 K: 0 S: 11	H: 1 LOB: 0 BB: 0 P: 14	R: 0 E: 0 K: 2 S: 16	H: 0 LOB: 1 BB: 1 P: 23	R: 0 E: 0 K: 0 S: 6	H: 0 LOB: 0 BB: 0 P: 12	R: 0 E: 0 K: 0 S: 12	H: 1 LOB: 3 BB: 2 P: 25	R: 0 E: 0 K: 0 S: 6	H: 0 LOB: 0 BB: 0 P: 8	R: 0 E: 0 K: 1 S: 11	H: 1 LOB: 2 BB: 1 P: 24	1B: 8 2B: 0 3B: 0 HR: 0	SF: 1 SAC: 2 DP: 0 HBP: 0	WP: 0 PB: 0 SB: 1 CS: 1	PA: 38					
PITCHER	IP	WLS	BF	H	R	ER	SO	BB	IBB	HBP	BLK	WP	HR	S	P	ERA	WHIP								
Jason Bere, R ERA: 1.93	5.2	L	28	7	3	3	2	3	2	0	0	0	0	64	113	4.76	1.765								
Jim Bruske, R ERA: 5.14	1.1		4	0	0	0	0	0	0	0	0	0	0	10	15	0.00	0.000								
David Weathers, R ERA: 0.82	1.0		5	1	0	0	1	0	1	0	0	0	0	11	24	0.00	1.000								



Batter	1	2	3	4	5	6	7	8	9	10	AB	R	H	RBI	BB	SO	LOB							
Marquis Grissom, R OBP: 0.358, SLG: 0.453 Curt Leskanic, R (10, 1)											6	1	3	0	0	0	3							
Mark Loretta, R OBP: 0.338, SLG: 0.404 Luis Lopez, S OBP: 0.429, SLG: 0.714											2	0	0	0	2	0	1							
Jeremy Burnitz, L OBP: 0.343, SLG: 0.545											3	0	0	1	0	0	3							
Charlie Hayes, R OBP: 0.469, SLG: 0.636											4	2	3	1	1	1	1							
James Mouton, R OBP: 0.568, SLG: 0.818											4	1	1	2	1	1	3							
Ronnie Belliard, R OBP: 0.500, SLG: 0.446											4	0	0	0	0	0	4							
José Hernández, R OBP: 0.254, SLG: 0.241											5	0	1	0	0	3	3							
Raul Casanova, S OBP: 0.200, SLG: 0.200											5	0	1	0	0	2	2							
Steve Woodard, L Valerio De Los Santos, L David Weathers, R Kevin Barker, L Jim Bruske, R Bob Wickman, R Geoff Jenkins, L											3	0	0	0	0	1	2							
Inning Stats	R: 1 E: 0 K: 0 S: 16	H: 1 LOB: 2 BB: 2 P: 29	R: 0 E: 0 K: 1 S: 9	H: 1 LOB: 1 BB: 0 P: 12	R: 2 E: 0 K: 0 S: 9	H: 2 LOB: 0 BB: 0 P: 12	R: 0 E: 0 K: 2 S: 18	H: 2 LOB: 3 BB: 1 P: 31	R: 1 E: 0 K: 1 S: 9	H: 1 LOB: 0 BB: 0 P: 14	R: 0 E: 0 K: 0 S: 13	H: 1 LOB: 1 BB: 0 P: 18	R: 0 E: 0 K: 2 S: 14	H: 1 LOB: 2 BB: 1 P: 27	R: 0 E: 0 K: 2 S: 9	H: 0 LOB: 0 BB: 0 P: 12	R: 0 E: 0 K: 3 S: 12	H: 0 LOB: 1 BB: 0 P: 20	R: 0 E: 0 K: 1 S: 9	H: 0 LOB: 2 BB: 1 P: 19	1B: 5 2B: 2 3B: 0 HR: 2	SF: 1 SAC: 0 DP: 0 HBP: 2	WP: 0 PB: 1 SB: 4 CS: 0	PA: 46
PITCHER	IP WLS BF H R ER SO	IP WLS BF H R ER SO	IP WLS BF H R ER SO	IP WLS BF H R ER SO	IP WLS BF H R ER SO	IP WLS BF H R ER SO	IP WLS BF H R ER SO	IP WLS BF H R ER SO	IP WLS BF H R ER SO	IP WLS BF H R ER SO	IP WLS BF H R ER SO	IP WLS BF H R ER SO	IP WLS BF H R ER SO	IP WLS BF H R ER SO	IP WLS BF H R ER SO	IP WLS BF H R ER SO	IP WLS BF H R ER SO	IP WLS BF H R ER SO	IP WLS BF H R ER SO	IP WLS BF H R ER SO	ERA WHIP	ERA WHIP	ERA WHIP	
Al Leiter, L ERA: 2.91	Pat Mahomes, R ERA: 2.25	Dennis Cook, L ERA: 2.78	Turk Wendell, R ERA: 3.27																					

Milwaukee Brewers @ New York Mets
Shea Stadium, Flushing, NY
Thu Apr 20 2000, 7:10 PM EDT
Att. 17,002 - Cloudy - 59 F

AB 38
R 4
H 9
RBI 4
BB 5
SO 10
LOB 22


WP: 0 PA: 46
PB: 1
SB: 4
CS: 0


Batter	1	2	3	4	5	6	7	8	9	10	AB	R	H	RBI	BB	SO	LOB							
Rickey Henderson, R OBP: 0.321, SLG: 0.227 Pat Mahomes, R (7, 1)											3	0	0	0	0	1	0							
Matt Franco, L Dennis Cook, L Melvin Mora, R OBP: 0.292, SLG: 0.409											4	1	2	1	0	1	0							
Derek Bell, R OBP: 0.366, SLG: 0.462											3	1	2	1	1	1	0							
Edgardo Alfonzo, R OBP: 0.360, SLG: 0.433											4	1	0	0	0	0	3							
31 Mike Piazza, R OBP: 0.459, SLG: 0.722 20 Kurt Abbott, R OBP: 0.500, SLG: 0.500 Todd Pratt, R OBP: 0.364, SLG: 0.600											4	1	0	0	0	0	3							
Robin Ventura, L OBP: 0.318, SLG: 0.421											3	0	1	1	1	0	0							
Todd Zeile, R OBP: 0.369, SLG: 0.333											4	0	0	0	0	2	3							
Benny Agbayani, R OBP: 0.313, SLG: 0.600											4	0	0	0	0	0	3							
Turk Wendell, L (10, 1)											1	0	0	0	0	0	0							
Rey Ordóñez, R OBP: 0.308, SLG: 0.128											3	0	0	0	0	2	0							
Al Leiter, L Jon Nunnally, L OBP: 0.344, SLG: 0.519											1	0	0	0	0	0	0							
Inning Stats	R: 0 E: 0 K: 1 S: 9	H: 0 LOB: 0 BB: 0 P: 14	R: 1 E: 0 K: 1 S: 12	H: 1 LOB: 0 BB: 0 P: 21	R: 0 E: 0 K: 1 S: 7	H: 0 LOB: 0 BB: 0 P: 12	R: 0 E: 0 K: 2 S: 7	H: 0 LOB: 0 BB: 0 P: 8	R: 0 E: 0 K: 0 S: 6	H: 0 LOB: 0 BB: 0 P: 10	R: 0 E: 0 K: 1 S: 7	H: 0 LOB: 1 BB: 0 P: 10	R: 3 E: 1 K: 0 S: 8	H: 3 LOB: 1 BB: 1 P: 15	R: 0 E: 0 K: 1 S: 9	H: 1 LOB: 1 BB: 0 P: 16	R: 0 E: 0 K: 1 S: 10	H: 1 LOB: 2 BB: 1 P: 19	R: 1 E: 0 K: 1 S: 4	H: 1 LOB: 0 BB: 0 P: 5	1B: 3 2B: 1 3B: 0 HR: 3	SF: 0 SAC: 0 DP: 0 HBP: 0	WP: 0 PB: 0 SB: 1 CS: 0	PA: 37
PITCHER	IP WLS BF H R ER SO	IP WLS BF H R ER SO	IP WLS BF H R ER SO	IP WLS BF H R ER SO	IP WLS BF H R ER SO	IP WLS BF H R ER SO	IP WLS BF H R ER SO	IP WLS BF H R ER SO	IP WLS BF H R ER SO	IP WLS BF H R ER SO	IP WLS BF H R ER SO	IP WLS BF H R ER SO	IP WLS BF H R ER SO	IP WLS BF H R ER SO	IP WLS BF H R ER SO	IP WLS BF H R ER SO	IP WLS BF H R ER SO	IP WLS BF H R ER SO	IP WLS BF H R ER SO	IP WLS BF H R ER SO	ERA WHIP	ERA WHIP	ERA WHIP	
Steve Woodard, R ERA: 5.09	Valerio De Los Santos, L ERA: 7.71	David Weathers, R ERA: 3.77	Jim Bruske, R ERA: 4.7	Bob Wickman, R ERA:																				

Milwaukee Brewers @ New York Mets
Shea Stadium, Flushing, NY
Thu Apr 20 2000, 7:10 PM EDT
Att. 17,002 - Cloudy - 59 F

AB 35
R 5
H 7
RBI 4
BB 2
SO 9
LOB 10

WP: 0 PA: 37
PB: 0
SB: 1
CS: 0

Batter	1	2	3	4	5	6	7	8	9	AB	R	H	RBI	BB	SO	LOB	TOP					
Marquis Grissom, R (1, 8) OBP: 0.352, SLG: 0.456	G5-3		2B		G4-3			G6-3		4	0	1	0	0	0	1	Milwaukee Brewers @ Montreal Expos Olympic Stadium, Montreal, QB Fri Apr 21 2000, 7:05 PM EDT Att: 12,315 - Dome - 72 F AB 34 R 1 H 8 RBI 1 BB 1 SO 3 LOB 14 					
Ronnie Belliard, R (1, 4) OBP: 0.391, SLG: 0.450	G3		G6-3			F9		F8		4	0	1	0	0	0	1						
Jeremy Bumitz, L (1, 9) OBP: 0.324, SLG: 0.508	G3			G3		F7		G4-3		4	0	0	0	0	0	1						
Geoff Jenkins, L (1, 7) OBP: 0.317, SLG: 0.596	G4-3			2B		HR			1B L1	4	1	3	1	0	0	1						
José Hernández, R (1, 5) OBP: 0.270, SLG: 0.246		G1-6-3		G4-6-3		G6-3			L1	3	0	1	0	1	0	1						
Tyler Houston, L (1, 2) OBP: 0.105, SLG: 0.222	G1-6-3			BB						3	0	0	0	0	0	3						
Lyle Mouton, R (9, PH) OBP: 0.308, SLG: 0.182				G4-6-3					DI	1	0	1	0	0	0	0						
Kevin Barker, L (1, 3) OBP: 0.314, SLG: 0.300	G5-3				F7				P3	3	0	0	0	0	0	0						
Sean Berry, R (9, PH) OBP: 0.200, SLG: 0.111						G5-3				0	0	0	0	0	0	0						
Raul Casanova, S (9, PH) OBP: 0.188, SLG: 0.188										1	0	0	0	0	0	2						
Luis Lopez, S (1, 6) OBP: 0.364, SLG: 0.636			K					E3		4	0	1	0	0	2	2						
Jimmy Haynes, R (1, 1) OBP: 0.125, SLG: 0.250					G6-3					2	0	0	0	0	1	1						
Charlie Hayes, R (7, PH) OBP: 0.476, SLG: 0.618			K							1	0	0	0	0	0	1						
Curt Leskanic, R (7, 1)								P4		0	0	0	0	0	0	0						
Inning Stats	R: 0 E: 0 K: 0 S: 6	H: 1 LOB: 1 BB: 0 P: 7	R: 0 E: 0 K: 0 S: 6	H: 1 LOB: 0 BB: 0 P: 9	R: 0 E: 0 K: 2 S: 11	H: 1 LOB: 1 BB: 0 P: 14	R: 0 E: 0 K: 0 S: 7	H: 1 LOB: 1 BB: 1 P: 16	R: 0 E: 0 K: 0 S: 12	H: 1 LOB: 1 BB: 0 P: 18	R: 1 E: 0 K: 0 S: 13	H: 1 LOB: 0 BB: 0 P: 18	R: 0 E: 1 K: 0 S: 6	H: 0 LOB: 1 BB: 0 P: 7	R: 0 E: 0 K: 0 S: 6	H: 0 LOB: 0 BB: 0 P: 8	R: 0 E: 0 K: 1 S: 9	H: 2 LOB: 2 BB: 0 P: 11	1B: 3 2B: 4 3B: 0 HR: 1	SF: 0 SAC: 0 DP: 2 HBP: 0	WP: 0 PB: 0 CS: 0	PA: 35
PITCHER	IP WLS BF H R ER SO BB IBB HBP BLK WP HR S P ERA WHIP																					
Dustin Hermanson, R (1, 1) ERA: 2.89	8.0 W 30 6 1 1 2 1 0 0 0 0 0 1 67 97 1.12 0.875																					
Steve Kline, L (9, 1) ERA: 1.69	0.1 3 2 0 0 0 0 0 0 0 0 0 0 5 7 0.00 6.000																					
Ugueth Urbina, R (9, 1) ERA: 5.87	0.2 S 2 0 0 0 1 0 0 0 0 0 0 0 4 4 0.00 0.000																					

Batter	1	2	3	4	5	6	7	8	9	AB	R	H	RBI	BB	SO	LOB	BOTTOM			
Peter Bergeron, L (1, 8) OBP: 0.246, SLG: 0.246	L5		F7			G6-3		FC6-4		4	0	1	0	0	0	0	Milwaukee Brewers @ Montreal Expos Olympic Stadium, Montreal, QB Fri Apr 21 2000, 7:05 PM EDT Att: 12,315 - Dome - 72 F AB 30 R 5 H 8 RBI 5 BB 2 SO 6 LOB 13 			
Jose Vidro, S (1, 4) OBP: 0.441, SLG: 0.629	G1-3		G4-3			HR		FC6-4		3	2	1	0	1	0	1				
Rondell White, R (1, 7) OBP: 0.377, SLG: 0.443	G1-3			1B		G4-3		K		3	1	1	0	1	1	2				
Vladimir Guerrero, R (1, 9) OBP: 0.507, SLG: 0.881	G1-3			CS		HR		HR		4	2	3	5	0	0	2				
Lee Stevens, L (1, 3) OBP: 0.317, SLG: 0.386	F9			L8		K		K		4	0	0	0	0	2	3				
Chris Widger, R (1, 2) OBP: 0.375, SLG: 0.417	G4-3			K					1B	3	0	1	0	0	1	1				
Michael Barrett, R (1, 5) OBP: 0.265, SLG: 0.273	G5-3			CS		G5-4-3		F9		3	0	1	0	0	0	1				
Orlando Cabrera, R (1, 6) OBP: 0.250, SLG: 0.464	F7					G5-4-3		F7		3	0	0	0	0	0	2				
Dustin Hermanson, R (1, 1) ERA: 4.38										3	0	0	0	0	2	1				
Steve Kline, S (9, 1) ERA: 7.84			G5-3							0	0	0	0	0	0	0				
Ugueth Urbina, R (9, 1)					K			K		0	0	0	0	0	0	0				
Inning Stats	R: 0 E: 0 K: 0 S: 9	H: 1 LOB: 2 BB: 1 P: 19	R: 0 E: 0 K: 0 S: 6	H: 0 LOB: 0 BB: 0 P: 10	R: 0 E: 0 K: 0 S: 6	H: 0 LOB: 0 BB: 0 P: 7	R: 1 E: 0 K: 1 S: 10	H: 2 LOB: 0 BB: 0 P: 14	R: 0 E: 0 K: 1 S: 6	H: 1 LOB: 0 BB: 0 P: 8	R: 2 E: 0 K: 1 S: 9	H: 1 LOB: 1 BB: 0 P: 19	R: 0 E: 0 K: 2 S: 11	H: 2 LOB: 0 BB: 0 P: 17	R: 2 E: 0 K: 2 S: 11	H: 2 LOB: 0 BB: 0 P: 17	1B: 5 2B: 1 3B: 0 HR: 2	SF: 0 SAC: 0 DP: 1 HBP: 0	WP: 0 PB: 0 CS: 1	PA: 33
PITCHER	IP WLS BF H R ER SO BB IBB HBP BLK WP HR S P ERA WHIP																			
Jimmy Haynes, R (1, 1) ERA: 4.38	6.0 L 23 5 3 3 3 2 0 0 0 0 0 1 46 77 4.50 1.167																			
Curt Leskanic, R (7, 1) ERA: 7.84	2.0 9 3 2 2 3 0 0 0 0 0 0 1 18 26 9.00 1.500																			

Batter	1	2	3	4	5	6	7	8	9	AB	R	H	RBI	BB	SO	LOB	TOP				
Marquis Grissom, R OBP: 0.329, SLG: 0.425	1-0 G5-3	0-0 F9		2-2 P3			1-0 G6-3	0-0 F8		5	0	0	0	0	0	3					
Mark Loretta, R OBP: 0.357, SLG: 0.419	1-2 F8		0-1 F8			1-1 1B	0-2 2B 1B		0-0 1B FC6-4	5	2	3	0	0	0	0					
Jeromy Burnitz, L OBP: 0.316, SLG: 0.500	1-0 G3-1		0-1 G3-1			0-2 L9	0-0 2B 1B		3-2 F9	5	1	1	0	0	0	2					
Geoff Jenkins, L OBP: 0.338, SLG: 0.661 Bob Wickman, R		1-0 HR	0-0 G4-3			0-1 P3	0-1 2B		3-2 FC6-4 1B	5	1	3	3	0	0	1					
Ronnie Belliard, R OBP: 0.405, SLG: 0.500		0-1 FC5-4 1B 2B		2-1 HR		3-1 F8			1-2 FC6-4 1B	4	2	2	2	1	0	2					
Tyler Houston, L OBP: 0.206, SLG: 0.348		0-2 FC5-4 1B		1-1 F7		2-1 G4-3 FC6-2 2B	1-3 K		0-0 1B	5	0	3	0	0	1	2					
José Hernández, R OBP: 0.265, SLG: 0.242		0-2 FC5-4 2B		0-0 E		0-1 G4-3	3-2 F9		1-3 K	5	1	1	0	0	1	7					
Kevin Barker, L OBP: 0.333, SLG: 0.382		1-0 2B		0-0 E6		1-1 FC6-2		1-3 K		4	0	2	2	0	1	1					
Everett Stull, R Valerio De Los Santos, L Jim Bruske, R Sean Berry, R David Weathers, R James Mouton, R		1-3 3-H K		1-3 K		0-3 K		1-3 K		3	0	0	0	0	3	4					
Inning Stats	R: 0 E: 0 K: 0 S: 6	H: 0 LOB: 0 BB: 0 P: 9	R: 2 E: 0 K: 1 S: 15	H: 4 LOB: 2 BB: 0 P: 20	R: 0 E: 0 K: 0 S: 5	H: 0 LOB: 0 BB: 0 P: 5	R: 2 E: 1 K: 1 S: 12	H: 3 LOB: 1 BB: 0 P: 18	R: 0 E: 0 K: 1 S: 9	H: 1 LOB: 1 BB: 0 P: 12	R: 2 E: 0 K: 1 S: 13	H: 3 LOB: 2 BB: 1 P: 22	R: 0 E: 0 K: 2 S: 7	H: 0 LOB: 0 BB: 0 P: 9	R: 1 E: 0 K: 1 S: 17	H: 3 LOB: 2 BB: 0 P: 25	1B: 8 2B: 5 3B: 0 HR: 2	SF: 0 SAC: 0 DP: 0 HBP: 0	WP: 0 PB: 0 CS: 0	PA: 43	
PITCHER	IP WLS BF H R ER SO BB IBB HBP BLK WP HR S P ERA WHIP	IP WLS BF H R ER SO BB IBB HBP BLK WP HR S P ERA WHIP	IP WLS BF H R ER SO BB IBB HBP BLK WP HR S P ERA WHIP	IP WLS BF H R ER SO BB IBB HBP BLK WP HR S P ERA WHIP	IP WLS BF H R ER SO BB IBB HBP BLK WP HR S P ERA WHIP	IP WLS BF H R ER SO BB IBB HBP BLK WP HR S P ERA WHIP	IP WLS BF H R ER SO BB IBB HBP BLK WP HR S P ERA WHIP	IP WLS BF H R ER SO BB IBB HBP BLK WP HR S P ERA WHIP	IP WLS BF H R ER SO BB IBB HBP BLK WP HR S P ERA WHIP	IP WLS BF H R ER SO BB IBB HBP BLK WP HR S P ERA WHIP	IP WLS BF H R ER SO BB IBB HBP BLK WP HR S P ERA WHIP	IP WLS BF H R ER SO BB IBB HBP BLK WP HR S P ERA WHIP	IP WLS BF H R ER SO BB IBB HBP BLK WP HR S P ERA WHIP	IP WLS BF H R ER SO BB IBB HBP BLK WP HR S P ERA WHIP	IP WLS BF H R ER SO BB IBB HBP BLK WP HR S P ERA WHIP	IP WLS BF H R ER SO BB IBB HBP BLK WP HR S P ERA WHIP	IP WLS BF H R ER SO BB IBB HBP BLK WP HR S P ERA WHIP	IP WLS BF H R ER SO BB IBB HBP BLK WP HR S P ERA WHIP	IP WLS BF H R ER SO BB IBB HBP BLK WP HR S P ERA WHIP	IP WLS BF H R ER SO BB IBB HBP BLK WP HR S P ERA WHIP	IP WLS BF H R ER SO BB IBB HBP BLK WP HR S P ERA WHIP

Milwaukee Brewers @ Montreal Expos
Olympic Stadium, Montreal, QB
Sat Apr 22 2000, 7:05 PM EDT
Att: 14,461 - Dome - 72 F

AB 42
R 7
H 15
RBI 7
BB 1
SO 7
LOB 22



Batter	1	2	3	4	5	6	7	8	9	AB	R	H	RBI	BB	SO	LOB	BOTTOM					
Peter Bergeron, L OBP: 0.261, SLG: 0.238 Anthony Telford, R	4-0 FC5-4 BB		4-2 BB		0-1 G6-3		0-2 P6			2	0	0	0	2	0	0						
Jose Vidro, S OBP: 0.417, SLG: 0.591	0-1 FC5-4		0-1 F9		1-3 K		3-1 G4-3			4	0	0	0	0	1	3						
Rondell White, R OBP: 0.370, SLG: 0.422	2-1 F7		4-1 BB		0-2 G1-3			0-3 K		3	0	0	0	1	1	1						
Vladimir Guerrero, R OBP: 0.493, SLG: 0.841	1-0 P4		0-0 L3			2-2 G6-3 FC5 1B		1-3 K		4	1	1	0	0	1	4						
Lee Stevens, L OBP: 0.313, SLG: 0.426		0-0 G4-3		2-0 HR		2-3 K		3-3 K		4	1	1	1	0	2	1						
Chris Widger, R OBP: 0.383, SLG: 0.481		3-3 K		2-2 HR		1-1 FC5 G6-3 1B		0-1 G4-3		4	1	2	1	0	1	0						
Michael Barrett, R OBP: 0.245, SLG: 0.250		2-2 F7		1-2 G3-1		1-1 G6-3		2-2 E6		4	0	0	0	0	0	2						
Orlando Cabrera, R OBP: 0.254, SLG: 0.475 Steve Kline, S Scott Strickland, R Wilton Guerrero, S			2-1 BB 2B		0-0 F9		2-0 FC5		0-2 G1-6-3	3	0	1	1	0	0	1						
Hideki Irabu, R Geoff Blum, S			0-3 K		2-1 G6-3			2-2 F9		2	0	0	0	0	1	1						
Inning Stats	R: 0 E: 0 K: 0 S: 5	H: 0 LOB: 1 BB: 1 P: 12	R: 0 E: 0 K: 1 S: 8	H: 0 LOB: 0 BB: 0 P: 13	R: 0 E: 0 K: 1 S: 14	H: 1 LOB: 3 BB: 2 P: 24	R: 2 E: 0 K: 0 S: 10	H: 2 LOB: 0 BB: 0 P: 17	R: 0 E: 0 K: 1 S: 8	H: 0 LOB: 0 BB: 0 P: 9	R: 1 E: 0 K: 1 S: 11	H: 2 LOB: 2 BB: 0 P: 19	R: 0 E: 0 K: 0 S: 9	H: 0 LOB: 0 BB: 0 P: 14	R: 0 E: 0 K: 3 S: 12	H: 0 LOB: 0 BB: 0 P: 16	R: 0 E: 1 K: 0 S: 9	H: 0 LOB: 0 BB: 0 P: 11	1B: 2 2B: 1 3B: 0 HR: 2	SF: 0 SAC: 0 DP: 1 HBP: 0	WP: 0 PB: 0 CS: 0	PA: 35
PITCHER	IP WLS BF H R ER SO BB IBB HBP BLK WP HR S P ERA WHIP	IP WLS BF H R ER SO BB IBB HBP BLK WP HR S P ERA WHIP	IP WLS BF H R ER SO BB IBB HBP BLK WP HR S P ERA WHIP	IP WLS BF H R ER SO BB IBB HBP BLK WP HR S P ERA WHIP	IP WLS BF H R ER SO BB IBB HBP BLK WP HR S P ERA WHIP	IP WLS BF H R ER SO BB IBB HBP BLK WP HR S P ERA WHIP	IP WLS BF H R ER SO BB IBB HBP BLK WP HR S P ERA WHIP	IP WLS BF H R ER SO BB IBB HBP BLK WP HR S P ERA WHIP	IP WLS BF H R ER SO BB IBB HBP BLK WP HR S P ERA WHIP	IP WLS BF H R ER SO BB IBB HBP BLK WP HR S P ERA WHIP	IP WLS BF H R ER SO BB IBB HBP BLK WP HR S P ERA WHIP	IP WLS BF H R ER SO BB IBB HBP BLK WP HR S P ERA WHIP	IP WLS BF H R ER SO BB IBB HBP BLK WP HR S P ERA WHIP	IP WLS BF H R ER SO BB IBB HBP BLK WP HR S P ERA WHIP	IP WLS BF H R ER SO BB IBB HBP BLK WP HR S P ERA WHIP	IP WLS BF H R ER SO BB IBB HBP BLK WP HR S P ERA WHIP	IP WLS BF H R ER SO BB IBB HBP BLK WP HR S P ERA WHIP	IP WLS BF H R ER SO BB IBB HBP BLK WP HR S P ERA WHIP	IP WLS BF H R ER SO BB IBB HBP BLK WP HR S P ERA WHIP	IP WLS BF H R ER SO BB IBB HBP BLK WP HR S P ERA WHIP	IP WLS BF H R ER SO BB IBB HBP BLK WP HR S P ERA WHIP	

Milwaukee Brewers @ Montreal Expos
Olympic Stadium, Montreal, QB
Sat Apr 22 2000, 7:05 PM EDT
Att: 14,461 - Dome - 72 F

AB 32
R 3
H 5
RBI 3
BB 3
SO 7
LOB 14



Batter	1	2	3	4	5	6	7	8	9	AB	R	H	RBI	BB	SO	LOB	TOP						
Marquis Grissom, R (1.8) OBP: 0.309, SLG: 0.397	G4-3		G1-3		F5		G1-3		K	5	0	0	0	0	1	0	Milwaukee Brewers @ Montreal Expos Olympic Stadium, Montreal, QB Sun Apr 23 2000, 1:35 PM EDT Att: 14,410 - Dome - 72 F						
Mark Loretta, R (1.6) OBP: 0.360, SLG: 0.433	G5-3			HR	1B		L1		K	5	1	2	0	0	1	0							
Jeremy Burnitz, L (1.9) OBP: 0.338, SLG: 0.500				HR	HBP		G4-3		1B WP	2	2	1	0	1	0	1							
Geoff Jenkins, L (1.7) OBP: 0.333, SLG: 0.682	F9								1B	4	1	1	3	0	0	2							
Charlie Hayes, R (1.5) OBP: 0.480, SLG: 0.595									K	3	0	1	0	1	2	1							
Ronnie Belliard, R (1.4) OBP: 0.397, SLG: 0.485	L9								1B	4	0	1	0	0	0	2							
Kevin Barker, L (1.3) OBP: 0.349, SLG: 0.378	P6								1B	3	0	1	1	1	1	1							
Raul Casanova, S (1.2) OBP: 0.150, SLG: 0.150									1B	4	0	0	0	0	1	5							
Jaime Navarro, R (1.1) Matt Williams, S (4.1) James Moulton, R (7. PH) Valerio De Los Santos, L (7.1) Sean Berry, R (9. PH)	G6-3								K	1	0	0	0	0	0	0							
Inning Stats	R: 0 E: 0 K: 0 S: 8	H: 0 LOB: 1 BB: 1 P: 15	R: 0 E: 0 K: 1 S: 9	H: 0 LOB: 0 BB: 0 P: 12	R: 0 E: 0 K: 0 S: 10	H: 0 LOB: 0 BB: 0 P: 14	R: 3 E: 0 K: 1 S: 13	H: 3 LOB: 1 BB: 0 P: 21	R: 0 E: 0 K: 0 S: 10	H: 0 LOB: 2 BB: 2 P: 20	R: 0 E: 0 K: 0 S: 8	H: 0 LOB: 0 BB: 0 P: 13	R: 1 E: 0 K: 2 S: 15	H: 3 LOB: 2 BB: 0 P: 21	R: 0 E: 0 K: 3 S: 10	H: 0 LOB: 0 BB: 0 P: 13		1B: 5 2B: 1 3B: 0 HR: 1	SF: 0 SAC: 0 DP: 0 HBP: 1	WP: 1 PB: 0 SB: 0 CS: 0	PA: 38		
PITCHER	IP WLS BF H R ER SO BB IBB HBP BLK WP HR S P ERA WHIP	IP WLS BF H R ER SO BB IBB HBP BLK WP HR S P ERA WHIP	IP WLS BF H R ER SO BB IBB HBP BLK WP HR S P ERA WHIP	IP WLS BF H R ER SO BB IBB HBP BLK WP HR S P ERA WHIP	IP WLS BF H R ER SO BB IBB HBP BLK WP HR S P ERA WHIP	IP WLS BF H R ER SO BB IBB HBP BLK WP HR S P ERA WHIP	IP WLS BF H R ER SO BB IBB HBP BLK WP HR S P ERA WHIP	IP WLS BF H R ER SO BB IBB HBP BLK WP HR S P ERA WHIP	IP WLS BF H R ER SO BB IBB HBP BLK WP HR S P ERA WHIP	IP WLS BF H R ER SO BB IBB HBP BLK WP HR S P ERA WHIP	IP WLS BF H R ER SO BB IBB HBP BLK WP HR S P ERA WHIP	IP WLS BF H R ER SO BB IBB HBP BLK WP HR S P ERA WHIP	IP WLS BF H R ER SO BB IBB HBP BLK WP HR S P ERA WHIP	IP WLS BF H R ER SO BB IBB HBP BLK WP HR S P ERA WHIP	IP WLS BF H R ER SO BB IBB HBP BLK WP HR S P ERA WHIP	IP WLS BF H R ER SO BB IBB HBP BLK WP HR S P ERA WHIP	IP WLS BF H R ER SO BB IBB HBP BLK WP HR S P ERA WHIP	IP WLS BF H R ER SO BB IBB HBP BLK WP HR S P ERA WHIP	IP WLS BF H R ER SO BB IBB HBP BLK WP HR S P ERA WHIP	IP WLS BF H R ER SO BB IBB HBP BLK WP HR S P ERA WHIP	IP WLS BF H R ER SO BB IBB HBP BLK WP HR S P ERA WHIP	IP WLS BF H R ER SO BB IBB HBP BLK WP HR S P ERA WHIP	IP WLS BF H R ER SO BB IBB HBP BLK WP HR S P ERA WHIP

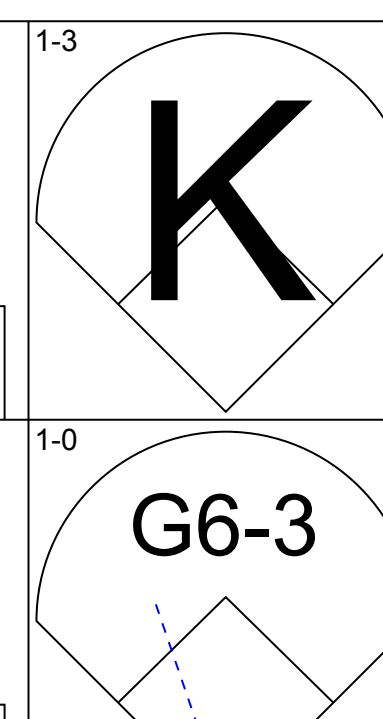
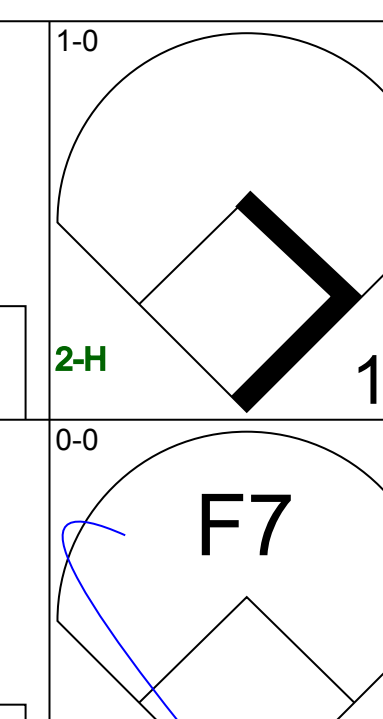
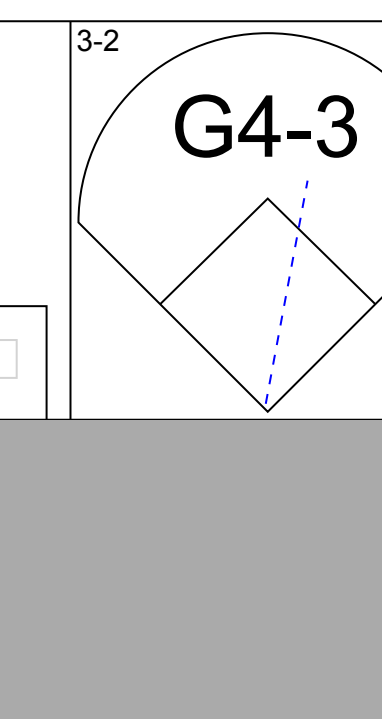
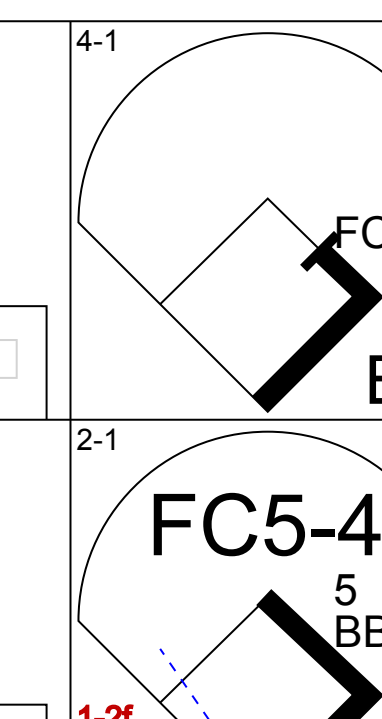
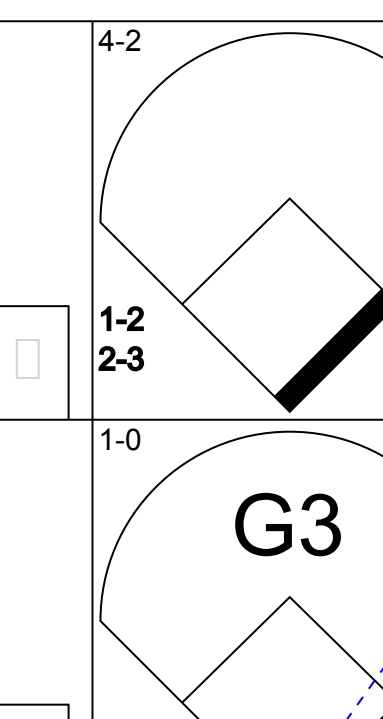
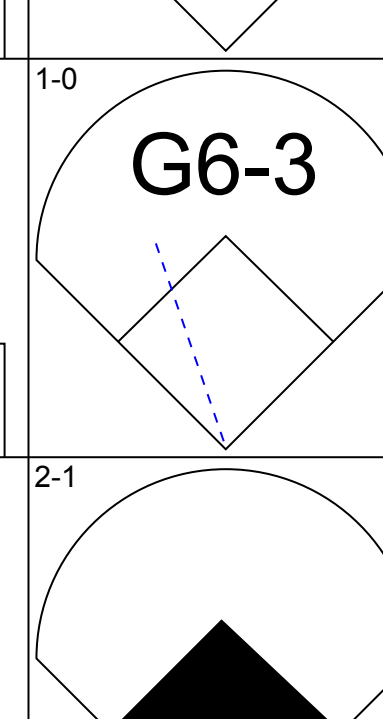
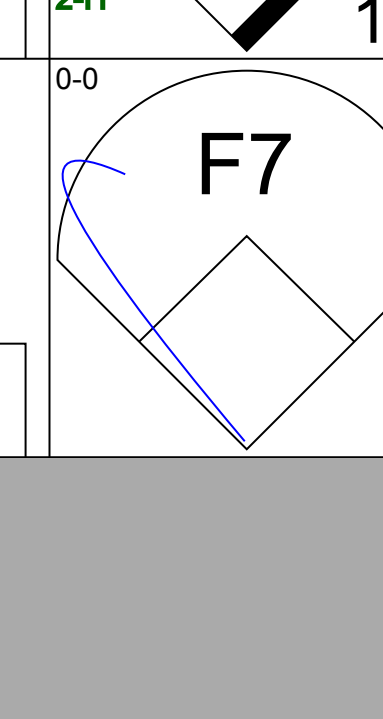
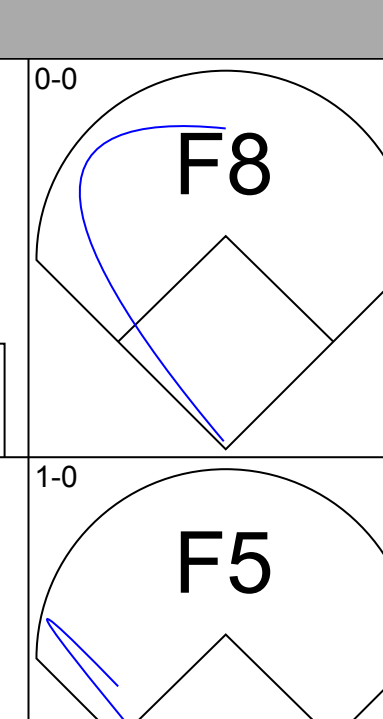
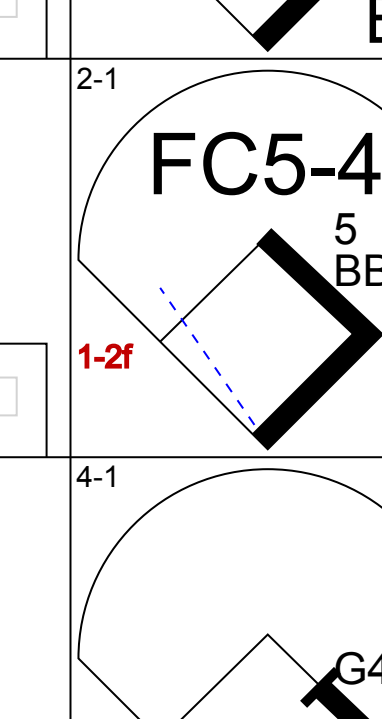
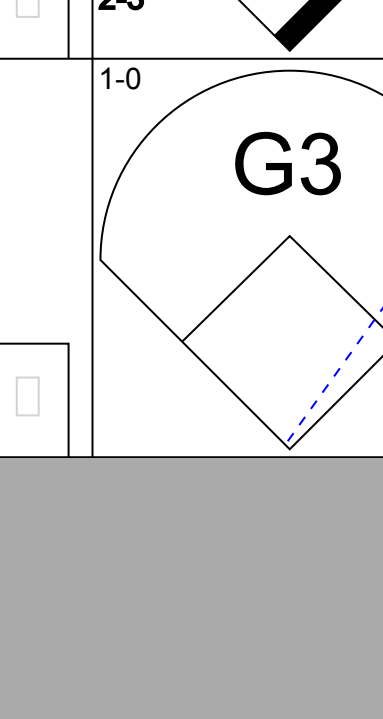
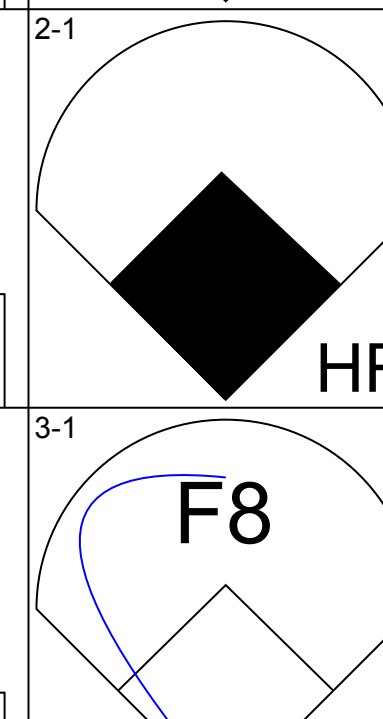
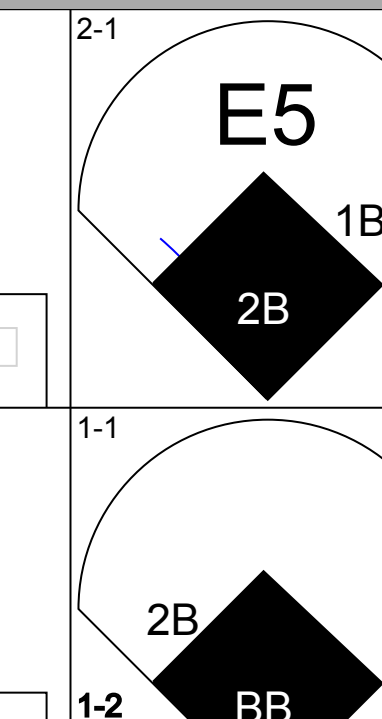
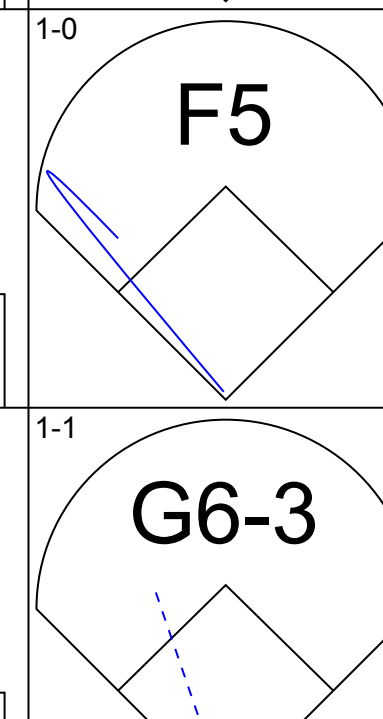
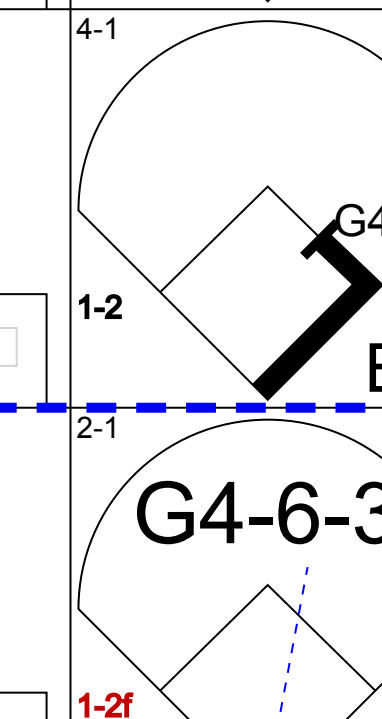
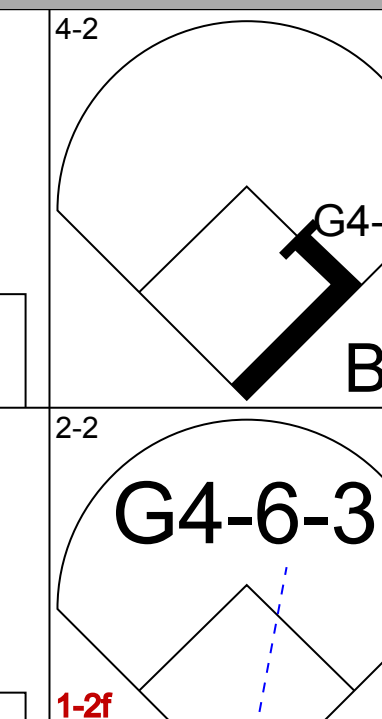
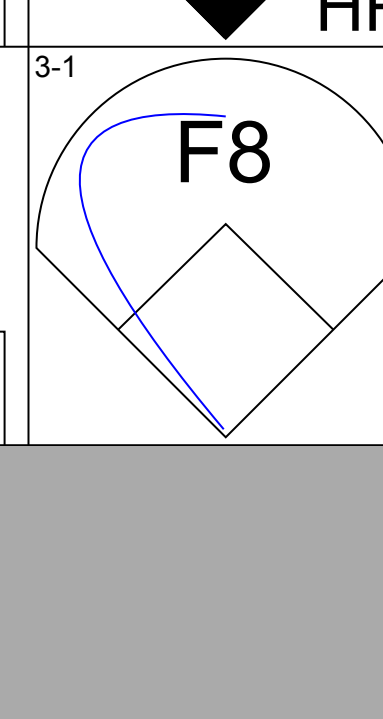
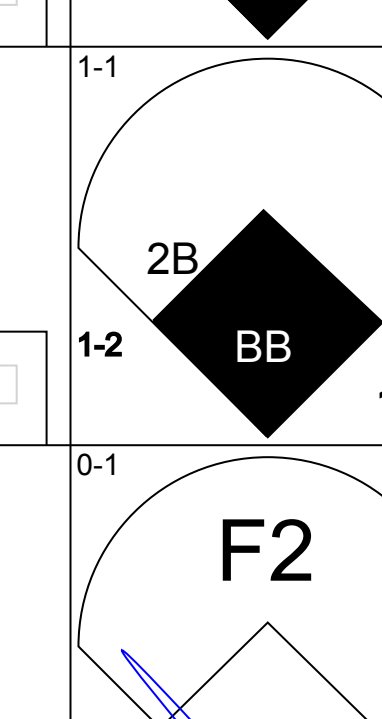
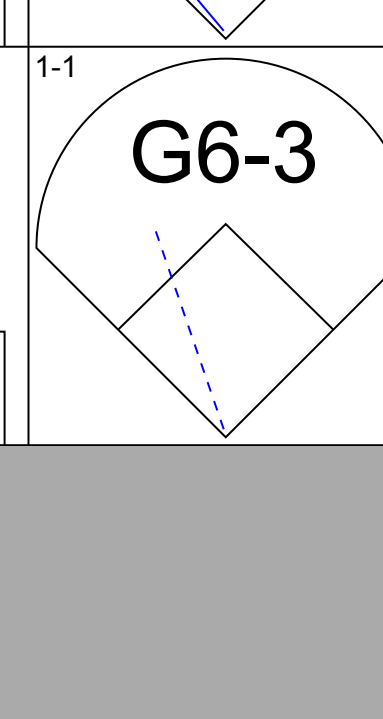
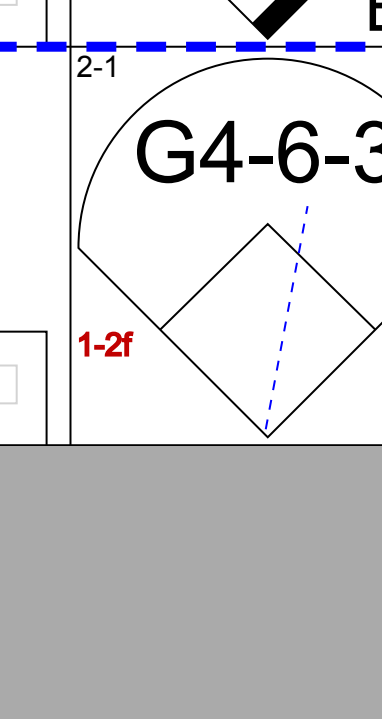
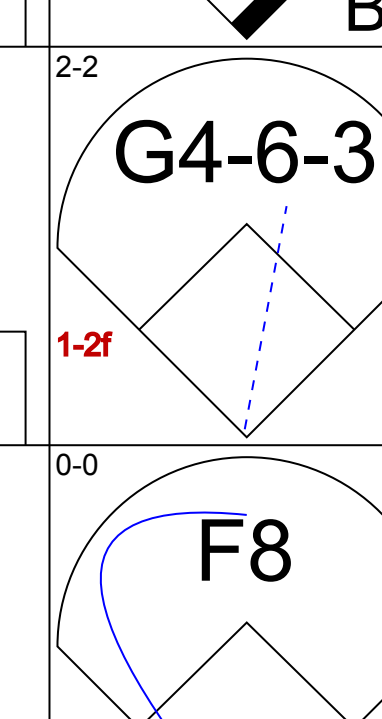
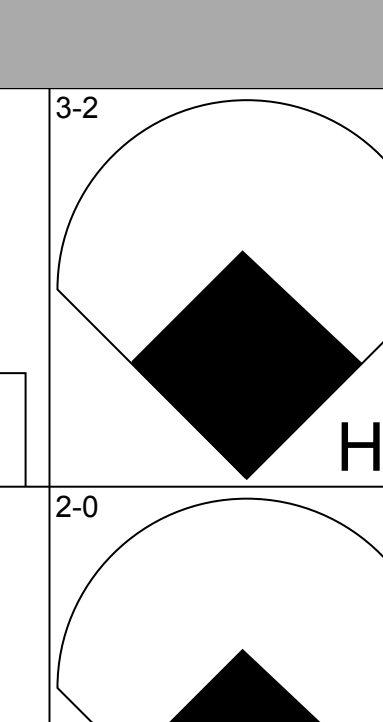
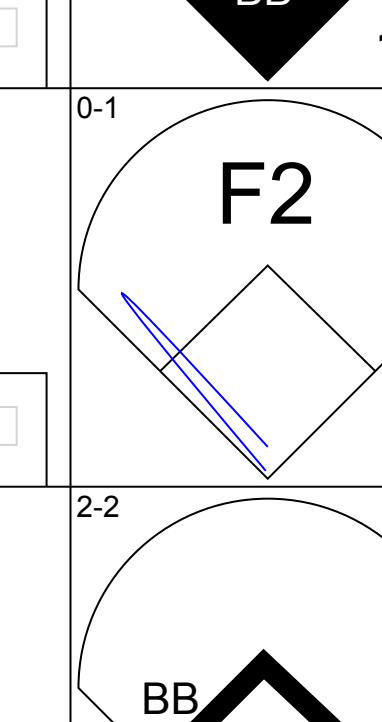
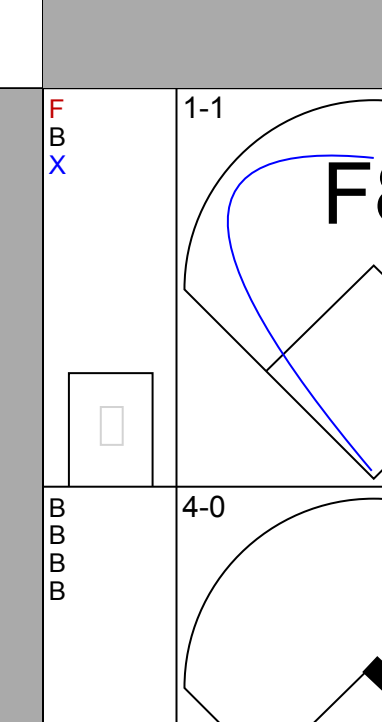
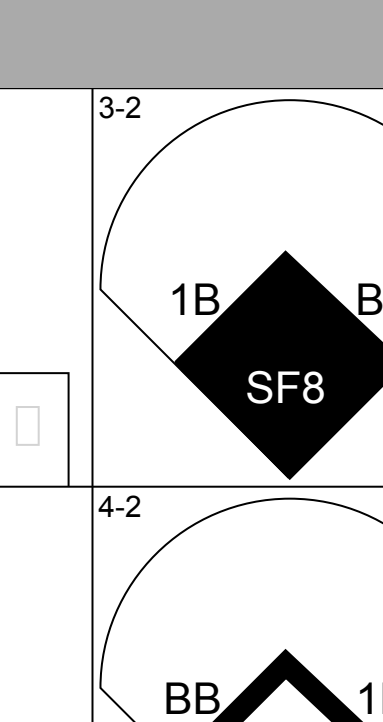
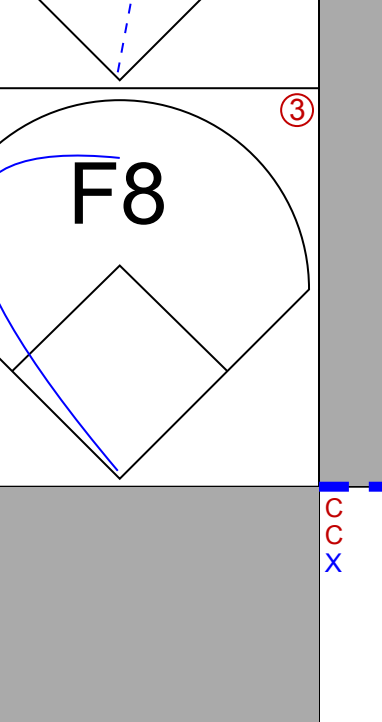
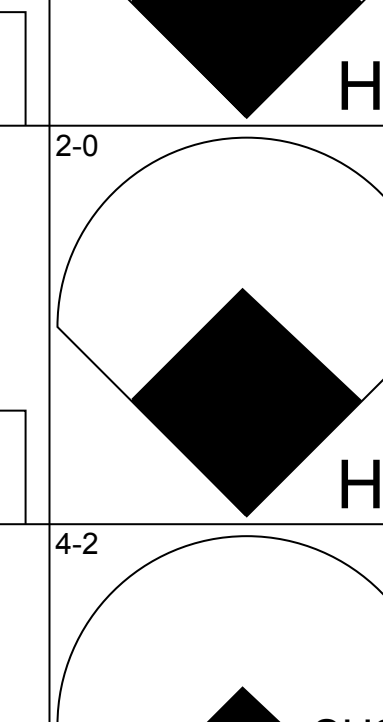
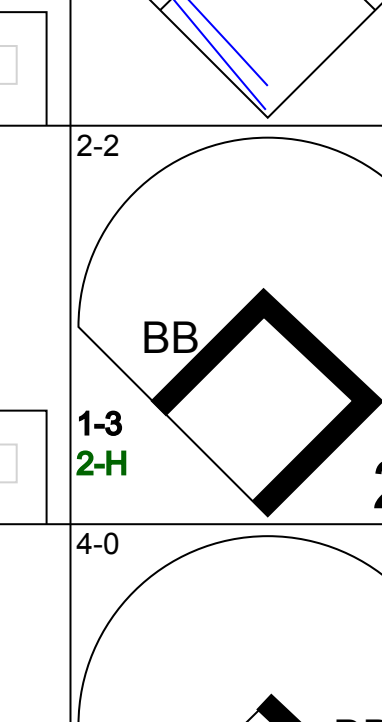
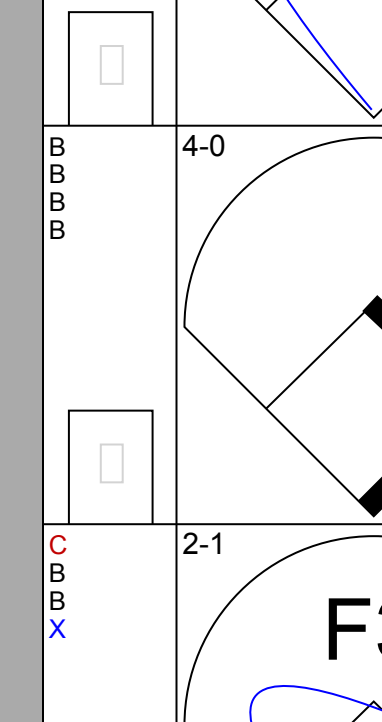
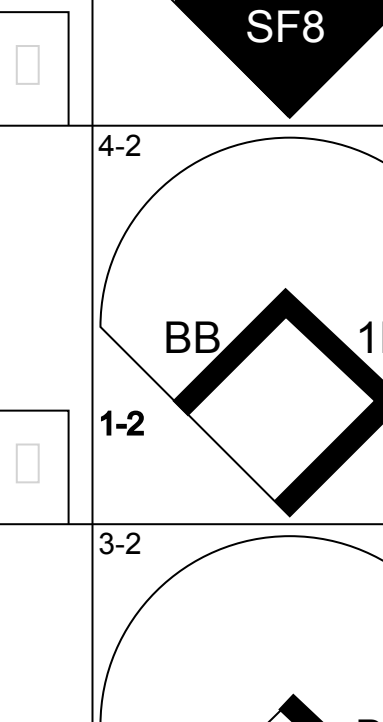
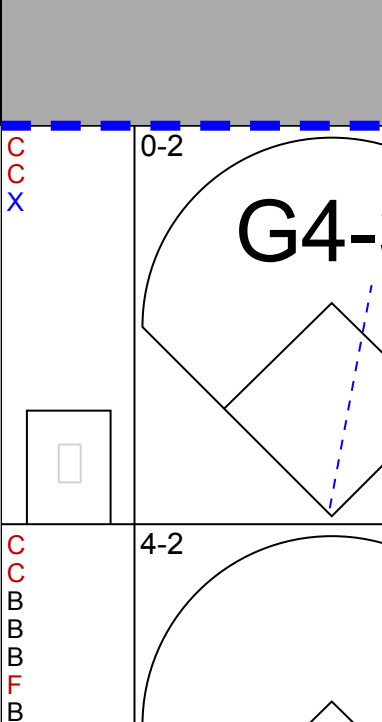
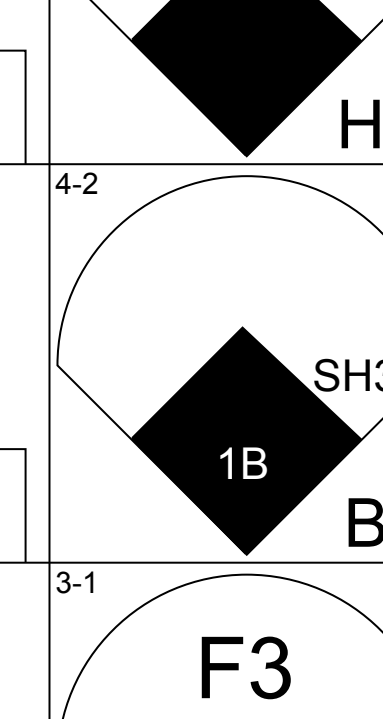
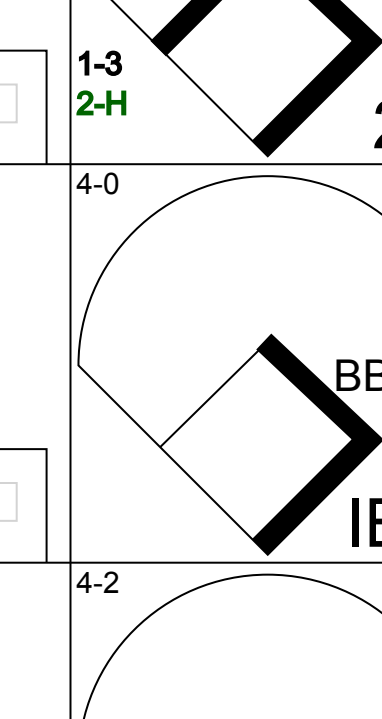
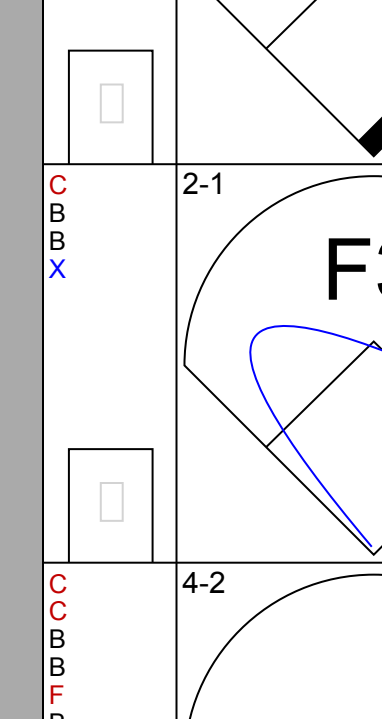
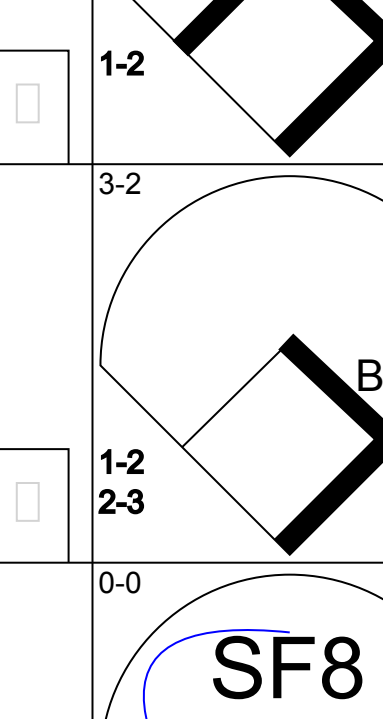
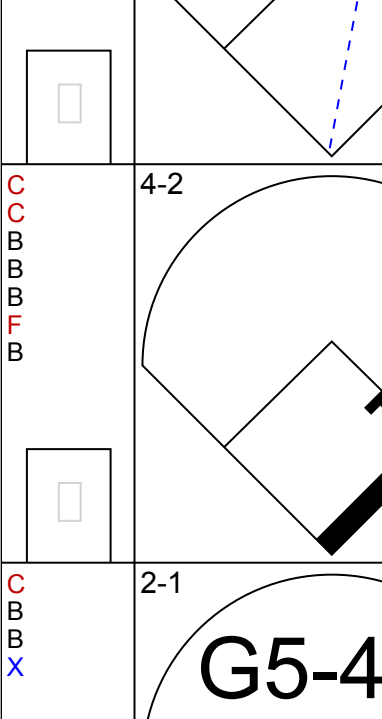

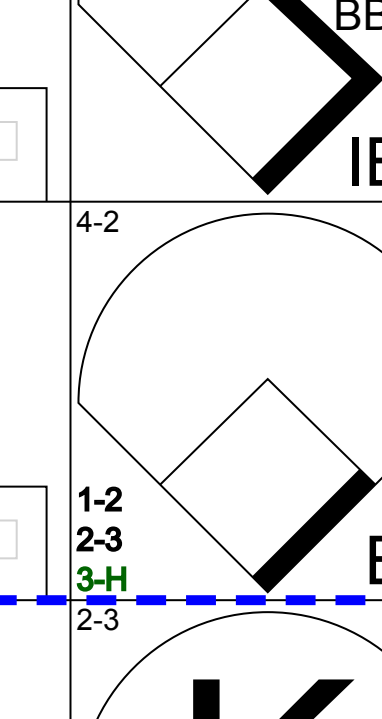
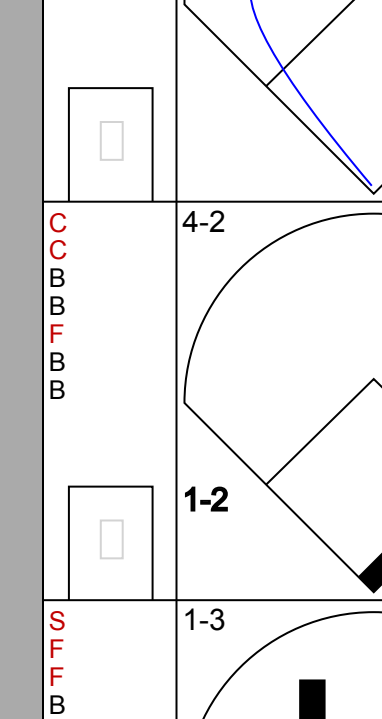
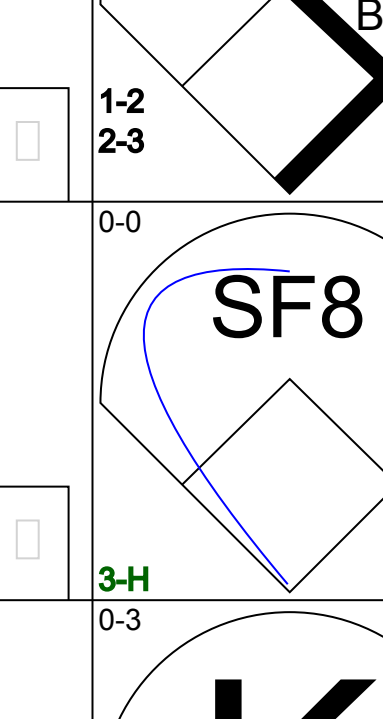
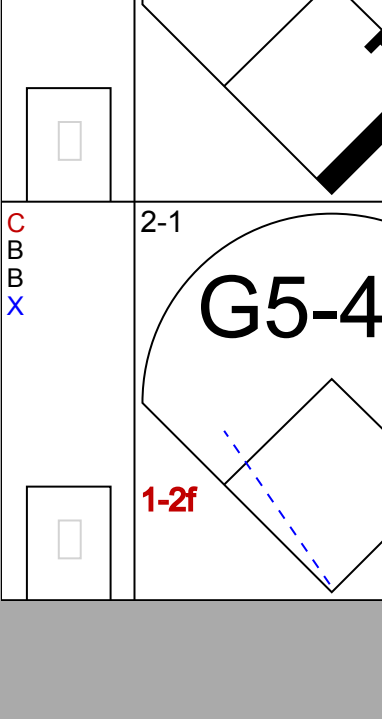

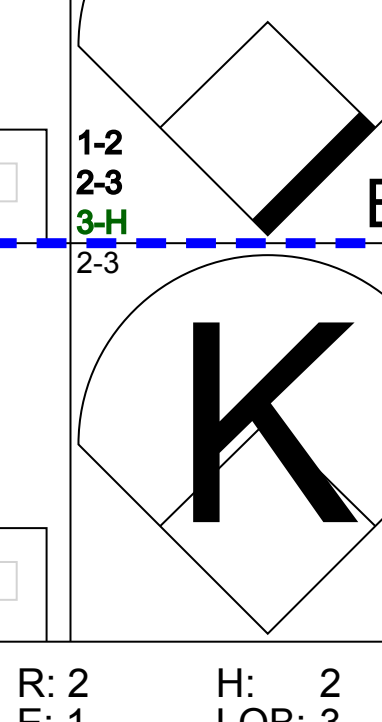
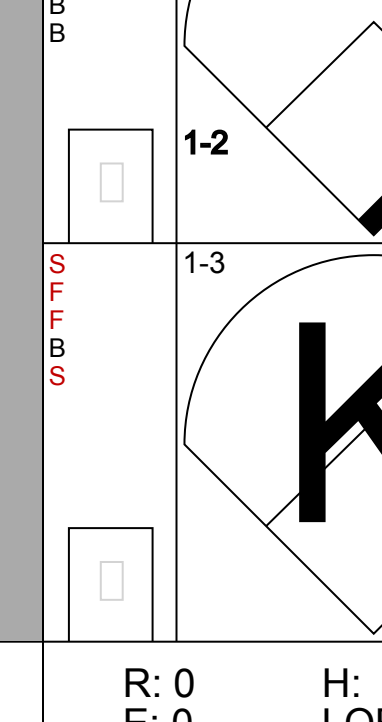
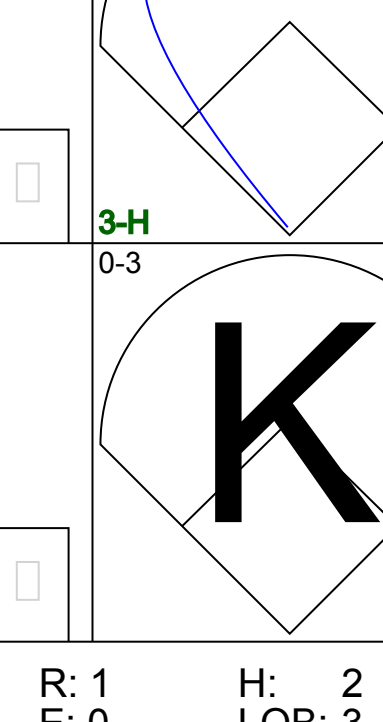
Batter	1	2	3	4	5	6	7	8	9	AB	R	H	RBI	BB	SO	LOB	BOTTOM						
Peter Bergeron, L (1.8) OBP: 0.270, SLG: 0.254	F8		G3	1B	K			K		4	2	1	0	1	2	0	Milwaukee Brewers @ Montreal Expos Olympic Stadium, Montreal, QB Sun Apr 23 2000, 1:35 PM EDT Att: 14,410 - Dome - 72 F						
Jose Vidro, S (1.4) OBP: 0.416, SLG: 0.577	G6-3		G3	1B			F7			5	1	2	1	0	0	1							
Rondell White, R (1.7) OBP: 0.385, SLG: 0.441	1B		2B	BB	1B		K			4	2	2	1	1	2	1							
Vladimir Guerrero, R (1.9) OBP: 0.507, SLG: 0.848	1B		2B	BB	1B		G1-3			3	0	2	2	1	0	0							
Lee Stevens, L (1.3) OBP: 0.338, SLG: 0.444	F8		1B	BB	BB		2B			2	0	1	1	2	0	1							
Trace Coquillette, R (1.5) ERA: 11.57 Mike Mordecai, R (8.5) OBP: 0.286, SLG: 0.857	G6-3		G5-2-3	FC5-4	BB		K			3	0	0	1	1	1	4							
Orlando Cabrera, R (1.6) OBP: 0.270, SLG: 0.492	G5-3		1B	FC5-4	BB		P6			4	0	2	0	0	0	4							
15 Lenny Webster, R (1.2) Ugueth Urbina, R (8.1)	G5-3		FC6	SH2-3	G4-3		P4			4	1	0	0	0	0	3							
Javier Vazquez, R (1.1) Scott Strickland, R (8.1) Chris Widger, R (8.2) OBP: 0.397, SLG: 0.472	F8		SH2-3	1B	K		P4			2	0	0	0	0	1	1							
Inning Stats	R: 1 E: 0 K: 0 S: 13	H: 2 LOB: 1 BB: 0 P: 17	R: 0 E: 0 K: 0 S: 10	H: 1 LOB: 1 BB: 0 P: 14	R: 1 E: 0 K: 0 S: 10	H: 2 LOB: 2 BB: 2 P: 20	R: 4 E: 0 K: 0 S: 12	H: 3 LOB: 3 BB: 4 P: 32	R: 0 E: 0 K: 2 S: 11	H: 0 LOB: 0 BB: 0 P: 16	R: 0 E: 0 K: 1 S: 10	H: 0 LOB: 0 BB: 0 P: 13	R: 0 E: 0 K: 1 S: 12	H: 1 LOB: 1 BB: 0 P: 20	R: 0 E: 0 K: 2 S: 12	H: 1 LOB: 1 BB: 0 P: 17		1B: 5 2B: 5 3B: 0 HR: 0	SF: 0 SAC: 1 DP: 1 HBP: 0	WP: 0 PB: 0 SB: 0 CS: 0	PA: 39		
PITCHER	IP WLS BF H R ER SO BB IBB HBP BLK WP HR S P ERA WHIP	IP WLS BF H R ER SO BB IBB HBP BLK WP HR S P ERA WHIP	IP WLS BF H R ER SO BB IBB HBP BLK WP HR S P ERA WHIP	IP WLS BF H R ER SO BB IBB HBP BLK WP HR S P ERA WHIP	IP WLS BF H R ER SO BB IBB HBP BLK WP HR S P ERA WHIP	IP WLS BF H R ER SO BB IBB HBP BLK WP HR S P ERA WHIP	IP WLS BF H R ER SO BB IBB HBP BLK WP HR S P ERA WHIP	IP WLS BF H R ER SO BB IBB HBP BLK WP HR S P ERA WHIP	IP WLS BF H R ER SO BB IBB HBP BLK WP HR S P ERA WHIP	IP WLS BF H R ER SO BB IBB HBP BLK WP HR S P ERA WHIP	IP WLS BF H R ER SO BB IBB HBP BLK WP HR S P ERA WHIP	IP WLS BF H R ER SO BB IBB HBP BLK WP HR S P ERA WHIP	IP WLS BF H R ER SO BB IBB HBP BLK WP HR S P ERA WHIP	IP WLS BF H R ER SO BB IBB HBP BLK WP HR S P ERA WHIP	IP WLS BF H R ER SO BB IBB HBP BLK WP HR S P ERA WHIP	IP WLS BF H R ER SO BB IBB HBP BLK WP HR S P ERA WHIP	IP WLS BF H R ER SO BB IBB HBP BLK WP HR S P ERA WHIP	IP WLS BF H R ER SO BB IBB HBP BLK WP HR S P ERA WHIP	IP WLS BF H R ER SO BB IBB HBP BLK WP HR S P ERA WHIP	IP WLS BF H R ER SO BB IBB HBP BLK WP HR S P ERA WHIP	IP WLS BF H R ER SO BB IBB HBP BLK WP HR S P ERA WHIP	IP WLS BF H R ER SO BB IBB HBP BLK WP HR S P ERA WHIP	IP WLS BF H R ER SO BB IBB HBP BLK WP HR S P ERA WHIP



Batter	1	2	3	4	5	6	7	8	9	AB	R	H	RBI	BB	SO	LOB	TOP										
Marquis Grissom, R OBP: 0.303, SLG: 0.376	L8			G6-3		1B BB		G6-3		3	0	0	0	1	0	0	Milwaukee Brewers @ St. Louis Cardinals Busch Stadium, St. Louis, MO Wed Apr 26 2000, 7:10 PM CDT Att: 29,890 - Sunny - 73 F livebaseballscorecards.com										
Mark Loretta, R OBP: 0.348, SLG: 0.413	F9			G4-3		P6			G2-3	4	0	0	0	0	0	1											
Jeromy Burnitz, L OBP: 0.364, SLG: 0.528	CS			HBP		G4-6-3			1B	3	0	3	0	0	0	0											
Charlie Hayes, R OBP: 0.436, SLG: 0.524	CS	K		G3		G4-6-3			K	4	0	0	0	0	2	4											
Geoff Jenkins, L OBP: 0.325, SLG: 0.644		K			G1-3			F7	G2-3	4	0	0	0	0	1	1											
Ronnie Belliard, R OBP: 0.376, SLG: 0.467	F9				FC6			F9		3	0	1	0	0	0	0											
José Hernández, R OBP: 0.253, SLG: 0.221				K2				G5-3		2	0	0	0	1	1	1											
Raul Casanova, S OBP: 0.174, SLG: 0.136				K2		FC6		F7		2	0	0	0	1	1	1											
Steve Woodard, L OBP: 0.154, SLG: 0.083				G3		FC6			K	2	0	0	0	0	0	2											
Everett Stull, R OBP: 0.376, SLG: 0.467										0	0	0	0	0	0	0											
Curt Leskanic, R OBP: 0.154, SLG: 0.083										0	0	0	0	0	0	0											
Sean Berry, R OBP: 0.154, SLG: 0.083										1	0	0	0	0	1	0											
Bob Wickman, R OBP: 0.154, SLG: 0.083										0	0	0	0	0	0	0											
Inning Stats	R: 0 E: 0 K: 0 S: 8	H: 1 LOB: 0 BB: 0 P: 14	R: 0 E: 0 K: 2 S: 8	H: 0 LOB: 0 BB: 0 P: 13	R: 0 E: 0 K: 1 S: 9	H: 0 LOB: 0 BB: 1 P: 15	R: 0 E: 0 K: 0 S: 6	H: 0 LOB: 1 BB: 0 P: 11	R: 0 E: 0 K: 1 S: 12	H: 1 LOB: 2 BB: 1 P: 22	R: 0 E: 0 K: 0 S: 5	H: 0 LOB: 0 BB: 0 P: 9	R: 0 E: 0 K: 1 S: 5	H: 0 LOB: 0 BB: 0 P: 10	R: 0 E: 0 K: 1 S: 11	H: 1 LOB: 1 BB: 0 P: 12	1B: 3 2B: 2 3B: 0 HR: 0	SF: 0 SAC: 0 DP: 2 HBP: 1	WP: 0 PB: 0 SB: 0 CS: 1	PA: 33							
PITCHER	IP	WLS	BF	H	R	ER	SO	BB	IBB	HBP	BLK	WP	HR	S	P	ERA	WHIP										
Rick Ankiel, L ERA: 2.16	7.0	W	25	3	0	0	4	3	0	1	0	0	0	56	99	0.00	0.857										
David Wainhouse, R ERA: 7.59	1.0		3	0	0	0	1	0	0	0	0	0	0	5	10	0.00	0.000										
Dave Veres, R ERA: 2.45	1.0		4	1	0	0	1	0	0	0	0	0	0	11	12	0.00	1.000										

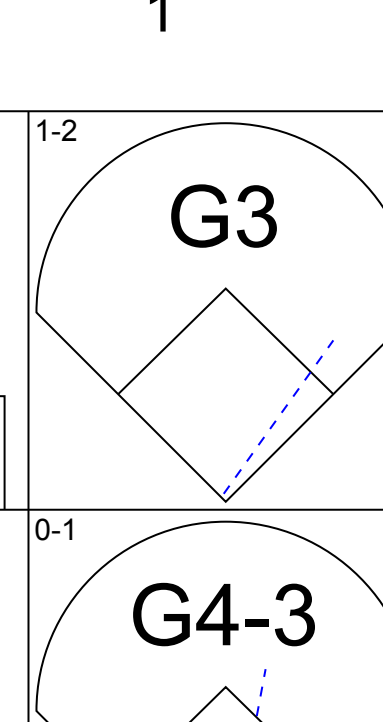
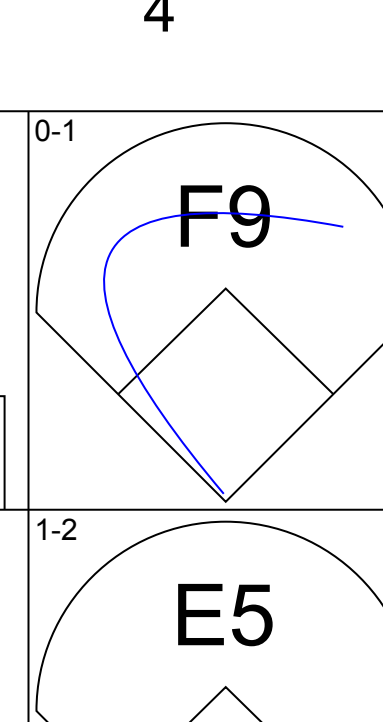
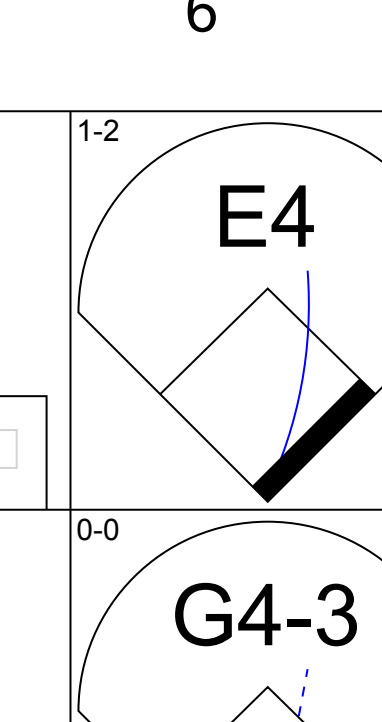
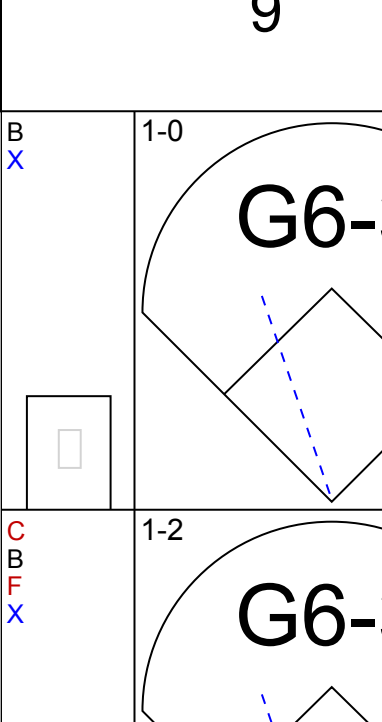
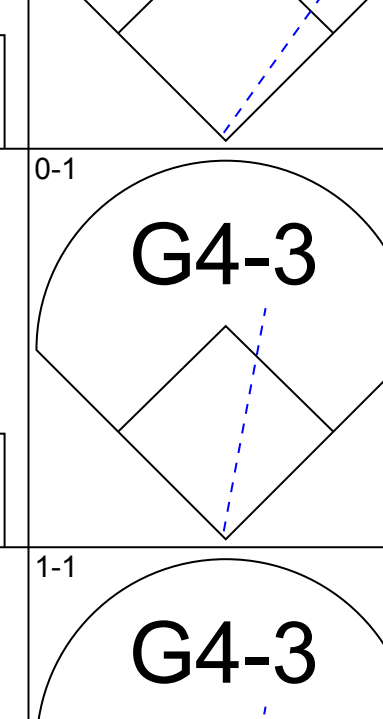
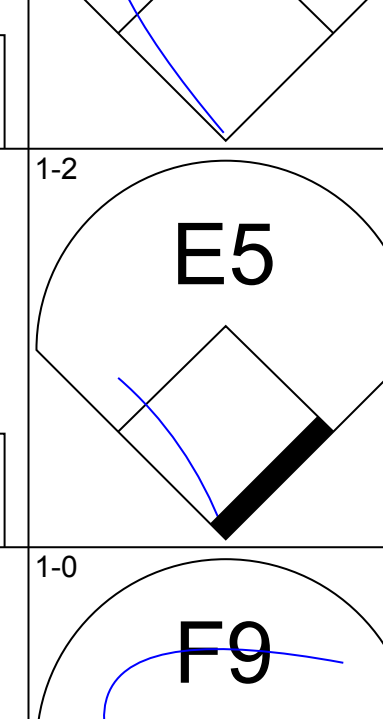
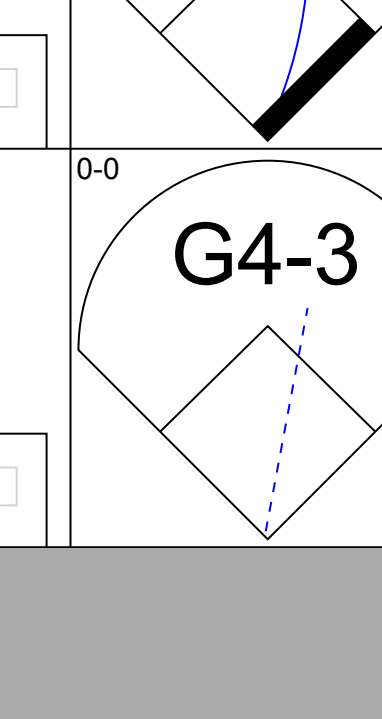
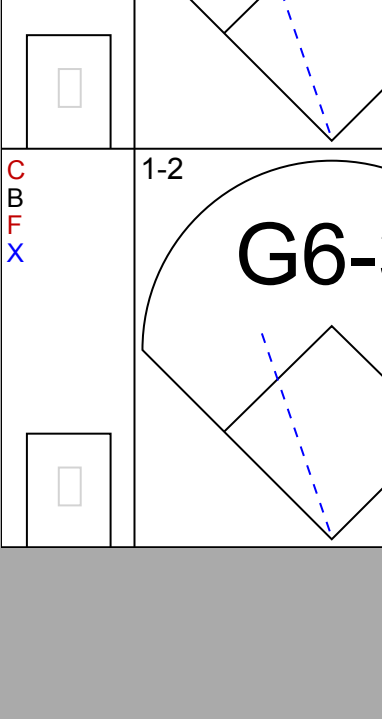
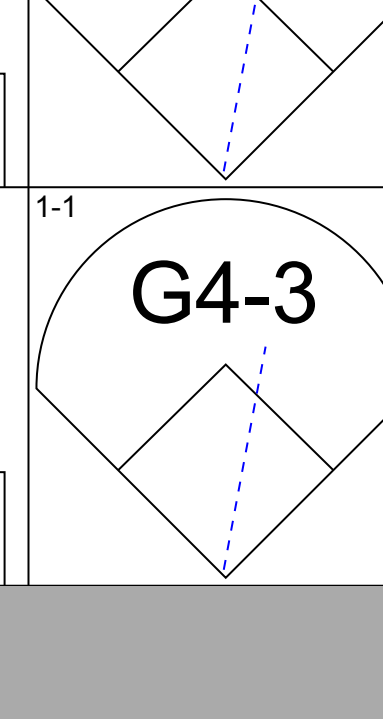
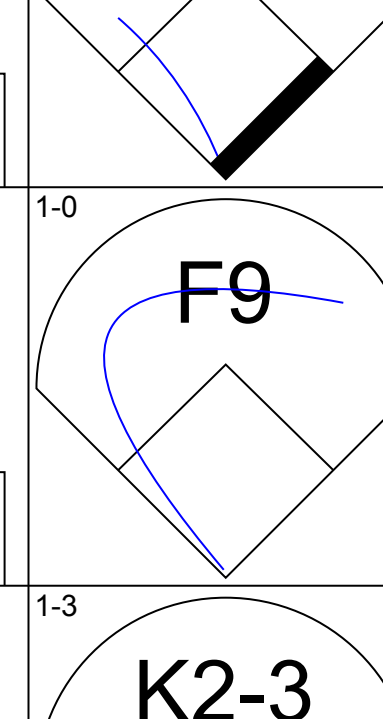
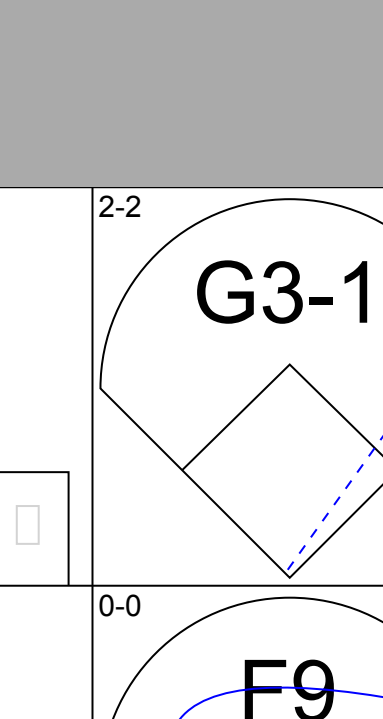
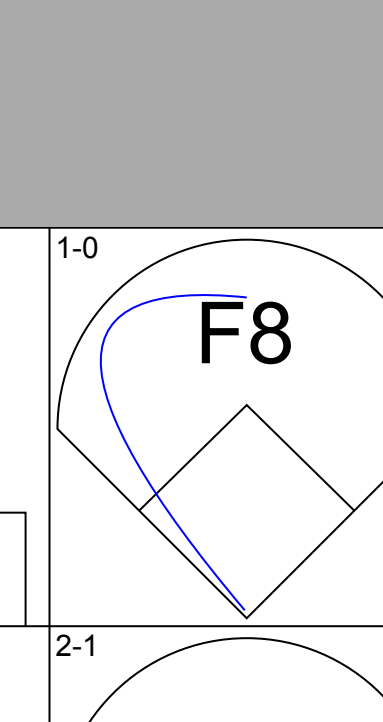
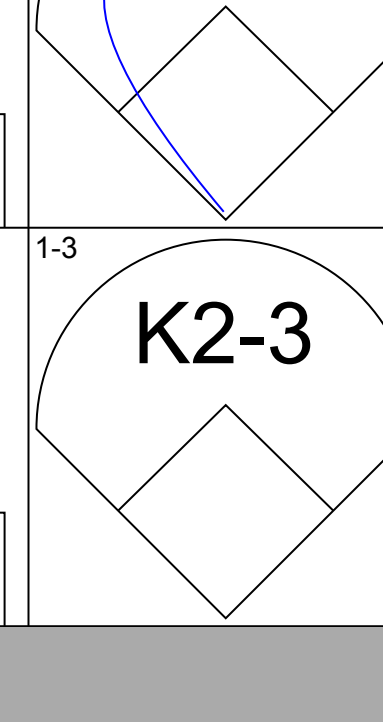
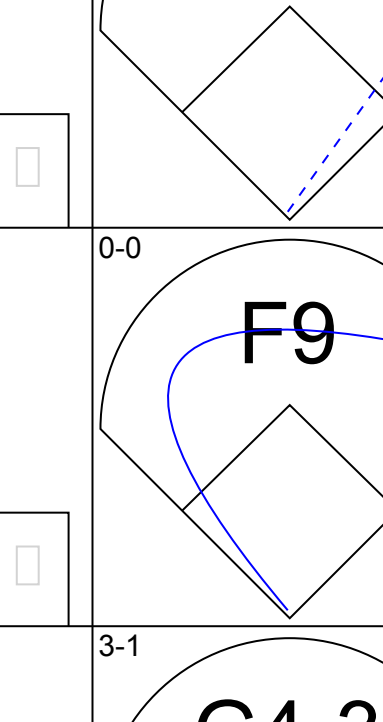
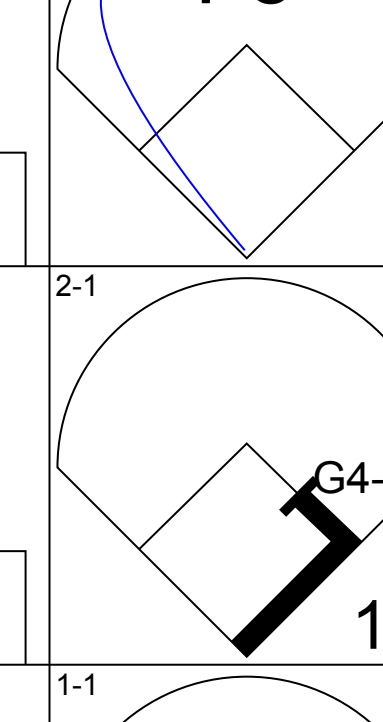
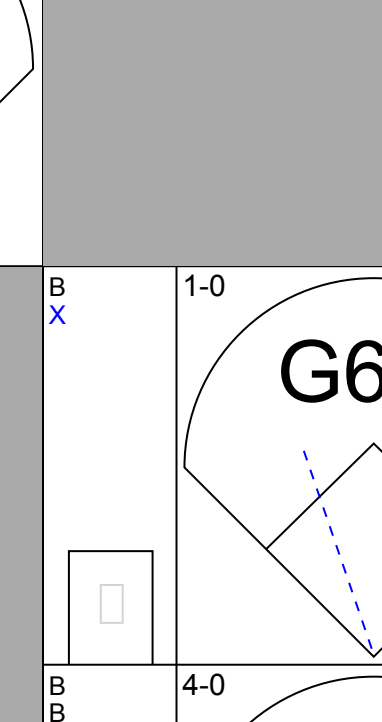
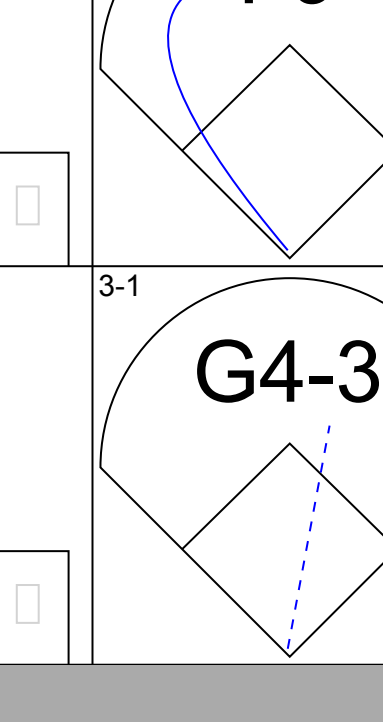
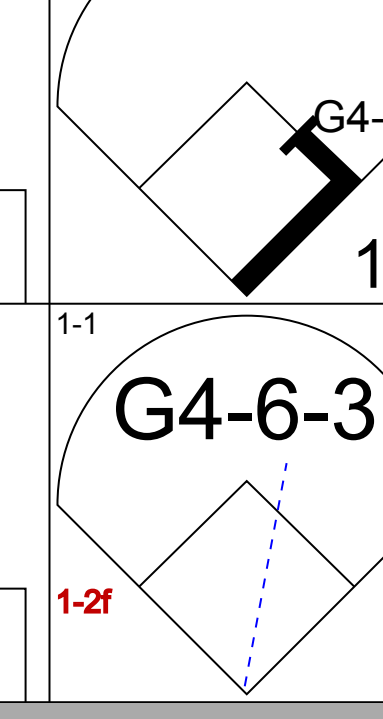
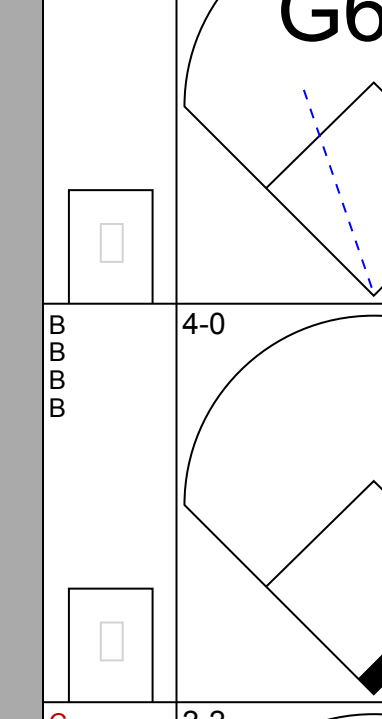
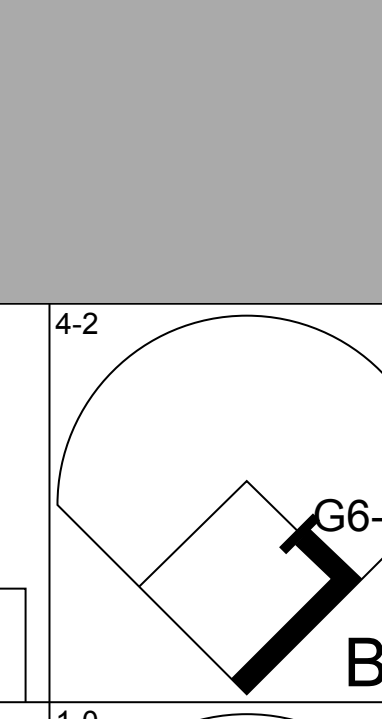
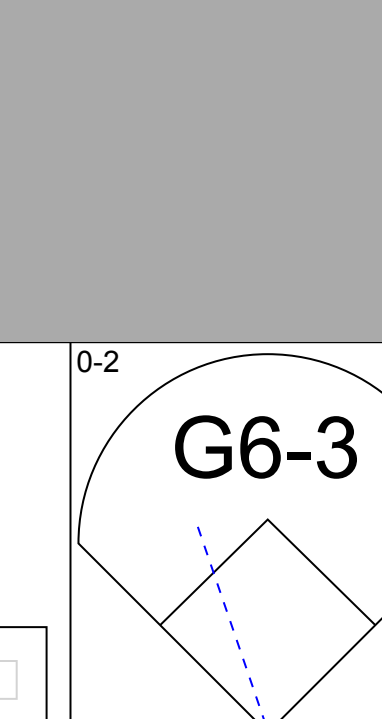
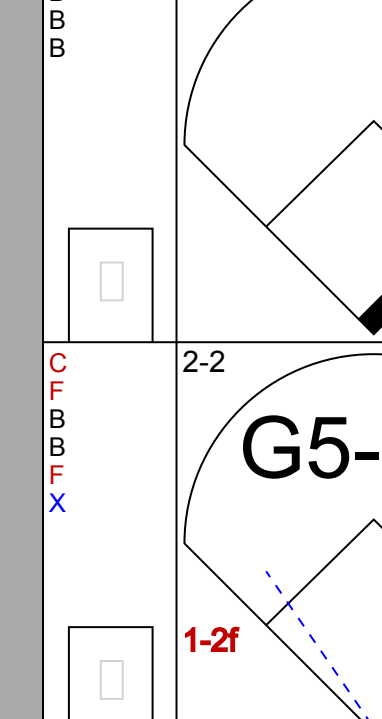
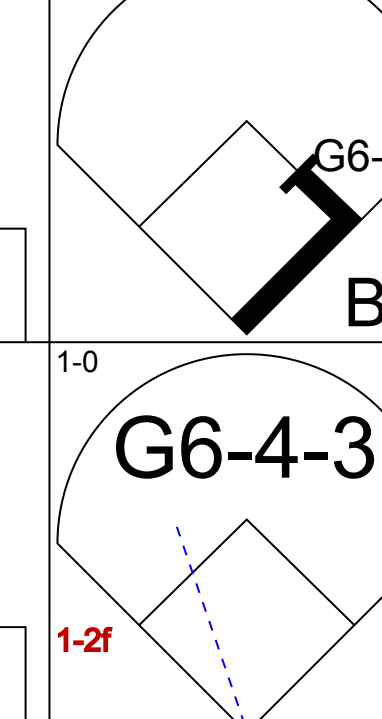
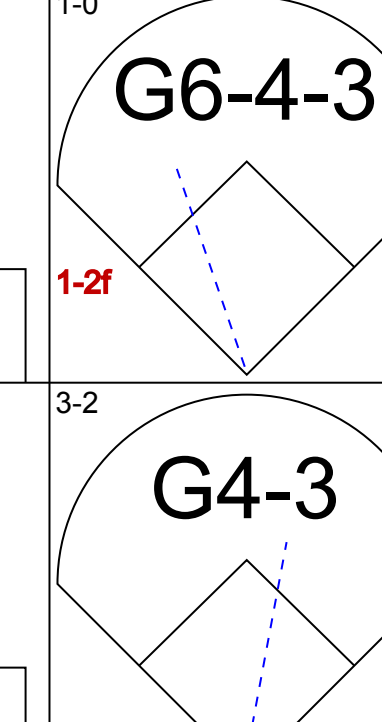
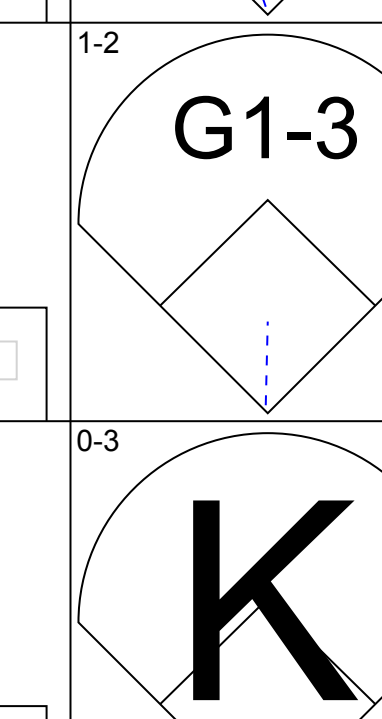
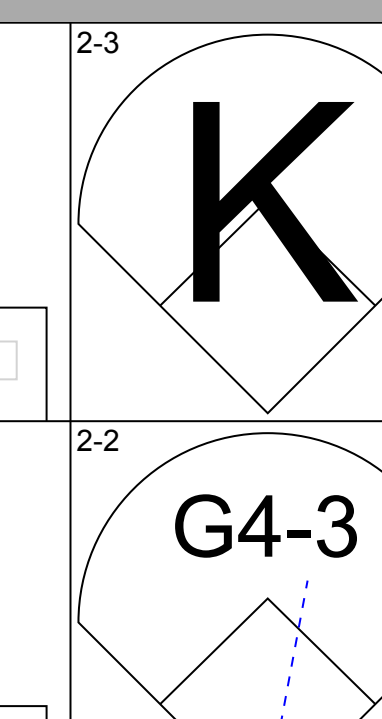
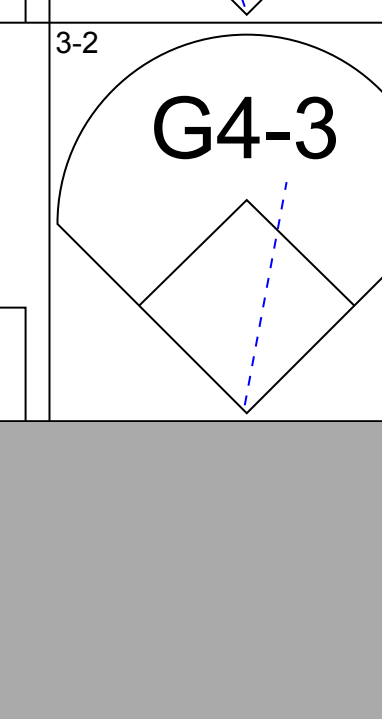
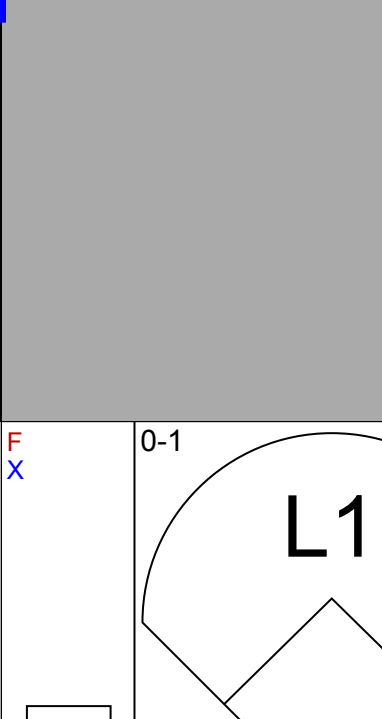
Batter	1	2	3	4	5	6	7	8	9	AB	R	H	RBI	BB	SO	LOB	BOTTOM										
Fernando Vina, L OBP: 0.429, SLG: 0.477	K			F8		BB 1B		G4-3		4	1	1	0	1	1	0	Milwaukee Brewers @ St. Louis Cardinals Busch Stadium, St. Louis, MO Wed Apr 26 2000, 7:10 PM CDT Att: 29,890 - Sunny - 73 F livebaseballscorecards.com										
Edgar Renteria, R OBP: 0.356, SLG: 0.564				F7		BB			K	4	0	2	0	0	0	1											
Placido Polanco, R OBP: 0.394, SLG: 0.667	1B			G4-3		BB			K	1	0	0	0	0	1	0											
15 Jim Edmonds, L OBP: 0.482, SLG: 0.754	FC3-6			SF9		HR			K	4	1	1	2	0	2	3											
Mark McGwire, R OBP: 0.558, SLG: 0.886										1	0	0	0	2	1	1											
Eli Marrero, R OBP: 0.393, SLG: 0.783	K			HBP		FC4-6			BB	0	0	0	0	0	0	0											
Ray Lankford, L OBP: 0.299, SLG: 0.358				G6-3		FC4-6			K	4	1	1	0	0	1	5											
Fernando Tatis, R OBP: 0.487, SLG: 0.785						HR				3	2	2	2	0	1	1											
Thomas Howard, S OBP: 0.409, SLG: 0.947	K			SH1-3		HR			K	1	0	0	0	0	1	0											
David Wainhouse, L OBP: 0.393, SLG: 0.783				HR		HR				0	0	0	0	0	0	0											
Dave Veres, R OBP: 0.393, SLG: 0.783										0	0	0	0	0	0	0											
J.D. Drew, L OBP: 0.535, SLG: 0.813				G5-3		SH1-3			G1-3	3	1	1	0	1	0	1											
Mike Matheny, R OBP: 0.438, SLG: 0.509						SH1-3			G3-1	2	0	0	0	1	1	1											
Rick Ankiel, L OBP: 0.500, SLG: 1.167										3	1	1	3	0	2	2											
Craig Paquette, R OBP: 0.286, SLG: 0.500	K					HR			K	1	0	0	0	0	1	1											
Inning Stats	R: 0 E: 0 K: 2 S: 9	H: 1 LOB: 1 BB: 0 P: 12	R: 0 E: 0 K: 2 S: 12	H: 1 LOB: 2 BB: 1 P: 21	R: 1 E: 0 K: 0 S: 7	H: 0 LOB: 1 BB: 1 P: 17	R: 3 E: 0 K: 0 S: 12	H: 3 LOB: 0 BB: 0 P: 17	R: 3 E: 0 K: 3 S: 15	H: 2 LOB: 3 BB: 1 P: 25	R: 0 E: 0 K: 3 S: 12	H: 0 LOB: 1 BB: 1 P: 21	R: 0 E: 0 K: 2 S: 7	H: 0 LOB: 0 BB: 0 P: 8	R: 0 E: 0 K: 2 S: 11	H: 1 LOB: 1 BB: 0 P: 12	1B: 5 2B: 1 3B: 0 HR: 3	SF: 1 SAC: 1 DP: 0 HBP: 1	WP: 0 PB: 0 SB: 1 CS: 0	PA: 39							
PITCHER	IP	WLS	BF	H	R	ER	SO	BB	IBB	HBP	BLK	WP	HR	S	P	ERA	WHIP										
Steve Woodard, R ERA: 6.11	5.0	L	26	7	7	6	4	3	0	1	0	0	0	15	25	0.00	3.000										
Everett Stull, R ERA: 3.86	1.0		6	2	0	0	3	1	0	0	0	0	0	12	21	0.00	1.000										
Curt Leskanic, R ERA: 6.75	1.0		4	0	0	0	3	1	0	0	0	0	0	7	8	0.00	0.000										
Bob Wickman, R ERA:	1.0		3	0	0	0	2	0	0	0	0	0	0	7	8	0.00	0.000										



Batter	1	2	3	4	5	6	7	8	9	AB	R	H	RBI	BB	SO	LOB	TOP					
Craig Biggio, R OBP: 0.307, SLG: 0.387 (1,4)										3	0	1	1	2	1	3	Houston Astros @ Milwaukee Brewers Milwaukee County Stadium, Milwaukee, WI Fri Apr 28 2000, 7:05 PM EDT Att: 15,459 - Cloudy - 53 F					
Roger Cedeno, S OBP: 0.282, SLG: 0.284 (1,8)										5	0	0	0	0	0	5						
5 Jeff Bagwell, R OBP: 0.467, SLG: 0.757 (1,3)										3	2	1	1	2	0	0						
Ken Caminiti, S OBP: 0.435, SLG: 0.694 (1,5)										5	1	1	0	0	0	3						
Daryle Ward, L OBP: 0.308, SLG: 0.565 (1,7)										5	2	2	1	0	0	2						
Richard Hidalgo, R OBP: 0.376, SLG: 0.571 (1,9)										3	1	2	2	2	0	0						
Mitch Meluskey, S OBP: 0.357, SLG: 0.528 (1,2)										2	1	1	0	3	0	1						
Tim Bogar, R OBP: 0.261, SLG: 0.281 (1,6)										2	0	0	2	2	0	2						
Chris Holt, R OBP: 0.111, SLG: 0.111 (1,1)										3	0	0	0	0	3	7						
Inning Stats	R: 1 E: 0 K: 1 S: 8	H: 1 LOB: 0 BB: 0 P: 15	R: 3 E: 0 K: 0 S: 13	H: 3 LOB: 1 BB: 1 P: 26	R: 2 E: 1 K: 1 S: 17	H: 2 LOB: 3 BB: 2 P: 35	R: 0 E: 0 K: 0 S: 4	H: 0 LOB: 0 BB: 0 P: 6	R: 0 E: 0 K: 1 S: 11	H: 0 LOB: 2 BB: 2 P: 23	R: 0 E: 0 K: 0 S: 6	H: 0 LOB: 1 BB: 2 P: 18	R: 1 E: 0 K: 1 S: 17	H: 2 LOB: 3 BB: 2 P: 32	R: 0 E: 0 K: 0 S: 7	H: 0 LOB: 0 BB: 1 P: 13	R: 0 E: 0 K: 0 S: 8	H: 0 LOB: 0 BB: 1 P: 14	1B: 4 2B: 1 3B: 0 HR: 3	SF: 1 SAC: 1 DP: 3 HBP: 0	WP: 0 PB: 0 SB: 0 CS: 0	PA: 44
PITCHER	IP	WLS	BF	H	R	ER	SO	BB	IBB	HBP	BLK	WP	HR	S	P	ERA	WHIP					
Jaime Navarro, R ERA: 12.54 (1,1)	2.1	L	17	6	6	5	1	2	1	0	0	0	3	32	65	19.29	3.429					
Valerio De Los Santos, L ERA: 5.29 (3,1)	3.0		13	0	0	0	2	4	0	0	0	0	0	25	54	0.00	1.333					
Jim Bruske, R ERA: 5.11 (6,1)	2.2		11	2	1	1	1	3	0	0	0	0	0	26	49	3.38	1.875					
Curt Leskanic, R ERA: 6.23 (9,1)	1.0		3	0	0	0	0	1	0	0	0	0	0	8	14	0.00	1.000					

AB	31
R	7
H	8
RBI	7
BB	11
SO	4
LOB	23



Batter	1	2	3	4	5	6	7	8	9	AB	R	H	RBI	BB	SO	LOB	BOTTOM					
Marquis Grissom, R OBP: 0.290, SLG: 0.360 (1,8)										4	0	0	0	0	0	0	Houston Astros @ Milwaukee Brewers Milwaukee County Stadium, Milwaukee, WI Fri Apr 28 2000, 7:05 PM EDT Att: 15,459 - Cloudy - 53 F					
Mark Loretta, R OBP: 0.337, SLG: 0.386 (1,6)										4	0	0	0	0	1							
Jeremy Burnitz, L OBP: 0.365, SLG: 0.500 (1,9)										3	0	0	0	0	1							
Geoff Jenkins, L OBP: 0.318, SLG: 0.642 (1,7)										3	0	0	0	1	1							
Ronnie Belliard, R OBP: 0.380, SLG: 0.494 (1,4)										3	0	1	0	0	0	0						
Kevin Barker, L OBP: 0.370, SLG: 0.409 (1,3)										1	0	0	0	2	0	1						
José Hernández, R OBP: 0.247, SLG: 0.214 (1,5)										2	0	0	0	0	0	1						
Lyle Mouton, R OBP: 0.333, SLG: 0.308 (8, PH)										0	0	0	0	0	0	0						
Curt Leskanic, R ERA: 6.23 (9,1)										0	0	0	0	0	0	0						
Raul Casanova, S OBP: 0.154, SLG: 0.120 (1,2)										3	0	0	0	0	1	0						
Jaime Navarro, R OBP: 0.365, SLG: 0.500 (1,9)										0	0	0	0	0	0	0						
Valerio De Los Santos, L OBP: 0.290, SLG: 0.360 (1,8)										1	0	0	0	0	1	0						
Luis Lopez, S OBP: 0.308, SLG: 0.538 (6,5)										2	0	0	0	0	0	0						
Inning Stats	R: 0 E: 0 K: 0 S: 7	H: 0 LOB: 0 BB: 0 P: 9	R: 0 E: 0 K: 0 S: 5	H: 1 LOB: 0 BB: 0 P: 9	R: 0 E: 0 K: 1 S: 9	H: 0 LOB: 0 BB: 0 P: 10	R: 0 E: 1 K: 1 S: 10	H: 0 LOB: 1 BB: 0 P: 13	R: 0 E: 0 K: 0 S: 5	H: 0 LOB: 0 BB: 1 P: 12	R: 0 E: 1 K: 1 S: 12	H: 0 LOB: 0 BB: 0 P: 17	R: 0 E: 0 K: 0 S: 6	H: 0 LOB: 0 BB: 0 P: 11	R: 0 E: 0 K: 0 S: 6	H: 0 LOB: 0 BB: 1 P: 14	R: 0 E: 0 K: 0 S: 6	H: 0 LOB: 0 BB: 0 P: 8	1B: 1 2B: 0 3B: 0 HR: 0	SF: 0 SAC: 0 DP: 3 HBP: 0	WP: 0 PB: 0 SB: 0 CS: 0	PA: 29
PITCHER	IP	WLS	BF	H	R	ER	SO	BB	IBB	HBP	BLK	WP	HR	S	P	ERA	WHIP					
Chris Holt, R ERA: 7.98 (1,1)	9.0	W	29	1	0	0	3	2	0	0	0	0	0	66	103	0.00	0.333					



Batter	1	2	3	4	5	6	7	8	9	AB	R	H	RBI	BB	SO	LOB	TOP										
Craig Biggio, R OBP: 0.338, SLG: 0.387 Russ Johnson, R OBP: 0.167, SLG: 0.118	4-0 5 1B BB BB	4-1 G4-6-3 BB		4-2 2B HBP	4-0 5 BB BB	3-1 HBP			1-1 G1-4-3	0	3	0	0	3	0	0											
Roger Cedeno, S OBP: 0.286, SLG: 0.273	4-0 5 BB 1B BB	0-0 G4-6-3		1-2 SF8	4-2 5 BB BB	3-3 K			1-1 G4-3	3	2	0	1	2	1	4											
5 Jeff Bagwell, R OBP: 0.469, SLG: 0.731	2-2 BB BB 1B	2-2 G5-3		4-2 2B BB	4-2 BB 1B BB		2-1 F8		0-0 F8	4	2	1	1	2	0	1											
Ken Caminiti, S OBP: 0.448, SLG: 0.673	4-2 SF8 BB BB		1-0 F8	4-1 2B BB	4-2 BB 1B		3-3 K			3	0	1	4	2	1	0											
Daryle Ward, L OBP: 0.316, SLG: 0.560	2-3 K		1-0 P6	1-2 2B	4-2 BB		2-2 F8			4	0	1	2	1	1	3											
Richard Hidalgo, R OBP: 0.397, SLG: 0.541	4-2 SF8 BB BB		3-3 K	4-2 K	1-2 L5			0-3 K		4	0	0	1	1	3	5											
Mitch Meluskey, S OBP: 0.340, SLG: 0.487	3-2 SF8			4-0 FC5 BB BB	2-0 P4			1-3 K		3	0	0	1	1	1	0											
Tim Bogar, R OBP: 0.270, SLG: 0.267	4-0 IBB			4-1 HBP FC5 SF8 BB	0-0 G6-3		2-3 K		0-1 F8	3	1	0	0	2	1	0											
Scott Elarton, R OBP: 0.333, SLG: 0.333 Mike Maddux, L (5, 1) Jay Powell, R (8, 1) Matt Mieske, R (9, PH) Jose Cabrera, R (9, 1)	0-3 K			0-0 FC5 5 BB HBP BB	1-1 BB 5 BB 1B		2-3 K		2-2 3B	3	2	1	0	0	1	5											
Inning Stats	R: 3 E: 0 K: 2 S: 21	H: 1 LOB: 3 BB: 5 P: 48	R: 0 E: 0 K: 0 S: 6	H: 0 LOB: 0 BB: 1 P: 12	R: 0 E: 0 K: 1 S: 5	H: 0 LOB: 0 BB: 0 P: 10	R: 4 E: 0 K: 1 S: 17	H: 1 LOB: 4 BB: 4 P: 41	R: 3 E: 0 K: 0 S: 18	H: 2 LOB: 2 BB: 4 P: 41	R: 0 E: 0 K: 3 S: 10	H: 0 LOB: 0 BB: 0 P: 17	R: 0 E: 0 K: 2 S: 8	H: 0 LOB: 0 BB: 0 P: 9	R: 0 E: 0 K: 0 S: 8	H: 1 LOB: 1 BB: 0 P: 12	1B: 3 2B: 1 3B: 1 HR: 0	SF: 2 SAC: 0 DP: 1 HBP: 2	WP: 0 PB: 1 SB: 0 CS: 0	PA: 48							
PITCHER	IP	WLS	BF	H	R	ER	SO	BB	IBB	HBP	BLK	WP	HR	S	P	ERA	WHIP										
Everett Stull, R ERA: 6.3	3.2	L	21	1	7	7	3	8	1	1	0	0	0	41	96	17.18	2.455										
Matt Williams, L ERA: 7.0	1.0		11	3	3	3	1	5	0	0	0	0	0	21	50	27.00	8.000										
Curt Lesknic, R ERA: 5.65	1.1		6	0	0	0	3	0	0	1	0	0	0	18	29	0.00	0.000										
David Weathers, R ERA: 0.57	2.0		6	0	0	0	3	0	0	0	0	0	0	18	26	0.00	0.000										
Bob Wickman, R ERA:	1.0		4	1	0	0	0	0	0	0	0	0	0	8	12	0.00	1.000										
Batter	1	2	3	4	5	6	7	8	9	AB	R	H	RBI	BB	SO	LOB	BOTTOM										
Marquis Grissom, R OBP: 0.286, SLG: 0.351	2-1 G6-3	2-2 F1		0-2 G6-4-3	1-0 B1-3 1B				2-1 G4-3	5	0	1	0	0	0	5											
Mark Loretta, R OBP: 0.330, SLG: 0.368	1-2 G6-3		0-0 P6	4-1 HBP BB	0-0 B1-3			0-1 G5-3		4	0	0	0	1	0	2											
Jeremy Burnitz, L OBP: 0.374, SLG: 0.494 Curt Lesknic, R ERA: 5.65 James Mouton, R OBP: 0.500, SLG: 0.667	4-2 BB		2-2 F8	1-1 HBP	2-3 K			1-0 F9		1	0	0	0	1	0	0											
Geoff Jenkins, L OBP: 0.311, SLG: 0.616	3-1 F7		0-0 BB 1B	0-2 F7			1-3 K		0-0 G3	5	0	1	0	0	1	4											
Ronnie Belliard, R OBP: 0.381, SLG: 0.482		3-2 G5-3	1-1 BB 1B		4-0 1B HR BB		1-1 G4-3		1-1 F9	4	1	1	0	1	0	0											
Tyler Houston, L OBP: 0.270, SLG: 0.412		2-1 BB 1B	4-0 BB 1B	1-2 BB	0-0 HR 1B		4-0 BB		1-3 K	3	1	2	0	2	1	0											
Jose Hernandez, R OBP: 0.293, SLG: 0.222 Matt Williams, S ERA: 5.4 Lyle Mouton, R OBP: 0.360, SLG: 0.533 David Weathers, R ERA: 0.57 Bob Wickman, R ERA: 0.57 Charlie Hayes, R OBP: 0.426, SLG: 0.512		1-1 BB 1B	0-1 F8		1-2 HR		0-0 F8		3-2 L5	2	0	1	0	0	0	3											
Kevin Barker, L OBP: 0.362, SLG: 0.383		0-1 F7		4-0 G6-4-3 BB	3-3 K		0-1 F7			3	0	0	0	1	1	2											
Everett Stull, R ERA: 7.84 Sean Berry, R OBP: 0.230, SLG: 0.118		4-2 BB		4-1 G6-4-3 BB	4-0 B1-3 1B BB		0-1 G5-3			0	0	0	0	1	0	0											
Inning Stats	R: 0 E: 0 K: 0 S: 9	H: 0 LOB: 1 BB: 1 P: 19	R: 0 E: 0 K: 0 S: 14	H: 2 LOB: 3 BB: 1 P: 26	R: 0 E: 0 K: 0 S: 10	H: 2 LOB: 3 BB: 1 P: 17	R: 0 E: 0 K: 0 S: 9	H: 0 LOB: 3 BB: 3 P: 22	R: 3 E: 0 K: 2 S: 13	H: 3 LOB: 2 BB: 2 P: 28	R: 0 E: 0 K: 1 S: 6	H: 0 LOB: 0 BB: 0 P: 12	R: 0 E: 0 K: 0 S: 6	H: 0 LOB: 0 BB: 0 P: 8	R: 0 E: 0 K: 0 S: 4	H: 0 LOB: 0 BB: 0 P: 5	R: 0 E: 0 K: 1 S: 8	H: 0 LOB: 0 BB: 0 P: 13	1B: 6 2B: 0 3B: 0 HR: 1	SF: 0 SAC: 0 DP: 1 HBP: 1	WP: 0 PB: 0 SB: 0 CS: 0	PA: 43					
PITCHER	IP	WLS	BF	H	R	ER	SO	BB	IBB	HBP	BLK	WP	HR	S	P	ERA	WHIP										
Scott Elarton, R ERA: 7.84	4.1		27	6	3	3	1	8	0	1	0	0	0	17	28	0.00	0.750										
Mike Maddux, R ERA: 5.4	2.2	W	10	1	0	0	2	1	0	0	0	0	0	4	5	0.00	0.000										
Jay Powell, R ERA: 4.63	1.0		3	0	0	0	0	0	0	0	0	0	0	4	5	0.00	0.000										
Jose Cabrera, R ERA: 7.15	1.0		3	0	0	0	1	0	0	0	0	0	0	8	13	0.00	0.000										


Houston Astros @ Milwaukee Brewers
Milwaukee County Stadium, Milwaukee, WI
Sat Apr 29 2000, 2:05 PM EDT
Att: 22,630 - Sunny - 45 F

AB 30
R 10
H 5
RBI 10
BB 14
SO 10
LOB 19



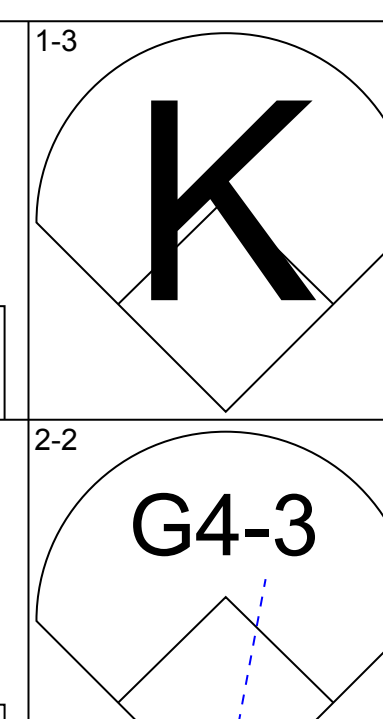
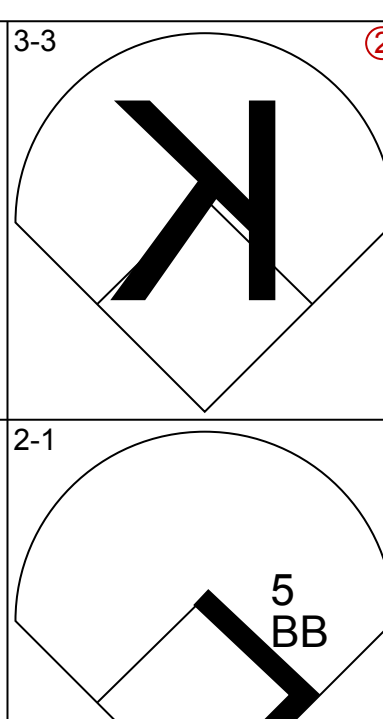
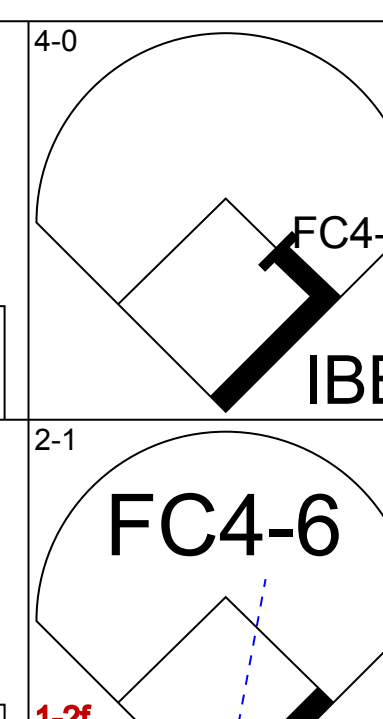
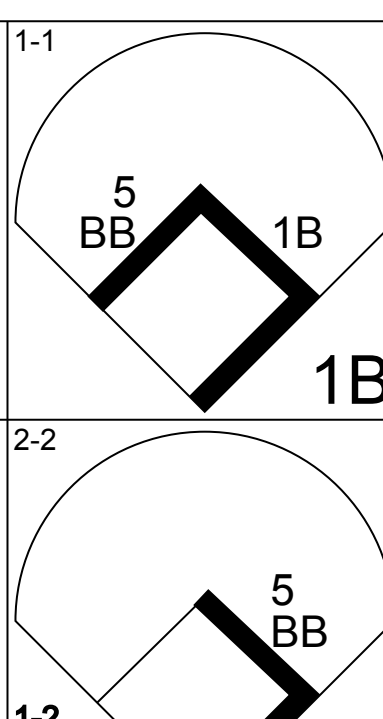
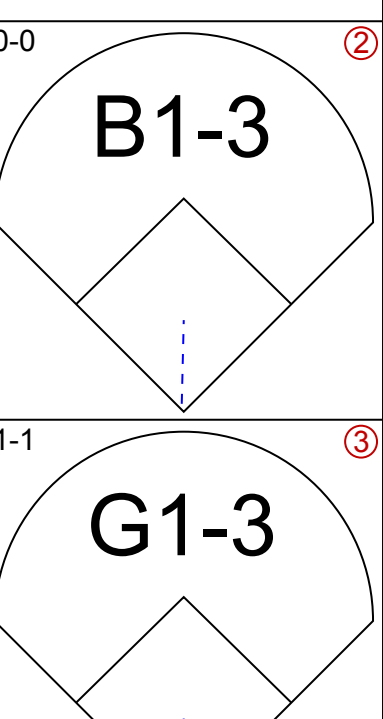
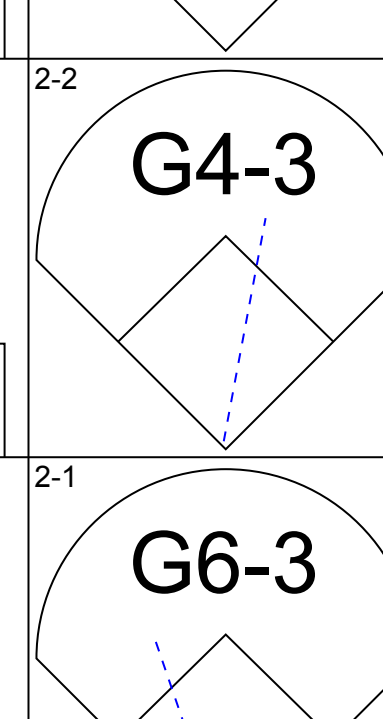
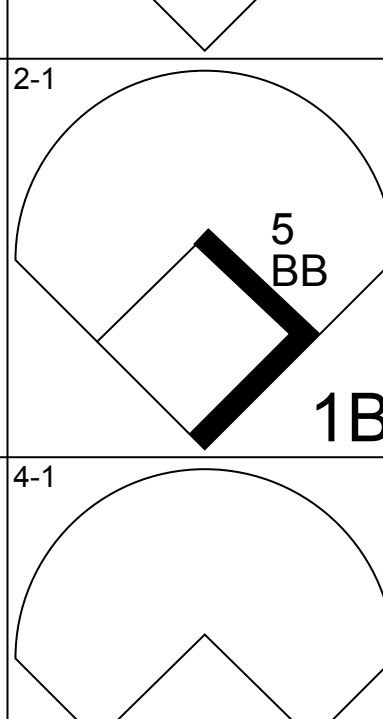
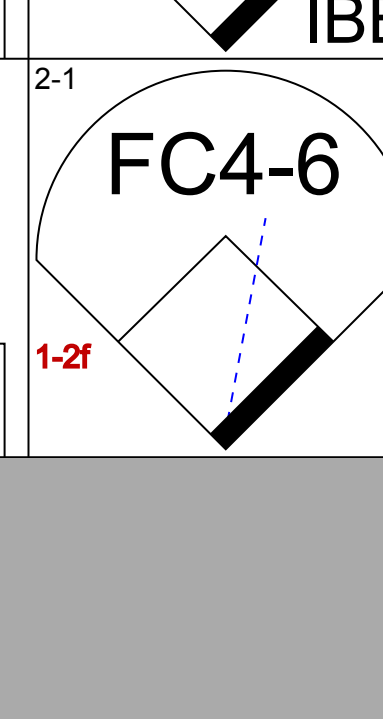
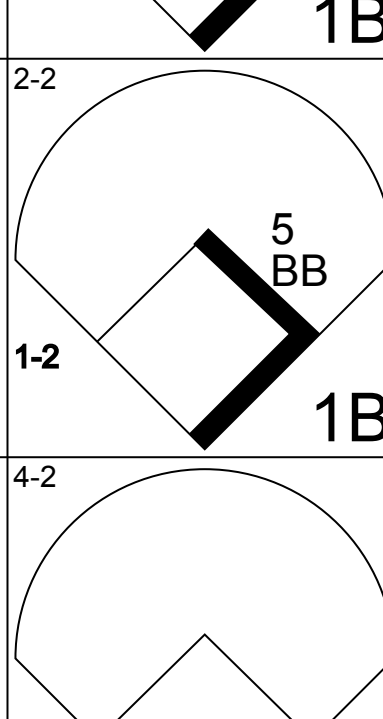
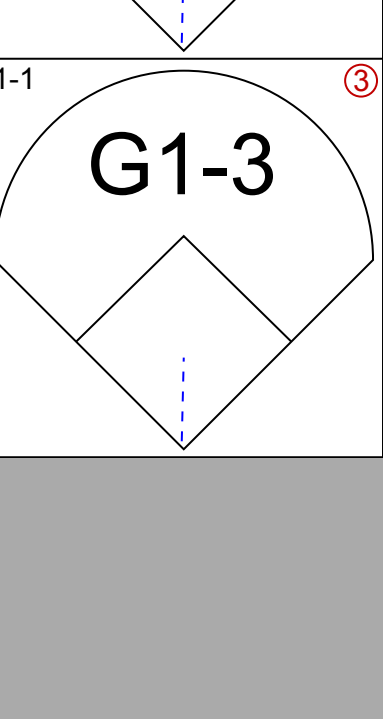
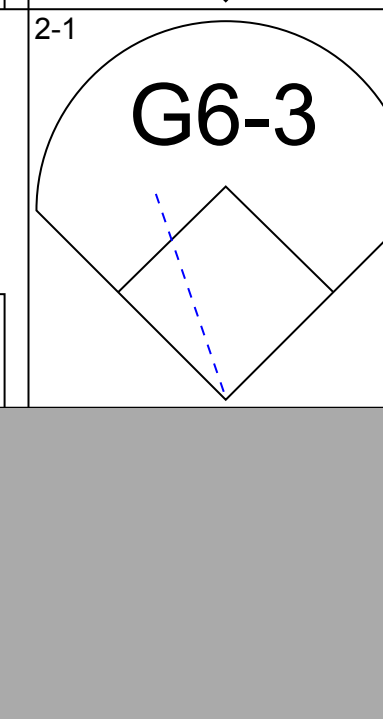
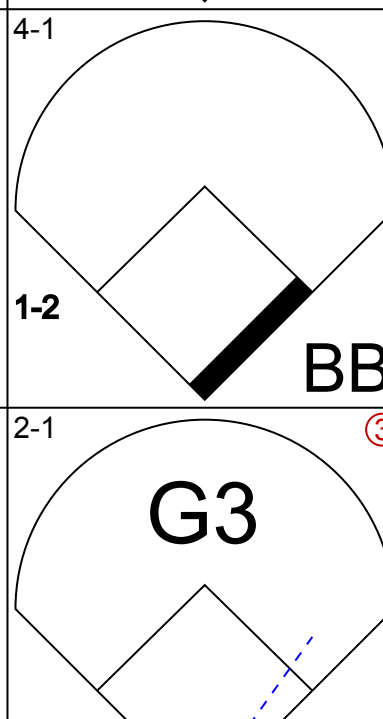
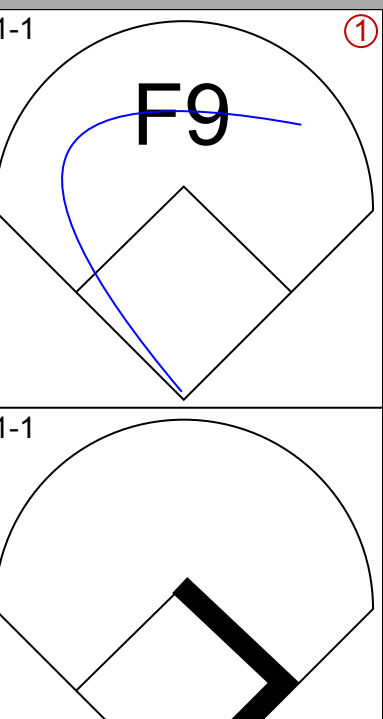
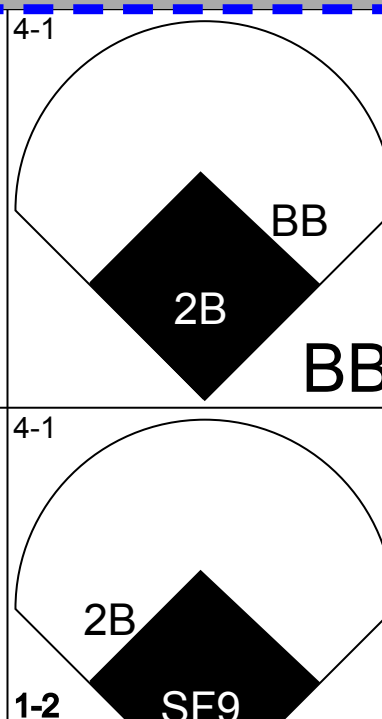
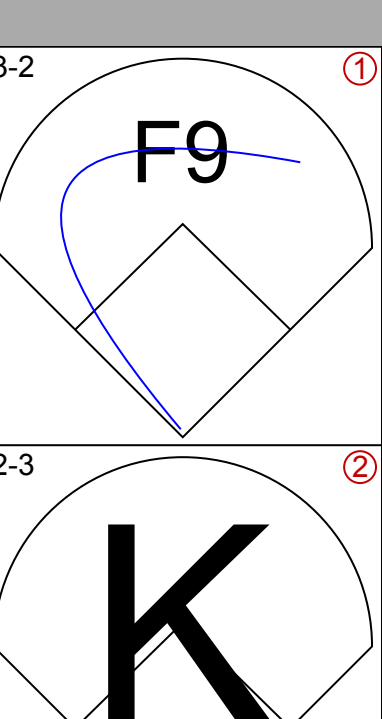
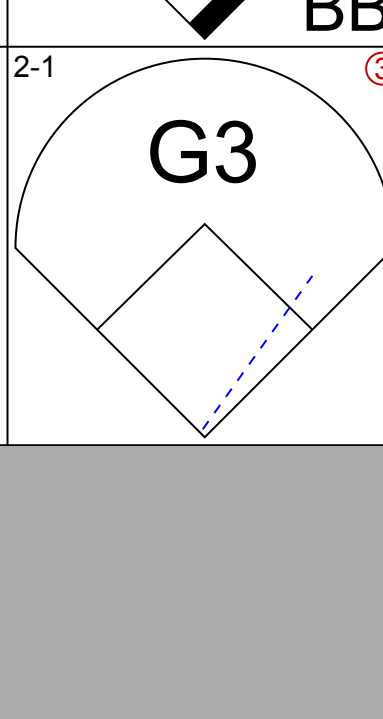
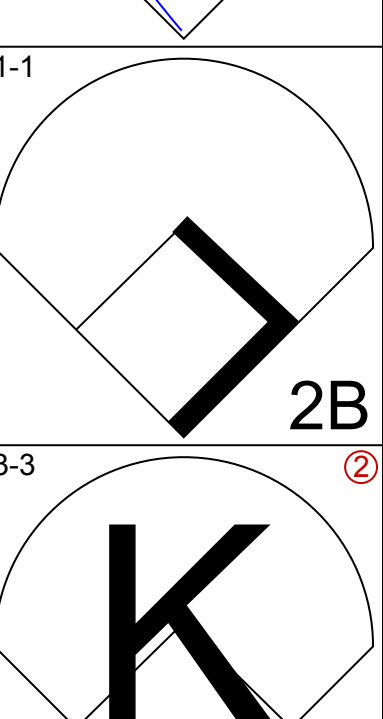
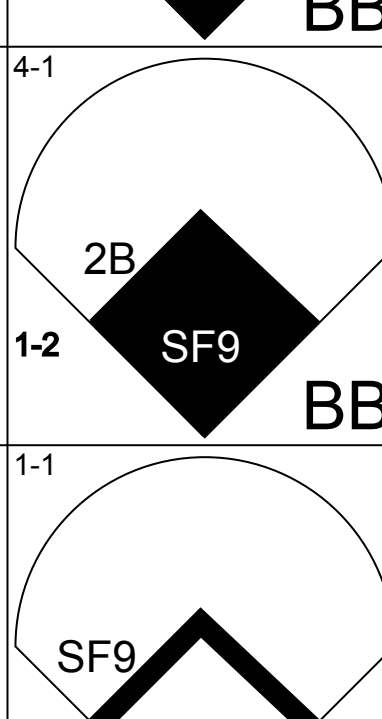

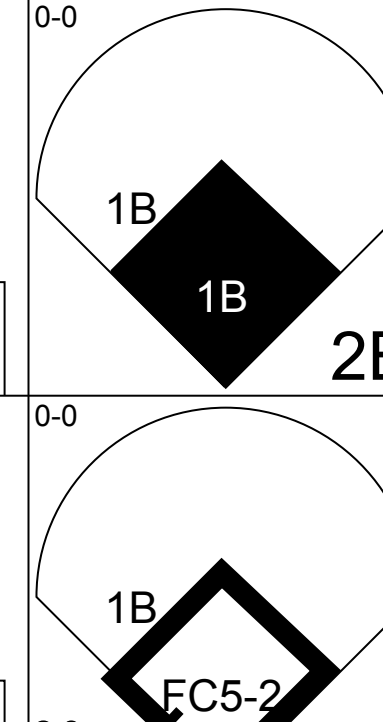


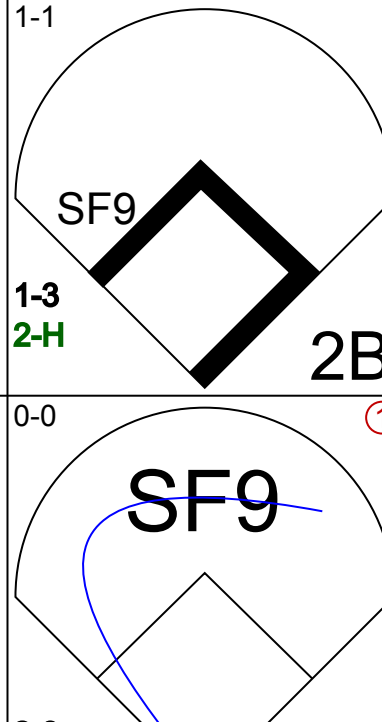
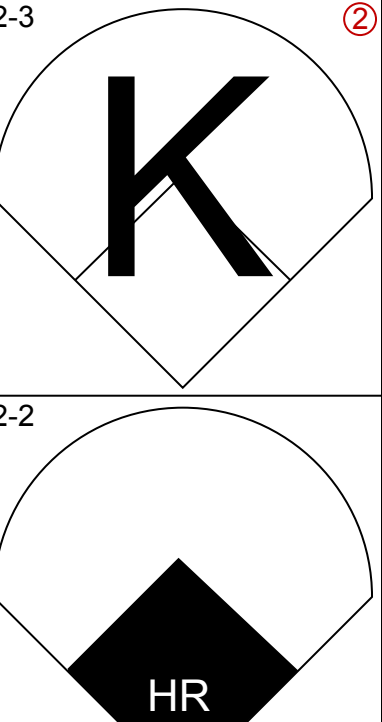
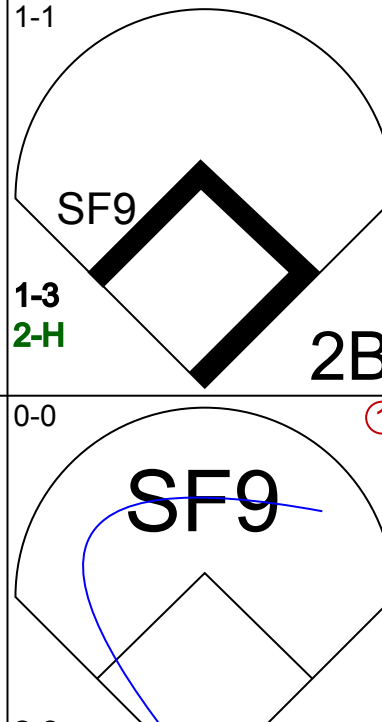
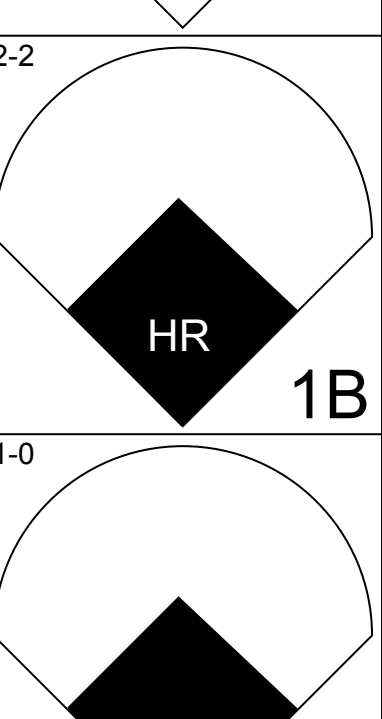
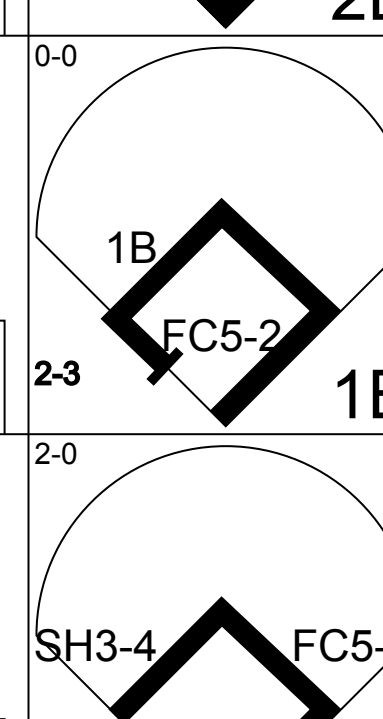
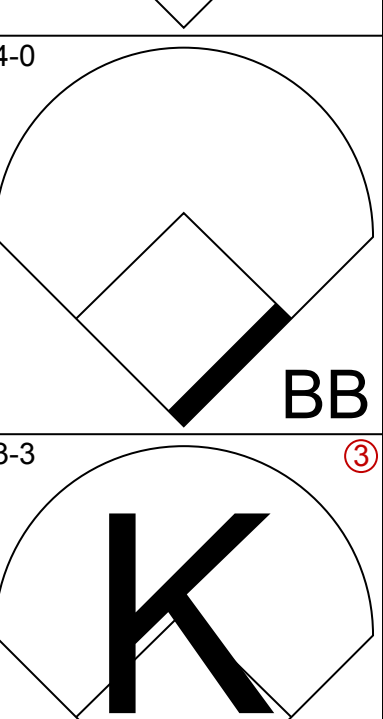

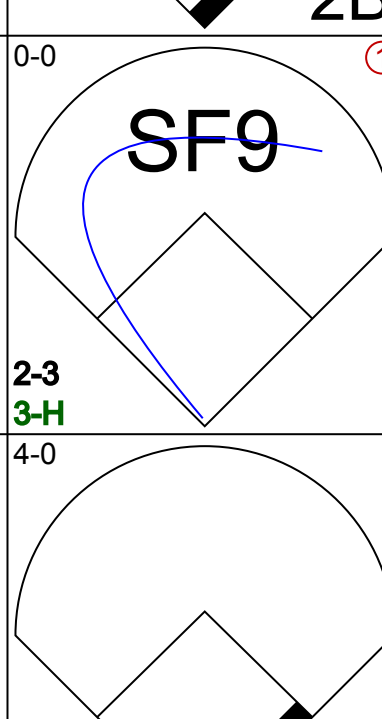
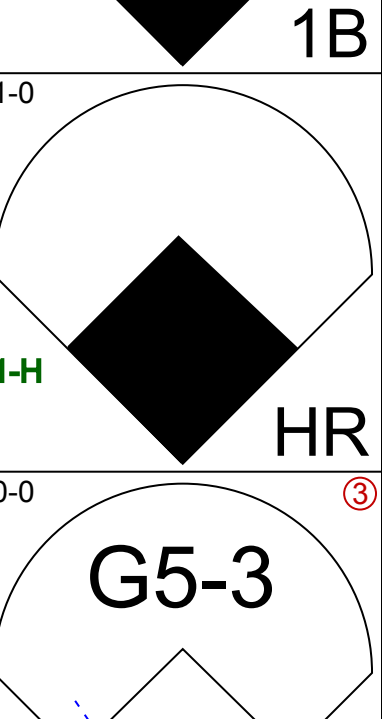
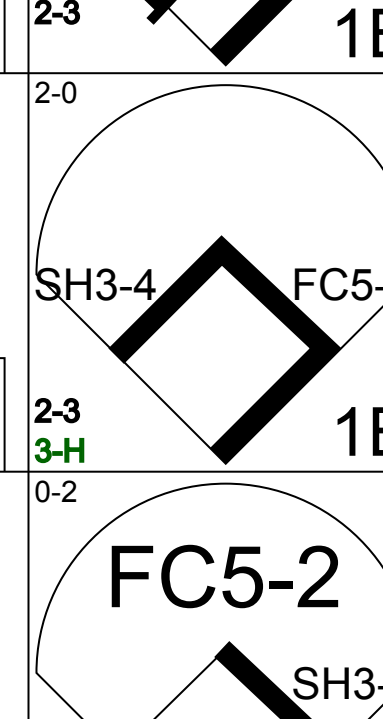
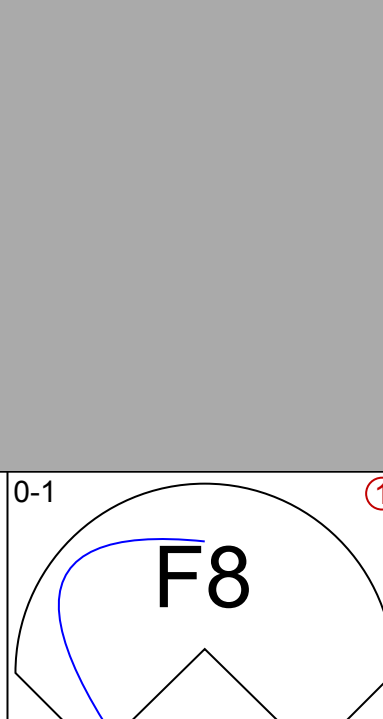

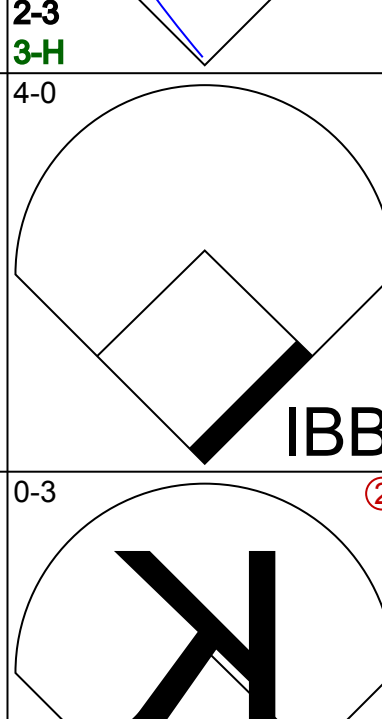

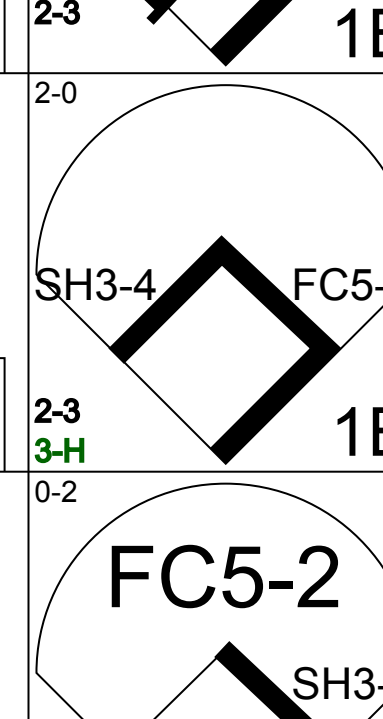
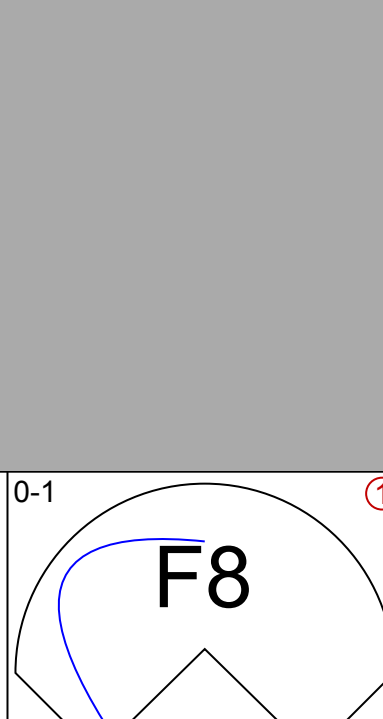

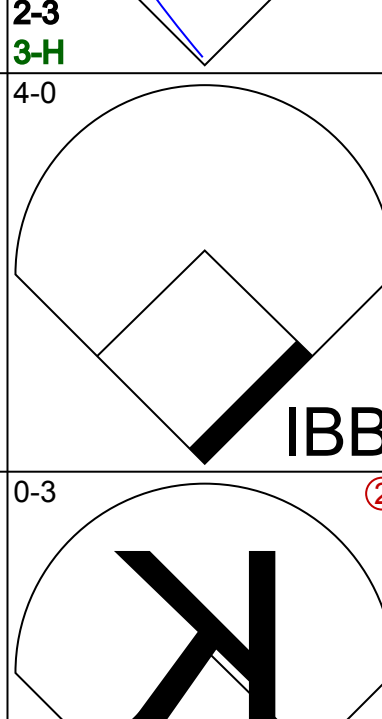

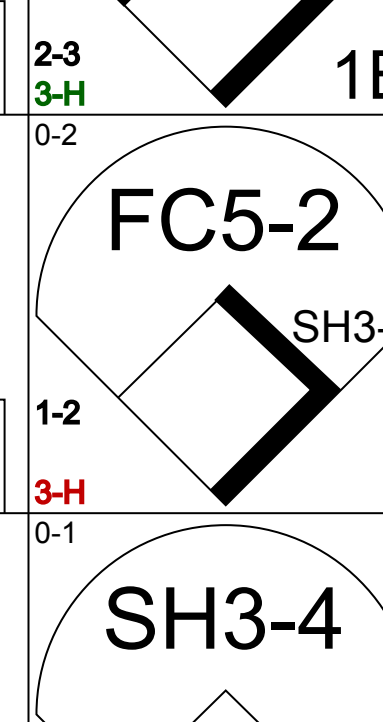
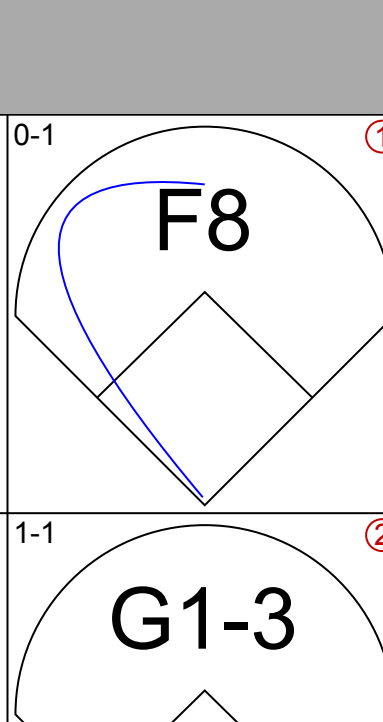

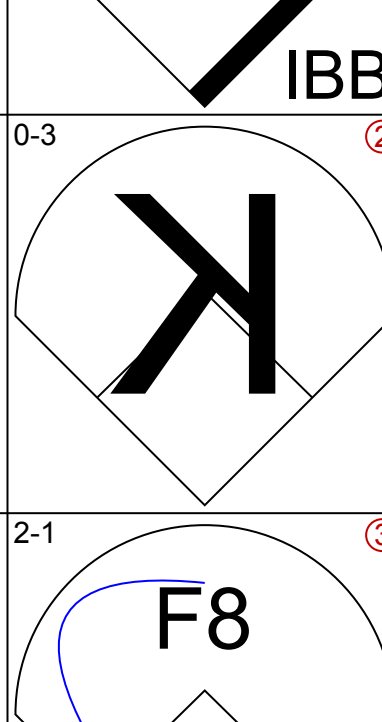
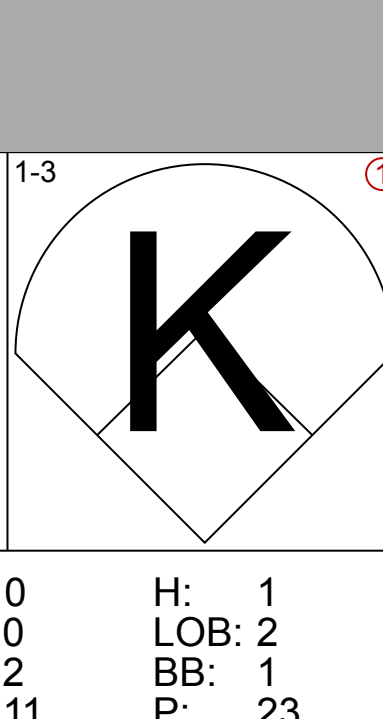
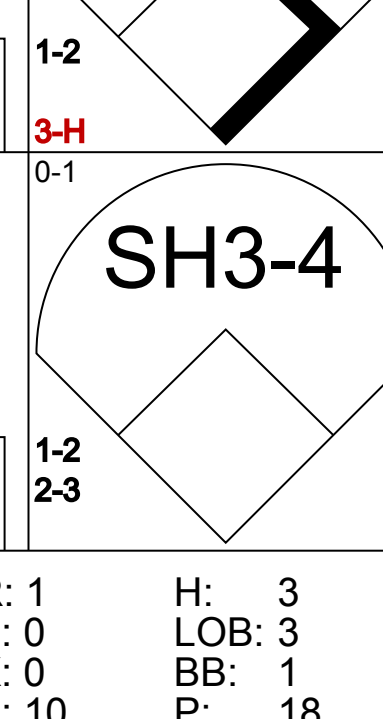
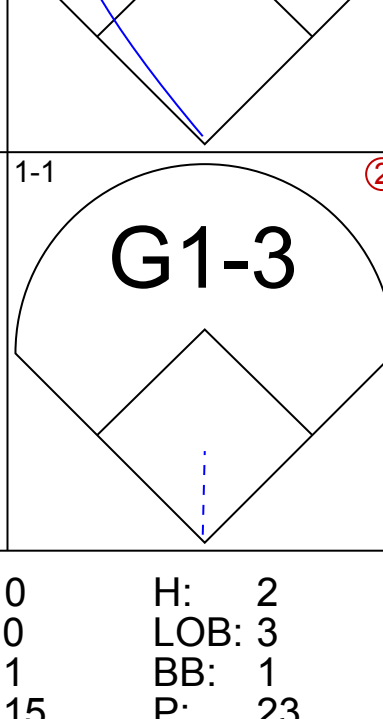
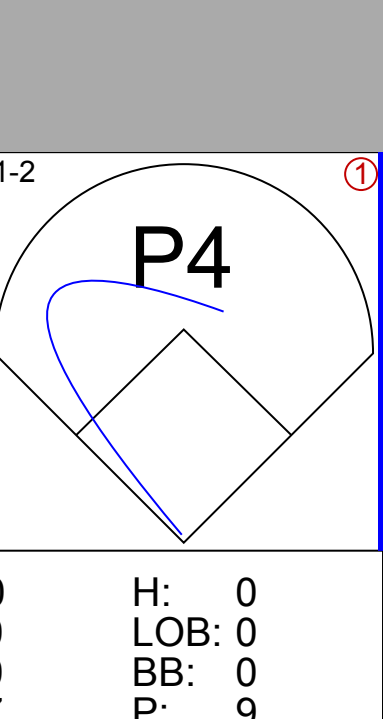
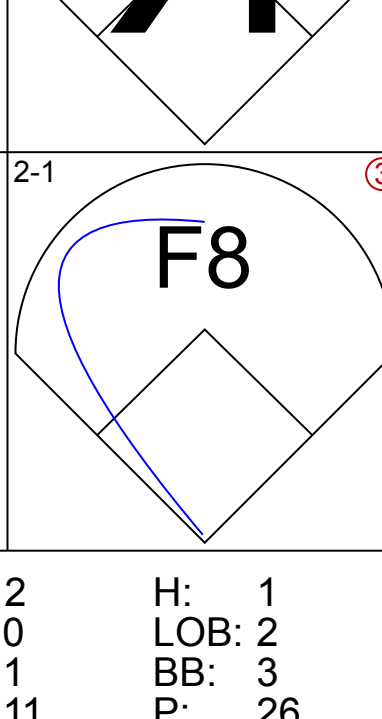
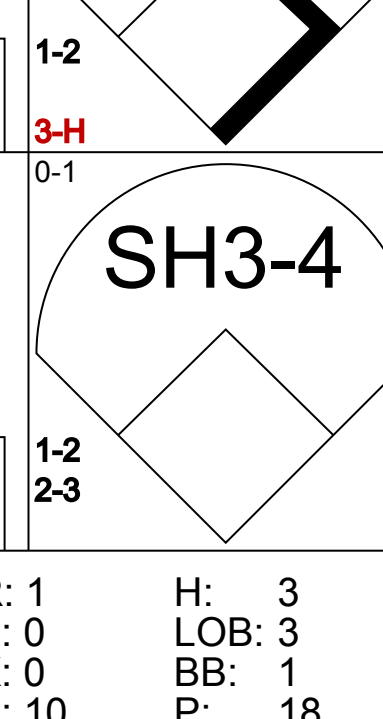
Houston Astros @ Milwaukee Brewers
Milwaukee County Stadium, Milwaukee, WI
Sat Apr 29 2000, 2:05 PM EDT
Att: 22,630 - Sunny - 45 F

AB 33
R 3
H 7
RBI 3
BB 9
SO 4
LOB 19



Batter	1	2	3	4	5	6	7	8	9	AB	R	H	RBI	BB	SO	LOB	TOP										
Craig Biggio, R (1, 4) OBP: 0.326, SLG: 0.375	2-3 K	3-2 1B		2-2 F4		1-1 FC6-4			0-1 G5-3	5	0	1	0	0	1	2	Houston Astros @ Milwaukee Brewers Milwaukee County Stadium, Milwaukee, WI Sun Apr 30 2000, 2:05 PM EDT Att: 19,647 - Sunny - 55 F										
Roger Cedeno, S (1, 8) OBP: 0.302, SLG: 0.275	0-1 G6-3		1-1 G4-3	4-0 BB			4-2 BB		0-1 1B	3	0	1	0	2	0												
5 Jeff Bagwell, R (1, 3) OBP: 0.456, SLG: 0.699	2-2 G5-3		1-0 HBP 1B	3-2 P4			2-1 F7		2-1 F9	5	0	1	0	0	4												
Ken Caminiti, S (1, 5) OBP: 0.472, SLG: 0.667		4-0 1B HR BB	4-1 HBP BB		0-0 G3			4-0 IBB	0-0 1B	2	1	1	0	3	0												
Matt Mieske, R (1, 7) OBP: 0.313, SLG: 0.308 17 Lance Berkman, S (7, PH) (7, 7)	0-1 G6-3	3-2 HR 1B	0-3 K	2-0 G4-3			2-3 K		2-2 F8	3	1	1	0	0	1	2											
Richard Hidalgo, R (1, 9) OBP: 0.372, SLG: 0.571	0-0 HR	1-2 HBP	1-1 F9		1-1 F9		1-0 G5-3			3	1	1	3	0	0	2											
Tony Eusebio, R (1, 2) OBP: 0.288, SLG: 0.205	4-1 SH1-4 1B BB	3-2 G4-3			0-0 F8			1-2 L8		3	0	0	0	1	0	3											
Tim Lincecum, R (1, 6) OBP: 0.282, SLG: 0.270	1-3 K		0-0 SH1-4 1B		4-2 FC6-4 BB			0-0 P6		3	0	1	0	1	1												
Shane Reynolds, R (1, 1) OBP: 0.308, SLG: 0.500 Yorkis Perez, L (7, 1) Daryle Ward, L (8, PH) Doug Henry, R (8, 1)	2-1 SH1-4		0-0 SH1-4		1-0 F8		1-1 F8			1	0	0	0	0	0	1											
Inning Stats	R: 0 E: 0 K: 1 S: 8	H: 0 LOB: 0 BB: 0 P: 12	R: 3 E: 0 K: 1 S: 16	H: 3 LOB: 2 BB: 2 P: 33	R: 0 E: 0 K: 1 S: 14	H: 1 LOB: 3 BB: 1 P: 24	R: 0 E: 0 K: 0 S: 10	H: 1 LOB: 2 BB: 1 P: 19	R: 0 E: 0 K: 0 S: 4	H: 0 LOB: 0 BB: 0 P: 7	R: 0 E: 0 K: 0 S: 7	H: 0 LOB: 1 BB: 1 P: 13	R: 0 E: 0 K: 1 S: 9	H: 0 LOB: 2 BB: 2 P: 22	R: 0 E: 0 K: 0 S: 6	H: 0 LOB: 0 BB: 0 P: 8	R: 0 E: 0 K: 0 S: 10	H: 2 LOB: 2 BB: 0 P: 14	1B: 6 2B: 0 3B: 0 HR: 1	SF: 0 SAC: 2 DP: 0 HBP: 1	WP: 0 PB: 0 SB: 3 CS: 0	PA: 41					
PITCHER	IP	WLS	BF	H	R	ER	SO	BB	IBB	HBP	BLK	WP	HR	S	P	ERA	WHIP										
Jason Bere, R (1, 1) ERA: 3.23	6.0		28	5	3	3	3	5	0	1	0	0	1	59	108	4.50	1.667										
Juan Acevedo, R (7, 1) ERA:	0.1		3	0	0	0	0	1	1	0	0	0	0	5	15	0.00	3.000										
Ray King, L (7, 1) ERA:	0.1		1	0	0	0	1	0	0	0	0	0	0	3	5	0.00	0.000										
David Weathers, R (7, 1) ERA: 0.5	2.1	W	9	2	0	0	0	0	0	0	0	0	0	17	24	0.00	0.857										

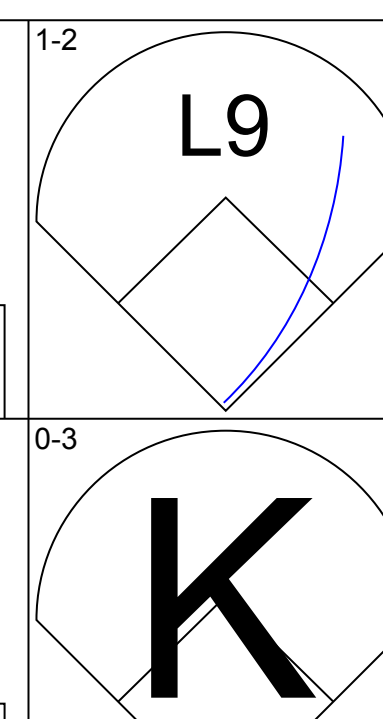
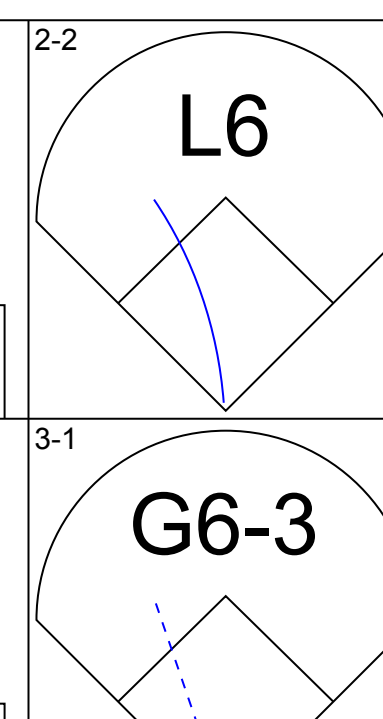
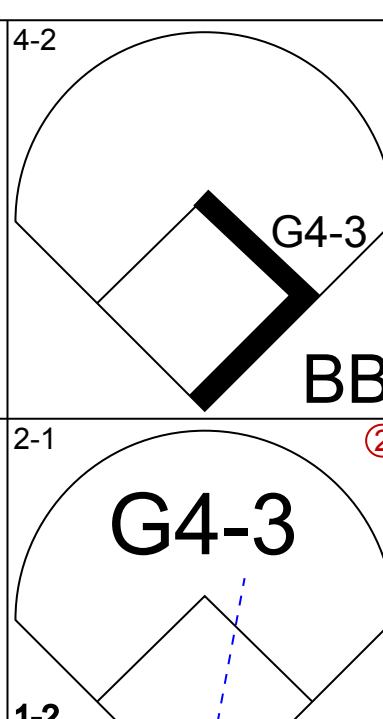
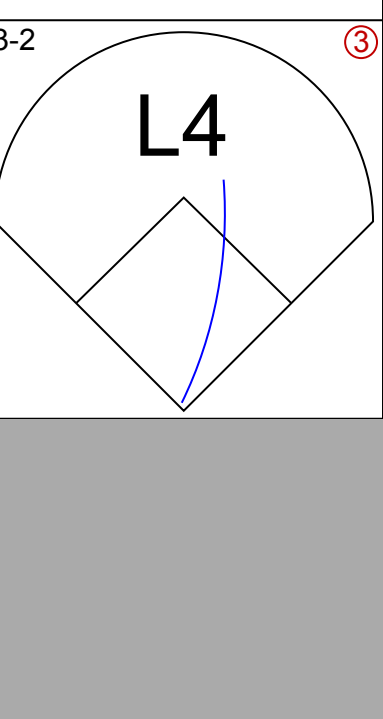
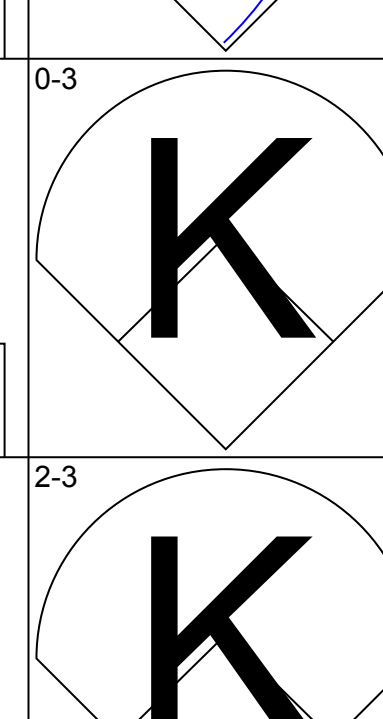
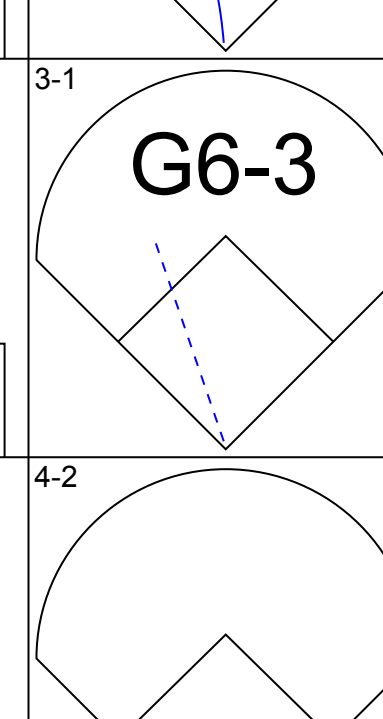
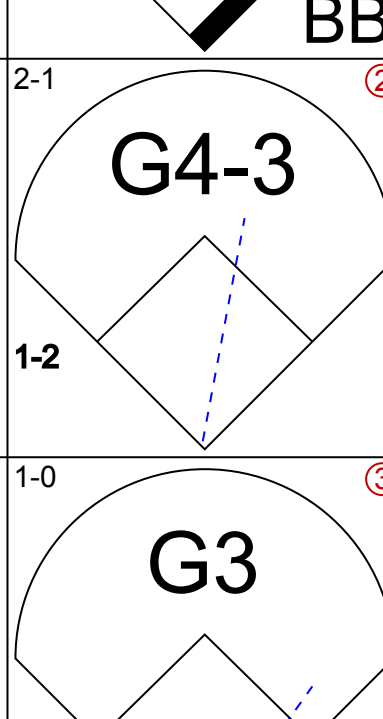
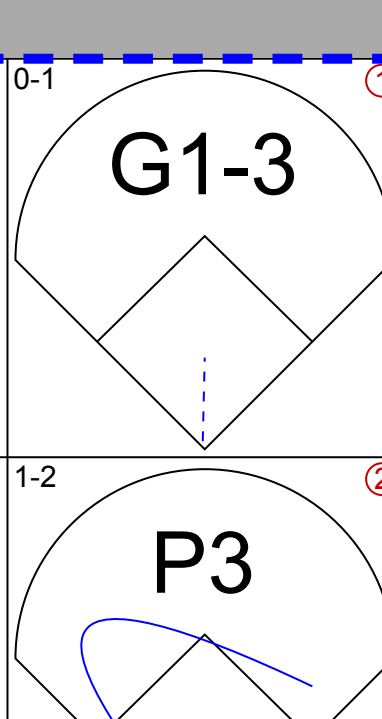
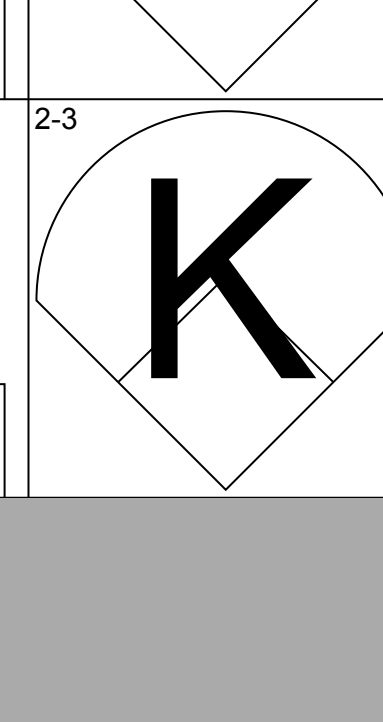
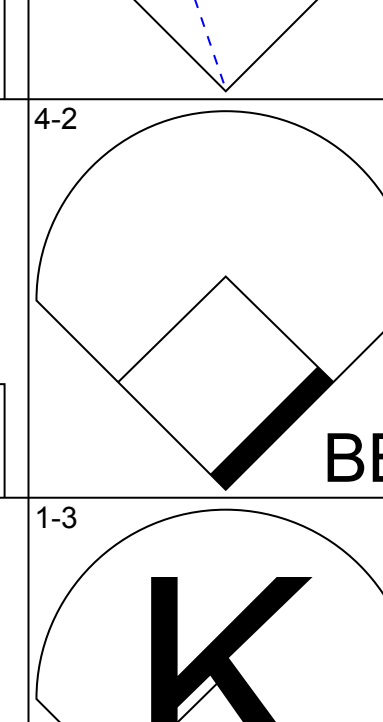
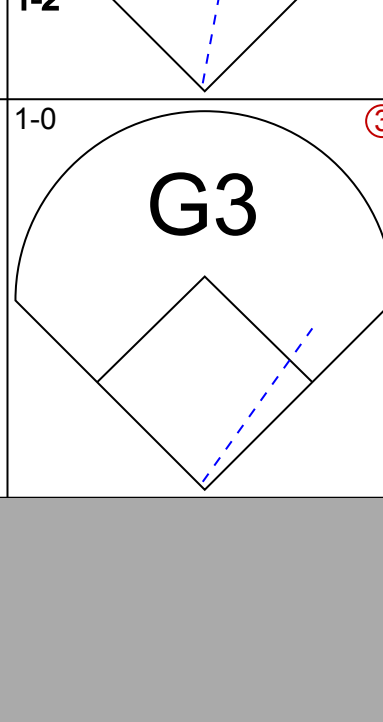
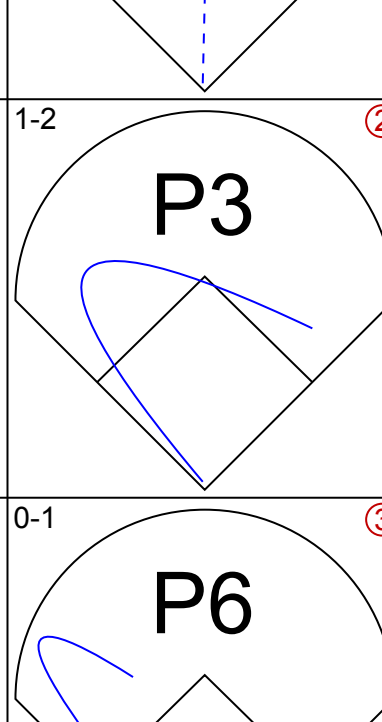
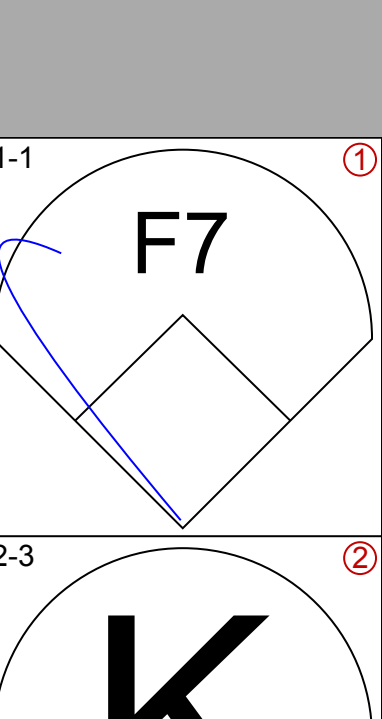
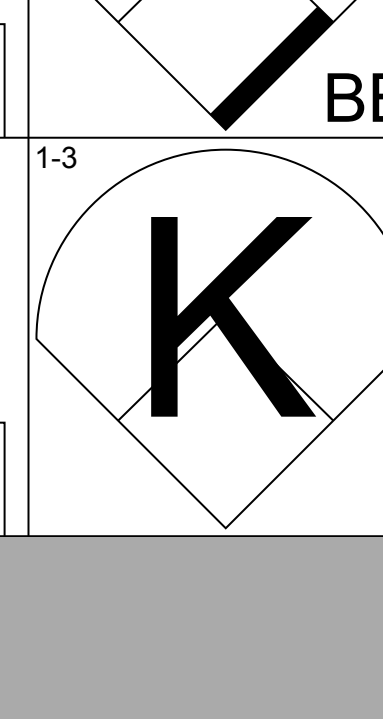

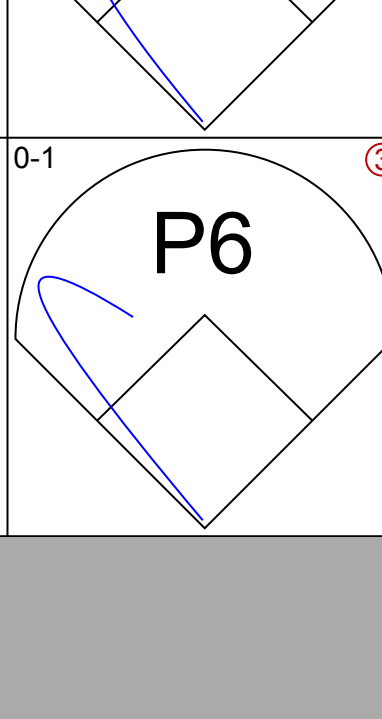
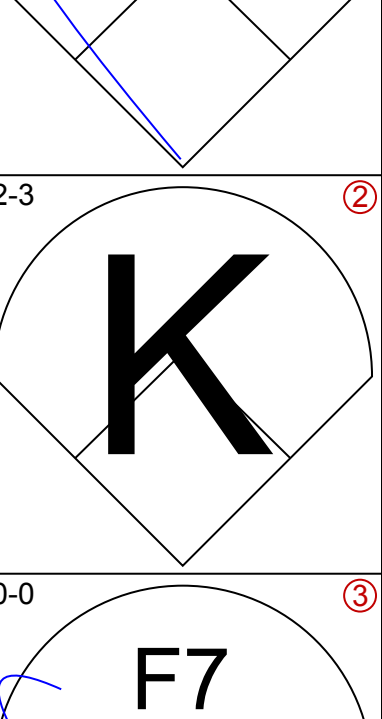
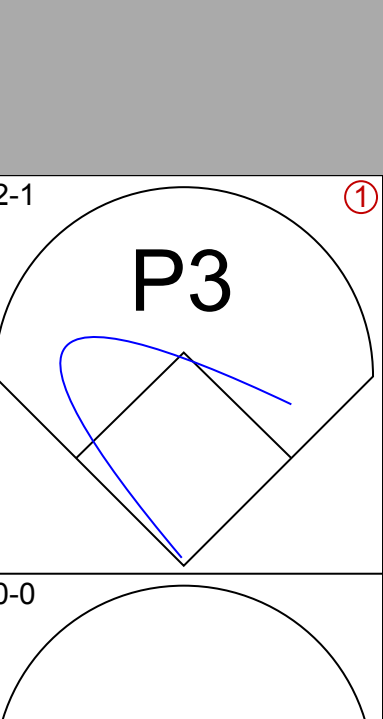

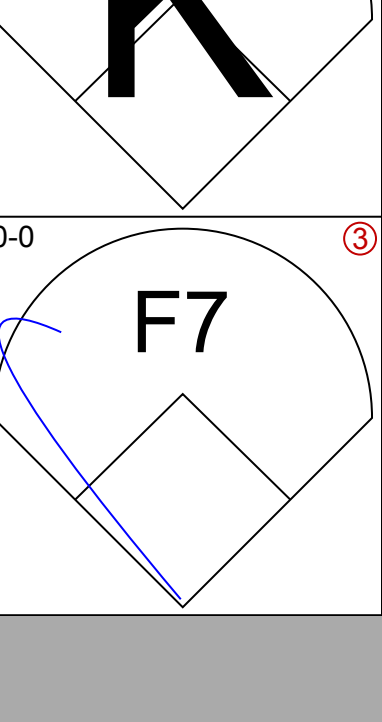
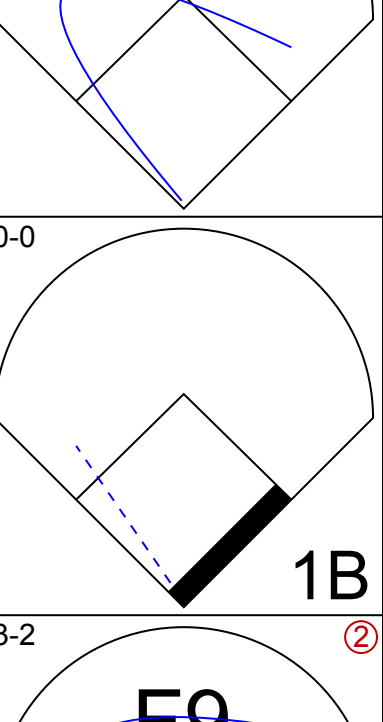

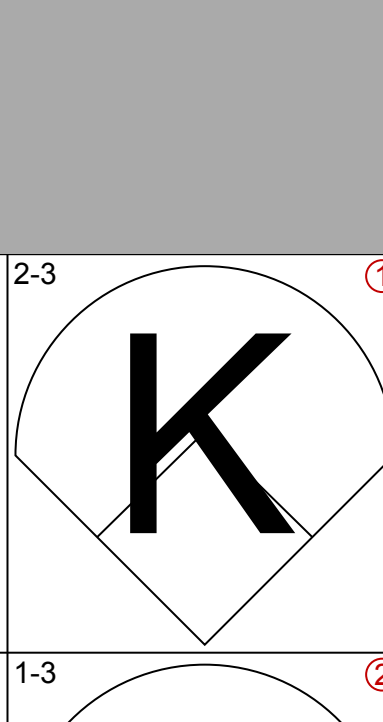
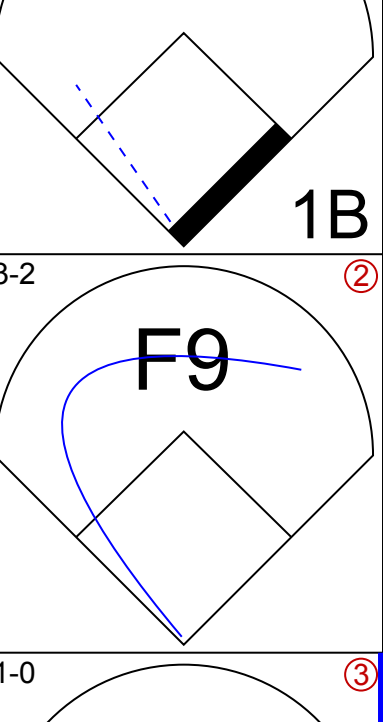

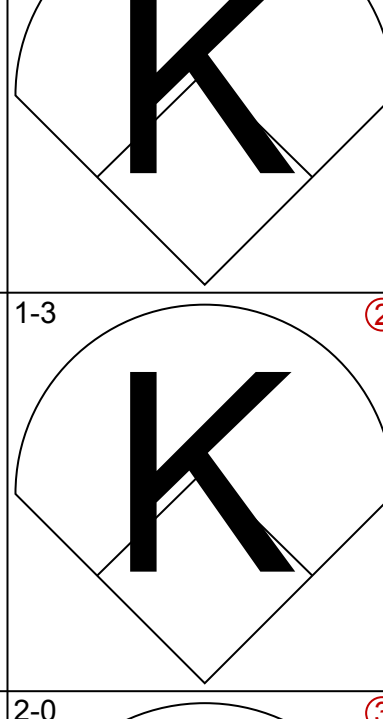
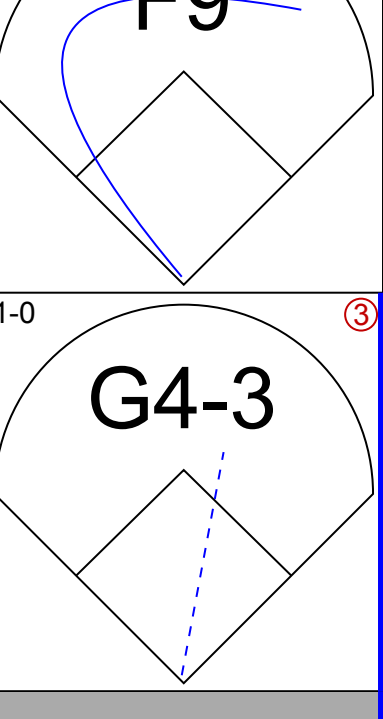
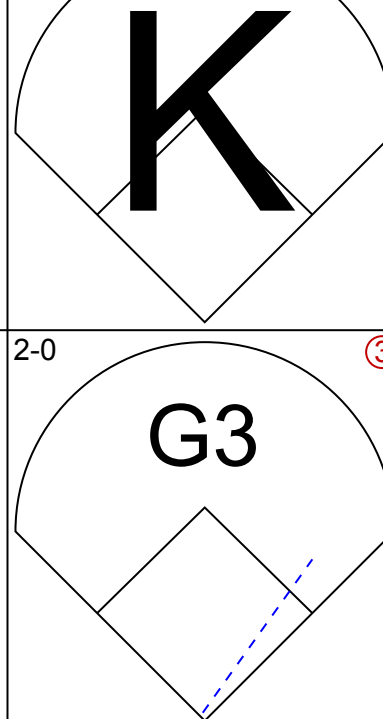
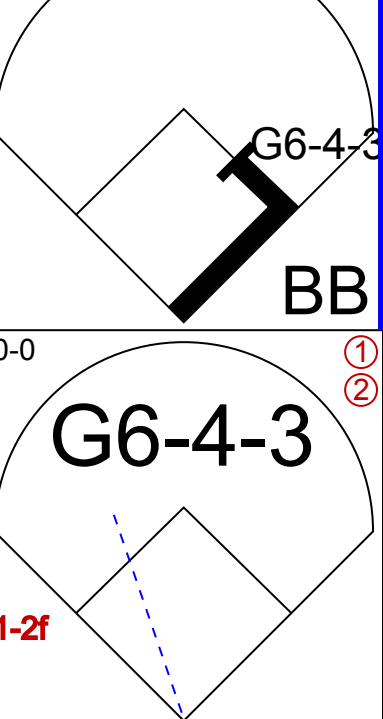
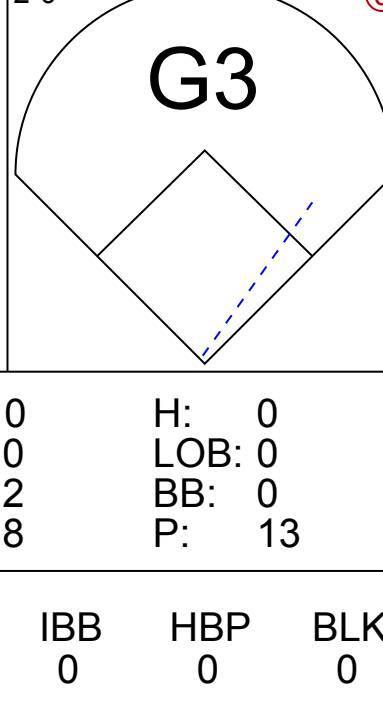
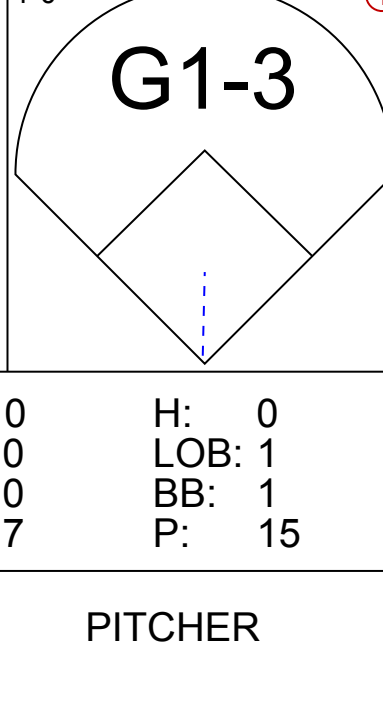
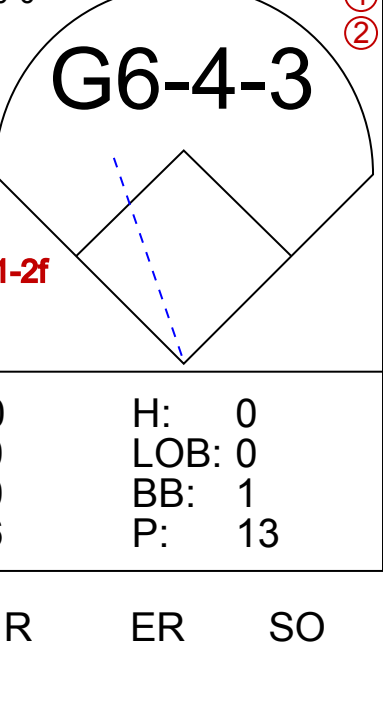
Batter	1	2	3	4	5	6	7	8	9	AB	R	H	RBI	BB	SO	LOB	BOTTOM										
James Mouton, R (1, 8) OBP: 0.414, SLG: 0.522	1-1 F9		1-3 K		0-1 G1-4-3		0-1 E6 SH2-4		1-1 F9	5	0	0	0	0	1	1	Houston Astros @ Milwaukee Brewers Milwaukee County Stadium, Milwaukee, WI Sun Apr 30 2000, 2:05 PM EDT Att: 19,647 - Sunny - 55 F										
Mark Loretta, R (1, 6) OBP: 0.356, SLG: 0.389	4-2 1B BB		3-2 HBP 1B			3-1 HR 1B	0-2 SH2-4		1-0 2B 1B	3	1	3	0	1	0	0											
Jeremy Burnitz, L (1, 9) OBP: 0.375, SLG: 0.494	2-2 F2		1-2 HBP			1-0 E6 HR	1-3 K		1-0 2B	4	1	1	1	0	1	3											
Geoff Jenkins, L (1, 7) OBP: 0.319, SLG: 0.644	0-2 1B		3-2 G4-3			1-0 HR	1-2 L4			4	1	2	3	0	0	3											
Charlie Hayes, R (1, 3) OBP: 0.433, SLG: 0.500	2-2 G1-3			3-1 FC5-4 1B		4-1 G6-3 WP BB		2-3 K		3	0	1	0	1	1	2											
Ronnie Belliard, R (1, 4) OBP: 0.366, SLG: 0.461		0-1 L4		1-0 FC5-4 G6-3		1-1 G6-3	3-1 G6-3			4	0	0	0	0	0	2											
Tyler Houston, L (1, 2) OBP: 0.244, SLG: 0.368	2-1 F7		3-1 G6-3			0-0 G3		0-0 F9		4	0	0	0	0	0	2											
José Hernández, R (1, 5) OBP: 0.253, SLG: 0.213		0-0 F3			2-3 K	4-0 IBB		3-2 G6-3		3	0	0	0	1	1	0											
Jason Bere, R (1, 1) OBP: 0.308, SLG: 0.500 Lyle Moulton, R (5, PH) Juan Acevedo, R (7, 1) Ray King, L (7, 1) David Weathers, R (7, 1) Marquis Grissom, R (8, PH) OBP: 0.208, SLG: 0.329			0-3 K		2-3 K	0-3 K		4-2 1B 2B BB		2	0	0	0	0	2	0											
Inning Stats	R: 0 E: 0 K: 0 S: 15	H: 1 LOB: 2 BB: 1 P: 24	R: 0 E: 0 K: 0 S: 5	H: 0 LOB: 0 BB: 0 P: 7	R: 0 E: 0 K: 2 S: 15	H: 1 LOB: 2 BB: 0 P: 23	R: 0 E: 0 K: 0 S: 5	H: 1 LOB: 0 BB: 0 P: 12	R: 0 E: 0 K: 2 S: 8	H: 0 LOB: 0 BB: 0 P: 12	R: 3 E: 1 K: 1 S: 11	H: 2 LOB: 1 BB: 2 P: 25	R: 0 E: 0 K: 1 S: 11	H: 0 LOB: 0 BB: 0 P: 13	R: 0 E: 0 K: 1 S: 6	H: 0 LOB: 0 BB: 0 P: 11	R: 1 E: 0 K: 0 S: 10	H: 2 LOB: 2 BB: 1 P: 19	1B: 5 2B: 1 3B: 0 HR: 1	SF: 0 SAC: 1 DP: 1 HBP: 1	WP: 1 PB: 0 SB: 0 CS: 0	PA: 39					
PITCHER	IP	WLS	BF	H	R	ER	SO	BB	IBB	HBP	BLK	WP	HR	S	P	ERA	WHIP										
Shane Reynolds, R (1, 1) ERA: 3.35	6.2		30	5	3	2	6	2	1	1	0	0	1	67	112	2.70	1.050										
Yorkis Perez, L (7, 1) ERA: 9.95	0.1		1	0	0	0	0	0	0	0	0	0	0	3	4	0.00	0.000										
Doug Henry, R (8, 1) ERA: 5.17	1.2	L	8	2	1	1	1	1	0	0	0	0	0	16	30	5.40	1.800										

Batter	1	2	3	4	5	6	7	8	9	AB	R	H	RBI	BB	SO	LOB	TOP				
Craig Biggio, R OBP: 0.325, SLG: 0.369 (1, 4)										4	0	1	0	1	2	0					
Roger Cedeno, S OBP: 0.307, SLG: 0.282 (1, 8)										5	0	2	0	0	0	3					
5 Jeff Bagwell, R OBP: 0.463, SLG: 0.682 (1, 3)										2	1	0	0	3	0	0					
Ken Caminiti, S OBP: 0.468, SLG: 0.655 (1, 5)										4	1	1	0	1	1	5					
Daryle Ward, L OBP: 0.311, SLG: 0.556 (7, PH)										3	1	1	0	0	2	1					
Julio Lugo, R OBP: 0.444, SLG: 0.286 (7, 7)										1	0	0	0	0	0	0					
Bill Spiers, L OBP: 0.375, SLG: 0.388 (9, PH)										1	0	1	1	0	0	0					
Richard Hidalgo, R OBP: 0.394, SLG: 0.588 (1, 9)										4	1	2	3	1	1	3					
Mitch Meluskey, S OBP: 0.365, SLG: 0.558 (1, 2)										4	1	2	3	1	1	3					
Tim Lincecum, R OBP: 0.265, SLG: 0.250 (1, 6)										5	0	0	0	0	1	5					
Octavio Dotel, R OBP: 0.196, SLG: 0.111 (5, PH)										1	0	0	0	0	1	0					
Russ Johnson, R OBP: 0.296, SLG: 0.296 (5, PH)										0	0	0	0	0	0	0					
Mike Maddux, L OBP: 0.343, SLG: 0.372 (6, PH)										0	0	0	0	0	0	0					
17 Lance Berkman, S OBP: 0.375, SLG: 0.388 (9, PH)										0	0	0	0	0	0	0					
Jay Powell, R OBP: 0.273, SLG: 0.415 (8, PH)										0	0	0	0	0	0	0					
Matt Mieske, R OBP: 0.296, SLG: 0.296 (9, PH)										0	0	0	0	0	0	2					
Billy Wagner, L OBP: 0.244, SLG: 0.295 (9, 1)										0	0	0	0	0	0	0					
Inning Stats	R: 0 E: 0 K: 1 S: 9	H: 0 LOB: 0 BB: 0 P: 14	R: 2 E: 0 K: 1 S: 12	H: 2 LOB: 0 BB: 0 P: 20	R: 0 E: 0 K: 2 S: 11	H: 1 LOB: 2 BB: 1 P: 23	R: 1 E: 0 K: 0 S: 10	H: 3 LOB: 3 BB: 1 P: 18	R: 0 E: 0 K: 2 S: 10	H: 1 LOB: 2 BB: 1 P: 22	R: 0 E: 0 K: 1 S: 15	H: 2 LOB: 3 BB: 1 P: 23	R: 0 E: 0 K: 0 S: 11	H: 1 LOB: 1 BB: 0 P: 19	R: 0 E: 0 K: 0 S: 7	H: 0 LOB: 0 BB: 0 P: 9	R: 2 E: 0 K: 1 S: 11	H: 1 LOB: 2 BB: 3 P: 26	1B: 7 2B: 3 3B: 0 HR: 1	SF: 1 SAC: 1 DP: 0 HBP: 0	WP: 0 PA: 45 PB: 0 SB: 0 CS: 0
PITCHER	IP WLS BF H R ER SO BB IBB HBP BLK WP HR S P ERA WHIP																				
Steve Woodard, R ERA: 5.88 (1, 1)	5.2 L 30 9 3 3 6 3 1 0 0 0 0 1 64 117 4.76 2.118																				
Valerio De Los Santos, L ERA: 4.66 (6, 1)	2.1 8 1 0 0 1 0 0 0 0 0 0 0 21 31 0.00 0.429																				
Curt Leskanic, R ERA: 6.46 (9, 1)	1.0 7 1 2 2 1 2 1 0 0 0 0 0 0 11 26 18.00 3.000																				

Houston Astros @ Milwaukee Brewers
Milwaukee County Stadium, Milwaukee, WI
Mon May 01 2000, 8:05 PM EDT
Att: 7,247 - Cloudy - 57 F

AB	36
R	5
H	11
RBI	5
BB	7
SO	8
LOB	19



Batter	1	2	3	4	5	6	7	8	9	AB	R	H	RBI	BB	SO	LOB	BOTTOM		
Ronnie Belliard, R OBP: 0.362, SLG: 0.446 (1, 4)										3	0	0	0	1	0	0			
Mark Loretta, R OBP: 0.343, SLG: 0.372 (1, 6)										4	0	0	0	0	1	1			
Jeromy Burnitz, L OBP: 0.370, SLG: 0.477 (1, 9)										3	0	0	0	1	1	1			
Geoff Jenkins, L OBP: 0.306, SLG: 0.617 (1, 7)										4	0	0	0	0	1	1			
Marquis Grissom, R OBP: 0.284, SLG: 0.340 (1, 8)										3	0	0	0	0	2	0			
Tyler Houston, L OBP: 0.273, SLG: 0.415 (1, 2)										3	0	2	0	0	0	0			
José Hernández, R OBP: 0.244, SLG: 0.295 (1, 5)										3	0	0	0	0	1	2			
Kevin Barker, L OBP: 0.350, SLG: 0.367 (6, 1)										2	0	0	0	0	1	1			
Valerio De Los Santos, L OBP: 0.433, SLG: 0.522 (8, PH)										0	0	0	0	0	0	0			
James Mouton, R OBP: 0.273, SLG: 0.415 (9, 1)										0	0	0	0	1	0	0			
Curt Leskanic, R ERA: 3.0 (9, 1)										0	0	0	0	0	0	0			
Steve Woodard, L OBP: 0.419, SLG: 0.479 (6, 3)										1	0	0	0	0	0	0			
Charlie Hayes, R OBP: 0.419, SLG: 0.479 (6, 3)										2	0	0	0	0	0	1			
Inning Stats	R: 0 E: 0 K: 2 S: 12	H: 0 LOB: 0 BB: 0 P: 15	R: 0 E: 0 K: 1 S: 6	H: 0 LOB: 0 BB: 0 P: 9	R: 0 E: 0 K: 2 S: 8	H: 0 LOB: 0 BB: 0 P: 13	R: 0 E: 0 K: 1 S: 11	H: 0 LOB: 1 BB: 1 P: 21	R: 0 E: 0 K: 0 S: 7	H: 1 LOB: 1 BB: 1 P: 13	R: 0 E: 0 K: 1 S: 9	H: 1 LOB: 1 BB: 0 P: 13	R: 0 E: 0 K: 0 S: 6	H: 0 LOB: 0 BB: 1 P: 13	R: 0 E: 0 K: 0 S: 7	H: 0 LOB: 0 BB: 1 P: 8	1B: 1 2B: 1 3B: 0 HR: 0	SF: 0 SAC: 0 DP: 1 HBP: 0	WP: 0 PA: 31 PB: 0 SB: 0 CS: 0
PITCHER	IP WLS BF H R ER SO BB IBB HBP BLK WP HR S P ERA WHIP																		
Octavio Dotel, R ERA: 4.2 (1, 1)	5.0 W 17 1 0 0 0 1 1 0 0 0 0 0 64 117 4.20 1.000																		
Mike Maddux, R ERA: 4.7 (6, 1)	2.0 H 8 1 0 0 1 1 0 0 0 0 0 0 16 28 0.00 1.000																		
Jay Powell, R ERA: 4.26 (8, 1)	1.0 H 3 0 0 0 0 1 0 0 0 0 0 0 6 13 0.00 1.000																		
Billy Wagner, L ERA: 3.0 (9, 1)	1.0 3 0 0 0 0 0 0 0 0 0 0 0 7 8 0.00 0.000																		

Houston Astros @ Milwaukee Brewers
Milwaukee County Stadium, Milwaukee, WI
Mon May 01 2000, 8:05 PM EDT
Att: 7,247 - Cloudy - 57 F

AB	28
R	0
H	2
RBI	0
BB	3
SO	7
LOB	7



Batter	1	2	3	4	5	6	7	8	9	AB	R	H	RBI	BB	SO	LOB	TOP			
Tony Womack, L (1, 6) OBP: 0.263, SLG: 0.398	G3		E4		G1-3			G4-6-3 1B		4	0	1	1	0	0	1				
Jay Bell, R (1, 4) OBP: 0.394, SLG: 0.467	F8		FC5-2-6			G3		G4-6-3 1-2f		4	0	1	0	0	0	3				
Luis Gonzalez, L (1, 7) OBP: 0.352, SLG: 0.547	G3-1			F8		G3		G4-3		4	0	0	0	0	0	1				
Greg Colbrunn, R (1, 3) OBP: 0.632, SLG: 0.760 Lenny Harris, L (9, PH) OBP: 0.222, SLG: 0.293		CS BB		G1-3		F4		K		1	0	0	0	2	0	1				
Steve Finley, L (1, 8) OBP: 0.376, SLG: 0.654	K			G1-3		G4-3		G4-3		4	0	0	0	0	1	3				
Bernard Gilkey, R (1, 9) OBP: 0.353, SLG: 0.481	G6-3					G1-3				2	0	0	0	1	0	0				
Damian Miller, R (1, 2) OBP: 0.341, SLG: 0.475				F8		F8				3	1	1	0	0	0	2				
Danny Klassen, R (1, 5) OBP: 0.346, SLG: 0.333			F3		G4-3		K			3	0	0	0	0	1	1				
Omar Daal, L (1, 1) OBP: 0.200, SLG: 0.214 Russ Springer, R (7, 1) OBP: 1.000, SLG: 1.000 Andy Fox, L (6, PH) OBP: 0.200, SLG: 0.129 Byung-Hyun Kim, R (8, 1)					G6-3			F9		2	0	1	0	0	0	0				
										0	0	0	0	0	0	0				
										1	0	0	0	0	0	0				
										0	0	0	0	0	0	0				
Inning Stats	R: 0 E: 0 K: 0 S: 5	H: 0 LOB: 0 BB: 0 P: 10	R: 0 E: 0 K: 1 S: 7	H: 0 LOB: 0 BB: 1 P: 15	R: 1 E: 0 K: 0 S: 9	H: 2 LOB: 1 BB: 0 P: 14	R: 0 E: 0 K: 0 S: 12	H: 0 LOB: 2 BB: 2 P: 26	R: 0 E: 0 K: 0 S: 13	H: 1 LOB: 1 BB: 0 P: 19	R: 0 E: 0 K: 1 S: 5	H: 0 LOB: 0 BB: 0 P: 6	R: 0 E: 0 K: 0 S: 4	H: 1 LOB: 0 BB: 0 P: 8	R: 0 E: 0 K: 1 S: 10	H: 0 LOB: 0 BB: 0 P: 13	1B: 2 2B: 3 3B: 0 HR: 0	SF: 0 SAC: 0 DP: 2 HBP: 0	WP: 0 PB: 0 SB: 0 CS: 1	PA: 32
PITCHER	IP	WLS	BF	H	R	ER	SO	BB	IBB	HBP	BLK	WP	HR	S	P	ERA	WHIP			
Horacio Estrada, L (1, 1) ERA: 1.29	7.0	W	26	3	1	1	2	3	0	0	0	0	0	56	96	1.29	0.857			
David Weathers, R (8, 1) ERA: 0.47	1.0	H	3	1	0	0	0	0	0	0	0	0	0	4	8	0.00	1.000			
Bob Wickman, R (9, 1) ERA:	1.0	S	3	0	0	0	1	0	0	0	0	0	0	10	13	0.00	0.000			

Arizona Diamondbacks @ Milwaukee Brewers
Milwaukee County Stadium, Milwaukee, WI
 Wed May 03 2000, 8:05 PM EDT
 Att: 9,600 - Sunny - 65 F

AB 29
R 1
H 4
RBI 1
BB 3
SO 3
LOB 12



Batter	1	2	3	4	5	6	7	8	9	AB	R	H	RBI	BB	SO	LOB	BOTTOM			
Ronnie Belliard, R (1, 4) OBP: 0.363, SLG: 0.450	E S G3-1 1B		L7		G6-3		F9 1B			4	1	2	0	0	0	0				
Marquis Grissom, R (1, 8) OBP: 0.282, SLG: 0.343	P6		F9			S 2B		S 1B		4	0	2	0	0	0	1				
Jeromy Burnitz, L (1, 9) OBP: 0.353, SLG: 0.441	G3-1 1-H			G3		G3		F9 2-3		4	0	0	1	0	0	3				
Charlie Hayes, R (1, 3) OBP: 0.409, SLG: 0.481				P5		F7		P4 1-2		4	0	1	0	0	0	2				
Geoff Jenkins, L (1, 7) OBP: 0.330, SLG: 0.683	F7			HR		HR BB		WP 2B		3	2	2	1	1	0	1				
Sean Berry, R (1, 5) OBP: 0.282, SLG: 0.333 Bob Wickman, R (9, 1)		K			1B 1B	HR 1-H HR		K 2-3		4	1	2	2	0	2	1				
Henry Blanco, R (1, 2) OBP: 0.333, SLG: 0.344		K			1B			K		4	0	1	0	0	2	1				
Luis Lopez, S (1, 6) OBP: 0.190, SLG: 0.333					G6-3			K		4	0	0	0	0	1	3				
Horacio Estrada, L (1, 1) James Mouton, R (7, PH) OBP: 0.406, SLG: 0.480 David Weathers, R (8, 1) Kevin Barker, L (9, 3) OBP: 0.349, SLG: 0.353					G1-3			L6		2	0	0	0	0	1	0				
										1	0	0	0	0	0	0				
										0	0	0	0	0	0	0				
										0	0	0	0	0	0	0				
Inning Stats	R: 1 E: 0 K: 0 S: 12	H: 2 LOB: 1 BB: 0 P: 17	R: 0 E: 0 K: 2 S: 10	H: 0 LOB: 0 BB: 0 P: 13	R: 0 E: 0 K: 0 S: 4	H: 0 LOB: 0 BB: 0 P: 5	R: 1 E: 0 K: 0 S: 10	H: 3 LOB: 2 BB: 0 P: 14	R: 0 E: 0 K: 1 S: 11	H: 1 LOB: 1 BB: 0 P: 17	R: 2 E: 0 K: 0 S: 8	H: 1 LOB: 0 BB: 1 P: 15	R: 0 E: 0 K: 0 S: 20	H: 2 LOB: 2 BB: 0 P: 27	R: 0 E: 0 K: 3 S: 13	H: 1 LOB: 1 BB: 0 P: 15	1B: 5 2B: 3 3B: 0 HR: 2	SF: 0 SAC: 0 DP: 0 HBP: 0	WP: 1 PB: 0 SB: 2 CS: 0	PA: 35
PITCHER	IP	WLS	BF	H	R	ER	SO	BB	IBB	HBP	BLK	WP	HR	S	P	ERA	WHIP			
Omar Daal, L (1, 1) ERA: 4.99	6.2	L	30	9	4	4	3	1	0	0	0	0	0	66	97	5.40	1.500			
Russ Springer, R (7, 1) ERA: 7.2	0.1		1	0	0	0	0	0	0	0	0	0	0	9	11	0.00	0.000			
Byung-Hyun Kim, R (8, 1) ERA: 2.25	1.0		4	1	0	0	3	0	0	0	0	1	0	13	15	0.00	1.000			

Arizona Diamondbacks @ Milwaukee Brewers
Milwaukee County Stadium, Milwaukee, WI
 Wed May 03 2000, 8:05 PM EDT
 Att: 9,600 - Sunny - 65 F

AB 34
R 4
H 10
RBI 4
BB 1
SO 6
LOB 12



Batter	1	2	3	4	5	6	7	8	9	AB	R	H	RBI	BB	SO	LOB	TOP			
Tony Womack, L (1,6) OBP: 0.279, SLG: 0.402	4-1 BB 1B BB	1-1 G3		1-1 G3		1-1 1B		0-0 FC4-6 1B		4	1	2	0	1	0	0	Arizona Diamondbacks @ Milwaukee Brewers Milwaukee County Stadium, Milwaukee, WI Thu May 04 2000, 8:05 PM EDT Att: 8,405 - Cloudy - 80 F livebaseballscorecards.com			
Jay Bell, R (1,4) OBP: 0.409, SLG: 0.495	4-1 1B HR BB	3-2 HR		4-1 BB		2-0 P4		4-2 FC4-6 BB		2	2	1	1	3	0	1				
Luis Gonzalez, L (1,7) OBP: 0.354, SLG: 0.541	1-1 HR 1B	2-0 1B		1-1 F9			1-1 F8	0-0 FC4-6 1-2 2-3		5	1	2	1	0	0	3				
Erubiel Durazo, L (1,3) OBP: 0.456, SLG: 0.616	0-0 HR 1-2 2-H			1-0 2B			4-2 1B BB	0-1 G1-3		4	2	2	3	1	1	2				
Steve Finley, L (1,8) OBP: 0.377, SLG: 0.643	2-0 F8			0-3 K2-3		1-2 1B	1-1 HBP 1-3 1B	3-2 G6-3		5	0	2	0	0	1	1				
Travis Lee, L (1,9) OBP: 0.355, SLG: 0.513	4-1 BB			0-1 2B		1-1 P6	1-3 K	0-0 F8		4	0	1	1	1	1	3				
Kelly Stinnett, R (1,2) OBP: 0.304, SLG: 0.597	0-3 K			0-3 2B		2-0 F7	1-2 HBP	2-3 K		4	0	0	0	0	3	3				
Andy Fox, L (1,5) OBP: 0.179, SLG: 0.114	0-0 F7			2-3 K2-3			0-1 G4-3	1-2 F9		4	0	0	0	0	1	5				
Armando Reynoso, R (1,1) OBP: 0.083, SLG: 0.083				2-3 K			0-3 K	1-2 G3		3	0	0	0	0	3	0				
Dan Plesac, L (6,1)										0	0	0	0	0	0	0				
Mike Morgan, R (6,1) OBP: 0.867, SLG: 0.667										1	0	0	0	0	0	0				
Matt Mantei, R (9,1)										0	0	0	0	0	0	0				
Byung-Hyun Kim, R (9,1)										0	0	0	0	0	0	0				
Inning Stats	R: 4 E: 0 K: 1 S: 11	H: 2 LOB: 1 BB: 3 P: 26	R: 1 E: 0 K: 1 S: 10	H: 2 LOB: 1 BB: 0 P: 18	R: 1 E: 0 K: 3 S: 12	H: 2 LOB: 1 BB: 0 P: 15	R: 0 E: 0 K: 1 S: 8	H: 0 LOB: 1 BB: 1 P: 16	R: 0 E: 0 K: 1 S: 9	H: 1 LOB: 1 BB: 0 P: 12	R: 0 E: 0 K: 1 S: 14	H: 1 LOB: 3 BB: 1 P: 23	R: 0 E: 0 K: 0 S: 9	H: 0 LOB: 2 BB: 0 P: 14	R: 0 E: 0 K: 1 S: 9	H: 0 LOB: 0 BB: 0 P: 14	1B: 6 2B: 2 3B: 0 HR: 2	SF: 0 SAC: 0 DP: 0 HBP: 1	WP: 0 PB: 0 SB: 1 CS: 0	PA: 43
PITCHER	IP WLS BF H R ER SO BB IBB HBP BLK WP HR S P ERA WHIP																			
Everett Stull, R (1,1) ERA: 7.77	2.0 L 12 4 5 5 2 3 0 0 0 0 0 2 21 44 22.50 3.500																			
Valerio De Los Santos, L (3,1) ERA: 4.24	4.0 17 4 1 1 6 1 0 0 0 0 0 0 38 56 2.25 1.250																			
Jim Bruske, R (7,1) ERA: 4.4	2.0 11 2 0 0 1 2 0 0 1 0 0 0 23 37 0.00 2.000																			
Juan Acevedo, R (9,1) ERA: 2.25	1.0 3 0 0 0 1 0 0 0 0 0 0 0 9 14 0.00 0.000																			
Batter	1	2	3	4	5	6	7	8	9	AB	R	H	RBI	BB	SO	LOB	BOTTOM			
Ronnie Belliard, R (1,4) OBP: 0.364, SLG: 0.442	0-0 F8		3-2 P9			4-2 BB 1-2 2-3 BB		1-2 1B 1B	1-3 K	4	0	1	0	1	1	2	Arizona Diamondbacks @ Milwaukee Brewers Milwaukee County Stadium, Milwaukee, WI Thu May 04 2000, 8:05 PM EDT Att: 8,405 - Cloudy - 80 F livebaseballscorecards.com			
Marquis Grissom, R (1,8) OBP: 0.272, SLG: 0.330	1-2 G4-3			3-2 F9		2-2 L4		0-1 P4		4	0	0	0	0	0	4				
Jeromy Burnitz, L (1,9) OBP: 0.350, SLG: 0.433	1-1 G3			3-3 K		3-3 K		0-1 1B		4	0	1	0	0	2	3				
Geoff Jenkins, L (1,7) OBP: 0.336, SLG: 0.670				0-0 F8		4-2 FC5 1-2 2-3 3-H BB		2-3 K		2	0	0	1	1	1	2				
Charlie Hayes, R (1,3) OBP: 0.400, SLG: 0.455				2-2 K		2-2 G1-6-3		1-2 FC5 1-2 2-3 3-H BB		3	0	0	1	1	1	3				
Sean Berry, R (1,5) OBP: 0.286, SLG: 0.304				1-2 K		4-2 G6-4-3 BB		3-2 FC5		2	0	0	0	1	1	4				
Jim Bruske, R (7,1)										0	0	0	0	0	0	0				
Juan Acevedo, R (9,1)										0	0	0	0	0	0	0				
James Mouton, R (9, PH) OBP: 0.394, SLG: 0.462										1	0	0	0	0	0	0				
Henry Blanco, R (1,2) OBP: 0.300, SLG: 0.306				1-1 F7		0-0 G6-4-3 1-2		1-2 G1-3		4	0	0	0	0	1	2				
Luis Lopez, S (1,6) OBP: 0.240, SLG: 0.333						2-1 BB 1B BB		1-3 K		3	1	1	0	1	1	0				
Everett Stull, R (1,1) ERA: 4.68				0-1 G5-3		2-0 BB 1B BB		3-1 G4-3		0	0	0	0	0	0	0				
Valerio De Los Santos, L (3,1) ERA: 4.05										1	0	0	0	0	0	0				
Kevin Barker, L (6, PH) OBP: 0.364, SLG: 0.358										2	1	1	0	1	0	0				
Inning Stats	R: 0 E: 0 K: 0 S: 6	H: 0 LOB: 0 BB: 0 P: 8	R: 0 E: 0 K: 2 S: 10	H: 0 LOB: 1 BB: 0 P: 17	R: 0 E: 0 K: 0 S: 6	H: 0 LOB: 0 BB: 0 P: 9	R: 0 E: 0 K: 1 S: 10	H: 0 LOB: 0 BB: 0 P: 16	R: 0 E: 0 K: 0 S: 6	H: 0 LOB: 3 BB: 1 P: 12	R: 0 E: 0 K: 1 S: 8	H: 0 LOB: 0 BB: 0 P: 13	R: 0 E: 0 K: 1 S: 13	H: 2 LOB: 2 BB: 0 P: 18	R: 0 E: 0 K: 2 S: 10	H: 0 LOB: 2 BB: 2 P: 24	1B: 4 2B: 0 3B: 0 HR: 0	SF: 0 SAC: 0 DP: 1 HBP: 1	WP: 1 PB: 0 SB: 0 CS: 0	PA: 37
PITCHER	IP WLS BF H R ER SO BB IBB HBP BLK WP HR S P ERA WHIP																			
Armando Reynoso, R (1,1) ERA: 4.68	5.1 W 20 2 2 2 3 1 0 0 0 0 0 7 14 0.00 3.000																			
Dan Plesac, L (6,1) ERA: 4.05	0.1 2 0 0 0 1 1 0 0 0 0 0 0 7 14 0.00 3.000																			
Mike Morgan, R (6,1) ERA: 1.96	2.1 H 10 2 0 0 2 1 0 0 0 0 0 0 26 43 0.00 1.286																			
Matt Mantei, R (9,1) ERA: 8.1	0.2 4 0 0 0 1 2 0 0 0 0 0 0 7 20 0.00 3.000																			
Byung-Hyun Kim, R (9,1) ERA: 2.19	0.1 S 1 0 0 0 1 0 0 0 0 0 0 0 3 4 0.00 0.000																			

Batter	1	2	3	4	5	6	7	8	9	AB	R	H	RBI	BB	SO	LOB	TOP				
Orlando Cabrera, R OBP: 0.260, SLG: 0.415 (1, 6)										6	1	1	0	0	0	0					
Peter Bergeron, L OBP: 0.270, SLG: 0.304 (1, 8)										4	1	0	0	0	0	0					
Rondell White, R OBP: 0.386, SLG: 0.517 Terry Jones, S OBP: 0.263, SLG: 0.235 (1, 7) (5, 7)										4	2	2	2	0	1	0					
Vladimir Guerrero, R OBP: 0.496, SLG: 0.790 (1, 9)										5	2	4	3	0	0	0					
Lee Stevens, L OBP: 0.361, SLG: 0.516 (1, 3)										4	1	3	0	1	0	0					
Jose Vidro, S OBP: 0.402, SLG: 0.542 (1, 4)										4	1	1	2	1	1	5					
Chris Widger, R OBP: 0.409, SLG: 0.691 (1, 2)										4	1	2	2	1	0	3					
Michael Barrett, R OBP: 0.291, SLG: 0.329 (1, 5)										4	0	0	0	1	1	5					
Javier Vazquez, R OBP: 0.143, SLG: 0.077 Anthony Telford, R (8, 1) Geoff Blum, S OBP: 0.308, SLG: 0.435 Ugueth Urbina, R (9, 1) Steve Kline, S (9, 1)										4	1	1	0	0	0	5					
Inning Stats	R: 5 E: 0 K: 0 S: 17	H: 4 LOB: 0 BB: 1 P: 27	R: 5 E: 1 K: 0 S: 23	H: 5 LOB: 2 BB: 1 P: 30	R: 0 E: 0 K: 0 S: 7	H: 0 LOB: 0 BB: 0 P: 7	R: 0 E: 0 K: 0 S: 8	H: 2 LOB: 3 BB: 1 P: 17	R: 0 E: 0 K: 1 S: 10	H: 1 LOB: 2 BB: 0 P: 23	R: 0 E: 0 K: 0 S: 8	H: 0 LOB: 0 BB: 0 P: 10	R: 0 E: 0 K: 1 S: 9	H: 2 LOB: 2 BB: 0 P: 14	R: 0 E: 0 K: 1 S: 8	H: 0 LOB: 0 BB: 0 P: 11	1B: 7 2B: 4 3B: 0 HR: 3	SF: 0 SAC: 1 DP: 0 HBP: 0	WP: 0 PB: 0 SB: 0 CS: 0	PA: 46	
PITCHER	IP	WLS	BF	H	R	ER	SO	BB	IBB	HBP	BLK	WP	HR	S	P	ERA	WHIP				
Jason Bere, R ERA: 5.05 (1, 1)	5.0	L	30	11	10	9	1	1	2	0	0	0	3	65	94	16.20	2.400				
Curt Leskanic, R ERA: 5.71 (6, 1)	2.0		8	1	0	0	1	1	0	0	0	0	0	21	33	0.00	1.000				
Juan Acevedo, R ERA: 1.5 (8, 1)	2.0		8	2	0	0	2	0	0	0	0	0	0	17	25	0.00	1.000				

Montreal Expos @ Milwaukee Brewers
Milwaukee County Stadium, Milwaukee, WI

AB 41
R 10
H 14
RBI 9
BB 4
SO 4
LOB 18




WP: 0 PA: 46
PB: 0
SB: 0
CS: 0

Batter	1	2	3	4	5	6	7	8	9	AB	R	H	RBI	BB	SO	LOB	BOTTOM				
Ronnie Belliard, R OBP: 0.366, SLG: 0.430 (1, 4)										3	0	0	0	2	2	5					
Mark Loretta, R OBP: 0.346, SLG: 0.375 Luis Lopez, S OBP: 0.214, SLG: 0.296 (1, 6) (6, 6)										2	0	1	1	0	0	1					
Jeromy Burnitz, L OBP: 0.336, SLG: 0.412 (1, 9)										5	0	0	0	0	4	6					
Geoff Jenkins, L OBP: 0.333, SLG: 0.663 Lyle Mouton, R OBP: 0.333, SLG: 0.444 (4, PH) (5, 7)										1	0	0	0	0	0	0					
Marquis Grissom, R OBP: 0.271, SLG: 0.327 (1, 8)										4	0	1	0	0	2	1					
Tyler Houston, L OBP: 0.271, SLG: 0.422 (1, 2)										4	1	1	0	0	1	3					
José Hernández, R OBP: 0.245, SLG: 0.290 (1, 5)										4	0	1	0	0	2	2					
Kevin Barker, L OBP: 0.357, SLG: 0.339 (1, 3)										3	0	0	0	1	0	1					
Jason Bere, R OBP: 0.264, SLG: 0.364 Sean Terry, S OBP: 0.266, SLG: 0.292 Curt Leskanic, R ERA: 5.14 James Mouton, R OBP: 0.412, SLG: 0.481 Juan Acevedo, R OBP: 0.317, SLG: 0.324 (1, 1) (5, PH) (6, 1) (7, PH) (8, 1) (9, PH)										1	1	1	0	0	0	0					
Inning Stats	R: 0 E: 0 K: 1 S: 15	H: 0 LOB: 1 BB: 1 P: 23	R: 0 E: 0 K: 1 S: 8	H: 0 LOB: 0 BB: 0 P: 14	R: 1 E: 0 K: 2 S: 14	H: 2 LOB: 2 BB: 1 P: 26	R: 0 E: 0 K: 0 S: 6	H: 0 LOB: 1 BB: 1 P: 11	R: 0 E: 0 K: 3 S: 12	H: 1 LOB: 2 BB: 0 P: 15	R: 0 E: 0 K: 1 S: 8	H: 2 LOB: 2 BB: 0 P: 12	R: 0 E: 0 K: 2 S: 9	H: 0 LOB: 0 BB: 0 P: 14	R: 1 E: 0 K: 4 S: 25	H: 2 LOB: 3 BB: 1 P: 37	1B: 6 2B: 2 3B: 0 HR: 0	SF: 0 SAC: 0 DP: 1 HBP: 0	WP: 1 PB: 0 SB: 0 CS: 1	PA: 39	
PITCHER	IP	WLS	BF	H	R	ER	SO	BB	IBB	HBP	BLK	WP	HR	S	P	ERA	WHIP				
Javier Vazquez, R ERA: 2.75 (1, 1)	7.0	W	29	5	1	1	8	3	0	0	0	0	0	69	110	1.29	1.143				
Anthony Telford, R ERA: 6.14 (8, 1)	1.0		3	0	0	0	2	0	0	0	0	0	0	9	14	0.00	0.000				
Ugueth Urbina, R ERA: 4.38 (9, 1)	0.2		6	2	1	1	3	1	0	0	0	1	0	19	29	13.50	4.500				
Steve Kline, L ERA: 1.59 (9, 1)	0.1		1	0	0	0	1	0	0	0	0	0	0	6	8	0.00	0.000				

Montreal Expos @ Milwaukee Brewers
Milwaukee County Stadium, Milwaukee, WI

AB 35
R 2
H 7
RBI 1
BB 4
SO 14
LOB 23



WP: 1 PA: 39
PB: 0
SB: 0
CS: 1

Fri May 05 2000, 8:05 PM EDT
Att: 10,002 - Sunny - 76 F

livebaseballscores.com

livebaseballscores.com

Batter	1	2	3	4	5	6	7	8	9	AB	R	H	RBI	BB	SO	LOB	TOP			
Peter Bergeron, L (1, 8) OBP: 0.270, SLG: 0.302	3-2 CS 1B		0-1 F7			0-0 B1-3		1-1 G6-3		4	0	1	0	0	0	0	Montreal Expos @ Milwaukee Brewers Milwaukee County Stadium, Milwaukee, WI Sat May 06 2000, 2:05 PM EDT Att: 12,381 - Cloudy - 79 F			
Jose Vidro, S (1, 4) OBP: 0.405, SLG: 0.536	1-1 G4-3		2-2 G3			4-1 F9 E BB		1-0 1B 1B		3	1	1	0	1	0	1				
Rondell White, R (1, 7) Terry Jones, S (8, PR) OBP: 0.263, SLG: 0.235	0-1 2B		3-2 G4-3			1-2 E5		3-2 1B 2B 1B		4	0	2	0	0	0	1				
Vladimir Guerrero, R (1, 9) OBP: 0.496, SLG: 0.779	0-3 K2-3			0-2 CS 1B		0-1 F9		1-2 1B 2B 1B		4	0	2	1	0	1	3				
Lee Stevens, L (1, 3)		2-0 1B 1B		0-2 F9		1-3 K		2-3 3-H 2B 1B		4	0	1	0	0	2	5				
Chris Widger, R (1, 2)		0-1 F8		2-1 G1-3			1-3 K	2-1 1B 2B		4	0	1	1	0	1	2				
Michael Barrett, R (1, 5) OBP: 0.278, SLG: 0.313		0-0 F8			0-0 F9		1-1 G1-3	1-2 G3-1		4	0	0	0	0	0	1				
Orlando Cabrera, R (1, 6) OBP: 0.280, SLG: 0.459		1-2 1B		0-1 G5-3			0-0 HR	1-0 G5-4-3 1B		4	1	3	1	0	0	0				
Carl Pavano, R (1, 1) Wilton Guerrero, S (7, PH) Anthony Telford, R (7, 1) Steve Kline, S (8, 1) Geoff Blum, S (9, PH) Ugueth Urbina, R (9, 1)		0-0 F8		2-2 G3		2-2 G3		1-3 K	1-2 G5-4-3 1B	2	0	0	0	0	0	2				
Inning Stats	R: 0 E: 0 K: 1 S: 11	H: 2 LOB: 1 BB: 0 P: 15	R: 0 E: 0 K: 0 S: 8	H: 2 LOB: 2 BB: 0 P: 11	R: 0 E: 0 K: 0 S: 8	H: 0 LOB: 0 BB: 0 P: 13	R: 0 E: 0 K: 0 S: 6	H: 0 LOB: 0 BB: 0 P: 8	R: 0 E: 1 K: 1 S: 10	H: 0 LOB: 2 BB: 1 P: 16	R: 1 E: 0 K: 2 S: 9	H: 1 LOB: 0 BB: 0 P: 12	R: 2 E: 0 K: 1 S: 16	H: 4 LOB: 3 BB: 0 P: 26	R: 0 E: 0 K: 0 S: 8	H: 1 LOB: 0 BB: 0 P: 11		1B: 8 2B: 2 3B: 0 HR: 1	SF: 0 SAC: 0 DP: 1 HBP: 0	WP: 0 PB: 0 SB: 0 CS: 2
PITCHER	IP WLS BF H R ER SO BB IBB HBP BLK WP HR S P ERA WHIP																			
Steve Woodward, R (1, 1) ERA: 5.09	7.0	27	6	1	1	4	1	0	0	0	0	0	0	1	60	85	1.29	1.000		
David Weathers, R (8, 1) ERA: 1.29	2.0	L 9	5	2	2	1	0	0	0	0	0	0	0	0	24	37	9.00	2.500		

AB	35
R	3
H	11
RBI	3
BB	1
SO	5
LOB	16



Batter	1	2	3	4	5	6	7	8	9	AB	R	H	RBI	BB	SO	LOB	BOTTOM			
Ronnie Belliard, R (1, 4) OBP: 0.357, SLG: 0.418	1-1 G1-3		0-1 SH1-3		2-2 L4		2-3 K			3	0	0	0	0	1	0	Montreal Expos @ Milwaukee Brewers Milwaukee County Stadium, Milwaukee, WI Sat May 06 2000, 2:05 PM EDT Att: 12,381 - Cloudy - 79 F			
Mark Loretta, R (1, 6) OBP: 0.342, SLG: 0.370	0-1 G4-3		0-0 1B		0-0 F8		0-2 G1-3			4	0	1	1	0	0	0				
Jeromy Burnitz, L (1, 9) OBP: 0.326, SLG: 0.396	1-2 F7		2-3 3-H 0-3 K		2-0 G4-3			1-2 L1-3		4	0	0	0	0	1	2				
Marquis Grissom, R (1, 8) OBP: 0.262, SLG: 0.316		2-3 K	0-1 L3			0-0 G6-3		3-1 P5		4	0	0	0	0	1	2				
Kevin Barker, L (1, 3) Charlie Hayes, R (8, PH) OBP: 0.394, SLG: 0.446		0-0 2B		1-2 G1-3		0-0 BB 1B		1-3 K		3	0	2	0	0	0	0				
James Mouton, R (1, 7) OBP: 0.395, SLG: 0.433		2-3 K		4-2 1B WP BB		0-3 K		2-3 K		3	1	0	0	1	3	2				
José Hernández, R (1, 5) OBP: 0.255, SLG: 0.295		1-1 F9		1-1 WP BB CS 1B		4-2 K		1-2 BB		3	0	1	0	1	1	1				
Henry Blanco, R (1, 2) OBP: 0.333, SLG: 0.308			4-0 SH1-3 1B HBP BB		4-0 WP BB		1-2 G4-3		2-3 K	2	1	0	0	2	1	2				
Steve Woodward, L (1, 1) Sean Berry, R (7, PH) David Weathers, R (8, 1)			1-2 1B SH1-3 HBP		2-3 K		3-2 G4-3			1	0	0	0	0	1	2				
Inning Stats	R: 0 E: 0 K: 0 S: 7	H: 0 LOB: 0 BB: 0 P: 9	R: 0 E: 0 K: 2 S: 12	H: 1 LOB: 1 BB: 0 P: 17	R: 1 E: 0 K: 1 S: 10	H: 1 LOB: 2 BB: 1 P: 15	R: 0 E: 0 K: 1 S: 12	H: 0 LOB: 0 BB: 2 P: 24	R: 0 E: 0 K: 1 S: 7	H: 0 LOB: 2 BB: 1 P: 17	R: 0 E: 0 K: 1 S: 9	H: 0 LOB: 0 BB: 0 P: 14	R: 0 E: 0 K: 1 S: 8	H: 0 LOB: 0 BB: 0 P: 13	R: 0 E: 0 K: 3 S: 13	H: 0 LOB: 0 BB: 0 P: 19		1B: 3 2B: 2 3B: 0 HR: 0	SF: 0 SAC: 1 DP: 1 HBP: 1	WP: 1 PB: 0 SB: 0 CS: 1
PITCHER	IP WLS BF H R ER SO BB IBB HBP BLK WP HR S P ERA WHIP																			
Carl Pavano, R (1, 1) ERA: 3.32	6.0	26	4	2	2	5	4	0	0	0	0	0	0	9	14	0.00	0.000			
Anthony Telford, R (7, 1) ERA: 5.74	1.0	W 3	0	0	0	1	0	0	0	0	0	0	0	8	13	0.00	0.000			
Steve Kline, L (8, 1) ERA: 1.5	1.0	H 3	0	0	0	1	0	0	0	0	0	0	0	13	19	0.00	0.000			
Ugueth Urbina, R (9, 1) ERA: 4.05	1.0	S 3	0	0	0	3	0	0	0	0	0	0	0	13	19	0.00	0.000			

AB	29
R	2
H	4
RBI	1
BB	4
SO	10
LOB	11



Batter	1	2	3	4	5	6	7	8	9	AB	R	H	RBI	BB	SO	LOB	TOP				
James Mouton, R (1.7) OBP: 0.395, SLG: 0.412										4	0	1	0	1	1	1					
Mark Loretta, R (1.6) OBP: 0.341, SLG: 0.363										3	1	0	0	1	2	2					
Jeromy Bumitz, L (1.9) OBP: 0.345, SLG: 0.500										4	1	1	1	1	2	2					
José Hernández, R (1.5) OBP: 0.286, SLG: 0.307 David Weathers, R (9.1)										4	1	0	0	0	1	5					
Kevin Barker, L (1.3) OBP: 0.398, SLG: 0.408										4	1	2	0	0	1	1					
Marquis Grissom, R (1.8) OBP: 0.265, SLG: 0.308										4	0	1	1	0	1	2					
Ronnie Belliard, R (1.4) OBP: 0.362, SLG: 0.415										3	0	2	1	1	0	2					
Henry Blanco, R (1.2) OBP: 0.379, SLG: 0.326										3	0	1	1	0	1	2					
Jeff D'Amico, R (1.1) Sean Bery, R (8. PH) Curt Leskanic, R (8.1) Valerio De Los Santos, L (8.1) Charlie Hayes, R (9.5)										2	0	0	0	0	1	1					
Inning Stats	R: 0 E: 0 K: 2 S: 10	H: 0 LOB: 0 BB: 0 P: 16	R: 1 E: 0 K: 2 S: 11	H: 1 LOB: 1 BB: 0 P: 17	R: 0 E: 0 K: 2 S: 8	H: 0 LOB: 0 BB: 0 P: 12	R: 1 E: 0 K: 2 S: 10	H: 1 LOB: 0 BB: 0 P: 17	R: 0 E: 0 K: 0 S: 14	H: 1 LOB: 1 BB: 0 P: 21	R: 1 E: 0 K: 1 S: 17	H: 2 LOB: 2 BB: 1 P: 31	R: 0 E: 0 K: 1 S: 13	H: 1 LOB: 1 BB: 2 P: 27	R: 1 E: 0 K: 0 S: 14	H: 1 LOB: 1 BB: 0 P: 27	R: 0 E: 0 K: 0 S: 7	H: 1 LOB: 1 BB: 0 P: 10	1B: 7 2B: 0 3B: 0 HR: 1	SF: 1 SAC: 2 DP: 0 HBP: 1	WP: 1 PA: 40 SB: 0 CS: 0
PITCHER	IP	WLS	BF	H	R	ER	SO	BB	IBB	HBP	BLK	WP	HR	S	P	ERA	WHIP				
Ismael Valdez, R (1.1) ERA: 6.52	5.0		20	3	3	3	8	1	0	1	0	0	1	54	88	5.40	0.800				
Andrew Lorraine, L (6.1) ERA: 5.52	1.2	B	9	3	0	0	2	1	0	0	0	0	0	24	41	0.00	2.400				
Mark Guthrie, L (7.1) ERA: 4.58	1.1	L	7	1	1	1	0	1	1	0	0	1	0	19	39	6.75	1.500				
76 Daniel Garibay, L (9.1) ERA: 3.0	1.0		4	1	0	0	0	0	0	0	0	0	0	7	10	0.00	1.000				

Milwaukee Brewers @ Chicago Cubs
Wrigley Field, Chicago, IL
Tue May 09 2000, 7:05 PM CDT
Att: 29,657 - Overcast - 53 F

AB 32
R 4
H 8
RBI 4
BB 4
SO 10
LOB 19





Batter	1	2	3	4	5	6	7	8	9	AB	R	H	RBI	BB	SO	LOB	BOTTOM				
Eric Young Sr., R (1.4) OBP: 0.380, SLG: 0.503										3	0	0	0	1	0	1					
Ricky Gutierrez, R (1.6) OBP: 0.403, SLG: 0.516										4	1	1	0	0	0	1					
Mark Grace, L (1.3) OBP: 0.422, SLG: 0.446										2	1	0	0	2	0	1					
Sammy Sosa, R (1.9) OBP: 0.419, SLG: 0.657										3	0	1	2	1	2	1					
Henry Rodriguez, L (1.7) OBP: 0.324, SLG: 0.548 Glenallen Hill, R (4.7) OBP: 0.281, SLG: 0.518										2	0	1	0	0	1	1					
Shane Andrews, R (1.5) OBP: 0.339, SLG: 0.525 Willie Greene, L (8. PH) OBP: 0.400, SLG: 0.524 76 Daniel Garibay, L (9.1)										3	0	0	0	0	0	1					
Jeff Reed, L (1.2) OBP: 0.414, SLG: 0.422 Jose Nieves, R (6. PH) OBP: 0.233, SLG: 0.241										3	0	0	0	0	0	0					
Damon Buford, R (1.8) OBP: 0.288, SLG: 0.407										3	1	0	0	0	0	0					
Ismael Valdez, R (1.1) OBP: 0.500, SLG: 0.500 Andrew Lorraine, L (6.1) OBP: 0.222, SLG: 0.125 Mark Guthrie, R (7.1) Joe Girardi, R (9.2) OBP: 0.323, SLG: 0.333										1	0	1	0	0	0	0					
Inning Stats	R: 0 E: 0 K: 1 S: 8	H: 0 LOB: 1 BB: 1 P: 17	R: 0 E: 0 K: 0 S: 7	H: 1 LOB: 0 BB: 0 P: 11	R: 3 E: 1 K: 1 S: 13	H: 1 LOB: 1 BB: 1 P: 20	R: 0 E: 0 K: 0 S: 8	H: 0 LOB: 0 BB: 0 P: 14	R: 0 E: 0 K: 1 S: 6	H: 1 LOB: 1 BB: 0 P: 10	R: 0 E: 0 K: 1 S: 8	H: 0 LOB: 0 BB: 0 P: 11	R: 0 E: 0 K: 1 S: 10	H: 1 LOB: 2 BB: 1 P: 16	R: 0 E: 0 K: 1 S: 10	H: 1 LOB: 1 BB: 1 P: 21	R: 0 E: 0 K: 1 S: 8	H: 0 LOB: 0 BB: 0 P: 13	1B: 4 2B: 1 3B: 0 HR: 0	SF: 0 SAC: 2 DP: 1 HBP: 1	WP: 1 PA: 37 SB: 0 CS: 0
PITCHER	IP	WLS	BF	H	R	ER	SO	BB	IBB	HBP	BLK	WP	HR	S	P	ERA	WHIP				
Jeff D'Amico, R (1.1) ERA: 4.95	7.0	W	29	4	3	0	4	3	0	1	0	0	0	8	16	0.00	3.000				
Valerio De Los Santos, L (8.1) ERA: 4.16	0.1	H	1	0	0	0	0	0	0	0	0	0	0	2	5	0.00	0.000				
David Weathers, R (9.1) ERA: 1.17	1.0	S	3	0	0	0	1	0	0	0	0	0	0	8	13	0.00	0.000				

Milwaukee Brewers @ Chicago Cubs
Wrigley Field, Chicago, IL
Tue May 09 2000, 7:05 PM CDT
Att: 29,657 - Overcast - 53 F

AB 30
R 3
H 5
RBI 2
BB 4
SO 6
LOB 10



Batter	1	2	3	4	5	6	7	8	9	AB	R	H	RBI	BB	SO	LOB	TOP																			
Ronnie Belliard, R (1, 4) OBP: 0.365, SLG: 0.428	G5-3	G6-3		E5 FC6-4		WP 1B			FC1-6 1B	5	1	2	0	0	0	0	Milwaukee Brewers @ Pittsburgh Pirates Three Rivers Stadium, Pittsburgh, PA Fri May 12 2000, 7:05 PM EDT Att: 18,524 - Sunny - 84 F																			
Mark Loretta, R (1, 6) OBP: 0.387, SLG: 0.425	1B	1B		FC6-4		1B			FC1-6 FC4-6	5	0	3	1	0	0	2																				
Jeromy Burnitz, L (1, 9) OBP: 0.335, SLG: 0.500	F8				G4-3				FC4-6 HBP	5	0	1	0	0	1	2																				
José Hernández, R (1, 5) OBP: 0.297, SLG: 0.307	K	G4-3			L4				G5-3	4	0	0	0	0	1	3																				
Kevin Barker, L (1, 3) OBP: 0.408, SLG: 0.418			F5							4	2	2	0	1	0	2																				
Marquis Grissom, R (1, 8) OBP: 0.272, SLG: 0.305			G4-3							3	1	1	1	1	0	1																				
Lyle Mouton, R (1, 7) OBP: 0.390, SLG: 0.412			G1-4-3						G6-3 BB	3	1	1	0	1	0	1																				
Henry Blanco, R (1, 2) OBP: 0.391, SLG: 0.400				G6-3					G6-3	4	1	1	4	0	1	1																				
Jimmy Haynes, R (1, 1) OBP: 0.100, SLG: 0.150										4	0	0	0	0	1	0																				
Valerio De Los Santos, L (8, 1)				G4-3					F9	0	0	0	0	0	0	0																				
Inning Stats	R: 0 E: 0 K: 1 S: 10	H: 1 LOB: 1 BB: 0 P: 14	R: 4 E: 0 K: 1 S: 25	H: 4 LOB: 2 BB: 2 P: 44	R: 0 E: 0 K: 0 S: 9	H: 0 LOB: 0 BB: 0 P: 10	R: 0 E: 1 K: 0 S: 8	H: 0 LOB: 1 BB: 0 P: 13	R: 1 E: 0 K: 1 S: 10	H: 2 LOB: 1 BB: 0 P: 17	R: 0 E: 0 K: 1 S: 9	H: 1 LOB: 1 BB: 0 P: 17	R: 0 E: 0 K: 0 S: 5	H: 0 LOB: 0 BB: 1 P: 13	R: 0 E: 0 K: 0 S: 10	H: 1 LOB: 2 BB: 0 P: 20	1B: 8 2B: 2 3B: 0 HR: 1	SF: 0 SAC: 0 DP: 1 HBP: 1	WP: 1 PA: 41 CS: 0																	
PITCHER	IP	WLS	BF	H	R	ER	SO	BB	IBB	HBP	BLK	WP	HR	S	P	ERA	WHIP	PITCHER		IP	WLS	BF	H	R	ER	SO	BB	IBB	HBP	BLK	WP	HR	S	P	ERA	WHIP
Jason Schmidt, R (1, 1) ERA: 4.76	5.0	L	25	7	5	5	2	2	0	0	0	0	1	62	98	9.00	1.800			5.0	L	25	7	5	5	2	2	0	0	0	0	1	62	98	9.00	1.800
Jose Silva, R (6, 1) ERA: 6.41	1.0	4	2	1	1	1	1	0	0	0	0	0	1	0	9	15	9.00	2.000			1.0	4	2	1	1	1	1	0	0	0	0	1	9	15	9.00	2.000
Jeff Wallace, L (7, 1) ERA: 1.13	1.0	4	1	0	0	1	1	0	0	0	0	0	0	0	9	17	0.00	1.000			1.0	4	1	0	0	1	1	0	0	0	0	9	17	0.00	1.000	
Jose Parra, R (8, 1) ERA: 6.94	2.0	8	1	0	0	0	0	1	0	1	0	0	0	0	15	33	0.00	1.000			2.0	8	1	0	0	0	0	1	0	1	15	33	0.00	1.000		


Batter	1	2	3	4	5	6	7	8	9	AB	R	H	RBI	BB	SO	LOB	BOTTOM																				
Chad Hermansen, R (1, 8) OBP: 0.237, SLG: 0.322	F8		L6			K			K	4	0	0	0	0	2	2	Milwaukee Brewers @ Pittsburgh Pirates Three Rivers Stadium, Pittsburgh, PA Fri May 12 2000, 7:05 PM EDT Att: 18,524 - Sunny - 84 F																				
Warren Morris, L (1, 4) OBP: 0.360, SLG: 0.321	G4-3					F8			L4	3	0	0	0	1	0	1																					
1B Jason Kendall, R (1, 2) OBP: 0.433, SLG: 0.377	G6-3					G6-4-3 BB				2	0	0	0	2	0	1																					
Brian Giles, L (1, 9) OBP: 0.437, SLG: 0.659						G4-3			F5	4	1	1	1	0	0	3																					
Kevin Young, R (1, 3) OBP: 0.316, SLG: 0.465						F9			G6-3	3	0	0	0	1	0	0																					
Wil Cordero, R (1, 7) OBP: 0.316, SLG: 0.472						G5-3			K	4	0	1	0	0	1	1																					
Pat Meares, R (1, 6) OBP: 0.310, SLG: 0.406						G5-3				2	0	0	0	0	0	0																					
Mike Benjamin, R (7, 6) OBP: 0.360, SLG: 0.417						G5-3			F9	2	0	1	0	0	0	0																					
Luis Sojo, R (1, 5) OBP: 0.338, SLG: 0.500						G3			F9	3	0	1	0	0	0	2																					
Jason Schmidt, R (1, 1) ERA: 4.76										1	0	0	0	0	0	1																					
Jose Silva, R (6, 1) ERA: 6.41										0	0	0	0	0	0	0																					
Adrian Brown, S (6, PH) SLG: 0.651										0	0	0	0	0	0	0																					
Jeff Wallace, L (7, 1) ERA: 1.13										0	0	0	0	0	0	0																					
John Vander Wal, L (7, PH) SLG: 0.651										1	0	0	0	0	0	2																					
Jose Parra, R (8, 1) ERA: 6.94										0	0	0	0	0	0	0																					
Inning Stats	R: 0 E: 0 K: 0 S: 8	H: 0 LOB: 0 BB: 0 P: 14	R: 0 E: 0 K: 0 S: 4	H: 0 LOB: 0 BB: 1 P: 12	R: 0 E: 0 K: 0 S: 9	H: 1 LOB: 1 BB: 0 P: 13	R: 1 E: 0 K: 0 S: 12	H: 1 LOB: 0 BB: 1 P: 23	R: 0 E: 0 K: 1 S: 6	H: 0 LOB: 0 BB: 0 P: 11	R: 0 E: 0 K: 1 S: 13	H: 2 LOB: 2 BB: 2 P: 22	R: 0 E: 0 K: 0 S: 12	H: 0 LOB: 1 BB: 1 P: 19	R: 0 E: 0 K: 1 S: 11	H: 0 LOB: 1 BB: 1 P: 20	R: 0 E: 0 K: 1 S: 7	H: 0 LOB: 0 BB: 0 P: 12	1B: 3 2B: 0 3B: 0 HR: 1	SF: 0 SAC: 0 DP: 2 HBP: 0	WP: 0 PA: 34 CS: 0																
PITCHER	IP	WLS	BF	H	R	ER	SO	BB	IBB	HBP	BLK	WP	HR	S	P	ERA	WHIP	PITCHER		IP	WLS	BF	H	R	ER	SO	BB	IBB	HBP	BLK	WP	HR	S	P	ERA	WHIP	
Jimmy Haynes, R (1, 1) ERA: 3.76	7.2	W	30	4	1	1	2	5	0	0	0	0	0	1	73	132	1.17	1.174			7.2	W	30	4	1	1	2	5	0	0	0	0	1	73	132	1.17	1.174
Valerio De Los Santos, L (8, 1) ERA: 4.05	1.1	4	0	0	0	0	1	0	0	0	0	0	0	9	14	0.00	0.000			1.1	4	0	0	0	0	1	0	0	0	0	9	14	0.00	0.000			


Batter	1	2	3	4	5	6	7	8	9	AB	R	H	RBI	BB	SO	LOB	TOP								
Ronnie Belliard, R (1,4) OBP: 0.370, SLG: 0.432	0-1 SH1-3 1B		1-1 G4-6-3			1-3 K		2-2 G6-3		4	0	1	0	0	1	2	Milwaukee Brewers @ Pittsburgh Pirates Three Rivers Stadium, Pittsburgh, PA Sun May 14 2000, 1:35 PM EDT Att: 19,657 - Sunny - 62 F								
Mark Loretta, R (1,6) OBP: 0.373, SLG: 0.407	1-0 SH1-3			0-2 F3		0-2 F9		2-2 E5		3	0	0	0	0	0	0									
Jeromy Burnitz, L (1,9) OBP: 0.353, SLG: 0.496	1-0 F8			4-1 G4-3 BB			4-0 BB BB	1-0 G6-3		2	0	0	0	2	0	2									
Kevin Barker, L (1,3) OBP: 0.402, SLG: 0.402	3-3 K			3-2 G4-3 BB			4-2 BB BB	2-2 L8		2	0	0	0	1	1	2									
Charlie Hayes, R (9,PH) OBP: 0.395, SLG: 0.456				1-2 G4-3			1-2 BB			1	0	0	0	0	0	0									
José Hernández, R (1,5) OBP: 0.289, SLG: 0.298		0-0 G4-6-3 1B		0-1 G6-3			1-3 K			3	0	1	0	0	1	3									
Marquis Grissom, R (1,8) OBP: 0.277, SLG: 0.309	1-0 P4				1-2 G1-3		2-1 G6-4-3			3	0	0	0	0	0	3									
Tyler Houston, L (1,2) OBP: 0.278, SLG: 0.412	2-2 G4-6-3				0-0 F7			3-2 L9		3	0	0	0	0	0	1									
Lyle Mouton, R (1,7) OBP: 0.375, SLG: 0.415			2-2 FC1-6 1B		3-2 F8			0-0 G4-3 2B		3	0	2	0	0	0	0									
Jeff D'Amico, R (1,1) OBP: 0.250, SLG: 0.250			0-0 FC1-6			0-0 P3		2-2 G4-3		2	0	0	0	0	0	1									
Mark Sweeney, L (8,PH) OBP: 0.250, SLG: 0.250			1-2 G4-6-3					2-3 G4-3		1	0	0	0	0	0	1									
Valerio De Los Santos, L (8,1) OBP: 0.176, SLG: 0.067										0	0	0	0	0	0	0									
Steve Woodard, L (8,1) OBP: 0.176, SLG: 0.067										0	0	0	0	0	0	0									
Inning Stats	R: 0 E: 0 K: 1 S: 7	H: 1 LOB: 1 BB: 0 P: 12	R: 0 E: 0 K: 0 S: 7	H: 1 LOB: 0 BB: 0 P: 10	R: 0 E: 0 K: 0 S: 6	H: 1 LOB: 0 BB: 0 P: 9	R: 0 E: 0 K: 0 S: 10	H: 0 LOB: 1 BB: 1 P: 17	R: 0 E: 0 K: 0 S: 7	H: 0 LOB: 0 BB: 0 P: 11	R: 0 E: 0 K: 1 S: 8	H: 0 LOB: 0 BB: 0 P: 9	R: 0 E: 0 K: 1 S: 8	H: 0 LOB: 1 BB: 2 P: 19	R: 0 E: 0 K: 0 S: 10	H: 1 LOB: 1 BB: 0 P: 17	R: 0 E: 1 K: 0 S: 10	H: 0 LOB: 0 BB: 0 P: 15	1B: 3 2B: 1 3B: 0 HR: 0	SF: 0 SAC: 1 DP: 4 HBP: 0	WP: 0 PB: 0 CS: 0	PA: 31			
PITCHER	IP WLS BF H R ER SO BB IBB HBP BLK WP HR S P ERA WHIP	8.0 W 29 4 0 0 3 3 0 0 0 0 0 0 66 109 0.00 0.875	1.0 S 2 0 0 0 0 0 0 0 0 0 0 0 7 10 0.00 0.000																						


Batter	1	2	3	4	5	6	7	8	9	AB	R	H	RBI	BB	SO	LOB	BOTTOM								
Mike Benjamin, R (1,6) OBP: 0.362, SLG: 0.446	1-2 F9		2-1 G6-3			1-2 1B FC1-2 1B	1-0 G4-6-3			3	0	1	0	0	0	0	Milwaukee Brewers @ Pittsburgh Pirates Three Rivers Stadium, Pittsburgh, PA Sun May 14 2000, 1:35 PM EDT Att: 19,657 - Sunny - 62 F								
Adrian Brown, S (7,PH) OBP: 0.306, SLG: 0.500										1	0	0	0	0	2										
Warren Morris, L (1,4) OBP: 0.395, SLG: 0.319	2-0 P4		0-3 K			1-0 BB 1B		1-3 K		4	1	1	0	0	2	0									
John Vander Wal, L (1,3) OBP: 0.466, SLG: 0.652	4-2 BB			1-3 K		4-1 E BB 1B		1-2 F8		1	0	0	0	2	1	0									
Kevin Young, R (6,PH) OBP: 0.303, SLG: 0.447						1-2 BB				1	0	0	0	0	0	0									
Brian Giles, L (1,9) OBP: 0.438, SLG: 0.689	0-0 F8			0-0 F7		0-1 FC1-2		0-1 HR		4	1	1	1	0	0	3									
Wil Cordero, R (1,7) OBP: 0.324, SLG: 0.515				0-2 2B		1-3 2H 3H	3-3 K2-4	2-3 K		4	0	1	0	0	3	2									
Bruce Aven, R (1,8) OBP: 0.295, SLG: 0.548		2-0 FC6-4 1B			0-2 F8			2-0 HR		3	1	2	1	0	0	1									
Pat Meares, R (8,6) OBP: 0.310, SLG: 0.406										0	0	0	0	0	0	0									
Luis Sojo, R (1,5) OBP: 0.319, SLG: 0.478		2-2 FC6-4 2B			1-1 G6-3		2-1 E8 FC5 HBP			3	0	0	0	0	0	1									
Keith Osik, R (1,2) OBP: 0.545, SLG: 0.889		3-2 2B			0-0 G6-3		1-2 FC5 HBP			2	0	1	0	0	0	0									
Kris Benson, R (1,1) OBP: 0.125, SLG: 0.133					0-0 G6-3		0-0 FC5			3	0	0	0	0	1	2									
Jason Christiansen, R (9,1) ERA: 5.67							1-2 2-3H			0	0	0	0	0	0	0									
Inning Stats	R: 0 E: 0 K: 0 S: 7	H: 0 LOB: 1 BB: 1 P: 14	R: 0 E: 0 K: 1 S: 12	H: 2 LOB: 2 BB: 0 P: 18	R: 0 E: 0 K: 2 S: 8	H: 0 LOB: 0 BB: 0 P: 11	R: 0 E: 0 K: 1 S: 10	H: 1 LOB: 1 BB: 0 P: 11	R: 0 E: 0 K: 0 S: 4	H: 0 LOB: 0 BB: 0 P: 5	R: 1 E: 1 K: 1 S: 14	H: 2 LOB: 2 BB: 1 P: 23	R: 1 E: 1 K: 0 S: 7	H: 1 LOB: 1 BB: 0 P: 13	R: 1 E: 0 K: 2 S: 15	H: 1 LOB: 0 BB: 0 P: 19	1B: 3 2B: 3 3B: 0 HR: 2	SF: 0 SAC: 0 DP: 2 HBP: 1	WP: 0 PB: 0 CS: 0	PA: 32					
PITCHER	IP WLS BF H R ER SO BB IBB HBP BLK WP HR S P ERA WHIP	7.0 L 28 6 2 1 5 2 0 1 0 0 0 1 62 95 13.50 1.143	0.2 4.28	0.1 5.67																					





Batter	1	2	3	4	5	6	7	8	9	10	11	12	13	14	15	16	AB	R	H	RBI	BB	SO	LOB	TOP
Roger Cedeno, S OBP: 0.344, SLG: 0.343 (1.9)	G6-3		K		K		G4-3		G6-3		FC6-4		B5-3			G6-4-3	7	0	0	0	1	2	2	
Craig Biggio, R OBP: 0.415, SLG: 0.380 (1.4)	G1-3								G3				L5				7	0	2	0	0	0	1	
Jeff Bagwell, R OBP: 0.435, SLG: 0.579 (1.3)	K		F8		F5								F8				7	1	1	0	0	1	2	
Ken Caminiti, S OBP: 0.457, SLG: 0.611 (1.5)																	7	1	5	0	0	0	0	
Moises Alou, R OBP: 0.405, SLG: 0.679 (1.7)																	7	1	2	3	0	3	5	
Richard Hidalgo, R OBP: 0.406, SLG: 0.591 (1.8)																	4	1	0	0	3	0	3	
Mitch Meluskey, S OBP: 0.381, SLG: 0.583 (1.2)																	5	0	2	1	1	1	0	
Jose Cabrera, R (13.1)	G3-1																0	0	0	0	0	0	0	
Jay Powell, R (15. PH)																	0	0	0	0	0	1	1	
Chris Holt, R OBP: 0.200, SLG: 0.143 (15.1)																	0	0	0	0	0	0	0	
Tim Lincecum, R OBP: 0.247, SLG: 0.284 (8. PH)																	3	1	1	1	0	0	1	
Darvyn Ward, L OBP: 0.310, SLG: 0.571 (8.6)																	1	0	0	0	0	0	2	
Russ Johnson, R OBP: 0.200, SLG: 0.179 (8.6)																	3	0	1	0	0	1	2	
Shane Bieber, R ERA: 3.00 (1.1)																								
Shane Bieber, R ERA: 3.00 (1.1)																								
Shane Bieber, R ERA: 3.00 (1.1)																								
Shane Bieber, R ERA: 3.00 (1.1)																								
Shane Bieber, R ERA: 3.00 (1.1)																								
Shane Bieber, R ERA: 3.00 (1.1)																								
Shane Bieber, R ERA: 3.00 (1.1)																								
Shane Bieber, R ERA: 3.00 (1.1)																								
Shane Bieber, R ERA: 3.00 (1.1)																								
Shane Bieber, R ERA: 3.00 (1.1)																								
Shane Bieber, R ERA: 3.00 (1.1)																								
Shane Bieber, R ERA: 3.00 (1.1)																								
Shane Bieber, R ERA: 3.00 (1.1)																								
Shane Bieber, R ERA: 3.00 (1.1)																								
Shane Bieber, R ERA: 3.00 (1.1)																								
Shane Bieber, R ERA: 3.00 (1.1)																								
Shane Bieber, R ERA: 3.00 (1.1)																								
Shane Bieber, R ERA: 3.00 (1.1)																								
Shane Bieber, R ERA: 3.00 (1.1)																								
Shane Bieber, R ERA: 3.00 (1.1)																								
Shane Bieber, R ERA: 3.00 (1.1)																								
Shane Bieber, R ERA: 3.00 (1.1)																								
Shane Bieber, R ERA: 3.00 (1.1)																								
Shane Bieber, R ERA: 3.00 (1.1)																								
Shane Bieber, R ERA: 3.00 (1.1)																								
Shane Bieber, R ERA: 3.00 (1.1)																								
Shane Bieber, R ERA: 3.00 (1.1)																								
Shane Bieber, R ERA: 3.00 (1.1)																								
Shane Bieber, R ERA: 3.00 (1.1)																								
Shane Bieber, R ERA: 3.00 (1.1)																								
Shane Bieber, R ERA: 3.00 (1.1)																								
Shane Bieber, R ERA: 3.00 (1.1)																								
Shane Bieber, R ERA: 3.00 (1.1)																								
Shane Bieber, R ERA: 3.00 (1.1)																								
Shane Bieber, R ERA: 3.00 (1.1)																								
Shane Bieber, R ERA: 3.00 (1.1)																								
Shane Bieber, R ERA: 3.00 (1.1)																								
Shane Bieber, R ERA: 3.00 (1.1)																								
Shane Bieber, R ERA: 3.00 (1.1)																								
Shane Bieber, R ERA: 3.00 (1.1)																								
Shane Bieber, R ERA: 3.00 (1.1)																								
Shane Bieber, R ERA: 3.00 (1.1)																								
Shane Bieber, R ERA: 3.00 (1.1)																								
Shane Bieber, R ERA: 3.00 (1.1)																								
Shane Bieber, R ERA: 3.00 (1.1)																								
Shane Bieber, R ERA: 3.00 (1.1)																								
Shane Bieber, R ERA: 3.00 (1.1)																								
Shane Bieber, R ERA: 3.00 (1.1)																								
Shane Bieber, R ERA: 3.00 (1.1)																								
Shane Bieber, R ERA: 3.00 (1.1)																								
Shane Bieber, R ERA: 3.00 (1.1)																								
Shane Bieber, R ERA: 3.00 (1.1)																								
Shane Bieber, R ERA: 3.00 (1.1)																								
Shane Bieber, R ERA: 3.00 (1.1)																								
Shane Bieber, R ERA: 3.00 (1.1)																								
Shane Bieber, R ERA: 3.00 (1.1)																								
Shane Bieber, R ERA: 3.00 (1.1)																								
Shane Bieber, R ERA: 3.00 (1.1)																								
Shane Bieber, R ERA: 3.00 (1.1)																								
Shane Bieber, R ERA: 3.00 (1.1)																								
Shane Bieber, R ERA: 3.00 (1.1)																								
Shane Bieber, R ERA: 3.00 (1.1)																								
Shane Bieber, R ERA: 3.00 (1.1)																								
Shane Bieber, R ERA: 3.00 (1.1)																								
Shane Bieber, R ERA: 3.00 (1.1																								


Batter	1	2	3	4	5	6	7	8	9	AB R H RBI BB SO LOB	TOP																								
											<p>Houston Astros @ Milwaukee Brewers Milwaukee County Stadium, Milwaukee, WI Wed May 17 2000, 8:05 PM EDT</p> <p>livebaseballscorecards.com</p> <p>AB 0 R 0 H 0 RBI 0 BB 0 SO 0 LOB 0</p>  <p>1B: 0 SF: 0 WP: 0 PA: 0 2B: 0 SAC: 0 FB: 0 3B: 0 DP: 0 SB: 0 HR: 0 HBP: 0 CS: 0</p>																								
Inning Stats																																			
PITCHER	IP	WLS	BF	H	R	ER	SO	BB	IBB	HBP	BLK	WP	HR	S	P	ERA	WHIP	PITCHER	IP	WLS	BF	H	R	ER	SO	BB	IBB	HBP	BLK	WP	HR	S	P	ERA	WHIP

Batter	1	2	3	4	5	6	7	8	9	AB R H RBI BB SO LOB	BOTTOM																								
											<p>Houston Astros @ Milwaukee Brewers Milwaukee County Stadium, Milwaukee, WI Wed May 17 2000, 8:05 PM EDT</p> <p>livebaseballscorecards.com</p> <p>AB 0 R 0 H 0 RBI 0 BB 0 SO 0 LOB 0</p>  <p>1B: 0 SF: 0 WP: 0 PA: 0 2B: 0 SAC: 0 FB: 0 3B: 0 DP: 0 SB: 0 HR: 0 HBP: 0 CS: 0</p>																								
Inning Stats																																			
PITCHER	IP	WLS	BF	H	R	ER	SO	BB	IBB	HBP	BLK	WP	HR	S	P	ERA	WHIP	PITCHER	IP	WLS	BF	H	R	ER	SO	BB	IBB	HBP	BLK	WP	HR	S	P	ERA	WHIP

Batter	1	2	3	4	5	6	7	8	9	AB R H RBI BB SO LOB	TOP																								
											<p>Houston Astros @ Milwaukee Brewers Milwaukee County Stadium, Milwaukee, WI Thu May 18 2000, 1:05 PM EDT</p> <p>livebaseballscorecards.com</p> <p>AB 0 R 0 H 0 RBI 0 BB 0 SO 0 LOB 0</p> 																								
Inning Stats										1B: 0 SF: 0 WP: 0 PA: 0 2B: 0 SAC: 0 FB: 0 3B: 0 DP: 0 SB: 0 HR: 0 HBP: 0 CS: 0																									
PITCHER	IP	WLS	BF	H	R	ER	SO	BB	IBB	HBP	BLK	WP	HR	S	P	ERA	WHIP	PITCHER	IP	WLS	BF	H	R	ER	SO	BB	IBB	HBP	BLK	WP	HR	S	P	ERA	WHIP

Batter	1	2	3	4	5	6	7	8	9	AB R H RBI BB SO LOB	BOTTOM																								
											<p>Houston Astros @ Milwaukee Brewers Milwaukee County Stadium, Milwaukee, WI Thu May 18 2000, 1:05 PM EDT</p> <p>livebaseballscorecards.com</p> <p>AB 0 R 0 H 0 RBI 0 BB 0 SO 0 LOB 0</p> 																								
Inning Stats										1B: 0 SF: 0 WP: 0 PA: 0 2B: 0 SAC: 0 FB: 0 3B: 0 DP: 0 SB: 0 HR: 0 HBP: 0 CS: 0																									
PITCHER	IP	WLS	BF	H	R	ER	SO	BB	IBB	HBP	BLK	WP	HR	S	P	ERA	WHIP	PITCHER	IP	WLS	BF	H	R	ER	SO	BB	IBB	HBP	BLK	WP	HR	S	P	ERA	WHIP

Batter	1	2	3	4	5	6	7	8	9	AB R H RBI BB SO LOB	TOP																								
											<p>Houston Astros @ Milwaukee Brewers Milwaukee County Stadium, Milwaukee, WI Thu May 18 2000, 4:05 PM EDT</p> <p>livebaseballscorecards.com</p> <p>AB 0 R 0 H 0 RBI 0 BB 0 SO 0 LOB 0</p>  <p>1B: 0 SF: 0 WP: 0 PA: 0 2B: 0 SAC: 0 FB: 0 3B: 0 DP: 0 SB: 0 HR: 0 HBP: 0 CS: 0</p>																								
Inning Stats																																			
PITCHER	IP	WLS	BF	H	R	ER	SO	BB	IBB	HBP	BLK	WP	HR	S	P	ERA	WHIP	PITCHER	IP	WLS	BF	H	R	ER	SO	BB	IBB	HBP	BLK	WP	HR	S	P	ERA	WHIP

Batter	1	2	3	4	5	6	7	8	9	AB R H RBI BB SO LOB	BOTTOM																								
											<p>Houston Astros @ Milwaukee Brewers Milwaukee County Stadium, Milwaukee, WI Thu May 18 2000, 4:05 PM EDT</p> <p>livebaseballscorecards.com</p> <p>AB 0 R 0 H 0 RBI 0 BB 0 SO 0 LOB 0</p>  <p>1B: 0 SF: 0 WP: 0 PA: 0 2B: 0 SAC: 0 FB: 0 3B: 0 DP: 0 SB: 0 HR: 0 HBP: 0 CS: 0</p>																								
Inning Stats																																			
PITCHER	IP	WLS	BF	H	R	ER	SO	BB	IBB	HBP	BLK	WP	HR	S	P	ERA	WHIP	PITCHER	IP	WLS	BF	H	R	ER	SO	BB	IBB	HBP	BLK	WP	HR	S	P	ERA	WHIP

Batter	1	2	3	4	5	6	7	8	9	AB	R	H	RBI	BB	SO	LOB	TOP											
Marvin Benard, L OBP: 0.287, SLG: 0.311	1-1 F8		2-3 K			2-2 P6		1-0 F6		4	0	0	0	0	1	1	San Francisco Giants @ Milwaukee Brewers Milwaukee County Stadium, Milwaukee, WI Sat May 20 2000, 8:05 PM EDT Att: 15,712 - Cloudy - 54 F											
Bill Mueller, S OBP: 0.350, SLG: 0.417	1-2 F8		3-2 G4-3			1-0 G5-3		0-0 F4		4	0	0	0	0	0	1												
Barry Bonds, L OBP: 0.411, SLG: 0.721	2-2 G1-4-3			2-0 G6-3		1-2 G3		1-3 K		4	0	0	0	0	1	0												
Jeff Kent, R OBP: 0.408, SLG: 0.669		2-1 G6-3		2-2 1B		4-1 FC6-4		0-0 F8		3	0	1	0	1	0	0												
J.T. Snow, L OBP: 0.340, SLG: 0.366		2-2 G4-3		1-2 1B		1-2 P3				3	0	1	0	0	0	1												
Terrell Lowery, R OBP: 0.600, SLG: 0.846		2-2 1B		0-1 G6-4-3		2-3 K				3	0	1	0	0	1	3												
Ramon Martinez, R OBP: 0.382, SLG: 0.393		3-2 F7			1-0 F7		2-2 FC6-4			3	0	0	0	0	0	2												
Doug Mirabeli, R OBP: 0.333, SLG: 0.435			2-2 F9		1-0 G5-3		0-1 F8			3	0	0	0	0	0	0												
Mark Gardner, R OBP: 0.333, SLG: 0.333			0-0 WP		1-3 K		3-3 K			2	0	1	0	0	1	0												
Felipe Crespo, S OBP: 0.406, SLG: 0.448										1	0	0	0	0	1	0												
Ben Weber, R OBP: 0.406, SLG: 0.448										0	0	0	0	0	0	0												
Inning Stats	R: 0 E: 0 K: 0 S: 10	H: 0 LOB: 0 BB: 0 P: 14	R: 0 E: 0 K: 0 S: 16	H: 1 LOB: 1 BB: 0 P: 25	R: 0 E: 0 K: 1 S: 12	H: 1 LOB: 1 BB: 0 P: 19	R: 0 E: 0 K: 0 S: 9	H: 2 LOB: 1 BB: 0 P: 14	R: 0 E: 0 K: 1 S: 6	H: 0 LOB: 0 BB: 0 P: 9	R: 0 E: 0 K: 0 S: 8	H: 0 LOB: 0 BB: 0 P: 12	R: 0 E: 0 K: 1 S: 11	H: 0 LOB: 1 BB: 1 P: 20	R: 0 E: 0 K: 1 S: 6	H: 0 LOB: 0 BB: 0 P: 10	R: 0 E: 0 K: 1 S: 7	H: 0 LOB: 0 BB: 0 P: 8	1B: 4 2B: 0 3B: 0 HR: 0	SF: 0 SAC: 0 DP: 1 HBP: 0	WP: 1 PB: 0 SB: 0 CS: 0	PA: 31						
PITCHER	IP	WLS	BF	H	R	ER	SO	BB	IBB	HBP	BLK	WP	HR	S	P	ERA	WHIP											
Jeff D'Amico, R ERA: 0.43	(1, 1)	7.0	W	25	4	0	0	3	1	0	0	0	1	0	72	113	0.00	0.714										
Hector Ramirez, R ERA: 4.08	(8, 1)	1.0		3	0	0	0	1	0	0	0	0	0	0	6	10	0.00	0.000										
Valerio De Los Santos, L ERA: 4.08	(9, 1)	1.0		3	0	0	0	1	0	0	0	0	0	0	7	8	0.00	0.000										

Batter	1	2	3	4	5	6	7	8	9	AB	R	H	RBI	BB	SO	LOB	BOTTOM										
Ronnie Belliard, R OBP: 0.377, SLG: 0.447	1-1 E5	1-0 HR		4-1 HBP		1-1 F7				3	2	1	1	1	0	0	San Francisco Giants @ Milwaukee Brewers Milwaukee County Stadium, Milwaukee, WI Sat May 20 2000, 8:05 PM EDT Att: 15,712 - Cloudy - 54 F										
Mark Loretta, R OBP: 0.380, SLG: 0.412	1-1 2B	0-2 F8		0-0 HBP		3-2 G5-3				4	1	2	1	0	0	0											
Jeromy Burnitz, L OBP: 0.358, SLG: 0.473	3-2 1B	2-2 F5		2-1 HBP		1-1 F8				3	1	1	1	0	0	0											
Charlie Hayes, R OBP: 0.396, SLG: 0.455	1-2 HR	0-1 F8		1-3 K		0-0 F7				4	1	1	0	0	1	3											
Lyle Mouton, R OBP: 0.354, SLG: 0.464	0-0 F3		2-2 F8		3-2 G6-3		2-0 F7			4	0	0	0	0	0	2											
Marquis Grissom, R OBP: 0.290, SLG: 0.307	4-2 HR		2-3 K		0-3 K		3-2 G6-3			3	1	0	0	1	2	0											
José Hernández, R OBP: 0.283, SLG: 0.321	3-1 HR		1-1 G4-3		0-0 G5-3		3-1 G4-3			4	1	1	4	0	0	0											
Henry Blanco, R OBP: 0.416, SLG: 0.514	2-3 K			1-1 F9		2-1 F9				3	0	0	0	0	1	0											
Jeff D'Amico, R ERA: 6.75	(1, 1)			1-0 G6-3		2-1 F9				3	0	0	0	0	0	0											
Hector Ramirez, R ERA: 14.63	(8, 1)									0	0	0	0	0	0	0											
Valerio De Los Santos, L ERA: 14.63	(9, 1)									0	0	0	0	0	0	0											
Inning Stats	R: 6 E: 1 K: 1 S: 22	H: 4 LOB: 0 BB: 1 P: 37	R: 1 E: 0 K: 0 S: 9	H: 1 LOB: 0 BB: 0 P: 12	R: 0 E: 0 K: 1 S: 8	H: 0 LOB: 0 BB: 0 P: 13	R: 0 E: 0 K: 1 S: 9	H: 1 LOB: 3 BB: 1 P: 18	R: 0 E: 0 K: 1 S: 8	H: 0 LOB: 0 BB: 0 P: 11	R: 0 E: 0 K: 0 S: 6	H: 0 LOB: 0 BB: 0 P: 11	R: 0 E: 0 K: 0 S: 9	H: 0 LOB: 0 BB: 0 P: 13	R: 0 E: 0 K: 0 S: 6	H: 0 LOB: 0 BB: 0 P: 14	R: 0 E: 0 K: 0 S: 6	H: 0 LOB: 0 BB: 0 P: 14	1B: 2 2B: 2 3B: 0 HR: 2	SF: 0 SAC: 0 DP: 0 HBP: 1	WP: 0 PB: 0 SB: 0 CS: 0	PA: 34					
PITCHER	IP	WLS	BF	H	R	ER	SO	BB	IBB	HBP	BLK	WP	HR	S	P	ERA	WHIP										
Mark Gardner, R ERA: 6.75	(1, 1)	7.0	L	31	6	7	6	4	2	0	1	0	1	71	115	7.71	1.143										
Ben Weber, R ERA: 14.63	(8, 1)	1.0		3	0	0	0	0	0	0	0	0	0	6	14	0.00	0.000										

AB	30
R	0
H	4
RBI	0
BB	1
SO	5
LOB	8



AB	31
R	7
H	6
RBI	7
BB	2
SO	4
LOB	5



Batter	1	2	3	4	5	6	7	8	9	AB	R	H	RBI	BB	SO	LOB	TOP				
Craig Biggio, R OBP: 0.323, SLG: 0.366 (1, 4) C	G4-3		WP 1B				DI BB		BB	3	0	2	0	2	0	0	Houston Astros @ Milwaukee Brewers Milwaukee County Stadium, Milwaukee, WI Mon May 22 2000, 4:05 PM EDT Att: 3,913 - Sunny - 70 F				
Mitch Meluskey, S OBP: 0.342, SLG: 0.540 (1, 2) X	G6-3		F7		G4-3		G5-3		G1	5	0	0	0	0	0	5					
5 Jeff Bagwell, R OBP: 0.426, SLG: 0.551 (1, 3) B	BB		P6				F7		K	3	0	0	0	1	1						
Ken Caminiti, S OBP: 0.470, SLG: 0.651 (1, 5) X	BB				G5-3 1B		G4-3		HR	4	1	3	1	0	0						
Moises Alou, R OBP: 0.369, SLG: 0.568 (1, 9) X	G5-3				F7		1B		F7	4	0	1	0	0	0	3					
Darley Ward, L OBP: 0.297, SLG: 0.544 (1, 7) F					G5-3		1B		G4-3	4	0	1	0	0	0	1					
Richard Hidalgo, R OBP: 0.381, SLG: 0.568 (1, 8) X					F4		F9		G4-3	4	0	0	0	0	0	3					
Tim Lincecum, R OBP: 0.234, SLG: 0.264 (1, 6) B							F7		K	4	0	0	0	0	0	3					
Kip Gross, R OBP: 0.217, SLG: 0.182 (5, PH)							F9		K	1	0	0	0	0	0	0					
Russ Johnson, R OBP: 0.285, SLG: 0.333 (7, PH)									K	0	0	0	0	0	0	0					
Joe Mauer, R OBP: 0.333, SLG: 0.333 (7, PH)									K	0	0	0	0	0	0	0					
Jose Cabrera, R OBP: 0.333, SLG: 0.333 (7, PH)									K	0	0	0	0	0	0	0					
Yorkis Perez, L OBP: 0.333, SLG: 0.333 (8, PH)									K	0	0	0	0	0	0	0					
Bill Spier, L OBP: 0.333, SLG: 0.333 (9, PH)									K	1	0	0	0	0	0	1					
Inning Stats	R: 0 E: 0 K: 0 S: 10	H: 1 LOB: 2 BB: 1 P: 16	R: 0 E: 0 K: 1 S: 11	H: 0 LOB: 0 BB: 0 P: 19	R: 0 E: 0 K: 0 S: 11	H: 1 LOB: 1 BB: 0 P: 13	R: 0 E: 0 K: 0 S: 8	H: 1 LOB: 1 BB: 0 P: 8	R: 0 E: 0 K: 1 S: 12	H: 2 LOB: 2 BB: 0 P: 15	R: 0 E: 0 K: 0 S: 6	H: 0 LOB: 1 BB: 1 P: 14	R: 1 E: 0 K: 1 S: 9	H: 1 LOB: 0 BB: 0 P: 14	R: 0 E: 0 K: 2 S: 11	H: 0 LOB: 2 BB: 1 P: 19	1B: 5 2B: 1 3B: 0 HR: 1	SF: 0 SAC: 0 DP: 0 HBP: 0	WP: 2 PB: 2 SB: 0 CS: 0	PA: 38	
PITCHER	IP	WLS	BF	H	R	ER	SO	BB	IBB	HBP	BLK	WP	HR	S	P	ERA	WHIP				
Jason Bere, R ERA: 4.47 (1, 1)	8.0	W	33	7	1	1	3	2	0	0	0	1	1	74	112	1.12	1.125				
Bob Wickman, R ERA: 0.89 (9, 1)	1.0		5	0	0	0	2	1	0	0	0	1	0	11	19	0.00	1.000				

AB 35
R 1
H 7
RBI 1
BB 3
SO 5
LOB 13



Batter	1	2	3	4	5	6	7	8	9	AB	R	H	RBI	BB	SO	LOB	BOTTOM				
Ronnie Belliard, R OBP: 0.391, SLG: 0.453 (1, 4) B	G6-3		BB HR				G6-3			4	1	2	2	0	0		Houston Astros @ Milwaukee Brewers Milwaukee County Stadium, Milwaukee, WI Mon May 22 2000, 4:05 PM EDT Att: 3,913 - Sunny - 70 F				
Mark Loretta, R OBP: 0.380, SLG: 0.425 (1, 6) B	1B		HR				F8			3	1	1	0	1	1						
Jeremy Bumitz, L OBP: 0.372, SLG: 0.494 (1, 9) X	1B		HR				G3			3	1	2	3	1	0						
Charlie Hayes, R OBP: 0.396, SLG: 0.477 (1, 3) X	G6-4-3		HR				BB			3	1	1	1	1	0	3					
Kevin Barker, L OBP: 0.365, SLG: 0.351 (8, 3) X	G6-4-3		HR				F8			0	0	0	0	0	0	0					
Lyle Mouton, R OBP: 0.364, SLG: 0.485 (1, 7) B			HR				F8			4	0	1	0	0	1						
José Hernández, R OBP: 0.289, SLG: 0.362 (1, 5) C	FC5-4						P3			3	0	0	0	1	0	2					
Marquis Grissom, R OBP: 0.286, SLG: 0.307 (1, 8) B	G5-4-3						FC5-4			4	1	1	0	0	0	2					
Henry Blanco, R OBP: 0.404, SLG: 0.481 (1, 2) B							G5-3			3	0	0	0	1	0	3					
Jason Bere, R OBP: 0.222, SLG: 0.222 (1, 1)							F7			3	1	0	0	0	1	2					
James Mouton, R OBP: 0.327, SLG: 0.318 (8, PH)							F8			1	0	0	0	0	1	2					
Bob Wickman, R ERA: 0.89 (9, 1)							K			0	0	0	0	0	0	0					
Inning Stats	R: 0 E: 0 K: 0 S: 7	H: 2 LOB: 1 BB: 0 P: 10	R: 0 E: 0 K: 0 S: 5	H: 1 LOB: 0 BB: 0 P: 11	R: 4 E: 0 K: 2 S: 11	H: 3 LOB: 0 BB: 2 P: 22	R: 2 E: 1 K: 1 S: 18	H: 2 LOB: 1 BB: 0 P: 31	R: 0 E: 0 K: 0 S: 8	H: 0 LOB: 0 BB: 1 P: 14	R: 0 E: 0 K: 0 S: 6	H: 0 LOB: 1 BB: 1 P: 12	R: 0 E: 1 K: 1 S: 10	H: 0 LOB: 2 BB: 1 P: 19	1B: 5 2B: 1 3B: 0 HR: 2	SF: 0 SAC: 0 DP: 2 HBP: 0	WP: 0 PB: 0 SB: 0 CS: 0	PA: 36			
PITCHER	IP	WLS	BF	H	R	ER	SO	BB	IBB	HBP	BLK	WP	HR	S	P	ERA	WHIP				
Kip Gross, R ERA: 9.0 (1, 1)	2.0	L	20	8	6	4	3	2	0	0	0	0	0	14	22	0.00	0.500				
Joe Slusarski, R ERA: 3.49 (5, 1)	7.0		7	0	0	0	0	1	0	0	0	0	0	5	12	0.00	1.000				
Jose Cabrera, R ERA: 5.32 (7, 1)	4.0		4	0	0	0	0	1	0	0	0	0	0	5	12	0.00	1.000				
Yorkis Perez, L ERA: 6.75 (8, 1)	5.0		5	0	0	0	1	1	0	0	0	0	0	10	19	0.00	1.000				


AB 31
R 6
H 8
RBI 6
BB 5
SO 4
LOB 16




Batter	1	2	3	4	5	6	7	8	9	AB	R	H	RBI	BB	SO	LOB	TOP			
Quilvio Veras, S OBP: 0.420, SLG: 0.401	G6-3		10 G4-3 BB		4-1 BB	3-2 BB			G3	3	0	1	2	2	0	0	Atlanta Braves @ Milwaukee Brewers Milwaukee County Stadium, Milwaukee, WI Tue May 23 2000, 8:05 PM EDT Att: 15,808 - Sunny - 77 F			
Andruw Jones, R OBP: 0.423, SLG: 0.590	10 S HBP		10 G4-3 BB		1-2 BB	1-H 3-H 2B			F8	2	0	0	0	2	0	2				
10 Chipper Jones, S OBP: 0.387, SLG: 0.540 30 Kevin McGlinchy, R	K		G4-3						G4-3	3	0	0	0	1	1	5				
Greg McMichael, R										0	0	0	0	0	0	0				
Rudy Seanez, R										0	0	0	0	0	0	0				
Wally Joyner, L OBP: 0.321, SLG: 0.348										1	0	0	0	0	0	0				
Andres Galaraga, R OBP: 0.406, SLG: 0.612	K		G6-3			FC6-4 1B			K	4	1	0	0	0	2	4				
Brian Jordan, R OBP: 0.405, SLG: 0.636					F7					4	1	3	0	0	0	0				
Javy Lopez, R OBP: 0.309, SLG: 0.380	G6-3				F9					4	1	0	0	0	0	3				
Reggie Sanders, R OBP: 0.239, SLG: 0.173					G4-3					2	1	0	0	1	1	0				
Rafael Furcal, S OBP: 0.408, SLG: 0.372	K									2	1	0	1	2	1	1				
Kevin Millwood, R OBP: 0.188, SLG: 0.200										1	0	0	0	0	1	0				
Bruce Chen, L										1	0	0	0	0	1	1				
Bobby Bonilla, S OBP: 0.386, SLG: 0.505										1	1	1	2	0	0	0				
Keith Lockhart, L OBP: 0.295, SLG: 0.452										1	0	0	0	0	0	0				
Inning Stats	R: 0 E: 0 K: 2 S: 10	H: 0 LOB: 1 BB: 0 P: 14	R: 0 E: 1 K: 1 S: 7	H: 1 LOB: 1 BB: 0 P: 10	R: 0 E: 0 K: 1 S: 8	H: 0 LOB: 2 BB: 2 P: 19	R: 0 E: 0 K: 0 S: 5	H: 0 LOB: 0 BB: 0 P: 7	R: 0 E: 0 K: 1 S: 8	H: 0 LOB: 1 BB: 2 P: 18	R: 0 E: 0 K: 1 S: 6	H: 1 LOB: 0 BB: 0 P: 7	R: 0 E: 0 K: 1 S: 13	H: 0 LOB: 0 BB: 0 P: 19	R: 0 E: 0 K: 0 S: 9	H: 0 LOB: 0 BB: 0 P: 14	1B: 4 2B: 1 3B: 0 HR: 0	SF: 0 SAC: 0 DP: 4 HBP: 2	WP: 0 PB: 1 SB: 1 CS: 0	PA: 39
PITCHER	IP WLS BF H R ER SO BB IBB HBP BLK WP HR S P ERA WHIP																			
Jamey Wright, R ERA: 8.44	5.1 W 26 2 5 5 5 7 0 2 0 0 0 0 48 93 8.44 1.688																			
Valerio De Los Santos, L ERA: 6.6	6.1 0.2 H 4 2 1 1 0 1 1 0 0 0 0 0 8 17 13.50 4.500																			
David Weathers, R ERA: 2.1	7.1 2.0 H 6 1 0 0 2 0 0 0 0 0 0 0 19 26 0.00 0.500																			
Bob Wickman, R ERA: 0.84	9.1 1.0 S 3 0 0 0 0 0 0 0 0 0 0 0 9 14 0.00 0.000																			

Batter	1	2	3	4	5	6	7	8	9	AB	R	H	RBI	BB	SO	LOB	BOTTOM			
Ronnie Belliard, R OBP: 0.393, SLG: 0.457	HR BB		L9			K				3	1	1	1	1	1	1	Atlanta Braves @ Milwaukee Brewers Milwaukee County Stadium, Milwaukee, WI Tue May 23 2000, 8:05 PM EDT Att: 15,808 - Sunny - 77 F			
Mark Loretta, R OBP: 0.377, SLG: 0.421	F9		BB WP HR						F3	4	1	1	0	0	0	2				
Jeremy Bumitz, L OBP: 0.374, SLG: 0.509	HR		HR BB						G4-3	3	2	1	2	1	0	1				
Charlie Hayes, R OBP: 0.391, SLG: 0.467	K		L9							4	0	1	0	0	2	2				
Lyle Mouton, R OBP: 0.370, SLG: 0.479			HR BB							3	1	1	0	1	1	1				
José Hernández, R OBP: 0.288, SLG: 0.379	K		HR							4	1	1	4	0	3	1				
Marquis Grissom, R OBP: 0.280, SLG: 0.300			F9							4	0	0	0	0	1	0				
Henry Blanco, R OBP: 0.398, SLG: 0.482	P5									4	1	1	0	0	0	2				
Jamey Wright, R Valerio De Los Santos, L Mark Sweeney, L David Weathers, R Kevin Barker, L Bob Wickman, R	G4-3									2	0	0	0	0	1	1				
Inning Stats	R: 2 E: 0 K: 2 S: 17	H: 2 LOB: 1 BB: 1 P: 29	R: 0 E: 0 K: 1 S: 10	H: 0 LOB: 0 BB: 0 P: 16	R: 4 E: 0 K: 0 S: 22	H: 2 LOB: 0 BB: 2 P: 41	R: 1 E: 0 K: 1 S: 19	H: 2 LOB: 1 BB: 0 P: 27	R: 0 E: 0 K: 2 S: 9	H: 0 LOB: 0 BB: 0 P: 16	R: 0 E: 1 K: 1 S: 10	H: 0 LOB: 1 BB: 0 P: 17	R: 0 E: 0 K: 1 S: 10	H: 1 LOB: 0 BB: 0 P: 14	R: 0 E: 1 K: 1 S: 12	H: 0 LOB: 1 BB: 0 P: 16		1B: 3 2B: 2 3B: 0 HR: 2	SF: 0 SAC: 0 DP: 0 HBP: 0	WP: 1 PB: 0 SB: 1 CS: 0
PITCHER	IP WLS BF H R ER SO BB IBB HBP BLK WP HR S P ERA WHIP																			
Kevin Millwood, R ERA: 4.73	3.0 L 16 4 6 6 3 3 0 0 0 0 0 0 28 43 4.50 1.000																			
Bruce Chen, L ERA: 2.04	4.1 2.0 8 2 1 1 3 0 0 0 0 0 0 10 17 0.00 0.000																			
30 Kevin McGlinchy, R ERA: 3.38	6.1 1.0 4 0 0 0 1 0 0 0 0 0 0 10 14 0.00 1.000																			
Greg McMichael, R ERA: 4.11	7.1 1.0 4 1 0 0 1 0 0 0 0 0 0 10 16 0.00 0.000																			
Rudy Seanez, R ERA: 3.18	8.1 1.0 4 0 0 0 1 0 0 0 0 0 0 12 16 0.00 0.000																			



Batter	1	2	3	4	5	6	7	8	9	AB	R	H	RBI	BB	SO	LOB	TOP						
Rafael Furcal, S OBP: 0.407, SLG: 0.380 (1, 6)	G3		SH2-3 E 2B			G5-3	FC6-4			4	1	1	0	1	0	4	Atlanta Braves @ Milwaukee Brewers Milwaukee County Stadium, Milwaukee, WI Thu May 25 2000, 1:05 PM EDT Att: 21,527 - Sunny - 66 F						
Quilvio Veras, S OBP: 0.433, SLG: 0.420 (1, 4)	F8		SH2-3			F8	2B 1B BB	FC5 S 1B		3	1	1	0	1	0	1							
Andruw Jones, R OBP: 0.432, SLG: 0.596 (1, 8)	G5-3		E4 CS			F7	1B 2B	1-3 1B		5	1	2	1	0	0	1							
Andres Galaraga, R OBP: 0.417, SLG: 0.641 (1, 3)		F4	F6			HR	BB 1B 1B	L1-3		4	2	1	1	1	0	3							
Brian Jordan, R OBP: 0.382, SLG: 0.590 (1, 9)	E5 FC5-4		CS	G5-3		E S G4-3 1B	F3	FC5		5	1	1	0	0	0	4							
Javy Lopez, R OBP: 0.312, SLG: 0.381 (1, 2)	FC5-4 2B			1B		K	1B BB 1B	F7		5	0	2	2	0	1	2							
Reggie Sanders, R OBP: 0.245, SLG: 0.198 (1, 7)				L5		E5 WP G4-3 2B	F5	S 1B		5	1	2	0	0	0	4							
Keith Lockhart, L OBP: 0.333, SLG: 0.490 (1, 5)				F7		G4-3	1B BB	L7		3	0	0	1	2	0	3							
Terry Mulholland, R OBP: 0.350, SLG: 0.450 (1, 1)						G5-3		K		4	0	2	2	0	1	3	AB 39 R 7 H 12 RBI 7 BB 5 SO 3 LOB 26 						
Rudy Seanez, R OBP: 0.359, SLG: 0.333 (8, PH)										0	0	0	0	0	0	0							
Wally Joyner, L OBP: 0.339, SLG: 0.333 (9, PH)										1	0	0	0	0	1	1							
John Rocker, R (9, 1)										0	0	0	0	0	0	0							
Inning Stats	R: 0 E: 0 K: 0 S: 9	H: 0 LOB: 0 BB: 0 P: 13	R: 0 E: 1 K: 1 S: 14	H: 1 LOB: 3 BB: 1 P: 23	R: 1 E: 1 K: 0 S: 6	H: 1 LOB: 0 BB: 0 P: 12	R: 0 E: 0 K: 0 S: 6	H: 1 LOB: 1 BB: 1 P: 9	R: 0 E: 0 K: 0 S: 7	H: 0 LOB: 1 BB: 1 P: 12	R: 3 E: 1 K: 1 S: 20	H: 3 LOB: 1 BB: 0 P: 33	R: 3 E: 0 K: 0 S: 12	H: 3 LOB: 3 BB: 3 P: 30	R: 0 E: 0 K: 0 S: 13	H: 2 LOB: 1 BB: 0 P: 19		R: 0 E: 0 K: 1 S: 8	H: 1 LOB: 1 BB: 0 P: 13	1B: 7 2B: 5 3B: 0 HR: 1	SF: 0 SAC: 1 DP: 1 HBP: 0	WP: 1 PB: 0 CS: 3	PA: 46
PITCHER	IP WLS BF H R ER SO BB IBB HBP BLK WP HR S P ERA WHIP	IP WLS BF H R ER SO BB IBB HBP BLK WP HR S P ERA WHIP	IP WLS BF H R ER SO BB IBB HBP BLK WP HR S P ERA WHIP	IP WLS BF H R ER SO BB IBB HBP BLK WP HR S P ERA WHIP	IP WLS BF H R ER SO BB IBB HBP BLK WP HR S P ERA WHIP	IP WLS BF H R ER SO BB IBB HBP BLK WP HR S P ERA WHIP	IP WLS BF H R ER SO BB IBB HBP BLK WP HR S P ERA WHIP	IP WLS BF H R ER SO BB IBB HBP BLK WP HR S P ERA WHIP	IP WLS BF H R ER SO BB IBB HBP BLK WP HR S P ERA WHIP	IP WLS BF H R ER SO BB IBB HBP BLK WP HR S P ERA WHIP	IP WLS BF H R ER SO BB IBB HBP BLK WP HR S P ERA WHIP	IP WLS BF H R ER SO BB IBB HBP BLK WP HR S P ERA WHIP	IP WLS BF H R ER SO BB IBB HBP BLK WP HR S P ERA WHIP	IP WLS BF H R ER SO BB IBB HBP BLK WP HR S P ERA WHIP	IP WLS BF H R ER SO BB IBB HBP BLK WP HR S P ERA WHIP	IP WLS BF H R ER SO BB IBB HBP BLK WP HR S P ERA WHIP		IP WLS BF H R ER SO BB IBB HBP BLK WP HR S P ERA WHIP					
Jeff D'Amico, R ERA: 1.0 (1, 1)	6.0	L	28	6	4	2	2	1	1	0	0	1	1	62	102	3.00		1.167					
Juan Acevedo, R ERA: 4.12 (7, 1)	1.0		9	3	3	3	0	2	1	0	0	0	0	12	30	27.00		5.000					
Valerio De Los Santos, L ERA: 0.39 (8, 1)	1.0		4	2	0	0	0	0	0	0	0	0	0	13	19	0.00	2.000						
Bob Wickman, R ERA: 0.81 (9, 1)	1.0		4	1	0	0	1	0	0	0	0	0	0	8	13	0.00	1.000						

Batter	1	2	3	4	5	6	7	8	9	AB	R	H	RBI	BB	SO	LOB	BOTTOM			
Ronnie Belliard, R OBP: 0.395, SLG: 0.450 (1, 4)	G5-3			F9 1B BB		HR 1B		F9 1B BB	DI 1B	3	1	2	0	2	0	0	Atlanta Braves @ Milwaukee Brewers Milwaukee County Stadium, Milwaukee, WI Thu May 25 2000, 1:05 PM EDT Att: 21,527 - Sunny - 66 F			
Mark Loretta, R OBP: 0.385, SLG: 0.445 (1, 6)	G1-3			1B		HR		BB 1B	F9	5	1	3	2	0	0	2				
Jeromy Burnitz, L OBP: 0.360, SLG: 0.485 (1, 9)	G4-3			F9		G3		K		4	0	0	0	0	1	4				
Charlie Hayes, R OBP: 0.377, SLG: 0.447 (1, 3)		L6		P4		G6-3		F9		4	0	0	0	0	0	4				
Lyle Mouton, R OBP: 0.341, SLG: 0.436 (1, 7)		G5-3		G4-3				G1-3		3	0	0	0	0	0	2				
Mark Sweeney, L OBP: 0.364, SLG: 0.222 (8, PH) (9, 7)								BB		0	0	0	0	1	0	0				
José Hernández, R OBP: 0.281, SLG: 0.385 (1, 5)		G5-3				K		F9		4	1	1	1	0	1	3				
James Mouton, R OBP: 0.322, SLG: 0.298 (1, 8)				F9		G5-3		BB	G3	3	0	0	0	1	0	0				
Raul Casanova, S OBP: 0.156, SLG: 0.100 (1, 2)				K		G1-3		K	K	4	0	0	0	0	3	1				
Jeff D'Amico, R ERA: 1.0 (1, 1)	7.0	W	27	4	3	3	3	2	0	0	0	0	0	0	0	0	AB 33 R 3 H 6 RBI 3 BB 5 SO 5 LOB 17 			
Sean Berry, R ERA: 5.58 (6, PH)	0.0									1	0	0	0	0	0	0				
Juan Acevedo, R ERA: 4.12 (7, 1)	1.0									0	0	0	0	0	0	0				
Luis Lopez, S ERA: 2.92 (7, PH)	1.0									0	0	0	0	0	0	0				
Valerio De Los Santos, L ERA: 0.39 (8, 1)	1.0									0	0	0	0	0	0	0				
Bob Wickman, R ERA: 0.81 (9, 1)	1.0									0	0	0	0	0	0	0				
Marquis Grissom, R ERA: 0.76 (9, PH)	0.0									0	0	0	0	1	0	0				
Inning Stats	R: 0 E: 0 K: 0 S: 11	H: 0 LOB: 0 BB: 0 P: 16	R: 0 E: 0 K: 0 S: 5	H: 0 LOB: 0 BB: 0 P: 6	R: 0 E: 0 K: 1 S: 6	H: 0 LOB: 0 BB: 0 P: 11	R: 0 E: 0 K: 0 S: 9	H: 1 LOB: 2 BB: 1 P: 16	R: 0 E: 0 K: 0 S: 7	H: 0 LOB: 0 BB: 0 P: 8	R: 1 E: 0 K: 1 S: 11	H: 1 LOB: 1 BB: 1 P: 18	R: 0 E: 0 K: 1 S: 10	H: 1 LOB: 3 BB: 2 P: 23	R: 0 E: 0 K: 1 S: 9	H: 1 LOB: 2 BB: 1 P: 15		1B: 4 2B: 0 3B: 0 HR: 2	SF: 0 SAC: 0 DP: 0 HBP: 0	WP: 0 PB: 0 CS: 0
PITCHER	IP WLS BF H R ER SO BB IBB HBP BLK WP HR S P ERA WHIP	IP WLS BF H R ER SO BB IBB HBP BLK WP HR S P ERA WHIP	IP WLS BF H R ER SO BB IBB HBP BLK WP HR S P ERA WHIP	IP WLS BF H R ER SO BB IBB HBP BLK WP HR S P ERA WHIP	IP WLS BF H R ER SO BB IBB HBP BLK WP HR S P ERA WHIP	IP WLS BF H R ER SO BB IBB HBP BLK WP HR S P ERA WHIP	IP WLS BF H R ER SO BB IBB HBP BLK WP HR S P ERA WHIP	IP WLS BF H R ER SO BB IBB HBP BLK WP HR S P ERA WHIP	IP WLS BF H R ER SO BB IBB HBP BLK WP HR S P ERA WHIP	IP WLS BF H R ER SO BB IBB HBP BLK WP HR S P ERA WHIP	IP WLS BF H R ER SO BB IBB HBP BLK WP HR S P ERA WHIP	IP WLS BF H R ER SO BB IBB HBP BLK WP HR S P ERA WHIP	IP WLS BF H R ER SO BB IBB HBP BLK WP HR S P ERA WHIP	IP WLS BF H R ER SO BB IBB HBP BLK WP HR S P ERA WHIP	IP WLS BF H R ER SO BB IBB HBP BLK WP HR S P ERA WHIP	IP WLS BF H R ER SO BB IBB HBP BLK WP HR S P ERA WHIP				
Terry Mulholland, L ERA: 5.58 (1, 1)	7.0	W	27	4	3	3	3	2	0	0	0	0	0	0	0	0	3.86	0.857		
Rudy Seanez, R ERA: 2.92 (8, 1)	1.0							2	0	0	0	0	0	10	23	0.00	3.000			
John Rocker, L ERA: 4.6 (9, 1)	1.0							1	0	0	0	0	0	9	15	0.00	2.000			

Batter	1	2	3	4	5	6	7	8	9	AB	R	H	RBI	BB	SO	LOB	TOP					
Ronnie Belliard, R (1,4) OBP: 0.394, SLG: 0.445 Luis Lopez, S (6,FR) OBP: 0.194, SLG: 0.343 (6,4)	F7			BB		FC6-4 G5-4-3		G6-3	P7	2	0	0	0	1	0	1						
Mark Loretta, R (1,6) OBP: 0.383, SLG: 0.441	L8			F9		G5-4-3				4	0	1	1	0	0	2						
James Mouton, R (1,7) OBP: 0.317, SLG: 0.294 Steve Woodard, L (8,1) OBP: 0.158, SLG: 0.059	K			L9				G3 1B	K	4	0	1	0	0	2	3						
Charlie Hayes, R (1,3) OBP: 0.373, SLG: 0.449				K						4	1	1	0	0	1	2						
José Hernández, R (1,5) OBP: 0.280, SLG: 0.378 (5,7)				F9						3	0	0	0	1	2	1						
Lyle Mouton, R (1,9) OBP: 0.344, SLG: 0.438 Sean Berry, R (5,5) OBP: 0.257, SLG: 0.258				K						2	0	1	0	0	1	0						
Marquis Grissom, R (1,8) OBP: 0.272, SLG: 0.287										2	0	0	0	0	2	3						
Henry Blanco, R (1,2) OBP: 0.394, SLG: 0.466 Jeromy Burnitz, L (8,9) OBP: 0.363, SLG: 0.485				K						2	0	0	0	1	0	0						
John Snyder, R (1,1) Hector Ramirez, R (4,1) OBP: 1.000, SLG: 1.000 Raul Casanova, S (6,PH) OBP: 0.206, SLG: 0.129 (8,2)				G4-3						1	0	0	0	0	0	0						
Inning Stats	R: 0 E: 0 K: 1 S: 7	H: 0 LOB: 0 BB: 0 P: 8	R: 0 E: 0 K: 1 S: 5	H: 0 LOB: 0 BB: 0 P: 8	R: 0 E: 0 K: 1 S: 8	H: 0 LOB: 0 BB: 0 P: 10	R: 0 E: 0 K: 1 S: 9	H: 0 LOB: 1 BB: 1 P: 13	R: 0 E: 0 K: 2 S: 13	H: 1 LOB: 1 BB: 0 P: 21	R: 0 E: 0 K: 0 S: 4	H: 1 LOB: 1 BB: 0 P: 7	R: 0 E: 0 K: 2 S: 12	H: 1 LOB: 1 BB: 0 P: 16	R: 1 E: 0 K: 1 S: 12	H: 2 LOB: 2 BB: 1 P: 18	R: 1 E: 0 K: 1 S: 13	H: 1 LOB: 3 BB: 3 P: 27	1B: 5 2B: 1 3B: 0 HR: 0	SF: 0 SAC: 0 DP: 1 HBP: 0	WP: 0 PB: 0 CS: 0	PA: 37
PITCHER	IP	WLS	BF	H	R	ER	SO	BB	IBB	HBP	BLK	WP	HR	S	P	ERA	WHIP					
Randy Johnson, L (1,1) ERA: 1.33	7.0	W	24	3	0	0	8	1	0	0	0	0	0	58	83	0.00	0.571					
Greg Swindell, L (8,1) ERA: 3.39	1.0		6	2	1	1	1	1	0	0	0	0	0	12	18	9.00	3.000					
Russ Springer, R (9,1) ERA: 4.82	0.2		6	1	1	1	1	3	0	0	0	0	0	12	26	13.50	6.000					
Dan Plesac, L (9,1) ERA: 3.38	0.1		1	0	0	0	0	0	0	0	0	0	0	1	1	0.00	0.000					

Milwaukee Brewers @ Arizona Diamondbacks
Bank One Ballpark, Phoenix, AZ
Fri May 26 2000, 10:05 PM EDT
Att: 34,846 - Sunny - 96 F

AB 32
R 2
H 6
RBI 2
BB 5
SO 10
LOB 21



Batter	1	2	3	4	5	6	7	8	9	AB	R	H	RBI	BB	SO	LOB	BOTTOM				
Tony Womack, L (1,6) OBP: 0.313, SLG: 0.435	F9			F5						5	0	2	1	0	0	0					
Jay Bell, R (1,4) OBP: 0.431, SLG: 0.500				F8						4	1	1	1	1	0	2					
Luis Gonzalez, L (1,7) OBP: 0.396, SLG: 0.525	F8			L4						4	0	0	0	0	0	3					
Matt Williams, R (1,5) OBP: 0.313, SLG: 0.400				L6						3	1	0	0	1	0	2					
Steve Finley, L (1,8) OBP: 0.391, SLG: 0.690				L6						3	1	0	0	1	0	0					
Erubiel Durazo, L (1,3) OBP: 0.401, SLG: 0.476										2	2	1	0	2	0	0					
Turner Ward, S (1,9) OBP: 0.250, SLG: 0.250				F7						4	1	1	1	0	0	2					
Kelly Stinnett, R (1,2) OBP: 0.300, SLG: 0.495										4	2	2	4	0	0	1					
Randy Johnson, R (1,1) OBP: 0.257, SLG: 0.265 Greg Swindell, L (8,1) ERA: 10.0 Bernard Gilkey, R (6,PH) OBP: 0.246, SLG: 0.286 Russ Springer, R (9,1) OBP: 0.333, SLG: 0.333 Dan Plesac, L (9,1) ERA: 5.63				K						3	1	2	1	0	1	0					
Inning Stats	R: 6 E: 0 K: 0 S: 23	H: 4 LOB: 2 BB: 4 P: 48	R: 0 E: 0 K: 0 S: 5	H: 0 LOB: 0 BB: 0 P: 6	R: 2 E: 0 K: 1 S: 8	H: 2 LOB: 0 BB: 0 P: 14	R: 0 E: 0 K: 0 S: 5	H: 0 LOB: 0 BB: 0 P: 11	R: 0 E: 0 K: 0 S: 8	H: 0 LOB: 1 BB: 1 P: 15	R: 0 E: 0 K: 0 S: 8	H: 0 LOB: 0 BB: 0 P: 11	R: 0 E: 0 K: 0 S: 8	H: 0 LOB: 0 BB: 0 P: 11	1B: 8 2B: 0 3B: 0 HR: 1	SF: 0 SAC: 0 DP: 0 HBP: 0	WP: 1 PB: 0 SB: 0 CS: 0	PA: 38			
PITCHER	IP	WLS	BF	H	R	ER	SO	BB	IBB	HBP	BLK	WP	HR	S	P	ERA	WHIP				
John Snyder, R (1,1) ERA: 14.63	3.0	L	19	6	8	8	1	3	1	0	0	0	0	36	68	24.00	3.000				
Hector Ramirez, R (4,1) ERA: 10.0	4.0		16	3	1	1	0	1	0	0	0	0	0	32	53	2.25	1.000				
Steve Woodard, R (8,1) ERA: 5.63	1.0		3	0	0	0	0	0	0	0	0	0	0	8	11	0.00	0.000				

Milwaukee Brewers @ Arizona Diamondbacks
Bank One Ballpark, Phoenix, AZ
Fri May 26 2000, 10:05 PM EDT
Att: 34,846 - Sunny - 96 F

AB 33
R 9
H 9
RBI 8
BB 5
SO 1
LOB 10



Batter	1	2	3	4	5	6	7	8	9	AB	R	H	RBI	BB	SO	LOB	TOP					
Ronnie Belliard, R OBP: 0.396, SLG: 0.440 (1, 4)	E5 SH1-3 SF8		G6-3				F9 1B 2B BB			2	2	0	0	2	0	0	Milwaukee Brewers @ Arizona Diamondbacks Bank One Ballpark, Phoenix, AZ Sat May 27 2000, 4:35 PM EDT Att: 35,163 - Dome - 72 F livebaseballscorecards.com					
Mark Loretta, R OBP: 0.387, SLG: 0.444 (1, 6)	SH1-3						2B 1B			3	0	2	1	0	0	1						
Jeromy Burnitz, L OBP: 0.356, SLG: 0.477 (1, 9)	SF8		F7				F9			3	0	0	1	0	0	3						
Mark Sweeney, L OBP: 0.429, SLG: 0.500 James Mouton, R OBP: 0.313, SLG: 0.288 (8, PH) (8, 7)	FC6-4 2B		K				2B			3	0	2	1	0	1	1						
José Hernández, R OBP: 0.280, SLG: 0.371 (1, 5)	FC6-4 BB						1-3 3-H 2B			1	0	0	0	0	1	0						
Marquis Grissom, R OBP: 0.272, SLG: 0.286 (1, 8)	FC6-4						F8			4	0	1	0	0	1	2						
Kevin Barker, L Valerio De Los Santos, L David Weathers, R Luis Lopez, S OBP: 0.189, SLG: 0.333 (1, 3) (6, 1) (7, 1) (8, PH)	G4-3		F7				F7			3	0	0	0	0	0	1						
Henry Blanco, R OBP: 0.381, SLG: 0.446 (1, 2)	G6-3						F7			4	0	0	0	0	0	1						
Jason Bere, R OBP: 0.250, SLG: 0.350 Juan Acevedo, R Charlie Hayes, R OBP: 0.370, SLG: 0.444 (1, 1) (5, 1) (6, 3)	K						1B 3B			2	1	1	0	0	1	0						
Inning Stats	R: 1 E: 1 K: 0 S: 14	H: 1 LOB: 2 BB: 1 P: 26	R: 0 E: 0 K: 1 S: 6	H: 0 LOB: 0 BB: 0 P: 7	R: 0 E: 0 K: 1 S: 9	H: 1 LOB: 1 BB: 0 P: 20	R: 0 E: 0 K: 0 S: 6	H: 0 LOB: 0 BB: 0 P: 10	R: 2 E: 0 K: 0 S: 15	H: 3 LOB: 2 BB: 1 P: 24	R: 0 E: 0 K: 0 S: 5	H: 1 LOB: 0 BB: 0 P: 8	R: 0 E: 0 K: 0 S: 4	H: 0 LOB: 0 BB: 0 P: 12	R: 0 E: 0 K: 1 S: 7	H: 0 LOB: 0 BB: 0 P: 10		R: 0 E: 0 K: 2 S: 8	H: 0 LOB: 0 BB: 0 P: 10	1B: 3 2B: 2 3B: 1 HR: 0	SF: 1 SAC: 1 DP: 2 HBP: 0	WP: 0 PB: 0 CS: 0
PITCHER	IP WLS BF H R ER SO BB IBB HBP BLK WP HR S P ERA WHIP																					
Armando Reynoso, R ERA: 6.17 Mike Morgan, R ERA: 2.79 Dan Plesac, L ERA: 3.27 Byung-Hyun Kim, R ERA: 1.64	6.0 W 26 6 3 2 2 2 0 0 0 0 0 0 55 95 3.00 1.333																					

Batter	1	2	3	4	5	6	7	8	9	AB	R	H	RBI	BB	SO	LOB	BOTTOM			
Tony Womack, L OBP: 0.315, SLG: 0.440 (1, 6)	BB BB G3 1B	G4-6-3		G4-3			F7			5	2	2	0	0	0	6	Milwaukee Brewers @ Arizona Diamondbacks Bank One Ballpark, Phoenix, AZ Sat May 27 2000, 4:35 PM EDT Att: 35,163 - Dome - 72 F livebaseballscorecards.com			
Jay Bell, R OBP: 0.425, SLG: 0.492 (1, 4)	F9		F7			P4	F3			5	0	1	1	0	0	2				
Luis Gonzalez, L OBP: 0.401, SLG: 0.538 (1, 7)	G3 BB		G3			F7				3	1	1	1	2	0	0				
Erubiel Durazo, L OBP: 0.406, SLG: 0.477 Greg Colbrunn, R OBP: 0.591, SLG: 0.729 (1, 3) (6, PH) (7, 3)	G3 BB		K			HR 1B	K			2	1	1	0	1	1	0				
Steve Finley, L OBP: 0.391, SLG: 0.697 (1, 8)	G3					FC5-4 BB	HR 1B			4	1	1	3	1	0	5				
Turner Ward, S OBP: 0.333, SLG: 0.333 (1, 9)	K		FC5-4 1B			1B	1B			5	1	2	0	0	1	4				
Andy Fox, L OBP: 0.259, SLG: 0.299 (1, 5)	G3-1					BB 1B	1B			5	1	3	0	0	0	1				
Damian Miller, R OBP: 0.344, SLG: 0.506 (1, 2)	1B 1B					BB 1B	K			3	0	1	0	1	2	4				
Armando Reynoso, R Benoit Gilroy, R Mike Morgan, R Hanley Firas, R Dan Plesac, L Byung-Hyun Kim, R OBP: 0.325, SLG: 0.525 OBP: 0.241, SLG: 0.280 OBP: 0.305, SLG: 0.500 OBP: 0.282, SLG: 0.282 OBP: 0.370, SLG: 0.444 (1, 1) (6, PH) (7, 1) (7, PH) (8, 1) (8, 1)	G4-6-3 1B					K				2	0	1	0	0	1	3				
Inning Stats	R: 1 E: 0 K: 1 S: 10	H: 1 LOB: 1 BB: 2 P: 21	R: 0 E: 0 K: 0 S: 13	H: 2 LOB: 0 BB: 0 P: 19	R: 0 E: 0 K: 1 S: 6	H: 0 LOB: 0 BB: 0 P: 11	R: 0 E: 0 K: 1 S: 9	H: 1 LOB: 3 BB: 2 P: 21	R: 2 E: 0 K: 1 S: 20	H: 4 LOB: 2 BB: 0 P: 28	R: 1 E: 0 K: 1 S: 11	H: 2 LOB: 1 BB: 1 P: 20	R: 2 E: 0 K: 1 S: 20	H: 3 LOB: 1 BB: 0 P: 29	R: 1 E: 0 K: 0 S: 12	H: 1 LOB: 1 BB: 0 P: 18		1B: 11 2B: 1 3B: 0 HR: 2	SF: 0 SAC: 0 DP: 1 HBP: 1	WP: 0 PB: 0 CS: 0
PITCHER	IP WLS BF H R ER SO BB IBB HBP BLK WP HR S P ERA WHIP																			
Jason Bere, R ERA: 4.57 Juan Acevedo, R ERA: 4.43 Valerio De Los Santos, L ERA: 0.68 David Weathers, R ERA: 2.3	4.2 L 24 7 3 1 1 1 0 0 0 0 0 0 12 18 5.79 2.357																			

Batter	1	2	3	4	5	6	7	8	9	AB	R	H	RBI	BB	SO	LOB	TOP										
Ronnie Belliard, R OBP: 0.388, SLG: 0.428 (1, 4)	2-1 2B 1B	2-2 G4-3		0-0 F8		1-3 K		0-0 G6-3		5	1	1	0	0	1	1	Milwaukee Brewers @ San Diego Padres Qualcomm Stadium, San Diego, CA Mon May 29 2000, 9:05 PM EDT Att: 16,863 - Sunny - 72 F										
Mark Loretta, R OBP: 0.368, SLG: 0.421 (1, 6)	0-1 F8	1-2 F7		2-3 K		1-1 F8		3-2 G3		5	0	0	0	0	1	2											
Jeremy Burnitz, L OBP: 0.363, SLG: 0.489 (1, 9)	1-1 F8		4-1 1B 1B		4-1 FC3-6 BB		3-2 G5-3	2-2 F7		3	1	0	0	2	0	1											
Geoff Jenkins, L OBP: 0.336, SLG: 0.661 (1, 7)	0-0 WP 1H WP 2B		0-0 1B BB		0-0 FC3-6 1B		2-3 K		2-3 K	5	2	2	1	0	2	1											
Charlie Hayes, R OBP: 0.395, SLG: 0.467 (1, 3)	4-1 WP BB		1-2 E8 G6-4-3 1B		1-3 K		2-2 E5 2B HBP		3-2 BB 1B	4	2	2	1	1	1	1											
José Hernández, R OBP: 0.291, SLG: 0.371 (1, 5)	2-3 K		0-1 G6-4-3		0-0 E 1B		1-1 2B HBP		4-2 1B BB	3	1	1	0	1	1	2											
Marquis Grissom, R OBP: 0.287, SLG: 0.325 (1, 8)		0-1 HR	2-2 FC6-4 BB		2-0 E6 1-2 2-3		2-2 1H 2H 2B		3-2 G6-4-3 1B	4	1	3	4	1	0	2											
Henry Blanco, R OBP: 0.361, SLG: 0.410 (1, 2)	0-2 F8		2-2 FC6-4		1-3 K		4-0 IBB		0-0 G6-4-3	4	0	0	0	1	1	6											
Jimmy Haynes, R OBP: 0.115, SLG: 0.192 David Weathers, R (9, 1)		0-0 G4-3 2B		0-3 K		1-3 K		0-3 K		4	0	1	0	0	3	2											
Inning Stats	R: 2 E: 0 K: 1 S: 11	H: 2 LOB: 1 BB: 1 P: 20	R: 1 E: 0 K: 0 S: 13	H: 2 LOB: 1 BB: 0 P: 16	R: 2 E: 1 K: 0 S: 14	H: 2 LOB: 1 BB: 2 P: 25	R: 0 E: 0 K: 2 S: 12	H: 0 LOB: 0 BB: 0 P: 14	R: 0 E: 1 K: 2 S: 10	H: 1 LOB: 3 BB: 1 P: 18	R: 0 E: 0 K: 0 S: 8	H: 0 LOB: 0 BB: 0 P: 11	R: 2 E: 1 K: 2 S: 18	H: 1 LOB: 2 BB: 1 P: 32	R: 0 E: 0 K: 0 S: 7	H: 0 LOB: 0 BB: 0 P: 12	R: 1 E: 0 K: 1 S: 14	H: 2 LOB: 1 BB: 1 P: 26	1B: 6 2B: 3 3B: 0 HR: 1	SF: 0 SAC: 0 DP: 2 HBP: 1	WP: 2 PB: 2 CS: 0	PA: 44					
PITCHER	IP	WLS	BF	H	R	ER	SO	BB	IBB	HBP	BLK	WP	HR	S	P	ERA	WHIP										
Brian Meadows, R ERA: 4.57 (1, 1)	4.2	L	25	7	5	4	4	4	0	0	0	2	1	57	89	7.71	2.357										
Matt Whiteside, R ERA: 5.28 (5, 1)	2.1		11	1	2	0	5	0	1	1	0	0	0	29	47	0.00	0.429										
Brian Boehringer, R ERA: 5.28 (8, 1)	1.0		3	0	0	0	0	0	0	0	0	0	0	7	12	0.00	0.000										
Matt Whisenant, L ERA: 3.8 (9, 1)	1.0		5	2	1	1	1	1	0	0	0	0	0	14	26	9.00	3.000										
Batter	1	2	3	4	5	6	7	8	9	AB	R	H	RBI	BB	SO	LOB	BOTTOM										
Ruben Rivera, R OBP: 0.354, SLG: 0.476 (1, 8)	2-3 K		1-2 G5-3		1-3 K2-3			1-1 P4		4	0	0	0	0	2	0	Milwaukee Brewers @ San Diego Padres Qualcomm Stadium, San Diego, CA Mon May 29 2000, 9:05 PM EDT Att: 16,863 - Sunny - 72 F										
Al Martin, L OBP: 0.368, SLG: 0.508 (1, 7)	2-0 G5-3			0-0 HR			1-0 F7			4	1	1	1	0	0	0											
Tony Gwynn, L OBP: 0.366, SLG: 0.416 29 Kory DeHaan, L OBP: 0.156, SLG: 0.167 (9, 9)	2-1 G6-3			1-1 F9 1B 2B			1-1 F9			4	1	2	0	0	0	0											
Phil Nevin, R OBP: 0.379, SLG: 0.607 (1, 5)		2-3 K		2-2 F9			0-0 F7		1-1 1B 1B	4	1	1	0	0	1	2											
Ryan Klesko, L OBP: 0.366, SLG: 0.541 (1, 3)		4-1 BB		0-0 FC5 1B			1-1 P6		2-2 F3	3	0	1	1	1	0	2											
Bret Boone, R OBP: 0.330, SLG: 0.444 (1, 4)		3-2 F7		3-1 P4			3-1 L6		1-1 1B	4	0	1	0	0	0	3											
Carlos Hernandez, R OBP: 0.306, SLG: 0.330 Matt Whiteside, R (5, 1)		0-1 G4-3		0-1 FC5 1B			3-2 F8		2-2 FC6-4 1B	2	0	1	0	0	0	1											
Chris Gomez, R OBP: 0.326, SLG: 0.222 Brian Boehringer, S OBP: 0.250, SLG: 0.500 Matt Whisenant, R (9, 1)			4-2 B3-6-4 BB		1-0 FC5		0-2 F7		0-3 K	2	0	0	0	1	0	2											
Brian Meadows, R OBP: 0.095, SLG: 0.095 Wiki Gonzalez, R OBP: 0.317, SLG: 0.387 (5, 2)			2-2 B3-6-4		3-1 F9		2-0 G1-3		0-2 FC6-4	1	0	0	0	0	0	1											
Inning Stats	R: 0 E: 0 K: 1 S: 6	H: 0 LOB: 0 BB: 0 P: 12	R: 0 E: 0 K: 1 S: 9	H: 0 LOB: 1 BB: 1 P: 18	R: 0 E: 0 K: 0 S: 11	H: 0 LOB: 2 BB: 1 P: 18	R: 2 E: 0 K: 0 S: 12	H: 4 LOB: 0 BB: 0 P: 19	R: 0 E: 0 K: 1 S: 6	H: 0 LOB: 0 BB: 0 P: 10	R: 0 E: 0 K: 0 S: 7	H: 1 LOB: 1 BB: 0 P: 12	R: 0 E: 0 K: 0 S: 9	H: 0 LOB: 0 BB: 0 P: 14	R: 0 E: 0 K: 0 S: 5	H: 0 LOB: 0 BB: 0 P: 9	R: 1 E: 0 K: 1 S: 18	H: 3 LOB: 2 BB: 0 P: 24	1B: 6 2B: 1 3B: 0 HR: 1	SF: 0 SAC: 0 DP: 1 HBP: 0	WP: 0 PB: 0 CS: 0	PA: 36					
PITCHER	IP	WLS	BF	H	R	ER	SO	BB	IBB	HBP	BLK	WP	HR	S	P	ERA	WHIP										
Jimmy Haynes, R ERA: 4.33 (1, 1)	8.1	W	33	7	3	3	3	2	0	0	0	0	0	72	123	3.24	1.080										
David Weathers, R ERA: 2.25 (9, 1)	0.2		3	1	0	0	1	0	0	0	0	0	0	11	13	0.00	1.500										

Batter	1	2	3	4	5	6	7	8	9	AB	R	H	RBI	BB	SO	LOB	TOP										
Ronnie Belliard, R OBP: 0.388, SLG: 0.424	4-2 FC6 BB		0-1 HR 1B		2-0 G5-4-3 1-2		2-2 F2		0-3 K	4	1	1	0	1	1	5											
Mark Loretta, R OBP: 0.366, SLG: 0.433	2-1 F9		1-0 HR			2-2 F8		1-3 K		4	1	1	2	0	1	1											
Jeromy Burnitz, L OBP: 0.361, SLG: 0.489	2-0 F7		2-3 K			1-2 3B 2B		0-0 P5		4	1	1	0	0	1	1											
Geoff Jenkins, L OBP: 0.333, SLG: 0.664	1-2 FC6 1-2			3-2 F8		1-0 2H FC1-2 3B		1-3 K		4	0	1	1	0	1	1											
Charlie Hayes, R OBP: 0.391, SLG: 0.459		2-2 G3		1-1 F9		0-2 FC1-2		2-2 1B 1B		4	0	1	0	0	0	1											
José Hernández, R OBP: 0.295, SLG: 0.380		2-3 K		3-0 2B		3-2 P4		2-2 1B 1B		4	0	2	0	0	1	1											
Marquis Grissom, R OBP: 0.286, SLG: 0.324		0-1 G6-3		1-1 F9			1-0 F4		1-1 1B	4	0	1	0	0	0	1											
Henry Blanco, R OBP: 0.349, SLG: 0.394			0-1 L7		2-3 K		2-1 F9		0-0 P6	4	0	0	0	0	1	3											
Jeff D'Amico, R Valerio De Los Santos, L Sean Berry, R Juan Acevedo, R Mark Sweeney, L	(1, 1) (6, 1) (7, PH) (7, 1) (9, PH)		2-3 K		4-2 G5-4-3 BB		2-0 2B		0-3 K	1	0	0	0	1	1	0											
Inning Stats	R: 0 E: 0 K: 0 S: 9	H: 0 LOB: 1 BB: 1 P: 18	R: 0 E: 0 K: 1 S: 8	H: 0 LOB: 0 BB: 0 P: 12	R: 2 E: 0 K: 2 S: 11	H: 2 LOB: 0 BB: 0 P: 16	R: 0 E: 0 K: 0 S: 9	H: 1 LOB: 1 BB: 0 P: 17	R: 0 E: 0 K: 1 S: 6	H: 0 LOB: 0 BB: 1 P: 14	R: 1 E: 0 K: 0 S: 13	H: 2 LOB: 1 BB: 0 P: 20	R: 0 E: 0 K: 0 S: 7	H: 1 LOB: 1 BB: 0 P: 14	R: 0 E: 0 K: 2 S: 7	H: 0 LOB: 0 BB: 0 P: 9	R: 0 E: 0 K: 2 S: 18	H: 3 LOB: 3 BB: 0 P: 23	1B: 4 2B: 3 3B: 1 HR: 1	SF: 0 SAC: 0 DP: 1 HBP: 0	WP: 0 PA: 37 PB: 0 CS: 0						
PITCHER	IP	WLS	BF	H	R	ER	SO	BB	IBB	HBP	BLK	WP	HR	S	P	ERA	WHIP										
Adam Eaton, R ERA: 5.06	5.1	W	22	5	3	3	4	2	0	0	0	0	1	50	88	5.06	1.312										
Carlos Almanzar, R ERA: 4.73	0.2	H	2	0	0	0	0	0	0	0	0	0	0	6	9	0.00	0.000										
Donne Wall, R ERA: 4.28	1.0	H	4	1	0	0	0	0	0	0	0	0	0	7	14	0.00	1.000										
Kevin Walker, L ERA: 5.75	1.0	H	3	0	0	0	2	0	0	0	0	0	0	7	9	0.00	0.000										
Trevor Hoffman, R ERA: 2.97	1.0	S	6	3	0	0	2	0	0	0	0	0	0	18	23	0.00	3.000										

Milwaukee Brewers @ San Diego Padres
Qualcomm Stadium, San Diego, CA
Tue May 30 2000, 10:05 PM EDT
Att: 15,379 - Sunny - 68 F

AB	35
R	3
H	9
RBI	3
BB	2
SO	8
LOB	17



Batter	1	2	3	4	5	6	7	8	9	AB	R	H	RBI	BB	SO	LOB	BOTTOM										
Eric Owens, R OBP: 0.385, SLG: 0.436	4-1 F9 1B BB		1-0 F8		1-0 2B 1B	4-0 IBB		2-1 CS 1B		3	1	2	1	2	0	0											
Al Martin, L E: 0.506 F: 0.506 S: 0.718	2-2 F7		0-0 G3		1-0 2B 1B	3-2 P4		3-2 L9		3	0	1	1	0	0	1											
Ryan Klesko, L OBP: 0.369, SLG: 0.547	0-0 1B			0-0 P4	1-0 2B		1-2 G6-3			4	0	2	1	0	0	0											
Phil Nevin, R OBP: 0.377, SLG: 0.597	2-0 F9		2-3 K		1-3 K	4-0 G4-6-3 IBB		2-3 K		3	0	0	0	1	2	2											
Bret Boone, R OBP: 0.329, SLG: 0.438	2-3 K			4-0 CS BB	1-1 G4-6-3	1-2 K		2-3 K		3	0	0	0	1	2	5											
Ruben Rivera, R OBP: 0.340, SLG: 0.455		3-2 F8		2-1 CS	0-1 G6-3	3-3 K		3-3 K		4	0	0	0	0	2	0											
Carlos Hernandez, R OBP: 0.322, SLG: 0.340		1-1 G4-3			0-0 2B 1B	2-1 FC6-4 1B		4-2 2B 29 2B BB		3	2	2	0	1	0	0											
Damian Jackson, R OBP: 0.366, SLG: 0.423		2-3 K			4-1 2B 1B BB	2-1 FC6-4 29 2B		0-0 2B		3	2	1	0	1	1	1											
Adam Eaton, R OBP: 0.500, SLG: 1.000					0-2 1B 2B	2-2 2B		0-0 1B		2	1	1	1	0	1	0											
Carlos Almanzar, R 29 Kory DeHaan, L	(1, 1) (6, 1) (6, PH)		0-3 K		1-3 1B 2B	1-3 1B 2B		2-2 2B		2	0	2	2	0	0	0											
Inning Stats	R: 0 E: 1 K: 1 S: 10	H: 1 LOB: 2 BB: 1 P: 20	R: 0 E: 0 K: 1 S: 12	H: 0 LOB: 0 BB: 0 P: 18	R: 0 E: 0 K: 1 S: 5	H: 0 LOB: 0 BB: 0 P: 6	R: 0 E: 0 K: 1 S: 5	H: 0 LOB: 0 BB: 1 P: 12	R: 4 E: 0 K: 0 S: 12	H: 5 LOB: 2 BB: 2 P: 24	R: 0 E: 0 K: 1 S: 13	H: 2 LOB: 3 BB: 1 P: 29	R: 0 E: 0 K: 2 S: 12	H: 0 LOB: 0 BB: 0 P: 17	R: 2 E: 0 K: 1 S: 13	H: 3 LOB: 1 BB: 1 P: 25	1B: 6 2B: 5 3B: 0 HR: 0	SF: 0 SAC: 0 DP: 1 HBP: 0	WP: 0 PA: 39 PB: 0 CS: 2								
PITCHER	IP	WLS	BF	H	R	ER	SO	BB	IBB	HBP	BLK	WP	HR	S	P	ERA	WHIP										
Jeff D'Amico, R ERA: 1.92	5.2	L	28	8	4	4	5	3	2	0	0	0	0	54	103	6.35	1.941										
Valerio De Los Santos, L ERA: 6.61	0.1		1	0	0	0	0	0	0	0	0	0	0	3	6	0.00	0.000										
Juan Acevedo, R ERA: 4.84	2.0		9	3	2	2	3	1	0	0	0	0	0	25	42	9.00	2.000										

Milwaukee Brewers @ San Diego Padres
Qualcomm Stadium, San Diego, CA
Tue May 30 2000, 10:05 PM EDT
Att: 15,379 - Sunny - 68 F

AB	32
R	6
H	11
RBI	6
BB	6
SO	8
LOB	14



Batter	1	2	3	4	5	6	7	8	9	AB	R	H	RBI	BB	SO	LOB	TOP								
Kenny Lofton, L OBP: 0.367, SLG: 0.400 (1, 8)	4-0 SH1-3 BB SF7 BB		1-1 G4-3	3-3 K		2-2 F8			1-0 F8	4	1	0	0	1	1	3	Cleveland Indians @ Milwaukee Brewers Milwaukee County Stadium, Milwaukee, WI Mon Jun 05 2000, 8:05 PM EDT Att: 13,749 - Sunny - 57 F								
Omar Vizquel, S OBP: 0.346, SLG: 0.368 (1, 6)	4-1 SF7 SH1-3 1-2 BB		2-2 1B 3B	1-1 CS 1B		2-2 F7			3-2 F8	4	1	2	2	1	0	1									
Roberto Alomar, S OBP: 0.352, SLG: 0.450 (1, 4)	0-0 SH1-3 1-2 2-3		1-2 G6-3 1B	1-2 CS 1-2		3-1 F8			0-2 G4-3	3	0	1	1	0	0	0									
Jim Thome, L OBP: 0.356, SLG: 0.556 (1, 3)	4-0 BB		0-0 G6-3 1-2			4-0 HR BB			0-0 G3	2	1	0	0	2	0	1									
David Justice, L OBP: 0.387, SLG: 0.608 (1, 9)	0-0 SF7 2-3 3-H			2-1 HR		1-1 HR			1-0 G3	3	2	2	4	0	0	0									
Travis Fryman, R OBP: 0.371, SLG: 0.513 (1, 5)	3-3 K			2-2 HR		2-3 K			1-3 K	4	1	1	1	0	3	2									
Richie Sexson, R OBP: 0.298, SLG: 0.429 (1, 7)		2-1 FC6-4 1B		0-1 SH5-4 1B HBP		3-3 K			1-3 K	4	1	2	0	0	2	0									
Einar Diaz, R OBP: 0.367, SLG: 0.475 (1, 2)		2-2 FC6-4 CS 1-2		2-1 SH5-4 1B HBP		1-1 SH5-3 1B			2-1 G5-3	3	1	1	0	0	0	1									
Dave Burba, R OBP: 0.319, SLG: 0.537 (1, 1)		3-3 K		1-2 SH5-4		0-2 SH5-3			2-0 G3-1	1	0	0	0	0	1	1									
Inning Stats	R: 1 E: 0 K: 1 S: 6	H: 0 LOB: 2 BB: 3 P: 21	R: 0 E: 0 K: 1 S: 8	H: 1 LOB: 0 BB: 0 P: 15	R: 1 E: 0 K: 0 S: 10	H: 2 LOB: 0 BB: 0 P: 14	R: 4 E: 0 K: 1 S: 19	H: 4 LOB: 0 BB: 1 P: 31	R: 2 E: 0 K: 2 S: 10	H: 1 LOB: 0 BB: 1 P: 23	R: 0 E: 0 K: 0 S: 11	H: 1 LOB: 1 BB: 0 P: 16	R: 0 E: 0 K: 0 S: 5	H: 0 LOB: 0 BB: 0 P: 6	R: 0 E: 0 K: 2 S: 9	H: 0 LOB: 0 BB: 0 P: 13	R: 0 E: 0 K: 0 S: 6	H: 0 LOB: 0 BB: 0 P: 12	1B: 5 2B: 0 3B: 1 HR: 3	SF: 1 SAC: 3 DP: 1 HBP: 1	WP: 0 PB: 0 SB: 0 CS: 2	PA: 39			
PITCHER	IP	WLS	BF	H	R	ER	SO	BB	IBB	HBP	BLK	WP	HR	S	P	ERA	WHIP								
Jeff D'Amico, R ERA: 3.19 (1, 1)	4.0	L	20	7	6	6	3	3	0	1	0	0	2	43	81	13.50	2.500								
Steve Woodard, R ERA: 5.05 (5, 1)	5.0		18	2	2	2	4	1	0	0	0	0	1	41	70	3.60	0.600								


AB	29
R	8
H	9
RBI	8
BB	4
SO	7
LOB	9



Batter	1	2	3	4	5	6	7	8	9	AB	R	H	RBI	BB	SO	LOB	BOTTOM								
Ronnie Belliard, R OBP: 0.383, SLG: 0.423 (1, 4)	2-1 F9		4-2 1B SF8 BB	2-1 1-2 1B			1-3 K		3-2 F8	4	1	1	1	1	1	1	Cleveland Indians @ Milwaukee Brewers Milwaukee County Stadium, Milwaukee, WI Mon Jun 05 2000, 8:05 PM EDT Att: 13,749 - Sunny - 57 F								
James Mouton, R OBP: 0.303, SLG: 0.281 (1, 8)	3-2 S 1B		3-1 S 1B	0-0 F7			2-2 F8		0-0 F7	5	0	2	0	0	0	3									
Jeromy Burnitz, L OBP: 0.368, SLG: 0.477 (1, 9)	1-3 K2-3 1-2		0-0 SF8			2-3 K			4-1 WP 1B BB	2	1	0	1	1	2	1									
Geoff Jenkins, L OBP: 0.338, SLG: 0.622 (1, 7)	2-2 G6-3		3-H F7			1-2 F7			1-1 2-4 1B	4	0	1	1	0	0	2									
Charlie Hayes, R OBP: 0.396, SLG: 0.460 (1, 3)		3-3 K		1-0 1B 1B		4-2 BB			1-2 2-4 1-2	3	1	1	0	1	2	0									
José Hernández, R OBP: 0.292, SLG: 0.376 (1, 5)		2-0 2B		2-0 F8 1B		3-3 K			0-3 K	4	1	2	0	0	2	1									
Tyler Houston, L OBP: 0.288, SLG: 0.387 (1, 2)	3-2 F7		2-0 1B 1-2 1B			2-3 K			2-3 K	4	0	1	1	0	2	1									
Luis Lopez, S OBP: 0.200, SLG: 0.277 (1, 6)	0-0 P6		1-3 K			3-3 K			1-0 P6	4	0	0	0	0	2	3									
Jeff D'Amico, R ERA: 4.75 (1, 1)			2-3 K			2-0 F8			4-2 WP BB	1	0	0	0	0	1	0									
Sean Berry, R OBP: 0.250, SLG: 0.278 (4, PH)										1	0	0	0	0	0	2									
Steve Woodard, L OBP: 0.143, SLG: 0.053 (5, 1)										1	0	0	0	0	0	0									
Mark Sweeney, L OBP: 0.368, SLG: 0.375 (9, PH)										0	0	0	0	1	0	0									
Inning Stats	R: 0 E: 0 K: 1 S: 13	H: 1 LOB: 1 BB: 0 P: 21	R: 0 E: 0 K: 1 S: 9	H: 1 LOB: 0 BB: 0 P: 17	R: 1 E: 0 K: 1 S: 11	H: 1 LOB: 1 BB: 1 P: 22	R: 2 E: 0 K: 1 S: 11	H: 4 LOB: 2 BB: 0 P: 21	R: 0 E: 0 K: 2 S: 11	H: 0 LOB: 1 BB: 1 P: 21	R: 0 E: 0 K: 2 S: 9	H: 0 LOB: 0 BB: 0 P: 14	R: 1 E: 0 K: 1 S: 12	H: 1 LOB: 1 BB: 1 P: 21	R: 0 E: 0 K: 3 S: 9	H: 0 LOB: 0 BB: 0 P: 14	R: 0 E: 0 K: 0 S: 7	H: 0 LOB: 1 BB: 1 P: 15	1B: 7 2B: 1 3B: 0 HR: 0	SF: 1 SAC: 0 DP: 0 HBP: 0	WP: 2 PB: 0 SB: 2 CS: 0	PA: 38			
PITCHER	IP	WLS	BF	H	R	ER	SO	BB	IBB	HBP	BLK	WP	HR	S	P	ERA	WHIP								
Dave Burba, R ERA: 5.47 (1, 1)	6.0	W	27	7	3	3	8	2	0	0	0	0	0	64	116	4.50	1.500								
Scott Kamieniecki, R ERA: 5.47 (7, 1)	2.0		8	1	1	1	4	1	0	0	0	1	0	21	35	4.50	1.000								
Justin Speier, R ERA: (9, 1)	1.0		4	0	0	0	0	1	0	0	0	1	0	7	15	0.00	1.000								

AB	33
R	4
H	8
RBI	4
BB	4
SO	12
LOB	14



Batter	1	2	3	4	5	6	7	8	9	AB	R	H	RBI	BB	SO	LOB	TOP										
Kenny Lofton, L (1, 8) OBP: 0.395, SLG: 0.385	G1-3	F7			L4			G2-3	G4-3	5	0	0	0	0	0	3	Cleveland Indians @ Milwaukee Brewers Milwaukee County Stadium, Milwaukee, WI Tue Jun 06 2000, 8:05 PM EDT Att: 24,595 - Sunny - 71 F livebaseballscorecards.com										
Omar Vizquel, S (1, 6) OBP: 0.340, SLG: 0.361	F9		B2-3		G4-3			G6-3		4	0	0	0	0	0	0											
Roberto Alomar, S (1, 4) OBP: 0.358, SLG: 0.458	HR			BB	G6-3				1B	3	1	2	0	1	0	0											
Jim Thome, L (1, 3) OBP: 0.359, SLG: 0.550	HR			BB	G4-6-3		F5		K	2	1	0	0	2	1	1											
David Justice, L (1, 9) OBP: 0.384, SLG: 0.617	HR		G4-6-3			F2			K	4	1	1	3	0	1	2											
Travis Fryman, R (1, 5) OBP: 0.373, SLG: 0.512	F8					F9				4	1	2	0	0	0	0											
Richie Sexson, R (1, 7) OBP: 0.297, SLG: 0.431		F8					F8			4	0	1	1	0	1	1											
Sandy Alomar Jr., R (1, 2) OBP: 0.356, SLG: 0.450					F9					3	0	1	0	1	1	1											
Chuck Finley, L (1, 1) OBP: 0.373, SLG: 0.512	FC1-6									4	0	0	0	0	3	4											
Inning Stats	R: 3 E: 0 K: 0 S: 11	H: 2 LOB: 0 BB: 1 P: 20	R: 0 E: 0 K: 0 S: 9	H: 0 LOB: 1 BB: 1 P: 16	R: 0 E: 0 K: 0 S: 4	H: 1 LOB: 1 BB: 2 P: 14	R: 0 E: 0 K: 0 S: 6	H: 0 LOB: 0 BB: 0 P: 11	R: 0 E: 0 K: 0 S: 9	H: 0 LOB: 0 BB: 0 P: 14	R: 0 E: 0 K: 1 S: 10	H: 1 LOB: 1 BB: 0 P: 17	R: 1 E: 0 K: 2 S: 12	H: 3 LOB: 2 BB: 0 P: 20	1B: 4 2B: 2 3B: 0 HR: 1	SF: 0 SAC: 0 DP: 1 HBP: 0		WP: 0 PB: 0 CS: 0	PA: 37								
PITCHER	IP	WLS	BF	H	R	ER	SO	BB	IBB	HBP	BLK	WP	HR	S	P	ERA	WHIP										
John Snyder, R (1, 1) ERA: 9.0	7.2	L	30	4	3	3	4	4	0	0	0	0	1	63	112	3.52	1.043										
Valerio De Los Santos, L (8, 1) ERA: 6.06	0.1		1	0	0	0	1	0	0	0	0	0	0	3	5	0.00	0.000										
David Weathers, R (9, 1) ERA: 3.44	1.0		6	3	1	1	2	0	0	0	0	0	0	12	20	9.00	3.000										

Batter	1	2	3	4	5	6	7	8	9	AB	R	H	RBI	BB	SO	LOB	BOTTOM										
Ronnie Belliard, R (1, 4) OBP: 0.381, SLG: 0.420			K			K		FC4-6		4	0	1	0	0	2	1	Cleveland Indians @ Milwaukee Brewers Milwaukee County Stadium, Milwaukee, WI Tue Jun 06 2000, 8:05 PM EDT Att: 24,595 - Sunny - 71 F livebaseballscorecards.com										
James Mouton, R (1, 7) OBP: 0.313, SLG: 0.284	G5-4-3				G4-3					3	1	1	0	1	1	1											
Jeromy Burnitz, L (1, 9) OBP: 0.362, SLG: 0.468	F9				G4-3		G4-3			4	0	0	0	0	0	2											
Charlie Hayes, R (1, 3) OBP: 0.399, SLG: 0.465					K		G5-3			3	1	1	1	1	1	1											
José Hernández, R (1, 6) OBP: 0.287, SLG: 0.368		G6-4-3			G6-3		G6-3			4	0	0	0	0	0	3											
Marquis Grissom, R (1, 8) OBP: 0.282, SLG: 0.314							F9			4	0	2	1	0	1	0											
Sean Berry, R (1, 5) OBP: 0.250, SLG: 0.300								F8		4	0	1	0	0	0	2											
Raul Casanova, S (1, 2) OBP: 0.233, SLG: 0.231					G5-3			G6-3		2	0	0	0	1	0	1											
John Snyder, R (1, 1) ERA: 9.0										2	0	0	0	0	0	2											
Valerio De Los Santos, L (8, 1) OBP: 0.167, SLG: 0.167										0	0	0	0	0	0	0											
Santiago Perez, S (8, PH) OBP: 0.167, SLG: 0.167										1	0	1	0	0	0	0											
David Weathers, R (9, 1) ERA: 3.44										0	0	0	0	0	0	0											
Inning Stats	R: 0 E: 0 K: 0 S: 5	H: 1 LOB: 0 BB: 0 P: 6	R: 0 E: 0 K: 0 S: 5	H: 1 LOB: 1 BB: 1 P: 13	R: 0 E: 0 K: 1 S: 7	H: 0 LOB: 0 BB: 1 P: 13	R: 0 E: 0 K: 1 S: 10	H: 1 LOB: 1 BB: 0 P: 12	R: 0 E: 0 K: 1 S: 8	H: 1 LOB: 1 BB: 0 P: 10	R: 0 E: 0 K: 2 S: 8	H: 0 LOB: 0 BB: 0 P: 13	R: 0 E: 0 K: 0 S: 5	H: 0 LOB: 0 BB: 0 P: 9	R: 0 E: 0 K: 0 S: 6	H: 1 LOB: 1 BB: 0 P: 9	R: 2 E: 0 K: 0 S: 16	H: 2 LOB: 1 BB: 1 P: 24	1B: 5 2B: 2 3B: 0 HR: 0	SF: 0 SAC: 0 DP: 3 HBP: 0	WP: 0 PB: 0 CS: 0	PA: 34					
PITCHER	IP	WLS	BF	H	R	ER	SO	BB	IBB	HBP	BLK	WP	HR	S	P	ERA	WHIP										
Chuck Finley, L (1, 1) ERA: 3.72	9.0	W	34	7	2	2	5	3	0	0	0	0	0	70	109	2.00	1.111										

Batter	1	2	3	4	5	6	7	8	9	AB	R	H	RBI	BB	SO	LOB	TOP										
Kenny Lofton, L OBP: 0.348, SLG: 0.375	1-3 K	1-3 K	1-0 1B		0-1 FC5-4 BB		1-1 FC4-6 FC5 SH2-3		2-1 G4-3	6	0	1	0	0	2	3	Cleveland Indians @ Milwaukee Brewers Milwaukee County Stadium, Milwaukee, WI Wed Jun 07 2000, 8:05 PM EDT Att: 15,518 - Cloudy - 75 F										
Omar Vizquel, S OBP: 0.347, SLG: 0.367	4-1 PB E 1B BB	0-2 2B 2B	3-1 F9		4-1 BB		0-0 SH2-3			2	2	1	0	2	0	1											
Roberto Alomar, S OBP: 0.359, SLG: 0.461	2-2 E6 PB 1B	3-2 S 2B 2B	0-3 K		1-1 F8		2-2 FC5			5	1	2	2	0	1	4											
Jolbert Cabrera, R OBP: 0.311, SLG: 0.310	1-2 E6 HR BB	4-2 2B HBP BB	0-0 P6		4-1 BB					2	2	0	0	3	0	1											
David Justice, L OBP: 0.385, SLG: 0.615	1-2 E6 HR	1-0 HBP 2B		4-1 CS BB	2-2 G3-1			1-3 K	4	1	1	1	1	1	5												
Richie Sexson, R OBP: 0.299, SLG: 0.442	1-1 HR	2-2 G1-3		1-3 K		3-2 G4-3		4-1 BB	4	1	1	3	1	1	3												
Russell Branyan, L OBP: 0.400, SLG: 1.667	1-2 HR	4-0 HBP IBB		3-2 HR		1-3 K		2-1 P5	4	1	2	1	1	1	1												
Steve Reed, R	1B			1-2 HR					4	0	0	0	0	0	0												
Sandy Alomar Jr., R OBP: 0.348, SLG: 0.429	K	1-2 3H		1-0 G4-3		0-2 G1-3		1-0 G4-3	4	0	0	1	0	1	1												
Paul Rigdon, R					0-0 FC5-4 1B			0-2 G4-3	0	0	0	0	0	0	0												
Jamie Brewington, R									1	1	0	0	1	0	3												
Mark Watson, R									0	0	0	0	0	0	0												
Justin Speier, R									1	0	1	0	0	0	0												
Alex Ramirez, R									1	0	1	0	0	0	0												
Tom Martin, L									0	0	0	0	0	0	0												
Enrique Wilson, S									1	0	0	0	0	0	0												
Inning Stats	R: 4 E: 1 K: 2 S: 20	H: 3 LOB: 1 BB: 2 P: 34	R: 4 E: 0 K: 1 S: 23	H: 3 LOB: 3 BB: 3 P: 46	R: 0 E: 0 K: 1 S: 7	H: 1 LOB: 1 BB: 0 P: 11	R: 1 E: 0 K: 1 S: 9	H: 1 LOB: 0 BB: 1 P: 18	R: 0 E: 0 K: 0 S: 10	H: 0 LOB: 0 BB: 0 P: 13	R: 0 E: 0 K: 0 S: 7	H: 1 LOB: 1 BB: 0 P: 10	R: 0 E: 0 K: 1 S: 10	H: 0 LOB: 1 BB: 0 P: 20	R: 0 E: 0 K: 0 S: 7	H: 0 LOB: 0 BB: 0 P: 10	1B: 5 2B: 3 3B: 0 HR: 2	SF: 0 SAC: 1 DP: 0 HBP: 1	WP: 0 PB: 1 SB: 1 CS: 1	PA: 46							
PITCHER	IP	WLS	BF	H	R	ER	SO	BB	IBB	HBP	BLK	WP	HR	S	P	ERA	WHIP										
Jason Bere, R	(1.1)		12	5	7	7	3	3	0	0	0	0	1	32	54	47.25	6.000										
Juan Acevedo, R	(2.1)	1.2	10	2	1	1	1	1	1	1	0	0	0	18	37	5.40	1.800										
Curt Leskanic, R	(4.1)	2.0	10	2	1	1	1	3	0	0	0	0	1	19	39	4.50	2.500										
David Weathers, R	(6.1)	2.0	7	1	0	0	1	0	0	0	0	0	0	16	23	0.00	0.500										
Valerio De Los Santos, L	(8.1)	2.0	7	0	0	0	1	1	0	0	0	0	0	17	30	0.00	0.500										



Batter	1	2	3	4	5	6	7	8	9	AB	R	H	RBI	BB	SO	LOB	BOTTOM										
Ronnie Belliard, R OBP: 0.385, SLG: 0.419	4-0 1B 1B BB	0-2 P4		2-2 G4-3 1B	0-0 P4		4-2 BB			3	1	1	0	2	0	1	Cleveland Indians @ Milwaukee Brewers Milwaukee County Stadium, Milwaukee, WI Wed Jun 07 2000, 8:05 PM EDT Att: 15,518 - Cloudy - 75 F										
Santiago Perez, S OBP: 0.182, SLG: 0.182	0-1 F8	1-1 B1-3		3-1 G4-3 1B	2-3 K		0-2 F7			5	0	1	0	0	1	3											
Jeremy Burnitz, L OBP: 0.363, SLG: 0.464	2-1 1B BB 1B	4-2 BB		2-0 P2	2-3 K			3-2 F8	4	1	1	0	1	1	4												
Geoff Jenkins, L OBP: 0.340, SLG: 0.621	0-0 BB 1B 1B	1-3 K		0-1 G4-3		2-2 G4-3 2B		0-1 G6-3	5	1	2	1	0	1	3												
Charlie Hayes, R OBP: 0.403, SLG: 0.469	0-1 1B BB 1B		0-0 G4-3	2-2 HBP		0-0 F8		2-2 1B	1	1	1	0	0	0	0												
Raul Casanova, S OBP: 0.255, SLG: 0.238	1-2 2-3 BB 1B								3	0	1	0	0	0	1												
José Hernández, R OBP: 0.285, SLG: 0.361	4-2 BB 1B BB		2-3 K	3-3 K		1-0 G4-3		2-3 K	4	0	0	1	1	3	5												
Marquis Grissom, R OBP: 0.285, SLG: 0.316	1-0 BB 1B		1-1 E5		1-0 SH2-3 1B		2-3 K		2-2 F9	5	1	2	1	0	1												
Tyler Houston, L OBP: 0.300, SLG: 0.375	4-1 BB 1B		4-2 BB		0-0 SH2-3		3-2 F7		1-1 G4-3	2	0	0	1	2	0												
Jason Bere, R										1	0	0	0	0	0												
Juan Acevedo, R										0	0	0	0	0	0												
Curt Leskanic, R										0	0	0	0	0	0												
David Weathers, R										0	0	0	0	0	0												
Valerio De Los Santos, L										0	0	0	0	0	0												
Inning Stats	R: 4 E: 0 K: 0 S: 15	H: 4 LOB: 2 BB: 3 P: 32	R: 0 E: 1 K: 1 S: 11	H: 0 LOB: 1 BB: 1 P: 17	R: 0 E: 0 K: 1 S: 12	H: 0 LOB: 2 BB: 1 P: 22	R: 0 E: 0 K: 1 S: 13	H: 2 LOB: 3 BB: 0 P: 25	R: 1 E: 0 K: 2 S: 12	H: 2 LOB: 2 BB: 0 P: 19	R: 0 E: 0 K: 1 S: 8	H: 1 LOB: 1 BB: 0 P: 13	R: 0 E: 0 K: 1 S: 14	H: 0 LOB: 1 BB: 1 P: 23	R: 0 E: 0 K: 1 S: 13	H: 1 LOB: 1 BB: 0 P: 20	R: 0 E: 0 K: 1 S: 9	H: 0 LOB: 0 BB: 0 P: 13	1B: 9 2B: 1 3B: 0 HR: 0	SF: 0 SAC: 1 DP: 1 HBP: 1	WP: 1 PB: 0 SB: 1 CS: 0	PA: 45					
PITCHER	IP	WLS	BF	H	R	ER	SO	BB	IBB	HBP	BLK	WP	HR	S	P	ERA	WHIP										
Paul Rigdon, R	(1.1)		8	4	4	4	0	3	0	0	0	0	0	11	26	108.00	21.000										
Jamie Brewington, R	(1.1)	2.2	10	0	0	0	2	2	0	0	0	0	0	27	45	0.00	0.750										
Mark Watson, L	(4.1)	0.2	5	2	0	0	0	0	0	1	0	0	0	10	19	0.00	3.000										
Justin Speier, R	(4.1)	2.1	11	3	1	1	4	0	0	0	0	1	0	23	38	3.86	1.286										
Tom Martin, L	(7.1)	1.2	7	1	0	0	0	1	0	0	0	0	0	23	37	0.00	1.200										

Batter	1	2	3	4	5	6	7	8	9	AB	R	H	RBI	BB	SO	LOB	TOP										
Ronnie Belliard, R OBP: 0.389, SLG: 0.424	G6-3	FC5 1B		K					2B	4	1	2	0	1	1	1	Milwaukee Brewers @ Minnesota Twins Hubert H. Humphrey Metrodome, Minneapolis, MN Fri Jun 09 2000, 8:05 PM EDT Att: 20,258 - Dome - 72 F livebaseballscorecards.com										
Marquis Crissom, R OBP: 0.283, SLG: 0.313	1B	FC5			F8	K			K	5	0	1	0	0	2	5											
Jeromy Burnitz, L OBP: 0.360, SLG: 0.462	P6		F2		G4-3				K	5	0	1	1	0	1	1											
Geoff Jenkins, L OBP: 0.329, SLG: 0.600	K		G3-1		K				K	5	0	0	0	0	4	2											
Charlie Hayes, R OBP: 0.415, SLG: 0.485		HR BB	WP 1B			E BB 1B			K	4	3	3	0	1	1	1											
Mark Sweeney, L OBP: 0.333, SLG: 0.333	K	K	1B		E3 BB G4-6-3	G4-3				4	1	1	1	0	1	3											
José Hernández, R OBP: 0.289, SLG: 0.375		HR			K	G4-6-3 BB BB			K	3	1	1	2	1	2	0											
Tyler Houston, L OBP: 0.297, SLG: 0.358	G6-3		G4-3		G4-3	G4-6-3 BB			G3-1	3	0	0	1	1	0	0											
Santiago Perez, S OBP: 0.308, SLG: 0.250						G4-6-3			F8	1	0	1	0	1	0	0											
Sean Berry, R OBP: 0.234, SLG: 0.279	FC5 1B	1B		S BB		1-2 2-3 3-H				2	0	0	0	0	0	2											
Inning Stats	R: 0 E: 0 K: 1 S: 8	H: 1 LOB: 1 BB: 0 P: 12	R: 2 E: 1 K: 1 S: 14	H: 3 LOB: 2 BB: 1 P: 24	R: 1 E: 0 K: 0 S: 10	H: 2 LOB: 1 BB: 0 P: 15	R: 0 E: 0 K: 2 S: 12	H: 0 LOB: 0 BB: 1 P: 22	R: 0 E: 0 K: 1 S: 5	H: 0 LOB: 0 BB: 0 P: 9	R: 2 E: 1 K: 1 S: 13	H: 1 LOB: 2 BB: 3 P: 29	R: 0 E: 0 K: 2 S: 14	H: 1 LOB: 1 BB: 0 P: 22	R: 0 E: 0 K: 1 S: 8	H: 0 LOB: 0 BB: 0 P: 11	R: 1 E: 0 K: 3 S: 18	H: 2 LOB: 1 BB: 0 P: 25	1B: 6 2B: 3 3B: 0 HR: 1	SF: 0 SAC: 0 DP: 1 HBP: 0	WP: 1 PB: 0 SB: 1 CS: 0	PA: 41					
PITCHER	IP	WLS	BF	H	R	ER	SO	BB	IBB	HBP	BLK	WP	HR	S	P	ERA	WHIP										
Sean Bergman, R ERA: 9.39	5.0	W	25	7	5	4	5	3	0	0	0	1	1	57	98	7.20	2.000										
Travis Miller, L ERA: 3.65	0.2	H	3	0	0	0	0	2	0	0	0	0	0	2	10	0.00	3.000										
Bob Wells, R ERA: 3.9	2.2	H	10	2	1	1	5	0	0	0	0	0	0	35	51	3.38	0.750										
Eddie Guardado, L ERA: 4.29	0.2		3	1	0	0	2	0	0	0	0	0	0	8	10	0.00	1.500										

Batter	1	2	3	4	5	6	7	8	9	AB	R	H	RBI	BB	SO	LOB	BOTTOM										
Jacque Jones, L OBP: 0.355, SLG: 0.524	K	E4 1B G6-3		G4-6-3	3B BB		K			4	1	0	1	1	2	3	Milwaukee Brewers @ Minnesota Twins Hubert H. Humphrey Metrodome, Minneapolis, MN Fri Jun 09 2000, 8:05 PM EDT Att: 20,258 - Dome - 72 F livebaseballscorecards.com										
Cristian Guzman, S OBP: 0.318, SLG: 0.431	K	G6-3		1B	3B		K2-3			5	0	2	4	0	2	2											
Matt Lawton, L OBP: 0.428, SLG: 0.478	BB S BB	1B		1B	F7				K	4	0	2	0	1	1	1											
Ron Coomer, R OBP: 0.343, SLG: 0.455	BB	F8		G6-3		F7			G3-1 BB 2B 1B	4	1	1	0	1	0	4											
David Ortiz, L OBP: 0.362, SLG: 0.378	FC6-4 BB		G4-3		HR	BB			G3-1 2B BB	2	2	1	1	3	0	0											
Brian Buchanan, R OBP: 0.246, SLG: 0.309	FC6-4			E6	G6-3	F7			G3-1	4	0	0	0	0	0	4											
Midre Cummings, L OBP: 0.378, SLG: 0.478	FC6-4									1	0	0	0	0	0	2											
Denny Hocking, S OBP: 0.372, SLG: 0.449				G6-4-3						0	0	0	0	0	0	0											
Corey Koskie, L OBP: 0.363, SLG: 0.389		G6-3 BLK E BB		G6-4-3	BB BB 3B 1B		K		2B	4	2	2	2	1	1	2											
Marcus Jensen, S OBP: 0.295, SLG: 0.325	G6-3			1B WP G4-6-3 1B	BB BB 3B BB					3	2	1	0	2	1	2											
Jay Canizaro, R OBP: 0.308, SLG: 0.390		E G6-3 BB		1B G4-6-3 1B		F9			F8	3	1	1	0	1	0	3											
Inning Stats	R: 0 E: 0 K: 2 S: 12	H: 0 LOB: 3 BB: 3 P: 28	R: 2 E: 1 K: 0 S: 16	H: 1 LOB: 2 BB: 2 P: 31	R: 0 E: 1 K: 0 S: 4	H: 0 LOB: 0 BB: 0 P: 8	R: 1 E: 0 K: 0 S: 16	H: 4 LOB: 2 BB: 0 P: 23	R: 4 E: 0 K: 0 S: 16	H: 3 LOB: 1 BB: 2 P: 28	R: 0 E: 0 K: 1 S: 10	H: 0 LOB: 1 BB: 1 P: 16	R: 0 E: 0 K: 2 S: 10	H: 0 LOB: 1 BB: 1 P: 18	R: 2 E: 0 K: 2 S: 11	H: 2 LOB: 1 BB: 1 P: 21	1B: 7 2B: 1 3B: 1 HR: 1	SF: 0 SAC: 0 DP: 2 HBP: 0	WP: 2 PB: 0 SB: 2 CS: 0	PA: 44							
PITCHER	IP	WLS	BF	H	R	ER	SO	BB	IBB	HBP	BLK	WP	HR	S	P	ERA	WHIP										
James Wright, R ERA: 4.98	4.1	L	25	7	5	4	2	5	0	0	1	1	1	52	95	8.31	2.769										
Steve Woodard, R ERA: 5.17	2.0		11	1	2	2	1	4	0	0	0	0	0	26	49	9.00	2.500										
Valerio De Los Santos, L ERA: 5.63	0.2		2	0	0	0	2	0	0	0	0	1	0	6	8	0.00	0.000										
Bob Wickman, R ERA: 1.32	1.0		6	2	2	2	2	1	0	0	0	0	0	11	21	18.00	3.000										



Batter	1	2	3	4	5	6	7	8	9	AB	R	H	RBI	BB	SO	LOB	TOP					
Ronnie Belliard, R OBP: 0.393, SLG: 0.430 (1, 4)	G3-1		BB 1B		F8 2B	CS			WP SH1-4 1B BB	4	1	2	0	1	1	0						
James Mouton, R OBP: 0.294, SLG: 0.264 (1, 9)	K		F9		F8		F5		SH1-4	4	0	0	0	0	1	2						
Jeromy Burnitz, L OBP: 0.364, SLG: 0.460 (1, 10)	F7			BB					2B FC6-2 1B	3	0	1	1	2	1	0						
Charlie Hayes, R OBP: 0.414, SLG: 0.496 (1, 3)		1B 2B	F8		F8			F8	FC6-2 1B 2B	5	0	2	0	0	0	4						
Marquis Grissom, R OBP: 0.289, SLG: 0.332 (1, 8)	G6-3			HR		2B 1B		1B S 1B	FC6-2	5	3	3	1	0	0	3						
José Hernández, R OBP: 0.291, SLG: 0.380 (6, 5)	K		K		K	1B 2B		1B	K	5	1	2	0	0	3	3						
Geoff Jenkins, L OBP: 0.333, SLG: 0.597 (1, 7)		1B	K		K	FC6 G5-3 1B		K		4	0	2	2	0	2	2						
Sean Berry, R OBP: 0.220, SLG: 0.261 Santiago Perez, S OBP: 0.357, SLG: 0.308 (6, 6)	K		G6-3		G5-3					3	0	0	0	0	1	3						
Raul Casanova, S OBP: 0.235, SLG: 0.217 (1, 2)			G6-3		K2-3	FC6 CS		G1-4-3		4	0	0	0	0	1	3						
Inning Stats	R: 0 E: 0 K: 1 S: 7	H: 0 LOB: 0 BB: 0 P: 10	R: 0 E: 0 K: 2 S: 16	H: 2 LOB: 2 BB: 0 P: 25	R: 0 E: 0 K: 0 S: 8	H: 1 LOB: 2 BB: 1 P: 16	R: 1 E: 0 K: 2 S: 8	H: 1 LOB: 0 BB: 0 P: 11	R: 0 E: 0 K: 1 S: 11	H: 1 LOB: 2 BB: 1 P: 17	R: 2 E: 0 K: 0 S: 10	H: 3 LOB: 0 BB: 0 P: 16	R: 0 E: 0 K: 2 S: 8	H: 0 LOB: 0 BB: 0 P: 13	R: 1 E: 0 K: 1 S: 16	H: 3 LOB: 2 BB: 1 P: 20	R: 1 E: 0 K: 1 S: 18	H: 2 LOB: 2 BB: 1 P: 25	1B: 8 2B: 4 3B: 0 HR: 1	SF: 0 SAC: 1 DP: 0 HBP: 0	WP: 1 PB: 0 SB: 1 CS: 1	PA: 43
PITCHER	IP	WLS	BF	H	R	ER	SO	BB	IBB	HBP	BLK	WP	HR	S	P	ERA	WHIP					
Mark Redman, L ERA: 3.56 (1, 1)	7.0	L	30	8	3	3	8	2	0	0	0	0	1	68	108	3.86	1.429					
Hector Carrasco, R ERA: 3.82 (8, 1)	1.1		9	4	2	2	1	1	0	0	0	1	0	26	35	13.50	3.750					
LaTroy Hawkins, R ERA: 3.28 (9, 1)	0.2		3	1	0	0	1	0	0	0	0	0	0	8	10	0.00	1.500					

Milwaukee Brewers @ Minnesota Twins
Hubert H. Humphrey Metrodome, Minneapolis, MN

AB 38
R 5
H 13
RBI 5
BB 3
SO 10
LOB 20



Sat Jun 10 2000, 7:05 PM EDT
Att: 17,023 - Dome - 72 F

Batter	1	2	3	4	5	6	7	8	9	AB	R	H	RBI	BB	SO	LOB	BOTTOM					
Jacque Jones, L OBP: 0.355, SLG: 0.521 Jason Maxwell, R OBP: 0.294, SLG: 0.383 (8, PH) (9, 4)	G3		F7			B1-3 1B		P4		3	1	1	0	0	0	1						
Cristian Guzman, S OBP: 0.317, SLG: 0.441 (1, 6)	G4-3			G1-3		B1-3		HR		4	1	1	1	0	0	1						
Matt Lawton, L OBP: 0.429, SLG: 0.483 (1, 7)	G5-3			S 2B				F7		4	0	2	1	0	0	0						
Ron Coomer, R OBP: 0.338, SLG: 0.447 (1, 10)		F8		P4		K		F9		4	0	0	0	0	1	2						
David Ortiz, L OBP: 0.349, SLG: 0.362 (1, 3)		F8		P6		G1-3		G6-3		4	0	0	0	0	0	2						
Butch Huskey, R OBP: 0.335, SLG: 0.333 (1, 9)		G5-3			FC6-4 1B		B2		P4	4	0	1	0	0	0	0						
Corey Koskie, L OBP: 0.361, SLG: 0.386 (1, 5)			G6-3 1B		F8		G4-3		K	4	0	1	0	0	1	1						
Matthew LeCroy, R OBP: 0.270, SLG: 0.364 (1, 2)			G6-3		FC6-4 FC4-6		HR			3	1	1	1	0	0	2						
Jay Canizaro, R OBP: 0.303, SLG: 0.382 Denny Hocking, S OBP: 0.370, SLG: 0.445 (7, PH) (9, 8)			F8		FC4-6		G3-1			2	0	0	0	0	0	2						
Inning Stats	R: 0 E: 0 K: 0 S: 5	H: 0 LOB: 0 BB: 0 P: 9	R: 0 E: 0 K: 0 S: 7	H: 0 LOB: 0 BB: 0 P: 16	R: 0 E: 0 K: 0 S: 9	H: 1 LOB: 1 BB: 0 P: 18	R: 0 E: 0 K: 0 S: 8	H: 1 LOB: 1 BB: 0 P: 14	R: 0 E: 0 K: 1 S: 10	H: 1 LOB: 1 BB: 0 P: 12	R: 1 E: 0 K: 0 S: 9	H: 1 LOB: 0 BB: 0 P: 14	R: 1 E: 0 K: 0 S: 6	H: 1 LOB: 0 BB: 0 P: 9	R: 0 E: 0 K: 1 S: 8	H: 0 LOB: 0 BB: 0 P: 13	1B: 4 2B: 1 3B: 0 HR: 2	SF: 0 SAC: 0 DP: 0 HBP: 0	WP: 0 PB: 0 SB: 1 CS: 0	PA: 34		
PITCHER	IP	WLS	BF	H	R	ER	SO	BB	IBB	HBP	BLK	WP	HR	S	P	ERA	WHIP					
Jimmy Haynes, R ERA: 4.35 (1, 1)	7.0	W	27	6	2	2	1	0	0	0	0	0	1	55	91	2.57	0.857					
Valerio De Los Santos, L ERA: 5.77 (8, 1)	0.2	H	3	1	1	1	0	0	0	0	0	0	1	5	7	13.50	1.500					
Curt Leskanic, R ERA: 4.08 (8, 1)	0.1	H	1	0	0	0	0	0	0	0	0	0	0	1	2	0.00	0.000					
Bob Wickman, R ERA: 1.27 (9, 1)	1.0	S	3	0	0	0	1	0	0	0	0	0	0	8	13	0.00	0.000					

Milwaukee Brewers @ Minnesota Twins
Hubert H. Humphrey Metrodome, Minneapolis, MN

AB 34
R 3
H 7
RBI 3
BB 0
SO 2
LOB 11



Sat Jun 10 2000, 7:05 PM EDT
Att: 17,023 - Dome - 72 F

Batter	1	2	3	4	5	6	7	8	9	AB	R	H	RBI	BB	SO	LOB	TOP											
Ronnie Belliard, R OBP: 0.389, SLG: 0.425										5	1	1	0	0	1	4	Milwaukee Brewers @ Minnesota Twins Hubert H. Humphrey Metrodome, Minneapolis, MN Sun Jun 11 2000, 2:05 PM EDT Att: 11,715 - Dome - 72 F											
Marquis Grissom, R OBP: 0.295, SLG: 0.347										4	3	2	2	1	0	1												
Jeremy Burnitz, L OBP: 0.357, SLG: 0.450										5	0	0	0	0	0	5												
Geoff Jenkins, L OBP: 0.342, SLG: 0.604										5	1	3	2	0	0	0												
Charlie Hayes, R OBP: 0.420, SLG: 0.493										3	0	1	0	2	0	2												
Mark Sweeney, L OBP: 0.379, SLG: 0.360										4	0	2	1	1	2	3												
José Hernández, R OBP: 0.289, SLG: 0.376										5	0	1	0	0	2	8												
Raul Casanova, S OBP: 0.255, SLG: 0.240										4	0	2	0	0	0	0												
Santiago Perez, S OBP: 0.333, SLG: 0.353										4	0	1	0	0	0	3												
Inning Stats	R: 2 E: 0 K: 1 S: 12	H: 3 LOB: 1 BB: 0 P: 18	R: 0 E: 0 K: 0 S: 12	H: 2 LOB: 3 BB: 1 P: 19	R: 0 E: 0 K: 1 S: 10	H: 2 LOB: 2 BB: 0 P: 16	R: 0 E: 0 K: 0 S: 7	H: 0 LOB: 0 BB: 0 P: 9	R: 2 E: 0 K: 0 S: 16	H: 2 LOB: 1 BB: 1 P: 28	R: 0 E: 0 K: 1 S: 10	H: 1 LOB: 2 BB: 0 P: 17	R: 1 E: 1 K: 0 S: 16	H: 1 LOB: 2 BB: 1 P: 24	R: 0 E: 0 K: 2 S: 14	H: 1 LOB: 2 BB: 1 P: 23	R: 0 E: 0 K: 2 S: 12	H: 1 LOB: 2 BB: 1 P: 23	1B: 10 2B: 4 3B: 0 HR: 1	SF: 0 SAC: 0 DP: 3 HBP: 0	WP: 0 PB: 0 SB: 4 CS: 2	PA: 43						
PITCHER	IP	WLS	BF	H	R	ER	SO	BB	IBB	HBP	BLK	WP	HR	S	P	ERA	WHIP											
Brad Radke, R ERA: 4.21	(1, 1)	6.0	L	29	10	5	4	3	2	0	0	0	0	1	72	114	6.00	2.000										
Eddie Guardado, L ERA: 4.15	(7, 1)	0.2		4	1	0	0	0	1	0	0	0	0	0	10	15	0.00	3.000										
LaTroy Hawkins, R ERA: 3.16	(7, 1)	1.1		5	1	0	0	0	0	0	0	0	0	0	15	25	0.00	0.750										
Travis Miller, L ERA: 3.55	(9, 1)	0.2		4	1	0	0	1	1	0	0	0	0	0	9	17	0.00	3.000										
Bob Wells, R ERA: 3.66	(9, 1)	0.1		1	0	0	0	1	0	0	0	0	0	0	3	6	0.00	0.000										

Batter	1	2	3	4	5	6	7	8	9	AB	R	H	RBI	BB	SO	LOB	BOTTOM										
Jacque Jones, L OBP: 0.351, SLG: 0.513										5	0	1	0	0	1	2	Milwaukee Brewers @ Minnesota Twins Hubert H. Humphrey Metrodome, Minneapolis, MN Sun Jun 11 2000, 2:05 PM EDT Att: 11,715 - Dome - 72 F										
Cristian Guzman, S OBP: 0.318, SLG: 0.438										4	1	1	0	1	1	2											
Matt Lawton, L OBP: 0.439, SLG: 0.496										2	0	2	1	3	0	0											
Ron Coomer, R OBP: 0.335, SLG: 0.441										5	0	1	0	0	0	7											
David Ortiz, L OBP: 0.342, SLG: 0.354										5	0	1	0	0	0	3											
Brian Buchanan, R OBP: 0.246, SLG: 0.309										0	0	0	0	0	0	0											
Midre Cummings, L OBP: 0.392, SLG: 0.493										4	1	2	0	1	0	0											
Matthew LeCroy, R OBP: 0.268, SLG: 0.353										4	0	0	0	0	1	5											
Corey Koskie, L OBP: 0.359, SLG: 0.379										3	0	0	0	1	0	3											
Denny Hocking, S OBP: 0.373, SLG: 0.455										4	1	2	1	0	1	2											
Inning Stats	R: 1 E: 0 K: 0 S: 12	H: 1 LOB: 1 BB: 1 P: 21	R: 0 E: 0 K: 1 S: 7	H: 0 LOB: 0 BB: 0 P: 13	R: 0 E: 0 K: 1 S: 12	H: 1 LOB: 2 BB: 1 P: 19	R: 2 E: 1 K: 1 S: 18	H: 4 LOB: 3 BB: 1 P: 33	R: 0 E: 0 K: 1 S: 8	H: 1 LOB: 2 BB: 1 P: 17	R: 0 E: 0 K: 0 S: 6	H: 0 LOB: 0 BB: 0 P: 11	R: 0 E: 0 K: 0 S: 6	H: 0 LOB: 1 BB: 1 P: 12	R: 0 E: 0 K: 0 S: 8	H: 2 LOB: 2 BB: 1 P: 16	1B: 7 2B: 2 3B: 1 HR: 0	SF: 0 SAC: 0 DP: 1 HBP: 1	WP: 0 PB: 0 SB: 0 CS: 0	PA: 43							
PITCHER	IP	WLS	BF	H	R	ER	SO	BB	IBB	HBP	BLK	WP	HR	S	P	ERA	WHIP										
John Snyder, R ERA: 8.06	(1, 1)	5.2	W	30	8	3	3	4	2	2	1	0	0	65	114	4.76	1.765										
David Weathers, R ERA: 3.13	(6, 1)	1.1	H	4	0	0	0	0	0	0	0	0	0	8	15	0.00	0.000										
Curt Leskanic, R ERA: 3.94	(8, 1)	1.0	H	4	0	0	0	0	1	0	0	0	0	6	12	0.00	1.000										
Bob Wickman, R ERA: 1.23	(9, 1)	1.0	S	5	2	0	0	0	1	0	0	0	0	8	16	0.00	3.000										

AB 39
R 5
H 13
RBI 5
BB 4
SO 5
LOB 26



AB 36
R 3
H 10
RBI 2
BB 6
SO 4
LOB 24



Batter	1	2	3	4	5	6	7	8	9	AB	R	H	RBI	BB	SO	LOB	TOP								
Peter Bergeron, L (1, 8) OBP: 0.306, SLG: 0.357 Felipe Lira, R (7, 1) David Moraga, L (8, 1) Wilton Guerrero, S (9, PH) OBP: 0.319, SLG: 0.323	1-3 K		0-3 K		2-3 K		0-0 FC4-6		4-1 FC6-4 BB	4	0	0	0	0	3	3	Montreal Expos @ Milwaukee Brewers Milwaukee County Stadium, Milwaukee, WI Mon Jun 12 2000, 8:05 PM EDT Att: 16,686 - Overcast - 52 F								
Trace Coquillette, R (1, 5) OBP: 0.292, SLG: 0.333	0-0 G6-3		4-1 BB		0-3 K		1-2 F8		3-2 FC6-4	4	0	0	0	1	4										
Rondell White, R (1, 7) OBP: 0.381, SLG: 0.527	2-2 G2-3		0-2 G6-3			1-1 G5-3 1B		2-2 G5-3 1B	1-3 K	5	1	2	0	0	1	4									
Vladimir Guerrero, R (1, 9) OBP: 0.427, SLG: 0.705		0-2 G1-3		1-3 K		2-1 G5-3		2-1 G5-3		4	0	0	0	0	1	2									
Jose Vidro, S (1, 4) OBP: 0.409, SLG: 0.584		3-2 2B		1-2 G5-3		1-3 K		0-0 G5-3		4	0	1	0	0	1	2									
Geoff Blum, S (1, 3) OBP: 0.316, SLG: 0.397		1-2 F9		4-2 BB BB		2-2 G1-3		1-2 2H 1B		3	0	1	1	1	0	2									
Chris Widger, R (1, 2) OBP: 0.318, SLG: 0.489		3-3 K		4-2 BB BB			0-0 G5-3	0-1 F8		3	0	0	0	1	1	2									
Orlando Cabrera, R (1, 6) OBP: 0.264, SLG: 0.405			0-0 SH3-4 1B	2-2 F9			4-2 FC4-6 BB BB		2-1 F8	3	0	1	0	1	0	2									
Javier Vazquez, R (1, 1) OBP: 0.241, SLG: 0.259 Matt Skrimetta, S (6, 1) Terry Jones, S (7, PH) OBP: 0.268, SLG: 0.243			0-0 SH3-4		2-2 F8		4-0 FC4-6 BB		4-1 FC6-4 BB BB	1	0	0	0	0	0	0									
			1-2							0	0	0	0	0	0	0									
										0	0	0	0	2	0	0									
Inning Stats	R: 0 E: 0 K: 1 S: 7	H: 0 LOB: 0 BB: 0 P: 10	R: 0 E: 0 K: 1 S: 15	H: 1 LOB: 1 BB: 0 P: 22	R: 0 E: 0 K: 1 S: 10	H: 1 LOB: 2 BB: 1 P: 14	R: 0 E: 0 K: 1 S: 17	H: 0 LOB: 0 BB: 0 P: 29	R: 0 E: 0 K: 2 S: 10	H: 0 LOB: 0 BB: 0 P: 14	R: 0 E: 0 K: 1 S: 11	H: 1 LOB: 1 BB: 0 P: 17	R: 0 E: 0 K: 0 S: 12	H: 0 LOB: 1 BB: 2 P: 18	R: 1 E: 0 K: 0 S: 12	H: 2 LOB: 1 BB: 0 P: 17	R: 0 E: 0 K: 1 S: 14	H: 0 LOB: 2 BB: 2 P: 28	1B: 4 2B: 1 3B: 0 HR: 0	SF: 0 SAC: 1 DP: 0 HBP: 0	WP: 0 PB: 0 SB: 0 CS: 0	PA: 39			
PITCHER	IP	WLS	BF	H	R	ER	SO	BB	IBB	HBP	BLK	WP	HR	S	P	ERA	WHIP								
Jason Bere, R (1, 1) ERA: 5.1	6.1	W	27	3	0	0	7	5	0	0	0	0	0	74	118	0.00	1.263								
David Weathers, R (7, 1) ERA: 3.23	1.2	H	7	2	1	1	0	0	0	0	0	0	0	17	23	5.40	1.200								
Curt Leskanic, R (9, 1) ERA: 3.82	1.0		5	0	0	0	1	2	0	0	0	0	0	14	28	0.00	2.000								

AB	31
R	1
H	5
RBI	1
BB	7
SO	8
LOB	21



Batter	1	2	3	4	5	6	7	8	9	AB	R	H	RBI	BB	SO	LOB	BOTTOM								
Ronnie Belliard, R (1, 4) OBP: 0.386, SLG: 0.424	3-2 G4-3		0-1 F9		3-3 K		3-1 G6-3	3-2 2B		5	0	1	2	0	1	1	Montreal Expos @ Milwaukee Brewers Milwaukee County Stadium, Milwaukee, WI Mon Jun 12 2000, 8:05 PM EDT Att: 16,686 - Overcast - 52 F								
Marquis Grissom, R (1, 8) OBP: 0.297, SLG: 0.348	1-3 K			1-2 2B 1B	2-2 1B		0-0 G6-3	0-2 F3		5	1	2	0	0	1	1									
Jeromy Burnitz, L (1, 9) OBP: 0.356, SLG: 0.446	1-0 F2			2-2 F9	2-1 1B		2-2 G1-3			4	0	1	0	0	0	1									
Geoff Jenkins, L (1, 7) OBP: 0.339, SLG: 0.601		1-2 F9		1-2 G6-3 2B 2B	3-3 K			1-1 L7		4	1	1	1	0	1	2									
Charlie Hayes, R (1, 3) OBP: 0.421, SLG: 0.490		1-1 F7		1-2 G6-3		4-2 SF9 BB		3-2 2B 1B		3	2	1	0	1	0	1									
José Hernández, R (1, 5) OBP: 0.280, SLG: 0.380 Luis Lopez, S (7, 5) OBP: 0.231, SLG: 0.306		3-2 G5-3		3-2 1B 2B		2-3 K		0-1 2B 1B		3	1	1	1	0	1	1									
Raul Casanova, S (1, 2) OBP: 0.288, SLG: 0.296			0-1 E9 1B	2-1 2H 1B		0-1 E1		0-0 1B 2B 2B		4	1	3	3	0	0	1									
Santiago Perez, S (1, 6) OBP: 0.318, SLG: 0.350			1-1 B1	2-3 K		1-0 SF9		0-0 2B 1B		3	1	1	1	0	1	2									
Jason Bere, R (1, 1) OBP: 0.200, SLG: 0.280 David Weathers, R (7, 1) James Mouton, R (8, PH) OBP: 0.291, SLG: 0.260 Curt Leskanic, R (9, 1)			0-3 K		1-3 K		3-1 G1-3		0-3 K	3	0	0	0	0	2	2									
										0	0	0	0	0	0	0									
										1	0	0	0	0	1	2									
										0	0	0	0	0	0	0									
Inning Stats	R: 0 E: 0 K: 1 S: 9	H: 0 LOB: 0 BB: 0 P: 14	R: 0 E: 0 K: 0 S: 11	H: 0 LOB: 0 BB: 0 P: 16	R: 0 E: 1 K: 1 S: 11	H: 1 LOB: 1 BB: 0 P: 12	R: 3 E: 0 K: 1 S: 28	H: 4 LOB: 1 BB: 0 P: 40	R: 0 E: 0 K: 3 S: 16	H: 2 LOB: 2 BB: 0 P: 27	R: 1 E: 1 K: 1 S: 13	H: 0 LOB: 1 BB: 1 P: 22	R: 0 E: 0 K: 0 S: 6	H: 0 LOB: 0 BB: 0 P: 11	R: 4 E: 0 K: 1 S: 20	H: 5 LOB: 1 BB: 0 P: 27	1B: 8 2B: 4 3B: 0 HR: 0	SF: 1 SAC: 0 DP: 0 HBP: 0	WP: 0 PB: 0 SB: 0 CS: 0	PA: 38					
PITCHER	IP	WLS	BF	H	R	ER	SO	BB	IBB	HBP	BLK	WP	HR	S	P	ERA	WHIP								
Javier Vazquez, R (1, 1) ERA: 3.49	5.0	L	22	7	3	3	6	0	0	0	0	0	0	75	109	5.40	1.400								
Matt Skrimetta, R (6, 1) ERA: 14.54	1.0		5	0	1	0	1	1	0	0	0	0	0	13	22	0.00	1.000								
Felipe Lira, R (7, 1) ERA: 6.94	1.1		6	2	2	2	0	0	0	0	0	0	0	15	24	13.50	1.500								
David Moraga, L (8, 1) ERA: 54.0	0.2		5	3	2	2	1	0	0	0	0	0	0	11	14	27.00	4.500								

AB	36
R	8
H	12
RBI	8
BB	1
SO	8
LOB	14



Batter	1	2	3	4	5	6	7	8	9	AB	R	H	RBI	BB	SO	LOB	TOP										
Peter Bergeron, L (1, 8) OBP: 0.308, SLG: 0.358	G6-3				G1-3			F9		5	1	2	2	0	0	0	Montreal Expos @ Milwaukee Brewers Milwaukee County Stadium, Milwaukee, WI Tue Jun 13 2000, 8:05 PM EDT Att: 10,705 - Overcast - 58 F										
Mike Mordecai, R (1, 5) OBP: 0.435, SLG: 0.667	G6-3				L7			G5-3		4	1	1	0	1	0	0											
Rondell White, R (1, 7) OBP: 0.378, SLG: 0.518	F3						P3		F7	4	1	0	0	1	1	2											
Vladimir Guerrero, R (1, 9) OBP: 0.426, SLG: 0.698					E9			F9		5	1	2	2	0	0	0											
Jose Vidro, S (1, 4) OBP: 0.409, SLG: 0.597	G6-4-3				G6-3			G4-3		5	2	2	3	0	0	2											
Geoff Blum, S (1, 3) OBP: 0.321, SLG: 0.397					L4			G4-3		5	2	2	1	0	1	1											
Chris Widger, R (1, 2) OBP: 0.323, SLG: 0.486								K		3	0	1	0	1	1	1											
Orlando Cabrera, R (1, 6) OBP: 0.269, SLG: 0.407								G6-3		4	1	2	1	0	1	2											
Carl Pavano, R (1, 1) OBP: 0.161, SLG: 0.194										2	0	0	0	0	2	2											
Anthony Telford, R (6, 1)										0	0	0	0	0	0	0											
Terry Jones, S (8, PH) OBP: 0.262, SLG: 0.237										1	0	0	0	0	1	0											
Guillermo Mota, R (8, 1)										0	0	0	0	0	0	0											
Steve Kline, S (8, 1)										0	0	0	0	0	0	0											
Inning Stats	R: 0 E: 0 K: 0 S: 5	H: 0 LOB: 0 BB: 0 P: 6	R: 1 E: 0 K: 1 S: 12	H: 4 LOB: 2 BB: 0 P: 16	R: 7 E: 0 K: 1 S: 20	H: 7 LOB: 2 BB: 2 P: 35	R: 0 E: 1 K: 1 S: 10	H: 0 LOB: 2 BB: 1 P: 17	R: 0 E: 0 K: 0 S: 6	H: 0 LOB: 0 BB: 0 P: 8	R: 0 E: 0 K: 1 S: 9	H: 0 LOB: 0 BB: 0 P: 14	R: 0 E: 0 K: 1 S: 9	H: 0 LOB: 0 BB: 0 P: 15	R: 1 E: 0 K: 1 S: 8	H: 1 LOB: 0 BB: 0 P: 12	1B: 10 2B: 1 3B: 0 HR: 1	SF: 0 SAC: 1 DP: 1 HBP: 0	WP: 0 PB: 0 SB: 0 CS: 0	PA: 42							
PITCHER	IP	WLS	BF	H	R	ER	SO	BB	IBB	HBP	BLK	WP	HR	S	P	ERA	WHIP										
Steve Woodard, R (1, 1) ERA: 5.97	2.2	L	19	11	8	8	3	1	0	0	0	0	0	31	46	27.00	4.500										
Juan Acevedo, R (3, 1) ERA: 4.45	3.1		13	0	0	0	3	2	0	0	0	0	0	30	46	0.00	0.600										
Allen Levrault, R (7, 1) ERA:	2.0		6	0	0	0	2	0	0	0	0	0	0	18	29	0.00	0.000										
Valerio De Los Santos, L (9, 1) ERA: 5.85	1.0		4	1	1	1	1	0	0	0	0	0	1	8	12	9.00	1.000										


Batter	1	2	3	4	5	6	7	8	9	AB	R	H	RBI	BB	SO	LOB	BOTTOM										
Ronnie Belliard, R (1, 4) OBP: 0.386, SLG: 0.426	G4-6-3		G4-3		G6-3			F9		4	0	1	0	1	0	0	Montreal Expos @ Milwaukee Brewers Milwaukee County Stadium, Milwaukee, WI Tue Jun 13 2000, 8:05 PM EDT Att: 10,705 - Overcast - 58 F										
Marquis Grissom, R (1, 8) OBP: 0.295, SLG: 0.345	G4-6-3		F8		G3		F9		L1-3	5	0	1	0	0	0	2											
Jeremy Burnitz, L (1, 9) OBP: 0.360, SLG: 0.447	S		1B		G3		L4		L3-1	4	0	2	0	1	0	1											
Geoff Jenkins, L (1, 7) OBP: 0.347, SLG: 0.605					G3				L8	4	1	2	0	1	0	2											
Charlie Hayes, R (1, 5) OBP: 0.418, SLG: 0.480	F9		G4-3		F3					3	1	0	0	1	0	6											
Tyler Houston, L (1, 3) OBP: 0.321, SLG: 0.371										3	1	2	0	1	0	0											
Raul Casanova, S (1, 2) OBP: 0.286, SLG: 0.345	G4-6-3				FC4-6		G3			4	1	1	4	0	0	2											
Santiago Perez, S (1, 6) OBP: 0.308, SLG: 0.375					F9		F9		L6	4	0	1	0	0	0	1											
Steve Woodard, L (1, 1) OBP: 0.136, SLG: 0.050										1	0	0	0	0	1	1											
Juan Acevedo, R (3, 1)										1	0	0	0	0	1	1											
Allen Levrault, R (7, 1)										1	0	0	0	0	0	0											
James Mouton, R (8, PH) OBP: 0.287, SLG: 0.257										1	0	0	0	0	0	0											
Valerio De Los Santos, L (9, 1) ERA: 1.5										0	0	0	0	0	0	0											
Inning Stats	R: 0 E: 0 K: 0 S: 18	H: 2 LOB: 1 BB: 3 P: 34	R: 0 E: 0 K: 1 S: 10	H: 2 LOB: 0 BB: 0 P: 14	R: 0 E: 0 K: 0 S: 10	H: 2 LOB: 2 BB: 0 P: 16	R: 0 E: 0 K: 1 S: 9	H: 1 LOB: 1 BB: 0 P: 15	R: 0 E: 0 K: 0 S: 10	H: 0 LOB: 0 BB: 0 P: 17	R: 0 E: 0 K: 0 S: 10	H: 0 LOB: 0 BB: 0 P: 14	R: 0 E: 0 K: 0 S: 11	H: 1 LOB: 1 BB: 0 P: 16	R: 4 E: 0 K: 0 S: 16	H: 2 LOB: 0 BB: 2 P: 29	R: 0 E: 0 K: 0 S: 8	H: 0 LOB: 0 BB: 0 P: 13	1B: 6 2B: 3 3B: 0 HR: 1	SF: 0 SAC: 0 DP: 2 HBP: 0	WP: 0 PB: 0 SB: 1 CS: 0	PA: 40					
PITCHER	IP	WLS	BF	H	R	ER	SO	BB	IBB	HBP	BLK	WP	HR	S	P	ERA	WHIP										
Carl Pavano, R (1, 1) ERA: 3.25	5.0	W	23	7	0	0	2	3	0	0	0	0	0	21	30	0.00	2.000										
Anthony Telford, R (6, 1) ERA: 4.4	2.0		7	1	0	0	0	0	0	0	0	0	0	6	16	∞	∞										
Guillermo Mota, R (8, 1) ERA: 11.88	0.0		3	1	3	3	0	2	0	0	0	0	0	6	16	∞	∞										
Steve Kline, L (8, 1) ERA: 1.5	2.0		7	1	1	1	0	0	0	0	0	0	1	18	26	4.50	0.500										

AB	38
R	9
H	12
RBI	9
BB	3
SO	7
LOB	10



Batter	1	2	3	4	5	6	7	8	9	AB	R	H	RBI	BB	SO	LOB	TOP								
Peter Bergeron, L (1, 8) OBP: 0.310, SLG: 0.359	2-1 G1-3		0-2 BB 1B	0-0 G4-3 1B			0-0 G3		1-0 G4-3	5	1	2	0	0	0	1	Montreal Expos @ Milwaukee Brewers Milwaukee County Stadium, Milwaukee, WI Wed Jun 14 2000, 8:05 PM EDT Att: 12,875 - Cloudy - 70 F								
Michael Barrett, R (1, 5) OBP: 0.274, SLG: 0.290	1-3 K		4-0 1B BB	0-2 G4-3 1-2			1-2 G6-3			3	0	0	0	1	1	2									
Rondell White, R (1, 7) OBP: 0.375, SLG: 0.511	4-2 WP BB		0-3 K				1-2 G6-3			3	0	0	0	1	1	2									
Terry Jones, S (7, 7) OBP: 0.262, SLG: 0.237							1-0 G3			0	0	0	0	0	0	0									
Vladimir Guerrero, R (1, 9) OBP: 0.427, SLG: 0.703	3-0 G5-3		0-2 1-3 2-H 1B				0-1 SF7 3B		0-0 G6-3	4	1	2	1	0	0	1									
Matt Skmetta, S (8, 1)	1-2									0	0	0	0	0	0	0									
Jose Vidro, S (1, 4) OBP: 0.406, SLG: 0.592		1-2 G3-1		4-0 BB IBB			2-2 SF7		1-0 G1-3	2	0	0	1	1	0	0									
Geoff Blum, S (1, 3) OBP: 0.333, SLG: 0.400		2-2		4-1			3-H 2-0 F8		2-1 F8	2	0	1	0	1	0	0									
Felipe Lira, R (5, 1)										0	0	0	0	0	0	0									
Wilton Guerrero, S (8, PH) OBP: 0.315, SLG: 0.318		E FC4-2 1B		1-2 BB						1	0	0	0	0	0	0									
Chris Widger, R (1, 2) OBP: 0.483		0-1 E2 FC4-2 1B		1-1 G5-3			2-2 L7		0-0 G6-3	3	0	1	0	0	0	3									
Brian Schneider, L (6, 2) OBP: 0.323, SLG: 0.286		1-3 FC4-2 1B								1	0	0	0	0	0	0									
Orlando Cabrera, R (1, 6) OBP: 0.268, SLG: 0.404		2-2 FC4-2 FC6-4 2-3 3-H		1-1 G6-3			0-1 F8		2-1 FC6-4 1B	4	0	1	0	0	0	2									
Mike Johnson, L (1, 1) OBP: 0.286, SLG: 0.286		0-1 FC6-4							2-0 FC6-4	2	0	1	0	0	0	2									
David Moraga, L (4, 1)										0	0	0	0	0	0	0									
Mike Mordecai, R (5, 3) OBP: 0.423, SLG: 0.646		1-2 FC6-4					0-0 P4		1-2 FC6-4	2	0	0	0	0	0	1									
Inning Stats	R: 0 E: 0 K: 1 S: 8	H: 0 LOB: 1 BB: 1 P: 18	R: 0 E: 1 K: 0 S: 14	H: 2 LOB: 2 BB: 0 P: 19	R: 1 E: 0 K: 1 S: 12	H: 2 LOB: 3 BB: 3 P: 25	R: 0 E: 0 K: 0 S: 7	H: 2 LOB: 1 BB: 0 P: 9	R: 1 E: 0 K: 0 S: 12	H: 1 LOB: 0 BB: 0 P: 17	R: 0 E: 0 K: 0 S: 8	H: 0 LOB: 0 BB: 0 P: 10	R: 0 E: 0 K: 0 S: 5	H: 0 LOB: 0 BB: 0 P: 7	R: 0 E: 0 K: 0 S: 4	H: 0 LOB: 0 BB: 0 P: 7	R: 0 E: 0 K: 0 S: 5	H: 1 LOB: 1 BB: 0 P: 10	1B: 7 2B: 3 3B: 1 HR: 0	SF: 1 SAC: 0 DP: 1 HBP: 0	WP: 1 PB: 0 SB: 0 CS: 0	PA: 37			
PITCHER	IP	WLS	BF	H	R	ER	SO	BB	IBB	HBP	BLK	WP	HR	S	P	ERA	WHIP								
Jamey Wright, R (1, 1) ERA: 4.26	8.0	W	33	7	2	2	2	3	1	0	0	1	0	70	112	2.25	1.250								
Bob Wickman, R (9, 1) ERA: 1.19	1.0		4	1	0	0	0	0	0	0	0	0	0	5	10	0.00	1.000								

AB	32
R	2
H	8
RBI	2
BB	4
SO	2
LOB	14



Batter	1	2	3	4	5	6	7	8	9	AB	R	H	RBI	BB	SO	LOB	BOTTOM									
Ronnie Belliard, R (1, 4) OBP: 0.390, SLG: 0.433	3-1 F9		0-0 S	4-1 1B 2B BB	0-1 SF8		0-0 1B			3	1	2	1	1	0	0	Montreal Expos @ Milwaukee Brewers Milwaukee County Stadium, Milwaukee, WI Wed Jun 14 2000, 8:05 PM EDT Att: 12,875 - Cloudy - 70 F									
Luis Lopez, S (7, PR) OBP: 0.231, SLG: 0.306	0-1 F2		2-0 G5-3	1-2 2B FC6 1B	1-2 3-H 3-H HR		1-1 1B			5	2	3	3	0	0	1										
Marquis Grissom, R (1, 8) OBP: 0.301, SLG: 0.362				1-3 FC6 1B	3-H HR		1-2 1B																			
Jeremy Burnitz, L (1, 9) OBP: 0.357, SLG: 0.446	2-3 K		3-3 K	1-0 FC6 SF8 2B	1-2 E3		2-0 G4-6-3			5	1	1	1	0	2	4										
Geoff Jenkins, L (1, 7) OBP: 0.349, SLG: 0.594		2-0 L9		0-1 FC6 E S	1-1 G3-1				4-2 HR BB	3	1	0	1	2	0	2										
Charlie Hayes, R (1, 5) OBP: 0.417, SLG: 0.473		4-2 WP BB G3 BB		1-2 SF8			3-3 K		0-3 K	2	1	0	1	2	2	1										
Tyler Houston, L (1, 3) OBP: 0.325, SLG: 0.405		4-1 G3 WP BB		1-0 F8	3-3 K		1-3 K		2-2 1-H HR	4	1	1	2	1	2	4										
Raul Casanova, S (1, 2) OBP: 0.309, SLG: 0.429		2-1 G3			0-0 HR		1-1 G4-3		2-2 1B	5	2	3	2	0	0	1										
Santiago Perez, S (1, 6) OBP: 0.387, SLG: 0.407		4-0 IBB		2-0 WP SH1-4 1B 1B	4-1 SF8 SH2-4 HR BB				1-3 K	3	2	2	0	2	1	1										
Jamey Wright, R (1, 1)		0-1 F8		0-2 SH1-4 1B	2-2 SH2-4				0-1 F9	2	0	0	0	0	1	3										
Mark Sweeney, L (8, PH) OBP: 0.367, SLG: 0.346				1-2 SH1-4						1	0	0	0	0	0	1										
Bob Wickman, R (9, 1)					1-2 SH2-4					0	0	0	0	0	0	0										
Inning Stats	R: 0 E: 0 K: 1 S: 7	H: 0 LOB: 0 BB: 0 P: 12	R: 1 E: 0 K: 0 S: 8	H: 0 LOB: 2 BB: 3 P: 24	R: 0 E: 0 K: 1 S: 11	H: 1 LOB: 3 BB: 2 P: 25	R: 5 E: 0 K: 1 S: 19	H: 4 LOB: 1 BB: 1 P: 31	R: 3 E: 1 K: 0 S: 18	H: 2 LOB: 1 BB: 1 P: 28	R: 0 E: 0 K: 2 S: 9	H: 0 LOB: 0 BB: 0 P: 14	R: 0 E: 0 K: 1 S: 12	H: 3 LOB: 3 BB: 0 P: 17	R: 2 E: 0 K: 2 S: 20	H: 2 LOB: 1 BB: 1 P: 29	1B: 6 2B: 3 3B: 0 HR: 3	SF: 2 SAC: 2 DP: 1 HBP: 0	WP: 2 PB: 0 SB: 3 CS: 0	PA: 45						
PITCHER	IP	WLS	BF	H	R	ER	SO	BB	IBB	HBP	BLK	WP	HR	S	P	ERA	WHIP									
Mike Johnson, R (1, 1) ERA: 6.75	3.1	L	20	4	5	5	2	5	1	0	0	0	0	18	30	27.00	3.000									
David Moraga, L (4, 1) ERA: 37.8	1.0		7	2	3	3	1	1	0	0	0	0	0	1	31	44	3.38	1.500								
Felipe Lira, R (5, 1) ERA: 6.58	2.2		12	4	1	1	3	0	0	0	0	0	1	31	44	3.38	1.500									
Matt Skmetta, R (8, 1) ERA: 15.19	1.0		6	2	2	2	2	1	0	0	0	0	1	20	29	18.00	3.000									



Batter	1	2	3	4	5	6	7	8	9	AB	R	H	RBI	BB	SO	LOB	TOP										
Jason Tyner, L OBP: 0.290, SLG: 0.333 (1, 7)	G5-3	P4		CS			G5-3		K	5	1	1	0	0	1	2	New York Mets @ Milwaukee Brewers Milwaukee County Stadium, Milwaukee, WI Sat Jun 17 2000, 8:05 PM EDT Att: 26,125 - Cloudy - 59 F										
Derek Bell, R OBP: 0.366, SLG: 0.441 (1, 9)	K		G6-3		F7		G6-3		G4-3	5	0	0	0	0	1	1											
Edgardo Alfonzo, R OBP: 0.443, SLG: 0.610 (1, 4)				FC5	F9		G4-3			3	0	1	0	1	0	1											
31 Mike Piazza, R OBP: 0.438, SLG: 0.717 20 Kurt Abbott, R OBP: 0.310, SLG: 0.360 (8, PR) (8, 6)	F8			FC5	F9					4	0	2	1	0	0	2											
Robin Ventura, L OBP: 0.355, SLG: 0.484 Joe McEwing, R OBP: 0.313, SLG: 0.517 (8, PR) (8, 5)				1B	FC5					1	1	1	0	3	0	0											
Todd Zeile, R OBP: 0.385, SLG: 0.543 (1, 3)				1B	IBB					0	0	0	0	0	0	0											
Jay Payton, R OBP: 0.327, SLG: 0.477 (1, 8)				1B	IBB					4	0	1	0	0	1	6											
Melvin Mora, R OBP: 0.327, SLG: 0.376 Matt Franco, L OBP: 0.333, SLG: 0.218 Todd Pratt, R OBP: 0.400, SLG: 0.641 (8, PH) (8, 2)				1B	IBB					4	0	2	1	0	1	2											
Glendon Rusch, L OBP: 0.125, SLG: 0.045 Turk Wendell, L (7, 1) Lenny Harris, L OBP: 0.188, SLG: 0.232 (9, PH)				1B	IBB					3	0	1	0	0	0	3											
				1B	IBB					1	0	0	0	0	0	2											
				1B	IBB					0	0	0	0	0	0	0											
				1B	IBB					1	0	0	0	0	0	0											
				1B	IBB					1	0	0	0	0	0	0											
Inning Stats	R: 0 E: 0 K: 1 S: 14	H: 0 LOB: 1 BB: 1 P: 21	R: 1 E: 0 K: 0 S: 14	H: 2 LOB: 2 BB: 1 P: 25	R: 0 E: 0 K: 0 S: 10	H: 1 LOB: 2 BB: 1 P: 22	R: 0 E: 0 K: 1 S: 8	H: 1 LOB: 0 BB: 0 P: 9	R: 1 E: 0 K: 0 S: 17	H: 2 LOB: 2 BB: 1 P: 26	R: 0 E: 0 K: 0 S: 4	H: 0 LOB: 0 BB: 0 P: 5	R: 0 E: 0 K: 1 S: 15	H: 2 LOB: 2 BB: 0 P: 21	R: 0 E: 0 K: 1 S: 6	H: 0 LOB: 0 BB: 0 P: 11	1B: 9 2B: 0 3B: 0 HR: 0	SF: 0 SAC: 0 DP: 1 HBP: 0	WP: 1 PB: 0 SB: 0 CS: 1	PA: 39							
PITCHER	IP	WLS	BF	H	R	ER	SO	BB	IBB	HBP	BLK	WP	HR	S	P	ERA	WHIP										
John Snyder, R ERA: 6.89 Curt Leskanic, R ERA: 3.58 Bob Wickman, R ERA: 1.15	7.0	W	30	7	2	2	3	2	2	0	0	1	0	72	116	2.57	1.286										

Batter	1	2	3	4	5	6	7	8	9	AB	R	H	RBI	BB	SO	LOB	BOTTOM										
Ronnie Belliard, R OBP: 0.386, SLG: 0.436 (1, 4)	HR		G5-3		G1-3		F8			4	1	1	1	0	0	2	New York Mets @ Milwaukee Brewers Milwaukee County Stadium, Milwaukee, WI Sat Jun 17 2000, 8:05 PM EDT Att: 26,125 - Cloudy - 59 F										
Luis Lopez, S OBP: 0.232, SLG: 0.288 (1, 6)	G4-3		F9			G3	P4			3	1	0	0	0	1	1											
Charlie Hayes, R OBP: 0.410, SLG: 0.455 (1, 3)	K		K			G3				3	1	0	0	1	3	0											
Jeremy Burnitz, L OBP: 0.351, SLG: 0.433 (1, 9)	1B				F9	G3				3	0	0	0	1	0	2											
Marquis Grissom, R OBP: 0.303, SLG: 0.362 (1, 8)	1B									4	0	3	2	0	1	0											
José Hernández, R OBP: 0.296, SLG: 0.383 (1, 5)	G5-3									3	0	0	0	1	1	4											
Geoff Jenkins, L OBP: 0.348, SLG: 0.587 (1, 7)										2	0	0	0	1	0	1											
Henry Blanco, R OBP: 0.346, SLG: 0.391 (1, 2)										2	0	0	0	1	1	1											
John Snyder, R Lyle Mouton, R Curt Leskanic, R Bob Wickman, R (7, PH) (8, 1) (9, 1)										2	0	0	0	0	0	1											
										0	0	0	0	1	0	0											
										0	0	0	0	0	0	0											
										0	0	0	0	0	0	0											
Inning Stats	R: 1 E: 0 K: 1 S: 11	H: 2 LOB: 2 BB: 1 P: 19	R: 0 E: 0 K: 0 S: 8	H: 0 LOB: 0 BB: 1 P: 16	R: 0 E: 0 K: 1 S: 6	H: 0 LOB: 0 BB: 0 P: 10	R: 0 E: 0 K: 1 S: 8	H: 0 LOB: 1 BB: 1 P: 15	R: 0 E: 0 K: 1 S: 12	H: 1 LOB: 1 BB: 1 P: 20	R: 0 E: 0 K: 1 S: 7	H: 0 LOB: 1 BB: 1 P: 14	R: 0 E: 1 K: 1 S: 14	H: 1 LOB: 1 BB: 0 P: 22	1B: 3 2B: 0 3B: 0 HR: 1	SF: 0 SAC: 0 DP: 1 HBP: 1		WP: 0 PB: 0 SB: 0 CS: 1	PA: 34								
PITCHER	IP	WLS	BF	H	R	ER	SO	BB	IBB	HBP	BLK	WP	HR	S	P	ERA	WHIP										
Glendon Rusch, L ERA: 4.26 Turk Wendell, R ERA: 3.79	6.1	L	27	3	3	3	5	6	0	0	0	0	0	17	107	4.26	1.421										


Batter	1	2	3	4	5	6	7	8	9	AB	R	H	RBI	BB	SO	LOB	TOP
Jason Tyner, L (1.7) OBP: 0.286, SLG: 0.323	K		G3	FC6-4			SH1-3		S	4	0	1	0	0	1	2	New York Mets @ Milwaukee Brewers Milwaukee County Stadium, Milwaukee, WI Sun Jun 18 2000, 2:05 PM EDT Att: 20,133 - Cloudy - 69 F
Matt Franco, L (1.3) OBP: 0.338, SLG: 0.233	K			1B	K		1B		F7	5	1	2	0	0	2	1	
Edgardo Alfonzo, R (1.4) OBP: 0.439, SLG: 0.604	F3			1B	F2		SF8		L6	4	1	1	1	0	0	1	
31 Mike Piazza, R (1.2) OBP: 0.432, SLG: 0.709		F8		2B	L9		G1-3		G1-3	5	1	1	1	0	0	2	
Robin Ventura, L (1.5) OBP: 0.357, SLG: 0.495	K			IBB			F8		HR	3	1	1	1	1	1	0	
Jay Payton, R (1.8) OBP: 0.320, SLG: 0.467	G3-1			SF8			G4-3		K	3	0	0	1	0	1	0	
Benny Agbayani, R (1.9) OBP: 0.336, SLG: 0.475			K	FC6-4						4	1	2	0	0	1	2	
Melvin Mora, R (8. PR) OBP: 0.327, SLG: 0.376				20 HR			20 BLK		2B	0	0	0	0	0	0	0	
20 Kurt Abbott, R (1.6) OBP: 0.308, SLG: 0.389			F3				L5		K	4	1	1	3	0	1	2	
Rick Reed, R (1.1) OBP: 0.259, SLG: 0.208				HR						2	1	1	0	1	0	0	
Lenny Harris, L (8. PH) OBP: 0.186, SLG: 0.229				FC6-4			E3		K	1	0	0	0	0	1	1	
John Franco, L (8.1) Armando Benitez, R (9.1)				1B	BB		1B			0	0	0	0	0	0	0	
Inning Stats	R: 0 H: 0 E: 0 K: 2 S: 10	H: 0 R: 0 LOB: 0 BB: 0 P: 14	R: 0 H: 0 E: 0 K: 1 S: 11	H: 1 R: 0 LOB: 1 BB: 0 P: 17	R: 5 H: 4 E: 0 K: 0 S: 14	H: 0 R: 0 LOB: 0 BB: 0 P: 18	H: 1 R: 0 LOB: 1 BB: 0 P: 15	H: 1 R: 1 LOB: 1 BB: 0 P: 11	H: 2 R: 0 LOB: 1 BB: 0 P: 29	H: 1 R: 0 LOB: 1 BB: 0 P: 11	1B: 6 2B: 2 3B: 0 HR: 2	SF: 2 SAC: 1 DP: 0 HBP: 0	WP: 0 PB: 0 SB: 1 CS: 0	PA: 40			
PITCHER	IP WLS BF H R ER SO BB IBB HBP BLK WP HR S P ERA WHIP	IP WLS BF H R ER SO BB IBB HBP BLK WP HR S P ERA WHIP	IP WLS BF H R ER SO BB IBB HBP BLK WP HR S P ERA WHIP	IP WLS BF H R ER SO BB IBB HBP BLK WP HR S P ERA WHIP	IP WLS BF H R ER SO BB IBB HBP BLK WP HR S P ERA WHIP	IP WLS BF H R ER SO BB IBB HBP BLK WP HR S P ERA WHIP	IP WLS BF H R ER SO BB IBB HBP BLK WP HR S P ERA WHIP	IP WLS BF H R ER SO BB IBB HBP BLK WP HR S P ERA WHIP	IP WLS BF H R ER SO BB IBB HBP BLK WP HR S P ERA WHIP	IP WLS BF H R ER SO BB IBB HBP BLK WP HR S P ERA WHIP	IP WLS BF H R ER SO BB IBB HBP BLK WP HR S P ERA WHIP	IP WLS BF H R ER SO BB IBB HBP BLK WP HR S P ERA WHIP	IP WLS BF H R ER SO BB IBB HBP BLK WP HR S P ERA WHIP	IP WLS BF H R ER SO BB IBB HBP BLK WP HR S P ERA WHIP	IP WLS BF H R ER SO BB IBB HBP BLK WP HR S P ERA WHIP	IP WLS BF H R ER SO BB IBB HBP BLK WP HR S P ERA WHIP	IP WLS BF H R ER SO BB IBB HBP BLK WP HR S P ERA WHIP
Jason Bere, R (1.1) ERA: 5.35	5.0 L 22 5 5 5 5 1 1 0 0 0 1 58 89 9.00 1.200																
Juan Acevedo, R (8.1) ERA: 4.05	2.0 9 2 1 0 0 0 0 0 0 1 0 0 19 26 0.00 1.000																
Valerio De Los Santos, L (8.1) ERA: 6.02	0.1 3 2 1 1 1 0 0 0 0 0 0 1 9 15 27.00 6.000																
David Weathers, R (8.1) ERA: 3.24	1.2 6 1 0 0 2 0 0 0 0 0 0 0 15 25 0.00 0.600																

AB	35
R	7
H	10
RBI	7
BB	2
SO	8
LOB	11



Batter	1	2	3	4	5	6	7	8	9	AB	R	H	RBI	BB	SO	LOB	BOTTOM
Ronnie Belliard, R (1.4) OBP: 0.388, SLG: 0.456	HR		K		F8					4	1	2	2	0	1	2	New York Mets @ Milwaukee Brewers Milwaukee County Stadium, Milwaukee, WI Sun Jun 18 2000, 2:05 PM EDT Att: 20,133 - Cloudy - 69 F
Luis Lopez, S (1.6) OBP: 0.233, SLG: 0.273	F8		HBP		F7		F8			3	0	0	0	0	0	3	
Geoff Jenkins, L (1.7) OBP: 0.346, SLG: 0.579	G4-3		G4-3						K	4	1	1	0	0	1	1	
Jeremy Burnitz, L (1.9) OBP: 0.350, SLG: 0.430	G4-3			P5			1B		G1	4	0	1	0	0	0	0	
Charlie Hayes, R (1.5) OBP: 0.402, SLG: 0.444		F3		L6			G5-4-3		G1-3	4	0	0	0	0	0	1	
Marquis Grissom, R (1.8) OBP: 0.302, SLG: 0.364		G3		F4			F8		F8	4	0	1	0	0	0	0	
Tyler Houston, L (1.3) OBP: 0.322, SLG: 0.410		G3							K	4	0	1	0	0	2	1	
Henry Blanco, R (1.2) OBP: 0.343, SLG: 0.395		G5-3			F7				K	4	1	1	0	0	1	2	
Jason Bere, R (1.1) OBP: 0.182, SLG: 0.289										1	0	0	0	0	0	0	
Mark Swartz, L (5. PR) OBP: 0.387, SLG: 0.346										0	0	0	0	0	1	0	
Lyle Mouton, R (7. PR) OBP: 0.344, SLG: 0.437										1	0	0	0	0	0	1	
Valerio De Los Santos, L (8.1) David Weathers, R (8.1)										0	0	0	0	0	0	0	
Inning Stats	R: 1 H: 1 E: 0 K: 0 S: 8	H: 1 R: 0 LOB: 1 BB: 0 P: 11	H: 1 R: 0 LOB: 1 BB: 0 P: 11	H: 0 R: 0 LOB: 1 BB: 0 P: 9	H: 0 R: 0 LOB: 0 BB: 0 P: 12	H: 1 R: 0 LOB: 2 BB: 1 P: 22	H: 2 R: 1 LOB: 0 BB: 0 P: 9	H: 2 R: 1 LOB: 1 BB: 0 P: 19	H: 0 R: 0 LOB: 0 BB: 0 P: 12	H: 0 R: 0 LOB: 0 BB: 0 P: 11	1B: 2 2B: 3 3B: 1 HR: 1	SF: 0 SAC: 0 DP: 1 HBP: 1	WP: 0 PB: 0 SB: 0 CS: 0	PA: 35			
PITCHER	IP WLS BF H R ER SO BB IBB HBP BLK WP HR S P ERA WHIP	IP WLS BF H R ER SO BB IBB HBP BLK WP HR S P ERA WHIP	IP WLS BF H R ER SO BB IBB HBP BLK WP HR S P ERA WHIP	IP WLS BF H R ER SO BB IBB HBP BLK WP HR S P ERA WHIP	IP WLS BF H R ER SO BB IBB HBP BLK WP HR S P ERA WHIP	IP WLS BF H R ER SO BB IBB HBP BLK WP HR S P ERA WHIP	IP WLS BF H R ER SO BB IBB HBP BLK WP HR S P ERA WHIP	IP WLS BF H R ER SO BB IBB HBP BLK WP HR S P ERA WHIP	IP WLS BF H R ER SO BB IBB HBP BLK WP HR S P ERA WHIP	IP WLS BF H R ER SO BB IBB HBP BLK WP HR S P ERA WHIP	IP WLS BF H R ER SO BB IBB HBP BLK WP HR S P ERA WHIP	IP WLS BF H R ER SO BB IBB HBP BLK WP HR S P ERA WHIP	IP WLS BF H R ER SO BB IBB HBP BLK WP HR S P ERA WHIP	IP WLS BF H R ER SO BB IBB HBP BLK WP HR S P ERA WHIP	IP WLS BF H R ER SO BB IBB HBP BLK WP HR S P ERA WHIP	IP WLS BF H R ER SO BB IBB HBP BLK WP HR S P ERA WHIP	IP WLS BF H R ER SO BB IBB HBP BLK WP HR S P ERA WHIP
Rick Reed, R (1.1) ERA: 4.25	7.0 W 29 7 3 3 2 1 0 1 0 0 0 0 62 93 3.86 1.143																
John Franco, L (8.1) ERA: 3.18	1.0 3 0 0 0 1 0 0 0 0 0 0 0 8 12 0.00 0.000																
Armando Benitez, R (9.1) ERA: 3.44	1.0 3 0 0 0 2 0 0 0 0 0 0 0 8 11 0.00 0.000																

AB	33
R	3
H	7
RBI	2
BB	1
SO	5
LOB	11



Batter	1	2	3	4	5	6	7	8	9	AB	R	H	RBI	BB	SO	LOB	TOP					
Ronnie Belliard, R (1.4) OBP: 0.386, SLG: 0.451	F8		K					K		3	0	0	0	1	2	0	Milwaukee Brewers @ Florida Marlins Pro Player Stadium, Miami, FL Mon Jun 19 2000, 7:05 PM EDT Att: 7,612 - Sunny - 84 F					
Santiago Perez, S (1.6) OBP: 0.359, SLG: 0.333	K				2B		G3-1	K		3	1	0	0	0	2	1						
Geoff Jenkins, L (1.7) OBP: 0.349, SLG: 0.583	K				1B			K		4	1	2	1	0	2	0						
Jeremy Burnitz, L (1.9) OBP: 0.352, SLG: 0.429					2B			K		3	0	1	1	0	1	1						
Charlie Hayes, R (1.3) OBP: 0.394, SLG: 0.433					1B			K		4	0	0	0	0	1	3						
Marquis Grissom, R (1.8) OBP: 0.298, SLG: 0.359					1B			K		4	0	0	0	0	1	3						
José Hernández, R (1.5) OBP: 0.296, SLG: 0.381								K		4	0	1	0	0	1	2						
Henry Blanco, R (1.2) OBP: 0.343, SLG: 0.393								K		3	0	1	0	0	1	1						
Jamey Wright, R (1.1) Bob Wickman, R (9.1)								K		3	0	0	0	0	1	2						
										0	0	0	0	0	0	0						
Inning Stats	R: 0 H: 0 E: 0 K: 2 S: 10	H: 0 LOB: 0 BB: 0 P: 15	R: 0 H: 0 E: 0 K: 0 S: 6	H: 0 LOB: 1 BB: 0 P: 11	R: 0 H: 0 E: 0 K: 1 S: 7	H: 0 LOB: 0 BB: 0 P: 12	R: 2 H: 2 E: 0 K: 2 S: 13	H: 2 LOB: 1 BB: 0 P: 21	R: 0 H: 1 E: 0 K: 1 S: 11	H: 1 LOB: 0 BB: 0 P: 18	R: 0 H: 0 E: 1 K: 2 S: 12	H: 0 LOB: 1 BB: 0 P: 17	R: 0 H: 1 E: 0 K: 1 S: 7	H: 1 LOB: 0 BB: 0 P: 9	R: 0 H: 1 E: 0 K: 3 S: 16	H: 1 LOB: 1 BB: 0 P: 19	R: 0 H: 0 E: 1 K: 0 S: 15	H: 0 LOB: 0 BB: 0 P: 26	1B: 4 2B: 2 3B: 0 HR: 0	SF: 0 SAC: 0 DP: 1 HBP: 2	WP: 0 PB: 0 SB: 2 CS: 3	PA: 35
PITCHER	IP	WLS	BF	H	R	ER	SO	BB	IBB	HBP	BLK	WP	HR	S	P	ERA	WHIP					
23 Chuck Smith, R (1.1) ERA: 1.98	7.2	L	29	4	2	2	11	1	0	2	0	0	0	73	111	2.35	0.652					
Vic Darenbourg, L (8.1) ERA: 3.13	0.1		2	1	0	0	1	0	0	0	0	0	0	9	11	0.00	3.000					
Braden Looper, R (9.1) ERA: 2.7	1.0		3	0	0	0	0	0	0	0	0	0	0	15	26	0.00	0.000					

Batter	1	2	3	4	5	6	7	8	9	AB	R	H	RBI	BB	SO	LOB	BOTTOM					
Luis Castillo, S (1.4) OBP: 0.457, SLG: 0.433	G4-3		G1-3					F8		3	0	0	0	1	0	0	Milwaukee Brewers @ Florida Marlins Pro Player Stadium, Miami, FL Mon Jun 19 2000, 7:05 PM EDT Att: 7,612 - Sunny - 84 F					
Mark Kotsay, L (1.9) OBP: 0.317, SLG: 0.433	G4-3		G4-3					K		3	0	0	0	1	0	1						
Cliff Floyd, L (1.7) OBP: 0.380, SLG: 0.514								K		3	0	0	0	0	1	2						
Preston Wilson, R (1.8) OBP: 0.346, SLG: 0.508								K		4	0	1	0	0	1	1						
Mike Lowell, R (1.5) OBP: 0.313, SLG: 0.463								K		3	0	1	0	0	1	1						
Derrek Lee, R (1.3) OBP: 0.362, SLG: 0.512								K		3	0	1	0	0	1	1						
Alex Gonzalez, R (1.6) OBP: 0.211, SLG: 0.250								K		3	0	0	0	0	1	2						
Paul Bako, L (1.2) OBP: 0.371, SLG: 0.325								K		2	0	0	0	1	1	0						
23 Chuck Smith, R (1.1) Vic Darenbourg, L (8.1) Kevin Millar, R (6. PH) Braden Looper, R (9.1)								K		2	0	0	0	0	1	2						
								K		0	0	0	0	0	0	0						
								K		1	0	0	0	0	1	0						
								K		0	0	0	0	0	0	0						
Inning Stats	R: 0 H: 0 E: 0 K: 1 S: 9	H: 1 LOB: 2 BB: 1 P: 15	R: 0 H: 1 E: 0 K: 1 S: 6	H: 0 LOB: 0 BB: 0 P: 13	R: 0 H: 0 E: 0 K: 1 S: 7	H: 0 LOB: 0 BB: 0 P: 12	R: 0 H: 1 E: 0 K: 2 S: 13	H: 1 LOB: 0 BB: 0 P: 18	R: 0 H: 0 E: 0 K: 1 S: 7	H: 0 LOB: 0 BB: 0 P: 9	R: 0 H: 0 E: 0 K: 0 S: 4	H: 0 LOB: 0 BB: 1 P: 10	R: 0 H: 1 E: 0 K: 1 S: 10	H: 1 LOB: 1 BB: 0 P: 14	R: 0 H: 0 E: 0 K: 1 S: 7	H: 0 LOB: 0 BB: 0 P: 11	R: 0 H: 0 E: 0 K: 0 S: 5	H: 0 LOB: 0 BB: 1 P: 12	1B: 3 2B: 1 3B: 0 HR: 0	SF: 0 SAC: 0 DP: 2 HBP: 1	WP: 0 PB: 0 SB: 0 CS: 0	PA: 31
PITCHER	IP	WLS	BF	H	R	ER	SO	BB	IBB	HBP	BLK	WP	HR	S	P	ERA	WHIP					
Jamey Wright, R (1.1) ERA: 3.4	8.0	W	29	3	0	0	8	3	0	1	0	0	0	64	107	0.00	0.750					
Bob Wickman, R (9.1) ERA: 1.11	1.0	S	2	0	0	0	0	0	0	0	0	0	0	4	7	0.00	0.000					


Batter	1	2	3	4	5	6	7	8	9	AB	R	H	RBI	BB	SO	LOB	TOP			
Ronnie Belliard, R (1, 4) OBP: 0.389, SLG: 0.450	2-1 G4-3		0-2 G6-4-3 1B		4-2 BB		4-0 BB		1-3 K	3	0	1	0	2	1	2	Milwaukee Brewers @ Florida Marlins Pro Player Stadium, Miami, FL Tue Jun 20 2000, 7:05 PM EDT Att: 7,743 - Cloudy - 86 F			
Santiago Perez, S (1, 6) OBP: 0.333, SLG: 0.306	0-3 K		1-2 G6-4-3		1-0 P4		2-2 G4-3		0-3 K	3	0	0	0	0	1	2				
Mark Sweeney, L (7, PH) OBP: 0.375, SLG: 0.333										1	0	0	0	0	0	2				
Valerio De Los Santos, L (7, 1) OBP: 0.315, SLG: 0.400										0	0	0	0	0	0	0				
David Weathers, R (8, 1) OBP: 0.293, SLG: 0.256			1-2 F8							0	0	0	0	0	0	0				
James Mouton, R (9, PH) OBP: 0.258, SLG: 0.286										1	0	0	0	0	1	2				
Geoff Jenkins, L (1, 7) OBP: 0.347, SLG: 0.592	2-3 K		0-0 F8			1-0 HR			0-0 G4-3	4	1	1	1	0	1	0				
Jeremy Burnitz, L (1, 9) OBP: 0.350, SLG: 0.426		3-2 F9 BB 1B		0-0 F8		2-1 G3-1			3-3 K	4	0	1	0	0	1	0				
Charlie Hayes, R (1, 3) OBP: 0.395, SLG: 0.430		4-2 BB BB 1B		0-3 K		0-0 F8			0-0 G4-3	1	0	0	0	1	1	0				
Tyler Houston, L (4, 3) OBP: 0.315, SLG: 0.400										2	0	0	0	0	0	0				
Marquis Grissom, R (1, 8) OBP: 0.297, SLG: 0.355		2-0 F8		4-2 BB		1-2 G6-3			3-2 G6-3	3	0	0	0	1	0	2				
José Hernández, R (1, 5) OBP: 0.295, SLG: 0.379		1-2 F9		0-1 G4-3			1-2 P4		2-2 BB 1B	4	1	1	0	0	0	3				
Raul Casanova, S (1, 2) OBP: 0.303, SLG: 0.391		4-1 BB				0-0 F9			4-2 BB 1B	2	0	0	0	2	0	0				
Steve Woodard, L (1, 1) OBP: 0.130, SLG: 0.048		1-2 BB				0-0 F9			1-2 BB	1	0	0	0	0	0	3				
Lyle Mouton, R (5, PH) OBP: 0.340, SLG: 0.422		0-2 L5				3-2 G6-3			0-0 BB	1	0	0	0	0	0	0				
Allen Levrault, R (5, 1) OBP: 0.258, SLG: 0.286							4-2 BB		1-2 BB 1B	1	0	1	1	1	0	0				
Luis Lopez, S (7, 6) OBP: 0.258, SLG: 0.286									1-2 2-H BB 1B	1	0	1	1	1	0	0				
Inning Stats	R: 0 E: 0 K: 2 S: 8	H: 0 LOB: 0 BB: 0 P: 12	R: 0 E: 0 K: 0 S: 13	H: 1 LOB: 3 BB: 2 P: 27	R: 0 E: 0 K: 0 S: 9	H: 1 LOB: 0 BB: 0 P: 10	R: 0 E: 0 K: 1 S: 8	H: 0 LOB: 1 BB: 1 P: 12	R: 0 E: 0 K: 0 S: 7	H: 0 LOB: 1 BB: 0 P: 11	R: 0 E: 0 K: 0 S: 10	H: 0 LOB: 2 BB: 2 P: 21	R: 0 E: 0 K: 1 S: 5	H: 0 LOB: 0 BB: 0 P: 8	R: 1 E: 0 K: 2 S: 16	H: 2 LOB: 2 BB: 1 P: 26	1B: 4 2B: 0 3B: 0 HR: 1	SF: 0 SAC: 0 DP: 1 HBP: 0	WP: 0 PB: 0 SB: 0 CS: 0	PA: 38
PITCHER	IP	WLS	BF	H	R	ER	SO	BB	IBB	HBP	BLK	WP	HR	S	P	ERA	WHIP			
Ryan Dempster, R (1, 1) ERA: 3.15	7.0	W	29	3	1	1	3	6	0	0	0	0	1	62	108	1.29	1.286			
Armando Almanza, L (8, 1) ERA: 1.44	1.0		3	0	0	0	1	0	0	0	0	0	0	5	8	0.00	0.000			
Joe Strong, R (9, 1) ERA: 5.74	1.0		6	2	1	1	2	1	0	0	0	0	0	16	26	9.00	3.000			

Batter	1	2	3	4	5	6	7	8	9	AB	R	H	RBI	BB	SO	LOB	BOTTOM			
Luis Castillo, S (1, 4) OBP: 0.460, SLG: 0.437	1-1 1B HR	3-2 S 1B		3-2 G4-6-3 1B			1-3 K	3-3 K		5	2	3	0	0	2	1	Milwaukee Brewers @ Florida Marlins Pro Player Stadium, Miami, FL Tue Jun 20 2000, 7:05 PM EDT Att: 7,743 - Cloudy - 86 F			
Mark Kotsay, L (1, 9) OBP: 0.322, SLG: 0.437	0-0 HR	0-2 S 1B		0-0 G4-6-3			0-0 1B	1-3 K		5	1	3	1	0	1	2				
Cliff Floyd, L (1, 7) OBP: 0.382, SLG: 0.527	1-1 1-H 3-H HR	3-2 G1-3			1-2 G3-1		1-1 1B	1-2 1B		4	1	2	3	0	0	1				
Preston Wilson, R (1, 8) OBP: 0.344, SLG: 0.504	1-3 K		1-2 S HR 1B		0-0 L4		0-2 F3			4	1	1	0	0	1	2				
Mike Lowell, R (1, 5) OBP: 0.307, SLG: 0.455	0-1 G5-3		3-2 G1-3		2-2 F7		1-3 K			4	0	0	0	0	1	3				
Derrek Lee, R (1, 3) OBP: 0.365, SLG: 0.511	1-2 1B		2-3 K			1-2 FC5-4 1B		2-2 E6 HR		4	1	2	0	0	1	1				
Alex Gonzalez, R (1, 6) OBP: 0.215, SLG: 0.280	2-2 P5		0-0 HR			2-2 FC5-4		1-2 1-H HR		4	2	2	4	0	0	2				
Paul Bako, L (1, 2) OBP: 0.360, SLG: 0.314		2-1 F8	1-3 K			3-3 K		1-1 G4-3		4	0	0	0	0	2	1				
Ryan Dempster, R (1, 1) OBP: 0.054, SLG: 0.108		1-1 F7			0-0 G5-3		0-3 K		1-0 E5	3	0	0	0	0	1	1				
Armando Almanza, L (8, 1) ERA: 1.44										0	0	0	0	0	0	0				
Andy Fox, L (8, PH) OBP: 0.255, SLG: 0.280										1	0	0	0	0	0	0				
Joe Strong, S (9, 1) ERA: 5.74										0	0	0	0	0	0	0				
Inning Stats	R: 3 E: 0 K: 1 S: 21	H: 4 LOB: 1 BB: 0 P: 27	R: 1 E: 0 K: 0 S: 13	H: 2 LOB: 1 BB: 0 P: 22	R: 2 E: 0 K: 2 S: 13	H: 2 LOB: 0 BB: 0 P: 20	R: 0 E: 0 K: 0 S: 6	H: 1 LOB: 0 BB: 0 P: 9	R: 0 E: 0 K: 2 S: 14	H: 1 LOB: 1 BB: 0 P: 20	R: 0 E: 0 K: 2 S: 14	H: 2 LOB: 2 BB: 0 P: 17	R: 2 E: 2 K: 2 S: 15	H: 1 LOB: 1 BB: 0 P: 24	1B: 10 2B: 0 3B: 0 HR: 3	SF: 0 SAC: 0 DP: 1 HBP: 0	WP: 0 PB: 0 SB: 4 CS: 0	PA: 38		
PITCHER	IP	WLS	BF	H	R	ER	SO	BB	IBB	HBP	BLK	WP	HR	S	P	ERA	WHIP			
Steve Woodard, R (1, 1) ERA: 6.52	4.0	L	20	9	6	6	3	0	2	53	78	13.50	2.250							
Allen Levrault, R (5, 1) ERA: 3.38	2.0		7	1	0	0	2	0	0	0	0	0	0	22	31	0.00	0.500			
Valerio De Los Santos, L (7, 1) ERA: 5.88	1.0		5	2	0	0	2	0	0	0	0	0	0	14	17	0.00	2.000			
David Weathers, R (8, 1) ERA: 3.38	1.0		6	1	2	1	2	0	0	0	0	0	1	15	24	9.00	1.000			

AB 31
R 2
H 5
RBI 2
BB 7
SO 6
LOB 16



AB 38
R 8
H 13
RBI 8
BB 0
SO 9
LOB 14



Batter	1	2	3	4	5	6	7	8	9	AB	R	H	RBI	BB	SO	LOB	TOP										
Ronnie Belliard, R (1, 4) OBP: 0.386, SLG: 0.439	G5-3		BB				F9		K								3 0 0 0 1 1 3										
Marquis Grissom, R (1, 8) OBP: 0.292, SLG: 0.368	F8		F3				F9		HR								4 1 1 1 0 0 2										
Geoff Jenkins, L (1, 7) OBP: 0.345, SLG: 0.598	K								F7								4 1 1 0 0 2 0										
Jeremy Burnitz, L (1, 9) OBP: 0.344, SLG: 0.424		F9							1B	2B							3 0 0 0 1 1 0										
Charlie Hayes, R (1, 5) OBP: 0.392, SLG: 0.441		F8															4 0 1 1 0 1 0										
Tyler Houston, L (1, 3) OBP: 0.323, SLG: 0.437																	3 0 0 0 0 1 2										
James Mouton, R (9, PH) OBP: 0.298, SLG: 0.253																	1 0 0 0 0 1 0										
José Hernández, R (1, 6) OBP: 0.304, SLG: 0.388																	3 0 1 0 1 0 0										
Henry Blanco, R (1, 2) OBP: 0.338, SLG: 0.398																	4 0 2 0 0 1 1										
Jason Bere, R (1, 1) OBP: 0.214, SLG: 0.286																	2 0 1 0 0 1 2										
Mark Sweeney, L (7, PH) OBP: 0.362, SLG: 0.345																	1 0 0 0 0 1 1										
David Weathers, R (7, 1) OBP: 0.333, SLG: 0.409																	0 0 0 0 0 0 0										
Curt Leskanic, R (8, 1) OBP: 0.333, SLG: 0.409																	0 0 0 0 0 0 0										
Lyle Mouton, R (9, PH) OBP: 0.333, SLG: 0.409																	1 0 0 0 0 1 1										
Inning Stats	R: 0 H: 0 E: 0 K: 1 S: 8	H: 0 LOB: 0 BB: 0 P: 10	R: 0 H: 0 E: 0 K: 1 S: 7	H: 0 LOB: 0 BB: 0 P: 11	R: 0 H: 1 E: 0 K: 0 S: 12	H: 2 LOB: 2 BB: 1 P: 23	R: 0 H: 0 E: 0 K: 2 S: 7	H: 0 LOB: 0 BB: 0 P: 9	R: 0 H: 2 E: 0 K: 1 S: 16	H: 2 LOB: 2 BB: 0 P: 26	R: 1 H: 2 E: 0 K: 0 S: 9	H: 2 LOB: 1 BB: 1 P: 21	R: 0 H: 1 E: 1 K: 2 S: 11	H: 1 LOB: 1 BB: 0 P: 14	R: 1 H: 1 E: 0 K: 3 S: 7	H: 1 LOB: 0 BB: 1 P: 7	R: 0 H: 0 E: 0 K: 3 S: 11	H: 0 LOB: 1 BB: 1 P: 20	1B: 4 2B: 2 3B: 0 HR: 1	SF: 0 SAC: 0 DP: 1 HBP: 0	WP: 0 PB: 0 SB: 0 CS: 0	PA: 36					
PITCHER	IP	WLS	BF	H	R	ER	SO	BB	IBB	HBP	BLK	WP	HR	S	P	ERA	WHIP										
John Burkett, R (1, 1) ERA: 5.14	6.0		24	5	1	1	5	2	0	0	0	0	0	59	100	1.50	1.167										
Jason Marquis, R (7, 1) ERA: 3.0	2.0	W	8	2	1	1	3	0	0	0	0	0	1	18	21	4.50	1.000										
John Rocker, L (9, 1) ERA: 5.57	1.0	S	4	0	0	0	3	1	0	0	0	0	0	11	20	0.00	1.000										

Milwaukee Brewers @ Atlanta Braves
Turner Field, Atlanta, GA
Fri Jun 23 2000, 7:40 PM EDT
Att: 41,402 - Sunny - 88 F

AB 33
R 2
H 7
RBI 2
BB 3
SO 11
LOB 12



Batter	1	2	3	4	5	6	7	8	9	AB	R	H	RBI	BB	SO	LOB	BOTTOM										
QuiVivo Veras, S (1, 4) OBP: 0.413, SLG: 0.413	G1		G4-3														3 0 0 1 0 0 1										
Andruw Jones, R (1, 8) OBP: 0.410, SLG: 0.580	K																4 1 1 0 0 1 2										
10 Chipper Jones, S (1, 5) OBP: 0.396, SLG: 0.581	K																3 0 0 0 0 1 1										
Andres Galarraga, R (1, 3) OBP: 0.379, SLG: 0.585																	3 1 2 2 0 1 0										
Brian Jordan, R (1, 9) OBP: 0.345, SLG: 0.512																	3 0 1 0 0 1 1										
Javy Lopez, R (1, 2) OBP: 0.322, SLG: 0.445																	3 0 0 0 0 0 2										
Reggie Sanders, R (1, 7) OBP: 0.250, SLG: 0.272																	3 0 1 0 0 0 0										
Walt Weiss, S (1, 6) OBP: 0.382, SLG: 0.351																	1 0 0 0 1 0 0										
Wally Joyner, L (8, PH) OBP: 0.273, SLG: 0.260																	1 0 1 0 0 0 0										
Trenidad Hubbard, R (8, PR) OBP: 0.366, SLG: 0.317																	0 1 0 0 0 0 0										
John Rocker, R (9, 1) ERA: 3.31																	0 0 0 0 0 0 0										
John Burkett, R (1, 1) OBP: 0.059, SLG: 0.059																	2 0 0 0 0 1 1										
Jason Marquis, L (7, 1) ERA: 3.27																	0 0 0 0 0 0 0										
Bobby Bonilla, S (8, PH) OBP: 0.385, SLG: 0.448																	0 0 0 0 1 0 0										
Mark DeRosa, R (8, PR) OBP: 0.400, SLG: 0.385																	0 0 0 0 0 0 0										
Inning Stats	R: 0 H: 0 E: 0 K: 2 S: 10	H: 1 LOB: 0 BB: 0 P: 15	R: 1 H: 1 E: 0 K: 1 S: 13	H: 1 LOB: 0 BB: 0 P: 17	R: 0 H: 0 E: 0 K: 0 S: 5	H: 0 LOB: 0 BB: 0 P: 8	R: 1 H: 2 E: 0 K: 0 S: 11	H: 2 LOB: 1 BB: 0 P: 16	R: 0 H: 0 E: 0 K: 1 S: 7	H: 0 LOB: 1 BB: 1 P: 11	R: 0 H: 0 E: 0 K: 1 S: 7	H: 0 LOB: 0 BB: 0 P: 14	R: 0 H: 2 E: 0 K: 0 S: 5	H: 2 LOB: 0 BB: 0 P: 7	R: 1 H: 1 E: 1 K: 0 S: 7	H: 1 LOB: 2 BB: 1 P: 18	1B: 3 2B: 3 3B: 0 HR: 1	SF: 1 SAC: 0 DP: 2 HBP: 0	WP: 0 PB: 0 SB: 0 CS: 1	PA: 30							
PITCHER	IP	WLS	BF	H	R	ER	SO	BB	IBB	HBP	BLK	WP	HR	S	P	ERA	WHIP										
Jason Bere, R (1, 1) ERA: 5.18	6.0		22	3	2	2	5	1	0	0	0	0	0	53	81	3.00	0.667										
David Weathers, R (7, 1) ERA: 3.27	1.1	L	6	3	1	0	0	1	0	0	0	0	0	11	23	0.00	3.000										
Curt Leskanic, R (8, 1) ERA: 3.31	0.2		1	0	0	0	0	0	0	0	0	0	0	1	2	0.00	0.000										

Milwaukee Brewers @ Atlanta Braves
Turner Field, Atlanta, GA
Fri Jun 23 2000, 7:40 PM EDT
Att: 41,402 - Sunny - 88 F

AB 26
R 3
H 6
RBI 3
BB 2
SO 5
LOB 8



Batter	1	2	3	4	5	6	7	8	9	AB	R	H	RBI	BB	SO	LOB	TOP			
Ronnie Belliard, R OBP: 0.384, SLG: 0.437 (1, 4)										4	1	1	0	0	0	3	Milwaukee Brewers @ Atlanta Braves Turner Field, Atlanta, GA Sat Jun 24 2000, 7:10 PM EDT Att: 49,802 - Sunny - 85 F			
Marquis Crissom, R OBP: 0.288, SLG: 0.363 (1, 8)										4	0	0	0	0	0	2				
Geoff Jenkins, L OBP: 0.343, SLG: 0.589 (1, 7)										3	0	0	0	1	0	0				
Jeremy Burnitz, L OBP: 0.346, SLG: 0.436 (1, 9)										4	1	2	1	0	1	0				
Charlie Hayes, R OBP: 0.385, SLG: 0.431 (1, 5) (9, 3)										4	0	0	1	0	1	2				
Tyler Houston, L OBP: 0.310, SLG: 0.418 Bob Wickman, R (1, 3) (9, 1)										4	0	0	0	0	1	2				
José Hernández, R OBP: 0.303, SLG: 0.386 (1, 6) (9, 5)										4	0	1	0	0	1	0				
Henry Blanco, R OBP: 0.338, SLG: 0.397 (1, 2)										3	0	1	0	0	1	0				
Jamey Wright, R OBP: 0.077, SLG: 0.077 Luis Lopez, S OBP: 0.273, SLG: 0.350 (1, 1) (9, 6)										2	0	1	0	0	0	0				
										0	0	0	0	0	0	0				
Inning Stats	R: 1 E: 0 K: 0 S: 13	H: 2 LOB: 2 BB: 1 P: 18	R: 0 E: 0 K: 0 S: 4	H: 0 LOB: 0 BB: 0 P: 6	R: 0 E: 0 K: 0 S: 4	H: 0 LOB: 0 BB: 0 P: 5	R: 1 E: 0 K: 0 S: 9	H: 1 LOB: 0 BB: 0 P: 14	R: 0 E: 0 K: 1 S: 8	H: 1 LOB: 1 BB: 0 P: 11	R: 0 E: 0 K: 0 S: 4	H: 0 LOB: 0 BB: 0 P: 5	R: 0 E: 0 K: 0 S: 7	H: 2 LOB: 2 BB: 0 P: 9	R: 0 E: 0 K: 3 S: 10	H: 0 LOB: 0 BB: 0 P: 16	1B: 5 2B: 0 3B: 0 HR: 1	SF: 0 SAC: 1 DP: 0 HBP: 0	WP: 0 PB: 0 CS: 0	PA: 34
PITCHER Greg Maddux, R ERA: 2.91 (1, 1)	IP: 9.0 WLS: L BF: 34 H: 6 R: 2 ER: 2 SO: 5 BB: 1 IBB: 0 HBP: 0 BLK: 1 WP: 0 HR: 1 S: 67 P: 96 ERA: 2.00 WHIP: 0.778															PITCHER				

Batter	1	2	3	4	5	6	7	8	9	AB	R	H	RBI	BB	SO	LOB	BOTTOM					
Quilvio Veras, S OBP: 0.411, SLG: 0.410 (1, 4)										4	0	1	0	0	1	1	Milwaukee Brewers @ Atlanta Braves Turner Field, Atlanta, GA Sat Jun 24 2000, 7:10 PM EDT Att: 49,802 - Sunny - 85 F					
Andruw Jones, R OBP: 0.408, SLG: 0.585 (1, 8)										4	1	1	1	0	1	1						
10 Chipper Jones, S OBP: 0.401, SLG: 0.581 (1, 5)										2	0	1	0	1	0	1						
Andres Galarraga, R OBP: 0.377, SLG: 0.578 (1, 3)										3	0	0	0	1	2	3						
Brian Jordan, R OBP: 0.347, SLG: 0.509 (1, 9)										3	0	1	0	1	0	3						
Reggie Sanders, R OBP: 0.245, SLG: 0.266 (1, 7)										4	0	0	0	0	1	3						
Walt Weiss, S OBP: 0.380, SLG: 0.342 Wally Joyner, L OBP: 0.270, SLG: 0.256 (9, PH)										2	0	0	0	1	0	1						
Fernando Lunar, R OBP: 0.325, SLG: 0.278 Bobby Bonilla, S OBP: 0.382, SLG: 0.444 (9, PH)										1	0	0	0	1	0	1						
Greg Maddux, R OBP: 0.238, SLG: 0.256 Javy Lopez, R OBP: 0.321, SLG: 0.443 (9, PH)										3	0	1	0	0	2	3						
										1	0	0	0	0	1	0						
Inning Stats	R: 1 E: 0 K: 2 S: 8	H: 2 LOB: 1 BB: 0 P: 16	R: 0 E: 0 K: 2 S: 12	H: 1 LOB: 2 BB: 0 P: 19	R: 0 E: 0 K: 0 S: 10	H: 1 LOB: 2 BB: 1 P: 18	R: 0 E: 0 K: 1 S: 11	H: 0 LOB: 1 BB: 1 P: 19	R: 0 E: 0 K: 0 S: 5	H: 0 LOB: 1 BB: 0 P: 11	R: 0 E: 0 K: 0 S: 6	H: 0 LOB: 2 BB: 2 P: 15	R: 0 E: 0 K: 1 S: 7	H: 1 LOB: 0 BB: 0 P: 11	R: 0 E: 0 K: 1 S: 9	H: 0 LOB: 1 BB: 1 P: 14	R: 0 E: 0 K: 2 S: 8	H: 0 LOB: 0 BB: 0 P: 12	1B: 4 2B: 1 3B: 0 HR: 1	SF: 0 SAC: 0 DP: 2 HBP: 2	WP: 1 PB: 0 CS: 2	PA: 36
PITCHER Jamey Wright, R ERA: 3.02 Bob Wickman, R ERA: 1.05 (1, 1) (9, 1)	IP: 1.0 WLS: S BF: 3 H: 0 R: 0 ER: 0 SO: 2 BB: 0 IBB: 0 HBP: 0 BLK: 0 WP: 0 HR: 0 S: 8 P: 12 ERA: 0.00 WHIP: 0.000															PITCHER						

Batter	1	2	3	4	5	6	7	8	9	AB	R	H	RBI	BB	SO	LOB	TOP				
Ronnie Belliard, R OBP: 0.380, SLG: 0.431 (1, 4)	G6-3		K			K		F9		4	0	0	0	0	2	1	Milwaukee Brewers @ Atlanta Braves Turner Field, Atlanta, GA Sun Jun 25 2000, 1:10 PM EDT Att. 40,268 - Overcast - 90 F				
Marquis Crissom, R OBP: 0.288, SLG: 0.372 (1, 8)	K		K			F8		HR		4	1	1	2	0	2	0					
Geoff Jenkins, L OBP: 0.341, SLG: 0.587 (1, 7)	K			G4-3		K				4	0	1	0	0	2	0					
Jeremy Burnitz, L OBP: 0.344, SLG: 0.433 (1, 9)		K		G6-4-3 1B			F7	K		4	0	1	0	0	2	1					
Charlie Hayes, R OBP: 0.387, SLG: 0.429 (6, 3)		HR 1B		G6-4-3 1-2			F9			3	1	1	0	1	0	1					
Tyler Houston, L OBP: 0.324, SLG: 0.462 Luis Lopez, S OBP: 0.284, SLG: 0.361 (6, 6)		HR				FC5-4 1B			SH1-3 BB	2	1	2	2	0	0	0					
José Hernández, R OBP: 0.299, SLG: 0.379 (6, 5)						FC5-4 1-2				1	0	1	0	0	0	0					
Henry Blanco, R OBP: 0.333, SLG: 0.391 Mark Sweney, L OBP: 0.371, SLG: 0.333 David Weathers, R (8, PH) James Mouton, R OBP: 0.305, SLG: 0.253 Curt Lesknic, R (9, 1)		K				K				4	0	0	0	0	2	3					
Allen Levrault, R (1, 1) Juan Acevedo, R (7, 1) Raul Casanova, S OBP: 0.316, SLG: 0.417 (8, 2)						K				2	0	0	0	0	2	1					
										2	1	1	0	0	0	2					
Inning Stats	R: 0 E: 0 K: 2 S: 8	H: 0 LOB: 0 BB: 0 P: 12	R: 2 E: 0 K: 2 S: 13	H: 2 LOB: 0 BB: 0 P: 19	R: 0 E: 0 K: 3 S: 9	H: 0 LOB: 0 BB: 0 P: 16	R: 0 E: 0 K: 0 S: 8	H: 1 LOB: 0 BB: 0 P: 14	R: 0 E: 0 K: 2 S: 12	H: 1 LOB: 1 BB: 0 P: 15	R: 0 E: 0 K: 1 S: 11	H: 1 LOB: 1 BB: 0 P: 20	R: 2 E: 0 K: 1 S: 15	H: 3 LOB: 1 BB: 0 P: 21	R: 0 E: 0 K: 1 S: 8	H: 0 LOB: 2 BB: 2 P: 16	1B: 4 2B: 2 3B: 0 HR: 2	SF: 0 SAC: 1 DP: 1 HBP: 0	WP: 0 PB: 0 SB: 1 CS: 0	PA: 36	
PITCHER	IP	WLS	BF	H	R	ER	SO	BB	IBB	HBP	BLK	WP	HR	S	P	ERA	WHIP				
Kevin Millwood, R ERA: 5.1 John Rocker, L ERA: 5.24	7.2		30	8	4	4	13	0	0	0	0	0	2	80	120	4.70	1.043				
	1.1	W	6	0	0	0	2	2	0	0	0	0	0	11	21	0.00	1.500				

Batter	1	2	3	4	5	6	7	8	9	AB	R	H	RBI	BB	SO	LOB	BOTTOM				
Quilvio Veras, S OBP: 0.411, SLG: 0.407 (1, 4)	S 1B BB	G6-4-3			SF8 2H			F7	10 BB BB	2	1	0	1	2	0	1	Milwaukee Brewers @ Atlanta Braves Turner Field, Atlanta, GA Sun Jun 25 2000, 1:10 PM EDT Att. 40,268 - Overcast - 90 F				
Andruw Jones, R OBP: 0.408, SLG: 0.581 (1, 8)	10 BB 1B		K		G5-3			G6-3	10 BB BB	4	1	1	1	1	1	0					
10 Chipper Jones, S OBP: 0.407, SLG: 0.582 (1, 5)	BB 1B		L9					BB BB	BB BB	3	1	2	1	2	0	0					
Wally Joyner, L OBP: 0.280, SLG: 0.250 (1, 3)	G6-4-3 1B BB		F8				K			2	0	0	0	2	1	1					
Brian Jordan, R OBP: 0.350, SLG: 0.507 (1, 9)	G6-4-3 1B		L5				K			3	0	1	2	1	1	1					
Bobby Bonilla, S OBP: 0.375, SLG: 0.435 Trenidad Hubbard, R OBP: 0.390, SLG: 0.317 Andres Galarraga, R OBP: 0.375, SLG: 0.576 Reggie Sanders, R OBP: 0.265, SLG: 0.266 (9, 7)	F9		F9				F8		FC5-4 BB	3	0	0	0	0	0	3					
Javy Lopez, R OBP: 0.320, SLG: 0.437 (1, 2)	G6-4-3				F8					3	0	0	0	1	0	2					
Walt Weiss, S OBP: 0.396, SLG: 0.338 (1, 6)		G6-4-3 BB						FC4-6 BB	FC5-6-3 BB	1	2	0	0	3	0	1					
Kevin Millwood, R OBP: 0.107, SLG: 0.111 John Rocker, R (8, 1) Keith Lockhart, L OBP: 0.311, SLG: 0.432 (9, PH)			K					G5-6-3		2	0	0	0	0	1	2					
										1	0	0	0	0	1	1					
Inning Stats	R: 3 E: 0 K: 0 S: 16	H: 3 LOB: 1 BB: 2 P: 32	R: 0 E: 0 K: 1 S: 7	H: 0 LOB: 0 BB: 1 P: 12	R: 0 E: 0 K: 1 S: 5	H: 0 LOB: 0 BB: 0 P: 6	R: 0 E: 0 K: 0 S: 5	H: 0 LOB: 0 BB: 0 P: 8	R: 1 E: 1 K: 0 S: 9	H: 0 LOB: 1 BB: 1 P: 16	R: 0 E: 0 K: 2 S: 9	H: 1 LOB: 1 BB: 0 P: 13	R: 0 E: 0 K: 0 S: 6	H: 0 LOB: 3 BB: 3 P: 21	R: 1 E: 0 K: 1 S: 8	H: 0 LOB: 3 BB: 4 P: 27	1B: 4 2B: 0 3B: 0 HR: 0	SF: 1 SAC: 1 DP: 3 HBP: 0	WP: 0 PB: 0 SB: 1 CS: 0	PA: 39	
PITCHER	IP	WLS	BF	H	R	ER	SO	BB	IBB	HBP	BLK	WP	HR	S	P	ERA	WHIP				
Allen Levrault, R ERA: 2.7 Juan Acevedo, R ERA: 4.08 David Weathers, R ERA: 3.2 Curt Lesknic, R ERA: 3.5	6.0		25	4	4	3	4	5	0	0	0	0	0	4	4	0.00	0.000				
	1.0		6	0	0	0	0	3	0	0	0	0	0	6	21	0.00	3.000				
	0.2	L	6	0	1	1	1	4	0	0	0	0	0	8	27	13.50	6.000				

AB	33
R	4
H	8
RBI	4
BB	2
SO	15
LOB	10



Batter	1	2	3	4	5	6	7	8	9	AB	R	H	RBI	BB	SO	LOB	TOP		
Ronnie Belliard, R (1,4) OBP: 0.378, SLG: 0.428	2-2 WP 1B		3-2 F7		0-0 G5-3			1-0 G6-3		4	0	1	0	0	0	0			
Marquis Grissom, R (1,8) OBP: 0.291, SLG: 0.373	0-0 WP 1B		1-1 CS 1B			2-1 G6-3		0-0 P4		4	0	2	0	0	0	0			
Geoff Jenkins, L (1,7) OBP: 0.340, SLG: 0.580	2-3 K		1-1 CS	1-2 G4-3 BB 1B		3-2 F8		1-3 K		4	0	1	0	0	2	2			
Jeremy Burnitz, L (1,9) OBP: 0.343, SLG: 0.429	1-1 P6			4-1 G4-3 BB		3-3 K2-3		1-3 K		3	0	0	0	1	2	2			
Charlie Hayes, R (1,5) OBP: 0.384, SLG: 0.426	1-2 G4-3			1-3 K			0-0 1B 1B	1-0 F9		4	0	1	0	0	1	4			
Tyler Houston, L (1,3) OBP: 0.324, SLG: 0.458		1-3 K		2-1 G4-3			1-0 1B G6-4-3 1B			3	0	1	0	0	1	2			
José Hernández, R (1,6) OBP: 0.296, SLG: 0.375		1-0 G5-3		2-2 P4			0-3 K			3	0	0	0	0	1	4			
Henry Blanco, R (1,2) OBP: 0.327, SLG: 0.382		0-1 F7			0-1 G4-3		1-2 G6-4-3			3	0	0	0	0	0	2			
Jimmy Haynes, R (1,1) OBP: 0.125, SLG: 0.188			1-3 K		0-0 G5-3			1-1 G3		2	0	0	0	0	1	0			
Juan Acevedo, R (6,1)										0	0	0	0	0	0	0			
Mark Sweeney, L (8,PH) OBP: 0.361, SLG: 0.323										1	0	0	0	0	0	0			
Steve Woodard, L (8,1) OBP: 0.130, SLG: 0.048										0	0	0	0	0	0	0			
Inning Stats	R: 0 H: 2 E: 0 K: 1 S: 16	H: 2 LOB: 2 BB: 0 P: 22	R: 0 H: 0 E: 0 K: 1 S: 8	H: 0 LOB: 0 BB: 0 P: 10	R: 0 H: 1 E: 0 K: 1 S: 11	H: 1 LOB: 0 BB: 0 P: 17	R: 0 H: 1 E: 0 K: 1 S: 14	H: 1 LOB: 2 BB: 1 P: 24	R: 0 H: 0 E: 0 K: 0 S: 4	H: 0 LOB: 0 BB: 0 P: 4	R: 0 H: 2 E: 0 K: 1 S: 8	H: 2 LOB: 1 BB: 0 P: 10	R: 0 H: 0 E: 0 K: 0 S: 4	H: 0 LOB: 0 BB: 0 P: 6	R: 0 H: 0 E: 0 K: 2 S: 8	H: 0 LOB: 0 BB: 0 P: 11	1B: 6 2B: 0 3B: 0 HR: 0	SF: 0 SAC: 0 DP: 1 HBP: 0	WP: 1 PA: 33 CS: 1
PITCHER	IP WLS BF H R ER SO BB IBB HBP BLK WP HR S P ERA WHIP	IP WLS BF H R ER SO BB IBB HBP BLK WP HR S P ERA WHIP																	
Curt Schilling, R (1,1) ERA: 4.83	8.0 W 29 6 0 0 6 1 0 0 0 1 0 74 110 0.00 0.875	1.0 L 3 0 0 0 2 0 0 0 0 0 0 8 11 0.00 0.000																	

Milwaukee Brewers @ Philadelphia Phillies
Veterans Stadium, Philadelphia, PA
Tue Jun 27 2000, 7:35 PM EDT
Att: 15,256 - Cloudy - 80 F

AB	31
R	0
H	6
RBI	0
BB	1
SO	8
LOB	16



Batter	1	2	3	4	5	6	7	8	9	AB	R	H	RBI	BB	SO	LOB	BOTTOM		
Doug Glanville, R (1,8) OBP: 0.305, SLG: 0.365	4-1 BB		1-0 F8		3-2 P6	1-2 G6-4-3		0-2 G4-3		4	0	0	0	1	0	4			
Ron Gant, R (1,7) OBP: 0.310, SLG: 0.442	3-2 F2		1-2 E5 FC6-4 BB		3-1 F9		1-0 P5	3-1 G5-3		5	0	0	0	0	0	3			
Mark Holzemer, L (9,1)										0	0	0	0	0	0	0			
Bobby Abreu, L (1,9) OBP: 0.403, SLG: 0.523	2-3 K		4-1 FC6-4 BB		3-1 2B	1-3 K				3	1	1	0	1	2	1			
Scott Rolen, R (1,5) OBP: 0.340, SLG: 0.547	1-3 K		1-0 FC6-4		1-0 BB 2B	3-2 F3				4	1	1	1	0	1	3			
Mike Lieberthal, R (1,2) OBP: 0.361, SLG: 0.504		0-0 P4		3-3 K		2-0 BB 2B HBP		1-3 K		3	1	0	0	0	2	0			
Pat Burrell, R (1,3) OBP: 0.328, SLG: 0.500		3-3 K		2-1 G5-3		1-3 K		3-2 1B 2B		4	1	1	0	0	2	2			
Mickey Morandini, L (1,4) OBP: 0.322, SLG: 0.298		4-2 BB		0-0 G4-3		4-1 2B BB		1-2 2B 1B		2	2	1	0	2	0	0			
Desi Relaford, S (1,6) OBP: 0.397, SLG: 0.374		1-2 G4-3			2-2 P6	0-0 2B		0-0 2B		4	1	2	4	0	0	1			
Curt Schilling, R (1,1) OBP: 0.136, SLG: 0.143			0-1 G3-1		2-1 2B	1-2 2B BB		1-2 G4-3 2B		2	0	1	0	1	0	0			
Rob Ducey, L (8,PH) OBP: 0.363, SLG: 0.446										1	0	1	2	0	0	0			
Inning Stats	R: 0 H: 0 E: 0 K: 2 S: 11	H: 0 LOB: 1 BB: 1 P: 21	R: 0 H: 0 E: 0 K: 1 S: 12	H: 0 LOB: 1 BB: 1 P: 20	R: 0 H: 0 E: 1 K: 0 S: 9	H: 0 LOB: 2 BB: 1 P: 16	R: 0 H: 0 E: 0 K: 1 S: 7	H: 0 LOB: 0 BB: 0 P: 12	R: 0 H: 1 E: 0 K: 0 S: 10	H: 1 LOB: 1 BB: 0 P: 20	R: 4 H: 3 E: 0 K: 1 S: 13	H: 3 LOB: 1 BB: 2 P: 29	R: 0 H: 0 E: 0 K: 1 S: 10	H: 0 LOB: 0 BB: 0 P: 15	R: 3 H: 4 E: 0 K: 1 S: 19	H: 4 LOB: 1 BB: 0 P: 28	1B: 1 2B: 7 3B: 0 HR: 0	SF: 0 SAC: 0 DP: 1 HBP: 1	WP: 0 PA: 38 CS: 0
PITCHER	IP WLS BF H R ER SO BB IBB HBP BLK WP HR S P ERA WHIP	IP WLS BF H R ER SO BB IBB HBP BLK WP HR S P ERA WHIP																	
Jimmy Haynes, R (1,1) ERA: 4.63	5.1 L 27 4 4 4 5 0 0 0 0 0 13 19 0.00 1.688	1.2 L 4 0 0 0 1 0 0 0 0 0 0 19 28 27.00 4.000																	

Milwaukee Brewers @ Philadelphia Phillies
Veterans Stadium, Philadelphia, PA
Tue Jun 27 2000, 7:35 PM EDT
Att: 15,256 - Cloudy - 80 F

AB	32
R	7
H	8
RBI	7
BB	5
SO	7
LOB	14



Batter	1	2	3	4	5	6	7	8	9	AB	R	H	RBI	BB	SO	LOB	TOP					
Ronnie Belliard, R (1.4) OBP: 0.382, SLG: 0.434	E8 2B		G4-3				L4-3 1B		K	5	1	3	1	0	1	0						
James Mouton, R (1.7) OBP: 0.300, SLG: 0.250	G6-3 1B		F6				L4-3 1B		K	5	1	1	0	0	2	2						
Marquis Grissom, R (1.8) OBP: 0.292, SLG: 0.387	G6-3			G6-3		G4-3 2B	P3		HR	5	2	2	1	0	0	1						
Jeromy Burnitz, L (1.9) OBP: 0.344, SLG: 0.437	G6-3			HR		G4-3	F8		BB	4	1	1	2	1	0	1						
Charlie Hayes, R (1.5) OBP: 0.376, SLG: 0.415	F8			K		K	P6		K	5	0	0	0	0	3	2						
Tyler Houston, L (1.3) OBP: 0.330, SLG: 0.465										3	1	1	1	1	1	0						
Santiago Perez, S (8, PR) OBP: 0.333, SLG: 0.306										0	0	0	0	0	0	0						
José Hernández, R (1.6) OBP: 0.302, SLG: 0.385										4	1	3	1	0	0	1						
Henry Blanco, R (1.2) OBP: 0.327, SLG: 0.377										2	0	0	0	1	1	1						
Raul Casanova, S (8, PH) OBP: 0.325, SLG: 0.417										0	0	0	0	0	0	0						
John Snyder, R (1.1) David Weathers, R (7.1) Curt Leskanic, R (7.1) Mark Sweeney, L (8, PH) Juan Acevedo, R (8.1) Valerio De Los Santos, L (8.1)										3	0	0	0	0	0	0	3					
Inning Stats	R: 2 E: 1 K: 0 S: 11	H: 2 LOB: 0 BB: 0 P: 16	R: 0 E: 0 K: 1 S: 8	H: 0 LOB: 0 BB: 1 P: 14	R: 0 E: 0 K: 0 S: 8	H: 0 LOB: 0 BB: 0 P: 11	R: 1 E: 0 K: 2 S: 11	H: 1 LOB: 0 BB: 0 P: 18	R: 1 E: 0 K: 1 S: 11	H: 2 LOB: 1 BB: 0 P: 16	R: 2 E: 0 K: 0 S: 12	H: 3 LOB: 2 BB: 1 P: 25	R: 0 E: 0 K: 0 S: 6	H: 1 LOB: 0 BB: 0 P: 9	R: 0 E: 1 K: 1 S: 12	H: 1 LOB: 3 BB: 0 P: 17	R: 1 E: 0 K: 3 S: 15	H: 1 LOB: 1 BB: 1 P: 25	1B: 5 2B: 5 3B: 0 HR: 2	SF: 0 SAC: 0 DP: 2 HBP: 1	WP: 0 PB: 0 CS: 1	PA: 41
PITCHER	IP	WLS	BF	H	R	ER	SO	BB	IBB	HBP	BLK	WP	HR	S	P	ERA	WHIP					
Andy Ashby, R (1.1) ERA: 6.36	6.0		27	8	6	6	5	1	1	0	0	0	1	61	100	9.00	1.500					
Wayne Gomes, R (7.1) ERA: 3.2	1.0	3	1	0	0	0	0	0	0	0	0	0	0	6	9	0.00	1.000					
Mark Holzemer, L (8.1) ERA: 1.93	0.2	3	0	0	0	0	0	0	0	0	0	0	0	6	8	0.00	0.000					
Chris Brock, R (8.1) ERA: 3.86	0.1	W	3	1	0	0	1	0	0	1	0	0	0	6	9	0.00	3.000					
Jeff Brantley, R (9.1) ERA: 4.91	1.0	S	5	1	1	1	3	1	0	0	0	0	1	15	25	9.00	2.000					

Milwaukee Brewers @ Philadelphia Phillies
Veterans Stadium, Philadelphia, PA
Wed Jun 28 2000, 7:35 PM EDT
Att: 13,520 - Cloudy - 74 F

AB	37
R	7
H	11
RBI	6
BB	3
SO	9
LOB	14



Batter	1	2	3	4	5	6	7	8	9	AB	R	H	RBI	BB	SO	LOB	BOTTOM				
Doug Glanville, R (1.8) OBP: 0.300, SLG: 0.359	G6-3	G4-3		G5-3			K	L8		5	0	0	0	0	1	2					
Ron Gant, R (1.7) OBP: 0.311, SLG: 0.464	F8		P6		F8		HR	HR		5	2	2	2	0	0	0					
Bobby Abreu, L (1.9) OBP: 0.403, SLG: 0.525	G6-3		E6 2B		2B		G6-3	K		5	1	2	0	0	1	0					
Scott Rolen, R (1.5) OBP: 0.343, SLG: 0.564		E 1B 2B	G5-3		F4		HR	HR		4	2	2	1	0	0	2					
Mike Lieberthal, R (1.2) OBP: 0.367, SLG: 0.514		E5 1B G6-3			IBB			2B		3	1	2	1	1	0	1					
Pat Burrell, R (1.3) OBP: 0.333, SLG: 0.496		G6-3 1B			G3-1		K			3	1	1	1	1	1	3					
Chris Brock, R (8.1) OBP: 0.222, SLG: 0.667										0	0	0	0	0	0	0					
Jeff Brantley, R (9.1)										0	0	0	0	0	0	0					
Mickey Morandini, L (1.4) OBP: 0.325, SLG: 0.311		G6-3 1B		K		K		3B		4	1	2	0	0	2	2					
Desi Relaford, S (1.6) OBP: 0.395, SLG: 0.383		G6-3			F7		K	WP 3B		4	1	1	1	0	1	2					
Andy Ashby, R (1.1) OBP: 0.217, SLG: 0.143					G1-3		G4-3			2	0	1	1	0	0	0					
Rob Ducey, L (6, PH) OBP: 0.359, SLG: 0.440										1	0	0	0	0	0	0					
Wayne Gomes, R (7.1)										0	0	0	0	0	0	0					
Mark Holzemer, L (8.1)										0	0	0	0	0	0	0					
Brian Hunter, R (8.3) OBP: 0.279, SLG: 0.364										1	0	0	0	0	1	1					
Inning Stats	R: 0 E: 0 K: 0 S: 6	H: 0 LOB: 0 BB: 0 P: 12	R: 3 E: 1 K: 0 S: 19	H: 4 LOB: 1 BB: 0 P: 32	R: 1 E: 1 K: 1 S: 11	H: 2 LOB: 2 BB: 1 P: 20	R: 0 E: 0 K: 0 S: 10	H: 0 LOB: 0 BB: 0 P: 13	R: 0 E: 0 K: 2 S: 9	H: 1 LOB: 2 BB: 1 P: 24	R: 0 E: 0 K: 2 S: 9	H: 0 LOB: 0 BB: 0 P: 14	R: 2 E: 0 K: 2 S: 14	H: 3 LOB: 1 BB: 0 P: 19	R: 3 E: 0 K: 2 S: 20	H: 3 LOB: 0 BB: 0 P: 26	1B: 4 2B: 4 3B: 2 HR: 3	SF: 0 SAC: 0 DP: 1 HBP: 0	WP: 1 PB: 0 CS: 0	PA: 39	
PITCHER	IP	WLS	BF	H	R	ER	SO	BB	IBB	HBP	BLK	WP	HR	S	P	ERA	WHIP				
John Snyder, R (1.1) ERA: 5.44	6.0		27	7	4	2	3	1	1	0	0	0	2	11	16	27.00	4.500				
David Weathers, R (7.1) ERA: 3.55	0.2	B	5	3	2	2	1	0	0	0	0	0	0	3	3	0.00	0.000				
Curt Leskanic, R (7.1) ERA: 3.43	0.1	1	0	0	0	0	1	0	0	0	0	0	0	3	3	0.00	0.000				
Juan Acevedo, R (8.1) ERA: 4.54	0.2	L	5	3	3	3	1	0	0	0	0	1	1	16	21	40.50	4.500				
Valerio De Los Santos, L (8.1) ERA: 6.0	0.1		0	0	0	0	1	0	0	0	0	0	0	4	5	0.00	0.000				

Milwaukee Brewers @ Philadelphia Phillies
Veterans Stadium, Philadelphia, PA
Wed Jun 28 2000, 7:35 PM EDT
Att: 13,520 - Cloudy - 74 F

AB	37
R	9
H	13
RBI	7
BB	2
SO	7
LOB	13



Batter	1	2	3	4	5	6	7	8	9	AB	R	H	RBI	BB	SO	LOB	TOP							
Ronnie Belliard, R (1, 4) OBP: 0.387, SLG: 0.438	G4-6-3 1B	1-0 2H 1B				4-2 2B G6-3 BB	1-2 F3	4-0 SH 1B BB	1-2 G6-3	2	2	0	1	1	0	0								
Santiago Perez, S (5, 6) OBP: 0.333, SLG: 0.289																								
James Mouton, R (1, 7) OBP: 0.306, SLG: 0.264	0-0 G4-6-3 1-2	0-0 F8				2-1 S 1-3 2B	4-2 BB	0-0 SH 1B G6-4-3		3	1	1	0	1	0	2								
Marquis Grissom, R (1, 8) OBP: 0.297, SLG: 0.390	0-1 BB 1B					2-1 G6-3	0-0 G4-3	2-2 G6-4-3 1B		5	0	3	2	0	0	5								
Jeremy Burnitz, L (1, 9) OBP: 0.348, SLG: 0.434	4-2 1-2 BB					3-1 F5 2-3		4-1 SH1-3 2B BB	1-1 G6-4-3 1-2	2	1	0	0	3	0	3								
Tyler Houston, L (1, 3) OBP: 0.319, SLG: 0.447	1-3 K					0-0 F9		0-0 SH1-3 1-2	3-2 G4-3	4	0	0	0	0	1	6								
José Hernández, R (1, 5) OBP: 0.304, SLG: 0.392						1-0 F9		1-1 2B G6-3	1-2 G6-3 2B	5	2	2	0	0	0	2								
Raul Casanova, S (1, 2) OBP: 0.329, SLG: 0.468		3-1 HR				0-0 F9		1-0 F5	0-1 2B	5	1	2	2	0	0	2								
Luis Lopez, S (1, 6) OBP: 0.306, SLG: 0.375		4-2 SH1-4 1B BB				0-1 L3		0-1 E 2H 2B	4-0 K	3	1	1	1	2	1	1								
Jason Bere, R (1, 1) OBP: 0.194, SLG: 0.258		1-1 SH1-4				2-1 G6-3		1-0 E6 BB	2-3 K2-3	3	0	0	0	0	1	3								
Lyle Mouton, R (9, PH) OBP: 0.340, SLG: 0.427		1-2								1	0	1	1	0	0	0								
Bob Wickman, R (9, 1)										0	0	0	0	0	0	0								
Curt Leskanic, R (9, 1)										0	0	0	0	0	0	0								
Inning Stats	R: 0 E: 0 K: 1 S: 15	H: 2 LOB: 2 BB: 1 P: 23	R: 2 E: 0 K: 0 S: 9	H: 2 LOB: 1 BB: 1 P: 18	R: 0 E: 0 K: 0 S: 10	H: 1 LOB: 0 BB: 1 P: 15	R: 0 E: 0 K: 0 S: 5	H: 0 LOB: 0 BB: 0 P: 7	R: 1 E: 0 K: 0 S: 9	H: 1 LOB: 2 BB: 1 P: 17	R: 1 E: 1 K: 0 S: 12	H: 2 LOB: 3 BB: 1 P: 20	R: 1 E: 0 K: 1 S: 9	H: 1 LOB: 2 BB: 2 P: 20	R: 2 E: 1 K: 0 S: 12	H: 1 LOB: 0 BB: 1 P: 22	R: 1 E: 0 K: 1 S: 12	H: 2 LOB: 1 BB: 0 P: 17	1B: 5 2B: 6 3B: 0 HR: 1	SF: 0 SAC: 3 DP: 3 HBP: 0	WP: 0 PB: 0 SB: 0 CS: 1	PA: 46		
PITCHER	IP	WLS	BF	H	R	ER	SO	BB	IBB	HBP	BLK	WP	HR	S	P	ERA	WHIP							
48 David Coggin, R (1, 1) ERA: 6.55	5.0		23	6	3	3	1	4	0	0	0	0	1	48	80	5.40	2.000							
Steve Schrenk, R (6, 1) ERA: 5.23	1.0	L	7	2	1	1	0	1	0	0	0	0	0	12	20	9.00	3.000							
Bryan Ward, L (7, 1) ERA: 2.45	0.2		4	1	1	1	0	1	0	0	0	0	0	6	11	13.50	3.000							
Wayne Gomes, R (7, 1) ERA: 3.18	0.1		5	1	2	0	1	1	1	0	0	0	0	8	20	0.00	6.000							
Mark Holzemer, L (8, 1) ERA: 2.39	2.0		7	2	1	1	1	0	0	0	0	0	0	19	28	4.50	1.000							

Milwaukee Brewers @ Philadelphia Phillies
Veterans Stadium, Philadelphia, PA
Thu Jun 29 2000, 1:05 PM EDT
Att: 21,597 - Cloudy - 67 F

AB 35
R 8
H 12
RBI 7
BB 8
SO 3
LOB 27



Batter	1	2	3	4	5	6	7	8	9	AB	R	H	RBI	BB	SO	LOB	BOTTOM								
Kevin Seifak, R (1, 8) OBP: 0.333, SLG: 0.360	0-1 G4-3		2-0 G4-3			1-0 E6 1B		0-1 F8	2-3 K	4	1	1	0	0	0	1									
Mickey Morandini, L (9, PH) OBP: 0.324, SLG: 0.310						1-3 1B				1	0	0	0	0	1	2									
Desi Relaford, S (1, 6) OBP: 0.395, SLG: 0.380	2-3 K		2-1 L6			0-0 2B 1B		1-3 K	4-1 1B BB	4	1	1	2	1	2	1									
Bobby Abreu, L (1, 9) OBP: 0.406, SLG: 0.530	2-2 1B					1-0 L9		3-1 2B	2-3 K	5	0	3	3	0	1	0									
Scott Rolen, R (1, 5) OBP: 0.340, SLG: 0.556	1-3 K					0-0 1B		3-2 P6	3-3 K	5	0	1	0	0	3	4									
Pat Burrell, R (1, 3) OBP: 0.324, SLG: 0.480			0-2 G5-3			2-3 K		3-3 K	2-3 K	4	0	0	0	0	3	1									
Rob Ducey, L (1, 7) OBP: 0.347, SLG: 0.423			0-3 K			2-3 K		2-3 K	2-1 K	3	0	0	0	0	3	1									
Wayne Gomes, R (7, 1)										0	0	0	0	0	0	0									
Mark Holzemer, L (8, 1)										0	0	0	0	0	0	0									
Brian Hunter, R (8, 7) OBP: 0.290, SLG: 0.429										1	1	1	1	0	0	0									
23 Kevin Jordan, R (1, 4) OBP: 0.278, SLG: 0.337			1-3 K					0-1 G4-3	1-2 1B	4	1	2	0	0	1	0									
Tom Prince, R (1, 2) OBP: 0.317, SLG: 0.278						4-1 SH1-3 BB		0-0 P3	1-3 K	3	0	1	0	1	1	1									
48 David Coggin, R (1, 1) ERA: 5.03			1-1 SH1-3					4-2 E 1B BB	0-0 L3	0	0	0	0	0	0	0									
Alex Arias, R (5, PH) OBP: 0.273, SLG: 0.282										0	1	0	0	1	0	0									
Steve Schrenk, R (6, 1)										0	0	0	0	0	0	0									
Bryan Ward, L (7, 1)										0	0	0	0	0	0	0									
Doug Glanville, R (7, 8) OBP: 0.298, SLG: 0.357			1-2 1B							2	1	0	0	0	0	2									
Inning Stats	R: 0 E: 0 K: 2 S: 15	H: 1 LOB: 1 BB: 0 P: 20	R: 0 E: 0 K: 2 S: 9	H: 0 LOB: 0 BB: 0 P: 10	R: 0 E: 0 K: 0 S: 6	H: 0 LOB: 1 BB: 1 P: 15	R: 0 E: 0 K: 2 S: 9	H: 1 LOB: 1 BB: 0 P: 14	R: 3 E: 1 K: 0 S: 14	H: 3 LOB: 1 BB: 1 P: 25	R: 0 E: 0 K: 3 S: 12	H: 1 LOB: 0 BB: 0 P: 19	R: 0 E: 0 K: 1 S: 6	H: 0 LOB: 0 BB: 0 P: 7	R: 0 E: 0 K: 3 S: 10	H: 0 LOB: 0 BB: 0 P: 17	R: 3 E: 0 K: 2 S: 24	H: 4 LOB: 2 BB: 1 P: 41	1B: 8 2B: 1 3B: 0 HR: 1	SF: 0 SAC: 1 DP: 0 HBP: 0	WP: 0 PB: 0 SB: 0 CS: 0	PA: 40			
PITCHER	IP	WLS	BF	H	R	ER	SO	BB	IBB	HBP	BLK	WP	HR	S	P	ERA	WHIP								
Jason Bere, R (1, 1) ERA: 5.03	8.0	W	32	6	3	3	13	2	0	0	0	0	1	17	32	40.50	7.500								
Bob Wickman, R (9, 1) ERA: 1.5	0.2		7	4	3	3	1	1	0	0	0	0	0	1	17	32	40.50	7.500							
Curt Leskanic, R (9, 1) ERA: 3.44	0.1	S	1	0	0	0	1	0	0	0	0	0	0	7	9	0.00	0.000								

Milwaukee Brewers @ Philadelphia Phillies
Veterans Stadium, Philadelphia, PA
Thu Jun 29 2000, 1:05 PM EDT
Att: 21,597 - Cloudy - 67 F


AB 36
R 6
H 10
RBI 6
BB 3
SO 15
LOB 13



Batter	1	2	3	4	5	6	7	8	9	10	11	12	13	14	15	AB	R	H	RBI	BB	SO	LOB	TOP									
Eric Young Sr. R OBP: 0.387, SLG: 0.460 (1, 4)																2	0	1	2	5	0	1										
Ricky Gutierrez, R OBP: 0.378, SLG: 0.442 (1, 6)																7	0	0	0	1	2	10										
Sammy Sosa, R OBP: 0.398, SLG: 0.588 (1, 9)																8	0	3	2	0	3	6										
Mark Grace, L OBP: 0.404, SLG: 0.455 (1, 3)																7	0	1	0	1	0	6										
Henry Rodriguez, L OBP: 0.304, SLG: 0.500 (1, 7)																	6	1	2	1	1	2	3									
Jose Nieves, R OBP: 0.257, SLG: 0.424 (1, 5)																6	1	0	0	1	0	4										
Damon Buford, R OBP: 0.338, SLG: 0.435 (1, 8)																	6	1	1	0	1	3	2									
Jeff Reed, L OBP: 0.349, SLG: 0.359 (1, 2)																4	1	2	1	0	1	1										
Jeff Huson, L OBP: 0.276, SLG: 0.292 (9, PR)																0	1	0	0	0	0	0										
Joe Girardi, R OBP: 0.376, SLG: 0.414 (9, 2)																3	1	2	0	0	0	0										
David Weathers, R OBP: 0.304, SLG: 0.414 (10, 1)																1	0	0	0	0	0	0										
David Weathers, R ERA: 3.45 (10, 1)																1	0	0	0	0	0	0										
Inning Stats	R: 0 E: 0 K: 2 S: 9	H: 1 LOB: 1 BB: 1 P: 18	R: 1 E: 0 K: 2 S: 9	H: 1 LOB: 0 BB: 0 P: 14	R: 0 E: 0 K: 0 S: 7	H: 1 LOB: 1 BB: 1 P: 17	R: 0 E: 0 K: 1 S: 7	H: 0 LOB: 0 BB: 1 P: 11	R: 0 E: 0 K: 1 S: 8	H: 0 LOB: 0 BB: 0 P: 12	R: 0 E: 0 K: 1 S: 6	H: 0 LOB: 1 BB: 1 P: 15	R: 1 E: 0 K: 2 S: 14	H: 2 LOB: 2 BB: 1 P: 26	R: 2 E: 1 K: 1 S: 15	H: 2 LOB: 3 BB: 2 P: 30	R: 0 E: 0 K: 1 S: 9	H: 0 LOB: 0 BB: 0 P: 14	R: 0 E: 0 K: 1 S: 9	H: 1 LOB: 1 BB: 0 P: 11	R: 0 E: 0 K: 1 S: 9	H: 1 LOB: 2 BB: 1 P: 17	R: 0 E: 0 K: 1 S: 13	H: 1 LOB: 2 BB: 1 P: 22	R: 0 E: 0 K: 1 S: 11	H: 1 LOB: 0 BB: 0 P: 15	R: 3 E: 0 K: 1 S: 17	H: 3 LOB: 2 BB: 2 P: 35	1B: 8 2B: 3 3B: 0 HR: 2	SF: 0 SAC: 1 DP: 4 HBP: 1	WP: 1 PB: 0 SB: 0 CS: 1	PA: 67
PITCHER	Jamey Wright, R ERA: 2.85 (1, 1)	IP: 7.1 WLS: 4 BF: 29	H: 4 R: 2 ER: 2	SO: 7	BB: 6 IBB: 0 HBP: 0 BLK: 0	WP: 0 HR: 0 S: 62	P: 117 ERA: 2.46 WHIP: 1.364	Juan Acevedo, R ERA: 4.42 (12, 1)	IP: 1.0 WLS: 0 BF: 6	H: 0 R: 0 ER: 0	SO: 1	BB: 0 IBB: 0 HBP: 0 BLK: 0	WP: 0 HR: 0 S: 9	P: 17 ERA: 0.00 WHIP: 1.000	Steve Woodard, R ERA: 5.61 (13, 1)	IP: 2.0 WLS: 0 BF: 8	H: 2 R: 0 ER: 0	SO: 1	BB: 0 IBB: 1 HBP: 0 BLK: 0	WP: 0 HR: 0 S: 24	P: 37 ERA: 0.00 WHIP: 1.000	Allen Levrault, R ERA: 4.91 (15, 1)	IP: 1.0 WLS: L BF: 8	H: 3 R: 3 ER: 3	SO: 1	BB: 2 IBB: 0 HBP: 0 BLK: 0	WP: 0 HR: 0 S: 17	P: 35 ERA: 27.00 WHIP: 5.000				

Chicago Cubs @ Milwaukee Brewers
Milwaukee County Stadium, Milwaukee, WI
Fri Jun 30 2000, 8:05 PM EDT
Att: 30,216 - Sunny - 77 F

AB	53
R	7
H	13
RBI	6
BB	12
SO	13
LOB	33





Batter	1	2	3	4	5	6	7	8	9	10	11	12	13	14	15	AB	R	H	RBI	BB	SO	LOB	BOTTOM		
Ronnie Belliard, R OBP: 0.390, SLG: 0.436 (1, 4)																4	1	1	0	3	0	0			
James Mouton, R OBP: 0.336, SLG: 0.315 (1, 7)																5	2	4	1	1	1	1			
Marquis Grasm, R OBP: 0.294, SLG: 0.385 (1, 8)																7	0	1	1	0	1	7			
Allen Levrault, R (15, 1)																7	0	0	1	0	2	3			
Jeromy Burnitz, L OBP: 0.341, SLG: 0.423 (1, 9)																7	0	0	1	0	2	3			
Charlie Hayes, R OBP: 0.375, SLG: 0.414 (1, 3)																5	0	1	0	1	3	0			
Santiago Perez, S OBP: 0.528, SLG: 0.282 (13, PR)																1	0	0	0	0	0	0			
José Hernández, R OBP: 0.307, SLG: 0.391 (1, 5)																6	0	2	0	1	2	1			
Henry Blanco, R OBP: 0.331, SLG: 0.396 (1, 2)																6	1	2	1	1	0	3			
Luis Lopez, S OBP: 0.307, SLG: 0.388 (1, 6)																3	0	1	0	0	0	2			
Tyler Houston, L OBP: 0.310, SLG: 0.434 (9, PH)																3	0	0	0	0	0	1			
Tyler Houston, L OBP: 0.310, SLG: 0.434 (10, 3)																3	0	0	0	0	0	1			
Inning Stats	R: 2 E: 0 K: 1 S: 9	H: 2 LOB: 0 BB: 0 P: 16	R: 0 E: 0 K: 1 S: 12	H: 1 LOB: 1 BB: 0 P: 18	R: 0 E: 0 K: 0 S: 9	H: 1 LOB: 1 BB: 2 P: 20	R: 0 E: 0 K: 0 S: 10	H: 0 LOB: 1 BB: 1 P: 20	R: 0 E: 0 K: 1 S: 11	H: 0 LOB: 0 BB: 0 P: 21	R: 0 E: 0 K: 1 S: 9	H: 0 LOB: 1 BB: 1 P: 16	R: 0 E: 0 K: 1 S: 12	H: 2 LOB: 1 BB: 1 P: 17	R: 0 E: 0 K: 1 S: 12	H: 1 LOB: 2 BB: 1 P: 17	R: 0 E: 0 K: 1 S: 11	H: 1 LOB: 2 BB: 1 P: 19	R: 0 E: 0 K: 0 S: 10	H: 1 LOB: 1 BB: 0 P: 12	1B: 7 2B: 6 3B: 0 HR: 1	SF: 0 SAC: 1 DP: 2 HBP: 0	WP: 0 PB: 0 SB: 1 CS: 1	PA: 61	
PITCHER	Scott Downs, L ERA: 5.43 (1, 1)	IP: 7.0 WLS: 3 BF: 30	H: 7 R: 4 ER: 4	SO: 4	BB: 3 IBB: 0 HBP: 0 BLK: 0	WP: 0 HR: 0 S: 69	P: 118 ERA: 5.14 WHIP: 1.429	76 Daniel Garbay, L ERA: 3.72 (13, 1)	IP: 2.0 WLS: 0 BF: 9	H: 2 R: 0 ER: 0	SO: 0	BB: 1 IBB: 0 HBP: 0 BLK: 0	WP: 0 HR: 0 S: 18	P: 36 ERA: 0.00 WHIP: 1.500	Rick Aguilera, R ERA: 5.08 (15, 1)	IP: 1.0 WLS: S BF: 4	H: 1 R: 0 ER: 0	SO: 0	BB: 0 IBB: 0 HBP: 0 BLK: 0	WP: 0 HR: 0 S: 10	P: 12 ERA: 0.00 WHIP: 1.000				

Chicago Cubs @ Milwaukee Brewers
Milwaukee County Stadium, Milwaukee, WI
Fri Jun 30 2000, 8:05 PM EDT
Att: 30,216 - Sunny - 77 F

AB	53
R	4
H	12
RBI	4
BB	7
SO	12
LOB	19



Batter	1	2	3	4	5	6	7	8	9	AB	R	H	RBI	BB	SO	LOB	TOP			
Eric Young Sr. R (1.4) OBP: 0.396, SLG: 0.457	F9		L9			F8 1B		G6-3		4	0	1	0	0	0	1	Chicago Cubs @ Milwaukee Brewers Milwaukee County Stadium, Milwaukee, WI Sat Jul 01 2000, 8:05 PM EDT Att: 37,176 - Sunny - 81°F AB 29 R 0 H 2 RBI 0 BB 1 SO 5 LOB 6 			
Brant Brown L (1.8) OBP: 0.244, SLG: 0.383	F7			G3		F8			K	4	0	0	0	0	1					
Sammy Sosa R (1.9) OBP: 0.394, SLG: 0.581	K			F9		G5-3			G4-3	4	0	0	0	0	1					
Mark Grace L (1.3) OBP: 0.399, SLG: 0.446		G4-3		L3			F8		G1-3	4	0	0	0	0	0					
Glenallen Hill R (1.7) OBP: 0.285, SLG: 0.481		K			K		G1-3			3	0	0	0	0	2					
Willie Greene L (1.5) OBP: 0.312, SLG: 0.417		G3			G4-3					3	0	1	0	0	0					
Jeff Reed L (1.2) OBP: 0.349, SLG: 0.352			E3 SH1-3		FC4-6 BB		G3			2	0	0	0	1	0					
Jeff Huson L (1.6) OBP: 0.263, SLG: 0.275			K		FC4-6			F9		3	0	0	0	0	1					
Ismael Valdez R (1.1) OBP: 0.308, SLG: 0.462			SH1-3				F7		F8	1	0	0	0	0	0					
Damon Buford R (8, PH) OBP: 0.337, SLG: 0.433										1	0	0	0	0	0					
Ruben Quevedo R (8.1) OBP: 0.250, SLG: 0.250										0	0	0	0	0	0					
Felix Heredia L (8.1)										0	0	0	0	0	0					
Inning Stats	R: 0 E: 0 K: 1 S: 9	H: 0 LOB: 0 BB: 0 P: 11	R: 0 E: 0 K: 1 S: 5	H: 0 LOB: 0 BB: 0 P: 8	R: 0 E: 1 K: 1 S: 8	H: 0 LOB: 1 BB: 0 P: 12	R: 0 E: 0 K: 0 S: 7	H: 0 LOB: 0 BB: 0 P: 7	R: 0 E: 0 K: 1 S: 8	H: 1 LOB: 1 BB: 1 P: 15	R: 0 E: 0 K: 0 S: 11	H: 1 LOB: 1 BB: 0 P: 10	R: 0 E: 0 K: 0 S: 6	H: 0 LOB: 0 BB: 0 P: 11	R: 0 E: 0 K: 1 S: 9	H: 0 LOB: 0 BB: 0 P: 11	1B: 2 2B: 0 3B: 0 HR: 0	SF: 0 SAC: 1 DP: 0 HBP: 0	WP: 0 PB: 0 SB: 0 CS: 0	PA: 31
PITCHER	IP WLS BF H R ER SO BB IBB HBP BLK WP HR S P ERA WHIP	IP WLS BF H R ER SO BB IBB HBP BLK WP HR S P ERA WHIP	IP WLS BF H R ER SO BB IBB HBP BLK WP HR S P ERA WHIP	IP WLS BF H R ER SO BB IBB HBP BLK WP HR S P ERA WHIP	IP WLS BF H R ER SO BB IBB HBP BLK WP HR S P ERA WHIP	IP WLS BF H R ER SO BB IBB HBP BLK WP HR S P ERA WHIP	IP WLS BF H R ER SO BB IBB HBP BLK WP HR S P ERA WHIP	IP WLS BF H R ER SO BB IBB HBP BLK WP HR S P ERA WHIP	IP WLS BF H R ER SO BB IBB HBP BLK WP HR S P ERA WHIP	IP WLS BF H R ER SO BB IBB HBP BLK WP HR S P ERA WHIP	IP WLS BF H R ER SO BB IBB HBP BLK WP HR S P ERA WHIP	IP WLS BF H R ER SO BB IBB HBP BLK WP HR S P ERA WHIP	IP WLS BF H R ER SO BB IBB HBP BLK WP HR S P ERA WHIP	IP WLS BF H R ER SO BB IBB HBP BLK WP HR S P ERA WHIP	IP WLS BF H R ER SO BB IBB HBP BLK WP HR S P ERA WHIP	IP WLS BF H R ER SO BB IBB HBP BLK WP HR S P ERA WHIP	IP WLS BF H R ER SO BB IBB HBP BLK WP HR S P ERA WHIP			
Jeff D'Amico R (1.1) ERA: 2.62	8.0	W	28	2	0	0	4	1	0	0	0	0	0	0	0	0	0.00	0.375		
Curt Leskanic R (9.1) ERA: 3.29	1.0		3	0	0	0	1	0	0	0	0	0	0	0	0	0	0.00	0.000		

Batter	1	2	3	4	5	6	7	8	9	AB	R	H	RBI	BB	SO	LOB	BOTTOM			
Ronnie Belliard R (1.4) OBP: 0.389, SLG: 0.433	F8		G5-4-3		L6			1B 3B 1B		4	1	1	0	0	0	2	Chicago Cubs @ Milwaukee Brewers Milwaukee County Stadium, Milwaukee, WI Sat Jul 01 2000, 8:05 PM EDT Att: 37,176 - Sunny - 81°F AB 32 R 4 H 11 RBI 3 BB 1 SO 6 LOB 12 			
Marquis Grissom R (1.8) OBP: 0.296, SLG: 0.396	K			F9	FC6-4 1B			3B 1B		4	1	2	0	0	1	0				
Geoff Jenkins L (1.7) OBP: 0.341, SLG: 0.583				F9	FC6-4			WP 3B		3	1	1	2	1	0	2				
Jeromy Burnitz L (1.9) OBP: 0.340, SLG: 0.424	F9				1B 2B		F8	F8		4	1	1	0	0	0	1				
Charlie Hayes R (1.5) OBP: 0.377, SLG: 0.416			K		1B 2H 1B		G4-6-3 1B	F8		4	0	2	1	0	1	0				
Tyler Houston L (1.3) OBP: 0.306, SLG: 0.427			K				G4-6-3	K		4	0	1	0	0	2	1				
Curt Leskanic R (9.1)										0	0	0	0	0	0	0				
José Hernández R (1.6) OBP: 0.307, SLG: 0.391			K		G4-3					3	0	1	0	0	1	2				
Raul Casanova S (1.2) OBP: 0.341, SLG: 0.475					G5-4-3 1B		FC6-4 1B 1B	P6		3	0	2	0	0	0	1				
Jeff D'Amico R (1.1)					F8			B5-6-4 1B		3	0	0	0	0	1	3				
Luis Lopez S (9.6) OBP: 0.307, SLG: 0.388								B5-6-4		0	0	0	0	0	0	0				
Inning Stats	R: 0 E: 0 K: 1 S: 9	H: 0 LOB: 1 BB: 1 P: 16	R: 0 E: 0 K: 3 S: 10	H: 0 LOB: 0 BB: 0 P: 17	R: 0 E: 0 K: 0 S: 8	H: 1 LOB: 0 BB: 0 P: 11	R: 1 E: 0 K: 0 S: 15	H: 3 LOB: 2 BB: 0 P: 20	R: 0 E: 0 K: 1 S: 9	H: 2 LOB: 2 BB: 0 P: 13	R: 0 E: 0 K: 0 S: 9	H: 1 LOB: 0 BB: 0 P: 14	R: 0 E: 0 K: 0 S: 5	H: 1 LOB: 0 BB: 0 P: 6	R: 3 E: 0 K: 1 S: 16	H: 3 LOB: 0 BB: 0 P: 26	1B: 9 2B: 1 3B: 1 HR: 0	SF: 0 SAC: 0 DP: 3 HBP: 0	WP: 1 PB: 0 SB: 0 CS: 0	PA: 33
PITCHER	IP WLS BF H R ER SO BB IBB HBP BLK WP HR S P ERA WHIP	IP WLS BF H R ER SO BB IBB HBP BLK WP HR S P ERA WHIP	IP WLS BF H R ER SO BB IBB HBP BLK WP HR S P ERA WHIP	IP WLS BF H R ER SO BB IBB HBP BLK WP HR S P ERA WHIP	IP WLS BF H R ER SO BB IBB HBP BLK WP HR S P ERA WHIP	IP WLS BF H R ER SO BB IBB HBP BLK WP HR S P ERA WHIP	IP WLS BF H R ER SO BB IBB HBP BLK WP HR S P ERA WHIP	IP WLS BF H R ER SO BB IBB HBP BLK WP HR S P ERA WHIP	IP WLS BF H R ER SO BB IBB HBP BLK WP HR S P ERA WHIP	IP WLS BF H R ER SO BB IBB HBP BLK WP HR S P ERA WHIP	IP WLS BF H R ER SO BB IBB HBP BLK WP HR S P ERA WHIP	IP WLS BF H R ER SO BB IBB HBP BLK WP HR S P ERA WHIP	IP WLS BF H R ER SO BB IBB HBP BLK WP HR S P ERA WHIP	IP WLS BF H R ER SO BB IBB HBP BLK WP HR S P ERA WHIP	IP WLS BF H R ER SO BB IBB HBP BLK WP HR S P ERA WHIP	IP WLS BF H R ER SO BB IBB HBP BLK WP HR S P ERA WHIP				
Ismael Valdez R (1.1) ERA: 4.83	7.0	L	27	8	1	1	5	1	0	0	0	0	0	0	0	0	1.29	1.286		
Ruben Quevedo R (8.1) ERA: 12.87	0.0		2	2	2	2	0	0	0	0	0	0	0	0	0	0	∞	∞		
Felix Heredia L (8.1) ERA: 5.34	1.0		4	1	1	1	1	0	0	0	0	0	0	0	0	0	9.00	1.000		


Batter	1	2	3	4	5	6	7	8	9	AB	R	H	RBI	BB	SO	LOB	TOP			
Eric Young Sr. R OBP: 0.397, SLG: 0.458	0-1 CS SH1-3 1B		3-1 F7			1-0 L3 1B		0-0 F8 2-3		4	0	2	0	0	0	2	Chicago Cubs @ Milwaukee Brewers Milwaukee County Stadium, Milwaukee, WI Sun Jul 02 2000, 2:05 PM EDT Att: 37,659 - Cloudy - 79 F			
Ricky Gutierrez R OBP: 0.373, SLG: 0.435	2-1 SH1-3		0-1 FC6-4			0-0 L3 1-2		1-0 F8		3	0	0	0	0	0	3				
Sammy Sosa R OBP: 0.395, SLG: 0.578	1-1 F8			4-2 3B BB		2-1 1B		2-2 F9		3	1	1	0	1	0	1				
Henry Rodriguez L OBP: 0.308, SLG: 0.512	4-2 BB			2-2 F8			1-2 HR		1-3 K		3	1	1	1	1	1				
Jose Nieves R OBP: 0.275, SLG: 0.446	2-2 CS	1-1 G6-3		1-2 FC9-2 3B		4-1 G6-4-3 BB		4-1 BB		2	0	1	1	2	0	0				
Brant Brown L OBP: 0.237, SLG: 0.371		2-0 F8		1-0 FC9-2 3-H		0-0 P5		2-3 K		4	0	0	0	0	1	3				
Damon Buford R OBP: 0.333, SLG: 0.429		1-0 F9			1-1 G4-3		2-0 G6-4-3 1-2			3	0	0	0	0	0	1				
Joe Girardi R OBP: 0.376, SLG: 0.418			3-2 G6-3		1-1 G1-3			0-0 F8 2B		3	0	1	0	0	0	0				
34 Kerry Wood R OBP: 0.273, SLG: 0.350			4-1 FC6-4 BB		2-3 K			1-0 G4-3		2	0	0	0	1	1	1				
76 Daniel Garibay L OBP: 0.500, SLG: 0.500										0	0	0	0	0	0	0				
Tim Worrell R OBP: 0.500, SLG: 0.500										0	0	0	0	0	0	0				
Inning Stats	R: 0 E: 0 K: 0 S: 12	H: 1 LOB: 1 BB: 1 P: 21	R: 0 E: 0 K: 0 S: 4	H: 0 LOB: 0 BB: 0 P: 8	R: 0 E: 0 K: 0 S: 11	H: 0 LOB: 1 BB: 1 P: 21	R: 1 E: 0 K: 0 S: 10	H: 1 LOB: 0 BB: 0 P: 18	R: 0 E: 0 K: 1 S: 7	H: 2 LOB: 1 BB: 0 P: 7	R: 1 E: 0 K: 0 S: 7	H: 1 LOB: 0 BB: 1 P: 13	R: 0 E: 0 K: 2 S: 4	H: 1 LOB: 1 BB: 1 P: 6	R: 0 E: 0 K: 2 S: 12	H: 0 LOB: 1 BB: 1 P: 21	1B: 3 2B: 3 3B: 1 HR: 1	SF: 0 SAC: 1 DP: 3 HBP: 0	WP: 0 PB: 0 SB: 0 CS: 1	PA: 34
PITCHER	IP WLS BF H R ER SO BB IBB HBP BLK WP HR S P ERA WHIP																			
Jimmy Haynes R ERA: 4.46	(1, 1) 8.0 W 29 6 2 2 1 4 0 0 0 0 0 1 59 105 2.25 1.250																			
Bob Wickman R ERA: 1.95	(9, 1) 1.0 S 4 0 0 0 2 1 0 0 0 0 0 0 12 21 0.00 1.000																			

AB	27
R	2
H	6
RBI	2
BB	5
SO	3
LOB	12



Batter	1	2	3	4	5	6	7	8	9	AB	R	H	RBI	BB	SO	LOB	BOTTOM			
Ronnie Belliard R OBP: 0.390, SLG: 0.435	2-2 L4		2-0 F3			0-0 2B 2B		4-0 1B 2B BB		3	2	1	0	1	0	0	Chicago Cubs @ Milwaukee Brewers Milwaukee County Stadium, Milwaukee, WI Sun Jul 02 2000, 2:05 PM EDT Att: 37,659 - Cloudy - 79 F			
Luis Lopez S OBP: 0.304, SLG: 0.394	1-0 G4-3		2-3 K			0-1 2H 2B		2-1 F9		4	0	1	1	0	1	1				
Geoff Jenkins L OBP: 0.344, SLG: 0.587	1-2 2B			2-2 F8		2-3 K		1-1 2B 1B		4	1	2	0	0	1	0				
Jeromy Burnitz L OBP: 0.339, SLG: 0.425	2-1 P6			0-0 G5-3			2-2 G3-1	0-0 2B 2B		4	1	1	1	0	0	1				
Charlie Hayes R OBP: 0.383, SLG: 0.424		4-1 FC5-4 BB		2-2 F8		1-2 BB 1B		1-3 2H 3H 2B	2-1 2B	3	0	2	2	1	0	0				
Marquis Grissom R OBP: 0.333, SLG: 0.382		0-2 FC5-4 1-2			1-1 G5-3		0-0 L6	2-3 K		4	0	0	0	0	1	3				
José Hernández R OBP: 0.307, SLG: 0.388		2-3 SAFE K			2-1 G6-3		4-2 BB			2	0	0	0	1	1	1				
Henry Blanco R OBP: 0.327, SLG: 0.390		0-0 P4			1-3 K		1-2 BB			2	0	0	0	0	1	1				
Raul Casanova S OBP: 0.337, SLG: 0.469								F5		1	0	0	0	0	0	2				
Jimmy Haynes R OBP: 0.118, SLG: 0.176										2	0	0	0	0	2	0				
Mark Sweeney L OBP: 0.333, SLG: 0.294										1	0	0	0	0	0	0				
Bob Wickman R ERA: 3.38										0	0	0	0	0	0	0				
Inning Stats	R: 0 E: 0 K: 0 S: 9	H: 1 LOB: 1 BB: 0 P: 15	R: 0 E: 2 K: 1 S: 8	H: 0 LOB: 1 BB: 1 P: 14	R: 0 E: 0 K: 2 S: 8	H: 0 LOB: 0 BB: 0 P: 12	R: 0 E: 0 K: 0 S: 7	H: 0 LOB: 0 BB: 0 P: 11	R: 0 E: 0 K: 1 S: 7	H: 0 LOB: 0 BB: 0 P: 11	R: 1 E: 0 K: 2 S: 10	H: 2 LOB: 0 BB: 0 P: 12	R: 0 E: 0 K: 0 S: 13	H: 1 LOB: 2 BB: 1 P: 21	R: 3 E: 0 K: 1 S: 13	H: 3 LOB: 1 BB: 1 P: 25	1B: 2 2B: 5 3B: 0 HR: 0	SF: 0 SAC: 0 DP: 0 HBP: 0	WP: 0 PB: 0 SB: 0 CS: 0	PA: 33
PITCHER	IP WLS BF H R ER SO BB IBB HBP BLK WP HR S P ERA WHIP																			
34 Kerry Wood R ERA: 5.62	(1, 1) 7.2 L 30 5 3 3 3 6 3 0 0 0 0 0 0 68 110 3.52 1.043																			
76 Daniel Garibay L ERA: 4.03	(8, 1) 0.0 B 1 1 0 0 0 0 0 0 0 0 0 0 1 1 ∞ ∞																			
Tim Worrell R ERA: 3.38	(8, 1) 0.1 2 1 1 1 1 0 0 0 0 0 0 0 6 10 27.00 3.000																			

AB	30
R	4
H	7
RBI	4
BB	3
SO	7
LOB	9



Batter	1	2	3	4	5	6	7	8	9	AB	R	H	RBI	BB	SO	LOB	TOP			
Doug Glanville, R (1,8) OBP: 0.298, SLG: 0.355	2-1 G5-3		0-2 BB 1B		0-0 G5-3		2-3 K		1-3 K	5	1	1	0	0	2	0	Philadelphia Phillies @ Milwaukee Brewers Milwaukee County Stadium, Milwaukee, WI Tue Jul 04 2000, 2:05 PM EDT Att: 14,602 - Cloudy - 68 F			
Ron Gant, R (1,7) OBP: 0.328, SLG: 0.477	3-2 1B		4-0 1B 2B BB		2-2 F8 2B		0-2 G5-3		0-1 S 1B	4	2	3	0	1	0	0				
Bobby Abreu, L (1,9) OBP: 0.411, SLG: 0.528	2-1 F5		2-2 1B 2B		2-2 F8		4-1 1B BB		1-1 WP BB FC4 1B	4	2	2	2	1	0	2				
Scott Rolen, R (1,5) OBP: 0.360, SLG: 0.572	0-0 F9		2-2 1B 2B		4-0 IBB		2-1 1B		4-2 FC4 WP 1B BB	3	1	2	2	2	0	1				
Pat Burrell, R (1,3) OBP: 0.335, SLG: 0.476 Jeff Brantley, R (9,1)		3-3 K	1-2 E5		3-3 K		2-1 F9		2-2 FC4 23 G5-3 1B	5	1	0	1	0	2	6				
23 Kevin Jordan, R (1,4) OBP: 0.279, SLG: 0.346		1-2 G3-1	0-1 G6-3			1-0 2B		0-0 SH2-3 1B	0-0 G5-3	5	0	2	0	0	0	4				
Alex Arias, R (1,6) OBP: 0.272, SLG: 0.280		3-2 L3		1-0 G5-3		0-0 L3		0-0 SH2-3	1-2 1B	4	0	1	2	0	0	1				
Tom Prince, R (1,2) OBP: 0.295, SLG: 0.256 Kevin Seifick, R (8,PH) Chris Brock, R (8,1) Brian Hunter, R (9,PH)			2-3 K	1-2 G6-3		3-3 K		4-1 G4-6-3 BB	1-2 F9	3	0	0	0	0	2	1				
48 David Coggin, R (1,1) Rob Ducey, L (6,PH) Wayne Gomes, R (6,1) Ed Vosberg, L (7,1) Mike Lieberthal, R (8,PH)			0-1 G3	1-1 G4-3		1-3 K		1-2 G4-6-3		2	0	0	0	0	0	0				
								1-2 1B		1	0	0	0	0	1	1				
										0	0	0	0	0	0	0				
										0	0	0	0	0	0	0				
										1	0	0	0	0	0	2				
Inning Stats	R: 0 E: 0 K: 0 S: 10	H: 1 LOB: 1 BB: 0 P: 17	R: 0 E: 0 K: 1 S: 10	H: 0 LOB: 0 BB: 0 P: 17	R: 3 E: 1 K: 1 S: 21	H: 3 LOB: 2 BB: 1 P: 32	R: 0 E: 0 K: 0 S: 6	H: 0 LOB: 0 BB: 0 P: 9	R: 0 E: 0 K: 2 S: 8	H: 1 LOB: 1 BB: 0 P: 13	R: 0 E: 0 K: 1 S: 11	H: 1 LOB: 1 BB: 1 P: 21	R: 0 E: 0 K: 0 S: 6	H: 1 LOB: 1 BB: 1 P: 11	R: 4 E: 0 K: 1 S: 20	H: 3 LOB: 1 BB: 1 P: 30	1B: 8 2B: 3 3B: 0 HR: 0	SF: 0 SAC: 1 DP: 1 HBP: 0	WP: 1 PB: 0 SB: 1 CS: 0	PA: 44
PITCHER	IP WLS BF H R ER SO	IP WLS BF H R ER SO	IP WLS BF H R ER SO	IP WLS BF H R ER SO	IP WLS BF H R ER SO	IP WLS BF H R ER SO	IP WLS BF H R ER SO	IP WLS BF H R ER SO	IP WLS BF H R ER SO	IP WLS BF H R ER SO	IP WLS BF H R ER SO	IP WLS BF H R ER SO	IP WLS BF H R ER SO	IP WLS BF H R ER SO	IP WLS BF H R ER SO	IP WLS BF H R ER SO	ERA WHIP	ERA WHIP	ERA WHIP	
Jason Bere, R (1,1) ERA: 4.96	6.2	30	6	3	3	6	2	1	0	0	0	0	0	0	74	124	4.05	1.200		
Curt Leskanic, R (7,1) ERA: 3.18	1.1	H	6	2	0	0	1	0	0	0	0	0	0	10	19	0.00	2.250			
Bob Wickman, R (9,1) ERA: 2.84	1.0	L	8	3	4	4	1	1	0	0	0	1	0	20	30	36.00	4.000			

AB	38
R	7
H	11
RBI	7
BB	5
SO	7
LOB	19



Batter	1	2	3	4	5	6	7	8	9	AB	R	H	RBI	BB	SO	LOB	BOTTOM					
Ronnie Belliard, R (1,4) OBP: 0.382, SLG: 0.428	1-0 G3 1B		0-0 P4		1-0 F3		3-2 G5-3		2-3 K	5	0	1	0	0	1	1	Philadelphia Phillies @ Milwaukee Brewers Milwaukee County Stadium, Milwaukee, WI Tue Jul 04 2000, 2:05 PM EDT Att: 14,602 - Cloudy - 68 F					
Luis Lopez, S (1,6) OBP: 0.330, SLG: 0.410	2-1 G3 1B		1-2 F9		2-1 2B		1-2 1B			4	1	3	0	0	0	0						
Geoff Jenkins, L (1,7) OBP: 0.339, SLG: 0.569	1-3 K			3-1 2B 1B	0-2 F8		0-1 G5-3			4	1	1	0	0	1	4						
Jeromy Burnitz, L (1,9) OBP: 0.340, SLG: 0.430	2-1 G3			3-1 1B 1B	0-0 2B		0-1 F7			4	1	2	1	0	0	2						
Charlie Hayes, R (1,3) OBP: 0.375, SLG: 0.410	2-1 L9			2-0 F4	2-3 K		0-2 F8			4	0	0	0	0	1	5						
Marquis Grissom, R (1,8) OBP: 0.292, SLG: 0.387		0-0 F9		2-2 E FC4-6 1B	1-1 F9		2-0 G6-3			4	1	1	1	0	0	0						
José Hernández, R (1,5) OBP: 0.312, SLG: 0.398		3-3 K		2-3 3H 2-0 E1 FC4-6 1B	1-1 G6-3		0-0 1B			4	0	2	1	0	1	0						
Raul Casanova, S (1,2) OBP: 0.333, SLG: 0.452 Curt Leskanic, R (7,1) Bob Wickman, R (9,1)		2-3 K		0-1 FC4-6	2-2 G6-3		2-2 G6-3		2-2 P4	3	0	0	1	0	1	1						
Mark Sweeney, L (9,PH) OBP: 0.341, SLG: 0.286				1-2 3H	0-1 K					0	0	0	0	0	0	0						
Jason Bere, R (1,1) OBP: 0.182, SLG: 0.242 Henry Blanco, R (7,2) OBP: 0.333, SLG: 0.404				1-2 3H 2-3 F9	2-2 G4-3				1-3 K	2	0	0	0	0	1	1						
										2	0	0	0	0	1	1						
										0	0	0	0	0	0	0						
										1	0	0	0	0	0	1						
Inning Stats	R: 0 E: 0 K: 1 S: 10	H: 2 LOB: 2 BB: 0 P: 18	R: 0 E: 0 K: 2 S: 8	H: 0 LOB: 0 BB: 0 P: 13	R: 0 E: 0 K: 0 S: 6	H: 0 LOB: 0 BB: 0 P: 7	R: 3 E: 2 K: 1 S: 15	H: 4 LOB: 1 BB: 0 P: 29	R: 1 E: 0 K: 0 S: 11	H: 2 LOB: 1 BB: 0 P: 16	R: 0 E: 0 K: 0 S: 10	H: 0 LOB: 0 BB: 0 P: 14	R: 0 E: 0 K: 0 S: 11	H: 1 LOB: 1 BB: 0 P: 17	R: 0 E: 0 K: 0 S: 6	H: 0 LOB: 0 BB: 0 P: 8	R: 0 E: 0 K: 2 S: 11	H: 1 LOB: 1 BB: 0 P: 16	1B: 7 2B: 3 3B: 0 HR: 0	SF: 0 SAC: 0 DP: 0 HBP: 0	WP: 0 PB: 0 SB: 0 CS: 0	PA: 37
PITCHER	IP WLS BF H R ER SO	IP WLS BF H R ER SO	IP WLS BF H R ER SO	IP WLS BF H R ER SO	IP WLS BF H R ER SO	IP WLS BF H R ER SO	IP WLS BF H R ER SO	IP WLS BF H R ER SO	IP WLS BF H R ER SO	IP WLS BF H R ER SO	IP WLS BF H R ER SO	IP WLS BF H R ER SO	IP WLS BF H R ER SO	IP WLS BF H R ER SO	IP WLS BF H R ER SO	IP WLS BF H R ER SO	ERA WHIP	ERA WHIP	ERA WHIP			
48 David Coggin, R (1,1) ERA: 6.19	5.0	23	8	4	3	5	0	0	0	0	0	0	0	0	50	83	5.40	1.600				
Wayne Gomes, R (6,1) ERA: 3.23	1.2	6	1	0	0	0	0	0	0	0	0	0	0	19	29	0.00	0.600					
Ed Vosberg, L (7,1) ERA:	0.1	1	0	0	0	0	0	0	0	0	0	0	0	2	2	0.00	0.000					
Chris Brock, R (8,1) ERA: 3.88	1.0	W	3	0	0	0	0	0	0	0	0	0	0	6	8	0.00	0.000					
Jeff Brantley, R (9,1) ERA: 4.62	1.0	S	4	1	0	0	2	0	0	0	0	0	0	11	16	0.00	1.000					

AB	37
R	4
H	10
RBI	4
BB	0
SO	7
LOB	16



Batter	1	2	3	4	5	6	7	8	9	AB	R	H	RBI	BB	SO	LOB	TOP										
Doug Glanville, R OBP: 0.298, SLG: 0.355	P4		G5-3 BB 1B	G4-3		G4-3		WP 1B	P4	6	0	2	0	0	0	5	Philadelphia Phillies @ Milwaukee Brewers Milwaukee County Stadium, Milwaukee, WI Wed Jul 05 2000, 8:05 PM EDT Att: 10,677 - Cloudy - 71 F										
Ron Cant, R OBP: 0.326, SLG: 0.472	G6-3		L5		1B 1B	K		F7		5	1	1	0	0	1	2											
Bobby Abreu, L OBP: 0.417, SLG: 0.536			G5-3 BB		1B HR			K		3	1	2	0	2	1	1											
Scott Rolen, R OBP: 0.357, SLG: 0.564	F8		G5-3		1B HR				F9	5	1	1	1	0	1	4											
Mike Lieberthal, R OBP: 0.365, SLG: 0.518			K		1B HR			G5-3		5	2	3	3	0	1	2											
Pat Burrell, R OBP: 0.331, SLG: 0.463																											
Brian Hunter, R OBP: 0.277, SLG: 0.407	F9				FC5-4 BB			F9		4	0	0	0	1	1	2											
Mickey Morandini, L OBP: 0.329, SLG: 0.307			K							4	0	1	0	1	1	2											
Desi Relaford, S OBP: 0.391, SLG: 0.358					WP 1B HBP			P6		2	0	0	0	2	1	2											
Randy Wolf, L OBP: 0.242, SLG: 0.303										3	0	2	0	0	0	1											
Kevin Seitzer, R OBP: 0.330, SLG: 0.346										1	0	0	0	0	0	0											
Chris Brock, R OBP: 0.222, SLG: 0.267										0	0	0	0	1	1	0											
Rob Brantly, R OBP: 0.291, SLG: 0.488										0	0	0	0	0	0	0											
Bryan Ward, L OBP: 0.277, SLG: 0.407										0	0	0	0	0	0	0											
Wayne Gomes, R OBP: 0.277, SLG: 0.407										0	0	0	0	0	0	0											
Inning Stats	R: 0 E: 0 K: 0 S: 7	H: 0 LOB: 1 BB: 1 P: 13	R: 0 E: 0 K: 1 S: 9	H: 2 LOB: 2 BB: 1 P: 16	R: 0 E: 0 K: 1 S: 13	H: 1 LOB: 2 BB: 1 P: 19	R: 0 E: 0 K: 0 S: 12	H: 1 LOB: 1 BB: 0 P: 20	R: 4 E: 0 K: 1 S: 19	H: 4 LOB: 1 BB: 1 P: 37	R: 0 E: 0 K: 0 S: 13	H: 1 LOB: 1 BB: 0 P: 22	R: 0 E: 0 K: 0 S: 8	H: 1 LOB: 1 BB: 0 P: 11	R: 0 E: 0 K: 1 S: 14	H: 1 LOB: 3 BB: 0 P: 21	R: 1 E: 0 K: 1 S: 21	H: 1 LOB: 3 BB: 3 P: 37	1B: 10 2B: 0 3B: 1 HR: 1	SF: 0 SAC: 0 DP: 0 HBP: 1	WP: 2 PA: 46 PB: 0 SB: 0 CS: 0						
PITCHER	IP	WLS	BF	H	R	ER	SO	BB	IBB	HBP	BLK	WP	HR	S	P	ERA	WHIP										
Jamey Wright, R ERA: 3.36	4.0	L	24	8	4	4	2	4	0	1	0	1	1	53	95	9.00	3.000										
Juan Acevedo, R ERA: 4.01	2.0		7	1	0	0	3	0	0	0	0	0	0	20	32	0.00	0.500										
Steve Woodard, R ERA: 6.45	2.0		8	2	0	0	1	0	0	0	0	1	0	22	32	0.00	1.000										
David Weathers, R ERA: 3.51	1.0		7	1	1	1	1	3	0	0	0	0	0	21	37	9.00	4.000										

AB	38
R	5
H	12
RBI	5
BB	7
SO	7
LOB	21



Batter	1	2	3	4	5	6	7	8	9	AB	R	H	RBI	BB	SO	LOB	BOTTOM										
Ronnie Belliard, R OBP: 0.378, SLG: 0.422	G5-3		K			G6-3		L8		4	0	0	0	0	1	1	Philadelphia Phillies @ Milwaukee Brewers Milwaukee County Stadium, Milwaukee, WI Wed Jul 05 2000, 8:05 PM EDT Att: 10,677 - Cloudy - 71 F										
Luis Lopez, S OBP: 0.337, SLG: 0.415	F8				1B	G5-3		FC4-6 1B		4	0	2	1	0	0	0											
Marquis Grissom, R OBP: 0.291, SLG: 0.386	F9				K			FC4-6		4	1	1	0	0	1	2											
Jeremy Burnitz, L OBP: 0.339, SLG: 0.426					K					3	0	0	0	1	1	2											
Charlie Hayes, R OBP: 0.377, SLG: 0.412					F7					4	0	2	0	0	0	2											
Geoff Jenkins, L OBP: 0.333, SLG: 0.562						K				3	0	0	1	0	3	2											
José Hernández, R OBP: 0.314, SLG: 0.397										3	0	1	0	1	1	2											
Henry Blanco, R OBP: 0.328, SLG: 0.396										3	0	0	0	0	0	1											
Raul Casanova, S OBP: 0.340, SLG: 0.452						G4-6-3		F9		0	0	0	0	0	0	0											
Jamey Wright, R ERA: 3.88										1	0	0	0	0	1	0											
Juan Acevedo, R ERA: 4.01										0	0	0	0	0	0	0											
Chris Jones, R ERA: 3.77										1	1	1	0	0	0	0											
Steve Woodard, L ERA: 6.45										0	0	0	0	0	0	0											
Mark Sweeney, L ERA: 3.51										0	0	0	0	0	0	0											
David Weathers, R ERA: 3.51										0	0	0	0	0	0	0											
Tyler Houston, L ERA: 3.21										1	0	0	0	0	0	3											
Inning Stats	R: 0 E: 0 K: 0 S: 10	H: 0 LOB: 0 BB: 0 P: 15	R: 0 E: 0 K: 2 S: 10	H: 1 LOB: 1 BB: 0 P: 13	R: 0 E: 0 K: 2 S: 10	H: 0 LOB: 0 BB: 0 P: 16	R: 0 E: 0 K: 2 S: 11	H: 1 LOB: 1 BB: 0 P: 17	R: 0 E: 0 K: 1 S: 12	H: 1 LOB: 1 BB: 0 P: 20	R: 0 E: 0 K: 0 S: 6	H: 0 LOB: 0 BB: 0 P: 10	R: 1 E: 0 K: 0 S: 13	H: 2 LOB: 1 BB: 0 P: 21	R: 1 E: 0 K: 0 S: 14	H: 2 LOB: 1 BB: 0 P: 22	R: 0 E: 0 K: 1 S: 13	H: 0 LOB: 3 BB: 2 P: 25	1B: 6 2B: 1 3B: 0 HR: 0	SF: 1 SAC: 0 DP: 1 HBP: 1	WP: 0 PA: 36 PB: 0 SB: 0 CS: 0						
PITCHER	IP	WLS	BF	H	R	ER	SO	BB	IBB	HBP	BLK	WP	HR	S	P	ERA	WHIP										
Randy Wolf, L ERA: 3.88	7.0	W	25	5	1	1	7	0	0	0	0	0	0	14	22	9.00	2.000										
Chris Brock, R ERA: 3.77	1.0	H	5	2	1	1	0	0	0	0	0	0	0	6	12	0.00	1.500										
Bryan Ward, L ERA: 2.57	0.2	H	3	0	0	0	1	1	0	0	0	0	0	7	13	0.00	3.000										
Wayne Gomes, R ERA: 3.21	0.1	S	3	0	0	0	0	1	0	1	0	0	0	7	13	0.00	3.000										

AB	32
R	2
H	7
RBI	2
BB	2
SO	8
LOB	15



Batter	1	2	3	4	5	6	7	8	9	AB	R	H	RBI	BB	SO	LOB	TOP										
Rich Becker, L (1, 9) OBP: 0.397, SLG: 0.390	4-2 1B SF9 BB	2-2 L4		2-2 G1-3			0-0 G5-3		4-2 BB	3	1	0	0	2	0	2											
Brad Ausmus, R (1, 2) OBP: 0.335, SLG: 0.350	3-2 1B	3-2 G6-3			2-1 F9		1-1 G6-3		0-0 F9	5	1	1	0	0	0	2											
Bobby Higginson, L (1, 7) OBP: 0.369, SLG: 0.561	0-0 SF9			2-1 G3		1-1 F8		3-2 P5		3	0	0	1	0	0	0											
Dean Palmer, R (1, 5) OBP: 0.360, SLG: 0.531	0-0 1B FC1-6 1B			2-2 F9		1-1 F8		4-1 1B BB		3	1	1	0	1	0	0											
Tony Clark, S (1, 3) OBP: 0.356, SLG: 0.555	0-1 FC1-6 1B			4-2 BB		0-0 G5-4-3 1B		2-2 1B		3	0	3	1	1	0	0											
Damon Easley, R (1, 4) OBP: 0.335, SLG: 0.370	0-2 FC1-6 BB			1-1 F9		2-0 F9		1-3 K		4	0	0	1	0	1	5											
Juan Encarnacion, R (1, 8) OBP: 0.347, SLG: 0.425	1-2 BB			4-2 G5-3 BB		2-2 G5-4-3 1-2		2-1 L1		2	0	0	0	2	0	3											
Deivi Cruz, R (1, 6) OBP: 0.302, SLG: 0.431	1-1 P3			0-1 G5-3		0-1 SH5-3 2B		0-0 G6-3		4	0	1	0	0	0	3											
Brian Moehler, R (1, 1)		1-3 K		2-1 F8		0-0 SH5-3		0-3 K		2	0	0	0	0	1	1											
Luis Polonia, L (7, PH) OBP: 0.312, SLG: 0.381										0	0	0	0	0	0	0											
Danny Patterson, R (7, 1)										0	0	0	0	0	0	0											
C.J. Nitkowski, L (8, 1)										0	0	0	0	0	0	0											
Wendell Magee, R (9, PH) OBP: 0.321, SLG: 0.527										1	0	0	0	0	1	0											
Inning Stats	R: 3 E: 0 K: 0 S: 18	H: 3 LOB: 2 BB: 2 P: 30	R: 0 E: 0 K: 1 S: 10	H: 0 LOB: 0 BB: 0 P: 16	R: 0 E: 0 K: 0 S: 9	H: 0 LOB: 1 BB: 1 P: 18	R: 0 E: 0 K: 0 S: 9	H: 0 LOB: 0 BB: 0 P: 10	R: 0 E: 0 K: 0 S: 6	H: 1 LOB: 0 BB: 0 P: 10	R: 0 E: 0 K: 0 S: 6	H: 1 LOB: 2 BB: 1 P: 7	R: 0 E: 0 K: 1 S: 14	H: 0 LOB: 1 BB: 1 P: 11	R: 0 E: 0 K: 1 S: 7	H: 0 LOB: 1 BB: 1 P: 11	1B: 5 2B: 1 3B: 0 HR: 0	SF: 1 SAC: 1 DP: 1 HBP: 0	WP: 0 PB: 0 SB: 0 CS: 0	PA: 38							
PITCHER	IP	WLS	BF	H	R	ER	SO	BB	IBB	HBP	BLK	WP	HR	S	P	ERA	WHIP										
Jimmy Haynes, R (1, 1) ERA: 4.42	7.0	W	29	5	3	3	1	4	0	0	0	0	0	64	108	3.86	1.286										
Ray King, L (8, 1) ERA: 5.4	0.1	H	1	0	0	0	0	0	0	0	0	0	0	3	6	0.00	0.000										
Curt Leskanic, R (8, 1) ERA: 3.02	0.2	H	4	1	0	0	1	1	0	0	0	0	0	11	20	0.00	3.000										
Bob Wickman, R (9, 1) ERA: 2.93	1.0	S	4	0	0	0	1	1	0	0	0	0	0	7	11	0.00	1.000										

Detroit Tigers @ Milwaukee Brewers
Milwaukee County Stadium, Milwaukee, WI
Fri Jul 07 2000, 8:05 PM EDT
Att: 13,913 - Sunny - 67 F

AB 30
R 3
H 6
RBI 3
BB 6
SO 3
LOB 16



Batter	1	2	3	4	5	6	7	8	9	AB	R	H	RBI	BB	SO	LOB	BOTTOM										
Ronnie Belliard, R (1, 4) OBP: 0.376, SLG: 0.424	0-1 G5-3	0-0 FC6-4			1-1 2B 1B		0-1 G6-3			4	1	1	0	0	0	1											
Luis Lopez, S (1, 6) OBP: 0.333, SLG: 0.419	2-3 K		0-0 F7		2-0 F7		0-1 FC6-4 2B			4	0	1	0	0	1	2											
Jeremy Burnitz, L (1, 9) OBP: 0.342, SLG: 0.442	2-2 HR		1-3 K		3-2 1B 2B		4-0 FC6-4 IBB			3	2	2	3	1	1	0											
Marquis Grissom, R (1, 8) OBP: 0.293, SLG: 0.386	2-1 2B 1B		0-0 G6-3		0-0 S 1B		2-1 FC6-4			4	0	2	1	0	0	2											
Geoff Jenkins, L (1, 7) OBP: 0.339, SLG: 0.562	1-0 2B		1-1 G3-1		3-3 K		4-2 FC3-6 BB			3	0	1	0	1	1	1											
José Hernández, R (1, 5) OBP: 0.314, SLG: 0.403	3-2 G1-3		1-3 K		0-3 K		0-0 FC3-6 CS			4	0	0	0	0	2	3											
Tyler Houston, L (1, 3) OBP: 0.295, SLG: 0.429		0-1 G6-3		0-0 G4-3		3-3 K		2-3 K		4	0	0	0	0	2	1											
Henry Blanco, R (1, 2) OBP: 0.332, SLG: 0.400		2-1 G4-3			1-1 1B 2B		0-0 F9			3	1	1	0	0	0	0											
Jimmy Haynes, R (1, 1) OBP: 0.139, SLG: 0.194		0-0			0-3 K		2-2 F7			2	0	1	0	0	1	1											
Mark Sweeney, L (7, PH) OBP: 0.341, SLG: 0.316										1	0	0	0	0	0	0											
Ray King, L (8, 1)										0	0	0	0	0	0	0											
Curt Leskanic, R (8, 1)										0	0	0	0	0	0	0											
Bob Wickman, R (9, 1)										0	0	0	0	0	0	0											
Inning Stats	R: 1 E: 0 K: 1 S: 15	H: 3 LOB: 0 BB: 0 P: 25	R: 0 E: 0 K: 0 S: 6	H: 1 LOB: 1 BB: 0 P: 8	R: 0 E: 0 K: 1 S: 6	H: 0 LOB: 0 BB: 0 P: 7	R: 0 E: 0 K: 1 S: 6	H: 0 LOB: 0 BB: 0 P: 8	R: 3 E: 0 K: 2 S: 16	H: 4 LOB: 1 BB: 0 P: 26	R: 0 E: 0 K: 2 S: 8	H: 0 LOB: 0 BB: 0 P: 11	R: 0 E: 0 K: 1 S: 9	H: 1 LOB: 2 BB: 1 P: 17	R: 0 E: 0 K: 1 S: 8	H: 0 LOB: 0 BB: 1 P: 14	1B: 4 2B: 4 3B: 0 HR: 1	SF: 0 SAC: 0 DP: 0 HBP: 0	WP: 0 PB: 0 SB: 1 CS: 1	PA: 34							
PITCHER	IP	WLS	BF	H	R	ER	SO	BB	IBB	HBP	BLK	WP	HR	S	P	ERA	WHIP										
Brian Moehler, R (1, 1) ERA: 3.79	6.0	L	26	8	4	4	7	0	0	0	0	0	0	57	85	6.00	1.333										
Danny Patterson, R (7, 1) ERA: 3.24	1.0		5	1	0	0	0	0	1	0	0	0	0	9	17	0.00	1.000										
C.J. Nitkowski, L (8, 1) ERA: 5.83	1.0		3	0	0	0	1	1	0	0	0	0	0	8	14	0.00	1.000										

Detroit Tigers @ Milwaukee Brewers
Milwaukee County Stadium, Milwaukee, WI
Fri Jul 07 2000, 8:05 PM EDT
Att: 13,913 - Sunny - 67 F

AB 32
R 4
H 9
RBI 4
BB 2
SO 8
LOB 11



Batter	1	2	3	4	5	6	7	8	9	AB	R	H	RBI	BB	SO	LOB	TOP										
Rich Becker, L OBP: 0.402, SLG: 0.405	4-2 BB SH1-3 BB		2-3 K		3-1 F7		2-3 K		4-2 1B BB	3	0	0	0	2	2	1	Detroit Tigers @ Milwaukee Brewers Milwaukee County Stadium, Milwaukee, WI Sun Jul 09 2000, 2:05 PM EDT Att: 19,037 - Cloudy - 73 F										
Shane Halter, R OBP: 0.311, SLG: 0.359	1-1 SH1-3		1-3 K		0-1 2B 1B		1-2 2B		0-0 1B FC6-4	4	0	3	1	0	1	0											
Bobby Higginson, L OBP: 0.372, SLG: 0.559 Wendell Magee, R OBP: 0.325, SLG: 0.526	4-0 BB BB		0-1 G6-3		0-0 2B		1-3 K		2-0 F7	3	0	1	0	1	1	2											
Dean Palmer, R OBP: 0.345, SLG: 0.508	3-3 K			3-2 F7	0-1 F9			2-3 K	0-0 FC6-4	5	0	0	0	0	2	6											
Damon Easley, R OBP: 0.345, SLG: 0.385	4-0 1-2 2-3 BB			1-0 HR		1-1 G6-4-3 1B		1-1 L3		3	1	2	1	1	0	0											
Juan Encarnacion, R OBP: 0.344, SLG: 0.423	0-3 K			1-3 K		3-1 F9		2-1 1B		4	0	1	0	0	2	4											
Brad Ausmus, R Danny Patterson, R		3-2 L9		2-2 G6-3		0-0 G6-4-3		3-2 G4-3		3	0	0	0	0	0	1											
Deivi Cruz, R OBP: 0.301, SLG: 0.423		2-2 P3			0-2 P6		1-2 G5-3		1-0 BB 1B	4	1	1	0	0	0	0											
Willie Blair, R Luis Polonia, L Jeff Weaver, R Javier Cardona, R Matt Anderson, R Jose Macias, S		0-3 K			2-2 HR		3-2 2B 1B		1-2 L5	1	0	0	0	0	0	1											
Inning Stats	R: 0 E: 0 K: 2 S: 10	H: 0 LOB: 3 BB: 3 P: 26	R: 0 E: 0 K: 1 S: 11	H: 0 LOB: 0 BB: 0 P: 16	R: 0 E: 0 K: 2 S: 8	H: 0 LOB: 0 BB: 0 P: 11	R: 1 E: 0 K: 1 S: 14	H: 1 LOB: 0 BB: 0 P: 21	R: 1 E: 0 K: 0 S: 13	H: 3 LOB: 2 BB: 0 P: 18	R: 0 E: 0 K: 0 S: 5	H: 1 LOB: 0 BB: 0 P: 9	R: 0 E: 0 K: 2 S: 16	H: 2 LOB: 2 BB: 0 P: 24	R: 0 E: 0 K: 1 S: 12	H: 1 LOB: 1 BB: 0 P: 20		R: 1 E: 0 K: 0 S: 10	H: 2 LOB: 2 BB: 1 P: 18	1B: 6 2B: 2 3B: 0 HR: 2	SF: 0 SAC: 1 DP: 1 HBP: 0	WP: 0 PB: 0 SB: 0 CS: 0	PA: 40				
PITCHER	IP	WLS	BF	H	R	ER	SO	BB	IBB	HBP	BLK	WP	HR	S	P	ERA	WHIP										
Jason Bere, R ERA: 4.82	6.2	W	29	7	2	2	7	3	0	0	0	0	2	74	121	2.70	1.500										
Ray King, L ERA: 4.5	0.1		1	0	0	0	1	0	0	0	0	0	0	3	4	0.00	0.000										
David Weathers, R ERA: 3.42	1.0		4	1	0	0	1	0	0	0	0	0	0	12	20	0.00	1.000										
Jamey Wright, R ERA: 3.45	1.0		6	2	1	1	0	1	0	0	0	0	0	10	18	9.00	3.000										

AB	35
R	3
H	10
RBI	3
BB	4
SO	9
LOB	18



Batter	1	2	3	4	5	6	7	8	9	AB	R	H	RBI	BB	SO	LOB	BOTTOM										
Ronnie Belliard, R OBP: 0.374, SLG: 0.421	0-0 F8		2-2 F8		0-1 F8	1-1 P3		2-0 F8		5	0	0	0	0	0	0	Detroit Tigers @ Milwaukee Brewers Milwaukee County Stadium, Milwaukee, WI Sun Jul 09 2000, 2:05 PM EDT Att: 19,037 - Cloudy - 73 F										
Marquis Grissom, R OBP: 0.290, SLG: 0.377	0-0 F3		1-1 G6-3		2-3 K		3-3 K			4	0	0	0	0	2	0											
Jeremy Burnitz, L OBP: 0.340, SLG: 0.436	3-1 G5-3		0-0 G3-1		2-1 F7		4-2 E 1B SF8 BB			3	1	0	0	1	0	0											
Charlie Hayes, R OBP: 0.375, SLG: 0.406		3-3 K		0-0 G4-3		0-1 HR 1B	0-0 SF8 E 1B			4	1	2	0	0	1	0											
Geoff Jenkins, L OBP: 0.332, SLG: 0.559		1-3 K		0-0 F9		0-1 HR 1B	0-1 E3 FC6			4	1	1	2	0	1	2											
José Hernández, R OBP: 0.315, SLG: 0.406		1-0 HR 1B		2-2 HR 1B		1-0 HR 2B	1-0 SF8			3	3	3	1	0	0	0											
Tyler Houston, L OBP: 0.307, SLG: 0.500		3-2 HR		0-0 HR		1-0 HR	2-3 3-H FC6			4	3	3	6	0	0	2											
Henry Blanco, R OBP: 0.194, SLG: 0.410 James Moulton, R OBP: 0.342, SLG: 0.323 Raul Casanova, S OBP: 0.337, SLG: 0.443		3-2 HR 2B		1-1 2B		1-0 G4-3	0-2 1B			3	1	2	0	0	0	0											
Jason Bere, R OBP: 0.194, SLG: 0.250 Ray King, L		3-1 2B		0-3 2B		0-2 G2-3		1-0 F3		3	0	1	1	0	1	1											
David Weathers, R Chris Jones, R Jamey Wright, R		2-H 1B								0	0	0	0	0	0	0											
Inning Stats	R: 0 E: 0 K: 0 S: 4	H: 0 LOB: 0 BB: 0 P: 7	R: 3 E: 0 K: 2 S: 20	H: 4 LOB: 1 BB: 0 P: 34	R: 0 E: 0 K: 0 S: 6	H: 0 LOB: 0 BB: 0 P: 9	R: 2 E: 0 K: 1 S: 11	H: 3 LOB: 1 BB: 0 P: 14	R: 0 E: 0 K: 1 S: 8	H: 0 LOB: 0 BB: 0 P: 12	R: 4 E: 0 K: 0 S: 12	H: 4 LOB: 2 BB: 0 P: 16	R: 1 E: 1 K: 1 S: 12	H: 1 LOB: 2 BB: 1 P: 22	R: 0 E: 0 K: 0 S: 5	H: 1 LOB: 0 BB: 0 P: 8	1B: 6 2B: 3 3B: 0 HR: 4	SF: 1 SAC: 0 DP: 0 HBP: 0	WP: 0 PB: 0 SB: 0 CS: 0	PA: 37							
PITCHER	IP	WLS	BF	H	R	ER	SO	BB	IBB	HBP	BLK	WP	HR	S	P	ERA	WHIP										
Willie Blair, R ERA: 4.74	4.0	L	18	7	5	5	3	0	0	0	0	0	2	41	64	11.25	1.750										
Jeff Weaver, R ERA: 4.62	1.0		7	4	4	4	1	0	0	0	0	0	2	14	20	36.00	4.000										
Matt Anderson, R ERA: 4.05	2.0		9	1	1	0	1	1	0	0	0	0	0	18	30	0.00	1.000										
Danny Patterson, R ERA: 3.06	1.0		3	1	0	0	0	0	0	0	0	0	0	5	8	0.00	1.000										

AB	35
R	10
H	13
RBI	10
BB	1
SO	5
LOB	5



Batter	1	2	3	4	5	6	7	8	9	AB R H RBI BB SO LOB	TOP											
Ronnie Belliard, R OBP: 0.375, SLG: 0.424 (1, 4)	3-2 HR 1B	2-2 G4-3 2B		0-3 K		0-1 F8			1-1 G4-3	5 1 2 0 0 1 0	Milwaukee Brewers @ Kansas City Royals Kauffman Stadium, Kansas City, MO Thu Jul 13 2000, 7:05 PM CDT Att: 18,525 - Sunny - 85 F livebaseballscores.com											
Marquis Grissom, R OBP: 0.291, SLG: 0.387 (1, 8)	2-1 HR 1-H	1-1 SF8		1-3 K			0-0 G6-3		1-1 1B	4 1 2 3 0 1 0												
Geoff Jenkins, L OBP: 0.329, SLG: 0.550 (1, 7)	4-0 HR BB	2-0 G4-3		0-3 K			3-3 K		0-0 G6-3	4 1 0 0 1 2 2												
Jeremy Burnitz, L OBP: 0.342, SLG: 0.444 (1, 9)	2-2 HR 1-H	4-0 BB			2-2 L4		3-1 F9			3 1 1 2 1 0 0												
Charlie Hayes, R OBP: 0.374, SLG: 0.401 (1, 5)	1-3 K	1-3 K			2-3 K			4-2 BB		3 0 0 0 1 3 2												
Tyler Houston, L OBP: 0.306, SLG: 0.500 (1, 3)	0-1 G5-3		1-1 G6-3		0-0 2B			1-3 K		4 0 1 0 0 1 1												
José Hernández, R OBP: 0.318, SLG: 0.405 (1, 6)	1-0 S 1B		4-2 BB		3-1 F9			2-1 E4 PO		3 0 1 0 1 0 2												
Mark Sweeney, L OBP: 0.327, SLG: 0.286 (1, 10)	3-2 G4-3 1-2		3-2 F7		0-0 F7			2-3 K		4 0 0 0 0 1 4												
Henry Blanco, R OBP: 0.330, SLG: 0.406 (1, 2)		2-0 2B SF8 1B	0-3 K		2-2 F5			0-1 PO	2-2 P6	4 1 1 0 0 1 1												
Inning Stats	R: 4 E: 0 K: 1 S: 17	H: 4 LOB: 1 BB: 1 P: 33	R: 1 E: 0 K: 1 S: 10	H: 2 LOB: 2 BB: 1 P: 22	R: 0 E: 0 K: 1 S: 11	H: 0 LOB: 1 BB: 1 P: 19	R: 0 E: 0 K: 3 S: 9	H: 0 LOB: 0 BB: 0 P: 10	R: 0 E: 0 K: 1 S: 9	H: 1 LOB: 1 BB: 0 P: 16	R: 0 E: 0 K: 0 S: 6	H: 0 LOB: 0 BB: 0 P: 8	R: 0 E: 0 K: 1 S: 6	H: 0 LOB: 0 BB: 0 P: 12	R: 0 E: 1 K: 2 S: 11	H: 0 LOB: 1 BB: 1 P: 20	R: 0 E: 0 K: 0 S: 8	H: 1 LOB: 1 BB: 0 P: 12	1B: 4 2B: 2 3B: 0 HR: 2	SF: 1 SAC: 0 DP: 0 HBP: 0	WP: 0 PB: 0 CS: 1	PA: 40
PITCHER	IP WLS BF H R ER SO BB IBB HBP BLK WP HR S P ERA WHIP											PITCHER	IP WLS BF H R ER SO BB IBB HBP BLK WP HR S P ERA WHIP									
Blake Stein, R ERA: 9.0 (1, 1)	6.0 L 28 7 5 5 7 3 0 0 0 0 0 2 62 108 7.50 1.667																					
Brett Laxton, R ERA: 8.1 (7, 1)	1.1 6 0 0 0 2 1 0 0 0 0 0 0 13 26 0.00 0.750																					
Ricky Bottalico, R ERA: 4.6 (8, 1)	0.2 1 0 0 0 1 0 0 0 0 0 0 0 4 6 0.00 0.000																					
Jerry Spradlin, R ERA: 3.33 (9, 1)	1.0 4 1 0 0 0 0 0 0 0 0 0 0 8 12 0.00 1.000																					

Batter	1	2	3	4	5	6	7	8	9	AB R H RBI BB SO LOB	BOTTOM											
Johnny Damon, L OBP: 0.359, SLG: 0.412 (1, 8)	1-1 F8		4-2 G4-3 1-2 BB		0-0 S 1B		2-1 S 1B		2-1 2B	4 1 3 0 1 0 0	Milwaukee Brewers @ Kansas City Royals Kauffman Stadium, Kansas City, MO Thu Jul 13 2000, 7:05 PM CDT Att: 18,525 - Sunny - 85 F livebaseballscores.com											
Jeff Reboulet, R OBP: 0.363, SLG: 0.323 (1, 4)	0-0 L5		2-2 G4-3 1-2 2-3		4-2 1-2 BB		3-2 1-H 1B		2-3 K	4 0 1 1 1 1 3												
29 Mike Sweeney, R OBP: 0.413, SLG: 0.580 (1, 3)	0-1 1B		0-3 K		2-1 G1-3		0-2 F7			4 0 1 0 0 1 5												
Jermaine Dye, R OBP: 0.391, SLG: 0.611 (1, 9)	3-3 K			0-1 G6-4-3 1B		1-0 G5-3		2-3 K		4 0 1 0 0 2 1												
Mark Quinn, R OBP: 0.329, SLG: 0.487 (1, 7)		4-0 WP 1B BB		0-0 G6-4-3 1-2		1-0 FC6-4 1B		3-2 HR		3 1 2 1 1 0 1												
Joe Randa, R OBP: 0.369, SLG: 0.459 (1, 5)		1-1 L3 1B		2-2 G5-3		0-0 FC6-4 1-2		2-0 F8		4 0 1 0 0 0 1												
Dave McCarty, R OBP: 0.370, SLG: 0.600 (1, 10)		3-2 L3 1-2			2-1 F9	3-3 K		0-0 G6-3		4 0 0 0 0 1 3												
Jorge Fabregas, L OBP: 0.304, SLG: 0.362 (1, 2)		1-0 P8			3-1 G5-3		1-0 G4-3		1-2 F8	4 0 0 0 0 0 1												
Rey Sanchez, R OBP: 0.276, SLG: 0.298 Todd Dunwoody, L (9, PH) OBP: 0.240, SLG: 0.283			4-1 G4-3 BB BB		0-0 1B 1B		0-1 P2		2-3 K	2 0 1 0 1 0 0 1 0 0 0 0 1 0												
Inning Stats	R: 0 E: 0 K: 1 S: 9	H: 1 LOB: 1 BB: 0 P: 13	R: 0 E: 0 K: 0 S: 7	H: 1 LOB: 1 BB: 1 P: 16	R: 0 E: 0 K: 1 S: 9	H: 0 LOB: 2 BB: 2 P: 19	R: 0 E: 0 K: 0 S: 6	H: 1 LOB: 0 BB: 0 P: 8	R: 0 E: 0 K: 1 S: 10	H: 2 LOB: 3 BB: 1 P: 21	R: 0 E: 0 K: 1 S: 7	H: 1 LOB: 1 BB: 0 P: 12	R: 1 E: 0 K: 0 S: 13	H: 2 LOB: 1 BB: 0 P: 19	R: 1 E: 0 K: 1 S: 9	H: 1 LOB: 0 BB: 0 P: 16	R: 0 E: 0 K: 2 S: 13	H: 1 LOB: 1 BB: 0 P: 20	1B: 8 2B: 2 3B: 0 HR: 1	SF: 0 SAC: 0 DP: 3 HBP: 0	WP: 1 PB: 0 CS: 0	PA: 38
PITCHER	IP WLS BF H R ER SO BB IBB HBP BLK WP HR S P ERA WHIP											PITCHER	IP WLS BF H R ER SO BB IBB HBP BLK WP HR S P ERA WHIP									
Jamey Wright, R ERA: 3.22 (1, 1)	7.0 W 30 4 0 0 0 4 0 0 0 0 0 1 61 108 1.29 1.714																					
David Weathers, R ERA: 3.53 (8, 1)	1.0 4 1 1 1 1 0 0 0 0 0 0 1 9 16 9.00 1.000																					
Bob Wickman, R ERA: 3.0 (9, 1)	1.0 S 4 1 0 0 2 0 0 0 0 0 0 0 13 20 0.00 1.000																					

Batter	1	2	3	4	5	6	7	8	9	AB	R	H	RBI	BB	SO	LOB	TOP				
Ronnie Belliard, R OBP: 0.375, SLG: 0.426 (1, 4)	G5-3		1B					G6-3		4	0	1	0	1	1	0	Milwaukee Brewers @ Chicago White Sox Comiskey Park, Chicago, IL Sun Jul 16 2000, 2:05 PM EDT Att: 30,050 - Sunny - 81 F				
Marquis Grissom, R OBP: 0.284, SLG: 0.374 (1, 8)	K		F9					F7	P6	5	0	0	0	0	1	3					
Geoff Jenkins, L OBP: 0.332, SLG: 0.565 (1, 7)	HR		K					HR		4	2	3	1	0	1	1					
Charlie Hayes, R OBP: 0.382, SLG: 0.424 (1, 10)	HR							HR		3	1	2	2	1	1	1					
Jeremy Burnitz, L OBP: 0.337, SLG: 0.443 (1, 9)	K		P3					F9		4	0	0	0	0	1	4					
José Hernández, R OBP: 0.321, SLG: 0.420 (1, 5)									K	4	0	0	0	0	3	1					
Raul Casanova, S OBP: 0.327, SLG: 0.420 (1, 2)		G3-1							G6-3	4	0	0	0	0	1	0					
Tyler Houston, L OBP: 0.310, SLG: 0.517 (9, PH)										3	1	1	1	0	2	0					
Chris Jones, R OBP: 0.250, SLG: 0.250 (9, PH)		HR							2B	1	1	1	0	0	0	0					
Luis Lopez, S OBP: 0.336, SLG: 0.433 (1, 6)									2B	4	0	1	1	0	1	0					
Inning Stats	R: 2 E: 0 K: 2 S: 12	H: 2 LOB: 0 BB: 0 P: 15	R: 1 E: 0 K: 2 S: 10	H: 1 LOB: 0 BB: 0 P: 15	R: 0 E: 0 K: 1 S: 10	H: 2 LOB: 2 BB: 0 P: 16	R: 0 E: 0 K: 1 S: 6	H: 0 LOB: 0 BB: 0 P: 11	R: 0 E: 0 K: 1 S: 8	H: 1 LOB: 1 BB: 0 P: 14	R: 0 E: 0 K: 2 S: 11	H: 0 LOB: 0 BB: 0 P: 11	R: 1 E: 0 K: 0 S: 10	H: 1 LOB: 1 BB: 1 P: 18	R: 1 E: 0 K: 1 S: 17	H: 2 LOB: 2 BB: 1 P: 23	1B: 4 2B: 2 3B: 0 HR: 3	SF: 0 SAC: 0 DP: 0 HBP: 0	WP: 0 PB: 0 CS: 0	PA: 38	
PITCHER	IP	WLS	BF	H	R	ER	SO	BB	IBB	HBP	BLK	WP	HR	S	P	ERA	WHIP				
James Baldwin, R ERA: 4.3 (1, 1)	8.0	W	32	7	4	4	11	1	0	0	0	0	3	76	113	4.50	1.000				
56 Mark Buehrle, L ERA: 9.0 (9, 1)	1.0		6	2	1	1	1	1	0	0	0	0	0	17	23	9.00	3.000				

AB	36
R	5
H	9
RBI	5
BB	2
SO	12
LOB	10



Batter	1	2	3	4	5	6	7	8	9	AB	R	H	RBI	BB	SO	LOB	BOTTOM				
Ray Durham, S OBP: 0.358, SLG: 0.485 (1, 4)	P6			HBP				P3		4	2	1	0	0	0	1	Milwaukee Brewers @ Chicago White Sox Comiskey Park, Chicago, IL Sun Jul 16 2000, 2:05 PM EDT Att: 30,050 - Sunny - 81 F				
Jose Valentin, S OBP: 0.330, SLG: 0.481 (1, 6)	S			1B				F8		4	1	2	1	0	0	2					
Frank Thomas, R OBP: 0.448, SLG: 0.661 (1, 10)	1B			14 2B				F7		3	2	2	2	2	0	1					
Magglio Ordonez, R OBP: 0.413, SLG: 0.630 (1, 9)	14 2B			14 2B				HR		4	3	4	6	1	0	0					
14 Paul Konerko, R OBP: 0.367, SLG: 0.497 (1, 3)	1B			1B				P3		5	0	1	2	0	0	4					
Chris Singleton, L OBP: 0.306, SLG: 0.400 (1, 8)	2B			G4-3				G5-3		5	0	2	0	0	1	1					
Jeff Abbott, R OBP: 0.338, SLG: 0.386 (1, 7)	1B			P6				F8		4	0	0	0	1	0	2					
Herbert Perry, R OBP: 0.377, SLG: 0.492 (1, 5)	1B			F7				G5-3		5	1	2	0	0	0	1					
Mark Johnson, L OBP: 0.310, SLG: 0.342 (1, 2)	P6			HBP				G5-3		4	2	2	0	0	0	4					
Inning Stats	R: 3 E: 0 K: 1 S: 21	H: 4 LOB: 3 BB: 2 P: 37	R: 0 E: 0 K: 0 S: 5	H: 1 LOB: 1 BB: 0 P: 9	R: 0 E: 0 K: 0 S: 6	H: 1 LOB: 0 BB: 0 P: 9	R: 2 E: 0 K: 0 S: 14	H: 2 LOB: 3 BB: 1 P: 25	R: 0 E: 0 K: 0 S: 7	H: 0 LOB: 0 BB: 0 P: 12	R: 4 E: 0 K: 0 S: 17	H: 4 LOB: 1 BB: 1 P: 29	R: 1 E: 0 K: 0 S: 10	H: 2 LOB: 1 BB: 0 P: 17	R: 1 E: 0 K: 0 S: 13	H: 2 LOB: 1 BB: 0 P: 15		1B: 11 2B: 3 3B: 0 HR: 2	SF: 0 SAC: 0 DP: 1 HBP: 2	WP: 0 PB: 0 CS: 0	PA: 44
PITCHER	IP	WLS	BF	H	R	ER	SO	BB	IBB	HBP	BLK	WP	HR	S	P	ERA	WHIP				
John Snyder, R ERA: 5.17 (1, 1)	4.0	L	23	8	5	5	1	3	0	2	0	0	0	24	41	18.00	2.750				
Juan Acevedo, R ERA: 4.34 (5, 1)	2.0		11	4	4	4	0	1	0	0	0	0	1	24	41	18.00	2.500				
Ray King, L ERA: 6.0 (7, 1)	1.0		5	2	1	1	0	0	0	0	0	0	0	10	17	9.00	2.000				
David Weathers, R ERA: 3.63 (8, 1)	1.0		5	2	1	1	0	0	0	0	0	0	1	13	15	9.00	2.000				

AB	38
R	11
H	16
RBI	11
BB	4
SO	1
LOB	16



Batter	1	2	3	4	5	6	7	8	9	AB	R	H	RBI	BB	SO	LOB	TOP																					
Ronnie Belliard, R OBP: 0.371, SLG: 0.423	G4-3		G5-3		SF7		F8			3	0	1	0	0	1		Milwaukee Brewers @ Chicago White Sox Comiskey Park, Chicago, IL Mon Jul 17 2000, 8:05 PM EDT Att: 31,369 - Sunny - 81 F																					
Marquis Grissom, R OBP: 0.286, SLG: 0.372	F7 S BB		G5-3				K			2	0	0	0	2	1																							
Geoff Jenkins, L OBP: 0.327, SLG: 0.556	F7		F9		G4-3			K		4	0	0	0	0	1	3																						
Charlie Hayes, R OBP: 0.388, SLG: 0.444				L4				G6-3 2B		3	1	2	1	1	0	0																						
Jeromy Burnitz, L OBP: 0.333, SLG: 0.438	G3			K		G3		G6-3		4	0	0	0	0	1	3																						
José Hernández, R OBP: 0.317, SLG: 0.414		G6-3		L9		G5-3		G5-3		4	0	0	0	0	0	1																						
Tyler Houston, L OBP: 0.302, SLG: 0.503		P6				F8		G5-3		4	0	0	0	0	1	0																						
Mark Sweeney, L OBP: 0.333, SLG: 0.304							2B SF7 BB		G1-3	3	1	1	0	1	1	0																						
Henry Blanco, R OBP: 0.327, SLG: 0.400		P6							G3	3	0	1	0	1	0	1																						
Inning Stats	R: 0 E: 0 K: 0 S: 12	H: 0 LOB: 2 BB: 2 P: 27	R: 0 E: 0 K: 0 S: 7	H: 1 LOB: 1 BB: 0 P: 11	R: 0 E: 0 K: 1 S: 5	H: 0 LOB: 0 BB: 0 P: 7	R: 0 E: 0 K: 1 S: 6	H: 0 LOB: 0 BB: 0 P: 11	R: 1 E: 0 K: 0 S: 10	H: 1 LOB: 2 BB: 2 P: 22	R: 1 E: 0 K: 0 S: 5	H: 1 LOB: 1 BB: 1 P: 6	R: 0 E: 0 K: 2 S: 14	H: 0 LOB: 1 BB: 1 P: 23	R: 0 E: 0 K: 1 S: 7	H: 1 LOB: 0 BB: 0 P: 9	R: 0 E: 0 K: 1 S: 6	H: 0 LOB: 0 BB: 0 P: 7	1B: 0 2B: 3 3B: 0 HR: 1	SF: 1 SAC: 0 DP: 0 HBP: 0	WP: 0 PB: 0 SB: 1 CS: 1	PA: 36																
PITCHER	IP	WLS	BF	H	R	ER	SO	BB	IBB	HBP	BLK	WP	HR	S	P	ERA	WHIP	PITCHER				IP	WLS	BF	H	R	ER	SO	BB	IBB	HBP	BLK	WP	HR	S	P	ERA	WHIP
Jon Garland, R ERA: 7.36	(1, 1)	7.0	W	29	3	2	2	3	5	0	0	0	0	1	59	107	2.57	1.143																				
Kelly Wunsch, L ERA: 2.77	(8, 1)	1.0		4	1	0	0	1	0	0	0	0	0	0	7	9	0.00	1.000																				
Bob Howry, R ERA: 3.51	(9, 1)	1.0		3	0	0	0	1	0	0	0	0	0	0	6	7	0.00	0.000																				

Batter	1	2	3	4	5	6	7	8	9	AB	R	H	RBI	BB	SO	LOB	BOTTOM																						
Ray Durham, S OBP: 0.363, SLG: 0.486	P5			1B E 1B		F7				3	3	2	2	2	0	0	Milwaukee Brewers @ Chicago White Sox Comiskey Park, Chicago, IL Mon Jul 17 2000, 8:05 PM EDT Att: 31,369 - Sunny - 81 F																						
Jose Valentin, S OBP: 0.333, SLG: 0.484	CS BB BB			WP E 1B		PB F8 HR BB				4	0	2	3	1	0	4																							
Frank Thomas, R OBP: 0.450, SLG: 0.667	CS BB			E7 1B		F8				3	1	1	2	2	2	2																							
Magglio Ordonez, R OBP: 0.410, SLG: 0.623	CS			K						5	1	1	0	0	1	3																							
14 Paul Konerko, R OBP: 0.365, SLG: 0.492				F3		K				5	0	1	0	0	2	2																							
Jeff Abbott, R OBP: 0.342, SLG: 0.389				G4-6-3		K				4	2	2	0	0	0	1																							
Carlos Lee, R OBP: 0.338, SLG: 0.539				F8						4	2	2	2	0	1	2																							
Herbert Perry, R OBP: 0.380, SLG: 0.490				K						3	1	1	1	1	1	1																							
Mark Johnson, L OBP: 0.315, SLG: 0.342				BB BB						3	1	1	0	1	1	0																							
Inning Stats	R: 0 E: 0 K: 0 S: 7	H: 0 LOB: 1 BB: 2 P: 19	R: 2 E: 1 K: 1 S: 17	H: 2 LOB: 3 BB: 3 P: 38	R: 0 E: 0 K: 0 S: 5	H: 0 LOB: 0 BB: 1 P: 12	R: 4 E: 1 K: 1 S: 13	H: 5 LOB: 1 BB: 0 P: 21	R: 0 E: 0 K: 2 S: 11	H: 1 LOB: 1 BB: 0 P: 15	R: 2 E: 0 K: 1 S: 11	H: 1 LOB: 0 BB: 1 P: 19	R: 2 E: 0 K: 1 S: 8	H: 2 LOB: 0 BB: 0 P: 14	R: 1 E: 0 K: 2 S: 9	H: 2 LOB: 1 BB: 0 P: 12	1B: 9 2B: 3 3B: 0 HR: 2	SF: 0 SAC: 0 DP: 2 HBP: 0	WP: 1 PB: 1 SB: 1 CS: 1	PA: 42																			
PITCHER	IP	WLS	BF	H	R	ER	SO	BB	IBB	HBP	BLK	WP	HR	S	P	ERA	WHIP	PITCHER				IP	WLS	BF	H	R	ER	SO	BB	IBB	HBP	BLK	WP	HR	S	P	ERA	WHIP	
Jason Bere, R ERA: 5.17	(1, 1)	3.1	L	20	7	6	6	1	6	0	0	0	0	0	37	81	16.20	3.900																					
Steve Woodard, R ERA: 6.09	(4, 1)	2.2		11	2	2	2	4	1	0	0	0	0	1	27	43	6.75	1.125																					
Curt Leskanic, R ERA: 3.3	(7, 1)	1.0		5	2	2	2	1	0	0	0	0	0	1	8	14	18.00	2.000																					
Bob Wickman, R ERA: 3.14	(8, 1)	1.0		5	2	1	1	2	0	0	0	0	0	0	9	12	9.00	2.000																					



Batter	1	2	3	4	5	6	7	8	9	AB	R	H	RBI	BB	SO	LOB	TOP								
Ronnie Belliard, R OBP: 0.372, SLG: 0.421	L4		G6-4-3 BB 1B		G5-3		F8		4-2 HBP 1B BB	4	1	1	0	1	0	0	Milwaukee Brewers @ Chicago White Sox Comiskey Park, Chicago, IL Tue Jul 18 2000, 8:05 PM EDT Att: 18,542 - Cloudy - 67 F								
James Mouton, R OBP: 0.348, SLG: 0.323 Geoff Jenkins, L OBP: 0.330, SLG: 0.556	F8		G6-4-3 BB		G6-3				2-1 1B SF9 HBP	3	0	1	0	1	0	0									
Marquis Grissom, R OBP: 0.285, SLG: 0.369	G5-3		G6-4-3		K		G5-3		1-2 2-3 3-H DI 1B	5	0	1	2	0	1	3									
Charlie Hayes, R OBP: 0.384, SLG: 0.441			K						0-1 SF9	4	0	1	1	0	2	1									
José Hernández, R OBP: 0.317, SLG: 0.410 Jeromy Burnitz, L OBP: 0.335, SLG: 0.438	G5-3				G1-3				3-H 2-2 1-2 HBP	3	0	0	0	1	1	1									
Chris Jones, R OBP: 0.375, SLG: 0.429 Tyler Houston, L OBP: 0.300, SLG: 0.500					K				1-2 HBP	3	1	1	0	1	2	1									
Raul Casanova, S OBP: 0.333, SLG: 0.423	E5				FC6-4 BB				1-2 2-3 HBP 1B	4	1	2	1	0	0	3									
Luis Lopez, S OBP: 0.342, SLG: 0.436	K				K				0-2 HBP BB 1B	4	1	2	0	0	2	4									
Henry Blanco, R OBP: 0.321, SLG: 0.391	G3				K				1-3 1B	4	0	0	0	0	2	7									
Inning Stats	R: 0 E: 0 K: 0 S: 4	H: 0 LOB: 0 BB: 0 P: 7	R: 0 E: 1 K: 1 S: 10	H: 1 LOB: 3 BB: 1 P: 18	R: 0 E: 0 K: 1 S: 9	H: 1 LOB: 1 BB: 1 P: 15	R: 0 E: 0 K: 2 S: 12	H: 1 LOB: 2 BB: 1 P: 21	R: 0 E: 0 K: 1 S: 6	H: 0 LOB: 0 BB: 0 P: 8	R: 1 E: 0 K: 2 S: 12	H: 2 LOB: 1 BB: 0 P: 16	R: 0 E: 0 K: 1 S: 6	H: 1 LOB: 1 BB: 0 P: 9	R: 0 E: 0 K: 2 S: 8	H: 0 LOB: 0 BB: 0 P: 15	R: 4 E: 0 K: 1 S: 25	H: 3 LOB: 2 BB: 1 P: 37	1B: 8 2B: 1 3B: 0 HR: 0	SF: 1 SAC: 0 DP: 1 HBP: 2	WP: 0 PB: 0 CS: 0	PA: 42			
PITCHER	IP	WLS	BF	H	R	ER	SO	BB	IBB	HBP	BLK	WP	HR	S	P	ERA	WHIP								
Mike Siroka, L ERA: 3.98	8.0	W	33	6	1	1	10	3	0	0	0	0	0	67	109	1.12	1.125								
Keith Foulke, R ERA: 3.7	0.1		6	3	4	4	0	1	0	1	0	0	0	18	28	108.00	12.000								
Bob Howry, R ERA: 3.48	0.1	H	2	0	0	0	0	0	0	1	0	0	0	4	6	0.00	0.000								
Kelly Wunsch, L ERA: 2.75	0.1	S	1	0	0	0	1	0	0	0	0	0	0	3	3	0.00	0.000								

AB	35
R	5
H	9
RBI	5
BB	4
SO	11
LOB	22



Batter	1	2	3	4	5	6	7	8	9	AB	R	H	RBI	BB	SO	LOB	BOTTOM								
Ray Durham, S OBP: 0.366, SLG: 0.487	G3 1B		S 2B BB	G4-3		L4			1-1 1B	4	1	2	0	1	0	0	Milwaukee Brewers @ Chicago White Sox Comiskey Park, Chicago, IL Tue Jul 18 2000, 8:05 PM EDT Att: 18,542 - Cloudy - 67 F								
Jose Valentin, S OBP: 0.332, SLG: 0.479	G3		2B 1B BB	F9		F5			1-1 F2	4	1	0	0	1	0	2									
Frank Thomas, R OBP: 0.450, SLG: 0.668	K		1B 2B	F9					2-1 1B	4	1	2	1	0	1	1									
Magglio Ordonez, R OBP: 0.408, SLG: 0.619	F9		G5-3		14 G6-4-3 1B	G6-3			3-2 G6-3	4	0	1	0	0	0	4									
14 Paul Konerko, R OBP: 0.366, SLG: 0.491			K	1B 1B BB	G6-4-3				1-2 G4-6-3 1B	3	1	1	0	1	1	1									
Chris Singleton, L OBP: 0.309, SLG: 0.399	P6		1B 1B	E BB		G4-6-3			1-2 G6-3	3	1	1	2	1	0	1									
Carlos Lee, R OBP: 0.340, SLG: 0.537	2B BB		L4		E7 1B				1-1 G6-3	3	2	1	0	1	0	2									
Greg Norton, S OBP: 0.337, SLG: 0.398 Tony Graffanino, R OBP: 0.403, SLG: 0.471									3-2 P5	2	0	2	2	0	0	0									
Brook Fordyce, R OBP: 0.250, SLG: 0.351			FC6 1B		FC6-4 HBP				2-1 F7	4	0	0	0	0	1	4									
Inning Stats	R: 0 E: 0 K: 1 S: 12	H: 1 LOB: 1 BB: 0 P: 19	R: 1 E: 0 K: 2 S: 8	H: 1 LOB: 1 BB: 1 P: 16	R: 4 E: 0 K: 0 S: 13	H: 3 LOB: 3 BB: 3 P: 30	R: 0 E: 0 K: 0 S: 3	H: 0 LOB: 0 BB: 0 P: 7	R: 2 E: 1 K: 0 S: 10	H: 2 LOB: 1 BB: 1 P: 22	R: 0 E: 0 K: 0 S: 9	H: 1 LOB: 1 BB: 0 P: 16	R: 0 E: 0 K: 0 S: 7	H: 1 LOB: 0 BB: 0 P: 10	R: 0 E: 0 K: 0 S: 9	H: 1 LOB: 1 BB: 0 P: 16	1B: 8 2B: 2 3B: 0 HR: 0	SF: 0 SAC: 0 DP: 2 HBP: 1	WP: 0 PB: 0 CS: 0	PA: 38					
PITCHER	IP	WLS	BF	H	R	ER	SO	BB	IBB	HBP	BLK	WP	HR	S	P	ERA	WHIP								
James Wright, R ERA: 3.51	7.0	L	34	9	7	5	3	5	0	1	0	0	0	62	120	6.43	2.000								
Valerio De Los Santos, L ERA: 5.87	1.0		4	1	0	0	0	0	0	0	0	0	0	9	16	0.00	1.000								





Batter	1	2	3	4	5	6	7	8	9	AB	R	H	RBI	BB	SO	LOB	TOP					
Warren Morris, L (1,4) OBP: 0.331, SLG: 0.325	G4-3		K		F8			G4-3		4	0	0	0	0	1	2	Pittsburgh Pirates @ Milwaukee Brewers Milwaukee County Stadium, Milwaukee, WI Wed Jul 19 2000, 8:05 PM EDT Att: 20,840 - Sunny - 64 F					
18 Jason Kendall, R (1,2) OBP: 0.432, SLG: 0.480	G5-3 1B				K			G6-4-3 BB		2	0	1	0	2	1	1						
Wil Cordero, R (1,7) OBP: 0.334, SLG: 0.519	G5-3				K			G6-4-3 1-2		4	0	0	0	0	1	4						
Brian Giles, L (1,8) OBP: 0.409, SLG: 0.592	F7				F7			G5-3		4	0	0	0	0	0	1						
Kevin Young, R (1,3)		G5-3			K			G5-3		4	0	1	0	0	1	0						
John Vander Wal, L (1,9) OBP: 0.395, SLG: 0.557								F7		2	0	0	0	2	0	1						
Aramis Ramirez, R (1,5) OBP: 0.298, SLG: 0.327								F3		3	0	0	0	0	0	2						
Mike Benjamin, R (1,6) OBP: 0.318, SLG: 0.394										3	0	3	0	0	0	0						
Kris Benson, R (1,1) OBP: 0.244, SLG: 0.167										0	0	0	0	0	0	0						
Bruce Aven, R (7,PH) OBP: 0.281, SLG: 0.423										1	0	0	0	0	0	1						
Jeff Wallace, L (7,1)										0	0	0	0	0	0	0						
57 Steve Sparks, R (7,1)										0	0	0	0	0	0	0						
Inning Stats	R: 0 E: 0 K: 0 S: 9	H: 1 LOB: 1 BB: 0 P: 12	R: 0 E: 0 K: 0 S: 6	H: 0 LOB: 0 BB: 1 P: 11	R: 0 E: 0 K: 2 S: 12	H: 1 LOB: 2 BB: 1 P: 18	R: 0 E: 0 K: 1 S: 6	H: 0 LOB: 1 BB: 0 P: 13	R: 0 E: 0 K: 1 S: 10	H: 1 LOB: 1 BB: 0 P: 11	R: 0 E: 0 K: 0 S: 10	H: 0 LOB: 0 BB: 0 P: 17	R: 0 E: 0 K: 0 S: 6	H: 1 LOB: 1 BB: 0 P: 12	R: 0 E: 0 K: 0 S: 4	H: 0 LOB: 0 BB: 1 P: 9	R: 0 E: 0 K: 0 S: 5	H: 1 LOB: 0 BB: 0 P: 9	1B: 5 2B: 0 3B: 0 HR: 0	SF: 0 SAC: 2 DP: 3 HBP: 0	WP: 0 PB: 0 SB: 0 CS: 0	PA: 33
PITCHER Jeff D'Amico, R (1,1) ERA: 1.87	IP: 9.0 WLS: W BF: 33 H: 5 R: 0 ER: 0 SO: 4 BB: 4 IBB: 0 HBP: 0 BLK: 0 WP: 0 HR: 0 S: 68 P: 112 ERA: 0.00 WHIP: 1.000															PITCHER						

Batter	1	2	3	4	5	6	7	8	9	AB	R	H	RBI	BB	SO	LOB	BOTTOM			
Ronnie Belliard, R (1,4) OBP: 0.372, SLG: 0.417	G4-3		G5-3					G6-3		3	2	0	0	2	0	1	Pittsburgh Pirates @ Milwaukee Brewers Milwaukee County Stadium, Milwaukee, WI Wed Jul 19 2000, 8:05 PM EDT Att: 20,840 - Sunny - 64 F			
Marquis Grissom, R (1,8) OBP: 0.284, SLG: 0.368	K				E9 1B		F9			4	1	1	0	0	2	3				
Geoff Jenkins, L (1,7) OBP: 0.332, SLG: 0.554	K									3	1	1	1	1	2	2				
Charlie Hayes, R (1,5) OBP: 0.389, SLG: 0.448										3	1	2	1	1	0	2				
Jeremy Burnitz, L (1,9) OBP: 0.337, SLG: 0.437										3	0	1	1	1	1	2				
Tyler Houston, L (1,3) OBP: 0.299, SLG: 0.490										3	0	0	0	1	2	3				
José Hernández, R (1,6) OBP: 0.313, SLG: 0.407										3	0	0	1	0	2	1				
Raul Casanova, S (1,2) OBP: 0.331, SLG: 0.411										3	0	0	0	1	2	3				
Jeff D'Amico, R (1,1)										3	1	0	0	1	3	1				
Inning Stats	R: 0 E: 0 K: 2 S: 7	H: 0 LOB: 0 BB: 0 P: 9	R: 0 E: 1 K: 3 S: 11	H: 1 LOB: 1 BB: 0 P: 18	R: 0 E: 0 K: 2 S: 8	H: 0 LOB: 0 BB: 0 P: 10	R: 2 E: 1 K: 0 S: 16	H: 2 LOB: 3 BB: 2 P: 29	R: 2 E: 0 K: 1 S: 9	H: 2 LOB: 1 BB: 1 P: 19	R: 0 E: 0 K: 3 S: 9	H: 0 LOB: 0 BB: 0 P: 14	R: 2 E: 0 K: 2 S: 16	H: 0 LOB: 2 BB: 4 P: 38	R: 0 E: 0 K: 1 S: 8	H: 0 LOB: 1 BB: 1 P: 18		1B: 4 2B: 1 3B: 0 HR: 0	SF: 1 SAC: 0 DP: 0 HBP: 0	WP: 1 PB: 0 SB: 0 CS: 0
PITCHER Kris Benson, R (1,1) ERA: 3.54 Jeff Wallace, L (7,1) ERA: 5.32 57 Steve Sparks, R (7,1) ERA:	IP: 6.0 WLS: L BF: 26 H: 5 R: 4 ER: 4 SO: 11 BB: 3 IBB: 0 HBP: 0 BLK: 0 WP: 0 HR: 0 S: 60 P: 99 ERA: 6.00 WHIP: 1.333															PITCHER				

AB	27
R	0
H	5
RBI	0
BB	4
SO	4
LOB	12



Batter	1	2	3	4	5	6	7	8	9	AB	R	H	RBI	BB	SO	LOB	TOP			
Warren Morris, L (1.4) OBP: 0.332, SLG: 0.326	F8		G3			SH1-3 2B		P6		5	2	2	0	0	0	0	Pittsburgh Pirates @ Milwaukee Brewers Milwaukee County Stadium, Milwaukee, WI Thu Jul 20 2000, 2:05 PM EDT Att: 29,389 - Sunny - 69 F			
Mike Benjamin, R (1.5) OBP: 0.328, SLG: 0.417	F8		HR		SH1-3	2B		WP 1B		3	2	2	1	1	0	0				
Wil Cordero, R (1.7) OBP: 0.338, SLG: 0.526	HR		F9			2B		K		5	2	3	3	0	1	1				
Brian Giles, L (1.8) OBP: 0.414, SLG: 0.601	HR				G5-3 1B	BB		K		2	3	1	2	3	1	1				
Bruce Aven, R (1.9) OBP: 0.286, SLG: 0.430	P4				F7					5	0	2	2	0	0	3				
John Vander Wal, L (1.3)		F5			G5-3			K		4	0	0	0	1	1	3				
Pat Meares, R (1.6) OBP: 0.291, SLG: 0.370	K				F3			F9		5	0	1	1	0	1	3				
Keith Osik, R (1.2) OBP: 0.400, SLG: 0.571	G4-3							G4-3		4	0	1	0	0	0	0				
Jose Silva, R (1.1) OBP: 0.188, SLG: 0.133 Scott Sauerbeck, R (9.1)			G4-3		K			K		4	0	0	0	0	3	2				
										0	0	0	0	0	0	0				
Inning Stats	R: 2 E: 0 K: 0 S: 7	H: 2 LOB: 0 BB: 0 P: 14	R: 0 E: 0 K: 1 S: 9	H: 0 LOB: 0 BB: 0 P: 12	R: 1 E: 0 K: 0 S: 6	H: 1 LOB: 0 BB: 0 P: 13	R: 1 E: 0 K: 1 S: 10	H: 2 LOB: 2 BB: 1 P: 21	R: 1 E: 0 K: 0 S: 9	H: 2 LOB: 3 BB: 2 P: 17	R: 4 E: 0 K: 2 S: 17	H: 3 LOB: 1 BB: 2 P: 35	R: 0 E: 0 K: 1 S: 13	H: 1 LOB: 0 BB: 0 P: 18	R: 0 E: 0 K: 0 S: 5	H: 1 LOB: 0 BB: 0 P: 7	1B: 7 2B: 3 3B: 0 HR: 2	SF: 0 SAC: 1 DP: 1 HBP: 0	WP: 1 PB: 0 CS: 0	PA: 43
PITCHER	IP WLS BF H R ER SO BB IBB HBP BLK WP HR S P ERA WHIP																			
Jimmy Haynes, R (1.1) ERA: 4.97	4.2 L 23 7 5 5 2 1 1 0 0 0 2 36 68 9.64 1.714																			
Valerio De Los Santos, L (5.1) ERA: 6.51	1.0 8 2 4 4 1 3 0 0 0 0 0 15 33 36.00 5.000																			
David Weathers, R (6.1) ERA: 3.54	1.1 5 1 0 0 2 0 0 0 0 0 0 13 20 0.00 0.750																			
Juan Acevedo, R (8.1) ERA: 4.25	1.0 4 1 0 0 2 0 0 0 0 1 0 13 18 0.00 1.000																			
Ray King, L (9.1) ERA: 4.5	1.0 3 1 0 0 0 0 0 0 0 0 0 5 7 0.00 1.000																			

Batter	1	2	3	4	5	6	7	8	9	AB	R	H	RBI	BB	SO	LOB	BOTTOM					
Ronnie Belliard, R (1.4) OBP: 0.371, SLG: 0.421	G4-3		HR		G5-3		G5-3			4	1	1	0	0	0	0	Pittsburgh Pirates @ Milwaukee Brewers Milwaukee County Stadium, Milwaukee, WI Thu Jul 20 2000, 2:05 PM EDT Att: 29,389 - Sunny - 69 F					
Marquis Grissom, R (1.8) OBP: 0.284, SLG: 0.367	G5-3		K				1B			4	0	1	0	0	1	1						
Geoff Jenkins, L (1.7) OBP: 0.331, SLG: 0.561	K		HR		K		K			4	1	1	2	0	2	1						
Charlie Hayes, R (1.5) OBP: 0.387, SLG: 0.442		K	HR		G3		G3			3	0	0	0	1	1	1						
Jeremy Burnitz, L (1.9) OBP: 0.338, SLG: 0.436		BB	G3-1		G3-1		K			3	0	1	0	1	1	1						
Tyler Houston, L (1.3) OBP: 0.301, SLG: 0.490 Angel Echevarria, R (4.3) OBP: 0.091, SLG: 0.091		BB	G3-1		G4-3		G4-3			2	0	1	0	0	0	1						
Luis Lopez, S (1.6) OBP: 0.339, SLG: 0.423		BB			G6-3		G6-3			3	0	0	0	1	0	1						
Henry Blanco, R (1.2) OBP: 0.316, SLG: 0.385		P6			P3		P4			3	0	0	0	0	0	3						
Jimmy Haynes, R (1.1) OBP: 0.192, SLG: 0.194 Valerio De Los Santos, L (5.1) ERA: 6.51 David Weathers, R (6.1) ERA: 3.54 Chris Jones, R (7.9) OBP: 0.333, SLG: 0.375 Juan Acevedo, R (8.1) ERA: 4.25 Ray King, L (9.1) ERA: 4.5		FC6-4			G4-3		G5-3			2	0	0	0	0	0	3						
										0	0	0	0	0	0	0						
Inning Stats	R: 0 E: 0 K: 1 S: 7	H: 0 LOB: 0 BB: 0 P: 10	R: 0 E: 0 K: 1 S: 9	H: 1 LOB: 3 BB: 2 P: 20	R: 2 E: 0 K: 1 S: 14	H: 2 LOB: 1 BB: 1 P: 25	R: 0 E: 0 K: 0 S: 6	H: 0 LOB: 0 BB: 0 P: 7	R: 0 E: 0 K: 1 S: 9	H: 1 LOB: 1 BB: 0 P: 11	R: 0 E: 0 K: 1 S: 7	H: 0 LOB: 0 BB: 0 P: 11	R: 0 E: 0 K: 0 S: 9	H: 0 LOB: 0 BB: 0 P: 15	R: 0 E: 0 K: 0 S: 10	H: 0 LOB: 0 BB: 0 P: 13	R: 0 E: 0 K: 0 S: 8	H: 1 LOB: 0 BB: 0 P: 13	1B: 3 2B: 0 3B: 1 HR: 1	SF: 0 SAC: 0 DP: 1 HBP: 0	WP: 0 PB: 0 CS: 0	PA: 34
PITCHER	IP WLS BF H R ER SO BB IBB HBP BLK WP HR S P ERA WHIP																					
Jose Silva, R (1.1) ERA: 3.79	8.0 W 31 4 2 2 5 3 0 0 0 0 1 71 112 2.25 0.875																					
Scott Sauerbeck, L (9.1) ERA: 3.66	1.0 3 1 0 0 0 0 0 0 0 0 0 8 13 0.00 1.000																					

Batter	1	2	3	4	5	6	7	8	9	AB	R	H	RBI	BB	SO	LOB	TOP										
Ronnie Belliard, R OBP: 0.371, SLG: 0.419 (1, 4)	G3		1B BLK		1B BB		K		K	4	1	1	0	1	2	2	Milwaukee Brewers @ Chicago Cubs Wrigley Field, Chicago, IL Fri Jul 21, 2000, 2:20 PM CDT Att: 38,991 - Sunny - 71 F										
Marquis Crissom, R OBP: 0.284, SLG: 0.356 (1, 8)	G6-3		1B BLK		F9		K			4	0	1	0	0	1	3											
Geoff Jenkins, L OBP: 0.333, SLG: 0.558 (1, 7)	G4-3		1B BB		1B		K			3	0	1	1	1	1	1											
Charlie Hayes, R OBP: 0.382, SLG: 0.435 (1, 5)		P3	F9		K			F9		4	0	0	0	0	1	4											
Jeremy Burnitz, L OBP: 0.337, SLG: 0.433 (1, 9)	G5-3			E S FC6-2 BB	L3			F7		3	0	0	0	1	0	2											
Tyler Houston, L OBP: 0.306, SLG: 0.494 (1, 3)						FC6-5 2B		F8		3	0	1	0	1	1	1											
José Hernández, R OBP: 0.310, SLG: 0.402 (1, 6)				FC6-2		FC6-5 G3-6-3			F9	4	0	0	0	0	1	3											
Raul Casanova, S OBP: 0.320, SLG: 0.396 (1, 2)				G3		G3-6-3			G3-1	4	0	0	0	0	1	2											
John Snyder, R Valerio De Los Santos, L James Mouton, R David Weathers, R Curt Leskanic, R Angel Echevarria, R OBP: 0.187, SLG: 0.187 (1, 1) (5, 1) (7, PH) (7, 1) (8, 1) (8, PH)	G4-3									1	1	0	0	1	0	0											
Inning Stats	R: 0 E: 0 K: 0 S: 6	H: 0 LOB: 0 BB: 0 P: 9	R: 0 E: 0 K: 1 S: 12	H: 0 LOB: 1 BB: 1 P: 20	R: 1 E: 0 K: 1 S: 14	H: 2 LOB: 2 BB: 1 P: 25	R: 0 E: 1 K: 1 S: 8	H: 0 LOB: 1 BB: 1 P: 18	R: 1 E: 0 K: 1 S: 15	H: 1 LOB: 2 BB: 2 P: 31	R: 0 E: 0 K: 0 S: 3	H: 1 LOB: 0 BB: 0 P: 9	R: 0 E: 0 K: 3 S: 12	H: 0 LOB: 1 BB: 1 P: 19	R: 0 E: 0 K: 0 S: 7	H: 0 LOB: 0 BB: 0 P: 10		R: 0 E: 0 K: 1 S: 10	H: 1 LOB: 1 BB: 0 P: 14	1B: 4 2B: 1 3B: 0 HR: 0	SF: 0 SAC: 0 DP: 1 HBP: 0	WP: 0 PB: 0 SB: 1 CS: 0	PA: 37				
PITCHER	IP	WLS	BF	H	R	ER	SO	BB	IBB	HBP	BLK	WP	HR	S	P	ERA	WHIP										
34 Kerry Wood, R ERA: 5.42 (1, 1)	6.0	W	26	4	2	2	4	5	0	0	1	0	0	58	112	3.00	1.500										
Steve Rain, R ERA: 2.59 (7, 1)	2.0	H	7	0	0	0	3	1	0	0	0	0	0	19	29	0.00	0.500										
Rick Aguilera, R ERA: 6.15 (9, 1)	1.0	S	4	1	0	0	1	0	0	0	0	0	0	10	14	0.00	1.000										

Batter	1	2	3	4	5	6	7	8	9	AB	R	H	RBI	BB	SO	LOB	BOTTOM										
Jeff Huson, L OBP: 0.290, SLG: 0.279 (1, 4)	F8		S 1B BB		1B				K	3	1	1	1	1	1	0	Milwaukee Brewers @ Chicago Cubs Wrigley Field, Chicago, IL Fri Jul 21, 2000, 2:20 PM CDT Att: 38,991 - Sunny - 71 F										
Ricky Gutierrez, R OBP: 0.360, SLG: 0.398 (1, 6)	G3-4-1		2B 1B		G5-3				K	4	1	1	1	0	1	2											
Mark Grace, L OBP: 0.398, SLG: 0.434 (1, 3)			1B							3	0	1	1	1	1	0											
Sammy Sosa, R OBP: 0.397, SLG: 0.610 (1, 9)		F8	G1-3		K					4	0	1	0	0	1	2											
Henry Rodriguez, L OBP: 0.316, SLG: 0.542 Rick Aguilera, R (1, 7) (9, 1)	G4-3			1B BB	F9				G6-4-3	3	1	0	0	1	0	2											
Willie Greene, L OBP: 0.325, SLG: 0.418 (1, 5)				34 SH1-3 1B 1B					G6-3	2	1	1	0	2	0	0											
Damon Buford, R OBP: 0.343, SLG: 0.439 (1, 8)	FC6-4			P6					G5-3	3	0	0	0	1	0	3											
Jeff Reed, L OBP: 0.367, SLG: 0.374 (1, 2)			K		1B 34 SH1-3 1B					4	0	2	1	0	1	3											
34 Kerry Wood, R Eric Young Sr., R Steve Rain, R Brant Brown, L OBP: 0.280, SLG: 0.348 ERA: 5.35 (6, PH) (7, 1) (8, PH) (9, 7)	G4-3				SH1-3				K	1	0	0	0	0	0	0											
Inning Stats	R: 0 E: 0 K: 1 S: 9	H: 0 LOB: 0 BB: 0 P: 14	R: 0 E: 0 K: 0 S: 5	H: 0 LOB: 1 BB: 1 P: 12	R: 2 E: 0 K: 1 S: 13	H: 2 LOB: 1 BB: 1 P: 22	R: 2 E: 0 K: 0 S: 11	H: 3 LOB: 2 BB: 1 P: 22	R: 0 E: 0 K: 1 S: 16	H: 0 LOB: 3 BB: 3 P: 35	R: 0 E: 0 K: 3 S: 9	H: 0 LOB: 0 BB: 0 P: 13	R: 0 E: 0 K: 0 S: 4	H: 1 LOB: 0 BB: 0 P: 8	R: 0 E: 0 K: 1 S: 10	H: 1 LOB: 1 BB: 0 P: 14		1B: 6 2B: 1 3B: 0 HR: 0	SF: 0 SAC: 1 DP: 1 HBP: 0	WP: 0 PB: 1 SB: 1 CS: 0	PA: 36						
PITCHER	IP	WLS	BF	H	R	ER	SO	BB	IBB	HBP	BLK	WP	HR	S	P	ERA	WHIP										
John Snyder, R ERA: 5.35 (1, 1)	4.2	L	25	5	4	4	3	5	1	0	0	0	0	11	18	0.00	0.000										
Valerio De Los Santos, L ERA: 6.33 (5, 1)	1.1		4	0	0	0	3	0	0	0	0	0	0	4	8	0.00	1.000										
David Weathers, R ERA: 3.45 (7, 1)	1.0		3	1	0	0	0	0	0	0	0	0	0	10	14	0.00	1.000										
Curt Leskanic, R ERA: 3.22 (8, 1)	1.0		4	1	0	0	1	0	0	0	0	0	0	10	14	0.00	1.000										



Batter	1	2	3	4	5	6	7	8	9	10	11	12	13	AB	R	H	RBI	BB	SO	LOB	TOP						
Ronnie Belliard, R OBP: 0.366, SLG: 0.414	F8	L3		SF7		FC3-2 BB		K			P4		K	5	0	0	1	1	2	4							
Luis Lopez, S OBP: 0.351, SLG: 0.409	1B		G6-3	FC4-6		FC3-2		K		K	F8			6	0	1	0	0	1	5							
Marquis Grissom, R OBP: 0.282, SLG: 0.363	P3		P6			F7		K		K	G5-3			6	0	1	0	0	1	4							
Charlie Hayes, R OBP: 0.361, SLG: 0.433	1B		G4-3			F8		F9		1B			P4	6	0	2	0	0	0	1							
Jeremy Burnitz, L OBP: 0.335, SLG: 0.437	K					HR		K		K			G3	6	1	1	1	0	4	4							
Angel Echevarria, R OBP: 0.222, SLG: 0.235		K		F9		F7		G4-3						5	0	1	0	1	1	1							
Geoff Jenkins, L OBP: 0.337, SLG: 0.554		2B		1B		SF7 BB HBP		1B		K			BB	4	1	1	0	1	2	2							
Henry Blanco, R OBP: 0.329, SLG: 0.397		1B						FC3-2 BB																			
James Mouton, R OBP: 0.353, SLG: 0.323 (8, PR)				FC4-6 1B				G3 BB																			
Raul Casanova, S OBP: 0.315, SLG: 0.389		2B		1B				1B																			
Jason Bere, R ERA: 5.25, SLG: 0.256 Tyler Houston, L ERA: 3.04, SLG: 0.401 Curt Leskanic, R ERA: 3.16 Ray King, L ERA: 3.15 David Weathers, R ERA: 3.42 Chris Jones, R ERA: 3.26, SLG: 0.333 Steve Woodard, R ERA: 3.22, SLG: 0.345		P3		FC4-6 1B				K																			
Inning Stats	R: 0 E: 0 K: 1 S: 14	H: 2 LOB: 2 BB: 0 P: 19	R: 0 E: 0 K: 1 S: 15	H: 2 LOB: 2 BB: 0 P: 25	R: 0 E: 0 K: 0 S: 7	H: 0 LOB: 0 BB: 0 P: 9	R: 2 E: 0 K: 0 S: 16	H: 2 LOB: 1 BB: 1 P: 31	R: 0 E: 0 K: 1 S: 14	H: 1 LOB: 3 BB: 2 P: 27	R: 0 E: 0 K: 2 S: 8	H: 0 LOB: 2 BB: 1 P: 17	R: 0 E: 0 K: 3 S: 11	H: 1 LOB: 1 BB: 0 P: 14	R: 0 E: 0 K: 2 S: 12	H: 1 LOB: 1 BB: 0 P: 15	R: 0 E: 0 K: 0 S: 6	H: 0 LOB: 0 BB: 0 P: 10	R: 0 E: 0 K: 1 S: 11	H: 0 LOB: 1 BB: 1 P: 21	R: 0 E: 0 K: 2 S: 9	H: 0 LOB: 0 BB: 0 P: 12	1B: 7 2B: 2 3B: 0 HR: 1	SF: 1 SAC: 0 DP: 0 HBP: 1	W/P: 0 PB: 0 SB: 0 CS: 0	PA: 55	
PITCHER	IP	WLS	BF	H	R	ER	SO	BB	IBB	HBP	BLK	WP	HR	S	P	ERA	WHIP										
Scott Downs, L ERA: 5.4	5.1		28	8	2	2	4	3	0	1	0	0	1	72	121	3.38	2.062										
Kyle Farnsworth, R ERA: 4.73	1.2		5	0	0	0	1	0	0	0	0	0	0	12	20	0.00	0.000										
Todd Van Poppel, R ERA: 1.94	1.0		4	0	0	0	2	1	0	0	0	0	0	8	17	0.00	1.000										
Tim Worrell, R ERA: 2.75	3.0		11	2	0	0	5	0	0	0	0	0	0	29	39	0.00	0.667										
Felix Heredia, L ERA: 5.05	2.0	W	7	0	0	0	3	1	0	0	0	0	0	20	33	0.00	0.500										

Milwaukee Brewers @ Chicago Cubs
Wrigley Field, Chicago, IL
Sat Jul 22 2000, 3:05 PM CDT
Att. 39,464 - Sunny - 71 F

AB 48
R 2
H 10
RBI 2
BB 5
SO 15
LOB 28



Batter	1	2	3	4	5	6	7	8	9	10	11	12	13	AB	R	H	RBI	BB	SO	LOB	BOTTOM						
Eric Young Sr., R OBP: 0.376, SLG: 0.422	E9 SH3-1 BB 1B			1B		F9		F8 S BB		FC4-6			G6-3	5	1	1	0	1	0	1							
Ricky Gutierrez, R OBP: 0.358, SLG: 0.391	1B SH3-1 BB		F8			F8		F8				F7		4	1	0	0	2	0	2							
Mark Grace, L OBP: 0.395, SLG: 0.430	SH3-1		P6			G1-3		P5				F7		5	0	1	0	0	0	2							
Sammy Sosa, R OBP: 0.399, SLG: 0.607	1B IBB		F7			G5-3				G5-3				5	0	2	1	1	0	1							
Henry Rodriguez, L OBP: 0.313, SLG: 0.535 Felix Heredia, L	G4-6-3 1B					K		K		K		F7		5	0	1	1	0	3	1							
Willie Greene, L OBP: 0.321, SLG: 0.411 Todd Van Poppel, R	G4-6-3					K		K		K				3	0	0	0	0	2	3							
Tim Worrell, R Brant Brown, L OBP: 0.233, SLG: 0.348						K		K		K				0	0	0	0	0	0	0							
1						K		K		K				1	0	0	0	1	0	0							
Damon Buford, R OBP: 0.341, SLG: 0.445		F8		G6-3				HR				F3		5	1	1	1	0	0	0							
Joe Girardi, R OBP: 0.366, SLG: 0.409		K				G3		G6-3				E8 FC4-6		5	0	1	0	0	1	0							
Scott Downs, L OBP: 0.080, SLG: 0.042 Kyle Farnsworth, R														2	0	0	0	0	1	0							
Jose Nieves, R OBP: 0.257, SLG: 0.400						L1		G1-3				F7		0	0	0	0	0	0	0							
1														3	0	0	0	0	0	2							
Inning Stats	R: 1 E: 1 K: 0 S: 11	H: 1 LOB: 2 BB: 2 P: 21	R: 0 E: 0 K: 2 S: 8	H: 0 LOB: 0 BB: 0 P: 10	R: 0 E: 0 K: 0 S: 9	H: 1 LOB: 1 BB: 0 P: 10	R: 0 E: 0 K: 2 S: 9	H: 0 LOB: 0 BB: 0 P: 18	R: 0 E: 0 K: 0 S: 7	H: 0 LOB: 0 BB: 0 P: 17	R: 0 E: 0 K: 2 S: 8	H: 0 LOB: 1 BB: 1 P: 17	R: 0 E: 0 K: 0 S: 8	H: 0 LOB: 0 BB: 0 P: 11	R: 0 E: 1 K: 0 S: 10	H: 1 LOB: 1 BB: 0 P: 19	R: 0 E: 0 K: 0 S: 4	H: 1 LOB: 1 BB: 0 P: 6	R: 1 E: 0 K: 0 S: 11	H: 2 LOB: 2 BB: 1 P: 19	1B: 6 2B: 0 3B: 0 HR: 1	SF: 0 SAC: 1 DP: 1 HBP: 0	W/P: 0 PB: 0 SB: 1 CS: 0	PA: 49			
PITCHER	IP	WLS	BF	H	R	ER	SO	BB	IBB	HBP	BLK	WP	HR	S	P	ERA	WHIP										
Jason Bere, R ERA: 4.93	7.0		26	3	2	1	6	1	1	0	0	0	1	62	96	1.29	0.571										
Curt Leskanic, R ERA: 3.16	0.2		3	0	0	0	0	1	0	0	0	0	0	6	14	0.00	1.500										
Ray King, L ERA: 3.15	0.1		1	0	0	0	0	0	0	0	0	0	0	1	3	0.00	0.000										
David Weathers, R ERA: 3.42	1.0		3	0	0	0	2	0	0	0	0	0	0	8	11	0.00	0.000										
Steve Woodard, R ERA: 5.96	3.1	L	16	4	1	1	0	1	0	0	0	0	0	34	60	2.70	1.500										

Milwaukee Brewers @ Chicago Cubs
Wrigley Field, Chicago, IL
Sat Jul 22 2000, 3:05 PM CDT
Att. 39,464 - Sunny - 71 F

AB 44
R 3
H 7
RBI 3
BB 4
SO 8
LOB 12



Batter	1	2	3	4	5	6	7	8	9	AB	R	H	RBI	BB	SO	LOB	TOP										
Ronnie Belliard, R OBP: 0.366, SLG: 0.409 (1, 4)	P1		G4-6-3 BB		P6		F8		G6-3	4	0	0	0	1	0	1											
James Mouton, R OBP: 0.350, SLG: 0.313 (1, 8)	P4		G4-6-3 1-2		B5-3			3B BB		3	1	0	0	1	0	1											
Geoff Jenkins, L OBP: 0.342, SLG: 0.562 (1, 7)	K		1B					3B SF8		3	1	2	1	1	1	0											
Charlie Hayes, R OBP: 0.380, SLG: 0.432 (1, 5)		P4	1B		P4			SF8		3	0	1	1	0	0	1											
Jeremy Burnitz, L OBP: 0.336, SLG: 0.440 (1, 9)		2B 1B	K		F9			2B		4	1	2	0	0	1	3											
Tyler Houston, L OBP: 0.359, SLG: 0.494 (8, PH) Angel Echevarria, R OBP: 0.211, SLG: 0.222 (8, 3)	1B 2B				F9		P6	K		3	1	1	0	0	0	1											
José Hernández, R OBP: 0.309, SLG: 0.400 (1, 6)		1B			F8		K	K		4	0	1	2	0	2	1											
Henry Blanco, R OBP: 0.323, SLG: 0.389 (1, 2)	F8		G1-3				F5		K	4	0	0	0	0	1	1											
Jamey Wright, R OBP: 0.053, SLG: 0.053 (7, PH) Raul Casanova, S OBP: 0.320, SLG: 0.389 Ray King, L Bob Wickman, R Marquis Grissom, R OBP: 0.281, SLG: 0.352	F8		G4-3				G4-3		K	2	0	0	0	0	0	1											
Inning Stats	R: 0 E: 0 K: 1 S: 12	H: 0 LOB: 0 BB: 0 P: 16	R: 2 E: 0 K: 0 S: 10	H: 3 LOB: 1 BB: 0 P: 16	R: 0 E: 0 K: 1 S: 17	H: 2 LOB: 2 BB: 1 P: 24	R: 0 E: 0 K: 0 S: 9	H: 0 LOB: 0 BB: 0 P: 16	R: 0 E: 0 K: 0 S: 5	H: 0 LOB: 1 BB: 1 P: 8	R: 0 E: 0 K: 1 S: 6	H: 0 LOB: 1 BB: 1 P: 12	R: 0 E: 0 K: 1 S: 9	H: 0 LOB: 1 BB: 1 P: 18	R: 2 E: 0 K: 2 S: 17	H: 2 LOB: 1 BB: 1 P: 26	R: 0 E: 0 K: 2 S: 8	H: 0 LOB: 0 BB: 0 P: 11	1B: 4 2B: 2 3B: 1 HR: 0	SF: 1 SAC: 0 DP: 1 HBP: 0	WP: 0 PA: 37 PB: 0 SB: 0 CS: 0						
PITCHER	IP	WLS	BF	H	R	ER	SO	BB	IBB	HBP	BLK	WP	HR	S	P	ERA	WHIP										
Ismael Valdez, R ERA: 5.37	7.0	W	28	5	2	2	3	3	0	0	0	0	0	68	110	2.57	1.143										
Todd Van Poppel, R ERA: 2.39	0.1	H	3	1	2	2	0	1	0	0	0	0	0	9	15	54.00	6.000										
Felix Heredia, L ERA: 5.05	0.0		1	1	0	0	0	0	0	0	0	0	0	2	4	∞	∞										
Steve Rain, R ERA: 2.57	0.2	H	2	0	0	0	2	0	0	0	0	0	0	6	7	0.00	0.000										
Rick Aguilera, R ERA: 5.97	1.0	S	3	0	0	0	2	0	0	0	0	0	0	8	11	0.00	0.000										

Milwaukee Brewers @ Chicago Cubs
Wrigley Field, Chicago, IL
Sun Jul 23 2000, 1:20 PM CDT
Att: 38,678 - Sunny - 70 F

AB 32
R 4
H 7
RBI 4
BB 4
SO 7
LOB 11



Batter	1	2	3	4	5	6	7	8	9	AB	R	H	RBI	BB	SO	LOB	BOTTOM										
Eric Young Sr., R OBP: 0.375, SLG: 0.420 (1, 4)	G6-3			G6-3			F7			4	1	1	2	0	0	0											
Ricky Gutierrez, R OBP: 0.394, SLG: 0.395 (1, 6)	F8	E7 2B 1B			F7-3 1B			G3-6-1 BB		3	1	2	1	1	0	0											
Mark Grace, L OBP: 0.397, SLG: 0.432 (1, 3)		2B			F8			G3-6-1 1-2		3	0	1	2	1	0	2											
Sammy Sosa, R OBP: 0.395, SLG: 0.601 (1, 9)	K	G6-3			F7-3 1-2			K		4	0	0	0	0	2	3											
Henry Rodriguez, L OBP: 0.310, SLG: 0.528 Brant Brown, L OBP: 0.233, SLG: 0.348		K		P6			F8			3	0	0	0	0	1	0											
Damon Buford, R OBP: 0.341, SLG: 0.442 (1, 8)		G1-3			F7					2	0	0	0	1	0	0											
Willie Greene, L OBP: 0.321, SLG: 0.406 (1, 5)		BB 1B HBP		K			G4-3			2	1	0	0	0	1	1											
Jeff Reed, L OBP: 0.366, SLG: 0.368 (1, 2)		BB 1B BB			F7			G3-1		2	1	0	0	1	0	0											
Ismael Valdez, R ERA: 5.37 Gary Matthews, S Todd Van Poppel, R Felix Heredia, L Steve Rain, R Rick Aguilera, R		BB 1B E			K			G4-3		1	1	0	0	1	1	0											
Inning Stats	R: 0 E: 0 K: 1 S: 12	H: 0 LOB: 1 BB: 1 P: 17	R: 5 E: 1 K: 1 S: 18	H: 3 LOB: 1 BB: 2 P: 39	R: 0 E: 0 K: 1 S: 8	H: 0 LOB: 1 BB: 1 P: 16	R: 0 E: 0 K: 1 S: 8	H: 0 LOB: 0 BB: 0 P: 11	R: 0 E: 0 K: 0 S: 6	H: 1 LOB: 0 BB: 0 P: 15	R: 0 E: 0 K: 0 S: 3	H: 0 LOB: 0 BB: 0 P: 5	R: 0 E: 0 K: 1 S: 7	H: 0 LOB: 0 BB: 1 P: 13	R: 0 E: 0 K: 1 S: 7	H: 0 LOB: 0 BB: 1 P: 13	1B: 3 2B: 3 3B: 0 HR: 0	SF: 0 SAC: 0 DP: 3 HBP: 1	WP: 0 PA: 31 PB: 0 SB: 0 CS: 1								
PITCHER	IP	WLS	BF	H	R	ER	SO	BB	IBB	HBP	BLK	WP	HR	S	P	ERA	WHIP										
Jamey Wright, R ERA: 3.83	6.0	L	25	4	5	5	4	4	0	1	0	0	0	60	109	7.50	1.333										
Ray King, L ERA: 3.38	1.0		3	0	0	0	0	0	0	0	0	0	0	3	5	0.00	0.000										
Bob Wickman, R ERA: 3.07	1.0		3	0	0	0	1	1	0	0	0	0	0	7	13	0.00	1.000										

Milwaukee Brewers @ Chicago Cubs
Wrigley Field, Chicago, IL
Sun Jul 23 2000, 1:20 PM CDT
Att: 38,678 - Sunny - 70 F

AB 25
R 5
H 4
RBI 5
BB 5
SO 5
LOB 6



Batter	1	2	3	4	5	6	7	8	9	AB	R	H	RBI	BB	SO	LOB	TOP										
Marquis Grissom, R OBP: 0.277, SLG: 0.355	G6-3		K		E5		E9		G4-3	5	0	0	0	0	1	2											
Luis Lopez, S OBP: 0.325, SLG: 0.404	CS 1B		G3		F8		F7		SF8	4	0	1	1	0	0	3											
Geoff Jenkins, L OBP: 0.347, SLG: 0.562	K			G3		K		G6-3 1B	K	5	1	1	0	0	3	1											
Charlie Hayes, R OBP: 0.382, SLG: 0.428		K		WP BB		G6-3		G6-3 1B		3	0	1	0	1	1	0											
Jeromy Burnitz, L OBP: 0.334, SLG: 0.432		K		F8		1B BB		G6-3		3	0	0	0	1	1	3											
José Hernández, R OBP: 0.312, SLG: 0.399				F8		1B				3	0	2	1	1	0	1											
Tyler Houston, L OBP: 0.304, SLG: 0.500				F7		F8				3	0	0	0	0	1	3											
Angel Echevarria, R OBP: 0.238, SLG: 0.250						K				1	0	0	0	0	1	1											
Raul Casanova, S OBP: 0.333, SLG: 0.403			S 1B		K		F7		2B BB	3	1	1	0	1	1	0											
Jimmy Haynes, R OBP: 0.270, SLG: 0.225			K				G5-3		G4-3 SF8 2B	2	1	1	0	0	1	1											
Ray King, L OBP: 0.247, SLG: 0.310										0	0	0	0	0	0	0											
James Mouton, R OBP: 0.247, SLG: 0.310										0	0	0	0	0	0	0											
Juan Acevedo, R OBP: 0.247, SLG: 0.310										0	0	0	0	0	0	0											
David Weathers, R OBP: 0.247, SLG: 0.310										0	0	0	0	0	0	0											
Chris Jones, R OBP: 0.247, SLG: 0.310										1	1	1	1	0	0	0											
Inning Stats	R: 0 E: 0 K: 1 S: 8	H: 1 LOB: 1 BB: 0 P: 11	R: 0 E: 0 K: 2 S: 12	H: 0 LOB: 1 BB: 1 P: 20	R: 0 E: 0 K: 2 S: 12	H: 1 LOB: 1 BB: 0 P: 17	R: 0 E: 0 K: 0 S: 10	H: 0 LOB: 1 BB: 1 P: 17	R: 1 E: 1 K: 1 S: 14	H: 1 LOB: 2 BB: 1 P: 20	R: 0 E: 0 K: 0 S: 7	H: 0 LOB: 1 BB: 0 P: 8	R: 1 E: 0 K: 1 S: 9	H: 3 LOB: 1 BB: 0 P: 17	R: 2 E: 0 K: 1 S: 8	H: 1 LOB: 0 BB: 1 P: 14	1B: 6 2B: 3 3B: 0 HR: 0	SF: 1 SAC: 0 DP: 2 HBP: 0	WP: 1 PB: 0 CS: 1	PA: 39							
PITCHER	IP	WLS	BF	H	R	ER	SO	BB	IBB	HBP	BLK	WP	HR	S	P	ERA	WHIP										
Jose Silva, R ERA: 3.48	7.0	W	29	4	1	0	8	3	0	0	0	1	0	74	111	0.00	1.000										
Scott Sauerbeck, L ERA: 3.72	0.2		4	3	1	1	0	0	0	0	0	0	0	6	13	13.50	4.500										
Josias Manzanillo, R ERA: 3.1	0.1	H	1	0	0	0	1	0	0	0	0	0	0	3	4	0.00	0.000										
Mike Williams, R ERA: 3.38	1.0	S	5	1	2	2	1	1	0	0	0	0	0	8	14	18.00	2.000										

Milwaukee Brewers @ Pittsburgh Pirates
Three Rivers Stadium, Pittsburgh, PA
Wed Jul 26 2000, 7:05 PM EDT
Att: 20,421 - Overcast - 78 F

AB 34
R 4
H 8
RBI 3
BB 4
SO 10
LOB 15



Batter	1	2	3	4	5	6	7	8	9	AB	R	H	RBI	BB	SO	LOB	BOTTOM										
Warren Morris, L OBP: 0.332, SLG: 0.321	1B G5-3 F7-2		BB 1B	G4-1		F8				4	0	2	0	0	0	1											
18 Jason Kendall, R OBP: 0.424, SLG: 0.470	G5-3		K		G5-3		F8			4	0	0	0	0	1	3											
Wil Cordero, R OBP: 0.337, SLG: 0.509	1B		P4		G5-3		G4-6-3 1B			4	0	2	0	0	0	2											
Brian Giles, L OBP: 0.408, SLG: 0.578	F7-2		BB		F8		G4-6-3			3	0	0	0	1	0	3											
Kevin Young, R OBP: 0.308, SLG: 0.453		WP 2B	F8			1B E 1B		K		4	2	2	0	0	1	3											
John Vander Wal, L OBP: 0.385, SLG: 0.536		K		HR 1B		P4		F7		4	1	1	0	0	1	1											
Mike Williams, R										0	0	0	0	0	0	0											
Aramis Ramirez, R OBP: 0.253, SLG: 0.337	G5-3		HR		F8		F8		F8	4	1	1	2	0	0	1											
Pat Meares, R OBP: 0.291, SLG: 0.378	F8		K		K		E7 1B			3	1	1	0	0	1	0											
Jose Silva, R OBP: 0.283, SLG: 0.176			BB 1B		K					2	0	1	1	1	1	0											
Scott Sauerbeck, R										0	0	0	0	0	0	0											
Josias Manzanillo, R										0	0	0	0	0	0	0											
Bruce Aven, R OBP: 0.283, SLG: 0.429			BB BB		K		2H 1B			0	0	0	0	0	0	0											
Inning Stats	R: 0 E: 0 K: 0 S: 7	H: 2 LOB: 1 BB: 0 P: 10	R: 1 E: 0 K: 1 S: 11	H: 1 LOB: 0 BB: 0 P: 18	R: 0 E: 0 K: 1 S: 13	H: 1 LOB: 3 BB: 2 P: 27	R: 2 E: 0 K: 2 S: 12	H: 2 LOB: 0 BB: 0 P: 16	R: 0 E: 0 K: 0 S: 5	H: 0 LOB: 0 BB: 0 P: 8	R: 2 E: 1 K: 0 S: 12	H: 3 LOB: 1 BB: 0 P: 17	R: 0 E: 0 K: 0 S: 5	H: 1 LOB: 0 BB: 0 P: 7	R: 0 E: 0 K: 1 S: 8	H: 0 LOB: 0 BB: 0 P: 15	1B: 8 2B: 2 3B: 0 HR: 1	SF: 0 SAC: 0 DP: 2 HBP: 0	WP: 1 PB: 0 CS: 0	PA: 34							
PITCHER	IP	WLS	BF	H	R	ER	SO	BB	IBB	HBP	BLK	WP	HR	S	P	ERA	WHIP										
Jimmy Haynes, R ERA: 4.96	5.2	L	27	9	5	3	4	2	0	0	0	0	0	58	91	4.76	1.941										
Ray King, L ERA: 3.18	0.1		1	0	0	0	0	0	0	0	0	0	0	2	5	0.00	0.000										
Juan Acevedo, R ERA: 4.17	1.0		3	1	0	0	0	0	0	0	0	0	0	5	7	0.00	1.000										
David Weathers, R ERA: 3.38	1.0		3	0	0	0	1	0	0	0	0	0	0	8	15	0.00	0.000										

Milwaukee Brewers @ Pittsburgh Pirates
Three Rivers Stadium, Pittsburgh, PA
Wed Jul 26 2000, 7:05 PM EDT
Att: 20,421 - Overcast - 78 F

AB 32
R 5
H 10
RBI 3
BB 2
SO 5
LOB 14



Batter	1	2	3	4	5	6	7	8	9	AB	R	H	RBI	BB	SO	LOB	TOP					
Ronnie Belliard, R OBP: 0.361, SLG: 0.403 (1, 4)										4	0	1	0	0	0	1	Milwaukee Brewers @ Pittsburgh Pirates Three Rivers Stadium, Pittsburgh, PA Thu Jul 27 2000, 7:05 PM EDT Att: 16,636 - Sunny - 88 F					
James Mouton, R OBP: 0.352, SLG: 0.317 (1, 8)										4	1	2	1	0	0	1						
Geoff Jenkins, L OBP: 0.346, SLG: 0.561 (1, 7)										4	1	1	1	0	0	2						
Charlie Hayes, R OBP: 0.377, SLG: 0.422 (1, 5)										4	0	0	0	0	2	1						
Angel Echevarria, R OBP: 0.250, SLG: 0.261 (1, 3)										3	0	1	1	0	0	0						
Tyler Houston, L OBP: 0.359, SLG: 0.521 (9, PH)										1	1	1	1	0	0	0						
José Hernández, R OBP: 0.312, SLG: 0.398 (1, 6)										4	0	1	0	0	0	1						
Chris Jones, R OBP: 0.287, SLG: 0.357 (1, 9)										4	0	0	0	0	0	2						
Bob Wickman, R (9, 1)										0	0	0	0	0	0	0						
Henry Blanco, R OBP: 0.325, SLG: 0.389 (1, 2)										3	1	2	0	0	1	0						
John Snyder, R OBP: 0.174, SLG: 0.143 (1, 1)										3	0	0	0	0	1	2						
Curt Leskanic, R (8, 1)										0	0	0	0	0	0	0						
Jeromy Burnitz, L OBP: 0.334, SLG: 0.432 (9, 9)										0	0	0	0	0	0	0						
Inning Stats	R: 0 E: 0 K: 0 S: 4	H: 1 LOB: 0 BB: 0 P: 5	R: 0 E: 0 K: 1 S: 8	H: 1 LOB: 1 BB: 0 P: 14	R: 0 E: 0 K: 2 S: 7	H: 0 LOB: 0 BB: 0 P: 11	R: 2 E: 0 K: 0 S: 12	H: 3 LOB: 1 BB: 0 P: 16	R: 1 E: 0 K: 1 S: 5	H: 2 LOB: 1 BB: 0 P: 7	R: 0 E: 0 K: 1 S: 9	H: 0 LOB: 0 BB: 0 P: 15	R: 0 E: 0 K: 0 S: 7	H: 1 LOB: 0 BB: 0 P: 12	R: 0 E: 0 K: 0 S: 7	H: 0 LOB: 0 BB: 0 P: 8	R: 1 E: 0 K: 0 S: 9	H: 1 LOB: 0 BB: 0 P: 15	1B: 7 2B: 1 3B: 0 HR: 1	SF: 0 SAC: 0 DP: 1 HBP: 0	WP: 0 PB: 0 CS: 1	PA: 34
PITCHER	IP	WLS	BF	H	R	ER	SO	BB	IBB	HBP	BLK	WP	HR	S	P	ERA	WHIP					
Jimmy Anderson, L ERA: 4.64	(1, 1)	8.0		30	8	3	3	4	0	0	0	0	0	59	88	3.38	1.000					
Josias Manzanillo, R ERA: 3.3	(9, 1)	1.0	L	4	1	1	1	0	0	0	0	0	1	9	15	9.00	1.000					

AB	34
R	4
H	9
RBI	4
BB	0
SO	4
LOB	10



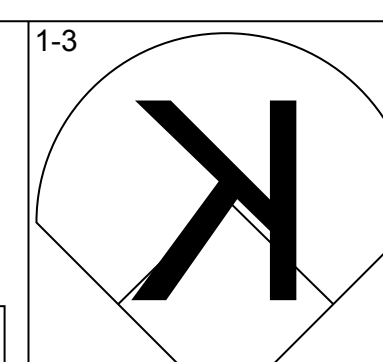
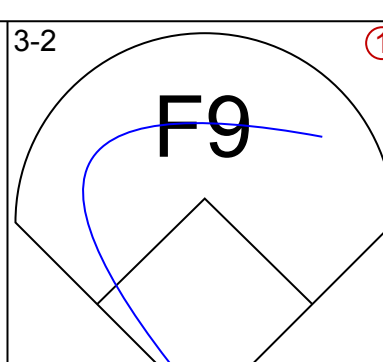
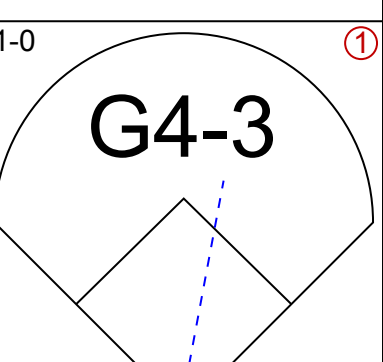
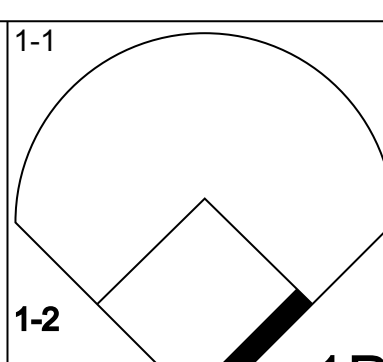
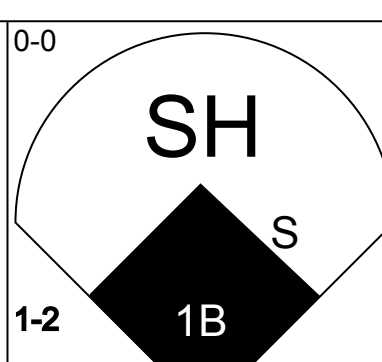
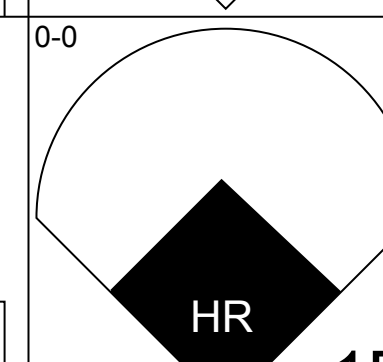
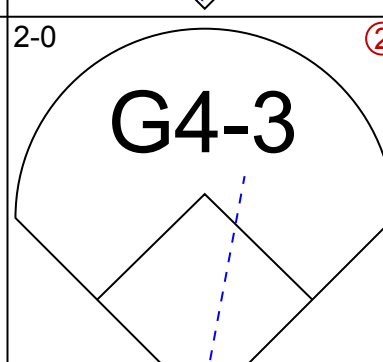
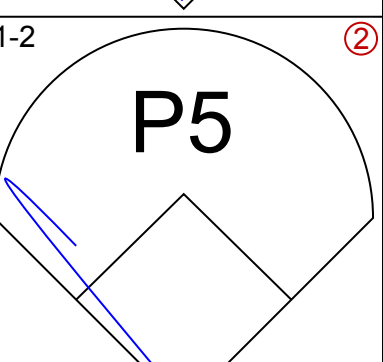
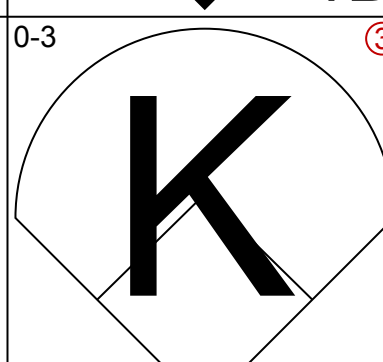
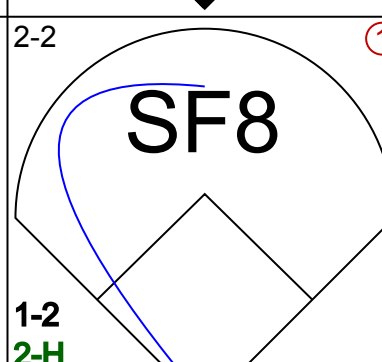
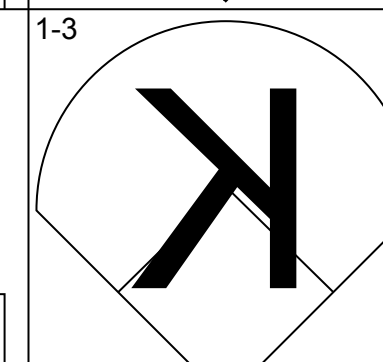
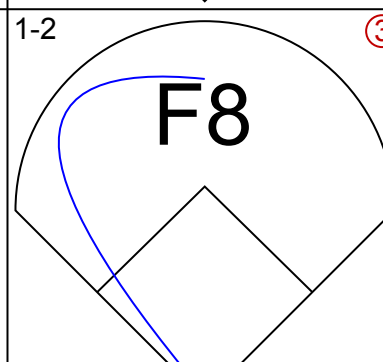
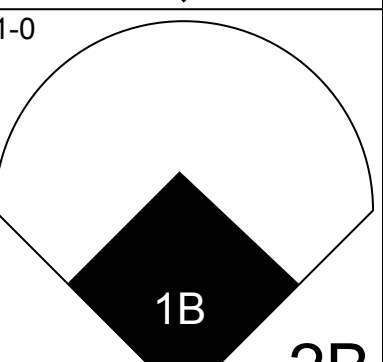
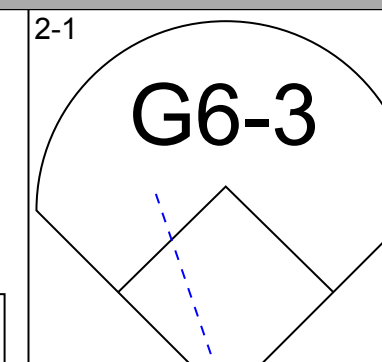
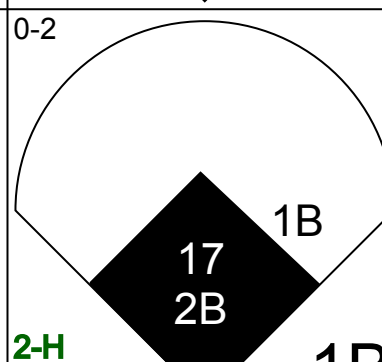
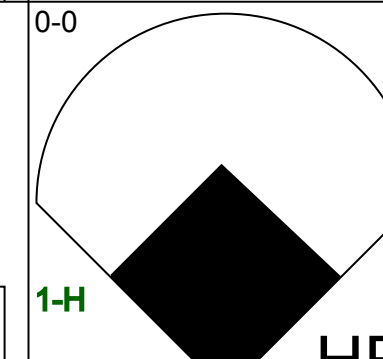
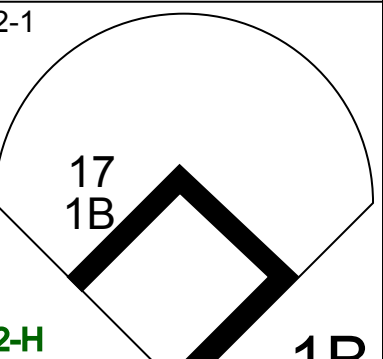
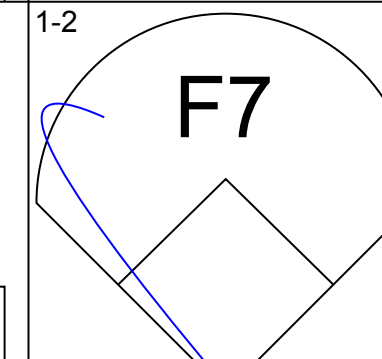
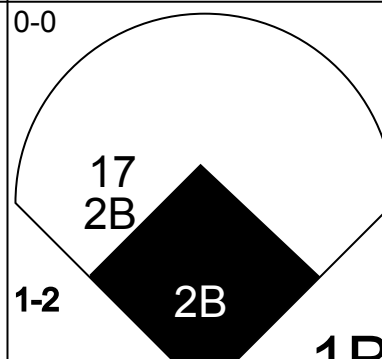
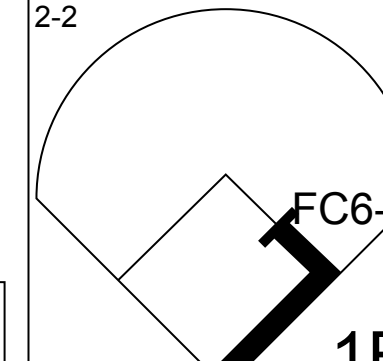
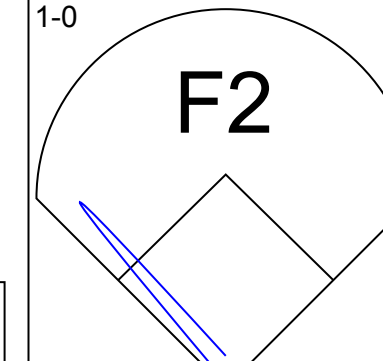
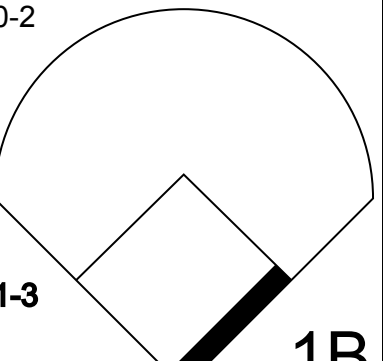
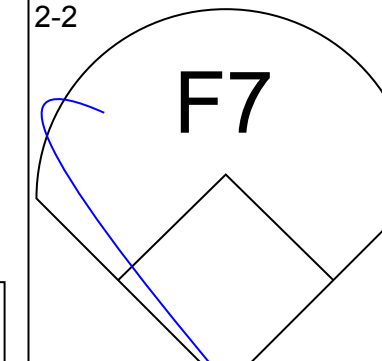
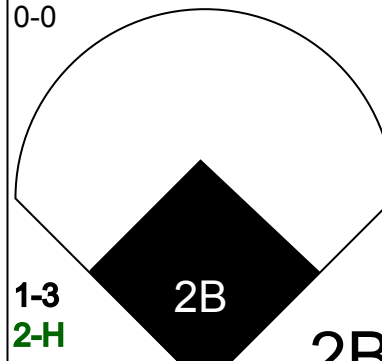
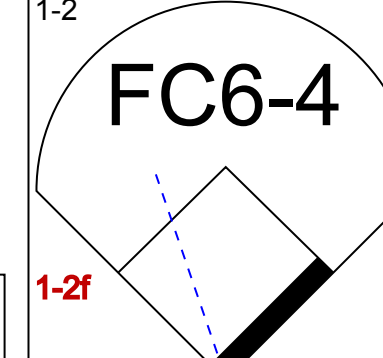
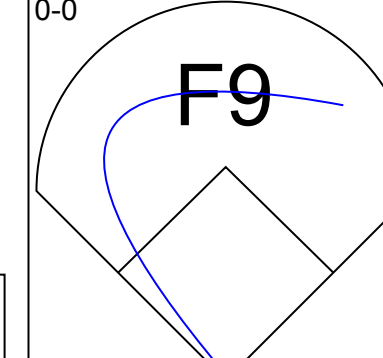
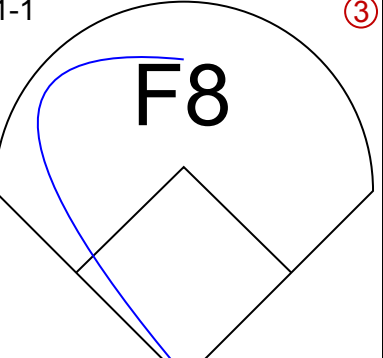

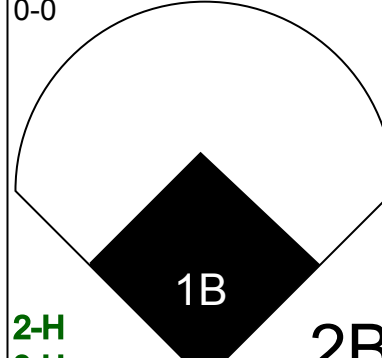

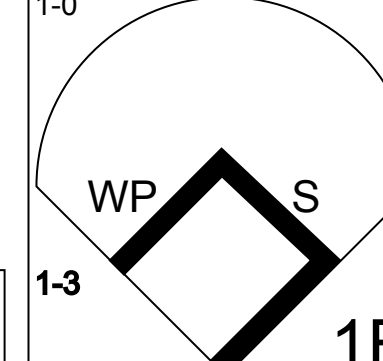


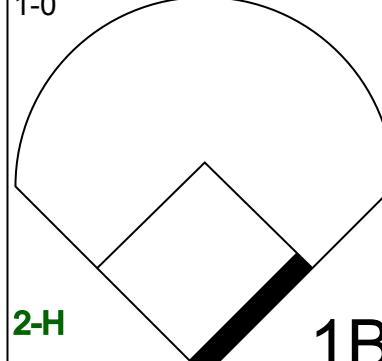
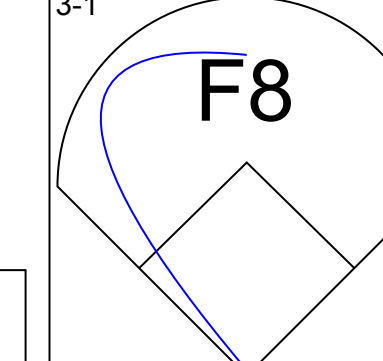
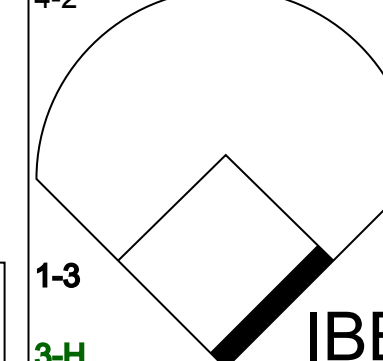
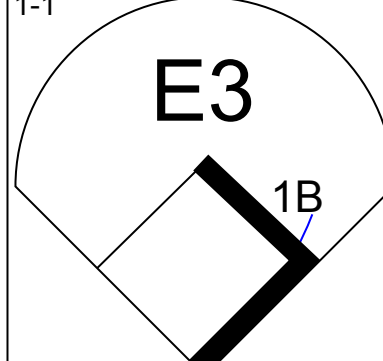
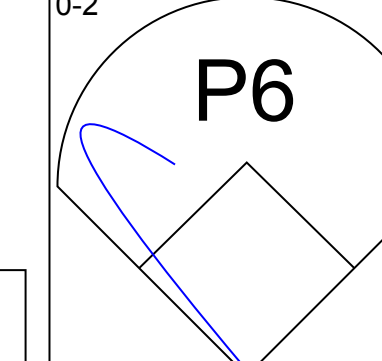
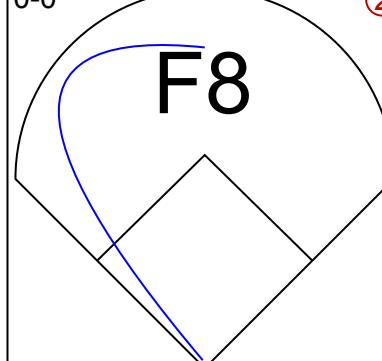
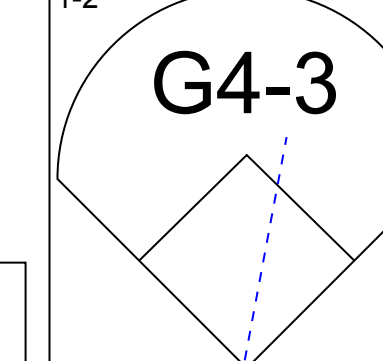
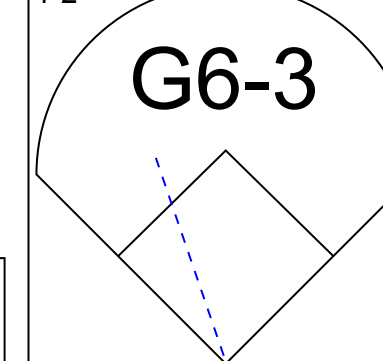
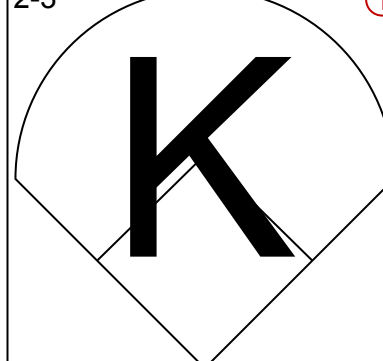
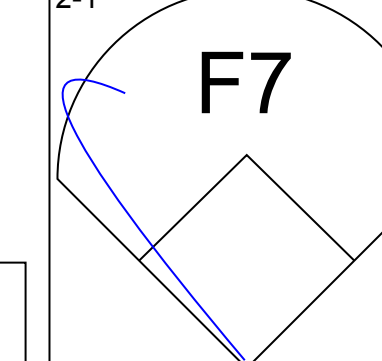
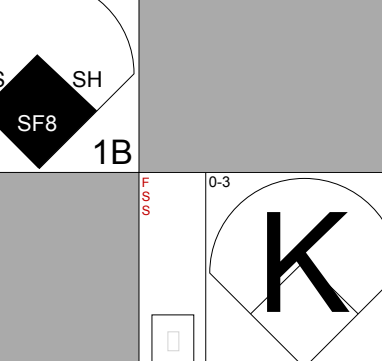
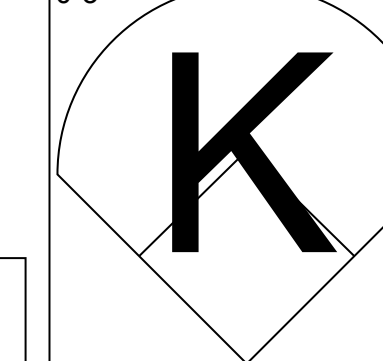
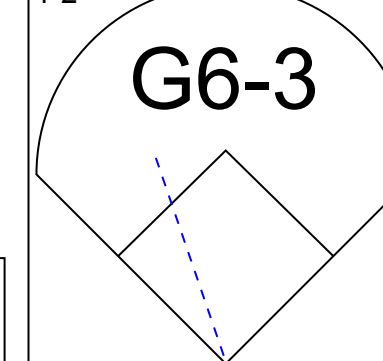
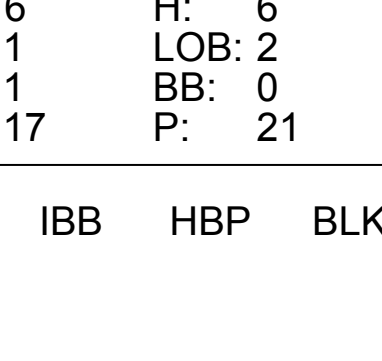
Batter	1	2	3	4	5	6	7	8	9	AB	R	H	RBI	BB	SO	LOB	BOTTOM					
Warren Morris, L OBP: 0.333, SLG: 0.327 (1, 4)										3	1	1	0	1	2	0	Milwaukee Brewers @ Pittsburgh Pirates Three Rivers Stadium, Pittsburgh, PA Thu Jul 27 2000, 7:05 PM EDT Att: 16,636 - Sunny - 88 F					
18 Jason Kendall, R OBP: 0.422, SLG: 0.468 (1, 2)										4	1	1	1	0	1	1						
Wil Cordero, R OBP: 0.336, SLG: 0.506 (1, 7)										4	1	1	0	0	1	0						
Brian Giles, L OBP: 0.406, SLG: 0.575 (1, 8)										4	0	1	1	0	1	0						
Kevin Young, R OBP: 0.306, SLG: 0.449 (1, 3)										3	0	0	1	0	0	0						
Bruce Aven, R OBP: 0.282, SLG: 0.423 (1, 9)										4	0	1	0	0	1	1						
Aramis Ramirez, R OBP: 0.254, SLG: 0.337 (1, 5)										3	0	1	0	0	1	1						
Pat Meares, R OBP: 0.291, SLG: 0.377 (1, 6)										3	0	1	0	0	0	1						
Jimmy Anderson, L OBP: 0.103, SLG: 0.138 (1, 1)										3	0	0	0	0	0	1						
Josias Manzanillo, R (9, 1)										0	0	0	0	0	0	0						
Inning Stats	R: 3 E: 0 K: 1 S: 21	H: 4 LOB: 1 BB: 0 P: 33	R: 0 E: 0 K: 1 S: 10	H: 0 LOB: 0 BB: 0 P: 14	R: 0 E: 0 K: 1 S: 8	H: 0 LOB: 0 BB: 0 P: 12	R: 0 E: 0 K: 0 S: 8	H: 2 LOB: 1 BB: 0 P: 12	R: 0 E: 0 K: 1 S: 7	H: 0 LOB: 1 BB: 1 P: 14	R: 0 E: 0 K: 1 S: 10	H: 0 LOB: 0 BB: 0 P: 14	R: 0 E: 0 K: 1 S: 10	H: 1 LOB: 1 BB: 0 P: 13	R: 0 E: 0 K: 1 S: 7	H: 0 LOB: 0 BB: 0 P: 12	R: 0 E: 0 K: 0 S: 6	H: 0 LOB: 0 BB: 0 P: 7	1B: 6 2B: 1 3B: 1 HR: 0	SF: 1 SAC: 0 DP: 1 HBP: 0	WP: 0 PB: 0 CS: 2	PA: 33
PITCHER	IP	WLS	BF	H	R	ER	SO	BB	IBB	HBP	BLK	WP	HR	S	P	ERA	WHIP					
John Snyder, R ERA: 5.21	(1, 1)	7.0		27	7	3	3	6	1	0	0	0	0	74	112	3.86	1.143					
Curt Leskanic, R ERA: 3.04	(8, 1)	1.0	W	3	0	0	0	1	0	0	0	0	0	7	12	0.00	0.000					
Bob Wickman, R ERA: 2.93	(9, 1)	1.0	S	3	0	0	0	0	0	0	0	0	0	6	7	0.00	0.000					

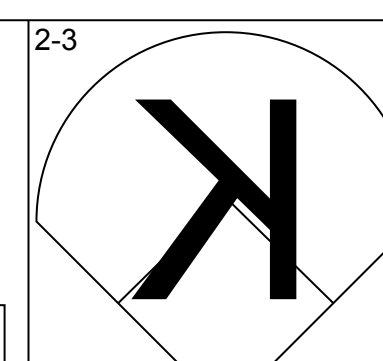
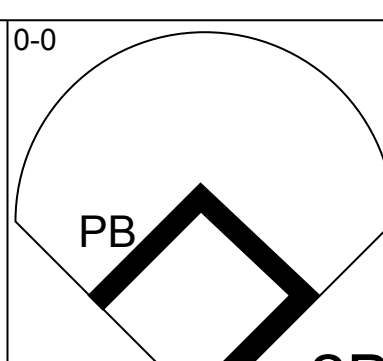
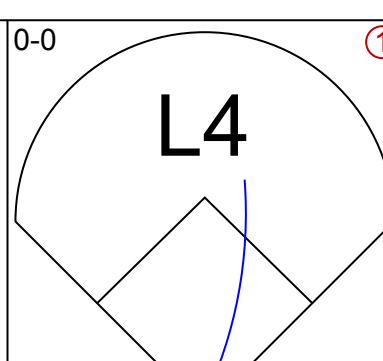
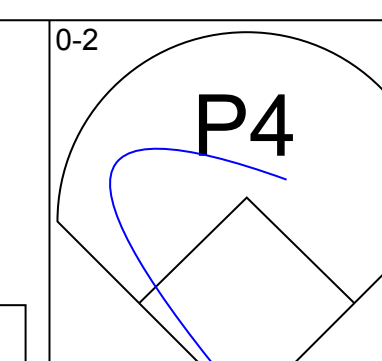
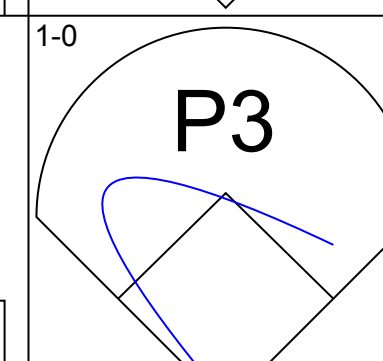
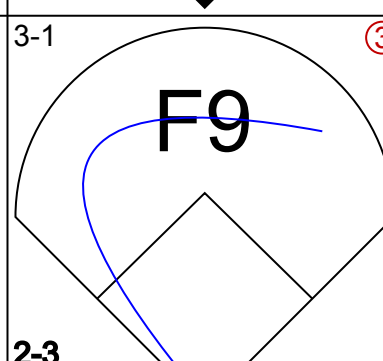
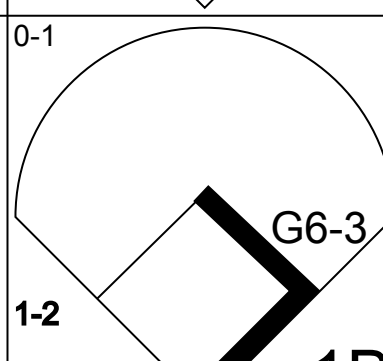
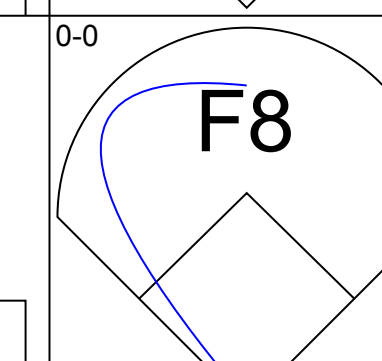
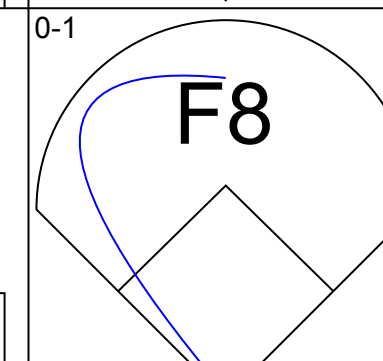
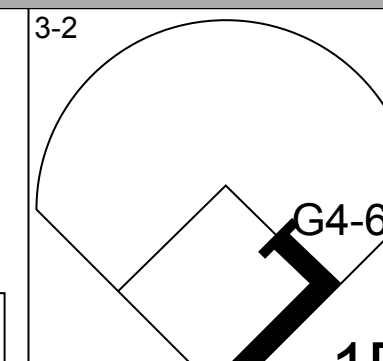
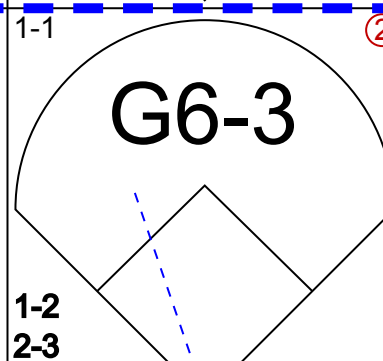

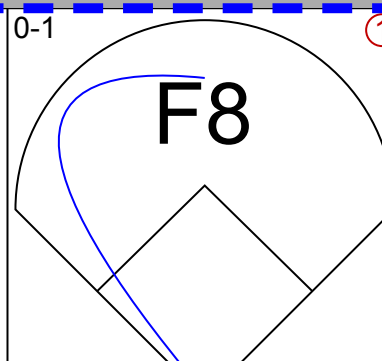
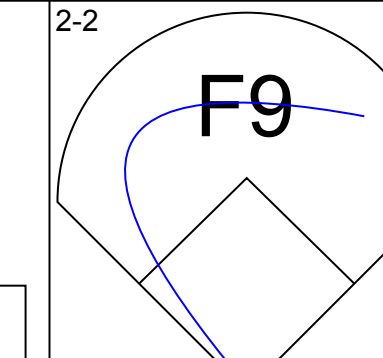
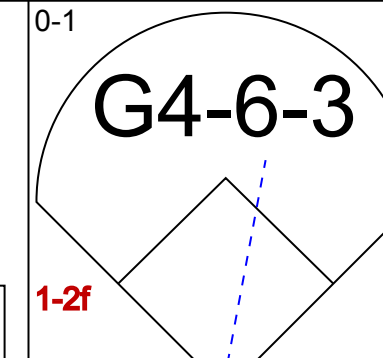
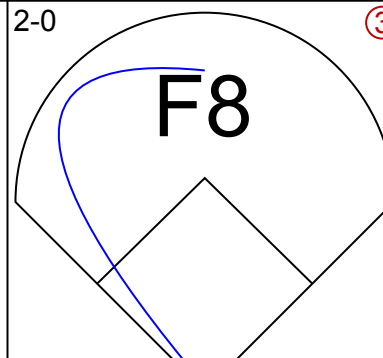

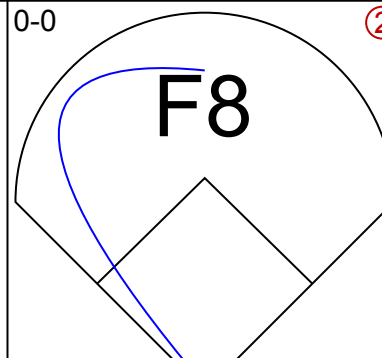
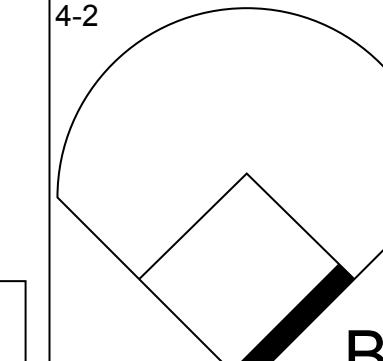
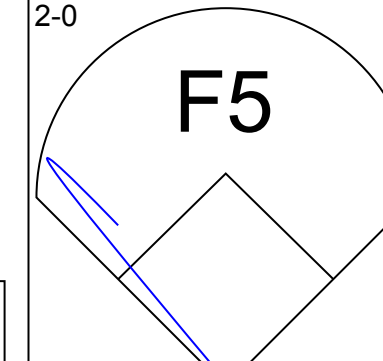


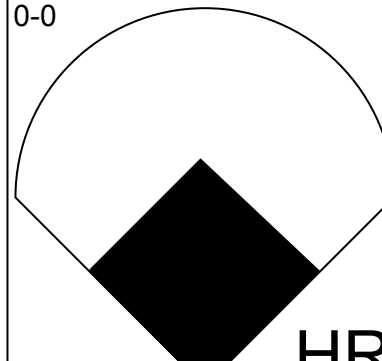
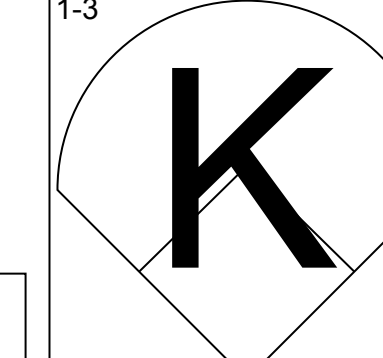
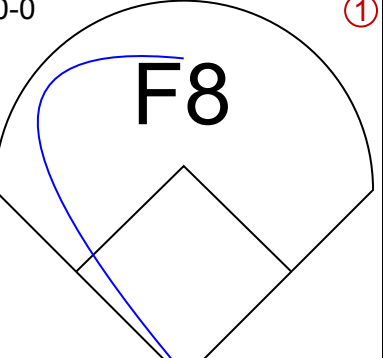
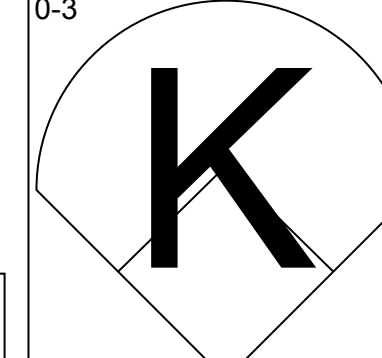
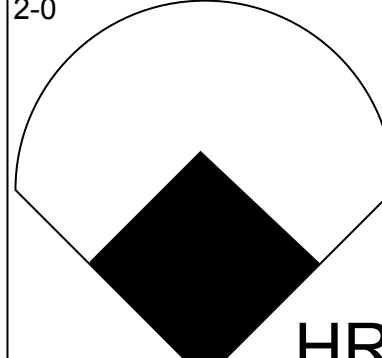
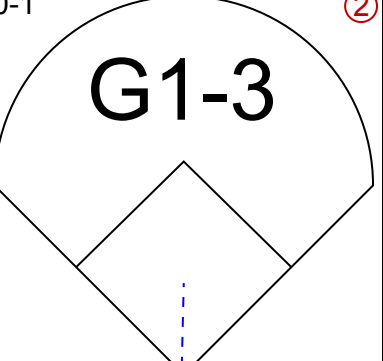
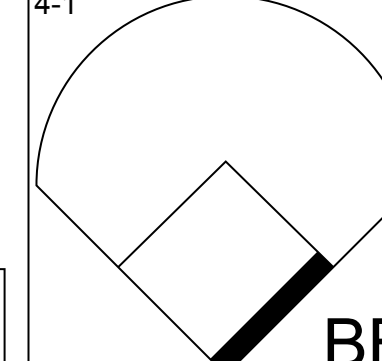
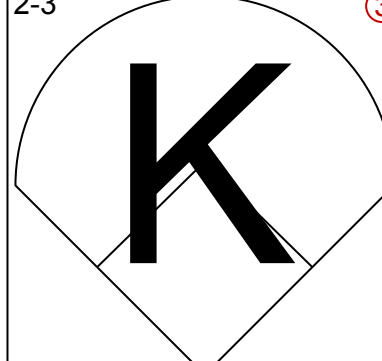
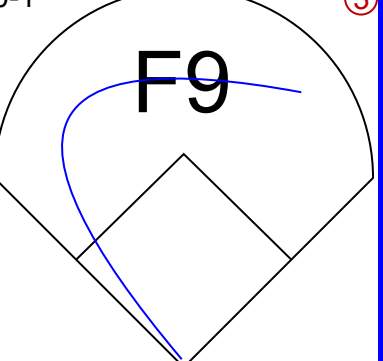
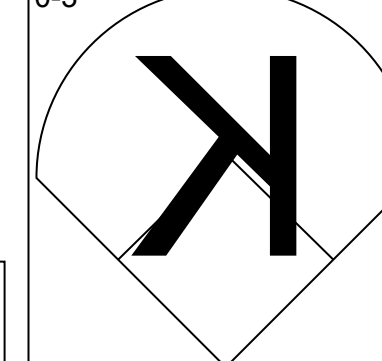


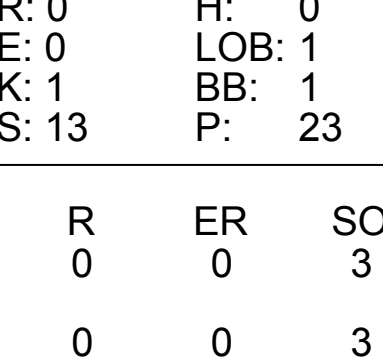
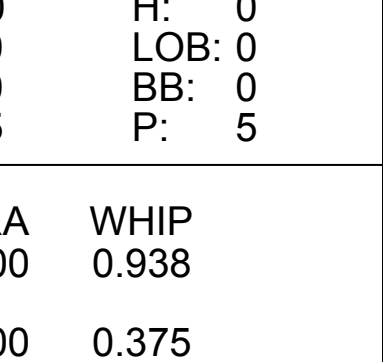
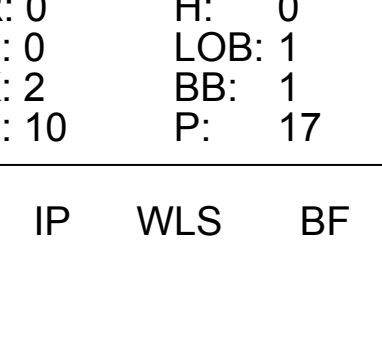
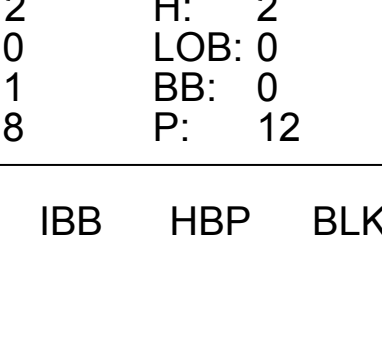






Batter	1	2	3	4	5	6	7	8	9	AB	R	H	RBI	BB	SO	LOB	TOP										
Tom Goodwin, L (1, 8) OBP: 0.372, SLG: 0.401	G4-3		FC7-2			G5-3 G1-3 BB	G4-1			3	0	0	0	1	0	4	Colorado Rockies @ Milwaukee Brewers Milwaukee County Stadium, Milwaukee, WI Fri Jul 28, 2000, 8:05 PM EDT Att: 21,239 - Cloudy - 70 F										
Neft Perez, S (1, 6) OBP: 0.310, SLG: 0.421	G3-6-3 1B		G3			G1-3		F3		4	0	1	0	0	0	2											
Larry Walker, L (1, 9) OBP: 0.414, SLG: 0.514	G3-6-3				F3	G5-3 HBP		G5-3		3	0	0	0	0	0	1											
Jeffrey Hammonds, R (1, 7)						G5-3		K		4	0	2	0	0	1	2											
17 Todd Helton, L (1, 3) OBP: 0.469, SLG: 0.680						G4-3				4	0	1	0	0	1	4											
Jeff Cirillo, R (1, 5) OBP: 0.395, SLG: 0.503								G5-4-3		4	0	0	0	0	0	3											
Todd Walker, L (1, 4) OBP: 0.294, SLG: 0.384										4	0	1	0	0	0	1											
Brent Mayne, L (1, 2) OBP: 0.385, SLG: 0.448										3	0	1	0	1	0	1											
Pedro Astacio, R (1, 1) OBP: 0.097, SLG: 0.097										2	0	1	0	0	1	0											
Butch Huskey, R (7, PH) OBP: 0.317, SLG: 0.378										1	0	1	0	0	0	0											
Bobby Chouinard, R (7, 1) OBP: 1.000, SLG: 1.000										0	0	0	0	0	0	0											
Mike Myers, L (8, 1)										0	0	0	0	0	0	0											
Inning Stats	R: 0 E: 0 K: 0 S: 6	H: 1 LOB: 0 BB: 0 P: 11	R: 0 E: 0 K: 1 S: 11	H: 1 LOB: 1 BB: 0 P: 21	R: 0 E: 0 K: 0 S: 10	H: 2 LOB: 1 BB: 0 P: 18	R: 0 E: 0 K: 0 S: 9	H: 1 LOB: 1 BB: 0 P: 10	R: 0 E: 0 K: 1 S: 8	H: 0 LOB: 0 BB: 0 P: 13	R: 0 E: 0 K: 0 S: 12	H: 0 LOB: 2 BB: 1 P: 21	R: 0 E: 0 K: 0 S: 8	H: 1 LOB: 2 BB: 1 P: 17	R: 0 E: 0 K: 1 S: 7	H: 0 LOB: 0 BB: 0 P: 12	R: 0 E: 0 K: 0 S: 9	H: 2 LOB: 1 BB: 0 P: 13	1B: 6 2B: 3 3B: 0 HR: 0	SF: 0 SAC: 0 DP: 3 HBP: 1	WP: 0 PB: 0 SB: 0 CS: 0	PA: 35					
PITCHER	IP	WLS	BF	H	R	ER	SO	BB	IBB	HBP	BLK	WP	HR	S	P	ERA	WHIP										
Jamey Wright, R (1, 1) ERA: 3.52	7.0	W	28	6	0	0	2	2	0	1	0	0	0	64	111	0.00	1.143										
Ray King, L (8, 1) ERA: 2.7	1.0		4	1	0	0	1	0	0	0	0	0	0	10	15	0.00	1.000										
David Weathers, R (9, 1) ERA: 3.3	1.0		3	1	0	0	0	0	0	0	0	0	0	6	10	0.00	1.000										

Batter	1	2	3	4	5	6	7	8	9	AB	R	H	RBI	BB	SO	LOB	BOTTOM										
Ronnie Belliard, R (1, 4) OBP: 0.360, SLG: 0.406	F7								F9	4	0	1	2	0	1	0	Colorado Rockies @ Milwaukee Brewers Milwaukee County Stadium, Milwaukee, WI Fri Jul 28, 2000, 8:05 PM EDT Att: 21,239 - Cloudy - 70 F										
Marquis Grissom, R (1, 8) OBP: 0.277, SLG: 0.354	WP S 1B	G6-3							G6-3	4	0	1	0	0	1	1											
Geoff Jenkins, L (1, 7) OBP: 0.345, SLG: 0.555	K									3	0	0	0	0	2	1											
James Mouton, R (6, PR) OBP: 0.352, SLG: 0.317	G6-4-3									0	1	0	0	0	0	0											
Charlie Hayes, R (1, 5) OBP: 0.378, SLG: 0.423	G6-4-3									4	0	2	0	0	1	2											
Jeromy Burnitz, L (1, 9) OBP: 0.338, SLG: 0.442										3	2	2	2	1	0	1											
Tyler Houston, L (1, 3) OBP: 0.306, SLG: 0.514										4	1	1	0	0	1	3											
José Hernández, R (1, 6) OBP: 0.312, SLG: 0.397										3	1	1	1	0	2	1											
Henry Blanco, R (1, 2) OBP: 0.320, SLG: 0.383										3	0	0	0	0	0	2											
Jamey Wright, R (1, 1) OBP: 0.048, SLG: 0.048										2	0	0	0	0	1	2											
Chris Jones, R (7, PH) OBP: 0.250, SLG: 0.333										1	0	0	0	0	0	0											
Ray King, L (8, 1)										0	0	0	0	0	0	0											
David Weathers, R (9, 1)										0	0	0	0	0	0	0											
Inning Stats	R: 0 E: 1 K: 1 S: 7	H: 1 LOB: 1 BB: 0 P: 9	R: 3 E: 0 K: 0 S: 12	H: 3 LOB: 1 BB: 1 P: 24	R: 1 E: 0 K: 2 S: 13	H: 1 LOB: 0 BB: 0 P: 20	R: 0 E: 0 K: 2 S: 8	H: 0 LOB: 0 BB: 0 P: 12	R: 0 E: 0 K: 3 S: 10	H: 0 LOB: 0 BB: 0 P: 13	R: 0 E: 0 K: 1 S: 7	H: 1 LOB: 1 BB: 0 P: 10	R: 0 E: 0 K: 0 S: 5	H: 0 LOB: 0 BB: 0 P: 6	R: 0 E: 0 K: 0 S: 10	H: 2 LOB: 1 BB: 0 P: 18	R: 1 E: 0 K: 0 S: 10	H: 2 LOB: 1 BB: 0 P: 18	1B: 6 2B: 1 3B: 1 HR: 1	SF: 0 SAC: 0 DP: 2 HBP: 1	WP: 1 PB: 0 SB: 1 CS: 0	PA: 33					
PITCHER	IP	WLS	BF	H	R	ER	SO	BB	IBB	HBP	BLK	WP	HR	S	P	ERA	WHIP										
Pedro Astacio, R (1, 1) ERA: 5.16	6.0	L	25	6	4	4	9	1	0	0	0	0	0	57	88	6.00	1.167										
Bobby Chouinard, R (7, 1) ERA: 5.97	1.0		3	0	0	0	0	0	0	0	0	0	0	5	6	0.00	0.000										
Mike Myers, L (8, 1) ERA: 1.98	1.0		5	2	1	1	0	0	0	1	0	0	0	10	18	9.00	2.000										



Batter	1	2	3	4	5	6	7	8	9	AB	R	H	RBI	BB	SO	LOB	TOP				
Jeff Frye, R OBP: 0.393, SLG: 0.354 (1, 4)									 1B	4	1	1	0	0	1	0	Colorado Rockies @ Milwaukee Brewers Milwaukee County Stadium, Milwaukee, WI Sat Jul 29 2000, 8:05 PM EDT Att: 21,762 - Cloudy - 70 F				
Neft Perez, S OBP: 0.309, SLG: 0.419 (1, 6)									 1B	4	1	1	1	0	1	2					
Larry Walker, L OBP: 0.414, SLG: 0.516 (9, PR)									 1B	5	1	2	1	0	1	1					
Brian Hunter, R OBP: 0.372, SLG: 0.347 (9, 9)									 1B	4	3	3	3	1	0	0					
Jeffrey Hammonds, R OBP: 0.434, SLG: 0.627 (1, 7)				 WP	 2B				 1B	4	3	3	3	1	0	0					
17 Todd Helton, L OBP: 0.470, SLG: 0.681 (1, 3)										5	1	3	1	0	0	1					
Jeff Cirillo, R OBP: 0.393, SLG: 0.501 (1, 5)									 2B	5	1	1	2	0	0	4					
Brent Mayne, L OBP: 0.385, SLG: 0.447 (1, 2)				 1B		 1B			 2B	5	0	2	1	0	0	0					
Tom Goodwin, L OBP: 0.369, SLG: 0.396 (1, 8)				 IBB						4	0	0	0	1	1	3					
Julian Tavarez, L OBP: 0.091, SLG: 0.091 (1, 1)										3	0	0	0	0	2	3					
Gabe White, L OBP: 0.167, SLG: 0.667 (6, 1)										0	0	0	0	0	0	0					
Terry Shumert, R OBP: 0.357, SLG: 0.474 (9, PH)										2	1	1	0	0	1	2					
David Lee, R (9, 1)										0	1	0	0	0	0	0					
Inning Stats	R: 2 E: 0 K: 2 S: 15	H: 3 LOB: 1 BB: 0 P: 20	R: 0 E: 0 K: 1 S: 8	H: 0 LOB: 0 BB: 0 P: 12	R: 0 E: 0 K: 0 S: 7	H: 0 LOB: 0 BB: 0 P: 13	R: 1 E: 0 K: 0 S: 10	H: 1 LOB: 2 BB: 2 P: 20	R: 1 E: 0 K: 0 S: 13	H: 3 LOB: 2 BB: 0 P: 19	R: 0 E: 1 K: 3 S: 14	H: 1 LOB: 2 BB: 0 P: 18	R: 0 E: 0 K: 0 S: 8	H: 0 LOB: 0 BB: 0 P: 13	R: 0 E: 0 K: 0 S: 7	H: 0 LOB: 0 BB: 0 P: 9	R: 6 E: 1 K: 1 S: 17	H: 6 LOB: 2 BB: 0 P: 21	1B: 10 2B: 3 HR: 1	SF: 1 SAC: 1 DP: 0 HBP: 0	WP: 1 PA: 45 PB: 0 SB: 3 CS: 0
PITCHER	IP WLS BF H R ER SO BB IBB HBP BLK WP HR S P ERA WHIP																				
Paul Rigdon, R (1, 1)	5.0 L 24 7 4 4 3 1 1 0 0 0 1 1 53 84 7.20 1.600																				
Valerio De Los Santos, L (6, 1)	2.0 8 1 0 0 3 0 0 0 0 0 0 0 22 31 0.00 0.500																				
Juan Acevedo, R (8, 1)	1.0 3 0 0 0 0 0 0 0 0 0 0 0 7 9 0.00 0.000																				
Bob Scanlan, R (9, 1)	1.0 10 6 6 5 1 0 0 0 0 0 0 0 17 21 45.00 6.000																				

Batter	1	2	3	4	5	6	7	8	9	AB	R	H	RBI	BB	SO	LOB	BOTTOM				
Ronnie Belliard, R OBP: 0.359, SLG: 0.407 (1, 4)			 2B							4	0	1	0	0	1	1	Colorado Rockies @ Milwaukee Brewers Milwaukee County Stadium, Milwaukee, WI Sat Jul 29 2000, 8:05 PM EDT Att: 21,762 - Cloudy - 70 F				
Marquis Grissom, R OBP: 0.277, SLG: 0.353 (1, 8)						 1B				4	0	1	0	0	0	1					
Geoff Jenkins, L (1, 7)				 1B						4	0	1	0	0	0	2					
Charlie Hayes, R (1, 5)				 1B						4	0	0	0	0	0	3					
Jeromy Burnitz, L (1, 9)										3	1	1	1	1	0	0					
Tyler Houston, L (1, 3)										2	0	0	0	0	1	1					
Angel Echevarria, R (7, PH)										2	1	1	1	0	1	0					
Juan Acevedo, R (8, 1)										2	1	1	1	0	1	0					
Bob Scanlan, R (9, 1)										0	0	0	0	0	0	0					
José Hernández, R (1, 6)										3	0	0	0	1	1	1					
Henry Blanco, R (1, 2)										2	0	0	0	0	0	0					
Valerio De Los Santos, L (6, 1)										0	0	0	0	0	0	0					
Chris Jones, R (7, PH)										1	0	0	0	0	1	1					
Juan Acevedo, R (8, 1)										0	0	0	0	0	0	0					
Bob Scanlan, R (9, 1)										0	0	0	0	0	0	0					
Paul Rigdon, R (1, 1)						 1B				1	0	0	0	0	1	0					
Raul Casanova, S (6, 2)						 1B				2	0	1	0	0	1	0					
Inning Stats	R: 0 E: 0 K: 1 S: 6	H: 0 LOB: 0 BB: 0 P: 9	R: 0 E: 0 K: 1 S: 13	H: 0 LOB: 1 BB: 1 P: 23	R: 0 E: 0 K: 1 S: 8	H: 1 LOB: 0 BB: 0 P: 13	R: 0 E: 0 K: 0 S: 6	H: 1 LOB: 0 BB: 0 P: 11	R: 0 E: 0 K: 0 S: 5	H: 0 LOB: 0 BB: 0 P: 5	R: 0 E: 0 K: 0 S: 8	H: 2 LOB: 2 BB: 0 P: 12	R: 0 E: 0 K: 2 S: 10	H: 0 LOB: 1 BB: 1 P: 17	R: 0 E: 0 K: 1 S: 8	H: 0 LOB: 0 BB: 0 P: 9	R: 2 E: 0 K: 1 S: 8	H: 2 LOB: 0 BB: 0 P: 12	1B: 3 2B: 1 HR: 2	SF: 0 SAC: 0 DP: 1 HBP: 0	WP: 0 PA: 34 PB: 1 SB: 0 CS: 0
PITCHER	IP WLS BF H R ER SO BB IBB HBP BLK WP HR S P ERA WHIP																				
Julian Tavarez, R (1, 1)	4.85																				
Gabe White, L (6, 1)	2.2 H 9 0 0 0 3 1 0 0 0 0 0 0 21 32 0.00 0.375																				
David Lee, R (9, 1)	1.0 5 2 2 2 1 0 0 0 0 0 0 2 8 12 18.00 2.000																				

Batter	1	2	3	4	5	6	7	8	9	AB	R	H	RBI	BB	SO	LOB	TOP		
Brian Hunter, R OBP: 0.382, SLG: 0.337 (1, 8)										5	0	0	0	0	0	4			
Neft Perez, S OBP: 0.306, SLG: 0.415 (1, 6)										4	0	0	0	0	0	0			
Larry Walker, L OBP: 0.412, SLG: 0.510 (1, 9)										3	0	0	0	1	0	0			
Jeffrey Hammonds, R OBP: 0.435, SLG: 0.625 (1, 7)										4	1	2	0	0	0	0			
17 Todd Helton, L OBP: 0.470, SLG: 0.688 (1, 3)										4	1	2	1	0	0	2			
Todd Walker, L OBP: 0.301, SLG: 0.388 (1, 4)										4	0	2	1	0	1	0			
Terry Shumpert, R OBP: 0.355, SLG: 0.475 (1, 5)										4	0	1	0	0	0	3			
Ben Petrick, R OBP: 0.361, SLG: 0.419 (1, 2)										2	0	0	0	1	0	1			
Brent Mayne, L OBP: 0.384, SLG: 0.445 (9, PH)										1	0	0	0	0	0	2			
Masato Yoshii, R OBP: 0.231, SLG: 0.316 (1, 1)										2	0	0	0	0	0	1			
Tom Goodwin, L OBP: 0.358, SLG: 0.394 (7, PH)										1	0	0	0	0	1	2			
Giovanni Carrara, R OBP: 0.384, SLG: 0.501 (7, 1)										0	0	0	0	0	0	0			
Jeff Cirillo, R OBP: 0.394, SLG: 0.501 (9, PH)										0	0	0	0	1	0	0			
Inning Stats	R: 0 E: 0 K: 0 S: 11	H: 1 LOB: 2 BB: 1 P: 18	R: 0 E: 0 K: 0 S: 6	H: 0 LOB: 0 BB: 0 P: 12	R: 0 E: 0 K: 0 S: 6	H: 0 LOB: 0 BB: 0 P: 6	R: 1 E: 0 K: 1 S: 8	H: 1 LOB: 0 BB: 0 P: 12	R: 0 E: 0 K: 0 S: 9	H: 1 LOB: 1 BB: 0 P: 11	R: 0 E: 0 K: 1 S: 9	H: 1 LOB: 2 BB: 1 P: 16	R: 0 E: 0 K: 0 S: 6	H: 0 LOB: 0 BB: 0 P: 7	R: 1 E: 0 K: 0 S: 13	H: 3 LOB: 3 BB: 1 P: 23	1B: 5 2B: 1 3B: 0 HR: 1	SF: 0 SAC: 0 DP: 0 HBP: 0	WP: 0 PA: 37 PB: 0 SB: 0 CS: 0
PITCHER	IP WLS BF H R ER SO BB IBB HBP BLK WP HR S P ERA WHIP																		
Jeff D'Amico, R ERA: 1.81 (1, 1)	8.0 W 33 7 2 2 2 2 2 0 0 0 0 0 1 69 101 2.25 1.125																		
Curt Leskancic, R ERA: 2.98 (9, 1)	1.0 S 4 0 0 0 0 0 0 1 0 0 0 0 0 5 13 0.00 0.000																		

Colorado Rockies @ Milwaukee Brewers
Milwaukee County Stadium, Milwaukee, WI
 Sun Jul 30 2000, 2:05 PM EDT
 Att: 21,071 - Cloudy - 76 F

AB 34
R 2
H 7
RBI 2
BB 3
SO 2
LOB 15

Batter	1	2	3	4	5	6	7	8	9	AB	R	H	RBI	BB	SO	LOB	BOTTOM		
Ronnie Belliard, R OBP: 0.358, SLG: 0.405 (1, 4)										4	0	1	0	0	1	0			
Marquis Grissom, R OBP: 0.276, SLG: 0.352 (1, 8)										4	0	1	0	0	0	0			
Geoff Jenkins, L OBP: 0.346, SLG: 0.559 (1, 7)										3	1	1	1	1	2	2			
Richie Sexson, R OBP: 0.311, SLG: 0.454 (1, 3)										4	0	0	0	0	2	1			
Jeromy Burnitz, L OBP: 0.341, SLG: 0.457 (1, 9)										2	1	1	1	1	1	0			
José Hernández, R OBP: 0.309, SLG: 0.390 (1, 5)										3	0	0	0	0	1	1			
Raul Casanova, S OBP: 0.328, SLG: 0.395 (1, 2)										3	0	0	0	0	0	1			
Luis Lopez, S OBP: 0.318, SLG: 0.393 (1, 6)										3	0	0	0	0	0	0			
Jeff D'Amico, R OBP: 0.115, SLG: 0.167 (1, 1)										3	1	1	1	0	0	0			
Curt Leskancic, R ERA: 15.63 (9, 1)										0	0	0	0	0	0	0			
Inning Stats	R: 0 E: 0 K: 1 S: 8	H: 0 LOB: 0 BB: 0 P: 12	R: 0 E: 0 K: 1 S: 8	H: 0 LOB: 1 BB: 1 P: 14	R: 0 E: 0 K: 2 S: 10	H: 0 LOB: 0 BB: 0 P: 13	R: 0 E: 0 K: 2 S: 10	H: 0 LOB: 0 BB: 0 P: 13	R: 1 E: 0 K: 0 S: 10	H: 1 LOB: 0 BB: 0 P: 16	R: 2 E: 0 K: 0 S: 8	H: 2 LOB: 0 BB: 0 P: 11	R: 0 E: 0 K: 2 S: 10	H: 0 LOB: 1 BB: 1 P: 16	R: 0 E: 0 K: 2 S: 10	H: 0 LOB: 1 BB: 1 P: 16	1B: 2 2B: 0 3B: 0 HR: 3	SF: 0 SAC: 0 DP: 0 HBP: 0	WP: 0 PA: 31 PB: 0 SB: 1 CS: 0
PITCHER	IP WLS BF H R ER SO BB IBB HBP BLK WP HR S P ERA WHIP																		
Masato Yoshii, R ERA: 5.58 (1, 1)	6.0 L 24 5 3 3 3 5 1 0 0 0 0 0 0 57 84 4.50 1.000																		
Giovanni Carrara, R ERA: 15.63 (7, 1)	2.0 7 0 0 0 0 2 1 0 0 0 0 0 0 0 16 23 0.00 0.500																		

Colorado Rockies @ Milwaukee Brewers
Milwaukee County Stadium, Milwaukee, WI
 Sun Jul 30 2000, 2:05 PM EDT
 Att: 21,071 - Cloudy - 76 F

AB 29
R 3
H 5
RBI 3
BB 2
SO 7
LOB 5

Batter	1	2	3	4	5	6	7	8	9	10	11	AB	R	H	RBI	BB	SO	LOB	TOP			
Calvin Murray, R OBP: 0.362, SLG: 0.351	(1,8) F8	(1,2) FC6		(4,1) BB		(4,1) FC6			(3,2) F9			3	0	0	0	2	0	2				
Bill Mueller, S OBP: 0.323, SLG: 0.377	(1,5) 1B	(2,2) G4-3		(1,0) G3		(0,2) FC6			(2,0) F8			5	1	1	1	0	0	5				
Barry Bonds, L OBP: 0.423, SLG: 0.688	(1,7) 1B	(4,0) IBB			(4,2) L6-4				(2,1) F8		(3,1) G3-1	3	1	1	0	2	0	0				
Jeff Kent, R OBP: 0.406, SLG: 0.605	(1,4) P4				(0,0) F7				(1,3) K		(2,3) K	5	0	0	0	0	3	6				
J.T. Snow, L OBP: 0.380, SLG: 0.473	(1,3) 1B		(2,2) G3-1		(4,0) BB				(1,3) K		(3,3) K	3	0	0	0	2	2	0				
Ellis Burks, R OBP: 0.423, SLG: 0.602	(1,9) 1B		(2,3) K		(0,0) L6-4				(2,1) P6		(2,2) HR	5	1	2	3	0	1	2				
Robb Nen, R (11,1)												0	0	0	0	0	0	0				
Rich Aurilia, R OBP: 0.337, SLG: 0.435			(0,0) G6-3		(1,0) G6-3			(2,2) F8	(3,1) G5-3		(0,0) F8	5	1	1	0	0	0	0				
Doug Mirabeli, R OBP: 0.344, SLG: 0.410		(3,2) F9			(0,1) G4-3			(4,1) FC6	(2,3) K		(0,1) G1-3	4	0	0	0	1	1	1				
Mark Gardner, R Alan Embree, L Felix Rodriguez, R Armando Rios, L	(1,1) E2	(1,2) G4-3		(2,3) K		(0,3) K			(1,2) P1		(1,1) G4-3	3	0	0	0	0	2	2				
Inning Stats	R: 2 E: 0 K: 0 S: 10	H: 3 LOB: 2 BB: 1 P: 22	R: 1 E: 2 K: 1 S: 16	H: 1 LOB: 3 BB: 1 P: 27	R: 0 E: 0 K: 1 S: 9	H: 0 LOB: 0 BB: 0 P: 14	R: 0 E: 0 K: 1 S: 8	H: 0 LOB: 1 BB: 1 P: 15	R: 0 E: 0 K: 2 S: 8	H: 0 LOB: 2 BB: 2 P: 12	R: 0 E: 0 K: 1 S: 8	H: 0 LOB: 0 BB: 0 P: 15	R: 0 E: 0 K: 2 S: 10	H: 0 LOB: 0 BB: 0 P: 16	R: 0 E: 0 K: 2 S: 8	H: 0 LOB: 0 BB: 0 P: 16	R: 1 E: 0 K: 0 S: 8	H: 1 LOB: 0 BB: 0 P: 11	1B: 4 2B: 1 3B: 0 HR: 1	SF: 0 SAC: 0 DP: 1 HBP: 0	WP: 0 PB: 0 SB: 0 CS: 0	PA: 45
PITCHER	IP WLS BF H R ER SO BB IBB HBP BLK WP HR S P ERA WHIP																					
Jimmy Haynes, R ERA: 4.87	(1,1) 6.0	3	29	4	3	4	0	0	0	0	0	0	0	8	12	0.00	0.000					
Valerio De Los Santos, L ERA: 3.90	(7,1) 1.0	3	0	0	0	2	0	0	0	0	0	0	0	8	12	0.00	0.000					
Juan Acevedo, R ERA: 3.93	(8,1) 2.0	6	0	0	0	1	0	0	0	0	0	0	0	18	31	0.00	0.000					
Ray King, L ERA: 2.35	(10,1) 1.0	3	0	0	0	2	0	0	0	0	0	0	0	8	16	0.00	0.000					
David Weathers, R ERA: 3.28	(11,1) 1.0	L	4	1	1	1	0	0	0	0	0	0	1	8	11	9.00	1.000					

San Francisco Giants @ Milwaukee Brewers
 Milwaukee County Stadium, Milwaukee, WI
 Mon Jul 31 2000, 8:05 PM EDT
 Att: 20,530 - Cloudy - 69 F

AB	38
R	4
H	5
RBI	4
BB	7
SO	9
LOB	18



Batter	1	2	3	4	5	6	7	8	9	10	11	AB	R	H	RBI	BB	SO	LOB	BOTTOM					
Ronnie Belliard, R OBP: 0.358, SLG: 0.409	(1,4) G4-3		(2,1) G6-3		(2,0) HR		(4,2) BB			(2,2) F8		4	1	1	0	1	0	0						
Marquis Grissom, R OBP: 0.273, SLG: 0.348	(1,8) K		(0,0) P3		(1,1) F3		(0,0) F7			(0,0) G6-3		5	0	0	0	0	1	2						
Geoff Jenkins, L OBP: 0.347, SLG: 0.565	(1,7) BB		(0,1) G4-3		(3,2) HR			(0,0) F9		(1,2) G4-3		4	2	1	2	0	0	0						
Richie Sexson, R OBP: 0.312, SLG: 0.452	(1,3) E		(4,1) BB		(1,2) BB		(0,1) F8		(0,0) F9		(1,0) P4	4	0	1	0	1	0	0						
Jeromy Burnitz, L OBP: 0.340, SLG: 0.454	(1,9) E3		(0,1) P6		(0,0) P6		(2,3) K		(0,1) G4-3		(1,3) K2-3	5	0	1	1	0	2	1						
Charlie Hayes, R OBP: 0.368, SLG: 0.410	(1,5) L8		(1,0) L7		(1,0) L7		(1,0) P6		(0,0) F8		(1,2) G4-3	5	0	0	0	0	0	3						
José Hernández, R OBP: 0.308, SLG: 0.387		(3,3) K		(4,1) BB		(0,3) K			(3,3) K			3	0	0	0	1	3	0						
Henry Blanco, R OBP: 0.316, SLG: 0.374	(1,2) G6-3		(1,1) G6-3		(1,3) K		(3,3) K		(4,0) BB			3	0	0	0	1	2	2						
Jimmy Haynes, R Valerio De Los Santos, L Tyler Houston, L Juan Acevedo, R Raul Casanova, S Ray King, L David Weathers, R	(1,1) K	(8,1) G5-3	(9,1) K	(10,1) K	(11,1) K		(2,0) F7		(2,2) P5			2	0	0	0	0	1	0						
Inning Stats	R: 1 E: 0 K: 1 S: 11	H: 1 LOB: 2 BB: 1 P: 22	R: 0 E: 0 K: 2 S: 8	H: 0 LOB: 0 BB: 0 P: 12	R: 0 E: 0 K: 0 S: 5	H: 0 LOB: 0 BB: 0 P: 7	R: 0 E: 0 K: 1 S: 9	H: 1 LOB: 1 BB: 1 P: 16	R: 2 E: 0 K: 0 S: 11	H: 2 LOB: 0 BB: 0 P: 17	R: 0 E: 0 K: 2 S: 7	H: 0 LOB: 1 BB: 1 P: 10	R: 0 E: 0 K: 0 S: 4	H: 0 LOB: 0 BB: 0 P: 4	R: 0 E: 0 K: 1 S: 10	H: 0 LOB: 1 BB: 1 P: 19	R: 0 E: 0 K: 0 S: 7	H: 0 LOB: 0 BB: 0 P: 10	R: 0 E: 0 K: 1 S: 9	H: 0 LOB: 0 BB: 0 P: 12	1B: 2 2B: 0 3B: 1 HR: 1	SF: 0 SAC: 0 DP: 0 HBP: 1	WP: 0 PB: 0 SB: 0 CS: 0	PA: 42
PITCHER	IP WLS BF H R ER SO BB IBB HBP BLK WP HR S P ERA WHIP																							
Mark Gardner, R ERA: 4.41	(1,1) 7.0	3	4	0	3	7	0	0	0	0	0	0	0	60	102	3.86	1.000							
Alan Embree, L ERA: 5.48	(8,1) 1.0	3	0	0	0	0	0	0	0	0	0	0	0	4	4	0.00	0.000							
Felix Rodriguez, R ERA: 2.85	(9,1) 2.0	W	7	0	0	0	1	1	0	0	0	0	0	17	29	0.00	0.500							
Robb Nen, R ERA: 1.87	(11,1) 1.0	S	3	0	0	0	1	0	0	0	0	0	0	9	12	0.00	0.000							

San Francisco Giants @ Milwaukee Brewers
 Milwaukee County Stadium, Milwaukee, WI
 Mon Jul 31 2000, 8:05 PM EDT
 Att: 20,530 - Cloudy - 69 F

AB	37
R	3
H	4
RBI	3
BB	4
SO	9
LOB	9



Batter	1	2	3	4	5	6	7	8	9	AB	R	H	RBI	BB	SO	LOB	TOP			
Ronnie Belliard, R (1, 4) OBP: 0.357, SLG: 0.403	F7		G6-3		G5-3			F3		4	0	0	0	0	0	2	Milwaukee Brewers @ Los Angeles Dodgers Dodger Stadium, Los Angeles, CA Fri Aug 04 2000, 7:10 PM PDT Att: 36,074 - Sunny - 77 F livebaseballscorecards.com			
Marquis Grissom, R (1, 8) OBP: 0.283, SLG: 0.355	K						CS 1B	CS 1B		4	0	3	1	0	1	0				
Geoff Jenkins, L (1, 7) OBP: 0.345, SLG: 0.566	K		G3				CS 1B	CS		4	0	0	0	0	2	2				
Richie Sexson, R (1, 3) OBP: 0.312, SLG: 0.464		G6-3								4	0	0	0	0	3	0				
Jeremy Burnitz, L (1, 9) OBP: 0.338, SLG: 0.446		1B BB								3	0	0	0	1	3	0				
Charlie Hayes, R (1, 5) OBP: 0.350, SLG: 0.396	F9									3	0	0	0	0	1	1				
José Hernández, R (1, 6) OBP: 0.308, SLG: 0.385		1B								3	0	2	0	0	1	0				
Raul Casanova, S (1, 2) OBP: 0.342, SLG: 0.430										3	0	1	0	0	2	3				
James Mouton, R (8, PR) OBP: 0.357, SLG: 0.324										0	1	0	0	0	0	0				
Juan Acevedo, R (8, 1)								G4-3 1B 2B		0	0	0	0	0	0	0				
Paul Rigdon, R (1, 1)										2	0	0	0	0	1	1				
Tyler Houston, L (8, PH) OBP: 0.297, SLG: 0.497			G6-3					G4-3		1	0	0	0	0	0	1				
Inning Stats	R: 0 H: 0 E: 0 K: 2 S: 14	H: 0 LOB: 0 BB: 0 P: 20	R: 0 H: 1 E: 0 K: 1 S: 9	LOB: 2 BB: 1 P: 18	R: 0 H: 1 E: 0 K: 0 S: 5	LOB: 1 BB: 0 P: 6	R: 0 H: 0 E: 0 K: 2 S: 8	H: 0 LOB: 0 BB: 0 P: 12	R: 0 H: 1 E: 0 K: 2 S: 15	LOB: 1 BB: 0 P: 22	R: 0 H: 0 E: 0 K: 3 S: 10	H: 0 LOB: 0 BB: 0 P: 15	R: 1 H: 2 E: 0 K: 0 S: 8	H: 2 LOB: 1 BB: 0 P: 13	R: 0 H: 0 E: 0 K: 2 S: 8	H: 0 LOB: 0 BB: 0 P: 13	1B: 5 2B: 1 3B: 0 HR: 0	SF: 0 SAC: 0 DP: 0 HBP: 0	WP: 0 PB: 0 SB: 1 CS: 2	PA: 33
PITCHER	IP	WLS	BF	H	R	ER	SO	BB	IBB	HBP	BLK	WP	HR	S	P	ERA	WHIP			
Kevin Brown, R (1, 1) ERA: 2.34	7.2		29	6	1	1	12	1	0	0	0	0	0	76	116	1.17	0.913			
Mike Fetters, R (8, 1) ERA: 2.27	1.1	W	3	0	0	0	2	0	0	0	0	0	0	8	14	0.00	0.000			

Batter	1	2	3	4	5	6	7	8	9	AB	R	H	RBI	BB	SO	LOB	BOTTOM					
Tom Goodwin, L (1, 8) OBP: 0.367, SLG: 0.384	K				F8			G3-1		4	0	0	0	0	2	4	Milwaukee Brewers @ Los Angeles Dodgers Dodger Stadium, Los Angeles, CA Fri Aug 04 2000, 7:10 PM PDT Att: 36,074 - Sunny - 77 F livebaseballscorecards.com					
Mark Czudzielanek, R (1, 4) OBP: 0.349, SLG: 0.411	L3		G6-3					G5-3 1B		4	1	1	0	0	1	0						
Gary Sheffield, R (1, 7) OBP: 0.457, SLG: 0.682	BB		G6-3				G4-6-3 1B	G5-3		3	0	1	0	1	0	1						
Shawn Green, L (1, 9) OBP: 0.388, SLG: 0.496	BB		F7				G4-6-3	1B		2	0	0	0	2	0	1						
Eric Karros, R (1, 3) OBP: 0.349, SLG: 0.514	K				F8			1B		4	0	1	1	0	1	2						
Todd Hundley, S (1, 2) OBP: 0.411, SLG: 0.667		K			L6			1B		3	0	0	0	1	1	0						
Adrian Beltré, R (1, 5) OBP: 0.333, SLG: 0.447		HR			1B			L6		4	1	2	1	0	0	3						
Alex Cora, L (1, 6) OBP: 0.333, SLG: 0.429		SH3-4 1B			1B			G3-1		3	0	1	0	1	0	3						
Kevin Brown, R (1, 1) OBP: 0.120, SLG: 0.102		SH3-4			1B					2	0	1	0	0	0	0						
Mike Fetters, R (8, 1)					1B			G5-3		0	0	0	0	0	0	0						
Inning Stats	R: 0 H: 0 E: 0 K: 2 S: 16	H: 2 LOB: 1 BB: 2 P: 31	R: 1 H: 2 E: 0 K: 2 S: 18	LOB: 1 BB: 0 P: 25	R: 0 H: 0 E: 0 K: 0 S: 8	LOB: 0 BB: 0 P: 11	R: 0 H: 2 E: 0 K: 0 S: 11	LOB: 3 BB: 1 P: 21	R: 0 H: 1 E: 0 K: 1 S: 7	LOB: 0 BB: 0 P: 10	R: 0 H: 0 E: 0 K: 0 S: 5	H: 0 LOB: 0 BB: 0 P: 6	R: 0 H: 0 E: 0 K: 0 S: 10	H: 0 LOB: 0 BB: 0 P: 16	R: 1 H: 2 E: 0 K: 0 S: 14	H: 2 LOB: 3 BB: 2 P: 26	R: 0 H: 0 E: 0 K: 0 S: 8	H: 0 LOB: 0 BB: 0 P: 13	1B: 5 2B: 1 3B: 0 HR: 1	SF: 0 SAC: 1 DP: 1 HBP: 0	WP: 0 PB: 0 SB: 0 CS: 0	PA: 35
PITCHER	IP	WLS	BF	H	R	ER	SO	BB	IBB	HBP	BLK	WP	HR	S	P	ERA	WHIP					
Paul Rigdon, R (1, 1) ERA: 6.07	7.0		28	5	1	1	5	2	1	0	0	0	0	75	120	9.00	2.000					
Juan Acevedo, R (8, 1) ERA: 3.95	1.0	L	7	2	1	1	0	0	2	0	0	0	0	14	26	9.00	2.000					

Batter	1	2	3	4	5	6	7	8	9	10	AB	R	H	RBI	BB	SO	LOB	TOP				
Marquis Grissom, R OBP: 0.282, SLG: 0.353 (1, 8)	F8		K				G4-3		G6-3		5	0	1	0	0	1	0	Milwaukee Brewers @ Los Angeles Dodgers Dodger Stadium, Los Angeles, CA Sat Aug 05 2000, 7:10 PM PDT Alt. 42,580 - Sunny - 78 F				
Luis Lopez, S OBP: 0.307, SLG: 0.381 (1, 4)	G3			BB			F7		FC4		4	0	1	0	1	0	2					
Geoff Jenkins, L OBP: 0.352, SLG: 0.587 (1, 7)	HR						HR		FC4		4	2	3	2	1	1	1					
Richie Sexson, R OBP: 0.313, SLG: 0.464 (1, 3)	K						F8		FC4		4	0	1	0	1	1	3					
Jeremy Burnitz, L OBP: 0.334, SLG: 0.440 (1, 9)		G3								F8	5	0	0	0	0	1	3					
Tyler Houston, L OBP: 0.289, SLG: 0.484 (1, 5)										F8	5	0	0	0	0	2	3					
Ronnie Belliard, R OBP: 0.357, SLG: 0.403 (10, 5)											0	0	0	0	0	0	0					
José Hernández, R OBP: 0.314, SLG: 0.389 (1, 6)											4	1	3	0	1	0	0					
Henny Blanco, R OBP: 0.317, SLG: 0.384 (1, 2)											4	1	1	2	1	2	2					
Jeff D'Amico, R OBP: 0.103, SLG: 0.148 (9, PH)											3	0	0	0	0	2	4					
Raul Casanova, S OBP: 0.340, SLG: 0.426 (9, 1)											1	0	0	0	0	0	0					
Juan Acevedo, R OBP: 0.290, SLG: 0.370 (10, PH)											0	0	0	0	0	0	0					
Angel Echevarria, R OBP: 0.250, SLG: 0.370 (10, 1)											1	0	0	0	0	0	0					
Curt Leskanic, R (10, 1)											0	0	0	0	0	0	0					
Inning Stats	R: 1 E: 0 K: 1 S: 10	H: 1 LOB: 0 BB: 0 P: 10	R: 0 E: 0 K: 1 S: 9	H: 0 LOB: 0 BB: 0 P: 15	R: 0 E: 0 K: 2 S: 8	H: 0 LOB: 0 BB: 0 P: 12	R: 0 E: 0 K: 2 S: 10	H: 2 LOB: 2 BB: 0 P: 15	R: 1 E: 0 K: 0 S: 14	H: 3 LOB: 3 BB: 1 P: 25	R: 0 E: 0 K: 0 S: 8	H: 1 LOB: 1 BB: 0 P: 14	R: 0 E: 0 K: 2 S: 10	H: 0 LOB: 1 BB: 1 P: 17	R: 0 E: 0 K: 0 S: 9	H: 1 LOB: 2 BB: 1 P: 17	R: 2 E: 0 K: 0 S: 10	H: 2 LOB: 0 BB: 0 P: 20	1B: 5 2B: 2 3B: 0 HR: 3	SF: 0 SAC: 0 DP: 0 HBP: 0	WP: 1 PB: 0 SB: 0 CS: 0	PA: 45
PITCHER	IP	WLS	BF	H	R	ER	SO	BB	IBB	HBP	BLK	WP	HR	S	P	ERA	WHIP					
Chan Ho Park, R ERA: 4.04	(1, 1)	6.0	27	6	2	2	8	2	1	0	0	0	0	61	97	3.00	1.333					
Terry Adams, R ERA: 2.74	(7, 1)	2.0	8	1	0	0	2	1	0	0	0	0	0	18	31	0.00	1.000					
Jeff Shaw, R ERA: 5.89	(9, 1)	1.0	5	1	0	0	0	0	1	0	0	0	0	9	17	0.00	1.000					
Mike Fetters, R ERA: 2.76	(10, 1)	1.0	L	5	2	2	0	0	0	0	0	0	1	10	20	18.00	2.000					

Batter	1	2	3	4	5	6	7	8	9	10	AB	R	H	RBI	BB	SO	LOB	BOTTOM						
Tom Goodwin, L OBP: 0.367, SLG: 0.384 (1, 8)	CS		K							K	5	0	2	0	0	3	1	Milwaukee Brewers @ Los Angeles Dodgers Dodger Stadium, Los Angeles, CA Sat Aug 05 2000, 7:10 PM PDT Alt. 42,580 - Sunny - 78 F						
Mark Grudzielanek, R OBP: 0.346, SLG: 0.408 (1, 4)	F8										4	0	0	0	0	0	2							
Gary Sheffield, R OBP: 0.457, SLG: 0.687 (1, 7)	K										3	1	1	1	1	2	2							
Shawn Green, L OBP: 0.389, SLG: 0.506 (1, 9)											4	1	2	1	0	0	0							
Eric Karros, R OBP: 0.348, SLG: 0.510 (1, 3)											3	0	0	0	1	1	0							
Adrián Beltré, R OBP: 0.335, SLG: 0.446 (1, 5)											3	0	1	0	1	1	2							
Chad Kreuter, S OBP: 0.417, SLG: 0.409 (1, 2)											4	0	0	0	0	1	2							
Alex Cora, L OBP: 0.332, SLG: 0.426 (1, 6)											4	0	1	0	0	1	0							
Chan Ho Park, R OBP: 0.298, SLG: 0.271 (9, PH)											1	0	0	0	0	0	0							
22 Devon White, S OBP: 0.314, SLG: 0.378 (7, 1)											0	0	0	0	0	0	0							
Terry Adams, R ERA: 2.74	(7, 1)	1.0	W	5	1	0	0	0	1	1	0	0	0	9	19	0.00	2.000							
Dave Hansen, L OBP: 0.250, SLG: 0.340 (9, 1)	(9, 1)	1.0	S	4	1	0	0	3	0	0	0	0	0	11	16	0.00	1.000							
Jeff Shaw, R ERA: 5.89	(9, 1)	1.0	S	4	1	0	0	3	0	0	0	0	0	11	16	0.00	1.000							
Mike Fetters, R ERA: 2.81	(10, 1)	1.0	S	4	1	0	0	3	0	0	0	0	0	11	16	0.00	1.000							
Inning Stats	R: 0 E: 0 K: 1 S: 11	H: 1 LOB: 1 BB: 0 P: 17	R: 0 E: 0 K: 0 S: 11	H: 1 LOB: 1 BB: 0 P: 15	R: 0 E: 0 K: 2 S: 11	H: 0 LOB: 0 BB: 0 P: 14	R: 1 E: 0 K: 1 S: 8	H: 1 LOB: 0 BB: 0 P: 10	R: 0 E: 0 K: 1 S: 8	H: 0 LOB: 0 BB: 0 P: 13	R: 0 E: 0 K: 1 S: 8	H: 1 LOB: 1 BB: 0 P: 12	R: 1 E: 0 K: 0 S: 7	H: 1 LOB: 0 BB: 1 P: 15	R: 0 E: 0 K: 2 S: 7	H: 0 LOB: 0 BB: 0 P: 8	R: 0 E: 0 K: 0 S: 9	H: 1 LOB: 2 BB: 1 P: 19	R: 0 E: 0 K: 3 S: 11	H: 1 LOB: 1 BB: 0 P: 16	1B: 4 2B: 1 3B: 0 HR: 2	SF: 0 SAC: 0 DP: 0 HBP: 0	WP: 0 PB: 0 SB: 0 CS: 3	PA: 37
PITCHER	IP	WLS	BF	H	R	ER	SO	BB	IBB	HBP	BLK	WP	HR	S	P	ERA	WHIP							
Jeff D'Amico, R ERA: 1.85	(1, 1)	8.0	28	5	2	2	8	1	0	0	0	0	0	71	104	2.25	0.750							
Juan Acevedo, R ERA: 3.89	(9, 1)	1.0	W	5	1	0	0	0	1	1	0	0	0	9	19	0.00	2.000							
Curt Leskanic, R ERA: 2.81	(10, 1)	1.0	S	4	1	0	0	3	0	0	0	0	0	11	16	0.00	1.000							

Batter	1	2	3	4	5	6	7	8	9	AB	R	H	RBI	BB	SO	LOB	TOP					
Ronnie Belliard, R (1.4) OBP: 0.356, SLG: 0.400	1-1 G6-3	0-0 HR		0-2 L6		3-2 G4-3		3-3 K		5	1	1	1	0	1	2						
Marquis Grissom, R (1.8) OBP: 0.279, SLG: 0.349	0-1 G6-3	1-1 P4		2-0 P4		3-1 G5-3		3-2 L1		5	0	0	0	0	0	3						
Geoff Jenkins, L (1.7) OBP: 0.355, SLG: 0.600	3-0 2B	0-1 HR		1-2 F7			0-0 G4-3		1-3 K	5	2	3	2	0	1	0						
Richie Sexson, R (1.3) OBP: 0.317, SLG: 0.469	2-2 2B	0-0 1B			3-2 G1-3		0-1 G5-3		1-1 BB	5	2	3	0	0	0	1						
Jeremy Burnitz, L (1.9) OBP: 0.335, SLG: 0.441	2-1 1B	1-3 K			3-2 F8		0-0 G4-3		4-1 1B	4	1	1	2	1	1	2						
Charlie Hayes, R (1.5) OBP: 0.350, SLG: 0.394	2-3 K	3-1 1B			4-1 1B		1-1 G6-3		2-3 K	4	0	1	0	1	2	4						
José Hernández, R (1.6) OBP: 0.320, SLG: 0.396		4-1 2B		3-3 K		1-0 1B		2-0 SH1-3	4	1	3	1	1	1	0		AB 40					
Henry Blanco, R (1.2) OBP: 0.323, SLG: 0.395	0-1 2B	1-3 2B		1-1 L6		1-2 F6		4-1 SH1-3	4	1	2	1	1	0	2		R 9					
Jimmy Haynes, R (1.1) OBP: 0.156, SLG: 0.244	0-1 1B	0-1 2B		0-3 K			0-0 G3-1		0-0 SH1-3	3	1	1	2	0	1	0	H 15					
Ray King, L (7.1) OBP: 0.307, SLG: 0.381									1-2 2-3	0	0	0	0	0	0	0	RBI 9					
Luis Lopez, S (8. PH) OBP: 0.307, SLG: 0.381										0	0	0	0	0	0	0	BB 4					
Valerio De Los Santos, L (8.1) OBP: 0.307, SLG: 0.381										1	0	0	0	0	1	2	SO 8					
Curt Leskanic, R (9.1) OBP: 0.307, SLG: 0.381										0	0	0	0	0	0	0	LOB 16					
Inning Stats	R: 2 E: 0 K: 1 S: 14	H: 3 LOB: 1 BB: 0 P: 24	R: 5 E: 0 K: 1 S: 16	H: 6 LOB: 2 BB: 1 P: 25	R: 0 E: 0 K: 2 S: 10	H: 0 LOB: 0 BB: 0 P: 14	R: 0 E: 0 K: 0 S: 7	H: 0 LOB: 0 BB: 0 P: 10	R: 0 E: 0 K: 0 S: 12	H: 1 LOB: 2 BB: 1 P: 24	R: 0 E: 0 K: 0 S: 7	H: 0 LOB: 0 BB: 0 P: 13	R: 0 E: 0 K: 0 S: 6	H: 1 LOB: 1 BB: 0 P: 7	R: 0 E: 0 K: 1 S: 9	H: 1 LOB: 2 BB: 1 P: 21	R: 2 E: 0 K: 3 S: 17	H: 3 LOB: 2 BB: 1 P: 29	1B: 7 2B: 7 3B: 0 HR: 1	SF: 0 SAC: 1 DP: 0 HBP: 0	WP: 0 PB: 0 SB: 0 CS: 0	PA: 45
PITCHER	IP	WLS	BF	H	R	ER	SO	BB	IBB	HBP	BLK	WP	HR	S	P	ERA	WHIP					
Ismael Valdez, R (1.1) ERA: 6.1	1.1	L	13	8	7	7	1	1	0	0	0	0	1	25	40	47.25	6.750					
Carlos Perez, L (2.1) ERA: 5.41	5.2		20	3	0	0	3	1	0	0	0	0	0	47	77	0.00	0.706					
Gregg Olson, R (8.1) ERA: 7.5	2.0		12	4	2	2	4	2	0	0	0	0	0	26	50	9.00	3.000					

Milwaukee Brewers @ Los Angeles Dodgers
 Dodger Stadium, Los Angeles, CA
 Sun Aug 06 2000, 5:10 PM PDT
 Att: 40,275 - Sunny - 79 F



Batter	1	2	3	4	5	6	7	8	9	AB	R	H	RBI	BB	SO	LOB	BOTTOM					
Tom Goodwin, L (1.7) OBP: 0.368, SLG: 0.388	3-2 G4-3		3-2 G4-3		2-2 G4-6-3		3-2 G4-3		3-2 1B	5	1	2	1	0	0	2						
Mark Czudzielanek, R (1.4) OBP: 0.347, SLG: 0.407	1-0 G4-3		2-2 F9		2-1 G4-6-3		3-1 1B		0-2 FC6-4	5	0	2	3	0	0	2						
Shawn Green, L (1.9) OBP: 0.385, SLG: 0.500	2-2 G4-3			0-0 F8		0-1 G4-3		2-3 G4-3	5	0	0	0	0	0	0	3						
Todd Hundley, S (1.2) OBP: 0.405, SLG: 0.648		4-1 2B		0-1 F2		2-3 K		3-3 K	4	0	0	0	1	2	1							
Eric Karros, R (1.3) OBP: 0.345, SLG: 0.505		1-3 K		3-3 K		1-1 G1-3		3-3 K	4	0	0	0	0	0	3	1						
22 Devon White, S (1.8) OBP: 0.328, SLG: 0.391		2-0 1B			0-1 1B		3-1 1B		0-2 E9	4	2	3	0	0	0	0						
Adrián Beltré, R (1.5) OBP: 0.337, SLG: 0.447		0-3 K			1-2 FC4-6		1-0 G4-3		0-1 P4	4	2	2	0	0	1	3	AB 39					
Alex Cora, L (1.6) OBP: 0.339, SLG: 0.432		2-3 K			0-2 FC4-6		3-1 1B		2-1 2B	4	1	3	1	0	1	2	R 6					
Ismael Valdez, R (1.1) OBP: 0.313, SLG: 0.400					1-1 FC4-6		0-0 F8		1-3 K	0	0	0	0	0	0	0	H 12					
Carlos Pérez, L (2.1) OBP: 0.307, SLG: 0.132										2	0	0	1	0	1	2	RBI 6					
Dave Harmon, L (7. PH) OBP: 0.346, SLG: 0.540										0	0	0	0	0	0	0	BB 1					
Jim Leyritz, R (7. PH) OBP: 0.346, SLG: 0.540										1	0	0	0	0	0	2	SO 9					
Gregg Olson, R (8.1) OBP: 0.307, SLG: 0.381										0	0	0	0	0	0	0	LOB 19					
Kevin Elster, R (9. PH) OBP: 0.307, SLG: 0.427										1	0	0	0	0	1	1						
Inning Stats	R: 0 E: 0 K: 0 S: 8	H: 0 LOB: 0 BB: 0 P: 14	R: 0 E: 0 K: 3 S: 14	H: 1 LOB: 2 BB: 1 P: 23	R: 0 E: 0 K: 1 S: 10	H: 0 LOB: 0 BB: 0 P: 15	R: 0 E: 0 K: 1 S: 6	H: 0 LOB: 0 BB: 0 P: 9	R: 2 E: 0 K: 0 S: 15	H: 4 LOB: 1 BB: 0 P: 21	R: 0 E: 0 K: 1 S: 8	H: 0 LOB: 0 BB: 0 P: 11	R: 2 E: 0 K: 0 S: 14	H: 4 LOB: 2 BB: 0 P: 28	R: 0 E: 1 K: 2 S: 12	H: 0 LOB: 1 BB: 0 P: 18	R: 2 E: 0 K: 1 S: 17	H: 3 LOB: 1 BB: 0 P: 27	1B: 11 2B: 1 3B: 0 HR: 0	SF: 0 SAC: 0 DP: 1 HBP: 0	WP: 0 PB: 0 SB: 0 CS: 0	PA: 40
PITCHER	IP	WLS	BF	H	R	ER	SO	BB	IBB	HBP	BLK	WP	HR	S	P	ERA	WHIP					
Jimmy Haynes, R (1.1) ERA: 4.52	6.0	W	26	6	4	4	6	1	0	0	0	0	0	9	16	0.00	1.000					
Ray King, L (7.1) ERA: 3.86	1.0	H	4	1	0	0	0	0	0	0	0	0	0	9	16	0.00	1.000					
Valerio De Los Santos, L (8.1) ERA: 6.11	1.1	H	8	3	2	2	3	0	0	0	0	0	0	23	35	13.50	2.250					
Curt Leskanic, R (9.1) ERA: 2.77	0.2	S	2	0	0	0	0	0	0	0	0	0	0	6	10	0.00	0.000					

Milwaukee Brewers @ Los Angeles Dodgers
 Dodger Stadium, Los Angeles, CA
 Sun Aug 06 2000, 5:10 PM PDT
 Att: 40,275 - Sunny - 79 F



Batter	1	2	3	4	5	6	7	8	9	AB	R	H	RBI	BB	SO	LOB	TOP					
Ronnie Belliard, R (1.4) OBP: 0.354, SLG: 0.398										5	0	1	0	0	1	3						
Marquis Crissom, R (1.8) OBP: 0.281, SLG: 0.350										4	0	2	0	0	0	1						
Geoff Jenkins, L (1.7) OBP: 0.354, SLG: 0.594										3	0	0	0	0	1	3						
Richie Sexson, R (1.3) OBP: 0.316, SLG: 0.465										3	0	0	0	1	0	3						
Jeremy Burnitz, L (1.9) OBP: 0.334, SLG: 0.439										4	0	1	0	0	0	1						
José Hernández, R (1.6) OBP: 0.319, SLG: 0.394										4	1	1	0	0	1	2						
Tyler Houston, L (1.5) OBP: 0.294, SLG: 0.489										4	0	2	0	0	1	0						
Henry Blanco, R (1.2) OBP: 0.325, SLG: 0.402										4	0	2	1	0	1	2						
John Snyder, R (1.1) Angel Echeverría, R (5. PH) 52 Rafael Roque, L (5.1) James Moulton, R (8. PH) Kane Davis, R (8.1) Raul Casanova, S (8. PH)										0	0	0	0	0	0	0						
Inning Stats	R: 0 E: 0 K: 2 S: 10	H: 0 LOB: 1 BB: 0 P: 16	R: 0 E: 0 K: 1 S: 10	H: 0 LOB: 0 BB: 0 P: 17	R: 0 E: 0 K: 0 S: 5	H: 1 LOB: 1 BB: 0 P: 6	R: 0 E: 0 K: 1 S: 9	H: 0 LOB: 1 BB: 1 P: 19	R: 0 E: 0 K: 2 S: 8	H: 0 LOB: 0 BB: 0 P: 13	R: 0 E: 0 K: 0 S: 6	H: 1 LOB: 0 BB: 0 P: 9	R: 0 E: 0 K: 1 S: 13	H: 2 LOB: 2 BB: 0 P: 18	R: 0 E: 0 K: 0 S: 12	H: 2 LOB: 2 BB: 0 P: 18	R: 1 E: 0 K: 1 S: 17	H: 3 LOB: 2 BB: 0 P: 26	1B: 7 2B: 2 3B: 0 HR: 0	SF: 0 SAC: 1 DP: 1 HBP: 1	WP: 0 PB: 0 SB: 0 CS: 0	PA: 37
PITCHER	IP	WLS	BF	H	R	ER	SO	BB	IBB	HBP	BLK	WP	HR	S	P	ERA	WHIP					
Livan Hernandez, R (1.1) ERA: 4.0	8.1	W	35	9	1	1	7	1	0	1	0	0	0	85	134	1.08	1.200					
Alan Embree, L (9.1) ERA: 5.28	0.2		2	0	0	0	1	0	0	0	0	0	0	5	8	0.00	0.000					

Milwaukee Brewers @ San Francisco Giants
PacBell Park, San Francisco, CA
Mon Aug 07 2000, 10:15 PM EDT
Att: 40,930 - Cloudy - 58 F

AB 34
R 1
H 9
RBI 1
BB 1
SO 8
LOB 17



Batter	1	2	3	4	5	6	7	8	9	AB	R	H	RBI	BB	SO	LOB	BOTTOM				
Marvin Benard, L (1.8) OBP: 0.345, SLG: 0.401										4	1	1	1	1	0	3					
Bill Mueller, S (1.5) OBP: 0.324, SLG: 0.375										5	0	0	0	0	1	4					
Barry Bonds, L (1.7) OBP: 0.431, SLG: 0.691										3	1	2	1	1	0	0					
Felipe Crespo, S (8.7) OBP: 0.337, SLG: 0.410										0	0	0	0	1	0	0					
Jeff Kent, R (1.4) OBP: 0.417, SLG: 0.624										2	1	1	0	2	0	2					
Ramon Martinez, R (8.4) OBP: 0.346, SLG: 0.492										1	0	0	0	0	0	1					
J.T. Snow, L (1.3) OBP: 0.381, SLG: 0.467										3	0	0	0	1	1	3					
Calvin Murray, R (8. PH) OBP: 0.351, SLG: 0.329										0	0	0	0	1	0	0					
Ellis Burks, R (1.9) OBP: 0.422, SLG: 0.597										1	2	0	1	2	1	0					
Armando Rios, L (8.9) OBP: 0.345, SLG: 0.506										1	0	0	0	0	0	2					
Rich Aurilia, R (1.6) OBP: 0.348, SLG: 0.446										3	2	2	3	1	0	2					
Bobby Estalella, R (1.2) OBP: 0.399, SLG: 0.530										1	1	0	0	3	1	1					
Livan Hernandez, R (1.1) OBP: 0.323, SLG: 0.410										3	0	2	2	0	0	1					
Alan Embree, L (9.1) ERA: 5.28										0	0	0	0	0	0	0					
Inning Stats	R: 0 E: 0 K: 1 S: 7	H: 0 LOB: 0 BB: 0 P: 11	R: 3 E: 0 K: 0 S: 19	H: 2 LOB: 1 BB: 3 P: 37	R: 1 E: 0 K: 0 S: 8	H: 2 LOB: 2 BB: 1 P: 16	R: 1 E: 0 K: 0 S: 10	H: 1 LOB: 2 BB: 2 P: 23	R: 0 E: 0 K: 2 S: 12	H: 0 LOB: 1 BB: 1 P: 21	R: 1 E: 0 K: 1 S: 13	H: 2 LOB: 2 BB: 1 P: 21	R: 2 E: 0 K: 0 S: 9	H: 1 LOB: 1 BB: 3 P: 22	R: 0 E: 0 K: 0 S: 6	H: 0 LOB: 1 BB: 2 P: 16	1B: 3 2B: 4 3B: 0 HR: 1	SF: 1 SAC: 1 DP: 3 HBP: 0	WP: 0 PB: 0 SB: 1 CS: 0	PA: 42	
PITCHER	IP	WLS	BF	H	R	ER	SO	BB	IBB	HBP	BLK	WP	HR	S	P	ERA	WHIP				
John Snyder, R (1.1) ERA: 5.82	3.0	L	16	3	3	3	3	4	1	0	0	0	1	34	64	9.00	2.333				
52 Rafael Roque, L (5.1) ERA: 9.0			3	3	3	3	3	4	1	0	0	0	1	34	64	9.00	2.333				
Kane Davis, R (8.1) ERA: 12.86	1.0		4	0	0	0	0	2	0	0	0	0	0	6	16	0.00	2.000				

Milwaukee Brewers @ San Francisco Giants
PacBell Park, San Francisco, CA
Mon Aug 07 2000, 10:15 PM EDT
Att: 40,930 - Cloudy - 58 F

AB 27
R 8
H 8
RBI 8
BB 13
SO 4
LOB 19




Batter	1	2	3	4	5	6	7	8	9	AB	R	H	RBI	BB	SO	LOB	TOP			
Ronnie Belliard, R (1,4) OBP: 0.352, SLG: 0.395	1-2 G5-3			3-1 F8		1-0 SH1-3			1-3 K	3	0	0	0	0	1	0	Milwaukee Brewers @ San Francisco Giants PacBell Park, San Francisco, CA Tue Aug 08 2000, 10:15 PM EDT Att: 40,930 - Sunny - 64 F			
Marquis Grissom, R (1,8) OBP: 0.278, SLG: 0.347	2-2 G5-3			0-0 F9		0-2 P6			0-0 G3	4	0	0	0	0	0	1				
Geoff Jenkins, L (1,7) OBP: 0.350, SLG: 0.587	2-2 G3			0-3 K		3-1 F7			0-3 K	4	0	0	0	0	2	1				
Richie Sexson, R (1,3) OBP: 0.316, SLG: 0.466		2-1 L3			3-2 2B				0-1 L9	3	0	1	0	0	0	0				
Jeremy Burnitz, L (1,9) OBP: 0.332, SLG: 0.436		0-3 K			1-2 G5-3				2-1 F2	3	0	0	0	0	1	1				
José Hernández, R (1,6) OBP: 0.319, SLG: 0.392		2-3 K			4-2 BB				1-3 K	2	0	0	0	1	2	0				
Tyler Houston, L (1,5) OBP: 0.289, SLG: 0.482			1-1 G4-3		1-1 F9				3-3 K	3	0	0	0	0	1	2				
Henry Blanco, R (1,2) OBP: 0.322, SLG: 0.396			1-2 P4		0-3 K				3-2 F7	3	0	0	0	0	1	2				
Jamey Wright, R (1,1) OBP: 0.080, SLG: 0.080			2-3 K			2-2 SH1-3 1B			3-2 F8	2	0	1	0	0	1	0				
Raul Casanova, S (8,PH) OBP: 0.336, SLG: 0.420										1	0	0	0	0	0	0				
Ray King, L (8,1)										0	0	0	0	0	0	0				
Juan Acevedo, R (8,1)										0	0	0	0	0	0	0				
Inning Stats	R: 0 H: 0 E: 0 K: 0 S: 14	H: 0 LOB: 0 BB: 0 P: 19	R: 0 H: 0 E: 0 K: 2 S: 8	H: 0 LOB: 0 BB: 0 P: 12	R: 0 H: 0 E: 0 K: 1 S: 11	H: 0 LOB: 0 BB: 0 P: 15	R: 0 H: 0 E: 0 K: 1 S: 7	H: 0 LOB: 0 BB: 0 P: 10	R: 0 H: 1 E: 0 K: 1 S: 13	H: 1 LOB: 2 BB: 1 P: 22	R: 0 H: 0 E: 0 K: 1 S: 9	H: 0 LOB: 0 BB: 0 P: 10	R: 0 H: 0 E: 0 K: 1 S: 10	H: 0 LOB: 0 BB: 0 P: 19	R: 0 H: 0 E: 0 K: 2 S: 7	H: 0 LOB: 0 BB: 0 P: 8	1B: 1 2B: 1 3B: 0 HR: 0	SF: 0 SAC: 1 DP: 0 HBP: 0	WP: 0 PA: 30 PB: 0 SB: 0 CS: 0	
PITCHER	IP	WLS	BF	H	R	ER	SO	BB	IBB	HBP	BLK	WP	HR	S	P	ERA	WHIP			
Russ Ortiz, R (1,1) ERA: 5.86	7.0	W	24	2	0	0	6	1	0	0	0	0	0	69	103	0.00	0.429			
Felix Rodriguez, R (8,1) ERA: 2.74	1.0	H	3	0	0	0	1	0	0	0	0	0	0	10	19	0.00	0.000			
Robb Nen, R (9,1) ERA: 1.79	1.0	S	3	0	0	0	2	0	0	0	0	0	0	7	8	0.00	0.000			

Batter	1	2	3	4	5	6	7	8	9	AB	R	H	RBI	BB	SO	LOB	BOTTOM			
Marvin Benard, L (1,8) OBP: 0.344, SLG: 0.397	1-1 F9		0-1 F7		4-1 FC6-4 BB		2-0 G1-3			3	0	0	0	1	0	2	Milwaukee Brewers @ San Francisco Giants PacBell Park, San Francisco, CA Tue Aug 08 2000, 10:15 PM EDT Att: 40,930 - Sunny - 64 F			
Bill Mueller, S (1,5) OBP: 0.326, SLG: 0.376	1-0 S 1B			0-1 G3	0-0 FC6-4			1-2 E 1B	4	0	2	0	0	0	3					
Barry Bonds, L (1,7) OBP: 0.429, SLG: 0.685	2-3 K 1B			0-0 F7		4-0 CS BB		1-0 F8	3	0	0	0	1	1	2					
Jeff Kent, R (1,4) OBP: 0.416, SLG: 0.620	0-0 F9			2-2 F7		0-2 G6-3		1-1 E 1B	4	0	1	0	0	0	2					
J.T. Snow, L (1,3) OBP: 0.380, SLG: 0.463		1-2 F7			4-0 G5-3 1B BB		1-1 F7		1-1 P5	3	1	0	0	1	0	2				
Ellis Burks, R (1,9) OBP: 0.419, SLG: 0.592		3-3 K			1-1 G5-3			0-1 E5	4	0	1	0	0	1	3					
Robb Nen, R (9,1)								1-2 2-3	0	0	0	0	0	0	0					
Rich Aurilia, R (1,6) OBP: 0.345, SLG: 0.442		2-2 G6-3			1-1 F8			0-0 F7	3	0	0	0	0	0	4					
Bobby Estalella, R (1,2) OBP: 0.402, SLG: 0.530			1-3 K		4-0 1B IBB				2	0	1	0	1	1	0					
Russ Ortiz, R (1,1) OBP: 0.279, SLG: 0.237			2-1 F8		1-2 BB			1-2 G1-3	2	0	1	1	0	0	0					
Felipe Crespo, S (7,PH) OBP: 0.333, SLG: 0.405								1-2 2-3	1	0	0	0	0	0	2					
Felix Rodriguez, R (8,1)									0	0	0	0	0	0	0					
Calvin Murray, R (9,8) OBP: 0.351, SLG: 0.329					1-3 2H 1B			1-2 2-3	0	0	0	0	0	0	0					
Inning Stats	R: 0 H: 1 E: 0 K: 1 S: 8	H: 0 LOB: 1 BB: 0 P: 12	R: 0 H: 0 E: 0 K: 1 S: 11	H: 0 LOB: 0 BB: 0 P: 17	R: 0 H: 0 E: 0 K: 1 S: 7	H: 0 LOB: 0 BB: 0 P: 10	R: 0 H: 0 E: 0 K: 0 S: 6	H: 0 LOB: 0 BB: 0 P: 8	R: 1 H: 1 E: 0 K: 0 S: 9	H: 1 LOB: 3 BB: 3 P: 24	R: 0 H: 0 E: 0 K: 0 S: 5	H: 0 LOB: 1 BB: 1 P: 10	R: 0 H: 2 E: 0 K: 0 S: 10	H: 2 LOB: 2 BB: 0 P: 17	R: 0 H: 2 E: 1 K: 0 S: 12	H: 2 LOB: 3 BB: 0 P: 16	1B: 6 2B: 0 3B: 0 HR: 0	SF: 0 SAC: 1 DP: 0 HBP: 0	WP: 0 PA: 34 PB: 0 SB: 1 CS: 1	
PITCHER	IP	WLS	BF	H	R	ER	SO	BB	IBB	HBP	BLK	WP	HR	S	P	ERA	WHIP			
Jamey Wright, R (1,1) ERA: 3.48	7.0	L	28	4	1	1	3	3	0	0	0	0	0	9	13	0.00	3.000			
Ray King, L (8,1) ERA: 3.6	0.2		4	2	0	0	0	0	0	0	0	0	0	3	3	0.00	0.000			
Juan Acevedo, R (8,1) ERA: 3.86	0.1		2	0	0	0	0	0	0	0	0	0	0	3	3	0.00	0.000			

AB	28
R	0
H	2
RBI	0
BB	1
SO	9
LOB	7

AB	29
R	1
H	6
RBI	1
BB	4
SO	3
LOB	20



Batter	1	2	3	4	5	6	7	8	9	AB	R	H	RBI	BB	SO	LOB	TOP					
James Mouton, R OBP: 0.348, SLG: 0.310	1-1 G5-3		0-0 G6-3					4-1 3B BB	1-1 F7	4	1	0	0	1	0	0						
Ronnie Belliard, R OBP: 0.355, SLG: 0.402	1-0 1B		4-1 1B BB					3-1 1-H G6-3 3B		3	1	2	1	1	0	0						
Geoff Jenkins, L OBP: 0.352, SLG: 0.586	1-2 1B		0-1 1B G6-4-3					1-2 F5		4	0	2	0	0	0	1						
Richie Sexson, R OBP: 0.316, SLG: 0.463	4-0 BB		2-0 1B G6-4-3					1-0 G6-3		3	0	0	1	1	0	2						
Charlie Hayes, R OBP: 0.362, SLG: 0.391	2-3 K			4-2 BB G4-6-3				3-2 F9	4-2 FC4-6 BB	2	0	0	0	2	1	3						
Marquis Grissom, R OBP: 0.280, SLG: 0.347	1-1 G2-3			0-0 BB G4-6-3				1-0 2B	4-1 FC4-6 BB	3	1	1	0	1	0	4						
José Hernández, R OBP: 0.319, SLG: 0.393		2-1 G4-3		2-2 G6-3				2-2 G5-3 1-H 2B	0-0 FC4-6	4	0	1	1	0	0	2						
Raul Casanova, S OBP: 0.333, SLG: 0.411		4-0 BB G1-6-3			2-1 G4-3			2-0 G5-3	1-3 K	3	0	0	0	1	1							
Inning Stats	R: 0 E: 0 K: 1 S: 13	H: 2 LOB: 3 BB: 1 P: 23	R: 0 E: 0 K: 0 S: 4	H: 0 LOB: 0 BB: 1 P: 10	R: 0 E: 0 K: 0 S: 5	H: 1 LOB: 1 BB: 1 P: 11	R: 0 E: 0 K: 0 S: 12	H: 0 LOB: 0 BB: 1 P: 18	R: 0 E: 0 K: 0 S: 9	H: 0 LOB: 0 BB: 0 P: 14	R: 0 E: 0 K: 0 S: 4	H: 0 LOB: 0 BB: 0 P: 5	R: 1 E: 0 K: 0 S: 12	H: 2 LOB: 1 BB: 0 P: 23	R: 2 E: 0 K: 0 S: 11	H: 1 LOB: 2 BB: 3 P: 28	R: 0 E: 0 K: 1 S: 6	H: 0 LOB: 0 BB: 0 P: 9	1B: 4 2B: 1 3B: 1 HR: 0	SF: 0 SAC: 0 DP: 3 HBP: 0	WP: 0 PB: 0 SB: 1 CS: 0	PA: 37
PITCHER	IP	WLS	BF	H	R	ER	SO	BB	IBB	HBP	BLK	WP	HR	S	P	ERA	WHIP					
Kirk Rueter, L ERA: 3.36	(1, 1)	7.0	W	27	5	1	1	1	4	0	0	0	0	0	59	104	1.29	1.286				
Doug Henry, R ERA: 4.63	(8, 1)	0.2		6	1	2	2	0	3	0	0	0	0	0	10	27	27.00	6.000				
Felix Rodriguez, R ERA: 2.73	(8, 1)	0.1	H	1	0	0	0	0	0	0	0	0	0	1	1	0.00	0.000					
Aaron Fultz, L ERA: 5.75	(9, 1)	1.0		3	0	0	0	1	0	0	0	0	0	6	9	0.00	0.000					

Milwaukee Brewers @ San Francisco Giants
PacBell Park, San Francisco, CA
Wed Aug 09 2000, 3:35 PM EDT
Att: 40,930 - Sunny - 68 F

AB	30
R	3
H	6
RBI	3
BB	7
SO	2
LOB	15





Batter	1	2	3	4	5	6	7	8	9	AB	R	H	RBI	BB	SO	LOB	BOTTOM					
Marvin Benard, L OBP: 0.344, SLG: 0.395	1-2 G5-3	4-2 BB S HR	2-2 FC6-4 1B					1-1 FC6-4		5	1	1	0	1	1	3						
Bill Mueller, S OBP: 0.327, SLG: 0.383	0-0 HR	4-0 BB HR	0-1 FC6-4					4-2 CS BB		3	2	1	1	1	0	3						
Russ Davis, R OBP: 0.310, SLG: 0.393		1-2 HR BB	1-2 FC6-4					4-2 CS BB		0	0	0	0	1	0	0						
Barry Bonds, L OBP: 0.432, SLG: 0.683	4-1 2B BB	4-1 HR BB	3-1 F8					4-1 1B 2B BB		1	2	0	0	3	0	2						
Calvin Murray, R OBP: 0.349, SLG: 0.326		1-2 HR BB						3-3 K		1	0	0	0	0	1	1						
Jeff Kent, R OBP: 0.416, SLG: 0.626	0-3 K	0-0 HR						1-0 2B G3-2-3 1B		4	1	2	4	0	1	1						
Ramon Martinez, R OBP: 0.353, SLG: 0.594		1-2 HR						1-3 G3-2-3 1B		1	1	1	0	0	0	0						
J.T. Snow, L OBP: 0.385, SLG: 0.471	2-1 2B	4-2 BB						2-1 G3-2-3 2B		4	1	3	1	1	1	0						
Rich Aurilia, R OBP: 0.350, SLG: 0.443	4-2 BB	1-0 G5-3						4-2 G3-2-3 BB		2	0	1	0	2	0	1						
Felipe Crespo, S OBP: 0.330, SLG: 0.405								2-1 SF9		0	0	0	1	0	0	0						
Armando Rios, L OBP: 0.346, SLG: 0.519	2-3 K		3-1 F9 1B 2B					1-2 G3-2-3		5	1	2	1	0	1	7						
Doug Mirabeli, R OBP: 0.343, SLG: 0.409		1-3 K	0-0 F9					4-2 3B		3	0	1	0	2	1	1						
Kirk Rueter, L OBP: 0.182, SLG: 0.205		1-3 K	1-2 FC6-4 1B					3-3 K		4	0	1	1	0	2	4						
Doug Henry, R								0-0 G5-3		0	0	0	0	0	0	0						
Felix Rodriguez, R										1	0	0	0	0	1	2						
Aaron Fultz, L OBP: 0.400, SLG: 0.400										0	0	0	0	0	0	0						
Inning Stats	R: 1 E: 0 K: 2 S: 16	H: 2 LOB: 3 BB: 2 P: 29	R: 4 E: 0 K: 2 S: 15	H: 1 LOB: 4 BB: 4 P: 34	R: 1 E: 0 K: 0 S: 13	H: 3 LOB: 2 BB: 0 P: 22	R: 0 E: 0 K: 1 S: 11	H: 1 LOB: 1 BB: 0 P: 15	R: 0 E: 0 K: 1 S: 10	H: 1 LOB: 1 BB: 0 P: 12	R: 1 E: 0 K: 1 S: 14	H: 2 LOB: 3 BB: 3 P: 31	R: 0 E: 0 K: 1 S: 9	H: 0 LOB: 1 BB: 1 P: 16	R: 2 E: 0 K: 1 S: 16	H: 3 LOB: 2 BB: 1 P: 31	1B: 5 2B: 5 3B: 2 HR: 2	SF: 1 SAC: 0 DP: 2 HBP: 0	WP: 0 PB: 0 SB: 1 CS: 1	PA: 46		
PITCHER	IP	WLS	BF	H	R	ER	SO	BB	IBB	HBP	BLK	WP	HR	S	P	ERA	WHIP					
Paul Rigdon, R ERA: 7.15	(1, 1)	2.0	L	15	3	5	5	4	6	0	0	0	0	0	24	37	4.50	2.000				
Everett Stull, R ERA: 7.5	(3, 1)	2.0		10	4	1	1	1	0	0	0	0	0	0	18	31	9.00	5.000				
Kane Davis, R ERA: 12.6	(5, 1)	1.0		8	3	1	1	1	2	0	0	0	0	6	12	0.00	0.000					
Valerio De Los Santos, L ERA: 6.0	(6, 1)	1.0		3	0	0	0	1	0	1	0	0	0	6	12	0.00	0.000					
Ray King, L ERA: 3.27	(7, 1)	1.0		3	0	0	0	1	1	0	0	0	0	9	16	0.00	1.000					

Milwaukee Brewers @ San Francisco Giants
PacBell Park, San Francisco, CA
Wed Aug 09 2000, 3:35 PM EDT
Att: 40,930 - Sunny - 68 F

AB	34
R	9
H	13
RBI	9
BB	11
SO	9
LOB	25



Batter	1	2	3	4	5	6	7	8	9	10	AB	R	H	RBI	BB	SO	LOB	TOP				
Chris Sexton, R OBP: 0.286, SLG: 0.167 Mark Wohlers, R Larry Luebbers, R	(1.5) G6-3		(1.0) G6-4-3			(4.0) G3-6-3 1B BB		(0.0) F9		(2.3) K	4	0	0	0	1	1	3	<p>Cincinnati Reds @ Milwaukee Brewers Milwaukee County Stadium, Milwaukee, WI Tue Aug 15 2000, 8:05 PM EDT Att. 19,649 - Sunny - 86 F</p> <p>livebaseballscorecards.com</p> <p>AB 32 R 1 H 5 RBI 0 BB 2 SO 6 LOB 17</p> 				
Barry Larkin, R OBP: 0.386, SLG: 0.490	(1.6) F8			(1.0) G3 1B HBP		(1.2) G3-6-3 1B		(1.1) F3			3	0	1	0	0	0	0					
Ken Griffey Jr., L OBP: 0.379, SLG: 0.541	(1.8) G6-3			(1.2) F7		(2.1) G3-6-3 1B				(1.0) G6-4-3 1B	4	0	1	0	0	0	3					
Dante Bichette, R OBP: 0.352, SLG: 0.470		(2.1) HBP HBP		(1.1) G3 1B		(1.2) K		(2.1) F9			3	0	1	0	0	1	2					
Sean Casey, L OBP: 0.377, SLG: 0.444	(1.3) F8			(0.0) G3				(2.2) G4-3		(0.2) G6-4-3	4	0	0	0	0	0	4					
Michael Tucker, L OBP: 0.375, SLG: 0.538 Chris Stynes, R OBP: 0.388, SLG: 0.496	(1.7) G6-4-3 (10. PH) HBP			(1.3) K				(0.0) E4 3B		(0.2) G1-3	2	1	1	0	0	1	2					
Pokey Reese, R OBP: 0.311, SLG: 0.386	(1.4) G6-4-3							(1.0) G1-3		(2.2) F8	4	0	0	0	0	0	2					
Jason LaRue, R OBP: 0.226, SLG: 0.379			(0.0) G6-4-3 1B					(0.3) K		(0.0) E6 BB	4	0	1	0	0	1	0					
Pete Harnisch, S OBP: 0.200, SLG: 0.333 Alex Ochoa, R OBP: 0.368, SLG: 0.484 Danny Graves, R OBP: 0.667, SLG: 2.000 Dmitri Young, S OBP: 0.339, SLG: 0.481	(1.1) K (8. PH) K (8.1) K (10. PH) K		(1.3) K					(2.1) F8		(4.1) BB	2	0	0	0	0	2	1					
Inning Stats	R: 0 E: 0 K: 0 S: 10	H: 0 LOB: 0 BB: 0 P: 14	R: 0 E: 0 K: 0 S: 9	H: 0 LOB: 1 BB: 0 P: 14	R: 0 E: 0 K: 1 S: 5	H: 1 LOB: 0 BB: 0 P: 7	R: 0 E: 0 K: 1 S: 9	H: 1 LOB: 2 BB: 0 P: 13	R: 0 E: 0 K: 1 S: 8	H: 0 LOB: 0 BB: 0 P: 10	R: 0 E: 0 K: 0 S: 5	H: 1 LOB: 0 BB: 0 P: 18	R: 1 E: 1 K: 1 S: 9	H: 1 LOB: 0 BB: 0 P: 12	R: 0 E: 0 K: 0 S: 7	H: 1 LOB: 0 BB: 0 P: 10	R: 0 E: 0 K: 1 S: 11		H: 0 LOB: 2 BB: 1 P: 19	1B: 4 2B: 0 3B: 1 HR: 0	SF: 0 SAC: 0 DP: 4 HBP: 3	WP: 0 PB: 0 SB: 0 CS: 0
PITCHER	IP	WLS	BF	H	R	ER	SO	BB	IBB	HBP	BLK	WP	HR	S	P	ERA	WHIP					
John Snyder, R ERA: 5.3	(1.1) 8.0		29	4	1	0	5	1	0	3	0	0	0	65	96	0.00	0.625					
Ray King, L ERA: 2.45	(9.1) 1.2		7	1	0	0	0	1	0	0	0	0	0	15	24	0.00	1.200					
Curt Leskanic, R ERA: 3.05	(10.1) 0.1	W	1	0	0	0	1	0	0	0	0	0	0	3	5	0.00	0.000					

Batter	1	2	3	4	5	6	7	8	9	10	AB	R	H	RBI	BB	SO	LOB	BOTTOM						
Ronnie Belliard, R OBP: 0.353, SLG: 0.392	(1.4) G6-3		(3.1) 1B		(0.2) FC5 1B			(2.2) G5-3		(4.0) 1B BB BB	4	0	2	0	1	0	0	<p>Cincinnati Reds @ Milwaukee Brewers Milwaukee County Stadium, Milwaukee, WI Tue Aug 15 2000, 8:05 PM EDT Att. 19,649 - Sunny - 86 F</p> <p>livebaseballscorecards.com</p> <p>AB 34 R 2 H 7 RBI 2 BB 5 SO 6 LOB 10</p> 						
Marquis Grissom, R OBP: 0.289, SLG: 0.349	(1.8) G6-3		(3.2) 1B		(0.0) FC5			(1.2) G5-3		(4.0) 1B BB BB	4	0	1	0	1	0	2							
Geoff Jenkins, L OBP: 0.356, SLG: 0.578	(1.7) G3		(1.2) F9			(0.1) G3		(4.2) BB		(1.3) K	4	0	0	0	1	1	5							
Richie Sexson, R OBP: 0.324, SLG: 0.482		(1.0) HR		(1.3) K		(1.3) K		(1.3) K		(2.1) K	5	1	2	2	0	3	1							
Jeremy Burnitz, L OBP: 0.336, SLG: 0.434		(2.1) P4		(2.2) G4-3		(2.2) 1B				(1.3) K	4	0	1	0	0	1	0							
Charlie Hayes, R OBP: 0.357, SLG: 0.383		(2.1) F8		(1.2) G4-3		(1.3) K				(1.2 2-3 3-H) 1B	3	0	0	0	1	1	1							
Henny Blanco, R OBP: 0.316, SLG: 0.384 Mark Sweeney, L OBP: 0.327, SLG: 0.298 Raul Casanova, S OBP: 0.329, SLG: 0.400	(1.2) P6							(1.2) F9		(1.1) G1-6-3 BB	3	0	0	0	0	0	0							
Santiago Perez, S OBP: 0.316, SLG: 0.234			(0.0) G4-3		(0.0) G3					(4.1) BB SH1-4 1B BB	3	1	0	0	1	0	0							
John Snyder, R OBP: 0.185, SLG: 0.160 Ray King, L	(1.1) G6-3									(0.1) SH1-4	3	0	1	0	0	0	0							
Curt Leskanic, R Luis Lopez, S OBP: 0.277, SLG: 0.340	(10. PH) FC5 1B 1B							(2.2) G4-3		(1.2) K	0	0	0	0	0	0	0							
Inning Stats	R: 0 E: 0 K: 0 S: 5	H: 0 LOB: 0 BB: 0 P: 6	R: 1 E: 0 K: 0 S: 9	H: 1 LOB: 0 BB: 0 P: 14	R: 0 E: 0 K: 0 S: 14	H: 2 LOB: 2 BB: 0 P: 21	R: 0 E: 0 K: 1 S: 10	H: 0 LOB: 0 BB: 0 P: 14	R: 0 E: 0 K: 0 S: 11	H: 2 LOB: 2 BB: 0 P: 13	R: 0 E: 0 K: 2 S: 14	H: 1 LOB: 1 BB: 0 P: 18	R: 0 E: 0 K: 1 S: 7	H: 0 LOB: 0 BB: 0 P: 9	R: 0 E: 0 K: 1 S: 12	H: 0 LOB: 1 BB: 1 P: 20	R: 0 E: 0 K: 1 S: 8	H: 0 LOB: 0 BB: 0 P: 14	R: 1 E: 0 K: 1 S: 8	H: 1 LOB: 3 BB: 3 P: 23	1B: 6 2B: 0 3B: 0 HR: 1	SF: 0 SAC: 1 DP: 1 HBP: 0	WP: 0 PB: 0 SB: 0 CS: 0	PA: 40
PITCHER	IP	WLS	BF	H	R	ER	SO	BB	IBB	HBP	BLK	WP	HR	S	P	ERA	WHIP							
Pete Harnisch, R ERA: 4.79	(1.1) 7.0		27	6	1	1	3	2	0	0	0	0	0	70	95	1.29	0.857							
Danny Graves, R ERA: 2.29	(8.1) 2.0		7	0	0	0	2	2	0	0	0	0	0	20	34	0.00	1.000							
Mark Wohlers, R ERA: 3.09	(10.1) 0.1	L	3	0	1	1	0	2	0	0	0	0	0	3	11	27.00	6.000							
Larry Luebbers, R ERA: 4.15	(10.1) 0.1		3	1	0	0	1	1	0	0	0	0	0	5	12	0.00	6.000							

Batter	1	2	3	4	5	6	7	8	9	AB R H RBI BB SO LOB	TOP															
James Mouton, R (1, 8) OBP: 0.365, SLG: 0.328	4-2 G6-4-3 BB HR BB		1-2 G5-3	0-0 1B 3B		1-3 K			3-2 F7	4 2 1 2 1 1 0	Milwaukee Brewers @ Houston Astros Enron Field, Houston, TX Sat Aug 19 2000, 8:05 PM EDT Att: 42,297 - Dome - 72 F															
Mark Loretta, R (1, 6) OBP: 0.394, SLG: 0.428	4-0 G6-4-3 BB		0-1 F9	0-0 1B		1-2 G4-3			0-0 2B	4 0 2 1 1 0 0																
Geoff Jenkins, L (1, 7) OBP: 0.351, SLG: 0.573	0-2 G6-4-3		0-0 P6	3-H 2-3 K		1-3 K			2-3 K	5 0 0 0 0 3 4																
Richie Sexson, R (1, 3) OBP: 0.325, SLG: 0.482	1-0 HR HBP			0-0 G6-3 1B					0-3 K	4 1 1 0 0 1 1																
Jeremy Burnitz, L (1, 9) OBP: 0.336, SLG: 0.439	0-1 1-H 3-H HR			1-0 WP CI 1B 1B		3-2 G3			1-3 K	4 2 2 3 0 1 1																
Charlie Hayes, R (1, 5) OBP: 0.390, SLG: 0.381 Juan Acevedo, R (7, 1)	2-1 F2			1-0 CI 1B WP 2B		1-0 F4			3-3 K	3 1 0 0 0 1 1 0 0 0 0 0 0 0																
Ronnie Belliard, R (1, 4) OBP: 0.355, SLG: 0.390		1-2 F9		3-0 2B 1-3 2-H 1B		4-1 BB BB			1-1 F7	3 1 1 1 1 0 0																
Henry Blanco, R (1, 2) OBP: 0.318, SLG: 0.383		2-0 G5-3		0-0 1-3 3-H 3B 2B		4-1 1-2 2-3 BB			3-2 F8	3 1 1 1 1 0 0																
Jamey Wright, R (1, 1) OBP: 0.067, SLG: 0.067 Valerio De Los Santos, L (6, 1) Tyler Houston, L (7, 5) OBP: 0.276, SLG: 0.461			1-3 K	0-3 K		1-3 K			2-3 K	3 0 0 0 0 3 5 0 0 0 0 0 0 0 1 0 0 0 0 1 0																
Inning Stats	R: 3 E: 0 K: 0 S: 10	H: 1 LOB: 2 BB: 2 P: 21	R: 0 E: 0 K: 1 S: 7	H: 0 LOB: 0 BB: 0 P: 11	R: 0 E: 0 K: 0 S: 6	H: 0 LOB: 0 BB: 0 P: 7	R: 5 E: 1 K: 2 S: 15	H: 5 LOB: 1 BB: 2 P: 22	R: 0 E: 0 K: 1 S: 11	H: 1 LOB: 3 BB: 2 P: 24	R: 0 E: 0 K: 2 S: 11	H: 0 LOB: 0 BB: 0 P: 14	R: 0 E: 0 K: 2 S: 8	H: 0 LOB: 0 BB: 0 P: 14	R: 0 E: 0 K: 1 S: 10	H: 0 LOB: 0 BB: 0 P: 16	R: 0 E: 0 K: 2 S: 13	H: 1 LOB: 1 BB: 0 P: 18	1B: 4 2B: 2 3B: 1 HR: 1	SF: 0 SAC: 0 DP: 1 HBP: 1	WP: 1 PB: 0 SB: 0 CS: 0	PA: 40				
PITCHER	IP WLS BF H R ER SO BB IBB HBP BLK WP HR S P ERA WHIP											IP WLS BF H R ER SO BB IBB HBP BLK WP HR S P ERA WHIP														
Chris Holt, R (1, 1) ERA: 5.42	4.0	21	6	8	7	3	2	0	1	0	1	1	38	61	15.75	2.000										
Joe Slusarski, R (5, 1) ERA: 4.04	2.0	9	1	0	0	3	2	0	0	0	0	0	22	38	0.00	1.500										
Jose Cabrera, R (7, 1) ERA: 5.87	2.0	W	6	0	0	3	0	0	0	0	0	0	18	30	0.00	0.000										
Octavio Dotel, R (9, 1) ERA: 5.11	1.0	S	4	1	0	2	0	0	0	0	0	0	13	18	0.00	1.000										

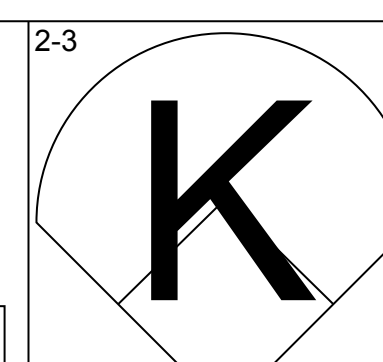
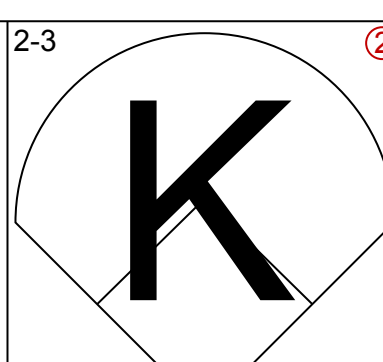
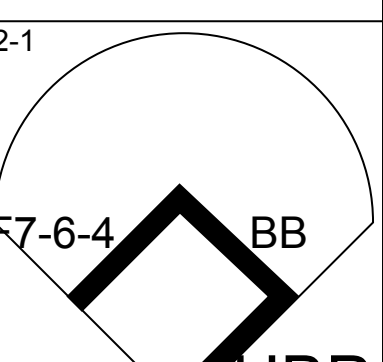
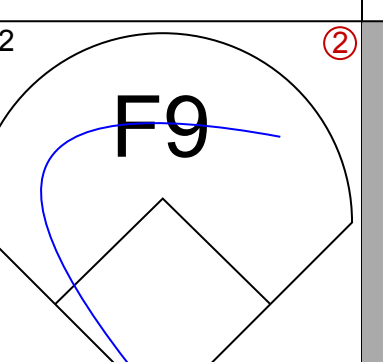
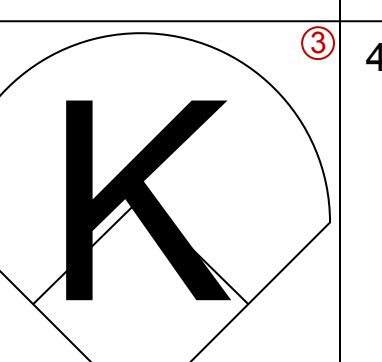
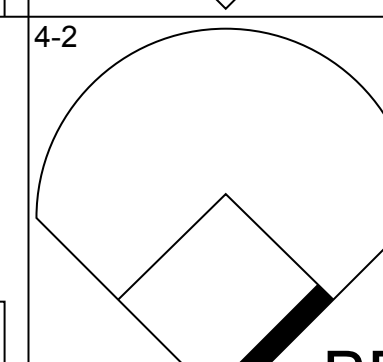
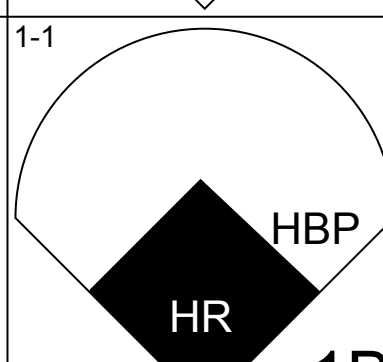
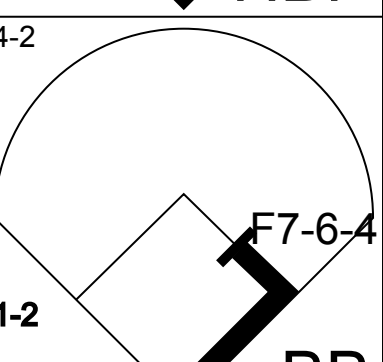
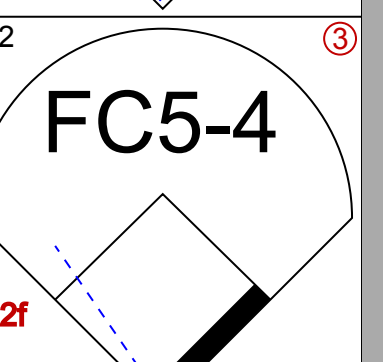
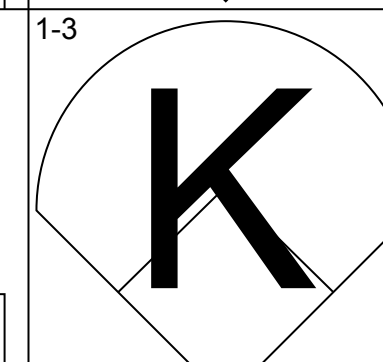
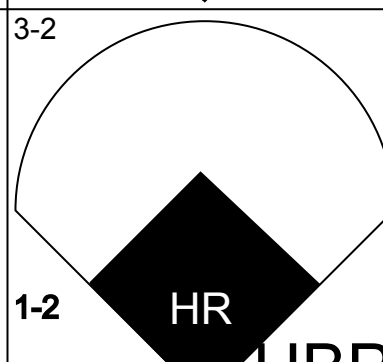
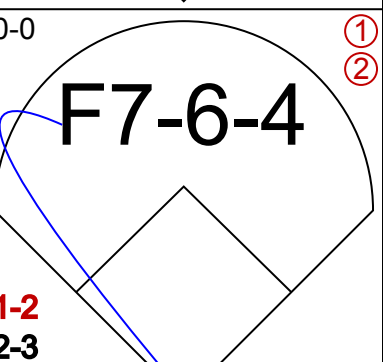
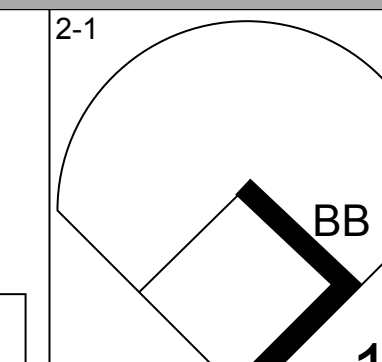
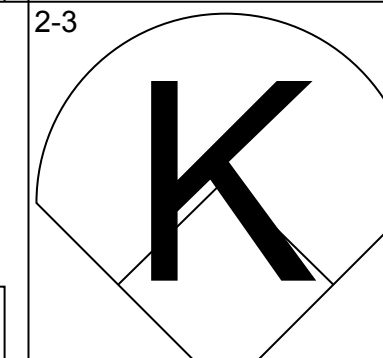
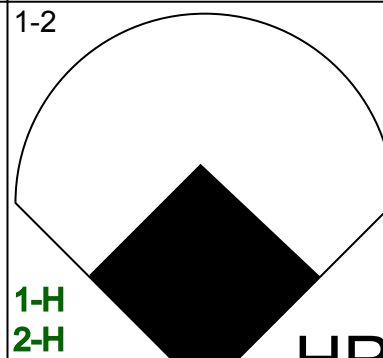
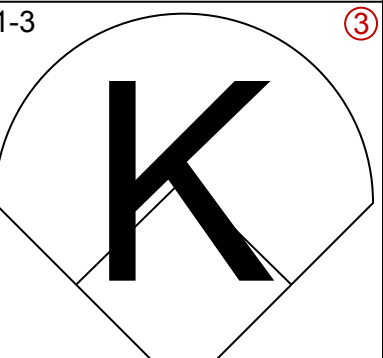
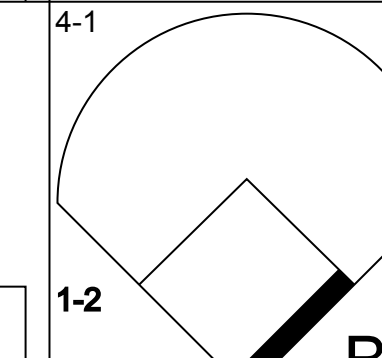
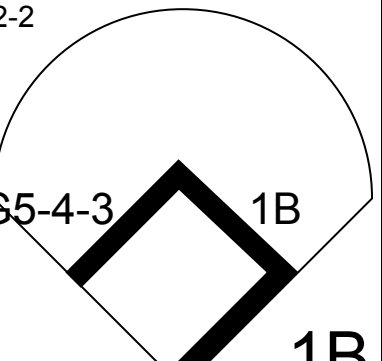
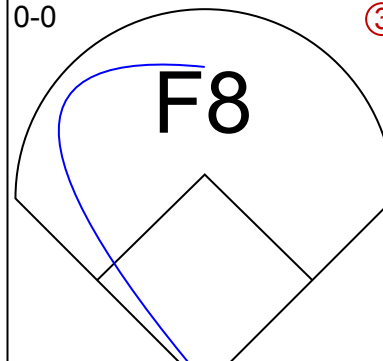
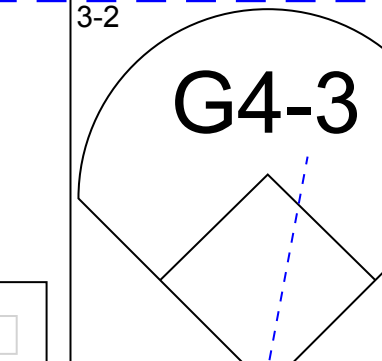
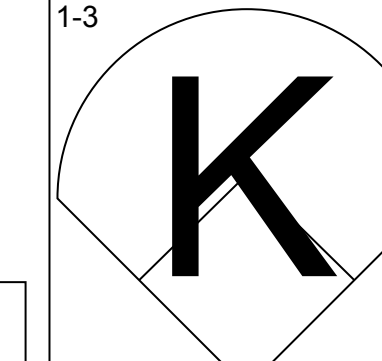
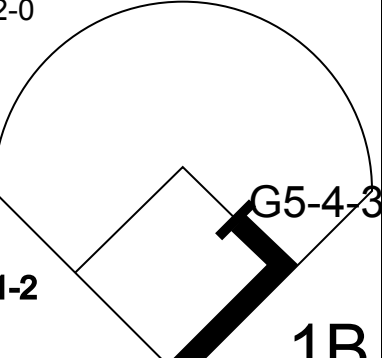
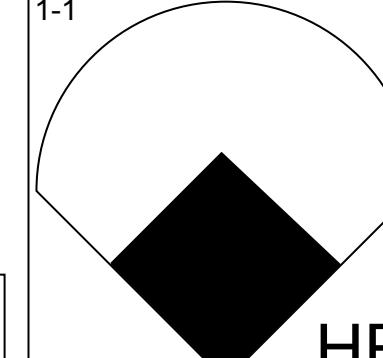
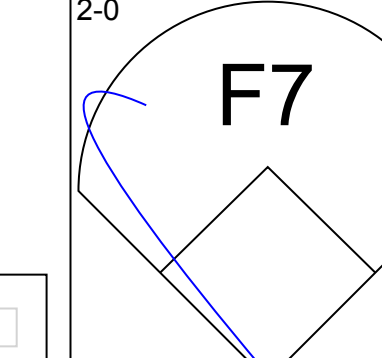
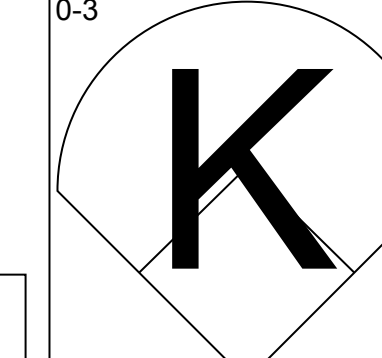
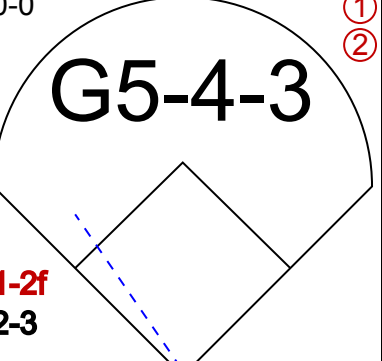
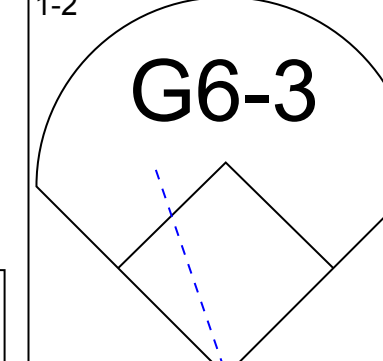
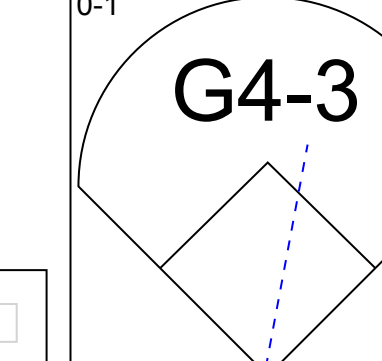
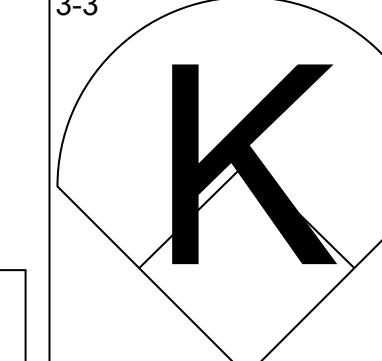
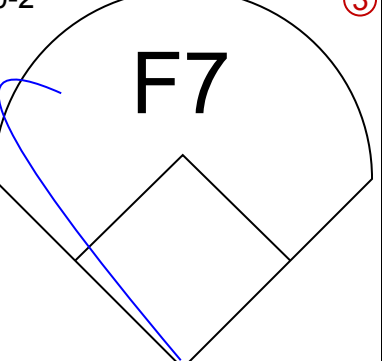
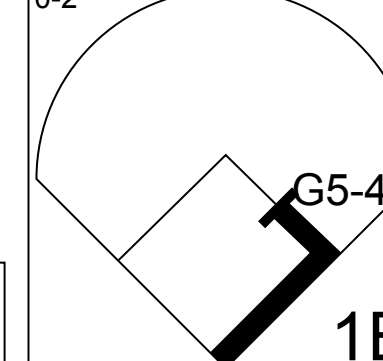


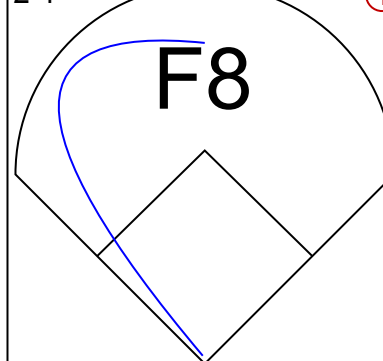
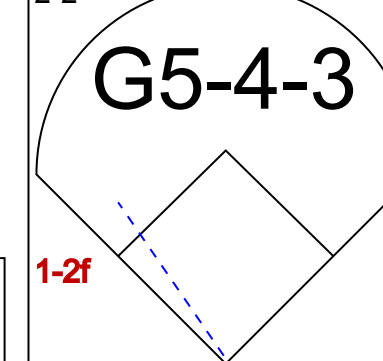
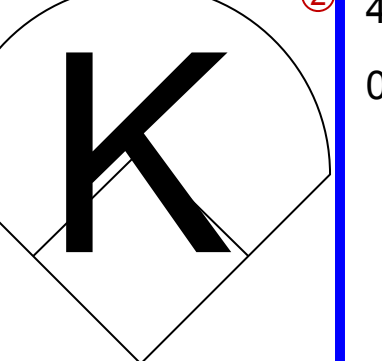
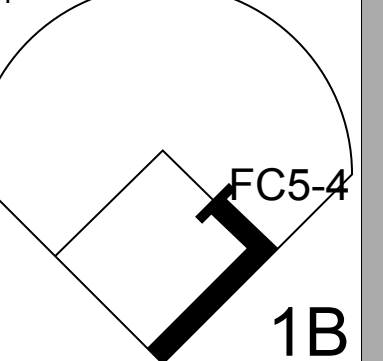
AB	34
R	8
H	8
RBI	8
BB	4
SO	11
LOB	12



Batter	1	2	3	4	5	6	7	8	9	AB R H RBI BB SO LOB	BOTTOM															
Roger Cedeno, S (1, 7) OBP: 0.376, SLG: 0.401	4-2 G1-3 BB	2-1 5 HR 1B		3-2 PO 1B		2-3 K			2-2 FC3-6 CS	4 1 2 1 1 1 3	Milwaukee Brewers @ Houston Astros Enron Field, Houston, TX Sat Aug 19 2000, 8:05 PM EDT Att: 42,297 - Dome - 72 F															
Julio Lugo, R (1, 4) OBP: 0.340, SLG: 0.391 Octavio Dotel, R (9, 1) OBP: 0.063, SLG: 0.032	3-2 G1-3	0-0 5 HR 1B		0-0 PO	1-2 F8				4-1 5 HR BB	4 2 1 0 1 0 1 0 0 0 0 0 0 0																
5 Jeff Bagwell, R (1, 3) OBP: 0.430, SLG: 0.625	0-1 F9	1-1 HR			1-2 F9				4-2 1B BB BB	4 3 2 5 1 0 1																
Richard Hidalgo, R (1, 8) OBP: 0.359, SLG: 0.552	1-0 G5-3	1-0 F5			2-2 F9				4-1 1B 1B BB	4 0 0 0 1 0 1																
Moises Alou, R (1, 9) OBP: 0.425, SLG: 0.638		0-1 G4-3	2-3 K			1-0 PB 1B 2B			2-0 1B	4 1 2 0 0 1 0																
Mitch Meluskey, S (1, 2) OBP: 0.399, SLG: 0.500		4-2 HBP 1B BB	1-2 G3-1			4-0 SH1-4 BB			0-1 1B	2 1 1 1 2 0 0																
Chris Truby, R (1, 5) OBP: 0.327, SLG: 0.511		2-0 SH3-4 1B WP HBP	2-3 K			2-2 SH1-4 1B			1-1 F9	3 1 1 1 0 1 3																
Tim Lincecum, R (1, 6) OBP: 0.257, SLG: 0.268		1-1 WP SH3-4 1B 1B			0-1 G5-3				0-0 SH1-4 F8	3 1 1 1 0 0 3																
Chris Holt, R (1, 1) Daryle Ward, L (4, PH) Joe Slusarski, R (5, 1) 17 Lance Berkman, S (6, PH) Jose Cabrera, R (7, 1) Bill Spiers, L (8, PH) OBP: 0.303, SLG: 0.413		0-0 SH3-4			3-1 G4-3				3-3 K	0 0 0 0 0 0 0 1 0 0 0 0 0 0 0 0 0 0 0 0 0 1 0 0 0 0 1 2 0 0 0 0 0 0 0 1 0 1 0 0 0 0																
Inning Stats	R: 0 E: 0 K: 0 S: 10	H: 0 LOB: 1 BB: 1 P: 18	R: 6 E: 0 K: 0 S: 13	H: 4 LOB: 0 BB: 1 P: 24	R: 0 E: 0 K: 2 S: 12	H: 0 LOB: 0 BB: 0 P: 17	R: 0 E: 0 K: 0 S: 7	H: 1 LOB: 0 BB: 0 P: 13	R: 0 E: 0 K: 0 S: 12	H: 0 LOB: 0 BB: 0 P: 16	R: 1 E: 0 K: 2 S: 12	H: 2 LOB: 2 BB: 1 P: 24	R: 1 E: 0 K: 0 S: 13	H: 2 LOB: 2 BB: 2 P: 26	R: 2 E: 0 K: 0 S: 12	H: 2 LOB: 0 BB: 1 P: 19	1B: 8 2B: 1 3B: 0 HR: 2	SF: 0 SAC: 2 DP: 0 HBP: 1	WP: 1 PB: 1 SB: 0 CS: 1	PA: 41						
PITCHER	IP WLS BF H R ER SO BB IBB HBP BLK WP HR S P ERA WHIP											IP WLS BF H R ER SO BB IBB HBP BLK WP HR S P ERA WHIP														
Jamey Wright, R (1, 1) ERA: 4.18	5.0	25	7	7	7	2	3	0	1	0	0	1	58	99	12.60	2.000										
Valerio De Los Santos, L (6, 1) ERA: 5.83	1.1	H	6	0	1	1	2	0	0	0	0	0	12	25	6.75	1.500										
Juan Acevedo, R (7, 1) ERA: 3.79	1.2	L	9	4	2	2	0	1	0	0	0	1	21	33	10.80	3.000										

AB	31
R	10
H	11
RBI	9
BB	6
SO	4
LOB	14



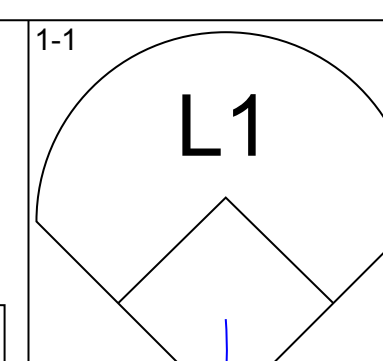
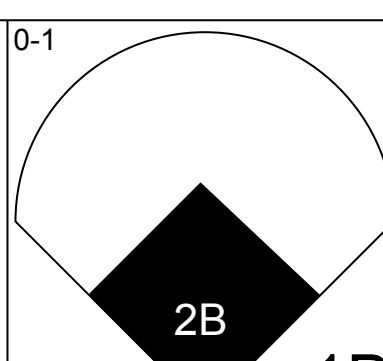
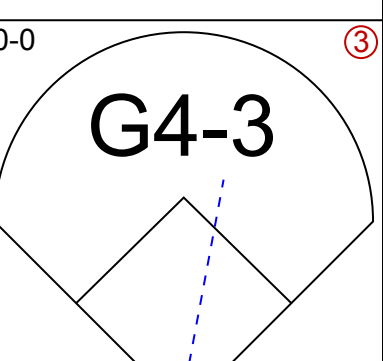

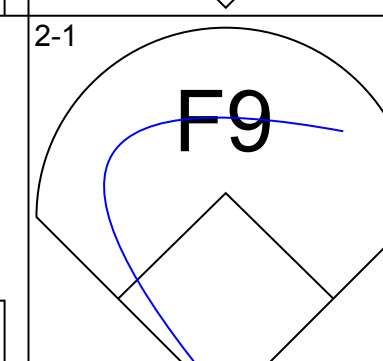
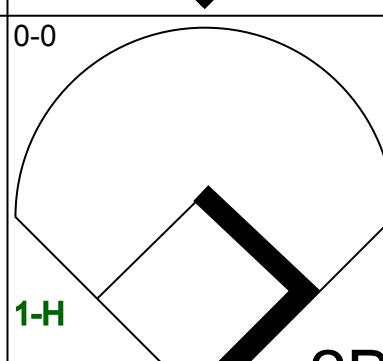
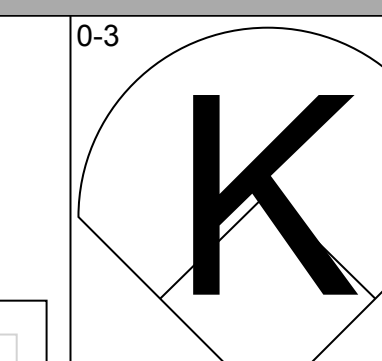
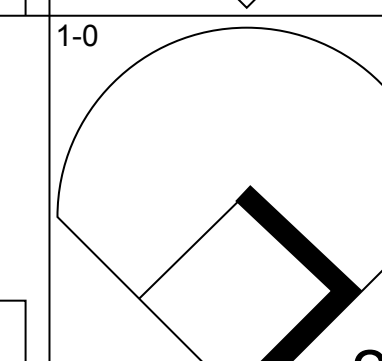
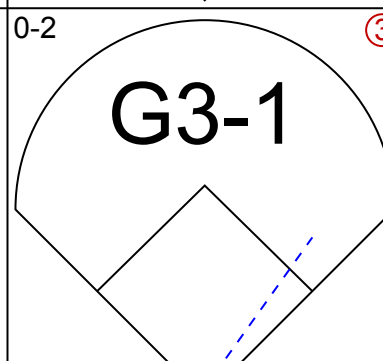
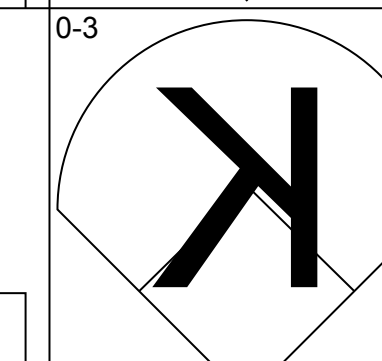


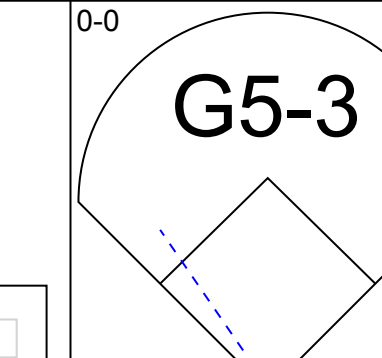

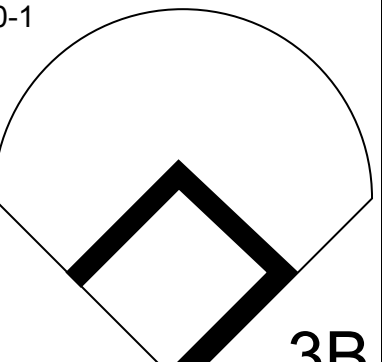
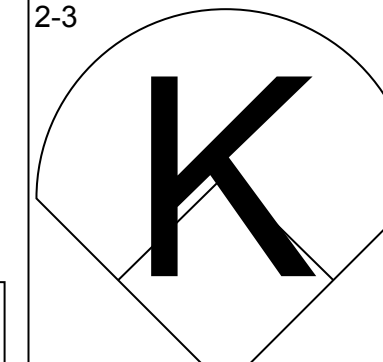


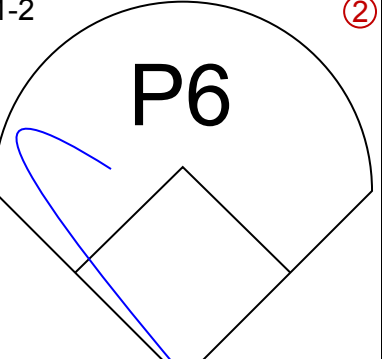
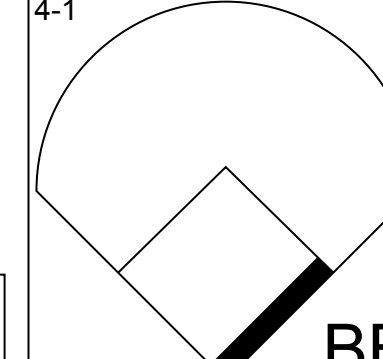


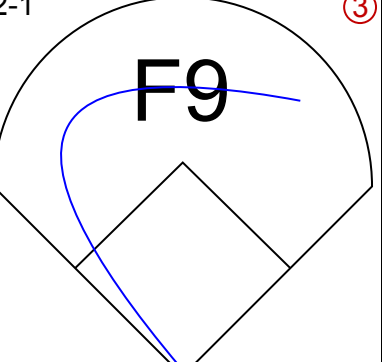
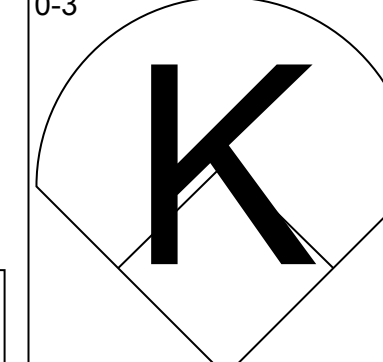




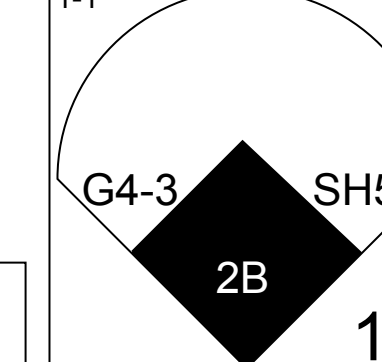


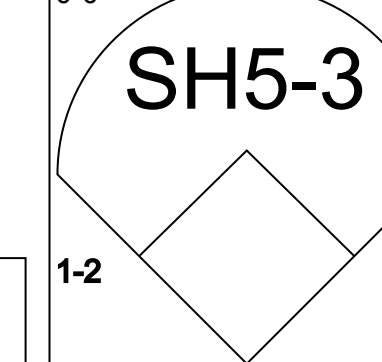
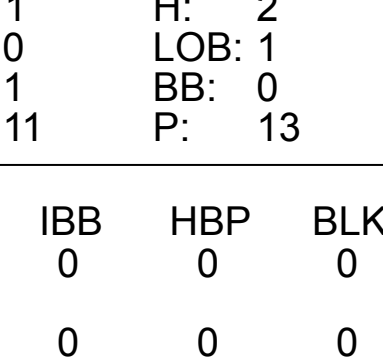
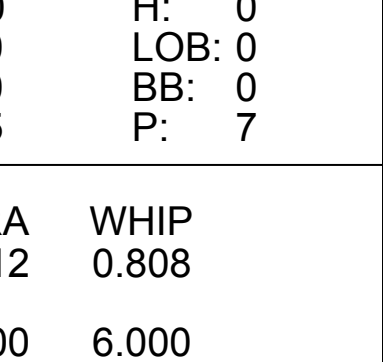
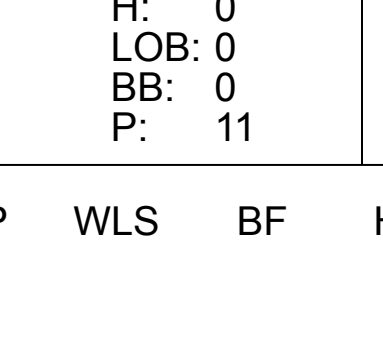
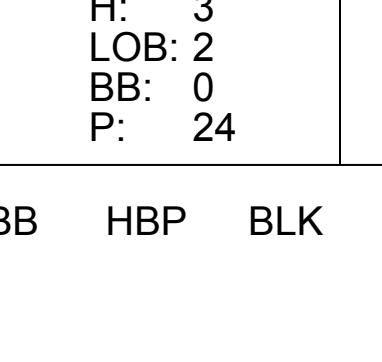



Batter	1	2	3	4	5	6	7	8	9	AB	R	H	RBI	BB	SO	LOB	TOP			
James Mouton, R (1.8) OBP: 0.358, SLG: 0.321										4	0	0	0	0	3	1				
Mark Loretta, R (1.6) OBP: 0.380, SLG: 0.452										2	1	1	0	2	0	1				
Geoff Jenkins, L (1.7) OBP: 0.361, SLG: 0.581										3	1	1	0	0	1	3				
Richie Sexson, R (1.3) OBP: 0.328, SLG: 0.491										3	1	1	3	1	2	2				
Jeromy Burnitz, L (1.9) OBP: 0.341, SLG: 0.444										4	0	1	0	0	1	2				
Tyler Houston, L (1.5) OBP: 0.282, SLG: 0.500										4	1	2	1	0	1	2				
Ronnie Belliard, R (1.4) OBP: 0.353, SLG: 0.388										4	0	0	0	0	1	4				
Henry Blanco, R (1.2) OBP: 0.324, SLG: 0.388										4	0	1	0	0	0	1				
Jeff D'Amico, R (1.1) OBP: 0.135, SLG: 0.200										4	0	1	0	0	1	1				
Curt Leskanic, R (9.1)										0	0	0	0	0	0	0				
Inning Stats	R: 0 E: 0 K: 3 S: 15	H: 0 LOB: 1 BB: 1 P: 24	R: 0 E: 0 K: 0 S: 8	H: 2 LOB: 1 BB: 0 P: 12	R: 3 E: 0 K: 1 S: 17	H: 2 LOB: 0 BB: 0 P: 26	R: 1 E: 0 K: 0 S: 12	H: 2 LOB: 0 BB: 0 P: 16	R: 0 E: 0 K: 0 S: 6	H: 0 LOB: 1 BB: 1 P: 11	R: 0 E: 0 K: 0 S: 9	H: 1 LOB: 1 BB: 0 P: 15	R: 0 E: 0 K: 3 S: 15	H: 1 LOB: 2 BB: 1 P: 25	R: 0 E: 0 K: 2 S: 8	H: 0 LOB: 0 BB: 0 P: 13	1B: 6 2B: 1 3B: 0 HR: 2	SF: 0 SAC: 0 DP: 3 HBP: 2	WP: 0 PB: 0 CS: 0	PA: 37
PITCHER	IP WLS BF H R ER SO BB IBB HBP BLK WP HR S P ERA WHIP																			
Geraldo Guzman, R (1.1) ERA: 5.68	5.0 L 22 6 4 4 5 2 0 2 0 0 0 2 60 93 7.20 1.600																			
Dan Plesac, L (6.1) ERA: 3.38	1.0 3 0 0 0 0 0 0 0 0 0 0 0 6 11 0.00 0.000																			
Russ Springer, R (7.1) ERA: 5.21	2.0 9 2 0 0 3 1 0 0 0 0 0 0 24 40 0.00 1.500																			
Mike Morgan, R (9.1) ERA: 4.36	1.0 3 0 0 0 2 0 0 0 0 0 0 0 8 13 0.00 0.000																			

Milwaukee Brewers @ Arizona Diamondbacks
Bank One Ballpark, Phoenix, AZ
Tue Aug 22 2000, 10:05 PM EDT
Att: 31,057 - Dome - 72 F

livebaseballscorecards.com

AB 32
R 4
H 8
RBI 4
BB 3
SO 10
LOB 17



Batter	1	2	3	4	5	6	7	8	9	AB	R	H	RBI	BB	SO	LOB	BOTTOM					
Tony Womack, L (1.6) OBP: 0.305, SLG: 0.388										4	1	1	0	0	0	1						
Jay Bell, R (1.4) OBP: 0.354, SLG: 0.428										4	0	2	2	0	1	0						
Mike Morgan, R (9.1) OBP: 0.467, SLG: 0.467										0	0	0	0	0	0	0						
Luis Gonzalez, L (1.7) OBP: 0.407, SLG: 0.571										4	0	0	0	0	1	2						
Matt Williams, R (1.5) OBP: 0.324, SLG: 0.421										4	0	0	0	0	0	0						
Steve Finley, L (1.8) OBP: 0.372, SLG: 0.574										4	0	1	0	0	1	0						
Greg Colbrunn, R (1.3) OBP: 0.443, SLG: 0.574										3	1	1	0	1	0	1						
Damian Miller, R (1.2) OBP: 0.462, SLG: 0.484										4	0	1	1	0	1	2						
Jason Conti, L (9. PR) OBP: 0.307, SLG: 0.338										0	0	0	0	0	0	0						
Danny Bautista, R (1.9) OBP: 0.336, SLG: 0.475										4	1	2	0	0	0	0						
Geraldo Guzman, R (1.1) ERA: 5.68										1	0	0	0	0	1	0						
David Dellucci, L (5. PR) OBP: 0.462, SLG: 0.364										1	0	0	0	0	0	0						
Dan Plesac, L (6.1) ERA: 3.38										0	0	0	0	0	0	0						
Russ Springer, R (7.1) ERA: 5.21										0	0	0	0	0	0	0						
Craig Counsell, L (8. PR) OBP: 0.341, SLG: 0.382										1	0	0	0	0	0	2						
Inning Stats	R: 0 E: 0 K: 0 S: 8	H: 0 LOB: 0 BB: 0 P: 12	R: 0 E: 0 K: 0 S: 10	H: 1 LOB: 1 BB: 0 P: 13	R: 1 E: 0 K: 1 S: 11	H: 2 LOB: 1 BB: 0 P: 13	R: 0 E: 0 K: 2 S: 9	H: 0 LOB: 1 BB: 1 P: 15	R: 0 E: 0 K: 1 S: 5	H: 0 LOB: 0 BB: 0 P: 7	R: 0 E: 0 K: 1 S: 5	H: 0 LOB: 0 BB: 0 P: 7	R: 0 E: 0 K: 0 S: 7	H: 0 LOB: 0 BB: 0 P: 11	R: 1 E: 0 K: 1 S: 8	H: 2 LOB: 1 BB: 0 P: 10	R: 1 E: 0 K: 0 S: 14	H: 3 LOB: 2 BB: 0 P: 24	1B: 4 2B: 3 3B: 1 HR: 0	SF: 0 SAC: 1 DP: 0 HBP: 0	WP: 0 PB: 0 CS: 0	PA: 36
PITCHER	IP WLS BF H R ER SO BB IBB HBP BLK WP HR S P ERA WHIP																					
Jeff D'Amico, R (1.1) ERA: 1.94	8.2 W 33 6 3 3 5 1 0 0 0 0 0 0 69 98 3.12 0.808																					
Curt Leskanic, R (9.1) ERA: 2.86	0.1 S 3 2 0 0 0 0 0 0 0 0 0 0 8 14 0.00 6.000																					

Milwaukee Brewers @ Arizona Diamondbacks
Bank One Ballpark, Phoenix, AZ
Tue Aug 22 2000, 10:05 PM EDT
Att: 31,057 - Dome - 72 F

livebaseballscorecards.com

AB 34
R 3
H 8
RBI 3
BB 1
SO 5
LOB 8



Batter	1	2	3	4	5	6	7	8	9	AB	R	H	RBI	BB	SO	LOB	TOP										
Eric Owens, R OBP: 0.359, SLG: 0.391 (1, 7)										5	1	2	0	0	1	2	San Diego Padres @ Milwaukee Brewers Milwaukee County Stadium, Milwaukee, WI Fri Aug 25 2000, 8:05 PM EDT Att: 20,389 - Cloudy - 77 F										
Damian Jackson, R OBP: 0.344, SLG: 0.375 (1, 6)										4	1	2	0	1	0	1											
Ryan Klesko, L OBP: 0.399, SLG: 0.560 (1, 3)										4	0	1	0	1	0	3											
Phil Nevin, R OBP: 0.373, SLG: 0.546 (1, 5)										4	1	1	1	1	1	3											
John Mabry, L OBP: 0.316, SLG: 0.426 Ruben Rivera, R OBP: 0.306, SLG: 0.425 (7, 8)										4	1	1	1	0	1	2											
Bret Boone, R OBP: 0.327, SLG: 0.424 (1, 4)										4	0	2	1	0	0	2											
Mike Darr, L OBP: 0.340, SLG: 0.424 (7, 9)										4	0	3	1	0	0	1											
Wiki Gonzalez, R OBP: 0.306, SLG: 0.320 (1, 2)										3	0	0	0	1	1	3											
Brian Tollberg, R OBP: 0.130, SLG: 0.130 Joe Vitello, R OBP: 0.310, SLG: 0.486 Heathcliff Slocumb, R Kevin Walker, L OBP: 0.250, SLG: 0.250 (8, PH) (8, 1) (9, 1)										2	0	0	0	0	0	2											
Inning Stats	R: 1 E: 0 K: 0 S: 11	H: 2 LOB: 1 BB: 0 P: 17	R: 0 E: 0 K: 2 S: 12	H: 2 LOB: 2 BB: 0 P: 20	R: 3 E: 0 K: 0 S: 16	H: 4 LOB: 2 BB: 1 P: 28	R: 0 E: 0 K: 0 S: 6	H: 0 LOB: 0 BB: 0 P: 8	R: 0 E: 0 K: 0 S: 8	H: 1 LOB: 1 BB: 0 P: 11	R: 0 E: 0 K: 1 S: 11	H: 1 LOB: 1 BB: 2 P: 15	R: 0 E: 0 K: 1 S: 6	H: 0 LOB: 1 BB: 2 P: 14	R: 0 E: 0 K: 1 S: 7	H: 1 LOB: 2 BB: 1 P: 22		1B: 11 2B: 2 3B: 0 HR: 0	SF: 0 SAC: 1 DP: 1 HBP: 0	WP: 0 PB: 0 SB: 1 CS: 1	PA: 41						
PITCHER	IP	WLS	BF	H	R	ER	SO	BB	IBB	HBP	BLK	WP	HR	S	P	ERA	WHIP										
Jamey Wright, R ERA: 4.27 David Weathers, R ERA: 3.39 Valerio De Los Santos, L ERA: 5.7 Ray King, L ERA: 2.25	5.0	L	25	9	4	4	2	1	0	0	0	0	0	53	84	7.20	2.000										
PITCHER	IP	WLS	BF	H	R	ER	SO	BB	IBB	HBP	BLK	WP	HR	S	P	ERA	WHIP										
Jamey Wright, R ERA: 4.27 David Weathers, R ERA: 3.39 Valerio De Los Santos, L ERA: 5.7 Ray King, L ERA: 2.25	7.0	W	26	4	0	0	6	3	0	0	0	0	0	59	93	0.00	1.000										
Heathcliff Slocumb, R ERA: 5.28 Kevin Walker, L ERA: 4.56	1.0		3	0	0	0	0	0	0	0	0	0	0	10	14	0.00	0.000										
Kevin Walker, L ERA: 4.56	1.0		4	2	0	0	0	0	0	0	0	0	0	7	10	0.00	2.000										

AB	36
R	4
H	12
RBI	4
BB	4
SO	6
LOB	21



AB	30
R	0
H	6
RBI	0
BB	3
SO	6
LOB	9



Batter	1	2	3	4	5	6	7	8	9	10	AB	R	H	RBI	BB	SO	LOB	TOP	
Eric Owens, R OBP: 0.360, SLG: 0.395 (1, 7)	4-1 BB BB		1-0 SF8 2B	1-1 FC6-4 FC5-4 1-2r 3-H		2-1 1B 2B		1-0 G6-4-3 1-2r		2-3 K	5	1	2	1	1	1	3		
Damian Jackson, R OBP: 0.342, SLG: 0.372 (1, 6)	0-1 P4		3-2 E3 CS	3-2 F7		2-0 1B			1-1 G4-3		5	0	1	0	0	0	3		
Ryan Klesko, L OBP: 0.399, SLG: 0.558 (1, 3)	4-1 BB		3-2 SF8	0-0 FC5-4 1-2r		0-2 P4			0-1 1B		3	0	1	1	1	0	3		
Phil Nevin, R OBP: 0.371, SLG: 0.549 (1, 5)	0-1 F8		1-1 HR		1-1 F7			1-0 G4-3		1-3 K	5	1	1	1	0	1	3		
Mike Darr, L OBP: 0.343, SLG: 0.433 (1, 9)	2-1 G3		2-1 1B		0-0 FC5 2B			1-2 G6-3		1-0 F7	5	0	2	0	0	0	3		
Bret Boone, R OBP: 0.326, SLG: 0.421 (1, 4)		1-3 K	3-2 FC5-4 1B		3-1 FC5			0-1 G6-3		0-1 G6-3	5	0	1	0	0	1	1		
Ruben Rivera, R OBP: 0.304, SLG: 0.421 (1, 8)		2-2 G1-3 1B	1-0 FC5-4 1-2r		1-0 F9			3-3 K		1-1 F3	5	0	1	0	0	1	3	AB 42	
Wili Gonzalez, R OBP: 0.311, SLG: 0.343 (1, 2)		2-1 G1-3 1-3		1-1 SH FC6-4 2B		0-1 L4		3-1 HR		2-0 E8 1B	5	3	3	1	0	0	1	R 5	
Jay Witasick, R OBP: 0.126, SLG: 0.125 (7, 1) Kevin Walker, L ERA: 4.47 John Mabry, L OBP: 0.250 Donne Wall, R ERA: 3.6 Carlos Almanzar, R OBP: 0.445 Dave Magadan, L OBP: 0.299, SLG: 0.348 Ray King, L OBP: 0.371, SLG: 0.521 Trevor Hoffman, R ERA: 3.63		0-3 K		0-0 SH FC6-4 2B		0-3 K		3-2 HR		3-2 1B	2	0	0	0	0	2	1	H 14	
Inning Stats	R: 0 E: 0 K: 0 S: 8	H: 0 LOB: 2 BB: 2 P: 18	R: 0 E: 0 K: 2 S: 12	H: 1 LOB: 1 BB: 0 P: 17	R: 2 E: 1 K: 1 S: 16	H: 4 LOB: 2 BB: 0 P: 30	R: 1 E: 0 K: 0 S: 10	H: 1 LOB: 1 BB: 0 P: 15	R: 0 E: 0 K: 1 S: 6	H: 2 LOB: 0 BB: 0 P: 8	R: 1 E: 0 K: 1 S: 13	H: 2 LOB: 0 BB: 0 P: 23	R: 0 E: 0 K: 1 S: 8	H: 1 LOB: 1 BB: 0 P: 11	R: 1 E: 1 K: 1 S: 11	H: 2 LOB: 1 BB: 0 P: 19	1B: 8 2B: 4 3B: 0 HR: 2	SF: 1 SAC: 1 DP: 1 HBP: 0	WP: 0 PA: 46
PITCHER	IP WLS BF H R ER SO BB IBB HBP BLK WP HR S P ERA WHIP	5.2 29 9 3 3 3 2 0 0 0 0 0 0 3 3 4.76 1.941	0.1 1 0 0 0 0 0 0 0 0 0 0 0 3 3 0.00 0.000	2.0 7 2 1 1 1 0 0 0 0 0 0 1 19 31 4.50 1.000	1.0 4 1 0 0 1 0 0 0 0 0 0 0 8 11 0.00 1.000	1.0 5 2 1 0 1 0 0 0 0 0 0 0 11 19 0.00 2.000													

San Diego Padres @ Milwaukee Brewers
Milwaukee County Stadium, Milwaukee, WI
Sat Aug 26 2000, 8:05 PM EDT
Att: 20,240 - Cloudy - 73 F


AB 42
R 5
H 14
RBI 5
BB 2
SO 6
LOB 21



Batter	1	2	3	4	5	6	7	8	9	10	AB	R	H	RBI	BB	SO	LOB	BOTTOM	
Marquis Grissom, R OBP: 0.283, SLG: 0.341 (1, 8)	3-2 G1-3		0-3 K		1-1 F8		2-2 E5 G4-3 1B		1-2 G6-3	0-0 E6 1B	6	2	1	0	0	1	2		
Mark Loretta, R OBP: 0.383, SLG: 0.454 James Mouton, R OBP: 0.359, SLG: 0.319 (9, PR) (10, 9)	4-1 2B BB		0-2 G6-3		1-2 G1-3		4-0 G3 G4-3 IBB		4-2 BB S BB	0-0 1B	2	0	0	0	3	0	0		
Geoff Jenkins, L OBP: 0.364, SLG: 0.580 (1, 7)	1-2 1-3 2B		2-1 G4-3		4-0 BB		1-2 G4-3 1-2 2-3		0-0 F9		4	0	1	0	1	0	3		
Richie Sexson, R OBP: 0.334, SLG: 0.498 (1, 3)	0-0 G5-3		1-3 K		1-1 G5-3		4-0 G3 IBB		4-2 BB BB	1-2 BB	3	0	0	0	2	1	3		
Jeromy Burnitz, L OBP: 0.342, SLG: 0.440 Curt Leskanic, R (10, 1)	4-0 IBB			2-1 F8		0-0 FC5-4 1B		0-1 G3		4-1 BB	3	0	1	1	2	0	2		
Charlie Hayes, R OBP: 0.346, SLG: 0.368 (1, 5)	3-2 F9			0-0 G4-3		2-2 FC5-4 FC4-6 1-2r		3-3 K		0-1 F9	5	0	0	0	0	1	9		
Ronnie Belliard, R OBP: 0.352, SLG: 0.389 (1, 4)		3-3 K		4-0 HR BB		0-2 FC4-6 3B		0-1 F9		2-3 K	4	2	0	0	1	2	1	AB 37	
Raul Casanova, S OBP: 0.331, SLG: 0.430 (1, 2)		0-1 SH3-4 1B		0-0 SH3-4 1B		1-1 G3-1 1-H		2-1 G3-1		3-3 K	5	1	3	3	0	1	0	R 6	
Paul Rigdon, R Valerio De Los Santos, L Mark Sweeney, L Juan Acevedo, R Tyler Houston, L Ray King, L Luis Lopez, S		0-1 SH3-4		3-2 G3-1		1-1 F7		0-0 G5-3		0-0 E 1B	1	0	0	0	0	0	0	H 8	
Inning Stats	R: 0 E: 0 K: 0 S: 12	H: 1 LOB: 3 BB: 2 P: 27	R: 0 E: 0 K: 2 S: 13	H: 1 LOB: 1 BB: 0 P: 16	R: 2 E: 0 K: 1 S: 7	H: 1 LOB: 0 BB: 1 P: 16	R: 0 E: 0 K: 0 S: 7	H: 0 LOB: 1 BB: 0 P: 14	R: 1 E: 1 K: 1 S: 13	H: 1 LOB: 2 BB: 2 P: 27	R: 0 E: 0 K: 0 S: 5	H: 0 LOB: 0 BB: 0 P: 7	R: 0 E: 0 K: 0 S: 15	H: 3 LOB: 3 BB: 3 P: 28	R: 2 E: 1 K: 2 S: 11	H: 2 LOB: 1 BB: 0 P: 16	1B: 5 2B: 1 3B: 1 HR: 1	SF: 0 SAC: 1 DP: 0 HBP: 0	WP: 0 PA: 47
PITCHER	IP WLS BF H R ER SO BB IBB HBP BLK WP HR S P ERA WHIP	6.0 29 6 4 4 3 3 0 0 0 0 0 0 64 111 6.00 1.500	1.0 4 0 0 0 1 0 0 0 0 0 0 0 9 17 0.00 0.000	1.2 8 0 0 0 0 3 0 0 0 0 0 0 18 33 0.00 1.800	0.1 1 0 0 0 0 0 0 0 0 0 0 0 2 2 0.00 0.000	0.2 L 5 2 2 0 2 0 0 0 0 0 0 11 16 0.00 3.000													

San Diego Padres @ Milwaukee Brewers
Milwaukee County Stadium, Milwaukee, WI
Sat Aug 26 2000, 8:05 PM EDT
Att: 20,240 - Cloudy - 73 F

AB 37
R 6
H 8
RBI 6
BB 9
SO 6
LOB 21



Batter	1	2	3	4	5	6	7	8	9	AB	R	H	RBI	BB	SO	LOB	TOP				
Eric Owens, R OBP: 0.359, SLG: 0.393 (1, 7)	F9			F9		G5-3		1B	G1-3	5	1	1	0	0	0	2					
Desi Relaford, S OBP: 0.398, SLG: 0.326 (1, 6)	F2			E4		G3-1		1B		4	0	1	1	0	0	0					
Ryan Klesko, L OBP: 0.400, SLG: 0.556 (1, 3)	G3-1			FC6-4		WP	S	1B		3	0	1	1	1	0	1					
Phil Nevin, R OBP: 0.372, SLG: 0.547 (1, 5)		G1-3				F9				3	0	1	0	1	0	1					
Mike Darr, L OBP: 0.330, SLG: 0.416 (1, 9)	K			K				G4-3		4	0	0	0	0	2	5					
Damian Jackson, R OBP: 0.343, SLG: 0.377 (1, 4)	F9				F8					4	0	2	0	0	0	0					
Ruben Rivera, R OBP: 0.304, SLG: 0.419 (1, 8)			K			G5-4-3				4	0	1	0	0	2	2					
Wiki Gonzalez, R OBP: 0.310, SLG: 0.339 (1, 2)			G5-3					F8		3	0	0	0	1	1	1					
Woody Williams, R John Matney, R Kevin Walker, R Carlos Almanzar, R Dave Magadan, L Trevor Hoffman, R (1, 1) (6, PH) (8, 1) (8, 1) (9, PH) (9, 1)	G1-3							1B		2	0	0	0	0	1	1					
Inning Stats	R: 0 E: 0 K: 0 S: 6	H: 0 LOB: 0 BB: 0 P: 10	R: 0 E: 0 K: 1 S: 6	H: 0 LOB: 0 BB: 0 P: 8	R: 0 E: 0 K: 1 S: 11	H: 0 LOB: 0 BB: 0 P: 17	R: 0 E: 1 K: 1 S: 11	H: 1 LOB: 2 BB: 0 P: 15	R: 0 E: 0 K: 0 S: 7	H: 0 LOB: 1 BB: 1 P: 15	R: 0 E: 0 K: 0 S: 5	H: 1 LOB: 0 BB: 0 P: 6	R: 2 E: 0 K: 0 S: 13	H: 3 LOB: 2 BB: 2 P: 25	R: 0 E: 0 K: 2 S: 13	H: 1 LOB: 2 BB: 1 P: 21	1B: 6 2B: 1 3B: 0 HR: 0	SF: 0 SAC: 0 DP: 2 HBP: 0	WP: 1 PB: 0 CS: 2	PA: 37	
PITCHER	IP	WLS	BF	H	R	ER	SO	BB	IBB	HBP	BLK	WP	HR	S	P	ERA	WHIP				
John Snyder, R ERA: 5.36 (1, 1)	7.0		25	3	0	0	5	1	0	0	0	1	0	55	83	0.00	0.571				
David Weathers, R ERA: 3.67 (8, 1)	0.1	L	4	2	2	2	0	1	0	0	0	0	0	10	16	54.00	9.000				
Valerio De Los Santos, L ERA: 5.61 (8, 1)	0.2		3	1	0	0	0	0	1	0	0	0	0	3	9	0.00	1.500				
Curt Leskanic, R ERA: 2.74 (9, 1)	1.0		5	1	0	0	2	1	0	0	0	0	0	13	21	0.00	2.000				

San Diego Padres @ Milwaukee Brewers
Milwaukee County Stadium, Milwaukee, WI
Sun Aug 27 2000, 2:05 PM EDT
Att: 21,785 - Sunny - 75 F

livebaseballscores.com

AB 33
R 2
H 7
RBI 2
BB 4
SO 7
LOB 15



Batter	1	2	3	4	5	6	7	8	9	AB	R	H	RBI	BB	SO	LOB	BOTTOM					
James Mouton, R OBP: 0.360, SLG: 0.317 (1, 8)	G5-3		1B		F7				F8	4	0	1	0	0	0	0						
Mark Loretta, R OBP: 0.375, SLG: 0.444 (1, 6)	P4		L4		F9		HBP		G4-3	5	0	0	0	0	0	3						
Geoff Jenkins, L OBP: 0.365, SLG: 0.579 (1, 7)	2B				F8		G4-3			4	1	2	0	0	0	2						
Richie Sexson, R OBP: 0.335, SLG: 0.499 (1, 3)	1B									3	0	1	1	1	2	2						
Jeromy Burnitz, L OBP: 0.342, SLG: 0.439 (1, 9)	K		G6-3							4	0	1	0	0	1	4						
Raul Casanova, S OBP: 0.335, SLG: 0.425 (1, 2)		G3-1			F8					2	0	0	0	2	0	0						
Tyler Houston, L OBP: 0.281, SLG: 0.500 (1, 5)					F5					3	0	1	0	0	0	2						
Charlie Hayes, R OBP: 0.348, SLG: 0.367 (6, PH) (9, 5)	WP									1	0	0	0	0	0	2						
Ronnie Belliard, R OBP: 0.353, SLG: 0.389 (1, 4)	K				G5-3					4	0	2	0	0	1	1						
John Snyder, R Luis Lopez, S David Weathers, R Valerio De Los Santos, L Curt Leskanic, R Mark Sweeney, L (1, 1) (7, PH) (8, 1) (8, 1) (9, 1) (9, PH)										2	0	0	0	0	1	1						
Inning Stats	R: 1 E: 0 K: 1 S: 13	H: 2 LOB: 1 BB: 0 P: 20	R: 0 E: 0 K: 2 S: 11	H: 1 LOB: 0 BB: 0 P: 18	R: 0 E: 0 K: 1 S: 14	H: 2 LOB: 0 BB: 0 P: 22	R: 0 E: 0 K: 0 S: 8	H: 0 LOB: 0 BB: 0 P: 11	R: 0 E: 0 K: 0 S: 8	H: 0 LOB: 0 BB: 0 P: 13	R: 0 E: 0 K: 0 S: 10	H: 0 LOB: 2 BB: 2 P: 21	R: 0 E: 0 K: 1 S: 7	H: 1 LOB: 2 BB: 0 P: 11	R: 0 E: 0 K: 1 S: 13	H: 2 LOB: 2 BB: 1 P: 19	R: 0 E: 0 K: 0 S: 5	H: 0 LOB: 0 BB: 0 P: 7	1B: 6 2B: 2 3B: 0 HR: 0	SF: 0 SAC: 1 DP: 0 HBP: 1	WP: 1 PB: 0 CS: 0	PA: 38
PITCHER	IP	WLS	BF	H	R	ER	SO	BB	IBB	HBP	BLK	WP	HR	S	P	ERA	WHIP					
Woody Williams, R ERA: 4.02 (1, 1)	7.0	W	30	6	1	1	4	2	0	1	0	1	0	71	116	1.29	1.143					
Kevin Walker, L ERA: 4.45 (8, 1)	0.1	H	3	1	0	0	1	1	0	0	0	0	0	9	15	0.00	6.000					
Carlos Almanzar, R ERA: 4.4 (8, 1)	0.2	H	2	1	0	0	0	0	0	0	0	0	0	4	4	0.00	1.500					
Trevor Hoffman, R ERA: 3.57 (9, 1)	1.0	S	3	0	0	0	0	0	0	0	0	0	0	5	7	0.00	0.000					

San Diego Padres @ Milwaukee Brewers
Milwaukee County Stadium, Milwaukee, WI
Sun Aug 27 2000, 2:05 PM EDT
Att: 21,785 - Sunny - 75 F

livebaseballscores.com

AB 33
R 1
H 8
RBI 1
BB 3
SO 5
LOB 17



Batter	1	2	3	4	5	6	7	8	9	AB	R	H	RBI	BB	SO	LOB	TOP
Tom Goodwin, L (1, 8) OBP: 0.361, SLG: 0.368	1-2 1B 1B	1-1 F7		2-2 G4-3			2-2 G1-3		1-2 FC4-6 1B	5	1	2	0	0	0	0	Los Angeles Dodgers @ Milwaukee Brewers Milwaukee County Stadium, Milwaukee, WI Mon Aug 28 2000, 8:05 PM EDT Att: 17,167 - Cloudy - 72 F
Mark Grudzielanek, R (1, 4) OBP: 0.335, SLG: 0.394	0-1 1B 1B	1-1 F7		0-1 F9			3-1 F9		2-0 FC4-6 1-2	5	1	1	0	0	0	1	
Shawn Green, L (1, 9) OBP: 0.378, SLG: 0.501	0-2 1B SF4	1-0		1-3 K			0-1 E4			4	1	2	1	0	1	0	
Eric Karros, R (1, 3) OBP: 0.339, SLG: 0.503	0-0 SF4 HR	2-1 F8			2-2 G5-3		0-0 F3			4	1	1	1	0	0	2	
Todd Hundley, S (1, 2) OBP: 0.395, SLG: 0.636	0-2 SF4		1-2 G4-3		1-3 K			0-3 K		3	0	0	1	0	2	0	
Adrian Beltré, R (1, 5) OBP: 0.356, SLG: 0.471	1-1 HR		1-1 FC6-5 2B		0-1 G4-3			4-1 CS BB		3	1	2	2	1	0	0	
Jim Leyritz, R (1, 7) OBP: 0.325, SLG: 0.283	2-3 K		1-1 FC6-5 1B		1-1 G6-3		1-1 G6-3		2-3 K	4	0	0	0	0	2	2	
Alex Cora, L (1, 6) OBP: 0.317, SLG: 0.383	2-1 1B		1-1 1B		2-2 F8			0-2 G1-3		4	0	2	0	0	0	0	
Kevin Brown, R (1, 1) OBP: 0.121, SLG: 0.089	0-3 K		1-3 K		1-3 K			2-3 K		3	0	0	0	0	3	3	
Terry Adams, R (8, 1) Jeff Branson, L (9, PH) Jeff Shaw, R (9, 1)										0	0	0	0	0	0	0	
Inning Stats	R: 5 E: 0 K: 2 S: 25	H: 6 LOB: 1 BB: 0 P: 31	R: 0 E: 0 K: 0 S: 7	H: 1 LOB: 1 BB: 0 P: 12	R: 0 E: 0 K: 1 S: 12	H: 2 LOB: 2 BB: 0 P: 17	R: 0 E: 0 K: 1 S: 8	H: 0 LOB: 0 BB: 0 P: 11	R: 0 E: 0 K: 1 S: 12	H: 0 LOB: 0 BB: 0 P: 15	R: 0 E: 0 K: 1 S: 8	H: 0 LOB: 1 BB: 0 P: 13	R: 0 E: 0 K: 2 S: 10	H: 1 LOB: 1 BB: 0 P: 15	1B: 7 2B: 2 3B: 0 HR: 1	SF: 1 SAC: 0 DP: 0 HBP: 0	WP: 0 PB: 0 CS: 1 PA: 38
PITCHER	IP WLS BF H R ER SO BB IBB HBP BLK WP HR S P ERA WHIP																
Jeff D'Amico, R (1, 1) ERA: 2.2	7.0 L 31 9 5 5 6 0 0 0 0 0 1 80 111 6.43 1.286																
Juan Acevedo, R (8, 1) ERA: 3.78	1.0 3 0 0 0 2 1 0 0 0 0 0 8 13 0.00 1.000																
Ray King, L (9, 1) ERA: 2.0	1.0 4 1 0 0 1 0 0 0 0 0 0 10 15 0.00 1.000																

Batter	1	2	3	4	5	6	7	8	9	AB	R	H	RBI	BB	SO	LOB	BOTTOM		
Marquis Grissom, R (1, 8) OBP: 0.281, SLG: 0.337	1-1 F8		1-3 K		0-0 G5-3				2-2 P4	5	0	0	1	0	2	2	Los Angeles Dodgers @ Milwaukee Brewers Milwaukee County Stadium, Milwaukee, WI Mon Aug 28 2000, 8:05 PM EDT Att: 17,167 - Cloudy - 72 F		
Mark Loretta, R (1, 6) OBP: 0.374, SLG: 0.439	0-0 L4		1-1 F9		3-1 F8			4-1 G5-3 BB		3	0	0	0	1	0	0			
Geoff Jenkins, L (1, 7) OBP: 0.369, SLG: 0.584	4-1 BB		4-2 BB		0-0 2B 3B			2-2 G5-3		2	1	1	0	2	0	1			
Richie Sexson, R (1, 3) OBP: 0.337, SLG: 0.500	4-2 BB		0-3 K		0-0 F7 1B 2B			2-3 K		3	1	1	1	1	2	2			
Jeremy Burnitz, L (1, 9) OBP: 0.339, SLG: 0.435	0-3 K			1-2 G3-1			0-0 F7		1-3 K	4	0	0	0	0	2	4			
Tyler Houston, L (1, 5) OBP: 0.281, SLG: 0.495			0-1 K		0-1 F9			0-1 G6-4-3 1B		4	0	1	1	0	2	0			
Ronnie Belliard, R (1, 4) OBP: 0.350, SLG: 0.386		1-1 P3		2-3 K			3-1 G6-4-3		2-3 K	4	0	0	0	0	2	1			
Henry Blanco, R (1, 2) OBP: 0.327, SLG: 0.393		0-1 1B			0-0 SH1-3 G5-3 2B			2-2 G4-3		4	1	3	0	0	0	0			
Jeff D'Amico, R (1, 1) Mark Swartz, L (7, PH) Juan Acevedo, R (8, 1) Ray King, L (9, 1) Raul Casanova, S (9, PH) James Moulton, R (9, PH)										1	0	0	0	0	1	1			
Inning Stats	R: 0 E: 1 K: 1 S: 10	H: 0 LOB: 2 BB: 2 P: 19	R: 0 E: 0 K: 2 S: 11	H: 1 LOB: 1 BB: 0 P: 15	R: 0 E: 0 K: 2 S: 10	H: 0 LOB: 1 BB: 1 P: 16	R: 0 E: 0 K: 1 S: 8	H: 0 LOB: 0 BB: 0 P: 11	R: 1 E: 0 K: 0 S: 5	H: 1 LOB: 0 BB: 0 P: 6	R: 2 E: 0 K: 0 S: 8	H: 3 LOB: 0 BB: 0 P: 9	R: 0 E: 0 K: 1 S: 11	H: 0 LOB: 1 BB: 1 P: 20	R: 0 E: 0 K: 2 S: 16	H: 2 LOB: 3 BB: 0 P: 22		1B: 4 2B: 2 3B: 1 HR: 0	SF: 0 SAC: 1 DP: 1 HBP: 0
PITCHER	IP WLS BF H R ER SO BB IBB HBP BLK WP HR S P ERA WHIP																		
Kevin Brown, R (1, 1) ERA: 2.71	7.0 W 28 5 3 3 7 3 0 0 0 0 0 60 86 3.86 1.143																		
Terry Adams, R (8, 1) ERA: 3.23	1.0 H 4 0 0 0 2 1 0 0 0 0 0 11 20 0.00 1.000																		
Jeff Shaw, R (9, 1) ERA: 4.79	1.0 S 5 2 0 0 2 0 0 0 0 0 0 16 22 0.00 2.000																		

Batter	1	2	3	4	5	6	7	8	9	AB	R	H	RBI	BB	SO	LOB	TOP										
Tom Goodwin, L (1, 8) OBP: 0.360, SLG: 0.365										4	0	0	0	1	1	3	Los Angeles Dodgers @ Milwaukee Brewers Milwaukee County Stadium, Milwaukee, WI Tue Aug 29 2000, 8:05 PM EDT Att: 14,179 - Cloudy - 69 F										
Mark Grudzielanek, R (1, 4) OBP: 0.339, SLG: 0.393										5	1	3	4	0	0	0											
Shawn Green, L (1, 9) OBP: 0.378, SLG: 0.499										4	0	1	0	1	1	2											
Eric Karros, R (1, 3)										3	0	0	0	1	2	2											
Adrian Beltré, R (1, 5) OBP: 0.353, SLG: 0.467										4	1	0	0	0	0	3											
Jim Leyritz, R (1, 7) OBP: 0.322, SLG: 0.282										4	1	1	0	0	0	1											
Chad Kreuter, S (1, 2) OBP: 0.424, SLG: 0.413										4	1	1	1	0	0	0											
Alex Cora, L (1, 6) OBP: 0.320, SLG: 0.388										4	2	2	1	0	0	1											
Chan Ho Park, R (1, 1) OBP: 0.241, SLG: 0.351										1	1	0	0	1	1	1											
Dave Hansen, L (9, PH) OBP: 0.398, SLG: 0.545										1	0	0	0	0	1	0											
Mike Fetters, R (9, 1)										0	0	0	0	0	0	0											
Inning Stats	R: 0 H: 0 E: 0 K: 2 S: 11	H: 0 LOB: 0 BB: 0 P: 19	R: 4 H: 3 E: 1 K: 0 S: 27	H: 3 LOB: 2 BB: 2 P: 42	R: 0 H: 0 E: 0 K: 1 S: 12	H: 0 LOB: 0 BB: 0 P: 14	R: 2 H: 2 E: 0 K: 0 S: 10	H: 2 LOB: 1 BB: 1 P: 19	R: 0 H: 0 E: 0 K: 1 S: 9	H: 1 LOB: 1 BB: 0 P: 18	R: 0 H: 1 E: 0 K: 1 S: 6	H: 1 LOB: 1 BB: 0 P: 8	R: 0 H: 0 E: 0 K: 0 S: 9	H: 0 LOB: 0 BB: 0 P: 13	R: 1 H: 1 E: 1 K: 1 S: 15	H: 1 LOB: 0 BB: 0 P: 21	1B: 5 2B: 2 3B: 1 HR: 0	SF: 0 SAC: 1 DP: 0 HBP: 0	WP: 0 PB: 0 SB: 1 CS: 1	PA: 39							
PITCHER	IP	WLS	BF	H	R	ER	SO	BB	IBB	HBP	BLK	WP	HR	S	P	ERA	WHIP										
Jimmy Haynes, R (1, 1) ERA: 4.91	4.0	L	20	5	6	4	3	3	0	0	0	0	0	60	94	9.00	2.000										
Everett Stull, R (5, 1) ERA: 6.0	2.0		8	1	0	0	1	1	0	0	0	0	0	19	33	0.00	1.000										
David Weathers, R (7, 1) ERA: 3.65	2.0		7	1	0	0	1	0	0	0	0	0	0	15	21	0.00	0.500										
Valerio De Los Santos, L (9, 1) ERA: 5.52	1.0		4	1	1	0	1	0	0	0	0	0	0	15	21	0.00	1.000										

Batter	1	2	3	4	5	6	7	8	9	AB	R	H	RBI	BB	SO	LOB	BOTTOM										
James Mouton, R (1, 8) OBP: 0.363, SLG: 0.338										3	1	1	2	1	0	0	Los Angeles Dodgers @ Milwaukee Brewers Milwaukee County Stadium, Milwaukee, WI Tue Aug 29 2000, 8:05 PM EDT Att: 14,179 - Cloudy - 69 F										
Mark Loretta, R (1, 6) OBP: 0.368, SLG: 0.432										4	0	0	0	0	2	1											
Geoff Jenkins, L (1, 7) OBP: 0.365, SLG: 0.578										4	0	0	0	0	2	1											
Richie Sexson, R (1, 3) OBP: 0.336, SLG: 0.496										3	0	0	0	0	3	0											
Tyler Houston, L (1, 5) OBP: 0.276, SLG: 0.487										4	0	0	0	0	0	1											
Angel Echevarria, R (1, 9) OBP: 0.263, SLG: 0.314										2	0	0	0	1	2	0											
Ronnie Belliard, R (1, 4) OBP: 0.348, SLG: 0.384										3	0	0	0	0	2	2											
Henry Blanco, R (1, 2) OBP: 0.323, SLG: 0.389										3	0	0	0	0	2	0											
Jimmy Haynes, R (1, 1) OBP: 0.318, SLG: 0.212										1	0	0	0	0	1	0											
Everett Stull, R (5, 1) ERA: 3.6										0	0	0	0	0	0	0											
Mark Sweeney, L (6, PH) OBP: 0.346, SLG: 0.316										0	0	0	0	0	0	0											
David Weathers, R (7, 1) OBP: 0.307, SLG: 0.423										1	0	0	0	0	1	0											
Raul Casanova, S (8, PH) OBP: 0.337, SLG: 0.423										0	0	0	0	0	0	0											
Valerio De Los Santos, L (9, 1) ERA: 5.52										0	0	0	0	0	0	0											
Inning Stats	R: 0 H: 0 E: 0 K: 1 S: 8	H: 0 LOB: 0 BB: 0 P: 11	R: 0 H: 0 E: 0 K: 2 S: 13	H: 0 LOB: 0 BB: 0 P: 19	R: 0 H: 0 E: 0 K: 2 S: 8	H: 0 LOB: 0 BB: 0 P: 12	R: 0 H: 0 E: 1 K: 0 S: 3	H: 0 LOB: 0 BB: 0 P: 6	R: 0 H: 0 E: 0 K: 2 S: 8	H: 0 LOB: 0 BB: 0 P: 12	R: 2 H: 1 E: 0 K: 3 S: 16	H: 1 LOB: 0 BB: 1 P: 26	R: 0 H: 0 E: 0 K: 2 S: 13	H: 0 LOB: 2 BB: 1 P: 23	R: 0 H: 0 E: 0 K: 2 S: 13	H: 0 LOB: 1 BB: 1 P: 20	R: 0 H: 0 E: 0 K: 1 S: 14	H: 0 LOB: 0 BB: 0 P: 19	1B: 0 2B: 0 3B: 0 HR: 1	SF: 0 SAC: 0 DP: 1 HBP: 1	WP: 0 PB: 0 SB: 0 CS: 0	PA: 32					
PITCHER	IP	WLS	BF	H	R	ER	SO	BB	IBB	HBP	BLK	WP	HR	S	P	ERA	WHIP										
Chan Ho Park, R (1, 1) ERA: 3.6	8.0	W	29	1	2	2	14	3	0	1	0	0	0	82	129	2.25	0.500										
Mike Fetters, R (9, 1) ERA: 2.61	1.0		3	0	0	0	1	0	0	0	0	0	0	14	19	0.00	0.000										

AB 34
R 7
H 8
RBI 6
BB 4
SO 6
LOB 13



AB 28
R 2
H 1
RBI 2
BB 3
SO 15
LOB 5



Batter	1	2	3	4	5	6	7	8	9	AB	R	H	RBI	BB	SO	LOB	TOP					
Tom Goodwin, L (1, 8) OBP: 0.359, SLG: 0.363	0-0 P6		0-0 B1-3		2-2 F7			2-1 1B 1B		4	0	1	0	0	0	0	Los Angeles Dodgers @ Milwaukee Brewers Milwaukee County Stadium, Milwaukee, WI Thu Aug 31 2000, 2:05 PM EDT Att: 15,483 - Cloudy - 84 F					
Mark Grudzielanek, R (1, 4) OBP: 0.360, SLG: 0.393	0-1 F9 2B		0-2 P4		2-2 P3			2-2 F7		4	1	1	0	0	0	1						
Shawn Green, L (1, 9) OBP: 0.378, SLG: 0.495	3-2 F9 2-3		4-2		2-0 F8			2-2 F5		3	0	0	0	1	0	2						
Eric Karros, R (1, 3) OBP: 0.339, SLG: 0.500	1-2		0-3 K		2-3 K			1-2 1B		4	0	2	1	0	2	1						
Todd Hundley, S (1, 2) OBP: 0.387, SLG: 0.618	1-2 G1-3				3-2 F9			1-2 G3-1		4	0	0	0	0	0	3						
Adrián Beltré, R (1, 5) OBP: 0.353, SLG: 0.465					2-2 1B SF7			3-2 G1-3		4	1	1	0	0	1	0						
Dave Hansen, L (1, 7) OBP: 0.409, SLG: 0.552					3-2 1B			3-2 G4-3 1B		4	0	3	0	0	1	0						
Alex Cora, L (1, 6) OBP: 0.318, SLG: 0.383					0-1 SF7			3-2 G4-3		3	0	0	1	0	1	2						
Carlos Perez, L (1, 1) OBP: 0.048, SLG: 0.119					3-H K			1-2 F8		1	0	0	0	0	0	1						
Matt Herges, L (3, 1) OBP: 0.091, SLG: 0.091										1	0	0	0	0	1	1						
Jim Leyritz, R (7, PH) OBP: 0.317, SLG: 0.287										1	0	0	0	0	0	0						
Gregg Olson, R (7, 1)										0	0	0	0	0	0	0						
Jeff Branson, L (9, PH) OBP: 0.423, SLG: 0.333										1	0	0	0	0	0	1						
Inning Stats	R: 1 E: 0 K: 0 S: 13	H: 2 LOB: 1 BB: 0 P: 18	R: 0 E: 0 K: 1 S: 13	H: 1 LOB: 1 BB: 0 P: 16	R: 0 E: 0 K: 1 S: 9	H: 0 LOB: 1 BB: 1 P: 13	R: 1 E: 0 K: 1 S: 16	H: 2 LOB: 0 BB: 0 P: 25	R: 0 E: 0 K: 0 S: 7	H: 0 LOB: 0 BB: 0 P: 13	R: 0 E: 0 K: 2 S: 10	H: 0 LOB: 0 BB: 0 P: 17	R: 0 E: 0 K: 2 S: 7	H: 0 LOB: 0 BB: 0 P: 11	R: 0 E: 0 K: 0 S: 16	H: 2 LOB: 2 BB: 0 P: 24	R: 0 E: 0 K: 0 S: 14	H: 1 LOB: 1 BB: 0 P: 25	1B: 6 2B: 2 3B: 0 HR: 0	SF: 1 SAC: 0 DP: 0 HBP: 0	WP: 0 PB: 0 SB: 0 CS: 0	PA: 36
PITCHER	IP WLS BF H R ER SO BB IBB HBP BLK WP HR S P ERA WHIP																					
Paul Rigdon, R (1, 1) ERA: 5.88	6.0 W 24 5 2 2 4 1 0 0 0 0 0 0 68 102 3.00 1.000																					
Valerio De Los Santos, L (7, 1) ERA: 5.34	2.0 8 2 0 0 2 0 0 0 0 0 0 0 23 35 0.00 1.000																					
Juan Acevedo, R (9, 1) ERA: 3.72	1.0 4 1 0 0 0 0 0 0 0 0 0 0 14 25 0.00 1.000																					

Batter	1	2	3	4	5	6	7	8	9	AB	R	H	RBI	BB	SO	LOB	BOTTOM			
Marquis Grissom, R (1, 8) OBP: 0.280, SLG: 0.336	1-0 F8	1-1 F8	1-2 P3		1-0 G1-3			2-0 1B 1B		5	0	1	0	0	0	4	Los Angeles Dodgers @ Milwaukee Brewers Milwaukee County Stadium, Milwaukee, WI Thu Aug 31 2000, 2:05 PM EDT Att: 15,483 - Cloudy - 84 F			
Mark Loretta, R (1, 6) OBP: 0.363, SLG: 0.422	1-1 F8		4-2 2B 1B BB		2-1 G4-3			0-1 1B 1B		4	1	1	0	1	0	0				
Geoff Jenkins, L (1, 7) OBP: 0.369, SLG: 0.595	1-0 HR		1-0 1B 1B 2B		0-0 E S 2B 1B			1-3 K		5	3	3	1	0	1	2				
Richie Sexson, R (1, 3) OBP: 0.336, SLG: 0.492	4-2 2B BB		0-1 1B 1B 1B		1-3 K			2-3 K		4	2	1	1	1	2	3				
Jeremy Burnitz, L (1, 9) OBP: 0.342, SLG: 0.440	3-2 1B 2B		1-2 1B 1B		0-0 1B 2B			3-1 G3-1		4	1	3	3	0	0	0				
Charlie Hayes, R (1, 5) OBP: 0.347, SLG: 0.365	1-0 F7		1-2 SH1-4 1B		2-1 G4-3			3-1 P3		4	0	1	0	0	0	2				
Henry Blanco, R (1, 2) OBP: 0.319, SLG: 0.383			0-3 K		1-0 G6-3			1-1 F3		4	0	0	0	0	1	3				
Luis Lopez, S (1, 4) OBP: 0.298, SLG: 0.404			1-1 F7		2-1 SH1-4 1B			1-0 SH3-4 1B HR		4	1	3	3	0	0	0				
Paul Rigdon, R (1, 1) OBP: 0.200, SLG: 0.111			1-1 SH1-4		0-0 SH3-4			2-1 P6		1	0	1	0	0	0	0				
Valerio De Los Santos, L (7, 1) ERA: 3.6										0	0	0	0	0	0	0				
Mark Sweeney, L (8, PH) OBP: 0.363, SLG: 0.304										1	0	0	0	0	0	0				
Juan Acevedo, R (9, 1)										0	0	0	0	0	0	0				
Inning Stats	R: 2 E: 0 K: 0 S: 12	H: 2 LOB: 1 BB: 1 P: 23	R: 0 E: 0 K: 0 S: 16	H: 1 LOB: 0 BB: 0 P: 22	R: 0 E: 0 K: 1 S: 22	H: 5 LOB: 2 BB: 1 P: 34	R: 1 E: 1 K: 1 S: 11	H: 2 LOB: 1 BB: 0 P: 16	R: 0 E: 0 K: 0 S: 5	H: 1 LOB: 1 BB: 0 P: 9	R: 0 E: 0 K: 1 S: 8	H: 0 LOB: 0 BB: 0 P: 14	R: 0 E: 0 K: 0 S: 6	H: 0 LOB: 0 BB: 0 P: 13	R: 1 E: 0 K: 1 S: 11	H: 3 LOB: 2 BB: 0 P: 20	1B: 9 2B: 3 3B: 0 HR: 2	SF: 0 SAC: 2 DP: 0 HBP: 0	WP: 0 PB: 0 SB: 1 CS: 0	PA: 40
PITCHER	IP WLS BF H R ER SO BB IBB HBP BLK WP HR S P ERA WHIP																			
Carlos Perez, L (1, 1) ERA: 5.39	2.0 L 15 4 1 1 3 0 0 0 0 0 0 0 34 53 2.25 1.000																			
Matt Herges, R (3, 1) ERA: 3.6	4.0 16 4 1 1 3 0 0 0 0 0 0 0 34 53 2.25 1.000																			
Gregg Olson, R (7, 1) ERA: 5.17	2.0 9 3 1 1 1 0 0 0 0 0 0 1 17 33 4.50 1.500																			

Batter	1	2	3	4	5	6	7	8	9	AB	R	H	RBI	BB	SO	LOB	TOP			
James Mouton, R (1, 8) OBP: 0.360, SLG: 0.335	2-1 WP G5-3 HR 1B		0-1 G6-3 1B		0-1 F9		0-0 SH5-4			3	1	2	0	0	0	0				
Mark Loretta, R (1, 6) OBP: 0.358, SLG: 0.415	0-1 G5-3		1-2 G6-3		2-3 K		1-3 K			4	0	0	0	0	2	4				
Geoff Jenkins, L (1, 7) OBP: 0.370, SLG: 0.600	3-2 2H HR		4-1 BB		1-0 F9		0-3 K			3	1	1	2	1	1	2				
Richie Sexson, R (1, 3) OBP: 0.337, SLG: 0.499	1-1 G4-6-3 1B		0-0 L5			0-1 HR		2-1 F5		4	1	2	1	0	0	2				
Jeremy Burnitz, L (1, 9) OBP: 0.340, SLG: 0.436	2-2 G4-6-3			3-3 K		2-3 K		0-1 G3-1		4	0	0	0	0	2	1				
Tyler Houston, L (1, 5) OBP: 0.276, SLG: 0.496		1-0 G4-3		1-1 S 1B		2-1 G4-3		2-3 K		3	0	1	0	0	0	0				
José Hernández, R (8, PH) OBP: 0.318, SLG: 0.392										1	0	0	0	0	1	0				
Ronnie Belliard, R (1, 4) OBP: 0.346, SLG: 0.381		1-1 L5		0-3 K		2-0 G1-3			2-2 F9	4	0	0	0	0	1	1	AB 32 R 3 H 7 RBI 3 BB 3 SO 7 LOB 12			
Raul Casanova, S (1, 2) OBP: 0.335, SLG: 0.413		0-0 G3		4-0 IBB			4-0 SH5-4 1B BB		2-2 G6-3	2	0	0	0	2	0	0				
John Snyder, R (1, 1) OBP: 0.152, SLG: 0.129				1-1 G3-1		1-0 G6-3		3-1 SH5-4 1B		0-2 F8	2	0	0	0	0	2				
Charlie Hayes, R (7, PH) OBP: 0.346, SLG: 0.367										1	0	1	0	0	0	0				
Ray King, L (7, 1)										0	0	0	0	0	0	0				
David Weathers, R (8, 1)										0	0	0	0	0	0	0				
Angel Echevarria, R (8, PH) OBP: 0.259, SLG: 0.306										1	0	0	0	0	0	0				
Inning Stats	R: 2 E: 0 K: 0 S: 13	H: 3 LOB: 0 BB: 0 P: 21	R: 0 E: 0 K: 0 S: 4	H: 0 LOB: 0 BB: 0 P: 6	R: 0 E: 0 K: 0 S: 9	H: 1 LOB: 2 BB: 1 P: 15	R: 0 E: 0 K: 2 S: 9	H: 1 LOB: 0 BB: 0 P: 9	R: 1 E: 0 K: 1 S: 9	H: 1 LOB: 0 BB: 0 P: 15	R: 0 E: 0 K: 2 S: 9	H: 1 LOB: 2 BB: 1 P: 17	R: 0 E: 0 K: 1 S: 7	H: 0 LOB: 0 BB: 0 P: 11	R: 0 E: 0 K: 0 S: 10	H: 0 LOB: 0 BB: 0 P: 14	1B: 5 2B: 0 3B: 0 HR: 2	SF: 0 SAC: 1 DP: 1 HBP: 0	WP: 1 PB: 0 SB: 1 CS: 0	PA: 36
PITCHER	IP WLS BF H R ER SO BB IBB HBP BLK WP HR S P ERA WHIP	IP WLS BF H R ER SO BB IBB HBP BLK WP HR S P ERA WHIP																		
Pedro Astacio, R (1, 1) ERA: 5.11	6.2 W 29 7 3 3 5 2 1 0 0 1 2 56 98 4.05 1.350																			
Mike Myers, L (7, 1) ERA: 1.99	0.1 H 1 0 0 0 1 0 0 0 0 0 0 3 3 0.00 0.000																			
Gabe White, L (8, 1) ERA: 1.93	2.0 S 6 0 0 0 1 0 0 0 0 0 0 17 25 0.00 0.000																			

Milwaukee Brewers @ Colorado Rockies
Coors Field, Denver, CO
Fri Sep 01 2000, 7:05 PM MDT
Att: 38,970 - Sunny - 82 F

AB 32
R 3
H 7
RBI 3
BB 3
SO 7
LOB 12



Batter	1	2	3	4	5	6	7	8	9	AB	R	H	RBI	BB	SO	LOB	BOTTOM	
Juan Pierre, L (1, 8) OBP: 0.361, SLG: 0.352	1-1 F7	0-0 G1-3		0-0 G4-6-3 1-2F		0-1 SH G4-6-3				3	0	0	1	0	0	3		
Neftali Pérez, S (1, 6) OBP: 0.316, SLG: 0.426	2-1 1B		1-3 K		3-2 G3-1	0-0 G4-6-3 1-2F				4	0	1	0	0	1	2		
17 Todd Helton, L (1, 3) OBP: 0.483, SLG: 0.720	0-0 F8		2-2 G3-1		2-1 HR		2-1 P6			4	1	1	1	0	0	1		
Jeffrey Hammonds, R (1, 9) OBP: 0.413, SLG: 0.569	0-2 1B		4-2 BB		1-2 F8		1-1 L4			3	0	1	0	1	0	0		
Todd Walker, L (1, 4) OBP: 0.335, SLG: 0.462	3-2 G4-3		1-1 F7		0-1 F8		0-1 G4-3			4	0	0	0	0	0	3		
Gabe White, L (8, 1) OBP: 0.143, SLG: 0.571										0	0	0	0	0	0	0		
Jeff Cirillo, R (1, 5) OBP: 0.385, SLG: 0.491		2-2 G4-3		2-1 1B FC4-6 2B		0-1 G6-3		3-2 2B		4	1	2	0	0	0	0		
Todd Hollandsworth, L (1, 7) OBP: 0.307, SLG: 0.374		1-1 HR		1-0 FC4-6 BB 1B		1-0 E 1B 1B		0-3 K		4	2	3	1	0	1	1	AB 32 R 5 H 11 RBI 5 BB 3 SO 3 LOB 15	
Ben Petrick, R (1, 2) OBP: 0.427, SLG: 0.538		0-2 1B		4-2 FC4-6 BB		1-2 E4 1B SH 1B		4-1 G6-4-3 BB		2	1	2	0	2	0	0		
Pedro Astacio, R (1, 1) OBP: 0.110, SLG: 0.099		0-3 K		0-2 FC4-6		0-2 SH 1B		1-1 G6-4-3		3	0	1	2	0	1	3		
Mike Myers, L (7, 1) ERA: 1.9										0	0	0	0	0	0	0		
Jeff Frye, R (8, 4) OBP: 0.358, SLG: 0.346				1-2F 2-3H G4-6-3		1-3 SH 1B		1-2F		1	0	0	0	0	0	2		
Inning Stats	R: 0 E: 0 K: 0 S: 11	H: 2 LOB: 1 BB: 0 P: 17	R: 1 E: 0 K: 1 S: 13	H: 2 LOB: 1 BB: 0 P: 16	R: 0 E: 0 K: 1 S: 10	H: 0 LOB: 1 BB: 1 P: 18	R: 1 E: 0 K: 0 S: 10	H: 1 LOB: 0 BB: 0 P: 16	R: 2 E: 0 K: 0 S: 12	H: 3 LOB: 1 BB: 0 P: 14	R: 0 E: 0 K: 0 S: 6	H: 0 LOB: 0 BB: 0 P: 9	R: 0 E: 0 K: 1 S: 9	H: 1 LOB: 1 BB: 1 P: 17	1B: 7 2B: 2 3B: 0 HR: 2	SF: 0 SAC: 1 DP: 3 HBP: 0	WP: 0 PB: 0 SB: 0 CS: 0	PA: 36
PITCHER	IP WLS BF H R ER SO BB IBB HBP BLK WP HR S P ERA WHIP	IP WLS BF H R ER SO BB IBB HBP BLK WP HR S P ERA WHIP																
John Snyder, R (1, 1) ERA: 5.48	6.0 L 29 10 5 5 2 2 0 0 0 0 2 66 98 7.50 2.000																	
Ray King, L (7, 1) ERA: 1.9	1.0 3 0 0 0 0 0 0 0 0 0 0 6 9 0.00 0.000																	
David Weathers, R (8, 1) ERA: 3.5	1.0 4 1 0 0 0 1 1 0 0 0 0 9 17 0.00 2.000																	

Milwaukee Brewers @ Colorado Rockies
Coors Field, Denver, CO
Fri Sep 01 2000, 7:05 PM MDT
Att: 38,970 - Sunny - 82 F

AB 32
R 5
H 11
RBI 5
BB 3
SO 3
LOB 15



Batter	1	2	3	4	5	6	7	8	9	AB	R	H	RBI	BB	SO	LOB	TOP						
James Mouton, R OBP: 0.365, SLG: 0.329 (1, 8)										3	1	0	0	3	1	6							
Mark Loretta, R OBP: 0.355, SLG: 0.411 Luis Lopez, S OBP: 0.298, SLG: 0.404 (9, FR) (9, 6)										5	0	1	0	0	0	5							
Geoff Jenkins, L OBP: 0.373, SLG: 0.601 (1, 7)										4	2	2	0	1	0	2							
Richie Sexson, R OBP: 0.342, SLG: 0.503 (1, 3)										4	2	3	3	1	0	0							
Jeremy Burnitz, L OBP: 0.342, SLG: 0.436 (1, 9)										3	0	1	0	2	0	2							
José Hernández, R OBP: 0.315, SLG: 0.388 Juan Acevedo, R OBP: 0.290, SLG: 0.498 Tyler Houston, L OBP: 0.290, SLG: 0.498 Curt Leskanic, R (9, 1)										4	0	0	0	0	1	4							
Ronnie Belliard, R OBP: 0.348, SLG: 0.384 (1, 4)										4	0	2	1	1	0	0							
Henry Blanco, R OBP: 0.321, SLG: 0.388 (1, 2)										4	0	2	1	0	0	2							
Jeff D'Amico, R OBP: 0.154, SLG: 0.194 Mark Sweeney, L OBP: 0.353, SLG: 0.316 Valerio De Los Santos, L OBP: 0.351, SLG: 0.389 Charlie Hayes, R OBP: 0.351, SLG: 0.389 (8, 5)										0	0	0	0	1	0	0							
Inning Stats	R: 1 E: 0 K: 1 S: 14	H: 3 LOB: 2 BB: 1 P: 27	R: 0 E: 0 K: 0 S: 5	H: 1 LOB: 1 BB: 1 P: 14	R: 0 E: 0 K: 0 S: 8	H: 0 LOB: 0 BB: 0 P: 11	R: 0 E: 0 K: 0 S: 8	H: 0 LOB: 0 BB: 0 P: 12	R: 0 E: 0 K: 0 S: 11	H: 1 LOB: 2 BB: 1 P: 17	R: 1 E: 0 K: 0 S: 12	H: 1 LOB: 1 BB: 2 P: 24	R: 2 E: 0 K: 0 S: 11	H: 2 LOB: 1 BB: 2 P: 25	R: 0 E: 0 K: 0 S: 8	H: 1 LOB: 2 BB: 1 P: 15	R: 4 E: 1 K: 1 S: 13	H: 5 LOB: 2 BB: 2 P: 27	1B: 10 2B: 4 3B: 0 HR: 0	SF: 1 SAC: 1 DP: 4 HBP: 0	WP: 2 PB: 0 CS: 1	PA: 46	
PITCHER	IP	WLS	BF	H	R	ER	SO	BB	IBB	HBP	BLK	WP	HR	S	P	ERA	WHIP					ERA	WHIP
Brian Bohanon, L ERA: 5.16 Mike DeJean, R ERA: 4.5 Mike Myers, L ERA: 1.93 Bobby Chouinard, R ERA: 4.01 Jose Jimenez, R ERA: 3.54	6.0		26	6	2	2	1	5	0	0	0	1	0	58	105	3.00	1.833					0.00	0.000
Jerry Dipoto, R ERA: 7.71 (9, 1)	0.1		1	0	0	0	1	0	0	0	0	0	0	3	4	0.00	0.000					0.00	0.000

Milwaukee Brewers @ Colorado Rockies
Coors Field, Denver, CO
Sat Sep 02 2000, 1:05 PM MDT
Att: 36,139 - Sunny - 73 F

AB	34
R	8
H	14
RBI	7
BB	10
SO	2
LOB	21



Batter	1	2	3	4	5	6	7	8	9	AB	R	H	RBI	BB	SO	LOB	BOTTOM						
Juan Pierre, L OBP: 0.363, SLG: 0.347 (1, 8)										4	1	1	0	1	0	0							
Neftali Perez, S OBP: 0.321, SLG: 0.434 23 Elvis Pena, S (9, PH)										4	0	4	0	0	0	0							
17 Todd Helton, L OBP: 0.480, SLG: 0.715 (1, 3)										3	0	0	1	1	0	3							
Jeffrey Hammonds, R OBP: 0.413, SLG: 0.570 (1, 9)										3	1	1	0	1	0	2							
Todd Walker, L OBP: 0.328, SLG: 0.451 (1, 4)										4	0	0	0	0	1	3							
Jeff Cirillo, R OBP: 0.388, SLG: 0.492 (1, 5)										3	0	2	1	1	0	0							
Todd Hollandsworth, L OBP: 0.309, SLG: 0.384 Jose Jimenez, R OBP: 0.333, SLG: 0.333 Jerry Dipoto, R (9, 1)										4	1	2	1	0	1	1							
Ben Petrick, R OBP: 0.421, SLG: 0.521 (1, 2)										0	0	0	0	0	0	0							
Brian Bohanon, L ERA: 2.3 Mike Jackson, R Mike Myers, L Terry Shumpert, R Bobby Chouinard, R Carlos Mendoza, L (9, 7)										2	0	0	0	0	1	2							
Inning Stats	R: 1 E: 0 K: 1 S: 14	H: 2 LOB: 2 BB: 1 P: 21	R: 0 E: 0 K: 0 S: 4	H: 0 LOB: 0 BB: 0 P: 7	R: 0 E: 0 K: 0 S: 12	H: 1 LOB: 1 BB: 0 P: 16	R: 1 E: 0 K: 2 S: 10	H: 2 LOB: 2 BB: 1 P: 21	R: 0 E: 0 K: 0 S: 7	H: 1 LOB: 1 BB: 1 P: 12	R: 1 E: 0 K: 0 S: 8	H: 2 LOB: 0 BB: 0 P: 10	R: 0 E: 1 K: 0 S: 9	H: 1 LOB: 1 BB: 0 P: 16	R: 0 E: 0 K: 0 S: 11	H: 1 LOB: 2 BB: 1 P: 19	R: 0 E: 0 K: 2 S: 9	H: 0 LOB: 1 BB: 1 P: 17	1B: 6 2B: 4 3B: 0 HR: 1	SF: 1 SAC: 0 DP: 2 HBP: 0	WP: 0 PB: 0 SB: 0 CS: 2	PA: 39	
PITCHER	IP	WLS	BF	H	R	ER	SO	BB	IBB	HBP	BLK	WP	HR	S	P	ERA	WHIP					ERA	WHIP
Jeff D'Amico, R ERA: 2.3 Valerio De Los Santos, L ERA: 5.26 Juan Acevedo, R ERA: 3.63 Curt Leskanic, R ERA: 2.7	6.0		26	8	3	3	3	2	1	0	0	0	0	9	16	0.00	1.000					0.00	1.000
	1.0		4	1	0	0	0	0	0	0	0	0	0	11	19	0.00	2.000					0.00	1.000

Milwaukee Brewers @ Colorado Rockies
Coors Field, Denver, CO
Sat Sep 02 2000, 1:05 PM MDT
Att: 36,139 - Sunny - 73 F


AB	33
R	3
H	10
RBI	3
BB	5
SO	5
LOB	14



Batter	1	2	3	4	5	6	7	8	9	AB	R	H	RBI	BB	SO	LOB	TOP										
Marquis Grissom, R OBP: 0.280, SLG: 0.340 James Mouton, R OBP: 0.363, SLG: 0.327	1-1 F8		2-2 F9		1-1 G6-3		1-3 K			4	0	0	0	0	1	0											
Mark Loretta, R OBP: 0.356, SLG: 0.412	1-1 F9		1-0 F2			4-0 HR BB		1-1 G6-3		3	1	0	0	1	0	0											
Geoff Jenkins, L OBP: 0.369, SLG: 0.591 Lou Collier, R (8, 7)	3-3 K			1-1 G3		2-3 K		1-0 L3 1B		4	0	1	0	0	2	1											
Richie Sexson, R OBP: 0.343, SLG: 0.499		1-0 G6-3		0-1 BB 1B		4-1 HR BB		2-2 L3		3	1	1	0	1	0	1											
Jeremy Burnitz, L OBP: 0.342, SLG: 0.431		3-0 1B 1B		4-0 1-2 BB		1-3 K		1-3 K		3	0	1	0	1	2	2											
Tyler Houston, L OBP: 0.285, SLG: 0.521		0-1 1-2 1B		2-3 K		1-1 1-H 2-H HR		2-1 F7		4	1	2	3	0	1	2											
Luis Lopez, S OBP: 0.306, SLG: 0.424		1-3 K		0-0 L4		0-0 G1-3		0-3 K		4	0	0	0	0	2	4											
Henry Blanco, R OBP: 0.318, SLG: 0.381	1-1 P6			2-2 F7		2-1 F7				3	0	0	0	0	0	2											
Jamey Wright, R OBP: 0.083, SLG: 0.111 Ray King, L (8, 1) David Weathers, R (8, 1)			0-3 K		0-2 G5-3		0-3 K			3	0	0	0	0	2	0											
Inning Stats	R: 0 E: 0 K: 1 S: 7	H: 0 LOB: 0 BB: 0 P: 12	R: 0 E: 0 K: 1 S: 10	H: 2 LOB: 2 BB: 0 P: 16	R: 0 E: 0 K: 1 S: 10	H: 0 LOB: 0 BB: 0 P: 13	R: 0 E: 0 K: 1 S: 8	H: 1 LOB: 2 BB: 1 P: 15	R: 0 E: 0 K: 0 S: 9	H: 0 LOB: 0 BB: 0 P: 12	R: 3 E: 0 K: 2 S: 10	H: 1 LOB: 0 BB: 2 P: 22	R: 0 E: 0 K: 0 S: 7	H: 1 LOB: 0 BB: 0 P: 11	R: 0 E: 0 K: 2 S: 7	H: 0 LOB: 0 BB: 0 P: 11	R: 0 E: 0 K: 2 S: 8	H: 0 LOB: 0 BB: 0 P: 11	1B: 4 2B: 1 3B: 0 HR: 1	SF: 0 SAC: 0 DP: 1 HBP: 0	WP: 0 PB: 0 CS: 0	PA: 34					
PITCHER	IP	WLS	BF	H	R	ER	SO	BB	IBB	HBP	BLK	WP	HR	S	P	ERA	WHIP										
Brian Tolberg, R ERA: 3.29	(1, 1)	7.0	28	4	3	3	8	3	0	0	0	0	1	62	101	3.86	1.000										
Tom Davey, R ERA	(8, 1)	1.0	W	3	1	0	0	0	0	0	0	0	0	7	11	0.00	1.000										
Trevor Hoffman, R ERA: 3.45	(9, 1)	1.0	S	3	0	0	2	0	0	0	0	0	0	8	11	0.00	0.000										

Milwaukee Brewers @ San Diego Padres
Qualcomm Stadium, San Diego, CA
Mon Sep 04 2000, 9:05 PM EDT
Att: 15,183 - Sunny - 75 F


AB 31
R 3
H 5
RBI 3
BB 3
SO 10
LOB 12



Batter	1	2	3	4	5	6	7	8	9	AB	R	H	RBI	BB	SO	LOB	BOTTOM										
Damian Jackson, R OBP: 0.349, SLG: 0.381	2-2 G4-3 1B	2-1 E 1B		1-2 1B			3-3 K			4	1	3	1	0	1	0											
Desi Relaford, S OBP: 0.382, SLG: 0.323	0-0 G4-3	0-2 E3		0-0 F7			1-3 K			4	0	0	0	0	1	3											
Ryan Klesko, L OBP: 0.396, SLG: 0.539	0-1 G4-3	1-0 P6			1-1 G4-3			2-1 G4-3		4	0	0	0	0	0	3											
Phil Nevin, R OBP: 0.378, SLG: 0.555	1-0 1B HBP		1-0 G4-3		3-2 G4-3			0-0 WP 1B 2B		3	1	1	0	0	0	0											
John Mabry, L OBP: 0.311, SLG: 0.424 Ed Sprague, R OBP: 0.313, SLG: 0.461 Trevor Hoffman, R (9, 1)	1-1 1-2 3-H 1B	2-1 1B	2-1 1B	3-2 F8			2-3 K			3	0	2	1	0	0	0											
Mike Dam, L OBP: 0.345, SLG: 0.417 (9, 9)	0-1 F7		0-3 K		1-3 K			4-0 WP E BB		3	1	0	0	1	2	3											
Ruben Rivera, R OBP: 0.299, SLG: 0.398		4-2 SH3-4 1B BB	0-0 F8		0-0 L9			2-1 E5 1B		3	1	1	1	1	0	1											
Wiki Gonzalez, R OBP: 0.311, SLG: 0.333		0-3 K		0-1 F9		0-2 G5-3		2-1 G5-3		4	0	0	0	0	1	2											
Brian Tolberg, R OBP: 0.115, SLG: 0.115 Dave Magadan, L OBP: 0.383, SLG: 0.333 Tom Davey, R (8, 1) Eric Owens, R OBP: 0.353, SLG: 0.384 (9, 7)		0-0 SH3-4		0-2 G3		3-3 K				1	0	0	0	0	0	0											
Inning Stats	R: 1 E: 0 K: 0 S: 10	H: 2 LOB: 2 BB: 0 P: 14	R: 1 E: 1 K: 1 S: 12	H: 1 LOB: 2 BB: 1 P: 19	R: 0 E: 0 K: 1 S: 7	H: 1 LOB: 1 BB: 0 P: 10	R: 0 E: 0 K: 0 S: 10	H: 1 LOB: 1 BB: 0 P: 11	R: 0 E: 0 K: 0 S: 8	H: 0 LOB: 0 BB: 0 P: 15	R: 0 E: 0 K: 1 S: 7	H: 0 LOB: 0 BB: 0 P: 8	R: 0 E: 0 K: 3 S: 9	H: 0 LOB: 0 BB: 0 P: 16	R: 2 E: 1 K: 1 S: 10	H: 2 LOB: 1 BB: 1 P: 22	R: 2 E: 1 K: 1 S: 10	H: 2 LOB: 1 BB: 1 P: 22	1B: 6 2B: 1 3B: 0 HR: 0	SF: 0 SAC: 1 DP: 0 HBP: 1	WP: 1 PB: 0 CS: 0	PA: 35					
PITCHER	IP	WLS	BF	H	R	ER	SO	BB	IBB	HBP	BLK	WP	HR	S	P	ERA	WHIP										
Jamey Wright, R ERA: 4.11	(1, 1)	7.1	31	6	3	3	6	1	0	1	0	0	0	66	98	3.68	0.955										
Ray King, L ERA: 1.69	(8, 1)	0.1	L	3	1	1	0	1	0	0	0	1	0	5	13	0.00	6.000										
David Weathers, R ERA: 3.43	(8, 1)	0.1	1	0	0	0	0	0	0	0	0	0	0	2	4	0.00	0.000										

Milwaukee Brewers @ San Diego Padres
Qualcomm Stadium, San Diego, CA
Mon Sep 04 2000, 9:05 PM EDT
Att: 15,183 - Sunny - 75 F

AB 31
R 4
H 7
RBI 3
BB 2
SO 7
LOB 13



Batter	1	2	3	4	5	6	7	8	9	AB	R	H	RBI	BB	SO	LOB	TOP			
Marquis Grissom, R (1, 8) OBP: 0.278, SLG: 0.337	1-1 G6-3		3-3 K		0-3 K		3-1 G6-3			4	0	0	0	0	2	2				
Mark Loretta, R (1, 6) OBP: 0.351, SLG: 0.406	3-2 P3		1-0 G5-3		0-1 B1		2-2 F9			4	0	0	0	0	0	2				
Geoff Jenkins, L (1, 7) OBP: 0.366, SLG: 0.585	1-3 K			0-0 G4-3		0-3 K		0-0 G3		4	0	0	0	0	2	1				
Richie Sexson, R (1, 3) OBP: 0.343, SLG: 0.497		3-3 K		3-2 FC4-6 1B		3-3 K		1-3 K		4	1	1	0	0	3	0				
Jeromy Burnitz, L (1, 9) OBP: 0.343, SLG: 0.429		1-3 K		0-0 E5 FC4-6 1B		4-1 BB 1B		4-2 BB		2	0	0	0	2	1	1				
Tyler Houston, L (1, 5) OBP: 0.289, SLG: 0.521		2-0 BB		4-0 FC4-6 IBB		1-0 F7		1-0 G6-3		2	0	1	0	1	0	1				
Charlie Hayes, R (8, PH) OBP: 0.352, SLG: 0.370										1	0	0	0	0	0	1				
Ronnie Belliard, R (1, 4) OBP: 0.347, SLG: 0.382		3-2 P6		0-2 FC4-6 1B		0-1 1B				4	0	1	1	0	1	3				
Raul Casanova, S (1, 2) OBP: 0.332, SLG: 0.404			4-2 SH3-4 BB		0-0 G3		1-3 K			3	0	0	0	1	2	4				
Paul Rigdon, R (1, 1) OBP: 0.273, SLG: 0.111			0-2 SH3-4				2-3 K			0	0	0	0	1	0	0				
Mark Sweeney, L (7, PH) OBP: 0.343, SLG: 0.305										1	0	0	0	0	1	0				
Everett Stull, R (7, 1)										0	0	0	0	0	0	0				
Angel Echevarria, R (9, PH) OBP: 0.268, SLG: 0.342										1	0	0	0	0	0	0				
Inning Stats	R: 0 E: 0 K: 1 S: 8	H: 0 LOB: 0 BB: 0 P: 13	R: 0 E: 0 K: 2 S: 11	H: 1 LOB: 1 BB: 0 P: 20	R: 0 E: 0 K: 1 S: 11	H: 0 LOB: 1 BB: 1 P: 19	R: 1 E: 1 K: 0 S: 9	H: 1 LOB: 2 BB: 1 P: 16	R: 0 E: 0 K: 2 S: 10	H: 0 LOB: 0 BB: 1 P: 19	R: 0 E: 0 K: 1 S: 8	H: 0 LOB: 0 BB: 0 P: 15	R: 0 E: 0 K: 1 S: 9	H: 0 LOB: 1 BB: 1 P: 15	R: 0 E: 0 K: 2 S: 8	H: 0 LOB: 0 BB: 0 P: 11	1B: 3 2B: 0 3B: 0 HR: 0	SF: 0 SAC: 1 DP: 0 HBP: 0	WP: 0 PB: 0 SB: 0 CS: 0	PA: 36
PITCHER	IP	WLS	BF	H	R	ER	SO	BB	IBB	HBP	BLK	WP	HR	S	P	ERA	WHIP			
Jay Witasick, R (1, 1) ERA: 5.74	7.2	W	32	3	1	0	10	4	1	0	0	0	0	74	128	0.00	0.913			
Kevin Walker, L (8, 1) ERA: 4.53	0.1	H	1	0	0	0	0	0	0	0	0	0	0	1	2	0.00	0.000			
Trevor Hoffman, R (9, 1) ERA: 3.39	1.0	S	3	0	0	0	2	0	0	0	0	0	0	8	11	0.00	0.000			

Milwaukee Brewers @ San Diego Padres
Qualcomm Stadium, San Diego, CA
Tue Sep 05 2000, 10:05 PM EDT
Att: 14,001 - Cloudy - 74 F

AB	30
R	1
H	3
RBI	1
BB	5
SO	12
LOB	15



Batter	1	2	3	4	5	6	7	8	9	AB	R	H	RBI	BB	SO	LOB	BOTTOM			
Damian Jackson, R (1, 4) OBP: 0.345, SLG: 0.377	1-2 G4-3		0-1 P2		2-1 F9		0-0 G4-6-3			4	0	0	0	0	0	2				
Desi Relaford, S (1, 6) OBP: 0.366, SLG: 0.324		4-1 BB		1-1 HR 1B		3-2 F9		4-1 FC6-4 BB		2	1	1	0	2	0	0				
Ryan Klesko, L (1, 3) OBP: 0.395, SLG: 0.543	2-2 P5-3			0-0 HR		1-3 K		0-0 FC6-4		4	1	1	2	0	1	2				
Phil Nevin, R (1, 5) OBP: 0.379, SLG: 0.560		0-3 K		3-2 HR		4-1 BB		1-2 G6-3		3	1	1	1	1	1	1				
John Mabry, L (1, 9) OBP: 0.306, SLG: 0.417		3-2 G6-3		3-2 G3-1		0-2 F7		0-2 P5		3	0	0	0	0	0	1				
29 Kory DeHaan, L (7, 7) OBP: 0.250, SLG: 0.348										1	0	0	0	0	0	1				
Mike Dam, L (1, 7) OBP: 0.338, SLG: 0.407		2-2 F7		0-0 F7		0-0 F8				3	0	0	0	0	0	1				
Ruben Rivera, R (1, 8) OBP: 0.299, SLG: 0.396			3-3 K		4-2 BB		3-2 G5-3			2	0	0	0	1	1	1				
Ben Davis, S (1, 2) OBP: 0.239, SLG: 0.263			2-2 BB		4-0 BB					2	0	1	0	1	0	0				
Jay Witasick, R (1, 1) OBP: 0.143, SLG: 0.143			0-1 P6		1-3 K					3	0	1	0	0	1	3				
Kevin Walker, L (8, 1) OBP: 0.250, SLG: 0.250										0	0	0	0	0	0	0				
Trevor Hoffman, R (9, 1) ERA: 5.66										0	0	0	0	0	0	0				
Inning Stats	R: 0 E: 0 K: 0 S: 7	H: 0 LOB: 0 BB: 1 P: 14	R: 0 E: 0 K: 1 S: 10	H: 0 LOB: 0 BB: 0 P: 15	R: 0 E: 0 K: 1 S: 12	H: 1 LOB: 1 BB: 0 P: 17	R: 3 E: 0 K: 1 S: 21	H: 3 LOB: 2 BB: 2 P: 37	R: 0 E: 0 K: 1 S: 18	H: 0 LOB: 0 BB: 0 P: 24	R: 0 E: 0 K: 0 S: 8	H: 0 LOB: 1 BB: 1 P: 15	R: 0 E: 0 K: 0 S: 5	H: 1 LOB: 0 BB: 0 P: 9	R: 0 E: 0 K: 0 S: 8	H: 0 LOB: 1 BB: 1 P: 13	1B: 3 2B: 1 3B: 0 HR: 2	SF: 0 SAC: 0 DP: 2 HBP: 0	WP: 0 PB: 0 SB: 1 CS: 0	PA: 32
PITCHER	IP	WLS	BF	H	R	ER	SO	BB	IBB	HBP	BLK	WP	HR	S	P	ERA	WHIP			
Paul Rigdon, R (1, 1) ERA: 5.74	6.0	L	25	4	3	3	4	4	0	0	0	0	0	76	122	4.50	1.333			
Everett Stull, R (7, 1) ERA: 5.66	2.0		7	1	0	0	0	1	0	0	0	0	0	13	22	0.00	1.000			

Milwaukee Brewers @ San Diego Padres
Qualcomm Stadium, San Diego, CA
Tue Sep 05 2000, 10:05 PM EDT
Att: 14,001 - Cloudy - 74 F

AB	27
R	3
H	5
RBI	3
BB	5
SO	4
LOB	12



Batter	1	2	3	4	5	6	7	8	9	AB	R	H	RBI	BB	SO	LOB	TOP										
J.D. Drew, L OBP: 0.406, SLG: 0.506 (1, 9)	0-2 E 1B		3-2 G6-3		0-3 K		0-0 G3		1-1 G6-3	5	0	1	0	0	1	2											
Mark McCwire, R OBP: 0.482, SLG: 0.743 Craig Paquette, R OBP: 0.288, SLG: 0.400 (1, 4)	1-3 K 1		2-2 G4-3		2-2 15 2B		1-3 K			1	0	0	0	0	1	1											
15 Jim Edmonds, L OBP: 0.408, SLG: 0.597 (1, 8)	0-0 F8			3-2 F9	0-0 1B		2-3 K			4	1	1	2	0	1	1											
Will Clark, L OBP: 0.423, SLG: 0.542 (1, 3)	1-1 E4			1-2 F9	0-0 BB		3-2 F8			4	0	1	1	0	0	1											
Ray Lankford, L OBP: 0.359, SLG: 0.493 (1, 7)	1-3 K			0-2 G1-3	1-2 BB		1-1 BB		1B	3	0	1	0	1	1	2											
Fernando Tatis, R OBP: 0.388, SLG: 0.516 (1, 5)		1-3 K			1B		4-2 BB		1B	3	1	1	0	1	2	2											
Edgar Renteria, R OBP: 0.340, SLG: 0.438 (1, 6)		1-2 G5-3			0-0 1B		1-0 G5-3		2-1 BB	4	1	1	0	0	0	2											
Mike Matheny, R OBP: 0.312, SLG: 0.336 (1, 2)		1-2 P5			2-3 K		1-0 F9		2-1 F8	4	0	0	0	0	1	2											
Rick Ankiel, L OBP: 0.302, SLG: 0.407 Mike James, R Jason Christiansen, R Shawon Dunston, R Dave Veres, R Mike Timin, R (1, 1)			3-2 P5		1-1 2B		1-1 G3		3-3 K	3	1	1	1	0	0	0											
Inning Stats	R: 0 E: 1 K: 2 S: 13	H: 1 LOB: 2 BB: 0 P: 16	R: 0 E: 0 K: 1 S: 12	H: 0 LOB: 0 BB: 0 P: 15	R: 0 E: 0 K: 0 S: 14	H: 0 LOB: 0 BB: 0 P: 22	R: 0 E: 0 K: 0 S: 11	H: 0 LOB: 0 BB: 0 P: 15	R: 5 E: 0 K: 3 S: 24	H: 6 LOB: 2 BB: 1 P: 37	R: 0 E: 0 K: 0 S: 4	H: 0 LOB: 0 BB: 0 P: 7	R: 0 E: 0 K: 2 S: 9	H: 0 LOB: 0 BB: 0 P: 12	R: 0 E: 0 K: 0 S: 10	H: 1 LOB: 1 BB: 1 P: 20	R: 0 E: 0 K: 1 S: 8	H: 0 LOB: 0 BB: 0 P: 14	1B: 6 2B: 2 3B: 0 HR: 0	SF: 0 SAC: 0 DP: 1 HBP: 0	WP: 0 PB: 0 SB: 0 CS: 0	PA: 37					
PITCHER	IP	WLS	BF	H	R	ER	SO	BB	IBB	HBP	BLK	WP	HR	S	P	ERA	WHIP										
Jeff D'Amico, R ERA: 2.55 Valerio De Los Santos, L ERA: 5.1 David Weathers, R ERA: 3.33 Curt Leskanic, R ERA: 2.62 (1, 1)	5.0		24	7	5	5	6	1	0	0	0	0	0	74	105	9.00	1.600										

St. Louis Cardinals @ Milwaukee Brewers
Milwaukee County Stadium, Milwaukee, WI
Fri Sep 08 2000, 8:05 PM EDT
Att: 21,664 - Cloudy - 69 F


AB 35
R 5
H 8
RBI 5
BB 2
SO 9
LOB 13



Batter	1	2	3	4	5	6	7	8	9	AB	R	H	RBI	BB	SO	LOB	BOTTOM										
Marquis Grissom, R OBP: 0.282, SLG: 0.340 (1, 8)	2-1 L3 1B		1-0 P4		2-2 1B		4-1 BB		0-0 G4-3	4	1	3	0	1	0	0											
Mark Loretta, R OBP: 0.346, SLG: 0.396 (1, 6)	1-0 L3		2-2 G4-3		0-0 F7		1-2 G6-3		1-0 G4-3	5	0	0	1	0	0	5											
Geoff Jenkins, L OBP: 0.368, SLG: 0.595 Angel Echevarria, R OBP: 0.289, SLG: 0.357 James Moulton, R OBP: 0.363, SLG: 0.327 (1, 7)	3-1 WP 1B		2-2 F8			3-2 F3		1-1 WP 2B	3-1 1B	0	1	0	0	0	0	0											
Richie Sexson, R OBP: 0.347, SLG: 0.503 Lou Collier, R OBP: 1.000, SLG: 1.000 (1, 3)	4-2 1B			0-1 G5-3		2-2 1B		1-2 P4	1-1 1B	3	0	1	0	1	0	1											
José Hernández, R OBP: 0.315, SLG: 0.387 (1, 5)	2-1 1B			0-3 K		2-3 K		3-1 G5-3	1-1 E	5	0	2	1	0	2	2											
Jeromy Burnitz, L OBP: 0.346, SLG: 0.433 (1, 9)	1-2 1B			1-2 1B		1-2 1B		1-2 2B	1-2 1B	5	0	3	2	0	1	2											
Ronnie Belliard, R OBP: 0.347, SLG: 0.378 (1, 4)		1-1 G1-3			4-2 1B		1-1 F9		1-2 E4	4	0	0	0	1	0	5											
Raul Casanova, S OBP: 0.330, SLG: 0.392 (1, 2)		0-0 G5-3			2-1 F8		0-0 G3		1-2 G5-3	4	0	0	0	0	0	1											
Jeff D'Amico, R Henry Blanco, R Valerio De Los Santos, L Mark Sweeney, L David Weathers, R Curt Leskanic, R Tyler Houston, L (1, 1)		0-3 K			2-3 K		0-0 G6-3		3-2 2B	1	0	0	0	0	1	0											
Inning Stats	R: 1 E: 0 K: 1 S: 11	H: 2 LOB: 1 BB: 1 P: 24	R: 0 E: 0 K: 1 S: 6	H: 0 LOB: 0 BB: 0 P: 7	R: 0 E: 0 K: 0 S: 7	H: 0 LOB: 0 BB: 0 P: 12	R: 0 E: 0 K: 1 S: 9	H: 0 LOB: 0 BB: 0 P: 12	R: 0 E: 0 K: 1 S: 11	H: 1 LOB: 2 BB: 1 P: 21	R: 0 E: 0 K: 0 S: 20	H: 1 LOB: 2 BB: 0 P: 30	R: 0 E: 0 K: 0 S: 6	H: 0 LOB: 1 BB: 1 P: 11	R: 1 E: 0 K: 0 S: 14	H: 2 LOB: 1 BB: 0 P: 22	R: 4 E: 1 K: 0 S: 21	H: 6 LOB: 3 BB: 0 P: 32	1B: 10 2B: 3 3B: 0 HR: 0	SF: 0 SAC: 0 DP: 1 HBP: 2	WP: 2 PB: 0 SB: 2 CS: 0	PA: 43					
PITCHER	IP	WLS	BF	H	R	ER	SO	BB	IBB	HBP	BLK	WP	HR	S	P	ERA	WHIP										
Rick Ankiel, L ERA: 3.71 Mike James, R ERA: 3.16 Jason Christiansen, L ERA: 5.28 Dave Veres, R ERA: 3.03 Mike Timin, R ERA: 4.61 (1, 1)	6.0		25	4	1	1	5	2	0	2	0	0	0	64	106	1.50	1.000										

St. Louis Cardinals @ Milwaukee Brewers
Milwaukee County Stadium, Milwaukee, WI
Fri Sep 08 2000, 8:05 PM EDT
Att: 21,664 - Cloudy - 69 F

AB 38
R 6
H 12
RBI 5
BB 3
SO 5
LOB 17



Batter	1	2	3	4	5	6	7	8	9	AB	R	H	RBI	BB	SO	LOB	TOP					
J.D. Drew, L OBP: 0.409, SLG: 0.506 (1, 9)	0-2 15 2B 1B	4-2 BB		0-1 P6		1-0 E S 1B		1-1 F7		4	2	2	0	1	0	1						
Mark McWire, R OBP: 0.480, SLG: 0.740 Placido Polanco, R OBP: 0.352, SLG: 0.433 (1, 4)	0-1 P6	1-0 G4-3		2-0 G3-1		3-2 15 FC3-6 1B		4-1 BB		1	0	0	0	0	0	1						
15 Jim Edmonds, L OBP: 0.408, SLG: 0.597 (1, 8)	2-2 FC6-4 1-H 2B		1-0 1B 1B	0-0 G4-3		1-2 FC3-6 1B		1-3 K		5	1	2	1	0	1	3						
Will Clark, L OBP: 0.421, SLG: 0.537 Dave Veres, R (8, 1)	2-0 F7		2-2 F7		3-2 G4-3		0-0 1-2 1B	3-2 F7		5	0	1	0	0	0	4						
Ray Lankford, L OBP: 0.362, SLG: 0.501 (1, 7)	4-2 FC6-4 BB		0-0 1B 1B		2-2 F5		3-3 K		1-1 HR	4	2	2	1	1	1	2						
Fernando Tatis, R OBP: 0.390, SLG: 0.513 Matt Morris, R OBP: 0.333, SLG: 0.333 Eduardo Perez, R OBP: 0.365, SLG: 0.493 (1, 5)	0-1 FC6-4		0-0 E9 1B		3-2 HBP		3-2 F9		1-0 F7	3	1	1	1	0	0	2						
Edgar Renteria, R OBP: 0.341, SLG: 0.437 (1, 6)		3-2 B5-6-4 1B	1-0 CS 1B		1-0 F8		0-2 G6-3		0-0 G6-3	5	0	2	1	0	0	1						
Mike Matheny, R OBP: 0.315, SLG: 0.348 (1, 2)		1-0 WP B5-6-4 1B	0-0 FC5-4 1B		0-1 HR		3-2 G6-3		1-2 G6-3	5	1	3	1	0	0	0						
Pat Hentgen, R OBP: 0.218, SLG: 0.157 Craig Paquette, R OBP: 0.290, SLG: 0.402 (1, 1)		0-0 B5-6-4	1-1 FC5-4		0-3 K		0-1 WP 1B			3	0	0	0	0	1	4						
Inning Stats	R: 1 E: 0 K: 0 S: 17	H: 2 LOB: 2 BB: 1 P: 25	R: 0 E: 0 K: 0 S: 10	H: 2 LOB: 2 BB: 1 P: 19	R: 3 E: 1 K: 0 S: 10	H: 5 LOB: 1 BB: 0 P: 15	R: 0 E: 0 K: 0 S: 4	H: 0 LOB: 1 BB: 0 P: 6	R: 0 E: 0 K: 2 S: 19	H: 4 LOB: 2 BB: 0 P: 27	R: 0 E: 0 K: 0 S: 10	H: 0 LOB: 0 BB: 0 P: 16	R: 0 E: 0 K: 1 S: 12	H: 1 LOB: 2 BB: 1 P: 21	R: 1 E: 0 K: 0 S: 8	H: 1 LOB: 0 BB: 0 P: 11	1B: 12 2B: 1 3B: 0 HR: 2	SF: 0 SAC: 0 DP: 1 HBP: 1	WP: 2 PB: 0 CS: 1	PA: 44		
PITCHER	IP WLS BF H R ER SO BB IBB HBP BLK WP HR S P ERA WHIP	IP WLS BF H R ER SO BB IBB HBP BLK WP HR S P ERA WHIP	IP WLS BF H R ER SO BB IBB HBP BLK WP HR S P ERA WHIP	IP WLS BF H R ER SO BB IBB HBP BLK WP HR S P ERA WHIP	IP WLS BF H R ER SO BB IBB HBP BLK WP HR S P ERA WHIP	IP WLS BF H R ER SO BB IBB HBP BLK WP HR S P ERA WHIP	IP WLS BF H R ER SO BB IBB HBP BLK WP HR S P ERA WHIP	IP WLS BF H R ER SO BB IBB HBP BLK WP HR S P ERA WHIP	IP WLS BF H R ER SO BB IBB HBP BLK WP HR S P ERA WHIP	IP WLS BF H R ER SO BB IBB HBP BLK WP HR S P ERA WHIP	IP WLS BF H R ER SO BB IBB HBP BLK WP HR S P ERA WHIP	IP WLS BF H R ER SO BB IBB HBP BLK WP HR S P ERA WHIP	IP WLS BF H R ER SO BB IBB HBP BLK WP HR S P ERA WHIP	IP WLS BF H R ER SO BB IBB HBP BLK WP HR S P ERA WHIP	IP WLS BF H R ER SO BB IBB HBP BLK WP HR S P ERA WHIP	IP WLS BF H R ER SO BB IBB HBP BLK WP HR S P ERA WHIP	IP WLS BF H R ER SO BB IBB HBP BLK WP HR S P ERA WHIP	IP WLS BF H R ER SO BB IBB HBP BLK WP HR S P ERA WHIP	IP WLS BF H R ER SO BB IBB HBP BLK WP HR S P ERA WHIP	IP WLS BF H R ER SO BB IBB HBP BLK WP HR S P ERA WHIP	IP WLS BF H R ER SO BB IBB HBP BLK WP HR S P ERA WHIP	IP WLS BF H R ER SO BB IBB HBP BLK WP HR S P ERA WHIP

St. Louis Cardinals @ Milwaukee Brewers
Milwaukee County Stadium, Milwaukee, WI
Sat Sep 09 2000, 8:05 PM EDT
Att: 25,095 - Cloudy - 76 F

AB 40
R 7
H 15
RBI 6
BB 3
SO 3
LOB 20



Batter	1	2	3	4	5	6	7	8	9	AB	R	H	RBI	BB	SO	LOB	BOTTOM						
Marquis Grissom, R OBP: 0.283, SLG: 0.340 (1, 8)	0-1 G4-3	2-1 BB 1B		1-0 FC5-4 1B		2-2 G6-3		0-0 F8		5	0	2	0	0	0	0							
Mark Loretta, R OBP: 0.350, SLG: 0.396 (1, 6)	4-1 BB BB	4-0 BB BB		2-1 FC5-4		2-2 G1-3		3-2 1B		3	1	1	0	2	0	2							
Geoff Jenkins, L OBP: 0.368, SLG: 0.585 (1, 7)	0-3 K	3-2 L9			4-1 2B BB		1-1 1B 2B		0-2 G4-3	4	1	1	0	1	1	4							
Richie Sexson, R OBP: 0.348, SLG: 0.503 (1, 3)	4-0 3B BB	1-2 3B BB		0-1 F9		1-2 1-H 1B 2B		2-0 E5 1B		2-3 K	4	1	1	1	1	1							
Jeromy Burnitz, L OBP: 0.347, SLG: 0.435 James Mouton, R OBP: 0.363, SLG: 0.327 (1, 9)	0-1 1-H 2-H 1B 3B		0-1 F2		2-3 K		3-2 P4		4-2 G3 BB	4	1	1	2	1	1	3							
José Hernández, R OBP: 0.318, SLG: 0.390 (1, 5)	0-1 3-H 1B		2-1 F3		2-2 2-H 1B		1-2 1B		1-2 G3	5	0	3	1	0	0	1							
Raul Casanova, S OBP: 0.327, SLG: 0.392 (1, 2)	1-1 L6			1-3 K		3-2 G4-3		1-1 HR 2B		5	1	1	0	0	1	4							
Luis Lopez, S OBP: 0.310, SLG: 0.444 (1, 4)		1-3 K		1-1 1B SH3-4 1B		1-0 G3		0-2 2-H HR		4	1	2	2	0	1	0							
Jimmy Haynes, R OBP: 0.127, SLG: 0.200 Valerio De Los Santos, L OBP: 0.345, SLG: 0.396 Everett Stull, R OBP: 0.333, SLG: 0.333 Ray King, L OBP: 0.297, SLG: 0.514 Tyler Houston, L OBP: 0.297, SLG: 0.514 Juan Acevedo, R OBP: 0.297, SLG: 0.514 (1, 1)	0-1 F8		0-1 SH3-4		0-1 SH3-4		0-2 F7		1-3 K	1	0	0	0	0	0	0							
Inning Stats	R: 3 E: 0 K: 1 S: 12	H: 2 LOB: 1 BB: 2 P: 21	R: 0 E: 0 K: 1 S: 11	H: 1 LOB: 2 BB: 1 P: 21	R: 0 E: 0 K: 0 S: 6	H: 0 LOB: 0 BB: 0 P: 8	R: 0 E: 0 K: 1 S: 12	H: 2 LOB: 2 BB: 0 P: 17	R: 1 E: 0 K: 1 S: 15	H: 2 LOB: 1 BB: 1 P: 27	R: 0 E: 0 K: 0 S: 7	H: 0 LOB: 0 BB: 0 P: 10	R: 0 E: 1 K: 0 S: 14	H: 2 LOB: 2 BB: 0 P: 23	R: 2 E: 0 K: 1 S: 18	H: 3 LOB: 1 BB: 0 P: 23	R: 0 E: 0 K: 1 S: 13	H: 0 LOB: 2 BB: 1 P: 20	1B: 7 2B: 3 3B: 1 HR: 1	SF: 0 SAC: 1 DP: 0 HBP: 0	WP: 0 PB: 0 CS: 0	PA: 43	
PITCHER	IP WLS BF H R ER SO BB IBB HBP BLK WP HR S P ERA WHIP	IP WLS BF H R ER SO BB IBB HBP BLK WP HR S P ERA WHIP	IP WLS BF H R ER SO BB IBB HBP BLK WP HR S P ERA WHIP	IP WLS BF H R ER SO BB IBB HBP BLK WP HR S P ERA WHIP	IP WLS BF H R ER SO BB IBB HBP BLK WP HR S P ERA WHIP	IP WLS BF H R ER SO BB IBB HBP BLK WP HR S P ERA WHIP	IP WLS BF H R ER SO BB IBB HBP BLK WP HR S P ERA WHIP	IP WLS BF H R ER SO BB IBB HBP BLK WP HR S P ERA WHIP	IP WLS BF H R ER SO BB IBB HBP BLK WP HR S P ERA WHIP	IP WLS BF H R ER SO BB IBB HBP BLK WP HR S P ERA WHIP	IP WLS BF H R ER SO BB IBB HBP BLK WP HR S P ERA WHIP	IP WLS BF H R ER SO BB IBB HBP BLK WP HR S P ERA WHIP	IP WLS BF H R ER SO BB IBB HBP BLK WP HR S P ERA WHIP	IP WLS BF H R ER SO BB IBB HBP BLK WP HR S P ERA WHIP	IP WLS BF H R ER SO BB IBB HBP BLK WP HR S P ERA WHIP	IP WLS BF H R ER SO BB IBB HBP BLK WP HR S P ERA WHIP	IP WLS BF H R ER SO BB IBB HBP BLK WP HR S P ERA WHIP	IP WLS BF H R ER SO BB IBB HBP BLK WP HR S P ERA WHIP	IP WLS BF H R ER SO BB IBB HBP BLK WP HR S P ERA WHIP	IP WLS BF H R ER SO BB IBB HBP BLK WP HR S P ERA WHIP	IP WLS BF H R ER SO BB IBB HBP BLK WP HR S P ERA WHIP	IP WLS BF H R ER SO BB IBB HBP BLK WP HR S P ERA WHIP	IP WLS BF H R ER SO BB IBB HBP BLK WP HR S P ERA WHIP

St. Louis Cardinals @ Milwaukee Brewers
Milwaukee County Stadium, Milwaukee, WI
Sat Sep 09 2000, 8:05 PM EDT
Att: 25,095 - Cloudy - 76 F


AB 37
R 6
H 12
RBI 6
BB 5
SO 6
LOB 15





Batter	1	2	3	4	5	6	7	8	9	10	AB	R	H	RBI	BB	SO	LOB	TOP
J.D. Drew, L OBP: 0.409, SLG: 0.501 (1, 8)	L6	G4-3			P5		BB		FC4 BB		3	0	0	0	2	0	0	St. Louis Cardinals @ Milwaukee Brewers Milwaukee County Stadium, Milwaukee, WI Sun Sep 10 2000, 2:05 PM EDT Att: 31,528 - Cloudy - 75 F
Mark McGwire, R OBP: 0.482, SLG: 0.740 Placido Polanco, R OBP: 0.351, SLG: 0.429 (1, 4)	1B HBP		F8		2B F9-2 BB		F9		FC4 1B 1-2f		0	0	0	0	0	0	0	
Shawon Dunston, R OBP: 0.274, SLG: 0.478 (1, 9)	E5 1B				2B		K			1B	5	2	3	1	0	1	2	
Ray Lankford, L OBP: 0.362, SLG: 0.497 (1, 7)	F7								F8		3	0	0	0	2	0	4	
Fernando Tatis, R OBP: 0.300, SLG: 0.511 (1, 5)	1B 1-2 2-H		G5-4-3		IBB				F8		5	0	2	1	0	0	4	
Eduardo Perez, R OBP: 0.359, SLG: 0.479 Mike Timlin, R (8, 1)	1B								F8		4	0	1	1	0	0	1	
Eric Davis, R OBP: 0.398, SLG: 0.446 Andy Benes, R OBP: 0.163, SLG: 0.156 (10, 1)	FC6-4 1B								F9		1	0	0	0	0	0	0	
Edgar Renteria, R OBP: 0.341, SLG: 0.436 (1, 6)	FC6-4								F7		4	0	1	0	1	0	2	
Eli Marrero, R OBP: 0.305, SLG: 0.441 (1, 2)		G6-3									4	0	1	0	0	0	3	
Britt Reames, R OBP: 0.340, SLG: 0.512 Will Clark, L OBP: 0.420, SLG: 0.536 Mike James, R (7, 1) Craig Paquette, R OBP: 0.289, SLG: 0.401 (8, 3)	G3-1								G3		2	0	0	0	0	0	1	
Inning Stats	R: 2 E: 1 K: 0 S: 13	H: 2 LOB: 2 BB: 0 P: 18	R: 0 E: 0 K: 0 S: 7	H: 0 LOB: 0 BB: 0 P: 12	R: 1 E: 0 K: 0 S: 14	H: 1 LOB: 1 BB: 1 P: 25	R: 0 E: 0 K: 0 S: 8	H: 1 LOB: 1 BB: 0 P: 16	R: 0 E: 0 K: 1 S: 11	H: 0 LOB: 1 BB: 1 P: 18	R: 0 E: 0 K: 0 S: 13	H: 1 LOB: 2 BB: 1 P: 27	R: 0 E: 0 K: 0 S: 8	H: 1 LOB: 0 BB: 0 P: 13	1B: 6 2B: 2 3B: 0 HR: 1	SF: 0 SAC: 0 DP: 3 HBP: 1	WP: 0 PA: 43 PB: 0 SB: 0 CS: 0	
PITCHER	IP WLS BF H R ER SO ERA WHIP	IP WLS BF H R ER SO ERA WHIP	IP WLS BF H R ER SO ERA WHIP	IP WLS BF H R ER SO ERA WHIP	IP WLS BF H R ER SO ERA WHIP	IP WLS BF H R ER SO ERA WHIP	IP WLS BF H R ER SO ERA WHIP	IP WLS BF H R ER SO ERA WHIP	IP WLS BF H R ER SO ERA WHIP	IP WLS BF H R ER SO ERA WHIP	IP WLS BF H R ER SO ERA WHIP	IP WLS BF H R ER SO ERA WHIP	IP WLS BF H R ER SO ERA WHIP	IP WLS BF H R ER SO ERA WHIP	IP WLS BF H R ER SO ERA WHIP	IP WLS BF H R ER SO ERA WHIP	IP WLS BF H R ER SO ERA WHIP	
Jamey Wright, R ERA: 3.97 David Weathers, R ERA: 3.28 Curt Leskanic, R ERA: 2.58 Ray King, L ERA: 1.5	7.0 1.0 1.0 1.0	30 5 5 3	6 1 1 0	3 0 0 0	1 0 0 0	1 0 0 0	3 0 1 0	0 0 0 0	0 0 0 0	0 0 0 0	0 0 0 0	0 0 0 0	0 0 0 0	0 0 0 0	0 0 0 0	0 0 0 0	0 0 0 0	0 0 0 0

Batter	1	2	3	4	5	6	7	8	9	10	AB	R	H	RBI	BB	SO	LOB	BOTTOM			
Marquis Grissom, R OBP: 0.281, SLG: 0.337 (1, 8)	F8		K			F7	K		G1-3		5	0	0	0	0	2	4	St. Louis Cardinals @ Milwaukee Brewers Milwaukee County Stadium, Milwaukee, WI Sun Sep 10 2000, 2:05 PM EDT Att: 31,528 - Cloudy - 75 F			
Luis Lopez, S OBP: 0.312, SLG: 0.443 (10, 5)	G6-3		G6-3			BB 1B			BB 1B 2-H		5	0	2	1	0	0	0				
Geoff Jenkins, L OBP: 0.368, SLG: 0.581 (1, 7)	K		F8			1B BB			BB IBB		3	0	0	0	2	1	0				
Richie Sexson, R OBP: 0.340, SLG: 0.512 Lou Collier, R OBP: 1.000, SLG: 1.000 Curt Leskanic, R OBP: 0.394, SLG: 0.357 (10, 3)		HR			G5-3	K			E 2B		4	1	2	1	0	1	2				
Jeremy Burnitz, L OBP: 0.347, SLG: 0.440 (1, 9)		HR			K	F9			E K		4	1	1	1	1	2	5				
José Hernández, R OBP: 0.319, SLG: 0.389 (1, 6)		K			G5-3				CS 1B E6 FC6 1-2 2-3		4	1	1	0	1	1	2				
Tyler Houston, L OBP: 0.283, SLG: 0.506 (10, 2)		G6-3				K			SH1-3 BB		4	0	0	0	0	2	4				
Raul Casanova, S OBP: 0.335, SLG: 0.399 Ronnie Belliard, R OBP: 0.348, SLG: 0.381 (10, 4)		BB				K			1B 2B 2-H		2	0	1	0	2	1	0				
Jamey Wright, R OBP: 0.279, SLG: 0.185 Mark Swaminathan, L OBP: 0.175, SLG: 0.185 David Weathers, R OBP: 0.306, SLG: 0.372 Charlie Hayes, R OBP: 0.256, SLG: 0.372 James Moulton, R OBP: 0.269, SLG: 0.327 Ray King, L (10, 1)		G1-6-3				F9			G1-3 1B 2-3		2	0	0	0	0	0	1				
Inning Stats	R: 0 E: 0 K: 1 S: 6	H: 0 LOB: 0 BB: 0 P: 10	R: 2 E: 0 K: 1 S: 12	H: 2 LOB: 1 BB: 1 P: 21	R: 0 E: 0 K: 1 S: 7	H: 0 LOB: 0 BB: 0 P: 10	R: 0 E: 0 K: 1 S: 9	H: 0 LOB: 0 BB: 0 P: 15	R: 0 E: 0 K: 2 S: 9	H: 1 LOB: 2 BB: 1 P: 20	R: 0 E: 0 K: 1 S: 13	H: 1 LOB: 2 BB: 2 P: 24	R: 0 E: 1 K: 0 S: 10	H: 1 LOB: 3 BB: 1 P: 18	R: 1 E: 0 K: 1 S: 13	H: 3 LOB: 3 BB: 2 P: 25	R: 1 E: 0 K: 0 S: 6		H: 1 LOB: 1 BB: 1 P: 12	1B: 4 2B: 3 3B: 0 HR: 2	SF: 0 SAC: 1 DP: 0 HBP: 0
PITCHER	IP WLS BF H R ER SO ERA WHIP	IP WLS BF H R ER SO ERA WHIP	IP WLS BF H R ER SO ERA WHIP	IP WLS BF H R ER SO ERA WHIP	IP WLS BF H R ER SO ERA WHIP	IP WLS BF H R ER SO ERA WHIP	IP WLS BF H R ER SO ERA WHIP	IP WLS BF H R ER SO ERA WHIP	IP WLS BF H R ER SO ERA WHIP	IP WLS BF H R ER SO ERA WHIP	IP WLS BF H R ER SO ERA WHIP	IP WLS BF H R ER SO ERA WHIP	IP WLS BF H R ER SO ERA WHIP	IP WLS BF H R ER SO ERA WHIP	IP WLS BF H R ER SO ERA WHIP	IP WLS BF H R ER SO ERA WHIP	IP WLS BF H R ER SO ERA WHIP				
Britt Reames, R ERA: 3.71 Mike James, R ERA: 3.09 Mike Timlin, R ERA: 4.61 Andy Benes, R ERA: 5.01	6.0 1.0 2.0 0.1	23 H B L	3 1 4 1	2 0 1 1	7 2 1 0	0 0 2 0	0 0 0 0	0 0 0 0	0 0 0 0	0 0 0 0	0 0 0 0	0 0 0 0	0 0 0 0	0 0 0 0	0 0 0 0	0 0 0 0	0 0 0 0	0 0 0 0			



Batter	1	2	3	4	5	6	7	8	9	AB	R	H	RBI	BB	SO	LOB	TOP										
Lou Collier, R OBP: 0.714, SLG: 0.600 (1, 8)	F8		2B		G4-3		E7	BB		4	1	2	0	1	0	0	Milwaukee Brewers @ New York Mets Shea Stadium, Flushing, NY Mon Sep 11 2000, 7:10 PM EDT Att: 21,797 - Overcast - 73 F										
Mark Loretta, R OBP: 0.351, SLG: 0.397 (1, 6)	K		1B		G5-3		FC6-5	BB		4	0	1	3	0	1	1											
Geoff Jenkins, L OBP: 0.371, SLG: 0.582 James Mouton, R OBP: 0.363, SLG: 0.327 (1, 7) (9, 8)	K		2B					BB		4	1	2	1	1	2	1											
Richie Sexson, R OBP: 0.350, SLG: 0.517 (1, 3)								BB		0	0	0	0	0	0	0											
Jeromy Burnitz, L OBP: 0.346, SLG: 0.436 (1, 9)	F3		1B					BB		5	1	2	1	0	3	6											
Charlie Hayes, R OBP: 0.357, SLG: 0.384 (1, 5)	E5				G6-3			BB		4	1	0	0	1	0	4											
Ronnie Belliard, R OBP: 0.349, SLG: 0.380 (1, 4)	G6-4-3				F9			BB		5	1	3	1	0	0	0											
Raul Casanova, S OBP: 0.327, SLG: 0.390 (1, 2)			G4-3		F7			BB		4	1	0	1	0	0	2											
Paul Rigdon, R OBP: 0.296, SLG: 0.167 David Weathers, R ERA: 6.57 Angel Echevarria, R OBP: 0.259, SLG: 0.349 Juan Acevedo, R (8, PH) (8, 1)			2B					BB		3	1	1	0	0	2	2											
Inning Stats	R: 0 E: 0 K: 2 S: 10	H: 0 LOB: 0 BB: 0 P: 14	R: 1 E: 1 K: 0 S: 7	H: 1 LOB: 0 BB: 0 P: 11	R: 2 E: 0 K: 1 S: 19	H: 4 LOB: 2 BB: 0 P: 28	R: 0 E: 0 K: 0 S: 5	H: 0 LOB: 0 BB: 0 P: 6	R: 0 E: 0 K: 1 S: 7	H: 0 LOB: 2 BB: 1 P: 10	R: 2 E: 0 K: 2 S: 15	H: 3 LOB: 2 BB: 1 P: 23	R: 0 E: 1 K: 1 S: 11	H: 2 LOB: 2 BB: 0 P: 16	R: 2 E: 0 K: 1 S: 13	H: 1 LOB: 3 BB: 3 P: 33		R: 1 E: 0 K: 0 S: 8	H: 1 LOB: 0 BB: 0 P: 14	1B: 8 2B: 2 3B: 0 HR: 2	SF: 1 SAC: 0 DP: 1 HBP: 1	WP: 0 PB: 0 SB: 0 CS: 0	PA: 44				
PITCHER	IP	WLS	BF	H	R	ER	SO	BB	IBB	HBP	BLK	WP	HR	S	P	ERA	WHIP										
Rick Reed, R ERA: 4.2 Bobby Jones, L ERA: 6.57 Rich Rodriguez, L ERA: 7.97	(1, 1) (7, 1) (8, 1)	6.0 1.2 1.1	L 11 6	27 3 1	8 2 1	5 2 1	5 1 1	6 2 1	0 2 1	1 0 0	0 1 0	0 0 0	1 20 12	63 38 25	92 38 25	7.50 10.80 6.75	1.333 3.000 1.500										

Batter	1	2	3	4	5	6	7	8	9	AB	R	H	RBI	BB	SO	LOB	BOTTOM										
Benny Agbayani, R OBP: 0.404, SLG: 0.498 (1, 7)	F9		HR		G6-3		F9			4	1	1	1	0	0	1	Milwaukee Brewers @ New York Mets Shea Stadium, Flushing, NY Mon Sep 11 2000, 7:10 PM EDT Att: 21,797 - Overcast - 73 F										
Derek Bell, R OBP: 0.358, SLG: 0.440 (1, 9)	F9		BB							4	0	2	0	0	0	0											
Edgardo Alfonzo, R OBP: 0.423, SLG: 0.510 (1, 4)	G4-3		BB							3	0	0	0	1	1	1											
31 Mike Piazza, R OBP: 0.401, SLG: 0.622 (1, 2)										3	0	0	0	1	0	0											
Matt Franco, L OBP: 0.341, SLG: 0.330 (1, 5)										3	1	2	1	1	0	3											
Todd Zeile, R OBP: 0.356, SLG: 0.470 Bobby Jones, R OBP: 1.000, SLG: 1.000 Rich Rodriguez, L (8, PH) Darryl Hamilton, L OBP: 0.350, SLG: 0.382 (9, PH)										3	0	0	0	0	0	1											
Jay Payton, R OBP: 0.330, SLG: 0.428 (1, 8)	F8									4	0	1	0	0	2	2											
Mike Bordick, R OBP: 0.342, SLG: 0.459 Timo Perez, L OBP: 0.227, SLG: 0.381 (9, PH)										3	0	0	0	0	1	1											
Rick Reed, R OBP: 0.222, SLG: 0.195 Lenny Harris, L OBP: 0.308, SLG: 0.386 (7, 3)										2	0	0	0	0	1	0											
Inning Stats	R: 0 E: 0 K: 0 S: 11	H: 0 LOB: 0 BB: 0 P: 17	R: 1 E: 0 K: 0 S: 11	H: 1 LOB: 0 BB: 0 P: 15	R: 1 E: 0 K: 1 S: 11	H: 2 LOB: 3 BB: 2 P: 25	R: 0 E: 0 K: 0 S: 4	H: 0 LOB: 0 BB: 0 P: 8	R: 0 E: 0 K: 2 S: 13	H: 1 LOB: 1 BB: 0 P: 17	R: 0 E: 0 K: 0 S: 9	H: 0 LOB: 1 BB: 0 P: 13	R: 0 E: 0 K: 0 S: 5	R: 0 E: 0 K: 0 S: 14	H: 2 LOB: 2 BB: 0 P: 17	1B: 5 2B: 0 3B: 0 HR: 2	SF: 0 SAC: 0 DP: 1 HBP: 0	WP: 0 PB: 0 SB: 0 CS: 0	PA: 36								
PITCHER	IP	WLS	BF	H	R	ER	SO	BB	IBB	HBP	BLK	WP	HR	S	P	ERA	WHIP										
Paul Rigdon, R ERA: 5.45 David Weathers, R ERA: 3.29 Juan Acevedo, R ERA: 3.45	(1, 1) (7, 1) (8, 1)	6.2 0.1 2.0	W H 8	27 1 2	5 0 0	2 0 0	3 0 0	0 0 0	0 0 0	0 0 0	0 0 0	0 0 0	2 3 19	60 5 22	101 5 22	2.70 0.00 0.00	1.200 0.000 1.000										

Batter	1	2	3	4	5	6	7	8	9	AB	R	H	RBI	BB	SO	LOB	TOP				
Lou Collier, R OBP: 0.636, SLG: 0.667	1-0 1B		1-2 G3		1-0 G4-3		1-1 G6-4-3			4	2	2	0	0	0	2					
Mark Loretta, R OBP: 0.350, SLG: 0.399	0-1 G1-3		1-1 G3		1-3 K			1-0 F9		4	0	1	0	0	1	2					
Geoff Jenkins, L OBP: 0.370, SLG: 0.582	1-3 K		2-2 2B			2-2 F3		0-1 F9		4	0	1	1	0	1	2					
James Mouton, R OBP: 0.363, SLG: 0.327			2-H 2B					2-3 2B		0	0	0	0	0	0	0					
Richie Sexson, R OBP: 0.349, SLG: 0.514	4-1 1B		3-2 F3			0-0 G5-3		0-1 G5-3		3	0	0	0	1	0	2					
Jeromy Burnitz, L OBP: 0.347, SLG: 0.437	2-0 BB		1-2 P4			0-2 1B		0-2 P4		4	0	2	1	0	0	2					
Jose Hernández, R OBP: 0.316, SLG: 0.385	1-2 G5-3			2-3 K		0-1 F9			2-3 K	4	0	0	0	0	2	3					
Tyler Houston, L OBP: 0.283, SLG: 0.506		0-0 G1-6-3		2-0 F8			3-2 G4-3		1-2 P6	4	0	1	0	0	0	0					
Ronnie Belliard, R OBP: 0.346, SLG: 0.377		2-2 L8		0-2 G6-3			0-0 G4-3		0-3 K	4	0	0	0	0	1	1					
John Snyder, R OBP: 0.135, SLG: 0.114		0-3 K			1-3 K					2	0	0	0	0	2	0					
Everett Stull, L OBP: 0.380, SLG: 0.308							4-2 BB			0	0	0	0	0	0	0					
Mark Sweeney, L OBP: 0.380, SLG: 0.308										0	0	0	0	1	0	0					
Valerio De Los Santos, L OBP: 0.316, SLG: 0.385										0	0	0	0	0	0	0					
Inning Stats	R: 1 E: 0 K: 1 S: 12	H: 2 LOB: 2 BB: 1 P: 21	R: 0 E: 0 K: 1 S: 7	H: 0 LOB: 0 BB: 0 P: 9	R: 1 E: 0 K: 0 S: 14	H: 2 LOB: 1 BB: 0 P: 22	R: 0 E: 0 K: 1 S: 7	H: 0 LOB: 0 BB: 0 P: 11	R: 0 E: 0 K: 0 S: 11	H: 1 LOB: 1 BB: 0 P: 13	R: 0 E: 0 K: 0 S: 9	H: 1 LOB: 1 BB: 1 P: 17	R: 0 E: 0 K: 0 S: 8	H: 1 LOB: 1 BB: 0 P: 9	R: 0 E: 0 K: 2 S: 11	H: 0 LOB: 0 BB: 0 P: 14	1B: 3 2B: 4 3B: 0 HR: 0	SF: 0 SAC: 0 DP: 1 HBP: 0	WP: 0 PB: 0 SB: 0 CS: 0	PA: 35	
PITCHER	IP WLS BF H R ER SO BB IBB HBP BLK WP HR S P ERA WHIP	IP WLS BF H R ER SO BB IBB HBP BLK WP HR S P ERA WHIP	IP WLS BF H R ER SO BB IBB HBP BLK WP HR S P ERA WHIP	IP WLS BF H R ER SO BB IBB HBP BLK WP HR S P ERA WHIP	IP WLS BF H R ER SO BB IBB HBP BLK WP HR S P ERA WHIP	IP WLS BF H R ER SO BB IBB HBP BLK WP HR S P ERA WHIP	IP WLS BF H R ER SO BB IBB HBP BLK WP HR S P ERA WHIP	IP WLS BF H R ER SO BB IBB HBP BLK WP HR S P ERA WHIP	IP WLS BF H R ER SO BB IBB HBP BLK WP HR S P ERA WHIP	IP WLS BF H R ER SO BB IBB HBP BLK WP HR S P ERA WHIP	IP WLS BF H R ER SO BB IBB HBP BLK WP HR S P ERA WHIP	IP WLS BF H R ER SO BB IBB HBP BLK WP HR S P ERA WHIP	IP WLS BF H R ER SO BB IBB HBP BLK WP HR S P ERA WHIP	IP WLS BF H R ER SO BB IBB HBP BLK WP HR S P ERA WHIP	IP WLS BF H R ER SO BB IBB HBP BLK WP HR S P ERA WHIP	IP WLS BF H R ER SO BB IBB HBP BLK WP HR S P ERA WHIP	IP WLS BF H R ER SO BB IBB HBP BLK WP HR S P ERA WHIP	IP WLS BF H R ER SO BB IBB HBP BLK WP HR S P ERA WHIP	IP WLS BF H R ER SO BB IBB HBP BLK WP HR S P ERA WHIP	IP WLS BF H R ER SO BB IBB HBP BLK WP HR S P ERA WHIP	IP WLS BF H R ER SO BB IBB HBP BLK WP HR S P ERA WHIP

Milwaukee Brewers @ New York Mets
Shea Stadium, Flushing, NY
Tue Sep 12 2000, 7:10 PM EDT
Att: 22,570 - Cloudy - 78 F

AB 33
R 2
H 7
RBI 2
BB 2
SO 7
LOB 14



Batter	1	2	3	4	5	6	7	8	9	AB	R	H	RBI	BB	SO	LOB	BOTTOM				
Benny Agbayani, R OBP: 0.404, SLG: 0.506	0-1 P6	0-1 E2		0-1 G6-3	1-0 F7		0-2 HR			5	2	2	3	0	0	3					
Derek Bell, R OBP: 0.355, SLG: 0.440	1-2 1B	2-0 G1-3		2-3 K		2-2 1B	1-1 G6-3			5	1	2	0	0	1	0					
Edgardo Alfonzo, R OBP: 0.424, SLG: 0.517	1-1 F8	0-0 G5-3			4-2 1B	2-2 FC6-4		2-1 HR		4	2	2	1	1	0	1					
Jorge Velandía, R OBP: 0.160, SLG: 0.167					BB	1B				0	0	0	0	0	0	0					
Robin Ventura, L OBP: 0.329, SLG: 0.425	2-2 1B		2-3 K		0-1 F8	0-0 F7		1-3 K		5	0	1	0	0	2	3					
Todd Zeile, R OBP: 0.358, SLG: 0.470	1-1 G6-3		2-2 WP		3-0 1B	4-0 FC6-4		0-1 F9		4	2	2	0	1	0	2					
Jay Payton, R OBP: 0.328, SLG: 0.425		2-2 F5	0-3 K		3-2 WP	1-0 FC6-4		0-0 F7		5	0	1	2	0	1	3					
Todd Pratt, R OBP: 0.368, SLG: 0.462		4-2 SH	4-2 20 1B	4-2 20 1B	1-1 WP	1-3 K				2	1	1	1	2	1	2					
20 Kurt Abbott, R OBP: 0.290, SLG: 0.381		2-2 SH	1-2 E	1-2 1B	1-3 K		0-3 K			4	1	2	1	0	2	2					
Bobby Jones, R OBP: 0.119, SLG: 0.026		2-0 SH		0-3 K	0-3 K		2-2 G3-1			3	1	0	0	0	2	2					
Pat Mahomes, R OBP: 0.235, SLG: 0.250										0	0	0	0	0	0	0					
John Franco, L OBP: 0.316, SLG: 0.385		1-3 2-H								0	0	0	0	0	0	0					
Inning Stats	R: 0 E: 0 K: 0 S: 12	H: 2 LOB: 2 BB: 0 P: 17	R: 4 E: 2 K: 0 S: 13	H: 2 LOB: 0 BB: 1 P: 25	R: 1 E: 0 K: 2 S: 16	H: 2 LOB: 2 BB: 1 P: 25	R: 0 E: 0 K: 2 S: 8	H: 0 LOB: 0 BB: 0 P: 10	R: 2 E: 0 K: 2 S: 17	H: 3 LOB: 3 BB: 1 P: 30	R: 1 E: 0 K: 1 S: 12	H: 2 LOB: 2 BB: 1 P: 22	R: 1 E: 0 K: 1 S: 8	H: 1 LOB: 0 BB: 0 P: 15	R: 1 E: 0 K: 1 S: 8	H: 1 LOB: 0 BB: 0 P: 11	1B: 11 2B: 0 3B: 0 HR: 2	SF: 0 SAC: 1 DP: 0 HBP: 0	WP: 2 PB: 0 SB: 0 CS: 0	PA: 42	
PITCHER	IP WLS BF H R ER SO BB IBB HBP BLK WP HR S P ERA WHIP	IP WLS BF H R ER SO BB IBB HBP BLK WP HR S P ERA WHIP	IP WLS BF H R ER SO BB IBB HBP BLK WP HR S P ERA WHIP	IP WLS BF H R ER SO BB IBB HBP BLK WP HR S P ERA WHIP	IP WLS BF H R ER SO BB IBB HBP BLK WP HR S P ERA WHIP	IP WLS BF H R ER SO BB IBB HBP BLK WP HR S P ERA WHIP	IP WLS BF H R ER SO BB IBB HBP BLK WP HR S P ERA WHIP	IP WLS BF H R ER SO BB IBB HBP BLK WP HR S P ERA WHIP	IP WLS BF H R ER SO BB IBB HBP BLK WP HR S P ERA WHIP	IP WLS BF H R ER SO BB IBB HBP BLK WP HR S P ERA WHIP	IP WLS BF H R ER SO BB IBB HBP BLK WP HR S P ERA WHIP	IP WLS BF H R ER SO BB IBB HBP BLK WP HR S P ERA WHIP	IP WLS BF H R ER SO BB IBB HBP BLK WP HR S P ERA WHIP	IP WLS BF H R ER SO BB IBB HBP BLK WP HR S P ERA WHIP	IP WLS BF H R ER SO BB IBB HBP BLK WP HR S P ERA WHIP	IP WLS BF H R ER SO BB IBB HBP BLK WP HR S P ERA WHIP	IP WLS BF H R ER SO BB IBB HBP BLK WP HR S P ERA WHIP	IP WLS BF H R ER SO BB IBB HBP BLK WP HR S P ERA WHIP	IP WLS BF H R ER SO BB IBB HBP BLK WP HR S P ERA WHIP	IP WLS BF H R ER SO BB IBB HBP BLK WP HR S P ERA WHIP	IP WLS BF H R ER SO BB IBB HBP BLK WP HR S P ERA WHIP

Milwaukee Brewers @ New York Mets
Shea Stadium, Flushing, NY
Tue Sep 12 2000, 7:10 PM EDT
Att: 22,570 - Cloudy - 78 F

AB 37
R 10
H 13
RBI 8
BB 4
SO 9
LOB 18



Batter	1	2	3	4	5	6	7	8	9	AB R H RBI BB SO LOB	TOP									
Marquis Grissom, R OBP: 0.280, SLG: 0.334	2-1 L6	3-1 2H 1B			3-1 F8	0-1 F8			0-3 K	5 0 1 1 0 1 3	Milwaukee Brewers @ Cincinnati Reds Cinergy Field, Cincinnati, OH Sat Sep 16 2000, 1:15 PM EDT Att: 29,350 - Sunny - 54 F									
Mark Loretta, R OBP: 0.354, SLG: 0.416	3-2 G4-3	0-0 G6-3			2-2 1B		3-2 G6-3		3-3 K	5 1 2 0 0 1 2										
Geoff Jenkins, L OBP: 0.365, SLG: 0.584	2-2 G4-3		0-2 G4-3		0-0 1B		1-3 K2-3		0-0 G3	5 0 1 1 0 1 1										
Richie Sexson, R OBP: 0.348, SLG: 0.510	1-1 BB 1B		2-3 K		2-3 K		1-1 G6-3			4 0 1 0 0 2 2										
Jeremy Burnitz, L OBP: 0.348, SLG: 0.439	4-1 1-2 BB		1-0 G6-3		0-1 P6			3-1 HR		3 1 1 1 1 0 2										
José Hernández, R OBP: 0.316, SLG: 0.383	0-0 G5-3			3-2 P4		1-0 1B		3-3 K		4 0 1 0 0 1 2										
Luis Lopez, S OBP: 0.311, SLG: 0.438		0-1 FC1-6 1B		1-0 F8		1-3 K		3-1 G3		4 0 1 0 0 1 1										
Kevin Brown, R OBP: 0.500, SLG: 0.750		2-2 FC1-6 SH3 1B		2-2 2B		0-2 1B		1-3 K		4 1 2 0 0 1 1										
Paul Rigdon, R OBP: 0.287, SLG: 0.154		0-1 SH3		3-2 G6-3		1-2 F5		4-0 BB		1 0 0 0 0 0 0 1 1 0 0 0 0 0 0 2 0 1 0 0										
Mark Cowens, L OBP: 0.349, SLG: 0.344																				
Valerio De Los Santos, L ERA: 5.35																				
41 Mike Buddie, R ERA: 0.75																				
David Weathers, R ERA: 0.94																				
Tyler Houston, L ERA: 0.94																				
Inning Stats	R: 1 E: 0 K: 0 S: 13	H: 2 LOB: 2 BB: 1 P: 25	R: 1 E: 0 K: 0 S: 10	H: 2 LOB: 1 BB: 0 P: 15	R: 0 E: 0 K: 1 S: 7	H: 0 LOB: 0 BB: 0 P: 10	R: 0 E: 0 K: 0 S: 11	H: 1 LOB: 1 BB: 0 P: 20	R: 0 E: 0 K: 1 S: 13	H: 2 LOB: 2 BB: 0 P: 16	R: 0 E: 0 K: 1 S: 8	H: 0 LOB: 0 BB: 0 P: 13	R: 1 E: 0 K: 2 S: 10	H: 1 LOB: 0 BB: 0 P: 20	R: 0 E: 0 K: 2 S: 7	H: 0 LOB: 1 BB: 1 P: 14	1B: 6 2B: 2 3B: 1 HR: 1	SF: 0 SAC: 1 DP: 0 HBP: 0	WP: 0 PB: 0 SB: 0 CS: 0	PA: 39
PITCHER	IP WLS BF H R ER SO BB IBB HBP BLK WP HR S P ERA WHIP											IP WLS BF H R ER SO BB IBB HBP BLK WP HR S P ERA WHIP								
Elmer Dessens, R ERA: 4.51	(1, 1) 6.0 W 28 9 2 2 3 1 0 0 0 0 0 0 67 106 3.00 1.667											(7, 1) 3.0 S 11 1 1 1 5 1 0 0 0 0 1 25 47 3.00 0.667								

Batter	1	2	3	4	5	6	7	8	9	AB R H RBI BB SO LOB	BOTTOM									
Pokey Reese, R OBP: 0.321, SLG: 0.394	1-3 K	0-2 G6-3			3-2 E9 3B		1-0 G5-3			4 1 1 0 0 1 1	Milwaukee Brewers @ Cincinnati Reds Cinergy Field, Cincinnati, OH Sat Sep 16 2000, 1:15 PM EDT Att: 29,350 - Sunny - 54 F									
Michael Tucker, L OBP: 0.400, SLG: 0.511	0-1 BB 1B		3-3 K		0-1 L6		0-2 F9			4 1 1 0 0 1 1										
Dmitri Young, S OBP: 0.346, SLG: 0.488	4-1 1B		3-1 F7			2-1 G4-3		1-2 3B 1B		3 1 1 0 1 0 0 0 1 0 0 0 0 0										
Brian Hunter, R OBP: 0.340, SLG: 0.303	1-2 SF9 BB									4 2 2 1 0 0 1										
Sean Casey, L OBP: 0.374, SLG: 0.473	0-2 2B 1B		0-1 F8			0-0 HR 1B		1-1 L7		3 0 1 2 0 0 1										
Alex Ochoa, R OBP: 0.384, SLG: 0.560	0-1 SF9			0-1 G5-3		3-2 L7		0-0 1H 3B		3 1 2 3 1 0 0										
Chris Stynes, R OBP: 0.387, SLG: 0.477	1-2 1H 2B		2-2 F9			0-0 1H HR		4-0 G6-4-3 IBB		4 0 0 0 0 0 3										
Benito Santiago, R OBP: 0.304, SLG: 0.390	2-2 G1-3			0-1 F2		0-0 P4		0-0 G6-4-3		3 0 1 0 0 0 0										
Chris Sexton, R OBP: 0.270, SLG: 0.228		0-2 G6-3			0-0 F9		1-0 S 1B			2 0 0 0 0 1 0 1 0 0 0 0 1 1										
Elmer Dessens, R OBP: 0.225, SLG: 0.088		2-2 G4-3			2-3 K		1-3 K			1 0 0 0 0 1 1										
John Riedling, R ERA: 1.54																				
Inning Stats	R: 3 E: 0 K: 1 S: 20	H: 3 LOB: 1 BB: 1 P: 28	R: 0 E: 0 K: 0 S: 11	H: 0 LOB: 0 BB: 0 P: 13	R: 0 E: 0 K: 1 S: 8	H: 0 LOB: 0 BB: 0 P: 14	R: 0 E: 0 K: 0 S: 9	H: 0 LOB: 0 BB: 0 P: 11	R: 1 E: 1 K: 1 S: 10	H: 1 LOB: 0 BB: 0 P: 15	R: 2 E: 0 K: 0 S: 9	H: 2 LOB: 0 BB: 0 P: 14	R: 0 E: 0 K: 1 S: 9	H: 1 LOB: 1 BB: 0 P: 12	R: 1 E: 0 K: 0 S: 7	H: 2 LOB: 2 BB: 1 P: 13	1B: 5 2B: 1 3B: 2 HR: 1	SF: 1 SAC: 0 DP: 1 HBP: 0	WP: 0 PB: 0 SB: 1 CS: 0	PA: 34
PITCHER	IP WLS BF H R ER SO BB IBB HBP BLK WP HR S P ERA WHIP											IP WLS BF H R ER SO BB IBB HBP BLK WP HR S P ERA WHIP								
Paul Rigdon, R ERA: 5.45	(1, 1) 5.0 L 20 4 4 3 3 1 0 0 0 0 0 0 1 9 14 18.00 2.000											(6, 1) 1.0 5 2 2 2 0 0 0 0 0 0 1 9 14 18.00 2.000								
Valerio De Los Santos, L ERA: 5.35	(6, 1) 1.0 5 2 2 2 0 0 0 0 0 0 0 1 9 14 18.00 2.000											(7, 1) 1.1 8 3 1 1 1 0 1 0 0 0 0 15 24 6.75 2.250								
41 Mike Buddie, R ERA: 0.75	(7, 1) 0.2 1 0 0 0 0 0 0 0 0 0 0 0 1 1 0.00 0.000											(8, 1) 0.2 1 0 0 0 0 0 0 0 0 0 0 1 1 0.00 0.000								



Batter	1	2	3	4	5	6	7	8	9	AB	R	H	RBI	BB	SO	LOB	TOP					
Eric Young Sr. R (1,4) OBP: 0.366, SLG: 0.404	F8		G4-6-3																			
Augie Ojeda S (1,6) OBP: 0.311, SLG: 0.379																						
Willie Greene L (9,PH) OBP: 0.290, SLG: 0.370																						
Chad Meyers R (9,FR) OBP: 0.204, SLG: 0.200																						
Sammy Sosa R (1,9) OBP: 0.406, SLG: 0.644																						
Corey Patterson L (4,PH) (4,8)																						
Mark Grace L (1,3) OBP: 0.399, SLG: 0.440																						
Shane Andrews R (1,5) OBP: 0.319, SLG: 0.481																						
Roosevelt Brown L (1,7) OBP: 0.333, SLG: 0.485																						
Damon Buford R (1,8) OBP: 0.322, SLG: 0.396																						
Jeff Reed L (1,2) OBP: 0.336, SLG: 0.317																						
Todd Van Poppel R (1,1)																						
Jerry Spradlin S (6,1)																						
Steve Rain R (8,1)																						
Felix Heredia L (8,1)																						
Gary Matthews S (9,PH) OBP: 0.253, SLG: 0.292																						
Inning Stats	R: 0 E: 0 K: 1 S: 8	H: 1 LOB: 1 BB: 0 P: 10	R: 0 E: 0 K: 1 S: 7	H: 0 LOB: 0 BB: 0 P: 10	R: 0 E: 0 K: 0 S: 4	H: 1 LOB: 0 BB: 0 P: 5	R: 0 E: 0 K: 0 S: 6	H: 0 LOB: 1 BB: 1 P: 16	R: 0 E: 0 K: 2 S: 9	H: 0 LOB: 0 BB: 0 P: 13	R: 0 E: 0 K: 1 S: 6	H: 1 LOB: 0 BB: 0 P: 10	R: 0 E: 0 K: 1 S: 9	H: 0 LOB: 0 BB: 0 P: 11	R: 0 E: 0 K: 1 S: 5	H: 0 LOB: 0 BB: 0 P: 9	R: 1 E: 0 K: 1 S: 12	H: 1 LOB: 2 BB: 2 P: 23	1B: 4 2B: 0 3B: 0 HR: 0	SF: 0 SAC: 0 DP: 1 HBP: 0	WP: 0 PB: 0 SB: 0 CS: 0	PA: 32
PITCHER	IP WLS BF H R ER SO BB IBB HBP BLK WP HR S P ERA WHIP																					
Jeff D'Amico R (1,1) ERA: 2.33	8.1 W 29 3 1 1 7 3 0 0 0 0 0 0 58 97 1.08 0.720																					
Curt Leskanc, R (9,1) ERA: 2.61	0.2 S 3 1 0 0 1 0 0 0 0 0 0 0 8 10 0.00 1.500																					

Chicago Cubs @ Milwaukee Brewers
Milwaukee County Stadium, Milwaukee, WI
Mon Sep 18 2000, 8:05 PM EDT
Att: 21,367 - Cloudy - 80 F

AB	29
R	1
H	4
RBI	1
BB	3
SO	8
LOB	9



Batter	1	2	3	4	5	6	7	8	9	AB	R	H	RBI	BB	SO	LOB	BOTTOM			
Marquis Grissom R (1,8) OBP: 0.279, SLG: 0.338																				
Mark Loretta R (1,6) OBP: 0.360, SLG: 0.428																				
Geoff Jenkins L (1,7) OBP: 0.362, SLG: 0.582																				
Richie Sexson R (1,3) OBP: 0.343, SLG: 0.502																				
Jeremy Burnitz L (1,9) OBP: 0.345, SLG: 0.433																				
José Hernández R (1,5) OBP: 0.315, SLG: 0.382																				
Ronnie Belliard R (1,4) OBP: 0.349, SLG: 0.386																				
Raul Casanova S (1,2) OBP: 0.319, SLG: 0.378																				
Jeff D'Amico R (1,1) OBP: 0.152, SLG: 0.190																				
Curt Leskanc, R (9,1) ERA: 5.33																				
Inning Stats	R: 0 E: 0 K: 2 S: 15	H: 0 LOB: 1 BB: 1 P: 25	R: 0 E: 0 K: 3 S: 12	H: 0 LOB: 0 BB: 0 P: 15	R: 1 E: 0 K: 1 S: 11	H: 2 LOB: 1 BB: 0 P: 15	R: 0 E: 0 K: 1 S: 11	H: 1 LOB: 1 BB: 0 P: 16	R: 0 E: 0 K: 0 S: 10	H: 0 LOB: 0 BB: 0 P: 12	R: 0 E: 0 K: 1 S: 14	H: 1 LOB: 2 BB: 1 P: 25	R: 1 E: 1 K: 0 S: 7	H: 1 LOB: 0 BB: 0 P: 10	R: 0 E: 0 K: 1 S: 8	H: 0 LOB: 1 BB: 1 P: 16	1B: 3 2B: 2 3B: 0 HR: 0	SF: 1 SAC: 0 DP: 0 HBP: 0	WP: 1 PB: 0 SB: 0 CS: 0	PA: 32
PITCHER	IP WLS BF H R ER SO BB IBB HBP BLK WP HR S P ERA WHIP																			
Todd Van Poppel R (1,1) ERA: 3.47	5.2 L 23 4 1 1 8 2 0 0 0 0 0 0 70 102 1.59 1.059																			
Jerry Spradlin R (6,1) ERA: 5.4	1.1 5 1 1 0 0 0 0 0 0 0 0 0 10 16 0.00 0.750																			
Steve Rain R (8,1) ERA: 4.24	0.0 1 0 0 0 0 1 0 0 0 0 0 0 1 5 ∞ ∞																			
Felix Heredia L (8,1) ERA: 5.33	1.0 3 0 0 0 1 0 0 0 0 0 0 0 7 11 0.00 0.000																			

Chicago Cubs @ Milwaukee Brewers
Milwaukee County Stadium, Milwaukee, WI
Mon Sep 18 2000, 8:05 PM EDT
Att: 21,367 - Cloudy - 80 F

AB	28
R	2
H	5
RBI	2
BB	3
SO	9
LOB	12



Batter	1	2	3	4	5	6	7	8	9	AB	R	H	RBI	BB	SO	LOB	TOP											
Adrian Brown, S OBP: 0.388, SLG: 0.456 Jeff Wallace, L (7.1)										4	0	0	0	0	1	0	Pittsburgh Pirates @ Milwaukee Brewers Milwaukee County Stadium, Milwaukee, WI Thu Sep 21 2000, 8:05 PM EDT Att: 14,688 - Sunny - 55 F											
18 Jason Kendall, R OBP: 0.415, SLG: 0.476 Keith Osik, R OBP: 0.387, SLG: 0.481 (7.2)										3	1	1	0	0	0	0												
Brian Giles, L OBP: 0.430, SLG: 0.594 John Wehner, R OBP: 0.359, SLG: 0.371 (8.7)										3	0	1	0	1	0	1												
John Vander Wal, L OBP: 0.404, SLG: 0.562 (4.3)										3	1	1	1	1	0	2												
Kevin Young, R OBP: 0.313, SLG: 0.430 Emil Brown, R OBP: 0.288, SLG: 0.346 (7.8)										1	0	0	1	0	1	0												
Warren Morris, L OBP: 0.343, SLG: 0.336 (1.4)										4	0	1	0	0	0	2												
Mike Benjamin, R OBP: 0.320, SLG: 0.418 (1.5)										4	0	0	0	0	1	1												
Pat Meares, R OBP: 0.304, SLG: 0.379 (1.6)										3	0	1	0	0	0	0												
Jimmy Anderson, L OBP: 0.143, SLG: 0.163 Matt Skrimetta, S (3.1)										1	0	0	0	0	1	0												
19 Alex Hernandez, L OBP: 0.196, SLG: 0.234 Brian O'Connor, L OBP: 0.287, SLG: 0.498 Adam Hyzdu, R OBP: 0.330, SLG: 0.600 (7.9)										1	0	0	0	0	0	0												
Inning Stats	R: 1 E: 0 K: 1 S: 12	H: 2 LOB: 2 BB: 1 P: 24	R: 0 E: 0 K: 1 S: 9	H: 0 LOB: 0 BB: 1 P: 14	R: 0 E: 0 K: 0 S: 8	H: 2 LOB: 2 BB: 1 P: 17	R: 0 E: 0 K: 2 S: 13	H: 1 LOB: 0 BB: 0 P: 21	R: 0 E: 0 K: 0 S: 8	H: 0 LOB: 0 BB: 0 P: 13	R: 1 E: 0 K: 0 S: 12	H: 1 LOB: 0 BB: 0 P: 18	R: 0 E: 0 K: 0 S: 4	H: 0 LOB: 0 BB: 0 P: 7	R: 0 E: 0 K: 0 S: 6	H: 0 LOB: 0 BB: 0 P: 14	R: 0 E: 0 K: 0 S: 6	H: 0 LOB: 0 BB: 0 P: 9	1B: 4 2B: 0 3B: 0 HR: 1	SF: 1 SAC: 0 DP: 1 HBP: 0	WP: 0 PB: 0 SB: 0 CS: 0	PA: 34						
PITCHER	IP	WLS	BF	H	R	ER	SO	BB	IBB	HBP	BLK	WP	HR	S	P	ERA	WHIP											
Paul Rigdon, R ERA: 5.2	(1.1)	7.0	W	28	5	2	2	4	2	0	0	0	0	1	66	114	2.57	1.000										
Valerio De Los Santos, L ERA: 5.27	(8.1)	1.0		3	0	0	0	0	1	0	0	0	0	0	6	14	0.00	1.000										
41 Mike Buddie, R ERA: 0.86	(9.1)	1.0		3	0	0	0	0	0	0	0	0	0	0	6	9	0.00	0.000										

Batter	1	2	3	4	5	6	7	8	9	AB	R	H	RBI	BB	SO	LOB	BOTTOM											
Marquis Grissom, R OBP: 0.289, SLG: 0.354 (1.8)										4	3	4	2	1	0	0	Pittsburgh Pirates @ Milwaukee Brewers Milwaukee County Stadium, Milwaukee, WI Thu Sep 21 2000, 8:05 PM EDT Att: 14,688 - Sunny - 55 F											
Mark Loretta, R OBP: 0.381, SLG: 0.421 Luis Lopez, S OBP: 0.313, SLG: 0.437 (6.6)										4	1	2	1	0	0	3												
Geoff Jenkins, L OBP: 0.361, SLG: 0.595 Lou Collier, R OBP: 0.346, SLG: 0.478 (8.7)										5	2	2	4	0	0	4												
Richie Sexson, R OBP: 0.347, SLG: 0.501 Valerio De Los Santos, L OBP: 0.346, SLG: 0.478 41 Mike Buddie, R OBP: 0.330, SLG: 0.600 (9.1)										4	0	1	2	1	0	0												
Jeromy Burnitz, L OBP: 0.350, SLG: 0.444 (1.9)										3	1	2	1	1	1	0												
José Hernández, R OBP: 0.316, SLG: 0.377 (7.6)										4	1	0	0	1	0	6												
Ronnie Belliard, R OBP: 0.351, SLG: 0.385 Tyler Houston, L OBP: 0.287, SLG: 0.498 (7.5)										3	0	0	0	1	1	3												
Kevin Brown, R OBP: 0.333, SLG: 0.583 (1.2)										5	2	2	1	0	0	2												
Paul Rigdon, R OBP: 0.235, SLG: 0.133 Angel Echevarria, R OBP: 0.253, SLG: 0.313 (8.3)										2	1	0	0	0	0	2												
Inning Stats	R: 0 E: 0 K: 0 S: 6	H: 1 LOB: 0 BB: 0 P: 10	R: 2 E: 0 K: 0 S: 10	H: 2 LOB: 1 BB: 1 P: 18	R: 3 E: 0 K: 1 S: 12	H: 5 LOB: 1 BB: 0 P: 17	R: 2 E: 1 K: 0 S: 16	H: 2 LOB: 1 BB: 0 P: 27	R: 0 E: 0 K: 0 S: 11	H: 0 LOB: 2 BB: 1 P: 22	R: 3 E: 0 K: 2 S: 14	H: 3 LOB: 0 BB: 0 P: 22	R: 0 E: 0 K: 0 S: 9	H: 1 LOB: 1 BB: 0 P: 15	1B: 8 2B: 3 3B: 0 HR: 3	SF: 0 SAC: 1 DP: 1 HBP: 1		WP: 3 PB: 0 SB: 0 CS: 1	PA: 45									
PITCHER	IP	WLS	BF	H	R	ER	SO	BB	IBB	HBP	BLK	WP	HR	S	P	ERA	WHIP											
Jimmy Anderson, L ERA: 5.05	(1.1)	2.1	L	15	8	5	5	0	1	0	0	0	0	1	25	41	19.29	3.857										
Matt Skrimetta, R ERA: 13.5	(3.1)	0.2		1	0	0	0	1	0	0	0	0	0	3	4	0.00	0.000											
Brian O'Connor, L ERA: 5.23	(4.1)	3.0		19	2	4	0	0	4	0	1	0	3	1	39	73	0.00	2.000										
Jeff Wallace, L ERA: 6.31	(7.1)	2.0		10	4	3	3	2	0	0	0	0	0	1	23	37	13.50	2.000										

Batter	1	2	3	4	5	6	7	8	9	AB R H RBI BB SO LOB	TOP																								
												Pittsburgh Pirates @ Milwaukee Brewers Milwaukee County Stadium, Milwaukee, WI Fri Sep 22 2000, 8:05 PM EDT livebaseballscorecards.com																							
Inning Stats											AB 0 R 0 H 0 RBI 0 BB 0 SO 0 LOB 0																								
PITCHER	IP	WLS	BF	H	R	ER	SO	BB	IBB	HBP	BLK	WP	HR	S	P	ERA	WHIP	PITCHER	IP	WLS	BF	H	R	ER	SO	BB	IBB	HBP	BLK	WP	HR	S	P	ERA	WHIP

Batter	1	2	3	4	5	6	7	8	9	AB R H RBI BB SO LOB	BOTTOM																								
												Pittsburgh Pirates @ Milwaukee Brewers Milwaukee County Stadium, Milwaukee, WI Fri Sep 22 2000, 8:05 PM EDT livebaseballscorecards.com																							
Inning Stats											AB 0 R 0 H 0 RBI 0 BB 0 SO 0 LOB 0																								
PITCHER	IP	WLS	BF	H	R	ER	SO	BB	IBB	HBP	BLK	WP	HR	S	P	ERA	WHIP	PITCHER	IP	WLS	BF	H	R	ER	SO	BB	IBB	HBP	BLK	WP	HR	S	P	ERA	WHIP

Batter	1	2	3	4	5	6	7	8	9	AB	R	H	RBI	BB	SO	LOB	TOP								
Adrian Brown, S OBP: 0.397, SLG: 0.452	G4-3	E4		G5-3					G5-3	5	0	1	1	1	0	3	Pittsburgh Pirates @ Milwaukee Brewers Milwaukee County Stadium, Milwaukee, WI Sat Sep 23 2000, 4:35 PM EDT Cloudy - 55 F								
18 Jason Kendall, R OBP: 0.417, SLG: 0.478		F9		1B	G6-3					4	1	2	0	0	4										
Brian Giles, L OBP: 0.430, SLG: 0.593	G3-1	F5		1B					G6-3	5	0	2	0	0	6										
John Vander Wal, L OBP: 0.405, SLG: 0.560 Emil Brown, R OBP: 0.294, SLG: 0.352	K			2B					FC6-4	3	0	1	1	1	2										
Kevin Young, R OBP: 0.312, SLG: 0.434		HR		F7	P4				L6	5	1	1	1	0	5										
Warren Morris, L OBP: 0.343, SLG: 0.339 Rich Loiselle, R Mike Williams, R	F8			2B					F9	5	0	2	0	0	1										
John Wehner, R OBP: 0.364, SLG: 0.375		1B		F9					FC6-4	5	2	2	0	0	5										
Pat Meares, R OBP: 0.305, SLG: 0.378		E		F2					P6	4	0	1	0	1	0										
Jose Silva, R OBP: 0.242, SLG: 0.194 Mike Benjamin, R OBP: 0.323, SLG: 0.418		E		G5-3					G1-3	3	0	1	0	0	3										
Inning Stats	R: 0 E: 0 K: 1 S: 12	H: 1 LOB: 1 BB: 0 P: 15	R: 2 E: 1 K: 0 S: 20	H: 4 LOB: 3 BB: 0 P: 30	R: 0 E: 0 K: 0 S: 12	H: 1 LOB: 3 BB: 2 P: 23	R: 1 E: 0 K: 1 S: 11	H: 2 LOB: 2 BB: 0 P: 19	R: 1 E: 0 K: 0 S: 9	H: 2 LOB: 1 BB: 0 P: 11	R: 0 E: 0 K: 0 S: 11	H: 2 LOB: 2 BB: 0 P: 17	R: 0 E: 0 K: 0 S: 15	H: 1 LOB: 2 BB: 1 P: 19	R: 0 E: 0 K: 0 S: 6	H: 1 LOB: 1 BB: 1 P: 8		R: 0 E: 0 K: 0 S: 4	H: 0 LOB: 0 BB: 1 P: 10	1B: 11 2B: 2 3B: 0 HR: 1	SF: 0 SAC: 1 DP: 0 HBP: 1	WP: 0 PB: 0 SB: 1 CS: 1	PA: 46		
PITCHER	IP	WLS	BF	H	R	ER	SO	BB	IBB	HBP	BLK	WP	HR	S	P	ERA	WHIP								
Jeff D'Amico, R ERA: 2.42	6.0	L	34	12	4	3	2	1	1	1	0	0	1	75	115	4.50	2.167								
David Weathers, R ERA: 3.18	0.2		4	1	0	0	0	1	0	0	0	0	0	13	17	0.00	3.000								
Ray King, L ERA: 1.22	0.1		1	0	0	0	0	0	0	0	0	0	0	2	2	0.00	0.000								
Valerio De Los Santos, L ERA: 5.23	0.2		3	1	0	0	0	0	0	0	0	0	0	5	7	0.00	1.500								
Juan Acevedo, R ERA: 3.94	1.1		4	0	0	0	0	1	0	0	0	0	0	5	11	0.00	0.750								

Batter	1	2	3	4	5	6	7	8	9	AB	R	H	RBI	BB	SO	LOB	BOTTOM								
Marquis Grissom, R OBP: 0.287, SLG: 0.351	F8		G1-3						K	4	0	0	0	0	1	0	Pittsburgh Pirates @ Milwaukee Brewers Milwaukee County Stadium, Milwaukee, WI Sat Sep 23 2000, 4:35 PM EDT Cloudy - 55 F								
Mark Loretta, R OBP: 0.357, SLG: 0.415	F9		L5						G4-3	4	0	0	0	0	0										
Geoff Jenkins, L OBP: 0.358, SLG: 0.590	G4-3		L9						G6-3	4	0	0	0	0	1										
Richie Sexson, R OBP: 0.350, SLG: 0.506		2B			1B				G6-3	3	2	2	0	1	0										
Jeromy Burnitz, L OBP: 0.349, SLG: 0.444		G5-3			K				F9	4	0	1	1	0	2										
Tyler Houston, L OBP: 0.290, SLG: 0.498 Santiago Perez, S OBP: 0.316, SLG: 0.234		K			G1-3				F7	4	0	2	0	0	1										
Ronnie Belliard, R OBP: 0.352, SLG: 0.384		G5-3			G1-3				F9	2	0	0	1	2	0										
Raul Casanova, S OBP: 0.310, SLG: 0.360		G5-3			G3				F7	4	0	0	0	0	1										
Jeff D'Amico, R OBP: 0.146, SLG: 0.152 David Weathers, R Ray King, L Angel Echevarria, R Valerio De Los Santos, L Juan Acevedo, R		F8							K	2	0	0	0	0	2										
Inning Stats	R: 0 E: 0 K: 0 S: 7	H: 0 LOB: 0 BB: 0 P: 10	R: 1 E: 0 K: 1 S: 16	H: 2 LOB: 1 BB: 1 P: 25	R: 0 E: 0 K: 0 S: 5	H: 0 LOB: 0 BB: 0 P: 7	R: 1 E: 0 K: 1 S: 15	H: 2 LOB: 1 BB: 0 P: 22	R: 0 E: 0 K: 0 S: 10	H: 0 LOB: 0 BB: 0 P: 15	R: 0 E: 0 K: 1 S: 10	H: 0 LOB: 0 BB: 0 P: 17	R: 0 E: 0 K: 1 S: 8	H: 0 LOB: 1 BB: 1 P: 18	R: 0 E: 0 K: 1 S: 8	H: 0 LOB: 0 BB: 0 P: 12		R: 0 E: 0 K: 2 S: 13	H: 1 LOB: 3 BB: 1 P: 23	1B: 2 2B: 3 3B: 0 HR: 0	SF: 0 SAC: 0 DP: 0 HBP: 0	WP: 0 PB: 0 SB: 1 CS: 0	PA: 35		
PITCHER	IP	WLS	BF	H	R	ER	SO	BB	IBB	HBP	BLK	WP	HR	S	P	ERA	WHIP								
Jose Silva, R ERA: 5.81	7.0	W	27	4	2	2	4	2	0	0	0	0	0	8	12	0.00	0.857								
Rich Loiselle, R ERA: 5.64	1.0	H	3	0	0	0	1	0	0	0	0	0	0	8	12	0.00	0.000								
Mike Williams, R ERA: 3.34	1.0	S	5	1	0	0	2	1	0	0	0	0	0	13	23	0.00	2.000								



Batter	1	2	3	4	5	6	7	8	9	10	AB	R	H	RBI	BB	SO	LOB	TOP										
Adrian Brown, S OBP: 0.300, SLG: 0.450 (1, 8)											3	1	1	0	2	1	2	Pittsburgh Pirates @ Milwaukee Brewers Milwaukee County Stadium, Milwaukee, WI Sat Sep 23 2000, 8:05 PM EDT Att: 26 040 - Cloudy - 56 F										
Abraham Nunez, S OBP: 0.283, SLG: 0.264 (1, 6)											5	0	2	0	0	0	3											
Emil Brown, R OBP: 0.282, SLG: 0.336 (1, 7)											5	0	0	1	0	1	3											
19 Alex Hernandez, L OBP: 0.196, SLG: 0.304 (1, 3)												5	1	1	0	0	1											
Warren Morris, L OBP: 0.241, SLG: 0.336 K: 0.000, SLG: 0.200 Scott Sauerbeck, R Josias Manzanillo, R John Vander Wal, L Bronson Arroyo, R OBP: 0.143, SLG: 0.238 (10, 1)											4	0	0	0	0	1	2											
Keith Osik, R OBP: 0.380, SLG: 0.469 (1, 2)											5	1	1	1	0	0	1	AB 39 R 4 H 10 RBI 4 BB 3 SO 6 LOB 16										
Adam Hyzdu, R OBP: 0.429, SLG: 0.786 (1, 9)											4	1	3	0	0	0	0											
Mike Benjamin, R OBP: 0.322, SLG: 0.415 (8, 4)											4	0	1	1	0	1	2											
Dan Serafini, S OBP: 0.043, SLG: 0.043 John Wehner, R OBP: 0.356, SLG: 0.366 (8, 5)											3	0	1	1	0	1	2											
Inning Stats	R: 1 E: 0 K: 1 S: 13	H: 2 LOB: 1 BB: 0 P: 20	R: 1 E: 0 K: 0 S: 11	H: 2 LOB: 2 BB: 1 P: 25	R: 0 E: 0 K: 0 S: 13	H: 0 LOB: 0 BB: 0 P: 19	R: 0 E: 0 K: 0 S: 9	H: 0 LOB: 0 BB: 0 P: 11	R: 0 E: 0 K: 1 S: 11	H: 1 LOB: 1 BB: 0 P: 12	R: 2 E: 0 K: 1 S: 14	H: 4 LOB: 2 BB: 0 P: 17	R: 0 E: 0 K: 0 S: 4	H: 0 LOB: 0 BB: 0 P: 7	R: 0 E: 0 K: 1 S: 13	H: 1 LOB: 1 BB: 0 P: 19	R: 0 E: 0 K: 1 S: 8		H: 0 LOB: 1 BB: 1 P: 21	R: 0 E: 0 K: 1 S: 6	H: 0 LOB: 1 BB: 1 P: 11	1B: 8 2B: 2 3B: 0 HR: 0	SF: 0 SAC: 0 DP: 1 HBP: 0	WP: 0 PA: 42				
PITCHER	IP 7.0	WLS 31	H 9	R 4	ER 4	SO 3	BB 1	IBB 0	HBP 0	BLK 0	WP 0	HR 0	S 75	P 111	ERA 5.14	WHIP 1.429												
41 Mike Buddie, R ERA: 2.7	(8, 1)	1.0	4	1	0	0	1	0	0	0	0	0	0	0	13	19	0.00	1.000										
Curt Leskanic, R ERA: 2.47	(9, 1)	2.0	W	7	0	0	0	2	2	0	0	0	0	0	14	32	0.00	1.000										

Batter	1	2	3	4	5	6	7	8	9	10	AB	R	H	RBI	BB	SO	LOB	BOTTOM										
Lou Collier, R OBP: 0.344, SLG: 0.407 (8, 8)												4	1	0	0	2	1	3	Pittsburgh Pirates @ Milwaukee Brewers Milwaukee County Stadium, Milwaukee, WI Sat Sep 23 2000, 8:05 PM EDT Att: 26 040 - Cloudy - 56 F									
Santiago Perez, S OBP: 0.300, SLG: 0.220 Charlie Hayes, R OBP: 0.346, SLG: 0.371 Raul Casanova, S OBP: 0.310, SLG: 0.360 (9, 2)												3	0	0	0	0	1	2										
Marquis Grissom, R OBP: 0.288, SLG: 0.359 41 Mike Buddie, R Angel Echevarria, R OBP: 0.291, SLG: 0.306 Curt Leskanic, R Geoff Jenkins, L OBP: 0.359, SLG: 0.590 (10, PH)												3	0	0	0	1	0	2										
Richie Sexson, R OBP: 0.348, SLG: 0.502 (1, 3)												5	1	0	0	1	1	7										
Jeremy Burnitz, L OBP: 0.353, SLG: 0.445 (1, 9)												3	1	2	0	2	0	0										
José Hernández, R OBP: 0.319, SLG: 0.378 (1, 5)												4	1	2	0	1	1	2	AB 34 R 5 H 8 RBI 4 BB 13 SO 7 LOB 28									
Luis Lopez, S OBP: 0.315, SLG: 0.441 (1, 4)												5	1	2	2	0	0	4										
Kevin Brown, R OBP: 0.333, SLG: 0.500 Tyler Houston, L OBP: 0.250, SLG: 0.498 Mark Loretta, R OBP: 0.358, SLG: 0.416 (9, 6)												2	0	0	0	1	2	3										
John Snyder, R OBP: 0.146, SLG: 0.105 Lyle Mouton, R OBP: 0.346, SLG: 0.435 (8, 7)												2	0	0	0	1	0	2										
Inning Stats	R: 0 E: 0 K: 1 S: 13	H: 0 LOB: 1 BB: 1 P: 23	R: 0 E: 0 K: 0 S: 15	H: 0 LOB: 2 BB: 2 P: 26	R: 0 E: 0 K: 0 S: 5	H: 0 LOB: 0 BB: 0 P: 6	R: 0 E: 0 K: 1 S: 7	H: 2 LOB: 2 BB: 0 P: 12	R: 0 E: 0 K: 2 S: 11	H: 0 LOB: 2 BB: 2 P: 22	R: 0 E: 0 K: 1 S: 8	H: 0 LOB: 1 BB: 1 P: 16	R: 0 E: 0 K: 0 S: 13	H: 0 LOB: 1 BB: 1 P: 20	R: 4 E: 0 K: 0 S: 17	H: 4 LOB: 3 BB: 3 P: 37	R: 0 E: 0 K: 2 S: 15	H: 2 LOB: 2 BB: 2 P: 25		R: 1 E: 2 K: 0 S: 3	H: 0 LOB: 1 BB: 2 P: 14	1B: 6 2B: 2 3B: 0 HR: 0	SF: 0 SAC: 2 DP: 0 HBP: 0	WP: 0 PA: 49				
PITCHER	IP 7.0	WLS 30	H 2	R 0	ER 0	SO 0	BB 7	IBB 0	HBP 0	BLK 0	WP 0	HR 0	S 72	P 125	ERA 0.00	WHIP 1.286												
Marc Wilkins, R ERA: 5.17	(8, 1)	0.0	4	3	4	4	0	1	0	0	0	0	0	0	5	12	∞	∞										
Scott Sauerbeck, L ERA: 3.79	(8, 1)	0.2	B	5	1	0	0	0	2	0	0	0	0	0	9	22	0.00	4.500										
Josias Manzanillo, R ERA: 3.14	(8, 1)	1.1	6	2	0	0	2	1	0	0	0	0	0	0	18	28	0.00	2.250										
Bronson Arroyo, R ERA: 5.4	(10, 1)	0.1	L	4	0	1	0	0	1	1	0	0	0	0	3	14	0.00	3.000										

Batter	1	2	3	4	5	6	7	8	9	AB	R	H	RBI	BB	SO	LOB	TOP										
Michael Tucker, L (1.8) OBP: 0.377, SLG: 0.488	G4-3		F9			G4-3		E7 SF8	F5	5	1	0	0	0	0	1											
Chris Sexton, R (1.4) OBP: 0.394, SLG: 0.253	G6-3			G4-3		G5-3		SF8		3	0	0	1	0	0	0											
Dmitri Young, S (1.7) OBP: 0.344, SLG: 0.484	G4-3			G3-1			HR	BB	BB	4	1	2	0	0	0	0											
Sean Casey, L (1.3) OBP: 0.382, SLG: 0.505 D.T. Cromer, L (7.3) OBP: 0.356, SLG: 0.500		G3-1		G3-1			HR	K		3	1	1	2	0	0	0											
Alex Ochoa, R (1.9) OBP: 0.375, SLG: 0.578		CS HBP			L7		K		BB	2	0	0	0	1	1	0											
Chris Stynes, R (1.5) OBP: 0.394, SLG: 0.510 Mike Bell, R (7. PH) OBP: 0.321, SLG: 0.333		1B			HR		1B	K		2	1	2	1	0	0	0											
Benito Santiago, R (1.2) OBP: 0.311, SLG: 0.411	G4-3				G6-3 1B		K		F8	4	0	1	0	0	1	2											
Juan Castro, R (1.6) OBP: 0.279, SLG: 0.350			K		G6-3				G3-1	4	0	1	0	0	1	1											
Steve Parris, R (1.1) Hector Mercado, L (5.1) Brady Clark, R (6. PH) Ron Villone, L (6.1) Brooks Kieschnick, L (7. PH) Dennys Reyes, R (7.1) Larry Luebbers, R (8.1) Brian Hunter, R (9. PH)			K			G6-3	G4-3		BB	1	0	0	0	0	0	0											
Inning Stats	R: 0 E: 0 K: 0 S: 7	H: 0 LOB: 0 BB: 0 P: 9	R: 0 E: 0 K: 0 S: 13	H: 1 LOB: 1 BB: 0 P: 21	R: 0 E: 0 K: 2 S: 8	H: 0 LOB: 0 BB: 0 P: 11	R: 0 E: 0 K: 0 S: 6	H: 0 LOB: 0 BB: 0 P: 7	R: 1 E: 0 K: 0 S: 9	H: 2 LOB: 0 BB: 0 P: 11	R: 0 E: 0 K: 0 S: 9	H: 0 LOB: 0 BB: 0 P: 15	R: 2 E: 0 K: 2 S: 15	H: 4 LOB: 2 BB: 0 P: 23	R: 1 E: 1 K: 2 S: 10	H: 1 LOB: 2 BB: 0 P: 19	R: 0 E: 0 K: 0 S: 7	H: 1 LOB: 1 BB: 0 P: 15	1B: 6 2B: 1 3B: 0 HR: 2	SF: 1 SAC: 0 DP: 1 HBP: 1	WP: 0 PB: 1 SB: 0 CS: 1	PA: 37					
PITCHER	IP	WLS	BF	H	R	ER	SO	BB	IBB	HBP	BLK	WP	HR	S	P	ERA	WHIP										
Jamey Wright, R (1.1) ERA: 3.97	7.1	W	30	8	4	3	4	0	0	1	0	0	2	70	102	3.68	1.091										
Ray King, L (8.1) ERA: 1.29	0.1	H	2	0	0	0	1	1	0	0	0	0	0	4	9	0.00	3.000										
Curt Leskanic, R (8.1) ERA: 2.39	1.1	S	5	1	0	0	1	0	0	0	0	0	0	10	20	0.00	0.750										

Cincinnati Reds @ Milwaukee Brewers
Milwaukee County Stadium, Milwaukee, WI
Tue Sep 26 2000, 8:05 PM EDT
Att: 27,851 - Sunny - 66 F

AB 34
R 4
H 9
RBI 4
BB 1
SO 6
LOB 9



Batter	1	2	3	4	5	6	7	8	9	AB	R	H	RBI	BB	SO	LOB	BOTTOM										
Marquis Grissom, R (1.8) OBP: 0.290, SLG: 0.351	G6-3		F8		FC6-4 1B	E		E5		5	2	2	1	0	0	1											
Mark Loretta, R (1.6) OBP: 0.397, SLG: 0.417	1B	2B	G4-3		FC6-4 1B	E9		K		5	1	2	0	0	1	2											
Geoff Jenkins, L (1.7) OBP: 0.359, SLG: 0.585	G6-4-3 1B		G1-3		FC6-4 2B	K				4	1	1	1	0	1	3											
Richie Sexson, R (1.3) OBP: 0.350, SLG: 0.502	G6-4-3			FC5-4 1B	2B	F9				4	1	2	2	0	0	1											
Jeremy Burnitz, L (1.9) OBP: 0.354, SLG: 0.457		HR		F9	2B	P6				4	1	2	2	0	0	1											
Tyler Houston, L (1.5) OBP: 0.293, SLG: 0.496 Charlie Hayes, R (7. PH) OBP: 0.347, SLG: 0.370		F7		FC5-4 1B	L9	F9				3	0	1	0	0	0	1											
Curt Leskanic, R (8.1)				1B						0	0	0	0	0	0	0											
Ronnie Belliard, R (1.4) OBP: 0.352, SLG: 0.384		K		FC5-4		F7		E		4	0	1	0	0	1	2											
Raul Casanova, S (1.2) OBP: 0.313, SLG: 0.367				P5		G4-3 2B		K		4	1	2	0	0	1	3											
Jamey Wright, R (1.1) OBP: 0.067, SLG: 0.089 Ray King, L (8.1) José Hernández, R (8.5) OBP: 0.318, SLG: 0.376		FC6-4 1B			P3	G4-3		G6-3		3	0	0	0	0	0	2											
Inning Stats	R: 1 E: 0 K: 0 S: 8	H: 2 LOB: 0 BB: 0 P: 15	R: 1 E: 0 K: 1 S: 9	H: 2 LOB: 1 BB: 0 P: 14	R: 0 E: 0 K: 0 S: 9	H: 0 LOB: 0 BB: 0 P: 12	R: 0 E: 0 K: 0 S: 16	H: 2 LOB: 2 BB: 0 P: 27	R: 3 E: 0 K: 1 S: 14	H: 4 LOB: 1 BB: 0 P: 32	R: 2 E: 1 K: 1 S: 9	H: 2 LOB: 1 BB: 0 P: 18	R: 0 E: 0 K: 0 S: 9	H: 0 LOB: 0 BB: 0 P: 16	R: 0 E: 1 K: 2 S: 14	H: 1 LOB: 2 BB: 0 P: 20	1B: 6 2B: 6 3B: 0 HR: 1	SF: 0 SAC: 0 DP: 1 HBP: 0	WP: 0 PB: 0 SB: 0 CS: 0	PA: 38							
PITCHER	IP	WLS	BF	H	R	ER	SO	BB	IBB	HBP	BLK	WP	HR	S	P	ERA	WHIP										
Steve Parris, R (1.1) ERA: 4.68	4.2	L	23	10	5	5	1	0	0	0	0	0	0	3	6	0.00	0.000										
Hector Mercado, L (5.1) ERA: 3.66	0.1		1	0	0	0	0	0	0	0	0	0	0	3	6	0.00	0.000										
Ron Villone, L (6.1) ERA: 5.8	1.0		6	2	2	1	1	0	0	0	0	0	0	14	18	9.00	2.000										
Dennys Reyes, L (7.1) ERA: 4.68	1.0		3	0	0	0	0	0	0	0	0	0	0	9	16	0.00	0.000										
Larry Luebbers, R (8.1) ERA: 6.2	1.0		5	1	0	0	2	0	0	0	0	0	0	14	20	0.00	1.000										

Cincinnati Reds @ Milwaukee Brewers
Milwaukee County Stadium, Milwaukee, WI
Tue Sep 26 2000, 8:05 PM EDT
Att: 27,851 - Sunny - 66 F

AB 38
R 7
H 13
RBI 6
BB 0
SO 4
LOB 17



Batter	1	2	3	4	5	6	7	8	9	AB	R	H	RBI	BB	SO	LOB	TOP		
Michael Tucker, L OBP: 0.375, SLG: 0.494	1-1 HR	1-2 F4			3-2 E4		1-3 K		2-2 G4-3	5	1	1	1	0	1	3	Cincinnati Reds @ Milwaukee Brewers Milwaukee County Stadium, Milwaukee, WI Wed Sep 27 2000, 8:05 PM EDT Att: 27,262 - Cloudy - 54 F		
Chris Sexton, R OBP: 0.399, SLG: 0.262	2-3 K		0-0 CS 1B		0-0 F8		2-2 K 1B		0-1 P4	5	0	2	1	0	1	2			
Sean Casey, L OBP: 0.379, SLG: 0.500	1-1 G6-3		1-3 K		2-3 K		2-2 F5		0-1 G4-3	5	0	0	0	0	2	4			
Dmitri Young, S OBP: 0.341, SLG: 0.481	2-2 G3-1		1-2 F9			2-0 F8			0-0 G4-3	4	0	0	0	0	0	1			
Alex Ochoa, R OBP: 0.377, SLG: 0.577		2-2 HR 1B	2-0 CS	2-2 F8		2-1 FC5 S 1B			2-2 G5-3	4	1	2	0	0	0	0			
Chris Stynes, R OBP: 0.393, SLG: 0.507		0-0 F7		2-2 G6-3		0-3 K 1-2 K			1-1 1B	4	0	1	0	0	1	2			
Juan Castro, R OBP: 0.278, SLG: 0.362		1-0 HR 1B		1-3 K		0-0 FC5 2-3 K			1-2 P3	4	1	1	2	0	1	2			
Jason LaRue, R OBP: 0.277, SLG: 0.372		2-0 1B			0-0 E 1B				4-2 HR BB	3	2	3	0	1	0	0			
Rob Bell, R OBP: 0.287, SLG: 0.089		0-3 K			0-3 K				2-2 HR	2	0	0	0	0	2	2			
Dennis Reyes, R OBP: 0.268, SLG: 0.298									1-1 HR	0	0	0	0	0	0	0			
John Riedling, R ERA: 4.5										0	0	0	0	0	0	0			
Scott Sullivan, R ERA: 3.5										0	0	0	0	0	0	0			
Hector Mercado, L ERA: 4.64										0	0	0	0	0	0	0			
Danny Graves, R ERA: 2.92										0	0	0	0	0	0	0			
Mike Bell, R ERA: 0.480										1	1	2	0	0	0	0			
Inning Stats	R: 1 E: 0 K: 1 S: 15	H: 1 LOB: 0 BB: 0 P: 21	R: 2 E: 0 K: 1 S: 12	H: 3 LOB: 1 BB: 0 P: 18	R: 0 E: 0 K: 1 S: 7	H: 1 LOB: 0 BB: 0 P: 11	R: 0 E: 0 K: 1 S: 10	H: 0 LOB: 0 BB: 0 P: 15	R: 0 E: 1 K: 2 S: 12	H: 1 LOB: 2 BB: 0 P: 17	R: 1 E: 0 K: 1 S: 11	H: 2 LOB: 1 BB: 0 P: 16	R: 0 E: 0 K: 0 S: 9	H: 1 LOB: 1 BB: 0 P: 13	R: 2 E: 0 K: 0 S: 12	H: 1 LOB: 0 BB: 1 P: 20	1B: 8 2B: 0 3B: 0 HR: 3	SF: 0 SAC: 1 DP: 0 HBP: 0	WP: 0 PA: 40 CS: 1
PITCHER	IP WLS BF H R ER SO BB IBB HBP BLK WP HR S P ERA WHIP																		
Paul Rigdon, R ERA: 5.15	(1.1) 6.0 25 7 3 3 7 0 0 0 0 0 2 63 93 4.50 1.167																		
41 Mike Budde, R ERA: 4.5	(7.1) 0.2 4 2 1 1 1 0 0 0 0 0 0 8 11 13.50 3.000																		
Valerio De Los Santos, L ERA: 5.13	(7.1) 0.1 W 1 0 0 0 0 0 0 0 0 0 0 3 5 0.00 0.000																		
David Weathers, R ERA: 3.13	(8.1) 1.0 H 4 1 0 0 0 0 0 0 0 0 0 9 13 0.00 1.000																		
Curt Leskanic, R ERA: 2.99	(9.1) 1.0 5 1 2 2 0 1 0 0 0 0 0 1 12 20 18.00 2.000																		

Batter	1	2	3	4	5	6	7	8	9	AB	R	H	RBI	BB	SO	LOB	BOTTOM		
Marquis Grissom, R OBP: 0.289, SLG: 0.354	2-0 F8		2-2 G5-3			2-1 HR		0-0 FC4-6		5	1	1	1	0	1	2	Cincinnati Reds @ Milwaukee Brewers Milwaukee County Stadium, Milwaukee, WI Wed Sep 27 2000, 8:05 PM EDT Att: 27,262 - Cloudy - 54 F		
Mark Loretta, R OBP: 0.354, SLG: 0.412	0-1 G1-3		0-3 K			0-0 L6		2-2 F2		4	0	0	0	0	1	0			
Geoff Jenkins, L OBP: 0.358, SLG: 0.581	0-0 F7				1-3 K		1-2 F7		3-2 BB 1B HBP	3	1	0	0	0	1	0			
Richie Sexson, R OBP: 0.351, SLG: 0.507		2-1 G5-3		2-3 K			0-2 HR		4-1 1B BB FC1-2 BB	3	1	1	1	1	1	0			
Jeromy Burnitz, L OBP: 0.353, SLG: 0.455		0-3 K		1-0 G5-3			0-0 F9		4-1 FC1-2 HR BB	3	1	0	0	1	1	0			
José Hernández, R OBP: 0.322, SLG: 0.382		3-1 1B			2-3 K		3-0 1B 2B		1-0 FC1-2 HR 1B	4	2	3	1	0	1	0			
Luis Lopez, S OBP: 0.313, SLG: 0.431		2-2 G4-3			1-0 F5		4-1 G3 1B WP BB		0-1 FC1-2 HR	3	2	0	0	1	0	4			
Raul Casanova, S OBP: 0.316, SLG: 0.384			1-2 G3		0-0 G4-3		3-1 WP G3 1B		2-1 HR	4	1	2	5	0	0	0			
Paul Rigdon, R ERA: 5.15	(1.1) 6.0 25 7 3 3 7 0 0 0 0 0 2 63 93 4.50 1.167																		
Mark Loretta, R ERA: 4.5	(7.1) 0.2 4 2 1 1 1 0 0 0 0 0 0 8 11 13.50 3.000																		
Valerio De Los Santos, L ERA: 5.13	(7.1) 0.1 W 1 0 0 0 0 0 0 0 0 0 0 3 5 0.00 0.000																		
Tyler Houston, L ERA: 3.5	(7.1) 1.0 H 4 1 0 0 0 0 0 0 0 0 0 9 13 0.00 1.000																		
David Weathers, R ERA: 3.13	(8.1) 1.0 5 1 2 2 0 1 0 0 0 0 0 1 12 20 18.00 2.000																		
Angel Echevarría, R ERA: 0.480										1	1	2	0	0	0	0			
Curt Leskanic, R ERA: 2.99										0	0	0	0	0	0	0			
Inning Stats	R: 0 E: 0 K: 0 S: 4	H: 0 LOB: 0 BB: 0 P: 6	R: 0 E: 0 K: 1 S: 10	H: 1 LOB: 1 BB: 0 P: 17	R: 1 E: 0 K: 1 S: 13	H: 1 LOB: 0 BB: 0 P: 16	R: 0 E: 0 K: 2 S: 7	H: 0 LOB: 0 BB: 0 P: 11	R: 0 E: 0 K: 1 S: 6	H: 0 LOB: 0 BB: 0 P: 9	R: 1 E: 0 K: 1 S: 10	H: 1 LOB: 0 BB: 0 P: 14	R: 3 E: 0 K: 1 S: 12	H: 3 LOB: 1 BB: 1 P: 26	R: 5 E: 0 K: 0 S: 15	H: 2 LOB: 1 BB: 3 P: 35	1B: 3 2B: 1 3B: 0 HR: 4	SF: 0 SAC: 0 DP: 0 HBP: 1	WP: 1 PA: 37 CS: 0
PITCHER	IP WLS BF H R ER SO BB IBB HBP BLK WP HR S P ERA WHIP																		
Rob Bell, R ERA: 5.0	(1.1) 0.1 H 1 0 0 0 0 0 0 0 0 0 0 1 1 0.00 0.000																		
Dennis Reyes, L ERA: 4.64	(7.1) 0.0 L 3 2 1 1 0 1 0 0 0 0 0 4 14 ∞ ∞																		
John Riedling, R ERA: 2.51	(7.1) 1.0 5 0 3 3 1 1 0 1 0 1 0 11 24 27.00 1.000																		
Scott Sullivan, R ERA: 3.5	(8.1) 0.0 1 0 0 0 0 0 1 0 0 0 0 1 5 ∞ ∞																		
Hector Mercado, L ERA: 4.5										0	1	7	7	0	0	0			

Batter	1	2	3	4	5	6	7	8	9	AB	R	H	RBI	BB	SO	LOB	TOP			
Michael Tucker, L (1, 8) OBP: 0.378, SLG: 0.498										4	1	2	0	1	1	0	Cincinnati Reds @ Milwaukee Brewers Milwaukee County Stadium, Milwaukee, WI Thu Sep 28 2000, 4:05 PM EDT Att: 56,354 - Sunny - 56 F			
Chris Sexton, R (1, 4) OBP: 0.294, SLG: 0.247										5	0	0	0	0	0	4				
Dmitri Young, S (1, 7) OBP: 0.346, SLG: 0.492										4	4	4	0	0	0	0				
Brian Hunter, R (8, PH) OBP: 0.338, SLG: 0.308										1	0	0	0	0	0	0				
Sean Casey, L (1, 3) OBP: 0.383, SLG: 0.510										3	2	3	4	1	0	0				
D.T. Cromer, L (8, 3) OBP: 0.346, SLG: 0.488										1	0	0	0	0	1	0				
Alex Ochoa, R (1, 9) OBP: 0.375, SLG: 0.574										3	0	1	2	0	0	1				
Brady Clark, R (9, PH) OBP: 0.222, SLG: 0.333										1	0	0	0	0	0	0				
Chris Stynes, R (1, 5) OBP: 0.391, SLG: 0.504										4	0	1	0	0	0	3				
Mike Bell, R (9, PH) OBP: 0.333, SLG: 0.462										1	0	0	0	0	1	0				
Benito Santiago, R (1, 2) OBP: 0.310, SLG: 0.409										4	0	1	0	0	1	2				
Juan Castro, R (1, 6) OBP: 0.282, SLG: 0.379										4	1	2	2	0	1	1				
Elmer Dessens, R (1, 1) OBP: 0.234, SLG: 0.100										3	0	0	0	1	2	2				
Inning Stats	R: 1 E: 0 K: 1 S: 13	H: 3 LOB: 2 BB: 0 P: 18	R: 1 E: 0 K: 1 S: 12	H: 1 LOB: 0 BB: 0 P: 14	R: 1 E: 0 K: 0 S: 11	H: 2 LOB: 1 BB: 0 P: 15	R: 0 E: 0 K: 1 S: 6	H: 1 LOB: 0 BB: 0 P: 6	R: 3 E: 0 K: 0 S: 13	H: 2 LOB: 0 BB: 1 P: 23	R: 0 E: 0 K: 1 S: 14	H: 1 LOB: 2 BB: 1 P: 26	R: 2 E: 0 K: 1 S: 16	H: 3 LOB: 2 BB: 1 P: 23	R: 0 E: 0 K: 0 S: 5	H: 1 LOB: 0 BB: 0 P: 13	1B: 9 2B: 1 3B: 2 HR: 2	SF: 1 SAC: 0 DP: 2 HBP: 0	WP: 0 PB: 0 SB: 0 CS: 0	PA: 42
PITCHER	IP WLS BF H R ER SO BB IBB HBP BLK WP HR S P ERA WHIP	6.0 L 29 10 6 6 4 2 0 0 0 0 2 69 102 9.00 2.000	0.1 4 2 2 2 0 1 0 0 0 0 0 9 15 54.00 9.000	1.2 6 2 0 0 1 0 0 0 0 0 0 12 14 0.00 1.200	1.0 3 0 0 0 2 0 0 0 0 0 0 9 13 0.00 0.000															

Batter	1	2	3	4	5	6	7	8	9	AB	R	H	RBI	BB	SO	LOB	BOTTOM					
Marquis Grissom, R (1, 8) OBP: 0.288, SLG: 0.353										3	0	0	0	0	2	1	Cincinnati Reds @ Milwaukee Brewers Milwaukee County Stadium, Milwaukee, WI Thu Sep 28 2000, 4:05 PM EDT Att: 56,354 - Sunny - 56 F					
Lou Collier, R (8, 8) OBP: 0.333, SLG: 0.393										4	0	0	0	0	1	0						
Mark Loretta, R (1, 6) OBP: 0.350, SLG: 0.407										4	0	0	0	0	1	0						
Geoff Jenkins, L (1, 7) OBP: 0.356, SLG: 0.578										3	0	0	0	0	0	0						
Richie Sexson, R (1, 3) OBP: 0.349, SLG: 0.504										3	0	0	0	0	2	0						
Jeremy Burnitz, L (1, 9) OBP: 0.352, SLG: 0.452										3	0	0	0	0	0	0						
José Hernández, R (1, 5) OBP: 0.320, SLG: 0.379										3	0	0	0	0	0	0						
Ronnie Belliard, R (1, 4) OBP: 0.350, SLG: 0.382										3	0	0	0	0	1	0						
Raul Casanova, S (1, 2) OBP: 0.320, SLG: 0.396										3	1	2	0	0	0	0						
Jeff D'Amico, R (1, 1) OBP: 0.146, SLG: 0.152										0	0	0	0	0	0	0						
Luis Lopez, S (5, PH) OBP: 0.110, SLG: 0.279										1	0	0	0	0	0	0						
52 Rafael Roque, L (7, 1) OBP: 0.110, SLG: 0.279										0	0	0	0	0	0	0						
Juan Acevedo, R (7, 1) OBP: 0.110, SLG: 0.279										0	0	0	0	0	0	0						
Everett Stull, R (9, 1) OBP: 0.201, SLG: 0.493										1	0	0	0	0	0	0						
Inning Stats	R: 0 E: 0 K: 2 S: 11	H: 0 LOB: 0 BB: 0 P: 17	R: 0 E: 0 K: 1 S: 9	H: 0 LOB: 0 BB: 0 P: 15	R: 0 E: 0 K: 1 S: 9	H: 1 LOB: 1 BB: 0 P: 10	R: 0 E: 0 K: 1 S: 10	H: 0 LOB: 0 BB: 0 P: 13	R: 0 E: 0 K: 0 S: 8	H: 0 LOB: 0 BB: 0 P: 15	R: 1 E: 0 K: 0 S: 7	H: 1 LOB: 0 BB: 0 P: 9	R: 0 E: 0 K: 0 S: 4	H: 0 LOB: 0 BB: 0 P: 6	R: 0 E: 0 K: 1 S: 7	H: 0 LOB: 0 BB: 0 P: 8	R: 0 E: 0 K: 0 S: 7	H: 0 LOB: 0 BB: 0 P: 8	1B: 1 2B: 0 3B: 1 HR: 0	SF: 0 SAC: 1 DP: 0 HBP: 0	WP: 0 PB: 0 SB: 0 CS: 0	PA: 29
PITCHER	IP WLS BF H R ER SO BB IBB HBP BLK WP HR S P ERA WHIP	9.0 W 29 2 1 1 6 0 0 0 0 0 0 72 101 1.00 0.222																				

Batter	1	2	3	4	5	6	7	8	9	AB	R	H	RBI	BB	SO	LOB	TOP			
Marquis Grissom, R OBP: 0.289, SLG: 0.353	P6		S 1B		G6-3		G4-3		WP G4-3 1B	5	2	2	0	0	0	1	Milwaukee Brewers @ Houston Astros Enron Field, Houston, TX Sat Sep 30 2000, 8:05 PM EDT Att: 42,161 - Sunny - 82 F			
Luis Lopez, S OBP: 0.309, SLG: 0.423	P3		1B		K		G4-3		G4-3	5	0	1	1	0	1	2				
Geoff Jenkins, L OBP: 0.360, SLG: 0.588	P4		K						K CS	5	1	2	0	0	2	2				
Richie Sexson, R OBP: 0.349, SLG: 0.499																				
Santiago Perez, S OBP: 0.300, SLG: 0.220																				
Jeromy Burnitz, L OBP: 0.356, SLG: 0.457																				
Tyler Houston, L OBP: 0.295, SLG: 0.498																				
Charlie Hayes, R OBP: 0.348, SLG: 0.370																				
José Hernández, R OBP: 0.317, SLG: 0.376																				
Kevin Brown, R OBP: 0.278, SLG: 0.412																				
Raul Casanova, S OBP: 0.332, SLG: 0.410																				
Jimmy Haynes, R OBP: 0.198, SLG: 0.188																				
Mark Sweeney, L OBP: 0.341, SLG: 0.347																				
Everett Stull, R OBP: 0.298, SLG: 0.300																				
Curt Leskanic, R OBP: 0.298, SLG: 0.300																				
Inning Stats	R: 0 E: 0 K: 0 S: 5	H: 0 LOB: 0 BB: 0 P: 8	R: 0 E: 0 K: 1 S: 10	H: 0 LOB: 1 BB: 1 P: 16	R: 1 E: 0 K: 2 S: 14	H: 2 LOB: 1 BB: 0 P: 19	R: 1 E: 0 K: 1 S: 14	H: 1 LOB: 2 BB: 1 P: 21	R: 0 E: 0 K: 0 S: 4	H: 1 LOB: 1 BB: 0 P: 6	R: 0 E: 0 K: 1 S: 10	H: 1 LOB: 1 BB: 0 P: 14	R: 3 E: 0 K: 0 S: 14	H: 3 LOB: 1 BB: 1 P: 22	R: 1 E: 0 K: 2 S: 19	H: 2 LOB: 2 BB: 1 P: 28	1B: 8 2B: 3 3B: 0 HR: 0	SF: 0 SAC: 0 DP: 1 HBP: 0	WP: 1 PB: 0 SB: 1 CS: 1	PA: 42
PITCHER	IP WLS BF H R ER SO BB IBB HBP BLK WP HR S P ERA WHIP																			
Wade Miller, R ERA: 5.14	(1, 1) 7.0 W 31 7 4 4 7 3 0 0 0 0 0 0 72 106 5.14 1.429																			
Wayne Franklin, L ERA: 5.48	(8, 1) 0.1 1 0 0 0 0 0 0 0 0 0 0 0 1 1 0.00 0.000																			
Joe Slusarski, R ERA: 4.21	(8, 1) 1.0 6 3 2 2 0 0 0 0 0 0 0 0 13 20 18.00 3.000																			
Octavio Dotel, R ERA: 5.4	(9, 1) 0.2 S 4 1 0 0 2 1 0 0 0 0 1 0 14 20 0.00 3.000																			

AB	38
R	6
H	11
RBI	6
BB	4
SO	9
LOB	22



Batter	1	2	3	4	5	6	7	8	9	AB	R	H	RBI	BB	SO	LOB	BOTTOM			
Julio Lugo, R OBP: 0.347, SLG: 0.433	2B							F8		4	0	3	1	1	0	1	Milwaukee Brewers @ Houston Astros Enron Field, Houston, TX Sat Sep 30 2000, 8:05 PM EDT Att: 42,161 - Sunny - 82 F			
Mitch Meluskey, S OBP: 0.401, SLG: 0.487	F7							G2-3		5	0	0	0	0	0	5				
5 Jeff Bagwell, R OBP: 0.424, SLG: 0.615	P6		G1-3		G5-3		HR			4	1	1	1	0	0	1				
17 Lance Berkman, S OBP: 0.385, SLG: 0.560	P6		G6-3		1B 2B		HR			4	2	2	1	0	0	1				
Richard Hidalgo, R OBP: 0.391, SLG: 0.637										2	1	1	1	2	0	0				
Danyle Ward, L OBP: 0.296, SLG: 0.531										4	1	2	1	0	1	1				
Glen Barker, S OBP: 0.306, SLG: 0.344										0	0	0	0	0	0	0				
Chris Truby, R OBP: 0.295, SLG: 0.477										4	0	0	0	0	1	4				
Joe Slusarski, R OBP: 0.111, SLG: 0.111										0	0	0	0	0	0	0				
Octavio Dotel, R OBP: 0.061, SLG: 0.031										0	0	0	0	0	0	0				
Keith Ginter, R OBP: 0.333, SLG: 1.000										4	2	2	2	0	1	0				
Wade Miller, R OBP: 0.100, SLG: 0.125										3	0	0	0	0	2	1				
Wayne Franklin, L ERA: 5.62										0	0	0	0	0	0	0				
Bill Spiers, L OBP: 0.386, SLG: 0.392										0	0	0	0	1	0	0				
Inning Stats	R: 0 E: 0 K: 0 S: 12	H: 1 LOB: 1 BB: 0 P: 16	R: 3 E: 0 K: 1 S: 15	H: 3 LOB: 1 BB: 1 P: 24	R: 0 E: 0 K: 1 S: 12	H: 1 LOB: 2 BB: 1 P: 20	R: 0 E: 0 K: 2 S: 9	H: 0 LOB: 1 BB: 1 P: 15	R: 1 E: 0 K: 0 S: 8	H: 2 LOB: 1 BB: 0 P: 12	R: 1 E: 0 K: 0 S: 6	H: 2 LOB: 0 BB: 0 P: 11	R: 2 E: 0 K: 1 S: 16	H: 2 LOB: 0 BB: 0 P: 24	R: 0 E: 0 K: 0 S: 6	H: 0 LOB: 1 BB: 1 P: 13	1B: 4 2B: 2 3B: 2 HR: 3	SF: 0 SAC: 0 DP: 1 HBP: 0	WP: 0 PB: 0 SB: 0 CS: 0	PA: 38
PITCHER	IP WLS BF H R ER SO BB IBB HBP BLK WP HR S P ERA WHIP																			
Jimmy Haynes, R ERA: 5.33	(1, 1) 6.0 L 29 9 5 5 4 3 0 0 0 0 0 0 2 16 7.50 2.000																			
Everett Stull, R ERA: 5.62	(7, 1) 1.0 5 2 2 2 1 0 0 0 0 0 0 2 16 24 18.00 2.000																			
Curt Leskanic, R ERA: 2.56	(8, 1) 1.0 4 0 0 0 0 0 1 0 0 0 0 0 6 13 0.00 1.000																			



Batter	1	2	3	4	5	6	7	8	9	AB	R	H	RBI	BB	SO	LOB	TOP										
Ronnie Belliard, R (1, 4) OBP: 0.354, SLG: 0.389	1-3 K		3-2 E5 1B		4-2 BB			1-1 1B		3	1	1	0	1	1	0	Milwaukee Brewers @ Houston Astros Enron Field, Houston, TX Sun Oct 01 2000, 8:05 PM EDT Att: 35,558 - Sunny - 81 F										
Mark Loretta, R (1, 6) OBP: 0.350, SLG: 0.406 Santiago Perez, S (5, PH) OBP: 0.290, SLG: 0.212	1-2 WP 1B		1-1 2H 1B		0-2 F9-2 3H			1-0 P6		2	0	2	1	0	0	0											
Marquis Grissom, R (1, 8) OBP: 0.288, SLG: 0.351	3-2 G5-3		1-0 F7		4-2 FC1-5 BB			1-0 F9		3	0	0	0	1	0	3											
Jeremy Burnitz, L (1, 9) OBP: 0.356, SLG: 0.456	0-0 G6-3			2-2 G4-6-3 1B				0-2 F9		4	0	1	0	0	0	3											
Tyler Houston, L (1, 3) OBP: 0.292, SLG: 0.493 Angel Echevarria, R (8, 3) OBP: 0.250, SLG: 0.294		0-3 K		0-0 G4-6-3		2-0 FC1-5		1-0 F9		3	0	0	0	0	1	2											
José Hernández, R (1, 5) OBP: 0.315, SLG: 0.372		2-1 G6-3		1-0 P4		2-1 F7		1-3 K		4	0	0	0	0	1	1											
Lyle Mouton, R (1, 7) OBP: 0.349, SLG: 0.433		1-2 F9			3-1 1B F9-2 1B			1-2 1B		4	0	2	0	0	1	0											
Raul Casanova, S (1, 2) OBP: 0.331, SLG: 0.407			0-1 F7		1-1 SH2-3 1B			0-3 K		4	0	1	0	0	2	1											
Jamey Wright, R (1, 1) OBP: 0.065, SLG: 0.087 Mark Sweeney, L (7, PH) OBP: 0.337, SLG: 0.342 41 Mike Buddie, R (7, 1)			0-0 P6		0-2 SH2-3			1-3 K		1	0	0	0	0	0	0											
			0-0 P6		1-2					1	0	0	0	0	1	0											
			0-0 P6		1-2					0	0	0	0	0	0	0											
Inning Stats	R: 0 E: 0 K: 1 S: 11	H: 1 LOB: 1 BB: 0 P: 16	R: 0 E: 0 K: 1 S: 8	H: 0 LOB: 0 BB: 0 P: 11	R: 1 E: 1 K: 0 S: 12	H: 1 LOB: 1 BB: 0 P: 17	R: 0 E: 0 K: 0 S: 5	H: 1 LOB: 0 BB: 0 P: 8	R: 0 E: 0 K: 0 S: 13	H: 2 LOB: 2 BB: 1 P: 21	R: 0 E: 0 K: 0 S: 13	H: 0 LOB: 0 BB: 0 P: 24	R: 0 E: 0 K: 3 S: 9	H: 0 LOB: 0 BB: 0 P: 13	R: 0 E: 0 K: 0 S: 7	H: 1 LOB: 1 BB: 0 P: 10	R: 0 E: 0 K: 2 S: 10	H: 1 LOB: 1 BB: 0 P: 13	1B: 7 2B: 1 3B: 0 HR: 0	SF: 0 SAC: 1 DP: 2 HBP: 0	WP: 2 PB: 0 SB: 1 CS: 1	PA: 35					
PITCHER	IP	WLS	BF	H	R	ER	SO	BB	IBB	HBP	BLK	WP	HR	S	P	ERA	WHIP										
Chris Holt, R (1, 1) ERA: 5.35	7.0	W	27	5	1	0	5	2	0	0	0	1	0	71	110	0.00	1.000										
Jose Cabrera, R (8, 1) ERA: 5.92	2.0		8	2	0	0	2	0	0	0	0	0	0	17	23	0.00	1.000										

Batter	1	2	3	4	5	6	7	8	9	AB	R	H	RBI	BB	SO	LOB	BOTTOM										
Julio Lugo, R (1, 6) OBP: 0.346, SLG: 0.431	1-1 G3-1		2-3 K		3-3 K			0-0 17 S 1B		4	1	1	0	0	2	1	Milwaukee Brewers @ Houston Astros Enron Field, Houston, TX Sun Oct 01 2000, 8:05 PM EDT Att: 35,558 - Sunny - 81 F										
Keith Ginter, R (1, 4) OBP: 0.300, SLG: 0.625	1-1 G5-3		1-3 K		4-2 17 BB 1B			0-2 F8		3	1	0	0	1	1	1											
17 Lance Berkman, S (1, 7) OBP: 0.388, SLG: 0.561	0-1 G6-3			4-0 G5-3 BB		0-0 WP 1B 1B		1-0 1H 1B		3	1	2	1	1	0	0											
Richard Hidalgo, R (1, 9) OBP: 0.391, SLG: 0.636		0-0 HR 1B		0-2 G5-3		1-1 WP 1B 1B		0-3 K		4	2	2	1	0	1	2											
Daryle Ward, L (1, 3) OBP: 0.295, SLG: 0.538		0-0 1H HR		0-3 K		2-0 F7		0-1 G4-3		4	1	1	2	0	1	3											
Morgan Ensberg, R (1, 5) OBP: 0.286, SLG: 0.286		1-0 G5-3		0-0 P4		3-3 K		2-1 L5		4	0	0	0	0	1	3											
Frank Charles, R (1, 2) OBP: 0.429, SLG: 0.571		1-2 F8			1-1 F9		0-0 2H 3H 1B		1-3 K		4	0	1	2	0	1											
Glen Barker, S (1, 8) OBP: 0.307, SLG: 0.373		0-0 G4-3			1-1 FC1-2 3B		0-0 L7			3	0	1	0	0	0	1											
Chris Holt, R (1, 1) OBP: 0.169, SLG: 0.117 Eddie Zosky, R (7, PH) Jose Cabrera, R (8, 1)			1-0 G1-3		0-2 FC1-2		1-0 G4-3			2	0	0	0	0	0	1											
			1-0 G1-3		0-2 FC1-2		1-0 G4-3			1	0	0	0	0	0	0											
			1-0 G1-3		0-2 FC1-2		1-0 G4-3			0	0	0	0	0	0	0											
Inning Stats	R: 0 E: 0 K: 0 S: 6	H: 0 LOB: 0 BB: 0 P: 8	R: 2 E: 0 K: 0 S: 7	H: 2 LOB: 0 BB: 0 P: 9	R: 0 E: 0 K: 2 S: 8	H: 0 LOB: 0 BB: 0 P: 12	R: 0 E: 0 K: 1 S: 9	H: 0 LOB: 1 BB: 1 P: 13	R: 0 E: 0 K: 1 S: 10	H: 1 LOB: 1 BB: 0 P: 15	R: 3 E: 0 K: 1 S: 13	H: 3 LOB: 1 BB: 1 P: 23	R: 1 E: 0 K: 1 S: 9	H: 2 LOB: 1 BB: 0 P: 11	R: 0 E: 0 K: 1 S: 7	H: 0 LOB: 0 BB: 0 P: 10	1B: 6 2B: 0 3B: 1 HR: 1	SF: 0 SAC: 0 DP: 0 HBP: 0	WP: 1 PB: 0 SB: 1 CS: 0	PA: 34							
PITCHER	IP	WLS	BF	H	R	ER	SO	BB	IBB	HBP	BLK	WP	HR	S	P	ERA	WHIP										
Jamey Wright, R (1, 1) ERA: 4.1	6.0	L	26	6	5	5	5	2	0	0	0	1	1	53	80	7.50	1.333										
41 Mike Buddie, R (7, 1) ERA: 4.5	2.0		8	2	1	1	2	0	0	0	0	0	0	16	21	4.50	1.000										

