

Milwaukee Brewers - 2001

Batter	1	2	3	4	5	6	7	8	9	AB R H RBI BB SO LOB	TOP		
Ronnie Belliard, R (1, 4) OBP: 0.500, SLG: 0.500	1-2 G4-3		0-1 1B		0-0 1B		1-2 L9			4 0 2 0 0 0 1			
Tyler Houston, L (1, 5)	0-1 G1-3		1-3 K		2-3 K2-1-3			1-3 K		4 0 0 0 0 3 2			
Geoff Jenkins, L (1, 7) OBP: 0.250, SLG: 0.250	1-0 F7		0-0 G4-3		0-3 K			0-0 1B		4 0 1 0 0 1 2			
Richie Sexson, R (1, 3)		1-1 F8		4-1 CS BB		0-3 K		1-3 K		3 0 0 0 1 2 1			
Jeremy Burnitz, L (1, 9) OBP: 0.250, SLG: 0.250		0-2 G1-3 1B		3-3 K		3-3 K		2-3 K		4 0 1 0 0 3 2			
Jeffrey Hammonds, R (1, 8) OBP: 0.500, SLG: 0.750		1-2 G1-3 1B		1-2 FC6-4 2B		2-2 G5-3		1-2 F9		4 0 2 0 0 0 0			
José Hernández, R (1, 6)		2-2 G1-3		4-0 FC6-4 BB		0-0 L6		1-3 K		3 0 0 0 1 1 2			
Henry Blanco, R (1, 2) Tony Fernandez, S (9, PH)		2-2 P4		0-0 FC6-4		1-1 HBP		2-2 G4-3		2 0 0 0 0 0 4 1 0 0 0 0 0 0			
Jamey Wright, R (1, 1) David Weathers, R (8, 1)			1-2 G4-3		0-0 F9		1-3 K			3 0 0 0 0 1 1 0 0 0 0 0 0 0			
Inning Stats	R: 0 E: 0 K: 0 S: 6 H: 0 LOB: 0 BB: 0 P: 8	R: 0 E: 0 K: 0 S: 14 H: 2 LOB: 2 BB: 0 P: 20	R: 0 E: 0 K: 1 S: 9 H: 1 LOB: 1 BB: 0 P: 11	R: 0 E: 0 K: 1 S: 8 H: 1 LOB: 2 BB: 2 P: 20	R: 0 E: 0 K: 2 S: 10 H: 1 LOB: 1 BB: 0 P: 12	R: 0 E: 0 K: 2 S: 10 H: 0 LOB: 0 BB: 0 P: 15	R: 0 E: 0 K: 1 S: 8 H: 0 LOB: 1 BB: 0 P: 11	R: 0 E: 0 K: 3 S: 11 H: 1 LOB: 1 BB: 0 P: 15	R: 0 E: 0 K: 1 S: 9 H: 0 LOB: 0 BB: 0 P: 13	1B: 5 2B: 2 3B: 0 HR: 0 SF: 0 SAC: 0 DP: 1 HBP: 1	WP: 0 PB: 0 SB: 1 CS: 1 PA: 35		
PITCHER	IP WLS BF H R ER SO BB IBB HBP BLK WP HR S P ERA WHIP											PITCHER	IP WLS BF H R ER SO BB IBB HBP BLK WP HR S P ERA WHIP
Chan Ho Park, R (1, 1) ERA:	7.0 W 28 5 0 0 7 2 0 1 0 0 0 65 97 0.00 1.000												
Mike Fetters, R (8, 1) ERA:	1.0 H 4 1 0 0 3 0 0 0 0 0 0 11 15 0.00 1.000												
Jeff Shaw, R (9, 1) ERA:	1.0 S 3 0 0 0 1 0 0 0 0 0 0 9 13 0.00 0.000												

Milwaukee Brewers @ Los Angeles Dodgers
Dodger Stadium, Los Angeles, CA
Mon Apr 02 2001, 1:10 PM PDT
Att. 53,154 - Overcast - 64 F

AB	32
R	0
H	6
RBI	0
BB	2
SO	11
LOB	15



Batter	1	2	3	4	5	6	7	8	9	AB R H RBI BB SO LOB	TOP	
Tony Fernandez, S (1, 5) OBP: 0.500, SLG: 0.400	1-2 F8		0-0 FC4-6 1B		4-0 G6-3 BB	1-2 FC6-4			3-1 G6-3 1B	4 0 2 0 1 0 2		
Ronnie Belliard, R (1, 4) OBP: 0.333, SLG: 0.333	2-2 F7		0-0 FC4-6 1B		3-2 F9		1-2 G3		1-2 G6-3	5 0 1 1 0 0 2		
Geoff Jenkins, L (1, 7) OBP: 0.111, SLG: 0.111	1-1 F2		1-2 FC4-6		3-2 G6-3		1-3 K		0-3 K	5 0 0 0 0 2 4		
Richie Sexson, R (1, 3) OBP: 0.375, SLG: 0.333		3-1 2B	2-3 K		1-1 HBP		0-1 G5-3			3 0 1 0 0 1 2		
Jeremy Burnitz, L (1, 9) OBP: 0.250, SLG: 0.625		0-1 F2		1-3 K	2-1 P6			3-1 HR		4 1 1 1 0 1 3		
Jeffrey Hammonds, R (1, 8) OBP: 0.250, SLG: 0.375		2-3 K		1-2 F9		1-0 G6-3		2-2 L5		4 0 0 0 0 1 1		
José Hernández, R (1, 6) OBP: 0.375, SLG: 0.714		1-1 L6		1-1 HR		3-2 FC6-4 BB 1B		2-2 G1-3		4 1 2 1 0 0 1		
Henry Blanco, R (1, 2) OBP: 0.571, SLG: 0.600			0-0 1B 2B	0-0 1B		4-1 FC6-4 BB		1-2 F7		3 1 2 0 1 0 0		
Jimmy Haynes, R (1, 1) Tyler Houston, L (4, PH) Willi Cunnane, R (4, 1) Devon White, S (6, PH) Valerio De Los Santos, L (6, 1) Ray King, L (7, 1) Curt Leskanic, R (8, 1) James Mouton, R (9, PH)			0-3 K	1-3 K		0-0 P4			2-3 K	1 0 0 0 0 0 1 1 1 0 0 0 0 0 1 1 0 0 0 0 0 0 0 0 1 0 0 0 0 0 0 2 0 1 0 0 0 0 0 1 0		
Inning Stats	R: 0 H: 0 E: 0 LOB: 0 K: 0 BB: 0 S: 9 P: 13	R: 0 H: 1 E: 0 LOB: 1 K: 1 BB: 0 S: 10 P: 16	R: 1 H: 3 E: 0 LOB: 2 K: 2 BB: 0 S: 13 P: 16	R: 1 H: 2 E: 0 LOB: 1 K: 2 BB: 0 S: 13 P: 17	R: 0 H: 0 E: 0 LOB: 2 K: 0 BB: 1 S: 10 P: 23	R: 0 H: 1 E: 0 LOB: 2 K: 0 BB: 1 S: 9 P: 18	R: 0 H: 0 E: 0 LOB: 0 K: 1 BB: 0 S: 8 P: 10	R: 1 H: 1 E: 0 LOB: 0 K: 0 BB: 0 S: 14 P: 22	R: 0 H: 1 E: 0 LOB: 1 K: 2 BB: 0 S: 12 P: 18	1B: 5 SF: 0 2B: 2 SAC: 0 3B: 0 DP: 0 HR: 2 HBP: 1	WP: 0 PA: 39 PB: 0 SB: 0 CS: 0	
PITCHER	IP WLS BF H R ER SO BB IBB HBP BLK WP HR S P ERA WHIP											
Scott Elarton, R (1, 1) ERA: 3.0	6.0 W 28 7 2 2 5 2 0 1 0 0 0 1 64 103 3.00 1.500											
Jay Powell, R (7, 1) ERA: 4.5	2.0 7 1 1 1 1 0 0 0 0 0 0 1 22 32 4.50 0.500											
Nelson Cruz, R (9, 1) ERA:	1.0 4 1 0 0 2 0 0 0 0 0 0 0 12 18 0.00 1.000											

Milwaukee Brewers @ Houston Astros
Enron Field, Houston, TX
Tue Apr 03 2001, 5:05 PM EDT
Att. 36,526 - Cloudy - 80 F

livebaseballscorecards.com

AB	36
R	3
H	9
RBI	3
BB	2
SO	8
LOB	19



Milwaukee Brewers @ Houston Astros

Enron Field, Houston, TX

Tue Apr 03 2001, 5:05 PM EDT

Att: 36,526 - Cloudy - 80 F

livebaseballscorecards.com



AB	34
R	11
H	11
RBI	11
BB	5
SO	5
LOB	15

WP:	0	PA:	40
PB:	0		
SB:	0		
CS:	1		

Batter	1	2	3	4	5	6	7	8	9	AB	R	H	RBI	BB	SO	LOB				
Julio Lugo, R OBP: 0.400, SLG: 0.250 (1, 6)	K2-3 1B		5 BB 17 HBP 1B	G6-3 1B		F3 1B		17 FC6 1B BB		4	1	1	0	1	1	1				
Craig Biggio, R OBP: 1.000, SLG: 1.000 (1, 4)	E9 17 FC3-6 3B 1B		17 HBP 5 BB HR 1B	5 CS 1B			17 BB 2B 1B	17 FC6 1B		5	3	5	0	0	0	0				
5 Jeff Bagwell, R (1, 3)	17 FC3-6 BB		17 HBP HR BB	K 1-2			F9 1B	P4 1B		3	1	0	0	2	1	4				
17 Lance Berkman, S (1, 7)	FC3-6 3B 1-2f 2-3		HR HBP		G4-3 1B		2B 1B BB	FC6 1-2f 2-3		3	3	0	1	1	0	4				
Richard Hidalgo, R OBP: 0.500, SLG: 1.250 (1, 8) (8, 9)	1-H 3-H 3B		F3 1B		G1 1B		1-3 2-H 2B			4	1	2	3	0	0	3				
Daryle Ward, L OBP: 0.500, SLG: 1.250 Glen Barker, S (7, PR) (8, 8)	G3-1 1B		1-H 2-H 3-H HR		G4-3 1B		2-H 3-H 1B			4	1	2	6	0	0	1				
Brad Ausmus, R (1, 2)		G5-3 1B	P4 1B			F7 1B	K 1B			4	0	0	0	0	1	1				
Chris Truby, R OBP: 0.250, SLG: 1.000 (1, 5)		G6-3 1B	HR 1B			K 1B	G3-1 1B			4	1	1	1	0	1	1				
Scott Elarton, R Charlie Hayes, R (6, PH) Jay Powell, R (7, 1) Bill Spiers, L (8, PH) Nelson Cruz, R (9, 1)		K 1B	G6-3 1B			BB 1B		F7 1B		2	0	0	0	0	1	0				
										0	0	0	0	1	0	0				
										0	0	0	0	0	0	0				
										1	0	0	0	0	0	0				
										0	0	0	0	0	0	0				
Inning Stats	R: 2 E: 1 K: 1 S: 14	H: 2 LOB: 1 BB: 1 P: 24	R: 0 E: 0 K: 1 S: 8	H: 0 LOB: 0 BB: 1 P: 11	R: 6 E: 0 K: 0 S: 17	H: 4 LOB: 0 BB: 1 P: 26	R: 0 E: 0 K: 1 S: 11	H: 1 LOB: 1 BB: 0 P: 16	R: 0 E: 0 K: 0 S: 5	H: 0 LOB: 0 BB: 0 P: 9	R: 0 E: 0 K: 1 S: 11	H: 0 LOB: 1 BB: 1 P: 17	R: 3 E: 0 K: 1 S: 20	H: 3 LOB: 1 BB: 1 P: 33	R: 0 E: 0 K: 0 S: 11	H: 1 LOB: 2 BB: 1 P: 21	1B: 7 2B: 2 3B: 1 HR: 2	SF: 0 SAC: 0 DP: 1 HBP: 1	WP: 0 PB: 0 SB: 0 CS: 1	PA: 40

PITCHER	IP	WLS	BF	H	R	ER	SO	BB	IBB	HBP	BLK	WP	HR	S	P	ERA	WHIP
Jimmy Haynes, R ERA: 24.0 (1, 1)	3.0	L	18	6	8	8	2	2	0	0	0	0	2	39	61	24.00	2.667
Will Cunnane, R ERA: (4, 1)	2.0		6	1	0	0	1	0	0	0	0	0	0	16	25	0.00	0.500
Valerio De Los Santos, L ERA: 9.0 (6, 1)	1.0		5	1	1	1	1	1	0	0	0	0	0	13	20	9.00	2.000
Ray King, L ERA: 18.0 (7, 1)	1.0		6	2	2	2	1	1	0	0	0	0	0	18	30	18.00	3.000
Curt Leskanic, R ERA: (8, 1)	1.0		5	1	0	0	0	1	0	0	0	0	0	11	21	0.00	2.000

PITCHER	IP	WLS	BF	H	R	ER	SO	BB	IBB	HBP	BLK	WP	HR	S	P	ERA	WHIP
Jimmy Haynes, R ERA: 24.0 (1, 1)	3.0	L	18	6	8	8	2	2	0	0	0	0	2	39	61	24.00	2.667
Will Cunnane, R ERA: (4, 1)	2.0		6	1	0	0	1	0	0	0	0	0	0	16	25	0.00	0.500
Valerio De Los Santos, L ERA: 9.0 (6, 1)	1.0		5	1	1	1	1	1	0	0	0	0	0	13	20	9.00	2.000
Ray King, L ERA: 18.0 (7, 1)	1.0		6	2	2	2	1	1	0	0	0	0	0	18	30	18.00	3.000
Curt Leskanic, R ERA: (8, 1)	1.0		5	1	0	0	0	1	0	0	0	0	0	11	21	0.00	2.000

Batter	1	2	3	4	5	6	7	8	9	AB R H RBI BB SO LOB	TOP	
Tony Fernandez, S (1, 5) OBP: 0.313, SLG: 0.214	0-3 K		1-3 K		2-2 G4-3			0-2 G6-3		4 0 0 0 0 2 0		
Ronnie Belliard, R (1, 4) OBP: 0.421, SLG: 0.375	0-1 1B		0-1 G4-3			2-3 K		4-1 BB		3 0 1 0 1 1 0		
Geoff Jenkins, L (1, 7) Devon White, S (6, 7)	1-3 K		0-0 G3-1			2-3 K		1-3 K		3 0 0 0 0 2 1 1 0 0 0 0 1 1		
Richie Sexson, R (1, 3) OBP: 0.333, SLG: 0.333	1-3 K			1-2 G4-3		0-2 L3		0-3 K		4 0 0 0 0 2 1		
Jeremy Burnitz, L (1, 9) OBP: 0.444, SLG: 0.750		1-0 1B G1-3 1B		1-3 K		3-2 HR		4-2 FC5-4 BB		3 2 2 1 1 1 0		
Jeffrey Hammonds, R (1, 8) OBP: 0.333, SLG: 0.412		2-2 G1-3		0-1 1B		1-3 K		0-0 FC5-4 1B		4 0 1 0 0 1 2		
José Hernández, R (1, 6) OBP: 0.412, SLG: 0.533		0-2 1B 15 CS 1B		0-2 G4-3		1-3 K		1-1 1B		4 0 2 0 0 1 1		
Raul Casanova, S (1, 2) OBP: 0.375, SLG: 0.333		1-1 15 CS 1B			3-1 F7		0-0 P6		1-1 F9	4 0 1 1 0 0 2		
15 Ben Sheets, R (1, 1) Mark Leiter, R (7, 1) Tyler Houston, L (8, PH) Mike DeJean, R (8, 1)		3-2 G4-3		1-3 K				2-3 K		2 0 0 0 0 1 2 0 0 0 0 0 0 0 1 0 0 0 0 1 0 0 0 0 0 0 0 0		
Inning Stats	R: 0 H: 1 E: 0 LOB: 1 K: 3 BB: 0 S: 11 P: 13	R: 1 H: 3 E: 0 LOB: 1 K: 0 BB: 0 S: 13 P: 20	R: 0 H: 0 E: 0 LOB: 0 K: 1 BB: 0 S: 6 P: 7	R: 0 H: 1 E: 0 LOB: 1 K: 1 BB: 0 S: 12 P: 14	R: 0 H: 0 E: 0 LOB: 0 K: 1 BB: 0 S: 8 P: 14	R: 0 H: 0 E: 0 LOB: 0 K: 2 BB: 0 S: 10 P: 14	R: 1 H: 1 E: 0 LOB: 0 K: 2 BB: 0 S: 11 P: 16	R: 0 H: 0 E: 0 LOB: 1 K: 2 BB: 1 S: 13 P: 20	R: 0 H: 1 E: 0 LOB: 2 K: 1 BB: 1 S: 10 P: 16	1B: 6 SF: 0 2B: 0 SAC: 0 3B: 0 DP: 0 HR: 1 HBP: 0	WP: 0 PA: 35 PB: 0 SB: 0 CS: 2	
PITCHER	IP WLS BF H R ER SO BB IBB HBP BLK WP HR S P ERA WHIP											
Wade Miller, R (1, 1) ERA: 2.35	7.2 W 28 6 2 2 11 0 0 0 0 0 1 78 107 2.35 0.783											
Scott Linebrink, R (8, 1) ERA:	1.1 7 1 0 0 2 2 0 0 0 0 0 0 16 27 0.00 2.250											

Milwaukee Brewers @ Houston Astros
 Enron Field, Houston, TX
 Thu Apr 05 2001, 8:05 PM EDT
 Att. 24,055 - Cloudy - 79 F

AB	33
R	2
H	7
RBI	2
BB	2
SO	13
LOB	10



Batter	1	2	3	4	5	6	7	8	9	AB	R	H	RBI	BB	SO	LOB
Craig Biggio, R OBP: 0.563, SLG: 0.600 (1, 4)	1-2 1B		1-0 G5-3	2-2 F9		0-0 G5-3		0-0 G1-3		5	0	1	0	0	0	1
Jose Vizcaino, S OBP: 0.667, SLG: 0.600 (1, 6)	0-0 L7		1-1 5 BB 17 1B HBP	0-0 5 G4-3 1B			1-0 5 G5-4-3 1B	1-2 G5-3		4	1	2	0	0	0	1
5 Jeff Bagwell, R OBP: 0.313, SLG: 0.231 (1, 3)	0-3 K		4-0 WP 17 1B 2B BB	0-0 G4-3 1-2f			2-1 G5-4-3 1-2f	2-3 K		4	1	0	0	1	2	3
17 Lance Berkman, S OBP: 0.400, SLG: 0.308 (1, 7)	3-2 P6		0-1 WP 2B 1B 1-2 2-H				0-0 K HR 1B			4	2	2	1	0	1	1
Richard Hidalgo, R OBP: 0.571, SLG: 1.500 (1, 8) (8, 9)		1-3 K	4-2 2B 1B BB 1-2 2-3				0-0 G4-6-3 1B 1-H			3	1	2	2	1	1	0
Daryle Ward, L OBP: 0.615, SLG: 1.154 Glen Barker, S (7, PR) (8, 8)		1-3 K	0-0 2B 1-3 2-H 3-H				1-1 G4-6-3 1-2f	0-1 1B 2B		4	0	2	2	0	1	1
Brad Ausmus, R OBP: 0.231, SLG: 0.167 (1, 2)		4-1 HR BB	0-0 L8 2B				2-2 G5-3	0-0 BB 1B 2-H		3	1	1	1	1	0	2
Chris Truby, R OBP: 0.615, SLG: 1.444 (1, 5)		2-1 HR 1-H	4-0 IBB				4-1 SH3-4 BB	4-2 1-2 BB		1	1	1	2	3	0	0
Wade Miller, R Scott Linebrink, R (1, 1) (8, 1)		2-3 K	0-0 G4-3				1-0 SH3-4 1-2	0-3 K		3	0	0	0	0	2	5
										0	0	0	0	0	0	0

Inning Stats	R: 0	H: 1	E: 0	LOB: 1	K: 1	BB: 0	S: 11	R: 2	H: 1	E: 0	LOB: 0	K: 3	BB: 1	S: 14	R: 3	H: 2	E: 0	LOB: 3	K: 0	BB: 3	S: 10	R: 0	H: 1	E: 0	LOB: 0	K: 0	BB: 0	S: 6	R: 0	H: 1	E: 0	LOB: 0	K: 1	BB: 0	S: 7	R: 0	H: 0	E: 0	LOB: 1	K: 0	BB: 1	S: 6	R: 3	H: 5	E: 0	LOB: 2	K: 1	BB: 1	S: 13	R: 0	H: 0	E: 0	LOB: 0	K: 1	BB: 0	S: 8	R: 0	H: 0	E: 0	LOB: 0	K: 1	BB: 0	S: 11
--------------	------	------	------	--------	------	-------	-------	------	------	------	--------	------	-------	-------	------	------	------	--------	------	-------	-------	------	------	------	--------	------	-------	------	------	------	------	--------	------	-------	------	------	------	------	--------	------	-------	------	------	------	------	--------	------	-------	-------	------	------	------	--------	------	-------	------	------	------	------	--------	------	-------	-------

PITCHER	IP	WLS	BF	H	R	ER	SO	BB	IBB	HBP	BLK	WP	HR	S	P	ERA	WHIP
15 Ben Sheets, R ERA: 7.5 (1, 1)	6.0	L	28	6	5	5	5	4	1	1	0	1	1	54	93	7.50	1.667
Mark Leiter, R ERA: 27.0 (7, 1)	1.0		8	5	3	3	1	1	0	0	0	0	1	13	20	27.00	6.000
Mike DeJean, R ERA: (8, 1)	1.0		3	0	0	0	1	0	0	0	0	0	0	8	11	0.00	0.000


BOTTOM

Milwaukee Brewers @ Houston Astros
Enron Field, Houston, TX

Thu Apr 05 2001, 8:05 PM EDT
Att: 24,055 - Cloudy - 79 F

AB	31
R	8
H	11
RBI	8
BB	6
SO	7
LOB	14

WP: 1 PA: 39
PB: 0
SB: 0
CS: 0



1B	2B	3B	HR	SF	SAC	DP	HBP	WP	HR	S	P	ERA	WHIP
7	2	0	2	0	1	3	1	1	1	2	3	7.50	1.667

Batter	1	2	3	4	5	6	7	8	9	AB	R	H	RBI	BB	SO	LOB	TOP
Barry Larkin, R OBP: 0.636, SLG: 0.588 (1, 6) C F B X	1-2 G1-3 ①			0-1 HR 1B F X		1-0 F8 ② B X		1-0 BB 1B B X		4	1	2	0	0	0	0	
Michael Tucker, L OBP: 0.182, SLG: 0.455 (1, 8) (8, 9) C F B X	1-2 F5 ②			2-2 HR 1-H F B C X		1-1 G1-6-3 ③ B C X		0-0 B5 ① X		4	1	1	2	0	0	1	
Dmitri Young, S OBP: 0.409, SLG: 0.857 (1, 7) X	0-0 F9 ③			2-1 F7 ① B B B C X			3-1 HR S B B B X	1-3 K ② F B S F S		4	1	1	1	0	1	1	
Sean Casey, L OBP: 0.300, SLG: 0.421 (1, 3)				1-0 F7 ② B X			0-0 FC6-4 1B X	4-1 BB 1-2 B B B C B		3	0	2	0	1	0	0	
Alex Ochoa, R OBP: 0.227, SLG: 0.318 (1, 9) John Riedling, R (8, 1) F X	0-1 F4 ①			1-3 K ③ B C F T T C X			2-2 FC6-4 1B CS 1-2f C B B F T T C X	0-0 P4 ③ F B X		4	1	0	0	0	1	4	
Aaron Boone, R OBP: 0.200, SLG: 0.200 (1, 5)				2-2 G6-4-3 1-2f C B B T T C X		1-2 P4 ① L B S F T T C X		1-2 SAFE 1-H 1B B S F T T C X		4	0	1	1	0	0	1	
Pokey Reese, R OBP: 0.200, SLG: 0.111 (1, 4)				1-2 G4-3 ① F B C X		2-1 G5-4-3 HBP B C H		0-2 G6-3 ② C B X	1-2 F8 ② C B X	3	0	0	0	0	0	1	
Kelly Stinnett, R OBP: 0.333, SLG: 0.250 (1, 2)				0-1 G6-3 ② C X		0-1 G5-4-3 ③ C X		4-0 BB B B B B	3-3 K ③ S B B F B S	3	0	0	0	1	1	1	
Rob Bell, R (1, 1) Wilton Guerrero, S (6, PH) Scott Sullivan, R (6, 1) Ken Griffey Jr., L (7, PH) Dennys Reyes, R (7, 1) Ruben Rivera, R (8, 8) C C C				0-3 K ③ C C C			2-1 G6-3 ① B L B X	0-0 P6 ③ B L B X		1	0	0	0	0	1	0	
Inning Stats	R: 0 E: 0 K: 0 S: 7 H: 0 LOB: 0 BB: 0 P: 9	R: 0 E: 0 K: 0 S: 8 H: 1 LOB: 0 BB: 0 P: 10	R: 0 E: 0 K: 1 S: 10 H: 0 LOB: 0 BB: 0 P: 11	R: 2 E: 0 K: 1 S: 12 H: 2 LOB: 0 BB: 0 P: 18	R: 0 E: 0 K: 0 S: 9 H: 0 LOB: 0 BB: 0 P: 12	R: 0 E: 0 K: 0 S: 5 H: 0 LOB: 0 BB: 0 P: 9	R: 2 E: 0 K: 0 S: 15 H: 3 LOB: 2 BB: 1 P: 25	R: 0 E: 0 K: 1 S: 8 H: 1 LOB: 2 BB: 1 P: 14	R: 0 E: 0 K: 1 S: 8 H: 0 LOB: 0 BB: 0 P: 13	1B: 5 2B: 0 3B: 0 HR: 2 SF: 0 SAC: 0 DP: 2 HBP: 1	WP: 0 PB: 0 SB: 0 CS: 1	PA: 35					
PITCHER	IP WLS BF H R ER SO BB IBB HBP BLK WP HR S P ERA WHIP	IP WLS BF H R ER SO BB IBB HBP BLK WP HR S P ERA WHIP	IP WLS BF H R ER SO BB IBB HBP BLK WP HR S P ERA WHIP	IP WLS BF H R ER SO BB IBB HBP BLK WP HR S P ERA WHIP	IP WLS BF H R ER SO BB IBB HBP BLK WP HR S P ERA WHIP	IP WLS BF H R ER SO BB IBB HBP BLK WP HR S P ERA WHIP	IP WLS BF H R ER SO BB IBB HBP BLK WP HR S P ERA WHIP	IP WLS BF H R ER SO BB IBB HBP BLK WP HR S P ERA WHIP	IP WLS BF H R ER SO BB IBB HBP BLK WP HR S P ERA WHIP	IP WLS BF H R ER SO BB IBB HBP BLK WP HR S P ERA WHIP	IP WLS BF H R ER SO BB IBB HBP BLK WP HR S P ERA WHIP	IP WLS BF H R ER SO BB IBB HBP BLK WP HR S P ERA WHIP					
Jeff D'Amico, R (1, 1) ERA: 4.26	6.1																
Mike DeJean, R (7, 1) ERA:	0.1	B	3	1	0	0	0	1	0	0	0	0	0	0	0	0	0.00
Ray King, L (7, 1) ERA: 9.0	1.0		5	1	0	0	1	1	0	0	0	0	0	0	0	0	2.000
David Weathers, R (8, 1) ERA:	1.1	W	4	0	0	0	1	0	0	0	0	0	0	0	0	0	0.000

Cincinnati Reds @ Milwaukee Brewers
Miller Park, Milwaukee, WI
Fri Apr 06 2001, 7:05 PM CDT
Att: 42,024 - Dome - 72 F

livebaseballscorecards.com

AB	32
R	4
H	7
RBI	4
BB	2
SO	4
LOB	11



Batter	1	2	3	4	5	6	7	8	9	AB	R	H	RBI	BB	SO	LOB
Ronnie Belliard, R OBP: 0.348, SLG: 0.300 (1, 4)	L6		G5-3				E6									4 0 0 0 0 0 1
Tyler Houston, L OBP: 0.100, SLG: 0.100 (1, 5)	F7						G2-3									4 1 1 0 0 1 1
Geoff Jenkins, L OBP: 0.136, SLG: 0.238 (1, 7)	G3						P5									4 0 0 0 0 1 2
Richie Sexson, R OBP: 0.318, SLG: 0.474 (1, 3)							2-5									4 1 1 1 0 2 1
Jeremy Burnitz, L OBP: 0.500, SLG: 0.889 (1, 9)																2 2 1 1 2 1 0
Jeffrey Hammonds, R OBP: 0.364, SLG: 0.450 (1, 8)																3 1 1 0 1 1 1
José Hernández, R OBP: 0.450, SLG: 0.667 (1, 6)																3 0 2 3 0 1 1
Henry Blanco, R OBP: 0.500, SLG: 0.556 Ray King, L David Weathers, R																2 0 0 0 1 1 2 0 0 0 0 0 0 0 0 0 0 0 0 0 0
Jeff D'Amico, R Mike DeJean, R Raul Casanova, S																2 0 0 0 0 1 3 0 0 0 0 0 0 0 1 0 0 0 0 1 0

Inning Stats		R: 0	H: 0	E: 0	LOB: 0	K: 0	P: 4	R: 0	H: 0	E: 0	LOB: 0	K: 2	P: 17	R: 0	H: 1	E: 0	LOB: 1	K: 2	P: 11	R: 3	H: 2	E: 0	LOB: 2	K: 2	P: 35	R: 0	H: 0	E: 1	LOB: 1	K: 0	P: 18	R: 1	H: 2	E: 0	LOB: 1	K: 1	P: 15	R: 0	H: 0	E: 0	LOB: 0	K: 2	P: 14	R: 1	H: 1	E: 0	LOB: 0	K: 1	P: 16
PITCHER	IP	WLS	BF	H	R	ER	SO	BB	IBB	HBP	BLK	WP	HR	S	P	ERA	WHIP																																
Rob Bell, R ERA: 5.4	(1, 1)		22	3	3	3	6	3	1	0	0	0	0	46	85	5.40	1.200																																
Scott Sullivan, R ERA: 19.29	(6, 1)		5	2	1	1	1	0	0	0	0	0	0	10	15	9.00	2.000																																
Dennys Reyes, L ERA: 7.71	(7, 1)	L	6	1	1	1	3	0	0	0	0	0	0	18	28	5.40	0.600																																
John Riedling, R ERA: 2.08	(8, 1)		1	0	0	0	0	0	0	0	0	0	0	2	2	0.00	0.000																																

BOTTOM

Cincinnati Reds @ Milwaukee Brewers
Miller Park, Milwaukee, WI

Fri Apr 06 2001, 7:05 PM CDT
Att: 42,024 - Dome - 72 F

livebaseballscores.com

AB	29
R	5
H	6
RBI	5
BB	4
SO	10
LOB	12



WP: 0	PA: 34
PB: 0	
SB: 1	
CS: 1	

Batter	1	2	3	4	5	6	7	8	9	AB R H RBI BB SO LOB	TOP	
Barry Larkin, R OBP: 0.654, SLG: 0.579 (1, 6) C X	0-1 G5-3		4-1 BB			4-2 CS BB		3-2 G3 1B		2 0 1 0 2 0 0		
Michael Tucker, L OBP: 0.214, SLG: 0.385 (1, 8) S B B B John Riedling, R (6, 1) Ken Griffey Jr., L (8, PH) Scott Sullivan, R (8, 1)	4-1 G1-3 BB		3-2 P6			0-1 F9		2-2 G3		2 0 0 0 1 0 3 0 0 0 0 0 0 0 1 0 0 0 0 0 1 0 0 0 0 0 0 0		
Dmitri Young, S OBP: 0.346, SLG: 0.720 (1, 7) B X	1-0 G1-3				0-1 G6-3		3-3 K	1-0 F9		4 0 0 0 0 1 4		
Sean Casey, L OBP: 0.292, SLG: 0.364 (1, 3) B F X	1-1 F8				0-0 F7		4-1 G1-4-3 1B BB		0-1 E3 FC5-4	3 0 0 0 1 0 1		
Alex Ochoa, R OBP: 0.192, SLG: 0.269 (1, 9)			3-3 K		2-2 G3-1		3-3 K		3-2 FC5-4	4 0 0 0 0 2 2		
Aaron Boone, R OBP: 0.208, SLG: 0.208 (1, 5)			1-3 K			0-1 F9		0-0 G1-4-3 1B	1-3 K	4 0 1 0 0 2 1		
Juan Castro, R 39 Justin Atchley, L Scott Winchester, R Ruben Rivera, R OBP: 0.364, SLG: 0.455 (1, 4) (5, 1) (5, 1) (6, 8)			1-2 G6-3			1-0 P6		3-2 G1-4-3	1-1 F7	2 0 2 0 0 0 0 0 3		
Jason LaRue, R OBP: 0.286, SLG: 0.417 (1, 2) X S C					0-2 G4-3		3-3 K		0-0 HR	3 1 1 1 0 1 0		
Pete Harnisch, S Donnie Sadler, R (1, 1) (5, 4)			0-3 K				2-2 E6 F9		0-0 G5-3	1 0 0 0 0 1 0 2 0 0 0 0 0 0		
Inning Stats	R: 0 H: 0 E: 0 LOB: 1 K: 0 BB: 1 S: 6 P: 12	R: 0 H: 0 E: 0 LOB: 0 K: 2 BB: 0 S: 10 P: 15	R: 0 H: 0 E: 0 LOB: 1 K: 1 BB: 1 S: 11 P: 18	R: 0 H: 0 E: 0 LOB: 0 K: 0 BB: 0 S: 6 P: 8	R: 0 H: 0 E: 0 LOB: 0 K: 1 BB: 0 S: 6 P: 10	R: 0 H: 0 E: 1 LOB: 2 K: 1 BB: 1 S: 10 P: 19	R: 0 H: 1 E: 0 LOB: 1 K: 1 BB: 1 S: 9 P: 19	R: 1 H: 2 E: 0 LOB: 1 K: 0 BB: 0 S: 11 P: 17	R: 0 H: 0 E: 1 LOB: 1 K: 1 BB: 0 S: 10 P: 15	1B: 2 SF: 0 2B: 1 SAC: 0 3B: 0 DP: 2 HR: 1 HBP: 0	WP: 0 PA: 34 PB: 0 SB: 1 CS: 1	
PITCHER Jamey Wright, R ERA: 1.29 (1, 1) Will Cunnane, R ERA: (8, 1) Ray King, L ERA: 4.91 (8, 1)	IP WLS BF H R ER SO BB IBB HBP BLK WP HR S P ERA WHIP											PITCHER IP WLS BF H R ER SO BB IBB HBP BLK WP HR S P ERA WHIP
	7.0 W 26 2 1 1 6 4 0 0 0 0 0 1 59 102 1.29 0.857											
	0.1 2 1 0 0 0 0 0 0 0 0 0 0 5 8 0.00 3.000											
	1.2 6 0 0 0 1 0 0 0 0 0 0 0 15 23 0.00 0.000											

Cincinnati Reds @ Milwaukee Brewers
Miller Park, Milwaukee, WI
Sat Apr 07 2001, 1:05 PM CDT
Att: 40,651 - Dome - 72 F

livebaseballscorecards.com

AB	30
R	1
H	3
RBI	1
BB	4
SO	7
LOB	15



Batter	1	2	3	4	5	6	7	8	9	AB	R	H	RBI	BB	SO	LOB
Ronnie Belliard, R OBP: 0.393, SLG: 0.417 (1, 4)	0-0 G3		0-1 1B 2B	0-0 L6		0-0 HBP 2B		4-1 1B SF9 BB		4	2	2	1	1	0	0
Tyler Houston, L OBP: 0.200, SLG: 0.200 (1, 5)	2-2 F9		0-0 WP 2B 1B		0-0 G3	1-0 G3		0-0 1B		5	1	2	1	0	0	2
Geoff Jenkins, L OBP: 0.222, SLG: 0.227 (1, 7)	4-2 1B BB		1-3 K		4-0 G3 1B BB	4-1 HBP IBB		0-1 SF9		1	0	0	1	3	1	2
Richie Sexson, R OBP: 0.407, SLG: 0.500 (1, 3)	1-2 1B		4-2 2B FC6-2 BB		1-2 G3 1B	1-0 HBP		3-3 K		3	0	2	1	1	1	1
Jeremy Burnitz, L OBP: 0.462, SLG: 0.818 (1, 9)	2-1 P5		1-2 FC6-2 2B		1-2 G3	1-0 G1-3				4	0	1	2	0	0	7
Jeffrey Hammonds, R OBP: 0.346, SLG: 0.417 (1, 8)		1-3 K	2-2 FC6-2		0-2 F7		1-1 CS 1B			4	0	1	0	0	1	4
José Hernández, R OBP: 0.417, SLG: 0.591 (1, 6)		3-3 K	2-3 K			0-1 HBP 1B 1B	3-3 K			4	0	1	0	0	3	3
Henry Blanco, R OBP: 0.438, SLG: 0.417 Ray King, L (8, 1)		1-3 K		0-0 G6-3		1-0 1B 2B HBP	0-1 G5-3			3	1	0	0	0	1	0
Jamey Wright, R OBP: 0.333, SLG: 0.200 Will Cunnane, R Raul Casanova, S OBP: 0.300, SLG: 0.250 (8, 1) (8, 2)			4-1 2B 1B BB	0-0 G5-3		0-0 2B HBP 1B		0-3 K		0	0	0	0	0	0	0
										1	0	0	0	0	1	0

Inning Stats	R: 0	H: 1	E: 0	LOB: 2	K: 0	BB: 1	S: 15	R: 0	H: 0	E: 0	LOB: 0	K: 3	BB: 0	S: 11	R: 3	H: 3	E: 0	LOB: 2	K: 2	BB: 2	S: 21	R: 0	H: 0	E: 0	LOB: 0	K: 0	BB: 0	S: 3	R: 0	H: 1	E: 0	LOB: 2	K: 0	BB: 1	S: 10	R: 2	H: 3	E: 0	LOB: 3	K: 0	BB: 1	S: 7	R: 0	H: 1	E: 0	LOB: 0	K: 1	BB: 0	S: 7	R: 1	H: 1	E: 0	LOB: 1	K: 2	BB: 1	S: 11	1B: 7	2B: 3	3B: 0	HR: 0	SF: 1	SAC: 0	DP: 0	HBP: 2	WP: 1	PA: 40
--------------	------	------	------	--------	------	-------	-------	------	------	------	--------	------	-------	-------	------	------	------	--------	------	-------	-------	------	------	------	--------	------	-------	------	------	------	------	--------	------	-------	-------	------	------	------	--------	------	-------	------	------	------	------	--------	------	-------	------	------	------	------	--------	------	-------	-------	-------	-------	-------	-------	-------	--------	-------	--------	-------	--------

PITCHER	IP	WLS	BF	H	R	ER	SO	BB	IBB	HBP	BLK	WP	HR	S	P	ERA	WHIP
Pete Harnisch, R ERA: 5.23 (1, 1)	4.1	L	22	5	3	3	5	4	0	0	0	1	0	54	87	6.23	2.077
39 Justin Atchley, L ERA: (5, 1)	0.1		1	0	0	0	0	0	0	0	0	0	0	3	4	0.00	0.000
Scott Winchester, R ERA: 9.0 (5, 1)	1.0		8	3	2	2	0	0	1	2	0	0	0	9	16	18.00	3.000
John Riedling, R ERA: 1.59 (6, 1)	1.1		4	1	0	0	1	0	0	0	0	0	0	8	13	0.00	0.750
Scott Sullivan, R ERA: 16.2 (8, 1)	1.0		5	1	1	1	2	1	0	0	0	0	0	11	18	9.00	2.000

BOTTOM

Cincinnati Reds @ Milwaukee Brewers
Miller Park, Milwaukee, WI

Sat. Apr. 07 2001, 1:05 PM CDT
Att. 40,651 - Dome - 72 F

livebaseballscores.com

AB	31
R	6
H	10
RBI	6
BB	6
SO	8
LOB	19



Batter	1	2	3	4	5	6	7	8	9	AB R H RBI BB SO LOB	TOP																
Julio Lugo, R (1, 6) OBP: 0.360, SLG: 0.435	2-2 F8		1-2 F9			0-0 F8		0-1 F8	2-3 K	5 0 0 0 0 1 2																	
Craig Biggio, R (1, 4) OBP: 0.485, SLG: 0.633	2-3 K			1-2 F8		0-0 F8 5 BB 1B		0-0 G6-3		4 0 1 0 0 1 0																	
5 Jeff Bagwell, R (1, 3) OBP: 0.375, SLG: 0.333	3-2 F9			4-1 G4-3 17 S 17 S BB		4-2 BB		4-2 BB		1 0 0 0 3 0 0																	
17 Lance Berkman, S (1, 7) OBP: 0.355, SLG: 0.357		2-1 F7		3-2 G4-3 1-3		1-2 P4		3-2 G6-3		4 0 0 0 0 0 4																	
Richard Hidalgo, R (1, 8) OBP: 0.400, SLG: 0.792 (9, 9)		1-3 K		4-2 BB		3-3 K		3-2 SH1-4 1B HR 1B		3 1 1 0 1 2 2																	
Daryle Ward, L (1, 9) OBP: 0.417, SLG: 0.708 Glen Barker, S (9, PR) OBP: 0.333, SLG: 0.333 (9, 8)		0-3 K2-3		1-2 F5		0-0 P6		0-1 SH1-4 HR 1B		4 0 1 0 0 1 2 0 1 0 0 0 0 0																	
Brad Ausmus, R (1, 2) OBP: 0.217, SLG: 0.143			1-2 F9		0-1 L6	3-1 1B		1-1 SH1-4		3 0 1 0 0 0 0																	
Chris Truby, R (1, 5) OBP: 0.357, SLG: 0.750			2-2 S 1B		2-1 F8	1-3 K		2-1 HR		4 1 2 3 0 1 1																	
Jose Lima, R (1, 1) Billy Wagner, L (9, 1)			1-1 F8 1-2		0-3 K	0-0 G1-3		0-3 K		4 0 0 0 0 2 3 0 0 0 0 0 0 0																	
Inning Stats	R: 0 E: 0 K: 1 S: 13	H: 0 LOB: 0 BB: 0 P: 20	R: 0 E: 0 K: 2 S: 8	H: 0 LOB: 0 BB: 0 P: 11	R: 0 E: 0 K: 0 S: 13	H: 1 LOB: 1 BB: 0 P: 18	R: 0 E: 0 K: 0 S: 14	H: 0 LOB: 2 BB: 2 P: 27	R: 0 E: 0 K: 1 S: 7	H: 0 LOB: 0 BB: 0 P: 9	R: 0 E: 0 K: 1 S: 11	H: 1 LOB: 2 BB: 1 P: 19	R: 0 E: 0 K: 1 S: 7	H: 1 LOB: 1 BB: 0 P: 11	R: 0 E: 0 K: 0 S: 8	H: 0 LOB: 1 BB: 1 P: 15	R: 3 E: 0 K: 2 S: 15	H: 3 LOB: 1 BB: 0 P: 23	1B: 5 2B: 0 3B: 0 HR: 1	SF: 0 SAC: 1 DP: 0 HBP: 0	WP: 0 PB: 0 SB: 2 CS: 0	PA: 37					
PITCHER	IP WLS BF H R ER SO BB IBB HBP BLK WP HR S P ERA WHIP																										
Paul Rigdon, R (1, 1) ERA: 3.46	7.0		27	3	0	0	6	3	0	0	0	0	0	73	115	0.00	0.857										
David Weathers, R (8, 1) ERA:	1.0		4	0	0	0	0	1	0	0	0	0	0	8	15	0.00	1.000										
Curt Leskanic, R (9, 1) ERA: 10.13	1.0	L	6	3	3	3	2	0	0	0	0	0	1	15	23	27.00	3.000										

Houston Astros @ Milwaukee Brewers
 Miller Park, Milwaukee, WI
 Tue Apr 10 2001, 7:05 PM CDT
 Att. 23,577 - Dome - 72 F

AB	32
R	3
H	6
RBI	3
BB	4
SO	8
LOB	14



Batter	1	2	3	4	5	6	7	8	9	AB	R	H	RBI	BB	SO	LOB
--------	---	---	---	---	---	---	---	---	---	----	---	---	-----	----	----	-----

Tony Fernandez, S <small>OBP: 0.333, SLG: 0.273</small> (1, 5)	0-3 		2-1 G3 			0-0 			0-0 	4	0	2	0	0	1	0
Ronnie Belliard, R <small>OBP: 0.378, SLG: 0.355</small> (1, 4)	1-2 		0-0 G3 			1-2 L3 			0-3 	4	0	1	0	0	1	1
Geoff Jenkins, L <small>OBP: 0.250, SLG: 0.367</small> (1, 7)	2-0 F8 					1-0 F7 			0-3 	4	0	0	0	0	2	2
Richie Sexson, R <small>OBP: 0.371, SLG: 0.533</small> (1, 3)	3-1 G5-3 					1-2 E5 			0-0 F8 	4	0	0	0	0	1	2
Jeremy Burnitz, L <small>OBP: 0.485, SLG: 0.741</small> (1, 9)						1-2 F8 			1-3 	3	0	1	0	0	1	1
Jeffrey Hammonds, R <small>OBP: 0.333, SLG: 0.400</small> (1, 8)						0-0 FC5-4 			2-3 	3	0	0	0	0	1	2
José Hernández, R <small>OBP: 0.419, SLG: 0.536</small> (1, 6)									2-2 G6-3 	3	0	2	0	0	0	0
Henry Blanco, R <small>OBP: 0.304, SLG: 0.263</small> (1, 2)									1-2 G6-3 	3	0	0	0	0	0	3
Paul Rigdon, R (1, 1)									1-3 	2	0	0	0	0	0	0
David Weathers, R (8, 1)									0-0 	0	0	0	0	0	0	0
Devon White, S <small>OBP: 0.400, SLG: 0.250</small> (8, PH)									1-0 	1	0	0	0	0	1	0
Curt Leskanic, R (9, 1)									0-0 	0	0	0	0	0	0	0

Inning Stats	R: 0	H: 1	E: 0	K: 1	S: 9	LOB: 1	BB: 0	P: 15	R: 0	H: 2	E: 1	K: 0	S: 12	LOB: 1	BB: 0	P: 17	R: 0	H: 0	E: 0	K: 0	S: 7	LOB: 0	BB: 0	P: 12	R: 0	H: 1	E: 0	K: 0	S: 10	LOB: 0	BB: 0	P: 12	R: 0	H: 1	E: 0	K: 0	S: 6	LOB: 0	BB: 0	P: 8	R: 0	H: 0	E: 0	K: 2	S: 7	LOB: 0	BB: 0	P: 10	R: 0	H: 0	E: 0	K: 1	S: 10	LOB: 0	BB: 0	P: 14	R: 0	H: 1	E: 0	K: 3	S: 10	LOB: 1	BB: 0	P: 12	1B: 6	SF: 0	2B: 0	SAC: 0	3B: 0	DP: 2	HR: 0	HBP: 0	WP: 0	PA: 31
--------------	------	------	------	------	------	--------	-------	-------	------	------	------	------	-------	--------	-------	-------	------	------	------	------	------	--------	-------	-------	------	------	------	------	-------	--------	-------	-------	------	------	------	------	------	--------	-------	------	------	------	------	------	------	--------	-------	-------	------	------	------	------	-------	--------	-------	-------	------	------	------	------	-------	--------	-------	-------	-------	-------	-------	--------	-------	-------	-------	--------	-------	--------

PITCHER	IP	WLS	BF	H	R	ER	SO	BB	IBB	HBP	BLK	WP	HR	S	P	ERA	WHIP
Jose Lima, R <small>ERA: 2.92</small> (1, 1)	8.0	W	28	6	0	0	5	0	0	0	0	0	0	72	102	0.00	0.750
Billy Wagner, L <small>ERA:</small> (9, 1)	1.0	S	3	0	0	0	3	0	0	0	0	0	0	9	11	0.00	0.000

BOTTOM

Houston Astros @ Milwaukee Brewers
 Miller Park, Milwaukee, WI
 Tue Apr 10 2001, 7:05 PM CDT
 Att. 23,577 - Dome - 72 F

livebaseballscorecards.com

AB	31
R	0
H	6
RBI	0
BB	0
SO	8
LOB	11



Batter	1	2	3	4	5	6	7	8	9	AB R H RBI BB SO LOB	TOP											
Jose Vizcaino, S (1, 6) OBP: 0.462, SLG: 0.364	1-2 G3		0-0 1B		1-0 F8		0-2 G5-3	0-0 G4-3		5 0 1 0 0 0 0												
Craig Biggio, R (1, 4) OBP: 0.447, SLG: 0.571	2-2 G1-4-3		2-1 F9			1-0 F7	0-2 5 HR 1B	3-2 F3		5 1 1 0 0 0 2												
5 Jeff Bagwell, R (1, 3) OBP: 0.405, SLG: 0.464	1-2 G4-3			4-0 17 G4-3 BB		1-2 17 2B 1B	3-1 1-H HR		0-1 F8	4 2 2 2 1 0 0												
17 Lance Berkman, S (1, 7) OBP: 0.417, SLG: 0.545		0-0 HR		2-2 G4-3		2-1 1B 1B 1B	0-1 1B 1B		1-2 BB 2B 1B	5 3 4 2 0 0 1												
Richard Hidalgo, R (1, 8) OBP: 0.400, SLG: 0.724		2-3 K		1-0 P4		1-0 FC5-4 1B 1B	0-0 HBP 1B		0-0 F2	5 0 2 0 0 1 2												
Daryle Ward, L (1, 9) OBP: 0.483, SLG: 0.692		2-3 K		4-0 IBB		2-1 FC5-4 1B 1B	1-1 HBP		4-1 2B BB	2 0 1 1 2 1 0 0 1 0 0 0 0 0												
Glen Barker, S (9, PR) OBP: 0.333, SLG: 0.333																						
Brad Ausmus, R (1, 2) OBP: 0.214, SLG: 0.192		1-3 K		2-3 K		0-1 FC5-4 IBB	0-0 P6		0-0 2B	5 0 1 2 0 2 7												
Chris Truby, R (1, 5) OBP: 0.384, SLG: 0.679			0-1 F9 1B 1B		0-2 F9	4-1 IBB	0-0 F9		1-1 G1-3	4 0 1 0 1 0 5												
Wade Miller, R (1, 1)			2-3 K		1-1 G4-3	1-3 K		2-1 F8		4 0 0 0 0 2 4												
Inning Stats	R: 0 E: 0 K: 0 S: 10	H: 0 LOB: 0 BB: 0 P: 14	R: 1 E: 0 K: 3 S: 10	H: 1 LOB: 0 BB: 0 P: 15	R: 0 E: 0 K: 1 S: 8	H: 2 LOB: 2 BB: 0 P: 12	R: 0 E: 0 K: 1 S: 8	H: 0 LOB: 2 BB: 2 P: 21	R: 0 E: 0 K: 0 S: 6	H: 0 LOB: 0 BB: 0 P: 8	R: 2 E: 0 K: 1 S: 16	H: 4 LOB: 3 BB: 1 P: 28	R: 2 E: 0 K: 0 S: 14	H: 4 LOB: 3 BB: 0 P: 18	R: 0 E: 0 K: 0 S: 6	H: 0 LOB: 0 BB: 0 P: 11	R: 2 E: 0 K: 0 S: 10	H: 2 LOB: 2 BB: 1 P: 16	1B: 9 2B: 2 3B: 0 HR: 2	SF: 0 SAC: 0 DP: 0 HBP: 1	WP: 0 PB: 0 SB: 0 CS: 0	PA: 44
PITCHER	IP WLS BF H R ER SO BB IBB HBP BLK WP HR S P ERA WHIP																					
15 Ben Sheets, R (1, 1) ERA: 6.0	6.0 L 27 7 3 3 6 1 2 0 0 0 1 58 98 4.50 1.333																					
Mike DeJean, R (7, 1) ERA: 7.71	1.0 8 4 2 2 0 0 0 0 1 0 0 1 14 18 18.00 4.000																					
Mark Leiter, R (8, 1) ERA: 13.5	1.0 3 0 0 0 0 0 0 0 0 0 0 0 6 11 0.00 0.000																					
Will Cunnane, R (9, 1) ERA: 4.5	1.0 6 2 2 2 0 1 0 0 0 0 0 0 10 16 18.00 3.000																					

Houston Astros @ Milwaukee Brewers
Miller Park, Milwaukee, WI
Wed Apr 11 2001, 7:05 PM CDT
Att: 26,021 - Dome - 72 F

AB	39
R	7
H	13
RBI	7
BB	4
SO	6
LOB	21




Batter	1	2	3	4	5	6	7	8	9	AB	R	H	RBI	BB	SO	LOB
Tony Fernandez, S OBP: 0.321, SLG: 0.269 (1, 5)	0-1 G1-3 ①		0-1 G6-3 ③						1-1 G4-6-3 1B	4	0	1	0	0	1	0
Ronnie Belliard, R OBP: 0.341, SLG: 0.314 (1, 4)	0-3 K ②			1-2 G6-3 ①		1-2 G6-3 ③			0-1 G4-6-3 1-2f	4	0	0	0	0	1	1
Geoff Jenkins, L OBP: 0.225, SLG: 0.324 (1, 7)	1-3 K ③			0-3 K ②			2-3 K ①		2-2 F9 ③	4	0	0	0	0	3	0
Richie Sexson, R OBP: 0.342, SLG: 0.485 (1, 3)		0-0 G5-3 ①		2-3 K ③			1-3 K ②			3	0	0	0	0	2	0
Jeremy Burnitz, L OBP: 0.444, SLG: 0.667 (1, 9)		3-1 G4-3 ②			0-0 F9 ①		0-3 K ③			3	0	0	0	0	1	0
Jeffrey Hammonds, R OBP: 0.361, SLG: 0.406 (1, 8)		2-0 1B			0-1 G4-3 ②			4-1 FC6-4 BB		2	0	1	0	1	0	0
José Hernández, R OBP: 0.412, SLG: 0.613 (1, 6)		1-3 K2-3 ③			3-0 HR			1-3 K ①		3	1	1	1	0	2	2
Raul Casanova, S OBP: 0.231, SLG: 0.182 (1, 2)			2-2 L5 ①		0-0 G6-3 ③			2-1 P4 ②		3	0	0	0	0	0	1
15 Ben Sheets, R Devon White, S Mike DeJean, R Mark Leiter, R Luis Lopez, S Will Cunnane, R (1, 1) (6, PH) (7, 1) (8, 1) (8, PH) (9, 1)			0-3 K ②			1-3 K ①		0-0 FC6-4 1-2f		1	0	0	0	0	1	0

Inning Stats	R: 0	H: 0	E: 0	K: 2	S: 8	R: 0	H: 1	E: 0	K: 1	S: 9	R: 0	H: 0	E: 0	K: 1	S: 8	R: 1	H: 1	E: 0	K: 0	S: 5	R: 0	H: 0	E: 0	K: 2	S: 12	R: 0	H: 0	E: 0	K: 1	S: 8	R: 0	H: 1	E: 0	K: 0	S: 8	1B: 2	SF: 0	2B: 0	SAC: 0	3B: 0	DP: 1	HR: 1	HBP: 0	WP: 0	PA: 30				
PITCHER Wade Miller, R ERA: 1.62 (1, 1)	IP	WLS	BF	H	R	ER	SO	BB	IBB	HBP	BLK	WP	HR	S	P	ERA	WHIP	IP	WLS	BF	H	R	ER	SO	BB	IBB	HBP	BLK	WP	HR	S	P	ERA	WHIP															

Houston Astros @ Milwaukee Brewers
Miller Park, Milwaukee, WI
Wed Apr 11 2001, 7:05 PM CDT
Att: 26,021 - Dome - 72 F

AB	29
R	1
H	3
RBI	1
BB	1
SO	12
LOB	5



Batter	1	2	3	4	5	6	7	8	9
Devon White, S OBP: 0.455, SLG: 0.400 (1, 8)	1-1 1B		1-0 1B	0-3 K		3-2 S 1B	1-0 G6-3		
Luis Lopez, S OBP: 0.500, SLG: 1.000 (1, 4)	0-0 F7		1-0 1B		4-2 BB 1B	2-1 HR	0-1 L9		
Geoff Jenkins, L OBP: 0.273, SLG: 0.368 (1, 7) James Mouton, R OBP: 0.500, SLG: 1.000 (7, 7)	2-2 BB 1-3 1B		0-3 K		0-0 BB 1-2 HR 1B	1-0 1B HR 1B	3-1 2B		
Richie Sexson, R OBP: 0.349, SLG: 0.444 (1, 3)	4-1 G5-4-3 1-2 BB		2-3 K		4-2 HR 1-2 2-3 BB	0-1 P3	0-0 G6-3		
Jeremy Burnitz, L OBP: 0.439, SLG: 0.606 (1, 9)	0-2 G5-4-3 1-2f			4-1 HR BB	4-0 HR 1-2 2-3 3-H BB	2-3 K	0-2 G5-3		
Tyler Houston, L OBP: 0.250, SLG: 0.400 (1, 5)		3-3 K		1-2 HR	1-3 K	0-0 HR 1-3 1B	0-0 G4-3		
José Hernández, R OBP: 0.410, SLG: 0.750 (1, 6)		1-3 K		1-3 K	1-1 HR	3-0 HR	1-2 F8		
Henry Blanco, R OBP: 0.296, SLG: 0.227 (1, 2)		0-0 F7		1-2 G6-3	1-1 F5	4-1 BB			
Jeff D'Amico, R OBP: 0.200, SLG: 0.600 (1, 1) Angel Echevarria, R (6, PH) Will Cunnane, R (7, 1) Ray King, L (8, 1) Mark Leiter, R (9, 1)			0-3 K	2-0 3B	2-2 F8	1-2 G1-3			

Inning Stats	R: 0 E: 0 K: 0 S: 10	H: 2 LOB: 2 BB: 1 P: 17	R: 0 E: 0 K: 2 S: 8	H: 0 LOB: 0 BB: 0 P: 12	R: 0 E: 0 K: 3 S: 11	H: 2 LOB: 2 BB: 0 P: 15	R: 2 E: 0 K: 2 S: 16	H: 2 LOB: 1 BB: 1 P: 25	R: 5 E: 0 K: 1 S: 15	H: 2 LOB: 0 BB: 3 P: 32	R: 5 E: 0 K: 1 S: 19	H: 5 LOB: 1 BB: 1 P: 35	R: 0 E: 0 K: 0 S: 6	H: 1 LOB: 1 BB: 0 P: 10	R: 0 E: 0 K: 0 S: 7	H: 0 LOB: 0 BB: 0 P: 8
--------------	-------------------------------	----------------------------------	------------------------------	----------------------------------	-------------------------------	----------------------------------	-------------------------------	----------------------------------	-------------------------------	----------------------------------	-------------------------------	----------------------------------	------------------------------	----------------------------------	------------------------------	---------------------------------

PITCHER													PITCHER																				
IP	WLS	BF	H	R	ER	SO	BB	IBB	HBP	BLK	WP	HR	S	P	ERA	WHIP	IP	WLS	BF	H	R	ER	SO	BB	IBB	HBP	BLK	WP	HR	S	P	ERA	WHIP
Octavio Dotel, R (1, 1) ERA: 4.91	4.0	L	23	7	6	6	7	5	0	0	0	0	1	50	86	13.50	3.000																
Nelson Cruz, R (5, 1) ERA: 5.14	1.0		6	3	3	1	0	0	0	0	0	2	16	26	27.00	3.000																	
Wayne Franklin, L (6, 1) ERA: 7.71	1.0		7	3	3	1	1	0	0	0	0	1	13	24	27.00	4.000																	
Jay Powell, R (7, 1) ERA: 4.5	1.0		4	1	0	0	0	0	0	0	0	0	6	10	0.00	1.000																	
Michael Jackson, R (8, 1) ERA:	1.0		3	0	0	0	0	0	0	0	0	0	7	8	0.00	0.000																	

BOTTOM

Houston Astros @ Milwaukee Brewers
Miller Park, Milwaukee, WI

Thu Apr 12 2001, 1:05 PM CDT
Att: 23,599 - Dome - 72 F

AB	R	H	RBI	BB	SO	LOB
5	1	3	0	0	1	1
4	2	2	2	1	0	1
4	2	3	0	0	1	2
1	0	1	0	0	0	0
3	1	0	0	2	1	4
3	2	0	1	2	1	4
5	2	2	2	0	2	3
5	2	2	7	0	2	0
3	0	0	0	1	0	0
3	0	1	0	0	1	0
1	0	0	0	0	0	1
0	0	0	0	0	0	0
0	0	0	0	0	0	0
0	0	0	0	0	0	0

AB	37
R	12
H	14
RBI	12
BB	6
SO	9
LOB	16

WP: 0 PA: 43
PB: 0
SB: 1
CS: 0



livebaseballscores.com

Batter	1	2	3	4	5	6	7	8	9	AB R H RBI BB SO LOB	TOP											
Marvin Benard, L (1, 8) OBP: 0.195, SLG: 0.179	1-2 F7	2-2 G3		2-2 1B 1B		0-1 P3		4-2 BB SF8 BB		4 1 1 1 1 0 1	San Francisco Giants @ Milwaukee Brewers Miller Park, Milwaukee, WI Fri Apr 13 2001, 7:05 PM CDT Att. 34,998 - Dome - 72 F livebaseballscores.com											
Ramon Martinez, R (1, 6) OBP: 0.583, SLG: 0.444	4-2 HR BB		3-2 1B 2B 1B	1-1 1B		2-1 2B 1B		0-0 BB 1B	4 2 4 0 1 0 0													
Barry Bonds, L (1, 7) OBP: 0.268, SLG: 0.486	0-1 HR		2-2 F7	0-0 SF7		2-1 2B		4-1 BB	3 1 2 3 1 0 1													
Jeff Kent, R (1, 4) OBP: 0.286, SLG: 0.622	2-2 G5-3		0-1 2B 1B	2-2 P3		0-0 F8		2-2 SF8	4 1 1 1 0 0 3													
J.T. Snow, L (1, 3) OBP: 0.463, SLG: 0.441	4-2 BB		0-1 P6	3-0 F7			0-0 G4-3	2-3 K	4 0 0 0 1 1 6													
Armando Rios, L (1, 9) OBP: 0.429, SLG: 0.667	1-3 K		1-0 2B	0-0 G1-3			2-2 1B	4-1 CS BB	4 0 2 2 1 1 1													
Russ Davis, R (1, 5) OBP: 0.200, SLG: 0.393		1-0 G6-3	2-2 G6-3		0-2 F9		2-3 K	0-0 F7	4 0 0 0 0 1 2													
Tim Worrell, R (7, 1)									0 0 0 0 0 0 0													
Shawon Dunston, R (9, PH) OBP: 0.429, SLG: 0.429									1 0 0 0 0 0 1													
Robb Nen, R (9, 1)									0 0 0 0 0 0 0													
Benito Santiago, R (1, 2) OBP: 0.471, SLG: 0.867		4-2 SH1-3 BB		0-0 BB 1B	2-2 3B		3-3 K	3-3 K	4 1 2 0 1 2 2													
Kirk Rueter, L (1, 1)		1-1 SH1-3		4-2 1B 1B SF7 BB	0-2 P6			0-0 F9	1 1 0 0 1 0 1													
Pedro Feliz, R (7, 5) OBP: 0.273, SLG: 0.400									1 0 0 0 0 0 0													
Inning Stats	R: 2 E: 0 K: 1 S: 16	H: 1 LOB: 1 BB: 2 P: 28	R: 0 E: 0 K: 0 S: 8	H: 0 LOB: 1 BB: 1 P: 16	R: 2 E: 0 K: 0 S: 16	H: 3 LOB: 1 BB: 0 P: 24	R: 2 E: 0 K: 0 S: 13	H: 3 LOB: 2 BB: 1 P: 25	R: 0 E: 0 K: 0 S: 13	H: 1 LOB: 1 BB: 0 P: 15	R: 0 E: 0 K: 0 S: 7	H: 2 LOB: 1 BB: 0 P: 11	R: 0 E: 0 K: 2 S: 15	H: 1 LOB: 1 BB: 0 P: 22	R: 1 E: 0 K: 1 S: 13	H: 1 LOB: 2 BB: 2 P: 25	R: 0 E: 0 K: 1 S: 7	H: 0 LOB: 0 BB: 1 P: 13	1B: 8 2B: 2 3B: 1 HR: 1	SF: 2 SAC: 1 DP: 0 HBP: 0	WP: 0 PB: 0 SB: 1 CS: 1	PA: 44
PITCHER	IP WLS BF H R ER SO BB IBB HBP BLK WP HR S P ERA WHIP																					
Jamey Wright, R (1, 1) ERA: 4.24	3.0 L 20 7 6 6 1 4 0 0 0 0 0 1 48 83 18.00 3.667																					
Mike DeJean, R (4, 1) ERA: 5.4	1.0 3 0 0 0 0 0 0 0 0 0 0 0 5 10 0.00 0.000																					
Will Cunnane, R (5, 1) ERA: 2.57	2.0 8 3 0 0 0 0 0 0 0 0 0 0 20 26 0.00 1.500																					
Ray King, L (7, 1) ERA: 6.35	1.0 4 1 0 0 2 0 0 0 0 0 0 0 15 22 0.00 1.000																					
David Weathers, R (8, 1) ERA: 1.23	1.0 6 1 1 1 1 2 0 0 0 0 0 0 13 25 9.00 3.000																					
PITCHER	IP WLS BF H R ER SO BB IBB HBP BLK WP HR S P ERA WHIP																					
Mark Leiter, R (9, 1) ERA: 6.75	1.0 3 0 0 0 1 1 0 0 0 0 0 0 7 13 0.00 1.000																					



Batter	1	2	3	4	5	6	7	8	9	AB	R	H	RBI	BB	SO	LOB
Tony Fernandez, S OBP: 0.281, SLG: 0.233 (1, 5)	2-2 F9	3-2 F9			1-1 P4			0-1 G4-3		4	0	0	0	0	0	1
Ronnie Belliard, R OBP: 0.333, SLG: 0.308 (1, 4)	0-0 HR 1B		0-1 G5-3		2-1 F3			1-1 P4		4	1	1	0	0	0	0
Jeffrey Hammonds, R OBP: 0.350, SLG: 0.371 (1, 8)	3-3 K 1-2		4-2 G1-6-3 BB		1-1 G6-3			1-3 K		3	0	0	0	1	2	1
Richie Sexson, R OBP: 0.340, SLG: 0.410 (1, 3)	4-2 HR BB		2-1 G1-6-3 1-2f			1-0 F9		0-2 G5-3		3	1	0	0	1	0	1
Jeremy Burnitz, L OBP: 0.444, SLG: 0.667 (1, 9)	2-1 HR 1-H 2-H		4-2 G1-3 BB			1-3 K		1-3 K		3	1	1	3	1	2	0
José Hernández, R OBP: 0.372, SLG: 0.675 (1, 6)	2-3 K		0-0 G1-3 1-2			2-3 K		1-2 G6-3		4	0	0	0	0	2	1
Geoff Jenkins, L OBP: 0.277, SLG: 0.350 (1, 7)		3-1 F9		4-1 BB			0-1 P5			2	0	0	0	1	0	0
Henry Blanco, R OBP: 0.300, SLG: 0.240 (1, 2)		1-1 E S 1B		2-3 K			1-3 K			3	0	1	0	0	2	2
Jamey Wright, R OBP: 0.286, SLG: 0.167 Mike DeJean, R Angel Echevarria, R Will Cunnane, R Ray King, L Luis Lopez, S OBP: 0.429, SLG: 0.633 David Weathers, R Mark Leiter, R		1-2 G6-3 1-3		3-0 F7			1-1 F8			1	0	0	0	0	0	1

Inning Stats	R: 3	H: 2	E: 0	K: 2	S: 17	LOB: 0	BB: 1	P: 30	R: 0	H: 1	E: 0	K: 0	S: 13	LOB: 1	BB: 0	P: 20	R: 0	H: 0	E: 0	K: 0	S: 6	LOB: 0	BB: 1	P: 12	R: 0	H: 0	E: 0	K: 1	S: 8	LOB: 2	BB: 2	P: 21	R: 0	H: 0	E: 0	K: 0	S: 6	LOB: 0	BB: 0	P: 10	R: 0	H: 0	E: 0	K: 2	S: 8	LOB: 0	BB: 0	P: 12	R: 0	H: 0	E: 0	K: 1	S: 7	LOB: 0	BB: 0	P: 9	R: 0	H: 0	E: 0	K: 1	S: 10	LOB: 0	BB: 0	P: 12	R: 0	H: 0	E: 0	K: 1	S: 10	LOB: 0	BB: 0	P: 12	1B: 2	2B: 0	3B: 0	HR: 1	SF: 0	SAC: 0	DP: 1	HBP: 0	WP: 0	PB: 0	SB: 2	CS: 0	PA: 33
--------------	------	------	------	------	-------	--------	-------	-------	------	------	------	------	-------	--------	-------	-------	------	------	------	------	------	--------	-------	-------	------	------	------	------	------	--------	-------	-------	------	------	------	------	------	--------	-------	-------	------	------	------	------	------	--------	-------	-------	------	------	------	------	------	--------	-------	------	------	------	------	------	-------	--------	-------	-------	------	------	------	------	-------	--------	-------	-------	-------	-------	-------	-------	-------	--------	-------	--------	-------	-------	-------	-------	--------

PITCHER	IP	WLS	BF	H	R	ER	SO	BB	IBB	HBP	BLK	WP	HR	S	P	ERA	WHIP
Kirk Rueter, L ERA: 5.51	(1, 1)	6.0	W	24	3	3	3	5	4	0	0	0	1	58	105	4.50	1.167
Tim Worrell, R ERA:	(7, 1)	2.0	H	6	0	0	2	0	0	0	0	0	0	17	21	0.00	0.000
Robb Nen, R ERA: 1.8	(9, 1)	1.0		3	0	0	1	0	0	0	0	0	0	10	12	0.00	0.000

BOTTOM

San Francisco Giants @ Milwaukee Brewers
Miller Park, Milwaukee, WI
Fri Apr 13 2001, 7:05 PM CDT
Att: 34,998 - Dome - 72 F

AB	29
R	3
H	3
RBI	3
BB	4
SO	8
LOB	9



PITCHER	IP	WLS	BF	H	R	ER	SO	BB	IBB	HBP	BLK	WP	HR	S	P	ERA	WHIP
Kirk Rueter, L ERA: 5.51	(1, 1)	6.0	W	24	3	3	3	5	4	0	0	0	1	58	105	4.50	1.167
Tim Worrell, R ERA:	(7, 1)	2.0	H	6	0	0	2	0	0	0	0	0	0	17	21	0.00	0.000
Robb Nen, R ERA: 1.8	(9, 1)	1.0		3	0	0	1	0	0	0	0	0	0	10	12	0.00	0.000

Batter	1	2	3	4	5	6	7	8	9	AB R H RBI BB SO LOB	TOP																									
Marvin Benard, L OBP: 0.196, SLG: 0.163 (1, 8)	1-1 G1-3	4-1 G4-6-3 BB			FC9-6 HR			0-0 G4-3		4 1 0 0 1 0 4	San Francisco Giants @ Milwaukee Brewers Miller Park, Milwaukee, WI Sat Apr 14 2001, 6:05 PM CDT Att: 42,080 - Dome - 72 F																									
Rich Aurilia, R OBP: 0.475, SLG: 0.583 (1, 6)	0-2 2B 1B	1-0 G4-6-3			1-0 HR 1B	4-2 BB		3-1 BB 1B		4 2 3 0 1 0 2																										
Barry Bonds, L OBP: 0.304, SLG: 0.590 (1, 7)	0-1 1B 1-3 2B			2-1 G4-3	2-0 HR 1-H 2-H	3-3 BB		4-2 BB 1-2 BB		4 1 2 3 1 1 1																										
Jeff Kent, R OBP: 0.277, SLG: 0.595 (1, 4) (6, 3)	1-3 K			0-0 G6-3	0-1 E 2B	0-3 K		2-3 K		5 1 1 0 0 3 5																										
J.T. Snow, L OBP: 0.467, SLG: 0.417 Aaron Fultz, L Felipe Crespo, S OBP: 0.167, SLG: 0.167 Felix Rodriguez, R (8, 1)	4-0 1B IBB			1-1 F5	4-0 G3 E WP BB	0-3 K		3-3 K		2 1 0 0 2 1 1 0 0 0 0 0 0 0 1 0 0 0 0 1 2 0 0 0 0 0 0 0																										
Eric Davis, R OBP: 0.231, SLG: 0.091 (1, 9)	0-1 FC6-4 1-2 2-3 3-H 1B			1-1 P4	1-1 E4 WP G3		0-1 F9		1-3 K			5 0 1 1 0 1 1																								
Pedro Feliz, R OBP: 0.250, SLG: 0.286 (1, 5)	1-2 FC6-4 1-2f			1-0 F9	0-1 G3 1-2 2-3		2-1 HBP		1-0 F9			4 0 0 0 0 0 5																								
Bobby Estalella, R OBP: 0.360, SLG: 0.500 Alan Embree, L (4, 1)		3-2 SH1-4 1B		0-1 F9	4-0 WP IBB		2-3 K		2-2 F7			2 0 1 0 0 0 0 0 0 0 0 0 0 0 0 0 0 0 0 0 0 2 0 0 0 0 1 1																								
Ramon Martinez, R OBP: 0.500, SLG: 0.364 (6, 4)										0 0 0 0 0 0 0																										
Mark Gardner, R Benito Santiago, R OBP: 0.500, SLG: 0.824 (4, 2)		0-0 SH1-4						2-2 G5-3		2 0 1 0 1 0 1																										
Inning Stats	R: 1 E: 0 K: 1 S: 16	H: 3 LOB: 3 BB: 1 P: 23	R: 0 E: 0 K: 0 S: 7	H: 1 LOB: 1 BB: 1 P: 15	R: 0 E: 0 K: 0 S: 5	H: 0 LOB: 0 BB: 0 P: 8	R: 0 E: 0 K: 0 S: 5	H: 0 LOB: 0 BB: 0 P: 7	R: 5 E: 1 K: 0 S: 14	H: 4 LOB: 3 BB: 3 P: 34	R: 0 E: 0 K: 3 S: 15	H: 0 LOB: 1 BB: 1 P: 22	R: 0 E: 0 K: 1 S: 9	H: 0 LOB: 1 BB: 0 P: 15	R: 0 E: 0 K: 2 S: 12	H: 1 LOB: 2 BB: 1 P: 24	R: 0 E: 0 K: 1 S: 7	H: 0 LOB: 0 BB: 0 P: 11	1B: 6 2B: 2 3B: 0 HR: 1	SF: 0 SAC: 1 DP: 1 HBP: 1	WP: 1 PB: 0 SB: 0 CS: 0	PA: 44														
PITCHER	IP WLS BF H R ER SO BB IBB HBP BLK WP HR S P ERA WHIP																																			
Jimmy Haynes, R ERA: 9.64 (1, 1)	4.2		26	8	6	4	1	2	2	0	0	0	1	45	81	7.71	2.143																			
Mike DeJean, R ERA: 3.86 (5, 1)	1.1	W	6	0	0	0	3	2	0	0	0	1	0	17	28	0.00	1.500																			
Chad Fox, R ERA: (7, 1)	1.2	H	8	1	0	0	2	1	0	1	0	0	0	18	33	0.00	1.200																			
Ray King, L ERA: 6.0 (8, 1)	0.1	H	1	0	0	0	1	0	0	0	0	0	0	3	6	0.00	0.000																			
Curt Leskanic, R ERA: 8.53 (9, 1)	1.0		3	0	0	0	1	0	0	0	0	0	0	7	11	0.00	0.000																			

livebaseballscorecards.com

AB	35
R	6
H	9
RBI	4
BB	7
SO	8
LOB	23



Batter	1	2	3	4	5	6	7	8	9
Ronnie Belliard, R OBP: 0.367, SLG: 0.465 (1, 4)	0-2 F9 ①		0-0 1B 1B	2-2 HR		1-1 SH2-4 ① 1-2		1-2 HR 3B	
Tyler Houston, L OBP: 0.320, SLG: 0.542 (1, 5)	0-1 F7 ②		2-2 1B HR 1B 1-3	4-2 WP 1B BB		1-3 K ②		1-1 HR	
Geoff Jenkins, L OBP: 0.308, SLG: 0.444 (1, 7)	2-3 K ③		0-0 HR 1B 1-3 3-H	0-1 WP 1B 1-2		1-2 HR 2-H		1-1 F5 ③	
Richie Sexson, R OBP: 0.373, SLG: 0.500 (1, 3)		1-2 3B 1B	0-0 HR 1-H 3-H	4-1 IBB 1-2 2-3		3-2 G6-3 ③			
Jeremy Burnitz, L OBP: 0.449, SLG: 0.775 (1, 9)		2-1 3B 1-H	2-2 HR	1-3 K ③			1-2 G4-3 ①		
Jeffrey Hammonds, R OBP: 0.341, SLG: 0.359 (1, 8)		1-3 K	1-2 F8 ②		2-1 G1-3 ①		1-1 G6-4-3 1B		
José Hernández, R OBP: 0.340, SLG: 0.614 (1, 6)		2-3 K	0-1 G1-3 ③		0-3 K ②		2-2 G6-4-3 ② ③ 1-2f		
Raul Casanova, S OBP: 0.200, SLG: 0.154 Henry Blanco, R OBP: 0.281, SLG: 0.222 (5, PH) (6, 2)	1-1 F7 ③			3-1 F7 ①	0-0 F9 ③			2-3 K ①	
Jimmy Haynes, R OBP: 0.260, SLG: 0.200 Mike DeJean, R OBP: 0.303, SLG: 0.258 Tony Fernandez, S Chad Fox, R Ray King, L Angel Echevarria, R Curt Leskanic, R (1, 1) (5, 1) (6, PH) (7, 1) (8, 1) (8, PH) (9, 1)			0-1 G4-3 ①	0-1 G5-3 ②		3-2 SH2-4 HR 1B		2-3 K2-3 ②	

Inning Stats	R: 0	H: 0	E: 0	K: 1	S: 9	H: 0	LOB: 0	BB: 0	P: 11	R: 1	H: 2	E: 0	K: 2	S: 13	R: 5	H: 5	E: 0	K: 0	S: 18	R: 1	H: 2	E: 0	K: 1	S: 19	R: 0	H: 0	E: 0	K: 1	S: 6	R: 2	H: 2	E: 0	K: 1	S: 14	R: 0	H: 1	E: 0	K: 0	S: 8	R: 2	H: 2	E: 0	K: 2	S: 13	R: 2	H: 2	E: 0	K: 2	S: 20	1B: 7	2B: 0	3B: 2	HR: 5	SF: 0	SAC: 1	DP: 1	HBP: 0	WP: 1	PB: 0	SB: 0	CS: 0	PA: 39
--------------	------	------	------	------	------	------	--------	-------	-------	------	------	------	------	-------	------	------	------	------	-------	------	------	------	------	-------	------	------	------	------	------	------	------	------	------	-------	------	------	------	------	------	------	------	------	------	-------	------	------	------	------	-------	-------	-------	-------	-------	-------	--------	-------	--------	-------	-------	-------	-------	--------

PITCHER	IP	WLS	BF	H	R	ER	SO	BB	IBB	HBP	BLK	WP	HR	S	P	ERA	WHIP
Mark Gardner, R ERA: 10.38 (1, 1)	3.2	L	20	8	7	7	3	1	1	0	0	0	3	50	73	17.18	2.455
Alan Embree, L ERA: 15.75 (4, 1)	0.1		3	1	0	0	1	0	1	0	0	1	0	9	14	0.00	3.000
Tim Worrell, R ERA: 1.04 (5, 1)	1.1		5	1	1	1	1	0	0	0	0	0	0	11	17	6.75	0.750
Aaron Fultz, L ERA: 3.38 (6, 1)	1.2		6	2	1	1	1	0	0	0	0	0	1	17	26	5.40	1.200
Felix Rodriguez, R ERA: 5.06 (8, 1)	1.0		5	2	2	2	2	0	0	0	0	0	1	13	20	18.00	2.000

BOTTOM


San Francisco Giants @ Milwaukee Brewers

Miller Park, Milwaukee, WI

Sat. Apr 14 2001, 6:05 PM CDT
Att: 42,080 - Dome - 72 F

livebaseballscorecards.com

AB	36
R	11
H	14
RBI	11
BB	2
SO	8
LOB	8



Batter	1	2	3	4	5	6	7	8	9	AB R H RBI BB SO LOB	TOP
Shawon Dunston, R (1, 8) OBP: 0.273, SLG: 0.273	1-2 F7		1-1 F8			3-2 P4		2-2 P6		4 0 0 0 0 0 1	San Francisco Giants @ Milwaukee Brewers Miller Park, Milwaukee, WI Sun Apr 15 2001, 1:05 PM CDT Att: 25,981 - Dome - 72 F
Rich Aurilia, R (1, 6) OBP: 0.455, SLG: 0.625 Robb Nen, R (8, 1)	0-1 F9		3-3 K			0-1 HR		0-2 F9		4 1 1 1 0 1 1 0 0 0 0 0 0 0	
Barry Bonds, L (1, 7) OBP: 0.320, SLG: 0.643	3-1 F8			4-2 G3-6-1 BB		2-2 F8		1-1 HR		3 1 1 1 1 0 0	
Jeff Kent, R (1, 4) OBP: 0.275, SLG: 0.565		3-2 F8		1-3 K			0-0 CS 1B	0-2 G6-3		4 0 1 0 0 1 1	
J.T. Snow, L (1, 3) OBP: 0.449, SLG: 0.475		2-2 HR		2-2 G3-6-1 1-2f			3-1 F7		0-3 K	4 1 1 1 0 1 2	
Armando Rios, L (1, 9) OBP: 0.425, SLG: 0.611		0-1 G4-3			3-2 G3-1		4-0 1B BB		1-0 G4-3	3 0 0 0 1 0 0	
Russ Davis, R (1, 5) OBP: 0.235, SLG: 0.500		1-2 G6-3			2-0 F9		0-1 IBB 1B		1-1 HR	4 1 2 1 0 0 0	
Bobby Estalella, R (1, 2) OBP: 0.379, SLG: 0.480			0-0 F8 SH1-4 1B		1-1 G5-3		4-0 IBB		1-1 G5-3	3 0 1 0 1 0 0	
Russ Ortiz, R (1, 1) OBP: 0.167, SLG: 0.167 Aaron Fultz, L (7, 1) Ramon Martinez, R (8, 6) OBP: 0.500, SLG: 0.364			1-2 SH1-4			1-3 K	2-3 K			2 0 0 0 0 2 3 0 0 0 0 0 0 0 0 0 0 0 0 0 0	
Inning Stats	R: 0 H: 0 E: 0 LOB: 0 K: 0 BB: 0 S: 8 P: 12	R: 1 H: 1 E: 0 LOB: 0 K: 0 BB: 0 S: 12 P: 18	R: 0 H: 1 E: 0 LOB: 1 K: 1 BB: 0 S: 9 P: 14	R: 0 H: 0 E: 0 LOB: 0 K: 1 BB: 1 S: 8 P: 15	R: 0 H: 0 E: 0 LOB: 0 K: 0 BB: 0 S: 9 P: 15	R: 1 H: 1 E: 0 LOB: 0 K: 1 BB: 0 S: 11 P: 17	R: 0 H: 2 E: 0 LOB: 3 K: 1 BB: 2 S: 9 P: 21	R: 1 H: 1 E: 0 LOB: 0 K: 0 BB: 0 S: 12 P: 15	R: 1 H: 1 E: 0 LOB: 0 K: 1 BB: 0 S: 9 P: 12	1B: 3 SF: 0 2B: 0 SAC: 1 3B: 0 DP: 1 HR: 4 HBP: 0	WP: 0 PA: 35 PB: 0 SB: 0 CS: 1
PITCHER	IP WLS BF H R ER SO BB IBB HBP BLK WP HR S P ERA WHIP										
Paul Rigdon, R (1, 1) ERA: 3.15	7.0 W 27 5 2 2 4 2 1 0 0 0 2 66 112 2.57 1.000										
David Weathers, R (8, 1) ERA: 2.25	0.2 H 3 1 1 1 0 0 0 0 0 0 0 1 9 12 13.50 1.500										
Curt Leskanic, R (8, 1) ERA: 8.22	1.1 S 5 1 1 1 1 0 0 0 0 0 0 1 12 15 6.75 0.750										

livebaseballscores.com

AB	31
R	4
H	7
RBI	4
BB	3
SO	5
LOB	8



Batter	1	2	3	4	5	6	7	8	9
Ronnie Belliard, R OBP: 0.358, SLG: 0.447 (1, 4)	2-1 G6-3		2-2 P6			2-1 L7		3-2 1B SH1-4 E 1B	
Luis Lopez, S OBP: 0.500, SLG: 0.750 (1, 6)	3-2 G4-3			0-2 G6-3 1B			4-0 1B 1B BB	1-0 SH1-4	
Geoff Jenkins, L OBP: 0.304, SLG: 0.429 (1, 7)	2-0 G4-3			0-3 K			1-3 K	0-1 E 1B	
Richie Sexson, R OBP: 0.364, SLG: 0.478 (1, 3)		2-3 K		3-2 G6-3 1-2f			1-0 1B 1B HR	1-3 K	
Jeremy Burnitz, L OBP: 0.472, SLG: 0.762 (1, 9)		4-2 BB			1-1 L6		3-1 1B 1B HR	4-0 E IBB	
Jeffrey Hammonds, R OBP: 0.333, SLG: 0.419 (1, 8)		0-0 F8			0-0 G4-3		1-1 HR	3-2 E7	
Tyler Houston, L OBP: 0.310, SLG: 0.481 (1, 5)		2-0 G4-3			1-0 G1		0-0 B2-3	4-0 IBB	
Henry Blanco, R OBP: 0.278, SLG: 0.200 (1, 2)			2-3 K			2-3 K	4-2 BB	0-1 G1-3	
Paul Rigdon, R Angel Echevarria, R David Weathers, R Curt Leskanic, R			1-3 K			1-2 G6-3	2-1 F8		

Inning Stats	R: 0	H: 0	E: 0	K: 0	S: 6	LOB: 0	BB: 0	P: 13
	R: 0	H: 0	E: 0	K: 1	S: 11 <td>LOB: 1</td> <td>BB: 1</td> <td>P: 19 </td>	LOB: 1	BB: 1	P: 19
	R: 0	H: 0	E: 0	K: 2	S: 9 <td>LOB: 0</td> <td>BB: 0</td> <td>P: 14 </td>	LOB: 0	BB: 0	P: 14
	R: 0	H: 1	E: 0	K: 1	S: 11 <td>LOB: 0</td> <td>BB: 0</td> <td>P: 14 </td>	LOB: 0	BB: 0	P: 14
	R: 0	H: 0	E: 0	K: 0	S: 4 <td>LOB: 0</td> <td>BB: 0</td> <td>P: 6 </td>	LOB: 0	BB: 0	P: 6
	R: 0	H: 0	E: 0	K: 1	S: 8 <td>LOB: 0</td> <td>BB: 0</td> <td>P: 13 </td>	LOB: 0	BB: 0	P: 13
	R: 4	H: 3	E: 0	K: 1	S: 14 <td>LOB: 1</td> <td>BB: 2</td> <td>P: 30 </td>	LOB: 1	BB: 2	P: 30
	R: 3	H: 2	E: 1	K: 1	S: 15 <td>LOB: 2</td> <td>BB: 2</td> <td>P: 31 </td>	LOB: 2	BB: 2	P: 31

PITCHER	IP	WLS	BF	H	R	ER	SO	BB	IBB	HBP	BLK	WP	HR	S	P	ERA	WHIP
Russ Ortiz, R ERA: 3.38 (1, 1)	6.1	L	24	4	4	4	6	2	0	0	0	0	1	58	98	5.68	0.947
Aaron Fultz, L ERA: 3.0 (7, 1)	1.0		6	2	2	0	0	1	0	0	0	0	0	12	22	0.00	3.000
Robb Nen, R ERA: 1.59 (8, 1)	0.2		5	0	1	0	1	0	2	0	0	0	0	8	20	0.00	0.000

BOTTOM

4 1 1 0 0 0 0

2 1 1 0 1 0 0

4 1 1 0 0 2 2

4 1 1 0 0 2 3

2 2 1 1 2 0 0

4 1 1 3 0 0 1

3 0 0 0 1 0 1

3 0 0 0 1 2 2

2 0 0 0 0 1 0

1 0 0 0 0 0 1

0 0 0 0 0 0 0

0 0 0 0 0 0 0

1B: 5 SF: 0
2B: 0 SAC: 1
3B: 0 DP: 1
HR: 1 HBP: 0

WP: 0 PA: 35
PB: 0
SB: 1
CS: 0

San Francisco Giants @ Milwaukee Brewers
Miller Park, Milwaukee, WI

Sun Apr 15 2001, 1:05 PM CDT
Att. 25,981 - Dome - 72 F

livebaseballscorecards.com



Milwaukee Brewers @ Cincinnati Reds
Cinergy Field, Cincinnati, OH

Tue Apr 17 2001, 7:05 PM EDT
Att. 15,729 - Cloudy - 41 F

AB	28
R	2
H	5
RBI	1
BB	5
SO	8
LOB	14



WP	1	PA	34
PB	0		
SB	0		
CS	1		

AB	R	H	RBI	BB	SO	LOB
4	0	0	0	0	1	2
3	0	1	0	1	0	0
0	0	0	0	0	0	0
0	0	0	0	0	0	0
4	0	0	0	0	1	2
3	0	0	0	1	2	1
3	2	1	0	1	1	1
3	0	1	0	1	0	1
3	0	1	1	0	0	1
2	0	1	0	0	1	2
1	0	0	0	0	1	2
0	0	0	0	0	0	0
2	0	0	0	0	1	2
0	0	0	0	1	0	0
0	0	0	0	0	0	0
0	0	0	0	0	0	0
0	0	0	0	0	0	0

Batter	1	2	3	4	5	6	7	8	9
Ronnie Belliard, R (1, 4) OBP: 0.333, SLG: 0.412	1-1 F9		1-1 G6-3		1-3 K		1-0 FC6-4		
Tyler Houston, L (1, 5) OBP: 0.333, SLG: 0.467	2-1 G4-6-3 1B		0-0 G3		0-0 F8		4-2 CS BB		
James Mouton, R (8, PR) OBP: 0.500, SLG: 1.000									
Luis Lopez, S (8, 5) OBP: 0.500, SLG: 0.750									
Geoff Jenkins, L (1, 7) OBP: 0.283, SLG: 0.396	1-1 G4-6-3 1-2f		0-0 P4		2-0 F7		1-3 K 1-2		
Richie Sexson, R (1, 3) OBP: 0.356, SLG: 0.449		2-3 K		4-2 BB		1-2 F6		0-3 K	
Jeremy Burnitz, L (1, 9) OBP: 0.474, SLG: 0.733		4-1 BB 1B BB		2-3 K		3-2 SH1-4 1B WP 1B		1-1 F7	
Jeffrey Hammonds, R (1, 8) OBP: 0.346, SLG: 0.413		4-2 1B 1-2 BB		0-0 F3		1-0 WP SH1-4 1-2 1B		2-1 F7	
José Hernández, R (1, 6) OBP: 0.340, SLG: 0.596		2-0 1-2 2-H 1B		1-1 P4		2-0 SH1-4 1-2 2-3		2-0 F9	
Henry Blanco, R (1, 2) OBP: 0.289, SLG: 0.219		1-3 K		0-0 1B		3-3 K			
Tony Fernandez, S (7, PH) OBP: 0.294, SLG: 0.250									
Raul Casanova, S (7, 2) OBP: 0.200, SLG: 0.154									
Jeff D'Amico, R (1, 1) OBP: 0.143, SLG: 0.429		3-1 G6-3		2-3 K		4-1 FC6-4 BB 2-3 3-H			
Devon White, S (7, PH) OBP: 0.500, SLG: 0.400									
Will Cunnane, R (7, 1)									
Ray King, L (8, 1)									
David Weathers, R (8, 1)									

Inning	R	H	E	K	S	H	LOB	BB	IBB	HBP	BLK	WP	HR	S	P	ERA	WHIP
1	0	1	0	0	6	1	0	0	0	0	0	0	0	51	89	3.00	1.333
2	1	1	0	2	15	1	2	2	0	0	0	0	0	6	11	0.00	1.500
3	0	0	0	0	4	0	0	0	0	0	0	0	0	7	17	0.00	1.000
4	0	0	0	1	9	0	1	1	0	0	0	0	0	3	3	0.00	0.000
5	0	0	0	0	5	0	0	0	0	0	0	0	0	5	10	0.00	0.000
6	0	0	0	0	5	0	0	0	0	0	0	0	0	8	8	0.00	0.000
7	1	2	0	1	11	2	2	1	0	0	0	0	0	25	25	0.00	0.000
8	0	0	0	1	9	0	1	1	0	0	0	0	0	10	14	0.00	0.000
9	0	0	0	0	5	0	0	0	0	0	0	0	0	10	10	0.00	0.000

PITCHER	IP	WLS	BF	H	R	ER	SO	BB	IBB	HBP	BLK	WP	HR	S	P	ERA	WHIP
Elmer Dessens, R (1, 1) ERA: 3.18	6.0		24	5	2	2	5	3	0	0	0	0	0	51	89	3.00	1.333
John Riedling, R (7, 1) ERA: 3.12	1.0	B	4	0	0	0	1	1	0	0	0	1	0	7	17	0.00	1.000
Dennys Reyes, L (8, 1) ERA: 4.05	0.2		2	0	0	0	1	1	0	0	0	0	0	6	11	0.00	1.500
Scott Sullivan, R (8, 1) ERA: 7.88	0.1	W	1	0	0	0	1	0	0	0	0	0	0	3	3	0.00	0.000
Danny Graves, R (9, 1) ERA:	1.0	S	3	0	0	0	0	0	0	0	0	0	0	5	10	0.00	0.000

Batter	1	2	3	4	5	6	7	8	9	AB R H RBI BB SO LOB	TOP		
Ronnie Belliard, R (1, 4) OBP: 0.348, SLG: 0.475	1-2 P3			4-2 1B BB	2-0 F9			0-2 F3		3 1 0 0 1 0 0			
Tyler Houston, L (1, 5) OBP: 0.310, SLG: 0.410	1-0 F8			1-2 BB 1B 1B		1-1 G5-3			0-3 K	4 0 1 0 0 1 0			
Geoff Jenkins, L (1, 7) OBP: 0.279, SLG: 0.417	1-1 G3			1-3 K		1-3 K			0-2 G3	4 0 0 0 0 2 2			
Richie Sexson, R (1, 3) OBP: 0.328, SLG: 0.404			3-3 K	2-1 BB 1B		1-1 G6-3			0-2 F8	4 0 1 1 0 1 0			
Jeremy Burnitz, L (1, 9) OBP: 0.453, SLG: 0.686			4-1 CS BB	0-3 K			0-1 F9			2 0 0 0 1 1 2			
Jeffrey Hammonds, R (1, 8) OBP: 0.356, SLG: 0.423			3-3 K	4-0			2-3 K			2 0 0 0 1 2 1			
José Hernández, R (1, 6) OBP: 0.333, SLG: 0.611			1-2 K	1-2 2-3 BB			1-2 F9			3 0 0 0 0 1 3			
Raul Casanova, S (1, 2) OBP: 0.167, SLG: 0.125			0-2 G3-1	2-0 F9		3-2 F7		2-1 G6-3		3 0 0 0 0 0 0			
Jimmy Haynes, R (1, 1) OBP: 0.143, SLG: 0.143			1-2 G6-3			0-2 L6		2-3 K		2 0 0 0 0 0 0			
Devon White, S (8, PH) OBP: 0.462, SLG: 0.364										1 0 0 0 0 1 0			
Mike DeJean, R (8, 1)										0 0 0 0 0 0 0			
Ray King, L (8, 1)										0 0 0 0 0 0 0			
David Weathers, R (8, 1)										0 0 0 0 0 0 0			
Inning Stats	R: 0 H: 0 E: 0 LOB: 0 K: 0 BB: 0 S: 7 P: 10	R: 0 H: 0 E: 0 LOB: 1 K: 2 BB: 1 S: 9 P: 19	R: 0 H: 0 E: 0 LOB: 0 K: 1 BB: 0 S: 11 P: 13	R: 1 H: 2 E: 0 LOB: 3 K: 2 BB: 2 S: 17 P: 31	R: 0 H: 0 E: 0 LOB: 0 K: 0 BB: 0 S: 7 P: 12	R: 0 H: 0 E: 0 LOB: 0 K: 1 BB: 0 S: 7 P: 10	R: 0 H: 0 E: 0 LOB: 0 K: 1 BB: 0 S: 8 P: 11	R: 0 H: 0 E: 0 LOB: 0 K: 1 BB: 0 S: 9 P: 13	R: 0 H: 0 E: 0 LOB: 0 K: 1 BB: 0 S: 11 P: 11	1B: 2 SF: 0 2B: 1 SAC: 0 3B: 0 DP: 1 HR: 0 HBP: 0	WP: 0 PA: 31 PB: 0 SB: 0 CS: 1		
PITCHER	IP WLS BF H R ER SO BB IBB HBP BLK WP HR S P ERA WHIP											PITCHER	IP WLS BF H R ER SO BB IBB HBP BLK WP HR S P ERA WHIP
Russ Ortiz, R (1, 1) ERA: 2.7	8.0 W 28 2 1 1 8 3 0 0 0 0 0 0 75 119 1.12 0.625												
Robb Nen, R (9, 1) ERA: 1.04	1.0 S 3 0 0 0 1 0 0 0 0 0 0 0 11 11 0.00 0.000												

Milwaukee Brewers @ San Francisco Giants
PacBell Park, San Francisco, CA

AB	28
R	1
H	2
RBI	1
BB	3
SO	9
LOB	8



Fri Apr 20 2001, 10:35 PM EDT
Att. 41,059 - Cloudy - 51 F

livebaseballscores.com

Batter	1	2	3	4	5	6	7	8	9
Marvin Benard, L (1, 8) <small>OBP: 0.197, SLG: 0.175</small> Shawon Dunston, R (8, PH) <small>OBP: 0.308, SLG: 0.462</small> (9, 8)	1-1 G6-3			4-2 FC5-4 BB		0-0 G5-3		0-1 3B	
Rich Aurilia, R (1, 6) <small>OBP: 0.417, SLG: 0.625</small>	1-1 G5-3			2-1 FC5-4 HR		2-1 F8		0-1 G6-3	
Barry Bonds, L (1, 7) <small>OBP: 0.323, SLG: 0.714</small>	1-3 K			0-0 HR		0-0 G4-3		4-0 IBB	
Jeff Kent, R (1, 4) <small>OBP: 0.239, SLG: 0.452</small>		1-0 F8		2-2 F8		3-2 F8		0-1 F8	
J.T. Snow, L (1, 3) <small>OBP: 0.429, SLG: 0.400</small>		3-2 F8		2-2 G4-1		3-2 G4-3			
Eric Davis, R (1, 9) <small>OBP: 0.235, SLG: 0.071</small>		0-3 K		1-1 G6-3		4-2 BB			
Russ Davis, R (1, 5) <small>OBP: 0.277, SLG: 0.465</small>			0-0 G5-3		4-0 BB	0-0 F8			
Bobby Estalella, R (1, 2) <small>OBP: 0.371, SLG: 0.484</small>			0-3 K		0-1 F9		1-1 G3-1 3B 2B		
Russ Ortiz, R (1, 1) <small>OBP: 0.125, SLG: 0.125</small> Felipe Crespo, S (8, PH) <small>OBP: 0.100, SLG: 0.100</small> Robb Nen, R (9, 1)			1-1 G4-3		0-0 F9		0-1 G3-1		

Inning Stats	R: 0	H: 0	E: 0	K: 1	S: 7	R: 0	H: 0	E: 0	K: 1	S: 7	R: 0	H: 0	E: 0	K: 1	S: 6	R: 2	H: 1	E: 0	K: 0	S: 12	R: 0	H: 0	E: 0	K: 0	S: 5	R: 0	H: 0	E: 0	K: 0	S: 4	R: 0	H: 0	E: 0	K: 0	S: 12	R: 1	H: 2	E: 0	K: 0	S: 10
	LOB: 0	BB: 0	P: 10	LOB: 0	BB: 0	P: 11	LOB: 0	BB: 0	P: 7	LOB: 0	BB: 0	LOB: 1	BB: 1	P: 10	LOB: 0	BB: 0	LOB: 0	BB: 0	P: 22	LOB: 1	BB: 1	P: 10	LOB: 0	BB: 0	LOB: 1	BB: 1	P: 22	LOB: 0	BB: 0	LOB: 1	BB: 1	P: 22	LOB: 2	BB: 1	P: 15	LOB: 0	SF: 0	SAC: 0	DP: 0	HBP: 0

PITCHER	IP	WLS	BF	H	R	ER	SO	BB	IBB	HBP	BLK	WP	HR	S	P	ERA	WHIP
Jimmy Haynes, R (1, 1) <small>ERA: 7.29</small>	7.0	L	25	1	2	2	3	3	0	0	0	0	1	53	88	2.57	0.571
Mike DeJean, R (8, 1) <small>ERA: 5.4</small>	0.1		2	1	1	1	0	0	0	0	0	0	0	4	5	27.00	3.000
Ray King, L (8, 1) <small>ERA: 4.32</small>	0.0		1	1	0	0	0	0	0	0	0	0	0	2	2	∞	∞
David Weathers, R (8, 1) <small>ERA: 1.93</small>	0.2		3	0	0	0	0	0	1	0	0	0	0	4	8	0.00	0.000

BOTTOM

AB	R	H	RBI	BB	SO	LOB
2	0	0	0	1	0	0
1	0	1	1	0	0	0
4	1	0	0	0	0	2
3	1	1	2	1	1	0
4	0	0	0	0	0	2
3	0	0	0	0	0	0
2	0	0	0	1	1	0
2	0	0	0	1	0	1
3	1	1	0	0	1	1
2	0	0	0	0	0	1
1	0	0	0	0	0	0
0	0	0	0	0	0	0

AB 27
R 3
H 3
RBI 3
BB 4
SO 3
LOB 8

GIANTS

WP	PA	ERA	WHIP
0	31		
0			
0			
0			

Milwaukee Brewers @ San Francisco Giants
 PacBell Park, San Francisco, CA
 Fri Apr 20 2001, 10:35 PM EDT
 Att. 41,059 - Cloudy - 51 F

livebaseballscorecards.com

Batter	1	2	3	4	5	6	7	8	9	AB R H RBI BB SO LOB	TOP											
Ronnie Belliard, R (1, 4) OBP: 0.338, SLG: 0.444	0-1 F3		4-1 1B BB	0-1 F8		0-2 G4-3		1-0 L4		4 1 0 0 1 0 2												
Tyler Houston, L (1, 5) OBP: 0.340, SLG: 0.432	3-3 K		1-2 1B 1B	0-0 F8		0-0 FC4-6 1B		0-0 WP HBP 1B		5 0 3 0 0 1 1												
Jeffrey Hammonds, R (1, 8) OBP: 0.344, SLG: 0.393	3-1 F9		1-3 K		0-1 G5-3	1-1 FC4-6		1-2 WP HBP		4 0 0 0 0 1 4												
Jeremy Burnitz, L (1, 9) OBP: 0.435, SLG: 0.696		3-2 F8	3-2 F7		3-2 HR		1-1 F8	2-3 K		5 1 1 1 0 1 5												
Richie Sexson, R (1, 3) OBP: 0.319, SLG: 0.387		0-2 F4	0-1 1B		0-2 F9		3-1 G6-3	3-3 K		5 0 1 2 0 1 2												
Geoff Jenkins, L (1, 7) OBP: 0.315, SLG: 0.438		1-2 1B	1-3 K		0-0 3B 1B		1-1 CS 1B	4-0 IBB		4 1 3 0 1 1 2												
José Hernández, R (1, 6) OBP: 0.339, SLG: 0.678		1-3 K		1-1 HR	2-1 3B		3-1 CS	0-0 G6-3	1-3 K	5 1 2 2 0 2 4												
Henry Blanco, R (1, 2) OBP: 0.304, SLG: 0.325			1-1 1B 3B	2-2 F7	2-2 F8			0-0 G4-3 2B		4 1 2 0 0 0 1												
Paul Rigdon, R (1, 1) OBP: 0.250, SLG: 0.250 Luis Lopez, S (8, PH) OBP: 0.455, SLG: 0.667 Chad Fox, R (8, 1) Curt Leskanic, R (9, 1) Ray King, L (9, 1) David Weathers, R (9, 1)			1-0 1B BB 1B	1-1 1B		1-2 P6		0-1 G4-3		3 1 2 1 0 0 0 1 0 0 0 0 0 1 0												
Inning Stats	R: 0 E: 0 K: 1 S: 8	H: 0 LOB: 0 BB: 0 P: 14	R: 0 E: 0 K: 1 S: 16	H: 1 LOB: 1 BB: 0 P: 21	R: 3 E: 0 K: 2 S: 18	H: 4 LOB: 2 BB: 1 P: 30	R: 1 E: 0 K: 0 S: 10	H: 2 LOB: 1 BB: 0 P: 14	R: 2 E: 0 K: 0 S: 14	H: 3 LOB: 1 BB: 0 P: 21	R: 0 E: 0 K: 0 S: 9	H: 1 LOB: 1 BB: 0 P: 11	R: 0 E: 0 K: 0 S: 7	H: 1 LOB: 0 BB: 0 P: 15	R: 0 E: 0 K: 0 S: 5	H: 1 LOB: 1 BB: 0 P: 6	R: 0 E: 0 K: 3 S: 12	H: 1 LOB: 3 BB: 1 P: 23	1B: 9 2B: 1 3B: 2 HR: 2	SF: 0 SAC: 0 DP: 0 HBP: 1	WP: 1 PB: 0 SB: 0 CS: 1	PA: 44
PITCHER	IP WLS BF H R ER SO BB IBB HBP BLK WP HR S P ERA WHIP																					
Mark Gardner, R (1, 1) ERA: 10.8	4.2 L 25 10 6 6 4 1 0 0 0 0 2 63 95 11.57 2.357																					
41 Chad Zerbe, L (5, 1) ERA:	2.1 8 2 0 0 0 0 0 0 0 0 0 19 31 0.00 0.857																					
Tim Worrell, R (8, 1) ERA: 1.42	2.0 10 2 0 0 0 3 0 1 1 0 1 0 17 29 0.00 1.000																					

Milwaukee Brewers @ San Francisco Giants
PacBell Park, San Francisco, CA
Sat Apr 21 2001, 4:05 PM EDT
Att. 41,059 - Sunny - 62 F

AB	40
R	6
H	14
RBI	6
BB	2
SO	7
LOB	22



Batter	1	2	3	4	5	6	7	8	9	AB	R	H	RBI	BB	SO	LOB
Shawon Dunston, R OBP: 0.353, SLG: 0.647 (1, 8)	2-3 K		0-1 HR		2-2 1B			1-3 K		4	1	2	1	0	2	0
Ramon Martinez, R OBP: 0.421, SLG: 0.313 (1, 6)	2-2 BB BB G4-3 1B		0-1 F7		0-0 G5-3			1-2 G1-3		4	1	1	0	0	0	2
Armando Rios, L OBP: 0.357, SLG: 0.460 (1, 7)	4-0 G4-3 BB 1-2 BB		2-2 F8			1-1 P4		1-0 1B		3	0	1	0	1	0	0
Jeff Kent, R OBP: 0.239, SLG: 0.431 (1, 4)	4-1 G4-3 1-2 BB		3-2 F7			0-0 F8		1-3 K		3	0	0	0	1	1	1
J.T. Snow, L OBP: 0.418, SLG: 0.389 (1, 3)	0-0 G4-3			3-1 F7		1-0 F7			1-0 FC6-4 1B	4	0	1	1	0	0	2
Eric Davis, R OBP: 0.250, SLG: 0.235 Felipe Crespo, S OBP: 0.182, SLG: 0.182 (9, PH)	2-0 P4			1-0 F8			0-0 1B 3B		0-2 FC6-4 1B	3	1	1	0	0	0	2
Benito Santiago, R OBP: 0.419, SLG: 0.630 (1, 2)		0-0 F7		1-1 L4			0-1 G6-4-3 1B		1-3 K	4	0	1	1	0	1	2
Pedro Feliz, R OBP: 0.250, SLG: 0.278 Barry Bonds, L OBP: 0.318, SLG: 0.702 (9, PH)		2-0 F2			1-1 G5-3 1B		3-1 G6-4-3		3-3 K	3	0	1	0	0	0	1
Mark Gardner, R 41 Chad Zerbe, L Marvin Benard, L Tim Worrell, R Rich Aurilia, R OBP: 0.410, SLG: 0.614 (9, PH)		1-1 G6-3			0-3 K		3-2 G3-1		1-1 FC6-4	1	0	0	0	0	0	0

Inning Stats	R: 1	H: 1	E: 0	K: 1	S: 10	LOB: 2	BB: 2	P: 24	R: 0	H: 0	E: 0	K: 0	S: 4	LOB: 0	BB: 0	P: 7	R: 1	H: 1	E: 0	K: 0	S: 12	LOB: 0	BB: 0	P: 17	R: 0	H: 0	E: 0	K: 0	S: 5	LOB: 0	BB: 0	P: 10	R: 0	H: 2	E: 0	K: 1	S: 12	LOB: 1	BB: 0	P: 15	R: 0	H: 0	E: 0	K: 0	S: 4	LOB: 0	BB: 0	P: 6	R: 1	H: 2	E: 0	K: 0	S: 8	LOB: 0	BB: 0	P: 14	R: 0	H: 1	E: 0	K: 2	S: 10	LOB: 1	BB: 0	P: 14	R: 0	H: 2	E: 0	K: 2	S: 12	LOB: 2	BB: 0	P: 18	1B: 7	SF: 0	2B: 0	SAC: 0	3B: 1	DP: 2	HR: 1	HBP: 0	WP: 0	PA: 36
--------------	------	------	------	------	-------	--------	-------	-------	------	------	------	------	------	--------	-------	------	------	------	------	------	-------	--------	-------	-------	------	------	------	------	------	--------	-------	-------	------	------	------	------	-------	--------	-------	-------	------	------	------	------	------	--------	-------	------	------	------	------	------	------	--------	-------	-------	------	------	------	------	-------	--------	-------	-------	------	------	------	------	-------	--------	-------	-------	-------	-------	-------	--------	-------	-------	-------	--------	-------	--------

PITCHER	IP	WLS	BF	H	R	ER	SO	BB	IBB	HBP	BLK	WP	HR	S	P	ERA	WHIP
Paul Rigdon, R ERA: 3.33 (1, 1)	7.0	W	27	6	3	3	2	2	0	0	0	0	1	55	93	3.86	1.143
Chad Fox, R ERA: (8, 1)	1.0	H	4	1	0	0	2	0	0	0	0	0	0	10	14	0.00	1.000
Curt Leskanic, R ERA: 8.31 (9, 1)	0.1		3	2	0	0	1	0	0	0	0	0	0	7	9	0.00	6.000
Ray King, L ERA: 4.15 (9, 1)	0.1	H	1	0	0	0	1	0	0	0	0	0	0	3	6	0.00	0.000
David Weathers, R ERA: 1.86 (9, 1)	0.1	S	1	0	0	0	0	0	0	0	0	0	0	2	3	0.00	0.000

BOTTOM

Milwaukee Brewers @ San Francisco Giants
PacBell Park, San Francisco, CA
Sat Apr 21 2001, 4:05 PM EDT
Att: 41,059 - Sunny - 62 F

AB	34
R	3
H	9
RBI	3
BB	2
SO	6
LOB	15



Batter	1	2	3	4	5	6	7	8	9	AB R H RBI BB SO LOB	TOP											
Devon White, S (1, 7) OBP: 0.500, SLG: 0.467	3-2 F3		1-2 BLK 2B	4-1 BB		2-2 G4-3		0-1 BB 1B		4 1 2 1 1 0 1	Milwaukee Brewers @ San Francisco Giants PacBell Park, San Francisco, CA Sun Apr 22 2001, 4:05 PM EDT Att. 41,059 - Sunny - 60 F livebaseballscorecards.com											
Ronnie Belliard, R (1, 4) OBP: 0.329, SLG: 0.418	1-3 K		2-2 L3	2-3 K			1-2 L5	4-2 BB 1B		4 0 0 0 1 2 4												
Jeffrey Hammonds, R (1, 8) OBP: 0.348, SLG: 0.383	2-3 K		0-1 BLK 1B		1-0 F3		4-2 BB BB	1-2 F3		4 0 1 0 1 1 3												
Richie Sexson, R (1, 3) OBP: 0.325, SLG: 0.388		0-1 E4 2B 1B	0-2 F8		1-0 F7		2-3 K	1-0 G3-6 1B		5 1 2 0 0 1 2												
Jeremy Burnitz, L (1, 9) OBP: 0.446, SLG: 0.695		0-2 G6-4-3 2B		4-2 BB BB BB	0-0 G4-3		4-1 BB	0-0 G3-6		3 1 1 1 2 0 1												
José Hernández, R (1, 6) OBP: 0.333, SLG: 0.645		4-1 G6-4-3 BB		2-2 G5-3		0-0 G6-3	2-3 K	0-0 G3		3 0 0 0 1 1 3												
Mike DeJean, R (7, 1)				1-2						0 0 0 0 0 0 0												
Tony Fernandez, S (9, PH) OBP: 0.286, SLG: 0.242				1-2						1 0 0 0 0 0 0												
Luis Lopez, S (1, 5) OBP: 0.333, SLG: 0.462	1-1 G6-4-3		1-3 K		1-2 E8 1B			1-3 K		4 1 0 0 0 2 3												
Henry Blanco, R (1, 2) OBP: 0.320, SLG: 0.326	2-2 G6-3		4-0 BB BB IBB		1-1 P4			1-0 BB 1B 1B		3 0 1 0 1 0 2												
Jeff D'Amico, R (1, 1) OBP: 0.222, SLG: 0.375			0-0 P3		4-2 BB BB		1-2 1B	1-3 K		1 0 0 0 1 0 0												
Will Cunnane, R (5, 1)										0 0 0 0 0 0 0												
Geoff Jenkins, L (6, PH) OBP: 0.324, SLG: 0.446										1 0 1 1 0 0 0												
Mark Leiter, R (6, 1)										0 0 0 0 0 0 0												
Tyler Houston, L (7, 5) OBP: 0.333, SLG: 0.422				1-2 2-3 BB						1 0 0 0 0 1 1												
Inning Stats	R: 0 E: 0 K: 2 S: 11	H: 0 LOB: 0 BB: 0 P: 17	R: 1 E: 1 K: 0 S: 11	H: 2 LOB: 1 BB: 1 P: 18	R: 1 E: 0 K: 0 S: 12	H: 2 LOB: 1 BB: 0 P: 15	R: 1 E: 0 K: 2 S: 16	H: 0 LOB: 3 BB: 4 P: 37	R: 0 E: 0 K: 0 S: 3	H: 0 LOB: 0 BB: 0 P: 5	R: 1 E: 1 K: 0 S: 13	H: 1 LOB: 1 BB: 0 P: 18	R: 0 E: 0 K: 2 S: 17	H: 0 LOB: 2 BB: 2 P: 30	R: 0 E: 0 K: 2 S: 23	H: 2 LOB: 3 BB: 1 P: 31	R: 0 E: 0 K: 0 S: 3	H: 1 LOB: 0 BB: 0 P: 4	1B: 6 2B: 2 3B: 0 HR: 0	SF: 0 SAC: 0 DP: 2 HBP: 0	WP: 0 PB: 0 SB: 0 CS: 0	PA: 42
PITCHER	IP WLS BF H R ER SO BB IBB HBP BLK WP HR S P ERA WHIP																					
Shawn Estes, L (1, 1) ERA: 5.57	5.0 W 23 4 3 3 4 4 1 0 1 0 0 53 92 5.40 1.600																					
Tim Worrell, R (6, 1) ERA: 1.29	1.1 H 7 1 1 0 0 1 0 0 0 0 0 22 32 0.00 1.500																					
Felix Rodriguez, R (7, 1) ERA: 3.12	1.1 H 8 2 0 0 4 2 0 0 0 0 0 27 42 0.00 3.000																					
Robb Nen, R (8, 1) ERA: 0.9	1.1 S 4 1 0 0 0 0 0 0 0 0 0 7 9 0.00 0.750																					

AB	34
R	4
H	8
RBI	3
BB	8
SO	8
LOB	20



Batter	1	2	3	4	5	6	7	8	9	AB R H RBI BB SO LOB	TOP											
Joe McEwing, R OBP: 0.429, SLG: 0.529 (1, 5)	1-3 K2-3		2-2 HR 3B		4-2 2B BB	4-2 BB		0-3 K		3 1 1 1 2 2 2												
Edgardo Alfonzo, R OBP: 0.240, SLG: 0.380 (1, 4)	2-2 1B		1-0 HR		2-2 2B	1-1 F9		1-0 F7		5 1 3 3 0 0 5												
31 Mike Piazza, R OBP: 0.391, SLG: 0.525 (1, 2)	2-1 F8		4-0 BB		4-0 G4-6-3 IBB		2-0 F9		0-2 F9	3 0 0 0 2 0 1												
Todd Zeile, R OBP: 0.338, SLG: 0.412 (1, 3)	3-1 G3-1		3-2 G6-3		1-0 G4-6-3		1-1 1B		2-3 K	5 0 1 0 0 1 5												
Benny Agbayani, R OBP: 0.542, SLG: 0.611 (1, 7)		3-2 FC6-4 1B		1-1 G6-4-3 1B		2-1 G4-3		1-3 K	0-2 G6-3	5 0 2 0 0 1 1												
Tsuyoshi Shinjo, R OBP: 0.311, SLG: 0.439 (1, 9)		1-0 FC6-4 1-2f		0-0 G6-4-3 1-2f		2-3 K		0-1 F8		4 0 0 0 0 1 3												
Jay Payton, R OBP: 0.212, SLG: 0.254 (1, 8)		1-1 G5-4-3 1-2f		2-1 F9		1-2 BB 3B		3-1 BB 1B		4 1 2 0 0 0 1												
Rey Ordenez, R OBP: 0.299, SLG: 0.306 (1, 6)			2-3 K		1-3 K	4-2 BB BB		0-3 K		3 0 0 0 1 3 1												
Glendon Rusch, L (1, 1)			1-0 G1-3		4-2 BB 2B BB	4-1 BB BB		4-1 BB		1 0 0 0 0 0 0												
Darryl Hamilton, L (5, PH)										0 1 0 0 1 0 0												
Rick White, R (5, 1)										0 0 0 0 0 0 0												
Desi Relaford, S OBP: 0.299, SLG: 0.167 (6, PH)										0 0 0 0 1 0 0												
Donne Wall, R (6, 1)										0 0 0 0 0 0 0												
Robin Ventura, L OBP: 0.417, SLG: 0.475 (8, PH)										0 0 0 0 0 0 0												
Todd Pratt, R (8, PH)										0 0 0 0 1 0 0												
Turk Wendell, L (8, 1)										0 0 0 0 0 0 0												
Inning Stats	R: 0 E: 0 K: 1 S: 12	H: 1 LOB: 1 BB: 0 P: 20	R: 0 E: 0 K: 0 S: 6	H: 1 LOB: 0 BB: 0 P: 11	R: 2 E: 0 K: 1 S: 11	H: 2 LOB: 1 BB: 1 P: 24	R: 0 E: 0 K: 0 S: 5	H: 1 LOB: 0 BB: 0 P: 8	R: 1 E: 0 K: 1 S: 12	H: 1 LOB: 2 BB: 3 P: 28	R: 1 E: 0 K: 1 S: 15	H: 1 LOB: 3 BB: 3 P: 33	R: 0 E: 0 K: 1 S: 9	H: 1 LOB: 1 BB: 0 P: 13	R: 0 E: 0 K: 2 S: 10	H: 1 LOB: 2 BB: 1 P: 18	R: 0 E: 0 K: 1 S: 11	H: 0 LOB: 0 BB: 0 P: 13	1B: 5 2B: 1 3B: 2 HR: 1	SF: 0 SAC: 0 DP: 3 HBP: 0	WP: 0 PB: 0 SB: 0 CS: 0	PA: 41
PITCHER	IP WLS BF H R ER SO BB IBB HBP BLK WP HR S P ERA WHIP	IP WLS BF H R ER SO BB IBB HBP BLK WP HR S P ERA WHIP																				
Jamey Wright, R ERA: 4.34 (1, 1)	5.2 W 27 7 4 4 4 5 1 0 0 0 1 57 115 6.35 2.118	0.1 W 2 0 0 0 0 1 0 0 0 0 0 4 9 0.00 3.000																				
Mike DeJean, R ERA: 4.05 (6, 1)	1.1 H 6 2 0 0 2 0 0 0 0 0 0 14 21 0.00 1.500	0.1 H 2 0 0 0 1 1 0 0 0 0 0 4 8 0.00 3.000																				
Chad Fox, R ERA: (7, 1)	0.1 H 1 0 0 0 0 0 0 0 0 0 0 1 2 0.00 0.000																					
Ray King, L ERA: 4.0 (8, 1)																						
David Weathers, R ERA: 1.8 (8, 1)																						

New York Mets @ Milwaukee Brewers
 Miller Park, Milwaukee, WI
 Tue Apr 24 2001, 7:05 PM CDT
 Att: 27,404 - Dome - 72 F

livebaseballscorecards.com

AB	33
R	4
H	9
RBI	4
BB	8
SO	8
LOB	19



Batter	1	2	3	4	5	6	7	8	9
Tony Fernandez, S OBP: 0.333, SLG: 0.297	3-2 1B	3-2 1B		3-2 CS 1B		1-1 F8			
Chad Fox, R (7, 1)									
Ray King, L (8, 1)									
David Weathers, R (8, 1)		1-3 2-H 1B							
Curt Leskanic, R (9, 1)									
Ronnie Belliard, R OBP: 0.313, SLG: 0.394	0-3 K	1-0 F3		2-1 F8		0-0 B2-3			
Jeffrey Hammonds, R OBP: 0.356, SLG: 0.391	0-0 1B		2-2 HR 1B	3-3 K			1-3 K		
Richie Sexson, R OBP: 0.321, SLG: 0.423	1-1 P4		1-1 HR		1-3 K		3-3 K		
Jeremy Burnitz, L OBP: 0.436, SLG: 0.714	0-2 F9		1-0 HR		1-3 K		1-2 G1-3		
José Hernández, R OBP: 0.314, SLG: 0.606		1-3 K	2-2 G6-3		0-1 G6-3		1-0 P3		
Geoff Jenkins, L OBP: 0.359, SLG: 0.485		1-1 1B 1B	3-2 2B		4-2 SH1-3 HR BB		2-2 CS 1B		
Henry Blanco, R OBP: 0.321, SLG: 0.311		1-2 P5	1-3 K		0-0 SH1-3		4-2 BB		
Jamey Wright, R OBP: 0.333, SLG: 0.200		0-2 1B	1-3 K		1-1 HR		3-2 G1-3		
Mike DeJean, R (6, 1)									
Tyler Houston, L OBP: 0.340, SLG: 0.489		1-2 1B							

AB	R	H	RBI	BB	SO	LOB
4	0	3	1	0	0	0
0	0	0	0	0	0	0
0	0	0	0	0	0	0
0	0	0	0	0	0	0
0	0	0	0	0	0	0
4	0	0	0	0	1	4
4	1	2	0	0	2	1
4	1	1	2	0	2	2
4	1	1	1	0	1	2
4	0	0	0	0	1	0
3	2	3	0	1	0	0
2	0	0	0	1	1	2
2	0	1	0	0	1	1
0	0	0	0	0	0	0
2	1	1	2	0	0	1

BOTTOM

New York Mets @ Milwaukee Brewers
 Miller Park, Milwaukee, WI
 Tue Apr 24 2001, 7:05 PM CDT
 Att: 27,404 - Dome - 72 F

livebaseballscorecards.com

AB	33
R	6
H	12
RBI	6
BB	2
SO	9
LOB	13



1B: 8	SF: 0	WP: 0	PA: 36
2B: 1	SAC: 1	PB: 0	
3B: 0	DP: 0	SB: 0	
HR: 3	HBP: 0	CS: 2	

Inning Stats	R: 0	H: 2	E: 0	K: 1	S: 13	H: 2	LOB: 2	BB: 0	P: 17	R: 1	H: 3	E: 0	K: 1	S: 17	R: 3	H: 4	E: 0	K: 2	S: 20	R: 0	H: 1	E: 0	K: 1	S: 10	R: 0	H: 0	E: 0	K: 2	S: 8	R: 2	H: 1	E: 0	K: 0	S: 8	R: 0	H: 0	E: 0	K: 2	S: 10	R: 0	H: 1	E: 0	K: 0	S: 8	R: 0	H: 0	E: 0	K: 2	S: 15	R: 0	H: 1	E: 0	K: 0	S: 13
PITCHER	IP	WLS	BF	H	R	ER	SO	BB	IBB	HBP	BLK	WP	HR	S	P	ERA	WHIP																																					
Glendon Rusch, L ERA: 3.86	(1, 1)	4.0		21	10	4	4	5	0	0	0	0	0	0	90	9.00	2.500																																					
Rick White, R ERA:	(5, 1)	1.0		3	0	0	0	2	0	0	0	0	0	8	10	0.00	0.000																																					
Donne Wall, R ERA: 4.5	(6, 1)	2.0	L	8	1	2	2	2	1	0	0	0	0	18	29	9.00	1.000																																					
Turk Wendell, R ERA: 0.84	(8, 1)	1.0		4	1	0	0	0	1	0	0	0	0	13	23	0.00	2.000																																					

Batter	1	2	3	4	5	6	7	8	9	AB R H RBI BB SO LOB	TOP	
Joe McEwing, R (1, 5) OBP: 0.360, SLG: 0.429 Rick White, R (6, 1) Dennis Cook, L (7, 1) Donne Wall, R (8, 1) Desi Relaford, S (9, PH) OBP: 0.267, SLG: 0.154	1-2 G6-3		2-2 F9		1-0 F7	2-2 F7			0-3 K	4 0 1 0 0 0 0 1 0		
Edgardo Alfonzo, R (1, 4) OBP: 0.278, SLG: 0.446	4-2 G1-2-3 BB		3-1 1B		1-0 HR			1-2 G5-4-3 1B		3 1 3 1 1 0 0		
31 Mike Piazza, R (1, 2) OBP: 0.397, SLG: 0.516	4-2 BB 1-2 BB		1-2 F7		0-0 1B 1B			0-1 G5-4-3 1-2f		3 1 1 0 1 0 2		
Todd Zeile, R (1, 3) OBP: 0.333, SLG: 0.394	4-1 BB 1-2 2-3 BB		2-0 G2		1-3 K			1-3 K		3 0 0 0 1 2 2		
Benny Agbayani, R (1, 7) OBP: 0.500, SLG: 0.545	1-2 G1-2-3 3-Hf			2-2 P4	0-0 1B 1B			0-0 G3		4 0 1 0 0 0 3		
Jay Payton, R (1, 8) OBP: 0.243, SLG: 0.284		0-0 1B		0-0 G6-4-3 1B	0-0 1-2 2-H 1B			0-1 G6-3		4 0 3 1 0 0 0		
Darryl Hamilton, L (1, 9) OBP: 0.211, SLG: 0.216		1-1 G3-1		0-2 G6-4-3 1-2	0-0 G4-3			0-3 K		4 0 0 0 0 1 3		
Rey Ordenez, R (1, 6) OBP: 0.310, SLG: 0.323		1-0 2B		4-0 IBB		1-2 G1-3		1-1 G6-3		3 0 1 0 1 0 0		
Steve Trachsel, R (1, 1) OBP: 0.167, SLG: 0.167 Lenny Harris, L (6, PH) OBP: 0.190, SLG: 0.200 (6, 5)		2-2 F9		0-0 G1-3		1-0 G6-3		0-0 G6-3		2 0 0 0 0 0 3 2 0 0 0 0 0 0		
Inning Stats	R: 0 H: 0 E: 0 LOB: 2 K: 0 BB: 3 S: 14 P: 28	R: 0 H: 2 E: 0 LOB: 1 K: 0 BB: 0 S: 7 P: 11	R: 0 H: 1 E: 0 LOB: 1 K: 0 BB: 0 S: 10 P: 18	R: 0 H: 1 E: 0 LOB: 2 K: 0 BB: 1 S: 9 P: 15	R: 2 H: 4 E: 0 LOB: 2 K: 1 BB: 0 S: 9 P: 12	R: 0 H: 0 E: 0 LOB: 0 K: 0 BB: 0 S: 8 P: 12	R: 0 H: 1 E: 0 LOB: 0 K: 1 BB: 0 S: 9 P: 11	R: 0 H: 0 E: 0 LOB: 0 K: 1 BB: 0 S: 6 P: 6	R: 0 H: 0 E: 0 LOB: 0 K: 1 BB: 0 S: 6 P: 7	1B: 7 SF: 0 2B: 1 SAC: 0 3B: 0 DP: 2 HR: 1 HBP: 0	WP: 1 PA: 37 PB: 0 SB: 0 CS: 0	
PITCHER Jimmy Haynes, R (1, 1) ERA: 6.33 David Weathers, R (7, 1) ERA: 1.38	IP WLS BF H R ER SO BB IBB HBP BLK WP HR S P ERA WHIP	6.0 W 28 8 2 2 1 3 1 0 0 1 1 57 96 3.00 1.833	3.0 S 9 1 0 0 3 0 0 0 0 0 0 0 21 24 0.00 0.333	PITCHER IP WLS BF H R ER SO BB IBB HBP BLK WP HR S P ERA WHIP								

New York Mets @ Milwaukee Brewers
Miller Park, Milwaukee, WI
Wed Apr 25 2001, 7:05 PM CDT
Att: 30,353 - Dome - 72 F

livebaseballscorecards.com

AB 33
R 2
H 9
RBI 2
BB 4
SO 4
LOB 13



BOTTOM

New York Mets @ Milwaukee Brewers
Miller Park, Milwaukee, WI
Wed Apr 25 2001, 7:05 PM CDT
Att: 30,353 - Dome - 72 F

livebaseballscorecards.com

AB 34
R 7
H 13
RBI 6
BB 4
SO 5
LOB 20



WP: 0 PA: 41
PB: 0
SB: 0
CS: 0

AB	R	H	RBI	BB	SO	LOB
5	1	2	0	0	0	0
3	0	1	1	0	0	1
3	1	2	0	2	0	0
5	2	2	2	0	2	5
4	2	1	0	1	1	4
4	0	2	0	0	1	1
4	0	2	2	0	0	3
2	0	0	1	1	0	2
2	1	1	0	0	0	1
1	0	0	0	0	0	1
1	0	0	0	0	1	2

1B	2B	3B	HR	SF	SAC	DP	HBP
12	0	1	0	2	1	0	0
0	0	1	0	0	0	0	0
0	0	0	0	0	0	0	0
0	0	0	0	0	0	0	0

1B	2B	3B	HR	SF	SAC	DP	HBP
12	0	1	0	2	1	0	0
0	0	1	0	0	0	0	0
0	0	0	0	0	0	0	0
0	0	0	0	0	0	0	0

Batter	1	2	3	4	5	6	7	8	9
Ronnie Belliard, R OBP: 0.318, SLG: 0.395 (1, 4)	2-1 G6-3 ①		X 0-0 1-3 1B ①		1-2 G4-3 ①		0-1 E1 SH1-4 3B	2-2 FC4-8 1B	
Luis Lopez, S OBP: 0.316, SLG: 0.438 (1, 6)	1-1 F8 ②		3-2 SF9 3-H ②		2-0 1B 1B		1-0 SH1-4 1-2	0-0 FC4-6 1B 1-2f	
Geoff Jenkins, L OBP: 0.386, SLG: 0.493 (1, 7)	4-2 BB		1-2 G3 ③		0-0 1B		4-0 3B IBB	2-2 1B	
Richie Sexson, R OBP: 0.326, SLG: 0.447 (1, 3)	0-3 K			0-2 1B FC3-6 1B	2-3 K ②		3-1 E 3B 1-H 2-H	2-1 F7 ②	
Jeremy Burnitz, L OBP: 0.434, SLG: 0.687 (1, 9)			1-3 K ①	1-0 FC3-6 1B 1-2 SF7 1B	2-1 F9 ③		4-0 E 1B IBB	0-1 F7 ③	
Jeffrey Hammonds, R OBP: 0.364, SLG: 0.397 (1, 8)				0-0 G4-3 1B			0-0 E5 1B 1-3 3-H		
Tyler Houston, L OBP: 0.352, SLG: 0.490 (1, 5)			2-0 G4-3 1-2	1-1 FC3-6 FC6-4 1-2f 2-3 3-H			0-1 F9 1B 2-3 3-H		
Raul Casanova, S OBP: 0.182, SLG: 0.111 (1, 2)			1-0 G5-3 ③	0-0 SF7 3-H			0-1 F9 1-2	4-0 IBB	
Jimmy Haynes, R OBP: 0.222, SLG: 0.222 (1, 1)			0-0 1B SF9 1B		1-0 FC6-4 1-2f		2-2 G6-3 ③	1-3 K ③	
Devon White, S OBP: 0.474, SLG: 0.438 (6, PH)									
David Weathers, R (7, 1)									

Inning	R	H	E	K	S	P	BB	IBB	HBP	BLK	WP	HR	S	P	ERA	WHIP
1	0	0	0	1	16	3	0	0	0	0	0	0	43	68	5.40	1.800
2	0	1	0	1	10	3	0	0	0	0	0	0	16	33	6.75	1.500
3	0	0	0	0	6	10	0	0	0	0	0	0	5	10	0.00	1.500
4	0	1	0	0	16	17	0	0	0	0	0	0	11	17	0.00	2.000

PITCHER	IP	WLS	BF	H	R	ER	SO	BB	IBB	HBP	BLK	WP	HR	S	P	ERA	WHIP
Steve Trachsel, R ERA: 10.42 (1, 1)	5.0	L	23	8	3	3	3	1	0	0	0	0	0	43	68	5.40	1.800
Rick White, R ERA: 3.86 (6, 1)	1.1		10	2	4	1	1	0	2	0	0	0	0	16	33	6.75	1.500
Dennis Cook, L ERA: (7, 1)	0.2		3	1	0	0	1	0	1	0	0	0	0	5	10	0.00	1.500
Donne Wall, R ERA: 4.09 (8, 1)	1.0		5	2	0	0	0	0	0	0	0	0	0	11	17	0.00	2.000

PITCHER	IP	WLS	BF	H	R	ER	SO	BB	IBB	HBP	BLK	WP	HR	S	P	ERA	WHIP
Steve Trachsel, R	5.0	L	23	8	3	3	3	1	0	0	0	0	0	43	68	5.40	1.800
Rick White, R	1.1		10	2	4	1	1	0	2	0	0	0	0	16	33	6.75	1.500
Dennis Cook, L	0.2		3	1	0	0	1	0	1	0	0	0	0	5	10	0.00	1.500
Donne Wall, R	1.0		5	2	0	0	0	0	0	0	0	0	0	11	17	0.00	2.000

Batter	1	2	3	4	5	6	7	8	9	AB R H RBI BB SO LOB	TOP																
Benny Agbayani, R (1, 7) OBP: 0.455, SLG: 0.481	1-2 G4-3	1-3 K		2-2 1B 2-H 3-H		3-3 K		2-3 K		5 0 1 2 0 3 1																	
Jay Payton, R (1, 8) OBP: 0.253, SLG: 0.292	2-2 1B BB		0-3 K	0-1 1B		0-1 G1-3		1-3 K		5 0 2 0 0 2 0																	
Edgardo Alfonzo, R (1, 4) OBP: 0.286, SLG: 0.474	4-2 1B BB		1-1 P5	0-3 K		1-2 L5			2-0 HR	4 1 1 1 1 1 2																	
31 Mike Piazza, R (1, 2) OBP: 0.410, SLG: 0.627	1-2 F8		1-2 2B		3-1 HR		0-2 HR		0-3 K	5 2 3 2 0 1 2																	
Todd Zeile, R (1, 3) OBP: 0.337, SLG: 0.387	2-2 L9		1-2 G5-3		1-2 HR HBP		2-2 G6-4-3 1B		0-3 K	4 1 1 0 0 1 3																	
Darryl Hamilton, L (1, 9)		4-2 2B SH4-3 BB		2-1 G4-3		2-2 F8		2-3 K	0-0 F8	4 1 0 0 1 1 2																	
Desi Relaford, S (1, 5)		0-0 SH4-3 1-3 2B		3-2 G3-1 1B		2-2 HR		3-1 G6-4-3 1B		4 2 4 2 0 0 0																	
Rey Ordonez, R (1, 6) OBP: 0.311, SLG: 0.324		0-1 SH4-3		1-2 G3-1 1B		1-1 G6-3		2-0 G6-4-3		3 1 1 1 0 0 2																	
Brett Hinchliffe, R (1, 1) Tom Martin, L (3, 1) Turk Wendell, L (6, 1) Dennis Cook, L (7, 1) Lenny Harris, L (8, PH) John Franco, L (8, 1)		1-3 K		0-0 G3-1		1-3 K		2-2 F2		1 0 0 0 0 1 1 2 0 0 0 0 1 2 0 0 0 0 0 0 0 0 0 0 0 0 0 0 1 0 0 0 0 0 0 0 0 0 0 0 0 0																	
Inning Stats	R: 0 E: 0 K: 0 S: 15	H: 1 LOB: 2 BB: 1 P: 25	R: 1 E: 0 K: 2 S: 12	H: 1 LOB: 1 BB: 1 P: 18	R: 0 E: 0 K: 1 S: 13	H: 1 LOB: 1 BB: 0 P: 16	R: 2 E: 0 K: 1 S: 18	H: 4 LOB: 2 BB: 0 P: 26	R: 3 E: 0 K: 1 S: 20	H: 2 LOB: 0 BB: 0 P: 30	R: 0 E: 0 K: 1 S: 10	H: 0 LOB: 0 BB: 0 P: 14	R: 1 E: 0 K: 1 S: 12	H: 3 LOB: 1 BB: 0 P: 21	R: 0 E: 0 K: 2 S: 12	H: 0 LOB: 0 BB: 0 P: 17	R: 1 E: 0 K: 2 S: 9	H: 1 LOB: 0 BB: 0 P: 11	1B: 7 2B: 2 3B: 0 HR: 4	SF: 0 SAC: 1 DP: 1 HBP: 1	WP: 0 PB: 0 SB: 0 CS: 0	PA: 42					
PITCHER	IP WLS BF H R ER SO BB IBB HBP BLK WP HR S P ERA WHIP																										
Paul Rigdon, R (1, 1) ERA: 3.86	3.1		17	5	3	3	3	2	0	0	0	0	0	49	74	8.10	2.100										
Will Cunnane, R (4, 1) ERA: 5.23	1.2		10	4	3	3	2	0	0	1	0	0	2	29	41	16.20	2.400										
Mike DeJean, R (6, 1) ERA: 4.5	1.1		7	3	1	1	2	0	0	0	0	0	1	21	32	6.75	2.250										
Chad Fox, R (7, 1) ERA:	1.2	W	4	0	0	0	2	0	0	0	0	0	0	13	20	0.00	0.000										
Curt Leskanic, R (9, 1) ERA: 7.59	1.0		4	1	1	1	2	0	0	0	0	0	1	9	11	9.00	1.000										

New York Mets @ Milwaukee Brewers
 Miller Park, Milwaukee, WI
 Thu Apr 26 2001, 1:05 PM CDT
 Att. 25,233 - Sunny - 69 F

livebaseballscorecards.com

AB 38
R 8
H 13
RBI 8
BB 2
SO 11
LOB 15



Batter	1	2	3	4	5	6	7	8	9	AB	R	H	RBI	BB	SO	LOB
Devon White, S OBP: 0.560, SLG: 0.762 (1, 8)	2-2 1B HBP	3-2 2B	1-1 S E 1B		0-3 K		2-2 HR	0-0 2B		5	3	4	3	0	1	0
Luis Lopez, S OBP: 0.320, SLG: 0.455 (1, 4)	2-1 G5-3 1B 1-3	2-3 2B	1-2 G6-3 2-H		2-0 F7		0-1 2B	0-1 F9		6	0	2	0	0	1	3
Geoff Jenkins, L OBP: 0.386, SLG: 0.487 (1, 7)	2-2 G5-3 1B 1-2 3-H					1-0 E3		1-3 K		5	1	2	1	0	2	1
Jeremy Burnitz, L OBP: 0.420, SLG: 0.648 (1, 9)	0-3 2B		4-1 1B 1-2 HR BB		1-1 F8		2-2 F9			4	1	0	0	1	1	4
José Hernández, R OBP: 0.333, SLG: 0.648 (1, 6)	2-1 G5-3 1-2 2-3		0-1 1B 1-2 2-3 HR		1-1 HR		3-2 1B 1B	3-2 G6-3		5	2	3	1	0	0	3
Tyler Houston, L OBP: 0.356, SLG: 0.536 (1, 5)	2-1 F8		0-0 1B 1-H 2-H 3-H HR		0-1 P5		0-0 1B	1-1 F7		5	1	2	4	0	0	2
Angel Echevarria, R OBP: 0.300, SLG: 1.000 (1, 3)		1-0 G6-3	2-0 HR		2-1 2B		2-2 F7	0-1 HR		5	2	3	2	0	0	2
Henry Blanco, R OBP: 0.345, SLG: 0.327 (1, 2)		1-1 SH3-4 2B 1B	3-1 SH3-4 1B		4-1 BB		3-2 F8	0-0 F9		4	2	2	0	1	0	2
Paul Rigdon, R OBP: 0.250, SLG: 0.250 (1, 1)		0-0 SH3-4	2-0 SH3-4		0-2 L9		1-3 K	0-2 2B 1B		0	0	0	0	0	0	0
Will Cunnane, R ERA: 36.0 (4, 1)										1	0	0	0	0	0	2
Mike DeJean, R ERA: 1.54 (6, 1)										1	0	0	0	0	1	2
Chad Fox, R ERA: 1.54 (7, 1)										0	0	0	0	0	0	0
James Mouton, R OBP: 0.667, SLG: 1.000 (8, PH)										1	0	1	0	0	0	0
Curt Leskanic, R ERA: 3.38 (9, 1)										0	0	0	0	0	0	0

Inning Stats	R: 1	H: 2	E: 0	LOB: 2	K: 1	BB: 0	S: 14	R: 1	H: 2	E: 0	LOB: 1	K: 1	BB: 0	S: 10	R: 7	H: 6	E: 0	LOB: 0	K: 1	BB: 1	S: 17	R: 1	H: 2	E: 0	LOB: 2	K: 0	BB: 1	S: 12	R: 0	H: 0	E: 1	LOB: 1	K: 1	BB: 0	S: 8	R: 0	H: 2	E: 0	LOB: 2	K: 1	BB: 0	S: 16	R: 1	H: 2	E: 0	LOB: 1	K: 1	BB: 0	S: 17	R: 1	H: 3	E: 0	LOB: 2	K: 0	BB: 0	S: 11	1B: 10	SF: 0	3B: 0	HR: 5
--------------	------	------	------	--------	------	-------	-------	------	------	------	--------	------	-------	-------	------	------	------	--------	------	-------	-------	------	------	------	--------	------	-------	-------	------	------	------	--------	------	-------	------	------	------	------	--------	------	-------	-------	------	------	------	--------	------	-------	-------	------	------	------	--------	------	-------	-------	--------	-------	-------	-------

PITCHER	IP	WLS	BF	H	R	ER	SO	BB	IBB	HBP	BLK	WP	HR	S	P	ERA	WHIP
Brett Hinchliffe, R ERA: 36.0 (1, 1)	2.0	L	17	9	8	8	2	1	0	0	0	0	2	32	58	36.00	5.000
Tom Martin, L ERA: 3.0 (3, 1)	3.0		14	3	2	1	2	1	0	0	0	0	1	29	48	3.00	1.333
Turk Wendell, R ERA: 1.54 (6, 1)	1.0		7	4	1	1	1	0	0	0	0	0	1	22	33	9.00	4.000
Dennis Cook, L ERA: (7, 1)	1.0		3	0	0	0	1	0	0	0	0	0	0	11	17	0.00	0.000
John Franco, L ERA: 3.38 (8, 1)	1.0		6	3	1	1	0	0	0	0	0	0	1	11	12	9.00	3.000


BOTTOM

New York Mets @ Milwaukee Brewers
Miller Park, Milwaukee, WI

Thu Apr 26 2001, 1:05 PM CDT
Att: 25,233 - Sunny - 69 F

livebaseballscorecards.com

AB	42
R	12
H	19
RBI	11
BB	2
SO	6
LOB	21



WP	PA	ERA	WHIP
0	47		

Batter	1	2	3	4	5	6	7	8	9	AB R H RBI BB SO LOB	TOP	
Orlando Cabrera, R (1, 6) OBP: 0.355, SLG: 0.470	1-2 F8		0-1 G5-3			0-1 HR		1-0 L3	0-0 1B	5 1 2 2 0 0 0		
Jose Vidro, S (1, 4) OBP: 0.375, SLG: 0.542	3-0 G4-3		0-0 F2			2-3 K		2-1 FC6-4 2B	1-2 F8	5 0 1 0 0 1 2		
Fernando Tatis, R (1, 5) OBP: 0.366, SLG: 0.384	2-1 G4-3			0-0 P6		3-2 P6		3-2 L9	1-0 L4	5 0 0 0 0 0 3		
Vladimir Guerrero, R (1, 9) OBP: 0.396, SLG: 0.462		1-0 WP E 1B		0-1 HR		1-2 L9		4-0 FC6-4 IBB		3 2 2 1 1 0 0		
Lee Stevens, L (1, 3) OBP: 0.299, SLG: 0.523		2-2 E5 1-H		2-2 L9			0-0 G3	1-1 FC6-4		4 0 0 0 0 0 2		
Geoff Blum, S (1, 7) OBP: 0.267, SLG: 0.237		2-1 G6-3		3-2 G3-1			3-2 G4-3		3-2 SH1-4 WP 1B	4 1 1 0 0 0 1		
Milton Bradley, S (1, 8) OBP: 0.288, SLG: 0.271		0-0 P5			0-3 K		4-2 BB		1-0 WP SH1-4 1B	3 1 1 0 1 1 1	AB 35 R 6 H 8 RBI 4 BB 3 SO 6 LOB 11	
Randy Knorr, R (1, 2) OBP: 0.313, SLG: 0.867		1-3 K			1-3 K		0-1 F8		1-1 SH1-4	3 0 0 0 0 2 2		
Mike Thurman, R (1, 1) Andy Tracy, L (8, PH) Guillermo Mota, R (8, 1) Fernando Seguinol, S (9, PH) Graeme Lloyd, L (9, 1)			1-3 K		1-3 K			0-0 HR	4-0 F8 1B IBB	2 0 0 0 0 2 0 1 1 1 1 0 0 0 0 0 0 0 0 0 0 0 0 0 0 1 0 0 0 0 0 0 0 0 0		
Inning Stats	R: 0 E: 0 K: 0 S: 6 H: 0 LOB: 0 BB: 0 P: 12	R: 1 E: 1 K: 1 S: 11 H: 1 LOB: 1 BB: 0 P: 17	R: 0 E: 0 K: 1 S: 6 H: 0 LOB: 0 BB: 0 P: 7	R: 1 E: 0 K: 0 S: 12 H: 1 LOB: 0 BB: 0 P: 17	R: 0 E: 0 K: 3 S: 9 H: 0 LOB: 0 BB: 0 P: 11	R: 1 E: 0 K: 1 S: 11 H: 1 LOB: 0 BB: 0 P: 17	R: 0 E: 0 K: 0 S: 12 H: 0 LOB: 1 BB: 1 P: 19	R: 1 E: 0 K: 0 S: 10 H: 2 LOB: 2 BB: 1 P: 21	R: 2 E: 0 K: 0 S: 12 H: 3 LOB: 2 BB: 1 P: 23	1B: 4 2B: 1 3B: 0 HR: 3 SF: 0 SAC: 1 DP: 0 HBP: 0	WP: 2 PB: 0 SB: 0 CS: 0 PA: 39	
PITCHER	IP WLS BF H R ER SO BB IBB HBP BLK WP HR S P ERA WHIP											
Mark Leiter, R (1, 1) ERA: 4.22	5.0 L 18 2 2 1 5 0 0 0 0 1 1 44 64 1.80 0.400											
Allen Levrault, R (6, 1) ERA: 6.75	2.2 13 3 2 2 1 1 1 0 0 0 2 31 54 6.75 1.500											
Ray King, L (8, 1) ERA: 5.59	0.2 5 2 2 2 0 0 0 1 0 0 1 0 9 19 27.00 3.000											
Mike DeJean, R (9, 1) ERA: 4.15	0.2 3 1 0 0 0 0 0 0 0 0 0 0 5 7 0.00 1.500											

Montreal Expos @ Milwaukee Brewers
 Miller Park, Milwaukee, WI
 Fri Apr 27 2001, 7:05 PM CDT
 Att. 26,350 - Dome - 72 F

livebaseballscorecards.com



Batter	1	2	3	4	5	6	7	8	9	AB	R	H	RBI	BB	SO	LOB
Ronnie Belliard, R (1, 4) OBP: 0.326, SLG: 0.405	2-1 F8 1B 2B		1-2 G5-3		1-0 FC5-4 1-2f			4-2 BB		3	1	1	0	1	0	3
Tyler Houston, L (1, 5) OBP: 0.333, SLG: 0.500	0-0 F8 2-3			3-2 G6-3		2-2 L7		2-0 F8		4	0	0	0	0	0	2
Geoff Jenkins, L (1, 7) OBP: 0.380, SLG: 0.475	0-1 G6-4-3 1B 3-H			2-3 K		1-0 G6-3			1-1 F8	4	0	1	1	0	1	0
Richie Sexson, R (1, 3) OBP: 0.322, SLG: 0.438	3-1 G6-4-3 1-2f			1-3 K		1-3 K			0-0 G4-3 1B	4	0	1	0	0	2	1
Jeremy Burnitz, L (1, 9) OBP: 0.413, SLG: 0.640		3-2 F7			2-2 BB 2B			0-0 F8	3-2 G4-3	4	0	1	0	0	0	1
Jeffrey Hammonds, R (1, 8) OBP: 0.358, SLG: 0.380		0-0 P5			4-0 BB BB			1-3 K	0-0 F3	3	0	0	0	1	1	1
José Hernández, R (1, 6) OBP: 0.321, SLG: 0.622		2-2 F8			3-3 K			1-3 K		3	0	0	0	0	2	2
Ray King, L (8, 1)										0	0	0	0	0	0	0
Mike DeJean, R (9, 1)										0	0	0	0	0	0	0
Henry Blanco, R (1, 2) OBP: 0.328, SLG: 0.308			0-2 F9		2-0 F8			0-3 K		3	0	0	0	0	1	2
Mark Leiter, R (1, 1) OBP: 1.000, SLG: 1.000			3-2 K		4-1 FC5-4			1-3 K		1	0	1	0	0	0	0
Tony Fernandez, S (5, PH) OBP: 0.350, SLG: 0.297					1-2 2-3 BB					0	0	0	0	1	0	0
Allen Levraut, R (6, 1)										0	0	0	0	0	0	0
Luis Lopez, S (8, 6) OBP: 0.308, SLG: 0.435										1	0	0	0	0	1	0

Inning Stats	R: 1	H: 2	E: 0	K: 0	S: 7	H: 0	LOB: 0	BB: 0	P: 12	R: 0	H: 0	E: 0	K: 0	S: 7	H: 0	LOB: 0	BB: 0	P: 12	R: 0	H: 1	E: 0	K: 1	S: 11	H: 0	LOB: 3	BB: 2	P: 27	R: 0	H: 0	E: 0	K: 1	S: 7	H: 0	LOB: 0	BB: 0	P: 11	R: 0	H: 0	E: 0	K: 2	S: 7	H: 0	LOB: 0	BB: 0	P: 9	R: 0	H: 0	E: 0	K: 2	S: 12	H: 0	LOB: 1	BB: 1	P: 19	R: 0	H: 1	E: 0	K: 0	S: 7	H: 1	LOB: 1	BB: 0	P: 11	1B: 3	2B: 2	3B: 0	HR: 0	SF: 0	SAC: 0	DP: 1	HBP: 0	WP: 0	PB: 0	SB: 0	CS: 0	PA: 33
--------------	------	------	------	------	------	------	--------	-------	-------	------	------	------	------	------	------	--------	-------	-------	------	------	------	------	-------	------	--------	-------	-------	------	------	------	------	------	------	--------	-------	-------	------	------	------	------	------	------	--------	-------	------	------	------	------	------	-------	------	--------	-------	-------	------	------	------	------	------	------	--------	-------	-------	-------	-------	-------	-------	-------	--------	-------	--------	-------	-------	-------	-------	--------

PITCHER	IP	WLS	BF	H	R	ER	SO	BB	IBB	HBP	BLK	WP	HR	S	P	ERA	WHIP
Mike Thurman, R (1, 1) ERA: 5.52	7.0	W	25	4	1	1	6	2	0	0	0	0	0	57	99	1.29	0.857
Guillermo Mota, R (8, 1) ERA: 1.2	1.0	H	4	0	0	0	2	1	0	0	0	0	0	12	19	0.00	1.000
Graeme Lloyd, L (9, 1) ERA:	1.0		4	1	0	0	0	0	0	0	0	0	0	7	11	0.00	1.000

BOTTOM

Montreal Expos @ Milwaukee Brewers
Miller Park, Milwaukee, WI

Fri Apr 27 2001, 7:05 PM CDT
Att. 26,350 - Dome - 72 F

AB	30
R	1
H	5
RBI	1
BB	3
SO	8
LOB	12



PITCHER	IP	WLS	BF	H	R	ER	SO	BB	IBB	HBP	BLK	WP	HR	S	P	ERA	WHIP
---------	----	-----	----	---	---	----	----	----	-----	-----	-----	----	----	---	---	-----	------

Batter	1	2	3	4	5	6	7	8	9	AB R H RBI BB SO LOB	TOP																								
Orlando Cabrera, R OBP: 0.351, SLG: 0.460 (1, 6)	1-1 L7	1-2 G5-3			0-1 L9		2-2 1B			4 0 1 1 0 0 0																									
Jose Vidro, S OBP: 0.370, SLG: 0.530 (1, 4)	1-3 K		1-0 G6-3 1B			3-2 G3-1	0-3 K			4 0 1 0 0 2 2																									
Fernando Tatis, R OBP: 0.375, SLG: 0.404 Anthony Telford, R Andy Tracy, L OBP: 0.375, SLG: 1.143 Masato Yoshii, R Fernando Seguinol, S OBP: 0.250, SLG: 0.214 (1, 5) (6, 1) (7, PH) (7, 1) (8, 7)	0-0 E 2B 1B		3-2 G6-3			2-2 WP 2B	1-1 L9			3 1 2 0 0 0 1 0 0 0 0 0 0 0 1 0 0 0 0 0 2 0 0 0 0 0 0 0 0 0 0 0 0 0 0																									
Vladimir Guerrero, R OBP: 0.389, SLG: 0.451 (1, 9)	1-0 E5 2B		0-3 K			1-3 K		2-0 G6-4-3 1B		4 1 1 0 0 2 2																									
Lee Stevens, L OBP: 0.297, SLG: 0.522 (1, 3)	2-1 2B			2-0 G3		3-2 G4-3		0-0 G6-4-3		4 0 1 2 0 0 2																									
Tim Raines, S OBP: 0.382, SLG: 0.321 Ugueth Urbina, R (1, 7) (8, 1)	4-1 BB			2-2 L8			1-0 F9	1-0 F9		3 0 0 0 1 0 0 0 0 0 0 0 0 0																									
Milton Bradley, S OBP: 0.286, SLG: 0.270 (1, 8)	3-2 G6-3			2-3 K			2-0 1B 1B		2-3 K	4 1 1 0 0 2 2																									
Michael Barrett, R OBP: 0.221, SLG: 0.236 (1, 2)			0-3 K		0-0 F8		1-0 1B 1B		2-0 G5-3	4 1 1 0 0 1 0																									
Chris Peters, L OBP: 0.125, SLG: 0.125 Scott Stewart, R Geoff Blum, S OBP: 0.277, SLG: 0.250 (1, 1) (5, 1) (6, 5)			0-0 G1-3		0-0 L9		1-2 1B 1B		1-1 F7	2 0 0 0 0 0 0 0 0 0 0 0 0 0 2 0 1 1 0 0 0																									
Inning Stats	R: 2 E: 1 K: 1 S: 17	H: 2 LOB: 2 BB: 1 P: 29	R: 0 E: 0 K: 1 S: 8	H: 0 LOB: 0 BB: 0 P: 9	R: 0 E: 0 K: 1 S: 9	H: 1 LOB: 0 BB: 0 P: 13	R: 0 E: 0 K: 1 S: 8	H: 0 LOB: 0 BB: 0 P: 14	R: 0 E: 0 K: 0 S: 4	H: 0 LOB: 0 BB: 0 P: 4	R: 0 E: 0 K: 1 S: 14	H: 1 LOB: 1 BB: 0 P: 23	R: 2 E: 0 K: 1 S: 18	H: 4 LOB: 2 BB: 0 P: 26	R: 0 E: 0 K: 0 S: 3	H: 1 LOB: 0 BB: 0 P: 6	R: 0 E: 0 K: 1 S: 7	H: 0 LOB: 0 BB: 0 P: 12	1B: 7 2B: 2 3B: 0 HR: 0	SF: 0 SAC: 0 DP: 2 HBP: 0	WP: 1 PB: 0 SB: 0 CS: 0	PA: 36													
PITCHER	IP WLS BF H R ER SO BB IBB HBP BLK WP HR S P ERA WHIP																																		
15 Ben Sheets, R ERA: 4.91 Chad Fox, R ERA: David Weathers, R ERA: 1.29 Curt Leskanic, R ERA: 6.94	(1, 1) (7, 1) (8, 1) (9, 1)	6.1 0.2 1.0 1.0	W H H 3	27 3 3 3	7 1 1 0	4 0 0 0	2 0 0 1	5 1 0 1	1 0 0 0	0 0 0 0	0 0 0 0	1 0 0 0	0 0 3 7	10 13 6 12	105 0.00 0.00 0.00	1.263 1.500 1.000 0.000																			

Montreal Expos @ Milwaukee Brewers
 Miller Park, Milwaukee, WI
 Sat Apr 28 2001, 1:05 PM CDT
 Att. 40,877 - Cloudy - 52 F

livebaseballscorecards.com

AB	35
R	4
H	9
RBI	4
BB	1
SO	7
LOB	11



Batter	1	2	3	4	5	6	7	8	9	AB R H RBI BB SO LOB	TOP	
Ronnie Belliard, R (1, 4) OBP: 0.340, SLG: 0.407	4-2 WP BB		1-3 K		0-2 F8		1-3 K		0-0 F8	4 0 0 0 1 2 2		
Tyler Houston, L (1, 5) OBP: 0.357, SLG: 0.567	2-2 F8		0-0 2B		1-0 HR		2-3 K			4 1 2 1 0 1 1		
Geoff Jenkins, L (1, 7) Devon White, S (7, 7) OBP: 0.433, SLG: 0.692 OBP: 0.536, SLG: 0.727	2-2 1B		4-0 IBB		0-0 1B			1-3 K		2 0 2 0 1 0 0 1 0 0 0 0 1 0		
Richie Sexson, R (1, 3) OBP: 0.304, SLG: 0.411	0-3 K		0-0 SF8-2-4-2		3-1 F8			0-0 L8		3 0 0 1 0 1 3		
Jeremy Burnitz, L (1, 9) OBP: 0.420, SLG: 0.654	0-3 K			4-2 BB	2-0 L1			1-1 HR		3 1 1 1 1 1 3		
Jeffrey Hammonds, R (1, 8) OBP: 0.323, SLG: 0.373		2-0 G6-3		0-1 L8-6		3-2 L6		0-1 F8		4 0 0 0 0 0 1		
José Hernández, R (1, 6) OBP: 0.300, SLG: 0.558		3-1 G6-3		1-0 HR		3-2 G5-3		2-3 K		4 1 1 0 0 1 0		
Raul Casanova, S (1, 2) OBP: 0.267, SLG: 0.320		2-0 F8		1-0 HR		1-1 G1-4-3		1-0 BB		4 1 2 2 0 0 0		
Jimmy Haynes, R (1, 1) Chad Fox, R (7, 1) David Weathers, R (8, 1) Tony Fernandez, S (9, PH) Curt Leskanic, R (9, 1) OBP: 0.250, SLG: 0.250			0-2 2B		2-3 K		2-1 F7		4-2 BB	3 1 1 0 0 1 0 0 0 0 0 0 0 0 0 0 0 0 0 0 0 0 0 0 0 1 0 0 0 0 0 0 0 0 0		
Inning Stats	R: 0 H: 1 E: 0 LOB: 2 K: 2 BB: 1 S: 15 P: 23	R: 0 H: 0 E: 0 LOB: 0 K: 0 BB: 0 S: 4 P: 11	R: 1 H: 2 E: 0 LOB: 1 K: 1 BB: 1 S: 8 P: 13	R: 2 H: 2 E: 0 LOB: 0 K: 1 BB: 1 S: 12 P: 20	R: 1 H: 2 E: 0 LOB: 1 K: 0 BB: 0 S: 10 P: 16	R: 0 H: 0 E: 0 LOB: 0 K: 0 BB: 0 S: 9 P: 16	R: 0 H: 0 E: 0 LOB: 0 K: 2 BB: 0 S: 8 P: 13	R: 1 H: 1 E: 0 LOB: 0 K: 1 BB: 0 S: 8 P: 10	R: 0 H: 1 E: 0 LOB: 1 K: 1 BB: 1 S: 9 P: 16	1B: 5 SF: 1 2B: 3 SAC: 0 3B: 0 DP: 2 HR: 3 HBP: 0	WP: 1 PA: 37 PB: 0 SB: 0 CS: 0	
PITCHER	IP WLS BF H R ER SO BB IBB HBP BLK WP HR S P ERA WHIP											
Kevin Millwood, R (1, 1) ERA: 4.46	6.0 L 26 7 4 4 4 2 1 0 0 0 1 2 58 99 6.00 1.500											
Damian Moss, L (7, 1) ERA: 4.5	1.0 3 0 0 0 2 0 0 0 0 0 0 0 8 13 0.00 0.000											
Mike Remlinger, L (8, 1) ERA: 2.3	1.0 4 1 1 1 1 0 0 0 0 0 1 8 10 9.00 1.000											
Jose Cabrera, R (9, 1) ERA: 1.8	1.0 4 1 0 0 1 1 0 0 0 0 0 0 9 16 0.00 2.000											

Milwaukee Brewers @ Atlanta Braves
 Turner Field, Atlanta, GA
 Tue May 01 2001, 7:35 PM EDT
 Att. 24,922 - Cloudy - 76 F

livebaseballscorecards.com

AB	32
R	5
H	9
RBI	5
BB	4
SO	8
LOB	10



Batter	1	2	3	4	5	6	7	8	9	AB R H RBI BB SO LOB
Rafael Furcal, S OBP: 0.285, SLG: 0.336 (1, 6)	1-1 G3			2-3 K		X 0-0 1B		B 1-0 G5-3		4 0 1 0 0 1 0
Andruw Jones, R OBP: 0.350, SLG: 0.510 (1, 8)	3-2 G1-4-3			0-0 F9		B 2-1 F3		B 1-0 F8		4 0 0 0 0 0 1
10 Chipper Jones, S OBP: 0.452, SLG: 0.649 (1, 5)	0-2 F8			3-2 P4		B 2-1 HR		F 3-2 G6-3		4 1 1 1 0 0 0
B.J. Surhoff, L OBP: 0.271, SLG: 0.286 (1, 7)			0-1 G6-3		X 0-0 G4-3		C 1-2 HR 1B		C 2-3 K	4 1 1 0 0 1 0
Brian Jordan, R OBP: 0.284, SLG: 0.427 (1, 9)			0-2 G5-3		X 0-0 L5		B 1-0 F9		C 0-2 1B	4 0 1 0 0 0 1
Javy Lopez, R OBP: 0.287, SLG: 0.391 (1, 2)			0-3 K		B 1-1 3B		B 2-2 HR		C 0-3 K	4 1 2 2 0 2 1
Rico Brogna, L OBP: 0.346, SLG: 0.347 (1, 3)				X 0-0 F7		B 1-3 K		B 2-3 K	C 2-2 G4-3	4 0 0 0 0 2 2
Keith Lockhart, L OBP: 0.382, SLG: 0.345 (1, 4)				C 0-1 G3		C 0-2 G4-3		B 1-0 2B		3 0 1 0 0 0 0
Kevin Millwood, R Marcus Giles, R Damian Moss, R Dave Martinez, L Mike Remlinger, L Jose Cabrera, R (1, 1) (6, PH) (7, 1) (7, PH) (8, 1) (9, 1)				F 0-1 F9		C 0-2 G3		C 0-0 P6		1 0 0 0 0 0 0 1 0 0 0 0 0 0 0 0 0 0 0 0 0 1 0 0 0 0 0 1 0 0 0 0 0 0 0 0 0 0 0 0 0 0

Inning Stats	R: 0 E: 0 K: 0 S: 9	H: 0 LOB: 0 BB: 0 P: 13	R: 0 E: 0 K: 1 S: 9	H: 0 LOB: 0 BB: 0 P: 9	R: 0 E: 0 K: 0 S: 5	H: 0 LOB: 0 BB: 0 P: 5	R: 0 E: 0 K: 1 S: 7	H: 0 LOB: 0 BB: 0 P: 12	R: 0 E: 0 K: 1 S: 8	H: 1 LOB: 1 BB: 0 P: 10	R: 0 E: 0 K: 0 S: 9	H: 1 LOB: 1 BB: 0 P: 11	R: 3 E: 0 K: 1 S: 17	H: 4 LOB: 1 BB: 0 P: 26	R: 0 E: 0 K: 0 S: 5	H: 0 LOB: 0 BB: 0 P: 10	R: 0 E: 0 K: 2 S: 15	H: 1 LOB: 1 BB: 0 P: 19	1B: 3 2B: 1 3B: 1 HR: 2	SF: 0 SAC: 0 DP: 0 HBP: 0	WP: 0 PB: 0 SB: 0 CS: 0	PA: 34
--------------	------------------------------	----------------------------------	------------------------------	---------------------------------	------------------------------	---------------------------------	------------------------------	----------------------------------	------------------------------	----------------------------------	------------------------------	----------------------------------	-------------------------------	----------------------------------	------------------------------	----------------------------------	-------------------------------	----------------------------------	----------------------------------	------------------------------------	----------------------------------	--------

PITCHER	IP	WLS	BF	H	R	ER	SO	BB	IBB	HBP	BLK	WP	HR	S	P	ERA	WHIP
Jimmy Haynes, R ERA: 5.94 (1, 1)	6.1	W	24	5	3	3	3	0	0	0	0	0	2	59	78	4.26	0.789
Chad Fox, R ERA: (7, 1)	0.2	H	3	1	0	0	1	0	0	0	0	0	0	5	8	0.00	1.500
David Weathers, R ERA: 1.2 (8, 1)	1.0	H	3	0	0	0	0	0	0	0	0	0	0	5	10	0.00	0.000
Curt Leskanic, R ERA: 6.39 (9, 1)	1.0	S	4	1	0	0	2	0	0	0	0	0	0	15	19	0.00	1.000

BOTTOM

Milwaukee Brewers @ Atlanta Braves
Turner Field, Atlanta, GA

Tue May 01 2001, 7:35 PM EDT
Att. 24,922 - Cloudy - 76 F

AB	34
R	3
H	7
RBI	3
BB	0
SO	6
LOB	6

livebaseballscorecards.com



Batter	1	2	3	4	5	6	7	8	9	AB R H RBI BB SO LOB	TOP
Ronnie Belliard, R (1, 4) OBP: 0.336, SLG: 0.394	4-1 CS BB			2-2 G6-3		0-0 G4-3			3-2 G5-3	3 0 0 0 1 0 0	Milwaukee Brewers @ Atlanta Braves Turner Field, Atlanta, GA Wed May 02 2001, 7:05 PM EDT Att. 24,802 - Cloudy - 77 F
Tyler Houston, L (1, 5) OBP: 0.338, SLG: 0.535	1-0 G4-3 1-2			2-3 K		0-3 K			2-3 K	4 0 0 0 0 3 1	
Devon White, S (1, 7) OBP: 0.517, SLG: 0.720	2-2 G6-3			0-0 2B					2-3 K	3 0 1 0 0 1 0	
Richie Sexson, R (1, 3) OBP: 0.295, SLG: 0.398			1-3 K	1-2 G6-3					2-3 K	3 0 0 0 0 2 1	
Jeremy Burnitz, L (1, 9) OBP: 0.408, SLG: 0.631			0-3 K		0-3 K				1-3 K	3 0 0 0 0 3 0	
Jeffrey Hammonds, R (1, 8) OBP: 0.313, SLG: 0.360			3-1 G6-3		0-1 G6-3				2-3 K	3 0 0 0 0 1 0	
José Hernández, R (1, 6) OBP: 0.301, SLG: 0.551				0-0 F8		1-2 1B			0-3 K	3 0 1 0 0 1 0	
Henry Blanco, R (1, 2) OBP: 0.309, SLG: 0.288				0-3 K		0-2 G3			0-0 P3	3 0 0 0 0 1 1	
Paul Rigdon, R (1, 1) OBP: 0.200, SLG: 0.200 Ray King, L (8, 1) Tony Fernandez, S (9, PH) OBP: 0.348, SLG: 0.286				2-3 K		1-1 G1-3			1-3 K	2 0 0 0 0 1 0 0 0 0 0 0 0 0 1 0 0 0 0 1 0	
Inning Stats	R: 0 H: 0 E: 0 LOB: 0 K: 0 BB: 1 S: 5 P: 12	R: 0 H: 0 E: 0 LOB: 0 K: 2 BB: 0 S: 8 P: 12	R: 0 H: 0 E: 0 LOB: 0 K: 2 BB: 0 S: 8 P: 10	R: 0 H: 1 E: 0 LOB: 1 K: 1 BB: 0 S: 10 P: 15	R: 0 H: 1 E: 0 LOB: 1 K: 1 BB: 0 S: 12 P: 13	R: 0 H: 0 E: 0 LOB: 0 K: 1 BB: 0 S: 6 P: 7	R: 0 H: 0 E: 0 LOB: 0 K: 3 BB: 0 S: 9 P: 14	R: 0 H: 0 E: 0 LOB: 0 K: 2 BB: 0 S: 9 P: 11	R: 0 H: 0 E: 0 LOB: 0 K: 2 BB: 0 S: 9 P: 15	1B: 1 SF: 0 2B: 1 SAC: 0 3B: 0 DP: 0 HR: 0 HBP: 0	WP: 0 PA: 29 PB: 0 SB: 0 CS: 1
PITCHER Greg Maddux, R (1, 1) ERA: 1.94	IP WLS BF H R ER SO BB IBB HBP BLK WP HR S P ERA WHIP										

AB	28
R	0
H	2
RBI	0
BB	1
SO	14
LOB	3



Batter	1	2	3	4	5	6	7	8	9
Rafael Furcal, S OBP: 0.283, SLG: 0.327 (1, 6)	2-2 G3-1 ①		1-0 G4-6-3 ② 1-2f		1-1 P6 ③			4-0 G2-3 BB	
Andruw Jones, R OBP: 0.347, SLG: 0.500 (1, 8)	1-2 G5-3 ②			3-2 CS 1B		1-3 K ①		0-2 G2-3 ② 1-2	
10 Chipper Jones, S OBP: 0.445, SLG: 0.629 (1, 5)	3-0 G3 ③			3-2 F9 ①		1-0 G3-1 ②		4-0 FC6-4 IBB	
B.J. Surhoff, L OBP: 0.280, SLG: 0.322 (1, 7)				4-2 BB ② 1-2		2-1 G6-3 ③		0-0 FC6-4 ③ 1-2f	
Brian Jordan, R OBP: 0.286, SLG: 0.424 (1, 9)				0-0 F3 ③			1-0 1B		
Rico Brogna, L OBP: 0.333, SLG: 0.333 (1, 3)						0-0 F8 ①		1-3 K ①	
Keith Lockhart, L OBP: 0.378, SLG: 0.344 (1, 4)						0-1 SH1-4 BB 1B		2-3 K ②	
Paul Bako, L OBP: 0.167, SLG: 0.063 (1, 2)						4-2 SH1-4 BB ② 1-2		2-3 K ③	
Greg Maddux, R OBP: 0.250, SLG: 0.250 (1, 1)						0-0 SH1-4 ② 1-2 2-3		0-0 F8 ①	

Inning Stats	R: 0 E: 0 K: 0 S: 9	H: 0 LOB: 0 BB: 0 P: 15	R: 1 E: 0 K: 1 S: 9	H: 1 LOB: 0 BB: 0 P: 14	R: 0 E: 0 K: 1 S: 5	H: 1 LOB: 0 BB: 0 P: 8	R: 0 E: 0 K: 0 S: 11	H: 1 LOB: 1 BB: 1 P: 20	R: 0 E: 0 K: 0 S: 9	H: 1 LOB: 2 BB: 1 P: 14	R: 0 E: 0 K: 1 S: 6	H: 0 LOB: 0 BB: 0 P: 10	R: 0 E: 0 K: 3 S: 11	H: 1 LOB: 1 BB: 0 P: 17	R: 0 E: 0 K: 0 S: 5	H: 0 LOB: 2 BB: 2 P: 13
--------------	------------------------------	----------------------------------	------------------------------	----------------------------------	------------------------------	---------------------------------	-------------------------------	----------------------------------	------------------------------	----------------------------------	------------------------------	----------------------------------	-------------------------------	----------------------------------	------------------------------	----------------------------------

PITCHER	IP	WLS	BF	H	R	ER	SO	BB	IBB	HBP	BLK	WP	HR	S	P	ERA	WHIP
Paul Rigdon, R ERA: 3.32 (1, 1)	7.2	L	29	5	1	1	6	3	0	0	0	0	1	64	106	1.17	1.043
Ray King, L ERA: 5.4 (8, 1)	0.1		2	0	0	0	0	0	1	0	0	0	0	1	5	0.00	0.000

BOTTOM

Milwaukee Brewers @ Atlanta Braves
Turner Field, Atlanta, GA

Wed May 02 2001, 7:05 PM EDT
Att. 24,802 - Cloudy - 77 F

AB	26
R	1
H	5
RBI	1
BB	4
SO	6
LOB	11

livebaseballscorecards.com

Braves

1B:	4	SF:	0	WP:	0	PA:	31
2B:	0	SAC:	1	PB:	0		
3B:	0	DP:	1	SB:	0		
HR:	1	HBP:	0	CS:	1		

Batter	1	2	3	4	5	6	7	8	9	AB R H RBI BB SO LOB	TOP	
Ronnie Belliard, R (1, 4) OBP: 0.339, SLG: 0.404	2-3 		1-1 	1-2 G6-3 			2-1 G6-3 		0-0 	5 1 2 0 0 1 0		
Tyler Houston, L (1, 5) OBP: 0.329, SLG: 0.526	0-3 		0-0 		0-0 G4-3 		2-3 		0-0 G1 	5 1 1 2 0 2 1		
Devon White, S (1, 7) OBP: 0.455, SLG: 0.621	0-3 		3-2 G1-3 		0-0 G6-3 			0-0 F9 		4 0 0 0 0 1 1		
Richie Sexson, R (1, 3) OBP: 0.303, SLG: 0.433		2-1 	0-3 		3-2 P9 			1-1 		4 1 2 1 0 1 1		
Jeremy Burnitz, L (1, 9) OBP: 0.421, SLG: 0.632		1-1 	4-1 			2-0 FC6-4 		2-3 		3 1 2 0 1 1 0		
Jeffrey Hammonds, R (1, 8) OBP: 0.330, SLG: 0.389		0-3 	3-2 			1-1 		0-1 		4 0 3 2 0 1 1		
José Hernández, R (1, 6) OBP: 0.299, SLG: 0.533		4-2 	2-1 G6-3 			1-2 FC6-4 		1-1 G6-3 		3 0 0 0 1 0 4		
Henry Blanco, R (1, 2) OBP: 0.292, SLG: 0.270	3-2 F9 			1-0 G5-3 		2-2 P1 			0-0 G4-3 	4 0 0 0 0 0 4		
15 Ben Sheets, R (1, 1) Tony Fernandez, S (7, PH) Chad Fox, R (7, 1) David Weathers, R (8, 1) Angel Echevarria, R (9, PH) Mike DeJean, R (9, 1)			4-1 	1-1 L6 			0-0 F8 		1-1 G4-3 	1 1 0 0 1 0 0 1 0 1 0 0 0 0 0 0 0 0 0 0 0 0 0		
Inning Stats	R: 0 H: 0 E: 0 LOB: 0 K: 3 BB: 0 S: 9 P: 11	R: 0 H: 2 E: 0 LOB: 2 K: 1 BB: 1 S: 13 P: 23	R: 4 H: 3 E: 0 LOB: 1 K: 1 BB: 2 S: 19 P: 36	R: 0 H: 0 E: 0 LOB: 0 K: 0 BB: 0 S: 6 P: 9	R: 0 H: 0 E: 0 LOB: 0 K: 0 BB: 0 S: 5 P: 8	R: 0 H: 2 E: 0 LOB: 1 K: 0 BB: 0 S: 9 P: 15	R: 0 H: 0 E: 0 LOB: 0 K: 1 BB: 0 S: 6 P: 10	R: 1 H: 2 E: 0 LOB: 1 K: 1 BB: 0 S: 10 P: 14	R: 0 H: 1 E: 0 LOB: 1 K: 0 BB: 0 S: 5 P: 6	1B: 6 SF: 0 2B: 3 SAC: 0 3B: 0 DP: 0 HR: 1 HBP: 0	WP: 1 PA: 38 PB: 0 SB: 1 CS: 2	
PITCHER	IP WLS BF H R ER SO BB IBB HBP BLK WP HR S P ERA WHIP											
John Burkett, R (1, 1) ERA: 3.47	7.0 L 29 7 4 4 6 2 1 0 0 1 0 67 112 5.14 1.286											
Kerry Ligtenberg, R (8, 1) ERA: 7.56	1.0 5 2 1 1 1 0 0 0 0 0 1 10 14 9.00 2.000											
Matt Whiteside, R (9, 1) ERA: 27.0	1.0 4 1 0 0 0 0 0 0 0 0 0 5 6 0.00 1.000											

Milwaukee Brewers @ Atlanta Braves
 Turner Field, Atlanta, GA
 Thu May 03 2001, 7:35 PM EDT
 Att. 26,411 - Sunny - 78 F

livebaseballscorecards.com

AB 35
 R 5
 H 10
 RBI 5
 BB 3
 SO 7
 LOB 12



Batter	1	2	3	4	5	6	7	8	9	AB	R	H	RBI	BB	SO	LOB
Rafael Furcal, S OBP: 0.273, SLG: 0.314 (1, 6)	2-2 G4-3		0-2 G1	3-2 G4-3			2-3 K		2-1 G1-3	5	0	0	0	0	1	2
Andruw Jones, R OBP: 0.341, SLG: 0.487 (1, 8)	1-2 G5-3		1-2 1B		0-0 G6-3		0-3 K		1-3 K	5	0	1	0	0	2	1
10 Chipper Jones, S OBP: 0.439, SLG: 0.610 (1, 5)	4-1 BB		2-0 F7		2-2 F7			2-3 K		3	0	0	0	1	1	1
B.J. Surhoff, L OBP: 0.279, SLG: 0.319 (1, 7)	0-0 F7		0-0 1B		2-1 G4-3			2-2 L7		4	0	1	0	0	0	1
Brian Jordan, R OBP: 0.312, SLG: 0.441 (1, 9)		4-1 1B	0-0 FC6-4		3-2 G6-4-3			2-2 1B		3	0	3	0	1	0	0
Rico Brogna, L OBP: 0.341, SLG: 0.333 (1, 3)		1-1 F7	1-1 FC6-4		4-0 G6-4-3			3-1 1B		3	0	1	0	1	0	4
Marcus Giles, R OBP: 0.250, SLG: 0.250 (1, 4)		2-2 1B		0-2 B5-6-4		2-2 G6-4-3		2-2 F8		4	0	2	0	0	0	4
Paul Bako, L OBP: 0.182, SLG: 0.053 (1, 2)		1-3 K		4-0 B5-6-4		2-1 G1-4-3			2-2 G1-3	3	0	0	0	1	1	3
John Burkett, R OBP: 0.214, SLG: 0.154 (1, 1)		0-3 K		0-0 B5-6-4			1-2 F7		2-2 G1-3	2	0	0	0	0	1	4
Keith Lockhart, L OBP: 0.368, SLG: 0.333 (7, PH)				1-2 2-3f						1	0	0	0	0	0	0
Kerry Ligtenberg, R (8, 1)										0	0	0	0	0	0	0
Matt Whiteside, R (9, 1)										0	0	0	0	0	0	0
Dave Martinez, L OBP: 0.400, SLG: 0.382 (9, PH)										1	0	1	0	0	0	0

Inning Stats	R: 0	H: 0	E: 0	K: 8	S: 8	H: 0	LOB: 1	BB: 1	P: 15	R: 0	H: 1	E: 0	K: 2	S: 13	H: 3	LOB: 3	BB: 1	P: 21	R: 0	H: 3	E: 0	K: 0	S: 11	R: 0	H: 1	E: 0	K: 0	S: 9	R: 0	H: 0	E: 0	K: 0	S: 7	R: 0	H: 1	E: 0	K: 0	S: 11	R: 0	H: 0	E: 0	K: 2	S: 10	R: 0	H: 2	E: 0	K: 1	S: 16	R: 0	H: 1	E: 0	K: 1	S: 11	1B: 9	2B: 0	3B: 0	HR: 0	SF: 0	SAC: 0	DP: 2	HBP: 0	WP: 0	PA: 38
--------------	------	------	------	------	------	------	--------	-------	-------	------	------	------	------	-------	------	--------	-------	-------	------	------	------	------	-------	------	------	------	------	------	------	------	------	------	------	------	------	------	------	-------	------	------	------	------	-------	------	------	------	------	-------	------	------	------	------	-------	-------	-------	-------	-------	-------	--------	-------	--------	-------	--------

PITCHER	IP	WLS	BF	H	R	ER	SO	BB	IBB	HBP	BLK	WP	HR	S	P	ERA	WHIP
15 Ben Sheets, R ERA: 3.7 (1, 1)	6.0		26	6	0	0	2	4	0	0	0	0	0	59	100	0.00	1.667
Chad Fox, R ERA: (7, 1)	1.2		7	2	0	0	3	0	0	0	0	0	0	22	34	0.00	1.200
David Weathers, R ERA: 1.17 (8, 1)	0.1		1	0	0	0	0	0	0	0	0	0	0	4	6	0.00	0.000
Mike DeJean, R ERA: 3.72 (9, 1)	1.0		4	1	0	0	1	0	0	0	0	0	0	11	18	0.00	1.000

BOTTOM

Milwaukee Brewers @ Atlanta Braves
Turner Field, Atlanta, GA
Thu May 03 2001, 7:35 PM EDT
Att. 26,411 - Sunny - 78 F

livebaseballscores.com

AB	34
R	0
H	9
RBI	0
BB	4
SO	6
LOB	20



Batter	1	2	3	4	5	6	7	8	9	AB R H RBI BB SO LOB	TOP									
Devon White, S (1, 7) OBP: 0.395, SLG: 0.529	3-3 K		1-2 F7		1-0 F7		3-3 K		1-2 F8	5 0 0 0 0 2 1										
Ronnie Belliard, R (1, 4) OBP: 0.342, SLG: 0.398	1-2 F9		1-2 1B		1-2 P5		1-3 K		4-2 DI 1B BB	4 1 1 0 1 1 1										
Jeremy Burnitz, L (1, 9) OBP: 0.420, SLG: 0.611	4-1 1B BB		0-3 K		4-1 BB			0-0 F8	2-1 L7	3 0 0 0 2 1 2										
Richie Sexson, R (1, 3) OBP: 0.316, SLG: 0.441	1-0 1B		1-1 G4-3		0-1 P4			1-0 2B 1B	2-1 1-H FC4-6 1B	5 0 3 1 0 0 2										
Tyler Houston, L (1, 5) OBP: 0.321, SLG: 0.506	1-1 1-2 2-H 1B			2-0 G4-3		0-1 G3-1		0-2 F7	0-1 FC4-6 1-2f	5 0 1 0 0 0 2										
Jeffrey Hammonds, R (1, 8) OBP: 0.346, SLG: 0.441		2-2 HR		2-1 BB 2B HBP		0-0 F9		2-1 2B		3 2 2 1 0 0 0										
Raul Casanova, S (1, 2) OBP: 0.265, SLG: 0.286		1-1 F8		4-1 2B BB		0-0 F7		1-3 K		3 1 0 0 1 1 2										
Luis Lopez, S (1, 6) OBP: 0.290, SLG: 0.393		1-3 K		1-3 K			0-3 K		1-0 HR 1B	4 1 1 0 0 3 2										
Jamey Wright, R (1, 1) OBP: 0.389, SLG: 0.333		2-3 K		1-2 2B			4-2 S BB		0-0 HR	2 0 1 2 0 1 0										
Tony Fernandez, S (7, PH) OBP: 0.354, SLG: 0.279										0 0 0 0 1 0 0										
Will Cunnane, R (7, 1)										0 0 0 0 0 0 0										
Mike DeJean, R (8, 1)										0 0 0 0 0 0 0										
James Mouton, R (9, PH) OBP: 0.625, SLG: 1.143										1 1 1 2 0 0 0										
Inning Stats	R: 0 E: 0 K: 1 S: 12	H: 2 LOB: 2 BB: 1 P: 22	R: 1 E: 0 K: 2 S: 11	H: 1 LOB: 0 BB: 0 P: 17	R: 0 E: 0 K: 1 S: 11	H: 1 LOB: 1 BB: 1 P: 14	R: 2 E: 0 K: 1 S: 9	H: 1 LOB: 1 BB: 1 P: 19	R: 0 E: 0 K: 0 S: 7	H: 0 LOB: 1 BB: 1 P: 13	R: 0 E: 0 K: 3 S: 13	H: 0 LOB: 1 BB: 1 P: 21	R: 0 E: 0 K: 1 S: 10	H: 2 LOB: 2 BB: 0 P: 14	R: 3 E: 0 K: 0 S: 13	H: 3 LOB: 1 BB: 1 P: 23	1B: 6 2B: 2 3B: 0 HR: 2	SF: 0 SAC: 0 DP: 0 HBP: 1	WP: 0 PB: 0 SB: 1 CS: 0	PA: 41
PITCHER	IP WLS BF H R ER SO BB IBB HBP BLK WP HR S P ERA WHIP																			
Ryan Dempster, R (1, 1) ERA: 4.67	7.2 W 33 7 3 3 8 4 0 1 0 0 1 74 120 3.52 1.435																			
Dan Miceli, R (8, 1) ERA: 6.3	0.1 H 1 0 0 0 1 0 0 0 0 0 0 3 4 0.00 0.000																			
Braden Looper, R (9, 1) ERA: 5.17	0.2 6 3 3 3 0 1 0 0 0 0 1 11 21 40.50 6.000																			
Antonio Alfonseca, R (9, 1) ERA: 2.63	0.1 S 1 0 0 0 0 0 0 0 0 0 0 2 2 0.00 0.000																			

Milwaukee Brewers @ Florida Marlins
 Pro Player Stadium, Miami, FL
 Fri May 04 2001, 7:05 PM EDT
 Att. 11,108 - Cloudy - 78 F

livebaseballscorecards.com

AB	35
R	6
H	10
RBI	6
BB	5
SO	9
LOB	12



Batter	1	2	3	4	5	6	7	8	9	AB R H RBI BB SO LOB	TOP											
Devon White, S (1, 7) OBP: 0.357, SLG: 0.474 James Mouton, R (6, 7) OBP: 0.556, SLG: 1.000	2-0 L6	2-3 K			2-0 G3-1	3-2 G4-3			0-0 L5	4 0 0 0 0 1 0 1 0 0 0 0 0 0												
Ronnie Belliard, R (1, 4) OBP: 0.361, SLG: 0.400	4-1 WP 2B BB	3-1 F8			4-1 2B 1B BB			4-2 BB	1-1 1B	2 2 1 0 3 0 0												
Jeffrey Hammonds, R (1, 8) OBP: 0.339, SLG: 0.439	1-3 K 1-2	3-3 K			1-2 1B 1-3 FC6-4 2B			2-2 F9	1-2 L4	5 1 1 0 0 2 3												
Jeremy Burnitz, L (1, 9) OBP: 0.422, SLG: 0.617	0-2 3B 2B			2-1 G3-1	1-0 FC6-4 1B			1-3 K		4 1 2 2 0 1 1												
Richie Sexson, R (1, 3) OBP: 0.314, SLG: 0.453	0-0 1B 3B			2-1 G5-3	0-0 FC6-4 1-2f 3-H			1-3 K		4 1 1 2 0 1 2												
Tyler Houston, L (1, 5) OBP: 0.318, SLG: 0.494	2-2 BB 2B 1B			3-1 F9	2-1 G1-3			2-3 K		4 1 1 1 0 1 1												
José Hernández, R (1, 6) OBP: 0.307, SLG: 0.558	4-1 2B BB			1-2 G6-3		2-0 HR		3-3 K		3 2 1 1 1 1 0												
Henry Blanco, R (1, 2) OBP: 0.289, SLG: 0.284	2-2 2B			1-3 K		0-3 K		2-0 F7		4 0 1 2 0 2 0												
Mark Leiter, R (1, 1) OBP: 0.250, SLG: 0.250 Allen Levraut, R (7, 1) Tony Fernandez, S (9, PH) OBP: 0.347, SLG: 0.273 Ray King, L (9, 1)	0-0 P3			2-3 K		2-3 K			1-3 K	3 0 0 0 0 2 1 0 0 0 0 0 0 0 1 0 0 0 0 1 0 0 0 0 0 0 0 0												
Inning Stats	R: 5 E: 0 K: 1 S: 18	H: 4 LOB: 1 BB: 2 P: 33	R: 0 E: 0 K: 2 S: 8	H: 0 LOB: 0 BB: 0 P: 16	R: 0 E: 0 K: 0 S: 6	H: 0 LOB: 0 BB: 0 P: 13	R: 0 E: 0 K: 2 S: 9	H: 0 LOB: 0 BB: 0 P: 13	R: 2 E: 0 K: 0 S: 9	H: 2 LOB: 1 BB: 1 P: 19	R: 1 E: 0 K: 2 S: 12	H: 1 LOB: 0 BB: 0 P: 19	R: 0 E: 0 K: 2 S: 12	H: 0 LOB: 1 BB: 1 P: 20	R: 0 E: 0 K: 2 S: 7	H: 0 LOB: 0 BB: 0 P: 14	R: 0 E: 0 K: 1 S: 12	H: 1 LOB: 1 BB: 0 P: 15	1B: 3 2B: 3 3B: 1 HR: 1	SF: 0 SAC: 0 DP: 0 HBP: 0	WP: 1 PB: 0 SB: 0 CS: 0	PA: 39
PITCHER	IP WLS BF H R ER SO BB IBB HBP BLK WP HR S P ERA WHIP																					
Matt Clement, R (1, 1) ERA: 5.89	4.1 L 22 6 7 7 5 3 0 0 0 1 0 47 89 14.54 2.077																					
Joe Strong, R (5, 1) ERA: 1.35	0.2 2 0 0 0 0 0 0 0 0 0 0 3 5 0.00 0.000																					
Armando Almanza, L (6, 1) ERA: 2.25	2.0 8 1 1 1 4 1 0 0 0 0 1 24 39 4.50 1.000																					
Vladimir Nunez, R (8, 1) ERA: 3.38	2.0 7 1 0 0 3 0 0 0 0 0 0 19 29 0.00 0.500																					

Milwaukee Brewers @ Florida Marlins
 Pro Player Stadium, Miami, FL
 Sat May 05 2001, 7:05 PM EDT
 Att. 17,253 - Cloudy - 78 F

AB	35
R	8
H	8
RBI	8
BB	4
SO	12
LOB	8



Batter	1	2	3	4	5	6	7	8	9	AB	R	H	RBI	BB	SO	LOB
Luis Castillo, S OBP: 0.344, SLG: 0.298 (1, 4)	2-3 K		2-2 G1-3		0-1 G4-3			1-2 G1-3		4	0	0	0	0	1	1
Eric Owens, R OBP: 0.344, SLG: 0.386 (1, 9)	1-0 F9			2-1 F9		0-0 HR 1B		2-2 F9		4	1	1	0	0	0	0
Cliff Floyd, L OBP: 0.403, SLG: 0.654 (1, 7) Lyle Mouton, R (9, 7)	3-3 K			0-0 F8 2B		0-0 HR		0-0 G4-3		4	1	2	2	0	1	0
Preston Wilson, R OBP: 0.392, SLG: 0.545 (1, 8)		2-2 F7		1-0 F8		0-2 F7			0-3 K	4	0	0	0	0	1	1
Mike Lowell, R OBP: 0.360, SLG: 0.540 (1, 5)		1-0 HBP		4-2 BB		1-2 F7			0-0 G6-3	2	0	0	0	1	0	0
Charles Johnson, R OBP: 0.384, SLG: 0.711 (1, 2)		0-0 F8		1-3 K		2-2 P2			1-3 K	4	0	0	0	0	2	3
Derrek Lee, R OBP: 0.278, SLG: 0.330 (1, 3)		2-3 K			2-2 L5				1-0 G6-4-3 1B	3	0	1	0	0	1	1
Alex Gonzalez, R OBP: 0.394, SLG: 0.416 (1, 6)			1-1 F7		0-0 G1-3 1B			0-0 G6-4-3		3	0	1	0	0	0	1
Matt Clement, R Joe Strong, S Ryan McGuire, L Armando Almanza, L Kevin Millar, R Vladimir Nunez, R			0-0 G4-3		1-0 G1-3			2-3 K		1	0	0	0	0	0	0

Inning Stats	R: 0	H: 0	E: 0	K: 2	S: 9	LOB: 0	BB: 0	P: 15	R: 0	H: 0	E: 0	K: 1	S: 7	LOB: 1	BB: 0	P: 12	R: 0	H: 0	E: 0	K: 0	S: 6	LOB: 0	BB: 0	P: 9	R: 0	H: 1	E: 0	K: 1	S: 10	LOB: 2	BB: 1	P: 18	R: 0	H: 1	E: 0	K: 0	S: 7	LOB: 1	BB: 0	P: 10	R: 2	H: 2	E: 0	K: 0	S: 14	LOB: 0	BB: 0	P: 17	R: 0	H: 1	E: 0	K: 1	S: 6	LOB: 0	BB: 0	P: 9	R: 0	H: 0	E: 0	K: 0	S: 8	LOB: 0	BB: 0	P: 11	R: 0	H: 0	E: 0	K: 2	S: 8	LOB: 0	BB: 0	P: 9	1B: 3	SF: 0	2B: 1	SAC: 0	3B: 0	DP: 1	HR: 1	HBP: 1	WP: 0	PA: 33
--------------	------	------	------	------	------	--------	-------	-------	------	------	------	------	------	--------	-------	-------	------	------	------	------	------	--------	-------	------	------	------	------	------	-------	--------	-------	-------	------	------	------	------	------	--------	-------	-------	------	------	------	------	-------	--------	-------	-------	------	------	------	------	------	--------	-------	------	------	------	------	------	------	--------	-------	-------	------	------	------	------	------	--------	-------	------	-------	-------	-------	--------	-------	-------	-------	--------	-------	--------

PITCHER	IP	WLS	BF	H	R	ER	SO	BB	IBB	HBP	BLK	WP	HR	S	P	ERA	WHIP
Mark Leiter, R ERA: 3.78 (1, 1)	6.0	W	24	4	2	2	4	1	0	1	0	0	1	53	81	3.00	0.833
Allen Levraut, R ERA: 3.86 (7, 1)	2.0		6	1	0	0	1	0	0	0	0	0	0	14	20	0.00	0.500
Ray King, L ERA: 4.91 (9, 1)	1.0		3	0	0	0	2	0	0	0	0	0	0	8	9	0.00	0.000

BOTTOM

Milwaukee Brewers @ Florida Marlins
Pro Player Stadium, Miami, FL
 Sat May 05 2001, 7:05 PM EDT
 Att. 17,253 - Cloudy - 78 F

livebaseballscores.com

AB	31
R	2
H	5
RBI	2
BB	1
SO	7
LOB	8



Batter	1	2	3	4	5	6	7	8	9	AB R H RBI BB SO LOB	TOP											
James Mouton, R (1, 7) OBP: 0.385, SLG: 0.667	2-3 K		2-2 G5-3			1-0 G6-3		2-3 K		4 0 0 0 0 2 0												
Tony Fernandez, S (1, 5) OBP: 0.340, SLG: 0.271	1-1 G6-4-3 1B			2-2 P4		0-1 G4-3		2-2 G6-3		4 0 1 0 0 0 0												
Jeffrey Hammonds, R (1, 8) OBP: 0.336, SLG: 0.431	1-1 G6-4-3 1-2f			0-0 S 2B 1B		1-1 G5-3		3-3 K		4 1 1 0 0 1 1												
Jeremy Burnitz, L (1, 9) OBP: 0.417, SLG: 0.612		1-3 K		1-2 G1 1-H 2B		0-0 G4-3		2-3 K		4 0 1 1 0 2 0												
Richie Sexson, R (1, 3) OBP: 0.319, SLG: 0.453 Angel Echevarria, R (2, PR) OBP: 0.200, SLG: 0.667		1-1 HBP		1-0 G1 2-3		1-3 K				0 0 0 0 0 0 0 2 0 0 0 0 1 1												
José Hernández, R (1, 6) OBP: 0.308, SLG: 0.546		2-1 F9		2-3 K		4-2 BB				2 0 0 0 1 1 2												
Luis Lopez, S (1, 4) OBP: 0.265, SLG: 0.355		0-3 K			3-1 F7		0-2 G3			3 0 0 0 0 1 2												
Henry Blanco, R (1, 2) OBP: 0.278, SLG: 0.271			2-3 K		0-1 P4		1-0 F8			3 0 0 0 0 1 0												
Jimmy Haynes, R (1, 1) OBP: 0.214, SLG: 0.214 Mike DeJean, R (7, 1) Devon White, S (8, PH) OBP: 0.349, SLG: 0.462 Curt Leskanic, R (8, 1)			0-0 F8		0-0 F7		1-1 G3			2 0 0 0 0 0 0 0 0 0 0 0 0 0 1 0 0 0 0 0 0 0 0 0 0 0 0 0												
Inning Stats	R: 0 E: 0 K: 1 S: 7	H: 1 LOB: 0 BB: 0 P: 11	R: 0 E: 0 K: 2 S: 9	H: 0 LOB: 1 BB: 0 P: 13	R: 0 E: 0 K: 1 S: 8	H: 0 LOB: 0 BB: 0 P: 12	R: 1 E: 0 K: 1 S: 13	H: 2 LOB: 1 BB: 0 P: 19	R: 0 E: 0 K: 0 S: 5	H: 0 LOB: 0 BB: 0 P: 8	R: 0 E: 0 K: 0 S: 5	H: 0 LOB: 0 BB: 0 P: 7	R: 0 E: 0 K: 1 S: 9	H: 0 LOB: 1 BB: 1 P: 14	R: 0 E: 0 K: 1 S: 6	H: 0 LOB: 0 BB: 0 P: 10	R: 0 E: 0 K: 2 S: 12	H: 0 LOB: 0 BB: 0 P: 19	1B: 2 2B: 1 3B: 0 HR: 0	SF: 0 SAC: 0 DP: 1 HBP: 1	WP: 0 PB: 0 SB: 1 CS: 0	PA: 31
PITCHER 45 Chuck Smith, R (1, 1) ERA: 1.13 Dan Miceli, R (9, 1) ERA: 5.73	IP 8.0	WLS W	BF 28	H 3	R 1	ER 1	SO 7	BB 1	IBB 0	HBP 1	BLK 0	WP 0	HR 0	S 62	P 94	ERA 1.12	WHIP 0.500					
PITCHER	IP	WLS	BF	H	R	ER	SO	BB	IBB	HBP	BLK	WP	HR	S	P	ERA	WHIP					

Milwaukee Brewers @ Florida Marlins
 Pro Player Stadium, Miami, FL
 Sun May 06 2001, 1:05 PM EDT
 Att. 10,095 - Sunny - 81 F

livebaseballscorecards.com

AB	29
R	1
H	3
RBI	1
BB	1
SO	9
LOB	6



Batter	1	2	3	4	5	6	7	8	9
Luis Castillo, S OBP: 0.338, SLG: 0.294 (1, 4)	0-1 SH5-3 1B	3-3			0-2 F7	1-3 K		0-2 F8	
Eric Owens, R OBP: 0.352, SLG: 0.393 (1, 9)	0-1 SH5-3 1-2		2-2 G6-3 G1-3 1B		0-0 2B 1B	3-2 G5-3			
Cliff Floyd, L OBP: 0.398, SLG: 0.636 (1, 7)	0-1 L9		2-0 G1-3 1-2		1-3 K	4-0 IBB			
Preston Wilson, R OBP: 0.395, SLG: 0.548 (1, 8)	4-1 BB		0-1 G6-3 2-3		1-2 1-H 2B	2-3 K			
Derrek Lee, R OBP: 0.277, SLG: 0.327 (1, 3)	0-3 K		1-0 FC6-4 1B		0-3 K		1-0 G4-3		
Dave Berg, R OBP: 0.100, SLG: 0.276 (1, 5)		1-1 G5-3 1B HBP	0-0 FC6-4 1-2			1-2 E6 1B 2B	3-2 L9		
Mike Redmond, R OBP: 0.391, SLG: 0.524 (1, 2)		1-1 G5-3 1-2 1B		1-2 G5-3		0-0 2B 45 E 1B	3-3 K		
Alex Gonzalez, R OBP: 0.389, SLG: 0.419 (1, 6)		1-0 G5-3 1-2 2-3		0-0 P6		1-1 45 E 2B		0-0 P6	
45 Chuck Smith, R OBP: 0.333, SLG: 0.333 (1, 1)		0-3 K		1-1 G4-3		0-0 E7 1B		0-3 K	
Ryan McGuire, L OBP: 0.182, SLG: 0.182 (8, PH)									
Dan Miceli, R (9, 1)									

Inning Stats	R: 0 E: 0 K: 10 S: 10	H: 1 LOB: 2 BB: 1 P: 14	R: 0 E: 0 K: 2 S: 14	H: 1 LOB: 2 BB: 0 P: 20	R: 1 E: 0 K: 0 S: 9	H: 2 LOB: 1 BB: 0 P: 14	R: 0 E: 0 K: 0 S: 6	H: 0 LOB: 0 BB: 0 P: 8	R: 1 E: 0 K: 2 S: 18	H: 2 LOB: 1 BB: 0 P: 20	R: 3 E: 2 K: 2 S: 22	H: 3 LOB: 2 BB: 1 P: 34	R: 0 E: 0 K: 1 S: 9	H: 0 LOB: 0 BB: 0 P: 16	R: 0 E: 0 K: 1 S: 7	H: 0 LOB: 0 BB: 0 P: 7
--------------	--------------------------------	----------------------------------	-------------------------------	----------------------------------	------------------------------	----------------------------------	------------------------------	---------------------------------	-------------------------------	----------------------------------	-------------------------------	----------------------------------	------------------------------	----------------------------------	------------------------------	---------------------------------

PITCHER	IP	WLS	BF	H	R	ER	SO	BB	IBB	HBP	BLK	WP	HR	S	P	ERA	WHIP
Jimmy Haynes, R ERA: 5.95 (1, 1)	6.0	L	31	9	5	4	7	1	1	1	0	0	0	79	110	6.00	1.667
Mike DeJean, R ERA: 3.18 (7, 1)	1.0		3	0	0	0	1	0	0	0	0	0	0	9	16	0.00	0.000
Curt Leskanic, R ERA: 5.93 (8, 1)	1.0		3	0	0	0	1	0	0	0	0	0	0	7	7	0.00	0.000

BOTTOM

5 0 1 0 0 2 3

3 2 2 0 0 0 1

3 0 0 0 1 1 3

3 0 1 1 1 1 3

4 0 1 1 0 2 3

3 1 0 0 0 0 1

4 1 2 0 0 1 0

4 1 1 1 0 0 2

3 0 1 2 0 1 2

1 0 0 0 0 1 0

0 0 0 0 0 0 0

1B: 7 SF: 0
2B: 2 SAC: 1
3B: 0 DP: 0
HR: 0 HBP: 1

WP: 0 PA: 37
PB: 0
SB: 0
CS: 0

Milwaukee Brewers @ Florida Marlins
Pro Player Stadium, Miami, FL
 Sun May 06 2001, 1:05 PM EDT
 Att. 10,095 - Sunny - 81 F

livebaseballscorecards.com

AB 33
R 5
H 9
RBI 5
BB 2
SO 9
LOB 18



Batter	1	2	3	4	5	6	7	8	9	AB R H RBI BB SO LOB
Ronnie Belliard, R OBP: 0.378, SLG: 0.422 (1, 4) C X	0-1 SH5-3 SF7 2B		3-1 1B			3-2 F8 1B 1B 1-H	2-3 K		4-1 BB	4 2 3 1 1 1 0
Tyler Houston, L OBP: 0.326, SLG: 0.489 (1, 3) X	0-0 SH5-3 2-3		1-0 G4-3			0-1 F8 1B 1B	4-1 BB		2-3 K	3 1 1 0 0 1 1 3
Jeffrey Hammonds, R OBP: 0.325, SLG: 0.419 (1, 8) F B X	1-2 SF7 3-H			0-0 F7		0-0 F8 1-2 2-3	1-3 K			3 0 0 1 0 1 3
Jeremy Burnitz, L OBP: 0.411, SLG: 0.598 (1, 9) X	0-0 L9			0-0 G4-3		3-2 HR 1B 2-H 3-H	1-3 K			4 1 1 2 0 1 0
Devon White, S OBP: 0.362, SLG: 0.524 (1, 7)		4-0 G5-4-3 BB		3-1 G4-3		0-0 HR 1-H	3-3 K			3 1 1 2 1 1 0
José Hernández, R OBP: 0.306, SLG: 0.535 (1, 6)		1-2 G5-4-3 1-2f			2-2 G5-3	0-1 G3 1B	1-3 K			4 0 1 0 0 1 1
Tony Fernandez, S OBP: 0.333, SLG: 0.269 (1, 5)		1-1 G4-3			0-2 F8	1-0 G3 1-2			1-2 FC4 1B	4 0 1 0 0 0 1
Raul Casanova, S OBP: 0.243, SLG: 0.258 Chad Fox, R David Weathers, R Luis Lopez, S OBP: 0.257, SLG: 0.344 (1, 2) (7, 1) (8, 1) (9, PH)			3-2 L4		0-2 G1-3	0-1 P6			0-2 FC4 1-2f	3 0 0 0 0 0 1 0 0 0 0 0 0 0 0 0 0 0 0 0 0 1 0 0 0 0 0 1
Paul Rigdon, R OBP: 0.182, SLG: 0.182 Allen Levrault, R James Mouton, R OBP: 0.429, SLG: 0.692 Henry Blanco, R OBP: 0.275, SLG: 0.268 Angel Echevarria, R OBP: 0.188, SLG: 0.625 (1, 1) (4, 1) (6, PH) (7, 2) (9, PH)			0-2 F8			3-2 BLK 1B 1B	1-1 G5-3		1-3 K	1 0 0 0 0 0 0 0 0 0 0 0 0 0 1 1 1 0 0 0 0 1 0 0 0 0 0 0 1 0 0 0 0 1 1

Inning Stats	R: 1 E: 0 K: 0 S: 7	H: 1 LOB: 0 BB: 0 P: 8	R: 0 E: 0 K: 0 S: 6	H: 0 LOB: 0 BB: 1 P: 12	R: 0 E: 0 K: 0 S: 10	H: 1 LOB: 1 BB: 0 P: 17	R: 0 E: 0 K: 0 S: 4	H: 0 LOB: 0 BB: 0 P: 7	R: 0 E: 0 K: 0 S: 9	H: 0 LOB: 0 BB: 0 P: 11	R: 5 E: 0 K: 0 S: 20	H: 6 LOB: 1 BB: 0 P: 30	R: 0 E: 0 K: 2 S: 10	H: 0 LOB: 1 BB: 1 P: 18	R: 0 E: 0 K: 3 S: 12	H: 0 LOB: 0 BB: 0 P: 17	R: 0 E: 0 K: 2 S: 14	H: 1 LOB: 2 BB: 1 P: 22	1B: 7 2B: 1 3B: 0 HR: 1	SF: 1 SAC: 1 DP: 1 HBP: 0
--------------	------------------------------	---------------------------------	------------------------------	----------------------------------	-------------------------------	----------------------------------	------------------------------	---------------------------------	------------------------------	----------------------------------	-------------------------------	----------------------------------	-------------------------------	----------------------------------	-------------------------------	----------------------------------	-------------------------------	----------------------------------	----------------------------------	------------------------------------


PITCHER	IP	WLS	BF	H	R	ER	SO	BB	IBB	HBP	BLK	WP	HR	S	P	ERA	WHIP
Jon Lieber, R ERA: 3.75 (1, 1)	5.1		23	7	6	6	0	1	0	0	1	0	1	51	79	10.12	1.500
Manny Aybar, R ERA: 2.08 (6, 1)	0.2		3	1	0	0	0	0	0	0	0	0	0	5	6	0.00	1.500
Todd Van Poppel, R ERA: 6.17 (7, 1)	1.0	W	4	0	0	0	2	1	0	0	0	0	0	10	18	0.00	1.000
Jeff Fassero, L ERA: 5.17 (8, 1)	1.0	H	3	0	0	0	3	0	0	0	0	0	0	12	17	0.00	0.000
Tom Gordon, R ERA: (9, 1)	1.0	S	5	1	0	0	2	1	0	0	0	0	0	14	22	0.00	2.000

BOTTOM

Chicago Cubs @ Milwaukee Brewers
Miller Park, Milwaukee, WI

Mon May 07 2001, 7:05 PM CDT
Att: 30,239 - Cloudy - 66 F

AB	33
R	6
H	9
RBI	6
BB	3
SO	7
LOB	11



WP	PA	ERA	WHIP
0	38		

Batter	1	2	3	4	5	6	7	8	9	AB R H RBI BB SO LOB	TOP														
Eric Young Sr., R (1, 4) OBP: 0.350, SLG: 0.430	0-1 G6-3		1-3 K			2-2 2B		3-2 P6		4 0 1 0 0 1 1															
Ricky Gutierrez, R (1, 6) OBP: 0.302, SLG: 0.410	3-3 K			0-1 G5-3		2-2 G6-3		2-2 G4-3		4 0 0 0 0 1 1															
Bill Mueller, S (1, 5) OBP: 0.409, SLG: 0.513	1-2 F8			3-1 G4-3			1-1 L3		0-1 G6-3	4 0 0 0 0 0 0															
Sammy Sosa, R (1, 9) OBP: 0.430, SLG: 0.589		1-3 K		2-2 G4-3			1-3 K		2-3 K	4 0 0 0 0 3 0															
Rondell White, R (1, 7) OBP: 0.347, SLG: 0.477		3-1 G4-6-3 1B			2-1 P3		4-2 2B BB		1-2 G5-3	3 0 1 0 1 0 0															
Todd Hundley, S (1, 2) OBP: 0.297, SLG: 0.413		3-1 G4-6-3 1-2f			3-1 P4		2-0 2B			3 0 1 0 0 0 1															
Ron Coomer, R (1, 3) OBP: 0.231, SLG: 0.250			0-1 F9		1-1 F3		0-2 G1-3			3 0 0 0 0 0 2															
Damon Buford, R (1, 8) OBP: 0.237, SLG: 0.306			0-1 F8			3-2 F9		1-1 HR		3 1 1 1 0 0 0															
Felix Heredia, L (8, 1)										0 0 0 0 0 0 0															
34 Kerry Wood, R (1, 1) OBP: 0.214, SLG: 0.286			1-0 2B			2-0 G1-3		0-1 G5-3		2 0 1 0 0 0 0															
Gary Matthews, S (8, PH) OBP: 0.239, SLG: 0.377										1 0 0 0 0 0 0															
Inning Stats	R: 0 E: 0 K: 1 S: 9	H: 0 LOB: 0 BB: 0 P: 13	R: 0 E: 0 K: 1 S: 7	H: 1 LOB: 0 BB: 0 P: 14	R: 0 E: 0 K: 1 S: 8	H: 1 LOB: 1 BB: 0 P: 10	R: 0 E: 0 K: 0 S: 8	H: 0 LOB: 0 BB: 0 P: 13	R: 0 E: 0 K: 0 S: 6	H: 0 LOB: 0 BB: 0 P: 12	R: 0 E: 0 K: 1 S: 11	H: 1 LOB: 1 BB: 0 P: 20	R: 0 E: 0 K: 1 S: 11	H: 1 LOB: 2 BB: 1 P: 19	R: 1 E: 0 K: 1 S: 11	H: 1 LOB: 0 BB: 0 P: 17	R: 0 E: 0 K: 1 S: 8	H: 0 LOB: 0 BB: 0 P: 11	1B: 1 2B: 3 3B: 0 HR: 1	SF: 0 SAC: 0 DP: 1 HBP: 0	WP: 0 PB: 0 SB: 0 CS: 0	PA: 32			
PITCHER	IP	WLS	BF	H	R	ER	SO	BB	IBB	HBP	BLK	WP	HR	S	P	ERA	WHIP								
15 Ben Sheets, R (1, 1) ERA: 3.16	7.0	W	26	5	1	1	4	1	0	0	0	0	1	62	104	1.29	0.857								
Chad Fox, R (8, 1) ERA:	1.0	H	3	0	0	0	0	0	0	0	0	0	0	9	14	0.00	0.000								
Curt Leskanic, R (9, 1) ERA: 5.52	1.0	S	3	0	0	0	1	0	0	0	0	0	0	8	11	0.00	0.000								

Chicago Cubs @ Milwaukee Brewers
 Miller Park, Milwaukee, WI
 Tue May 08 2001, 7:05 PM CDT
 Att. 26,751 - Sunny - 73 F

livebaseballscorecards.com

AB	31
R	1
H	5
RBI	1
BB	1
SO	5
LOB	5



Batter	1	2	3	4	5	6	7	8	9	AB R H RBI BB SO LOB	TOP											
Eric Young Sr. R (1, 4) OBP: 0.345, SLG: 0.417	2-3 K	3-2 P4			4-1 L3 BB	1-0 G6-4-3 1-2f			0-0 G6-4-3 1-2f	4 0 0 0 1 1 5												
Bill Mueller, S (1, 5) OBP: 0.404, SLG: 0.500	3-2 G4-3		1-0 G4-3		3-1 L3 1-2			4-1 FC5-4 BB		3 0 0 0 1 0 1												
Sammy Sosa, R (1, 9) OBP: 0.432, SLG: 0.609	3-2 HR		0-0 G6-3		4-1 BB			1-0 FC5-4 G3-6 1-2f		3 1 1 1 1 0 1												
Todd Hundley, S (1, 2) OBP: 0.284, SLG: 0.393	0-3 K		1-3 K		2-0 G4-3			2-1 G3-6 1-2f		4 0 0 0 0 2 2												
Rondell White, R (1, 7) OBP: 0.361, SLG: 0.491 Gary Matthews, S (8, 7) OBP: 0.239, SLG: 0.377		0-0 G4-3 1B 2B		4-2 HR BB		1-0 2B 1B		1-2 G4-3		3 3 2 0 1 0 0 0 0 0 0 0 0 0												
Matt Stairs, L (1, 3) OBP: 0.342, SLG: 0.349 Kyle Farnsworth, R (8, 1) Tom Gordon, R (9, 1)		3-1 G4-3		0-0 HR		3-1 2B E 1B		2-3 K		4 2 2 2 0 1 1 0 0 0 0 0 0 0 0 0 0 0 0 0 0												
Damon Buford, R (1, 8) OBP: 0.225, SLG: 0.289		2-3 K		1-2 F8		1-1 B1		0-2 F8		4 0 0 0 0 1 3												
Augie Ojeda, S (1, 6) OBP: 0.222, SLG: 0.240		4-0 1B IBB		2-2 G3-1		1-1 E8 1-H 2-H 2B		1-1 G6-4-3 1B		3 0 2 1 1 0 0												
Kevin Tapani, R (1, 1) OBP: 0.333, SLG: 0.333 15 Julio Zuleta, R (6, PH) OBP: 0.323, SLG: 0.500 Courtney Duncan, L (6, 1) Ron Coomer, R (8, 3) OBP: 0.222, SLG: 0.240		1-0 1B		0-0 G6-3		4-0 G6-4-3 BB		2-1 F8		2 0 1 1 0 0 0 0 0 0 0 1 0 0 0 0 0 0 0 0 0 1 0 0 0 0 0 1												
Inning Stats	R: 1 E: 0 K: 2 S: 14	H: 1 LOB: 0 BB: 0 P: 22	R: 1 E: 0 K: 1 S: 11	H: 2 LOB: 2 BB: 1 P: 24	R: 0 E: 0 K: 1 S: 5	H: 0 LOB: 0 BB: 0 P: 7	R: 2 E: 0 K: 0 S: 15	H: 1 LOB: 0 BB: 1 P: 22	R: 0 E: 0 K: 0 S: 5	H: 0 LOB: 1 BB: 2 P: 18	R: 2 E: 1 K: 0 S: 8	H: 3 LOB: 1 BB: 1 P: 19	R: 0 E: 0 K: 0 S: 4	H: 0 LOB: 0 BB: 1 P: 11	R: 0 E: 0 K: 1 S: 12	H: 0 LOB: 0 BB: 0 P: 15	R: 0 E: 0 K: 0 S: 5	H: 1 LOB: 0 BB: 0 P: 8	1B: 4 2B: 3 3B: 0 HR: 2	SF: 0 SAC: 0 DP: 4 HBP: 0	WP: 0 PB: 0 SB: 0 CS: 0	PA: 37
PITCHER	IP WLS BF H R ER SO BB IBB HBP BLK WP HR S P ERA WHIP																				PITCHER	IP WLS BF H R ER SO BB IBB HBP BLK WP HR S P ERA WHIP
Jamey Wright, R (1, 1) ERA: 4.22	5.0 L 24 6 6 5 4 3 1 0 0 0 2 53 100 9.00 1.800																					
Mike DeJean, R (6, 1) ERA: 2.84	1.1 6 1 0 0 0 0 2 0 0 0 0 0 7 19 0.00 2.250																					
Ray King, L (7, 1) ERA: 4.63	0.2 1 0 0 0 0 0 0 0 0 0 0 0 2 4 0.00 0.000																					
Will Cunnane, R (8, 1) ERA: 6.59	2.0 6 1 0 0 0 1 0 0 0 0 0 0 17 23 0.00 0.500																					

Chicago Cubs @ Milwaukee Brewers
Miller Park, Milwaukee, WI
Wed May 09 2001, 7:05 PM CDT
Att. 30,616 - Dome - 72 F

livebaseballscorecards.com

AB 31
R 6
H 8
RBI 5
BB 6
SO 5
LOB 14



Batter	1	2	3	4	5	6	7	8	9	AB	R	H	RBI	BB	SO	LOB
Ronnie Belliard, R (1, 4) OBP: 0.356, SLG: 0.393	3-2 G6-3		0-1 F9		1-0 FC5-2-5 HR			3-2 F9		4	1	0	0	0	0	2
Tyler Houston, L (1, 5) OBP: 0.310, SLG: 0.490	2-2 G4-3		2-1 G1-3		2-1 HR			1-2 G3		4	1	1	2	0	0	1
Jeffrey Hammonds, R (1, 8) OBP: 0.312, SLG: 0.398	1-3 K			1-1 G2-3	1-1 G6-3			0-3 K		4	0	0	0	0	2	0
Jeromy Burnitz, L (1, 9) OBP: 0.409, SLG: 0.570		0-1 G3		1-0 G3		2-1 G3		3-2 G3		4	0	0	0	0	0	0
Richie Sexson, R (1, 3) OBP: 0.323, SLG: 0.500		2-0 HR		0-0 1B 1B		3-3 K		1-3 K		4	1	2	1	0	2	0
Devon White, S (1, 7) OBP: 0.352, SLG: 0.479		1-3 K		1-0 1-2 1B		3-3 K		1-3 K		4	0	1	0	0	3	0
José Hernández, R (1, 6) OBP: 0.298, SLG: 0.509		0-1 P4		3-3 K		0-3 K				3	0	0	0	0	2	2
Henry Blanco, R (1, 2) OBP: 0.277, SLG: 0.297			3-2 G5-6-3		1-2 FC5-2-5 3B		1-1 L5			3	0	1	0	0	0	0
Jamey Wright, R (1, 1) OBP: 0.400, SLG: 0.353			0-0		1-1 G6-3		1-1 F5			2	0	1	0	0	0	1
Mike DeJean, R (6, 1)										0	0	0	0	0	0	0
Ray King, L (7, 1)										0	0	0	0	0	0	0
Tony Fernandez, S (7, PH) OBP: 0.328, SLG: 0.264										1	0	0	0	0	0	0
Will Cunnane, R (8, 1)										0	0	0	0	0	0	0

Inning Stats	R: 0	H: 0	E: 0	K: 1	S: 13	H: 0	LOB: 0	BB: 0	P: 19	R: 1	H: 1	E: 0	K: 1	S: 8	H: 1	LOB: 0	BB: 0	P: 11	R: 0	H: 1	E: 0	K: 0	S: 9	H: 1	LOB: 1	BB: 0	P: 14	R: 0	H: 2	E: 0	K: 1	S: 8	H: 2	LOB: 2	BB: 0	P: 14	R: 2	H: 2	E: 0	K: 0	S: 12	H: 2	LOB: 0	BB: 0	P: 18	R: 0	H: 0	E: 0	K: 2	S: 10	H: 0	LOB: 0	BB: 0	P: 18	R: 0	H: 0	E: 0	K: 1	S: 7	H: 0	LOB: 0	BB: 0	P: 9	R: 0	H: 0	E: 0	K: 1	S: 10	H: 0	LOB: 0	BB: 0	P: 14	R: 0	H: 0	E: 0	K: 2	S: 9	H: 0	LOB: 0	BB: 0	P: 14	1B: 3	SF: 0	2B: 0	SAC: 0	3B: 1	DP: 0	HR: 2	HBP: 0	WP: 0	PA: 33
--------------	------	------	------	------	-------	------	--------	-------	-------	------	------	------	------	------	------	--------	-------	-------	------	------	------	------	------	------	--------	-------	-------	------	------	------	------	------	------	--------	-------	-------	------	------	------	------	-------	------	--------	-------	-------	------	------	------	------	-------	------	--------	-------	-------	------	------	------	------	------	------	--------	-------	------	------	------	------	------	-------	------	--------	-------	-------	------	------	------	------	------	------	--------	-------	-------	-------	-------	-------	--------	-------	-------	-------	--------	-------	--------

PITCHER	IP	WLS	BF	H	R	ER	SO	BB	IBB	HBP	BLK	WP	HR	S	P	ERA	WHIP
Kevin Tapani, R (1, 1) ERA: 3.97	5.0	W	21	6	3	3	3	0	0	0	0	0	2	50	76	5.40	1.200
Courtney Duncan, R (6, 1) ERA: 2.81	2.0	H	6	0	0	0	3	0	0	0	0	0	0	17	27	0.00	0.000
Kyle Farnsworth, R (8, 1) ERA: 1.5	1.0	H	3	0	0	0	1	0	0	0	0	0	0	10	14	0.00	0.000
Tom Gordon, R (9, 1) ERA:	1.0	S	3	0	0	0	2	0	0	0	0	0	0	9	14	0.00	0.000


BOTTOM

Chicago Cubs @ Milwaukee Brewers
Miller Park, Milwaukee, WI

Wed May 09 2001, 7:05 PM CDT
Att. 30,616 - Dome - 72 F

AB	33
R	3
H	6
RBI	3
BB	0
SO	9
LOB	6

livebaseballscores.com



Batter	1	2	3	4	5	6	7	8	9	AB	R	H	RBI	BB	SO	LOB
James Mouton, R OBP: 0.368, SLG: 0.529 (1, 7)	1-1 G6-3	2-2 F7			0-0 G6-3	4-0 HR BB		1-2 F9		4	1	0	0	1	0	1
Tyler Houston, L OBP: 0.314, SLG: 0.480 (1, 5)	1-0 HR BB 1B		4-2 BB BB		1-1 G1	2-0 F7		0-3 K		4	1	1	0	1	1	3
Devon White, S OBP: 0.390, SLG: 0.549 (1, 8)	4-1 HR BB		4-2 G6-4-3 BB		3-2 HR 1B	0-0 HR		1-3 K		3	3	2	4	2	1	0
Jeremy Burnitz, L OBP: 0.419, SLG: 0.658 (1, 9)	2-2 HR		2-3 K		2-1 HR	1-1 HR				4	3	3	6	0	1	2
Richie Sexson, R OBP: 0.313, SLG: 0.483 (1, 3)	2-0 L9		1-0 G6-4-3		3-0 F8	3-3 K				4	0	0	0	0	1	2
José Hernández, R OBP: 0.305, SLG: 0.527 (1, 6)	1-3 K			3-2 G4-3		0-1 1B 2B	1-0 2B			4	1	2	0	0	1	0
Ronnie Belliard, R OBP: 0.345, SLG: 0.380 (1, 4)		1-0 F9		0-1 G4-3		1-3 K	0-3 K			4	0	0	0	0	2	2
Henry Blanco, R OBP: 0.299, SLG: 0.325 (1, 2)		1-0 SH1-4 1B		2-2 2B		4-2 1B HR BB	3-3 K			3	1	2	0	1	1	1
Mark Leiter, R OBP: 0.250, SLG: 0.250 (1, 1)		0-2 SH1-4		3-3 K		3-2 HR BB 1B	3-2 P3-1			0	0	0	0	0	0	0
Allen Levraut, R (2, 1)										1	0	0	0	0	1	1
Ray King, L (6, 1)										0	0	0	0	0	0	0
Tony Fernandez, S (6, PH)										1	1	1	1	0	0	0
Mike DeJean, R (7, 1)										1	0	0	0	0	0	1

Inning Stats	R: 3	H: 2	E: 0	K: 1	S: 11	H: 2	LOB: 0	BB: 1	P: 22	R: 0	H: 1	E: 0	K: 0	S: 8	R: 0	H: 0	E: 0	K: 1	S: 8	R: 0	H: 1	E: 0	K: 1	S: 12	R: 2	H: 2	E: 0	K: 0	S: 9	R: 6	H: 4	E: 0	K: 2	S: 21	R: 0	H: 1	E: 0	K: 2	S: 13	R: 0	H: 0	E: 0	K: 2	S: 14	H: 0	LOB: 0	BB: 0	P: 16	1B: 4	2B: 3	3B: 0	HR: 4	SF: 0	SAC: 1	DP: 1	HBP: 0	WP: 0	PB: 0	SB: 0	CS: 0	PA: 39
--------------	------	------	------	------	-------	------	--------	-------	-------	------	------	------	------	------	------	------	------	------	------	------	------	------	------	-------	------	------	------	------	------	------	------	------	------	-------	------	------	------	------	-------	------	------	------	------	-------	------	--------	-------	-------	-------	-------	-------	-------	-------	--------	-------	--------	-------	-------	-------	-------	--------

PITCHER	IP	WLS	BF	H	R	ER	SO	BB	IBB	HBP	BLK	WP	HR	S	P	ERA	WHIP
Julian Tavarez, R (1, 1) ERA: 2.4	5.0	L	23	6	5	5	3	3	0	0	0	0	2	48	91	9.00	1.800
Manny Aybar, R (6, 1) ERA: 4.73	0.1		5	2	4	4	1	2	0	0	0	0	0	14	26	108.00	12.000
Felix Heredia, L (6, 1) ERA: 3.48	0.2		4	2	2	2	1	0	0	0	0	0	2	7	13	27.00	3.000
Todd Van Poppel, R (7, 1) ERA: 5.27	2.0		7	1	0	0	4	0	0	0	0	0	0	27	36	0.00	0.500


BOTTOM

Chicago Cubs @ Milwaukee Brewers
Miller Park, Milwaukee, WI

Thu May 10 2001, 12:05 PM CDT
Att: 36,149 - Cloudy - 73 F

livebaseballscorecards.com

AB	33
R	11
H	11
RBI	11
BB	5
SO	9
LOB	13



Batter	1	2	3	4	5	6	7	8	9	AB R H RBI BB SO LOB	TOP											
18 Jason Kendall, R OBP: 0.350, SLG: 0.410 (1, 2)	1-3 K			0-1 F8		4-2 G5-4-3 BB		0-1 G5-3		3 0 0 0 1 1 0	Pittsburgh Pirates @ Milwaukee Brewers Miller Park, Milwaukee, WI Fri May 11 2001, 7:05 PM CDT Att. 31,525 - Dome - 72 F livebaseballscorecards.com											
Emil Brown, R OBP: 0.284, SLG: 0.390 (1, 8)	0-0 E6			1-1 3B 2B		0-0 G5-4-3 1-2f		4-2 S BB		3 1 1 0 1 0 1												
Brian Giles, L OBP: 0.328, SLG: 0.475 (1, 7)	3-2 F7 1-2			4-0 3B BB		0-0 2B 1B		3-3 K 1-2		3 2 1 0 1 1 2												
Aramis Ramirez, R OBP: 0.351, SLG: 0.581 (1, 5)		3-3 K		2-2 F3		1-0 2B		4-0 IBB		3 0 1 1 1 1 2												
John Vander Wal, L OBP: 0.405, SLG: 0.583 John Wehner, R OBP: 0.370, SLG: 0.261 (1, 9) (8, 9)		3-3 K		0-2 3B 1-H 2-H		4-0 IBB		2-2 G4-3		3 0 1 2 1 1 2 0 0 0 0 0 0 0												
Kevin Young, R OBP: 0.286, SLG: 0.422 (1, 3)		2-2 F8		0-0 F7		2-0 G6-3		1-3 K		4 0 0 0 0 1 3												
Enrique Wilson, S OBP: 0.186, SLG: 0.179 (1, 6)			4-0 G6-4-3 BB		1-0 1B B5-6-4		0-0 G4-3		3-1 1B	3 0 2 0 1 0 0												
Pat Meares, R OBP: 0.289, SLG: 0.366 (1, 4)			2-2 G6-4-3 1-2f		1-0 F7		0-1 G4-3		1-2 F9	4 0 0 0 0 0 3												
Jason Schmidt, R Josias Manzanillo, R Warren Morris, L OBP: 0.250, SLG: 0.273 Mike Williams, R (1, 1) (6, 1) (9, PH) (9, 1)			1-3 K		0-0 B5-6-4 1-2f		0-0 G6-3		0-0 F8	2 0 0 0 0 1 1 1 0 0 0 0 0 0 1 0 0 0 0 0 1 0 0 0 0 0 0 0												
Inning Stats	R: 0 E: 1 K: 1 S: 9	H: 0 LOB: 0 BB: 0 P: 12	R: 0 E: 0 K: 2 S: 12	H: 0 LOB: 0 BB: 0 P: 20	R: 0 E: 0 K: 1 S: 6	H: 0 LOB: 0 BB: 1 P: 13	R: 2 E: 0 K: 0 S: 12	H: 2 LOB: 1 BB: 1 P: 19	R: 0 E: 0 K: 0 S: 3	H: 1 LOB: 0 BB: 0 P: 5	R: 1 E: 0 K: 0 S: 6	H: 2 LOB: 2 BB: 2 P: 17	R: 0 E: 0 K: 0 S: 4	H: 0 LOB: 0 BB: 0 P: 4	R: 0 E: 0 K: 1 S: 10	H: 0 LOB: 2 BB: 2 P: 23	R: 0 E: 0 K: 1 S: 9	H: 1 LOB: 1 BB: 0 P: 14	1B: 3 2B: 2 3B: 1 HR: 0	SF: 0 SAC: 0 DP: 3 HBP: 0	WP: 0 PB: 0 SB: 1 CS: 1	PA: 36
PITCHER	IP WLS BF H R ER SO BB IBB HBP BLK WP HR S P ERA WHIP											PITCHER	IP WLS BF H R ER SO BB IBB HBP BLK WP HR S P ERA WHIP									
Jimmy Haynes, R ERA: 5.59 (1, 1)	7.1 L 29 5 3 3 4 4 1 0 0 0 0 56 98 3.68 1.227																					
Ray King, L ERA: 4.15 (8, 1)	0.2 3 0 0 0 1 0 0 0 0 0 0 0 6 15 0.00 0.000																					
David Weathers, R ERA: 1.96 (9, 1)	1.0 4 1 0 0 1 0 0 0 0 0 0 0 9 14 0.00 1.000																					




Batter	1	2	3	4	5	6	7	8	9	10	11	12	AB	R	H	RBI	BB	SO	LOB
James Mouton, R OBP: 0.276, SLG: 0.370 (1, 7)	L6		G6-3		F8	K		F8			G6-3		6	0	0	0	0	1	5
Tyler Houston, L OBP: 0.322, SLG: 0.463 (1, 5)	K				1B					G4-3		1B	4	1	1	0	2	1	0
Devon White, S OBP: 0.391, SLG: 0.525 (1, 8)	1B		G4-3					L6		F8		1B	6	0	3	0	0	0	1
Jeromy Burnitz, L OBP: 0.404, SLG: 0.617 (1, 9)	F8				F8			F8		G3		1B	6	0	1	1	0	1	3
Richie Sexson, R OBP: 0.321, SLG: 0.476 (1, 3)			F9		K			1B		FC3-6		CS	2	1	0	0	3	1	0
José Hernández, R OBP: 0.302, SLG: 0.500 Curt Leskanic, R (11, 1)	K				K			K		F9		G4-3	4	2	0	0	1	3	2
Raul Casanova, S OBP: 0.295, SLG: 0.421 Jeffrey Hammonds, R OBP: 0.312, SLG: 0.398 Henry Blanco, R OBP: 0.296, SLG: 0.309 (8, PR) (9, 2)										FC3-6		2B	0	0	0	0	0	0	0
Luis Lopez, S OBP: 0.225, SLG: 0.297 (11, 6)	F8				F8			G3		F9		L8	5	0	0	1	0	0	4
Paul Higdon, R Chad Fox, R Tony Pagan, S Brandon Kintzler, R Ray King, L Will Cunnane, R Angel Hernandez, R David Weathers, R Ronnie Bellard, R			G6-3									P4	2	0	0	0	0	0	0

Inning Stats	R: 0	H: 1	E: 0	LOB: 1	K: 1	P: 15	R: 0	H: 1	E: 0	LOB: 1	K: 1	P: 13	R: 0	H: 0	E: 0	LOB: 0	K: 0	P: 18	R: 2	H: 1	E: 0	LOB: 0	K: 3	P: 20	R: 0	H: 1	E: 0	LOB: 2	K: 0	P: 14	R: 1	H: 1	E: 0	LOB: 2	K: 2	P: 29	R: 0	H: 0	E: 0	LOB: 0	K: 0	P: 12	R: 1	H: 1	E: 0	LOB: 3	K: 0	P: 24	R: 0	H: 0	E: 0	LOB: 0	K: 0	P: 13	R: 0	H: 0	E: 0	LOB: 0	K: 0	P: 15	R: 0	H: 0	E: 0	LOB: 0	K: 0	P: 10	R: 1	H: 2	E: 0	LOB: 2	K: 0	P: 14	1B: 6	2B: 2	3B: 0	HR: 1	SF: 0	SAC: 0	DP: 0	HBP: 0	WP: 0	PA: 49
--------------	------	------	------	--------	------	-------	------	------	------	--------	------	-------	------	------	------	--------	------	-------	------	------	------	--------	------	-------	------	------	------	--------	------	-------	------	------	------	--------	------	-------	------	------	------	--------	------	-------	------	------	------	--------	------	-------	------	------	------	--------	------	-------	------	------	------	--------	------	-------	------	------	------	--------	------	-------	------	------	------	--------	------	-------	-------	-------	-------	-------	-------	--------	-------	--------	-------	--------

PITCHER	IP	WLS	BF	H	R	ER	SO	BB	IBB	HBP	BLK	WP	HR	S	P	ERA	WHIP
Todd Ritchie, R ERA: 4.34	(1, 1)	5.1	24	5	3	1	6	2	0	0	0	0	1	58	92	1.69	1.312
Terry Mulholland, L ERA: 3.22	(6, 1)	1.2	7	1	0	0	1	1	0	0	0	0	0	19	29	0.00	1.200
Jose Silva, R ERA: 6.46	(8, 1)	0.0	2	0	1	1	0	2	0	0	0	0	0	6	14	∞	∞
Scott Sauerbeck, L ERA: 7.04	(8, 1)	0.2	B	3	1	0	0	0	0	0	0	0	0	3	6	0.00	1.500
Mike Williams, R ERA: 2.35	(8, 1)	1.1	4	0	0	0	0	0	0	0	0	0	0	9	17	0.00	0.000

Pittsburgh Pirates @ Milwaukee Brewers
 Miller Park, Milwaukee, WI
 Sat May 12 2001, 6:05 PM CDT
 Att: 42,004 - Dome - 72 F

AB	42
R	5
H	9
RBI	5
BB	7
SO	7
LOB	17



Batter	1	2	3	4	5	6	7	8	9	AB R H RBI BB SO LOB	TOP	
Emil Brown, R (1, 8) OBP: 0.253, SLG: 0.343 Derek Bell, R (6, PH) OBP: 0.191, SLG: 0.168 (6, 9)	1-1 		0-0 			2-2 		0-0 		2 0 0 0 0 0 1 2 0 1 0 0 0 0	Pittsburgh Pirates @ Milwaukee Brewers Miller Park, Milwaukee, WI Sun May 13 2001, 1:05 PM CDT Att. 30,084 - Sunny - 63 F	
Warren Morris, L (1, 4) OBP: 0.235, SLG: 0.200	3-2 		2-2 			3-2 		1-0 		3 0 0 0 0 0 1		
Brian Giles, L (1, 7) OBP: 0.347, SLG: 0.500 (6, 8)	4-2 			2-2 		0-0 		1-1 		3 1 2 1 1 0 2		
Aramis Ramirez, R (1, 5) OBP: 0.348, SLG: 0.556	2-0 			0-0 		2-2 		2-3 		3 0 0 0 0 1 4		
John Vander Wal, L (1, 9) OBP: 0.413, SLG: 0.591 (6, 7)		2-3 		2-1 		2-1 		3-3 		4 0 0 0 0 2 1		
Craig Wilson, R (1, 2) OBP: 0.444, SLG: 0.929		1-0 			2-1 		3-3 		2-2 			4 0 0 0 0 1 0
John Wehner, R (1, 3) OBP: 0.355, SLG: 0.231		4-2 			1-2 		1-1 		2-3 			3 0 0 0 1 1 0
Abraham Nunez, S (1, 6) OBP: 0.286, SLG: 0.333	1-0 		1-0 		1-1 		0-0 			3 0 1 0 0 0 0		
Jimmy Anderson, L (1, 1) OBP: 0.188, SLG: 0.200 18 Jason Kendall, R (8, PH) OBP: 0.345, SLG: 0.395 Scott Sauerbeck, R (8, 1)			1-2 		0-3 			3-2 		2 0 1 0 0 1 1 1 0 0 0 0 0 0 0 0 0 0 0 0 0		
Inning Stats	R: 0 H: 0 E: 0 LOB: 1 K: 0 BB: 1 S: 10 P: 20	R: 0 H: 0 E: 0 LOB: 0 K: 1 BB: 1 S: 9 P: 17	R: 0 H: 1 E: 0 LOB: 1 K: 0 BB: 0 S: 8 P: 12	R: 0 H: 1 E: 0 LOB: 0 K: 0 BB: 0 S: 8 P: 12	R: 0 H: 1 E: 0 LOB: 1 K: 1 BB: 0 S: 10 P: 14	R: 1 H: 1 E: 0 LOB: 1 K: 0 BB: 0 S: 17 P: 26	R: 0 H: 0 E: 0 LOB: 0 K: 1 BB: 0 S: 6 P: 10	R: 0 H: 1 E: 0 LOB: 2 K: 1 BB: 0 S: 12 P: 19	R: 0 H: 0 E: 0 LOB: 0 K: 2 BB: 0 S: 10 P: 17	1B: 3 SF: 0 2B: 1 SAC: 0 3B: 0 DP: 1 HR: 1 HBP: 2	WP: 0 PA: 35 PB: 0 SB: 0 CS: 1	
PITCHER 15 Ben Sheets, R (1, 1) ERA: 2.82 Chad Fox, R (8, 1) ERA: 0.77 Ray King, L (8, 1) ERA: 3.77 Curt Leskanic, R (9, 1) ERA: 4.76	IP WLS BF H R ER SO BB IBB HBP BLK WP HR S P ERA WHIP 7.0 W 26 4 1 1 3 2 0 1 0 0 0 1 68 111 1.29 0.857 0.1 H 3 1 0 0 0 0 0 0 1 0 0 0 4 8 0.00 3.000 1.0 H 3 0 0 0 2 0 0 0 0 0 0 0 12 18 0.00 0.000 0.2 2 0 0 0 1 0 0 0 0 0 0 0 6 10 0.00 0.000	PITCHER IP WLS BF H R ER SO BB IBB HBP BLK WP HR S P ERA WHIP										

livebaseballscorecards.com

AB	30
R	1
H	5
RBI	1
BB	2
SO	6
LOB	10



Batter	1	2	3	4	5	6	7	8	9	AB	R	H	RBI	BB	SO	LOB
Ronnie Belliard, R OBP: 0.327, SLG: 0.357 (1, 4)	1-1 G3		1-2 G6-3	1-3 K			1-1 G6-3			4	0	0	0	0	1	2
Tony Fernandez, S OBP: 0.338, SLG: 0.271 (1, 5)	0-0 G5-6-3		0-0 G6-3		1-0 G5-3		0-0 1B			4	0	1	0	0	0	0
Devon White, S OBP: 0.370, SLG: 0.492 (1, 8)	3-1 F9		1-1 G5-3		2-0 G6-3		3-2 G5-3			4	0	0	0	0	0	1
Jeremy Burnitz, L OBP: 0.407, SLG: 0.634 (1, 9)		2-0 HR		4-0 1B 1B BB	2-2 G4-3		2-3 K			3	2	1	1	1	1	0
Richie Sexson, R OBP: 0.319, SLG: 0.469 (1, 3)		0-0 G5-3		0-0 1B BB SF8 1B	1-0 F8		1-0 F9			4	1	1	0	0	0	0
Angel Echevarria, R OBP: 0.333, SLG: 0.750 Curt Leskanic, R (9, 1)		0-2 G5-3 1B		4-1 SF8 1B BB	0-0 G6-3		2-1 2B			3	0	2	0	1	0	0
José Hernández, R OBP: 0.323, SLG: 0.538 (1, 6)		1-0 G5-3 1B		2-1 1B	3-1 HR		4-0 IBB			3	1	3	2	1	0	0
Henry Blanco, R OBP: 0.274, SLG: 0.298 (1, 2)		2-1 G5-3		2-0 SF8	0-0 G5-3		2-3 K2-3			3	0	0	1	0	1	4
15 Ben Sheets, R Jeffrey Hammonds, R Chad Fox, R Ray King, L James Mouton, R OBP: 0.278, SLG: 0.370 (1, 1) (7, PH) (8, 1) (8, 1) (9, 7)		0-0 G1-3		0-3 K			2-2 F8			2	0	0	0	0	1	4

Inning Stats	R: 0	H: 0	E: 0	K: 0	S: 5	R: 1	H: 3	E: 0	K: 0	S: 9	R: 0	H: 0	E: 0	K: 0	S: 7	R: 2	H: 2	E: 0	K: 2	S: 11	R: 0	H: 0	E: 0	K: 0	S: 6	R: 1	H: 1	E: 0	K: 0	S: 5	R: 0	H: 1	E: 0	K: 0	S: 9	R: 0	H: 1	E: 0	K: 2	S: 12
	0	0	0	0	9	1	3	0	0	9	0	0	0	0	7	2	2	0	2	11	0	0	0	0	6	1	0	0	0	5	0	1	0	0	9	0	1	0	2	12
	0	0	0	0	9	1	3	0	0	9	0	0	0	0	7	2	2	0	2	11	0	0	0	0	6	1	0	0	5	0	1	0	0	9	0	1	0	2	12	
	0	0	0	0	9	1	3	0	0	9	0	0	0	0	7	2	2	0	2	11	0	0	0	0	6	1	0	0	5	0	1	0	0	9	0	1	0	2	12	
	0	0	0	0	9	1	3	0	0	9	0	0	0	0	7	2	2	0	2	11	0	0	0	0	6	1	0	0	5	0	1	0	0	9	0	1	0	2	12	
	0	0	0	0	9	1	3	0	0	9	0	0	0	0	7	2	2	0	2	11	0	0	0	0	6	1	0	0	5	0	1	0	0	9	0	1	0	2	12	
	0	0	0	0	9	1	3	0	0	9	0	0	0	0	7	2	2	0	2	11	0	0	0	0	6	1	0	0	5	0	1	0	0	9	0	1	0	2	12	
	0	0	0	0	9	1	3	0	0	9	0	0	0	0	7	2	2	0	2	11	0	0	0	0	6	1	0	0	5	0	1	0	0	9	0	1	0	2	12	
	0	0	0	0	9	1	3	0	0	9	0	0	0	0	7	2	2	0	2	11	0	0	0	0	6	1	0	0	5	0	1	0	0	9	0	1	0	2	12	
	0	0	0	0	9	1	3	0	0	9	0	0	0	0	7	2	2	0	2	11	0	0	0	0	6	1	0	0	5	0	1	0	0	9	0	1	0	2	12	
	0	0	0	0	9	1	3	0	0	9	0	0	0	0	7	2	2	0	2	11	0	0	0	0	6	1	0	0	5	0	1	0	0	9	0	1	0	2	12	
	0	0	0	0	9	1	3	0	0	9	0	0	0	0	7	2	2	0	2	11	0	0	0	0	6	1	0	0	5	0	1	0	0	9	0	1	0	2	12	
	0	0	0	0	9	1	3	0	0	9	0	0	0	0	7	2	2	0	2	11	0	0	0	0	6	1	0	0	5	0	1	0	0	9	0	1	0	2	12	
	0	0	0	0	9	1	3	0	0	9	0	0	0	0	7	2	2	0	2	11	0	0	0	0	6	1	0	0	5	0	1	0	0	9	0	1	0	2	12	
	0	0	0	0	9	1	3	0	0	9	0	0	0	0	7	2	2	0	2	11	0	0	0	0	6	1	0	0	5	0	1	0	0	9	0	1	0	2	12	
	0	0	0	0	9	1	3	0	0	9	0	0	0	0	7	2	2	0	2	11	0	0	0	0	6	1	0	0	5	0	1	0	0	9	0	1	0	2	12	
	0	0	0	0	9	1	3	0	0	9	0	0	0	0	7	2	2	0	2	11	0	0	0	0	6	1	0	0	5	0	1	0	0	9	0	1	0	2	12	
	0	0	0	0	9	1	3	0	0	9	0	0	0	0	7	2	2	0	2	11	0	0	0	0	6	1	0	0	5	0	1	0	0	9	0	1	0	2	12	
	0	0	0	0	9	1	3	0	0	9	0	0	0	0	7	2	2	0	2	11	0	0	0	0	6	1	0	0	5	0	1	0	0	9	0	1	0	2	12	
	0	0	0	0	9	1	3	0	0	9	0	0	0	0	7	2	2	0	2	11	0	0	0	0	6	1	0	0	5	0	1	0	0	9	0	1	0	2	12	
	0	0	0	0	9	1	3	0	0	9	0	0	0	0	7	2	2	0	2	11	0	0	0	0	6	1	0	0	5	0	1	0	0	9	0	1	0	2	12	
	0	0	0	0	9	1	3	0	0	9	0	0	0	0	7	2	2	0	2	11	0	0	0	0	6	1	0	0	5	0	1	0	0	9	0	1	0	2	12	
	0	0	0	0	9	1	3	0	0	9	0	0	0	0	7	2	2	0	2	11	0	0	0	0	6	1	0	0	5	0	1	0	0	9	0	1	0	2	12	
	0	0	0	0	9	1	3	0	0	9	0	0	0	0	7	2	2	0	2	11	0	0	0	0	6	1	0	0	5	0	1	0	0	9	0	1	0	2	12	
	0	0	0	0	9	1	3	0	0	9	0	0	0	0	7	2	2	0	2	11	0	0	0	0	6	1	0	0	5	0	1	0	0	9	0	1	0	2	12	
	0	0	0	0	9	1	3	0	0	9	0	0	0	0	7	2	2	0	2	11	0	0	0	0	6	1	0	0	5	0	1	0	0	9	0	1	0	2	12	
	0	0	0	0	9	1	3	0	0	9	0	0	0	0	7	2	2	0	2	11	0	0	0	0	6	1	0	0	5	0	1	0	0	9	0	1	0	2	12	
	0	0	0	0	9	1	3	0	0	9	0	0	0	0	7	2	2	0	2	11	0	0	0	0	6	1	0	0	5	0	1	0	0	9	0	1	0	2	12	
	0	0	0	0	9	1	3	0	0	9	0	0	0	0	7	2	2	0	2	11	0	0	0	0	6	1	0	0	5	0	1	0	0	9	0	1	0	2	12	
	0	0	0	0	9	1	3	0	0	9	0	0	0	0	7	2	2	0	2	11	0	0	0	0	6	1	0	0	5	0	1	0	0	9	0	1	0	2	12	
	0	0	0	0	9	1	3	0	0	9	0	0	0	0	7	2	2	0	2	11	0	0	0	0	6	1	0	0	5	0	1	0	0	9	0	1	0	2	12	
	0	0	0	0	9	1	3	0	0	9	0	0	0	0	7	2	2	0	2	11	0	0	0	0	6	1	0	0	5	0	1	0	0	9	0	1	0	2	12	
	0	0	0	0	9	1	3	0	0	9	0	0	0	0	7	2	2	0	2	11	0	0	0	0	6	1	0	0	5	0	1	0	0	9	0	1	0	2	12	
	0	0	0	0	9	1	3	0	0	9	0	0	0	0	7	2	2	0	2	11	0	0	0	0	6	1	0	0	5	0	1	0	0	9	0	1	0	2	12	
	0	0	0	0	9	1	3	0	0	9	0	0	0	0	7	2	2	0	2	11	0	0	0	0	6	1	0	0	5	0	1	0	0	9	0	1	0	2	12	
	0	0	0	0	9	1	3	0	0	9	0	0	0	0	7	2	2	0	2	11	0	0	0	0	6	1	0	0	5	0	1	0	0	9	0	1	0	2	12	
	0	0	0	0	9	1	3																																	

Batter	1	2	3	4	5	6	7	8	9	AB	R	H	RBI	BB	SO	LOB	TOP										
18 Jason Kendall, R OBP: 0.353, SLG: 0.410 (1, 2)	1-1 HR 2B	3-2 G6-3			2-2 2B 1B	2-1 1B 1B		2-2 G6-4-3 1-2f		5	3	3	2	0	0	2											
John Vander Wal, L OBP: 0.420, SLG: 0.614 (1, 7)	1-1 HR 2-H	3-3 K			1-0 F7	1-1 L5-4 1B 1-H		4-1 BB		4	1	2	3	1	1	2											
Aramis Ramirez, R OBP: 0.356, SLG: 0.565 (1, 5)	1-1 PB S G6-3 1B				0-0 F8	0-0 1B 1B		2-2 P4		5	1	3	0	0	0	2											
Brian Giles, L OBP: 0.342, SLG: 0.485 (1, 8)	2-3 K				2-1 F7	4-1 L5-4 2B BB		0-1 L5-4		4	1	0	0	1	1	4											
Kevin Young, R OBP: 0.294, SLG: 0.413 (1, 3)	4-1 PB BB				2-2 FC6-2 WP	3-2 2B		2-1 G6-3		4	0	1	2	1	1	1											
Enrique Wilson, S OBP: 0.215, SLG: 0.250 (1, 6)	2-1 G6-3				2-3 K	1-2 L8		1-1 G3-1		3	0	0	0	1	0	1	3										
Terry Mulholland, R (5, 1)										0	0	0	0	0	0	0	0										
Warren Morris, L (7, PH)										1	0	0	0	0	0	0	0										
Josias Manzanillo, R (7, 1)										0	0	0	0	0	0	0	0										
Craig Wilson, R (9, PH)	1-2 2-H				1-2					1	0	0	0	0	0	1	0										
Derek Bell, R OBP: 0.202, SLG: 0.173 (1, 9)	1-2 F3				4-2 K BB	0-0 G1-4-3		0-0 1B		3	0	1	0	1	0	1											
Pat Meares, R OBP: 0.283, SLG: 0.347 (1, 4)					1-3 K	4-2 2B 18 1B BB		1-1 G5-3		3	1	1	0	1	1	2											
Don Wengert, R (1, 1)					2-1 G1-3	1-1 18 1B 2B		2-2 18 G6-4-3 1B		1	0	0	0	0	0	0											
Abraham Nunez, S OBP: 0.318, SLG: 0.390 (5, 6)					0-0 SH1-4					2	1	2	0	0	0	0											
Inning Stats	R: 3 E: 0 K: 1 S: 15	H: 3 LOB: 1 BB: 1 P: 27	R: 0 E: 0 K: 1 S: 9	H: 1 LOB: 1 BB: 0 P: 15	R: 0 E: 0 K: 1 S: 10	H: 1 LOB: 1 BB: 0 P: 17	R: 0 E: 0 K: 1 S: 8	H: 0 LOB: 0 BB: 1 P: 15	R: 2 E: 0 K: 0 S: 12	H: 2 LOB: 1 BB: 1 P: 23	R: 3 E: 0 K: 0 S: 12	H: 4 LOB: 1 BB: 1 P: 20	R: 0 E: 0 K: 0 S: 7	H: 1 LOB: 1 BB: 0 P: 11	R: 0 E: 0 K: 0 S: 10	H: 1 LOB: 1 BB: 1 P: 20	R: 0 E: 0 K: 2 S: 11	H: 0 LOB: 0 BB: 0 P: 17	1B: 8 2B: 5 3B: 0 HR: 1	SF: 0 SAC: 1 DP: 2 HBP: 0	WP: 1 PB: 1 SB: 2 CS: 0	PA: 42					
PITCHER	IP	WLS	BF	H	R	ER	SO	BB	IBB	HBP	BLK	WP	HR	S	P	ERA	WHIP										
Jamey Wright, R (1, 1) ERA: 4.5	5.0	W	24	7	5	4	4	3	0	0	0	1	1	54	97	7.20	2.000										
Will Cunnane, R (6, 1) ERA: 7.8	0.1		4	2	3	3	0	1	0	0	0	0	0	7	14	81.00	9.000										
Ray King, L (6, 1) ERA: 3.6	0.2	H	3	2	0	0	0	0	0	0	0	0	0	5	6	0.00	3.000										
Mike DeJean, R (7, 1) ERA: 2.04	2.0	H	8	2	0	0	0	1	0	0	0	0	0	17	31	0.00	1.500										
Curt Leskanic, R (9, 1) ERA: 4.5	1.0	S	3	0	0	0	2	0	0	0	0	0	0	11	17	0.00	0.000										

Pittsburgh Pirates @ Milwaukee Brewers

Miller Park, Milwaukee, WI

Mon May 14 2001, 12:05 PM CDT

Att: 26,974 - Dome - 72 F

AB	36
R	8
H	13
RBI	8
BB	5
SO	6
LOB	17



livebaseballscorecards.com

BOTTOM

Milwaukee Brewers @ Philadelphia Phillies
Veterans Stadium, Philadelphia, PA
Tue May 15 2001, 7:05 PM EDT
Att. 12,307 - Sunny - 73 F

livebaseballscores.com

AB 40
R 10
H 12
RBI 8
BB 3
SO 10
LOB 8



WP: 0 PA: 44
PB: 0
SB: 2
CS: 1

AB R H RBI BB SO LOB

5 1 2 0 0 1 0

4 1 1 0 1 0 1

5 1 1 1 0 1 2

4 1 2 0 1 1 0

5 1 1 2 0 1 2

5 1 1 0 0 1 0

5 1 2 0 0 2 1

3 2 1 2 1 0 1

1B: 8 SF: 0
2B: 0 SAC: 0
3B: 0 DP: 1
HR: 4 HBP: 0

Batter	1	2	3	4	5	6	7	8	9	10
Doug Glanville, R OBP: 0.297, SLG: 0.447 (1, 8)	1-2 G6-4-3 1B	3-2 F8		1-0 K 1B		2-3 K			2-1 G4-3	
11 Jimmy Rollins, S OBP: 0.310, SLG: 0.333 (1, 6)	0-0 G6-4-3		1-2 G6-3	4-1 FC4-6 BB		2-0 L6			1-1 S E 1B	
Bobby Abreu, L OBP: 0.335, SLG: 0.481 (1, 9)	2-1 G3-1		0-0 HR	0-0 FC4-6 S			0-2 G1-3		2-3 K	
Scott Rolen, R OBP: 0.338, SLG: 0.385 (1, 5)		1-2 HR 1B	2-3 K	4-2 BB			0-0 G6-3		1-2 E1 CS 1B	
Travis Lee, L OBP: 0.435, SLG: 0.532 (1, 3)		3-2 HR	2-1 G4-3	2-2 F7			3-3 K		1-2 CS	1-2 F8
Pat Burrell, R OBP: 0.355, SLG: 0.402 (1, 7)		1-3 K		2-2 BB HR 1B	1-1 F9			2-1 F3		3-2 G4-3
Johnny Estrada, S OBP: 0.400, SLG: 0.400 (1, 2)		2-1 HR 1B		1-2 F7	1-3 K			1-1 1B		2-3 K
Marlon Anderson, L OBP: 0.323, SLG: 0.446 (1, 4)		2-1 HR		4-0 HR BB	3-2 G3			1-0 F8		
Amosy Telemaco, R Nelson Figueroa, R Brian Hunter, R Chris Brock, R Eddie Croessa, L Tomas Perez, S Rheal Cormier, L Rob Dupuy, L Ricky Bottalico, L		0-3 K		1-1 HR		2-3 K		0-3 K		

Inning Stats	R: 0	H: 1	E: 0	LOB: 0	K: 0	S: 8	P: 11	R: 4	H: 4	E: 0	LOB: 0	K: 2	S: 19	P: 31	R: 1	H: 1	E: 0	LOB: 0	K: 1	S: 9	P: 14	R: 4	H: 3	E: 1	LOB: 2	K: 0	S: 20	P: 38	R: 0	H: 0	E: 0	LOB: 0	K: 1	S: 9	P: 14	R: 0	H: 0	E: 0	LOB: 0	K: 2	S: 9	P: 15	R: 0	H: 0	E: 0	LOB: 0	K: 1	S: 8	P: 11	R: 0	H: 1	E: 0	LOB: 1	K: 1	S: 8	P: 12	R: 1	H: 2	E: 1	LOB: 0	K: 1	S: 13	P: 20	R: 0	H: 0	E: 0	LOB: 0	K: 1	S: 12	P: 18	1B: 8	SF: 0	2B: 0	SAC: 0	3B: 0	DP: 1	HR: 4	HBP: 0
--------------	------	------	------	--------	------	------	-------	------	------	------	--------	------	-------	-------	------	------	------	--------	------	------	-------	------	------	------	--------	------	-------	-------	------	------	------	--------	------	------	-------	------	------	------	--------	------	------	-------	------	------	------	--------	------	------	-------	------	------	------	--------	------	------	-------	------	------	------	--------	------	-------	-------	------	------	------	--------	------	-------	-------	-------	-------	-------	--------	-------	-------	-------	--------

PITCHER	IP	WLS	BF	H	R	ER	SO	BB	IBB	HBP	BLK	WP	HR	S	P	ERA	WHIP	
Allen Levrault, R ERA: 6.91 (1, 1)	3.1		18	8	8	8	3	1	0	0	0	0	0	4	45	73	21.60	2.700
Brandon Kolb, R ERA: (4, 1)	1.2		8	1	1	0	1	2	0	0	0	0	0	20	35	0.00	1.800	
Chad Fox, R ERA: 0.66 (6, 1)	2.0	H	6	0	0	0	3	0	0	0	0	0	0	17	26	0.00	0.000	
David Weathers, R ERA: 1.66 (8, 1)	1.0	H	4	1	0	0	1	0	0	0	0	0	0	8	12	0.00	1.000	
Curt Leskanic, R ERA: 4.26 (9, 1)	1.0	W	4	2	1	0	1	0	0	0	0	0	0	13	20	0.00	2.000	
PITCHER	IP	WLS	BF	H	R	ER	SO	BB	IBB	HBP	BLK	WP	HR	S	P	ERA	WHIP	
Mike DeJean, R ERA: 1.93 (10, 1)	1.0		3	0	0	0	1	0	0	0	0	0	0	12	18	0.00	0.000	

Batter	1	2	3	4	5	6	7	8	9	AB R H RBI BB SO LOB	TOP														
Ronnie Belliard, R OBP: 0.341, SLG: 0.407 (1, 4)	0-2 F8	4-0 BB 2B BB		1-1 F8 WP 1B		3-2 HR		0-1 F7		4 2 2 1 1 0 2															
Tony Fernandez, S OBP: 0.352, SLG: 0.328 (1, 5)	0-0 HR	4-2 2B 1-2 2-3 BB		3-2 F3		0-2 F2			0-1 2B FC5-4 1B	4 2 2 1 1 0 1															
Devon White, S OBP: 0.381, SLG: 0.547 (1, 7)	3-3 K	1-1 2B 1-3 2-H 3-H		0-1 F8			0-2 F7		2-0 FC5-4 1-3 2B	5 0 2 2 0 1 1															
Jeremy Burnitz, L OBP: 0.410, SLG: 0.640 (1, 9)	1-0 2B 3B	0-3 K		1-1 P3			0-3 K		4-0 FC5-4 IBB	4 1 1 0 1 2 3															
Richie Sexson, R OBP: 0.325, SLG: 0.482 (1, 3)	4-0 2B BB	4-0 IBB			1-0 G4-3		1-2 P6		3-3 K	3 0 0 0 2 1 3															
Jeffrey Hammonds, R OBP: 0.301, SLG: 0.382 (1, 8)	2-2 2B 1-3 3-H	3-1 F3			0-1 P3			1-1 G6-3	1-2 FC5-4 1-2 2-3 3-H	5 0 1 2 0 0 5															
José Hernández, R OBP: 0.340, SLG: 0.538 (1, 6)	0-2 G5-3		1-3 K		0-3 K			1-1 SH2-4 2B	3-3 K	5 0 1 0 0 3 4															
Henry Blanco, R OBP: 0.273, SLG: 0.287 (1, 2)		3-3 K	2-1 P4		2-2 P3			4-2 SH2-4 BB		3 0 0 0 1 1 0															
Jimmy Haynes, R OBP: 0.211, SLG: 0.263 Brandon Kolb, R David Weathers, R		2-2 BB 2B	0-3 K		0-1 G4-3			0-0 SH2-4		3 1 1 0 0 1 0 0 0 0 0 0 0 0 0 0 0 0 0 0 0															
Inning Stats	R: 2 E: 0 K: 1 S: 16	H: 3 LOB: 2 BB: 1 P: 26	R: 2 E: 0 K: 2 S: 15	H: 2 LOB: 3 BB: 3 P: 36	R: 0 E: 0 K: 2 S: 8	H: 0 LOB: 0 BB: 0 P: 11	R: 0 E: 0 K: 0 S: 12	H: 1 LOB: 1 BB: 0 P: 17	R: 0 E: 0 K: 1 S: 6	H: 0 LOB: 0 BB: 0 P: 7	R: 1 E: 0 K: 0 S: 15	H: 1 LOB: 0 BB: 0 P: 20	R: 0 E: 0 K: 1 S: 11	H: 0 LOB: 0 BB: 0 P: 12	R: 0 E: 0 K: 0 S: 10	H: 1 LOB: 2 BB: 1 P: 16	R: 1 E: 0 K: 2 S: 13	H: 2 LOB: 2 BB: 1 P: 26	1B: 2 2B: 5 3B: 1 HR: 2	SF: 0 SAC: 1 DP: 0 HBP: 0	WP: 1 PB: 0 SB: 0 CS: 0	PA: 43			
PITCHER Bruce Chen, L ERA: 4.86 Chris Brock, R ERA: 3.15	IP 7.0 2.0	WLS L	BF 32 11	H 7 3	R 5 1	ER 5 1	SO 7 2	BB 3 1	IBB 1 1	HBP 0 0	BLK 0 0	WP 1 0	HR 2 0	S 83 23	P 129 42	ERA 6.43 4.50	WHIP 1.429 2.000								

Milwaukee Brewers @ Philadelphia Phillies
Veterans Stadium, Philadelphia, PA
Wed May 16 2001, 7:05 PM EDT
Att. 12,105 - Cloudy - 66 F

AB	36
R	6
H	10
RBI	6
BB	6
SO	9
LOB	19



Batter	1	2	3	4	5	6	7	8	9	AB	R	H	RBI	BB	SO	LOB
Doug Glanville, R OBP: 0.302, SLG: 0.448 (1, 8)	2-1 1B 1B	2-3 K			3-2 P4			0-1 G4-6-3 1B		4	0	2	0	0	1	2
11 Jimmy Rollins, S OBP: 0.302, SLG: 0.324 (1, 6)	2-1 F8		0-0 F7		0-2 L4			2-3 K		4	0	0	0	0	1	2
Bobby Abreu, L OBP: 0.333, SLG: 0.475 (1, 9)	3-2 F7		2-3 K			1-1 G6-4-3 1B 1B		3-2 G4-6-3 1-2f		4	0	1	0	0	1	2
Scott Rolen, R OBP: 0.348, SLG: 0.403 (1, 5)	2-2 1-2 1B		2-2 P6			1-1 G6-4-3 1-2 1B			1-1 PB SF9 2B	4	1	3	0	0	0	0
Travis Lee, L OBP: 0.423, SLG: 0.513 (1, 3)	1-3 K			1-2 F8		1-2 G6-4-3 1-2f 2-3			2-3 K	4	0	0	0	0	2	5
Pat Burrell, R OBP: 0.353, SLG: 0.393 (1, 7)		2-3 K		1-1 P4		3-3 K			4-1 BB 2-3 BB	3	0	0	0	1	2	1
Johnny Estrada, S OBP: 0.333, SLG: 0.375 (1, 2)		1-2 G3		2-0 1B			0-3 K		2-1 SF9	3	0	1	1	0	1	0
Marlon Anderson, L OBP: 0.328, SLG: 0.443 (1, 4)		1-2 1B 1B		2-3 K			2-1 F8		4-1 3-H 1-2 BB	3	0	1	0	1	1	1
Bruce Chen, L OBP: 0.059, SLG: 0.059 Brian Hunter, R OBP: 0.476, SLG: 0.529 Chris Brock, R Rob Ducey, L OBP: 0.381, SLG: 0.333 (1, 1)		0-1 1-2 1B			0-3 K		1-1 P3		2-1 P6	2	0	1	0	0	1	0
										1	0	0	0	0	0	0
										0	0	0	0	0	0	0
										1	0	0	0	0	0	2

Inning Stats	R: 0	H: 2	E: 0	K: 1	S: 13	R: 0	H: 2	E: 0	K: 2	S: 15	R: 0	H: 0	E: 0	K: 1	S: 8	R: 0	H: 1	E: 0	K: 1	S: 9	R: 0	H: 0	E: 0	K: 1	S: 9	R: 0	H: 2	E: 0	K: 1	S: 11	R: 0	H: 0	E: 0	K: 1	S: 7	R: 0	H: 1	E: 0	K: 1	S: 8	R: 1	H: 1	E: 0	K: 1	S: 11	1B: 8	2B: 1	3B: 0	HR: 0	SF: 1	SAC: 0	DP: 2	HBP: 0	WP: 0	PB: 1	SB: 0	CS: 0	PA: 36
PITCHER	IP	WLS	BF	H	R	ER	SO	BB	IBB	HBP	BLK	WP	HR	S	P	ERA	WHIP																																									
Jimmy Haynes, R ERA: 4.77 (1, 1)	8.0		30	8	0	0	9	0	0	0	0	0	0	80	123	0.00	1.000																																									
Brandon Kolb, R ERA: (9, 1)	0.2		5	1	1	0	1	2	0	0	0	0	0	9	22	0.00	4.500																																									
David Weathers, R ERA: 1.64 (9, 1)	0.1		1	0	0	0	0	0	0	0	0	0	0	2	4	0.00	0.000																																									

BOTTOM

Milwaukee Brewers @ Philadelphia Phillies
Veterans Stadium, Philadelphia, PA

Wed May 16 2001, 7:05 PM EDT
Att. 12,105 - Cloudy - 66 F

livebaseballscorecards.com

AB	33
R	1
H	9
RBI	1
BB	2
SO	10
LOB	15



Batter	1	2	3	4	5	6	7	8	9	10	11	12	AB	R	H	RBI	BB	SO	LOB	TOP								
Ronnie Belliard, R OBP: 0.337, SLG: 0.396 (1, 4)	L6		BB			G6-3		G6-3			F8		4	0	0	0	1	0	0									
Luis Lopez, S OBP: 0.222, SLG: 0.286 (1, 5)	K		G6-3			2B		F3			G3		5	1	1	0	0	1	1									
Devon White, S OBP: 0.360, SLG: 0.513 (1, 7)	K				G6-3			K			K		5	0	0	0	0	4	1									
Jeremy Burnitz, L OBP: 0.404, SLG: 0.631 (1, 9)		K								G3-1			5	0	1	1	0	2	0									
Richie Sexson, R OBP: 0.321, SLG: 0.473 (1, 3)										G5-3			5	0	1	0	0	1	1									
Jeffrey Hammonds, R OBP: 0.305, SLG: 0.391 (1, 8)										F8			5	0	2	0	0	0	1									
José Hernández, R OBP: 0.336, SLG: 0.533 (1, 6)													5	0	1	0	0	1	3									
Henry Blanco, R OBP: 0.262, SLG: 0.275 (1, 2)													4	0	0	0	0	2	2									
Paul Rigdon, R OBP: 0.131, SLG: 0.133 (1, 1)													2	0	0	0	0	1	1									
Angel Echevarria, R OBP: 0.395, SLG: 0.799 (7, PH)													1	0	0	0	0	0	1									
Chad Fox, R (7, 1)													0	0	0	0	0	0	0									
Ray King, L (8, 1)													0	0	0	0	0	0	0									
David Weathers, R (9, 1)													0	0	0	0	0	0	0									
Tyler Houston, L OBP: 0.357, SLG: 0.504 (10, PH)													1	0	0	0	0	0	0									
Curt Leskanić, R (10, 1)													0	0	0	0	0	0	0									
Mike DeJean, R (11, 1)													0	0	0	0	0	0	0									
Inning Stats	R: 0 E: 0 K: 2 S: 7	H: 0 LOB: 0 BB: 0 P: 8	R: 0 E: 0 K: 2 S: 11	H: 1 LOB: 1 BB: 0 P: 16	R: 0 E: 0 K: 1 S: 12	H: 0 LOB: 1 BB: 1 P: 19	R: 0 E: 0 K: 2 S: 10	H: 0 LOB: 0 BB: 0 P: 12	R: 0 E: 0 K: 2 S: 9	H: 1 LOB: 1 BB: 0 P: 13	R: 1 E: 0 K: 1 S: 11	H: 2 LOB: 1 BB: 0 P: 13	R: 0 E: 0 K: 0 S: 12	H: 1 LOB: 1 BB: 0 P: 18	R: 0 E: 0 K: 1 S: 6	H: 0 LOB: 0 BB: 0 P: 9	R: 0 E: 0 K: 0 S: 4	H: 0 LOB: 0 BB: 0 P: 6	R: 0 E: 0 K: 0 S: 4	H: 0 LOB: 0 BB: 0 P: 4	R: 0 E: 0 K: 1 S: 9	H: 0 LOB: 0 BB: 0 P: 13	R: 0 E: 0 K: 0 S: 9	H: 1 LOB: 1 BB: 0 P: 13	1B: 3 2B: 3 3B: 0 HR: 0	SF: 0 SAC: 0 DP: 0 HBP: 0	WP: 0 PB: 0 SB: 0 CS: 0	PA: 43
PITCHER	IP	WLS	BF	H	R	ER	SO	BB	IBB	HBP	BLK	WP	HR	S	P	ERA	WHIP											
Randy Wolf, L ERA: 4.14 (1, 1)	7.0		27	5	1	1	10	1	0	0	0	0	0	7	11	1.29	0.857											
Rheal Cormier, L ERA: 2.13 (8, 1)	1.1		4	0	0	0	1	0	0	0	0	0	0	7	11	0.00	0.000											
Ricky Bottalico, R ERA: 3.04 (9, 1)	0.2		2	0	0	0	0	0	0	0	0	0	0	3	4	0.00	0.000											
Jose Mesa, R ERA: 3.63 (10, 1)	2.0		6	0	0	0	1	0	0	0	0	0	0	13	17	0.00	0.000											
Wayne Gomes, R ERA: 2.66 (12, 1)	1.0	W	4	1	0	0	0	0	0	0	0	0	0	9	13	0.00	1.000											

Milwaukee Brewers @ Philadelphia Phillies
Veterans Stadium, Philadelphia, PA
Thu May 17 2001, 7:05 PM EDT
Att. 12,433 - Overcast - 59 F

AB	42
R	1
H	6
RBI	1
BB	1
SO	12
LOB	11



Batter	1	2	3	4	5	6	7	8	9	AB R H RBI BB SO LOB	TOP			
Ronnie Belliard, R (1, 4) OBP: 0.341, SLG: 0.399	1-1 FC3-6 1B		1-1 G1-3 1B		1-0 G6-3		1-3 K			4 0 2 0 0 1 0				
Mark Loretta, R (1, 5)	1-1 FC3-6 FC6-4 1-2f BB		2-1 G1-3		2-1 G4-3			1-1 G6-3		4 0 0 0 0 0 2				
Geoff Jenkins, L (1, 7) OBP: 0.435, SLG: 0.681	4-0 FC6-4 1-2 BB		3-2 G6-3		0-1 1B			3-1 G4-3		3 0 1 0 1 0 1				
James Mouton, R (8, 7) OBP: 0.278, SLG: 0.353										0 0 0 0 0 0 0				
Richie Sexson, R (1, 3) OBP: 0.314, SLG: 0.460	1-1 FC6-4 1-2f 2-3		0-0 F9		2-3 K			3-2 G6-3		4 0 0 0 0 1 4				
Jeremy Burnitz, L (1, 9) OBP: 0.400, SLG: 0.641	2-2 P6			0-0 L3		0-3 K			1-1 HR	4 1 1 1 0 1 2				
Jeffrey Hammonds, R (1, 8) OBP: 0.297, SLG: 0.379		0-0 F7		3-2 F7		1-1 P3			2-2 G1-3	4 0 0 0 0 0 0				
José Hernández, R (1, 6) OBP: 0.333, SLG: 0.525		0-1 F9		0-0 E 1B		0-0 G1-3			3-3 K	4 0 1 0 0 1 0				
Raul Casanova, S (1, 2) OBP: 0.310, SLG: 0.510		4-2 BB		0-1 E4 15 FC6-4 1-3		1-0 G6-3			1-0 L9	3 0 0 0 1 0 1				
15 Ben Sheets, R (1, 1)		0-3 K		1-1 FC6-4 1-2f			2-1 F8			2 0 0 0 0 1 3				
Will Cunnane, R (5, 1)										0 0 0 0 0 0 0				
Angel Echevarria, R (7, PH) OBP: 0.370, SLG: 0.720										1 0 0 0 0 0 0				
Mike DeJean, R (7, 1)										0 0 0 0 0 0 0				
Ray King, L (8, 1)										0 0 0 0 0 0 0				
Inning Stats	R: 0 H: 1 E: 0 LOB: 2 K: 0 BB: 1 S: 10 P: 19	R: 0 H: 0 E: 0 LOB: 1 K: 1 BB: 1 S: 10 P: 14	R: 0 H: 1 E: 0 LOB: 1 K: 0 BB: 0 S: 8 P: 14	R: 0 H: 1 E: 1 LOB: 2 K: 0 BB: 0 S: 10 P: 14	R: 0 H: 1 E: 0 LOB: 1 K: 1 BB: 0 S: 9 P: 14	R: 0 H: 0 E: 0 LOB: 0 K: 1 BB: 0 S: 6 P: 7	R: 0 H: 0 E: 0 LOB: 0 K: 1 BB: 0 S: 7 P: 11	R: 0 H: 0 E: 0 LOB: 0 K: 0 BB: 0 S: 10 P: 17	R: 1 H: 1 E: 0 LOB: 0 K: 1 BB: 0 S: 11 P: 18	1B: 4 SF: 0 2B: 0 SAC: 0 3B: 0 DP: 0 HR: 1 HBP: 0	WP: 0 PA: 35 PB: 0 SB: 0 CS: 0			
PITCHER	IP WLS BF H R ER SO BB IBB HBP BLK WP HR S P ERA WHIP												PITCHER	IP WLS BF H R ER SO BB IBB HBP BLK WP HR S P ERA WHIP
Jimmy Anderson, L (1, 1) ERA: 3.51	8.0 W 31 4 0 0 4 2 0 0 0 0 0 0 70 110 0.00 0.750													
Mike Williams, R (9, 1) ERA: 2.6	1.0 4 1 1 1 1 0 0 0 0 0 0 1 11 18 9.00 1.000													

Milwaukee Brewers @ Pittsburgh Pirates
PNC Park, Pittsburgh, PA
Sat May 19 2001, 7:05 PM EDT
Att. 37,857 - Sunny - 73 F

livebaseballscorecards.com

AB	33
R	1
H	5
RBI	1
BB	2
SO	5
LOB	13



Batter	1	2	3	4	5	6	7	8	9	AB R H RBI BB SO LOB	TOP																
Devon White, S OBP: 0.362, SLG: 0.553 (1, 8) <small>B X</small>	2-0 1B 1B 2B		1-3 K	0-1 HR			1-1 G6-3		1-0 G4-3	5 2 2 4 0 1 0																	
Mark Loretta, R OBP: 0.222, SLG: 0.222 (1, 4) <small>X</small> (4, 5)	0-0 G1-3 1B		2-1 G5-3	1-2 1B			3-2 F9		2-2 G6-3	5 1 2 0 0 0 0																	
Geoff Jenkins, L OBP: 0.429, SLG: 0.663 (1, 7) <small>S X</small>	0-1 G1-3 1-2		1-0 F7	0-2 F7			1-0 1B			4 0 1 0 0 0 3																	
Jeremy Burnitz, L OBP: 0.397, SLG: 0.628 (1, 9) <small>S X</small>	4-0 1B IBB			2-2 F7	1-0 P6		1-3 K			3 0 0 0 1 1 1																	
Richie Sexson, R OBP: 0.318, SLG: 0.461 (1, 3) <small>C X</small>	0-1 G6-4-3 1B		3-2 1B 1B	0-0 F9			1-0 F9			4 1 2 2 0 0 0																	
Tyler Houston, L OBP: 0.359, SLG: 0.504 Luis Lopez, S OBP: 0.234, SLG: 0.279 (1, 5) <small>F X</small> (4, 4)	1-1 G6-4-3 1-2f		1-0 1B 1B HR 1B	1-3 K			3-2 HBP			2 1 1 0 0 0 2 1 0 0 0 0 1 0																	
José Hernández, R OBP: 0.331, SLG: 0.517 (1, 6) <small>B X</small>		1-1 G6-3	2-0 1B HR 1B	0-1 F9			1-3 K			4 1 1 1 0 1 1																	
Raul Casanova, S OBP: 0.306, SLG: 0.491 (1, 2) <small>C X</small>		0-1 G6-3	0-0 HR 1B	0-1 F8			2-3 K			4 1 1 0 0 1 1																	
Jamey Wright, R OBP: 0.360, SLG: 0.318 Chad Fox, R (7, 1) David Weathers, R (8, 1) Angel Echevarria, R OBP: 0.357, SLG: 0.692 (9, PH) <small>B S</small>		1-1 F7	1-2 F7	0-0 P4			1-3 K			3 0 0 0 0 0 3 0 0 0 0 0 0 0 0 0 0 0 0 0 0 1 0 0 0 0 1 0																	
Inning Stats	R: 2 E: 0 K: 0 S: 8	H: 3 LOB: 1 BB: 1 P: 15	R: 0 E: 0 K: 0 S: 6	H: 0 LOB: 0 BB: 0 P: 8	R: 0 E: 0 K: 1 S: 6	H: 0 LOB: 0 BB: 0 P: 10	R: 5 E: 0 K: 0 S: 20	H: 6 LOB: 1 BB: 0 P: 30	R: 0 E: 0 K: 1 S: 5	H: 0 LOB: 0 BB: 0 P: 7	R: 0 E: 0 K: 0 S: 5	H: 0 LOB: 0 BB: 0 P: 5	R: 0 E: 0 K: 1 S: 10	H: 1 LOB: 1 BB: 0 P: 16	R: 0 E: 0 K: 2 S: 10	H: 0 LOB: 1 BB: 0 P: 17	R: 0 E: 0 K: 1 S: 8	H: 0 LOB: 0 BB: 0 P: 12	1B: 8 2B: 1 3B: 0 HR: 1	SF: 0 SAC: 0 DP: 1 HBP: 1	WP: 0 PB: 0 SB: 0 CS: 0	PA: 38					
PITCHER	IP	WLS	BF	H	R	ER	SO	BB	IBB	HBP	BLK	WP	HR	S	P	ERA	WHIP										
Don Wengert, R ERA: 10.8 (1, 1)	3.2		18	7	6	6	1	0	1	0	0	0	0	32	54	14.73	1.909										
Terry Mulholland, L ERA: 3.33 (4, 1)	1.1		6	2	1	1	1	0	0	0	0	0	1	13	16	6.75	1.500										
Jose Silva, R ERA: 7.82 (6, 1)	1.0		3	0	0	0	0	0	0	0	0	0	0	5	5	0.00	0.000										
Joe Beimel, L ERA: 2.96 (7, 1)	1.0		4	1	0	0	1	0	0	0	0	0	0	10	16	0.00	1.000										
Josias Manzanillo, R ERA: 3.8 (8, 1)	1.0	W	4	0	0	0	2	0	0	1	0	0	0	10	17	0.00	0.000										
PITCHER	IP	WLS	BF	H	R	ER	SO	BB	IBB	HBP	BLK	WP	HR	S	P	ERA	WHIP										
Mike Williams, R ERA: 2.45 (9, 1)	1.0	S	3	0	0	0	1	0	0	0	0	0	0	8	12	0.00	0.000										

Milwaukee Brewers @ Pittsburgh Pirates
PNC Park, Pittsburgh, PA
Sun May 20 2001, 1:35 PM EDT
Att. 35,728 - Cloudy - 73 F

AB	36
R	7
H	10
RBI	7
BB	1
SO	6
LOB	11



Batter	1	2	3	4	5	6	7	8	9	AB R H RBI BB SO LOB	TOP	
Fernando Vina, L (1, 4) OBP: 0.372, SLG: 0.412	3-2 G4-3 HBP	1-2 F7			1-1 G6-4-3 1B		1-0 G6-3			3 0 1 0 0 0 3	St. Louis Cardinals @ Milwaukee Brewers Miller Park, Milwaukee, WI Tue May 22 2001, 7:05 PM CDT Att: 30,200 - Dome - 72 F livebaseballscorecards.com	
Placido Polanco, R (1, 5) OBP: 0.388, SLG: 0.400	2-2 G4-3		1-0 G4-3		1-0 G6-4-3			2-2 1B		4 0 1 0 0 0 2		
15 Jim Edmonds, L (1, 8) OBP: 0.424, SLG: 0.606	2-2 F7		1-2 G3-1		4-2 FC6-4 BB			1-3 K		3 0 0 0 1 1 2		
5 Albert Pujols, R (1, 3) OBP: 0.430, SLG: 0.688	1-1 HBP		0-1 F8		1-1 FC6-4 G4-3			3-1 L9		3 0 0 0 0 0 2		
J.D. Drew, L (1, 9) OBP: 0.404, SLG: 0.693	1-1 P1			0-0 S 1B		0-0 G4-3		0-0 G4-3		4 0 1 0 0 0 4		
Ray Lankford, L (1, 7) OBP: 0.383, SLG: 0.630		0-3 K		2-3 K		1-0 F9		1-3 K		4 0 0 0 0 3 2		
Edgar Renteria, R (1, 6) OBP: 0.278, SLG: 0.352		3-3 K		0-0 F9		2-2 G5-3		1-3 K		4 0 0 0 0 2 1		
Mike Matheny, R (1, 2) OBP: 0.299, SLG: 0.291 Kerry Robinson, L (9, PH) OBP: 0.526, SLG: 0.467		2-1 1B 1B		3-2 F8		1-2 SH1-4 1B		0-0 G6-3		3 0 2 0 0 0 1 1 0 0 0 0 0 0		
Darryl Kile, R (1, 1) OBP: 0.231, SLG: 0.208 Steve Kline, S (8, 1) Mike James, R (8, 1)		1-0 1B		1-3 K		1-1 SH1-4				2 0 1 0 0 1 0 0 0 0 0 0 0 0 0 0 0 0 0 0 0		
Inning Stats	R: 0 E: 0 K: 0 S: 14 H: 0 LOB: 2 BB: 0 P: 23	R: 0 E: 0 K: 2 S: 12 H: 2 LOB: 2 BB: 0 P: 19	R: 0 E: 0 K: 0 S: 6 H: 0 LOB: 0 BB: 0 P: 8	R: 0 E: 0 K: 1 S: 8 H: 1 LOB: 1 BB: 0 P: 13	R: 0 E: 0 K: 1 S: 6 H: 1 LOB: 0 BB: 0 P: 9	R: 0 E: 0 K: 0 S: 6 H: 0 LOB: 1 BB: 1 P: 12	R: 0 E: 0 K: 0 S: 10 H: 1 LOB: 1 BB: 0 P: 15	R: 0 E: 0 K: 1 S: 9 H: 1 LOB: 1 BB: 0 P: 15	R: 0 E: 0 K: 2 S: 8 H: 0 LOB: 0 BB: 0 P: 10	1B: 6 2B: 0 3B: 0 HR: 0 SF: 0 SAC: 1 DP: 1 HBP: 2		WP: 0 PB: 0 SB: 1 CS: 0 PA: 35
PITCHER	IP WLS BF H R ER SO BB IBB HBP BLK WP HR S P ERA WHIP											
Jimmy Haynes, R (1, 1) ERA: 4.19	7.2 W 31 6 0 0 5 1 0 2 0 0 0 0 70 113 0.00 0.913											
Ray King, L (8, 1) ERA: 3.12	0.2 H 2 0 0 0 1 0 0 0 0 0 0 0 4 5 0.00 0.000											
Curt Leskanic, R (9, 1) ERA: 3.92	0.2 2 0 0 0 1 0 0 0 0 0 0 0 5 6 0.00 0.000											

St. Louis Cardinals @ Milwaukee Brewers
 Miller Park, Milwaukee, WI
 Tue May 22 2001, 7:05 PM CDT
 Att: 30,200 - Dome - 72 F

livebaseballscorecards.com

AB	31
R	0
H	6
RBI	0
BB	1
SO	7
LOB	17



Batter	1	2	3	4	5	6	7	8	9
Ronnie Belliard, R OBP: 0.333, SLG: 0.389 (1, 4)	1-2 G5-3	2-3 K		0-0 L4-6			1-1 F2		
Mark Loretta, R OBP: 0.231, SLG: 0.231 (1, 5)	1-1 F9		0-0 G1-3		2-3 K			1-1 F8 1B 1B 1B	
Geoff Jenkins, L OBP: 0.431, SLG: 0.667 (1, 7)	1-1 2B		2-1 G1-3		2-3 K			2-0 1B 1B 1-2 1B 1B	
Richie Sexson, R OBP: 0.311, SLG: 0.449 (1, 3)	3-3 K		3-3 K		0-0 G5-3			1-3 K	
Jeremy Burnitz, L OBP: 0.399, SLG: 0.623 (1, 9)		4-1 1B HBP SF7 BB		0-1 FC3-6 1B		0-3 K		2-1 F8 2-3	
Jeffrey Hammonds, R OBP: 0.302, SLG: 0.378 (1, 8)		2-0 SF7 1B 1-2 HBP		0-0 FC3-6 E		3-2 L1		1-1 1B 1B 1-2 1B 3-H	
José Hernández, R OBP: 0.342, SLG: 0.530 (1, 6)		0-1 1-2 2-3 1B		0-1 E9 1B 2B		3-3 K		1-2 1-3 2-H 1B	
Raul Casanova, S OBP: 0.303, SLG: 0.483 (1, 2)		1-1 SF7		0-0 L4-6 SH 1B			0-0 G6-3	1-3 K	
Jimmy Haynes, R OBP: 0.190, SLG: 0.238 (1, 1)		0-3 K		0-0 SH			1-3 K		
Ray King, L (8, 1)									
Curt Leskanic, R (9, 1)									


AB	R	H	RBI	BB	SO	LOB
4	0	0	0	0	1	4
4	1	1	0	0	1	0
4	1	2	0	0	1	0
4	0	0	0	0	3	3
3	1	1	0	1	1	2
3	1	1	1	0	0	1
4	1	3	2	0	1	0
3	0	1	2	0	1	2
2	0	0	0	0	2	2
0	0	0	0	0	0	0
0	0	0	0	0	0	0

BOTTOM

St. Louis Cardinals @ Milwaukee Brewers
Miller Park, Milwaukee, WI
Tue May 22 2001, 7:05 PM CDT
Att: 30,200 - Dome - 72 F

AB	31
R	5
H	9
RBI	5
BB	1
SO	11
LOB	14

livebaseballscorecards.com



Inning Stats	R: 0	H: 1	E: 0	K: 1	S: 12	LOB: 1	BB: 0	P: 18
Ronnie Belliard	R: 1	H: 1	E: 0	K: 2	S: 11	LOB: 2	BB: 1	P: 20
Mark Loretta	R: 0	H: 0	E: 0	K: 1	S: 6	LOB: 0	BB: 0	P: 11
Geoff Jenkins	R: 2	H: 3	E: 2	K: 0	S: 8	LOB: 1	BB: 0	P: 8
Richie Sexson	R: 0	H: 0	E: 0	K: 2	S: 7	LOB: 0	BB: 0	P: 11
Jeremy Burnitz	R: 0	H: 0	E: 0	K: 1	S: 10	LOB: 0	BB: 0	P: 16
Jeffrey Hammonds	R: 0	H: 0	E: 0	K: 2	S: 10	LOB: 0	BB: 0	P: 16
José Hernández	R: 0	H: 0	E: 0	K: 1	S: 7	LOB: 0	BB: 0	P: 9
Raul Casanova	R: 2	H: 4	E: 0	K: 2	S: 17	LOB: 2	BB: 0	P: 26
Jimmy Haynes	R: 0	H: 0	E: 0	K: 1	S: 7	LOB: 0	BB: 0	P: 9
Ray King	R: 0	H: 0	E: 0	K: 2	S: 10	LOB: 0	BB: 0	P: 16
Curt Leskanic	R: 0	H: 0	E: 0	K: 1	S: 7	LOB: 0	BB: 0	P: 9

PITCHER	IP	WLS	BF	H	R	ER	SO	BB	IBB	HBP	BLK	WP	HR	S	P	ERA	WHIP
Darryl Kile, R ERA: 3.38	7.1	L	31	7	5	4	10	1	0	1	0	0	0	68	104	4.91	1.091
Steve Kline, L ERA: 2.33	0.1		2	1	0	0	0	0	0	0	0	0	0	4	7	0.00	3.000
Mike James, R ERA: 4.58	0.1		2	1	0	0	1	0	0	0	0	0	0	6	8	0.00	3.000

WP	PA	CS
0	35	0

Batter	1	2	3	4	5	6	7	8	9
Ronnie Belliard, R OBP: 0.330, SLG: 0.383 (1, 4)	3-2 HR 1B		1-2 G6-3	0-0 F8		1-2 G6-3		0-3 K	
Mark Loretta, R OBP: 0.278, SLG: 0.235 (1, 5)	2-3 K		0-2 2B 1B	3-2 G6-3 1-3			4-2 1B 2B BB	3-1 FC6-4 1-2f	
Geoff Jenkins, L OBP: 0.430, SLG: 0.660 James Mouton, R OBP: 0.278, SLG: 0.353 (8, PR) (9, 7)	2-3 K		1-2 1B 2B	1-3 K			0-0 P4	4-1 BB	
Jeremy Burnitz, L OBP: 0.404, SLG: 0.636 (1, 9)	1-2 HR		4-0 BB 1B BB		4-2 G6-4-3 BB BB		3-1 P6	2-2 P5	
Richie Sexson, R OBP: 0.315, SLG: 0.451 (1, 3)	1-1 G6-3		1-2 BB 1B		1-1 P4		0-0 BB 2B 1B		
Jeffrey Hammonds, R OBP: 0.320, SLG: 0.382 (1, 8)		0-2 FC5-4 1B	4-1 1-2 2-3 BB		4-1 G6-4-3 BB		4-2 2B BB		
José Hernández, R OBP: 0.339, SLG: 0.529 (1, 6)		1-1 L4	1-3 K		0-0 G6-4-3 1-2f 2-3		2-1 2B		
Henry Blanco, R OBP: 0.252, SLG: 0.263 (1, 2)		2-1 FC5-4 1-2f	0-0 P5			0-1 G5-3	0-3 K		
Paul Rigdon, R OBP: 0.176, SLG: 0.176 Chad Fox, R Ray King, L David Weathers, R (6, 1) (7, 1) (8, 1)		1-0 G5-3		1-2 G6-3 E 1B		0-3 K		4-1 FC6-4 BB	

Inning Stats	R: 2	H: 2	E: 0	K: 2	S: 16	L: 0	LOB: 0	BB: 0	P: 25	R: 0	H: 1	E: 1	K: 0	S: 9	R: 0	H: 3	E: 0	K: 1	S: 22	R: 0	H: 1	E: 1	K: 1	S: 10	R: 0	H: 0	E: 0	K: 0	S: 6	R: 0	H: 0	E: 0	K: 1	S: 9	R: 3	H: 2	E: 0	K: 1	S: 16	R: 0	H: 0	E: 0	K: 1	S: 12	R: 0	H: 0	E: 0	K: 1	S: 25
--------------	------	------	------	------	-------	------	--------	-------	-------	------	------	------	------	------	------	------	------	------	-------	------	------	------	------	-------	------	------	------	------	------	------	------	------	------	------	------	------	------	------	-------	------	------	------	------	-------	------	------	------	------	-------

PITCHER	IP	WLS	BF	H	R	ER	SO	BB	IBB	HBP	BLK	WP	HR	S	P	ERA	WHIP
Matt Morris, R ERA: 2.69 (1, 1)	5.0	L	25	7	4	4	4	4	0	0	0	0	1	63	102	7.20	2.200
Mike Trimlin, R ERA: 3.8 (6, 1)	1.0		4	0	1	1	1	1	0	0	0	0	0	13	18	9.00	1.000
Jason Christiansen, L ERA: (7, 1)	0.2		2	0	0	0	0	0	0	0	0	0	0	3	6	0.00	0.000
Gene Stechschulte, R ERA: 2.86 (7, 1)	0.1		4	2	2	2	1	1	0	0	0	0	0	9	15	54.00	9.000
Alan Benes, R ERA: (8, 1)	1.0		5	0	0	0	1	2	0	0	0	0	0	12	25	0.00	2.000

BOTTOM


St. Louis Cardinals @ Milwaukee Brewers
Miller Park, Milwaukee, WI
Wed May 23 2001, 7:05 PM CDT
Att. 34,613 - Dome - 72 F

AB	R	H	RBI	BB	SO	LOB
5	1	1	0	0	1	2
4	2	1	0	1	1	3
4	1	1	1	1	2	3
0	0	0	0	0	0	0
3	1	1	2	2	0	3
4	1	2	1	0	0	1
1	1	1	0	3	0	0
4	0	1	3	0	1	6
4	0	0	0	0	1	5
2	0	1	0	0	0	1
1	0	0	0	0	1	0
0	0	0	0	0	0	0
0	0	0	0	1	0	0

1B:	6	SF:	0
2B:	2	SAC:	0
3B:	0	DP:	1
HR:	1	HBP:	0

WP:	0	PA:	40
PB:	0		
SB:	0		
CS:	0		

AB 32
R 7
H 9
RBI 7
BB 8
SO 7
LOB 24



Batter	1	2	3	4	5	6	7	8	9	AB	R	H	RBI	BB	SO	LOB	TOP										
Fernando Vina, L OBP: 0.376, SLG: 0.416 (1, 4)	2-2 G6-3 HR 2B	0-1 G3		0-2 G4-3		0-1 G3		1-1 SH5-4 1-2 2-3		4	1	1	0	0	0	2											
Placido Polanco, R OBP: 0.389, SLG: 0.396 (1, 6)	1-0 G6-3 2-3		0-1 F9		1-0 BB 1B	1-0 L7		0-2 F7		5	1	1	0	0	0	3											
J.D. Drew, L OBP: 0.409, SLG: 0.703 (1, 9)	2-2 HR		3-2 F7		4-1 BB 1B	0-0 FC5-4 1B		4-0 5 1B IBB		3	2	2	2	2	0	0											
5 Albert Pujols, R OBP: 0.438, SLG: 0.691 (1, 5)	2-2 BB 1B		1-1		2-3 K	0-0 FC5-4 1-2f		2-1 1-3 2-H 3-H 1B		5	0	3	2	0	1	3											
Larry Sutton, L OBP: 0.146, SLG: 0.225 Steve Kline, S Dave Veres, R (1, 3) (8, 1) (9, 1)	1-1 F7		0-0 G3		4-2 1B 1-2 2-3 BB		2-1 G3-1	0-1 F8		4	1	0	0	1	0	4											
Bobby Bonilla, S OBP: 0.360, SLG: 0.413 Mike Timlin, R Gene Stechschulte, R Craig Paquette, R OBP: 1.000, SLG: 2.500 OBP: 0.274, SLG: 0.413 (1, 7) (7, 1) (8, 1) (8, 3)	4-1 1-2 BB			0-0 F7	3-2 F2		1-0 P5		1-0 F9	3	0	0	0	1	0	3											
Kerry Robinson, L OBP: 0.440, SLG: 0.381 (1, 8) (7, 7) (9, 8)	0-0 L6			0-2 G6-3	0-0 1-3 2-H 3-H 1B		0-1 B5-3		3-2 F8	5	0	1	2	0	0	2											
Mike Matheny, R OBP: 0.320, SLG: 0.295 (1, 2)		1-1 G6-3		4-1 1B BB	0-0 1-2 3-H 1B			4-2 SH5-4 5 1B BB	4-1 BB	2	1	1	1	3	0	0											
Mike Matthews, L OBP: 0.200, SLG: 0.200 15 Jim Edmonds, L OBP: 0.418, SLG: 0.584 Ray Lankford, L OBP: 0.392, SLG: 0.636 (1, 1) (7, 8) (9, 7)		0-1 L6		2-1 1-2 1B	0-3 K			4-0 1-2 5 1B BB	3-3 K	3	0	1	0	0	1	2											
Inning Stats	R: 2 E: 0 K: 0 S: 15	H: 3 LOB: 2 BB: 1 P: 27	R: 0 E: 0 K: 0 S: 6	H: 0 LOB: 0 BB: 0 P: 7	R: 0 E: 0 K: 0 S: 8	H: 1 LOB: 1 BB: 0 P: 12	R: 0 E: 0 K: 0 S: 10	H: 1 LOB: 2 BB: 1 P: 16	R: 3 E: 0 K: 2 S: 17	H: 3 LOB: 2 BB: 2 P: 31	R: 0 E: 0 K: 0 S: 5	H: 1 LOB: 1 BB: 0 P: 6	R: 0 E: 0 K: 0 S: 5	H: 0 LOB: 0 BB: 0 P: 8	R: 2 E: 0 K: 0 S: 12	H: 1 LOB: 2 BB: 3 P: 27	R: 0 E: 0 K: 1 S: 11	H: 0 LOB: 1 BB: 1 P: 22	1B: 7 2B: 2 3B: 0 HR: 1	SF: 0 SAC: 1 DP: 0 HBP: 0	WP: 0 PB: 0 SB: 0 CS: 0	PA: 45					
PITCHER	IP	WLS	BF	H	R	ER	SO	BB	IBB	HBP	BLK	WP	HR	S	P	ERA	WHIP										
15 Ben Sheets, R ERA: 3.83 (1, 1)	4.2	L	26	8	5	5	1	4	0	0	0	0	1	53	90	9.64	2.571										
Will Cunnane, R ERA: 7.32 (5, 1)	2.2		11	1	2	2	1	2	0	0	0	0	0	18	31	6.75	1.125										
Chad Fox, R ERA: 2.0 (8, 1)	0.2		4	1	0	0	0	0	1	0	0	0	0	7	13	0.00	1.500										
Mike DeJean, R ERA: 2.08 (9, 1)	0.2		2	0	0	0	0	0	0	0	0	0	0	7	11	0.00	0.000										
Ray King, L ERA: 2.95 (9, 1)	0.1		2	0	0	0	1	1	0	0	0	0	0	4	11	0.00	3.000										

St. Louis Cardinals @ Milwaukee Brewers
 Miller Park, Milwaukee, WI
 Thu May 24 2001, 12:05 PM CDT
 Att: 40,313 - Dome - 72 F

AB	36
R	7
H	10
RBI	7
BB	8
SO	3
LOB	20



Batter	1	2	3	4	5	6	7	8	9	AB	R	H	RBI	BB	SO	LOB
Ronnie Belliard, R <small>(1, 4) OBP: 0.328, SLG: 0.376</small>	2-1 		1-2 			2-2 		1-0 		3	1	0	0	0	0	0
Mark Loretta, R <small>(1, 5) OBP: 0.318, SLG: 0.333</small>	0-1 		2-1 			1-1 		0-0 		4	0	2	1	0	0	0
Geoff Jenkins, L <small>(1, 7) OBP: 0.416, SLG: 0.636</small>	1-1 				0-3 	2-2 		0-0 		4	0	0	0	0	1	2
Jeromy Burnitz, L <small>(1, 9) OBP: 0.401, SLG: 0.624</small>		4-2 		3-2 		1-3 		2-2 		3	1	0	0	1	1	1
Richie Sexson, R <small>(1, 3) OBP: 0.319, SLG: 0.488</small>		3-2 		1-2 		2-0 		3-3 		4	2	2	3	0	1	0
Jeffrey Hammonds, R <small>(1, 8) OBP: 0.312, SLG: 0.371</small>		2-1 		0-3 		1-1 		0-3 		4	0	0	0	0	2	0
José Hernández, R <small>(1, 6) OBP: 0.333, SLG: 0.519</small>		0-0 		1-2 		1-0 				3	0	0	0	0	0	0
Henry Blanco, R <small>(1, 2) OBP: 0.245, SLG: 0.255</small>		1-3 		0-0 		1-2 				3	0	0	0	0	1	0
15 Ben Sheets, R <small>(1, 1) Will Cunnane, R (5, 1) Chad Fox, R (8, 1) Devon White, S (8, PH) Mike DeJean, R (9, 1) Ray King, L (9, 1)</small>			1-3 		0-3 		2-1 			1	0	0	0	0	1	0

Inning Stats	R: 0	H: 0	E: 0	K: 0	S: 6	R: 2	H: 1	E: 0	K: 1	S: 14	R: 0	H: 0	E: 0	K: 1	S: 8	R: 1	H: 1	E: 0	K: 2	S: 12	R: 0	H: 0	E: 0	K: 1	S: 7	R: 0	H: 1	E: 0	K: 1	S: 12	R: 0	H: 0	E: 0	K: 0	S: 4	R: 1	H: 1	E: 0	K: 0	S: 7	R: 0	H: 0	E: 0	K: 2	S: 9	1B: 1	2B: 1	3B: 0	HR: 2	SF: 0	SAC: 0	DP: 0	HBP: 1	WP: 0	PA: 33
--------------	------	------	------	------	------	------	------	------	------	-------	------	------	------	------	------	------	------	------	------	-------	------	------	------	------	------	------	------	------	------	-------	------	------	------	------	------	------	------	------	------	------	------	------	------	------	------	-------	-------	-------	-------	-------	--------	-------	--------	-------	--------

PITCHER	IP	WLS	BF	H	R	ER	SO	BB	IBB	HBP	BLK	WP	HR	S	P	ERA	WHIP
Mike Matthews, L (1, 1) ERA: 1.65	6.0	W	22	3	3	3	6	1	0	0	0	0	2	59	87	4.50	0.667
Mike Trimlin, R (7, 1) ERA: 3.65	1.0	H	3	0	0	0	0	0	0	0	0	0	0	4	8	0.00	0.000
Gene Stechschulte, R (8, 1) ERA: 3.18	0.2		4	1	1	1	0	0	0	1	0	0	0	6	10	13.50	1.500
Steve Kline, L (8, 1) ERA: 2.25	0.2	H	2	0	0	0	0	0	0	0	0	0	0	4	6	0.00	0.000
Dave Veres, R (9, 1) ERA: 1.62	0.2		2	0	0	0	2	0	0	0	0	0	0	6	9	0.00	0.000

BOTTOM

St. Louis Cardinals @ Milwaukee Brewers
 Miller Park, Milwaukee, WI
 Thu May 24 2001, 12:05 PM CDT
 Att. 40,313 - Dome - 72 F

livebaseballscores.com


AB	31
R	4
H	4
RBI	4
BB	1
SO	8
LOB	3



Batter	1	2	3	4	5	6	7	8	9	AB R H RBI BB SO LOB	TOP	
Devon White, S (1, 8) OBP: 0.343, SLG: 0.522	1-2 F8 ①		1-1 P6 ③			2-3 K ③			1-0 G4-3 ①	4 0 0 0 0 1 0	Milwaukee Brewers @ Chicago Cubs Wrigley Field, Chicago, IL Fri May 25 2001, 2:20 PM CDT Att. 26,526 - Overcast - 61 F	
Mark Loretta, R (1, 4) OBP: 0.308, SLG: 0.320	0-3 K ②			0-3 K ①			1-1 BB 1B	1-2 L8 ②	4 0 1 0 0 2 0			
Geoff Jenkins, L (1, 7) OBP: 0.403, SLG: 0.614	1-3 K ③			2-2 F8 ②			0-3 K ①	1-3 K ③	4 0 0 0 0 3 1			
Jeremy Burnitz, L (1, 9) OBP: 0.400, SLG: 0.616		1-0 G3-1 ①		2-3 K ③			4-1 BB	1-2 BB	2 0 0 0 1 1 0			
Richie Sexson, R (1, 3) OBP: 0.314, SLG: 0.479		0-3 K ②			1-0 G5-3 ①		1-3 K ②		3 0 0 0 0 2 2			
Tyler Houston, L (1, 5) OBP: 0.359, SLG: 0.496		4-0 FC5-4 BB			3-3 K ②		1-3 K ③		2 0 0 0 1 2 2			
José Hernández, R (1, 6) OBP: 0.327, SLG: 0.509		0-2 FC5-4 ③			3-3 K ③			1-1 F9 ①	3 0 0 0 0 1 1			
Raul Casanova, S (1, 2) OBP: 0.290, SLG: 0.459			0-0 F8 ①			2-1 G1-3 ①		3-1 G3-1 ②	3 0 0 0 0 0 0			
Allen Levrault, R (1, 1) Mike DeJean, R (7, 1) Angel Echevarria, R (8, PH) David Weathers, R (8, 1)			2-3 K ②			0-3 K ②		2-0 P5 ③	2 0 0 0 0 2 0 0 0 0 0 0 0 0 1 0 0 0 0 0 0 0 0 0 0 0 0 0			
Inning Stats	R: 0 H: 0 E: 0 LOB: 0 K: 2 BB: 0 S: 10 P: 12	R: 0 H: 0 E: 0 LOB: 1 K: 1 BB: 1 S: 7 P: 12	R: 0 H: 0 E: 0 LOB: 0 K: 1 BB: 0 S: 6 P: 9	R: 0 H: 0 E: 0 LOB: 0 K: 2 BB: 0 S: 9 P: 13	R: 0 H: 0 E: 0 LOB: 0 K: 2 BB: 0 S: 8 P: 15	R: 0 H: 0 E: 0 LOB: 0 K: 2 BB: 0 S: 9 P: 13	R: 0 H: 1 E: 0 LOB: 2 K: 3 BB: 1 S: 12 P: 19	R: 0 H: 0 E: 0 LOB: 0 K: 0 BB: 0 S: 5 P: 11	R: 0 H: 0 E: 0 LOB: 0 K: 1 BB: 0 S: 7 P: 10	1B: 1 SF: 0 2B: 0 SAC: 0 3B: 0 DP: 0 HR: 0 HBP: 0	WP: 0 PA: 30 PB: 0 SB: 0 CS: 0	
PITCHER 34 Kerry Wood, R (1, 1) ERA: 4.2	IP WLS BF H R ER SO BB IBB HBP BLK WP HR S P ERA WHIP	9.0 W 30 1 0 0 14 2 0 0 0 0 0 0 73 114 0.00 0.333										

AB	28
R	0
H	1
RBI	0
BB	2
SO	14
LOB	6



Batter	1	2	3	4	5	6	7	8	9	AB R H RBI BB SO LOB	TOP																								
												<p>Milwaukee Brewers @ Chicago Cubs Wrigley Field, Chicago, IL Sat May 26 2001, 1:20 PM CDT</p> <p>livebaseballscorecards.com</p> <p>AB 0 R 0 H 0 RBI 0 BB 0 SO 0 LOB 0</p> 																							
Inning Stats											1B: 0 SF: 0 2B: 0 SAC: 0 3B: 0 DP: 0 HR: 0 HBP: 0	WP: 0 PA: 0 PB: 0 SB: 0 CS: 0																							
PITCHER	IP	WLS	BF	H	R	ER	SO	BB	IBB	HBP	BLK	WP	HR	S	P	ERA	WHIP	PITCHER	IP	WLS	BF	H	R	ER	SO	BB	IBB	HBP	BLK	WP	HR	S	P	ERA	WHIP

Batter	1	2	3	4	5	6	7	8	9	AB R H RBI BB SO LOB	TOP											
Devon White, S (1, 8) OBP: 0.340, SLG: 0.511	2-2 G4-3		1-0 F7			0-1 SH3 1B	0-0 F9			4 1 1 0 0 0 2												
Ronnie Belliard, R (1, 4) OBP: 0.328, SLG: 0.371	1-3 K			3-1 G1-3		0-0 SH3 1-2		4-0 FC5-4 BB		2 0 0 0 1 1 0												
Geoff Jenkins, L (1, 7) OBP: 0.398, SLG: 0.602	1-3 K			0-3 K		1-1 FC6 2-H 1B		0-3 K		4 0 1 1 0 3 1												
Jeremy Burnitz, L (1, 9) OBP: 0.397, SLG: 0.607		0-2 1B		1-2 F5		1-1 FC6 1-2f		0-0 FC5-4 1-2f		4 0 1 0 0 0 2												
Angel Echevarria, R (1, 3) OBP: 0.333, SLG: 0.613		2-3 K			1-1 BB 1B	2-2 G6-3		2-3 K		4 0 1 0 0 2 3												
Tyler Houston, L (1, 5) OBP: 0.348, SLG: 0.480 Jeffrey Hammonds, R (9, PR) OBP: 0.312, SLG: 0.371		0-0 F8			1-2 L6		0-1 F4		2-3 K	4 0 0 0 0 1 2 0 0 0 0 0 0 0												
José Hernández, R (1, 6) OBP: 0.331, SLG: 0.506		2-2 F9			4-1 BB 1-2 BB		1-0 CS 1B		0-3 K	3 0 1 0 1 1 2												
Henry Blanco, R (1, 2) OBP: 0.248, SLG: 0.257 Luis Lopez, S (9, PH) OBP: 0.229, SLG: 0.273			0-0 F8		2-0 F3		4-2 BB 1-2 1B		3-1 F9	3 0 1 0 0 0 2 1 0 0 0 0 0 1												
Jimmy Haynes, R (1, 1) OBP: 0.208, SLG: 0.217 Chad Fox, R (7, 1) Curt Leskanic, R (8, 1) Raul Casanova, S (9, PH) OBP: 0.286, SLG: 0.452			1-1 G6-3		1-0 F9		4-1 BB		0-1 G1-3	2 0 0 0 1 0 2 0 0 0 0 0 0 0 0 0 0 0 0 0 0 1 0 0 0 0 0 1												
Inning Stats	R: 0 E: 0 K: 2 S: 10	H: 0 LOB: 0 BB: 0 P: 14	R: 0 E: 0 K: 1 S: 10	H: 1 LOB: 1 BB: 0 P: 14	R: 0 E: 0 K: 0 S: 4	H: 0 LOB: 0 BB: 0 P: 6	R: 0 E: 0 K: 1 S: 8	H: 0 LOB: 0 BB: 0 P: 12	R: 0 E: 0 K: 0 S: 8	H: 1 LOB: 2 BB: 1 P: 17	R: 1 E: 0 K: 0 S: 10	H: 2 LOB: 1 BB: 0 P: 14	R: 0 E: 0 K: 0 S: 10	H: 2 LOB: 2 BB: 1 P: 18	R: 0 E: 0 K: 2 S: 7	H: 0 LOB: 1 BB: 1 P: 13	R: 0 E: 0 K: 2 S: 10	H: 0 LOB: 1 BB: 0 P: 15	1B: 6 2B: 0 3B: 0 HR: 0	SF: 0 SAC: 1 DP: 0 HBP: 0	WP: 1 PB: 0 SB: 0 CS: 1	PA: 36
PITCHER	IP WLS BF H R ER SO BB IBB HBP BLK WP HR S P ERA WHIP																					
Kevin Tapani, R (1, 1) ERA: 3.63	7.0 W 28 6 1 1 4 2 0 0 0 0 0 0 60 95 1.29 1.143																					
Jeff Fassero, L (8, 1) ERA: 3.57	1.0 H 4 0 0 0 2 1 0 0 0 0 0 0 7 13 0.00 1.000																					
Tom Gordon, R (9, 1) ERA: 5.0	1.0 S 4 0 0 0 2 0 0 0 0 0 1 0 10 15 0.00 0.000																					

Milwaukee Brewers @ Chicago Cubs
Wrigley Field, Chicago, IL
Sun May 27 2001, 1:20 PM CDT
Att. 39,095 - Cloudy - 58 F

livebaseballscorecards.com

AB	32
R	1
H	6
RBI	1
BB	3
SO	8
LOB	18



Batter	1	2	3	4	5	6	7	8	9	AB	R	H	RBI	BB	SO	LOB
Eric Young Sr., R OBP: 0.320, SLG: 0.404 (1, 4)	1-2 G6-3			1-1 L7		3-2 F9	0-0 E2			4	0	1	1	0	0	0
Ricky Gutierrez, R OBP: 0.327, SLG: 0.373 (1, 6)	3-1 G6-3			2-1 G3		3-2 P3	3-2 F8			4	0	0	0	0	0	2
Sammy Sosa, R OBP: 0.426, SLG: 0.592 (1, 9)	3-3 K			0-1 1B			2-2 SH2-3 1B SF8 1B	1-3 K		4	1	2	0	0	2	0
Matt Stairs, L OBP: 0.331, SLG: 0.356 (1, 3)		2-2 G6-3		0-1 F9			3-1 SF8 2B SH2-3 1B	4-1 BB		3	1	1	0	1	0	1
Rondell White, R OBP: 0.314, SLG: 0.410 Tom Gordon, R (9, 1)		0-0 1B		1-0 G5-3			1-0 SH2-3	2-2 L8		3	0	1	0	0	0	1
Miguel Cairo, R OBP: 0.500, SLG: 0.529 Jeff Fassero, L (8, 1) Todd Dunwoody, L OBP: 0.292, SLG: 0.304 (8, PH) (9, 7)		2-3 K		0-1 F8			0-0 SF8	1-1 F7		2	0	0	1	0	1	1
Gary Matthews, S OBP: 0.286, SLG: 0.379 (1, 8)			1-3 K		4-2 FC6-4 BB		4-0 2B IBB			1	1	0	0	2	1	0
Joe Girardi, R OBP: 0.286, SLG: 0.281 (1, 2)			0-2 G1-3		0-0 FC6-4		1-2 E 2B			3	1	1	2	0	0	1
Kevin Tapani, R OBP: 0.214, SLG: 0.214 Augie Ojeda, S OBP: 0.261, SLG: 0.326 (7, PH) (8, 5)			0-3 K			2-3 K	4-0 E BB			2	0	0	0	0	2	0
										0	0	0	0	1	0	0


Inning Stats	R: 0	H: 0	E: 0	K: 1	S: 8	H: 0	LOB: 0	BB: 0	P: 15	R: 0	H: 1	E: 0	K: 1	S: 8	H: 0	LOB: 1	BB: 0	P: 12	R: 0	H: 0	E: 0	K: 2	S: 9	R: 0	H: 1	E: 0	K: 0	S: 8	H: 0	LOB: 1	BB: 1	P: 11	R: 0	H: 0	E: 0	K: 1	S: 10	H: 0	LOB: 0	BB: 0	P: 18	R: 4	H: 4	E: 1	K: 0	S: 15	H: 0	LOB: 2	BB: 2	P: 33	R: 0	H: 0	E: 0	K: 1	S: 10	H: 0	LOB: 1	BB: 1	P: 18
1B: 5	SF: 1	2B: 1	SAC: 1	3B: 0	DP: 0	HR: 0	HBP: 0	WP: 0	PA: 33																																																		

PITCHER	IP	WLS	BF	H	R	ER	SO	BB	IBB	HBP	BLK	WP	HR	S	P	ERA	WHIP
Jimmy Haynes, R ERA: 4.3 (1, 1)	6.2	L	26	5	4	4	5	1	1	0	0	0	0	61	100	5.40	0.900
Chad Fox, R ERA: 1.96 (7, 1)	0.1		3	1	0	0	0	1	0	0	0	0	0	4	11	0.00	6.000
Curt Leskanic, R ERA: 3.74 (8, 1)	1.0		4	0	0	0	1	1	0	0	0	0	0	10	18	0.00	1.000

BOTTOM

Milwaukee Brewers @ Chicago Cubs
Wrigley Field, Chicago, IL
Sun May 27 2001, 1:20 PM CDT
Att: 39,095 - Cloudy - 58 F

AB	27
R	4
H	6
RBI	4
BB	4
SO	6
LOB	7



Batter	1	2	3	4	5	6	7	8	9	AB R H RBI BB SO LOB	TOP											
Devon White, S (1, 8) OBP: 0.333, SLG: 0.490	2-1 G4-3		1-2 HBP		2-3 K			2-2 G6-3	1-2 F8	4 0 0 0 0 1 3												
Mark Loretta, R (1, 4) OBP: 0.355, SLG: 0.321	0-0 P4		1-3 K			2-1 1B 1B		4-2 BB	4-0 BB	3 0 1 0 2 1 2												
Geoff Jenkins, L (1, 7) OBP: 0.391, SLG: 0.582	1-2 HBP		3-2 F8			1-1 P6		0-0 F9	1-3 K	4 0 0 0 0 1 7												
Jeremy Burnitz, L (1, 9) OBP: 0.397, SLG: 0.607 James Mouton, R (1, PH) OBP: 0.300, SLG: 0.368	2-2 F7			2-2 CS 1B		2-1 1B		2-3 K		0 0 0 0 0 0 0 4 0 2 0 0 1 2												
Richie Sexson, R (1, 3) OBP: 0.313, SLG: 0.471		3-2 F9		1-3 K		1-3 K			4-2 2B BB	3 1 0 0 1 2 3												
Tyler Houston, L (1, 5) OBP: 0.345, SLG: 0.481		1-3 K		0-3 K		0-0 G1-3			0-0 E 2B	4 1 1 0 0 2 3												
José Hernández, R (1, 6) OBP: 0.335, SLG: 0.506		3-1 G6-3			2-2 1B		1-3 K		0-2 BB E 1B	4 0 2 0 0 1 0												
Raul Casanova, S (1, 2) OBP: 0.297, SLG: 0.455			3-2 FC1-6 1B		0-0 SH1-4 1B		1-2 F8		1-3 K	4 0 2 0 0 1 3												
Paul Rigdon, R (1, 1) OBP: 0.167, SLG: 0.167 Luis Lopez, S (7, PH) OBP: 0.224, SLG: 0.267 Mike DeJean, R (7, 1) Ray King, L (8, 1) Angel Echevarria, R (9, PH) OBP: 0.324, SLG: 0.594			0-1 FC1-6 HBP		0-0 SH1-4		0-1 G4-3		0-0 E5 BB	1 0 0 0 0 0 1 1 0 1 0 0 1 0 0 1												
Inning Stats	R: 0 E: 0 K: 0 S: 10	H: 0 LOB: 1 BB: 0 P: 15	R: 0 E: 0 K: 1 S: 9	H: 0 LOB: 0 BB: 0 P: 16	R: 0 E: 0 K: 1 S: 16	H: 1 LOB: 2 BB: 0 P: 24	R: 0 E: 0 K: 2 S: 11	H: 1 LOB: 0 BB: 0 P: 14	R: 0 E: 0 K: 1 S: 8	H: 2 LOB: 1 BB: 0 P: 12	R: 0 E: 0 K: 1 S: 10	H: 2 LOB: 2 BB: 0 P: 16	R: 0 E: 0 K: 1 S: 8	H: 0 LOB: 0 BB: 0 P: 10	R: 0 E: 0 K: 1 S: 13	H: 0 LOB: 1 BB: 1 P: 21	R: 2 E: 1 K: 2 S: 20	H: 2 LOB: 3 BB: 2 P: 31	1B: 7 2B: 1 3B: 0 HR: 0	SF: 0 SAC: 1 DP: 0 HBP: 2	WP: 0 PB: 0 SB: 0 CS: 1	PA: 39
PITCHER	IP WLS BF H R ER SO BB IBB HBP BLK WP HR S P ERA WHIP																					
Matt Morris, R (1, 1) ERA: 2.47	6.0 W 24 6 0 0 6 0 0 2 0 0 0 0 64 97 0.00 1.000																					
Mike Timlin, R (7, 1) ERA: 3.51	1.0 H 3 0 0 0 1 0 0 0 0 0 0 0 8 10 0.00 0.000																					
Steve Kline, L (8, 1) ERA: 2.01	0.2 H 3 0 0 0 0 1 0 0 0 0 0 0 10 16 0.00 1.500																					
Dave Veres, R (8, 1) ERA: 1.83	1.0 H 8 2 2 1 2 2 0 0 0 0 0 0 20 32 9.00 4.000																					
Jason Christiansen, L (9, 1) ERA:	0.1 S 1 0 0 0 1 0 0 0 0 0 0 0 3 4 0.00 0.000																					

Milwaukee Brewers @ St. Louis Cardinals
 Busch Stadium, St. Louis, MO
 Mon May 28 2001, 1:10 PM CDT
 Att. 42,455 - Cloudy - 79 F

AB	33
R	2
H	8
RBI	1
BB	3
SO	10
LOB	25



Batter	1	2	3	4	5	6	7	8	9
Fernando Vina, L OBP: 0.372, SLG: 0.410 (1, 4)	1-2 G6-4-3 1B		2-2 F8		0-0 B1-3		0-0 G6-3		
Mark McGwire, R OBP: 0.231, SLG: 0.417 Mike Timlin, R Steve Kline, S Eli Marrero, R OBP: 0.311, SLG: 0.420 (1, 3) (7, 1) (8, 1) (8, 3)	1-2 G6-4-3 1-2f			0-0 2B SF7 1B		0-1 HR		1-1 S E 1B	
J.D. Drew, L OBP: 0.413, SLG: 0.696 (1, 9)	0-1 G1-3			1-0 SF7 1-3 2B		3-3 K		1-1 E5 5 HR 1B	
5 Albert Pujols, R OBP: 0.426, SLG: 0.691 (1, 5) (7, 3) (8, 5)		0-2 G5-3		2-3 K		0-1 HR		0-0 HR	
15 Jim Edmonds, L OBP: 0.412, SLG: 0.567 (1, 8)		2-0 G4-3		4-0 WP IBB		0-0 G1-3		0-3 K	
Ray Lankford, L OBP: 0.382, SLG: 0.619 (1, 7)		1-3 K		1-0 SF7 2-3 3-H		2-1 2B		1-3 K	
Edgar Renteria, R OBP: 0.287, SLG: 0.348 (1, 6)			1-2 G6-3	1-3 K 1-2		0-0 L7		0-0 G5-3	
Mike Matheny, R OBP: 0.318, SLG: 0.298 (1, 2)			1-2 SH3-4 1B		2-3 K		2-3 K		
Matt Morris, R OBP: 0.120, SLG: 0.160 Placido Polanco, R OBP: 0.380, SLG: 0.386 Dave Veres, R Jason Christiansen, R (1, 1) (7, 5) (8, 1) (9, 1)			0-0 SH3-4		1-3 K		0-1 G6-3		

AB	R	H	RBI	BB	SO	LOB
4	0	1	0	0	0	1
3	2	2	1	0	0	1
0	0	0	0	0	0	0
0	0	0	0	0	0	0
1	1	1	0	0	0	0
4	1	2	0	0	1	0
4	2	2	3	0	1	2
3	0	0	0	1	1	0
3	0	1	1	0	2	0
4	0	0	0	0	1	3
3	0	1	0	0	2	0
1	0	0	0	0	1	0
1	0	0	0	0	0	0
0	0	0	0	0	0	0
0	0	0	0	0	0	0

AB	R	H	RBI	BB	SO	LOB
31	6	10	5	1	9	7

Inning Stats	R: 0	H: 1	E: 0	K: 0	S: 10	LOB: 0	BB: 0	P: 12
Paul Rigdon, R ERA: 4.06 Mike DeJean, R ERA: 2.28 Ray King, L ERA: 3.72	6.0	7	3	1	25	3	3	6
	1.0	1	1	1	4	1	1	1
	1.0	2	2	2	5	2	2	2

Milwaukee Brewers @ St. Louis Cardinals
 Busch Stadium, St. Louis, MO
 Mon May 28 2001, 1:10 PM CDT
 Att: 42,455 - Cloudy - 79 F

WP: 1 PA: 34
 PB: 0
 SB: 1
 CS: 0



Batter	1	2	3	4	5	6	7	8	9	AB R H RBI BB SO LOB	TOP											
Jeffrey Hammonds, R OBP: 0.315, SLG: 0.389 (1, 8)	2-3 K		0-1 CS 1B		3-2 G5-3		0-0 1B 3B	0-2 SF9		4 1 2 1 0 1 0	Milwaukee Brewers @ St. Louis Cardinals Busch Stadium, St. Louis, MO Tue May 29 2001, 7:10 PM CDT Att. 39,088 - Cloudy - 81 F											
Mark Loretta, R OBP: 0.389, SLG: 0.364 (1, 5)	2-1 G6-3		1-1 CS 1-2	0-0 G1-3 1B	2-2 1B 1B	2-1 1B	1-2 FC6-4 1-2f		5 1 3 1 0 0 2													
Geoff Jenkins, L OBP: 0.392, SLG: 0.575 (1, 7)	0-0 1B			3-2 G1-3 1-2	1-1 1B	1-0 F7		1-1 F7	5 0 2 0 0 0 2													
Richie Sexson, R OBP: 0.305, SLG: 0.458 (1, 3)	0-3 K			2-3 K	3-3 K	1-3 K		1-3 K	5 0 0 0 0 5 5													
Jeremy Burnitz, L OBP: 0.397, SLG: 0.601 (1, 9)		2-2 P4		1-1 2B 2B 1B	0-0 F9		2-2 BB 15 1B 1B	1-3 K	5 2 2 1 0 1 2													
José Hernández, R OBP: 0.339, SLG: 0.509 (1, 6)		0-1 G6-3		3-0 2B		2-3 K	4-0 15 1B BB SF9 BB		3 2 1 0 1 1 0													
Ronnie Belliard, R OBP: 0.332, SLG: 0.367 (1, 4)		1-3 K		4-0 2B IBB		0-0 F9	4-1 SF9 15 1B BB	1-2 2-3	2 1 0 0 2 1 0													
Henry Blanco, R OBP: 0.248, SLG: 0.267 (1, 2)			0-3 K	0-0 2B		1-1 G6-3	1-3 K		4 0 1 3 0 2 3													
15 Ben Sheets, R OBP: 0.167, SLG: 0.063 (1, 1)			1-3 K	1-1 G1-3			1-3 K	2-2 FC6-4 1B	4 0 1 1 0 2 1													
Inning Stats	R: 0 E: 0 K: 2 S: 9	H: 1 LOB: 1 BB: 0 P: 13	R: 0 E: 0 K: 1 S: 9	H: 0 LOB: 0 BB: 0 P: 12	R: 0 E: 0 K: 2 S: 10	H: 1 LOB: 0 BB: 0 P: 12	R: 4 E: 0 K: 1 S: 16	H: 4 LOB: 1 BB: 1 P: 30	R: 0 E: 0 K: 1 S: 12	H: 2 LOB: 2 BB: 0 P: 21		R: 0 E: 0 K: 1 S: 8	H: 0 LOB: 0 BB: 0 P: 11	R: 1 E: 0 K: 2 S: 10	H: 2 LOB: 1 BB: 0 P: 15	R: 2 E: 0 K: 1 S: 20	H: 2 LOB: 2 BB: 2 P: 34	R: 0 E: 0 K: 2 S: 8	H: 0 LOB: 0 BB: 0 P: 11	1B: 9 2B: 2 3B: 1 HR: 0	SF: 1 SAC: 0 DP: 0 HBP: 0	WP: 0 PB: 0 SB: 0 CS: 1
PITCHER	IP WLS BF H R ER SO BB IBB HBP BLK WP HR S P ERA WHIP																					
Mike Matthews, L ERA: 2.51 (1, 1)	5.0 L 23 8 4 4 7 0 1 0 0 0 0 56 88 7.20 1.600																					
Mike James, R ERA: 4.64 (6, 1)	2.0 8 2 1 1 3 0 0 0 0 0 0 18 26 4.50 1.000																					
Alan Benes, R ERA: 4.15 (8, 1)	0.1 5 2 2 2 1 2 0 0 0 0 0 12 25 54.00 12.000																					
Gene Stechschulte, R ERA: 2.88 (8, 1)	1.2 5 0 0 0 2 0 0 0 0 0 0 16 20 0.00 0.000																					

livebaseballscorecards.com

AB	37
R	7
H	12
RBI	7
BB	3
SO	13
LOB	15



Batter	1	2	3	4	5	6	7	8	9	AB R H RBI BB SO LOB	TOP					
Jeffrey Hammonds, R (1, 8) OBP: 0.325, SLG: 0.439	1-3 K	0-0 1B			0-0 HR					4 2 3 3 0 1 0	Milwaukee Brewers @ St. Louis Cardinals Busch Stadium, St. Louis, MO Wed May 30 2001, 7:10 PM CDT Att. 29,842 - Cloudy - 69 F					
Mark Loretta, R (1, 5) OBP: 0.400, SLG: 0.378	0-3 K	1-2 1B		1-2 HR	0-1 G6-3					4 1 2 2 0 1 0						
Geoff Jenkins, L (1, 7) OBP: 0.388, SLG: 0.588	0-3 K	2-3 K		2-2 HR	0-0 G4-3					4 1 1 2 0 2 2						
Jeremy Burnitz, L (1, 9) OBP: 0.404, SLG: 0.610		1-1 1B E SF8	1-0 G3-1 2B	1-0 1B 3B	2-3 K					4 2 3 0 0 1 0						
José Hernández, R (1, 6) OBP: 0.333, SLG: 0.500		1-2 E5 SF8 1B 1B	3-3 K	1-3 K		0-0				4 1 0 0 0 2 3						
Tyler Houston, L (1, 3) OBP: 0.348, SLG: 0.481		0-2 1B BB 1B	1-0 G3-1	0-0						2 1 1 0 0 0 1						
Richie Sexson, R (3, 3) OBP: 0.308, SLG: 0.461		1-2 2-3 1B	2-3	1-2 3B 1B						1 1 1 0 0 0 0						
Ronnie Belliard, R (1, 4) OBP: 0.337, SLG: 0.382		0-0 SF8	4-2 BB	0-1 1B 3B						1 1 1 3 1 0 0						
Henry Blanco, R (1, 2) OBP: 0.258, SLG: 0.271		4-1 1B 1B BB	2-0 P4	3-2 FC5-4 1B						2 1 1 1 1 0 2						
Allen Levraut, R (1, 1) OBP: 0.308, SLG: 0.461	0-3 K									3 0 0 0 0 2 4						
Inning Stats	R: 0 E: 0 K: 3 S: 9	H: 0 LOB: 0 BB: 0 P: 10	R: 4 E: 1 K: 2 S: 23	H: 4 LOB: 2 BB: 1 P: 32	R: 0 E: 0 K: 1 S: 8	H: 1 LOB: 2 BB: 1 P: 19	R: 6 E: 0 K: 2 S: 23	H: 7 LOB: 1 BB: 0 P: 33	R: 1 E: 0 K: 1 S: 7	H: 1 LOB: 0 BB: 0 P: 9	R: 0 E: 0 K: 0 S: 1	H: 0 LOB: 0 BB: 0 P: 1	1B: 8 2B: 1 3B: 1 HR: 3	SF: 1 SAC: 0 DP: 0 HBP: 0	WP: 0 PB: 0 SB: 0 CS: 0	PA: 32
PITCHER	IP WLS BF H R ER SO BB IBB HBP BLK WP HR S P ERA WHIP															
Andy Benes, R (1, 1) ERA: 6.92	3.2 L 24 10 9 6 8 2 0 0 0 0 0 2 56 84 14.73 3.273															
Mike James, R (4, 1) ERA: 5.16	1.1 7 3 2 2 1 0 0 0 0 0 0 1 14 19 13.50 2.250															
Mike Timlin, R (6, 1) ERA: 3.51	0.0 1 0 0 0 0 0 0 0 0 0 0 0 1 1 ∞ ∞															

AB	29
R	11
H	13
RBI	11
BB	2
SO	9
LOB	12



Batter	1	2	3	4	5	6	7	8	9	AB	R	H	RBI	BB	SO	LOB
--------	---	---	---	---	---	---	---	---	---	----	---	---	-----	----	----	-----

Fernando Vina, L OBP: 0.369, SLG: 0.411 (1, 4)	1-2 1B 2B		2-1 F8		0-2 1B					3	1	2	0	0	0	0
Mark McGwire, R OBP: 0.200, SLG: 0.357 (1, 3)	1-3 K		2-2 F8		1-3 K					3	0	0	0	0	2	2
J.D. Drew, L OBP: 0.415, SLG: 0.689 (1, 9)	0-1 5 G4-3 2-H 1B			2-2 G4-3						2	0	1	1	0	0	0
5 Albert Pujols, R OBP: 0.423, SLG: 0.679 (1, 5)	2-2 G4-3 1-2			1-0 15 1B						2	0	1	0	0	0	1
15 Jim Edmonds, L OBP: 0.410, SLG: 0.555 (1, 8)	2-3 K			2-2 1-2 1B						2	0	1	0	0	1	1
Ray Lankford, L OBP: 0.382, SLG: 0.608 (1, 7)		2-2 F5		2-2 F7						2	0	0	0	0	0	2
Edgar Renteria, R OBP: 0.276, SLG: 0.333 (1, 6)		0-0 G1		0-0 F3						2	0	0	0	0	0	2
Eli Marrero, R OBP: 0.303, SLG: 0.408 (1, 2)		3-3 K			0-3 K					2	0	0	0	0	2	0
Andy Benes, R OBP: 0.176, SLG: 0.294 Mike James, R Craig Paquette, R OBP: 0.278, SLG: 0.442 Mike Timlin, R	(1, 1) (4, 1) (5, PH) (6, 1)		0-0 F3		0-0 F9					1	0	0	0	0	0	0
										0	0	0	0	0	0	0
										1	0	0	0	0	0	0
										0	0	0	0	0	0	0

Inning Stats	R: 1	H: 2	E: 0	LOB: 1	K: 2	S: 14	P: 20	R: 0	H: 0	E: 0	LOB: 0	K: 1	S: 8	P: 13	R: 0	H: 2	E: 0	LOB: 2	K: 0	S: 13	R: 0	H: 1	E: 0	LOB: 1	K: 2	S: 12	P: 13
--------------	------	------	------	--------	------	-------	-------	------	------	------	--------	------	------	-------	------	------	------	--------	------	-------	------	------	------	--------	------	-------	-------

PITCHER	IP	WLS	BF	H	R	ER	SO	BB	IBB	HBP	BLK	WP	HR	S	P	ERA	WHIP
Allen Levrault, R ERA: 4.62 (1, 1)	5.0	W	20	5	1	1	5	0	0	0	0	0	0	53	76	1.80	1.000

BOTTOM

Milwaukee Brewers @ St. Louis Cardinals
 Busch Stadium, St. Louis, MO
 Wed May 30 2001, 7:10 PM CDT
 Att. 29,842 - Cloudy - 69 F

AB	20
R	1
H	5
RBI	1
BB	0
SO	5
LOB	8



WP	PA	ERA	WHIP
0	20		

Batter	1	2	3	4	5	6	7	8	9	AB R H RBI BB SO LOB	TOP											
Jeffrey Hammonds, R OBP: 0.324, SLG: 0.430 (1, 8)	0-0 G6-3	4-2 1B 2B BB		2-1 G5-3			1-0 F9			3 1 0 0 1 0 0												
Mark Loretta, R OBP: 0.409, SLG: 0.390 (1, 5)	1-1 2B 1B	3-1 2B 1B 1B		2-1 G6-3			2-2 F9			4 1 2 0 0 0 0												
Geoff Jenkins, L OBP: 0.397, SLG: 0.607 (1, 7)	0-1 1-3 2B	1-2 1-3 2-H 3-H 1B 2B			0-0 G4-6-3 1B			1-3 K		4 1 3 2 0 1 0												
Jeremy Burnitz, L OBP: 0.396, SLG: 0.597 (1, 9)	0-3 K	1-1 P6			1-0 G4-6-3 1-2f			2-1 G4-3		4 0 0 0 0 1 5												
Richie Sexson, R OBP: 0.307, SLG: 0.456 (1, 3)	2-1 G3	3-2 1B			0-1 L9			0-0 G6-3		4 0 1 2 0 0 2												
José Hernández, R OBP: 0.332, SLG: 0.494 (1, 6)		0-0 G5-3		1-0 G6-3			0-0 F9		1-0 G6-4-3 1B	4 0 1 0 0 0 0												
Ronnie Belliard, R OBP: 0.335, SLG: 0.376 (1, 4)		4-0 2B BB		0-0 F9			1-1 G6-3		1-2 G6-4-3 1-2f	3 1 0 0 1 0 1	AB 33 R 6 H 9 RBI 6 BB 2 SO 3 LOB 8											
Raul Casanova, S OBP: 0.285, SLG: 0.457 (1, 2)		1-2 26 2B 2B		1-1 F9			1-2 G4-3		0-0 G6-3	4 1 1 1 0 0 0												
26 Kyle Peterson, R OBP: 0.500, SLG: 1.000 (1, 1)		0-0 1B 2B 2B		1-3 K			0-0 F7			2 1 1 1 0 1 0												
Chad Fox, R (6, 1)										1 0 0 0 0 0 0												
Ray King, L (8, 1)										0 0 0 0 0 0 0												
David Weathers, R (9, 1)										0 0 0 0 0 0 0												
Inning Stats	R: 0 E: 0 K: 1 S: 10	H: 2 LOB: 2 BB: 0 P: 13	R: 6 E: 0 K: 0 S: 18	H: 5 LOB: 1 BB: 2 P: 35	R: 0 E: 0 K: 0 S: 4	H: 0 LOB: 0 BB: 0 P: 6	R: 0 E: 0 K: 1 S: 7	H: 0 LOB: 0 BB: 0 P: 12	R: 0 E: 0 K: 0 S: 4	H: 1 LOB: 0 BB: 0 P: 5	R: 0 E: 0 K: 0 S: 6	H: 0 LOB: 0 BB: 0 P: 8	R: 0 E: 0 K: 0 S: 5	H: 0 LOB: 0 BB: 0 P: 8	R: 0 E: 0 K: 1 S: 7	H: 0 LOB: 0 BB: 0 P: 10	R: 0 E: 0 K: 0 S: 5	H: 1 LOB: 0 BB: 0 P: 7	1B: 5 2B: 4 3B: 0 HR: 0	SF: 0 SAC: 0 DP: 2 HBP: 0	WP: 0 PB: 0 SB: 0 CS: 0	PA: 35
PITCHER	IP WLS BF H R ER SO BB IBB HBP BLK WP HR S P ERA WHIP																					
Dustin Hermanson, R ERA: 4.8 (1, 1)	7.0 L 29 8 6 6 2 2 0 0 0 0 0 0 54 87 7.71 1.429																					
Steve Kline, L ERA: 1.93 (8, 1)	1.0 3 0 0 0 1 0 0 0 0 0 0 0 7 10 0.00 0.000																					
Mike Timlin, R ERA: 3.38 (9, 1)	1.0 3 1 0 0 0 0 0 0 0 0 0 0 5 7 0.00 1.000																					

Milwaukee Brewers @ St. Louis Cardinals
 Busch Stadium, St. Louis, MO
 Thu May 31 2001, 7:10 PM CDT
 Att. 30,928 - Cloudy - 68 F

livebaseballscorecards.com



Batter	1	2	3	4	5	6	7	8	9	AB	R	H	RBI	BB	SO	LOB
Fernando Vina, L (1, 4) OBP: 0.372, SLG: 0.415	4-2 2B BB	1-0 2-H 2B			0-2 F7		0-1 F5			3	0	1	1	1	0	1
Placido Polanco, R (1, 6) OBP: 0.368, SLG: 0.379	0-1 2B	0-0 B5-3			0-0 G6-3		0-0 G6-3			4	0	1	0	0	0	2
J.D. Drew, L (1, 9) OBP: 0.422, SLG: 0.707	1-1 P6				0-1 HR			4-0 BB		3	1	2	1	1	0	2
5 Albert Pujols, R (1, 5) OBP: 0.416, SLG: 0.665	1-2 P3				2-2 G5-3			2-1 P3		4	0	0	0	0	1	4
15 Jim Edmonds, L (1, 3) OBP: 0.408, SLG: 0.548 Edgar Renteria, R (8, PH) OBP: 0.274, SLG: 0.331 (9, 3)	4-0 IBB				3-2 P5			0-3 K		2	0	0	0	1	1	1
Ray Lankford, L (1, 7) OBP: 0.374, SLG: 0.592	1-1 F3				1-0 G4-3			3-3 K		1	0	0	0	0	1	1
Kerry Robinson, L (1, 8) OBP: 0.395, SLG: 0.344		0-1 S 2B 1B			1-1 L8			3-3 K		4	1	1	0	0	1	0
Mike Matheny, R (1, 2) OBP: 0.302, SLG: 0.281		1-2 L4			2-2 F8			1-2 G4-3		4	0	0	0	0	0	1
Dustin Hermanson, R (1, 1) OBP: 0.167, SLG: 0.174 Craig Paquette, R (7, PH) OBP: 0.286, SLG: 0.448 Steve Kline, S (8, 1) Mike Timlin, R (9, 1) Bobby Bonilla, S (9, PH) OBP: 0.348, SLG: 0.397		1-3 K			0-3 K			0-0 1B		2	0	0	0	0	2	1
		1-2 K								1	0	1	0	0	0	0
										0	0	0	0	0	0	0
										1	0	0	0	0	0	0

Inning Stats	R: 0	H: 1	E: 0	K: 11	S: 11	H: 1	LOB: 3	BB: 2	P: 22	R: 1	H: 2	E: 0	K: 1	S: 10	R: 0	H: 1	E: 0	K: 1	S: 10	R: 0	H: 0	E: 0	K: 1	S: 9	R: 1	H: 1	E: 0	K: 2	S: 9	R: 0	H: 0	E: 0	K: 2	S: 8	R: 0	H: 0	E: 0	K: 2	S: 8	R: 0	H: 0	E: 0	K: 2	S: 8	R: 0	H: 0	E: 0	K: 0	S: 5	1B: 3	2B: 2	3B: 0	HR: 1	SF: 0	SAC: 0	DP: 0	HBP: 0	WP: 0	PB: 0	SB: 1	CS: 0	PA: 36
--------------	------	------	------	-------	-------	------	--------	-------	-------	------	------	------	------	-------	------	------	------	------	-------	------	------	------	------	------	------	------	------	------	------	------	------	------	------	------	------	------	------	------	------	------	------	------	------	------	------	------	------	------	------	-------	-------	-------	-------	-------	--------	-------	--------	-------	-------	-------	-------	--------

PITCHER	IP	WLS	BF	H	R	ER	SO	BB	IBB	HBP	BLK	WP	HR	S	P	ERA	WHIP
26 Kyle Peterson, R (1, 1) ERA: 3.6	5.0		22	5	2	2	3	1	1	0	0	0	0	51	75	3.60	1.200
Chad Fox, R (6, 1) ERA: 1.77	2.0		7	1	0	0	2	0	0	0	0	0	0	16	24	0.00	0.500
Ray King, L (8, 1) ERA: 3.54	1.0		4	0	0	0	2	1	0	0	0	0	0	8	17	0.00	1.000
David Weathers, R (9, 1) ERA: 1.98	1.0		3	0	0	0	0	0	0	0	0	0	0	5	8	0.00	0.000

BOTTOM

Milwaukee Brewers @ St. Louis Cardinals
 Busch Stadium, St. Louis, MO
 Thu May 31 2001, 7:10 PM CDT
 Att. 30,928 - Cloudy - 68 F

livebaseballscorecards.com

AB	33
R	2
H	6
RBI	2
BB	3
SO	7
LOB	18



Batter	1	2	3	4	5	6	7	8	9	AB	R	H	RBI	BB	SO	LOB	TOP								
Eric Young Sr., R OBP: 0.306, SLG: 0.387 (1, 4)	1-3 K		0-1 G4-3	0-0 G4-3		1-2 FC1-2		1-2 G4-3		5	0	0	0	0	1	5									
Ricky Gutierrez, R OBP: 0.356, SLG: 0.404 (1, 6)	2-2 G4-3		3-1 1B		0-0 G6-3	1-3 K		1-1 G6-4-3		5	0	2	1	0	1	2									
Sammy Sosa, R OBP: 0.430, SLG: 0.619 (1, 9)	1-0 G6-3		1-3 K		0-1 WP		2-0 G1-3		2-1 G6-4-3	5	0	2	0	0	1	2									
Matt Stairs, L OBP: 0.365, SLG: 0.422 (1, 3)		2-2 F3		2-1 L9 34 1B	4-1 BB		3-1 G1-3 HBP		2-3 K	3	1	1	0	1	1	0									
Rondell White, R OBP: 0.320, SLG: 0.450 (1, 7)		0-0 HR		0-0 L9	0-1 L4		0-0 G1-3		1-2 2-3	4	1	1	1	0	0	5									
Miguel Cairo, R OBP: 0.395, SLG: 0.387 (1, 5)		1-3 K		0-1 G4-3	1-0 F9		2-1 G5-3			4	0	0	0	0	1	5									
Kyle Farnsworth, R (7, 1)										0	0	0	0	0	0	0									
Jeff Fassero, L (8, 1)										0	0	0	0	0	0	0									
Todd Van Poppel, R OBP: 0.250, SLG: 0.250 (8, 1)										0	0	0	0	0	0	0									
Tom Gordon, R (9, 1)										0	0	0	0	0	0	0									
Gary Matthews, S OBP: 0.309, SLG: 0.367 (1, 8)		1-1 G5-3		4-2 S 34 1B BB		1-1 FC1-2 1B		3-1 G4-3		3	1	1	0	1	0	2									
Joe Girardi, R OBP: 0.299, SLG: 0.286 (1, 2)			0-1 G4-3 34 SH3-4 1B	4-1 34 1B IBB		1-2 FC1-2 34 SH3-4 1B		2-3 K		3	1	2	0	1	1	0									
34 Kerry Wood, R OBP: 0.182, SLG: 0.227 (1, 1)			0-0 SH3-4	1-0 1B		0-0 SH3-4		1-2 G6-3		1	0	1	2	0	0	0									
Augie Ojeda, S OBP: 0.275, SLG: 0.304 (7, 5)			1-2 1B	1-2 2-H 3-H 1B		1-2 1B				1	0	0	0	0	0	0									
Inning Stats	R: 0 E: 0 K: 1 S: 9	H: 0 LOB: 0 BB: 0 P: 13	R: 1 E: 0 K: 1 S: 11	H: 1 LOB: 0 BB: 0 P: 15	R: 1 E: 0 K: 1 S: 10	H: 2 LOB: 1 BB: 0 P: 14	R: 2 E: 0 K: 0 S: 11	H: 2 LOB: 2 BB: 2 P: 22	R: 0 E: 0 K: 0 S: 7	H: 1 LOB: 2 BB: 1 P: 12	R: 0 E: 0 K: 1 S: 13	H: 2 LOB: 2 BB: 0 P: 16	R: 0 E: 0 K: 0 S: 7	H: 1 LOB: 2 BB: 0 P: 17	R: 0 E: 0 K: 1 S: 10	H: 0 LOB: 0 BB: 0 P: 14	R: 0 E: 0 K: 1 S: 7	H: 1 LOB: 0 BB: 0 P: 12	1B: 6 2B: 3 3B: 0 HR: 1	SF: 0 SAC: 2 DP: 1 HBP: 1	WP: 1 PB: 0 SB: 2 CS: 0	PA: 40			
PITCHER	IP	WLS	BF	H	R	ER	SO	BB	IBB	HBP	BLK	WP	HR	S	P	ERA	WHIP								
Jimmy Haynes, R ERA: 4.5 (1, 1)	5.0	L	24	6	4	4	3	2	1	0	0	1	1	48	76	7.20	1.600								
Will Cunnane, R ERA: 6.97 (6, 1)	1.0		5	2	0	0	1	0	0	0	0	0	0	13	16	0.00	2.000								
Mike DeJean, R ERA: 2.19 (7, 1)	1.0		5	1	0	0	0	0	0	1	0	0	0	7	17	0.00	1.000								
David Weathers, R ERA: 1.84 (8, 1)	2.0		6	1	0	0	2	0	0	0	0	0	0	17	26	0.00	0.500								

Chicago Cubs @ Milwaukee Brewers

Miller Park, Milwaukee, WI

Fri Jun 01 2001, 7:05 PM CDT
Att: 42,392 - Dome - 72 F

AB	34
R	4
H	10
RBI	4
BB	3
SO	6
LOB	21



WP	1	PA	40
PB	0		
SB	2		
CS	0		

livebaseballscorecards.com

Batter	1	2	3	4	5	6	7	8	9	AB	R	H	RBI	BB	SO	LOB	
Jeffrey Hammonds, R (1, 8) OBP: 0.316, SLG: 0.419	3-2 P6		1-2 G4-3		1-0 F2		2-3 K			4	0	0	0	0	1	1	
Mark Loretta, R (1, 5) OBP: 0.396, SLG: 0.378	2-2 1B		1-1 F9		0-0 F9			3-3 K		4	0	1	0	0	1	0	
Geoff Jenkins, L (1, 7) OBP: 0.400, SLG: 0.599	1-3 K		2-3 K			4-0 BB		4-2 2B BB		2	1	0	0	2	2	1	
Jeremy Burnitz, L (1, 9) OBP: 0.394, SLG: 0.589	2-3 K			3-2 G5-4-3 1B		2-3 K		0-0 F7		4	0	1	0	0	2	3	
Richie Sexson, R (1, 3) OBP: 0.306, SLG: 0.457		0-2 G6-3		1-1 G5-4-3 1-2f		2-3 K		3-2 1-H 2B		4	0	1	1	0	1	2	
José Hernández, R (1, 6) OBP: 0.325, SLG: 0.483		0-3 K		0-0 F9		3-3 K		0-0 G6-3		4	0	0	0	0	2	2	
Ronnie Belliard, R (1, 4) OBP: 0.338, SLG: 0.375		0-0 E6 1B			4-1 HR BB		1-1 S 1B		2-3 K	3	1	1	0	1	1	0	
Raul Casanova, S (1, 2) OBP: 0.305, SLG: 0.500		1-0 1B			0-0 HR		3-3 K		0-2 G4-3	4	1	2	2	0	1	1	
Jimmy Haynes, R (1, 1) James Mouton, R (5, PH) Willi Cummine, R (6, 1) Mike DeJean, R (7, 1) Devon White, S (7, PH) David Weathers, R (8, 1) Tyler Houston, L (9, PH)		1-3 K		1-3 K		1-3 K		0-3 K		0-3 K	1	0	0	0	0	1	2

Inning Stats	R: 0	H: 1	E: 0	LOB: 1	K: 2	BB: 0	S: 13	P: 21	R: 0	H: 1	E: 1	LOB: 2	K: 2	BB: 0	S: 13	P: 15	R: 0	H: 0	E: 0	LOB: 0	K: 1	BB: 0	S: 9	P: 13	R: 0	H: 1	E: 0	LOB: 0	K: 0	BB: 0	S: 7	P: 11	R: 2	H: 1	E: 0	LOB: 0	K: 1	BB: 1	S: 7	P: 13	R: 0	H: 0	E: 0	LOB: 1	K: 3	BB: 1	S: 12	P: 23	R: 0	H: 1	E: 0	LOB: 1	K: 3	BB: 0	S: 13	P: 19	R: 1	H: 1	E: 0	LOB: 1	K: 1	BB: 1	S: 13	P: 23	R: 0	H: 0	E: 0	LOB: 0	K: 2	BB: 0	S: 12	P: 14	1B: 4	SF: 0	2B: 1	SAC: 0	3B: 0	DP: 1	HR: 1	HBP: 0	WP: 0	PA: 36
--------------	------	------	------	--------	------	-------	-------	-------	------	------	------	--------	------	-------	-------	-------	------	------	------	--------	------	-------	------	-------	------	------	------	--------	------	-------	------	-------	------	------	------	--------	------	-------	------	-------	------	------	------	--------	------	-------	-------	-------	------	------	------	--------	------	-------	-------	-------	------	------	------	--------	------	-------	-------	-------	------	------	------	--------	------	-------	-------	-------	-------	-------	-------	--------	-------	-------	-------	--------	-------	--------

PITCHER	IP	WLS	BF	H	R	ER	SO	BB	IBB	HBP	BLK	WP	HR	S	P	ERA	WHIP
34 Kerry Wood, R (1, 1) ERA: 4.07	6.1	W	26	5	2	2	10	2	0	0	0	0	1	67	106	2.84	1.105
Kyle Farnsworth, R (7, 1) ERA: 3.04	1.0	H	4	0	1	1	3	1	0	0	0	0	0	13	22	9.00	1.000
Jeff Fassero, L (8, 1) ERA: 3.38	0.1	H	1	0	0	0	0	0	0	0	0	0	0	1	1	0.00	0.000
Todd Van Poppel, R (8, 1) ERA: 4.24	0.1	H	2	1	0	0	0	0	0	0	0	0	0	6	9	0.00	3.000
Tom Gordon, R (9, 1) ERA: 4.5	1.0	S	3	0	0	0	2	0	0	0	0	0	0	12	14	0.00	0.000


BOTTOM

Chicago Cubs @ Milwaukee Brewers
Miller Park, Milwaukee, WI

Fri Jun 01 2001, 7:05 PM CDT
Att. 42,392 - Dome - 72 F

livebaseballscorecards.com

AB	33
R	3
H	6
RBI	3
BB	3
SO	15
LOB	13



Batter	1	2	3	4	5	6	7	8	9	AB R H RBI BB SO LOB	TOP											
Eric Young Sr. R (1, 4) OBP: 0.308, SLG: 0.384 Todd Dunwoody, L (9, 9) OBP: 0.269, SLG: 0.280	0-2 G4-3		2-2 G3-1	4-1 HR		0-0 2B		1-2 F9		4 2 1 0 1 0 1 0 0 0 0 0 0 0												
Ricky Gutierrez, R (1, 6) OBP: 0.352, SLG: 0.398	0-2 F8		0-0 HR	1-2 F9		0-1 F8		1-2 G3-1		5 1 1 1 0 0 2												
Sammy Sosa, R (1, 9) OBP: 0.434, SLG: 0.639 Todd Van Poppel, R (9, 1) OBP: 0.250, SLG: 0.250	2-0 F9		4-1 HR	0-2 HR		2-2 1B		0-1 G5-3		4 3 2 3 1 0 0 0 0 0 0 0 0 0												
Matt Stairs, L (1, 3) OBP: 0.383, SLG: 0.453 15 Julio Zuleta, R (8, 3) OBP: 0.307, SLG: 0.442		4-2 1B	0-0 HR	4-1 HR		4-0 1B		1-0 G5-3		1 2 1 3 3 0 0 1 0 0 0 0 0 0												
Rondell White, R (1, 7) OBP: 0.322, SLG: 0.465		2-2 F8	0-1 E6	2-2 HR		0-0 G6-4-3		0-0 G6-3		5 1 2 3 0 0 1												
Ron Coomer, R (1, 5) OBP: 0.359, SLG: 0.425 Manny Aybar, R (6, 1) OBP: 1.000, SLG: 1.000 Felix Heredia, L (7, 1) Courtney Duncan, L (8, 1) Augie Ojeda, S (9, PH) OBP: 0.269, SLG: 0.298		2-1 L3	1-2 BB	0-1 F9		1-1 G6-4-3		2-2 F9		4 0 2 0 0 0 2 0 1 0 0 0 0 0 0												
Todd Hundley, S (1, 2) OBP: 0.271, SLG: 0.336	2-2 L3		4-1 BB		2-3 K		3-2 F7			3 0 0 0 1 1 2	AB 34 R 10 H 9 RBI 10 BB 7 SO 1 LOB 11											
Gary Matthews, S (1, 8) OBP: 0.307, SLG: 0.357			G3-1 1B		2-1 G3		3-2 F7			3 1 0 0 1 0 3												
Kevin Tapani, R (1, 1) OBP: 0.188, SLG: 0.188 Miguel Cairo, R (6, 5) OBP: 0.385, SLG: 0.375			0-2 SH1-4	0-0 G6-3	0-1 G6-3		3-2 G5-3			2 0 0 0 0 0 0 1 0 0 0 0 0 0												
Inning Stats	R: 0 E: 0 K: 0 S: 8	H: 0 LOB: 0 BB: 0 P: 10	R: 0 E: 0 K: 0 S: 14	H: 1 LOB: 1 BB: 1 P: 24	R: 4 E: 1 K: 0 S: 16	H: 3 LOB: 3 BB: 3 P: 32	R: 4 E: 0 K: 0 S: 18	H: 2 LOB: 0 BB: 2 P: 29	R: 0 E: 0 K: 1 S: 8	H: 0 LOB: 0 BB: 0 P: 12	R: 2 E: 0 K: 0 S: 12	H: 3 LOB: 1 BB: 1 P: 19	R: 0 E: 0 K: 0 S: 9	H: 0 LOB: 0 BB: 0 P: 18	R: 0 E: 0 K: 0 S: 8	H: 0 LOB: 0 BB: 0 P: 10	R: 0 E: 0 K: 0 S: 6	H: 0 LOB: 0 BB: 0 P: 9	1B: 5 2B: 2 3B: 0 HR: 3	SF: 0 SAC: 1 DP: 2 HBP: 0	WP: 0 PB: 0 SB: 0 CS: 0	PA: 42
PITCHER	IP WLS BF H R ER SO BB IBB HBP BLK WP HR S P ERA WHIP																					
Paul Rigdon, R (1, 1) ERA: 4.87	4.0 L 24 6 8 8 0 6 0 0 0 0 3 56 95 18.00 3.000																					
Will Cunnane, R (5, 1) ERA: 7.15	2.0 9 3 2 2 1 0 1 0 0 0 0 20 31 9.00 1.500																					
Mike DeJean, R (7, 1) ERA: 2.1	1.0 3 0 0 0 0 0 0 0 0 0 0 9 18 0.00 0.000																					
Curt Leskanic, R (8, 1) ERA: 3.57	1.0 3 0 0 0 0 0 0 0 0 0 0 8 10 0.00 0.000																					
Ray King, L (9, 1) ERA: 3.38	1.0 3 0 0 0 0 0 0 0 0 0 0 6 9 0.00 0.000																					

Chicago Cubs @ Milwaukee Brewers
Miller Park, Milwaukee, WI
Sat Jun 02 2001, 6:05 PM CDT
Att: 43,400 - Dome - 72 F

livebaseballscorecards.com



Batter	1	2	3	4	5	6	7	8	9	AB	R	H	RBI	BB	SO	LOB
Jeffrey Hammonds, R (1, 8) Mike DeJean, R (7, 1) Curt Leskanic, R (8, 1) Tyler Houston, L (8, PH) Jimmy Haynes, R (8, PR) Ray King, L (9, 1) Henry Blanco, R (9, PH)	1-0 2B	2-1 1B		2-2 F9		2-2 1B		4-0 BB	2-2 G5-4-3	4	0	3	1	0	0	0
Mark Loretta, R (1, 5)	1-2 HBP	4-1 BB		1-1 G4-3		0-0 1B		4-0 BB		2	0	1	1	2	0	0
Geoff Jenkins, L (1, 7) James Mouton, R (8, 9)	2-3 K	0-0 P5				2-0 F8		2-3 K		4	0	0	0	0	2	7
Jeromy Burnitz, L (1, 9) Angel Echevarria, R (8, 7)	0-1 F8			2-3 K		1-0 G4-3		0-3 K		4	0	0	0	0	2	2
Richie Sexson, R (1, 3)	3-3 K			2-1 F9 1B		1-1 G4-3		2-2 1B		5	0	2	0	0	2	5
José Hernández, R (1, 6) Luis Lopez, S (7, 6)		1-1 G1-3		1-2 1B		0-0 G6-3		1-2 1B		3	0	1	0	0	0	0
Ronnie Belliard, R (1, 4)		3-1 1B		3-1 F9		1-0 1B		1-1 F3		5	2	2	0	0	1	5
Raul Casanova, S (1, 2)		0-0 F7		1-2 L3		2-1 1B		1-2 G3-1		5	1	2	0	0	0	5
Paul Rigdon, R (1, 1) Lou Collier, R (4, PH) Will Cunnane, R (5, 1) Devon White, S (6, PH)		0-1 BB 1B		0-3 K		2-2 SF9		1-1 BB		1	0	1	0	0	0	0

Inning Stats	R: 0	H: 1	E: 0	K: 2	S: 12	H: 1	LOB: 2	BB: 0	P: 19	R: 1	H: 3	E: 0	K: 0	S: 11	R: 0	H: 2	E: 0	K: 1	S: 14	R: 0	H: 0	E: 0	K: 1	S: 10	R: 0	H: 0	E: 0	K: 1	S: 8	R: 2	H: 4	E: 0	K: 0	S: 13	R: 0	H: 2	E: 0	K: 1	S: 12	R: 0	H: 1	E: 0	K: 3	S: 12	R: 1	H: 3	E: 0	K: 1	S: 13	1B: 13	2B: 3	3B: 0	HR: 0	SF: 1	SAC: 0	DP: 1	HBP: 1	WP: 1	PA: 46
--------------	------	------	------	------	-------	------	--------	-------	-------	------	------	------	------	-------	------	------	------	------	-------	------	------	------	------	-------	------	------	------	------	------	------	------	------	------	-------	------	------	------	------	-------	------	------	------	------	-------	------	------	------	------	-------	--------	-------	-------	-------	-------	--------	-------	--------	-------	--------


PITCHER	IP	WLS	BF	H	R	ER	SO	BB	IBB	HBP	BLK	WP	HR	S	P	ERA	WHIP
Kevin Tapani, R (1, 1) ERA: 3.47	5.0		23	6	1	1	5	1	0	0	0	0	0	55	89	1.80	1.400
Manny Aybar, R (6, 1) ERA: 5.49	1.0		7	4	2	2	0	0	0	0	0	1	0	13	22	18.00	4.000
Felix Heredia, L (7, 1) ERA: 5.0	1.0		5	2	0	0	1	0	0	0	0	0	0	12	17	0.00	2.000
Courtney Duncan, R (8, 1) ERA: 2.13	1.0		6	1	0	0	3	2	0	0	0	0	0	12	25	0.00	3.000
Todd Van Poppel, R (9, 1) ERA: 4.44	1.0		5	3	1	1	1	0	0	0	0	0	0	13	23	9.00	3.000

BOTTOM

Chicago Cubs @ Milwaukee Brewers
Miller Park, Milwaukee, WI

Sat Jun 02 2001, 6:05 PM CDT
Att: 43,400 - Dome - 72 F

AB	41
R	4
H	16
RBI	4
BB	3
SO	10
LOB	32



PITCHER	IP	WLS	BF	H	R	ER	SO	BB	IBB	HBP	BLK	WP	HR	S	P	ERA	WHIP
---------	----	-----	----	---	---	----	----	----	-----	-----	-----	----	----	---	---	-----	------

Batter	1	2	3	4	5	6	7	8	9	AB R H RBI BB SO LOB	TOP										
Eric Young Sr. R (1, 4) OBP: 0.301, SLG: 0.375	1-2 G4-3		1-3 K		3-3 K		1-2 G6-3		1-0 F8	5 0 0 0 0 2 3											
Ricky Gutierrez, R (1, 6) OBP: 0.343, SLG: 0.386	2-1 G6-3		2-3 K		1-0 G1-3		2-3 K		0-0 G6-3	5 0 0 1 0 2 2											
Sammy Sosa, R (1, 9) OBP: 0.429, SLG: 0.632	0-0 2B		0-1 L9		0-0 G4-3		1-3 K		2-3 3-H F9	5 0 1 0 0 1 1											
Matt Stairs, L (1, 3) OBP: 0.386, SLG: 0.479	2-3 K			2-0 1B		3-2 HR		1-0 F8		4 1 2 1 0 1 1											
Rondell White, R (1, 7) OBP: 0.325, SLG: 0.466				0-0 F9		2-1 F8		2-2 1B		4 0 2 0 0 0 1											
Ron Coomer, R (1, 5) OBP: 0.354, SLG: 0.408				0-0 F8		4-1 1B BB BB		1-1 P4		3 0 0 0 1 0 3											
Todd Hundley, S (1, 2) OBP: 0.271, SLG: 0.328				0-1 F8		4-0 1B BB		2-3 K		3 0 0 0 1 2 3											
Gary Matthews, S (1, 8) OBP: 0.328, SLG: 0.363				4-2 BB		4-1 SH2-4 BB		3-2 1-2 2-3 1B		1 1 1 0 3 0 0											
Julian Tavarez, L (1, 1) OBP: 0.176, SLG: 0.125				1-2 G3		0-2 SH2-4		1-2 P6		1 0 0 0 0 0 2											
Todd Dunwoody, L (8, PH) OBP: 0.259, SLG: 0.289										1 0 0 0 0 0 3											
Todd Van Poppel, R (6, 1) OBP: 0.259, SLG: 0.250										0 0 0 0 0 0 0											
Felix Heredia, L (7, 1)										0 0 0 0 0 0 0											
Kyle Farnsworth, R (7, 1)										0 0 0 0 0 0 0											
Jeff Fassero, L (8, 1)										0 0 0 0 0 0 0											
Miguel Cairo, R (9, PH) OBP: 0.400, SLG: 0.424										1 0 1 0 0 0 0											
Inning Stats	R: 0 E: 0 K: 1 S: 10	H: 1 LOB: 1 BB: 0 P: 15	R: 0 E: 0 K: 1 S: 16	H: 1 LOB: 2 BB: 1 P: 27	R: 0 E: 0 K: 2 S: 9	H: 0 LOB: 0 BB: 0 P: 12	R: 0 E: 0 K: 0 S: 5	H: 1 LOB: 1 BB: 0 P: 7	R: 0 E: 0 K: 1 S: 8	H: 0 LOB: 1 BB: 1 P: 16	R: 1 E: 0 K: 0 S: 14	H: 2 LOB: 3 BB: 2 P: 31	R: 0 E: 0 K: 2 S: 10	H: 0 LOB: 0 BB: 0 P: 14	R: 0 E: 0 K: 1 S: 9	H: 1 LOB: 1 BB: 0 P: 15	R: 1 E: 0 K: 0 S: 13	H: 1 LOB: 1 BB: 1 P: 23	1B: 4 2B: 2 3B: 0 HR: 1	SF: 0 SAC: 1 DP: 0 HBP: 0	WP: 0 PA: 39 PB: 0 SB: 0 CS: 0
PITCHER	IP WLS BF H R ER SO BB IBB HBP BLK WP HR S P ERA WHIP																				
15 Ben Sheets, R (1, 1) ERA: 3.06	5.2 W 26 5 1 1 5 4 0 0 0 0 0 1 58 103 1.59 1.588																				
Chad Fox, R (6, 1) ERA: 1.66	1.1 H 4 0 0 0 2 0 0 0 0 0 0 0 14 19 0.00 0.000																				
David Weathers, R (8, 1) ERA: 1.78	1.0 H 4 1 0 0 1 0 0 0 0 0 0 0 9 15 0.00 1.000																				
Curt Leskanic, R (9, 1) ERA: 3.8	1.0 S 5 1 1 1 0 1 0 0 0 0 0 0 13 23 9.00 2.000																				

Chicago Cubs @ Milwaukee Brewers
Miller Park, Milwaukee, WI
Sun Jun 03 2001, 1:05 PM CDT
Att. 42,385 - Dome - 72 F

livebaseballscorecards.com

AB	33
R	2
H	7
RBI	2
BB	5
SO	8
LOB	19



Batter	1	2	3	4	5	6	7	8	9	10	11	12	13	AB R H RBI BB SO LOB	TOP													
Alex Ochoa, R OBP: 0.351, SLG: 0.438 (1, 9)	F8		K		F8		F8 1B		HR		FC5-2 SH1-4 1B		E 2B	7 2 4 1 0 1 1														
Michael Tucker, L OBP: 0.322, SLG: 0.420 (1, 7) (11, 8)	F7		E4 2B		G4-6-3 BB		FC3-6 CS 1-2f		1B		SH1-4		E8 G3 CS 1B	5 0 2 0 1 0 1														
Dmitri Young, S OBP: 0.338, SLG: 0.427 (1, 5) (10, 3)	L3				G4-6-3 1-2f		G1-3		K		FC5-2 IBB		G3 IBB	5 0 1 0 2 1 3														
Sean Casey, L OBP: 0.396, SLG: 0.536 Juan Castro, R OBP: 0.229, SLG: 0.240 (1, 3) (10, PR) (10, 5)		1B 1B	FC5-4 IBB			IBB 1B	G2-3			2B	FC5-2		G3	4 0 3 0 1 0 0 2 0 0 0 0 0 5														
Ruben Rivera, R OBP: 0.306, SLG: 0.389 Mark Wohlers, R Elmer Dessens, R OBP: 0.182, SLG: 0.100 Chris Nichting, R (1, 8) (11, 1) (13, PH) (13, 1)		1B	FC5-4			IBB 1B	K		K		G6-3		K	6 0 2 0 0 2 7 0 0 0 0 0 0 0 1 0 0 0 0 1 2 0 0 0 0 0 0 0														
Bill Selby, L OBP: 0.256, SLG: 0.333 Donnie Sadler, R OBP: 0.287, SLG: 0.282 (1, 4) (8, PH) (8, 4)		K			F7	K				BB		G5-3		3 0 0 0 0 2 4 2 0 1 0 1 0 0														
Kelly Stinnett, R OBP: 0.333, SLG: 0.417 D.T. Cromer, L OBP: 0.250, SLG: 0.333 Jason LaRue, R OBP: 0.320, SLG: 0.430 (1, 2) (10, PH) (10, 2)		G6-3			G5-3	P4	G1-3			K		K	K	4 0 0 0 0 0 5 1 0 0 0 0 1 2 1 0 0 0 0 1 0														
Pokey Reese, R OBP: 0.305, SLG: 0.373 (1, 6)			SH3-4 E BB		HR	IBB			F8	G1			S 1B	4 2 2 1 2 0 2														
Chris Reitsma, R OBP: 0.217, SLG: 0.143 Hector Mercado, L Deion Sanders, L OBP: 0.230, SLG: 0.246 Danny Graves, R Brady Clark, R OBP: 0.333, SLG: 0.200 (1, 1) (8, 1) (8, PH) (8, 1) (11, PH) (11, 7)			SH3-4		F3	K			K		SH1-4 FC5-2 1B		L4	2 0 0 0 0 0 1 3 0 0 0 0 0 0 0 0 1 0 0 0 0 1 0 0 0 0 0 0 0 0 0 0 2 0 1 0 0 0 1 1														
Inning Stats	R: 0 E: 0 K: 0 S: 6	H: 0 LOB: 0 BB: 0 P: 9	R: 0 E: 0 K: 1 S: 8	H: 2 LOB: 1 BB: 0 P: 12	R: 1 E: 1 K: 1 S: 14	H: 1 LOB: 3 BB: 2 P: 28	R: 1 E: 0 K: 0 S: 13	H: 1 LOB: 0 BB: 0 P: 21	R: 0 E: 0 K: 0 S: 7	H: 2 LOB: 3 BB: 1 P: 15	R: 0 E: 0 K: 2 S: 13	H: 1 LOB: 0 BB: 0 P: 10	R: 0 E: 0 K: 1 S: 7	H: 1 LOB: 1 BB: 0 P: 8	R: 1 E: 0 K: 2 S: 22	H: 2 LOB: 1 BB: 0 P: 33	R: 0 E: 0 K: 2 S: 17	H: 1 LOB: 2 BB: 1 P: 29	R: 0 E: 0 K: 0 S: 8	H: 2 LOB: 3 BB: 1 P: 17	R: 0 E: 0 K: 1 S: 8	H: 1 LOB: 1 BB: 0 P: 11	R: 1 E: 1 K: 1 S: 8	H: 2 LOB: 1 BB: 1 P: 19	1B: 10 2B: 4 3B: 0 HR: 2	SF: 0 SAC: 2 DP: 2 HBP: 0	WP: 0 PB: 0 SB: 2 CS: 2	PA: 59
PITCHER	IP 6.0	WLS 0	BF 27	H 6	R 2	ER 1	SO 4	BB 2	IBB 0	HBP 0	BLK 0	WP 0	HR 1	S 61	P 105	ERA 1.50	WHIP 1.333											
Allen Levraut, R ERA: 4.02 Mike DeJean, R ERA: 2.03 Ray King, L ERA: 3.27 David Weathers, R ERA: 1.76 Curt Leskanic, R ERA: 4.01 (1, 1) (7, 1) (8, 1) (8, 1) (9, 1)	IP 1.0	WLS 0	BF 3	H 1	R 0	ER 0	SO 0	BB 0	IBB 0	HBP 0	BLK 0	WP 0	HR 0	S 6	P 10	ERA 0.00	WHIP 1.000											
Chad Fox, R ERA: 1.59 Will Cunnane, R ERA: 6.31 (10, 1) (11, 1)	IP 3.0	WLS L	BF 15	H 5	R 1	ER 0	SO 2	BB 0	IBB 2	HBP 0	BLK 0	WP 0	HR 0	S 24	P 47	ERA 0.00	WHIP 1.667											

Cincinnati Reds @ Milwaukee Brewers
Miller Park, Milwaukee, WI
Tue Jun 05 2001, 7:05 PM CDT
Att. 30,766 - Dome - 72 F

livebaseballscorecards.com

AB	50
R	4
H	16
RBI	2
BB	7
SO	11
LOB	36



Batter	1	2	3	4	5	6	7	8	9	10	11	12	13	AB R H RBI BB SO LOB
Jeffrey Hammonds, R OBP: 0.323, SLG: 0.438	2-0 P4		1-2 HR			0-2 G6-3		1-0 F8		0-2 F9			2-3 K	6 1 1 1 0 1 0
Mark Loretta, R OBP: 0.429, SLG: 0.393	1-2 1B		1-1 G4-3			0-1 2B		2-2 F9		1-1 G1-3			3-2 G6-3	6 0 2 0 0 0 0
Geoff Jenkins, L OBP: 0.385, SLG: 0.580	1-3 K			0-1 G3		3-2 L9		0-2 HR			0-2 G4-3		1-2 G3	6 1 1 1 0 1 2
Jeromy Burnitz, L OBP: 0.389, SLG: 0.578	2-2 G4-3			2-3 K		4-1 FC4-6 BB		3-3 K			0-3 K			4 0 0 0 1 3 1
Richie Sexson, R OBP: 0.300, SLG: 0.437		1-1 F3		1-0 G6-3		1-1 FC4-6 1-2f			2-0 G5-3			0-2 G6-3		5 0 0 0 0 0 2
Tyler Houston, L OBP: 0.349, SLG: 0.482		0-1 G1-3			2-3 K		0-0 G3-1 2B		2-2 G1-3			2-1 G1-6-3		3 0 1 0 0 1 0
James Mouton, R OBP: 0.286, SLG: 0.350														0 0 0 0 0 0 0
Ronnie Belliard, R OBP: 0.335, SLG: 0.380														2 0 0 0 0 0 0
José Hernández, R OBP: 0.322, SLG: 0.471		1-0 F8			3-3 K		0-3 K		1-1 1B			1-2 F3		4 0 1 0 0 2 1
Chad Fox, R														0 0 0 0 0 0 0
Will Cunnane, R														1 0 0 0 0 0 0
Raul Casanova, S OBP: 0.311, SLG: 0.537			2-2 F7		1-0 HR		2-1 G3-1		0-2 F8			2-1 1B		3 1 1 1 0 0 1
Henry Blanco, R OBP: 0.268, SLG: 0.268							2-3 HR							2 0 1 0 0 0 1
Allen Levrault, R			2-3 K			2-2 F8		3-2 F9		0-0 G4-3			3-2 F8	2 0 0 0 0 1 0
Mike DeJean, R														0 0 0 0 0 0 0
Devon White, S														1 0 0 0 0 0 2
Ray King, L														0 0 0 0 0 0 0
David Weathers, R														0 0 0 0 0 0 0
Curt Leskanic, R														0 0 0 0 0 0 0
Luis Lopez, S														2 0 0 0 0 0 1

Inning Stats	R: 0	H: 1	E: 0	LOB: 1	K: 1	S: 12	P: 18	R: 0	H: 0	E: 0	LOB: 0	K: 0	S: 5	P: 7	R: 1	H: 1	E: 0	LOB: 0	K: 1	S: 13	P: 19	R: 0	H: 0	E: 0	LOB: 0	K: 1	S: 8	P: 11	R: 1	H: 1	E: 0	LOB: 2	K: 2	S: 11	P: 19	R: 0	H: 1	E: 0	LOB: 2	K: 1	S: 12	P: 20	R: 1	H: 1	E: 0	LOB: 0	K: 1	S: 12	P: 18	R: 0	H: 1	E: 0	LOB: 1	K: 0	S: 6	P: 10	R: 0	H: 1	E: 0	LOB: 1	K: 1	S: 10	P: 16	R: 0	H: 0	E: 0	LOB: 0	K: 1	S: 10	P: 10	R: 0	H: 0	E: 0	LOB: 0	K: 0	S: 10	P: 18	R: 0	H: 0	E: 0	LOB: 0	K: 1	S: 10	P: 16	1B: 3	SF: 0	2B: 2	SAC: 0	3B: 0	DP: 0	HR: 3	HBP: 0	WP: 0	PA: 48
--------------	------	------	------	--------	------	-------	-------	------	------	------	--------	------	------	------	------	------	------	--------	------	-------	-------	------	------	------	--------	------	------	-------	------	------	------	--------	------	-------	-------	------	------	------	--------	------	-------	-------	------	------	------	--------	------	-------	-------	------	------	------	--------	------	------	-------	------	------	------	--------	------	-------	-------	------	------	------	--------	------	-------	-------	------	------	------	--------	------	-------	-------	------	------	------	--------	------	-------	-------	-------	-------	-------	--------	-------	-------	-------	--------	-------	--------

PITCHER	IP	WLS	BF	H	R	ER	SO	BB	IBB	HBP	BLK	WP	HR	S	P	ERA	WHIP
Chris Reitsma, R ERA: 4.08	(1, 1)	7.2	30	6	3	3	6	1	0	0	0	0	3	81	122	3.52	0.913
Hector Mercado, L ERA: 2.84	(8, 1)	0.1	1	0	0	0	1	0	0	0	0	0	0	3	6	0.00	0.000
Danny Graves, R ERA: 3.18	(9, 1)	2.0	7	1	0	0	0	0	0	0	0	0	15	21	0.00	0.500	
Mark Wohlers, R ERA: 4.74	(11, 1)	2.0	W 7	1	0	0	1	0	0	0	0	0	20	28	0.00	0.500	
Chris Nighting, R ERA:	(13, 1)	1.0	S 3	0	0	0	1	0	0	0	0	0	10	16	0.00	0.000	

BOTTOM

Cincinnati Reds @ Milwaukee Brewers
Miller Park, Milwaukee, WI

Tue Jun 05 2001, 7:05 PM CDT
Att: 30,766 - Dome - 72 F

AB	R	H	RBI	BB	SO	LOB
47	3	8	3	1	9	11

livebaseballscorecards.com



Batter	1	2	3	4	5	6	7	8	9	AB R H RBI BB SO LOB	TOP											
Alex Ochoa, R (1, 9) OBP: 0.352, SLG: 0.441	0-3 K		1-1 CS 1B		1-0 L8		0-0 G4-3	3-2 1-H 2-H 2B		5 0 2 2 0 1 0												
Michael Tucker, L (1, 7) OBP: 0.324, SLG: 0.413	1-3 K		4-2 FC6 BB		0-1 G6-3		4-2 WP BB	0-3 K		3 0 0 0 2 2 1												
Dmitri Young, S (1, 5) OBP: 0.335, SLG: 0.421	1-0 1B 2B 1B		0-2 FC6		1-1 G6-3		2-2 F9		0-0 G6-3	5 1 1 0 0 0 2												
Sean Casey, L (1, 3) OBP: 0.406, SLG: 0.541	1-0 1B 2B 1B			3-2 G1 WP 1B 1B		3-2 SH BB 1B 1B	4-2 S BB		1-3 K	4 2 3 0 1 1 0 0 0 0 0 0 0 0												
Donnie Sadler, R (9, 4) OBP: 0.287, SLG: 0.282	1-2 1B			1-2 WP G1 SF9 1B		1-2 BB SH G6-2-3 1B	3-3 K		1-0 1B	5 1 4 1 0 1 2												
Ruben Rivera, R (1, 8) OBP: 0.324, SLG: 0.412	0-2 1-H 2-H 2B			1-2 G1 1B		1-2 SH BB 1B	3-3 K		1-0 1B	5 1 4 1 0 1 2												
Bill Selby, L (1, 4) OBP: 0.239, SLG: 0.311		2-3 K		1-2 G1 1B		0-1 SH BB G6-2-3 1B		3-2 G6-3	0-0 G4-3	3 0 0 0 0 1 2 1 0 0 0 0 0 1												
Juan Castro, R (8, 4) OBP: 0.226, SLG: 0.238				1-2 2-3		1-2 2-3																
Jason LaRue, R (1, 2) OBP: 0.333, SLG: 0.440		1-1 L3		4-2 SF9 BB		4-1 G6-2-3 BB		1-0 2B 2B		2 1 1 1 2 0 0												
Pokey Reese, R (1, 6) OBP: 0.304, SLG: 0.368		2-1 G1-3		2-3 3-H BB		1-2 2-3 3-H		4-2 2B BB		2 1 0 1 1 0 3												
Elmer Dessens, R (1, 1) OBP: 0.160, SLG: 0.087			1-3 K	0-0 G3-1		0-3 K		3-3 K		3 0 0 0 0 2 3												
D.T. Cromer, L (8, PH) OBP: 0.231, SLG: 0.308										1 0 0 0 0 1 2												
Hector Mercado, L (8, 1)										0 0 0 0 0 0 0												
Chris Nichting, R (8, 1)										0 0 0 0 0 0 0												
Danny Graves, R (9, 1)										0 0 0 0 0 0 0												
Inning Stats	R: 1 E: 0 K: 2 S: 13	H: 3 LOB: 2 BB: 0 P: 16	R: 0 E: 0 K: 1 S: 7	H: 0 LOB: 0 BB: 0 P: 12	R: 0 E: 0 K: 1 S: 12	H: 1 LOB: 1 BB: 1 P: 17	R: 2 E: 0 K: 0 S: 17	H: 2 LOB: 1 BB: 1 P: 29	R: 0 E: 0 K: 0 S: 5	H: 0 LOB: 0 BB: 0 P: 7	R: 1 E: 0 K: 1 S: 18	H: 2 LOB: 2 BB: 1 P: 27	R: 0 E: 0 K: 1 S: 13	H: 0 LOB: 2 BB: 2 P: 26	R: 2 E: 0 K: 2 S: 19	H: 2 LOB: 1 BB: 1 P: 33	R: 0 E: 0 K: 1 S: 7	H: 1 LOB: 1 BB: 0 P: 9	1B: 8 2B: 3 3B: 0 HR: 0	SF: 1 SAC: 1 DP: 1 HBP: 0	WP: 3 PB: 0 SB: 1 CS: 1	PA: 42
PITCHER	IP WLS BF H R ER SO BB IBB HBP BLK WP HR S P ERA WHIP																					
Jimmy Haynes, R (1, 1) ERA: 4.67	5.0 L 25 8 4 4 4 3 0 0 0 1 0 67 102 7.20 2.200																					
Mike DeJean, R (6, 1) ERA: 1.88	2.0 7 0 0 0 2 2 0 0 0 1 0 18 32 0.00 1.000																					
David Weathers, R (8, 1) ERA: 2.3	0.2 5 2 2 2 1 1 0 0 0 0 0 16 30 27.00 4.500																					
Ray King, L (8, 1) ERA: 3.09	1.1 5 1 0 0 2 0 0 0 0 0 0 10 12 0.00 0.750																					

Cincinnati Reds @ Milwaukee Brewers
 Miller Park, Milwaukee, WI
 Wed Jun 06 2001, 7:05 PM CDT
 Att: 35,816 - Dome - 72 F

livebaseballscorecards.com

AB	34
R	6
H	11
RBI	5
BB	6
SO	9
LOB	16



Batter	1	2	3	4	5	6	7	8	9	AB	R	H	RBI	BB	SO	LOB
Jeffrey Hammonds, R (1, 8) OBP: 0.314, SLG: 0.425	0-3 K		1-2 F2		2-2 G3		0-0 F2		2-1 FC5-4	5	0	0	1	0	1	3
Mark Loretta, R (1, 4) OBP: 0.412, SLG: 0.377	1-2 L9		0-2 F9		1-3 K			1-2 1B	0-0 B1-3	5	0	1	0	0	1	2
Geoff Jenkins, L (1, 7) OBP: 0.387, SLG: 0.584	3-2 2B		1-2 1B			0-1 G4-3		2-2 F8		4	0	2	0	0	0	1
Jeremy Burnitz, L (1, 9) OBP: 0.386, SLG: 0.569	2-2 F7		2-3 K2-3			4-2 FC6-4 BB		2-3 K		3	0	0	0	1	2	4
Richie Sexson, R (1, 3)		2-2 G6-3		0-0 F9		2-3 K		0-3 K		4	0	0	0	0	2	2
Tyler Houston, L (1, 5) OBP: 0.360, SLG: 0.511		0-0 1B		0-0 HR		3-1 FC6-4			0-0 1B FC5-4 1B	4	2	3	1	0	0	1
José Hernández, R (1, 6) OBP: 0.321, SLG: 0.467		1-0 F8		2-0 F9			1-0 1B		0-3 K	4	0	1	0	0	1	2
Henry Blanco, R (1, 2) OBP: 0.267, SLG: 0.267		3-2 P6		0-0 F9			2-2 L8		1-2 1B E 1B	4	1	1	0	0	0	2
Jimmy Haynes, R (1, 1) Mike DeJean, R (6, 1) Devon White, S (7, PH) David Weathers, R (8, 1) Ray King, L (8, 1) Raul Casanova, S (9, PH) Angel Echevarria, R (9, PR)			0-1 1B		0-1 F8		0-0 F7		3-2 1B FC5-4 1B	2	0	1	0	0	0	0

Inning Stats	R: 0	H: 1	E: 0	LOB: 1	K: 1	S: 13	R: 0	H: 1	E: 0	LOB: 1	K: 0	S: 11	R: 0	H: 2	E: 0	LOB: 2	K: 1	S: 15	R: 1	H: 1	E: 0	LOB: 0	K: 0	S: 4	R: 0	H: 0	E: 0	LOB: 0	K: 1	S: 8	R: 0	H: 0	E: 0	LOB: 1	K: 1	S: 12	R: 0	H: 1	E: 0	LOB: 1	K: 0	S: 8	R: 0	H: 1	E: 0	LOB: 1	K: 2	S: 12	R: 2	H: 3	E: 1	LOB: 1	K: 1	S: 14	1B: 8	SF: 0	2B: 1	SAC: 0	3B: 0	DP: 0	HR: 1	HBP: 0	WP: 0	PA: 38
--------------	------	------	------	--------	------	-------	------	------	------	--------	------	-------	------	------	------	--------	------	-------	------	------	------	--------	------	------	------	------	------	--------	------	------	------	------	------	--------	------	-------	------	------	------	--------	------	------	------	------	------	--------	------	-------	------	------	------	--------	------	-------	-------	-------	-------	--------	-------	-------	-------	--------	-------	--------

PITCHER	IP	WLS	BF	H	R	ER	SO	BB	IBB	HBP	BLK	WP	HR	S	P	ERA	WHIP
Elmer Dessens, R (1, 1) ERA: 4.06	7.0		28	6	1	1	4	1	0	0	0	0	0	71	104	1.29	1.000
Hector Mercado, L (8, 1) ERA: 2.75	0.2		3	1	0	0	1	0	0	0	0	0	0	9	14	0.00	1.500
Chris Nichting, R (8, 1) ERA: 1.8	0.2		5	3	2	1	2	0	0	0	0	0	0	14	18	13.50	4.500
Danny Graves, R (9, 1) ERA: 3.1	0.2	S	2	0	0	0	0	0	0	0	0	0	0	3	5	0.00	0.000

BOTTOM

Cincinnati Reds @ Milwaukee Brewers

Miller Park, Milwaukee, WI

Wed Jun 06 2001, 7:05 PM CDT

Att: 35,816 - Dome - 72 F

livebaseballscorecards.com

AB	37
R	3
H	10
RBI	2
BB	1
SO	7
LOB	18



Batter	1	2	3	4	5	6	7	8	9	AB R H RBI BB SO LOB	TOP	
Devon White, S (1, 8) OBP: 0.345, SLG: 0.519	0-2 G4-1		2-2 HR		1-1 BB 1B	1-1 G4-6-3		0-2 FC6-4 1B		5 1 3 2 0 0 2		
Mark Loretta, R (1, 6) OBP: 0.397, SLG: 0.364	2-2 1B		0-2 G5-3		1-3 K		2-2 G1-3	1-0 FC6-4		5 0 1 0 0 1 3		
Geoff Jenkins, L (1, 7) OBP: 0.393, SLG: 0.591	0-1 F8		2-1 L4		1-2 BB 1B		2-0 2B 1B		1-2 WP G4-3 2B	5 1 3 0 0 0 1		
Jeremy Burnitz, L (1, 9) OBP: 0.387, SLG: 0.571	2-3 K		4-1 BB		1-0 SF7		1-2 2B		2-0 G4-3	3 0 1 2 1 1 1		
Richie Sexson, R (1, 3) OBP: 0.297, SLG: 0.425		3-3 K	0-3 K		4-2 BB		0-3 K		1-2 G4-6-3 1B 1B	4 0 1 0 1 3 3		
Tyler Houston, L (1, 5) OBP: 0.368, SLG: 0.510		2-2 1B		3-2 F7	1-1 F7		4-2 FC6-4 HBP		0-2 G4-6-3 1B	4 0 2 0 0 0 3		
Raul Casanova, S (1, 10) OBP: 0.302, SLG: 0.511		0-3 K		1-0 F8		0-1 G4-3	0-0 FC6-4		3-2 G4-6-3	5 0 0 0 0 1 6		
Ronnie Belliard, R (1, 4) OBP: 0.333, SLG: 0.374		2-3 K		1-3 K		1-0 1B HBP		2-2 G5-3		3 0 0 0 0 2 1		
Henry Blanco, R (1, 2) OBP: 0.281, SLG: 0.286			1-0 HR 2B		4-2 1B 1B SF7 BB	3-2 G4-6-3 1B		0-3 K		3 2 2 0 1 1 0		
Inning Stats	R: 0 H: 1 E: 0 LOB: 1 K: 1 BB: 0 S: 12 P: 16	R: 0 H: 1 E: 0 LOB: 1 K: 3 BB: 0 S: 13 P: 20	R: 2 H: 2 E: 0 LOB: 1 K: 1 BB: 1 S: 15 P: 24	R: 0 H: 0 E: 0 LOB: 0 K: 1 BB: 0 S: 9 P: 14	R: 1 H: 2 E: 0 LOB: 3 K: 1 BB: 2 S: 20 P: 33	R: 0 H: 1 E: 0 LOB: 1 K: 0 BB: 0 S: 7 P: 12	R: 0 H: 2 E: 0 LOB: 3 K: 1 BB: 0 S: 17 P: 26	R: 0 H: 1 E: 0 LOB: 1 K: 1 BB: 0 S: 10 P: 13	R: 1 H: 3 E: 0 LOB: 1 K: 0 BB: 0 S: 14 P: 21	1B: 9 SF: 1 2B: 3 SAC: 0 3B: 0 DP: 2 HR: 1 HBP: 2	WP: 1 PA: 43 PB: 0 SB: 0 CS: 0	
PITCHER	IP WLS BF H R ER SO BB IBB HBP BLK WP HR S P ERA WHIP											
Jeff Weaver, R (1, 1) ERA: 3.39	6.0 W 28 7 3 3 7 3 0 1 0 0 1 76 119 4.50 1.667											
C.J. Nitkowski, L (7, 1) ERA: 3.86	0.2 5 2 0 0 1 0 0 1 0 0 0 16 25 0.00 3.000											
Danny Patterson, R (7, 1) ERA: 0.92	1.1 5 1 0 0 1 0 0 0 0 0 0 11 14 0.00 0.750											
Todd Jones, R (9, 1) ERA: 6.2	1.0 5 3 1 1 0 0 0 0 0 1 0 14 21 9.00 3.000											

Milwaukee Brewers @ Detroit Tigers
Comerica Park, Detroit, MI
Fri Jun 08 2001, 7:05 PM EDT
Att. 27,770 - Cloudy - 70 F

AB	37
R	4
H	13
RBI	4
BB	3
SO	9
LOB	20



Batter	1	2	3	4	5	6	7	8	9	AB	R	H	RBI	BB	SO	LOB
Roger Cedeno, S (1, 8) OBP: 0.325, SLG: 0.341	0-0 G4-3			1-1 F7		0-0 F8		1-0 FC3-8 1B		4	0	1	1	0	0	0
Damion Easley, R (1, 4) OBP: 0.362, SLG: 0.462	0-1 L7-3 1B			2-0 G5-3		1-2 G6-3 1B		1-0 FC3-6 WP 1-2f		4	0	2	0	0	0	1
Bobby Higginson, L (1, 7) OBP: 0.411, SLG: 0.466	2-1 L7-3 1-2			0-0 1B		2-0 G6-3 1-2f		3-2 G1 1-2		4	0	1	0	0	0	3
Tony Clark, S (1, 3) OBP: 0.390, SLG: 0.473 15 Brandon Inge, R (8, PR) OBP: 0.264, SLG: 0.299 (9, 2)		1-3 K		3-2 F7		0-3 K		4-0 IBB		3	0	0	0	1	2	1
Robert Fick, L (1, 2) OBP: 0.377, SLG: 0.575 (9, 3)		1-1 F7		0-1 HR 1B		0-0 1B SF9 1B		0-2 G1-3		4	2	2	0	0	0	2
Dean Palmer, R (1, 10) OBP: 0.339, SLG: 0.463 Wendell Magee, R (7, PR) OBP: 0.385, SLG: 0.559		1-3 K		0-0 HR		3-2 1B		1-3 K		3	1	2	2	0	1	0
Juan Encarnacion, R (1, 9) OBP: 0.311, SLG: 0.429			3-2 F8		2-2 G5-3		3-2 SF9 3-H		2-2 E 1B	3	1	1	1	0	0	0
Shane Halter, R (1, 6) OBP: 0.304, SLG: 0.349			2-2 F8		0-0 G1-3		3-3 K		0-0 E3 1B 2B	4	1	1	1	0	1	1
Jose Macias, S (1, 5) OBP: 0.332, SLG: 0.429			1-0 F8		1-1 G6-3			0-0 E1 1B		4	1	1	1	0	0	0

Inning Stats	R: 0	H: 1	E: 0	LOB: 0	K: 0	S: 5	P: 7	R: 0	H: 0	E: 0	LOB: 0	K: 2	S: 8	R: 0	H: 0	E: 0	LOB: 0	K: 0	S: 10	R: 2	H: 2	E: 0	LOB: 0	K: 0	S: 10	R: 0	H: 1	E: 0	LOB: 0	K: 0	S: 6	R: 1	H: 2	E: 0	LOB: 1	K: 2	S: 15	R: 1	H: 1	E: 1	LOB: 2	K: 0	S: 10	R: 2	H: 3	E: 1	LOB: 1	K: 1	S: 9	1B: 9	SF: 1	2B: 2	SAC: 0	3B: 0	DP: 2	HR: 1	HBP: 0
--------------	------	------	------	--------	------	------	------	------	------	------	--------	------	------	------	------	------	--------	------	-------	------	------	------	--------	------	-------	------	------	------	--------	------	------	------	------	------	--------	------	-------	------	------	------	--------	------	-------	------	------	------	--------	------	------	-------	-------	-------	--------	-------	-------	-------	--------

PITCHER	IP	WLS	BF	H	R	ER	SO	BB	IBB	HBP	BLK	WP	HR	S	P	ERA	WHIP
15 Ben Sheets, R (1, 1) ERA: 3.15	7.0		26	7	3	3	4	0	0	0	0	0	1	62	94	3.86	1.000
Chad Fox, R (8, 1) ERA: 1.57	0.1	B	3	1	1	0	0	0	0	0	0	0	0	3	5	0.00	3.000
Ray King, L (8, 1) ERA: 3.0	0.2		3	0	0	0	0	0	1	0	0	1	0	7	14	0.00	0.000
Curt Leskanic, R (9, 1) ERA: 4.68	0.1	L	4	3	2	2	1	0	0	0	0	0	0	9	14	54.00	9.000

BOTTOM

Milwaukee Brewers @ Detroit Tigers
Comerica Park, Detroit, MI

Sat Jun 09 2001, 5:05 PM EDT
Att: 26,276 - Cloudy - 80 F

AB	34
R	6
H	11
RBI	6
BB	1
SO	5
LOB	8

livebaseballscorecards.com



PITCHER	IP	WLS	BF	H	R	ER	SO	BB	IBB	HBP	BLK	WP	HR	S	P	ERA	WHIP
---------	----	-----	----	---	---	----	----	----	-----	-----	-----	----	----	---	---	-----	------

Batter	1	2	3	4	5	6	7	8	9	AB R H RBI BB SO LOB	TOP									
Devon White, S (1, 8) OBP: 0.364, SLG: 0.517	4-1 G4-3 HR BB	1-0 1B		2-1 FC3-6 1-2f 2-3	3-3 K			0-3 K		4 1 1 0 1 2 4										
Mark Loretta, R (1, 10) OBP: 0.366, SLG: 0.333	3-1 G4-3 1-2	1-2 F8		0-2 G5-3		1-1 F8		2-2 L7		5 0 0 0 0 0 5										
Geoff Jenkins, L (1, 7) OBP: 0.404, SLG: 0.582	2-2 HR HBP		0-2 G1-3		4-2 HR BB	1-0 S HBP		0-0 F8		2 2 0 0 1 0 1										
Jeremy Burnitz, L (1, 9) OBP: 0.387, SLG: 0.589	0-0 1-H 2-H HR		1-0 G4-3		3-0 1-H HR	1-2 P3		1-0 G3		5 2 2 5 0 0 1										
Richie Sexson, R (1, 3) OBP: 0.294, SLG: 0.417	0-0 G3 1B		0-1 P4		1-0 F3	3-2 G5-3 1-2		0-3 K		5 0 1 0 0 1 1										
Tyler Houston, L (1, 5) OBP: 0.372, SLG: 0.526	0-2 G3 1-2			3-2 F8 1B 1B	0-0 1B 2B		1-3 K	1-1 1B		5 2 3 0 0 1 1										
José Hernández, R (1, 6) OBP: 0.317, SLG: 0.456	2-2 G6-3			1-0 FC3-6 1B 1B	1-1 2B 1B		0-3 K	1-2 F8		5 1 2 0 0 1 2										
Raul Casanova, S (1, 2) OBP: 0.303, SLG: 0.516		2-1 G3		0-1 F8	0-0 1-H 2-H 2B		2-3 K			2 0 0 0 0 0 2										
Henry Blanco, R (4, 2) OBP: 0.279, SLG: 0.290										2 0 1 2 0 1 0										
Ronnie Belliard, R (1, 4) OBP: 0.339, SLG: 0.378		0-0 L9		2-1 FC3-6 1B	1-2 P3			4-1 BB		3 0 1 1 1 0 1										
Inning Stats	R: 3 E: 0 K: 0 S: 14	H: 2 LOB: 1 BB: 1 P: 25	R: 0 E: 0 K: 0 S: 7	H: 1 LOB: 1 BB: 0 P: 11	R: 0 E: 0 K: 0 S: 6	H: 0 LOB: 0 BB: 0 P: 7	R: 1 E: 0 K: 0 S: 14	H: 3 LOB: 2 BB: 0 P: 22	R: 4 E: 0 K: 1 S: 15	H: 4 LOB: 1 BB: 1 P: 28	R: 0 E: 0 K: 3 S: 12	H: 0 LOB: 0 BB: 0 P: 15	R: 0 E: 0 K: 1 S: 8	H: 0 LOB: 1 BB: 1 P: 14	R: 0 E: 0 K: 1 S: 9	H: 1 LOB: 1 BB: 0 P: 12	1B: 8 2B: 1 3B: 0 HR: 2	SF: 0 SAC: 0 DP: 0 HBP: 2	WP: 0 PB: 0 SB: 1 CS: 0	PA: 43
PITCHER	IP WLS BF H R ER SO BB IBB HBP BLK WP HR S P ERA WHIP																			
Chris Holt, R (1, 1) ERA: 5.99	4.1 L 25 9 8 8 0 2 0 1 0 0 2 49 82 16.61 2.538																			
Victor Santos, R (5, 1) ERA: 4.01	1.2 7 1 0 0 1 0 0 1 0 0 0 16 26 0.00 0.600																			
Dave Borkowski, R (7, 1) ERA: 1.72	3.0 11 1 0 0 5 1 0 0 0 0 0 29 41 0.00 0.667																			

Milwaukee Brewers @ Detroit Tigers
Comerica Park, Detroit, MI
Sun Jun 10 2001, 1:05 PM EDT
Att. 23,070 - Cloudy - 78 F

AB	38
R	8
H	11
RBI	8
BB	3
SO	6
LOB	18



livebaseballscorecards.com

Batter	1	2	3	4	5	6	7	8	9	AB	R	H	RBI	BB	SO	LOB
Roger Cedeno, S OBP: 0.318, SLG: 0.333 (1, 8)	3-1 G3-1		2-2 F8	0-1 G4-3			3-3 K		0-1 G1-3	5	0	0	0	0	1	0
Damion Easley, R OBP: 0.363, SLG: 0.458 (1, 4)	3-2 G5-3		1-2 WP BB 1B		1-1 E6 LG BB		2-2 1B HBP		1-0 G6-3	4	0	1	0	0	0	0
Bobby Higginson, L OBP: 0.417, SLG: 0.467 (1, 7)	3-2 F9		4-0 WP BB		4-0 BB		3-1 1-2 1B			2	0	1	0	2	0	0
Dean Palmer, R OBP: 0.332, SLG: 0.452 (1, 10)		2-3 K	1-3 K		0-1 F9		1-3 K			4	0	0	0	0	3	6
Robert Fick, L OBP: 0.373, SLG: 0.588 (1, 3)		0-1 HR	1-1 G1		1-2 L6			0-1 F7		4	1	1	1	0	0	4
Juan Encarnacion, R OBP: 0.310, SLG: 0.427 Wendell Magee, R OBP: 0.383, SLG: 0.543 (1, 9) (4, 9)		1-0 G1-4-3		4-2 E BB		1-2 F8		2-2 G6-3		1	0	0	0	0	0	0
Jose Macias, S OBP: 0.335, SLG: 0.431 (1, 5)		3-2 S 1B		2-0 F7		1-2 G1-3		0-0 1B		4	0	2	0	0	0	1
Shane Halter, R OBP: 0.313, SLG: 0.360 (1, 6)		4-0 BB		0-0 E7 15 G6-3 2B		2-3 K		0-3 K		3	1	1	1	1	2	1
15 Brandon Inge, R OBP: 0.256, SLG: 0.289 (1, 2)		1-2 F8		0-1 G6-3			2-2 G5-3		1-3 K	4	0	0	1	0	1	2

Inning Stats	R: 0	H: 0	E: 0	K: 10	S: 10	R: 1	H: 2	E: 0	K: 13	S: 13	R: 0	H: 1	E: 0	K: 13	S: 13	R: 2	H: 1	E: 1	K: 0	S: 11	R: 0	H: 0	E: 1	K: 7	S: 7	R: 0	H: 0	E: 0	K: 11	S: 11	R: 0	H: 1	E: 0	K: 13	S: 13	R: 0	H: 1	E: 0	K: 9	S: 9	R: 0	H: 0	E: 0	K: 1	S: 6	1B: 4	2B: 2	3B: 0	HR: 1	SF: 0	SAC: 0	DP: 1	HBP: 1	WP: 1	PA: 38
--------------	------	------	------	-------	-------	------	------	------	-------	-------	------	------	------	-------	-------	------	------	------	------	-------	------	------	------	------	------	------	------	------	-------	-------	------	------	------	-------	-------	------	------	------	------	------	------	------	------	------	------	-------	-------	-------	-------	-------	--------	-------	--------	-------	--------

PITCHER	IP	WLS	BF	H	R	ER	SO	BB	IBB	HBP	BLK	WP	HR	S	P	ERA	WHIP
Jamey Wright, R ERA: 4.43 (1, 1)	5.0		23	4	3	2	2	4	0	0	0	1	1	54	95	3.60	1.600
Allen Levraut, R ERA: 3.9 (6, 1)	1.0		3	0	0	0	1	0	0	0	0	0	0	11	15	0.00	0.000
Chad Fox, R ERA: 1.5 (7, 1)	1.0		5	1	0	0	2	0	0	1	0	0	0	13	24	0.00	1.000
David Weathers, R ERA: 2.23 (8, 1)	1.0		4	1	0	0	1	0	0	0	0	0	0	9	11	0.00	1.000
Curt Leskanic, R ERA: 4.5 (9, 1)	1.0		3	0	0	0	1	0	0	0	0	0	0	6	8	0.00	0.000

BOTTOM

Milwaukee Brewers @ Detroit Tigers
Comerica Park, Detroit, MI

Sun Jun 10 2001, 1:05 PM EDT
Att: 23,070 - Cloudy - 78 F

livebaseballscorecards.com

AB	33
R	3
H	6
RBI	3
BB	4
SO	7
LOB	14



Batter	1	2	3	4	5	6	7	8	9	AB R H RBI BB SO LOB	TOP																
Devon White, S OBP: 0.361, SLG: 0.517 (1, 8) X	0-0 S SF7 2B		0-3 K		2-0 F7			2-3 K		4 1 1 0 0 2 1																	
Mark Loretta, R OBP: 0.360, SLG: 0.333 (1, 5) James Mouton, R OBP: 0.286, SLG: 0.350 (9, PR) Tyler Houston, L OBP: 0.372, SLG: 0.526 (9, 5)	2-2 SF7 2-H		2-1 F8			2-2 F8			2-2 1B S 1B	3 0 1 1 0 0 0 0 1 0 0 0 0 0 0 0 0 0 0 0 0																	
Geoff Jenkins, L OBP: 0.401, SLG: 0.574 (1, 7)	2-3 K		0-3 K			0-1 G3			1-1 1B 1-3 1B	4 0 1 0 0 2 0																	
Richie Sexson, R OBP: 0.298, SLG: 0.418 (1, 3)	3-1 1B				1-3 K		0-1 G5-3		1-1 1B 1-3 2B 1B	4 1 2 1 0 1 0																	
Jeremy Burnitz, L OBP: 0.385, SLG: 0.581 (1, 9)	3-3 K				3-2 G3			2-2 G6-4-3 HBP	0-0 G3 1-2	3 0 0 0 0 1 2																	
Angel Echevarria, R OBP: 0.325, SLG: 0.568 (1, 10)		2-0 G6-3			0-0 F8		0-1 G6-4-3 1-2f		2-2 2B 2-H	4 0 1 1 0 0 1																	
José Hernández, R OBP: 0.311, SLG: 0.447 (1, 6)			3-3 K			2-1 F9		3-3 K	2-2 F8	4 0 0 0 0 2 2																	
Ronnie Belliard, R OBP: 0.339, SLG: 0.374 (1, 4)		4-2 S 1B BB			0-0 F3			2-1 G6-3		2 1 0 0 1 0 0																	
Henry Blanco, R OBP: 0.287, SLG: 0.294 (1, 2)		0-0 1-H 1B			4-0 BB			0-0 F8		2 0 1 1 1 0 0																	
Inning Stats	R: 1 E: 0 K: 2 S: 15	H: 2 LOB: 1 BB: 0 P: 25	R: 1 E: 0 K: 1 S: 8	H: 1 LOB: 1 BB: 1 P: 17	R: 0 E: 0 K: 2 S: 9	H: 0 LOB: 0 BB: 0 P: 11	R: 0 E: 0 K: 1 S: 9	H: 0 LOB: 0 BB: 0 P: 13	R: 0 E: 0 K: 0 S: 4	H: 0 LOB: 1 BB: 1 P: 12	R: 0 E: 0 K: 0 S: 7	H: 0 LOB: 0 BB: 0 P: 9	R: 0 E: 0 K: 1 S: 9	H: 0 LOB: 0 BB: 0 P: 14	R: 0 E: 0 K: 1 S: 6	H: 0 LOB: 0 BB: 0 P: 10	R: 2 E: 0 K: 0 S: 16	H: 4 LOB: 2 BB: 0 P: 24	1B: 5 2B: 2 3B: 0 HR: 0	SF: 1 SAC: 0 DP: 1 HBP: 1	WP: 0 PB: 0 SB: 3 CS: 0	PA: 34					
PITCHER	IP WLS BF H R ER SO BB IBB HBP BLK WP HR S P ERA WHIP																										
CC Sabathia, L ERA: 4.86 (1, 1)	7.0		25	3	2	2	7	2	0	1	0	0	0	61	101	2.57	0.714										
Paul Shuey, R ERA: 2.6 (8, 1)	1.2	L	8	4	2	2	1	0	0	0	0	0	0	19	29	10.80	2.400										
Steve Reed, R ERA: 4.13 (9, 1)	0.1		1	0	0	0	0	0	0	0	0	0	0	3	5	0.00	0.000										

Milwaukee Brewers @ Cleveland Indians
 Jacobs Field, Cleveland, OH
 Tue Jun 12 2001, 7:05 PM EDT
 Att. 39,192 - Cloudy - 81 F

AB	30
R	4
H	7
RBI	4
BB	2
SO	8
LOB	6



livebaseballscorecards.com

Batter	1	2	3	4	5	6	7	8	9	AB R H RBI BB SO LOB
Kenny Lofton, L OBP: 0.325, SLG: 0.275 (1, 8)	4-1 1B SF7 BB	0-1 S 1B		2-1 1-2 1B		1-1 F7			0-1 G6-3	4 1 2 0 1 0 1
Omar Vizquel, S OBP: 0.349, SLG: 0.335 (1, 6)	0-1 F9 1-3 1B	4-2 1-2 BB		0-2 F8-4 2-3		0-0 FC3-6 1-2f 1B			3-2 G4-3	4 0 1 0 1 0 3
Roberto Alomar, S OBP: 0.410, SLG: 0.533 (1, 4)	4-0 1-2 BB BB	2-3 K			0-1 2B 1B	1-1 1B			0-0 G3-1	4 0 2 0 1 1 2
Juan Gonzalez, R OBP: 0.386, SLG: 0.622 (1, 9)	2-2 SF7 3-H		2-0 G5-3		1-2 L7		0-0 F9			3 0 0 1 0 0 1
Ellis Burks, R OBP: 0.364, SLG: 0.602 (1, 10)	2-1 F9 2-3		0-1 F8		2-2 2B		2-2 F8			4 0 1 0 0 0 2
Jim Thome, L OBP: 0.405, SLG: 0.624 (1, 3)	4-0 1-2 BB		2-2 HR		4-0 FC5-4 IBB		2-2 G4-3			2 1 1 1 2 0 0
Marty Cordova, R OBP: 0.366, SLG: 0.554 (1, 7)	1-0 G5-3		0-0 G6-3		0-1 P4			2-0 P3		4 0 0 0 0 0 6
Travis Fryman, R OBP: 0.514, SLG: 0.429 (1, 5)		2-2 F9		0-1 F8-4 1B 1B		2-2 FC5-4 1-2f		1-2 G6-3		4 0 1 0 0 0 3
Eddie Taubensee, L OBP: 0.297, SLG: 0.400 (1, 2)		0-3 K		0-2 F8		2-0 FC3-6 1B		0-1 F8		4 0 1 0 0 1 1

Inning Stats	R: 1 E: 0 K: 0 S: 9	H: 1 LOB: 3 BB: 3 P: 26	R: 0 E: 0 K: 2 S: 15	H: 1 LOB: 2 BB: 1 P: 23	R: 1 E: 0 K: 0 S: 7	H: 1 LOB: 0 BB: 0 P: 11	R: 0 E: 0 K: 0 S: 10	H: 2 LOB: 1 BB: 0 P: 12	R: 0 E: 0 K: 0 S: 13	H: 2 LOB: 3 BB: 1 P: 22	R: 0 E: 0 K: 0 S: 6	H: 2 LOB: 1 BB: 0 P: 10	R: 0 E: 0 K: 0 S: 7	H: 0 LOB: 0 BB: 0 P: 11	R: 0 E: 0 K: 0 S: 6	H: 0 LOB: 0 BB: 0 P: 9	R: 0 E: 0 K: 0 S: 6	H: 0 LOB: 0 BB: 0 P: 9	1B: 7 2B: 2 3B: 0 HR: 1	SF: 1 SAC: 0 DP: 1 HBP: 0	WP: 0 PB: 0 SB: 1 CS: 0	PA: 39
--------------	------------------------------	----------------------------------	-------------------------------	----------------------------------	------------------------------	----------------------------------	-------------------------------	----------------------------------	-------------------------------	----------------------------------	------------------------------	----------------------------------	------------------------------	----------------------------------	------------------------------	---------------------------------	------------------------------	---------------------------------	----------------------------------	------------------------------------	----------------------------------	--------

PITCHER	IP	WLS	BF	H	R	ER	SO	BB	IBB	HBP	BLK	WP	HR	S	P	ERA	WHIP
Jimmy Haynes, R ERA: 4.5 (1, 1)	7.0		33	9	2	2	2	4	1	0	0	0	1	67	115	2.57	1.857
Chad Fox, R ERA: 1.44 (8, 1)	1.0	W	3	0	0	0	0	0	0	0	0	0	0	6	9	0.00	0.000
Curt Leskanic, R ERA: 4.33 (9, 1)	1.0	S	3	0	0	0	0	0	0	0	0	0	0	6	9	0.00	0.000

BOTTOM

Milwaukee Brewers @ Cleveland Indians
Jacobs Field, Cleveland, OH
 Tue Jun 12 2001, 7:05 PM EDT
 Att: 39,192 - Cloudy - 81 F

AB	33
R	2
H	9
RBI	2
BB	5
SO	2
LOB	19



WP	HR	S	P	ERA	WHIP
0	0	0	0	0.00	0.000

TOP

Milwaukee Brewers @ Cleveland Indians
Jacobs Field, Cleveland, OH
Wed Jun 13 2001, 7:05 PM EDT
Att. 35,679 - Sunny - 80 F

livebaseballscorecards.com

AB 35
R 2
H 7
RBI 2
BB 4
SO 10
LOB 19



WP: 0 PA: 41
PB: 0
SB: 0
CS: 0

AB R H RBI BB SO LOB

3 0 1 0 2 0 1

5 0 0 0 0 1 6

4 0 0 0 1 2 2

5 0 2 0 0 1 1

5 1 0 0 0 2 3

3 1 1 2 1 1 2

4 0 1 0 0 1 2

3 0 2 0 0 0 0

3 0 0 0 0 2 2

1B: 6 SF: 0
2B: 0 SAC: 2
3B: 0 DP: 0
HR: 1 HBP: 0

Batter	1	2	3	4	5	6	7	8	9	10
Devon White, S (1, 8) OBP: 0.370, SLG: 0.512	0-0 G3		2-0 FC6-4 1B		4-2 BB		2-2 G6-3		4-0 FC6-4 IBB	
Mark Loretta, R (1, 10) OBP: 0.341, SLG: 0.313	3-1 G6-3		2-1 FC6-4		0-0 F2		2-3 K		1-1 FC6-4	
Geoff Jenkins, L (1, 7) OBP: 0.396, SLG: 0.561	0-1 F7		2-3 K		3-1 F7		4-2 BB		2-3 K	
Jeremy Burnitz, L (1, 9) OBP: 0.385, SLG: 0.577		2-1 F7		1-0 G5-3 1B		2-1 FC1-4 1B		3-3 K		2-2 L8
Richie Sexson, R (1, 3) OBP: 0.291, SLG: 0.409		3-3 K		0-1 G5-3		1-2 FC1-4 HR		1-3 K		0-1 F9
Tyler Houston, L (1, 5) OBP: 0.375, SLG: 0.541		4-2 BB		0-3 K		1-0 HR		0-1 F8		
José Hernández, R (1, 6) OBP: 0.310, SLG: 0.443		1-0 F8		2-2 F9		0-3 K			0-1 SH1-4 1B	
Luis Lopez, S (1, 4) OBP: 0.268, SLG: 0.308			2-1 FC6-4 1B		1-0 G4-3		1-2 G6-3 SH1-4 1B		1-0 SH1-4	
Henry Blanco, R (1, 2) OBP: 0.281, SLG: 0.287			1-1 F9		2-3 K		0-1 SH1-4		1-3 K	

Inning Stats	R: 0	H: 0	E: 0	K: 0	S: 5	R: 0	H: 0	E: 0	K: 1	S: 12	R: 0	H: 2	E: 0	K: 1	S: 11	R: 0	H: 1	E: 0	K: 1	S: 9	R: 0	H: 0	E: 0	K: 1	S: 10	R: 2	H: 2	E: 0	K: 1	S: 11	R: 0	H: 1	E: 0	K: 1	S: 16	R: 0	H: 0	E: 0	K: 2	S: 14	R: 0	H: 1	E: 0	K: 1	S: 8	R: 0	H: 0	E: 0	K: 1	S: 8	R: 0	H: 0	E: 0	K: 1	S: 8
	LOB: 0	BB: 0	P: 8	LOB: 1	BB: 1	P: 22	LOB: 2	BB: 0	P: 20	LOB: 1	BB: 0	P: 12	LOB: 1	BB: 0	P: 17	LOB: 0	BB: 1	LOB: 0	BB: 0	P: 18	LOB: 1	BB: 0	P: 17	LOB: 1	BB: 0	P: 16	LOB: 1	BB: 0	P: 22	LOB: 2	BB: 1	P: 15	LOB: 0	BB: 0	P: 12	LOB: 0	BB: 0	P: 12	LOB: 0	BB: 0	P: 12	LOB: 0	BB: 0	P: 12											

PITCHER	IP	WLS	BF	H	R	ER	SO	BB	IBB	HBP	BLK	WP	HR	S	P	ERA	WHIP
Bartolo Colon, R (1, 1) ERA: 4.2	7.0		30	6	2	2	6	3	0	0	0	0	1	72	120	2.57	1.286
Ricardo Rincon, L (8, 1) ERA: 3.24	0.1		1	0	0	0	1	0	0	0	0	0	0	5	8	0.00	0.000
Steve Karsay, R (8, 1) ERA: 0.97	1.2		7	1	0	0	2	0	1	0	0	0	0	14	22	0.00	0.600
Rich Rodriguez, L (10, 1) ERA: 3.52	0.2		2	0	0	0	1	0	0	0	0	0	0	6	10	0.00	0.000
Bob Wickman, R (10, 1) ERA: 2.36	0.1	W	1	0	0	0	0	0	0	0	0	0	0	2	2	0.00	0.000

Batter	1	2	3	4	5	6	7	8	9	10	AB	R	H	RBI	BB	SO	LOB
Kenny Lofton, L OBP: 0.328, SLG: 0.275 (1, 8)	4-2 G4-3 1B BB	2-3 K		1-1 1-3 2-3 1B			3-2 F8		0-0 G2-3 1-2		4	1	1	0	1	1	2
Omar Vizquel, S OBP: 0.346, SLG: 0.329 (1, 6)	2-1 P6		4-2 S BB G6-3 BB	3-2 G6-3			3-1 G3-1		1-2 P4		4	1	0	0	1	0	4
Roberto Alomar, S OBP: 0.414, SLG: 0.530 (1, 4)	1-2 1B G4-3 1B		4-1 G6-3 S BB		4-2 G6-4-3 BB			1-0 F7		2-3 K2-3	3	0	1	0	2	1	0
Juan Gonzalez, R OBP: 0.383, SLG: 0.611 (1, 9)	1-0 G4-3		3-3 K		1-0 G6-4-3			0-2 G6-3		4-2 1B HR BB	4	1	0	0	1	1	5
Ellis Burks, R OBP: 0.370, SLG: 0.600 (1, 10)	1-1 1B		2-0 G6-3		0-0 F3			4-1 BB BB		1-2 HR 1B	4	1	2	2	1	0	1
Jim Thome, L OBP: 0.405, SLG: 0.632 (1, 3)	3-3 K		3-3 K			3-3 K		4-1 FC5-4 BB		3-1 HR	4	1	1	3	1	3	3
Travis Fryman, R OBP: 0.512, SLG: 0.438 (1, 5)		0-1 1B FC9-2 1B		0-0 1B BB 1B		3-3 K		1-2 FC5-4			4	0	2	0	0	1	2
Russell Branyan, L OBP: 0.330, SLG: 0.537 (1, 7)		1-1 FC9-2 1B		4-2 1B BB		0-3 K			3-3 K		3	0	1	0	1	2	0
Jobert Cabrera, R OBP: 0.364, SLG: 0.389 (10, 7)		1-3 1B		1-2 BB							0	0	0	0	0	0	0
Einar Diaz, R OBP: 0.361, SLG: 0.445 (1, 2)		0-0 FC9-2		1-1 B3		1-1 G6-3			0-2 G2-3 1B		4	0	1	0	0	0	4

Inning Stats	R: 1	H: 2	E: 0	K: 1	S: 16	R: 0	H: 2	E: 0	K: 1	S: 8	R: 1	H: 0	E: 0	K: 2	S: 11	R: 0	H: 2	E: 0	K: 0	S: 11	R: 0	H: 0	E: 0	K: 3	S: 11	R: 0	H: 0	E: 0	K: 0	S: 8	R: 0	H: 0	E: 0	K: 0	S: 9	R: 0	H: 1	E: 0	K: 1	S: 11	R: 3	H: 2	E: 0	K: 1	S: 11	1B: 8	SF: 0	2B: 1	3B: 0	HR: 1	BB: 8	SAC: 0	DP: 2	HBP: 0	WP: 0	PA: 42
--------------	------	------	------	------	-------	------	------	------	------	------	------	------	------	------	-------	------	------	------	------	-------	------	------	------	------	-------	------	------	------	------	------	------	------	------	------	------	------	------	------	------	-------	------	------	------	------	-------	-------	-------	-------	-------	-------	-------	--------	-------	--------	-------	--------

PITCHER	IP	WLS	BF	H	R	ER	SO	BB	IBB	HBP	BLK	WP	HR	S	P	ERA	WHIP
Allen Levrault, R ERA: 3.86 (1, 1)	5.0		23	6	2	2	4	5	0	0	0	0	0	50	95	3.60	2.200
Mike DeJean, R ERA: 1.67 (6, 1)	2.0		6	0	0	0	3	0	0	0	0	0	0	19	32	0.00	0.000
David Weathers, R ERA: 2.1 (8, 1)	2.0		9	1	0	0	1	2	0	0	0	0	0	20	34	0.00	1.500
Chad Fox, R ERA: 2.13 (10, 1)	0.1	L	3	1	2	2	1	1	0	0	0	0	0	9	16	54.00	6.000
Ray King, L ERA: 3.38 (10, 1)	0.0		1	1	1	1	0	0	0	0	0	0	1	2	5	∞	∞

Milwaukee Brewers @ Cleveland Indians
Jacobs Field, Cleveland, OH
 Wed Jun 13 2001, 7:05 PM EDT
 Att: 35,679 - Sunny - 80 F

AB 34
 R 5
 H 9
 RBI 5
 BB 8
 SO 9
 LOB 21



Batter	1	2	3	4	5	6	7	8	9	AB R H RBI BB SO LOB	TOP										
Devon White, S (1, 8) OBP: 0.364, SLG: 0.496	2-3 K		0-0 P5		0-1 G3-1		2-0 F7		4-0 G4-3 SH2-4 1B BB	4 1 0 0 1 1 4											
Mark Loretta, R (1, 10) OBP: 0.347, SLG: 0.322	0-3 K		0-1 FC6-4		1-0 HR 1B		1-1 FC3-6 1B		1-0 SH2-4	4 1 2 1 0 1 2											
Geoff Jenkins, L (1, 7) OBP: 0.396, SLG: 0.590	1-1 G4-3				1-1 HR		1-2 FC3-6		1-2 G4-3	5 2 2 4 0 0 2											
Jeremy Burnitz, L (1, 9) OBP: 0.385, SLG: 0.573		3-0 G1-4-3 1B		1-0 G3		2-3 K		2-0 G4-1	1-1 1B 1B	5 1 2 1 0 1 1											
Richie Sexson, R (1, 3) OBP: 0.298, SLG: 0.426		2-2 G1-4-3 1-2f		1-1 G4-3 1B		3-1 HR			0-1 1B 1B	5 1 3 1 0 1 1											
Tyler Houston, L (1, 5) OBP: 0.376, SLG: 0.556		0-0 L6		1-2 G4-3		0-3 K			2-0 1B 1B	5 1 2 2 0 1 1											
Luis Lopez, S (9, PR) OBP: 0.268, SLG: 0.308				1-2 G4-3					1-2 2-H 1B	0 0 0 0 0 0 0											
José Hernández, R (1, 6) OBP: 0.312, SLG: 0.442			2-2 G6-3		1-1 G6-3		1-1 FC5-4 1B		0-0 FC6-4 1B	5 0 2 0 0 0 3											
Ronnie Belliard, R (1, 4) OBP: 0.342, SLG: 0.376			0-0 1B 1B		3-1 G3-1 1B 1B		0-2 FC5-4 L5-3		1-2 FC6-4	4 1 2 0 0 0 2											
Henry Blanco, R (1, 2) OBP: 0.287, SLG: 0.293			1-0 FC6-4 1B		1-1 1B G3-1 HR 1B		2-2 L5-3		2-3 K	4 1 2 0 0 1 2											
Inning Stats	R: 0 E: 0 K: 2 S: 8	H: 0 LOB: 0 BB: 0 P: 11	R: 0 E: 0 K: 0 S: 6	H: 1 LOB: 0 BB: 0 P: 11	R: 0 E: 0 K: 0 S: 8	H: 2 LOB: 2 BB: 0 P: 11	R: 1 E: 0 K: 0 S: 12	H: 2 LOB: 1 BB: 0 P: 18	R: 5 E: 0 K: 2 S: 17	H: 5 LOB: 0 BB: 0 P: 28	R: 0 E: 0 K: 0 S: 9	H: 1 LOB: 0 BB: 0 P: 11	R: 0 E: 0 K: 0 S: 7	H: 1 LOB: 1 BB: 0 P: 13	R: 1 E: 0 K: 2 S: 13	H: 2 LOB: 1 BB: 0 P: 19	R: 2 E: 0 K: 0 S: 13	H: 3 LOB: 2 BB: 1 P: 24	1B: 13 2B: 1 3B: 0 HR: 4	SF: 0 SAC: 1 DP: 2 HBP: 0	WP: 0 PA: 43 PB: 0 SB: 0 CS: 0
PITCHER	IP WLS BF H R ER SO BB IBB HBP BLK WP HR S P ERA WHIP																				
Charles Nagy, R (1, 1) ERA: 5.19	5.0 L 24 10 6 6 4 0 0 0 0 0 0 3 51 79 10.80 2.000																				
Steve Woodard, R (6, 1) ERA: 3.55	1.1 5 2 0 0 0 0 0 0 0 0 0 0 12 17 0.00 1.500																				
Ricardo Rincon, L (7, 1) ERA: 3.57	1.0 4 1 1 1 1 0 0 0 0 0 0 1 10 16 9.00 1.000																				
Steve Reed, R (8, 1) ERA: 4.01	0.2 3 1 0 0 1 0 0 0 0 0 0 0 7 10 0.00 1.500																				
Rich Rodriguez, L (9, 1) ERA: 4.41	1.0 7 3 2 2 0 1 0 0 0 0 0 0 13 24 18.00 4.000																				

Milwaukee Brewers @ Cleveland Indians
Jacobs Field, Cleveland, OH
 Thu Jun 14 2001, 7:05 PM EDT
 Att. 41,610 - Cloudy - 86 F

AB	41
R	9
H	17
RBI	9
BB	1
SO	6
LOB	18



Batter	1	2	3	4	5	6	7	8	9	AB R H RBI BB SO LOB
Kenny Lofton, L OBP: 0.330, SLG: 0.278 (1, 8)	1-0 F9	1-1 BB 1B 1B		2-0 CS 1B			2-2 F7		2-1 P4	5 0 2 0 0 0 1
Omar Vizquel, S OBP: 0.348, SLG: 0.329 (1, 6)	4-0 G6-3 BB	2-1 BB 1B		3-1 F8			1-2 FC3-6 S BB 1-2f			3 0 1 0 1 0 2
Roberto Alomar, S OBP: 0.415, SLG: 0.526 (1, 4)	1-1 G6-3	4-0 FC5-4 BB		2-2 CS 1-2	1-0 B1-3		4-1 S BB			2 0 0 0 2 0 1
Juan Gonzalez, R OBP: 0.381, SLG: 0.605 (1, 9)	1-1 L7	0-1 FC5-4 1-2f			1-1 G5-4-3 1B		0-2 G4-3			4 0 1 0 0 0 6
Ellis Burks, R OBP: 0.368, SLG: 0.598 (1, 10)		1-2 G6-3 1B 2B	3-2 G6-3		1-0 G5-4-3 1-2f			2-3 K		4 1 1 0 0 1 1
Jim Thome, L OBP: 0.403, SLG: 0.639 (1, 3)		3-0 G6-3 2-3	2-1 HR			2-0 P5		1-3 K		4 1 1 1 0 1 1
Travis Fryman, R OBP: 0.524, SLG: 0.455 (3, PH)		0-0 2B 1B 3-H	0-0 G6-3			0-1 G6-3		0-0 P4		1 1 1 1 0 0 0
Jobert Cabrera, R OBP: 0.355, SLG: 0.378 (4, 5)										3 0 0 0 0 0 0
Russell Branyan, L OBP: 0.329, SLG: 0.536 (1, 7)		2-2 1B 2B 1-3	2-3 K			1-3 K		1-3 K		4 1 1 0 0 3 0
Einar Diaz, R OBP: 0.366, SLG: 0.449 (1, 2)		2-2 1B 2-H 3-H			2-1 G6-3		0-2 FC3-6 1B		1-0 G4-3	3 0 2 2 0 0 0
Eddie Taubensee, L OBP: 0.293, SLG: 0.394 (9, PH)										1 0 0 0 0 0 0

Inning Stats	R: 0	H: 0	E: 0	K: 5	S: 5	LOB: 1	BB: 1	P: 12	R: 3	H: 6	E: 0	K: 0	S: 18	LOB: 3	BB: 1	P: 33	R: 1	H: 1	E: 0	K: 1	S: 12	LOB: 0	BB: 0	P: 19	R: 0	H: 1	E: 0	K: 0	S: 7	LOB: 0	BB: 0	P: 7	R: 0	H: 0	E: 0	K: 1	S: 6	LOB: 0	BB: 0	P: 9	R: 0	H: 1	E: 0	K: 0	S: 13	LOB: 2	BB: 1	P: 20	R: 0	H: 0	E: 0	K: 2	S: 7	LOB: 0	BB: 0	P: 10	R: 0	H: 0	E: 0	K: 1	S: 7	LOB: 0	BB: 0	P: 11	1B: 7	SF: 0	2B: 2	SAC: 0	3B: 0	DP: 1	HR: 1	HBP: 0	WP: 0	PA: 38
--------------	------	------	------	------	------	--------	-------	-------	------	------	------	------	-------	--------	-------	-------	------	------	------	------	-------	--------	-------	-------	------	------	------	------	------	--------	-------	------	------	------	------	------	------	--------	-------	------	------	------	------	------	-------	--------	-------	-------	------	------	------	------	------	--------	-------	-------	------	------	------	------	------	--------	-------	-------	-------	-------	-------	--------	-------	-------	-------	--------	-------	--------


PITCHER	IP	WLS	BF	H	R	ER	SO	BB	IBB	HBP	BLK	WP	HR	S	P	ERA	WHIP
15 Ben Sheets, R ERA: 3.38 (1, 1)	6.0	W	26	9	4	4	2	2	0	0	0	0	1	52	96	6.00	1.833
Mike DeJean, R ERA: 1.6 (7, 1)	1.1	H	6	1	0	0	1	1	0	0	0	0	0	16	25	0.00	1.500
Ray King, L ERA: 3.28 (8, 1)	0.2		2	0	0	0	1	0	0	0	0	0	0	4	5	0.00	0.000
Curt Leskanic, R ERA: 4.18 (9, 1)	1.0		3	0	0	0	1	0	0	0	0	0	0	7	11	0.00	0.000

BOTTOM

Milwaukee Brewers @ Cleveland Indians
Jacobs Field, Cleveland, OH
 Thu Jun 14 2001, 7:05 PM EDT
 Att: 41,610 - Cloudy - 86 F

livebaseballscorecards.com

AB	34
R	4
H	10
RBI	4
BB	3
SO	5
LOB	12



Batter	1	2	3	4	5	6	7	8	9	AB R H RBI BB SO LOB	TOP																
Endy Chavez, L (1, 7) OBP: 0.327, SLG: 0.327	0-1 CS 1B		0-1 1B		1-0 F9			2-2 P4		4 0 2 0 0 0 1	Kansas City Royals @ Milwaukee Brewers Miller Park, Milwaukee, WI Fri Jun 15 2001, Postponed Att. 39,005 - Sunny - 75 F																
Rey Sanchez, R (1, 6) OBP: 0.332, SLG: 0.378	0-3 K		1-0 F7			2-2 G4-3		1-2		4 0 1 0 0 1 2																	
Carlos Beltrán, S (1, 8) OBP: 0.312, SLG: 0.405	2-3 K			3-1 HR		1-2 P6		1-3 K		4 1 1 1 0 2 2																	
29 Mike Sweeney, R (1, 3) OBP: 0.366, SLG: 0.571		3-3 K		0-1 F9		1-1 L7		4-0 IBB		3 0 0 0 1 1 0																	
Jason Grimsley, R (8, 1)										0 0 0 0 0 0 0																	
Roberto Hernandez, R (9, 1)										0 0 0 0 0 0 0																	
Jermaine Dye, R (1, 9) OBP: 0.347, SLG: 0.427		2-1 F9		3-3 K		2-1 HR		3-3 K		4 1 1 0 0 2 2																	
Joe Randa, R (1, 5) OBP: 0.304, SLG: 0.371		3-1 1B		2-2 F9		1-2 P4		1-2 SH1-3 1B		4 1 2 0 0 0 1																	
Luis Alicea, S (1, 4) OBP: 0.302, SLG: 0.333		2-0 F8			1-1 G3-1		2-0 HR		0-0 SH1-3	3 1 1 2 0 0 1																	
Héctor Ortiz, R (1, 2) OBP: 0.307, SLG: 0.315			0-1 P4		4-2 SH1-4 BB		1-0 F3		0-0 1B	3 0 1 1 1 0 0																	
Blake Stein, R (1, 1)										0 0 0 0 0 0 0																	
Paul Byrd, R (2, 1) OBP: 0.250, SLG: 0.250										2 0 0 0 0 2 0																	
55 Tony Cogan, L (7, 1)										0 0 0 0 0 0 0																	
Cory Bailey, R (7, 1)										0 0 0 0 0 0 0																	
Dave McCarty, R (8, 3) OBP: 0.348, SLG: 0.417										1 0 0 0 0 0 0																	
Inning Stats	R: 0 E: 0 K: 2 S: 10	H: 1 LOB: 1 BB: 0 P: 11	R: 0 E: 0 K: 1 S: 9	H: 1 LOB: 1 BB: 0 P: 19	R: 0 E: 0 K: 1 S: 8	H: 1 LOB: 1 BB: 0 P: 9	R: 1 E: 0 K: 1 S: 11	H: 1 LOB: 0 BB: 0 P: 19	R: 0 E: 0 K: 0 S: 7	H: 0 LOB: 1 BB: 1 P: 13	R: 0 E: 0 K: 0 S: 10	H: 0 LOB: 0 BB: 0 P: 14	R: 2 E: 0 K: 1 S: 11	H: 2 LOB: 0 BB: 0 P: 17	R: 0 E: 0 K: 2 S: 13	H: 1 LOB: 2 BB: 1 P: 24	R: 1 E: 0 K: 0 S: 8	H: 2 LOB: 0 BB: 0 P: 12	1B: 6 2B: 2 3B: 0 HR: 2	SF: 0 SAC: 2 DP: 1 HBP: 0	WP: 0 PB: 0 SB: 0 CS: 1	PA: 36					
PITCHER	IP WLS BF H R ER SO BB IBB HBP BLK WP HR S P ERA WHIP																										
Jamey Wright, R (1, 1) ERA: 4.36	1.0		3	1	0	0	2	0	0	0	0	0	0	10	11	0.00	1.000										
26 Kyle Peterson, R (2, 1) ERA: 4.09	6.0	L	24	5	3	3	4	1	0	0	0	0	2	56	91	4.50	1.000										
Chad Fox, R (8, 1) ERA: 2.05	1.0		5	1	0	0	2	0	1	0	0	0	0	13	24	0.00	1.000										
David Weathers, R (9, 1) ERA: 2.29	1.0		4	2	1	1	0	0	0	0	0	0	0	8	12	9.00	2.000										

livebaseballscorecards.com

AB	32
R	4
H	9
RBI	4
BB	2
SO	8
LOB	9



Batter	1	2	3	4	5	6	7	8	9
Alex Sanchez, L (1, 8) Angel Echevarria, R (7, PH) Tyler Houston, L (7, PH) Chad Fox, R (8, 1) David Weathers, R (9, 1) Raul Casanova, S (9, PH)	1-3 K		1-2 G4-3			0-0 G4-3 2B	3-2 P4		1-0 G6-3
Mark Loretta, R (1, 5)	2-1 G5-3			0-3 K		0-2 P4	1-1 F8		
Geoff Jenkins, L (1, 7)	1-1 G4-3			0-1 2B 1B		1-1 G4-3		0-0 F8	
Jeromy Burnitz, L (1, 9)		4-2 BB		1-2 2B		1-0 G4-1		2-0 1B 1B	
Richie Sexson, R (1, 3)		1-3 K		2-3 K			0-3 K	1-0 G6-3 1B	
José Hernández, R (1, 6)		1-1 F8		0-3 K			1-2 1B 1B	0-1 G6-3	
Ronnie Belliard, R (1, 4)		2-2 F8			0-1 F8		1-2 BB 1B 1B		0-1 F8
Henry Blanco, R (1, 2)			3-3 K		2-3 K		0-2 BB 1B		0-2 P3
Jamey Wright, R (1, 1) 26 Kyle Peterson, R (2, 1) Devon White, S (7, PH)			0-0 B2-3		0-0 F7		4-2 BB		0-1 HR

AB	R	H	RBI	BB	SO	LOB
3	0	1	0	0	1	0
0	0	0	0	0	0	0
1	0	0	0	0	0	3
0	0	0	0	0	0	0
0	0	0	0	0	0	0
1	0	0	0	0	0	0

4	0	0	0	0	1	4
---	---	---	---	---	---	---

4	0	1	0	0	0	1
---	---	---	---	---	---	---

3	0	2	0	1	0	1
---	---	---	---	---	---	---

4	0	1	0	0	3	3
---	---	---	---	---	---	---

4	1	1	0	0	1	5
---	---	---	---	---	---	---

4	0	1	0	0	0	1
---	---	---	---	---	---	---

4	0	1	1	0	2	0
---	---	---	---	---	---	---

0	0	0	0	0	0	0
2	0	0	0	0	0	0
1	1	1	1	1	0	0

1B:	6	SF:	0
2B:	2	SAC:	0
3B:	0	DP:	1
HR:	1	HBP:	0

BOTTOM

Kansas City Royals @ Milwaukee Brewers
Miller Park, Milwaukee, WI

Fri Jun 15 2001, Postponed
Att: 39,005 - Sunny - 75 F

livebaseballscorecards.com

AB	35
R	2
H	9
RBI	2
BB	2
SO	8
LOB	18



Inning Stats	R: 0 E: 0 K: 1 S: 7	H: 0 LOB: 0 BB: 0 P: 11	R: 0 E: 0 K: 1 S: 10	H: 0 LOB: 1 BB: 1 P: 18	R: 0 E: 0 K: 1 S: 8	H: 0 LOB: 0 BB: 0 P: 12	R: 0 E: 0 K: 3 S: 14	H: 2 LOB: 2 BB: 0 P: 17	R: 0 E: 0 K: 1 S: 6	H: 0 LOB: 0 BB: 0 P: 8	R: 0 E: 0 K: 0 S: 7	H: 1 LOB: 1 BB: 0 P: 9	R: 1 E: 0 K: 1 S: 22	H: 3 LOB: 3 BB: 1 P: 32	R: 0 E: 0 K: 0 S: 5	H: 2 LOB: 1 BB: 0 P: 8	R: 1 E: 0 K: 0 S: 8	H: 1 LOB: 0 BB: 0 P: 9	1B: 6 2B: 2 3B: 0 HR: 1	SF: 0 SAC: 0 DP: 1 HBP: 0	WP: 0 PB: 0 SB: 0 CS: 0	PA: 37
--------------	------------------------------	----------------------------------	-------------------------------	----------------------------------	------------------------------	----------------------------------	-------------------------------	----------------------------------	------------------------------	---------------------------------	------------------------------	---------------------------------	-------------------------------	----------------------------------	------------------------------	---------------------------------	------------------------------	---------------------------------	----------------------------------	------------------------------------	----------------------------------	--------

PITCHER	IP	WLS	BF	H	R	ER	SO	BB	IBB	HBP	BLK	WP	HR	S	P	ERA	WHIP
Blake Stein, R (1, 1) ERA: 5.37	1.0		3	0	0	0	1	0	0	0	0	0	0	7	11	0.00	0.000
Paul Byrd, R (2, 1) ERA: 5.75	5.1	W	23	6	1	1	7	1	0	0	0	0	0	58	79	1.69	1.312
55 Tony Cogan, L (7, 1) ERA: 7.3	0.0		1	0	0	0	0	1	0	0	0	0	0	3	7	∞	∞
Cory Bailey, R (7, 1) ERA: 3.33	0.2	H	2	0	0	0	0	0	0	0	0	0	0	6	10	0.00	0.000
Jason Grimsley, R (8, 1) ERA: 2.56	1.0	H	4	2	0	0	0	0	0	0	0	0	0	5	8	0.00	2.000

PITCHER	IP	WLS	BF	H	R	ER	SO	BB	IBB	HBP	BLK	WP	HR	S	P	ERA	WHIP
Roberto Hernandez, R (9, 1) ERA: 4.55	1.0		4	1	1	1	0	0	0	0	0	0	0	8	9	9.00	1.000

Batter	1	2	3	4	5	6	7	8	9	AB R H RBI BB SO LOB	TOP		
Carlos Febles, R (1, 4) OBP: 0.271, SLG: 0.308	2-3 K		3-2 G6-3		4-2 G4-6-3 BB		2-3 K			3 0 0 0 1 2 0	Kansas City Royals @ Milwaukee Brewers Miller Park, Milwaukee, WI Sat Jun 16 2001, 6:05 PM CDT Att. 43,060 - Sunny - 77 F		
Wilson Delgado, S (1, 6) OBP: 0.217, SLG: 0.143	1-0 F7		1-3 K		1-0 G4-6-3			0-3 K		4 0 0 0 0 2 1			
Carlos Beltrán, S (1, 8) OBP: 0.310, SLG: 0.402 Dave McCarty, R (4, 7) OBP: 0.350, SLG: 0.412	1-1 G4-3			3-3 K	4-2 BB			1-1 G1-3		2 0 0 0 0 1 0 1 0 0 0 1 0 0			
29 Mike Sweeney, R (1, 3) OBP: 0.367, SLG: 0.569		4-1 2B 1B BB		2-2 S 1B WP 1B	0-1 F8			3-2 F9		3 2 1 0 1 0 1			
Jermaine Dye, R (1, 9) OBP: 0.353, SLG: 0.449		1-2 E 2B		0-0 WP S 1B		3-3 K		1-0 HR		4 2 3 1 0 1 0			
Joe Randa, R (1, 5) OBP: 0.307, SLG: 0.370		1-0 E9 1B		4-0 WP IBB		2-2 G6-3		2-2 G6-3		3 0 1 1 1 0 0			
Dee Brown, L (1, 7) OBP: 0.321, SLG: 0.408 Andy Chavez, L (2, 7) OBP: 0.309, SLG: 0.308		0-1 G6-4-3		1-3 K2-3		2-3 K		1-1 G1-3		1 0 0 0 0 0 1 3 0 0 0 0 2 2			
A.J. Hinch, R (1, 2) OBP: 0.210, SLG: 0.344		0-3 K		4-1 IBB		1-2 G4-3		2-0 F7		3 0 0 0 1 1 0			
Dan Reichert, R (1, 1) Jason Grimsley, R (8, 1) Roberto Hernandez, R (9, 1)			0-0 G4-3		0-3 K		1-3 K			3 0 0 0 0 2 3 0 0 0 0 0 0 0 0 0 0 0 0 0 0			
Inning Stats	R: 0 E: 0 K: 1 S: 6 H: 0 LOB: 0 BB: 0 P: 10	R: 2 E: 1 K: 1 S: 10 H: 2 LOB: 0 BB: 1 P: 16	R: 0 E: 0 K: 1 S: 7 H: 0 LOB: 0 BB: 0 P: 11	R: 1 E: 0 K: 3 S: 16 H: 2 LOB: 3 BB: 2 P: 30	R: 0 E: 0 K: 0 S: 7 H: 0 LOB: 1 BB: 2 P: 16	R: 0 E: 0 K: 2 S: 10 H: 0 LOB: 0 BB: 0 P: 17	R: 0 E: 0 K: 2 S: 10 H: 0 LOB: 0 BB: 0 P: 14	R: 0 E: 0 K: 1 S: 9 H: 0 LOB: 0 BB: 0 P: 13	R: 1 E: 0 K: 0 S: 8 H: 1 LOB: 0 BB: 0 P: 14	1B: 3 2B: 1 3B: 0 HR: 1 SF: 0 SAC: 0 DP: 2 HBP: 0	WP: 1 PB: 0 SB: 2 CS: 0 PA: 35		
PITCHER	IP WLS BF H R ER SO BB IBB HBP BLK WP HR S P ERA WHIP											PITCHER	IP WLS BF H R ER SO BB IBB HBP BLK WP HR S P ERA WHIP
Jimmy Haynes, R (1, 1) ERA: 4.45	7.0 L 28 4 3 3 10 3 2 0 0 1 0 66 114 3.86 1.000												
Mike DeJean, R (8, 1) ERA: 1.56	1.0 3 0 0 0 1 0 0 0 0 0 0 9 13 0.00 0.000												
Curt Lesknic, R (9, 1) ERA: 4.34	1.0 4 1 1 1 0 0 0 0 0 0 1 8 14 9.00 1.000												

livebaseballscorecards.com

AB	30
R	4
H	5
RBI	2
BB	5
SO	11
LOB	8



BOTTOM

Kansas City Royals @ Milwaukee Brewers
Miller Park, Milwaukee, WI
Sat Jun 16 2001, 6:05 PM CDT
Att. 43,060 - Sunny - 77 F

livebaseballscorecards.com

AB 32
R 1
H 7
RBI 1
BB 2
SO 6
LOB 12



WP: 1 PA: 34
PB: 0
SB: 1
CS: 0

AB R H RBI BB SO LOB

4 1 2 1 0 1 0

3 0 1 0 1 0 1

4 0 0 0 0 0 3

3 0 0 0 1 3 0

4 0 2 0 0 0 2

4 0 0 0 0 2 2

4 0 1 0 0 0 2

3 0 1 0 0 0 0

2 0 0 0 0 0 2
0 0 0 0 0 0 0
1 0 0 0 0 0 0
0 0 0 0 0 0 0

1B: 6 SF: 0
2B: 0 SAC: 0
3B: 0 DP: 2
HR: 1 HBP: 0

WP: 1 PA: 34
PB: 0
SB: 1
CS: 0

Batter	1	2	3	4	5	6	7	8	9
Devon White, S (1, 8) OBP: 0.376, SLG: 0.545	2-1 HR		1-1 G3			0-3 K		2-1 1B	
Ronnie Belliard, R (1, 4) OBP: 0.343, SLG: 0.373	4-1 BB			1-0 G5-3		2-2 1B		2-1 G6-3	
Geoff Jenkins, L (1, 7) OBP: 0.386, SLG: 0.570	0-0 G4-6-3			0-0 G3		0-0 F8		3-2 G6-3	
Jeremy Burnitz, L (1, 9) OBP: 0.389, SLG: 0.571	0-3 K			2-3 K		4-2 BB		3-3 K	
Angel Echevarria, R (1, 3) OBP: 0.341, SLG: 0.561		3-2 1B			0-0 G5-3	1-1 FC5-4		2-1 1B	
José Hernández, R (1, 6) OBP: 0.305, SLG: 0.431			3-3 K		3-3 K		2-2 G1-3	0-0 L4	
Luis Lopez, S (1, 5) OBP: 0.267, SLG: 0.304		2-2 G4-6-3			0-0 1B		1-0 F8	1-2 G1-6-3	
Henry Blanco, R (1, 2) OBP: 0.287, SLG: 0.293			2-0 F7		2-0 1B		0-0 F8		
Jimmy Haynes, R (1, 1) Mike DeJean, R (8, 1) Alex Sanchez, L (8, PH) Curt Leskanic, R (9, 1)			0-2 G6-3		0-0 B2-3			0-0 B5-3	

Inning Stats	R: 1	H: 1	E: 0	LOB: 0	K: 1	P: 13	R: 0	H: 1	E: 0	LOB: 0	K: 1	P: 11	R: 0	H: 0	E: 0	LOB: 0	K: 0	P: 9	R: 0	H: 0	E: 0	LOB: 0	K: 1	P: 8	R: 0	H: 2	E: 0	LOB: 2	K: 1	P: 12	R: 0	H: 1	E: 0	LOB: 2	K: 1	P: 20	R: 0	H: 0	E: 0	LOB: 0	K: 0	P: 8	R: 0	H: 1	E: 0	LOB: 1	K: 0	P: 15	R: 0	H: 1	E: 0	LOB: 1	K: 1	P: 16	1B: 6	SF: 0	2B: 0	SAC: 0	3B: 0	DP: 2	HR: 1	HBP: 0	WP: 1	PA: 34
--------------	------	------	------	--------	------	-------	------	------	------	--------	------	-------	------	------	------	--------	------	------	------	------	------	--------	------	------	------	------	------	--------	------	-------	------	------	------	--------	------	-------	------	------	------	--------	------	------	------	------	------	--------	------	-------	------	------	------	--------	------	-------	-------	-------	-------	--------	-------	-------	-------	--------	-------	--------

PITCHER	IP	WLS	BF	H	R	ER	SO	BB	IBB	HBP	BLK	WP	HR	S	P	ERA	WHIP
Dan Reichert, R (1, 1) ERA: 4.2	7.0	W	26	5	1	1	5	2	0	0	0	1	1	54	89	1.29	1.000
Jason Grimsley, R (8, 1) ERA: 2.5	1.0	H	4	1	0	0	0	0	0	0	0	0	0	8	15	0.00	1.000
Roberto Hernandez, R (9, 1) ERA: 4.4	1.0	S	4	1	0	0	1	0	0	0	0	0	0	10	16	0.00	1.000

Batter	1	2	3	4	5	6	7	8	9	AB R H RBI BB SO LOB	TOP											
Luis Alicea, S (1, 4) OBP: 0.306, SLG: 0.349	1-0 2B	2-1 G6-4-3			1-2 G4-3		1-0 2B			4 0 2 0 0 0 2	Kansas City Royals @ Milwaukee Brewers Miller Park, Milwaukee, WI Sun Jun 17 2001, 1:05 PM CDT Att. 42,554 - Sunny - 75 F											
Rey Sanchez, R (1, 6) OBP: 0.331, SLG: 0.376	1-2 L4		2-0 G6-3		1-0 1B		2-3 K			4 0 1 0 0 0 1 2												
Carlos Beltrán, S (1, 8) OBP: 0.306, SLG: 0.396	0-3 K		0-0 G3		2-1 F7		1-3 K			4 0 0 0 0 0 2 3												
29 Mike Sweeney, R (1, 3) OBP: 0.372, SLG: 0.570	4-2 FC6-4 BB		1-0 G4-3		2-2 1B 1B		3-2 G4-3 1B			3 0 2 0 0 1 0 0												
Jermaine Dye, R (1, 9) OBP: 0.351, SLG: 0.446	1-0 FC6-4		2-2 G6-3		0-0 G1-6-3 1B		1-3 K			4 0 1 0 0 0 1 3												
Joe Randa, R (1, 5) OBP: 0.306, SLG: 0.380		0-1 HR	3-3 K		0-0 L4		1-2 G4-3			4 1 1 1 0 1 3												
Raul Ibanez, L (1, 7) OBP: 0.182, SLG: 0.163		2-2 F8	2-1 1B		3-0 G1-6-3			0-1 F7		3 0 1 0 0 0 0 2												
Doug Henry, R (6, 1)										0 0 0 0 0 0 0 0												
55 Tony Cogan, L (7, 1)										0 0 0 0 0 0 0 0												
Mac Suzuki, R (8, 1)										0 0 0 0 0 0 0 0												
Wilson Delgado, S (9, PH) OBP: 0.208, SLG: 0.136										1 0 0 0 0 0 0 0												
A.J. Hinch, R (1, 2) OBP: 0.221, SLG: 0.381		1-1 E 1B	1-2 L5		1-0 HR		2-3 K			4 1 2 1 0 1 1												
Blake Stein, R (1, 1)		1-0 E3			1-1 G4-3		1-3 K		0-0 G4-3	2 0 0 0 0 0 0 1												
Endy Chavez, L (6, 7) OBP: 0.298, SLG: 0.296		1-2 G6-4-3								2 0 0 0 0 0 1 0												
Inning Stats	R: 0 E: 0 K: 1 S: 11	H: 1 LOB: 2 BB: 1 P: 18	R: 1 E: 1 K: 0 S: 11	H: 2 LOB: 1 BB: 0 P: 17	R: 0 E: 0 K: 0 S: 3	H: 0 LOB: 0 BB: 0 P: 6	R: 0 E: 0 K: 1 S: 15	H: 1 LOB: 1 BB: 0 P: 23	R: 0 E: 0 K: 0 S: 8	H: 1 LOB: 1 BB: 0 P: 13	R: 0 E: 0 K: 3 S: 6	H: 2 LOB: 1 BB: 0 P: 11	R: 1 E: 0 K: 3 S: 12	H: 2 LOB: 1 BB: 0 P: 18	R: 0 E: 0 K: 1 S: 12	H: 1 LOB: 0 BB: 0 P: 17	R: 0 E: 0 K: 1 S: 6	H: 0 LOB: 0 BB: 0 P: 8	1B: 6 2B: 2 3B: 0 HR: 2	SF: 0 SAC: 0 DP: 3 HBP: 0	WP: 0 PB: 0 SB: 0 CS: 0	PA: 36
PITCHER	IP WLS BF H R ER SO BB IBB HBP BLK WP HR S P ERA WHIP																					
Jamey Wright, R (1, 1) ERA: 4.23	6.1 W 28 9 2 2 3 1 0 0 0 0 2 59 96 2.84 1.579																					
David Weathers, R (7, 1) ERA: 2.19	1.2 H 5 1 0 0 3 0 0 0 0 0 0 19 27 0.00 0.600																					
Curt Leskanic, R (9, 1) ERA: 4.2	1.0 S 3 0 0 0 1 0 0 0 0 0 0 6 8 0.00 0.000																					

livebaseballscorecards.com

AB	35
R	2
H	10
RBI	2
BB	1
SO	7
LOB	17



Batter	1	2	3	4	5	6	7	8	9	AB	R	H	RBI	BB	SO	LOB
Alex Ochoa, R (1, 9) OBP: 0.353, SLG: 0.439	0-3 K	1-2 F8			0-0 1B SF7 2B		1-0 G5-3 2B 1B	2-0 F8		5	2	2	0	0	1	3
Barry Larkin, R (1, 6) OBP: 0.370, SLG: 0.359	4-2 BB		1-2 F9		1-1 SF7 1B		1-2 G5-3		0-0 G4-3	4	0	1	0	1	0	1
Dmitri Young, S (1, 7) OBP: 0.333, SLG: 0.428	1-1 P5		2-0 G3		0-0 SF7		1-1 G4-3 2B		1-0 G6-4-3 1B	4	0	2	2	0	0	1
Sean Casey, L (1, 3) OBP: 0.391, SLG: 0.500	2-0 G4-3		0-0 1B		4-0 FC5-4 IBB		0-2 G4-3		1-2 G6-4-3	4	0	1	0	1	0	3
Aaron Boone, R (1, 5) OBP: 0.341, SLG: 0.456		1-2 G1-6-3 1B 1B	1-3 K		1-2 FC5-4		2-2 P5			4	1	1	0	0	1	4
Michael Tucker, L (1, 8) OBP: 0.322, SLG: 0.393		0-0 G1-6-3 1B		2-2 G5-3		4-1 CS BB		4-2 2B BB		2	0	1	0	1	0	0
Brady Clark, R (8, PH) OBP: 0.370, SLG: 0.435		1-2 1B								0	0	0	0	1	0	0
Jason LaRue, R (1, 2) OBP: 0.323, SLG: 0.409		2-2 G1-6-3		2-2 F8		0-3 K		0-0 2B		3	0	0	0	0	1	3
Ken Griffey Jr., L (8, PH) OBP: 0.333, SLG: 0.280		1-2f 2-3				1-2 K		1-3 2B		1	0	1	0	0	0	0
Kelly Stinnett, R (8, PR) OBP: 0.333, SLG: 0.421										0	0	0	0	0	0	0
Pokey Reese, R (1, 4) OBP: 0.300, SLG: 0.354		4-0 1B S IBB		1-1 F8		3-2 1B		3-3 K		3	1	1	0	1	1	2
Brian Reith, R (1, 1) OBP: 0.125, SLG: 0.125		0-0 1B														
39 Justin Atchley, L (7, 1)																
Scott Sullivan, R (8, 1)																
Bill Selby, L (8, PH) OBP: 0.261, SLG: 0.424		1-3 3-H														
Jim Brower, R (9, 1) OBP: 0.286, SLG: 0.357																

Inning Stats	R: 0	H: 0	E: 0	K: 1	S: 8	H: 0	LOB: 1	BB: 1	P: 15	R: 2	H: 3	E: 0	K: 0	S: 12	R: 0	H: 1	E: 0	K: 1	S: 8	R: 0	H: 0	E: 0	K: 0	S: 8	R: 1	H: 2	E: 0	K: 1	S: 10	R: 0	H: 1	E: 0	K: 1	S: 9	R: 1	H: 2	E: 0	K: 0	S: 13	R: 0	H: 1	E: 0	K: 2	S: 12	R: 0	H: 1	E: 0	K: 0	S: 5	1B: 8	2B: 3	3B: 0	HR: 0	SF: 1	SAC: 0	DP: 2	HBP: 0	WP: 0	PB: 0	SB: 2	CS: 1	PA: 40
--------------	------	------	------	------	------	------	--------	-------	-------	------	------	------	------	-------	------	------	------	------	------	------	------	------	------	------	------	------	------	------	-------	------	------	------	------	------	------	------	------	------	-------	------	------	------	------	-------	------	------	------	------	------	-------	-------	-------	-------	-------	--------	-------	--------	-------	-------	-------	-------	--------

PITCHER	IP	WLS	BF	H	R	ER	SO	BB	IBB	HBP	BLK	WP	HR	S	P	ERA	WHIP
Allen Levrault, R (1, 1) ERA: 3.95	6.0	W	27	7	3	3	4	2	2	0	0	0	0	55	94	4.50	1.500
Mike DeJean, R (7, 1) ERA: 1.8	0.1	H	3	2	1	1	0	0	0	0	0	0	0	6	9	27.00	6.000
Ray King, L (7, 1) ERA: 3.2	0.2	H	2	0	0	0	0	0	0	0	0	0	0	7	9	0.00	0.000
David Weathers, R (8, 1) ERA: 2.13	1.0	H	5	1	0	0	2	1	0	0	0	0	0	12	22	0.00	2.000
Curt Leskanic, R (9, 1) ERA: 4.06	1.0	S	3	1	0	0	0	0	0	0	0	0	0	5	7	0.00	1.000

BOTTOM

Milwaukee Brewers @ Cincinnati Reds
Cinergy Field, Cincinnati, OH
Mon Jun 18 2001, 7:05 PM EDT
Att. 21,543 - Sunny - 85 F

livebaseballscorecards.com

AB	34
R	4
H	11
RBI	3
BB	5
SO	6
LOB	20



Batter	1	2	3	4	5	6	7	8	9	AB R H RBI BB SO LOB	TOP												
Devon White, S OBP: 0.383, SLG: 0.552 (1, 8)	4-2 WP BB HR HBP	4-2 FC4-6 BB		X 0-0 G5-3			X 0-0 G5-4-3 1B	1-0 1B 2B		3 2 2 3 1 0 0													
Mark Loretta, R OBP: 0.366, SLG: 0.333 (1, 5)	4-2 1-2 HR BB	0-3 K			2-1 E 1B		1-0 1-2 G5-4-3 1B	0-2 2-H 1B		4 1 3 1 1 1 1													
Geoff Jenkins, L OBP: 0.369, SLG: 0.538 (8, PH) Luis Lopez, S OBP: 0.250, SLG: 0.283 (8, 1) Chad Fox, R (8, 1) Brandon Kolb, R (9, 1) Ray King, L (9, 1)	2-3 K	0-0 FC4-6			1-3 K		0-1 G5-4-3	1-3 K		4 0 0 0 0 2 6 1 0 0 0 0 1 1 0													
Jeromy Burnitz, L OBP: 0.387, SLG: 0.578 (9, PH) Alex Sanchez, L OBP: 0.308, SLG: 0.333 (9, 9)	0-0 2-H 2-H HR		1-1 G3		3-3 K		2-3 K		1-3 K	4 1 1 3 0 2 2 1 0 0 0 0 1 0													
Richie Sexson, R OBP: 0.309, SLG: 0.472 (1, 3)	2-2 HR 2B		0-1 HR		4-2 BB			2-2 SH5-4 2B	2-3 K	4 3 3 1 1 1 0													
José Hernández, R OBP: 0.306, SLG: 0.453 (1, 6)	0-1 2-H HR		0-1 F9		0-1 F8			1-1 SH5-4	3-3 K	4 1 1 2 0 1 2													
Ronnie Belliard, R OBP: 0.350, SLG: 0.384 (1, 4)	0-1 G4-3		2-2 G6-3			0-2 G5-4-3 1B		4-0 BB 2B IBB		3 1 1 0 1 0 0													
Henry Blanco, R OBP: 0.280, SLG: 0.306 (1, 2)	1-2 P6			3-1 P5		1-2 G5-4-3		0-0 F9		4 0 0 0 0 0 3													
15 Ben Sheets, R OBP: 0.130, SLG: 0.048 (8, PH) Tyler Houston, L OBP: 0.375, SLG: 0.549 (8, PR) James Mouton, R OBP: 0.286, SLG: 0.350 (8, 7)		1-3 K		2-3 K		2-3 K		4-2 BB 2B BB		3 0 0 0 0 3 0 0 0 0 0 1 0 0 0 1 0 0 0 0 0													
Inning Stats	R: 5 E: 0 K: 1 S: 22	H: 3 LOB: 0 BB: 1 P: 35	R: 0 E: 0 K: 2 S: 12	H: 0 LOB: 1 BB: 1 P: 17	R: 1 E: 0 K: 0 S: 9	H: 1 LOB: 0 BB: 0 P: 12	R: 0 E: 0 K: 1 S: 6	H: 0 LOB: 0 BB: 0 P: 11	R: 0 E: 2 K: 2 S: 13	H: 1 LOB: 2 BB: 1 P: 23	R: 0 E: 0 K: 1 S: 7	H: 2 LOB: 1 BB: 0 P: 10	R: 4 E: 0 K: 1 S: 19	H: 3 LOB: 1 BB: 2 P: 32	R: 0 E: 0 K: 3 S: 11	H: 0 LOB: 0 BB: 0 P: 17	1B: 5 2B: 3 3B: 0 HR: 3	SF: 0 SAC: 1 DP: 2 HBP: 1	WP: 1 PB: 0 SB: 0 CS: 0	PA: 42			
PITCHER	IP WLS BF H R ER SO BB IBB HBP BLK WP HR S P ERA WHIP	IP WLS BF H R ER SO BB IBB HBP BLK WP HR S P ERA WHIP	IP WLS BF H R ER SO BB IBB HBP BLK WP HR S P ERA WHIP	IP WLS BF H R ER SO BB IBB HBP BLK WP HR S P ERA WHIP	IP WLS BF H R ER SO BB IBB HBP BLK WP HR S P ERA WHIP	IP WLS BF H R ER SO BB IBB HBP BLK WP HR S P ERA WHIP	IP WLS BF H R ER SO BB IBB HBP BLK WP HR S P ERA WHIP	IP WLS BF H R ER SO BB IBB HBP BLK WP HR S P ERA WHIP	IP WLS BF H R ER SO BB IBB HBP BLK WP HR S P ERA WHIP	IP WLS BF H R ER SO BB IBB HBP BLK WP HR S P ERA WHIP	IP WLS BF H R ER SO BB IBB HBP BLK WP HR S P ERA WHIP	IP WLS BF H R ER SO BB IBB HBP BLK WP HR S P ERA WHIP	IP WLS BF H R ER SO BB IBB HBP BLK WP HR S P ERA WHIP	IP WLS BF H R ER SO BB IBB HBP BLK WP HR S P ERA WHIP	IP WLS BF H R ER SO BB IBB HBP BLK WP HR S P ERA WHIP	IP WLS BF H R ER SO BB IBB HBP BLK WP HR S P ERA WHIP	IP WLS BF H R ER SO BB IBB HBP BLK WP HR S P ERA WHIP	IP WLS BF H R ER SO BB IBB HBP BLK WP HR S P ERA WHIP	IP WLS BF H R ER SO BB IBB HBP BLK WP HR S P ERA WHIP	IP WLS BF H R ER SO BB IBB HBP BLK WP HR S P ERA WHIP	IP WLS BF H R ER SO BB IBB HBP BLK WP HR S P ERA WHIP		
Jose Acevedo, R ERA: 13.5 (1, 1)	4.0 L 19 4 6 6 4 2 0 1 0 1 3 49 75 13.50 1.500	0.2 4 1 0 0 2 1 0 0 0 0 0 0 11 21 0.00 3.000	1.1 6 3 0 0 1 0 0 0 0 0 0 0 13 17 0.00 2.250	1.0 2 0 0 0 1 0 0 0 0 0 0 0 5 7 0.00 0.000	1.0 8 3 4 4 1 1 1 0 0 0 0 0 19 32 36.00 4.000																		
Jim Brower, R ERA: 4.15 (9, 1)	1.0 3 0 0 0 3 0 0 0 0 0 0 0 11 17 0.00 0.000																						

Milwaukee Brewers @ Cincinnati Reds
Cinergy Field, Cincinnati, OH
Tue Jun 19 2001, 7:05 PM EDT
Att. 20,321 - Sunny - 89 F

livebaseballscorecards.com

AB	35
R	10
H	11
RBI	10
BB	5
SO	12
LOB	15



Batter	1	2	3	4	5	6	7	8	9	AB	R	H	RBI	BB	SO	LOB
Alex Ochoa, R OBP: 0.357, SLG: 0.454 (1, 9)	0-0 2B 1B	3-3 K			0-0 E S 1B			2-3 K	2-1 HR	5	3	3	1	0	2	2
Barry Larkin, R OBP: 0.390, SLG: 0.385 (1, 6)	0-2 1-H 1B 2B		1-2 G1-6-3 1B		2-1 CS 1B			0-0 WP 1B	4-0 DI BB	4	1	4	2	1	0	0
Ken Griffey Jr., L OBP: 0.343, SLG: 0.400 (1, 8)	0-0 G4-6-3 2-H 1B		2-1 G1-6-3 1-2f		2-2 CS 1-2		3-2 HR	1-3 K2-3 1-2	2-1 G1-3 1-2	5	1	2	2	0	1	3
Sean Casey, L OBP: 0.385, SLG: 0.492 (1, 3)	0-0 G4-6-3 1-2f		2-2 G5-3				1-2 F7	0-1 F7		4	0	0	0	0	0	2
Aaron Boone, R OBP: 0.339, SLG: 0.447 (1, 5)	2-1 G4-3			3-1 G4-3		2-0 G6-3		4-2 FC3-6 BB		3	0	0	0	1	0	0
Dmitri Young, S OBP: 0.328, SLG: 0.421 (1, 7)		1-0 G3-1		1-2 F7		1-0 L3		1-2 FC3-6 1-2f HR WP		4	1	0	0	0	0	1
Kelly Stinnett, R OBP: 0.333, SLG: 0.414 (1, 2)		4-2 1B BB		2-3 K			2-3 K	0-3 K		2	0	0	0	1	2	0
Michael Tucker, L OBP: 0.320, SLG: 0.391 (9, PH)										1	0	0	0	0	1	1
Pokey Reese, R OBP: 0.299, SLG: 0.348 (1, 4)		0-2 F9			3-2 L9		1-3 K	4-0 HR BB		3	1	0	0	1	1	1
Jose Acevedo, R OBP: 1.000, SLG: 1.000 (5, 1)		0-1			0-3 K		2-3 K	3-2 HR		1	0	1	0	0	0	0
Hector Mercado, L (5, 1)										0	0	0	0	0	0	0
Scott Sullivan, R (5, 1)										0	0	0	0	0	1	0
39 Justin Atchley, L (7, 1)										0	0	0	0	0	0	0
Ruben Rivera, R (7, PH)										1	0	0	0	0	1	0
Danny Graves, R (8, 1)										0	0	0	0	0	0	0
Jim Brower, R (9, 1)										0	0	0	0	0	0	0
Brady Clark, R (9, PH)		1-2 1B							1-H 2-H	1	1	1	3	0	0	0

Milwaukee Brewers @ Cincinnati Reds
Cinergy Field, Cincinnati, OH

Tue Jun 19 2001, 7:05 PM EDT
Att: 20,321 - Sunny - 89 F

livebaseballscorecards.com

AB	35
R	8
H	11
RBI	8
BB	4
SO	9
LOB	10



Inning Stats	R: 2	H: 3	E: 0	K: 8	S: 8	H: 3	LOB: 0	BB: 0	P: 10	R: 0	H: 1	E: 0	K: 14	S: 14	R: 0	H: 1	E: 0	K: 1	S: 12	R: 0	H: 0	E: 0	K: 1	S: 8	R: 0	H: 0	E: 0	K: 1	S: 11	R: 1	H: 2	E: 0	K: 3	S: 11	R: 0	H: 0	E: 0	K: 3	S: 11	R: 0	H: 1	E: 0	K: 2	S: 11	R: 4	H: 2	E: 0	K: 1	S: 17	1B: 7	SF: 0	2B: 1	3B: 0	HR: 3	WP: 2	PA: 40
--------------	------	------	------	------	------	------	--------	-------	-------	------	------	------	-------	-------	------	------	------	------	-------	------	------	------	------	------	------	------	------	------	-------	------	------	------	------	-------	------	------	------	------	-------	------	------	------	------	-------	------	------	------	------	-------	-------	-------	-------	-------	-------	-------	--------

PITCHER	IP	WLS	BF	H	R	ER	SO	BB	IBB	HBP	BLK	WP	HR	S	P	ERA	WHIP
15 Ben Sheets, R ERA: 3.42 (1, 1)	7.0		27	8	4	3	6	1	0	0	0	0	1	74	114	3.86	1.286
Chad Fox, R ERA: 1.98 (8, 1)	1.0		4	1	0	0	2	0	0	0	0	1	0	11	14	0.00	1.000
Brandon Kolb, R ERA: 7.71 (9, 1)	0.2		6	2	4	4	1	2	0	0	0	1	2	15	29	54.00	6.000
Ray King, L ERA: 3.16 (9, 1)	0.1	S	2	0	0	0	0	1	0	0	0	0	0	2	8	0.00	3.000

PITCHER	IP	WLS	BF	H	R	ER	SO	BB	IBB	HBP	BLK	WP	HR	S	P	ERA	WHIP
15 Ben Sheets, R ERA: 3.42 (1, 1)	7.0		27	8	4	3	6	1	0	0	0	0	1	74	114	3.86	1.286
Chad Fox, R ERA: 1.98 (8, 1)	1.0		4	1	0	0	2	0	0	0	0	1	0	11	14	0.00	1.000
Brandon Kolb, R ERA: 7.71 (9, 1)	0.2		6	2	4	4	1	2	0	0	0	1	2	15	29	54.00	6.000
Ray King, L ERA: 3.16 (9, 1)	0.1	S	2	0	0	0	0	1	0	0	0	0	0	2	8	0.00	3.000

Batter	1	2	3	4	5	6	7	8	9	AB R H RBI BB SO LOB	TOP	
Alex Sanchez, L (1, 7) OBP: 0.222, SLG: 0.235 (6, 9)	0-2 G1-3		3-2 F7		1-0 F8			0-0 G1-3	0-3 K	5 0 0 0 0 1 2		
Ronnie Belliard, R (1, 4) OBP: 0.353, SLG: 0.399	1-0 F9			0-1 G5-3		0-0 HR		0-2 E 1B 2B 1B		4 2 2 1 0 0 0		
Devon White, S (1, 8) OBP: 0.386, SLG: 0.548	1-1 F2			4-2 CS BB		2-2 L9		2-1 E 2B 1B		3 1 1 0 1 0 0		
Jeremy Burnitz, L (1, 9) OBP: 0.386, SLG: 0.573 Mike DeJean, R (6, 1) Mark Loretta, R (8, PH) OBP: 0.363, SLG: 0.330 (8, 1)		2-3 K		4-1 BB		2-1 L9		0-0 E6 2B		2 0 0 0 1 1 0 0 0 0 0 0 0 0 1 0 0 0 0 0 2		
Richie Sexson, R (1, 3) OBP: 0.308, SLG: 0.472		0-1 G3		0-1 F8		1-2 P3		0-1 2B		4 0 1 2 0 0 1		
José Hernández, R (1, 6) OBP: 0.306, SLG: 0.454		2-1 2B			0-0 G5-3		3-2 P5	1-3 K		4 0 1 0 0 1 2		
Raul Casanova, S (1, 2) OBP: 0.306, SLG: 0.520		1-0 F9			1-2 2B 1B		0-1 2B	1-2 F9		4 0 2 0 0 0 3		
Luis Lopez, S (1, 5) OBP: 0.250, SLG: 0.297			0-1 P6		0-0 2B		0-0 G4-3		0-0 P6	4 0 1 0 0 0 1		
Will Cunnane, R (1, 1) James Mouton, R (5, PH) OBP: 0.279, SLG: 0.341 Brandon Kolb, R (5, 1) Angel Echevarria, R (6, 7) OBP: 0.319, SLG: 0.535			1-1 B1-3		0-2 G1-3		1-0 F7		0-1 F7	1 0 0 0 0 0 0 1 0 0 0 0 0 2 0 0 0 0 0 0 0 2 0 0 0 0 0 1		
Inning Stats	R: 0 H: 0 E: 0 LOB: 0 K: 0 BB: 0 S: 7 P: 9	R: 0 H: 1 E: 0 LOB: 1 K: 1 BB: 0 S: 9 P: 14	R: 0 H: 0 E: 0 LOB: 0 K: 0 BB: 0 S: 9 P: 13	R: 0 H: 0 E: 0 LOB: 1 K: 0 BB: 2 S: 8 P: 16	R: 0 H: 2 E: 0 LOB: 2 K: 0 BB: 0 S: 10 P: 12	R: 1 H: 1 E: 0 LOB: 0 K: 0 BB: 0 S: 13 P: 18	R: 0 H: 1 E: 0 LOB: 1 K: 0 BB: 0 S: 7 P: 11	R: 2 H: 3 E: 1 LOB: 2 K: 1 BB: 0 S: 15 P: 19	R: 0 H: 0 E: 0 LOB: 0 K: 1 BB: 0 S: 6 P: 6	1B: 3 SF: 0 2B: 4 SAC: 0 3B: 0 DP: 0 HR: 1 HBP: 0	WP: 0 PA: 37 PB: 0 SB: 0 CS: 1	
PITCHER	IP WLS BF H R ER SO BB IBB HBP BLK WP HR S P ERA WHIP											
Chris Reitsma, R (1, 1) ERA: 4.12	7.1 W 30 7 3 2 1 2 0 0 0 0 0 1 69 101 2.46 1.227											
Chris Nichting, R (8, 1) ERA: 0.73	1.2 7 1 0 0 2 0 0 0 0 0 0 0 15 17 0.00 0.600											

Milwaukee Brewers @ Cincinnati Reds
Cinergy Field, Cincinnati, OH
Wed Jun 20 2001, 12:35 PM EDT
Att. 24,418 - Cloudy - 71 F

livebaseballscorecards.com

AB 35
R 3
H 8
RBI 3
BB 2
SO 3
LOB 14



Batter	1	2	3	4	5	6	7	8	9
Alex Ochoa, R (1, 9) OBP: 0.354, SLG: 0.449	0-3 K			1-2 BB 1B	0-1 FC5-4			0-0 FC4-6	
Barry Larkin, R (1, 6) OBP: 0.389, SLG: 0.380 Juan Castro, R (6, 6) OBP: 0.228, SLG: 0.242	2-3 K			4-1 1B 1-2 2B BB	2-2 G1-3	0-0 G4-3		4-2 BB	
Ken Griffey Jr., L (1, 8) OBP: 0.368, SLG: 0.424 Ruben Rivera, R (6, 8) OBP: 0.315, SLG: 0.394	1-2 P4			0-0 2B 1-3 2-H 1B	1-2 HR 1B	2-1 G6-3		1-3 K	
Sean Casey, L (1, 3) OBP: 0.390, SLG: 0.513				1-2 1B 1-3 HR 2B	2-1 HR	1-1 G6-3			
Aaron Boone, R (1, 5) OBP: 0.349, SLG: 0.455				0-1 HR 1B	1-1 HR 1B			1-0 G5-4-3 1B	
Michael Tucker, L (1, 7) OBP: 0.319, SLG: 0.404				0-3 K	0-1 HR			1-3 K	
Jason LaRue, R (1, 2) OBP: 0.321, SLG: 0.426				2-1 G5-3	0-0 HR	2-2 G5-3		0-2 G5-4-3	
Pokey Reese, R (1, 4) OBP: 0.307, SLG: 0.371				3-2 G6-3	0-0 SH5-2-4 1B	0-2 HR		0-2 FC4-6 1B	
Chris Reitsma, R (1, 1) OBP: 0.231, SLG: 0.130 Chris Nichtig, R (8, 1)				0-1 G5-3	0-0 SH5-2-4 1-3	4-2 FC5-4 BB		1-3 K	

Inning Stats	R: 0 E: 0 K: 2 S: 10	H: 0 LOB: 0 BB: 0 P: 13	R: 0 E: 0 K: 1 S: 8	H: 1 LOB: 0 BB: 0 P: 15	R: 0 E: 0 K: 0 S: 8	H: 0 LOB: 0 BB: 0 P: 13	R: 6 E: 0 K: 1 S: 23	H: 6 LOB: 1 BB: 1 P: 28	R: 5 E: 0 K: 0 S: 28	H: 5 LOB: 1 BB: 1 P: 40	R: 0 E: 0 K: 0 S: 5	H: 0 LOB: 0 BB: 0 P: 8	R: 0 E: 0 K: 1 S: 7	H: 1 LOB: 0 BB: 0 P: 9	R: 0 E: 1 K: 2 S: 14	H: 1 LOB: 2 BB: 1 P: 20
--------------	-------------------------------	----------------------------------	------------------------------	----------------------------------	------------------------------	----------------------------------	-------------------------------	----------------------------------	-------------------------------	----------------------------------	------------------------------	---------------------------------	------------------------------	---------------------------------	-------------------------------	----------------------------------

PITCHER	IP	WLS	BF	H	R	ER	SO	BB	IBB	HBP	BLK	WP	HR	S	P	ERA	WHIP
Will Cunnane, R (1, 1) ERA: 7.39	4.0	L	19	7	6	6	4	1	0	0	0	0	1	49	69	13.50	2.000
Brandon Kolb, R (5, 1) ERA: 14.29	1.0		9	5	5	5	0	1	0	0	0	0	3	28	40	45.00	6.000
Mike DeJean, R (6, 1) ERA: 1.7	2.0		6	1	0	0	1	0	0	0	0	0	0	12	17	0.00	0.500
Mark Loretta, R (8, 1) ERA:	1.0		5	1	0	0	2	1	0	0	0	0	0	14	20	0.00	2.000

BOTTOM

AB	R	H	RBI	BB	SO	LOB
5	1	1	0	0	1	3
2	1	0	0	1	1	0
1	0	0	0	1	0	0
3	2	2	1	0	0	0
2	0	0	0	0	1	2
4	2	3	3	0	0	0
4	2	3	1	0	1	1
4	1	1	2	0	2	4
4	1	1	3	0	0	1
4	1	3	1	0	0	0
1	0	0	0	1	0	0
1	0	0	0	0	1	1

AB	35
R	11
H	14
RBI	11
BB	3
SO	7
LOB	12



WP	PA
0	39

Milwaukee Brewers @ Cincinnati Reds
Cinergy Field, Cincinnati, OH
Wed Jun 20 2001, 12:35 PM EDT
Att. 24,418 - Cloudy - 71 F

livebaseballscorecards.com

Batter	1	2	3	4	5	6	7	8	9	AB	R	H	RBI	BB	SO	LOB	TOP					
Devon White, S (1, 8) OBP: 0.376, SLG: 0.533	1-0 F5		2-2 G5-3		0-0 F5			0-1 F2		4	0	0	1	0	0	1						
Mark Loretta, R (1, 6) OBP: 0.350, SLG: 0.318	2-3 K		1-0 G6-3			0-2 F8		1-2 G6-3		4	0	0	0	0	1	1						
Chad Fox, R (8, 1)										0	0	0	0	0	0	0						
David Weathers, R (8, 1)										0	0	0	0	0	0	0						
Henry Blanco, R (9, 2) OBP: 0.280, SLG: 0.306										0	0	0	0	0	0	0						
Jeremy Burnitz, L (1, 9) OBP: 0.388, SLG: 0.568	1-3 K				0-0 F7			4-1 BB		2	0	0	0	2	1	0						
Richie Sexson, R (1, 3) OBP: 0.314, SLG: 0.474		4-2 1B BB		1-1 PB BB 1B		1-3 K		3-2 1B 1B		3	1	2	0	1	1	1						
Tyler Houston, L (1, 5) OBP: 0.383, SLG: 0.551		0-0 1B		4-0 1B		0-3 K		1-0 BB 1B		3	0	2	0	1	1	1						
Luis Lopez, S (9, PR) OBP: 0.250, SLG: 0.297		1-2 1B		1-2 BB				2-3 1B		0	0	0	0	0	0	0						
Angel Echevarria, R (1, 7) OBP: 0.300, SLG: 0.500		1-3 K		0-1 L9				0-0 BB 1B		3	0	0	0	0	1	4						
James Mouton, R (7, 7) OBP: 0.295, SLG: 0.357								1-2 3-H 1B		1	0	1	1	0	0	0						
Raul Casanova, S (1, 2) OBP: 0.304, SLG: 0.505		1-1 G4-6-3		2-0 F8				0-0 L4		3	0	0	0	1	0	4						
Curt Leskanic, R (9, 1)		1-2f		2-3				1-2 2-3 BB		0	0	0	0	0	0	0						
Ronnie Belliard, R (1, 4) OBP: 0.351, SLG: 0.394			4-2 SH1-3 G5-3 BB		0-0 P4			3-3 K2-3		3	1	0	0	1	1	3						
Jimmy Haynes, R (1, 1) OBP: 0.200, SLG: 0.207			0-0 SH1-3		1-2 G4-3			4-2 G6-3 BB		1	0	0	0	0	0	0						
Alex Sanchez, L (8, PH) OBP: 0.263, SLG: 0.235										0	0	0	0	1	0	0						
José Hernández, R (8, 6) OBP: 0.306, SLG: 0.454										0	0	0	0	0	0	0						
Inning Stats	R: 0 E: 0 K: 2 S: 8	H: 0 LOB: 0 BB: 0 P: 12	R: 0 E: 0 K: 1 S: 9	H: 1 LOB: 1 BB: 1 P: 15	R: 1 E: 0 K: 0 S: 7	H: 0 LOB: 0 BB: 1 P: 14	R: 0 E: 0 K: 0 S: 6	H: 1 LOB: 2 BB: 1 P: 13	R: 0 E: 0 K: 0 S: 5	H: 0 LOB: 0 BB: 0 P: 6	R: 0 E: 0 K: 2 S: 10	H: 0 LOB: 1 BB: 1 P: 15	R: 0 E: 0 K: 1 S: 5	H: 0 LOB: 0 BB: 0 P: 8	R: 0 E: 0 K: 0 S: 9	H: 0 LOB: 0 BB: 1 P: 13	R: 1 E: 0 K: 0 S: 10	H: 3 LOB: 2 BB: 2 P: 24	1B: 5 2B: 0 3B: 0 HR: 0	SF: 0 SAC: 1 DP: 3 HBP: 0	WP: 0 PB: 1 SB: 0 CS: 0	PA: 35
PITCHER	IP	WLS	BF	H	R	ER	SO	BB	IBB	HBP	BLK	WP	HR	S	P	ERA	WHIP					
34 Kerry Wood, R (1, 1) ERA: 3.57	8.1	L	33	5	2	2	6	6	0	0	0	0	0	66	111	2.16	1.320					
Felix Heredia, L (9, 1) ERA: 4.98	0.0		1	0	0	0	0	1	0	0	0	0	0	4		∞	∞					
Courtney Duncan, R (9, 1) ERA: 2.97	0.2		1	0	0	0	0	0	0	0	0	0	0	3	5	0.00	0.000					

Milwaukee Brewers @ Chicago Cubs
Wrigley Field, Chicago, IL
Fri Jun 22 2001, 2:20 PM CDT
Att. 39,703 - Sunny - 77 F

livebaseballscorecards.com

AB	27
R	2
H	5
RBI	2
BB	7
SO	6
LOB	15



Batter	1	2	3	4	5	6	7	8	9	AB	R	H	RBI	BB	SO	LOB
Eric Young Sr., R OBP: 0.323, SLG: 0.400 (1, 4)	2-1 G5-3 1B		0-0 SH5-3 1-2		0-1 CS 1B 2-H		0-0 G6-3 1-2f		1-1 G6-3	4	0	2	1	0	0	3
Todd Dunwoody, L OBP: 0.261, SLG: 0.364 (1, 7)	1-3 K		2-0 G3-1 2-3		0-2 F8 1-2			4-2 F7 1B BB		3	0	0	0	1	1	3
Sammy Sosa, R OBP: 0.428, SLG: 0.661 (1, 9)	2-0 G5-3 1-2		1-3 K			1-0 G5-3		0-1 1B		4	0	1	0	0	1	2
Matt Stairs, L OBP: 0.389, SLG: 0.468 (1, 3)	4-0 IBB			4-2 G4-3 BB		1-0 E5 G1-3		0-1 F7 2-3		2	0	0	0	2	0	2
Ron Coomer, R OBP: 0.325, SLG: 0.340 (1, 5)	1-3 K			0-0 G4-3 1-2		2-1 G1-3 1-2		1-0 F8		4	0	0	0	0	1	6
Ricky Gutierrez, R OBP: 0.358, SLG: 0.444 (1, 6)		2-3 K		0-1 G6-3		1-1 G5-3		2-2 G1-4-3		4	0	0	0	0	1	4
Gary Matthews, S OBP: 0.328, SLG: 0.378 (1, 8)		1-2 G4-3		0-0 F8			2-2 34 E G6-3 1B		2-3 K	4	0	1	0	0	1	1
Joe Girardi, R OBP: 0.296, SLG: 0.317 (1, 2)		2-3 K		0-1 34 SH3-4 1B		0-0 G6-3 1-2		4-2 G5-3 BB		3	1	1	0	1	1	1
34 Kerry Wood, R OBP: 0.233, SLG: 0.241 (1, 1)			4-2 G3-1 SH5-3 BB		1-1 SH3-4 1-2		0-0 E5 G6-3 2-3		1-0 G5-3	1	0	0	0	1	0	1
Felix Heredia, L (9, 1)										0	0	0	0	0	0	0
Courtney Duncan, L (9, 1)										0	0	0	0	0	0	0
Rondell White, R OBP: 0.365, SLG: 0.543 (9, PH)									1-2 G5-3	1	0	0	0	0	0	1

Inning Stats	R: 0	H: 1	E: 0	LOB: 2	K: 2	P: 11	R: 0	H: 0	E: 0	LOB: 0	K: 2	P: 9	R: 0	H: 0	E: 0	LOB: 1	K: 1	P: 14	R: 0	H: 0	E: 0	LOB: 1	K: 0	P: 11	R: 1	H: 2	E: 0	LOB: 0	K: 0	P: 10	R: 0	H: 0	E: 1	LOB: 1	K: 0	P: 11	R: 0	H: 1	E: 1	LOB: 1	K: 0	P: 10	R: 0	H: 1	E: 0	LOB: 2	K: 0	P: 19	R: 0	H: 0	E: 0	LOB: 1	K: 1	P: 18	1B: 5	SF: 0	2B: 0	SAC: 2	3B: 0	DP: 1	HR: 0	HBP: 0	WP: 0	PA: 37
--------------	------	------	------	--------	------	-------	------	------	------	--------	------	------	------	------	------	--------	------	-------	------	------	------	--------	------	-------	------	------	------	--------	------	-------	------	------	------	--------	------	-------	------	------	------	--------	------	-------	------	------	------	--------	------	-------	------	------	------	--------	------	-------	-------	-------	-------	--------	-------	-------	-------	--------	-------	--------

PITCHER	IP	WLS	BF	H	R	ER	SO	BB	IBB	HBP	BLK	WP	HR	S	P	ERA	WHIP
Jimmy Haynes, R ERA: 4.23 (1, 1)	7.0		28	4	1	1	5	2	1	0	0	0	0	57	91	1.29	0.857
Chad Fox, R ERA: 1.95 (8, 1)	0.1		3	1	0	0	0	1	0	0	0	0	0	8	12	0.00	6.000
David Weathers, R ERA: 2.09 (8, 1)	0.2	W	2	0	0	0	0	0	0	0	0	0	0	4	7	0.00	0.000
Curt Leskanic, R ERA: 3.94 (9, 1)	1.0	S	4	0	0	0	1	1	0	0	0	0	0	10	18	0.00	1.000

BOTTOM

Milwaukee Brewers @ Chicago Cubs
Wrigley Field, Chicago, IL
Fri Jun 22 2001, 2:20 PM CDT
Att: 39,703 - Sunny - 77 F

livebaseballscorecards.com

AB	30
R	1
H	5
RBI	1
BB	5
SO	6
LOB	24



Batter	1	2	3	4	5	6	7	8	9	AB R H RBI BB SO LOB	TOP											
Alex Sanchez, L (1, 7) OBP: 0.261, SLG: 0.238	0-0 L6	3-2 G3-1		0-0 FC6-4			1-0 1B			4 0 1 0 0 0 3												
Mark Loretta, R (1, 4) OBP: 0.347, SLG: 0.315	1-2 1B HR 1B		0-1 E5		2-2 F9		0-2 L8			4 1 1 0 0 0 1												
Devon White, S (1, 8) OBP: 0.374, SLG: 0.526	1-2 1B HR 1B		3-3 K		0-1 F9		0-2 G4-3			4 1 1 0 0 1 2												
Jeremy Burnitz, L (1, 9) OBP: 0.382, SLG: 0.559	0-0 P6		1-0 G1-3		3-3 K			0-3 K		4 0 0 0 0 2 2												
Richie Sexson, R (1, 3) OBP: 0.317, SLG: 0.486	3-2 1B HR			0-0 1B 1B		3-2 G1-3		2-3 K		4 2 2 3 0 1 0												
Tyler Houston, L (1, 5) OBP: 0.375, SLG: 0.538	1-3 K			2-3 K		0-1 P7		0-3 K		4 0 0 0 0 3 1												
José Hernández, R (1, 6) OBP: 0.316, SLG: 0.465				2-0 1B 1B		0-0 2B		3-2 CS 1B		3 0 3 0 1 0 0												
Henry Blanco, R (1, 2) OBP: 0.274, SLG: 0.298				0-0 P3		1-0 P4		0-0 F7		4 0 0 0 0 0 5												
Jamey Wright, R (1, 1) OBP: 0.333, SLG: 0.296 Curt Leskanic, R (9, 1)				0-0 SH3-4 1B		0-0 FC6-4 1B		0-0 G6-3		3 0 1 1 0 1 1 0 0 0 0 0 0 0												
Inning Stats	R: 3 E: 0 K: 1 S: 14	H: 3 LOB: 0 BB: 0 P: 20	R: 0 E: 0 K: 0 S: 9	H: 0 LOB: 1 BB: 1 P: 17	R: 0 E: 1 K: 1 S: 7	H: 0 LOB: 0 BB: 0 P: 11	R: 1 E: 0 K: 1 S: 8	H: 3 LOB: 2 BB: 0 P: 12	R: 0 E: 0 K: 0 S: 13	H: 0 LOB: 0 BB: 0 P: 18	R: 0 E: 0 K: 0 S: 7	H: 1 LOB: 1 BB: 0 P: 11	R: 0 E: 0 K: 3 S: 9	H: 1 LOB: 1 BB: 0 P: 10	R: 0 E: 0 K: 0 S: 10	H: 0 LOB: 0 BB: 0 P: 12	R: 0 E: 0 K: 1 S: 7	H: 1 LOB: 1 BB: 0 P: 12	1B: 7 2B: 3 3B: 0 HR: 1	SF: 0 SAC: 1 DP: 2 HBP: 0	WP: 0 PB: 0 SB: 1 CS: 2	PA: 36
PITCHER	IP WLS BF H R ER SO BB IBB HBP BLK WP HR S P ERA WHIP																					
Kevin Tapani, R (1, 1) ERA: 4.75	6.0 L 26 7 4 4 4 1 0 0 0 0 0 1 58 89 6.00 1.333																					
Todd Van Poppel, R (7, 1) ERA: 3.73	1.0 4 1 0 0 0 0 0 0 0 0 0 0 9 10 0.00 1.000																					
Will Ohman, L (8, 1) ERA:	1.0 3 0 0 0 3 0 0 0 0 0 0 0 10 12 0.00 0.000																					
Courtney Duncan, R (9, 1) ERA: 2.88	1.0 3 1 0 0 1 0 0 0 0 0 0 0 7 12 0.00 1.000																					

Milwaukee Brewers @ Chicago Cubs
Wrigley Field, Chicago, IL
Sat Jun 23 2001, 3:05 PM CDT
Att. 40,460 - Sunny - 67 F

livebaseballscorecards.com

AB 34
R 4
H 9
RBI 4
BB 1
SO 8
LOB 15



Batter	1	2	3	4	5	6	7	8	9	AB	R	H	RBI	BB	SO	LOB
Eric Young Sr., R OBP: 0.319, SLG: 0.394 (1, 4)	0-1 G4-3		2-1 G3			2-1 F9		1-1 G5-3		4	0	0	0	0	0	0
Ricky Gutierrez, R OBP: 0.360, SLG: 0.443 (1, 6)	3-2 1B		1-1 G1-3			0-0 G6-3		4-2 G4-3 BB		3	0	1	0	1	0	0
Sammy Sosa, R OBP: 0.425, SLG: 0.659 (1, 9)	1-0 L9				0-1 G5-3		1-2 2B	0-0 G4-3		4	0	1	0	0	0	2
Matt Stairs, L OBP: 0.392, SLG: 0.465 (1, 3)	3-2 P6				2-0 F9		1-1 1B 1B	4-2 G6-4-3 BB		3	0	1	0	1	0	1
Rondell White, R OBP: 0.363, SLG: 0.538 (1, 7)		1-1 G5-3			2-2 G1-3		0-1 1B	0-1 G6-4-3		4	0	1	0	0	0	2
Miguel Cairo, R OBP: 0.403, SLG: 0.367 (1, 5)		2-2 G6-3			1-1 G5-3		2-2 F3			3	0	0	0	0	0	2
Gary Matthews, S OBP: 0.333, SLG: 0.379 (1, 8)		3-2 1B			4-2 G6-4-3 BB		3-1 G1-3			2	0	1	0	1	0	2
Robert Machado, R (1, 2)		3-3 K			1-0 G6-4-3		2-2 G5-3			3	0	0	0	0	1	2
Kevin Tapani, R OBP: 0.190, SLG: 0.150 (6, PH) Augie Ojeda, S OBP: 0.247, SLG: 0.267 (7, 1) Todd Van Poppel, R OBP: 0.250, SLG: 0.250 (8, 1) Will Ohman, L OBP: 0.250, SLG: 0.356 (8, PH) Todd Dunwoody, L OBP: 0.250, SLG: 0.356 (9, 1)			1-1 G4-3			2-3 K		1-0 G6-3		1	0	0	0	0	0	0

Inning Stats	R: 0	H: 1	E: 0	LOB: 1	K: 0	S: 11	R: 0	H: 1	E: 0	LOB: 1	K: 1	S: 11	R: 0	H: 0	E: 0	LOB: 0	K: 0	S: 6	R: 0	H: 0	E: 0	LOB: 0	K: 0	S: 6	R: 0	H: 0	E: 0	LOB: 0	K: 1	S: 7	R: 0	H: 3	E: 0	LOB: 2	K: 0	S: 13	R: 0	H: 0	E: 0	LOB: 0	K: 0	S: 6	R: 0	H: 0	E: 0	LOB: 1	K: 0	S: 8	1B: 4	SF: 0	2B: 1	SAC: 0	3B: 0	DP: 2	HR: 0	HBP: 0	WP: 0	PA: 32
--------------	------	------	------	--------	------	-------	------	------	------	--------	------	-------	------	------	------	--------	------	------	------	------	------	--------	------	------	------	------	------	--------	------	------	------	------	------	--------	------	-------	------	------	------	--------	------	------	------	------	------	--------	------	------	-------	-------	-------	--------	-------	-------	-------	--------	-------	--------

PITCHER	IP	WLS	BF	H	R	ER	SO	BB	IBB	HBP	BLK	WP	HR	S	P	ERA	WHIP
Jamey Wright, R ERA: 3.81 (1, 1)	8.0	W	29	5	0	0	2	2	0	0	0	0	0	69	118	0.00	0.875
Curt Leskanic, R ERA: 3.82 (9, 1)	1.0		3	0	0	0	0	1	0	0	0	0	0	5	9	0.00	1.000

BOTTOM

Milwaukee Brewers @ Chicago Cubs
Wrigley Field, Chicago, IL
Sat Jun 23 2001, 3:05 PM CDT
Att: 40,460 - Sunny - 67 F

livebaseballscorecards.com

AB	29
R	0
H	5
RBI	0
BB	3
SO	2
LOB	11



Batter	1	2	3	4	5	6	7	8	9	AB R H RBI BB SO LOB	TOP											
Devon White, S (1, 8) OBP: 0.369, SLG: 0.522	1-0 G5-3	0-2 FC6-4			1-1 L6		1-1 L7		3-1 2B	5 0 1 0 0 0 1												
Mark Loretta, R (1, 4) OBP: 0.349, SLG: 0.313	0-1 1B HR 1B		4-1 BB		0-0 F8		2-1 F9		0-2 G6-3	4 1 1 0 1 0 1												
Geoff Jenkins, L (1, 7) OBP: 0.370, SLG: 0.532	2-2 1B HR 1B		1-2 F7		4-0 BB BB		0-3 K		3-3 K	4 1 1 0 1 2 2												
Jeremy Burnitz, L (1, 9) OBP: 0.390, SLG: 0.573	0-0 HR 1-H 2-H		2-3 K		4-2 BB 1-2		0-1 HR 1B		4-0 IBB	3 2 2 3 2 1 1												
Richie Sexson, R (1, 3) OBP: 0.311, SLG: 0.477	1-1 G4-3		2-3 K		0-2 F9		1-3 K		0-3 K	5 0 0 0 0 3 6												
Tyler Houston, L (1, 5) OBP: 0.372, SLG: 0.549	2-3 K		1-3 K		2-3 K		1-0 HR 1-H			4 1 1 2 0 3 0												
José Hernández, R (1, 6) OBP: 0.315, SLG: 0.473		1-3 K		2-2 HR		1-1 F9		0-1 F7		4 1 1 1 0 1 0												
Raul Casanova, S (1, 2) OBP: 0.310, SLG: 0.500		1-3 K		3-2 F9		4-1 BB		2-2 1B		3 0 1 0 1 1 0												
15 Ben Sheets, R (1, 1) OBP: 0.154, SLG: 0.043 Mike DeJean, R (6, 1) Angel Echevarria, R (8, PH) OBP: 0.294, SLG: 0.489 David Weathers, R (8, 1) Curt Leskanic, R (9, 1)		4-2 FC6-4 BB		2-3 K		0-1 B1-3		1-2 L4		2 0 0 0 1 1 1 0 0 0 0 0 0 0 1 0 0 0 0 0 1 0 0 0 0 0 0 0 0 0 0 0 0 0 0												
Inning Stats	R: 3 E: 0 K: 1 S: 14	H: 3 LOB: 0 BB: 0 P: 20	R: 0 E: 0 K: 2 S: 13	H: 0 LOB: 1 BB: 1 P: 19	R: 0 E: 0 K: 2 S: 12	H: 0 LOB: 1 BB: 1 P: 21	R: 1 E: 0 K: 2 S: 14	H: 1 LOB: 0 BB: 0 P: 22	R: 0 E: 0 K: 0 S: 8	H: 0 LOB: 2 BB: 2 P: 17	R: 0 E: 0 K: 1 S: 9	H: 0 LOB: 1 BB: 1 P: 16	R: 0 E: 0 K: 1 S: 8	H: 0 LOB: 0 BB: 0 P: 11	R: 2 E: 0 K: 1 S: 16	H: 3 LOB: 1 BB: 0 P: 21	R: 0 E: 0 K: 2 S: 11	H: 1 LOB: 2 BB: 1 P: 21	1B: 4 2B: 1 3B: 0 HR: 3	SF: 0 SAC: 0 DP: 0 HBP: 0	WP: 0 PB: 0 SB: 0 CS: 0	PA: 41
PITCHER	IP WLS BF H R ER SO BB IBB HBP BLK WP HR S P ERA WHIP																					
Jason Bere, R (1, 1) ERA: 4.81	6.0 L 27 4 4 4 8 5 0 0 0 0 0 2 70 115 6.00 1.500																					
Will Ohman, L (7, 1) ERA:	1.0 3 0 0 0 1 0 0 0 0 0 0 0 8 11 0.00 0.000																					
Jeff Fassero, L (8, 1) ERA: 2.91	1.0 6 3 2 2 1 0 0 0 0 0 0 1 16 21 18.00 3.000																					
Kyle Farnsworth, R (9, 1) ERA: 3.12	1.0 5 1 0 0 2 0 1 0 0 0 0 0 11 21 0.00 1.000																					

Milwaukee Brewers @ Chicago Cubs
Wrigley Field, Chicago, IL
Sun Jun 24 2001, 1:20 PM CDT
Att. 38,501 - Sunny - 73 F

livebaseballscorecards.com

AB 35
R 6
H 8
RBI 6
BB 6
SO 12
LOB 13



Batter	1	2	3	4	5	6	7	8	9	AB R H RBI BB SO LOB	TOP	
James Mouton, R (1, 8) OBP: 0.313, SLG: 0.370 Tyler Houston, L (9, PH) OBP: 0.370, SLG: 0.545	1-2 G6-3		0-2 CS 1B	1-0 2-H 1B		0-0 G1-3			2-1 G4-3	4 0 2 1 0 0 0 1 0 0 0 0 0 0		
Mark Loretta, R (1, 5) OBP: 0.344, SLG: 0.308	1-1 L5		3-2 SAFE BB 1B	2-1 L4		3-1 G6-3			2-2 G5-3	5 0 1 0 0 0 1		
Geoff Jenkins, L (1, 7) OBP: 0.377, SLG: 0.532	2-1 HR HBP		4-2 BB 1B		0-0 F8 1B			0-1 F7		2 1 1 0 1 0 0		
Richie Sexson, R (1, 3) OBP: 0.317, SLG: 0.491	1-2 1-H HR		4-1 BB		0-0 HBP 1B			1-3 K		3 1 2 2 1 1 0		
Jeremy Burnitz, L (1, 9) OBP: 0.384, SLG: 0.563	0-2 G4-3		0-1 P6		0-0 F8			2-2 G3		4 0 0 0 0 0 5		
José Hernández, R (1, 6) OBP: 0.314, SLG: 0.482			1-3 K		2-2 HR			0-0 G6-3		4 1 1 1 0 2 2		
Ronnie Belliard, R (1, 4) OBP: 0.350, SLG: 0.389			3-3 K		1-1 G6-3			1-2 G5-3		3 0 0 0 0 1 0		
Henry Blanco, R (1, 2) OBP: 0.275, SLG: 0.294 Raul Casanova, S (8, PH) OBP: 0.308, SLG: 0.495 (8, 2)			1-0 G6-3		4-0 SH3-4 1B BB			1-0 G1-3		2 1 0 0 1 0 3 1 0 0 0 0 0 0		
Allen Levrault, R (1, 1) Alex Sanchez, L (8, PH) OBP: 0.280, SLG: 0.227 Willi Cunnane, R (6, 1) Ray King, L (7, 1) Mike DeJean, R (8, 1) Devon White, S (8, PH) OBP: 0.367, SLG: 0.519			1-3 K		0-0 SH3-4			1-3 K		1 0 0 0 0 0 1 0 1 0 0 0 0 0 1 0 1 0 0 0 0 0 0 0		
Inning Stats	R: 2 H: 1 E: 0 LOB: 0 K: 0 BB: 0 S: 14 P: 19	R: 0 H: 0 E: 0 LOB: 0 K: 2 BB: 0 S: 8 P: 13	R: 0 H: 2 E: 0 LOB: 3 K: 1 BB: 2 S: 15 P: 27	R: 2 H: 2 E: 0 LOB: 1 K: 0 BB: 1 S: 10 P: 20	R: 0 H: 2 E: 0 LOB: 3 K: 1 BB: 0 S: 9 P: 13	R: 0 H: 0 E: 0 LOB: 0 K: 1 BB: 0 S: 6 P: 10	R: 0 H: 0 E: 0 LOB: 0 K: 1 BB: 0 S: 12 P: 15	R: 0 H: 0 E: 0 LOB: 0 K: 0 BB: 0 S: 7 P: 9	R: 0 H: 0 E: 0 LOB: 0 K: 0 BB: 0 S: 9 P: 15	1B: 5 SF: 0 2B: 0 SAC: 1 3B: 0 DP: 0 HR: 2 HBP: 2	WP: 0 PA: 38 PB: 0 SB: 0 CS: 1	
PITCHER	IP WLS BF H R ER SO BB IBB HBP BLK WP HR S P ERA WHIP											
Dave Williams, L (1, 1) ERA: 4.2	5.0 W 26 7 4 4 4 3 0 2 0 0 0 2 56 92 7.20 2.000											
Mike Lincoln, R (6, 1) ERA:	3.0 H 9 0 0 0 2 0 0 0 0 0 0 0 25 34 0.00 0.000											
Mike Williams, R (9, 1) ERA: 2.93	1.0 S 3 0 0 0 0 0 0 0 0 0 0 0 9 15 0.00 0.000											

Milwaukee Brewers @ Pittsburgh Pirates
PNC Park, Pittsburgh, PA
Mon Jun 25 2001, 7:05 PM EDT
Att. 22,470 - Sunny - 79 F

livebaseballscorecards.com

AB	32
R	4
H	7
RBI	4
BB	3
SO	6
LOB	11



Batter	1	2	3	4	5	6	7	8	9
Abraham Nunez, S (1, 6) OBP: 0.355, SLG: 0.374	1-1 G4-3		1-1 G6-3	1-0 F8		1-1 F7		1-3 K	
Rob Mackowiak, L (1, 4) OBP: 0.360, SLG: 0.522 Pat Meares, R (8, 4) OBP: 0.272, SLG: 0.341	2-0 2B		1-1 1B 2B		0-1 F8		1-1 G4-3	0-1 F9	
18 Jason Kendall, R (1, 2) OBP: 0.331, SLG: 0.351	0-0 P5		2-0 1B 1B		1-2 F8		2-1 FC4-6 1B		
Brian Giles, L (1, 8) OBP: 0.405, SLG: 0.637	1-2 2B		2-1 1B 1B		0-1 HR		0-0 FC4-6 S		
Aramis Ramirez, R (1, 5) OBP: 0.341, SLG: 0.489	1-2 G1-3		2-2 1B		3-1 HR		3-2 P4		
John Vander Wal, L (1, 7) OBP: 0.366, SLG: 0.489 Emil Brown, R (8, 8) OBP: 0.307, SLG: 0.333			1-1 P4		2-0 F7		1-0 S BB HBP		
Kevin Young, R (1, 3) OBP: 0.305, SLG: 0.383			0-0 F3		1-3 K		4-2 S BB		
Derek Bell, R (1, 9) OBP: 0.236, SLG: 0.231			3-1 F7		2-2 HR		2-3 K		
Dave Williams, L (1, 1) Mike Lincoln, R (6, 1) Craig Wilson, R (8, PH) Mike Williams, R (9, 1)			1-2 G4-3		1-3 K		0-0 SH3-4		

Inning Stats	R: 1 E: 0 K: 10 S: 10	H: 2 LOB: 1 BB: 0 P: 15	R: 0 E: 0 K: 1 S: 6	H: 0 LOB: 0 BB: 0 P: 12	R: 2 E: 0 K: 17 S: 17	H: 4 LOB: 2 BB: 0 P: 27	R: 1 E: 0 K: 2 S: 10	H: 1 LOB: 0 BB: 0 P: 15	R: 2 E: 0 K: 11 S: 11	H: 2 LOB: 0 BB: 0 P: 17	R: 0 E: 0 K: 1 S: 7	H: 0 LOB: 1 BB: 1 P: 14	R: 0 E: 0 K: 0 S: 8	H: 1 LOB: 1 BB: 0 P: 14	R: 0 E: 0 K: 2 S: 11	H: 0 LOB: 3 BB: 2 P: 22
--------------	--------------------------------	----------------------------------	------------------------------	----------------------------------	--------------------------------	----------------------------------	-------------------------------	----------------------------------	--------------------------------	----------------------------------	------------------------------	----------------------------------	------------------------------	----------------------------------	-------------------------------	----------------------------------


PITCHER	IP	WLS	BF	H	R	ER	SO	BB	IBB	HBP	BLK	WP	HR	S	P	ERA	WHIP
Allen Levrault, R (1, 1) ERA: 4.66	5.0	L	24	9	6	6	3	0	0	0	0	0	3	54	86	10.80	1.800
Will Cunnane, R (6, 1) ERA: 7.09	1.1		6	1	0	0	1	1	0	0	0	0	0	11	21	0.00	1.500
Ray King, L (7, 1) ERA: 3.08	0.2		2	0	0	0	0	0	0	0	0	0	0	4	7	0.00	0.000
Mike DeJean, R (8, 1) ERA: 1.59	1.0		6	0	0	0	2	1	1	1	0	0	0	11	22	0.00	1.000

BOTTOM

Milwaukee Brewers @ Pittsburgh Pirates
PNC Park, Pittsburgh, PA
 Mon Jun 25 2001, 7:05 PM EDT
 Att. 22,470 - Sunny - 79 F

AB	R	H	RBI	BB	SO	LOB
5	0	0	0	0	1	4
4	2	2	0	0	0	0
1	0	0	0	0	0	3
4	1	2	1	0	0	1
4	1	3	2	0	0	1
4	1	2	2	0	0	2
3	0	0	0	0	1	2
0	0	0	0	0	0	0
3	0	0	0	1	2	0
3	1	1	1	1	1	2
2	0	0	0	0	1	0
0	0	0	0	0	0	0
0	0	0	0	1	0	0
0	0	0	0	0	0	0

AB	33
R	6
H	10
RBI	6
BB	3
SO	6
LOB	15



WP	PA
0	38
0	0
3	0
0	0

Batter	1	2	3	4	5	6	7	8	9	10	11	12	AB	R	H	RBI	BB	SO	LOB
Abraham Nunez, S OBP: 0.340, SLG: 0.357	G4-3		K	G4-3		F7		G3-1		G3-1			6	0	0	1	0	1	8
Pat Meares, R OBP: 0.264, SLG: 0.330	G6-3		F3	L4		L4		G6-3			G3-1		6	0	0	0	0	0	6
18 Jason Kendall, R OBP: 0.328, SLG: 0.347	P6			F8	2B			G6-3		L7		F7	6	0	1	0	0	0	0
Brian Giles, L OBP: 0.403, SLG: 0.631		P4		F8	1B		F7		F8			HR	6	2	2	0	0	0	1
Aramis Ramirez, R OBP: 0.348, SLG: 0.505		G4-3		BB	1B					F9			5	2	3	2	1	0	0
Omar Olivares, R OBP: 0.217, SLG: 0.304				2B	1B							HR	0	0	0	0	0	0	0
John Vander Wal, L OBP: 0.365, SLG: 0.464													2	1	0	0	0	2	0
Josias Manzanillo, R OBP: 0.388, SLG: 0.595													0	0	0	0	0	0	0
Craig Wilson, R OBP: 0.276, SLG: 0.320													0	0	0	0	0	0	0
Mike Williams, R OBP: 0.276, SLG: 0.320													0	0	0	0	0	0	0
Keith Osik, R OBP: 0.276, SLG: 0.320													1	0	0	0	0	0	0
Kevin Young, R OBP: 0.314, SLG: 0.398			SH	S				G3-1		G5-3			5	2	3	3	1	1	3
Derek Bell, R OBP: 0.242, SLG: 0.226			BB	G4-3	2B			SH1-4					3	0	0	0	2	1	5
Jimmy Anderson, L OBP: 0.179, SLG: 0.120													0	0	0	0	1	0	0
Emil Brown, R OBP: 0.304, SLG: 0.331			SH	G4-3									1	0	0	0	0	1	0
Scott Sauerbeck, R OBP: 0.385, SLG: 0.529													0	0	0	0	0	0	0
Rob Mackowiak, L OBP: 0.385, SLG: 0.529													1	0	1	1	2	0	0

Inning Stats	R: 0	H: 0	E: 0	K: 0	S: 7	R: 0	H: 0	E: 0	K: 0	S: 7	R: 0	H: 0	E: 1	K: 1	S: 8	R: 4	H: 3	E: 0	K: 0	S: 15	R: 0	H: 2	E: 0	K: 2	S: 10	R: 0	H: 0	E: 0	K: 1	S: 7	R: 0	H: 0	E: 0	K: 0	S: 5	R: 0	H: 1	E: 0	K: 0	S: 5	R: 0	H: 0	E: 0	K: 0	S: 8	R: 2	H: 2	E: 0	K: 0	S: 11	R: 1	H: 2	E: 0	K: 0	S: 6
	0	0	0	7	13	0	0	0	0	7	0	0	1	1	8	4	3	0	0	15	0	2	0	2	10	0	0	0	0	7	0	0	0	5	0	0	1	0	5	0	0	0	8	2	2	0	0	11	1	2	0	0	6		

PITCHER	IP	WLS	BF	H	R	ER	SO	BB	IBB	HBP	BLK	WP	HR	S	P	ERA	WHIP
Paul Rigdon, R ERA: 5.52	4.0		20	3	4	4	1	4	0	0	0	0	0	37	74	9.00	1.750
47 Mike Buddie, R ERA:	2.0		9	2	0	0	3	0	1	0	0	0	0	17	31	0.00	1.000
David Weathers, R ERA: 1.94	2.0		9	1	0	0	0	1	1	0	0	0	0	12	25	0.00	1.000
Curt Leskanic, R ERA: 3.5	2.0		8	0	0	0	0	1	1	0	0	1	0	13	29	0.00	0.500
Ray King, L ERA: 3.9	1.1	L	8	4	3	3	0	0	0	0	0	0	1	17	24	20.25	3.000

AB R H RBI BB SO LOB

Milwaukee Brewers @ Pittsburgh Pirates
PNC Park, Pittsburgh, PA
Tue Jun 26 2001, 7:05 PM EDT
Att: 24,120 - Sunny - 81 F

AB	43
R	7
H	10
RBI	7
BB	9
SO	4
LOB	24



WP: 1	PA: 54
PB: 0	
SB: 1	
CS: 0	

Batter	1	2	3	4	5	6	7	8	9	AB R H RBI BB SO LOB	TOP											
Devon White, S (1, 8) OBP: 0.360, SLG: 0.518	1-1 G2-3		1-3 K		0-1 SH1-3		3-3 K			3 0 0 0 0 2 1												
Mark Loretta, R (1, 4) OBP: 0.321, SLG: 0.289	0-0 F9		0-1 L6		3-2 SF8			1-1 G3		3 0 0 1 0 0 0												
Geoff Jenkins, L (1, 7) OBP: 0.382, SLG: 0.528	2-0 WP 1B			0-2 L4	1-3 K			0-0 P3		4 0 1 0 0 1 1												
Jeremy Burnitz, L (1, 9) OBP: 0.382, SLG: 0.555	2-2 G6-3			4-0 G4-3 1B BB		1-1 G3-1		1-3 K		3 1 0 0 1 1 1												
Richie Sexson, R (1, 3) OBP: 0.317, SLG: 0.485		0-0 F8		1-2 G4-3		0-3 K		1-1 G4-3		4 0 0 0 0 1 1												
Tyler Houston, L (1, 5) OBP: 0.372, SLG: 0.555		4-2 BB		1-0 FC5-4 1B		2-3 K		0-0 G4-3		3 0 1 1 1 1 0												
José Hernández, R (1, 6) OBP: 0.314, SLG: 0.482		3-3 K		3-1 FC5-4		0-1 F9		3-2 G4-3		4 0 0 0 0 1 2												
Raul Casanova, S (1, 2) OBP: 0.322, SLG: 0.500		3-2 G4-3			0-0 SH1-3 BLK SF8 1B		0-0 1B			3 1 2 0 0 0 1												
Jimmy Haynes, R (1, 1) OBP: 0.219, SLG: 0.200			0-0 F7		4-0 SF8 SH1-3 BB		0-1 F8			1 0 0 0 1 0 0												
Mike DeJean, R (6, 1)										0 0 0 0 0 0 0												
Luis Lopez, S (7, PH) OBP: 0.243, SLG: 0.288										1 0 0 0 0 0 1												
Chad Fox, R (7, 1)										0 0 0 0 0 0 0												
Will Cunnane, R (8, 1)										0 0 0 0 0 0 0												
Inning Stats	R: 0 E: 0 K: 0 S: 8	H: 1 LOB: 1 BB: 0 P: 13	R: 0 E: 0 K: 1 S: 13	H: 0 LOB: 1 BB: 1 P: 23	R: 0 E: 0 K: 1 S: 6	H: 0 LOB: 0 BB: 0 P: 7	R: 1 E: 0 K: 0 S: 11	H: 1 LOB: 1 BB: 1 P: 20	R: 1 E: 0 K: 1 S: 9	H: 1 LOB: 1 BB: 1 P: 17	R: 0 E: 0 K: 2 S: 8	H: 0 LOB: 0 BB: 0 P: 11	R: 0 E: 0 K: 1 S: 10	H: 1 LOB: 1 BB: 0 P: 13	R: 0 E: 0 K: 1 S: 7	H: 0 LOB: 0 BB: 0 P: 9	R: 0 E: 0 K: 0 S: 7	H: 0 LOB: 0 BB: 0 P: 11	1B: 4 2B: 0 3B: 0 HR: 0	SF: 1 SAC: 1 DP: 0 HBP: 0	WP: 1 PB: 0 SB: 0 CS: 0	PA: 34
PITCHER Jason Schmidt, R (1, 1) ERA: 5.88	IP 9.0	WLS W	BF 34	H 4	R 2	ER 2	SO 7	BB 3	IBB 0	HBP 0	BLK 1	WP 1	HR 0	S 79	P 124	ERA 2.00	WHIP 0.778					
PITCHER	IP	WLS	BF	H	R	ER	SO	BB	IBB	HBP	BLK	WP	HR	S	P	ERA	WHIP					

Milwaukee Brewers @ Pittsburgh Pirates
PNC Park, Pittsburgh, PA
Wed Jun 27 2001, 7:05 PM EDT
Att. 25,756 - Sunny - 87 F

livebaseballscorecards.com

AB	29
R	2
H	4
RBI	2
BB	3
SO	7
LOB	8



Batter	1	2	3	4	5	6	7	8	9	AB	R	H	RBI	BB	SO	LOB
Abraham Nunez, S OBP: 0.329, SLG: 0.343 (1, 6)	1-0 G6-3	3-2 G4-3		0-0 B3		2-2 G1-3		1-3 K		5	0	0	0	0	1	3
Rob Mackowiak, L OBP: 0.390, SLG: 0.527 Luis Figueroa, S (8, 4)	2-2 G1-3		0-1 18 CS 1B		1-1 BB 1B	0-3 K				4	1	2	0	0	1	0
18 Jason Kendall, R OBP: 0.330, SLG: 0.349 (1, 2)	1-1 BB 1B		2-2 1-2 1B		2-3 K	3-1 F8				4	1	2	0	0	1	1
Brian Giles, L OBP: 0.404, SLG: 0.626 (8, 7)	4-0 1B BB		2-2 F7		4-2 1B SF8 BB		0-0 F7			2	1	0	0	2	0	1
Aramis Ramirez, R OBP: 0.350, SLG: 0.505 (1, 5)	0-2 1-3 2-H 1B		1-1 P4		3-1 1-3 2-H 1B		0-3 K			4	0	2	2	0	1	1
John Vander Wal, L OBP: 0.363, SLG: 0.478 Emil Brown, R OBP: 0.304, SLG: 0.331 (8, 8)	3-2 G4-3			1-2 G3		2-2 SF8		1-3 K		3	0	0	1	0	1	2
Kevin Young, R OBP: 0.318, SLG: 0.402 (1, 3)		2-1 WP G6-3 2B		4-0 1B BB		1-1 F8		0-0 G5-3		3	1	1	0	1	0	1
Derek Bell, R OBP: 0.255, SLG: 0.257 (1, 9)		2-2 G6-3		1-2 SH3-4 1B		0-2 HR		4-2 SH1-4 BB		3	1	2	2	1	0	0
Jason Schmidt, R OBP: 0.231, SLG: 0.462 (1, 1)		1-1 F9		0-0 SH3-4		0-0 HR		0-0 SH1-4		2	1	1	1	0	0	0

Inning Stats	R: 1	H: 2	E: 0	K: 0	S: 18	H: 2	LOB: 2	BB: 1	P: 29	R: 0	H: 2	E: 0	K: 0	S: 11	H: 1	LOB: 1	BB: 0	P: 16	R: 0	H: 1	E: 0	K: 0	S: 8	H: 2	LOB: 2	BB: 1	P: 14	R: 2	H: 2	E: 0	K: 1	S: 15	H: 2	LOB: 0	BB: 0	P: 17	R: 0	H: 0	E: 0	K: 2	S: 7	H: 0	LOB: 1	BB: 1	P: 12	R: 0	H: 0	E: 0	K: 1	S: 7	1B: 7	SF: 1	2B: 1	SAC: 2	3B: 0	DP: 0	HR: 2	HBP: 0
--------------	------	------	------	------	-------	------	--------	-------	-------	------	------	------	------	-------	------	--------	-------	-------	------	------	------	------	------	------	--------	-------	-------	------	------	------	------	-------	------	--------	-------	-------	------	------	------	------	------	------	--------	-------	-------	------	------	------	------	------	-------	-------	-------	--------	-------	-------	-------	--------

PITCHER	IP	WLS	BF	H	R	ER	SO	BB	IBB	HBP	BLK	WP	HR	S	P	ERA	WHIP
Jimmy Haynes, R ERA: 4.54 (1, 1)	5.0	L	27	10	6	6	1	3	0	0	0	1	2	66	109	10.80	2.600
Mike DeJean, R ERA: 1.55 (6, 1)	1.0		3	0	0	0	1	0	0	0	0	0	0	8	13	0.00	0.000
Chad Fox, R ERA: 1.88 (7, 1)	1.0		3	0	0	0	2	0	0	0	0	0	0	7	8	0.00	0.000
Will Cunnane, R ERA: 6.88 (8, 1)	1.0		4	0	0	0	1	1	0	0	0	0	0	7	12	0.00	1.000

BOTTOM

Milwaukee Brewers @ Pittsburgh Pirates
PNC Park, Pittsburgh, PA
Wed Jun 27 2001, 7:05 PM EDT
Att: 25,756 - Sunny - 87 F

AB	30
R	6
H	10
RBI	6
BB	4
SO	5
LOB	9

livebaseballscores.com



WP	HR	S	P	ERA	WHIP
1	2	66	109	10.80	2.600
0	0	8	13	0.00	0.000
0	0	7	8	0.00	0.000
0	0	7	12	0.00	1.000

Batter	1	2	3	4	5	6	7	8	9	AB R H RBI BB SO LOB	TOP											
James Mouton, R (1, 8) OBP: 0.302, SLG: 0.340	2-3 K			0-2 G6-3		1-0 F7		3-1 HBP		3 0 0 0 0 1 0												
Ronnie Belliard, R (1, 4) OBP: 0.348, SLG: 0.393	1-1 G6-3			1-0 G4-3 2B		0-1 2B		1-2 G6-3		4 0 2 0 0 0 2												
Geoff Jenkins, L (1, 7) OBP: 0.376, SLG: 0.519	0-2 G4-3			1-0 G4-3 2-3		0-0 F8		1-3 K		4 0 0 0 0 1 2												
Jeremy Burnitz, L (1, 9) OBP: 0.377, SLG: 0.547		0-3 K		3-1 G4-3		2-3 K		1-0 G3		4 0 0 0 0 2 1												
Richie Sexson, R (1, 3) OBP: 0.319, SLG: 0.489		0-0 G1-3			1-2 WP 1B		3-2 F7		1-1 1B 2B	4 0 2 0 0 0 0												
Tyler Houston, L (1, 5) OBP: 0.370, SLG: 0.546 Will Cunnane, R (9, PR)		1-0 F7			1-3 K		3-2 F7		4-0 1B BB	3 0 0 0 1 1 1 0 0 0 0 0 0 0												
José Hernández, R (1, 6) OBP: 0.317, SLG: 0.487			2-1 G5-3		1-2 F9			0-0 G3-1 2B	2-2 1B 2-3	4 0 2 0 0 0 1												
Raul Casanova, S (1, 2) OBP: 0.312, SLG: 0.482			2-2 F7		1-0 F7			0-0 G5-3	3-3 K	4 0 0 0 0 1 5												
Jamey Wright, R (1, 1) OBP: 0.313, SLG: 0.276 Ray King, L (7, 1) Luis Lopez, S (8, PH) OBP: 0.239, SLG: 0.284 Chad Fox, R (8, 1)			1-2 G1-3			3-2 G4-3		1-1 G3-1 2-3		2 0 0 0 0 0 0 0 0 0 0 0 0 0 1 0 0 0 0 0 1 0 0 0 0 0 0 0												
Inning Stats	R: 0 E: 0 K: 1 S: 8	H: 0 LOB: 0 BB: 0 P: 11	R: 0 E: 0 K: 1 S: 6	H: 0 LOB: 0 BB: 0 P: 7	R: 0 E: 0 K: 0 S: 8	H: 0 LOB: 0 BB: 0 P: 13	R: 0 E: 0 K: 0 S: 7	H: 1 LOB: 1 BB: 0 P: 12	R: 0 E: 0 K: 1 S: 12	H: 1 LOB: 1 BB: 0 P: 16	R: 0 E: 0 K: 0 S: 8	H: 1 LOB: 1 BB: 0 P: 12	R: 0 E: 0 K: 1 S: 9	H: 0 LOB: 0 BB: 0 P: 17	R: 0 E: 0 K: 0 S: 8	H: 1 LOB: 2 BB: 0 P: 13	R: 0 E: 0 K: 2 S: 13	H: 2 LOB: 3 BB: 1 P: 25	1B: 2 2B: 4 3B: 0 HR: 0	SF: 0 SAC: 0 DP: 0 HBP: 1	WP: 1 PB: 0 SB: 0 CS: 0	PA: 35
PITCHER	IP WLS BF H R ER SO BB IBB HBP BLK WP HR S P ERA WHIP																					
Todd Ritchie, R (1, 1) ERA: 4.07	7.0 W 24 3 0 0 4 0 0 0 0 1 0 58 88 0.00 0.429																					
Mike Lincoln, R (8, 1) ERA:	1.0 H 5 1 0 0 0 0 0 0 1 0 0 0 8 13 0.00 1.000																					
Mike Williams, R (9, 1) ERA: 3.31	1.0 S 6 2 0 0 0 2 1 0 0 0 0 0 13 25 0.00 3.000																					

Milwaukee Brewers @ Pittsburgh Pirates
PNC Park, Pittsburgh, PA
Thu Jun 28 2001, 1:35 PM EDT
Att. 36,390 - Sunny - 89 F

AB	33
R	0
H	6
RBI	0
BB	1
SO	6
LOB	13



Batter	1	2	3	4	5	6	7	8	9
Abraham Nunez, S OBP: 0.333, SLG: 0.348 (1, 6)	1-1 G5-4-3 1B		2-1 G4-3 1B		1-0 G3		0-2 F8		
Rob Mackowiak, L OBP: 0.395, SLG: 0.513 Luis Figueroa, S (1, 4) (8, 4)	1-3 K		0-0 G4-3		2-1 18 2B HBP		4-2 18 CS BB		
18 Jason Kendall, R OBP: 0.335, SLG: 0.353 (1, 2)	2-1 G5-4-3 1-2f		3-2 HBP		1-2 2B		4-1 BB		
Brian Giles, L OBP: 0.402, SLG: 0.621 (1, 8) (9, 7)		2-2 G4-3	1-0 F8		1-2 F8 HBP 1B		0-1 G6-3		
Aramis Ramirez, R OBP: 0.352, SLG: 0.504 (1, 5)		2-2 S 2B 1B		1-0 F9		1-0 IBB HBP		2-1 F8	
John Vander Wal, L OBP: 0.361, SLG: 0.478 Mike Williams, R (1, 7) (9, 1)		2-2 S FC1-5 2B		2-1 G3-1		3-2 F8		2-3 K	
Kevin Young, R OBP: 0.321, SLG: 0.401 (1, 3)		4-0 FC1-5 S 2-1 BB		0-0 1B		2-1 P4		3-3 K	
Derek Bell, R OBP: 0.256, SLG: 0.254 (1, 9)		3-2 FC1-5		0-0 F9		4-0 IBB			
Todd Ritchie, R OBP: 0.219, SLG: 0.233 Mike Lincoln, R Emil Brown, R OBP: 0.304, SLG: 0.331 (1, 1) (8, 1) (9, 8)		2-2 2-1 3-H	2-2 F9		0-0 G4-3		1-3 K		

Inning Stats	R: 0	H: 1	E: 0	K: 1	S: 8	LOB: 0	BB: 0	P: 12
	R: 1	H: 2	E: 0	K: 0	S: 16	LOB: 2	BB: 1	P: 31
	R: 0	H: 1	E: 0	K: 0	S: 11	LOB: 2	BB: 0	P: 19
	R: 0	H: 1	E: 0	K: 0	S: 5	LOB: 1	BB: 0	P: 8
	R: 0	H: 1	E: 0	K: 0	S: 6	LOB: 2	BB: 0	P: 10
	R: 0	H: 1	E: 0	K: 1	S: 11	LOB: 3	BB: 1	P: 23
	R: 0	H: 0	E: 0	K: 0	S: 10	LOB: 1	BB: 2	P: 18
	R: 0	H: 0	E: 0	K: 2	S: 8	LOB: 0	BB: 0	P: 15

PITCHER	IP	WLS	BF	H	R	ER	SO	BB	IBB	HBP	BLK	WP	HR	S	P	ERA	WHIP
Jamey Wright, R ERA: 3.62 (1, 1)	6.2	L	31	7	1	1	2	3	3	1	0	0	0	65	119	1.35	1.500
Ray King, L ERA: 3.86 (7, 1)	0.1		1	0	0	0	0	0	0	0	0	0	0	2	2	0.00	0.000
Chad Fox, R ERA: 1.82 (8, 1)	1.0		3	0	0	0	2	0	0	0	0	0	0	8	15	0.00	0.000

BOTTOM

Milwaukee Brewers @ Pittsburgh Pirates
PNC Park, Pittsburgh, PA
 Thu Jun 28 2001, 1:35 PM EDT
 Att. 36,390 - Sunny - 89 F


AB	R	H	RBI	BB	SO	LOB
4	0	2	0	0	0	0
2	0	0	0	1	1	2
0	0	0	0	0	0	0
2	0	1	0	1	0	1
4	0	1	0	0	0	3
3	1	1	0	0	0	0
4	0	1	1	0	1	2
0	0	0	0	0	0	0
3	0	1	0	1	1	2
2	0	0	0	1	0	3
3	0	0	0	0	1	3
0	0	0	0	0	0	0
0	0	0	0	0	0	0

AB	27
R	1
H	7
RBI	1
BB	4
SO	4
LOB	16

livebaseballscorecards.com

AB 27
R 1
H 7
RBI 1
BB 4
SO 4
LOB 16

WP: 0
PA: 34
PB: 0
SB: 3
CS: 1



Batter	1	2	3	4	5	6	7	8	9	AB	R	H	RBI	BB	SO	LOB	TOP										
Craig Biggio, R (1, 4) OBP: 0.387, SLG: 0.488	3-1 HBP		0-1 F9			0-1 G6-3		4-0 BB		2	0	0	0	1	0	1											
Jose Vizcaino, S (1, 6) OBP: 0.328, SLG: 0.328	3-2 F8		0-0 FC6			2-1 1B		0-1 F8		4	0	1	0	0	0	3											
5 Jeff Bagwell, R (1, 3) OBP: 0.398, SLG: 0.540	3-1 L5				2-3 K	1-2 F7		3-1 F7		4	0	0	0	0	1	3											
17 Lance Berkman, S (1, 7) OBP: 0.461, SLG: 0.700	3-2 G4-3				2-2 G6-3		1-0 HR		2-1 G6-4-3 1B	4	1	2	1	0	0	1											
Moises Alou, R (1, 9) OBP: 0.402, SLG: 0.651		2-2 G6-3			2-0 G5-3		0-0 FC5-4 1B		1-2 G6-4-3	4	0	1	0	0	0	1											
Richard Hidalgo, R (1, 8) OBP: 0.350, SLG: 0.488		3-1 F8			2-3 K		0-0 FC5-4		2-1 2B	4	0	1	0	0	1	1											
Vinny Castilla, R (1, 5) OBP: 0.280, SLG: 0.417		2-3 K2-3			0-1 F7		0-0 F7		2-2 F8	3	0	0	0	0	1	1											
Octavio Dotel, R (7, 1) OBP: 0.111, SLG: 0.111										0	0	0	0	0	0	0											
Tim Redding, R (8, 1)										0	0	0	0	0	0	0											
Daryle Ward, L (9, PH) OBP: 0.310, SLG: 0.481										1	0	0	0	0	0	1											
Tony Eusebio, R (1, 2) OBP: 0.349, SLG: 0.500			2-3 K			1-2 P4		1-1 F8		3	0	0	0	0	1	1											
Shane Reynolds, R (1, 1) OBP: 0.069, SLG: 0.172			2-2 FC6 1B				0-0 G3		2-2 F7	2	0	1	0	0	0	0											
Ron Villone, L (7, 1)										0	0	0	0	0	0	0											
Julio Lugo, R (7, 6) OBP: 0.320, SLG: 0.404										1	0	0	0	0	0	0											
Inning Stats	R: 0 E: 0 K: 0 S: 10	H: 0 LOB: 1 BB: 0 P: 22	R: 0 E: 0 K: 1 S: 9	H: 0 LOB: 0 BB: 0 P: 16	R: 0 E: 0 K: 1 S: 9	H: 1 LOB: 1 BB: 0 P: 13	R: 0 E: 0 K: 1 S: 7	H: 0 LOB: 0 BB: 0 P: 13	R: 0 E: 0 K: 1 S: 8	H: 0 LOB: 0 BB: 0 P: 11	R: 0 E: 0 K: 0 S: 8	H: 1 LOB: 1 BB: 0 P: 11	R: 1 E: 0 K: 0 S: 6	H: 2 LOB: 1 BB: 0 P: 8	R: 0 E: 0 K: 0 S: 7	H: 0 LOB: 1 BB: 1 P: 16	R: 0 E: 0 K: 0 S: 11	H: 2 LOB: 1 BB: 0 P: 18	1B: 4 2B: 1 3B: 0 HR: 1	SF: 0 SAC: 0 DP: 1 HBP: 1	WP: 0 PB: 0 SB: 0 CS: 0	PA: 34					
PITCHER	IP	WLS	BF	H	R	ER	SO	BB	IBB	HBP	BLK	WP	HR	S	P	ERA	WHIP										
15 Ben Sheets, R (1, 1) ERA: 3.35	7.0	W	26	4	1	1	4	0	0	1	0	0	1	57	94	1.29	0.571										
David Weathers, R (8, 1) ERA: 1.9	1.0		4	0	0	0	0	1	0	0	0	0	0	7	16	0.00	1.000										
Will Cunnane, R (9, 1) ERA: 6.69	1.0		4	2	0	0	0	0	0	0	0	0	0	11	18	0.00	2.000										

Houston Astros @ Milwaukee Brewers
 Miller Park, Milwaukee, WI
 Fri Jun 29 2001, 7:05 PM CDT
 Att. 40,069 - Sunny - 90 F

livebaseballscorecards.com

AB	32
R	1
H	6
RBI	1
BB	1
SO	4
LOB	13



Batter	1	2	3	4	5	6	7	8	9	AB R H RBI BB SO LOB	TOP											
Craig Biggio, R (1, 4) OBP: 0.393, SLG: 0.500 Jose Vizcaino, S (8, 4) OBP: 0.328, SLG: 0.328	0-0 HR	1-1 BB HBP		3-2 FC5-4 1B	2-1 SF8-6-4 HBP		0-3 K			3 1 2 1 0 1 1 0 0 0 0 0 0 0												
Julio Lugo, R (1, 6) OBP: 0.318, SLG: 0.399	0-2 G6-3	4-2 BB		1-2 FC5-4 FC6-4 1-2f	0-1 SF8-6-4		2-2 F9			3 0 0 1 1 0 2												
5 Jeff Bagwell, R (1, 3) OBP: 0.392, SLG: 0.531	0-2 E6 1B	1-2 L5		0-0 FC6-4 1-2f		1-1 G6-3		0-2 G5-3		5 0 0 0 0 0 4												
17 Lance Berkman, S (1, 7) OBP: 0.457, SLG: 0.691	3-1 P5	0-1 G3-1		0-0 F7		0-0 1B SF9		2-3 K		5 1 1 0 0 1 5												
Moises Alou, R (1, 9) OBP: 0.406, SLG: 0.648	0-0 1-3 1B		0-0 F2		4-1 2B 1B BB	1-2 1-3 1B		1-1 L5		4 1 2 0 1 0 0												
Richard Hidalgo, R (1, 8) OBP: 0.351, SLG: 0.504	2-3 K		0-0 HR		0-0 1B FC4-6 2B	0-1 SF9		1-3 K		4 2 2 2 0 2 2												
Vinny Castilla, R (1, 5) OBP: 0.286, SLG: 0.430		0-0 G4-3 44 1B 2B	2-1 G5-3		2-1 FC4-6 1B	0-0 F3		1-1 2B		5 1 3 1 0 0 1												
Brad Ausmus, R (1, 2) OBP: 0.262, SLG: 0.275		3-2 G4-3	4-0 BB		3-2 FC4-6 HBP SF8-6-4 44 1B		0-0 G4-3		2-0 G1-3	4 1 0 1 1 0 3												
44 Roy Oswalt, R (1, 1) OBP: 0.571, SLG: 0.667 Mendy López, R (7, PH) OBP: 1.000, SLG: 1.000 Nelson Cruz, R (7, 1) OBP: 0.250, SLG: 0.250 Scott Servais, R (9, PH) Michael Jackson, R (9, 1)		3-2 BB HBP 1B	0-2 G5-3		0-1 SF8-6-4 HBP 1B		0-0 1B		1-2 G4-3	3 0 2 1 0 0 1 1 0 1 0 0 0 0 0 0 0 0 0 0 0 1 0 0 0 0 0 1 0 0 0 0 0 0 0												
Inning Stats	R: 1 E: 1 K: 1 S: 13	H: 2 LOB: 2 BB: 0 P: 18	R: 1 E: 0 K: 0 S: 16	H: 2 LOB: 3 BB: 1 P: 28	R: 1 E: 0 K: 0 S: 7	H: 1 LOB: 1 BB: 1 P: 13	R: 0 E: 0 K: 0 S: 11	H: 1 LOB: 1 BB: 0 P: 15	R: 3 E: 0 K: 0 S: 10	H: 3 LOB: 1 BB: 1 P: 19	R: 1 E: 0 K: 0 S: 9	H: 2 LOB: 1 BB: 0 P: 11	R: 0 E: 0 K: 1 S: 8	H: 1 LOB: 1 BB: 0 P: 10	R: 0 E: 0 K: 1 S: 8	H: 0 LOB: 0 BB: 0 P: 11	R: 0 E: 0 K: 1 S: 10	H: 1 LOB: 1 BB: 0 P: 15	1B: 8 2B: 4 3B: 0 HR: 2	SF: 2 SAC: 0 DP: 1 HBP: 2	WP: 0 PB: 0 SB: 0 CS: 0	PA: 45
PITCHER	IP WLS BF H R ER SO BB IBB HBP BLK WP HR S P ERA WHIP																					
Allen Levrault, R (1, 1) ERA: 5.33	4.0 L 25 8 6 6 1 3 0 1 0 0 0 2 51 84 13.50 2.750																					
47 Mike Buddie, R (5, 1) ERA:	1.0 4 1 0 0 0 0 0 0 1 0 0 0 6 9 0.00 1.000																					
Will Cunnane, R (6, 1) ERA: 6.39	3.0 12 3 1 1 2 0 0 0 0 0 0 0 25 32 3.00 1.000																					
Ray King, L (9, 1) ERA: 3.72	1.0 4 1 0 0 1 0 0 0 0 0 0 0 10 15 0.00 1.000																					

Houston Astros @ Milwaukee Brewers
Miller Park, Milwaukee, WI
Sat Jun 30 2001, 6:05 PM CDT
Att. 42,529 - Sunny - 90 F

livebaseballscorecards.com

AB 38
R 7
H 13
RBI 7
BB 3
SO 4
LOB 20



Batter	1	2	3	4	5	6	7	8	9	AB R H RBI BB SO LOB
James Mouton, R (1, 8) OBP: 0.306, SLG: 0.339	2-2 1B 1B		2-3 K			2-2 G5-3		0-0 E5 1-2 3-H		4 0 1 1 0 1 1
Mark Loretta, R (1, 4) OBP: 0.336, SLG: 0.309	1-1 G5-4-3 1B		1-1 L1			0-1 G3-1		0-0 5-3 1-2 2-3		4 0 1 0 0 0 2
Jeremy Burnitz, L (1, 9) OBP: 0.377, SLG: 0.545	3-3 K				3-3 K	3-1 F9		3-2 F8		4 0 0 0 0 2 4
Richie Sexson, R (1, 3) OBP: 0.324, SLG: 0.502	0-0 G5-4-3 1-2f				2-3 K		1-2 P6		1-0 HR 2B	4 1 1 0 0 1 2
Tyler Houston, L (1, 5) OBP: 0.370, SLG: 0.536		0-2 E 1B			2-3 K		1-1 F8		2-0 F9	4 0 1 0 0 1 1
Angel Echevarria, R (1, 7) OBP: 0.304, SLG: 0.538		0-3 K			2-2 1B		1-3 K		0-0 HR 2-H	4 1 2 2 0 2 1
José Hernández, R (1, 6) OBP: 0.308, SLG: 0.472		2-2 E5 G6-4-3 1-2			2-3 K		3-3 K		1-3 K	4 0 0 0 0 3 2
Henry Blanco, R (1, 2) OBP: 0.276, SLG: 0.325		2-2 G6-4-3 1-2f			1-3 K		2-0 1B E 1B		3-2 HR	4 2 2 1 0 1 3
Allen Levrault, R (1, 1) 47 Mike Buddie, R (5, 1) Luis Lopez, S (5, PH) Will Cunliffe, R (6, 1) Raul Casanova, S (8, PH) Ray King, L (9, 1) Ronnie Belliard, R (9, PH)			0-2 G6-3		3-2 G4-3		1-0 5-3 E 1B		0-0 P6	1 0 0 0 0 0 0 0 0 0 0 0 0 0 1 0 0 0 0 0 1 0 0 0 0 0 0 0 1 0 1 0 0 0 0 0 0 0 0 0 0 0 1 0 0 0 0 0 0

Inning Stats	R: 0 E: 0 K: 1 S: 9	H: 2 LOB: 1 BB: 0 P: 15	R: 0 E: 1 K: 1 S: 16	H: 1 LOB: 1 BB: 0 P: 20	R: 0 E: 0 K: 1 S: 9	H: 0 LOB: 0 BB: 0 P: 12	R: 0 E: 0 K: 3 S: 9	H: 0 LOB: 0 BB: 0 P: 16	R: 0 E: 0 K: 2 S: 17	H: 1 LOB: 1 BB: 0 P: 25	R: 0 E: 0 K: 0 S: 10	H: 0 LOB: 0 BB: 0 P: 15	R: 0 E: 0 K: 1 S: 10	H: 0 LOB: 0 BB: 0 P: 13	R: 1 E: 1 K: 1 S: 12	H: 2 LOB: 2 BB: 0 P: 21	R: 3 E: 0 K: 1 S: 10	H: 3 LOB: 0 BB: 0 P: 17	1B: 6 2B: 1 3B: 0 HR: 2	SF: 0 SAC: 0 DP: 2 HBP: 0	WP: 0 PB: 0 SB: 0 CS: 0	PA: 36
--------------	------------------------------	----------------------------------	-------------------------------	----------------------------------	------------------------------	----------------------------------	------------------------------	----------------------------------	-------------------------------	----------------------------------	-------------------------------	----------------------------------	-------------------------------	----------------------------------	-------------------------------	----------------------------------	-------------------------------	----------------------------------	----------------------------------	------------------------------------	----------------------------------	--------

PITCHER	IP	WLS	BF	H	R	ER	SO	BB	IBB	HBP	BLK	WP	HR	S	P	ERA	WHIP
44 Roy Oswalt, R (1, 1) ERA: 2.47	6.0	W	21	4	0	0	8	0	0	0	0	0	0	70	103	0.00	0.667
Nelson Cruz, R (7, 1) ERA: 3.86	2.0		9	2	1	1	2	0	0	0	0	0	0	22	34	4.50	1.000
Michael Jackson, R (9, 1) ERA: 4.01	1.0		6	3	3	3	1	0	0	0	0	0	2	10	17	27.00	3.000

BOTTOM

Houston Astros @ Milwaukee Brewers
Miller Park, Milwaukee, WI

Sat Jun 30 2001, 6:05 PM CDT
Att: 42,529 - Sunny - 90 F

AB	36
R	4
H	9
RBI	4
BB	0
SO	11
LOB	17

livebaseballscorecards.com



Batter	1	2	3	4	5	6	7	8	9	AB R H RBI BB SO LOB	TOP
Craig Biggio, R (1, 4) OBP: 0.396, SLG: 0.500	2-1 G4-6-3 1B		0-0 1B 2B 1B	2-2 L9		2-1 F8		4-0 5 1B IBB		4 1 2 1 1 0 0	
Jose Vizcaino, S (1, 6) OBP: 0.331, SLG: 0.325	1-0 P6		0-2 3-H 2B 1B	4-0 BB		2-2 G6-3		1-2 F9		4 1 1 0 1 0 4	
5 Jeff Bagwell, R (1, 3) OBP: 0.389, SLG: 0.525	0-2 G4-6-3 1-2f		3-3 1-2	1-1 G5-3		3-3		1-1 1-2 2-H 3-H 1B		5 0 1 2 0 2 4	
17 Lance Berkman, S (1, 7) OBP: 0.459, SLG: 0.688		1-2 CS 1B	4-0 2B IBB		2-2 F8		4-0 2-4 BB	3-1 G4-3		3 1 1 0 2 0 2	
Moises Alou, R (1, 9) OBP: 0.406, SLG: 0.647		3-2 F8	2-2 BB 2B 1-H 2-H 3-H		2-2 2B 1B		2-2 F9	2-0 G6-3		5 0 2 3 0 0 2	
Richard Hidalgo, R (1, 8) OBP: 0.352, SLG: 0.498		4-2 1-2 BB	4-0 BB BB		1-3 K		3-2 P6	1-3 K		3 0 0 0 2 2 2	
Vinny Castilla, R (1, 5) OBP: 0.292, SLG: 0.433		0-0 L4	4-1 1-2 2-3 BB		1-1 2B		1-2 2-4 1-2	1-3 K	4-2 BB	3 0 1 0 2 1 1	
Brad Ausmus, R (1, 2) OBP: 0.269, SLG: 0.260			1-1 SH2-4 1B K		4-0 IBB		4-1 2B 5 1B BB	0-2 G4-3		3 2 1 0 2 1 4	
Wade Miller, R (1, 1) OBP: 0.200, SLG: 0.212			2-1 SH2-4		0-0 G4-3		2-2 5 1B 2B			2 0 0 0 0 0 3	
Daryle Ward, L (8, PH) OBP: 0.315, SLG: 0.492			0-1 G6-3		0-0 G4-3					1 1 1 0 0 0 0	
Octavio Dotel, R (8, 1) OBP: 0.111, SLG: 0.111			2-3 K							0 0 0 0 0 0 0	
Inning Stats	R: 0 E: 0 K: 0 S: 6 H: 1 LOB: 0 BB: 0 P: 9	R: 0 E: 0 K: 0 S: 11 H: 1 LOB: 1 BB: 1 P: 19	R: 4 E: 0 K: 2 S: 19 H: 4 LOB: 3 BB: 3 P: 41	R: 0 E: 0 K: 0 S: 7 H: 0 LOB: 1 BB: 1 P: 14	R: 0 E: 0 K: 1 S: 14 H: 2 LOB: 3 BB: 1 P: 24	R: 0 E: 0 K: 1 S: 11 H: 0 LOB: 0 BB: 0 P: 18	R: 0 E: 0 K: 0 S: 11 H: 0 LOB: 1 BB: 1 P: 21	R: 2 E: 0 K: 1 S: 15 H: 2 LOB: 2 BB: 2 P: 31	R: 0 E: 0 K: 1 S: 11 H: 0 LOB: 1 BB: 1 P: 18	1B: 6 2B: 4 3B: 0 HR: 0 SF: 0 SAC: 1 DP: 1 HBP: 0	WP: 0 PB: 0 SB: 1 CS: 1 PA: 44
PITCHER	IP WLS BF H R ER SO BB IBB HBP BLK WP HR S P ERA WHIP	IP WLS BF H R ER SO BB IBB HBP BLK WP HR S P ERA WHIP	IP WLS BF H R ER SO BB IBB HBP BLK WP HR S P ERA WHIP	IP WLS BF H R ER SO BB IBB HBP BLK WP HR S P ERA WHIP	IP WLS BF H R ER SO BB IBB HBP BLK WP HR S P ERA WHIP	IP WLS BF H R ER SO BB IBB HBP BLK WP HR S P ERA WHIP	IP WLS BF H R ER SO BB IBB HBP BLK WP HR S P ERA WHIP	IP WLS BF H R ER SO BB IBB HBP BLK WP HR S P ERA WHIP	IP WLS BF H R ER SO BB IBB HBP BLK WP HR S P ERA WHIP		
Paul Rigdon, R (1, 1) ERA: 5.79	2.2 L										
47 Mike Buddie, R (3, 1) ERA:	2.1										
Chad Fox, R (6, 1) ERA: 1.76	1.0										
David Weathers, R (7, 1) ERA: 1.85	1.0										
Mike DeJean, R (8, 1) ERA: 1.94	1.0										
PITCHER	IP WLS BF H R ER SO BB IBB HBP BLK WP HR S P ERA WHIP	IP WLS BF H R ER SO BB IBB HBP BLK WP HR S P ERA WHIP	IP WLS BF H R ER SO BB IBB HBP BLK WP HR S P ERA WHIP	IP WLS BF H R ER SO BB IBB HBP BLK WP HR S P ERA WHIP	IP WLS BF H R ER SO BB IBB HBP BLK WP HR S P ERA WHIP	IP WLS BF H R ER SO BB IBB HBP BLK WP HR S P ERA WHIP	IP WLS BF H R ER SO BB IBB HBP BLK WP HR S P ERA WHIP	IP WLS BF H R ER SO BB IBB HBP BLK WP HR S P ERA WHIP	IP WLS BF H R ER SO BB IBB HBP BLK WP HR S P ERA WHIP		
Curt Leskanic, R (9, 1) ERA: 3.41	1.0										

Houston Astros @ Milwaukee Brewers
 Miller Park, Milwaukee, WI
 Sun Jul 01 2001, 1:05 PM CDT
 Att. 38,485 - Cloudy - 71 F

livebaseballscorecards.com

AB	33
R	6
H	10
RBI	6
BB	10
SO	6
LOB	22



Batter	1	2	3	4	5	6	7	8	9	AB	R	H	RBI	BB	SO	LOB
James Mouton, R OBP: 0.333, SLG: 0.355 (1, 8)	4-2 FC4-6 BB		1-0 F9			1-1 1B		1-0 G6-3 1B		3	0	2	0	1	0	0
Mark Loretta, R OBP: 0.333, SLG: 0.307 (1, 6)	0-1 F7			1-2 F8 1B		0-2 P3		0-0 G6-3		4	0	1	0	0	0	4
Tyler Houston, L OBP: 0.368, SLG: 0.531 (1, 5)	0-1 FC4-6 1-2f			2-0 1-2 1B		0-0 F8		2-2 P3		4	0	1	0	0	0	1
Richie Sexson, R OBP: 0.323, SLG: 0.497 (1, 3)	3-3 K			0-1 F8 2-3		4-2 FC1-4 1B BB		1-3 K		3	1	0	0	1	2	3
Angel Echevarria, R OBP: 0.300, SLG: 0.518 Curt Leskanic, R (9, 1)		0-0 G5-3		0-3 K		1-0 FC1-4 1B		1-1 F7		4	0	1	0	0	1	2
Robert Perez, R OBP: 0.250, SLG: 0.263 (1, 9)		1-1 G6-3		0-2 F8		1-1 FC1-4 1B 1-2f 2-3		0-2 G5-3		4	0	0	0	0	0	4
Ronnie Belliard, R OBP: 0.345, SLG: 0.389 (1, 4)		1-2 G5-3			0-3 K		1-2 1B		2-3 K	4	0	1	1	0	2	0
Henry Blanco, R OBP: 0.281, SLG: 0.331 (1, 2)			1-3 K		3-2 1B 2B		0-3 K		4-2 BB	3	0	1	0	1	2	2
Paul Rigdon, R OBP: 0.200, SLG: 0.200 47 Mike Buddie, R (3, 1)			0-3 K2-3		2-3 K				0-3 K	0	0	0	0	0	0	0
Luis Lopez, S OBP: 0.230, SLG: 0.271 Chad Fox, R (5, PH)										1	0	0	0	0	1	1
David Weathers, R Devon White, S OBP: 0.358, SLG: 0.515 Mike DeJean, R (7, PH)										0	0	0	0	0	0	0
José Hernández, R OBP: 0.307, SLG: 0.470 (9, 7)										1	0	0	0	0	1	1

Inning Stats	R: 0	H: 0	E: 0	K: 1	S: 10	R: 0	H: 0	E: 0	K: 0	S: 6	R: 0	H: 0	E: 0	K: 2	S: 10	R: 0	H: 2	E: 0	K: 1	S: 12	R: 0	H: 2	E: 0	K: 2	S: 14	R: 1	H: 2	E: 0	K: 1	S: 14	R: 0	H: 1	E: 0	K: 1	S: 5	R: 0	H: 0	E: 0	K: 1	S: 8	R: 0	H: 0	E: 0	K: 2	S: 17	1B: 6	SF: 0	2B: 1	3B: 0	HR: 0	WP: 0	PB: 0	SB: 0	CS: 0	PA: 36
Wade Miller, R ERA: 3.75 (1, 1)	IP: 7.0	WLS: 7	BF: 29	H: 7	R: 1	ER: 1	SO: 8	BB: 2	IBB: 0	HBP: 0	BLK: 0	WP: 0	HR: 0	S: 71	P: 101	ERA: 1.29	WHIP: 1.286																																						
Octavio Dotel, R ERA: 3.36 (8, 1)	IP: 2.0	WLS: 7	BF: 7	H: 0	R: 0	ER: 0	SO: 3	BB: 1	IBB: 0	HBP: 0	BLK: 0	WP: 0	HR: 0	S: 25	P: 35	ERA: 0.00	WHIP: 0.500																																						

BOTTOM

Houston Astros @ Milwaukee Brewers
Miller Park, Milwaukee, WI
Sun Jul 01 2001, 1:05 PM CDT
Att: 38,485 - Cloudy - 71 F

livebaseballscorecards.com

AB	33
R	1
H	7
RBI	1
BB	3
SO	11
LOB	18



BOTTOM

Houston Astros @ Milwaukee Brewers
Miller Park, Milwaukee, WI
Mon Jul 02 2001, 7:05 PM CDT
Att: 33,182 - Cloudy - 59 F

livebaseballscorecards.com

AB	33
R	4
H	8
RBI	4
BB	3
SO	10
LOB	10



WP	0	PA	36
PB	0		
SB	0		
CS	0		

AB R H RBI BB SO LOB

4 0 1 0 0 0 0
0 0 0 0 0 0 0
4 0 1 0 0 0 1

4 0 1 0 0 1 1

4 1 1 0 0 1 1

3 1 1 0 1 1 0

3 1 1 0 1 2 2

3 1 2 4 1 0 2

2	0	0	0	0	2	1
0	0	0	0	0	0	0
1	0	0	0	0	0	0
0	0	0	0	0	0	0
0	0	0	0	0	0	0
1	0	0	0	0	0	1

1 0 0 0 0 1 0
3 0 0 0 0 2 1

1B	4	SF	0
2B	3	SAC	0
3B	0	DP	2
HR	1	HBP	0

Batter	1	2	3	4	5	6	7	8	9
Alex Sanchez, L OBP: 0.250, SLG: 0.231 (1, 7)	0-0 G5-4-3 1B		2-2 G1-3			0-0 G4-3		0-0 F2	
James Mouton, R OBP: 0.333, SLG: 0.355 Angel Echevarria, R OBP: 0.297, SLG: 0.500 (1, 9) (1, PH) (2, 9)	1-1 G5-4-3 1-2f			3-2 G6-3		1-0 1B		1-1 G5-3	
Devon White, S OBP: 0.356, SLG: 0.514 (1, 8)	1-1 G1-3			2-2 P6		2-3 K		2-2 2B	
Richie Sexson, R OBP: 0.322, SLG: 0.493 (1, 3)		1-0 G6-3		3-3 K		1-0 BB HR 1B		0-0 G5-3	
Tyler Houston, L OBP: 0.370, SLG: 0.533 (1, 5)		2-0 G3-6-1 2B			1-0 F8		4-1 HR BB		1-3 K
José Hernández, R OBP: 0.309, SLG: 0.473 (1, 6)		4-1 G3-6-1 BB			2-3 K		1-3 K		0-0 1B 2B
Raul Casanova, S OBP: 0.336, SLG: 0.508 (1, 2)		2-2 G3-6-1 1-2f 2-3			4-0 BB		1-1 1-H 2-H HR		2-1 2-H 1B
Ronnie Belliard, R OBP: 0.343, SLG: 0.386 Will Cunniffe, R OBP: 0.238, SLG: 0.250 Robert Perez, R OBP: 0.238, SLG: 0.250 Chad Fox, R Ray King, L Mark Loretta, R OBP: 0.331, SLG: 0.305 (1, 4) (6, 1) (7, PH) (8, 1) (9, 1) (9, PH)			2-3 K		0-3 K		1-0 F9		0-0 F8
Jimmy Haynes, R OBP: 0.212, SLG: 0.194 Luis Lopez, S OBP: 0.221, SLG: 0.260 (1, 1) (6, 4)			2-3 K			2-3 K		1-3 K	2-2 F3

Inning Stats	R: 0	H: 1	E: 0	LOB: 0	K: 0	BB: 0	S: 5	P: 7	R: 0	H: 1	E: 0	LOB: 1	K: 0	BB: 1	S: 6	P: 15	R: 0	H: 0	E: 0	LOB: 0	K: 2	BB: 0	S: 12	P: 18	R: 0	H: 0	E: 0	LOB: 0	K: 1	BB: 0	S: 10	P: 18	R: 0	H: 1	E: 0	LOB: 1	K: 2	BB: 0	S: 9	P: 14	R: 3	H: 2	E: 0	LOB: 0	K: 2	BB: 1	S: 12	P: 21	R: 0	H: 1	E: 0	LOB: 1	K: 0	BB: 0	S: 7	P: 10	R: 1	H: 2	E: 0	LOB: 1	K: 1	BB: 0	S: 10	P: 15	1B: 4	SF: 0	2B: 3	SAC: 0	3B: 0	DP: 2	HR: 1	HBP: 0	WP: 0	PA: 36
--------------	------	------	------	--------	------	-------	------	------	------	------	------	--------	------	-------	------	-------	------	------	------	--------	------	-------	-------	-------	------	------	------	--------	------	-------	-------	-------	------	------	------	--------	------	-------	------	-------	------	------	------	--------	------	-------	-------	-------	------	------	------	--------	------	-------	------	-------	------	------	------	--------	------	-------	-------	-------	-------	-------	-------	--------	-------	-------	-------	--------	-------	--------

PITCHER	IP	WLS	BF	H	R	ER	SO	BB	IBB	HBP	BLK	WP	HR	S	P	ERA	WHIP
Tim Redding, R ERA: 5.54 (1, 1)	6.1	W	25	5	3	3	8	3	0	0	0	0	1	56	100	4.26	1.263
Nelson Cruz, R ERA: 3.8 (7, 1)	0.2		2	0	0	0	1	0	0	0	0	0	0	5	7	0.00	0.000
Michael Jackson, R ERA: 3.89 (8, 1)	1.0	H	4	1	0	0	0	0	0	0	0	0	0	7	10	0.00	1.000
Billy Wagner, L ERA: 3.19 (9, 1)	1.0	S	5	2	1	1	1	0	0	0	0	0	0	10	15	9.00	2.000

Batter	1	2	3	4	5	6	7	8	9	AB R H RBI BB SO LOB	TOP											
Fernando Vina, L (1, 4) OBP: 0.359, SLG: 0.411	1-1 G4-3		0-3 K			0-0 G6-4-3 1B		2-1 FC1-6 1-2f		4 0 1 0 0 1 1	St. Louis Cardinals @ Milwaukee Brewers Miller Park, Milwaukee, WI Tue Jul 03 2001, 3:05 PM CDT Att. 38,375 - Cloudy - 77 F											
Placido Polanco, R (1, 6) OBP: 0.368, SLG: 0.384	1-0 2B		2-0 G5-3			1-0 G6-4-3 1-2f		0-0 F9		4 0 1 0 0 0 2												
15 Jim Edmonds, L (1, 8) OBP: 0.390, SLG: 0.526	1-2 F7			3-3 K			2-1 G4-3		4-0 5 BB BB	3 0 0 0 1 1 1												
Mark McGwire, R (1, 3) OBP: 0.292, SLG: 0.405	3-3 K			4-2 5 G5-4-3 BB			3-1 G6-3		2-1 F8	3 0 0 0 1 1 2												
5 Albert Pujols, R (1, 5) OBP: 0.415, SLG: 0.634				1-2 G5-4-3 1-2f			2-1 2B		4-0 1-2 BB	2 0 1 0 2 0 1												
Ray Lankford, L (1, 7) OBP: 0.350, SLG: 0.518				4-2 G4-6-3 1-2 BB		3-1 F8		4-0 IBB	3-3 K	2 0 0 0 2 1 2												
Craig Paquette, R (1, 9) OBP: 0.287, SLG: 0.418				0-0 G4-6-3 1-2f 2-3		1-2 G6-4-3 HBP		1-3 K	1-3 K	1 0 0 0 0 0 2												
Kerry Robinson, L (7, PH) OBP: 0.341, SLG: 0.364										1 0 0 0 0 1 2												
Edgar Renteria, R (9, PH) OBP: 0.282, SLG: 0.326										1 0 0 0 0 1 2												
Mike Matheny, R (1, 2) OBP: 0.316, SLG: 0.315				3-2 G6-3		0-0 G6-4-3 1-2f		2-2 G5-3		3 0 0 0 0 0 2												
Dustin Hermanson, R (1, 1) OBP: 0.125, SLG: 0.129						0-1 F9		4-1 FC1-6 BB		2 0 0 0 0 0 0												
Bobby Bonilla, S (8, PH) OBP: 0.311, SLG: 0.352										0 0 0 0 1 0 0												
Steve Kline, S (8, 1)										0 0 0 0 0 0 0												
Inning Stats	R: 0 E: 0 K: 1 S: 9	H: 1 LOB: 1 BB: 0 P: 15	R: 0 E: 0 K: 0 S: 10	H: 0 LOB: 1 BB: 2 P: 21	R: 0 E: 0 K: 1 S: 6	H: 0 LOB: 0 BB: 1 P: 8	R: 0 E: 0 K: 1 S: 8	H: 0 LOB: 0 BB: 1 P: 16	R: 0 E: 0 K: 0 S: 5	H: 0 LOB: 0 BB: 0 P: 9	R: 0 E: 0 K: 0 S: 6	H: 1 LOB: 0 BB: 0 P: 7	R: 0 E: 0 K: 1 S: 9	H: 1 LOB: 2 BB: 1 P: 21	R: 0 E: 0 K: 0 S: 7	H: 0 LOB: 1 BB: 1 P: 15	R: 0 E: 0 K: 2 S: 9	H: 0 LOB: 2 BB: 2 P: 23	1B: 1 2B: 2 3B: 0 HR: 0	SF: 0 SAC: 0 DP: 4 HBP: 1	WP: 0 PB: 0 SB: 0 CS: 0	PA: 34
PITCHER	IP WLS BF H R ER SO BB IBB HBP BLK WP HR S P ERA WHIP																					
Jamey Wright, R (1, 1) ERA: 3.32	8.0 W 29 3 0 0 4 4 1 1 0 0 0 60 112 0.00 0.875																					
Curt Leskanic, R (9, 1) ERA: 3.38	0.1 H 3 0 0 0 0 2 0 0 0 0 0 2 12 0.00 6.000																					
Ray King, L (9, 1) ERA: 3.56	0.1 H 1 0 0 0 1 0 0 0 0 0 0 4 7 0.00 0.000																					
David Weathers, R (9, 1) ERA: 1.84	0.1 S 1 0 0 0 1 0 0 0 0 0 0 3 4 0.00 0.000																					

livebaseballscorecards.com

AB	26
R	0
H	3
RBI	0
BB	7
SO	6
LOB	17



Batter	1	2	3	4	5	6	7	8	9
Devon White, S OBP: 0.354, SLG: 0.508 (1, 8)	1-2 F8		1-3 K		0-1 G4-3			1-2 S 2B 1B	
Mark Loretta, R OBP: 0.335, SLG: 0.324 (1, 4)	2-1 2B		1-3 K			2-1 F9		2-2 F9 1-H G3 2B	
Geoff Jenkins, L OBP: 0.364, SLG: 0.500 (1, 7)	2-3 K			1-3 K		3-1 G3		3-2 F9	
Jeremy Burnitz, L OBP: 0.372, SLG: 0.537 (1, 9)	3-2 G1-3			1-3 K		1-0 F7		0-0 G3	
Richie Sexson, R OBP: 0.321, SLG: 0.493 (1, 3)		3-3 K		2-3 K			1-0 F8	3-2 1B 2B	
Tyler Houston, L OBP: 0.373, SLG: 0.532 (1, 5)		1-3 K			2-2 1B 1B		0-0 F7	0-2 1B	
José Hernández, R OBP: 0.313, SLG: 0.478 (1, 6)		2-2 1B			3-2 F8		0-0 2B		
Raul Casanova, S OBP: 0.336, SLG: 0.500 (1, 2)		1-1 F7			2-1 F8		4-0 IBB		
Jamey Wright, R OBP: 0.314, SLG: 0.281 (1, 1)			0-0 G5-3		1-2 1B		0-1 G3		
Curt Leskanic, R (9, 1)									
Ray King, L (9, 1)									
David Weathers, R (9, 1)									


AB	R	H	RBI	BB	SO	LOB
4	1	1	0	0	1	2
4	1	2	1	0	1	0
4	0	0	0	0	2	2
4	0	0	1	0	1	1
4	0	1	0	0	2	0
4	0	2	0	0	1	0
3	0	2	0	0	0	1
2	0	0	0	1	0	2
3	0	1	0	0	0	2
0	0	0	0	0	0	0
0	0	0	0	0	0	0
0	0	0	0	0	0	0

BOTTOM

St. Louis Cardinals @ Milwaukee Brewers
 Miller Park, Milwaukee, WI
 Tue Jul 03 2001, 3:05 PM CDT
 Att. 38,375 - Cloudy - 77 F

AB	32
R	2
H	9
RBI	2
BB	1
SO	8
LOB	10

livebaseballscorecards.com



Inning Stats		R: 0	H: 1	R: 0	H: 1	R: 0	H: 0	R: 0	H: 2	R: 0	H: 0	R: 0	H: 1	R: 2	H: 4
		E: 0	LOB: 1	E: 0	LOB: 1	E: 0	LOB: 0	E: 0	LOB: 2	E: 0	LOB: 0	E: 0	LOB: 2	E: 0	LOB: 2
		K: 1	BB: 0	K: 2	BB: 0	K: 3	BB: 0	K: 0	BB: 0	K: 0	BB: 0	K: 0	BB: 1	K: 0	BB: 0
		S: 13	P: 21	S: 12	P: 19	S: 9	P: 11	S: 16	P: 24	S: 5	P: 11	S: 5	P: 10	S: 18	P: 27

PITCHER		IP	WLS	BF	H	R	ER	SO	BB	IBB	HBP	BLK	WP	HR	S	P	ERA	WHIP
Dustin Hermanson, R	(1, 1)	7.0		27	5	0	0	8	0	1	0	0	0	0	69	109	0.00	0.714
Steve Kline, L	(8, 1)	1.0	L	6	4	2	2	0	0	0	0	0	0	0	18	27	18.00	4.000

WP	PA	33
WP: 0	PA: 33	
PB: 0	CS: 1	
SB: 1		
CS: 0		

Batter	1	2	3	4	5	6	7	8	9	AB R H RBI BB SO LOB	TOP		
Fernando Vina, L (1, 4) OBP: 0.360, SLG: 0.424	0-0 G6-3		0-1 1B		0-1 G4-3		0-1 HR		0-0 G5-3	5 2 2 4 0 0 0	St. Louis Cardinals @ Milwaukee Brewers Miller Park, Milwaukee, WI Wed Jul 04 2001, 7:05 PM CDT Att. 31,572 - Sunny - 82 F		
Placido Polanco, R (1, 6) OBP: 0.375, SLG: 0.392	0-1 15 FC3-6 1B		0-0 1B		0-0 15 S 1B		1-1 F8		1-1 5 WP 15 1B 1B	5 1 4 1 0 0 0			
15 Jim Edmonds, L (1, 8) OBP: 0.394, SLG: 0.536	1-2 FC3-6 1-2f		0-3 K		2-2 1H 2B		1-1 2B		3-1 5 WP 1B 1-2 1B	5 0 3 1 0 1 2			
5 Albert Pujols, R (1, 5) OBP: 0.409, SLG: 0.624	2-3 K		2-2 F4		0-1 G6-3		1-0 F9		2-2 G6-3 1-2 2-3	5 0 0 0 0 1 6			
Mark McGwire, R (1, 3) Gene Stechschulte, R (7, 1) Jason Christiansen, R (8, 1) 29 Stubby Clapp, L (9, PH) Dave Veres, R (9, 1)		2-3 K		0-0 P3		0-0 F8		1-3 K	1-2 G4-3	4 0 0 0 0 2 1 0 0 0 0 0 0 0 0 0 0 0 0 0 0 1 0 0 0 0 0 2 0 0 0 0 0 0 0			
Ray Lankford, L (1, 7) OBP: 0.352, SLG: 0.514		0-0 G6-3		4-2 G2-3 BB		4-1 L1-3 BB		1-3 K		2 0 0 0 2 1 0			
Kerry Robinson, L (1, 9) OBP: 0.326, SLG: 0.346		1-2 G4-3		0-0 G2-3 1-2		1-0 L1-3 1-2		2-2 G3		4 0 0 0 0 0 2			
Mike Matheny, R (1, 2) OBP: 0.319, SLG: 0.316			4-1 SH1-4 2B BB		0-0 F9		0-0 HR 1B		0-0 F9	3 2 1 0 1 0 1			
Mike Matthews, L (1, 1) Bobby Bonilla, S (7, 3) OBP: 0.083, SLG: 0.083 OBP: 0.317, SLG: 0.387			1-0 SH1-4 1-2		2-2 G1-3		1-1 E1 HR		2-2 HR	2 1 0 0 0 0 1 1 1 1 1 0 0 0			
Inning Stats	R: 0 H: 1 E: 0 LOB: 1 K: 1 BB: 0 S: 9 P: 12	R: 0 H: 0 E: 0 LOB: 0 K: 1 BB: 0 S: 7 P: 10	R: 2 H: 2 E: 0 LOB: 1 K: 1 BB: 1 S: 11 P: 18	R: 0 H: 0 E: 0 LOB: 1 K: 0 BB: 1 S: 7 P: 11	R: 1 H: 2 E: 0 LOB: 1 K: 0 BB: 0 S: 15 P: 19	R: 0 H: 0 E: 0 LOB: 0 K: 0 BB: 1 S: 3 P: 8	R: 3 H: 3 E: 1 LOB: 1 K: 1 BB: 0 S: 13 P: 18	R: 0 H: 0 E: 0 LOB: 0 K: 1 BB: 0 S: 7 P: 10	R: 1 H: 3 E: 0 LOB: 2 K: 0 BB: 0 S: 14 P: 23	1B: 6 SF: 0 2B: 4 SAC: 1 3B: 0 DP: 1 HR: 2 HBP: 0		WP: 1 PA: 41 PB: 0 SB: 1 CS: 0	
PITCHER	IP WLS BF H R ER SO BB IBB HBP BLK WP HR S P ERA WHIP											PITCHER	IP WLS BF H R ER SO BB IBB HBP BLK WP HR S P ERA WHIP
15 Ben Sheets, R (1, 1) ERA: 3.59	6.1 L 30 8 6 5 3 3 0 0 0 0 0 1 61 90 7.11 1.737												
47 Mike Buddie, R (7, 1) ERA:	1.2 5 0 0 0 2 0 0 0 0 0 0 0 11 16 0.00 0.000												
Mike DeJean, R (9, 1) ERA: 2.11	1.0 6 3 1 1 0 0 0 0 0 0 1 1 14 23 9.00 3.000												

livebaseballscorecards.com

AB	37
R	7
H	11
RBI	7
BB	3
SO	5
LOB	15



Batter	1	2	3	4	5	6	7	8	9	AB	R	H	RBI	BB	SO	LOB
Devon White, S OBP: 0.356, SLG: 0.511 (1, 8) B F B X	2-1 F9 ①		4-2 BB ③		B 1 SAFE 1-0 PO ③ 1-2	2-3 K ①		2-2 1B 1-3 2B		3	0	1	0	1	1	0
Mark Loretta, R OBP: 0.327, SLG: 0.315 (1, 5) B C F S	1-3 K ②		1-2 F7 ③			1-1 F9 ②		2-2 G5-3 ②		4	0	0	0	0	1	3
Geoff Jenkins, L OBP: 0.362, SLG: 0.496 (1, 7) B F F S	2-3 K ③				2-3 K ①	0-0 F8 ③		2-0 1B ③		4	0	1	1	0	2	0
Richie Sexson, R OBP: 0.321, SLG: 0.490 (1, 3) Tyler Houston, L OBP: 0.371, SLG: 0.529 (8, 3)					2-1 G4-3 ②		1-1 G5-3 ①	2-3 3-1 3-3 1B ③		2	0	0	0	0	0	0
Jeremy Burnitz, L OBP: 0.367, SLG: 0.529 (1, 9)					1-3 K ③		3-2 F7 ②		0-0 P4 ①	4	0	0	0	0	2	1
José Hernández, R OBP: 0.315, SLG: 0.489 (1, 6)					1-3 K ②		1-2 1B ③		2-2 HR ②	4	1	2	1	0	1	1
Ronnie Belliard, R OBP: 0.341, SLG: 0.388 (1, 4)					0-1 L4 ③		0-1 1B 2B ③		2-3 K ②	4	0	1	0	0	1	2
Henry Blanco, R OBP: 0.286, SLG: 0.331 (1, 2)					0-1 F8 ①		0-0 15 FC1-6 1B ②	2-1 F7 ①	4-1 FC5-4 BB ③	3	0	1	0	1	0	0
15 Ben Sheets, R OBP: 0.133, SLG: 0.037 (1, 1) 47 Mike Buddie, R (7, 1) Raul Casanova, S (8, PH) Mike DeJean, R (9, 1) Angel Echevarria, R (9, PH) OBP: 0.292, SLG: 0.492					1-3 K ②		0-1 FC1-6 PO 1-2f	1-0 2B 1B 1B	1-0 FC5-4 ③	2	0	0	0	0	1	2

Inning Stats	R: 0	H: 0	E: 0	K: 2	S: 8	H: 0	LOB: 0	BB: 0	P: 13	R: 0	H: 0	E: 0	K: 2	S: 11	H: 0	LOB: 1	BB: 0	P: 17	R: 0	H: 0	E: 0	K: 1	S: 10	H: 0	LOB: 1	BB: 1	P: 16	R: 0	H: 0	E: 0	K: 2	S: 10	H: 0	LOB: 0	BB: 0	P: 15	R: 0	H: 2	E: 0	K: 0	S: 7	H: 0	LOB: 1	BB: 0	P: 8	R: 0	H: 0	E: 0	K: 1	S: 6	H: 0	LOB: 0	BB: 0	P: 9	R: 0	H: 1	E: 0	K: 0	S: 11	H: 1	LOB: 1	BB: 0	P: 16	R: 1	H: 3	E: 0	K: 1	S: 16	H: 0	LOB: 2	BB: 0	P: 28	R: 1	H: 1	E: 0	K: 1	S: 9	H: 1	LOB: 1	BB: 1	P: 18	1B: 4	SF: 0	2B: 2	SAC: 0	3B: 0	DP: 0	HR: 1	HBP: 1	WP: 0	PA: 37
--------------	------	------	------	------	------	------	--------	-------	-------	------	------	------	------	-------	------	--------	-------	-------	------	------	------	------	-------	------	--------	-------	-------	------	------	------	------	-------	------	--------	-------	-------	------	------	------	------	------	------	--------	-------	------	------	------	------	------	------	------	--------	-------	------	------	------	------	------	-------	------	--------	-------	-------	------	------	------	------	-------	------	--------	-------	-------	------	------	------	------	------	------	--------	-------	-------	-------	-------	-------	--------	-------	-------	-------	--------	-------	--------


PITCHER	IP	WLS	BF	H	R	ER	SO	BB	IBB	HBP	BLK	WP	HR	S	P	ERA	WHIP
Mike Matthews, L ERA: 3.05 (1, 1)	6.2	W	24	3	0	0	8	1	0	0	0	0	0	60	91	0.00	0.600
Gene Stechschulte, R ERA: 3.79 (7, 1)	1.0		5	2	1	1	0	0	0	0	0	0	0	14	21	9.00	2.000
Jason Christiansen, L ERA: 4.38 (8, 1)	0.1		2	1	0	0	1	0	0	0	0	0	0	5	10	0.00	3.000
Dave Veres, R ERA: 3.06 (9, 1)	1.0		5	1	1	1	1	1	0	0	0	0	1	9	18	9.00	2.000

BOTTOM

St. Louis Cardinals @ Milwaukee Brewers
Miller Park, Milwaukee, WI

Wed Jul 04 2001, 7:05 PM CDT
Att: 31,572 - Sunny - 82 F

AB 33
R 2
H 7
RBI 2
BB 2
SO 10
LOB 12



Batter	1	2	3	4	5	6	7	8	9	AB R H RBI BB SO LOB	TOP																		
Fernando Vina, L (1, 4) OBP: 0.358, SLG: 0.420	1-1 P4	1-0 L4		2-1 1B 15 1B 1B		0-1 F7		2-1 G5-3		5 1 1 0 0 0 2	St. Louis Cardinals @ Milwaukee Brewers Miller Park, Milwaukee, WI Thu Jul 05 2001, 1:05 PM CDT Att. 42,586 - Sunny - 63 F livebaseballscorecards.com																		
Kerry Robinson, L (1, 9) OBP: 0.340, SLG: 0.372	1-0 15 2B 1B		1-2 15 G4-3 2B	3-2 15 1B 5 1B		2-1 F8		1-1 G4-3	5 2 3 1 0 0 0																				
15 Jim Edmonds, L (1, 8) OBP: 0.397, SLG: 0.541	0-1 1-H 2B		1-0 G4-3	2-2 5 1B		2-3 K		1-0 1B 1B	5 0 3 2 0 1 1																				
5 Albert Pujols, R (1, 5) OBP: 0.403, SLG: 0.613	1-0 P6		3-3 K2-3	2-2 E5 1-2 2-H		1-0 G4-3		3-1 F9	5 0 0 0 0 1 4																				
Bobby Bonilla, S (1, 3) OBP: 0.320, SLG: 0.382	1-1 F7		4-0 IBB	2-3 K		2-3 K		3-2 S 1B 1-3	4 0 1 0 1 2 3																				
Edgar Renteria, R (1, 6) OBP: 0.280, SLG: 0.323		1-2 G1-3	0-3 K		0-1 29 G6-3 1B		0-0 G4-3	2-3 K 1-2	5 0 1 0 0 2 4																				
Mike Matheny, R (1, 2) OBP: 0.322, SLG: 0.319		1-0 2B 1B		1-2 1B 1B		0-1 F2		0-1 G6-3	4 2 2 0 0 0 1																				
29 Stubby Clapp, L (1, 7) OBP: 0.231, SLG: 0.308		2-3 K		2-3 K		1-0 G6-3		1-1 SH1-4 1B	4 0 1 0 0 2 3																				
Ray Lankford, L (8, 7) OBP: 0.352, SLG: 0.514						1-2			0 0 0 0 0 0 0																				
Darryl Kile, R (1, 1) OBP: 0.227, SLG: 0.293		1-1 2B		0-3 K		2-3 K		0-0 SH1-4	3 0 1 1 0 2 2																				
Steve Kline, S (9, 1)									0 0 0 0 0 0 0																				
Mike Timlin, R (9, 1)									0 0 0 0 0 0 0																				
Inning Stats	R: 1 E: 0 K: 0 S: 8	H: 2 LOB: 1 BB: 0 P: 12	R: 1 E: 0 K: 1 S: 12	H: 2 LOB: 1 BB: 0 P: 18	R: 0 E: 0 K: 2 S: 10	H: 1 LOB: 2 BB: 1 P: 19	R: 3 E: 1 K: 3 S: 26	H: 4 LOB: 2 BB: 0 P: 40	R: 0 E: 0 K: 1 S: 8	H: 1 LOB: 1 BB: 0 P: 11	R: 0 E: 0 K: 1 S: 7	H: 0 LOB: 0 BB: 0 P: 11	R: 0 E: 0 K: 1 S: 6	H: 0 LOB: 0 BB: 0 P: 9	R: 0 E: 0 K: 0 S: 7	H: 1 LOB: 1 BB: 0 P: 10	R: 0 E: 0 K: 1 S: 12	H: 2 LOB: 2 BB: 0 P: 22	1B: 10 2B: 3 3B: 0 HR: 0	SF: 0 SAC: 1 DP: 0 HBP: 0	WP: 0 PB: 0 SB: 1 CS: 0	PA: 42							
26 Kyle Peterson, R (1, 1) ERA: 5.52	IP: 3.2 WLS: L BF: 22 H: 9 R: 5 ER: 4 SO: 5 BB: 0 IBB: 1 HBP: 0 BLK: 0 WP: 0 HR: 0 S: 52 P: 83 ERA: 9.82 WHIP: 2.455											PITCHER	IP	WLS	BF	H	R	ER	SO	BB	IBB	HBP	BLK	WP	HR	S	P	ERA	WHIP
Will Cunnane, R (4, 1) ERA: 5.74	2.1	8	1	0	0	3	0	0	0	0	0	0	0	19	28	0.00	0.429												
Mike DeJean, R (7, 1) ERA: 2.06	1.0	3	0	0	0	1	0	0	0	0	0	0	0	6	9	0.00	0.000												
David Weathers, R (8, 1) ERA: 1.8	1.0	4	1	0	0	0	0	0	0	0	0	0	0	7	10	0.00	1.000												
Curt Leskanic, R (9, 1) ERA: 3.29	1.0	5	2	0	0	1	0	0	0	0	0	0	0	12	22	0.00	2.000												



Batter	1	2	3	4	5	6	7	8	9	AB	R	H	RBI	BB	SO	LOB
Devon White, S (1, 8) OBP: 0.354, SLG: 0.505 Curt Leskanic, R (9, 1)	2-3 K ①			1-1 G4-6-3 1B		1-2 F8 ②		1-1 G4-6-3 ③		4	0	1	0	0	1	2
Mark Loretta, R (1, 4) OBP: 0.325, SLG: 0.314	1-2 G5-3 ②			0-0 G4-6-3 1-2f ②		1-2 F8 ③			0-2 FC4 1B	4	0	1	0	0	0	2
Geoff Jenkins, L (1, 7) OBP: 0.360, SLG: 0.496	1-3 K ③			0-0 P5			1-1 G3 2B		1-3 K ①	4	0	1	0	0	2	1
Jeremy Burnitz, L (1, 9) OBP: 0.363, SLG: 0.522		0-2 F7 ①			1-1 F8 ①		2-2 G3 ①		2-3 K ②	4	0	0	0	0	1	2
Richie Sexson, R (1, 3) OBP: 0.317, SLG: 0.483		2-3 K ②			3-1 G4-3 ②		1-3 K ②		1-2 FC4 ③	4	0	0	0	0	2	2
Tyler Houston, L (1, 5) OBP: 0.366, SLG: 0.522		0-3 K ③			3-1 F7 ③		1-2 G1-3 ③			3	0	0	0	0	1	1
José Hernández, R (1, 6) OBP: 0.316, SLG: 0.491			1-3 K ①			0-0 2B		3-3 K ①		3	1	1	0	0	2	0
Raul Casanova, S (1, 2) OBP: 0.348, SLG: 0.540		0-0 G5-3 ②				0-0 2B		0-0 2B		3	1	2	2	0	0	0
26 Kyle Peterson, R (1, 1) Wili Cunhane, R (4, 1) Luis Lopez, S (6, PH) Mike DeJean, R (7, 1) David Weathers, R (8, 1) Alex Sanchez, L (8, PH)			2-1 G6-3 ③			2-3 K ①		2-2 E1 G4-6-3		1	0	0	0	0	0	0

Inning Stats	R: 0	H: 0	E: 0	LOB: 0	K: 2	BB: 0	S: 11	R: 0	H: 0	E: 0	LOB: 0	K: 2	BB: 0	S: 11	R: 0	H: 1	E: 0	LOB: 0	K: 0	BB: 0	S: 4	R: 0	H: 0	E: 0	LOB: 0	K: 0	BB: 0	S: 6	R: 1	H: 2	E: 0	LOB: 1	K: 1	BB: 0	S: 11	R: 0	H: 1	E: 0	LOB: 1	K: 1	BB: 0	S: 14	R: 1	H: 1	E: 1	LOB: 0	K: 1	BB: 0	S: 9	R: 0	H: 1	E: 0	LOB: 1	K: 2	BB: 0	S: 13	1B: 2	SF: 0	2B: 3	SAC: 0	3B: 0	DP: 2	HR: 1	HBP: 0	WP: 0	PA: 32
--------------	------	------	------	--------	------	-------	-------	------	------	------	--------	------	-------	-------	------	------	------	--------	------	-------	------	------	------	------	--------	------	-------	------	------	------	------	--------	------	-------	-------	------	------	------	--------	------	-------	-------	------	------	------	--------	------	-------	------	------	------	------	--------	------	-------	-------	-------	-------	-------	--------	-------	-------	-------	--------	-------	--------


PITCHER	IP	WLS	BF	H	R	ER	SO	BB	IBB	HBP	BLK	WP	HR	S	P	ERA	WHIP
Darryl Kile, R (1, 1) ERA: 3.35	8.0	W	29	6	2	2	8	0	0	0	0	0	1	76	108	2.25	0.750
Steve Kline, L (9, 1) ERA: 2.61	0.2	H	2	0	0	0	2	0	0	0	0	0	0	7	10	0.00	0.000
Mike Timlin, R (9, 1) ERA: 3.86	0.1	S	1	0	0	0	0	0	0	0	0	0	0	3	4	0.00	0.000

BOTTOM

St. Louis Cardinals @ Milwaukee Brewers
Miller Park, Milwaukee, WI

Thu Jul 05 2001, 1:05 PM CDT
Att. 42,586 - Sunny - 63 F

AB	32
R	2
H	6
RBI	2
BB	0
SO	10
LOB	11



Batter	1	2	3	4	5	6	7	8	9	10	11	AB R H RBI BB SO LOB	TOP												
Alex Sanchez, L (1, 8) OBP: 0.235, SLG: 0.219	2-2 CS 1B		2-2 F7		1-0 F9		3-2 F7			0-3 K		5 0 1 0 0 1 3													
Mark Loretta, R (1, 4) Curt Leskanic, R (10, 1)	0-1 F8			1-2 HR HBP		1-1 L6		1-2 F9		0-3 K		4 1 0 0 0 1 1 0 0 0 0 0 0 0													
Geoff Jenkins, L (1, 7) OBP: 0.361, SLG: 0.496	2-1 F8 1-2			2-1 F9		2-2 2B		0-2 F4			1-0 F8 G4-3 HBP	4 0 1 0 0 0 2													
Richie Sexson, R (1, 3) OBP: 0.315, SLG: 0.489		2-3 K		1-1 HR		0-0 G6-3		3-2 P5			2-2 G4-3	5 1 1 2 0 1 2													
Jeremy Burnitz, L (1, 9) OBP: 0.363, SLG: 0.516		4-0 FC1-6 BB		0-1 G3		1-1 F8		4-0 BB			3-1 F8	3 0 0 0 2 0 2													
Tyler Houston, L (1, 5) OBP: 0.358, SLG: 0.509		1-2 FC1-6 1-2		3-2 G4-3		3-2 E7 G1-6-3		2-3 K			1-3 K	5 0 0 0 0 2 3													
José Hernández, R (1, 6) OBP: 0.311, SLG: 0.484		1-1 F9		2-2 G4-3		1-1 G1-6-3		1-2 F9				4 0 0 0 0 0 3													
Raul Casanova, S (1, 2) OBP: 0.345, SLG: 0.531			0-1 G4-3		1-2 SH3 1B		1-3 K2-3		1-0 F8			4 0 1 0 0 1 2													
Allen Levrault, R (1, 1) Chad Fox, R (6, 1) Devon White, S (7, PH) Mike DeJean, R (7, 1) Ray King, L (8, 1) David Weathers, R (8, 1) Angel Echevarria, R (10, PH) Ronnie Belliard, R (10, 4)			1-3 K		1-2 SH3		4-1 BB			0-1 P3		1 0 0 0 0 0 1 0 0 0 0 0 0 0 0 0 0 0 0 0 0 1 0 1 0 0 0 0 0 0 0 0 0 0 0 0 0 0 0													
Inning Stats	R: 0 E: 0 S: 7	H: 1 LOB: 0 BB: 0 P: 11	R: 0 E: 0 S: 8	H: 0 LOB: 1 BB: 1 P: 16	R: 0 E: 0 S: 14	H: 0 LOB: 0 BB: 0 P: 17	R: 2 E: 0 S: 13	H: 1 LOB: 0 BB: 0 P: 20	R: 0 E: 0 S: 12	H: 1 LOB: 1 BB: 0 P: 17	R: 0 E: 0 S: 8	H: 0 LOB: 0 BB: 0 P: 12	R: 0 E: 0 S: 13	H: 0 LOB: 2 BB: 1 P: 25	R: 0 E: 0 S: 12	H: 0 LOB: 0 BB: 0 P: 16	R: 0 E: 0 S: 7	H: 0 LOB: 1 BB: 1 P: 15	R: 0 E: 0 S: 8	H: 0 LOB: 0 BB: 0 P: 8	R: 0 E: 0 S: 12	H: 0 LOB: 1 BB: 0 P: 19	1B: 2 2B: 1 3B: 0 HR: 1	SF: 0 SAC: 1 DP: 0 HBP: 2	WP: 0 PA: 42 PB: 0 SB: 0 CS: 1
PITCHER	IP WLS BF H R ER SO BB IBB HBP BLK WP HR S P ERA WHIP															IP WLS BF H R ER SO BB IBB HBP BLK WP HR S P ERA WHIP									
Mark Gardner, R (1, 1) ERA: 5.55	6.0 23 4 2 2 2 1 0 1 0 0 0 1 62 93 3.00 0.833															41 Chad Zerbe, L (11, 1) ERA: 3.06	1.0 4 0 0 0 1 0 0 1 0 0 0 8 8 0.00 0.000								
Aaron Fultz, L (7, 1) ERA: 4.29	1.0 5 0 0 0 1 1 0 0 0 0 0 0 13 25 0.00 1.000																								
Tim Worrell, R (8, 1) ERA: 3.56	1.0 3 0 0 0 0 0 0 0 0 0 0 0 12 16 0.00 0.000																								
Felix Rodriguez, R (9, 1) ERA: 1.7	1.0 4 0 0 0 1 1 0 0 0 0 0 0 7 15 0.00 1.000																								
Robb Nen, R (10, 1) ERA: 3.32	1.0 3 0 0 0 2 0 0 0 0 0 0 0 8 8 0.00 0.000																								

Milwaukee Brewers @ San Francisco Giants
PacBell Park, San Francisco, CA
Fri Jul 06 2001, 10:35 PM EDT
Att: 41,604 - Cloudy - 62 F

AB	36
R	2
H	4
RBI	2
BB	3
SO	7
LOB	18



Batter	1	2	3	4	5	6	7	8	9	10	11	AB R H RBI BB SO LOB	BOTTOM														
Calvin Murray, R OBP: 0.360, SLG: 0.456 (1, 8)	1-2 G6-3		1-1 F8		1-3 K		X 0-0 G4-3 1B		B 1-3 K		S 1-2 1B 1B	6 0 2 0 0 2 2	Milwaukee Brewers @ San Francisco Giants PacBell Park, San Francisco, CA Fri Jul 06 2001, 10:35 PM EDT Att: 41,604 - Cloudy - 62 F														
Rich Aurilia, R OBP: 0.393, SLG: 0.556 (1, 6)	3-2 G6-3		2-2 G5-3		X 0-0 F8		X 0-2 G4-3		B 2-1 F7		S 2-2 1B 1B 3-H	6 0 1 1 0 0 3															
Barry Bonds, L OBP: 0.484, SLG: 0.829 (1, 7)	4-1 1B BB			B 3-1 3B 2B		C 2-1 F7		B 1-0 G3-1		S 0-1 2B		4 1 2 0 1 0 0															
Jeff Kent, R OBP: 0.373, SLG: 0.508 (1, 3) (7, 4)	3-2 1B		X 0-0 3B		B 2-1 1B		B 1-1 F8		C 0-1 F8			5 0 3 1 0 0 1															
Armando Rios, L OBP: 0.324, SLG: 0.478 (1, 9)	0-1 G3-1		X 0-0 F5		X 0-3 K		X 0-2 1B		I 4-0 IBB			4 0 1 0 1 1 4															
Benito Santiago, R OBP: 0.332, SLG: 0.396 (1, 2)		B 2-3 K	X 0-0 L8		X 0-0 HBP 1B		X 0-0 G6-3		F 1-1 F7			5 0 1 0 0 1 4															
Ramon Martinez, R Kirk Rueter, L Aaron Laffey, R Tim Lincecum, R Felix Rodriguez, R Marvin Benard, L Robb Nen, R Shawon Dunston, R 41 Chad Zerbe, L		C 1-1 F7	C 2-2 G6-3		B 2-1 HBP			B 4-0 SH3-4 BB		C 1-2 F8		2 0 0 0 0 0 1 0															
Pedro Feliz, R OBP: 0.231, SLG: 0.307 (1, 5)		F 1-3 K		C 1-2 HR		S 0-1 P6		L 0-1 SH3-4		S 1-3 K		4 1 1 1 0 2 3															
Mark Gardner, R Felipe Crespo, S OBP: 0.305, SLG: 0.392 (1, 1) (7, 3)			C 1-3 K		S 0-1 G4-3		X 0-0 G3-1		I 4-0 IBB		T 4-2 1B 1B BB	2 0 0 0 0 1 0 1 1 0 0 2 0 0															
Inning Stats	R: 0 E: 0 K: 0 S: 12	H: 1 LOB: 2 BB: 1 P: 23	R: 0 E: 0 K: 2 S: 8	H: 0 LOB: 0 BB: 0 P: 12	R: 0 E: 0 K: 1 S: 9	H: 0 LOB: 0 BB: 0 P: 13	R: 1 E: 0 K: 1 S: 9	H: 1 LOB: 0 BB: 0 P: 11	R: 0 E: 0 K: 1 S: 12	H: 2 LOB: 3 BB: 0 P: 18	R: 0 E: 0 K: 0 S: 5	H: 1 LOB: 0 BB: 0 P: 5		R: 0 E: 0 K: 0 S: 10	H: 1 LOB: 1 BB: 0 P: 13	R: 0 E: 0 K: 1 S: 7	H: 0 LOB: 2 BB: 2 P: 18	R: 0 E: 0 K: 0 S: 9	H: 1 LOB: 2 BB: 1 P: 15	R: 1 E: 0 K: 1 S: 15	H: 2 LOB: 2 BB: 1 P: 23	1B: 7 2B: 2 3B: 1 HR: 1	SF: 0 SAC: 1 DP: 1 HBP: 1	WP: 0 PB: 0 SB: 0 CS: 0	PA: 47		
PITCHER	IP WLS BF H R ER SO BB IBB HBP BLK WP HR S P ERA WHIP	IP WLS BF H R ER SO BB IBB HBP BLK WP HR S P ERA WHIP													IP WLS BF H R ER SO BB IBB HBP BLK WP HR S P ERA WHIP												
Allen Levrault, R ERA: 5.18 (1, 1)	5.0 20 4 2 2 4 1 0 0 0 0 0 1 46 72 3.60 1.000													Curt Leskanic, R ERA: 3.4 (10, 1)													
Chad Fox, R ERA: 1.65 (6, 1)	1.0 6 2 0 0 1 0 0 1 0 0 0 0 12 18 0.00 2.000																										
Mike DeJean, R ERA: 2.01 (7, 1)	1.0 3 1 0 0 0 0 0 0 0 0 0 0 5 5 0.00 1.000																										
Ray King, L ERA: 3.48 (8, 1)	0.2 3 1 0 0 0 0 0 0 0 0 0 0 7 9 0.00 1.500																										
David Weathers, R ERA: 1.75 (8, 1)	1.1 6 0 0 0 1 1 1 0 0 0 0 0 10 22 0.00 0.750																										



livebaseballscores.com

AB	40
R	3
H	11
RBI	3
BB	5
SO	7
LOB	20

Batter	1	2	3	4	5	6	7	8	9	AB R H RBI BB SO LOB	TOP											
Ronnie Belliard, R (1, 4) OBP: 0.348, SLG: 0.402	1-0 1B 2B	3-2 1B SF8 2B		1-2 G4-3 1B	1-2 WP E BB 1B		1-0 G4-3		1-0 E5 2B FC5	6 4 4 1 0 0 0	Milwaukee Brewers @ San Francisco Giants PacBell Park, San Francisco, CA Sat Jul 07 2001, 4:05 PM EDT Att. 41,707 - Sunny - 64 F livebaseballscores.com											
Mark Loretta, R (1, 5) OBP: 0.326, SLG: 0.306 Alex Sanchez, L (5, PR) OBP: 0.250, SLG: 0.265 (5, 8)	1-1 L4	3-2 2-3 1B		0-1 G4-3	4-2 WP E BB		0-0 G5-3		1-2 FC5 2B	3 0 1 0 1 0 2 2 1 1 0 0 0 0												
Geoff Jenkins, L (1, 7) OBP: 0.357, SLG: 0.488	2-3 K	0-0 SF8		0-3 K	3-2 E3		1-1 F7		4-2 FC5 BB	4 0 0 2 1 2 2												
Richie Sexson, R (1, 3) OBP: 0.319, SLG: 0.484	4-1 1B BB	0-0 F8		4-1 IBB	0-1 F8			4-2 1B HR BB	1-1 FC5	3 2 0 1 3 0 4												
Angel Echevarria, R (1, 9) OBP: 0.292, SLG: 0.471	0-0 1B E 1B	1-0 G4-3		1-0 P6	1-0 F8			1-0 1B HR	1-1 F7	6 2 2 1 0 0 6												
José Hernández, R (1, 8) OBP: 0.315, SLG: 0.505 (5, 6)	2-2 E 1B			1-0 G6-3	3-1 HR		0-3 K	2-2 1B HR	0-0 G4-3	6 2 3 5 0 1 2												
Luis Lopez, S (1, 6) OBP: 0.253, SLG: 0.291 (5, 5)	2-0 E9 1B			0-0 G6-3 1B	2-2 E 1B 1B		1-1 1B	0-1 P4		5 1 4 1 0 0 0												
Henry Blanco, R (1, 2) OBP: 0.284, SLG: 0.324	4-0 FC4-6 BB			1-1 G6-3	2-2 F8		1-2 L6	2-1 F9		4 0 0 0 1 0 3												
Jimmy Haynes, R (1, 1) OBP: 0.189, SLG: 0.171 47 Mike Buddie, R (7, 1)	0-1 FC4-6			3-3 K	0-1 E1 BB 1B WP		0-3 K	3-3 K		4 1 0 0 0 2 6 1 0 0 0 0 1 0												
Inning Stats	R: 3 E: 1 K: 1 S: 14	H: 4 LOB: 3 BB: 2 P: 30	R: 1 E: 0 K: 0 S: 11	H: 2 LOB: 1 BB: 0 P: 18	R: 0 E: 0 K: 1 S: 8	H: 1 LOB: 1 BB: 0 P: 13	R: 0 E: 0 K: 1 S: 10	H: 1 LOB: 2 BB: 1 P: 16	R: 5 E: 2 K: 0 S: 24	H: 3 LOB: 1 BB: 1 P: 40	R: 0 E: 0 K: 2 S: 11	H: 1 LOB: 1 BB: 0 P: 13	R: 0 E: 0 K: 0 S: 4	H: 0 LOB: 0 BB: 0 P: 6	R: 3 E: 0 K: 1 S: 14	H: 2 LOB: 0 BB: 1 P: 26	R: 1 E: 1 K: 0 S: 11	H: 1 LOB: 2 BB: 1 P: 19	1B: 10 2B: 3 3B: 0 HR: 2	SF: 1 SAC: 0 DP: 0 HBP: 0	WP: 1 PB: 0 SB: 0 CS: 0	PA: 51
PITCHER	IP WLS BF H R ER SO BB IBB HBP BLK WP HR S P ERA WHIP																					
Shawn Estes, L (1, 1) ERA: 3.51	3.2 L 22 8 4 4 3 2 1 0 0 0 0 0 42 75 9.82 2.727																					
Ryan Vogelsong, R (4, 1) ERA: 5.48	1.1 10 3 5 3 0 1 0 0 0 1 1 25 42 20.25 3.000																					
Brian Boehringer, R (6, 1) ERA: 2.95	2.0 7 1 0 0 2 0 0 0 0 0 0 15 19 0.00 0.500																					
41 Chad Zerbe, L (8, 1) ERA: 3.78	1.0 6 2 3 3 1 1 0 0 0 0 1 14 26 27.00 3.000																					
Aaron Fultz, L (9, 1) ERA: 4.19	1.0 6 1 1 0 0 1 0 0 0 0 0 11 19 0.00 2.000																					

Batter	1	2	3	4	5	6	7	8	9	AB	R	H	RBI	BB	SO	LOB
Calvin Murray, R OBP: 0.357, SLG: 0.450 (1, 8)	0-1 G5-3 ①		2-2 G6-3 ③		0-0 E8 1B			3-2 F9 ①		4	0	1	0	0	0	0
Rich Aurilia, R OBP: 0.394, SLG: 0.554 (1, 6)	3-2 G4-3 ②			3-2 1B 1B	4-2 BB			0-1 G6-3 ②		3	1	1	0	1	0	0
Barry Bonds, L OBP: 0.486, SLG: 0.827 Marvin Benard, L OBP: 0.279, SLG: 0.344 (1, 7) (8, 7)	4-0 BB			3-2 1-H 3B 1B	1-0 G4-3 ③			1-0 G1-3 ③		2	1	1	1	1	0	2
Jeff Kent, R OBP: 0.374, SLG: 0.514 (1, 4)	3-2 F8 ③			1-0 1-H SF8 3B			1-3 K ①		2-1 1B	4	1	2	1	0	1	1
Felipe Crespo, S OBP: 0.286, SLG: 0.370 (1, 3)		2-3 K ①		1-0 SF8 ①			1-3 K ②		0-0 F9 ①	3	0	0	1	0	2	1
Eric Davis, R OBP: 0.264, SLG: 0.316 (1, 9)		1-2 F9 ②		2-1 3-H G5-3 ②			1-2 G1-3 ③		1-3 K ②	4	0	0	0	0	1	1
Benito Santiago, R OBP: 0.328, SLG: 0.391 41 Chad Zerbe, L OBP: 0.250, SLG: 0.250 Aaron Fultz, L OBP: 0.333, SLG: 0.333 Armando Rios, L OBP: 0.323, SLG: 0.476 (1, 2) (8, 1) (9, 1) (9, PH)		2-0 G4-3 ③		0-3 K ③			0-0 G5-3 ①		3-2 F7 ③	3	0	0	0	0	1	0
Pedro Feliz, R OBP: 0.225, SLG: 0.298 (1, 5)			3-3 K ①		2-2 G4-3 ①		3-3 K ②			3	0	0	0	0	2	0
Shawn Estes, R OBP: 0.100, SLG: 0.071 Ryan Vogelsong, R OBP: 0.125, SLG: 0.250 Brian Boehringer, S Edwards Guzman, L OBP: 0.264, SLG: 0.434 (1, 1) (4, 1) (6, 1) (7, PH) (8, 2)			2-2 F2 ②		3-1 F8 ②		0-0 G4-3 ③			1	0	0	0	0	0	0

Inning Stats	R: 0	H: 0	E: 0	LOB: 1	K: 0	BB: 1	S: 8	R: 0	H: 0	E: 0	LOB: 0	K: 1	BB: 0	S: 8	R: 0	H: 0	E: 0	LOB: 0	K: 1	BB: 0	S: 16	R: 3	H: 3	E: 0	LOB: 0	K: 1	BB: 0	S: 15	R: 0	H: 1	E: 1	LOB: 2	K: 0	BB: 1	S: 10	R: 0	H: 0	E: 0	LOB: 0	K: 2	BB: 0	S: 16	R: 0	H: 0	E: 0	LOB: 0	K: 1	BB: 0	S: 5	R: 0	H: 0	E: 0	LOB: 0	K: 0	BB: 0	S: 7	R: 0	H: 1	E: 0	LOB: 1	K: 1	BB: 0	S: 11	1B: 4	SF: 1	2B: 0	SAC: 0	3B: 1	DP: 0	HR: 0	HBP: 0	WP: 0	PA: 34
--------------	------	------	------	--------	------	-------	------	------	------	------	--------	------	-------	------	------	------	------	--------	------	-------	-------	------	------	------	--------	------	-------	-------	------	------	------	--------	------	-------	-------	------	------	------	--------	------	-------	-------	------	------	------	--------	------	-------	------	------	------	------	--------	------	-------	------	------	------	------	--------	------	-------	-------	-------	-------	-------	--------	-------	-------	-------	--------	-------	--------

PITCHER	IP	WLS	BF	H	R	ER	SO	BB	IBB	HBP	BLK	WP	HR	S	P	ERA	WHIP
Jimmy Haynes, R ERA: 4.81 (1, 1)	6.0	W	24	4	3	3	5	2	0	0	0	0	0	73	118	4.50	1.000
47 Mike Buddie, R ERA: (7, 1)	3.0	S	10	1	0	0	2	0	0	0	0	0	0	23	36	0.00	0.333

BOTTOM

Milwaukee Brewers @ San Francisco Giants
PacBell Park, San Francisco, CA

Sat Jul 07 2001, 4:05 PM EDT
Att: 41,707 - Sunny - 64 F

livebaseballscorecards.com

AB	31
R	3
H	5
RBI	3
BB	2
SO	7
LOB	6



Batter	1	2	3	4	5	6	7	8	9	10	11	12	13	AB R H RBI BB SO LOB	TOP																
Alex Sanchez, L OBP: 0.256, SLG: 0.293 (1, 8)	F7	K			K	FC6-4			FC4-6 1B		G4-3		S 2B	7 0 2 2 0 2 3	Milwaukee Brewers @ San Francisco Giants PacBell Park, San Francisco, CA Sun Jul 08, 2001, 4:05 PM EDT Att: 41,780 - Sunny - 65 F																
Ronnie Belliard, R OBP: 0.347, SLG: 0.403 (1, 4)	BB 2B		P4		1B 1B		F9		FC4-6 G4-3		K		S 2B	7 1 2 0 0 2 2																	
Geoff Jenkins, L OBP: 0.356, SLG: 0.482 (1, 7)	BB BB		P5		1B 1B		K		G4-3				F8	5 0 1 1 1 1 1																	
Richie Sexson, R OBP: 0.316, SLG: 0.476 Mike DeJean, R (12, 1)	K		F9		K		G6-3						K	5 0 0 0 1 3 4 0 0 0 0 0 0 0																	
Jeremy Burnitz, L OBP: 0.366, SLG: 0.514 (1, 9)	1-2 2-3 BB		G3		1B			HR 1B					K	5 1 2 1 1 1 2																	
Tyler Houston, L OBP: 0.353, SLG: 0.500 (1, 5)	G1-3		1B		K			K		L3			G3-1	6 0 1 0 0 2 6																	
José Hernández, R OBP: 0.310, SLG: 0.497 Chad Fox, R (10, 1)		K			K			K		K			2B 2B 1B	5 0 0 0 0 5 2 0 0 0 0 0 0 0 1 1 1 0 0 0 0																	
Raul Casanova, S OBP: 0.344, SLG: 0.544 (1, 2)			1B		K		F7		HR		P6		F7	6 1 2 2 0 1 2																	
Jamey Wright, R OBP: 0.316, SLG: 0.286 Luis Lopez, R OBP: 0.250, SLG: 0.286 David Weathers, R OBP: 0.250, SLG: 0.286 Curt Leskanic, R OBP: 0.250, SLG: 0.286 Ray King, L OBP: 0.250, SLG: 0.286 Mark Loretta, R OBP: 0.328, SLG: 0.315 (1, 1) (8, 9) (8, 1) (9, 1) (10, 1) (10, 6)		B3			1B 1B		K		K		P4		2B 2B	3 1 1 0 0 1 1 1 0 0 0 0 1 0 2 1 1 0 0 0 0																	
Inning Stats	R: 0 E: 0 K: 1 S: 16	H: 1 LOB: 3 BB: 2 P: 27	R: 0 E: 0 K: 2 S: 9	H: 1 LOB: 1 BB: 0 P: 11	R: 0 E: 0 K: 0 S: 6	H: 0 LOB: 0 BB: 0 P: 9	R: 0 E: 0 K: 2 S: 9	H: 1 LOB: 1 BB: 0 P: 15	R: 2 E: 0 K: 3 S: 18	H: 4 LOB: 2 BB: 0 P: 27	R: 0 E: 0 K: 1 S: 10	H: 0 LOB: 0 BB: 0 P: 14	R: 0 E: 0 K: 1 S: 9	H: 0 LOB: 0 BB: 0 P: 13		R: 2 E: 0 K: 3 S: 19	H: 2 LOB: 0 BB: 0 P: 28	R: 0 E: 0 K: 0 S: 14	H: 1 LOB: 2 BB: 1 P: 21	R: 0 E: 0 K: 1 S: 12	H: 0 LOB: 0 BB: 0 P: 14	R: 0 E: 0 K: 2 S: 8	H: 0 LOB: 0 BB: 0 P: 9	R: 0 E: 0 K: 2 S: 8	H: 0 LOB: 0 BB: 0 P: 11	R: 2 E: 0 K: 1 S: 15	H: 3 LOB: 1 BB: 0 P: 23	1B: 9 2B: 3 3B: 0 HR: 1	SF: 0 SAC: 0 DP: 0 HBP: 0	WP: 1 PB: 0 SB: 1 CS: 0	PA: 56
PITCHER	Livan Hernandez, R (1, 1) IP 7.0 WLS BF 32 H 8 R 3 ER 3 SO 11 BB 2 IBB 0 HBP 0 BLK 0 WP 1 HR 0 S 80 P 119 ERA 3.86 WHIP 1.429													Brian Boehringer, R (13, 1) IP 1.0 WLS L 6 BF 3 H 3 R 2 ER 2 SO 1 BB 0 IBB 0 HBP 0 BLK 0 WP 0 HR 0 S 15 P 23 ERA 18.00 WHIP 3.000																	
PITCHER	Felix Rodriguez, R (8, 1) 1.0 B 4 1 1 1 3 0 0 0 0 0 1 16 25 9.00 1.000													Tim Worrell, R (9, 1) 0.2 4 1 0 0 0 0 1 0 0 0 0 12 19 0.00 1.500																	
PITCHER	Aaron Fultz, L (9, 1) 0.1 1 0 0 0 0 0 0 0 0 0 0 2 2 0.00 0.000													Robb Nen, R (10, 1) 3.0 9 0 0 0 4 0 0 0 0 0 0 28 34 0.00 0.000																	

AB	53
R	6
H	13
RBI	6
BB	3
SO	19
LOB	23



Batter	1	2	3	4	5	6	7	8	9	AB	R	H	RBI	BB	SO	LOB	TOP										
Matt Lawton, L OBP: 0.423, SLG: 0.491 Quinton McCracken, S OBP: 0.288, SLG: 0.345	1-2 P4	2-2 L5		1-1 2B	2-1 F8		3-2 F7		0-0 G6-3	5	0	1	0	0	0	4											
Cristian Guzman, S OBP: 0.345, SLG: 0.504 Denny Hocking, S OBP: 0.327, SLG: 0.377	0-0 1B		1-2 G4-3	1-3 K		0-3 K 2B G1-3	0-2 G4-3			4	1	1	0	0	2	1											
Doug Mientkiewicz, L OBP: 0.379, SLG: 0.506 Casey Blake, R OBP: 0.357, SLG: 0.333	3-2 L3		2-2 HR		1-2 F7	2-1 G1-3	0-0 G4-3			5	1	1	1	0	0	3											
Corey Koskie, L OBP: 0.360, SLG: 0.487 Jason Maxwell, R OBP: 0.326, SLG: 0.436		1-2 CI HR 2B	1-1 HR		1-3 K	3-2 2B		2-1 HR		5	3	4	3	0	1	0											
Torii Hunter, R OBP: 0.293, SLG: 0.490		4-2 CI HR BB	1-0 HR		0-2 HR	1-1 F9		1-0 F8		4	3	2	2	1	0	1											
A.J. Pierzynski, L OBP: 0.335, SLG: 0.442		1-2 CI HR	1-1 F8		1-2 E 1B	0-0 G6-3		0-2 G5-3		4	2	1	0	0	0	1											
Jacque Jones, L OBP: 0.306, SLG: 0.395		2-2 HR	2-3 K		0-2 E5 1B		1-1 HR	2-3 K		5	2	2	5	0	2	1											
Luis Rivas, R OBP: 0.305, SLG: 0.345		0-0 G6-3		2-1 P3	2-2 1B		0-2 E6 2B		2-2 G6-3	5	1	1	1	0	0	0											
Kyle Lohse, R OBP: 0.500, SLG: 0.750 Travis Miller, R Chad Allen, R OBP: 0.371, SLG: 0.439 Jack Cressend, R	1-3 K		2-2 G1-3		0-0 1B		2-1 G4-3 2B		1-3 K	4	0	2	1	0	1	0											
Inning Stats	R: 0 E: 0 K: 0 S: 8	H: 1 LOB: 0 BB: 0 P: 12	R: 4 E: 1 K: 1 S: 22	H: 2 LOB: 0 BB: 1 P: 33	R: 3 E: 0 K: 1 S: 15	H: 3 LOB: 0 BB: 0 P: 23	R: 0 E: 0 K: 1 S: 11	H: 1 LOB: 1 BB: 0 P: 17	R: 2 E: 1 K: 1 S: 27	H: 4 LOB: 3 BB: 0 P: 34	R: 1 E: 1 K: 1 S: 11	H: 1 LOB: 1 BB: 0 P: 17	R: 2 E: 1 K: 0 S: 14	H: 2 LOB: 1 BB: 0 P: 20	R: 1 E: 0 K: 1 S: 9	H: 1 LOB: 0 BB: 0 P: 14	R: 0 E: 0 K: 1 S: 9	H: 0 LOB: 0 BB: 0 P: 12	1B: 4 2B: 5 3B: 0 HR: 7	SF: 0 SAC: 0 DP: 1 HBP: 0	WP: 0 PB: 0 SB: 0 CS: 0	PA: 46					
PITCHER	IP	WLS	BF	H	R	ER	SO	BB	IBB	HBP	BLK	WP	HR	S	P	ERA	WHIP										
Jimmy Haynes, R ERA: 5.17	(1, 1)	2.1	L	14	6	7	6	1	1	0	0	0	4	40	60	23.14	3.000										
Will Cunnane, R ERA: 5.6	(3, 1)	2.2		14	5	2	1	3	0	0	0	0	1	43	59	3.38	1.875										
Mike DeJean, R ERA: 1.89	(6, 1)	1.0		5	1	1	0	1	0	0	0	0	0	11	17	0.00	1.000										
Chad Fox, R ERA: 1.8	(7, 1)	1.0		6	2	2	1	0	0	0	0	0	1	14	20	9.00	2.000										
David Weathers, R ERA: 1.86	(8, 1)	1.0		4	1	1	1	1	0	0	0	0	1	9	14	9.00	1.000										
PITCHER	IP	WLS	BF	H	R	ER	SO	BB	IBB	HBP	BLK	WP	HR	S	P	ERA	WHIP										
Curt Leskanic, R ERA: 3.46	(9, 1)	1.0		3	0	0	0	1	0	0	0	0	0	9	12	0.00	0.000										

Minnesota Twins @ Milwaukee Brewers
Miller Park, Milwaukee, WI
Thu Jul 12 2001, 7:05 PM CDT
Att. 30,920 - Sunny - 71 F

livebaseballscorecards.com

AB	44
R	13
H	15
RBI	13
BB	1
SO	7
LOB	12



Batter	1	2	3	4	5	6	7	8	9	AB	R	H	RBI	BB	SO	LOB	
Alex Sanchez, L OBP: 0.277, SLG: 0.341 (1, 8) C B B X	2-1 F7 ①		4-1 BB ①			0-0 G3 3B ① 1-H		2-2 F7 ②		3	1	1	1	1	0	0	
Ronnie Belliard, R OBP: 0.345, SLG: 0.401 (1, 4) B F X	1-1 G1-3 ②		1-0 F8 ③			2-3 K ①		0-0 WP HR 1B		4	1	1	0	0	1	2	
Geoff Jenkins, L OBP: 0.355, SLG: 0.490 (1, 7) B C F B B S	3-3 K ③				1-2 P6 ①		0-0 G3 ②		3-2 1-H HR		4	1	1	3	0	1	0
Richie Sexson, R OBP: 0.318, SLG: 0.484 (1, 3)		0-0 F8 ①			3-0 G6-3 ②		0-2 HR		4-2 BB		3	1	1	1	1	0	0
Jeremy Burnitz, L OBP: 0.362, SLG: 0.507 (1, 9)		0-3 K ②			3-2 F9 ③		0-0 P4 ③		0-0 F8 ③		4	0	0	0	0	1	1
Tyler Houston, L OBP: 0.351, SLG: 0.495 (1, 5)		1-1 1B				0-2 G4-3 ①		0-1 P4 ①		0-1 G3-1 ①		4	0	1	0	0	0
José Hernández, R OBP: 0.307, SLG: 0.492 (8, 1) David Weathers, R (8, 1) Curt Leskanic, R (9, 1) Devon White, S OBP: 0.356, SLG: 0.503 (9, PH)		2-0 G1-3 ③			1-2 G5-3 ②		1-3 K		1-3 K		3	0	0	0	0	1	1
Raul Casanova, S OBP: 0.342, SLG: 0.536 (1, 2)			0-1 L3 ①		1-0 G1 ③		1-1 G3-1 ③		2-2 1B		4	0	1	0	0	0	0
Jimmy Haynes, R OBP: 0.169, SLG: 0.171 (3, 1) Will Cunnane, R (6, 1) Luis Lopez, S OBP: 0.259, SLG: 0.288 (6, PH) Chad Fox, R (7, 1) Mark Loretta, R OBP: 0.324, SLG: 0.311 (8, 8)			1-2 G1-3 ②			4-1 3B BB		0-1 F3 ①		0-0 F3 ③		0	0	0	0	0	0

Inning Stats	R: 0	H: 0	E: 0	K: 1	S: 7	R: 0	H: 1	E: 0	K: 1	S: 7	R: 0	H: 0	E: 0	K: 0	S: 7	R: 0	H: 0	E: 0	K: 0	S: 7	R: 3	H: 2	E: 0	K: 1	S: 10	R: 0	H: 0	E: 0	K: 1	S: 7	R: 2	H: 2	E: 0	K: 0	S: 13	R: 0	H: 1	E: 0	K: 1	S: 9	1B: 3	2B: 0	3B: 1	HR: 2	SF: 0	SAC: 0	DP: 0	HBP: 0	WP: 1	PA: 36
--------------	------	------	------	------	------	------	------	------	------	------	------	------	------	------	------	------	------	------	------	------	------	------	------	------	-------	------	------	------	------	------	------	------	------	------	-------	------	------	------	------	------	-------	-------	-------	-------	-------	--------	-------	--------	-------	--------

PITCHER	IP	WLS	BF	H	R	ER	SO	BB	IBB	HBP	BLK	WP	HR	S	P	ERA	WHIP
Kyle Lohse, R ERA: 5.01 (1, 1)	7.2	W	31	5	5	5	4	3	0	0	0	1	2	65	106	5.87	1.043
Travis Miller, L ERA: 4.23 (8, 1)	0.1		1	0	0	0	0	0	0	0	0	0	0	1	1	0.00	0.000
Jack Cressend, R ERA: 3.55 (9, 1)	1.0		4	1	0	0	1	0	0	0	0	0	0	9	12	0.00	1.000

MINNESOTA TWINS @ MILWAUKEE BREWERS
Miller Park, Milwaukee, WI
 Thu Jul 12 2001, 7:05 PM CDT
 Att: 30,920 - Sunny - 71 F

livebaseballscores.com

AB	33
R	5
H	6
RBI	5
BB	3
SO	5
LOB	5



Batter	1	2	3	4	5	6	7	8	9	AB R H RBI BB SO LOB	TOP									
Matt Lawton, L (1, 9) OBP: 0.418, SLG: 0.485	2-2 G4-3		2-2 G6-3	2-1 F7			3-1 L7			4 0 0 0 0 0 2	Minnesota Twins @ Milwaukee Brewers Miller Park, Milwaukee, WI Fri Jul 13 2001, 7:05 PM CDT Att. 41,748 - Sunny - 77 F									
Denny Hocking, S (1, 6) OBP: 0.326, SLG: 0.369	4-2 G4-3 BB		3-2 F7	3-1 F8			2-3 K			3 0 0 0 1 1 2										
Doug Mientkiewicz, L (1, 3) OBP: 0.377, SLG: 0.502	2-2 G4-3 1-2		4-2 1B BB			3-1 F7		0-2 P5		3 1 0 0 1 0 1										
Corey Koskie, L (1, 5) OBP: 0.359, SLG: 0.483	3-2 G1		1-1 1B 1B			3-1 F8		2-2 G6-3		4 0 1 0 0 0 1										
Torii Hunter, R (1, 8) OBP: 0.293, SLG: 0.486			0-1 F8 1-3 2-H 1B			0-0 F9		0-3 K		4 0 1 1 0 1 0										
A.J. Pierzynski, L (1, 2) OBP: 0.333, SLG: 0.452			0-1 HR G4-3			0-0 F7		0-1 F8		4 1 1 1 0 0 2										
Jacque Jones, L (1, 7) OBP: 0.308, SLG: 0.405			1-3 K			1-1 G4-3		0-0 HR		3 1 1 1 1 1 0										
Luis Rivas, R (1, 4) OBP: 0.304, SLG: 0.344			2-1 1B			2-2 F8 K2-3		2-3 K		4 0 1 0 0 2 1										
Brad Radke, R (1, 1) OBP: 0.500, SLG: 0.500			0-0 F9			2-1 1B		1-2 L9		2 0 1 0 0 0 1										
Quinton McCracken, S (7, PH) OBP: 0.283, SLG: 0.339										1 0 0 0 0 0 0										
Eddie Guardado, R (7, 1)										0 0 0 0 0 0 0										
Chad Allen, R (9, PH) OBP: 0.368, SLG: 0.435										1 0 0 0 0 0 0										
Inning Stats	R: 0 E: 0 K: 0 S: 11	H: 0 LOB: 1 BB: 1 P: 22	R: 1 E: 0 K: 1 S: 10	H: 2 LOB: 1 BB: 0 P: 13	R: 1 E: 0 K: 0 S: 14	H: 2 LOB: 2 BB: 1 P: 24	R: 0 E: 0 K: 0 S: 9	H: 1 LOB: 2 BB: 1 P: 22	R: 0 E: 0 K: 1 S: 6	H: 0 LOB: 0 BB: 0 P: 7	R: 0 E: 0 K: 1 S: 8	H: 0 LOB: 0 BB: 0 P: 14	R: 0 E: 0 K: 1 S: 9	H: 0 LOB: 0 BB: 0 P: 11	R: 1 E: 0 K: 1 S: 9	H: 1 LOB: 0 BB: 0 P: 12	1B: 4 2B: 0 3B: 0 HR: 2	SF: 0 SAC: 0 DP: 0 HBP: 0	WP: 0 PB: 0 SB: 0 CS: 0	PA: 36
PITCHER	IP WLS BF H R ER SO BB IBB HBP BLK WP HR S P ERA WHIP																			
Allen Levrault, R (1, 1) ERA: 5.05	5.0 W 23 5 2 2 1 3 0 0 0 0 0 1 49 92 3.60 1.600																			
Mike DeJean, R (6, 1) ERA: 1.81	2.0 H 6 0 0 0 2 0 0 0 0 0 0 0 14 21 0.00 0.000																			
Ray King, L (8, 1) ERA: 3.31	1.0 H 3 0 0 0 1 0 0 0 0 0 0 0 9 11 0.00 0.000																			
Curt Leskanic, R (9, 1) ERA: 3.59	1.0 4 1 1 1 1 0 0 0 0 0 0 1 9 12 9.00 1.000																			

livebaseballscorecards.com

AB	33
R	3
H	6
RBI	3
BB	3
SO	5
LOB	10



Batter	1	2	3	4	5	6	7	8	9
Devon White, S OBP: 0.363, SLG: 0.513 (1, 8)	0-2 WP 1B 2B		1-1 1B 1B		1-2 CS 1B		1-2 PO 1-2	0-3 K	
Mark Loretta, R OBP: 0.333, SLG: 0.321 (1, 6)	3-3 K 2-3		1-2 1B 1B		2-2 1B			0-1 HR 1B	
Geoff Jenkins, L OBP: 0.357, SLG: 0.502 (1, 7)	1-1 HR 1B 3-H		0-0 P6		0-0 F7			1-1 HR	
Richie Sexson, R OBP: 0.320, SLG: 0.494 (1, 3)	2-0 HR 1-H		1-0 G4-6-3 1B 1-2 2-H			2-3 K		0-3 K	
Jeremy Burnitz, L OBP: 0.357, SLG: 0.500 (1, 9)	0-0 G3		0-2 G4-6-3 1-2f			1-3 K		1-3 K	
Tyler Houston, L OBP: 0.347, SLG: 0.489 (1, 5)					0-1 G4-3		1-3 K		
Ronnie Belliard, R OBP: 0.345, SLG: 0.411 (1, 4)					0-0 G6-3		0-0 P2		
Raul Casanova, S OBP: 0.342, SLG: 0.531 (1, 2)					0-2 G5-3		1-0 PO 1B		
Allen Levrault, R Luis Lopez, S Mike DeJean, R Angel Echevarria, R Ray King, L Curt Leskanic, R							0-2 L7		


AB	R	H	RBI	BB	SO	LOB
4	1	3	0	0	1	0
4	1	3	0	0	1	1
4	2	2	2	0	0	3
4	1	2	3	0	2	0
4	0	0	0	0	2	2
3	0	0	0	0	2	0
3	1	1	1	0	0	0
3	0	1	0	0	0	0
1	0	0	0	0	0	0
1	0	0	0	0	0	0
0	0	0	0	0	0	0
1	0	0	0	0	0	1
0	0	0	0	0	0	0
0	0	0	0	0	0	0

Inning Stats		R: 2	H: 3	E: 0	LOB: 0	K: 1	BB: 0	S: 16	R: 1	H: 1	E: 0	LOB: 0	K: 1	BB: 0	S: 8	R: 1	H: 3	E: 0	LOB: 1	K: 0	BB: 0	S: 10	R: 0	H: 0	E: 0	LOB: 0	K: 0	BB: 0	S: 6	R: 0	H: 2	E: 0	LOB: 1	K: 0	BB: 0	S: 9	R: 0	H: 0	E: 0	LOB: 0	K: 3	BB: 0	S: 9	R: 0	H: 1	E: 0	LOB: 0	K: 0	BB: 0	S: 7	R: 2	H: 2	E: 0	LOB: 0	K: 3	BB: 0	S: 13
Brad Radke, R ERA: 3.68 (1, 1)	IP	WLS	BF	H	R	ER	SO	BB	IBB	HBP	BLK	WP	HR	S	P	ERA	WHIP																																								
Eddie Guardado, L ERA: 4.0 (7, 1)	2.0	8	3	2	2	3	0	0	0	0	0	0	1	20	24	9.00	1.500																																								

MINNESOTA TWINS @ MILWAUKEE BREWERS
Miller Park, Milwaukee, WI
Fri Jul 13 2001, 7:05 PM CDT
Att: 41,748 - Sunny - 77 F

livebaseballscorecards.com

AB	32
R	6
H	12
RBI	6
BB	0
SO	8
LOB	7



WP	HR	S	P	ERA	WHIP
1	1	3	1	9.00	1.500

Batter	1	2	3	4	5	6	7	8	9	AB R H RBI BB SO LOB	TOP																
Matt Lawton, L (1, 9) OBP: 0.418, SLG: 0.480	2-3 K			2-2 G6-3		4-0 G6-3 E 1-2 BB	1-2 P6		4-0 WP IBB	3 0 0 0 2 1 3																	
Denny Hocking, S (1, 6) OBP: 0.322, SLG: 0.360	1-3 K			4-1 G4-3 BB		1-2 E3 1-2 G6-3 2-3 3-H		3-3 K	3-3 K	4 0 0 0 1 3 5																	
Doug Mientkiewicz, L (1, 3) OBP: 0.378, SLG: 0.498	1-3 K			1-0 G4-3 1-2		1-2 G6-3 1-2f 2-3 3-H		2-2 HR 1B	4-1 BB	4 1 1 0 1 1 3																	
Corey Koskie, L (1, 5) OBP: 0.357, SLG: 0.489			3-3 K	3-1 G3-1		1-1 G1-3		1-2 HR 1-H	2-3 BB	5 1 1 2 0 2 5																	
Torii Hunter, R (1, 8) OBP: 0.289, SLG: 0.480			1-1 F8		3-2 F8		2-1 F8		1-3 K	4 0 0 0 0 1 0																	
A.J. Pierzynski, L (1, 2) OBP: 0.332, SLG: 0.448			1-3 K		1-0 CS 1B		1-1 G4-3		0-0 P6	4 0 1 0 0 1 0																	
Jacque Jones, L (1, 7) OBP: 0.311, SLG: 0.404				0-1 G1-3	1 SAFE 1 SAFE 3-3 K		4-0 BB 1B BB		2-2 2B WP 1B	3 1 1 0 1 1 1																	
Luis Rivas, R (1, 4) OBP: 0.310, SLG: 0.353			2-1 G5-3		0-2 E 1B	1 SAFE 1 SAFE 0-1 BB 1B		0-0 WP 2B	0-0 WP 2B	4 1 3 0 0 0 0																	
Eric Milton, L (1, 1) Chad Allen, R (7, PH) Bob Wells, R (7, 1) Travis Miller, R (8, 1) Quinton McCracken, S (9, PH) LaTroy Hawkins, R (9, 1)			0-3 K		0-1 E1 E BB 1-3 G6-3		4-1 BB		3-3 K	2 1 0 0 0 1 1 0 0 0 0 1 0 0 0 0 0 0 0 0 0 0 0 0 0 0 0 0 1 0 0 0 0 1 2 0 0 0 0 0 0 0																	
Inning Stats	R: 0 E: 0 K: 3 S: 11	H: 0 LOB: 0 BB: 0 P: 15	R: 0 E: 0 K: 2 S: 9	H: 0 LOB: 0 BB: 0 P: 14	R: 0 E: 0 K: 1 S: 7	H: 0 LOB: 0 BB: 0 P: 9	R: 0 E: 0 K: 0 S: 7	H: 1 LOB: 1 BB: 1 P: 17	R: 0 E: 0 K: 1 S: 9	H: 1 LOB: 1 BB: 1 P: 16	R: 2 E: 2 K: 0 S: 13	H: 1 LOB: 1 BB: 1 P: 20	R: 0 E: 0 K: 0 S: 10	H: 1 LOB: 3 BB: 2 P: 22	R: 2 E: 0 K: 2 S: 16	H: 2 LOB: 0 BB: 0 P: 23	R: 1 E: 0 K: 3 S: 14	H: 2 LOB: 3 BB: 2 P: 32	1B: 5 2B: 2 3B: 0 HR: 1	SF: 0 SAC: 0 DP: 2 HBP: 0	WP: 1 PB: 0 SB: 0 CS: 1	PA: 40					
PITCHER	IP	WLS	BF	H	R	ER	SO	BB	IBB	HBP	BLK	WP	HR	S	P	ERA	WHIP										
Jamey Wright, R (1, 1) ERA: 3.06	6.2		27	3	2	0	7	4	0	0	0	0	0	63	109	0.00	1.050										
Ray King, L (7, 1) ERA: 3.27	0.1		1	0	0	0	0	0	0	0	0	0	0	3	4	0.00	0.000										
David Weathers, R (8, 1) ERA: 2.19	1.0	L	5	2	2	2	2	0	0	0	0	0	1	16	23	18.00	2.000										
Chad Fox, R (9, 1) ERA: 2.0	1.0		7	2	1	1	3	1	1	0	0	1	0	14	32	9.00	3.000										

Minnesota Twins @ Milwaukee Brewers
Miller Park, Milwaukee, WI
Sat Jul 14 2001, 6:05 PM CDT
Att. 43,624 - Unknown - 80 F

livebaseballscorecards.com

AB	34
R	5
H	7
RBI	2
BB	6
SO	12
LOB	20




Batter	1	2	3	4	5	6	7	8	9	AB	R	H	RBI	BB	SO	LOB
Devon White, S (1, 8) OBP: 0.356, SLG: 0.503	1-2 F8		1-2 G5-3		1-1 F7			2-2 F9		4	0	0	0	0	0	0
Mark Loretta, R (1, 5) OBP: 0.332, SLG: 0.320	2-2 BB 1B		1-0 F8			0-2 L4		0-3 K		4	0	1	0	0	1	0
Geoff Jenkins, L (1, 7) OBP: 0.352, SLG: 0.494	1-3 K				0-3 K		0-2 F7	2-3 K		4	0	0	0	0	3	1
Richie Sexson, R (1, 3) OBP: 0.319, SLG: 0.489	4-2 BB				1-3 K		1-3 K		0-2 G1-3	3	0	0	0	1	2	0
Angel Echevarria, R (1, 9) OBP: 0.299, SLG: 0.466 Alex Sanchez, L (7, PR) OBP: 0.271, SLG: 0.333	1-3 K				0-1 L8			0-1 SH1-3 2B 1B	1-3 K	3	0	1	0	0	1	2
José Hernández, R (1, 6) OBP: 0.307, SLG: 0.490		1-3 K			0-1 HR 1B		1 SAFE	0-0 SH1-3 1-2	0-2 G4-3	3	1	1	0	0	1	0
Ronnie Belliard, R (1, 4) OBP: 0.348, SLG: 0.429		2-2 P3			2-0 HR 1-H			0-1 2-H 2B		3	1	2	3	0	0	0
Henry Blanco, R (1, 2) OBP: 0.279, SLG: 0.318		2-3 K			0-2 F9			2-2 F8		3	0	0	0	0	1	2
Jamey Wright, R (1, 1) OBP: 0.300, SLG: 0.270 Ray King, L (7, 1) Raul Casanova, S (7, PH) OBP: 0.340, SLG: 0.528 David Weathers, R (8, 1) Chad Fox, R (9, 1)			1-1 P9		1-3 K			2-3 K		2	0	0	0	0	1	0

Inning Stats	R: 0	H: 1	E: 0	K: 2	S: 16	H: 0	LOB: 2	BB: 1	P: 25	R: 0	H: 0	E: 0	K: 2	S: 11	H: 0	LOB: 0	BB: 0	P: 16	R: 0	H: 0	E: 0	K: 2	S: 10	R: 2	H: 2	E: 0	K: 1	S: 14	H: 0	LOB: 0	BB: 0	P: 18	R: 0	H: 0	E: 0	K: 1	S: 9	R: 1	H: 2	E: 0	K: 1	S: 11	H: 0	LOB: 0	BB: 0	P: 16	R: 0	H: 0	E: 0	K: 2	S: 12	R: 0	H: 0	E: 0	K: 1	S: 10	1B: 3	2B: 1	3B: 0	HR: 1	SF: 0	SAC: 1	DP: 0	HBP: 0	WP: 0	PA: 33
--------------	------	------	------	------	-------	------	--------	-------	-------	------	------	------	------	-------	------	--------	-------	-------	------	------	------	------	-------	------	------	------	------	-------	------	--------	-------	-------	------	------	------	------	------	------	------	------	------	-------	------	--------	-------	-------	------	------	------	------	-------	------	------	------	------	-------	-------	-------	-------	-------	-------	--------	-------	--------	-------	--------

PITCHER	IP	WLS	BF	H	R	ER	SO	BB	IBB	HBP	BLK	WP	HR	S	P	ERA	WHIP
Eric Milton, L (1, 1) ERA: 3.69	6.0		22	3	2	2	8	1	0	0	0	0	1	68	91	3.00	0.667
Bob Wells, R (7, 1) ERA: 4.79	1.0	W	5	2	1	1	1	0	0	0	0	0	0	11	15	9.00	2.000
Travis Miller, L (8, 1) ERA: 4.08	1.0	H	3	0	0	0	2	0	0	0	0	0	0	12	16	0.00	0.000
LaTroy Hawkins, R (9, 1) ERA: 3.38	1.0	S	3	0	0	0	1	0	0	0	0	0	0	10	11	0.00	0.000

MINNESOTA TWINS @ MILWAUKEE BREWERS
Miller Park, Milwaukee, WI
 Sat Jul 14 2001, 6:05 PM CDT
 Att: 43,624 - Unknown - 80 F

AB	R	H	RBI	BB	SO	LOB
31	3	5	3	1	12	7



PITCHER	IP	WLS	BF	H	R	ER	SO	BB	IBB	HBP	BLK	WP	HR	S	P	ERA	WHIP
Eric Milton, L (1, 1) ERA: 3.69	6.0		22	3	2	2	8	1	0	0	0	0	1	68	91	3.00	0.667
Bob Wells, R (7, 1) ERA: 4.79	1.0	W	5	2	1	1	1	0	0	0	0	0	0	11	15	9.00	2.000
Travis Miller, L (8, 1) ERA: 4.08	1.0	H	3	0	0	0	2	0	0	0	0	0	0	12	16	0.00	0.000
LaTroy Hawkins, R (9, 1) ERA: 3.38	1.0	S	3	0	0	0	1	0	0	0	0	0	0	10	11	0.00	0.000

Batter	1	2	3	4	5	6	7	8	9	AB R H RBI BB SO LOB	TOP		
Ray Durham, S (1, 4) OBP: 0.325, SLG: 0.432	2-2 1B 3B		3-2 F7		0-0 FC5-2			2-3 K		4 1 1 0 0 1 1	Chicago White Sox @ Milwaukee Brewers Miller Park, Milwaukee, WI Sun Jul 15 2001, 1:05 PM CDT Att. 42,455 - Sunny - 84 F		
Chris Singleton, L (1, 8) OBP: 0.317, SLG: 0.385	3-0 2B 1B		2-1 F9		1-1 F9			0-3 K2-3		4 1 1 1 0 1 1			
Carlos Lee, R (1, 7) Aaron Rowand, R (8, 7) OBP: 0.344, SLG: 0.544 OBP: 0.385, SLG: 0.583	0-1 14 CS 1-H 2B		3-3 K				0-1 F3	3-3 K		4 0 1 1 0 2 0 0 0 0 0 0 0 0			
Magglio Ordonez, R (1, 9) OBP: 0.366, SLG: 0.514	2-1 G6-3				0-3 K		3-2 G4-3		1-3 K	4 0 0 0 0 2 1			
14 Paul Konerko, R (1, 3) Keith Foulke, R (9, 1) OBP: 0.343, SLG: 0.498	1-2 G6-3				1-3 K		1-2 2B	0-1 F8		4 0 1 0 0 1 1 0 0 0 0 0 0 0			
Herbert Perry, R (1, 5) OBP: 0.310, SLG: 0.404					1-2 G5-3		2-3 K	0-0 F9		4 0 0 0 0 1 1			
Sandy Alomar Jr., R (1, 2) OBP: 0.289, SLG: 0.347					1-2 G5-3		0-1 HR			3 1 1 1 0 0 0			
Royce Clayton, R (1, 6) OBP: 0.243, SLG: 0.291					4-2 BB		1-2 SH5-4 FC5-2 2B	0-3 K		2 0 1 0 1 1 0			
Rocky Biddle, R (1, 1) Jeff Liefer, L (7, PH) Bob Howry, L (7, 1) Tony Graffanino, R (9, 5) OBP: 0.347, SLG: 0.393					1-3 K		0-0 SH5-4	3-2 L6		1 0 0 0 0 1 1 1 0			
Inning Stats	R: 2 H: 3 E: 0 LOB: 0 K: 0 BB: 0 S: 12 P: 20	R: 0 H: 0 E: 0 LOB: 1 K: 1 BB: 1 S: 11 P: 18	R: 0 H: 0 E: 0 LOB: 0 K: 1 BB: 0 S: 14 P: 22	R: 0 H: 0 E: 0 LOB: 0 K: 2 BB: 0 S: 9 P: 11	R: 1 H: 2 E: 0 LOB: 1 K: 0 BB: 0 S: 10 P: 12	R: 0 H: 1 E: 0 LOB: 1 K: 1 BB: 0 S: 13 P: 19	R: 0 H: 0 E: 0 LOB: 0 K: 1 BB: 0 S: 7 P: 10	R: 0 H: 0 E: 0 LOB: 0 K: 3 BB: 0 S: 9 P: 14	R: 0 H: 0 E: 0 LOB: 0 K: 1 BB: 0 S: 6 P: 7	1B: 1 SF: 0 2B: 3 SAC: 1 3B: 1 DP: 0 HR: 1 HBP: 0	WP: 0 PA: 33 PB: 0 SB: 1 CS: 1		
PITCHER	IP WLS BF H R ER SO BB IBB HBP BLK WP HR S P ERA WHIP											PITCHER	IP WLS BF H R ER SO BB IBB HBP BLK WP HR S P ERA WHIP
15 Ben Sheets, R (1, 1) ERA: 3.61	7.0 L 27 6 3 3 6 1 0 0 0 0 0 1 76 112 3.86 1.000												
Mike DeJean, R (8, 1) ERA: 1.78	1.0 3 0 0 0 3 0 0 0 0 0 0 0 9 14 0.00 0.000												
Curt Leskanic, R (9, 1) ERA: 3.5	1.0 3 0 0 0 1 0 0 0 0 0 0 0 6 7 0.00 0.000												

AB	31
R	3
H	6
RBI	3
BB	1
SO	10
LOB	6



Batter	1	2	3	4	5	6	7	8	9	AB	R	H	RBI	BB	SO	LOB
Alex Sanchez, L (1, 8) OBP: 0.255, SLG: 0.313 Angel Echevarria, R (7, PH) OBP: 0.308, SLG: 0.466 Mike DeJean, R (8, 1) Curt Leskanic, R (9, 1)	2-1 G4-3		0-0 B4-3		1-0 F8		1-2 HBP			3	0	0	0	0	0	0
Mark Loretta, R (1, 5) OBP: 0.335, SLG: 0.316	4-0 G4-6-3 BB		1-1 G6-3			4-0 G6-4-3 1B BB	2-2 P4			2	0	0	0	2	0	3
Geoff Jenkins, L (1, 7) OBP: 0.354, SLG: 0.492	2-1 G4-6-3 1-2f			4-2 HR BB		1-2 G6-4-3 1B		0-1 G6-3		3	1	1	0	1	0	1
Richie Sexson, R (1, 3) OBP: 0.324, SLG: 0.500		4-2 1B BB		2-2 HR		0-1 G6-4-3 1-2f 2-3		3-2 1B		3	1	2	2	1	0	2
Jeremy Burnitz, L (1, 9) OBP: 0.353, SLG: 0.493		0-1 F8		0-0 L9		0-0 L9		3-0 P4		4	0	0	0	0	0	3
José Hernández, R (1, 6) OBP: 0.307, SLG: 0.487		3-3 K		1-0 F8		0-0 HBP SH 1B		1-3 K		4	0	1	0	0	2	2
Ronnie Belliard, R (1, 4) OBP: 0.348, SLG: 0.428		1-0 1B		0-2 F7		0-1 SH HBP		0-2 G6-3		3	0	1	0	0	0	0
Raul Casanova, S (1, 2) OBP: 0.331, SLG: 0.514		0-0 F5		2-2 F7		0-0 F2		0-3 K		4	0	0	0	0	1	4
15 Ben Sheets, R (1, 1) OBP: 0.125, SLG: 0.034 Devon White, S (7, PH) OBP: 0.353, SLG: 0.497 (8, 8)			3-3 K		2-3 K		2-3 K		0-1 G5-3		2	0	0	0	2	0
										2	0	0	0	0	1	2

Inning Stats	R: 0	H: 0	R: 0	H: 1	R: 0	H: 0	R: 2	H: 1	R: 0	H: 0	R: 0	H: 1	R: 0	H: 1	R: 0	H: 0	R: 0	H: 1	R: 0	H: 0	R: 0	H: 1	R: 0	H: 0	R: 0	H: 0	R: 0	H: 0	1B: 4	SF: 0	WP: 0	PA: 36
	E: 0	LOB: 0	E: 0	LOB: 2	E: 0	LOB: 0	E: 0	LOB: 0	E: 1	LOB: 3	E: 0	LOB: 1	E: 0	LOB: 1	E: 0	LOB: 0	E: 0	LOB: 1	E: 0	LOB: 0	E: 0	LOB: 1	E: 0	LOB: 0	E: 0	LOB: 0	E: 0	LOB: 0	2B: 0	SAC: 1	PB: 0	
	K: 0	BB: 1	K: 1	BB: 1	K: 1	BB: 0	K: 0	BB: 1	K: 1	BB: 0	K: 1	BB: 1	K: 1	BB: 0	K: 1	BB: 0	K: 1	BB: 0	K: 1	BB: 0	K: 1	BB: 0	K: 1	BB: 0	K: 1	BB: 0	K: 1	BB: 0	3B: 0	DP: 2	SB: 0	
	S: 4	P: 12	S: 11	P: 19	S: 6	P: 10	S: 13	P: 20	S: 7	P: 12	S: 6	P: 11	S: 14	P: 19	S: 9	P: 16	S: 8	P: 8	S: 8	P: 8	S: 8	P: 16	S: 8	P: 8	S: 8	P: 8	S: 8	P: 8	HR: 1	HBP: 1	CS: 0	

PITCHER	IP	WLS	BF	H	R	ER	SO	BB	IBB	HBP	BLK	WP	HR	S	P	ERA	WHIP
Rocky Biddle, R (1, 1) ERA: 4.78	6.0	W	23	3	2	2	3	4	0	0	0	0	1	47	84	3.00	1.167
Bob Howry, R (7, 1) ERA: 4.68	2.0	H	10	2	0	0	2	0	0	1	0	0	0	23	35	0.00	1.000
Keith Foulke, R (9, 1) ERA: 2.47	1.0	S	3	0	0	0	1	0	0	0	0	0	0	8	8	0.00	0.000


BOTTOM

Chicago White Sox @ Milwaukee Brewers
Miller Park, Milwaukee, WI

Sun Jul 15 2001, 1:05 PM CDT
Att. 42,455 - Sunny - 84 F

livebaseballscorecards.com

AB	30
R	2
H	5
RBI	2
BB	4
SO	6
LOB	17



BOTTOM

Chicago White Sox @ Milwaukee Brewers
Miller Park, Milwaukee, WI
Mon Jul 16 2001, 7:05 PM CDT
Att: 42,487 - Sunny - 80 F

livebaseballscorecards.com

AB 37
R 5
H 8
RBI 4
BB 5
SO 10
LOB 27



WP: 0 PA: 44
PB: 0
SB: 1
CS: 0

AB R H RBI BB SO LOB

5 0 1 1 0 1 5

3 0 0 1 1 1 2

4 0 0 0 1 3 5

5 0 0 0 0 1 7

4 2 2 1 1 0 0

4 1 1 0 1 2 1

5 1 2 1 0 1 2

4 1 1 0 1 0 1

1B: 6 SF: 1
2B: 1 SAC: 1
3B: 0 DP: 1
HR: 1 HBP: 0

Batter	1	2	3	4	5	6	7	8	9
Devon White, S OBP: 0.350, SLG: 0.495 (1, 8)	1-1 2B		0-3 K	3-2 E4		2-0 F8		3-2 P4	
Mark Loretta, R OBP: 0.332, SLG: 0.311 (1, 5)	1-3 K		1-1 E5	1-0 SF8		4-1 BB		1-2 G4-3	
Geoff Jenkins, L OBP: 0.351, SLG: 0.485 (1, 7)	0-3 K		3-3 K	2-3 K		4-0 BB		0-0 E3	
Richie Sexson, R OBP: 0.320, SLG: 0.492 (1, 3)	0-0 F8		2-2 G4-3		0-1 G1-3	0-3 K		0-2 FC6-4	
Jeremy Burnitz, L OBP: 0.357, SLG: 0.503 (1, 9)		4-0 BB		2-1 BB	0-0 G3-1		1-1 HR		0-1 G4-3
José Hernández, R OBP: 0.308, SLG: 0.484 (1, 6)		1-3 K		4-0 BB	0-0 S		3-2 G6-3		1-3 K
Ronnie Belliard, R OBP: 0.349, SLG: 0.427 (1, 4)		0-0 G6-4-3		3-2 BB	1-3 K		2-2 G5-3		1-2 1B
Henry Blanco, R OBP: 0.282, SLG: 0.317 (1, 2)			2-2 SH	4-1 E		2-2 G5-3		1-2 E5	
Mac Suzuki, R Ray King, L Will Cunnane, R Mike Coolbaugh, R Chad Fox, R Raul Casanova, S David Weathers, R			0-1 SH	0-3 K		2-1 BB		1-2 F8	

Inning Stats	R: 0	H: 1	E: 0	K: 2	S: 11	LOB: 1	BB: 0	P: 13
	R: 0	H: 0	E: 0	K: 1	S: 6	LOB: 0	BB: 1	P: 11
	R: 1	H: 1	E: 1	K: 2	S: 20	LOB: 2	BB: 0	P: 28
	R: 3	H: 2	E: 1	K: 2	S: 16	LOB: 2	BB: 2	P: 35
	R: 0	H: 1	E: 0	K: 1	S: 10	LOB: 1	BB: 0	P: 10
	R: 0	H: 1	E: 0	K: 1	S: 10	LOB: 3	BB: 2	P: 24
	R: 1	H: 1	E: 1	K: 0	S: 17	LOB: 1	BB: 0	P: 25
	R: 0	H: 0	E: 1	K: 0	S: 10	LOB: 1	BB: 0	P: 14
	R: 0	H: 1	E: 0	K: 1	S: 11	LOB: 1	BB: 0	P: 13

PITCHER	IP	WLS	BF	H	R	ER	SO	BB	IBB	HBP	BLK	WP	HR	S	P	ERA	WHIP
James Baldwin, R ERA: 4.63 (1, 1)	5.0	W	25	5	4	2	8	3	0	0	0	0	0	63	97	3.60	1.600
Jon Garland, R ERA: 4.2 (6, 1)	0.2	H	5	1	0	0	0	2	0	0	0	0	7	21	0.00	4.500	
Gary Glover, R ERA: 6.16 (6, 1)	2.1	H	10	1	1	1	1	0	0	0	0	0	1	30	42	3.86	0.429
Keith Foulke, R ERA: 2.42 (9, 1)	1.0	S	4	1	0	0	1	0	0	0	0	0	0	11	13	0.00	1.000

Batter	1	2	3	4	5	6	7	8	9	AB	R	H	RBI	BB	SO	LOB	TOP										
Ray Durham, S (1, 4) OBP: 0.325, SLG: 0.429	1-1 S SH5-3 G4-3 1B		0-3 K			1-0 WP SH1-3 1B	3-2 SF7	2-1 F7		4	1	2	1	0	1	2											
Chris Singleton, L (1, 8) OBP: 0.311, SLG: 0.377	1-1 SH5-3 1-2			3-2 F8		0-2 SH1-3 1-2	0-0 F8		0-2 F8	3	0	0	0	0	0	2											
Carlos Lee, R (1, 7) OBP: 0.339, SLG: 0.552	3-2 G4-3 2-H			1-0 G4-3		2-3 K			0-0 HR	5	1	1	2	0	1	1											
Jose Canseco, R (1, 9) Aaron Rowand, R (8, 9) OBP: 0.371, SLG: 0.603 OBP: 0.357, SLG: 0.538	0-3 K			3-1 HR		1-1 G1-3 2-3			2-0 HR 1B	4	2	2	1	0	1	1											
Jeff Liefer, L (1, 3) OBP: 0.289, SLG: 0.510		3-2 G4-6-3 1B		0-0 G4-3		4-2 2B BB		3-2 HR		3	2	2	2	1	0	0											
Herbert Perry, R (1, 5) OBP: 0.321, SLG: 0.416		0-0 G4-6-3 1-2f		4-2 G4-6-3 BB		0-0 WP SF7 2B		1-0 2B 1B		3	1	2	1	1	0	1											
Royce Clayton, R (1, 6) OBP: 0.244, SLG: 0.299		0-2 G1-3		0-1 G4-6-3 1-2f		0-0 WP 1B		1-1 F7		4	0	1	0	0	0	2											
Mark Johnson, L (1, 2) OBP: 0.395, SLG: 0.576			2-2 F9		3-2 HR	4-2 BB		1-2 2B		3	1	2	1	1	0	0											
Kip Wells, R (1, 1) 14 Paul Konerko, R (7, PH) Jon Garland, R (7, 1) OBP: 0.167, SLG: 0.167 OBP: 0.341, SLG: 0.492			1-3 K		3-3 K	0-0 F3		0-0 G4-3		2	0	0	0	0	2	0											
										1	0	0	0	0	0	3											
										1	0	0	0	0	0	2											
Inning Stats	R: 1 E: 0 K: 1 S: 14	H: 1 LOB: 0 BB: 0 P: 19	R: 0 E: 0 K: 0 S: 7	H: 1 LOB: 0 BB: 0 P: 10	R: 0 E: 0 K: 2 S: 10	H: 0 LOB: 0 BB: 0 P: 13	R: 1 E: 0 K: 0 S: 8	H: 1 LOB: 0 BB: 0 P: 15	R: 1 E: 0 K: 1 S: 15	H: 1 LOB: 0 BB: 1 P: 25	R: 0 E: 0 K: 1 S: 10	H: 1 LOB: 1 BB: 0 P: 14	R: 2 E: 0 K: 0 S: 12	H: 2 LOB: 2 BB: 2 P: 23	R: 3 E: 0 K: 0 S: 17	H: 5 LOB: 2 BB: 0 P: 27	R: 0 E: 0 K: 0 S: 7	H: 0 LOB: 0 BB: 0 P: 12	1B: 6 2B: 2 3B: 0 HR: 4	SF: 1 SAC: 2 DP: 2 HBP: 0	WP: 2 PB: 0 SB: 1 CS: 0	PA: 40					
PITCHER	IP	WLS	BF	H	R	ER	SO	BB	IBB	HBP	BLK	WP	HR	S	P	ERA	WHIP										
Jimmy Haynes, R (1, 1) ERA: 5.21	6.0	L	23	5	4	4	5	2	0	0	0	1	2	67	103	6.00	1.167										
Mike DeJean, R (7, 1) ERA: 1.92	1.0		6	2	1	1	0	1	0	0	0	1	0	9	16	9.00	3.000										
Will Cunnane, R (8, 1) ERA: 6.02	1.0		8	5	3	3	0	0	0	0	0	0	2	17	27	27.00	5.000										
Gus Gandarillas, R (9, 1) ERA:	1.0		3	0	0	0	0	0	0	0	0	0	0	7	12	0.00	0.000										

Chicago White Sox @ Milwaukee Brewers
Miller Park, Milwaukee, WI
Tue Jul 17 2001, 1:05 PM CDT
Att. 40,332 - Cloudy - 72 F

AB	34
R	8
H	12
RBI	8
BB	3
SO	5
LOB	14



Batter	1	2	3	4	5	6	7	8	9	AB	R	H	RBI	BB	SO	LOB
Devon White, S (1, 8) OBP: 0.342, SLG: 0.483	0-3 K		2-3 K2-3		2-0 F9		1-3 K		2-0 G4-3	5	0	0	0	0	3	0
Ronnie Belliard, R (1, 4) OBP: 0.351, SLG: 0.432	1-1 2B		0-0 F8			2-3 K		0-0 2B 1B		4	0	2	0	0	1	0
Geoff Jenkins, L (1, 7) OBP: 0.353, SLG: 0.487	0-0 G5-3			2-3 K		4-2 HR BB		1-1 2B		3	1	1	0	1	1	1
Richie Sexson, R (1, 3) OBP: 0.322, SLG: 0.500	2-3 K			4-2 1B BB		1-2 HR		2-1 F3		3	1	1	2	1	1	3
Jeremy Burnitz, L (1, 9) OBP: 0.356, SLG: 0.510		3-3 K		0-1 P4		0-0 HR		1-3 K		4	1	1	1	0	2	3
Raul Casanova, S (1, 2) OBP: 0.333, SLG: 0.516		1-0 2B		2-0 1B		1-1 G1-3		1-0 F7		4	0	2	0	0	0	2
José Hernández, R (1, 6) OBP: 0.305, SLG: 0.479		2-3 K		0-0 F8		1-0 G5-3			2-1 G6-3 1B	3	0	0	0	0	1	3
Will Cunnane, R (8, 1)										0	0	0	0	0	0	0
Gus Gandarillas, R (9, 1)										0	0	0	0	0	0	0
Angel Echevarria, R (9, PH) OBP: 0.316, SLG: 0.473										1	0	1	0	0	0	0
Luis Lopez, S (1, 5) OBP: 0.244, SLG: 0.271		0-1 G3-1			2-1 G6-3		0-3 K		0-1 G6-3	4	0	0	0	0	1	2
Jimmy Haynes, R (1, 1) OBP: 0.179, SLG: 0.162			0-0 G1-3		2-3 K		2-2 G4-3		2-2 HR	2	0	0	0	0	1	0
Mike DeJean, R (7, 1)										0	0	0	0	0	0	0
Mike Coolbaugh, R (7, 5) OBP: 0.667, SLG: 1.667										2	1	1	1	0	0	0

Inning Stats	R: 0	H: 1	E: 0	K: 2	S: 9	LOB: 1	BB: 0	P: 12	R: 0	H: 1	E: 0	K: 2	S: 14	LOB: 1	BB: 0	P: 20	R: 0	H: 0	E: 0	K: 1	S: 7	LOB: 0	BB: 0	P: 9	R: 0	H: 1	E: 0	K: 1	S: 10	LOB: 2	BB: 1	P: 18	R: 0	H: 0	E: 0	K: 1	S: 7	LOB: 0	BB: 0	P: 13	R: 3	H: 2	E: 0	K: 1	S: 13	LOB: 0	BB: 1	P: 22	R: 0	H: 0	E: 0	K: 2	S: 9	LOB: 0	BB: 0	P: 12	R: 0	H: 2	E: 0	K: 1	S: 10	LOB: 2	BB: 0	P: 15	R: 1	H: 2	E: 0	K: 0	S: 8	LOB: 0	BB: 0	P: 14	1B: 3	SF: 0	2B: 3	SAC: 0	3B: 0	DP: 1	HR: 3	HBP: 0	WP: 0	PA: 37
--------------	------	------	------	------	------	--------	-------	-------	------	------	------	------	-------	--------	-------	-------	------	------	------	------	------	--------	-------	------	------	------	------	------	-------	--------	-------	-------	------	------	------	------	------	--------	-------	-------	------	------	------	------	-------	--------	-------	-------	------	------	------	------	------	--------	-------	-------	------	------	------	------	-------	--------	-------	-------	------	------	------	------	------	--------	-------	-------	-------	-------	-------	--------	-------	-------	-------	--------	-------	--------

PITCHER	IP	WLS	BF	H	R	ER	SO	BB	IBB	HBP	BLK	WP	HR	S	P	ERA	WHIP
Kip Wells, R (1, 1) ERA: 2.57	6.0	W	25	5	3	3	8	2	0	0	0	0	2	60	94	4.50	1.167
Jon Garland, R (7, 1) ERA: 4.13	3.0	S	12	4	1	1	3	0	0	0	0	0	1	27	41	3.00	1.333

BOTTOM

Chicago White Sox @ Milwaukee Brewers
Miller Park, Milwaukee, WI
Tue Jul 17 2001, 1:05 PM CDT
Att: 40,332 - Cloudy - 72 F

livebaseballscorecards.com

AB	35
R	4
H	9
RBI	4
BB	2
SO	11
LOB	14



Batter	1	2	3	4	5	6	7	8	9	AB R H RBI BB SO LOB	TOP	
Devon White, S (1, 8) OBP: 0.336, SLG: 0.474	0-0 G4-3		1-1 F7			2-1 P5			1-1 L3	4 0 0 0 0 0 1	Milwaukee Brewers @ Los Angeles Dodgers Dodger Stadium, Los Angeles, CA Wed Jul 18 2001, 7:10 PM PDT Att. 32,844 - Sunny - 70 F	
Ronnie Belliard, R (1, 4) OBP: 0.347, SLG: 0.426	1-3 K		0-1 G6-3			0-2 G4-3			2-3 K	4 0 0 0 0 2 1		
Geoff Jenkins, L (1, 7) OBP: 0.350, SLG: 0.481 Mike Coolbaugh, R (9, PH) OBP: 0.500, SLG: 1.250	1-1 F8				0-1 P6	1-1 P6			2-3 K	3 0 0 0 0 0 0 1 0 0 0 0 1 0		
Richie Sexson, R (1, 3) OBP: 0.322, SLG: 0.499		0-0 E7			1-2 G3-1 1B		2-2 G5-3			3 0 1 0 0 0 0		
Jeromy Burnitz, L (1, 9) OBP: 0.353, SLG: 0.505		3-2 F2			3-2 G3-1		1-1 G6-3			3 0 0 0 0 0 2		
Raul Casanova, S (1, 2) OBP: 0.327, SLG: 0.506		1-3 K			1-3 K		0-3 K			3 0 0 0 0 3 2		
José Hernández, R (1, 6) OBP: 0.303, SLG: 0.475		2-3 K				0-3 K			3-2 F9	3 0 0 0 0 2 1		
Mark Loretta, R (1, 5) OBP: 0.332, SLG: 0.311					0-1 SH1-4 1B	0-3 K			2-1 P3	3 0 1 0 0 1 0		
Allen Levrault, R (1, 1) Ray King, L (7, 1) Chad Fox, R (7, 1) Angel Echevarria, R (8, PH) Gus Gandarillas, R (8, 1)			1-2 SH1-4		1-2 SH1-4	0-1 G1-3			2-0 F7	1 0 1 0 0 0 0 0 0 0 0 0 0 0 0 0		
Inning Stats	R: 0 H: 0 E: 0 LOB: 0 K: 1 BB: 0 S: 6 P: 8	R: 0 H: 0 E: 1 LOB: 1 K: 2 BB: 0 S: 11 P: 17	R: 0 H: 1 E: 0 LOB: 1 K: 0 BB: 0 S: 9 P: 11	R: 0 H: 1 E: 0 LOB: 1 K: 1 BB: 0 S: 12 P: 17	R: 0 H: 0 E: 0 LOB: 0 K: 2 BB: 0 S: 9 P: 9	R: 0 H: 0 E: 0 LOB: 0 K: 0 BB: 0 S: 7 P: 10	R: 0 H: 0 E: 0 LOB: 0 K: 1 BB: 0 S: 8 P: 11	R: 0 H: 0 E: 0 LOB: 0 K: 0 BB: 0 S: 7 P: 14	R: 0 H: 0 E: 0 LOB: 0 K: 2 BB: 0 S: 8 P: 13	1B: 2 SF: 0 2B: 0 SAC: 1 3B: 0 DP: 0 HR: 0 HBP: 0	WP: 0 PA: 30 PB: 0 SB: 0 CS: 0	
PITCHER Chan Ho Park, R (1, 1) ERA: 3.0	IP WLS BF H R ER SO BB IBB HBP BLK WP HR S P ERA WHIP	9.0 W 30 2 0 0 9 0 0 0 0 0 0 0 77 110 0.00 0.222										

AB	29
R	0
H	2
RBI	0
BB	0
SO	9
LOB	7



Batter	1	2	3	4	5	6	7	8	9	AB	R	H	RBI	BB	SO	LOB
Tom Goodwin, L (1, 8) OBP: 0.289, SLG: 0.350	3-1 G4-3		4-2 SF9 BB	0-0 FC4-2 FC4-6		2-1 G3		1-1 SF7		3	1	0	1	1	0	3
Mark Grudzielanek, R (1, 4) OBP: 0.344, SLG: 0.419	1-3 K		1-1 SF9 1-H	0-0 FC4-6			1-0 FC5-4 HBP	3-H 4-2 F7 BB		2	0	0	2	1	1	2
Gary Sheffield, R (1, 7) OBP: 0.413, SLG: 0.535	1-0 HR		1-0 HR	0-3 K			1-0 FC5-4 1-2f	0-2 F3		5	2	2	2	0	1	6
Shawn Green, L (1, 9) OBP: 0.349, SLG: 0.523	2-2 G3-1		1-3 K		4-0 G5-3 PB BB		1-3 K	2-2 F7		4	0	0	0	1	2	4
Eric Karros, R (1, 3) OBP: 0.311, SLG: 0.391		1-1 G1-3		1-0 2B 1B HBP		2-3 K	2-1 F9			3	1	0	0	0	1	2
Paul Lo Duca, R (1, 2) OBP: 0.381, SLG: 0.592		0-1 1B		0-0 1B HBP 2B		1-0 G5-3		0-0 SH 1B 2B		4	2	3	0	0	0	1
Adrian Beltré, R (1, 5) OBP: 0.285, SLG: 0.419		3-2 F9		4-0 HBP 1B FC4-2 BB		1-3 K		1-0 SH 1B S SF7		2	1	0	0	1	1	2
Alex Cora, L (1, 6) OBP: 0.258, SLG: 0.313		2-1 G3		1-1 FC4-2 HBP FC4-6 1B		0-1 L4		1-3 K BB 1B		4	1	1	1	0	1	3
Dennis Springer, R (1, 1) Chris Donnels, L (4, PH) Giovanni Carrara, R (5, 1) Matt Herge, L (7, 1) Dave Hansen, L (8, PH) Jeff Rebutiet, R (8, PH) Jeff Shaw, R (9, 1)			0-3 K	2-1 FC4-6 FC4-2 HBP		0-1 G5-3		1-0 BB 1B		1	0	0	0	0	1	0

Inning Stats	R: 1	H: 1	R: 0	H: 1	R: 2	H: 1	R: 3	H: 2	R: 0	H: 0	R: 0	H: 0	R: 2	H: 2	R: 0	H: 0
	E: 0	LOB: 0	E: 0	LOB: 1	E: 0	LOB: 0	E: 0	LOB: 2	E: 0	LOB: 1	E: 0	LOB: 0	E: 1	LOB: 3	E: 0	LOB: 1
	K: 1	BB: 0	K: 0	BB: 0	K: 2	BB: 1	K: 1	BB: 1	K: 2	BB: 1	K: 1	BB: 0	K: 1	BB: 1	K: 1	BB: 0
	S: 9	P: 16	S: 13	P: 19	S: 11	P: 18	S: 9	P: 17	S: 7	P: 15	S: 6	P: 8	S: 7	P: 12	S: 7	P: 12


PITCHER	IP	WLS	BF	H	R	ER	SO	BB	IBB	HBP	BLK	WP	HR	S	P	ERA	WHIP
Jamey Wright, R (1, 1) ERA: 3.38	6.0		28	5	6	6	6	3	0	2	0	0	2	55	93	9.00	1.333
David Weathers, R (7, 1) ERA: 2.24	1.0	L	7	1	2	1	2	0	0	1	0	0	0	12	19	9.00	1.000
Ray King, L (8, 1) ERA: 3.74	0.1		2	1	0	0	0	0	0	0	0	0	0	3	5	0.00	3.000
Curt Leskanic, R (8, 1) ERA: 3.45	0.2		3	0	0	0	0	1	0	0	0	0	0	13	19	0.00	1.500

BOTTOM

Milwaukee Brewers @ Los Angeles Dodgers
Dodger Stadium, Los Angeles, CA
 Thu Jul 19 2001, 1:10 PM PDT
 Att. 34,613 - Sunny - 76 F

AB	30
R	8
H	7
RBI	8
BB	4
SO	8
LOB	23

livebaseballscorecards.com



1B: 3	SF: 2	WP: 0	PA: 40
2B: 2	SAC: 1	PB: 2	
3B: 0	DP: 0	SB: 2	
HR: 2	HBP: 3	CS: 0	

Milwaukee Brewers @ San Diego Padres
 Qualcomm Stadium, San Diego, CA

Fri Jul 20 2001, 10:05 PM EDT
 Att. 24,924 - Sunny - 70 F

livebaseballscorecards.com

AB	35
R	2
H	10
RBI	2
BB	1
SO	9
LOB	15



WP:	0	PA:	37
PB:	0		
SB:	0		
CS:	0		

Batter	1	2	3	4	5	6	7	8	9	AB	R	H	RBI	BB	SO	LOB
Ronnie Belliard, R OBP: 0.350, SLG: 0.444 Gus Gandarillas, R (7, 1) Mike Coolbaugh, R OBP: 0.400, SLG: 1.000 (8, 5)	F9		1B		HR		FC1-6		G5-3	4	2	2	1	0	0	1
Mark Loretta, R OBP: 0.330, SLG: 0.310 (1, 5) (8, 6)	G1-3		G5-4-3		G6-3		G6-3			4	0	1	1	0	0	1
Devon White, S OBP: 0.338, SLG: 0.470 Angel Echevarria, R OBP: 0.306, SLG: 0.443 (1, 8) (7, 7)	K		G5-4-3		FC5-4			F9		3	0	1	0	0	1	1
Richie Sexson, R OBP: 0.320, SLG: 0.501 (1, 3)		1B			FC5-4			G6-3		4	0	1	0	0	0	1
Jeremy Burnitz, L OBP: 0.358, SLG: 0.510 (1, 9)		1B					K		G6-3	3	0	2	0	1	1	0
José Hernández, R OBP: 0.304, SLG: 0.472 Mike DeJean, R (1, 6) (8, 1)		1B	K		K		L5		1B	4	0	1	0	0	2	3
Geoff Jenkins, L OBP: 0.353, SLG: 0.482 James Mouton, R OBP: 0.324, SLG: 0.344 (1, 7) (7, 8)		G6-4-3			HBP		K		1B	2	0	1	0	0	1	0
Henry Blanco, R OBP: 0.282, SLG: 0.316 (1, 2)		G6-4-3			K				K	1	0	0	0	0	1	2
15 Ben Sheets, R OBP: 0.121, SLG: 0.033 Will Cunnane, R (4, 1) Luis Lopez, S OBP: 0.239, SLG: 0.264 (7, PH) (7, 4)			K				G4-3		F7	4	0	1	0	0	1	5
									K	1	0	0	0	0	1	0
										2	0	0	0	0	1	1

Inning Stats	R: 0	H: 0	E: 0	K: 1	S: 10	P: 14	R: 0	H: 3	E: 0	K: 1	S: 12	P: 17	R: 1	H: 2	E: 0	K: 1	S: 8	P: 11	R: 0	H: 1	E: 0	K: 2	S: 11	P: 21	R: 1	H: 2	E: 0	K: 0	S: 10	P: 15	R: 0	H: 0	E: 0	K: 2	S: 7	P: 10	R: 0	H: 1	E: 0	K: 0	S: 9	P: 14	R: 0	H: 1	E: 0	K: 1	S: 16	P: 23	R: 0	H: 0	E: 0	K: 1	S: 7	P: 10	1B: 7	SF: 0	2B: 2	SAC: 0	3B: 0	DP: 2	HR: 1	HBP: 1	WP: 0	PA: 37
--------------	------	------	------	------	-------	-------	------	------	------	------	-------	-------	------	------	------	------	------	-------	------	------	------	------	-------	-------	------	------	------	------	-------	-------	------	------	------	------	------	-------	------	------	------	------	------	-------	------	------	------	------	-------	-------	------	------	------	------	------	-------	-------	-------	-------	--------	-------	-------	-------	--------	-------	--------

PITCHER	IP	WLS	BF	H	R	ER	SO	BB	IBB	HBP	BLK	WP	HR	S	P	ERA	WHIP
Sterling Hitchcock, L ERA: 1.93 (1, 1)	7.0	W	29	9	2	2	7	0	0	1	0	0	1	67	102	2.57	1.286
Rodney Myers, R ERA: 4.95 (8, 1)	1.0		5	1	0	0	1	1	0	0	0	0	0	16	23	0.00	2.000
Rudy Seanez, R ERA: 2.38 (9, 1)	1.0		3	0	0	0	1	0	0	0	0	0	0	7	10	0.00	0.000

Batter	1	2	3	4	5	6	7	8	9	AB	R	H	RBI	BB	SO	LOB
Rickey Henderson, R OBP: 0.355, SLG: 0.335 Emil Brown, R OBP: 0.295, SLG: 0.313	0-2 G5-3		4-1 2B BB	1-2 1B 1B		0-1 G5-3	4-1 1B BB			2	2	1	0	1	0	0
Mark Kotsay, L OBP: 0.379, SLG: 0.450 Rodney Myers, R Rudy Seanez, R	4-2 HR BB		0-1 1-H 2B	1-1 1B 1B		4-1 1B BB	2-2 1B			3	2	3	3	2	0	0
Ryan Klesko, L OBP: 0.405, SLG: 0.551	1-0 1-H HR		2-2 F7	0-1 P6		2-3 K	0-0 G3-1			5	1	1	2	0	1	7
Phil Nevin, R OBP: 0.401, SLG: 0.614 Alex Arias, R OBP: 0.316, SLG: 0.347	0-0 HR		2-3 K	0-0 1B 1B		1-1 1B		1-0 F8		3	1	2	3	0	1	1
Mike Darr, L OBP: 0.375, SLG: 0.318	1-3 K		1-0 G3-1	3-2 1B		0-0 F7		2-3 K		5	0	1	1	0	2	3
Ben Davis, S OBP: 0.380, SLG: 0.391	2-3 K							0-0 F5	2-2 F8	5	1	1	0	0	2	2
Damian Jackson, R OBP: 0.337, SLG: 0.386		1-2 G4-3		3-2 1B 3B	1-3 K		0-2 BB 1B 1B			4	2	2	1	0	1	0
D'Angelo Jimenez, S OBP: 0.325, SLG: 0.384		2-2 G1-3		1-3 K	1-3 K		2-3 K			4	0	0	0	0	3	2
Sterling Hitchcock, L OBP: 0.167, SLG: 0.167 Bubba Trammell, R OBP: 0.334, SLG: 0.465		0-3 K		0-0 1B 1B	3-2 G6-3		1-2 BB 1B			3	1	1	1	0	1	0

Inning Stats	R: 3	H: 2	E: 0	K: 2	S: 15	H: 2	LOB: 0	BB: 1	P: 23	R: 0	H: 0	E: 0	K: 1	S: 13	H: 0	LOB: 0	BB: 0	P: 16	R: 1	H: 1	E: 0	K: 1	S: 11	H: 1	LOB: 1	BB: 1	P: 20	R: 5	H: 7	E: 0	K: 2	S: 27	H: 7	LOB: 2	BB: 0	P: 37	R: 0	H: 0	E: 0	K: 2	S: 12	H: 0	LOB: 0	BB: 0	P: 17	R: 0	H: 1	E: 0	K: 1	S: 9	H: 1	LOB: 2	BB: 1	P: 16	R: 2	H: 3	E: 0	K: 1	S: 15	H: 3	LOB: 2	BB: 1	P: 24	R: 0	H: 0	E: 0	K: 1	S: 8	H: 0	LOB: 0	BB: 0	P: 13
PITCHER	IP	WLS	BF	H	R	ER	SO	BB	IBB	HBP	BLK	WP	HR	S	P	ERA	WHIP																																																							
15 Ben Sheets, R ERA: 4.22	(1, 1)	3.2	L	22	9	9	5	2	0	0	0	0	0	58	85	22.09	3.000																																																							
Will Cunnane, R ERA: 5.73	(4, 1)	2.1		10	2	0	4	1	0	0	0	0	0	29	44	0.00	1.286																																																							
Gus Gandarillas, R ERA: 9.0	(7, 1)	1.0		7	3	2	1	1	0	0	0	0	0	15	24	18.00	4.000																																																							
Mike DeJean, R ERA: 1.88	(8, 1)	1.0		3	0	0	1	0	0	0	0	0	0	8	13	0.00	0.000																																																							

BOTTOM

Milwaukee Brewers @ San Diego Padres
Qualcomm Stadium, San Diego, CA
Fri Jul 20 2001, 10:05 PM EDT
Att. 24,924 - Sunny - 70 F

livebaseballscores.com

AB	38
R	11
H	14
RBI	11
BB	4
SO	11
LOB	15



1B:	10	SF:	0	WP:	0	PA:	42
2B:	1	SAC:	0	PB:	0		
3B:	1	DP:	0	SB:	0		
HR:	2	HBP:	0	CS:	0		

Milwaukee Brewers @ San Diego Padres
 Qualcomm Stadium, San Diego, CA

Sat Jul 21 2001, 10:05 PM EDT
 Att. 36,321 - Sunny - 72 F

livebaseballscorecards.com

AB	33
R	3
H	8
RBI	3
BB	0
SO	6
LOB	8



WP:	0	PA:	35
PB:	1		
SB:	0		
CS:	0		

Batter	1	2	3	4	5	6	7	8	9	AB	R	H	RBI	BB	SO	LOB					
Devon White, S (1, 8) OBP: 0.344, SLG: 0.502	2-0 HR		2-3 K		1-2 HR		1-0 FC5-4 1B			4	2	3	2	0	1	0					
Mark Loretta, R (1, 5) OBP: 0.329, SLG: 0.309	1-1 F9		0-1 1B 1B		1-1 P6		0-1 FC5-4			4	0	1	0	0	0	2					
Geoff Jenkins, L (1, 7) OBP: 0.348, SLG: 0.475	1-2 F7		0-3 K		1-1 F7			1-3 K		4	0	0	0	0	2	1					
Richie Sexson, R (1, 3) OBP: 0.320, SLG: 0.499	0-0 G6-3		1-2 1B		2-2 G6-3			3-2 F8		4	0	1	0	0	0	0					
Jeremy Burnitz, L (1, 9) OBP: 0.357, SLG: 0.509		3-2 PB SF8 2B	1-2 F8		2-2 P4			1-0 G3		4	1	1	0	0	0	2					
Ronnie Belliard, R (1, 4) OBP: 0.349, SLG: 0.442		3-1 F9		1-1 G5-4-3 1B		3-1 P5			1-3 K	4	0	1	0	0	1	1					
José Hernández, R (1, 6) OBP: 0.301, SLG: 0.468		0-2 SF8		1-1 G5-4-3			2-1 G6-3		0-2 G4-3	3	0	0	1	0	0	1					
Raul Casanova, S (1, 2) OBP: 0.328, SLG: 0.506		3-H 2-2 FC4 1B		2-3 K			0-0 F8		0-3 K	4	0	1	0	0	2	0					
Mac Suzuki, R (1, 1) Mike Coolbaugh, R (5, PH) Chad Fox, R (5, 1) James Mouton, R (7, PH) Ray King, L (7, 1) David Weathers, R (7, 1)		0-1 FC4		1-0 G6-3			3-2 1B HBP			1	0	0	0	0	0	1					
Inning Stats	R: 1 E: 0 K: 0 S: 7	H: 1 LOB: 0 BB: 0 P: 11	R: 1 E: 0 K: 0 S: 15	H: 2 LOB: 1 BB: 0 P: 23	R: 0 E: 0 K: 2 S: 14	H: 2 LOB: 2 BB: 0 P: 18	R: 0 E: 0 K: 1 S: 7	H: 1 LOB: 0 BB: 0 P: 11	R: 1 E: 0 K: 0 S: 8	H: 1 LOB: 0 BB: 0 P: 12	R: 0 E: 0 K: 0 S: 9	H: 0 LOB: 0 BB: 0 P: 16	R: 0 E: 0 K: 0 S: 8	H: 1 LOB: 2 BB: 0 P: 14	R: 0 E: 0 K: 1 S: 7	H: 0 LOB: 0 BB: 0 P: 12	R: 0 E: 0 K: 2 S: 9	H: 0 LOB: 0 BB: 0 P: 10	1B: 5 2B: 1 3B: 0 HR: 2	SF: 1 SAC: 0 DP: 1 HBP: 1	WP: 0 PA: 35

PITCHER	IP	WLS	BF	H	R	ER	SO	BB	IBB	HBP	BLK	WP	HR	S	P	ERA	WHIP
Brian Tollberg, R (1, 1) ERA: 4.13	6.0	W	24	7	3	3	3	0	0	0	0	0	2	60	91	4.50	1.167
David Lee, R (7, 1) ERA: 3.58	0.2	H	3	0	0	0	0	0	0	1	0	0	0	5	10	0.00	0.000
Jose Nunez, L (7, 1) ERA: 6.82	1.1	H	5	1	0	0	1	0	0	0	0	0	0	10	16	0.00	0.750
Trevor Hoffman, R (9, 1) ERA: 3.89	1.0	S	3	0	0	0	2	0	0	0	0	0	0	9	10	0.00	0.000

Batter	1	2	3	4	5	6	7	8	9
Damian Jackson, R (1, 4) OBP: 0.332, SLG: 0.380	3-3 K		3-2 P3		2-3 K		2-3 K		
Mark Kotsay, L (1, 8) OBP: 0.381, SLG: 0.452	3-2 G4-3		1-2 BB E 2B		4-1 FC4-6 BB		3-3 K		
Ryan Klesko, L (1, 3) OBP: 0.406, SLG: 0.549	0-3 K		4-1 BB E BB		0-1 FC4-6 1-2f		2-2 1B		
Phil Nevin, R (1, 5) OBP: 0.402, SLG: 0.611		3-2 CS 1B	4-1 E 1-2 2-3 BB		0-1 P6		3-3 K		
Mike Darr, L (1, 9) OBP: 0.369, SLG: 0.312		3-3 K 1-2	2-1 E5 1-3 2-H 3-H		3-3 K		1-0 F7		
Bubba Trammell, R (1, 7) OBP: 0.333, SLG: 0.473		1-3 K	1-0 F8		1-1 HR		2-3 K		
Wiki Gonzalez, R (1, 2) OBP: 0.351, SLG: 0.529			3-2 SH1-4 BB 2B 1B	1-2 FC4-6 HBP		4-2 BB	2-2 G5-3		
D'Angelo Jimenez, S (1, 6) OBP: 0.326, SLG: 0.373			4-2 SH1-4 2B BB	1-1 FC4-6 L4-3		0-0 F7			
Brian Tollberg, R (1, 1) OBP: 0.133, SLG: 0.133			0-1 SH1-4	0-0 L4-3		2-2 G4-3			
Tony Gwynn, L (6, PH) OBP: 0.385, SLG: 0.426									
David Lee, R (7, 1)									
Jose Nunez, L (7, 1)									
Trevor Hoffman, R (9, 1)									

Inning Stats	R: 0 E: 0 K: 2 S: 14	H: 0 LOB: 0 BB: 0 P: 20	R: 0 E: 0 K: 2 S: 9	H: 1 LOB: 0 BB: 0 P: 16	R: 4 E: 1 K: 0 S: 20	H: 2 LOB: 2 BB: 3 P: 42	R: 0 E: 0 K: 0 S: 5	H: 0 LOB: 0 BB: 0 P: 7	R: 0 E: 0 K: 1 S: 8	H: 0 LOB: 1 BB: 1 P: 14	R: 1 E: 0 K: 1 S: 13	H: 1 LOB: 1 BB: 1 P: 23	R: 0 E: 0 K: 3 S: 14	H: 1 LOB: 1 BB: 0 P: 24	R: 0 E: 0 K: 1 S: 7	H: 0 LOB: 0 BB: 0 P: 12
--------------	-------------------------------	----------------------------------	------------------------------	----------------------------------	-------------------------------	----------------------------------	------------------------------	---------------------------------	------------------------------	----------------------------------	-------------------------------	----------------------------------	-------------------------------	----------------------------------	------------------------------	----------------------------------

PITCHER	IP	WLS	BF	H	R	ER	SO	BB	IBB	HBP	BLK	WP	HR	S	P	ERA	WHIP
Mac Suzuki, R (1, 1) ERA: 6.28	4.0	L	18	3	4	2	4	3	0	1	0	0	0	48	85	4.50	1.500
Chad Fox, R (5, 1) ERA: 2.04	2.0		9	1	1	1	2	2	0	0	0	0	1	21	37	4.50	1.500
Ray King, L (7, 1) ERA: 3.67	0.2		3	1	0	0	2	0	0	0	0	0	0	11	18	0.00	1.500
David Weathers, R (7, 1) ERA: 2.18	1.1		4	0	0	0	2	0	0	0	0	0	0	10	18	0.00	0.000

BOTTOM

Milwaukee Brewers @ San Diego Padres
Qualcomm Stadium, San Diego, CA

Sat Jul 21 2001, 10:05 PM EDT
Att: 36,321 - Sunny - 72 F

AB	27
R	5
H	5
RBI	3
BB	5
SO	10
LOB	13

livebaseballscorecards.com



AB	R	H	RBI	BB	SO	LOB
4	0	0	0	0	3	2
3	1	1	2	1	1	0
3	1	1	0	1	1	1
3	0	1	0	1	1	2
4	0	0	0	0	2	2
4	1	1	1	0	2	2
2	1	1	0	1	0	0
2	1	0	0	1	0	2
1	0	0	0	0	0	1
1	0	0	0	0	0	1
0	0	0	0	0	0	0
0	0	0	0	0	0	0
0	0	0	0	0	0	0

WP	PA
0	34

Batter	1	2	3	4	5	6	7	8	9	AB R H RBI BB SO LOB	TOP											
Devon White, S (1, 8) OBP: 0.347, SLG: 0.500	1-2 HBP		1-1 1B		3-1 G6-3		1-0 F8			3 0 1 0 0 0 2												
Ronnie Belliard, R (1, 4) OBP: 0.345, SLG: 0.436	0-0 F8		0-0 F8		2-2 L8		2-2 F7			4 0 0 0 0 0 5												
Jeremy Burnitz, L (1, 9) OBP: 0.354, SLG: 0.503	1-2 F9		1-1 E3		0-0 G3		0-1 G1-3			4 0 0 0 0 0 3												
Richie Sexson, R (1, 3) OBP: 0.316, SLG: 0.493	1-3 K		1-1 G5-3		2-3 K		1-0 F9			4 0 0 0 0 2 4												
Raul Casanova, S (1, 2) OBP: 0.326, SLG: 0.497		2-1 F5		0-2 G1-3		4-2 1B BB		0-1 F8		3 0 0 0 1 0 0												
Angel Echevarria, R (1, 7) OBP: 0.303, SLG: 0.434		1-3 K		2-2 G3-1		0-0 1B		1-0 G4-3		4 0 1 0 0 1 0												
Mike Coolbaugh, R (1, 5) OBP: 0.200, SLG: 0.500		2-2 F9		1-1 F9		1-0 G6-3		3-2 F9		4 0 0 0 0 0 2												
Luis Lopez, S (1, 6) OBP: 0.250, SLG: 0.275			2-2 G4-3		3-2 G6-3 SH1-4 1B		1-1 1B		2-3 K	4 0 2 0 0 1 0												
Jimmy Haynes, R (1, 1) OBP: 0.290, SLG: 0.184			1-1 1B 1B		0-1 SH1-4		1-2 F9			1 0 1 0 0 0 0												
José Hernández, R (7, PH) OBP: 0.300, SLG: 0.467										1 0 0 0 0 0 1												
Mike DeJean, R (7, 1)										0 0 0 0 0 0 0												
Ray King, L (7, 1)										0 0 0 0 0 0 0												
Gus Gandarillas, R (7, 1)										0 0 0 0 0 0 0												
Curt Leskanic, R (8, 1)										0 0 0 0 0 0 0												
Inning Stats	R: 0 E: 0 K: 1 S: 10	H: 0 LOB: 1 BB: 0 P: 13	R: 0 E: 0 K: 1 S: 9	H: 0 LOB: 0 BB: 0 P: 14	R: 0 E: 1 K: 0 S: 12	H: 2 LOB: 3 BB: 0 P: 18	R: 0 E: 0 K: 0 S: 9	H: 0 LOB: 0 BB: 0 P: 12	R: 0 E: 0 K: 0 S: 11	H: 1 LOB: 1 BB: 0 P: 19	R: 0 E: 0 K: 1 S: 9	H: 1 LOB: 2 BB: 1 P: 16	R: 0 E: 0 K: 0 S: 11	H: 1 LOB: 1 BB: 0 P: 16	R: 0 E: 0 K: 0 S: 5	H: 0 LOB: 0 BB: 0 P: 6	R: 0 E: 0 K: 1 S: 11	H: 0 LOB: 0 BB: 0 P: 17	1B: 5 2B: 0 3B: 0 HR: 0	SF: 0 SAC: 1 DP: 0 HBP: 1	WP: 0 PB: 0 SB: 0 CS: 0	PA: 35
PITCHER	IP WLS BF H R ER SO BB IBB HBP BLK WP HR S P ERA WHIP																					
Bobby Jones, R (1, 1) ERA: 4.01	7.0 W 29 5 0 0 3 1 0 1 0 0 0 0 71 108 0.00 0.857																					
Rudy Seanez, R (8, 1) ERA: 2.19	1.0 3 0 0 0 0 0 0 0 0 0 0 0 5 6 0.00 0.000																					
Rodney Myers, R (9, 1) ERA: 4.82	1.0 3 0 0 0 0 1 0 0 0 0 0 0 0 11 17 0.00 0.000																					

Milwaukee Brewers @ San Diego Padres
Qualcomm Stadium, San Diego, CA
Sun Jul 22 2001, 5:00 PM EDT
Att. 21,883 - Sunny - 77 F

livebaseballscorecards.com

AB	32
R	0
H	5
RBI	0
BB	1
SO	4
LOB	17



Batter	1	2	3	4	5	6	7	8	9
Damian Jackson, R (1, 4) OBP: 0.331, SLG: 0.382	3-2 G6-3		2-0 P6			2-2 HR	3-3 K		
Mark Kotsay, L (1, 8) OBP: 0.379, SLG: 0.453	0-0 2B		3-2 G6-3			1-2 G5-3	2-3 K		
Ryan Klesko, L (1, 3) OBP: 0.407, SLG: 0.556	0-0 G1-3			3-1 P6		3-2 HR		4-2 G6-3 BB	
Phil Nevin, R (1, 5) OBP: 0.403, SLG: 0.609	4-2 BB			0-1 G4-6-3 1B		0-3 K		1-2 G6-3	
Mike Darr, L (1, 9) OBP: 0.367, SLG: 0.315	2-2 G4-3			0-1 G4-6-3 1-2f		1-2 G6-3		3-2 2B	
Bubba Trammell, R (1, 7) OBP: 0.332, SLG: 0.467		0-1 F3			4-1 FC3-6 BB		1-1 F9	2-3 K	
Ben Davis, S (1, 2) OBP: 0.379, SLG: 0.388		2-2 G4-3			1-2 F8		4-2 1B BB		
D'Angelo Jimenez, S (1, 6) OBP: 0.326, SLG: 0.372		0-1 G4-3			0-0 FC3-6 1-2f		1-1 2B 1B		
Bobby Jones, R (1, 1) OBP: 0.154, SLG: 0.184			0-3 K		0-2 G4-3		1-1 WP 1-H 2-H 2B		

Inning Stats	R: 0	H: 1	E: 0	K: 0	S: 12	L: 23	BB: 21	LOB: 2
	R: 0	H: 0	E: 0	K: 0	S: 7			
	R: 0	H: 0	E: 0	K: 1	S: 9			
	R: 0	H: 1	E: 0	K: 0	S: 6			
	R: 0	H: 0	E: 0	K: 0	S: 9			
	R: 2	H: 2	E: 0	K: 1	S: 18			
	R: 2	H: 2	E: 0	K: 2	S: 14			
	R: 0	H: 1	E: 0	K: 1	S: 13			

PITCHER	IP	WLS	BF	H	R	ER	SO	BB	IBB	HBP	BLK	WP	HR	S	P	ERA	WHIP
Jimmy Haynes, R (1, 1) ERA: 5.11	6.0	L	23	4	2	2	2	2	2	0	0	0	1	61	91	3.00	1.000
Mike DeJean, R (7, 1) ERA: 2.21	0.1		3	1	2	2	0	1	0	0	0	0	0	6	12	54.00	6.000
Ray King, L (7, 1) ERA: 3.67	0.0		1	1	0	0	0	0	0	0	0	0	0	2	3	∞	∞
Gus Gandarillas, R (7, 1) ERA: 7.36	0.2		2	0	0	0	2	0	0	0	0	1	0	6	11	0.00	0.000
Curt Leskanic, R (8, 1) ERA: 3.38	1.0		4	1	0	0	1	1	0	0	0	0	0	13	23	0.00	2.000


BOTTOM

Milwaukee Brewers @ San Diego Padres
Qualcomm Stadium, San Diego, CA

Sun Jul 22 2001, 5:00 PM EDT
Att. 21,883 - Sunny - 77 F

AB	29
R	4
H	7
RBI	4
BB	4
SO	5
LOB	12

livebaseballscorecards.com



WP: 1	PA: 33
PB: 0	
SB: 0	
CS: 0	

PITCHER	IP	WLS	BF	H	R	ER	SO	BB	IBB	HBP	BLK	WP	HR	S	P	ERA	WHIP
Jimmy Haynes, R (1, 1) ERA: 5.11	6.0	L	23	4	2	2	2	2	2	0	0	0	1	61	91	3.00	1.000
Mike DeJean, R (7, 1) ERA: 2.21	0.1		3	1	2	2	0	1	0	0	0	0	0	6	12	54.00	6.000
Ray King, L (7, 1) ERA: 3.67	0.0		1	1	0	0	0	0	0	0	0	0	0	2	3	∞	∞
Gus Gandarillas, R (7, 1) ERA: 7.36	0.2		2	0	0	0	2	0	0	0	0	1	0	6	11	0.00	0.000
Curt Leskanic, R (8, 1) ERA: 3.38	1.0		4	1	0	0	1	1	0	0	0	0	0	13	23	0.00	2.000

Batter	1	2	3	4	5	6	7	8	9	AB R H RBI BB SO LOB	TOP		
McKay Christensen, L OBP: 0.667, SLG: 0.667 (1, 8) C X	0-1 G4-3		1-1 WP 2-H 1B		0-0 G4-3		1-0 HBP 1B		1-1 WP 1-2 1B	5 0 3 1 0 0 1	Los Angeles Dodgers @ Milwaukee Brewers Miller Park, Milwaukee, WI Mon Jul 23 2001, 7:05 PM CDT Att. 42,132 - Cloudy - 78 F		
Mark Grudzielanek, R OBP: 0.347, SLG: 0.438 (1, 4) X	0-0 F9		1-0 P4		3-1 G4-3		1-0 HBP		0-3 K	4 0 0 0 0 1 4			
Gary Sheffield, R OBP: 0.409, SLG: 0.546 (1, 7) (7, 9) B C B B X	3-1 F7		1-2 G6-3			1-3 K	1-3 K		0-3 K	5 0 0 0 0 3 5			
Shawn Green, L OBP: 0.349, SLG: 0.542 (1, 9) Bruce Aven, R OBP: 0.667, SLG: 0.750 (7, 7)		2-2 G6-3		2-2 G6-3		2-2 HR		1-2 2B	1-0 P4	3 1 1 1 0 0 0 2 0 1 0 0 0 2			
Eric Karros, R OBP: 0.311, SLG: 0.396 (1, 3) X	0-1 F9		0-1 FC6 1B		0-1 F3			1-3 K		4 0 1 0 0 1 1			
Adrián Beltré, R OBP: 0.296, SLG: 0.447 (1, 5) X		0-2 HR	2-1 F9		1-2 BLK 1B		2-3 K			4 1 2 1 0 1 2			
Chad Kreuter, S OBP: 0.390, SLG: 0.366 (1, 2) X		3-2 P4	3-1 FC6		3-2 G1-3		4-2 FC6-4 BB			3 0 0 0 1 0 2			
Alex Cora, L OBP: 0.262, SLG: 0.319 (1, 6) X			0-0 SH1-4 1B 1B		0-0 F8		1-2 G4-3	1-1 FC6-4		4 1 1 0 0 0 2			
Chan Ho Park, R OBP: 0.205, SLG: 0.238 (1, 1) Matt Herges, L OBP: 0.400, SLG: 0.400 (7, 1) Jeff Reboulet, R OBP: 0.363, SLG: 0.376 (9, PH) Jeff Shaw, R (9, 1)			1-0 SH1-4		0-2 G4-3 2B		2-3 K	1-1 K 1B 1B		2 0 1 0 0 1 0 0 0 0 0 0 0 0 1 0 1 0 0 0 0 0 0 0 0 0 0 0			
Inning Stats	R: 0 H: 0 E: 0 LOB: 0 K: 0 BB: 0 S: 5 P: 8	R: 1 H: 1 E: 0 LOB: 0 K: 0 BB: 0 S: 14 P: 19	R: 1 H: 2 E: 0 LOB: 1 K: 0 BB: 0 S: 8 P: 12	R: 0 H: 1 E: 0 LOB: 1 K: 0 BB: 0 S: 9 P: 16	R: 0 H: 1 E: 0 LOB: 1 K: 0 BB: 0 S: 7 P: 10	R: 1 H: 2 E: 0 LOB: 1 K: 1 BB: 0 S: 17 P: 24	R: 0 H: 1 E: 0 LOB: 2 K: 2 BB: 0 S: 12 P: 18	R: 0 H: 1 E: 0 LOB: 2 K: 2 BB: 1 S: 15 P: 24	R: 0 H: 2 E: 0 LOB: 2 K: 2 BB: 0 S: 13 P: 16	1B: 7 SF: 0 2B: 2 SAC: 1 3B: 0 DP: 0 HR: 2 HBP: 1		WP: 2 PA: 40 PB: 0 SB: 0 CS: 0	
PITCHER	IP WLS BF H R ER SO BB IBB HBP BLK WP HR S P ERA WHIP											PITCHER	IP WLS BF H R ER SO BB IBB HBP BLK WP HR S P ERA WHIP
Allen Levrault, R (1, 1) ERA: 4.94	6.0 L 25 7 3 3 1 0 0 0 0 1 1 2 60 89 4.50 1.167												
Mike DeJean, R (7, 1) ERA: 2.17	1.0 5 1 0 0 2 0 0 1 0 0 0 0 12 18 0.00 1.000												
David Weathers, R (8, 1) ERA: 2.14	1.0 5 1 0 0 2 1 0 0 0 0 0 0 15 24 0.00 2.000												
Lance Painter, L (9, 1) ERA: 7.85	0.0 2 2 0 0 0 0 0 0 0 0 0 0 4 6 ∞ ∞												
Curt Leskanic, R (9, 1) ERA: 3.3	1.0 3 0 0 0 2 0 0 0 0 0 1 0 9 10 0.00 0.000												

livebaseballscores.com

AB	37
R	3
H	11
RBI	3
BB	1
SO	7
LOB	19



Batter	1	2	3	4	5	6	7	8	9	AB	R	H	RBI	BB	SO	LOB
Devon White, S OBP: 0.341, SLG: 0.491 (1, 8)	1-1 F9		2-2 F2		1-1 L4		2-1 G3-1			4	0	0	0	0	0	5
Ronnie Belliard, R OBP: 0.344, SLG: 0.434 (1, 4)	0-2 1B SF7 1B		2-2 G1-3			1-1 F9		0-2 G5-3		4	1	1	0	0	0	0
Jeremy Burnitz, L OBP: 0.352, SLG: 0.500 (1, 9)	0-1 1-3 1B			2-2 F8		0-2 P6		2-2 G3		4	0	1	0	0	0	0
Richie Sexson, R OBP: 0.313, SLG: 0.489 (1, 3)	2-1 SF7			1-0 G5-3		0-3 K		2-3 K		3	0	0	1	0	2	0
Raul Casanova, S OBP: 0.319, SLG: 0.485 (1, 2)	3-H 2-1 P4			3-2 L3			0-0 F7		1-1 G5-3	4	0	0	0	0	0	1
Angel Echevarria, R OBP: 0.301, SLG: 0.425 (1, 7)		2-1 F8			0-3 K		3-2 HBP 1B 1B		0-0 G5-3	4	0	1	0	0	1	0
José Hernández, R OBP: 0.297, SLG: 0.461 (1, 6)		0-3 K			2-2 G5-3		2-3 K		0-0 L3	4	0	0	0	0	2	1
Mark Loretta, R OBP: 0.333, SLG: 0.314 (1, 5)		1-3 K			1-1 BB 1B		2-0 HBP 1B			3	0	2	0	0	1	0
Allen Levraut, R (1, 1) Mike DeJean, R (7, 1) Luis Lopez, S (7, PH) David Weathers, R (8, 1) Lance Painter, L (9, 1) Curt Leskanic, R (9, 1)			1-1 L4		4-2 BB		1-0 HBP			1	0	0	0	1	0	0

Inning Stats	R: 1	H: 2	E: 0	LOB: 1	K: 0	P: 16	R: 0	H: 0	E: 0	LOB: 0	K: 2	P: 11	R: 0	H: 0	E: 0	LOB: 0	K: 0	P: 13	R: 0	H: 1	E: 0	LOB: 2	K: 1	P: 24	R: 0	H: 0	E: 0	LOB: 0	K: 1	P: 9	R: 0	H: 2	E: 0	LOB: 3	K: 1	P: 23	R: 0	H: 0	E: 0	LOB: 0	K: 1	P: 16	R: 0	H: 0	E: 0	LOB: 0	K: 0	P: 5	1B: 5	SF: 1	2B: 0	SAC: 0	3B: 0	DP: 0	HR: 0	HBP: 1	WP: 0	PA: 34
--------------	------	------	------	--------	------	-------	------	------	------	--------	------	-------	------	------	------	--------	------	-------	------	------	------	--------	------	-------	------	------	------	--------	------	------	------	------	------	--------	------	-------	------	------	------	--------	------	-------	------	------	------	--------	------	------	-------	-------	-------	--------	-------	-------	-------	--------	-------	--------

PITCHER	IP	WLS	BF	H	R	ER	SO	BB	IBB	HBP	BLK	WP	HR	S	P	ERA	WHIP
Chan Ho Park, R ERA: 2.93 (1, 1)	6.2	W	26	5	1	1	5	1	0	0	0	0	0	70	105	1.35	0.900
Matt Herges, R ERA: 3.49 (7, 1)	1.1	H	5	0	0	0	1	0	0	1	0	0	0	14	21	0.00	0.000
Jeff Shaw, R ERA: 3.26 (9, 1)	1.0	S	3	0	0	0	0	0	0	0	0	0	0	4	5	0.00	0.000

BOTTOM

Los Angeles Dodgers @ Milwaukee Brewers
 Miller Park, Milwaukee, WI
 Mon Jul 23 2001, 7:05 PM CDT
 Att: 42,132 - Cloudy - 78 F

livebaseballscores.com

AB	31
R	1
H	5
RBI	1
BB	1
SO	6
LOB	7



Batter	1	2	3	4	5	6	7	8	9	AB	R	H	RBI	BB	SO	LOB	TOP
McKay Christensen, L OBP: 0.556, SLG: 0.522 (1, 8) H	1-1 CS HBP	2-0 F7		1-1 G4-3	2-3 K			1-3 K	1-2 P1	5	0	0	0	0	2	7	
Mark Grudzielanek, R OBP: 0.347, SLG: 0.434 (1, 4) C B B B X	3-1 F8 1-2		2-1 G6-3		1B F8			3-2 BB HBP	2-1 G1-3	5	1	1	0	0	0	4	
Gary Sheffield, R OBP: 0.412, SLG: 0.556 (1, 7) B X	1-0 1B		1-1 F7		0-1 HR		3-2 G1-3	4-2 BB 1-2 BB		4	1	2	2	1	0	0	
Shawn Green, L OBP: 0.352, SLG: 0.549 (1, 9) C C F B B X	2-2 G4-3		1-0 1B		2-0 HR		1-3 K	4-2 FC4-6 1-2 2-3 BB		4	1	2	1	1	1	1	
Eric Karros, R OBP: 0.312, SLG: 0.394 (1, 3) B F X		1-1 F2	2-0 1B		4-2 1B WP FC6-2-5-1 BB		0-1 G6-3	2-3 K		4	0	1	0	1	1	3	
Paul Lo Duca, R OBP: 0.384, SLG: 0.595 (1, 2) C F B B X		1-2 BB 1B		2-2 G6-3	1-0 FC6-2-5-1 2B 1B			2-2 F8	0-1 FC4-6 1-2f	5	2	2	0	0	0	3	
Adrián Beltré, R OBP: 0.302, SLG: 0.445 (1, 5) B C C C C B B B B X		4-2 FC1-5 1B 1-2 BB		2-2 1B 1B	0-1 FC6-2-5-1 2B E 1-3 3-H		0-0 G6-3		4-0 BB BB	3	1	1	0	2	0	2	
Alex Cora, L OBP: 0.275, SLG: 0.331 (1, 6) B X		1-0 FC1-5 1B 1-2 2-H		1-0 1B	0-0 E 2B		4-2 BB		4-2 BB	3	1	3	2	2	0	0	
Dennis Springer, R Jeff Williams, R Marquis Grissom, R Mike Fetters, R (1, 1) (8, 1) (9, PH) (9, 1)		2-2 FC1-5		0-3 K	3-2 E5		0-3 K		1-2 L8	4	0	0	0	0	2	5	
Inning Stats	R: 0 E: 0 K: 0 S: 8 H: 1 LOB: 1 BB: 0 P: 15	R: 1 E: 0 K: 0 S: 13 H: 2 LOB: 2 BB: 1 P: 24	R: 0 E: 0 K: 0 S: 6 H: 2 LOB: 2 BB: 0 P: 12	R: 0 E: 0 K: 1 S: 15 H: 2 LOB: 2 BB: 0 P: 20	R: 6 E: 1 K: 1 S: 21 H: 5 LOB: 1 BB: 1 P: 35	R: 0 E: 0 K: 1 S: 12 H: 0 LOB: 0 BB: 0 P: 16	R: 0 E: 0 K: 1 S: 10 H: 0 LOB: 1 BB: 1 P: 16	R: 0 E: 0 K: 2 S: 15 H: 0 LOB: 3 BB: 2 P: 29	R: 0 E: 0 K: 0 S: 12 H: 0 LOB: 2 BB: 2 P: 24	1B: 9 2B: 1 3B: 0 HR: 2 SF: 0 SAC: 0 DP: 0 HBP: 2	WP: 1 PB: 0 SB: 0 CS: 1 PA: 47						
PITCHER	IP WLS BF H R ER SO BB IBB HBP BLK WP HR S P ERA WHIP	IP WLS BF H R ER SO BB IBB HBP BLK WP HR S P ERA WHIP	IP WLS BF H R ER SO BB IBB HBP BLK WP HR S P ERA WHIP	IP WLS BF H R ER SO BB IBB HBP BLK WP HR S P ERA WHIP	IP WLS BF H R ER SO BB IBB HBP BLK WP HR S P ERA WHIP	IP WLS BF H R ER SO BB IBB HBP BLK WP HR S P ERA WHIP	IP WLS BF H R ER SO BB IBB HBP BLK WP HR S P ERA WHIP	IP WLS BF H R ER SO BB IBB HBP BLK WP HR S P ERA WHIP	IP WLS BF H R ER SO BB IBB HBP BLK WP HR S P ERA WHIP	ERA WHIP	ERA WHIP						
Jamey Wright, R ERA: 3.64 (1, 1)	4.0 L 24 11 6 5 1 2 0 1 0 1 2 51 87 11.25 3.250	3.0 12 1 1 0 3 1 1 0 0 0 0 0 34 51 0.00 0.667	1.0 6 0 0 0 2 2 0 1 0 0 0 0 15 29 0.00 2.000	1.0 5 0 0 0 0 2 0 0 0 0 0 0 12 24 0.00 2.000													
Will Cunnane, R ERA: 5.4 (5, 1)																	
Chad Fox, R ERA: 1.99 (8, 1)																	
Lance Painter, L ERA: 7.45 (9, 1)																	

Los Angeles Dodgers @ Milwaukee Brewers
Miller Park, Milwaukee, WI
Tue Jul 24 2001, 7:05 PM CDT
Att. 34,444 - Cloudy - 81 F

AB	38
R	7
H	12
RBI	5
BB	7
SO	6
LOB	27



Batter	1	2	3	4	5	6	7	8	9	AB R H RBI BB SO LOB	TOP														
McKay Christensen, L (1, 8) OBP: 0.548, SLG: 0.500	4-0 L6 BB		2-1 F8		0-1 F5			0-0 SH5-4 1B		3 0 1 0 1 0 1															
Mark Grudzielanek, R (1, 4) OBP: 0.344, SLG: 0.430	1-2 L6			1-3 K		2-3 K		0-0 SH5-4		3 0 0 0 0 2 1															
Gary Sheffield, R (1, 7) OBP: 0.410, SLG: 0.562	1-2 E5			0-0 HR		3-1 P6		1-1 F7		4 1 1 1 0 0 1															
Shawn Green, L (1, 9) OBP: 0.353, SLG: 0.555	3-0 L7			1-1 HR		0-1 F7		4-0 FC6-4 IBB		3 1 1 1 1 0 1															
Eric Karros, R (1, 3) OBP: 0.311, SLG: 0.403			1-1 F8		1-1 G5-3		1-1 HR	0-1 FC6-4		4 1 1 1 0 0 2															
Matt Herges, L (8, 1) OBP: 0.400, SLG: 0.400								1-2f		0 0 0 0 0 0 0															
Paul Lo Duca, R (1, 2) OBP: 0.382, SLG: 0.588			0-1 G5-3		1-3 K		4-1 G4-3 BB		1-0 F8	3 0 0 0 1 1 0															
Adrian Beltré, R (1, 5) OBP: 0.298, SLG: 0.438			1-3 K		1-0 F8		0-3 K		0-0 F8	4 0 0 0 0 2 1															
Alex Cora, L (1, 6) OBP: 0.278, SLG: 0.335			1-2 G3-1		4-2 SH1-4 BB		0-0 G4-3		0-1 2B	3 0 1 0 1 0 1															
Luke Prokopec, L (1, 1) OBP: 0.138, SLG: 0.172			1-3 K		0-0 SH1-4		1-0 F8		0-0 G6-3	2 0 0 0 0 1 1															
Giovanni Carrara, R (7, 1) OBP: 0.333, SLG: 0.333					1-2					0 0 0 0 0 0 0															
Chad Kreuter, S (8, 2) OBP: 0.388, SLG: 0.363										1 0 0 0 0 0 1															
Inning Stats	R: 0 E: 1 K: 0 S: 8	H: 0 LOB: 1 BB: 1 P: 17	R: 0 E: 0 K: 1 S: 7	H: 0 LOB: 0 BB: 0 P: 9	R: 0 E: 0 K: 1 S: 9	H: 0 LOB: 0 BB: 0 P: 13	R: 2 E: 0 K: 2 S: 15	H: 2 LOB: 0 BB: 0 P: 19	R: 0 E: 0 K: 1 S: 6	H: 0 LOB: 1 BB: 1 P: 11	R: 0 E: 0 K: 1 S: 7	H: 0 LOB: 0 BB: 0 P: 12	R: 1 E: 0 K: 1 S: 9	H: 1 LOB: 1 BB: 1 P: 15	R: 0 E: 0 K: 0 S: 6	H: 1 LOB: 2 BB: 1 P: 11	R: 0 E: 0 K: 0 S: 5	H: 1 LOB: 1 BB: 0 P: 6	1B: 1 2B: 2 3B: 0 HR: 3	SF: 0 SAC: 2 DP: 1 HBP: 0	WP: 0 PB: 0 SB: 0 CS: 0	PA: 36			
PITCHER 15 Ben Sheets, R (1, 1) ERA: 4.19 David Weathers, R (8, 1) ERA: 2.06	IP 7.0 2.0	WLS 27 W	BF 27 9	H 3 2	R 3 0	ER 3 0	SO 6 0	BB 3 0	IBB 0 1	HBP 0 0	BLK 0 0	WP 0 0	HR 3 0	S 61 11	P 96 17	ERA 3.86 0.00	WHIP 0.857 1.000								

Los Angeles Dodgers @ Milwaukee Brewers

Miller Park, Milwaukee, WI

Wed Jul 25 2001, 1:05 PM CDT
Att: 39,223 - Dome - 72 F

AB	30
R	3
H	5
RBI	3
BB	4
SO	6
LOB	10



Batter	1	2	3	4	5	6	7	8	9	AB R H RBI BB SO LOB
Ronnie Belliard, R OBP: 0.343, SLG: 0.447 (1, 4)	1-3 K ①		1-0 G6-3 ②		1-0 G6-3 ③		2-1 HBP ④		0-0 F9 ⑤	4 0 0 0 0 1 3
Mark Loretta, R OBP: 0.333, SLG: 0.315 (1, 5)	1-2 L9 ②		2-0 E4 ③			0-2 G3-6 1B	2-1 F9 ③		2-0 1B ④	5 0 2 1 0 0 3
Devon White, S OBP: 0.338, SLG: 0.479 (1, 8)	2-3 K ③		1-3 K ③			2-0 G3-6 1-2f ① ②		0-0 G4-3 ①		4 0 0 0 0 2 2
Richie Sexson, R OBP: 0.312, SLG: 0.484 (1, 3)		1-1 HR 1B		1-1 F8 ①		2-3 K ③		1-3 K ②		4 1 1 0 0 2 0
Jeremy Burnitz, L OBP: 0.355, SLG: 0.517 (1, 9)		1-1 HR 1-H		3-0 P5 ②			2-1 HR	4-2 1B BB		3 2 2 3 1 0 0
José Hernández, R OBP: 0.296, SLG: 0.455 (1, 6)		1-1 G6-3 ①		2-3 K ③			1-0 F8 ①	3-1 1B ③		4 0 1 0 0 1 0
James Mouton, R OBP: 0.329, SLG: 0.353 (1, 7)		0-3 K ②			2-3 K ①		3-3 K ②		2-1 SH3-4 1B 2B	4 1 1 0 0 3 0
Henry Blanco, R OBP: 0.287, SLG: 0.325 (1, 2)		0-3 K ③			2-2 E8 1B		3-2 HBP 2B	0-1 SH3-4 ①		3 0 2 0 0 1 0
15 Ben Sheets, R OBP: 0.114, SLG: 0.031 Angel Echevarria, R OBP: 0.306, SLG: 0.411 David Weathers, R Luis Lopez, S OBP: 0.265, SLG: 0.275			2-3 K ①		1-3 K ②		4-0 HBP BB	4-1 1B DI IBB		2 0 0 0 0 2 1 0 0 0 0 1 0 0 0 0 0 0 0 0 0 0 0 0 0 1 0 0

Inning Stats	R: 0	H: 0	E: 0	K: 2	S: 12	R: 2	H: 2	E: 0	K: 2	S: 13	R: 0	H: 0	E: 1	K: 2	S: 8	R: 0	H: 0	E: 0	K: 1	S: 6	R: 0	H: 1	E: 1	K: 2	S: 10	R: 0	H: 1	E: 0	K: 1	S: 9	R: 1	H: 2	E: 0	K: 1	S: 13	R: 0	H: 1	E: 0	K: 1	S: 9	R: 1	H: 2	E: 0	K: 0	S: 7	1B: 5	2B: 2	3B: 0	HR: 2	SF: 0	SAC: 1	DP: 1	HBP: 1	WP: 0	PA: 38
PITCHER	IP	WLS	BF	H	R	ER	SO	BB	IBB	HBP	BLK	WP	HR	S	P	ERA	WHIP																																						
Luke Prokopec, R ERA: 4.31 (1, 1)	6.2		27	6	3	3	11	1	0	0	0	0	2	68	110	4.05	1.050																																						
Giovanni Carrara, R ERA: 3.18 (7, 1)	0.1		2	0	0	0	0	0	0	1	0	0	0	3	7	0.00	0.000																																						
Matt Herges, R ERA: 3.54 (8, 1)	1.2	L	9	3	1	1	1	1	1	0	0	0	0	16	32	5.40	2.400																																						

BOTTOM

Los Angeles Dodgers @ Milwaukee Brewers

Miller Park, Milwaukee, WI
























































Wed Jul 25 2001, 1:05 PM CDT

Att: 39,223 - Dome - 72 F

livebaseballscores.com

AB	33
R	4
H	9
RBI	4
BB	3
SO	12
LOB	9



Batter	1	2	3	4	5	6	7	8	9	AB R H RBI BB SO LOB	TOP										
Rickey Henderson, R OBP: 0.356, SLG: 0.327 (1, 7) 	1-0  F3		4-0  BB		0-1  F8		1-0  L7			3 0 0 0 1 0 1											
Mark Kotsay, L OBP: 0.376, SLG: 0.448 (1, 8) 	1-3  K		2-1  F8		1-0  G6-3			0-1  FC4-6 1B		4 0 1 0 0 1 1											
Ryan Klesko, L OBP: 0.400, SLG: 0.542 (1, 3) 	1-3  K		3-2  G4-3		1-0  L7			1-0  FC4-6 G1-3 1-2f		4 0 0 0 0 1 2											
Phil Nevin, R OBP: 0.401, SLG: 0.611 (1, 5) 		0-0  G5-3		1-3  K		1-0  G6-3		3-2  G1-3 1-2		4 0 0 0 0 1 1											
Mike Darr, L OBP: 0.367, SLG: 0.322 (1, 9) 		3-3  K		0-0  1B 2B		1-0  L4-3 1B		1-0  F8		4 0 2 0 0 1 1											
Ben Davis, S OBP: 0.375, SLG: 0.386 (1, 2) 		1-1  BB 1B		0-1  L4-3 1B		0-0  L4-3 1-2		3-3  K		4 0 2 0 0 1 1											
Damian Jackson, R OBP: 0.334, SLG: 0.374 (1, 4) 		4-2  BB 1-2 BB		4-2  BB BB		2-2  G6-3 2B		0-2  E3		2 0 1 0 2 0 0											
D'Angelo Jimenez, S OBP: 0.305, SLG: 0.326 (1, 6) 		0-0  G6-3		4-1  FC6-4 1-2 BB		1-0  P4		3-3  K		3 0 0 0 1 1 4											
Bobby Jones, R OBP: 0.190, SLG: 0.179 (1, 1) 			1-3  K		1-2  FC6-4 1-2f		1-1  G6-3 2-3		2-0  F9		1 0 0 0 0 1 0 1 0 0 0 0 0 3 0 0 0 0 0 0 0 1 0 0 0 0 0 1 0 1 0 0 0 0 0 1										
Tony Swynn, L OBP: 0.406, SLG: 0.469 (4, PH) 																					
Rodney Myers, R (4, 1) 																					
Dave Magadan, L OBP: 0.343, SLG: 0.367 (7, PH) 																					
Jose Nunez, L (7, 1) 																					
Tom Davey, R (8, 1) 																					
Chuck McElroy, L (8, 1) 																					
Emil Brown, R OBP: 0.294, SLG: 0.299 (9, PH) 																					
Inning Stats	R: 0 E: 0 K: 2 S: 8	H: 0 LOB: 0 BB: 0 P: 11	R: 0 E: 0 K: 1 S: 9	H: 1 LOB: 2 BB: 1 P: 17	R: 0 E: 0 K: 1 S: 8	H: 0 LOB: 1 BB: 1 P: 18	R: 0 E: 0 K: 1 S: 16	H: 2 LOB: 3 BB: 2 P: 26	R: 0 E: 0 K: 0 S: 4	H: 1 LOB: 0 BB: 0 P: 5	R: 0 E: 0 K: 0 S: 8	H: 1 LOB: 1 BB: 0 P: 13	R: 0 E: 0 K: 0 S: 8	H: 1 LOB: 1 BB: 0 P: 13	R: 0 E: 1 K: 2 S: 11	H: 0 LOB: 1 BB: 0 P: 19	1B: 4 2B: 3 3B: 0 HR: 0	SF: 0 SAC: 0 DP: 1 HBP: 0	WP: 0 PB: 0 SB: 0 CS: 0	PA: 36	
PITCHER	IP	WLS	BF	H	R	ER	SO	BB	IBB	HBP	BLK	WP	HR	S	P	ERA	WHIP				
Jimmy Haynes, R ERA: 4.85 (1, 1) 	7.0	W	28	5	0	0	5	4	0	0	0	0	0	56	96	0.00	1.286				
Lance Painter, L ERA: 7.08 (8, 1) 	1.0		4	1	0	0	0	0	0	0	0	0	0	8	13	0.00	1.000				
Mike DeJean, R ERA: 2.13 (9, 1) 	1.0		4	0	0	0	2	0	0	0	0	0	0	11	19	0.00	0.000				

San Diego Padres @ Milwaukee Brewers
 Miller Park, Milwaukee, WI
 Fri Jul 27 2001, 7:05 PM CDT
 Att. 29,520 - Sunny - 69 F

AB	32
R	0
H	6
RBI	0
BB	4
SO	7
LOB	16



Batter	1	2	3	4	5	6	7	8	9
Ronnie Belliard, R OBP: 0.346, SLG: 0.461 (1, 4)	0-1 E SF9 1B	3-1 2-H 2B		0-0 G5-3		0-0 G4-3 1-2f		2-2 1-H HR	
Mark Loretta, R OBP: 0.335, SLG: 0.317 Mike DeJean, R (9, 1)	0-1 E9 HR 1B	0-3 K		0-0 G6-3		2-2 F9		1-2 1B	
Geoff Jenkins, L OBP: 0.344, SLG: 0.470 Lance Painter, L Mike Coolbaugh, R OBP: 0.250, SLG: 0.455 (8, PH) (9, 5)	1-1 SF9	0-1 G1-3		0-3 K		2-2 G4-3		4-2 BB	
Richie Sexson, R OBP: 0.315, SLG: 0.493 (1, 3)	2-2 2-H HR	2-3 K			2-2 BB 1B		1-0 1B 1B	1-1 G5-3	
Jeremy Burnitz, L OBP: 0.354, SLG: 0.513 (1, 9)	1-2 P6		1-0 FC6-4 1B		2-2 P1		2-3 K		
Devon White, S OBP: 0.341, SLG: 0.479 (1, 8)	1-0 L9		0-2 FC6-4 1B		0-0 F9		2-2 1-2 1B		
José Hernández, R OBP: 0.298, SLG: 0.453 (1, 6)		2-2 HR 1B	1-0 FC6-4 1-2f 2-3		4-2 1-2 BB		2-3 K		
Henry Blanco, R OBP: 0.291, SLG: 0.340 (1, 2)		2-2 1-H HR	1-3 K		0-3 K			4-1 HR BB	
Jimmy Haynes, R OBP: 0.233, SLG: 0.244 James Mouton, R OBP: 0.324, SLG: 0.348 (8, 7)		0-0 2B 2B	2-1 L5		0-2 G4-3 1B			2-3 K	

Inning Stats	R: 3 E: 1 K: 0 S: 13	H: 3 LOB: 0 BB: 0 P: 18	R: 3 E: 0 K: 2 S: 21	H: 4 LOB: 1 BB: 0 P: 30	R: 0 E: 0 K: 1 S: 10	H: 2 LOB: 2 BB: 0 P: 15	R: 0 E: 0 K: 1 S: 5	H: 0 LOB: 0 BB: 0 P: 5	R: 0 E: 0 K: 1 S: 14	H: 1 LOB: 2 BB: 1 P: 22	R: 0 E: 0 K: 0 S: 8	H: 1 LOB: 0 BB: 0 P: 10	R: 0 E: 0 K: 2 S: 13	H: 2 LOB: 2 BB: 0 P: 22	R: 2 E: 0 K: 1 S: 14	H: 2 LOB: 1 BB: 2 P: 28
--------------	-------------------------------	----------------------------------	-------------------------------	----------------------------------	-------------------------------	----------------------------------	------------------------------	---------------------------------	-------------------------------	----------------------------------	------------------------------	----------------------------------	-------------------------------	----------------------------------	-------------------------------	----------------------------------

PITCHER	IP	WLS	BF	H	R	ER	SO	BB	IBB	HBP	BLK	WP	HR	S	P	ERA	WHIP
Bobby Jones, R ERA: 4.31 (1, 1)	3.0	L	18	9	6	6	3	0	0	0	0	0	2	44	63	18.00	3.000
Rodney Myers, R ERA: 5.14 (4, 1)	3.0		11	2	0	0	2	1	0	0	0	0	0	27	37	0.00	1.000
Jose Nunez, L ERA: 6.45 (7, 1)	1.0		5	2	0	0	2	0	0	0	0	0	0	13	22	0.00	2.000
Tom Davey, R ERA: 4.5 (8, 1)	0.0		1	0	1	1	0	1	0	0	0	0	0	1	5	∞	∞
Chuck McElroy, L ERA: 5.18 (8, 1)	1.0		5	2	1	1	1	1	0	0	0	0	1	13	23	9.00	3.000

AB R H RBI BB SO LOB

5	2	3	3	0	0	1
5	1	2	0	0	1	1
0	0	0	0	0	0	0
3	0	0	1	0	1	1
0	0	0	0	0	0	0
0	0	0	0	1	0	0
5	1	3	2	0	1	2
4	0	1	0	0	1	2
4	0	2	0	0	0	1
3	1	1	0	1	1	4
3	2	1	2	1	2	4
3	1	2	0	0	0	2
1	0	0	0	0	1	1

WP	PA	ERA	WHIP
0	40		
0			
0			
0			

San Diego Padres @ Milwaukee Brewers
Miller Park, Milwaukee, WI
Fri Jul 27 2001, 7:05 PM CDT
Att. 29,520 - Sunny - 69 F

AB	36
R	8
H	15
RBI	8
BB	3
SO	8
LOB	19



Batter	1	2	3	4	5	6	7	8	9	AB R H RBI BB SO LOB	TOP											
Damian Jackson, R (1, 4) OBP: 0.333, SLG: 0.372	2-3 K			1-2 2B HR 1B	2-2 G5-3			3-3 K		4 1 1 0 0 2 0	San Diego Padres @ Milwaukee Brewers Miller Park, Milwaukee, WI Sat Jul 28 2001, 6:05 PM CDT Att. 42,096 - Overcast - 78 F											
Mark Kotsay, L (1, 8) OBP: 0.374, SLG: 0.448	1-2 G4-3			0-0 HR 2B	2-2 G6-3			2-0 F7		4 1 1 0 0 0 0												
Ryan Klesko, L (1, 3) OBP: 0.401, SLG: 0.540	0-0 G3			4-1 HR BB		0-2 G4-6-3 1B		2-3 K		3 1 1 0 1 1 0												
Phil Nevin, R (1, 5) OBP: 0.402, SLG: 0.627		0-3 K		1-1 HR 1-H 2-H 3-H		1-3 K		1-0 HR		4 2 2 5 0 2 1												
Mike Darr, L (1, 9) OBP: 0.366, SLG: 0.321		2-1 G4-3		1-2 G4-3		2-1 G4-6-3 1-2f		2-2 G6-4-3 1B 1B		4 0 1 0 0 0 1												
Bubba Trammell, R (1, 7) OBP: 0.336, SLG: 0.471		1-3 K		2-1 G6-3			0-1 HR	1-2 G6-4-3 1B		4 1 2 1 0 1 0												
Wiki Gonzalez, R (1, 2) OBP: 0.359, SLG: 0.516			0-1 L9	1-2 1B		1-2 G3		3-0 G6-4-3 1-2f 2-3		4 0 1 0 0 0 2												
D'Angelo Jimenez, S (1, 6) OBP: 0.294, SLG: 0.313		1-1 F8		1-1 F8		2-3 K		3-2 G3-1		4 0 0 0 0 1 2												
Woody Williams, R (1, 1) OBP: 0.200, SLG: 0.218 Trevor Hoffman, R (8, 1)			0-1 G6-3		0-0 F9		0-3 K			3 0 0 0 0 1 0 0 0 0 0 0 0 0												
Inning Stats	R: 0 E: 0 K: 1 S: 8	H: 0 LOB: 0 BB: 0 P: 11	R: 0 E: 0 K: 2 S: 8	H: 0 LOB: 0 BB: 0 P: 11	R: 0 E: 0 K: 0 S: 6	H: 0 LOB: 0 BB: 0 P: 7	R: 4 E: 0 K: 0 S: 18	H: 4 LOB: 1 BB: 1 P: 29	R: 0 E: 0 K: 0 S: 8	H: 0 LOB: 0 BB: 0 P: 12	R: 0 E: 0 K: 1 S: 9	H: 1 LOB: 0 BB: 0 P: 12	R: 1 E: 0 K: 2 S: 11	H: 1 LOB: 0 BB: 0 P: 14	R: 0 E: 0 K: 2 S: 7	H: 0 LOB: 0 BB: 0 P: 14	R: 1 E: 0 K: 0 S: 14	H: 3 LOB: 1 BB: 0 P: 24	1B: 5 2B: 1 3B: 0 HR: 3	SF: 0 SAC: 0 DP: 2 HBP: 0	WP: 0 PB: 0 SB: 0 CS: 0	PA: 35
PITCHER	IP WLS BF H R ER SO BB IBB HBP BLK WP HR S P ERA WHIP																					
Allen Levrault, R (1, 1) ERA: 5.08	5.0 L 20 4 4 4 3 1 0 0 0 0 0 1 48 70 7.20 1.000																					
Mac Suzuki, R (6, 1) ERA: 6.2	2.1 8 2 1 1 4 0 0 0 0 0 0 1 23 32 3.86 0.857																					
Lance Painter, L (8, 1) ERA: 6.86	0.2 2 0 0 0 1 0 0 0 0 0 0 0 4 8 0.00 0.000																					
Curt Leskanic, R (9, 1) ERA: 3.42	1.0 5 3 1 1 0 0 0 0 0 0 0 1 14 24 9.00 3.000																					

AB	34
R	6
H	9
RBI	6
BB	1
SO	8
LOB	6



BOTTOM

San Diego Padres @ Milwaukee Brewers
 Miller Park, Milwaukee, WI

Sat Jul 28 2001, 6:05 PM CDT
 Att: 42,096 - Overcast - 78 F

livebaseballscorecards.com

AB	30
R	2
H	6
RBI	2
BB	1
SO	5
LOB	8



WP:	0	PA:	32
PB:	0	SB:	1
CS:	0		

AB	R	H	RBI	BB	SO	LOB
4	1	2	1	0	0	0
4	0	2	0	0	0	1
3	0	0	1	0	0	1
4	0	0	0	0	0	0
4	0	0	0	0	1	0
2	0	1	0	1	1	0
3	0	0	0	0	1	2
3	1	1	0	0	1	2
0	0	0	0	0	0	0
1	0	0	0	0	0	0
1	0	0	0	0	0	1
0	0	0	0	0	0	0
0	0	0	0	0	0	0
1	0	0	0	0	1	1

Batter	1	2	3	4	5	6	7	8	9
Ronnie Belliard, R OBP: 0.348, SLG: 0.471 (1, 4)	1-2 SF8 3B		0-2 P4			1-1 F8		2-1 1B 2B	
Mark Loretta, R OBP: 0.338, SLG: 0.321 (1, 5)	2-0 G5-3		1-2 L9			2-1 G3-6-1 1B		0-0 2B 1B	
Geoff Jenkins, L OBP: 0.340, SLG: 0.465 (1, 7)	0-0 SF8				0-2 P6	0-1 G3-6-1			0-2 F7
Richie Sexson, R OBP: 0.312, SLG: 0.488 (1, 3)	3-H P4				0-0 F8				0-0 G5-3
Jeremy Burnitz, L OBP: 0.351, SLG: 0.507 (1, 9)					0-0 G4-3				2-3 K
Devon White, S OBP: 0.345, SLG: 0.479 (1, 8)						0-1 FC4-6 1B			
José Hernández, R OBP: 0.295, SLG: 0.450 (1, 6)						1-1 FC4-6 1-2f			
Henry Blanco, R OBP: 0.291, SLG: 0.340 Curt Leskanic, R (9, 1)						1-0 F8			
Allen Levrault, R Mike Coolbaugh, R Mac Suzuki, R Lance Painter, L Raul Casanova, S (5, PH) (6, 1) (8, 1) (8, PH) (9, 2)						0-0 L6			

Inning	R	H	E	K	S	R	H	E	K	S	R	H	E	K	S	R	H	E	K	S	R	H	E	K	S	R	H	E	K	S	R	H	E	K	S			
1	1	1	0	0	15	0	0	0	1	12	0	0	0	10	0	0	0	0	6	8	0	0	0	0	0	0	0	0	0	0	0	0	0	0	0	0		
2	0	0	0	1	22	0	0	0	1	0	0	0	0	0	0	0	0	0	5	5	0	0	0	0	0	0	0	0	0	0	0	0	0	0	0	0	0	
3	0	0	0	1	12	0	0	0	1	12	0	0	0	6	8	0	0	0	9	9	0	0	0	0	0	0	0	0	0	0	0	0	0	0	0	0	0	0
4	0	0	0	1	22	0	0	0	1	12	0	0	0	6	8	0	0	0	9	9	0	0	0	0	0	0	0	0	0	0	0	0	0	0	0	0	0	0
5	0	0	0	1	22	0	0	0	1	12	0	0	0	6	8	0	0	0	9	9	0	0	0	0	0	0	0	0	0	0	0	0	0	0	0	0	0	0
6	0	0	0	1	22	0	0	0	1	12	0	0	0	6	8	0	0	0	9	9	0	0	0	0	0	0	0	0	0	0	0	0	0	0	0	0	0	0
7	0	0	0	1	22	0	0	0	1	12	0	0	0	6	8	0	0	0	9	9	0	0	0	0	0	0	0	0	0	0	0	0	0	0	0	0	0	0
8	1	3	0	2	24	0	0	0	1	24	0	0	0	7	8	0	0	0	9	9	0	0	0	0	0	0	0	0	0	0	0	0	0	0	0	0	0	0
9	0	0	0	0	9	0	0	0	1	9	0	0	0	7	9	0	0	0	9	9	0	0	0	0	0	0	0	0	0	0	0	0	0	0	0	0	0	0

PITCHER	IP	WLS	BF	H	R	ER	SO	BB	IBB	HBP	BLK	WP	HR	S	P	ERA	WHIP
Woody Williams, R ERA: 4.97 (1, 1)	7.2	W	28	5	2	2	4	1	0	0	0	0	0	69	102	2.35	0.783
Trevor Hoffman, R ERA: 3.65 (8, 1)	1.1	S	4	1	0	0	1	0	0	0	0	0	0	8	10	0.00	0.750

Batter	1	2	3	4	5	6	7	8	9	AB R H RBI BB SO LOB	TOP		
Rickey Henderson, R OBP: 0.357, SLG: 0.328 Rudy Seanez, R Chuck McElroy, L D'Angelo Jimenez, S OBP: 0.291, SLG: 0.309	1-0 G6-3		3-2 F7	1-2 F8		2-1 2B 1B	1-2 DI 1B		1-3 K	5 1 2 2 0 0 1 0 0 0 0 0 0 0 0 0 0 0 0 0 0 1 0 0 0 0 0 1 0			
Mark Kotsay, L OBP: 0.376, SLG: 0.452 Mike Darr, L OBP: 0.364, SLG: 0.319	2-2 L4		1-1 1B		2-3 K	0-1 BB 2B	1-1 F7			4 1 2 2 0 1 0 1 0 0 0 0 0 2			
Ryan Klesko, L OBP: 0.401, SLG: 0.545	3-2 HR		0-0 F7		0-1 F7	4-0 BB 2B IBB	2-2 F9			4 2 1 1 1 0 3			
Phil Nevin, R OBP: 0.405, SLG: 0.626	0-0 G6-3			0-0 FC3-6 2B 1B	2-2 F8	4-2 2B 1B BB		0-2 G3-1 1B		4 1 2 0 1 0 0			
Bubba Trammell, R OBP: 0.343, SLG: 0.488		2-0 HR		0-0 FC3-6 1B		1-2 BB 2B		1-1 F9		4 2 3 3 1 0 1			
Ben Davis, S OBP: 0.376, SLG: 0.384		2-3 K		2-1 FC3-6 HBP 2B		1-2 1B IBB		1-0 G3-1		4 2 1 0 1 1 3			
Damian Jackson, R OBP: 0.334, SLG: 0.370		2-1 G5-3 1B		2-0 2B E HBP		1-2 K		0-0 G1-3		4 1 1 0 0 1 6			
Alex Arias, R OBP: 0.317, SLG: 0.343	2-2 SAFE G5-3		0-1 E7 2B		4-0 1B 2B IBB	0-1 F3		2-1 G6-3		4 1 1 2 1 0 1			
Kevin Jarvis, L OBP: 0.313, SLG: 0.390 Rodney Myers, R Tony Gwynn, L OBP: 0.434, SLG: 0.492 Emil Brown, R OBP: 0.284, SLG: 0.299 Dave Magadan, L OBP: 0.340, SLG: 0.363 Wascar Seirano, R OBP: 0.111, SLG: 0.111	1-1 P6		1-1 F7		1-0 SF8	3-2 WP 1B 2B		3-2 F7		2 0 0 1 0 0 1 0 0 0 0 0 0 0 1 0 1 0 0 0 0 0 1 0 0 0 0 0 1 0 0 0 0 0 0 0 0 0 0 0 0 0			
Inning Stats	R: 1 H: 1 E: 0 LOB: 0 K: 0 BB: 0 S: 8 P: 14	R: 1 H: 2 E: 0 LOB: 0 K: 1 BB: 0 S: 9 P: 17	R: 0 H: 1 E: 0 LOB: 1 K: 0 BB: 0 S: 9 P: 14	R: 3 H: 3 E: 1 LOB: 1 K: 0 BB: 0 S: 12 P: 17	R: 0 H: 0 E: 0 LOB: 0 K: 1 BB: 0 S: 9 P: 13	R: 6 H: 4 E: 0 LOB: 3 K: 1 BB: 5 S: 18 P: 45	R: 1 H: 2 E: 0 LOB: 1 K: 0 BB: 0 S: 13 P: 20	R: 0 H: 1 E: 0 LOB: 1 K: 0 BB: 0 S: 7 P: 9	R: 0 H: 0 E: 0 LOB: 0 K: 1 BB: 0 S: 8 P: 14	1B: 8 SF: 1 2B: 4 SAC: 0 3B: 0 DP: 0 HR: 2 HBP: 1	WP: 1 PA: 46 PB: 0 SB: 0 CS: 0		
PITCHER	IP WLS BF H R ER SO BB IBB HBP BLK WP HR S P ERA WHIP											PITCHER	IP WLS BF H R ER SO BB IBB HBP BLK WP HR S P ERA WHIP
Jamey Wright, R ERA: 4.13	(1, 1) 5.2 L 28 9 9 9 2 1 1 2 0 0 0 2 56 97 14.29 1.765											David Weathers, R ERA: 2.03	(9, 1) 1.0 3 0 0 0 1 0 0 0 0 0 0 9 23 54.00 9.000
Chad Fox, R ERA: 2.41	(6, 1) 0.1 6 2 2 2 1 1 2 0 0 0 0 0 9 23 54.00 9.000												
47 Mike Buddie, R ERA: 0.87	(7, 1) 0.1 3 2 1 1 0 0 0 0 0 0 1 0 8 12 27.00 6.000												
Ray King, L ERA: 3.6	(7, 1) 0.2 2 0 0 0 0 0 0 0 0 0 0 0 5 8 0.00 0.000												
Mike DeJean, R ERA: 2.09	(8, 1) 1.0 4 1 0 0 0 0 0 0 0 0 0 0 7 9 0.00 1.000												

San Diego Padres @ Milwaukee Brewers
Miller Park, Milwaukee, WI
Sun Jul 29 2001, 1:05 PM CDT
Att. 42,189 - Cloudy - 79 F

AB	39
R	12
H	14
RBI	11
BB	5
SO	4
LOB	18



Batter	1	2	3	4	5	6	7	8	9	AB	R	H	RBI	BB	SO	LOB
Ronnie Belliard, R OBP: 0.352, SLG: 0.476 (1, 4)	0-0 1B 2B		0-1 G5-3				1-2 1B 1-3 1B		4-0 BB	3	0	2	0	1	0	0
Mark Loretta, R OBP: 0.345, SLG: 0.333 Mike DeJean, R David Weathers, R (1, 5) (8, 1) (9, 1)	1-0 G5-4-3 1B			3-2 HR 2B			0-0 1-3 1B		3-3 K	4	1	3	1	0	1	1
Devon White, S OBP: 0.339, SLG: 0.471 James Mouton, R OBP: 0.324, SLG: 0.348 (1, 8) (9, 8)	2-2 F8			2-0 F7			3-H 2-3 K		1-3 K	4	0	0	0	0	2	6
Richie Sexson, R OBP: 0.314, SLG: 0.504 (1, 3)	0-0 G5-4-3 1-2f			2-2 HR			1-1 HR		2-2 F9	4	2	2	3	0	0	2
Jeremy Burnitz, L OBP: 0.350, SLG: 0.504 (1, 9)		1-2 P6		3-2 P4			2-1 F9 1B G4-3-6 1B		0-0 G3-1	4	1	1	0	0	0	0
Raul Casanova, S OBP: 0.314, SLG: 0.474 (1, 2)		1-1 P6		0-0 G3			2-1 1-2 1B G4-3-6 1B		0-3 K	4	0	1	0	0	1	0
Angel Echevarria, R OBP: 0.294, SLG: 0.394 (1, 7)		1-1 P6					1-3 K		2-2 F9	4	0	0	0	0	1	2
Luis Lopez, S OBP: 0.255, SLG: 0.263 (1, 6)			1-1 G3-1				0-2 F8		1-0 G4-3-6	4	0	0	0	0	0	1
Jamey Wright, R Chad Fox, R 47 Mike Buddie, R Ray King, L Mike Coolbaugh, R (1, 1) (6, 1) (7, 1) (7, 1) (7, PH) (8, 5)			2-2 G6-3				1-1 1B 1B 1B		2-3 K	2	1	1	0	0	0	0

Inning Stats	R: 0	H: 2	E: 0	K: 0	S: 6	LOB: 1	BB: 0	P: 9	R: 0	H: 0	E: 0	K: 0	S: 9	LOB: 0	BB: 0	P: 12	R: 0	H: 0	E: 0	K: 0	S: 7	LOB: 0	BB: 0	P: 10	R: 2	H: 2	E: 0	K: 0	S: 14	LOB: 0	BB: 0	P: 24	R: 1	H: 3	E: 0	K: 2	S: 17	LOB: 2	BB: 0	P: 22	R: 2	H: 3	E: 0	K: 0	S: 11	LOB: 0	BB: 0	P: 19	R: 0	H: 0	E: 0	K: 3	S: 9	LOB: 1	BB: 1	P: 19	R: 0	H: 0	E: 0	K: 1	S: 7	LOB: 0	BB: 0	P: 9	R: 0	H: 0	E: 0	K: 1	S: 7	LOB: 0	BB: 0	P: 12	1B: 6	SF: 0	2B: 2	SAC: 0	3B: 0	DP: 2	HR: 2	HBP: 0	WP: 0	PA: 36
--------------	------	------	------	------	------	--------	-------	------	------	------	------	------	------	--------	-------	-------	------	------	------	------	------	--------	-------	-------	------	------	------	------	-------	--------	-------	-------	------	------	------	------	-------	--------	-------	-------	------	------	------	------	-------	--------	-------	-------	------	------	------	------	------	--------	-------	-------	------	------	------	------	------	--------	-------	------	------	------	------	------	------	--------	-------	-------	-------	-------	-------	--------	-------	-------	-------	--------	-------	--------

PITCHER	IP	WLS	BF	H	R	ER	SO	BB	IBB	HBP	BLK	WP	HR	S	P	ERA	WHIP
Kevin Jarvis, R ERA: 5.21 (1, 1)	5.0		24	10	5	5	2	0	0	0	0	0	2	59	88	9.00	2.000
Rodney Myers, R ERA: 5.02 (6, 1)	1.0		2	0	0	0	0	0	0	0	0	0	0	5	8	0.00	0.000
Rudy Seanez, R ERA: 1.93 (7, 1)	1.0		4	0	0	0	3	1	0	0	0	0	0	9	19	0.00	1.000
Chuck McElroy, L ERA: 5.07 (8, 1)	1.0		3	0	0	0	1	0	0	0	0	0	0	7	9	0.00	0.000
Wascar Serrano, R ERA: 5.16 (9, 1)	1.0		3	0	0	0	1	0	0	0	0	0	0	7	12	0.00	0.000

BOTTOM

San Diego Padres @ Milwaukee Brewers
Miller Park, Milwaukee, WI

Sun Jul 29 2001, 1:05 PM CDT
Att: 42,189 - Cloudy - 79 F

AB	35
R	5
H	10
RBI	4
BB	1
SO	7
LOB	12

livebaseballscores.com




Batter	1	2	3	4	5	6	7	8	9	AB R H RBI BB SO LOB	TOP											
Luis Castillo, S OBP: 0.373, SLG: 0.356 (1, 4)	3-2 G6-3 S 1B		1-1 F7			1-2 E S 1B	0-1 1B SF7 1B		0-1 G4-3	5 2 3 0 0 0 0												
Alex Gonzalez, R OBP: 0.324, SLG: 0.398 (1, 6)	0-0 F8			1-3 K		0-2 E7 1B 2B	2-2 1-3 1B		0-0 F7	5 1 2 1 0 1 1												
Cliff Floyd, L OBP: 0.414, SLG: 0.659 (1, 7)	1-0 G6-3 1-3			1-0 G3		0-0 FC4 1B	0-0 SF7		0-1 L8	4 1 0 1 0 0 2												
Mike Lowell, R OBP: 0.348, SLG: 0.473 (1, 5)	0-1 F9			0-1 2B		2-3 K 1-2	0-0 P4			4 1 1 0 0 1 4												
Kevin Millar, R OBP: 0.362, SLG: 0.535 18 Jeff Abbott, R (8, 9)		1-2 G3-1		1-0 WP 2B		4-0 FC5 1B IBB		2-2 L6		3 0 1 1 1 0 0 0 0 0 0 0 0 0												
Derrek Lee, R OBP: 0.316, SLG: 0.446 (1, 3)		1-1 G1-3		3-2 G6-3 2-3		0-0 FC5 1B		3-2 S 1B		4 0 2 2 0 0 1												
Charles Johnson, R OBP: 0.348, SLG: 0.525 (1, 2)		1-0 G6-3			0-1 G4-3	3-1 L9		2-3 K 1-2		4 0 0 0 0 1 3												
Eric Owens, R OBP: 0.301, SLG: 0.348 (1, 8)			2-0 G6-3		3-2 G1-3	1-2 FC5		4-0 IBB		3 0 0 0 1 0 2												
Ryan Dempster, R OBP: 0.093, SLG: 0.095 (1, 1)			0-3 K		2-3 K		0-3 K	0-3 K		4 0 0 0 0 4 2												
Inning Stats	R: 0 E: 0 K: 0 S: 7	H: 1 LOB: 1 BB: 0 P: 11	R: 0 E: 0 K: 0 S: 7	H: 0 LOB: 0 BB: 0 P: 10	R: 0 E: 0 K: 1 S: 6	H: 0 LOB: 0 BB: 0 P: 9	R: 1 E: 0 K: 1 S: 12	H: 2 LOB: 1 BB: 0 P: 18	R: 0 E: 0 K: 1 S: 9	H: 0 LOB: 0 BB: 0 P: 14	R: 3 E: 0 K: 1 S: 20	H: 3 LOB: 2 BB: 1 P: 31	R: 1 E: 0 K: 1 S: 13	H: 2 LOB: 1 BB: 0 P: 14	R: 0 E: 0 K: 2 S: 14	H: 1 LOB: 2 BB: 1 P: 25	R: 0 E: 0 K: 0 S: 5	H: 0 LOB: 0 BB: 0 P: 5	1B: 6 2B: 3 3B: 0 HR: 0	SF: 1 SAC: 0 DP: 0 HBP: 0	WP: 1 PB: 0 SB: 4 CS: 0	PA: 39
PITCHER	IP WLS BF H R ER SO BB IBB HBP BLK WP HR S P ERA WHIP																					
15 Ben Sheets, R ERA: 4.34 (1, 1)	6.1 L 29 8 5 5 5 0 1 0 0 1 0 72 105 7.11 1.263																					
Mike DeJean, R ERA: 2.03 (7, 1)	1.2 7 1 0 0 2 0 1 0 0 0 0 16 27 0.00 0.600																					
47 Mike Buddie, R ERA: 0.82 (9, 1)	0.2 2 0 0 0 0 0 0 0 0 0 0 3 3 0.00 0.000																					
Ray King, L ERA: 3.57 (9, 1)	0.1 1 0 0 0 0 0 0 0 0 0 0 2 2 0.00 0.000																					

Florida Marlins @ Milwaukee Brewers
Miller Park, Milwaukee, WI
 Tue Jul 31 2001, 7:05 PM CDT
 Att. 26,087 - Sunny - 89 F

livebaseballscorecards.com

AB	36
R	5
H	9
RBI	5
BB	2
SO	7
LOB	15



BOTTOM

Florida Marlins @ Milwaukee Brewers
Miller Park, Milwaukee, WI
Wed Aug 01 2001, 7:05 PM CDT
Att: 27,664 - Dome - 72 F

livebaseballscorecards.com

AB	41
R	4
H	11
RBI	4
BB	1
SO	13
LOB	19



WP	1	PA	43
PB	0		
SB	0		
CS	0		

AB	5	R	1	H	2	RBI	0	BB	0	SO	2	LOB	2
----	---	---	---	---	---	-----	---	----	---	----	---	-----	---

4	0	0	0	0	0	1	2
0	0	0	0	0	0	0	0
0	0	0	0	0	0	0	0

5	0	1	1	0	2	3
---	---	---	---	---	---	---

5	0	1	0	0	1	1
---	---	---	---	---	---	---

5	1	1	0	0	1	2
---	---	---	---	---	---	---

3	2	2	0	1	0	0
1	0	1	0	0	0	0

5	0	2	3	0	1	3
---	---	---	---	---	---	---

3	0	0	0	0	2	4
1	0	0	0	0	0	0

3	0	0	0	0	3	2
0	0	0	0	0	0	0
0	0	0	0	0	0	0
1	0	1	0	0	0	0

1B:	6	SF:	0
2B:	4	SAC:	1
3B:	1	DP:	0
HR:	0	HBP:	0

Batter	1	2	3	4	5	6	7	8	9	10
Ronnie Belliard, R OBP: 0.352, SLG: 0.476 (1, 4)	1-3 K		X 0-0 2B		1-2 SH1-3 1B 2B	1-3 K			2-2 P4	
Mark Loretta, R OBP: 0.337, SLG: 0.323 Ray King, L (10, 1) Mike DeJean, R (10, 1)	0-1 G5-3		1-1 G5-3		1-0 SH1-3 2-3		2-3 K		3-1 E3 1-2	
Jeromy Burnitz, L OBP: 0.347, SLG: 0.496 (1, 9)	2-1 F5		2-3 K2-3		0-0 WP 1B 3-H		3-3 K		3-2 F3	
Richie Sexson, R OBP: 0.312, SLG: 0.497 (1, 3)		0-3 K		1-2 FC3-6 1B	2-2 G5-3 1-2		1-1 L6		X 0-0 G6-3	
Devon White, S OBP: 0.336, SLG: 0.466 (1, 8)		0-0 BB 1B		1-2 FC3-6 1B 2B 1-2f	1-3 K			2-2 G6-3		X 0-0 F8
Mark Sweeney, L OBP: 0.750, SLG: 1.333 James Mouton, R OBP: 0.333, SLG: 0.357 (1, 7) (9, 7)		4-2 BB		1-0 2B 1B		X 0-0 2B 3B		C 0-1 G1-3		C 0-1 FC6-4 1B
José Hernández, R OBP: 0.294, SLG: 0.451 (1, 6)		1-3 K		2-1 2B 1-H 2-H		F 0-2 2B 3-H		B 2-2 F9		X 0-0 FC6-4 1-2f
Henry Blanco, R OBP: 0.288, SLG: 0.335 Raul Casanova, S OBP: 0.308, SLG: 0.464 (1, 2) (9, PH) (10, 2)		0-3 K2-3		0-3 K		B 1-0 P6		B 2-2 P4		
Jimmy Haynes, R OBP: 0.217, SLG: 0.227 Chad Fox, R (8, 1) Curt Lesknic, R (9, 1) Luis Lopez, S OBP: 0.269, SLG: 0.278 (10, 5)			1-3 K		0-3 K		1-3 K		X 0-0 E 1B	

Inning Stats	R: 0	H: 0	E: 0	K: 1	S: 8	WLS	BF	H	R	ER	SO	BB	IBB	HBP	BLK	WP	HR	S	P	ERA	WHIP
1	0	0	0	1	11		28	4	4	4	11	1	0	0	0	1	0	72	97	6.00	1.667
2	0	1	0	3	20		6	0	0	0	2	0	0	0	0	0	0	16	26	0.00	0.000
3	0	2	0	1	15		4	0	0	0	0	0	0	0	0	0	0	12	19	0.00	1.500
4	0	1	0	0	15	W	1	0	0	0	0	0	0	0	0	0	0	4	7	0.00	0.000
5	0	0	0	0	11	S	4	1	0	0	0	0	0	0	0	0	0	5	5	0.00	1.000
6	1	2	0	1	12																
7	0	0	0	0	8																
8	0	0	0	0	8																
9	0	1	1	0	16																
10	0	1	0	1	5																


PITCHER	IP	WLS	BF	H	R	ER	SO	BB	IBB	HBP	BLK	WP	HR	S	P	ERA	WHIP
Matt Clement, R ERA: 5.28 (1, 1)	6.0		28	9	4	4	11	1	0	0	0	1	0	72	97	6.00	1.667
Ricky Bones, R ERA: 3.27 (7, 1)	2.0		6	0	0	0	2	0	0	0	0	0	0	16	26	0.00	0.000
Braden Looper, R ERA: 4.84 (9, 1)	0.2		4	1	0	0	0	0	0	0	0	0	0	12	19	0.00	1.500
Armando Almanza, L ERA: 3.19 (9, 1)	0.1	W	1	0	0	0	0	0	0	0	0	0	0	4	7	0.00	0.000
Antonio Alfonseca, R ERA: 2.27 (10, 1)	1.0	S	4	1	0	0	0	0	0	0	0	0	0	5	5	0.00	1.000

Batter	1	2	3	4	5	6	7	8	9	AB R H RBI BB SO LOB	TOP											
Luis Castillo, S (1, 4) OBP: 0.368, SLG: 0.353	2-1 F7		1-2 L7		2-2 G6-3		2-2 G1-3		3-2 L7	5 0 0 0 0 0 1												
18 Jeff Abbott, R (1, 8) OBP: 0.333, SLG: 0.333	1-3 K		0-0 F7		2-1 BB 1B		2-1 G5-3		1-0 P6	5 0 1 0 0 1 1												
John Mabry, L (1, 9) OBP: 0.325, SLG: 0.384	2-2 F5			1-0 BB 1B HBP	4-2 BB	1-2 BB	4-2 1B 2B BB		4-1 BB	1 2 0 0 3 0 0												
Mike Lowell, R (1, 5) OBP: 0.347, SLG: 0.466		1-2 G4-3		4-0 1B 1-2 BB	0-1 F9		1-2 2B 1B		2-3 K	4 0 1 0 1 1 3												
Kevin Millar, R (1, 7) OBP: 0.365, SLG: 0.534		2-1 F3		3-2 F7		4-1 2B G5-3 BB	0-0 2B			3 1 1 1 1 0 2												
Derrek Lee, R (1, 3) OBP: 0.322, SLG: 0.457		1-1 1B		1-1 F8		0-0 1-3 2B	2-2 F7			4 0 2 0 0 0 4												
Charles Johnson, R (1, 2) OBP: 0.349, SLG: 0.533		0-1 F9		1-1 1-3 2-H 1B		1-0 G5-3		0-0 G6-3		4 0 1 1 0 0 3												
Andy Fox, L (1, 6) OBP: 0.200, SLG: 0.048			1-1 G3	0-0 P4		0-2 G5-3		1-1 F8		4 0 0 1 0 0 3												
Gary Knotts, R (1, 1) OBP: 0.500, SLG: 0.500			3-2 1B		2-2 G6-3	0-3 K		0-3 K		2 0 1 0 0 0 0												
Dave Berg, R (6, PH) OBP: 0.242, SLG: 0.353										1 0 0 0 0 0 1 1												
Johnny Ruffin, R (6, 1)										0 0 0 0 0 0 0 0												
Vic Darenbourg, L (7, 1)										0 0 0 0 0 0 0 0												
Cliff Floyd, L (8, PH) OBP: 0.410, SLG: 0.655										1 0 0 0 0 0 1 0												
Braden Loeper, R (8, 1)										0 0 0 0 0 0 0 0												
Inning Stats	R: 0 E: 0 K: 1 S: 8	H: 0 LOB: 0 BB: 0 P: 13	R: 0 E: 0 K: 0 S: 9	H: 1 LOB: 1 BB: 0 P: 13	R: 0 E: 0 K: 0 S: 10	H: 1 LOB: 1 BB: 0 P: 15	R: 1 E: 0 K: 0 S: 9	H: 1 LOB: 2 BB: 1 P: 19	R: 0 E: 0 K: 0 S: 17	H: 1 LOB: 2 BB: 1 P: 27	R: 1 E: 0 K: 1 S: 10	H: 1 LOB: 1 BB: 1 P: 15	R: 1 E: 0 K: 0 S: 15	H: 2 LOB: 2 BB: 1 P: 26	R: 0 E: 0 K: 1 S: 6	H: 0 LOB: 0 BB: 0 P: 7	R: 0 E: 0 K: 1 S: 10	H: 0 LOB: 1 BB: 1 P: 20	1B: 5 2B: 2 3B: 0 HR: 0	SF: 0 SAC: 0 DP: 0 HBP: 1	WP: 0 PB: 0 SB: 0 CS: 0	PA: 40
PITCHER	IP WLS BF H R ER SO BB IBB HBP BLK WP HR S P ERA WHIP																					
Allen Levrault, R (1, 1) ERA: 4.89	5.0 W 22 4 1 1 1 1 2 0 1 0 0 0 53 87 1.80 1.200																					
Mac Suzuki, R (6, 1) ERA: 6.3	1.2 H 10 3 2 2 1 2 0 0 0 0 0 0 22 36 10.80 3.000																					
47 Mike Buddie, R (7, 1) ERA: 0.79	0.1 H 1 0 0 0 0 0 0 0 0 0 0 0 3 5 0.00 0.000																					
Chad Fox, R (8, 1) ERA: 2.3	1.0 H 3 0 0 0 1 0 0 0 0 0 0 0 6 7 0.00 0.000																					
Curt Leskanic, R (9, 1) ERA: 3.83	1.0 S 4 0 0 0 1 1 0 0 0 0 0 0 10 20 0.00 1.000																					

Florida Marlins @ Milwaukee Brewers
 Miller Park, Milwaukee, WI
 Thu Aug 02 2001, 1:05 PM CDT
 Att. 33,657 - Cloudy - 75 F

livebaseballscorecards.com

AB	34
R	3
H	7
RBI	3
BB	5
SO	4
LOB	18



Batter	1	2	3	4	5	6	7	8	9	AB	R	H	RBI	BB	SO	LOB
Ronnie Belliard, R OBP: 0.351, SLG: 0.472 (1, 4)	1-1 HBP 1B HBP		0-3 K	3-3 K		1-3 K				3	1	0	0	0	3	2
Mark Loretta, R OBP: 0.340, SLG: 0.323 (1, 5)	3-0 1B HBP		2-2 G4-3		0-2 G3-1 1B		3-2 P5			3	0	1	0	0	0	0
Jeremy Burnitz, L OBP: 0.346, SLG: 0.493 (1, 9)	2-0 1B		1-0 G3		0-3 K		1-2 P6			4	0	1	1	0	1	1
Richie Sexson, R OBP: 0.312, SLG: 0.495 (1, 3)	1-3 K			0-0 L7	2-1 G3-1 1B		0-1 F9			4	0	1	0	0	1	2
Mark Sweeney, L OBP: 0.571, SLG: 1.333 Devon White, S OBP: 0.338, SLG: 0.469 (1, 7) (7, 8)	2-3 K			0-1 HR	2-2 G3-1			1-1 FC1-8 1B		3	1	1	1	0	1	4
José Hernández, R OBP: 0.294, SLG: 0.447 (1, 6)	3-3 K			4-2 2B BB	1-3 K			1-0 FC1-6 BB		3	1	0	0	1	2	5
James Mouton, R OBP: 0.329, SLG: 0.365 (1, 8) (7, 7)		1-2 F7		0-0 2B		1-2 G6-3		1-2 P6		4	1	1	0	0	0	1
Henry Blanco, R OBP: 0.291, SLG: 0.340 (1, 2)		1-3 K		3-2 G4-3 2B		2-3 K		4-2 BB		3	0	1	2	1	2	0
Allen Levrault, R Mac Suzuki, R 47 Mike Buddie, R Chad Fox, R Raul Casanova, S Curt Leskanic, R (1, 1) (6, 1) (7, 1) (8, 1) (8, PH) (9, 1)		2-3 K		0-1 G4-3		4-1 BB		1-2 G4-3		2	0	0	0	0	0	1

Inning Stats	R: 1	H: 1	E: 0	K: 3	S: 15	LOB: 2	BB: 0	P: 27	R: 0	H: 0	E: 0	K: 2	S: 9	LOB: 0	BB: 0	P: 13	R: 0	H: 0	E: 0	K: 1	S: 8	LOB: 0	BB: 0	P: 11	R: 3	H: 3	E: 0	K: 1	S: 14	LOB: 1	BB: 1	P: 24	R: 0	H: 2	E: 0	K: 2	S: 14	LOB: 2	BB: 0	P: 19	R: 0	H: 0	E: 0	K: 2	S: 10	LOB: 1	BB: 1	P: 18	R: 0	H: 0	E: 0	K: 0	S: 9	LOB: 0	BB: 0	P: 13	R: 0	H: 1	E: 0	K: 0	S: 12	LOB: 2	BB: 1	P: 20
--------------	------	------	------	------	-------	--------	-------	-------	------	------	------	------	------	--------	-------	-------	------	------	------	------	------	--------	-------	-------	------	------	------	------	-------	--------	-------	-------	------	------	------	------	-------	--------	-------	-------	------	------	------	------	-------	--------	-------	-------	------	------	------	------	------	--------	-------	-------	------	------	------	------	-------	--------	-------	-------

PITCHER	IP	WLS	BF	H	R	ER	SO	BB	IBB	HBP	BLK	WP	HR	S	P	ERA	WHIP
Gary Knotts, R ERA: 6.0 (1, 1)	5.0	L	24	6	4	4	9	1	0	2	0	0	1	60	94	7.20	1.400
Johnny Ruffin, R ERA: 4.91 (6, 1)	1.1		5	0	0	0	2	1	0	0	0	0	0	14	25	0.00	0.750
Vic Darenbourg, L ERA: 4.03 (7, 1)	0.2		2	0	0	0	0	0	0	0	0	0	0	5	6	0.00	0.000
Braden Looper, R ERA: 4.73 (8, 1)	1.0		5	1	0	0	0	1	0	0	0	0	0	12	20	0.00	2.000

BOTTOM

Florida Marlins @ Milwaukee Brewers
Miller Park, Milwaukee, WI

Thu Aug 02 2001, 1:05 PM CDT
Att: 33,657 - Cloudy - 75 F

AB	31
R	4
H	7
RBI	4
BB	3
SO	11
LOB	18

livebaseballscores.com



WP	HR	S	P	ERA	WHIP
0	0	0	0	0	0
0	0	0	0	0	0
0	0	0	0	0	0
0	0	0	0	0	0
1	0	0	0	0	2
0	0	0	0	0	0

1B	2B	3B	HR	SF	SAC	DP	HBP	WP	PA
4	2	0	1	0	0	0	2	0	36

Batter	1	2	3	4	5	6	7	8	9	10	11	AB R H RBI BB SO LOB	TOP																		
Marcus Giles, R OBP: 0.321, SLG: 0.403 (1, 4)	4-2 10 G4-3 BB	1-2 FC6-4 1-2f		0-0 F9		0-0 F9		1-3 K		2-3 K		5 0 0 0 1 2 8																			
B.J. Surhoff, L OBP: 0.319, SLG: 0.401 (1, 7)	1-3 K		2-1 10 1B SF9 2B		0-1 G4-6-3 10 BB 1B		0-2 10 BB 1B		1-3 K		0-0 F2	6 1 3 0 0 2 1																			
10 Chipper Jones, S OBP: 0.411, SLG: 0.619 (1, 5)	1-0 G4-3		3-0 SF9 BB 1B		4-2 G4-6-3 BB		4-0 BB		0-0 CS 1B		0-0 F8	4 0 2 0 2 0 1																			
Dave Martinez, L OBP: 0.356, SLG: 0.404 (1, 9) (10, 3)	3-3 K		2-0 P3		1-2 G4-6-3		1-3 K		0-0 F8		2-3 K	6 0 0 0 0 3 8																			
Andruw Jones, R OBP: 0.311, SLG: 0.463 (1, 8)			4-2 F9 1-2 FC4 BB		3-3 K		3-3 K		2-1 CS 1-2		2-3 K	4 0 0 0 1 3 3																			
Javy Lopez, R OBP: 0.305, SLG: 0.403 (1, 2)			1-0 BB 1B HBP		0-2 SF9		1-0 FC6-4 1B		0-0 L6		2-1 2B 2B	3 0 2 1 0 0 2 0 1 0 0 0 0 0 0 0 0 0 0 0 0																			
Mark DeRosa, R OBP: 0.397, SLG: 0.410 (10, PR)			2-3 3-H																												
Bernard Gilkey, R OBP: 0.369, SLG: 0.473 (10, 9)			0-1 FC4																												
Rey Sanchez, R OBP: 0.319, SLG: 0.360 (1, 6)			1-0 BB 1B		1-0 FC6-4 SH2-4 BB 1-2f		2-2 G4-3		3-3 K			5 0 1 0 0 1 4																			
Wes Helms, R OBP: 0.272, SLG: 0.365 (1, 3)			4-2 FC6-4 BB		1-0 G5-3		4-2 SH2-4 BB		2-1 G6-3		4-0 2B IBB	2 0 0 0 2 0 0 0 0 0 0 1 0 0 0 0 0 0 0 0 0																			
Ken Caminiti, S OBP: 0.337, SLG: 0.467 (10, PH)			1-2 2-3																												
Paul Bako, L OBP: 0.276, SLG: 0.364 (10, 2)			1-3 K		2-1 G4-3		1-1 SH2-4		1-3 K		3-2 2B	3 0 0 0 0 2 3 0 0 0 0 0 0 0 1 0 1 1 0 0 0 0 0 0 0 0 0 0 0 0 0 0 0 0 0																			
Jason Marquis, L OBP: 0.133, SLG: 0.071 (1, 1)																															
Mike Remlinger, L (9, 1)																															
Keith Lockhart, L OBP: 0.331, SLG: 0.371 (10, PH)																															
Steve Karsay, R (10, 1)																															
Jose Cabrera, R (11, 1)																															
Inning Stats	R: 0 E: 0 K: 2 S: 10	H: 0 LOB: 1 BB: 1 P: 19	R: 0 E: 0 K: 1 S: 13	H: 1 LOB: 3 BB: 1 P: 22	R: 1 E: 0 K: 0 S: 12	H: 2 LOB: 2 BB: 1 P: 23	R: 0 E: 0 K: 0 S: 4	H: 0 LOB: 0 BB: 0 P: 7	R: 0 E: 0 K: 1 S: 10	H: 1 LOB: 1 BB: 1 P: 18	R: 0 E: 0 K: 2 S: 7	H: 1 LOB: 2 BB: 1 P: 14	R: 0 E: 0 K: 2 S: 12	H: 1 LOB: 1 BB: 0 P: 20	R: 0 E: 0 K: 2 S: 12	H: 0 LOB: 1 BB: 0 P: 18	R: 0 E: 0 K: 1 S: 8	H: 1 LOB: 0 BB: 0 P: 11	R: 1 E: 0 K: 3 S: 21	H: 2 LOB: 2 BB: 1 P: 37	R: 0 E: 0 K: 1 S: 5	H: 0 LOB: 0 BB: 0 P: 7	1B: 6 2B: 3 3B: 0 HR: 0	SF: 1 SAC: 1 DP: 1 HBP: 1	WP: 1 PB: 0 SB: 0 CS: 1	PA: 50					
PITCHER	IP WLS BF H R ER SO BB IBB HBP BLK WP HR S P ERA WHIP															IP WLS BF H R ER SO BB IBB HBP BLK WP HR S P ERA WHIP															
Jamey Wright, R ERA: 3.99 (1, 1)	6.1	31	6	1	1	5	6	0	0	0	0	0	0	64	116	1.42	1.895														
Chad Fox, R ERA: 2.22 (7, 1)	1.2	6	0	0	0	3	0	0	0	0	0	1	0	16	25	0.00	0.000														
Ray King, L ERA: 3.75 (9, 1)	0.2	3	1	0	0	1	0	0	0	0	0	0	0	7	8	0.00	1.500														
Curt Leskanic, R ERA: 3.91 (9, 1)	1.1	6	2	1	1	3	0	1	0	0	0	0	0	22	40	6.75	1.500														
Lance Painter, L ERA: 6.55 (11, 1)	1.0	W	3	0	0	0	1	0	0	0	0	0	0	5	7	0.00	0.000														

Atlanta Braves @ Milwaukee Brewers
Miller Park, Milwaukee, WI
Fri Aug 03 2001, 7:05 PM CDT
Att: 42,259 - Sunny - 75 F

AB	39
R	2
H	9
RBI	2
BB	7
SO	13
LOB	30



Batter	1	2	3	4	5	6	7	8	9	10	11	AB R H RBI BB SO LOB	BOTTOM																		
Ronnie Belliard, R (1, 4) OBP: 0.350, SLG: 0.478	0-0 HR		0-1 G6-3			2-3 K			2-3 K		1-0 SH5-4	4 1 1 1 0 2 1	Atlanta Braves @ Milwaukee Brewers Miller Park, Milwaukee, WI Fri Aug 03 2001, 7:05 PM CDT Att: 42,259 - Sunny - 75 F																		
Mark Loretta, R (1, 5) OBP: 0.339, SLG: 0.322	2-3 K		0-0 G3			0-1 L7			3-2 1B		2-1 WP	4 0 1 1 0 0 1 1 0 0 0 0 0 0 0 0 1 0 0 0 0 0 0 1																			
James Mouton, R (9, PR) OBP: 0.329, SLG: 0.365																															
Luis Lopez, S (10, 5) OBP: 0.269, SLG: 0.278																															
Jeromy Burnitz, L (1, 9) OBP: 0.345, SLG: 0.489	4-2 CS BB					3-3 K			0-0 F8			3 0 0 0 1 1 1																			
Richie Sexson, R (1, 3) OBP: 0.309, SLG: 0.490	3-3 K					2-3 K			1-1 G6-3			4 0 0 0 0 2 2																			
Devon White, S (1, 8) OBP: 0.340, SLG: 0.467		2-2 L7				4-1 BB			0-3 K		1-0 E S SF9 1B	3 1 1 0 1 1 0																			
Mark Sweeney, L (1, 7) OBP: 0.364, SLG: 0.800		1-3 K2-3				0-0 F8			3-1 G4-3		3-3 K	4 0 0 0 0 2 2																			
José Hernández, R (1, 6) OBP: 0.291, SLG: 0.443		1-3 K							0-3 K		0-0 SF9	3 0 0 1 0 3 0																			
Henry Blanco, R (1, 2) OBP: 0.291, SLG: 0.338			1-0 G6-3 SH1-4 1B			3-3 K			3-3 K		3-3 K	4 0 1 0 0 3 0																			
Jamey Wright, R (1, 1) OBP: 0.283, SLG: 0.256			0-0 SH1-4			1-3 K			0-0 F8		1-0 SH5-4 WP 2B	1 0 0 0 0 0 1 0 0 0 0 0 0 0 0 0 1 0 1 0 1 0 0 0 0 0 0 1 0 0 0 0 0 0																			
Chad Fox, R (7, 1)																															
Raul Casanova, S (8, PH) OBP: 0.305, SLG: 0.459																															
Ray King, L (8, 1)																															
Curt Leskanic, R (8, 1)																															
Lance Painter, L (11, 1)																															
Angel Echevarria, R (11, PH) OBP: 0.362, SLG: 0.402																															
Lou Collier, R (11, PR)																															
Inning Stats	R: 1 E: 0 K: 2 S: 9	H: 1 LOB: 1 BB: 1 P: 18	R: 0 E: 0 K: 2 S: 10	H: 0 LOB: 0 BB: 0 P: 14	R: 0 E: 0 K: 0 S: 5	H: 1 LOB: 1 BB: 0 P: 6	R: 0 E: 0 K: 1 S: 9	H: 0 LOB: 1 BB: 1 P: 15	R: 0 E: 0 K: 3 S: 9	H: 0 LOB: 0 BB: 0 P: 14	R: 0 E: 0 K: 2 S: 13	H: 0 LOB: 0 BB: 0 P: 18	R: 0 E: 0 K: 1 S: 7	H: 0 LOB: 0 BB: 0 P: 11	R: 0 E: 0 K: 2 S: 7	H: 0 LOB: 0 BB: 0 P: 10	R: 0 E: 0 K: 1 S: 10	H: 1 LOB: 1 BB: 0 P: 15	R: 1 E: 0 K: 2 S: 10	H: 1 LOB: 0 BB: 0 P: 16	R: 1 E: 0 K: 0 S: 4	H: 1 LOB: 1 BB: 0 P: 7	1B: 3 2B: 2 3B: 0 HR: 1	SF: 1 SAC: 2 DP: 1 HBP: 0	WP: 1 PA: 38						
PITCHER	IP WLS BF H R ER SO BB IBB HBP BLK WP HR S P ERA WHIP															IP WLS BF H R ER SO BB IBB HBP BLK WP HR S P ERA WHIP															
Jason Marquis, R (1, 1) ERA: 3.97	8.0	27	2	1	1	13	2	0	0	0	0	0	1	69	106	1.12	0.500														
Mike Remlinger, L (9, 1) ERA: 2.87	1.0	4	1	0	0	1	0	0	0	0	0	0	0	10	15	0.00	1.000														
Steve Karsay, R (10, 1) ERA: 1.44	1.0	B 4	1	1	0	2	0	0	0	0	0	0	0	10	16	0.00	1.000														
Jose Cabrera, R (11, 1) ERA: 2.14	0.1	L 3	1	1	1	0	0	0	0	0	1	0	4	7	27.00	3.000															

livebaseballscores.com

AB	33
R	3
H	5
RBI	2
BB	2
SO	16
LOB	8



Batter	1	2	3	4	5	6	7	8	9	AB R H RBI BB SO LOB	TOP		
Keith Lockhart, L (1, 4) OBP: 0.326, SLG: 0.364	1-2 BB 10 1B 1B		0-1 F8	1-2 G4-3	0-0 E3		1-2 G3			5 1 1 0 0 0 1			
B.J. Surhoff, L (1, 7) OBP: 0.318, SLG: 0.397 Steve Reed, R (9, 1)	0-2 L7		4-2 10 1B HR BB	1-0 F7	1-1 SF8			0-0 G4-3		3 1 0 1 1 0 1 0 0 0 0 0 0 0			
10 Chipper Jones, S (1, 5) OBP: 0.411, SLG: 0.616	2-0 BB 1-2 1B		1-2 HR 1B	1-3 K	1-0 F7			1-0 F7		5 2 2 0 0 1 1			
Dave Martinez, L (1, 9) OBP: 0.357, SLG: 0.418	4-1 1B 1-2 2-3 BB		1-2 1-H 3-H HR		0-0 E4 BB 3B	2-2 L5		0-1 F8		4 2 1 3 1 0 0			
Andruw Jones, R (1, 8) OBP: 0.314, SLG: 0.466	1-2 CS 1-3 2-H 3-H 1B		1-2 HR 2B		1-1 BB 3B HBP	2-2 G5-3		1-0 F8		4 2 2 2 0 0 0			
Javy Lopez, R (1, 2) OBP: 0.309, SLG: 0.402	2-3 K 1-2		1-3 K		4-0 BB 1-2 2-3 3B	4-2 BB		2-2 HR 1B		3 2 1 0 2 2 3			
Wes Helms, R (1, 3) OBP: 0.280, SLG: 0.419		1-3 K	3-2 2-H HR		3-2 1-H 2-H 3-H 2B 3B	1-3 K		2-2 1-H HR		5 3 3 7 0 2 1			
Mark DeRosa, R (1, 6) OBP: 0.397, SLG: 0.418		2-2 P4	0-0 1B		1-2 E SF8 2B		0-0 P4		0-0 F7	5 1 2 1 0 0 0			
John Burkett, R (1, 1) OBP: 0.157, SLG: 0.122 Brian Jordan, R (7, PH) OBP: 0.322, SLG: 0.481 Kerry Ligtenberg, R (7, 1) Bernard Gilkey, R (9, PH) OBP: 0.365, SLG: 0.467		2-3 K	2-3 K		0-3 K		3-3 K		2-3 K	3 0 0 0 0 3 2 1 0 0 0 0 1 0 0 0 0 0 0 0 0 1 0 0 0 0 1 0			
Inning Stats	R: 2 H: 3 E: 0 LOB: 1 K: 1 BB: 1 S: 18 P: 28	R: 0 H: 0 E: 0 LOB: 0 K: 2 BB: 0 S: 11 P: 16	R: 5 H: 5 E: 0 LOB: 1 K: 2 BB: 1 S: 30 P: 43	R: 0 H: 0 E: 0 LOB: 0 K: 1 BB: 0 S: 7 P: 10	R: 5 H: 2 E: 2 LOB: 1 K: 1 BB: 1 S: 16 P: 27	R: 0 H: 0 E: 0 LOB: 1 K: 1 BB: 1 S: 17 P: 26	R: 0 H: 0 E: 0 LOB: 0 K: 1 BB: 0 S: 12 P: 16	R: 0 H: 0 E: 0 LOB: 0 K: 0 BB: 0 S: 4 P: 5	R: 2 H: 2 E: 0 LOB: 0 K: 1 BB: 0 S: 12 P: 19	1B: 6 SF: 1 2B: 2 SAC: 0 3B: 1 DP: 0 HR: 3 HBP: 1	WP: 0 PA: 45 PB: 0 SB: 0 CS: 1		
PITCHER	IP WLS BF H R ER SO BB IBB HBP BLK WP HR S P ERA WHIP											PITCHER	IP WLS BF H R ER SO BB IBB HBP BLK WP HR S P ERA WHIP
Ruben Quevedo, R (1, 1) ERA: 21.0	3.0 L 18 8 7 7 5 2 0 0 0 0 0 2 59 87 21.00 3.333												
47 Mike Buddie, R (4, 1) ERA: 2.51	3.0 16 2 5 3 3 2 0 1 0 0 0 0 40 63 9.00 1.333												
Mac Suzuki, R (7, 1) ERA: 6.14	2.0 6 0 0 0 1 0 0 0 0 0 0 0 16 21 0.00 0.000												
Lance Painter, L (9, 1) ERA: 7.04	1.0 5 2 2 2 1 0 0 0 0 0 0 1 12 19 18.00 2.000												

Atlanta Braves @ Milwaukee Brewers
 Miller Park, Milwaukee, WI
 Sat Aug 04 2001, 12:15 PM CDT
 Att. 42,646 - Sunny - 77 F

AB	39
R	14
H	12
RBI	14
BB	4
SO	10
LOB	9



livebaseballscorecards.com

Batter	1	2	3	4	5	6	7	8	9	AB	R	H	RBI	BB	SO	LOB
Ronnie Belliard, R OBP: 0.346, SLG: 0.473 (1, 4)	0-0 G6-3		2-2 F7			0-0 FC5-4		1-1 F2		4	0	0	0	0	0	2
Mark Loretta, R OBP: 0.341, SLG: 0.322 José Hernández, R OBP: 0.289, SLG: 0.440 (1, 6) (2, 6)	4-2 HBP			3-2 F3		1-2 G6-4-3			0-0 F8	0	0	0	0	0	0	0
Jeremy Burnitz, L OBP: 0.343, SLG: 0.485 Lou Collier, R (1, 9) (8, 7)	2-1 P5			1-0 L4			2-2 G4-3		0-3 K	3	0	0	0	0	0	1
Richie Sexson, R OBP: 0.308, SLG: 0.486 (1, 3)	1-3 K			1-2 G4-3			1-3 K		4-2 BB	3	0	0	0	1	2	1
Mark Sweeney, L OBP: 0.267, SLG: 0.571 (1, 7) (8, 9)		0-0 F8			1-0 G4-3		0-2 F7		0-0 F9	4	0	0	0	0	0	1
Raul Casanova, S OBP: 0.305, SLG: 0.473 (1, 2)		3-3 K			2-3 K			3-2 HR		3	1	1	1	0	2	0
James Mouton, R OBP: 0.341, SLG: 0.429 (1, 8)		2-1 F7			3-1 HR			0-2 2B		3	1	2	1	0	0	0
Luis Lopez, S OBP: 0.262, SLG: 0.270 (1, 5)			1-1 G3		2-3 K			2-3 K		3	0	0	0	0	2	1
Ruben Quevedo, R Jamey Wright, R 47 Mike Eudie, R Devon White, S Mac Suzuki, R Angel Echevarria, R Lance Painter, L (1, 1) (3, PH) (4, 1) (6, PH) (7, 1) (8, PH) (9, 1)			0-3 K			1-0 FC5-4 1B		0-1 F5		0	0	0	0	0	0	0

Inning Stats	R: 0	H: 0	E: 0	K: 1	S: 10	LOB: 1	BB: 0	P: 17	R: 0	H: 0	E: 0	K: 1	S: 7	LOB: 0	BB: 0	P: 12	R: 0	H: 0	E: 0	K: 0	S: 10	LOB: 0	BB: 0	P: 13	R: 1	H: 1	E: 0	K: 2	S: 9	LOB: 0	BB: 0	P: 17	R: 0	H: 1	E: 0	K: 0	S: 6	LOB: 0	BB: 0	P: 8	R: 0	H: 0	E: 0	K: 1	S: 9	LOB: 0	BB: 0	P: 12	R: 1	H: 2	E: 0	K: 1	S: 16	LOB: 1	BB: 0	P: 22	R: 0	H: 0	E: 0	K: 1	S: 7	LOB: 1	BB: 1	P: 11	1B: 1	SF: 0	2B: 1	SAC: 0	3B: 0	DP: 1	HR: 2	HBP: 1	WP: 0	PA: 32
--------------	------	------	------	------	-------	--------	-------	-------	------	------	------	------	------	--------	-------	-------	------	------	------	------	-------	--------	-------	-------	------	------	------	------	------	--------	-------	-------	------	------	------	------	------	--------	-------	------	------	------	------	------	------	--------	-------	-------	------	------	------	------	-------	--------	-------	-------	------	------	------	------	------	--------	-------	-------	-------	-------	-------	--------	-------	-------	-------	--------	-------	--------

PITCHER	IP	WLS	BF	H	R	ER	SO	BB	IBB	HBP	BLK	WP	HR	S	P	ERA	WHIP
John Burkett, R ERA: 2.43 (1, 1)	6.0	W	20	2	1	1	5	0	0	0	0	0	1	49	79	1.50	0.333
Kerry Ligtenberg, R ERA: 3.82 (7, 1)	2.0		8	2	1	1	2	0	0	0	0	0	1	25	34	4.50	1.000
Steve Reed, R ERA: 3.77 (9, 1)	1.0		4	0	0	0	1	1	0	0	0	0	0	7	11	0.00	1.000


BOTTOM

Atlanta Braves @ Milwaukee Brewers
Miller Park, Milwaukee, WI

Sat Aug 04 2001, 12:15 PM CDT
Att: 42,646 - Sunny - 77 F

livebaseballscorecards.com

AB	30
R	2
H	4
RBI	2
BB	1
SO	8
LOB	8



Batter	1	2	3	4	5	6	7	8	9	AB R H RBI BB SO LOB	TOP	
Marcus Giles, R OBP: 0.337, SLG: 0.408 (1, 4)	4-2 1B 10 1B BB		0-2 10 1B 1B	2-1 L9		0-2 FC3-6 1B	1-2 F9			4 2 2 0 1 0 0		
B.J. Surhoff, L OBP: 0.319, SLG: 0.397 (1, 7)	2-2 1B 10 1B E 1B		2-2 1B 10 1B	1-1 L6		0-1 FC3-6 BB 10 IBB 1B		1-0 G4-3		5 3 2 0 0 0 2		
10 Chipper Jones, S OBP: 0.415, SLG: 0.616 (1, 5)	1-0 E G6-4-3 1B		1-2 1B 1B	1-0 L4		4-0 BB 1B IBB		4-2 1B BB		3 3 2 1 2 0 0		
Dave Martinez, L OBP: 0.368, SLG: 0.425 (1, 9)	0-1 E5 G6-4-3 1B		0-0 1B SF7 1B		0-1 G6-3	4-1 1B BB		0-1 1B		4 1 3 2 1 0 0		
Andruw Jones, R OBP: 0.315, SLG: 0.465 (1, 8)	1-1 G6-4-3 1-2f 3-H		0-0 SH1-3 1B		1-3 K	1-1 1B		1-2 F7		5 0 2 4 0 1 3		
Javy Lopez, R OBP: 0.305, SLG: 0.397 (1, 2)	1-3 K		0-0 SF7		1-2 G2	0-0 F8		3-3 K		4 0 0 1 0 2 4		
Rey Sanchez, R OBP: 0.318, SLG: 0.361 (1, 6)		1-0 G4-3	1-1 SH1-3			0-0 L9	1-1 WP 29 G6-3 2B		2-2 F7	4 1 1 0 0 0 0	AB 37 R 12 H 14 RBI 9 BB 6 SO 4 LOB 12	
Wes Helms, R OBP: 0.289, SLG: 0.423 (1, 3)		1-1 F3	4-0 IBB			1-1 1B 2B	4-2 29 G6-3 BB		1-3 K	3 1 1 0 2 1 0		
Kevin Millwood, R Jose Cabrera, R Steve Reed, R Brian Jordan, R Jason Marquis, L 29 John Smoltz, R Mike Remlinger, L Bernard Gilkey, R Steve Karsay, R		0-0 F9	1-2 F9			2-1 FC3-6 BB 1B	3-2 G6-3		0-0 F8	2 0 0 0 0 0 0 2 0 0 0 0 0 0 0 0 0 0 0 0 0 0 0 0 1 0 0 1 1 0 0 0 0 1 0 0 0 0 0 0 0 0 0 0 0 0 0 0 1 0		
Inning Stats	R: 3 H: 3 E: 1 LOB: 0 K: 1 BB: 1 S: 16 P: 24	R: 0 H: 0 E: 0 LOB: 0 K: 0 BB: 0 S: 4 P: 6	R: 4 H: 5 E: 0 LOB: 2 K: 0 BB: 1 S: 22 P: 31	R: 0 H: 0 E: 0 LOB: 0 K: 0 BB: 0 S: 5 P: 9	R: 0 H: 0 E: 0 LOB: 0 K: 1 BB: 0 S: 9 P: 11	R: 4 H: 4 E: 0 LOB: 2 K: 0 BB: 2 S: 14 P: 26	R: 1 H: 1 E: 0 LOB: 0 K: 0 BB: 1 S: 12 P: 21	R: 0 H: 1 E: 0 LOB: 2 K: 1 BB: 1 S: 14 P: 23	R: 0 H: 0 E: 0 LOB: 0 K: 1 BB: 0 S: 8 P: 11	1B: 12 SF: 1 2B: 2 SAC: 1 3B: 0 DP: 2 HR: 0 HBP: 0	WP: 1 PA: 45 PB: 0 SB: 0 CS: 0	
PITCHER	IP WLS BF H R ER SO BB IBB HBP BLK WP HR S P ERA WHIP											
15 Ben Sheets, R ERA: 4.79 (1, 1)	5.1 L 28 11 10 9 2 1 1 0 0 0 0 64 92 15.19 2.250											
Lance Painter, L ERA: 7.23 (6, 1)	0.2 5 1 1 1 0 1 1 0 0 0 0 6 15 13.50 3.000											
Mike DeJean, R ERA: 2.11 (7, 1)	1.0 4 1 1 1 0 1 0 0 0 1 0 12 21 9.00 2.000											
Ray King, L ERA: 3.65 (8, 1)	1.0 5 1 0 0 1 1 0 0 0 0 0 14 23 0.00 2.000											
Mac Suzuki, R ERA: 6.06 (9, 1)	1.0 3 0 0 0 0 1 0 0 0 0 0 8 11 0.00 0.000											

Atlanta Braves @ Milwaukee Brewers
Miller Park, Milwaukee, WI
Sun Aug 05 2001, 1:05 PM CDT
Att. 42,263 - Cloudy - 86 F

livebaseballscorecards.com



Batter	1	2	3	4	5	6	7	8	9	AB	R	H	RBI	BB	SO	LOB
Ronnie Belliard, R OBP: 0.344, SLG: 0.467 (1, 4)	4-1 BB HR HBP BB	1-1 E3 1B		0-1 G4-3		0-3 K		3-3 K		4	1	0	0	1	2	0
Luis Lopez, S OBP: 0.286, SLG: 0.301 (1, 5)	2-2 BB HR HBP	0-0 1B		4-0 BB BB		3-2 1B 3B		2-3 K		3	2	2	0	1	1	0
Jeremy Burnitz, L OBP: 0.346, SLG: 0.488 (1, 9)	4-1 HR BB	0-0 P5		0-1 F8		0-0 BB 1B		1-1 1B 2B		4	2	2	1	1	0	3
Richie Sexson, R OBP: 0.314, SLG: 0.495 (1, 3)	1-1 HR		2-1 SH1-3 BB 1B	4-1 BB		4-2 BB		2-3 K		3	2	2	4	2	1	1
Devon White, S OBP: 0.341, SLG: 0.464 Mike DeJean, R Ray King, L Mac Suzuki, R Raul Casanova, S OBP: 0.303, SLG: 0.470 (1, 8) (7, 1) (8, 1) (9, 1) (9, PH)	0-2 G3-1		4-1 SH1-3 BB 1B	3-2 P5		0-0 G3		0-1 F8		3	1	0	0	1	0	4
Mark Sweeney, L OBP: 0.316, SLG: 0.556 (1, 7)	1-2 G4-3		0-0 SH1-3		1-0 CS 1B		1-2 G6-3		2-1 1B	4	0	2	1	0	0	0
José Hernández, R OBP: 0.288, SLG: 0.436 (1, 6)	0-0 G4-3		0-0 1B		1-3 K		0-3 K		2-3 K	5	0	1	2	0	3	2
Henry Blanco, R OBP: 0.286, SLG: 0.332 (1, 2)		1-0 F7	0-0 L8		1-3 K		0-2 F7			4	0	0	0	0	1	2
15 Ben Sheets, R OBP: 0.103, SLG: 0.028 Lance Painter, L Lou Collier, R James Mouton, R OBP: 0.337, SLG: 0.423 (1, 1) (6, 1) (6, PH) (7, 8)		2-3 K	1-3 K			1-3 K		1-3 K		2	0	0	0	0	2	1

Inning Stats	R: 4	H: 1	E: 0	LOB: 0	K: 0	S: 15	R: 0	H: 1	E: 1	LOB: 2	K: 1	S: 9	R: 2	H: 2	E: 0	LOB: 1	K: 1	S: 9	R: 0	H: 0	E: 0	LOB: 2	K: 0	S: 10	R: 0	H: 1	E: 0	LOB: 0	K: 2	S: 8	R: 1	H: 2	E: 0	LOB: 2	K: 1	S: 14	R: 0	H: 0	E: 0	LOB: 0	K: 1	S: 10	R: 0	H: 0	E: 0	LOB: 0	K: 3	S: 9	R: 1	H: 2	E: 0	LOB: 1	K: 2	S: 14	1B: 6	2B: 1	3B: 1	HR: 1	SF: 0	SAC: 1	DP: 0	HBP: 1	WP: 0	PA: 43
--------------	------	------	------	--------	------	-------	------	------	------	--------	------	------	------	------	------	--------	------	------	------	------	------	--------	------	-------	------	------	------	--------	------	------	------	------	------	--------	------	-------	------	------	------	--------	------	-------	------	------	------	--------	------	------	------	------	------	--------	------	-------	-------	-------	-------	-------	-------	--------	-------	--------	-------	--------

PITCHER	IP	WLS	BF	H	R	ER	SO	BB	IBB	HBP	BLK	WP	HR	S	P	ERA	WHIP
Kevin Millwood, R ERA: 4.84 (1, 1)	2.1		16	4	6	6	1	3	0	1	0	0	1	29	51	23.14	3.000
Jose Cabrera, R ERA: 2.06 (3, 1)	1.2	W	7	0	0	0	1	2	0	0	0	0	0	14	26	0.00	1.200
Steve Reed, R ERA: 3.68 (5, 1)	1.0		3	1	0	0	2	0	0	0	0	0	0	8	10	0.00	1.000
29 John Smoltz, R ERA: 4.59 (6, 1)	2.0		9	2	1	1	3	1	0	0	0	0	0	24	33	4.50	1.500
Mike Remlinger, L ERA: 2.82 (8, 1)	1.0		3	0	0	0	3	0	0	0	0	0	0	9	15	0.00	0.000

BOTTOM

Atlanta Braves @ Milwaukee Brewers
Miller Park, Milwaukee, WI

Sun Aug 05 2001, 1:05 PM CDT
Att: 42,263 - Cloudy - 86 F

AB	35
R	8
H	9
RBI	8
BB	6
SO	12
LOB	14



Batter	1	2	3	4	5	6	7	8	9
Benny Agbayani, R (1, 7) John Franco, L (8, 1) Armando Benitez, R (9, 1)	0-2 G4-3		1-2 G6-3		0-2 P4		3-3 K		
Edgardo Alfonzo, R (1, 4)	2-3 K		1-3 K			3-2 G6-3		0-0 G6-3	
Matt Lawton, L (1, 9)	0-1 G4-3		1-1 G6-3			3-2 G5-3		0-1 F9	
31 Mike Piazza, R (1, 2)		4-2 G5-4-3 BB		3-2 G4-3		0-0 F9		4-1 BB	
Robin Ventura, L (1, 5)		2-1 G5-4-3 1-2f		1-0 G6-3			3-1 3B 2B	3-2 F9	
Todd Zeile, R (1, 3)		3-2 1B 1B		1-2 G6-3			1-3 K		
Tsuyoshi Shinjo, R (1, 8)		0-0 1B 1-2 1B			0-1 G5-3		4-0 3B IBB		
Rey Ordonez, R (1, 6)		1-0 1B 1-3 2-H			0-0 SH1-4 1B		0-1 P4		
Bruce Chen, L (1, 1) Lenny Harris, L (7, PH) Joe McEwing, R (7, PH)		0-3 K			0-0 SH1-4		1-1 3B 1-H 2-H		

AB	R	H	RBI	BB	SO	LOB
4	0	0	0	0	1	2
0	0	0	0	0	0	0
0	0	0	0	0	0	0
4	0	0	0	0	2	0
4	0	0	0	0	0	0
2	0	0	0	2	0	0
4	1	1	0	0	0	2
3	1	1	0	0	1	1
2	1	1	0	1	0	0
3	0	2	1	0	0	2
1	0	0	0	0	1	2
0	0	0	0	0	0	0
1	0	1	2	0	0	0


BOTTOM

Milwaukee Brewers @ New York Mets
Shea Stadium, Flushing, NY

Tue Aug 07 2001, 7:10 PM EDT
Att. 27,240 - Overcast - 97 F

livebaseballscorecards.com

AB	28
R	3
H	6
RBI	3
BB	3
SO	5
LOB	9



Inning Stats		R: 0	H: 0	E: 0	K: 1	S: 8	R: 1	H: 3	E: 0	K: 1	S: 13	R: 0	H: 0	E: 0	K: 1	S: 8	R: 0	H: 0	E: 0	K: 0	S: 9	R: 0	H: 1	E: 0	K: 0	S: 7	R: 0	H: 0	E: 0	K: 0	S: 9	R: 2	H: 2	E: 0	K: 2	S: 15	R: 0	H: 0	E: 0	K: 0	S: 7
PITCHER	IP	WLS	BF	H	R	ER	SO	BB	IBB	HBP	BLK	WP	HR	S	P	ERA	WHIP																								
Jimmy Haynes, R (1, 1)	6.2	L	26	5	3	3	4	1	1	0	0	0	0	0	64	98	4.05	0.900																							
Ray King, L (7, 1)	0.0		1	1	0	0	0	0	0	0	0	0	0	2	3	∞	∞																								
Chad Fox, R (7, 1)	1.1		5	0	0	0	1	1	0	0	0	0	0	10	20	0.00	0.750																								

WP	PA	3B	SF	SAC	DP	HBP
0	32	1	0	1	1	0
0		1	0	0	0	0
0		0	0	0	0	0

Batter	1	2	3	4	5	6	7	8	9	AB R H RBI BB SO LOB	TOP		
Ronnie Belliard, R (1, 4) OBP: 0.338, SLG: 0.458 Mark Loretta, R (6, 5) OBP: 0.339, SLG: 0.319	1-2 F8 ①		1-0 F7 ②		2-1 F8 ③			1-3 K ①	1-1 F9 ③	3 0 0 0 0 0 1 2 0 0 0 0 1 2			
James Mouton, R (1, 8) OBP: 0.326, SLG: 0.398	0-1 F9 ②		0-0 B1-3 ③			2-1 F9 ①		0-1 F8 ②		4 0 0 0 0 0 0			
Jeremy Burnitz, L (1, 9) OBP: 0.345, SLG: 0.487	2-3 K ③			1-2 F9 WP 2B		0-0 G6-3 ②		0-3 K ③		4 1 1 0 0 2 0			
Richie Sexson, R (1, 3) OBP: 0.315, SLG: 0.499		3-3 K ①		0-1 F9 ①		4-1 BB		0-0 HR		3 1 1 1 1 1 1			
Mark Sweeney, L (1, 7) OBP: 0.304, SLG: 0.636		1-3 K ②		1-3 K ②		1-2 F8 ③		2-1 HR		4 1 1 1 0 2 2			
Raul Casanova, S (1, 2) OBP: 0.302, SLG: 0.481		1-2 HR		1-3 K ③			2-2 G4-3 ①	1-1 P4 ①		4 1 1 1 0 1 0			
José Hernández, R (1, 6) OBP: 0.288, SLG: 0.432		3-2 1B		4-2 SH3-4 BB		2-0 F9 ②		1-3 K ②		3 0 1 0 1 1 0			
Luis Lopez, S (1, 5) (6, 4) OBP: 0.283, SLG: 0.300		1-3 K ③		1-3 K ①		2-1 HBP		1-2 2B		3 0 1 0 0 2 2			
Allen Levrault, R (1, 1) Chad Fox, R (6, 1) Angel Echevarria, R (7, PH) Lance Painter, L (7, 1) Curt Leskanic, R (8, 1) Lou Collier, R (9, PH)			1-3 K ①		0-0 SH3-4 ②		1-1 F8 ③	4-2 BB		1 0 0 0 0 0 1 0 0 0 0 0 0 0 0 0 1 0 0 0 0 0 0 1 0 1 0 0			
Inning Stats	R: 0 H: 0 E: 0 LOB: 0 K: 1 BB: 0 S: 9 P: 12	R: 1 H: 2 E: 0 LOB: 1 K: 3 BB: 0 S: 17 P: 26	R: 0 H: 0 E: 0 LOB: 0 K: 1 BB: 0 S: 5 P: 7	R: 1 H: 1 E: 0 LOB: 0 K: 2 BB: 0 S: 12 P: 15	R: 0 H: 0 E: 0 LOB: 1 K: 1 BB: 1 S: 10 P: 17	R: 0 H: 0 E: 0 LOB: 1 K: 0 BB: 1 S: 7 P: 14	R: 0 H: 0 E: 0 LOB: 1 K: 0 BB: 0 S: 8 P: 15	R: 0 H: 0 E: 0 LOB: 0 K: 2 BB: 0 S: 8 P: 9	R: 2 H: 3 E: 0 LOB: 2 K: 1 BB: 1 S: 16 P: 26	1B: 1 SF: 0 2B: 2 SAC: 1 3B: 0 DP: 0 HR: 3 HBP: 1	WP: 1 PA: 37 PB: 0 SB: 0 CS: 0		
PITCHER	IP WLS BF H R ER SO BB IBB HBP BLK WP HR S P ERA WHIP											PITCHER	IP WLS BF H R ER SO BB IBB HBP BLK WP HR S P ERA WHIP
Steve Trachsel, R (1, 1) ERA: 4.98	7.0 W 27 3 2 2 8 2 0 1 0 1 1 68 106 2.57 0.714												
Rick White, R (8, 1) ERA: 3.61	1.0 H 3 0 0 0 2 0 0 0 0 0 0 8 9 0.00 0.000												
Armando Benitez, R (9, 1) ERA: 3.48	1.0 S 7 3 2 2 1 1 0 0 0 0 0 2 16 26 18.00 4.000												

Milwaukee Brewers @ New York Mets
Shea Stadium, Flushing, NY
Wed Aug 08 2001, 7:10 PM EDT
Att. 34,619 - Overcast - 99 F

livebaseballscorecards.com

AB 32
R 4
H 6
RBI 3
BB 3
SO 11
LOB 9



Batter	1	2	3	4	5	6	7	8	9
Joe McEwing, R OBP: 0.370, SLG: 0.486 (1, 6) (8, 7)	1-0 F5		1-2 G6-3		0-1 G4-3 1B		3-2 HR		
Desi Relaford, S OBP: 0.356, SLG: 0.438 (1, 4)	1-1 2B		2-2 G3		1-1 G4-3 1-2		2-2 G4-3		
Matt Lawton, L OBP: 0.390, SLG: 0.428 Rey Ordonez, R OBP: 0.286, SLG: 0.313 (1, 9) (8, 6)	1-3 K		2-2 G3			3-2 2B 1B	4-1 G3 BB		
Robin Ventura, L OBP: 0.367, SLG: 0.431 (1, 5)	4-1 BB			2-2 L9		1-3 H	2-0 G3 1-2		
Mark Johnson, L OBP: 0.352, SLG: 0.455 (7, 3) Todd Zeile, R OBP: 0.351, SLG: 0.369 (7, PH) (8, 3)	1-3 H			4-2 BB		2-0 G3 1B 2B 1-H	2-2 G5-3		
Lenny Harris, L OBP: 0.262, SLG: 0.254 Tsuyoshi Shinjo, R OBP: 0.321, SLG: 0.416 (1, 3) (7, 7) (8, 9)				1-0 P4		3-0 G3 2-3		1-1 G1-3	
Jay Payton, R OBP: 0.279, SLG: 0.339 (1, 8)				0-0 G6-3		4-2 1B BB		0-0 P5	
Vance Wilson, R OBP: 0.429, SLG: 0.462 (1, 2)						2-2 G3 1B BLK	0-2 1-2 3-H 1B	2-3 K	
Al Leiter, L OBP: 0.075, SLG: 0.026 Rick White, R (8, 1)						1-1 G3 1-3	0-2 G1-4-3		

AB	R	H	RBI	BB	SO	LOB
4	1	2	2	0	0	0
4	0	1	0	0	0	1
3	1	1	0	1	1	1
0	0	0	0	0	0	0
3	0	0	0	1	1	2
2	1	1	1	1	1	2
1	0	0	0	0	0	1
3	0	1	0	0	0	2
1	0	0	0	0	0	0
3	0	0	0	1	0	2
3	1	2	1	0	1	0
3	0	0	0	0	1	4
0	0	0	0	0	0	0

Milwaukee Brewers @ New York Mets
Shea Stadium, Flushing, NY
 Thu Aug 09 2001, 12:10 PM EDT
 Att. 27,989 - Sunny - 98 F

AB	30
R	4
H	8
RBI	4
BB	4
SO	5
LOB	15



Inning Stats		R	H	E	K	S	R	H	E	K	S	R	H	E	K	S	R	H	E	K	S									
		0	1	0	2	19	0	1	0	10	14	0	0	0	8	15	1	2	0	9	13	2	3	0	17	26	0	0	8	11
		0	1	0	1	19	0	0	0	10	14	0	0	0	8	15	0	0	0	9	13	0	0	0	0	0	0	0	0	0
		0	1	0	1	19	0	0	0	10	14	0	0	0	8	15	0	0	0	9	13	0	0	0	0	0	0	0	0	0
		0	1	0	1	19	0	0	0	10	14	0	0	0	8	15	0	0	0	9	13	0	0	0	0	0	0	0	0	0

PITCHER		IP	WLS	BF	H	R	ER	SO	BB	IBB	HBP	BLK	WP	HR	S	P	ERA	WHIP
Jamey Wright, R	(1, 1)	6.0		27	7	3	3	4	3	0	1	1	0	0	65	106	4.50	1.667
Mike DeJean, R	(7, 1)	0.1	L	3	1	1	1	0	1	0	0	0	0	1	8	17	27.00	6.000
Ray King, L	(7, 1)	0.1		1	0	0	0	0	0	0	0	0	0	0	1	3	0.00	0.000
47 Mike Buddie, R	(7, 1)	1.1		4	0	0	0	1	0	0	0	0	0	0	12	17	0.00	0.000

WP	PA	ERA	WHIP
0	35		
0			
0			
0			

Batter	1	2	3	4	5	6	7	8	9	AB R H RBI BB SO LOB	TOP	
James Mouton, R (1, 8) OBP: 0.320, SLG: 0.378	0-1 G3-1 L5 S 1B		1-1 F8-3 HBP	1-3			2-2 F8		0-0 SH2-3 1-2	3 0 1 0 0 1 2		
Mark Loretta, R (1, 4) OBP: 0.338, SLG: 0.340	1-2 G3-1 1-3		2-2 F8-3 1-2			1-1 F9	0-0 HR		1-3 K	5 1 1 1 0 1 3		
Jeromy Burnitz, L (1, 9) Curt Leskanic, R (9, 1) OBP: 0.345, SLG: 0.500	2-0 L5 3-H		3-2 G4-3			1-0 HR	0-2 HR		0-0 G3	5 2 2 2 0 0 2 0 0 0 0 0 0 0		
Richie Sexson, R (1, 3) OBP: 0.322, SLG: 0.501		2-2 WP 1B 1B		4-1 G6-3 2B		2-3 K	0-1 2B			3 1 2 0 1 1 0		
Mark Sweeney, L (1, 7) OBP: 0.286, SLG: 0.556		1-2 WP 1B		0-0 G6-3 1-2		3-2 F5	2-1 F7			4 0 1 0 0 0 2		
Raul Casanova, S (1, 2) Henry Blanco, R (4, 2) OBP: 0.303, SLG: 0.484		2-3 K 1-2 2-3		2-0 1B 2B 2-H		0-0 F7		4-0 G6-4-3 BB		2 1 1 1 0 1 2 1 0 0 0 1 0 0		
José Hernández, R (1, 6) OBP: 0.289, SLG: 0.437		2-3 K		1-2 SH3-4 1B 2-H		1-0 F3		1-1 F9		4 0 1 1 0 1 3		
Luis Lopez, S (1, 5) OBP: 0.290, SLG: 0.301		4-0 IBB		0-0 SH3-4 1B 1-2		0-0 F9		0-0 G6-4-3 1-2f		3 0 1 0 1 0 1		
Ruben Quevedo, R (1, 1) Chad Fox, R (7, 1) Devon White, S (9, PH) Lou Collier, R (9, 7) OBP: 0.341, SLG: 0.462		1-3 K		0-0 SH3-4 1-2 2-3			0-1 G6-3		2-0 SH2-3 1B	2 0 0 0 0 1 3 0 0 0 0 0 0 0 1 0 1 0 0 0 0 0 0 0 0 0 0 0		
Inning Stats	R: 0 E: 0 K: 0 S: 6 H: 1 LOB: 0 BB: 0 P: 9	R: 0 E: 0 K: 3 S: 18 H: 2 LOB: 3 BB: 1 P: 30	R: 0 E: 0 K: 0 S: 8 H: 0 LOB: 0 BB: 0 P: 14	R: 2 E: 0 K: 1 S: 12 H: 3 LOB: 2 BB: 1 P: 20	R: 1 E: 0 K: 1 S: 9 H: 1 LOB: 0 BB: 0 P: 16	R: 0 E: 0 K: 0 S: 3 H: 0 LOB: 0 BB: 0 P: 4	R: 2 E: 0 K: 0 S: 13 H: 3 LOB: 1 BB: 0 P: 17	R: 0 E: 0 K: 0 S: 3 H: 0 LOB: 0 BB: 1 P: 8	R: 0 E: 0 K: 1 S: 6 H: 1 LOB: 1 BB: 0 P: 9	1B: 6 2B: 4 3B: 0 HR: 3 SF: 0 SAC: 2 DP: 3 HBP: 1	WP: 1 PB: 0 SB: 1 CS: 0 PA: 39	
PITCHER	IP WLS BF H R ER SO BB IBB HBP BLK WP HR S P ERA WHIP											
Mike Thurman, R (1, 1) ERA: 5.93	5.0 L 23 7 3 3 5 1 1 1 0 1 1 53 89 5.40 1.600											
Masato Yoshii, R (6, 1) ERA: 4.2	1.2 8 3 2 2 0 0 0 0 0 0 0 2 14 17 10.80 1.800											
Graeme Lloyd, L (7, 1) ERA: 3.74	0.1 1 0 0 0 0 0 0 0 0 0 0 0 2 4 0.00 0.000											
Joey Eischen, L (8, 1) ERA: 4.76	2.0 7 1 0 0 1 1 0 0 0 0 0 0 9 17 0.00 1.000											

Milwaukee Brewers @ Montreal Expos
Olympic Stadium, Montreal, QB
Fri Aug 10 2001, 7:05 PM EDT
Att. 4,917 - Dome - 72 F

AB	33
R	5
H	11
RBI	5
BB	3
SO	6
LOB	18




Batter	1	2	3	4	5	6	7	8	9	AB R H RBI BB SO LOB
Peter Bergeron, L (1, 8) OBP: 0.299, SLG: 0.318	1-1 CS 2B		0-0 B1-3		1-3 K		0-0 1B		0-0 FC5-4 BB	5 0 2 1 0 1 3
Mike Mordecai, R (1, 4) OBP: 0.330, SLG: 0.418	2-3 K 2-3		3-1 2B			1-0 P4	3-3 K		4-1 1-2 BB	4 0 1 0 1 2 4
Vladimir Guerrero, R (1, 9) OBP: 0.387, SLG: 0.607	2-1 S 1B		2-0 G5-3			1-1 G6-3		1-2 S 2B	3-3 K	5 0 2 0 0 1 4
Lee Stevens, L (1, 3) OBP: 0.323, SLG: 0.432	4-1 1-3 BB			1-3 K		1-3 K		1-3 K		3 0 0 0 1 3 1
Orlando Cabrera, R (1, 6) OBP: 0.305, SLG: 0.394	2-3 K			2-2 P6			0-0 BB 1B 2B	3-0 P4		4 1 1 0 0 1 3
Geoff Blum, S (1, 5) OBP: 0.324, SLG: 0.363			2-3 K		0-1 P4		1-3 K	0-3 K2-3		4 0 0 0 0 3 2
Michael Barrett, R (1, 2) OBP: 0.289, SLG: 0.365			2-2 F9			2-0 2B			2-1 G4-3	3 0 1 0 1 0 0
Brad Wilkerson, L (1, 7) OBP: 0.319, SLG: 0.377			3-2 2B			2-3 K			1-0 FC5-4 1B 1B	4 0 2 0 0 2 3
Mike Thuman, R (1, 1) OBP: 0.193, SLG: 0.037					1-3 K				1-2 FC5-4 1B	1 0 0 0 0 0 1 0
Fernando Seguignol, S (5, PH) OBP: 0.200, SLG: 0.196										1 0 0 0 0 0 1 1
Masato Yoshii, R (6, 1) OBP: 0.167, SLG: 0.091										0 0 0 0 0 0 0 0
Graeme Lloyd, L (7, 1) OBP: 0.167, SLG: 0.091										0 0 0 0 0 0 0 0
Mark Smith, R (7, PH) OBP: 0.336, SLG: 0.421										0 0 0 0 0 1 0 0
Joey Eischen, L (8, 1) OBP: 0.277, SLG: 0.311										0 0 0 0 0 0 0 0
Ryan Minor, R (9, PH) OBP: 0.277, SLG: 0.311										1 0 1 0 0 0 0 0

Inning Stats	R: 0	H: 2	E: 0	K: 2	S: 12	LOB: 2	BB: 1	P: 23	R: 0	H: 1	E: 0	K: 1	S: 13	LOB: 1	BB: 0	P: 20	R: 0	H: 1	E: 0	K: 1	S: 7	LOB: 1	BB: 0	P: 13	R: 0	H: 0	E: 0	K: 1	S: 8	LOB: 0	BB: 0	P: 11	R: 0	H: 1	E: 0	K: 3	S: 12	LOB: 1	BB: 0	P: 18	R: 0	H: 0	E: 0	K: 1	S: 6	LOB: 0	BB: 0	P: 9	R: 1	H: 2	E: 0	K: 3	S: 14	LOB: 3	BB: 2	P: 29	R: 0	H: 1	E: 0	K: 2	S: 10	LOB: 1	BB: 0	P: 15	R: 0	H: 2	E: 0	K: 1	S: 12	LOB: 3	BB: 1	P: 23	1B: 4	SF: 0	2B: 7	SAC: 0	3B: 0	DP: 1	HR: 0	HBP: 0	WP: 0	PA: 39
PITCHER	IP	WLS	BF	H	R	ER	SO	BB	IBB	HBP	BLK	WP	HR	S	P	ERA	WHIP																																																																	
Ruben Quevedo, R (1, 1) ERA: 7.45	6.2	W	27	6	1	1	11	3	0	0	0	0	0	68	116	1.35	1.350																																																																	
Chad Fox, R (7, 1) ERA: 2.06	1.1	H	6	2	0	0	3	0	0	0	0	0	0	14	22	0.00	1.500																																																																	
Curt Leskanic, R (9, 1) ERA: 3.76	1.0		6	2	0	0	1	1	0	0	0	0	0	12	23	0.00	3.000																																																																	

Milwaukee Brewers @ Montreal Expos
Olympic Stadium, Montreal, QB
 Fri Aug 10 2001, 7:05 PM EDT
 Att. 4,917 - Dome - 72 F

AB	35
R	1
H	10
RBI	1
BB	4
SO	15
LOB	21



Batter	1	2	3	4	5	6	7	8	9	AB R H RBI BB SO LOB	TOP											
James Mouton, R (1, 8) OBP: 0.314, SLG: 0.379 Lou Collier, R (9, 8)	1-3 K		1-1 F8	2-1 2B		1-2 L3			3-1 G6-3	5 0 1 1 0 1 0 0 0 0 0 0 0 0												
Mark Loretta, R (1, 4) OBP: 0.343, SLG: 0.343	0-1 L3 1B		3-2 G6-3	4-2 BB			2-1 1B 1B		0-3 K	4 0 2 0 1 1 0												
Jeremy Burnitz, L (1, 9) OBP: 0.343, SLG: 0.499	2-2 L3						3-3 K		2-3 K	5 1 1 0 0 2 4												
Richie Sexson, R (1, 3) OBP: 0.324, SLG: 0.507		0-3 K		4-1 BB E BB	2-0 HR		1-3 K			3 2 1 1 1 2 1												
Mark Sweeney, L (1, 7) OBP: 0.344, SLG: 0.567		4-2 WP BB		0-2 L6	3-2 FC6-4 1B		0-2 1B 1B			3 0 2 0 1 0 2												
José Hernández, R (1, 6) OBP: 0.291, SLG: 0.436		3-3 K		4-1 E BB	3-2 FC6-4 G4-6-3		2-2 1B			3 1 1 0 1 1 2												
Luis Lopez, S (1, 5) OBP: 0.297, SLG: 0.310		4-0 BB		3-2 E9 2B	2-0 G4-6-3			0-0 F8		3 1 1 3 1 0 1												
Henry Blanco, R (1, 2) OBP: 0.280, SLG: 0.321		0-0 F8		1-2 SH1-4 2B 1B		0-0 F9		1-3 K		4 1 1 0 0 1 2												
Mac Suzuki, R (1, 1) Devon White, S (8, PH) 47 Mike Buddie, R (8, 1) Mike DeJean, R (9, 1)			2-2 G6-3	0-0 SH1-4		1-2 G5-3		0-0 G5-3		2 0 0 0 0 0 0 1 0												
Inning Stats	R: 0 E: 0 K: 1 S: 8	H: 1 LOB: 0 BB: 0 P: 11	R: 0 E: 0 K: 2 S: 10	H: 0 LOB: 2 BB: 2 P: 21	R: 0 E: 0 K: 0 S: 10	H: 0 LOB: 0 BB: 0 P: 16	R: 5 E: 1 K: 0 S: 21	H: 4 LOB: 2 BB: 3 P: 43	R: 1 E: 0 K: 0 S: 9	H: 2 LOB: 0 BB: 0 P: 19	R: 0 E: 0 K: 2 S: 7	H: 0 LOB: 0 BB: 0 P: 9	R: 0 E: 0 K: 2 S: 15	H: 3 LOB: 2 BB: 0 P: 23	R: 0 E: 0 K: 1 S: 5	H: 0 LOB: 0 BB: 0 P: 6	R: 0 E: 0 K: 2 S: 9	H: 0 LOB: 0 BB: 0 P: 14	1B: 6 2B: 4 3B: 0 HR: 1	SF: 0 SAC: 1 DP: 2 HBP: 0	WP: 1 PB: 0 SB: 0 CS: 0	PA: 39
PITCHER	IP WLS BF H R ER SO BB IBB HBP BLK WP HR S P ERA WHIP																					
Bobby Munoz, R (1, 1) ERA: 4.09	3.2 L 19 5 5 5 3 4 0 0 0 1 0 44 79 12.27 2.455																					
Britt Reames, R (4, 1) ERA: 5.79	1.1 6 2 1 1 0 1 0 0 0 0 0 1 14 31 6.75 2.250																					
Scott Stewart, L (6, 1) ERA: 4.08	2.0 8 3 0 0 2 0 0 0 0 0 0 0 22 32 0.00 1.500																					
Scott Strickland, R (8, 1) ERA: 3.81	1.0 3 0 0 0 1 0 0 0 0 0 0 5 6 0.00 0.000																					
Graeme Lloyd, L (9, 1) ERA: 3.67	1.0 3 0 0 0 2 0 0 0 0 0 0 9 14 0.00 0.000																					

Milwaukee Brewers @ Montreal Expos
Olympic Stadium, Montreal, QB
Sat Aug 11 2001, 7:05 PM EDT
Att. 5,843 - Dome - 72 F

livebaseballscorecards.com

AB	33
R	6
H	10
RBI	5
BB	5
SO	8
LOB	12



Batter	1	2	3	4	5	6	7	8	9	AB	R	H	RBI	BB	SO	LOB
Peter Bergeron, L (1, 8) OBP: 0.295, SLG: 0.312	1-0 G6-3		0-1 P5			0-1 F7		0-1 F8		4	0	0	0	0	0	0
Mike Mordecai, R (1, 4) OBP: 0.323, SLG: 0.408	0-2 F7			0-2 G5-3		1-0 F8			2-1 F8	4	0	0	0	0	0	0
Vladimir Guerrero, R (1, 9) OBP: 0.384, SLG: 0.601	1-2 G4-3			2-2 P3		0-0 F9			1-0 G6-3	4	0	0	0	0	0	0
Orlando Cabrera, R (1, 6) OBP: 0.306, SLG: 0.393		1-3 K		2-2 1B			2-1 G6-3		4-1 BB	3	0	1	0	1	1	0
Geoff Blum, S (1, 3) OBP: 0.320, SLG: 0.358		2-2 G4-3		2-3 K			3-3 K		2-3 K	4	0	0	0	0	3	2
Michael Barrett, R (1, 2) OBP: 0.295, SLG: 0.372		2-1 1B			4-0 BB		2-2 2B			2	0	2	0	1	0	0
Brad Wilkerson, L (1, 7) OBP: 0.307, SLG: 0.359		3-3 K		1-2 K		1-3 K		1-1 P5		3	0	0	0	0	2	3
Ryan Minor, R (1, 5) OBP: 0.267, SLG: 0.299			2-3 K		0-3 K			2-2 G1-3		3	0	0	0	0	2	1
Bobby Munoz, R (1, 1) Britt Reames, R (4, 1) Fernando Seguinoli, S (5, PH) Scott Stewart, R (6, 1) Scott Strickland, R (8, 1) Henry Mateo, S (8, PH) Graeme Lloyd, L (9, 1)			1-1 F9		0-0 G6-3			2-1 G3		1	0	0	0	0	0	0

Inning Stats	R: 0	H: 0	E: 0	K: 0	S: 8	R: 0	H: 1	E: 0	K: 2	S: 12	R: 0	H: 0	E: 0	K: 1	S: 7	R: 0	H: 1	E: 0	K: 1	S: 12	R: 0	H: 0	E: 0	K: 2	S: 8	R: 0	H: 0	E: 0	K: 0	S: 4	R: 0	H: 1	E: 0	K: 1	S: 13	R: 0	H: 0	E: 0	K: 0	S: 7	R: 0	H: 0	E: 0	K: 1	S: 7	R: 0	H: 0	E: 0	K: 1	S: 16	1B: 2	SF: 0	2B: 1	SAC: 0	3B: 0	DP: 0	HR: 0	HBP: 0	WP: 0	PA: 32
--------------	------	------	------	------	------	------	------	------	------	-------	------	------	------	------	------	------	------	------	------	-------	------	------	------	------	------	------	------	------	------	------	------	------	------	------	-------	------	------	------	------	------	------	------	------	------	------	------	------	------	------	-------	-------	-------	-------	--------	-------	-------	-------	--------	-------	--------

PITCHER	IP	WLS	BF	H	R	ER	SO	BB	IBB	HBP	BLK	WP	HR	S	P	ERA	WHIP
Mac Suzuki, R (1, 1) ERA: 5.57	7.0	W	25	3	0	0	7	1	0	0	0	0	0	64	97	0.00	0.571
47 Mike Buddie, R (8, 1) ERA: 2.16	1.0		3	0	0	0	0	0	0	0	0	0	0	7	11	0.00	0.000
Mike DeJean, R (9, 1) ERA: 2.21	1.0		4	0	0	0	1	1	0	0	0	0	0	7	16	0.00	1.000

BOTTOM

Milwaukee Brewers @ Montreal Expos
Olympic Stadium, Montreal, QB

Sat Aug 11 2001, 7:05 PM EDT
Att. 5,843 - Dome - 72 F

livebaseballscorecards.com

AB	30
R	0
H	3
RBI	0
BB	2
SO	8
LOB	7



Batter	1	2	3	4	5	6	7	8	9	AB R H RBI BB SO LOB	TOP											
Lou Collier, R (1, 8) B F F F S	1-3 K		0-1 G4-3			1-0 G6-3		0-3 K		4 0 0 0 0 2 2												
Mark Loretta, R (1, 4) OBP: 0.342, SLG: 0.341 B B F F C	2-3 K			1-2 G4-3-6 1B		1-3 K		1-2 G4-3		4 0 1 0 0 2 2												
Jeremy Burnitz, L (1, 9) OBP: 0.342, SLG: 0.499 B F S X	1-2 2B			2-2 G4-3-6 1-2f		1-3 K			2-1 G3	4 0 1 0 0 1 1												
Richie Sexson, R (1, 3) OBP: 0.325, SLG: 0.512 B S B B	2-3 K			1-2 2B			2-3 K		0-0 2B	4 0 2 0 0 2 1												
Mark Sweeney, L (1, 7) OBP: 0.314, SLG: 0.515 Angel Echevarria, R (9, PH) OBP: 0.293, SLG: 0.377 S B B B		2-3 K		2-3 K			2-2 F9		0-3 K	3 0 0 0 0 2 1 1 0 0 0 0 1 1												
José Hernández, R (1, 6) OBP: 0.288, SLG: 0.432 B X					1-3 K				0-3 K	4 0 0 0 0 3 1												
Luis Lopez, S (1, 5) OBP: 0.305, SLG: 0.314 L B B B		2-3 K			0-2 1B				4-0 FC6-4 BB	2 0 1 0 1 1 0												
Henry Blanco, R (1, 2) OBP: 0.277, SLG: 0.317 X			0-0 P4		0-0 F3				2-2 FC6-4 1B 1-2f	3 0 0 0 0 0 2												
Jimmy Haynes, R (1, 1) OBP: 0.200, SLG: 0.208 Devon White, S (8, PH) OBP: 0.342, SLG: 0.462 47 Mike Buddie, R (8, 1) X F C			0-2 G6-3		0-2 G6-3				1-0 1B	2 0 0 0 0 0 1 1 0 1 0 0 0 0 0 0 0 0 0 0 0												
Inning Stats	R: 0 E: 0 K: 3 S: 13	H: 1 LOB: 1 BB: 0 P: 19	R: 0 E: 0 K: 2 S: 10	H: 0 LOB: 0 BB: 0 P: 15	R: 0 E: 0 K: 0 S: 6	H: 0 LOB: 0 BB: 0 P: 6	R: 0 E: 0 K: 1 S: 13	H: 2 LOB: 1 BB: 0 P: 19	R: 0 E: 0 K: 1 S: 11	H: 1 LOB: 1 BB: 0 P: 12	R: 0 E: 0 K: 2 S: 9	H: 0 LOB: 0 BB: 0 P: 12	R: 0 E: 0 K: 2 S: 15	H: 0 LOB: 0 BB: 0 P: 21	R: 0 E: 0 K: 1 S: 12	H: 1 LOB: 2 BB: 1 P: 20	R: 0 E: 0 K: 2 S: 9	H: 1 LOB: 1 BB: 0 P: 11	1B: 3 2B: 3 3B: 0 HR: 0	SF: 0 SAC: 0 DP: 1 HBP: 0	WP: 0 PB: 0 SB: 0 CS: 0	PA: 33
PITCHER	IP WLS BF H R ER SO BB IBB HBP BLK WP HR S P ERA WHIP																					
Javier Vazquez, R (1, 1) ERA: 4.05	7.0 W 24 4 0 0 11 0 0 0 0 0 0 0 77 104 0.00 0.571																					
Scott Strickland, R (8, 1) ERA: 3.75	1.0 5 1 0 0 1 1 0 0 0 0 0 0 12 20 0.00 2.000																					
Graeme Lloyd, L (9, 1) ERA: 3.6	1.0 4 1 0 0 2 0 0 0 0 0 0 0 9 11 0.00 1.000																					

Milwaukee Brewers @ Montreal Expos
Olympic Stadium, Montreal, QB
Sun Aug 12 2001, 1:35 PM EDT
Att. 6,280 - Dome - 72 F

livebaseballscorecards.com

AB	32
R	0
H	6
RBI	0
BB	1
SO	14
LOB	12



Batter	1	2	3	4	5	6	7	8	9	AB R H RBI BB SO LOB	TOP									
11 Jimmy Rollins, S (1, 6) OBP: 0.318, SLG: 0.422	1-1 SF8 1B	0-0 G4-3		4-2 BB		4-2 BB		0-1 F7		3 1 1 0 2 0 0										
Marlon Anderson, L (1, 4) OBP: 0.332, SLG: 0.436	1-2 BB 2B 1B		0-1 G5-3	0-0 L8		2-0 G4-3		1-1 G6-3		5 1 1 0 0 0 3										
Scott Rolen, R (1, 5) OBP: 0.380, SLG: 0.478	4-1 2B SF8 BB		0-2 L4	1-3 K		1-2 HR 2B		3-2 1B 2B		4 3 2 0 1 1 2										
Bobby Abreu, L (1, 9) OBP: 0.403, SLG: 0.561	2-1 SF8 3-H		4-2 S 2B BB	1-3 K		2-2 HR 2-H		4-0 1B FC3-6 BB		2 3 1 3 2 1 2										
Pat Burrell, R (1, 7) OBP: 0.352, SLG: 0.460	3-1 2B 1-3 2-H		4-1 2B BB		3-2 CS 1B		2-1 F8	2-1 FC3-6 1B 1-3 2-H		4 1 3 2 1 0 0										
Travis Lee, L (1, 3) OBP: 0.343, SLG: 0.453	1-0 SF8 3-H		3-2 2B 1-H 2-H		3-3 K 1-2		2-1 G4-3	0-0 FC3-6 1-2		4 0 1 4 0 1 2										
Doug Glanville, R (1, 8) OBP: 0.287, SLG: 0.390	1-3 K		0-0 F9		3-2 F7		1-0 G3	1-1 L4		5 0 0 0 0 1 3										
Johnny Estrada, S (1, 2) OBP: 0.288, SLG: 0.379		1-2 G4-3		0-0 48 E 2B		1-0 G6-3		0-2 G2-3		4 1 1 0 0 0 0										
48 David Coggin, R (1, 1) OBP: 0.095, SLG: 0.100		1-2 G1-3		1-2 E1 11 BB 2-H		0-0 G1-3		1-3 K		3 0 0 0 0 0 0										
Jose Santiago, R (7, 1)										1 0 0 0 0 1 0										
Turk Wendell, L (9, 1)										0 0 0 0 0 0 0										
Inning Stats	R: 3 E: 0 K: 1 S: 16	H: 3 LOB: 1 BB: 1 P: 29	R: 0 E: 0 K: 0 S: 7	H: 0 LOB: 0 BB: 0 P: 9	R: 2 E: 0 K: 0 S: 13	H: 1 LOB: 1 BB: 2 P: 24	R: 1 E: 1 K: 2 S: 13	H: 1 LOB: 2 BB: 1 P: 20	R: 0 E: 0 K: 0 S: 7	H: 0 LOB: 1 BB: 1 P: 14	R: 2 E: 0 K: 0 S: 12	H: 2 LOB: 0 BB: 0 P: 20	R: 0 E: 0 K: 1 S: 8	H: 0 LOB: 0 BB: 0 P: 9	R: 2 E: 0 K: 0 S: 11	H: 2 LOB: 1 BB: 1 P: 22	1B: 4 2B: 6 3B: 0 HR: 1	SF: 2 SAC: 0 DP: 1 HBP: 0	WP: 0 PB: 0 SB: 1 CS: 1	PA: 43
PITCHER	IP WLS BF H R ER SO BB IBB HBP BLK WP HR S P ERA WHIP																			
Allen Levrault, R (1, 1) ERA: 5.28	3.2 L 21 5 6 5 2 4 0 0 0 0 0 0 46 78 12.27 2.455																			
Lance Painter, L (4, 1) ERA: 6.58	1.1 4 1 0 0 2 0 0 0 0 0 0 0 13 23 0.00 0.750																			
47 Mike Buddie, R (6, 1) ERA: 2.75	2.0 9 2 2 2 0 1 0 0 0 0 0 1 19 34 9.00 1.500																			
Ray King, L (8, 1) ERA: 3.52	1.0 3 0 0 0 1 0 0 0 0 0 0 0 8 9 0.00 0.000																			
Curt Leskanic, R (9, 1) ERA: 4.02	1.0 6 2 2 2 0 1 0 0 0 0 0 0 11 22 18.00 3.000																			

Philadelphia Phillies @ Milwaukee Brewers
Miller Park, Milwaukee, WI
Tue Aug 14 2001, 7:05 PM CDT
Att. 34,277 - Sunny - 73 F

AB	35
R	10
H	10
RBI	9
BB	6
SO	5
LOB	12



Batter	1	2	3	4	5	6	7	8	9	AB	R	H	RBI	BB	SO	LOB
Devon White, S OBP: 0.340, SLG: 0.456 (1, 8)	3-1 F5	2-3 K			1-0 G6-3		4-0 BB BB		1-1 P6	4	0	0	0	1	1	3
Mark Loretta, R OBP: 0.339, SLG: 0.339 (1, 4)	2-2 G5-3		2-3 K		0-0 L5		2-2 F9		3-1 BB BB 2B 1B	5	1	1	0	0	1	3
Jeremy Burnitz, L OBP: 0.347, SLG: 0.503 (1, 9)	2-2 1B 2B		0-0 F9			0-0 FC6-4 BB SF9 1B	4-1 1-2 BB		4-2 1-2 2B BB	3	3	2	0	2	0	0
Richie Sexson, R OBP: 0.326, SLG: 0.509 (1, 3)	0-0 1B		1-1 G5-3			4-1 1-2 FC6-4 BB	3-2 G5-3		2-3 K	4	0	1	1	1	1	5
Mark Sweeney, L OBP: 0.300, SLG: 0.500 (1, 7)	2-1 G4-3			0-3 K		1-1 FC6-4 1-2f 2-3		2-1 G4-3	0-0 1B 2B 1-H 2-H	5	0	1	2	0	1	3
José Hernández, R OBP: 0.287, SLG: 0.429 (1, 6)		2-2 E4 1B G1-3		3-3 K		1-0 SF9 3-H		1-3 K	4-1 1B BB	3	0	0	1	1	2	0
Luis Lopez, S OBP: 0.309, SLG: 0.317 (1, 5)		1-0 G1-3 1-2		0-1 G3		0-0 F7		2-2 1B 1B	1-2 1-2 2-3 1B	5	0	2	0	0	0	2
Henry Blanco, R OBP: 0.275, SLG: 0.315 (1, 2)		3-3 K			0-0 F7		1-2 G6-3	3-1 1-2 1B	1-1 P5	5	0	1	0	0	1	4
Allen Levraut, R OBP: 0.087, SLG: 0.045 (4, 1)		2-1			2-1 G6-3 1B		4-2 BB BB BB	1-2 F7		1	0	1	0	0	0	0
Lou Collier, R OBP: 0.154, SLG: 0.083 (5, PH)										0	0	0	0	0	0	0
47 Mike Burdick, R OBP: 0.299, SLG: 0.377 (6, 1)										0	1	0	0	0	0	0
Angel Echevarria, R OBP: 0.299, SLG: 0.377 (7, PH)										0	0	0	0	0	0	0
Ray King, L OBP: 0.311, SLG: 0.375 (8, 1)										0	0	0	0	0	0	0
James Mouton, R OBP: 0.311, SLG: 0.375 (8, PH)		2-3 1B								1	0	0	0	0	0	2
Curt Leskanic, R OBP: 0.311, SLG: 0.375 (9, 1)										0	0	0	0	0	0	0

Inning Stats	R: 1	H: 2	E: 0	K: 0	S: 12	H: 2	LOB: 1	BB: 0	P: 21	R: 0	H: 1	E: 1	K: 2	S: 12	H: 0	LOB: 2	BB: 0	P: 22	R: 0	H: 0	E: 0	K: 1	S: 6	H: 0	LOB: 0	BB: 0	P: 9	R: 0	H: 0	E: 0	K: 2	S: 9	R: 0	H: 1	E: 0	K: 0	S: 5	R: 1	H: 1	E: 0	K: 0	S: 6	R: 0	H: 0	E: 0	K: 0	S: 12	R: 0	H: 2	E: 0	K: 1	S: 14	R: 2	H: 3	E: 0	K: 1	S: 19	1B: 8	SF: 1	2B: 2	SAC: 0	3B: 0	DP: 0	HR: 0	HBP: 0	WP: 0	PA: 44
PITCHER	IP	WLS	BF	H	R	ER	SO	BB	IBB	HBP	BLK	WP	HR	S	P	ERA	WHIP																																																		
48 David Coggin, R ERA: 3.05 (1, 1)	6.1	W	28	5	2	2	5	3	0	0	0	0	0	55	98	2.84	1.263																																																		
Jose Santiago, R ERA: 4.98 (7, 1)	1.2		8	2	0	0	1	1	0	0	0	0	0	21	39	0.00	1.800																																																		
Turk Wendell, R ERA: 4.37 (9, 1)	1.0		8	3	2	2	1	2	0	0	0	0	0	19	35	18.00	5.000																																																		

BOTTOM

Philadelphia Phillies @ Milwaukee Brewers

Miller Park, Milwaukee, WI

Tue Aug 14 2001, 7:05 PM CDT
Att: 34,277 - Sunny - 73 F

livebaseballscores.com

AB	37
R	4
H	10
RBI	4
BB	6
SO	7
LOB	22



Batter	1	2	3	4	5	6	7	8	9	AB R H RBI BB SO LOB	TOP		
11 Jimmy Rollins, S OBP: 0.320, SLG: 0.422 (1, 6)	1-0 P6	2-1 G3		0-0 1B		3-1 1B G5-3	0-0 G4-3		4-0 IBB	5 1 2 0 1 0 3			
Marlon Anderson, L OBP: 0.335, SLG: 0.437 (1, 4)	1-2 1B CS		2-2 1B FC1-6 2B	0-2 F8		0-0 1B G5-3		0-3 K	0-2 G3	6 2 3 0 0 1 3			
Scott Rolen, R OBP: 0.382, SLG: 0.485 (1, 5)	2-1 1-2 HR		0-1 1B FC1-6	3-2 G5-3		4-0 1B G5-3		2-1 G5-3		4 1 2 1 1 0 1			
Bobby Abreu, L OBP: 0.401, SLG: 0.556 (1, 9)	1-3 K		2-1 1-2 2-3 FC1-6 SF8		1-2 G3-1	3-2 G5-3		4-2 S BB		4 1 0 1 1 1 4			
Pat Burrell, R OBP: 0.354, SLG: 0.462 (1, 7)			0-1 G5-3	1-1 SF8 1-3 3-H 2B		1-1 1B WP HBP		1-3 K	1-2 K	3 1 1 1 1 1 1			
Travis Lee, L OBP: 0.346, SLG: 0.453 (1, 3)		2-1 BB G5-3 1B	4-0 IBB		1-2 F5	3-2 1-2 2-H 3-H 1B			0-3 K	4 1 2 1 1 1 1			
Doug Glanville, R OBP: 0.288, SLG: 0.391 (1, 8)		0-1 G5-3 BB 1B	0-1 SF8		1-0 1-H 1B		2-2 F3		2-1 F7	4 0 2 2 0 0 0			
Todd Pratt, R OBP: 0.352, SLG: 0.381 (1, 2)		4-2 G5-3 BB	0-1 G4-3		2-2 F9		0-0 G4-3		4-2 2B BB	3 1 0 0 2 0 3			
Omar Daal, L OBP: 0.261, SLG: 0.267 (1, 1)		0-2 G5-3		1-3 K		1-1 G5-3		4-2 BB	2-0 1-H 2B	3 0 0 1 0 1 2			
Jose Santiago, R (6, 1)										0 0 0 0 0 0 0			
Eddie Oropesa, L (6, 1)										0 0 0 0 0 0 0			
23 Kevin Jordan, R (7, PH)										0 0 0 0 0 1 0			
Ricky Bottalico, L (7, 1)										0 0 0 0 0 0 0			
Felipe Crespo, S (8, PH)										1 0 1 1 0 0 0			
Jose Mesa, R (9, 1)										0 0 0 0 0 0 0			
Inning Stats	R: 1 H: 2 E: 0 LOB: 0 K: 1 BB: 0 S: 11 P: 16	R: 1 H: 2 E: 0 LOB: 2 K: 0 BB: 1 S: 14 P: 22	R: 2 H: 3 E: 0 LOB: 2 K: 0 BB: 1 S: 13 P: 22	R: 0 H: 1 E: 0 LOB: 1 K: 1 BB: 0 S: 11 P: 14	R: 1 H: 1 E: 0 LOB: 1 K: 0 BB: 0 S: 13 P: 19	R: 2 H: 3 E: 0 LOB: 2 K: 0 BB: 2 S: 11 P: 29	R: 0 H: 0 E: 0 LOB: 1 K: 2 BB: 1 S: 9 P: 15	R: 0 H: 0 E: 0 LOB: 1 K: 2 BB: 1 S: 11 P: 18	R: 1 H: 1 E: 0 LOB: 2 K: 1 BB: 2 S: 13 P: 25	1B: 10 SF: 1 2B: 2 SAC: 0 3B: 0 DP: 0 HR: 1 HBP: 1	WP: 1 PA: 47 PB: 0 SB: 2 CS: 1		
PITCHER	IP WLS BF H R ER SO BB IBB HBP BLK WP HR S P ERA WHIP											PITCHER	IP WLS BF H R ER SO BB IBB HBP BLK WP HR S P ERA WHIP
Jamey Wright, R (1, 1) ERA: 4.31	5.1 L 30 11 7 7 2 1 2 1 0 1 1 67 106 11.81 2.250												
Lance Painter, L (6, 1) ERA: 6.41	0.2 3 1 0 0 0 0 0 1 0 0 0 6 16 0.00 1.500												
Chad Fox, R (7, 1) ERA: 1.98	2.0 8 0 0 0 2 2 0 0 0 0 0 20 33 0.00 1.000												
Mike DeJean, R (9, 1) ERA: 2.34	0.2 5 1 1 1 1 1 1 1 0 0 0 8 20 13.50 3.000												
Ray King, L (9, 1) ERA: 3.49	0.1 1 0 0 0 0 0 0 0 0 0 0 5 5 0.00 0.000												

Philadelphia Phillies @ Milwaukee Brewers
Miller Park, Milwaukee, WI
Wed Aug 15 2001, 7:05 PM CDT
Att: 31,030 - Dome - 72 F

AB	37
R	8
H	13
RBI	8
BB	8
SO	5
LOB	18



Batter	1	2	3	4	5	6	7	8	9	AB	R	H	RBI	BB	SO	LOB
Devon White, S OBP: 0.344, SLG: 0.462 (1, 8)	2-1 FC1-5-6 2B		2-2 FC5-4 1B	0-0 F8		1-0 BB 1B		3-3 K		5	0	3	1	0	1	3
Mark Loretta, R OBP: 0.340, SLG: 0.341 (1, 4)	0-0 FC1-5-6 HR		0-1 F9		1-1 G5-4-3 2B	4-0 BB 1B		3-2 F1		4	2	1	0	1	0	3
Jeremy Burnitz, L OBP: 0.346, SLG: 0.506 (1, 9)	0-0 HR		0-3 K		0-0 E9 G5-4-3 2B	2-2 G3			1-2 F8	5	1	1	2	0	1	5
Richie Sexson, R OBP: 0.323, SLG: 0.503 (1, 3)	3-2 E6 1B		1-1 FC5-4		3-2 G5-4-3		1-0 P6		2-3 K	5	0	0	0	0	1	2
Angel Echevarria, R OBP: 0.298, SLG: 0.373 (1, 7)	0-1 G6-4-3 1B			1-1 G4-3		1-0 P3		1-3 K		4	0	1	0	0	1	0
Mark Sweeney, L OBP: 0.293, SLG: 0.487 (9, PH)									0-0 G5-3	1	0	0	0	0	0	0
José Hernández, R OBP: 0.289, SLG: 0.437 (1, 6)	1-1 G6-4-3			3-1 G5-3		0-0 BB 1B		0-0 HR		4	2	2	1	0	0	2
Mike Coolbaugh, R OBP: 0.211, SLG: 0.389 (1, 5)		0-0 F9		1-0 1B 2B		2-0 F2		2-1 F9		4	1	1	0	0	0	1
Henry Blanco, R OBP: 0.282, SLG: 0.321 (1, 2)		1-2 F8		4-1 1B BB		4-1 BB 1B BB		3-2 SH3 2B		2	0	1	0	2	0	0
Jamey Wright, R OBP: 0.289, SLG: 0.245 (1, 1)		0-3 K		2-2 1B		1-3 K		1-1 SH3		2	0	1	1	0	1	0
Lance Painter, L OBP: 0.143, SLG: 0.077 (6, PH)									2-3	0	0	0	0	0	0	0
Lou Collier, R OBP: 0.143, SLG: 0.077 (6, PH)										0	0	0	0	0	1	2
Chad Fox, R OBP: 0.143, SLG: 0.077 (7, 1)										0	0	0	0	0	0	0
James Mouton, R OBP: 0.131, SLG: 0.375 (8, PH)										0	0	0	0	0	0	0
Mike DeJean, R OBP: 0.131, SLG: 0.375 (9, 1)										0	0	0	0	0	0	0
Ray King, L OBP: 0.131, SLG: 0.375 (9, 1)										0	0	0	0	0	0	0

Inning Stats	R: 2	H: 3	E: 1	LOB: 1	K: 0	BB: 0	S: 12	R: 0	H: 0	E: 0	LOB: 0	K: 1	BB: 0	S: 7	R: 0	H: 1	E: 0	LOB: 1	K: 1	BB: 0	S: 11	R: 1	H: 1	E: 1	LOB: 0	K: 0	BB: 0	S: 7	R: 1	H: 2	E: 0	LOB: 3	K: 1	BB: 2	S: 10	R: 1	H: 1	E: 0	LOB: 0	K: 1	BB: 0	S: 7	R: 0	H: 1	E: 0	LOB: 1	K: 1	BB: 0	S: 11	R: 0	H: 0	E: 0	LOB: 0	K: 1	BB: 0	S: 7	R: 0	H: 0	E: 0	LOB: 0	K: 1	BB: 0	S: 7	1B: 5	SF: 0	2B: 4	SAC: 1	3B: 0	DP: 2	HR: 2	HBP: 0	WP: 0	PA: 41
--------------	------	------	------	--------	------	-------	-------	------	------	------	--------	------	-------	------	------	------	------	--------	------	-------	-------	------	------	------	--------	------	-------	------	------	------	------	--------	------	-------	-------	------	------	------	--------	------	-------	------	------	------	------	--------	------	-------	-------	------	------	------	--------	------	-------	------	------	------	------	--------	------	-------	------	-------	-------	-------	--------	-------	-------	-------	--------	-------	--------

PITCHER	IP	WLS	BF	H	R	ER	SO	BB	IBB	HBP	BLK	WP	HR	S	P	ERA	WHIP
Omar Daal, L ERA: 4.59 (1, 1)	5.1	W	26	8	5	4	2	2	0	0	0	0	1	50	82	6.75	1.875
Jose Santiago, R ERA: 4.95 (6, 1)	0.1	H	3	1	0	0	1	1	0	0	0	0	0	4	10	0.00	6.000
Eddie Oropesa, L ERA: 5.74 (6, 1)	0.1	H	1	0	0	0	0	0	0	0	0	0	0	3	5	0.00	0.000
Ricky Bottalico, R ERA: 3.78 (7, 1)	2.0	H	8	2	1	1	2	0	0	0	0	0	1	18	32	4.50	1.000
Jose Mesa, R ERA: 2.25 (9, 1)	1.0	S	3	0	0	0	1	0	0	0	0	0	0	7	10	0.00	0.000

BOTTOM

Philadelphia Phillies @ Milwaukee Brewers
Miller Park, Milwaukee, WI

Wed Aug 15 2001, 7:05 PM CDT
Att: 31,030 - Dome - 72 F

AB	37
R	6
H	11
RBI	5
BB	3
SO	6
LOB	18

livebaseballscores.com



Batter	1	2	3	4	5	6	7	8	9	AB R H RBI BB SO LOB	TOP											
11 Jimmy Rollins, S (1, 6) OBP: 0.319, SLG: 0.422	0-2 SH4-3 G6-3 2B	2-1 F8			1-3 K			3-3 K		4 1 1 0 0 2 2												
Marlon Anderson, L (1, 4) OBP: 0.335, SLG: 0.436	0-0 SH4-3 2-3		0-2 P5			1-2 L1		3-2 HR 1B		3 1 1 0 0 0 0												
Scott Rolen, R (1, 5) OBP: 0.381, SLG: 0.490	0-0 G6-3 3-H		1-3 K			3-2 G5-3		3-2 HR 1-H		4 1 1 3 0 1 0												
Bobby Abreu, L (1, 9) OBP: 0.398, SLG: 0.550	3-3 K		1-1 L9			0-2 P6		2-3 K		4 0 0 0 0 2 0												
Pat Burrell, R (1, 7) OBP: 0.353, SLG: 0.460		2-3 K			3-2 F9		2-3 K		0-1 1B 1B	4 0 1 0 0 2 0												
Travis Lee, L (1, 3) OBP: 0.345, SLG: 0.454		0-0 1B 2B			3-2 F3		0-0 F3		1-1 F9	4 1 1 0 0 0 1												
Doug Glanville, R (1, 8) OBP: 0.290, SLG: 0.392		1-1 G5-3			2-1 F8		2-2 1B		0-1 1B 1B	4 0 2 0 0 0 1												
Johnny Estrada, S (1, 2) OBP: 0.289, SLG: 0.376		4-0 1B IBB			2-2 F7		2-3 K2-3		1-2 F9	2 0 0 0 1 1 1 1 0 0 0 0 0 2												
Felipe Crespo, S (9, PH) OBP: 0.267, SLG: 0.380																						
Nelson Figueroa, R (1, 1) OBP: 0.350, SLG: 0.368		1-1 1B			0-3 K			3-1 G4-3	3-2 G4-3	2 0 1 1 0 1 0 0 0 0 0 0 0 0 0 0 0 0 0 0 0 1 0 0 0 0 0 0 0 0 0 0 0 0 0 1 0 0 0 0 0 2												
Cliff Poitite, R (7, 1)																						
Dennis Cook, L (7, 1)																						
Brian Hunter, R (8, PH)																						
Turk Wendell, L (8, 1)																						
23 Kevin Jordan, R (9, PH) OBP: 0.350, SLG: 0.326		1-2 2-H 1B																				
Inning Stats	R: 1 E: 0 K: 1 S: 9	H: 1 LOB: 0 BB: 0 P: 12	R: 1 E: 0 K: 1 S: 10	H: 2 LOB: 2 BB: 1 P: 20	R: 0 E: 0 K: 1 S: 8	H: 0 LOB: 0 BB: 0 P: 10	R: 0 E: 0 K: 0 S: 10	H: 0 LOB: 0 BB: 0 P: 18	R: 0 E: 0 K: 2 S: 13	H: 0 LOB: 0 BB: 0 P: 16	R: 0 E: 0 K: 0 S: 10	H: 0 LOB: 0 BB: 0 P: 14	R: 0 E: 0 K: 2 S: 15	H: 1 LOB: 1 BB: 0 P: 21	R: 2 E: 0 K: 2 S: 15	H: 2 LOB: 0 BB: 0 P: 29	R: 0 E: 0 K: 0 S: 13	H: 2 LOB: 2 BB: 0 P: 18	1B: 5 2B: 2 3B: 0 HR: 1	SF: 0 SAC: 1 DP: 0 HBP: 0	WP: 0 PB: 0 SB: 0 CS: 0	PA: 36
PITCHER	IP WLS BF H R ER SO BB IBB HBP BLK WP HR S P ERA WHIP																					
Ruben Quevedo, R (1, 1) ERA: 5.4	7.0 W 26 4 2 2 7 0 1 0 0 0 0 75 111 2.57 0.571																					
Ray King, L (8, 1) ERA: 3.86	1.0 H 5 2 2 2 2 0 0 0 0 0 1 15 29 18.00 2.000																					
Curt Leskanic, R (9, 1) ERA: 3.95	1.0 S 5 2 0 0 0 0 0 0 0 0 0 0 13 18 0.00 2.000																					

Philadelphia Phillies @ Milwaukee Brewers
 Miller Park, Milwaukee, WI
 Thu Aug 16 2001, 1:05 PM CDT
 Att. 34,110 - Cloudy - 64 F

AB	34
R	4
H	8
RBI	4
BB	1
SO	9
LOB	9



Batter	1	2	3	4	5	6	7	8	9
Lou Collier, R OBP: 0.222, SLG: 0.250 (1, 8)	0-1 G4-3 1-B 3-H	2-0 3B			1-1 F7		4-2 BB		
Mark Loretta, R OBP: 0.336, SLG: 0.336 (1, 4)	2-2 G6-3	0-1 F7			2-2 F3		2-2 L9		
Jeremy Burnitz, L OBP: 0.347, SLG: 0.512 (1, 9)	1-1 G3		0-0 HR		4-2 BB		1-3 K		
Richie Sexson, R OBP: 0.322, SLG: 0.501 (1, 3)		0-0 F8	2-3 K		1-1 F8		0-1 1B BB 1B		
Mark Sweeney, L OBP: 0.311, SLG: 0.463 (1, 7)		4-1 2B BB	3-3 K		0-0 F7		4-2 1B BB 1-2		
José Hernández, R OBP: 0.291, SLG: 0.440 (1, 6)		2-2 1B 2B	1-2 F8		0-1 1B		3-1 B2		
Luis Lopez, S OBP: 0.307, SLG: 0.315 (1, 5)		1-3 K		2-2 F7		1-1 F8	0-2 1-2 2-3 1B		
Henry Blanco, R OBP: 0.282, SLG: 0.316 (1, 2)		4-0 1B 3B IBB		2-0 P4		1-2 F7	2-2 F9		
Ruben Quevedo, R OBP: 0.250, SLG: 0.250 (1, 1)		3-2 3B 1B		0-3 K		1-0 F9	0-3 K		
Angel Echevarria, R OBP: 0.295, SLG: 0.369 (7, PH)									
Ray King, L (8, 1)									
Devon White, S OBP: 0.343, SLG: 0.460 (8, PH)									
Curt Leskanic, R (9, 1)									

AB	R	H	RBI	BB	SO	LOB
3	0	1	2	1	0	0
4	0	0	0	0	0	2
3	1	1	1	1	1	1
4	0	1	0	0	1	1
2	1	0	0	2	1	0
4	1	2	1	0	0	2
4	0	1	0	0	1	2
3	1	0	0	1	0	4
2	1	1	1	0	1	0
1	0	0	0	0	0	0
0	0	0	0	0	0	0
1	0	0	0	0	1	3
0	0	0	0	0	0	0

AB	R	H	RBI	BB	SO	LOB
31	5	7	5	5	6	15

Inning	R	H	E	K	S	IP	WLS	BF	H	R	ER	SO	BB	IBB	HBP	BLK	WP	HR	S	P	ERA	WHIP
1	0	0	0	0	7	6.0	L	26	5	5	0	4	2	1	0	0	0	1	57	96	7.50	1.167
2	0	0	0	0	10	0.2		3	0	0	0	0	1	0	0	0	0	0	7	13	0.00	1.500
3	0	0	0	0	10	0.1		1	0	0	0	1	0	0	0	0	0	0	3	4	0.00	0.000
4	0	0	0	0	10	1.0		6	2	0	0	1	1	0	0	0	0	0	21	30	0.00	3.000

PITCHER	IP	WLS	BF	H	R	ER	SO	BB	IBB	HBP	BLK	WP	HR	S	P	ERA	WHIP
Nelson Figueroa, R ERA: 3.41 (1, 1)	6.0	L	26	5	5	0	4	2	1	0	0	0	1	57	96	7.50	1.167
Cliff Politte, R ERA: 1.23 (7, 1)	0.2		3	0	0	0	0	1	0	0	0	0	0	7	13	0.00	1.500
Dennis Cook, L ERA: 4.17 (7, 1)	0.1		1	0	0	0	1	0	0	0	0	0	0	3	4	0.00	0.000
Turk Wendell, R ERA: 4.3 (8, 1)	1.0		6	2	0	0	1	1	0	0	0	0	0	21	30	0.00	3.000

Philadelphia Phillies @ Milwaukee Brewers
 Miller Park, Milwaukee, WI
 Thu Aug 16 2001, 1:05 PM CDT
 Att: 34,110 - Cloudy - 64 F

WP: 0 PA: 36
 PB: 0 SB: 0
 CS: 0



Batter	1	2	3	4	5	6	7	8	9	AB R H RBI BB SO LOB	TOP											
Devon White, S (1, 8) OBP: 0.341, SLG: 0.456	2-2 G1-3 1B		0-1 P6		0-0 G4-3	0-2 G3-1			1-0 P6	5 0 1 0 0 0 2												
Mark Loretta, R (1, 4) OBP: 0.337, SLG: 0.341	0-2 G1-3 1-2			2-2 3B 1B	1-1 G4-3		1-0 G5-3	1-0 2B	5 1 2 0 0 0 1													
Jeremy Burnitz, L (1, 9) OBP: 0.350, SLG: 0.525	0-1 L6			1-2 1B 3B	2-2 HR		0-2 G4-3	4-0 IBB	4 2 2 2 1 0 0													
Richie Sexson, R (1, 3) OBP: 0.319, SLG: 0.495		1-0 F8		3-1 G5-3	1-0 F9		3-3 K	3-3 K	5 0 0 0 0 2 4													
José Hernández, R (1, 6) OBP: 0.293, SLG: 0.440		3-3 K		2-1 BB 1B 1B		1-2 F8		0-0 FC5-4 1B	0-3 K	5 0 2 1 0 2 3												
Lou Collier, R (1, 7) OBP: 0.273, SLG: 0.400		2-1 2B		2-2 P5		0-0 2B		2-2 F9		4 1 2 0 0 0 2												
Mike Coolbaugh, R (1, 5) OBP: 0.261, SLG: 0.455		1-1 F9		1-0 BB 1B		0-1 1B 2B		1-1 FC5-4 1-2f		4 1 2 1 0 0 2												
Henry Blanco, R (1, 2) OBP: 0.285, SLG: 0.317			2-2 F9	4-1 BB		1-1 1B		0-0 F7		3 0 1 1 1 0 1												
Mac Suzuki, R (1, 1)			3-3 K	0-1 G3		0-3 K			4-2 2B BB	3 0 0 0 0 2 4												
Lance Painter, L (7, 1)										0 0 0 0 0 0 0												
Chad Fox, R (8, 1)										0 0 0 0 0 0 0												
Mark Sweeney, L (9, PH) OBP: 0.326, SLG: 0.463										0 0 0 0 1 0 0												
Curt Leskanic, R (9, 1)										0 0 0 0 0 0 0												
Inning Stats	R: 0 E: 0 K: 0 S: 9	H: 1 LOB: 0 BB: 0 P: 11	R: 0 E: 0 K: 1 S: 8	H: 1 LOB: 1 BB: 0 P: 15	R: 0 E: 0 K: 1 S: 8	H: 0 LOB: 0 BB: 0 P: 13	R: 2 E: 0 K: 0 S: 17	H: 4 LOB: 3 BB: 1 P: 32	R: 1 E: 0 K: 0 S: 9	H: 1 LOB: 0 BB: 0 P: 13	R: 2 E: 0 K: 1 S: 14	H: 3 LOB: 1 BB: 0 P: 16	R: 0 E: 0 K: 1 S: 8	H: 0 LOB: 0 BB: 0 P: 12	R: 0 E: 0 K: 0 S: 8	H: 1 LOB: 1 BB: 0 P: 11	R: 0 E: 0 K: 2 S: 13	H: 1 LOB: 3 BB: 2 P: 26	1B: 6 2B: 4 3B: 1 HR: 1	SF: 0 SAC: 0 DP: 0 HBP: 0	WP: 0 PB: 0 SB: 0 CS: 0	PA: 41
PITCHER	IP WLS BF H R ER SO BB IBB HBP BLK WP HR S P ERA WHIP																					
59 Lance Davis, L (1, 1) ERA: 5.1	5.1 L 26 10 5 5 2 1 0 0 0 0 0 1 59 94 8.44 2.062																					
51 Scott MacRae, R (6, 1) ERA: 4.85	1.2 5 0 0 0 2 0 0 0 0 0 0 0 14 18 0.00 0.000																					
Jose Rijo, R (8, 1) ERA:	2.0 10 2 0 0 2 1 1 0 0 0 0 0 21 37 0.00 1.500																					

Milwaukee Brewers @ Cincinnati Reds
Cinergy Field, Cincinnati, OH
Fri Aug 17 2001, 7:05 PM EDT
Att. 29,214 - Sunny - 79 F

livebaseballscorecards.com

AB	38
R	5
H	12
RBI	5
BB	3
SO	6
LOB	19



Batter	1	2	3	4	5	6	7	8	9	AB R H RBI BB SO LOB
Todd Walker, L (1, 4) OBP: 0.356, SLG: 0.475	3-2 WP 1B		1-1 L9 2B		4-2 G3 1B BB		2-2 1B		1-3 K DI	4 1 2 0 1 1 0
Adam Dunn, L (1, 9) OBP: 0.393, SLG: 0.545	3-2 F3 1-2		4-0 WP S BB		1-1 G3 1-2		0-3 K 2B		3-3 K 1-2	4 0 0 0 1 2 4
Ken Griffey Jr., L (1, 8) OBP: 0.363, SLG: 0.524	2-3 K 2B		4-2 WP BB		2-1 G4-6-3 1B		3-2 G3-1 2B			3 0 1 1 1 1 2
Sean Casey, L (1, 3) OBP: 0.385, SLG: 0.493	1-3 K2-3 2B		2-1 G3 1-2 2-3		1-2 G4-6-3 1-2f			1-0 G4-3 2B		4 0 0 0 0 1 4
Dmitri Young, S (1, 5) OBP: 0.349, SLG: 0.479		2-1 G5-4-3 1B		0-0 2B 1B		0-0 G3 2B		0-0 G4-3 PB 1B		4 0 3 0 0 0 0
Brady Clark, R (1, 7) OBP: 0.404, SLG: 0.512		1-2 G5-4-3 1-2f		2-0 F9 2B		0-3 K 2B		2-0 G4-3 1-3		4 0 0 0 0 1 3
Jason LaRue, R (1, 2) OBP: 0.305, SLG: 0.422		4-2 BB		1-0 P6 2B		2-0 2B		3-3 K 2B		3 0 1 0 1 1 2
Juan Castro, R (1, 6) OBP: 0.261, SLG: 0.288		0-1 P5 2B		2-1 2B 1-3		1-1 G6-3 2B			0-0 F9 2B	4 0 1 0 0 0 2
59 Lance Davis, R (1, 1) OBP: 0.136, SLG: 0.182			0-0 F7 2B		3-3 K 2B		1-2 G3 2B		2-1 F5 2B	2 0 0 0 0 1 2
51 Scott MacRae, R (6, 1)										0 0 0 0 0 0 0
Wilton Guerrero, S (7, PH)										1 0 0 0 0 0 0
Jose Rijo, R (8, 1)										0 0 0 0 0 0 0
D.T. Cromer, L (9, PH)										1 0 0 0 0 0 0

Inning Stats	R: 0 E: 0 K: 2 S: 15	H: 1 LOB: 1 BB: 0 P: 24	R: 0 E: 0 K: 0 S: 9	H: 1 LOB: 1 BB: 1 P: 16	R: 0 E: 0 K: 0 S: 7	H: 0 LOB: 2 BB: 2 P: 18	R: 0 E: 0 K: 1 S: 8	H: 2 LOB: 2 BB: 0 P: 16	R: 1 E: 0 K: 0 S: 9	H: 1 LOB: 0 BB: 1 P: 17	R: 0 E: 0 K: 1 S: 9	H: 1 LOB: 1 BB: 0 P: 12	R: 0 E: 0 K: 1 S: 14	H: 1 LOB: 1 BB: 0 P: 20	R: 0 E: 0 K: 1 S: 7	H: 1 LOB: 1 BB: 0 P: 13	R: 0 E: 0 K: 2 S: 9	H: 0 LOB: 1 BB: 0 P: 15	1B: 6 2B: 2 3B: 0 HR: 0	SF: 0 SAC: 0 DP: 2 HBP: 0
--------------	-------------------------------	----------------------------------	------------------------------	----------------------------------	------------------------------	----------------------------------	------------------------------	----------------------------------	------------------------------	----------------------------------	------------------------------	----------------------------------	-------------------------------	----------------------------------	------------------------------	----------------------------------	------------------------------	----------------------------------	----------------------------------	------------------------------------

BOTTOM

Milwaukee Brewers @ Cincinnati Reds
Cinergy Field, Cincinnati, OH
Fri Aug 17 2001, 7:05 PM EDT
Att. 29,214 - Sunny - 79 F

livebaseballscorecards.com

AB	34
R	1
H	8
RBI	1
BB	4
SO	8
LOB	19



PITCHER	IP	WLS	BF	H	R	ER	SO	BB	IBB	HBP	BLK	WP	HR	S	P	ERA	WHIP
Mac Suzuki, R (1, 1) ERA: 5.28	6.1	W	28	7	1	1	4	4	0	0	0	2	0	64	113	1.42	1.737
Lance Painter, L (7, 1) ERA: 6.18	1.0		4	1	0	0	1	0	0	0	0	0	0	9	13	0.00	1.000
Chad Fox, R (8, 1) ERA: 1.95	0.2		2	0	0	0	1	0	0	0	0	0	0	5	10	0.00	0.000
Curt Leskanic, R (9, 1) ERA: 3.88	1.0		4	0	0	0	2	0	0	0	0	0	0	9	15	0.00	0.000

Batter	1	2	3	4	5	6	7	8	9	AB R H RBI BB SO LOB	TOP											
Devon White, S (1, 8) OBP: 0.342, SLG: 0.465	2-0 F8		1-2 G4-3			1-0 HR	1-2 3B 1B		3-2 G4-3	5 2 2 1 0 0 0												
Mark Loretta, R (1, 4) OBP: 0.341, SLG: 0.351	1-2 G1-3		2-1 G6-3			4-0 FC3-6 1B BB	2-2 1-H 3B		0-0 BB E 1B	4 1 2 1 1 0 0												
Jeremy Burnitz, L (1, 9) OBP: 0.352, SLG: 0.527	3-1 2B		2-1 G4-3			0-2 FC3-6 1B	3-3 K		4-2 E BB	4 1 2 0 1 1 1												
Richie Sexson, R (1, 3) OBP: 0.316, SLG: 0.490	1-1 L8			3-2 G6-3		1-1 FC3-6 BB	0-1 L9		3-2 E9	5 0 0 0 0 0 4												
Mark Sweeney, L (1, 7) OBP: 0.320, SLG: 0.444		2-1 G4-3 BB 1B		1-1 L9		1-1 FC3-2-5 BB		1-0 L6	1-2 G6-3	4 0 1 0 0 0 2												
James Mouton, R (8, 7) OBP: 0.308, SLG: 0.371						1-2 3-H				1 0 0 0 0 0 1												
Lance Painter, L (9, 1)						4-0 FC6-4 BB				0 0 0 0 0 0 0												
José Hernández, R (1, 6) OBP: 0.295, SLG: 0.437		4-2 G4-3 1-2 BB		3-1 G4-3		1-2 2-3		3-1 G5-3		2 0 0 0 2 0 0												
Luis Lopez, S (1, 5) OBP: 0.299, SLG: 0.305		2-2 G4-3			0-0 F8	1-2 FC6-4		2-1 F8		4 0 0 0 0 0 5												
Chad Fox, R (8, 1)						1-2 1-2f				0 0 0 0 0 0 0												
Mike DeJean, R (9, 1)		1-2 2-3								0 0 0 0 0 0 0												
Lou Collier, R (9, 7) OBP: 0.273, SLG: 0.400										0 0 0 0 0 0 0												
Kevin Brown, R (1, 2) OBP: 0.500, SLG: 2.000		2-3 K			1-2 F9		0-0 HR		0-0 HR	4 2 2 2 0 1 2												
Jimmy Haynes, R (1, 1) OBP: 0.189, SLG: 0.196		0-0 G1-4-3			1-2 G5-3		0-1 G6-3		2-3 K	3 0 0 0 0 0 2												
Ray King, L (7, 1)										0 0 0 0 0 0 0												
Mike Coolbaugh, R (8, 5) OBP: 0.250, SLG: 0.435										1 0 0 0 0 1 0												
Inning Stats	R: 0 E: 0 K: 0 S: 8	H: 1 LOB: 1 BB: 0 P: 15	R: 0 E: 0 K: 1 S: 15	H: 1 LOB: 2 BB: 1 P: 25	R: 0 E: 0 K: 0 S: 7	H: 0 LOB: 0 BB: 0 P: 12	R: 0 E: 0 K: 0 S: 7	H: 0 LOB: 0 BB: 0 P: 14	R: 0 E: 0 K: 0 S: 7	H: 0 LOB: 0 BB: 0 P: 9	R: 1 E: 0 K: 0 S: 11	H: 2 LOB: 3 BB: 2 P: 23	R: 2 E: 0 K: 1 S: 17	H: 3 LOB: 1 BB: 0 P: 23	R: 0 E: 0 K: 0 S: 5	H: 0 LOB: 0 BB: 0 P: 11	R: 3 E: 1 K: 1 S: 16	H: 2 LOB: 1 BB: 1 P: 29	1B: 4 2B: 1 3B: 1 HR: 3	SF: 0 SAC: 0 DP: 0 HBP: 0	WP: 0 PB: 0 SB: 0 CS: 0	PA: 41
PITCHER	IP WLS BF H R ER SO BB IBB HBP BLK WP HR S P ERA WHIP																					
Elmer Dessens, R (1, 1) ERA: 4.54	6.1 L 28 6 3 3 1 3 0 0 0 0 0 2 61 105 4.26 1.421																					
Danny Graves, R (7, 1) ERA: 4.04	0.2 3 1 0 0 1 0 0 0 0 0 0 0 11 16 0.00 1.500																					
John Riedling, R (8, 1) ERA: 2.67	1.0 3 0 0 0 0 0 0 0 0 0 0 0 5 11 0.00 0.000																					
Jim Brower, R (9, 1) ERA: 3.54	1.0 7 2 3 1 1 1 0 0 0 0 0 1 16 29 9.00 3.000																					

Milwaukee Brewers @ Cincinnati Reds
Cinergy Field, Cincinnati, OH

Sat Aug 18 2001, 7:05 PM EDT
Att. 26,241 - Sunny - 79 F

livebaseballscorecards.com

AB 37
R 6
H 9
RBI 4
BB 4
SO 3
LOB 17



Milwaukee Brewers @ Cincinnati Reds
Cinergy Field, Cincinnati, OH

Sun Aug 19 2001, 1:15 PM EDT
Att. 20,577 - Cloudy - 69 F

AB	36
R	6
H	10
RBI	5
BB	8
SO	10
LOB	15



Batter	1	2	3	4	5	6	7	8	9	AB	R	H	RBI	BB	SO	LOB									
Devon White, S OBP: 0.346, SLG: 0.469 (1, 8)	2-2 G5-3	3-1 S E 1B		0-0 1B 2B	4-2 BB		3-1 F7			4	2	2	0	1	0	0									
Mark Loretta, R OBP: 0.342, SLG: 0.353 (1, 4)	2-2 F8	3-2 1-H 2B		4-0 1B 3B BB	1-2 F8			0-0 G6-3		4	1	1	0	1	0	1									
Jeremy Burnitz, L OBP: 0.357, SLG: 0.529 (1, 9)	4-1 BB 2B BB	0-0 P4		1-0 1-3 2-H 3B 1B	3-2 E BB 1B			3-1 G6-4-3 1B		4	2	3	1	1	0	1									
Richie Sexson, R OBP: 0.317, SLG: 0.492 (1, 3)	4-2 2B 1-2 BB		1-0 G6-3	1-0 1-H 3-H 1B 3B	2-3 K			2-1 G6-4-3		4	1	1	2	1	1	2									
José Hernández, R OBP: 0.298, SLG: 0.440 (1, 6)	1-2 1-3 2-H 2B		0-3 K	2-2 3-H 1B	4-1 E2 1-3 BB			0-3 K		4	0	2	2	1	2	0									
Lou Collier, R OBP: 0.333, SLG: 0.391 (1, 7)	4-1 BB		1-0 1B	4-2 1-2 BB	1-3 K			2-3 K		3	0	1	0	2	2	2									
Mike Coolbaugh, R OBP: 0.241, SLG: 0.370 (1, 5)	3-3 K		1-0 G6-3	1-1 G4-3	1-1 F7			4-2 BB		4	0	0	0	1	1	8									
Henry Blanco, R OBP: 0.280, SLG: 0.310 (1, 2)		0-0 F8		0-1 F7	3-2 L5			1-3 K		5	0	0	0	0	2	1									
Nick Neugebauer, R (1, 1)		1-3 K		1-0 G6-3	0-0 F3			2-3 K		3	0	0	0	0	1	0									
47 Mike Buddie, R (6, 1)										0	0	0	0	0	0	0									
James Mouton, R OBP: 0.305, SLG: 0.367 (7, PH)										1	0	0	0	0	1	0									
Chad Fox, R (7, 1)										0	0	0	0	0	0	0									
Mike DeJean, R (8, 1)										0	0	0	0	0	0	0									
Inning Stats	R: 1 E: 0 K: 1 S: 17	H: 1 LOB: 3 BB: 3 P: 37	R: 1 E: 0 K: 1 S: 11	H: 2 LOB: 1 BB: 0 P: 18	R: 0 E: 0 K: 1 S: 6	H: 1 LOB: 1 BB: 0 P: 9	R: 4 E: 0 K: 0 S: 13	H: 4 LOB: 2 BB: 2 P: 27	R: 0 E: 0 K: 0 S: 9	H: 0 LOB: 1 BB: 1 P: 17	R: 0 E: 1 K: 2 S: 15	H: 1 LOB: 2 BB: 1 P: 26	R: 0 E: 0 K: 2 S: 10	H: 0 LOB: 0 BB: 0 P: 16	R: 0 E: 0 K: 0 S: 5	H: 1 LOB: 0 BB: 0 P: 10	R: 0 E: 0 K: 3 S: 14	H: 0 LOB: 1 BB: 1 P: 21	1B: 6 2B: 3 3B: 1 HR: 0	SF: 0 SAC: 0 DP: 1 HBP: 0	WP: 0 PB: 0 SB: 2 CS: 0	PA: 44			
PITCHER	IP	WLS	BF	H	R	ER	SO	BB	IBB	HBP	BLK	WP	HR	S	P	ERA	WHIP								
Dennys Reyes, L ERA: 5.16 (1, 1)	3.2	L	23	8	6	6	3	4	0	0	0	0	0	43	82	14.73	3.273								
51 Scott MacRae, R ERA: 4.4 (4, 1)	1.1		6	0	0	0	0	2	0	0	0	0	0	13	26	0.00	1.500								
Chris Nichting, R ERA: 4.46 (6, 1)	2.0		8	1	0	0	4	1	0	0	0	0	0	25	42	0.00	1.000								
Jim Brower, R ERA: 3.47 (8, 1)	2.0		7	1	0	0	3	1	0	0	0	0	0	19	31	0.00	1.000								

livebaseballscorecards.com

BOTTOM

Milwaukee Brewers @ Cincinnati Reds

Cinergy Field, Cincinnati, OH

Sun Aug 19 2001, 1:15 PM EDT
Atf. 20,577 - Cloudy - 69 F

livebaseballscorecards.com

AB	35
R	4
H	8
RBI	4
BB	5
SO	13
LOB	21



AB R H RBI BB SO LOB

3	1	1	0	2	0	3
3	0	0	0	0	1	4
0	0	0	0	0	0	0
1	0	0	0	0	0	0
0	0	0	0	0	0	0
1	0	0	0	0	0	1
3	0	1	1	2	1	3
5	0	0	0	0	3	4
4	1	1	0	0	1	2
3	1	0	0	1	2	1
4	1	1	0	0	1	2
4	0	1	1	0	3	1
1	0	0	0	0	1	0
0	0	0	0	0	0	0
3	0	3	2	0	0	0

1B: 7 SF: 0
2B: 1 SAC: 0
3B: 0 DP: 0
HR: 0 HBP: 0

WP: 0 PA: 40
PB: 0
SB: 2
CS: 0

Batter	1	2	3	4	5	6	7	8	9
Todd Walker, L (1, 4) OBP: 0.360, SLG: 0.471	4-1 BB		4-1 BB		2-2 1B	2-2 F8			0-2 FC6-4 1B
Brady Clark, R (1, 7) Chris Nething, R (6, 1)	0-3 K		2-1 F9		3-2 F9 1B		3-2 P5		0-0 F7
Juan Castro, R (7, PH) Jim Brower, R (8, 1) Sean Casey, L (9, PH)									
Ken Griffey Jr., L (1, 8) OBP: 0.364, SLG: 0.527	0-3 K			4-1 BB	0-0 F9		4-1 BB		2-2 DI 1B
Adam Dunn, L (1, 9) OBP: 0.386, SLG: 0.541	2-3 K			2-3 K		1-1 F9	2-3 K		2-1 G6-3
Dmitri Young, S (1, 5) OBP: 0.347, SLG: 0.476		2-3 K		2-2 P6		3-1 F8 1B 2B	1-1 F8		
D.T. Cromer, L (1, 3) OBP: 0.282, SLG: 0.515		3-1 F7		2-3 K		4-2 1B BB		1-3 K	
Pokey Reese, R (1, 6) OBP: 0.291, SLG: 0.336		1-0 F3			3-2 E S 1B	2-2 F8		2-3 K	
Kelly Stinnett, R (1, 2) OBP: 0.323, SLG: 0.434			2-3 K		2-3 K	0-2 1B		2-3 K	
Dennys Reyes, R (1, 1) 51 Scott MacRae, R (4, 1) Wilton Guerrero, S (5, PH)					1-3 1B	1-2 3-H 1B			
			0-3 K		2-2 1B	0-1 1B			0-0 FC6-4 1B
					3-H 1B	1-2 2-H 1B			

Inning Stats	R: 0	H: 0	E: 0	K: 3	S: 13	LOB: 1	BB: 1	P: 19
	R: 0	H: 0	E: 0	K: 1	S: 6	LOB: 0	BB: 0	P: 12
	R: 0	H: 0	E: 0	K: 2	S: 9	LOB: 1	BB: 1	P: 17
	R: 0	H: 0	E: 0	K: 2	S: 10	LOB: 1	BB: 1	P: 20
	R: 1	H: 3	E: 1	K: 1	S: 17	LOB: 2	BB: 0	P: 29
	R: 2	H: 3	E: 0	K: 0	S: 19	LOB: 2	BB: 1	P: 31
	R: 0	H: 0	E: 0	K: 1	S: 12	LOB: 1	BB: 1	P: 22
	R: 0	H: 0	E: 0	K: 3	S: 9	LOB: 0	BB: 0	P: 14
	R: 1	H: 2	E: 0	K: 0	S: 10	LOB: 1	BB: 0	P: 14

PITCHER	IP	WLS	BF	H	R	ER	SO	BB	IBB	HBP	BLK	WP	HR	S	P	ERA	WHIP
Nick Neugebauer, R (1, 1) ERA: 1.8	5.0	W	21	3	1	1	9	3	0	0	0	0	0	55	97	1.80	1.200
47 Mike Buddie, R (6, 1) ERA: 3.48	1.0		7	3	2	2	0	1	0	0	0	0	0	19	31	18.00	4.000
Chad Fox, R (7, 1) ERA: 1.9	1.0	H	4	0	0	0	1	1	0	0	0	0	0	12	22	0.00	1.000
Mike DeJean, R (8, 1) ERA: 2.38	2.0	S	8	2	1	1	3	0	0	0	0	0	0	19	28	4.50	1.000

Batter	1	2	3	4	5	6	7	8	9	AB R H RBI BB SO LOB	TOP																
Devon White, S (1, 8) OBP: 0.350, SLG: 0.475	1-3 K		1-2 FC3-8 1B		0-1 G3 HR 1B		1-0 F9		3-1 2B	5 1 3 0 0 1 0																	
Mark Loretta, R (1, 4) OBP: 0.337, SLG: 0.346	1-2 G3-1		1-1 F8		0-0 G3		1-2 G6-3		0-1 G6-3	5 0 0 0 0 0 3																	
Jeremy Burnitz, L (1, 9) OBP: 0.356, SLG: 0.526	2-2 2B 1B		1-2 FC3-6 FC6-4 1-2f		1-2 F9		2-0 F7			4 1 1 0 0 0 2																	
Richie Sexson, R (1, 3) OBP: 0.318, SLG: 0.501	0-0 1-H 2B		1-1 FC6-4 1-2f		3-2 HR			0-0 L9		4 1 2 3 0 0 1																	
Mark Sweeney, L (1, 7) OBP: 0.352, SLG: 0.468	0-3 K			1-1 FC6-5 2B		4-0 BB		4-2 S BB		2 0 1 0 2 1 1																	
José Hernández, R (1, 6) OBP: 0.295, SLG: 0.436		2-3 K		0-0 FC6-5 1B G6-3 2-3		0-2 L8		2-3 K		4 1 0 0 0 2 3																	
Luis Lopez, S (1, 5) OBP: 0.297, SLG: 0.304		0-1 F9		0-0 G6-3 1B		2-2 G3-1		1-2 G4-3		4 0 1 0 0 0 1																	
Mike DeJean, R (8, 1)										0 0 0 0 0 0 0																	
Henry Blanco, R (1, 2) OBP: 0.280, SLG: 0.309		0-0 FC6-4 1B		3-1 G6-3		1-3 K			2-2 F8	4 0 1 1 0 1 1																	
Allen Levraut, R (1, 1) OBP: 0.077, SLG: 0.040		2-2 FC6-4		0-1 G4-3		0-3 K			3-2 P5	3 0 0 0 0 1 2																	
47 Mike Buddie, R (6, 1)										0 0 0 0 0 0 0																	
Ray King, L (8, 1)										0 0 0 0 0 0 0																	
Mike Coolbaugh, R (8, 5) OBP: 0.233, SLG: 0.357		1-2f								1 0 0 0 0 0 0																	
Inning Stats	R: 1 E: 0 K: 2 S: 14	H: 2 LOB: 1 BB: 0 P: 18	R: 0 E: 0 K: 1 S: 11	H: 1 LOB: 1 BB: 0 P: 15	R: 0 E: 0 K: 0 S: 10	H: 1 LOB: 1 BB: 0 P: 14	R: 1 E: 0 K: 0 S: 8	H: 2 LOB: 1 BB: 0 P: 12	R: 2 E: 0 K: 0 S: 14	H: 2 LOB: 1 BB: 1 P: 22	R: 0 E: 0 K: 2 S: 9	H: 0 LOB: 0 BB: 0 P: 12	R: 0 E: 0 K: 0 S: 5	H: 0 LOB: 0 BB: 0 P: 9	R: 0 E: 0 K: 1 S: 10	H: 0 LOB: 1 BB: 1 P: 17	R: 0 E: 0 K: 0 S: 17	H: 1 LOB: 1 BB: 0 P: 25	1B: 5 2B: 3 3B: 0 HR: 1	SF: 0 SAC: 0 DP: 0 HBP: 0	WP: 0 PB: 0 SB: 1 CS: 0	PA: 38					
PITCHER	IP WLS BF H R ER SO BB IBB HBP BLK WP HR S P ERA WHIP																										
Jon Lieber, R (1, 1) ERA: 3.38	6.0		27	8	4	4	5	1	0	0	0	0	1	66	93	6.00	1.500										
Kyle Farnsworth, R (7, 1) ERA: 2.51	2.0	W	7	0	0	0	1	1	0	0	0	0	0	15	26	0.00	0.500										
Tom Gordon, R (9, 1) ERA: 3.23	1.0	S	4	1	0	0	0	0	0	0	0	0	0	17	25	0.00	1.000										

Milwaukee Brewers @ Chicago Cubs
Wrigley Field, Chicago, IL
Mon Aug 20 2001, 4:05 PM CDT
Sunny - 73 F

livebaseballscorecards.com

AB	36
R	4
H	9
RBI	4
BB	2
SO	6
LOB	14



Batter	1	2	3	4	5	6	7	8	9
Delino DeShields, L (1, 4) OBP: 0.324, SLG: 0.330 Tom Gordon, R (9, 1)	1-1 G3	3-1 G3			1-2 HR 1B	1-1 G4-3		0-0 3B	
Bill Mueller, S (1, 5) OBP: 0.386, SLG: 0.457	1-1 E3 1B		1-1 G4-3		0-1 P6		1-0 G1-3	1-2 G4-3	
Sammy Sosa, R (1, 9) OBP: 0.429, SLG: 0.719	2-2 1B		0-1 G3-6-3 1B		1-2 HR		0-0 G4-3		
Fred McGriff, L (1, 3) OBP: 0.382, SLG: 0.505	2-1 1B		3-2 G3-6-3		3-1 F7		0-0 L7		
Matt Stairs, L (1, 7) OBP: 0.364, SLG: 0.441 Eric Young Sr., R (8, PH) OBP: 0.325, SLG: 0.391 (9, 4)	3-2 P5			4-2 BB		1-1 1B		1-1 SH1-4 3B 2B	
Ricky Gutierrez, R (1, 6) OBP: 0.350, SLG: 0.410	3-3 K			0-0 G5-4-3		0-1 1B		4-1 SH1-4 3B BB	
Michael Tucker, L (1, 8) OBP: 0.310, SLG: 0.399 (9, 7)		0-2 G4-3		4-2 BB		1-1 P6		2-1 SH1-4 1-2 2-3	
Joe Girardi, R (1, 2) OBP: 0.310, SLG: 0.348		2-2 P4		2-3 K		1-2 BB 1B		4-0 3B IBB	
Jon Lieber, L (1, 1) OBP: 0.260, SLG: 0.207 Ron Coomer, R (8, PH) OBP: 0.353, SLG: 0.416 Kyle Farnsworth, R (7, 1) Robert Machado, R (8, PH) OBP: 0.277, SLG: 0.375 Corey Patterson, L (8, PH) OBP: 0.296, SLG: 0.403 (9, 8)		3-1 WP 1B			1-3 K	4-2 G4-3 BB		0-1 L3	

Inning Stats	R: 1	H: 2	E: 1	K: 1	S: 17	LOB: 2	BB: 0	P: 29	R: 0	H: 1	E: 0	K: 0	S: 10	LOB: 1	BB: 0	P: 18	R: 0	H: 0	E: 0	K: 1	S: 14	LOB: 1	BB: 2	P: 23	R: 2	H: 2	E: 0	K: 1	S: 13	LOB: 0	BB: 0	P: 19	R: 1	H: 3	E: 0	K: 0	S: 13	LOB: 2	BB: 1	P: 21	R: 0	H: 0	E: 0	K: 0	S: 3	LOB: 0	BB: 0	P: 4	R: 3	H: 2	E: 0	K: 0	S: 12	LOB: 1	BB: 2	P: 24
--------------	------	------	------	------	-------	--------	-------	-------	------	------	------	------	-------	--------	-------	-------	------	------	------	------	-------	--------	-------	-------	------	------	------	------	-------	--------	-------	-------	------	------	------	------	-------	--------	-------	-------	------	------	------	------	------	--------	-------	------	------	------	------	------	-------	--------	-------	-------

PITCHER	IP	WLS	BF	H	R	ER	SO	BB	IBB	HBP	BLK	WP	HR	S	P	ERA	WHIP
Allen Levrault, R (1, 1) ERA: 5.27	5.1		26	9	4	3	3	2	0	0	0	1	1	73	115	5.06	2.062
47 Mike Buddie, R (6, 1) ERA: 3.22	1.2		5	0	0	0	0	1	0	0	0	0	0	7	13	0.00	0.600
Ray King, L (8, 1) ERA: 4.35	0.1	L	4	1	3	3	0	1	1	0	0	0	0	5	16	81.00	6.000
Mike DeJean, R (8, 1) ERA: 2.35	0.2		3	1	0	0	0	0	0	0	0	0	0	7	8	0.00	1.500

BOTTOM

AB	R	H	RBI	BB	SO	LOB
5	1	2	3	0	0	4
0	0	0	0	0	0	0
5	1	0	0	0	0	2
4	1	3	2	0	0	0
4	0	1	1	0	0	1
2	1	1	0	1	0	2
1	1	1	0	0	0	0
3	1	1	0	1	1	3
2	0	0	0	1	0	2
3	1	1	1	1	1	1
2	0	1	0	0	1	0
0	0	0	0	1	0	0
0	0	0	0	0	0	0
0	0	0	0	0	0	0
1	0	0	0	0	0	3

AB 32
R 7
H 11
RBI 7
BB 5
SO 3
LOB 18

WP: 1 **PA: 38**
PB: 0
SB: 0
CS: 0

1B: 8 **SF: 0**
2B: 1 **SAC: 1**
3B: 1 **DP: 3**
HR: 1 **HBP: 0**

Milwaukee Brewers @ Chicago Cubs
Wrigley Field, Chicago, IL
Mon Aug 20 2001, 4:05 PM CDT
Sunny - 73 F



PITCHER	IP	WLS	BF	H	R	ER	SO	BB	IBB	HBP	BLK	WP	HR	S	P	ERA	WHIP
---------	----	-----	----	---	---	----	----	----	-----	-----	-----	----	----	---	---	-----	------

Batter	1	2	3	4	5	6	7	8	9	AB R H RBI BB SO LOB	TOP											
Lou Collier, R OBP: 0.344, SLG: 0.393 (1, 8)	1-0 G6-3 ①		2-2 G4-3 ③		0-0 WP 1B S 1B	0-3 K ②			0-0 BB 1B	5 1 2 0 0 1 0												
Luis Lopez, S OBP: 0.307, SLG: 0.319 (1, 4)	2-3 K ②			1-0 1B 3B	4-2 1B WP BB	1-2 F9 ③			4-2 FC5-4 BB	3 2 1 0 2 1 0												
Jeremy Burnitz, L OBP: 0.356, SLG: 0.523 Curt Leskanic, R (9, 1)	1-0 P6 ③			4-2 SH1-4 1B SF9 BB	0-0 P4 ①				0-1 L8 ②	3 1 0 0 2 0 4 0 0 0 0 0 0 0												
Richie Sexson, R OBP: 0.321, SLG: 0.502 Angel Echevarria, R OBP: 0.293, SLG: 0.366 (1, 3) (8, 3)				2-1 SH1-4 HR 1B	3-2 WP BB 3B 1B				2-2 FC5-4 ③	3 2 2 2 1 0 1 1 0 0 0 0 0 2												
Mark Sweeney, L OBP: 0.351, SLG: 0.449 (1, 7)				0-1 SH1-4 1-2 2-3	4-2 WP BB 3B					2 1 0 0 1 1 1												
José Hernández, R OBP: 0.295, SLG: 0.440 (1, 6)				1-1 SF9 3-H	3-2 G6-3 3B				0-2 G5-3 ①	3 1 1 3 0 0 1												
Mike Coolbaugh, R OBP: 0.235, SLG: 0.323 (1, 5)				4-2 HR BB BB	1-2 G6-3 3-H				1-2 P4 ②	3 1 0 1 1 1 1												
Kevin Brown, R OBP: 0.375, SLG: 1.500 (1, 2)				0-1 G5-3 ①	0-1 HR 1-H 2-H 3-H				1-0 G6-3 ③	4 1 1 3 0 1 0												
Jamey Wright, R OBP: 0.255, SLG: 0.231 James Mouton, R OBP: 0.302, SLG: 0.364 (9, PH) (9, 9)				0-1 G2-3 ②	0-3 K ③				0-2 G4-3 ①	3 0 0 0 0 2 0 1 0 0 0 0 0 0												
Inning Stats	R: 0 E: 0 K: 1 S: 5	H: 0 LOB: 0 BB: 0 P: 9	R: 0 E: 0 K: 1 S: 9	H: 0 LOB: 1 BB: 1 P: 16	R: 0 E: 0 K: 0 S: 7	H: 0 LOB: 0 BB: 0 P: 9	R: 5 E: 0 K: 1 S: 17	H: 3 LOB: 0 BB: 2 P: 29	R: 5 E: 0 K: 1 S: 22	H: 3 LOB: 0 BB: 2 P: 39	R: 0 E: 0 K: 2 S: 12	H: 0 LOB: 0 BB: 0 P: 16	R: 0 E: 0 K: 1 S: 5	H: 0 LOB: 0 BB: 1 P: 9	R: 0 E: 0 K: 0 S: 8	H: 0 LOB: 0 BB: 0 P: 10	R: 0 E: 0 K: 0 S: 12	H: 1 LOB: 2 BB: 1 P: 18	1B: 4 2B: 0 3B: 2 HR: 1	SF: 1 SAC: 1 DP: 1 HBP: 0	WP: 2 PB: 0 SB: 1 CS: 0	PA: 40
PITCHER	IP WLS BF H R ER SO BB IBB HBP BLK WP HR S P ERA WHIP																					
38 Carlos Zambrano, R ERA: 15.75 (1, 1)	4.0 L 20 4 7 7 3 4 0 0 0 1 1 41 70 15.75 2.000																					
Felix Heredia, L ERA: 6.17 (5, 1)	0.1 4 2 2 2 0 1 0 0 0 1 0 11 21 54.00 9.000																					
Jeff Fassero, L ERA: 3.62 (5, 1)	3.2 11 0 1 1 4 1 0 0 0 0 0 33 46 2.46 0.273																					
Todd Van Poppel, R ERA: 2.91 (9, 1)	1.0 5 1 0 0 0 1 0 0 0 0 0 12 18 0.00 2.000																					

Milwaukee Brewers @ Chicago Cubs
Wrigley Field, Chicago, IL
Mon Aug 20 2001, 7:05 PM CDT
Att. 40,657 - Sunny - 75 F

livebaseballscorecards.com

AB	31
R	10
H	7
RBI	9
BB	7
SO	7
LOB	10



Batter	1	2	3	4	5	6	7	8	9
Eric Young Sr., R OBP: 0.322, SLG: 0.387 (1, 4)	0-1 L3			3-2 F9	2-1 G4-3			2-1 G6-3	
Corey Patterson, L OBP: 0.257, SLG: 0.439 (1, 8)	2-2 G4-3			1-0 F9		3-2 L3		3-1 HR	
Sammy Sosa, R OBP: 0.430, SLG: 0.723 Todd Van Poppel, R OBP: 0.333, SLG: 0.333 (1, 9) (9, 1)	3-2 G5-3			4-1 1B BB		1-0 HR		2-0 F3	
Fred McGriff, L OBP: 0.384, SLG: 0.508 Ricky Gutierrez, R OBP: 0.349, SLG: 0.409 (1, 3) (7, 6)		2-1 G6-3		3-1 1-2 1B		0-1 2B		1-0 F8	
Michael Tucker, L OBP: 0.309, SLG: 0.395 (1, 7) (9, 9)		2-3 K		3-2 F9		1-3 K		4-0 G5-4-3 BB	
Ron Coomer, R OBP: 0.329, SLG: 0.410 (1, 5) (7, 3)		0-3 K			0-3 K	0-1 G5-3		1-2 G5-4-3 1-2f	
Todd Hundley, S OBP: 0.251, SLG: 0.286 (1, 2)			1-2 G4-3		1-0 1B HBP		3-3 K	1-1 G4-3	
Augie Ojeda, S OBP: 0.257, SLG: 0.262 (1, 6) (7, 5)			2-1 F9		3-1 1-2 1B		0-1 G3-1		
38 Carlos Zambrano, S Felix Heredia, L Jeff Fassero, L Matt Stairs, L OBP: 0.364, SLG: 0.441 (1, 1) (5, 1) (5, 1) (9, 7)			0-0 G6-3		2-3 K		2-3 K		

Inning Stats	R: 0	H: 0	E: 0	LOB: 0	K: 0	S: 9	P: 14	R: 0	H: 0	E: 0	LOB: 0	K: 2	S: 8	P: 12	R: 0	H: 1	E: 0	LOB: 2	K: 0	S: 10	R: 0	H: 1	E: 0	LOB: 2	K: 2	S: 11	P: 19	R: 1	H: 2	E: 0	LOB: 1	K: 1	S: 12	R: 0	H: 0	E: 0	LOB: 0	K: 2	S: 9	P: 14	R: 1	H: 1	E: 0	LOB: 0	K: 0	S: 5	P: 11	1B: 2	SF: 0	2B: 1	SAC: 0	3B: 0	DP: 1	HR: 2	HBP: 1	WP: 0	PA: 34
--------------	------	------	------	--------	------	------	-------	------	------	------	--------	------	------	-------	------	------	------	--------	------	-------	------	------	------	--------	------	-------	-------	------	------	------	--------	------	-------	------	------	------	--------	------	------	-------	------	------	------	--------	------	------	-------	-------	-------	-------	--------	-------	-------	-------	--------	-------	--------


PITCHER	IP	WLS	BF	H	R	ER	SO	BB	IBB	HBP	BLK	WP	HR	S	P	ERA	WHIP
Jamey Wright, R ERA: 4.2 (1, 1)	8.0	W	31	5	2	2	7	1	0	1	0	0	2	71	123	2.25	0.750
Curt Leskanic, R ERA: 3.81 (9, 1)	1.0		3	0	0	0	0	1	0	0	0	0	0	5	11	0.00	1.000

BOTTOM

Milwaukee Brewers @ Chicago Cubs
Wrigley Field, Chicago, IL
 Mon Aug 20 2001, 7:05 PM CDT
 Att. 40,657 - Sunny - 75 F

AB	R	H	RBI	BB	SO	LOB
4	0	0	0	0	0	2
4	1	1	1	0	0	0
3	1	1	1	1	0	0
0	0	0	0	0	0	0
3	0	2	0	0	0	0
1	0	0	0	0	0	0
3	0	0	0	1	2	3
4	0	0	0	0	2	2
3	0	0	0	0	1	0
3	0	1	0	0	0	0
1	0	0	0	0	0	0
0	0	0	0	0	0	0
2	0	0	0	0	2	2
0	0	0	0	0	0	0

AB 31
 R 2
 H 5
 RBI 2
 BB 2
 SO 7
 LOB 9



PITCHER	IP	WLS	BF	H	R	ER	SO	BB	IBB	HBP	BLK	WP	HR	S	P	ERA	WHIP
---------	----	-----	----	---	---	----	----	----	-----	-----	-----	----	----	---	---	-----	------

Batter	1	2	3	4	5	6	7	8	9	AB R H RBI BB SO LOB	TOP											
Devon White, S (1, 8) OBP: 0.348, SLG: 0.472	2-0 F8		1-3 K			1-1 E5		0-3 K		4 0 1 0 0 2 0												
Luis Lopez, S (1, 4) OBP: 0.306, SLG: 0.312	1-3 K				0-0 F9	2-3 2B HBP		2-3 K		3 1 0 0 0 2 0												
Jeremy Burnitz, L (1, 9) OBP: 0.356, SLG: 0.522	2-3 K			2-3 K		2-0 2B		0-2 G4-3		4 0 1 2 0 2 0												
Richie Sexson, R (1, 3) OBP: 0.321, SLG: 0.502		2-1 F3		2-3 K		0-0 G5-3			1-0 2B	4 0 1 0 0 1 1												
Mark Sweeney, L (1, 7) OBP: 0.367, SLG: 0.519		1-2 1B			0-0 F7		3-1 HR		0-3 K	3 1 2 1 0 0 0												
James Mouton, R (7, 7) OBP: 0.299, SLG: 0.360										1 0 0 0 0 1 1												
José Hernández, R (1, 6) OBP: 0.295, SLG: 0.438		1-3 K			2-2 G3		2-1 CS 1B		2-1 F9	4 0 1 0 0 1 2												
Mike Coolbaugh, R (1, 5) OBP: 0.211, SLG: 0.286		1-3 K			3-1 F7		2-3 K		2-3 K	4 0 0 0 0 3 3												
Henry Blanco, R (1, 2) OBP: 0.284, SLG: 0.308			2-2 F7			4-2 E 2B SH1-4 BB				1 1 0 0 2 0 0												
Ruben Quevedo, R (1, 1) OBP: 0.167, SLG: 0.167			2-3 K			0-1 SH1-4				2 0 0 0 0 2 1												
Ray King, L (8, 1)						1-2				0 0 0 0 0 0 0												
Rocky Coppinger, R (8, 1)										0 0 0 0 0 0 0												
Curt Leskanic, R (9, 1)										0 0 0 0 0 0 0												
Inning Stats	R: 0 E: 0 K: 2 S: 7	H: 0 LOB: 0 BB: 0 P: 12	R: 0 E: 0 K: 2 S: 11	H: 1 LOB: 1 BB: 0 P: 16	R: 0 E: 0 K: 2 S: 12	H: 0 LOB: 0 BB: 0 P: 17	R: 0 E: 0 K: 2 S: 7	H: 0 LOB: 0 BB: 0 P: 11	R: 0 E: 0 K: 0 S: 6	H: 0 LOB: 0 BB: 0 P: 11	R: 2 E: 1 K: 0 S: 9	H: 2 LOB: 1 BB: 1 P: 17	R: 1 E: 0 K: 2 S: 14	H: 2 LOB: 1 BB: 1 P: 25	R: 0 E: 0 K: 2 S: 10	H: 0 LOB: 0 BB: 0 P: 12	R: 0 E: 0 K: 2 S: 9	H: 1 LOB: 1 BB: 0 P: 14	1B: 3 2B: 2 3B: 0 HR: 1	SF: 0 SAC: 1 DP: 0 HBP: 1	WP: 0 PB: 0 SB: 0 CS: 1	PA: 34
PITCHER	IP WLS BF H R ER SO BB IBB HBP BLK WP HR S P ERA WHIP																					
Juan Cruz, R (1, 1) ERA: 3.0	6.0 L 22 3 2 2 8 1 0 1 0 0 0 0 52 84 3.00 0.667																					
David Weathers, R (7, 1) ERA: 2.73	2.0 8 2 1 1 4 1 0 0 0 0 1 24 37 4.50 1.500																					
Kyle Farnsworth, R (9, 1) ERA: 2.47	1.0 4 1 0 0 2 0 0 0 0 0 0 9 14 0.00 1.000																					

Milwaukee Brewers @ Chicago Cubs
Wrigley Field, Chicago, IL
Tue Aug 21 2001, 1:20 PM CDT
Att. 35,599 - Sunny - 79 F

livebaseballscorecards.com

AB	30
R	3
H	6
RBI	3
BB	2
SO	14
LOB	8




Batter	1	2	3	4	5	6	7	8	9	AB	R	H	RBI	BB	SO	LOB
Delino DeShields, L (1, 4) OBP: 0.323, SLG: 0.330	1-2 1B	2-2 SF7			0-1 P6					3	0	1	1	0	1	1
Bill Mueller, S (1, 5) OBP: 0.388, SLG: 0.455	1-0 BB	2-0 F9			2-3 K					3	0	1	0	1	1	1
Sammy Sosa, R (1, 9) OBP: 0.430, SLG: 0.723	4-1 BB				2-1 L9					3	0	1	0	1	0	2
Fred McGriff, L (1, 3) OBP: 0.381, SLG: 0.504	1-3 K				3-3 K					4	0	0	0	0	2	4
Matt Stairs, L (1, 7) OBP: 0.361, SLG: 0.436 David Weathers, R (7, 1)	1-3 K				2-3 K					3	0	0	0	0	3	4
Eric Young Sr., R (8, PH) OBP: 0.322, SLG: 0.386 Kyle Farnsworth, R (9, 1)	1-3 K				3-3 K					0	0	0	0	0	0	0
Ricky Gutierrez, R (1, 6) OBP: 0.348, SLG: 0.406	1-2 G4-3				0-1 F7					3	0	0	0	1	0	4
Corey Patterson, L (1, 8) OBP: 0.257, SLG: 0.420		4-1 1B SF7 BB			1-3 K					3	1	0	0	1	2	1
Robert Machado, R (1, 2) OBP: 0.279, SLG: 0.374 Ron Coomer, R (9, PH) OBP: 0.328, SLG: 0.409		1-0 SH3-4 1B			3-3 K					3	0	1	0	0	1	0
Juan Cruz, R (1, 1) Michael Tucker, L (7, 7) OBP: 0.311, SLG: 0.395		2-1 SH3-4			0-3 K					1	0	0	0	0	1	0
		1-2 BB 1B			0-1 BB 1B					2	0	1	0	0	1	0

Inning Stats	R: 0	H: 2	E: 0	K: 2	S: 14	H: 2	LOB: 3	BB: 1	P: 23	R: 1	H: 1	E: 0	K: 0	S: 8	R: 0	H: 1	E: 0	K: 1	S: 10	R: 0	H: 0	E: 0	K: 3	S: 9	R: 0	H: 0	E: 0	K: 2	S: 9	R: 0	H: 1	E: 0	K: 1	S: 10	R: 0	H: 0	E: 0	K: 0	S: 12	R: 0	H: 0	E: 0	K: 0	S: 12	R: 0	H: 0	E: 0	K: 2	S: 9	R: 0	H: 0	E: 0	K: 1	S: 9	1B: 4	2B: 1	3B: 0	HR: 0	SF: 1	SAC: 1	DP: 0	HBP: 0
--------------	------	------	------	------	-------	------	--------	-------	-------	------	------	------	------	------	------	------	------	------	-------	------	------	------	------	------	------	------	------	------	------	------	------	------	------	-------	------	------	------	------	-------	------	------	------	------	-------	------	------	------	------	------	------	------	------	------	------	-------	-------	-------	-------	-------	--------	-------	--------

PITCHER	IP	WLS	BF	H	R	ER	SO	BB	IBB	HBP	BLK	WP	HR	S	P	ERA	WHIP
Ruben Quevedo, R (1, 1) ERA: 4.18	7.0	W	30	5	1	1	10	4	0	0	0	0	0	68	121	1.29	1.286
Ray King, L (8, 1) ERA: 4.32	0.1	H	1	0	0	0	0	0	0	0	0	0	0	3	6	0.00	0.000
Rocky Copping, R (8, 1) ERA:	0.2	H	2	0	0	0	0	0	0	0	0	0	0	9	12	0.00	0.000
Curt Leskanic, R (9, 1) ERA: 3.75	1.0	S	3	0	0	0	2	0	0	0	0	0	0	9	11	0.00	0.000

Milwaukee Brewers @ Chicago Cubs
Wrigley Field, Chicago, IL
 Tue Aug 21 2001, 1:20 PM CDT
 Att: 35,599 - Sunny - 79 F

AB	30
R	1
H	5
RBI	1
BB	4
SO	12
LOB	17



WP: 0 PA: 36
 PB: 0
 SB: 0
 CS: 0

PITCHER	IP	WLS	BF	H	R	ER	SO	BB	IBB	HBP	BLK	WP	HR	S	P	ERA	WHIP
---------	----	-----	----	---	---	----	----	----	-----	-----	-----	----	----	---	---	-----	------

Batter	1	2	3	4	5	6	7	8	9	AB R H RBI BB SO LOB	TOP														
Devon White, S Rocky Copping, R Mike Coolbaugh, R Lance Painter, L Mike DeJean, R Henry Blanco, R	1-0 G4-3		3-2 HR HBP		1-2 F8		4-2 FC3-6 BB		1-3 K	2 1 0 0 0 0 1 0 0 0 0 0 0 0 0 0 0 0 0 1 0 0 0 0 0 0 0 0 0 0 0 0 0 0 0 0 0 0 1 0 0 0 0 0 1 1															
Mark Loretta, R	3-2 F9		3-2 HR		1-2 1B 1B		3-2 FC3-6 FC6-4			4 1 2 2 0 0 1															
Jeremy Burnitz, L Lou Collier, R	1-3 K		2-3 K		1-1 1B 1-3 2-H 1B		1-0 FC6-4			3 0 1 1 0 2 0 1 0 0 0 0 0 1															
Richie Sexson, R Angel Echevarria, R		0-0 CS 1B		2-3 K	1-3 K			1-0 F8		3 0 1 0 0 2 2 1 0 0 0 0 0 0															
Mark Sweeney, L		4-2 BB		0-0 F7		0-3 K		1-3 K		3 0 0 0 1 2 0															
José Hernández, R		0-2 F9		0-0 1B		1-2 G5-3		0-0 F8		4 0 1 0 0 0 1															
Luis Lopez, S		2-2 G3		0-0 G3		4-1 FC5-4 BB			2-1 F7	3 0 0 0 1 0 2															
Kevin Brown, R			0-0 L9		2-3 K	0-2 FC5-4			1-0 F8	4 0 0 0 0 1 1															
Mac Suzuki, R 47 Mike Buddie, R James Mouton, R			1-3 K		1-2 1B 1B		1-0 P3		4-2 BB	1 0 0 0 0 1 0 0 0 0 0 0 0 0 2 1 1 0 1 0 0															
Inning Stats	R: 0 E: 0 K: 1 S: 7	H: 0 LOB: 0 BB: 0 P: 12	R: 0 E: 0 K: 0 S: 10	H: 1 LOB: 1 BB: 1 P: 16	R: 2 E: 0 K: 2 S: 13	H: 1 LOB: 0 BB: 0 P: 22	R: 0 E: 0 K: 1 S: 6	H: 1 LOB: 1 BB: 0 P: 8	R: 1 E: 0 K: 2 S: 17	H: 3 LOB: 2 BB: 0 P: 24	R: 0 E: 0 K: 1 S: 13	H: 0 LOB: 1 BB: 1 P: 18	R: 0 E: 0 K: 0 S: 11	H: 0 LOB: 1 BB: 1 P: 20	R: 0 E: 0 K: 1 S: 6	H: 0 LOB: 0 BB: 0 P: 8	R: 0 E: 0 K: 1 S: 8	H: 0 LOB: 1 BB: 1 P: 16	1B: 5 2B: 0 3B: 0 HR: 1	SF: 0 SAC: 0 DP: 0 HBP: 1	WP: 0 PB: 0 SB: 0 CS: 1	PA: 37			
PITCHER Kevin Tapani, R Ron Mahay, L	(1, 1) (8, 1)	IP: 7.0 WLS: W BF: 30 H: 6 R: 3 ER: 3 SO: 7 BB: 3 IBB: 0 HBP: 1 BLK: 0 WP: 0 HR: 1 S: 77 P: 120 ERA: 3.79	IP: 2.0 WLS: 7 BF: 7 H: 0 R: 0 ER: 0 SO: 2 BB: 1 IBB: 0 HBP: 0 BLK: 0 WP: 0 HR: 0 S: 14 P: 24 ERA: 0.00											PITCHER IP: 7.0 WLS: W BF: 30 H: 6 R: 3 ER: 3 SO: 7 BB: 3 IBB: 0 HBP: 1 BLK: 0 WP: 0 HR: 1 S: 77 P: 120 ERA: 3.79	PITCHER IP: 2.0 WLS: 7 BF: 7 H: 0 R: 0 ER: 0 SO: 2 BB: 1 IBB: 0 HBP: 0 BLK: 0 WP: 0 HR: 0 S: 14 P: 24 ERA: 0.00										

Milwaukee Brewers @ Chicago Cubs
Wrigley Field, Chicago, IL
Wed Aug 22 2001, 1:20 PM CDT
Att. 33,904 - Sunny - 81 F

livebaseballscorecards.com

AB 32
R 3
H 6
RBI 3
BB 4
SO 9
LOB 10



Batter	1	2	3	4	5	6	7	8	9	AB	R	H	RBI	BB	SO	LOB
Eric Young Sr., R OBP: 0.434, SLG: 0.394 (1, 4)	2-1 L9	2-1 1B 2B	2-0 2B		0-1 HR 1B	0-0 F8		1-0 1B 1B		6	3	4	2	0	0	0
Corey Patterson, L OBP: 0.275, SLG: 0.419 (1, 8)	4-1 HR BB	0-1 WP BB 1B	3-3 K		1-1 HR 1B	0-0 F3		1-0 G5-3 1B		5	3	2	2	1	1	2
Sammy Sosa, R OBP: 0.434, SLG: 0.743 Delino DeShields, L OBP: 0.325, SLG: 0.332 (1, 9) (7, 7)	0-0 HR	4-1 WP WP BB	3-2 G5-3		2-2 HR	1-0 HR		2-2 1B		4	3	3	6	1	0	1
Matt Stairs, L OBP: 0.360, SLG: 0.430 (1, 3)	3-3 K	2-3 K		1-2 1B FC5-2 HBP	4-1 3B BB	2-0 L9		2-2 F8		4	1	0	0	1	2	3
Michael Tucker, L OBP: 0.314, SLG: 0.402 (1, 7) (7, 9)	0-3 K	4-0 WP IBB		0-2 FC5-2 BB 1B	0-0 1B 3B		0-1 G3	3-3 K		5	1	2	1	1	2	1
Ricky Gutierrez, R OBP: 0.349, SLG: 0.407 Augie Ojeda, S OBP: 0.254, SLG: 0.260 (1, 6) (7, 6)				3-3 K	1-1 1B		0-2 P5			4	1	2	1	0	1	4
Bill Mueller, S OBP: 0.400, SLG: 0.462 Ron Mahay, L (1, 5) (8, 1)		0-1 WP 1B 2B	4-1 1B 2B BB	4-0 FC5-2 BB	1-1 F7		4-1 BB BB			2	2	1	1	3	0	1
Joe Girardi, R OBP: 0.312, SLG: 0.346 (1, 2)		3-1 P4	0-0 2B 1B	0-0 FC5-2	1-3 K		4-1 1B 2B BB			4	1	1	0	1	1	5
Kevin Tapani, R OBP: 0.256, SLG: 0.238 Ron Coomer, R OBP: 0.327, SLG: 0.408 (1, 1) (7, PH) (8, 5)		3-2 2B 1B	0-3 K	1-3 K	1-1 G5-3		2-2 G5-3			4	1	1	1	0	2	6

Inning Stats	R: 2	H: 1	E: 0	K: 2	S: 10	H: 1	LOB: 0	BB: 1	P: 19	R: 5	H: 5	E: 0	K: 1	S: 20	H: 2	LOB: 2	BB: 2	P: 43	R: 2	H: 2	E: 0	K: 2	S: 12	H: 1	LOB: 3	BB: 1	P: 21	R: 5	H: 5	E: 1	K: 1	S: 20	H: 1	LOB: 0	BB: 0	P: 7	R: 0	H: 0	E: 0	K: 0	S: 10	H: 2	LOB: 1	BB: 0	P: 23
--------------	------	------	------	------	-------	------	--------	-------	-------	------	------	------	------	-------	------	--------	-------	-------	------	------	------	------	-------	------	--------	-------	-------	------	------	------	------	-------	------	--------	-------	------	------	------	------	------	-------	------	--------	-------	-------


PITCHER	IP	WLS	BF	H	R	ER	SO	BB	IBB	HBP	BLK	WP	HR	S	P	ERA	WHIP
Mac Suzuki, R ERA: 5.84 (1, 1)	2.0	L	15	6	7	7	3	2	2	0	0	3	1	30	62	31.50	4.000
47 Mike Buddie, R ERA: 3.7 (3, 1)	2.0		12	3	2	2	4	2	0	1	0	0	0	24	45	9.00	2.500
Rocky Copping, R ERA: 20.25 (5, 1)	2.0		13	6	6	6	1	1	0	0	0	0	2	24	38	27.00	3.500
Lance Painter, L ERA: 6.52 (7, 1)	1.0		5	0	0	0	0	2	0	0	0	0	0	10	20	0.00	2.000
Mike DeJean, R ERA: 2.45 (8, 1)	1.0		5	2	1	1	1	0	0	0	0	0	0	14	23	9.00	2.000

BOTTOM

Milwaukee Brewers @ Chicago Cubs
Wrigley Field, Chicago, IL
Wed Aug 22 2001, 1:20 PM CDT
Att: 33,904 - Sunny - 81 F

livebaseballscorecards.com

AB	41
R	16
H	17
RBI	15
BB	8
SO	9
LOB	25



1B: 10	SF: 0	WP: 3	PA: 50
2B: 3	SAC: 0	PB: 0	
3B: 1	DP: 0	SB: 0	
HR: 3	HBP: 1	CS: 0	

Batter	1	2	3	4	5	6	7	8	9	AB	R	H	RBI	BB	SO	LOB	TOP				
Lou Collier, R OBP: 0.368, SLG: 0.424 (1, 8)										4	1	2	0	1	0	0					
Mark Loretta, R OBP: 0.340, SLG: 0.363 (1, 4)										5	1	2	1	0	0	4					
Jeremy Burnitz, L OBP: 0.354, SLG: 0.517 (1, 9)										5	1	1	0	0	1	2					
Richie Sexson, R OBP: 0.322, SLG: 0.502 (1, 3)										5	2	2	1	0	1	2					
Mark Sweeney, L OBP: 0.362, SLG: 0.483 (1, 7)										5	1	2	3	0	0	1					
José Hernández, R OBP: 0.296, SLG: 0.440 (1, 6)										4	1	2	0	0	0	1					
Luis Lopez, S OBP: 0.309, SLG: 0.331 (1, 5)										4	1	2	2	0	1	2					
Chad Fox, R (7, 1)										0	0	0	0	0	0	0					
47 Mike Buddie, R (8, 1)										0	0	0	0	0	0	0					
Curt Leskanic, R (9, 1)										0	0	0	0	0	0	0					
Henry Blanco, R OBP: 0.286, SLG: 0.310 (1, 2)										4	0	2	1	0	1	1					
Jimmy Haynes, R OBP: 0.189, SLG: 0.196 (1, 1)										0	0	0	0	0	0	0					
Mac Suzuki, R (2, 1)										1	0	0	0	0	0	1					
Ray King, L (5, 1)										1	0	0	0	0	0	0					
Mike Coolbaugh, R OBP: 0.225, SLG: 0.278 (7, 5)										1	0	0	0	0	0	0					
Inning Stats	R: 5 E: 0 K: 0 S: 18	H: 7 LOB: 3 BB: 1 P: 33	R: 0 E: 0 K: 0 S: 9	H: 0 LOB: 0 BB: 0 P: 14	R: 1 E: 0 K: 0 S: 8	H: 2 LOB: 0 BB: 0 P: 12	R: 0 E: 0 K: 0 S: 10	H: 0 LOB: 0 BB: 0 P: 13	R: 1 E: 0 K: 1 S: 15	H: 2 LOB: 1 BB: 0 P: 25	R: 0 E: 0 K: 0 S: 8	H: 1 LOB: 0 BB: 0 P: 11	R: 0 E: 0 K: 1 S: 7	H: 0 LOB: 0 BB: 0 P: 9	R: 0 E: 0 K: 2 S: 11	H: 1 LOB: 1 BB: 0 P: 14	1B: 10 2B: 5 3B: 0 HR: 1	SF: 0 SAC: 1 DP: 2 HBP: 0	WP: 0 PB: 0 SB: 0 CS: 0	PA: 41	
PITCHER Julian Tavarez, R ERA: 4.32 (1, 1)	IP: 0.1 WLS: L BF: 8 H: 7 R: 5 ER: 5 SO: 0 BB: 0 IBB: 0 HBP: 0 BLK: 0 WP: 0 HR: 0 S: 13 P: 21 ERA: 135.00 WHIP: 21.000																				
Todd Van Poppel, R ERA: 2.98 (1, 1)	IP: 4.2 WLS: BF: 18 H: 4 R: 2 ER: 2 SO: 1 BB: 1 IBB: 0 HBP: 0 BLK: 0 WP: 0 HR: 1 S: 47 P: 76 ERA: 3.86 WHIP: 1.071																				
David Weathers, R ERA: 2.82 (6, 1)	IP: 1.0 WLS: BF: 5 H: 2 R: 1 ER: 1 SO: 0 BB: 0 IBB: 0 HBP: 0 BLK: 0 WP: 0 HR: 0 S: 13 P: 22 ERA: 9.00 WHIP: 2.000																				
Ron Mahay, L ERA: (7, 1)	IP: 1.0 WLS: BF: 3 H: 1 R: 0 ER: 0 SO: 0 BB: 0 IBB: 0 HBP: 0 BLK: 0 WP: 0 HR: 0 S: 8 P: 11 ERA: 0.00 WHIP: 1.000																				
Jeff Fassero, L ERA: 3.56 (8, 1)	IP: 1.0 WLS: BF: 3 H: 0 R: 0 ER: 0 SO: 1 BB: 0 IBB: 0 HBP: 0 BLK: 0 WP: 0 HR: 0 S: 7 P: 9 ERA: 0.00 WHIP: 0.000																				
PITCHER Tom Gordon, R ERA: 3.15 (9, 1)	IP: 1.0 WLS: BF: 4 H: 1 R: 0 ER: 0 SO: 2 BB: 0 IBB: 0 HBP: 0 BLK: 0 WP: 0 HR: 0 S: 11 P: 14 ERA: 0.00 WHIP: 1.000																				

Milwaukee Brewers @ Chicago Cubs
Wrigley Field, Chicago, IL
Thu Aug 23 2001, 1:20 PM CDT
Att. 35,064 - Overcast - 79 F

livebaseballscorecards.com

AB	39
R	8
H	15
RBI	8
BB	1
SO	4
LOB	14



BOTTOM

Milwaukee Brewers @ Chicago Cubs
Wrigley Field, Chicago, IL
Thu Aug 23 2001, 1:20 PM CDT
Att. 35,064 - Overcast - 79 F

livebaseballscorecards.com

AB	32
R	1
H	5
RBI	1
BB	7
SO	7
LOB	22



WP	1	PA	40
PB	0		
SB	0		
CS	0		

AB	R	H	RBI	BB	SO	LOB
3	0	0	0	0	0	2
0	0	0	0	0	0	0
0	0	0	0	0	0	0
2	0	0	0	0	0	1
4	0	0	0	0	2	3
4	0	1	0	1	1	0
4	0	0	0	0	1	4
0	0	0	0	0	0	0
0	0	0	0	0	0	0
1	0	0	0	0	0	1
3	0	1	0	1	2	0
2	0	1	0	1	0	0
1	0	0	0	0	0	1
2	0	1	0	2	1	2
3	0	0	0	1	0	4
0	0	0	0	0	0	0
1	0	0	0	0	0	2
2	1	1	1	1	0	2

Batter	1	2	3	4	5	6	7	8	9
Eric Young Sr., R OBP: 0.324, SLG: 0.392 David Weathers, R Ron Mahay, L Augie Ojeda, S OBP: 0.250, SLG: 0.255	0-2 G6-3		0-2 P4		1-2 G4-3		3-1 F8		2-1 G4-3
Corey Patterson, L OBP: 0.271, SLG: 0.397	0-0 B1-3		0-1 F8		1-1 WP HBP		1-3 K		0-3 K
Sammy Sosa, R OBP: 0.433, SLG: 0.739	2-3 K			0-1 G1-3	4-0 1-2 IBB		3-2 DI 1B		3-2 E4
Fred McGriff, L OBP: 0.377, SLG: 0.499 Jeff Fassero, L Tom Gordon, R Bill Mueller, S OBP: 0.398, SLG: 0.459		0-0 P4		1-2 G4-3	3-2 G4-3		3-3 K		0-1 L7
Michael Tucker, L OBP: 0.316, SLG: 0.401		0-3 K		4-2 1B BB		0-3 K		0-2 BB 1B	
Ricky Gutierrez, R OBP: 0.352, SLG: 0.407 Matt Stairs, L OBP: 0.359, SLG: 0.429		1-0 G4-3		2-1 1-2 1B		4-1 BB BB		2-0 F9	
Todd Hundley, S OBP: 0.261, SLG: 0.294			2-1 FC1-5 2B	2-3 K		4-1 1-2 BB		4-2 1-2 BB	
Ron Coomer, R OBP: 0.327, SLG: 0.404			4-2 FC1-5 BB		1-0 F2	2-1 G4-3-6		1-0 P5	
Julian Tavarez, L OBP: 0.175, SLG: 0.132 Todd Van Poppel, R OBP: 0.286, SLG: 0.286 Delino DeShields, L OBP: 0.328, SLG: 0.343			0-0 FC1-5 1-2 2-3f		2-1 HR		4-2 1B BB	0-1 G4-3	

Inning Stats	R: 0	H: 0	E: 0	K: 1	S: 9	H: 0	LOB: 0	BB: 0	P: 11	R: 0	H: 0	E: 0	K: 1	S: 5	H: 0	LOB: 0	BB: 0	P: 6	R: 0	H: 1	E: 0	K: 0	S: 12	H: 1	LOB: 2	BB: 1	P: 18	R: 0	H: 1	E: 0	K: 1	S: 12	R: 1	H: 1	E: 0	K: 0	S: 10	R: 0	H: 0	E: 0	K: 1	S: 7	R: 0	H: 1	E: 0	K: 2	S: 17	R: 0	H: 1	E: 0	K: 0	S: 17	R: 0	H: 1	E: 0	K: 0	S: 9	R: 0	H: 0	E: 1	K: 1	S: 10	1B: 3	SF: 0	2B: 1	SAC: 0	3B: 0	DP: 1	HR: 1	HBP: 1	WP: 1	PA: 40
--------------	------	------	------	------	------	------	--------	-------	-------	------	------	------	------	------	------	--------	-------	------	------	------	------	------	-------	------	--------	-------	-------	------	------	------	------	-------	------	------	------	------	-------	------	------	------	------	------	------	------	------	------	-------	------	------	------	------	-------	------	------	------	------	------	------	------	------	------	-------	-------	-------	-------	--------	-------	-------	-------	--------	-------	--------

PITCHER	IP	WLS	BF	H	R	ER	SO	BB	IBB	HBP	BLK	WP	HR	S	P	ERA	WHIP
Jimmy Haynes, R ERA: 4.46	(1, 1)	1.0		3	0	0	1	0	0	0	0	0	0	9	11	0.00	0.000
Mac Suzuki, R ERA: 5.71	(2, 1)	3.2	W	18	3	1	2	2	1	1	0	1	1	36	61	2.46	1.364
Ray King, L ERA: 4.12	(5, 1)	2.0		8	0	0	2	3	0	0	0	0	0	21	42	0.00	1.500
Chad Fox, R ERA: 1.89	(7, 1)	0.1		2	1	0	0	1	0	0	0	0	0	6	12	0.00	3.000
47 Mike Buddie, R ERA: 3.55	(8, 1)	1.0		5	1	0	0	1	0	0	0	0	0	9	16	0.00	2.000

PITCHER	IP	WLS	BF	H	R	ER	SO	BB	IBB	HBP	BLK	WP	HR	S	P	ERA	WHIP
Curt Leskanic, R ERA: 3.68	(9, 1)	1.0		4	0	0	1	0	0	0	0	0	0	10	15	0.00	0.000

Batter	1	2	3	4	5	6	7	8	9	AB R H RBI BB SO LOB	TOP											
Juan Pierre, L (1, 8) OBP: 0.375, SLG: 0.398	0-1 S 2B 1B	0-1 G4-3	0-2 FC4-6 1-2f		1-1 G6-3		1-3 K		0-1 G3	6 1 1 0 0 1 3												
Jose Ortiz, R (1, 4) OBP: 0.291, SLG: 0.434 Kane Davis, R (7, 1) Adam Melhuse, S (9, PH) Gabe White, L (9, 1)	4-0 2B BB	2-1 F8		2-2 F8	2-0 HR		2-1 17 2B HBP		0-2 L5	3 3 1 2 1 0 0 0 0 0 0 0 0 0 1 0 0 0 0 0 0 0 0 0 0 0 0 0												
Larry Walker, L (1, 9) OBP: 0.438, SLG: 0.673 Greg Norton, S (9, PH) (9, 3)	3-2 17 HR 2B	1-3 K		4-2 HBP 17 G1-3 BB	3-2 HR		0-0 F8		1-0 G4-3	4 2 2 3 1 1 2 1 0 0 0 0 0 0												
17 Todd Helton, L (1, 3) OBP: 0.430, SLG: 0.690 Terry Shumpert, R (9, 7)	0-1 HR		1-2 HR 2B	0-1 G1-3	0-2 G3		0-0 2B			5 2 3 4 0 0 1 0 0 0 0 0 0 0												
Jeff Cirillo, R (1, 5) OBP: 0.369, SLG: 0.483	4-2 G4-3 BB		1-0 P6	4-2 HBP BB		1-1 F7	4-2 FC6-4 BB			2 0 0 0 3 0 1												
Alex Ochoa, R (1, 7) OBP: 0.341, SLG: 0.415 (9, 9)	3-2 G4-3		4-2 HR BB	1-1 HBP		0-0 F9	1-0 FC6-4			3 1 0 0 1 0 3												
Juan Uribe, R (1, 6) OBP: 0.326, SLG: 0.452	0-3 K		0-0 HR	0-1 F7		1-2 1B		1-0 G1-3		5 1 2 3 0 1 4												
Sal Fasano, R (1, 2) OBP: 0.254, SLG: 0.274	4-0 BB		0-1 F8		1-2 PB G4-3 HR 1B	2-2 G6-3		2-1 G5-3		4 1 1 0 1 0 1												
Denny Neagle, L (1, 1) OBP: 0.222, SLG: 0.333 Brent Butler, R (7, PH) (7, 4)	1-3 K		0-0 FC4-6 1B		0-0 G4-3		0-1 F8 17 2B HBP 1B	1-1 G6-3		3 0 1 0 0 1 3 2 1 1 0 0 0 0												
Inning Stats	R: 4 E: 0 K: 2 S: 20	H: 3 LOB: 2 BB: 3 P: 39	R: 0 E: 0 K: 1 S: 7	H: 0 LOB: 0 BB: 0 P: 10	R: 3 E: 0 K: 0 S: 16	H: 3 LOB: 1 BB: 1 P: 22	R: 0 E: 0 K: 0 S: 13	H: 0 LOB: 3 BB: 2 P: 24	R: 3 E: 0 K: 0 S: 16	H: 3 LOB: 0 BB: 0 P: 23	R: 0 E: 0 K: 0 S: 10	H: 1 LOB: 1 BB: 0 P: 14	R: 2 E: 0 K: 1 S: 13	H: 2 LOB: 2 BB: 1 P: 21	R: 0 E: 0 K: 0 S: 5	H: 0 LOB: 0 BB: 0 P: 9	R: 0 E: 0 K: 0 S: 6	H: 0 LOB: 0 BB: 0 P: 7	1B: 5 2B: 3 3B: 0 HR: 4	SF: 0 SAC: 0 DP: 0 HBP: 2	WP: 0 PB: 1 SB: 1 CS: 0	PA: 48
PITCHER	IP WLS BF H R ER SO BB IBB HBP BLK WP HR S P ERA WHIP											PITCHER	IP WLS BF H R ER SO BB IBB HBP BLK WP HR S P ERA WHIP									
Nick Neugebauer, R (1, 1) ERA: 7.5	1.0 L 9 3 4 4 2 3 0 0 0 0 1 20 39 36.00 6.000																					
Allen Levraut, R (2, 1) ERA: 5.54	5.0 26 7 6 6 1 3 0 1 0 0 3 62 93 10.80 2.000																					
Mike DeJean, R (7, 1) ERA: 2.65	2.0 10 2 2 2 1 1 0 1 0 0 0 18 30 9.00 1.500																					
47 Mike Buddie, R (9, 1) ERA: 3.42	1.0 3 0 0 0 0 0 0 0 0 0 0 0 6 7 0.00 0.000																					

Colorado Rockies @ Milwaukee Brewers
Miller Park, Milwaukee, WI
Fri Aug 24 2001, 7:05 PM CDT
Att. 40,657 - Cloudy - 69 F

livebaseballscorecards.com

AB	39
R	12
H	12
RBI	12
BB	7
SO	4
LOB	18



Batter	1	2	3	4	5	6	7	8	9	AB R H RBI BB SO LOB
Lou Collier, R OBP: 0.372, SLG: 0.447 (1, 7)	1-2 G3-1 2B		0-1 1B 2B 1B	0-3 K			1-2 P3		2-2 G5-3	5 2 2 0 0 1 2
Mark Loretta, R OBP: 0.341, SLG: 0.362 (1, 4)	0-1 G3-1 2-3		0-1 1B 2B 1B		2-1 F9		4-2 BB		1-0 F7	4 1 1 0 1 0 1
Jeremy Burnitz, L OBP: 0.355, SLG: 0.519 (1, 9)	3-1 2B		2-2 1B 2B 1B		3-3 K		0-3 K			4 1 2 1 0 2 1
Richie Sexson, R OBP: 0.321, SLG: 0.500 (1, 3)	1-0 F7		1-3 K		3-2 1B		1-0 L7			4 0 1 0 0 1 5
Devon White, S OBP: 0.350, SLG: 0.482 (1, 8)	3-2 G5-3		0-0 2B		1-0 G5-3			2-0 HR		4 1 2 4 0 0 2
José Hernández, R OBP: 0.293, SLG: 0.435 (1, 6)		3-3 K		1-3 K		2-3 K		0-3 K		4 0 0 0 0 4 0
Mike Coolbaugh, R OBP: 0.250, SLG: 0.375 (1, 5) 47 Mike Buddie, R (9, 1)		2-3 K		0-0 1B 1B		0-0 HR		2-1 F8		4 1 2 1 0 1 0 0 0 0 0 0 0 0
Kevin Brown, R OBP: 0.188, SLG: 0.750 (1, 2)		3-3 K		0-3 K		2-2 L5		0-1 F9		4 0 0 0 0 2 1
Nick Neugebauer, R (1, 1) Allen Levraut, R (2, 1) James Mouton, R (6, PH) Mike DeJean, R (7, 1) Luis Lopez, S (9, 5)			0-2 G5-3	1-2 1B		0-0 G1-3			0-1 G5-3	0 0 0 0 0 0 0 2 0 1 0 0 0 0 1 0 0 0 0 0 0 0 0 0 0 0 0 0 1 0 0 0 0 0 0

Inning Stats	R: 1 E: 0 K: 0 S: 12	H: 2 LOB: 1 BB: 0 P: 20	R: 0 E: 0 K: 3 S: 12	H: 0 LOB: 0 BB: 0 P: 20	R: 3 E: 0 K: 1 S: 16	H: 4 LOB: 1 BB: 0 P: 19	R: 0 E: 0 K: 3 S: 15	H: 2 LOB: 2 BB: 0 P: 17	R: 0 E: 0 K: 1 S: 10	H: 1 LOB: 1 BB: 0 P: 19	R: 1 E: 0 K: 1 S: 10	H: 1 LOB: 0 BB: 0 P: 14	R: 0 E: 0 K: 1 S: 10	H: 0 LOB: 1 BB: 1 P: 16	R: 1 E: 0 K: 1 S: 9	H: 1 LOB: 0 BB: 0 P: 13	R: 0 E: 0 K: 0 S: 7	H: 0 LOB: 0 BB: 0 P: 10	1B: 6 2B: 3 3B: 0 HR: 2	SF: 0 SAC: 0 DP: 0 HBP: 0	WP: 0 PB: 0 SB: 0 CS: 0	PA: 38
--------------	-------------------------------	----------------------------------	-------------------------------	----------------------------------	-------------------------------	----------------------------------	-------------------------------	----------------------------------	-------------------------------	----------------------------------	-------------------------------	----------------------------------	-------------------------------	----------------------------------	------------------------------	----------------------------------	------------------------------	----------------------------------	----------------------------------	------------------------------------	----------------------------------	--------

PITCHER	IP	WLS	BF	H	R	ER	SO	BB	IBB	HBP	BLK	WP	HR	S	P	ERA	WHIP
Denny Neagle, L ERA: 5.16 (1, 1)	6.0		27	10	5	5	9	0	0	0	0	0	1	75	109	7.50	1.667
Kane Davis, R ERA: 3.76 (7, 1)	2.0		8	1	1	1	2	1	0	0	0	0	1	19	29	4.50	1.000
Gabe White, L ERA: 6.16 (9, 1)	1.0		3	0	0	0	0	0	0	0	0	0	0	7	10	0.00	0.000

BOTTOM

Colorado Rockies @ Milwaukee Brewers
Miller Park, Milwaukee, WI

Fri Aug 24 2001, 7:05 PM CDT
Att: 40,657 - Cloudy - 69 F

AB	37
R	6
H	11
RBI	6
BB	1
SO	11
LOB	12

livebaseballscorecards.com



Batter	1	2	3	4	5	6	7	8	9	AB R H RBI BB SO LOB	TOP											
Juan Pierre, L (1, 8) OBP: 0.376, SLG: 0.402	1-0 G2-3		1-0 17 BB HBP 1B	2-2 F7		0-0 17 BB 2B	0-0 1B		1-2 G3	6 1 3 1 0 0 5												
Jose Ortiz, R (1, 4) OBP: 0.295, SLG: 0.424	1-3 K		1-0 17 BB HBP 1-2		2-2 G5-3	4-2 17 BB 2B BB	2-1 L5			3 1 0 0 1 1 2												
17 Todd Helton, L (1, 3) OBP: 0.434, SLG: 0.688	4-0 FC5-4 BB		4-1 FC6-4 BB 1-2 2-3		4-2 1B FC3-2 BB	4-0 2B BB 1-2 2-3			3-3 K	1 1 0 0 4 1 0												
Jeff Cirillo, R (1, 5) OBP: 0.367, SLG: 0.479	0-0 FC5-4 1-2f		0-1 FC6-4 1-2f		0-0 BB FC3-2 1B 1-3	0-0 P3			2-3 K	5 0 1 0 0 1 7												
Greg Norton, S (1, 7) Terry Shumpert, R (7, 7) OBP: 0.320, SLG: 0.522 OBP: 0.310, SLG: 0.408					3-1 E6 BB G4-3	0-0 FC3-2 BB 1-2 3-H	3-1 2B 1-H 2-H 3-H		2-2 F9	4 0 1 3 0 0 2 1 0 0 0 0 0 0												
Alex Ochoa, R (1, 9) OBP: 0.340, SLG: 0.412					1-0 G4-3 1-2	4-1 FC6-4 BB 1-2 2-3			1-0 F9	4 0 0 0 1 1 2												
Juan Uribe, R (1, 6) OBP: 0.322, SLG: 0.450					0-2 G6-3	0-0 FC6-4 1-2f			0-0 G4-3 2B	5 0 1 0 0 0 4												
Gary Bennett, R (1, 2) OBP: 0.308, SLG: 0.325					3-2 G4-3	4-0 BB IBB			0-2 G4-3 2-3	4 1 1 0 1 1 1												
John Thomson, R (1, 1) Adam Melhuse, S (7, PH) Justin Speier, R (7, 1) Gabe White, L (7, 1) Dan Miceli, R (8, 1) Larry Walker, L (9, PH) OBP: 0.200, SLG: 0.143 OBP: 0.233, SLG: 0.258					0-0 F8	4-2 BB			4-0 IBB	1 0 0 0 1 0 0 1 0 1 0 1 0 0												
Inning Stats	R: 0 E: 0 K: 1 S: 5	H: 0 LOB: 1 BB: 1 P: 11	R: 0 E: 0 K: 0 S: 5	H: 0 LOB: 0 BB: 0 P: 9	R: 0 E: 0 K: 0 S: 8	H: 1 LOB: 3 BB: 1 P: 17	R: 0 E: 1 K: 0 S: 11	H: 0 LOB: 3 BB: 2 P: 25	R: 0 E: 0 K: 0 S: 10	H: 1 LOB: 3 BB: 2 P: 20	R: 4 E: 0 K: 1 S: 16	H: 3 LOB: 1 BB: 2 P: 29	R: 0 E: 0 K: 1 S: 10	H: 2 LOB: 2 BB: 0 P: 16	R: 0 E: 0 K: 2 S: 9	H: 0 LOB: 0 BB: 0 P: 16	R: 0 E: 0 K: 0 S: 9	H: 1 LOB: 2 BB: 1 P: 15	1B: 5 2B: 3 3B: 0 HR: 0	SF: 0 SAC: 1 DP: 0 HBP: 1	WP: 0 PB: 0 SB: 0 CS: 0	PA: 46
PITCHER	IP WLS BF H R ER SO BB IBB HBP BLK WP HR S P ERA WHIP																				PITCHER	IP WLS BF H R ER SO BB IBB HBP BLK WP HR S P ERA WHIP
Jamey Wright, R (1, 1) ERA: 4.27	6.0 W 33 5 4 4 2 7 1 1 0 0 0 55 111 6.00 2.000																					
Mike DeJean, R (7, 1) ERA: 2.61	1.0 W 5 2 0 0 1 0 0 0 0 0 0 10 16 0.00 2.000																					
Chad Fox, R (8, 1) ERA: 1.86	1.0 H 3 0 0 0 2 0 0 0 0 0 0 9 16 0.00 0.000																					
Curt Leskanic, R (9, 1) ERA: 3.62	1.0 S 5 1 0 0 0 0 1 0 0 0 0 9 15 0.00 1.000																					

Colorado Rockies @ Milwaukee Brewers
 Miller Park, Milwaukee, WI
 Sat Aug 25 2001, 6:05 PM CDT
 Att: 42,139 - Dome - 72 F

livebaseballscorecards.com

AB	35
R	4
H	8
RBI	4
BB	9
SO	5
LOB	23



Batter	1	2	3	4	5	6	7	8	9
Devon White, S (1, 8) OBP: 0.353, SLG: 0.485 James Mouton, R (5, PR) OBP: 0.310, SLG: 0.371 (6, 8)	1-3 K		4-2 S BB		0-1 1B 2B		2-2 1B 2B	0-3 K	
Mark Loretta, R (1, 4) OBP: 0.349, SLG: 0.368	2-2 1B		4-2 B 1-2 BB		0-0 L3 2-3 1B		0-2 2B 1B		
Jeremy Burnitz, L (1, 9) OBP: 0.352, SLG: 0.515	0-1 P6		1-0 P6		1-2 L3 1-2		2-2 P6		
Richie Sexson, R (1, 3) OBP: 0.323, SLG: 0.501	2-2 F8		0-2 F8		4-2 BB		1-2 HR 2B		
Mark Sweeney, L (1, 7) OBP: 0.347, SLG: 0.460 Lou Collier, R (7, PH) OBP: 0.386, SLG: 0.538 (8, 7)		2-0 F9		0-0 B1-3	1-2 L8		1-0 HR		
José Hernández, R (1, 6) OBP: 0.295, SLG: 0.436		1-2 G3-1		1-1 G3-1 S 1B		0-1 P4	2-0 S 1B		
Luis Lopez, S (1, 5) OBP: 0.306, SLG: 0.346		1-1 HR		3-2 G3-1 1-3		3-1 F8	1-2 G1-6-3		
Henry Blanco, R (1, 2) OBP: 0.289, SLG: 0.322		2-2 P3		4-1 IBB		1-0 HR	1-0 F5		
Jamey Wright, R (1, 1) OBP: 0.246, SLG: 0.222 Angel Echevarria, R (6, PH) OBP: 0.288, SLG: 0.360 Mike DeJean, R (7, 1) Chad Fox, R (8, 1) Mike Coolbaugh, R (8, PH) OBP: 0.244, SLG: 0.366 Curt Leskanic, R (9, 1)			0-2 F9	2-2 P4		0-3 K	1-2 G4-3		

AB	R	H	RBI	BB	SO	LOB
2	0	1	0	1	1	0
2	1	1	0	0	1	0
3	0	3	1	1	0	0
4	0	0	0	0	0	7
3	1	1	0	1	0	3
3	0	0	0	0	0	3
1	1	1	2	0	0	0
4	0	2	0	0	0	0
4	1	1	1	0	0	2
3	1	1	1	1	0	0
2	0	0	0	0	0	2
1	0	0	0	0	1	0
0	0	0	0	0	0	0
0	0	0	0	0	0	0
1	0	0	0	0	0	0
0	0	0	0	0	0	0

AB	R	H	RBI	BB	SO	LOB
33	5	11	5	4	3	17

Inning Stats	R: 0	H: 1	E: 0	K: 12	S: 17	R: 1	H: 1	E: 0	K: 9	S: 15	R: 0	H: 0	E: 0	K: 17	S: 25	R: 0	H: 1	E: 0	K: 0	S: 12	R: 0	H: 2	E: 0	K: 12	S: 18	R: 1	H: 1	E: 0	K: 8	S: 12	R: 3	H: 5	E: 0	K: 20	S: 29	R: 0	H: 0	E: 0	K: 8	S: 10
PITCHER	IP	WLS	BF	H	R	ER	SO	BB	IBB	HBP	BLK	WP	HR	S	P	ERA	WHIP																							
John Thomson, R (1, 1) ERA: 4.47	6.0		27	6	2	2	2	3	1	0	0	0	2	70	109	3.00	1.500																							
Justin Speier, R (7, 1) ERA: 5.5	0.2	H	4	3	2	2	0	0	0	0	0	0	0	15	20	27.00	4.500																							
Gabe White, L (7, 1) ERA: 6.28	0.1	L	3	2	1	1	0	0	0	0	0	0	1	5	9	27.00	6.000																							
Dan Miceli, R (8, 1) ERA: 5.02	1.0		3	0	0	0	1	0	0	0	0	0	0	8	10	0.00	0.000																							

Colorado Rockies @ Milwaukee Brewers
 Miller Park, Milwaukee, WI
 Sat Aug 25 2001, 6:05 PM CDT
 Att: 42,139 - Dome - 72 F


livebaseballscorecards.com



Batter	1	2	3	4	5	6	7	8	9	AB R H RBI BB SO LOB	TOP										
Juan Pierre, L (1, 8) OBP: 0.376, SLG: 0.402	1-0 L4	0-1 F9			2-1 HR 1B	0-2 F8			0-0 SH2-4 1B	5 1 2 0 0 0 3											
Jose Ortiz, R (1, 4) OBP: 0.300, SLG: 0.422	4-2 BB		0-2 G2-3		1-2 HR 1B		0-0 P5		2-0 SH2-4	3 1 1 0 1 0 0											
Larry Walker, L (1, 9) OBP: 0.438, SLG: 0.676	3-3 K		1-3 K		2-2 HR 1B		3-2 G6-3		4-2 BB	4 1 1 3 1 2 1											
17 Todd Helton, L (1, 3) OBP: 0.435, SLG: 0.689	4-0 IBB		0-0 K		0-3 K		2-2 K		1-0 F9	4 0 2 0 1 1 2											
Jeff Cirillo, R (1, 5) OBP: 0.365, SLG: 0.474	0-3 K		4-2 BB		2-0 G6-3		1-2 F3		0-0 F8	4 0 0 0 1 1 5											
Juan Uribe, R (1, 6) OBP: 0.313, SLG: 0.438		2-3 K	2-3 K		2-2 F9			0-0 G5-3		4 0 0 0 0 2 2											
Mario Encarnacion, R (1, 7)		4-2 BB		1-0 F9		2-1 L8		4-2 BB		2 0 0 0 2 0 0											
Sal Fasano, R (1, 2) OBP: 0.253, SLG: 0.273		2-0 BB		2-3 K		1-0 G6-3		0-2 FC1-6		4 0 1 0 0 1 1											
Mike Hampton, R (1, 1) OBP: 0.310, SLG: 0.609		2-3 K		2-2 G1-3		3-2 K		0-3 K		4 0 1 0 0 2 3											
Jay Powell, R (8, 1)										0 0 0 0 0 0 0											
Inning Stats	R: 0 E: 0 K: 2 S: 10	H: 0 LOB: 2 BB: 2 P: 22	R: 0 E: 0 K: 2 S: 15	H: 1 LOB: 2 BB: 1 P: 25	R: 0 E: 0 K: 2 S: 14	H: 1 LOB: 2 BB: 1 P: 21	R: 0 E: 0 K: 1 S: 7	H: 0 LOB: 0 BB: 0 P: 12	R: 3 E: 0 K: 1 S: 22	H: 3 LOB: 0 BB: 0 P: 30	R: 0 E: 0 K: 0 S: 11	H: 1 LOB: 1 BB: 0 P: 17	R: 0 E: 0 K: 0 S: 11	H: 1 LOB: 1 BB: 0 P: 17	R: 0 E: 0 K: 1 S: 11	H: 0 LOB: 1 BB: 1 P: 15	R: 0 E: 0 K: 0 S: 7	H: 1 LOB: 2 BB: 1 P: 14	1B: 6 2B: 1 3B: 0 HR: 1	SF: 0 SAC: 1 DP: 0 HBP: 0	WP: 0 PA: 41 PB: 0 SB: 2 CS: 0
PITCHER	IP WLS BF H R ER SO BB IBB HBP BLK WP HR S P ERA WHIP																				
Ruben Quevedo, R (1, 1) ERA: 4.4	5.0 L 24 5 3 3 8 3 1 0 0 0 1 68 110 5.40 1.600																				
Gus Gandarillas, R (6, 1) ERA: 5.4	1.1 5 1 0 0 0 0 0 0 0 0 0 0 12 18 0.00 0.750																				
Ray King, L (7, 1) ERA: 4.09	0.1 2 1 0 0 0 0 0 0 0 0 0 0 7 12 0.00 3.000																				
Chad Fox, R (7, 1) ERA: 1.81	1.1 5 0 0 0 1 1 0 0 0 0 0 0 14 19 0.00 0.750																				
Curt Leskanic, R (9, 1) ERA: 3.56	1.0 5 1 0 0 0 0 1 0 0 0 0 0 7 14 0.00 2.000																				

Colorado Rockies @ Milwaukee Brewers
 Miller Park, Milwaukee, WI
 Sun Aug 26 2001, 1:05 PM CDT
 Att. 42,239 - Sunny - 79 F

AB	34
R	3
H	8
RBI	3
BB	6
SO	9
LOB	17



WP: 0	PA: 41
PB: 0	
SB: 2	
CS: 0	

Batter	1	2	3	4	5	6	7	8	9	AB	R	H	RBI	BB	SO	LOB
James Mouton, R OBP: 0.308, SLG: 0.361 (1, 8)	1-1 P4		3-3 K		3-2 FC6-4 HBP		1-0 F8			3	0	0	0	0	1	0
Mark Loretta, R OBP: 0.351, SLG: 0.368 (1, 4)	4-0 WP G2-3 BB		3-2 F9		0-1 FC6-4 1-2f			0-1 G1-3 1B		3	0	1	0	1	0	2
Jeremy Burnitz, L OBP: 0.350, SLG: 0.510 (1, 9)	0-0 G2-3 1-2			2-3 K		2-3 K		1-1 G1-3 1-2		4	0	0	0	0	2	2
Richie Sexson, R OBP: 0.324, SLG: 0.500 (1, 3)	4-1			2-1 CS 1B		0-1 G5-3		2-3 K		3	0	1	0	1	1	1
José Hernández, R OBP: 0.295, SLG: 0.437 (1, 6)	1-3 K			3-3 K 1-2		1-1 1B 2B		3-3 K		4	1	1	0	0	3	4
Lou Collier, R OBP: 0.396, SLG: 0.524 (1, 7)		0-0 F9			4-1 1B G5-4-3 BB	0-0 1B		1-1 G4-3		3	1	1	1	1	0	0
Mike Coolbaugh, R OBP: 0.250, SLG: 0.364 (1, 5)		1-1 G5-3			0-0 G5-4-3 1B	0-0 G5-3		3-3 K		3	0	1	0	0	0	1
Chad Fox, R (7, 1)					1-3 1B					0	0	0	0	0	0	0
Curt Leskanic, R (9, 1)										0	0	0	0	0	0	0
Mark Sweeney, L (9, PH) OBP: 0.342, SLG: 0.453										1	0	0	0	0	1	0
Henry Blanco, R OBP: 0.286, SLG: 0.318 (1, 2)		1-3 K			0-0 G5-4-3 1-2f 3-H		3-2 G6-3		3-3 K	3	0	0	0	0	1	1
Devon White, S (9, PH) OBP: 0.352, SLG: 0.484										1	0	0	0	0	1	0
Ruben Quevedo, R OBP: 0.143, SLG: 0.143 (1, 1)			1-3 K		3-0 2B		1-0 G6-3			1	0	0	0	0	1	0
Angel Echevarria, R OBP: 0.294, SLG: 0.374 (5, PH)										1	0	1	0	0	0	0
Gus Gandarillas, R (6, 1)										0	0	0	0	0	0	0
Ray King, L (7, 1)										0	0	0	0	0	0	0
Luis Lopez, S (7, 5) OBP: 0.304, SLG: 0.344										1	0	0	0	0	0	0

Inning Stats	R: 0	H: 0	E: 0	K: 1	S: 7	H: 0	LOB: 2	BB: 2	P: 17	R: 0	H: 0	E: 0	K: 1	S: 7	H: 0	LOB: 0	BB: 0	P: 9	R: 0	H: 0	E: 0	K: 2	S: 9	H: 0	LOB: 0	BB: 0	P: 16	R: 0	H: 1	E: 0	K: 2	S: 8	H: 2	LOB: 1	BB: 0	P: 15	R: 1	H: 2	E: 0	K: 0	S: 9	H: 2	LOB: 2	BB: 1	P: 19	R: 1	H: 2	E: 0	K: 1	S: 9	H: 2	LOB: 1	BB: 0	P: 12	R: 0	H: 0	E: 0	K: 0	S: 5	H: 0	LOB: 0	BB: 0	P: 10	R: 0	H: 1	E: 0	K: 2	S: 10	H: 0	LOB: 1	BB: 0	P: 16	R: 0	H: 0	E: 0	K: 2	S: 8	H: 0	LOB: 0	BB: 0	P: 15	1B: 4	2B: 3	3B: 0	HR: 0	SF: 0	SAC: 0	DP: 2	HBP: 1	WP: 1	PB: 0	SB: 0	CS: 1	PA: 35
PITCHER	IP	WLS	BF	H	R	ER	SO	BB	IBB	HBP	BLK	WP	HR	S	P	ERA	WHIP																																																																													
Mike Hampton, L (1, 1) ERA: 5.14	7.1	W	30	6	2	2	7	3	0	1	0	1	0	58	103	2.46	1.227																																																																													
Jay Powell, R (8, 1) ERA: 3.32	1.2	S	5	0	0	0	4	0	0	0	0	0	0	14	26	0.00	0.000																																																																													

BOTTOM

Colorado Rockies @ Milwaukee Brewers
Miller Park, Milwaukee, WI
Sun Aug 26 2001, 1:05 PM CDT
Att: 42,239 - Sunny - 79 F

livebaseballscores.com

AB	31
R	2
H	6
RBI	1
BB	3
SO	11
LOB	11



Batter	1	2	3	4	5	6	7	8	9	AB R H RBI BB SO LOB	TOP									
Gary Matthews, S OBP: 0.332, SLG: 0.392 (1, 8)	2-1 G4-3		2-1 FC6-4		1-2 2B		4-2 BB		3-2 F8 1B 1B	4 0 2 1 1 0 2										
Rob Mackowiak, L OBP: 0.349, SLG: 0.423 (1, 4) (8, 9)	2-3 K		3-1 F8		2-1 L6		0-0 F7		1-2 F8 1B	5 0 1 0 0 1 4										
Aramis Ramirez, R OBP: 0.349, SLG: 0.533 (1, 5)	0-0 F8			2-1 FC3-6 1B		0-0 G5-3		2-1 18 S 1B 1B	0-2 F8 1-2 2-3	5 1 2 0 0 0 3										
Brian Giles, L OBP: 0.393, SLG: 0.607 (1, 7)		4-1 G5-4-3 BB		1-1 FC3-6 18 1B E		4-0 F9 18 G6-3 1B		1-3 K 1B	4-0 18 G6-4-3 IBB	2 2 0 0 3 1 2										
18 Jason Kendall, R OBP: 0.336, SLG: 0.378 (1, 2)		2-0 F9		1-1 E5 1B		1-2 G6-3		1-2 G6-3	3-1 G6-4-3	5 0 1 0 0 0 6										
Kevin Young, R OBP: 0.303, SLG: 0.399 (1, 3)		2-2 G5-4-3		2-3 K		2-0 F9		4-2 1B 3B BB		3 1 0 0 1 1 3										
Craig Wilson, R OBP: 0.360, SLG: 0.557 (1, 9)			1-1 FC6-4 S HBP		0-0 G6-3		2-1 CS 1B	1-1 3B 1B		3 1 2 2 0 0 1										
2 Jack Wilson, R OBP: 0.251, SLG: 0.317 (8, 6)							3-1 CS 1B	1-3 2-H 3B 1B		0 0 0 0 0 0 0										
Abraham Nunez, S OBP: 0.325, SLG: 0.339 (1, 6) (8, 4)			2-3 K		1-0 SH2-3 2B 1B		1-1 G4-3	1-2 1-H 3-H 3B		4 1 2 2 0 1 1										
Tony McKnight, L (1, 1)			4-1 FC6-4 BB		0-0 SH2-3		0-3 K	2-3 K2-3		0 0 0 0 0 1 0 0										
Adam Hyzdu, R OBP: 0.222, SLG: 0.468 (7, PH)										1 0 0 0 0 0 1 0										
Scott Sauerbeck, R (7, 1)										0 0 0 0 0 0 0 0										
Keith Osik, R OBP: 0.292, SLG: 0.297 (8, PH)										1 0 0 0 0 0 1 1										
Josias Manzanillo, R (8, 1)										0 0 0 0 0 0 0 0										
Mike Fetters, R (8, 1)										0 0 0 0 0 0 0 0										
Inning Stats	R: 0 E: 0 K: 1 S: 6	H: 0 LOB: 0 BB: 0 P: 10	R: 0 E: 0 K: 0 S: 5	H: 0 LOB: 0 BB: 1 P: 13	R: 0 E: 0 K: 1 S: 10	H: 0 LOB: 2 BB: 1 P: 21	R: 1 E: 1 K: 1 S: 12	H: 2 LOB: 1 BB: 0 P: 18	R: 1 E: 0 K: 0 S: 8	H: 1 LOB: 0 BB: 1 P: 16	R: 0 E: 0 K: 1 S: 8	H: 0 LOB: 1 BB: 1 P: 13	R: 3 E: 0 K: 2 S: 18	H: 3 LOB: 1 BB: 1 P: 30	R: 0 E: 0 K: 0 S: 11	H: 2 LOB: 2 BB: 1 P: 22	1B: 8 2B: 1 3B: 1 HR: 0	SF: 0 SAC: 1 DP: 2 HBP: 1	WP: 0 PB: 0 SB: 2 CS: 1	PA: 42
PITCHER	IP WLS BF H R ER SO BB IBB HBP BLK WP HR S P ERA WHIP																			IP WLS BF H R ER SO BB IBB HBP BLK WP HR S P ERA WHIP
Mac Suzuki, R ERA: 5.56 (1, 1)	6.0 5 3 2 3 3 0 1 0 0 0 0 0 47 90 3.00 1.333																			
Mike DeJean, R ERA: 2.7 (7, 1)	1.0 H 5 1 1 1 1 1 0 0 0 0 0 10 17 9.00 2.000																			
Ray King, L ERA: 4.06 (8, 1)	0.1 H 1 0 0 0 1 0 0 0 0 0 0 3 4 0.00 0.000																			
Curt Leskanic, R ERA: 3.82 (8, 1)	0.2 L 5 2 2 2 1 1 0 0 0 0 0 13 22 27.00 4.500																			
Gus Gandarillas, R ERA: 4.5 (9, 1)	1.0 5 2 0 0 0 0 0 1 0 0 0 0 11 22 0.00 2.000																			

Pittsburgh Pirates @ Milwaukee Brewers
 Miller Park, Milwaukee, WI
 Tue Aug 28 2001, 7:05 PM CDT
 Att. 23,579 - Sunny - 73 F

AB	33
R	6
H	10
RBI	5
BB	6
SO	6
LOB	23



WP	0	PA	42
PB	0		
SB	2		
CS	1		

BOTTOM

Pittsburgh Pirates @ Milwaukee Brewers
 Miller Park, Milwaukee, WI
 Tue Aug 28 2001, 7:05 PM CDT
 Att. 23,579 - Sunny - 73 F

livebaseballscorecards.com

AB	36
R	5
H	11
RBI	5
BB	3
SO	7
LOB	19



WP: 0	PA: 41
PB: 0	
SB: 1	
CS: 0	

AB R H RBI BB SO LOB

4	1	1	1	0	1	2
4	0	1	1	1	0	2
0	0	0	0	0	0	0
5	0	0	0	0	1	5
3	1	1	1	2	1	0
4	1	1	0	0	1	1
0	0	0	0	0	0	0
0	0	0	0	0	0	0
1	0	0	0	0	1	3
4	1	1	0	0	1	1
4	1	3	1	0	0	0
3	0	1	0	0	0	2
2	0	0	0	0	1	3
1	0	1	1	0	0	0
0	0	0	0	0	0	0
0	0	0	0	0	0	0
1	0	1	0	0	0	0

1B: 9	SF: 1
2B: 1	SAC: 1
3B: 0	DP: 0
HR: 1	HBP: 0

IP	WLS	BF	H	R	ER	SO	BB	IBB	HBP	BLK	WP	HR	S	P	ERA	WHIP
6.0		29	9	4	4	3	2	0	0	0	0	1	62	94	6.00	1.833
1.0	W	3	0	0	0	3	0	0	0	0	0	0	9	11	0.00	0.000
1.0	H	3	0	0	0	0	0	0	0	0	0	0	7	12	0.00	0.000
1.0	S	6	2	1	1	1	0	1	0	0	0	0	11	20	9.00	2.000

Batter	1	2	3	4	5	6	7	8	9
Lou Collier, R OBP: 0.379, SLG: 0.469 (1, 8)	G6-3 1-2		S 0-1 1B	SF8 1-0		K 1-3			FC6-4 0-1 2B
Mark Loretta, R OBP: 0.352, SLG: 0.368 James Mouton, R OBP: 0.311, SLG: 0.357 (1, 4)	F7 1-2		G6-3 1-0	BB 4-0		FC6-4 2-0			G4-3 3-2 2B
Jeremy Burnitz, L OBP: 0.349, SLG: 0.511 (1, 9)	G4-3 3-2		L3 0-0	F7 1-0			K 1-3		G4-3 0-1 2-3
Richie Sexson, R OBP: 0.327, SLG: 0.517 (1, 3)		BB 4-2 1B		HR 2-0	G6-3 1-1		K 0-3		IBB 4-0
Geoff Jenkins, L OBP: 0.338, SLG: 0.462 Curt Leskanic, R Gus Gandarillas, R Angel Echevarria, R OBP: 0.291, SLG: 0.371 (1, 7)		BB 3-1 BB	F8 1-0	1B 0-1	G3-1 0-1		K 1-3		K 1-3
José Hernández, R OBP: 0.295, SLG: 0.443 (1, 6)		K 1-3		1B 0-1 1B	P6 3-2			G6-3 0-0	
Luis Lopez, S OBP: 0.314, SLG: 0.354 (1, 5)		1B 1-0		SF8 1-0 1B		SH1-3 0-0 1B		F9 2-1	
Henry Blanco, R OBP: 0.289, SLG: 0.322 (1, 2)	F7 1-2			BB 0-1 1B		SH1-3 0-0		F7 3-2	
Mac Suzuki, R Devon White, S Mike DeJean, R Ray King, L Mark Sweeney, L OBP: 0.351, SLG: 0.462 (1, 1)			G6-3 0-1	K 0-3		FC6-4 2-2 1B			FC6-4 1-0 1B

Inning Stats	R	H	E	K	S	H	LOB	BB	IBB	HBP	BLK	WP	HR	S	P	ERA	WHIP
	0	0	0	10	15	1	2	1	0	0	0	0	0	7	15	0	0
	0	0	0	11	21	1	2	1	0	0	0	0	1	22	11	0	0
	0	0	0	7	21	1	1	0	0	0	0	0	0	11	20	9.00	2.000
	0	0	0	15	21	0	0	0	0	0	0	0	0	14	11	0	0
	0	0	0	11	12	0	0	0	0	0	0	0	0	12	11	0	0
	0	0	0	20	20	0	0	0	0	0	0	0	0	14	11	0	0
	0	0	0	11	12	0	0	0	0	0	0	0	0	12	11	0	0
	0	0	0	11	20	0	0	0	0	0	0	0	0	12	11	0	0

PITCHER	IP	WLS	BF	H	R	ER	SO	BB	IBB	HBP	BLK	WP	HR	S	P	ERA	WHIP
Tony McKnight, R ERA: 3.75 (1, 1)	6.0		29	9	4	4	3	2	0	0	0	0	1	62	94	6.00	1.833
Scott Sauerbeck, L ERA: 5.26 (7, 1)	1.0	W	3	0	0	0	3	0	0	0	0	0	0	9	11	0.00	0.000
Josias Manzanillo, R ERA: 3.62 (8, 1)	1.0	H	3	0	0	0	0	0	0	0	0	0	0	7	12	0.00	0.000
Mike Fetters, R ERA: 5.82 (9, 1)	1.0	S	6	2	1	1	1	0	1	0	0	0	0	11	20	9.00	2.000

Batter	1	2	3	4	5	6	7	8	9	AB R H RBI BB SO LOB	TOP											
Gary Matthews, S (1, 8) OBP: 0.330, SLG: 0.387	4-2 HR 2 1B BB	2-2 F7			0-0 G4-3	0-3 K		2-3 K		4 1 0 0 1 2 2												
2 Jack Wilson, R (1, 6) OBP: 0.253, SLG: 0.318	1-2 HR 1B		1-0 2B 1B		1-3 K		3-1 E5 BB 1B 1B	1-2 F9		5 3 2 0 0 1 0												
Aramis Ramirez, R (1, 5) OBP: 0.355, SLG: 0.551	3-1 HR 1-H 2-H		2-1 18 G4-3 2B		4-1 BB		0-1 18 1B BB HBP 1B		2-2 HR	4 3 4 5 1 0 0												
Brian Giles, L (1, 7) OBP: 0.395, SLG: 0.604	4-2 1B BB		4-0 18 G4-3 IBB		1-0 F8		4-2 HBP 18 1B BB G1-2-3		1-1 G4-3	2 0 0 0 3 0 1												
18 Jason Kendall, R (1, 2) OBP: 0.335, SLG: 0.376	2-1 F7		1-0 G4-3 1-2f 2-3		1-3 K		0-1 G1-2-3 HBP 1B 1-2 2-3 3-H		3-2 F8	5 0 1 1 0 1 3												
Rob Mackowiak, L (1, 9) OBP: 0.363, SLG: 0.440	1-1 G6-4-3 1B		0-1 F7		1-2 3B 2B		2-2 G1-2-3 HBP 1B 1-2 2-3 3-H		0-2 BB 1B	4 1 3 1 0 0 1												
Craig Wilson, R (1, 3) OBP: 0.370, SLG: 0.574	1-1 G6-4-3		2-2 G5-4-3 1B		0-0 3B		0-1 G1-2-3 1-2 2-3 3-H		4-2 BB	4 0 2 1 1 0 5												
Pat Meares, R (1, 4) OBP: 0.248, SLG: 0.305		0-1 F8	1-2 G5-4-3 1-2f		0-0 P2		1-1 F8		0-1 G1	3 0 0 0 0 0 2 2 0 0 0 0 0 4												
Abraham Nunez, S (7, PH) OBP: 0.323, SLG: 0.337			0-2 L8		4-1 BB																	
Jimmy Anderson, L (1, 1) OBP: 0.128, SLG: 0.091		1-1 G6-3								2 0 0 0 0 0 0 0 0 0 0 0 0 0 0 0 0 0 0 1 0 0 0 0 0 0 0 0 0 0 1 0 0 0 0 0 0 0 0 0 0 0 0 0 0 0												
Mike Lincoln, R (5, 1) OBP: 0.333, SLG: 0.333																						
Adam Hyzdu, R (6, PH) OBP: 0.234, SLG: 0.468																						
Marc Wilkins, R (6, 1)																						
Mendy López, R (8, PH) OBP: 0.300, SLG: 0.333																						
Josias Manzanillo, R (8, 1)																						
Inning Stats	R: 3 E: 0 K: 0 S: 15	H: 3 LOB: 1 BB: 2 P: 31	R: 0 E: 0 K: 0 S: 7	H: 0 LOB: 0 BB: 0 P: 10	R: 1 E: 0 K: 0 S: 6	H: 2 LOB: 1 BB: 1 P: 14	R: 0 E: 0 K: 0 S: 10	H: 1 LOB: 0 BB: 0 P: 13	R: 0 E: 0 K: 1 S: 6	H: 0 LOB: 1 BB: 1 P: 12	R: 1 E: 0 K: 2 S: 13	H: 2 LOB: 2 BB: 1 P: 19	R: 2 E: 1 K: 0 S: 14	H: 2 LOB: 2 BB: 1 P: 24	R: 0 E: 0 K: 1 S: 7	H: 0 LOB: 0 BB: 0 P: 11	R: 1 E: 0 K: 0 S: 17	H: 2 LOB: 2 BB: 1 P: 27	1B: 7 2B: 2 3B: 1 HR: 2	SF: 0 SAC: 0 DP: 4 HBP: 1	WP: 0 PB: 0 SB: 0 CS: 0	PA: 44
PITCHER	IP WLS BF H R ER SO BB IBB HBP BLK WP HR S P ERA WHIP												PITCHER	IP WLS BF H R ER SO BB IBB HBP BLK WP HR S P ERA WHIP								
Allen Levrault, R (1, 1) ERA: 5.66	5.2 W 27 8 5 5 2 4 1 0 0 0 1 54 96 7.94 2.118																					
Mike DeJean, R (6, 1) ERA: 2.78	1.1 H 8 2 2 1 1 1 0 1 0 0 0 17 27 6.75 2.250																					
Chad Fox, R (8, 1) ERA: 1.91	2.0 S 9 2 1 1 1 1 0 0 0 0 1 24 38 4.50 1.500																					


Pittsburgh Pirates @ Milwaukee Brewers
Miller Park, Milwaukee, WI
 Wed Aug 29 2001, 7:05 PM CDT
 Att. 24,551 - Sunny - 72 F

AB	36
R	8
H	12
RBI	8
BB	7
SO	4
LOB	18



Batter	1	2	3	4	5	6	7	8	9
Lou Collier, R OBP: 0.397, SLG: 0.462 (1, 8)	1-1 1B		4-2 BB	0-0 G5-3	4-1 BB			1-1 F9	
Mark Loretta, R OBP: 0.350, SLG: 0.365 (1, 4)	2-3 K		1-1 G6-3		1B			0-0 G5-3	
Jeremy Burnitz, L OBP: 0.351, SLG: 0.510 (1, 9)	4-2 BB			0-0 2B	2-0 1B			2-1 G4-3	
Richie Sexson, R OBP: 0.330, SLG: 0.517 (1, 3)	0-1 G5-4-3			4-0 1B	1-1 BB			0-0 1B	
Geoff Jenkins, L OBP: 0.340, SLG: 0.469 (1, 7)				1-2 2B	1-0 G4-3			3-2 F7	
José Hernández, R OBP: 0.297, SLG: 0.443 (1, 6)				2-2 2B	4-0 1B			3-3 K	
Mike Coolbaugh, R OBP: 0.278, SLG: 0.420 (1, 5)				2-3 1B	1-0 SF8			1-0 G1-4-3	
Mark Sweeney, L OBP: 0.360, SLG: 0.470 (5, PH)				1-0 2B	2-2 1B				
Luis Lopez, S OBP: 0.313, SLG: 0.352 (6, 5)				1-1 2B	1-3 1B				
Henry Blanco, R OBP: 0.289, SLG: 0.325 (1, 2)				0-1 G4-3	1-2 2B			2-3 K	
Allen Levrault, R OBP: 0.097, SLG: 0.069 (1, 1)				3-2 G5-3	1-2 SF8			2-0 G6-3	
Mike DeJean, R (6, 1)									
Angel Echevarria, R OBP: 0.289, SLG: 0.368 (7, PH)									
Chad Fox, R (8, 1)									

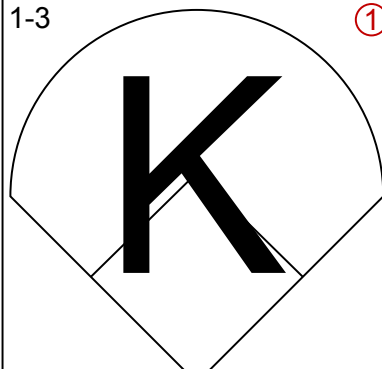
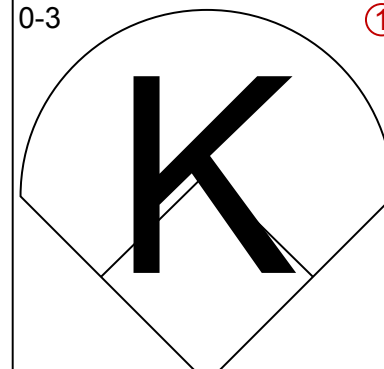
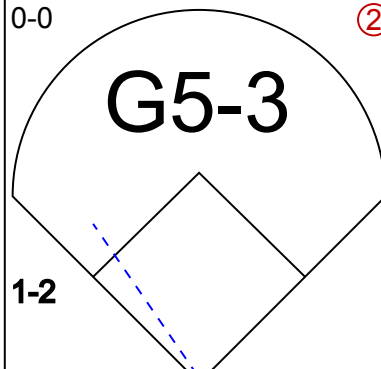
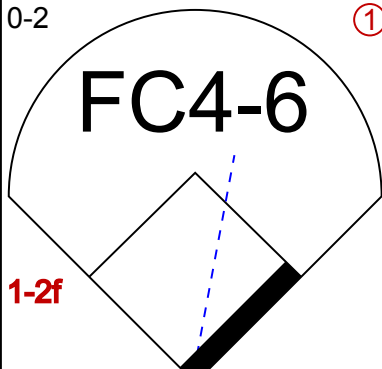
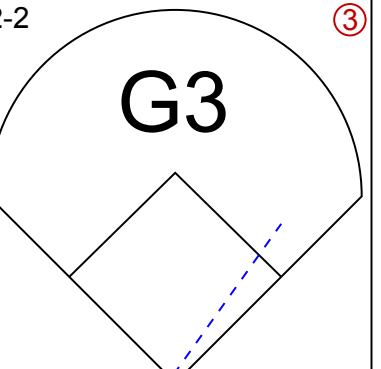
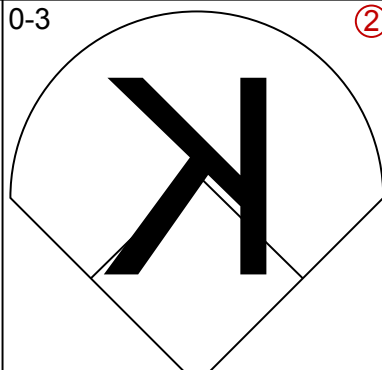
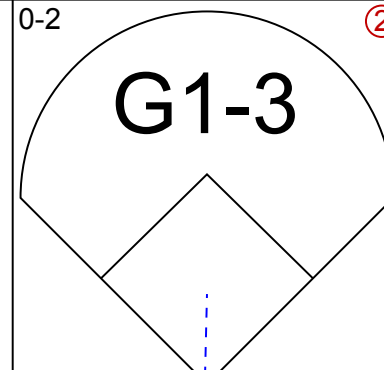
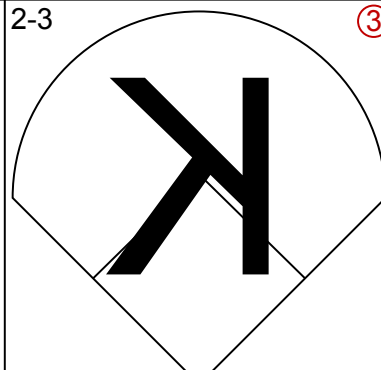
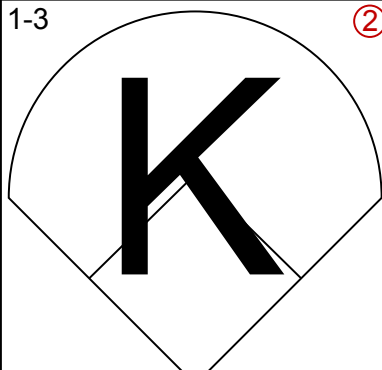
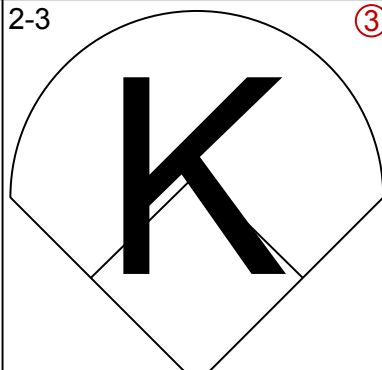
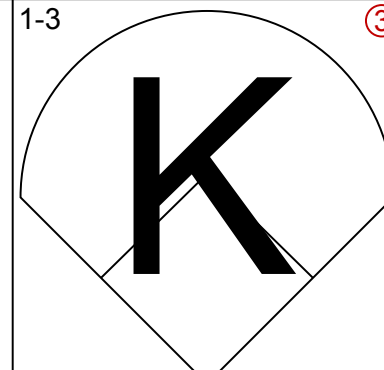
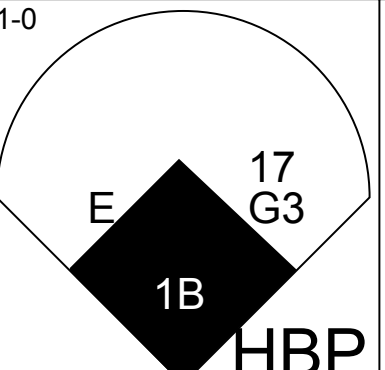
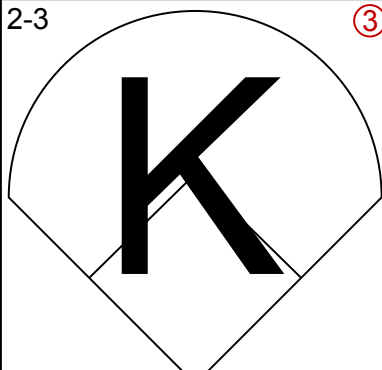
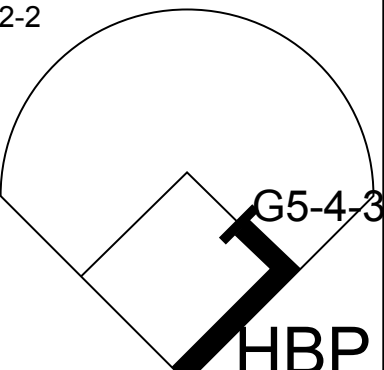
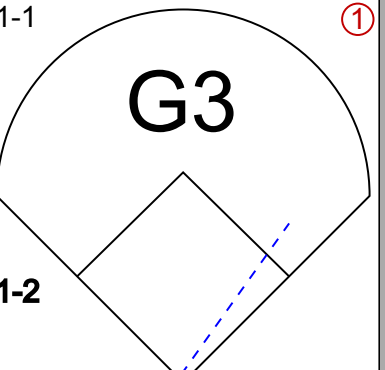
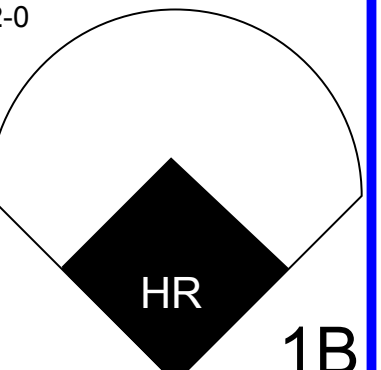
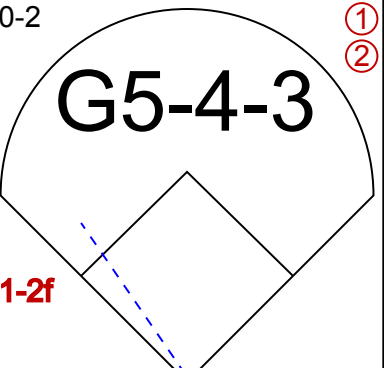
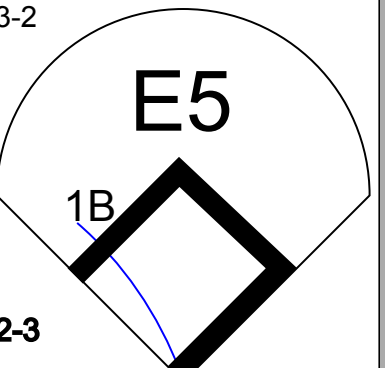
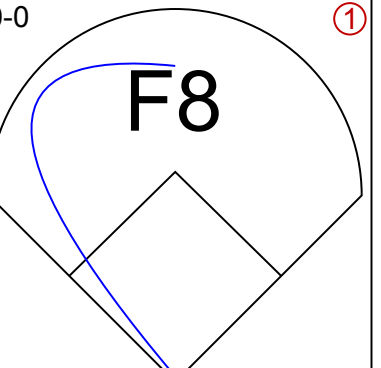
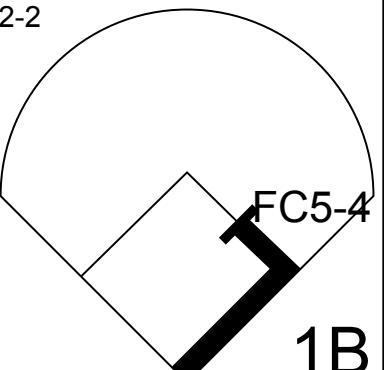
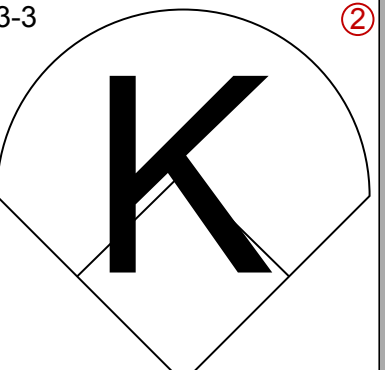
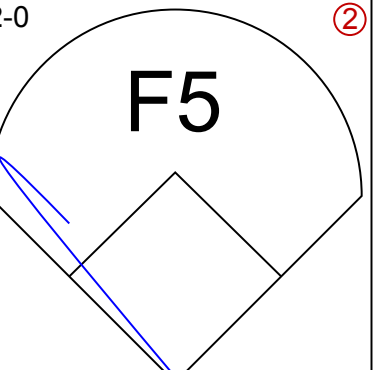
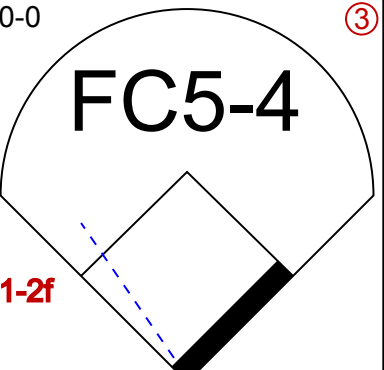
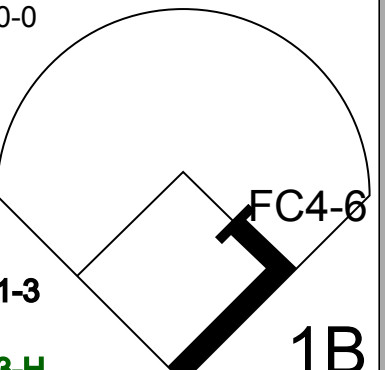
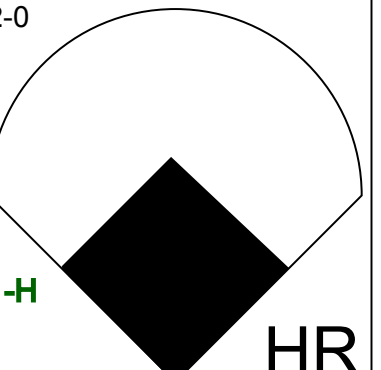
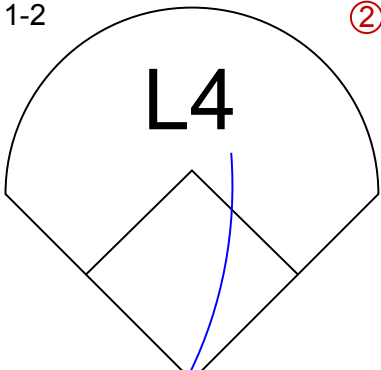
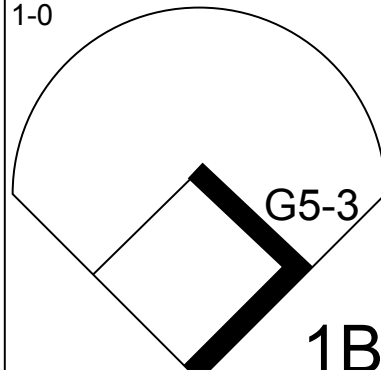
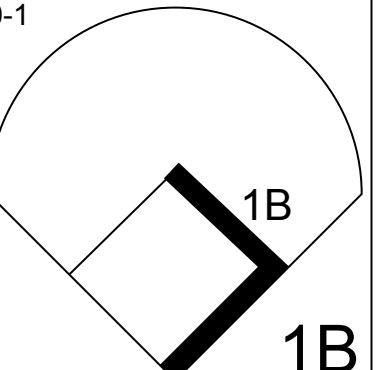
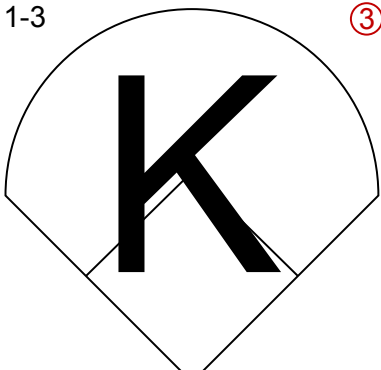
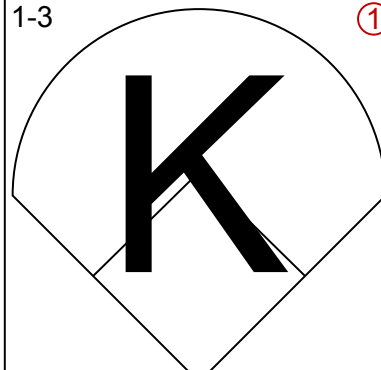
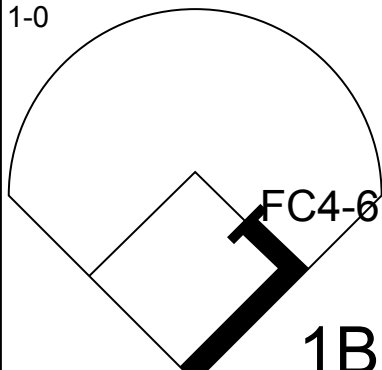
AB	R	H	RBI	BB	SO	LOB
3	0	1	0	2	0	0
5	1	1	0	0	2	5
3	2	1	0	1	0	0
3	2	2	1	1	0	2
4	1	2	1	0	0	3
3	2	1	1	1	1	2
2	1	1	2	0	0	1
1	0	1	2	0	0	0
1	0	0	0	0	0	0
4	0	1	1	0	1	2
2	0	0	1	0	1	2
0	0	0	0	0	0	0
1	0	0	0	0	0	0
0	0	0	0	0	0	0

BOTTOM	
Pittsburgh Pirates @ Milwaukee Brewers	AB 32
Miller Park, Milwaukee, WI	R 9
Wed Aug 29 2001, 7:05 PM CDT	H 11
Att. 24,551 - Sunny - 72 F	RBI 9
	BB 5
	SO 5
	LOB 17
	
WP: 0 PA: 39	
PB: 0 SB: 1 CS: 0	

Inning Stats		R: 0	H: 1	R: 0	H: 1	R: 0	H: 0	R: 5	H: 4	R: 4	H: 4	R: 0	H: 1	R: 0	H: 0	R: 0	H: 0
		E: 0	LOB: 1	E: 0	LOB: 1	E: 0	LOB: 0	E: 0	LOB: 0	E: 0	LOB: 3	E: 0	LOB: 1	E: 0	LOB: 0	E: 0	LOB: 0
		K: 1	BB: 1	K: 0	BB: 0	K: 0	BB: 1	K: 0	BB: 1	K: 2	BB: 2	K: 1	BB: 0	K: 1	BB: 0	K: 0	BB: 0
		S: 13	P: 20	S: 9	P: 15	S: 8	P: 16	S: 16	P: 24	S: 23	P: 45	S: 12	P: 18	S: 6	P: 11	S: 5	P: 8

PITCHER		IP	WLS	BF	H	R	ER	SO	BB	IBB	HBP	BLK	WP	HR	S	P	ERA	WHIP
Jimmy Anderson, L ERA: 5.8 (1, 1)		4.1	L	24	8	9	9	1	4	0	1	0	0	0	51	90	18.69	2.769
Mike Lincoln, R ERA: 1.73 (5, 1)		0.2		5	2	0	0	2	1	0	0	0	0	0	18	30	0.00	4.500
Marc Wilkins, R ERA: 6.75 (6, 1)		2.0		7	1	0	0	2	0	0	0	0	0	0	18	29	0.00	0.500
Josias Manzanillo, R ERA: 3.56 (8, 1)		1.0		3	0	0	0	0	0	0	0	0	0	5	8	0.00	0.000	

WP	HR	S	P	ERA	WHIP
0	0	2	1	0.00	0.000

Batter	1	2	3	4	5	6	7	8	9	AB R H RBI BB SO LOB	TOP											
Craig Biggio, R (1, 4) OBP: 0.386, SLG: 0.472	1-3 			0-3 		0-0 		0-2 	2-2 	5 0 0 0 0 2 4												
Julio Lugo, R (1, 6) OBP: 0.317, SLG: 0.383 Nelson Cruz, R (6, 1) OBP: 0.200, SLG: 0.200 Ron Villone, L (7, 1) Orlando Merced, S (8, PH) Mike Williams, R (8, 1) Billy Wagner, L (9, 1)	0-3 			0-2 		2-3 		1-3 		3 0 0 0 0 2 1 0 0 0 0 0 0 0 0 0 0 0 0 0 0 1 0 0 0 0 0 1 0 0 0 0 0 0 0 0 0 0 0 0 0 0												
5 Jeff Bagwell, R (1, 3) OBP: 0.396, SLG: 0.560	2-3 			1-3 			1-0 	2-3 		3 1 0 0 0 3 1												
17 Lance Berkman, S (1, 7) OBP: 0.430, SLG: 0.637 Glen Barker, S (9, PR) OBP: 0.250, SLG: 0.091 (9, 8)					2-2 		1-1 		2-0 	3 0 2 0 0 0 1 0 1 0 0 0 0 0												
Moises Alou, R (1, 9) OBP: 0.405, SLG: 0.580					0-2 		3-2 		0-0 	4 0 0 0 0 0 4												
Richard Hidalgo, R (1, 8) OBP: 0.358, SLG: 0.460 (9, 7)					2-2 		3-3 		2-0 	4 0 1 0 0 1 4												
Vinny Castilla, R (1, 5) OBP: 0.305, SLG: 0.480					0-0 		0-0 		2-0 	4 1 2 3 0 1 1												
Brad Ausmus, R (1, 2) OBP: 0.278, SLG: 0.341					1-2 		1-0 		0-1 	4 0 2 0 0 0 2												
Dave Micki, R (1, 1) OBP: 0.056, SLG: 0.056 Jose Vizcaino, S (6, PH) OBP: 0.326, SLG: 0.338 (6, 6)					1-3 		1-3 		1-0 	1 0 0 0 0 1 0 3 0 2 0 0 1 1												
Inning Stats	R: 0 E: 0 K: 3 S: 9	H: 0 LOB: 0 BB: 0 P: 12	R: 0 E: 0 K: 0 S: 6	H: 1 LOB: 0 BB: 0 P: 13	R: 0 E: 0 K: 2 S: 9	H: 0 LOB: 0 BB: 0 P: 12	R: 0 E: 0 K: 2 S: 9	H: 0 LOB: 0 BB: 0 P: 10	R: 0 E: 0 K: 0 S: 9	H: 1 LOB: 1 BB: 0 P: 13	R: 0 E: 0 K: 2 S: 8	H: 1 LOB: 1 BB: 0 P: 12	R: 1 E: 1 K: 1 S: 12	H: 1 LOB: 2 BB: 0 P: 21	R: 0 E: 0 K: 2 S: 10	H: 1 LOB: 1 BB: 0 P: 14	R: 2 E: 0 K: 0 S: 11	H: 4 LOB: 2 BB: 0 P: 19	1B: 8 2B: 0 3B: 0 HR: 1	SF: 0 SAC: 0 DP: 2 HBP: 2	WP: 0 PB: 0 SB: 0 CS: 0	PA: 37
PITCHER	IP WLS BF H R ER SO BB IBB HBP BLK WP HR S P ERA WHIP																					
Jamey Wright, R (1, 1) ERA: 4.15	8.2 L 35 8 3 2 12 0 0 2 0 0 1 78 119 2.08 0.923																					
Curt Leskanic, R (9, 1) ERA: 3.79	0.1 2 1 0 0 0 0 0 0 0 0 0 5 7 0.00 3.000																					

Houston Astros @ Milwaukee Brewers
Miller Park, Milwaukee, WI
Fri Aug 31 2001, 7:05 PM CDT
Att. 26,486 - Cloudy - 64 F

livebaseballscorecards.com

AB	35
R	3
H	9
RBI	3
BB	0
SO	12
LOB	20



Batter	1	2	3	4	5	6	7	8	9	AB R H RBI BB SO LOB	TOP														
Craig Biggio, R OBP: 0.385, SLG: 0.470 (1, 4) X	0-0 FC6 1B		1-1 F9		2-2 F9			0-3 K		4 0 1 0 0 1 0															
Julio Lugo, R OBP: 0.319, SLG: 0.386 (1, 6) B X	2-0 FC6 5 HR 1-2f		2-2 CS 2B			0-1 17 FC4-6 5 BB 1B		2-2 G1-3		4 1 2 0 0 0 1															
5 Jeff Bagwell, R OBP: 0.400, SLG: 0.567 (1, 3) S X	0-2 1-H HR		4-1 2-3 BB			4-0 17 FC4-6 1-2 BB 1B		4-2 BB		1 1 1 2 3 0 0															
17 Lance Berkman, S OBP: 0.429, SLG: 0.636 (1, 7) B X	1-2 G3-1			1-2 F8 SF7 2B		0-0 FC4-6 1-2f 2-3 BB		2-3 K		4 1 1 0 0 1 3															
Moises Alou, R OBP: 0.403, SLG: 0.576 Glen Barker, S OBP: 0.250, SLG: 0.091 (1, 9) F B (9, PR) F B (9, 8) F B X	3-2 F9			2-2 F8 2-3		0-1 G6-4-3 1-2f		4-1 CS BB		3 0 0 0 1 0 3 0 0 0 0 0 0 0															
Richard Hidalgo, R OBP: 0.357, SLG: 0.459 (1, 8) B X (9, 9)		1-0 F3		2-0 SF7 3-H		0-0 1B		1-1 L8		3 0 1 1 0 0 1															
Vinny Castilla, R OBP: 0.305, SLG: 0.477 (1, 5) S B X		2-2 G5-3		2-2 L5		1-0 F8		4-2 1-2 BB		3 0 0 0 1 0 1															
Tony Eusebio, R OBP: 0.324, SLG: 0.410 Orlando Merced, S OBP: 0.350, SLG: 0.467 Brad Ausmus, R OBP: 0.278, SLG: 0.341 (1, 2) B X (9, PH) F B (9, 2) F B X		1-0 F3			2-3 K		1-0 F4		1-1 P4	3 0 0 0 0 1 1 1 0 0 0 0 0 1 0 0 0 0 0 0 0															
Shane Reynolds, R OBP: 0.089, SLG: 0.136 Daryle Ward, L OBP: 0.325, SLG: 0.473 Octavio Dotel, R OBP: 0.091, SLG: 0.091 Michael Jackson, R (1, 1) S B (7, PH) F B (7, 1) F B (9, 1) F B X			1-3 K		2-3 K		3-3 K			2 0 0 0 0 2 0 1 0 0 0 0 1 1 0 0 0 0 0 0 0 0 0 0 0 0 0 0															
Inning Stats	R: 2 E: 1 K: 0 S: 13	H: 2 LOB: 0 BB: 0 P: 19	R: 0 E: 0 K: 0 S: 5	H: 0 LOB: 0 BB: 0 P: 9	R: 0 E: 0 K: 1 S: 10	H: 1 LOB: 1 BB: 1 P: 18	R: 1 E: 0 K: 0 S: 13	H: 1 LOB: 0 BB: 0 P: 20	R: 0 E: 0 K: 2 S: 11	H: 0 LOB: 0 BB: 0 P: 17	R: 0 E: 0 K: 0 S: 5	H: 1 LOB: 1 BB: 1 P: 9	R: 0 E: 0 K: 1 S: 6	H: 1 LOB: 1 BB: 0 P: 11	R: 0 E: 0 K: 2 S: 15	H: 0 LOB: 1 BB: 1 P: 22	R: 0 E: 0 K: 0 S: 7	H: 0 LOB: 1 BB: 2 P: 17	1B: 3 2B: 2 3B: 0 HR: 1	SF: 1 SAC: 0 DP: 1 HBP: 0	WP: 0 PB: 0 SB: 0 CS: 2	PA: 35			
PITCHER	IP	WLS	BF	H	R	ER	SO	BB	IBB	HBP	BLK	WP	HR	S	P	ERA	WHIP								
Rocky Coppinger, R ERA: 8.53 (1, 1)	5.0		21	5	3	3	3	2	0	0	0	0	1	54	89	5.40	1.400								
Mike DeJean, R ERA: 2.7 (6, 1)	2.0		6	1	0	0	1	0	0	0	0	0	0	9	14	0.00	0.500								
Chad Fox, R ERA: 1.84 (8, 1)	2.0	W	8	0	0	0	2	3	0	0	0	0	0	22	39	0.00	1.500								

Houston Astros @ Milwaukee Brewers
Miller Park, Milwaukee, WI
Sat Sep 01 2001, 6:05 PM CDT
Att. 28,818 - Cloudy - 64 F

livebaseballscorecards.com

AB	29
R	3
H	6
RBI	3
BB	5
SO	6
LOB	12



Batter	1	2	3	4	5	6	7	8	9	AB	R	H	RBI	BB	SO	LOB
Devon White, S (1, 8) OBP: 0.350, SLG: 0.479	0-3 K		0-0 G3-1			3-2 F7		3-2 G6-3		4	0	0	0	0	1	1
Mark Loretta, R (1, 4) OBP: 0.348, SLG: 0.363	1-1 G5-3		2-1 1B			0-1 L3		1-3 K		4	0	1	1	0	1	0
Jeremy Burnitz, L (1, 9) OBP: 0.349, SLG: 0.506	0-1 F7		3-3 K			0-1 HR		1-3 K		4	1	1	0	0	2	1
Richie Sexson, R (1, 3) OBP: 0.333, SLG: 0.527		4-1 BB		1-0 G4-3		0-0 HR		1-0 HR		3	2	2	3	1	0	0
Geoff Jenkins, L (1, 7) OBP: 0.339, SLG: 0.471		2-3 K		2-3 K		0-1 2B				3	0	1	0	0	2	1
Tyler Houston, L (1, 5) OBP: 0.343, SLG: 0.482		2-0 F7		0-3 K		1-1 F7				3	0	0	0	0	1	2
José Hernández, R (1, 6) OBP: 0.297, SLG: 0.439		2-3 K			0-0 G4-3			0-3 K		3	0	0	0	0	2	1
Kevin Brown, R (1, 2) OBP: 0.211, SLG: 0.684			0-1 G3-1 SH2-4 1B		2-1 G6-3			0-3 K		3	1	1	0	0	1	0
Rocky Coppinger, R (1, 1) Mike DeJean, R (6, 1) Mark Sweeney, L (7, PH) Chad Fox, R (8, 1)			3-1 SH2-4		0-2 P6			2-3 K2-3		1	0	0	0	0	0	0

Inning Stats	R: 0	H: 0	E: 0	K: 1	S: 7	R: 0	H: 0	E: 0	K: 2	S: 11	R: 1	H: 2	E: 0	K: 1	S: 10	R: 0	H: 0	E: 0	K: 2	S: 7	R: 0	H: 0	E: 0	K: 0	S: 7	R: 2	H: 3	E: 0	K: 0	S: 14	R: 0	H: 0	E: 0	K: 3	S: 9	R: 0	H: 0	E: 0	K: 2	S: 9	R: 1	H: 1	E: 0	K: 0	S: 1	1B: 3	2B: 1	3B: 0	HR: 2	SF: 0	SAC: 1	DP: 0	HBP: 0	WP: 0	PB: 0	SB: 0	CS: 0	PA: 31
PITCHER	IP	WLS	BF	H	R	ER	SO	BB	IBB	HBP	BLK	WP	HR	S	P	ERA	WHIP																																									
Shane Reynolds, R (1, 1) ERA: 4.55	6.0		24	5	3	3	6	1	0	0	0	0	0	56	84	4.50	1.000																																									
Octavio Dotel, R (7, 1) ERA: 2.23	2.0		6	0	0	0	5	0	0	0	0	0	0	18	25	0.00	0.000																																									
Michael Jackson, R (9, 1) ERA: 4.32	0.0	L	1	1	1	1	0	0	0	0	0	0	1	1	2	∞	∞																																									

BOTTOM

Houston Astros @ Milwaukee Brewers
Miller Park, Milwaukee, WI
Sat Sep 01 2001, 6:05 PM CDT
Att: 28,818 - Cloudy - 64 F

livebaseballscores.com

AB	29
R	4
H	6
RBI	4
BB	1
SO	11
LOB	6



Batter	1	2	3	4	5	6	7	8	9	AB R H RBI BB SO LOB	TOP											
Jose Vizcaino, S (1, 4) OBP: 0.324, SLG: 0.341	1-0 P6		0-0 SH3 5 1B 2B		2-3 K2-3			0-0 F8		4 1 1 0 0 1 0												
Julio Lugo, R (1, 6) OBP: 0.317, SLG: 0.384	2-3 K		0-0 SH3			3-2 F9		2-0 P4		3 0 0 0 0 1 0												
5 Jeff Bagwell, R (1, 3) OBP: 0.401, SLG: 0.565	4-2 BB		2-0 17 F8 1B			2-2 G4-3		3-3 K		3 0 1 1 1 1 0												
17 Lance Berkman, S (1, 7) OBP: 0.428, SLG: 0.632	0-2 F8		2-1 F8 1-2			0-3 K		4-1 1B BB		3 0 0 0 1 1 2												
Moises Alou, R (1, 9) OBP: 0.404, SLG: 0.576		1-3 K		2-1 F7		0-1 1B 1B		0-0 1B 1B		4 0 2 0 0 1 0												
Richard Hidalgo, R (1, 8) OBP: 0.354, SLG: 0.455		0-0 F2		3-3 K		1-0 F8		2-3 K		4 0 0 0 0 2 3												
Vinny Castilla, R (1, 5) OBP: 0.304, SLG: 0.475		2-2 1B 1B		2-3 K		1-1 L9		0-0 G6-4-3 1-2f		4 0 1 0 0 1 3												
Brad Ausmus, R (1, 2) OBP: 0.281, SLG: 0.344		1-2 1B 1B		0-1 F8		3-2 FC6-4 1B		3-2 FC6-4 1B		3 0 2 0 0 0 0												
Wade Miller, R (1, 1) OBP: 0.222, SLG: 0.231		3-3 K		1-0 F8		0-2 FC6-4				3 0 0 0 0 1 4												
Billy Wagner, L (9, 1)										0 0 0 0 0 0 0												
Inning Stats	R: 0 E: 0 K: 1 S: 9	H: 0 LOB: 1 BB: 1 P: 16	R: 0 E: 0 K: 2 S: 16	H: 2 LOB: 2 BB: 0 P: 23	R: 1 E: 0 K: 0 S: 5	H: 2 LOB: 1 BB: 0 P: 9	R: 0 E: 0 K: 2 S: 10	H: 0 LOB: 0 BB: 0 P: 17	R: 0 E: 0 K: 1 S: 9	H: 0 LOB: 0 BB: 0 P: 12	R: 0 E: 0 K: 1 S: 10	H: 0 LOB: 0 BB: 0 P: 15	R: 0 E: 0 K: 0 S: 11	H: 2 LOB: 2 BB: 0 P: 16	R: 0 E: 0 K: 1 S: 7	H: 0 LOB: 0 BB: 0 P: 12	R: 0 E: 0 K: 1 S: 6	H: 1 LOB: 1 BB: 1 P: 12	1B: 6 2B: 1 3B: 0 HR: 0	SF: 0 SAC: 1 DP: 1 HBP: 0	WP: 0 PB: 0 SB: 0 CS: 0	PA: 34
PITCHER	IP WLS BF H R ER SO BB IBB HBP BLK WP HR S P ERA WHIP																					
Mac Suzuki, R (1, 1) ERA: 5.29	7.0 L 27 6 1 1 7 1 0 0 0 0 0 0 70 108 1.29 1.000																					
47 Mike Buddie, R (8, 1) ERA: 3.45	1.0 3 0 0 0 1 0 0 0 0 0 0 0 7 12 0.00 0.000																					
Curt Leskanic, R (9, 1) ERA: 3.73	1.0 4 1 0 0 1 1 0 0 0 0 0 0 6 12 0.00 2.000																					

Houston Astros @ Milwaukee Brewers
Miller Park, Milwaukee, WI
Sun Sep 02 2001, 1:05 PM CDT
Att. 38,140 - Sunny - 70 F

livebaseballscorecards.com

AB 31
R 1
H 7
RBI 1
BB 2
SO 9
LOB 12



Batter	1	2	3	4	5	6	7	8	9	AB	R	H	RBI	BB	SO	LOB
Lou Collier, R OBP: 0.397, SLG: 0.446 (1, 8)	1-1 L5		1-0 CS 1B			3-2 G5-3		2-0 F9		4	0	1	0	0	0	0
Mark Loretta, R OBP: 0.349, SLG: 0.367 (1, 4)	0-0 E 2B		1-2 CS 1-2	2-2 P4		0-0 L8		1-1 1B		4	0	2	0	0	0	0
Jeremy Burnitz, L OBP: 0.349, SLG: 0.504 (1, 9)	0-3 K			1-3 K		3-0 FC6-4 1B		2-3 K		4	0	1	0	0	3	2
Richie Sexson, R OBP: 0.332, SLG: 0.524 (1, 3)	2-1 G6-3			4-0 BB		0-0 FC6-4 1-2f			3-3 K	3	0	0	0	1	1	2
Geoff Jenkins, L OBP: 0.338, SLG: 0.475 (1, 7)		1-3 K		1-3 K			1-2 FC5-2 3B		0-0 L5	4	0	1	0	0	2	1
Tyler Houston, L OBP: 0.339, SLG: 0.476 (1, 5)		2-2 G4-3			3-3 K		0-3 K		0-3 K	3	0	0	0	0	2	1
Devon White, S OBP: 0.349, SLG: 0.478 (9, PH)										1	0	0	0	0	1	0
José Hernández, R OBP: 0.295, SLG: 0.436 (1, 6)		1-1 F9			2-3 K		0-0 FC5-2			3	0	0	0	0	1	1
Henry Blanco, R OBP: 0.288, SLG: 0.325 (1, 2)			2-3 K2-3		0-0 2B		3-H G5-3			3	0	1	0	0	1	1
Mac Suzuki, R (1, 1)			1-1 G6-3		1-3 K			1-2 F7		2	0	0	0	0	1	1
47 Mike Buddie, R OBP: 0.250, SLG: 0.250 (8, 1)										0	0	0	0	0	0	0
Mark Sweeney, L OBP: 0.351, SLG: 0.456 (8, PH)										1	0	0	0	0	0	0
Curt Leskanic, R (9, 1)										0	0	0	0	0	0	0

Inning Stats	R: 0	H: 1	R: 0	H: 0	R: 0	H: 1	R: 0	H: 1	R: 0	H: 1	R: 0	H: 1	R: 0	H: 1	R: 0	H: 0
	E: 1	LOB: 1	E: 0	LOB: 0	E: 0	LOB: 1	E: 0	LOB: 1	E: 0	LOB: 1	E: 0	LOB: 1	E: 0	LOB: 1	E: 0	LOB: 0
	K: 1	BB: 0	K: 1	BB: 0	K: 2	BB: 1	K: 3	BB: 0	K: 1	BB: 0	K: 1	BB: 0	K: 1	BB: 0	K: 2	BB: 0
	S: 8	P: 11	S: 8	P: 12	S: 11	P: 19	S: 10	P: 16	S: 6	P: 12	S: 10	P: 11	S: 10	P: 16	S: 8	P: 11

PITCHER	IP	WLS	BF	H	R	ER	SO	BB	IBB	HBP	BLK	WP	HR	S	P	ERA	WHIP
Wade Miller, R ERA: 3.65 (1, 1)	8.0	W	30	6	0	0	10	1	0	0	0	0	0	71	110	0.00	0.875
Billy Wagner, L ERA: 2.89 (9, 1)	1.0	S	3	0	0	0	2	0	0	0	0	0	0	8	11	0.00	0.000


BOTTOM

Houston Astros @ Milwaukee Brewers
Miller Park, Milwaukee, WI

Sun Sep 02 2001, 1:05 PM CDT
Att: 38,140 - Sunny - 70 F

AB	32
R	0
H	6
RBI	0
BB	1
SO	12
LOB	9

livebaseballscorecards.com



WP	PA	ERA	WHIP
0	34		
0			
0			
1			

Batter	1	2	3	4	5	6	7	8	9	AB R H RBI BB SO LOB	TOP											
Devon White, S OBP: 0.346, SLG: 0.471 (1, 8)	4-2 FC4-6 1B 2B BB	0-3 K		2-1 G6-3		0-0 F7		0-2 F3	0-0 G3	5 1 0 0 1 1 0												
Mark Loretta, R OBP: 0.353, SLG: 0.369 (1, 4)	0-2 FC4-6 1-2 1B	0-1 BB 1B		0-1 G5-3		0-1 L4		4-1 1B BB 1B		4 2 2 0 1 0 0												
Jeremy Burnitz, L OBP: 0.349, SLG: 0.501 (1, 9)	2-2 FC4-6 2B 1B 1-2f 2-3	4-2 1B BB		3-2 G6-3		0-1 G3		4-0 1B BB 1B		3 2 0 0 2 0 2												
Richie Sexson, R OBP: 0.336, SLG: 0.529 (1, 3)	1-2 1B 2B 3-H	2-2 1B			1-0 FC5-4 1B		0-3 K	1-0 1B 1B 1-2 2-3		5 1 4 2 0 1 0												
Geoff Jenkins, L OBP: 0.342, SLG: 0.479 (1, 7)	4-0 1B IBB E	2-3 K			1-2 FC5-4 BB HR 1-2f		1-0 S 2B	1-0 BB 1B 1-3 2-H 3-H		4 2 2 2 1 1 3												
Tyler Houston, L OBP: 0.340, SLG: 0.472 (1, 5)	3-1 E8 G5-3 1B 1-H 2-H 3-H		3-1 F7		1-3 K		1-3 K	4-1 BB 1-2		4 1 1 2 1 2 2												
José Hernández, R OBP: 0.298, SLG: 0.442 (1, 6)	1-2 G5-3 3-H		2-1 HR		4-1 HR BB 1-2		4-0 S IBB	0-1 L3		3 2 1 2 2 0 3												
Kevin Brown, R OBP: 0.217, SLG: 0.739 (1, 2)	3-3 K		2-2 G6-3		2-0 HR		3-3 K 1-2 2-3		1-0 L9	4 1 1 3 0 2 2 0 0 0 0 0 0 0 1 0 0 0 0 0 0 0 0 0 0 0 0 0												
Mike DeJean, R (7, 1)																						
Mark Sweeney, L OBP: 0.346, SLG: 0.449 (9, PH)																						
47 Mike Buddie, R OBP: 0.250, SLG: 0.250 (9, 1)																						
Jeff D'Amico, R OBP: 0.182, SLG: 0.300 (1, 1)			1-3 K	3-1 P6		1-1 G6-3		2-3 K	3-1 F8	2 0 0 0 0 1 0 1 0 0 0 0 0 0 2 0 0 0 0 1 0												
Mark Leiter, R OBP: 0.200, SLG: 0.200 (4, 1)																						
Henry Blanco, R OBP: 0.287, SLG: 0.323 (7, 2)																						
Inning Stats	R: 5 E: 1 K: 1 S: 22	H: 3 LOB: 0 BB: 2 P: 40	R: 1 E: 0 K: 3 S: 17	H: 2 LOB: 2 BB: 1 P: 26	R: 1 E: 0 K: 0 S: 9	H: 1 LOB: 0 BB: 0 P: 19	R: 0 E: 0 K: 0 S: 7	H: 0 LOB: 0 BB: 0 P: 12	R: 3 E: 0 K: 1 S: 12	H: 2 LOB: 0 BB: 1 P: 22	R: 0 E: 0 K: 0 S: 5	H: 0 LOB: 0 BB: 0 P: 5	R: 0 E: 0 K: 3 S: 13	H: 1 LOB: 2 BB: 1 P: 22	R: 2 E: 0 K: 1 S: 12	H: 2 LOB: 3 BB: 3 P: 28	R: 0 E: 0 K: 0 S: 4	H: 0 LOB: 0 BB: 0 P: 8	1B: 7 2B: 2 3B: 0 HR: 2	SF: 0 SAC: 0 DP: 0 HBP: 0	WP: 0 PB: 0 SB: 2 CS: 0	PA: 46
PITCHER	IP WLS BF H R ER SO BB IBB HBP BLK WP HR S P ERA WHIP																					
Ryan Vogelsong, R ERA: 6.54 (1, 1)	3.0 L 18 6 7 5 4 2 1 0 0 0 0 1 48 85 15.00 2.667																					
Joe Beimel, L ERA: 5.45 (4, 1)	3.0 12 2 3 3 1 1 0 0 0 0 0 1 24 39 9.00 1.000																					
Damaso Marte, L ERA: 4.73 (7, 1)	1.2 9 1 2 2 4 2 1 0 0 0 0 0 20 39 10.80 1.800																					
Josias Manzanillo, R ERA: 3.44 (8, 1)	1.1 7 2 0 0 0 1 0 0 0 0 0 0 9 19 0.00 2.250																					

Milwaukee Brewers @ Pittsburgh Pirates
PNC Park, Pittsburgh, PA
Mon Sep 03 2001, 4:05 PM EDT
Sunny - 82 F

livebaseballscorecards.com

AB	38
R	12
H	11
RBI	11
BB	8
SO	9
LOB	12



BOTTOM

Milwaukee Brewers @ Pittsburgh Pirates

PNC Park, Pittsburgh, PA

Mon Sep 03 2001, 4:05 PM EDT
Sunny - 82 F

livebaseballscorecards.com

AB	36
R	7
H	12
RBI	7
BB	4
SO	7
LOB	18



WP:	0	PA:	43
PB:	1	SB:	1
CS:	0		

AB R H RBI BB SO LOB

4 1 1 0 1 1 0
2 1 0 1 1 0 1
0 0 0 0 0 0 0
1 0 0 0 0 0 0

5 2 4 0 0 1 1

4 1 2 4 1 0 1

4 1 2 0 1 0 3

4 0 2 2 0 0 3

5 0 0 0 0 3 6

4 1 1 0 0 1 3
0 0 0 0 0 0 0

1 0 0 0 0 1 0
0 0 0 0 0 0 0
2 0 0 0 0 0 0

1B: 10 SF: 2
2B: 1 SAC: 1
3B: 0 DP: 0
HR: 1 HBP: 0

Batter	1	2	3	4	5	6	7	8	9
Abraham Nunez, S OBP: 0.326, SLG: 0.340 (1, 4)	G4-3 3-2 X		4-0 1B HR BB	0-0 1B 2-3		3-3 K		0-1 G6-3	
2 Jack Wilson, R OBP: 0.252, SLG: 0.314 Damaso Marte, L (7, 1)	4-0 1B 1B BB		0-1 B2	1-2 SF8		1-0 G1-3		1-1 G1-3	
Adam Hyzdu, R OBP: 0.224, SLG: 0.446 (8, 3)	1B 1B BB		1-2 HR 1B	3-H 1-3 K			1-1 18 PB SF8 BB 1B	0-2 FC4-6 1B	
Aramis Ramirez, R OBP: 0.359, SLG: 0.560 (1, 5)	0-1 1B 1-3 1B		1-2 HR 1B						
Brian Giles, L OBP: 0.398, SLG: 0.610 (1, 7)	0-0 1-2 1B 3-H		0-0 HR 1-H 2-H		3-2 G3		4-2 SF8 18 PB BB	0-0 FC4-6 1B 18 G5-3 1-2	
18 Jason Kendall, R OBP: 0.335, SLG: 0.374 (1, 2)	1-1 F7		1-1 1B		2-0 1B 2B		4-2 S BB	2-2 G5-3 1-2	
Rob Mackowiak, L OBP: 0.349, SLG: 0.424 (1, 9)	0-0 P6		2-1 F5		3-1 1B 2-H		1-0 SF8	1-1 1B 2-3	
Gary Matthews, S OBP: 0.326, SLG: 0.379 (1, 8)		0-0 F7	1-3 K		2-3 K		2-3 K	2-1 G1-3 1-2	
Craig Wilson, R OBP: 0.364, SLG: 0.545 Josias Manzanillo, R (8, 1)		1-3 K		0-2 1B SH3-4 2 SF8 1B	2-2 G5-3		0-0 F9		
Ryan Vogelsong, R OBP: 0.111, SLG: 0.222 Joe Beimel, L OBP: 0.280, SLG: 0.250 Mendy López, R OBP: 0.273, SLG: 0.300 (6, PH) (7, 6)		1-3 K		1-0 SH3-4 1-2		3-2 P4		1-0 F8	

Inning Stats	R: 1	H: 2	E: 0	K: 0	S: 13	H: 0	LOB: 2	BB: 1	P: 21	R: 0	H: 0	E: 0	K: 2	S: 7	H: 0	LOB: 0	BB: 0	P: 9	R: 3	H: 3	E: 0	K: 1	S: 14	H: 2	LOB: 1	BB: 0	P: 16	R: 1	H: 2	E: 0	K: 1	S: 13	H: 0	LOB: 0	BB: 0	P: 14	R: 1	H: 1	E: 0	K: 1	S: 11	H: 0	LOB: 2	BB: 2	P: 23	R: 0	H: 0	E: 0	K: 0	S: 5	H: 0	LOB: 0	BB: 0	P: 7	R: 0	H: 2	E: 0	K: 0	S: 11	H: 2	LOB: 2	BB: 0	P: 16
--------------	------	------	------	------	-------	------	--------	-------	-------	------	------	------	------	------	------	--------	-------	------	------	------	------	------	-------	------	--------	-------	-------	------	------	------	------	-------	------	--------	-------	-------	------	------	------	------	-------	------	--------	-------	-------	------	------	------	------	------	------	--------	-------	------	------	------	------	------	-------	------	--------	-------	-------

PITCHER	IP	WLS	BF	H	R	ER	SO	BB	IBB	HBP	BLK	WP	HR	S	P	ERA	WHIP
Jeff D'Amico, R ERA: 5.81 (1, 1)	3.2		20	7	5	5	3	2	0	0	0	0	1	43	64	12.27	2.455
Mark Leiter, R ERA: 3.48 (4, 1)	2.1	W	9	2	1	1	3	0	0	0	0	0	0	26	46	3.86	0.857
Mike DeJean, R ERA: 2.75 (7, 1)	2.0		9	1	1	1	1	2	0	0	0	0	0	16	30	4.50	1.500
47 Mike Buddie, R ERA: 3.34 (9, 1)	1.0		5	2	0	0	0	0	0	0	0	0	0	11	16	0.00	2.000

Batter	1	2	3	4	5	6	7	8	9	AB	R	H	RBI	BB	SO	LOB
18 Jason Kendall, R (1, 9) OBP: 0.334, SLG: 0.372	0-0 F9		4-0 BB		2-3 K		0-2 P6			3	0	0	0	1	1	1
2 Jack Wilson, R (1, 6) OBP: 0.259, SLG: 0.315	1-0 CS 1B		4-1 BB			2-2 F8	4-2 BB			2	0	1	0	2	0	0
Brian Giles, L (1, 8) (8, 7) OBP: 0.397, SLG: 0.609	3-3 K 1-2		0-1 F2			1-2 2B	0-2 G4-3			4	0	1	0	0	1	5
Aramis Ramirez, R (1, 5) OBP: 0.359, SLG: 0.557		1-2 E5 2B	2-2 F8			4-0 IBB		1-2 L5		3	1	0	0	1	0	2
Kevin Young, R (1, 3) OBP: 0.308, SLG: 0.407		3-2 F9 1-H 2B		0-3 K		1-1 F9		3-2 G1-3		4	0	1	1	0	1	2
Rob Mackowiak, L (1, 7) Gary Matthews, S (8, 8) OBP: 0.343, SLG: 0.416 OBP: 0.325, SLG: 0.378		1-3 K		1-2 F7		2-3 K		2-0 G4-3		3	0	0	0	0	2	3
Keith Osik, R (1, 2) OBP: 0.295, SLG: 0.296		0-0 F9 2-3		3-2 F8			1-1 2B 2B		0-1 F7	4	1	1	0	0	0	1
Pat Meares, R (1, 4) Abraham Nunez, S (9, PH) OBP: 0.246, SLG: 0.305 OBP: 0.325, SLG: 0.339		1-3 K		1-0 F9		0-3 K		2-2 P4		3	0	0	0	0	2	2
Jimmy Anderson, L (1, 1) Warren Morris, L (7, PH) Omar Olivares, R (8, 1) Scott Sauerbeck, R (8, 1) Mike Fetters, R (9, 1) Craig Wilson, R (9, PH) OBP: 0.152, SLG: 0.087 OBP: 0.246, SLG: 0.333 OBP: 0.222, SLG: 0.407			1-3 K		1-2 G6-3		1-1 2B 2-H 2B		0-0 HR	2	0	0	0	0	1	0

Inning Stats	R: 0	H: 1	E: 0	K: 1	S: 6	R: 1	H: 1	E: 1	K: 2	S: 15	R: 0	H: 0	E: 0	K: 1	S: 11	R: 0	H: 0	E: 0	K: 1	S: 10	R: 0	H: 1	E: 0	K: 1	S: 11	R: 1	H: 2	E: 0	K: 1	S: 18	R: 0	H: 0	E: 0	K: 0	S: 7	R: 1	H: 1	E: 0	K: 0	S: 6	1B: 1	2B: 5	3B: 0	HR: 1	SF: 0	SAC: 0	DP: 1	HBP: 0	WP: 0	PB: 0	SB: 0	CS: 1	PA: 36
--------------	------	------	------	------	------	------	------	------	------	-------	------	------	------	------	-------	------	------	------	------	-------	------	------	------	------	-------	------	------	------	------	-------	------	------	------	------	------	------	------	------	------	------	-------	-------	-------	-------	-------	--------	-------	--------	-------	-------	-------	-------	--------

PITCHER	IP	WLS	BF	H	R	ER	SO	BB	IBB	HBP	BLK	WP	HR	S	P	ERA	WHIP
Ruben Quevedo, R (1, 1) ERA: 3.82	6.2		29	5	2	1	8	3	1	0	0	0	0	77	122	1.35	1.200
Ray King, L (7, 1) ERA: 4.03	0.1		1	0	0	0	0	0	0	0	0	0	0	4	4	0.00	0.000
Gus Gandarillas, R (8, 1) ERA: 3.86	1.0		3	0	0	0	0	0	0	0	0	0	0	7	13	0.00	0.000
Chad Fox, R (9, 1) ERA: 1.97	0.2	L	3	1	1	1	0	0	0	0	0	0	1	6	8	13.50	1.500

BOTTOM

Milwaukee Brewers @ Pittsburgh Pirates
PNC Park, Pittsburgh, PA
Mon Sep 03 2001, 7:05 PM EDT
Att: 29,003 - Sunny - 77 F

livebaseballscorecards.com

AB	32
R	3
H	6
RBI	3
BB	4
SO	8
LOB	16



Batter	1	2	3	4	5	6	7	8	9	AB R H RBI BB SO LOB	TOP											
Devon White, S (1, 8) OBP: 0.346, SLG: 0.465	1-1 F9		4-2 BB		1-2 G4-3		2-2 F8		4-1 BB	3 0 0 0 2 0 0	Milwaukee Brewers @ Pittsburgh Pirates PNC Park, Pittsburgh, PA Tue Sep 04 2001, 7:05 PM EDT Att. 17,293 - Sunny - 79 F											
Mark Loretta, R (1, 4) OBP: 0.350, SLG: 0.363	3-2 G4-3		3-1 P4		0-0 1B		1-2 F9		0-3 K	5 0 1 0 0 1 5												
Geoff Jenkins, L (1, 7) OBP: 0.343, SLG: 0.484	0-0 G4-3			1-1 HR	0-1 G3-4-3			1-3 K		4 1 1 1 0 1 1												
Richie Sexson, R (1, 3) Angel Echevarria, R (8, 3) OBP: 0.337, SLG: 0.525 OBP: 0.289, SLG: 0.368		0-1 G4-3		1-2 G6-5-3 HBP		0-1 G6-3		2-3 K		3 0 0 0 0 1 0 0 0 0 0 0 0 0												
Jeremy Burnitz, L (1, 9) OBP: 0.348, SLG: 0.498		4-2 G6-4-3 BB		0-0 G6-5-3 1-2f		2-2 FC1-6 2B		0-0 B1-3		3 0 1 0 1 0 1												
José Hernández, R (1, 6) OBP: 0.301, SLG: 0.447		0-1 G6-4-3 1-2f		2-2 HR		3-2 FC1-6 BB		4-1 G1-3 BB		3 1 1 1 1 0 2												
Luis Lopez, S (1, 5) OBP: 0.326, SLG: 0.367			0-0 F8 2B	0-0 1B		4-0 FC6-4 BB		0-1 F8		3 0 2 0 1 0 1												
Henry Blanco, R (1, 2) Mark Sweeney, L (9, PH) OBP: 0.284, SLG: 0.317 OBP: 0.363, SLG: 0.457			1-2 F8	0-0 F7		2-1 FC6-4		4-2 G1-3 BB		3 0 0 0 0 0 4 0 0 0 0 1 0 0												
Allen Levrault, R (1, 1) Alex Sanchez, L (7, PH) Ray King, L (7, 1) 47 Mike Buddie, R (8, 1) Lou Collier, R (9, PH) OBP: 0.091, SLG: 0.065 OBP: 0.250, SLG: 0.306 OBP: 0.250, SLG: 0.250 OBP: 0.392, SLG: 0.452			0-3 K		3-2 P4		0-2 G5-3		2-0 G1-3	2 0 0 0 0 1 1 1 0 0 0 0 0 0 0 0 0 0 0 0 0 1 0 0 0 0 0 2												
Inning Stats	R: 0 E: 0 K: 0 S: 7	H: 0 LOB: 0 BB: 0 P: 11	R: 0 E: 0 K: 0 S: 6	H: 0 LOB: 0 BB: 1 P: 10	R: 0 E: 0 K: 1 S: 11	H: 1 LOB: 2 BB: 1 P: 19	R: 2 E: 0 K: 0 S: 10	H: 3 LOB: 1 BB: 0 P: 14	R: 0 E: 0 K: 0 S: 12	H: 1 LOB: 1 BB: 0 P: 16		R: 0 E: 0 K: 0 S: 10	H: 1 LOB: 2 BB: 1 P: 21	R: 0 E: 0 K: 0 S: 9	H: 0 LOB: 0 BB: 0 P: 12	R: 0 E: 0 K: 2 S: 7	H: 0 LOB: 0 BB: 0 P: 10	R: 0 E: 0 K: 1 S: 11	H: 0 LOB: 3 BB: 3 P: 25	1B: 2 2B: 2 3B: 0 HR: 2	SF: 0 SAC: 0 DP: 2 HBP: 1	WP: 0 PB: 0 SB: 0 CS: 0
PITCHER	IP WLS BF H R ER SO BB IBB HBP BLK WP HR S P ERA WHIP																					
Bronson Arroyo, R (1, 1) ERA: 5.5	5.0 W 21 5 2 2 1 2 0 1 0 0 0 2 46 70 3.60 1.400																					
Mike Lincoln, R (6, 1) ERA: 2.08	2.0 H 8 1 0 0 0 1 0 0 0 0 0 0 19 33 0.00 1.000																					
Scott Sauerbeck, L (8, 1) ERA: 5.3	1.0 H 3 0 0 0 2 0 0 0 0 0 0 0 7 10 0.00 0.000																					
Mike Fetters, R (9, 1) ERA: 5.75	1.0 S 6 0 0 0 1 3 0 0 0 0 0 0 11 25 0.00 3.000																					

livebaseballscorecards.com

AB	31
R	2
H	6
RBI	2
BB	6
SO	4
LOB	17



Batter	1	2	3	4	5	6	7	8	9	AB R H RBI BB SO LOB	TOP									
Devon White, S (1, 8) OBP: 0.345, SLG: 0.468	0-3 K		0-0 G4-3			0-0 F7			0-2 G6-3 3B	4 1 1 0 0 1 2	Milwaukee Brewers @ Pittsburgh Pirates PNC Park, Pittsburgh, PA Wed Sep 05 2001, 7:05 PM EDT Att. 18,866 - Sunny - 78 F livebaseballscorecards.com									
Mark Loretta, R (1, 4) OBP: 0.346, SLG: 0.359	1-1 G6-3			3-2 G6-3		1-3 K			0-0 G6-3	4 0 0 1 0 1 1										
Geoff Jenkins, L (1, 7) OBP: 0.339, SLG: 0.478	3-3 K			0-0 F7					0-2 G3	4 0 0 0 0 2 0										
Richie Sexson, R (1, 3) OBP: 0.336, SLG: 0.523		0-1 F9		1-2 F9			1-0 FC1-5 1B		0-2 G5-3	4 0 1 0 0 0 0										
Jeremy Burnitz, L (1, 9) OBP: 0.346, SLG: 0.495		3-3 K			1-3 K		1-1 FC1-5 FC6-4 1-2f			3 0 0 0 0 2 1										
José Hernández, R (1, 6) OBP: 0.300, SLG: 0.444		3-2 G6-3			3-3 K		1-0 FC6-4 1-2f			3 0 0 0 0 1 1										
Luis Lopez, S (1, 5) OBP: 0.326, SLG: 0.367			1-1 G5-1-3 1B		1-0 G3			1-0 F8		3 0 1 0 0 0 0										
Henry Blanco, R (1, 2) OBP: 0.282, SLG: 0.314			1-1 P4			0-0 G5-3			0-1 G5-3	3 0 0 0 0 0 1										
Jamey Wright, R (1, 1) OBP: 0.246, SLG: 0.224			0-1 G5-1-3			2-2 E6			2-3 K	1 0 0 0 0 0 1										
Alex Sanchez, L (6, PH) OBP: 0.245, SLG: 0.300										1 0 0 0 0 0 0										
Gus Gandarillas, R (6, 1)										0 0 0 0 0 0 0										
Mark Sweeney, L (8, PH) OBP: 0.358, SLG: 0.451										1 0 0 0 0 1 0										
Brandon Kolb, R (8, 1)										0 0 0 0 0 0 0										
Inning Stats	R: 0 E: 0 K: 2 S: 8	H: 0 LOB: 0 BB: 0 P: 12	R: 0 E: 0 K: 1 S: 10	H: 0 LOB: 0 BB: 0 P: 16	R: 0 E: 0 K: 0 S: 7	H: 1 LOB: 1 BB: 0 P: 9	R: 0 E: 0 K: 0 S: 8	H: 0 LOB: 0 BB: 0 P: 12	R: 0 E: 0 K: 2 S: 8	H: 0 LOB: 1 BB: 0 P: 11	R: 0 E: 0 K: 1 S: 7	H: 1 LOB: 1 BB: 0 P: 10	R: 0 E: 0 K: 1 S: 8	H: 0 LOB: 0 BB: 0 P: 11	R: 1 E: 0 K: 0 S: 13	H: 1 LOB: 0 BB: 0 P: 13	1B: 2 2B: 0 3B: 1 HR: 0	SF: 0 SAC: 0 DP: 0 HBP: 0	WP: 0 PB: 0 SB: 0 CS: 0	PA: 31
PITCHER Todd Ritchie, R (1, 1) ERA: 4.38	IP: 9.0 WLS: W BF: 31 H: 3 R: 1 ER: 1 SO: 8 BB: 0 IBB: 0 HBP: 0 BLK: 0 WP: 0 HR: 0 S: 77 P: 107 ERA: 1.00 WHIP: 0.333																			



Batter	1	2	3	4	5	6	7	8	9	AB	R	H	RBI	BB	SO	LOB
Chad Hermansen, R (1, 9) B F F B X	2-2 G5-3	0-0 P6		0-0 G5-3		2-2 G6-3				4	0	0	1	0	0	3
Gary Matthews, S (1, 8) C B B X	2-1 G4-3		0-0 L4		0-1 G3-1	2-3 3-H BB				3	0	0	0	1	0	0
Aramis Ramirez, R (1, 5) B B S T S S	2-3 K		4-1 18 HBP 1B BB		0-1 1B 1B	0-2 F7				3	1	1	0	1	1	2
Brian Giles, L (1, 7) B B C B B		4-1 G3-1 18 HBP SF8 BB	3-1 18 HBP 1B 1B		0-1 1B 1-2 1B		1-3 K			3	2	2	0	1	1	0
18 Jason Kendall, R (1, 2) C B X		1-1 SF8 G3-1 1B 1-2 1B	1-1 1B HBP 1-2 2-3 HBP		1-2 L6		0-0 G5-3			3	1	1	0	0	0	2
Warren Morris, L (1, 4) OBP: 0.250, SLG: 0.346 Mendy López, R (8, 4) OBP: 0.273, SLG: 0.300		1-2 G3-1 1-2 2-3	1-2 1B K 1B		2-0 G4-3		0-1 F7			4	0	1	2	0	0	4
Kevin Young, R (1, 3) OBP: 0.308, SLG: 0.405		0-1 SF8 SAFE 2-3 3-H	2-3 K 1-2		2-1 SH2-4 G6-3 2 1B 1B		2-2 P3			3	1	1	1	0	1	2
2 Jack Wilson, R (1, 6) OBP: 0.265, SLG: 0.316		4-1 1B IBB		0-1 G5-3		2-1 G6-3 SH2-4 1-2 1B		3-2 G4-3		3	0	1	0	1	0	0
Todd Ritchie, R (1, 1) OBP: 0.211, SLG: 0.204		0-0 1B		1-2 G3		0-0 SH2-4 1-2 2-3		1-3 K		3	0	1	1	0	1	0

Inning Stats		R: 0	H: 0	E: 0	K: 1	S: 10	R: 2	H: 2	E: 0	K: 1	S: 12	R: 2	H: 2	E: 0	K: 1	S: 13	R: 0	H: 2	E: 0	K: 0	S: 7	R: 0	H: 2	E: 0	K: 0	S: 11	R: 1	H: 2	E: 0	K: 1	S: 14	R: 0	H: 0	E: 0	K: 1	S: 6	R: 0	H: 0	E: 0	K: 1	S: 9	1B: 8	2B: 0	3B: 0	HR: 0	SF: 1	SAC: 1	DP: 0	HBP: 1	WP: 0	PB: 0	SB: 0	CS: 0
Jamey Wright, R (1, 1) ERA: 4.24	IP	WLS	BF	H	R	ER	SO	BB	IBB	HBP	BLK	WP	HR	S	P	ERA	WHIP																																				
Gus Gandarillas, R (6, 1) ERA: 4.0	2.0	9	24	2	1	1	2	1	0	0	0	0	0	20	30	4.50	1.500																																				
Brandon Kolb, R (8, 1) ERA: 12.15	1.0	3	24	0	0	0	2	0	0	0	0	0	0	9	15	0.00	0.000																																				

BOTTOM

Milwaukee Brewers @ Pittsburgh Pirates
PNC Park, Pittsburgh, PA
 Wed Sep 05 2001, 7:05 PM EDT
 Att: 18,866 - Sunny - 78 F

AB	29
R	5
H	8
RBI	5
BB	4
SO	4
LOB	13



WP: 0 PA: 36
 PB: 0 SB: 0
 CS: 0

livebaseballscorecards.com

Batter 1 2 3 4 5 6 7 8 9 10 AB R H RBI BB SO LOB TOP

Lou Collier, R (1, 8) OBP: 0.405, SLG: 0.522 Curt Leskanic, R (10, 1) 2-2 HR 1-0 1B K 1-3 K 2-0 1B 2B 5 2 3 1 0 2 0 0 0 0 0 0 0 0

Mark Loretta, R (1, 4) OBP: 0.349, SLG: 0.359 2-1 1B G6-3 HBP 1-0 G6-3 F9 4-0 FC6-4 BB 1-2 S 1B 3 1 1 1 1 0 1 2-H

Geoff Jenkins, L (1, 7) OBP: 0.340, SLG: 0.477 0-0 G6-3 2B 1B 1-3 L7 1-2 1B K 2-3 K 1-2 K 5 1 2 0 0 2 2

Richie Sexson, R (1, 3) OBP: 0.334, SLG: 0.518 0-2 G6-3 1-2 3-H G5-3 1-3 K FC6-4 1-2f 1-0 FC6-4 4 0 0 1 0 1 3

Jeromy Burnitz, L (1, 9) OBP: 0.343, SLG: 0.491 0-2 P6 1-3 K F8 1-3 K 4 0 0 0 0 2 2

José Hernández, R (1, 6) OBP: 0.299, SLG: 0.445 1-2 2-H 2B G5-3 3-3 K 3-3 K 4 0 1 1 0 2 1

Luis Lopez, S (1, 5) OBP: 0.325, SLG: 0.364 0-1 G4-3 G6-3 G6-3 1B 1-3 K 4 0 1 0 0 1 1

Kevin Brown, R (1, 2) OBP: 0.185, SLG: 0.630 2-3 K 0-3 K G6-3 1-2f G6-3 1-3 K 4 0 0 0 0 3 1

Rocky Coppingier, R (1, 1) Mark Leiter, R (6, 1) Ray King, L (7, 1) Mike DeJean, R (7, 1) Chad Fox, R (9, 1) Devon White, S (10, PH) (10, 8) 1-3 K G3-1 1-3 K 3-2 G5-3 2 0 0 0 0 1 0 1 0 0 0 0 0 0 0 0 0 0 0 0 0 0 1 0 0 0 0 0 0 0

Inning Stats table with columns for R, H, E, K, S, LOB, BB, P, ER, SO, IBB, HBP, BLK, WP, HR, S, P, ERA, WHIP, 1B, 2B, 3B, HR, SF, SAC, DP, HBP, WP, PA, ERA, WHIP, SB, CS.

PITCHER table with columns for IP, WLS, BF, H, R, ER, SO, BB, IBB, HBP, BLK, WP, HR, S, P, ERA, WHIP.

Milwaukee Brewers @ Houston Astros Enron Field, Houston, TX Thu Sep 06 2001, 8:05 PM EDT Att. 31,895 - Dome - 72 F

Summary statistics table: AB 37, R 4, H 8, RBI 4, BB 1, SO 15, LOB 11.




Batter	1	2	3	4	5	6	7	8	9	10	AB	R	H	RBI	BB	SO	LOB							
Craig Biggio, R OBP: 0.380, SLG: 0.464 (1, 4)	G6-3		1B 3B	K			SH3-4 1B		S BB		4	2	2	0	1	1	1							
Julio Lugo, R OBP: 0.323, SLG: 0.387 (1, 6)	K		WP 17 BB 1B		17 F8 1B 2B		SH3-4		K		4	1	2	1	0	2	1							
5 Jeff Bagwell, R OBP: 0.398, SLG: 0.566 (1, 3)	2B		F8		L5		G5-3		F3		5	0	1	0	0	0	4							
17 Lance Berkman, S OBP: 0.429, SLG: 0.622 (1, 7)	BB		WP BB		F8		1B			G6-3	3	0	1	1	2	0	1							
Moises Alou, R OBP: 0.399, SLG: 0.563 (1, 9)	L4		L8		1B		F9			F9	5	0	1	1	0	0	5							
Richard Hidalgo, R OBP: 0.353, SLG: 0.449 (1, 8)			K		F9 1B		F9			P4	5	0	0	0	0	2	3							
Vinny Castilla, R OBP: 0.310, SLG: 0.486 (1, 5)			F9		G5-3		P4			K	4	0	0	0	0	1	0							
Tony Eusebio, R OBP: 0.329, SLG: 0.404 (1, 2)			BB		WP SH3-4 BB		F9			G4-3	2	0	0	0	2	0	0							
Shane Reynolds, R OBP: 0.085, SLG: 0.130 (1, 1)			K		SH3-4		K			F7	2	0	0	0	0	2	1							
Octavio Dotel, R OBP: 0.091, SLG: 0.091 (8, 1)											0	0	0	0	0	0	0							
Orlando Merced, S OBP: 0.339, SLG: 0.446 (9, PH)											1	0	0	0	0	0	0							
Billy Wagner, L OBP: 0.339, SLG: 0.446 (10, 1)											0	0	0	0	0	0	0							
Inning Stats	R: 0 E: 0 K: 1 S: 15	H: 1 LOB: 2 BB: 1 P: 28	R: 0 E: 0 K: 2 S: 12	H: 0 LOB: 1 BB: 1 P: 19	R: 1 E: 0 K: 1 S: 10	H: 2 LOB: 2 BB: 1 P: 24	R: 0 E: 0 K: 1 S: 9	H: 0 LOB: 1 BB: 1 P: 16	R: 1 E: 0 K: 0 S: 7	H: 2 LOB: 1 BB: 0 P: 10	R: 0 E: 0 K: 1 S: 7	H: 0 LOB: 0 BB: 0 P: 9	R: 1 E: 0 K: 0 S: 6	H: 2 LOB: 1 BB: 0 P: 9	R: 0 E: 0 K: 1 S: 8	H: 0 LOB: 0 BB: 0 P: 12	R: 0 E: 0 K: 1 S: 9	H: 0 LOB: 1 BB: 1 P: 15	R: 0 E: 0 K: 0 S: 8	H: 0 LOB: 0 BB: 0 P: 13	1B: 4 2B: 2 3B: 1 HR: 0	SF: 0 SAC: 2 DP: 0 HBP: 0	WP: 2 PB: 0 SB: 1 CS: 0	PA: 42

Milwaukee Brewers @ Houston Astros
Enron Field, Houston, TX

Thu Sep 06 2001, 8:05 PM EDT
Att: 31,895 - Dome - 72 F

AB	35
R	3
H	7
RBI	3
BB	5
SO	8
LOB	16



PITCHER	IP	WLS	BF	H	R	ER	SO	BB	IBB	HBP	BLK	WP	HR	S	P	ERA	WHIP
Rocky Coppinger, R ERA: 7.13 (1, 1)	5.0		24	5	2	2	5	4	0	0	0	2	0	53	97	3.60	1.800
Mark Leiter, R ERA: 3.63 (6, 1)	1.2	H	6	1	1	1	1	0	0	0	0	0	0	11	15	5.40	0.600
Ray King, L ERA: 3.94 (7, 1)	0.0	B	1	1	0	0	0	0	0	0	0	0	0	1	1	∞	∞
Mike DeJean, R ERA: 2.7 (7, 1)	1.1		4	0	0	0	1	0	0	0	0	0	0	9	14	0.00	0.000
Chad Fox, R ERA: 1.94 (9, 1)	1.0	W	4	0	0	0	1	1	0	0	0	0	0	9	15	0.00	1.000

PITCHER	IP	WLS	BF	H	R	ER	SO	BB	IBB	HBP	BLK	WP	HR	S	P	ERA	WHIP
Curt Leskanic, R ERA: 3.68 (10, 1)	1.0	S	3	0	0	0	0	0	0	0	0	0	0	8	13	0.00	0.000

Batter	1	2	3	4	5	6	7	8	9	AB R H RBI BB SO LOB	TOP														
Devon White, S (1, 8) OBP: 0.348, SLG: 0.469	1-0 G4-3		2-1 S 1B		1-3 K			0-0 1B	1-0 1B	5 0 3 1 0 1 0															
Mark Loretta, R (1, 4) OBP: 0.347, SLG: 0.356	2-3 K		1-0 G5-3			2-1 K2-3-2 1B		0-0 F9	0-0 L4	5 0 1 0 0 1 6															
Geoff Jenkins, L (1, 7) OBP: 0.339, SLG: 0.483	0-2 HR		3-3 K			2-3 K2-3-2 1-1		3-2 F7		4 1 1 1 0 2 4															
Richie Sexson, R (1, 3) OBP: 0.333, SLG: 0.516	3-3 K			1-0 G6-3		2-1 G1-3			0-0 2B 1B	4 1 1 0 0 1 0															
Jeremy Burnitz, L (1, 9) OBP: 0.346, SLG: 0.494		3-1 1B 1B		4-2 BB			0-3 K		3-2 1B 1B 2B	3 1 2 0 1 1 0															
José Hernández, R (1, 6) OBP: 0.297, SLG: 0.441		1-0 F9		0-2 F8			3-3 K		0-0 G5-3	4 0 0 0 0 1 4															
Luis Lopez, S (1, 5) OBP: 0.328, SLG: 0.367		1-0 CS 1B		0-2 G4-3			0-2 L3		2-2 1B HBP 1B	4 0 2 1 0 0 1															
Henry Blanco, R (1, 2) OBP: 0.280, SLG: 0.311		3-3 SAFE K			2-3 K			3-2 G6-3	0-3 K	2 0 0 0 0 2 2 1 0 0 0 0 0 0 1 0 0 0 0 1 2															
Alex Sanchez, L (8, PH) OBP: 0.241, SLG: 0.294																									
Kevin Brown, R (8, 2) OBP: 0.179, SLG: 0.607																									
Mac Suzuki, R (1, 1) OBP: 0.250, SLG: 0.250			1-3 K		1-1 F3			3-1 1B 1B	1-0 1B HBP	2 0 0 0 0 1 0 0 0 0 0 0 0 0 0 0 0 0 0 0 0 1 0 1 0 0 0 0 0 0 0 0 0 0 0 0 0 0 0 0 0 0															
47 Mike Buddie, R (7, 1) OBP: 0.250, SLG: 0.250																									
Brandon Kolb, R (8, PH) OBP: 0.366, SLG: 0.458																									
Mark Sweeney, L (8, 1) OBP: 0.366, SLG: 0.458																									
Gus Gandarillas, R (8, 1) OBP: 0.366, SLG: 0.458																									
Lou Collier, R (8, PH) OBP: 0.413, SLG: 0.522																									
Inning Stats	R: 1 E: 0 K: 2 S: 14	H: 1 LOB: 0 BB: 0 P: 20	R: 0 E: 0 K: 1 S: 7	H: 2 LOB: 1 BB: 0 P: 15	R: 0 E: 0 K: 2 S: 10	H: 1 LOB: 1 BB: 0 P: 17	R: 0 E: 0 K: 0 S: 11	H: 0 LOB: 1 BB: 1 P: 16	R: 0 E: 0 K: 2 S: 9	H: 0 LOB: 0 BB: 0 P: 13	R: 0 E: 0 K: 1 S: 9	H: 1 LOB: 0 BB: 0 P: 15	R: 0 E: 0 K: 2 S: 11	H: 0 LOB: 0 BB: 0 P: 14	R: 0 E: 0 K: 0 S: 10	H: 2 LOB: 2 BB: 0 P: 19	R: 2 E: 0 K: 1 S: 15	H: 4 LOB: 3 BB: 0 P: 22	1B: 9 2B: 2 3B: 0 HR: 1	SF: 0 SAC: 0 DP: 1 HBP: 1	WP: 0 PB: 0 SB: 1 CS: 1	PA: 38			
PITCHER	IP	WLS	BF	H	R	ER	SO	BB	IBB	HBP	BLK	WP	HR	S	P	ERA	WHIP								
Wade Miller, R (1, 1) ERA: 3.54	8.0	W	30	7	1	1	10	1	0	0	0	0	1	81	129	1.12	1.000								
Mike Williams, R (9, 1) ERA: 3.54	0.1		4	3	2	2	0	0	0	0	0	0	0	10	15	54.00	9.000								
Billy Wagner, L (9, 1) ERA: 2.96	0.2	S	4	1	0	0	1	0	0	1	0	0	0	5	7	0.00	1.500								

Milwaukee Brewers @ Houston Astros
Enron Field, Houston, TX
Fri Sep 07 2001, 8:05 PM EDT
Att: 35,527 - Dome - 72 F

livebaseballscorecards.com

AB	36
R	3
H	11
RBI	3
BB	1
SO	11
LOB	19



Batter	1	2	3	4	5	6	7	8	9
Craig Biggio, R OBP: 0.380, SLG: 0.462 (1, 4)	3-2 F9		1-2 BB 17 2B 1B		4-0 WP 17 BB 5 BB BB	1-1 G4-3		2-1 F8	
Julio Lugo, R OBP: 0.325, SLG: 0.385 (1, 6)	2-3 K		4-1 BB 17 2B BB		0-0 F8		4-1 FC6-4 17 1B BB		
5 Jeff Bagwell, R OBP: 0.399, SLG: 0.564 (1, 3)	4-0 BB 17 BB BB		2-3 K		4-1 BB 17 BB E BB		0-0 F9		
17 Lance Berkman, S OBP: 0.433, SLG: 0.626 (1, 7)	4-2 BB 1-2 BB		1-1 BB 1-H 2-H 2B		4-1 BB CS WP BB		1-0 FC6-4 1B		
Moises Alou, R OBP: 0.398, SLG: 0.559 (1, 9)	1-2 F9		2-3 K		4-0 BB 1-2 2-H 3-H IBB		0-0 FC6-4 1-2f 3-H		
Richard Hidalgo, R OBP: 0.353, SLG: 0.446 (1, 8)		2-3 K		4-2 BB G6-4-3 BB		FC5-4 1-2f 2-3		3-1 P4	
Vinny Castilla, R OBP: 0.310, SLG: 0.483 (1, 5)		0-3 K		1-0 BB G6-4-3 1-2f		G3 S BB		0-0 F9	
Brad Ausmus, R OBP: 0.280, SLG: 0.340 (1, 2)		3-2 F8		0-0 BB 1B		L6		0-0 F8	
Wade Miller, R OBP: 0.211, SLG: 0.218 (1, 1)			0-0 BB F5		2-3 BB K		3-2 BB G3	3-2 BB S 1B	
Daryle Ward, L OBP: 0.338, SLG: 0.487 (8, PH)									
28 Adam Everett, R (8, PR)									
Mike Williams, R (9, 1)									
Billy Wagner, L (9, 1)									

Inning Stats	R: 0 E: 0 K: 13 S: 13	H: 0 LOB: 2 BB: 27 P: 27	R: 0 E: 0 K: 2 S: 9	H: 0 LOB: 0 BB: 0 P: 14	R: 2 E: 0 K: 2 S: 13	H: 2 LOB: 1 BB: 1 P: 23	R: 0 E: 0 K: 1 S: 8	H: 1 LOB: 1 BB: 1 P: 15	R: 2 E: 0 K: 0 S: 6	H: 0 LOB: 1 BB: 4 P: 24	R: 0 E: 0 K: 0 S: 8	H: 0 LOB: 1 BB: 1 P: 18	R: 1 E: 0 K: 0 S: 6	H: 1 LOB: 1 BB: 1 P: 14	R: 0 E: 0 K: 0 S: 8	H: 1 LOB: 2 BB: 0 P: 13
--------------	--------------------------------	-----------------------------------	------------------------------	----------------------------------	-------------------------------	----------------------------------	------------------------------	----------------------------------	------------------------------	----------------------------------	------------------------------	----------------------------------	------------------------------	----------------------------------	------------------------------	----------------------------------

PITCHER	IP	WLS	BF	H	R	ER	SO	BB	IBB	HBP	BLK	WP	HR	S	P	ERA	WHIP
Mac Suzuki, R ERA: 5.32 (1, 1)	4.1	L	23	3	4	3	6	7	1	0	0	1	0	46	98	6.23	2.308
47 Mike Buddie, R ERA: 3.09 (5, 1)	1.2		5	0	0	0	0	1	0	0	0	0	0	11	23	0.00	0.600
Brandon Kolb, R ERA: 11.74 (7, 1)	1.0		5	1	1	1	0	1	0	0	0	0	0	6	14	9.00	2.000
Gus Gandarillas, R ERA: 3.6 (8, 1)	1.0		4	1	0	0	0	0	0	0	0	0	0	8	13	0.00	1.000

AB R H RBI BB SO LOB


4	2	1	0	1	0	2
2	2	0	0	2	1	1
2	1	0	0	2	1	3
2	0	2	2	2	0	0
3	0	0	1	1	1	4
3	0	0	0	1	1	3
3	0	0	0	1	1	1
4	0	1	0	0	0	1
3	0	0	0	0	1	2
1	0	1	0	0	0	0
0	0	0	0	0	0	0
0	0	0	0	0	0	0
0	0	0	0	0	0	0

1B	2B	3B	HR	SF	SAC	DP	HBP	WP	PB	SB	CS	PA
4	1	0	0	0	0	1	0	2	0	2	1	37

PITCHER	IP	WLS	BF	H	R	ER	SO	BB	IBB	HBP	BLK	WP	HR	S	P	ERA	WHIP
---------	----	-----	----	---	---	----	----	----	-----	-----	-----	----	----	---	---	-----	------

Milwaukee Brewers @ Houston Astros
Enron Field, Houston, TX
Fri Sep 07 2001, 8:05 PM EDT
Att: 35,527 - Dome - 72 F

AB 27
R 5
H 5
RBI 3
BB 10
SO 6
LOB 17



Batter	1	2	3	4	5	6	7	8	9	AB R H RBI BB SO LOB	TOP											
Lou Collier, R (1, 5) OBP: 0.407, SLG: 0.521 Curt Leskanic, R (9, 1)	1-3 K	0-0 1B		1-0 2B	1-2 G4-3		1-3 K		0-0 F9	6 1 2 1 0 2 5 0 0 0 0 0 0 0												
Mark Loretta, R (1, 4) OBP: 0.348, SLG: 0.355	4-1 E BB	1-1 1B		3-2 L8		2-2 G4-3		0-1 P4		4 0 1 1 1 0 1												
Geoff Jenkins, L (1, 7) OBP: 0.337, SLG: 0.479	2-2 E4	0-0 G3-1		0-1 P4		2-3 K		2-1 2B 1B		5 1 1 0 0 1 4												
Richie Sexson, R (1, 3) OBP: 0.336, SLG: 0.527	1-3 K		2-3 K	0-0 2B		1-2 HR		0-0 G4-3 1-H 2B		5 1 3 3 0 2 2												
Devon White, S (1, 8) OBP: 0.346, SLG: 0.471	1-2 L3		1-0 2B 3B	0-3 K		0-3 K		3-1 G4-3 2-3		5 1 1 0 0 2 4												
Jeremy Burnitz, L (1, 9) OBP: 0.347, SLG: 0.491		2-3 K	4-2 2B BB		4-2 FC1-5 1B BB		1-3 K	0-3 K		3 1 0 0 2 3 1												
José Hernández, R (1, 6) OBP: 0.300, SLG: 0.444		2-2 1B HBP	0-1 2B		2-1 E 1B		1-3 K	2-3 K		4 1 2 2 0 2 0												
Kevin Brown, R (1, 2) OBP: 0.242, SLG: 0.581		2-2 1B 1B	3-3 K		1-3 K		2-1 1B HBP	4-2 9 G3-1 BB		3 1 1 0 1 2 3												
Ruben Quevedo, R (1, 1) OBP: 0.154, SLG: 0.154 Chad Fox, R (8, 1) 9 Elvis Pena, S (9, PH) Mike Coolbaugh, R (9, 5) OBP: 0.263, SLG: 0.396	0-3 K	0-2 G5-3		1-0 FC1-5		1-0 FC1-5		0-0 G3-1		4 0 1 0 0 1 5 0 0 0 0 0 0 0 1 0 0 0 0 0 1 0 0 0 0 0 0 0												
Inning Stats	R: 0 E: 1 K: 2 S: 14	H: 0 LOB: 2 BB: 1 P: 23	R: 2 E: 0 K: 2 S: 15	H: 3 LOB: 2 BB: 0 P: 22	R: 2 E: 0 K: 2 S: 15	H: 2 LOB: 1 BB: 1 P: 25	R: 1 E: 0 K: 1 S: 10	H: 2 LOB: 1 BB: 0 P: 14	R: 0 E: 1 K: 1 S: 12	H: 1 LOB: 2 BB: 1 P: 21	R: 1 E: 0 K: 2 S: 15	H: 1 LOB: 0 BB: 0 P: 20	R: 0 E: 0 K: 3 S: 13	H: 1 LOB: 2 BB: 0 P: 19	R: 1 E: 0 K: 1 S: 10	H: 2 LOB: 1 BB: 0 P: 15	R: 0 E: 0 K: 1 S: 9	H: 0 LOB: 1 BB: 1 P: 15	1B: 6 2B: 4 3B: 1 HR: 1	SF: 0 SAC: 0 DP: 0 HBP: 2	WP: 0 PB: 0 SB: 0 CS: 0	PA: 46
PITCHER	IP WLS BF H R ER SO BB IBB HBP BLK WP HR S P ERA WHIP																					
Ron Villone, L (1, 1) ERA: 5.85	3.2 L 22 7 5 5 6 2 0 1 0 0 0 51 81 12.27 2.455																					
Tim Redding, R (4, 1) ERA: 5.53	3.1 15 3 1 1 7 1 0 1 0 0 1 43 63 2.70 1.200																					
Michael Jackson, R (8, 1) ERA: 4.48	1.0 5 2 1 1 1 0 0 0 0 0 0 10 15 9.00 2.000																					
Nelson Cruz, R (9, 1) ERA: 3.69	1.0 4 0 0 0 1 1 0 0 0 0 0 9 15 0.00 1.000																					

Milwaukee Brewers @ Houston Astros
Enron Field, Houston, TX
Sat Sep 08 2001, 8:05 PM EDT
Att: 41,033 - Dome - 72 F

livebaseballscorecards.com

AB	40
R	7
H	12
RBI	7
BB	4
SO	15
LOB	26



Batter	1	2	3	4	5	6	7	8	9	AB	R	H	RBI	BB	SO	LOB
Craig Biggio, R OBP: 0.377, SLG: 0.458 (1, 4)	3-1 L7	1-3 K2-3			1-0 P6		0-2 P3		2-3 K	5	0	0	0	0	2	3
Julio Lugo, R OBP: 0.324, SLG: 0.384 Michael Jackson, R (8, 1)	2-1 17 2B		3-2 G3-1		0-2 FC6-4 5 BB		2-0 P4			4	1	1	0	0	0	2
Nelson Cruz, R OBP: 0.200, SLG: 0.200 (9, 1)	0-1 P3		1-0 F7		4-0 1-2 BB		0-0 FC6-4			3	0	0	0	1	0	2
5 Jeff Bagwell, R OBP: 0.398, SLG: 0.561 (1, 3)	1-0 BB 1-H 2B		2-3 K		3-2 F5		1-0 F7			4	0	1	1	0	1	2
17 Lance Berkman, S OBP: 0.432, SLG: 0.625 (1, 8)	4-1 BB BB			4-1 BB		2-1 F9		0-0 G5-3		2	0	0	0	2	0	0
Moises Alou, R OBP: 0.398, SLG: 0.557 (1, 9)	4-0 1-2 2-3 BB		1-3 K		0-1 HR		0-1 F8			3	1	1	1	1	1	1
Vinny Castilla, R OBP: 0.311, SLG: 0.488 (1, 5)	1-0 F9		0-3 K		2-2 F7		2-2 G4-3			4	0	0	0	0	1	4
Daryle Ward, L OBP: 0.332, SLG: 0.477 (1, 7)		2-2 P6		2-1 P6		0-0 G5-3		0-2 2B		3	0	0	0	0	0	1
Brad Ausmus, R OBP: 0.278, SLG: 0.337 Orlando Merced, S OBP: 0.344, SLG: 0.460 (9, PH)		0-1 G4-3			2-2 FC6-4 1B			0-0 F7		1	0	1	0	0	0	0
Ron Villone, L (1, 1)							1-2 FC6-4 1B			2	0	1	0	0	0	1
Tim Redding, R OBP: 0.167, SLG: 0.167 Jose Vizcaino, S OBP: 0.326, SLG: 0.351 (7, PH) (8, 6)										1	0	0	0	0	0	0

Inning Stats	R: 1	H: 2	E: 0	K: 0	S: 9	R: 0	H: 0	E: 0	K: 1	S: 10	R: 0	H: 0	E: 0	K: 1	S: 8	R: 0	H: 0	E: 0	K: 2	S: 9	R: 0	H: 1	E: 0	K: 0	S: 12	R: 1	H: 1	E: 0	K: 0	S: 8	R: 0	H: 0	E: 0	K: 0	S: 4	R: 0	H: 1	E: 0	K: 1	S: 12	R: 0	H: 0	E: 0	K: 0	S: 4	R: 0	H: 1	E: 0	K: 1	S: 12	1B: 3	2B: 2	3B: 0	HR: 1	SF: 0	SAC: 0	DP: 0	HBP: 0	WP: 0	PB: 0	SB: 0	CS: 0	PA: 37
--------------	------	------	------	------	------	------	------	------	------	-------	------	------	------	------	------	------	------	------	------	------	------	------	------	------	-------	------	------	------	------	------	------	------	------	------	------	------	------	------	------	-------	------	------	------	------	------	------	------	------	------	-------	-------	-------	-------	-------	-------	--------	-------	--------	-------	-------	-------	-------	--------

PITCHER	IP	WLS	BF	H	R	ER	SO	BB	IBB	HBP	BLK	WP	HR	S	P	ERA	WHIP
Ruben Quevedo, R ERA: 3.61 (1, 1)	7.0		30	5	2	2	4	4	0	0	0	0	1	64	112	2.57	1.286
Chad Fox, R ERA: 1.91 (8, 1)	1.0		3	0	0	0	0	0	0	0	0	0	0	4	5	0.00	0.000
Curt Leskanic, R ERA: 3.62 (9, 1)	1.0		4	1	0	0	1	0	0	0	0	0	0	12	16	0.00	1.000

Milwaukee Brewers @ Houston Astros
Enron Field, Houston, TX
Sat Sep 08 2001, 8:05 PM EDT
Att: 41,033 - Dome - 72 F

AB	33
R	2
H	6
RBI	2
BB	4
SO	5
LOB	16



Batter	1	2	3	4	5	6	7	8	9	AB R H RBI BB SO LOB	TOP																													
Lou Collier, R (1, 8) OBP: 0.389, SLG: 0.494	0-0 F8		2-3 K			2-2 G6-3		2-3 K		4 0 0 0 0 2 0																														
Mark Loretta, R (1, 4) OBP: 0.347, SLG: 0.354	0-2 G6-3		1-2 F8			2-2 1B		0-1 G6-3		4 0 1 0 0 0 0																														
Geoff Jenkins, L (1, 7) OBP: 0.339, SLG: 0.479	0-3 K				1-3 K	0-2 1B		1-1 1B		4 0 2 0 0 2 0																														
Richie Sexson, R (1, 3) OBP: 0.333, SLG: 0.523		1-3 K		1-2 F2		0-2 F3		0-1 F8		4 0 0 0 0 1 3																														
Jeremy Burnitz, L (1, 9) OBP: 0.346, SLG: 0.488		4-1 G4-3 1B BB		2-3 K		0-0 F9		0-1 F8		3 0 0 0 1 1 2																														
José Hernández, R (1, 6) OBP: 0.299, SLG: 0.442		0-2 G4-3 1B		0-3 K		0-1 G6-3		0-0 E3 1B		4 0 1 0 0 1 0																														
Luis Lopez, S (1, 5) OBP: 0.332, SLG: 0.370		0-1 G4-3		0-0 FC4-6 1B		0-1 1B		2-1 F8		4 0 2 0 0 0 3																														
Kevin Brown, R (1, 2) OBP: 0.222, SLG: 0.529 James Mouton, R (9, PH) OBP: 0.317, SLG: 0.363		0-3 K		0-0 F8		2-3 K		1-1 1B		3 0 0 0 0 2 4 1 0 1 0 0 0 0																														
Jeff D'Amico, R (1, 1) OBP: 0.167, SLG: 0.273 Alex Sanchez, L (5, PH) OBP: 0.236, SLG: 0.288 Mark Leiter, R (5, 1) OBP: 0.167, SLG: 0.167 Mark Sweeney, L (7, PH) OBP: 0.361, SLG: 0.452 Allen Levrault, R (7, 1) OBP: 0.081, SLG: 0.065 Brandon Kolb, R (8, 1) Devon White, S (9, PH) OBP: 0.345, SLG: 0.469			1-3 K		1-2 FC4-6		1-3 K		0-3 K	1 0 0 0 0 1 0 1 0 0 0 0 0 1 0 0 0 0 0 0 0 1 0 0 0 0 1 1 0 0 0 0 0 0 0 0 0 0 0 0 0 0 1 0 0 0 0 1 2																														
Inning Stats	R: 0 E: 0 K: 1 S: 9	H: 0 LOB: 0 BB: 0 P: 9	R: 0 E: 0 K: 2 S: 13	H: 1 LOB: 2 BB: 1 P: 18	R: 0 E: 0 K: 2 S: 10	H: 0 LOB: 0 BB: 0 P: 14	R: 0 E: 0 K: 2 S: 11	H: 0 LOB: 0 BB: 0 P: 15	R: 0 E: 0 K: 1 S: 10	H: 1 LOB: 1 BB: 0 P: 11	R: 0 E: 0 K: 0 S: 15	H: 2 LOB: 2 BB: 0 P: 19	R: 0 E: 0 K: 2 S: 10	H: 1 LOB: 1 BB: 0 P: 13	R: 0 E: 0 K: 1 S: 10	H: 1 LOB: 1 BB: 0 P: 13	R: 0 E: 1 K: 1 S: 10	H: 1 LOB: 2 BB: 0 P: 13	1B: 7 2B: 0 3B: 0 HR: 0	SF: 0 SAC: 0 DP: 0 HBP: 0	WP: 0 PB: 0 SB: 0 CS: 0	PA: 36																		
PITCHER 44 Roy Oswalt, R (1, 1) ERA: 2.5	IP 9.0	WLS W	BF 36	H 7	R 0	ER 0	SO 12	BB 1	IBB 0	HBP 0	BLK 0	WP 0	HR 0	S 98	P 125	ERA 0.00	WHIP 0.889						PITCHER	IP 9.0	WLS W	BF 36	H 7	R 0	ER 0	SO 12	BB 1	IBB 0	HBP 0	BLK 0	WP 0	HR 0	S 98	P 125	ERA 0.00	WHIP 0.889

Milwaukee Brewers @ Houston Astros
Enron Field, Houston, TX
Sun Sep 09 2001, 2:35 PM EDT
Att. 35,091 - Dome - 72 F

livebaseballscorecards.com

AB 35
R 0
H 7
RBI 0
BB 1
SO 12
LOB 16



Batter	1	2	3	4	5	6	7	8	9	AB	R	H	RBI	BB	SO	LOB
Jose Vizcaino, S OBP: 0.325, SLG: 0.350 (1, 4)	2-2 G3			2-2 F8 WP 5 HR 1B	0-0 L9		1-1 L3			4	1	1	0	0	0	0
Julio Lugo, R OBP: 0.324, SLG: 0.383 28 Adam Everett, R (1, 6) (9, 6)	0-1 F9			3-2 F8 1-3	3-2 WP 1B		1-1 G6-3			4	0	1	0	0	0	1
5 Jeff Bagwell, R OBP: 0.397, SLG: 0.564 (1, 3)	3-1 F9			2-1 HR	0-1 F8		3-2 F8			4	1	1	2	0	0	1
Orlando Merced, S OBP: 0.341, SLG: 0.462 (1, 7)			0-2 G6-3	0-1 HR 2B	2-3 K		1-3 K			4	1	1	0	0	2	1
Moises Alou, R OBP: 0.397, SLG: 0.560 Glen Barker, S OBP: 0.250, SLG: 0.091 (1, 9) (9, 8)			1-2 G5-3	0-1 HR		2-1 G5-3		0-1 G5-3		4	1	1	2	0	0	0
Richard Hidalgo, R OBP: 0.352, SLG: 0.451 (1, 8) (9, 9)			2-1 F7	2-0 P5		0-0 P4		2-2 HR		4	1	1	1	0	0	0
Vinny Castilla, R OBP: 0.315, SLG: 0.497 (1, 5)			3-1 F7	3-0 2B		1-1 HR 1B		3-1 2B 3B		4	2	3	0	0	0	0
Brad Ausmus, R OBP: 0.283, SLG: 0.350 (1, 2)			1-3 K	4-0 IBB		0-1 HR		1-2 2B		3	1	2	3	1	1	0
44 Roy Oswalt, R OBP: 0.213, SLG: 0.217 (1, 1)			2-3 K	1-3 K		0-0 G1-3		1-1 G6-3		4	0	0	0	0	2	3

Inning Stats	R: 0	H: 0	E: 0	K: 0	S: 7	R: 0	H: 0	E: 0	K: 10	S: 10	R: 0	H: 0	E: 0	K: 2	S: 8	R: 4	H: 5	E: 0	K: 1	S: 20	R: 0	H: 1	E: 0	K: 1	S: 12	R: 2	H: 2	E: 0	K: 0	S: 8	R: 0	H: 0	E: 0	K: 0	S: 7	R: 2	H: 3	E: 0	K: 1	S: 16
	LOB: 0	BB: 0	P: 12	LOB: 0	BB: 0	LOB: 0	BB: 0	P: 13	LOB: 0	BB: 0	LOB: 2	BB: 1	P: 14	LOB: 0	BB: 0	LOB: 2	BB: 1	P: 17	LOB: 0	BB: 0	LOB: 0	BB: 0	LOB: 0	BB: 0	P: 12	LOB: 0	BB: 0	LOB: 1	BB: 0	P: 11	LOB: 0	BB: 0	LOB: 0	BB: 0	P: 12	LOB: 1	BB: 0	P: 24		

PITCHER	IP	WLS	BF	H	R	ER	SO	BB	IBB	HBP	BLK	WP	HR	S	P	ERA	WHIP
Jeff D'Amico, R ERA: 6.23 (1, 1)	4.0	L	18	5	4	4	3	0	0	0	0	1	2	45	76	9.00	1.250
Mark Leiter, R ERA: 4.07 (5, 1)	2.0		9	3	2	2	1	0	0	0	0	1	1	20	28	9.00	1.500
Allen Levraut, R ERA: 5.71 (7, 1)	1.0		3	0	0	0	0	0	0	0	0	0	0	7	12	0.00	0.000
Brandon Kolb, R ERA: 12.46 (8, 1)	1.0		6	3	2	2	1	0	0	0	0	0	1	16	24	18.00	3.000

BOTTOM

Milwaukee Brewers @ Houston Astros
Enron Field, Houston, TX


Sun Sep 09 2001, 2:35 PM EDT
Att: 35,091 - Dome - 72 F

AB	35
R	8
H	11
RBI	8
BB	1
SO	5
LOB	6

livebaseballscores.com



1B	2B	3B	HR	SF	SAC	DP	HBP	WP	PA
3	3	1	4	0	0	0	0	3	36

Batter	1	2	3	4	5	6	7	8	9	AB R H RBI BB SO LOB	TOP
Fernando Vina, L (1, 4) OBP: 0.356, SLG: 0.410 23 Luis Saturria, R (9, 8) OBP: 0.333, SLG: 0.667	0-1 G4-3		3-2 G1-3	4-2 1B WP BB		0-1 G4-3			1-0 G4-3	4 1 0 0 1 0 1 0 0 0 0 0 0 0	
Placido Polanco, R (1, 5) OBP: 0.353, SLG: 0.396	0-0 F7		2-3 K	0-0 WP 1B			0-1 F9		2-2 G5-4-3 1B	5 0 2 2 0 1 0	
J.D. Drew, L (1, 9) OBP: 0.416, SLG: 0.638 Miguel Cairo, R (9, PH) OBP: 0.352, SLG: 0.378	1-3 K			1-3 1B			0-0 G4-3		1-1 G5-4-3 1-2f	4 1 1 0 0 1 1 1 0 0 0 0 0 1	
5 Albert Pujols, R (1, 7) OBP: 0.405, SLG: 0.617 Mike Matthews, L (7, 1) OBP: 0.118, SLG: 0.294		3-2 G6-3		0-0 15 1B 1-3 FC6-4 1B	3-3 K		3-1 1B			4 1 2 0 0 1 0 0 0 0 0 0 0 0	
15 Jim Edmonds, L (1, 8) OBP: 0.388, SLG: 0.537 Eli Marrero, R (9, 9) OBP: 0.316, SLG: 0.430		4-2 HR BB		2-2 FC6-4 BB 1-3 1B 3-H	2-0 G4-3		3-1 F9			3 2 1 1 1 0 1 0 0 0 0 0 0 0	
Mark McGwire, R (1, 3) OBP: 0.313, SLG: 0.488 Craig Paquette, R (8, PR) OBP: 0.315, SLG: 0.461		2-1 1-H HR		4-1 FC6-4 BB 1-2	3-3 K			4-2 G6-3 BB		2 1 1 2 2 1 0 0 0 0 0 0 0 0	
Edgar Renteria, R (1, 6) OBP: 0.316, SLG: 0.371		0-0 G4-3		0-0 FC6-4 1B 1-2f 2-3 3-H		1-1 P4		1-1 G6-3 1-2f		4 1 0 1 0 0 3	AB 33 R 8 H 9 RBI 7 BB 5 SO 4 LOB 8
Mike Matheny, R (1, 2) OBP: 0.285, SLG: 0.313		0-2 G6-3		1-0 SH1-4 1B		0-0 F8		1-1 1B		4 1 2 1 0 0 0	
Darryl Kile, R (1, 1) OBP: 0.176, SLG: 0.190 Kerry Robinson, L (7, 7) OBP: 0.328, SLG: 0.337			0-0 F9	0-0 SH1-4		4-1 BB		0-0 F7		1 0 0 0 1 0 0 1 0 0 0 0 0 1	
Inning Stats	R: 0 H: 0 E: 0 LOB: 0 K: 1 BB: 0 S: 7 P: 8	R: 2 H: 1 E: 0 LOB: 0 K: 0 BB: 1 S: 13 P: 22	R: 0 H: 0 E: 0 LOB: 0 K: 1 BB: 0 S: 12 P: 17	R: 6 H: 5 E: 0 LOB: 1 K: 0 BB: 2 S: 20 P: 36	R: 0 H: 0 E: 0 LOB: 0 K: 2 BB: 0 S: 7 P: 15	R: 0 H: 0 E: 0 LOB: 1 K: 0 BB: 1 S: 6 P: 11	R: 0 H: 1 E: 0 LOB: 1 K: 0 BB: 0 S: 7 P: 13	R: 0 H: 1 E: 0 LOB: 1 K: 0 BB: 1 S: 7 P: 13	R: 0 H: 1 E: 0 LOB: 0 K: 0 BB: 0 S: 6 P: 10	1B: 8 SF: 0 2B: 0 SAC: 1 3B: 0 DP: 2 HR: 1 HBP: 0	WP: 1 PA: 39 PB: 0 SB: 0 CS: 0
PITCHER	IP WLS BF H R ER SO BB IBB HBP BLK WP HR S P ERA WHIP										
Jamey Wright, R (1, 1) ERA: 4.57	3.2 L 20 6 8 8 2 3 0 0 0 0 0 1 48 77 19.64 2.455										
47 Mike Buddie, R (4, 1) ERA: 3.06	0.1 1 0 0 0 0 0 0 0 0 0 0 0 4 6 0.00 0.000										
Allen Levraut, R (5, 1) ERA: 5.61	2.0 7 0 0 0 2 1 0 0 0 0 0 0 13 26 0.00 0.500										
Gus Gandarillas, R (7, 1) ERA: 3.0	2.0 8 2 0 0 0 1 0 0 0 0 0 0 14 26 0.00 1.500										
Ray King, L (9, 1) ERA: 3.86	1.0 3 1 0 0 0 0 0 0 0 0 0 0 6 10 0.00 1.000										

St. Louis Cardinals @ Milwaukee Brewers
Miller Park, Milwaukee, WI
Mon Sep 10 2001, 7:05 PM CDT
Att. 31,780 - Sunny - 70 F


livebaseballscorecards.com


Batter	1	2	3	4	5	6	7	8	9	AB R H RBI BB SO LOB	BOTTOM
--------	---	---	---	---	---	---	---	---	---	----------------------	--------


												<p>St. Louis Cardinals @ Milwaukee Brewers Miller Park, Milwaukee, WI Tue Sep 11 2001, 7:05 PM CDT</p> <p>livebaseballscorecards.com</p> <table border="0"> <tr><td>AB</td><td>0</td></tr> <tr><td>R</td><td>0</td></tr> <tr><td>H</td><td>0</td></tr> <tr><td>RBI</td><td>0</td></tr> <tr><td>BB</td><td>0</td></tr> <tr><td>SO</td><td>0</td></tr> <tr><td>LOB</td><td>0</td></tr> </table> 	AB	0	R	0	H	0	RBI	0	BB	0	SO	0	LOB	0
AB											0															
R											0															
H											0															
RBI											0															
BB											0															
SO											0															
LOB											0															

Inning Stats	1B: 0	SF: 0	WP: 0	PA: 0
	2B: 0	SAC: 0	PB: 0	
	3B: 0	DP: 0	SB: 0	
	HR: 0	HBP: 0	CS: 0	

PITCHER	IP	WLS	BF	H	R	ER	SO	BB	IBB	HBP	BLK	WP	HR	S	P	ERA	WHIP	PITCHER	IP	WLS	BF	H	R	ER	SO	BB	IBB	HBP	BLK	WP	HR	S	P	ERA	WHIP
---------	----	-----	----	---	---	----	----	----	-----	-----	-----	----	----	---	---	-----	------	---------	----	-----	----	---	---	----	----	----	-----	-----	-----	----	----	---	---	-----	------

Batter	1	2	3	4	5	6	7	8	9	AB R H RBI BB SO LOB	TOP																								
												St. Louis Cardinals @ Milwaukee Brewers Miller Park, Milwaukee, WI Wed Sep 12 2001, 7:05 PM CDT livebaseballscorecards.com																							
		AB 0 R 0 H 0 RBI 0 BB 0 SO 0 LOB 0																																	
																																			
Inning Stats		1B: 0 SF: 0 2B: 0 SAC: 0 3B: 0 DP: 0 HR: 0 HBP: 0	WP: 0 PA: 0 PB: 0 SB: 0 CS: 0																																
PITCHER	IP	WLS	BF	H	R	ER	SO	BB	IBB	HBP	BLK	WP	HR	S	P	ERA	WHIP	PITCHER	IP	WLS	BF	H	R	ER	SO	BB	IBB	HBP	BLK	WP	HR	S	P	ERA	WHIP

Batter	1	2	3	4	5	6	7	8	9	AB R H RBI BB SO LOB	TOP																								
												St. Louis Cardinals @ Milwaukee Brewers Miller Park, Milwaukee, WI Thu Sep 13 2001, 1:05 PM CDT livebaseballscorecards.com																							
		AB 0 R 0 H 0 RBI 0 BB 0 SO 0 LOB 0																																	
																																			
Inning Stats		1B: 0 SF: 0 2B: 0 SAC: 0 3B: 0 DP: 0 HR: 0 HBP: 0	WP: 0 PA: 0 PB: 0 SB: 0 CS: 0																																
PITCHER	IP	WLS	BF	H	R	ER	SO	BB	IBB	HBP	BLK	WP	HR	S	P	ERA	WHIP	PITCHER	IP	WLS	BF	H	R	ER	SO	BB	IBB	HBP	BLK	WP	HR	S	P	ERA	WHIP

Batter	1	2	3	4	5	6	7	8	9	AB R H RBI BB SO LOB	TOP																								
												Arizona Diamondbacks @ Milwaukee Brewers Miller Park, Milwaukee, WI Fri Sep 14 2001, 7:05 PM CDT livebaseballscorecards.com																							
		AB 0 R 0 H 0 RBI 0 BB 0 SO 0 LOB 0																																	
																																			
Inning Stats		1B: 0 SF: 0 2B: 0 SAC: 0 3B: 0 DP: 0 HR: 0 HBP: 0	WP: 0 PA: 0 PB: 0 SB: 0 CS: 0																																
PITCHER	IP	WLS	BF	H	R	ER	SO	BB	IBB	HBP	BLK	WP	HR	S	P	ERA	WHIP	PITCHER	IP	WLS	BF	H	R	ER	SO	BB	IBB	HBP	BLK	WP	HR	S	P	ERA	WHIP

Batter	1	2	3	4	5	6	7	8	9	AB R H RBI BB SO LOB	BOTTOM
--------	---	---	---	---	---	---	---	---	---	----------------------	--------

												Arizona Diamondbacks @ Milwaukee Brewers Miller Park, Milwaukee, WI Fri Sep 14 2001, 7:05 PM CDT livebaseballscorecards.com
											AB 0 R 0 H 0 RBI 0 BB 0 SO 0 LOB 0	
												

Inning Stats	1B: 0	SF: 0	WP: 0	PA: 0
	2B: 0	SAC: 0	PB: 0	
	3B: 0	DP: 0	SB: 0	
	HR: 0	HBP: 0	CS: 0	

PITCHER	IP	WLS	BF	H	R	ER	SO	BB	IBB	HBP	BLK	WP	HR	S	P	ERA	WHIP	PITCHER	IP	WLS	BF	H	R	ER	SO	BB	IBB	HBP	BLK	WP	HR	S	P	ERA	WHIP
---------	----	-----	----	---	---	----	----	----	-----	-----	-----	----	----	---	---	-----	------	---------	----	-----	----	---	---	----	----	----	-----	-----	-----	----	----	---	---	-----	------


Batter	1	2	3	4	5	6	7	8	9	AB R H RBI BB SO LOB	TOP																												
												Arizona Diamondbacks @ Milwaukee Brewers Miller Park, Milwaukee, WI Sat Sep 15 2001, 6:05 PM CDT livebaseballscorecards.com																											
Inning Stats																																							
PITCHER	IP	WLS	BF	H	R	ER	SO	BB	IBB	HBP	BLK	WP	HR	S	P	ERA	WHIP	PITCHER	IP	WLS	BF	H	R	ER	SO	BB	IBB	HBP	BLK	WP	HR	S	P	ERA	WHIP				

AB 0
R 0
H 0
RBI 0
BB 0
SO 0
LOB 0




1B: 0 SF: 0 WP: 0 PA: 0
 2B: 0 SAC: 0 PB: 0
 3B: 0 DP: 0 SB: 0
 HR: 0 HBP: 0 CS: 0

Batter	1	2	3	4	5	6	7	8	9	AB R H RBI BB SO LOB	BOTTOM
--------	---	---	---	---	---	---	---	---	---	----------------------	--------

												Arizona Diamondbacks @ Milwaukee Brewers Miller Park, Milwaukee, WI Sat Sep 15 2001, 6:05 PM CDT livebaseballscorecards.com
											AB 0 R 0 H 0 RBI 0 BB 0 SO 0 LOB 0	
												
Inning Stats											1B: 0 SF: 0 WP: 0 PA: 0 2B: 0 SAC: 0 PB: 0 3B: 0 DP: 0 SB: 0 HR: 0 HBP: 0 CS: 0	

PITCHER	IP	WLS	BF	H	R	ER	SO	BB	IBB	HBP	BLK	WP	HR	S	P	ERA	WHIP
---------	----	-----	----	---	---	----	----	----	-----	-----	-----	----	----	---	---	-----	------

PITCHER	IP	WLS	BF	H	R	ER	SO	BB	IBB	HBP	BLK	WP	HR	S	P	ERA	WHIP
---------	----	-----	----	---	---	----	----	----	-----	-----	-----	----	----	---	---	-----	------

Batter	1	2	3	4	5	6	7	8	9	AB R H RBI BB SO LOB	TOP																								
												Arizona Diamondbacks @ Milwaukee Brewers Miller Park, Milwaukee, WI Sun Sep 16 2001, 1:05 PM CDT livebaseballscorecards.com																							
											AB 0 R 0 H 0 RBI 0 BB 0 SO 0 LOB 0																								
																																			
Inning Stats											1B: 0 SF: 0 2B: 0 SAC: 0 3B: 0 DP: 0 HR: 0 HBP: 0 WP: 0 PA: 0 PB: 0 SB: 0 CS: 0																								
PITCHER	IP	WLS	BF	H	R	ER	SO	BB	IBB	HBP	BLK	WP	HR	S	P	ERA	WHIP	PITCHER	IP	WLS	BF	H	R	ER	SO	BB	IBB	HBP	BLK	WP	HR	S	P	ERA	WHIP

Batter	1	2	3	4	5	6	7	8	9	AB R H RBI BB SO LOB	BOTTOM
--------	---	---	---	---	---	---	---	---	---	----------------------	--------

												Arizona Diamondbacks @ Milwaukee Brewers Miller Park, Milwaukee, WI Sun Sep 16 2001, 1:05 PM CDT livebaseballscorecards.com
											AB 0 R 0 H 0 RBI 0 BB 0 SO 0 LOB 0	
												

Inning Stats	1B: 0	SF: 0	WP: 0	PA: 0
	2B: 0	SAC: 0	PB: 0	
	3B: 0	DP: 0	SB: 0	
	HR: 0	HBP: 0	CS: 0	

PITCHER	IP	WLS	BF	H	R	ER	SO	BB	IBB	HBP	BLK	WP	HR	S	P	ERA	WHIP	PITCHER	IP	WLS	BF	H	R	ER	SO	BB	IBB	HBP	BLK	WP	HR	S	P	ERA	WHIP
---------	----	-----	----	---	---	----	----	----	-----	-----	-----	----	----	---	---	-----	------	---------	----	-----	----	---	---	----	----	----	-----	-----	-----	----	----	---	---	-----	------

Batter	1	2	3	4	5	6	7	8	9	AB R H RBI BB SO LOB	TOP		
Lou Collier, R (1, 5) OBP: 0.383, SLG: 0.475 Kevin Brown, R (8, 2) OBP: 0.250, SLG: 0.514	1-2 P6		1-1 F9			1-1 G4-3		4-2 HBP BB		3 0 0 0 1 0 1 0 0 0 0 0 0 0	Milwaukee Brewers @ St. Louis Cardinals Busch Stadium, St. Louis, MO Mon Sep 17 2001, 7:10 PM CDT Att. 32,563 - Cloudy - 75 F		
Mark Loretta, R (1, 4) OBP: 0.350, SLG: 0.354	2-1 F8			0-3 K		3-2 G4-6-3 1B		2-2 HBP		3 0 1 0 0 1 0			
Geoff Jenkins, L (1, 7) OBP: 0.334, SLG: 0.474	2-3 K			0-0 F8		0-0 G4-6-3 1-2f		0-0 F9		4 0 0 0 0 1 4			
Richie Sexson, R (1, 3) OBP: 0.331, SLG: 0.517		3-3 K		1-1 G5-3			0-0 P4		0-0 L3-1	4 0 0 0 0 1 0			
Devon White, S (1, 8) OBP: 0.343, SLG: 0.463		3-2 P2			2-0 E9 G4-3 G6-3		2-1 F2		1-3 K	4 1 0 0 0 1 0			
Jeremy Burnitz, L (1, 9) OBP: 0.343, SLG: 0.482		3-3 K			0-1 G4-3		0-2 L4		2-1 F8	4 0 0 0 0 1 1			
José Hernández, R (1, 6) OBP: 0.304, SLG: 0.444			0-1 SH1-4 1B		4-0 G6-3 IBB			2-2 G5-3		2 0 1 0 1 0 0			
Henry Blanco, R (1, 2) OBP: 0.278, SLG: 0.309 Luis Lopez, S (8, PH) OBP: 0.324, SLG: 0.360 (8, 5)			2-3 K		2-2 G6-3			1-1 G6-3		2 0 0 1 0 1 2 1 0 0 0 0 0 0			
Ruben Quevedo, R (1, 1) OBP: 0.214, SLG: 0.214 Mark Sweeney, L (8, PH) OBP: 0.369, SLG: 0.473 James Mouton, R (8, PR) OBP: 0.317, SLG: 0.363 Chad Fox, R (8, 1)			1-1 SH1-4		1-2	1-2		2-1 HBP 2B		1 0 1 0 0 0 0 1 0 1 0 0 0 0 0 0 0 0 0 0 0 0 0 0 0 0 0 0			
Inning Stats	R: 0 H: 0 E: 0 LOB: 0 K: 1 BB: 0 S: 8 P: 13	R: 0 H: 0 E: 0 LOB: 0 K: 2 BB: 0 S: 9 P: 18	R: 0 H: 1 E: 0 LOB: 1 K: 1 BB: 0 S: 9 P: 13	R: 0 H: 0 E: 0 LOB: 0 K: 1 BB: 0 S: 6 P: 7	R: 1 H: 1 E: 1 LOB: 2 K: 0 BB: 1 S: 10 P: 19	R: 0 H: 1 E: 0 LOB: 0 K: 0 BB: 0 S: 6 P: 10	R: 0 H: 0 E: 0 LOB: 0 K: 0 BB: 0 S: 6 P: 8	R: 0 H: 1 E: 0 LOB: 3 K: 0 BB: 1 S: 14 P: 25	R: 0 H: 0 E: 0 LOB: 0 K: 1 BB: 0 S: 8 P: 11	1B: 3 SF: 0 2B: 1 SAC: 1 3B: 0 DP: 1 HR: 0 HBP: 1	WP: 0 PA: 33 PB: 0 SB: 0 CS: 0		
PITCHER	IP WLS BF H R ER SO BB IBB HBP BLK WP HR S P ERA WHIP											PITCHER	IP WLS BF H R ER SO BB IBB HBP BLK WP HR S P ERA WHIP
Bud Smith, L (1, 1) ERA: 3.4	7.0 W 24 3 1 0 5 0 1 0 0 0 0 0 54 88 0.00 0.429												
Gene Stechschulte, R (8, 1) ERA: 3.82	0.2 H 5 1 0 0 0 1 0 1 0 0 0 0 13 24 0.00 3.000												
Steve Kline, L (8, 1) ERA: 1.59	1.1 S 4 0 0 0 1 0 0 0 0 0 0 0 9 12 0.00 0.000												

livebaseballscorecards.com

AB	29
R	1
H	4
RBI	1
BB	2
SO	6
LOB	8



Batter	1	2	3	4	5	6	7	8	9
Fernando Vina, L OBP: 0.353, SLG: 0.407 (1, 4)	0-1 B3		2-1 E5			1-2 G4-3	0-0 L9		
Placido Polanco, R OBP: 0.352, SLG: 0.397 (1, 5)	0-0 F9		0-2 F9			1-0 2B		2-1 G4-3	
J.D. Drew, L OBP: 0.414, SLG: 0.636 (1, 9)	1-2 F9			1-3 K		2-0 5 1B		3-2 F8	
5 Albert Pujols, R OBP: 0.406, SLG: 0.616 (1, 7)		0-1 F9		2-2 15 F9-3 1B		2-1 15 WP 1B		2-3 K	
15 Jim Edmonds, L OBP: 0.386, SLG: 0.533 (1, 8)		0-0 G3		0-0 F9-3		0-3 K			
Mark McGwire, R OBP: 0.310, SLG: 0.482 (1, 3)		3-3 K			1-0 F9	0-3 K			
Edgar Renteria, R OBP: 0.320, SLG: 0.376 (1, 6)			4-1 FC1-6 BB		1-1 2B		3-2 G3 1B		
Eli Marrero, R OBP: 0.312, SLG: 0.423 (1, 2)			1-3 K		0-1 L9		1-0 F2		
Bud Smith, L OBP: 0.174, SLG: 0.136 (1, 1)			0-1 FC1-6		2-2 F9		0-0 G3		
Miguel Cairo, R OBP: 0.350, SLG: 0.375 (7, PH)									
Gene Stechschulte, R OBP: 0.750, SLG: 1.667 (8, 1)									
Steve Kline, S OBP: 1.000, SLG: 1.000 (8, 1)									

AB	R	H	RBI	BB	SO	LOB
4	0	0	0	0	0	2
4	1	1	0	0	0	2
4	1	1	1	0	1	0
4	0	2	1	0	1	0
3	0	0	0	0	1	2
3	0	0	0	0	2	1
2	0	2	0	1	0	0
3	0	0	0	0	1	3
2	0	0	0	0	0	2
1	0	0	0	0	0	1
0	0	0	0	0	0	0
0	0	0	0	0	0	0

AB	R	H	RBI	BB	SO	LOB
30	2	6	2	1	6	13

Inning Stats		R: 0	H: 0	R: 0	H: 0	R: 0	H: 0	R: 0	H: 1	R: 0	H: 1	R: 2	H: 3	R: 0	H: 1	R: 0	H: 0
R: 0		E: 0	LOB: 0	E: 0	LOB: 0	E: 1	LOB: 2	E: 0	LOB: 0	E: 0	LOB: 1	E: 0	LOB: 1	E: 0	LOB: 1	E: 0	LOB: 0
K: 0		BB: 0	K: 1	BB: 0	K: 1	BB: 1	K: 1	BB: 0	K: 0	BB: 0	K: 2	BB: 0	K: 0	BB: 0	K: 1	BB: 0	K: 1
S: 7		P: 8	S: 6	P: 9	S: 12	P: 19	S: 8	P: 11	S: 11	P: 15	S: 14	P: 20	S: 7	P: 10	S: 11	P: 18	S: 11

PITCHER	IP	WLS	BF	H	R	ER	SO	BB	IBB	HBP	BLK	WP	HR	S	P	ERA	WHIP
Ruben Quevedo, R ERA: 3.47 (1, 1)	7.0	L	28	6	2	2	5	1	0	0	0	1	0	65	92	2.57	1.000
Chad Fox, R ERA: 1.88 (8, 1)	1.0		3	0	0	0	1	0	0	0	0	0	0	11	18	0.00	0.000

PITCHER	IP	WLS	BF	H	R	ER	SO	BB	IBB	HBP	BLK	WP	HR	S	P	ERA	WHIP

BOTTOM

Milwaukee Brewers @ St. Louis Cardinals
Busch Stadium, St. Louis, MO
 Mon Sep 17 2001, 7:10 PM CDT
 Att: 32,563 - Cloudy - 75 F

livebaseballscorecards.com

AB	30
R	2
H	6
RBI	2
BB	1
SO	6
LOB	13



1B: 3	SF: 0	WP: 1	PA: 31
2B: 4	SAC: 0	PB: 0	
3B: 0	DP: 1	SB: 0	
HR: 0	HBP: 0	CS: 0	

Batter	1	2	3	4	5	6	7	8	9	AB R H RBI BB SO LOB	TOP	
Devon White, S (1, 8) OBP: 0.345, SLG: 0.473 Alex Sanchez, L (5, 8) OBP: 0.237, SLG: 0.286	0-1 S 1B		2-2 HR		1-0 G6-3		1-0 G4-3		0-0 FC6-4	3 1 2 1 0 0 1 2 0 0 0 0 0 2		
Mark Loretta, R (1, 4) OBP: 0.348, SLG: 0.352 Lou Collier, R (3, 5) OBP: 0.381, SLG: 0.470	0-0 L7		1-2 G6-3		0-0 1B		0-0 G3		0-1 FC4-6	2 0 0 0 0 0 1 3 0 1 1 0 0 2		
Geoff Jenkins, L (1, 7) OBP: 0.339, SLG: 0.483	4-2 G4-3 1-2 BB		4-2 WP BB		2-3 K		2-1 HR			2 1 1 2 2 1 1		
Richie Sexson, R (1, 3) OBP: 0.328, SLG: 0.513	0-1 G4-3 1-2f		2-3 K		1-3 K		0-3 K			4 0 0 0 0 3 4		
Jeremy Burnitz, L (1, 9) OBP: 0.341, SLG: 0.478		3-2 G4-3	2-1 F8		1-0 F8		1-3 K			4 0 0 0 0 1 1		
José Hernández, R (1, 6) OBP: 0.305, SLG: 0.445		0-0 2B		1-1 L8		4-1 BB		2-3 K		3 0 1 0 1 1 0		
Luis Lopez, S (1, 5) OBP: 0.322, SLG: 0.363		0-0 2B		1-3 K		2-3 K		0-0 F8		4 0 1 0 0 2 1		
Henry Blanco, R (1, 2) OBP: 0.276, SLG: 0.306 James Mouton, R (9, PH) OBP: 0.323, SLG: 0.363		2-2 F9		3-3 K		1-1 G5-3			4-2 FC6-4 HBP	3 0 0 0 0 1 3 0 0 0 0 0 0 0		
James Wright, R Gus García-Ríos, R Jesse Levis, L Mark Lester, R Mike DeJean, R Elvis Stenders, S Ray King, L Curt Leskanic, R Mark Sweeney, L		1-2 G5-3		2-1 G6-3 1B 2B		0-2 G3 G4-3 HR 1B		0-3 K		1 0 0 0 0 0 0 2 0 0 0 0 0 0 0 0 1 1 1 0 1 1 1 0 0 0 0 0 0 0 0 0 0 0 0 0 1 0 0 0 0 0 0 0 1 0 0 0 0 0 1 1		
Inning Stats	R: 0 H: 1 E: 0 LOB: 1 K: 0 BB: 1 S: 9 P: 13	R: 0 H: 2 E: 0 LOB: 2 K: 0 BB: 0 S: 11 P: 17	R: 1 H: 1 E: 0 LOB: 1 K: 1 BB: 1 S: 20 P: 31	R: 0 H: 0 E: 0 LOB: 0 K: 2 BB: 0 S: 9 P: 14	R: 1 H: 2 E: 0 LOB: 1 K: 2 BB: 0 S: 10 P: 16	R: 0 H: 0 E: 0 LOB: 1 K: 1 BB: 1 S: 8 P: 16	R: 2 H: 2 E: 0 LOB: 0 K: 1 BB: 0 S: 10 P: 13	R: 0 H: 0 E: 0 LOB: 0 K: 2 BB: 0 S: 10 P: 13	R: 0 H: 0 E: 0 LOB: 1 K: 1 BB: 0 S: 10 P: 14	1B: 3 SF: 0 2B: 3 SAC: 0 3B: 0 DP: 1 HR: 2 HBP: 1	WP: 1 PA: 38 PB: 0 SB: 1 CS: 0	
PITCHER	IP WLS BF H R ER SO BB IBB HBP BLK WP HR S P ERA WHIP											
Dustin Hermanson, R (1, 1) ERA: 4.49	5.0 W 22 6 2 2 5 2 0 0 0 1 1 59 91 3.60 1.600											
Mike Matthews, L (6, 1) ERA: 3.38	1.0 4 0 0 0 1 1 0 0 0 0 0 8 16 0.00 1.000											
Luther Hackman, R (7, 1) ERA: 5.16	1.0 5 2 2 2 1 0 0 0 0 0 1 10 13 18.00 2.000											
Jeff Tabaka, L (8, 1) ERA: 4.5	1.0 3 0 0 0 2 0 0 0 0 0 0 10 13 0.00 0.000											
Mike Timlin, R (9, 1) ERA: 4.09	1.0 4 0 0 0 1 0 0 1 0 0 0 10 14 0.00 0.000											

Milwaukee Brewers @ St. Louis Cardinals
 Busch Stadium, St. Louis, MO
 Tue Sep 18 2001, 7:10 PM CDT
 Att. 41,653 - Cloudy - 74 F

AB	34
R	4
H	8
RBI	4
BB	3
SO	10
LOB	19



Batter	1	2	3	4	5	6	7	8	9	AB	R	H	RBI	BB	SO	LOB
Fernando Vina, L OBP: 0.354, SLG: 0.406 (1, 4)	1-1 P6 1B		4-2 5 HR BB 1B	0-0 1B 1B			1-2 G1-3 1B	1-3 K		4	2	1	1	1	1	1
Placido Polanco, R OBP: 0.355, SLG: 0.402 (1, 5) (9, 6)	0-0 5 2B 1B		1-2 L6 1B	0-0 1B			1-0 1B 2B			4	2	3	1	0	0	1
J.D. Drew, L OBP: 0.417, SLG: 0.636 (1, 9)	4-0 5 2B BB		1-1 5 HR 1B			1-1 G3-1 1B	0-0 5 BB 1B			3	2	2	1	1	0	0
5 Albert Pujols, R OBP: 0.408, SLG: 0.624 (1, 7) (7, 3)	1-0 15 1B 2B		3-2 HR			2-0 P4 BB	4-1 FC6-4 BB			3	2	2	5	1	0	0
15 Jim Edmonds, L OBP: 0.386, SLG: 0.532 Craig Paquette, R OBP: 0.314, SLG: 0.459 (1, 8) (7, PH) (8, 7) (9, 5)	3-2 G6-4-3 1B		2-3 K			2-1 G3-1 1B	0-0 F9 1B			3	0	1	1	0	1	0
Mark McGwire, R OBP: 0.310, SLG: 0.479 Kerry Robinson, L OBP: 0.326, SLG: 0.335 (1, 3) (6, PR) (7, 7) (8, 8)	2-2 G6-4-3 1-2f		3-3 K			4-0 WP BB	1-1 FC6-4 1-2f			2	0	0	0	1	1	1
Edgar Renteria, R OBP: 0.318, SLG: 0.374 29 Stubby Clapp, L OBP: 0.174, SLG: 0.261 Mike Timlin, R (1, 6) (8, PH) (9, 1)		3-2 G6-3 1B		0-0 L9 1B		0-0 P4 1B	0-0 G6-3 2B			3	0	0	0	0	0	1
Mike Matheny, R OBP: 0.284, SLG: 0.310 (1, 2)		0-3 K		4-2 SH3 1B BB		0-3 K	1-0 G6-3 2-3			3	1	0	0	1	2	2
Dustin Hermanson, R OBP: 0.119, SLG: 0.105 Mike Matthews, L OBP: 0.118, SLG: 0.294 Bobby Bonilla, S OBP: 0.314, SLG: 0.356 Luther Hackman, R Jeff Tabaka, R Eli Marrero, R OBP: 0.310, SLG: 0.421 (1, 1) (6, 1) (6, PH) (7, 1) (8, 1) (8, PH) (9, 7)		0-2 G6-3 1B		0-0 SH3 1-2		3-2 G4-3 1-2	2-3 K			1	0	0	0	0	0	0

Inning Stats	R: 3	H: 3	E: 0	LOB: 0	K: 0	P: 22	R: 0	H: 0	E: 0	LOB: 0	K: 1	P: 13	R: 3	H: 2	E: 0	LOB: 0	K: 2	P: 32	R: 2	H: 2	E: 0	LOB: 1	K: 0	P: 10	R: 0	H: 0	E: 0	LOB: 0	K: 0	P: 10	R: 1	H: 2	E: 0	LOB: 2	K: 0	P: 17	R: 0	H: 1	E: 0	LOB: 1	K: 2	P: 14			
	S: 11	BB: 1	S: 10	BB: 0	S: 10	BB: 13	S: 18	BB: 1	S: 6	S: 8	BB: 1	P: 15	S: 10	BB: 1	S: 10	BB: 0	S: 10	BB: 14																											

PITCHER	IP	WLS	BF	H	R	ER	SO	BB	IBB	HBP	BLK	WP	HR	S	P	ERA	WHIP
Jamey Wright, R ERA: 4.8 (1, 1)	3.0	L	15	5	6	6	3	2	0	0	0	0	1	39	67	18.00	2.333
Gus Gandarillas, R ERA: 4.15 (4, 1)	1.0		5	2	2	2	0	1	0	0	0	0	0	6	10	18.00	3.000
Mark Leiter, R ERA: 3.91 (5, 1)	1.0		3	0	0	0	0	0	0	0	0	0	0	5	10	0.00	0.000
Mike DeJean, R ERA: 2.67 (6, 1)	1.0		4	0	0	0	1	1	0	0	0	1	0	8	15	0.00	1.000
Ray King, L ERA: 3.97 (7, 1)	1.0		6	2	1	1	0	1	0	0	0	0	0	10	17	9.00	3.000

Milwaukee Brewers @ St. Louis Cardinals
Busch Stadium, St. Louis, MO
 Tue Sep 18 2001, 7:10 PM CDT
 Att: 41,653 - Cloudy - 74 F

AB	31
R	9
H	10
RBI	9
BB	5
SO	6
LOB	12



PITCHER	IP	WLS	BF	H	R	ER	SO	BB	IBB	HBP	BLK	WP	HR	S	P	ERA	WHIP
Curt Leskanic, R ERA: 3.56 (8, 1)	1.0		4	1	0	0	2	0	0	0	0	0	0	10	14	0.00	1.000

Batter	1	2	3	4	5	6	7	8	9	AB R H RBI BB SO LOB	TOP											
Devon White, S (1, 8) <small>OBP: 0.347, SLG: 0.473</small> James Mouton, R (8, PR) <small>OBP: 0.320, SLG: 0.360</small> (8, 8)	0-0 WP 1B		1-0 F8		2-3 K			1-1 1B 1B 1B	3-2 F9	4 0 2 0 0 1 1 1 1 0 0 0 0 1												
Lou Collier, R (1, 5) <small>OBP: 0.366, SLG: 0.448</small>	0-0 F8		2-3 K		2-3 K			3-1 F9 1-2		4 0 0 0 0 2 3												
Geoff Jenkins, L (1, 7) <small>OBP: 0.335, SLG: 0.477</small>	3-3 K		3-3 K				1-3 K	1-1 G1-3		4 0 0 0 0 3 4												
Richie Sexson, R (1, 3) <small>OBP: 0.328, SLG: 0.511</small>	1-3 K 1-2			3-3 K			1-1 G5-3	2-2 1B 2-3 1B		4 0 1 0 0 2 1												
Jeremy Burnitz, L (1, 9) <small>OBP: 0.342, SLG: 0.480</small>		1-0 2B		1-0 G3			0-0 F9	0-0 1B 1-3 1B		4 0 2 1 0 0 0												
José Hernández, R (1, 6) <small>OBP: 0.305, SLG: 0.449</small>		1-1 L9		2-0 HR			2-3 K	2-3 K		4 1 1 1 0 2 3												
Luis Lopez, S (1, 4) <small>OBP: 0.325, SLG: 0.371</small>		3-2 L5		0-0 1B			0-1 G4-3 2B		0-0 G5-3	4 0 2 0 0 0 1												
Jesse Levis, L (1, 2) <small>OBP: 0.400, SLG: 0.500</small> Mike Coolbaugh, R (9, PH) <small>OBP: 0.271, SLG: 0.418</small>		0-3 K		0-3 K2-3			0-0 G4-3		1-2 2B	3 0 0 0 0 2 3 1 0 1 0 0 0 0												
Jeff D'Amico, R (1, 1) <small>OBP: 0.231, SLG: 0.273</small> Alex Sanchez, L (5, PH) <small>OBP: 0.233, SLG: 0.281</small> Mark Leiter, R (5, 1) <small>OBP: 0.167, SLG: 0.167</small> Allen Levrault, R (6, 1) <small>OBP: 0.091, SLG: 0.065</small> Mark Sweeney, L (7, PH) <small>OBP: 0.360, SLG: 0.461</small> 47 Mike Budde, R (7, 1) <small>OBP: 0.250, SLG: 0.250</small> Brandon Kolb, R (8, 1) <small>OBP: 0.285, SLG: 0.351</small> Angel Echevarria, R (9, PH)			4-1 BB		2-3 K		3-3 K		3-2 P4	0 0 0 0 0 1 0 0 1 0 0 0 0 0 1 0 0 0 0 0 0 0 0 0 0 0 0 0 0 0 0 0 1 0 0 0 0 0 1 1 0 0 0 0 0 0 0 0 0 0 0 0 0 0 0 0 1 0 0 0 0 0 0 1												
Inning Stats	R: 0 E: 0 K: 2 S: 11	H: 1 LOB: 1 BB: 0 P: 15	R: 0 E: 0 K: 1 S: 11	H: 1 LOB: 1 BB: 0 P: 16	R: 0 E: 0 K: 2 S: 8	H: 0 LOB: 1 BB: 1 P: 18	R: 1 E: 0 K: 2 S: 10	H: 2 LOB: 1 BB: 0 P: 16	R: 0 E: 0 K: 3 S: 10	H: 0 LOB: 0 BB: 0 P: 16	R: 0 E: 0 K: 1 S: 6	H: 0 LOB: 0 BB: 0 P: 8	R: 0 E: 0 K: 2 S: 11	H: 1 LOB: 1 BB: 0 P: 16	R: 1 E: 0 K: 1 S: 17	H: 3 LOB: 2 BB: 0 P: 26	R: 0 E: 0 K: 0 S: 12	H: 1 LOB: 1 BB: 0 P: 19	1B: 5 2B: 3 3B: 0 HR: 1	SF: 0 SAC: 0 DP: 0 HBP: 0	WP: 1 PB: 0 SB: 0 CS: 0	PA: 37
PITCHER	IP WLS BF H R ER SO BB IBB HBP BLK WP HR S P ERA WHIP																					
Matt Morris, R (1, 1) <small>ERA: 3.1</small>	7.0 W 27 5 1 1 13 1 0 0 0 1 1 67 105 1.29 0.857																					
Jeff Tabaka, L (8, 1) <small>ERA: 6.75</small>	0.2 3 1 1 1 0 0 0 0 0 0 0 6 11 13.50 1.500																					
Gene Stechschulte, R (8, 1) <small>ERA: 3.82</small>	0.0 1 1 0 0 0 0 0 0 0 0 0 3 5 ∞ ∞																					
Steve Kline, L (8, 1) <small>ERA: 1.57</small>	1.0 5 2 0 0 1 0 0 0 0 0 0 17 23 0.00 2.000																					
Mike James, R (9, 1) <small>ERA: 5.3</small>	0.1 1 0 0 0 0 0 0 0 0 0 0 3 6 0.00 0.000																					

Milwaukee Brewers @ St. Louis Cardinals
 Busch Stadium, St. Louis, MO
 Wed Sep 19 2001, 12:40 PM CDT
 Att. 29,332 - Cloudy - 68 F

AB	36
R	2
H	9
RBI	2
BB	1
SO	14
LOB	19



Batter	1	2	3	4	5	6	7	8	9	AB	R	H	RBI	BB	SO	LOB
Fernando Vina, L (1, 4) OBP: 0.355, SLG: 0.407	1-2 2B 1B		1-0 5 2B 1B	1-2 G6-3		0-0 G4-3				4	2	2	0	0	0	0
Placido Polanco, R (1, 5) OBP: 0.354, SLG: 0.402	1-0 F8 5 G1-3 2B		2-3 K		0-0 F9		2-2 G1-3			4	1	1	1	0	1	2
J.D. Drew, L (1, 9) OBP: 0.413, SLG: 0.628	0-0 F8		0-3 K		0-0 B1-3		2-0 L9			4	0	0	0	0	1	3
5 Albert Pujols, R (1, 3) OBP: 0.409, SLG: 0.627	1-1 G1-3		1-1 1B 2B		3-2 1B 2B		0-0 G4-3			4	2	2	3	0	0	0
15 Jim Edmonds, L (1, 8) OBP: 0.388, SLG: 0.532	0-0 F7		4-0 1B IBB		4-0 1B IBB		0-1 3B 1B			2	1	1	0	2	0	0
Craig Paquette, R (1, 7) OBP: 0.317, SLG: 0.460 Kerry Robinson, L (9, 7) OBP: 0.326, SLG: 0.335		0-1 F8	1-2 1B		2-2 FC6-4 1B		0-0 L7			4	0	2	2	0	0	1
Edgar Renteria, R (1, 6) OBP: 0.317, SLG: 0.377		2-2 F3	1-2 L5		1-2 FC6-4		2-2 SF7 3B			4	1	1	1	0	0	4
Mike Matheny, R (1, 2) OBP: 0.281, SLG: 0.307		2-2 P4			0-2 F9		3-2 L7			3	0	0	1	0	0	0
Matt Morris, R (1, 1) OBP: 0.162, SLG: 0.167 Jeff Tabaka, R (8, 1) Gene Stechschulte, R (8, 1) OBP: 0.750, SLG: 1.667 Steve Kline, S (8, 1) OBP: 0.500, SLG: 0.500 Mike James, R (9, 1)			0-0 1B 5 2B 2B		1-2 L7		1-3 K			3	1	1	0	0	1	0

Inning Stats	R: 2	H: 2	E: 0	LOB: 0	K: 0	P: 12	R: 0	H: 0	E: 0	LOB: 0	K: 0	P: 12	R: 3	H: 4	E: 0	LOB: 2	K: 2	P: 26	R: 0	H: 0	E: 0	LOB: 0	K: 0	P: 11	R: 1	H: 2	E: 0	LOB: 2	K: 0	P: 21	R: 0	H: 0	E: 0	LOB: 0	K: 1	P: 12	R: 0	H: 0	E: 0	LOB: 0	K: 0	P: 9	R: 2	H: 2	E: 0	LOB: 0	K: 1	P: 15	1B: 5	SF: 1	3B: 1	SAC: 0	HR: 0	DP: 0	HBP: 0
--------------	------	------	------	--------	------	-------	------	------	------	--------	------	-------	------	------	------	--------	------	-------	------	------	------	--------	------	-------	------	------	------	--------	------	-------	------	------	------	--------	------	-------	------	------	------	--------	------	------	------	------	------	--------	------	-------	-------	-------	-------	--------	-------	-------	--------

PITCHER	IP	WLS	BF	H	R	ER	SO	BB	IBB	HBP	BLK	WP	HR	S	P	ERA	WHIP
Jeff D'Amico, R (1, 1) ERA: 6.82	4.0	L	19	6	5	5	2	0	0	0	0	0	0	42	61	11.25	1.500
Mark Leiter, R (5, 1) ERA: 4.1	1.0		6	2	1	1	0	0	1	0	0	0	0	11	21	9.00	2.000
Allen Levrault, R (6, 1) ERA: 5.57	1.0		3	0	0	0	1	0	0	0	0	0	0	8	12	0.00	0.000
47 Mike Buddie, R (7, 1) ERA: 2.97	1.0		3	0	0	0	0	0	0	0	0	0	0	5	9	0.00	0.000
Brandon Kolb, R (8, 1) ERA: 13.03	1.0		5	2	2	2	1	0	0	0	0	0	0	11	15	18.00	2.000

BOTTOM

Milwaukee Brewers @ St. Louis Cardinals
 Busch Stadium, St. Louis, MO
 Wed Sep 19 2001, 12:40 PM CDT
 Att. 29,332 - Cloudy - 68 F

AB	33
R	8
H	10
RBI	8
BB	2
SO	4
LOB	10

WP: 0 PA: 36
 PB: 0
 SB: 0
 CS: 0



PITCHER	IP	WLS	BF	H	R	ER	SO	BB	IBB	HBP	BLK	WP	HR	S	P	ERA	WHIP
---------	----	-----	----	---	---	----	----	----	-----	-----	-----	----	----	---	---	-----	------

Batter	1	2	3	4	5	6	7	8	9	AB R H RBI BB SO LOB	TOP											
Todd Walker, L (1, 4) OBP: 0.360, SLG: 0.474	0-1 F7			0-1 SH 1B		4-2 E 1B HR BB	1-0 P6			3 2 1 0 1 0 2												
Wilton Guerrero, S (1, 6) OBP: 0.361, SLG: 0.436	0-2 G5-3			1-0 SH 1-2 SF7 1B		0-0 E5 1-3 HR 1B	1-3 K			3 1 2 0 0 0 0 1 1 0 0 0 1 2												
Juan Castro, R (6, PR) OBP: 0.267, SLG: 0.313																						
Ken Griffey Jr., L (1, 8) OBP: 0.369, SLG: 0.543	1-0 F7			0-0 SH 1-3 2-H		1-0 HR		2-1 L3		3 1 1 3 0 0 0												
Sean Casey, L (1, 3) OBP: 0.376, SLG: 0.469		1-0 G4-3		0-0 SF7		2-2 G4-3		2-2 F7		3 0 0 1 0 0 1												
Aaron Boone, R (1, 5) OBP: 0.353, SLG: 0.488		2-0 G6-3		1-2 P4		0-3 K		0-0 G6-3		4 0 0 0 0 1 2												
Adam Dunn, L (1, 9) OBP: 0.370, SLG: 0.552		3-1 G2-3		1-0 F7		3-2 F7			2-1 G6-3 E 1B	4 0 1 0 0 0 2												
Dmitri Young, S (1, 7) OBP: 0.347, SLG: 0.466			0-1 F8		0-0 G3		3-2 SH5-4 HBP 1B		1 SAFE 0-0 G6-3	4 0 1 0 0 0 1												
Jason LaRue, R (1, 2) OBP: 0.299, SLG: 0.395			0-1 G5-3		1-2 G4-3		1-1 SH5-4 HBP		1-3 K	2 0												
Raul Gonzalez, R (7, PR)																						
Scott Sullivan, R (7, 1)																						
Robin Jennings, L (9, PH) OBP: 0.277, SLG: 0.443										1 0 0 0 0 1 1												
Danny Graves, R (9, 1) OBP: 0.250, SLG: 1.000										0 0 0 0 0 0 0												
59 Lance Davis, R (1, 1) OBP: 0.133, SLG: 0.167			0-0 G4-3		0-3 K		2-0 SH5-4		2-3 K	2 0 0 0 0 1 0 0 0 0 0 0 0 0 1 0 0 0 0 1 1												
Brady Clark, R (7, PH) OBP: 0.388, SLG: 0.458																						
Corky Miller, R (7, 2) OBP: 0.200, SLG: 0.214																						
Inning Stats	R: 0 E: 0 K: 0 S: 7	H: 0 LOB: 0 BB: 0 P: 8	R: 0 E: 0 K: 0 S: 4	H: 0 LOB: 0 BB: 0 P: 10	R: 0 E: 0 K: 0 S: 5	H: 0 LOB: 0 BB: 0 P: 5	R: 2 E: 1 K: 0 S: 9	H: 2 LOB: 1 BB: 0 P: 12	R: 0 E: 0 K: 1 S: 7	H: 0 LOB: 0 BB: 0 P: 8	R: 3 E: 1 K: 1 S: 14	H: 2 LOB: 1 BB: 1 P: 24	R: 0 E: 0 K: 1 S: 10	H: 1 LOB: 2 BB: 0 P: 18	R: 0 E: 0 K: 0 S: 7	H: 0 LOB: 0 BB: 0 P: 11	R: 0 E: 1 K: 2 S: 9	H: 1 LOB: 1 BB: 0 P: 14	1B: 5 2B: 0 3B: 0 HR: 1	SF: 1 SAC: 2 DP: 0 HBP: 1	WP: 0 PB: 0 SB: 0 CS: 0	PA: 36
PITCHER	IP WLS BF H R ER SO BB IBB HBP BLK WP HR S P ERA WHIP	15 Ben Sheets, R (1, 1) ERA: 4.68	5.0 L 9 3 3 1 1 0 0 0 0 0 0 32 43 1.80 0.400	Mac Suzuki, R (6, 1) ERA: 5.49	1.1 L 9 3 3 3 1 1 0 1 0 0 1 19 35 20.25 3.000	Ray King, L (7, 1) ERA: 3.94	0.1 L 1 0 0 0 0 0 0 0 0 0 0 1 2 0.00 0.000	Mike DeJean, R (7, 1) ERA: 2.65	0.1 L 1 0 0 0 1 0 0 0 0 0 0 0 4 5 0.00 0.000	Chad Fox, R (8, 1) ERA: 1.85	1.0 L 3 0 0 0 0 0 0 0 0 0 0 7 11 0.00 0.000	PITCHER	IP WLS BF H R ER SO BB IBB HBP BLK WP HR S P ERA WHIP	Curt Leskanic, R (9, 1) ERA: 3.51	1.0 L 4 1 0 0 2 0 0 0 0 0 0 0 9 14 0.00 1.000							

Cincinnati Reds @ Milwaukee Brewers
Miller Park, Milwaukee, WI
Fri Sep 21 2001, 7:05 PM CDT
Att. 26,412 - Cloudy - 64 F

livebaseballscorecards.com

AB	31
R	5
H	6
RBI	4
BB	1
SO	5
LOB	12



Batter	1	2	3	4	5	6	7	8	9	AB	R	H	RBI	BB	SO	LOB
Lou Collier, R (1, 5) OBP: 0.371, SLG: 0.438 Mike Coolbaugh, R (8, 5) OBP: 0.271, SLG: 0.418	4-0 1B BB		1-3 K		4-2 2B BB		2-3 K			2	1	0	0	2	2	2
Mark Loretta, R (1, 4) OBP: 0.348, SLG: 0.354 Luis Lopez, S (6, 4) OBP: 0.324, SLG: 0.369	0-2 F2		0-0 F9		1-0 2B			2-2 F9		3	0	1	1	0	0	2
Geoff Jenkins, L (1, 7) OBP: 0.334, SLG: 0.474	0-2 G5-4-3 1B			0-1 F7		0-0 F7		2-3 K		4	0	1	0	0	1	1
Richie Sexson, R (1, 3) OBP: 0.331, SLG: 0.512	0-1 G5-4-3 1-2f			0-0 1B 2B 1B		0-0 L3 1B		4-0 BB		3	1	2	0	1	0	2
Devon White, S (1, 8) OBP: 0.346, SLG: 0.471		3-3 K		3-0 CS 1B		1-0 F8		1-3 K		4	0	1	0	0	2	2
Jeremy Burnitz, L (1, 9) OBP: 0.341, SLG: 0.481		1-2 G3		1-1 SAFE 2B		0-2 L3			2-2 G3	4	0	1	1	0	0	1
José Hernández, R (1, 6) OBP: 0.302, SLG: 0.446		2-3 K		0-3 K		1-1 F9			1-3 K	4	0	0	0	0	3	1
Henry Blanco, R (1, 2) OBP: 0.277, SLG: 0.311 Alex Sanchez, L (7, PH) OBP: 0.246, SLG: 0.328 Kevin Brown, R (8, 2) OBP: 0.244, SLG: 0.500			2-0 15 BB 2B		2-2 F8		1-2 3B		2-3 K	2	0	1	0	0	0	0
15 Ben Sheets, R (1, 1) OBP: 0.125, SLG: 0.028 9 Elvis Fierro, S (5, PH) OBP: 0.250, SLG: 0.250 Mac Suzuki, R (6, 1) Ray King, L (7, 1) Mike DeJean, R (7, 1) Mark Sweeney, L (7, PH) OBP: 0.356, SLG: 0.455 Chad Fox, R (8, 1) Curt Leskanic, R (9, 1)			4-2 BB		3-3 K		0-0 F8			0	0	0	0	1	0	0

Inning Stats	R: 0	H: 1	E: 0	K: 0	S: 8	R: 0	H: 0	E: 0	K: 2	S: 12	R: 0	H: 0	E: 0	K: 1	S: 8	R: 1	H: 3	E: 0	K: 1	S: 9	R: 1	H: 1	E: 0	K: 1	S: 11	R: 0	H: 1	E: 0	K: 0	S: 5	R: 0	H: 1	E: 0	K: 1	S: 10	R: 0	H: 0	E: 0	K: 2	S: 12	R: 0	H: 0	E: 0	K: 2	S: 9	1B: 4	SF: 0	2B: 4	SAC: 0	3B: 1	DP: 2	HR: 0	HBP: 0	WP: 0	PA: 35
PITCHER	IP	WLS	BF	H	R	ER	SO	BB	IBB	HBP	BLK	WP	HR	S	P	ERA	WHIP																																						
59 Lance Davis, L (1, 1) ERA: 4.86	6.0	W	24	7	2	2	5	3	0	0	0	0	0	53	85	3.00	1.667																																						
Scott Sullivan, R (7, 1) ERA: 3.5	2.0	H	8	1	0	0	3	1	0	0	0	0	0	22	35	0.00	1.000																																						
Danny Graves, R (9, 1) ERA: 4.0	1.0	S	3	0	0	0	2	0	0	0	0	0	0	9	14	0.00	0.000																																						

BOTTOM

Cincinnati Reds @ Milwaukee Brewers
Miller Park, Milwaukee, WI
Fri Sep 21 2001, 7:05 PM CDT
Att: 26,412 - Cloudy - 64 F

livebaseballscores.com

AB	31
R	2
H	8
RBI	2
BB	4
SO	10
LOB	12

0	0	0	0	1	0	0
1	0	0	0	0	1	0
0	0	0	0	0	0	0
0	0	0	0	0	0	0
0	0	0	0	0	0	0
1	0	0	0	0	0	1
0	0	0	0	0	0	0
0	0	0	0	0	0	0



Batter	1	2	3	4	5	6	7	8	9	AB R H RBI BB SO LOB	TOP											
Todd Walker, L (1, 4) OBP: 0.359, SLG: 0.478	0-1 F2		3-2 F9		0-1 HR		1-1 F7			4 1 1 1 0 0 0												
Adam Dunn, L (1, 9) OBP: 0.372, SLG: 0.571	0-0 HR		3-2 2B		1-3 K			1-1 F7		4 1 2 1 0 1 0												
Ken Griffey Jr., L (1, 8) OBP: 0.368, SLG: 0.538	3-1 G3-1		4-0 IBB		0-0 L9			2-2 G3		3 0 0 0 1 0 0												
Sean Casey, L (1, 3) OBP: 0.374, SLG: 0.465	2-2 G3-1		2-0 G3-1			1-1 F5		0-1 L6		4 0 0 0 0 0 2												
Aaron Boone, R (1, 5) OBP: 0.350, SLG: 0.483		0-1 G4-3		0-0 F7		3-2 E5 HBP		0-1 P4		4 0 0 0 0 0 0												
Dmitri Young, S (1, 7) OBP: 0.352, SLG: 0.474		1-0 1B		2-2 HR		1-1 G6-3 HBP		4-0 CS BB		2 1 2 1 1 0 0												
Juan Castro, R (1, 6) OBP: 0.263, SLG: 0.308		1-3 K		0-1 F8		1-1 G6-3		3-2 F9		4 0 0 0 0 1 4												
Corky Miller, R (1, 2) OBP: 0.167, SLG: 0.176		0-0 P4		2-1 L8			0-0 G1-3			3 0 0 0 0 0 1												
Jose Acevedo, R (1, 1) OBP: 0.107, SLG: 0.143			2-0 F9		0-0 F9		1-3 K			2 0 0 0 0 0 0												
D.T. Cromer, L (7, PH) OBP: 0.260, SLG: 0.500										1 0 0 0 0 1 0												
Jose Rijo, R (7, 1)										0 0 0 0 0 0 0												
Scott Sullivan, R (8, 1)										0 0 0 0 0 0 0												
Danny Graves, R (9, 1) OBP: 0.250, SLG: 1.000										0 0 0 0 0 0 0												
Inning Stats	R: 1 E: 0 K: 0 S: 8	H: 1 LOB: 0 BB: 0 P: 13	R: 0 E: 0 K: 1 S: 7	H: 1 LOB: 1 BB: 0 P: 9	R: 0 E: 0 K: 0 S: 9	H: 1 LOB: 2 BB: 1 P: 23	R: 1 E: 0 K: 0 S: 10	H: 1 LOB: 0 BB: 0 P: 14	R: 1 E: 0 K: 1 S: 7	H: 1 LOB: 0 BB: 0 P: 8	R: 0 E: 1 K: 0 S: 9	H: 0 LOB: 1 BB: 0 P: 15	R: 0 E: 0 K: 1 S: 6	H: 0 LOB: 0 BB: 0 P: 8	R: 0 E: 0 K: 0 S: 7	H: 0 LOB: 0 BB: 0 P: 10	R: 0 E: 0 K: 0 S: 8	H: 0 LOB: 0 BB: 1 P: 14	1B: 1 2B: 1 3B: 0 HR: 3	SF: 0 SAC: 0 DP: 1 HBP: 1	WP: 0 PB: 0 SB: 0 CS: 1	PA: 34
PITCHER	IP WLS BF H R ER SO BB IBB HBP BLK WP HR S P ERA WHIP																					
Ruben Quevedo, R (1, 1) ERA: 3.64	5.0 L 21 5 3 3 2 0 1 0 0 0 0 3 41 67 5.40 1.000																					
Mark Leiter, R (6, 1) ERA: 3.81	2.0 7 0 0 0 1 0 0 1 0 0 0 0 15 23 0.00 0.000																					
Ray King, L (8, 1) ERA: 3.86	1.0 3 0 0 0 0 0 0 0 0 0 0 0 7 10 0.00 0.000																					
Mike DeJean, R (9, 1) ERA: 2.62	1.0 3 0 0 0 0 1 0 0 0 0 0 0 8 14 0.00 1.000																					

Cincinnati Reds @ Milwaukee Brewers
Miller Park, Milwaukee, WI
Sat Sep 22 2001, 6:05 PM CDT
Att. 35,939 - Cloudy - 72 F

livebaseballscorecards.com

AB	31
R	3
H	5
RBI	3
BB	2
SO	3
LOB	7



Batter	1	2	3	4	5	6	7	8	9	AB	R	H	RBI	BB	SO	LOB
Devon White, S OBP: 0.350, SLG: 0.473 (1, 8)	2-0 FC6-4 1B		2-2 FC6-4 HBP		1-1 1-2 3-H 1B		3-2 G1-3 1-2 2-3			3	0	2	1	0	0	2
Mark Loretta, R OBP: 0.347, SLG: 0.353 (1, 4)	1-2 FC6-4 FC5-4 1-2f		0-2 FC6-4 1-2f		0-0 1-2 2-H 1B			1-2 P4		4	0	1	0	0	0	2
Geoff Jenkins, L OBP: 0.331, SLG: 0.469 (1, 7)	0-3 K			3-3 K		2-2 G3		0-0 P4		4	0	0	0	0	2	1
Richie Sexson, R OBP: 0.328, SLG: 0.508 (1, 3)	1-1 FC5-4 1-2f			3-3 K		3-3 K		0-3 K		4	0	0	0	0	3	1
Jeremy Burnitz, L OBP: 0.339, SLG: 0.477 (1, 9)		2-3 K		1-3 K		3-2 F9		0-1 F7		4	0	0	0	0	2	0
José Hernández, R OBP: 0.304, SLG: 0.446 (1, 6)		1-2 F9			1-1 F8 1B 1B		0-2 1B		0-2 L9	4	1	2	0	0	0	0
Luis Lopez, S OBP: 0.323, SLG: 0.364 (1, 5)		0-2 G4-3			3-2 F5		4-1 PB BB BB		0-1 G2-3	3	0	0	0	1	0	1
Henry Blanco, R OBP: 0.278, SLG: 0.311 (1, 2)			0-0 G4-3		1-1 1B 1B		1-2 P6			3	0	1	0	0	0	1
Ruben Quevedo, R OBP: 0.200, SLG: 0.200 (5, PH)			0-3 K		2-2 F8		4-2 PB			1	0	0	0	0	1	0
Mark Swesney, L OBP: 0.352, SLG: 0.449 (6, 1)										1	0	0	0	0	0	2
Mark Leiter, R OBP: 0.167, SLG: 0.167 (7, PH)										0	0	0	0	0	0	0
Lou Collier, R OBP: 0.377, SLG: 0.438 (8, 1)										0	0	0	0	1	0	0
Ray King, L Mike DeJean, R (9, 1)										0	0	0	0	0	0	0

Inning Stats	R: 0	H: 1	E: 0	LOB: 1	K: 1	S: 9	R: 0	H: 0	E: 0	LOB: 0	K: 1	S: 10	R: 0	H: 0	E: 0	LOB: 0	K: 3	S: 12	R: 1	H: 4	E: 0	LOB: 2	K: 0	S: 14	R: 0	H: 0	E: 0	LOB: 0	K: 1	S: 11	R: 0	H: 1	E: 0	LOB: 2	K: 0	S: 16	R: 0	H: 0	E: 0	LOB: 0	K: 1	S: 7	R: 0	H: 0	E: 0	LOB: 0	K: 0	S: 7	R: 0	H: 0	E: 0	LOB: 0	K: 0	S: 7	1B: 6	SF: 0	2B: 0	SAC: 0	3B: 0	DP: 0	HR: 0	HBP: 1	WP: 0	PA: 34
--------------	------	------	------	--------	------	------	------	------	------	--------	------	-------	------	------	------	--------	------	-------	------	------	------	--------	------	-------	------	------	------	--------	------	-------	------	------	------	--------	------	-------	------	------	------	--------	------	------	------	------	------	--------	------	------	------	------	------	--------	------	------	-------	-------	-------	--------	-------	-------	-------	--------	-------	--------

PITCHER	IP	WLS	BF	H	R	ER	SO	BB	IBB	HBP	BLK	WP	HR	S	P	ERA	WHIP
Jose Acevedo, R ERA: 5.79 (1, 1)	6.0	W	23	5	1	1	7	0	0	1	0	0	0	67	99	1.50	0.833
Jose Rijo, R ERA: 2.03 (7, 1)	1.0	H	5	1	0	0	0	2	0	0	0	0	0	16	28	0.00	3.000
Scott Sullivan, R ERA: 3.46 (8, 1)	1.0	H	3	0	0	0	1	0	0	0	0	0	0	7	8	0.00	0.000
Danny Graves, R ERA: 3.94 (9, 1)	1.0	S	3	0	0	0	0	0	0	0	0	0	0	7	7	0.00	0.000

BOTTOM

Cincinnati Reds @ Milwaukee Brewers
Miller Park, Milwaukee, WI

Sat Sep 22 2001, 6:05 PM CDT
Att: 35,939 - Cloudy - 72 F

AB	31
R	1
H	6
RBI	1
BB	2
SO	8
LOB	10



Batter	1	2	3	4	5	6	7	8	9	AB R H RBI BB SO LOB	TOP			
Todd Walker, L (1, 4) OBP: 0.357, SLG: 0.475	1-3 K	0-1 P6			1-1 HR 1B		1-0 G3-6-3 1-2f 2-3		3-1 P6 1-2	5 1 1 0 0 1 5	<p>Cincinnati Reds @ Milwaukee Brewers Miller Park, Milwaukee, WI</p> <p>Sun Sep 23 2001, 1:05 PM CDT Att: 27,940 - Dome - 72 F</p> <p>livebaseballscorecards.com</p>			
Adam Dunn, L (1, 9) OBP: 0.370, SLG: 0.579 (2, 7)	2-1 F7		0-3 K		0-0 HR 1-H		0-1 P4			4 1 1 2 0 1 1				
Ken Griffey Jr., L (1, 8) OBP: 0.372, SLG: 0.542	4-0 BB		0-1 G4-6-3 1B		1-2 G3			0-0 2B		3 0 2 0 1 0 0				
Sean Casey, L (1, 3) OBP: 0.373, SLG: 0.462	1-0 G4-3		2-1 G4-6-3 1-2f		4-2 1B BB			0-3 K		3 0 0 0 1 1 3				
Aaron Boone, R (1, 5) OBP: 0.351, SLG: 0.483 Robin Jennings, L (2, 9) OBP: 0.282, SLG: 0.444 Brady Clark, R (8, PH) OBP: 0.385, SLG: 0.454 (8, 9)		3-2 SH3-4 FC1-2 HBP		2-3 K	2-0 G6-4-3 1B		3-2 L6			0 0 0 0 0 0 0 2 0 1 0 0 1 0 1 0 0 0 0 0 1				
Dmitri Young, S (1, 7) OBP: 0.351, SLG: 0.471 (2, 5)	4-1 FC1-2 SH3-4 1B BB		0-0 G6-3		2-3 K		1-2 G4-3			3 1 0 0 1 1 3				
Juan Castro, R (1, 6) OBP: 0.260, SLG: 0.304	1-1 SH3-4		1-2 2-3 G3-1		2-1 G6-4-3 1-2f			2-1 F8		3 0 0 0 0 0 2				
Corky Miller, R (1, 2) OBP: 0.182, SLG: 0.150	0-2 FC1-2 1B		0-1 F7		2-0 G3-6-3 BB HBP		0-3 K			3 0 0 0 0 1 2				
Elmer Dessens, R (1, 1) OBP: 0.214, SLG: 0.170 Dennis Reyes, R (5, 1) OBP: 0.162, SLG: 0.182 Scott Sullivan, R (5, 1) Ruben Rivera, R (7, PH) OBP: 0.331, SLG: 0.439 Chris Reitsma, R (7, 1) OBP: 0.157, SLG: 0.125 D.T. Croft, L (8, PH) OBP: 0.275, SLG: 0.511	1-0 1B		0-0 G5-3		4-0 G3-6-3 BB		0-1 DI 1B			2 0 1 1 0 1 0 0 0 0 0 0 0 0 0 1 0 1 0 0 0 0				
Inning Stats	R: 0 E: 0 K: 1 S: 6 H: 0 LOB: 1 BB: 1 P: 14	R: 1 E: 0 K: 0 S: 12 H: 1 LOB: 2 BB: 1 P: 21	R: 0 E: 0 K: 1 S: 7 H: 1 LOB: 0 BB: 0 P: 9	R: 0 E: 0 K: 1 S: 8 H: 0 LOB: 0 BB: 0 P: 11	R: 2 E: 0 K: 0 S: 9 H: 2 LOB: 0 BB: 0 P: 11	R: 0 E: 0 K: 1 S: 10 H: 1 LOB: 1 BB: 1 P: 20	R: 0 E: 0 K: 0 S: 3 H: 0 LOB: 1 BB: 1 P: 10	R: 0 E: 0 K: 1 S: 10 H: 1 LOB: 1 BB: 0 P: 14	R: 0 E: 0 K: 1 S: 10 H: 1 LOB: 1 BB: 0 P: 15	1B: 5 2B: 1 3B: 0 HR: 1 SF: 0 SAC: 1 DP: 3 HBP: 2	WP: 0 PB: 0 SB: 0 CS: 0 PA: 37			
PITCHER	IP WLS BF H R ER SO BB IBB HBP BLK WP HR S P ERA WHIP												PITCHER	IP WLS BF H R ER SO BB IBB HBP BLK WP HR S P ERA WHIP
Jamey Wright, R (1, 1) ERA: 4.79	6.0 W 27 5 3 3 4 4 0 2 0 0 1 52 92 4.50 1.500													
Ray King, L (7, 1) ERA: 3.75	1.1 H 4 1 0 0 1 0 0 0 0 0 0 7 8 0.00 0.750													
Chad Fox, R (8, 1) ERA: 1.83	0.2 H 2 0 0 0 0 0 0 0 0 0 0 6 10 0.00 0.000													
Curt Leskanic, R (9, 1) ERA: 3.46	1.0 S 4 1 0 0 1 0 0 0 0 0 0 10 15 0.00 1.000													

AB	30
R	3
H	7
RBI	3
BB	4
SO	6
LOB	17



Batter	1	2	3	4	5	6	7	8	9
Alex Sanchez, L OBP: 0.262, SLG: 0.339 (1, 8)	1-0 L5			0-0 G6-3 1B	1-2 1B E 1B		1-0 G3-1		
Lou Collier, R OBP: 0.373, SLG: 0.430 Mike Coolbaugh, R OBP: 0.271, SLG: 0.418 (1, 5) (9, 5)	2-2 F3			3-2 G6-3 1-3	3-2 E 1B 1-3 2-H			0-0 B1-3	
Geoff Jenkins, L OBP: 0.333, SLG: 0.478 (1, 7)	2-3 K			1-2 G5-4-3 1B 3-H	1-1 E5 1-2 3-H			0-0 HR	
Richie Sexson, R OBP: 0.328, SLG: 0.505 (1, 3)		2-3 K		2-2 G5-4-3 1-2f	1-0 F7			4-2 S BB	
Jeremy Burnitz, L OBP: 0.338, SLG: 0.475 (1, 9)		2-3 K			2-2 1B 1B	1-1 F9		3-3 K	
José Hernández, R OBP: 0.302, SLG: 0.443 (1, 6)		2-3 K			1-3 K	3-2 G6-3		1-0 G6-3	
Luis Lopez, S OBP: 0.323, SLG: 0.363 (1, 4)			0-0 G4-3		0-0 1B 1B	2-3 K			
Jesse Levis, L OBP: 0.375, SLG: 0.429 (1, 2)			1-3 K		0-0 1B 1B		1-3 K		
Jamey Wright, R OBP: 0.231, SLG: 0.210 Ray King, L Chad Fox, R Curt Leskanic, R (1, 1) (7, 1) (8, 1) (9, 1)			1-2 P2		2-3 K		2-3 K		

AB	R	H	RBI	BB	SO	LOB
4	2	2	1	0	0	0
4	0	1	1	0	0	1
0	0	0	0	0	0	0
4	1	2	2	0	1	1
3	0	0	0	1	1	3
4	1	1	0	0	2	1
4	0	0	0	0	2	2
3	1	1	0	0	1	0
3	1	1	1	0	2	0
2	0	0	0	0	1	2
1	0	0	0	0	1	0
0	0	0	0	0	0	0
0	0	0	0	0	0	0

BOTTOM

Cincinnati Reds @ Milwaukee Brewers
Miller Park, Milwaukee, WI
Sun Sep 23 2001, 1:05 PM CDT
Att. 27,940 - Dome - 72 F

AB	32
R	6
H	8
RBI	5
BB	1
SO	11
LOB	10

livebaseballscorecards.com



Inning Stats	R: 0	H: 0	E: 0	K: 1	S: 7	LOB: 0	BB: 0	P: 12									
R: 0 H: 0 E: 0 K: 1 S: 7 LOB: 0 BB: 0 P: 12	R: 0 H: 0 E: 0 K: 3 S: 9 LOB: 0 BB: 0 P: 15	R: 0 H: 0 E: 0 K: 1 S: 7 LOB: 0 BB: 0 P: 9	R: 1 H: 2 E: 0 K: 0 S: 11 LOB: 0 BB: 0 P: 17	R: 4 H: 5 E: 1 K: 2 S: 23 LOB: 2 BB: 0 P: 34	R: 0 H: 0 E: 0 K: 1 S: 12 LOB: 0 BB: 0 P: 18	R: 0 H: 0 E: 0 K: 2 S: 8 LOB: 0 BB: 0 P: 12	R: 1 H: 1 E: 0 K: 1 S: 8 LOB: 1 BB: 1 P: 16										
PITCHER	IP	WLS	BF	H	R	ER	SO	BB	IBB	HBP	BLK	WP	HR	S	P	ERA	WHIP
Elmer Dessens, R ERA: 4.69 (1, 1)	4.2	L	20	7	5	4	7	0	0	0	0	0	0	54	82	7.71	1.500
Dennys Reyes, L ERA: 4.74 (5, 1)	0.0		1	0	0	0	0	0	0	0	0	0	0	2	3	∞	∞
Scott Sullivan, R ERA: 3.41 (5, 1)	1.1		4	0	0	0	1	0	0	0	0	0	0	13	20	0.00	0.000
Chris Reitsma, R ERA: 5.16 (7, 1)	2.0		8	1	1	1	3	1	0	0	0	0	1	16	28	4.50	1.000

WP	PA	33
WP: 0	PA: 33	
PB: 0		
SB: 2		
CS: 0		

Batter	1	2	3	4	5	6	7	8	9	AB	R	H	RBI	BB	SO	LOB	BOTTOM				
Tony Womack, L OBP: 0.295, SLG: 0.326 (1, 6)	1-1 CS 2B		1-2 SH1-3 2B		2-2 F8		1-3 K	2-2 G1-4-3 1B		5	2	3	0	0	1	0	Milwaukee Brewers @ Arizona Diamondbacks Bank One Ballpark, Phoenix, AZ Tue Sep 25 2001, 9:35 PM EDT Att: 35,032 - Sunny - 98 F				
Danny Bautista, R OBP: 0.332, SLG: 0.392 (1, 8)	1-1 G6-3		0-1 SH1-3 2B		4-1 BB		2-2 BB 1B	2-2 G1-4-3 1-2f		3	0	1	0	1	0	3					
Luis Gonzalez, L OBP: 0.429, SLG: 0.686 (1, 7)	0-3 K		1-0 2B		1-1 F7		0-3 K		2-0 G4-3	5	0	1	1	0	2	3					
Reggie Sanders, R OBP: 0.335, SLG: 0.537 (1, 9)	4-2 CS BB		2-2 F3		2-0 F9		4-0 BB		4-2 G3-1 BB	2	0	0	0	3	0	2					
Mark Grace, L OBP: 0.381, SLG: 0.456 (1, 3)	3-2 G4-3		4-1 BB				0-1 G4-3	1-0 F8	2-1 G3-1	4	0	0	0	1	0	4					
Matt Williams, R OBP: 0.314, SLG: 0.475 (1, 5)		0-0 FC6-4 1B	0-1 F8				0-1 2B	0-3 K	2-1 P3	5	0	2	0	0	1	3					
Jay Bell, R OBP: 0.345, SLG: 0.390 (1, 4)		0-2 F9		3-2 P4			4-2 BB	4-2 2B BB		2	1	0	0	2	0	1					
Damian Miller, R OBP: 0.337, SLG: 0.427 (1, 2)		1-3 K		2-2 G4-3			0-3 K	0-2 2B 2B		3	0	0	0	0	2	3					
Rod Barajas, R OBP: 0.191, SLG: 0.289 (8, 2)										0	0	0	0	0	0	0					
Erubiel Durazo, L OBP: 0.347, SLG: 0.515 (8, PH)										1	1	1	1	0	0	0					
Mike Mohler, R (9, 1)										0	0	0	0	0	0	0					
Erik Sabel, R (9, 1)										0	0	0	0	0	0	0					
Albie Lopez, R OBP: 0.111, SLG: 0.040 (6, 1)		1-2 FC6-4		1-3 K			1-1 G3-1	3-1 1B 2B		2	0	0	0	0	1	1					
Troy Brohawn, L (6, PH)										0	0	0	0	0	0	0					
David Dellucci, L OBP: 0.350, SLG: 0.498 (7, 1)										1	0	0	0	0	0	2					
Brian Anderson, R OBP: 0.135, SLG: 0.216 (7, 1)										0	0	0	0	0	0	0					
Mike Morgan, R (8, PH)										0	0	0	0	0	0	0					
Greg Colbrunn, R OBP: 0.337, SLG: 0.447 (8, PH)										1	0	1	1	0	0	0					
Ryan Christenson, R (8, PR)										0	0	0	0	0	0	0					
Chad Moeller, R OBP: 0.295, SLG: 0.293 (9, 2)										0	0	0	0	0	0	0					
Inning Stats	R: 1 E: 0 K: 1 S: 14	H: 1 LOB: 1 BB: 1 P: 23	R: 0 E: 0 K: 1 S: 12	H: 1 LOB: 1 BB: 0 P: 14	R: 1 E: 0 K: 0 S: 14	H: 2 LOB: 2 BB: 1 P: 22	R: 0 E: 0 K: 1 S: 10	H: 0 LOB: 0 BB: 0 P: 16	R: 0 E: 0 K: 1 S: 12	H: 1 LOB: 2 BB: 1 P: 17	R: 0 E: 0 K: 2 S: 12	H: 1 LOB: 2 BB: 1 P: 20	R: 2 E: 0 K: 1 S: 17	H: 3 LOB: 1 BB: 1 P: 28	R: 0 E: 0 K: 0 S: 7	H: 0 LOB: 1 BB: 1 P: 17	1B: 3 2B: 6 3B: 0 HR: 0	SF: 0 SAC: 1 DP: 1 HBP: 0	WP: 0 PB: 0 SB: 1 CS: 2	PA: 42	
PITCHER	IP	WLS	BF	H	R	ER	SO	BB	IBB	HBP	BLK	WP	HR	S	P	ERA	WHIP				
Jeff D'Amico, R ERA: 6.18 (1, 1)	5.0		22	4	2	1	3	3	0	0	0	0	0	57	91	1.80	1.400				
Mark Leiter, R ERA: 3.68 (6, 1)	1.0		5	1	0	0	1	1	0	0	0	0	0	12	17	0.00	2.000				
Ray King, L ERA: 3.71 (7, 1)	0.2		3	1	0	0	2	0	0	0	0	0	0	11	14	0.00	1.500				
Chad Fox, R ERA: 1.82 (7, 1)	0.1		2	0	0	0	0	1	0	0	0	0	0	1	6	0.00	3.000				
Mike DeJean, R ERA: 2.84 (8, 1)	0.1		5	3	2	2	1	1	0	0	0	0	0	14	23	54.00	12.000				
PITCHER	IP	WLS	BF	H	R	ER	SO	BB	IBB	HBP	BLK	WP	HR	S	P	ERA	WHIP				
47 Mike Buddie, R ERA: 2.92 (8, 1)	0.2		1	0	0	0	0	0	0	0	0	0	0	3	5	0.00	0.000				
Curt Leskanic, R ERA: 3.41 (9, 1)	1.0		4	0	0	0	0	1	0	0	0	0	0	7	17	0.00	1.000				

AB 34
 R 4
 H 9
 RBI 3
 BB 7
 SO 7
 LOB 22



Batter	1	2	3	4	5	6	7	8	9	AB R H RBI BB SO LOB	TOP											
Lou Collier, R (1, 5) OBP: 0.379, SLG: 0.433 Rocky Coppinger, R (8, 1)	3-3 K		4-1 F9 S BB		3-1 1B HR 2B		2-3 K	2-3 K		4 1 1 1 1 3 1 0 0 0 0 0 0 0	Milwaukee Brewers @ Arizona Diamondbacks Bank One Ballpark, Phoenix, AZ Wed Sep 26 2001, 9:35 PM EDT Att. 30,658 - Sunny - 96 F											
Mark Loretta, R (1, 4) OBP: 0.345, SLG: 0.351	1-1 F9		2-2 F9		1-1 BB HR 1B		0-0 G5-3		1-1 F9	5 1 1 0 0 0 1												
Geoff Jenkins, L (1, 7) OBP: 0.332, SLG: 0.470	2-2 G4-3		1-1 G4-3		4-2 BB HR BB		2-2 G3		3-3 K	4 1 0 0 1 1 1												
Richie Sexson, R (1, 3) OBP: 0.330, SLG: 0.520 Angel Echevarria, R (5, 3)		1-3 K		0-0 G5-3	2-3 K			1-2 F9	1-0 HR	3 0 0 0 0 2 3 2 1 1 1 0 0 0												
Jeremy Burnitz, L (1, 9) OBP: 0.344, SLG: 0.500		0-3 K		1-2 G4-3 1B	0-1 HR			4-0 BB HR BB	2-3 K	4 2 2 4 1 2 0												
Devon White, S (1, 8) OBP: 0.349, SLG: 0.468 James Mouton, R (8, PH) (8, 8)		1-0 1B HBP		2-1 G4-3	1-0 G3			4-2 HR BB		2 0 0 0 0 0 1 0 1 0 0 1 0 0												
Luis Lopez, S (1, 6) OBP: 0.333, SLG: 0.388		3-2 FC6-4 1B		2-1 F9		0-0 G4-3		2-1 HR		4 1 2 3 0 0 1												
Henry Blanco, R (1, 2) OBP: 0.277, SLG: 0.316		2-1 FC6-4			3-2 G4-3 2B 2B	0-0 G5-3		0-2 2B		4 1 2 0 0 0 2												
15 Ben Sheets, R 47 Mike Ruffalo, R Mark Lester, R 9 Elvie Mena, S Alton Lopez, R Gus Garza, R Mark Sweeney, L Mike Coolbaugh, R			2-3 K		2-0 G4-3	1-3 K		1-2 F8		1 0 0 0 0 0 1 0 1 0 0 0 0 0 0 1 0 0 0 0 0 0 0 0 1 0 0 0 0 0 0 0 1 0 1 0 0 0 0 0 0 1 0 0 0 0 0 0 0 0												
Inning Stats	R: 0 E: 0 K: 1 S: 9	H: 0 LOB: 0 BB: 0 P: 15	R: 0 E: 0 K: 2 S: 11	H: 1 LOB: 2 BB: 0 P: 18	R: 0 E: 0 K: 1 S: 10	H: 0 LOB: 1 BB: 1 P: 18	R: 0 E: 0 K: 0 S: 8	H: 1 LOB: 1 BB: 0 P: 13	R: 5 E: 0 K: 1 S: 20	H: 4 LOB: 0 BB: 1 P: 36		R: 0 E: 0 K: 1 S: 6	H: 0 LOB: 0 BB: 0 P: 7	R: 0 E: 0 K: 1 S: 8	H: 0 LOB: 0 BB: 0 P: 12	R: 3 E: 0 K: 1 S: 17	H: 2 LOB: 1 BB: 2 P: 31	R: 1 E: 0 K: 2 S: 12	H: 1 LOB: 0 BB: 0 P: 19	1B: 3 2B: 3 3B: 0 HR: 3	SF: 0 SAC: 0 DP: 0 HBP: 1	WP: 0 PB: 0 SB: 1 CS: 0
PITCHER	IP WLS BF H R ER SO BB IBB HBP BLK WP HR S P ERA WHIP																					
Bobby Witt, R (1, 1) ERA: 4.12	5.0 W 24 6 5 5 5 2 0 1 0 0 1 58 100 9.00 1.600																					
Mike Morgan, R (6, 1) ERA: 3.86	1.0 H 3 0 0 0 1 0 0 0 0 0 0 6 7 0.00 0.000																					
Miguel Batista, R (7, 1) ERA: 3.53	1.1 5 0 1 1 1 1 0 0 0 0 0 12 21 6.75 0.750																					
Mike Koplove, R (8, 1) ERA: 4.91	0.2 5 2 2 2 1 1 0 0 0 0 1 13 22 27.00 4.500																					
Robert Ellis, R (9, 1) ERA: 5.6	1.0 4 1 1 1 2 0 0 0 0 0 0 1 12 19 9.00 1.000																					

livebaseballscores.com

AB	36
R	9
H	9
RBI	9
BB	4
SO	10
LOB	12



Batter	1	2	3	4	5	6	7	8	9
Tony Womack, L OBP: 0.296, SLG: 0.326 Alex Cintron, S OBP: 0.333, SLG: 0.333	1-2 G5-3	1-2 G4-3		1-1 1B	3-2 1B	0-1 FC4-6 2B	0-0 F7		
Danny Bautista, R OBP: 0.337, SLG: 0.400	1-2 1B		0-0 F5	2-2 F9	1-2 1B	2-1 2B	0-0 G6-3		
Luis Gonzalez, L OBP: 0.431, SLG: 0.685 Midre Cummings, L OBP: 0.188, SLG: 0.267	0-1 1B		3-1 BB 1B		F5 K	4-0 BB	3-2 F7		
Reggie Sanders, R OBP: 0.336, SLG: 0.535 Miguel Batista, R OBP: 0.100, SLG: 0.036 Mike Koplove, R Jack Cust, L Robert Ellis, R OBP: 0.185, SLG: 0.154	1-2 L4		1-3 K		2-1 2B WP 1B	BB BB K	4-1 G3 BB		
Erubiel Durazo, L OBP: 0.362, SLG: 0.524		1-1 G6-3	4-1 BB		0-0 WP 1B 2B	4-0 1B F8 BB	2-1 BB E HR 1B	4-1 G3 BB	
Matt Williams, R OBP: 0.315, SLG: 0.475 Junior Spivey, R OBP: 0.355, SLG: 0.420		2-0 G4-3 1B 2B	1-1 L8		4-0 BB 1B BB	0-0 F8	1-2 L6	2-0 G3	
Craig Counsell, L OBP: 0.359, SLG: 0.359		1-1 G4-3			2-1 F7	1-2 1B BB 1B	4-0 1B FC4-6 IBB	2-2 E5 BB HR	0-1 F8
Rod Barajas, R OBP: 0.206, SLG: 0.301 Greg Colbrunn, R OBP: 0.344, SLG: 0.453 Ryan Christenson, R Chad Moeller, R OBP: 0.311, SLG: 0.293		0-0 1B 1B			0-2 SH3-4 1B	0-1 F3	1-0 FC4-6 1B 2B 1B	4-1 HR BB	
Bobby Witt, R OBP: 0.300, SLG: 0.300 David Dellucci, L OBP: 0.352, SLG: 0.498 Mike Morgan, R Steve Finley, L OBP: 0.339, SLG: 0.418		1-0 1B			0-0 SH3-4	4-0 1B 1B BB	0-0 FC4-6 1B	1-2 HR	

Inning Stats	R: 0 E: 0 K: 0 S: 12	H: 2 LOB: 1 BB: 0 P: 15	R: 1 E: 0 K: 0 S: 10	H: 3 LOB: 2 BB: 0 P: 16	R: 0 E: 0 K: 1 S: 14	H: 1 LOB: 2 BB: 1 P: 23	R: 1 E: 0 K: 0 S: 13	H: 2 LOB: 1 BB: 0 P: 16	R: 4 E: 0 K: 1 S: 19	H: 5 LOB: 3 BB: 2 P: 38	R: 5 E: 0 K: 1 S: 13	H: 3 LOB: 2 BB: 4 P: 33	R: 4 E: 1 K: 0 S: 14	H: 2 LOB: 0 BB: 1 P: 24	R: 0 E: 0 K: 0 S: 11	H: 0 LOB: 2 BB: 2 P: 24
1B: 14 2B: 3 3B: 0 HR: 1	SF: 0 SAC: 1 DP: 0 HBP: 0	WP: 1 PB: 0 SB: 0 CS: 0	PA: 52													

PITCHER	IP	WLS	BF	H	R	ER	SO	BB	IBB	HBP	BLK	WP	HR	S	P	ERA	WHIP
15 Ben Sheets, R ERA: 4.67	4.0		20	8	2	2	1	1	0	0	0	0	0	49	70	4.50	2.250
47 Mike Buddie, R ERA: 3.86	0.1	L	5	3	4	4	0	1	0	0	0	1	0	8	18	108.00	12.000
Mark Leiter, R ERA: 3.6	0.2		5	2	0	0	1	1	0	0	0	0	0	11	20	0.00	4.500
Allen Levraut, R ERA: 5.85	0.1		5	1	4	4	0	2	1	0	0	0	0	5	18	108.00	9.000
Gus Gandarillas, R ERA: 6.14	1.2		12	4	5	4	1	2	0	0	0	0	1	22	39	21.60	3.600

BOTTOM

Milwaukee Brewers @ Arizona Diamondbacks
Bank One Ballpark, Phoenix, AZ

Wed Sep 26 2001, 9:35 PM EDT
Att. 30,658 - Sunny - 96 F

AB	41
R	15
H	18
RBI	14
BB	10
SO	3
LOB	25



Batter	1	2	3	4	5	6	7	8	9	AB R H RBI BB SO LOB
--------	---	---	---	---	---	---	---	---	---	----------------------

TOP

James Mouton, R <small>(1, 9) B OBP: 0.326, SLG: 0.361 (6, 8) X</small>	1-0 		0-3 		3-3 		0-3 	2-2 	4-1 	5 1 1 0 1 3 3
---	---------	--	---------	--	---------	--	---------	---------	---------	---------------

Mark Loretta, R <small>(1, 4) B OBP: 0.343, SLG: 0.348 (6, 4) C X</small>	2-1 		1-3 		1-3 	1-3 	1-0 	0-0 	0-1 	3 0 0 0 0 2 1 2 1 1 2 0 0 1
---	---------	--	---------	--	---------	---------	---------	---------	---------	--------------------------------

Devon White, S <small>(1, 8) B OBP: 0.349, SLG: 0.469 (6, 5) C X</small>	2-1 		2-3 		1-3 	0-3 	0-3 	1-0 		3 0 1 0 0 2 1 2 1 1 1 0 1 2
--	---------	--	---------	--	---------	---------	---------	---------	--	--------------------------------

Richie Sexson, R <small>(1, 3) C OBP: 0.332, SLG: 0.521 (6, 5) C</small>	2-3 			3-3 		4-2 	2-1 	4-1 		3 0 1 3 2 2 1
--	---------	--	--	---------	--	---------	---------	---------	--	---------------

Angel Echevarria, R <small>(1, 7) X OBP: 0.292, SLG: 0.392 (6, 9)</small>		0-0 		4-1 		0-1 	0-0 	1-2 		3 0 1 0 1 0 1 1 0 0 0 0 0 2 0 0 0 0 0 0 0 0 0 0 0 0 0 0
---	--	---------	--	---------	--	---------	---------	---------	--	--

Lou Collier, R <small>(1, 5) S OBP: 0.372, SLG: 0.422 (6, 7) C X</small>		1-3 		2-0 		1-2 		0-1 	1-0 	5 1 1 0 0 1 3
--	--	---------	--	---------	--	---------	--	---------	---------	---------------

José Hernández, R <small>(1, 6) B OBP: 0.300, SLG: 0.440 (6, 7) C</small>		2-3 		1-3 			1-1 	1-1 	3-1 	5 2 2 0 0 2 1
---	--	---------	--	---------	--	--	---------	---------	---------	---------------

Henry Blanco, R <small>(1, 2) X OBP: 0.284, SLG: 0.331 (6, 9) C</small>			0-0 		3-3 		2-2 	1-1 	4-1 	4 4 3 3 1 1 0
---	--	--	---------	--	---------	--	---------	---------	---------	---------------


Ruben Quevedo, R <small>(1, 1) B OBP: 0.250, SLG: 0.250 (3, 1) C</small>			2-1 		3-3 		0-3 	2-3 	0-0 	1 0 1 0 0 0 0 0 0 0 0 0 0 0 1 0 0 0 0 0 1 0 0 0 0 0 0 0 1 0 0 0 0 1 2 0 0 0 0 0 0 0 2 1 1 2 0 1 1
--	--	--	---------	--	---------	--	---------	---------	---------	---

Inning Stats	R: 0 H: 1 E: 0 K: 1 S: 8	H: 1 LOB: 1 BB: 0 P: 15	R: 0 H: 0 E: 0 K: 2 S: 8	H: 0 LOB: 0 BB: 0 P: 11	R: 1 H: 2 E: 0 K: 3 S: 12	H: 2 LOB: 1 BB: 0 P: 17	R: 0 H: 0 E: 0 K: 2 S: 10	H: 0 LOB: 1 BB: 1 P: 20	R: 0 H: 0 E: 0 K: 3 S: 12	H: 0 LOB: 0 BB: 0 P: 21	R: 0 H: 1 E: 0 K: 2 S: 15	H: 1 LOB: 2 BB: 1 P: 22	R: 4 H: 4 E: 0 K: 3 S: 19	H: 4 LOB: 1 BB: 0 P: 25	R: 4 H: 5 E: 0 K: 1 S: 22	H: 5 LOB: 2 BB: 1 P: 34	R: 2 H: 1 E: 0 K: 0 S: 8	H: 1 LOB: 1 BB: 2 P: 20	1B: 6 SF: 1 2B: 6 SAC: 0 3B: 0 DP: 0 HR: 2 HBP: 0	WP: 2 PA: 47 PB: 0 SB: 0 CS: 0
--------------	--------------------------	-------------------------	--------------------------	-------------------------	---------------------------	-------------------------	---------------------------	-------------------------	---------------------------	-------------------------	---------------------------	-------------------------	---------------------------	-------------------------	---------------------------	-------------------------	--------------------------	-------------------------	---	--------------------------------

PITCHER	IP	WLS	BF	H	R	ER	SO	BB	IBB	HBP	BLK	WP	HR	S	P	ERA	WHIP
Randy Johnson, L <small>(1, 1) ERA: 2.52</small>	6.2	W	30	7	5	5	16	2	0	0	0	1	1	81	126	6.75	1.350
Mike Morgan, R <small>(7, 1) ERA: 4.58</small>	0.1		5	4	3	3	0	0	0	0	0	0	0	9	13	81.00	12.000
Greg Swindell, L <small>(8, 1) ERA: 4.44</small>	0.2		4	2	1	1	1	0	0	0	0	0	0	12	17	13.50	3.000
Byung-Hyun Kim, R <small>(8, 1) ERA: 3.06</small>	1.1	S	8	1	2	2	0	3	0	0	0	1	1	12	29	13.50	3.000

Milwaukee Brewers @ Arizona Diamondbacks
 Bank One Ballpark, Phoenix, AZ
 Thu Sep 27 2001, 9:35 PM EDT
 Att. 28,359 - Sunny - 95 F

AB	41
R	11
H	14
RBI	11
BB	5
SO	17
LOB	19



Batter	1	2	3	4	5	6	7	8	9
Tony Womack, L OBP: 0.303, SLG: 0.336 (1, 6)	4-2 F9 BB 1B BB	1-2 HR	1-0 1B 1B		0-1 1B 2B 1B	2-1 F7		3-2 HBP S 2-3 HBP	
Danny Bautista, R OBP: 0.346, SLG: 0.410 (1, 9)	4-2 1B BB 1-2 SF8 BB	0-2 BB 2B	0-0 BB 1B 1-2 1B 3-H		0-0 2B 1B		3-2 G1-3	1-1 G4-3	
Luis Gonzalez, L OBP: 0.431, SLG: 0.683 (1, 7)	0-2 F9	4-2 BB BB	1-0 BB 1B		3-1 F8		1-1 P3	4-0 HBP IBB	
David Dellucci, L OBP: 0.354, SLG: 0.495 (7, 7)	2-3		1-2 2-H						
Matt Williams, R OBP: 0.319, SLG: 0.478 (1, 5)	4-0 SF8 1B 1-2 BB	0-2 F9	3-3 K		0-1 1B 2B		2-1 1B 3B 1B	1-0 HBP 2-3	
Junior Spivey, R OBP: 0.355, SLG: 0.420 (8, 4)									
Greg Colbrunn, R OBP: 0.351, SLG: 0.453 (8, PH)									
Jay Bell, R OBP: 0.345, SLG: 0.390 (9, 5)									
Erubiel Durazo, L OBP: 0.371, SLG: 0.524 (1, 3)	0-1	4-2	4-1		0-0		1-1	0-0	
Rod Barajas, R OBP: 0.206, SLG: 0.301 (9, 2)	1-2 2-3 3-H 1B	1-2 2-3 BB	1-2 2-3 BB		G5-3		1-2 3B 1B	G4-3	
Steve Finley, L OBP: 0.340, SLG: 0.423 (1, 8)	2-1 SF8	0-0 F8	1-1 G4-3		0-1 1B		2-2 1-H 2-H 3B		
Byung-Hyun Kim, R OBP: 0.167, SLG: 0.167 (8, 1)	2-3 3-H								
Craig Counsell, L OBP: 0.357, SLG: 0.359 (1, 4)	1-2 G4-3		1-2 SH5-4 1B 2B		2-2 G4-3	3-2 P3	0-0 G1-3		
Chad Moeller, R OBP: 0.327, SLG: 0.364 (1, 2)		0-0	4-2		1-0 G5-3	2-1 G6-3		1-1 WP G6-3 G4-3 1B	
Midre Cummings, L OBP: 0.235, SLG: 0.313 (8, PH)			1B SH5-4 1B BB						
Mark Grace, L OBP: 0.381, SLG: 0.456 (9, 3)									
Randy Johnson, R OBP: 0.136, SLG: 0.103 (1, 1)		1-2 F3	1-0 SH5-4		0-1 G3	0-3 K		1-1 G6-3	
Mike Morgan, R (7, 1)									
Greg Swindell, L (8, 1)									
Ryan Christenson, R (8, 8)			1-2 2-3					1-2	

Inning Stats	R: 2 E: 0 K: 0 S: 14	H: 1 LOB: 2 BB: 3 P: 29	R: 2 E: 0 K: 0 S: 21	H: 3 LOB: 3 BB: 2 P: 31	R: 3 E: 0 K: 1 S: 16	H: 4 LOB: 3 BB: 2 P: 32	R: 0 E: 0 K: 0 S: 7	H: 0 LOB: 0 BB: 0 P: 10	R: 3 E: 0 K: 0 S: 16	H: 4 LOB: 1 BB: 0 P: 22	R: 0 E: 0 K: 1 S: 9	H: 0 LOB: 0 BB: 0 P: 13	R: 2 E: 0 K: 0 S: 13	H: 3 LOB: 1 BB: 0 P: 22	R: 1 E: 0 K: 0 S: 10	H: 1 LOB: 3 BB: 1 P: 21
--------------	-------------------------------	----------------------------------	-------------------------------	----------------------------------	-------------------------------	----------------------------------	------------------------------	----------------------------------	-------------------------------	----------------------------------	------------------------------	----------------------------------	-------------------------------	----------------------------------	-------------------------------	----------------------------------

PITCHER	IP	WLS	BF	H	R	ER	SO	BB	IBB	HBP	BLK	WP	HR	S	P	ERA	WHIP
Ruben Quevedo, R ERA: 4.61 (1, 1)	2.1	L	20	7	7	7	0	6	0	0	0	0	2	44	76	27.00	5.571
Jimmy Haynes, R ERA: 4.42 (3, 1)	1.2		7	1	0	0	1	1	0	0	0	0	0	14	26	0.00	1.200
Allen Levraut, R ERA: 5.98 (5, 1)	2.0		10	4	3	3	1	0	0	0	0	0	0	25	35	13.50	2.000
47 Mike Buddie, R ERA: 4.23 (7, 1)	1.0		6	3	2	2	0	0	0	0	0	0	0	13	22	18.00	3.000
Mike DeJean, R ERA: 2.93 (8, 1)	0.2		6	1	1	1	0	0	1	2	0	1	0	9	20	13.50	1.500

AB R H RBI BB SO LOB

BOTTOM

4	4	3	2	1	0	0
5	2	3	2	1	0	1
3	0	1	1	1	0	4
1	0	0	0	1	0	0
4	2	2	2	1	1	4
0	0	0	0	0	0	0
0	0	0	0	0	0	0
0	0	0	0	0	0	0
4	1	2	1	2	0	4
0	0	0	0	0	0	0
4	0	2	4	0	0	6
0	0	0	0	0	0	0
5	1	1	0	0	0	4
3	2	1	1	1	0	0
1	1	1	0	0	0	0
0	0	0	0	0	0	0
3	0	0	0	0	1	0
0	0	0	0	0	0	0
0	0	0	0	0	0	0
1	0	0	0	0	0	1

AB	38
R	13
H	16
RBI	13
BB	8
SO	2
LOB	24



WP	HR	S	P	ERA	WHIP
1	0	1	1	0.00	0.000

Milwaukee Brewers @ Arizona Diamondbacks
Bank One Ballpark, Phoenix, AZ
 Thu Sep 27 2001, 9:35 PM EDT
 Att: 28,359 - Sunny - 95 F

livebaseballscorecards.com

Batter	1	2	3	4	5	6	7	8	9	AB R H RBI BB SO LOB	TOP																			
Alex Sanchez, L (1, 8) OBP: 0.264, SLG: 0.313	4-2 2B BB		4-0 1-2 S BB		0-2 G4-3		0-0 G1-3	0-0 G1-3		3 1 0 0 2 0 1																				
9 Elvis Pena, S (1, 4) OBP: 0.154, SLG: 0.167	1-2 F7		1-1 F9			1-2 G4-3	1-0 G6-3		2-3 K	5 0 0 0 0 1 3																				
Jeremy Burnitz, L (1, 9) OBP: 0.348, SLG: 0.517	0-2 1-H 2B		1-3 K			4-1 BB 1B BB	1-2 HR		3-0 2B	4 2 3 2 1 1 1																				
Richie Sexson, R (1, 3) OBP: 0.333, SLG: 0.519	1-0 G5-3			3-3 K		0-0 BB 1B	4-2 S BB		0-0 G6-3	4 1 1 0 1 1 2																				
Mark Sweeney, L (1, 7) OBP: 0.351, SLG: 0.427 James Mouton, R (8, 7) OBP: 0.323, SLG: 0.358	1-0 G6-3			0-0 G4-3		4-1 S 1B BB	4-2 BB		3-3 K	2 0 0 0 2 0 1 1 0 0 0 0 1 1																				
José Hernández, R (1, 6) OBP: 0.299, SLG: 0.439		1-0 G6-3		1-0 G6-3		1-2 S 1B	1-3 K			4 0 1 2 0 1 2																				
Luis Lopez, S (1, 5) OBP: 0.329, SLG: 0.386 Mike Coolbaugh, R (8, 5) OBP: 0.267, SLG: 0.411		1-3 K			1-2 G4-3	3-3 K		0-0 G3		4 0 0 0 0 2 2 0 0 0 0 0 0 0																				
Henry Blanco, R (1, 2) OBP: 0.290, SLG: 0.344 Kevin Brown, R (9, 2) OBP: 0.238, SLG: 0.487		0-2 F9			0-2 HR	4-0 IBB		1-0 FC 1B		3 1 2 1 1 0 0 0 0 0 0 0 0 0																				
Jamey Wright, R (1, 1) OBP: 0.235, SLG: 0.215 Ray King, L (8, 1) Chad Fox, R (8, 1) Curt Leskanic, R (9, 1)			1-1 F9 BB 1B		0-1 F7	0-0 F8		0-0 FC		4 0 1 0 0 0 4 0																				
Inning Stats	R: 1 E: 0 K: 0 S: 10	H: 1 LOB: 1 BB: 1 P: 17	R: 0 E: 0 K: 1 S: 7	H: 0 LOB: 0 BB: 0 P: 9	R: 0 E: 0 K: 1 S: 8	H: 1 LOB: 1 BB: 1 P: 14	R: 0 E: 0 K: 1 S: 5	H: 0 LOB: 0 BB: 0 P: 9	R: 1 E: 0 K: 0 S: 11	H: 1 LOB: 0 BB: 0 P: 12	R: 2 E: 0 K: 1 S: 14	H: 2 LOB: 3 BB: 3 P: 31	R: 1 E: 0 K: 1 S: 14	H: 1 LOB: 2 BB: 2 P: 25	R: 0 E: 1 K: 0 S: 4	H: 1 LOB: 1 BB: 0 P: 5	R: 0 E: 0 K: 2 S: 9	H: 1 LOB: 1 BB: 0 P: 17	1B: 4 2B: 2 3B: 0 HR: 2	SF: 0 SAC: 1 DP: 0 HBP: 0	WP: 0 PB: 0 SB: 4 CS: 0	PA: 41								
PITCHER	IP WLS BF H R ER SO BB IBB HBP BLK WP HR S P ERA WHIP																													
Scott Elarton, R (1, 1) ERA: 6.84	6.0		27	5	4	4	4	4	4	1	0	0	0	0	1	55	92	6.00	1.500											
Mike Myers, L (7, 1) ERA: 3.72	0.2		5	1	1	1	0	2	0	0	0	0	0	1	11	21	13.50	4.500												
Chris Nichting, R (7, 1) ERA: 3.98	1.1		5	1	0	0	1	0	0	0	0	0	0	0	7	9	0.00	0.750												
Jay Powell, R (9, 1) ERA: 3.07	1.0	W	4	1	0	0	2	0	0	0	0	0	0	0	9	17	0.00	1.000												

Milwaukee Brewers @ Colorado Rockies
Coors Field, Denver, CO
Fri Sep 28 2001, 7:05 PM MDT
Att. 44,109 - Cloudy - 76 F

livebaseballscores.com

AB	34
R	5
H	8
RBI	5
BB	7
SO	7
LOB	17



Batter	1	2	3	4	5	6	7	8	9	AB	R	H	RBI	BB	SO	LOB
Juan Pierre, L OBP: 0.381, SLG: 0.414 (1, 8)	0-0 P3		2-1 G4-3		0-3 K			1-1 2B 1B	4-0 1B IBB	4	1	1	0	1	1	1
Jose Ortiz, R OBP: 0.293, SLG: 0.440 (1, 4) Chris Naching, R (7, 1) Greg Norton, S OBP: 0.320, SLG: 0.515 (8, PH) Jay Powell, R (9, 1) Alex Ochoa, R OBP: 0.335, SLG: 0.405 (9, PH)	3-1 G6-3		0-1 G5-3			1-3 K		2-0 1B 2B	1-1 1B	3	0	0	0	0	1	0
Larry Walker, L OBP: 0.453, SLG: 0.672 (1, 9)	2-2 HBP		2-3 K			0-0 G4-3		2-0 17 IBB 1B		3	0	1	1	0	1	0
17 Todd Helton, L OBP: 0.435, SLG: 0.684 (1, 3)	2-0 G4-3			3-3 K		2-3 K		4-0 1-2 IBB		3	0	0	0	1	2	1
Jeff Cirillo, R OBP: 0.364, SLG: 0.475 (1, 5)		0-1 3B		0-0 G3-6-3 1B			1-1 G4-3 G6-3 2B	2-3 K		4	2	3	0	0	1	2
Juan Uribe, R OBP: 0.321, SLG: 0.475 (1, 6)		0-2 G4-3 3B		0-0 G3-6-3 1-2f			1-2 G4-3		0-0 SH2-4 2B 1B	4	2	2	1	0	0	2
Mario Encarnacion, R OBP: 0.263, SLG: 0.192 (1, 7) Brent Butler, R OBP: 0.298, SLG: 0.351 (9, PH)		3-1 G4-3			0-0 B1-5-4 BB 1B		0-0 G6-3		0-0 SH2-4	3	0	1	2	0	0	0
Ben Petrick, R OBP: 0.324, SLG: 0.465 (1, 2)		1-0 1B			4-1 B1-5-4 BB		3-1 G6-3		2-3 K	3	0	1	0	1	1	1
Scott Elarton, R OBP: 0.179, SLG: 0.086 (1, 1) Mike Myers, L (7, 1) Terry Shumpert, R OBP: 0.317, SLG: 0.404 (7, 4)		1-3 K			0-0 B1-5-4			1-1 F9	0-1 1B 2B	2	0	0	0	0	1	2

Inning Stats	R: 0	H: 0	E: 0	K: 6	S: 6	LOB: 1	BB: 0	P: 13	R: 2	H: 3	E: 0	K: 11	S: 11	LOB: 0	BB: 0	P: 16	R: 0	H: 1	E: 0	K: 1	S: 7	LOB: 0	BB: 0	P: 11	R: 0	H: 1	E: 0	K: 1	S: 6	LOB: 1	BB: 1	P: 10	R: 0	H: 0	E: 0	K: 2	S: 7	LOB: 0	BB: 0	P: 10	R: 1	H: 1	E: 0	K: 0	S: 10	LOB: 0	BB: 0	P: 14	R: 1	H: 3	E: 0	K: 1	S: 9	LOB: 2	BB: 1	P: 21	R: 2	H: 3	E: 0	K: 1	S: 9	LOB: 2	BB: 1	P: 16	1B: 7	2B: 3	3B: 2	HR: 0	SF: 0	SAC: 1	DP: 2	HBP: 1	WP: 0	PA: 38
--------------	------	------	------	------	------	--------	-------	-------	------	------	------	-------	-------	--------	-------	-------	------	------	------	------	------	--------	-------	-------	------	------	------	------	------	--------	-------	-------	------	------	------	------	------	--------	-------	-------	------	------	------	------	-------	--------	-------	-------	------	------	------	------	------	--------	-------	-------	------	------	------	------	------	--------	-------	-------	-------	-------	-------	-------	-------	--------	-------	--------	-------	--------

PITCHER	IP	WLS	BF	H	R	ER	SO	BB	IBB	HBP	BLK	WP	HR	S	P	ERA	WHIP
Jamey Wright, R ERA: 4.79 (1, 1)	7.1		29	8	4	4	6	1	0	1	0	0	0	58	92	4.91	1.227
Ray King, L ERA: 3.66 (8, 1)	0.1	H	2	1	0	0	0	0	1	0	0	0	0	1	7	0.00	3.000
Chad Fox, R ERA: 1.81 (8, 1)	0.1	H	1	0	0	0	1	0	0	0	0	0	0	3	5	0.00	0.000
Curt Leskanic, R ERA: 3.63 (9, 1)	0.2	L	6	3	2	2	1	0	1	0	0	0	0	9	16	27.00	4.500

BOTTOM

Milwaukee Brewers @ Colorado Rockies
Coors Field, Denver, CO
Fri Sep 28 2001, 7:05 PM MDT
Att: 44,109 - Cloudy - 76 F

livebaseballscorecards.com

AB	33
R	6
H	12
RBI	6
BB	3
SO	8
LOB	9



Batter	1	2	3	4	5	6	7	8	9
Juan Pierre, L OBP: 0.382, SLG: 0.417 (1, 8)	1-0 WP 2B	1-1 G4-3				0-1 F6		0-2 FC5-4 1B	
Terry Shumpert, R OBP: 0.333, SLG: 0.427 Jose Jimenez, R (9, 1)	1-1 17 1B 2B		4-2 BB 17 S 1B BB			2-0 1-H 3B		1-2 1B	
17 Todd Helton, L OBP: 0.436, SLG: 0.681 (1, 3)	3-1 S BB 1B		4-2 1B BB BB			4-0 IBB		0-1 G1-3	
Greg Norton, S OBP: 0.323, SLG: 0.512 Mario Encarnacion, R OBP: 0.259, SLG: 0.189 (1, 7) (6, 7)	0-0 F8		4-0 1B 1B BB		2-1 P6	1-2 G6-3			
Jeff Cirillo, R OBP: 0.368, SLG: 0.479 (1, 5)	4-1 S BB		2-2 FC6-4 1B		0-0 PB S 1B	0-2 1B F9-1-5 2B		0-0 F3	
Alex Ochoa, R OBP: 0.336, SLG: 0.404 Justin Speier, R OBP: 0.266, SLG: 0.348 Brent Butler, R OBP: 0.295, SLG: 0.348 Jay Powell, R OBP: 0.293, SLG: 0.440 Gabe White, L OBP: 0.293, SLG: 0.440 (1, 9) (6, 1) (7, PH) (8, 1) (8, 1) (9, 4)	1-0 P4		3-1 P3		4-2 2B HR BB	0-0 2B 1B		0-3 K	
Juan Uribe, R OBP: 0.323, SLG: 0.478 (1, 6)	3-0 F3		0-2 E9 FC6-4 1B		0-1 1-3 HR 2B	0-0 F9-1-5		0-2 F8	
Gary Bennett, R OBP: 0.312, SLG: 0.350 (1, 2)		2-0 L7	0-0 FC6-4		4-1 HR IBB		2-0 F8	2-1 G6-3	
Denny Neagle, L OBP: 0.237, SLG: 0.382 Kane Davis, R OBP: 0.454, SLG: 0.672 (1, 1) (5, 1) (6, 1) (6, 9)		0-0 G4-3	0-1 FC6-4		0-1 HR		3-2 3B 1B	4-2 FC5-4 BB	

Inning Stats	R: 2	H: 3	E: 0	K: 0	S: 9	LOB: 2	BB: 1	P: 22	R: 0	H: 0	E: 0	K: 0	S: 4	LOB: 0	BB: 0	P: 7	R: 4	H: 2	E: 1	K: 0	S: 19	LOB: 1	BB: 3	P: 36	R: 7	H: 6	E: 0	K: 0	S: 24	LOB: 2	BB: 4	P: 47	R: 0	H: 2	E: 0	K: 0	S: 7	LOB: 1	BB: 0	P: 9	R: 1	H: 2	E: 0	K: 0	S: 10	LOB: 2	BB: 1	P: 22	R: 0	H: 0	E: 0	K: 1	S: 7	LOB: 0	BB: 0	P: 7	R: 0	H: 1	E: 0	K: 0	S: 13	LOB: 2	BB: 1	P: 20
--------------	------	------	------	------	------	--------	-------	-------	------	------	------	------	------	--------	-------	------	------	------	------	------	-------	--------	-------	-------	------	------	------	------	-------	--------	-------	-------	------	------	------	------	------	--------	-------	------	------	------	------	------	-------	--------	-------	-------	------	------	------	------	------	--------	-------	------	------	------	------	------	-------	--------	-------	-------

PITCHER	IP	WLS	BF	H	R	ER	SO	BB	IBB	HBP	BLK	WP	HR	S	P	ERA	WHIP
Mac Suzuki, R ERA: 5.86 (1, 1)	2.0		14	4	6	6	0	4	0	0	0	1	0	24	54	27.00	4.000
Jimmy Haynes, R ERA: 4.75 (3, 1)	1.2	L	14	7	7	7	0	2	1	0	0	0	1	26	46	37.80	5.400
47 Mike Buddie, R ERA: 4.19 (4, 1)	0.1		2	0	0	0	0	1	0	0	0	0	0	6	12	0.00	3.000
Gus Gandarillas, R ERA: 5.94 (5, 1)	2.0		10	4	1	1	0	0	1	0	0	0	0	17	31	4.50	2.000
Mark Leiter, R ERA: 3.45 (7, 1)	1.1		4	0	0	0	1	0	0	0	0	0	0	9	11	0.00	0.000

BOTTOM

Milwaukee Brewers @ Colorado Rockies
Coors Field, Denver, CO

Sat Sep 29 2001, 1:05 PM MDT
Att: 35,848 - Cloudy - 75 F

AB	R	H	RBI	BB	SO	LOB
5	1	2	0	1	0	2
4	3	4	2	2	0	0
0	0	0	0	0	0	0
4	1	1	1	2	0	5
3	2	1	0	1	0	1
1	0	0	0	0	0	2
4	2	3	2	1	0	0
3	1	1	0	1	0	5
0	0	0	0	0	0	0
1	0	0	0	0	1	0
0	0	0	0	0	0	0
0	0	0	0	0	0	0
0	0	0	0	0	0	0
5	1	2	2	0	0	4
4	1	0	1	1	0	1
3	1	1	4	0	0	1
0	0	0	0	0	0	0
0	0	0	0	0	0	0
1	1	1	0	1	0	0

AB	38
R	14
H	16
RBI	12
BB	10
SO	1
LOB	21

livebaseballscores.com

AB 38
R 14
H 16
RBI 12
BB 10
SO 1
LOB 21



PITCHER	IP	WLS	BF	H	R	ER	SO	BB	IBB	HBP	BLK	WP	HR	S	P	ERA	WHIP
Ray King, L ERA: 3.61 (8, 1)	0.2		4	1	0	0	0	1	0	0	0	0	0	11	16	0.00	3.000

Batter	1	2	3	4	5	6	7	8	9	AB R H RBI BB SO LOB	TOP																						
Devon White, S (1, 8) OBP: 0.344, SLG: 0.463	3-1 F7			0-2 G3-1		3-3 K	1-3 K			4 0 0 0 0 2 2																							
9 Elvis Pena, S (1, 4) OBP: 0.150, SLG: 0.158	0-1 F8			0-0 G4-3		0-3 K		1-1 G3-1		4 0 0 0 0 1 0																							
Jeremy Burnitz, L (1, 9) OBP: 0.351, SLG: 0.514	0-0 F7			4-1 PB 1B BB		1-1 BB 1B		4-0 G5-4-3 BB		2 0 1 0 2 0 0																							
Richie Sexson, R (1, 3) OBP: 0.336, SLG: 0.524		3-3 K		0-2 PB 1B		4-1 BB 1B		0-0 G5-4-3		3 0 1 0 1 1 1																							
Geoff Jenkins, L (1, 7) OBP: 0.332, SLG: 0.481		1-2 F7		1-3 K		0-0 G3-1			1-2 L6	4 0 0 0 0 1 4																							
José Hernández, R (1, 6) OBP: 0.301, SLG: 0.442		1-3 K			0-3 K		1-2 1B 1B		1-2 1B	2 0 0 0 0 2 0 2 0 2 0 0 0 0																							
Lou Collier, R (7, PH) OBP: 0.367, SLG: 0.417																																	
Mike Coolbaugh, R (1, 5) OBP: 0.266, SLG: 0.390			0-0 F8		3-2 G4-3 HBP		0-0 F8		0-3 K	3 0 0 0 0 1 2																							
Jesse Levis, L (1, 2) OBP: 0.308, SLG: 0.333			1-1 G6-3		1-2 G4-3		2-1 1B		1-0 G4-3	4 0 1 0 0 0 2																							
Jeff D'Amico, R (1, 1) OBP: 0.188, SLG: 0.214			2-1 G3-1		2-1 G1-3		1-3 K			1 0 0 0 0 0 0																							
Allen Levraut, R (4, 1) OBP: 0.088, SLG: 0.063										1 0 0 0 0 0 1																							
Mark Sweeney, L (7, PH) OBP: 0.354, SLG: 0.429										1 0 0 0 0 1 2																							
Rocky Coppinger, R (7, 1)										0 0 0 0 0 0 0																							
Inning Stats	R: 0 E: 0 K: 0 S: 5	H: 0 LOB: 0 BB: 0 P: 8	R: 0 E: 0 K: 2 S: 10	H: 0 LOB: 0 BB: 0 P: 15	R: 0 E: 0 K: 0 S: 5	H: 0 LOB: 0 BB: 0 P: 8	R: 0 E: 0 K: 1 S: 11	H: 1 LOB: 2 BB: 1 P: 16	R: 0 E: 0 K: 1 S: 10	H: 0 LOB: 1 BB: 0 P: 16	R: 0 E: 0 K: 2 S: 10	H: 1 LOB: 2 BB: 1 P: 18	R: 0 E: 0 K: 2 S: 13	H: 2 LOB: 2 BB: 0 P: 18	R: 0 E: 0 K: 0 S: 3	H: 0 LOB: 0 BB: 1 P: 8	R: 0 E: 0 K: 1 S: 10	H: 1 LOB: 1 BB: 0 P: 13	1B: 5 2B: 0 3B: 0 HR: 0	SF: 0 SAC: 0 DP: 1 HBP: 1	WP: 0 PB: 1 SB: 0 CS: 0	PA: 35											
PITCHER John Thomson, R (1, 1) ERA: 4.05	IP 9.0	WLS W	BF 35	H 5	R 0	ER 0	SO 9	BB 3	IBB 0	HBP 1	BLK 0	WP 0	HR 0	S 77	P 120	ERA 0.00	WHIP 0.889																
											PITCHER	IP	WLS	BF	H	R	ER	SO	BB	IBB	HBP	BLK	WP	HR	S	P	ERA	WHIP					

Milwaukee Brewers @ Colorado Rockies
 Coors Field, Denver, CO
 Sun Sep 30 2001, 1:05 PM MDT
 Att. 31,545 - Cloudy - 65 F

AB	31
R	0
H	5
RBI	0
BB	3
SO	9
LOB	14



Batter	1	2	3	4	5	6	7	8	9
Juan Pierre, L (1, 8) OBP: 0.381, SLG: 0.415	2-1 G3-1		G4-3		G6-3		G1-6-3		
Jose Ortiz, R (1, 4) OBP: 0.303, SLG: 0.452	1-1 1B		1B		G4-3 1B			G5-3	
Larry Walker, L (1, 9) OBP: 0.451, SLG: 0.667 Jacob Cruz, L (8, PH) OBP: 0.293, SLG: 0.307 Alex Ochoa, R (9, 9) OBP: 0.336, SLG: 0.404	0-0 F5		K		G4-3			K	
17 Todd Helton, L (1, 3) OBP: 0.434, SLG: 0.678	1-2 G5-3		1-2 E 2B	1-3 K	3-3 K			G4-3	
Jeff Cirillo, R (1, 5) OBP: 0.368, SLG: 0.478 Brent Butler, R (6, 5) OBP: 0.293, SLG: 0.345		1-1 E6	1-0 E7 HR	1-2 S 2B 1B		0-2 P6			
Greg Norton, S (1, 7) OBP: 0.326, SLG: 0.531 Mario Encarnacion, R (7, 7) OBP: 0.259, SLG: 0.189		1-3 K	0-0 HR	2-1 1B 2B		0-1 F9			
Juan Uribe, R (1, 6) OBP: 0.326, SLG: 0.490		1-0 P4	3-1 HR	2-2 1B		1-0 L9			
Ben Petrick, R (1, 2) OBP: 0.323, SLG: 0.470		3-2 F7	0-0 1B 3B	1-3 K		0-1 F9			
John Thomson, R (1, 1) OBP: 0.286, SLG: 0.333			1B 3B	1-3 K		0-2 G1-6-3 1B			

Inning Stats	R: 0 E: 0 K: 0 S: 8	H: 1 LOB: 1 BB: 0 P: 12	R: 0 E: 1 K: 1 S: 9	H: 0 LOB: 1 BB: 0 P: 15	R: 8 E: 1 K: 1 S: 27	H: 9 LOB: 2 BB: 0 P: 35	R: 2 E: 0 K: 3 S: 18	H: 3 LOB: 1 BB: 0 P: 26	R: 0 E: 0 K: 1 S: 8	H: 1 LOB: 1 BB: 0 P: 14	R: 0 E: 0 K: 0 S: 6	H: 0 LOB: 0 BB: 0 P: 7	R: 0 E: 0 K: 0 S: 6	H: 1 LOB: 0 BB: 0 P: 6	R: 0 E: 0 K: 1 S: 7	H: 0 LOB: 0 BB: 0 P: 10
1B: 8 2B: 3 3B: 2 HR: 2	SF: 0 SAC: 0 DP: 1 HBP: 0	WP: 0 PA: 40 PB: 0 SB: 2 CS: 0														

PITCHER	IP	WLS	BF	H	R	ER	SO	BB	IBB	HBP	BLK	WP	HR	S	P	ERA	WHIP
Jeff D'Amico, R (1, 1) ERA: 5.95	3.0	L	21	10	8	1	2	0	0	0	0	0	2	44	62	3.00	3.333
Allen Levraut, R (4, 1) ERA: 5.98	3.0		13	4	2	2	4	0	0	0	0	0	0	32	47	6.00	1.333
Rocky Coppinger, R (7, 1) ERA: 6.1	2.0		6	1	0	0	1	0	0	0	0	0	0	13	16	0.00	0.500

BOTTOM

Milwaukee Brewers @ Colorado Rockies
Coors Field, Denver, CO
 Sun Sep 30 2001, 1:05 PM MDT
 Att: 31,545 - Cloudy - 65 F

livebaseballscorecards.com

AB	40
R	10
H	15
RBI	8
BB	0
SO	7
LOB	14



Batter	1	2	3	4	5	6	7	8	9	AB R H RBI BB SO LOB	TOP											
Fernando Vina, L (1, 4) OBP: 0.358, SLG: 0.417	1-1 G5-3		1-1 G4-6-3 1B		2-1 IHR		0-1 1B 1B		2-1 G4-3	5 1 3 1 0 0 0												
Placido Polanco, R (1, 5) OBP: 0.341, SLG: 0.385	2-2 G4-3		0-2 G4-6-3 1-2f		0-0 1B		0-2 F9		1-2 G5-3	5 0 1 0 0 0 2												
J.D. Drew, L (1, 9) OBP: 0.416, SLG: 0.608	1-3 K			0-0 G1-3	0-1 G4-3		1-0 5 BB 1B		1-1 1B	5 0 2 0 0 1 1												
5 Albert Pujols, R (1, 7) OBP: 0.408, SLG: 0.620		2-2 15 2B SF9 1B		1-2 15 1B 2B		1-2 15 HR 1B	4-1 1B BB		3-2 F8	4 3 3 0 1 0 1												
15 Jim Edmonds, L (1, 8) OBP: 0.401, SLG: 0.548		3-1 SF9 1-3 2B		0-1 FC4-6 2-H 1B		1-2 HR	2-2 F7			4 1 3 3 0 0 3												
Mark McGwire, R (1, 3) OBP: 0.317, SLG: 0.493		H 1-0 G6-4-3 HBP		0-3 K		1-0 G5-3		1-2 F9		3 0 0 0 0 1 1												
Edgar Renteria, R (1, 6) OBP: 0.317, SLG: 0.382		X 0-0 SF9 2-3 3-H		0-1 FC4-6 1-2f		X 0-0 F9		B 1-0 1B		3 0 1 1 0 0 1												
Mike Matheny, R (1, 2) OBP: 0.274, SLG: 0.300		X 0-0 G6-4-3 1-2f		X 0-0 G4-3	X 0-0 G6-3		B 2-0 P5			4 0 0 0 0 0 3												
Darryl Kile, R (1, 1) OBP: 0.176, SLG: 0.203			0-3 K		X 0-2 G5-3		B 1-0 F7		B 3-1 G4-3	2 0 0 0 0 0 1 0 0 0 0 0 0 0 0 0 1 0 0 0 0 0 0 0 0 0 0 0 0 0 0 0 1 0 0 0 0 0 0 1 0 0 0 0 0 0 0 0 0 0 0 0 0 0 0 0												
Mike Timlin, R (6, 1) Kerry Robinson, L (7, PH) Dave Veres, R (7, 1) Bobby Bonilla, S (8, PH) Mike Matthews, L (8, 1) Steve Kline, S (9, 1) OBP: 0.323, SLG: 0.324 OBP: 0.208, SLG: 0.341 OBP: 0.118, SLG: 0.294 OBP: 0.500, SLG: 0.500																						
Inning Stats	R: 0 E: 0 K: 1 S: 8	H: 0 LOB: 0 BB: 0 P: 12	R: 1 E: 0 K: 0 S: 8	H: 2 LOB: 1 BB: 0 P: 14	R: 0 E: 0 K: 1 S: 10	H: 1 LOB: 0 BB: 0 P: 11	R: 1 E: 0 K: 1 S: 11	H: 2 LOB: 1 BB: 0 P: 12	R: 1 E: 0 K: 0 S: 9	H: 2 LOB: 1 BB: 0 P: 11	R: 2 E: 0 K: 0 S: 12	H: 2 LOB: 0 BB: 0 P: 17	R: 0 E: 0 K: 0 S: 11	H: 2 LOB: 3 BB: 1 P: 19	R: 0 E: 0 K: 0 S: 7	H: 1 LOB: 1 BB: 0 P: 14	R: 0 E: 0 K: 0 S: 12	H: 1 LOB: 1 BB: 0 P: 19	1B: 9 2B: 2 3B: 0 HR: 2	SF: 1 SAC: 0 DP: 2 HBP: 1	WP: 0 PB: 0 SB: 0 CS: 0	PA: 40
PITCHER	IP WLS BF H R ER SO BB IBB HBP BLK WP HR S P ERA WHIP											PITCHER	IP WLS BF H R ER SO BB IBB HBP BLK WP HR S P ERA WHIP									
15 Ben Sheets, R (1, 1) ERA: 4.77	6.2 L 31 11 5 5 3 1 0 1 0 0 1 66 91 6.75 1.800																					
Ray King, L (7, 1) ERA: 3.59	0.1 1 0 0 0 0 0 0 0 0 0 0 0 3 5 0.00 0.000																					
Mike DeJean, R (8, 1) ERA: 2.89	1.0 4 1 0 0 0 0 0 0 0 0 0 0 7 14 0.00 1.000																					
Gus Gandarillas, R (9, 1) ERA: 5.6	1.0 4 1 0 0 0 0 0 0 0 0 0 0 12 19 0.00 1.000																					

St. Louis Cardinals @ Milwaukee Brewers
 Miller Park, Milwaukee, WI
 Tue Oct 02 2001, 7:05 PM CDT
 Att. 30,890 - Sunny - 77 F

AB	37
R	5
H	13
RBI	5
BB	1
SO	3
LOB	13



Batter	1	2	3	4	5	6	7	8	9	AB	R	H	RBI	BB	SO	LOB
Devon White, S OBP: 0.341, SLG: 0.458 (1, 8)	0-0 F5		3-1 G4-3		2-3 K			1-0 F9		4	0	0	0	0	1	0
9 Elvis Pena, S OBP: 0.208, SLG: 0.143 (1, 4)	4-1 1B BB		4-2 1B BB		2-1 G3			2-1 G5-3		2	0	0	0	2	0	0
Jeremy Burnitz, L OBP: 0.351, SLG: 0.512 (1, 9)	0-2 P6		2-0 FC6-4 1B		2-3 K			2-2 F2		4	0	1	0	0	1	1
Richie Sexson, R OBP: 0.337, SLG: 0.529 (1, 3)	3-2 1B		0-0 FC6-4		3-1 G5-3			3-2 HR		4	1	2	1	0	0	2
Geoff Jenkins, L OBP: 0.329, SLG: 0.476 (1, 7)	3-3 K		1-2 F8		0-0 G1-3			0-0 F8		4	0	0	0	0	1	2
Lou Collier, R OBP: 0.356, SLG: 0.402 (1, 5)		0-1 G6-3		3-3 K		1-0 L9		1-0 F9		4	0	0	0	0	1	0
José Hernández, R OBP: 0.301, SLG: 0.440 (1, 6)		0-0 G5-3		4-1 1B BB			3-3 K		0-0 G5-3	2	0	0	0	1	1	0
Mike Coolbaugh, R OBP: 0.262, SLG: 0.383 (9, PH)										1	0	0	0	0	0	0
Jesse Levis, L OBP: 0.313, SLG: 0.333 (1, 2)		0-3 K		0-1 1B			0-0 F7			3	0	1	0	0	1	0
15 Ben Sheets, R OBP: 0.116, SLG: 0.026 (7, 1)			1-1 P4		2-3 K			3-3 K		2	0	0	0	0	1	2
Ronnie Belliard, R OBP: 0.337, SLG: 0.457 (7, PH)										0	0	0	0	0	0	0
Mike DeJean, R (8, 1)										1	0	0	0	0	1	0
Gus Gandarillas, R (9, 1)										0	0	0	0	0	0	0

Inning Stats	R: 0	H: 1	E: 0	K: 1	S: 11	H: 0	LOB: 2	BB: 1	P: 21	R: 0	H: 0	E: 0	K: 1	S: 7	H: 0	LOB: 0	BB: 0	P: 7	R: 0	H: 1	E: 0	K: 0	S: 8	H: 1	LOB: 2	BB: 1	P: 18	R: 0	H: 0	E: 0	K: 2	S: 9	H: 0	LOB: 0	BB: 0	P: 15	R: 0	H: 0	E: 0	K: 0	S: 4	H: 0	LOB: 0	BB: 0	P: 8	R: 0	H: 0	E: 0	K: 2	S: 8	H: 0	LOB: 0	BB: 0	P: 14	R: 0	H: 0	E: 0	K: 0	S: 6	H: 0	LOB: 0	BB: 0	P: 11	R: 1	H: 1	E: 0	K: 0	S: 6	H: 1	LOB: 0	BB: 0	P: 10	1B: 3	SF: 0	2B: 0	SAC: 0	3B: 0	DP: 0	HR: 1	HBP: 0
--------------	------	------	------	------	-------	------	--------	-------	-------	------	------	------	------	------	------	--------	-------	------	------	------	------	------	------	------	--------	-------	-------	------	------	------	------	------	------	--------	-------	-------	------	------	------	------	------	------	--------	-------	------	------	------	------	------	------	------	--------	-------	-------	------	------	------	------	------	------	--------	-------	-------	------	------	------	------	------	------	--------	-------	-------	-------	-------	-------	--------	-------	-------	-------	--------

PITCHER	IP	WLS	BF	H	R	ER	SO	BB	IBB	HBP	BLK	WP	HR	S	P	ERA	WHIP
Darryl Kile, R ERA: 2.9 (1, 1)	5.0		21	3	0	0	6	3	0	0	0	0	0	48	84	0.00	1.200
Mike Timlin, R ERA: 4.13 (6, 1)	1.0		3	0	0	0	0	0	0	0	0	0	0	4	8	0.00	0.000
Dave Veres, R ERA: 3.82 (7, 1)	1.0		3	0	0	0	2	0	0	0	0	0	0	8	14	0.00	0.000
Mike Matthews, L ERA: 3.29 (8, 1)	1.0		3	0	0	0	0	0	0	0	0	0	0	6	11	0.00	0.000
Steve Kline, L ERA: 1.63 (9, 1)	1.0		4	1	1	1	0	0	0	0	0	0	1	6	10	9.00	1.000

BOTTOM


St. Louis Cardinals @ Milwaukee Brewers
Miller Park, Milwaukee, WI

Tue Oct 02 2001, 7:05 PM CDT
Att: 30,890 - Sunny - 77 F

livebaseballscores.com

AB	31
R	1
H	4
RBI	1
BB	3
SO	8
LOB	7

WP: 0 PA: 34
PB: 0
SB: 0
CS: 0



Batter	1	2	3	4	5	6	7	8	9	AB R H RBI BB SO LOB	TOP											
Fernando Vina, L (1, 4) OBP: 0.358, SLG: 0.417	1-0 CS E 1B	0-0 1-2 1B		1-3 K		1-1 G4-3		1-0 F8		5 0 2 0 0 1 1												
Placido Polanco, R (1, 5) OBP: 0.338, SLG: 0.381	1-0 E6 CS 5 3B	2-1 P4			2-1 F9		1-1 G1-3		1-3 K	5 1 0 0 0 1 3												
J.D. Drew, L (1, 9) OBP: 0.418, SLG: 0.625	3-3 K 1-2 2-3		0-1 G4-3		0-0 5 G5-3 15 HR 1B		3-1 HR		1-2 HR	5 3 3 2 0 1 2												
5 Albert Pujols, R (1, 7) OBP: 0.408, SLG: 0.621	3-0 2-H 3B		4-1 15 BB 1B		1-1 G5-3		1-3 K2-3		1-1 F8	4 1 1 1 1 1 1												
15 Jim Edmonds, L (1, 8) OBP: 0.404, SLG: 0.556	1-1 F7		4-1 1B BB		0-1 HR		0-0 PB 1B 1B		2-2 1B	4 1 3 2 1 0 1												
Mark McGwire, R (1, 3) OBP: 0.318, SLG: 0.490		4-0 G6-4-3 BB	1-0 F3		1-0 G5-3		1-0 PB 1B		1-3 K	4 0 1 0 1 1 3												
Edgar Renteria, R (1, 6) OBP: 0.316, SLG: 0.380		2-0 G6-4-3 1-2f	1-0 1B			1-1 G5-3		2-0 G6-3 1-2 2-3		4 0 1 1 0 0 3												
Eli Marrero, R (1, 2) OBP: 0.312, SLG: 0.429		1-0 S 1B 1B		1-1 F8		1-1 G5-3		0-1 F9		4 1 1 0 0 0 0												
Bud Smith, L 29 Slubby Cripps, L T.J. Matthews, R Jeff Tabaka, R Kerry Robinson, L Mike Matthews, L Luther Hackman, R Bobby Bonilla, S Dave Veres, R		2-2 1-H 1B 1B		3-3 K		2-1 S 1B		1-0 1B		1 0 1 1 0 0 0 0 1 0 0 0 0 0 1 0 0 0 0 0 0 0 0 0 0 0 0 1 0 0 0 0 1 0 1 0 0 1 0 0 0 0 0 0 0 0 0 0 0 0												
Inning Stats	R: 1 E: 1 K: 1 S: 8	H: 2 LOB: 1 BB: 0 P: 17	R: 1 E: 0 K: 0 S: 9	H: 3 LOB: 2 BB: 1 P: 20	R: 1 E: 0 K: 0 S: 6	H: 1 LOB: 2 BB: 2 P: 16	R: 0 E: 0 K: 2 S: 9	H: 0 LOB: 0 BB: 0 P: 14	R: 2 E: 0 K: 0 S: 8	H: 2 LOB: 0 BB: 0 P: 12	R: 0 E: 0 K: 0 S: 8	H: 1 LOB: 1 BB: 0 P: 13	R: 1 E: 0 K: 1 S: 10	H: 3 LOB: 2 BB: 0 P: 18	R: 0 E: 0 K: 0 S: 4	H: 1 LOB: 0 BB: 0 P: 6	R: 1 E: 0 K: 2 S: 15	H: 2 LOB: 1 BB: 0 P: 21	1B: 11 2B: 1 3B: 1 HR: 3	SF: 0 SAC: 0 DP: 2 HBP: 0	WP: 0 PB: 1 SB: 2 CS: 2	PA: 42
PITCHER	IP WLS BF H R ER SO BB IBB HBP BLK WP HR S P ERA WHIP																					
Jamey Wright, R (1, 1) ERA: 4.9	5.0 W 24 8 5 5 3 3 0 0 0 0 0 1 40 79 9.00 2.200																					
Mark Leiter, R (6, 1) ERA: 3.55	1.2 8 3 1 1 1 0 0 0 0 0 0 1 16 26 5.40 1.800																					
Mike DeJean, R (7, 1) ERA: 2.84	1.1 H 5 2 0 0 0 0 0 0 0 0 0 0 6 11 0.00 1.500																					
Chad Fox, R (9, 1) ERA: 1.92	1.0 S 5 2 1 1 2 0 0 0 0 0 0 1 15 21 9.00 2.000																					

St. Louis Cardinals @ Milwaukee Brewers
Miller Park, Milwaukee, WI
Wed Oct 03 2001, 7:05 PM CDT
Att: 33,148 - Dome - 72 F

AB	39
R	7
H	15
RBI	7
BB	3
SO	6
LOB	14



Batter	1	2	3	4	5	6	7	8	9	AB	R	H	RBI	BB	SO	LOB
Devon White, S OBP: 0.342, SLG: 0.460 (1, 8)	2-2 G5-3		0-3 K	0-0 9 1B SF7 1B		1-3 K		1-2 2B		5	1	2	1	0	2	0
9 Elvis Pena, S OBP: 0.276, SLG: 0.269 (1, 4)	2-2 G5-3		1-1 1B HR 1B	2-2 1B 1-3 1B		2-1 2B		1-1 G4-3		5	1	3	0	0	0	1
Jeremy Burnitz, L OBP: 0.352, SLG: 0.513 (1, 9)	3-2 HR 1B		0-0 1-3 HR 1B	0-2 SF7		2-1 P4				3	2	2	1	0	0	1
Richie Sexson, R OBP: 0.341, SLG: 0.542 (1, 3)	0-1 1-H HR		1-0 1-H HR	0-0 1-3 1B			4-2 1B BB			3	2	3	5	1	0	0
José Hernández, R OBP: 0.301, SLG: 0.444 (1, 6)	0-0 F9		1-0 HR	0-3 K			3-2 F9			4	1	1	1	0	1	3
Geoff Jenkins, L OBP: 0.330, SLG: 0.477 (1, 7)		1-3 K	1-3 K		2-0 G4-6-3 1B		0-1 G4-3 1B			4	0	2	0	0	2	0
Mike Coolbaugh, R OBP: 0.261, SLG: 0.391 (1, 5)		0-0 G5-3		1-1 2B	0-3 K		0-2 G4-3			4	1	1	0	0	1	3
Jesse Levis, L OBP: 0.300, SLG: 0.368 (1, 2)		0-0 G1-3		1-0 2-H 1B 2B	1-0 G4-6-3			0-2 P6		4	1	1	1	0	0	1
Jamey Wright, R OBP: 0.229, SLG: 0.209 (1, 1)			1-3 K	0-1 P3		1-3 K		0-2 G4-3		2	0	0	0	0	1	1
Mark Leiter, R OBP: 0.143, SLG: 0.143 (6, 1)										1	0	0	0	0	1	0
Mike DeJean, R (7, 1)										0	0	0	0	0	0	0
Mark Sweeney, L OBP: 0.351, SLG: 0.424 (8, PH)										1	0	0	0	0	0	0
Chad Fox, R (9, 1)										0	0	0	0	0	0	0

Inning Stats	R: 2	H: 2	E: 0	LOB: 0	K: 0	P: 19	R: 0	H: 0	E: 0	LOB: 0	K: 1	P: 7	R: 4	H: 4	E: 0	LOB: 0	K: 3	P: 20	R: 3	H: 5	E: 0	LOB: 2	K: 1	P: 24	R: 0	H: 1	E: 0	LOB: 0	K: 1	P: 8	R: 0	H: 1	E: 0	LOB: 1	K: 2	P: 16	R: 0	H: 1	E: 0	LOB: 1	K: 0	P: 17	R: 0	H: 1	E: 0	LOB: 1	K: 0	P: 14		
	S: 12	BB: 0	S: 6	BB: 0	S: 15	BB: 0	S: 20	BB: 0	S: 10	BB: 1	S: 12	BB: 0	S: 10	BB: 1	S: 10	BB: 0	S: 12	BB: 0	S: 10	BB: 1	S: 12	BB: 0	S: 10	BB: 0	S: 10	BB: 1	S: 10	BB: 0	S: 10	BB: 0	S: 10	BB: 0	S: 10	BB: 0	S: 10	BB: 0	S: 10	BB: 0	S: 10	BB: 0	S: 10	BB: 0	S: 10	BB: 0	S: 10	BB: 0	S: 10	BB: 0	S: 10	BB: 0


PITCHER	IP	WLS	BF	H	R	ER	SO	BB	IBB	HBP	BLK	WP	HR	S	P	ERA	WHIP
Bud Smith, L ERA: 3.83 (1, 1)	3.0	L	15	6	6	6	4	0	0	0	0	0	0	33	46	18.00	2.000
T.J. Mathews, R ERA: 4.17 (4, 1)	1.0		8	5	3	3	1	0	0	0	0	0	0	20	24	27.00	5.000
Jeff Tabaka, L ERA: 4.91 (5, 1)	1.0		3	1	0	0	1	0	0	0	0	0	0	5	8	0.00	1.000
Mike Matthews, L ERA: 3.25 (6, 1)	1.0		4	1	0	0	2	0	0	0	0	0	0	10	16	0.00	1.000
Luther Hackman, R ERA: 4.59 (7, 1)	1.0		4	1	0	0	0	1	0	0	0	0	0	10	17	0.00	2.000

BOTTOM

St. Louis Cardinals @ Milwaukee Brewers
 Miller Park, Milwaukee, WI
 Wed Oct 03 2001, 7:05 PM CDT
 Att: 33,148 - Dome - 72 F

AB	36
R	9
H	15
RBI	9
BB	1
SO	8
LOB	10

livebaseballscorecards.com



PITCHER	IP	WLS	BF	H	R	ER	SO	BB	IBB	HBP	BLK	WP	HR	S	P	ERA	WHIP
Dave Veres, R ERA: 3.76 (8, 1)	1.0		4	1	0	0	0	0	0	0	0	0	0	12	14	0.00	1.000

Batter	1	2	3	4	5	6	7	8	9	AB R H RBI BB SO LOB	TOP											
Fernando Vina, L OBP: 0.357, SLG: 0.414 (1, 4)	2-1 F8	1-1 G3-1		1-0 G6-3	2-1 G4-3		1-1 F7		0-0 G4-3 1B	6 0 1 0 0 0 3												
Kerry Robinson, L OBP: 0.332, SLG: 0.346 (1, 7) (8, 8)	2-2 G4-3		4-0 5 F9 15 2B BB	0-1 3B		1-0 F7	2-1 2B		1-0 G4-3 1-2	5 1 2 0 1 0 1												
J.D. Drew, L OBP: 0.422, SLG: 0.622 (1, 9)	4-2 5 2B BB		4-2 15 2B 1-2 G5-3 BB	0-0 P4		4-0 15 BB HR BB	4-2 BB		3-3 K 2	2 3 0 0 4 1 2												
5 Albert Pujols, R OBP: 0.406, SLG: 0.619 23 Luis Saturria, R OBP: 0.200, SLG: 0.400 (1, 5) (9, PH) (9, 7)	1-1 1B 2B		0-0 F9 2-3	3-3 K		1-2 F9	2-2 F8		0-0 F7	5 1 1 1 0 1 7 1 0 0 0 0 0 1												
15 Jim Edmonds, L OBP: 0.408, SLG: 0.559 Miguel Cairo, R OBP: 0.364, SLG: 0.409 (1, 8) (8, PH) (8, 3) (9, 5)	4-0 1B BB		0-0 1B 1-3 2B 3-H		4-1 1B BB	4-1 HR BB		2-2 G6-3		1 2 1 1 3 0 0 1 0 0 0 0 0 0												
Mark McWire, R OBP: 0.320, SLG: 0.500 Bobby Bonilla, S OBP: 0.308, SLG: 0.343 Steve Kline, S OBP: 0.500, SLG: 0.500 Luther Hackman, R OBP: 0.750, SLG: 1.667 (1, 3) (8, PH) (8, 1) (8, 1) (9, 1)	0-0 1B		0-1 G5-3		1-3 K	0-0 HR		2-3 K		4 1 2 5 0 1 2 1 0 0 0 0 1 0												
Gene Stechschulte, R OBP: 0.750, SLG: 1.667 Edgar Renteria, R OBP: 0.317, SLG: 0.378 (1, 6)	1-1 F8		4-0 1B IBB		4-0 SH5-4 1B IBB	0-0 F3		3-2 G1-3		3 0 0 0 2 0 2												
Mike Matheny, R OBP: 0.278, SLG: 0.304 (1, 2)			2-3 K 1-2 2-3 1B		0-0 SH5-4 1-2 2-H 1B		2-3 K		1-1 HR 1B	5 1 3 1 0 2 0												
Matt Morris, R OBP: 0.162, SLG: 0.167 29 Stubby Clapp, L OBP: 0.231, SLG: 0.280 Mike Timlin, R OBP: 0.315, SLG: 0.447 (1, 1) (7, PH) (7, 1) (8, 7) (9, 3)			0-3 K		0-0 SH5-4		4-0 2B BB		1-1 HR	2 0 0 0 0 1 3 0 0 0 0 1 0 0 0 0 0 0 0 0 0 1 1 1 2 0 0 0												
Inning Stats	R: 2 E: 0 K: 0 S: 13	H: 2 LOB: 2 BB: 2 P: 27	R: 0 E: 0 K: 2 S: 10	H: 0 LOB: 0 BB: 0 P: 13	R: 2 E: 0 K: 0 S: 10	H: 2 LOB: 3 BB: 3 P: 25	R: 0 E: 0 K: 1 S: 7	H: 1 LOB: 1 BB: 0 P: 11	R: 1 E: 0 K: 1 S: 9	H: 1 LOB: 2 BB: 2 P: 20	R: 3 E: 0 K: 0 S: 7	H: 1 LOB: 0 BB: 2 P: 17	R: 0 E: 0 K: 1 S: 14	H: 1 LOB: 3 BB: 2 P: 29	R: 0 E: 0 K: 1 S: 9	H: 0 LOB: 0 BB: 0 P: 16	R: 2 E: 0 K: 1 S: 10	H: 3 LOB: 1 BB: 0 P: 16	1B: 5 2B: 3 3B: 1 HR: 2	SF: 0 SAC: 1 DP: 0 HBP: 0	WP: 0 PB: 0 SB: 1 CS: 0	PA: 49
PITCHER	IP WLS BF H R ER SO BB IBB HBP BLK WP HR S P ERA WHIP																					
Jimmy Haynes, R ERA: 4.85 (1, 1)	4.0 L 22 5 4 4 3 4 1 0 0 0 0 40 76 9.00 2.250																					
Gus Gandarillas, R ERA: 5.79 (5, 1)	1.0 6 1 1 1 1 1 1 0 0 0 0 9 20 9.00 2.000																					
Rocky Coppinger, R ERA: 6.75 (6, 1)	2.0 12 2 3 3 1 4 0 0 0 0 1 21 46 13.50 3.000																					
47 Mike Buddie, R ERA: 4.08 (8, 1)	1.0 3 0 0 0 1 0 0 0 0 0 0 9 16 0.00 0.000																					
Mark Leiter, R ERA: 3.97 (9, 1)	1.0 6 3 2 2 1 0 0 0 0 0 0 1 10 16 18.00 3.000																					

St. Louis Cardinals @ Milwaukee Brewers
 Miller Park, Milwaukee, WI
 Thu Oct 04 2001, 1:05 PM CDT
 Att: 28,802 - Dome - 72 F

AB	37
R	10
H	11
RBI	10
BB	11
SO	7
LOB	21



Batter	1	2	3	4	5	6	7	8	9	AB	R	H	RBI	BB	SO	LOB
James Mouton, R OBP: 0.326, SLG: 0.357 (1, 8)	3-3 K		1-3 K		0-2 1B		3-2 2B		0-2 P6	5	0	2	0	0	2	0
9 Elvis Pena, S OBP: 0.324, SLG: 0.276 (1, 4)	0-0 1B		3-2 HBP		2-3 K		1-0 G6-3		4-1 BB	3	0	1	1	1	1	2
Jeremy Burnitz, L OBP: 0.349, SLG: 0.508 (1, 9)	3-2 L8		3-1 G3		1-3 K		0-0 G4-3		0-1 G3-6-1	5	0	0	0	0	1	5
Richie Sexson, R OBP: 0.342, SLG: 0.546 (1, 3)	2-2 G4-3				4-2 BB		1-3 K		1-0 HR	3	1	1	1	1	1	1
Geoff Jenkins, L OBP: 0.332, SLG: 0.474 (1, 7)					0-3 K		3-3 K		4-2 3B	2	1	0	0	2	2	1
Lou Collier, R OBP: 0.353, SLG: 0.397 (1, 5)					0-0 L8		0-0 1B		1-0 F9	4	0	1	0	0	0	3
Luis Lopez, S OBP: 0.332, SLG: 0.394 (1, 6)					4-2 BB		2-1 F8		0-1 3B	3	0	1	1	1	1	2
Jesse Levis, L OBP: 0.250, SLG: 0.304 (1, 2)					2-3 K		0-0 G4-3		2-2 L4	4	0	0	0	0	2	4
Jimmy Haynes, R Gus Gandanillas, R Mark Sweeney, L Rocky Coppinger, R Ronnie Belliard, R 47 Mike Buddie, R Angel Echevarria, R Mark Leiter, R					0-2 G4-3		2-2 G3-1		1-1 E6	1	0	0	0	0	0	0

Inning Stats	R: 0	H: 1	E: 0	K: 1	S: 13	H: 1	LOB: 1	BB: 0	P: 21	R: 0	H: 0	E: 0	K: 2	S: 16	H: 0	LOB: 1	BB: 1	P: 25	R: 0	H: 0	E: 0	K: 1	S: 10	H: 0	LOB: 1	BB: 0	P: 17	R: 0	H: 1	E: 0	K: 2	S: 12	H: 1	LOB: 1	BB: 0	P: 17	R: 0	H: 1	E: 0	K: 2	S: 9	H: 1	LOB: 1	BB: 0	P: 15	R: 1	H: 1	E: 1	K: 0	S: 8	H: 1	LOB: 1	BB: 0	P: 13	R: 2	H: 2	E: 0	K: 1	S: 14	H: 2	LOB: 1	BB: 1	P: 22	R: 0	H: 0	E: 0	K: 0	S: 6	H: 0	LOB: 0	BB: 1	P: 10	1B: 3	SF: 0	2B: 1	SAC: 0	3B: 1	DP: 1	HR: 1	HBP: 1	WP: 1	PA: 39
--------------	------	------	------	------	-------	------	--------	-------	-------	------	------	------	------	-------	------	--------	-------	-------	------	------	------	------	-------	------	--------	-------	-------	------	------	------	------	-------	------	--------	-------	-------	------	------	------	------	------	------	--------	-------	-------	------	------	------	------	------	------	--------	-------	-------	------	------	------	------	-------	------	--------	-------	-------	------	------	------	------	------	------	--------	-------	-------	-------	-------	-------	--------	-------	-------	-------	--------	-------	--------

PITCHER	IP	WLS	BF	H	R	ER	SO	BB	IBB	HBP	BLK	WP	HR	S	P	ERA	WHIP
Matt Morris, R ERA: 3.16	(1, 1)	6.0	W	25	3	0	0	10	3	0	0	1	0	71	116	0.00	1.000
Mike Timlin, R ERA: 4.08	(7, 1)	1.0		5	1	1	0	0	0	0	0	0	0	8	13	0.00	1.000
Steve Kline, L ERA: 1.87	(8, 1)	0.2		5	2	2	0	1	0	0	0	0	1	11	19	27.00	4.500
Luther Hackman, R ERA: 4.54	(8, 1)	0.1		1	0	0	0	1	0	0	0	0	0	3	3	0.00	0.000
Gene Stechschulte, R ERA: 3.54	(9, 1)	1.0		3	0	0	0	1	0	0	0	0	0	6	10	0.00	1.000

BOTTOM

St. Louis Cardinals @ Milwaukee Brewers
Miller Park, Milwaukee, WI
Thu Oct 04 2001, 1:05 PM CDT
Att. 28,802 - Dome - 72 F

livebaseballscorecards.com

AB	33
R	3
H	6
RBI	3
BB	5
SO	11
LOB	19



Batter	1	2	3	4	5	6	7	8	9	AB R H RBI BB SO LOB	TOP																
Tony Womack, L (1, 6) OBP: 0.307, SLG: 0.343	1-2 HR		1-2 G4-3		0-0 HR 1B	1-1 1B			2-1 G3-1	5 2 3 2 0 0 0	Arizona Diamondbacks @ Milwaukee Brewers Miller Park, Milwaukee, WI Fri Oct 05 2001, 7:05 PM CDT Att: 24,700 - Dome - 72 F livebaseballscorecards.com																
Steve Finley, L (1, 8) OBP: 0.337, SLG: 0.432	1-2 F8		0-2 F9		2-2 HR 1-H	1-0 G4-3		1-0 F7	5 1 1 2 0 0 2																		
Luis Gonzalez, L (1, 7) OBP: 0.429, SLG: 0.687	3-1 1B		1-0 3B		4-2 3B BB		1-0 G4-3	2-1 F7	4 1 2 0 1 0 0																		
Reggie Sanders, R (1, 9) OBP: 0.337, SLG: 0.548	2-3 K		1-3 K		3-1 3B 1-H		3-3 K		4 0 1 1 0 3 2																		
Mark Grace, L (1, 3) OBP: 0.384, SLG: 0.458	2-2 G5-3			2-1 G6-4-3 1B	1-2 F8		1-3 K		4 0 1 0 0 1 2																		
Matt Williams, R (1, 5) OBP: 0.316, SLG: 0.467		2-3 K2-3		1-2 G6-4-3 1-2f		0-2 F9 G6-3 1B		2-3 K	4 1 1 0 0 2 1																		
Craig Counsell, L (1, 4) OBP: 0.361, SLG: 0.365		0-3 K		0-0 F7		1-1 G6-3		2-3 K	4 0 0 0 0 2 1																		
Damian Miller, R (1, 2) OBP: 0.339, SLG: 0.426		4-0 BB			0-0 F9	2-2 F9		3-2 1B	3 0 1 0 1 0 1																		
Albie Lopez, R (1, 1) OBP: 0.125, SLG: 0.034		1-0 G4-3			1-3 K	4-2 1B BB		1-2 P6	3 0 0 0 1 1 2																		
Inning Stats	R: 1 E: 0 K: 1 S: 18	H: 2 LOB: 1 BB: 0 P: 27	R: 0 E: 0 K: 2 S: 9	H: 0 LOB: 1 BB: 1 P: 16	R: 0 E: 0 K: 1 S: 10	H: 1 LOB: 1 BB: 0 P: 13	R: 0 E: 0 K: 0 S: 7	H: 1 LOB: 0 BB: 0 P: 10	R: 3 E: 0 K: 1 S: 16	H: 3 LOB: 1 BB: 1 P: 27	R: 1 E: 0 K: 0 S: 13	H: 2 LOB: 2 BB: 1 P: 22	R: 0 E: 0 K: 2 S: 7	H: 0 LOB: 0 BB: 0 P: 12	R: 0 E: 0 K: 2 S: 14	H: 1 LOB: 1 BB: 0 P: 22	R: 0 E: 0 K: 0 S: 5	H: 0 LOB: 0 BB: 0 P: 10	1B: 6 2B: 0 3B: 2 HR: 2	SF: 0 SAC: 0 DP: 1 HBP: 0	WP: 0 PB: 0 SB: 0 CS: 0	PA: 39					
PITCHER	IP WLS BF H R ER SO BB IBB HBP BLK WP HR S P ERA WHIP												PITCHER	IP WLS BF H R ER SO BB IBB HBP BLK WP HR S P ERA WHIP													
Allen Levrault, R (1, 1) ERA: 6.06	5.2 L	28 9	5 5	5 5	5 5	3 0	0 0	0 0	0 0	0 0	0 0	0 0	0 0	0 0	0 0	7.94 2.118											
Ray King, L (6, 1) ERA: 3.5	1.1	4 0	0 0	0 0	2 2	0 0	0 0	0 0	0 0	0 0	0 0	0 0	8 14	0.00 0.000													
Mike DeJean, R (8, 1) ERA: 2.81	1.0	4 1	0 0	0 0	2 2	0 0	0 0	0 0	0 0	0 0	0 0	0 0	14 22	0.00 1.000													
Gus Gandarillas, R (9, 1) ERA: 5.49	1.0	3 0	0 0	0 0	0 0	0 0	0 0	0 0	0 0	0 0	0 0	0 0	5 10	0.00 0.000													



Batter	1	2	3	4	5	6	7	8	9	AB R H RBI BB SO LOB
Devon White, S (1, 8) OBP: 0.343, SLG: 0.459	1-2 G3			1-3 K		4-1 BB			0-1 1B	3 0 1 0 1 1 0
9 Elvis Pena, S (1, 4) OBP: 0.316, SLG: 0.250	1-3 K			4-2 BB		0-1 G4-6-3			0-1 G5-4-3	3 0 0 0 1 1 3
Jeremy Burnitz, L (1, 9) OBP: 0.348, SLG: 0.506	3-2 G6-3			3-3 K			0-0 1B		0-2 L4	4 0 1 0 0 1 1
Richie Sexson, R (1, 3) OBP: 0.340, SLG: 0.543			0-1 F3	0-1 G4-3			0-0 P2			3 0 0 0 0 0 2
Geoff Jenkins, L (1, 7) OBP: 0.330, SLG: 0.470			0-2 G3		2-0 G5-3		3-3 K			3 0 0 0 0 1 1
José Hernández, R (1, 6) OBP: 0.300, SLG: 0.443			0-3 K		2-3 K		2-3 K			2 0 0 0 0 2 0
Ray King, L (6, 1)										0 0 0 0 0 0 0
Mark Sweeney, L (7, PH) OBP: 0.343, SLG: 0.414										1 0 0 0 0 1 1
Mike DeJean, R (8, 1)										0 0 0 0 0 0 0
Gus Gandarillas, R (9, 1)										0 0 0 0 0 0 0
Luis Lopez, S (1, 5) OBP: 0.328, SLG: 0.389				3-3 K		0-1 P3			2-2 F2	3 0 0 0 0 1 0
Jesse Levis, L (1, 2) OBP: 0.259, SLG: 0.308				0-2 G3					1-1 G4-3	3 0 1 0 0 0 0
Allen Levraut, R (1, 1) OBP: 0.086, SLG: 0.061				1-1 F8					2-1 G4-3	1 0 0 0 0 0 0
Lou Collier, R (6, 5) OBP: 0.348, SLG: 0.390						1-0 FC1-6				2 0 0 0 0 0 1

Inning Stats	R: 0	H: 0	E: 0	LOB: 0	K: 1	BB: 0	S: 11	P: 16	R: 0	H: 0	E: 0	LOB: 0	K: 1	BB: 0	S: 8	P: 8	R: 0	H: 0	E: 0	LOB: 0	K: 1	BB: 0	S: 9	P: 13	R: 0	H: 0	E: 0	LOB: 1	K: 2	BB: 1	S: 11	P: 18	R: 0	H: 0	E: 0	LOB: 0	K: 1	BB: 0	S: 6	P: 10	R: 0	H: 1	E: 0	LOB: 1	K: 0	BB: 1	S: 7	P: 12	R: 0	H: 1	E: 0	LOB: 1	K: 2	BB: 0	S: 10	P: 15	R: 0	H: 0	E: 0	LOB: 0	K: 0	BB: 0	S: 8	P: 13	R: 0	H: 1	E: 0	LOB: 0	K: 0	BB: 0	S: 7	P: 7	1B: 3	SF: 0	2B: 0	SAC: 0	3B: 0	DP: 2	HR: 0	HBP: 0	WP: 0	PA: 30
PITCHER Albie Lopez, R (1, 1) ERA: 4.81	IP	WLS	BF	H	R	ER	SO	BB	IBB	HBP	BLK	WP	HR	S	P	ERA	WHIP	IP	WLS	BF	H	R	ER	SO	BB	IBB	HBP	BLK	WP	HR	S	P	ERA	WHIP																																																

BOTTOM

Arizona Diamondbacks @ Milwaukee Brewers

Miller Park, Milwaukee, WI

Fri Oct 05 2001, 7:05 PM CDT
Att: 24,700 - Dome - 72 F

AB	28
R	0
H	3
RBI	0
BB	2
SO	8
LOB	9




BOTTOM

Arizona Diamondbacks @ Milwaukee Brewers
Miller Park, Milwaukee, WI

livebaseballscores.com

AB	35
R	5
H	9
RBI	5
BB	4
SO	6
LOB	22



WP	0	PA	39
PB	0		
SB	1		
CS	0		

Sat Oct.06 2001, 6:05 PM CDT
Att. 40,038 - Dome - 72 F

AB R H RBI BB SO LOB

3	2	1	0	2	1	3
4	0	1	0	1	0	3
5	1	1	2	0	0	5
4	0	1	2	0	1	1
4	0	2	1	0	0	2
4	0	0	0	0	2	5
1	0	0	0	0	0	0
3	0	1	0	0	1	1
3	1	1	0	1	0	1
1	0	0	0	0	0	1
1	0	0	0	0	0	0
0	0	0	0	0	0	0
1	1	1	0	0	0	0
0	0	0	0	0	0	0
1	0	0	0	0	1	0
0	0	0	0	0	0	0

1B	9	SF	0
2B	0	SAC	0
3B	0	DP	0
HR	0	HBP	0

WP	0	PA	39
ERA		WHIP	

Batter	1	2	3	4	5	6	7	8	9
James Mouton, R OBP: 0.336, SLG: 0.356 (1, 8)	4-1 BB E 1B	1-2 F9			4-2 FC5-6 BB		2-3 K		3-2 BB 1B
9 Elvis Pena, S OBP: 0.326, SLG: 0.250 (1, 4)	3-2 E 1-3 1B		0-0 F2		0-1 F2		0-1 E4 FC3-6		4-2 1-2 2-3 1B BB
Jeremy Burnitz, L OBP: 0.347, SLG: 0.504 (1, 9)	1-2 F5		1-1 G3		2-0 FC5-6 1-2f		2-2 FC3-6 1B		0-1 1-2 2-H 1B
Richie Sexson, R OBP: 0.340, SLG: 0.541 (1, 3)	2-2 E1 1-3 3-H		0-1 F8			1-3 K	3-2 1-3 3-H 1B		
Geoff Jenkins, L OBP: 0.331, SLG: 0.471 (1, 7)	1-0 P6			0-0 P5		0-2 1B	0-0 1-2 3-H 1B		
Lou Collier, R OBP: 0.338, SLG: 0.377 (1, 5)	1-3 K			1-2 G3		1-3 K	0-0 F9		
Luis Lopez, S OBP: 0.326, SLG: 0.387 Mike Coolbaugh, R OBP: 0.264, SLG: 0.388 (3, 6)		0-1 G6-3		0-2 1B		0-3 K		1-1 F8	
Jesse Levis, L OBP: 0.290, SLG: 0.310 (1, 2)		2-0 FC1-6 1B		0-0 P5			4-2 E FC3-6 BB	1-0 G4-3	
Jeff D'Amico, R OBP: 0.176, SLG: 0.200 Ronnie Belliard, R OBP: 0.336, SLG: 0.455 47 Mike Budde, R OBP: 0.250, SLG: 0.250 Mark Sweeney, L OBP: 0.250, SLG: 0.420 Mike DeJean, R (8, PH) Angel Echevarria, R OBP: 0.293, SLG: 0.414 Chad Fox, R (9, 1)		1-0 FC1-6 1-2f			0-0 F9		2-2 FC3-6 E 1B	3-3 K	

Inning Stats	R: 1 E: 1 K: 1 S: 20	H: 1 LOB: 2 BB: 1 P: 31	R: 0 E: 0 K: 0 S: 7	H: 1 LOB: 1 BB: 0 P: 11	R: 0 E: 0 K: 0 S: 5	H: 0 LOB: 0 BB: 0 P: 6	R: 0 E: 0 K: 0 S: 8	H: 1 LOB: 1 BB: 0 P: 9	R: 0 E: 0 K: 0 S: 6	H: 0 LOB: 1 BB: 1 P: 12	R: 0 E: 0 K: 3 S: 14	H: 1 LOB: 1 BB: 0 P: 16	R: 3 E: 1 K: 1 S: 24	H: 3 LOB: 2 BB: 1 P: 37	R: 0 E: 0 K: 1 S: 6	H: 0 LOB: 0 BB: 0 P: 11	R: 1 E: 0 K: 0 S: 7	H: 2 LOB: 2 BB: 1 P: 14	1B: 9 2B: 0 3B: 0 HR: 0	SF: 0 SAC: 0 DP: 0 HBP: 0
---------------------	-------------------------------	----------------------------------	------------------------------	----------------------------------	------------------------------	---------------------------------	------------------------------	---------------------------------	------------------------------	----------------------------------	-------------------------------	----------------------------------	-------------------------------	----------------------------------	------------------------------	----------------------------------	------------------------------	----------------------------------	----------------------------------	------------------------------------

PITCHER	IP	WLS	BF	H	R	ER	SO	BB	IBB	HBP	BLK	WP	HR	S	P	ERA	WHIP
Miguel Batista, R ERA: 3.36 (1, 1)	5.0		21	3	1	1	1	2	0	0	0	0	0	46	69	1.80	1.000
Mike Koplove, R ERA: 3.6 (6, 1)	1.2	H	10	3	3	0	4	1	0	0	0	0	0	36	51	0.00	2.400
Brian Anderson, L ERA: 5.2 (7, 1)	1.1	B	5	1	0	0	1	0	0	0	0	0	0	8	13	0.00	0.750
Erik Sabel, R ERA: 4.38 (9, 1)	0.0	L	3	2	1	1	0	1	0	0	0	0	0	7	14	∞	∞

Batter	1	2	3	4	5	6	7	8	9	AB R H RBI BB SO LOB	TOP		
Craig Counsell, L (1, 6) OBP: 0.359, SLG: 0.362 Alex Cintron, S (5, 6) OBP: 0.286, SLG: 0.571	1-0 G4-3		0-1 G6-3		0-0 L3		0-0 F7		0-0 F8	3 0 0 0 0 0 1 2 0 0 0 0 0 1			
Jay Bell, R (1, 4) OBP: 0.349, SLG: 0.400 (4, 5)	2-1 L3 1B			2-2 HR 1B	2-2 1B			0-3 K		4 1 3 0 0 1 0			
Luis Gonzalez, L (1, 7) OBP: 0.429, SLG: 0.688 Jack Cust, L (7, 7) OBP: 0.667, SLG: 0.500	1-2 L3			2-2 1-H HR	1-3 K			2-1 FC4-8 1B		3 1 1 2 0 1 2 1 0 1 0 0 0 0			
Reggie Sanders, R (1, 9) OBP: 0.337, SLG: 0.549 Midre Cummings, L (6, PR) OBP: 0.286, SLG: 0.350 (6, 9)		1-3 K		0-0 E4 1B SF9		1-2 L9 2B		0-1 FC4-6 1-2f		3 1 1 0 0 1 0 1 0 0 0 0 0 1			
Mark Grace, L (1, 3) OBP: 0.386, SLG: 0.466 Greg Colbrunn, R (4, 3) OBP: 0.373, SLG: 0.495		2-0 HR		0-0 1B 1B		0-0 L9		1-2 G5-3		2 1 2 1 0 0 0 2 0 0 0 0 0 2			
Matt Williams, R (1, 5) OBP: 0.314, SLG: 0.466 Junior Spivey, R (4, 4) OBP: 0.354, SLG: 0.423		3-1 P3		2-1 SF9		0-3 K			1-0 G1-6-3 2B	1 0 0 1 0 0 0 2 1 1 0 0 1 2			
David Dellucci, L (1, 8) OBP: 0.349, SLG: 0.479		0-1 G4-3		1-0 G5-4-3 1B		2-3 K			2-1 G1-6-3	4 0 1 0 0 1 3			
Damian Miller, R (1, 2) OBP: 0.337, SLG: 0.424 Chad Moeller, R (5, 2) OBP: 0.306, SLG: 0.321			0-0 G6-3	1-0 G5-4-3			0-0 F8		1-3 K	2 0 0 0 0 0 2 2 0 0 0 0 1 1			
Eric Knott, L (1, 1) Bobby Witt, R (4, 1) OBP: 0.250, SLG: 0.250 Steve Finley, L (5, PH) OBP: 0.337, SLG: 0.430 Robert Ellis, R (5, 1) OBP: 0.185, SLG: 0.154 Lyle Overbay, L (7, PH) OBP: 0.200, SLG: 0.500 Mike Mochter, R (7, 1) Troy Brohawn, L (8, 1) Ryan Christenson, R (9, PH) OBP: 0.222, SLG: 0.250			3-3 K		4-2 L3 BB		0-3 K		0-1 2B	1 0 0 0 0 0 1 0 0 0 0 0 0 0 0 0 0 0 0 0 0 1 0 0 0 0 0 0 0 0 0 0 1 0 0 0 0 0 1 0 0 0 0 0 0 0 0 0 0 0 0 0 0 0 0 0 1 0 1 1 1 0 0 0			
Inning Stats	R: 0 H: 1 E: 0 LOB: 0 K: 0 BB: 0 S: 7 P: 11	R: 1 H: 1 E: 0 LOB: 0 K: 1 BB: 0 S: 8 P: 14	R: 0 H: 0 E: 0 LOB: 0 K: 1 BB: 0 S: 7 P: 10	R: 3 H: 4 E: 1 LOB: 1 K: 0 BB: 0 S: 13 P: 21	R: 0 H: 1 E: 0 LOB: 1 K: 1 BB: 1 S: 12 P: 19	R: 0 H: 1 E: 0 LOB: 2 K: 2 BB: 0 S: 10 P: 13	R: 0 H: 0 E: 0 LOB: 0 K: 1 BB: 0 S: 5 P: 5	R: 0 H: 1 E: 0 LOB: 1 K: 1 BB: 0 S: 10 P: 13	R: 1 H: 2 E: 0 LOB: 1 K: 1 BB: 0 S: 10 P: 14	1B: 6 SF: 1 2B: 5 SAC: 0 3B: 0 DP: 3 HR: 2 HBP: 0	WP: 0 PA: 37 PB: 0 SB: 0 CS: 0		
PITCHER	IP WLS BF H R ER SO BB IBB HBP BLK WP HR S P ERA WHIP											PITCHER	IP WLS BF H R ER SO BB IBB HBP BLK WP HR S P ERA WHIP
15 Ben Sheets, R (1, 1) ERA: 4.76	6.0 W 25 8 4 3 5 1 0 0 0 0 0 2 57 88 4.50 1.500												
Mark Leiter, R (7, 1) ERA: 3.75	2.0 7 1 0 0 2 0 0 0 0 0 0 0 15 18 0.00 0.500												
Ray King, L (9, 1) ERA: 3.6	1.0 5 2 1 1 1 0 0 0 0 0 0 0 10 14 9.00 2.000												

Arizona Diamondbacks @ Milwaukee Brewers
Miller Park, Milwaukee, WI
Sun Oct 07 2001, 1:05 PM CDT
Att: 31,761 - Dome - 72 F

livebaseballscorecards.com

AB	35
R	5
H	11
RBI	5
BB	1
SO	8
LOB	15



