

# Milwaukee Brewers - 2001













Batter	1	2	3	4	5	6	7	8	9	AB	R	H	RBI	BB	SO	LOB	TOP			
Tony Fernandez, S OBP: 0.313, SLG: 0.214	0-3 K		1-3 K		2-2 G4-3			0-2 G6-3		4	0	0	0	0	2	0	<b>Milwaukee Brewers @ Houston Astros</b> Enron Field, Houston, TX Thu Apr 05 2001, 8:05 PM EDT Att: 24,055 - Cloudy - 79 F			
Ronnie Belliard, R OBP: 0.421, SLG: 0.375	0-1 1B		0-1 G4-3			2-3 K		4-1 BB		3	0	1	0	1	1	0				
Geoff Jenkins, L Devon White, S	1-3 K		0-0 G3-1			2-3 K		1-3 K		3	0	0	0	0	2	1				
Richie Sexson, R OBP: 0.333, SLG: 0.333	1-3 K			1-2 G4-3		0-2 L3			0-3 K	4	0	0	0	0	2	1				
Jeremy Burnitz, L OBP: 0.444, SLG: 0.750		1-0 1B G1-3 1B		1-3 K			3-2 HR		4-2 FC5-4 BB	3	2	2	1	1	1	0				
Jeffrey Hammonds, R OBP: 0.333, SLG: 0.412		2-2 G1-3		0-1 1B		1-3 K		0-0 FC5-4 1B		4	0	1	0	0	1	2				
José Hernández, R OBP: 0.412, SLG: 0.533		0-2 1B 15 CS		0-2 G4-3		1-3 K		1-1 1B		4	0	2	0	0	1	1				
Raul Casanova, S OBP: 0.375, SLG: 0.333		1-1 1B 15 CS			3-1 F7		0-0 P6		1-1 F9	4	0	1	1	0	0	2				
15 Ben Sheets, R		3-2 G4-3			1-3 K			2-3 K		2	0	0	0	0	1	2				
Mark Leiter, R										0	0	0	0	0	0	0				
Tyler Houston, L										1	0	0	0	0	1	0				
Mike DeJean, R										0	0	0	0	0	0	0				
<b>Inning Stats</b>	R: 0 E: 0 K: 3 S: 11	H: 1 LOB: 1 BB: 0 P: 13	R: 1 E: 0 K: 0 S: 13	H: 3 LOB: 1 BB: 0 P: 20	R: 0 E: 0 K: 1 S: 6	H: 0 LOB: 0 BB: 0 P: 7	R: 0 E: 0 K: 1 S: 12	H: 1 LOB: 1 BB: 0 P: 14	R: 0 E: 0 K: 1 S: 8	H: 0 LOB: 0 BB: 0 P: 14	R: 1 E: 0 K: 2 S: 11	H: 1 LOB: 0 BB: 0 P: 16	R: 0 E: 0 K: 2 S: 13	H: 0 LOB: 1 BB: 1 P: 20	R: 0 E: 0 K: 1 S: 10	H: 1 LOB: 2 BB: 1 P: 16	1B: 6 2B: 0 3B: 0 HR: 1	SF: 0 SAC: 0 DP: 0 HBP: 0	WP: 0 PB: 0 SB: 0 CS: 2	PA: 35
<b>PITCHER</b>	IP WLS BF H R ER SO BB IBB HBP BLK WP HR S P ERA WHIP	IP WLS BF H R ER SO BB IBB HBP BLK WP HR S P ERA WHIP																		
Wade Miller, R ERA: 2.35	(1, 1)	7.2	W	28	6	2	2	11	0	0	0	0	0	0	1	78	107	2.35	0.783	
Scott Linebrink, R ERA:	(8, 1)	1.1		7	1	0	0	2	2	0	0	0	0	0	0	16	27	0.00	2.250	

Batter	1	2	3	4	5	6	7	8	9	AB	R	H	RBI	BB	SO	LOB	BOTTOM			
Craig Biggio, R OBP: 0.563, SLG: 0.600	1-2 1B		1-0 G5-3	2-2 F9		0-0 G5-3		0-0 G1-3		5	0	1	0	0	0	1	<b>Milwaukee Brewers @ Houston Astros</b> Enron Field, Houston, TX Thu Apr 05 2001, 8:05 PM EDT Att: 24,055 - Cloudy - 79 F			
Jose Vizcaino, S OBP: 0.697, SLG: 0.600	0-0 L7		1-1 5 BB 17 1B HBP	0-0 5 G4-3 1B		1-0 5 G5-4-3 1B		1-2 G5-3		4	1	2	0	0	0	1				
5 Jeff Bagwell, R OBP: 0.313, SLG: 0.231	0-3 K		4-0 WP 17 1B 2B	0-0 G4-3		2-1 G5-4-3		2-3 K		4	1	0	0	1	2	3				
17 Lance Berkman, S OBP: 0.400, SLG: 0.308	3-2 P6		0-1 WP 2B	1-2 2H		0-3 K		0-0 HR		4	2	2	1	0	1	1				
Richard Hidalgo, R OBP: 0.571, SLG: 1.500		1-3 K	4-2 2B	1-1 G4-6-3 1B		0-0 HR		0-0 HR		3	1	2	2	1	1	0				
Danyle Ward, L Glen Barker, S		1-3 K	1-2 2-3 BB	0-0 1B		1-1 G4-6-3		0-1 1B		4	0	2	2	0	1	1				
Brad Ausmus, R OBP: 0.231, SLG: 0.167		4-1 HR	0-0 L8	1-3 2H 3H		2-2 G5-3		0-0 BB		3	1	1	1	1	0	2				
Chris Truby, R OBP: 0.615, SLG: 1.444		2-1 HR	4-0 IBB	0-0 2B		4-1 SH3-4 BB		4-2 1B		1	1	1	2	3	0	0				
Wade Miller, R		2-3 K	0-0 G4-3			1-0 SH3-4		0-3 K		3	0	0	0	0	2	5				
Scott Linebrink, R										0	0	0	0	0	0	0				
<b>Inning Stats</b>	R: 0 E: 0 K: 1 S: 11	H: 1 LOB: 1 BB: 0 P: 15	R: 2 E: 0 K: 3 S: 14	H: 1 LOB: 0 BB: 1 P: 24	R: 3 E: 0 K: 0 S: 10	H: 2 LOB: 3 BB: 3 P: 24	R: 0 E: 0 K: 0 S: 6	H: 1 LOB: 0 BB: 0 P: 8	R: 0 E: 0 K: 1 S: 7	H: 1 LOB: 0 BB: 0 P: 9	R: 0 E: 0 K: 0 S: 6	H: 0 LOB: 1 BB: 1 P: 13	R: 3 E: 0 K: 1 S: 13	H: 5 LOB: 2 BB: 1 P: 20	R: 0 E: 0 K: 1 S: 8	H: 0 LOB: 0 BB: 0 P: 11	1B: 7 2B: 2 3B: 0 HR: 2	SF: 0 SAC: 1 DP: 3 HBP: 1	WP: 1 PB: 0 SB: 0 CS: 0	PA: 39
<b>PITCHER</b>	IP WLS BF H R ER SO BB IBB HBP BLK WP HR S P ERA WHIP	IP WLS BF H R ER SO BB IBB HBP BLK WP HR S P ERA WHIP																		
15 Ben Sheets, R ERA: 7.5	(1, 1)	6.0	L	28	6	5	5	5	4	1	1	54	93	7.50	1.667					
Mark Leiter, R ERA: 27.0	(7, 1)	1.0		8	5	3	3	1	1	0	0	0	0	0	1	13	20	27.00	6.000	
Mike DeJean, R ERA:	(8, 1)	1.0		3	0	0	0	1	0	0	0	0	0	0	8	11	0.00	0.000		

Batter	1	2	3	4	5	6	7	8	9	AB	R	H	RBI	BB	SO	LOB	BOTTOM			
Wade Miller, R										3	0	0	0	0	2	5				
Scott Linebrink, R										0	0	0	0	0	0	0				
<b>Inning Stats</b>	R: 0 E: 0 K: 1 S: 11	H: 1 LOB: 1 BB: 0 P: 15	R: 2 E: 0 K: 3 S: 14	H: 1 LOB: 0 BB: 1 P: 24	R: 3 E: 0 K: 0 S: 10	H: 2 LOB: 3 BB: 3 P: 24	R: 0 E: 0 K: 0 S: 6	H: 1 LOB: 0 BB: 0 P: 8	R: 0 E: 0 K: 1 S: 7	H: 1 LOB: 0 BB: 0 P: 9	R: 0 E: 0 K: 0 S: 6	H: 0 LOB: 1 BB: 1 P: 13	R: 3 E: 0 K: 1 S: 13	H: 5 LOB: 2 BB: 1 P: 20	R: 0 E: 0 K: 1 S: 8	H: 0 LOB: 0 BB: 0 P: 11	1B: 7 2B: 2 3B: 0 HR: 2	SF: 0 SAC: 1 DP: 3 HBP: 1	WP: 1 PB: 0 SB: 0 CS: 0	PA: 39
<b>PITCHER</b>	IP WLS BF H R ER SO BB IBB HBP BLK WP HR S P ERA WHIP	IP WLS BF H R ER SO BB IBB HBP BLK WP HR S P ERA WHIP																		
15 Ben Sheets, R ERA: 7.5	(1, 1)	6.0	L	28	6	5	5	5	4	1	1	54	93	7.50	1.667					
Mark Leiter, R ERA: 27.0	(7, 1)	1.0		8	5	3	3	1	1	0	0	0	0	0	1	13	20	27.00	6.000	
Mike DeJean, R ERA:	(8, 1)	1.0		3	0	0	0	1	0	0	0	0	0	0	8	11	0.00	0.000		
















Batter	1	2	3	4	5	6	7	8	9	AB	R	H	RBI	BB	SO	LOB	TOP							
<b>Julio Lugo, R</b> OBP: 0.360, SLG: 0.435 (1, 6)	F8		F9			F8		F8	K	5	0	0	0	0	1	2								
<b>Craig Biggio, R</b> OBP: 0.465, SLG: 0.633 (1, 4)	K			F8		5 BB 1B		G6-3		4	0	1	0	0	1	0								
<b>5 Jeff Bagwell, R</b> OBP: 0.375, SLG: 0.333 (1, 3)	F9			17 G4-3 17 S BB					BB	1	0	0	0	3	0	0								
<b>17 Lance Berkman, S</b> OBP: 0.355, SLG: 0.357 (1, 7)		F7		G4-3		P4		G6-3		4	0	0	0	0	4									
<b>Richard Hidalgo, R</b> OBP: 0.400, SLG: 0.792 (9, 9)		K							SH1-4 1B HR 1B	3	1	1	0	1	2	2								
<b>Danyle Ward, L</b> OBP: 0.417, SLG: 0.708 (9, PR)										4	0	1	0	0	1	2								
<b>Glen Barker, S</b> OBP: 0.333, SLG: 0.333 (9, 8)	K2-3			F5					SH1-4 HR 1B	0	1	0	0	0	0	0								
<b>Brad Ausmus, R</b> OBP: 0.217, SLG: 0.143 (1, 2)			F9		L6				SH1-4	3	0	1	0	0	0	0								
<b>Chris Truby, R</b> OBP: 0.357, SLG: 0.750 (1, 5)					F8				1B	4	1	2	3	0	1	1								
<b>Jose Lima, R</b> OBP: 0.333, SLG: 0.333 (1, 1)										4	0	0	0	0	2	3								
<b>Billy Wagner, L</b> OBP: 0.333, SLG: 0.333 (9, 1)			F8		K				K	0	0	0	0	0	0	0								
<b>Inning Stats</b>	R: 0 H: 0 E: 0 K: 1 S: 13	H: 0 LOB: 0 BB: 0 P: 20	R: 0 H: 0 E: 0 K: 2 S: 8	H: 0 LOB: 0 BB: 0 P: 11	R: 0 H: 1 E: 0 K: 0 S: 13	H: 1 LOB: 1 BB: 0 P: 18	R: 0 H: 0 E: 0 K: 0 S: 14	H: 0 LOB: 2 BB: 2 P: 27	R: 0 H: 0 E: 0 K: 1 S: 7	H: 0 LOB: 0 BB: 0 P: 9	R: 0 H: 1 E: 0 K: 1 S: 11	H: 1 LOB: 1 BB: 1 P: 19	R: 0 H: 1 E: 0 K: 1 S: 7	H: 1 LOB: 1 BB: 0 P: 11	R: 0 H: 0 E: 0 K: 0 S: 8	H: 0 LOB: 1 BB: 1 P: 15	R: 3 H: 3 E: 0 K: 2 S: 15	H: 3 LOB: 1 BB: 0 P: 23	1B: 5 2B: 0 3B: 0 HR: 1	SF: 0 SAC: 1 DP: 0 HBP: 0	WP: 0 PB: 0 SB: 2 CS: 0	PA: 37		
<b>PITCHER</b>	IP	WLS	BF	H	R	ER	SO	BB	IBB	HBP	BLK	WP	HR	S	P	ERA	WHIP							
<b>Paul Rigdon, R</b> ERA: 3.46 (1, 1)	7.0		27	3	0	0	6	3	0	0	0	0	0	73	115	0.00	0.857							
<b>David Weathers, R</b> ERA: (8, 1)	1.0		4	0	0	0	0	1	0	0	0	0	0	8	15	0.00	1.000							
<b>Curt Leskanic, R</b> ERA: 10.13 (9, 1)	1.0	L	6	3	3	3	2	0	0	0	0	0	1	15	23	27.00	3.000							

**Houston Astros @ Milwaukee Brewers**  
Miller Park, Milwaukee, WI  
Tue Apr 10 2001, 7:05 PM CDT  
Att: 23,577 - Dome - 72 F


**AB 32**  
**R 3**  
**H 6**  
**RBI 3**  
**BB 4**  
**SO 8**  
**LOB 14**



Batter	1	2	3	4	5	6	7	8	9	AB	R	H	RBI	BB	SO	LOB	BOTTOM							
<b>Tony Fernandez, S</b> OBP: 0.333, SLG: 0.273 (1, 5)	K		G3							4	0	2	0	0	1	0								
<b>Ronnie Belliard, R</b> OBP: 0.378, SLG: 0.355 (1, 4)				G3		1B				4	0	1	0	0	1	1								
<b>Geoff Jenkins, L</b> OBP: 0.250, SLG: 0.367 (1, 7)										4	0	0	0	0	2	2								
<b>Richie Sexson, R</b> OBP: 0.371, SLG: 0.533 (1, 3)										4	0	0	0	0	1	2								
<b>Jeremy Burnitz, L</b> OBP: 0.485, SLG: 0.741 (1, 9)										3	0	1	0	0	1	1								
<b>Jeffrey Hammonds, R</b> OBP: 0.333, SLG: 0.400 (1, 8)										3	0	0	0	0	1	2								
<b>José Hernández, R</b> OBP: 0.419, SLG: 0.536 (1, 6)										3	0	2	0	0	0	0								
<b>Henry Blanco, R</b> OBP: 0.304, SLG: 0.263 (1, 2)										3	0	0	0	0	0	3								
<b>Paul Rigdon, R</b> OBP: 0.371, SLG: 0.533 (1, 1)										2	0	0	0	0	0	0								
<b>David Weathers, R</b> OBP: 0.371, SLG: 0.533 (8, 1)										0	0	0	0	0	0	0								
<b>Devon White, S</b> OBP: 0.400, SLG: 0.250 (8, PH)										1	0	0	0	0	1	0								
<b>Curt Leskanic, R</b> ERA: (9, 1)										0	0	0	0	0	0	0								
<b>Inning Stats</b>	R: 0 H: 1 E: 0 K: 1 S: 9	H: 2 LOB: 1 BB: 0 P: 17	R: 0 H: 0 E: 0 K: 0 S: 7	H: 0 LOB: 0 BB: 0 P: 12	R: 0 H: 0 E: 1 K: 1 S: 10	H: 0 LOB: 1 BB: 0 P: 13	R: 0 H: 0 E: 0 K: 0 S: 10	H: 1 LOB: 0 BB: 0 P: 12	R: 0 H: 1 E: 0 K: 0 S: 6	H: 0 LOB: 0 BB: 0 P: 8	R: 0 H: 0 E: 0 K: 2 S: 7	H: 0 LOB: 0 BB: 0 P: 10	R: 0 H: 0 E: 0 K: 1 S: 10	H: 0 LOB: 0 BB: 0 P: 14	R: 0 H: 1 E: 0 K: 3 S: 10	H: 1 LOB: 1 BB: 0 P: 12	1B: 6 2B: 0 3B: 0 HR: 0	SF: 0 SAC: 0 DP: 2 HBP: 0	WP: 0 PB: 0 SB: 0 CS: 0	PA: 31				
<b>PITCHER</b>	IP	WLS	BF	H	R	ER	SO	BB	IBB	HBP	BLK	WP	HR	S	P	ERA	WHIP							
<b>Jose Lima, R</b> ERA: 2.92 (1, 1)	8.0		28	6	0	0	5	0	0	0	0	0	0	9	11	0.00	0.750							
<b>Billy Wagner, L</b> ERA: (9, 1)	1.0	S	3	0	0	0	3	0	0	0	0	0	0	9	11	0.00	0.000							

**Houston Astros @ Milwaukee Brewers**  
Miller Park, Milwaukee, WI  
Tue Apr 10 2001, 7:05 PM CDT  
Att: 23,577 - Dome - 72 F

**AB 31**  
**R 0**  
**H 6**  
**RBI 0**  
**BB 0**  
**SO 8**  
**LOB 11**





Batter	1	2	3	4	5	6	7	8	9	AB	R	H	RBI	BB	SO	LOB	TOP								
Jose Vizcaino, S OBP: 0.462, SLG: 0.364 (1, 6)	G3		1-2 1B		1-0 F8		0-2 G5-3	0-0 G4-3		5	0	1	0	0	0	0									
Craig Biggio, R OBP: 0.447, SLG: 0.571 (1, 4)	G1-4-3		2-1 F9			1-0 F7	0-2 5 HR 1B	3-2 F3		5	1	1	0	0	0	2									
5 Jeff Bagwell, R OBP: 0.405, SLG: 0.464 (1, 3)	G4-3			4-0 17 G4-3 BB		1-2 17 2B 1B	3-1 HR		0-1 F8	4	2	2	2	1	0	0									
17 Lance Berkman, S OBP: 0.417, SLG: 0.545 (1, 7)		0-0 HR		2-2 G4-3		2-1 1B 1B	0-1 1B		1-2 BB	5	3	4	2	0	0	1									
Richard Hidalgo, R OBP: 0.400, SLG: 0.724 (9, 9)	K	2-3 K		1-0 P4		1-0 FC5-4 1B	0-0 HBP		0-0 F2	5	0	2	0	0	1	2									
Danyle Ward, L OBP: 0.483, SLG: 0.692 (9, PR)	K	2-3 K		4-0 IBB		2-1 FC5-4 1B	1-1 HBP		4-1 2B	2	0	1	1	2	1	0									
Glen Barker, S OBP: 0.333, SLG: 0.333 (9, 8)	K					1-2 FC5-4 1B	1-2 HBP		1-2 BB	0	1	0	0	0	0	0									
Brad Ausmus, R OBP: 0.214, SLG: 0.192 (1, 2)	K	1-3 K		2-3 K		0-1 FC5-4 IBB	0-0 P6		0-0 2B	5	0	1	2	0	2	7									
Chris Truby, R OBP: 0.364, SLG: 0.679 (1, 5)			0-1 F9 1B		0-2 F9	4-1 IBB	0-0 F9		1-1 G1-3	4	0	1	0	1	0	5									
Wade Miller, R (1, 1)			2-3 K		1-1 G4-3	1-3 K			2-1 F8	4	0	0	0	0	2	4									
<b>Inning Stats</b>	R: 0 E: 0 K: 0 S: 10	H: 0 LOB: 0 BB: 0 P: 14	R: 1 E: 0 K: 3 S: 10	H: 1 LOB: 0 BB: 0 P: 15	R: 0 E: 0 K: 1 S: 8	H: 2 LOB: 2 BB: 0 P: 12	R: 0 E: 0 K: 1 S: 8	H: 0 LOB: 0 BB: 2 P: 21	R: 0 E: 0 K: 0 S: 6	H: 0 LOB: 0 BB: 0 P: 8	R: 2 E: 0 K: 1 S: 16	H: 4 LOB: 3 BB: 1 P: 28	R: 2 E: 0 K: 0 S: 14	H: 4 LOB: 3 BB: 0 P: 18	R: 0 E: 0 K: 0 S: 6	H: 0 LOB: 0 BB: 0 P: 11	R: 2 E: 0 K: 0 S: 10	H: 2 LOB: 2 BB: 1 P: 16	1B: 9 2B: 2 3B: 0 HR: 2	SF: 0 SAC: 0 DP: 0 HBP: 1	WP: 0 PB: 0 SB: 0 CS: 0	PA: 44			
<b>PITCHER</b>	IP	WLS	BF	H	R	ER	SO	BB	IBB	HBP	BLK	WP	HR	S	P	ERA	WHIP								
15 Ben Sheets, R ERA: 6.0 (1, 1)	6.0	L	27	7	3	3	6	1	2	0	0	0	1	58	98	4.50	1.333								
Mike DeJean, R ERA: 7.71 (7, 1)	1.0		8	4	2	2	0	0	0	1	0	0	1	14	18	18.00	4.000								
Mark Leiter, R ERA: 13.5 (8, 1)	1.0		3	0	0	0	0	0	0	0	0	0	0	6	11	0.00	0.000								
Will Cunnane, R ERA: 4.5 (9, 1)	1.0		6	2	2	2	0	1	0	0	0	0	0	10	16	18.00	3.000								

Houston Astros @ Milwaukee Brewers  
Miller Park, Milwaukee, WI  
Wed Apr 11 2001, 7:05 PM CDT  
Att: 26,021 - Dome - 72 F

AB	39
R	7
H	13
RBI	7
BB	4
SO	6
LOB	21



Batter	1	2	3	4	5	6	7	8	9	AB	R	H	RBI	BB	SO	LOB	BOTTOM								
Tony Fernandez, S OBP: 0.321, SLG: 0.269 (1, 5)	G1-3		0-1 G6-3			0-3 K			1-1 G4-6-3 1B	4	0	1	0	0	1	0									
Ronnie Belliard, R OBP: 0.341, SLG: 0.314 (1, 4)	K			1-2 G6-3		1-2 G6-3			0-1 G4-6-3	4	0	0	0	0	1	1									
Geoff Jenkins, L OBP: 0.225, SLG: 0.324 (1, 7)	K			0-3 K		2-3 K			2-2 F9	4	0	0	0	0	3	0									
Richie Sexson, R OBP: 0.342, SLG: 0.485 (1, 3)		0-0 G5-3		2-3 K			1-3 K			3	0	0	0	0	2	0									
Jeremy Burnitz, L OBP: 0.444, SLG: 0.667 (1, 9)		3-1 G4-3			0-0 F9		0-3 K			3	0	0	0	0	1	0									
Jeffrey Hammonds, R OBP: 0.361, SLG: 0.406 (1, 8)		2-0 1B			0-1 G4-3			4-1 FC6-4 BB		2	0	1	0	1	0	0									
José Hernández, R OBP: 0.412, SLG: 0.613 (1, 6)		1-3 K2-3			3-0 HR			1-3 K		3	1	1	1	0	2	2									
Raul Casanova, S OBP: 0.231, SLG: 0.182 (1, 2)			2-2 L5		0-0 G6-3			2-1 P4		3	0	0	0	0	0	1									
15 Ben Sheets, R Devon White, S Mike DeJean, R Mark Leiter, R Luis Lopez, S Will Cunnane, R (1, 1) (6, PR) (7, 1) (8, 1) (8, PR) (9, 1)			0-3 K			1-3 K			0-0 FC6-4	1	0	0	0	0	1	0									
<b>Inning Stats</b>	R: 0 E: 0 K: 2 S: 8	H: 0 LOB: 0 BB: 0 P: 9	R: 0 E: 0 K: 1 S: 9	H: 1 LOB: 1 BB: 0 P: 14	R: 0 E: 0 K: 1 S: 8	H: 0 LOB: 0 BB: 0 P: 10	R: 0 E: 0 K: 2 S: 11	H: 0 LOB: 0 BB: 0 P: 14	R: 1 E: 0 K: 0 S: 5	H: 1 LOB: 0 BB: 0 P: 8	R: 0 E: 0 K: 2 S: 12	H: 0 LOB: 0 BB: 0 P: 14	R: 0 E: 0 K: 3 S: 9	H: 0 LOB: 0 BB: 0 P: 12	R: 0 E: 0 K: 1 S: 8	H: 0 LOB: 1 BB: 1 P: 15	R: 0 E: 0 K: 0 S: 8	H: 1 LOB: 0 BB: 0 P: 11	1B: 2 2B: 0 3B: 0 HR: 1	SF: 0 SAC: 0 DP: 1 HBP: 0	WP: 0 PB: 0 SB: 0 CS: 0	PA: 30			
<b>PITCHER</b>	IP	WLS	BF	H	R	ER	SO	BB	IBB	HBP	BLK	WP	HR	S	P	ERA	WHIP								
Wade Miller, R ERA: 1.62 (1, 1)	9.0	W	30	3	1	1	12	1	0	0	0	0	1	78	107	1.00	0.444								

Houston Astros @ Milwaukee Brewers  
Miller Park, Milwaukee, WI  
Wed Apr 11 2001, 7:05 PM CDT  
Att: 26,021 - Dome - 72 F

AB	29
R	1
H	3
RBI	1
BB	1
SO	12
LOB	5





Batter	1	2	3	4	5	6	7	8	9	AB	R	H	RBI	BB	SO	LOB	TOP								
Julio Lugo, R OBP: 0.345, SLG: 0.519 (1, 6)	G6-3		F9				G6-3			4	1	1	1	0	0	1	<b>Houston Astros @ Milwaukee Brewers</b> Miller Park, Milwaukee, WI Thu Apr 12 2001, 1:05 PM CDT Att: 23,599 - Dome - 72 F								
Craig Biggio, R OBP: 0.405, SLG: 0.513 (1, 4)	G6-3		L6				G5-3			4	0	0	0	0	0	1									
Jay Powell, R (7, 1)	G6-3									0	0	0	0	0	0	0									
Orlando Merced, S OBP: 0.200, SLG: 0.200 (8, 9)										0	0	0	0	0	0	0									
5 Jeff Bagwell, R OBP: 0.463, SLG: 0.625 Glen Barker, S OBP: 0.333, SLG: 0.333 (8, 8)	17 BB 2B									4	3	4	1	0	0	0									
17 Lance Berkman, S OBP: 0.450, SLG: 0.529 (1, 7)	2B BB									0	0	0	0	0	0	0									
Richard Hidalgo, R OBP: 0.385, SLG: 0.697 Michael Jackson, R (8, 1)										1	0	0	0	3	1	0									
Darvle Ward, L OBP: 0.489, SLG: 0.655 Charlie Hayes, R (8, 3)										4	0	1	1	0	1	4									
Tony Eusebio, R (1, 2)										0	0	0	0	0	0	0									
Chris Truby, R OBP: 0.324, SLG: 0.594 (1, 5)										3	0	1	1	0	0	2									
Octavio Dotel, R (1, 1)										1	0	0	0	0	0	0									
Nelson Cruz, R (5, 1)										4	0	0	0	0	3	0									
Wayne Franklin, L (6, 1)										2	0	0	0	0	2	0									
Jose Vizcaino, S OBP: 0.467, SLG: 0.333 (7, 4)										0	0	0	0	0	0	0									
Jose Vizcaino, S OBP: 0.467, SLG: 0.333 (7, 4)										1	0	0	0	1	0	0									
<b>Inning Stats</b>	R: 1 E: 0 K: 0 S: 13	H: 2 LOB: 2 BB: 1 P: 22	R: 0 E: 0 K: 2 S: 7	H: 0 LOB: 0 BB: 0 P: 9	R: 0 E: 0 K: 1 S: 7	H: 0 LOB: 0 BB: 0 P: 9	R: 0 E: 0 K: 1 S: 12	H: 1 LOB: 2 BB: 1 P: 21	R: 1 E: 0 K: 1 S: 9	H: 1 LOB: 1 BB: 0 P: 15	R: 1 E: 0 K: 1 S: 14	H: 2 LOB: 1 BB: 1 P: 24	R: 0 E: 0 K: 1 S: 9	H: 0 LOB: 0 BB: 1 P: 17	R: 1 E: 0 K: 1 S: 12	H: 1 LOB: 0 BB: 0 P: 16	R: 0 E: 0 K: 1 S: 6	H: 0 LOB: 0 BB: 0 P: 8	1B: 4 2B: 1 3B: 0 HR: 2	SF: 0 SAC: 0 DP: 1 HBP: 0	WP: 0 PB: 0 SB: 0 CS: 0	PA: 36			
<b>PITCHER</b>	IP	WLS	BF	H	R	ER	SO	BB	IBB	HBP	BLK	WP	HR	S	P	ERA	WHIP								
Jeff D'Amico, R ERA: 4.38 (1, 1)	6.0	W	25	6	3	3	6	3	0	0	0	0	1	62	100	4.50	1.500								
Will Cunnane, R ERA: 3.8 (7, 1)	1.0		4	0	0	0	1	1	0	0	0	0	0	9	17	0.00	1.000								
Ray King, L ERA: 7.71 (8, 1)	1.0		4	1	1	1	1	0	0	0	0	0	0	12	16	9.00	1.000								
Mark Leiter, R ERA: 9.0 (9, 1)	1.0		3	0	0	0	1	0	0	0	0	0	0	6	8	0.00	0.000								

Batter	1	2	3	4	5	6	7	8	9	AB	R	H	RBI	BB	SO	LOB	BOTTOM								
Devon White, S OBP: 0.455, SLG: 0.400 (1, 8)	1B		1B	K			G6-3			5	1	3	0	0	1	1	<b>Houston Astros @ Milwaukee Brewers</b> Miller Park, Milwaukee, WI Thu Apr 12 2001, 1:05 PM CDT Att: 23,599 - Dome - 72 F								
Luis Lopez, S OBP: 0.500, SLG: 1.000 (1, 4)	F7		1B				L9			4	2	2	2	1	0	1									
Geoff Jenkins, L OBP: 0.273, SLG: 0.368 James Mouton, R OBP: 0.500, SLG: 1.000 (7, 7)	BB		K							4	2	3	0	0	1	2									
Richie Sexson, R OBP: 0.349, SLG: 0.444 (1, 3)	BB		K							1	0	1	0	0	0	0									
Jeromy Burnitz, L OBP: 0.439, SLG: 0.606 (1, 9)	G5-4-3		K							3	1	0	0	2	1	4									
Tyler Houston, L OBP: 0.290, SLG: 0.400 (1, 5)			K							3	2	0	1	2	1	4									
José Hernández, R OBP: 0.410, SLG: 0.750 (1, 6)			K							5	2	2	7	0	2	0									
Henry Blanco, R OBP: 0.296, SLG: 0.227 (1, 2)	F7		K							3	0	0	0	1	0	0									
Jeff D'Amico, R OBP: 0.200, SLG: 0.600 Angel Echevarria, R (6, PH)			K							3	0	1	0	0	1	0									
Will Cunnane, R (7, 1)			K							0	0	0	0	0	0	0									
Ray King, L (8, 1)			K							0	0	0	0	0	0	0									
Mark Leiter, R (9, 1)			K							0	0	0	0	0	0	0									
<b>Inning Stats</b>	R: 0 E: 0 K: 0 S: 10	H: 2 LOB: 1 BB: 1 P: 17	R: 0 E: 0 K: 2 S: 8	H: 0 LOB: 0 BB: 0 P: 12	R: 0 E: 0 K: 3 S: 11	H: 2 LOB: 0 BB: 0 P: 15	R: 2 E: 0 K: 2 S: 16	H: 2 LOB: 1 BB: 1 P: 25	R: 5 E: 0 K: 1 S: 15	H: 2 LOB: 0 BB: 3 P: 32	R: 5 E: 0 K: 1 S: 19	H: 5 LOB: 1 BB: 1 P: 35	R: 0 E: 0 K: 0 S: 6	H: 1 LOB: 1 BB: 0 P: 10	R: 0 E: 0 K: 0 S: 7	H: 0 LOB: 0 BB: 0 P: 8	1B: 8 2B: 1 3B: 1 HR: 4	SF: 0 SAC: 0 DP: 1 HBP: 0	WP: 0 PB: 0 SB: 1 CS: 0	PA: 43					
<b>PITCHER</b>	IP	WLS	BF	H	R	ER	SO	BB	IBB	HBP	BLK	WP	HR	S	P	ERA	WHIP								
Octavio Dotel, R ERA: 4.91 (1, 1)	4.0	L	23	7	6	6	7	5	0	0	0	0	2	16	26	27.00	3.000								
Nelson Cruz, R ERA: 5.14 (5, 1)	1.0		6	3	3	3	1	0	0	0	0	0	0	6	10	0.00	1.000								
Wayne Franklin, L ERA: 7.71 (6, 1)	1.0		7	3	3	3	1	1	0	0	0	0	1	13	24	27.00	4.000								
Jay Powell, R ERA: 4.5 (7, 1)	1.0		4	1	0	0	0	0	0	0	0	0	0	6	10	0.00	1.000								
Michael Jackson, R ERA: (8, 1)	1.0		3	0	0	0	0	0	0	0	0	0	0	7	8	0.00	0.000								



Batter	1	2	3	4	5	6	7	8	9	AB	R	H	RBI	BB	SO	LOB	TOP			
Marvin Benard, L (1, 8) OBP: 0.195, SLG: 0.179	F7	G3		1B		P3		BB SF8 BB		4	1	1	1	1	0	1				
Ramon Martinez, R (1, 6) OBP: 0.583, SLG: 0.444	HR		1B	1B	1B	2B	1B	BB	1B	4	2	4	0	1	0	0				
Barry Bonds, L (1, 7) OBP: 0.268, SLG: 0.486	HR		F7	SF7				BB	BB	3	1	2	3	1	0	1				
Jeff Kent, R (1, 4) OBP: 0.286, SLG: 0.622	G5-3		2B	P3		F8		SF8		4	1	1	1	0	0	3				
J.T. Snow, L (1, 3) OBP: 0.463, SLG: 0.441	BB		P6	F7			G4-3	K		4	0	0	0	1	1	6				
Armando Rios, L (1, 9) OBP: 0.429, SLG: 0.667	K		2B		G1-3		S	BB	CS	4	0	2	2	1	1	1				
Russ Davis, R (1, 5) OBP: 0.200, SLG: 0.393		G6-3	G6-3			F9			F7	4	0	0	0	0	1	2	AB 34			
Tim Worrell, R (7, 1)										0	0	0	0	0	0	0	R 7			
Shawon Dunston, R (9, PH) OBP: 0.429, SLG: 0.429										1	0	0	0	0	0	0	H 12			
Robb Nen, R (9, 1)										0	0	0	0	0	0	0	RBI 7			
Benito Santiago, R (1, 2) OBP: 0.471, SLG: 0.867		SH1-3	BB	1B	1B				K	4	1	2	0	1	2	2	BB 7			
Kirk Rueter, L (1, 1)																	SO 5			
Pedro Feliz, R (7, 5) OBP: 0.273, SLG: 0.400	SH1-3			1B	SF7	BB			F9	1	1	0	0	1	0	1	LOB 18			
										1	0	0	0	0	0	0				
<b>Inning Stats</b>	R: 2 E: 0 K: 1 S: 16	H: 1 LOB: 1 BB: 2 P: 28	R: 0 E: 0 K: 0 S: 8	H: 0 LOB: 1 BB: 1 P: 16	R: 2 E: 0 K: 0 S: 16	H: 3 LOB: 1 BB: 0 P: 24	R: 2 E: 0 K: 0 S: 13	H: 3 LOB: 2 BB: 1 P: 25	R: 0 E: 0 K: 0 S: 7	H: 2 LOB: 1 BB: 0 P: 11	R: 0 E: 0 K: 2 S: 15	H: 1 LOB: 1 BB: 0 P: 22	R: 1 E: 0 K: 1 S: 13	H: 1 LOB: 2 BB: 1 P: 25	R: 0 E: 0 K: 1 S: 7	H: 0 LOB: 0 BB: 1 P: 13	1B: 8 2B: 2 3B: 1 HR: 1	SF: 2 SAC: 1 DP: 0 HBP: 0	WP: 0 PB: 0 CS: 1	PA: 44
<b>PITCHER</b>	IP WLS BF H R ER SO BB IBB HBP BLK WP HR S P ERA WHIP																ERA WHIP			
Jamey Wright, R (1, 1) ERA: 4.24	3.0 L 20 7 6 6 1 4 0 0 0 0 0 1 48 83 18.00 3.667																0.00 1.000			
Mike DeJean, R (4, 1) ERA: 5.4	1.0 3 0 0 0 0 0 0 0 0 0 0 5 10 0.00 0.000																			
Will Cunnane, R (5, 1) ERA: 2.57	2.0 8 3 0 0 0 0 0 0 0 0 0 20 26 0.00 1.500																			
Ray King, L (7, 1) ERA: 6.35	1.0 4 1 0 0 2 0 0 0 0 0 0 15 22 0.00 1.000																			
David Weathers, R (8, 1) ERA: 1.23	1.0 6 1 1 1 1 2 0 0 0 0 0 13 25 9.00 3.000																			

San Francisco Giants @ Milwaukee Brewers  
Miller Park, Milwaukee, WI  
Fri Apr 13 2001, 7:05 PM CDT  
Att: 34,998 - Dome - 72 F

AB	34
R	7
H	12
RBI	7
BB	7
SO	5
LOB	18



Batter	1	2	3	4	5	6	7	8	9	AB	R	H	RBI	BB	SO	LOB	BOTTOM			
Tony Fernandez, S (1, 5) OBP: 0.281, SLG: 0.233	F9	F9			P4			G4-3		4	0	0	0	0	0	1				
Ronnie Belliard, R (1, 4) OBP: 0.333, SLG: 0.308	HR		G5-3		F3			P4		4	1	1	0	0	0	0				
Jeffrey Hammonds, R (1, 8) OBP: 0.350, SLG: 0.371	K		G1-6-3	BB	G6-3			K		3	0	0	0	1	2	1				
Richie Sexson, R (1, 3) OBP: 0.340, SLG: 0.410	HR	BB	G1-6-3			F9		G5-3		3	1	0	0	1	0	1				
Jeromy Burnitz, L (1, 9) OBP: 0.444, SLG: 0.667	HR			G1-3	BB	K		K		3	1	1	3	1	2	0				
José Hernández, R (1, 6) OBP: 0.372, SLG: 0.675	K			G1-3		K		K		4	0	0	0	0	2	1				
Geoff Jenkins, L (1, 7) OBP: 0.277, SLG: 0.350			F9		BB		P5			2	0	0	0	1	0	0	AB 29			
Henry Blanco, R (1, 2) OBP: 0.300, SLG: 0.240				K			K			3	0	1	0	0	2	2	R 3			
Jamey Wright, R (1, 1) ERA: 5.51										1	0	0	0	0	0	1	H 3			
Mike Dickson, R (4, 1) ERA: 5.51										0	0	0	0	0	0	0	RBI 3			
Angel Echevarria, R (4, PH) ERA: 5.51										1	0	0	0	0	0	2	BB 4			
Will Cunnane, R (5, 1) ERA: 5.51										0	0	0	0	0	0	0	SO 8			
Ray King, L (7, 1) ERA: 5.51										0	0	0	0	0	0	0	LOB 9			
Luis Lopez, S (7, PH) OBP: 0.529, SLG: 0.833										1	0	0	0	0	0	0				
David Weathers, R (8, 1) ERA: 1.8										0	0	0	0	0	0	0				
Mark Leiter, R (9, 1) ERA: 6.75										0	0	0	0	0	0	0				
<b>Inning Stats</b>	R: 3 E: 0 K: 2 S: 17	H: 2 LOB: 0 BB: 1 P: 30	R: 0 E: 0 K: 0 S: 13	H: 1 LOB: 1 BB: 0 P: 20	R: 0 E: 0 K: 0 S: 6	H: 0 LOB: 0 BB: 1 P: 12	R: 0 E: 0 K: 1 S: 8	H: 0 LOB: 2 BB: 2 P: 21	R: 0 E: 0 K: 0 S: 6	H: 0 LOB: 0 BB: 0 P: 10	R: 0 E: 0 K: 2 S: 8	H: 0 LOB: 0 BB: 0 P: 12	R: 0 E: 0 K: 1 S: 10	H: 0 LOB: 0 BB: 0 P: 12	R: 0 E: 0 K: 1 S: 10	H: 0 LOB: 0 BB: 0 P: 12	1B: 2 2B: 0 3B: 0 HR: 1	SF: 0 SAC: 0 DP: 1 HBP: 0	WP: 0 PB: 0 CS: 0	PA: 33
<b>PITCHER</b>	IP WLS BF H R ER SO BB IBB HBP BLK WP HR S P ERA WHIP																ERA WHIP			
Kirk Rueter, L (1, 1) ERA: 5.51	6.0 W 24 4 3 3 3 4 0 0 0 0 0 1 58 105 4.50 1.167																			
Tim Worrell, R (7, 1) ERA: 5.51	2.0 H 6 0 0 0 2 0 0 0 0 0 0 0 17 21 0.00 0.000																			
Robb Nen, R (9, 1) ERA: 1.8	1.0 3 0 0 0 1 0 0 0 0 0 0 0 10 12 0.00 0.000																			

San Francisco Giants @ Milwaukee Brewers  
Miller Park, Milwaukee, WI  
Fri Apr 13 2001, 7:05 PM CDT  
Att: 34,998 - Dome - 72 F

AB	29
R	3
H	3
RBI	3
BB	4
SO	8
LOB	9





Batter	1	2	3	4	5	6	7	8	9	AB	R	H	RBI	BB	SO	LOB	TOP																
Marvin Benard, L (1,8) OBP: 0.196, SLG: 0.163	G1-3	G4-6-3 BB			FC9-6 1B			G4-3		4	1	0	0	1	0	4	<b>San Francisco Giants @ Milwaukee Brewers</b> Miller Park, Milwaukee, WI Sat Apr 14 2001, 6:05 PM CDT Att: 42,080 - Dome - 72 F <a href="http://livebaseballscorecards.com">livebaseballscorecards.com</a>																
Rich Aurilia, R (1,6) OBP: 0.475, SLG: 0.583	2B 1B	G4-6-3			1-0 HR	4-2 BB		3-1 BB 1B		4	2	3	0	1	0	2																	
Barry Bonds, L (1,7) OBP: 0.304, SLG: 0.590	1B 2B		G4-3		2-0 HR	3-3 K		4-2 BB		4	1	2	3	1	1	1																	
Jeff Kent, R (1,4) OBP: 0.277, SLG: 0.595	K		G6-3		0-1 E 2B	K		2-3 K		5	1	1	0	0	3	5																	
J.T. Snow, L (1,3) Aaron Fultz, L (6,1) Felipe Crespo, S (8,PH) Felix Rodriguez, R (8,1)	1B IBB		F5		4-0 G3 E WP BB	K		3-3 K		2	1	0	0	2	1	1																	
Eric Davis, R (1,9) OBP: 0.231, SLG: 0.091	1B FC6-4		P4		1-1 E4 WP G3			F9		5	0	1	1	0	1	1																	
Pedro Feliz, R (1,5) OBP: 0.250, SLG: 0.286	FC6-4		F9		0-1 G3			F9		4	0	0	0	0	0	5																	
Bobby Estalella, R (1,2) Alan Embree, L (4,1) Armando Rios, L (5,PH) Tim Worrell, R (5,1) Ramon Martinez, R (6,4) Mark Gardner, R (1,1) Benito Santiago, R (4,2) OBP: 0.500, SLG: 0.824		SH1-4 1B	F9		0-1 F9	4-0 WP IBB		2-3 K		2	0	1	0	0	0	0																	
								G5-3		2	0	1	0	1	0	1																	
<b>Inning Stats</b>	R: 1 E: 0 K: 1 S: 16	H: 3 LOB: 3 BB: 1 P: 23	R: 0 E: 0 K: 0 S: 7	H: 1 LOB: 1 BB: 1 P: 15	R: 0 E: 0 K: 0 S: 5	H: 0 LOB: 0 BB: 0 P: 8	R: 0 E: 0 K: 0 S: 5	H: 0 LOB: 0 BB: 0 P: 7	R: 5 E: 1 K: 0 S: 14	H: 4 LOB: 3 BB: 3 P: 34	R: 0 E: 0 K: 1 S: 9	H: 0 LOB: 1 BB: 0 P: 15	R: 0 E: 0 K: 2 S: 12	H: 1 LOB: 2 BB: 1 P: 24	R: 0 E: 0 K: 1 S: 7	H: 0 LOB: 0 BB: 0 P: 11		1B: 6 2B: 2 3B: 0 HR: 1	SF: 0 SAC: 1 DP: 1 HBP: 1	WP: 1 PB: 0 SB: 0 CS: 0	PA: 44												
<b>PITCHER</b>	IP WLS BF H R ER SO BB IBB HBP BLK WP HR S P ERA WHIP	IP WLS BF H R ER SO BB IBB HBP BLK WP HR S P ERA WHIP																															
Jimmy Haynes, R (1,1) ERA: 9.64	4.2	26	8	6	4	1	2	2	0	0	0	0	1	45	81	7.71	2.143																
Mike DeJean, R (5,1) ERA: 3.95	1.1	6	0	0	0	3	2	0	0	0	1	0	17	28	0.00	1.500																	
Chad Fox, R (7,1) ERA: 3.95	1.2	8	1	0	0	2	1	0	1	0	0	0	18	33	0.00	1.200																	
Ray King, L (8,1) ERA: 6.0	0.1	1	0	0	0	1	0	0	0	0	0	0	3	6	0.00	0.000																	
Curt Leskanic, R (9,1) ERA: 8.53	1.0	3	0	0	0	1	0	0	0	0	0	0	7	11	0.00	0.000																	

Batter	1	2	3	4	5	6	7	8	9	AB	R	H	RBI	BB	SO	LOB	BOTTOM															
Ronnie Belliard, R (1,4) OBP: 0.367, SLG: 0.465	F9		1B 1B	HR		SH2-4		1-2 HR		4	3	3	1	0	0	0	<b>San Francisco Giants @ Milwaukee Brewers</b> Miller Park, Milwaukee, WI Sat Apr 14 2001, 6:05 PM CDT Att: 42,080 - Dome - 72 F <a href="http://livebaseballscorecards.com">livebaseballscorecards.com</a>															
Tyler Houston, L (1,5) OBP: 0.320, SLG: 0.542	F7		1B HR	WP 1B BB		K		1-1 HR		4	2	2	2	1	1	1																
Geoff Jenkins, L (1,7) OBP: 0.308, SLG: 0.444	K		HR	WP 1B		HR		F5		5	2	3	3	0	1	0																
Richie Sexson, R (1,3) OBP: 0.373, SLG: 0.500		3B 1B	HR	1-2 3B IBB		G6-3				3	2	2	3	1	0	0																
Jeromy Burnitz, L (1,9) OBP: 0.449, SLG: 0.775		1H 3B	HR	K		G4-3				4	1	2	2	0	1	3																
Jeffrey Hammonds, R (1,8) OBP: 0.341, SLG: 0.359	K		F8		G1-3			G6-4-3 1B		4	0	1	0	0	1	1																
José Hernández, R (1,6) OBP: 0.340, SLG: 0.614		K	G1-3		K			G6-4-3		4	0	0	0	0	2	2																
Raul Casanova, S (1,2) Henry Blanco, R (5,PH) OBP: 0.291, SLG: 0.222	F7		F7		F9			K		2	0	0	0	0	0	1																
Jimmy Haynes, R (1,1) Mike Jackson, R (5,1) Tony Fernandez, S (6,PH) Chad Fox, R (7,1) Ray King, L (8,1) Angel Echevarria, R (8,PH) Curt Leskanic, R (9,1)			G4-3		G5-3			SH2-4 HR 1B		2	0	0	0	0	0	0																
								K2-3		2	0	0	0	0	0	0																
<b>Inning Stats</b>	R: 0 E: 0 K: 1 S: 9	H: 0 LOB: 0 BB: 0 P: 11	R: 1 E: 0 K: 2 S: 13	H: 2 LOB: 1 BB: 0 P: 20	R: 5 E: 0 K: 0 S: 18	H: 5 LOB: 0 BB: 0 P: 23	R: 1 E: 0 K: 1 S: 19	H: 2 LOB: 3 BB: 2 P: 33	R: 0 E: 0 K: 1 S: 6	H: 0 LOB: 0 BB: 0 P: 8	R: 2 E: 0 K: 1 S: 14	H: 2 LOB: 0 BB: 0 P: 23	R: 0 E: 0 K: 0 S: 8	H: 1 LOB: 0 BB: 0 P: 12	R: 2 E: 0 K: 2 S: 13	H: 2 LOB: 0 BB: 0 P: 20	1B: 7 2B: 0 3B: 2 HR: 5	SF: 0 SAC: 1 DP: 1 HBP: 0	WP: 1 PB: 0 SB: 0 CS: 0	PA: 39												
<b>PITCHER</b>	IP WLS BF H R ER SO BB IBB HBP BLK WP HR S P ERA WHIP	IP WLS BF H R ER SO BB IBB HBP BLK WP HR S P ERA WHIP																														
Mark Gardner, R (1,1) ERA: 10.38	3.2	20	8	7	7	3	1	0	0	0	1	0	9	14	0.00	3.000																
Alan Embree, L (4,1) ERA: 15.75	0.1	3	1	0	0	1	0	1	0	0	1	0	9	14	0.00	3.000																
Tim Worrell, R (5,1) ERA: 1.04	1.1	5	1	1	1	1	0	0	0	0	0	0	11	17	6.75	0.750																
Aaron Fultz, L (6,1) ERA: 3.38	1.2	6	2	1	1	1	0	0	0	0	0	1	17	26	5.40	1.200																
Felix Rodriguez, R (8,1) ERA: 5.09	1.0	5	2	2	2	2	0	0	1	13	20	18.00	2.000																			







Batter	1	2	3	4	5	6	7	8	9	AB	R	H	RBI	BB	SO	LOB	TOP										
<b>Ronnie Belliard, R</b> (1, 4) OBP: 0.333, SLG: 0.412	F9		G6-3		K		FC6-4			4	0	0	0	0	1	2	<b>Milwaukee Brewers @ Cincinnati Reds</b> Cinergy Field, Cincinnati, OH Tue Apr 17 2001, 7:05 PM EDT Att: 15,729 - Cloudy - 41 F										
<b>Tyler Houston, L</b> (1, 5) OBP: 0.333, SLG: 0.467			G3			F8				3	0	1	0	1	0	0											
<b>James Mouton, R</b> (8, PR) OBP: 0.500, SLG: 1.000										0	0	0	0	0	0	0											
<b>Luis Lopez, S</b> (8, 5) OBP: 0.500, SLG: 0.750	G4-6-3 1B									0	0	0	0	0	0	0											
<b>Geoff Jenkins, L</b> (1, 7) OBP: 0.283, SLG: 0.396	G4-6-3 1-2		P4			F7		K		4	0	0	0	0	1	2											
<b>Richie Sexson, R</b> (1, 3) OBP: 0.356, SLG: 0.449						F6		K		3	0	0	0	1	2	1											
<b>Jeremy Burnitz, L</b> (1, 9) OBP: 0.474, SLG: 0.733										3	2	1	0	1	1	1											
<b>Jeffrey Hammonds, R</b> (1, 8) OBP: 0.366, SLG: 0.413										3	0	1	0	1	0	1											
<b>José Hernández, R</b> (1, 6) OBP: 0.340, SLG: 0.596										3	0	1	1	0	0	1											
<b>Henry Blanco, R</b> (1, 2) OBP: 0.289, SLG: 0.219										2	0	1	0	0	1	2											
<b>Tony Fernandez, S</b> (7, PH) OBP: 0.294, SLG: 0.250										1	0	0	0	0	1	2											
<b>Raul Casanova, S</b> (7, 2) OBP: 0.200, SLG: 0.154										0	0	0	0	0	0	0											
<b>Jeff D'Amico, R</b> (1, 1) OBP: 0.143, SLG: 0.429										2	0	0	0	0	1	2											
<b>Devon White, S</b> (7, PH) OBP: 0.500, SLG: 0.400										0	0	0	0	1	0	0											
<b>Will Cunnane, R</b> (7, 1)										0	0	0	0	0	0	0											
<b>Ray King, L</b> (8, 1)										0	0	0	0	0	0	0											
<b>David Weathers, R</b> (8, 1)										0	0	0	0	0	0	0											
<b>Inning Stats</b>	R: 0 E: 0 K: 0 S: 6	H: 1 LOB: 0 BB: 0 P: 10	R: 1 E: 0 K: 2 S: 15	H: 1 LOB: 2 BB: 2 P: 31	R: 0 E: 0 K: 1 S: 4	H: 0 LOB: 1 BB: 1 P: 5	R: 0 E: 0 K: 1 S: 9	H: 0 LOB: 1 BB: 1 P: 16	R: 0 E: 0 K: 2 S: 8	H: 1 LOB: 0 BB: 0 P: 11	R: 0 E: 0 K: 0 S: 5	H: 0 LOB: 2 BB: 1 P: 8	R: 1 E: 0 K: 1 S: 11	H: 2 LOB: 2 BB: 1 P: 25	R: 0 E: 0 K: 2 S: 9	H: 0 LOB: 1 BB: 1 P: 14	R: 0 E: 0 K: 0 S: 5	H: 0 LOB: 0 BB: 0 P: 10	1B: 5 2B: 1 3B: 0 HR: 0	SF: 0 SAC: 1 DP: 2 HBP: 0	WP: 1 PB: 0 CS: 1	PA: 34					
<b>PITCHER</b>	IP	WLS	BF	H	R	ER	SO	BB	IBB	HBP	BLK	WP	HR	S	P	ERA	WHIP										
<b>Elmer Dessens, R</b> (1, 1) ERA: 3.18	6.0		24	5	2	2	5	3	0	0	0	0	0	51	89	3.00	1.333										
<b>John Riedling, R</b> (7, 1) ERA: 3.12	1.0	B	4	0	0	0	1	1	0	0	0	1	0	7	17	0.00	1.000										
<b>Dennys Reyes, L</b> (8, 1) ERA: 4.05	0.2		2	0	0	0	1	1	0	0	0	0	0	6	11	0.00	1.500										
<b>Scott Sullivan, R</b> (8, 1) ERA: 7.88	0.1	W	1	0	0	0	1	0	0	0	0	0	0	3	3	0.00	0.000										
<b>Danny Graves, R</b> (9, 1) ERA:	1.0	S	3	0	0	0	0	0	0	0	0	0	0	5	10	0.00	0.000										

Batter	1	2	3	4	5	6	7	8	9	AB	R	H	RBI	BB	SO	LOB	BOTTOM										
<b>Barry Larkin, R</b> (1, 6) OBP: 0.510, SLG: 0.488	P3		G6-3							4	2	2	1	0	0	1	<b>Milwaukee Brewers @ Cincinnati Reds</b> Cinergy Field, Cincinnati, OH Tue Apr 17 2001, 7:05 PM EDT Att: 15,729 - Cloudy - 41 F										
<b>Michael Tucker, L</b> (1, 8) OBP: 0.368, SLG: 0.486										3	0	1	1	0	0	1											
<b>Dmitri Young, S</b> (1, 7) OBP: 0.300, SLG: 0.500										3	0	0	0	1	0	1											
<b>Sean Casey, L</b> (1, 3) OBP: 0.421, SLG: 0.620										3	0	0	1	1	1	1											
<b>Ruben Rivera, R</b> (8, PR) OBP: 0.375, SLG: 0.364										0	0	0	0	0	0	0											
<b>Alex Ochoa, R</b> (1, 9) OBP: 0.317, SLG: 0.375										4	0	0	0	0	1	3											
<b>Aaron Boone, R</b> (1, 5) OBP: 0.182, SLG: 0.222										3	0	0	0	0	0	0											
<b>Pokey Reese, R</b> (1, 4) OBP: 0.319, SLG: 0.419										3	1	2	0	0	0	0											
<b>Kelly Stinnett, R</b> (1, 2) OBP: 0.379, SLG: 0.250										3	0	1	0	0	1	1											
<b>Elmer Dessens, R</b> (1, 1) ERA: 3.18										2	0	0	0	0	1	2											
<b>John Riedling, R</b> (7, 1) ERA: 3.12										0	0	0	0	0	0	0											
<b>D.T. Cromer, L</b> (7, PH) OBP: 0.265, SLG: 0.250										1	0	0	0	0	1	1											
<b>Dennys Reyes, L</b> (8, 1) ERA: 4.05										0	0	0	0	0	0	0											
<b>Scott Sullivan, R</b> (8, 1) ERA: 7.88										0	0	0	0	0	0	0											
<b>Danny Graves, R</b> (9, 1) ERA:										0	0	0	0	0	0	0											
<b>Inning Stats</b>	R: 0 E: 0 K: 0 S: 10	H: 0 LOB: 0 BB: 0 P: 15	R: 0 E: 0 K: 2 S: 10	H: 0 LOB: 0 BB: 0 P: 16	R: 1 E: 0 K: 1 S: 11	H: 2 LOB: 1 BB: 0 P: 19	R: 0 E: 0 K: 0 S: 8	H: 0 LOB: 0 BB: 0 P: 14	R: 0 E: 0 K: 1 S: 7	H: 0 LOB: 0 BB: 0 P: 11	R: 1 E: 0 K: 0 S: 12	H: 2 LOB: 2 BB: 1 P: 20	R: 0 E: 0 K: 1 S: 6	H: 1 LOB: 1 BB: 0 P: 12	R: 1 E: 0 K: 0 S: 6	H: 1 LOB: 1 BB: 1 P: 12		1B: 4 2B: 2 3B: 0 HR: 0	SF: 0 SAC: 1 DP: 0 HBP: 0	WP: 0 PB: 1 CS: 0	PA: 32						
<b>PITCHER</b>	IP	WLS	BF	H	R	ER	SO	BB	IBB	HBP	BLK	WP	HR	S	P	ERA	WHIP										
<b>Jeff D'Amico, R</b> (1, 1) ERA: 3.44	6.0		23	4	2	1	4	0	0	0	0	0	0	58	95	1.50	0.667										
<b>Will Cunnane, R</b> (7, 1) ERA: 3.98	1.0	L	5	2	1	1	1	0	0	0	0	0	0	8	15	9.00	2.000										
<b>Ray King, L</b> (8, 1) ERA: 5.4	0.2		3	0	0	0	0	0	1	0	0	0	0	3	7	0.00	0.000										
<b>David Weathers, R</b> (8, 1) ERA: 2.16	0.1		1	0	0	0	0	0	0	0	0	0	0	1	2	0.00	0.000										











Batter	1	2	3	4	5	6	7	8	9	AB	R	H	RBI	BB	SO	LOB	TOP										
Devon White, S OBP: 0.500, SLG: 0.467	F3		1B BLK	BB		G4-3		BB		4	1	2	1	1	0	1	<b>Milwaukee Brewers @ San Francisco Giants</b> PacBell Park, San Francisco, CA Sun Apr 22 2001, 4:05 PM EDT Att: 41,059 - Sunny - 60 F										
Ronnie Belliard, R OBP: 0.329, SLG: 0.418	K		L3	K			L5	BB	1B	4	0	0	0	1	2	4											
Jeffrey Hammonds, R OBP: 0.349, SLG: 0.383	K		BLK	1B		F3	BB	BB	F3	4	0	1	0	1	1	3											
Richie Sexson, R OBP: 0.325, SLG: 0.388		E4 2B	F8		F7		K		G3-6 1B	5	1	2	0	0	1	2											
Jeremy Burnitz, L OBP: 0.446, SLG: 0.695		G6-4-3 2H		BB	G5-3 BB	G4-3		BB	G3-6	3	1	1	1	2	0	1											
José Hernández, R OBP: 0.333, SLG: 0.645										3	0	0	0	1	1	3											
Mike DeJean, R										0	0	0	0	0	0	0											
Tony Fernandez, S OBP: 0.298, SLG: 0.242										1	0	0	0	0	0	0											
Luis Lopez, S OBP: 0.333, SLG: 0.462	G6-4-3					E8 1B		K		4	1	0	0	0	2	3											
Henry Blanco, R OBP: 0.320, SLG: 0.326	G6-3					P4		BB	1B	3	0	1	0	1	0	2											
Jeff D'Amico, R OBP: 0.222, SLG: 0.375										1	0	0	0	1	0	0											
Will Cunnane, R										0	0	0	0	0	0	0											
Geoff Jenkins, L OBP: 0.324, SLG: 0.446										1	0	1	1	0	0	0											
Mark Leiter, R										0	0	0	0	0	0	0											
Tyler Houston, L OBP: 0.333, SLG: 0.422										1	0	0	0	0	1	1											
<b>Inning Stats</b>	R: 0 E: 0 K: 2 S: 11	H: 0 LOB: 0 BB: 0 P: 17	R: 1 E: 1 K: 0 S: 11	H: 2 LOB: 1 BB: 1 P: 18	R: 1 E: 0 K: 0 S: 12	H: 2 LOB: 1 BB: 0 P: 15	R: 1 E: 0 K: 2 S: 16	H: 0 LOB: 3 BB: 4 P: 37	R: 0 E: 0 K: 0 S: 3	H: 0 LOB: 0 BB: 0 P: 5	R: 1 E: 1 K: 0 S: 13	H: 1 LOB: 1 BB: 0 P: 18	R: 0 E: 0 K: 2 S: 17	H: 0 LOB: 2 BB: 2 P: 30	R: 0 E: 0 K: 2 S: 23	H: 2 LOB: 3 BB: 1 P: 31	R: 0 E: 0 K: 0 S: 3	H: 1 LOB: 0 BB: 0 P: 4	1B: 6 2B: 2 3B: 0 HR: 0	SF: 0 SAC: 0 DP: 2 HBP: 0	WP: 0 PB: 0 CS: 0	PA: 42					
<b>PITCHER</b>	IP	WLS	BF	H	R	ER	SO	BB	IBB	HBP	BLK	WP	HR	S	P	ERA	WHIP	<b>PITCHER</b>									
Shawn Estes, L ERA: 5.57	5.0	W	23	4	3	3	4	4	1	0	1	0	0	53	92	5.40	1.600										
Tim Worrell, R ERA: 1.29	1.1	H	7	1	1	0	0	1	0	0	0	0	0	22	32	0.00	1.500										
Felix Rodriguez, R ERA: 3.12	1.1	H	8	2	0	0	4	2	0	0	0	0	0	27	42	0.00	3.000										
Robb Nen, R ERA: 0.9	1.1	S	4	1	0	0	0	0	0	0	0	0	0	7	9	0.00	0.750										

AB	34
R	4
H	8
RBI	3
BB	8
SO	8
LOB	20



Batter	1	2	3	4	5	6	7	8	9	AB	R	H	RBI	BB	SO	LOB	BOTTOM										
Marvin Benard, L OBP: 0.194, SLG: 0.161	F7		F8		BB	P5		G1-3		4	1	0	0	1	0	2	<b>Milwaukee Brewers @ San Francisco Giants</b> PacBell Park, San Francisco, CA Sun Apr 22 2001, 4:05 PM EDT Att: 41,059 - Sunny - 60 F										
Rich Aurilia, R OBP: 0.409, SLG: 0.607	2B		P5		HBP	F7		F9		4	1	1	0	1	0	1											
Barry Bonds, L OBP: 0.329, SLG: 0.678	IBB				G3	BB	P4			2	0	0	0	2	0	0											
Felipe Crespo, S OBP: 0.214, SLG: 0.154	F8				P5					2	0	0	1	0	0	2											
Tim Worrell, R OBP: 0.250, SLG: 0.455					HBP	BB	1B	2B		0	0	0	0	0	0	0											
Jeff Kent, R					HBP					1	1	1	0	0	0	0											
J.T. Snow, L OBP: 0.423, SLG: 0.375	K				P6	G5-4-3		1B	IBB	2	0	0	1	2	1	2											
Russ Davis, R OBP: 0.275, SLG: 0.447		F8			G6-3					4	0	1	1	0	0	3											
Robb Nen, R					G5-4-3					0	0	0	0	0	0	0											
Armando Rios, L OBP: 0.367, SLG: 0.463					1B	F8		F9		4	1	2	0	0	0	2											
Benito Santiago, R OBP: 0.429, SLG: 0.613					1B					4	1	2	0	0	1	0											
Shawn Estes, R										1	0	0	0	0	0	0											
Eric Davis, R OBP: 0.286, SLG: 0.444					G5-3					1	1	1	3	0	0	0											
Ramon Martinez, R OBP: 0.450, SLG: 0.313										0	0	0	0	1	0	0											
Felix Rodriguez, R										0	0	0	0	0	0	0											
Pedro Feliz, R OBP: 0.238, SLG: 0.263										1	0	0	0	0	0	1											
<b>Inning Stats</b>	R: 0 E: 0 K: 1 S: 10	H: 1 LOB: 2 BB: 1 P: 18	R: 0 E: 0 K: 0 S: 4	H: 1 LOB: 0 BB: 0 P: 6	R: 0 E: 0 K: 0 S: 6	H: 0 LOB: 0 BB: 0 P: 10	R: 0 E: 0 K: 0 S: 6	H: 0 LOB: 0 BB: 0 P: 8	R: 5 E: 0 K: 0 S: 14	H: 3 LOB: 2 BB: 4 P: 35	R: 0 E: 0 K: 1 S: 7	H: 0 LOB: 1 BB: 1 P: 15	R: 1 E: 0 K: 0 S: 14	H: 2 LOB: 2 BB: 1 P: 27	R: 0 E: 0 K: 0 S: 12	H: 1 LOB: 1 BB: 0 P: 15	1B: 5 2B: 2 3B: 0 HR: 1	SF: 0 SAC: 0 DP: 1 HBP: 1	WP: 0 PB: 0 CS: 0	PA: 38							
<b>PITCHER</b>	IP	WLS	BF	H	R	ER	SO	BB	IBB	HBP	BLK	WP	HR	S	P	ERA	WHIP	<b>PITCHER</b>									
Jeff D'Amico, R ERA: 4.76	4.1	L	20	5	5	5	1	2	1	0	0	0	0	37	65	10.38	1.615										
Will Cunnane, R ERA: 3.12	0.2		4	0	0	0	0	2	0	1	0	0	0	3	12	0.00	3.000										
Mark Leiter, R ERA: 6.35	1.2		9	2	1	1	1	1	1	0	0	0	0	16	34	5.40	1.800										
Mike DeJean, R ERA: 4.26	1.1		5	1	0	0	0	0	0	0	0	0	0	17	23	0.00	0.750										






Batter	1	2	3	4	5	6	7	8	9	AB	R	H	RBI	BB	SO	LOB	TOP				
Joe McEwing, R OBP: 0.429, SLG: 0.529 (1, 5)	K2-3		HR 3B			2B BB		K		3	1	1	1	2	2	2	<b>New York Mets @ Milwaukee Brewers</b> Miller Park, Milwaukee, WI Tue Apr 24 2001, 7:05 PM CDT Att: 27,404 - Dome - 72 F				
Eduardo Alfonso, R OBP: 0.240, SLG: 0.380 (1, 4)	1B		HR			2B		F7		5	1	3	3	0	0	5					
31 Mike Piazza, R OBP: 0.391, SLG: 0.525 (1, 2)	F8		BB			G4-6-3 IBB		F9		3	0	0	0	2	0	1					
Todd Zeile, R OBP: 0.338, SLG: 0.412 (1, 3)	G3-1		G6-3			G4-6-3		1B		5	0	1	0	0	1	5					
Benny Agbayani, R OBP: 0.542, SLG: 0.611 (1, 7)						G4-3		K		5	0	2	0	0	1	1					
Tsuyoshi Shinjo, R OBP: 0.311, SLG: 0.439 (1, 9)	FC6-4		G6-4-3			K		F8		4	0	0	0	0	1	3					
Jay Payton, R OBP: 0.212, SLG: 0.254 (1, 8)	G5-4-3					BB 3B		BB 1B		4	1	2	0	0	0	1					
Rey Ordenez, R OBP: 0.299, SLG: 0.306 (1, 6)			K			K		K		3	0	0	0	1	3	1					
Glendon Rusch, L Darryl Hamilton, L Rick White, R Desi Relaford, S Donne Wall, R Robin Ventura, L Todd Pratt, R Turk Wendell, L (1, 1) (5, PH) (5, 1) (6, PH) (6, 1) (6, PH) (6, PH) (8, 1)	G1-3					BB 2B BB		BB 1-2 BB		1	0	0	0	0	0	0					
<b>Inning Stats</b>	R: 0 E: 0 K: 1 S: 12	H: 1 LOB: 1 BB: 0 P: 20	R: 0 E: 0 K: 0 S: 6	H: 1 LOB: 0 BB: 0 P: 11	R: 2 E: 0 K: 1 S: 11	H: 2 LOB: 1 BB: 1 P: 24	R: 0 E: 0 K: 0 S: 5	H: 1 LOB: 0 BB: 0 P: 8	R: 1 E: 0 K: 1 S: 12	H: 1 LOB: 2 BB: 3 P: 28	R: 0 E: 0 K: 1 S: 9	H: 1 LOB: 1 BB: 0 P: 13	R: 0 E: 0 K: 2 S: 10	H: 1 LOB: 2 BB: 1 P: 18	R: 0 E: 0 K: 1 S: 11	H: 0 LOB: 0 BB: 0 P: 13		1B: 5 2B: 1 3B: 2 HR: 1	SF: 0 SAC: 0 DP: 3 HBP: 0	WP: 0 PB: 0 SB: 0 CS: 0	PA: 41
<b>PITCHER</b>	IP WLS BF H R ER SO BB IBB HBP BLK WP HR S P ERA WHIP	IP WLS BF H R ER SO BB IBB HBP BLK WP HR S P ERA WHIP	IP WLS BF H R ER SO BB IBB HBP BLK WP HR S P ERA WHIP	IP WLS BF H R ER SO BB IBB HBP BLK WP HR S P ERA WHIP	IP WLS BF H R ER SO BB IBB HBP BLK WP HR S P ERA WHIP	IP WLS BF H R ER SO BB IBB HBP BLK WP HR S P ERA WHIP	IP WLS BF H R ER SO BB IBB HBP BLK WP HR S P ERA WHIP	IP WLS BF H R ER SO BB IBB HBP BLK WP HR S P ERA WHIP	IP WLS BF H R ER SO BB IBB HBP BLK WP HR S P ERA WHIP	IP WLS BF H R ER SO BB IBB HBP BLK WP HR S P ERA WHIP	IP WLS BF H R ER SO BB IBB HBP BLK WP HR S P ERA WHIP	IP WLS BF H R ER SO BB IBB HBP BLK WP HR S P ERA WHIP	IP WLS BF H R ER SO BB IBB HBP BLK WP HR S P ERA WHIP	IP WLS BF H R ER SO BB IBB HBP BLK WP HR S P ERA WHIP	IP WLS BF H R ER SO BB IBB HBP BLK WP HR S P ERA WHIP	IP WLS BF H R ER SO BB IBB HBP BLK WP HR S P ERA WHIP	IP WLS BF H R ER SO BB IBB HBP BLK WP HR S P ERA WHIP	IP WLS BF H R ER SO BB IBB HBP BLK WP HR S P ERA WHIP	IP WLS BF H R ER SO BB IBB HBP BLK WP HR S P ERA WHIP	IP WLS BF H R ER SO BB IBB HBP BLK WP HR S P ERA WHIP	IP WLS BF H R ER SO BB IBB HBP BLK WP HR S P ERA WHIP

AB	33
R	4
H	9
RBI	4
BB	8
SO	8
LOB	19



Batter	1	2	3	4	5	6	7	8	9	AB	R	H	RBI	BB	SO	LOB	BOTTOM				
Tony Fernandez, S OBP: 0.333, SLG: 0.297 (1, 5)						F8				4	0	3	1	0	0	0	<b>New York Mets @ Milwaukee Brewers</b> Miller Park, Milwaukee, WI Tue Apr 24 2001, 7:05 PM CDT Att: 27,404 - Dome - 72 F				
Chad Fox, R (7, 1)										0	0	0	0	0	0	0					
Ray King, L (8, 1)	1B									0	0	0	0	0	0	0					
David Weathers, R (8, 1)	1B									0	0	0	0	0	0	0					
Curt Leskanic, R (9, 1)	1B									0	0	0	0	0	0	0					
Ronnie Belliard, R OBP: 0.313, SLG: 0.394 (1, 4)	K					B2-3				4	0	0	0	0	1	4					
Jeffrey Hammonds, R OBP: 0.359, SLG: 0.591 (1, 8)	1B		HR 1B			K				4	1	2	0	0	2	1					
Richie Sexson, R OBP: 0.321, SLG: 0.423 (1, 3)	P4		HR			K				4	1	1	2	0	2	2					
Jeromy Burnitz, L OBP: 0.436, SLG: 0.714 (1, 9)	F9		HR			K				4	1	1	1	0	1	2					
José Hernández, R OBP: 0.314, SLG: 0.606 (1, 6)			G6-3			G6-3				4	0	0	0	0	1	0					
Geoff Jenkins, L OBP: 0.359, SLG: 0.485 (1, 7)	1B		1B			SH1-3 HR BB				3	2	3	0	1	0	0					
Henry Blanco, R OBP: 0.321, SLG: 0.311 (1, 2)	P5		K			SH1-3				2	0	0	0	1	1	2					
Jamey Wright, R OBP: 0.333, SLG: 0.200 (1, 1)	1B		K			HR				2	0	1	0	0	1	1					
Mike DeJean, R (6, 1)										0	0	0	0	0	0	0					
Tyler Houston, L OBP: 0.340, SLG: 0.489 (6, PH) (7, 5)	1B		1B			HR				2	1	1	2	0	0	1					
<b>Inning Stats</b>	R: 0 E: 0 K: 1 S: 13	H: 2 LOB: 2 BB: 0 P: 17	R: 1 E: 0 K: 1 S: 17	H: 3 LOB: 2 BB: 0 P: 24	R: 3 E: 0 K: 2 S: 20	H: 4 LOB: 1 BB: 0 P: 31	R: 0 E: 0 K: 1 S: 10	H: 1 LOB: 0 BB: 0 P: 18	R: 0 E: 0 K: 2 S: 8	H: 0 LOB: 0 BB: 1 P: 14	R: 0 E: 0 K: 2 S: 10	H: 0 LOB: 0 BB: 0 P: 15	R: 0 E: 0 K: 0 S: 13	H: 1 LOB: 1 BB: 1 P: 23	R: 0 E: 0 K: 0 S: 13	H: 0 LOB: 0 BB: 0 P: 13	1B: 8 2B: 1 3B: 0 HR: 3	SF: 0 SAC: 1 DP: 0 HBP: 0	WP: 0 PB: 0 SB: 0 CS: 2	PA: 36	
<b>PITCHER</b>	IP WLS BF H R ER SO BB IBB HBP BLK WP HR S P ERA WHIP	IP WLS BF H R ER SO BB IBB HBP BLK WP HR S P ERA WHIP	IP WLS BF H R ER SO BB IBB HBP BLK WP HR S P ERA WHIP	IP WLS BF H R ER SO BB IBB HBP BLK WP HR S P ERA WHIP	IP WLS BF H R ER SO BB IBB HBP BLK WP HR S P ERA WHIP	IP WLS BF H R ER SO BB IBB HBP BLK WP HR S P ERA WHIP	IP WLS BF H R ER SO BB IBB HBP BLK WP HR S P ERA WHIP	IP WLS BF H R ER SO BB IBB HBP BLK WP HR S P ERA WHIP	IP WLS BF H R ER SO BB IBB HBP BLK WP HR S P ERA WHIP	IP WLS BF H R ER SO BB IBB HBP BLK WP HR S P ERA WHIP	IP WLS BF H R ER SO BB IBB HBP BLK WP HR S P ERA WHIP	IP WLS BF H R ER SO BB IBB HBP BLK WP HR S P ERA WHIP	IP WLS BF H R ER SO BB IBB HBP BLK WP HR S P ERA WHIP	IP WLS BF H R ER SO BB IBB HBP BLK WP HR S P ERA WHIP	IP WLS BF H R ER SO BB IBB HBP BLK WP HR S P ERA WHIP	IP WLS BF H R ER SO BB IBB HBP BLK WP HR S P ERA WHIP	IP WLS BF H R ER SO BB IBB HBP BLK WP HR S P ERA WHIP	IP WLS BF H R ER SO BB IBB HBP BLK WP HR S P ERA WHIP	IP WLS BF H R ER SO BB IBB HBP BLK WP HR S P ERA WHIP	IP WLS BF H R ER SO BB IBB HBP BLK WP HR S P ERA WHIP	IP WLS BF H R ER SO BB IBB HBP BLK WP HR S P ERA WHIP

AB	33
R	6
H	12
RBI	6
BB	2
SO	9
LOB	13





Batter	1	2	3	4	5	6	7	8	9	AB	R	H	RBI	BB	SO	LOB	TOP					
Joe McEwing, R (1,5) OBP: 0.360, SLG: 0.429 Rick White, R (6,1) Dennis Cook, L (7,1) Donne Wall, R (8,1) Desi Relaford, S (9,PH) OBP: 0.297, SLG: 0.154 Eduardo Alfonso, R (1,4) OBP: 0.276, SLG: 0.446	1-2 G6-3		2-2 F9		1-0 F7	2-2 F7			0-3 K	4	0	0	0	0	0	0						
31 Mike Piazza, R (1,2) OBP: 0.397, SLG: 0.516	4-2 BB G1-2-3		3-1 1B		1-0 HR		1-2 BB G5-4-3			3	1	1	0	1	0	2						
Todd Zeile, R (1,3) OBP: 0.333, SLG: 0.394	4-1 BB 1-2		1-2 F7		0-0 1B 1B		0-1 BB G5-4-3		1-3 K	3	0	0	0	1	2	2						
Benny Agbayani, R (1,7) OBP: 0.500, SLG: 0.545	1-2 G1-2-3		2-2 P4		0-0 1B 1B		0-0 G3		0-0 G3	4	0	1	0	0	0	3						
Jay Payton, R (1,8) OBP: 0.243, SLG: 0.284		0-0 1B		0-0 G6-4-3 1B		0-0 1-2 2H 1B		0-1 G6-3		4	0	3	1	0	0	0						
Darryl Hamilton, L (1,9) OBP: 0.211, SLG: 0.216		1-1 G3-1		0-2 G6-4-3 1-2		0-0 G4-3		0-3 K		4	0	0	0	0	1	3						
Rey Ordenez, R (1,6) OBP: 0.310, SLG: 0.323		1-0 2B		4-0 IBB		1-2 G1-3			1-1 G6-3	3	0	1	0	1	0	0						
Steve Trachsel, R (1,1) OBP: 0.167, SLG: 0.167 Lenny Harris, L (6,PH) OBP: 0.190, SLG: 0.200		2-2 F9		0-0 G1-3		1-0 G6-3			0-0 G6-3	2	0	0	0	0	0	3						
<b>Inning Stats</b>	R: 0 E: 0 K: 0 S: 14	H: 0 LOB: 2 BB: 3 P: 28	R: 0 E: 0 K: 0 S: 7	H: 2 LOB: 1 BB: 0 P: 11	R: 0 E: 0 K: 0 S: 10	H: 1 LOB: 1 BB: 0 P: 18	R: 0 E: 0 K: 0 S: 9	H: 1 LOB: 2 BB: 1 P: 15	R: 2 E: 0 K: 1 S: 9	H: 4 LOB: 0 BB: 0 P: 12	R: 0 E: 0 K: 0 S: 8	H: 0 LOB: 0 BB: 0 P: 12	R: 0 E: 0 K: 1 S: 9	H: 1 LOB: 0 BB: 0 P: 11	R: 0 E: 0 K: 1 S: 6	H: 0 LOB: 0 BB: 0 P: 6	R: 0 E: 0 K: 1 S: 6	H: 0 LOB: 0 BB: 0 P: 7	1B: 7 2B: 1 3B: 0 HR: 1	SF: 0 SAC: 0 DP: 2 HBP: 0	WP: 1 PB: 0 SB: 0 CS: 0	PA: 37
<b>PITCHER</b>	IP WLS BF H R ER SO BB IBB HBP BLK WP HR S P ERA WHIP	IP WLS BF H R ER SO BB IBB HBP BLK WP HR S P ERA WHIP																				
Jimmy Haynes, R (1,1) ERA: 6.33 David Weathers, R (7,1) ERA: 1.35	6.0 W 28 8 2 2 1 3 1 0 0 1 1 57 96 3.00 1.833	3.0 S 9 1 0 0 3 0 0 0 0 0 0 21 24 0.00 0.333																				

**New York Mets @ Milwaukee Brewers**  
Miller Park, Milwaukee, WI  
Wed Apr 25 2001, 7:05 PM CDT  
Att: 30,353 - Dome - 72 F

AB 33  
R 2  
H 9  
RBI 2  
BB 4  
SO 4  
LOB 13



Batter	1	2	3	4	5	6	7	8	9	AB	R	H	RBI	BB	SO	LOB	BOTTOM			
Ronnie Belliard, R (1,4) OBP: 0.318, SLG: 0.395	2-1 G6-3		0-0 1-3 1B		1-2 G4-3		0-1 SH1-4 3B	2-2 FC4-6 1B		5	1	2	0	0	0	0				
Luis Lopez, S (1,6) OBP: 0.316, SLG: 0.438	1-1 F8		3-2 SF9		2-0 1B		1-0 SH1-4 1-2	0-0 FC4-6 1B		3	0	1	1	0	0	1				
Geoff Jenkins, L (1,7) OBP: 0.386, SLG: 0.493	4-2 BB		3-1 G3		0-0 1B		4-0 3B IBB	2-2 1B		3	1	2	0	2	0	0				
Richie Sexson, R (1,3) OBP: 0.326, SLG: 0.447	0-3 K			0-2 1B FC3-6 1B		2-3 K	3-1 E 3B	2-1 F7		5	2	2	2	0	2	5				
Jeremy Burnitz, L (1,9) OBP: 0.434, SLG: 0.687		1-3 K		1-0 FC3-6 SF7 1B		2-1 F9	4-0 E 1B IBB	0-1 F7		4	2	1	0	1	1	4				
Jeffrey Hammonds, R (1,8) OBP: 0.364, SLG: 0.397		0-0 G4-3 1B		0-0 FC3-6 1B		3-3 K	0-0 E5 1B			4	0	2	0	0	1	1				
Tyler Houston, L (1,5) OBP: 0.352, SLG: 0.490	2-0 G4-3		1-1 FC3-6 FC6-4		0-0 F9 1B		0-1 F9 1B			4	0	2	2	0	0	3				
Raul Casanova, S (1,2) OBP: 0.182, SLG: 0.111	1-0 G5-3		0-0 SF7		0-0 SF7		0-1 F9			2	0	0	1	1	0	2				
Jimmy Haynes, R (1,1) OBP: 0.222, SLG: 0.222 Devon White, S (6,PH) OBP: 0.474, SLG: 0.438 David Weathers, R (7,1) ERA: 4.09			0-0 1B SF9 1B		1-0 FC6-4		2-2 G6-3		1-3 K	2	1	1	0	0	0	1				
<b>Inning Stats</b>	R: 0 E: 0 K: 1 S: 9	H: 0 LOB: 1 BB: 1 P: 16	R: 0 E: 0 K: 1 S: 6	H: 1 LOB: 0 BB: 0 P: 10	R: 1 E: 0 K: 0 S: 8	H: 2 LOB: 0 BB: 0 P: 12	R: 2 E: 0 K: 0 S: 9	H: 3 LOB: 1 BB: 0 P: 12	R: 0 E: 0 K: 1 S: 11	H: 2 LOB: 2 BB: 0 P: 18	R: 0 E: 0 K: 1 S: 10	H: 1 LOB: 0 BB: 0 P: 15	R: 4 E: 2 K: 1 S: 11	H: 2 LOB: 2 BB: 3 P: 28	R: 0 E: 0 K: 0 S: 11	H: 2 LOB: 2 BB: 0 P: 17	1B: 12 2B: 0 3B: 1 HR: 0	SF: 2 SAC: 1 DP: 0 HBP: 0	WP: 0 PB: 0 SB: 0 CS: 0	PA: 41
<b>PITCHER</b>	IP WLS BF H R ER SO BB IBB HBP BLK WP HR S P ERA WHIP	IP WLS BF H R ER SO BB IBB HBP BLK WP HR S P ERA WHIP																		
Steve Trachsel, R (1,1) ERA: 10.42 Rick White, R (6,1) ERA: 3.66 Dennis Cook, L (7,1) ERA: Donne Wall, R (8,1) ERA: 4.09	5.0 L 23 8 3 3 3 1 0 0 0 0 0 16 33 6.75 1.500	1.1 3 10 2 4 1 1 0 2 0 0 0 0 5 10 0.00 1.500	1.0 5 2 0 0 0 0 0 0 0 0 0 0 11 17 0.00 2.000																	

**New York Mets @ Milwaukee Brewers**  
Miller Park, Milwaukee, WI  
Wed Apr 25 2001, 7:05 PM CDT  
Att: 30,353 - Dome - 72 F

AB 34  
R 7  
H 13  
RBI 6  
BB 4  
SO 5  
LOB 20





Batter	1	2	3	4	5	6	7	8	9	AB	R	H	RBI	BB	SO	LOB	TOP										
<b>Benny Agbayani, R</b> OBP: 0.495, SLG: 0.481 (1, 7)	1-2 G4-3	1-3 K		2-2 1B		3-3 K		2-3 K		5	0	1	2	0	3	1	<b>New York Mets @ Milwaukee Brewers</b> Miller Park, Milwaukee, WI Thu Apr 26 2001, 1:05 PM CDT Att: 25,233 - Sunny - 69 F										
<b>Jay Payton, R</b> OBP: 0.253, SLG: 0.292 (1, 8)	2-2 1B		0-3 K	0-1 1B		0-1 G1-3		1-3 K		5	0	2	0	0	2	0											
<b>Edgardo Alfonzo, R</b> OBP: 0.286, SLG: 0.474 (1, 4)	4-2 1B		1-1 P5	0-3 K		1-2 L5			2-0 HR	4	1	1	1	1	1	2											
<b>31 Mike Piazza, R</b> OBP: 0.410, SLG: 0.627 (1, 2)	1-2 F8		1-2 2B			3-1 HR			0-3 K	5	2	3	2	0	1	2											
<b>Todd Zeile, R</b> OBP: 0.337, SLG: 0.387 (1, 3)	2-2 L9		1-2 G5-3			1-2 HR			0-3 K	4	1	1	0	0	1	3											
<b>Darryl Hamilton, L</b> OBP: 0.210, SLG: 0.200 (1, 9)		4-2 2B SH4-3 BB		2-1 G4-3		2-2 F8			2-3 K	4	1	0	0	1	1	2											
<b>Desi Relaford, S</b> OBP: 0.421, SLG: 0.588 (1, 5)		0-0 SH4-3 2B		3-2 G3-1 1B		2-2 HR			3-1 G6-4-3 1B	4	2	4	2	0	0	0											
<b>Rey Ordóñez, R</b> OBP: 0.311, SLG: 0.324 (1, 6)		0-1 SH4-3		1-2 G3-1 1B		1-1 G6-3			2-0 G6-4-3	3	1	1	1	0	0	2											
<b>Brett Hinchliffe, R</b> Tom Martin, L Turk Wendell, L Dennis Cook, L Lenny Harris, L John Franco, L (1, 1) (3, 1) (6, 1) (7, 1) (8, PH) (9, 1)		2-3 3-H 1-3 K		0-0 G3-1		1-3 K			2-2 F2	1	0	0	0	0	0	1	WP: 0 PA: 42 FB: 0 SB: 0 CS: 0										
<b>Inning Stats</b>	R: 0 E: 0 K: 0 S: 15	H: 1 LOB: 2 BB: 1 P: 25	R: 1 E: 0 K: 2 S: 12	H: 1 LOB: 1 BB: 1 P: 18	R: 0 E: 0 K: 1 S: 13	H: 1 LOB: 1 BB: 0 P: 16	R: 2 E: 0 K: 1 S: 18	H: 4 LOB: 2 BB: 0 P: 26	R: 3 E: 0 K: 1 S: 20	H: 2 LOB: 0 BB: 0 P: 30	R: 0 E: 0 K: 1 S: 10	H: 0 LOB: 0 BB: 0 P: 14	R: 1 E: 0 K: 1 S: 12	H: 3 LOB: 1 BB: 0 P: 21	R: 0 E: 0 K: 2 S: 12	H: 0 LOB: 0 BB: 0 P: 17	R: 1 E: 0 K: 2 S: 9	H: 1 LOB: 0 BB: 0 P: 11	1B: 7 2B: 2 3B: 0 HR: 4	SF: 0 SAC: 1 DP: 1 HBP: 1							
<b>PITCHER</b>	IP	WLS	BF	H	R	ER	SO	BB	IBB	HBP	BLK	WP	HR	S	P	ERA	WHIP										
<b>Paul Rigdon, R</b> ERA: 3.86 (1, 1)	3.1		17	5	3	3	3	2	0	0	0	0	0	49	74	8.10	2.100										
<b>Will Cunnane, R</b> ERA: 5.23 (4, 1)	1.2		10	4	3	3	2	0	0	1	0	0	2	29	41	16.20	2.400										
<b>Mike DeJean, R</b> ERA: 4.5 (6, 1)	1.1		7	3	1	1	2	0	0	0	0	0	1	21	32	6.75	2.250										
<b>Chad Fox, R</b> ERA: (7, 1)	1.2	W	4	0	0	0	2	0	0	0	0	0	0	13	20	0.00	0.000										
<b>Curt Leskanic, R</b> ERA: 7.59 (9, 1)	1.0		4	1	1	1	2	0	0	0	0	0	1	9	11	9.00	1.000										

Batter	1	2	3	4	5	6	7	8	9	AB	R	H	RBI	BB	SO	LOB	BOTTOM										
<b>Devon White, S</b> OBP: 0.560, SLG: 0.762 (1, 8)	2-2 1B 1B HBP	3-2 2B	1-1 S E 1B		0-3 K		2-2 HR	0-0 2B		5	3	4	3	0	1	0	<b>New York Mets @ Milwaukee Brewers</b> Miller Park, Milwaukee, WI Thu Apr 26 2001, 1:05 PM CDT Att: 25,233 - Sunny - 69 F										
<b>Luis Lopez, S</b> OBP: 0.320, SLG: 0.455 (1, 4)	2-1 G5-3 1B	2-3 K	1-1 G6-3		2-0 F7		0-1 2B	0-1 F9		6	0	2	0	0	1	3											
<b>Geoff Jenkins, L</b> OBP: 0.386, SLG: 0.487 (1, 7)	2-2 G5-3 1B		1-0 K		1-0 E3		1-3 K			5	1	2	1	0	2	1											
<b>Jeremy Burnitz, L</b> OBP: 0.420, SLG: 0.648 (1, 9)	0-3 K		4-1 HR BB		1-1 F8		1-2 F8		2-2 F9	4	1	0	0	1	1	4											
<b>José Hernández, R</b> OBP: 0.333, SLG: 0.648 (1, 6)	2-1 G5-3		0-1 HR 1B		1-1 HR		3-2 1B		3-2 G6-3	5	2	3	1	0	0	3											
<b>Tyler Houston, L</b> OBP: 0.396, SLG: 0.536 (1, 5)	2-1 F8		0-0 HR		0-1 P5		0-0 1B		1-1 F7	5	1	2	4	0	0	2											
<b>Angel Echevarría, R</b> OBP: 0.300, SLG: 1.000 (1, 3)		1-0 G6-3		2-1 HR		2-1 2B		0-1 HR		5	2	3	2	0	0	2											
<b>Henry Blanco, R</b> OBP: 0.345, SLG: 0.327 (1, 2)		1-1 SH3-4 2B 1B		3-1 SH3-4 1B 1B		4-1 BB		0-0 F9		4	2	2	0	1	0	2											
<b>Paul Rigdon, R</b> Will Cunnane, R Mike DeJean, R Chad Fox, R James Mouton, R Curt Leskanic, R (1, 1) (4, 1) (6, 1) (7, 1) (8, PH) (9, 1)		0-0 SH3-4		2-0 SH3-4		0-2 L9		1-3 K		0	0	0	0	0	0	0	WP: 0 PA: 47 FB: 0 SB: 1 CS: 0										
<b>Inning Stats</b>	R: 1 E: 0 K: 1 S: 14	H: 2 LOB: 0 BB: 0 P: 24	R: 1 E: 0 K: 1 S: 10	H: 2 LOB: 0 BB: 0 P: 17	R: 7 E: 0 K: 1 S: 17	H: 6 LOB: 0 BB: 1 P: 33	R: 1 E: 0 K: 0 S: 12	H: 2 LOB: 2 BB: 1 P: 20	R: 0 E: 1 K: 1 S: 8	H: 0 LOB: 1 BB: 0 P: 12	R: 0 E: 0 K: 1 S: 16	H: 2 LOB: 2 BB: 0 P: 25	R: 1 E: 0 K: 1 S: 17	H: 2 LOB: 1 BB: 0 P: 25	R: 1 E: 0 K: 0 S: 11	H: 3 LOB: 2 BB: 0 P: 12	1B: 10 2B: 4 3B: 0 HR: 5	SF: 0 SAC: 2 DP: 0 HBP: 1									
<b>PITCHER</b>	IP	WLS	BF	H	R	ER	SO	BB	IBB	HBP	BLK	WP	HR	S	P	ERA	WHIP										
<b>Brett Hinchliffe, R</b> ERA: 36.0 (1, 1)	2.0	L	17	3	2	1	2	1	0	0	0	0	1	29	48	3.00	1.333										
<b>Turk Wendell, R</b> ERA: 1.54 (6, 1)	1.0		7	4	1	1	1	0	0	0	0	0	1	22	33	9.00	4.000										
<b>Dennis Cook, L</b> ERA: (7, 1)	1.0		3	0	0	0	1	0	0	0	0	0	0	11	17	0.00	0.000										
<b>John Franco, L</b> ERA: 3.38 (8, 1)	1.0		6	3	1	1	0	0	0	0	0	0	1	11	12	9.00	3.000										



Batter	1	2	3	4	5	6	7	8	9	AB	R	H	RBI	BB	SO	LOB	TOP				
<b>Orlando Cabrera, R</b> OBP: 0.355, SLG: 0.470 (1, 6)										5	1	2	2	0	0	0	<b>Montreal Expos @ Milwaukee Brewers</b> Miller Park, Milwaukee, WI Fri Apr 27 2001, 7:05 PM CDT Att: 26,350 - Dome - 72 F				
<b>Jose Vidro, S</b> OBP: 0.375, SLG: 0.542 (1, 4)										5	0	1	0	0	1	2					
<b>Fernando Tatis, R</b> OBP: 0.366, SLG: 0.384 (1, 5)										5	0	0	0	0	0	3					
<b>Vladimir Guerrero, R</b> OBP: 0.396, SLG: 0.462 (1, 9)										3	2	2	1	1	0	0					
<b>Lee Stevens, L</b> OBP: 0.299, SLG: 0.523 (1, 3)										4	0	0	0	0	0	2					
<b>Geoff Blum, S</b> OBP: 0.267, SLG: 0.237 (1, 7)										4	1	1	0	0	0	1					
<b>Milton Bradley, S</b> OBP: 0.288, SLG: 0.271 (1, 8)										3	1	1	0	1	1	1					
<b>Randy Knorr, R</b> OBP: 0.313, SLG: 0.867 (1, 2)										3	0	0	0	0	2	2					
<b>Mike Thurman, R</b> (1, 1)										2	0	0	0	0	2	0					
<b>Andy Tracy, L</b> OBP: 0.459, SLG: 1.333 (8, PH)										0	0	0	0	0	0	0					
<b>Guillermo Mota, R</b> OBP: 0.500, SLG: 0.500 (8, 1)										0	0	0	0	0	0	0					
<b>Fernando Seguinol, S</b> OBP: 0.250, SLG: 0.214 (9, PH)										0	0	0	0	1	0	0					
<b>Graeme Lloyd, L</b> (9, 1)										0	0	0	0	0	0	0					
<b>Inning Stats</b>	R: 0 E: 0 K: 0 S: 6	H: 0 LOB: 0 BB: 0 P: 12	R: 1 E: 1 K: 1 S: 11	H: 1 LOB: 1 BB: 0 P: 17	R: 0 E: 0 K: 1 S: 6	H: 0 LOB: 0 BB: 0 P: 7	R: 1 E: 0 K: 0 S: 12	H: 1 LOB: 0 BB: 0 P: 17	R: 0 E: 0 K: 3 S: 9	H: 0 LOB: 0 BB: 0 P: 11	R: 1 E: 0 K: 0 S: 11	H: 1 LOB: 1 BB: 0 P: 17	R: 0 E: 0 K: 0 S: 12	H: 0 LOB: 1 BB: 1 P: 19	R: 1 E: 0 K: 0 S: 10	H: 2 LOB: 2 BB: 1 P: 21	R: 2 E: 0 K: 0 S: 12	H: 3 LOB: 2 BB: 1 P: 23	1B: 4 2B: 1 3B: 0 HR: 3	SF: 0 SAC: 1 DP: 0 HBP: 0	WP: 2 PA: 39 CS: 0
<b>PITCHER</b>	IP	WLS	BF	H	R	ER	SO	BB	IBB	HBP	BLK	WP	HR	S	P	ERA	WHIP				
<b>Mark Leiter, R</b> ERA: 4.22	5.0	L	18	2	2	1	5	0	0	0	0	1	1	44	64	1.80	0.400				
<b>Allen Levrault, R</b> ERA: 6.75	2.2		13	3	2	2	1	1	1	0	0	0	2	31	54	6.75	1.500				
<b>Ray King, L</b> ERA: 5.59	0.2		5	2	2	2	0	0	1	0	0	1	0	9	19	27.00	3.000				
<b>Mike DeJean, R</b> ERA: 4.15	0.2		3	1	0	0	0	0	0	0	0	0	0	5	7	0.00	1.500				

AB	35
R	6
H	8
RBI	4
BB	3
SO	6
LOB	11



Batter	1	2	3	4	5	6	7	8	9	AB	R	H	RBI	BB	SO	LOB	BOTTOM				
<b>Ronnie Belliard, R</b> OBP: 0.326, SLG: 0.405 (1, 4)										3	1	1	0	1	0	3	<b>Montreal Expos @ Milwaukee Brewers</b> Miller Park, Milwaukee, WI Fri Apr 27 2001, 7:05 PM CDT Att: 26,350 - Dome - 72 F				
<b>Tyler Houston, L</b> OBP: 0.333, SLG: 0.500 (1, 5)										4	0	0	0	0	0	2					
<b>Geoff Jenkins, L</b> OBP: 0.380, SLG: 0.475 (1, 7)										4	0	1	1	0	1	0					
<b>Richie Sexson, R</b> OBP: 0.322, SLG: 0.438 (1, 3)										4	0	1	0	0	2	1					
<b>Jeremy Burnitz, L</b> OBP: 0.413, SLG: 0.640 (1, 9)										4	0	1	0	0	0	1					
<b>Jeffrey Hammonds, R</b> OBP: 0.358, SLG: 0.380 (1, 8)										3	0	0	0	1	1	1					
<b>José Hernández, R</b> OBP: 0.321, SLG: 0.622 (8, 1)										3	0	0	0	0	2	2					
<b>Ray King, L</b> (8, 1)										0	0	0	0	0	0	0					
<b>Mike DeJean, R</b> (9, 1)										0	0	0	0	0	0	0					
<b>Henry Blanco, R</b> OBP: 0.328, SLG: 0.308 (1, 2)										3	0	0	0	0	1	2					
<b>Mark Leiter, R</b> OBP: 1.000, SLG: 1.000 (1, 1)										1	0	1	0	0	0	0					
<b>Tony Fernandez, S</b> OBP: 0.350, SLG: 0.297 (5, PH)										0	0	0	0	1	0	0					
<b>Allen Levrault, R</b> (6, 1)										0	0	0	0	0	0	0					
<b>Luis Lopez, S</b> OBP: 0.308, SLG: 0.435 (8, 6)										1	0	0	0	0	1	0					
<b>Inning Stats</b>	R: 1 E: 0 K: 0 S: 7	H: 2 LOB: 0 BB: 0 P: 12	R: 0 E: 0 K: 0 S: 7	H: 0 LOB: 0 BB: 0 P: 12	R: 0 E: 0 K: 0 S: 9	H: 1 LOB: 0 BB: 0 P: 13	R: 0 E: 0 K: 2 S: 9	H: 0 LOB: 0 BB: 0 P: 15	R: 0 E: 0 K: 1 S: 11	H: 1 LOB: 3 BB: 2 P: 27	R: 0 E: 0 K: 1 S: 7	H: 0 LOB: 0 BB: 0 P: 11	R: 0 E: 0 K: 2 S: 7	H: 0 LOB: 0 BB: 0 P: 9	R: 0 E: 0 K: 2 S: 12	H: 0 LOB: 1 BB: 1 P: 19	R: 0 E: 0 K: 0 S: 7	H: 1 LOB: 1 BB: 0 P: 11	1B: 3 2B: 2 3B: 0 HR: 0	SF: 0 SAC: 0 DP: 1 HBP: 0	WP: 0 PA: 33 CS: 0
<b>PITCHER</b>	IP	WLS	BF	H	R	ER	SO	BB	IBB	HBP	BLK	WP	HR	S	P	ERA	WHIP				
<b>Mike Thurman, R</b> ERA: 5.52	7.0	W	25	4	1	1	6	2	0	0	0	0	0	12	19	0.00	1.000				
<b>Guillermo Mota, R</b> ERA: 1.2	1.0	H	4	0	0	0	2	1	0	0	0	0	0	7	11	0.00	1.000				
<b>Graeme Lloyd, L</b> ERA:	1.0		4	1	0	0	0	0	0	0	0	0	0	7	11	0.00	1.000				

AB	30
R	1
H	5
RBI	1
BB	3
SO	8
LOB	12





Batter	1	2	3	4	5	6	7	8	9	AB	R	H	RBI	BB	SO	LOB	TOP										
<b>Orlando Cabrera, R</b> OBP: 0.351, SLG: 0.460 (1, 6)	L7	G5-3			L9					4	0	1	1	0	0	0	<b>Montreal Expos @ Milwaukee Brewers</b> Miller Park, Milwaukee, WI Sat Apr 28 2001, 1:05 PM CDT Att: 40,877 - Cloudy - 52 F										
<b>Jose Vidro, S</b> OBP: 0.370, SLG: 0.530 (1, 4)	K		G6-3			G3-1	K			4	0	1	0	0	2	2											
<b>Fernando Tatis, R</b> OBP: 0.373, SLG: 0.404 <b>Anthony Telford, R</b> (1, 5) (6, 1)			G6-3				L9			3	1	2	0	0	0	1											
<b>Andy Tracy, L</b> OBP: 0.375, SLG: 1.143 <b>Masato Yoshii, R</b> (7, PH) (7, 1)	E		1-2			WP	2B			1	0	0	0	0	0	0											
<b>Fernando Seguignol, S</b> OBP: 0.250, SLG: 0.214 (8, 7)	2B	1B								0	0	0	0	0	0	0											
<b>Vladimir Guerrero, R</b> OBP: 0.389, SLG: 0.451 (1, 9)	E5	2B				K				4	1	1	0	0	2	2											
<b>Lee Stevens, L</b> OBP: 0.297, SLG: 0.522 (1, 3)					G3					4	0	1	2	0	0	2											
<b>Tim Raines, S</b> OBP: 0.382, SLG: 0.321 <b>Ugueth Urbina, R</b> (1, 7) (8, 1)					L8					3	0	0	0	1	0	0											
<b>Milton Bradley, S</b> OBP: 0.286, SLG: 0.270 (1, 8)	G6-3									0	0	0	0	0	0	0											
<b>Michael Barrett, R</b> OBP: 0.221, SLG: 0.236 (1, 2)										4	1	1	0	0	1	0											
<b>Chris Peters, L</b> OBP: 0.125, SLG: 0.125 <b>Scott Stewart, R</b> (1, 1) (5, 1)										2	0	0	0	0	0	0											
<b>Geoff Blum, S</b> OBP: 0.277, SLG: 0.250 (6, 5)										2	0	1	1	0	0	0											
<b>Inning Stats</b>	R: 2 E: 1 K: 1 S: 17	H: 2 LOB: 2 BB: 1 P: 29	R: 0 E: 0 K: 1 S: 8	H: 0 LOB: 0 BB: 0 P: 9	R: 0 E: 0 K: 1 S: 9	H: 1 LOB: 0 BB: 0 P: 13	R: 0 E: 0 K: 1 S: 8	H: 0 LOB: 0 BB: 0 P: 14	R: 0 E: 0 K: 0 S: 4	H: 0 LOB: 0 BB: 0 P: 4	R: 0 E: 0 K: 1 S: 14	H: 1 LOB: 1 BB: 0 P: 23	R: 2 E: 0 K: 1 S: 18	H: 4 LOB: 2 BB: 0 P: 26	R: 0 E: 0 K: 0 S: 3	H: 1 LOB: 0 BB: 0 P: 6	R: 0 E: 0 K: 1 S: 7	H: 0 LOB: 0 BB: 0 P: 12	1B: 7 2B: 2 3B: 0 HR: 0	SF: 0 SAC: 0 DP: 2 HBP: 0	WP: 1 PB: 0 SB: 0 CS: 0	PA: 36					
<b>PITCHER</b>	IP	WLS	BF	H	R	ER	SO	BB	IBB	HBP	BLK	WP	HR	S	P	ERA	WHIP										
<b>15 Ben Sheets, R</b> ERA: 4.91 <b>Chad Fox, R</b> ERA: <b>David Weathers, R</b> ERA: 1.29 <b>Curt Leskanic, R</b> ERA: 6.94	(1, 1) (7, 1) (8, 1) (9, 1)	6.1 0.2 1.0 1.0	W H H 3	27 3 3 3	7 1 1 0	4 0 0 0	2 0 0 0	5 1 0 1	1 0 0 0	0 0 0 0	0 0 0 0	0 0 0 0	1 0 0 0	0 10 3 7	105 13 6 12	2.84 0.00 0.00 0.00	1.263 1.500 1.000 0.000										

AB	35
R	4
H	9
RBI	4
BB	1
SO	7
LOB	11



Batter	1	2	3	4	5	6	7	8	9	AB	R	H	RBI	BB	SO	LOB	BOTTOM										
<b>James Mouton, R</b> OBP: 0.571, SLG: 0.667 (1, 9)	F8		K							3	1	1	0	0	1	0	<b>Montreal Expos @ Milwaukee Brewers</b> Miller Park, Milwaukee, WI Sat Apr 28 2001, 1:05 PM CDT Att: 40,877 - Cloudy - 52 F										
<b>Ronnie Belliard, R</b> OBP: 0.333, SLG: 0.402 (1, 4)	HR		G5-3							3	2	1	1	1	0	2											
<b>Geoff Jenkins, L</b> OBP: 0.396, SLG: 0.595 (1, 7)										4	3	3	6	0	1	3											
<b>Richie Sexson, R</b> OBP: 0.319, SLG: 0.429 (1, 3)										4	0	1	0	0	1	3											
<b>Jeffrey Hammonds, R</b> OBP: 0.353, SLG: 0.413 (1, 8)	G5-3									4	1	1	1	0	0	1											
<b>José Hernández, R</b> OBP: 0.305, SLG: 0.590 (1, 6)										4	0	0	0	0	1	1											
<b>Tony Fernandez, S</b> OBP: 0.341, SLG: 0.293 <b>Curt Leskanic, R</b> (1, 5) (9, 1)										4	0	1	0	0	0	0											
<b>Henry Blanco, R</b> OBP: 0.323, SLG: 0.304 (1, 2)										4	0	1	0	0	0	1											
<b>15 Ben Sheets, R</b> (1, 1) <b>Chad Fox, R</b> (7, 1)										1	1	0	0	1	0	0											
<b>Luis Lopez, S</b> OBP: 0.296, SLG: 0.417 <b>David Weathers, R</b> (7, PH) (8, 1)										1	0	0	0	0	0	1											
<b>Tyler Houston, L</b> OBP: 0.333, SLG: 0.500 (9, 5)										0	0	0	0	0	0	0											
<b>Inning Stats</b>	R: 2 E: 0 K: 1 S: 11	H: 1 LOB: 0 BB: 1 P: 22	R: 0 E: 0 K: 0 S: 7	H: 0 LOB: 0 BB: 0 P: 11	R: 0 E: 0 K: 1 S: 10	H: 0 LOB: 0 BB: 0 P: 15	R: 1 E: 0 K: 0 S: 9	H: 2 LOB: 0 BB: 0 P: 15	R: 4 E: 0 K: 0 S: 17	H: 3 LOB: 0 BB: 1 P: 29	R: 0 E: 0 K: 1 S: 5	H: 0 LOB: 0 BB: 0 P: 7	R: 0 E: 1 K: 1 S: 20	H: 2 LOB: 3 BB: 0 P: 31	R: 1 E: 0 K: 0 S: 10	H: 1 LOB: 0 BB: 0 P: 17	1B: 5 2B: 0 3B: 0 HR: 4	SF: 0 SAC: 0 DP: 1 HBP: 1	WP: 2 PB: 0 SB: 0 CS: 1	PA: 35							
<b>PITCHER</b>	IP	WLS	BF	H	R	ER	SO	BB	IBB	HBP	BLK	WP	HR	S	P	ERA	WHIP										
<b>Chris Peters, L</b> ERA: 5.23 <b>Scott Stewart, L</b> ERA: 2.25 <b>Anthony Telford, R</b> ERA: <b>Masato Yoshii, R</b> ERA: 2.53 <b>Ugueth Urbina, R</b> ERA: 2.19	(1, 1) (5, 1) (6, 1) (7, 1) (8, 1)	4.2 0.1 1.0 1.0 1.0	L L 3 6 4	20 2 0 2 1	5 1 0 0 1	6 1 0 0 1	2 0 0 0 0	6 1 0 1 0	2 0 0 0 0	0 0 0 0 0	0 0 0 0 0	0 0 0 0 0	1 6 5 0 1	48 7 7 20 10	85 7 7 31 17	11.57 27.00 0.00 0.00 9.00	3.000 2.000 0.000 1.000 1.000										









Batter	1	2	3	4	5	6	7	8	9	AB	R	H	RBI	BB	SO	LOB	TOP					
<b>Ronnie Belliard, R</b> OBP: 0.340, SLG: 0.407	4-2 WP BB		1-3 K		0-2 F8		1-3 K		0-0 F8	4	0	0	0	1	2	2	<b>Milwaukee Brewers @ Atlanta Braves</b> Turner Field, Atlanta, GA Tue May 01 2001, 7:35 PM EDT Att: 24,922 - Cloudy - 76 F					
<b>Tyler Houston, L</b> OBP: 0.357, SLG: 0.567	2-2 F8		0-0 2B		1-0 HR		2-3 K			4	1	2	1	0	1	1						
<b>Geoff Jenkins, L</b> OBP: 0.433, SLG: 0.692	2-2		4-0		0-0			1-3 K		2	0	2	0	1	0	0						
<b>Devon White, S</b> OBP: 0.538, SLG: 0.727	1-2 1B									1	0	0	0	0	1	0						
<b>Richie Sexson, R</b> OBP: 0.304, SLG: 0.411	0-3 K		0-0 IBB		3-1 F8			0-0 L8		3	0	0	1	0	1	3						
<b>Jeremy Burnitz, L</b> OBP: 0.420, SLG: 0.654	0-3 K			4-2 L8-6 BB	2-0 L1			1-1 HR		3	1	1	1	1	1	3						
<b>Jeffrey Hammonds, R</b> OBP: 0.323, SLG: 0.373		2-0 G6-3		0-1 L8-6		3-2 L6		0-1 F8		4	0	0	0	0	0	1						
<b>José Hernández, R</b> OBP: 0.300, SLG: 0.558		3-1 G6-3		1-0 HR		3-2 G5-3		2-3 K		4	1	1	0	0	1	0						
<b>Raul Casanova, S</b> OBP: 0.267, SLG: 0.320		2-0 F8		1-0 HR		1-1 G1-4-3		1-0 BB		4	1	2	2	0	0	0						
<b>Jimmy Haynes, R</b> OBP: 0.250, SLG: 0.250			0-2 2B	2-3 K			2-1 F7	4-2 SAFE		3	1	1	0	0	1	0						
<b>Chad Fox, R</b> OBP: 0.356, SLG: 0.293								1-2 BB		0	0	0	0	0	0	0						
<b>David Weathers, R</b> OBP: 0.356, SLG: 0.293										0	0	0	0	0	0	0						
<b>Tony Fernandez, S</b> OBP: 0.356, SLG: 0.293										0	0	0	0	1	0	0						
<b>Curt Leskanic, R</b> OBP: 0.356, SLG: 0.293										0	0	0	0	0	0	0						
<b>Inning Stats</b>	R: 0 E: 0 K: 2 S: 15	H: 1 LOB: 2 BB: 1 P: 23	R: 0 E: 0 K: 0 S: 4	H: 0 LOB: 0 BB: 0 P: 11	R: 1 E: 0 K: 1 S: 8	H: 2 LOB: 1 BB: 1 P: 13	R: 2 E: 0 K: 1 S: 12	H: 2 LOB: 0 BB: 1 P: 20	R: 1 E: 0 K: 0 S: 10	H: 2 LOB: 1 BB: 0 P: 16	R: 0 E: 0 K: 0 S: 9	H: 0 LOB: 0 BB: 0 P: 16	R: 0 E: 0 K: 2 S: 8	H: 0 LOB: 0 BB: 0 P: 13	R: 1 E: 0 K: 1 S: 8	H: 1 LOB: 0 BB: 1 P: 10	R: 0 E: 0 K: 1 S: 9	H: 1 LOB: 1 BB: 1 P: 16	1B: 5 2B: 3 3B: 0 HR: 3	SF: 1 SAC: 0 DP: 2 HBP: 0	WP: 1 PB: 0 CS: 0	PA: 37
<b>PITCHER</b>	IP WLS BF H R ER SO BB IBB HBP BLK WP HR S P ERA WHIP																					
<b>Kevin Millwood, R</b> ERA: 4.46	6.0 L 26 7 4 4 4 2 1 0 0 0 1 2 58 99 6.00 1.500																					
<b>Damian Moss, L</b> ERA: 4.5	1.0 3 0 0 0 2 0 0 0 0 0 0 0 8 13 0.00 0.000																					
<b>Mike Remlinger, L</b> ERA: 2.3	1.0 4 1 1 1 1 0 0 0 0 0 0 1 8 10 9.00 1.000																					
<b>Jose Cabrera, R</b> ERA: 1.8	1.0 4 1 0 0 1 1 0 0 0 0 0 0 9 16 0.00 2.000																					

Batter	1	2	3	4	5	6	7	8	9	AB	R	H	RBI	BB	SO	LOB	BOTTOM					
<b>Rafael Furcal, S</b> OBP: 0.285, SLG: 0.336	1-1 G3			2-3 K		0-0 1B		1-0 G5-3		4	0	1	0	0	1	0	<b>Milwaukee Brewers @ Atlanta Braves</b> Turner Field, Atlanta, GA Tue May 01 2001, 7:35 PM EDT Att: 24,922 - Cloudy - 76 F					
<b>Andruw Jones, R</b> OBP: 0.350, SLG: 0.510	3-2 G1-4-3			0-0 F9		2-1 F3		1-0 F8		4	0	0	0	0	0	1						
<b>10 Chipper Jones, S</b> OBP: 0.452, SLG: 0.649	0-2 F8			3-2 P4			2-1 HR	3-2 G6-3		4	1	1	1	0	0	0						
<b>B.J. Surhoff, L</b> OBP: 0.271, SLG: 0.286		0-1 G6-3		0-0 G4-3		1-2 HR		2-3 K		4	1	1	0	0	1	0						
<b>Brian Jordan, R</b> OBP: 0.284, SLG: 0.427		0-2 G5-3		0-0 L5		1-0 F9		0-2 1B		4	0	1	0	0	0	1						
<b>Javy Lopez, R</b> OBP: 0.287, SLG: 0.391		0-3 K		1-1 3B		2-2 HR		0-3 K		4	1	2	2	0	2	1						
<b>Rico Brogna, L</b> OBP: 0.346, SLG: 0.347			0-0 F7		1-3 K		2-3 K	2-2 G4-3		4	0	0	0	0	2	2						
<b>Keith Lockhart, L</b> OBP: 0.382, SLG: 0.345			0-1 G3		0-2 G4-3		1-0 2B			3	0	1	0	0	0	0						
<b>Kevin Millwood, R</b> ERA: 4.46			0-1 F9		0-2 G3		0-0 P6			1	0	0	0	0	0	0						
<b>Marcus Giles, R</b> ERA: 5.94										1	0	0	0	0	0	0						
<b>Damian Moss, R</b> ERA: 4.5										0	0	0	0	0	0	0						
<b>Dave Martinez, L</b> ERA: 1.2										0	0	0	0	0	0	1						
<b>Mike Remlinger, L</b> ERA: 2.3										0	0	0	0	0	0	0						
<b>Jose Cabrera, R</b> ERA: 1.8										0	0	0	0	0	0	0						
<b>Inning Stats</b>	R: 0 E: 0 K: 0 S: 9	H: 0 LOB: 0 BB: 0 P: 13	R: 0 E: 0 K: 1 S: 9	H: 0 LOB: 0 BB: 0 P: 9	R: 0 E: 0 K: 0 S: 5	H: 0 LOB: 0 BB: 0 P: 5	R: 0 E: 0 K: 1 S: 7	H: 0 LOB: 0 BB: 0 P: 12	R: 0 E: 0 K: 0 S: 8	H: 1 LOB: 1 BB: 0 P: 10	R: 0 E: 0 K: 0 S: 9	H: 1 LOB: 1 BB: 0 P: 11	R: 3 E: 0 K: 1 S: 17	H: 4 LOB: 1 BB: 0 P: 26	R: 0 E: 0 K: 0 S: 5	H: 0 LOB: 0 BB: 0 P: 10	R: 0 E: 0 K: 2 S: 15	H: 1 LOB: 1 BB: 0 P: 19	1B: 3 2B: 1 3B: 1 HR: 2	SF: 0 SAC: 0 DP: 0 HBP: 0	WP: 0 PB: 0 CS: 0	PA: 34
<b>PITCHER</b>	IP WLS BF H R ER SO BB IBB HBP BLK WP HR S P ERA WHIP																					
<b>Jimmy Haynes, R</b> ERA: 5.94	6.1 W 24 5 3 3 3 0 0 0 0 0 0 0 5 78 4.26 0.789																					
<b>Chad Fox, R</b> ERA: 1.2	0.2 H 3 1 0 0 1 0 0 0 0 0 0 0 5 8 0.00 1.500																					
<b>David Weathers, R</b> ERA: 1.2	1.0 H 3 0 0 0 0 0 0 0 0 0 0 0 5 10 0.00 0.000																					
<b>Curt Leskanic, R</b> ERA: 6.39	1.0 S 4 1 0 0 2 0 0 0 0 0 0 0 15 19 0.00 1.000																					







Batter	1	2	3	4	5	6	7	8	9	AB	R	H	RBI	BB	SO	LOB	TOP			
Ronnie Belliard, R OBP: 0.339, SLG: 0.404	(1, 4) 2-3 K		1-1 2B	1-2 G6-3			2-1 G6-3		0-0 2B	5	1	2	0	0	1	0				
Tyler Houston, L OBP: 0.329, SLG: 0.526	(1, 5) 0-3 K		0-0 2B				0-0 G4-3		0-0 G1	5	1	1	2	0	2	1				
Devon White, S OBP: 0.455, SLG: 0.621	(1, 7) 0-3 K		1-H 2B	3-2 G1-3			0-0 G6-3		0-0 F9	4	0	0	0	0	1	1				
Richie Sexson, R OBP: 0.303, SLG: 0.433	(1, 3)	2-1 1B	0-3 K				3-2 P9		1-1 HR	4	1	2	1	0	1	1				
Jeremy Burnitz, L OBP: 0.421, SLG: 0.632	(1, 9)	1-1 1B	4-1 2B				2-0 FC6-4 1B		2-3 K	3	1	2	0	1	1	0				
Jeffrey Hammonds, R OBP: 0.330, SLG: 0.389	(1, 8)	0-3 K	3-2 1B				1-1 FC6-4 1B		0-1 S	4	0	3	2	0	1	1				
José Hernández, R OBP: 0.299, SLG: 0.533	(1, 6)	4-2 1B	2-1 2B				1-2 FC6-4 1B		1-1 G6-3	3	0	0	0	1	0	4				
Henry Blanco, R OBP: 0.292, SLG: 0.270	(1, 2)	3-2 F9					2-2 P1		0-0 G4-3	4	0	0	0	0	0	4				
15 Ben Sheets, R Tony Fernandez, S Chad Fox, R David Weathers, R Angel Echevarria, R Mike DeJean, R	(1, 1) (7, PH) (7, 1) (8, 1) (9, PH) (9, 1)		4-1 1B	1-1 L6			0-0 F8		1-1 G4-3	1	1	0	0	1	0	0				
<b>Inning Stats</b>	R: 0 E: 0 K: 3 S: 9	H: 0 LOB: 0 BB: 0 P: 11	R: 0 E: 0 K: 1 S: 13	H: 2 LOB: 2 BB: 1 P: 23	R: 4 E: 0 K: 1 S: 19	H: 3 LOB: 1 BB: 2 P: 36	R: 0 E: 0 K: 0 S: 6	H: 0 LOB: 0 BB: 0 P: 9	R: 0 E: 0 K: 0 S: 5	H: 2 LOB: 1 BB: 0 P: 15	R: 0 E: 0 K: 1 S: 6	H: 0 LOB: 0 BB: 0 P: 10	R: 1 E: 0 K: 1 S: 10	H: 2 LOB: 1 BB: 0 P: 14	R: 0 E: 0 K: 0 S: 5	H: 1 LOB: 1 BB: 0 P: 6	1B: 6 2B: 3 3B: 0 HR: 1	SF: 0 SAC: 0 DP: 0 HBP: 0	WP: 1 PB: 0 SB: 1 CS: 2	PA: 38
<b>PITCHER</b>	IP WLS BF H R ER SO BB IBB HBP BLK WP HR S P ERA WHIP																			
John Burkett, R ERA: 3.47	(1, 1) 7.0 L 29 7 4 4 6 2 1 0 0 0 1 0 67 112 5.14 1.286																			
Kerry Ligtenberg, R ERA: 7.56	(8, 1) 1.0 5 2 1 1 1 0 0 0 0 0 0 1 10 14 9.00 2.000																			
Matt Whiteside, R ERA: 27.0	(9, 1) 1.0 4 1 0 0 0 0 0 0 0 0 0 0 5 6 0.00 1.000																			

Milwaukee Brewers @ Atlanta Braves  
Turner Field, Atlanta, GA  
Thu May 03 2001, 7:35 PM EDT  
Att: 26,411 - Sunny - 78 F

AB 35  
R 5  
H 10  
RBI 5  
BB 3  
SO 7  
LOB 12



Batter	1	2	3	4	5	6	7	8	9	AB	R	H	RBI	BB	SO	LOB	BOTTOM					
Rafael Furcal, S OBP: 0.273, SLG: 0.314	(1, 6) 2-2 G4-3		0-2 G1	3-2 G4-3			2-3 K		2-1 G1-3	5	0	0	0	0	1	2						
Andruw Jones, R OBP: 0.341, SLG: 0.487	(1, 8) 1-2 G5-3		1-2 1B				0-0 G6-3		1-3 K	5	0	1	0	0	2	1						
10 Chipper Jones, S OBP: 0.439, SLG: 0.610	(1, 5) 4-1 BB		2-0 F7				2-2 F7		2-3 K	3	0	0	0	1	1	1						
B.J. Surhoff, L OBP: 0.279, SLG: 0.319	(1, 7) 0-0 F7		0-0 1B				2-1 G4-3		2-2 L7	4	0	1	0	0	0	1						
Brian Jordan, R OBP: 0.312, SLG: 0.441	(1, 9)	4-1 1B	0-0 FC6-4				3-2 G6-4-3 1B		2-2 1B	3	0	3	0	1	0	0						
Rico Brogna, L OBP: 0.341, SLG: 0.333	(1, 3)	1-1 F7	1-1 FC6-4				4-0 G6-4-3 1B		3-1 1B	3	0	1	0	1	0	4						
Marcus Giles, R OBP: 0.250, SLG: 0.250	(1, 4)	2-2 1B					2-2 G6-4-3 1B		2-2 F8	4	0	2	0	0	0	4						
Paul Bako, L OBP: 0.182, SLG: 0.053	(1, 2)	1-3 K					2-1 G1-4-3		2-2 G1-3	3	0	0	0	1	1	3						
John Burkett, R OBP: 0.214, SLG: 0.154	(1, 1) 0-3 K		0-0 B5-6-4				1-2 F7		2-2 G1-3	2	0	0	0	0	1	4						
Keith Lockhart, L OBP: 0.358, SLG: 0.333	(7, PH)									1	0	0	0	0	0	0						
Kerry Ligtenberg, R ERA: 1.17	(8, 1)									0	0	0	0	0	0	0						
Matt Whiteside, R ERA: 0.400, SLG: 0.382	(9, PH)									1	0	1	0	0	0	0						
<b>Inning Stats</b>	R: 0 E: 0 K: 0 S: 8	H: 0 LOB: 1 BB: 1 P: 15	R: 0 E: 0 K: 2 S: 13	H: 1 LOB: 2 BB: 1 P: 21	R: 0 E: 0 K: 0 S: 11	H: 3 LOB: 3 BB: 0 P: 15	R: 0 E: 0 K: 0 S: 9	H: 1 LOB: 1 BB: 1 P: 16	R: 0 E: 0 K: 0 S: 7	H: 0 LOB: 0 BB: 0 P: 11	R: 0 E: 0 K: 0 S: 11	H: 1 LOB: 1 BB: 1 P: 22	R: 0 E: 0 K: 2 S: 10	H: 0 LOB: 0 BB: 0 P: 13	R: 0 E: 0 K: 1 S: 16	H: 2 LOB: 2 BB: 0 P: 27	R: 0 E: 0 K: 1 S: 11	H: 1 LOB: 1 BB: 0 P: 18	1B: 9 2B: 0 3B: 0 HR: 0	SF: 0 SAC: 0 DP: 2 HBP: 0	WP: 0 PB: 0 SB: 0 CS: 0	PA: 38
<b>PITCHER</b>	IP WLS BF H R ER SO BB IBB HBP BLK WP HR S P ERA WHIP																					
15 Ben Sheets, R ERA: 3.7	(1, 1) 6.0 W 26 6 0 0 2 4 0 0 0 0 0 0 22 34 0.00 1.667																					
Chad Fox, R ERA: 1.17	(7, 1) 1.2 7 2 0 0 3 0 0 0 0 0 0 0 22 34 0.00 1.200																					
David Weathers, R ERA: 1.17	(8, 1) 0.1 1 0 0 0 0 0 0 0 0 0 0 0 4 6 0.00 0.000																					
Mike DeJean, R ERA: 3.72	(9, 1) 1.0 4 1 0 0 1 0 0 0 0 0 0 0 11 18 0.00 1.000																					

Milwaukee Brewers @ Atlanta Braves  
Turner Field, Atlanta, GA  
Thu May 03 2001, 7:35 PM EDT  
Att: 26,411 - Sunny - 78 F

AB 34  
R 0  
H 9  
RBI 0  
BB 4  
SO 6  
LOB 20





Batter	1	2	3	4	5	6	7	8	9	AB	R	H	RBI	BB	SO	LOB	TOP		
<b>Devon White, S</b> OBP: 0.395, SLG: 0.529										5	0	0	0	0	2	1	<b>Milwaukee Brewers @ Florida Marlins</b> Pro Player Stadium, Miami, FL Fri May 04 2001, 7:05 PM EDT Att: 11,708 - Cloudy - 78 F		
<b>Ronnie Belliard, R</b> OBP: 0.342, SLG: 0.398										4	1	1	0	1	1	1			
<b>Jeremy Burnitz, L</b> OBP: 0.420, SLG: 0.611										3	0	0	0	2	1	2			
<b>Richie Sexson, R</b> OBP: 0.316, SLG: 0.441										5	0	3	1	0	0	2			
<b>Tyler Houston, L</b> OBP: 0.321, SLG: 0.506										5	0	1	0	0	0	2			
<b>Jeffrey Hammonds, R</b> OBP: 0.346, SLG: 0.441										3	2	2	1	0	0	0			
<b>Raul Casanova, S</b> OBP: 0.285, SLG: 0.286										3	1	0	0	1	1	2			
<b>Luis Lopez, S</b> OBP: 0.290, SLG: 0.393										4	1	1	0	0	3	2			
<b>Jamey Wright, R</b> OBP: 0.389, SLG: 0.333										2	0	1	2	0	1	0			
<b>Tony Fernandez, S</b> OBP: 0.354, SLG: 0.279										0	0	0	0	1	0	0			
<b>Will Cunnane, R</b> OBP: 0.279, SLG: 0.279										0	0	0	0	0	0	0			
<b>Mike DeJean, R</b> OBP: 0.279, SLG: 0.279										0	0	0	0	0	0	0			
<b>James Mouton, R</b> OBP: 0.225, SLG: 1.143										1	1	1	2	0	0	0			
<b>Inning Stats</b>	R: 0 E: 0 K: 1 S: 12	H: 2 LOB: 2 BB: 1 P: 22	R: 1 E: 0 K: 2 S: 11	H: 1 LOB: 0 BB: 0 P: 17	R: 0 E: 0 K: 1 S: 11	H: 1 LOB: 1 BB: 0 P: 14	R: 2 E: 0 K: 1 S: 9	H: 1 LOB: 1 BB: 1 P: 19	R: 0 E: 0 K: 0 S: 7	H: 0 LOB: 1 BB: 1 P: 13	R: 0 E: 0 K: 3 S: 13	H: 0 LOB: 1 BB: 1 P: 21	R: 0 E: 0 K: 1 S: 10	H: 2 LOB: 2 BB: 0 P: 14	R: 3 E: 0 K: 0 S: 13	H: 3 LOB: 1 BB: 1 P: 23	1B: 6 2B: 2 3B: 0 HR: 2	SF: 0 SAC: 0 DP: 0 HBP: 1	WP: 0 PA: 41 PB: 0 SB: 1 CS: 0
<b>PITCHER</b>	IP WLS BF H R ER SO BB IBB HBP BLK WP HR S P ERA WHIP																		
<b>Ryan Dempster, R</b> ERA: 4.67	(1, 1)	7.2	W	33	7	3	3	8	4	0	1	0	0	0	1	74	120	3.52	1.435
<b>Dan Miceli, R</b> ERA: 6.3	(8, 1)	0.1	H	1	0	0	0	1	0	0	0	0	0	0	3	4	0.00	0.000	
<b>Braden Looper, R</b> ERA: 5.17	(9, 1)	0.2		6	3	3	3	0	1	0	0	0	0	1	11	21	40.50	6.000	
<b>Antonio Alfonseca, R</b> ERA: 2.63	(9, 1)	0.1	S	1	0	0	0	0	0	0	0	0	0	0	2	2	0.00	0.000	

Batter	1	2	3	4	5	6	7	8	9	AB	R	H	RBI	BB	SO	LOB	BOTTOM		
<b>Luis Castillo, S</b> OBP: 0.355, SLG: 0.310										3	1	0	0	2	2	1	<b>Milwaukee Brewers @ Florida Marlins</b> Pro Player Stadium, Miami, FL Fri May 04 2001, 7:05 PM EDT Att: 11,708 - Cloudy - 78 F		
<b>Eric Owens, R</b> OBP: 0.347, SLG: 0.391										5	0	1	1	0	0	2			
<b>Cliff Floyd, L</b> OBP: 0.400, SLG: 0.620										5	2	2	3	0	1	3			
<b>Preston Wilson, R</b> OBP: 0.405, SLG: 0.565										4	2	2	1	1	1	0			
<b>Mike Lowell, R</b> OBP: 0.355, SLG: 0.551										4	0	1	1	1	0	3			
<b>Charles Johnson, R</b> OBP: 0.400, SLG: 0.744										4	0	2	1	0	2	1			
<b>Lyle Mouton, R</b> OBP: 0.396, SLG: 0.529										0	1	0	0	0	0	0			
<b>Derrek Lee, R</b> OBP: 0.276, SLG: 0.330										2	1	0	0	2	0	2			
<b>Alex Gonzalez, R</b> OBP: 0.396, SLG: 0.419										4	1	1	0	0	1	2			
<b>Ryan Dempster, R</b> OBP: 0.133, SLG: 0.143										3	0	1	0	0	2	0			
<b>Kevin Millar, R</b> OBP: 0.444, SLG: 0.444										1	1	1	2	0	0	0			
<b>Braden Looper, R</b> OBP: 0.279, SLG: 0.279										0	0	0	0	0	0	0			
<b>Antonio Alfonseca, R</b> OBP: 0.279, SLG: 0.279										0	0	0	0	0	0	0			
<b>Inning Stats</b>	R: 3 E: 1 K: 1 S: 17	H: 3 LOB: 2 BB: 1 P: 29	R: 0 E: 0 K: 2 S: 8	H: 0 LOB: 0 BB: 0 P: 10	R: 1 E: 0 K: 0 S: 8	H: 2 LOB: 1 BB: 1 P: 16	R: 0 E: 0 K: 1 S: 5	H: 0 LOB: 1 BB: 1 P: 10	R: 1 E: 0 K: 1 S: 10	H: 1 LOB: 0 BB: 0 P: 14	R: 0 E: 0 K: 2 S: 13	H: 1 LOB: 0 BB: 0 P: 21	R: 0 E: 0 K: 1 S: 8	H: 0 LOB: 0 BB: 0 P: 14	R: 4 E: 0 K: 1 S: 17	H: 4 LOB: 3 BB: 3 P: 37	1B: 6 2B: 3 3B: 0 HR: 2	SF: 0 SAC: 0 DP: 1 HBP: 0	WP: 0 PA: 41 PB: 0 SB: 2 CS: 0
<b>PITCHER</b>	IP WLS BF H R ER SO BB IBB HBP BLK WP HR S P ERA WHIP																		
<b>Jamey Wright, R</b> ERA: 3.68	(1, 1)	6.0	L	28	7	5	4	7	3	0	0	0	0	0	0	0	6.00	1.667	
<b>Will Cunnane, R</b> ERA: 7.71	(7, 1)	1.1		8	3	4	4	1	1	0	0	0	0	0	17	32	27.00	3.000	
<b>Mike DeJean, R</b> ERA: 3.48	(8, 1)	0.2		5	1	0	0	1	2	0	0	0	0	0	8	19	0.00	4.500	



Batter	1	2	3	4	5	6	7	8	9	AB	R	H	RBI	BB	SO	LOB	TOP					
Devon White, S (1, 7) OBP: 0.357, SLG: 0.474 James Mouton, R (6, 7) OBP: 0.556, SLG: 1.000	L6	K			G3-1	G4-3			L5	4	0	0	0	0	1	0	<b>Milwaukee Brewers @ Florida Marlins</b> Pro Player Stadium, Miami, FL Sat May 05 2001, 7:05 PM EDT Att: 17,253 - Cloudy - 78 F					
Ronnie Belliard, R (1, 4) OBP: 0.361, SLG: 0.400	WP 2B BB	F8			2B 1B BB				1B	2	2	1	0	3	0	0						
Jeffrey Hammonds, R (1, 8) OBP: 0.339, SLG: 0.439	K	K			1B FC6-4 2B			F9	L4	5	1	1	0	0	2	3						
Jeremy Burnitz, L (1, 9) OBP: 0.422, SLG: 0.617	2H 3B 2B			G3-1	FC6-4 1B					4	1	2	2	0	1	1						
Richie Sexson, R (1, 3) OBP: 0.314, SLG: 0.453	2H 1B 3B			G5-3	FC6-4					4	1	1	2	0	1	2						
Tyler Houston, L (1, 5) OBP: 0.316, SLG: 0.494	2H 2B 1B			F9	G1-3				K	4	1	1	1	0	1	1						
José Hernández, R (1, 6) OBP: 0.307, SLG: 0.558	1-2 2B BB			G6-3		HR			K	3	2	1	1	1	1	0						
Henry Blanco, R (1, 2) OBP: 0.289, SLG: 0.284	1-2 2B			K		K			F7	4	0	1	2	0	2	0						
Mark Leiter, R (1, 1) OBP: 0.250, SLG: 0.250 Allen Levrault, R (7, 1) Tony Fernandez, S (9, PH) Ray King, L (9, 1)	P3			K		K			K	3	0	0	0	0	2	1						
<b>Inning Stats</b>	R: 5 E: 0 K: 1 S: 18	H: 4 LOB: 1 BB: 2 P: 33	R: 0 E: 0 K: 2 S: 8	H: 0 LOB: 0 BB: 0 P: 16	R: 0 E: 0 K: 0 S: 6	H: 0 LOB: 0 BB: 0 P: 13	R: 0 E: 0 K: 2 S: 9	H: 0 LOB: 0 BB: 0 P: 13	R: 2 E: 0 K: 0 S: 9	H: 2 LOB: 1 BB: 1 P: 19	R: 1 E: 0 K: 2 S: 12	H: 1 LOB: 0 BB: 0 P: 19	R: 0 E: 0 K: 2 S: 12	H: 0 LOB: 1 BB: 1 P: 20	R: 0 E: 0 K: 2 S: 7	H: 0 LOB: 0 BB: 0 P: 14	R: 0 E: 0 K: 1 S: 12	H: 1 LOB: 1 BB: 0 P: 15	1B: 3 2B: 3 3B: 1 HR: 1	SF: 0 SAC: 0 DP: 0 HBP: 0	WP: 1 PB: 0 CS: 0	PA: 39
<b>PITCHER</b>	IP WLS BF H R ER SO BB IBB HBP BLK WP HR S P ERA WHIP	IP WLS BF H R ER SO BB IBB HBP BLK WP HR S P ERA WHIP															ERA WHIP					
Matt Clement, R (1, 1) ERA: 5.89	4.1 L 22 6 7 7 5 3 0 0 0 0 1 0 47 89 14.54 2.077																					
Joe Strong, R (5, 1) ERA: 1.35	0.2 2 0 0 0 0 0 0 0 0 0 0 3 5 0.00 0.000																					
Armando Almanza, L (6, 1) ERA: 2.25	2.0 8 1 1 1 4 1 0 0 0 0 0 1 24 39 4.50 1.000																					
Vladimir Nunez, R (8, 1) ERA: 3.38	2.0 7 1 0 0 3 0 0 0 0 0 0 0 19 29 0.00 0.500																					

Batter	1	2	3	4	5	6	7	8	9	AB	R	H	RBI	BB	SO	LOB	BOTTOM					
Luis Castillo, S (1, 4) OBP: 0.344, SLG: 0.298	K		G1-3		G4-3			G1-3		4	0	0	0	0	1	1	<b>Milwaukee Brewers @ Florida Marlins</b> Pro Player Stadium, Miami, FL Sat May 05 2001, 7:05 PM EDT Att: 17,253 - Cloudy - 78 F					
Eric Owens, R (1, 9) OBP: 0.344, SLG: 0.386	F9			F9		HR 1B		F9		4	1	1	0	0	0	0						
Cliff Floyd, L (1, 7) OBP: 0.403, SLG: 0.654 Lyle Mouton, R (9, 7)	K			F8 2B		1H HR		G4-3		4	1	2	2	0	1	0						
Preston Wilson, R (1, 8) OBP: 0.392, SLG: 0.545		F7		F8		F7		K		4	0	0	0	0	1	1						
Mike Lowell, R (1, 5) OBP: 0.360, SLG: 0.540		HBP		BB		F7		G6-3		2	0	0	0	1	0	0						
Charles Johnson, R (1, 2) OBP: 0.384, SLG: 0.711		F8		K		P2		K		4	0	0	0	0	2	3						
Derrek Lee, R (1, 3) OBP: 0.278, SLG: 0.330		K			L5	G6-4-3 1B				3	0	1	0	0	1	1						
Alex Gonzalez, R (1, 6) OBP: 0.394, SLG: 0.416		F7		F7	G1-3 1B	G6-4-3				3	0	1	0	0	0	1						
Matt Clement, R (1, 1) Joe Strong, S (5, 1) Ryan McGuire, L (5, PH) Armando Almanza, L (6, 1) Kevin Millar, R (7, PH) Vladimir Nunez, R (8, 1)		G4-3		G1-3	G1-3	K				1	0	0	0	0	0	0						
<b>Inning Stats</b>	R: 0 E: 0 K: 2 S: 9	H: 0 LOB: 0 BB: 0 P: 15	R: 0 E: 0 K: 1 S: 7	H: 0 LOB: 1 BB: 0 P: 12	R: 0 E: 0 K: 0 S: 6	H: 0 LOB: 0 BB: 0 P: 9	R: 0 E: 0 K: 1 S: 10	H: 1 LOB: 2 BB: 1 P: 18	R: 0 E: 0 K: 0 S: 7	H: 1 LOB: 1 BB: 0 P: 10	R: 2 E: 0 K: 0 S: 14	H: 2 LOB: 0 BB: 0 P: 17	R: 0 E: 0 K: 1 S: 6	H: 1 LOB: 0 BB: 0 P: 9	R: 0 E: 0 K: 0 S: 8	H: 0 LOB: 0 BB: 0 P: 11	R: 0 E: 0 K: 2 S: 8	H: 0 LOB: 0 BB: 0 P: 9	1B: 3 2B: 1 3B: 0 HR: 1	SF: 0 SAC: 0 DP: 1 HBP: 1	WP: 0 PB: 0 CS: 0	PA: 33
<b>PITCHER</b>	IP WLS BF H R ER SO BB IBB HBP BLK WP HR S P ERA WHIP	IP WLS BF H R ER SO BB IBB HBP BLK WP HR S P ERA WHIP															ERA WHIP					
Mark Leiter, R (1, 1) ERA: 3.78	6.0 W 24 4 2 2 4 1 0 1 0 0 0 53 81 3.00 0.833																					
Allen Levrault, R (7, 1) ERA: 3.66	2.0 6 1 0 0 1 0 0 0 0 0 0 0 14 20 0.00 0.500																					
Ray King, L (9, 1) ERA: 4.91	1.0 3 0 0 0 2 0 0 0 0 0 0 0 8 9 0.00 0.000																					







Batter	1	2	3	4	5	6	7	8	9	AB	R	H	RBI	BB	SO	LOB	TOP								
<b>Eric Young Sr. R</b> OBP: 0.353, SLG: 0.427	0-1 2B SF8 1B		1-0 HBP S 1B	1-1 E 1B	2-2 BB 1B			1-2 F9		5	3	4	0	0	0	0									
<b>Ricky Gutierrez R</b> OBP: 0.313, SLG: 0.426	2-1 1B		0-3 K	1-0 E6 1B	4-2 BB 1B			1-1 G6-3		4	1	2	0	1	1	1									
<b>Bill Mueller S</b> OBP: 0.422, SLG: 0.532	1-1 SF8		1-1 F7	4-2 1B BB	3-3 K			1-0 2B 1B HBP		2	1	0	1	1	1	4									
<b>Sammy Sosa R</b> OBP: 0.442, SLG: 0.612	2-1 F3		4-2 HBP 1B BB	0-0 1B		0-3 K		2-1 1B 2B		4	2	2	2	1	1	1									
<b>Rondell White R</b> OBP: 0.342, SLG: 0.481	1-3 K		1-2 BB 1B HBP	2-2 F7		0-2 F9		0-1 1B		4	0	1	2	0	1	3									
<b>Gary Matthews S</b> OBP: 0.242, SLG: 0.383			1-2 2-3 HBP	0-1 F7		2-1 F7		3-2 G4-3		0	0	0	0	0	0	0									
<b>Matt Stairs L</b> OBP: 0.333, SLG: 0.288		1-1 F7	0-1 BB 1B	2-2 F7		2-1 F7				5	0	1	2	0	0	3									
<b>Jeff Fassero L</b> OBP: 0.288, SLG: 0.288			1-2 2-H 3-H							0	0	0	0	0	0	0									
<b>Tom Gordon R</b> OBP: 0.288, SLG: 0.288										0	0	0	0	0	0	0									
<b>Damon Buford R</b> OBP: 0.233, SLG: 0.261		3-2 2B	4-0 1B BB			3-2 G6-3		1-0 L7		4	0	1	0	1	0	0									
<b>Joe Girardi R</b> OBP: 0.286, SLG: 0.263		3-2 F2	1-1 F8			2-1 G6-3		1-0 F9		5	0	0	0	0	0	4									
<b>Jon Lieber L</b> OBP: 0.211, SLG: 0.222		2-2 G4-3				0-0 F7		2-3 K		3	0	1	0	0	0	1									
<b>Manny Aybar R</b> OBP: 1.000, SLG: 1.000						1B				0	0	0	0	0	0	0									
<b>15 Julio Zuleta R</b> OBP: 0.313, SLG: 0.500						2B				1	0	0	0	0	1	0									
<b>Todd Van Poppel R</b> OBP: 0.281, SLG: 0.286										0	0	0	0	0	0	0									
<b>Ron Coomer R</b> OBP: 0.281, SLG: 0.286										1	0	0	0	0	0	0									
<b>Inning Stats</b>	R: 1 E: 0 K: 1 S: 11	H: 2 LOB: 1 BB: 0 P: 17	R: 0 E: 0 K: 0 S: 13	H: 1 LOB: 1 BB: 0 P: 22	R: 2 E: 0 K: 1 S: 14	H: 2 LOB: 3 BB: 2 P: 26	R: 2 E: 1 K: 0 S: 13	H: 3 LOB: 2 BB: 1 P: 21	R: 0 E: 0 K: 1 S: 21	H: 2 LOB: 3 BB: 1 P: 35	R: 0 E: 0 K: 1 S: 8	H: 0 LOB: 0 BB: 0 P: 10	R: 0 E: 0 K: 1 S: 5	H: 0 LOB: 0 BB: 0 P: 9	R: 2 E: 0 K: 0 S: 12	H: 2 LOB: 1 BB: 0 P: 20	R: 0 E: 0 K: 0 S: 6	H: 0 LOB: 0 BB: 0 P: 8	1B: 8 2B: 4 3B: 0 HR: 0	SF: 1 SAC: 0 DP: 0 HBP: 2	WP: 0 PB: 0 SB: 1 CS: 0	PA: 45			
<b>PITCHER</b>	IP	WLS	BF	H	R	ER	SO	BB	IBB	HBP	BLK	WP	HR	S	P	ERA	WHIP								
<b>Paul Rigdon R</b> ERA: 4.14	3.1		22	8	5	5	2	3	0	1	0	0	0	45	78	13.50	3.300								
<b>Allen Levrault R</b> ERA: 2.45	2.2		11	2	0	0	2	1	0	0	0	0	0	35	53	0.00	1.125								
<b>Chad Fox R</b> ERA:	1.0	H	3	0	0	0	1	0	0	0	0	0	0	5	9	0.00	0.000								
<b>David Weathers R</b> ERA: 2.08	2.0	L	9	2	2	2	0	0	0	1	0	0	0	18	28	9.00	1.000								

Chicago Cubs @ Milwaukee Brewers  
Miller Park, Milwaukee, WI  
Mon May 07 2001, 7:05 PM CDT  
Att: 30,239 - Cloudy - 66 F

AB 38  
R 7  
H 12  
RBI 7  
BB 4  
SO 5  
LOB 17



Batter	1	2	3	4	5	6	7	8	9	AB	R	H	RBI	BB	SO	LOB	BOTTOM								
<b>Ronnie Belliard R</b> OBP: 0.378, SLG: 0.422	0-1 SH5-3 SF7 2B		3-1 1B			3-2 F8 1B 1B	2-3 K		4-1 BB	4	2	3	1	1	1	0									
<b>Tyler Houston L</b> OBP: 0.326, SLG: 0.489	0-0 SH5-3		1-0 G4-3			0-1 F8 1B	4-1 BB		2-3 K	3	1	1	0	1	1	3									
<b>Jeffrey Hammonds R</b> OBP: 0.325, SLG: 0.419	1-2 SF7		0-0 F7			0-0 F8	1-3 K			3	0	0	1	0	1	3									
<b>Jeromy Burnitz L</b> OBP: 0.411, SLG: 0.598	0-0 L9		0-0 G4-3			3-2 HR 1B		1-3 K		4	1	1	2	0	1	0									
<b>Devon White S</b> OBP: 0.362, SLG: 0.524		4-0 G5-4-3 BB		3-1 G4-3		0-0 HR		3-3 K		3	1	1	2	1	1	0									
<b>José Hernández R</b> OBP: 0.306, SLG: 0.535		1-2 G5-4-3			2-2 G5-3	0-1 G3 1B		1-3 K		4	0	1	0	0	1	1									
<b>Tony Fernandez S</b> OBP: 0.333, SLG: 0.269		1-1 G4-3			0-2 F8	1-0 G3		1-2 FC4 1B		4	0	1	0	0	0	1									
<b>Raul Casanova S</b> OBP: 0.243, SLG: 0.258			3-2 L4		0-2 G1-3	0-1 P6		0-2 FC4 BB		3	0	0	0	0	0	1									
<b>Chad Fox R</b> ERA: 2.08								1-2 K		0	0	0	0	0	0	0									
<b>David Weathers R</b> ERA:										0	0	0	0	0	0	0									
<b>Luis Lopez S</b> OBP: 0.257, SLG: 0.344								1-2 K		1	0	0	0	0	0	1									
<b>Paul Rigdon R</b> OBP: 0.182, SLG: 0.182			0-2 F8			3-2 BLK 1B 1B		1-3 K		1	0	0	0	0	0	0									
<b>Allen Levrault R</b> ERA: 2.08										0	0	0	0	0	0	0									
<b>James Mouton R</b> OBP: 0.429, SLG: 0.692										1	1	1	0	0	0	0									
<b>Henry Blanco R</b> OBP: 0.275, SLG: 0.268										1	0	0	0	0	0	0									
<b>Angel Echevarria R</b> OBP: 0.188, SLG: 0.025										1	0	0	0	0	1	1									
<b>Inning Stats</b>	R: 1 E: 0 K: 0 S: 7	H: 1 LOB: 0 BB: 0 P: 8	R: 0 E: 0 K: 0 S: 6	H: 0 LOB: 0 BB: 1 P: 12	R: 0 E: 0 K: 0 S: 10	H: 1 LOB: 1 BB: 0 P: 17	R: 0 E: 0 K: 0 S: 4	H: 0 LOB: 0 BB: 0 P: 7	R: 0 E: 0 K: 2 S: 10	H: 0 LOB: 1 BB: 1 P: 18	R: 0 E: 0 K: 3 S: 12	H: 0 LOB: 0 BB: 0 P: 17	R: 0 E: 0 K: 2 S: 14	H: 1 LOB: 2 BB: 1 P: 22	1B: 7 2B: 1 3B: 0 HR: 1	SF: 1 SAC: 1 DP: 1 HBP: 0	WP: 0 PB: 0 SB: 0 CS: 0	PA: 38							
<b>PITCHER</b>	IP	WLS	BF	H	R	ER	SO	BB	IBB	HBP	BLK	WP	HR	S	P	ERA	WHIP								
<b>Jon Lieber R</b> ERA: 3.75	5.1		23	7	6	6	0	1	0	0	1	0	0	51	79	10.12	1.500								
<b>Manny Aybar R</b> ERA: 2.08	0.2		3	1	0	0	0	0	0	0	0	0	0	5	6	0.00	1.500								
<b>Todd Van Poppel R</b> ERA: 6.17	1.0	W	4	0	0	0	2	1	0	0	0	0	0	10	18	0.00	1.000								
<b>Jeff Fassero L</b> ERA: 5.17	1.0	H	3	0	0	0	3	0	0	0	0	0	0	12	17	0.00	0.000								
<b>Tom Gordon R</b> ERA:	1.0	S	5	1	0	0	2	1	0	0	0	0	0	14	22	0.00	2.000								

Chicago Cubs @ Milwaukee Brewers  
Miller Park, Milwaukee, WI  
Mon May 07 2001, 7:05 PM CDT  
Att: 30,239 - Cloudy - 66 F

AB 33  
R 6  
H 9  
RBI 6  
BB 3  
SO 7  
LOB 11

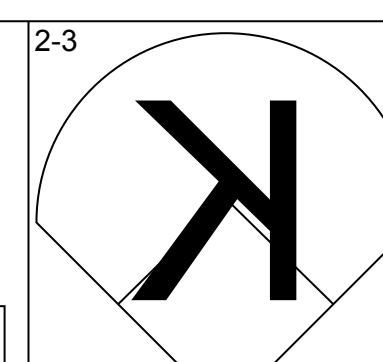
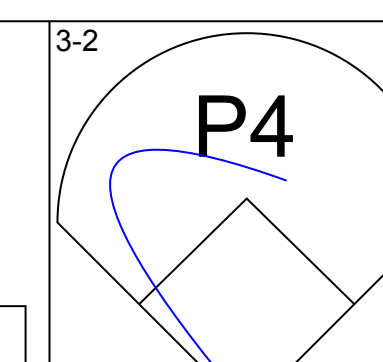
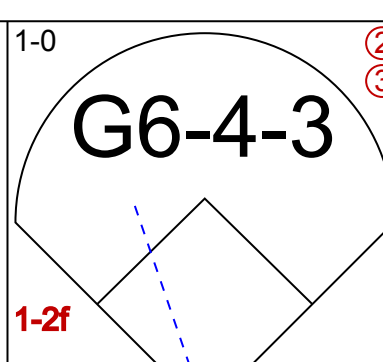
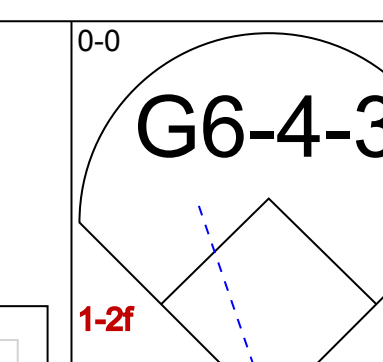
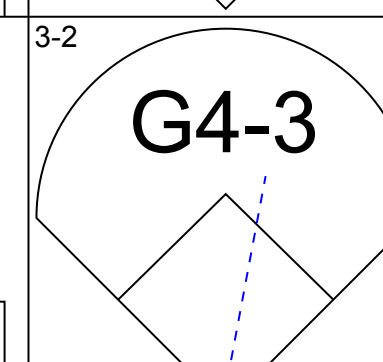
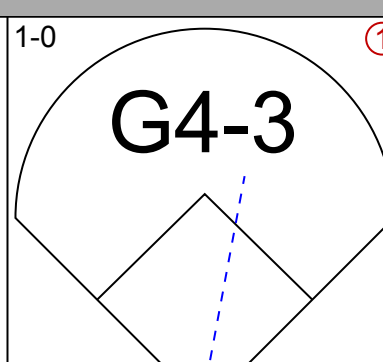
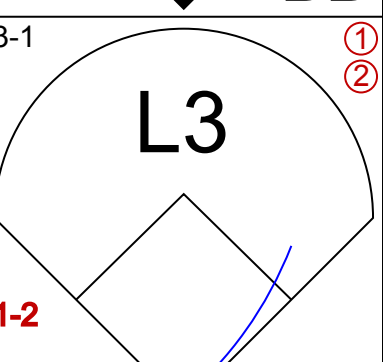
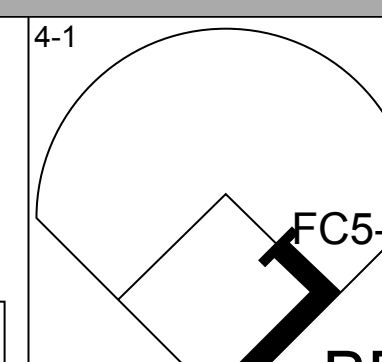
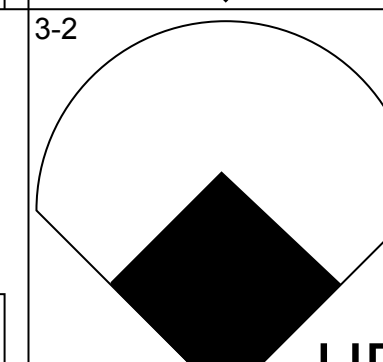
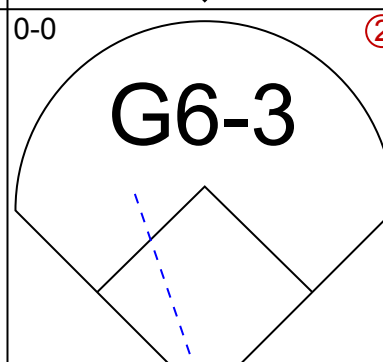
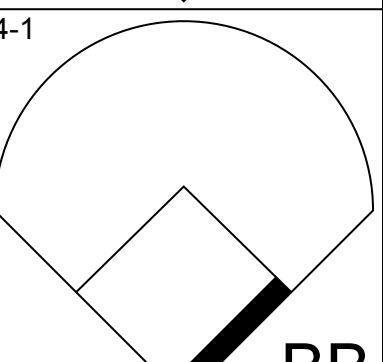
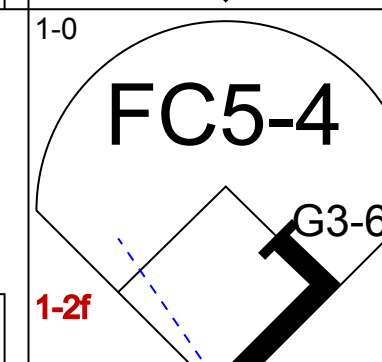
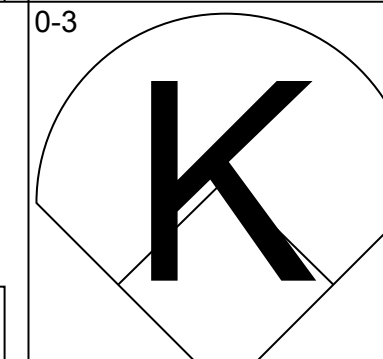
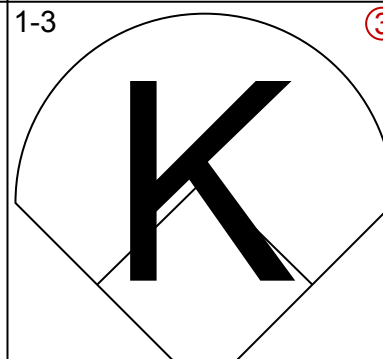
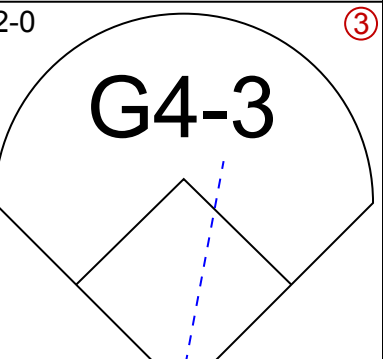
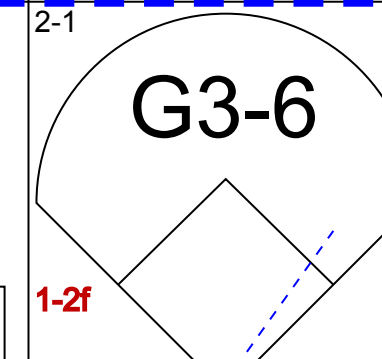
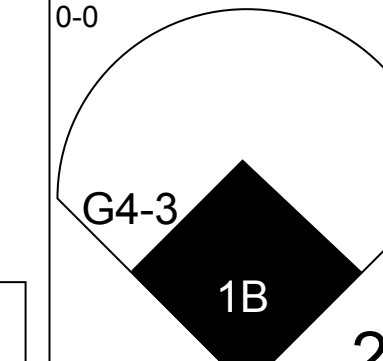
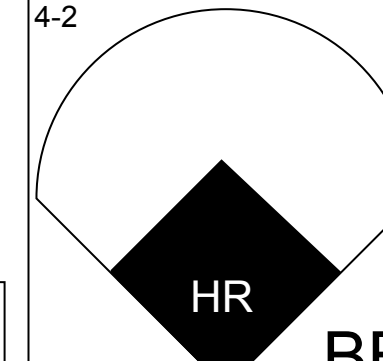
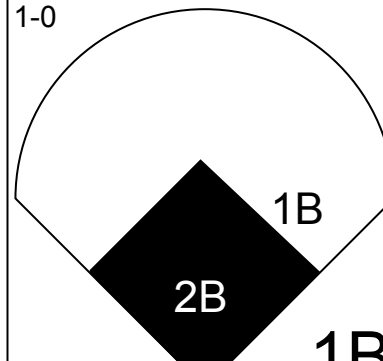
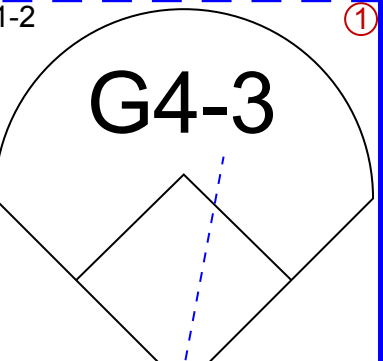
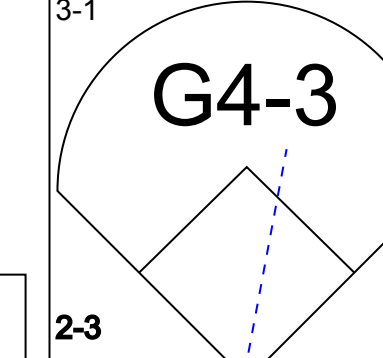
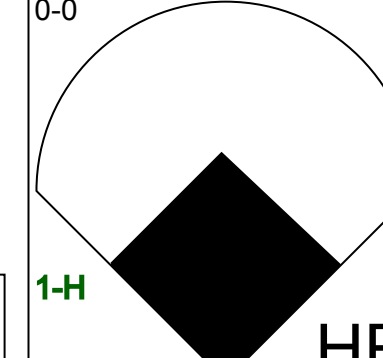
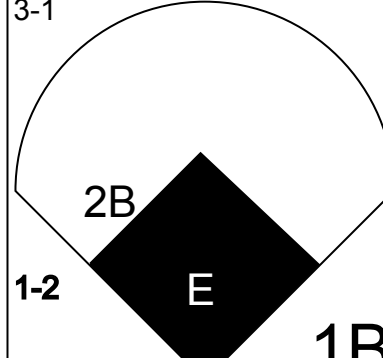
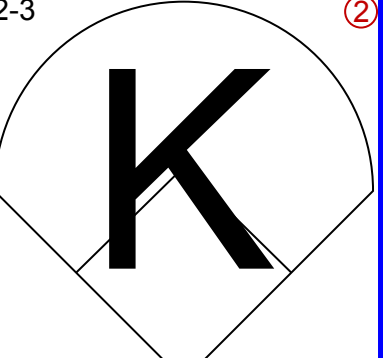
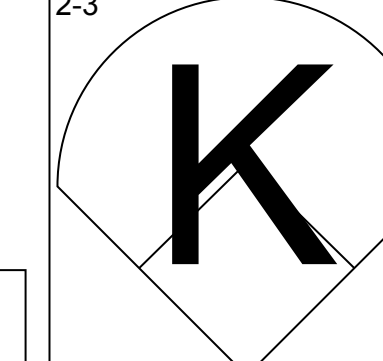
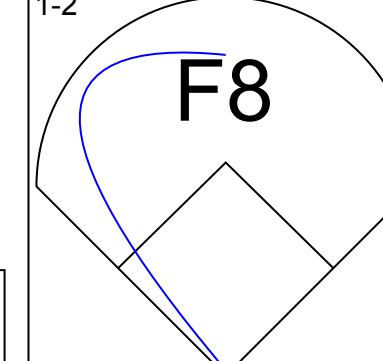
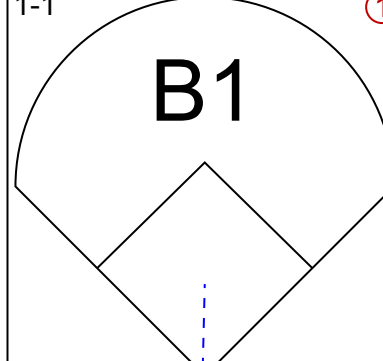
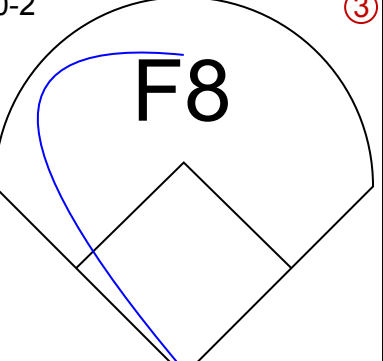
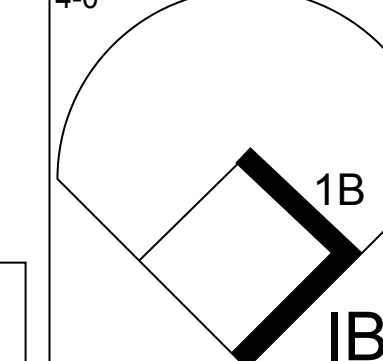
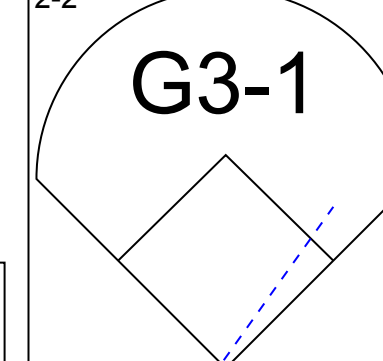
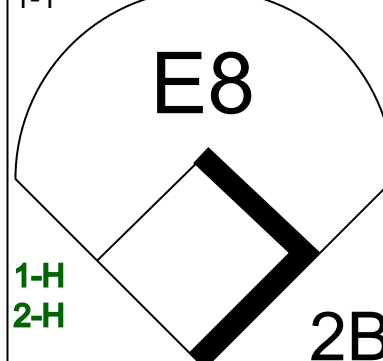

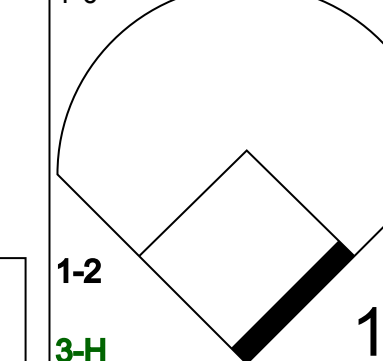
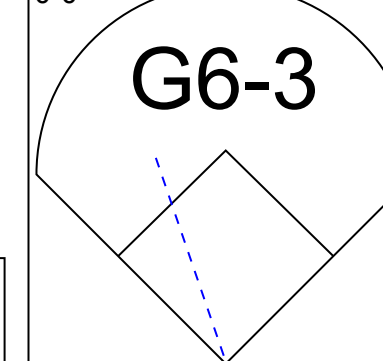
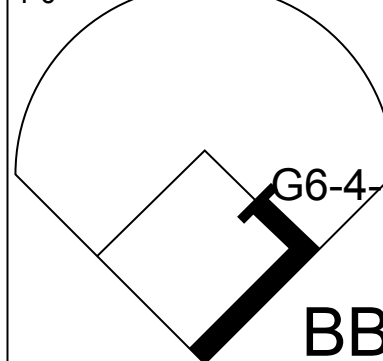





Batter	1	2	3	4	5	6	7	8	9	AB	R	H	RBI	BB	SO	LOB	TOP											
<b>Eric Young Sr. R</b> OBP: 0.350, SLG: 0.430 (1, 4)	G6-3		K			2B		P6		4	0	1	0	0	1	1	<b>Chicago Cubs @ Milwaukee Brewers</b> Miller Park, Milwaukee, WI Tue May 08 2001, 7:05 PM CDT Att: 26,751 - Sunny - 73 F											
<b>Ricky Gutierrez R</b> OBP: 0.302, SLG: 0.410 (1, 6)	K			G5-3		G6-3		G4-3		4	0	0	0	0	1													
<b>Bill Mueller S</b> OBP: 0.409, SLG: 0.513 (1, 5)	F8			G4-3			L3		G6-3	4	0	0	0	0	0													
<b>Sammy Sosa R</b> OBP: 0.430, SLG: 0.589 (1, 9)		K		G4-3			K		K	4	0	0	0	0	3	0												
<b>Rondell White R</b> OBP: 0.347, SLG: 0.477 (1, 7)				G4-6-3 1B		P3	2B BB		G5-3	3	0	1	0	1	0	0												
<b>Todd Hundley S</b> OBP: 0.297, SLG: 0.413 (1, 2)				G4-6-3 1-2F		P4	2-0			3	0	1	0	0	0	1												
<b>Ron Coomer R</b> OBP: 0.231, SLG: 0.250 (1, 3)					F9	F3			G1-3	3	0	0	0	0	0	2												
<b>Damon Buford R</b> OBP: 0.237, SLG: 0.306 <b>Felix Heredia L</b> (8, 1)					F8			F9	HR	3	1	1	1	0	0	0												
<b>34 Kerry Wood R</b> OBP: 0.214, SLG: 0.286 <b>Gary Matthews S</b> OBP: 0.239, SLG: 0.377 (8, PH)									G5-3	0	0	0	0	0	0	0												
<b>Inning Stats</b>	R: 0 H: 0 E: 0 K: 1 S: 9	H: 0 LOB: 0 BB: 0 P: 13	R: 0 H: 1 E: 0 K: 1 S: 7	LOB: 0 BB: 0 P: 14	R: 0 H: 1 E: 0 K: 1 S: 8	LOB: 1 BB: 0 P: 10	R: 0 H: 0 E: 0 K: 0 S: 8	H: 0 LOB: 0 BB: 0 P: 13	R: 0 H: 0 E: 0 K: 0 S: 6	H: 0 LOB: 0 BB: 0 P: 12	R: 0 H: 1 E: 0 K: 0 S: 11	H: 1 LOB: 1 BB: 0 P: 20	R: 0 H: 1 E: 0 K: 1 S: 11	H: 1 LOB: 2 BB: 1 P: 19	R: 1 H: 1 E: 0 K: 0 S: 11	H: 1 LOB: 0 BB: 0 P: 17		R: 0 H: 0 E: 0 K: 1 S: 8	H: 0 LOB: 0 BB: 0 P: 11	1B: 1 2B: 3 3B: 0 HR: 1	SF: 0 SAC: 0 DP: 1 HBP: 0	WP: 0 PB: 0 SB: 0 CS: 0	PA: 32					
<b>PITCHER</b>	IP	WLS	BF	H	R	ER	SO	BB	IBB	HBP	BLK	WP	HR	S	P	ERA	WHIP											
<b>15 Ben Sheets R</b> ERA: 3.16 <b>Chad Fox R</b> ERA: <b>Curt Lesknic R</b> ERA: 5.52	(1, 1)	7.0	W	26	5	1	1	4	1	0	0	0	0	1	62	104	1.29	0.857										
(8, 1)	1.0	H	3	0	0	0	0	0	0	0	0	0	0	9	14	0.00	0.000											
(9, 1)	1.0	S	3	0	0	0	1	0	0	0	0	0	0	8	11	0.00	0.000											

Batter	1	2	3	4	5	6	7	8	9	AB	R	H	RBI	BB	SO	LOB	BOTTOM											
<b>Ronnie Belliard R</b> OBP: 0.366, SLG: 0.407 (1, 4)	G5-3		K		FC5-4		K			4	0	0	0	0	2	2	<b>Chicago Cubs @ Milwaukee Brewers</b> Miller Park, Milwaukee, WI Tue May 08 2001, 7:05 PM CDT Att: 26,751 - Sunny - 73 F											
<b>Tyler Houston L</b> OBP: 0.313, SLG: 0.467 (1, 5)	F7					K		G4-3		4	0	0	0	0	2	0												
<b>Jeffrey Hammonds R</b> OBP: 0.322, SLG: 0.413 (1, 8)	K					K				4	1	1	0	0	3	0												
<b>Jeromy Burnitz L</b> OBP: 0.422, SLG: 0.592 (1, 9)								F7		1	1	0	0	1	0	1												
<b>Richie Sexson R</b> OBP: 0.317, SLG: 0.473 (1, 3)										4	1	1	2	0	2	3												
<b>Devon White S</b> OBP: 0.380, SLG: 0.500 (1, 7)								F9		2	1	0	0	1	0	1												
<b>José Hernández R</b> OBP: 0.306, SLG: 0.524 (1, 6)										2	0	0	0	1	2	1												
<b>Raul Casanova S</b> OBP: 0.250, SLG: 0.265 (1, 2)										3	0	1	1	0	0	1												
<b>15 Ben Sheets R</b> ERA: 4.17 <b>Chad Fox R</b> ERA: 1.96 <b>Curt Lesknic R</b> ERA: 5.52	(1, 1)	7.0	L	28	2	4	4	12	3	0	2	0	0	0	0	0												
(8, 1)	1.0		4	1	0	0	0	0	0	0	0	0	0	0	0	0												
(9, 1)	1.0		4	1	0	0	0	0	0	0	0	0	0	0	0	0												
<b>Inning Stats</b>	R: 0 H: 0 E: 0 K: 1 S: 6	H: 0 LOB: 0 BB: 0 P: 9	R: 0 H: 0 E: 0 K: 1 S: 7	H: 0 LOB: 0 BB: 0 P: 8	R: 0 H: 0 E: 0 K: 1 S: 9	H: 0 LOB: 1 BB: 1 P: 14	R: 0 H: 0 E: 0 K: 3 S: 12	H: 0 LOB: 1 BB: 1 P: 19	R: 1 H: 1 E: 0 K: 1 S: 13	H: 1 LOB: 1 BB: 1 P: 23	R: 3 H: 1 E: 0 K: 3 S: 17	H: 1 LOB: 0 BB: 0 P: 27	R: 0 H: 0 E: 0 K: 2 S: 9	H: 0 LOB: 0 BB: 0 P: 10	R: 0 H: 1 E: 0 K: 0 S: 8	H: 1 LOB: 1 BB: 0 P: 10	1B: 2 2B: 0 3B: 0 HR: 1	SF: 0 SAC: 1 DP: 0 HBP: 2	WP: 2 PB: 0 SB: 2 CS: 0	PA: 32								
<b>PITCHER</b>	IP	WLS	BF	H	R	ER	SO	BB	IBB	HBP	BLK	WP	HR	S	P	ERA	WHIP											
<b>34 Kerry Wood R</b> ERA: 4.17 <b>Felix Heredia L</b> ERA: 1.96	(1, 1)	7.0	L	28	2	4	4	12	3	0	2	0	0	0	0	0	5.14	0.714										
(8, 1)	1.0		4	1	0	0	0	0	0	0	0	0	0	8	10	0.00	1.000											

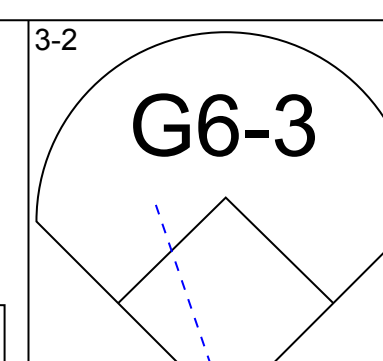
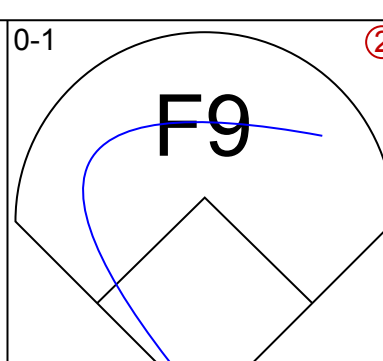
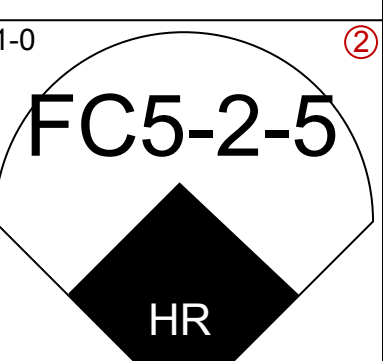
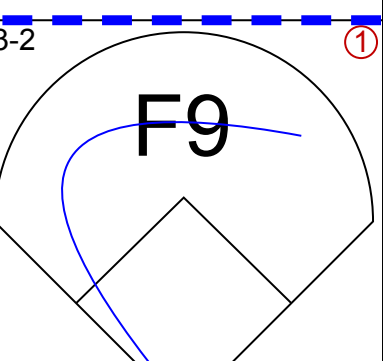
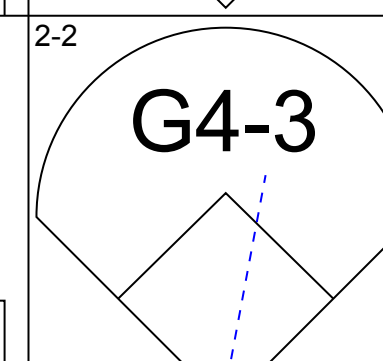
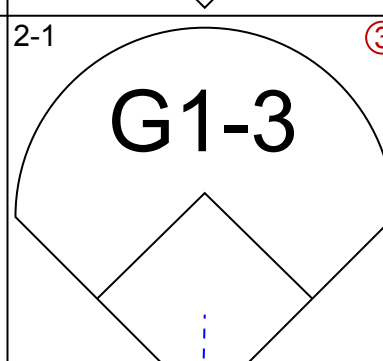
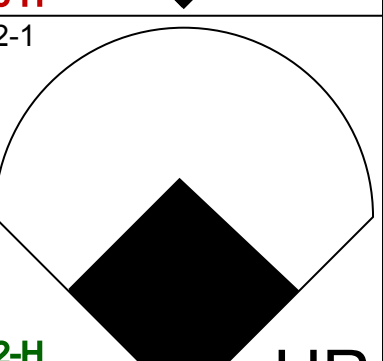
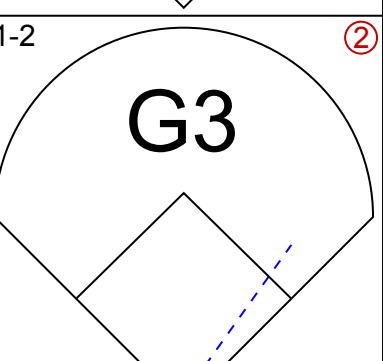
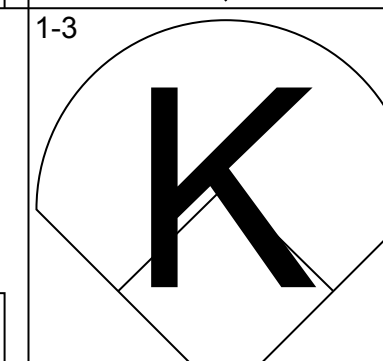
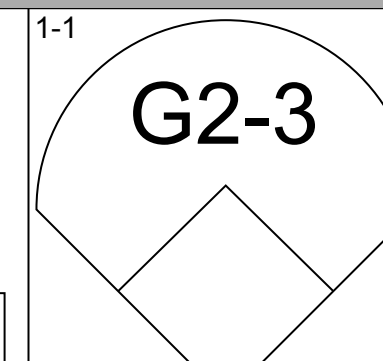
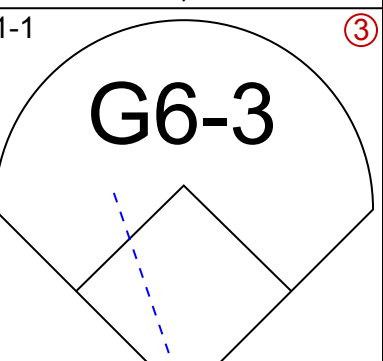
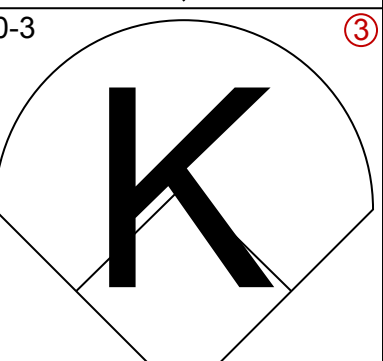
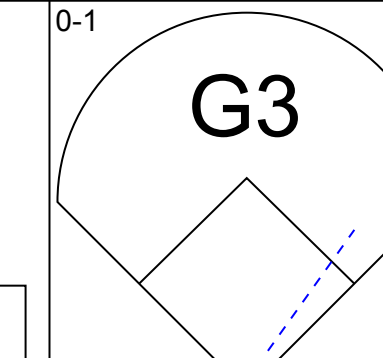
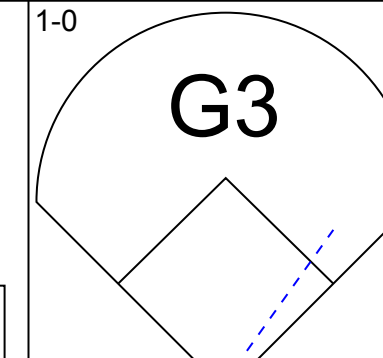
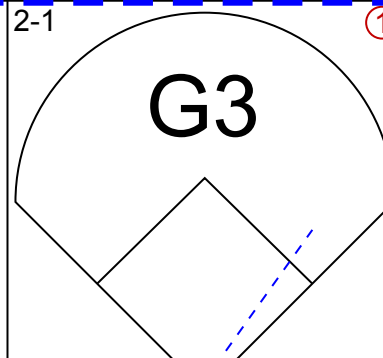

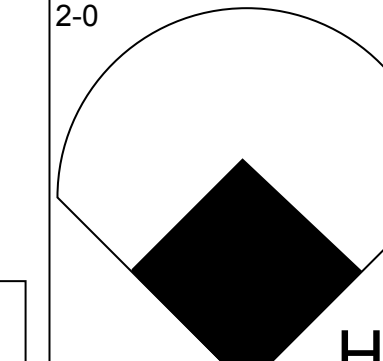
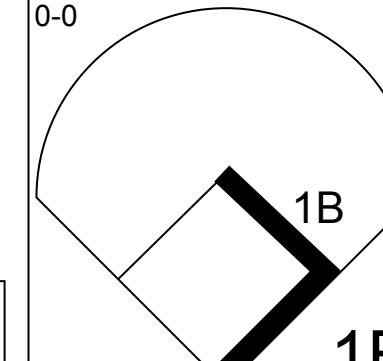



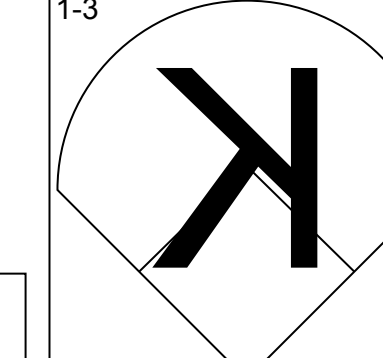
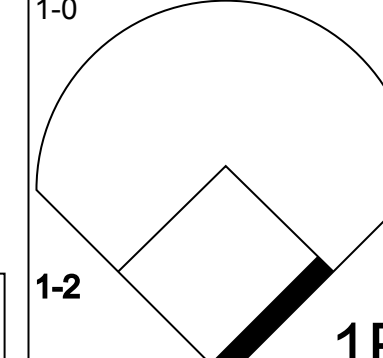
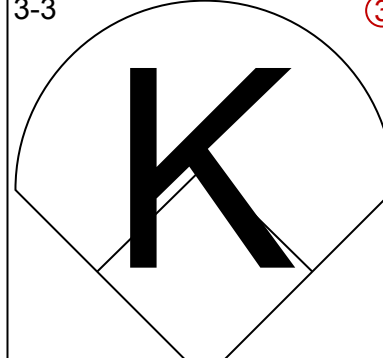

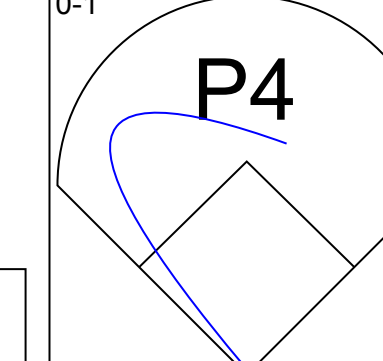
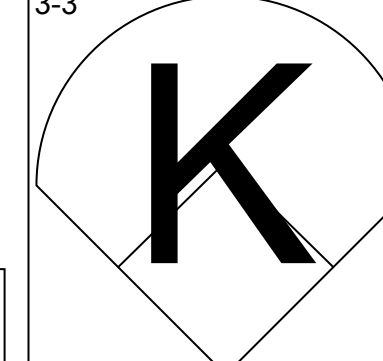
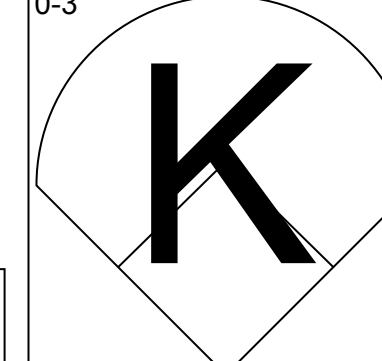
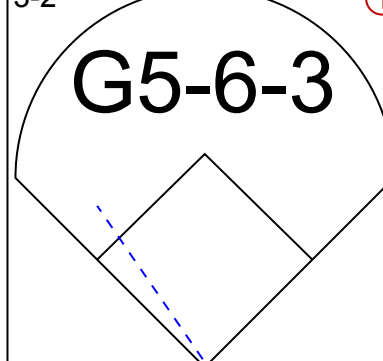
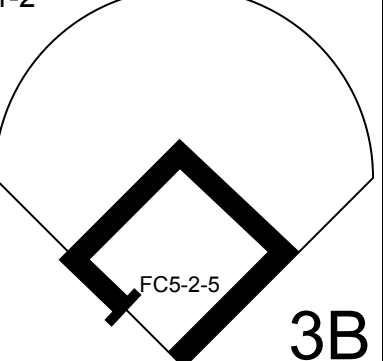
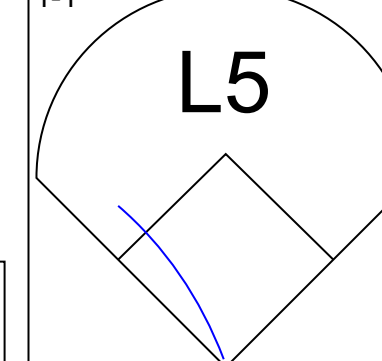
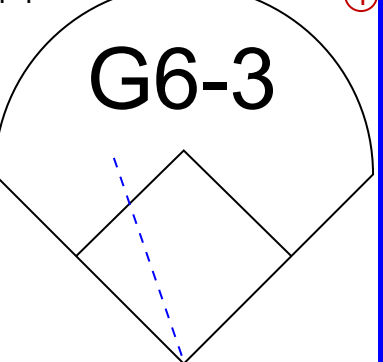
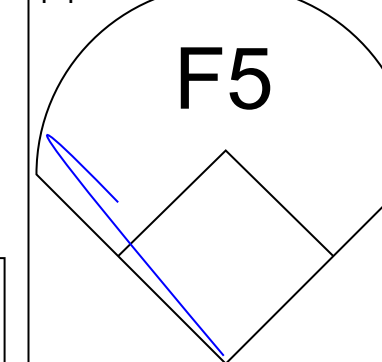


Batter	1	2	3	4	5	6	7	8	9	AB	R	H	RBI	BB	SO	LOB	TOP					
<b>Eric Young Sr. R</b> OBP: 0.345, SLG: 0.417										4	0	0	0	1	1	5	<b>Chicago Cubs @ Milwaukee Brewers</b> Miller Park, Milwaukee, WI Wed May 09 2001, 7:05 PM CDT Att: 30,616 - Dome - 72 F					
<b>Bill Mueller S</b> OBP: 0.404, SLG: 0.500										3	0	0	0	1	0	1						
<b>Sammy Sosa R</b> OBP: 0.432, SLG: 0.609										3	1	1	1	1	0	1						
<b>Todd Hundley S</b> OBP: 0.284, SLG: 0.393										4	0	0	0	0	2	2						
<b>Rondell White R</b> OBP: 0.361, SLG: 0.491										3	3	2	0	1	0	0						
<b>Gary Matthews S</b> OBP: 0.239, SLG: 0.377										0	0	0	0	0	0	0						
<b>Matt Stairs L</b> OBP: 0.342, SLG: 0.349										4	2	2	2	0	1	1						
<b>Kyle Farnsworth R</b> OBP: 0.239, SLG: 0.377										0	0	0	0	0	0	0						
<b>Tom Gordon R</b> OBP: 0.239, SLG: 0.377										0	0	0	0	0	0	0						
<b>Damon Buford R</b> OBP: 0.225, SLG: 0.289										4	0	0	0	0	1	3						
<b>Augie Ojeda S</b> OBP: 0.222, SLG: 0.240										3	0	2	1	1	0	0						
<b>Kevin Tapani R</b> OBP: 0.333, SLG: 0.333										2	0	1	1	0	0	0						
<b>15 Julio Zuleta R</b> OBP: 0.323, SLG: 0.500										0	0	0	0	1	0	0						
<b>Courtney Duncan L</b> OBP: 0.222, SLG: 0.240										0	0	0	0	0	0	0						
<b>Ron Coomer R</b> OBP: 0.222, SLG: 0.240										1	0	0	0	0	0	1						
<b>Inning Stats</b>	R: 1 E: 0 K: 2 S: 14	H: 1 LOB: 0 BB: 0 P: 22	R: 1 E: 0 K: 1 S: 11	H: 2 LOB: 2 BB: 1 P: 24	R: 0 E: 0 K: 1 S: 5	H: 0 LOB: 0 BB: 0 P: 7	R: 2 E: 0 K: 0 S: 15	H: 1 LOB: 0 BB: 1 P: 22	R: 0 E: 0 K: 0 S: 5	H: 0 LOB: 1 BB: 1 P: 18	R: 2 E: 1 K: 0 S: 8	H: 3 LOB: 1 BB: 1 P: 19	R: 0 E: 0 K: 0 S: 4	H: 0 LOB: 0 BB: 0 P: 11	R: 0 E: 0 K: 1 S: 12	H: 1 LOB: 0 BB: 0 P: 15	R: 0 E: 0 K: 0 S: 5	H: 1 LOB: 0 BB: 0 P: 8	1B: 4 2B: 3 3B: 0 HR: 2	SF: 0 SAC: 0 DP: 4 HBP: 0	WP: 0 PB: 0 SB: 0 CS: 0	PA: 37
<b>PITCHER</b>	IP	WLS	BF	H	R	ER	SO	BB	IBB	HBP	BLK	WP	HR	S	P	ERA	WHIP					
<b>Jamey Wright R</b> ERA: 4.22	5.0	L	24	6	6	5	4	3	1	0	0	0	2	53	100	9.00	1.800					
<b>Mike DeJean R</b> ERA: 2.54	1.1		6	1	0	0	0	2	0	0	0	0	0	7	19	0.00	2.250					
<b>Ray King L</b> ERA: 4.63	0.2		1	0	0	0	0	0	0	0	0	0	0	2	4	0.00	0.000					
<b>Will Cunnane R</b> ERA: 6.59	2.0		6	1	0	0	1	0	0	0	0	0	0	17	23	0.00	0.500					

Chicago Cubs @ Milwaukee Brewers  
Miller Park, Milwaukee, WI  
Wed May 09 2001, 7:05 PM CDT  
Att: 30,616 - Dome - 72 F

AB 31  
R 6  
H 8  
RBI 5  
BB 6  
SO 5  
LOB 14



Batter	1	2	3	4	5	6	7	8	9	AB	R	H	RBI	BB	SO	LOB	BOTTOM					
<b>Ronnie Belliard R</b> OBP: 0.356, SLG: 0.393										4	1	0	0	0	0	2	<b>Chicago Cubs @ Milwaukee Brewers</b> Miller Park, Milwaukee, WI Wed May 09 2001, 7:05 PM CDT Att: 30,616 - Dome - 72 F					
<b>Tyler Houston L</b> OBP: 0.310, SLG: 0.490										4	1	1	2	0	0	1						
<b>Jeffrey Hammonds R</b> OBP: 0.312, SLG: 0.396										4	0	0	0	0	2	0						
<b>Jeremy Burnitz L</b> OBP: 0.409, SLG: 0.570										4	0	0	0	0	0	0						
<b>Richie Sexson R</b> OBP: 0.323, SLG: 0.500										4	1	2	1	0	2	0						
<b>Devon White S</b> OBP: 0.352, SLG: 0.479										4	0	1	0	0	3	0						
<b>José Hernández R</b> OBP: 0.298, SLG: 0.509										3	0	0	0	0	2	2						
<b>Henry Blanco R</b> OBP: 0.277, SLG: 0.297										3	0	1	0	0	0	0						
<b>Jamey Wright R</b> OBP: 0.400, SLG: 0.353										2	0	1	0	0	0	1						
<b>Mike DeJean R</b> ERA: 2.54										0	0	0	0	0	0	0						
<b>Ray King L</b> ERA: 4.63										0	0	0	0	0	0	0						
<b>Tony Fernandez S</b> OBP: 0.328, SLG: 0.264										0	0	0	0	0	0	0						
<b>Will Cunnane R</b> ERA: 6.59										0	0	0	0	0	0	0						
<b>Inning Stats</b>	R: 0 E: 0 K: 1 S: 13	H: 0 LOB: 0 BB: 0 P: 19	R: 1 E: 0 K: 1 S: 8	H: 1 LOB: 0 BB: 0 P: 11	R: 0 E: 0 K: 0 S: 9	H: 1 LOB: 1 BB: 0 P: 14	R: 0 E: 0 K: 1 S: 8	H: 2 LOB: 2 BB: 0 P: 14	R: 2 E: 0 K: 0 S: 12	H: 2 LOB: 0 BB: 0 P: 18	R: 0 E: 0 K: 2 S: 10	H: 0 LOB: 0 BB: 0 P: 18	R: 0 E: 0 K: 1 S: 7	H: 0 LOB: 0 BB: 0 P: 9	R: 0 E: 0 K: 1 S: 10	H: 0 LOB: 0 BB: 0 P: 14	R: 0 E: 0 K: 2 S: 9	H: 0 LOB: 0 BB: 0 P: 14	1B: 3 2B: 0 3B: 1 HR: 2	SF: 0 SAC: 0 DP: 0 HBP: 0	WP: 0 PB: 0 SB: 0 CS: 0	PA: 33
<b>PITCHER</b>	IP	WLS	BF	H	R	ER	SO	BB	IBB	HBP	BLK	WP	HR	S	P	ERA	WHIP					
<b>Kevin Tapani R</b> ERA: 3.97	5.0	W	21	6	3	3	3	0	0	0	0	0	0	17	27	0.00	0.000					
<b>Courtney Duncan R</b> ERA: 2.51	2.0	H	6	0	0	0	3	0	0	0	0	0	0	10	14	0.00	0.000					
<b>Kyle Farnsworth R</b> ERA: 1.5	1.0	H	3	0	0	0	1	0	0	0	0	0	0	10	14	0.00	0.000					
<b>Tom Gordon R</b> ERA: 6.59	1.0	S	3	0	0	0	2	0	0	0	0	0	0	9	14	0.00	0.000					

Chicago Cubs @ Milwaukee Brewers  
Miller Park, Milwaukee, WI  
Wed May 09 2001, 7:05 PM CDT  
Att: 30,616 - Dome - 72 F

AB 33  
R 3  
H 6  
RBI 3  
BB 0  
SO 9  
LOB 6









Batter	1	2	3	4	5	6	7	8	9	AB	R	H	RBI	BB	SO	LOB	TOP									
18 Jason Kendall, R OBP: 0.350, SLG: 0.410	1-3 K			0-1 F8		4-2 G5-4-3 BB		0-1 G5-3		3	0	0	0	1	1	0										
Emil Brown, R OBP: 0.284, SLG: 0.350	0-0 E6 CS			1-1 3B 2B		0-0 G5-4-3		4-2 BB		3	1	1	0	1	0	1										
Brian Giles, L OBP: 0.328, SLG: 0.475	3-2 F7			4-0 3B BB		0-0 2B 1B		3-3 K		3	2	1	0	1	1	2										
Aramis Ramirez, R OBP: 0.351, SLG: 0.581		3-3 K		2-2 F3		1-0 2B		4-0 IBB		3	0	1	1	1	1	2										
John Vander Wal, L OBP: 0.405, SLG: 0.583		3-3 K		0-2 3B		4-0 IBB		2-2 G4-3		3	0	1	2	1	1	2										
John Wehner, R OBP: 0.370, SLG: 0.261				1-1 2-H 3B						0	0	0	0	0	0	0										
Kevin Young, R OBP: 0.286, SLG: 0.422		2-2 F8		0-0 F7		2-0 G6-3				4	0	0	0	0	1	3										
Enrique Wilson, S OBP: 0.186, SLG: 0.179				4-0 G6-4-3 BB		1-0 B5-6-4 1B		0-0 G4-3		3	0	2	0	1	0	0										
Pat Meares, R OBP: 0.289, SLG: 0.366				2-2 G6-4-3		1-0 F7		0-1 G4-3		4	0	0	0	0	0	3										
Jason Schmidt, R				1-3 K		0-0 B5-6-4		0-0 G6-3		2	0	0	0	0	1	1										
Josias Manzanillo, R										1	0	0	0	0	0	0										
Warren Morris, L OBP: 0.250, SLG: 0.273										1	0	0	0	0	0	1										
Mike Williams, R										0	0	0	0	0	0	0										
<b>Inning Stats</b>	R: 0 H: 0 E: 1 K: 1 S: 9	H: 0 LOB: 0 BB: 0 P: 12	R: 0 H: 0 E: 0 K: 2 S: 12	H: 0 LOB: 0 BB: 0 P: 20	R: 0 H: 0 E: 0 K: 1 S: 6	H: 0 LOB: 1 BB: 1 P: 13	R: 2 H: 2 E: 0 K: 0 S: 12	H: 2 LOB: 1 BB: 1 P: 19	R: 0 H: 1 E: 0 K: 0 S: 3	H: 0 LOB: 0 BB: 0 P: 5	R: 1 H: 2 E: 0 K: 0 S: 6	H: 2 LOB: 2 BB: 2 P: 17	R: 0 H: 0 E: 0 K: 0 S: 4	H: 0 LOB: 0 BB: 0 P: 4	R: 0 H: 0 E: 0 K: 1 S: 10	H: 0 LOB: 2 BB: 2 P: 23	R: 0 H: 1 E: 0 K: 1 S: 9	H: 1 LOB: 1 BB: 0 P: 14	1B: 3 2B: 2 3B: 1 HR: 0	SF: 0 SAC: 0 DP: 3 HBP: 0	WP: 0 PB: 0 SB: 1 CS: 1	PA: 36				
<b>PITCHER</b>	IP	WLS	BF	H	R	ER	SO	BB	IBB	HBP	BLK	WP	HR	S	P	ERA	WHIP									
Jimmy Haynes, R ERA: 5.59	(1, 1)	7.1	L	29	5	3	3	4	4	1	0	0	0	0	56	98	3.68	1.227								
Ray King, L	(8, 1)	0.2		3	0	0	0	1	0	1	0	0	0	0	6	15	0.00	0.000								
David Weathers, R ERA: 1.96	(9, 1)	1.0		4	1	0	0	1	0	0	0	0	0	9	14	0.00	1.000									

Pittsburgh Pirates @ Milwaukee Brewers  
Miller Park, Milwaukee, WI  
Fri May 11 2001, 7:05 PM CDT  
Att: 31,525 - Dome - 72 F

AB	30
R	3
H	6
RBI	3
BB	6
SO	6
LOB	15



Batter	1	2	3	4	5	6	7	8	9	AB	R	H	RBI	BB	SO	LOB	BOTTOM									
James Mouton, R OBP: 0.348, SLG: 0.476	1-1 G6-3		3-2 P3			1-1 G6-3		0-1 G4-6-3 1B		4	0	1	0	0	0	0										
Tyler Houston, L OBP: 0.312, SLG: 0.471	1-0 F9		0-0 1B			1-3 K		2-0 G4-6-3		4	0	1	0	0	1	1										
Devon White, S OBP: 0.381, SLG: 0.527	2-1 F8		1-1 F8			3-2 S 1B				4	0	1	0	0	1	1										
Jeremy Burnitz, L OBP: 0.414, SLG: 0.640		1-3 K		2-1 F9		4-2 1B		1-2 BB		3	0	0	0	1	1	0										
Richie Sexson, R OBP: 0.311, SLG: 0.484		1-2 2B		1-1 G4-3		2-3 K				4	0	1	0	0	1	2										
José Hernández, R OBP: 0.306, SLG: 0.518		4-1 BB		3-3 K						2	0	0	0	1	2	0										
Ronnie Belliard, R OBP: 0.338, SLG: 0.371		2-3 K			1-0 P3		0-3 K			3	0	0	0	0	2	2										
Henry Blanco, R OBP: 0.289, SLG: 0.313		2-2 F9			0-0 F8		1-1 F7			3	0	0	0	0	0	2										
Jimmy Haynes, R OBP: 0.188, SLG: 0.188	(1, 1)				0-0 F4			2-3 K		2	0	0	0	0	1	0										
Ray King, L	(8, 1)									0	0	0	0	0	0	0										
Tony Fernandez, S OBP: 0.333, SLG: 0.273	(8, PH)									1	0	0	0	0	1	0										
David Weathers, R	(9, 1)									0	0	0	0	0	0	0										
<b>Inning Stats</b>	R: 0 H: 0 E: 0 K: 0 S: 5	H: 1 LOB: 2 BB: 1 P: 9	R: 0 H: 1 E: 0 K: 2 S: 16	H: 1 LOB: 1 BB: 0 P: 26	R: 0 H: 1 E: 0 K: 0 S: 7	H: 1 LOB: 0 BB: 0 P: 11	R: 0 H: 0 E: 0 K: 1 S: 7	H: 0 LOB: 0 BB: 0 P: 13	R: 0 H: 0 E: 0 K: 1 S: 6	H: 0 LOB: 0 BB: 0 P: 10	R: 0 H: 1 E: 0 K: 2 S: 14	H: 1 LOB: 2 BB: 1 P: 25	R: 0 H: 0 E: 0 K: 2 S: 8	H: 0 LOB: 0 BB: 0 P: 9	R: 0 H: 1 E: 0 K: 1 S: 6	H: 0 LOB: 0 BB: 0 P: 10	R: 0 H: 0 E: 0 K: 1 S: 6	H: 0 LOB: 0 BB: 0 P: 12	1B: 3 2B: 1 3B: 0 HR: 0	SF: 0 SAC: 0 DP: 1 HBP: 0	WP: 0 PB: 0 SB: 1 CS: 0	PA: 32				
<b>PITCHER</b>	IP	WLS	BF	H	R	ER	SO	BB	IBB	HBP	BLK	WP	HR	S	P	ERA	WHIP									
Jason Schmidt, R	(1, 1)	5.2	W	22	1	0	0	0	0	0	0	0	0	0	52	89	0.00	0.882								
Josias Manzanillo, R ERA: 3.54	(6, 1)	2.1	H	7	1	0	0	4	0	0	0	0	0	17	24	0.00	0.429									
Mike Williams, R ERA: 2.57	(9, 1)	1.0	S	3	0	0	0	1	0	0	0	0	0	6	12	0.00	0.000									

Pittsburgh Pirates @ Milwaukee Brewers  
Miller Park, Milwaukee, WI  
Fri May 11 2001, 7:05 PM CDT  
Att: 31,525 - Dome - 72 F

AB	30
R	0
H	4
RBI	0
BB	2
SO	10
LOB	8









Batter	1	2	3	4	5	6	7	8	9	AB	R	H	RBI	BB	SO	LOB	TOP			
Emil Brown, R (1, 8) OBP: 0.253, SLG: 0.343 Derek Bell, R (6, PH) OBP: 0.191, SLG: 0.168 (6, 9)	1-1 G4-3		0-0 G5-3			2-2 G5-3		0-0 G4-3 HBP 1B		2	0	0	0	0	0	1	<b>Pittsburgh Pirates @ Milwaukee Brewers</b> Miller Park, Milwaukee, WI Sun May 13 2001, 1:05 PM CDT Att: 30,084 - Sunny - 63 F			
Warren Morris, L (1, 4) OBP: 0.235, SLG: 0.200	3-2 G4-3		2-2 L5			3-2 G4-3		1-0 G4-3 HBP		3	0	0	0	0	0	1				
Brian Giles, L (1, 7) OBP: 0.347, SLG: 0.500	4-2			2-2 G4-6-3 1B		0-0 HR		1-1 G4-3 1-2 2-3		3	1	2	1	1	0	2				
Aramis Ramirez, R (1, 5) OBP: 0.348, SLG: 0.556	2-0 F8			0-0 G4-6-3 1-2		2-2 FC4-6 HBP		2-3 K		3	0	0	0	0	1	4				
John Vander Wal, L (1, 9) OBP: 0.413, SLG: 0.591 (6, 7)		2-3 K		2-1 G3-1		2-1 FC4-6 1-2			3-3 K	4	0	0	0	0	2	1				
Craig Wilson, R (1, 2) OBP: 0.444, SLG: 0.929		1-0 G1-3			2-1 P6		3-3 K		2-2 F9	4	0	0	0	0	1	0				
John Wehner, R (1, 3) OBP: 0.355, SLG: 0.231		4-2		1-2 G5-3		1-1 G6-3		2-3 K	3	0	0	0	1	1	0					
Abraham Nunez, S (1, 6) OBP: 0.286, SLG: 0.333		1-0 CS BB	1-0 F7		1-1	0-0 G1-3				3	0	1	0	0	0	0				
Jimmy Anderson, L (1, 1) OBP: 0.188, SLG: 0.200 1B Jason Kendall, R (8, PH) OBP: 0.345, SLG: 0.395 Scott Sauerbeck, R (8, 1)			1-2		0-3 K		3-2 G6-3			2	0	1	0	0	1	1	<b>P</b>			
										1	0	0	0	0	0	0				
<b>Inning Stats</b>	R: 0 E: 0 K: 0 S: 10	H: 0 LOB: 1 BB: 1 P: 20	R: 0 E: 0 K: 1 S: 9	H: 0 LOB: 0 BB: 1 P: 17	R: 0 E: 0 K: 0 S: 8	H: 1 LOB: 1 BB: 0 P: 12	R: 0 E: 0 K: 0 S: 8	H: 1 LOB: 0 BB: 0 P: 12	R: 1 E: 0 K: 0 S: 17	H: 1 LOB: 1 BB: 0 P: 26	R: 0 E: 0 K: 1 S: 6	H: 0 LOB: 0 BB: 0 P: 10	R: 0 E: 0 K: 1 S: 12	H: 1 LOB: 2 BB: 0 P: 19	R: 0 E: 0 K: 2 S: 10	H: 0 LOB: 0 BB: 0 P: 17	1B: 3 2B: 1 3B: 0 HR: 1	SF: 0 SAC: 0 DP: 1 HBP: 2	WP: 0 PB: 0 SB: 0 CS: 1	PA: 35
<b>PITCHER</b>	IP WLS BF H R ER SO BB IBB HBP BLK WP HR S P ERA WHIP																			
15 Ben Sheets, R (1, 1) ERA: 2.82	7.0 W 26 4 1 1 3 2 0 0 0 0 0 1 68 111 1.29 0.857																			
Chad Fox, R (8, 1) ERA: 0.77	0.1 H 3 1 0 0 0 0 0 0 1 0 0 0 4 8 0.00 3.000																			
Ray King, L (8, 1) ERA: 3.77	1.0 H 3 0 0 0 2 0 0 0 0 0 0 0 12 18 0.00 0.000																			
Curt Leskanic, R (9, 1) ERA: 4.76	0.2 2 0 0 0 1 0 0 0 0 0 0 0 6 10 0.00 0.000																			

Batter	1	2	3	4	5	6	7	8	9	AB	R	H	RBI	BB	SO	LOB	BOTTOM			
Ronnie Belliard, R (1, 4) OBP: 0.327, SLG: 0.357	1-1 G3		1-2 G6-3	1-3 K			1-1 G6-3			4	0	0	0	0	1	2	<b>Pittsburgh Pirates @ Milwaukee Brewers</b> Miller Park, Milwaukee, WI Sun May 13 2001, 1:05 PM CDT Att: 30,084 - Sunny - 63 F			
Tony Fernandez, S (1, 5) OBP: 0.338, SLG: 0.271	0-0 G5-6-3		0-0 G6-3		1-0 G5-3		0-0			4	0	1	0	0	0	0				
Devon White, S (1, 8) OBP: 0.370, SLG: 0.492	3-1 F9		1-1 G5-3		2-0 G6-3		3-2 G5-3			4	0	0	0	0	0	1				
Jeremy Burnitz, L (1, 9) OBP: 0.407, SLG: 0.634		2-0 HR		4-0 BB 1B BB	2-2 G4-3			2-3 K		3	2	1	1	1	1	0				
Richie Sexson, R (1, 3) OBP: 0.319, SLG: 0.469		0-0 G5-3		0-0 1B BB SF8 1B		1-0 F8		1-0 F9		4	1	1	0	0	0	0				
Angel Echevarria, R (1, 7) OBP: 0.333, SLG: 0.750 Curt Leskanic, R (9, 1)		0-2 G5-3 1B		4-1 SF8 1B		0-0 G6-3		2-1		3	0	2	0	1	0	0				
José Hernández, R (1, 6) OBP: 0.323, SLG: 0.538		1-0 G5-3 1B		2-1 1-2 2-3 3-H 1B		3-1		4-0		3	1	3	2	1	0	0				
Henry Blanco, R (1, 2) OBP: 0.274, SLG: 0.298		2-1 G5-3 1-2 2-3		2-1 SF8		0-0 G5-3		2-3 K2-3		3	0	0	1	0	1	4				
15 Ben Sheets, R (1, 1) Jeffrey Hammonds, R (7, PH) OBP: 0.310, SLG: 0.395 Chad Fox, R (8, 1) Ray King, L (8, 1) James Mouton, R (9, 7) OBP: 0.276, SLG: 0.370		0-0 G1-3		0-3 K			2-2 F8			2	0	0	0	0	1	4	<b>Brewers</b>			
										1	0	0	0	0	0	0				
<b>Inning Stats</b>	R: 0 E: 0 K: 0 S: 5	H: 0 LOB: 0 BB: 0 P: 9	R: 1 E: 0 K: 0 S: 9	H: 3 LOB: 2 BB: 0 P: 14	R: 0 E: 0 K: 2 S: 7	H: 0 LOB: 0 BB: 0 P: 9	R: 2 E: 0 K: 2 S: 11	H: 2 LOB: 2 BB: 2 P: 24	R: 0 E: 0 K: 0 S: 6	H: 0 LOB: 0 BB: 0 P: 11	R: 1 E: 0 K: 0 S: 5	H: 1 LOB: 0 BB: 0 P: 9	R: 0 E: 0 K: 2 S: 9	H: 1 LOB: 1 BB: 0 P: 15	R: 0 E: 0 K: 2 S: 12	H: 1 LOB: 2 BB: 1 P: 23	1B: 5 2B: 1 3B: 0 HR: 2	SF: 1 SAC: 0 DP: 0 HBP: 0	WP: 0 PB: 0 SB: 0 CS: 0	PA: 35
<b>PITCHER</b>	IP WLS BF H R ER SO BB IBB HBP BLK WP HR S P ERA WHIP																			
Jimmy Anderson, L (1, 1) ERA: 4.1	7.0 L 30 7 4 4 2 2 0 0 0 0 0 0 2 52 91 5.14 1.286																			
Scott Sauerbeck, L (8, 1) ERA: 6.61	1.0 5 1 0 0 2 0 1 0 0 0 0 0 12 23 0.00 1.000																			







Batter	1	2	3	4	5	6	7	8	9	10	AB	R	H	RBI	BB	SO	LOB	TOP				
Ronnie Belliard, R OBP: 0.333, SLG: 0.383	(1,4) 2-3 K	(1,4) 0-0 HR 1B	(1,4) 1-0 F8		(1,4) 3-2 1B 2B		(1,4) 0-2 SH1-3 FC5-2 2B		(1,4) 1-0 G6-3	(1,4) 1-0	7	1	4	1	0	1	0					
Tyler Houston, L OBP: 0.360, SLG: 0.508	(1,5) 1-0 G1 2B	(1,5) 1-2 HR 1B		(1,5) 3-2 1B 2B	(1,5) 0-1 HBP 1B		(1,5) 0-0 SH1-3		(1,5) 0-0 WP 1B	(1,5) 1-0 F8	6	3	5	1	0	0	1					
Devon White, S OBP: 0.380, SLG: 0.529	(1,7) 1-1 G1	(1,7) 1-0 HR		(1,7) 1-2 1B 2B	(1,7) 1-2 HBP		(1,7) 2-2 FC5-2		(1,7) 2-3 K		5	1	2	4	0	1	3					
Jeremy Burnitz, L OBP: 0.410, SLG: 0.636	(1,9) 3-2 HR 2B	(1,9) 3-1 2B		(1,9) 3-2 1B 2B	(1,9) 1-0 G4-6-3		(1,9) 0-1 G4-3			(1,9) 4-2 2B	5	2	3	2	1	0	4					
Richie Sexson, R OBP: 0.323, SLG: 0.493	(1,3) 3-4 HR	(1,3) 2-3 K		(1,3) 1-3 K			(1,3) 3-2 FC5-4 2B		(1,3) 2-3 K	(1,3) 0-2 SH 1B 2B	6	2	3	3	0	3	3					
Jeffrey Hammonds, R OBP: 0.305, SLG: 0.381	(1,8) 2-2 F8	(1,8) 1-0		(1,8) 0-3 K			(1,8) 2-2 G5-3		(1,8) 3-2 G6-3	(1,8) 2-0 SH 1B	4	0	0	0	0	1	3					
David Weathers, R	(8,1)										0	0	0	0	0	0	0					
Curt Leskanic, R	(9,1)										0	0	0	0	0	0	0					
Luis Lopez, S OBP: 0.225, SLG: 0.297	(10, PH)										0	1	0	0	0	0	0					
Mike DeJean, R	(10,1)										0	0	0	0	0	0	0					
José Hernández, R OBP: 0.345, SLG: 0.543	(1,6)			(1,6) 1-0 K			(1,6) 1-0 L8		(1,6) 0-0	(1,6) 2-2 1B 2B	5	2	3	1	1	1	4					
Raul Casanova, S OBP: 0.315, SLG: 0.542	(1,2)	(1,2) 1-0 F8	(1,2) 1-2 G4-3		(1,2) 3-2 HR		(1,2) 0-0 FC5-4		(1,2) 1-3 K	(1,2) 0-0	6	1	2	2	0	1	4					
Allen Levrault, R	(1,1)																					
Brandon Kolb, R	(4,1)																					
Tony Fernandez, S OBP: 0.333, SLG: 0.267	(6, PH)																					
Chad Fox, R	(6,1)																					
James Mouton, R OBP: 0.278, SLG: 0.353	(8,7)																					
<b>Inning Stats</b>	R: 3 E: 0 K: 1 S: 18	H: 3 LOB: 0 BB: 0 P: 27	R: 5 E: 0 K: 2 S: 17	H: 5 LOB: 2 BB: 0 P: 29	R: 0 E: 0 K: 1 S: 7	H: 0 LOB: 0 BB: 0 P: 10	R: 1 E: 0 K: 2 S: 18	H: 3 LOB: 2 BB: 0 P: 27	R: 1 E: 0 K: 0 S: 14	H: 3 LOB: 2 BB: 0 P: 22	R: 0 E: 0 K: 0 S: 11	H: 1 LOB: 1 BB: 0 P: 12	R: 0 E: 0 K: 2 S: 10	H: 1 LOB: 1 BB: 0 P: 17	R: 0 E: 0 K: 2 S: 9	H: 1 LOB: 1 BB: 0 P: 13	R: 4 E: 0 K: 0 S: 16	H: 4 LOB: 1 BB: 1 P: 25	1B: 10 2B: 9 3B: 0 HR: 3	SF: 0 SAC: 3 DP: 1 HBP: 2	WP: 1 PB: 0 SB: 0 CS: 0	PA: 56
<b>PITCHER</b>	IP WLS BF H R ER SO	IP WLS BF H R ER SO	IP WLS BF H R ER SO	IP WLS BF H R ER SO	IP WLS BF H R ER SO	IP WLS BF H R ER SO	IP WLS BF H R ER SO	IP WLS BF H R ER SO	IP WLS BF H R ER SO	IP WLS BF H R ER SO	IP WLS BF H R ER SO	IP WLS BF H R ER SO	IP WLS BF H R ER SO	IP WLS BF H R ER SO	IP WLS BF H R ER SO	IP WLS BF H R ER SO	IP WLS BF H R ER SO	ERA WHIP	ERA WHIP			
Amaru Telemaco, R ERA: 4.83	(1,1) 1.1																					
Nelson Figueroa, R ERA: 3.38	(2,1) 2.2																					
Chris Brock, R ERA: 3.0	(5,1) 0.1																					
Eddie Oropesa, L ERA: 6.75	(5,1) 1.2																					
Rheal Cormier, L ERA: 2.38	(7,1) 2.0																					

Milwaukee Brewers @ Philadelphia Phillies  
Veterans Stadium, Philadelphia, PA  
Tue May 15 2001, 7:05 PM EDT  
Att. 12,307 - Sunny - 73 F

AB	49
R	14
H	22
RBI	14
BB	2
SO	10
LOB	26



Batter	1	2	3	4	5	6	7	8	9	10	AB	R	H	RBI	BB	SO	LOB	BOTTOM						
Doug Glanville, R OBP: 0.297, SLG: 0.447	(1,8) 1-2 G6-4-3 1B	(1,8) 3-2 F8		(1,8) 1-0 11 BB 1B		(1,8) 2-3 K			(1,8) 2-1 G4-3		5	1	2	0	0	1	0							
11 Jimmy Rollins, S OBP: 0.310, SLG: 0.333	(1,6) 0-0 G6-4-3		(1,6) 1-2 G6-3	(1,6) 4-1 FC4-6 BB		(1,6) 2-0 L6			(1,6) 1-1 S 1B		4	1	1	0	1	0	1							
Bobby Abreu, L OBP: 0.335, SLG: 0.481	(1,9) 2-1 G3-1		(1,9) 0-0 HR	(1,9) 0-0 FC4-6		(1,9) 0-2 G1-3			(1,9) 2-3 K	(1,9) 1-2 E1 1B	5	1	1	1	0	1	2							
Scott Rolen, R OBP: 0.338, SLG: 0.385	(1,5)	(1,5) 1-2 HR 1B		(1,5) 4-2 1B 2B		(1,5) 0-0 G6-3			(1,5) 1-2 E1 1B	(1,5) 2-0 CS 1B	4	1	2	0	1	1	0							
Travis Lee, L OBP: 0.435, SLG: 0.532	(1,3)	(1,3) 3-2 HR 1B		(1,3) 2-2 F7		(1,3) 3-3 K			(1,3) 1-2 CS	(1,3) 1-2 F8	5	1	1	2	0	1	2							
Pat Burrell, R OBP: 0.355, SLG: 0.402	(1,7)	(1,7) 1-3 K		(1,7) 2-2 HR 1B		(1,7) 2-1 F9			(1,7) 3-2 G4-3		5	1	1	0	0	1	0							
Johnny Estrada, S OBP: 0.400, SLG: 0.400	(1,2)	(1,2) 2-1 HR 1B		(1,2) 1-2 F7		(1,2) 1-3 K				(1,2) 2-3 K	5	1	2	0	0	2	1							
Marlon Anderson, L OBP: 0.323, SLG: 0.446	(1,4)	(1,4) 2-1 HR		(1,4) 4-0 HR		(1,4) 3-2 G3			(1,4) 1-0 F8		3	2	1	2	1	0	1							
Amaru Telemaco, R ERA: 4.83											0	0	0	0	0	0	0							
Nelson Figueroa, R ERA: 3.38											0	0	0	0	0	0	0							
Chris Brock, R ERA: 3.0											0	0	0	0	0	0	0							
Eddie Oropesa, L ERA: 6.75											0	0	0	0	0	0	0							
Rheal Cormier, L ERA: 2.38											0	0	0	0	0	0	0							
<b>Inning Stats</b>	R: 0 E: 0 K: 0 S: 8	H: 1 LOB: 0 BB: 0 P: 11	R: 4 E: 0 K: 2 S: 19	H: 4 LOB: 3 BB: 0 P: 31	R: 1 E: 0 K: 1 S: 9	H: 1 LOB: 1 BB: 0 P: 14	R: 4 E: 1 K: 0 S: 20	H: 3 LOB: 2 BB: 3 P: 38	R: 0 E: 0 K: 1 S: 9	H: 0 LOB: 0 BB: 0 P: 14	R: 0 E: 0 K: 1 S: 8	H: 0 LOB: 0 BB: 0 P: 15	R: 0 E: 0 K: 1 S: 8	H: 0 LOB: 0 BB: 0 P: 11	R: 0 E: 0 K: 1 S: 8	H: 1 LOB: 1 BB: 0 P: 12	R: 1 E: 1 K: 1 S: 13	H: 2 LOB: 0 BB: 0 P: 20	R: 0 E: 0 K: 1 S: 12	H: 0 LOB: 0 BB: 0 P: 18	1B: 8 2B: 0 3B: 0 HR: 4	SF: 0 SAC: 0 DP: 1 HBP: 0	WP: 0 PB: 0 SB: 2 CS: 1	PA: 44
<b>PITCHER</b>	IP WLS BF H R ER SO	IP WLS BF H R ER SO	IP WLS BF H R ER SO	IP WLS BF H R ER SO	IP WLS BF H R ER SO	IP WLS BF H R ER SO	IP WLS BF H R ER SO	IP WLS BF H R ER SO	IP WLS BF H R ER SO	IP WLS BF H R ER SO	IP WLS BF H R ER SO	IP WLS BF H R ER SO	IP WLS BF H R ER SO	IP WLS BF H R ER SO	IP WLS BF H R ER SO	IP WLS BF H R ER SO	IP WLS BF H R ER SO	ERA WHIP	ERA WHIP					
Allen Levrault, R ERA: 6.91	(1,1) 3.1																							
Brandon Kolb, R	(4,1) 1.2																							
Chad Fox, R ERA: 0.66	(6,1) 2.0																							
David Weathers, R ERA: 1.66	(8,1) 1.0																							
Curt Leskanic, R ERA: 4.29	(9,1) 1.0																							
<b>PITCHER</b>	IP WLS BF H R ER SO	IP WLS BF H R ER SO	IP WLS BF H R ER SO	IP WLS BF H R ER SO	IP WLS BF H R ER SO	IP WLS BF H R ER SO	IP WLS BF H R ER SO	IP WLS BF H R ER SO	IP WLS BF H R ER SO	IP WLS BF H R ER SO	IP WLS BF H R ER SO	IP WLS BF H R ER SO	IP WLS BF H R ER SO	IP WLS BF H R ER SO	IP WLS BF H R ER SO	IP WLS BF H R ER SO	IP WLS BF H R ER SO	ERA WHIP	ERA WHIP					
Mike DeJean, R ERA: 1.93	(10,1) 1.0																							

Milwaukee Brewers @ Philadelphia Phillies  
Veterans Stadium, Philadelphia, PA  
Tue May 15 2001, 7:05 PM EDT  
Att. 12,307 - Sunny - 73 F

AB	40
R	10
H	12
RBI	8
BB	3
SO	10
LOB	8













Batter	1	2	3	4	5	6	7	8	9	AB	R	H	RBI	BB	SO	LOB	TOP			
Ronnie Belliard, R (1,4) OBP: 0.341, SLG: 0.399	1-1 FC3-6 1B		1-1 G1-3 1B		1-0 G6-3		1-3 K			4	0	2	0	0	1	0				
Mark Loretta, R (1,5)	1-1 FC3-6 FC6-4 BB 1-2		2-1 G1-3		2-1 G4-3			1-1 G6-3		4	0	0	0	0	0	2				
Geoff Jenkins, L (1,7) OBP: 0.435, SLG: 0.681	4-0		3-2 G6-3		0-1			3-1 G4-3		3	0	1	0	1	0	1				
James Mouton, R (8,7) OBP: 0.278, SLG: 0.353	1-2 FC6-4 BB									0	0	0	0	0	0	0				
Richie Sexson, R (1,3) OBP: 0.314, SLG: 0.460	1-1 FC6-4 BB 1-2		0-0 F9		2-3 K			3-2 G6-3		4	0	0	0	0	1	4				
Jeremy Burnitz, L (1,9) OBP: 0.400, SLG: 0.641	2-2 P6			0-0 L3		0-3 K			1-1 HR	4	1	1	1	0	1	2				
Jeffrey Hammonds, R (1,8) OBP: 0.297, SLG: 0.379		0-0 F7		3-2 F7		1-1 P3			2-2 G1-3	4	0	0	0	0	0	0				
José Hernández, R (1,6) OBP: 0.333, SLG: 0.525		0-1 F9		0-0 E 1B		0-0 G1-3			3-3 K	4	0	1	0	0	1	0				
Raul Casanova, S (1,2) OBP: 0.310, SLG: 0.510		4-2 BB		0-1 E4 FC6-4 15		1-0 G6-3			1-0 L9	3	0	0	0	1	0	1				
15 Ben Sheets, R (1,1)		0-3 K		1-1 FC6-4						2	0	0	0	0	1	3				
Will Cunnane, R (5,1)										0	0	0	0	0	0	0				
Angel Echevarria, R (7,PH) OBP: 0.370, SLG: 0.720										1	0	0	0	0	0	0				
Mike DeJean, R (7,1)										0	0	0	0	0	0	0				
Ray King, L (8,1)										0	0	0	0	0	0	0				
<b>Inning Stats</b>	R: 0 E: 0 K: 0 S: 10	H: 1 LOB: 2 BB: 1 P: 19	R: 0 E: 0 K: 1 S: 10	H: 0 LOB: 1 BB: 1 P: 14	R: 0 E: 0 K: 0 S: 8	H: 1 LOB: 1 BB: 0 P: 14	R: 0 E: 1 K: 1 S: 10	H: 1 LOB: 2 BB: 0 P: 14	R: 0 E: 0 K: 1 S: 6	H: 0 LOB: 0 BB: 0 P: 7	R: 0 E: 0 K: 1 S: 7	H: 0 LOB: 0 BB: 0 P: 11	R: 0 E: 0 K: 0 S: 10	H: 0 LOB: 0 BB: 0 P: 17	R: 1 E: 0 K: 1 S: 11	H: 1 LOB: 0 BB: 0 P: 18	1B: 4 2B: 0 3B: 0 HR: 1	SF: 0 SAC: 0 DP: 0 HBP: 0	WP: 0 PB: 0 CS: 0	PA: 35
<b>PITCHER</b>	IP WLS BF H R ER SO BB IBB HBP BLK WP HR S P ERA WHIP																			
Jimmy Anderson, L (1,1) ERA: 3.51	8.0 W 31 4 0 0 4 2 0 0 0 0 0 0 70 110 0.00 0.750																			
Mike Williams, R (9,1) ERA: 2.6	1.0 4 1 1 1 1 0 0 0 0 0 0 1 11 18 9.00 1.000																			

Milwaukee Brewers @ Pittsburgh Pirates  
PNC Park, Pittsburgh, PA  
Sat May 19 2001, 7:05 PM EDT  
Att: 37,857 - Sunny - 73 F

AB 33  
R 1  
H 5  
RBI 1  
BB 2  
SO 5  
LOB 13



Batter	1	2	3	4	5	6	7	8	9	AB	R	H	RBI	BB	SO	LOB	BOTTOM			
Abraham Nunez, S (1,6) OBP: 0.269, SLG: 0.327	0-3 K		1-0 G1-3		1-1 F9		2-1 P6		2-3 K	5	0	0	0	0	2	4				
18 Jason Kendall, R (1,2) OBP: 0.345, SLG: 0.401	1-2 F3		3-2 P4		2-1 2B 1B		3-1 1B 2B		1-2 F7	5	2	2	0	0	0	0				
Brian Giles, L (1,7) OBP: 0.355, SLG: 0.520	2-1 G4-3			0-0 S E 1B	2-1 2B 1B	1-1 1B 2B	1-1 1B 2B		0-0 G4-3	5	2	3	0	0	0	0				
Aramis Ramirez, R (1,5) OBP: 0.352, SLG: 0.552		1-0 G5-3		1-1 F7	4-2 2B BB	0-1 1B	0-1 1B		1-1 BB HBP	3	0	1	1	1	0	1				
John Vander Wal, L (1,9) OBP: 0.429, SLG: 0.608		2-2 2B 3B		4-2 E BB	0-1 2B	4-0 1B		4-2 BB		2	2	2	2	2	0	0				
John Wehner, R (8,PH) OBP: 0.382, SLG: 0.250				1-2 BB BB	1-3 2H 3H	2B		1-2 BB		0	0	0	0	1	0	0				
Kevin Young, R (1,3) OBP: 0.297, SLG: 0.400		1-2 2B		2-2 L8	3-2 F9	3-1 F5		0-0 F9		5	0	1	1	0	0	8				
Rob Mackowiak, L (1,4)		3-H K		0-1 E6 BB		4-0 IBB		0-3 K		3	0	0	0	1	2	2				
Pat Meares, R (8,4) OBP: 0.282, SLG: 0.351				1-3 2H						0	0	0	0	0	0	0				
Emil Brown, R (1,8) OBP: 0.297, SLG: 0.375		0-0 G6-3		4-0 BB IBB	2-3 K		2-1 S HBP			2	0	0	0	1	1	4				
Jimmy Anderson, L (1,1) OBP: 0.200, SLG: 0.167			0-3 K	4-2 BB	2-2 P4		1-3 K			3	0	0	1	1	2	4				
Mike Williams, R (9,1) ERA: 2.6				1-2 2H 3H			1-2 K			0	0	0	0	0	0	0				
<b>Inning Stats</b>	R: 0 E: 0 K: 1 S: 8	H: 2 LOB: 1 BB: 0 P: 11	R: 1 E: 0 K: 1 S: 11	H: 2 LOB: 0 BB: 0 P: 15	R: 0 E: 0 K: 1 S: 8	H: 0 LOB: 0 BB: 0 P: 12	R: 2 E: 1 K: 0 S: 17	H: 1 LOB: 3 BB: 3 P: 33	R: 2 E: 0 K: 1 S: 20	H: 3 LOB: 2 BB: 2 P: 39	R: 1 E: 0 K: 0 S: 10	H: 3 LOB: 1 BB: 1 P: 23	R: 0 E: 0 K: 3 S: 15	H: 0 LOB: 1 BB: 0 P: 20	R: 0 E: 0 K: 0 S: 12	H: 0 LOB: 2 BB: 1 P: 18	1B: 4 2B: 4 3B: 1 HR: 0	SF: 0 SAC: 0 DP: 0 HBP: 2	WP: 0 PB: 0 CS: 0	PA: 42
<b>PITCHER</b>	IP WLS BF H R ER SO BB IBB HBP BLK WP HR S P ERA WHIP																			
15 Ben Sheets, R (1,1) ERA: 3.19	4.0 L 23 6 5 3 3 3 1 0 0 0 0 0 21 45 6.75 2.250																			
Will Cunnane, R (5,1) ERA: 7.41	2.0 10 3 1 1 1 0 2 0 0 0 0 0 21 45 4.50 1.500																			
Mike DeJean, R (7,1) ERA: 2.14	1.0 4 0 0 0 3 0 0 1 0 0 0 0 15 20 0.00 0.000																			
Ray King, L (8,1) ERA: 3.24	1.0 5 0 0 0 0 1 0 1 0 0 0 0 12 18 0.00 1.000																			

Milwaukee Brewers @ Pittsburgh Pirates  
PNC Park, Pittsburgh, PA  
Sat May 19 2001, 7:05 PM EDT  
Att: 37,857 - Sunny - 73 F

AB 33  
R 6  
H 9  
RBI 5  
BB 7  
SO 7  
LOB 23









Batter	1	2	3	4	5	6	7	8	9	AB	R	H	RBI	BB	SO	LOB	TOP			
Fernando Vina, L (1,4) OBP: 0.372, SLG: 0.412	3-2 G4-3 HBP	1-2 F7			1-1 G6-4-3 1B		1-0 G6-3			3	0	1	0	0	0	3				
Placido Polanco, R (1,5) OBP: 0.388, SLG: 0.400	2-2 G4-3		1-0 G4-3		1-0 G6-4-3			2-2 1B		4	0	1	0	0	0	2				
15 Jim Edmonds, L (1,8) OBP: 0.424, SLG: 0.606	2-2 F7		1-2 G3-1			4-2 FC6-4 BB		1-3 K		3	0	0	0	1	1	2				
5 Albert Pujols, R (1,3) OBP: 0.430, SLG: 0.688	1-1 HBP		0-1 F8			1-1 FC6-4 G4-3		3-1 L9		3	0	0	0	0	0	2				
J.D. Drew, L (1,9) OBP: 0.404, SLG: 0.693	1-1 P1			0-0 S 1B		0-0 G4-3		0-0 G4-3		4	0	1	0	0	0	4				
Ray Lankford, L (1,7)		0-3 K		2-3 K		1-0 F9			1-3 K	4	0	0	0	0	3	2				
Edgar Renteria, R (1,6)		3-3 K		0-0 F9			2-2 G5-3		1-3 K	4	0	0	0	0	2	1				
Mike Matheny, R (1,2) Kerry Robinson, L (9, PH) OBP: 0.299, SLG: 0.291 OBP: 0.526, SLG: 0.467	2-1 1B		3-2 F8			1-2 SH1-4 1B		0-0 G6-3		3	0	2	0	0	0	1				
Darryl Kile, R (1,1) Steve Kline, S (8, 1) Mike James, R (8, 1)	1-0 1B			1-3 K		1-1 SH1-4				2	0	1	0	0	1	0				
	1-2 1B					1-2				0	0	0	0	0	0	0				
										0	0	0	0	0	0	0				
<b>Inning Stats</b>	R: 0 E: 0 K: 0 S: 14	H: 0 LOB: 2 BB: 0 P: 23	R: 0 E: 0 K: 2 S: 12	H: 2 LOB: 2 BB: 0 P: 19	R: 0 E: 0 K: 0 S: 6	H: 0 LOB: 0 BB: 0 P: 8	R: 0 E: 0 K: 1 S: 8	H: 1 LOB: 1 BB: 0 P: 13	R: 0 E: 0 K: 1 S: 6	H: 0 LOB: 1 BB: 1 P: 12	R: 0 E: 0 K: 0 S: 10	H: 1 LOB: 1 BB: 0 P: 15	R: 0 E: 0 K: 1 S: 9	H: 1 LOB: 0 BB: 0 P: 15	R: 0 E: 0 K: 2 S: 8	H: 0 LOB: 0 BB: 0 P: 10	1B: 6 2B: 0 3B: 0 HR: 0	SF: 0 SAC: 1 DP: 1 HBP: 2	WP: 0 PB: 0 SB: 1 CS: 0	PA: 35
<b>PITCHER</b>	IP WLS BF H R ER SO BB IBB HBP BLK WP HR S P ERA WHIP																			
Jimmy Haynes, R (1,1) ERA: 4.19	7.2 W 31 6 0 0 5 1 0 2 0 0 0 70 113 0.00 0.913																			
Ray King, L (8, 1) ERA: 3.12	0.2 H 2 0 0 0 1 0 0 0 0 0 0 4 5 0.00 0.000																			
Curt Lesknic, R (9, 1) ERA: 3.92	0.2 2 0 0 0 1 0 0 0 0 0 0 5 6 0.00 0.000																			

**St. Louis Cardinals @ Milwaukee Brewers**  
Miller Park, Milwaukee, WI  
Tue May 22 2001, 7:05 PM CDT  
Att: 30,200 - Dome - 72 F


AB 31  
R 0  
H 6  
RBI 0  
BB 1  
SO 7  
LOB 17



Batter	1	2	3	4	5	6	7	8	9	AB	R	H	RBI	BB	SO	LOB	BOTTOM			
Ronnie Belliard, R (1,4) OBP: 0.333, SLG: 0.389	1-2 G5-3	2-3 K		0-0 L4-6			1-1 F2			4	0	0	0	0	1	4				
Mark Loretta, R (1,5) OBP: 0.231, SLG: 0.231	1-1 F9		0-0 G1-3		2-3 K			1-1 F8 1B		4	1	1	0	0	1	0				
Geoff Jenkins, L (1,7) OBP: 0.431, SLG: 0.667	1-1 2B		2-1 G1-3		2-3 K			2-0 1B		4	1	2	0	0	1	0				
Richie Sexson, R (1,3) OBP: 0.311, SLG: 0.449	3-3 K		3-3 K		0-0 G5-3			1-3 K		4	0	0	0	0	3	3				
Jeromy Burnitz, L (1,9) OBP: 0.399, SLG: 0.623		4-1 1B HBP SF7 BB		0-1 FC3-6 1B		0-3 K		2-1 F8		3	1	1	0	1	1	2				
Jeffrey Hammonds, R (1,8) OBP: 0.302, SLG: 0.378		2-0 SF7 1B HBP		0-0 FC3-6 E		3-2 L1		1-1 1B		3	1	1	1	0	0	1				
José Hernández, R (1,6) OBP: 0.342, SLG: 0.530		0-1 1B		0-1 E9 1B		3-3 K		1-2 1B		4	1	3	2	0	1	0				
Raul Casanova, S (1,2) OBP: 0.303, SLG: 0.483	1-1 SF7		0-0 L4-6 SH		0-0 G6-3			1-3 K		3	0	1	2	0	1	2				
Jimmy Haynes, R (1,1) Ray King, L (8, 1) Curt Lesknic, R (9, 1)	0-3 K		0-0 SH		1-3 K					2	0	0	0	0	2	2				
										0	0	0	0	0	0	0				
										0	0	0	0	0	0	0				
<b>Inning Stats</b>	R: 0 E: 0 K: 1 S: 12	H: 1 LOB: 1 BB: 0 P: 18	R: 1 E: 0 K: 2 S: 11	H: 1 LOB: 2 BB: 1 P: 20	R: 0 E: 0 K: 1 S: 6	H: 0 LOB: 0 BB: 0 P: 11	R: 2 E: 2 K: 0 S: 8	H: 3 LOB: 1 BB: 0 P: 8	R: 0 E: 0 K: 2 S: 7	H: 0 LOB: 0 BB: 0 P: 11	R: 0 E: 0 K: 2 S: 10	H: 0 LOB: 0 BB: 0 P: 16	R: 0 E: 0 K: 1 S: 7	H: 0 LOB: 0 BB: 0 P: 9	R: 2 E: 0 K: 2 S: 17	H: 4 LOB: 2 BB: 0 P: 26	1B: 7 2B: 3 3B: 0 HR: 0	SF: 1 SAC: 1 DP: 1 HBP: 1	WP: 0 PB: 0 SB: 0 CS: 0	PA: 35
<b>PITCHER</b>	IP WLS BF H R ER SO BB IBB HBP BLK WP HR S P ERA WHIP																			
Darryl Kile, R (1,1) ERA: 3.38	7.1 L 31 7 5 4 10 1 0 1 0 0 0 68 104 4.91 1.091																			
Steve Kline, L (8, 1) ERA: 2.33	0.1 2 1 0 0 0 0 0 0 0 0 0 4 7 0.00 3.000																			
Mike James, R (8, 1) ERA: 4.58	0.1 2 1 0 0 1 0 0 0 0 0 0 6 8 0.00 3.000																			

**St. Louis Cardinals @ Milwaukee Brewers**  
Miller Park, Milwaukee, WI  
Tue May 22 2001, 7:05 PM CDT  
Att: 30,200 - Dome - 72 F

AB 31  
R 5  
H 9  
RBI 5  
BB 1  
SO 11  
LOB 14





Batter	1	2	3	4	5	6	7	8	9	AB	R	H	RBI	BB	SO	LOB	TOP				
Fernando Vina, L OBP: 0.378, SLG: 0.414	0-1 15 G4-3 HBP E 1B	3-1 G4-3		1-0 1B HBP		2-2 F7		0-0 1B 1-2 2-3		4	1	2	0	0	0	1					
Placido Polanco, R OBP: 0.395, SLG: 0.403	1-0 15 G4-3 HBP E	0-1 F8		1-0 1B 1-3 2-H			0-0 15 G3-1 1B	1-0 G1-3		4	1	2	1	0	0	3					
15 Jim Edmonds, L OBP: 0.417, SLG: 0.588	0-0 G4-3 1-2 2-3		3-3 K	3-2 G3-1			0-0 G3-1 1-2		4-2 BB	4	0	0	0	1	1	5					
Bobby Bonilla, S OBP: 0.365, SLG: 0.431	4-0 E BB		2-3 K		2-1 G3-1		2-3 K		1-3 K	3	0	0	0	1	2	1					
Gene Stechschulte, R OBP: 1.000, SLG: 2.500										0	0	0	0	0	0	0					
Alan Benes, R OBP: 0.500, SLG: 0.438										0	0	0	0	0	0	0					
Kerry Robinson, L OBP: 0.500, SLG: 0.438										1	0	0	0	0	1	1					
J.D. Drew, L OBP: 0.398, SLG: 0.683	1-0 F7		2-2 2B		1-2 G3		1-1 P5		2-3 K	5	0	1	0	0	1	5					
Craig Paquette, R OBP: 0.277, SLG: 0.418	1-2 E9 1-3 2-H 3-H 4-0 1B		1-2 G6-3		2-3 K			2-2 E1 1B 5 BB	0-0 F9	5	0	1	2	0	1	2					
Ray Lankford, L OBP: 0.392, SLG: 0.636				4-2 SH1-4 1B BB		1-1 SH3-4 2B		2-3 K		2	0	1	0	2	1	1					
Eli Marrero, R OBP: 0.319, SLG: 0.438	1-3 K		0-0 SH1-4 1B 1B		1-1 SH3-4		1-1 F9			3	1	1	0	0	1	4					
Matt Morris, R OBP: 0.125, SLG: 0.167		2-3 K		0-2 SH1-4		2-3 K		4-1 1B		1	0	0	0	0	1	0					
Larry Sutton, L OBP: 0.139, SLG: 0.250				1-2 2-3				1-2 BB		1	0	0	0	0	1	1					
Mike Timlin, R										0	0	0	0	0	0	0					
Jason Christiansen, R										0	0	0	0	0	0	0					
5 Albert Pujols, R OBP: 0.433, SLG: 0.688				1-2 2-3				1-2 BB		0	0	0	0	1	0	0					
<b>Inning Stats</b>	R: 2 E: 1 K: 1 S: 11	H: 2 LOB: 3 BB: 2 P: 23	R: 0 E: 0 K: 1 S: 7	H: 0 LOB: 0 BB: 0 P: 12	R: 0 E: 0 K: 2 S: 14	H: 1 LOB: 1 BB: 0 P: 22	R: 1 E: 0 K: 0 S: 14	H: 2 LOB: 2 BB: 1 P: 23	R: 0 E: 0 K: 1 S: 9	H: 0 LOB: 0 BB: 0 P: 14	R: 0 E: 0 K: 1 S: 12	H: 1 LOB: 1 BB: 0 P: 18	R: 0 E: 0 K: 1 S: 7	H: 1 LOB: 3 BB: 1 P: 10	R: 0 E: 0 K: 2 S: 11	H: 0 LOB: 1 BB: 1 P: 19	1B: 6 2B: 2 3B: 0 HR: 0	SF: 0 SAC: 2 DP: 0 HBP: 2	WP: 0 PB: 0 SB: 0 CS: 0	PA: 42	
<b>PITCHER</b>	IP WLS BF H R ER SO BB IBB HBP BLK WP HR S P ERA WHIP	5.2 W 27 6 3 3 6 2 1 2 0 0 0 62 105 4.76 1.412	1.0 H 4 1 0 0 1 0 0 0 0 0 0 10 14 0.00 1.000	0.2 H 3 0 0 0 1 0 0 0 0 0 0 8 13 0.00 0.000	1.2 8 1 0 0 2 2 0 0 0 0 0 0 17 30 0.00 1.800																

**St. Louis Cardinals @ Milwaukee Brewers**  
Miller Park, Milwaukee, WI  
Wed May 23 2001, 7:05 PM CDT  
Att: 34,613 - Dome - 72 F

**AB 33**  
**R 3**  
**H 8**  
**RBI 3**  
**BB 5**  
**SO 10**  
**LOB 24**



Batter	1	2	3	4	5	6	7	8	9	AB	R	H	RBI	BB	SO	LOB	BOTTOM			
Ronnie Belliard, R OBP: 0.330, SLG: 0.383	3-2 HR 1B		1-2 G6-3	0-0 F8		1-2 G6-3		0-3 K		5	1	1	0	0	1	2				
Mark Loretta, R OBP: 0.278, SLG: 0.235	2-3 K		0-2 2B	3-2 G6-3 1-3		4-2 1B 2B BB		3-1 FC6-4 BB		4	2	1	0	1	1	3				
Geoff Jenkins, L OBP: 0.660	2-3 K		1-2 1B	1-3 K		0-0 P4		4-1 BB		4	1	1	1	1	2	3				
James Mouton, R OBP: 0.278, SLG: 0.353			1-H 1B 2B					1-2 BB		0	0	0	0	0	0	0				
Jeremy Burnitz, L OBP: 0.404, SLG: 0.636	1-2 1-H HR		4-0 BB 1B BB		4-2 G6-4-3 BB BB		3-1 P6	2-2 P5		3	1	1	2	2	0	3				
Richie Sexson, R OBP: 0.315, SLG: 0.451	1-1 G6-3		1-2 BB	1-2 2-H 1B		1-1 P4		0-0 2B 1B		4	1	2	1	0	0	1				
Jeffrey Hammonds, R OBP: 0.301, SLG: 0.382		0-2 FC5-4 1B	4-1 1B	1-2 2-3 BB		4-1 G6-4-3 BB		4-2 2B BB		1	1	1	0	3	0	0				
José Hernández, R OBP: 0.339, SLG: 0.529		1-1 L4	1-3 K		0-0 G6-4-3		0-0 G6-4-3	2-1 2B		4	0	1	3	0	1	6				
Henry Blanco, R OBP: 0.252, SLG: 0.263		2-1 FC5-4 1-2	0-0 P5					0-1 G5-3	0-3 K	4	0	0	0	0	1	5				
Paul Rigdon, R OBP: 0.176, SLG: 0.176	1-0 G5-3			1-2 G6-3 E 1B				0-3 K		2	0	1	0	0	0	1				
Chad Fox, R										1	0	0	0	0	1	0				
Ray King, L										0	0	0	0	0	0	0				
David Weathers, R										0	0	0	0	1	0	0				
<b>Inning Stats</b>	R: 2 E: 0 K: 2 S: 16	H: 2 LOB: 0 BB: 0 P: 25	R: 0 E: 0 K: 0 S: 9	H: 1 LOB: 1 BB: 0 P: 13	R: 2 E: 1 K: 1 S: 22	H: 3 LOB: 3 BB: 2 P: 34	R: 0 E: 1 K: 1 S: 10	H: 1 LOB: 1 BB: 0 P: 15	R: 0 E: 0 K: 1 S: 9	H: 0 LOB: 0 BB: 2 P: 15	R: 0 E: 0 K: 1 S: 9	H: 0 LOB: 0 BB: 0 P: 10	R: 3 E: 0 K: 1 S: 16	H: 2 LOB: 1 BB: 2 P: 29	R: 0 E: 0 K: 1 S: 12	H: 0 LOB: 2 BB: 2 P: 25	1B: 6 2B: 2 3B: 0 HR: 1	SF: 0 SAC: 0 DP: 1 HBP: 0	WP: 0 PB: 0 SB: 0 CS: 0	PA: 40
<b>PITCHER</b>	IP WLS BF H R ER SO BB IBB HBP BLK WP HR S P ERA WHIP	5.0 L 25 7 4 4 4 4 0 0 0 0 0 13 18 9.00 1.000	1.0 4 0 1 1 1 1 1 0 0 0 0 0 3 6 0.00 0.000	0.2 2 0 0 0 0 0 0 0 0 0 0 0 9 15 54.00 9.000	0.1 4 2 2 2 1 1 0 0 0 0 0 0 9 15 54.00 9.000	1.0 5 0 0 0 1 2 0 0 0 0 0 0 12 25 0.00 2.000														

**St. Louis Cardinals @ Milwaukee Brewers**  
Miller Park, Milwaukee, WI  
Wed May 23 2001, 7:05 PM CDT  
Att: 34,613 - Dome - 72 F


**AB 32**  
**R 7**  
**H 9**  
**RBI 7**  
**BB 8**  
**SO 7**  
**LOB 24**









Batter	1	2	3	4	5	6	7	8	9	AB	R	H	RBI	BB	SO	LOB	TOP			
Devon White, S OBP: 0.343, SLG: 0.522	1-2 F8		1-1 P6						1-0 G4-3	4	0	0	0	0	1	0	<b>Milwaukee Brewers @ Chicago Cubs</b> Wrigley Field, Chicago, IL Fri May 25 2001, 2:20 PM CDT Att: 26,526 - Overcast - 61 F			
Mark Loretta, R OBP: 0.308, SLG: 0.320	0-3 K			0-3 K			1-1 BB 1B	1-2 L8	4	0	1	0	0	2	0					
Geoff Jenkins, L OBP: 0.403, SLG: 0.614	1-3 K			2-2 F8			0-3 K	1-3 K	4	0	0	0	0	3	1					
Jeremy Burnitz, L OBP: 0.400, SLG: 0.616		1-0 G3-1		2-3 K			4-1 BB	1-2 BB	2	0	0	0	1	1	0					
Richie Sexson, R OBP: 0.314, SLG: 0.479		0-3 K			1-0 G5-3		1-3 K	1-3 K	3	0	0	0	0	2	2					
Tyler Houston, L OBP: 0.399, SLG: 0.496		4-0 FC5-4 BB			3-3 K		1-3 K		2	0	0	0	1	2	2					
José Hernández, R OBP: 0.327, SLG: 0.509		0-2 FC5-4 1-2			3-3 K			1-1 F9	3	0	0	0	0	1	1					
Raul Casanova, S OBP: 0.290, SLG: 0.459			0-0 F8			2-1 G1-3		3-1 G3-1	3	0	0	0	0	0	0					
Allen Levrault, R Mike DeJean, R Angel Echevarria, R David Weathers, R			2-3 K			0-3 K		2-0 P5	2	0	0	0	0	2	0	<b>AB 28</b> <b>R 0</b> <b>H 1</b> <b>RBI 0</b> <b>BB 2</b> <b>SO 14</b> <b>LOB 6</b>				
									0	0	0	0	0	0	0					
<b>Inning Stats</b>	R: 0 H: 0 E: 0 K: 2 S: 10	H: 0 LOB: 0 BB: 0 P: 12	R: 0 H: 0 E: 0 K: 1 S: 7	H: 0 LOB: 1 BB: 1 P: 12	R: 0 H: 0 E: 0 K: 1 S: 6	H: 0 LOB: 0 BB: 0 P: 9	R: 0 H: 0 E: 0 K: 2 S: 9	H: 0 LOB: 0 BB: 0 P: 13	R: 0 H: 0 E: 0 K: 2 S: 8	H: 0 LOB: 0 BB: 0 P: 15	R: 0 H: 1 E: 0 K: 3 S: 12	H: 2 LOB: 2 BB: 1 P: 19	R: 0 H: 0 E: 0 K: 0 S: 5	H: 0 LOB: 0 BB: 0 P: 11	R: 0 H: 0 E: 0 K: 1 S: 7	H: 0 LOB: 0 BB: 0 P: 10	1B: 1 2B: 0 3B: 0 HR: 0	SF: 0 SAC: 0 DP: 0 HBP: 0	WP: 0 PB: 0 CS: 0	PA: 30
<b>PITCHER</b> 34 Kerry Wood, R ERA: 4.2	IP: 9.0 WLS: W BF: 30 H: 1 R: 0 ER: 0 SO: 14 BB: 2 IBB: 0 HBP: 0 BLK: 0 WP: 0 HR: 0 S: 73 P: 114 ERA: 0.00 WHIP: 0.333															<b>PITCHER</b>				

Batter	1	2	3	4	5	6	7	8	9	AB	R	H	RBI	BB	SO	LOB	BOTTOM			
Eric Young Sr., R OBP: 0.321, SLG: 0.408	0-0 B1-3		1-1 G6-3					2-1 G4-3		4	0	0	0	0	0	0	<b>Milwaukee Brewers @ Chicago Cubs</b> Wrigley Field, Chicago, IL Fri May 25 2001, 2:20 PM CDT Att: 26,526 - Overcast - 61 F			
Ricky Gutierrez, R OBP: 0.335, SLG: 0.384	1-2 FC4-6 1B		1-2 G5-3				1-2 F8	2-1 P4	4	0	1	0	0	0	0					
Sammy Sosa, R OBP: 0.424, SLG: 0.595	0-0 FC4-6 1-2		2-2 F3				0-0 F7		3	0	0	0	0	0	1					
Matt Stairs, L OBP: 0.325, SLG: 0.356	2-2 G3			2-0 G4-3			1-1 G6-3		3	0	0	0	0	0	1					
Rondell White, R OBP: 0.314, SLG: 0.411 Todd Dunwoody, L OBP: 0.304, SLG: 0.318		3-2 G6-3		2-0 HR			0-1 P4		3	1	1	1	0	0	0					
Joe Girardi, R OBP: 0.284, SLG: 0.262		3-2 G5-3		1-1 1B			3-2 G4-3		3	0	1	0	0	0	0					
Gary Matthews, S OBP: 0.275, SLG: 0.383		2-2 BB 1B		1-3 K			3-2 G3-1		3	0	1	0	0	1	1					
Miguel Cairo, R OBP: 0.571, SLG: 0.600 Augie Ojeda, S OBP: 0.244, SLG: 0.326		4-0 BB		2-3 K			3-2 G1-3		2	0	0	0	1	1	1					
34 Kerry Wood, R OBP: 0.143, SLG: 0.190		0-3 K			0-0 G6-3			0-1 L7	3	0	0	0	0	1	2					
<b>Inning Stats</b>	R: 0 H: 1 E: 0 K: 0 S: 8	H: 1 LOB: 1 BB: 0 P: 11	R: 0 H: 1 E: 0 K: 1 S: 14	H: 1 LOB: 2 BB: 1 P: 26	R: 0 H: 0 E: 0 K: 0 S: 8	H: 0 LOB: 0 BB: 0 P: 12	R: 1 H: 2 E: 0 K: 2 S: 11	H: 2 LOB: 1 BB: 0 P: 19	R: 0 H: 0 E: 0 K: 0 S: 7	H: 0 LOB: 0 BB: 0 P: 8	R: 0 H: 0 E: 0 K: 0 S: 5	H: 0 LOB: 0 BB: 0 P: 6	R: 0 H: 0 E: 0 K: 0 S: 10	H: 0 LOB: 0 BB: 0 P: 19	R: 0 H: 0 E: 0 K: 0 S: 6	H: 0 LOB: 0 BB: 0 P: 10	1B: 3 2B: 0 3B: 0 HR: 1	SF: 0 SAC: 0 DP: 0 HBP: 0	WP: 0 PB: 0 CS: 0	PA: 29
<b>PITCHER</b> Allen Levrault, R ERA: 5.31 Mike DeJean, R ERA: 1.99 David Weathers, R ERA: 2.05	IP: 6.0 WLS: L BF: 23 H: 4 R: 1 ER: 0 SO: 1 BB: 1 IBB: 0 HBP: 0 BLK: 0 WP: 0 HR: 1 S: 53 P: 82 ERA: 1.50 WHIP: 0.833															<b>PITCHER</b>				





Batter	1	2	3	4	5	6	7	8	9	AB R H RBI BB SO LOB	TOP																								
												<b>Milwaukee Brewers @ Chicago Cubs</b> Wrigley Field, Chicago, IL Sat May 26 2001, 1:20 PM CDT <a href="http://livebaseballscorecards.com">livebaseballscorecards.com</a>																							
Inning Stats											AB 0 R 0 H 0 RBI 0 BB 0 SO 0 LOB 0																								
PITCHER	IP	WLS	BF	H	R	ER	SO	BB	IBB	HBP	BLK	WP	HR	S	P	ERA	WHIP	PITCHER	IP	WLS	BF	H	R	ER	SO	BB	IBB	HBP	BLK	WP	HR	S	P	ERA	WHIP

Batter	1	2	3	4	5	6	7	8	9	AB R H RBI BB SO LOB	BOTTOM																								
												<b>Milwaukee Brewers @ Chicago Cubs</b> Wrigley Field, Chicago, IL Sat May 26 2001, 1:20 PM CDT <a href="http://livebaseballscorecards.com">livebaseballscorecards.com</a>																							
Inning Stats											AB 0 R 0 H 0 RBI 0 BB 0 SO 0 LOB 0																								
PITCHER	IP	WLS	BF	H	R	ER	SO	BB	IBB	HBP	BLK	WP	HR	S	P	ERA	WHIP	PITCHER	IP	WLS	BF	H	R	ER	SO	BB	IBB	HBP	BLK	WP	HR	S	P	ERA	WHIP



Batter	1	2	3	4	5	6	7	8	9	AB	R	H	RBI	BB	SO	LOB	TOP										
<b>Devon White, S</b> OBP: 0.340, SLG: 0.511 (1, 8)	G4-3		F7			SH3 1B	F9			4	1	1	0	0	0	2	<b>Milwaukee Brewers @ Chicago Cubs</b> Wrigley Field, Chicago, IL Sun May 27 2001, 1:20 PM CDT Att: 39,095 - Cloudy - 58 F										
<b>Ronnie Belliard, R</b> OBP: 0.328, SLG: 0.371 (1, 4)	K			G1-3		SH3		FC5-4 BB		2	0	0	0	1	1	0											
<b>Geoff Jenkins, L</b> OBP: 0.398, SLG: 0.602 (1, 7)	K			K		FC6 1B		K		4	0	1	1	0	3	1											
<b>Jeremy Burnitz, L</b> OBP: 0.397, SLG: 0.607 (1, 9)		1B		F5		FC6 1-2		FC5-4 1-2		4	0	1	0	0	0	2											
<b>Angel Echevarria, R</b> OBP: 0.333, SLG: 0.613 (1, 3)		K			BB 1B	G6-3		K		4	0	1	0	0	2	3											
<b>Tyler Houston, L</b> OBP: 0.348, SLG: 0.480 (1, 5) <b>Jeffrey Hammonds, R</b> OBP: 0.312, SLG: 0.371 (9, PR)	F8				L6		F4		K	4	0	0	0	0	1	2											
<b>José Hernández, R</b> OBP: 0.331, SLG: 0.506 (1, 6)	F9				BB		CS 1B		K	3	0	1	0	1	1	2											
<b>Henry Blanco, R</b> OBP: 0.248, SLG: 0.257 (1, 2) <b>Luis Lopez, S</b> OBP: 0.229, SLG: 0.273 (9, PH)			F8		F3		BB 1B		F9	3	0	1	0	0	0	2											
<b>Jimmy Haynes, R</b> OBP: 0.208, SLG: 0.217 (1, 1) <b>Chad Fox, R</b> OBP: 0.261, SLG: 0.326 (7, 1) <b>Curt Leskanic, R</b> OBP: 0.286, SLG: 0.452 (8, 1) <b>Raul Casanova, S</b> OBP: 0.286, SLG: 0.452 (9, PH)				G6-3		F9		G1-3		0	0	0	0	0	0	0											
<b>Inning Stats</b>	R: 0 E: 0 K: 2 S: 10	H: 0 LOB: 0 BB: 0 P: 14	R: 0 E: 0 K: 1 S: 10	H: 1 LOB: 1 BB: 0 P: 14	R: 0 E: 0 K: 0 S: 4	H: 0 LOB: 0 BB: 0 P: 6	R: 0 E: 0 K: 1 S: 8	H: 0 LOB: 0 BB: 0 P: 12	R: 0 E: 0 K: 0 S: 8	H: 1 LOB: 2 BB: 1 P: 17	R: 1 E: 0 K: 0 S: 10	H: 2 LOB: 1 BB: 0 P: 14	R: 0 E: 0 K: 0 S: 10	H: 2 LOB: 2 BB: 1 P: 18	R: 0 E: 0 K: 2 S: 7	H: 0 LOB: 1 BB: 1 P: 13		R: 0 E: 0 K: 2 S: 10	H: 0 LOB: 1 BB: 0 P: 15	1B: 6 2B: 0 3B: 0 HR: 0	SF: 0 SAC: 1 DP: 0 HBP: 0	WP: 1 PB: 0 SB: 0 CS: 1	PA: 36				
<b>PITCHER</b>	IP	WLS	BF	H	R	ER	SO	BB	IBB	HBP	BLK	WP	HR	S	P	ERA	WHIP										
<b>Kevin Tapani, R</b> ERA: 3.63 (1, 1)	7.0	W	28	6	1	1	4	2	0	0	0	0	0	60	95	1.29	1.143										
<b>Jeff Fassero, L</b> ERA: 3.57 (8, 1)	1.0	H	4	0	0	0	2	1	0	0	0	0	0	7	13	0.00	1.000										
<b>Tom Gordon, R</b> ERA: 5.0 (9, 1)	1.0	S	4	0	0	0	2	0	0	0	0	1	0	10	15	0.00	0.000										

Batter	1	2	3	4	5	6	7	8	9	AB	R	H	RBI	BB	SO	LOB	BOTTOM										
<b>Eric Young Sr., R</b> OBP: 0.320, SLG: 0.404 (1, 4)	G6-3			L7		F9	E2 1B			4	0	1	1	0	0	0	<b>Milwaukee Brewers @ Chicago Cubs</b> Wrigley Field, Chicago, IL Sun May 27 2001, 1:20 PM CDT Att: 39,095 - Cloudy - 58 F										
<b>Ricky Gutierrez, R</b> OBP: 0.327, SLG: 0.373 (1, 6)	G6-3			G3		P3	F8			4	0	0	0	0	0	2											
<b>Sammy Sosa, R</b> OBP: 0.426, SLG: 0.592 (1, 9)	K			1B		SH2-3 SF8 1B		K		4	1	2	0	0	2	0											
<b>Matt Stairs, L</b> OBP: 0.331, SLG: 0.356 (1, 3)		G6-3		F9		SF8 SH2-3 2B 1B		BB		3	1	1	0	1	0	1											
<b>Rondell White, R</b> OBP: 0.314, SLG: 0.410 (1, 7) <b>Tom Gordon, R</b> ERA: 5.0 (9, 1)					G5-3	SH2-3	L8			3	0	1	0	0	0	1											
<b>Miguel Cairo, R</b> OBP: 0.500, SLG: 0.529 (1, 5) <b>Jeff Fassero, L</b> ERA: 3.57 (8, 1) <b>Todd Dunwoody, L</b> OBP: 0.292, SLG: 0.304 (8, PH) (9, 7)					F8	SF8	F7			2	0	0	1	0	1	1											
<b>Gary Matthews, S</b> OBP: 0.286, SLG: 0.379 (1, 8)			K		FC6-4 BB	2B IBB				1	1	0	0	2	1	0											
<b>Joe Girardi, R</b> OBP: 0.286, SLG: 0.281 (1, 2)			G1-3		FC6-4 1-2	E 2B				3	1	1	2	0	0	1											
<b>Kevin Tapani, R</b> ERA: 4.3 (1, 1) <b>Augie Ojeda, S</b> ERA: 1.96 (7, PH) (8, 5)						K	E BB			2	0	0	0	0	2	0											
<b>Inning Stats</b>	R: 0 E: 0 K: 1 S: 8	H: 0 LOB: 0 BB: 0 P: 15	R: 0 E: 0 K: 1 S: 8	H: 1 LOB: 1 BB: 0 P: 12	R: 0 E: 0 K: 2 S: 9	H: 0 LOB: 0 BB: 0 P: 10	R: 0 E: 0 K: 0 S: 8	H: 1 LOB: 1 BB: 0 P: 11	R: 0 E: 0 K: 0 S: 8	H: 0 LOB: 0 BB: 0 P: 12	R: 0 E: 0 K: 1 S: 10	H: 0 LOB: 0 BB: 0 P: 18	R: 4 E: 1 K: 0 S: 15	H: 4 LOB: 2 BB: 2 P: 33	R: 0 E: 0 K: 1 S: 10	H: 0 LOB: 1 BB: 1 P: 18		1B: 5 2B: 1 3B: 0 HR: 0	SF: 1 SAC: 1 DP: 0 HBP: 0	WP: 0 PB: 0 SB: 0 CS: 0	PA: 33						
<b>PITCHER</b>	IP	WLS	BF	H	R	ER	SO	BB	IBB	HBP	BLK	WP	HR	S	P	ERA	WHIP										
<b>Jimmy Haynes, R</b> ERA: 4.3 (1, 1)	6.2	L	26	5	4	4	5	1	0	0	0	0	0	61	100	5.40	0.900										
<b>Chad Fox, R</b> ERA: 1.96 (7, PH)	0.1		3	1	0	0	0	1	0	0	0	0	0	4	11	0.00	6.000										
<b>Curt Leskanic, R</b> ERA: 3.74 (8, 1)	1.0		4	0	0	0	1	1	0	0	0	0	0	10	18	0.00	1.000										





Batter	1	2	3	4	5	6	7	8	9	AB	R	H	RBI	BB	SO	LOB	TOP										
Devon White, S (1, 8) OBP: 0.333, SLG: 0.490	G4-3		1-2 HBP		2-3 K			2-2 G6-3	1-2 F8	4	0	0	0	0	1	3	<b>Milwaukee Brewers @ St. Louis Cardinals</b> Busch Stadium, St. Louis, MO Mon May 28 2001, 1:10 PM CDT Att: 42,455 - Cloudy - 79 F										
Mark Loretta, R (1, 4) OBP: 0.355, SLG: 0.321	P4		1-3 K			2-1 1B		4-2 BB	4-0 BB	3	0	1	0	2	1	2											
Geoff Jenkins, L (1, 7) OBP: 0.391, SLG: 0.582	HBP		3-2 F8			1-1 P6		0-0 F9	1-3 K	4	0	0	0	0	1	7											
Jeremy Burnitz, L (1, 9) OBP: 0.397, SLG: 0.607 James Mouton, R (1, PH) OBP: 0.300, SLG: 0.368	F7			2-2 CS 1B		2-1 1B		2-3 K		0	0	0	0	0	0	0											
Richie Sexson, R (1, 3) OBP: 0.313, SLG: 0.471		3-2 F9		1-3 K		1-3 K			4-2 2B E BB	3	1	0	0	1	2	3											
Tyler Houston, L (1, 5) OBP: 0.345, SLG: 0.481		1-3 K		0-3 K		0-0 G1-3			0-0 E 2B	4	1	1	0	0	2	3											
José Hernández, R (1, 6) OBP: 0.335, SLG: 0.506		3-1 G6-3			2-2 1B		1-3 K		0-2 BB E 1B	4	0	2	0	0	1	0											
Raul Casanova, S (1, 2) OBP: 0.297, SLG: 0.455			3-2 FC1-6 1B		0-0 SH1-4 1B		1-2 F8		1-3 K	4	0	2	0	0	1	3											
Paul Rigdon, R (1, 1) OBP: 0.167, SLG: 0.167 Luis Lopez, S (7, PH) OBP: 0.224, SLG: 0.267 Mike DeJean, R (7, 1) Ray King, L (8, 1) Angel Echevarria, R (9, PH) OBP: 0.324, SLG: 0.594			0-1 FC1-6 HBP		0-0 SH1-4		0-1 G4-3		0-0 E5 BB	1	0	0	0	0	0	1											
<b>Inning Stats</b>	R: 0 E: 0 K: 0 S: 10	H: 0 LOB: 1 BB: 0 P: 15	R: 0 E: 0 K: 1 S: 9	H: 0 LOB: 0 BB: 0 P: 16	R: 0 E: 0 K: 1 S: 16	H: 1 LOB: 2 BB: 0 P: 24	R: 0 E: 0 K: 2 S: 11	H: 1 LOB: 0 BB: 0 P: 14	R: 0 E: 0 K: 1 S: 8	H: 2 LOB: 1 BB: 0 P: 12	R: 0 E: 0 K: 1 S: 10	H: 2 LOB: 0 BB: 0 P: 16	R: 0 E: 0 K: 1 S: 13	H: 0 LOB: 1 BB: 0 P: 10	R: 0 E: 0 K: 1 S: 13	H: 0 LOB: 1 BB: 0 P: 21		R: 2 E: 1 K: 2 S: 20	H: 2 LOB: 3 BB: 2 P: 31	1B: 7 2B: 2 3B: 0 HR: 0	SF: 0 SAC: 1 DP: 0 HBP: 2	WP: 0 PB: 0 SB: 0 CS: 1	PA: 39				
<b>PITCHER</b>	IP	WLS	BF	H	R	ER	SO	BB	IBB	HBP	BLK	WP	HR	S	P	ERA	WHIP										
Matt Morris, R (1, 1) ERA: 2.47	6.0	W	24	6	0	0	6	0	0	2	0	0	0	64	97	0.00	1.000										
Mike Timlin, R (7, 1) ERA: 3.51	1.0	H	3	0	0	0	1	0	0	0	0	0	0	8	10	0.00	0.000										
Steve Kline, L (8, 1) ERA: 2.91	0.2	H	3	0	0	0	0	1	0	0	0	0	0	10	16	9.00	1.500										
Dave Veres, R (8, 1) ERA: 1.83	1.0	H	8	2	2	1	2	2	0	0	0	0	0	20	32	9.00	4.000										
Jason Christiansen, L (9, 1) ERA:	0.1	S	1	0	0	0	1	0	0	0	0	0	0	3	4	0.00	0.000										

AB	33
R	2
H	8
RBI	1
BB	3
SO	10
LOB	25



Batter	1	2	3	4	5	6	7	8	9	AB	R	H	RBI	BB	SO	LOB	BOTTOM											
Fernando Vina, L (1, 4) OBP: 0.372, SLG: 0.410	G6-4-3 1B		2-2 F8		0-0 B1-3		0-0 G6-3			4	0	1	0	0	0	1	<b>Milwaukee Brewers @ St. Louis Cardinals</b> Busch Stadium, St. Louis, MO Mon May 28 2001, 1:10 PM CDT Att: 42,455 - Cloudy - 79 F											
Mark McGwire, R (1, 3) OBP: 0.231, SLG: 0.417 Mike Timlin, R (7, 1) Steve Kline, S (8, 1) Eli Marrero, R (8, 3) OBP: 0.311, SLG: 0.420	G6-4-3			2B SF7 1B		HR		S E 1B		3	2	2	1	0	0	1												
J.D. Drew, L (1, 9) OBP: 0.413, SLG: 0.696	G1-3			SF7 2B		K		E5 5 HR 1B		4	1	2	0	0	1	0												
5 Albert Pujols, R (1, 5) OBP: 0.426, SLG: 0.691 (7, 3) (8, 5)	G5-3			K		HR		HR		4	2	2	3	0	1	2												
15 Jim Edmonds, L (1, 8) OBP: 0.412, SLG: 0.567	G4-3			WP IBB		G1-3		K		3	0	0	0	1	1	0												
Ray Lankford, L (1, 7) OBP: 0.382, SLG: 0.619	K			SF7		2B		K		3	0	1	1	0	2	0												
Edgar Renteria, R (1, 6) OBP: 0.287, SLG: 0.348			G6-3	K		L7		G5-3		4	0	0	0	0	1	3												
Mike Matheny, R (1, 2) OBP: 0.318, SLG: 0.298			SH3-4 1B		K		K			3	0	1	0	0	2	0												
Matt Morris, R (1, 1) OBP: 0.120, SLG: 0.160 Placido Polanco, R (7, 5) OBP: 0.350, SLG: 0.396 Dave Veres, R (8, 1) Jason Christiansen, R (9, 1)			SH3-4		K		G6-3			1	0	0	0	0	1	0												
<b>Inning Stats</b>	R: 0 E: 0 K: 0 S: 10	H: 1 LOB: 0 BB: 0 P: 12	R: 0 E: 0 K: 1 S: 8	H: 0 LOB: 0 BB: 0 P: 11	R: 0 E: 0 K: 0 S: 10	H: 1 LOB: 1 BB: 0 P: 14	R: 1 E: 0 K: 2 S: 9	H: 2 LOB: 2 BB: 1 P: 18	R: 0 E: 0 K: 2 S: 8	H: 0 LOB: 0 BB: 0 P: 11	R: 2 E: 0 K: 1 S: 11	H: 3 LOB: 1 BB: 0 P: 16	R: 0 E: 0 K: 1 S: 6	H: 0 LOB: 0 BB: 0 P: 8	R: 3 E: 1 K: 2 S: 12	H: 3 LOB: 0 BB: 0 P: 15		1B: 5 2B: 2 3B: 0 HR: 3	SF: 1 SAC: 1 DP: 1 HBP: 0	WP: 1 PB: 0 SB: 1 CS: 0	PA: 34							
<b>PITCHER</b>	IP	WLS	BF	H	R	ER	SO	BB	IBB	HBP	BLK	WP	HR	S	P	ERA	WHIP											
Paul Rigdon, R (1, 1) ERA: 4.06	6.0	L	25	7	3	3	6	0	0	0	0	0	1	2	56	82	4.50	1.167										
Mike DeJean, R (7, 1) ERA: 2.29	1.0		4	1	1	1	1	0	0	0	0	0	0	8	11	9.00	1.000											
Ray King, L (8, 1) ERA: 3.72	1.0		5	2	2	2	2	0	0	0	0	0	1	10	12	18.00	2.000											





Batter	1	2	3	4	5	6	7	8	9	AB	R	H	RBI	BB	SO	LOB	TOP				
Jeffrey Hammonds, R OBP: 0.315, SLG: 0.389	(1, 8) K		(1, 8) CS 1B		(1, 8) G5-3		(1, 8) 1B 3B	(1, 8) SF9		4	1	2	1	0	1	0	<b>Milwaukee Brewers @ St. Louis Cardinals</b> Busch Stadium, St. Louis, MO Tue May 29 2001, 7:10 PM CDT Att: 39,088 - Cloudy - 81 F				
Mark Loretta, R OBP: 0.389, SLG: 0.364	(1, 5) G6-3		(1, 5) CS 1-2	(1, 5) G1-3 1B	(1, 5) 1B	(1, 5) 1B	(1, 5) 1B	(1, 5) FC6-4		5	1	3	1	0	0	2					
Geoff Jenkins, L OBP: 0.392, SLG: 0.575	(1, 7) 1B			(1, 7) G1-3	(1, 7) 1B	(1, 7) 1B	(1, 7) F7		(1, 7) F7	5	0	2	0	0	0	2					
Richie Sexson, R OBP: 0.305, SLG: 0.458	(1, 3) K			(1, 3) K	(1, 3) K		(1, 3) K		(1, 3) K	5	0	0	0	0	5	5					
Jeremy Burnitz, L OBP: 0.397, SLG: 0.601		(1, 9) P4		(1, 9) 2B 2B	(1, 9) 1B	(1, 9) F9		(1, 9) BB 15 1B	(1, 9) K	5	2	2	1	0	1	2					
José Hernández, R OBP: 0.339, SLG: 0.509	(1, 6) G6-3			(1, 6) 2B	(1, 6) 2B	(1, 6) K		(1, 6) 15 1B SF9		3	2	1	0	1	1	0					
Ronnie Belliard, R OBP: 0.332, SLG: 0.367	(1, 4) K			(1, 4) 2B	(1, 4) IBB	(1, 4) F9		(1, 4) SF9 15 1B		2	1	0	0	2	1	0					
Henry Blanco, R OBP: 0.248, SLG: 0.267	(1, 2) K		(1, 2) K	(1, 2) 2B	(1, 2) 2B	(1, 2) G6-3		(1, 2) K		4	0	1	3	0	2	3					
15 Ben Sheets, R OBP: 0.167, SLG: 0.063	(1, 1) K		(1, 1) K	(1, 1) G1-3	(1, 1) G1-3		(1, 1) K	(1, 1) FC6-4 1B		4	0	1	1	0	2	1					
<b>Inning Stats</b>	R: 0 E: 0 K: 2 S: 9	H: 1 LOB: 1 BB: 0 P: 13	R: 0 E: 0 K: 1 S: 9	H: 0 LOB: 0 BB: 0 P: 12	R: 0 E: 0 K: 2 S: 10	H: 1 LOB: 0 BB: 0 P: 12	R: 4 E: 0 K: 1 S: 16	H: 4 LOB: 1 BB: 1 P: 30	R: 0 E: 0 K: 1 S: 12	H: 0 LOB: 0 BB: 0 P: 11	R: 1 E: 0 K: 2 S: 10	H: 2 LOB: 1 BB: 0 P: 15	R: 2 E: 0 K: 0 S: 20	H: 2 LOB: 2 BB: 0 P: 34	R: 0 E: 0 K: 2 S: 8	H: 0 LOB: 0 BB: 0 P: 11		1B: 9 2B: 2 3B: 1 HR: 0	SF: 1 SAC: 0 DP: 0 HBP: 0	WP: 0 PB: 0 CS: 1 SB: 0	PA: 42
<b>PITCHER</b>	IP WLS BF H R ER SO BB IBB HBP BLK WP HR S P ERA WHIP	IP WLS BF H R ER SO BB IBB HBP BLK WP HR S P ERA WHIP	IP WLS BF H R ER SO BB IBB HBP BLK WP HR S P ERA WHIP	IP WLS BF H R ER SO BB IBB HBP BLK WP HR S P ERA WHIP	IP WLS BF H R ER SO BB IBB HBP BLK WP HR S P ERA WHIP	IP WLS BF H R ER SO BB IBB HBP BLK WP HR S P ERA WHIP	IP WLS BF H R ER SO BB IBB HBP BLK WP HR S P ERA WHIP	IP WLS BF H R ER SO BB IBB HBP BLK WP HR S P ERA WHIP	IP WLS BF H R ER SO BB IBB HBP BLK WP HR S P ERA WHIP	IP WLS BF H R ER SO BB IBB HBP BLK WP HR S P ERA WHIP	IP WLS BF H R ER SO BB IBB HBP BLK WP HR S P ERA WHIP	IP WLS BF H R ER SO BB IBB HBP BLK WP HR S P ERA WHIP	IP WLS BF H R ER SO BB IBB HBP BLK WP HR S P ERA WHIP	IP WLS BF H R ER SO BB IBB HBP BLK WP HR S P ERA WHIP	IP WLS BF H R ER SO BB IBB HBP BLK WP HR S P ERA WHIP	IP WLS BF H R ER SO BB IBB HBP BLK WP HR S P ERA WHIP	IP WLS BF H R ER SO BB IBB HBP BLK WP HR S P ERA WHIP	IP WLS BF H R ER SO BB IBB HBP BLK WP HR S P ERA WHIP	IP WLS BF H R ER SO BB IBB HBP BLK WP HR S P ERA WHIP	IP WLS BF H R ER SO BB IBB HBP BLK WP HR S P ERA WHIP	IP WLS BF H R ER SO BB IBB HBP BLK WP HR S P ERA WHIP

Batter	1	2	3	4	5	6	7	8	9	AB	R	H	RBI	BB	SO	LOB	BOTTOM					
Fernando Vina, L OBP: 0.365, SLG: 0.402	(1, 4) F8		(1, 4) G1-3		(1, 4) FC6-4			(1, 4) G4-3		4	0	0	0	0	0	1	<b>Milwaukee Brewers @ St. Louis Cardinals</b> Busch Stadium, St. Louis, MO Tue May 29 2001, 7:10 PM CDT Att: 39,088 - Cloudy - 81 F					
Placido Polanco, R OBP: 0.371, SLG: 0.376	(1, 5) G4-3		(1, 5) G4-3		(1, 5) G6-3		(1, 5) G6-3	(1, 5) E5		4	0	0	0	0	0	0						
J.D. Drew, L OBP: 0.415, SLG: 0.691	(1, 9) 1B			(1, 9) 15 HBP 1B	(1, 9) G6-3		(1, 9) G6-3	(1, 9) G3-1		4	0	2	0	0	0	1						
5 Albert Pujols, R OBP: 0.423, SLG: 0.681	(1, 3) L7			(1, 3) L9	(1, 3) K		(1, 3) K	(1, 3) FC6-4 1B		4	0	1	0	0	1	2						
15 Jim Edmonds, L OBP: 0.409, SLG: 0.556	(1, 8) K		(1, 8) K	(1, 8) G4-6-3 HBP	(1, 8) F7		(1, 8) F7	(1, 8) F8		3	0	0	0	0	1	1						
Ray Lankford, L OBP: 0.387, SLG: 0.617	(1, 7) 1B			(1, 7) G4-6-3	(1, 7) G4-6-3		(1, 7) BB	(1, 7) K		2	0	1	0	1	0	2						
Alan Benes, R ERA: 4.64	(8, 1) FC6-4 1B			(8, 1) 1-2f	(8, 1) 1-2f		(8, 1) BB	(8, 1) K		0	0	0	0	0	0	0						
Gene Stechschulte, R OBP: 1.000, SLG: 2.500	(9, PH) FC6-4 1B			(9, PH) 1-2f	(9, PH) 1-2f		(9, PH) BB	(9, PH) K		1	0	0	0	0	1	1						
Edgar Renteria, R OBP: 0.279, SLG: 0.338	(1, 6) P4		(1, 6) P4	(1, 6) G6-3	(1, 6) G6-3		(1, 6) F8	(1, 6) FC6-4		4	0	0	0	0	0	3						
Mike Matheny, R OBP: 0.311, SLG: 0.291	(1, 2) FC6-4		(1, 2) FC6-4	(1, 2) L7	(1, 2) L7		(1, 2) P6	(1, 2) G6-3		3	0	0	0	0	0	2						
Mike Matthews, L OBP: 0.167, SLG: 0.167	(1, 1) G3-1		(1, 1) G3-1	(1, 1) FC6-4 1B	(1, 1) FC6-4 1B		(1, 1) G6-3	(1, 1) G6-3		1	0	0	0	0	0	0						
Craig Paquette, R OBP: 0.291, SLG: 0.447	(5, PH) G3-1		(5, PH) G3-1	(5, PH) FC6-4 1B	(5, PH) FC6-4 1B		(5, PH) G6-3	(5, PH) G6-3		1	0	1	0	0	0	0						
Dustin Hermanson, R OBP: 0.182, SLG: 0.190	(5, PR) G3-1		(5, PR) G3-1	(5, PR) FC6-4 1B	(5, PR) FC6-4 1B		(5, PR) G6-3	(5, PR) G6-3		0	0	0	0	0	0	0						
Mike James, R ERA: 4.15	(6, 1) G3-1		(6, 1) G3-1	(6, 1) FC6-4 1B	(6, 1) FC6-4 1B		(6, 1) G6-3	(6, 1) G6-3		0	0	0	0	0	0	0						
Kerry Robinson, L OBP: 0.412, SLG: 0.357	(8, 7) G3-1		(8, 7) G3-1	(8, 7) FC6-4 1B	(8, 7) FC6-4 1B		(8, 7) G6-3	(8, 7) G6-3		1	0	0	0	0	0	0						
<b>Inning Stats</b>	R: 0 E: 0 K: 0 S: 8	H: 1 LOB: 1 BB: 0 P: 14	R: 0 E: 0 K: 1 S: 7	H: 1 LOB: 1 BB: 0 P: 12	R: 0 E: 0 K: 0 S: 5	H: 0 LOB: 0 BB: 0 P: 6	R: 0 E: 0 K: 0 S: 6	H: 1 LOB: 1 BB: 0 P: 9	R: 0 E: 0 K: 0 S: 5	H: 1 LOB: 1 BB: 0 P: 8	R: 0 E: 0 K: 1 S: 8	H: 0 LOB: 0 BB: 0 P: 14	R: 0 E: 0 K: 0 S: 6	H: 0 LOB: 1 BB: 1 P: 11	R: 0 E: 1 K: 0 S: 11	H: 0 LOB: 1 BB: 0 P: 16	R: 0 E: 0 K: 1 S: 15	H: 1 LOB: 1 BB: 0 P: 21	1B: 5 2B: 0 3B: 0 HR: 0	SF: 0 SAC: 0 DP: 1 HBP: 1	WP: 0 PB: 0 CS: 0 SB: 0	PA: 34
<b>PITCHER</b>	IP WLS BF H R ER SO BB IBB HBP BLK WP HR S P ERA WHIP	IP WLS BF H R ER SO BB IBB HBP BLK WP HR S P ERA WHIP	IP WLS BF H R ER SO BB IBB HBP BLK WP HR S P ERA WHIP	IP WLS BF H R ER SO BB IBB HBP BLK WP HR S P ERA WHIP	IP WLS BF H R ER SO BB IBB HBP BLK WP HR S P ERA WHIP	IP WLS BF H R ER SO BB IBB HBP BLK WP HR S P ERA WHIP	IP WLS BF H R ER SO BB IBB HBP BLK WP HR S P ERA WHIP	IP WLS BF H R ER SO BB IBB HBP BLK WP HR S P ERA WHIP	IP WLS BF H R ER SO BB IBB HBP BLK WP HR S P ERA WHIP	IP WLS BF H R ER SO BB IBB HBP BLK WP HR S P ERA WHIP	IP WLS BF H R ER SO BB IBB HBP BLK WP HR S P ERA WHIP	IP WLS BF H R ER SO BB IBB HBP BLK WP HR S P ERA WHIP	IP WLS BF H R ER SO BB IBB HBP BLK WP HR S P ERA WHIP	IP WLS BF H R ER SO BB IBB HBP BLK WP HR S P ERA WHIP	IP WLS BF H R ER SO BB IBB HBP BLK WP HR S P ERA WHIP	IP WLS BF H R ER SO BB IBB HBP BLK WP HR S P ERA WHIP	IP WLS BF H R ER SO BB IBB HBP BLK WP HR S P ERA WHIP	IP WLS BF H R ER SO BB IBB HBP BLK WP HR S P ERA WHIP	IP WLS BF H R ER SO BB IBB HBP BLK WP HR S P ERA WHIP	IP WLS BF H R ER SO BB IBB HBP BLK WP HR S P ERA WHIP	IP WLS BF H R ER SO BB IBB HBP BLK WP HR S P ERA WHIP	





Batter	1	2	3	4	5	6	7	8	9	AB	R	H	RBI	BB	SO	LOB	TOP			
Jeffrey Hammonds, R OBP: 0.325, SLG: 0.439	1-3 K	0-0 1B		0-0 HR	0-0 HR					4	2	3	3	0	1	0	<b>Milwaukee Brewers @ St. Louis Cardinals</b> Busch Stadium, St. Louis, MO Wed May 30 2001, 7:10 PM CDT Att: 29,842 - Cloudy - 69 F			
Mark Loretta, R OBP: 0.400, SLG: 0.378	0-3 K	1-2 1B		1-2 HR	0-1 G6-3					4	1	2	2	0	1	0				
Geoff Jenkins, L OBP: 0.388, SLG: 0.588	0-3 K	1-2 1B		2-2 HR	0-0 G4-3					4	1	1	2	0	2	2				
Jeremy Burnitz, L OBP: 0.404, SLG: 0.610		1-1 1B	1-0 G3-1	1-0 1B	2-3 K					4	2	3	0	0	1	0				
José Hernández, R OBP: 0.333, SLG: 0.500		1-2 E5	3-3 K	1-3 K				0-0		4	1	0	0	0	2	3				
Tyler Houston, L OBP: 0.346, SLG: 0.481		0-2 1B	1-0 G3-1	0-0 3B						2	1	1	0	0	0	1				
Richie Sexson, R OBP: 0.308, SLG: 0.461		1-2 1B	2-3	1-2 1B						1	1	1	0	0	0	0				
Ronnie Belliard, R OBP: 0.337, SLG: 0.382		0-0 SF8	4-2	0-1 1B						1	1	1	3	1	0	0				
Henry Blanco, R OBP: 0.258, SLG: 0.271		2-3 1B	2-0 P4	3-2 FC5-4						2	1	1	1	1	0	2				
Allen Levrault, R OBP: 0.308, SLG: 0.461		0-3 K		0-0 K						3	0	0	0	0	2	4				
<b>Inning Stats</b>	R: 0 E: 0 K: 3 S: 9	H: 0 LOB: 0 BB: 0 P: 10	R: 4 E: 1 K: 2 S: 23	H: 4 LOB: 2 BB: 1 P: 32	R: 0 E: 0 K: 1 S: 8	H: 1 LOB: 2 BB: 1 P: 19	R: 6 E: 0 K: 2 S: 23	H: 7 LOB: 1 BB: 0 P: 33	R: 1 E: 0 K: 1 S: 7	H: 1 LOB: 0 BB: 0 P: 9	R: 0 E: 0 K: 0 S: 1	H: 0 LOB: 0 BB: 0 P: 1					1B: 8 2B: 1 3B: 1 HR: 3	SF: 1 SAC: 0 DP: 0 HBP: 0	WP: 0 PB: 0 SB: 0 CS: 0	PA: 32
<b>PITCHER</b>	IP WLS BF H R ER SO BB IBB HBP BLK WP HR S P ERA WHIP																<b>PITCHER</b>	IP WLS BF H R ER SO BB IBB HBP BLK WP HR S P ERA WHIP		
Andy Benes, R ERA: 6.92	(1, 1)	3.2 L	24	10	9	6	8	2	0	0	0	0	0	0	2	56	84	14.73	3.273	
Mike James, R ERA: 5.16	(4, 1)	1.1	7	3	2	2	1	0	0	0	0	0	0	1	14	19	13.50	2.250		
Mike Timlin, R ERA: 3.51	(6, 1)	0.0	1	0	0	0	0	0	0	0	0	0	0	0	1	1	∞	∞		

Batter	1	2	3	4	5	6	7	8	9	AB	R	H	RBI	BB	SO	LOB	BOTTOM	
Fernando Vina, L OBP: 0.369, SLG: 0.411	1-2 1B		2-1 F8		0-2 1B					3	1	2	0	0	0	0	<b>Milwaukee Brewers @ St. Louis Cardinals</b> Busch Stadium, St. Louis, MO Wed May 30 2001, 7:10 PM CDT Att: 29,842 - Cloudy - 69 F	
Mark McCwire, R OBP: 0.200, SLG: 0.357	1-3 K		2-2 F8		1-3 K					3	0	0	0	0	2	2		
J.D. Drew, L OBP: 0.415, SLG: 0.689	0-1 G4-3			2-2 G4-3						2	0	1	1	0	0	0		
5 Albert Pujols, R OBP: 0.423, SLG: 0.679	2-2 G4-3			1-0 15 1B						2	0	1	0	0	0	1		
15 Jim Edmonds, L OBP: 0.410, SLG: 0.555	2-3 K			2-2 1B						2	0	1	0	0	1	1		
Ray Lankford, L OBP: 0.382, SLG: 0.608		2-2 F5		2-2 F7						2	0	0	0	0	0	2		
Edgar Renteria, R OBP: 0.276, SLG: 0.333		0-0 G1		0-0 F3						2	0	0	0	0	0	2		
Eli Marrero, R OBP: 0.303, SLG: 0.408		3-3 K			0-3 K					2	0	0	0	0	2	0		
Andy Benes, R OBP: 0.176, SLG: 0.294	(1, 1)			0-0 F3						1	0	0	0	0	0	0		
Mike James, R OBP: 0.278, SLG: 0.442	(4, 1)				0-0 F9					0	0	0	0	0	0	0		
Craig Paquette, R OBP: 0.278, SLG: 0.442	(5, PH)									1	0	0	0	0	0	0		
Mike Timlin, R ERA: 3.51	(6, 1)									0	0	0	0	0	0	0		
<b>Inning Stats</b>	R: 1 E: 0 K: 2 S: 14	H: 2 LOB: 1 BB: 0 P: 20	R: 0 E: 0 K: 1 S: 8	H: 0 LOB: 0 BB: 0 P: 13	R: 0 E: 0 K: 0 S: 6	H: 0 LOB: 0 BB: 0 P: 10	R: 0 E: 0 K: 0 S: 13	H: 2 LOB: 2 BB: 0 P: 20	R: 0 E: 0 K: 2 S: 12	H: 1 LOB: 1 BB: 0 P: 13					1B: 4 2B: 1 3B: 0 HR: 0	SF: 0 SAC: 0 DP: 0 HBP: 0	WP: 0 PB: 0 SB: 0 CS: 0	PA: 20
<b>PITCHER</b>	IP WLS BF H R ER SO BB IBB HBP BLK WP HR S P ERA WHIP																<b>PITCHER</b>	IP WLS BF H R ER SO BB IBB HBP BLK WP HR S P ERA WHIP
Allen Levrault, R ERA: 4.62	(1, 1)	5.0 W	20	5	1	1	5	0	0	0	0	0	0	0	53	76	1.80	1.000

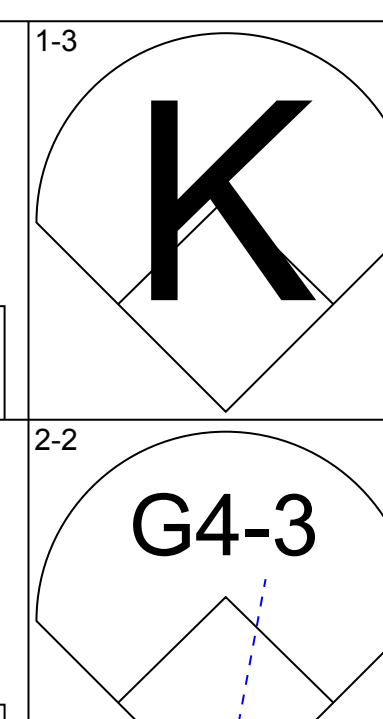
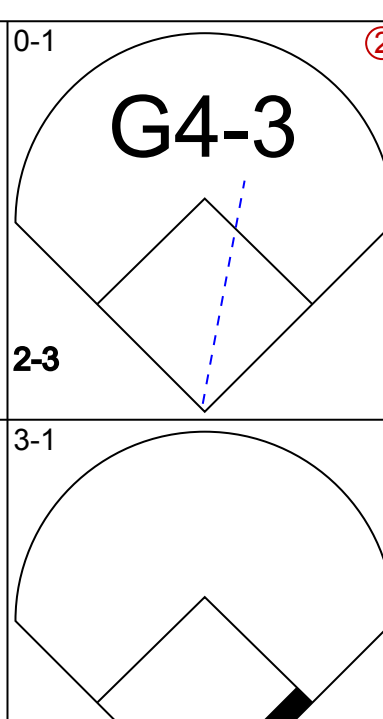
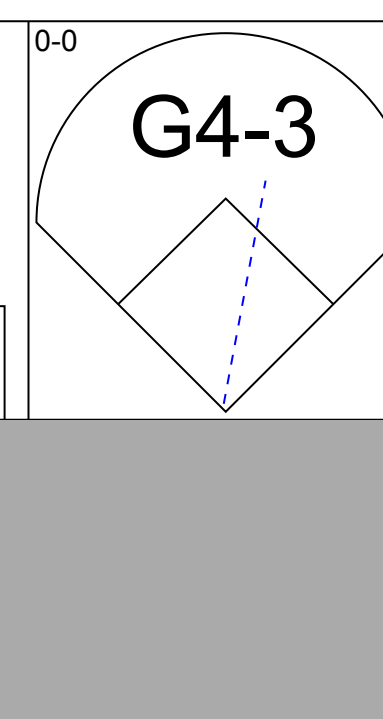
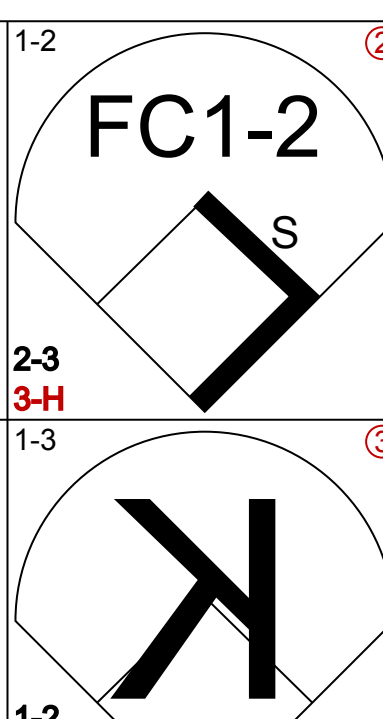
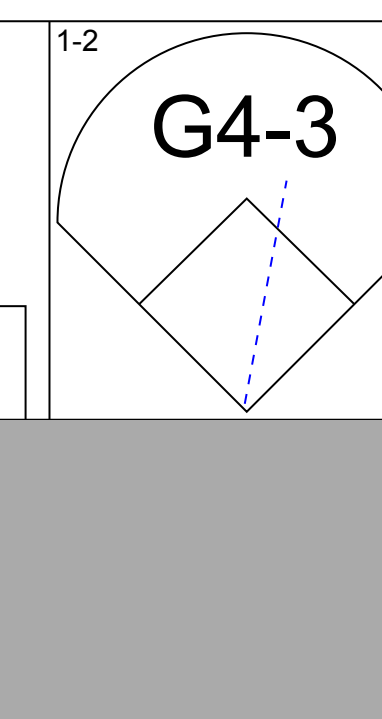
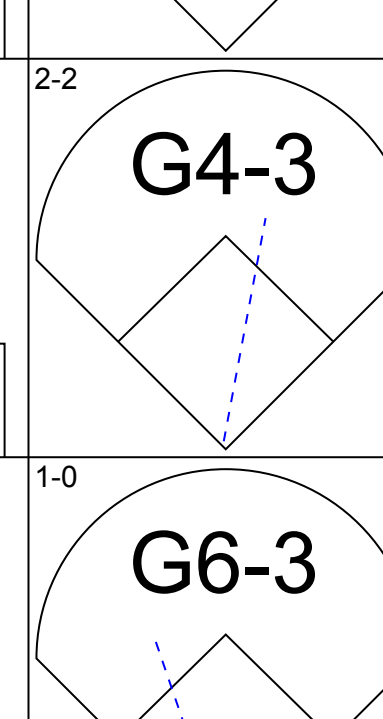
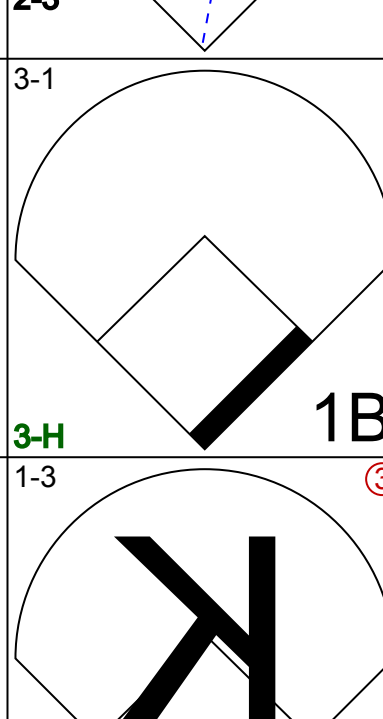
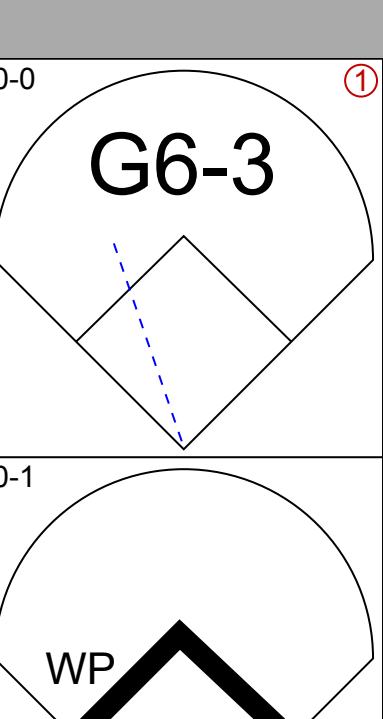
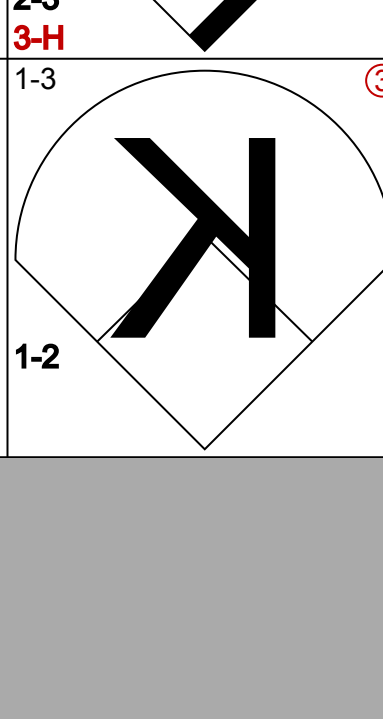
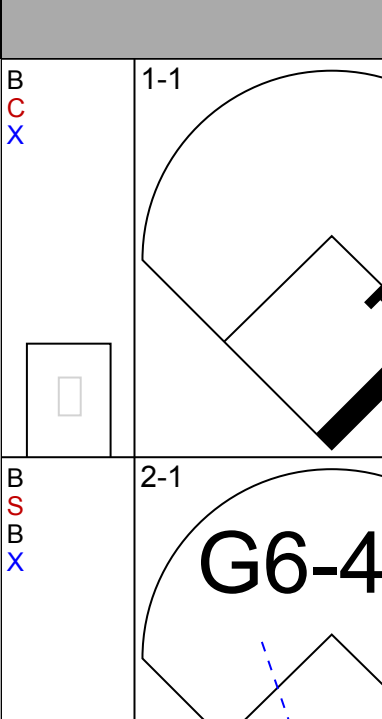
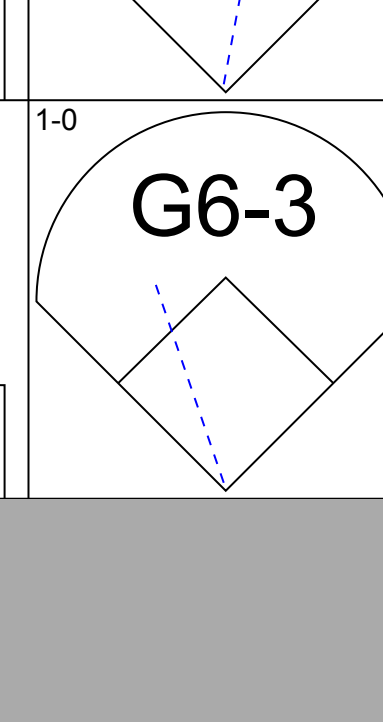
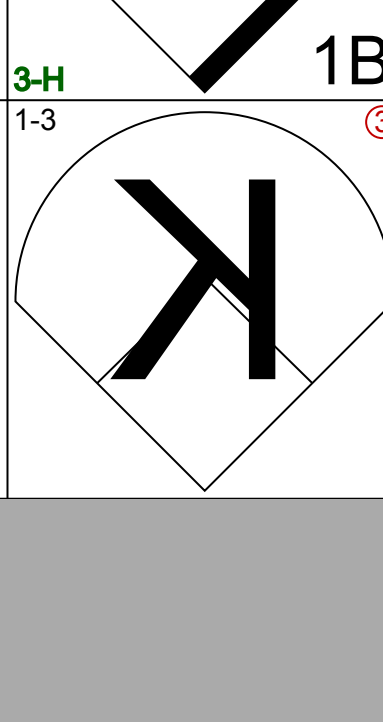
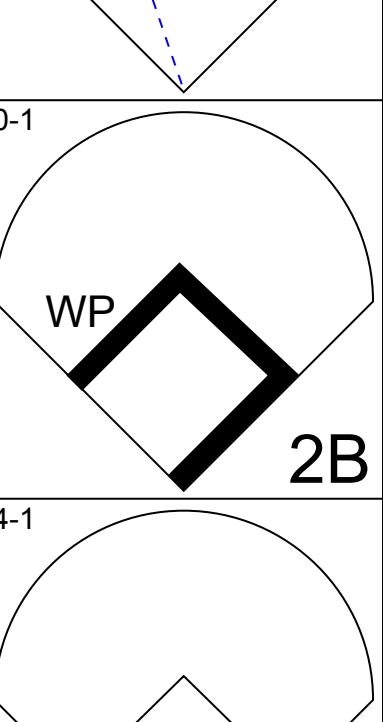
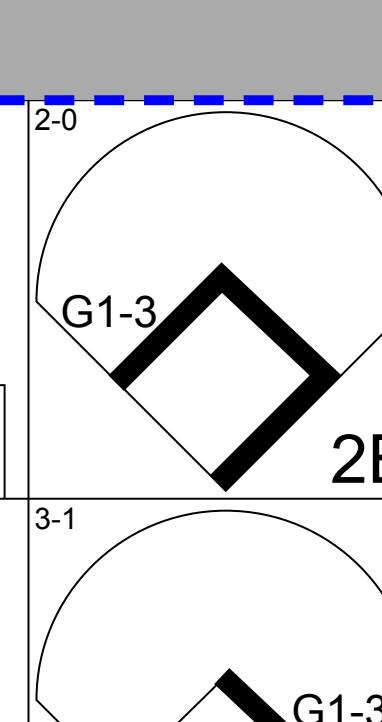
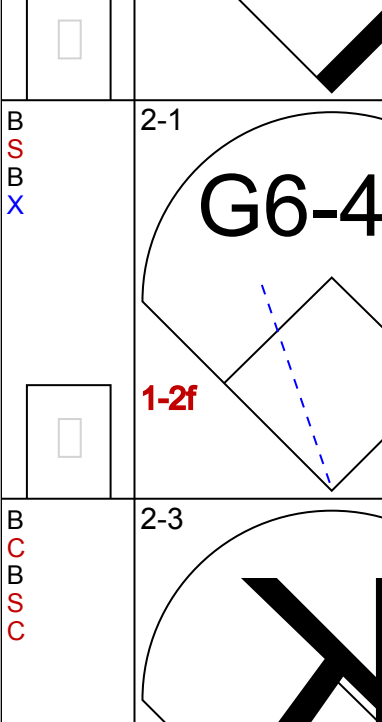
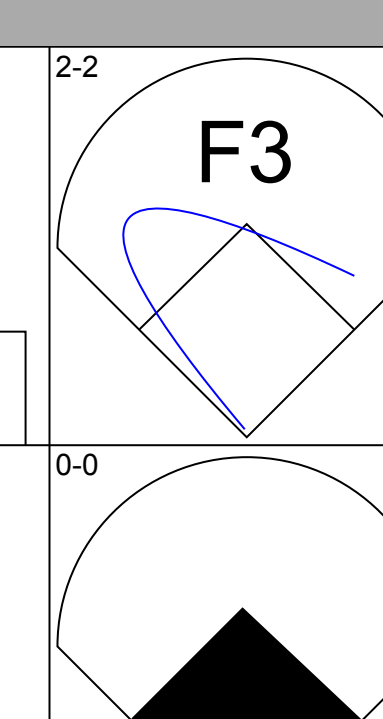
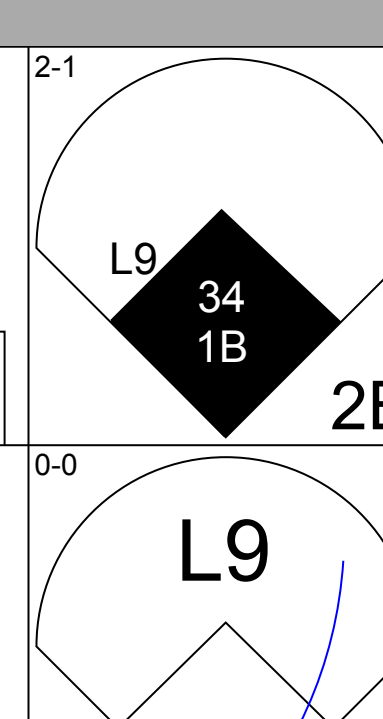
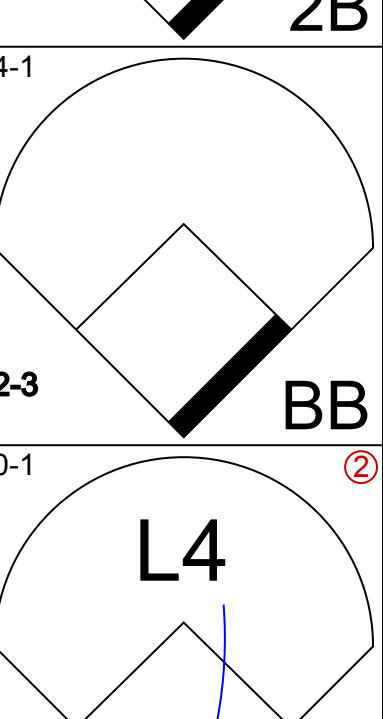
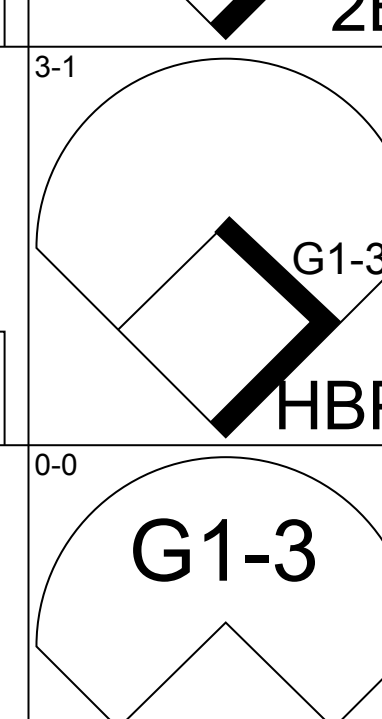
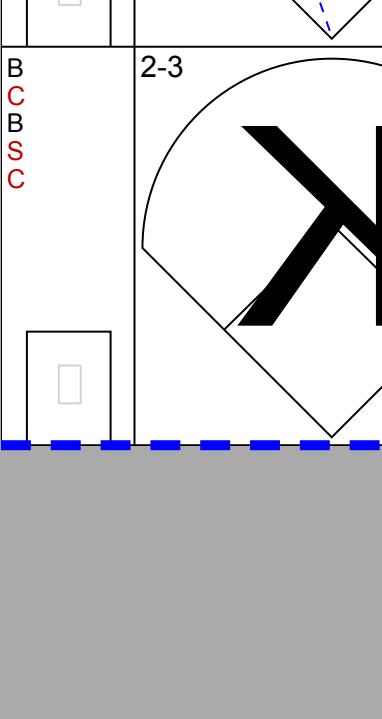
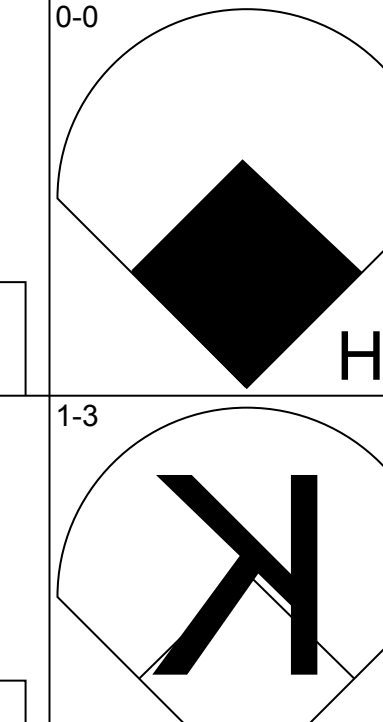
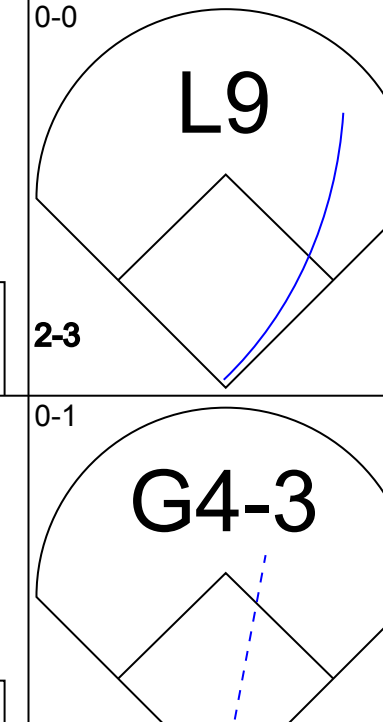
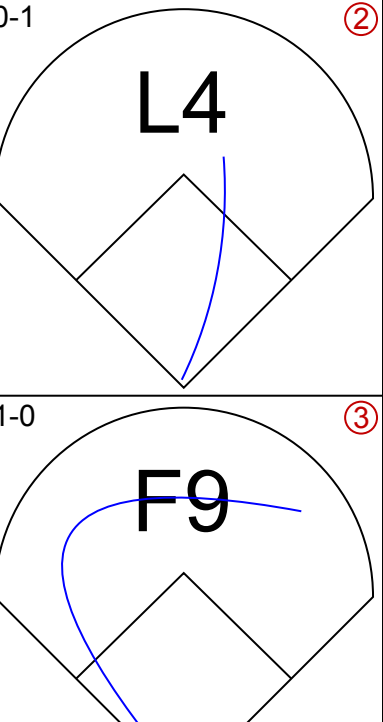
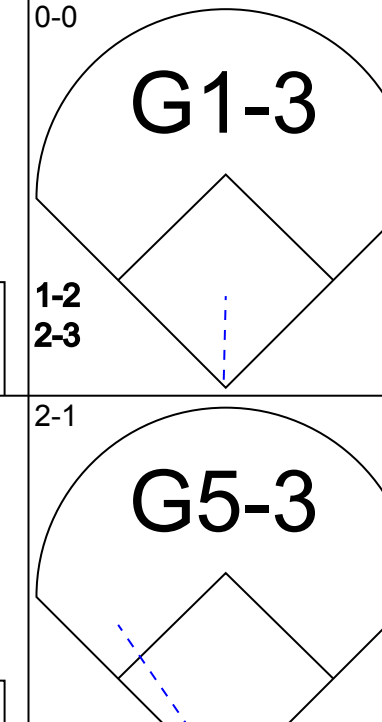

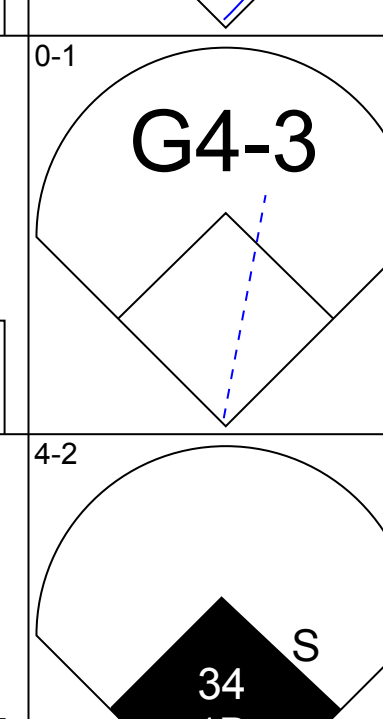
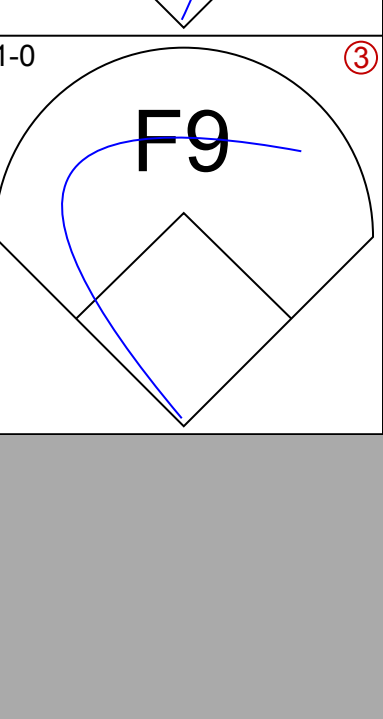
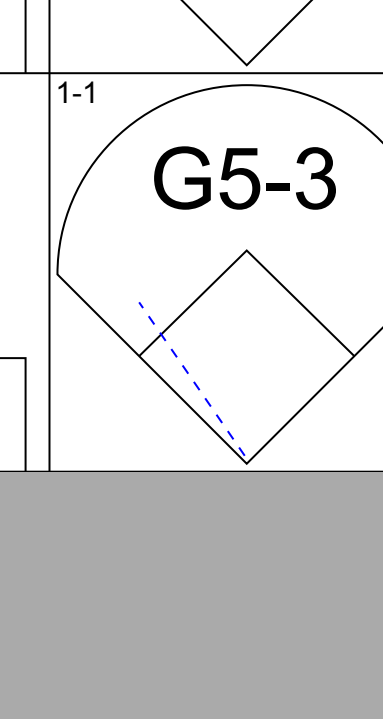
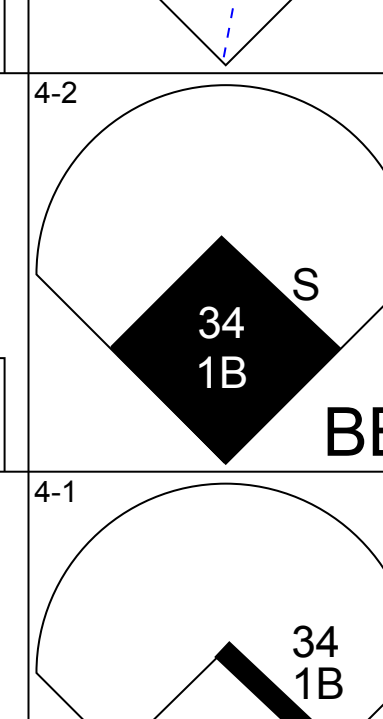
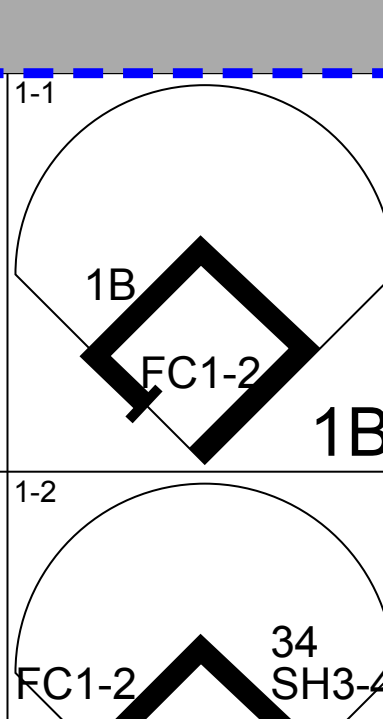
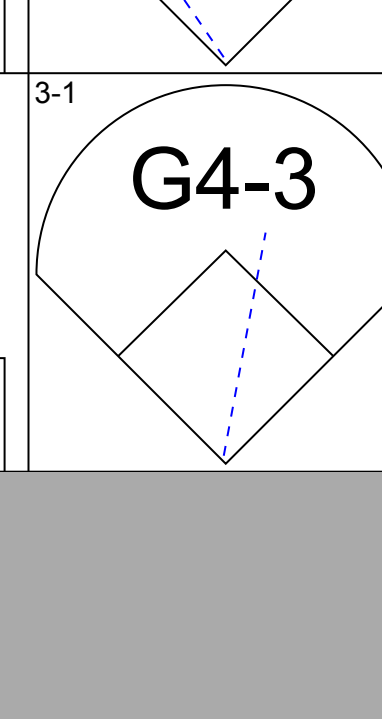
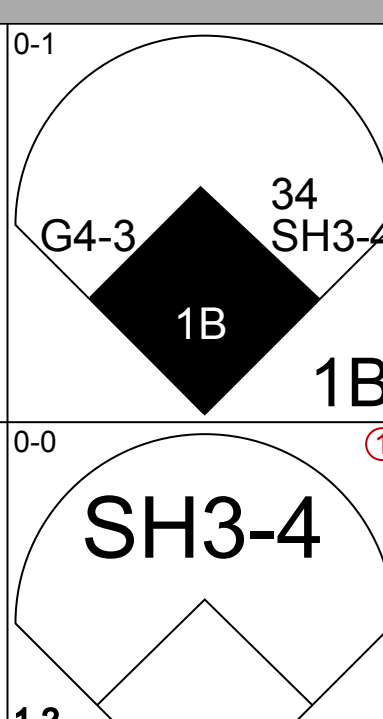
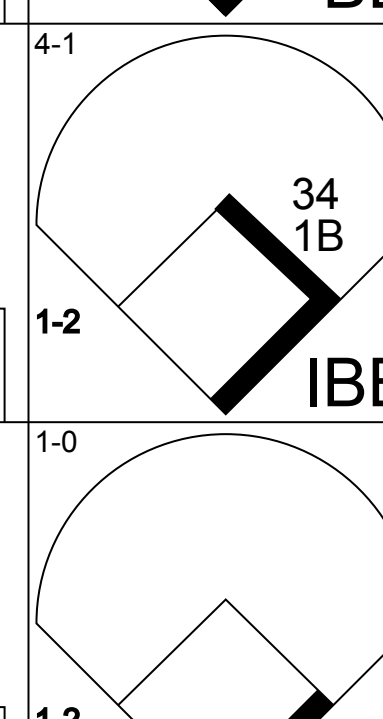

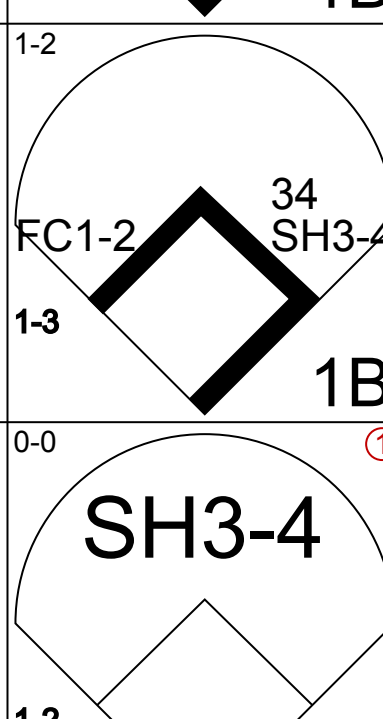
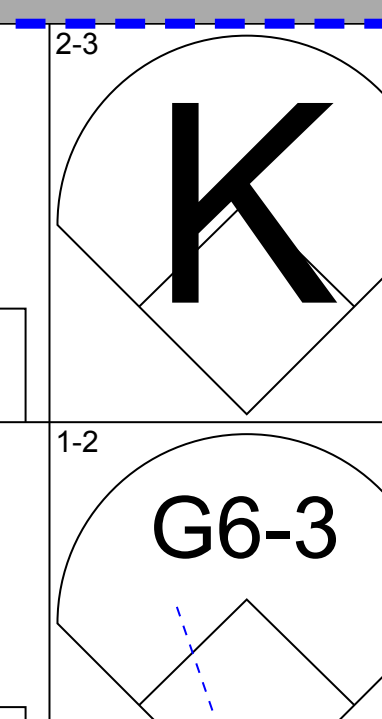
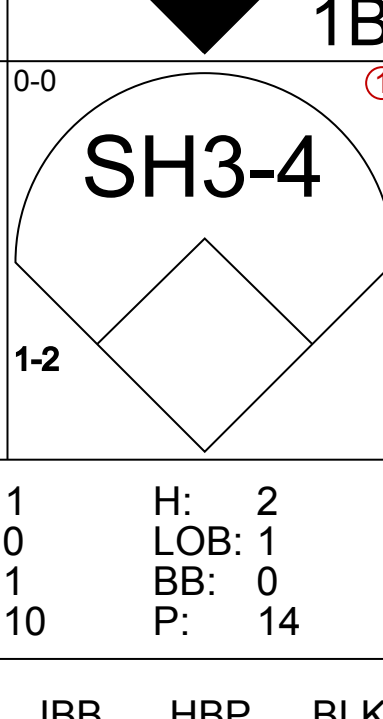
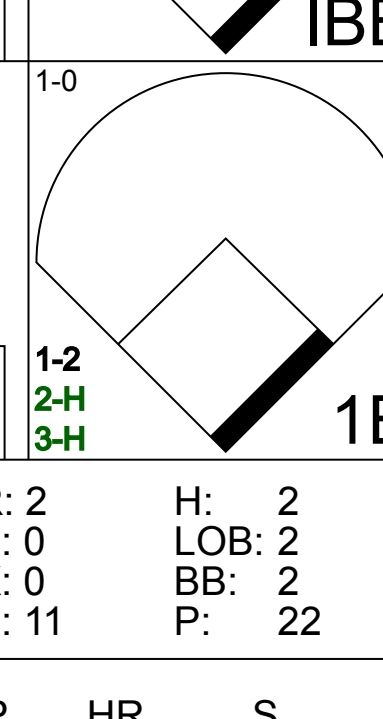
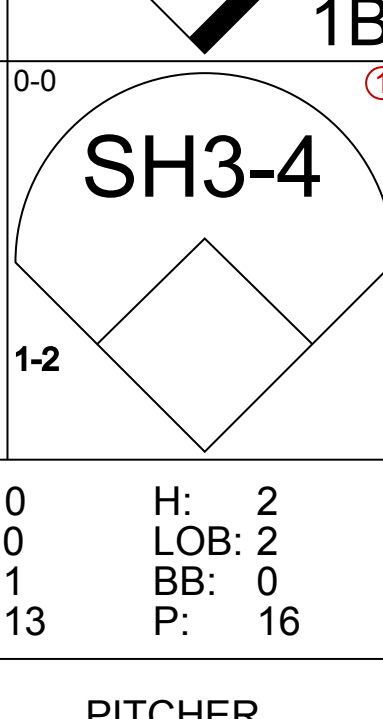
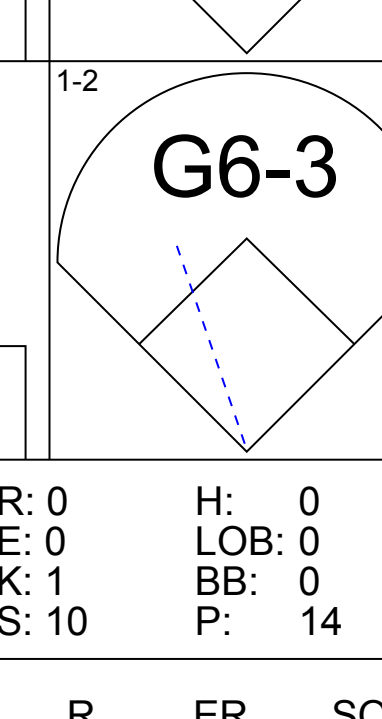
AB	29
R	11
H	13
RBI	11
BB	2
SO	9
LOB	12

AB	20
R	1
H	5
RBI	1
BB	0
SO	5
LOB	8





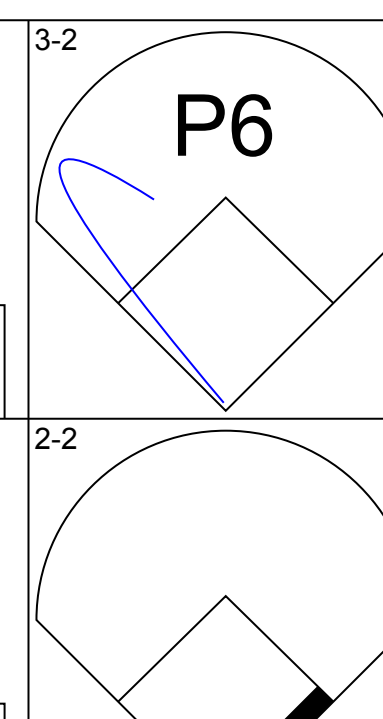
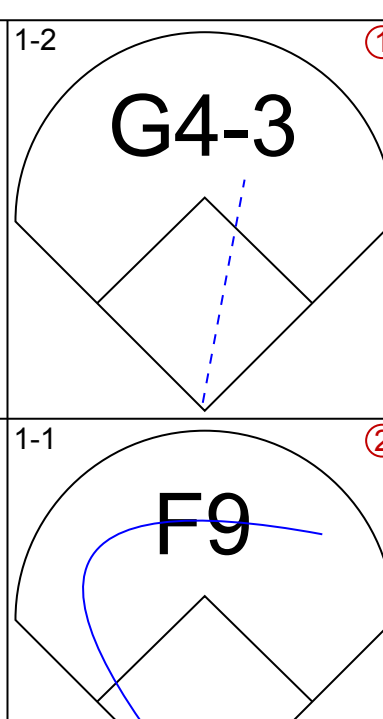
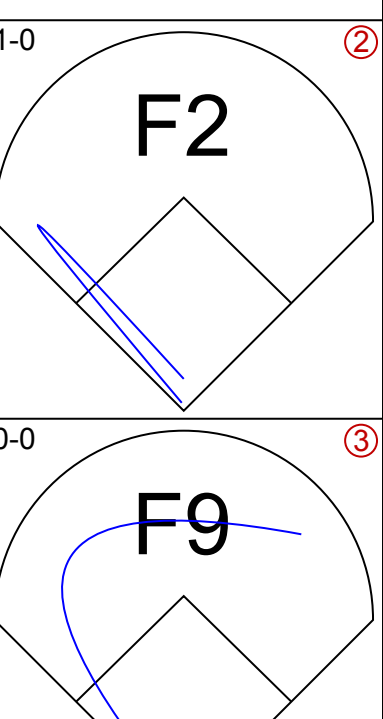

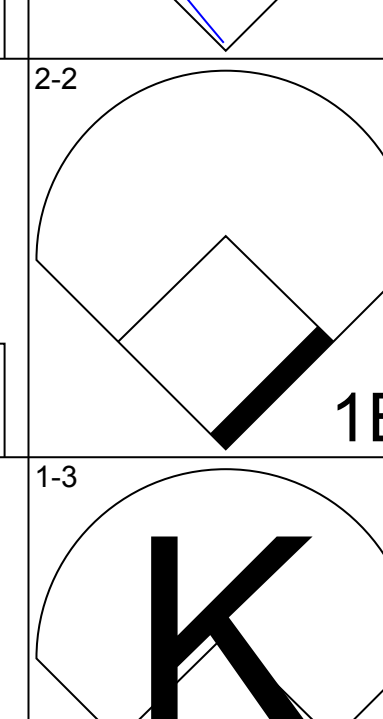
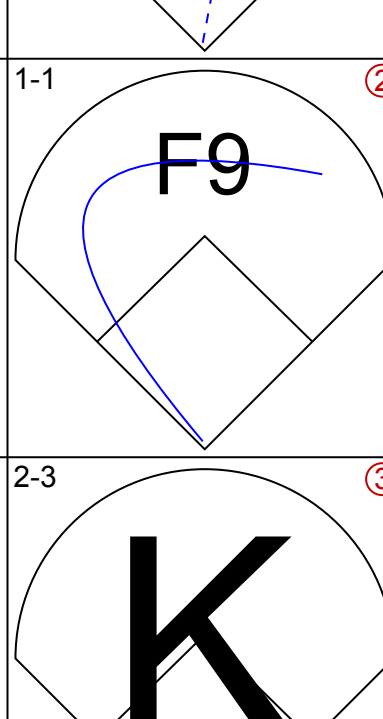
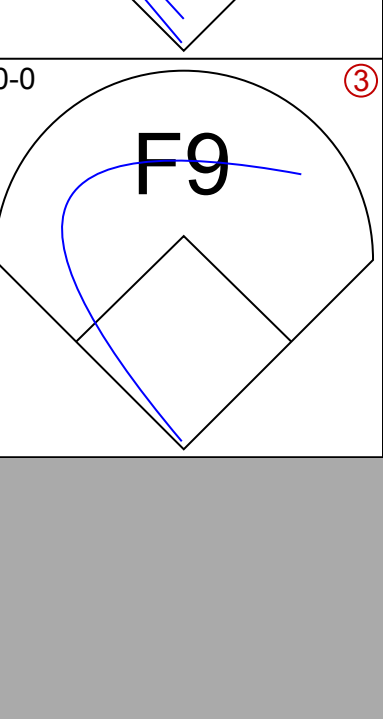
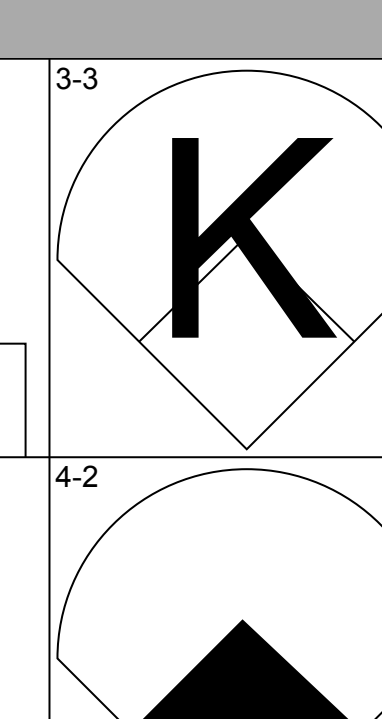
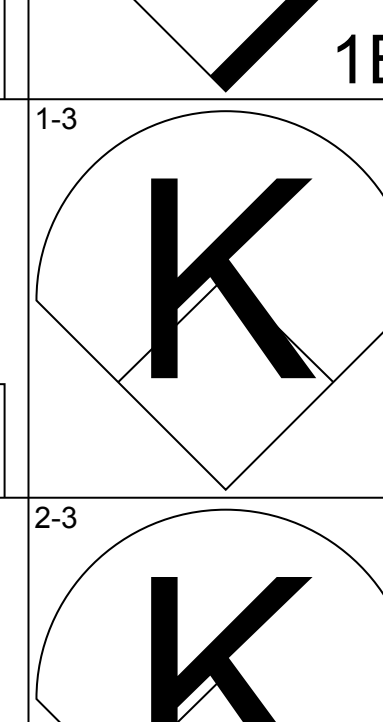
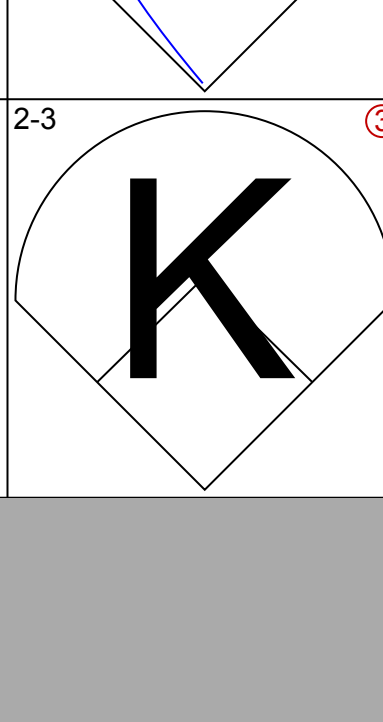
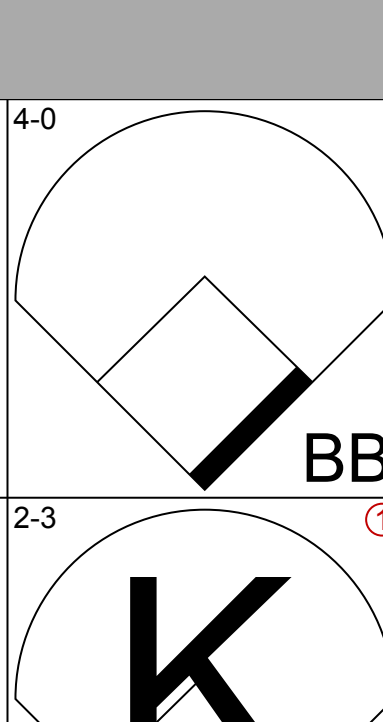
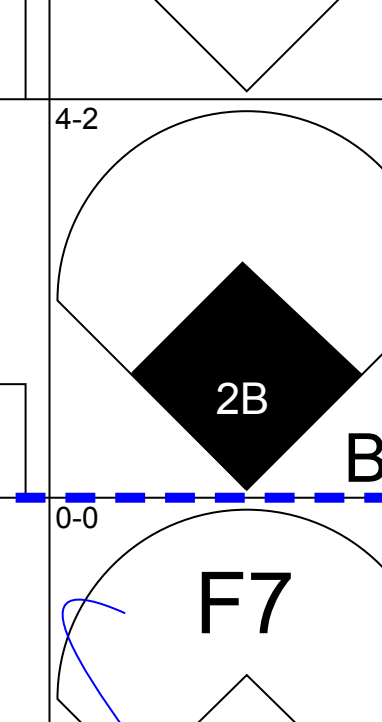
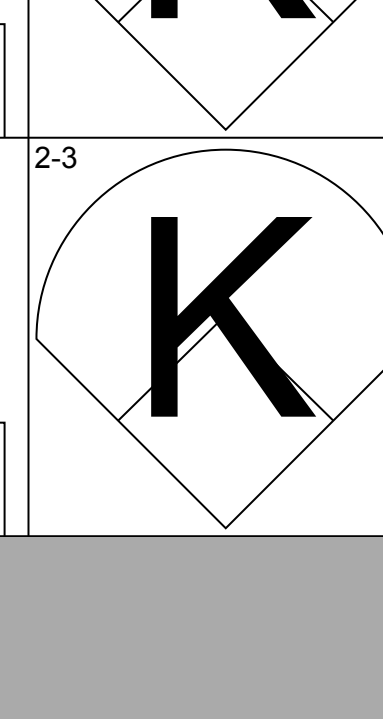
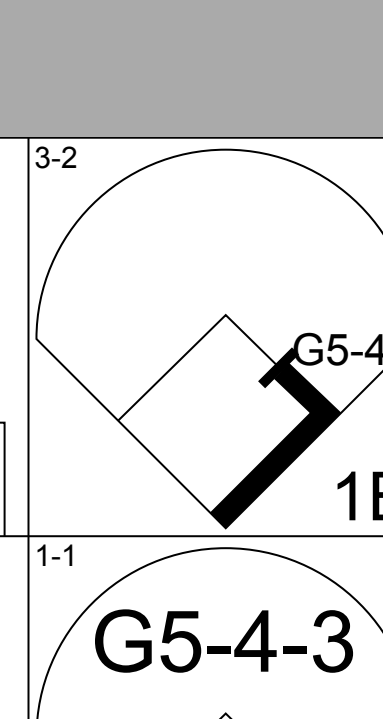

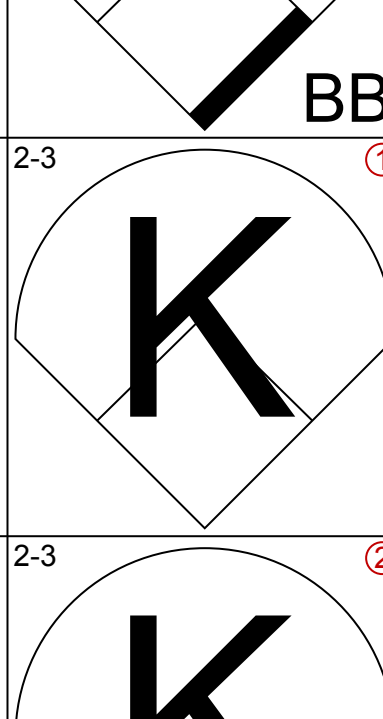
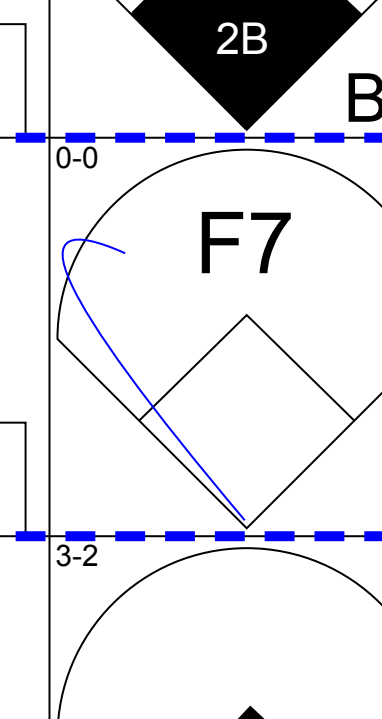
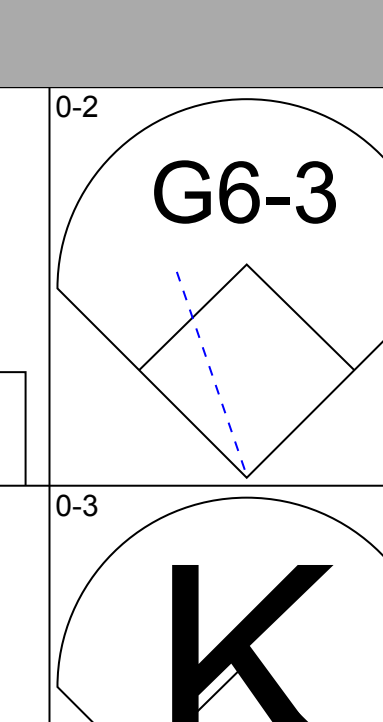
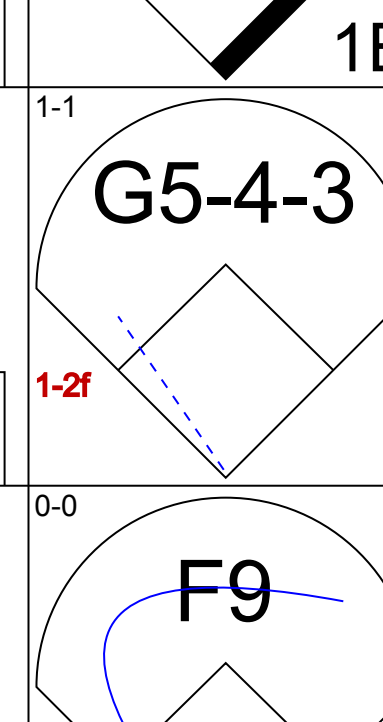
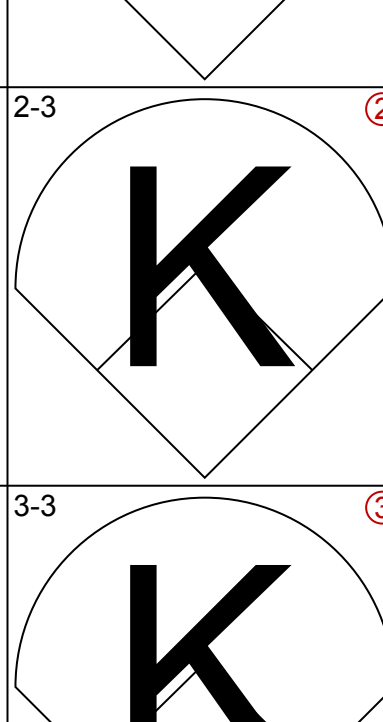
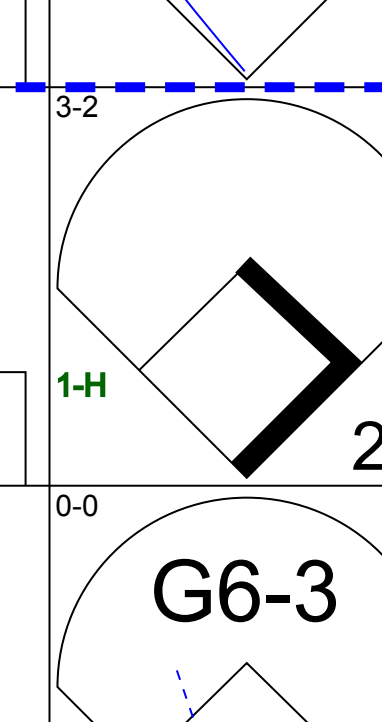
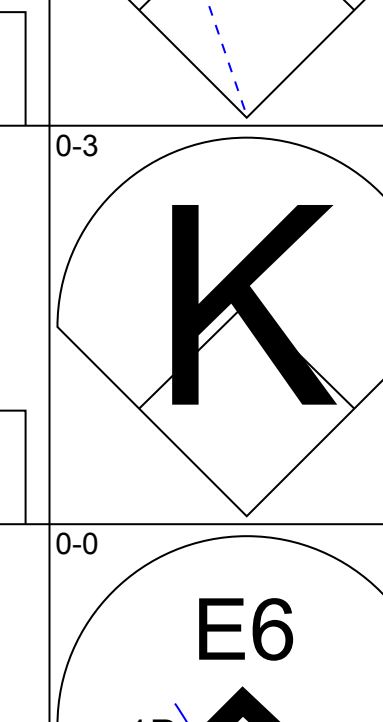
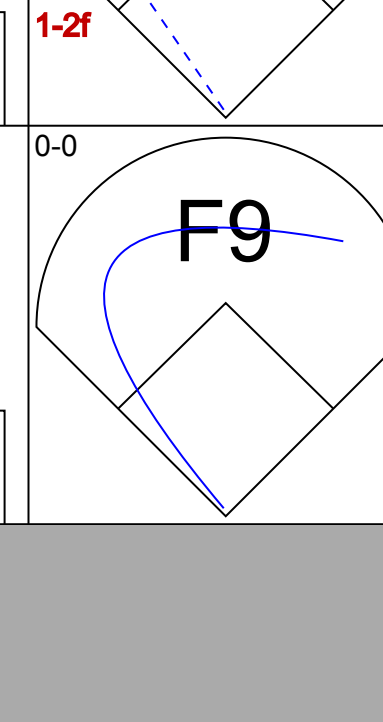
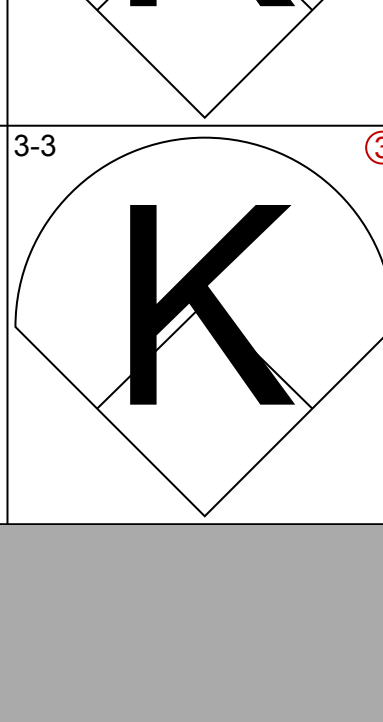
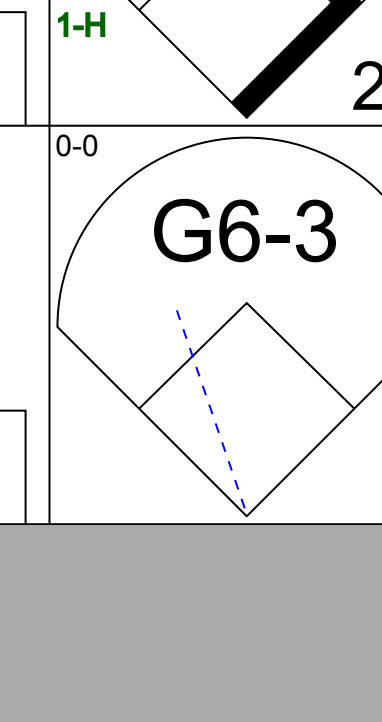
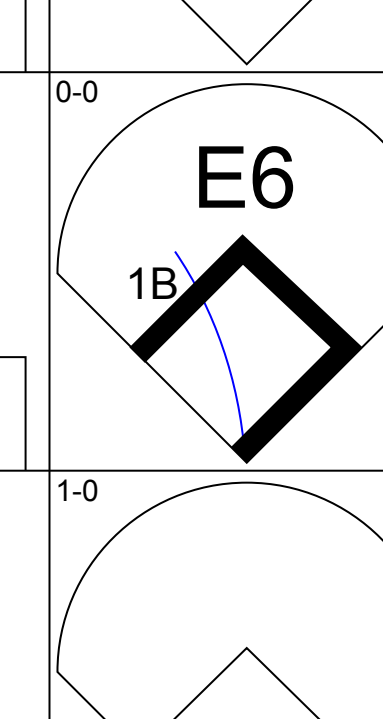
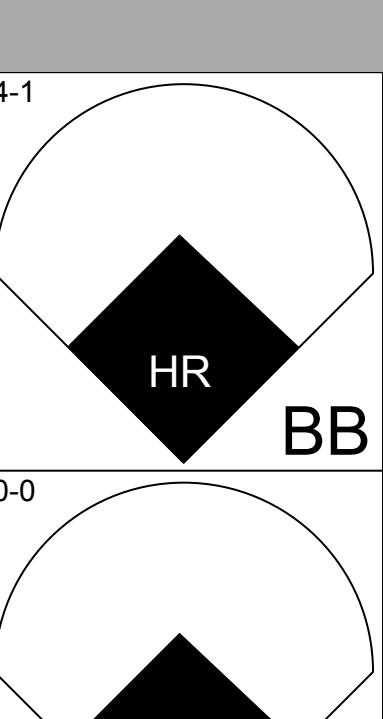
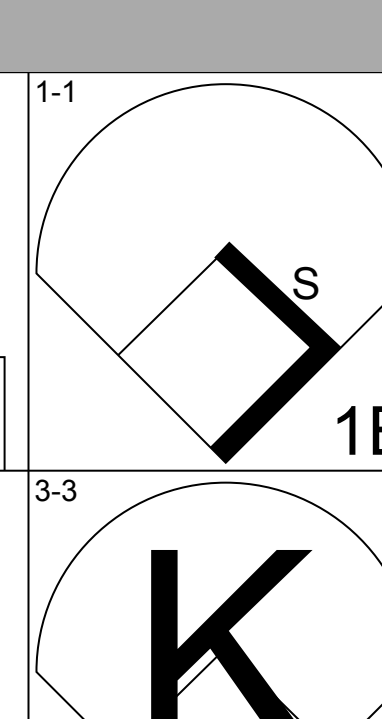
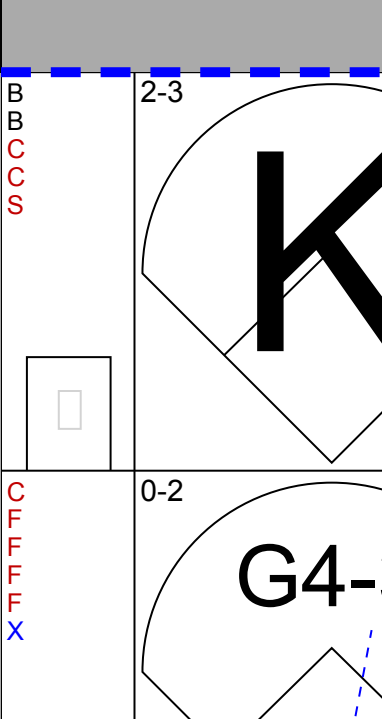
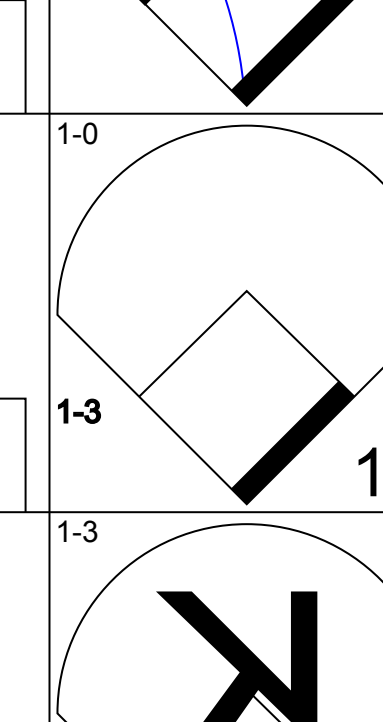
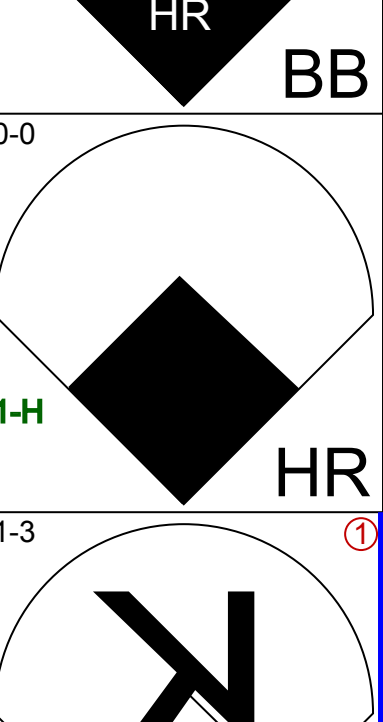
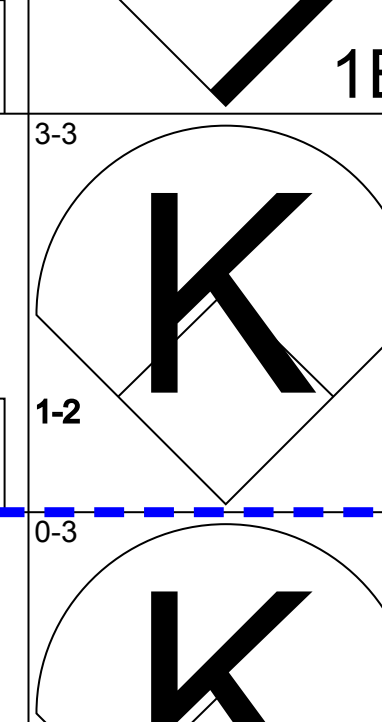
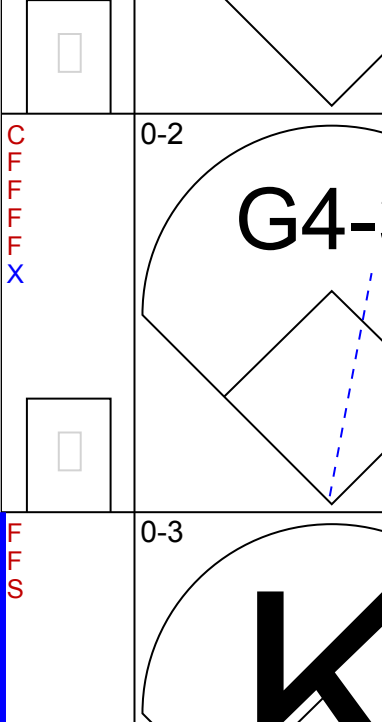
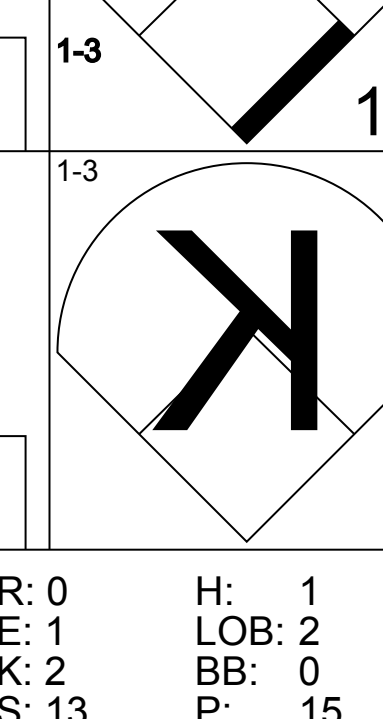
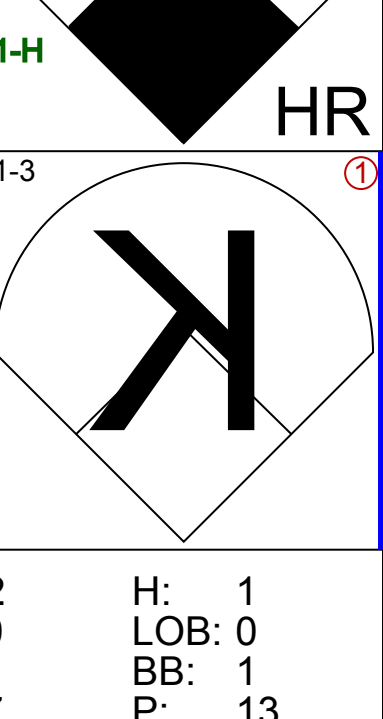
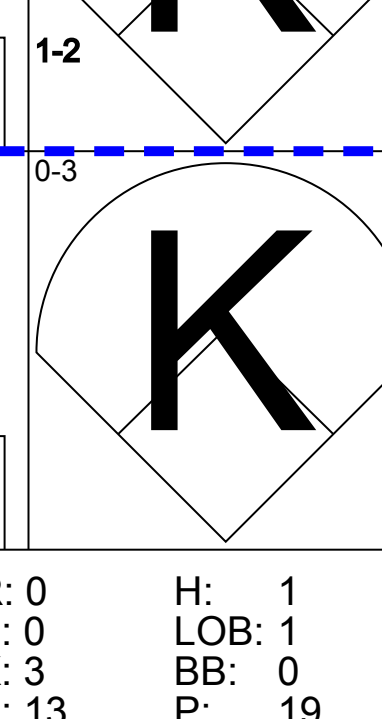
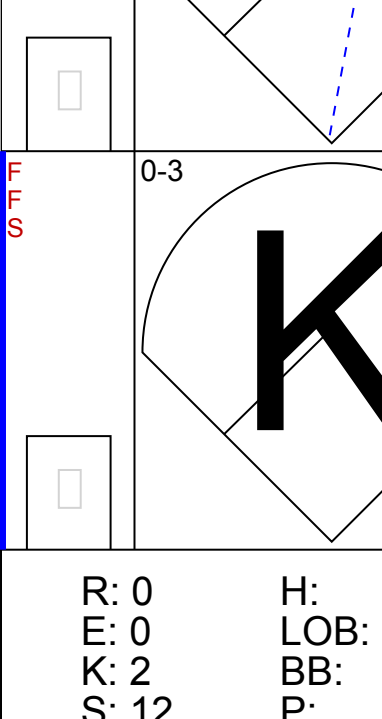


Batter	1	2	3	4	5	6	7	8	9	AB	R	H	RBI	BB	SO	LOB	TOP			
<b>Eric Young Sr. R</b> OBP: 0.306, SLG: 0.387 (1, 4)										5	0	0	0	0	1	5				
<b>Ricky Gutierrez R</b> OBP: 0.356, SLG: 0.404 (1, 6)										5	0	2	1	0	1	2				
<b>Sammy Sosa R</b> OBP: 0.430, SLG: 0.619 (1, 9)											5	0	2	0	0	1	2			
<b>Matt Stairs L</b> OBP: 0.365, SLG: 0.422 (1, 3)											3	1	1	0	1	1	0			
<b>Rondell White R</b> OBP: 0.320, SLG: 0.450 (1, 7)											4	1	1	1	0	0	5			
<b>Miguel Cairo R</b> OBP: 0.395, SLG: 0.387 (1, 5)											4	0	0	0	0	1	5			
<b>Kyle Farnsworth R</b> (7, 1)											0	0	0	0	0	0	0			
<b>Jeff Fassero L</b> (8, 1)											0	0	0	0	0	0	0			
<b>Todd Van Poppel R</b> OBP: 0.250, SLG: 0.250 (8, 1)											0	0	0	0	0	0	0			
<b>Tom Gordon R</b> (9, 1)											0	0	0	0	0	0	0			
<b>Gary Matthews S</b> OBP: 0.309, SLG: 0.367 (1, 8)										3	1	1	0	1	0	2				
<b>Joe Girardi R</b> OBP: 0.299, SLG: 0.286 (1, 2)											3	1	2	0	1	1	0			
<b>34 Kerry Wood R</b> OBP: 0.182, SLG: 0.227 <b>Augie Ojeda S</b> OBP: 0.275, SLG: 0.304 (7, 5)											1	0	1	2	0	0	0			
											1	0	0	0	0	0				
<b>Inning Stats</b>	R: 0 E: 0 K: 1 S: 9	H: 0 LOB: 0 BB: 0 P: 13	R: 1 E: 0 K: 1 S: 11	H: 1 LOB: 0 BB: 0 P: 15	R: 1 E: 0 K: 1 S: 10	H: 2 LOB: 1 BB: 0 P: 14	R: 2 E: 0 K: 0 S: 11	H: 2 LOB: 2 BB: 2 P: 22	R: 0 E: 0 K: 1 S: 13	H: 1 LOB: 2 BB: 0 P: 16	R: 0 E: 0 K: 0 S: 7	H: 1 LOB: 2 BB: 0 P: 17	R: 0 E: 0 K: 1 S: 10	H: 0 LOB: 0 BB: 0 P: 14	R: 0 E: 0 K: 1 S: 7	H: 1 LOB: 0 BB: 0 P: 12	1B: 6 2B: 3 3B: 0 HR: 1	SF: 0 SAC: 2 DP: 1 HBP: 1	WP: 1 PB: 0 SB: 2 CS: 0	PA: 40
<b>PITCHER</b>	IP	WLS	BF	H	R	ER	SO	BB	IBB	HBP	BLK	WP	HR	S	P	ERA	WHIP			
<b>Jimmy Haynes R</b> ERA: 4.5 (1, 1)	5.0	L	24	6	4	4	3	2	1	0	0	1	1	48	76	7.20	1.600			
<b>Will Cunnane R</b> ERA: 6.97 (6, 1)	1.0		5	2	0	0	1	0	0	0	0	0	0	13	16	0.00	2.000			
<b>Mike DeJean R</b> ERA: 2.19 (7, 1)	1.0		5	1	0	0	0	0	0	1	0	0	0	7	17	0.00	1.000			
<b>David Weathers R</b> ERA: 1.84 (8, 1)	2.0		6	1	0	0	2	0	0	0	0	0	0	17	26	0.00	0.500			

**Chicago Cubs @ Milwaukee Brewers**  
Miller Park, Milwaukee, WI  
Fri Jun 01 2001, 7:05 PM CDT  
Att: 42,392 - Dome - 72 F

AB 34  
R 4  
H 10  
RBI 4  
BB 3  
SO 6  
LOB 21




Batter	1	2	3	4	5	6	7	8	9	AB	R	H	RBI	BB	SO	LOB	BOTTOM					
<b>Jeffrey Hammonds R</b> OBP: 0.316, SLG: 0.419 (1, 8)										4	0	0	0	0	1	1						
<b>Mark Loretta R</b> OBP: 0.396, SLG: 0.378 (1, 5)										4	0	1	0	0	1	0						
<b>Geoff Jenkins L</b> OBP: 0.400, SLG: 0.599 (1, 7)										2	1	0	0	2	2	1						
<b>Jeremy Burnitz L</b> OBP: 0.394, SLG: 0.589 (1, 9)											4	0	1	0	0	2	3					
<b>Richie Sexson R</b> OBP: 0.306, SLG: 0.457 (1, 3)										4	0	1	1	0	1	2						
<b>José Hernández R</b> OBP: 0.325, SLG: 0.483 (1, 6)										4	0	0	0	0	2	2						
<b>Ronnie Belliard R</b> OBP: 0.338, SLG: 0.375 (1, 4)											3	1	1	0	1	1	0					
<b>Raul Casanova S</b> OBP: 0.305, SLG: 0.500 (1, 2)											4	1	2	2	0	1	1					
<b>Jimmy Haynes R</b> OBP: 0.200, SLG: 0.200 <b>James Muldowney R</b> OBP: 0.290, SLG: 0.350 <b>Will Cunnane R</b> <b>Mike DeJean R</b> <b>Devon White S</b> <b>David Weathers R</b> <b>Tyler Houston L</b> OBP: 0.345, SLG: 0.478 (5, PH) (6, PH) (7, PH) (8, PH) (9, PH)											1	0	0	0	0	1	2					
											1	0	0	0	0	1	0					
											0	0	0	0	0	0	0					
											0	0	0	0	0	0	0					
											0	0	0	0	0	0	0					
											0	0	0	0	0	0	0					
											0	0	0	0	0	0	0					
											0	0	0	0	0	0	0					
											0	0	0	0	0	0	0					
<b>Inning Stats</b>	R: 0 E: 0 K: 2 S: 13	H: 1 LOB: 1 BB: 0 P: 21	R: 0 E: 1 K: 2 S: 13	H: 1 LOB: 2 BB: 0 P: 15	R: 0 E: 0 K: 1 S: 9	H: 0 LOB: 0 BB: 0 P: 13	R: 0 E: 0 K: 0 S: 7	H: 1 LOB: 0 BB: 0 P: 11	R: 2 E: 0 K: 1 S: 7	H: 1 LOB: 0 BB: 1 P: 13	R: 0 E: 0 K: 3 S: 12	H: 0 LOB: 1 BB: 1 P: 23	R: 0 E: 0 K: 3 S: 13	H: 1 LOB: 1 BB: 0 P: 19	R: 1 E: 0 K: 1 S: 13	H: 1 LOB: 1 BB: 1 P: 23	R: 0 E: 0 K: 2 S: 12	H: 0 LOB: 0 BB: 0 P: 14	1B: 4 2B: 1 3B: 0 HR: 1	SF: 0 SAC: 0 DP: 1 HBP: 0	WP: 0 PB: 0 SB: 1 CS: 0	PA: 36
<b>PITCHER</b>	IP	WLS	BF	H	R	ER	SO	BB	IBB	HBP	BLK	WP	HR	S	P	ERA	WHIP					
<b>34 Kerry Wood R</b> ERA: 4.07 (1, 1)	6.1	W	26	5	2	2	10	2	0	0	0	0	1	67	106	2.84	1.105					
<b>Kyle Farnsworth R</b> ERA: 3.04 (7, 1)	1.0	H	4	0	1	1	3	1	0	0	0	0	0	13	22	9.00	1.000					
<b>Jeff Fassero L</b> ERA: 3.38 (8, 1)	0.1	H	1	0	0	0	0	0	0	0	0	0	0	1	1	0.00	0.000					
<b>Todd Van Poppel R</b> ERA: 4.24 (8, 1)	0.1	H	2	1	0	0	0	0	0	0	0	0	0	6	9	0.00	3.000					
<b>Tom Gordon R</b> ERA: 4.5 (9, 1)	1.0	S	3	0	0	0	2	0	0	0	0	0	0	12	14	0.00	0.000					


**Chicago Cubs @ Milwaukee Brewers**  
Miller Park, Milwaukee, WI  
Fri Jun 01 2001, 7:05 PM CDT  
Att: 42,392 - Dome - 72 F

AB 33  
R 3  
H 6  
RBI 3  
BB 3  
SO 15  
LOB 13





Batter	1	2	3	4	5	6	7	8	9	AB	R	H	RBI	BB	SO	LOB	TOP										
Eric Young Sr. R (1,4) OBP: 0.308, SLG: 0.384 Todd Dunwoody L (9,9) OBP: 0.269, SLG: 0.280	G4-3		G3-1	HR		2B		F9		4	2	1	0	1	0	1	<b>Chicago Cubs @ Milwaukee Brewers</b> Miller Park, Milwaukee, WI Sat Jun 02 2001, 6:05 PM CDT Att: 43,400 - Dome - 72 F  <b>AB 34</b> <b>R 10</b> <b>H 9</b> <b>RBI 10</b> <b>BB 7</b> <b>SO 1</b> <b>LOB 11</b> 										
Ricky Gutierrez R (1,6) OBP: 0.322, SLG: 0.398	F8		HR			F8		G3-1		5	1	1	1	0	0	2											
Sammy Sosa R (1,9) OBP: 0.434, SLG: 0.639 Todd Van Poppel R (9,1) OBP: 0.250, SLG: 0.250	F9		HR			HR		G5-3		4	3	2	3	1	0	0											
Matt Stairs L (1,3) OBP: 0.383, SLG: 0.453 15 Julio Zuleta R (8,3) OBP: 0.307, SLG: 0.442		1B	HR			HR		G5-3		1	2	1	3	3	0	0											
Rondell White R (1,7) OBP: 0.322, SLG: 0.465	F8		E6			HR		G6-3		5	1	2	3	0	0	1											
Ron Cooper R (1,5) OBP: 0.285, SLG: 0.425 Manny Aybar R (7,1) OBP: 1.000, SLG: 1.000 Felix Heredia L (7,1) OBP: 0.269, SLG: 0.269 Courtney Duncan L (9,PH) OBP: 0.269, SLG: 0.269 Augie Ojeda S (9,4)	L3		BB			F9		F9		4	0	2	0	0	0	2											
Todd Hundley S (1,2) OBP: 0.271, SLG: 0.336	L3		BB			K		F7		3	0	0	0	1	1	2											
Gary Matthews S (1,8) OBP: 0.307, SLG: 0.357			BB			G3		F7		3	1	0	0	1	0	3											
Kevin Tapani R (1,1) OBP: 0.188, SLG: 0.188 Miguel Cairo R (6,5) OBP: 0.385, SLG: 0.375			SH1-4			G6-3		G5-3		2	0	0	0	0	0	0											
Inning Stats	R: 0 E: 0 K: 0 S: 8	H: 0 LOB: 0 BB: 0 P: 10	R: 0 E: 0 K: 0 S: 14	H: 1 LOB: 1 BB: 1 P: 24	R: 4 E: 1 K: 0 S: 16	H: 3 LOB: 3 BB: 3 P: 32	R: 4 E: 0 K: 0 S: 18	H: 2 LOB: 0 BB: 2 P: 29	R: 0 E: 0 K: 1 S: 12	H: 0 LOB: 0 BB: 0 P: 12	R: 2 E: 0 K: 0 S: 12	H: 3 LOB: 1 BB: 1 P: 19	R: 0 E: 0 K: 0 S: 9	H: 0 LOB: 0 BB: 0 P: 18	R: 0 E: 0 K: 0 S: 8	H: 0 LOB: 0 BB: 0 P: 10		R: 0 E: 0 K: 0 S: 6	H: 0 LOB: 0 BB: 0 P: 9	1B: 5 2B: 2 3B: 0 HR: 3	SF: 0 SAC: 1 DP: 2 HBP: 0	WP: 0 PB: 0 SB: 0 CS: 0	PA: 42				
PITCHER	IP	WLS	BF	H	R	ER	SO	BB	IBB	HBP	BLK	WP	HR	S	P	ERA	WHIP										
Paul Rigdon R (1,1) ERA: 4.87	4.0	L	24	6	8	8	0	6	0	0	0	0	3	56	95	18.00	3.000										
Will Cunnane R (5,1) ERA: 7.15	2.0	9	3	2	2	1	0	1	0	0	0	0	0	20	31	9.00	1.500										
Mike DeJean R (7,1) ERA: 2.1	1.0	3	0	0	0	0	0	0	0	0	0	0	0	9	18	0.00	0.000										
Curt Leskanic R (8,1) ERA: 3.57	1.0	3	0	0	0	0	0	0	0	0	0	0	0	8	10	0.00	0.000										
Ray King L (9,1) ERA: 5.38	1.0	3	0	0	0	0	0	0	0	0	0	0	0	6	9	0.00	0.000										

Batter	1	2	3	4	5	6	7	8	9	AB	R	H	RBI	BB	SO	LOB	BOTTOM										
Jeffrey Hammonds R (1,8) OBP: 0.338, SLG: 0.434 Mike DeJean R (7,1) OBP: 0.322, SLG: 0.398 Curt Leskanic R (8,1) OBP: 0.385, SLG: 0.375 Tyler Houston L (9,PH) OBP: 0.269, SLG: 0.269 Jimmy Haynes R (9,PH) OBP: 0.269, SLG: 0.269 Ray King L (9,1) OBP: 0.269, SLG: 0.269 Henry Blanco R (9,PH) OBP: 0.269, SLG: 0.269	2B	1B		F9		1B		BB		4	0	3	1	0	0	0	<b>Chicago Cubs @ Milwaukee Brewers</b> Miller Park, Milwaukee, WI Sat Jun 02 2001, 6:05 PM CDT Att: 43,400 - Dome - 72 F  <b>AB 41</b> <b>R 4</b> <b>H 16</b> <b>RBI 4</b> <b>BB 3</b> <b>SO 10</b> <b>LOB 32</b> 										
Mark Loretta R (1,5) OBP: 0.434, SLG: 0.383	1B		G4-3			WP		BB		2	0	1	1	2	0	0											
Geoff Jenkins L (1,7) OBP: 0.390, SLG: 0.582 James Mouton R (9,9) OBP: 0.286, SLG: 0.350	K	P5				F8		K		4	0	0	0	0	2	7											
Jeremy Burnitz L (1,9) OBP: 0.386, SLG: 0.576 Angel Chavez-Rivera R (8,7) OBP: 0.314, SLG: 0.576	F8		K			G4-3		K		4	0	0	0	0	2	2											
Richie Sexson R (1,3) OBP: 0.308, SLG: 0.455	K		F9			G4-3		K		5	0	2	0	0	2	5											
José Hernández R (1,6) OBP: 0.325, SLG: 0.481 Luis Lopez S (7,6) OBP: 0.255, SLG: 0.298	G1-3		1B			G6-3		2B		3	0	1	0	0	0	0											
Ronnie Belliard R (1,4) OBP: 0.340, SLG: 0.381	1B		F9			1B		K		5	2	2	0	0	1	5											
Raul Casanova S (1,2) OBP: 0.310, SLG: 0.506	F7		L3			1B		1B		5	1	2	0	0	0	5											
Paul Rigdon R (1,1) OBP: 0.211, SLG: 0.211 Lou Collier R (4,PH) Will Cunnane R (5,1) Devon White S (6,PH) OBP: 0.339, SLG: 0.495	BB		K			SF9		BB		1	0	1	0	0	0	0											
Inning Stats	R: 0 E: 0 K: 2 S: 12	H: 1 LOB: 2 BB: 0 P: 19	R: 1 E: 0 K: 0 S: 11	H: 3 LOB: 3 BB: 1 P: 21	R: 0 E: 0 K: 1 S: 14	H: 2 LOB: 0 BB: 0 P: 23	R: 0 E: 0 K: 1 S: 10	H: 0 LOB: 0 BB: 0 P: 13	R: 2 E: 0 K: 0 S: 13	H: 4 LOB: 2 BB: 0 P: 22	R: 0 E: 0 K: 1 S: 12	H: 2 LOB: 2 BB: 0 P: 17	R: 0 E: 0 K: 3 S: 12	H: 1 LOB: 3 BB: 2 P: 25	R: 1 E: 0 K: 1 S: 13	H: 3 LOB: 1 BB: 0 P: 23		1B: 13 2B: 3 3B: 0 HR: 0	SF: 1 SAC: 0 DP: 1 HBP: 1	WP: 1 PB: 0 SB: 0 CS: 0	PA: 46						
PITCHER	IP	WLS	BF	H	R	ER	SO	BB	IBB	HBP	BLK	WP	HR	S	P	ERA	WHIP										
Kevin Tapani R (1,1) ERA: 3.47	5.0	W	23	6	1	1	0	1	0	0	0	1	0	13	22	18.00	4.000										
Manny Aybar R (6,1) ERA: 5.49	1.0	7	4	2	2	0	0	0	0	0	0	0	0	12	17	0.00	2.000										
Felix Heredia L (7,1) ERA: 5.0	1.0	5	2	0	0	0	1	0	0	0	0	0	0	12	25	0.00	3.000										
Courtney Duncan R (8,1) ERA: 2.13	1.0	6	1	0	0	0	3	2	0	0	0	0	0	12	25	0.00	3.000										
Todd Van Poppel R (9,1) ERA: 4.44	1.0	5	3	1	1	1	1	0	0	0	0	0	0	13	23	9.00	3.000										



Batter	1	2	3	4	5	6	7	8	9	AB	R	H	RBI	BB	SO	LOB	TOP									
<b>Eric Young Sr. R</b> OBP: 0.301, SLG: 0.375 (1, 4)	1-2 G4-3		1-3 K		3-3 K		1-2 G6-3		1-0 F8	5	0	0	0	0	2	3	<b>Chicago Cubs @ Milwaukee Brewers</b> Miller Park, Milwaukee, WI Sun Jun 03 2001, 1:05 PM CDT Att: 42,385 - Dome - 72 F									
<b>Ricky Gutierrez R</b> OBP: 0.343, SLG: 0.386 (1, 6)	2-1 G6-3		2-3 K		1-0 G1-3		2-3 K		0-0 G6-3	5	0	0	1	0	2	2										
<b>Sammy Sosa R</b> OBP: 0.429, SLG: 0.632 (1, 9)	0-0 2B		0-1 L9			0-0 G4-3		1-3 K	0-0 F9	5	0	1	0	0	1	1										
<b>Matt Stairs L</b> OBP: 0.386, SLG: 0.479 (1, 3)	2-3 K			2-0 1B		3-2 HR		1-0 F8		4	1	2	1	0	1	1										
<b>Rondell White R</b> OBP: 0.325, SLG: 0.466 (1, 7)		1-2 G5-3 1B		0-0 F9		2-1 F8		2-2 1B		4	0	2	0	0	0	1										
<b>Ron Coomer R</b> OBP: 0.354, SLG: 0.408 (1, 5)		2-2 G5-3		0-0 F8		4-1 1B BB		1-1 P4		3	0	0	0	1	0	3										
<b>Todd Hundley S</b> OBP: 0.271, SLG: 0.328 (1, 2)		3-3 K		0-1 F8		4-0 1B BB		2-3 K		3	0	0	0	1	2	3										
<b>Gary Matthews S</b> OBP: 0.328, SLG: 0.363 (1, 8)		4-2 BB		4-1 SH2-4 BB		3-2 1-2 2-3 1B		4-1 2B G6-3 BB		1	1	1	0	3	0	0										
<b>Julian Tavarez L</b> OBP: 0.176, SLG: 0.125 (5, PH)	1-2 G3			0-2 SH2-4		1-2 P6		2-2 G6-3 2B		1	0	0	0	0	0	2										
<b>Todd Hundley S</b> OBP: 0.271, SLG: 0.328 (5, PH)										0	0	0	0	0	0	3										
<b>Todd Van Poppel R</b> OBP: 0.226, SLG: 0.289 (6, 1)										0	0	0	0	0	0	0										
<b>Felix Heredia L</b> OBP: 0.226, SLG: 0.250 (7, 1)										0	0	0	0	0	0	0										
<b>Kyle Farnsworth R</b> OBP: 0.226, SLG: 0.250 (7, 1)										0	0	0	0	0	0	0										
<b>Jeff Fassero L</b> OBP: 0.226, SLG: 0.250 (8, 1)										0	0	0	0	0	0	0										
<b>Miguel Cairo R</b> OBP: 0.226, SLG: 0.250 (9, PH)										1	0	1	0	0	0	0										
<b>Inning Stats</b>	R: 0 E: 0 K: 1 S: 10	H: 1 LOB: 1 BB: 0 P: 15	R: 0 E: 0 K: 1 S: 16	H: 1 LOB: 2 BB: 1 P: 27	R: 0 E: 0 K: 2 S: 9	H: 0 LOB: 0 BB: 0 P: 12	R: 0 E: 0 K: 0 S: 5	H: 1 LOB: 1 BB: 0 P: 7	R: 0 E: 0 K: 1 S: 8	H: 0 LOB: 1 BB: 1 P: 16	R: 1 E: 0 K: 0 S: 14	H: 2 LOB: 3 BB: 2 P: 31	R: 0 E: 0 K: 2 S: 10	H: 0 LOB: 0 BB: 0 P: 14	R: 0 E: 0 K: 1 S: 9	H: 1 LOB: 1 BB: 0 P: 15	R: 1 E: 0 K: 0 S: 13	H: 1 LOB: 1 BB: 1 P: 23	1B: 4 2B: 2 3B: 0 HR: 1	SF: 0 SAC: 1 DP: 0 HBP: 0	WP: 0 PB: 0 SB: 0 CS: 0	PA: 39				
<b>PITCHER</b>	IP	WLS	BF	H	R	ER	SO	BB	IBB	HBP	BLK	WP	HR	S	P	ERA	WHIP									
<b>15 Ben Sheets R</b> ERA: 3.06 (1, 1)	5.2	W	26	5	1	1	5	4	0	0	0	0	0	1	58	103	1.59	1.588								
<b>Chad Fox R</b> ERA: 1.99 (6, 1)	1.1	H	4	0	0	0	2	0	0	0	0	0	0	0	14	19	0.00	0.000								
<b>David Weathers R</b> ERA: 1.78 (8, 1)	1.0	H	4	1	0	0	1	0	0	0	0	0	0	9	15	0.00	1.000									
<b>Curt Leskanic R</b> ERA: 3.8 (9, 1)	1.0	S	5	1	1	1	0	1	0	0	0	0	0	13	23	9.00	2.000									

**Chicago Cubs @ Milwaukee Brewers**  
Miller Park, Milwaukee, WI  
Sun Jun 03 2001, 1:05 PM CDT  
Att: 42,385 - Dome - 72 F

AB 33  
R 2  
H 7  
RBI 2  
BB 5  
SO 8  
LOB 19



Batter	1	2	3	4	5	6	7	8	9	AB	R	H	RBI	BB	SO	LOB	BOTTOM								
<b>Jeffrey Hammonds R</b> OBP: 0.328, SLG: 0.429 (1, 8)	3-3 K		1-0 S 1B	1-3 K			4-2 G4-3 SH5-4 2B BB	0-3 K		4	2	1	0	1	3	2	<b>Chicago Cubs @ Milwaukee Brewers</b> Miller Park, Milwaukee, WI Sun Jun 03 2001, 1:05 PM CDT Att: 42,385 - Dome - 72 F								
<b>Mark Loretta R</b> OBP: 0.439, SLG: 0.380 (1, 5)	0-0 FC6-4 BB 1B		4-2 B 1B E BB		3-1 F8		0-0 SH5-4	1-1 G1-3		3	1	1	0	1	0	2									
<b>Geoff Jenkins L</b> OBP: 0.393, SLG: 0.576 (1, 7)	4-2 FC6-4 BB		0-1 1-2 2-H 1B		3-1 G4-3		0-0 G4-3			3	0	1	1	1	0	1									
<b>Jeromy Burnitz L</b> OBP: 0.393, SLG: 0.590 (1, 9)	2-3 K		3-2 E7 1B 2B		3-2 1B		0-0 2B			4	1	3	2	0	1	2									
<b>Richie Sexson R</b> OBP: 0.307, SLG: 0.448 (1, 3)	0-0 FC6-4		0-0 F2		3-3 K		3-3 K			3	0	0	0	1	1	4									
<b>José Hernández R</b> OBP: 0.323, SLG: 0.476 (1, 6)		0-3 K	0-0 FC6-4 1B			1-2 F9	0-0 F8			4	0	1	1	0	1	2									
<b>Ronnie Belliard R</b> OBP: 0.338, SLG: 0.384 (1, 4)		1-0 2B	0-0 FC6-4			2-1 F8		1-3 K		4	0	1	0	0	1	1									
<b>Henry Blanco R</b> OBP: 0.264, SLG: 0.264 (1, 2)		2-2 G5-3		3-3 K		4-2 BB		4-0 HBP BB		2	0	0	0	2	1	1									
<b>15 Ben Sheets R</b> ERA: 3.06 (5, 1)										2	0	0	0	0	2	1									
<b>Chad Fox R</b> ERA: 1.99 (6, 1)										1	0	0	0	0	0	1									
<b>David Weathers R</b> ERA: 1.78 (8, 1)										0	0	0	0	0	0	0									
<b>Tyler Houston L</b> OBP: 0.226, SLG: 0.250 (8, PH)										0	0	0	0	0	0	0									
<b>Angel Echevarria R</b> OBP: 0.226, SLG: 0.250 (8, PH)										0	0	0	0	0	0	0									
<b>Curt Leskanic R</b> ERA: 3.8 (9, 1)										0	0	0	0	0	0	0									
<b>Inning Stats</b>	R: 0 E: 0 K: 2 S: 10	H: 1 LOB: 2 BB: 1 P: 19	R: 0 E: 0 K: 2 S: 10	H: 1 LOB: 1 BB: 0 P: 14	R: 3 E: 1 K: 0 S: 15	H: 4 LOB: 1 BB: 1 P: 23	R: 0 E: 0 K: 3 S: 10	H: 0 LOB: 0 BB: 0 P: 15	R: 0 E: 0 K: 1 S: 11	H: 1 LOB: 1 BB: 0 P: 23	R: 0 E: 0 K: 0 S: 10	H: 0 LOB: 1 BB: 1 P: 17	R: 1 E: 0 K: 0 S: 8	H: 1 LOB: 2 BB: 2 P: 16	R: 0 E: 0 K: 2 S: 13	H: 0 LOB: 2 BB: 1 P: 21	1B: 5 2B: 3 3B: 0 HR: 0	SF: 0 SAC: 1 DP: 0 HBP: 1	WP: 0 PB: 0 SB: 1 CS: 0	PA: 38					
<b>PITCHER</b>	IP	WLS	BF	H	R	ER	SO	BB	IBB	HBP	BLK	WP	HR	S	P	ERA	WHIP								
<b>Julian Tavarez R</b> ERA: 3.46 (1, 1)	5.0	L	23	7	3	3	8	2	0	0	0	0	0	13	24	6.75	1.500								
<b>Todd Van Poppel R</b> ERA: 4.59 (6, 1)	1.1		6	0	1	1	0	2	0	0	0	0	0	2	2	0.00	3.000								
<b>Felix Heredia L</b> ERA: 4.91 (7, 1)	0.1		2	1	0	0	0	0	0	0	0	0	0	2	2	0.00	3.000								
<b>Kyle Farnsworth R</b> ERA: 2.96 (7, 1)	0.2		4	0	0	0	1	2	0	0	0	0	0	9	18	0.00	3.000								
<b>Jeff Fassero L</b> ERA: 3.28 (8, 1)	0.2		3	0	0	0	1	0	0	1	0	0	0	7	10	0.00	0.000								

**Chicago Cubs @ Milwaukee Brewers**  
Miller Park, Milwaukee, WI  
Sun Jun 03 2001, 1:05 PM CDT  
Att: 42,385 - Dome - 72 F

AB 30  
R 4  
H 8  
RBI 4  
BB 6  
SO 10  
LOB 17





Batter	1	2	3	4	5	6	7	8	9	10	11	12	13	AB	R	H	RBI	BB	SO	LOB	TOP						
Alex Ochoa, R OBP: 0.351, SLG: 0.438 (1, 9)	F8		K		F8		FC3-6 1B		HR		FC5-2 SH1-4 1B		E 2B	7	2	4	1	0	1	1							
Michael Tucker, L OBP: 0.222, SLG: 0.420 (11, 8)	F7		E4 2B		G4-6-3 BB		FC3-6 CS 1-2		1B		SH1-4		E8 G3 CS 1B	5	0	2	0	1	0	1							
Dmitri Young, S OBP: 0.335, SLG: 0.427 (10, 3)	L3				G4-6-3 1-2		G1-3		K		FC5-2 IBB		G3 IBB	5	0	1	0	2	1	3							
Sean Casey, L OBP: 0.398, SLG: 0.538 (10, PR) Juan Castro, R OBP: 0.229, SLG: 0.240 (10, 5)		1B 1B	FC5-4 IBB			1-0 IBB 1B		G2-3			FC5-2		G3	4	0	3	0	1	0	0							
Ruben Rivera, R OBP: 0.306, SLG: 0.389 Mark Wohlers, R (11, 1)		0-1	FC5-4			0-0		1-3 K		2-3 K		G6-3		K	6	0	2	0	0	2	7						
Elmer Dessens, R OBP: 0.163, SLG: 0.100 Chris Nichting, R (13, 1)		1-2	G6-3 1B			1-2		1-3 K					K	0	0	0	0	0	0	0							
Bill Selby, L OBP: 0.256, SLG: 0.333 Donnie Sadler, R OBP: 0.287, SLG: 0.282 (8, 4)		0-3	K			1-3 K		0-0		4-2			G5-3	3	0	0	0	0	2	4							
Kelly Stinnett, R OBP: 0.333, SLG: 0.417 D.T. Croner, L OBP: 0.250, SLG: 0.333 Jason LaRue, R OBP: 0.320, SLG: 0.430 (10, 2)		2-1	G6-3			0-0	P4		G1-3		3-3 K		K	4	0	0	0	0	0	5							
Pokey Reese, R OBP: 0.305, SLG: 0.373 (1, 6)						4-1					3-1 F8		G1	4	2	2	1	2	0	2							
Chris Beetsma, R Hector Mercado, L Deion Sanders, L Danny Graves, R Brady Clark, R (11, 1)			SH3-4 E BB			1-2 2-3							L4	2	0	0	0	0	1	3							
Inning Stats	R: 0 E: 0 K: 0 S: 6	H: 0 LOB: 0 BB: 0 P: 9	R: 0 E: 0 K: 1 S: 8	H: 2 LOB: 1 BB: 0 P: 12	R: 1 E: 1 K: 1 S: 14	H: 1 LOB: 3 BB: 2 P: 28	R: 1 E: 0 K: 0 S: 13	H: 1 LOB: 0 BB: 0 P: 21	R: 0 E: 0 K: 2 S: 13	H: 2 LOB: 3 BB: 1 P: 20	R: 0 E: 0 K: 2 S: 10	H: 1 LOB: 1 BB: 0 P: 10	R: 0 E: 0 K: 1 S: 7	H: 1 LOB: 1 BB: 0 P: 8	R: 1 E: 0 K: 2 S: 22	H: 2 LOB: 1 BB: 0 P: 33	R: 0 E: 0 K: 2 S: 17	H: 1 LOB: 2 BB: 1 P: 29	R: 0 E: 0 K: 1 S: 8	H: 1 LOB: 1 BB: 0 P: 11	R: 1 E: 1 K: 1 S: 8	H: 2 LOB: 1 BB: 1 P: 19	1B: 10 2B: 4 3B: 0 HR: 2	SF: 0 SAC: 2 DP: 2 HBP: 0	W/P: 0 PB: 0 SB: 2 CS: 2	PA: 59	
PITCHER	IP 6.0	WLS 27	BF 6	H 2	R 2	ER 1	SO 4	BB 2	IBB 2	HBP 0	BLK 0	WP 0	HR 1	S 61	P 105	ERA 1.50	WHIP 1.333										
Allen Levrault, R ERA: 4.02 Mike DeJean, R ERA: 2.03 Ray King, L ERA: 3.27 David Weathers, R ERA: 1.76 Curt Leskanic, R ERA: 4.01	1.0 0.2 0.1 1.0	15 3 1 5	5 3 0 2	1 0 0 1	0 0 0 1	0 0 0 2	0 0 0 0	0 0 0 0	0 0 0 0	0 0 0 1	0 6 7 22	0.00 0.00 0.00 9.00															
PITCHER	IP 10.1	WLS 5	BF 1	H 0	R 0	ER 0	SO 2	BB 1	IBB 0	HBP 0	BLK 0	WP 0	HR 0	S 17	P 29	ERA 0.00	WHIP 2.000										
Chad Fox, R ERA: 1.99 Will Cunnane, R ERA: 6.31	3.0 0.2 0.1 1.0	15 3 1 5	5 3 0 2	1 0 0 1	0 0 0 1	0 0 0 2	0 0 0 0	0 0 0 0	0 0 0 0	0 6 7 22	0.00 0.00 0.00 9.00																

Cincinnati Reds @ Milwaukee Brewers  
Miller Park, Milwaukee, WI  
Tue Jun 05 2001, 7:05 PM CDT  
Att: 30,766 - Dome - 72 F

AB 50  
R 4  
H 16  
RBI 2  
BB 7  
SO 11  
LOB 36



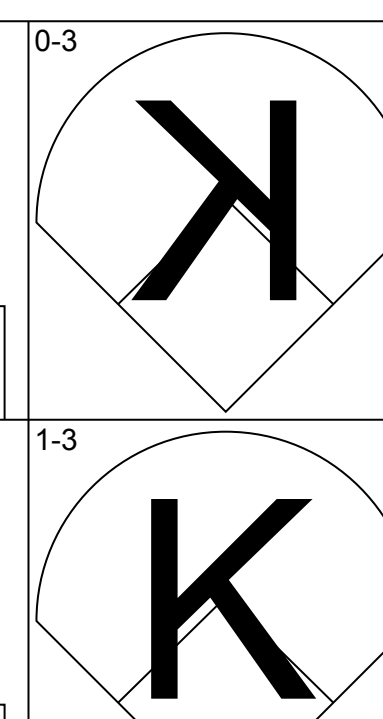
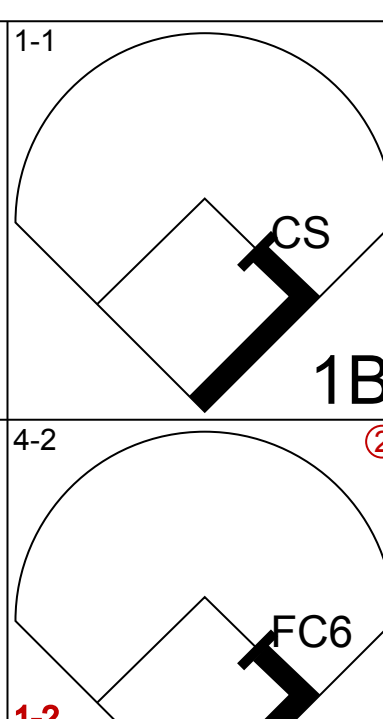
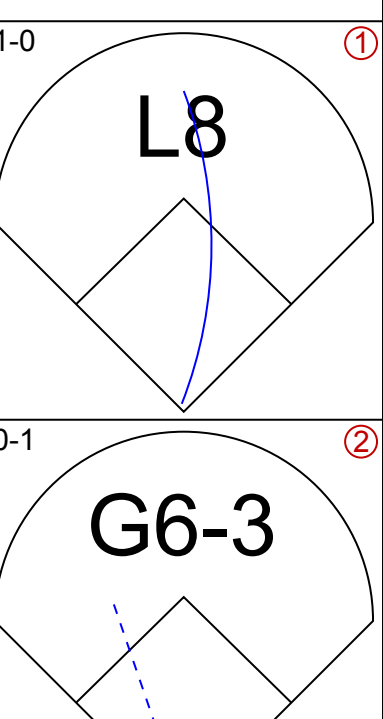
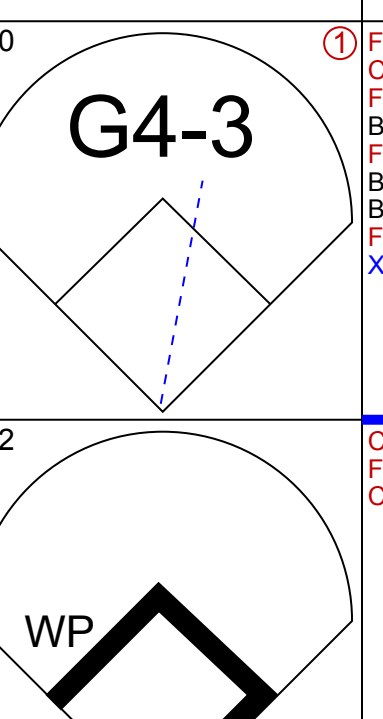
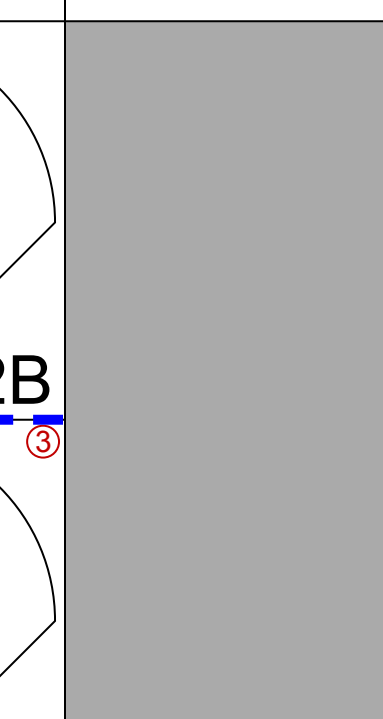
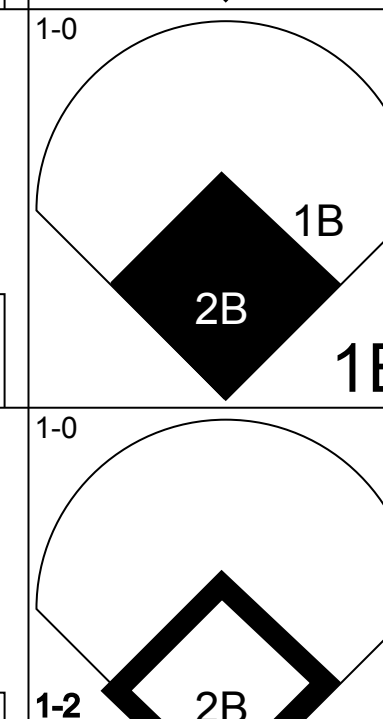
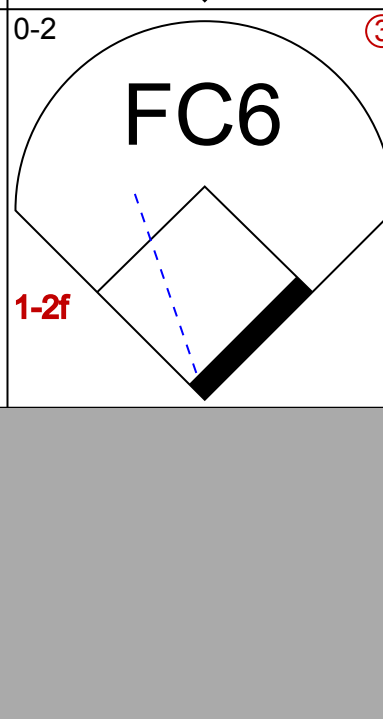
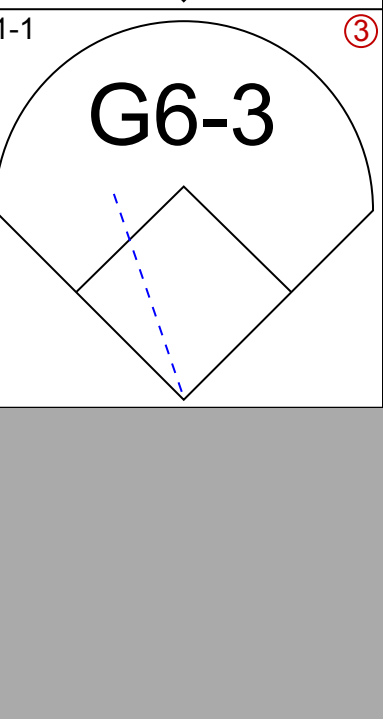
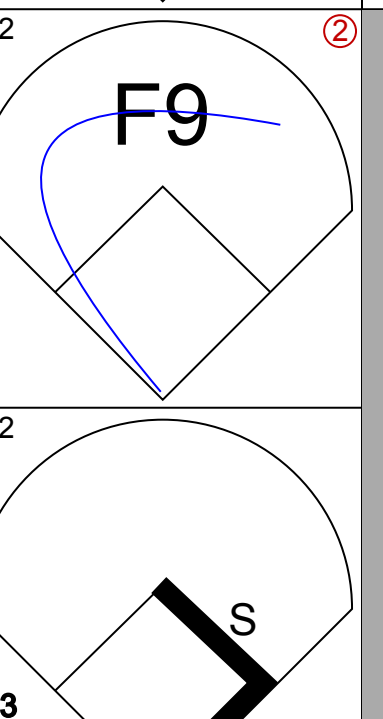
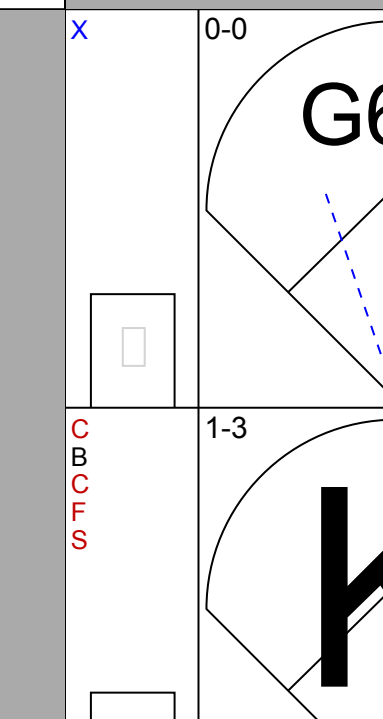
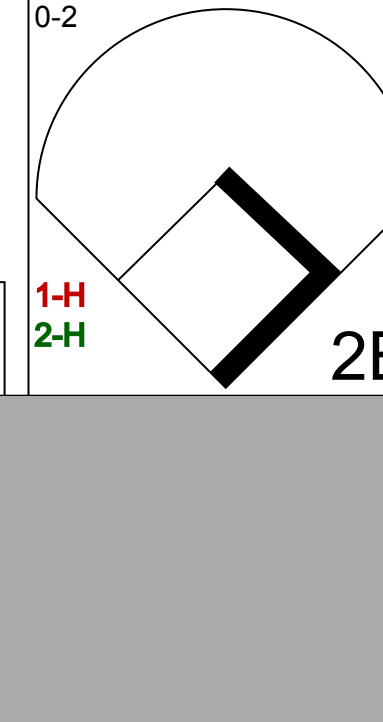


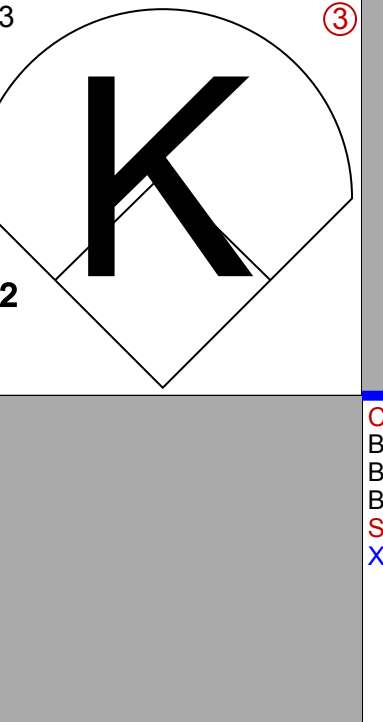
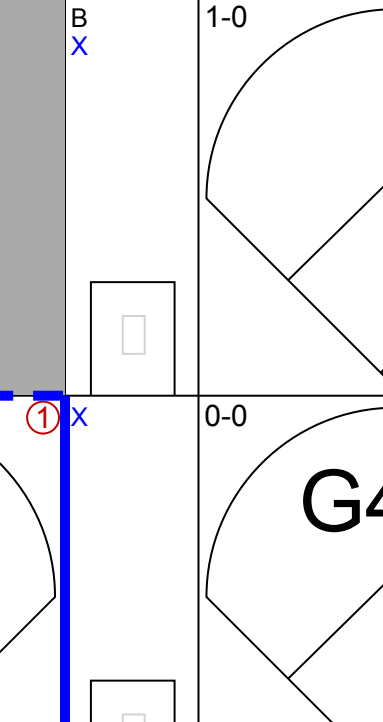

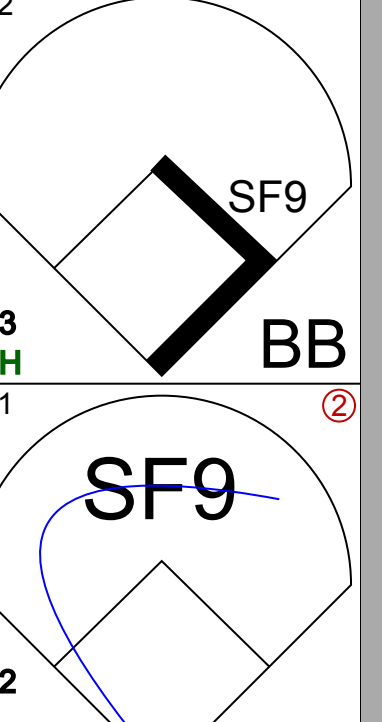
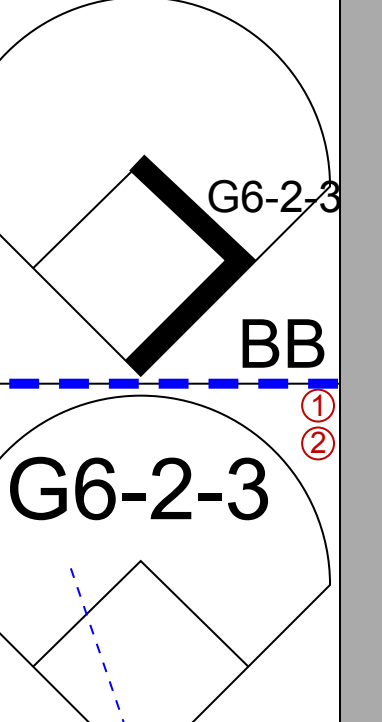
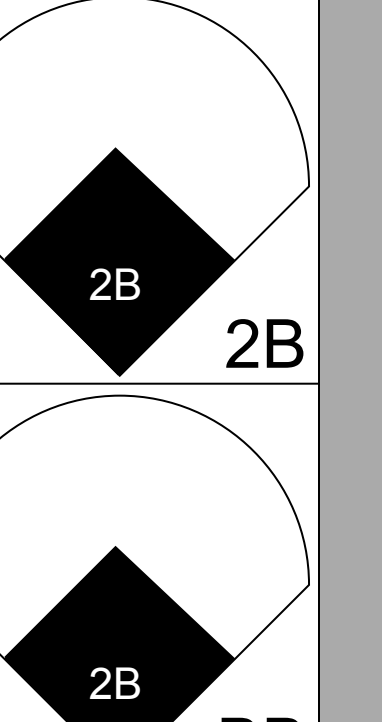


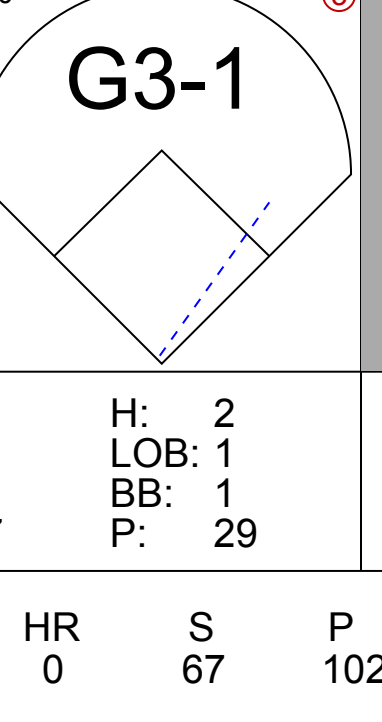
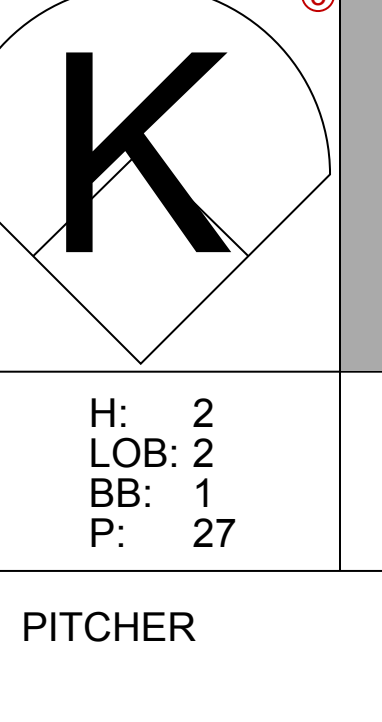
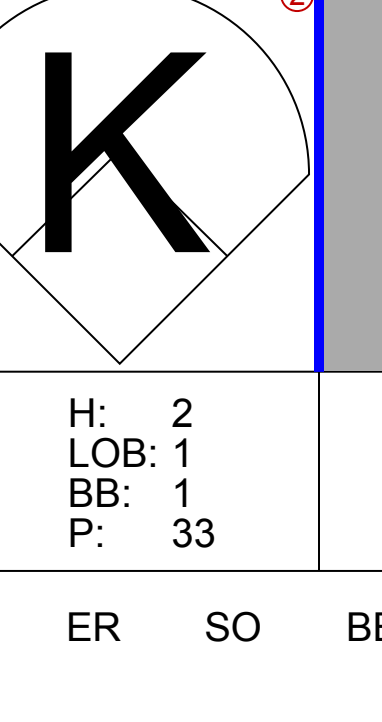
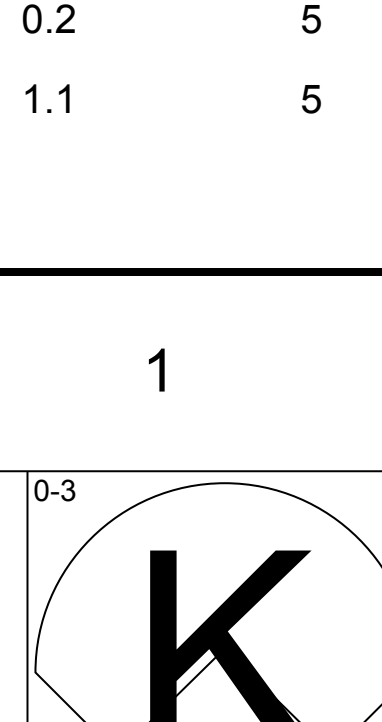
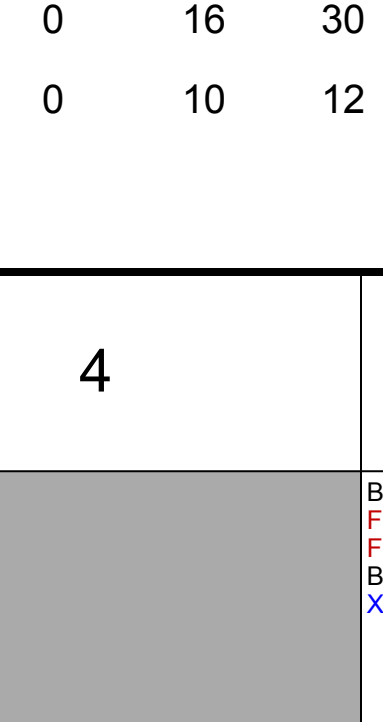
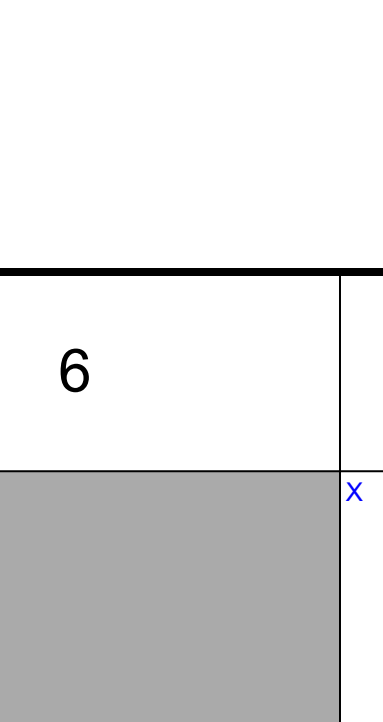
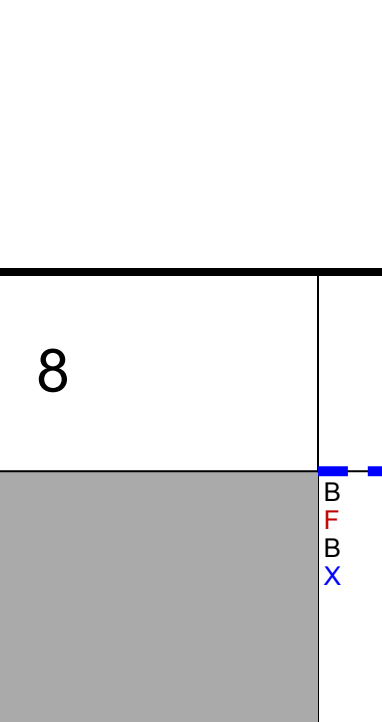
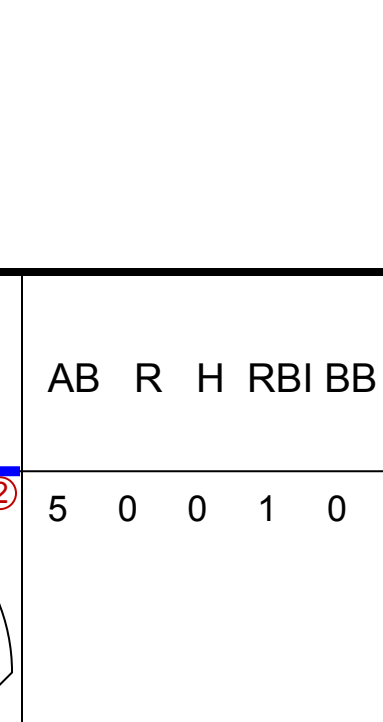



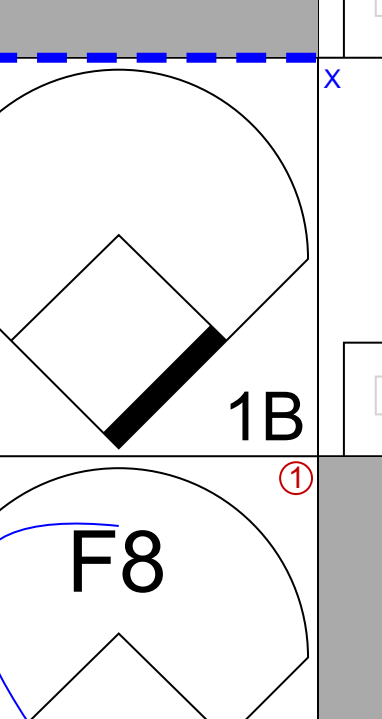
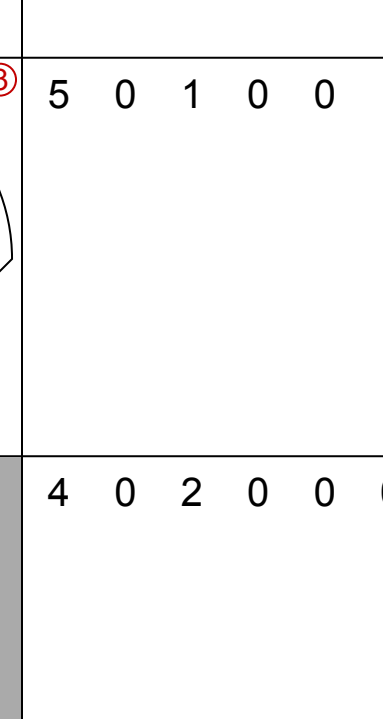
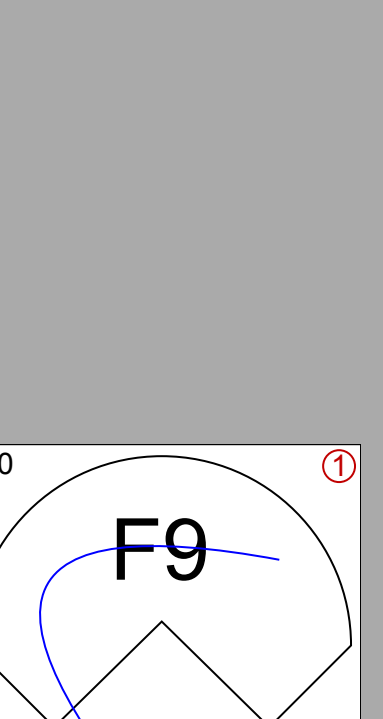
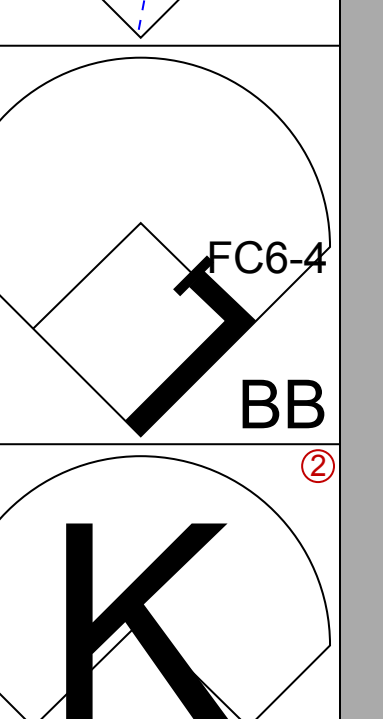
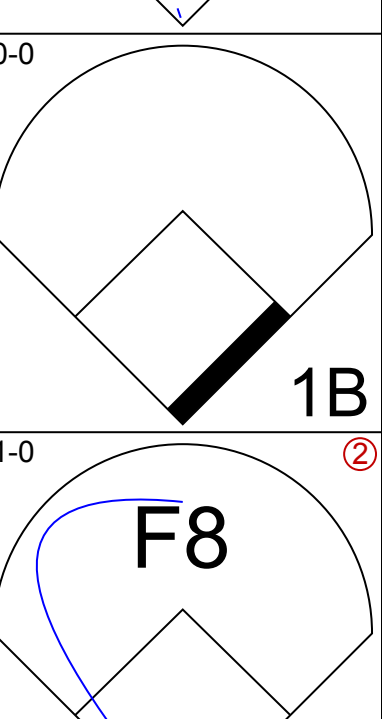
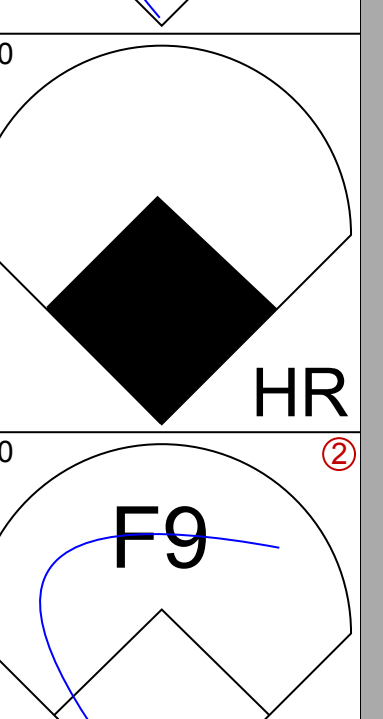
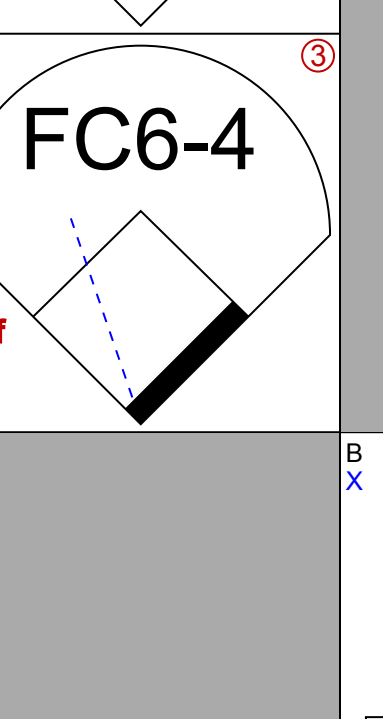
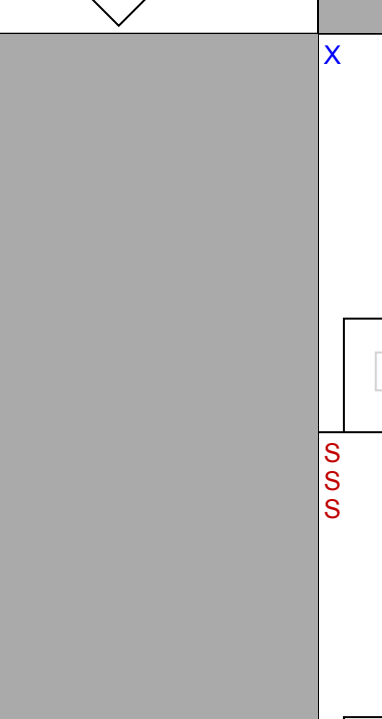
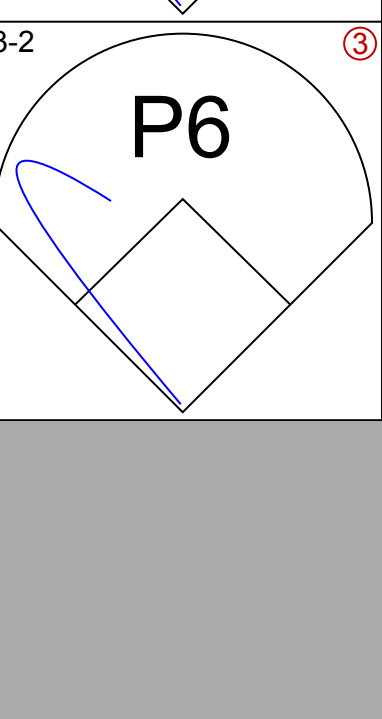
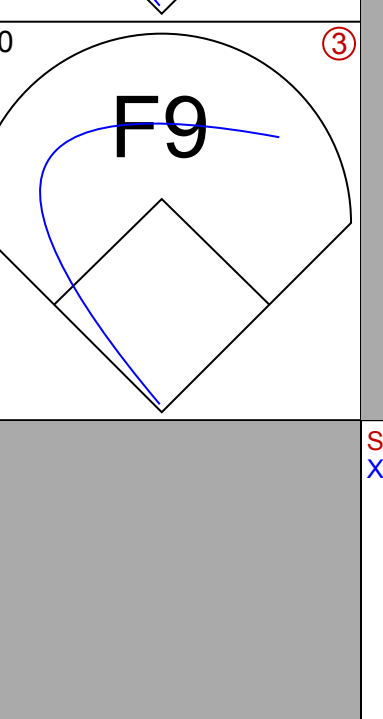
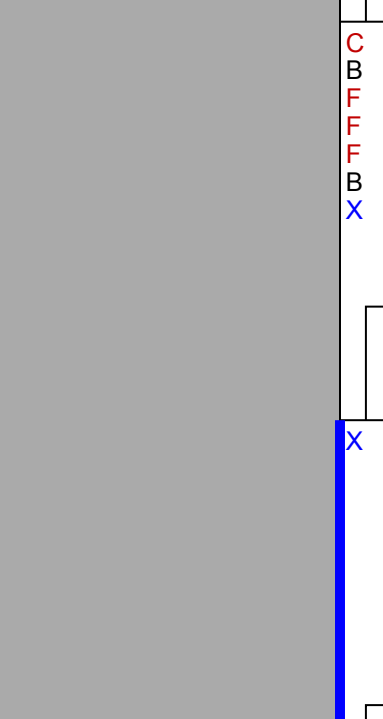
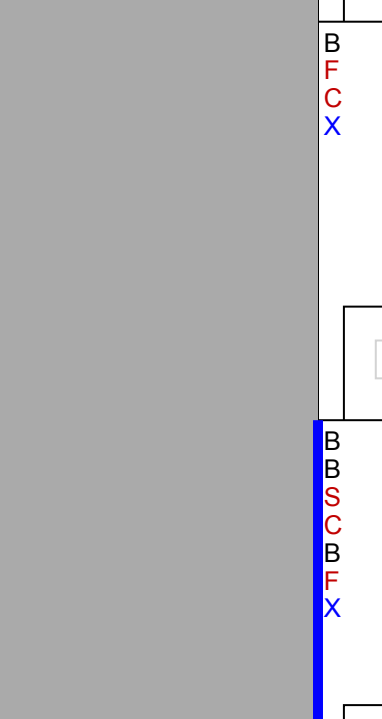
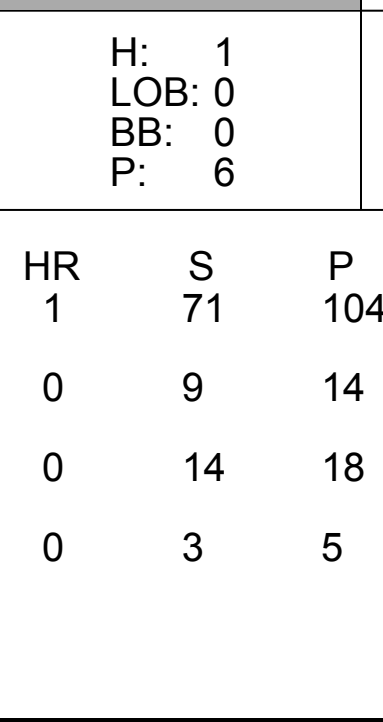
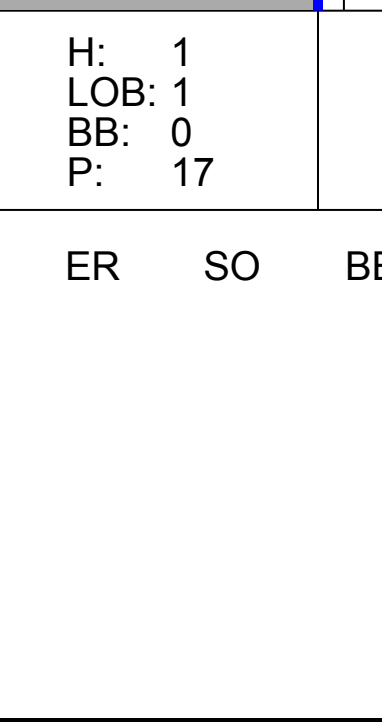
Batter	1	2	3	4	5	6	7	8	9	10	11	12	13	AB	R	H	RBI	BB	SO	LOB	BOTTOM						
Jeffrey Hammonds, R OBP: 0.320, SLG: 0.438 (1, 8)	P4					G6-3		F8			F9		K	6	1	1	1	0	1	0							
Mark Loretta, R OBP: 0.420, SLG: 0.393 (8, 5)			G4-3					F9			G1-3		G6-3	6	0	2	0	0	0	0							
Geoff Jenkins, L OBP: 0.385, SLG: 0.580 (1, 7)			K			L9							G3	6	1	1	1	0	1	2							
Jeromy Burnitz, L OBP: 0.389, SLG: 0.578 (1, 9)			G4-3					HR K					K	4	0	0	0	1	3	1							
Richie Sexson, R OBP: 0.300, SLG: 0.437 (1, 3)			F3			G6-3		FC4-6 BB			G5-3		G6-3	5	0	0	0	0	0	2							
Tyler Houston, L OBP: 0.349, SLG: 0.482 James Mouton, R OBP: 0.288, SLG: 0.350 Ronnie Belliard, R OBP: 0.335, SLG: 0.380 (8, 4)			G1-3			K		G3-1 2B			G1-3		G1-6-3	3	0	1	0	0	1	0							
José Hernández, R OBP: 0.322, SLG: 0.471 Chad Fox, R Will Cunnane, R (10, 1)			F8			K		K			1B		F3	4	0	1	0	0	2	1							
Raul Casanova, S OBP: 0.311, SLG: 0.537 Henry Blanco, R OBP: 0.265, SLG: 0.268 (9, 2)			F7			HR		G3-1			F8			3	1	1	1	0	0	1							
Allen Levrault, R Mike DeJean, R Devon White, S Ray King, L David Weathers, R Curt Leskanic, R Luis Lopez, S (11, 1)			K			F8		F9			G4-3		F8	2	0	0	0	0	1	0							
Inning Stats	R: 0 E: 0 K: 1 S: 12	H: 1 LOB: 1 BB: 0 P: 18	R: 0 E: 0 K: 0 S: 5	H: 0 LOB: 0 BB: 0 P: 7	R: 1 E: 0 K: 1 S: 13	H: 1 LOB: 0 BB: 0 P: 19	R: 0 E: 0 K: 0 S: 8	H: 0 LOB: 0 BB: 0 P: 11	R: 1 E: 0 K: 2 S: 11	H: 1 LOB: 2 BB: 0 P: 16	R: 1 E: 0 K: 1 S: 12	H: 1 LOB: 0 BB: 0 P: 18	R: 0 E: 0 K: 0 S: 9	H: 1 LOB: 1 BB: 0 P: 14	R: 0 E: 0 K: 0 S: 6	H: 0 LOB: 0 BB: 0 P: 7	R: 0 E: 0 K: 1 S: 10	H: 0 LOB: 0 BB: 0 P: 10	R: 0 E: 0 K: 0 S: 10	H: 1 LOB: 1 BB: 0 P: 18	R: 0 E: 0 K: 1 S: 10	H: 0 LOB: 0 BB: 0 P: 16	1B: 3 2B: 2 3B: 0 HR: 3	SF: 0 SAC: 0 DP: 0 HBP: 0	W/P: 0 PB: 0 SB: 1 CS: 0	PA: 48	
PITCHER	IP 7.2	WLS 30	BF 6	H 3	R 3	ER 3	SO 6	BB 1	IBB 0	HBP 0	BLK 0	WP 0	HR 3	S 81	P 122	ERA 3.52	WHIP 0.913										
Chris Reitsma, R ERA: 4.08 Hector Mercado, L ERA: 2.84 Danny Graves, R ERA: 3.18 Mark Wohlers, R ERA: 4.74 Chris Nichting, R ERA:	0.1 2.0 0.1 2.0 1.0	1 7 1 7 3	0 1 0 1 0	0 0 0 0 0	0 0 0 1 1	0 0 0 0 0	0 0 0 0 0	0 0 0 0 0	0 0 0 0 0	0 0 0 0 0	0 15 20 10	0.00 0.00 0.00 0.00 0.00															

Cincinnati Reds @ Milwaukee Brewers  
Miller Park, Milwaukee, WI  
Tue Jun 05 2001, 7:05 PM CDT  
Att: 30,766 - Dome - 72 F

AB 47  
R 3  
H 8  
RBI 3  
BB 1  
SO 9  
LOB 11

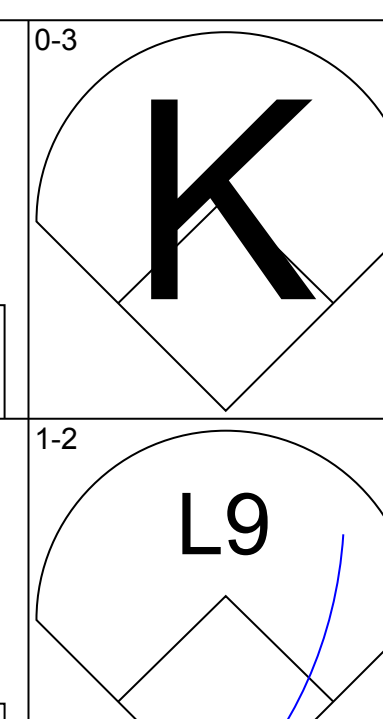
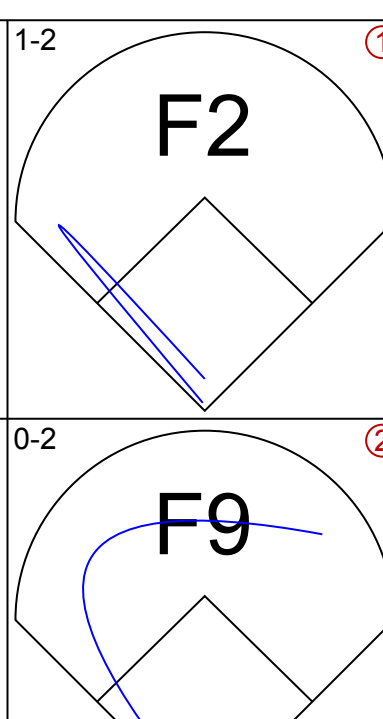
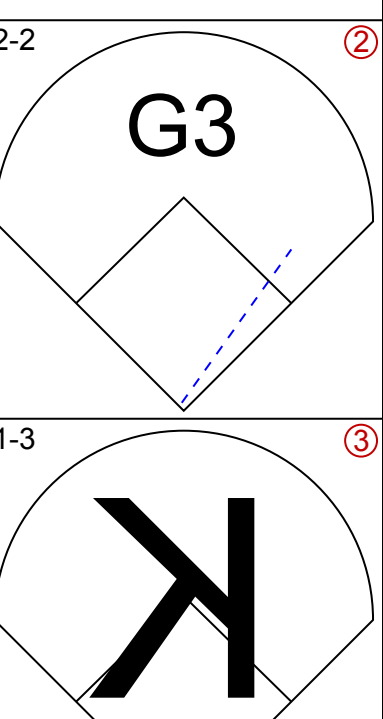
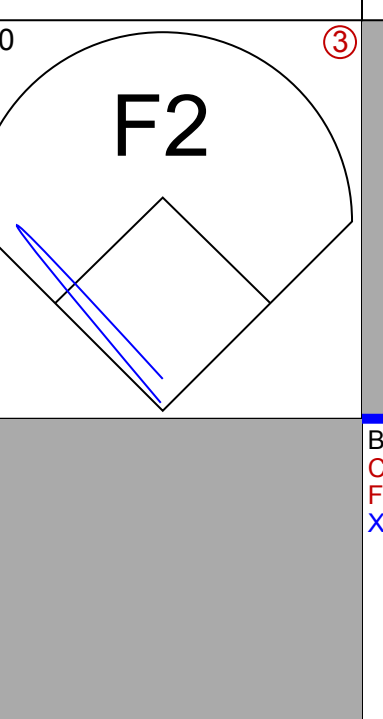
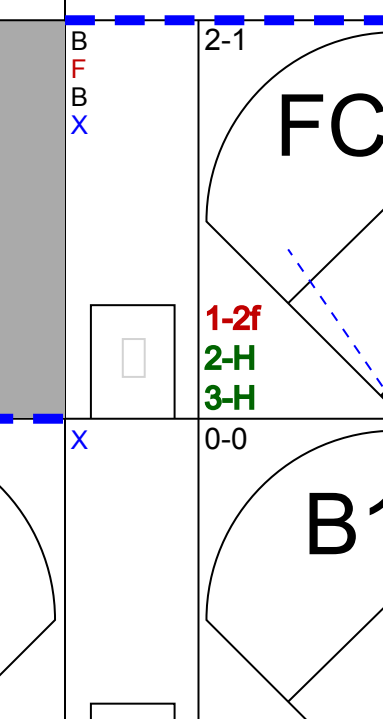
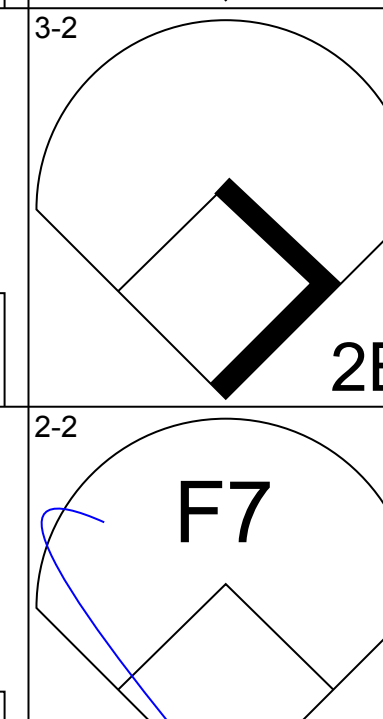
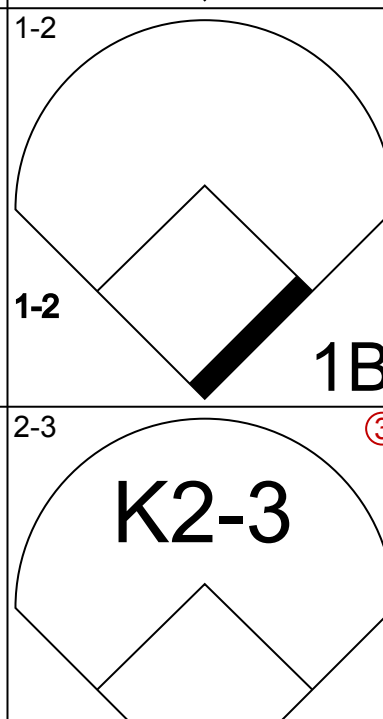

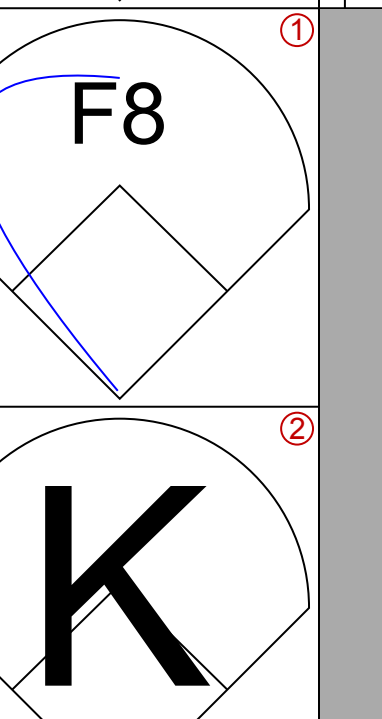
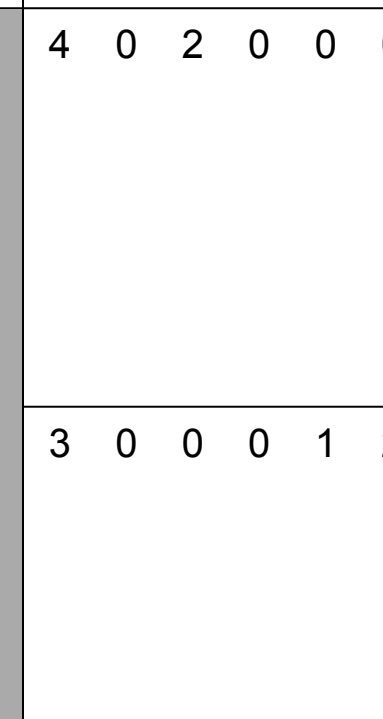


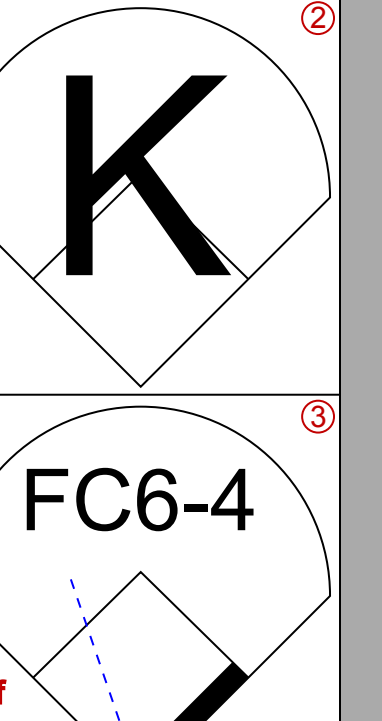
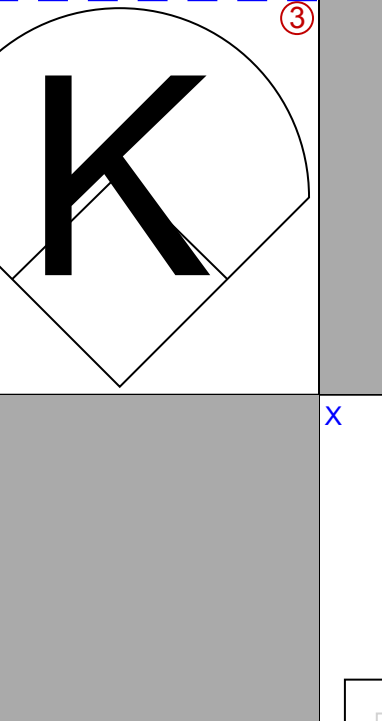



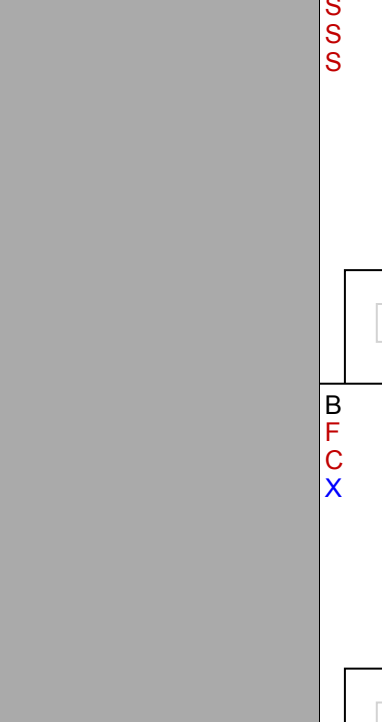

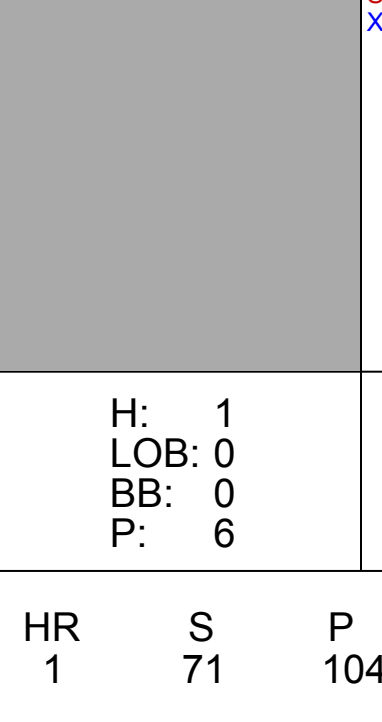
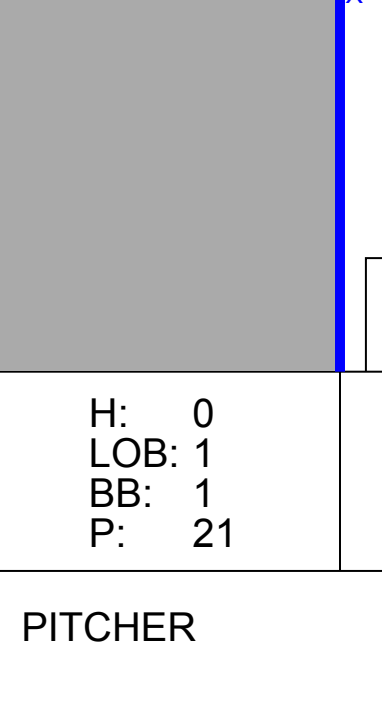
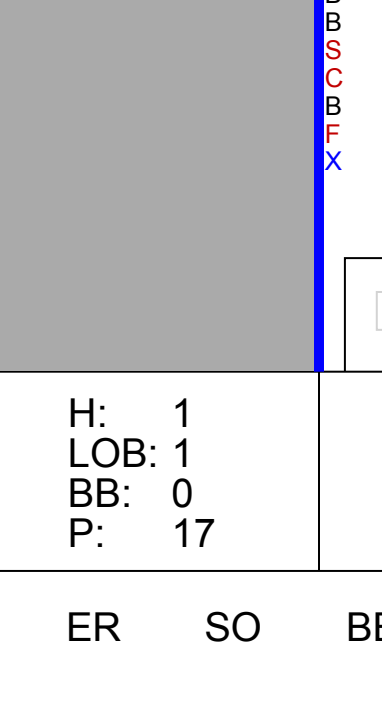







Batter	1	2	3	4	5	6	7	8	9	AB	R	H	RBI	BB	SO	LOB	TOP					
Alex Ochoa, R (1.9) OBP: 0.352, SLG: 0.441			 1B					 2B		5	0	2	2	0	1	0	<b>Cincinnati Reds @ Milwaukee Brewers</b> Miller Park, Milwaukee, WI Wed Jun 06 2001, 7:05 PM CDT Att: 35,816 - Dome - 72 F					
Michael Tucker, L (1.7) OBP: 0.324, SLG: 0.413			 1-2 BB				 BB			3	0	0	0	2	2	1						
Dmitri Young, S (1.5) OBP: 0.335, SLG: 0.421			 1-2 BB							5	1	1	0	0	0	2						
Sean Casey, L (1.3) OBP: 0.406, SLG: 0.541				 1B WP		 1B BB		 BB		4	2	3	0	1	1	0						
Donnie Sadler, R (9.4) OBP: 0.297, SLG: 0.282				 1B G1		 1B SH				0	0	0	0	0	0	0						
Ruben Rivera, R (1.8) OBP: 0.324, SLG: 0.412				 1B SF9		 1B SH				5	1	4	1	0	1	2						
Bill Selby, L (1.4) OBP: 0.239, SLG: 0.311						 1B BB				3	0	0	0	0	1	2						
Juan Castro, R (8.4) OBP: 0.226, SLG: 0.238										1	0	0	0	0	0	1						
Jason LaRue, R (1.2) OBP: 0.333, SLG: 0.440				 BB		 BB				2	1	1	1	2	0	0						
Pokey Reese, R (1.6) OBP: 0.304, SLG: 0.368				 BB		 BB		 BB		2	1	0	1	1	0	3						
Elmer Dessens, R (1.1) OBP: 0.160, SLG: 0.087										3	0	0	0	0	2	3						
D.T. Cromer, L (8. PH) OBP: 0.231, SLG: 0.308										1	0	0	0	0	1	2						
Hector Mercado, L (8.1)										0	0	0	0	0	0	0						
Chris Nichting, R (8.1)										0	0	0	0	0	0	0						
Danny Graves, R (9.1)										0	0	0	0	0	0	0						
<b>Inning Stats</b>	R: 1 E: 0 K: 2 S: 13	H: 3 LOB: 2 BB: 0 P: 16	R: 0 E: 0 K: 1 S: 7	H: 0 LOB: 0 BB: 0 P: 12	R: 0 E: 0 K: 1 S: 12	H: 1 LOB: 1 BB: 1 P: 17	R: 2 E: 0 K: 0 S: 17	H: 2 LOB: 1 BB: 1 P: 29	R: 0 E: 0 K: 1 S: 5	H: 0 LOB: 0 BB: 0 P: 7	R: 1 E: 0 K: 1 S: 18	H: 2 LOB: 2 BB: 1 P: 27	R: 0 E: 0 K: 1 S: 13	H: 0 LOB: 2 BB: 2 P: 26	R: 2 E: 0 K: 2 S: 19	H: 2 LOB: 1 BB: 1 P: 33	R: 0 E: 0 K: 1 S: 7	H: 1 LOB: 1 BB: 0 P: 9	1B: 8 2B: 3 3B: 0 HR: 0	SF: 1 SAC: 1 DP: 1 HBP: 0	WP: 3 PB: 0 SB: 1 CS: 1	PA: 42
<b>PITCHER</b>	IP WLS BF H R ER SO BB IBB HBP BLK WP HR S P ERA WHIP																					
Jimmy Haynes, R (1.1) ERA: 4.67	5.0 L 25 8 4 4 4 3 0 0 0 1 0 67 102 7.20 2.200																					
Mike DeJean, R (6.1) ERA: 1.99	2.0 7 0 0 0 2 2 0 0 0 0 0 18 32 0.00 1.000																					
David Weathers, R (8.1) ERA: 2.3	0.2 5 2 2 2 1 1 0 0 0 0 0 16 30 27.00 4.500																					
Ray King, L (8.1) ERA: 3.09	1.1 5 1 0 0 2 0 0 0 0 0 0 10 12 0.00 0.750																					

AB	34
R	6
H	11
RBI	5
BB	6
SO	9
LOB	16



Batter	1	2	3	4	5	6	7	8	9	AB	R	H	RBI	BB	SO	LOB	BOTTOM					
Jeffrey Hammonds, R (1.8) OBP: 0.314, SLG: 0.425									 1-2 2-H 3-H	5	0	0	1	0	1	3	<b>Cincinnati Reds @ Milwaukee Brewers</b> Miller Park, Milwaukee, WI Wed Jun 06 2001, 7:05 PM CDT Att: 35,816 - Dome - 72 F					
Mark Loretta, R (1.4) OBP: 0.412, SLG: 0.377										5	0	1	0	0	1	2						
Geoff Jenkins, L (1.7) OBP: 0.387, SLG: 0.584										4	0	2	0	0	0	1						
Jeremy Burnitz, L (1.9) OBP: 0.386, SLG: 0.569						 BB				3	0	0	0	1	2	4						
Richie Sexson, R (1.3) OBP: 0.295, SLG: 0.429										4	0	0	0	0	2	2						
Tyler Houston, L (1.5) OBP: 0.390, SLG: 0.511						 1-2 BB			 1B	4	2	3	1	0	0	1						
José Hernández, R (1.6) OBP: 0.321, SLG: 0.487										4	0	1	0	0	1	2						
Henry Blanco, R (1.2) OBP: 0.267, SLG: 0.267									 1B	4	1	1	0	0	0	2						
Jimmy Haynes, R (1.1) ERA: 4.06										2	0	1	0	0	0	0						
Mike Jackson, R (6.1) ERA: 2.75										0	0	0	0	0	0	0						
Devon White, S (7. PH) OBP: 0.333, SLG: 0.448										1	0	0	0	0	0	1						
David Weathers, R (8.1) ERA: 1.8										0	0	0	0	0	0	0						
Ray King, L (9.1) ERA: 3.1										1	0	1	0	0	0	0						
Raul Casanova, S (9. PH) OBP: 0.376, SLG: 0.522										0	0	0	0	0	0	0						
Angel Echevarría, R (9. PH) OBP: 0.333, SLG: 0.376										0	0	0	0	0	0	0						
<b>Inning Stats</b>	R: 0 E: 0 K: 1 S: 13	H: 1 LOB: 1 BB: 0 P: 19	R: 0 E: 0 K: 0 S: 11	H: 1 LOB: 1 BB: 0 P: 17	R: 0 E: 0 K: 1 S: 15	H: 2 LOB: 2 BB: 0 P: 19	R: 1 E: 0 K: 0 S: 4	H: 1 LOB: 0 BB: 0 P: 6	R: 0 E: 0 K: 1 S: 8	H: 0 LOB: 0 BB: 0 P: 11	R: 0 E: 0 K: 1 S: 12	H: 0 LOB: 1 BB: 1 P: 21	R: 0 E: 0 K: 2 S: 12	H: 1 LOB: 1 BB: 0 P: 11	R: 0 E: 0 K: 2 S: 12	H: 1 LOB: 1 BB: 0 P: 17	R: 2 E: 1 K: 1 S: 14	H: 3 LOB: 1 BB: 0 P: 20	1B: 8 2B: 1 3B: 0 HR: 1	SF: 0 SAC: 0 DP: 0 HBP: 0	WP: 0 PB: 0 SB: 0 CS: 0	PA: 38
<b>PITCHER</b>	IP WLS BF H R ER SO BB IBB HBP BLK WP HR S P ERA WHIP																					
Elmer Dessens, R (1.1) ERA: 4.06	7.0 W 28 6 1 1 4 1 0 0 0 0 1 71 104 1.29 1.000																					
Hector Mercado, L (8.1) ERA: 2.75	0.2 3 1 0 0 1 0 0 0 0 0 0 9 14 0.00 1.500																					
Chris Nichting, R (8.1) ERA: 1.8	0.2 5 3 2 1 2 0 0 0 0 0 0 14 18 13.50 4.500																					
Danny Graves, R (9.1) ERA: 3.1	0.2 S 2 0 0 0 0 0 0 0 0 0 0 3 5 0.00 0.000																					

AB	37
R	3
H	10
RBI	2
BB	1
SO	7
LOB	18





Batter	1	2	3	4	5	6	7	8	9	AB	R	H	RBI	BB	SO	LOB	TOP								
Devon White, S OBP: 0.345, SLG: 0.519	G4-1		HR			G4-6-3		FC6-4		5	1	3	2	0	0	2	<b>Milwaukee Brewers @ Detroit Tigers</b> Comerica Park, Detroit, MI Fri Jun 08 2001, 7:05 PM EDT Att: 27,770 - Cloudy - 70 F								
Mark Loretta, R OBP: 0.397, SLG: 0.364	1B		G5-3				G1-3	FC6-4		5	0	1	0	0	1	3									
Geoff Jenkins, L OBP: 0.393, SLG: 0.591	F8		L4				2B	1B	WP	5	1	3	0	0	0	1									
Jeremy Burnitz, L OBP: 0.387, SLG: 0.571	K					SF7		G4-3		3	0	1	2	1	1	1									
Richie Sexson, R OBP: 0.297, SLG: 0.425		K	K					1B		4	0	1	0	1	3	3									
Tyler Houston, L OBP: 0.386, SLG: 0.510	1B				F7	F7		FC6-4	G4-6-3	4	0	2	0	0	0	3									
Raul Casanova, S OBP: 0.302, SLG: 0.511	K				F8		G4-3	FC6-4	G4-6-3	5	0	0	0	0	1	6									
Ronnie Belliard, R OBP: 0.333, SLG: 0.374	K				K			G5-3		3	0	0	0	0	2	1									
Henry Blanco, R OBP: 0.281, SLG: 0.286			HR			1B	SF7		K	3	2	2	0	1	1	0									
<b>Inning Stats</b>	R: 0 E: 0 K: 1 S: 12	H: 1 LOB: 1 BB: 0 P: 16	R: 0 E: 0 K: 3 S: 13	H: 1 LOB: 1 BB: 0 P: 20	R: 2 E: 0 K: 1 S: 15	H: 2 LOB: 1 BB: 1 P: 24	R: 0 E: 0 K: 1 S: 9	H: 0 LOB: 0 BB: 0 P: 14	R: 1 E: 0 K: 1 S: 20	H: 2 LOB: 3 BB: 2 P: 33	R: 0 E: 0 K: 0 S: 7	H: 1 LOB: 1 BB: 0 P: 12	R: 0 E: 0 K: 1 S: 17	H: 2 LOB: 3 BB: 0 P: 26	R: 0 E: 0 K: 1 S: 10	H: 1 LOB: 1 BB: 0 P: 13	R: 1 E: 0 K: 0 S: 14	H: 3 LOB: 1 BB: 0 P: 21	1B: 9 2B: 3 3B: 0 HR: 1	SF: 1 SAC: 0 DP: 2 HBP: 2	WP: 1 PB: 0 SB: 0 CS: 0	PA: 43			
<b>PITCHER</b>	IP	WLS	BF	H	R	ER	SO	BB	IBB	HBP	BLK	WP	HR	S	P	ERA	WHIP								
Jeff Weaver, R ERA: 3.39	6.0	W	28	7	3	3	7	3	0	1	0	0	1	76	119	4.50	1.667								
C.J. Nitkowski, L ERA: 3.95	0.2		5	2	0	0	1	0	0	1	0	0	0	16	25	0.00	3.000								
Danny Patterson, R ERA: 0.92	1.1		5	1	0	0	1	0	0	0	0	0	0	11	14	0.00	0.750								
Todd Jones, R ERA: 6.2	1.0		5	3	1	1	0	0	0	0	0	1	0	14	21	9.00	3.000								

Batter	1	2	3	4	5	6	7	8	9	AB	R	H	RBI	BB	SO	LOB	BOTTOM								
Roger Cedeno, S OBP: 0.326, SLG: 0.343	G4-3		K			F7		P6		5	1	1	0	0	1	1	<b>Milwaukee Brewers @ Detroit Tigers</b> Comerica Park, Detroit, MI Fri Jun 08 2001, 7:05 PM EDT Att: 27,770 - Cloudy - 70 F								
Damion Easley, R OBP: 0.359, SLG: 0.461	G6-3									5	1	4	4	0	0	0									
Bobby Higginson, L OBP: 0.393, SLG: 0.481	G4-3									3	1	0	0	2	0	2									
Wendell Magee, R OBP: 0.390, SLG: 0.567										0	0	0	0	0	0	0									
Tony Clark, S OBP: 0.393, SLG: 0.481		E7								3	2	2	0	2	1	2									
15 Brandon Inge, R OBP: 0.294, SLG: 0.299		G4-3	K							0	0	0	0	0	0	0									
Robert Fick, L OBP: 0.373, SLG: 0.577	G4-3									4	1	1	0	1	0	3									
Dean Palmer, R OBP: 0.333, SLG: 0.441	G1-3									4	0	1	2	0	0	3									
Juan Encarnacion, R OBP: 0.312, SLG: 0.431	K									4	1	0	1	0	1	3									
Shane Halter, R OBP: 0.307, SLG: 0.341										4	0	2	1	0	0	1									
Jose Macias, S OBP: 0.333, SLG: 0.433			FC4-6							4	2	1	0	0	0	2									
<b>Inning Stats</b>	R: 0 E: 0 K: 0 S: 7	H: 0 LOB: 0 BB: 0 P: 7	R: 0 E: 1 K: 1 S: 10	H: 1 LOB: 1 BB: 0 P: 16	R: 1 E: 0 K: 2 S: 16	H: 2 LOB: 2 BB: 1 P: 26	R: 0 E: 0 K: 0 S: 8	H: 0 LOB: 0 BB: 0 P: 11	R: 6 E: 1 K: 0 S: 17	H: 4 LOB: 1 BB: 3 P: 33	R: 0 E: 0 K: 0 S: 14	H: 1 LOB: 1 BB: 0 P: 20	R: 2 E: 0 K: 0 S: 14	H: 3 LOB: 1 BB: 0 P: 20	R: 0 E: 0 K: 0 S: 10	H: 1 LOB: 2 BB: 1 P: 18	1B: 7 2B: 3 3B: 1 HR: 1	SF: 0 SAC: 0 DP: 0 HBP: 0	WP: 0 PB: 0 SB: 1 CS: 0	PA: 41					
<b>PITCHER</b>	IP	WLS	BF	H	R	ER	SO	BB	IBB	HBP	BLK	WP	HR	S	P	ERA	WHIP								
Paul Rigdon, R ERA: 5.33	4.1	L	23	6	7	6	3	4	0	0	0	0	0	18	25	0.00	1.200								
Mike DeJean, R ERA: 1.79	1.2		7	2	0	0	0	0	0	0	0	0	0	18	25	0.00	1.200								
Will Cunnane, R ERA: 6.51	2.0		11	4	2	2	0	1	0	0	0	0	0	24	38	9.00	2.500								



Batter	1	2	3	4	5	6	7	8	9	AB	R	H	RBI	BB	SO	LOB	TOP								
<b>Devon White, S</b> (1, 8) OBP: 0.363, SLG: 0.527	1-1 G6-3 1B		2-1 S HBP		2-2 1B			1-0 1B 1B	0-3 K	4	1	3	0	0	1	1									
<b>Mark Loretta, R</b> (1, 10) OBP: 0.390, SLG: 0.357	1-2 G6-3		1-3 K		2-0 F7			0-1 1B 1B	0-1 1B	4	0	1	0	0	1	3									
<b>Lou Collier, R</b> (8, FR)										0	1	0	0	0	0	0									
<b>Raul Casanova, S</b> (9, PH) OBP: 0.309, SLG: 0.528	1-2 1-2f		1-2 K					1-3 1B 1B		1	0	1	1	0	0	0									
<b>James Mouton, R</b> (9, FR) OBP: 0.286, SLG: 0.350										0	0	0	0	0	0	0									
<b>Geoff Jenkins, L</b> (1, 7) OBP: 0.399, SLG: 0.589	0-0 E9 1B		1-3 K			3-2 F7		3-2 PB 1B	3-H 4-0 1B	4	1	2	1	1	1	1									
<b>Jeremy Burnitz, L</b> (1, 9) OBP: 0.387, SLG: 0.564	0-2 1B			4-1 G4-3 BB		1-1 P6		3-H 2-3 K	2-2 G3-1	4	0	1	1	1	1	4									
<b>Richie Sexson, R</b> (1, 3) OBP: 0.296, SLG: 0.422	3-H 3-2 F9			2-3 K		3-2 F8		0-2 PB 1B		4	0	1	1	0	1	2									
<b>Tyler Houston, L</b> (1, 5) OBP: 0.365, SLG: 0.523		2-0 L8		2-1 G4-3			0-2 HR	0-3 K		4	1	1	1	0	1	3									
<b>José Hernández, R</b> (1, 6) OBP: 0.315, SLG: 0.457		2-2 L5		1-3 K			0-1 F7	2-3 K		4	0	0	0	0	2	3									
<b>Ronnie Belliard, R</b> (1, 4) OBP: 0.336, SLG: 0.378		2-0 G5-3					4-1 CS BB		0-1 SH5-4 2B	3	1	1	0	1	1	0									
<b>Henry Blanco, R</b> (1, 2) OBP: 0.275, SLG: 0.279			2-2 G5-3		3-2 F8		1 SAFE 1-1 F9		0-1 SH5-4	3	0	0	0	0	0	1									
<b>Inning Stats</b>	R: 1 E: 1 K: 0 S: 14	H: 3 LOB: 1 BB: 0 P: 19	R: 0 E: 0 K: 0 S: 5	H: 0 LOB: 0 BB: 0 P: 11	R: 0 E: 0 K: 2 S: 11	H: 0 LOB: 1 BB: 0 P: 17	R: 0 E: 0 K: 2 S: 10	H: 0 LOB: 1 BB: 1 P: 19	R: 0 E: 0 K: 1 S: 12	H: 0 LOB: 0 BB: 0 P: 16	R: 1 E: 0 K: 0 S: 8	H: 1 LOB: 0 BB: 1 P: 13	R: 2 E: 0 K: 3 S: 21	H: 4 LOB: 3 BB: 0 P: 29	R: 1 E: 0 K: 1 S: 12	H: 2 LOB: 2 BB: 1 P: 18	1B: 8 2B: 2 HR: 1	SF: 0 SAC: 1 DP: 1	WP: 0 PB: 1 SB: 1 CS: 1	PA: 40					
<b>PITCHER</b>	IP	WLS	BF	H	R	ER	SO	BB	IBB	HBP	BLK	WP	HR	S	P	ERA	WHIP								
<b>Steve Sparks, R</b> (1, 1) ERA: 4.15	7.0		27	5	2	1	5	2	0	1	0	0	1	69	114	1.29	1.000								
<b>Danny Patterson, R</b> (8, 1) ERA: 1.53	0.0	B	3	3	2	2	0	0	0	0	0	0	0	8	12	∞	∞								
<b>C.J. Nitkowski, L</b> (8, 1) ERA: 3.8	0.1		1	0	0	0	1	0	0	0	0	0	0	4	6	0.00	0.000								
<b>Matt Anderson, R</b> (8, 1) ERA: 6.23	1.2	W	9	3	1	1	3	0	1	0	0	0	0	21	29	5.40	1.800								

Milwaukee Brewers @ Detroit Tigers  
Comerica Park, Detroit, MI  
Sat Jun 09 2001, 5:05 PM EDT  
Att: 26,276 - Cloudy - 80 F

AB 35  
R 5  
H 11  
RBI 5  
BB 3  
SO 9  
LOB 18



Batter	1	2	3	4	5	6	7	8	9	AB	R	H	RBI	BB	SO	LOB	BOTTOM								
<b>Roger Cedeno, S</b> (1, 8) OBP: 0.325, SLG: 0.341	0-0 G4-3			1-1 F7		0-0 F8		1-0 FC3-6 1B		4	0	1	1	0	0	0									
<b>Damon Easley, R</b> (1, 4) OBP: 0.382, SLG: 0.462	0-1 L7-3 1B			2-0 G5-3		1-2 G6-3 1B		3-H 1-2f FC3-6 WP		4	0	2	0	0	0	1									
<b>Bobby Higginson, L</b> (1, 7) OBP: 0.311, SLG: 0.466	2-1 L7-3			0-0 1B		2-0 G6-3		3-2 G1		4	0	1	0	0	0	3									
<b>Tony Clark, S</b> (1, 3) OBP: 0.390, SLG: 0.473			1-3 K		3-2 F7		0-3 K	4-0 1B		3	0	0	0	1	2	1									
<b>15 Brandon Inge, R</b> (8, FR) OBP: 0.294, SLG: 0.299										0	0	0	0	0	0	0									
<b>Robert Fick, L</b> (1, 2) OBP: 0.377, SLG: 0.575			1-1 F7		0-1 HR 1B		0-0 1B SF9	0-2 G1-3		4	2	2	0	0	0	2									
<b>Dean Palmer, R</b> (1, 10) OBP: 0.339, SLG: 0.463			1-3 K		0-0 HR 1B		3-2 1B		1-3 K	3	1	2	2	0	1	0									
<b>Wendell Magee, R</b> (7, FR) OBP: 0.385, SLG: 0.559					1-H HR		1-3 1B			1	0	0	0	0	1	0									
<b>Juan Encarnacion, R</b> (1, 9) OBP: 0.311, SLG: 0.429				3-2 F8		2-2 G5-3		3-2 SF9		3	1	1	1	0	0	0									
<b>Shane Halter, R</b> (1, 6) OBP: 0.304, SLG: 0.349				2-2 F8		0-0 G1-3		3-H 3-3 K		4	1	1	1	0	1	1									
<b>Jose Macias, S</b> (1, 5) OBP: 0.332, SLG: 0.429				1-0 F8		1-1 G6-3		0-0 E1 1B	2-1 1B	4	1	1	1	0	0	0									
<b>Inning Stats</b>	R: 0 E: 0 K: 0 S: 5	H: 1 LOB: 0 BB: 0 P: 7	R: 0 E: 0 K: 2 S: 8	H: 0 LOB: 0 BB: 0 P: 11	R: 0 E: 0 K: 0 S: 10	H: 0 LOB: 0 BB: 0 P: 16	R: 0 E: 0 K: 0 S: 8	H: 1 LOB: 1 BB: 0 P: 14	R: 2 E: 0 K: 0 S: 10	H: 2 LOB: 0 BB: 0 P: 13	R: 0 E: 0 K: 0 S: 6	H: 1 LOB: 0 BB: 0 P: 9	R: 1 E: 0 K: 2 S: 15	H: 2 LOB: 1 BB: 0 P: 24	R: 1 E: 1 K: 0 S: 10	H: 1 LOB: 2 BB: 1 P: 19	R: 2 E: 1 K: 1 S: 9	H: 3 LOB: 1 BB: 0 P: 14	1B: 9 2B: 2 HR: 1	SF: 1 SAC: 0 DP: 2	WP: 1 PB: 0 SB: 0 CS: 0	PA: 36			
<b>PITCHER</b>	IP	WLS	BF	H	R	ER	SO	BB	IBB	HBP	BLK	WP	HR	S	P	ERA	WHIP								
<b>15 Ben Sheets, R</b> (1, 1) ERA: 3.15	7.0		26	7	3	3	4	0	0	0	0	0	1	62	94	3.86	1.000								
<b>Chad Fox, R</b> (8, 1) ERA: 1.57	0.1	B	3	1	1	0	0	0	0	0	0	0	0	3	5	0.00	3.000								
<b>Ray King, L</b> (8, 1) ERA: 3.0	0.2		3	0	0	0	0	0	1	0	0	1	0	7	14	0.00	0.000								
<b>Curt Leskanic, R</b> (9, 1) ERA: 4.68	0.1	L	4	3	2	2	1	0	0	0	0	0	0	9	14	54.00	9.000								

Milwaukee Brewers @ Detroit Tigers  
Comerica Park, Detroit, MI  
Sat Jun 09 2001, 5:05 PM EDT  
Att: 26,276 - Cloudy - 80 F

AB 34  
R 6  
H 11  
RBI 6  
BB 1  
SO 5  
LOB 8





Batter	1	2	3	4	5	6	7	8	9	AB	R	H	RBI	BB	SO	LOB	TOP										
<b>Devon White, S</b> OBP: 0.364, SLG: 0.517	4-1 HR BB	1-0 1B		2-1 FC3-6	3-3 K			0-3 K		4	1	1	0	1	2	4	<b>Milwaukee Brewers @ Detroit Tigers</b> Comerica Park, Detroit, MI Sun Jun 10 2001, 1:05 PM EDT Att: 23,070 - Cloudy - 78 F										
<b>Mark Loretta, R</b> OBP: 0.356, SLG: 0.333	3-1 G4-3	1-2 F8		0-2 G5-3		1-1 F8		2-2 L7		5	0	0	0	0	0	5											
<b>Geoff Jenkins, L</b> OBP: 0.404, SLG: 0.582	2-2 HR HBP		0-2 G1-3		4-2 HR BB	1-0 HBP		0-0 F8		2	2	0	0	1	0	1											
<b>Jeremy Burnitz, L</b> OBP: 0.387, SLG: 0.589	0-0 2H HR		1-0 G4-3		3-0 HR	1-2 P3		1-0 G3		5	2	2	5	0	0	1											
<b>Richie Sexson, R</b> OBP: 0.294, SLG: 0.417	0-0 G3 1B		0-1 P4		1-0 F3	3-2 G5-3		0-3 K		5	0	1	0	0	1	1											
<b>Tyler Houston, L</b> OBP: 0.372, SLG: 0.526	0-2 G3			3-2 F8 1B	0-0 1B		1-3 K	1-1 1B		5	2	3	0	0	1	1											
<b>José Hernández, R</b> OBP: 0.317, SLG: 0.456	2-2 G6-3			1-0 FC3-6 1B	1-1 2B 1B		0-3 K	1-2 F8		5	1	2	0	0	1	2											
<b>Raul Casanova, S</b> OBP: 0.303, SLG: 0.516		2-1 G3		0-1 F8	0-0 2B		2-3 K			2	0	0	0	0	0	2											
<b>Henry Blanco, R</b> OBP: 0.279, SLG: 0.290				2-3 2B	1-2 2B					2	0	1	2	0	1	0											
<b>Ronnie Belliard, R</b> OBP: 0.339, SLG: 0.378		0-0 L9		2-1 FC3-6 1B	1-2 P3			4-1 BB		3	0	1	1	1	0	1											
<b>Inning Stats</b>	R: 3 E: 0 K: 0 S: 14	H: 2 LOB: 1 BB: 1 P: 25	R: 0 E: 0 K: 0 S: 7	H: 1 LOB: 1 BB: 0 P: 11	R: 0 E: 0 K: 0 S: 6	H: 0 LOB: 0 BB: 0 P: 7	R: 2 E: 1 K: 0 S: 14	H: 3 LOB: 2 BB: 0 P: 22	R: 4 E: 0 K: 1 S: 15	H: 4 LOB: 1 BB: 1 P: 28	R: 0 E: 0 K: 0 S: 9	H: 0 LOB: 1 BB: 0 P: 15	R: 0 E: 0 K: 3 S: 12	H: 0 LOB: 0 BB: 0 P: 15	R: 0 E: 0 K: 1 S: 8	H: 0 LOB: 1 BB: 1 P: 14	R: 0 E: 0 K: 1 S: 9	H: 1 LOB: 1 BB: 0 P: 12	1B: 8 2B: 1 3B: 0 HR: 2	SF: 0 SAC: 0 DP: 0 HBP: 2	WP: 0 PB: 0 SB: 1 CS: 0	PA: 43					
<b>PITCHER</b>	IP	WLS	BF	H	R	ER	SO	BB	IBB	HBP	BLK	WP	HR	S	P	ERA	WHIP										
<b>Chris Holt, R</b> ERA: 5.99	4.1	L	25	9	8	8	0	2	0	1	0	0	2	49	82	16.61	2.538										
<b>Victor Santos, R</b> ERA: 4.01	1.2		7	1	0	0	1	0	0	1	0	0	0	16	26	0.00	0.600										
<b>Dave Borkowski, R</b> ERA: 1.72	3.0		11	1	0	0	5	1	0	0	0	0	0	29	41	0.00	0.667										

Batter	1	2	3	4	5	6	7	8	9	AB	R	H	RBI	BB	SO	LOB	BOTTOM										
<b>Roger Cedeno, S</b> OBP: 0.318, SLG: 0.333	3-1 G3-1		2-2 F8	0-1 G4-3			3-3 K		0-1 G1-3	5	0	0	0	0	1	0	<b>Milwaukee Brewers @ Detroit Tigers</b> Comerica Park, Detroit, MI Sun Jun 10 2001, 1:05 PM EDT Att: 23,070 - Cloudy - 78 F										
<b>Damon Easley, R</b> OBP: 0.383, SLG: 0.458	3-2 G5-3		1-2 WP BB 1B		1-1 E6 LG BB		2-2 1B HBP		1-0 G6-3	4	0	1	0	0	0	0											
<b>Bobby Higginson, L</b> OBP: 0.317, SLG: 0.467	3-2 F9		4-0 WP BB		4-0 BB		3-1 1B			2	0	1	0	2	0	0											
<b>Dean Palmer, R</b> OBP: 0.332, SLG: 0.452		2-3 K	1-3 K		0-1 F9		1-3 K			4	0	0	0	0	3	6											
<b>Robert Fick, L</b> OBP: 0.373, SLG: 0.588		0-1 HR	1-1 G1		1-2 L6			0-1 F7		4	1	1	1	0	0	4											
<b>Juan Encarnacion, R</b> OBP: 0.310, SLG: 0.427		1-0 G1-4-3		4-2 E BB		1-2 F8		2-2 G6-3		1	0	0	0	0	0	0											
<b>Wendell Magee, R</b> OBP: 0.383, SLG: 0.543										2	1	0	0	1	0	0											
<b>Jose Macias, S</b> OBP: 0.335, SLG: 0.431		3-2 S 1B		2-0 F7		1-2 G1-3		0-0 1B		4	0	2	0	0	0	1											
<b>Shane Halter, R</b> OBP: 0.313, SLG: 0.360		4-0 BB		0-0 E7 15 G6-3 2B		2-3 K		0-3 K		3	1	1	1	1	2	1											
<b>15 Brandon Inge, R</b> OBP: 0.256, SLG: 0.289		1-2 F8		0-1 G6-3			2-2 G5-3		1-3 K	4	0	0	1	0	1	2											
<b>Inning Stats</b>	R: 0 E: 0 K: 0 S: 10	H: 0 LOB: 0 BB: 0 P: 19	R: 1 E: 0 K: 1 S: 13	H: 2 LOB: 2 BB: 1 P: 24	R: 0 E: 0 K: 1 S: 13	H: 1 LOB: 1 BB: 1 P: 22	R: 2 E: 1 K: 0 S: 11	H: 1 LOB: 0 BB: 1 P: 17	R: 0 E: 0 K: 2 S: 13	H: 0 LOB: 0 BB: 0 P: 15	R: 0 E: 0 K: 2 S: 13	H: 1 LOB: 2 BB: 0 P: 24	R: 0 E: 0 K: 1 S: 9	H: 1 LOB: 1 BB: 0 P: 11	R: 0 E: 0 K: 1 S: 6	H: 0 LOB: 0 BB: 0 P: 8	1B: 4 2B: 2 3B: 0 HR: 1	SF: 0 SAC: 0 DP: 1 HBP: 1	WP: 1 PB: 0 SB: 1 CS: 0	PA: 38							
<b>PITCHER</b>	IP	WLS	BF	H	R	ER	SO	BB	IBB	HBP	BLK	WP	HR	S	P	ERA	WHIP										
<b>Jamey Wright, R</b> ERA: 4.43	5.0	W	23	4	3	2	2	4	0	0	0	0	0	11	15	0.00	0.000										
<b>Allen Levrault, R</b> ERA: 3.9	1.0		3	0	0	0	1	0	0	0	0	0	0	13	24	0.00	1.000										
<b>Chad Fox, R</b> ERA: 1.5	1.0		5	1	0	0	2	0	0	1	0	0	0	9	11	0.00	1.000										
<b>David Weathers, R</b> ERA: 2.23	1.0		4	1	0	0	1	0	0	0	0	0	0	6	8	0.00	0.000										
<b>Curt Leskanic, R</b> ERA: 4.5	1.0		3	0	0	0	1	0	0	0	0	0	0	6	8	0.00	0.000										

AB 38  
R 8  
H 11  
RBI 8  
BB 3  
SO 6  
LOB 18



AB 33  
R 3  
H 6  
RBI 3  
BB 4  
SO 7  
LOB 14

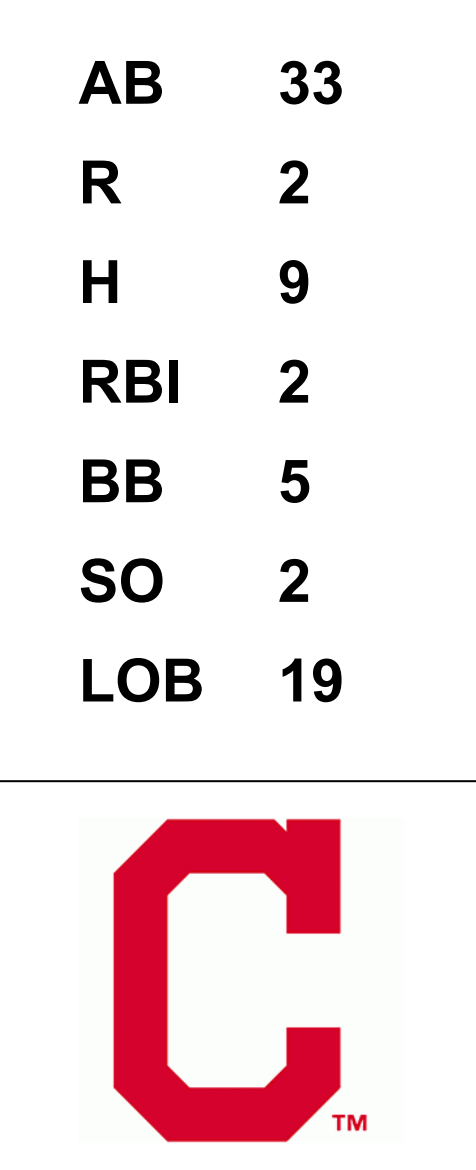




Batter	1	2	3	4	5	6	7	8	9	AB	R	H	RBI	BB	SO	LOB	TOP										
<b>Devon White, S</b> OBP: 0.361, SLG: 0.517	0-0 SF7 2B		0-3 K		2-0 F7			2-3 K		4	1	1	0	0	2	1	<b>Milwaukee Brewers @ Cleveland Indians</b> Jacobs Field, Cleveland, OH Tue Jun 12 2001, 7:05 PM EDT Att: 39,192 - Cloudy - 81 F										
<b>Mark Loretta, R</b> OBP: 0.380, SLG: 0.333 <b>James Mouton, R</b> OBP: 0.286, SLG: 0.350 <b>Tyler Houston, L</b> OBP: 0.372, SLG: 0.526	2-2 SF7 2H		2-1 F8		2-2 F8			2-2 1B S 1B	3	0	1	1	0	0	0	0											
<b>Geoff Jenkins, L</b> OBP: 0.401, SLG: 0.574	2-3 K		0-3 K		0-1 G3			1-1 1B 1-3 1B	4	0	1	0	0	2	0												
<b>Richie Sexson, R</b> OBP: 0.298, SLG: 0.418	3-1 1B		1-3 K		0-1 G5-3			1-1 1B 1-3 2B 1B	4	1	2	1	0	1	0												
<b>Jeremy Burnitz, L</b> OBP: 0.385, SLG: 0.581	3-3 K		3-2 G3		2-2 G6-4-3 HBP			0-0 G3 1-2	3	0	0	0	0	1	2												
<b>Angel Echevarria, R</b> OBP: 0.355, SLG: 0.568	2-0 G6-3		0-0 F8		0-1 G6-4-3 1-2f			2-2 2B	4	0	1	1	0	0	1												
<b>José Hernández, R</b> OBP: 0.311, SLG: 0.447	3-3 K		2-1 F9		3-3 K			2-2 F8	4	0	0	0	0	2	2												
<b>Ronnie Belliard, R</b> OBP: 0.339, SLG: 0.374	4-2 S 1B BB		0-0 F3		2-1 G6-3			2-1 G6-3	2	1	0	0	1	0	0												
<b>Henry Blanco, R</b> OBP: 0.287, SLG: 0.294	0-0 1H 1B		4-0 BB		0-0 F8			0-0 F8	2	0	1	1	1	0	0												
<b>Inning Stats</b>	R: 1 E: 0 K: 2 S: 15	H: 2 LOB: 1 BB: 0 P: 25	R: 1 E: 0 K: 1 S: 8	H: 1 LOB: 1 BB: 1 P: 17	R: 0 E: 0 K: 2 S: 9	H: 0 LOB: 0 BB: 0 P: 11	R: 0 E: 0 K: 1 S: 9	H: 0 LOB: 0 BB: 0 P: 13	R: 0 E: 0 K: 0 S: 4	H: 0 LOB: 1 BB: 1 P: 12	R: 0 E: 0 K: 0 S: 7	H: 0 LOB: 0 BB: 0 P: 9	R: 0 E: 0 K: 1 S: 9	H: 0 LOB: 0 BB: 0 P: 14	R: 0 E: 0 K: 1 S: 6	H: 0 LOB: 0 BB: 0 P: 10	R: 2 E: 0 K: 0 S: 16	H: 4 LOB: 2 BB: 0 P: 24	1B: 5 2B: 2 3B: 0 HR: 0	SF: 1 SAC: 0 DP: 1 HBP: 1	WP: 0 PB: 0 CS: 3	PA: 34					
<b>PITCHER</b>	IP	WLS	BF	H	R	ER	SO	BB	IBB	HBP	BLK	WP	HR	S	P	ERA	WHIP										
<b>CC Sabathia, L</b> ERA: 4.86	7.0		25	3	2	2	7	2	0	1	0	0	0	61	101	2.57	0.714										
<b>Paul Shuey, R</b> ERA: 2.5	1.2	L	8	4	2	2	1	0	0	0	0	0	0	19	29	10.80	2.400										
<b>Steve Reed, R</b> ERA: 4.13	0.1		1	0	0	0	0	0	0	0	0	0	0	3	5	0.00	0.000										

Batter	1	2	3	4	5	6	7	8	9	AB	R	H	RBI	BB	SO	LOB	BOTTOM										
<b>Kenny Lofton, L</b> OBP: 0.325, SLG: 0.275	4-1 1B SF7 BB	0-1 S 1B		2-1 1-2 1B		1-1 F7			0-1 G6-3	4	1	2	0	1	0	1	<b>Milwaukee Brewers @ Cleveland Indians</b> Jacobs Field, Cleveland, OH Tue Jun 12 2001, 7:05 PM EDT Att: 39,192 - Cloudy - 81 F										
<b>Omar Vizquel, S</b> OBP: 0.348, SLG: 0.335	0-1 F9 BB 1B	4-2 1-2 BB		0-2 F8-4 2-3		0-0 FC3-6 1B			3-2 G4-3	4	0	1	0	1	0	3											
<b>Roberto Alomar, S</b> OBP: 0.410, SLG: 0.533	4-0 1-2 BB	2-3 K		0-1 2B 1B		1-1 1B			0-0 G3-1	4	0	2	0	1	1	2											
<b>Juan Gonzalez, R</b> OBP: 0.386, SLG: 0.622	2-2 SF7 3H		2-0 G5-3		1-2 L7			0-0 F9	3	0	0	1	0	0	1												
<b>Ellis Burks, R</b> OBP: 0.364, SLG: 0.602	2-1 F9		0-1 F8		2-2 1-3 2B			2-2 F8	4	0	1	0	0	0	2												
<b>Jim Thome, L</b> OBP: 0.405, SLG: 0.624	4-0 1-2 BB		2-2 HR		4-0 FC5-4 IBB			2-2 G4-3	2	1	1	1	2	0	0												
<b>Marty Cordova, R</b> OBP: 0.366, SLG: 0.554	1-0 G5-3		0-0 G6-3		0-1 P4			2-0 P3	4	0	0	0	0	0	6												
<b>Travis Fryman, R</b> OBP: 0.514, SLG: 0.429	2-2 F9		0-1 F8-4 1B 1B		2-2 FC5-4			1-2 G6-3	4	0	1	0	0	0	3												
<b>Eddie Taubensee, L</b> OBP: 0.297, SLG: 0.400	0-3 K		0-2 F8		2-0 FC3-6 1B			0-1 F8	4	0	1	0	0	1	1												
<b>Inning Stats</b>	R: 1 E: 0 K: 0 S: 9	H: 1 LOB: 3 BB: 3 P: 26	R: 0 E: 0 K: 2 S: 15	H: 1 LOB: 2 BB: 1 P: 23	R: 1 E: 0 K: 0 S: 7	H: 1 LOB: 0 BB: 0 P: 11	R: 0 E: 0 K: 0 S: 10	H: 2 LOB: 1 BB: 0 P: 12	R: 0 E: 0 K: 0 S: 13	H: 2 LOB: 3 BB: 1 P: 22	R: 0 E: 0 K: 0 S: 6	H: 0 LOB: 0 BB: 0 P: 10	R: 0 E: 0 K: 0 S: 7	H: 0 LOB: 0 BB: 0 P: 11	R: 0 E: 0 K: 0 S: 6	H: 0 LOB: 0 BB: 0 P: 9	R: 0 E: 0 K: 0 S: 6	H: 0 LOB: 0 BB: 0 P: 9	1B: 7 2B: 2 3B: 0 HR: 1	SF: 1 SAC: 0 DP: 1 HBP: 0	WP: 0 PB: 0 CS: 0	PA: 39					
<b>PITCHER</b>	IP	WLS	BF	H	R	ER	SO	BB	IBB	HBP	BLK	WP	HR	S	P	ERA	WHIP										
<b>Jimmy Haynes, R</b> ERA: 4.5	7.0		33	9	2	2	2	4	1	0	0	0	0	67	115	2.57	1.857										
<b>Chad Fox, R</b> ERA: 1.44	1.0	W	3	0	0	0	0	0	0	0	0	0	0	6	9	0.00	0.000										
<b>Curt Leskanic, R</b> ERA: 4.33	1.0	S	3	0	0	0	0	0	0	0	0	0	0	6	9	0.00	0.000										

AB	30
R	4
H	7
RBI	4
BB	2
SO	8
LOB	6





Batter	1	2	3	4	5	6	7	8	9	10	AB	R	H	RBI	BB	SO	LOB	TOP									
<b>Devon White, S</b> OBP: 0.370, SLG: 0.512 (1, 8)	G3		FC6-4 1B		4-2 BB		G6-3		FC6-4 IBB		3	0	1	0	2	0	1	<b>Milwaukee Brewers @ Cleveland Indians</b> Jacobs Field, Cleveland, OH Wed Jun 13 2001, 7:05 PM EDT Att. 35,679 - Sunny - 80 F									
<b>Mark Loretta, R</b> OBP: 0.341, SLG: 0.313 (1, 10)	G6-3		FC6-4		F2		K		FC6-4		5	0	0	0	0	1	6										
<b>Geoff Jenkins, L</b> OBP: 0.396, SLG: 0.561 (1, 7)	F7		K				F7		BB		4	0	0	0	1	2	2										
<b>Jeremy Burnitz, L</b> OBP: 0.385, SLG: 0.577 (1, 9)	F7				1-0 1B		FC1-4 1B		K		5	0	2	0	0	1	1										
<b>Richie Sexson, R</b> OBP: 0.291, SLG: 0.409 (1, 3)	K		G5-3		0-1 1-2		FC1-4 HR		K		5	1	0	0	0	2	3										
<b>Tyler Houston, L</b> OBP: 0.375, SLG: 0.541 (1, 5)			BB		4-2 K		HR		F8		3	1	1	2	1	1	2										
<b>José Hernández, R</b> OBP: 0.310, SLG: 0.443 (1, 6)	F8				2-2 F9		K		SH1-4 1B		4	0	1	0	0	1	2										
<b>Luis Lopez, S</b> OBP: 0.288, SLG: 0.308 (1, 4)			FC6-4 1B		1-0 1B		G4-3		SH1-4 1B		3	0	2	0	0	0	0										
<b>Henny Blanco, R</b> OBP: 0.281, SLG: 0.287 (1, 2)	F9				1-1 F9		K		SH1-4		3	0	0	0	0	2	2										
<b>Inning Stats</b>	R: 0 E: 0 K: 0 S: 5	H: 0 LOB: 0 BB: 0 P: 8	R: 0 E: 0 K: 1 S: 12	H: 0 LOB: 1 BB: 1 P: 22	R: 0 E: 0 K: 1 S: 11	H: 2 LOB: 2 BB: 0 P: 20	R: 0 E: 0 K: 1 S: 9	H: 1 LOB: 1 BB: 0 P: 12	R: 0 E: 0 K: 1 S: 10	H: 0 LOB: 1 BB: 1 P: 17	R: 2 E: 0 K: 1 S: 11	H: 2 LOB: 0 BB: 0 P: 18	R: 0 E: 0 K: 1 S: 11	H: 1 LOB: 1 BB: 1 P: 16	R: 0 E: 0 K: 2 S: 14	H: 0 LOB: 1 BB: 1 P: 22	R: 0 E: 0 K: 1 S: 8		H: 1 LOB: 2 BB: 0 P: 15	R: 0 E: 0 K: 1 S: 8	H: 0 LOB: 0 BB: 0 P: 12	1B: 6 2B: 0 3B: 0 HR: 1	SF: 0 SAC: 2 DP: 0 HBP: 0	WP: 0 PB: 0 SB: 0 CS: 0	PA: 41		
<b>PITCHER</b>	IP	WLS	BF	H	R	ER	SO	BB	IBB	HBP	BLK	WP	HR	S	P	ERA	WHIP										
<b>Bartolo Colon, R</b> ERA: 4.2 (1, 1)	7.0		30	6	2	2	6	3	0	0	0	0	0	5	8	0.00	1.286										
<b>Ricardo Rincon, L</b> ERA: 3.24 (8, 1)	0.1		1	0	0	0	1	0	0	0	0	0	0	5	8	0.00	0.000										
<b>Steve Karsay, R</b> ERA: 0.97 (8, 1)	1.2		7	1	0	0	2	0	1	0	0	0	0	14	22	0.00	0.600										
<b>Rich Rodriguez, L</b> ERA: 3.52 (10, 1)	0.2		2	0	0	0	1	0	0	0	0	0	0	6	10	0.00	0.000										
<b>Bob Wickman, R</b> ERA: 2.39 (10, 1)	0.1	W	1	0	0	0	0	0	0	0	0	0	0	2	2	0.00	0.000										
<b>Batter</b>	<b>1</b>	<b>2</b>	<b>3</b>	<b>4</b>	<b>5</b>	<b>6</b>	<b>7</b>	<b>8</b>	<b>9</b>	<b>10</b>	<b>AB</b>	<b>R</b>	<b>H</b>	<b>RBI</b>	<b>BB</b>	<b>SO</b>	<b>LOB</b>	<b>BOTTOM</b>									
<b>Kenny Lofton, L</b> OBP: 0.328, SLG: 0.275 (1, 8)	G4-3 1B BB	K		1-3 2-3 1B			F8		G2-3		4	1	1	0	1	1	2	<b>Milwaukee Brewers @ Cleveland Indians</b> Jacobs Field, Cleveland, OH Wed Jun 13 2001, 7:05 PM EDT Att. 35,679 - Sunny - 80 F									
<b>Omar Vizquel, S</b> OBP: 0.346, SLG: 0.329 (1, 6)	P6		S BB G6-3 BB	G6-3			G3-1		P4		4	1	0	0	1	0	4										
<b>Roberto Alomar, S</b> OBP: 0.414, SLG: 0.530 (1, 4)	1B G4-3 1B		G6-3 S BB	G6-4-3 BB			F7		K2-3		3	0	1	0	2	1	0										
<b>Juan Gonzalez, R</b> OBP: 0.383, SLG: 0.611 (1, 9)	G4-3		K	G6-4-3			G6-3		HR BB		4	1	0	0	1	1	5										
<b>Ellis Burks, R</b> OBP: 0.370, SLG: 0.600 (1, 10)	1B		G6-3	F3			BB		HR 1B		4	1	2	2	1	0	1										
<b>Jim Thome, L</b> OBP: 0.405, SLG: 0.632 (1, 3)	K		K				BB		FC5-4 BB		4	1	1	3	1	3	3										
<b>Travis Fryman, R</b> OBP: 0.512, SLG: 0.438 (1, 5)			1B FC9-2 1B	1B BB 1B			K		FC5-4		4	0	2	0	0	1	2										
<b>Russell Branyan, L</b> OBP: 0.330, SLG: 0.537 (1, 7)			FC9-2 1B	1B BB			K		K		3	0	1	0	1	2	0										
<b>Jolbert Cabrera, R</b> OBP: 0.364, SLG: 0.389 (10, 7)			1B	1B BB			K		K		0	0	0	0	0	0	0										
<b>Einar Diaz, R</b> OBP: 0.361, SLG: 0.445 (1, 2)			FC9-2	B3			G6-3		G2-3 1B		4	0	1	0	0	0	4										
<b>Inning Stats</b>	R: 1 E: 0 K: 1 S: 16	H: 2 LOB: 2 BB: 1 P: 28	R: 0 E: 0 K: 1 S: 8	H: 2 LOB: 1 BB: 0 P: 11	R: 1 E: 0 K: 2 S: 11	H: 0 LOB: 1 BB: 2 P: 27	R: 0 E: 0 K: 0 S: 4	H: 0 LOB: 0 BB: 0 P: 9	R: 0 E: 0 K: 3 S: 11	H: 0 LOB: 0 BB: 0 P: 17	R: 0 E: 0 K: 0 S: 8	H: 0 LOB: 0 BB: 0 P: 15	R: 0 E: 0 K: 0 S: 9	H: 0 LOB: 2 BB: 2 P: 19	R: 0 E: 0 K: 1 S: 11	H: 1 LOB: 1 BB: 1 P: 15	R: 3 E: 0 K: 1 S: 11	H: 2 LOB: 0 BB: 1 P: 21	1B: 8 2B: 1 3B: 0 HR: 1	SF: 0 SAC: 0 DP: 2 HBP: 0	WP: 0 PB: 0 SB: 2 CS: 0	PA: 42					
<b>PITCHER</b>	IP	WLS	BF	H	R	ER	SO	BB	IBB	HBP	BLK	WP	HR	S	P	ERA	WHIP										
<b>Allen Levrault, R</b> ERA: 3.86 (6, 1)	5.0		23	6	2	2	4	5	0	0	0	0	0	50	95	3.60	2.200										
<b>Mike DeJean, R</b> ERA: 1.67 (8, 1)	2.0		6	0	0	0	3	0	0	0	0	0	0	19	32	0.00	0.000										
<b>David Weathers, R</b> ERA: 2.1 (10, 1)	2.0		9	1	0	0	1	2	0	0	0	0	0	20	34	0.00	1.500										
<b>Chad Fox, R</b> ERA: 2.13 (10, 1)	0.1	L	3	1	2	2	1	1	0	0	0	0	0	9	16	54.00	6.000										
<b>Ray King, L</b> ERA: 3.39 (10, 1)	0.0		1	1	1	1	0	0	0	0	0	0	1	2	5	∞	∞										

AB	35
R	2
H	7
RBI	2
BB	4
SO	10
LOB	19



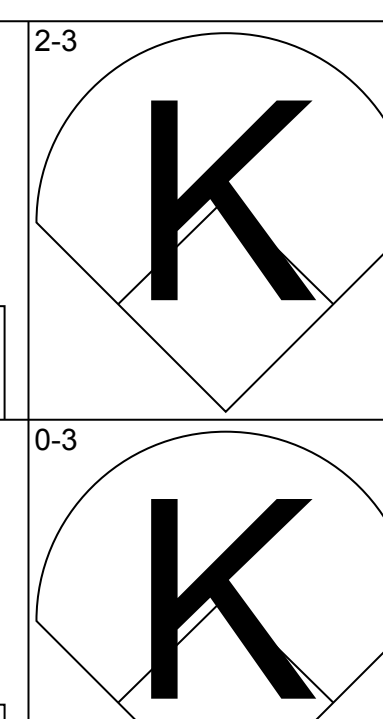
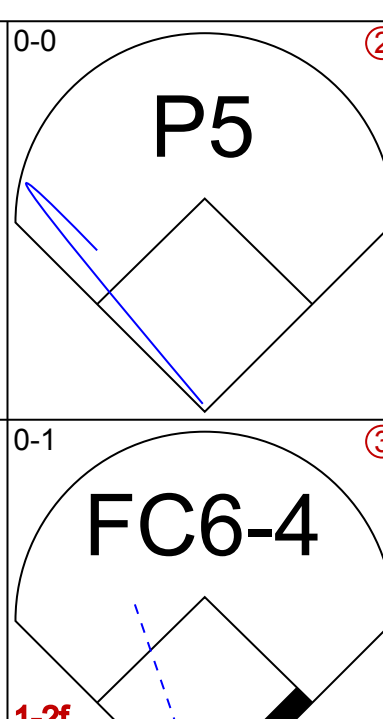
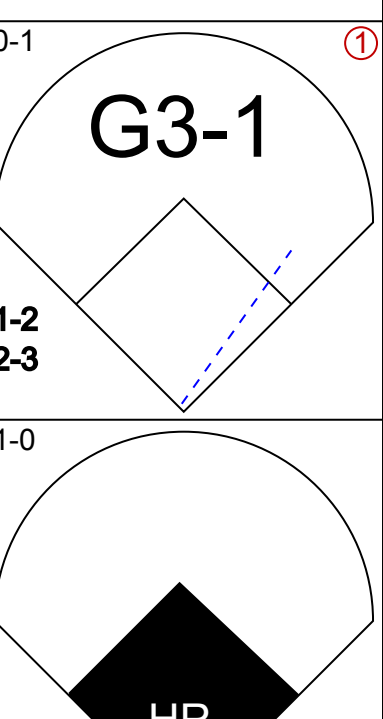
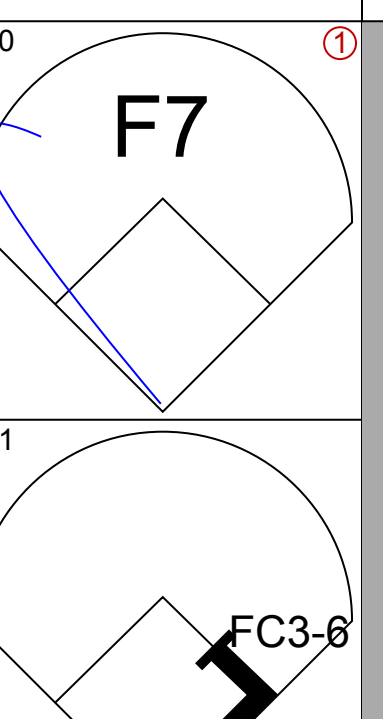
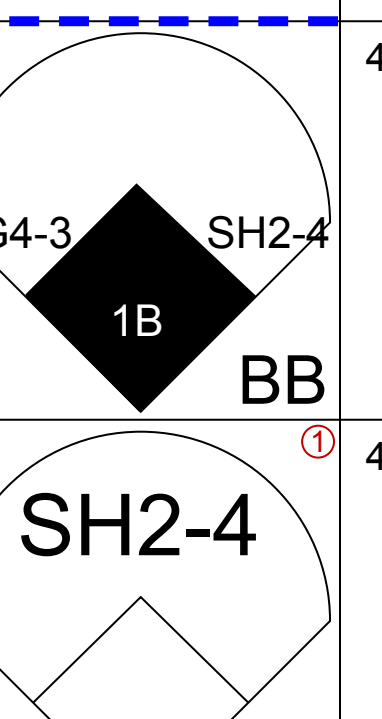
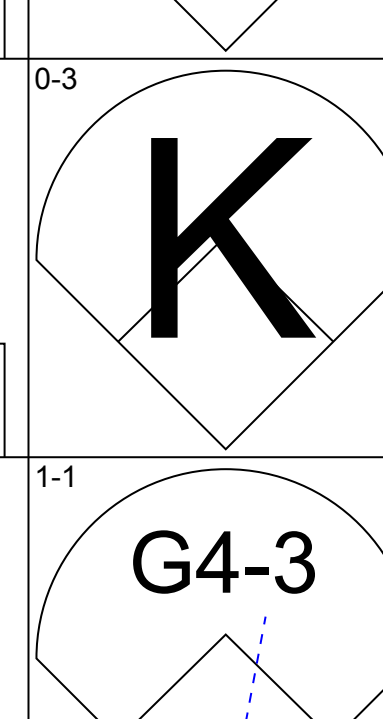
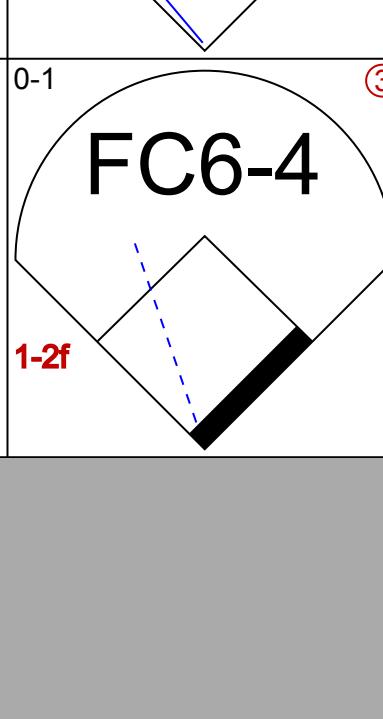
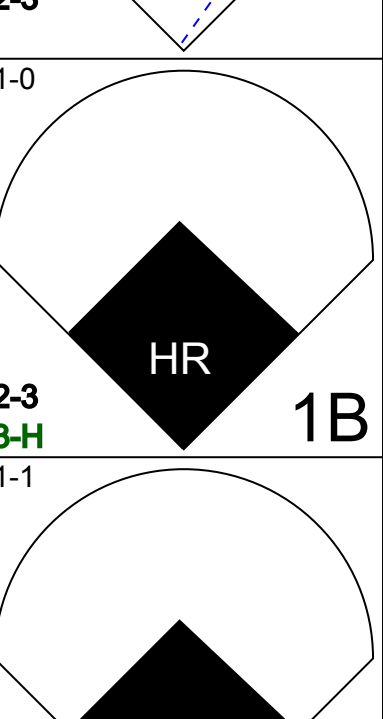
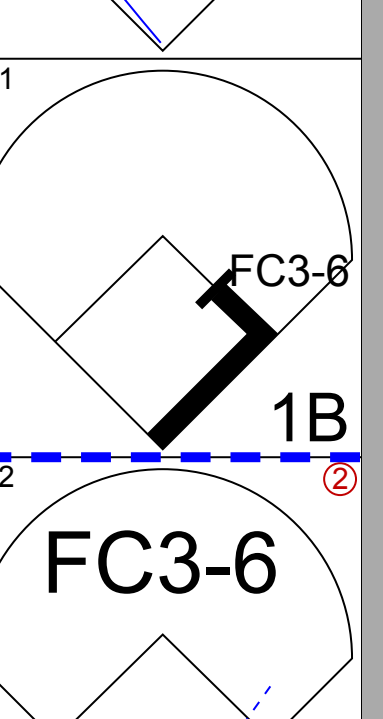
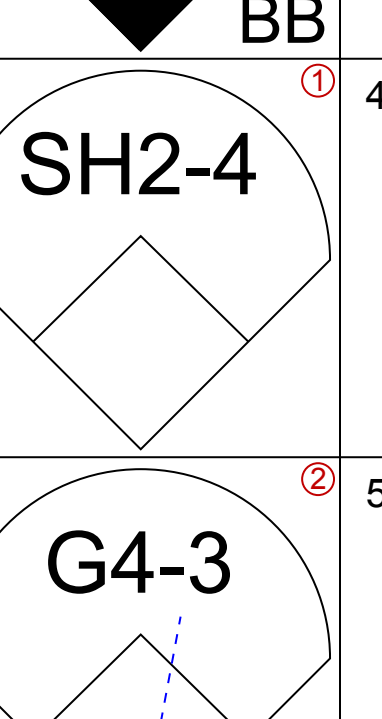
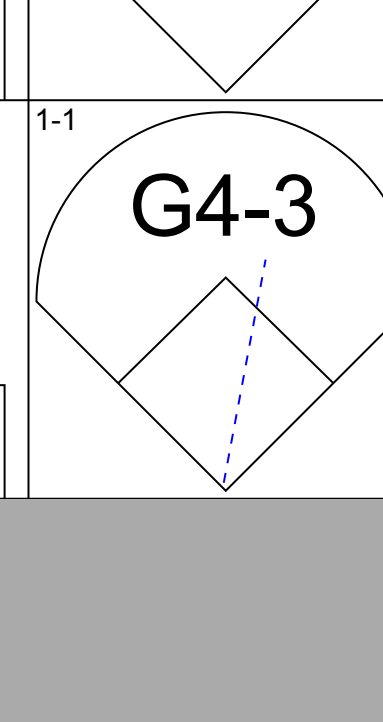
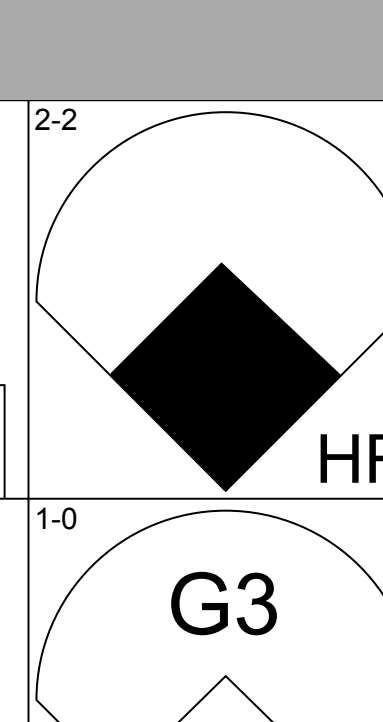
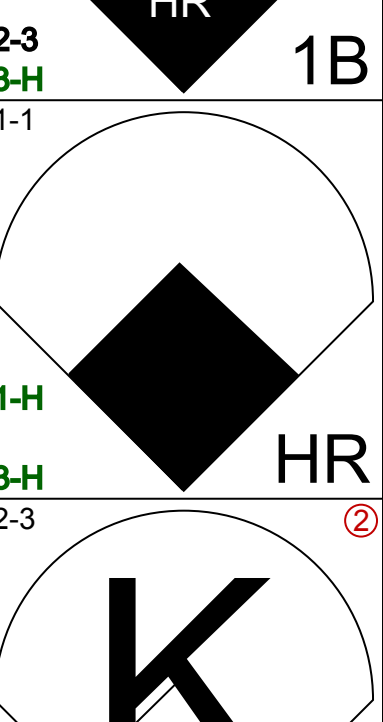
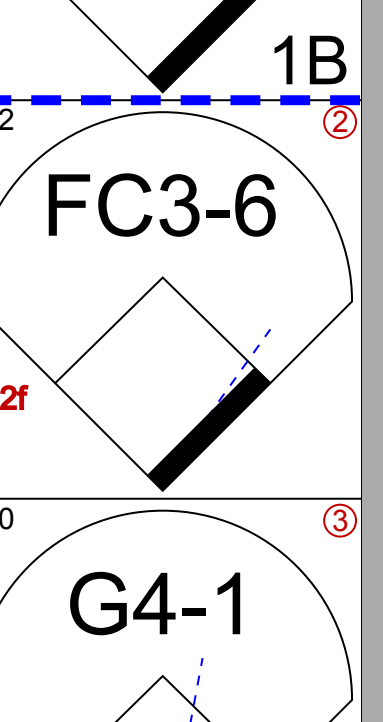
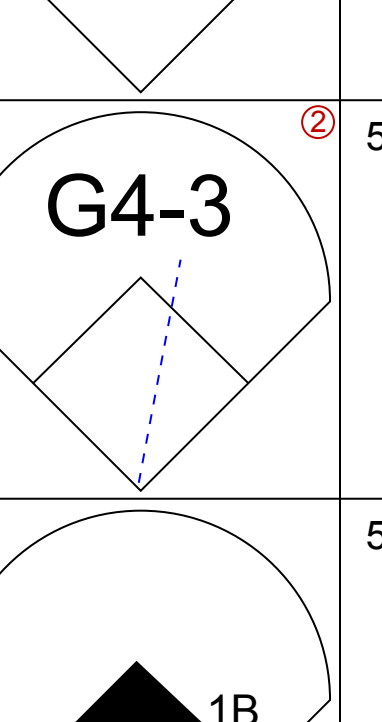
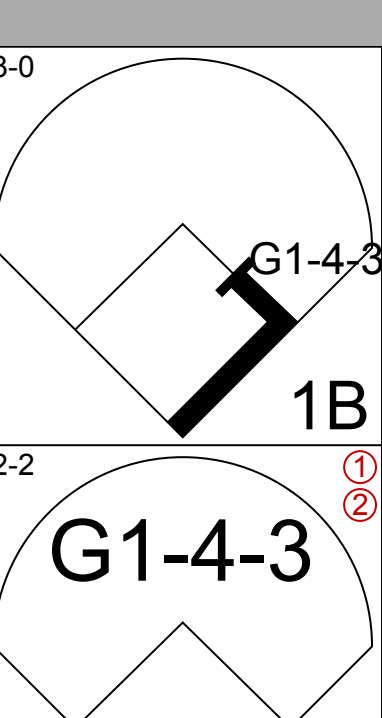
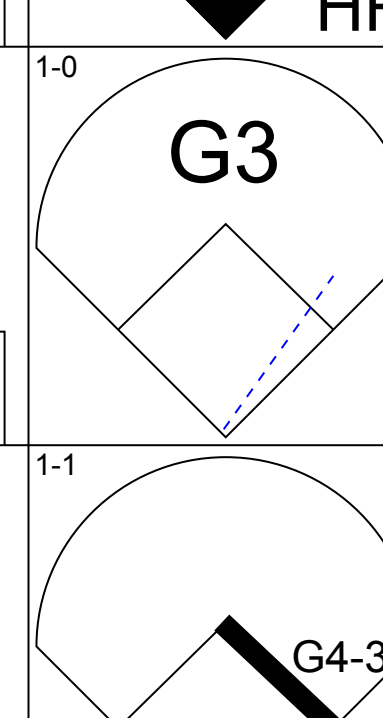
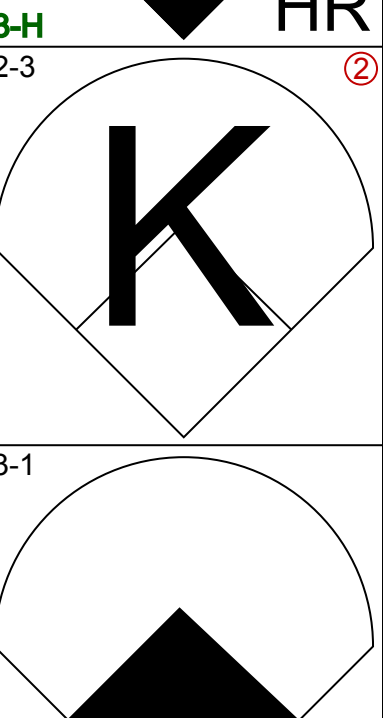
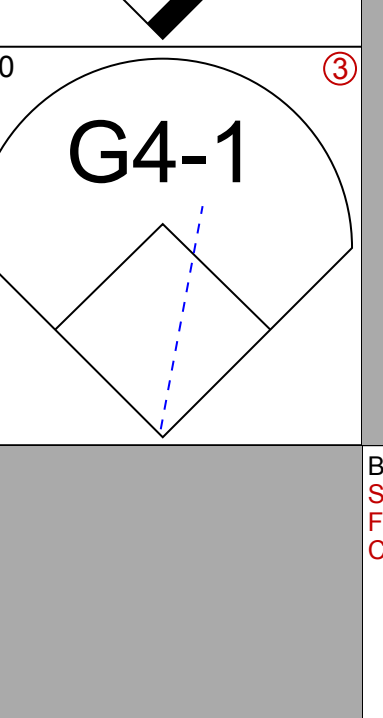
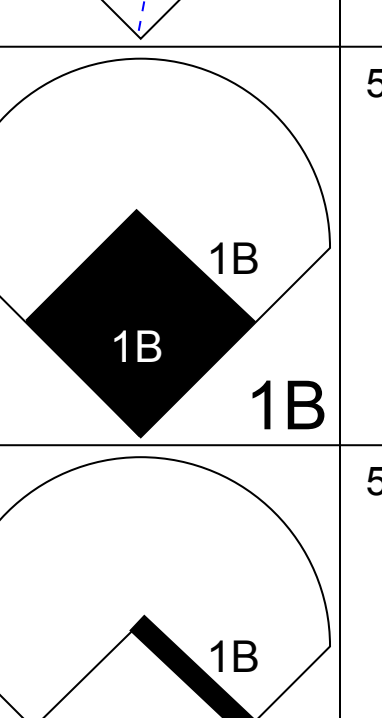

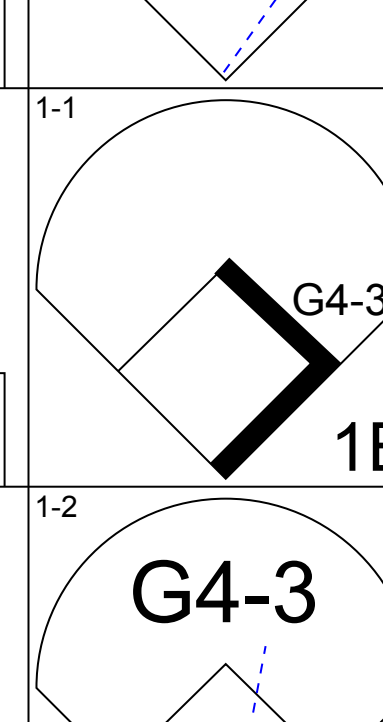
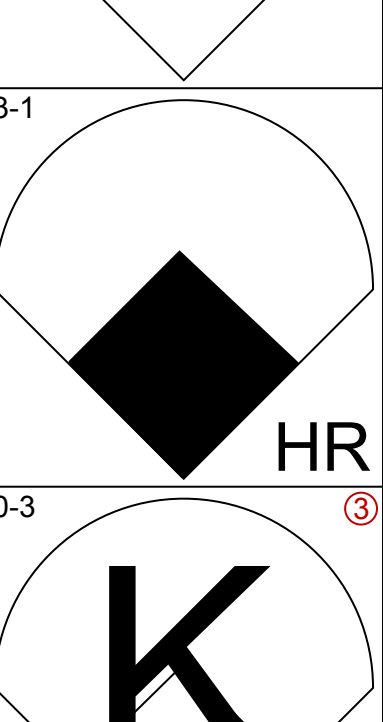
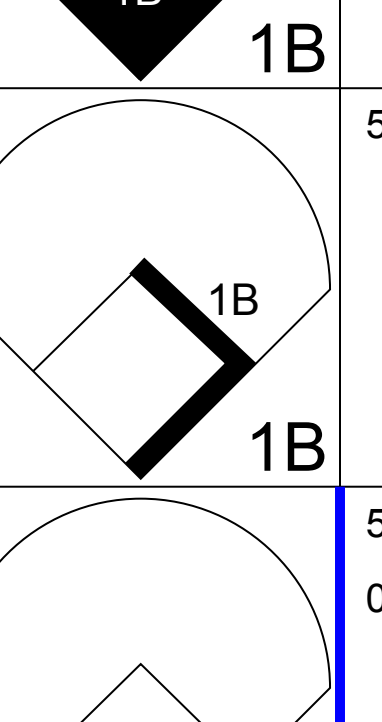

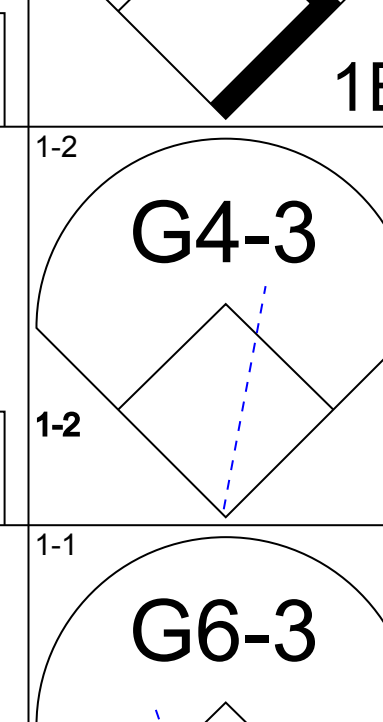
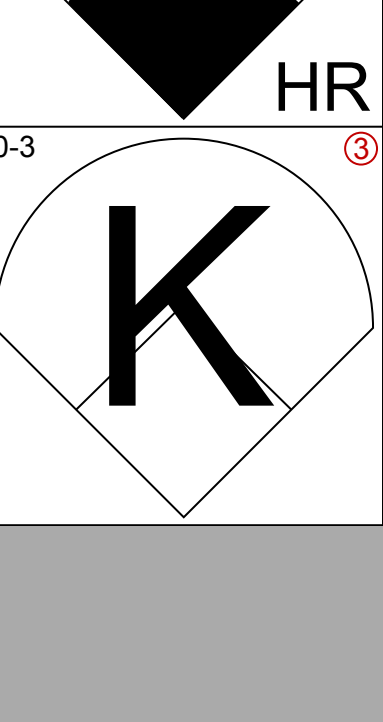
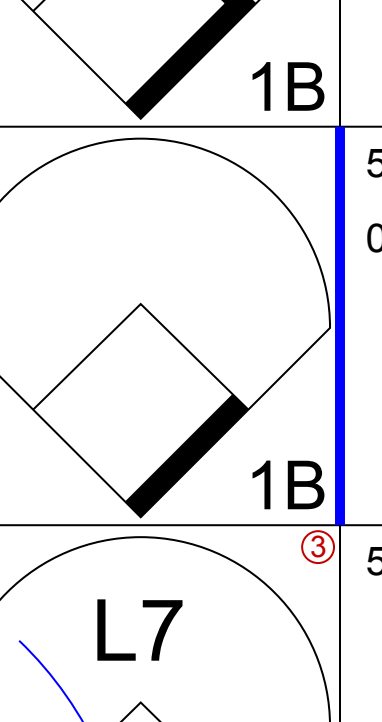
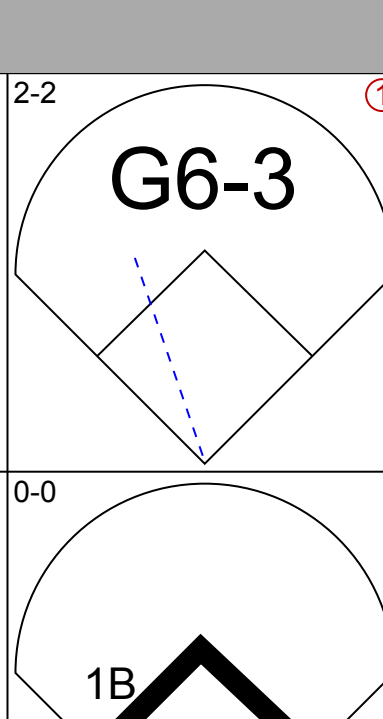
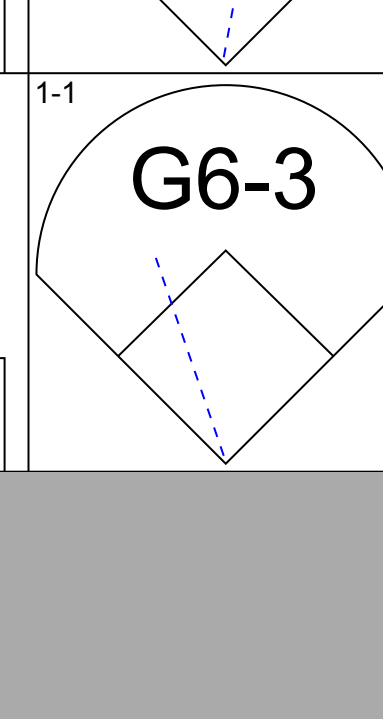

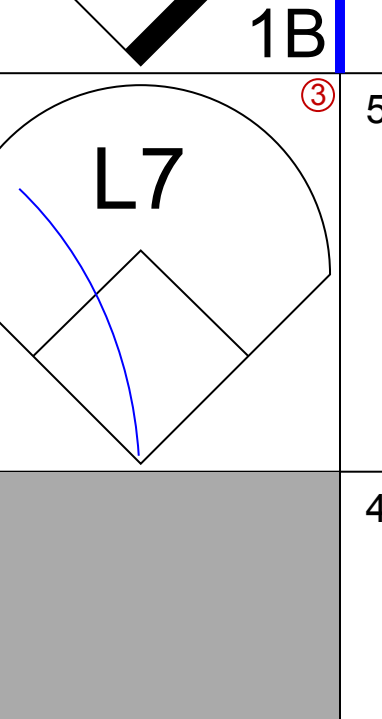
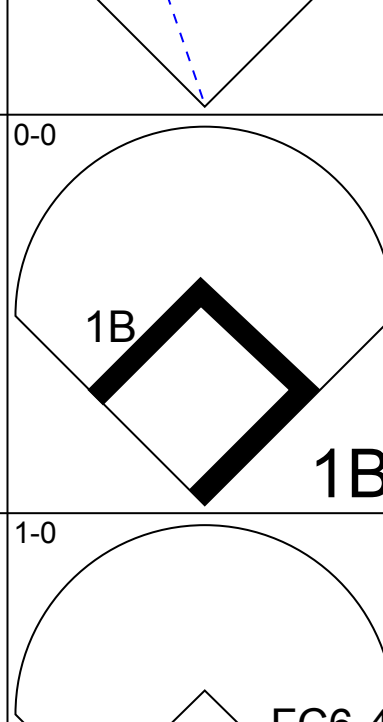
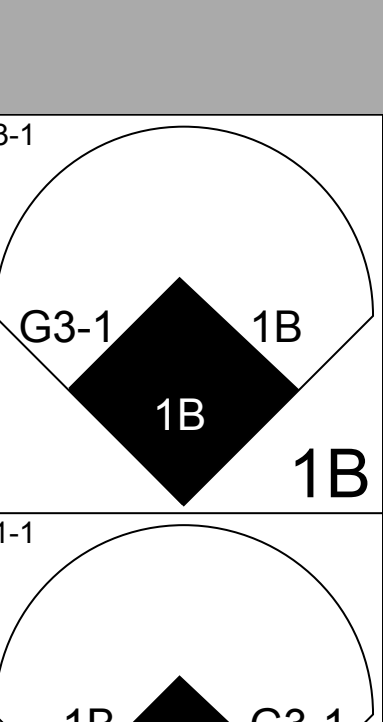
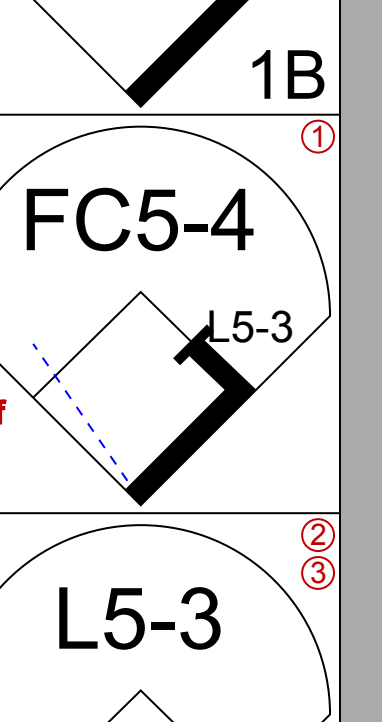
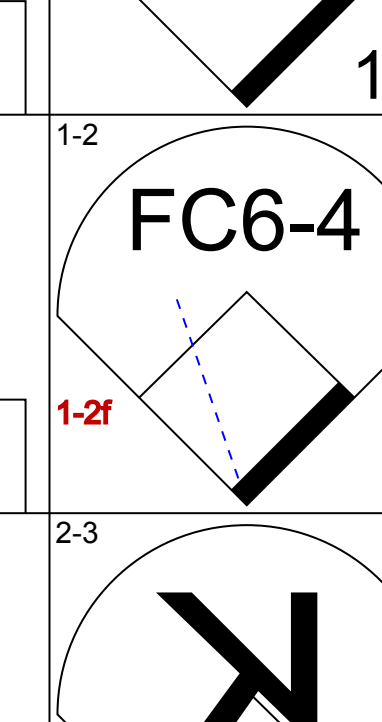
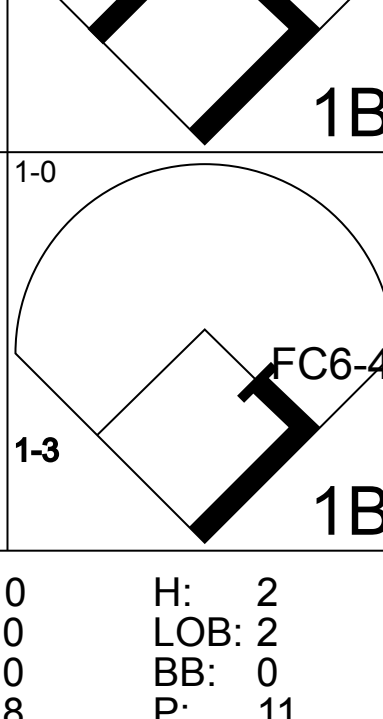
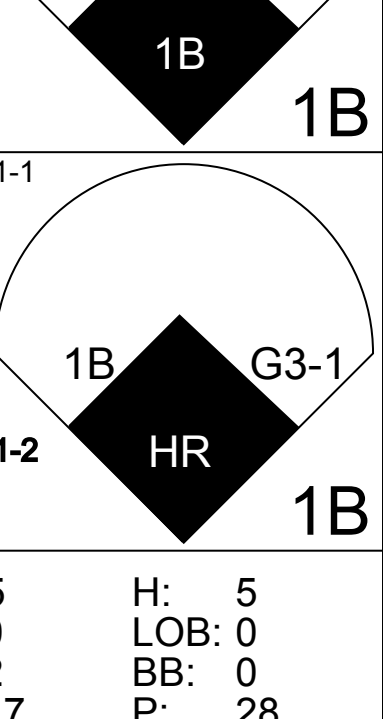
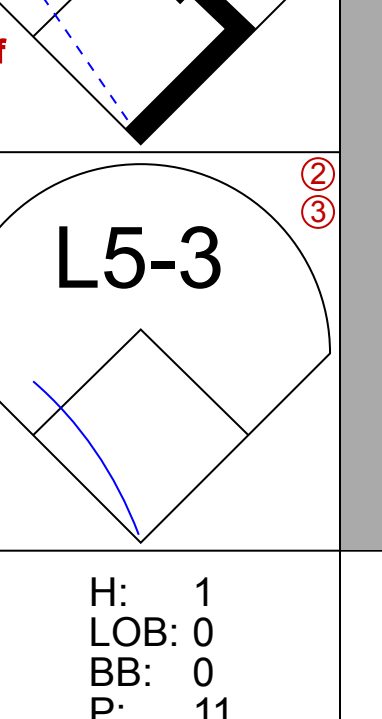
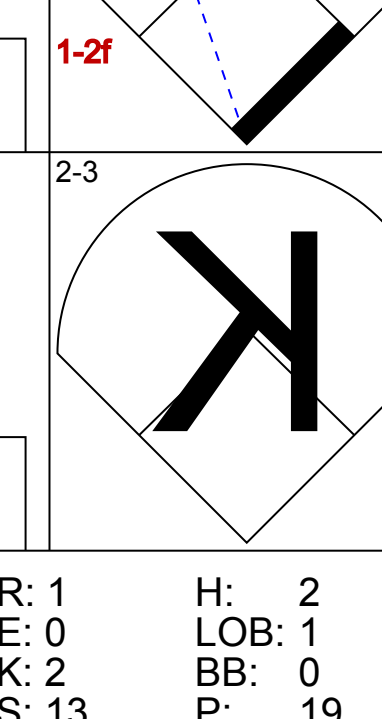
WP	0	PA	41
PB	0		
SB	0		
CS	0		

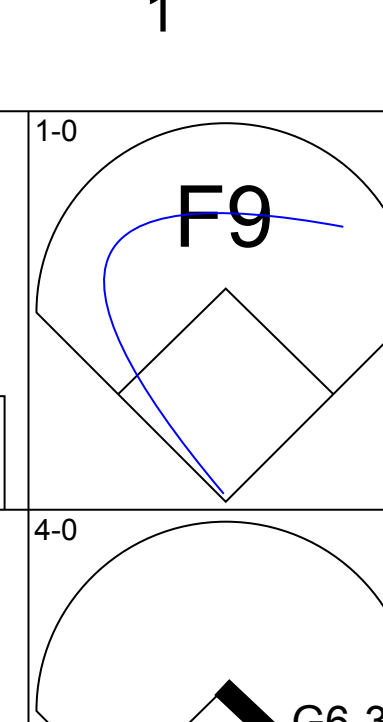
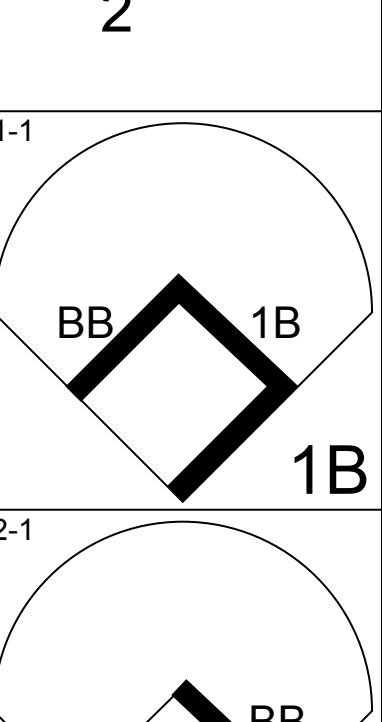
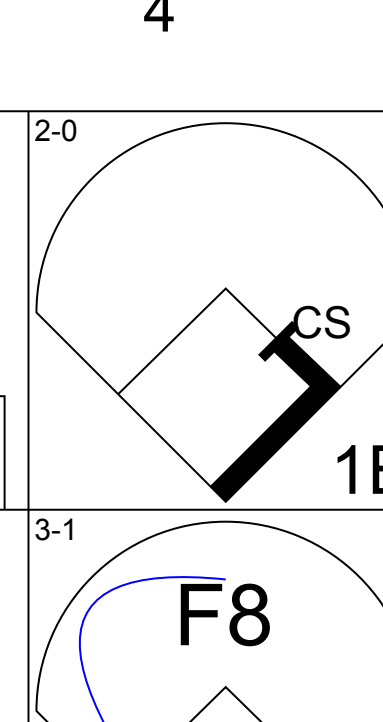
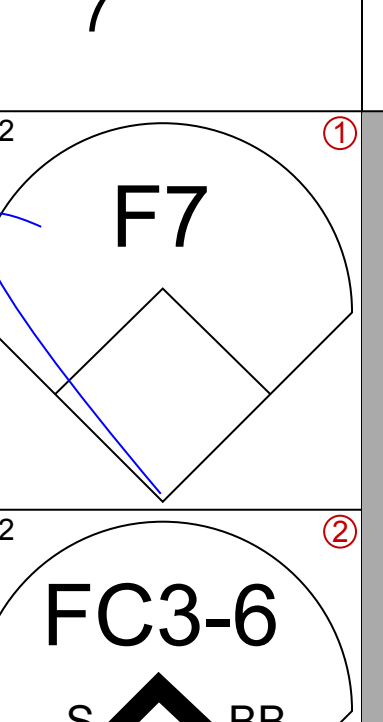
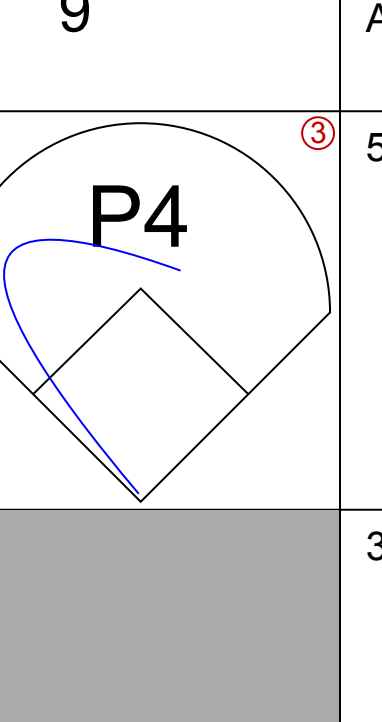
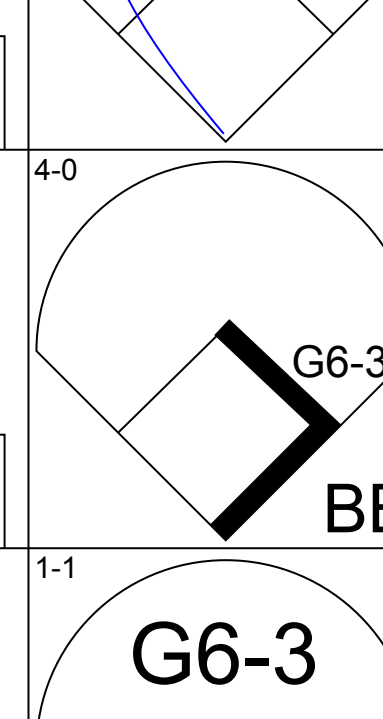
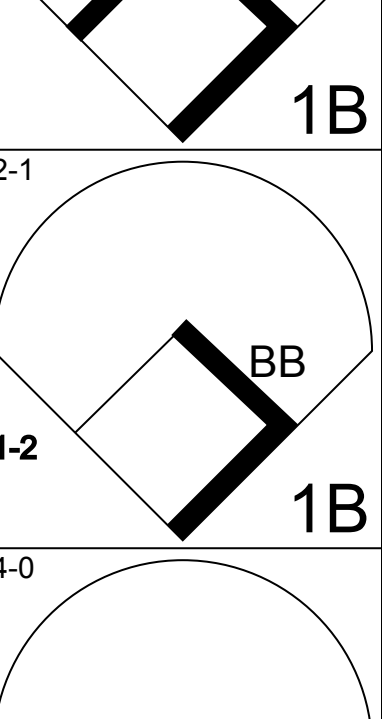
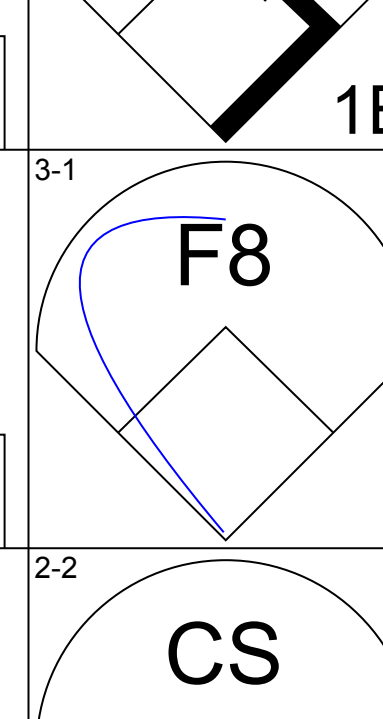
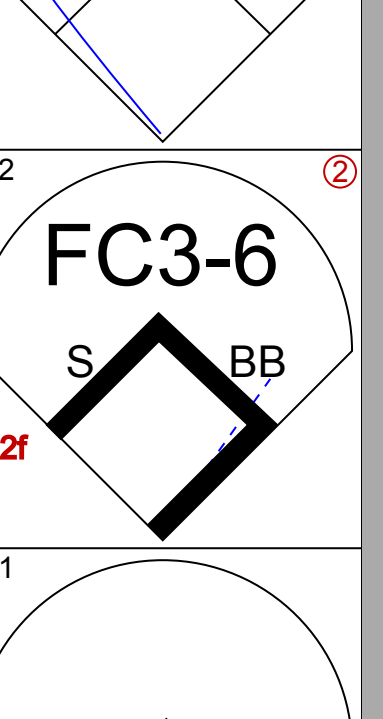
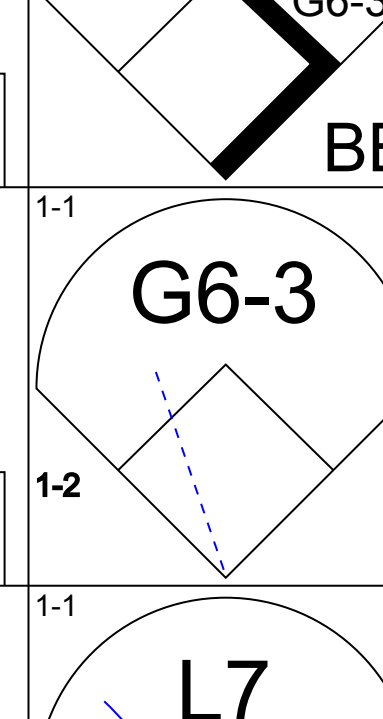
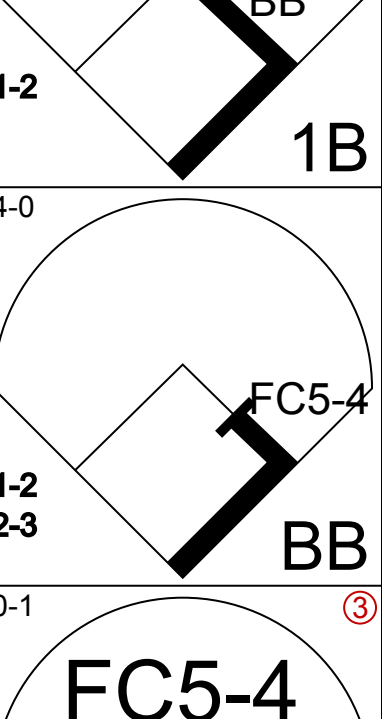
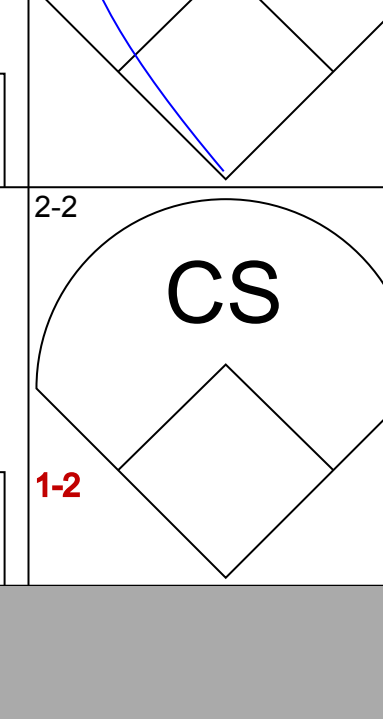
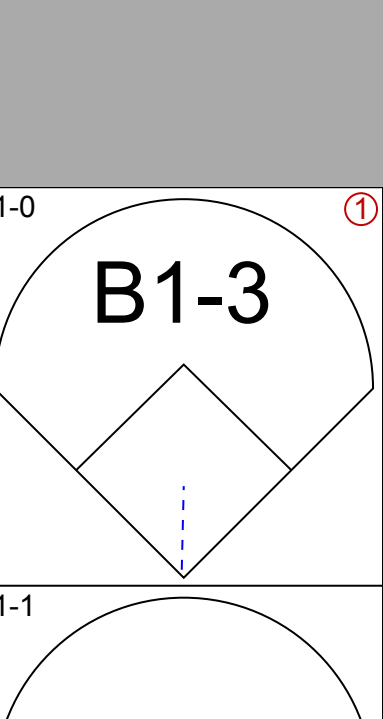
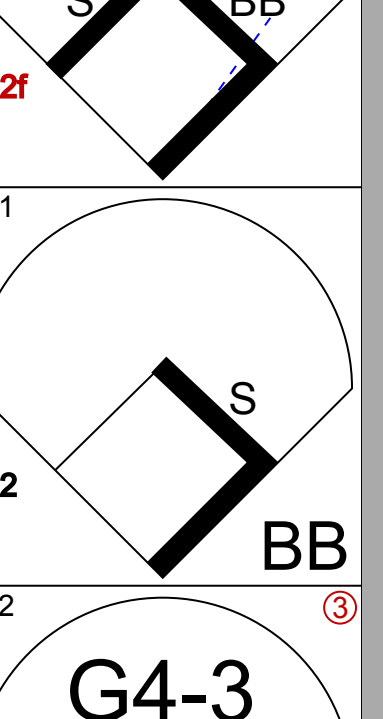
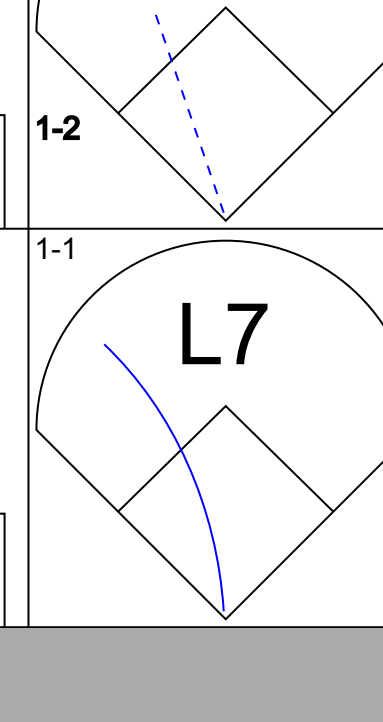
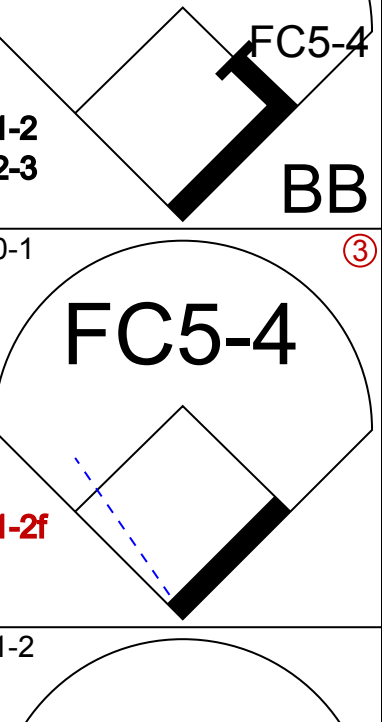
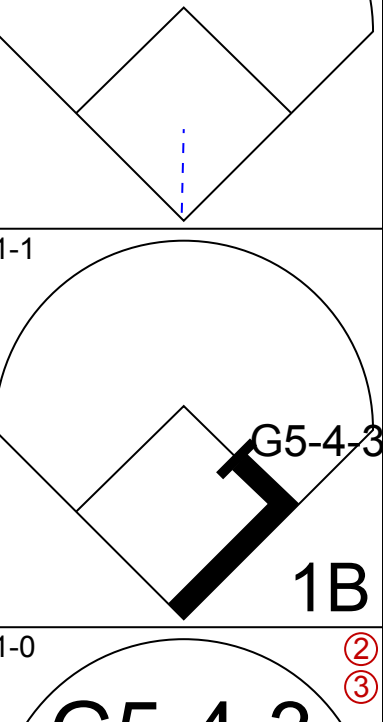
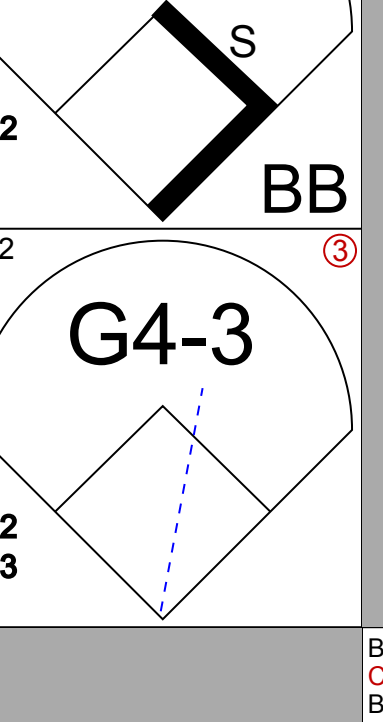
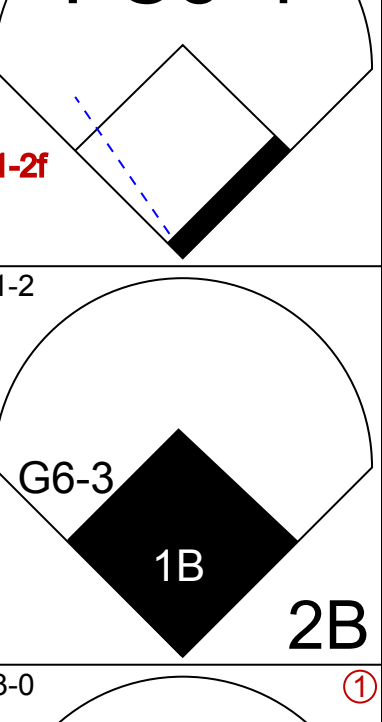
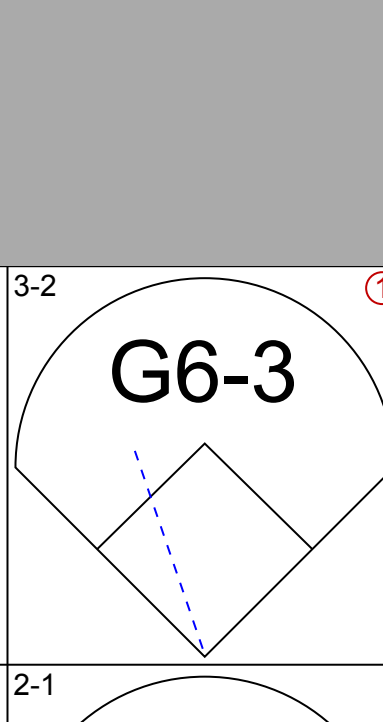
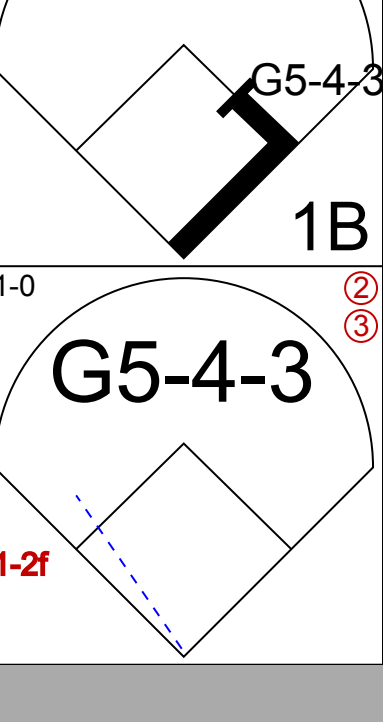
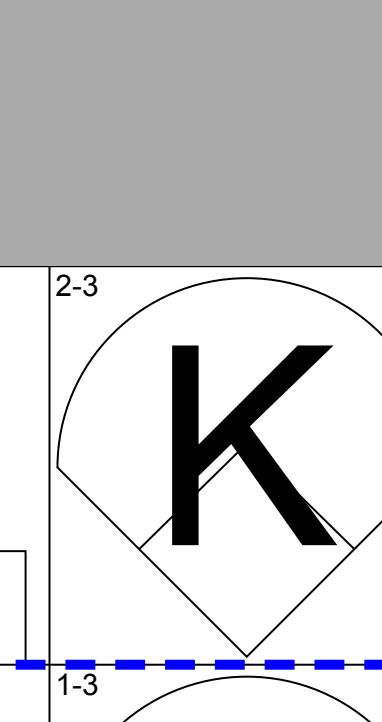
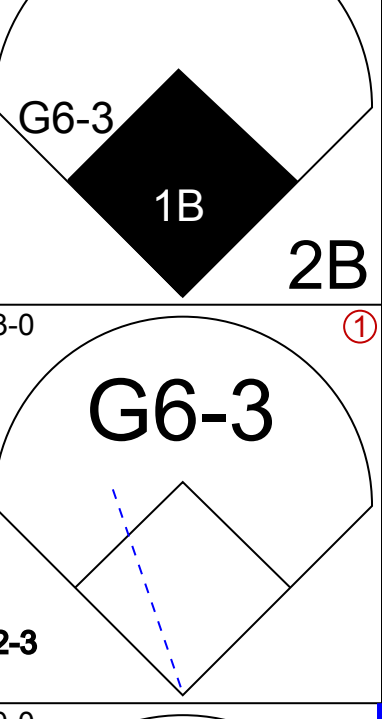
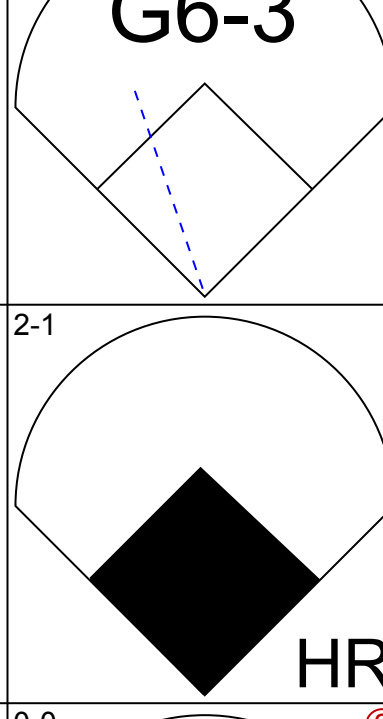
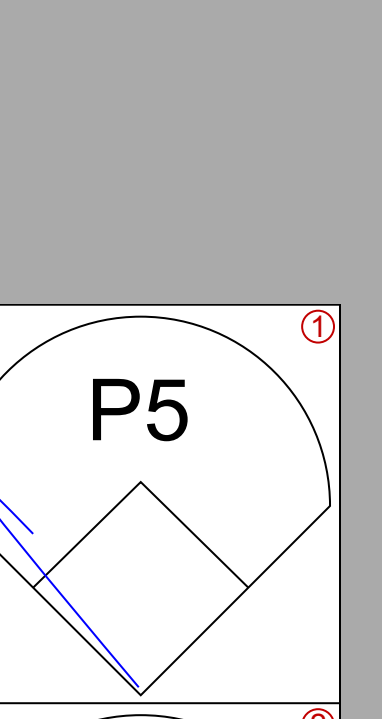
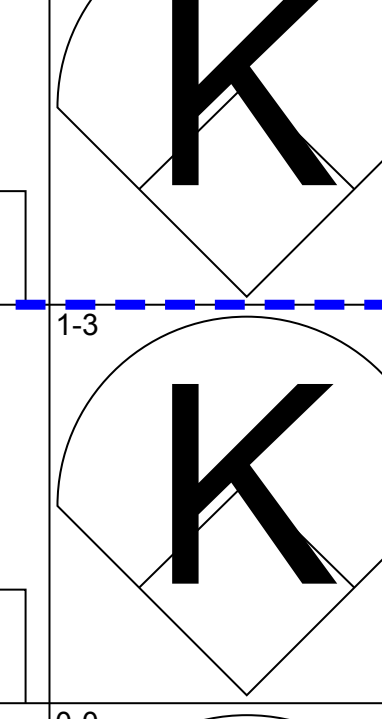
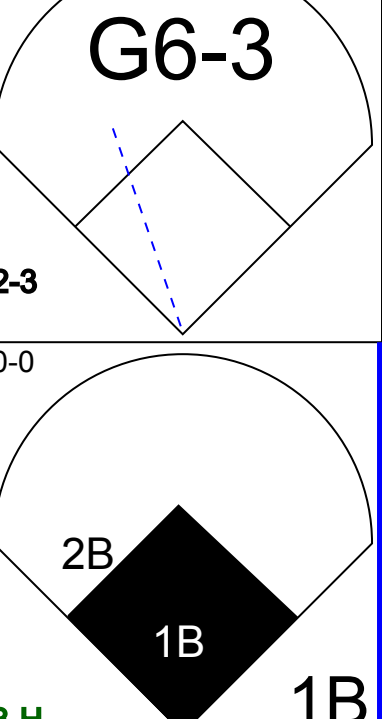
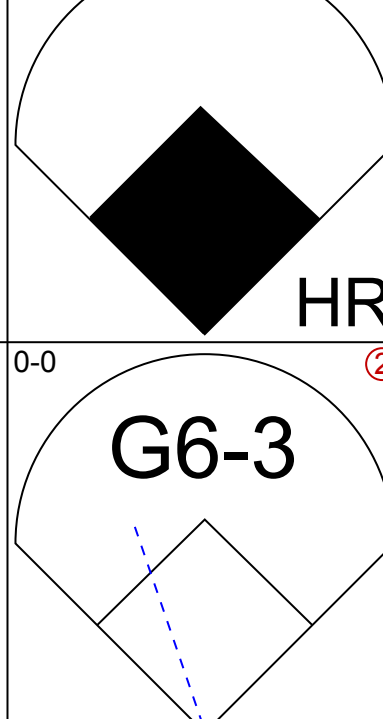
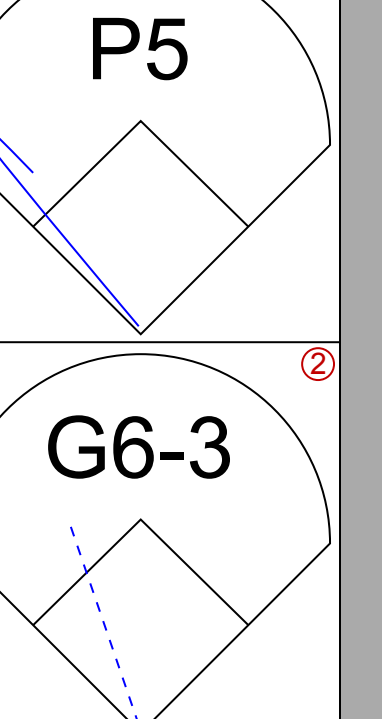
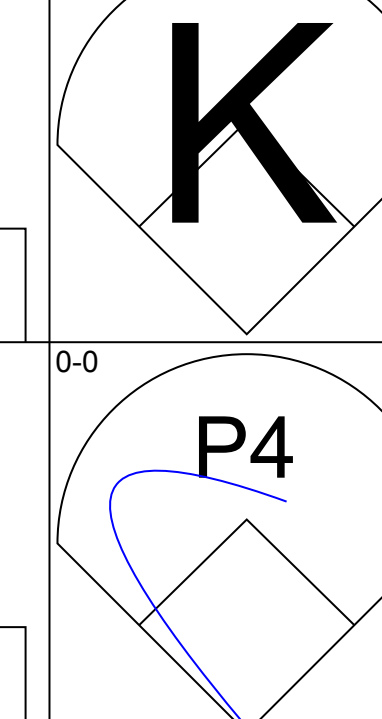
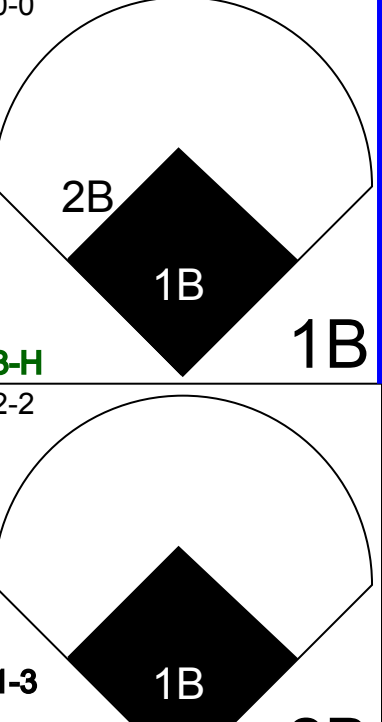
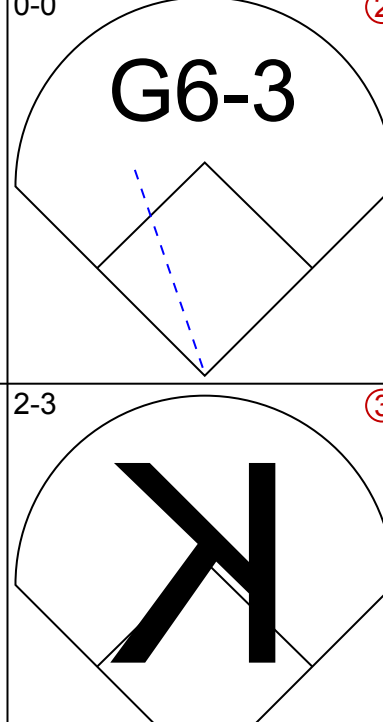
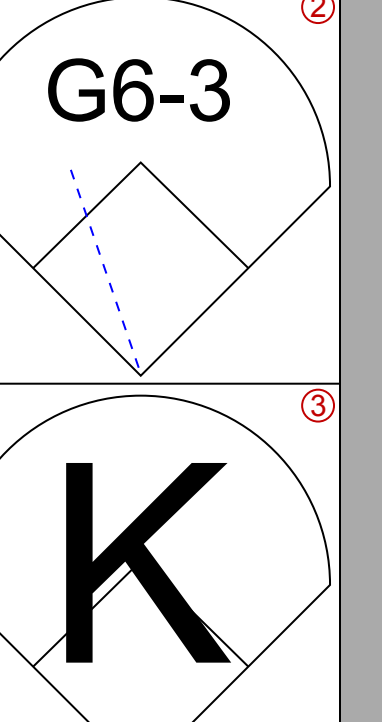
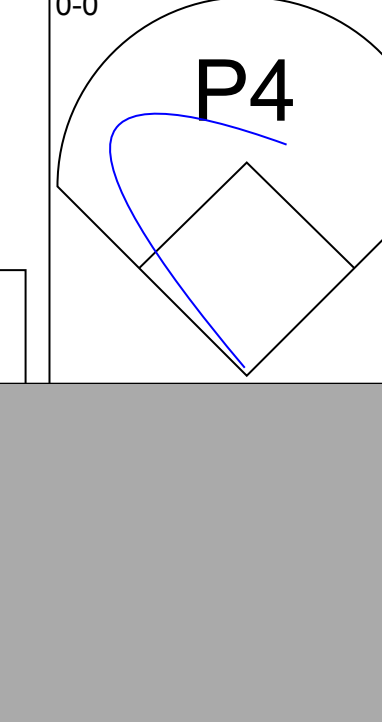
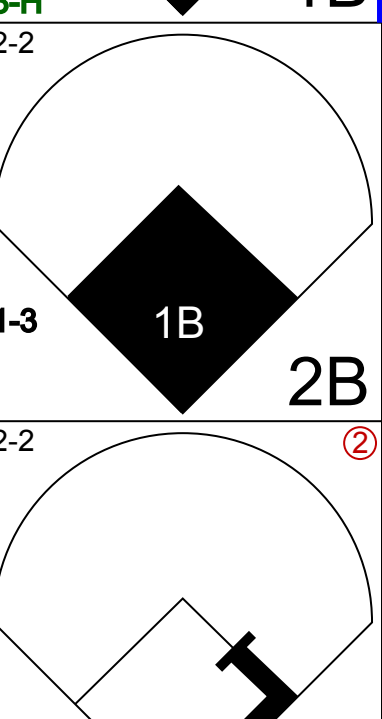
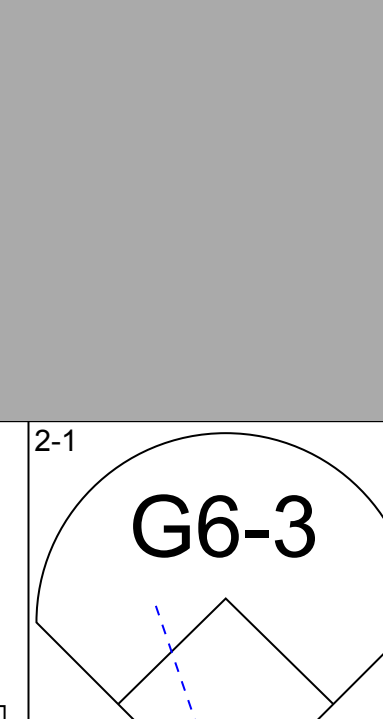
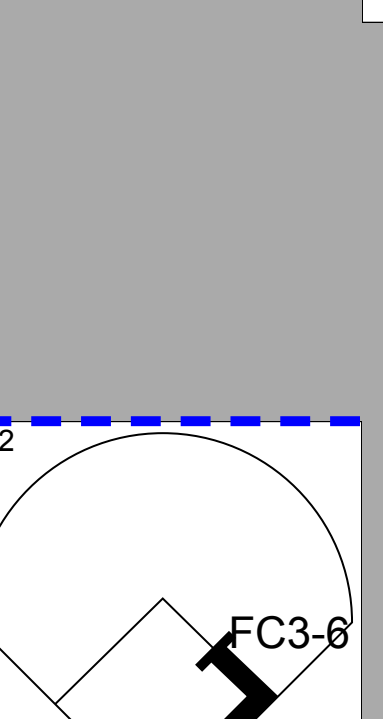

AB	34
R	5
H	9
RBI	5
BB	8
SO	9
LOB	21



WP	0	PA	42
PB	0		
SB	2		
CS	0		



Batter	1	2	3	4	5	6	7	8	9	AB	R	H	RBI	BB	SO	LOB	TOP				
<b>Devon White, S</b> OBP: 0.364, SLG: 0.496 (1, 8)										4	1	0	0	1	1	4	<b>Milwaukee Brewers @ Cleveland Indians</b> Jacobs Field, Cleveland, OH Thu Jun 14 2001, 7:05 PM EDT Att: 41,610 - Cloudy - 86 F				
<b>Mark Loretta, R</b> OBP: 0.347, SLG: 0.322 (1, 10)										4	1	2	1	0	1	2					
<b>Geoff Jenkins, L</b> OBP: 0.396, SLG: 0.590 (1, 7)										5	2	2	4	0	0	2					
<b>Jeremy Burnitz, L</b> OBP: 0.385, SLG: 0.573 (1, 9)										5	1	2	1	0	1	1					
<b>Richie Sexson, R</b> OBP: 0.298, SLG: 0.426 (1, 3)										5	1	3	1	0	1	1					
<b>Tyler Houston, L</b> OBP: 0.376, SLG: 0.556 (9, PR) <b>Luis Lopez, S</b> OBP: 0.268, SLG: 0.308 (9, 5)										5	1	2	2	0	1	1					
<b>José Hernández, R</b> OBP: 0.312, SLG: 0.442 (1, 6)										5	0	2	0	0	0	3					
<b>Ronnie Belliard, R</b> OBP: 0.342, SLG: 0.376 (1, 4)										4	1	2	0	0	0	2					
<b>Henry Blanco, R</b> OBP: 0.287, SLG: 0.293 (1, 2)										4	1	2	0	0	1	2					
<b>Inning Stats</b>	R: 0 E: 0 K: 2 S: 8	H: 0 LOB: 0 BB: 0 P: 11	R: 0 E: 0 K: 0 S: 6	H: 1 LOB: 0 BB: 0 P: 11	R: 0 E: 0 K: 0 S: 8	H: 2 LOB: 2 BB: 0 P: 11	R: 1 E: 0 K: 0 S: 12	H: 2 LOB: 1 BB: 0 P: 18	R: 5 E: 0 K: 2 S: 17	H: 5 LOB: 0 BB: 0 P: 28	R: 0 E: 0 K: 0 S: 9	H: 1 LOB: 0 BB: 0 P: 11	R: 0 E: 0 K: 0 S: 7	H: 1 LOB: 1 BB: 0 P: 13	R: 1 E: 0 K: 2 S: 13	H: 2 LOB: 1 BB: 0 P: 19	R: 2 E: 0 K: 0 S: 13	H: 3 LOB: 2 BB: 1 P: 24	1B: 13 2B: 1 3B: 0 HR: 4	SF: 0 SAC: 1 DP: 2 HBP: 0	WP: 0 PA: 43 PB: 0 CS: 0
<b>PITCHER</b>	IP	WLS	BF	H	R	ER	SO	BB	IBB	HBP	BLK	WP	HR	S	P	ERA	WHIP				
<b>Charles Nagy, R</b> ERA: 5.19 (1, 1)	5.0	L	24	10	6	6	4	0	0	0	0	0	3	51	79	10.80	2.000				
<b>Steve Woodard, R</b> ERA: 3.55 (6, 1)	1.1		5	2	0	0	0	0	0	0	0	0	0	12	17	0.00	1.500				
<b>Ricardo Rincon, L</b> ERA: 3.57 (7, 1)	1.0		4	1	1	1	1	0	0	0	0	0	1	10	16	9.00	1.000				
<b>Steve Reed, R</b> ERA: 4.01 (8, 1)	0.2		3	1	0	0	1	0	0	0	0	0	0	7	10	0.00	1.500				
<b>Rich Rodriguez, L</b> ERA: 4.41 (9, 1)	1.0		7	3	2	2	0	1	0	0	0	0	0	13	24	18.00	4.000				

Batter	1	2	3	4	5	6	7	8	9	AB	R	H	RBI	BB	SO	LOB	BOTTOM				
<b>Kenny Lofton, L</b> OBP: 0.330, SLG: 0.278 (1, 8)										5	0	2	0	0	0	1	<b>Milwaukee Brewers @ Cleveland Indians</b> Jacobs Field, Cleveland, OH Thu Jun 14 2001, 7:05 PM EDT Att: 41,610 - Cloudy - 86 F				
<b>Omar Vizquel, S</b> OBP: 0.348, SLG: 0.329 (1, 6)										3	0	1	0	1	0	2					
<b>Roberto Alomar, S</b> OBP: 0.415, SLG: 0.526 (1, 4)										2	0	0	0	2	0	1					
<b>Juan Gonzalez, R</b> OBP: 0.381, SLG: 0.605 (1, 9)										4	0	1	0	0	0	6					
<b>Ellis Burks, R</b> OBP: 0.368, SLG: 0.598 (1, 10)										4	1	1	0	0	1	1					
<b>Jim Thome, L</b> OBP: 0.403, SLG: 0.639 (1, 3)										4	1	1	1	0	1	1					
<b>Travis Fryman, R</b> OBP: 0.524, SLG: 0.455 <b>Jolbert Cabrera, R</b> OBP: 0.355, SLG: 0.378 (3, PH) (4, 5)										1	1	1	1	0	0	0					
<b>Russell Branyan, L</b> OBP: 0.329, SLG: 0.536 (1, 7)										4	1	1	0	0	3	0					
<b>Einar Diaz, R</b> OBP: 0.366, SLG: 0.449 <b>Eddie Taubensee, L</b> OBP: 0.293, SLG: 0.394 (9, PH) (9, 1)										3	0	2	2	0	0	0					
<b>Inning Stats</b>	R: 0 E: 0 K: 0 S: 5	H: 0 LOB: 1 BB: 1 P: 12	R: 3 E: 0 K: 0 S: 18	H: 6 LOB: 3 BB: 1 P: 33	R: 1 E: 0 K: 1 S: 12	H: 1 LOB: 0 BB: 0 P: 19	R: 0 E: 0 K: 0 S: 7	H: 1 LOB: 0 BB: 0 P: 16	R: 0 E: 0 K: 1 S: 6	H: 0 LOB: 0 BB: 0 P: 9	R: 0 E: 0 K: 0 S: 13	H: 1 LOB: 2 BB: 1 P: 20	R: 0 E: 0 K: 2 S: 7	H: 0 LOB: 0 BB: 0 P: 10	R: 0 E: 0 K: 1 S: 7	H: 0 LOB: 0 BB: 0 P: 11	1B: 7 2B: 2 3B: 0 HR: 1	SF: 0 SAC: 0 DP: 1 HBP: 0	WP: 0 PA: 38 PB: 0 CS: 1		
<b>PITCHER</b>	IP	WLS	BF	H	R	ER	SO	BB	IBB	HBP	BLK	WP	HR	S	P	ERA	WHIP				
<b>15 Ben Sheets, R</b> ERA: 3.38 (1, 1)	6.0		26	9	4	4	2	2	0	0	0	0	0	16	25	0.00	1.833				
<b>Mike DeJean, R</b> ERA: 1.5 (7, 1)	1.1	H	6	1	0	0	1	1	0	0	0	0	0	4	5	0.00	0.000				
<b>Ray King, L</b> ERA: 3.28 (8, 1)	0.2		2	0	0	0	1	0	0	0	0	0	0	7	11	0.00	0.000				
<b>Curt Leskanic, R</b> ERA: 4.18 (9, 1)	1.0		3	0	0	0	1	0	0	0	0	0	0	7	11	0.00	0.000				



Batter	1	2	3	4	5	6	7	8	9	AB	R	H	RBI	BB	SO	LOB	TOP					
Endy Chavez, L (1, 7) OBP: 0.327, SLG: 0.327										4	0	2	0	0	0	1	<b>Kansas City Royals @ Milwaukee Brewers</b> Miller Park, Milwaukee, WI Fri Jun 15 2001, Postponed Att: 39,005 - Sunny - 75 F					
Rey Sanchez, R (1, 6) OBP: 0.332, SLG: 0.378										4	0	1	0	0	1	2						
Carlos Beltrán, S (1, 8) OBP: 0.312, SLG: 0.405										4	1	1	1	0	2	2						
29 Mike Sweeney, R (1, 3) Jason Grimsley, R (8, 1) Roberto Hernandez, R (9, 1)										3	0	0	0	0	1	0						
Jermaine Dye, R (1, 9) OBP: 0.347, SLG: 0.427										4	1	1	0	0	2	2						
Joe Randa, R (1, 5) OBP: 0.304, SLG: 0.371										4	1	2	0	0	0	1						
Luis Alica, S (1, 4) OBP: 0.302, SLG: 0.333										3	1	1	2	0	0	1						
Héctor Ortiz, R (1, 2) OBP: 0.307, SLG: 0.315										3	0	1	1	1	0	0						
Blake Stein, R (1, 1)										0	0	0	0	0	0	0						
Paul Byrd, R (2, 1) OBP: 0.250, SLG: 0.250 55 Tony Cogan, L (7, 1) Cory Bailey, R (7, 1) Dave McCarty, R (8, 3) OBP: 0.348, SLG: 0.417										2	0	0	0	0	0	2						
<b>Inning Stats</b>	R: 0 E: 0 K: 2 S: 10	H: 1 LOB: 1 BB: 0 P: 11	R: 0 E: 0 K: 1 S: 9	H: 1 LOB: 1 BB: 0 P: 19	R: 0 E: 0 K: 1 S: 8	H: 1 LOB: 1 BB: 0 P: 9	R: 1 E: 0 K: 1 S: 11	H: 1 LOB: 0 BB: 0 P: 19	R: 0 E: 0 K: 0 S: 7	H: 0 LOB: 1 BB: 1 P: 13	R: 0 E: 0 K: 0 S: 10	H: 0 LOB: 0 BB: 0 P: 14	R: 2 E: 0 K: 1 S: 11	H: 2 LOB: 0 BB: 0 P: 17	R: 0 E: 0 K: 2 S: 13	H: 1 LOB: 2 BB: 1 P: 24	R: 1 E: 0 K: 0 S: 8	H: 2 LOB: 0 BB: 0 P: 12	1B: 6 2B: 2 3B: 0 HR: 2	SF: 0 SAC: 2 DP: 1 HBP: 0	WP: 0 PB: 0 SB: 0 CS: 1	PA: 36
<b>PITCHER</b>	IP WLS BF H R ER SO BB IBB HBP BLK WP HR S P ERA WHIP																					
Jamey Wright, R (1, 1) ERA: 4.36	1.0	3	1	0	0	2	0	0	0	0	0	0	0	0	10	11	0.00	1.000				
26 Kyle Peterson, R (2, 1) ERA: 4.09	6.0	L	24	5	3	3	4	1	0	0	0	0	0	2	56	91	4.50	1.000				
Chad Fox, R (8, 1) ERA: 2.05	1.0	5	1	0	0	2	0	1	0	0	0	0	0	0	13	24	0.00	1.000				
David Weathers, R (9, 1) ERA: 2.29	1.0	4	2	1	1	0	0	0	0	0	0	0	0	0	8	12	9.00	2.000				

Batter	1	2	3	4	5	6	7	8	9	AB	R	H	RBI	BB	SO	LOB	BOTTOM					
Alex Sanchez, L (1, 8) OBP: 0.333, SLG: 0.687 Angel Echevarria, R (7, PH) Tyler Houston, L (7, PH) Chad Fox, R (8, 1) David Weathers, R (9, 1) Raul Casanova, S (9, PH) OBP: 0.300, SLG: 0.511										3	0	1	0	0	1	0	<b>Kansas City Royals @ Milwaukee Brewers</b> Miller Park, Milwaukee, WI Fri Jun 15 2001, Postponed Att: 39,005 - Sunny - 75 F					
Mark Loretta, R (1, 5) OBP: 0.333, SLG: 0.308										4	0	0	0	0	1	4						
Geoff Jenkins, L (1, 7) OBP: 0.393, SLG: 0.582										4	0	1	0	0	0	1						
Jeromy Burnitz, L (1, 9) OBP: 0.391, SLG: 0.578										3	0	2	0	1	0	1						
Richie Sexson, R (1, 3) OBP: 0.297, SLG: 0.423										4	0	1	0	0	3	3						
José Hernández, R (1, 6) OBP: 0.311, SLG: 0.439										4	1	1	0	0	1	5						
Ronnie Belliard, R (1, 4) OBP: 0.340, SLG: 0.374										4	0	1	0	0	0	1						
Henry Blanco, R (1, 2) OBP: 0.286, SLG: 0.292										4	0	1	1	0	2	0						
Jamey Wright, R (1, 1) OBP: 0.360, SLG: 0.318 26 Kyle Peterson, R (2, 1) Devon White, S (7, PH) OBP: 0.372, SLG: 0.523										0	0	0	0	0	0	0						
										2	0	0	0	0	0	0						
<b>Inning Stats</b>	R: 0 E: 0 K: 1 S: 7	H: 0 LOB: 0 BB: 0 P: 11	R: 0 E: 0 K: 1 S: 10	H: 0 LOB: 1 BB: 1 P: 18	R: 0 E: 0 K: 1 S: 8	H: 0 LOB: 0 BB: 0 P: 12	R: 0 E: 0 K: 3 S: 14	H: 2 LOB: 2 BB: 0 P: 17	R: 0 E: 0 K: 1 S: 6	H: 0 LOB: 0 BB: 0 P: 8	R: 0 E: 0 K: 0 S: 7	H: 1 LOB: 1 BB: 0 P: 9	R: 1 E: 0 K: 1 S: 22	H: 3 LOB: 3 BB: 1 P: 32	R: 0 E: 0 K: 0 S: 5	H: 2 LOB: 1 BB: 0 P: 8	R: 1 E: 0 K: 0 S: 8	H: 1 LOB: 0 BB: 0 P: 9	1B: 6 2B: 2 3B: 0 HR: 1	SF: 0 SAC: 0 DP: 1 HBP: 0	WP: 0 PB: 0 SB: 0 CS: 0	PA: 37
<b>PITCHER</b>	IP WLS BF H R ER SO BB IBB HBP BLK WP HR S P ERA WHIP																					
Blake Stein, R (1, 1) ERA: 5.37	1.0	W	23	6	1	1	7	1	0	0	0	0	0	0	58	79	1.69	1.312				
Paul Byrd, R (2, 1) ERA: 5.75	5.1	W	23	6	1	1	7	1	0	0	0	0	0	0	58	79	1.69	1.312				
55 Tony Cogan, L (7, 1) ERA: 7.3	0.0	H	2	0	0	0	0	0	0	0	0	0	0	0	3	7	∞	∞				
Cory Bailey, R (7, 1) ERA: 3.33	0.2	H	2	0	0	0	0	0	0	0	0	0	0	0	6	10	0.00	0.000				
Jason Grimsley, R (8, 1) ERA: 2.59	1.0	H	4	2	0	0	0	0	0	0	0	0	0	5	8	0.00	2.000					







Batter	1	2	3	4	5	6	7	8	9	AB	R	H	RBI	BB	SO	LOB	TOP
Luis Alica, S OBP: 0.306, SLG: 0.349										4	0	2	0	0	0	2	<b>Kansas City Royals @ Milwaukee Brewers</b> Miller Park, Milwaukee, WI Sun Jun 17 2001, 1:05 PM CDT Att: 42,554 - Sunny - 75 F
Rey Sanchez, R OBP: 0.331, SLG: 0.376										4	0	1	0	0	1	2	
Carlos Beltrán, S OBP: 0.306, SLG: 0.396										4	0	0	0	0	2	3	
29 Mike Sweeney, R OBP: 0.372, SLG: 0.570										3	0	2	0	1	0	0	
Jermaine Dye, R OBP: 0.351, SLG: 0.446										4	0	1	0	0	1	3	
Joe Randa, R OBP: 0.306, SLG: 0.380										4	1	1	1	0	1	3	
Raul Ibanez, L OBP: 0.162, SLG: 0.163										3	0	1	0	0	0	2	
Doug Henry, R OBP: 0.376, SLG: 0.570										0	0	0	0	0	0	0	
55 Tony Cogan, L OBP: 0.376, SLG: 0.570										0	0	0	0	0	0	0	
Mac Suzuki, R OBP: 0.376, SLG: 0.570										1	0	0	0	0	0	0	
Wilson Delgado, S OBP: 0.208, SLG: 0.136										4	1	2	1	0	1	1	
A.J. Hinch, R OBP: 0.221, SLG: 0.381										4	1	2	1	0	1	1	
Blake Stein, R OBP: 0.298, SLG: 0.296										2	0	0	0	0	0	1	
Endy Chavez, L OBP: 0.298, SLG: 0.296										2	0	0	0	0	1	0	
<b>Inning Stats</b>	R: 0 H: 1 E: 0 K: 1 S: 11	H: 1 R: 2 ER: 2 SO: 3 BB: 1 LOB: 17	R: 0 H: 0 E: 0 K: 0 S: 3	H: 0 R: 0 ER: 0 SO: 0 BB: 0 LOB: 6	R: 0 H: 1 E: 0 K: 1 S: 15	H: 1 R: 2 ER: 1 SO: 13 BB: 0 LOB: 23	R: 0 H: 2 E: 0 K: 0 S: 6	H: 2 R: 1 ER: 1 SO: 18 BB: 0 LOB: 11	R: 0 H: 1 E: 0 K: 1 S: 12	H: 0 R: 0 ER: 0 SO: 8 BB: 0 LOB: 17	1B: 6 2B: 2 3B: 0 HR: 2	SF: 0 SAC: 0 DP: 3 HBP: 0	WP: 0 HR: 0 S: 0 P: 36	ERA: 2.84 WHIP: 1.579	ERA: 0.00 WHIP: 0.600	ERA: 0.00 WHIP: 0.000	
<b>PITCHER</b>	IP: 6.1 WLS: W BF: 28 H: 9 R: 2 ER: 2 SO: 3 BB: 1 IBB: 0 HBP: 0 BLK: 0 WP: 0 HR: 2 S: 59 P: 96	IP: 1.2 WLS: H BF: 5 H: 1 R: 0 ER: 0 SO: 3 BB: 0 IBB: 0 HBP: 0 BLK: 0 WP: 0 HR: 19 S: 27 P: 27	IP: 1.0 WLS: S BF: 3 H: 0 R: 0 ER: 0 SO: 1 BB: 0 IBB: 0 HBP: 0 BLK: 0 WP: 0 HR: 6 S: 8 P: 8	IP: 1.0 WLS: L BF: 28 H: 9 R: 2 ER: 2 SO: 3 BB: 1 IBB: 0 HBP: 0 BLK: 0 WP: 0 HR: 2 S: 59 P: 96	IP: 1.2 WLS: H BF: 5 H: 1 R: 0 ER: 0 SO: 3 BB: 0 IBB: 0 HBP: 0 BLK: 0 WP: 0 HR: 19 S: 27 P: 27	IP: 1.0 WLS: S BF: 3 H: 0 R: 0 ER: 0 SO: 1 BB: 0 IBB: 0 HBP: 0 BLK: 0 WP: 0 HR: 6 S: 8 P: 8	IP: 1.0 WLS: L BF: 28 H: 9 R: 2 ER: 2 SO: 3 BB: 1 IBB: 0 HBP: 0 BLK: 0 WP: 0 HR: 2 S: 59 P: 96	IP: 1.2 WLS: H BF: 5 H: 1 R: 0 ER: 0 SO: 3 BB: 0 IBB: 0 HBP: 0 BLK: 0 WP: 0 HR: 19 S: 27 P: 27	IP: 1.0 WLS: S BF: 3 H: 0 R: 0 ER: 0 SO: 1 BB: 0 IBB: 0 HBP: 0 BLK: 0 WP: 0 HR: 6 S: 8 P: 8	IP: 1.0 WLS: L BF: 28 H: 9 R: 2 ER: 2 SO: 3 BB: 1 IBB: 0 HBP: 0 BLK: 0 WP: 0 HR: 2 S: 59 P: 96	IP: 1.2 WLS: H BF: 5 H: 1 R: 0 ER: 0 SO: 3 BB: 0 IBB: 0 HBP: 0 BLK: 0 WP: 0 HR: 19 S: 27 P: 27	IP: 1.0 WLS: S BF: 3 H: 0 R: 0 ER: 0 SO: 1 BB: 0 IBB: 0 HBP: 0 BLK: 0 WP: 0 HR: 6 S: 8 P: 8	IP: 1.0 WLS: L BF: 28 H: 9 R: 2 ER: 2 SO: 3 BB: 1 IBB: 0 HBP: 0 BLK: 0 WP: 0 HR: 2 S: 59 P: 96	IP: 1.2 WLS: H BF: 5 H: 1 R: 0 ER: 0 SO: 3 BB: 0 IBB: 0 HBP: 0 BLK: 0 WP: 0 HR: 19 S: 27 P: 27	IP: 1.0 WLS: S BF: 3 H: 0 R: 0 ER: 0 SO: 1 BB: 0 IBB: 0 HBP: 0 BLK: 0 WP: 0 HR: 6 S: 8 P: 8	IP: 1.0 WLS: L BF: 28 H: 9 R: 2 ER: 2 SO: 3 BB: 1 IBB: 0 HBP: 0 BLK: 0 WP: 0 HR: 2 S: 59 P: 96	

Batter	1	2	3	4	5	6	7	8	9	AB	R	H	RBI	BB	SO	LOB	BOTTOM
Alex Sanchez, L OBP: 0.125, SLG: 0.250										4	0	0	0	0	1	0	<b>Kansas City Royals @ Milwaukee Brewers</b> Miller Park, Milwaukee, WI Sun Jun 17 2001, 1:05 PM CDT Att: 42,554 - Sunny - 75 F
Mark Loretta, R OBP: 0.340, SLG: 0.309										3	1	1	0	1	2	0	
Geoff Jenkins, L OBP: 0.383, SLG: 0.561										3	0	0	0	1	0	3	
Richie Sexson, R OBP: 0.300, SLG: 0.437										4	2	2	1	0	2	1	
Devon White, S OBP: 0.373, SLG: 0.544										4	1	1	1	0	2	0	
Ronnie Belliard, R OBP: 0.350, SLG: 0.390										4	0	3	2	0	1	0	
Luis Lopez, S OBP: 0.254, SLG: 0.288										3	0	0	0	0	1	2	
David Weathers, R OBP: 0.371, SLG: 0.549										0	0	0	0	0	0	0	
Tyler Houston, L OBP: 0.371, SLG: 0.549										1	0	0	0	0	0	0	
Curt Leskanic, R OBP: 0.304, SLG: 0.429										0	0	0	0	0	0	0	
Henry Blanco, R OBP: 0.288, SLG: 0.315										3	1	1	1	0	1	1	
Jamey Wright, R OBP: 0.333, SLG: 0.292										2	0	0	0	0	2	1	
José Hernández, R OBP: 0.304, SLG: 0.429										1	0	0	0	0	1	0	
<b>Inning Stats</b>	R: 0 H: 0 E: 0 K: 2 S: 13	H: 0 R: 4 ER: 4 SO: 10 BB: 0 LOB: 24	R: 0 H: 0 E: 0 K: 3 S: 9	H: 0 R: 4 ER: 4 SO: 11 BB: 0 LOB: 10	R: 0 H: 0 E: 0 K: 3 S: 11	H: 0 R: 1 ER: 1 SO: 12 BB: 0 LOB: 19	R: 0 H: 1 E: 0 K: 1 S: 7	H: 1 R: 4 ER: 1 SO: 20 BB: 0 LOB: 11	R: 0 H: 1 E: 0 K: 1 S: 12	H: 0 R: 1 ER: 1 SO: 18 BB: 0 LOB: 16	1B: 3 2B: 3 3B: 0 HR: 2	SF: 0 SAC: 0 DP: 1 HBP: 0	WP: 1 HR: 0 S: 2 P: 34	ERA: 5.46 WHIP: 1.059	ERA: 13.50 WHIP: 4.500	ERA: 0.00 WHIP: 0.000	
<b>PITCHER</b>	IP: 5.2 WLS: L BF: 23 H: 5 R: 4 ER: 4 SO: 11 BB: 1 IBB: 0 HBP: 0 BLK: 0 WP: 1 HR: 1 S: 64 P: 92	IP: 0.2 WLS: 1 BF: 6 H: 2 R: 1 ER: 1 SO: 1 BB: 0 IBB: 0 HBP: 0 BLK: 0 WP: 0 HR: 14 S: 19 P: 19	IP: 0.2 WLS: 1 BF: 1 H: 0 R: 0 ER: 0 SO: 0 BB: 0 IBB: 0 HBP: 0 BLK: 0 WP: 0 HR: 1 S: 1 P: 1	IP: 1.0 WLS: L BF: 23 H: 5 R: 4 ER: 4 SO: 11 BB: 1 IBB: 0 HBP: 0 BLK: 0 WP: 1 HR: 1 S: 64 P: 92	IP: 0.2 WLS: 1 BF: 6 H: 2 R: 1 ER: 1 SO: 1 BB: 0 IBB: 0 HBP: 0 BLK: 0 WP: 0 HR: 14 S: 19 P: 19	IP: 1.0 WLS: L BF: 23 H: 5 R: 4 ER: 4 SO: 11 BB: 1 IBB: 0 HBP: 0 BLK: 0 WP: 1 HR: 1 S: 64 P: 92	IP: 0.2 WLS: 1 BF: 1 H: 0 R: 0 ER: 0 SO: 0 BB: 0 IBB: 0 HBP: 0 BLK: 0 WP: 0 HR: 1 S: 1 P: 1	IP: 1.0 WLS: L BF: 23 H: 5 R: 4 ER: 4 SO: 11 BB: 1 IBB: 0 HBP: 0 BLK: 0 WP: 1 HR: 1 S: 64 P: 92	IP: 0.2 WLS: 1 BF: 1 H: 0 R: 0 ER: 0 SO: 0 BB: 0 IBB: 0 HBP: 0 BLK: 0 WP: 0 HR: 1 S: 1 P: 1	IP: 1.0 WLS: L BF: 23 H: 5 R: 4 ER: 4 SO: 11 BB: 1 IBB: 0 HBP: 0 BLK: 0 WP: 1 HR: 1 S: 64 P: 92	IP: 0.2 WLS: 1 BF: 6 H: 2 R: 1 ER: 1 SO: 1 BB: 0 IBB: 0 HBP: 0 BLK: 0 WP: 0 HR: 14 S: 19 P: 19	IP: 1.0 WLS: L BF: 23 H: 5 R: 4 ER: 4 SO: 11 BB: 1 IBB: 0 HBP: 0 BLK: 0 WP: 1 HR: 1 S: 64 P: 92	IP: 0.2 WLS: 1 BF: 1 H: 0 R: 0 ER: 0 SO: 0 BB: 0 IBB: 0 HBP: 0 BLK: 0 WP: 0 HR: 1 S: 1 P: 1	IP: 1.0 WLS: L BF: 23 H: 5 R: 4 ER: 4 SO: 11 BB: 1 IBB: 0 HBP: 0 BLK: 0 WP: 1 HR: 1 S: 64 P: 92	IP: 0.2 WLS: 1 BF: 6 H: 2 R: 1 ER: 1 SO: 1 BB: 0 IBB: 0 HBP: 0 BLK: 0 WP: 0 HR: 14 S: 19 P: 19	IP: 1.0 WLS: L BF: 23 H: 5 R: 4 ER: 4 SO: 11 BB: 1 IBB: 0 HBP: 0 BLK: 0 WP: 1 HR: 1 S: 64 P: 92	



Batter	1	2	3	4	5	6	7	8	9	AB	R	H	RBI	BB	SO	LOB	TOP					
Alex Sanchez, L (1, 8) OBP: 0.333, SLG: 0.364										3	1	2	0	1	0	0	<b>Milwaukee Brewers @ Cincinnati Reds</b> Cinergy Field, Cincinnati, OH Mon Jun 18 2001, 7:05 PM EDT Att: 21,543 - Sunny - 85 F					
Mark Loretta, R (1, 5) OBP: 0.346, SLG: 0.316										4	0	2	0	0	0	1						
Geoff Jenkins, L (1, 7) OBP: 0.376, SLG: 0.549										4	0	0	1	0	0	3						
Richie Sexson, R (1, 3) OBP: 0.299, SLG: 0.446										4	1	1	1	0	1	1						
Devon White, S (1, 9) OBP: 0.369, SLG: 0.543										4	1	1	0	0	0	1						
José Hernández, R (1, 6) OBP: 0.307, SLG: 0.443										4	1	2	2	0	0	0						
Ronnie Belliard, R (1, 4) OBP: 0.348, SLG: 0.384										3	1	0	0	1	0	1						
Raul Casanova, S (1, 2) OBP: 0.298, SLG: 0.510										4	1	1	0	0	0	0						
Allen Levrault, R (7, PH) Angel Echevarria, R (7, PH) Mike DeJean, R (7, 1) Ray King, L (7, 1) David Weathers, R (8, 1) Curt Leskanic, R (9, 1)										2	0	0	0	0	0	0						
<b>Inning Stats</b>	R: 1 E: 0 K: 1 S: 10	H: 1 LOB: 0 BB: 0 P: 17	R: 0 E: 0 K: 0 S: 7	H: 0 LOB: 0 BB: 0 P: 11	R: 0 E: 0 K: 0 S: 8	H: 0 LOB: 0 BB: 1 P: 16	R: 1 E: 0 K: 0 S: 9	H: 1 LOB: 0 BB: 0 P: 13	R: 0 E: 0 K: 0 S: 6	H: 2 LOB: 1 BB: 0 P: 12	R: 0 E: 0 K: 0 S: 5	H: 2 LOB: 1 BB: 0 P: 8	R: 4 E: 1 K: 0 S: 13	H: 3 LOB: 0 BB: 1 P: 21	R: 0 E: 0 K: 0 S: 6	H: 1 LOB: 1 BB: 0 P: 12		R: 0 E: 0 K: 0 S: 6	H: 0 LOB: 0 BB: 0 P: 6	1B: 5 2B: 3 3B: 0 HR: 2	SF: 1 SAC: 0 DP: 2 HBP: 0	WP: 0 PB: 0 SB: 1 CS: 1
<b>PITCHER</b>	IP WLS BF H R ER SO BB IBB HBP BLK WP HR S P ERA WHIP																					
Brian Reith, R (1, 1) ERA: 5.68	6.2 L 27 8 6 4 1 2 0 0 0 0 0 2 56 96 5.40 1.500																					
39 Justin Atchley, L (7, 1) ERA: 10.8	0.2 3 1 0 0 0 0 0 0 0 0 0 0 5 8 0.00 1.500																					
Scott Sullivan, R (8, 1) ERA: 3.56	0.2 2 0 0 0 0 0 0 0 0 0 0 0 3 6 0.00 0.000																					
Jim Brower, R (9, 1) ERA: 4.24	1.0 3 0 0 0 0 0 0 0 0 0 0 0 6 6 0.00 0.000																					

Batter	1	2	3	4	5	6	7	8	9	AB	R	H	RBI	BB	SO	LOB	BOTTOM					
Alex Ochoa, R (1, 9) OBP: 0.353, SLG: 0.439										5	2	2	0	0	1	3	<b>Milwaukee Brewers @ Cincinnati Reds</b> Cinergy Field, Cincinnati, OH Mon Jun 18 2001, 7:05 PM EDT Att: 21,543 - Sunny - 85 F					
Barry Larkin, R (1, 6) OBP: 0.370, SLG: 0.359										4	0	1	0	1	0	1						
Dmitri Young, S (1, 7) OBP: 0.333, SLG: 0.428										4	0	2	2	0	0	1						
Sean Casey, L (1, 3) OBP: 0.391, SLG: 0.500										4	0	1	0	1	0	3						
Aaron Boone, R (1, 5) OBP: 0.341, SLG: 0.456										4	1	1	0	0	1	4						
Michael Tucker, L (1, 8) OBP: 0.322, SLG: 0.393										2	0	1	0	1	0	0						
Brady Clark, R (8, PH) OBP: 0.370, SLG: 0.435										0	0	0	0	1	0	0						
Jason LaRue, R (1, 2) OBP: 0.323, SLG: 0.409										3	0	0	0	0	1	3						
Ken Griffey Jr., L (8, PH) OBP: 0.333, SLG: 0.280										1	0	1	0	0	0	0						
Kelly Stinnett, R (8, PR) OBP: 0.333, SLG: 0.421										0	0	0	0	0	0	0						
Pokey Reese, R (1, 4) OBP: 0.300, SLG: 0.354										3	1	1	0	1	1	2						
Brian Reith, R (1, 1) OBP: 0.125, SLG: 0.125										3	0	1	1	0	1	1						
39 Justin Atchley, L (7, 1) ERA: 1.5										0	0	0	0	0	0	0						
Scott Sullivan, R (8, 1) ERA: 3.2										0	0	0	0	0	0	0						
Bill Selby, L (8, PH) OBP: 0.261, SLG: 0.424										1	0	0	0	0	1	2						
Jim Brower, R (9, 1) OBP: 0.386, SLG: 0.357										0	0	0	0	0	0	0						
<b>Inning Stats</b>	R: 0 E: 0 K: 1 S: 8	H: 0 LOB: 1 BB: 1 P: 15	R: 2 E: 0 K: 0 S: 12	H: 3 LOB: 1 BB: 1 P: 20	R: 0 E: 0 K: 1 S: 8	H: 1 LOB: 1 BB: 0 P: 12	R: 0 E: 0 K: 0 S: 8	H: 0 LOB: 0 BB: 0 P: 13	R: 1 E: 0 K: 1 S: 10	H: 2 LOB: 2 BB: 1 P: 16	R: 0 E: 0 K: 1 S: 9	H: 1 LOB: 1 BB: 1 P: 18	R: 1 E: 0 K: 0 S: 13	H: 2 LOB: 1 BB: 0 P: 18	R: 0 E: 0 K: 2 S: 12	H: 1 LOB: 2 BB: 1 P: 22	R: 0 E: 0 K: 0 S: 5	H: 1 LOB: 0 BB: 0 P: 7	1B: 8 2B: 3 3B: 0 HR: 0	SF: 1 SAC: 0 DP: 2 HBP: 0	WP: 0 PB: 0 SB: 2 CS: 1	PA: 40
<b>PITCHER</b>	IP WLS BF H R ER SO BB IBB HBP BLK WP HR S P ERA WHIP																					
Allen Levrault, R (1, 1) ERA: 3.95	6.0 W 27 7 3 3 4 2 0 0 0 0 0 0 6 9 27.00 6.000																					
Mike DeJean, R (7, 1) ERA: 1.5	0.1 H 3 2 1 1 0 0 0 0 0 0 0 0 6 9 0.00 0.000																					
Ray King, L (7, 1) ERA: 3.2	0.2 H 2 0 0 0 0 0 0 0 0 0 0 0 7 9 0.00 0.000																					
David Weathers, R (8, 1) ERA: 2.13	1.0 H 5 1 0 0 2 1 0 0 0 0 0 0 12 22 0.00 2.000																					
Curt Leskanic, R (9, 1) ERA: 4.09	1.0 S 3 1 0 0 0 0 0 0 0 0 0 0 5 7 0.00 1.000																					

AB 32  
R 6  
H 9  
RBI 5  
BB 2  
SO 1  
LOB 7

AB 34  
R 4  
H 11  
RBI 3  
BB 5  
SO 6  
LOB 20



Batter	1	2	3	4	5	6	7	8	9	AB	R	H	RBI	BB	SO	LOB	TOP					
<b>Devon White, S</b> (1, 8) OBP: 0.383, SLG: 0.552	4-2 WP HR HBP	4-2 FC4-6 BB		0-0 G5-3			0-0 G5-4-3 1B	1-0 1B 2B		3	2	2	3	1	0	0	<b>Milwaukee Brewers @ Cincinnati Reds</b> Cinergy Field, Cincinnati, OH Tue Jun 19 2001, 7:05 PM EDT Att: 20,321 - Sunny - 89 F					
<b>Mark Loretta, R</b> (1, 5) OBP: 0.366, SLG: 0.333	4-2 WP HR BB	0-3 K			2-1 1B		1-0 G5-4-3 1B	0-2 1B		4	1	3	1	1	1	1						
<b>Geoff Jenkins, L</b> (1, 7) OBP: 0.369, SLG: 0.538	2-3 K	0-0 FC4-6			1-3 K		0-1 G5-4-3	1-3 K		4	0	0	0	0	2	6						
<b>Luis Lopez, S</b> (6, PH) OBP: 0.250, SLG: 0.283										1	0	0	0	0	1	1						
<b>Chad Fox, R</b> (8, 1)										0	0	0	0	0	0	0						
<b>Brandon Kolb, R</b> (9, 1)	1-2 2-3									0	0	0	0	0	0	0						
<b>Ray King, L</b> (9, 1)										0	0	0	0	0	0	0						
<b>Jeremy Burnitz, L</b> (1, 9) OBP: 0.387, SLG: 0.578	0-0 HR		1-1 G3		3-3 K				1-3 K	4	1	1	3	0	2	2						
<b>Alex Sanchez, L</b> (9, PH) OBP: 0.306, SLG: 0.333	2H 3H				1-2 1B					1	0	0	0	0	1	0						
<b>Richie Sexson, R</b> (1, 3) OBP: 0.309, SLG: 0.472	2-2 HR		0-1 HR		4-2 BB			2-2 SH5-4 2B	2-3 K	4	3	3	1	1	1	0						
<b>José Hernández, R</b> (1, 6) OBP: 0.306, SLG: 0.453	0-1 HR		0-1 F9		0-1 F8			1-1 SH5-4	3-3 K	4	1	1	2	0	1	2						
<b>Ronnie Belliard, R</b> (1, 4) OBP: 0.350, SLG: 0.384	2H HR		2-2 G6-3		0-2 G5-4-3 1B			2-3 BB IBB		3	1	1	0	1	0	0						
<b>Henry Blanco, R</b> (1, 2) OBP: 0.286, SLG: 0.306	1-2 P6		3-1 P5		1-2 G5-4-3			0-0 F9		4	0	0	0	0	0	3						
<b>15 Ben Sheets, R</b> (1, 1) OBP: 0.130, SLG: 0.048			1-3 K		2-3 K			4-2 BB		3	0	0	0	0	3	0						
<b>Tyler Houston, L</b> (8, PH) OBP: 0.375, SLG: 0.549								1-2 BB		0	0	0	0	1	0	0						
<b>James Mouton, R</b> (8, PH) OBP: 0.286, SLG: 0.350								1-2 BB		0	1	0	0	0	0	0						
<b>Inning Stats</b>	R: 5 E: 0 K: 1 S: 22	H: 3 LOB: 0 BB: 1 P: 35	R: 0 E: 0 K: 2 S: 12	H: 0 LOB: 1 BB: 1 P: 17	R: 1 E: 0 K: 0 S: 9	H: 1 LOB: 0 BB: 0 P: 12	R: 0 E: 0 K: 1 S: 6	H: 0 LOB: 0 BB: 0 P: 11	R: 0 E: 2 K: 2 S: 13	H: 1 LOB: 2 BB: 1 P: 23	R: 0 E: 0 K: 1 S: 9	H: 1 LOB: 0 BB: 0 P: 12	R: 0 E: 0 K: 3 S: 7	H: 2 LOB: 1 BB: 0 P: 10	R: 4 E: 0 K: 1 S: 19	H: 3 LOB: 1 BB: 2 P: 32	R: 0 E: 0 K: 3 S: 11	H: 0 LOB: 0 BB: 0 P: 17	1B: 5 2B: 3 3B: 0 HR: 3	SF: 0 SAC: 1 DP: 2 HBP: 1	WP: 1 PB: 0 SB: 0 CS: 0	PA: 42
<b>PITCHER</b>	IP	WLS	BF	H	R	ER	SO	BB	IBB	HBP	BLK	WP	HR	S	P	ERA	WHIP					
<b>Jose Acevedo, R</b> (1, 1) ERA: 13.5	4.0	L	19	4	6	6	4	2	0	1	0	0	1	3	49	75	13.50	1.500				
<b>Hector Mercado, L</b> (5, 1) ERA: 2.96	0.2		4	1	0	0	2	1	0	0	0	0	0	0	11	21	0.00	3.000				
<b>Scott Sullivan, R</b> (5, 1) ERA: 3.45	1.1		6	3	0	0	1	0	0	0	0	0	0	0	13	17	0.00	2.250				
<b>39 Justin Atchley, L</b> (7, 1) ERA: 8.31	1.0		2	0	0	0	1	0	0	0	0	0	0	5	7	0.00	0.000					
<b>Danny Graves, R</b> (8, 1) ERA: 4.24	1.0		8	3	4	4	1	1	1	0	0	0	0	19	32	36.00	4.000					

AB	35
R	10
H	11
RBI	10
BB	5
SO	12
LOB	15



Batter	1	2	3	4	5	6	7	8	9	AB	R	H	RBI	BB	SO	LOB	BOTTOM					
<b>Alex Ochoa, R</b> (1, 9) OBP: 0.357, SLG: 0.454	0-0 2B	3-3 K			0-0 E S 1B			2-3 K	2-1 HR	5	3	3	1	0	2	2	<b>Milwaukee Brewers @ Cincinnati Reds</b> Cinergy Field, Cincinnati, OH Tue Jun 19 2001, 7:05 PM EDT Att: 20,321 - Sunny - 89 F					
<b>Barry Larkin, R</b> (1, 6) OBP: 0.390, SLG: 0.385	0-2 1H 1B		1-2 G1-6-3 1B		2-1 CS 1B			0-0 WP 1B	4-0 DI BB	4	1	4	2	1	0	0						
<b>Ken Griffey Jr., L</b> (1, 8) OBP: 0.343, SLG: 0.400	0-0 G4-6-3 1B		2-1 G1-6-3		2-2 CS		3-2 HR	1-3 K2-3	2-1 G1-3	5	1	2	2	0	1	3						
<b>Sean Casey, L</b> (1, 3) OBP: 0.385, SLG: 0.492	0-0 G4-6-3		2-2 G5-3		1-2 F7			1-2 F7		4	0	0	0	0	0	2						
<b>Aaron Boone, R</b> (1, 5) OBP: 0.339, SLG: 0.447	2-1 G4-3		3-1 G4-3		2-0 G6-3			4-2 FC3-6 BB		3	0	0	0	1	0	0						
<b>Dmitri Young, S</b> (1, 7) OBP: 0.325, SLG: 0.421			1-0 G3-1		1-2 F7			1-0 L3		4	1	0	0	0	0	1						
<b>Kelly Stinnett, R</b> (1, 2) OBP: 0.333, SLG: 0.414			4-2 1B BB		2-3 K			0-3 K		2	0	0	0	1	2	0						
<b>Michael Tucker, L</b> (9, PH) OBP: 0.320, SLG: 0.391										1	0	0	0	0	1	1						
<b>Pokey Reese, R</b> (1, 4) OBP: 0.299, SLG: 0.348			0-2 F9		3-2 L9			4-0 HR BB		3	1	0	0	1	1	1						
<b>Jose Acevedo, R</b> (1, 1) OBP: 1.000, SLG: 1.000			0-1 1B		0-3 K			3-2 K		1	0	1	0	0	0	0						
<b>Hector Mercado, L</b> (5, 1) ERA: 2.96										0	0	0	0	0	0	0						
<b>Scott Sullivan, R</b> (5, 1) ERA: 3.45										1	0	0	0	0	1	0						
<b>39 Justin Atchley, L</b> (7, 1) ERA: 8.31										0	0	0	0	0	0	0						
<b>Ruben Rivera, R</b> (8, PH) OBP: 0.376, SLG: 0.500										1	0	0	0	0	0	0						
<b>Danny Graves, R</b> (8, 1) ERA: 4.24										0	0	0	0	0	0	0						
<b>Jim Brower, R</b> (9, 1) ERA: 4.15			1-2 1B					1H 2H HR		0	0	0	0	0	0	0						
<b>Brady Clark, R</b> (9, PH) OBP: 0.300, SLG: 0.583										1	1	1	3	0	0	0						
<b>Inning Stats</b>	R: 2 E: 0 K: 0 S: 8	H: 3 LOB: 0 BB: 0 P: 10	R: 0 E: 0 K: 1 S: 14	H: 1 LOB: 2 BB: 1 P: 22	R: 0 E: 0 K: 0 S: 12	H: 1 LOB: 0 BB: 0 P: 17	R: 0 E: 0 K: 1 S: 8	H: 0 LOB: 0 BB: 0 P: 14	R: 1 E: 0 K: 1 S: 11	H: 2 LOB: 0 BB: 0 P: 18	R: 1 E: 0 K: 0 S: 10	H: 1 LOB: 0 BB: 0 P: 17	R: 0 E: 0 K: 3 S: 11	H: 0 LOB: 0 BB: 0 P: 16	R: 0 E: 0 K: 2 S: 11	H: 1 LOB: 1 BB: 0 P: 14	R: 4 E: 0 K: 1 S: 17	H: 2 LOB: 1 BB: 3 P: 37	1B: 7 2B: 1 3B: 0 HR: 3	SF: 0 SAC: 0 DP: 2 HBP: 0	WP: 2 PB: 0 SB: 1 CS: 1	PA: 40
<b>PITCHER</b>	IP	WLS	BF	H	R	ER	SO	BB	IBB	HBP	BLK	WP	HR	S	P	ERA	WHIP					
<b>15 Ben Sheets, R</b> (1, 1) ERA: 3.42	7.0	W	27	8	4	3	6	1	0	0	0	0	0	1	74	114	3.86	1.286				
<b>Chad Fox, R</b> (8, 1) ERA: 1.98	1.0		4	1	0	0	2	0	0	0	0	1	0	11	14	0.00	1.000					
<b>Brandon Kolb, R</b> (9, 1) ERA: 7.71	0.2		6	2	4	4	1	2	0	0	0	1	2	15	29	54.00	6.000					
<b>Ray King, L</b> (9, 1) ERA: 3.16	0.1	S	2	0	0	0	0	1	0	0	0	0	0	2	8	0.00	3.000					

AB	35
R	8
H	11
RBI	8
BB	4
SO	9
LOB	10





Batter	1	2	3	4	5	6	7	8	9	AB	R	H	RBI	BB	SO	LOB	TOP										
Alex Sanchez, L (1, 7) OBP: 0.222, SLG: 0.235 (6, 9)	G1-3		F7		F8			G1-3	K	5	0	0	0	0	1	2	<b>Milwaukee Brewers @ Cincinnati Reds</b> Cinergy Field, Cincinnati, OH Wed Jun 20 2001, 12:35 PM EDT Att: 24,418 - Cloudy - 71 F										
Ronnie Belliard, R (1, 4) OBP: 0.353, SLG: 0.399	F9			G5-3		HR		F 1B 2B 1B		4	2	2	1	0	0	0											
Devon White, S (1, 8) OBP: 0.386, SLG: 0.548	F2			CS BB		L9		E 2B 1B		3	1	1	0	1	0	0											
Jeremy Burnitz, L (1, 9) OBP: 0.386, SLG: 0.573 Mike DeJean, R (6, 1)		K		BB		L9		E6 2B		2	0	0	0	1	1	0											
Mark Loretta, R (8, PH) OBP: 0.363, SLG: 0.330 (8, 1)				BB				1-2 2-3		0	0	0	0	0	0	0											
Richie Sexson, R (1, 3) OBP: 0.308, SLG: 0.472	G3			F8		P3		1-3 2-H 3-H		1	0	0	0	0	0	2											
José Hernández, R (1, 6) OBP: 0.306, SLG: 0.454		2B				G5-3		K		4	0	1	0	0	1	2											
Raul Casanova, S (1, 2) OBP: 0.306, SLG: 0.520	F9					2B 1B		F9		4	0	2	0	0	0	3											
Luis Lopez, S (1, 5) OBP: 0.250, SLG: 0.297			P6			2B		G4-3		4	0	1	0	0	0	1											
Will Cunnane, R (1, 1) James Mouton, R (5, PH) Brandon Kolb, R (5, 1) Angel Echevarria, R (6, 7)			B1-3			G1-3		F7		1	0	0	0	0	0	0											
								F7		1	0	0	0	0	0	2											
										0	0	0	0	0	0	0											
										2	0	0	0	0	0	1											
<b>Inning Stats</b>	R: 0 E: 0 K: 0 S: 7	H: 0 LOB: 0 BB: 0 P: 9	R: 0 E: 0 K: 1 S: 9	H: 1 LOB: 1 BB: 0 P: 14	R: 0 E: 0 K: 0 S: 9	H: 0 LOB: 0 BB: 0 P: 13	R: 0 E: 0 K: 0 S: 8	H: 0 LOB: 1 BB: 2 P: 16	R: 0 E: 0 K: 0 S: 10	H: 2 LOB: 2 BB: 0 P: 12	R: 1 E: 0 K: 0 S: 13	H: 1 LOB: 1 BB: 0 P: 18	R: 0 E: 0 K: 0 S: 7	H: 1 LOB: 1 BB: 0 P: 11	R: 2 E: 1 K: 1 S: 15	H: 3 LOB: 2 BB: 0 P: 19	R: 0 E: 0 K: 1 S: 6	H: 0 LOB: 0 BB: 0 P: 6	1B: 3 2B: 4 3B: 0 HR: 1	SF: 0 SAC: 0 DP: 0 HBP: 0	WP: 0 PB: 0 SB: 0 CS: 1	PA: 37					
<b>PITCHER</b>	IP	WLS	BF	H	R	ER	SO	BB	IBB	HBP	BLK	WP	HR	S	P	ERA	WHIP										
Chris Reitsma, R (1, 1) ERA: 4.12	7.1	W	30	7	3	2	1	2	0	0	0	0	1	69	101	2.46	1.227										
Chris Nichtling, R (8, 1) ERA: 0.73	1.2		7	1	0	0	2	0	0	0	0	0	0	15	17	0.00	0.600										

Batter	1	2	3	4	5	6	7	8	9	AB	R	H	RBI	BB	SO	LOB	BOTTOM										
Alex Ochoa, R (1, 9) OBP: 0.354, SLG: 0.449	K			1B	FC5-4			FC4-6		5	1	1	0	0	1	3	<b>Milwaukee Brewers @ Cincinnati Reds</b> Cinergy Field, Cincinnati, OH Wed Jun 20 2001, 12:35 PM EDT Att: 24,418 - Cloudy - 71 F										
Barry Larkin, R (1, 6) OBP: 0.389, SLG: 0.380 Juan Castro, R (6, 6)	K			1B 2B BB	G1-3	G4-3		1-2 BB		2	1	0	0	1	1	0											
Ken Griffey Jr., L (1, 8) OBP: 0.368, SLG: 0.424 Ruben Rivera, R (6, 8)	P4			2B 1B	HR 1B	G6-3		1-3 2-H		3	2	2	1	0	0	0											
Sean Casey, L (1, 3) OBP: 0.390, SLG: 0.513		G4-3 1B		1B HR 2B	HR 1B	G6-3		1-3 3-H		4	2	3	3	0	0	0											
Aaron Boone, R (1, 5) OBP: 0.349, SLG: 0.455	K			HR 1B	HR 1B			G5-4-3 1B		4	2	3	1	0	1	1											
Michael Tucker, L (1, 7) OBP: 0.319, SLG: 0.404	G4-3			2-3 3-H	K	HR		1-3 K		4	1	1	2	0	2	4											
Jason LaRue, R (1, 2) OBP: 0.321, SLG: 0.426			G5-3	HR	G5-3			G5-4-3		4	1	1	3	0	0	1											
Pokey Reese, R (1, 4) OBP: 0.307, SLG: 0.371		G6-3		SH5-2-4 1B	HR			FC4-6 1B		4	1	3	1	0	0	0											
Chris Reitsma, R (1, 1) OBP: 0.231, SLG: 0.130 Chris Nichtling, R (8, 1)		G5-3		G5-3	SH5-2-4	FC5-4 BB		K		1	0	0	0	1	0	0											
										1	0	0	0	0	1	1											
<b>Inning Stats</b>	R: 0 E: 0 K: 2 S: 10	H: 0 LOB: 0 BB: 0 P: 13	R: 0 E: 0 K: 1 S: 8	H: 1 LOB: 0 BB: 0 P: 15	R: 0 E: 0 K: 0 S: 8	H: 0 LOB: 0 BB: 0 P: 13	R: 6 E: 0 K: 1 S: 23	H: 6 LOB: 1 BB: 1 P: 28	R: 5 E: 0 K: 0 S: 28	H: 5 LOB: 1 BB: 1 P: 40	R: 0 E: 0 K: 0 S: 5	H: 0 LOB: 0 BB: 0 P: 8	R: 0 E: 0 K: 1 S: 7	H: 1 LOB: 0 BB: 0 P: 9	R: 0 E: 1 K: 2 S: 14	H: 1 LOB: 2 BB: 1 P: 20	1B: 9 2B: 1 3B: 0 HR: 4	SF: 0 SAC: 1 DP: 2 HBP: 0	WP: 0 PB: 0 SB: 0 CS: 0	PA: 39							
<b>PITCHER</b>	IP	WLS	BF	H	R	ER	SO	BB	IBB	HBP	BLK	WP	HR	S	P	ERA	WHIP										
Will Cunnane, R (1, 1) ERA: 7.39	4.0	L	19	7	6	6	4	1	0	0	0	0	1	49	69	13.50	2.000										
Brandon Kolb, R (5, 1) ERA: 14.29	1.0		9	5	5	5	0	1	0	0	0	0	3	28	40	45.00	6.000										
Mike DeJean, R (6, 1) ERA: 1.7	2.0		6	1	0	0	1	0	0	0	0	0	0	12	17	0.00	0.500										
Mark Loretta, R (8, 1) ERA:	1.0		5	1	0	0	2	1	0	0	0	0	0	14	20	0.00	2.000										





Batter	1	2	3	4	5	6	7	8	9	AB	R	H	RBI	BB	SO	LOB	TOP		
Devon White, S (1, 8) OBP: 0.376, SLG: 0.533	F5		G5-3		F5			F2		4	0	0	1	0	0	1			
Mark Loretta, R (1, 6) OBP: 0.350, SLG: 0.318 Chad Fox, R (8, 1)	K		G6-3			F8		G6-3		4	0	0	0	0	0	1			
David Weathers, R (8, 1) Henry Blanco, R (9, 2) OBP: 0.280, SLG: 0.306										0	0	0	0	0	0	0			
Jeromy Burnitz, L (1, 9) OBP: 0.388, SLG: 0.568	K				F7				1B BB	2	0	0	0	2	1	0			
Richie Sexson, R (1, 3) OBP: 0.314, SLG: 0.474		1B BB			PB BB 1B				1B BB 1B	3	1	2	0	1	1	1			
Tyler Houston, L (1, 5) OBP: 0.383, SLG: 0.551 Luis Lopez, S (9, PR) OBP: 0.250, SLG: 0.297									BB 1B	3	0	2	0	1	1	1			
Angel Echevarria, R (1, 7) James Mouton, R (7, 7) OBP: 0.295, SLG: 0.357									BB 1B	3	0	0	0	0	1	4			
Raul Casanova, S (1, 2) Curt Leskanic, R (9, 1)									BB 1B	3	0	0	0	1	0	4			
Ronnie Belliard, R (1, 4) OBP: 0.351, SLG: 0.394									BB 1B	3	1	0	0	1	1	3			
Jimmy Haynes, R (1, 1) OBP: 0.200, SLG: 0.207 Alex Sanchez, L (8, PH) OBP: 0.263, SLG: 0.235 José Hernández, R (8, 6) OBP: 0.306, SLG: 0.454									BB	1	0	0	0	0	0	0			
<b>Inning Stats</b>	R: 0 E: 0 K: 2 S: 8	H: 0 LOB: 0 BB: 0 P: 12	R: 0 E: 0 K: 1 S: 9	H: 1 LOB: 1 BB: 1 P: 15	R: 1 E: 0 K: 0 S: 7	H: 0 LOB: 0 BB: 1 P: 14	R: 0 E: 0 K: 0 S: 6	H: 1 LOB: 2 BB: 1 P: 13	R: 0 E: 0 K: 1 S: 5	H: 0 LOB: 0 BB: 0 P: 8	R: 0 E: 0 K: 0 S: 9	H: 0 LOB: 0 BB: 1 P: 13	R: 1 E: 0 K: 0 S: 10	H: 3 LOB: 2 BB: 2 P: 24	1B: 5 2B: 0 3B: 0 HR: 0	SF: 0 SAC: 1 DP: 3 HBP: 0	WP: 0 PB: 1 CS: 0	PA: 35	
<b>PITCHER</b>	IP WLS BF H R ER SO BB IBB HBP BLK WP HR S P ERA WHIP	8.1 L 33 5 2 2 6 6 0 0 0 0 0 0 66 111 2.16 1.320	0.0 1 0 0 0 0 1 0 0 0 0 0 0 4 ∞ ∞	0.2 1 0 0 0 0 0 0 0 0 0 0 0 3 5 0.00 0.000															

Milwaukee Brewers @ Chicago Cubs  
Wrigley Field, Chicago, IL  
Fri Jun 22 2001, 2:20 PM CDT  
Att: 39,703 - Sunny - 77 F

AB 27  
R 2  
H 5  
RBI 2  
BB 7  
SO 6  
LOB 15



Batter	1	2	3	4	5	6	7	8	9	AB	R	H	RBI	BB	SO	LOB	BOTTOM		
Eric Young Sr., R (1, 4) OBP: 0.323, SLG: 0.400										4	0	2	1	0	0	3			
Todd Dunwoody, L (1, 7) OBP: 0.291, SLG: 0.364										3	0	0	0	1	1	3			
Sammy Sosa, R (1, 9) OBP: 0.428, SLG: 0.661										4	0	1	0	0	1	2			
Matt Stairs, L (1, 3) OBP: 0.389, SLG: 0.468										2	0	0	0	2	0	2			
Ron Coomer, R (1, 5) OBP: 0.325, SLG: 0.340										4	0	0	0	0	1	6			
Ricky Gutierrez, R (1, 6) OBP: 0.358, SLG: 0.444										4	0	0	0	0	1	4			
Gary Matthews, S (1, 8) OBP: 0.328, SLG: 0.378										4	0	1	0	0	1	1			
Joe Girardi, R (1, 2) OBP: 0.296, SLG: 0.317										3	1	1	0	1	1	1			
34 Kerry Wood, R (1, 1) OBP: 0.233, SLG: 0.241 Felix Heredia, L (9, 1) OBP: 1.95 Courtney Duncan, L (9, 1) Rondell White, R (8, PH) OBP: 0.365, SLG: 0.543										1	0	0	0	1	0	1			
<b>Inning Stats</b>	R: 0 E: 0 K: 2 S: 11	H: 1 LOB: 2 BB: 1 P: 21	R: 0 E: 0 K: 2 S: 9	H: 0 LOB: 0 BB: 0 P: 14	R: 0 E: 0 K: 1 S: 7	H: 0 LOB: 1 BB: 1 P: 14	R: 0 E: 0 K: 0 S: 7	H: 0 LOB: 1 BB: 1 P: 11	R: 1 E: 0 K: 0 S: 9	H: 2 LOB: 0 BB: 0 P: 10	R: 0 E: 1 K: 0 S: 8	H: 1 LOB: 1 BB: 0 P: 10	R: 0 E: 0 K: 0 S: 12	H: 1 LOB: 2 BB: 1 P: 19	1B: 5 2B: 0 3B: 0 HR: 0	SF: 0 SAC: 2 DP: 1 HBP: 0	WP: 0 PB: 0 CS: 1	PA: 37	
<b>PITCHER</b>	IP WLS BF H R ER SO BB IBB HBP BLK WP HR S P ERA WHIP	7.0 28 4 1 1 5 2 1 0 0 0 0 0 8 12 0.00 6.000	0.1 3 1 0 0 0 1 0 0 0 0 0 0 4 7 0.00 0.000	1.0 S 4 0 0 0 1 1 0 0 0 0 0 0 10 18 0.00 1.000															

Milwaukee Brewers @ Chicago Cubs  
Wrigley Field, Chicago, IL  
Fri Jun 22 2001, 2:20 PM CDT  
Att: 39,703 - Sunny - 77 F

AB 30  
R 1  
H 5  
RBI 1  
BB 5  
SO 6  
LOB 24





Batter	1	2	3	4	5	6	7	8	9	AB	R	H	RBI	BB	SO	LOB	TOP			
Alex Sanchez, L (1, 7) OBP: 0.261, SLG: 0.238	L6	G3-1		FC6-4			1B			4	0	1	0	0	0	3	<b>Milwaukee Brewers @ Chicago Cubs</b> Wrigley Field, Chicago, IL Sat Jun 23 2001, 3:05 PM CDT Att: 40,460 - Sunny - 67 F			
Mark Loretta, R (1, 4) OBP: 0.347, SLG: 0.315	1B HR		E5		F9		L8			4	1	1	0	0	0	1				
Devon White, S (1, 8) OBP: 0.374, SLG: 0.526	1B HR		K		F9		G4-3			4	1	1	0	0	1	2				
Jeremy Burnitz, L (1, 9) OBP: 0.382, SLG: 0.559	P6		G1-3		K			K		4	0	0	0	0	2	2				
Richie Sexson, R (1, 3) OBP: 0.317, SLG: 0.486	1B HR			1B 1B		G1-3		K		4	2	3	0	1	0					
Tyler Houston, L (1, 5) OBP: 0.375, SLG: 0.538	K			K		P7		K		4	0	0	0	0	3	1				
José Hernández, R (1, 6) OBP: 0.316, SLG: 0.465				1B 1B					CS 1B	3	0	3	0	1	0	0				
Henry Blanco, R (1, 2) OBP: 0.274, SLG: 0.298	L6			P3		P4		F7		4	0	0	0	0	0	5				
Jamey Wright, R (1, 1) OBP: 0.333, SLG: 0.296	SH3-4									3	0	1	1	0	1	1				
Curt Lesknic, R (9, 1)				FC6-4 1B				G6-3		0	0	0	0	0	0	0				
<b>Inning Stats</b>	R: 3 E: 0 K: 1 S: 14	H: 3 LOB: 0 BB: 0 P: 20	R: 0 E: 0 K: 0 S: 9	H: 0 LOB: 1 BB: 1 P: 17	R: 0 E: 1 K: 1 S: 7	H: 0 LOB: 0 BB: 0 P: 11	R: 1 E: 0 K: 1 S: 8	H: 3 LOB: 2 BB: 0 P: 12	R: 0 E: 0 K: 0 S: 13	H: 1 LOB: 1 BB: 0 P: 11	R: 0 E: 0 K: 0 S: 9	H: 1 LOB: 1 BB: 0 P: 10	R: 0 E: 0 K: 3 S: 10	H: 0 LOB: 0 BB: 0 P: 12	R: 0 E: 0 K: 1 S: 7	H: 1 LOB: 1 BB: 0 P: 12	1B: 7 2B: 3 3B: 0 HR: 1	SF: 0 SAC: 1 DP: 2 HBP: 0	WP: 0 PB: 0 SB: 1 CS: 2	PA: 36
<b>PITCHER</b>	IP WLS BF H R ER SO BB IBB HBP BLK WP HR S P ERA WHIP																			
Kevin Tapani, R (1, 1) ERA: 4.75	6.0 L 26 7 4 4 4 1 0 0 0 0 0 1 58 89 6.00 1.333																			
Todd Van Poppel, R (7, 1) ERA: 3.73	1.0 4 1 0 0 0 0 0 0 0 0 0 0 9 10 0.00 1.000																			
Will Ohman, L (8, 1) ERA:	1.0 3 0 0 0 3 0 0 0 0 0 0 0 10 12 0.00 0.000																			
Courtney Duncan, R (9, 1) ERA: 2.88	1.0 3 1 0 0 1 0 0 0 0 0 0 0 7 12 0.00 1.000																			

Batter	1	2	3	4	5	6	7	8	9	AB	R	H	RBI	BB	SO	LOB	BOTTOM					
Eric Young Sr., R (1, 4) OBP: 0.319, SLG: 0.394	G4-3		G3			F9		G5-3		4	0	0	0	0	0	0	<b>Milwaukee Brewers @ Chicago Cubs</b> Wrigley Field, Chicago, IL Sat Jun 23 2001, 3:05 PM CDT Att: 40,460 - Sunny - 67 F					
Ricky Gutierrez, R (1, 6) OBP: 0.360, SLG: 0.443			G1-3			G6-3			G4-3 BB	3	0	1	0	1	0	0						
Sammy Sosa, R (1, 9) OBP: 0.425, SLG: 0.659	L9				G5-3		2B		G4-3	4	0	1	0	0	0	2						
Matt Stairs, L (1, 3) OBP: 0.392, SLG: 0.465	P6				F9		1B		G6-4-3 BB	3	0	1	0	1	0	1						
Rondell White, R (1, 7) OBP: 0.363, SLG: 0.538			G5-3		G1-3		1B		G6-4-3	4	0	1	0	0	0	2						
Miguel Cairo, R (1, 5) OBP: 0.403, SLG: 0.367			G6-3			G5-3		F3		3	0	0	0	0	0	2						
Gary Matthews, S (1, 8) OBP: 0.333, SLG: 0.379							G1-3			2	0	1	0	1	0	2						
Robert Machado, R (1, 2) OBP: 0.333, SLG: 0.379					G6-4-3				G5-3	3	0	0	0	0	1	2						
Kevin Tapani, R (1, 1) OBP: 0.190, SLG: 0.150										1	0	0	0	0	0	0						
Austin Coles, S (5, PH) OBP: 0.247, SLG: 0.287										1	0	0	0	0	0	0						
Todd Van Poppel, R (7, 1) OBP: 0.360, SLG: 0.443										0	0	0	0	0	0	0						
Will Ohman, L (8, 1) ERA:										0	0	0	0	0	0	0						
Todd Dunwoody, L (8, PH) OBP: 0.292, SLG: 0.356										1	0	0	0	0	0	0						
Courtney Duncan, L (9, 1) ERA: 2.88										0	0	0	0	0	0	0						
<b>Inning Stats</b>	R: 0 E: 0 K: 0 S: 11	H: 1 LOB: 1 BB: 0 P: 18	R: 0 E: 0 K: 1 S: 11	H: 1 LOB: 0 BB: 0 P: 20	R: 0 E: 0 K: 0 S: 6	H: 0 LOB: 0 BB: 0 P: 10	R: 0 E: 0 K: 0 S: 6	H: 0 LOB: 0 BB: 0 P: 10	R: 0 E: 0 K: 1 S: 6	H: 0 LOB: 0 BB: 0 P: 10	R: 0 E: 0 K: 0 S: 13	H: 0 LOB: 1 BB: 1 P: 13	R: 0 E: 0 K: 1 S: 6	H: 0 LOB: 2 BB: 0 P: 20	R: 0 E: 0 K: 0 S: 6	H: 0 LOB: 0 BB: 0 P: 10	R: 0 E: 0 K: 0 S: 8	H: 0 LOB: 1 BB: 2 P: 16	1B: 4 2B: 1 3B: 0 HR: 0	SF: 0 SAC: 0 DP: 2 HBP: 0	WP: 0 PB: 0 SB: 0 CS: 0	PA: 32
<b>PITCHER</b>	IP WLS BF H R ER SO BB IBB HBP BLK WP HR S P ERA WHIP																					
Jamey Wright, R (1, 1) ERA: 3.81	8.0 W 29 5 0 0 2 2 0 0 0 0 0 0 69 118 0.00 0.875																					
Curt Lesknic, R (9, 1) ERA: 3.82	1.0 3 0 0 0 0 1 0 0 0 0 0 0 5 9 0.00 1.000																					





Batter	1	2	3	4	5	6	7	8	9	AB R H RBI BB SO LOB	TOP									
<b>Devon White, S</b> OBP: 0.369, SLG: 0.522	G5-3	FC6-4			L6		L7			5 0 1 0 0 0 1	<b>Milwaukee Brewers @ Chicago Cubs</b> Wrigley Field, Chicago, IL Sun Jun 24 2001, 1:20 PM CDT Att: 38,501 - Sunny - 73 F									
<b>Mark Loretta, R</b> OBP: 0.349, SLG: 0.313	1B HR			BB	F8		F9		G6-3	4 1 1 0 1 0 1										
<b>Geoff Jenkins, L</b> OBP: 0.370, SLG: 0.532	1B HR		F7		BB		K		K	4 1 1 0 1 2 2										
<b>Jeremy Burnitz, L</b> OBP: 0.390, SLG: 0.573	HR		K		BB					3 2 2 3 2 1 1										
<b>Richie Sexson, R</b> OBP: 0.311, SLG: 0.477	G4-3		K		F9			1B HR	K	5 0 0 0 0 3 6										
<b>Tyler Houston, L</b> OBP: 0.372, SLG: 0.549	K			K		K		HR		4 1 1 2 0 3 0										
<b>José Hernández, R</b> OBP: 0.315, SLG: 0.473		K		HR		F9		F7		4 1 1 1 0 1 0										
<b>Raul Casanova, S</b> OBP: 0.310, SLG: 0.500		K		F9						3 0 1 0 1 1 0										
<b>15 Ben Sheets, R</b> OBP: 0.154, SLG: 0.043 <b>Mike DeJean, R</b> OBP: 0.294, SLG: 0.489 <b>Angel Echevarria, R</b> OBP: 0.226, SLG: 0.419 <b>David Weathers, R</b> OBP: 0.271, SLG: 0.370 <b>Curt Leskanic, R</b> OBP: 0.271, SLG: 0.370		FC6-4 BB		K		B1-3		L4		2 0 0 0 1 1 1 0 0 0 0 0 0 0 1 0 0 0 0 0 1 0 0 0 0 0 0 0 0 0 0 0 0 0 0										
<b>Inning Stats</b>	R: 3 E: 0 K: 1 S: 14	H: 3 LOB: 0 BB: 0 P: 20	R: 0 E: 0 K: 2 S: 13	H: 0 LOB: 1 BB: 1 P: 19	R: 0 E: 0 K: 2 S: 12	H: 0 LOB: 1 BB: 1 P: 21	R: 1 E: 0 K: 2 S: 14	H: 1 LOB: 0 BB: 0 P: 22	R: 0 E: 0 K: 1 S: 9	H: 0 LOB: 2 BB: 2 P: 16	R: 0 E: 0 K: 1 S: 8	H: 0 LOB: 0 BB: 0 P: 11	R: 2 E: 0 K: 1 S: 16	H: 3 LOB: 1 BB: 0 P: 21	R: 0 E: 0 K: 2 S: 11	H: 1 LOB: 2 BB: 1 P: 21	1B: 4 2B: 1 3B: 0 HR: 3	SF: 0 SAC: 0 DP: 0 HBP: 0	WP: 0 PB: 0 SB: 0 CS: 0	PA: 41
<b>PITCHER</b>	IP WLS BF H R ER SO BB IBB HBP BLK WP HR S P ERA WHIP											<b>PITCHER</b>	IP WLS BF H R ER SO BB IBB HBP BLK WP HR S P ERA WHIP							
<b>Jason Bere, R</b> ERA: 4.81	6.0 L 27 4 4 4 8 5 0 0 0 0 0 2 70 115 6.00 1.500																			
<b>Will Ohman, L</b> ERA:	7.1 1.0 3 0 0 0 1 0 0 0 0 0 0 8 11 0.00 0.000																			
<b>Jeff Fassero, L</b> ERA: 2.91	8.1 1.0 3 0 2 2 1 0 0 0 0 0 1 16 21 18.00 3.000																			
<b>Kyle Farnsworth, R</b> ERA: 3.12	9.1 1.0 5 1 0 0 2 0 1 0 0 0 0 0 11 21 0.00 1.000																			

Batter	1	2	3	4	5	6	7	8	9	AB R H RBI BB SO LOB	BOTTOM											
<b>Miguel Cairo, R</b> OBP: 0.390, SLG: 0.344	L9		BB		K		G5-3		K	4 0 0 0 1 2 5	<b>Milwaukee Brewers @ Chicago Cubs</b> Wrigley Field, Chicago, IL Sun Jun 24 2001, 1:20 PM CDT Att: 38,501 - Sunny - 73 F											
<b>Ricky Gutierrez, R</b> OBP: 0.358, SLG: 0.439	G4-3		K			G4-3		1B		4 0 1 0 0 1 1												
<b>Sammy Sosa, R</b> OBP: 0.423, SLG: 0.656	P4			G5-3		HR		K		4 1 1 0 0 1 1												
<b>Matt Stairs, L</b> OBP: 0.394, SLG: 0.503		HR		P6		HR		K		4 2 2 3 0 1 1												
<b>Rondell White, R</b> OBP: 0.358, SLG: 0.530	F7		G4-3		G4-3	P3		F9		4 0 0 0 0 0 1												
<b>Ron Coomer, R</b> OBP: 0.316, SLG: 0.331	G6-3				F7	G5-3			K	4 0 0 0 0 1 0												
<b>Gary Matthews, S</b> OBP: 0.337, SLG: 0.382	G1-3				E 1B	WP 15 S 1B		K		4 0 2 0 0 1 0												
<b>Joe Girardi, R</b> OBP: 0.294, SLG: 0.308			F9		K		K	1B		3 0 0 0 1 2 2												
<b>Jason Bere, R</b> OBP: 0.228, SLG: 0.250 <b>Will Ohman, L</b> ERA: 1.53 <b>15 Julio Zuleta, R</b> OBP: 0.226, SLG: 0.419 <b>Jeff Fassero, L</b> OBP: 0.271, SLG: 0.370 <b>Kyle Farnsworth, R</b> OBP: 0.271, SLG: 0.370 <b>Todd Dunwoody, L</b> OBP: 0.271, SLG: 0.370			K		E1		K	1B		2 0 1 0 0 1 0 0 0 0 0 0 0 0 1 0 0 0 0 0 1 0 0 0 0 0 0 0 1 0 1 0 0 0 0												
<b>Inning Stats</b>	R: 0 E: 0 K: 0 S: 5	H: 0 LOB: 0 BB: 0 P: 10	R: 1 E: 0 K: 0 S: 24	H: 1 LOB: 0 BB: 0 P: 31	R: 0 E: 0 K: 2 S: 10	H: 0 LOB: 1 BB: 1 P: 15	R: 0 E: 0 K: 0 S: 5	H: 0 LOB: 0 BB: 0 P: 9	R: 0 E: 1 K: 2 S: 16	H: 2 LOB: 2 BB: 0 P: 20	R: 2 E: 0 K: 0 S: 11	H: 2 LOB: 1 BB: 0 P: 16	R: 0 E: 0 K: 2 S: 9	H: 1 LOB: 1 BB: 0 P: 19	R: 0 E: 0 K: 2 S: 13	H: 1 LOB: 0 BB: 0 P: 22	R: 0 E: 0 K: 3 S: 15	H: 1 LOB: 2 BB: 1 P: 22	1B: 5 2B: 1 3B: 0 HR: 2	SF: 0 SAC: 0 DP: 0 HBP: 0	WP: 1 PB: 0 SB: 1 CS: 0	PA: 37
<b>PITCHER</b>	IP WLS BF H R ER SO BB IBB HBP BLK WP HR S P ERA WHIP											<b>PITCHER</b>	IP WLS BF H R ER SO BB IBB HBP BLK WP HR S P ERA WHIP									
<b>15 Ben Sheets, R</b> ERA: 3.52	5.1 5.1 W 22 5 3 3 4 1 0 0 0 0 1 0 2 67 96 5.06 1.125																					
<b>Mike DeJean, R</b> ERA: 1.53	6.1 1.2 H 6 1 0 0 2 0 0 0 0 0 1 0 13 24 0.00 0.600																					
<b>David Weathers, R</b> ERA: 2.04	8.1 1.0 H 4 1 0 0 2 0 0 0 0 0 0 0 13 22 0.00 1.000																					
<b>Curt Leskanic, R</b> ERA: 3.71	9.1 1.0 S 5 1 0 0 3 1 0 0 0 0 0 0 15 22 0.00 2.000																					





Batter	1	2	3	4	5	6	7	8	9	AB	R	H	RBI	BB	SO	LOB	TOP				
James Mouton, R (1, 8) OBP: 0.313, SLG: 0.370 Tyler Houston, L (9, PH) OBP: 0.370, SLG: 0.545	G6-3					G1-3			G4-3	4	0	2	1	0	0	0					
Mark Loretta, R (1, 5) OBP: 0.344, SLG: 0.368	L5					G6-3			G5-3	5	0	1	0	0	0	1					
Geoff Jenkins, L (1, 7) OBP: 0.377, SLG: 0.532	HR					F8			F7	2	1	1	0	1	0	0					
Richie Sexson, R (1, 3) OBP: 0.317, SLG: 0.491	HR					HBP			K	3	1	2	2	1	1	0					
Jeremy Burnitz, L (1, 9) OBP: 0.384, SLG: 0.563	G4-3					F8			G3	4	0	0	0	0	0	5					
José Hernández, R (1, 6) OBP: 0.314, SLG: 0.482						K			G6-3	4	1	1	1	0	2	2					
Ronnie Belliard, R (1, 4) OBP: 0.350, SLG: 0.389						HR			G5-3	3	0	0	0	0	1	0					
Henry Blanco, R (1, 2) OBP: 0.275, SLG: 0.294 Raul Casanova, S (8, PH) OBP: 0.308, SLG: 0.495	G6-3					SH3-4			G1-3	2	1	0	0	1	0	3					
Allen Levrault, R (1, 1) Alex Sanchez, L (6, PH) Will Cummins, R (6, 1) Ray King, L (7, 1) Mike DeJean, R (8, 1) Devon White, S (9, PH) OBP: 0.307, SLG: 0.519						SH3-4			G4-3	1	0	0	0	0	1	0					
<b>Inning Stats</b>	R: 2 E: 0 K: 0 S: 14	H: 1 LOB: 0 BB: 0 P: 19	R: 0 E: 0 K: 2 S: 8	H: 0 LOB: 0 BB: 0 P: 13	R: 0 E: 0 K: 1 S: 15	H: 2 LOB: 3 BB: 2 P: 27	R: 2 E: 0 K: 0 S: 10	H: 2 LOB: 1 BB: 1 P: 20	R: 0 E: 0 K: 1 S: 9	H: 0 LOB: 0 BB: 0 P: 13	R: 0 E: 0 K: 1 S: 12	H: 0 LOB: 0 BB: 0 P: 15	R: 0 E: 0 K: 0 S: 7	H: 0 LOB: 0 BB: 0 P: 9	R: 0 E: 0 K: 0 S: 9	H: 0 LOB: 0 BB: 0 P: 15	1B: 5 2B: 0 3B: 0 HR: 2	SF: 0 SAC: 1 DP: 0 HBP: 2	WP: 0 PB: 0 SB: 0 CS: 1	PA: 38	
<b>PITCHER</b>	IP	WLS	BF	H	R	ER	SO	BB	IBB	HBP	BLK	WP	HR	S	P	ERA	WHIP				
Dave Williams, L (1, 1) ERA: 4.2	5.0	W	26	7	4	4	4	3	0	2	0	0	2	56	92	7.20	2.000				
Mike Lincoln, R (6, 1) ERA	3.0	H	9	0	0	0	2	0	0	0	0	0	0	25	34	0.00	0.000				
Mike Williams, R (9, 1) ERA: 2.93	1.0	S	3	0	0	0	0	0	0	0	0	0	0	9	15	0.00	0.000				

**Milwaukee Brewers @ Pittsburgh Pirates**  
PNC Park, Pittsburgh, PA  
Mon Jun 25 2001, 7:05 PM EDT  
Att: 22,470 - Sunny - 79 F

AB 32  
R 4  
H 7  
RBI 4  
BB 3  
SO 6  
LOB 11



Batter	1	2	3	4	5	6	7	8	9	AB	R	H	RBI	BB	SO	LOB	BOTTOM				
Abraham Nunez, S (1, 6) OBP: 0.355, SLG: 0.374	G4-3					F7			K	5	0	0	0	0	1	4					
Rob Mackowiak, L (1, 4) OBP: 0.380, SLG: 0.522 Pat Meares, R (8, 4) OBP: 0.272, SLG: 0.341	2B					F8			G4-3	4	2	2	0	0	0	0					
18 Jason Kendall, R (1, 2) OBP: 0.331, SLG: 0.351	P5					F8			FC4-6	4	1	2	1	0	0	1					
Brian Giles, L (1, 8) OBP: 0.405, SLG: 0.637	2B					HR			FC4-6	4	1	3	2	0	0	1					
Aramis Ramirez, R (1, 5) OBP: 0.341, SLG: 0.489	G1-3					HR			P4	4	1	2	2	0	0	2					
John Vander Wal, L (1, 7) OBP: 0.386, SLG: 0.489 Emil Brown, R (8, 8) OBP: 0.307, SLG: 0.333						F7			S	3	0	0	0	0	1	2					
Kevin Young, R (1, 3) OBP: 0.305, SLG: 0.383	F3					K			HBP	3	0	0	0	1	2	0					
Derek Bell, R (1, 9) OBP: 0.236, SLG: 0.231	F7					HR			K	3	1	1	1	1	1	2					
Dave Williams, L (1, 1) ERA: 4.66 Will Cunnane, R (6, 1) ERA: 7.09 Ray King, L (7, 1) ERA: 3.08 Mike DeJean, R (8, 1) ERA: 1.59						G4-3			SH3-4	2	0	0	0	0	1	0					
<b>Inning Stats</b>	R: 1 E: 0 K: 0 S: 10	H: 2 LOB: 1 BB: 0 P: 15	R: 0 E: 0 K: 1 S: 6	H: 0 LOB: 0 BB: 0 P: 12	R: 2 E: 0 K: 0 S: 17	H: 4 LOB: 2 BB: 0 P: 27	R: 1 E: 0 K: 2 S: 10	H: 1 LOB: 0 BB: 0 P: 15	R: 2 E: 0 K: 0 S: 11	H: 2 LOB: 0 BB: 0 P: 17	R: 0 E: 0 K: 1 S: 7	H: 0 LOB: 1 BB: 1 P: 14	R: 0 E: 0 K: 0 S: 8	H: 1 LOB: 0 BB: 0 P: 14	R: 0 E: 0 K: 2 S: 11	H: 0 LOB: 3 BB: 2 P: 22	1B: 4 2B: 3 3B: 0 HR: 3	SF: 0 SAC: 1 DP: 0 HBP: 1	WP: 0 PB: 0 SB: 3 CS: 0	PA: 38	
<b>PITCHER</b>	IP	WLS	BF	H	R	ER	SO	BB	IBB	HBP	BLK	WP	HR	S	P	ERA	WHIP				
Allen Levrault, R (1, 1) ERA: 4.66	5.0	L	24	9	6	6	3	0	0	0	0	0	3	54	86	10.80	1.800				
Will Cunnane, R (6, 1) ERA: 7.09	1.1		6	1	0	0	1	1	0	0	0	0	0	11	21	0.00	1.500				
Ray King, L (7, 1) ERA: 3.08	0.2		2	0	0	0	0	0	0	0	0	0	0	4	7	0.00	0.000				
Mike DeJean, R (8, 1) ERA: 1.59	1.0		6	0	0	0	2	1	1	1	0	0	0	11	22	0.00	1.000				

**Milwaukee Brewers @ Pittsburgh Pirates**  
PNC Park, Pittsburgh, PA  
Mon Jun 25 2001, 7:05 PM EDT  
Att: 22,470 - Sunny - 79 F

AB 33  
R 6  
H 10  
RBI 6  
BB 3  
SO 6  
LOB 15









Batter	1	2	3	4	5	6	7	8	9	AB	R	H	RBI	BB	SO	LOB	TOP			
Devon White, S (1, 8) OBP: 0.360, SLG: 0.518	1-1 G2-3		1-3 K		0-1 SH1-3		3-3 K			3	0	0	0	0	2	1	<b>Milwaukee Brewers @ Pittsburgh Pirates</b> PNC Park, Pittsburgh, PA Wed Jun 27 2001, 7:05 PM EDT Att: 25,756 - Sunny - 87 F			
Mark Loretta, R (1, 4) OBP: 0.321, SLG: 0.289	0-0 F9		0-1 L6		3-2 SF8			1-1 G3		3	0	0	1	0	0					
Geoff Jenkins, L (1, 7) OBP: 0.382, SLG: 0.528	2-0 WP 1B			0-2 L4	1-3 K			0-0 P3		4	0	1	0	0	1					
Jeromy Burnitz, L (1, 9) OBP: 0.382, SLG: 0.555	2-2 G6-3			4-0 G4-3 1B BB		1-1 G3-1		1-3 K		3	1	0	0	1	1					
Richie Sexson, R (1, 3)		0-0 F8		1-2 G4-3		0-3 K			1-1 G4-3		4	0	0	0	1					
Tyler Houston, L (1, 5) OBP: 0.372, SLG: 0.555		4-2 BB		1-0 FC5-4 1B		2-3 K			0-0 G4-3		3	0	1	1	1	0				
José Hernández, R (1, 6) OBP: 0.314, SLG: 0.482		3-3 K		3-1 FC5-4			0-1 F9		3-2 G4-3		4	0	0	0	1	2				
Raul Casanova, S (1, 2) OBP: 0.322, SLG: 0.500		3-2 G4-3			0-0 SH1-3 BLK SF8 1B					3	1	2	0	0	0	1				
Jimmy Haynes, R (1, 1) OBP: 0.219, SLG: 0.200			0-0 F7		4-0 SF8 SH1-3 BB		0-1 F8			1	0	0	0	1	0	0				
Mike DeJean, R (6, 1)										0	0	0	0	0	0	0				
Luis Lopez, S (7, PH) OBP: 0.243, SLG: 0.288										1	0	0	0	0	0	1				
Chad Fox, R (7, 1)										0	0	0	0	0	0	0				
Will Cunnane, R (8, 1)										0	0	0	0	0	0	0				
<b>Inning Stats</b>	R: 0 E: 0 K: 0 S: 8	H: 1 LOB: 1 BB: 0 P: 13	R: 0 E: 0 K: 1 S: 13	H: 0 LOB: 1 BB: 23 P: 23	R: 0 E: 0 K: 1 S: 6	H: 0 LOB: 0 BB: 0 P: 7	R: 1 E: 0 K: 0 S: 11	H: 1 LOB: 1 BB: 1 P: 20	R: 1 E: 0 K: 1 S: 9	H: 1 LOB: 0 BB: 1 P: 17	R: 0 E: 0 K: 2 S: 8	H: 0 LOB: 0 BB: 0 P: 11	R: 0 E: 0 K: 1 S: 10	H: 1 LOB: 1 BB: 0 P: 13	R: 0 E: 0 K: 0 S: 7	H: 0 LOB: 0 BB: 0 P: 11	1B: 4 2B: 0 3B: 0 HR: 0	SF: 1 SAC: 1 DP: 0 HBP: 0	WP: 1 PB: 0 CS: 0	PA: 34
<b>PITCHER</b> Jason Schmidt, R (1, 1) ERA: 5.88	IP: 9.0 WLS: W BF: 34 H: 4 R: 2 ER: 2 SO: 7 BB: 3 IBB: 0 HBP: 0 BLK: 1 WP: 1 HR: 0 S: 79 P: 124 ERA: 2.00 WHIP: 0.778																			

Batter	1	2	3	4	5	6	7	8	9	AB	R	H	RBI	BB	SO	LOB	BOTTOM			
Abraham Nunez, S (1, 6) OBP: 0.329, SLG: 0.343	1-0 G6-3	3-2 G4-3		0-0 B3		2-2 G1-3		1-3 K		5	0	0	0	0	1	3	<b>Milwaukee Brewers @ Pittsburgh Pirates</b> PNC Park, Pittsburgh, PA Wed Jun 27 2001, 7:05 PM EDT Att: 25,756 - Sunny - 87 F			
Rob Mackowiak, L (1, 4) OBP: 0.390, SLG: 0.527	2-2 G1-3		0-1 18 CS 1B		1-1 BB 1B	0-3 K				4	1	2	0	0	1	0				
Luis Figueroa, S (8, 4)										0	0	0	0	0	0	0				
1B Jason Kendall, R (1, 2) OBP: 0.330, SLG: 0.349	1-1 BB 1B		2-2 1-2 1B		2-3 K	3-1 F8				4	1	2	0	0	1	1				
Brian Giles, L (1, 8) OBP: 0.404, SLG: 0.626	4-0 1B BB		2-2 F7		4-2 1B SF8 BB		0-0 F7			2	1	0	0	2	0	1				
Aramis Ramirez, R (1, 5) OBP: 0.350, SLG: 0.505	0-2 1B		1-1 P4		3-1 1B	0-3 K				4	0	2	2	0	1	1				
John Vander Wal, L (1, 7) OBP: 0.363, SLG: 0.478	1-3 2H 1B				1-3 2H 1B					3	0	0	1	0	1	2				
Emil Brown, R (8, 8) OBP: 0.304, SLG: 0.331	3-2 G4-3			1-2 G3	2-2 SF8		1-3 K			0	0	0	0	0	0	0				
Kevin Young, R (1, 3) OBP: 0.318, SLG: 0.402		2-1 WP G6-3 2B		4-0 1B BB	3H 1-1 F8			0-0 G5-3		3	1	1	0	1	0	1				
Derek Bell, R (1, 9) OBP: 0.255, SLG: 0.257		2-2 G6-3		1-2 SH3-4 1B		0-2 HR		4-2 SH1-4 BB		3	1	2	2	1	0	0				
Jason Schmidt, R (1, 1) OBP: 0.231, SLG: 0.462		1-1 F9		0-0 SH3-4		0-0 HR		0-0 SH1-4		2	1	1	1	0	0	0				
<b>Inning Stats</b>	R: 1 E: 0 K: 0 S: 18	H: 2 LOB: 2 BB: 1 P: 29	R: 1 E: 0 K: 0 S: 10	H: 1 LOB: 0 BB: 0 P: 18	R: 0 E: 0 K: 0 S: 11	H: 2 LOB: 1 BB: 0 P: 16	R: 0 E: 0 K: 0 S: 8	H: 1 LOB: 2 BB: 1 P: 14	R: 2 E: 0 K: 1 S: 15	H: 2 LOB: 1 BB: 1 P: 28	R: 2 E: 0 K: 1 S: 12	H: 2 LOB: 0 BB: 0 P: 17	R: 0 E: 0 K: 2 S: 7	H: 0 LOB: 0 BB: 0 P: 8	R: 0 E: 0 K: 1 S: 7	H: 0 LOB: 1 BB: 1 P: 12	1B: 7 2B: 1 3B: 0 HR: 2	SF: 1 SAC: 2 DP: 0 HBP: 0	WP: 1 PB: 0 CS: 1	PA: 37
<b>PITCHER</b> Jimmy Haynes, R (1, 1) ERA: 4.54	IP: 5.0 WLS: L BF: 27 H: 10 R: 6 ER: 6 SO: 1 BB: 3 IBB: 0 HBP: 0 BLK: 0 WP: 0 HR: 2 S: 66 P: 109 ERA: 10.80 WHIP: 2.600																			
Mike DeJean, R (6, 1) ERA: 1.55	1.0 3 0 0 0 0 0 0 0 0 0 0 0 0 0 0 0 0 0																			
Chad Fox, R (7, 1) ERA: 1.88	1.0 3 0 0 0 0 0 0 0 0 0 0 0 0 0 0 0 0 0																			
Will Cunnane, R (8, 1) ERA: 6.88	1.0 4 0 0 0 0 1 1 0 0 0 0 0 0 0 0 0 0 0																			



Batter	1	2	3	4	5	6	7	8	9	AB	R	H	RBI	BB	SO	LOB	TOP			
James Mouton, R (1, 8) OBP: 0.302, SLG: 0.340										3	0	0	0	0	1	0				
Ronnie Belliard, R (1, 4) OBP: 0.348, SLG: 0.393										4	0	2	0	0	0	2				
Geoff Jenkins, L (1, 7) OBP: 0.376, SLG: 0.519										4	0	0	0	0	1	2				
Jeremy Burnitz, L (1, 9) OBP: 0.377, SLG: 0.547										4	0	0	0	0	2	1				
Richie Sexson, R (1, 3) OBP: 0.319, SLG: 0.489										4	0	2	0	0	0	0				
Tyler Houston, L (1, 5) OBP: 0.370, SLG: 0.546 Will Cunnane, R (9, PR)										3	0	0	0	1	1	1				
José Hernández, R (1, 6) OBP: 0.317, SLG: 0.487										4	0	2	0	0	0	1				
Raul Casanova, S (1, 2) OBP: 0.312, SLG: 0.482										4	0	0	0	0	1	5				
Jamey Wright, R (1, 1) OBP: 0.313, SLG: 0.276 Ray King, L (7, 1) Luis Lopez, S (8, PH) Chad Fox, R (8, 1)										2	0	0	0	0	0	0				
<b>Inning Stats</b>	R: 0 E: 0 K: 1 S: 8	H: 0 LOB: 0 BB: 0 P: 11	R: 0 E: 0 K: 1 S: 6	H: 0 LOB: 0 BB: 0 P: 7	R: 0 E: 0 K: 0 S: 8	H: 0 LOB: 0 BB: 0 P: 13	R: 0 E: 0 K: 0 S: 7	H: 1 LOB: 1 BB: 0 P: 12	R: 0 E: 0 K: 1 S: 12	H: 1 LOB: 1 BB: 0 P: 16	R: 0 E: 0 K: 1 S: 9	H: 0 LOB: 0 BB: 0 P: 17	R: 0 E: 0 K: 0 S: 8	H: 1 LOB: 2 BB: 1 P: 13	R: 0 E: 0 K: 2 S: 13	H: 2 LOB: 3 BB: 1 P: 25	1B: 2 2B: 4 3B: 0 HR: 0	SF: 0 SAC: 0 DP: 0 HBP: 1	WP: 1 PA: 35 CS: 0	
<b>PITCHER</b>	IP	WLS	BF	H	R	ER	SO	BB	IBB	HBP	BLK	WP	HR	S	P	ERA	WHIP			
Todd Ritchie, R (1, 1) ERA: 4.07	7.0	W	24	3	0	0	4	0	0	0	0	1	0	58	88	0.00	0.429			
Mike Lincoln, R (8, 1) ERA	1.0	H	5	1	0	0	0	0	0	1	0	0	0	8	13	0.00	1.000			
Mike Williams, R (9, 1) ERA: 3.31	1.0	S	6	2	0	0	2	1	0	0	0	0	0	13	25	0.00	3.000			

Milwaukee Brewers @ Pittsburgh Pirates  
PNC Park, Pittsburgh, PA  
Thu Jun 28 2001, 1:35 PM EDT  
Att: 36,390 - Sunny - 89 F

AB 33  
R 0  
H 6  
RBI 0  
BB 1  
SO 6  
LOB 13



Batter	1	2	3	4	5	6	7	8	9	AB	R	H	RBI	BB	SO	LOB	BOTTOM			
Abraham Nunez, S (1, 6) OBP: 0.333, SLG: 0.348										4	0	2	0	0	0	0				
Rob Mackowiak, L (1, 4) OBP: 0.395, SLG: 0.513 Luis Figueroa, S (8, 4)										2	0	0	0	1	1	2				
1B Jason Kendall, R (1, 2) OBP: 0.335, SLG: 0.353										2	0	1	0	1	0	1				
Brian Giles, L (1, 8) OBP: 0.402, SLG: 0.621 (9, 7)										4	0	1	0	0	0	3				
Aramis Ramirez, R (1, 5) OBP: 0.352, SLG: 0.504										3	1	1	0	0	0	0				
John Vander Wal, L (1, 7) OBP: 0.361, SLG: 0.478 Mike Williams, R (9, 1)										4	0	1	1	0	1	2				
Kevin Young, R (1, 3) OBP: 0.321, SLG: 0.401										3	0	1	0	1	1	2				
Derek Bell, R (1, 9) OBP: 0.256, SLG: 0.254										2	0	0	0	1	0	3				
Todd Ritchie, R (1, 1) OBP: 0.219, SLG: 0.233 Mike Lincoln, R (8, 1) Emil Brown, R (9, 8) OBP: 0.304, SLG: 0.331										3	0	0	0	0	1	3				
<b>Inning Stats</b>	R: 0 E: 0 K: 1 S: 8	H: 1 LOB: 0 BB: 0 P: 12	R: 1 E: 0 K: 0 S: 16	H: 2 LOB: 2 BB: 1 P: 31	R: 0 E: 0 K: 0 S: 11	H: 1 LOB: 1 BB: 0 P: 19	R: 0 E: 0 K: 0 S: 5	H: 1 LOB: 1 BB: 0 P: 8	R: 0 E: 0 K: 1 S: 11	H: 1 LOB: 2 BB: 1 P: 23	R: 0 E: 0 K: 0 S: 10	H: 0 LOB: 1 BB: 2 P: 18	R: 0 E: 0 K: 2 S: 8	H: 0 LOB: 0 BB: 0 P: 15	1B: 5 2B: 2 3B: 0 HR: 0	SF: 0 SAC: 0 DP: 1 HBP: 3	WP: 0 PA: 34 CS: 1			
<b>PITCHER</b>	IP	WLS	BF	H	R	ER	SO	BB	IBB	HBP	BLK	WP	HR	S	P	ERA	WHIP			
Jamey Wright, R (1, 1) ERA: 3.62	6.2	L	31	7	1	1	2	3	3	0	0	0	0	65	119	1.35	1.500			
Ray King, L (7, 1) ERA: 3.86	0.1		1	0	0	0	0	0	0	0	0	0	0	2	2	0.00	0.000			
Chad Fox, R (8, 1) ERA: 1.82	1.0		3	0	0	0	2	0	0	0	0	0	0	8	15	0.00	0.000			

Milwaukee Brewers @ Pittsburgh Pirates  
PNC Park, Pittsburgh, PA  
Thu Jun 28 2001, 1:35 PM EDT  
Att: 36,390 - Sunny - 89 F

AB 27  
R 1  
H 7  
RBI 1  
BB 4  
SO 4  
LOB 16





Batter	1	2	3	4	5	6	7	8	9	AB	R	H	RBI	BB	SO	LOB	TOP								
<b>Craig Biggio, R</b> OBP: 0.387, SLG: 0.488 (1, 4)										2	0	0	0	1	0	1	<b>Houston Astros @ Milwaukee Brewers</b> Miller Park, Milwaukee, WI Fri Jun 29 2001, 7:05 PM CDT Att: 40,069 - Sunny - 90 F								
<b>Jose Vizcaino, S</b> OBP: 0.326, SLG: 0.328 (7, 5)										4	0	1	0	0	0	3									
<b>5 Jeff Bagwell, R</b> OBP: 0.398, SLG: 0.540 (1, 3)										4	0	0	0	0	1	3									
<b>17 Lance Berkman, S</b> OBP: 0.461, SLG: 0.700 (1, 7)										4	1	2	1	0	0	1									
<b>Moises Alou, R</b> OBP: 0.402, SLG: 0.651 (1, 9)										4	0	1	0	0	0	1									
<b>Richard Hidalgo, R</b> OBP: 0.350, SLG: 0.488 (1, 8)										4	0	1	0	0	1	1									
<b>Vinny Castilla, R</b> OBP: 0.280, SLG: 0.417 (7, 1)										3	0	0	0	0	1	1									
<b>Octavio Dotel, R</b> OBP: 0.111, SLG: 0.111 (8, 1)										0	0	0	0	0	0	0									
<b>Tim Redding, R</b> (8, 1)										0	0	0	0	0	0	0									
<b>Daryle Ward, L</b> OBP: 0.310, SLG: 0.481 (9, PH)										1	0	0	0	0	0	1									
<b>Tony Eusebio, R</b> OBP: 0.349, SLG: 0.500 (1, 2)										3	0	0	0	0	1	1									
<b>Shane Reynolds, R</b> OBP: 0.089, SLG: 0.172 (1, 1)										2	0	1	0	0	0	0									
<b>Ron Villone, L</b> (7, 1)										0	0	0	0	0	0	0									
<b>Julio Lugo, R</b> OBP: 0.320, SLG: 0.404 (7, 6)										1	0	0	0	0	0	0									
<b>Inning Stats</b>	R: 0 E: 0 K: 0 S: 10	H: 0 LOB: 1 BB: 0 P: 22	R: 0 E: 0 K: 1 S: 9	H: 0 LOB: 0 BB: 0 P: 16	R: 0 E: 0 K: 1 S: 9	H: 1 LOB: 1 BB: 0 P: 13	R: 0 E: 0 K: 1 S: 7	H: 0 LOB: 0 BB: 0 P: 13	R: 0 E: 0 K: 1 S: 8	H: 0 LOB: 0 BB: 0 P: 11	R: 0 E: 0 K: 0 S: 8	H: 1 LOB: 1 BB: 0 P: 11	R: 1 E: 0 K: 0 S: 6	H: 2 LOB: 1 BB: 0 P: 8	R: 0 E: 0 K: 0 S: 7	H: 0 LOB: 1 BB: 1 P: 16	R: 0 E: 0 K: 0 S: 11	H: 2 LOB: 1 BB: 0 P: 18	1B: 4 2B: 1 3B: 0 HR: 1	SF: 0 SAC: 0 DP: 1 HBP: 1	WP: 0 PB: 0 SB: 0 CS: 0	PA: 34			
<b>PITCHER</b>	IP	WLS	BF	H	R	ER	SO	BB	IBB	HBP	BLK	WP	HR	S	P	ERA	WHIP								
<b>15 Ben Sheets, R</b> ERA: 3.35 (1, 1)	7.0	W	26	4	1	1	4	0	0	1	0	0	1	57	94	1.29	0.571								
<b>David Weathers, R</b> ERA: 1.9 (8, 1)	1.0		4	0	0	0	0	1	0	0	0	0	0	7	16	0.00	1.000								
<b>Will Cunnane, R</b> ERA: 6.69 (9, 1)	1.0		4	2	0	0	0	0	0	0	0	0	0	11	18	0.00	2.000								

AB	32
R	1
H	6
RBI	1
BB	1
SO	4
LOB	13



Batter	1	2	3	4	5	6	7	8	9	AB	R	H	RBI	BB	SO	LOB	BOTTOM								
<b>James Mouton, R</b> OBP: 0.310, SLG: 0.345 (1, 8)										5	1	2	0	0	1	1	<b>Houston Astros @ Milwaukee Brewers</b> Miller Park, Milwaukee, WI Fri Jun 29 2001, 7:05 PM CDT Att: 40,069 - Sunny - 90 F								
<b>Mark Loretta, R</b> OBP: 0.338, SLG: 0.311 (1, 4)										4	2	3	0	0	0	0									
<b>Geoff Jenkins, L</b> OBP: 0.369, SLG: 0.599 (1, 7)										4	0	0	0	0	0	5									
<b>Angel Echevarria, R</b> OBP: 0.288, SLG: 0.479 (8, 7)										1	0	0	0	0	1	1									
<b>Jeremy Burnitz, L</b> OBP: 0.381, SLG: 0.554 (1, 9)										2	2	1	1	1	0	0									
<b>Richie Sexson, R</b> OBP: 0.325, SLG: 0.502 (1, 3)										3	1	2	3	1	0	1									
<b>Tyler Houston, L</b> OBP: 0.373, SLG: 0.543 (1, 5)										3	0	1	2	1	1	1									
<b>José Hernández, R</b> OBP: 0.312, SLG: 0.479 (1, 6)										4	0	0	0	0	2	3									
<b>Raul Casanova, S</b> OBP: 0.318, SLG: 0.474 (1, 2)										2	0	0	0	1	1	2									
<b>15 Ben Sheets, R</b> OBP: 0.143, SLG: 0.040 (1, 1)										2	0	0	0	0	2	2									
<b>David Weathers, R</b> (8, 1)										0	0	0	0	0	0	0									
<b>Luis Lopez, S</b> OBP: 0.236, SLG: 0.279 (8, PH)										1	0	0	0	0	1	0									
<b>Will Cunnane, R</b> (9, 1)										0	0	0	0	0	0	0									
<b>Inning Stats</b>	R: 2 E: 0 K: 1 S: 14	H: 3 LOB: 1 BB: 0 P: 27	R: 0 E: 0 K: 0 S: 8	H: 0 LOB: 1 BB: 1 P: 16	R: 0 E: 0 K: 0 S: 14	H: 0 LOB: 0 BB: 1 P: 20	R: 0 E: 0 K: 0 S: 10	H: 0 LOB: 0 BB: 0 P: 15	R: 0 E: 0 K: 1 S: 10	H: 2 LOB: 1 BB: 0 P: 16	R: 1 E: 0 K: 2 S: 13	H: 1 LOB: 2 BB: 1 P: 23	R: 3 E: 0 K: 2 S: 19	H: 2 LOB: 2 BB: 1 P: 35	R: 0 E: 0 K: 3 S: 12	H: 1 LOB: 1 BB: 0 P: 18	1B: 6 2B: 1 3B: 1 HR: 1	SF: 0 SAC: 1 DP: 1 HBP: 3	WP: 0 PB: 0 SB: 1 CS: 0	PA: 39					
<b>PITCHER</b>	IP	WLS	BF	H	R	ER	SO	BB	IBB	HBP	BLK	WP	HR	S	P	ERA	WHIP								
<b>Shane Reynolds, R</b> ERA: 4.65 (7, 1)	6.0	L	27	6	3	3	4	3	0	1	0	0	0	69	117	4.50	1.500								
<b>Ron Villone, L</b> ERA: 6.69 (7, 1)	0.1		4	1	3	3	0	0	0	2	0	0	0	4	10	81.00	3.000								
<b>Octavio Dotel, R</b> ERA: 3.47 (7, 1)	0.2		4	1	0	0	2	1	0	0	0	0	0	15	25	0.00	3.000								
<b>Tim Redding, R</b> ERA: 6.75 (8, 1)	1.0		4	1	0	0	3	0	0	0	0	0	0	12	18	0.00	1.000								

AB	31
R	6
H	9
RBI	6
BB	4
SO	9
LOB	16





Batter	1	2	3	4	5	6	7	8	9	AB	R	H	RBI	BB	SO	LOB	TOP								
<b>Craig Biggio, R</b> (1, 4) OBP: 0.393, SLG: 0.500 <b>Jose Vizcaino, S</b> (8, 4) OBP: 0.328, SLG: 0.328										3	1	2	1	0	1	1	<b>Houston Astros @ Milwaukee Brewers</b> Miller Park, Milwaukee, WI Sat Jun 30 2001, 6:05 PM CDT Att: 42,529 - Sunny - 90 F								
<b>Julio Lugo, R</b> (1, 6) OBP: 0.316, SLG: 0.399										3	0	0	1	1	0	2									
<b>5 Jeff Bagwell, R</b> (1, 3) OBP: 0.392, SLG: 0.531										5	0	0	0	0	0	4									
<b>17 Lance Berkman, S</b> (1, 7) OBP: 0.457, SLG: 0.691										5	1	1	0	0	1	5									
<b>Moises Alou, R</b> (1, 9) OBP: 0.406, SLG: 0.648										4	1	2	0	1	0	0									
<b>Richard Hidalgo, R</b> (1, 8) OBP: 0.351, SLG: 0.504										4	2	2	2	0	2	2									
<b>Vinny Castilla, R</b> (1, 5) OBP: 0.286, SLG: 0.430										5	1	3	1	0	0	1									
<b>Brad Ausmus, R</b> (1, 2) OBP: 0.262, SLG: 0.275										4	1	0	1	1	0	3									
<b>44 Roy Oswalt, R</b> (1, 1) OBP: 0.571, SLG: 0.667 <b>Mendy Lopez, R</b> (7, PH) OBP: 1.000, SLG: 1.000 <b>Nelson Cruz, R</b> (7, PH) OBP: 0.250, SLG: 0.250 <b>Scott Servais, R</b> (9, PH)										3	0	2	1	0	0	1									
<b>Michael Jackson, R</b> (9, 1)										1	0	0	0	0	0	0									
<b>Inning Stats</b>	R: 1 E: 1 K: 1 S: 13	H: 2 LOB: 2 BB: 0 P: 18	R: 1 E: 0 K: 0 S: 16	H: 2 LOB: 3 BB: 1 P: 28	R: 1 E: 0 K: 0 S: 7	H: 1 LOB: 1 BB: 1 P: 13	R: 0 E: 0 K: 0 S: 11	H: 1 LOB: 1 BB: 0 P: 15	R: 3 E: 0 K: 0 S: 10	H: 3 LOB: 1 BB: 1 P: 19	R: 1 E: 0 K: 0 S: 9	H: 2 LOB: 1 BB: 0 P: 11	R: 0 E: 0 K: 1 S: 8	H: 1 LOB: 1 BB: 0 P: 10	R: 0 E: 0 K: 1 S: 8	H: 0 LOB: 0 BB: 0 P: 11	R: 0 E: 0 K: 1 S: 10	H: 1 LOB: 1 BB: 0 P: 15	1B: 8 2B: 4 3B: 0 HR: 2	SF: 2 SAC: 0 DP: 1 HBP: 2	WP: 0 PB: 0 SB: 0 CS: 0	PA: 45			
<b>PITCHER</b>	IP	WLS	BF	H	R	ER	SO	BB	IBB	HBP	BLK	WP	HR	S	P	ERA	WHIP								
<b>Allen Levrault, R</b> (1, 1) ERA: 5.33	4.0	L	25	8	6	6	1	3	0	1	0	0	2	51	84	13.50	2.750								
<b>47 Mike Buddie, R</b> (5, 1) ERA:	1.0		4	1	0	0	0	0	0	1	0	0	0	6	9	0.00	1.000								
<b>Will Cunnane, R</b> (6, 1) ERA: 6.39	3.0		12	3	1	1	2	0	0	0	0	0	0	25	32	3.00	1.000								
<b>Ray King, L</b> (9, 1) ERA: 3.72	1.0		4	1	0	0	1	0	0	0	0	0	0	10	15	0.00	1.000								

AB	38
R	7
H	13
RBI	7
BB	3
SO	4
LOB	20



Batter	1	2	3	4	5	6	7	8	9	AB	R	H	RBI	BB	SO	LOB	BOTTOM								
<b>James Mouton, R</b> (1, 8) OBP: 0.306, SLG: 0.339										4	0	1	1	0	1	1	<b>Houston Astros @ Milwaukee Brewers</b> Miller Park, Milwaukee, WI Sat Jun 30 2001, 6:05 PM CDT Att: 42,529 - Sunny - 90 F								
<b>Mark Loretta, R</b> (1, 4) OBP: 0.336, SLG: 0.309										4	0	1	0	0	0	2									
<b>Jeremy Burnitz, L</b> (1, 9) OBP: 0.377, SLG: 0.545										4	0	0	0	0	2	4									
<b>Richie Sexson, R</b> (1, 3) OBP: 0.324, SLG: 0.502										4	1	1	0	0	1	2									
<b>Tyler Houston, L</b> (1, 5) OBP: 0.370, SLG: 0.536										4	0	1	0	0	1	1									
<b>Angel Echevarria, R</b> (1, 7) OBP: 0.364, SLG: 0.538										4	1	2	2	0	2	1									
<b>José Hernández, R</b> (1, 6) OBP: 0.308, SLG: 0.472										4	0	0	0	0	3	2									
<b>Henry Blanco, R</b> (1, 2) OBP: 0.276, SLG: 0.325										4	2	2	1	0	1	3									
<b>Allen Levrault, R</b> (1, 1) ERA: 5.33 <b>47 Mike Buddie, R</b> (5, PH) ERA: 6.39 <b>Luis Lopez, S</b> (5, PH) OBP: 0.275, SLG: 0.275 <b>Will Cunnane, R</b> (6, PH) OBP: 0.250, SLG: 0.250 <b>Raul Casanova, S</b> (9, PH) OBP: 0.347, SLG: 0.382 <b>Ray King, L</b> (9, PH)										1	0	0	0	0	0	0									
<b>Ronnie Bellard, R</b> (9, PH)										0	0	0	0	0	0	0									
<b>Inning Stats</b>	R: 0 E: 0 K: 1 S: 9	H: 2 LOB: 1 BB: 0 P: 15	R: 0 E: 1 K: 1 S: 16	H: 1 LOB: 0 BB: 0 P: 20	R: 0 E: 0 K: 1 S: 9	H: 0 LOB: 0 BB: 0 P: 12	R: 0 E: 0 K: 3 S: 9	H: 0 LOB: 0 BB: 0 P: 16	R: 0 E: 0 K: 2 S: 17	H: 1 LOB: 1 BB: 0 P: 25	R: 0 E: 0 K: 0 S: 10	H: 0 LOB: 0 BB: 0 P: 15	R: 0 E: 0 K: 1 S: 10	H: 0 LOB: 0 BB: 0 P: 13	R: 1 E: 1 K: 1 S: 12	H: 2 LOB: 2 BB: 0 P: 21	R: 3 E: 0 K: 1 S: 10	H: 3 LOB: 0 BB: 0 P: 17	1B: 6 2B: 1 3B: 0 HR: 2	SF: 0 SAC: 0 DP: 2 HBP: 0	WP: 0 PB: 0 SB: 0 CS: 0	PA: 36			
<b>PITCHER</b>	IP	WLS	BF	H	R	ER	SO	BB	IBB	HBP	BLK	WP	HR	S	P	ERA	WHIP								
<b>44 Roy Oswalt, R</b> (1, 1) ERA: 2.47	6.0	W	21	4	0	0	8	0	0	0	0	0	0	70	103	0.00	0.667								
<b>Nelson Cruz, R</b> (7, 1) ERA: 3.69	2.0		9	2	1	1	2	0	0	0	0	0	0	22	34	4.50	1.000								
<b>Michael Jackson, R</b> (9, 1) ERA: 4.01	1.0		6	3	3	3	1	0	0	0	0	0	2	10	17	27.00	3.000								

AB	36
R	4
H	9
RBI	4
BB	0
SO	11
LOB	17









Batter	1	2	3	4	5	6	7	8	9	AB	R	H	RBI	BB	SO	LOB	TOP								
<b>Craig Biggio, R</b> OBP: 0.390, SLG: 0.492										5	1	0	0	0	1	3	<b>Houston Astros @ Milwaukee Brewers</b> Miller Park, Milwaukee, WI Mon Jul 02 2001, 7:05 PM CDT Att: 33,182 - Cloudy - 59 F								
<b>Julio Lugo, R</b> OBP: 0.327, SLG: 0.412										4	2	3	1	1	0	0									
<b>5 Jeff Bagwell, R</b> OBP: 0.384, SLG: 0.517										5	0	0	0	0	0	5									
<b>17 Lance Berkman, S</b> OBP: 0.461, SLG: 0.696										4	1	2	1	1	0	1									
<b>Moises Alou, R</b> OBP: 0.406, SLG: 0.645										4	1	1	0	1	0	2									
<b>Richard Hidalgo, R</b> OBP: 0.353, SLG: 0.496										3	1	1	2	1	0	1									
<b>Vinny Castilla, R</b> OBP: 0.296, SLG: 0.434										4	0	2	2	0	0	2									
<b>Brad Ausmus, R</b> OBP: 0.269, SLG: 0.280										4	0	1	0	0	0	4									
<b>Tim Redding, R</b> OBP: 0.200, SLG: 0.200										3	0	1	0	0	2	2									
<b>Nelson Cruz, R</b> OBP: 0.250, SLG: 0.250										0	0	0	0	0	0	0									
<b>Jose Vizcaino, S</b> OBP: 0.331, SLG: 0.325										0	0	0	0	0	0	0									
<b>Michael Jackson, R</b> OBP: 0.331, SLG: 0.325										0	0	0	0	0	0	0									
<b>Billy Wagner, L</b> OBP: 0.221, SLG: 0.260										0	0	0	0	0	0	0									
<b>Inning Stats</b>	R: 1 E: 0 K: 1 S: 14	H: 2 LOB: 1 BB: 0 P: 19	R: 1 E: 0 K: 1 S: 9	H: 1 LOB: 1 BB: 1 P: 17	R: 2 E: 0 K: 0 S: 11	H: 3 LOB: 2 BB: 1 P: 20	R: 1 E: 0 K: 0 S: 8	H: 2 LOB: 1 BB: 0 P: 10	R: 1 E: 0 K: 1 S: 9	H: 2 LOB: 1 BB: 0 P: 13	R: 0 E: 0 K: 0 S: 6	H: 0 LOB: 0 BB: 0 P: 11	R: 0 E: 0 K: 0 S: 8	H: 0 LOB: 1 BB: 1 P: 15	R: 0 E: 0 K: 0 S: 12	H: 1 LOB: 2 BB: 1 P: 16	R: 0 E: 0 K: 0 S: 6	H: 0 LOB: 0 BB: 0 P: 8	1B: 7 2B: 2 3B: 2 HR: 0	SF: 1 SAC: 1 DP: 0 HBP: 0	WP: 0 PB: 0 SB: 2 CS: 0	PA: 42			
<b>PITCHER</b>	IP	WLS	BF	H	R	ER	SO	BB	IBB	HBP	BLK	WP	HR	S	P	ERA	WHIP								
<b>Jimmy Haynes, R</b> ERA: 4.83	5.0	L	27	10	6	6	3	1	1	0	0	0	0	51	79	10.80	2.200								
<b>Will Cunnane, R</b> ERA: 6.08	2.0		7	0	0	0	0	1	0	0	0	0	0	14	26	0.00	0.500								
<b>Chad Fox, R</b> ERA: 1.71	1.0		5	1	0	0	0	1	0	0	0	0	0	12	16	0.00	2.000								
<b>Ray King, L</b> ERA: 3.6	1.0		3	0	0	0	0	0	0	0	0	0	0	6	8	0.00	0.000								

Batter	1	2	3	4	5	6	7	8	9	AB	R	H	RBI	BB	SO	LOB	BOTTOM								
<b>Alex Sanchez, L</b> OBP: 0.250, SLG: 0.231										4	0	1	0	0	0	0	<b>Houston Astros @ Milwaukee Brewers</b> Miller Park, Milwaukee, WI Mon Jul 02 2001, 7:05 PM CDT Att: 33,182 - Cloudy - 59 F								
<b>James Mouton, R</b> OBP: 0.333, SLG: 0.355										0	0	0	0	0	0	0									
<b>Angel Echevarria, R</b> OBP: 0.297, SLG: 0.500										4	0	1	0	0	0	1									
<b>Devon White, S</b> OBP: 0.356, SLG: 0.514										4	0	1	0	0	1	1									
<b>Richie Sexson, R</b> OBP: 0.322, SLG: 0.493										4	1	1	0	0	1	1									
<b>Tyler Houston, L</b> OBP: 0.370, SLG: 0.533										3	1	1	0	1	1	0									
<b>José Hernández, R</b> OBP: 0.309, SLG: 0.473										3	1	1	0	1	2	2									
<b>Raul Casanova, S</b> OBP: 0.336, SLG: 0.508										3	1	2	4	1	0	2									
<b>Ronnie Belliard, R</b> OBP: 0.345, SLG: 0.386										2	0	0	0	0	2	1									
<b>Will Cunnane, R</b> OBP: 0.295, SLG: 0.250										0	0	0	0	0	0	0									
<b>Robert Perez, R</b> OBP: 0.295, SLG: 0.250										1	0	0	0	0	0	0									
<b>Chad Fox, R</b> OBP: 0.331, SLG: 0.325										0	0	0	0	0	0	0									
<b>Ray King, L</b> OBP: 0.331, SLG: 0.325										0	0	0	0	0	0	0									
<b>Mark Loretta, R</b> OBP: 0.331, SLG: 0.325										1	0	0	0	0	0	1									
<b>Jimmy Haynes, R</b> OBP: 0.212, SLG: 0.194										1	0	0	0	0	1	0									
<b>Luis Lopez, S</b> OBP: 0.221, SLG: 0.260										3	0	0	0	0	2	1									
<b>Inning Stats</b>	R: 0 E: 0 K: 0 S: 5	H: 1 LOB: 0 BB: 0 P: 7	R: 0 E: 0 K: 0 S: 6	H: 1 LOB: 1 BB: 1 P: 15	R: 0 E: 0 K: 2 S: 12	H: 0 LOB: 0 BB: 0 P: 18	R: 0 E: 0 K: 1 S: 10	H: 0 LOB: 0 BB: 0 P: 18	R: 0 E: 0 K: 2 S: 9	H: 0 LOB: 1 BB: 1 P: 14	R: 0 E: 0 K: 2 S: 9	H: 1 LOB: 0 BB: 0 P: 14	R: 3 E: 0 K: 2 S: 12	H: 2 LOB: 0 BB: 1 P: 21	R: 0 E: 0 K: 0 S: 7	H: 1 LOB: 1 BB: 0 P: 10	R: 1 E: 0 K: 1 S: 10	H: 2 LOB: 1 BB: 0 P: 15	1B: 4 2B: 3 3B: 0 HR: 1	SF: 0 SAC: 0 DP: 2 HBP: 0	WP: 0 PB: 0 SB: 0 CS: 0	PA: 36			
<b>PITCHER</b>	IP	WLS	BF	H	R	ER	SO	BB	IBB	HBP	BLK	WP	HR	S	P	ERA	WHIP								
<b>Tim Redding, R</b> ERA: 5.54	6.1	W	25	5	3	3	3	3	0	0	0	0	0	56	100	4.26	1.263								
<b>Nelson Cruz, R</b> ERA: 3.6	0.2		2	0	0	0	1	0	0	0	0	0	0	5	7	0.00	0.000								
<b>Michael Jackson, R</b> ERA: 3.89	1.0	H	4	1	0	0	0	0	0	0	0	0	0	7	10	0.00	1.000								
<b>Billy Wagner, L</b> ERA: 3.19	1.0	S	5	2	1	1	1	0	0	0	0	0	0	10	15	9.00	2.000								

AB	36
R	6
H	11
RBI	6
BB	4
SO	3
LOB	20






Batter	1	2	3	4	5	6	7	8	9	AB	R	H	RBI	BB	SO	LOB	TOP									
Fernando Vina, L OBP: 0.359, SLG: 0.411	1-1 G4-3		0-3 K			0-0 G6-4-3 1B		2-1 FC1-6		4	0	1	0	0	1	1										
Placido Polanco, R OBP: 0.368, SLG: 0.384	1-0 2B		2-0 G5-3			1-0 G6-4-3		0-0 F9		4	0	1	0	0	0	2										
15 Jim Edmonds, L OBP: 0.390, SLG: 0.526	1-2 F7			3-3 K			2-1 G4-3		4-0 5 BB BB	3	0	0	0	1	1	1										
Mark McGwire, R OBP: 0.292, SLG: 0.405	3-3 K			4-2 5 G5-4-3 BB			3-1 G6-3		2-1 F8	3	0	0	0	1	1	2										
5 Albert Pujols, R OBP: 0.415, SLG: 0.634		4-1 G4-6-3 BB		1-2 G5-4-3			2-1		4-0 1-2 BB	2	0	1	0	2	0	1										
Ray Lankford, L OBP: 0.350, SLG: 0.518		4-2 G4-6-3 BB			3-1 F8		4-0 2B		3-3 K	2	0	0	0	2	1	2										
Craig Paquette, R OBP: 0.125, SLG: 0.129		0-0 G4-6-3			1-2 G6-4-3		1-3 K		1-3 K	1	0	0	0	0	0	2										
Kerry Robinson, L OBP: 0.341, SLG: 0.364										1	0	0	0	0	1	2										
Edgar Renteria, R OBP: 0.282, SLG: 0.326		1-2 2-3								1	0	0	0	0	1	2										
Mike Matheny, R OBP: 0.316, SLG: 0.315		3-2 G6-3				0-0 G6-4-3			2-2 G5-3	3	0	0	0	0	0	2										
Dustin Hermanson, R OBP: 0.125, SLG: 0.129									4-1 FC1-6 BB	2	0	0	0	0	0	0										
Bobby Bonilla, S OBP: 0.371, SLG: 0.352										0	0	0	0	1	0	0										
Steve Kline, S OBP: 0.371, SLG: 0.352										0	0	0	0	0	0	0										
<b>Inning Stats</b>	R: 0 E: 0 K: 1 S: 9	H: 1 LOB: 1 BB: 0 P: 15	R: 0 E: 0 K: 0 S: 10	H: 0 LOB: 1 BB: 2 P: 21	R: 0 E: 0 K: 1 S: 6	H: 0 LOB: 0 BB: 0 P: 8	R: 0 E: 0 K: 1 S: 8	H: 0 LOB: 0 BB: 1 P: 16	R: 0 E: 0 K: 0 S: 5	H: 0 LOB: 0 BB: 0 P: 9	R: 0 E: 0 K: 0 S: 6	H: 1 LOB: 0 BB: 0 P: 7	R: 0 E: 0 K: 1 S: 9	H: 1 LOB: 2 BB: 1 P: 21	R: 0 E: 0 K: 0 S: 7	H: 0 LOB: 1 BB: 1 P: 15	R: 0 E: 0 K: 2 S: 9	H: 0 LOB: 2 BB: 2 P: 23	1B: 1 2B: 2 3B: 0 HR: 0	SF: 0 SAC: 0 DP: 4 HBP: 1	WP: 0 PB: 0 SB: 0 CS: 0	PA: 34				
<b>PITCHER</b>	IP	WLS	BF	H	R	ER	SO	BB	IBB	HBP	BLK	WP	HR	S	P	ERA	WHIP									
Jamey Wright, R ERA: 3.32	(1, 1)	8.0	W	29	3	0	0	4	4	1	1	0	0	0	60	112	0.00	0.875								
Curt Leskanic, R ERA: 3.38	(9, 1)	0.1	H	3	0	0	0	0	2	0	0	0	0	2	12	0.00	6.000									
Ray King, L ERA: 3.56	(9, 1)	0.1	H	1	0	0	0	1	0	0	0	0	0	4	7	0.00	0.000									
David Weathers, R ERA: 1.84	(9, 1)	0.1	S	1	0	0	0	1	0	0	0	0	0	3	4	0.00	0.000									

St. Louis Cardinals @ Milwaukee Brewers  
Miller Park, Milwaukee, WI  
Tue Jul 03 2001, 3:05 PM CDT  
Att: 38,375 - Cloudy - 77 F


AB 26  
R 0  
H 3  
RBI 0  
BB 7  
SO 6  
LOB 17



Batter	1	2	3	4	5	6	7	8	9	AB	R	H	RBI	BB	SO	LOB	BOTTOM									
Devon White, S OBP: 0.354, SLG: 0.508	1-2 F8		1-3 K		0-1 G4-3			1-2 S 2B 1B		4	1	1	0	0	1	2										
Mark Loretta, R OBP: 0.335, SLG: 0.324	2-1 2B		1-3 K			2-1 F9		2-2 F9 G3 2B		4	1	2	1	0	1	0										
Geoff Jenkins, L OBP: 0.364, SLG: 0.500	2-3 K			1-3 K		3-1 G3		3-2 F9		4	0	0	0	0	2	2										
Jeromy Burnitz, L OBP: 0.372, SLG: 0.537	3-2 G1-3			1-3 K		1-0 F7		0-0 G3		4	0	0	1	0	1	1										
Richie Sexson, R OBP: 0.321, SLG: 0.493		3-3 K		2-3 K			1-0 F8	3-2 1B 2B		4	0	1	0	0	2	0										
Tyler Houston, L OBP: 0.373, SLG: 0.532		1-3 K			2-2 1B 1B		0-0 F7	0-2 1B		4	0	2	0	0	1	0										
José Hernández, R OBP: 0.313, SLG: 0.478		2-2 1B			3-2 F8					3	0	2	0	0	0	1										
Raul Casanova, S OBP: 0.336, SLG: 0.500		1-1 F7			2-1 F8		4-0 IBB			2	0	0	0	1	0	2										
Jamey Wright, R OBP: 0.314, SLG: 0.281					1-2 G5-3		0-1 G3			3	0	1	0	0	0	2										
Curt Leskanic, R	(9, 1)									0	0	0	0	0	0	0										
Ray King, L	(9, 1)									0	0	0	0	0	0	0										
David Weathers, R	(9, 1)									0	0	0	0	0	0	0										
<b>Inning Stats</b>	R: 0 E: 0 K: 1 S: 13	H: 1 LOB: 1 BB: 0 P: 21	R: 0 E: 0 K: 2 S: 12	H: 1 LOB: 0 BB: 0 P: 19	R: 0 E: 0 K: 2 S: 9	H: 0 LOB: 0 BB: 0 P: 11	R: 0 E: 0 K: 3 S: 9	H: 0 LOB: 0 BB: 0 P: 13	R: 0 E: 0 K: 0 S: 5	H: 2 LOB: 2 BB: 0 P: 24	R: 0 E: 0 K: 0 S: 5	H: 0 LOB: 0 BB: 0 P: 11	R: 0 E: 0 K: 0 S: 5	H: 1 LOB: 2 BB: 1 P: 10	R: 2 E: 0 K: 0 S: 18	H: 4 LOB: 2 BB: 0 P: 27	1B: 5 2B: 4 3B: 0 HR: 0	SF: 0 SAC: 0 DP: 0 HBP: 0	WP: 0 PB: 0 SB: 1 CS: 0	PA: 33						
<b>PITCHER</b>	IP	WLS	BF	H	R	ER	SO	BB	IBB	HBP	BLK	WP	HR	S	P	ERA	WHIP									
Dustin Hermanson, R ERA: 5.23	(1, 1)	7.0	L	27	4	2	2	0	0	1	0	0	0	0	69	109	0.00	0.714								
Steve Kline, L ERA: 2.65	(8, 1)	1.0	L	6	4	2	2	0	0	0	0	0	0	18	27	18.00	4.000									

St. Louis Cardinals @ Milwaukee Brewers  
Miller Park, Milwaukee, WI  
Tue Jul 03 2001, 3:05 PM CDT  
Att: 38,375 - Cloudy - 77 F

AB 32  
R 2  
H 9  
RBI 2  
BB 1  
SO 8  
LOB 10





Batter	1	2	3	4	5	6	7	8	9	AB	R	H	RBI	BB	SO	LOB	TOP					
Fernando Vina, L OBP: 0.360, SLG: 0.424	G6-3		1B		G4-3		HR		G5-3	5	2	4	0	0	0		<b>St. Louis Cardinals @ Milwaukee Brewers</b> Miller Park, Milwaukee, WI Wed Jul 04 2001, 7:05 PM CDT Att: 31,572 - Sunny - 82 F					
Placido Polanco, R OBP: 0.375, SLG: 0.392	1B		1B		1B		F8		1B	5	1	4	1	0	0							
15 Jim Edmonds, L OBP: 0.394, SLG: 0.536	FC3-6		K		2B		2B		1B	5	0	3	1	0	1	2						
5 Albert Pujols, R OBP: 0.409, SLG: 0.624	K		F4		G6-3		F9		G6-3	5	0	0	0	0	1	6						
Mark McGwire, R OBP: 0.284, SLG: 0.391		K			P3		K		G4-3	4	0	0	0	0	2	1						
Gene Stechschulte, R OBP: 0.750, SLG: 1.167										0	0	0	0	0	0	0						
Jason Christiansen, R OBP: 0.222, SLG: 0.333										0	0	0	0	0	0	0						
29 Stubby Clapp, L OBP: 0.222, SLG: 0.333										1	0	0	0	0	0	2						
Dave Veres, R										0	0	0	0	0	0	0						
Ray Lankford, L OBP: 0.352, SLG: 0.514	G6-3				G2-3		BB		K	2	0	0	0	2	1	0						
Kerry Robinson, L OBP: 0.326, SLG: 0.346	G4-3				G2-3		L1-3		G3	4	0	0	0	0	0	2						
Mike Matheny, R OBP: 0.319, SLG: 0.316			SH1-4		F9		HR		F9	3	2	1	0	1	0	1						
Mike Matthews, L OBP: 0.083, SLG: 0.083			SH1-4				E1			2	1	0	0	0	0	1						
Bobby Bonilla, S OBP: 0.317, SLG: 0.387					G1-3		HR		HR	1	1	1	1	0	0	0						
<b>Inning Stats</b>	R: 0 E: 0 K: 1 S: 9	H: 1 LOB: 1 BB: 0 P: 12	R: 0 E: 0 K: 1 S: 7	H: 0 LOB: 0 BB: 0 P: 10	R: 2 E: 0 K: 1 S: 11	H: 2 LOB: 1 BB: 1 P: 18	R: 0 E: 0 K: 0 S: 7	H: 0 LOB: 1 BB: 1 P: 11	R: 1 E: 0 K: 0 S: 15	H: 2 LOB: 1 BB: 0 P: 19	R: 0 E: 0 K: 0 S: 3	H: 0 LOB: 0 BB: 0 P: 8	R: 3 E: 1 K: 1 S: 13	H: 3 LOB: 1 BB: 0 P: 18	R: 0 E: 0 K: 1 S: 7	H: 0 LOB: 0 BB: 0 P: 10	R: 1 E: 0 K: 0 S: 14	H: 3 LOB: 2 BB: 0 P: 23	1B: 6 2B: 4 3B: 0 HR: 2	SF: 0 SAC: 1 DP: 1 HBP: 0	WP: 1 PB: 0 SB: 1 CS: 0	PA: 41
<b>PITCHER</b>	IP WLS BF H R ER SO BB IBB HBP BLK WP HR S P ERA WHIP	6.1 L 30 8 6 5 3 3 0 0 0 0 1 61 90 7.11 1.737	1.2 5 0 0 0 2 0 0 0 0 0 0 11 16 0.00 0.000	1.0 6 3 1 1 0 0 0 0 0 1 1 14 23 9.00 3.000	<b>PITCHER</b>										IP WLS BF H R ER SO BB IBB HBP BLK WP HR S P ERA WHIP							

AB	37
R	7
H	11
RBI	7
BB	3
SO	5
LOB	15



Batter	1	2	3	4	5	6	7	8	9	AB	R	H	RBI	BB	SO	LOB	BOTTOM					
Devon White, S OBP: 0.356, SLG: 0.511	F9		BB		PO		K		1B	3	0	1	0	1	1	0	<b>St. Louis Cardinals @ Milwaukee Brewers</b> Miller Park, Milwaukee, WI Wed Jul 04 2001, 7:05 PM CDT Att: 31,572 - Sunny - 82 F					
Mark Loretta, R OBP: 0.327, SLG: 0.315	K		F7				F9		G5-3	4	0	0	0	0	1	3						
Geoff Jenkins, L OBP: 0.362, SLG: 0.496	K				K		F8		1B	4	0	1	1	0	2	0						
Richie Sexson, R OBP: 0.321, SLG: 0.490					G4-3		G5-3		K	2	0	0	0	0	0	0						
Tyler Houston, L OBP: 0.371, SLG: 0.529			HBP						K	1	0	0	0	0	1	2						
Jeremy Burnitz, L OBP: 0.367, SLG: 0.529			K		K		F7		P4	4	0	0	0	0	2	1						
José Hernández, R OBP: 0.315, SLG: 0.489			K		F7		1B		HR	4	1	2	1	0	1	1						
Ronnie Belliard, R OBP: 0.341, SLG: 0.388			L4		1B		F9		K	4	0	1	0	0	1	2						
Henry Blanco, R OBP: 0.286, SLG: 0.331			F8		1B		F7		FC5-4	3	0	1	0	1	0	0						
15 Ben Sheets, R OBP: 0.133, SLG: 0.037			K		FC1-6				FC5-4	2	0	0	0	0	1	2						
47 Mike Buddie, R										0	0	0	0	0	0	0						
Raul Casanova, S OBP: 0.341, SLG: 0.504										1	1	0	0	0	0	0						
Mike DeJean, R										0	0	0	0	0	0	0						
Angel Echevarria, R OBP: 0.292, SLG: 0.492										1	0	0	0	0	0	1						
<b>Inning Stats</b>	R: 0 E: 0 K: 2 S: 8	H: 0 LOB: 0 BB: 0 P: 13	R: 0 E: 0 K: 2 S: 11	H: 0 LOB: 1 BB: 0 P: 17	R: 0 E: 0 K: 1 S: 10	H: 0 LOB: 1 BB: 1 P: 16	R: 0 E: 0 K: 2 S: 10	H: 0 LOB: 0 BB: 0 P: 15	R: 0 E: 0 K: 0 S: 7	H: 2 LOB: 1 BB: 0 P: 8	R: 0 E: 0 K: 1 S: 6	H: 0 LOB: 0 BB: 0 P: 9	R: 0 E: 0 K: 0 S: 11	H: 1 LOB: 1 BB: 0 P: 16	R: 1 E: 0 K: 1 S: 16	H: 3 LOB: 2 BB: 0 P: 28	R: 1 E: 0 K: 1 S: 9	H: 1 LOB: 1 BB: 1 P: 18	1B: 4 2B: 2 3B: 0 HR: 1	SF: 0 SAC: 0 DP: 0 HBP: 1	WP: 0 PB: 0 SB: 0 CS: 0	PA: 37
<b>PITCHER</b>	IP WLS BF H R ER SO BB IBB HBP BLK WP HR S P ERA WHIP	6.2 W 24 3 0 0 8 1 0 0 0 0 0 14 21 9.00 0.600	1.0 5 2 1 1 0 0 0 0 0 0 0 5 10 0.00 3.000	1.0 5 1 1 1 1 1 0 0 0 0 1 9 18 9.00 2.000	<b>PITCHER</b>										IP WLS BF H R ER SO BB IBB HBP BLK WP HR S P ERA WHIP							

AB	33
R	2
H	7
RBI	2
BB	2
SO	10
LOB	12













Batter	1	2	3	4	5	6	7	8	9	AB	R	H	RBI	BB	SO	LOB	TOP		
<b>Ronnie Belliard, R</b> OBP: 0.348, SLG: 0.402 (1, 4)										6	4	4	1	0	0	0	<b>Milwaukee Brewers @ San Francisco Giants</b> PacBell Park, San Francisco, CA Sat Jul 07 2001, 4:05 PM EDT Att: 41,707 - Sunny - 64 F		
<b>Mark Loretta, R</b> OBP: 0.326, SLG: 0.306 <b>Alex Sanchez, L</b> OBP: 0.250, SLG: 0.265 (5, FR) (5, 8)										3	0	1	0	1	0	2			
<b>Geoff Jenkins, L</b> OBP: 0.357, SLG: 0.488 (1, 7)										4	0	0	2	1	2	2			
<b>Richie Sexson, R</b> OBP: 0.319, SLG: 0.484 (1, 3)										3	2	0	1	3	0	4			
<b>Angel Echevarria, R</b> OBP: 0.292, SLG: 0.471 (1, 9)										6	2	2	1	0	0	6			
<b>José Hernández, R</b> OBP: 0.315, SLG: 0.505 (5, 6)										6	2	3	5	0	1	2			
<b>Luis Lopez, S</b> OBP: 0.253, SLG: 0.291 (5, 5)										5	1	4	1	0	0	0			
<b>Henry Blanco, R</b> OBP: 0.284, SLG: 0.324 (1, 2)										4	0	0	0	1	0	3			
<b>Jimmy Haynes, R</b> OBP: 0.189, SLG: 0.171 <b>47 Mike Buddie, R</b> (7, 1)										4	1	0	0	0	2	6			
<b>Inning Stats</b>	R: 3 E: 1 K: 1 S: 14	H: 4 LOB: 3 BB: 2 P: 30	R: 0 E: 0 K: 1 S: 11	H: 1 LOB: 1 BB: 0 P: 13	R: 0 E: 0 K: 1 S: 10	H: 1 LOB: 2 BB: 1 P: 16	R: 5 E: 2 K: 0 S: 24	H: 3 LOB: 1 BB: 1 P: 40	R: 0 E: 0 K: 2 S: 11	H: 1 LOB: 1 BB: 0 P: 13	R: 0 E: 0 K: 0 S: 4	H: 0 LOB: 0 BB: 0 P: 6	R: 3 E: 0 K: 1 S: 14	H: 2 LOB: 0 BB: 1 P: 26	R: 1 E: 1 K: 0 S: 11	H: 1 LOB: 2 BB: 1 P: 19	1B: 10 2B: 3 3B: 0 HR: 2	SF: 1 SAC: 0 DP: 0 HBP: 0	WP: 1 PA: 51 SB: 0 CS: 0
<b>PITCHER</b>	IP WLS BF H R ER SO BB IBB HBP BLK WP HR S P ERA WHIP																		
<b>Shawn Estes, L</b> ERA: 3.51 <b>Ryan Vogelsong, R</b> ERA: 5.48 <b>Brian Boehringer, R</b> ERA: 2.95 <b>41 Chad Zerbe, L</b> ERA: 3.78 <b>Aaron Fultz, L</b> ERA: 4.19	3.2 L 22 8 4 4 3 2 1 0 0 0 0 0 42 75 9.82 2.727																		
	4.1 1.1 10 3 5 3 0 1 0 0 0 1 1 25 42 20.25 3.000																		
	6.1 2.0 7 1 0 0 2 0 0 0 0 0 0 15 19 0.00 0.500																		
	8.1 1.0 6 2 3 3 1 1 0 0 0 0 1 14 26 27.00 3.000																		
	9.1 1.0 6 1 1 0 0 1 0 0 0 0 0 0 11 19 0.00 2.000																		

Batter	1	2	3	4	5	6	7	8	9	AB	R	H	RBI	BB	SO	LOB	BOTTOM		
<b>Calvin Murray, R</b> OBP: 0.357, SLG: 0.450 (1, 8)										4	0	1	0	0	0	0	<b>Milwaukee Brewers @ San Francisco Giants</b> PacBell Park, San Francisco, CA Sat Jul 07 2001, 4:05 PM EDT Att: 41,707 - Sunny - 64 F		
<b>Rich Aurilia, R</b> OBP: 0.394, SLG: 0.554 (1, 6)										3	1	1	0	1	0	0			
<b>Barry Bonds, L</b> OBP: 0.486, SLG: 0.827 <b>Marvin Benard, L</b> OBP: 0.279, SLG: 0.344 (8, 7)										2	1	1	1	1	0	2			
<b>Jeff Kent, R</b> OBP: 0.374, SLG: 0.514 (1, 4)										4	1	2	1	0	1	1			
<b>Felipe Crespo, S</b> OBP: 0.286, SLG: 0.370 (1, 3)										3	0	0	1	0	2	1			
<b>Eric Davis, R</b> OBP: 0.284, SLG: 0.316 (1, 9)										4	0	0	0	0	1	1			
<b>Benito Santiago, R</b> OBP: 0.328, SLG: 0.391 <b>41 Chad Zerbe, L</b> OBP: 0.250, SLG: 0.250 <b>Aaron Fultz, L</b> OBP: 0.333, SLG: 0.333 <b>Armando Rios, L</b> OBP: 0.323, SLG: 0.476 (9, PH)										3	0	0	0	0	1	0			
<b>Pedro Feliz, R</b> OBP: 0.225, SLG: 0.298 (1, 5)										3	0	0	0	0	2	0			
<b>Shawn Estes, R</b> OBP: 0.100, SLG: 0.071 <b>Ryan Vogelsong, R</b> OBP: 0.125, SLG: 0.250 <b>Brian Boehringer, S</b> <b>Edwards Guzman, L</b> OBP: 0.264, SLG: 0.434 (8, 2)										1	0	0	0	0	0	0			
<b>Inning Stats</b>	R: 0 E: 0 K: 0 S: 8	H: 0 LOB: 1 BB: 1 P: 18	R: 0 E: 0 K: 1 S: 8	H: 0 LOB: 0 BB: 0 P: 13	R: 0 E: 0 K: 1 S: 16	H: 0 LOB: 0 BB: 0 P: 23	R: 3 E: 0 K: 1 S: 15	H: 3 LOB: 0 BB: 0 P: 25	R: 0 E: 0 K: 2 S: 16	H: 0 LOB: 0 BB: 0 P: 19	R: 0 E: 0 K: 1 S: 5	H: 0 LOB: 0 BB: 0 P: 8	R: 0 E: 0 K: 0 S: 7	H: 0 LOB: 0 BB: 0 P: 11	R: 0 E: 0 K: 1 S: 11	H: 1 LOB: 1 BB: 0 P: 17	1B: 4 2B: 0 3B: 1 HR: 0	SF: 1 SAC: 0 DP: 0 HBP: 0	WP: 0 PA: 34 SB: 0 CS: 0
<b>PITCHER</b>	IP WLS BF H R ER SO BB IBB HBP BLK WP HR S P ERA WHIP																		
<b>Jimmy Haynes, R</b> ERA: 4.81 <b>47 Mike Buddie, R</b> ERA:	6.0 W 24 4 3 3 5 2 0 0 0 0 0 0 73 118 4.50 1.000																		
	3.0 S 10 1 0 0 2 0 0 0 0 0 0 0 23 36 0.00 0.333																		

AB	44
R	13
H	15
RBI	11
BB	6
SO	6
LOB	25





Batter	1	2	3	4	5	6	7	8	9	10	11	12	13	AB	R	H	RBI	BB	SO	LOB	TOP							
Alex Sanchez, L OBP: 0.295, SLG: 0.293 (1, 8)	F7	K			K	FC6-4			FC4-6 1B		G4-3		S 2B	7	0	2	2	0	2	3								
Ronnie Belliard, R OBP: 0.347, SLG: 0.403 (1, 4)	BB 2B		P4		1B 1B		F9		FC4-6 G4-3		K		2H 3H 2B	7	1	2	0	0	2	2								
Geoff Jenkins, L OBP: 0.356, SLG: 0.482 (1, 7)	BB BB		P5		1B 1B		K		G4-3				F8	5	0	1	1	1	1	1								
Richie Sexson, R OBP: 0.310, SLG: 0.476 Mike DeJean, R (12, 1)	K		F9		K		G6-3					K		5	0	0	0	1	3	4								
Jeremy Burnitz, L OBP: 0.366, SLG: 0.514 (1, 9)	1-2 2-3 BB			G3								K		5	1	2	1	1	1	2								
Tyler Houston, L OBP: 0.353, SLG: 0.500 (1, 5)	G1-3				1B								K	5	0	1	0	0	2	6								
José Hernández, R OBP: 0.310, SLG: 0.467 Chad Fox, R (10, 1)		K			K									5	0	0	0	0	5	2								
Angel Echevarria, R OBP: 0.301, SLG: 0.478 (12, 3)					K				K		K		2B 1B	0	0	0	0	0	0	0								
Raul Casanova, S OBP: 0.344, SLG: 0.544 (1, 2)					K		F7				P6		F7	6	1	2	2	0	1	2								
Jamey Wright, R Luis Lopez, S David Weathers, R Curt Leskanic, R Ray King, L Mark Loreta, R OBP: 0.328, SLG: 0.315 (10, 9)		B3			1B 1B		K		FC6-4				P4	3	1	1	0	0	1	1								
<b>Inning Stats</b>	R: 0 E: 0 K: 1	H: 1 LOB: 3 BB: 2 P: 27	R: 0 E: 0 K: 2 S: 9	H: 1 LOB: 1 BB: 0 P: 11	R: 0 E: 0 K: 0 S: 6	H: 0 LOB: 0 BB: 0 P: 9	R: 0 E: 0 K: 2 S: 9	H: 1 LOB: 1 BB: 0 P: 15	R: 2 E: 0 K: 3 S: 18	H: 4 LOB: 2 BB: 0 P: 27	R: 0 E: 0 K: 2 S: 10	H: 0 LOB: 1 BB: 0 P: 14	R: 0 E: 0 K: 1 S: 9	H: 0 LOB: 0 BB: 0 P: 13	R: 2 E: 0 K: 3 S: 19	H: 2 LOB: 0 BB: 0 P: 28	R: 0 E: 0 K: 1 S: 14	H: 1 LOB: 2 BB: 1 P: 21	R: 0 E: 0 K: 1 S: 8	H: 0 LOB: 0 BB: 0 P: 9	R: 0 E: 0 K: 2 S: 8	H: 0 LOB: 0 BB: 0 P: 11	R: 2 E: 0 K: 1 S: 15	H: 3 LOB: 1 BB: 0 P: 23	1B: 9 2B: 3 3B: 0 HR: 1	SF: 0 SAC: 0 DP: 0 HBP: 0	WP: 1 PB: 0 SB: 1 CS: 0	PA: 56
<b>PITCHER</b>	Livan Hernandez, R ERA: 6.07 (1, 1)	7.0	WLS	BF	H	R	ER	SO	BB	IBB	HBP	BLK	WP	HR	S	P	ERA	WHIP										
Felix Rodriguez, R ERA: 1.87 (8, 1)	1.0	B	4	1	1	1	3	0	0	0	0	0	0	1	16	25	9.00	1.000										
Tim Worrell, R ERA: 3.51 (9, 1)	0.2		4	1	0	0	0	0	0	1	0	0	0	0	12	19	0.00	1.500										
Aaron Fultz, L ERA: 4.15 (9, 1)	0.1		1	0	0	0	0	0	0	0	0	0	0	0	2	2	0.00	0.000										
Robb Nen, R ERA: 3.09 (10, 1)	3.0		9	0	0	0	4	0	0	0	0	0	0	0	28	34	0.00	0.000										

Milwaukee Brewers @ San Francisco Giants  
PacBell Park, San Francisco, CA  
Sun Jul 08 2001, 4:05 PM EDT  
Att: 41,780 - Sunny - 65 F

AB 53  
R 6  
H 13  
RBI 6  
BB 3  
SO 19  
LOB 23



Batter	1	2	3	4	5	6	7	8	9	10	11	12	13	AB	R	H	RBI	BB	SO	LOB	BOTTOM							
Shawn Dunston, R Curt Leskanic, R Felix Rodriguez, S Robb Nen, R Eric Davis, R Brian Boehringer, S (10, 1)	K		G5-3		L7		G5-3		HR		G6-3		G4-2-3	4	0	0	0	0	1	0								
Rich Aurilia, R OBP: 0.396, SLG: 0.558 (1, 6)	2B G6-3 BB		E 3B		2B 1B		G6-3		F3		BB IBB BB		L4	5	3	2	0	2	0	0								
Barry Bonds, L OBP: 0.497, SLG: 0.826 (1, 7)	2B		E IBB		2B		F7				F8		G5-3	5	0	2	1	2	0	0								
Jeff Kent, R OBP: 0.373, SLG: 0.511 (1, 3)	G6-3		E5		G6-3						G5-3		E6	6	0	1	1	1	0	3								
Aramando Rios, L OBP: 0.322, SLG: 0.469 (1, 9)	F7		G4-3		K				2B		BB 1B BB		F7	6	0	1	0	1	2	8								
Benito Santiago, R OBP: 0.331, SLG: 0.392 (1, 2)		K			G6-3				F8		BB 1B		E5	7	0	3	0	0	1	3								
Ramon Martinez, R OBP: 0.338, SLG: 0.360 (1, 4)		G6-3			G5-3				G5-3				SH IBB	4	0	0	0	1	0	2								
Pedro Feliz, R OBP: 0.237, SLG: 0.318 Marvin Benard, L OBP: 0.260, SLG: 0.341 (9, PH) (10, 8)		G6-3							G4-3		K		SH IBB	3	0	2	0	0	0	0								
Livan Hernandez, R Felix Rodriguez, S Tim Worrell, R Aron Fultz, L Ray King, L Edwards, R OBP: 0.290, SLG: 0.411 (10, 9)			G5-3		FC6-4 1B		G4-3				K		P6	3	0	0	0	0	0	2								
<b>Inning Stats</b>	R: 1 E: 0 K: 1	H: 1 LOB: 1 BB: 1 P: 19	R: 0 E: 0 K: 1 S: 11	H: 0 LOB: 0 BB: 0 P: 11	R: 1 E: 1 K: 0 S: 11	H: 1 LOB: 2 BB: 1 P: 21	R: 0 E: 0 K: 0 S: 7	H: 1 LOB: 1 BB: 0 P: 7	R: 1 E: 0 K: 1 S: 14	H: 2 LOB: 1 BB: 0 P: 21	R: 0 E: 0 K: 0 S: 7	H: 2 LOB: 1 BB: 0 P: 10	R: 0 E: 0 K: 1 S: 5	H: 0 LOB: 0 BB: 0 P: 8	R: 0 E: 0 K: 1 S: 7	H: 1 LOB: 1 BB: 0 P: 9	R: 1 E: 0 K: 1 S: 14	H: 1 LOB: 0 BB: 0 P: 14	R: 0 E: 0 K: 1 S: 9	H: 1 LOB: 3 BB: 3 P: 20	R: 0 E: 1 K: 1 S: 9	H: 1 LOB: 2 BB: 1 P: 16	R: 0 E: 1 K: 0 S: 12	H: 1 LOB: 2 BB: 0 P: 18	1B: 6 2B: 4 3B: 1 HR: 1	SF: 0 SAC: 1 DP: 2 HBP: 0	WP: 0 PB: 0 SB: 0 CS: 0	PA: 60
<b>PITCHER</b>	Jamey Wright, R ERA: 3.26 (1, 1)	7.0	WLS	BF	H	R	ER	SO	BB	IBB	HBP	BLK	WP	HR	S	P	ERA	WHIP										
David Weathers, R ERA: 1.71 (8, 1)	1.0	H	4	1	0	0	1	0	0	0	0	0	0	7	9	0.00	1.000											
Curt Leskanic, R ERA: 3.54 (9, 1)	1.0	B	4	1	1	1	1	0	0	0	0	0	0	1	9	14	9.00	1.000										
Ray King, L ERA: 3.41 (10, 1)	0.2		3	0	0	0	0	0	1	0	0	0	0	0	2	8	0.00	1.500										
Chad Fox, R ERA: 1.59 (10, 1)	1.1		9	1	0	0	1	3	1	0	0	0	0	14	33	0.00	3.000											

Milwaukee Brewers @ San Francisco Giants  
PacBell Park, San Francisco, CA  
Sun Jul 08 2001, 4:05 PM EDT  
Att: 41,780 - Sunny - 65 F

AB 51  
R 4  
H 12  
RBI 3  
BB 8  
SO 7  
LOB 27





Batter	1	2	3	4	5	6	7	8	9	AB	R	H	RBI	BB	SO	LOB	TOP					
Matt Lawton, L OBP: 0.423, SLG: 0.491 Quinton McCracken, S OBP: 0.269, SLG: 0.345	1-2 P4	2-2 L5		1-1 2B	2-1 F8		3-2 F7		0-0 G6-3	5	0	1	0	0	0	4						
Cristian Guzman, S OBP: 0.345, SLG: 0.504 Denny Hocking, S OBP: 0.327, SLG: 0.377	0-0 1B		1-2 G4-3	1-3 K		0-3 K 2B G1-3	0-2 G4-3			4	1	1	0	0	2	1						
Doug Mientkiewicz, L OBP: 0.379, SLG: 0.596 Casey Blake, R OBP: 0.357, SLG: 0.333	3-2 L3		2-2 HR		1-2 F7	2-1 G1-3	0-0 G4-3			5	1	1	1	0	0	3						
Corey Koskie, L OBP: 0.360, SLG: 0.487 Jason Maxwell, R OBP: 0.326, SLG: 0.436		1-2 CI HR 2B	1-1 HR		1-3 K	3-2 2B		2-1 HR		5	3	4	3	0	1	0						
Tori Hunter, R OBP: 0.293, SLG: 0.490		4-2 CI HR BB	1-0 HR		0-2 HR	1-1 F9		1-0 F8		4	3	2	2	1	0	1						
A.J. Pierzynski, L OBP: 0.335, SLG: 0.442	1-2 CI HR	1-1 F8			1-2 E 1B	0-0 G6-3		0-2 G5-3		4	2	1	0	0	0	1						
Jacque Jones, L OBP: 0.306, SLG: 0.395	2-2 HR		2-3 K		0-2 E5 1B 1B		1-1 HR	2-3 K		5	2	2	5	0	2	1						
Luis Rivas, R OBP: 0.305, SLG: 0.345	0-0 G6-3				2-1 P3	2-2 1B		0-2 E6 2B	2-2 G6-3	5	1	1	1	0	0	0						
Kyle Lohse, R OBP: 0.500, SLG: 0.750 Travis Miller, R OBP: 0.371, SLG: 0.439 Jack Cressend, R OBP: 0.357, SLG: 0.345	1-3 K				2-2 G1-3	0-0 1B		2-1 G4-3 1B 2B	1-3 K	4	0	2	1	0	1	0						
<b>Inning Stats</b>	R: 0 E: 0 K: 0 S: 8	H: 1 LOB: 0 BB: 0 P: 12	R: 4 E: 1 K: 1 S: 22	H: 2 LOB: 0 BB: 1 P: 33	R: 3 E: 0 K: 1 S: 15	H: 3 LOB: 0 BB: 0 P: 23	R: 0 E: 0 K: 1 S: 11	H: 1 LOB: 1 BB: 0 P: 17	R: 2 E: 1 K: 1 S: 27	H: 4 LOB: 3 BB: 0 P: 34	R: 1 E: 0 K: 1 S: 11	H: 1 LOB: 1 BB: 0 P: 17	R: 2 E: 1 K: 0 S: 14	H: 2 LOB: 1 BB: 0 P: 20	R: 1 E: 0 K: 1 S: 9	H: 1 LOB: 0 BB: 0 P: 14	R: 0 E: 0 K: 1 S: 9	H: 0 LOB: 0 BB: 0 P: 12	1B: 4 2B: 5 3B: 0 HR: 7	SF: 0 SAC: 0 DP: 1 HBP: 0	WP: 0 PB: 0 SB: 0 CS: 0	PA: 46
<b>PITCHER</b>	IP	WLS	BF	H	R	ER	SO	BB	IBB	HBP	BLK	WP	HR	S	P	ERA	WHIP					
Jimmy Haynes, R ERA: 5.17	2.1	L	14	6	7	6	1	1	0	0	0	0	4	40	60	23.14	3.000					
Will Cummane, R ERA: 5.8	2.2		14	5	2	1	3	0	0	0	0	0	1	43	59	3.38	1.875					
Mike DeJean, R ERA: 1.89	1.0		5	1	1	0	1	0	0	0	0	0	0	11	17	0.00	1.000					
Chad Fox, R ERA: 1.8	1.0		6	2	2	1	0	0	0	0	0	0	1	14	20	9.00	2.000					
David Weathers, R ERA: 1.86	1.0		4	1	1	1	1	0	0	0	0	0	1	9	14	9.00	1.000					

**Minnesota Twins @ Milwaukee Brewers**  
Miller Park, Milwaukee, WI  
Thu Jul 12 2001, 7:05 PM CDT  
Att: 30,920 - Sunny - 71 F

AB	44
R	13
H	15
RBI	13
BB	1
SO	7
LOB	12



Batter	1	2	3	4	5	6	7	8	9	AB	R	H	RBI	BB	SO	LOB	BOTTOM				
Alex Sanchez, L OBP: 0.277, SLG: 0.341	2-1 F7		4-1 BB			0-0 G3 1-H 3B		2-2 F7		3	1	1	1	1	0	0					
Ronnie Belliard, R OBP: 0.345, SLG: 0.401	1-1 G1-3		1-0 F8			2-3 K		0-0 WP HR 1B		4	1	1	0	0	1	2					
Geoff Jenkins, L OBP: 0.355, SLG: 0.490	3-3 K			1-2 P6		0-0 G3		3-2 1-H HR		4	1	1	3	0	1	0					
Richie Sexson, R OBP: 0.318, SLG: 0.484		0-0 F8		3-0 G6-3		0-2 HR		4-2 BB		3	1	1	1	1	0	0					
Jeremy Burnitz, L OBP: 0.362, SLG: 0.507		0-3 K		3-2 F9		0-0 P4		0-0 F8		4	0	0	0	0	1	1					
Tyler Houston, L OBP: 0.351, SLG: 0.495	1-1 1B				0-2 G4-3		0-1 P4		0-1 G3-1	4	0	1	0	0	0	0					
José Hernández, R OBP: 0.307, SLG: 0.492 David Weathers, R OBP: 0.356, SLG: 0.503		2-0 G1-3			1-2 G5-3		1-3 K		1-3 K	3	0	0	0	0	1	1					
Devon White, S OBP: 0.356, SLG: 0.503										1	0	0	0	0	1	0					
Raul Casanova, S OBP: 0.342, SLG: 0.536			0-1 L3		1-0 G1		1-1 G3-1		2-2 1B	4	0	1	0	0	0	0					
Jimmy Haynes, R ERA: 5.01 Will Cummane, R ERA: 4.23 Chad Fox, R ERA: 3.55			1-2 G1-3			4-1 3B BB		0-1 F3	0-0 F3	0	0	0	0	0	0	0					
<b>Inning Stats</b>	R: 0 E: 0 K: 1 S: 7	H: 0 LOB: 0 BB: 0 P: 13	R: 0 E: 0 K: 1 S: 7	H: 1 LOB: 1 BB: 0 P: 10	R: 0 E: 0 K: 0 S: 7	H: 0 LOB: 0 BB: 1 P: 13	R: 0 E: 0 K: 0 S: 7	H: 0 LOB: 0 BB: 0 P: 14	R: 0 E: 0 K: 1 S: 7	H: 0 LOB: 0 BB: 0 P: 9	R: 2 E: 0 K: 0 S: 13	H: 2 LOB: 1 BB: 1 P: 22	R: 0 E: 0 K: 1 S: 9	H: 1 LOB: 1 BB: 0 P: 12	1B: 3 2B: 0 3B: 1 HR: 2	SF: 0 SAC: 0 DP: 0 HBP: 0	WP: 1 PB: 0 SB: 0 CS: 0	PA: 36			
<b>PITCHER</b>	IP	WLS	BF	H	R	ER	SO	BB	IBB	HBP	BLK	WP	HR	S	P	ERA	WHIP				
Kyle Lohse, R ERA: 5.01	7.2		31	5	5	5	4	3	0	0	0	0	2	65	106	5.87	1.043				
Travis Miller, L ERA: 4.23	0.1		1	0	0	0	0	0	0	0	0	0	0	1	1	0.00	0.000				
Jack Cressend, R ERA: 3.55	1.0		4	1	0	0	1	0	0	0	0	0	0	9	12	0.00	1.000				

**Minnesota Twins @ Milwaukee Brewers**  
Miller Park, Milwaukee, WI  
Thu Jul 12 2001, 7:05 PM CDT  
Att: 30,920 - Sunny - 71 F

AB	33
R	5
H	6
RBI	5
BB	3
SO	5
LOB	5





Batter	1	2	3	4	5	6	7	8	9	AB	R	H	RBI	BB	SO	LOB	TOP				
<b>Matt Lawton, L</b> (1, 9) OBP: 0.418, SLG: 0.485	G4-3		G6-3	F7			L7			4	0	0	0	0	0	2	<b>Minnesota Twins @ Milwaukee Brewers</b> Miller Park, Milwaukee, WI Fri Jul 13, 2001, 7:05 PM CDT Att: 41,748 - Sunny - 77 F				
<b>Denny Hocking, S</b> (1, 6) OBP: 0.326, SLG: 0.369	G4-3 BB		F7	F8			K			3	0	0	0	1	1	2					
<b>Doug Mientkiewicz, L</b> (1, 3) OBP: 0.377, SLG: 0.502	G4-3		1B 1B		F7			P5		3	1	0	0	1	0	1					
<b>Corey Koskie, L</b> (1, 5) OBP: 0.359, SLG: 0.483	G1		1B 1B		F8			G6-3		4	0	1	0	0	0	1					
<b>Tori Hunter, R</b> (1, 8) OBP: 0.293, SLG: 0.486		F8	1B		F9			K		4	0	1	1	0	1	0					
<b>A.J. Pierzynski, L</b> (1, 2) OBP: 0.333, SLG: 0.452		HR	G4-3			F7			F8	4	1	1	1	0	0	2					
<b>Jacque Jones, L</b> (1, 7) OBP: 0.308, SLG: 0.405		K		1B BB		G4-3			HR	3	1	1	1	1	1	0					
<b>Luis Rivas, R</b> (1, 4) OBP: 0.304, SLG: 0.344		1B	F8			K2-3			K	4	0	1	0	0	2	1					
<b>Brad Radke, R</b> (1, 1) OBP: 0.500, SLG: 0.500			F9				L9		G6-3	2	0	1	0	0	0	1					
<b>Quinton McCracken, S</b> (7, PH) OBP: 0.293, SLG: 0.339										1	0	0	0	0	0	0					
<b>Eddie Guardado, R</b> (7, PH) OBP: 0.368, SLG: 0.435										1	0	0	0	0	0	0					
<b>Inning Stats</b>	R: 0 E: 0 K: 0 S: 11	H: 0 LOB: 1 BB: 1 P: 22	R: 1 E: 0 K: 1 S: 10	H: 2 LOB: 1 BB: 0 P: 13	R: 1 E: 0 K: 0 S: 14	H: 2 LOB: 2 BB: 1 P: 24	R: 0 E: 0 K: 0 S: 9	H: 1 LOB: 0 BB: 0 P: 22	R: 0 E: 0 K: 1 S: 6	H: 0 LOB: 0 BB: 0 P: 7	R: 0 E: 0 K: 1 S: 8	H: 0 LOB: 0 BB: 0 P: 14	R: 0 E: 0 K: 1 S: 9	H: 0 LOB: 0 BB: 0 P: 11	R: 1 E: 0 K: 1 S: 9	H: 1 LOB: 0 BB: 0 P: 12	1B: 4 2B: 0 3B: 0 HR: 2	SF: 0 SAC: 0 DP: 0 HBP: 0	WP: 0 PB: 0 SB: 0 CS: 0	PA: 36	
<b>PITCHER</b>	IP	WLS	BF	H	R	ER	SO	BB	IBB	HBP	BLK	WP	HR	S	P	ERA	WHIP				
<b>Allen Levrault, R</b> (1, 1) ERA: 5.05	5.0	W	23	5	2	2	1	3	0	0	0	0	1	49	92	3.60	1.600				
<b>Mike DeJean, R</b> (6, 1) ERA: 1.51	2.0	H	6	0	0	0	2	0	0	0	0	0	0	14	21	0.00	0.000				
<b>Ray King, L</b> (8, 1) ERA: 3.31	1.0	H	3	0	0	0	1	0	0	0	0	0	0	9	11	0.00	0.000				
<b>Curt Leskanic, R</b> (9, 1) ERA: 3.59	1.0		4	1	1	1	1	0	0	0	0	0	1	9	12	9.00	1.000				

livebaseballscorecards.com

AB 33  
R 3  
H 6  
RBI 3  
BB 3  
SO 5  
LOB 10



Batter	1	2	3	4	5	6	7	8	9	AB	R	H	RBI	BB	SO	LOB	BOTTOM				
<b>Devon White, S</b> (1, 8) OBP: 0.363, SLG: 0.513	WP 1B 2B		1B 1B		CS 1B		PO 1-2	K		4	1	3	0	0	1	0	<b>Minnesota Twins @ Milwaukee Brewers</b> Miller Park, Milwaukee, WI Fri Jul 13, 2001, 7:05 PM CDT Att: 41,748 - Sunny - 77 F				
<b>Mark Loretta, R</b> (1, 6) OBP: 0.333, SLG: 0.321	K		1B 1B		1-2 1B			HR 1B		4	1	3	0	0	1	1					
<b>Geoff Jenkins, L</b> (1, 7) OBP: 0.357, SLG: 0.502	HR 1B		P6		F7			HR		4	2	2	2	0	0	3					
<b>Richie Sexson, R</b> (1, 3) OBP: 0.320, SLG: 0.494	HR		G4-6-3 1B			K		K		4	1	2	3	0	2	0					
<b>Jeromy Burnitz, L</b> (1, 9) OBP: 0.357, SLG: 0.500	G3		G4-6-3			K		K		4	0	0	0	0	2	2					
<b>Tyler Houston, L</b> (1, 5) OBP: 0.347, SLG: 0.489		K		G4-3		K				3	0	0	0	0	2	0					
<b>Ronnie Belliard, R</b> (1, 4) OBP: 0.345, SLG: 0.411		HR		G6-3			P2			3	1	1	1	0	0	0					
<b>Raul Casanova, S</b> (1, 2) OBP: 0.342, SLG: 0.531		G5-3		G5-3			PO 1B			3	0	1	0	0	0	0					
<b>Allen Levrault, R</b> (1, 1) OBP: 0.296, SLG: 0.294		G5-3			G4-3			L7		1	0	0	0	0	0	0					
<b>Luis Lopez, S</b> (5, PH) OBP: 0.329, SLG: 0.471										1	0	0	0	0	0	0					
<b>Inning Stats</b>	R: 2 E: 0 K: 1 S: 16	H: 3 LOB: 0 BB: 0 P: 22	R: 1 E: 0 K: 1 S: 8	H: 1 LOB: 0 BB: 0 P: 11	R: 1 E: 0 K: 0 S: 10	H: 3 LOB: 1 BB: 0 P: 13	R: 0 E: 0 K: 0 S: 6	H: 0 LOB: 0 BB: 0 P: 6	R: 0 E: 0 K: 0 S: 9	H: 2 LOB: 1 BB: 0 P: 12	R: 0 E: 0 K: 3 S: 9	H: 0 LOB: 0 BB: 0 P: 13	R: 0 E: 0 K: 0 S: 7	H: 1 LOB: 0 BB: 0 P: 9	R: 2 E: 0 K: 3 S: 13	H: 2 LOB: 0 BB: 0 P: 15	1B: 8 2B: 1 3B: 0 HR: 3	SF: 0 SAC: 0 DP: 1 HBP: 0	WP: 1 PB: 0 SB: 0 CS: 1	PA: 33	
<b>PITCHER</b>	IP	WLS	BF	H	R	ER	SO	BB	IBB	HBP	BLK	WP	HR	S	P	ERA	WHIP				
<b>Brad Radke, R</b> (1, 1) ERA: 3.68	6.0	L	24	9	4	4	5	0	0	0	0	0	1	20	24	6.00	1.500				
<b>Eddie Guardado, L</b> (7, 1) ERA: 4.0	2.0		8	3	2	2	3	0	0	0	0	0	0	1	20	9.00	1.500				

livebaseballscorecards.com

AB 32  
R 6  
H 12  
RBI 6  
BB 0  
SO 8  
LOB 7





Batter	1	2	3	4	5	6	7	8	9	AB	R	H	RBI	BB	SO	LOB	TOP										
<b>Matt Lawton, L</b> OBP: 0.418, SLG: 0.480 (1, 9)										3	0	0	0	2	1	3	<b>Minnesota Twins @ Milwaukee Brewers</b> Miller Park, Milwaukee, WI Sat Jul 14 2001, 6:05 PM CDT Att: 43,624 - Unknown - 80 F										
<b>Denny Hocking, S</b> OBP: 0.322, SLG: 0.360 (1, 6)										4	0	0	0	1	3	5											
<b>Doug Mientkiewicz, L</b> OBP: 0.379, SLG: 0.498 (1, 3)										4	1	1	0	1	1	3											
<b>Cory Koskie, L</b> OBP: 0.357, SLG: 0.489 (1, 5)										5	1	1	2	0	2	5											
<b>Tori Hunter, R</b> OBP: 0.289, SLG: 0.480 (1, 8)										4	0	0	0	0	1	0											
<b>A.J. Pierzynski, L</b> OBP: 0.332, SLG: 0.448 (1, 2)										4	0	1	0	0	1	0											
<b>Jacque Jones, L</b> OBP: 0.311, SLG: 0.404 (1, 7)										3	1	1	0	1	1	1											
<b>Luis Rivas, R</b> OBP: 0.310, SLG: 0.353 (1, 4)										4	1	3	0	0	0	0											
<b>Eric Milton, L</b> Chad Allen, R Bob Wells, R Travis Miller, R Quinton McCracken, S LaTroy Hawkins, R (1, 1) (7, PH) (7, 1) (8, 1) (8, 1) (9, PH) (9, 1)										2	1	0	0	0	1	1											
<b>Inning Stats</b>	R: 0 H: 0 E: 0 K: 3 S: 11	H: 0 LOB: 0 BB: 0 P: 15	R: 0 H: 0 E: 0 K: 2 S: 9	H: 0 LOB: 0 BB: 0 P: 14	R: 0 H: 0 E: 0 K: 1 S: 7	H: 0 LOB: 1 BB: 0 P: 9	R: 0 H: 0 E: 0 K: 0 S: 7	H: 0 LOB: 1 BB: 1 P: 17	R: 0 H: 1 E: 0 K: 1 S: 9	H: 1 LOB: 1 BB: 0 P: 16	R: 2 H: 1 E: 2 K: 0 S: 13	H: 1 LOB: 3 BB: 2 P: 20	R: 0 H: 1 E: 0 K: 0 S: 10	H: 1 LOB: 2 BB: 2 P: 22	R: 2 H: 2 E: 0 K: 2 S: 16	H: 2 LOB: 0 BB: 0 P: 23		R: 1 H: 2 E: 0 K: 3 S: 14	H: 2 LOB: 3 BB: 2 P: 32	1B: 5 2B: 2 3B: 0 HR: 1	SF: 0 SAC: 0 DP: 2 HBP: 0	WP: 1 PB: 0 SB: 0 CS: 1	PA: 40				
<b>PITCHER</b>	IP	WLS	BF	H	R	ER	SO	BB	IBB	HBP	BLK	WP	HR	S	P	ERA	WHIP										
<b>Jamey Wright, R</b> ERA: 3.06 (1, 1)	6.2		27	3	2	0	7	4	0	0	0	0	0	63	109	0.00	1.050										
<b>Ray King, L</b> ERA: 3.27 (7, 1)	0.1		1	0	0	0	0	0	0	0	0	0	0	3	4	0.00	0.000										
<b>David Weathers, R</b> ERA: 2.19 (8, 1)	1.0	L	5	2	2	2	2	0	0	0	0	0	1	16	23	18.00	2.000										
<b>Chad Fox, R</b> ERA: 2.0 (9, 1)	1.0		7	2	1	1	3	1	1	0	0	1	0	14	32	9.00	3.000										

AB	34
R	5
H	7
RBI	2
BB	6
SO	12
LOB	20



Batter	1	2	3	4	5	6	7	8	9	AB	R	H	RBI	BB	SO	LOB	BOTTOM										
<b>Devon White, S</b> OBP: 0.356, SLG: 0.503 (1, 8)										4	0	0	0	0	0	0	<b>Minnesota Twins @ Milwaukee Brewers</b> Miller Park, Milwaukee, WI Sat Jul 14 2001, 6:05 PM CDT Att: 43,624 - Unknown - 80 F										
<b>Mark Loretta, R</b> OBP: 0.332, SLG: 0.320 (1, 5)										4	0	1	0	0	1	0											
<b>Geoff Jenkins, L</b> OBP: 0.352, SLG: 0.494 (1, 7)										4	0	0	0	0	3	1											
<b>Richie Sexson, R</b> OBP: 0.319, SLG: 0.489 (1, 3)										3	0	0	0	1	2	0											
<b>Angel Echevarria, R</b> OBP: 0.299, SLG: 0.466 <b>Alex Sanchez, L</b> OBP: 0.271, SLG: 0.333 (1, 9) (7, PH) (8, 9)										3	0	1	0	0	1	2											
<b>José Hernández, R</b> OBP: 0.307, SLG: 0.490 (1, 6)										3	1	1	0	0	1	0											
<b>Ronnie Belliard, R</b> OBP: 0.348, SLG: 0.429 (1, 4)										3	1	2	3	0	0	0											
<b>Henry Blanco, R</b> OBP: 0.279, SLG: 0.318 (1, 2)										3	0	0	0	0	1	2											
<b>Jamey Wright, R</b> OBP: 0.300, SLG: 0.270 <b>Ray King, L</b> (1, 1) (7, 1)										2	0	0	0	0	1	0											
<b>Raul Casanova, S</b> OBP: 0.340, SLG: 0.528 <b>David Weathers, R</b> <b>Chad Fox, R</b> (7, PH) (8, 1) (9, 1)										1	0	0	0	0	1	2											
<b>Inning Stats</b>	R: 0 H: 1 E: 0 K: 2 S: 16	H: 0 LOB: 2 BB: 1 P: 25	R: 0 H: 0 E: 0 K: 2 S: 11	H: 0 LOB: 0 BB: 0 P: 16	R: 0 H: 0 E: 0 K: 0 S: 10	H: 0 LOB: 0 BB: 0 P: 13	R: 0 H: 0 E: 0 K: 2 S: 8	H: 0 LOB: 0 BB: 0 P: 9	R: 2 H: 2 E: 0 K: 1 S: 14	H: 2 LOB: 0 BB: 0 P: 18	R: 0 H: 0 E: 0 K: 1 S: 9	H: 0 LOB: 0 BB: 0 P: 10	R: 1 H: 2 E: 0 K: 1 S: 11	H: 2 LOB: 2 BB: 0 P: 15	R: 0 H: 0 E: 0 K: 2 S: 12	H: 0 LOB: 0 BB: 0 P: 16	R: 0 H: 0 E: 0 K: 1 S: 10	H: 0 LOB: 0 BB: 0 P: 11	1B: 3 2B: 1 3B: 0 HR: 1	SF: 0 SAC: 1 DP: 0 HBP: 0	WP: 0 PB: 0 SB: 0 CS: 0	PA: 33					
<b>PITCHER</b>	IP	WLS	BF	H	R	ER	SO	BB	IBB	HBP	BLK	WP	HR	S	P	ERA	WHIP										
<b>Eric Milton, L</b> ERA: 3.69 (1, 1)	6.0		22	3	2	2	8	1	0	0	0	0	0	68	91	3.00	0.667										
<b>Bob Wells, R</b> ERA: 4.79 (7, 1)	1.0	W	5	2	1	1	1	0	0	0	0	0	0	11	15	9.00	2.000										
<b>Travis Miller, L</b> ERA: 4.08 (8, 1)	1.0	H	3	0	0	0	2	0	0	0	0	0	0	12	16	0.00	0.000										
<b>LaTroy Hawkins, R</b> ERA: 3.38 (9, 1)	1.0	S	3	0	0	0	1	0	0	0	0	0	0	10	11	0.00	0.000										

AB	31
R	3
H	5
RBI	3
BB	1
SO	12
LOB	7





Batter	1	2	3	4	5	6	7	8	9	AB	R	H	RBI	BB	SO	LOB	TOP															
Ray Durham, S OBP: 0.325, SLG: 0.432 (1, 4)										4	1	1	0	0	1	1	<b>Chicago White Sox @ Milwaukee Brewers</b> Miller Park, Milwaukee, WI Sun Jul 15 2001, 1:05 PM CDT Att: 42,455 - Sunny - 84 F															
Chris Singleton, L OBP: 0.317, SLG: 0.385 (1, 8)										4	1	1	1	0	1	1																
Carlos Lee, R OBP: 0.344, SLG: 0.544 Aaron Rowand, R OBP: 0.385, SLG: 0.583 (1, 7) (8, 7)										4	0	1	1	0	2	0																
Magglio Ordonez, R OBP: 0.366, SLG: 0.514 (1, 9)										4	0	0	0	0	2	1																
14 Paul Konerko, R OBP: 0.343, SLG: 0.498 Keith Foulke, R (9, 1) (9, 1)										4	0	1	0	0	1	1																
Herbert Perry, R OBP: 0.310, SLG: 0.404 (1, 5) (9, 3)										4	0	0	0	0	1	1																
Sandy Alomar Jr., R OBP: 0.289, SLG: 0.347 (1, 2)										3	1	1	1	0	0	0																
Royce Clayton, R OBP: 0.243, SLG: 0.291 (1, 6)										2	0	1	0	1	1	0																
Rocky Biddle, R (1, 1)										1	0	0	0	0	1	1																
Jeff Liefer, L OBP: 0.279, SLG: 0.490 (7, PH) Bob Howry, L (7, 1) Tony Graffano, R OBP: 0.347, SLG: 0.393 (9, 5)										1	0	0	0	0	0	0																
<b>Inning Stats</b>	R: 2 E: 0 K: 0 S: 12	H: 3 LOB: 0 BB: 0 P: 20	R: 0 E: 0 K: 1 S: 11	H: 0 LOB: 1 BB: 1 P: 18	R: 0 E: 0 K: 1 S: 14	H: 0 LOB: 0 BB: 0 P: 22	R: 0 E: 0 K: 2 S: 9	H: 0 LOB: 0 BB: 0 P: 11	R: 1 E: 0 K: 0 S: 10	H: 2 LOB: 1 BB: 0 P: 12	R: 0 E: 0 K: 1 S: 13	H: 1 LOB: 1 BB: 0 P: 19	R: 0 E: 0 K: 1 S: 7	H: 0 LOB: 0 BB: 0 P: 10	R: 0 E: 0 K: 3 S: 9	H: 0 LOB: 0 BB: 0 P: 14	R: 0 E: 0 K: 1 S: 6	H: 0 LOB: 0 BB: 0 P: 7	1B: 1 2B: 3 3B: 1 HR: 1	SF: 0 SAC: 1 DP: 0 HBP: 0	WP: 0 PB: 0 SB: 1 CS: 1	PA: 33										
<b>PITCHER</b>	IP WLS BF H R ER SO BB IBB HBP BLK WP HR S P ERA WHIP																															
15 Ben Sheets, R ERA: 3.61 Mike DeJean, R ERA: 1.79 Curt Leskanic, R ERA: 3.5	(1, 1) (8, 1) (9, 1)	7.0 1.0 1.0	L 3 3	27 0 0	6 0 0	3 0 0	3 0 0	6 3 1	0 0 0	0 0 0	0 0 0	0 0 0	0 0 0	0 9 6	14 14 7	0.00 0.00 0.00	1.000 0.000 0.000															

Batter	1	2	3	4	5	6	7	8	9	AB	R	H	RBI	BB	SO	LOB	BOTTOM													
Alex Sanchez, L OBP: 0.255, SLG: 0.313 Angel Echevarria, R OBP: 0.358, SLG: 0.466 Mike DeJean, R Curt Leskanic, R (1, 8) (7, PH) (8, 1) (9, 1)										3	0	0	0	0	0	0	<b>Chicago White Sox @ Milwaukee Brewers</b> Miller Park, Milwaukee, WI Sun Jul 15 2001, 1:05 PM CDT Att: 42,455 - Sunny - 84 F													
Mark Loretta, R OBP: 0.335, SLG: 0.316 (1, 5)										2	0	0	0	2	0	3														
Geoff Jenkins, L OBP: 0.354, SLG: 0.492 (1, 7)										3	1	1	0	1	0	1														
Richie Sexson, R OBP: 0.324, SLG: 0.500 (1, 3)										3	1	2	2	1	0	2														
Jeromy Burnitz, L OBP: 0.353, SLG: 0.493 (1, 9)										4	0	0	0	0	0	3														
José Hernández, R OBP: 0.307, SLG: 0.487 (1, 6)										4	0	1	0	0	2	2														
Ronnie Belliard, R OBP: 0.348, SLG: 0.428 (1, 4)										3	0	1	0	0	0	0														
Raul Casanova, S OBP: 0.331, SLG: 0.514 (1, 2)										4	0	0	0	0	1	4														
15 Ben Sheets, R OBP: 0.125, SLG: 0.034 Devon White, S OBP: 0.353, SLG: 0.497 (1, 1) (7, PH) (8, 8)										2	0	0	0	0	2	0														
<b>Inning Stats</b>	R: 0 E: 0 K: 0 S: 4	H: 0 LOB: 1 BB: 1 P: 12	R: 0 E: 0 K: 1 S: 11	H: 1 LOB: 2 BB: 1 P: 19	R: 0 E: 0 K: 1 S: 6	H: 0 LOB: 0 BB: 0 P: 10	R: 2 E: 0 K: 0 S: 13	H: 1 LOB: 0 BB: 1 P: 20	R: 0 E: 0 K: 1 S: 7	H: 0 LOB: 0 BB: 0 P: 12	R: 0 E: 0 K: 0 S: 6	H: 1 LOB: 1 BB: 1 P: 11	R: 0 E: 1 K: 1 S: 14	H: 1 LOB: 3 BB: 0 P: 19	R: 0 E: 0 K: 1 S: 9	H: 1 LOB: 1 BB: 0 P: 16		R: 0 E: 0 K: 1 S: 8	H: 0 LOB: 0 BB: 0 P: 8	1B: 4 2B: 0 3B: 0 HR: 1	SF: 0 SAC: 1 DP: 2 HBP: 1	WP: 0 PB: 0 SB: 0 CS: 0	PA: 36							
<b>PITCHER</b>	IP WLS BF H R ER SO BB IBB HBP BLK WP HR S P ERA WHIP																													
Rocky Biddle, R ERA: 4.78 Bob Howry, R ERA: 4.58 Keith Foulke, R ERA: 2.47	(1, 1) (7, 1) (9, 1)	6.0 2.0 1.0	W H S	23 10 3	3 2 0	2 0 0	3 0 0	3 2 1	0 0 0	0 0 0	0 0 0	0 23 8	8 35 8	0.00 0.00 0.00	1.000 1.000 0.000															



Batter	1	2	3	4	5	6	7	8	9	AB	R	H	RBI	BB	SO	LOB	TOP												
Ray Durham, S OBP: 0.324, SLG: 0.428	2-2 14 F8 BB 1B		2-2 G1-3		1-0 G3	2-3 K			2-2 G3-1	5	0	1	0	0	1	1	Chicago White Sox @ Milwaukee Brewers Miller Park, Milwaukee, WI Mon Jul 16 2001, 7:05 PM CDT Att: 42,487 - Sunny - 80 F												
Jose Valentin, S OBP: 0.355, SLG: 0.547	4-2 BB 1-2 BB		0-0 G3		3-3 K		4-1 14 WP BB	4-2 BB	2	0	0	0	3	1	0														
Carlos Lee, R OBP: 0.341, SLG: 0.548	0-3 K		1-1 HR		2-2 P4		1-3 K	2-1 F8	5	1	1	1	0	2	4														
14 Paul Konerko, R OBP: 0.342, SLG: 0.494	0-1 F8 2-3		0-0 G6-3		4-2 2B SF8 BB		2-3 K	1-2 K	3	1	0	0	1	1	3														
Jose Canseco, R OBP: 0.364, SLG: 0.559 Aaron Rowand, R OBP: 0.385, SLG: 0.583	4-2 1-2 BB			4-2 1B G4-3 BB		3-2 3B 2B		2-2 P3	2	2	1	0	2	0	1														
Sandy Alomar Jr., R OBP: 0.293, SLG: 0.351	1-1 F8			0-2 G4-3 1-3 1B		0-2 3B 1B		2-2 G4-3	4	1	2	0	0	0	3														
Chris Singleton, L OBP: 0.313, SLG: 0.381 Magglio Ordonez, R OBP: 0.364, SLG: 0.513			1-0 G4-3		0-2 G4-3 1-2 SF8		0-0 G6-3	0-0 G6-3	2	0	0	0	0	0	1														
Royce Clayton, R OBP: 0.244, SLG: 0.300	2-2 F8		2-2 G5-3		0-1 G5-3 1-2 1B 3B		0-3 K		4	1	1	2	0	1	0														
James Baldwin, R Herbert Perry, R Jon Garland, R Gary Glover, R Jeff Liefer, L Keith Foulke, R	0-3 K		0-1 B1-3		2-0 1B		3-3 K		2	0	0	0	0	1	0														
<b>Inning Stats</b>	R: 0 E: 0 K: 1 S: 15	H: 1 LOB: 3 BB: 2 P: 26	R: 0 E: 0 K: 1 S: 7	H: 0 LOB: 0 BB: 0 P: 10	R: 1 E: 0 K: 0 S: 7	H: 1 LOB: 0 BB: 0 P: 10	R: 1 E: 0 K: 0 S: 9	H: 1 LOB: 0 BB: 1 P: 14	R: 0 E: 0 K: 1 S: 6	H: 0 LOB: 0 BB: 0 P: 10	R: 4 E: 0 K: 1 S: 21	H: 4 LOB: 1 BB: 1 P: 37	R: 0 E: 0 K: 1 S: 8	H: 0 LOB: 1 BB: 1 P: 19	R: 0 E: 0 K: 1 S: 10	H: 0 LOB: 1 BB: 1 P: 21		1B: 4 2B: 1 3B: 1 HR: 1	SF: 1 SAC: 0 DP: 1 HBP: 0	WP: 1 PB: 0 CS: 0	PA: 39								
<b>PITCHER</b>	IP	WLS	BF	H	R	ER	SO	BB	IBB	HBP	BLK	WP	HR	S	P	ERA	WHIP												
Mac Suzuki, R ERA: 6.38	(1, 1)	5.1		23	4	4	4	3	4	0	0	0	0	0	1	52	87	6.75	1.500										
Ray King, L ERA: 3.78	(6, 1)	0.1	L	3	2	1	1	0	0	0	0	0	0	0	9	12	27.00	6.000											
Will Cunnane, R ERA: 5.56	(6, 1)	0.1		2	1	1	1	1	0	0	0	0	0	4	8	27.00	3.000												
Chad Fox, R ERA: 1.95	(7, 1)	1.0		4	0	0	0	2	1	0	0	0	1	0	10	19	0.00	1.000											
David Weathers, R ERA: 2.1	(8, 1)	2.0		7	0	0	0	2	1	0	0	0	0	0	18	31	0.00	0.500											

Batter	1	2	3	4	5	6	7	8	9	AB	R	H	RBI	BB	SO	LOB	BOTTOM												
Devon White, S OBP: 0.350, SLG: 0.495	1-1 2B		0-3 K	3-2 E4 1-2 2-3 3H		2-0 F8		3-2 P4		5	0	1	1	0	1	5	Chicago White Sox @ Milwaukee Brewers Miller Park, Milwaukee, WI Mon Jul 16 2001, 7:05 PM CDT Att: 42,487 - Sunny - 80 F												
Mark Loretta, R OBP: 0.332, SLG: 0.311	1-3 K		1-1 E5 1-2 2H	1-0 SF8 3H		4-1 BB 1-2 BB		1-2 G4-3	3	0	0	1	1	1	2														
Geoff Jenkins, L OBP: 0.351, SLG: 0.485	0-3 K		3-3 K	2-3 K		4-0 BB 1-2 2-3 BB		0-0 E3 FC6-4	4	0	0	0	1	3	5														
Richie Sexson, R OBP: 0.320, SLG: 0.492	0-0 F8		2-2 G4-3		0-1 G1-3	0-3 K		0-2 FC6-4	5	0	0	0	0	1	7														
Jeremy Burnitz, L OBP: 0.357, SLG: 0.503		4-0 G6-4-3 BB		2-1 BB 1B	0-0 G3-1		1-1 HR	0-1 G4-3	4	2	2	1	1	0	0														
José Hernández, R OBP: 0.308, SLG: 0.484		1-3 K		4-0 1B E BB	0-0 S 1B		3-2 G6-3	1-3 K	4	1	1	0	1	2	1														
Ronnie Belliard, R OBP: 0.349, SLG: 0.427		0-0 G6-4-3		3-2 E SF8 1B	1-3 K		2-2 G5-3	1-2 1B	5	1	2	1	0	1	2														
Henry Blanco, R OBP: 0.282, SLG: 0.317			2-2 SH E 1B	4-1 E BB		2-2 G5-3	1-2 E5	0-2 P6	4	1	1	0	1	0	1														
Mac Suzuki, R Ray King, L Will Cunnane, R Mike Coolbaugh, R Chad Fox, R Raul Casanova, S David Weathers, R	(1, 1) (6, 1) (6, 1) (6, PH) (7, 1) (7, PH) (8, 1)	IP	WLS	BF	H	R	ER	SO	BB	IBB	HBP	BLK	WP	HR	S	P		ERA	WHIP										
<b>Inning Stats</b>	R: 0 E: 0 K: 2 S: 11	H: 1 LOB: 1 BB: 0 P: 13	R: 0 E: 0 K: 1 S: 6	H: 0 LOB: 0 BB: 1 P: 11	R: 1 E: 1 K: 2 S: 20	H: 1 LOB: 2 BB: 2 P: 28	R: 3 E: 1 K: 2 S: 16	H: 2 LOB: 2 BB: 2 P: 35	R: 0 E: 0 K: 1 S: 10	H: 1 LOB: 1 BB: 2 P: 24	R: 1 E: 1 K: 0 S: 17	H: 1 LOB: 1 BB: 0 P: 25	R: 0 E: 1 K: 0 S: 10	H: 0 LOB: 1 BB: 0 P: 14	R: 0 E: 0 K: 1 S: 11	H: 1 LOB: 0 BB: 0 P: 13		1B: 6 2B: 1 3B: 0 HR: 1	SF: 1 SAC: 1 DP: 1 HBP: 0	WP: 0 PB: 0 SB: 1 CS: 0	PA: 44								
<b>PITCHER</b>	IP	WLS	BF	H	R	ER	SO	BB	IBB	HBP	BLK	WP	HR	S	P	ERA	WHIP												
James Baldwin, R ERA: 4.63	(1, 1)	5.0	W	25	5	4	2	8	3	0	0	0	0	0	63	97	3.60	1.600											
Jon Garland, R ERA: 4.2	(6, 1)	0.2	H	5	1	0	0	0	2	0	0	0	0	7	21	0.00	4.500												
Gary Glover, R ERA: 6.16	(6, 1)	2.1	H	10	1	1	1	1	0	0	0	0	0	1	30	42	3.86	0.429											
Keith Foulke, R ERA: 2.42	(9, 1)	1.0	S	4	1	0	0	1	0	0	0	0	0	11	13	0.00	1.000												

AB	32
R	6
H	7
RBI	5
BB	6
SO	8
LOB	13



AB	37
R	5
H	8
RBI	4
BB	5
SO	10
LOB	27





Batter	1	2	3	4	5	6	7	8	9	AB	R	H	RBI	BB	SO	LOB	TOP									
Ray Durham, S OBP: 0.325, SLG: 0.429	1-1 S SH5-3 G4-3 1B		0-3 K			1-0 WP SH1-3 1B	3-2 SF7	2-1 F7		4	1	2	1	0	1	2										
Chris Singleton, L OBP: 0.311, SLG: 0.377	1-1 SH5-3			3-2 F8		0-2 SH1-3	0-0 F8		0-2 F8	3	0	0	0	0	0	2										
Carlos Lee, R OBP: 0.339, SLG: 0.552	3-2 G4-3			1-0 G4-3		2-3 K		0-0 HR	2-1 G4-3	5	1	1	2	0	1	1										
Jose Canseco, R OBP: 0.371, SLG: 0.603 Aaron Rowand, R OBP: 0.357, SLG: 0.538	0-3 K			3-1 HR		1-1 G1-3		2-0 HR	3-1 G1-3	4	2	2	1	0	1	1										
Jeff Liefer, L OBP: 0.289, SLG: 0.510		3-2 G4-6-3 1B		0-0 G4-3			4-2 2B	3-2 1-H HR		3	2	2	2	1	0	0										
Herbert Perry, R OBP: 0.321, SLG: 0.416		0-0 G4-6-3 1-2			4-2 G4-6-3 BB		0-0 WP 1-H SF7 2B	1-0 2B		3	1	2	1	1	0	1										
Royce Clayton, R OBP: 0.244, SLG: 0.299		0-2 G1-3			0-1 G4-6-3 1-2		0-0 WP 1B	1-1 F7		4	0	1	0	0	0	2										
Mark Johnson, L OBP: 0.395, SLG: 0.576			2-2 F9		3-2 HR		4-2 1-2 2-3 BB	1-2 1-3 2B		3	1	2	1	1	0	0										
Kip Wells, R OBP: 0.167, SLG: 0.167 14 Paul Konerko, R OBP: 0.341, SLG: 0.492 Jon Garland, R OBP: 0.341, SLG: 0.492			1-3 K		3-3 K		0-0 F3	0-0 G4-3		2	0	0	0	0	2	0										
<b>Inning Stats</b>	R: 1 E: 0 K: 1 S: 14	H: 1 LOB: 0 BB: 0 P: 19	R: 0 E: 0 K: 0 S: 7	H: 1 LOB: 0 BB: 0 P: 10	R: 0 E: 0 K: 2 S: 10	H: 0 LOB: 0 BB: 0 P: 13	R: 1 E: 0 K: 0 S: 8	H: 1 LOB: 0 BB: 0 P: 15	R: 1 E: 0 K: 1 S: 15	H: 1 LOB: 0 BB: 1 P: 25	R: 0 E: 0 K: 1 S: 10	H: 1 LOB: 1 BB: 0 P: 14	R: 2 E: 0 K: 0 S: 12	H: 2 LOB: 2 BB: 2 P: 23	R: 3 E: 0 K: 0 S: 17	H: 5 LOB: 2 BB: 0 P: 27	R: 0 E: 0 K: 0 S: 7	H: 0 LOB: 0 BB: 0 P: 12	1B: 6 2B: 2 3B: 0 HR: 4	SF: 1 SAC: 2 DP: 2 HBP: 0	WP: 2 PB: 0 SB: 1 CS: 0	PA: 40				
<b>PITCHER</b>	IP	WLS	BF	H	R	ER	SO	BB	IBB	HBP	BLK	WP	HR	S	P	ERA	WHIP									
Jimmy Haynes, R ERA: 5.21	(1, 1)	6.0	L	23	5	4	4	5	2	0	0	0	1	2	67	103	6.00	1.167								
Mike DeJean, R ERA: 1.92	(7, 1)	1.0		6	2	1	1	0	1	0	0	0	1	0	9	16	9.00	3.000								
Will Cunnane, R ERA: 6.02	(8, 1)	1.0		8	5	3	3	0	0	0	0	0	0	2	17	27	27.00	5.000								
Gus Gandarillas, R ERA:	(9, 1)	1.0		3	0	0	0	0	0	0	0	0	0	0	7	12	0.00	0.000								

Chicago White Sox @ Milwaukee Brewers  
Miller Park, Milwaukee, WI  
Tue Jul 17 2001, 1:05 PM CDT  
Att: 40,332 - Cloudy - 72 F

livebaseballscorecards.com

AB 34  
R 8  
H 12  
RBI 8  
BB 3  
SO 5  
LOB 14




Batter	1	2	3	4	5	6	7	8	9	AB	R	H	RBI	BB	SO	LOB	BOTTOM									
Devon White, S OBP: 0.342, SLG: 0.483	0-3 K		2-3 K2-3		2-0 F9		1-3 K		2-0 G4-3	5	0	0	0	0	3	0										
Ronnie Belliard, R OBP: 0.351, SLG: 0.432	1-1 2B		0-0 F8			2-3 K		0-0 2B		4	0	2	0	0	1	0										
Geoff Jenkins, L OBP: 0.353, SLG: 0.487	0-0 G5-3			2-3 K		4-2 HR BB		1-1 2B		3	1	1	0	1	1	1										
Richie Sexson, R OBP: 0.322, SLG: 0.500	2-3 K			4-2 1B BB		1-2 1-H HR		2-1 F3		3	1	1	2	1	1	3										
Jeremy Burnitz, L OBP: 0.356, SLG: 0.510		3-3 K		0-1 P4		0-0 HR		1-3 K		4	1	1	1	0	2	3										
Raul Casanova, S OBP: 0.333, SLG: 0.516	1-0 2B			2-0 1B		1-1 G1-3		1-0 F7		4	0	2	0	0	0	2										
José Hernández, R OBP: 0.309, SLG: 0.479 Will Cunnane, R OBP: 0.316, SLG: 0.473		2-3 K		0-0 F8		1-0 G5-3			2-1 G6-3 1B	3	0	0	0	0	1	3										
Luis Lopez, S OBP: 0.244, SLG: 0.271		0-1 G3-1			2-1 G6-3		0-3 K		0-1 G6-3	4	0	0	0	0	1	2										
Jimmy Haynes, R OBP: 0.179, SLG: 0.162 Mike DeJean, R OBP: 0.341, SLG: 0.492 Mike Coolbaugh, R OBP: 0.667, SLG: 1.667			0-0 G1-3		2-3 K		2-2 G4-3		2-2 HR	2	0	0	0	0	1	0										
<b>Inning Stats</b>	R: 0 E: 0 K: 2 S: 9	H: 1 LOB: 1 BB: 0 P: 12	R: 0 E: 0 K: 2 S: 14	H: 1 LOB: 0 BB: 0 P: 20	R: 0 E: 0 K: 1 S: 7	H: 0 LOB: 0 BB: 0 P: 9	R: 0 E: 0 K: 1 S: 10	H: 1 LOB: 2 BB: 1 P: 18	R: 0 E: 0 K: 1 S: 7	H: 0 LOB: 0 BB: 0 P: 13	R: 3 E: 0 K: 1 S: 13	H: 2 LOB: 0 BB: 1 P: 22	R: 0 E: 0 K: 2 S: 9	H: 0 LOB: 0 BB: 0 P: 12	R: 0 E: 0 K: 1 S: 10	H: 2 LOB: 2 BB: 0 P: 15	R: 1 E: 0 K: 0 S: 8	H: 2 LOB: 2 BB: 0 P: 14	1B: 3 2B: 3 3B: 0 HR: 3	SF: 0 SAC: 0 DP: 1 HBP: 0	WP: 0 PB: 0 SB: 0 CS: 0	PA: 37				
<b>PITCHER</b>	IP	WLS	BF	H	R	ER	SO	BB	IBB	HBP	BLK	WP	HR	S	P	ERA	WHIP									
Kip Wells, R ERA: 2.57	(1, 1)	6.0	W	25	5	3	3	8	2	0	0	0	0	2	60	94	4.50	1.167								
Jon Garland, R ERA: 4.13	(7, 1)	3.0	S	12	4	1	1	3	0	0	0	0	0	1	27	41	3.00	1.333								

Chicago White Sox @ Milwaukee Brewers  
Miller Park, Milwaukee, WI  
Tue Jul 17 2001, 1:05 PM CDT  
Att: 40,332 - Cloudy - 72 F

livebaseballscorecards.com

AB 35  
R 4  
H 9  
RBI 4  
BB 2  
SO 11  
LOB 14













Batter	1	2	3	4	5	6	7	8	9	AB	R	H	RBI	BB	SO	LOB	TOP									
Ronnie Belliard, R OBP: 0.350, SLG: 0.444 Gus Gandarillas, R (7.1)	F9		1B				FC1-6		G5-3	4	2	2	1	0	0	1	<b>Milwaukee Brewers @ San Diego Padres</b> Qualcomm Stadium, San Diego, CA Fri Jul 20 2001, 10:05 PM EDT Att: 24,924 - Sunny - 70 F									
Mike Coolbaugh, R OBP: 0.400, SLG: 1.000			2B				1-2			0	0	0	0	0	0	0										
Mark Loretta, R OBP: 0.330, SLG: 0.310	G1-3		G5-4-3				G6-3		G6-3	4	0	1	1	0	0	1										
Devon White, S OBP: 0.339, SLG: 0.470 Angel Echevarria, R OBP: 0.306, SLG: 0.443	K		G5-4-3				FC5-4		F9	3	0	1	0	0	1	1										
Richie Sexson, R OBP: 0.320, SLG: 0.501		1B					FC5-4		G6-3	4	0	1	0	0	0	1										
Jeromy Burnitz, L OBP: 0.358, SLG: 0.510		1B							G6-3	3	0	2	0	1	1	0										
José Hernández, R OBP: 0.304, SLG: 0.472 Mike DeJean, R (8.1)	K		K				L5		1B	4	0	1	0	0	2	3										
Geoff Jenkins, L OBP: 0.353, SLG: 0.482 James Mouton, R OBP: 0.324, SLG: 0.344		G6-4-3					K		1B	0	0	0	0	0	0	0										
Henry Blanco, R OBP: 0.282, SLG: 0.316	G6-4-3								K	2	0	1	0	0	1	0										
15 Ben Sheets, R OBP: 0.121, SLG: 0.033 Will Cunnane, R (4.1)			K				G4-3			1	0	0	0	0	1	0										
Luis Lopez, S OBP: 0.239, SLG: 0.264 (7.4)									K	1	0	0	0	0	0	1										
<b>Inning Stats</b>	R: 0 E: 0 K: 1 S: 10	H: 0 LOB: 0 BB: 0 P: 14	R: 0 E: 0 K: 1 S: 12	H: 3 LOB: 2 BB: 0 P: 17	R: 1 E: 0 K: 1 S: 8	H: 2 LOB: 0 BB: 0 P: 11	R: 0 E: 0 K: 2 S: 11	H: 1 LOB: 2 BB: 0 P: 21	R: 1 E: 0 K: 0 S: 10	H: 2 LOB: 1 BB: 0 P: 15	R: 0 E: 0 K: 2 S: 7	H: 0 LOB: 0 BB: 0 P: 10	R: 0 E: 0 K: 0 S: 9	H: 1 LOB: 1 BB: 0 P: 14	R: 0 E: 0 K: 1 S: 16	H: 1 LOB: 2 BB: 1 P: 23		R: 0 E: 0 K: 1 S: 7	H: 0 LOB: 0 BB: 0 P: 10	1B: 7 2B: 2 3B: 0 HR: 1	SF: 0 SAC: 0 DP: 2 HBP: 1	WP: 0 PB: 0 SB: 0 CS: 0	PA: 37			
<b>PITCHER</b>	IP	WLS	BF	H	R	ER	SO	BB	IBB	HBP	BLK	WP	HR	S	P	ERA		WHIP								
Sterling Hitchcock, L ERA: 1.93	7.0	W	29	9	2	2	7	0	0	1	0	0	1	67	102	2.57		1.286								
Rodney Myers, R ERA: 4.95	1.0		5	1	0	0	1	1	0	0	0	0	0	16	23	0.00		2.000								
Rudy Seanez, R ERA: 2.38	1.0		3	0	0	0	1	0	0	0	0	0	0	7	10	0.00	0.000									

Batter	1	2	3	4	5	6	7	8	9	AB	R	H	RBI	BB	SO	LOB	BOTTOM									
Rickey Henderson, R OBP: 0.356, SLG: 0.335 Emil Brown, R OBP: 0.255, SLG: 0.313	G5-3		2B	1B			G5-3			2	2	1	0	1	0	0	<b>Milwaukee Brewers @ San Diego Padres</b> Qualcomm Stadium, San Diego, CA Fri Jul 20 2001, 10:05 PM EDT Att: 24,924 - Sunny - 70 F									
Mark Kotsay, L OBP: 0.375, SLG: 0.450 Rodney Myers, R Rudy Seanez, R			BB	1B			1B		BB	3	2	3	3	2	0	0										
Ryan Klesko, L OBP: 0.405, SLG: 0.551	HR		2B	1B			BB		1B	5	1	1	2	0	1	7										
Phil Nevin, R OBP: 0.401, SLG: 0.614 Alex Arias, R OBP: 0.316, SLG: 0.347			K	1B			K		F8	3	1	2	3	0	1	1										
Mike Darr, L OBP: 0.375, SLG: 0.318	K		G3-1	1B			1B		K	2	0	1	0	0	0	0										
Ben Davis, S OBP: 0.380, SLG: 0.391	K			1B					F8	5	1	1	0	0	2	2										
Damian Jackson, R OBP: 0.337, SLG: 0.386		G4-3		1B					F5	4	2	2	1	0	1	0										
D'Angelo Jimenez, S OBP: 0.325, SLG: 0.384		G1-3		K					F8	4	0	0	0	0	3	2										
Sterling Hitchcock, L OBP: 0.167, SLG: 0.167 Bubba Trammell, R OBP: 0.334, SLG: 0.465		K		1B			G6-3		1B	3	1	1	1	0	1	0										
<b>Inning Stats</b>	R: 3 E: 0 K: 2 S: 15	H: 2 LOB: 1 BB: 1 P: 23	R: 0 E: 0 K: 1 S: 13	H: 0 LOB: 0 BB: 0 P: 16	R: 1 E: 0 K: 1 S: 11	H: 1 LOB: 1 BB: 1 P: 20	R: 5 E: 0 K: 2 S: 27	H: 7 LOB: 2 BB: 0 P: 37	R: 0 E: 0 K: 2 S: 12	H: 0 LOB: 0 BB: 0 P: 17	R: 0 E: 0 K: 1 S: 9	H: 1 LOB: 2 BB: 1 P: 16	R: 2 E: 0 K: 1 S: 15	H: 3 LOB: 2 BB: 1 P: 24	R: 0 E: 0 K: 1 S: 8	H: 0 LOB: 0 BB: 0 P: 13		1B: 10 2B: 1 3B: 1 HR: 2	SF: 0 SAC: 0 DP: 0 HBP: 0	WP: 0 PB: 0 SB: 0 CS: 0	PA: 42					
<b>PITCHER</b>	IP	WLS	BF	H	R	ER	SO	BB	IBB	HBP	BLK	WP	HR	S	P	ERA		WHIP								
15 Ben Sheets, R ERA: 4.22	3.2	L	22	9	9	9	5	2	0	0	0	0	0	58	85	22.09		3.000								
Will Cunnane, R ERA: 5.73	2.1		10	2	0	0	4	1	0	0	0	0	0	29	44	0.00		1.286								
Gus Gandarillas, R ERA: 9.0	1.0		7	3	2	2	1	1	0	0	0	0	0	15	24	18.00		4.000								
Mike DeJean, R ERA: 1.88	1.0		3	0	0	0	1	0	0	0	0	0	0	8	13	0.00		0.000								



Batter	1	2	3	4	5	6	7	8	9	AB	R	H	RBI	BB	SO	LOB	TOP								
<b>Devon White, S</b> OBP: 0.344, SLG: 0.502										4	2	3	2	0	1	0	<b>Milwaukee Brewers @ San Diego Padres</b> Qualcomm Stadium, San Diego, CA Sat Jul 21 2001, 10:05 PM EDT Att: 36,321 - Sunny - 72 F								
<b>Mark Loretta, R</b> OBP: 0.329, SLG: 0.309										4	0	1	0	0	0	2									
<b>Geoff Jenkins, L</b> OBP: 0.348, SLG: 0.475										4	0	0	0	0	2	1									
<b>Richie Sexson, R</b> OBP: 0.320, SLG: 0.499										4	0	1	0	0	0	0									
<b>Jeremy Burnitz, L</b> OBP: 0.357, SLG: 0.509										4	1	1	0	0	0	2									
<b>Ronnie Belliard, R</b> OBP: 0.349, SLG: 0.442										4	0	1	0	0	1	1									
<b>José Hernández, R</b> OBP: 0.301, SLG: 0.488										3	0	0	1	0	0	1									
<b>Raul Casanova, S</b> OBP: 0.328, SLG: 0.506										4	0	1	0	0	2	0									
<b>Mac Suzuki, R</b> <b>Mike Coolbaugh, R</b> <b>Chad Fox, R</b> <b>James Mouton, R</b> <b>Ray King, L</b> <b>David Weathers, R</b>										1	0	0	0	0	0	1									
<b>Inning Stats</b>	R: 1 E: 0 K: 0 S: 7	H: 1 LOB: 0 BB: 0 P: 11	R: 1 E: 0 K: 0 S: 15	H: 2 LOB: 1 BB: 0 P: 23	R: 0 E: 0 K: 2 S: 14	H: 2 LOB: 2 BB: 0 P: 18	R: 0 E: 0 K: 1 S: 7	H: 1 LOB: 0 BB: 0 P: 11	R: 1 E: 0 K: 0 S: 8	H: 1 LOB: 0 BB: 0 P: 12	R: 0 E: 0 K: 0 S: 9	H: 0 LOB: 0 BB: 0 P: 16	R: 0 E: 0 K: 1 S: 8	H: 1 LOB: 2 BB: 0 P: 14	R: 0 E: 0 K: 1 S: 7	H: 0 LOB: 0 BB: 0 P: 12		R: 0 E: 0 K: 2 S: 9	H: 0 LOB: 0 BB: 0 P: 10	1B: 5 2B: 1 3B: 0 HR: 2	SF: 1 SAC: 0 DP: 1 HBP: 1	WP: 0 PB: 1 SB: 0 CS: 0	PA: 35		
<b>PITCHER</b>	IP	WLS	BF	H	R	ER	SO	BB	IBB	HBP	BLK	WP	HR	S	P	ERA	WHIP								
<b>Brian Tolberg, R</b> ERA: 4.13	6.0	W	24	7	3	3	3	0	0	0	0	0	2	60	91	4.50	1.167								
<b>David Lee, R</b> ERA: 3.59	0.2	H	3	0	0	0	0	0	0	1	0	0	0	5	10	0.00	0.000								
<b>Jose Nunez, L</b> ERA: 6.82	1.1	H	5	1	0	0	1	0	0	0	0	0	0	10	16	0.00	0.750								
<b>Trevor Hoffman, R</b> ERA: 3.89	1.0	S	3	0	0	0	2	0	0	0	0	0	0	9	10	0.00	0.000								

Batter	1	2	3	4	5	6	7	8	9	AB	R	H	RBI	BB	SO	LOB	BOTTOM								
<b>Damian Jackson, R</b> OBP: 0.332, SLG: 0.380										4	0	0	0	0	3	2	<b>Milwaukee Brewers @ San Diego Padres</b> Qualcomm Stadium, San Diego, CA Sat Jul 21 2001, 10:05 PM EDT Att: 36,321 - Sunny - 72 F								
<b>Mark Kotsay, L</b> OBP: 0.381, SLG: 0.452										3	1	1	2	1	1	0									
<b>Ryan Klesko, L</b> OBP: 0.406, SLG: 0.549										3	1	1	0	1	1	1									
<b>Phil Nevin, R</b> OBP: 0.402, SLG: 0.611										3	0	1	0	1	1	2									
<b>Mike Darr, L</b> OBP: 0.369, SLG: 0.312										4	0	0	0	0	2	2									
<b>Bubba Trammell, R</b> OBP: 0.333, SLG: 0.473										4	1	1	1	0	2	2									
<b>Wiki Gonzalez, R</b> OBP: 0.351, SLG: 0.529										2	1	1	0	1	0	0									
<b>D'Angelo Jimenez, S</b> OBP: 0.326, SLG: 0.373										2	1	0	0	1	0	2									
<b>Brian Tolberg, R</b> OBP: 0.133, SLG: 0.133										1	0	0	0	0	0	1									
<b>Tony Gwynn, L</b> OBP: 0.385, SLG: 0.426										1	0	0	0	0	0	1									
<b>David Lee, R</b>										0	0	0	0	0	0	0									
<b>Jose Nunez, L</b>										0	0	0	0	0	0	0									
<b>Trevor Hoffman, R</b>										0	0	0	0	0	0	0									
<b>Inning Stats</b>	R: 0 E: 0 K: 2 S: 14	H: 0 LOB: 0 BB: 0 P: 20	R: 0 E: 0 K: 2 S: 9	H: 1 LOB: 0 BB: 0 P: 16	R: 4 E: 1 K: 0 S: 20	H: 2 LOB: 2 BB: 3 P: 42	R: 0 E: 0 K: 0 S: 5	H: 0 LOB: 0 BB: 0 P: 7	R: 0 E: 0 K: 1 S: 8	H: 0 LOB: 1 BB: 1 P: 14	R: 1 E: 0 K: 3 S: 13	H: 1 LOB: 1 BB: 1 P: 23	R: 0 E: 0 K: 3 S: 14	H: 1 LOB: 1 BB: 0 P: 24	R: 0 E: 0 K: 1 S: 7	H: 0 LOB: 0 BB: 0 P: 12	1B: 3 2B: 3 3B: 0 HR: 1	SF: 0 SAC: 1 DP: 2 HBP: 1	WP: 0 PB: 0 SB: 0 CS: 1	PA: 34					
<b>PITCHER</b>	IP	WLS	BF	H	R	ER	SO	BB	IBB	HBP	BLK	WP	HR	S	P	ERA	WHIP								
<b>Mac Suzuki, R</b> ERA: 6.28	4.0	L	18	3	4	2	4	3	0	0	0	0	1	21	37	4.50	1.500								
<b>Chad Fox, R</b> ERA: 2.04	2.0		9	1	1	1	2	2	0	0	0	0	0	11	18	0.00	1.500								
<b>Ray King, L</b> ERA: 3.67	0.2		3	1	0	0	2	0	0	0	0	0	0	11	18	0.00	1.500								
<b>David Weathers, R</b> ERA: 2.18	1.1		4	0	0	0	2	0	0	0	0	0	0	10	18	0.00	0.000								

AB	33
R	3
H	8
RBI	3
BB	0
SO	6
LOB	8



AB	27
R	5
H	5
RBI	3
BB	5
SO	10
LOB	13





Batter	1	2	3	4	5	6	7	8	9	AB	R	H	RBI	BB	SO	LOB	TOP										
Devon White, S OBP: 0.347, SLG: 0.500 (1, 8)	1-2 HBP		1-1 E 1B		3-1 G6-3		1-0 F8			3	0	1	0	0	0	2											
Ronnie Belliard, R OBP: 0.345, SLG: 0.436 (1, 4)	0-0 F8		0-0 F8		2-2 L8		2-2 F7			4	0	0	0	0	0	5											
Jeromy Burnitz, L OBP: 0.354, SLG: 0.503 (1, 9)	1-2 F9		1-1 E3		0-0 G3		0-1 G1-3			4	0	0	0	0	0	3											
Richie Sexson, R OBP: 0.316, SLG: 0.493 (1, 3)	1-3 K		1-1 G5-3		2-3 K		1-0 F9			4	0	0	0	0	2	4											
Raul Casanova, S OBP: 0.326, SLG: 0.497 (1, 2)		2-1 F5		0-2 G1-3		4-2 1B BB		0-1 F8		3	0	0	0	1	0	0											
Angel Echevarria, R OBP: 0.363, SLG: 0.434 (1, 7)		1-3 K		2-2 G3-1		0-0 1B		1-6 G4-3		4	0	1	0	0	1	0											
Mike Coolbaugh, R OBP: 0.200, SLG: 0.500 (1, 5)		2-2 F9		1-1 F9		1-0 G6-3		3-2 F9		4	0	0	0	0	0	2											
Luis Lopez, S OBP: 0.250, SLG: 0.275 (1, 6)			2-2 G4-3		3-2 G6-3 SH1-4 1B		1-1 1B		2-3 K	4	0	2	0	0	1	0											
Jimmy Haynes, R Jose Hernandez, R Mike DeJean, R Ray King, L Gus Gandarillas, R Curt Leskanic, R (1, 1) (7, PH) (7, 1) (7, 1) (8, 1)			1-1 E 1B 1B		0-1 SH1-4		1-2 F9			1	0	1	0	0	0	0											
<b>Inning Stats</b>	R: 0 E: 0 K: 1 S: 10	H: 0 LOB: 1 BB: 0 P: 13	R: 0 E: 0 K: 1 S: 9	H: 0 LOB: 0 BB: 0 P: 14	R: 0 E: 1 K: 0 S: 12	H: 2 LOB: 3 BB: 0 P: 18	R: 0 E: 0 K: 0 S: 9	H: 0 LOB: 0 BB: 0 P: 12	R: 0 E: 0 K: 1 S: 11	H: 1 LOB: 1 BB: 0 P: 19	R: 0 E: 0 K: 1 S: 9	H: 1 LOB: 2 BB: 1 P: 16	R: 0 E: 0 K: 0 S: 5	H: 0 LOB: 0 BB: 0 P: 6	R: 0 E: 0 K: 1 S: 11	H: 0 LOB: 0 BB: 0 P: 17	1B: 5 2B: 0 3B: 0 HR: 0	SF: 0 SAC: 1 DP: 0 HBP: 1	WP: 0 PB: 0 SB: 0 CS: 0	PA: 35							
<b>PITCHER</b>	IP	WLS	BF	H	R	ER	SO	BB	IBB	HBP	BLK	WP	HR	S	P	ERA	WHIP										
Bobby Jones, R ERA: 4.01 (1, 1)	7.0	W	29	5	0	0	3	1	0	1	0	0	0	71	108	0.00	0.857										
Rudy Seanez, R ERA: 2.19 (8, 1)	1.0		3	0	0	0	0	0	0	0	0	0	0	5	6	0.00	0.000										
Rodney Myers, R ERA: 4.82 (9, 1)	1.0		3	0	0	0	1	0	0	0	0	0	0	11	17	0.00	0.000										

Milwaukee Brewers @ San Diego Padres  
Qualcomm Stadium, San Diego, CA  
Sun Jul 22 2001, 5:00 PM EDT  
Att: 21,863 - Sunny - 77 F

AB 32  
R 0  
H 5  
RBI 0  
BB 1  
SO 4  
LOB 17



Batter	1	2	3	4	5	6	7	8	9	AB	R	H	RBI	BB	SO	LOB	BOTTOM										
Damian Jackson, R OBP: 0.331, SLG: 0.382 (1, 4)	3-2 G6-3		2-0 P6			2-2 HR 2B	3-3 K			4	1	1	0	0	1	1											
Mark Kotsay, L OBP: 0.375, SLG: 0.453 (1, 8)	0-0 2B		3-2 G6-3			1-2 G5-3	2-3 K			4	0	1	0	0	1	2											
Ryan Klesko, L OBP: 0.407, SLG: 0.556 (1, 3)	0-0 G1-3			3-1 P6		3-2 HR 2H		4-2 G6-3 BB		3	1	1	2	1	0	1											
Phil Nevin, R OBP: 0.403, SLG: 0.609 (1, 5)	4-2 BB			0-1 G4-6-3 1B		0-3 K		1-2 G6-3		3	0	1	0	1	1	1											
Mike Darr, L OBP: 0.367, SLG: 0.315 (1, 9)	2-2 G4-3			0-1 G4-6-3		1-2 G6-3		3-2 2B		4	0	1	0	0	0	3											
Bubba Trammell, R OBP: 0.332, SLG: 0.467 (1, 7)		0-1 F3			4-1 FC3-6 BB		1-1 F9	2-3 K		3	0	0	0	1	1	1											
Ben Davis, S OBP: 0.379, SLG: 0.388 (1, 2)		2-2 G4-3			1-2 F8		4-2 1B 2B BB			2	1	0	0	1	0	1											
D'Angelo Jimenez, S OBP: 0.326, SLG: 0.372 (1, 6)		0-1 G4-3			0-0 FC3-6		1-1 2B	1-2 1B		3	1	1	0	0	0	1											
Bobby Jones, R ERA: 5.11 Tony Gwynn, L Woody Williams, R Rudy Seanez, R Rodney Myers, R (1, 1) (7, PH) (7, PR) (8, 1) (9, 1)			0-3 K		0-2 G4-3		1-1 WP 2H			2	0	0	0	0	1	1											
<b>Inning Stats</b>	R: 0 E: 0 K: 0 S: 12	H: 1 LOB: 2 BB: 1 P: 21	R: 0 E: 0 K: 0 S: 7	H: 0 LOB: 0 BB: 0 P: 9	R: 0 E: 0 K: 1 S: 9	H: 0 LOB: 0 BB: 0 P: 14	R: 0 E: 0 K: 0 S: 6	H: 1 LOB: 0 BB: 0 P: 9	R: 0 E: 0 K: 0 S: 9	H: 0 LOB: 1 BB: 1 P: 13	R: 2 E: 0 K: 1 S: 18	H: 2 LOB: 0 BB: 0 P: 25	R: 2 E: 0 K: 2 S: 14	H: 2 LOB: 2 BB: 1 P: 26	R: 0 E: 0 K: 1 S: 13	H: 1 LOB: 1 BB: 1 P: 23	1B: 2 2B: 4 3B: 0 HR: 1	SF: 0 SAC: 0 DP: 2 HBP: 0	WP: 1 PB: 0 SB: 0 CS: 0	PA: 33							
<b>PITCHER</b>	IP	WLS	BF	H	R	ER	SO	BB	IBB	HBP	BLK	WP	HR	S	P	ERA	WHIP										
Jimmy Haynes, R ERA: 5.11 (1, 1)	6.0	L	23	4	2	2	2	2	0	0	0	0	0	61	91	3.00	1.000										
Mike DeJean, R ERA: 2.51 (7, 1)	0.1		3	1	2	2	0	1	0	0	0	0	0	6	12	54.00	6.000										
Ray King, L ERA: 3.67 (7, 1)	0.0		1	1	0	0	0	0	0	0	0	0	0	2	3	∞	∞										
Gus Gandarillas, R ERA: 7.36 (7, 1)	0.2		2	0	0	0	2	0	0	0	0	1	0	6	11	0.00	0.000										
Curt Leskanic, R ERA: 3.39 (8, 1)	1.0		4	1	0	0	1	1	0	0	0	0	0	13	23	0.00	2.000										

Milwaukee Brewers @ San Diego Padres  
Qualcomm Stadium, San Diego, CA  
Sun Jul 22 2001, 5:00 PM EDT  
Att: 21,863 - Sunny - 77 F

AB 29  
R 4  
H 7  
RBI 4  
BB 4  
SO 5  
LOB 12





Batter	1	2	3	4	5	6	7	8	9	AB	R	H	RBI	BB	SO	LOB	TOP								
McKay Christensen, L OBP: 0.667, SLG: 0.667	G4-3		WP 2H 1B		G4-3		HBP 1B		WP 1-2 1B	5	0	3	1	0	0	1	<b>Los Angeles Dodgers @ Milwaukee Brewers</b> Miller Park, Milwaukee, WI Mon Jul 23 2001, 7:05 PM CDT Att: 42,132 - Cloudy - 78 F								
Mark Grudzielanek, R OBP: 0.367, SLG: 0.438	F9		P4		G4-3		HBP		K	4	0	0	0	0	1	4									
Gary Sheffield, R OBP: 0.409, SLG: 0.546	F7		G6-3			K	K		K	5	0	0	0	0	3	5									
Shawn Green, L OBP: 0.349, SLG: 0.542		G6-3		G6-3		HR			P4	3	1	1	1	0	0	0									
Bruce Aven, R OBP: 0.667, SLG: 0.750										2	0	1	0	0	0	2									
Eric Karros, R OBP: 0.311, SLG: 0.396	F9		FC6 1B		F3				K	4	0	1	0	0	1	1									
Adrián Beltré, R OBP: 0.296, SLG: 0.447	HR		F9		BLK 1B				K	4	1	2	1	0	1	2									
Chad Kreuter, S OBP: 0.390, SLG: 0.366	P4		FC6 1-2		G1-3				FC6-4 BB	3	0	0	0	1	0	2									
Alex Cora, L OBP: 0.262, SLG: 0.319			SH1-4 1B		F8		G4-3		FC6-4 1-2	4	1	1	0	0	0	2									
Chan Ho Park, R OBP: 0.205, SLG: 0.238			SH1-4		G4-3				K 1B	2	0	1	0	0	1	0									
Matt Herges, L OBP: 0.400, SLG: 0.400										0	0	0	0	0	0	0									
Jeff Rebolet, R OBP: 0.363, SLG: 0.376										1	0	1	0	0	0	0									
Jeff Shaw, R										0	0	0	0	0	0	0									
<b>Inning Stats</b>	R: 0 E: 0 K: 0 S: 5	H: 0 LOB: 0 BB: 0 P: 8	R: 1 E: 0 K: 0 S: 14	H: 1 LOB: 0 BB: 0 P: 19	R: 1 E: 0 K: 0 S: 8	H: 2 LOB: 1 BB: 0 P: 12	R: 0 E: 0 K: 0 S: 9	H: 1 LOB: 1 BB: 0 P: 16	R: 0 E: 0 K: 1 S: 7	H: 1 LOB: 1 BB: 0 P: 10	R: 1 E: 0 K: 1 S: 17	H: 2 LOB: 1 BB: 0 P: 24	R: 0 E: 0 K: 2 S: 12	H: 1 LOB: 2 BB: 0 P: 18	R: 0 E: 0 K: 2 S: 15	H: 1 LOB: 2 BB: 1 P: 24	R: 0 E: 0 K: 2 S: 13	H: 2 LOB: 2 BB: 0 P: 16	1B: 7 2B: 2 3B: 0 HR: 2	SF: 0 SAC: 1 DP: 0 HBP: 1	WP: 2 PB: 0 CS: 0	PA: 40			
<b>PITCHER</b>	IP	WLS	BF	H	R	ER	SO	BB	IBB	HBP	BLK	WP	HR	S	P	ERA	WHIP								
Allen Levrault, R ERA: 4.94	6.0	L	25	7	3	3	1	0	0	0	1	1	2	60	89	4.50	1.167								
Mike DeJean, R ERA: 2.17	1.0		5	1	0	0	2	0	0	1	0	0	0	12	18	0.00	1.000								
David Weathers, R ERA: 2.14	1.0		5	1	0	0	2	1	0	0	0	0	0	15	24	0.00	2.000								
Lance Painter, L ERA: 7.85	0.0		2	2	0	0	0	0	0	0	0	0	0	4	6	∞	∞								
Curt Leskanic, R ERA: 3.3	1.0		3	0	0	0	2	0	0	0	0	1	0	9	10	0.00	0.000								

Batter	1	2	3	4	5	6	7	8	9	AB	R	H	RBI	BB	SO	LOB	BOTTOM								
Devon White, S OBP: 0.341, SLG: 0.491	F9		F2		L4		G3-1			4	0	0	0	0	0	5	<b>Los Angeles Dodgers @ Milwaukee Brewers</b> Miller Park, Milwaukee, WI Mon Jul 23 2001, 7:05 PM CDT Att: 42,132 - Cloudy - 78 F								
Ronnie Belliard, R OBP: 0.344, SLG: 0.434	1B SF7		G1-3			F9		G5-3		4	1	1	0	0	0	0									
Jeromy Burnitz, L OBP: 0.352, SLG: 0.500	1B			F8		P6		G3		4	0	1	0	0	0	0									
Richie Sexson, R OBP: 0.313, SLG: 0.489	SF7		G5-3			K		K		3	0	0	1	0	2	0									
Raul Casanova, S OBP: 0.319, SLG: 0.485	P4		L3			F7		G5-3		4	0	0	0	0	0	1									
Angel Echevarría, R OBP: 0.361, SLG: 0.425	F8				K		HBP 1B	G5-3		4	0	1	0	0	1	0									
José Hernández, R OBP: 0.297, SLG: 0.461	K		G5-3			K		L3		4	0	0	0	0	2	1									
Mark Loretta, R OBP: 0.333, SLG: 0.314	K				BB 1B		HBP 1B			3	0	2	0	0	1	0									
Allen Levrault, R ERA: 2.93					L4					1	0	0	0	1	0	0									
Luis Lopez, S OBP: 0.296, SLG: 0.376										0	0	0	0	0	0	0									
David Weathers, R										0	0	0	0	0	0	0									
Lance Painter, L										0	0	0	0	0	0	0									
Curt Leskanic, R										0	0	0	0	0	0	0									
<b>Inning Stats</b>	R: 1 E: 0 K: 0 S: 11	H: 2 LOB: 1 BB: 0 P: 16	R: 0 E: 0 K: 2 S: 8	H: 0 LOB: 0 BB: 0 P: 11	R: 0 E: 0 K: 0 S: 8	H: 0 LOB: 0 BB: 0 P: 13	R: 0 E: 0 K: 0 S: 8	H: 0 LOB: 0 BB: 0 P: 14	R: 0 E: 0 K: 1 S: 16	H: 1 LOB: 2 BB: 1 P: 24	R: 0 E: 0 K: 1 S: 8	H: 0 LOB: 0 BB: 0 P: 9	R: 0 E: 0 K: 1 S: 13	H: 2 LOB: 3 BB: 0 P: 23	R: 0 E: 0 K: 1 S: 12	H: 0 LOB: 0 BB: 0 P: 16	R: 0 E: 0 K: 0 S: 4	H: 0 LOB: 0 BB: 0 P: 5	1B: 5 2B: 0 3B: 0 HR: 0	SF: 1 SAC: 0 DP: 0 HBP: 1	WP: 0 PB: 0 CS: 0	PA: 34			
<b>PITCHER</b>	IP	WLS	BF	H	R	ER	SO	BB	IBB	HBP	BLK	WP	HR	S	P	ERA	WHIP								
Chan Ho Park, R ERA: 2.93	6.2	W	26	5	1	1	5	1	0	0	0	0	0	70	105	1.35	0.900								
Matt Herges, R ERA: 3.49	1.1	H	5	0	0	0	1	0	0	1	0	0	0	14	21	0.00	0.000								
Jeff Shaw, R ERA: 3.26	1.0	S	3	0	0	0	0	0	0	0	0	0	0	4	5	0.00	0.000								

AB	37
R	3
H	11
RBI	3
BB	1
SO	7
LOB	19

AB	31
R	1
H	5
RBI	1
BB	1
SO	6
LOB	7





Batter	1	2	3	4	5	6	7	8	9	AB	R	H	RBI	BB	SO	LOB	TOP			
McKay Christensen, L (1, 8) OBP: 0.556, SLG: 0.522	1-1 CS HBP	2-0 F7		1-1 G4-3	2-3 K			1-3 K	1-2 P1	5	0	0	0	0	2	7				
Mark Crutzielnek, R (1, 4) OBP: 0.367, SLG: 0.434	3-1 F8		2-1 G6-3		1B			3-2 BB HBP	2-1 G1-3	5	1	1	0	0	0	4				
Gary Sheffield, R (1, 7) OBP: 0.412, SLG: 0.556	1-0 1B		1-1 F7			0-1 HR		4-2 BB BB		4	1	2	2	1	0	0				
Shawn Green, L (1, 9) OBP: 0.352, SLG: 0.549	2-2 G4-3		1-0 1B			2-0 HR		4-2 FC4-6 BB		4	1	2	1	1	1	1				
Eric Karros, R (1, 3) OBP: 0.312, SLG: 0.394		1-1 F2		2-0 1B		4-2 1B WP BB		2-3 K		4	0	1	0	1	1	3				
Paul Lo Duca, R (1, 2) OBP: 0.384, SLG: 0.595	1-2 BB 1B			2-2 G6-3		1-0 FC6-2-5-1 2B 1B		2-2 F8	0-1 FC4-6	5	2	2	0	0	0	3				
Adrián Beltré, R (1, 5) OBP: 0.302, SLG: 0.445	4-2 FC1-5 1B BB		2-2 1B		0-1 FC6-2-5-1 2B E			0-0 G6-3	4-0 BB BB	3	1	1	0	2	0	2				
Alex Cora, L (1, 6) OBP: 0.275, SLG: 0.331	1-0 FC1-5 1B		1-0 1B		0-0 E 2B			4-2 BB	4-2 BB	3	1	3	2	2	0	0				
Dennis Springer, R (1, 1) Jeff Williams, R (8, 1) Marquis Grissom, R (9, PH) Mike Fetters, R (9, 1)	2-2 FC1-5		0-3 K		2-3 3-H E 2B			0-3 K	1-2 L8	4	0	0	0	0	2	5				
<b>Inning Stats</b>	R: 0 E: 0 K: 0 S: 8	H: 1 LOB: 1 BB: 0 P: 15	R: 1 E: 0 K: 0 S: 13	H: 2 LOB: 2 BB: 1 P: 24	R: 0 E: 0 K: 1 S: 6	H: 2 LOB: 2 BB: 0 P: 20	R: 6 E: 1 K: 1 S: 21	H: 5 LOB: 1 BB: 1 P: 35	R: 0 E: 0 K: 1 S: 12	H: 0 LOB: 1 BB: 1 P: 16	R: 0 E: 0 K: 1 S: 10	H: 0 LOB: 1 BB: 1 P: 16	R: 0 E: 0 K: 2 S: 15	H: 0 LOB: 3 BB: 2 P: 29	R: 0 E: 0 K: 0 S: 12	H: 0 LOB: 2 BB: 2 P: 24	1B: 9 2B: 1 3B: 0 HR: 2	SF: 0 SAC: 0 DP: 0 HBP: 2	WP: 1 PB: 0 CS: 1	PA: 47
<b>PITCHER</b>	IP WLS BF H R ER SO BB IBB HBP BLK WP HR S P ERA WHIP											IP WLS BF H R ER SO BB IBB HBP BLK WP HR S P ERA WHIP								
Jamey Wright, R (1, 1) ERA: 3.64	4.0 L 24 11 6 5 1 2 0 0 0 1 2 51 87 11.25 3.250																			
Will Cunnane, R (5, 1) ERA: 5.4	3.0 12 1 1 0 3 1 0 0 0 0 0 34 51 0.00 0.667																			
Chad Fox, R (8, 1) ERA: 1.99	1.0 6 0 0 0 2 2 0 1 0 0 0 15 29 0.00 2.000																			
Lance Painter, L (9, 1) ERA: 7.45	1.0 5 0 0 0 0 2 0 0 0 0 0 12 24 0.00 2.000																			

**Los Angeles Dodgers @ Milwaukee Brewers**  
Miller Park, Milwaukee, WI  
Tue Jul 24 2001, 7:05 PM CDT  
Att: 34,444 - Cloudy - 81 F

AB 38  
R 7  
H 12  
RBI 5  
BB 7  
SO 6  
LOB 27



Batter	1	2	3	4	5	6	7	8	9	AB	R	H	RBI	BB	SO	LOB	BOTTOM			
Ronnie Belliard, R (1, 4) OBP: 0.345, SLG: 0.452	1-2 G4-3		1-2 G6-3			3-2 HR		3-2 HR	3-3 K	5	2	2	2	0	1	3				
Mark Loretta, R (1, 5) OBP: 0.332, SLG: 0.313	1-0 WP 1B		2-1 F9			0-1 F8		1-1 P3		4	0	1	0	0	0	0				
Devon White, S (1, 8) OBP: 0.344, SLG: 0.487	4-0 1-2 BB			1-1 G6-4-3 HBP		1-0 G3		2-2 G5-3		2	0	0	0	1	0	0				
Richie Sexson, R (1, 3) OBP: 0.313, SLG: 0.486	1-3 K		2-2 G6-4-3			0-0 1B		1-3 K		4	0	1	0	0	2	3				
Jeromy Burnitz, L (1, 9) OBP: 0.351, SLG: 0.497	3-3 K		3-3 K			1-1 1B				4	0	1	0	0	2	2				
Angel Echevarría, R (1, 7) OBP: 0.299, SLG: 0.411		2-0 G4-3			1-0 F7		1-3 K		4-1 E HBP BB	3	0	0	0	1	1	2				
José Hernández, R (1, 6) OBP: 0.296, SLG: 0.457		1-1 F9			0-1 F7		3-2 G4-3		2-0 E HBP	3	0	0	0	0	0	0				
Henry Blanco, R (1, 2) OBP: 0.282, SLG: 0.314		2-1 P5			1-2 1B		1-0 P4		1-2 E6	4	0	1	0	0	0	2				
Jamey Wright, R (1, 1) Will Cunnane, R (5, 1) Mike Coolbaugh, R (7, PH) Chad Fox, R (8, 1) Lance Painter, L (9, 1) Raul Casanova, S (9, PH)			0-0 P5		1-1 F7		1-1 P6		1-1 F7	1	0	0	0	0	0	0				
<b>Inning Stats</b>	R: 0 E: 0 K: 2 S: 10	H: 1 LOB: 2 BB: 1 P: 20	R: 0 E: 0 K: 0 S: 5	H: 0 LOB: 0 BB: 0 P: 10	R: 0 E: 0 K: 1 S: 9	H: 0 LOB: 0 BB: 0 P: 15	R: 0 E: 0 K: 0 S: 8	H: 1 LOB: 1 BB: 0 P: 11	R: 1 E: 0 K: 1 S: 12	H: 3 LOB: 2 BB: 0 P: 18	R: 0 E: 0 K: 0 S: 7	H: 0 LOB: 0 BB: 0 P: 12	R: 1 E: 0 K: 1 S: 15	H: 1 LOB: 0 BB: 0 P: 22	R: 0 E: 1 K: 1 S: 14	H: 0 LOB: 3 BB: 1 P: 28	1B: 4 2B: 0 3B: 0 HR: 2	SF: 0 SAC: 0 DP: 1 HBP: 2	WP: 1 PB: 0 CS: 0	PA: 37
<b>PITCHER</b>	IP WLS BF H R ER SO BB IBB HBP BLK WP HR S P ERA WHIP											IP WLS BF H R ER SO BB IBB HBP BLK WP HR S P ERA WHIP								
Dennis Springer, R (1, 1) ERA: 4.09	7.0 W 27 5 1 1 1 1 0 0 0 0 1 15 22 9.00 1.000																			
Jeff Williams, L (8, 1) ERA: 5.15	1.0 4 1 1 1 1 0 0 0 0 0 0 1 15 22 9.00 1.000																			
Mike Fetters, R (9, 1) ERA: 6.28	1.0 6 0 0 0 1 1 0 1 0 0 0 0 14 28 0.00 1.000																			

**Los Angeles Dodgers @ Milwaukee Brewers**  
Miller Park, Milwaukee, WI  
Tue Jul 24 2001, 7:05 PM CDT  
Att: 34,444 - Cloudy - 81 F

AB 33  
R 2  
H 6  
RBI 2  
BB 2  
SO 6  
LOB 16





Batter	1	2	3	4	5	6	7	8	9	AB	R	H	RBI	BB	SO	LOB	TOP				
McKay Christensen, L OBP: 0.548, SLG: 0.500 (1, 8)	4-0 L6 BB		2-1 F8				0-1 F5		0-0 SH5-4 1B	3	0	1	0	1	0	1	<b>Los Angeles Dodgers @ Milwaukee Brewers</b> Miller Park, Milwaukee, WI Wed Jul 25 2001, 1:05 PM CDT Att: 39,223 - Dome - 72 F <a href="http://livebaseballscorecards.com">livebaseballscorecards.com</a>				
Mark Grudzielanek, R OBP: 0.344, SLG: 0.430 (1, 4)	1-2 L6			1-3 K			2-3 K	0-0 SH5-4	3	0	0	0	0	2	1						
Gary Sheffield, R OBP: 0.410, SLG: 0.562 (1, 7)	1-2 E5			0-0 HR			3-1 P6	1-1 F7	4	1	1	1	0	0	1						
Shawn Green, L OBP: 0.353, SLG: 0.555 (1, 9)	3-0 L7			1-1 HR			0-1 F7	4-0 FC6-4 IBB	3	1	1	1	1	0	1						
Eric Karros, R OBP: 0.311, SLG: 0.403 Matt Herges, L OBP: 0.400, SLG: 0.400 (8, 1)		1-1 F8		1-1 G5-3			1-1 HR	0-1 FC6-4	4	1	1	1	0	0	2						
Paul Lo Duca, R OBP: 0.382, SLG: 0.588 (8, 3)		0-1 G5-3		1-3 K			4-1 G4-3 BB	1-0 F8	3	0	0	0	1	1	0						
Adrian Beltré, R OBP: 0.298, SLG: 0.438 (1, 5)		1-3 K					1-0 F8	0-0 F8	4	0	0	0	0	2	1						
Alex Cora, L OBP: 0.278, SLG: 0.335 (1, 6)			1-2 G3-1				4-2 SH1-4 BB	0-1 2B	3	0	1	0	1	0	1						
Luke Prokopec, L OBP: 0.138, SLG: 0.172 Giovanni Carrara, R OBP: 0.333, SLG: 0.333 Chad Kreuter, S OBP: 0.388, SLG: 0.363 (8, 2)			1-3 K				0-0 SH1-4	1-2 G6-3	2	0	0	0	0	1	1						
<b>Inning Stats</b>	R: 0 E: 1 K: 0 S: 8	H: 0 LOB: 1 BB: 1 P: 17	R: 0 E: 0 K: 1 S: 7	H: 0 LOB: 0 BB: 0 P: 9	R: 0 E: 0 K: 1 S: 9	H: 0 LOB: 0 BB: 0 P: 13	R: 2 E: 0 K: 2 S: 15	H: 2 LOB: 0 BB: 0 P: 19	R: 0 E: 0 K: 0 S: 6	H: 0 LOB: 1 BB: 1 P: 11	R: 1 E: 0 K: 1 S: 9	H: 1 LOB: 1 BB: 1 P: 15	R: 0 E: 0 K: 0 S: 6	H: 1 LOB: 2 BB: 1 P: 11	R: 0 E: 0 K: 0 S: 5	H: 1 LOB: 1 BB: 0 P: 6		1B: 1 2B: 2 3B: 0 HR: 3	SF: 0 SAC: 2 DP: 1 HBP: 0	WP: 0 PB: 0 SB: 0 CS: 0	PA: 36
<b>PITCHER</b>	IP	WLS	BF	H	R	ER	SO	BB	IBB	HBP	BLK	WP	HR	S	P	ERA	WHIP				
15 Ben Sheets, R ERA: 4.19 David Weathers, R ERA: 2.06 (8, 1)	7.0		27	3	3	3	6	3	0	0	0	0	3	61	96	3.86	0.857				

Batter	1	2	3	4	5	6	7	8	9	AB	R	H	RBI	BB	SO	LOB	BOTTOM					
Ronnie Belliard, R OBP: 0.343, SLG: 0.447 (1, 4)	1-3 K		1-0 G6-3		1-0 G6-3				0-0 F9	4	0	0	0	0	1	3	<b>Los Angeles Dodgers @ Milwaukee Brewers</b> Miller Park, Milwaukee, WI Wed Jul 25 2001, 1:05 PM CDT Att: 39,223 - Dome - 72 F <a href="http://livebaseballscorecards.com">livebaseballscorecards.com</a>					
Mark Loretta, R OBP: 0.333, SLG: 0.315 (1, 5)	1-2 L9		2-0 E4			0-2 G3-6 1B	2-1 F9	2-0 1B	5	0	2	1	0	0	3							
Devon White, S OBP: 0.338, SLG: 0.479 (1, 8)	2-3 K		1-3 K			2-0 G3-6		0-0 G4-3	4	0	0	0	0	2	2							
Richie Sexson, R OBP: 0.312, SLG: 0.484 (1, 3)		1-1 HR 1B		1-1 F8		2-3 K		1-3 K	4	1	1	0	0	2	0							
Jeremy Burnitz, L OBP: 0.355, SLG: 0.517 (1, 9)		1-1 HR		3-0 P5			2-1 HR	4-2 1B BB	3	2	2	3	1	0	0							
José Hernández, R OBP: 0.296, SLG: 0.455 (1, 6)		1-1 G6-3		2-3 K			1-0 F8	3-1 1B	4	0	1	0	0	1	0							
James Mouton, R OBP: 0.329, SLG: 0.353 (1, 7)		0-3 K				2-3 K			4	1	1	0	0	3	0							
Henry Blanco, R OBP: 0.287, SLG: 0.325 (1, 2)		0-3 K				2-2 E8 1B		0-1 SH3-4	3	0	2	0	0	1	0							
15 Ben Sheets, R OBP: 0.114, SLG: 0.031 Angel Echevarria, R OBP: 0.306, SLG: 0.411 David Weathers, R Luis Lopez, S OBP: 0.265, SLG: 0.275 (8, 1)			2-3 K			1-3 K		4-1 1B IBB	2	0	0	0	0	2	1							
<b>Inning Stats</b>	R: 0 E: 0 K: 2 S: 12	H: 0 LOB: 0 BB: 0 P: 16	R: 2 E: 0 K: 2 S: 13	H: 2 LOB: 0 BB: 0 P: 16	R: 0 E: 1 K: 2 S: 8	H: 0 LOB: 1 BB: 0 P: 14	R: 0 E: 0 K: 1 S: 6	H: 0 LOB: 0 BB: 0 P: 12	R: 0 E: 1 K: 2 S: 10	H: 1 LOB: 1 BB: 0 P: 16	R: 0 E: 0 K: 1 S: 9	H: 1 LOB: 3 BB: 1 P: 13	R: 1 E: 0 K: 1 S: 13	H: 2 LOB: 3 BB: 1 P: 30	R: 0 E: 0 K: 1 S: 9	H: 1 LOB: 2 BB: 1 P: 17		R: 1 E: 0 K: 0 S: 7	H: 2 LOB: 2 BB: 1 P: 15	1B: 5 2B: 2 3B: 0 HR: 2	SF: 0 SAC: 1 DP: 1 HBP: 1	WP: 0 PB: 0 SB: 0 CS: 0
<b>PITCHER</b>	IP	WLS	BF	H	R	ER	SO	BB	IBB	HBP	BLK	WP	HR	S	P	ERA	WHIP					
Luke Prokopec, R ERA: 4.31 Giovanni Carrara, R ERA: 3.18 Matt Herges, R ERA: 5.54 (8, 1)	6.2		27	6	3	3	11	1	0	0	0	0	0	3	7	4.05	1.050					




Batter	1	2	3	4	5	6	7	8	9	AB	R	H	RBI	BB	SO	LOB	TOP										
Rickey Henderson, R OBP: 0.356, SLG: 0.327	F3						L7			3	0	0	0	1	0	1	<b>San Diego Padres @ Milwaukee Brewers</b> Miller Park, Milwaukee, WI Fri Jul 27 2001, 7:05 PM CDT Att: 29,520 - Sunny - 69 F										
Mark Kotsay, L OBP: 0.376, SLG: 0.448	K		F8				G6-3	FC4-6 1B		4	0	1	0	0	1	1											
Ryan Klesko, L OBP: 0.400, SLG: 0.542	K		G4-3				L7	FC4-6 G1-3 1-2		4	0	0	0	0	1	2											
Phil Nevin, R OBP: 0.401, SLG: 0.611		G5-3				G6-3		G1-3 1-2		4	0	0	0	0	1	1											
Mike Darr, L OBP: 0.367, SLG: 0.322	K			1B 2B		L4-3 1B		F8		4	0	2	0	0	1	1											
Ben Davis, S OBP: 0.375, SLG: 0.386		BB 1B				L4-3 1-2			K	4	0	2	0	0	1	1											
Damian Jackson, R OBP: 0.334, SLG: 0.374							G6-3 2B	E3		2	0	1	0	2	0	0											
D'Angelo Jimenez, S OBP: 0.305, SLG: 0.326		G6-3					P4	K		3	0	0	0	1	1	4											
Bobby Jones, R Tony Gwynn, L Rodney Myers, R Dave Magadan, L Jose Nunez, L Tom Davey, R Chuck McElroy, L Emil Brown, R							G6-3 2-3	F9		1	0	0	0	0	1	0											
<b>Inning Stats</b>	R: 0 E: 0 K: 2 S: 8	H: 0 LOB: 0 BB: 0 P: 11	R: 0 E: 0 K: 1 S: 9	H: 1 LOB: 2 BB: 1 P: 17	R: 0 E: 0 K: 1 S: 8	H: 0 LOB: 1 BB: 1 P: 18	R: 0 E: 0 K: 1 S: 16	H: 2 LOB: 3 BB: 2 P: 26	R: 0 E: 0 K: 0 S: 4	H: 0 LOB: 0 BB: 0 P: 6	R: 0 E: 0 K: 0 S: 3	H: 1 LOB: 1 BB: 0 P: 5	R: 0 E: 0 K: 0 S: 8	H: 1 LOB: 1 BB: 0 P: 13	R: 0 E: 0 K: 2 S: 8	H: 1 LOB: 1 BB: 0 P: 13		R: 0 E: 1 K: 2 S: 11	H: 0 LOB: 1 BB: 0 P: 19	1B: 4 2B: 3 3B: 0 HR: 0	SF: 0 SAC: 0 DP: 1 HBP: 0	WP: 0 PB: 0 SB: 0 CS: 0	PA: 36				
<b>PITCHER</b>	IP	WLS	BF	H	R	ER	SO	BB	IBB	HBP	BLK	WP	HR	S	P	ERA	WHIP										
Jimmy Haynes, R ERA: 4.85	(1, 1)	7.0	W	28	5	0	0	5	4	0	0	0	0	56	96	0.00	1.286										
Lance Painter, L ERA: 7.09	(8, 1)	1.0		4	1	0	0	0	0	0	0	0	0	8	13	0.00	1.000										
Mike DeJean, R ERA: 2.13	(9, 1)	1.0		4	0	0	0	2	0	0	0	0	0	11	19	0.00	0.000										

Batter	1	2	3	4	5	6	7	8	9	AB	R	H	RBI	BB	SO	LOB	BOTTOM											
Ronnie Belliard, R OBP: 0.346, SLG: 0.461	SF9 1B			G5-3		G4-3 1-2				5	2	3	3	0	0	1	<b>San Diego Padres @ Milwaukee Brewers</b> Miller Park, Milwaukee, WI Fri Jul 27 2001, 7:05 PM CDT Att: 29,520 - Sunny - 69 F											
Mark Loretta, R OBP: 0.335, SLG: 0.317	E9 HR	2H 2B		G6-3		F9		HR		5	1	2	0	0	1	1												
Mike DeJean, R	HR 1B	K						1B		0	0	0	0	0	0	0												
Geoff Jenkins, L Lance Painter, L Mike Coolbaugh, R	SF9	G1-3		K				G4-3		3	0	0	1	0	1	1												
Richie Sexson, R OBP: 0.315, SLG: 0.493	3H 2H HR		K					BB		0	0	0	0	0	0	0												
Jeromy Burnitz, L OBP: 0.354, SLG: 0.513	P6							1B		5	1	3	2	0	1	2												
Devon White, S OBP: 0.341, SLG: 0.479	L9							1B		4	0	2	0	0	0	1												
José Hernández, R OBP: 0.298, SLG: 0.453								1B		3	1	1	0	1	1	4												
Henry Blanco, R OBP: 0.291, SLG: 0.340								HR BB		3	2	1	2	1	2	4												
Jimmy Haynes, R OBP: 0.233, SLG: 0.244										3	1	2	0	0	0	2												
James Mouton, R OBP: 0.324, SLG: 0.348								2B 2B		1	0	0	0	0	1	1												
<b>Inning Stats</b>	R: 3 E: 1 K: 0 S: 13	H: 3 LOB: 0 BB: 0 P: 18	R: 3 E: 0 K: 2 S: 21	H: 4 LOB: 1 BB: 0 P: 30	R: 0 E: 0 K: 1 S: 10	H: 2 LOB: 2 BB: 0 P: 15	R: 0 E: 0 K: 1 S: 5	H: 0 LOB: 0 BB: 0 P: 5	R: 0 E: 0 K: 1 S: 14	H: 1 LOB: 2 BB: 1 P: 22	R: 0 E: 0 K: 0 S: 8	H: 1 LOB: 0 BB: 0 P: 10	R: 0 E: 0 K: 2 S: 13	H: 2 LOB: 2 BB: 0 P: 22	R: 2 E: 0 K: 1 S: 14	H: 2 LOB: 1 BB: 2 P: 28	1B: 10 2B: 2 3B: 0 HR: 3	SF: 1 SAC: 0 DP: 1 HBP: 0	WP: 0 PB: 0 SB: 0 CS: 0	PA: 40								
<b>PITCHER</b>	IP	WLS	BF	H	R	ER	SO	BB	IBB	HBP	BLK	WP	HR	S	P	ERA	WHIP											
Bobby Jones, R ERA: 4.31	(1, 1)	3.0	L	18	9	6	6	3	0	0	0	0	0	2	44	63	18.00	3.000										
Rodney Myers, R ERA: 5.14	(4, 1)	3.0		11	2	0	0	2	1	0	0	0	0	27	37	0.00	1.000											
Jose Nunez, L ERA: 6.45	(7, 1)	1.0		5	2	0	0	2	0	0	0	0	0	13	22	0.00	2.000											
Tom Davey, R ERA: 4.5	(8, 1)	0.0		1	0	1	1	0	1	0	0	0	0	1	5	∞	∞											
Chuck McElroy, L ERA: 5.18	(8, 1)	1.0		5	2	1	1	1	1	0	0	0	0	1	13	23	9.00	3.000										

**San Diego Padres @ Milwaukee Brewers**  
 Miller Park, Milwaukee, WI  
 Fri Jul 27 2001, 7:05 PM CDT  
 Att: 29,520 - Sunny - 69 F

**AB 32**  
**R 0**  
**H 6**  
**RBI 0**  
**BB 4**  
**SO 7**  
**LOB 16**




**San Diego Padres @ Milwaukee Brewers**  
 Miller Park, Milwaukee, WI  
 Fri Jul 27 2001, 7:05 PM CDT  
 Att: 29,520 - Sunny - 69 F

**AB 36**  
**R 8**  
**H 15**  
**RBI 8**  
**BB 3**  
**SO 8**  
**LOB 19**





Batter	1	2	3	4	5	6	7	8	9	AB	R	H	RBI	BB	SO	LOB	TOP											
<b>Damian Jackson, R</b> (1,4) OBP: 0.333, SLG: 0.372	2-3 K			1-2 2B HR 1B	2-2 G5-3			3-3 K		4	1	1	0	0	2	0	<b>San Diego Padres @ Milwaukee Brewers</b> Miller Park, Milwaukee, WI Sat Jul 28 2001, 6:05 PM CDT Att: 42,096 - Overcast - 78 F											
<b>Mark Kotsay, L</b> (1,8) OBP: 0.374, SLG: 0.448	1-2 G4-3			0-0 HR 2B	2-2 G6-3			2-0 F7		4	1	1	0	0	0	0												
<b>Ryan Klesko, L</b> (1,3) OBP: 0.401, SLG: 0.540	0-0 G3			4-1 HR BB		0-2 G4-6-3 1B		2-3 K		3	1	1	0	1	1	0												
<b>Phil Nevin, R</b> (1,5) OBP: 0.402, SLG: 0.627		0-3 K		1-1 HR		1-3 K		1-0 HR		4	2	2	5	0	2	1												
<b>Mike Darr, L</b> (1,9) OBP: 0.366, SLG: 0.321	2-1 G4-3			1-2 G4-3		2-1 G4-6-3 1-2		2-2 G6-4-3 1B		4	0	1	0	0	0	1												
<b>Bubba Trammell, R</b> (1,7) OBP: 0.336, SLG: 0.471	1-3 K			2-1 G6-3			0-1 HR	1-2 G6-4-3 1B		4	1	2	1	0	1	0												
<b>Wiki Gonzalez, R</b> (1,2) OBP: 0.359, SLG: 0.516			0-1 L9	1-2 1B		1-2 G3		3-0 G6-4-3		4	0	1	0	0	0	2												
<b>D'Angelo Jimenez, S</b> (1,6) OBP: 0.294, SLG: 0.313			1-1 F8	1-1 F8		2-3 K		3-2 G3-1		4	0	0	0	0	1	2												
<b>Woody Williams, R</b> (1,1) OBP: 0.200, SLG: 0.218			0-1 G6-3			0-0 F9				3	0	0	0	0	1	0												
<b>Trevor Hoffman, R</b> (8,1)										0	0	0	0	0	0	0												
<b>Inning Stats</b>	R: 0 E: 0 K: 1 S: 8	H: 0 LOB: 0 BB: 0 P: 11	R: 0 E: 0 K: 2 S: 8	H: 0 LOB: 0 BB: 0 P: 11	R: 0 E: 0 K: 0 S: 6	H: 0 LOB: 0 BB: 0 P: 7	R: 4 E: 0 K: 0 S: 18	H: 4 LOB: 1 BB: 1 P: 29	R: 0 E: 0 K: 0 S: 8	H: 1 LOB: 0 BB: 0 P: 12	R: 1 E: 0 K: 2 S: 11	H: 1 LOB: 0 BB: 0 P: 14	R: 0 E: 0 K: 2 S: 7	H: 0 LOB: 0 BB: 0 P: 14	R: 1 E: 0 K: 0 S: 14	H: 3 LOB: 1 BB: 0 P: 24		1B: 5 2B: 1 3B: 0 HR: 3	SF: 0 SAC: 0 DP: 2 HBP: 0	WP: 0 PB: 0 SB: 0 CS: 0	PA: 35							
<b>PITCHER</b>	IP	WLS	BF	H	R	ER	SO	BB	IBB	HBP	BLK	WP	HR	S	P	ERA	WHIP											
<b>Allen Levrault, R</b> (1,1) ERA: 5.08	5.0	L	20	4	4	4	3	1	0	0	0	0	0	1	48	70	7.20	1.000										
<b>Mac Suzuki, R</b> (6,1) ERA: 8.2	2.1		8	2	1	1	4	0	0	0	0	0	0	1	23	32	3.86	0.857										
<b>Lance Painter, L</b> (8,1) ERA: 6.86	0.2		2	0	0	0	1	0	0	0	0	0	0	0	4	8	0.00	0.000										
<b>Curt Leskanic, R</b> (9,1) ERA: 3.42	1.0		5	3	1	1	0	0	0	0	0	0	0	1	14	24	9.00	3.000										

Batter	1	2	3	4	5	6	7	8	9	AB	R	H	RBI	BB	SO	LOB	BOTTOM										
<b>Ronnie Belliard, R</b> (1,4) OBP: 0.348, SLG: 0.471	1-2 SF8 3B		0-2 P4			1-1 F8		2-1 1B 2B		4	1	2	1	0	0	0	<b>San Diego Padres @ Milwaukee Brewers</b> Miller Park, Milwaukee, WI Sat Jul 28 2001, 6:05 PM CDT Att: 42,096 - Overcast - 78 F										
<b>Mark Loretta, R</b> (1,5) OBP: 0.338, SLG: 0.321	2-0 G5-3		1-2 L9			2-1 G3-6-1 1B		0-0 2B 1B		4	0	2	0	0	0	1											
<b>Geoff Jenkins, L</b> (1,7) OBP: 0.340, SLG: 0.465	0-0 SF8			0-2 P6		0-1 G3-6-1 1-2			0-2 F7	3	0	0	1	0	0	1											
<b>Richie Sexson, R</b> (1,3) OBP: 0.312, SLG: 0.488	3-2 P4			0-0 F8			0-0 F8		0-0 G5-3	4	0	0	0	0	0	0											
<b>Jeremy Burnitz, L</b> (1,9) OBP: 0.351, SLG: 0.507		1-2 L5		0-0 G4-3		0-1 G3-1		2-3 K		4	0	0	0	0	1	0											
<b>Devon White, S</b> (1,8) OBP: 0.345, SLG: 0.479		4-2 BB			0-1 FC4-6 1B		1-3 K			2	0	1	0	1	1	0											
<b>José Hernández, R</b> (1,6) OBP: 0.295, SLG: 0.450		3-1 F8			1-1 FC4-6 1-2		1-3 K			3	0	0	0	0	1	2											
<b>Henry Blanco, R</b> (1,2) OBP: 0.291, SLG: 0.340		2-3 K			1-0 F8		3-2 K 2B 1B			3	1	1	0	0	1	2											
<b>Allen Levrault, R</b> (1,1) OBP: 0.231, SLG: 0.417			1-2 F9			0-0 L6				1	0	0	0	0	0	0											
<b>Mike Coolbaugh, R</b> (5, PH)										1	0	0	0	0	0	1											
<b>Mac Suzuki, R</b> (6,1)										0	0	0	0	0	0	0											
<b>Lance Painter, L</b> (8,1)										0	0	0	0	0	0	0											
<b>Raul Casanova, S</b> (8, PH)										0	0	0	0	0	0	0											
<b>Curt Leskanic, R</b> (9,1)										1	0	0	0	0	1	1											
<b>Inning Stats</b>	R: 1 E: 0 K: 0 S: 9	H: 1 LOB: 0 BB: 0 P: 15	R: 0 E: 0 K: 1 S: 12	H: 0 LOB: 1 BB: 1 P: 22	R: 0 E: 0 K: 0 S: 10	H: 0 LOB: 0 BB: 0 P: 12	R: 0 E: 0 K: 0 S: 5	H: 0 LOB: 0 BB: 0 P: 5	R: 0 E: 0 K: 0 S: 6	H: 1 LOB: 0 BB: 0 P: 8	R: 0 E: 0 K: 0 S: 6	H: 1 LOB: 0 BB: 0 P: 9	R: 0 E: 0 K: 1 S: 7	H: 0 LOB: 0 BB: 0 P: 8	R: 1 E: 0 K: 2 S: 15	H: 3 LOB: 2 BB: 0 P: 24	R: 0 E: 0 K: 1 S: 7	H: 0 LOB: 0 BB: 0 P: 9	1B: 4 2B: 1 3B: 1 HR: 0	SF: 1 SAC: 0 DP: 1 HBP: 0	WP: 0 PB: 0 SB: 1 CS: 0	PA: 32					
<b>PITCHER</b>	IP	WLS	BF	H	R	ER	SO	BB	IBB	HBP	BLK	WP	HR	S	P	ERA	WHIP										
<b>Woody Williams, R</b> (1,1) ERA: 4.97	7.2	W	28	5	2	2	4	1	0	0	0	0	0	69	102	2.35	0.783										
<b>Trevor Hoffman, R</b> (8,1) ERA: 3.65	1.1	S	4	1	0	0	1	0	0	0	0	0	0	8	10	0.00	0.750										



Batter	1	2	3	4	5	6	7	8	9	AB	R	H	RBI	BB	SO	LOB	TOP																				
Rickey Henderson, R OBP: 0.357, SLG: 0.328 Rudy Seanez, R Chuck McElroy, L D'Angelo Jimenez, S OBP: 0.291, SLG: 0.309	G6-3		F7	F8		2B	1B		K	5	1	2	2	0	0	1																					
Mark Kotsay, L OBP: 0.376, SLG: 0.452 Mike Darr, L OBP: 0.364, SLG: 0.319	L4		1B		K	2B	F7			4	1	2	2	0	1	0																					
Ryan Klesko, L OBP: 0.401, SLG: 0.545	HR		F7		F7	2B	F9			4	2	1	1	1	0	3																					
Phil Nevin, R OBP: 0.405, SLG: 0.626	G6-3			FC3-6 1B	F8	2B		G3-1 1B		4	1	2	0	1	0	0																					
Bubba Trammell, R OBP: 0.343, SLG: 0.488	HR			FC3-6 1B			F9			4	2	3	3	1	0	1																					
Ben Davis, S OBP: 0.376, SLG: 0.384	K			FC3-6 HBP 2B			G3-1			4	2	1	0	1	1	3																					
Damian Jackson, R OBP: 0.334, SLG: 0.370	G5-3 1B			2B E HBP			G1-3			4	1	1	0	0	1	6																					
Alex Arias, R OBP: 0.317, SLG: 0.343	G5-3			E7 2B		1B IBB	F3	G6-3		4	1	1	2	1	0	1																					
Kevin Jarvis, L OBP: 0.310, SLG: 0.390 Rodney Myers, R Tony Gwynn, L Emil Brown, R Dave Magadan, L Wascar Serrano, R	P6		F7	F7		SF8	WP 1B 2B	F7		2	0	0	1	0	0	1																					
<b>Inning Stats</b>	R: 1 E: 0 K: 0 S: 8	H: 1 LOB: 0 BB: 0 P: 14	R: 1 E: 0 K: 1 S: 9	H: 2 LOB: 0 BB: 0 P: 17	R: 0 E: 0 K: 0 S: 9	H: 1 LOB: 1 BB: 0 P: 14	R: 3 E: 1 K: 0 S: 12	H: 3 LOB: 1 BB: 0 P: 17	R: 0 E: 0 K: 1 S: 9	H: 0 LOB: 0 BB: 0 P: 13	R: 6 E: 0 K: 1 S: 18	H: 4 LOB: 3 BB: 5 P: 45	R: 1 E: 0 K: 0 S: 13	H: 2 LOB: 1 BB: 0 P: 20	R: 0 E: 0 K: 0 S: 7	H: 1 LOB: 1 BB: 0 P: 9	R: 0 E: 0 K: 1 S: 8	H: 0 LOB: 0 BB: 0 P: 14	1B: 8 2B: 4 3B: 0 HR: 2	SF: 1 SAC: 0 DP: 0 HBP: 1	WP: 1 PB: 0 SB: 0 CS: 0	PA: 46															
<b>PITCHER</b>	IP	WLS	BF	H	R	ER	SO	BB	IBB	HBP	BLK	WP	HR	S	P	ERA	WHIP	<b>PITCHER</b>		IP	WLS	BF	H	R	ER	SO	BB	IBB	HBP	BLK	WP	HR	S	P	ERA	WHIP	
Jamey Wright, R ERA: 4.13	5.2	L	28	9	9	9	2	1	1	2	0	0	0	9	23	14.29	1.765	David Weathers, R ERA: 2.03		9.1	1.0	3	0	0	0	1	0	0	0	0	0	8	14	0.00	0.000		
Chad Fox, R ERA: 2.41	0.1	6	2	2	2	1	1	2	0	0	0	0	0	9	23	54.00	9.000																				
47 Mike Buddie, R ERA: 0.87	0.1	3	2	1	1	0	0	0	0	0	0	1	0	8	12	27.00	6.000																				
Ray King, L ERA: 3.6	0.2	2	0	0	0	0	0	0	0	0	0	0	0	5	8	0.00	0.000																				
Mike DeJean, R ERA: 2.09	1.0	4	1	0	0	0	0	0	0	0	0	0	0	7	9	0.00	1.000																				
Ronnie Belliard, R OBP: 0.352, SLG: 0.476	1B 2B		G5-3		1B															3	0	2	0	1	0	0											
Mark Loretta, R OBP: 0.345, SLG: 0.333 Mike DeJean, R David Weathers, R	G5-4-3 1B			HR 2B																4	1	3	1	0	1	1											
Devon White, S OBP: 0.339, SLG: 0.471 James Mouton, R OBP: 0.324, SLG: 0.348	F8			F7																4	0	0	0	0	2	6											
Richie Sexson, R OBP: 0.314, SLG: 0.504	G5-4-3			HR																4	2	2	3	0	0	2											
Jeromy Burnitz, L OBP: 0.350, SLG: 0.504	P6			P4																4	1	1	0	0	0	0											
Raul Casanova, S OBP: 0.314, SLG: 0.474	P6			G3																4	0	1	0	0	1	0											
Angel Echevarria, R OBP: 0.294, SLG: 0.394	P6																			4	0	0	0	0	1	2											
Luis Lopez, S OBP: 0.255, SLG: 0.263	G3-1																			4	0	0	0	0	0	1											
Jamey Wright, R Chad Fox, R 47 Mike Buddie, R Ray King, L Mike Coolbaugh, R	G6-3																			2	1	1	0	0	0	0											
<b>Inning Stats</b>	R: 0 E: 0 K: 0 S: 6	H: 2 LOB: 1 BB: 0 P: 9	R: 0 E: 0 K: 0 S: 9	H: 0 LOB: 0 BB: 0 P: 12	R: 0 E: 0 K: 0 S: 7	H: 0 LOB: 0 BB: 0 P: 10	R: 2 E: 0 K: 0 S: 14	H: 2 LOB: 0 BB: 0 P: 24	R: 1 E: 0 K: 2 S: 17	H: 3 LOB: 2 BB: 0 P: 22	R: 2 E: 0 K: 0 S: 11	H: 3 LOB: 0 BB: 0 P: 19	R: 0 E: 0 K: 3 S: 9	H: 0 LOB: 1 BB: 1 P: 19	R: 0 E: 0 K: 1 S: 7	H: 0 LOB: 0 BB: 0 P: 9	R: 0 E: 0 K: 1 S: 7	H: 0 LOB: 0 BB: 0 P: 12	1B: 6 2B: 2 3B: 0 HR: 2	SF: 0 SAC: 0 DP: 2 HBP: 0	WP: 0 PB: 0 SB: 0 CS: 0	PA: 36															
<b>PITCHER</b>	IP	WLS	BF	H	R	ER	SO	BB	IBB	HBP	BLK	WP	HR	S	P	ERA	WHIP	<b>PITCHER</b>		IP	WLS	BF	H	R	ER	SO	BB	IBB	HBP	BLK	WP	HR	S	P	ERA	WHIP	
Kevin Jarvis, R ERA: 5.21	5.0	W	24	10	5	5	2	0	0	0	0	0	0	5	8	9.00	2.000	David Weathers, R ERA: 2.03		9.1	1.0	3	0	0	0	1	0	0	0	0	8	14	0.00	0.000			
Rodney Myers, R ERA: 5.02	1.0	2	0	0	0	0	0	0	0	0	0	0	0	5	8	0.00	0.000																				
Rudy Seanez, R ERA: 1.93	1.0	4	0	0	0	3	1	0	0	0	0	0	0	9	19	0.00	1.000																				
Chuck McElroy, L ERA: 5.07	1.0	3	0	0	0	1	0	0	0	0	0	0	0	7	9	0.00	0.000																				
Wascar Serrano, R ERA: 5.18	1.0	3	0	0	0	1	0	0	0	0	0	0	0	7	12	0.00	0.000																				

San Diego Padres @ Milwaukee Brewers  
Miller Park, Milwaukee, WI  
Sun Jul 29 2001, 1:05 PM CDT  
Att: 42,189 - Cloudy - 79 F

AB 39  
R 12  
H 14  
RBI 11  
BB 5  
SO 4  
LOB 18



San Diego Padres @ Milwaukee Brewers  
Miller Park, Milwaukee, WI  
Sun Jul 29 2001, 1:05 PM CDT  
Att: 42,189 - Cloudy - 79 F

AB 35  
R 5  
H 10  
RBI 4  
BB 1  
SO 7  
LOB 12





Batter	1	2	3	4	5	6	7	8	9	AB	R	H	RBI	BB	SO	LOB	TOP					
Luis Castillo, S OBP: 0.373, SLG: 0.356 (1, 4)	G6-3 S 1B		F7			E S 1B	SF7 1B		G4-3	5	2	3	0	0	0	0						
Alex Gonzalez, R OBP: 0.324, SLG: 0.398 (1, 6)	F8			K		E7 1B	2B		F7	5	1	2	1	0	1	1						
Cliff Floyd, L OBP: 0.414, SLG: 0.659 (1, 7)	G6-3			G3		FC4 S 1B	SF7		L8	4	1	0	1	0	0	2						
Mike Lowell, R OBP: 0.348, SLG: 0.473 (1, 5)	F9			2B		K	P4			4	1	1	0	0	1	4						
Kevin Millar, R OBP: 0.362, SLG: 0.535 1B Jeff Abbott, R (8, 9)		G3-1		WP 2H 2B		FC5 1B IBB			L6	3	0	1	1	1	0	0						
Derrek Lee, R OBP: 0.316, SLG: 0.446 (1, 3)	G1-3			G6-3		FC5 1B			S 1B	4	0	2	2	0	0	1						
Charles Johnson, R OBP: 0.348, SLG: 0.525 (1, 2)	G6-3					L9			K	4	0	0	0	0	1	3						
Eric Owens, R OBP: 0.301, SLG: 0.348 (1, 8)			G6-3			G1-3	FC5			3	0	0	0	1	0	2						
Ryan Dempster, R OBP: 0.093, SLG: 0.095 (1, 1)			K			K			K	4	0	0	0	0	4	2						
<b>Inning Stats</b>	R: 0 E: 0 K: 0 S: 7	H: 1 LOB: 1 BB: 0 P: 11	R: 0 E: 0 K: 0 S: 7	H: 0 LOB: 0 BB: 0 P: 10	R: 0 E: 0 K: 1 S: 6	H: 0 LOB: 0 BB: 0 P: 9	R: 1 E: 0 K: 1 S: 12	H: 2 LOB: 1 BB: 0 P: 18	R: 0 E: 0 K: 1 S: 9	H: 0 LOB: 0 BB: 0 P: 14	R: 3 E: 1 K: 1 S: 20	H: 3 LOB: 2 BB: 1 P: 31	R: 1 E: 0 K: 1 S: 13	H: 2 LOB: 1 BB: 0 P: 14	R: 0 E: 0 K: 2 S: 14	H: 1 LOB: 2 BB: 1 P: 25	R: 0 E: 0 K: 0 S: 5	H: 0 LOB: 0 BB: 0 P: 5	1B: 6 2B: 3 3B: 0 HR: 0	SF: 1 SAC: 0 DP: 0 HBP: 0	WP: 1 PA: 39 CS: 0	
<b>PITCHER</b>	IP WLS BF H R ER SO BB IBB HBP BLK WP HR S P ERA WHIP	IP WLS BF H R ER SO BB IBB HBP BLK WP HR S P ERA WHIP	IP WLS BF H R ER SO BB IBB HBP BLK WP HR S P ERA WHIP	IP WLS BF H R ER SO BB IBB HBP BLK WP HR S P ERA WHIP	IP WLS BF H R ER SO BB IBB HBP BLK WP HR S P ERA WHIP	IP WLS BF H R ER SO BB IBB HBP BLK WP HR S P ERA WHIP	IP WLS BF H R ER SO BB IBB HBP BLK WP HR S P ERA WHIP	IP WLS BF H R ER SO BB IBB HBP BLK WP HR S P ERA WHIP	IP WLS BF H R ER SO BB IBB HBP BLK WP HR S P ERA WHIP	IP WLS BF H R ER SO BB IBB HBP BLK WP HR S P ERA WHIP	IP WLS BF H R ER SO BB IBB HBP BLK WP HR S P ERA WHIP	IP WLS BF H R ER SO BB IBB HBP BLK WP HR S P ERA WHIP	IP WLS BF H R ER SO BB IBB HBP BLK WP HR S P ERA WHIP	IP WLS BF H R ER SO BB IBB HBP BLK WP HR S P ERA WHIP	IP WLS BF H R ER SO BB IBB HBP BLK WP HR S P ERA WHIP	IP WLS BF H R ER SO BB IBB HBP BLK WP HR S P ERA WHIP	IP WLS BF H R ER SO BB IBB HBP BLK WP HR S P ERA WHIP	IP WLS BF H R ER SO BB IBB HBP BLK WP HR S P ERA WHIP	IP WLS BF H R ER SO BB IBB HBP BLK WP HR S P ERA WHIP	IP WLS BF H R ER SO BB IBB HBP BLK WP HR S P ERA WHIP	IP WLS BF H R ER SO BB IBB HBP BLK WP HR S P ERA WHIP	IP WLS BF H R ER SO BB IBB HBP BLK WP HR S P ERA WHIP

Florida Marlins @ Milwaukee Brewers  
Miller Park, Milwaukee, WI  
Tue Jul 31 2001, 7:05 PM CDT  
Att: 26,087 - Sunny - 89 F

AB 36  
R 5  
H 9  
RBI 5  
BB 2  
SO 7  
LOB 15



Batter	1	2	3	4	5	6	7	8	9	AB	R	H	RBI	BB	SO	LOB	BOTTOM					
Ronnie Belliard, R OBP: 0.351, SLG: 0.471 (1, 4)	K		G6-3		G5-3					3	0	0	0	1	1	0						
Mark Loretta, R OBP: 0.343, SLG: 0.329 47 Mike Buddie, R Ray King, L (9, 1)	G6-3		G6-3			G4-6-3 BB			L6-4	3	0	0	0	1	0	2						
Jeromy Burnitz, L OBP: 0.349, SLG: 0.500 (1, 9)			G4-3			K			P3	3	0	0	0	1	1	1						
Richie Sexson, R OBP: 0.314, SLG: 0.501 (1, 3)	K					G4-6-3			G1-6-3 1B	4	0	1	0	0	2	2						
Devon White, S OBP: 0.338, SLG: 0.472 (1, 8)			E3 F9 S G4-3			2B			K	4	1	1	0	0	1	1						
Angel Echevarria, R OBP: 0.295, SLG: 0.385 (1, 7)			G4-3			L7			F2	2	0	0	0	1	0	1						
José Hernández, R OBP: 0.293, SLG: 0.446 (1, 6)			F9			K			F8	3	0	0	0	0	1	3						
Raul Casanova, S OBP: 0.309, SLG: 0.466 (1, 2)			G4-3			G1-3			G3-1	3	0	0	1	0	0	1						
15 Ben Sheets, R OBP: 0.108, SLG: 0.029 Mike DeJean, R Luis Lopez, S OBP: 0.262, SLG: 0.271 (8, PH) (9, 5)			K			K			L6-4 BB 1B	2	0	0	0	0	2	1						
<b>Inning Stats</b>	R: 0 E: 0 K: 2 S: 10	H: 0 LOB: 1 BB: 1 P: 18	R: 1 E: 1 K: 1 S: 10	H: 0 LOB: 1 BB: 1 P: 16	R: 0 E: 0 K: 0 S: 5	H: 0 LOB: 0 BB: 0 P: 5	R: 0 E: 0 K: 2 S: 9	H: 1 LOB: 1 BB: 0 P: 10	R: 0 E: 0 K: 1 S: 6	H: 0 LOB: 0 BB: 0 P: 8	R: 0 E: 0 K: 1 S: 9	H: 0 LOB: 0 BB: 1 P: 16	R: 0 E: 0 K: 1 S: 6	H: 0 LOB: 0 BB: 0 P: 8	R: 0 E: 0 K: 0 S: 7	H: 1 LOB: 1 BB: 1 P: 13	R: 0 E: 0 K: 0 S: 9	H: 1 LOB: 0 BB: 0 P: 14	1B: 2 2B: 2 3B: 0 HR: 0	SF: 0 SAC: 0 DP: 3 HBP: 0	WP: 0 PA: 32 CS: 0	
<b>PITCHER</b>	IP WLS BF H R ER SO BB IBB HBP BLK WP HR S P ERA WHIP	IP WLS BF H R ER SO BB IBB HBP BLK WP HR S P ERA WHIP	IP WLS BF H R ER SO BB IBB HBP BLK WP HR S P ERA WHIP	IP WLS BF H R ER SO BB IBB HBP BLK WP HR S P ERA WHIP	IP WLS BF H R ER SO BB IBB HBP BLK WP HR S P ERA WHIP	IP WLS BF H R ER SO BB IBB HBP BLK WP HR S P ERA WHIP	IP WLS BF H R ER SO BB IBB HBP BLK WP HR S P ERA WHIP	IP WLS BF H R ER SO BB IBB HBP BLK WP HR S P ERA WHIP	IP WLS BF H R ER SO BB IBB HBP BLK WP HR S P ERA WHIP	IP WLS BF H R ER SO BB IBB HBP BLK WP HR S P ERA WHIP	IP WLS BF H R ER SO BB IBB HBP BLK WP HR S P ERA WHIP	IP WLS BF H R ER SO BB IBB HBP BLK WP HR S P ERA WHIP	IP WLS BF H R ER SO BB IBB HBP BLK WP HR S P ERA WHIP	IP WLS BF H R ER SO BB IBB HBP BLK WP HR S P ERA WHIP	IP WLS BF H R ER SO BB IBB HBP BLK WP HR S P ERA WHIP	IP WLS BF H R ER SO BB IBB HBP BLK WP HR S P ERA WHIP	IP WLS BF H R ER SO BB IBB HBP BLK WP HR S P ERA WHIP	IP WLS BF H R ER SO BB IBB HBP BLK WP HR S P ERA WHIP	IP WLS BF H R ER SO BB IBB HBP BLK WP HR S P ERA WHIP	IP WLS BF H R ER SO BB IBB HBP BLK WP HR S P ERA WHIP	IP WLS BF H R ER SO BB IBB HBP BLK WP HR S P ERA WHIP	IP WLS BF H R ER SO BB IBB HBP BLK WP HR S P ERA WHIP

Florida Marlins @ Milwaukee Brewers  
Miller Park, Milwaukee, WI  
Tue Jul 31 2001, 7:05 PM CDT  
Att: 26,087 - Sunny - 89 F

AB 28  
R 1  
H 3  
RBI 1  
BB 4  
SO 8  
LOB 12













Batter	1	2	3	4	5	6	7	8	9	10	11	AB	R	H	RBI	BB	SO	LOB	TOP					
Marcus Giles, R OBP: 0.321, SLG: 0.403	(1,4) 10 G4-3 BB	(1,2) FC6-4		(1,0) F9		(1,0) F9		(1,3) K		(2,3) K		5	0	0	0	1	2	8						
B.J. Surhoff, L OBP: 0.319, SLG: 0.401	(1,7) K		(2,1) 10 BB SF9 2B		(0,1) G4-6-3 10 BB 1B		(0,2) 10 BB 1B		(1,3) K		(0,0) F2	6	1	3	0	0	2	1						
10 Chipper Jones, S OBP: 0.411, SLG: 0.619	(1,5) G4-3		(3,0) SF9 BB 1B		(4,2) G4-6-3 BB		(4,0) 1B		(0,0) CS 1B		(0,0) F8	4	0	2	0	2	0	1						
Dave Martinez, L OBP: 0.366, SLG: 0.404	(1,9) K		(2,0) P3		(1,2) G4-6-3		(1,3) K		(0,0) F8		(2,3) K	6	0	0	0	0	3	8						
Andruw Jones, R OBP: 0.311, SLG: 0.463		(1,2) F9	(4,2) FC4 BB		(3,3) K		(3,3) K		(2,1) CS		(2,3) K	4	0	0	0	1	3	3						
Javy Lopez, R OBP: 0.365, SLG: 0.403		(1,0) BB 1B HBP	(0,2) SF9		(1,0) FC6-4 1B		(0,0) L6		(2,1) 2B			3	0	2	1	0	0	2						
Mark DeRosa, R OBP: 0.397, SLG: 0.410												0	1	0	0	0	0	0						
Bernard Gilkey, R OBP: 0.369, SLG: 0.473												0	0	0	0	0	0	0						
Rey Sanchez, R OBP: 0.319, SLG: 0.360		(1,0) BB 1B	(0,1) FC4		(1,0) FC6-4 SH2-4 BB				(2,2) G4-3		(3,3) K	5	0	1	0	0	1	4						
Wes Helms, R OBP: 0.272, SLG: 0.365												2	0	0	0	2	0	0						
Ken Caminiti, S OBP: 0.337, SLG: 0.467												0	0	0	0	1	0	0						
Paul Bako, L OBP: 0.276, SLG: 0.364		(1,2) FC6-4 BB		(1,0) G5-3		(4,2) SH2-4 BB			(2,1) G6-3		(4,0) 2B IBB	0	0	0	0	0	0	0						
Jason Marquis, L OBP: 0.133, SLG: 0.071												3	0	0	0	0	2	3						
Mike Remlinger, L OBP: 0.331, SLG: 0.371												1	0	1	1	0	0	0						
Steve Karsay, R OBP: 0.311, SLG: 0.371												0	0	0	0	0	0	0						
Jose Cabrera, R OBP: 0.311, SLG: 0.371												0	0	0	0	0	0	0						
<b>Inning Stats</b>	R: 0 E: 0 K: 2 S: 10	H: 0 LOB: 1 BB: 1 P: 19	R: 0 E: 0 K: 1 S: 13	H: 1 LOB: 3 BB: 1 P: 22	R: 1 E: 0 K: 0 S: 12	H: 2 LOB: 2 BB: 1 P: 23	R: 0 E: 0 K: 0 S: 4	H: 0 LOB: 0 BB: 0 P: 7	R: 0 E: 0 K: 1 S: 10	H: 1 LOB: 2 BB: 1 P: 18	R: 0 E: 0 K: 2 S: 12	H: 1 LOB: 2 BB: 1 P: 20	R: 0 E: 0 K: 2 S: 12	H: 0 LOB: 1 BB: 0 P: 18	R: 0 E: 0 K: 1 S: 8	H: 1 LOB: 0 BB: 0 P: 11	R: 0 E: 0 K: 3 S: 21	H: 2 LOB: 2 BB: 1 P: 37	R: 0 E: 0 K: 1 S: 5	H: 0 LOB: 0 BB: 0 P: 7	1B: 6 2B: 3 3B: 0 HR: 0	SF: 1 SAC: 1 DP: 1 HBP: 1	WP: 1 PB: 0 SB: 0 CS: 1	PA: 50
<b>PITCHER</b>	IP WLS BF H R ER SO BB IBB HBP BLK WP HR S P ERA WHIP	IP WLS BF H R ER SO BB IBB HBP BLK WP HR S P ERA WHIP																						
Jamey Wright, R ERA: 3.99	(1,1) 6.1	(7,1) 1.2	(9,1) 0.2	(9,1) 1.1	(11,1) 1.0																			
Chad Fox, R ERA: 2.22	(7,1) 6	(9,1) 3	(9,1) 2	(11,1) 3																				
Ray King, L ERA: 3.75	(9,1) 0	(9,1) 1	(9,1) 0	(11,1) 0																				
Curt Leskanic, R ERA: 3.91	(9,1) 0	(9,1) 0	(9,1) 0	(11,1) 0																				
Lance Painter, L ERA: 6.55	(11,1) 0	(9,1) 0	(9,1) 0	(11,1) 0																				

Atlanta Braves @ Milwaukee Brewers  
Miller Park, Milwaukee, WI  
Fri Aug 03 2001, 7:05 PM CDT  
Att. 42,259 - Sunny - 75 F

livebaseballscores.com

AB 39  
R 2  
H 9  
RBI 2  
BB 7  
SO 13  
LOB 30

Braves

Batter	1	2	3	4	5	6	7	8	9	10	11	AB	R	H	RBI	BB	SO	LOB	BOTTOM							
Ronnie Belliard, R OBP: 0.350, SLG: 0.478	(1,4) HR		(0,1) G6-3			(2,3) K			(2,3) K		(1,0) SH5-4	4	1	1	1	0	2	1								
Mark Loretta, R OBP: 0.339, SLG: 0.322	(1,5) K		(0,0) G3			(0,1) L7			(3,2) 1B		(2,1) WP	4	0	1	0	0	1	1								
James Mouton, R OBP: 0.329, SLG: 0.365												0	0	0	0	0	0	0								
Luis Lopez, S OBP: 0.269, SLG: 0.276												1	0	0	0	0	0	1								
Jeromy Burnitz, L OBP: 0.345, SLG: 0.489	(1,9) CS BB					(0,1) F7		(3,3) K		(0,0) F8		3	0	0	0	1	1	1								
Richie Sexson, R OBP: 0.309, SLG: 0.490	(1,3) K											4	0	0	0	0	2	2								
Devon White, S OBP: 0.340, SLG: 0.467		(2,2) L7										3	1	1	0	1	1	0								
Mark Sweeney, L OBP: 0.364, SLG: 0.800	(1,7) K2-3					(0,0) F8						4	0	0	0	0	2	2								
José Hernández, R OBP: 0.291, SLG: 0.443												3	0	0	1	0	3	0								
Henry Blanco, R OBP: 0.291, SLG: 0.338												4	0	1	0	0	3	0								
Jamey Wright, R ERA: 3.97	(1,1) 8.0	(9,1) 1.0	(10,1) 1.0	(11,1) 0.1																						
Chad Fox, R ERA: 2.22	(7,1) 4	(9,1) 4	(9,1) 4	(11,1) 3																						
Raul Casanova, S ERA: 1.44	(9,1) 2	(9,1) 1	(9,1) 1	(11,1) 1																						
Ray King, L ERA: 3.75	(9,1) 0	(9,1) 0	(9,1) 0	(11,1) 0																						
Curt Leskanic, R ERA: 3.91	(9,1) 0	(9,1) 0	(9,1) 0	(11,1) 0																						
Lance Painter, L ERA: 6.55	(11,1) 0	(9,1) 0	(9,1) 0	(11,1) 0																						
Angel Echevarria, R ERA: 1.44	(11,1) 0	(9,1) 0	(9,1) 0	(11,1) 0																						
Lou Collier, R ERA: 2.14	(11,1) 0	(9,1) 0	(9,1) 0	(11,1) 0																						
<b>Inning Stats</b>	R: 1 E: 0 K: 2 S: 9	H: 1 LOB: 1 BB: 1 P: 18	R: 0 E: 0 K: 2 S: 10	H: 0 LOB: 0 BB: 0 P: 14	R: 0 E: 0 K: 0 S: 5	H: 1 LOB: 1 BB: 0 P: 6	R: 0 E: 0 K: 1 S: 9	H: 0 LOB: 1 BB: 1 P: 15	R: 0 E: 0 K: 3 S: 9	H: 0 LOB: 0 BB: 0 P: 14	R: 0 E: 0 K: 2 S: 13	H: 0 LOB: 0 BB: 0 P: 18	R: 0 E: 0 K: 1 S: 7	H: 0 LOB: 0 BB: 0 P: 11	R: 0 E: 0 K: 2 S: 7	H: 0 LOB: 0 BB: 0 P: 10	R: 0 E: 0 K: 1 S: 10	H: 1 LOB: 1 BB: 0 P: 15	R: 1 E: 0 K: 2 S: 10	H: 1 LOB: 0 BB: 0 P: 16	R: 1 E: 0 K: 0 S: 4	H: 1 LOB: 1 BB: 0 P: 7	1B: 3 2B: 2 3B: 0 HR: 1	SF: 1 SAC: 2 DP: 1 HBP: 0	WP: 1 PB: 0 SB: 1 CS: 1	PA: 38
<b>PITCHER</b>	IP WLS BF H R ER SO BB IBB HBP BLK WP HR S P ERA WHIP	IP WLS BF H R ER SO BB IBB HBP BLK WP HR S P ERA WHIP																								
Jason Marquis, R ERA: 3.97	(1,1) 8.0	(9,1) 1.0	(10,1) 1.0	(11,1) 0.1																						
Mike Remlinger, L ERA: 2.87	(9,1) 4	(9,1) 4	(9,1) 4	(11,1) 3																						
Steve Karsay, R ERA: 1.44	(10,1) 2	(9,1) 1	(9,1) 1	(11,1) 1																						
Jose Cabrera, R ERA: 2.14	(11,1) 4	(9,1) 3	(9,1) 3	(11,1) 3																						

Atlanta Braves @ Milwaukee Brewers  
Miller Park, Milwaukee, WI  
Fri Aug 03 2001, 7:05 PM CDT  
Att. 42,259 - Sunny - 75 F

livebaseballscores.com

AB 33  
R 3  
H 5  
RBI 2  
BB 2  
SO 16  
LOB 8

Braves



Batter	1	2	3	4	5	6	7	8	9	AB	R	H	RBI	BB	SO	LOB	TOP											
<b>Keith Lockhart, L</b> OBP: 0.326, SLG: 0.364 (1, 4)										5	1	1	0	0	0	1	<b>Atlanta Braves @ Milwaukee Brewers</b> Miller Park, Milwaukee, WI Sat Aug 04 2001, 12:15 PM CDT Att: 42,646 - Sunny - 77 F											
<b>B.J. Surhoff, L</b> OBP: 0.318, SLG: 0.397 <b>Steve Reed, R</b> (9, 1)										3	1	0	1	1	0	1												
<b>10 Chipper Jones, S</b> OBP: 0.411, SLG: 0.616 (1, 5)										5	2	2	0	0	1	1												
<b>Dave Martinez, L</b> OBP: 0.357, SLG: 0.418 (1, 9)										4	2	1	3	1	0	0												
<b>Andrew Jones, R</b> OBP: 0.314, SLG: 0.466 (1, 8)										4	2	2	2	0	0	0												
<b>Javy Lopez, R</b> OBP: 0.309, SLG: 0.402 (1, 2)										3	2	1	0	2	2	3												
<b>Wes Helms, R</b> OBP: 0.280, SLG: 0.419 (1, 3)										5	3	3	7	0	2	1												
<b>Mark DeRosa, R</b> OBP: 0.397, SLG: 0.418 (1, 6)										5	1	2	1	0	0	0												
<b>John Burkett, R</b> OBP: 0.157, SLG: 0.122 <b>Brian Jordan, R</b> OBP: 0.332, SLG: 0.481 <b>Kerry Ligtenberg, R</b> (7, 1) <b>Bernard Gilkey, R</b> OBP: 0.365, SLG: 0.467 (9, 7)										3	0	0	0	0	3	2												
<b>Inning Stats</b>	R: 2 E: 0 K: 1 S: 18	H: 3 LOB: 1 BB: 1 P: 28	R: 0 E: 0 K: 2 S: 11	H: 0 LOB: 0 BB: 0 P: 16	R: 5 E: 0 K: 2 S: 30	H: 5 LOB: 1 BB: 1 P: 43	R: 0 E: 0 K: 1 S: 7	H: 0 LOB: 0 BB: 0 P: 10	R: 5 E: 2 K: 1 S: 16	H: 2 LOB: 1 BB: 1 P: 27	R: 0 E: 0 K: 1 S: 17	H: 0 LOB: 0 BB: 0 P: 26	R: 0 E: 0 K: 1 S: 12	H: 0 LOB: 0 BB: 0 P: 16	R: 0 E: 0 K: 0 S: 4	H: 0 LOB: 0 BB: 0 P: 5	R: 2 E: 0 K: 1 S: 12	H: 2 LOB: 0 BB: 0 P: 19	1B: 6 2B: 2 3B: 1 HR: 3	SF: 1 SAC: 0 DP: 0 HBP: 1	WP: 0 PB: 0 SB: 0 CS: 1	PA: 45						
<b>PITCHER</b>	IP	WLS	BF	H	R	ER	SO	BB	IBB	HBP	BLK	WP	HR	S	P	ERA	WHIP											
<b>Ruben Quevedo, R</b> ERA: 21.0 (1, 1)	3.0	L	18	8	7	7	5	2	0	0	0	0	0	2	59	87	21.00	3.333										
<b>47 Mike Buddie, R</b> ERA: 2.51 (4, 1)	3.0		16	2	5	3	3	2	0	1	0	0	0	0	40	63	9.00	1.333										
<b>Mac Suzuki, R</b> ERA: 6.14 (7, 1)	2.0		6	0	0	0	1	0	0	0	0	0	0	0	16	21	0.00	0.000										
<b>Lance Painter, L</b> ERA: 7.04 (9, 1)	1.0		5	2	2	2	1	0	0	0	0	0	0	1	12	19	18.00	2.000										

AB	39
R	14
H	12
RBI	14
BB	4
SO	10
LOB	9



Batter	1	2	3	4	5	6	7	8	9	AB	R	H	RBI	BB	SO	LOB	BOTTOM											
<b>Ronnie Belliard, R</b> OBP: 0.346, SLG: 0.473 (1, 4)										4	0	0	0	0	0	2	<b>Atlanta Braves @ Milwaukee Brewers</b> Miller Park, Milwaukee, WI Sat Aug 04 2001, 12:15 PM CDT Att: 42,646 - Sunny - 77 F											
<b>Mark Loretta, R</b> OBP: 0.341, SLG: 0.322 <b>José Hernández, R</b> OBP: 0.289, SLG: 0.440 (2, 6)										0	0	0	0	0	0	0												
<b>Jeromy Burnitz, L</b> OBP: 0.343, SLG: 0.485 <b>Lou Collier, R</b> (8, 7)										3	0	0	0	0	0	1												
<b>Richie Sexson, R</b> OBP: 0.308, SLG: 0.486 (1, 3)										3	0	0	0	1	2	1												
<b>Mark Sweeney, L</b> OBP: 0.267, SLG: 0.571 (8, 9)										4	0	0	0	0	0	1												
<b>Raul Casanova, S</b> OBP: 0.305, SLG: 0.473 (1, 2)										3	1	1	1	0	2	0												
<b>James Mouton, R</b> OBP: 0.341, SLG: 0.429 (1, 8)										3	1	2	1	0	0	0												
<b>Luis Lopez, S</b> OBP: 0.262, SLG: 0.270 (1, 5)										0	0	0	0	0	0	0												
<b>Ruben Quevedo, R</b> <b>Jamey Wright, R</b> ERA: 2.45 <b>47 Mike Buddie, R</b> (4, 1) <b>Devon White, S</b> OBP: 0.343, SLG: 0.489 <b>Mac Suzuki, R</b> (7, 1) <b>Angel Echevarria, R</b> OBP: 0.299, SLG: 0.396 <b>Lance Painter, L</b> (9, 1)										1	0	0	0	0	0	0												
<b>Inning Stats</b>	R: 0 E: 0 K: 1 S: 10	H: 0 LOB: 0 BB: 0 P: 17	R: 0 E: 0 K: 1 S: 7	H: 0 LOB: 0 BB: 0 P: 12	R: 0 E: 0 K: 0 S: 10	H: 0 LOB: 0 BB: 0 P: 13	R: 0 E: 0 K: 0 S: 7	H: 0 LOB: 0 BB: 0 P: 12	R: 1 E: 0 K: 2 S: 9	H: 1 LOB: 0 BB: 0 P: 17	R: 0 E: 0 K: 0 S: 6	H: 1 LOB: 0 BB: 0 P: 8	R: 0 E: 0 K: 1 S: 9	H: 0 LOB: 0 BB: 0 P: 12	R: 1 E: 0 K: 1 S: 16	H: 2 LOB: 1 BB: 0 P: 22	R: 0 E: 0 K: 1 S: 7	H: 0 LOB: 1 BB: 1 P: 11	1B: 1 2B: 1 3B: 0 HR: 2	SF: 0 SAC: 0 DP: 1 HBP: 1	WP: 0 PB: 0 SB: 0 CS: 0	PA: 32						
<b>PITCHER</b>	IP	WLS	BF	H	R	ER	SO	BB	IBB	HBP	BLK	WP	HR	S	P	ERA	WHIP											
<b>John Burkett, R</b> ERA: 2.45 (1, 1)	6.0	W	20	2	1	1	5	0	0	1	0	0	0	1	49	79	1.50	0.333										
<b>Kerry Ligtenberg, R</b> ERA: 3.82 (7, 1)	2.0		8	2	1	1	2	0	0	0	0	0	0	1	25	34	4.50	1.000										
<b>Steve Reed, R</b> ERA: 3.77 (9, 1)	1.0		4	0	0	0	1	1	0	0	0	0	0	0	7	11	0.00	1.000										

AB	30
R	2
H	4
RBI	2
BB	1
SO	8
LOB	8









Batter	1	2	3	4	5	6	7	8	9	AB	R	H	RBI	BB	SO	LOB	TOP										
Ronnie Belliard, R (1,4) OBP: 0.341, SLG: 0.462	L8		G1-3			F7		K		4	0	0	0	0	1	0											
Luis Lopez, S (1,5) OBP: 0.276, SLG: 0.290	G6-3					K			F8	4	0	0	0	0	2	0											
Devon White, S (1,8) OBP: 0.339, SLG: 0.460	G6-3									2	0	0	0	0	1	0											
James Mouton, R (4,8) OBP: 0.341, SLG: 0.418	G6-3									1	0	0	0	1	1	0											
Richie Sexson, R (1,3) OBP: 0.313, SLG: 0.493		P3								4	0	1	0	0	1	1											
Jeremy Burnitz, L (1,9) OBP: 0.346, SLG: 0.486	F8									3	0	1	0	0	0	0											
Angel Echevarria, R (1,7) OBP: 0.300, SLG: 0.390										2	0	0	0	1	0	2											
José Hernández, R (1,6) OBP: 0.285, SLG: 0.433										3	0	0	0	0	2	1											
Henry Blanco, R (1,2) OBP: 0.282, SLG: 0.327										3	0	0	0	0	1	0											
Jimmy Haynes, R (1,1) OBP: 0.208, SLG: 0.217										2	0	0	0	0	2	0											
Ray King, L (7,1)										0	0	0	0	0	0	0											
Chad Fox, L (7,1)										0	0	0	0	0	0	0											
Lou Collier, R (7,7)										1	0	0	0	0	0	0											
<b>Inning Stats</b>	R: 0 H: 0 E: 0 K: 0 S: 9	H: 0 LOB: 0 BB: 0 P: 12	R: 0 H: 0 E: 0 K: 1 S: 11	H: 0 LOB: 1 BB: 1 P: 19	R: 0 H: 0 E: 0 K: 1 S: 11	H: 0 LOB: 0 BB: 0 P: 12	R: 0 H: 2 E: 0 K: 2 S: 14	H: 2 LOB: 2 BB: 0 P: 18	R: 0 H: 0 E: 0 K: 2 S: 9	H: 0 LOB: 0 BB: 0 P: 12	R: 0 H: 0 E: 0 K: 1 S: 8	H: 0 LOB: 1 BB: 1 P: 14	R: 0 H: 0 E: 0 K: 0 S: 8	H: 0 LOB: 0 BB: 0 P: 10	R: 0 H: 0 E: 0 K: 2 S: 8	H: 0 LOB: 0 BB: 0 P: 10	R: 0 H: 0 E: 0 K: 2 S: 8	H: 0 LOB: 0 BB: 0 P: 11	1B: 2 2B: 0 3B: 0 HR: 0	SF: 0 SAC: 0 DP: 0 HBP: 0	WP: 0 PB: 0 SB: 0 CS: 0	PA: 31					
<b>PITCHER</b>	IP	WLS	BF	H	R	ER	SO	BB	IBB	HBP	BLK	WP	HR	S	P	ERA	WHIP										
Bruce Chen, L (1,1) ERA: 4.53	7.0	W	25	2	0	0	7	2	0	0	0	0	0	70	97	0.00	0.571										
John Franco, L (8,1) ERA: 3.57	1.0	H	3	0	0	0	2	0	0	0	0	0	0	8	10	0.00	0.000										
Armando Benitez, R (9,1) ERA: 3.2	1.0	S	3	0	0	0	2	0	0	0	0	0	0	8	11	0.00	0.000										

Milwaukee Brewers @ New York Mets  
Shea Stadium, Flushing, NY  
Tue Aug 07 2001, 7:10 PM EDT  
Att: 27,240 - Overcast - 97 F

AB 29  
R 0  
H 2  
RBI 0  
BB 2  
SO 11  
LOB 4




Batter	1	2	3	4	5	6	7	8	9	AB	R	H	RBI	BB	SO	LOB	BOTTOM										
Benny Agbayani, R (1,7) OBP: 0.395, SLG: 0.401	G4-3		G6-3							4	0	0	0	0	1	2											
John Franco, L (8,1)										0	0	0	0	0	0	0											
Armando Benitez, R (9,1)										0	0	0	0	0	0	0											
Edgardo Alfonzo, R (1,4) OBP: 0.305, SLG: 0.397	K									4	0	0	0	0	2	0											
Matt Lawton, L (1,9) OBP: 0.390, SLG: 0.431	G4-3									4	0	0	0	0	0	0											
31 Mike Piazza, R (1,2) OBP: 0.369, SLG: 0.551										2	0	0	0	2	0	0											
Robin Ventura, L (1,5) OBP: 0.367, SLG: 0.436										4	1	1	0	0	0	2											
Todd Zeile, R (1,3) OBP: 0.351, SLG: 0.369										3	1	1	0	0	1	1											
Tsuyoshi Shinjo, R (1,8) OBP: 0.324, SLG: 0.423										2	1	1	0	1	0	0											
Rey Ordonez, R (1,6) OBP: 0.287, SLG: 0.315										3	0	2	1	0	0	2											
Bruce Chen, L (1,1) OBP: 0.097, SLG: 0.097										1	0	0	0	0	1	2											
Lenny Harris, L (7,PH) OBP: 0.283, SLG: 0.255										0	0	0	0	0	0	0											
Joe McEwing, R (7,PH) OBP: 0.367, SLG: 0.471										1	0	1	2	0	0	0											
<b>Inning Stats</b>	R: 0 H: 0 E: 0 K: 1 S: 8	H: 3 LOB: 2 BB: 1 P: 23	R: 0 H: 0 E: 0 K: 1 S: 8	H: 0 LOB: 0 BB: 0 P: 11	R: 0 H: 0 E: 0 K: 0 S: 9	H: 0 LOB: 0 BB: 0 P: 14	R: 0 H: 1 E: 0 K: 0 S: 7	H: 1 LOB: 1 BB: 0 P: 7	R: 0 H: 0 E: 0 K: 0 S: 9	H: 0 LOB: 0 BB: 0 P: 15	R: 2 H: 2 E: 0 K: 2 S: 15	H: 2 LOB: 1 BB: 1 P: 27	R: 0 H: 0 E: 0 K: 0 S: 7	H: 0 LOB: 1 BB: 1 P: 14	1B: 4 2B: 1 3B: 1 HR: 0	SF: 0 SAC: 1 DP: 1 HBP: 0	WP: 0 PB: 0 SB: 0 CS: 0	PA: 32									
<b>PITCHER</b>	IP	WLS	BF	H	R	ER	SO	BB	IBB	HBP	BLK	WP	HR	S	P	ERA	WHIP										
Jimmy Haynes, R (1,1) ERA: 4.65	6.2	L	26	5	3	3	4	1	0	0	0	0	0	64	98	4.05	0.900										
Ray King, L (7,1) ERA: 3.65	0.0		1	1	0	0	0	0	0	0	0	0	0	2	3	∞	∞										
Chad Fox, R (7,1) ERA: 2.15	1.1		5	0	0	0	1	1	0	0	0	0	0	10	20	0.00	0.750										


Milwaukee Brewers @ New York Mets  
Shea Stadium, Flushing, NY  
Tue Aug 07 2001, 7:10 PM EDT  
Att: 27,240 - Overcast - 97 F

AB 28  
R 3  
H 6  
RBI 3  
BB 3  
SO 5  
LOB 9





Batter	1	2	3	4	5	6	7	8	9	AB	R	H	RBI	BB	SO	LOB	TOP								
Ronnie Belliard, R (1,4) OBP: 0.338, SLG: 0.458 Mark Loretta, R (6,5) OBP: 0.339, SLG: 0.319	F8		F7		F8			K	F9	3	0	0	0	0	0	1	<b>Milwaukee Brewers @ New York Mets</b> Shea Stadium, Flushing, NY Wed Aug 08 2001, 7:10 PM EDT Att: 34,619 - Overcast - 99 F								
James Mouton, R (1,8) OBP: 0.326, SLG: 0.398	F9		B1-3		F9			F8		4	0	0	0	0	0	0									
Jeremy Bumitz, L (1,9) OBP: 0.345, SLG: 0.487	K				F9 WP			K		4	1	1	0	0	2	0									
Richie Sexson, R (1,3) OBP: 0.315, SLG: 0.499					F9					3	1	1	1	1	1	1									
Mark Sweeney, L (1,7) OBP: 0.304, SLG: 0.636					F9					4	1	1	1	0	2	2									
Raul Casanova, S (1,2) OBP: 0.302, SLG: 0.481					K					4	1	1	1	0	1	0									
José Hernández, R (1,6) OBP: 0.288, SLG: 0.432										3	0	1	0	1	1	0									
Luis Lopez, S (1,5) OBP: 0.283, SLG: 0.300										3	0	1	0	0	2	2									
Allen Levrault, R (1,1) Chad Fox, R (6,1) Angel Echevarria, R (7,PH) Lance Painter, L (7,1) Curt Leskanic, R (8,1) Lou Collier, R (8,PH)										1	0	0	0	0	0	1									
<b>Inning Stats</b>	R: 0 E: 0 K: 1 S: 9	H: 0 LOB: 0 BB: 0 P: 12	R: 1 E: 0 K: 3 S: 17	H: 2 LOB: 1 BB: 0 P: 26	R: 0 E: 0 K: 1 S: 5	H: 0 LOB: 0 BB: 0 P: 7	R: 1 E: 0 K: 2 S: 12	H: 1 LOB: 0 BB: 0 P: 15	R: 0 E: 0 K: 1 S: 10	H: 0 LOB: 1 BB: 1 P: 17	R: 0 E: 0 K: 0 S: 7	H: 0 LOB: 1 BB: 1 P: 14	R: 0 E: 0 K: 0 S: 8	H: 0 LOB: 0 BB: 0 P: 15	R: 0 E: 0 K: 2 S: 8	H: 0 LOB: 0 BB: 0 P: 9	R: 2 E: 0 K: 1 S: 16	H: 3 LOB: 2 BB: 1 P: 26	1B: 1 2B: 2 3B: 0 HR: 3	SF: 0 SAC: 1 DP: 0 HBP: 1	WP: 1 PB: 0 SB: 0 CS: 0	PA: 37			
<b>PITCHER</b>	IP	WLS	BF	H	R	ER	SO	BB	IBB	HBP	BLK	WP	HR	S	P	ERA	WHIP								
Steve Trachsel, R (1,1) ERA: 4.98	7.0	W	27	3	2	2	8	2	0	1	0	1	1	68	106	2.57	0.714								
Rick White, R (8,1) ERA: 3.61	1.0	H	3	0	0	0	2	0	0	0	0	0	0	8	9	0.00	0.000								
Armando Benitez, R (9,1) ERA: 3.48	1.0	S	7	3	2	2	1	1	0	0	0	0	2	16	26	18.00	4.000								

Batter	1	2	3	4	5	6	7	8	9	AB	R	H	RBI	BB	SO	LOB	BOTTOM								
Benny Agbayani, R (1,7) OBP: 0.356, SLG: 0.398 Jay Payton, R (9,8) OBP: 0.280, SLG: 0.344	G6-3				F9			P4		4	0	1	0	1	0	2	<b>Milwaukee Brewers @ New York Mets</b> Shea Stadium, Flushing, NY Wed Aug 08 2001, 7:10 PM EDT Att: 34,619 - Overcast - 99 F								
Edgardo Alfonzo, R (1,4) OBP: 0.308, SLG: 0.406										3	2	1	1	0	1	4									
Matt Lawton, L (1,9) OBP: 0.389, SLG: 0.428										3	1	0	0	1	1	0									
31 Mike Piazza, R (1,2) OBP: 0.368, SLG: 0.548										4	1	1	0	0	0	2									
Robin Ventura, L (1,5) OBP: 0.368, SLG: 0.435										3	0	1	0	1	1	1									
Todd Zeile, R (1,3) OBP: 0.352, SLG: 0.370										4	1	2	2	0	0	2									
Tsuyoshi Shinjo, R (1,8) OBP: 0.322, SLG: 0.418										3	0	0	0	1	1	3									
Rey Ordóñez, R (1,6) OBP: 0.286, SLG: 0.313										3	0	0	1	1	0	2									
Steve Trachsel, R (1,1) OBP: 0.125, SLG: 0.156 Rick White, R (8,1) Lenny Harris, L (8,PH) Armando Benitez, R (9,1)										2	0	0	1	0	2	0									
<b>Inning Stats</b>	R: 2 E: 0 K: 1 S: 13	H: 1 LOB: 2 BB: 2 P: 26	R: 0 E: 0 K: 1 S: 8	H: 1 LOB: 0 BB: 0 P: 10	R: 0 E: 1 K: 1 S: 9	H: 0 LOB: 1 BB: 0 P: 16	R: 0 E: 0 K: 0 S: 6	H: 0 LOB: 0 BB: 0 P: 9	R: 1 E: 0 K: 2 S: 11	H: 1 LOB: 0 BB: 0 P: 14	R: 2 E: 1 K: 1 S: 20	H: 2 LOB: 3 BB: 2 P: 38	R: 0 E: 0 K: 0 S: 8	H: 0 LOB: 0 BB: 0 P: 14	R: 0 E: 1 K: 0 S: 8	H: 1 LOB: 2 BB: 1 P: 16	1B: 5 2B: 2 3B: 0 HR: 1	SF: 0 SAC: 1 DP: 2 HBP: 1	WP: 1 PB: 0 SB: 0 CS: 1	PA: 37					
<b>PITCHER</b>	IP	WLS	BF	H	R	ER	SO	BB	IBB	HBP	BLK	WP	HR	S	P	ERA	WHIP								
Allen Levrault, R (1,1) ERA: 5.0	5.1	L	24	5	5	4	5	2	1	0	0	1	0	10	21	0.00	1.500								
Chad Fox, R (6,1) ERA: 2.12	0.2		5	0	0	0	1	1	1	0	0	1	0	8	14	0.00	0.000								
Lance Painter, L (7,1) ERA: 6.93	1.0		3	0	0	0	0	0	0	0	0	0	0	8	14	0.00	0.000								
Curt Leskanic, R (8,1) ERA: 3.83	1.0		5	1	0	0	0	1	0	0	0	0	0	8	16	0.00	2.000								



Batter	1	2	3	4	5	6	7	8	9	AB	R	H	RBI	BB	SO	LOB	TOP	
James Mouton, R (1.8) OBP: 0.312, SLG: 0.379	G6-3		K		G6-3		F9			4	0	0	0	0	1	0	<b>Milwaukee Brewers @ New York Mets</b> Shea Stadium, Flushing, NY Thu Aug 09 2001, 12:10 PM EDT Att: 27,989 - Sunny - 98 F	
Mark Loretta, R (1.4) OBP: 0.341, SLG: 0.331	F8		1B		SF8		F9			4	1	2	0	0	0	0		
Jeremy Bumitz, L (1.9) OBP: 0.344, SLG: 0.485	1B		K		SF8		F8			3	0	1	1	0	1	1		
Richie Sexson, R (1.3) OBP: 0.319, SLG: 0.498	1B				SF7		F8			1	1	0	0	3	0	0		
Angel Echevarria, R (1.7) OBP: 0.296, SLG: 0.381	P6				SF7		K			4	0	1	0	0	2	3		
Lou Collier, R (1.5)		G5-3			SH5-4		G5-3			3	0	0	0	0	0	1		
José Hernández, R (1.6)		G6-3			FC5		HR			3	1	1	1	1	1	0		
Henry Blanco, R (1.2) OBP: 0.279, SLG: 0.324		F7			SF7		K			2	0	0	1	0	1	0		
Mark Sweeney, L (9, PH) OBP: 0.232, SLG: 0.609										1	0	0	0	0	1	0		
Jamey Wright, R (1.1) OBP: 0.260, SLG: 0.234										3	0	0	0	0	0	2		
Mike DeJean, R (7.1)										0	0	0	0	0	0	0		
Ray King, L (7.1)										0	0	0	0	0	0	0		
47 Mike Buddie, R (7.1)										0	0	0	0	0	0	0		
Raul Casanova, S (9, PH) OBP: 0.301, SLG: 0.479										1	0	0	0	0	0	0		
<b>Inning Stats</b>	R: 0 E: 0 K: 0 S: 8	H: 1 LOB: 2 BB: 1 P: 15	R: 0 E: 0 K: 0 S: 7	H: 0 LOB: 0 BB: 0 P: 10	R: 0 E: 0 K: 2 S: 11	H: 1 LOB: 1 BB: 0 P: 16	R: 1 E: 0 K: 0 S: 12	H: 1 LOB: 2 BB: 2 P: 23	R: 1 E: 0 K: 2 S: 11	H: 1 LOB: 0 BB: 0 P: 17	R: 0 E: 0 K: 1 S: 11	H: 0 LOB: 1 BB: 1 P: 20	R: 0 E: 0 K: 2 S: 10	H: 0 LOB: 0 BB: 0 P: 11	1B: 3 2B: 0 3B: 1 HR: 1	SF: 2 SAC: 1 DP: 0 HBP: 0	WP: 0 PB: 0 SB: 0 CS: 0	PA: 36
<b>PITCHER</b>	IP WLS BF H R ER SO BB IBB HBP BLK WP HR S P ERA WHIP																	
Al Leiter, L (1.1) ERA: 3.48	7.1 W 31 5 3 3 4 3 1 0 0 0 1 72 124 3.68 1.091																	
Rick White, R (8.1) ERA: 3.49	1.2 S 5 0 0 0 3 0 0 0 0 0 0 0 17 21 0.00 0.000																	

AB 29  
R 3  
H 5  
RBI 3  
BB 4  
SO 7  
LOB 7



Batter	1	2	3	4	5	6	7	8	9	AB	R	H	RBI	BB	SO	LOB	BOTTOM			
Joe McEwing, R (1.6) OBP: 0.370, SLG: 0.486	F5		G6-3		G4-3		HR			4	1	2	2	0	0	0	<b>Milwaukee Brewers @ New York Mets</b> Shea Stadium, Flushing, NY Thu Aug 09 2001, 12:10 PM EDT Att: 27,989 - Sunny - 98 F			
Desi Relaford, S (1.4) OBP: 0.356, SLG: 0.438	2B		G3		G4-3		G4-3			4	0	1	0	0	0	1				
Matt Lawton, L (1.9) OBP: 0.390, SLG: 0.428			G3				G3			3	1	1	0	1	1	1				
Rey Ordóñez, R (8.6) OBP: 0.286, SLG: 0.313							G3			0	0	0	0	0	0	0				
Robin Ventura, L (1.5) OBP: 0.367, SLG: 0.431	BB				L9		G3			3	0	0	0	1	1	2				
Mark Johnson, L (1.7) OBP: 0.352, SLG: 0.455	K						G3			2	1	1	1	1	1	2				
Todd Zeile, R (7, PH) OBP: 0.351, SLG: 0.369					BB		G5-3			1	0	0	0	0	0	1				
Lenny Harris, L (1.3) OBP: 0.282, SLG: 0.254					P4		G3			3	0	1	0	0	0	2				
Tsuyoshi Shinjo, R (7.7) OBP: 0.321, SLG: 0.416					G1-6-3		G3			1	0	0	0	0	0	0				
Jay Payton, R (1.8) OBP: 0.279, SLG: 0.339					G6-3		1B			3	0	0	0	1	0	2				
Vance Wilson, R (1.2) OBP: 0.429, SLG: 0.462							G3			3	1	2	1	0	1	0				
Al Leiter, L (1.1) OBP: 0.075, SLG: 0.026							G3			3	0	0	0	0	1	4				
Rick White, R (8.1)							G1-4-3			0	0	0	0	0	0	0				
<b>Inning Stats</b>	R: 0 E: 0 K: 2 S: 11	H: 1 LOB: 2 BB: 1 P: 19	R: 0 E: 0 K: 1 S: 10	H: 1 LOB: 0 BB: 0 P: 14	R: 0 E: 0 K: 0 S: 10	H: 0 LOB: 0 BB: 0 P: 15	R: 0 E: 0 K: 0 S: 8	H: 0 LOB: 1 BB: 1 P: 15	R: 1 E: 0 K: 0 S: 9	H: 2 LOB: 0 BB: 0 P: 13	R: 2 E: 0 K: 1 S: 17	H: 3 LOB: 2 BB: 1 P: 30	R: 1 E: 0 K: 0 S: 13	H: 1 LOB: 1 BB: 1 P: 26	R: 0 E: 0 K: 1 S: 8	H: 0 LOB: 0 BB: 0 P: 11	1B: 5 2B: 2 3B: 0 HR: 1	SF: 0 SAC: 0 DP: 1 HBP: 1	WP: 0 PB: 0 SB: 0 CS: 0	PA: 35
<b>PITCHER</b>	IP WLS BF H R ER SO BB IBB HBP BLK WP HR S P ERA WHIP																			
Jamey Wright, R (1.1) ERA: 4.02	6.0 L 27 7 3 3 4 3 0 1 1 1 0 65 106 4.50 1.667																			
Mike DeJean, R (7.1) ERA: 2.25	0.1 L 3 1 1 1 0 1 0 0 0 0 0 1 8 17 27.00 6.000																			
Ray King, L (7.1) ERA: 3.62	0.1 1 0 0 0 0 0 0 0 0 0 0 0 1 3 0.00 0.000																			
47 Mike Buddie, R (7.1) ERA: 2.3	1.1 4 0 0 0 1 0 0 0 0 0 0 0 12 17 0.00 0.000																			

AB 30  
R 4  
H 8  
RBI 4  
BB 4  
SO 5  
LOB 15





Batter	1	2	3	4	5	6	7	8	9	AB	R	H	RBI	BB	SO	LOB	TOP										
James Mouton, R (1, 8) OBP: 0.320, SLG: 0.378	G3-1 L5 1B		F8-3 HBP	K			F8		SH2-3	3	0	1	0	0	1	2											
Mark Loretta, R (1, 4) OBP: 0.338, SLG: 0.340	G3-1		F8-3				F9		K	5	1	1	1	0	1	3											
Jeremy Burnitz, L (1, 9) Curt Lesknic, R (9, 1)	L5		G4-3				HR		G3	5	2	2	2	0	0	2											
Richie Sexson, R (1, 3) OBP: 0.322, SLG: 0.501		WP 1B		G6-3 2B			K			3	1	2	0	1	1	0											
Mark Sweeney, L (1, 7) OBP: 0.286, SLG: 0.556	WP 1B		G6-3				F5		F7	4	0	1	0	0	0	2											
Raul Casanova, S (1, 2) Henry Blanco, R (4, 2) OBP: 0.280, SLG: 0.323	K		2B				F7		G6-4-3 BB	2	1	1	1	0	1	2											
José Hernández, R (1, 6) OBP: 0.289, SLG: 0.437	K		SH3-4 1B				F3		F9	4	0	1	1	0	1	3											
Luis Lopez, S (1, 5) OBP: 0.290, SLG: 0.301							F9		G6-4-3	3	0	1	0	1	0	1											
Ruben Quevedo, R (1, 1) Chad Fox, R (7, 1) Devon White, S (9, PH) Lou Collier, R (9, 7) OBP: 0.341, SLG: 0.462	K		SH3-4 1B				G6-3		SH2-3 1B	2	0	0	0	0	1	3											
<b>Inning Stats</b>	R: 0 E: 0 K: 0 S: 6	H: 1 LOB: 0 BB: 0 P: 9	R: 0 E: 0 K: 3 S: 18	H: 2 LOB: 3 BB: 1 P: 30	R: 0 E: 0 K: 1 S: 8	H: 0 LOB: 0 BB: 0 P: 14	R: 2 E: 0 K: 1 S: 12	H: 3 LOB: 2 BB: 1 P: 20	R: 1 E: 0 K: 1 S: 9	H: 1 LOB: 0 BB: 0 P: 16	R: 0 E: 0 K: 0 S: 3	H: 0 LOB: 0 BB: 0 P: 4	R: 2 E: 0 K: 0 S: 13	H: 3 LOB: 1 BB: 0 P: 17	R: 0 E: 0 K: 0 S: 3	H: 0 LOB: 0 BB: 1 P: 8	R: 0 E: 0 K: 1 S: 6	H: 1 LOB: 1 BB: 0 P: 9	1B: 6 2B: 4 3B: 0 HR: 3	SF: 0 SAC: 2 DP: 3 HBP: 1	WP: 1 PB: 0 SB: 1 CS: 0	PA: 39					
<b>PITCHER</b>	IP	WLS	BF	H	R	ER	SO	BB	IBB	HBP	BLK	WP	HR	S	P	ERA	WHIP										
Mike Thurman, R (1, 1) ERA: 5.93	5.0	L	23	7	3	3	5	1	1	1	0	1	1	53	89	5.40	1.600										
Masato Yoshii, R (6, 1) ERA: 4.2	1.2		8	3	2	2	0	0	0	0	0	0	2	14	17	10.80	1.800										
Graeme Lloyd, L (7, 1) ERA: 3.74	0.1		1	0	0	0	0	0	0	0	0	0	0	2	4	0.00	0.000										
Joey Eischen, L (8, 1) ERA: 4.76	2.0		7	1	0	0	1	1	0	0	0	0	0	9	17	0.00	1.000										

Milwaukee Brewers @ Montreal Expos  
Olympic Stadium, Montreal, QB  
Fri Aug 10 2001, 7:05 PM EDT  
Att. 4,917 - Dome - 72 F

AB 33  
R 5  
H 11  
RBI 5  
BB 3  
SO 6  
LOB 18



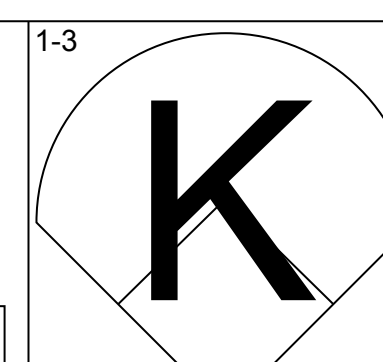
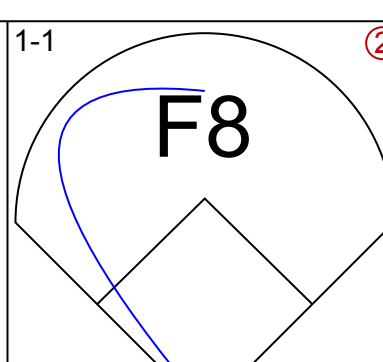
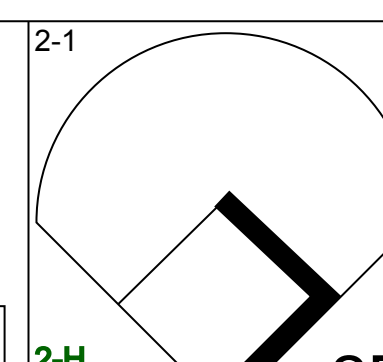
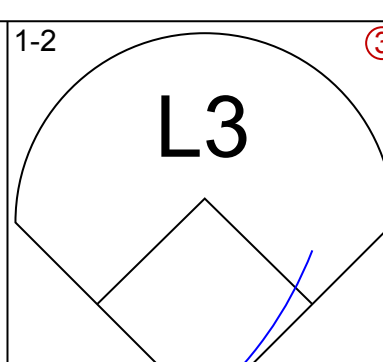
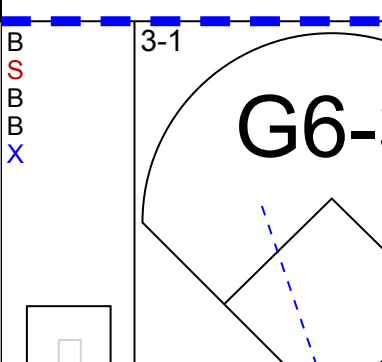
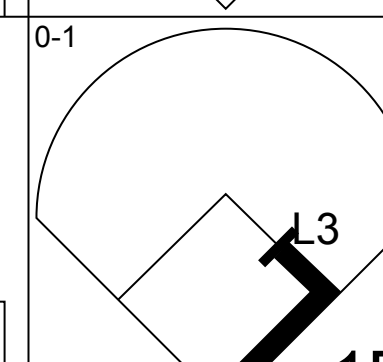
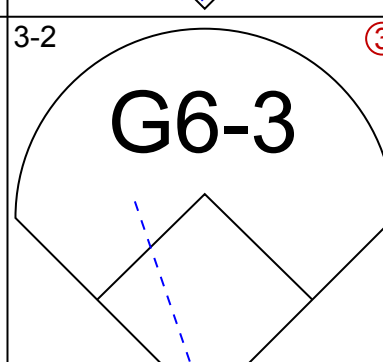
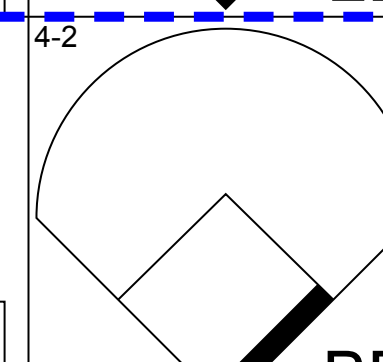
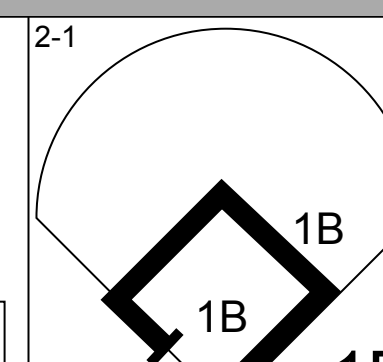
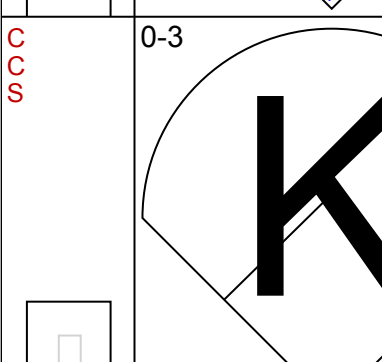
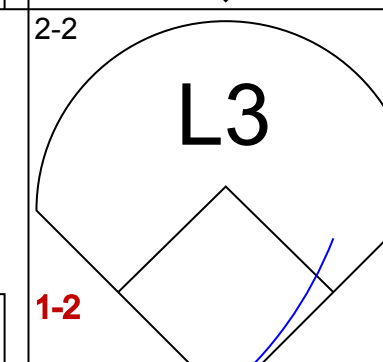
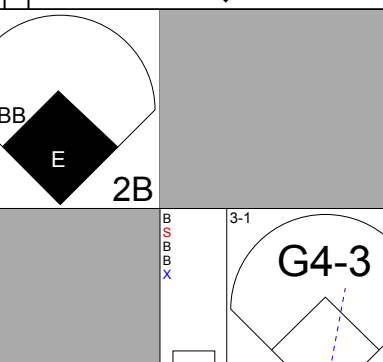
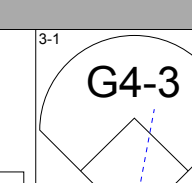
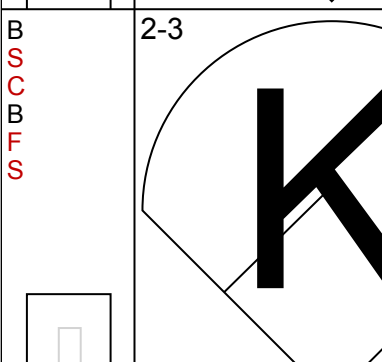
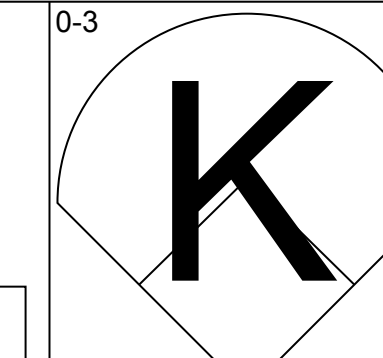
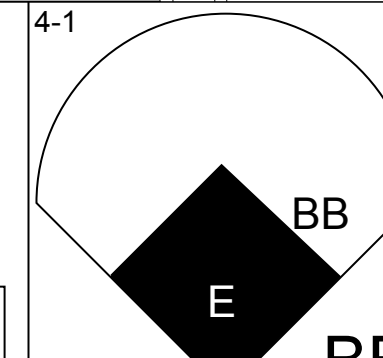
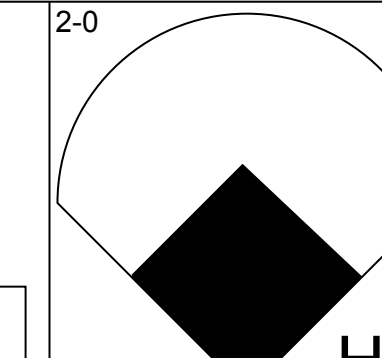
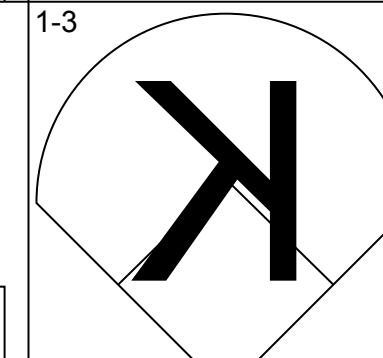
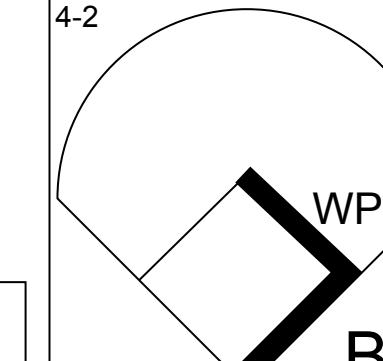
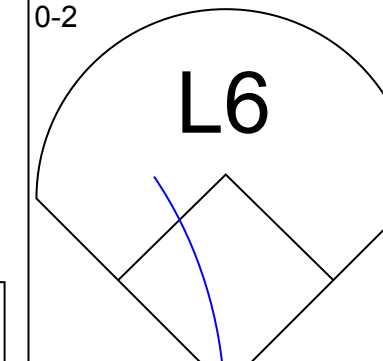
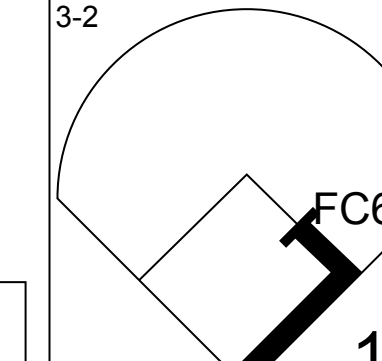
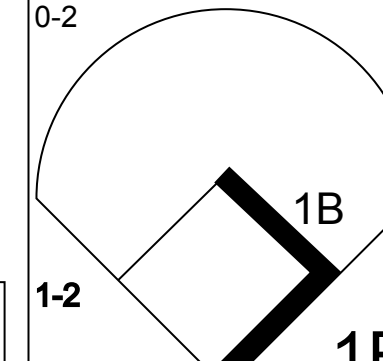
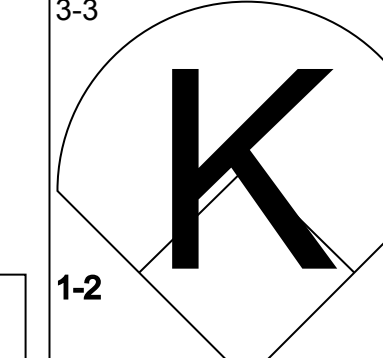
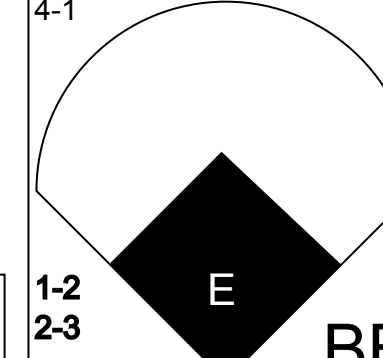
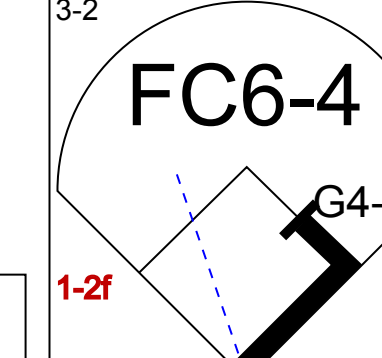
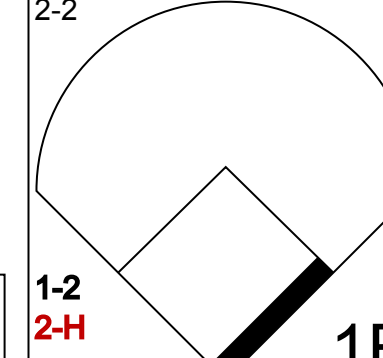
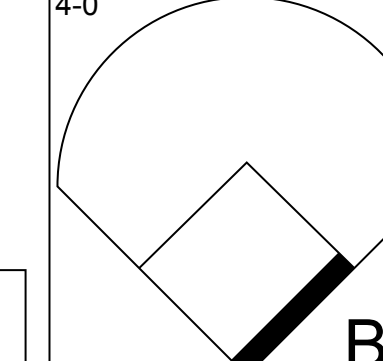
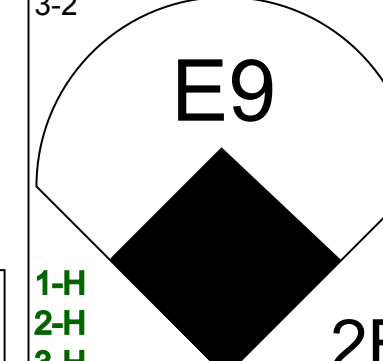
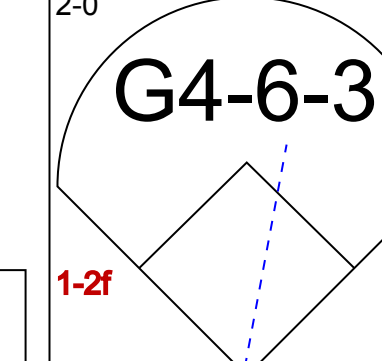
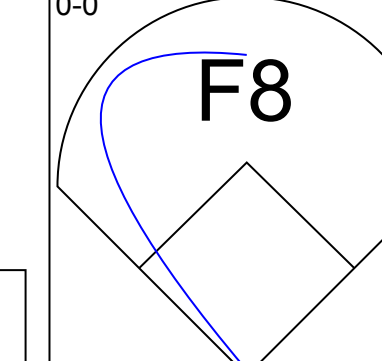
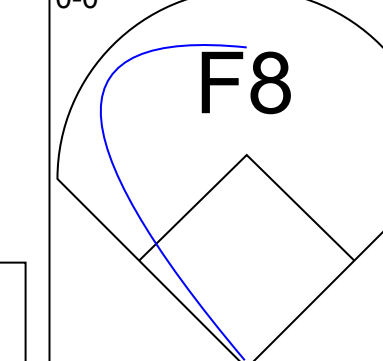
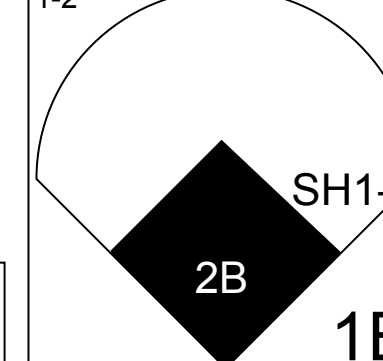

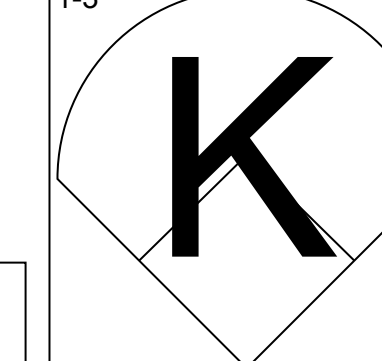
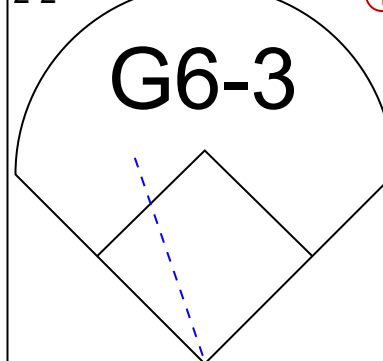
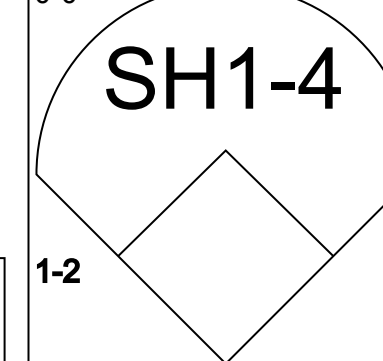
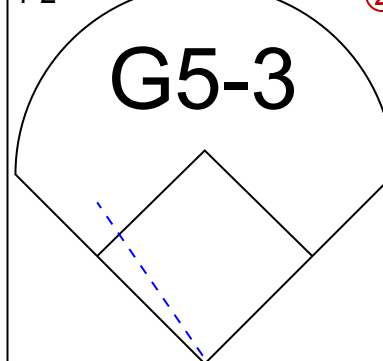
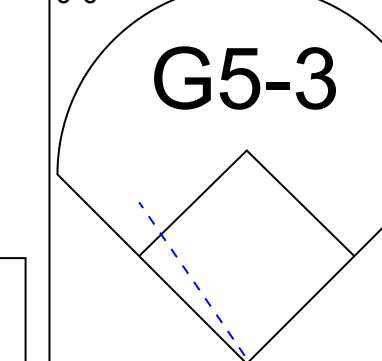
Batter	1	2	3	4	5	6	7	8	9	AB	R	H	RBI	BB	SO	LOB	BOTTOM										
Peter Bergeron, L (1, 8) OBP: 0.299, SLG: 0.318	CS 2B		B1-3				K		FC5-4 BB	5	0	2	1	0	1	3											
Mike Mordecai, R (1, 4) OBP: 0.300, SLG: 0.418	K						P4			4	0	1	0	1	2	4											
Vladimir Guerrero, R (1, 9) OBP: 0.387, SLG: 0.697	S 1B		G5-3				G6-3		K	5	0	2	0	0	1	4											
Lee Stevens, L (1, 3) OBP: 0.323, SLG: 0.432							K		K	3	0	0	0	1	3	1											
Orlando Cabrera, R (1, 6) OBP: 0.305, SLG: 0.394	K						P6		P4	4	1	1	0	0	1	3											
Geoff Blum, S (1, 5) OBP: 0.324, SLG: 0.363			K				P4		K2-3	4	0	0	0	0	3	2											
Michael Barrett, R (1, 2) OBP: 0.289, SLG: 0.365		F9							G4-3	3	0	1	0	1	0	0											
Brad Wilkerson, L (1, 7) OBP: 0.319, SLG: 0.377									FC5-4 1B	4	0	2	0	0	2	3											
Mike Thurman, R (1, 1) Ferdinand Segura, S (5, PH) Masato Yoshii, R (8, 1) Graeme Lloyd, L (7, 1) Mark Smith, R (7, PH) Joey Eischen, L (8, 1) Ryan Minor, R (9, PH) OBP: 0.193, SLG: 0.037 OBP: 0.206, SLG: 0.196 OBP: 0.337, SLG: 0.691 OBP: 0.338, SLG: 0.423 OBP: 0.277, SLG: 0.311							K		FC5-4 1B	1	0	0	0	0	1	0											
<b>Inning Stats</b>	R: 0 E: 0 K: 2 S: 12	H: 2 LOB: 2 BB: 1 P: 23	R: 0 E: 0 K: 1 S: 13	H: 1 LOB: 1 BB: 0 P: 20	R: 0 E: 0 K: 1 S: 7	H: 1 LOB: 1 BB: 0 P: 13	R: 0 E: 0 K: 1 S: 8	H: 0 LOB: 0 BB: 0 P: 11	R: 0 E: 0 K: 3 S: 12	H: 1 LOB: 1 BB: 0 P: 18	R: 0 E: 0 K: 1 S: 6	H: 0 LOB: 0 BB: 0 P: 9	R: 1 E: 0 K: 3 S: 14	H: 2 LOB: 3 BB: 2 P: 29	R: 0 E: 0 K: 2 S: 10	H: 1 LOB: 1 BB: 0 P: 15	R: 0 E: 0 K: 1 S: 12	H: 2 LOB: 3 BB: 1 P: 23	1B: 4 2B: 7 3B: 0 HR: 0	SF: 0 SAC: 0 DP: 1 HBP: 0	WP: 0 PB: 0 SB: 3 CS: 1	PA: 39					
<b>PITCHER</b>	IP	WLS	BF	H	R	ER	SO	BB	IBB	HBP	BLK	WP	HR	S	P	ERA	WHIP										
Ruben Quevedo, R (1, 1) ERA: 7.45	6.2	W	27	6	1	1	11	3	0	0	0	0	0	68	116	1.35	1.350										
Chad Fox, R (7, 1) ERA: 2.06	1.1	H	6	2	0	0	3	0	0	0	0	0	0	14	22	0.00	1.500										
Curt Lesknic, R (9, 1) ERA: 3.76	1.0		6	2	0	0	1	1	0	0	0	0	0	12	23	0.00	3.000										

Milwaukee Brewers @ Montreal Expos  
Olympic Stadium, Montreal, QB  
Fri Aug 10 2001, 7:05 PM EDT  
Att. 4,917 - Dome - 72 F

AB 35  
R 1  
H 10  
RBI 1  
BB 4  
SO 15  
LOB 21



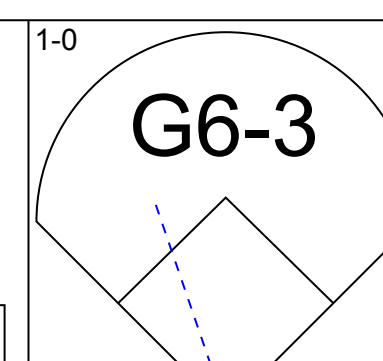
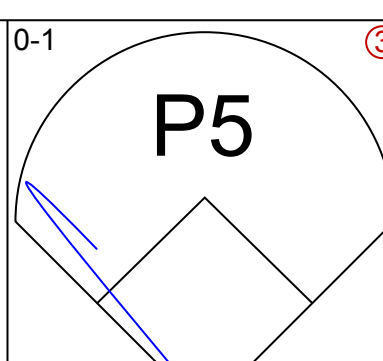
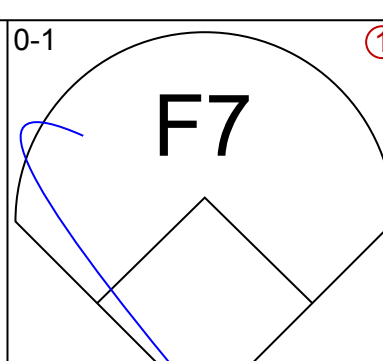
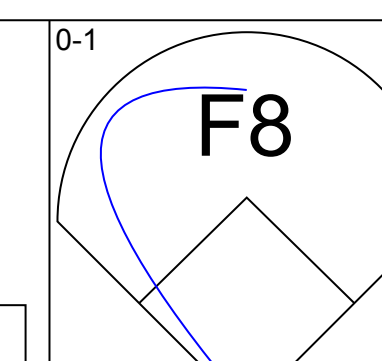
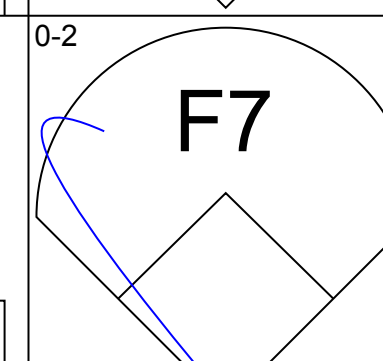
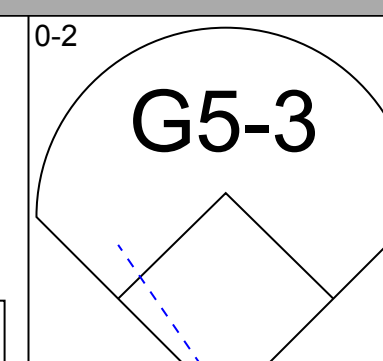
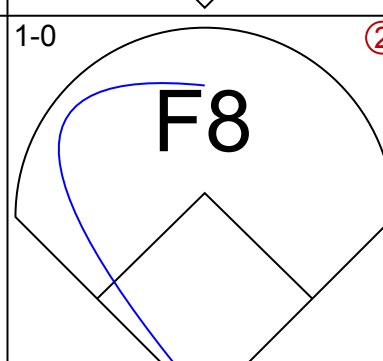
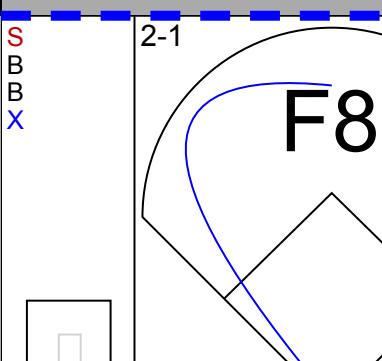
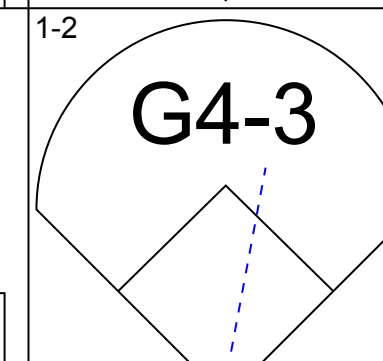
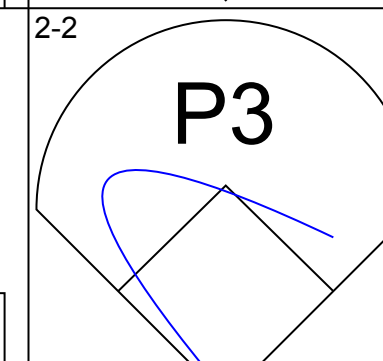
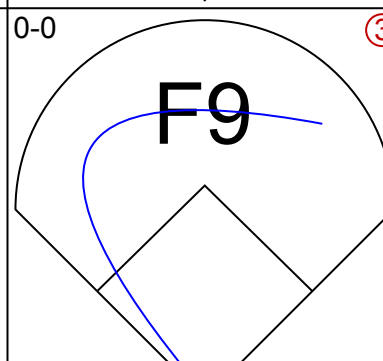
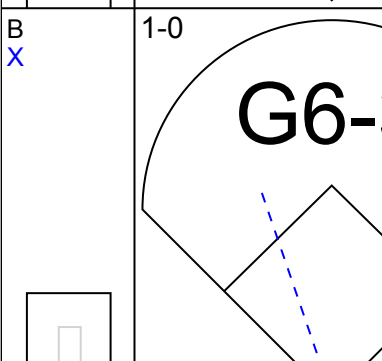
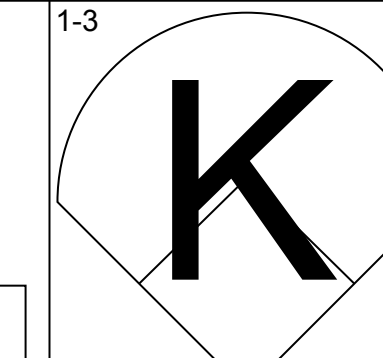
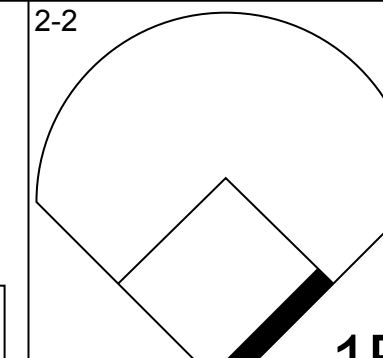
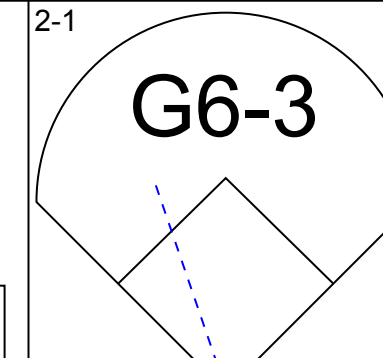
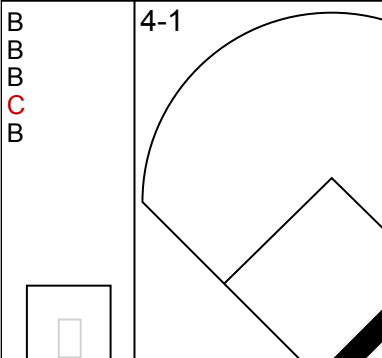
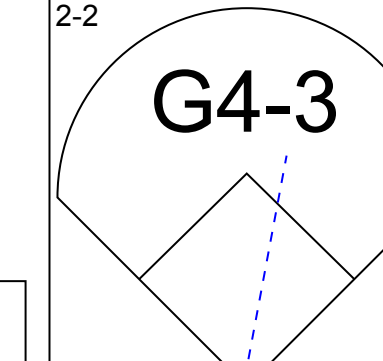
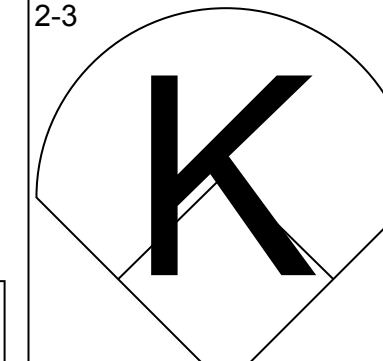
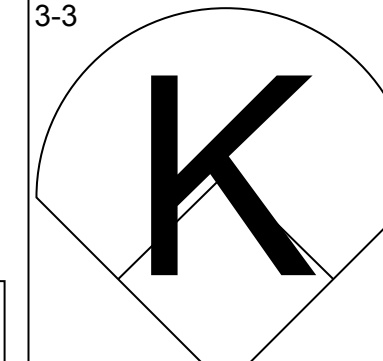
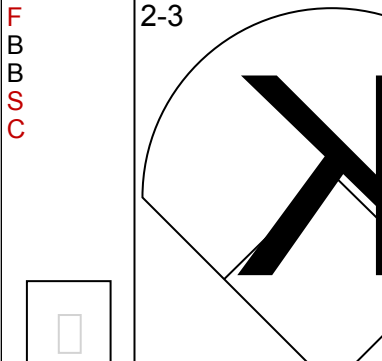
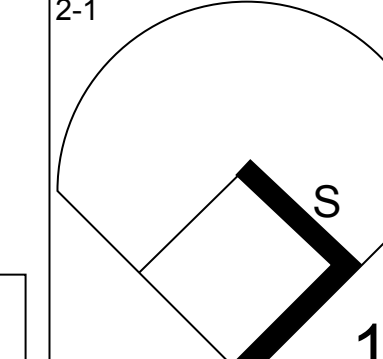
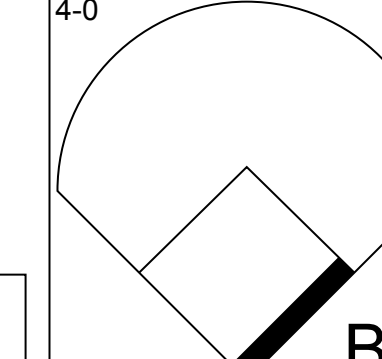
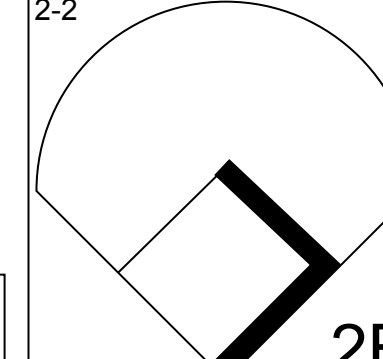
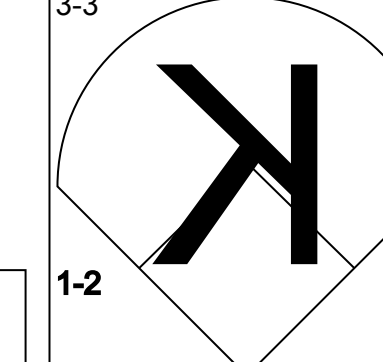
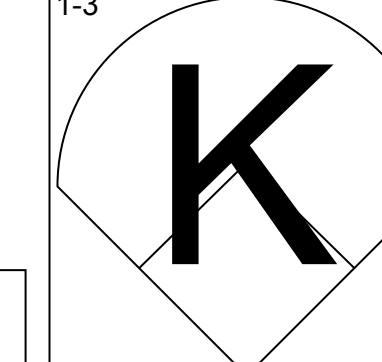
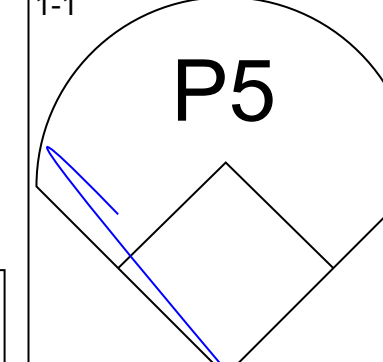
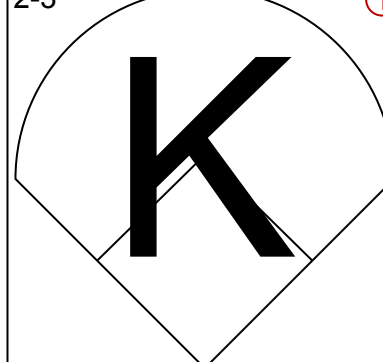
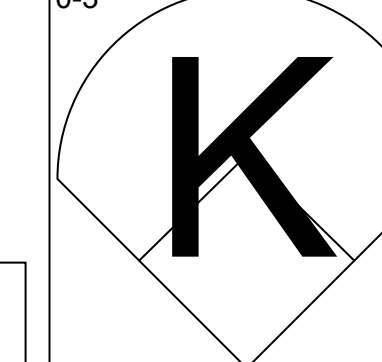
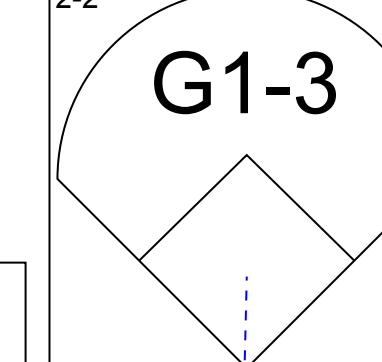
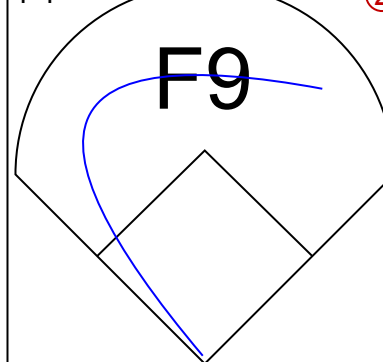
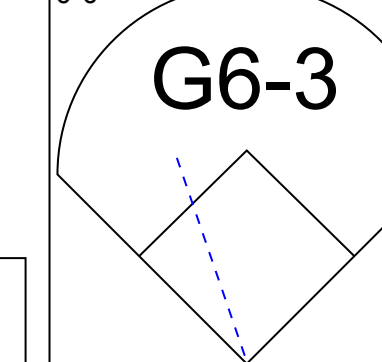
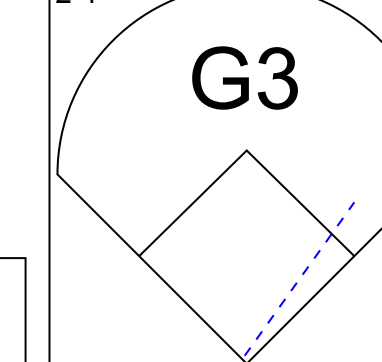


Batter	1	2	3	4	5	6	7	8	9	AB	R	H	RBI	BB	SO	LOB	TOP					
James Mouton, R (1, 8) Lou Collier, R (9, 8)										5	0	1	1	0	1	0						
Mark Loretta, R (1, 4) OBP: 0.343, SLG: 0.343										4	0	2	0	1	1	0						
Jeremy Burnitz, L (1, 9) OBP: 0.343, SLG: 0.499										5	1	1	0	0	2	4						
Richie Sexson, R (1, 3) OBP: 0.324, SLG: 0.507										3	2	1	1	1	2	1						
Mark Sweeney, L (1, 7) OBP: 0.344, SLG: 0.567										3	0	2	0	1	0	2						
José Hernández, R (1, 6) OBP: 0.291, SLG: 0.436										3	1	1	0	1	1	2						
Luis Lopez, S (1, 5) OBP: 0.297, SLG: 0.310										3	1	1	3	1	0	1						
Henry Blanco, R (1, 2) OBP: 0.280, SLG: 0.321										4	1	1	0	0	1	2						
Mac Suzuki, R (1, 1) Devon White, S (8, PH) 47 Mike Buddie, R (8, 1) Mike DeJean, R (9, 1)										2	0	0	0	0	0	0						
<b>Inning Stats</b>	R: 0 E: 0 K: 1 S: 8	H: 1 LOB: 0 BB: 0 P: 11	R: 0 E: 0 K: 2 S: 10	H: 0 LOB: 2 BB: 2 P: 21	R: 0 E: 0 K: 0 S: 10	H: 0 LOB: 0 BB: 0 P: 16	R: 5 E: 1 K: 0 S: 21	H: 4 LOB: 2 BB: 3 P: 43	R: 1 E: 0 K: 0 S: 9	H: 2 LOB: 0 BB: 0 P: 19	R: 0 E: 0 K: 0 S: 7	H: 0 LOB: 0 BB: 0 P: 9	R: 0 E: 0 K: 2 S: 15	H: 3 LOB: 2 BB: 0 P: 23	R: 0 E: 0 K: 1 S: 5	H: 0 LOB: 0 BB: 0 P: 6	R: 0 E: 0 K: 2 S: 9	H: 0 LOB: 0 BB: 0 P: 14	1B: 6 2B: 4 3B: 0 HR: 1	SF: 0 SAC: 1 DP: 2 HBP: 0	WP: 1 PB: 0 SB: 0 CS: 0	PA: 39
<b>PITCHER</b>	IP WLS BF H R ER SO BB IBB HBP BLK WP HR S P ERA WHIP																					
Bobby Munoz, R (1, 1) ERA: 4.09	3.2 L 19 5 5 5 3 4 0 0 0 0 1 0 44 79 12.27 2.455																					
Britt Reames, R (4, 1) ERA: 5.79	1.1 6 2 1 1 0 1 0 0 0 0 0 1 14 31 6.75 2.250																					
Scott Stewart, L (6, 1) ERA: 4.08	2.0 8 3 0 0 2 0 0 0 0 0 0 0 22 32 0.00 1.500																					
Scott Strickland, R (8, 1) ERA: 3.81	1.0 3 0 0 0 1 0 0 0 0 0 0 0 5 6 0.00 0.000																					
Graeme Lloyd, L (9, 1) ERA: 3.67	1.0 3 0 0 0 2 0 0 0 0 0 0 0 9 14 0.00 0.000																					

Milwaukee Brewers @ Montreal Expos  
Olympic Stadium, Montreal, QB  
Sat Aug 11 2001, 7:05 PM EDT  
Att. 5,843 - Dome - 72 F

AB 33  
R 6  
H 10  
RBI 5  
BB 5  
SO 8  
LOB 12



Batter	1	2	3	4	5	6	7	8	9	AB	R	H	RBI	BB	SO	LOB	BOTTOM			
Peter Bergeron, L (1, 8) OBP: 0.295, SLG: 0.312										4	0	0	0	0	0	0				
Mike Mordecai, R (1, 4) OBP: 0.323, SLG: 0.408										4	0	0	0	0	0	0				
Vladimir Guerrero, R (1, 9) OBP: 0.384, SLG: 0.691										4	0	0	0	0	0	0				
Orlando Cabrera, R (1, 6) OBP: 0.306, SLG: 0.393										3	0	1	0	1	1	0				
Geoff Blum, S (1, 3) OBP: 0.320, SLG: 0.358										4	0	0	0	0	3	2				
Michael Barrett, R (1, 2) OBP: 0.295, SLG: 0.372										2	0	2	0	1	0	0				
Brad Wilkerson, L (1, 7) OBP: 0.307, SLG: 0.359										3	0	0	0	0	2	3				
Ryan Minor, R (1, 5) OBP: 0.267, SLG: 0.299										3	0	0	0	0	2	1				
Bobby Munoz, R (1, 1) Britt Reames, R (4, 1) Fernando Segura, S (5, PH) Scott Stewart, R (6, 1) Scott Strickland, R (8, 1) Henry Mateo, S (8, PH) Graeme Lloyd, L (9, 1)										1	0	0	0	0	0	0				
<b>Inning Stats</b>	R: 0 E: 0 K: 0 S: 8	H: 0 LOB: 0 BB: 0 P: 10	R: 0 E: 0 K: 2 S: 12	H: 1 LOB: 1 BB: 0 P: 20	R: 0 E: 0 K: 1 S: 7	H: 0 LOB: 0 BB: 0 P: 10	R: 0 E: 0 K: 1 S: 12	H: 1 LOB: 1 BB: 0 P: 18	R: 0 E: 0 K: 0 S: 4	H: 0 LOB: 0 BB: 0 P: 5	R: 0 E: 0 K: 1 S: 13	H: 1 LOB: 1 BB: 0 P: 21	R: 0 E: 0 K: 0 S: 7	H: 0 LOB: 0 BB: 0 P: 11	R: 0 E: 0 K: 1 S: 7	H: 0 LOB: 1 BB: 1 P: 16	1B: 2 2B: 1 3B: 0 HR: 0	SF: 0 SAC: 0 DP: 0 HBP: 0	WP: 0 PB: 0 SB: 1 CS: 0	PA: 32
<b>PITCHER</b>	IP WLS BF H R ER SO BB IBB HBP BLK WP HR S P ERA WHIP																			
Mac Suzuki, R (1, 1) ERA: 5.57	7.0 W 25 3 0 0 7 1 0 0 0 0 0 0 64 97 0.00 0.571																			
47 Mike Buddie, R (8, 1) ERA: 2.16	1.0 3 0 0 0 0 0 0 0 0 0 0 0 7 11 0.00 0.000																			
Mike DeJean, R (9, 1) ERA: 2.21	1.0 4 0 0 0 1 1 0 0 0 0 0 0 7 16 0.00 1.000																			

Milwaukee Brewers @ Montreal Expos  
Olympic Stadium, Montreal, QB  
Sat Aug 11 2001, 7:05 PM EDT  
Att. 5,843 - Dome - 72 F

AB 30  
R 0  
H 3  
RBI 0  
BB 2  
SO 8  
LOB 7









Batter	1	2	3	4	5	6	7	8	9	AB	R	H	RBI	BB	SO	LOB	TOP					
11 Jimmy Rollins, S OBP: 0.318, SLG: 0.422	1-1 1B SF8	0-0 G4-3		4-2 1-2 BB		4-2 BB		0-1 F7		3	1	1	0	2	0	0						
Marlon Anderson, L OBP: 0.332, SLG: 0.436	1-2 BB 2B 1B		0-1 G5-3	0-0 L8		2-0 G4-3		1-1 G6-3		5	1	1	0	0	0	3						
Scott Rolen, R OBP: 0.380, SLG: 0.478	4-1 2B SF8 BB		0-2 L4	1-3 K		1-2 HR 2B		3-2 1B 2B		4	3	2	0	1	1	2						
Bobby Abreu, L OBP: 0.403, SLG: 0.561	2-1 SF8		4-2 2B S	1-3 K		2-2 HR		4-0 1B FC3-6 BB		2	3	1	3	2	1	2						
Pat Burrell, R OBP: 0.352, SLG: 0.460	3-1 2B		4-1 2B BB		3-2 CS 1B		2-1 F8		2-1 FC3-6 1B		4	1	3	2	1	0						
Travis Lee, L OBP: 0.343, SLG: 0.453	1-3 SF8		3-2 2B	1-0 K		3-3 K		2-1 G4-3		4	0	1	4	0	1	2						
Doug Glanville, R OBP: 0.287, SLG: 0.390	3-H K		1-3 F9		3-2 F7		1-0 G3		0-0 L4		5	0	0	0	0	1						
Johnny Estrada, S OBP: 0.288, SLG: 0.379		1-2 G4-3		0-0 4B E 2B		1-0 G6-3		0-2 G2-3		4	1	1	0	0	0	0						
4B David Coggin, R OBP: 0.095, SLG: 0.100		1-2 G1-3		1-2 E1 11 BB		0-0 G1-3		1-3 K		3	0	0	0	0	0	0						
Jose Santiago, R Turk Wendell, L										1	0	0	0	0	1	0						
										0	0	0	0	0	0	0						
<b>Inning Stats</b>	R: 3 E: 0 K: 1 S: 16	H: 3 LOB: 1 BB: 1 P: 29	R: 0 E: 0 K: 0 S: 7	H: 0 LOB: 0 BB: 0 P: 9	R: 2 E: 0 K: 0 S: 13	H: 1 LOB: 1 BB: 2 P: 24	R: 1 E: 1 K: 2 S: 13	H: 1 LOB: 2 BB: 1 P: 20	R: 0 E: 0 K: 0 S: 10	H: 1 LOB: 0 BB: 0 P: 19	R: 0 E: 0 K: 0 S: 7	H: 0 LOB: 1 BB: 1 P: 14	R: 2 E: 0 K: 0 S: 12	H: 2 LOB: 0 BB: 0 P: 20	R: 0 E: 0 K: 1 S: 8	H: 0 LOB: 0 BB: 0 P: 9	R: 2 E: 0 K: 0 S: 11	H: 2 LOB: 1 BB: 1 P: 22	1B: 4 2B: 6 3B: 0 HR: 1	SF: 2 SAC: 0 DP: 1 HBP: 0	WP: 0 PB: 0 SB: 1 CS: 1	PA: 43
<b>PITCHER</b>	IP WLS BF H R ER SO BB IBB HBP BLK WP HR S P ERA WHIP																					
Allen Levrault, R ERA: 5.28	(1, 1) 3.2 L 21 5 6 5 2 4 0 0 0 0 0 0 46 78 12.27 2.455																					
Lance Painter, L ERA: 6.59	(4, 1) 1.1 4 1 0 0 2 0 0 0 0 0 0 13 23 0.00 0.750																					
47 Mike Buddie, R ERA: 2.75	(6, 1) 2.0 9 2 2 2 0 1 0 0 0 0 0 1 19 34 9.00 1.500																					
Ray King, L ERA: 3.52	(8, 1) 1.0 3 0 0 0 1 0 0 0 0 0 0 8 9 0.00 0.000																					
Curt Leskanic, R ERA: 4.02	(9, 1) 1.0 6 2 2 2 0 1 0 0 0 0 0 0 11 22 18.00 3.000																					

Philadelphia Phillies @ Milwaukee Brewers  
Miller Park, Milwaukee, WI  
Tue Aug 14 2001, 7:05 PM CDT  
Att: 34,277 - Sunny - 73 F

AB	35
R	10
H	10
RBI	9
BB	6
SO	5
LOB	12



Batter	1	2	3	4	5	6	7	8	9	AB	R	H	RBI	BB	SO	LOB	BOTTOM					
Devon White, S OBP: 0.340, SLG: 0.456	3-1 F5	2-3 K			1-0 G6-3		4-0 BB BB		1-1 P6		4	0	0	0	1	1	3					
Mark Loretta, R OBP: 0.339, SLG: 0.339	2-2 G5-3		2-3 K		0-0 L5		2-2 F9		3-1 BB 2B 1B		5	1	1	0	0	1	3					
Jeromy Burnitz, L OBP: 0.347, SLG: 0.503	2-2 1B 2B		0-0 F9		0-0 FC6-4 BB SF9 1B		4-1 1-2 2-3 BB		4-2 1-2 2B BB		3	3	2	0	2	0	0					
Richie Sexson, R OBP: 0.326, SLG: 0.509	0-0 2H 1B		1-1 G5-3		4-1 FC6-4 BB		3-2 G5-3		2-3 K		4	0	1	1	1	1	5					
Mark Sweeney, L OBP: 0.300, SLG: 0.500	2-1 G4-3			0-3 K		1-1 FC6-4		2-1 G4-3		0-0 1B 2B		5	0	1	2	0	1	3				
José Hernández, R OBP: 0.287, SLG: 0.429		2-2 E4 1B G1-3		3-3 K		1-0 SF9		1-3 K		4-1 1B BB		3	0	0	1	1	2	0				
Luis Lopez, S OBP: 0.309, SLG: 0.317	1-0 G1-3			0-1 G3		3-H F7		2-2 1B 1B		1-2 1B		5	0	2	0	0	2					
Henry Blanco, R OBP: 0.275, SLG: 0.315		3-3 K			0-0 F7		1-2 G6-3		3-1 1B		5	0	1	0	0	1	4					
Allen Levrault, R Lance Painter, L Lou Collier, R 47 Mike Buddie, R Angel Echevarría, R Ray King, L James Mouton, R Curt Leskanic, R	(1, 1) 6.1 W 28 5 2 2 5 3 0 0 0 0 0 0 55 98 2.84 1.263																					
48 David Coggin, R ERA: 3.05	(7, 1) 1.2 8 2 0 0 1 1 0 0 0 0 0 0 21 39 0.00 1.800																					
Turk Wendell, R ERA: 4.37	(9, 1) 1.0 8 3 2 2 1 2 0 0 0 0 0 0 19 35 18.00 5.000																					
<b>Inning Stats</b>	R: 1 E: 0 K: 0 S: 12	H: 2 LOB: 1 BB: 0 P: 21	R: 0 E: 1 K: 2 S: 12	H: 1 LOB: 2 BB: 0 P: 22	R: 0 E: 0 K: 1 S: 6	H: 0 LOB: 0 BB: 0 P: 9	R: 0 E: 0 K: 2 S: 9	H: 0 LOB: 0 BB: 0 P: 12	R: 0 E: 0 K: 0 S: 5	H: 1 LOB: 1 BB: 0 P: 8	R: 1 E: 0 K: 0 S: 6	H: 1 LOB: 1 BB: 1 P: 12	R: 0 E: 0 K: 0 S: 12	H: 0 LOB: 3 BB: 3 P: 30	R: 0 E: 0 K: 1 S: 14	H: 2 LOB: 2 BB: 0 P: 23	R: 2 E: 0 K: 1 S: 19	H: 3 LOB: 3 BB: 2 P: 35	1B: 8 2B: 2 3B: 0 HR: 0	SF: 1 SAC: 0 DP: 0 HBP: 0	WP: 0 PB: 0 SB: 0 CS: 0	PA: 44
<b>PITCHER</b>	IP WLS BF H R ER SO BB IBB HBP BLK WP HR S P ERA WHIP																					

Philadelphia Phillies @ Milwaukee Brewers  
Miller Park, Milwaukee, WI  
Tue Aug 14 2001, 7:05 PM CDT  
Att: 34,277 - Sunny - 73 F

AB	37
R	4
H	10
RBI	4
BB	6
SO	7
LOB	22





Batter	1	2	3	4	5	6	7	8	9	AB	R	H	RBI	BB	SO	LOB	TOP										
11 Jimmy Rollins, S OBP: 0.320, SLG: 0.422	P6	G3		S 1B		G5-3 1B	G4-3		IBB	5	1	2	0	1	0	3											
Marlon Anderson, L OBP: 0.335, SLG: 0.437	CS 1B		FC1-6 2B 1B	F8		G5-3 1B		K	G3	6	2	3	0	0	1	3											
Scott Rolen, R OBP: 0.382, SLG: 0.485	1-2 HR		FC1-6 1B	G5-3		G5-3 1B IBB		G5-3		4	1	2	1	1	0	1											
Bobby Abreu, L OBP: 0.401, SLG: 0.556	K		FC1-6 2B SF8		G3-1	G5-3		S BB		4	1	0	1	1	1	4											
Pat Burrell, R OBP: 0.354, SLG: 0.462		G5-3	SF8 1-3 3-H 2B		WP 1B HBP	1B IBB		K		3	1	1	1	1	1	1											
Travis Lee, L OBP: 0.346, SLG: 0.453		BB G5-3 1B		F5		1-2 2-H 3-H 1B			K	4	1	2	1	1	1	1											
Doug Glanville, R OBP: 0.288, SLG: 0.391	G5-3 BB 1B		SF8		1-0 1-H 1B			F3	F7	4	0	2	2	0	0	0											
Todd Pratt, R OBP: 0.352, SLG: 0.381		G5-3 BB	G4-3		F9			G4-3		3	1	0	0	2	0	3											
Omar Daal, L OBP: 0.281, SLG: 0.287	G5-3					G5-3				3	0	0	1	0	1	2											
Jose Santiago, R										0	0	0	0	0	0	0											
Eddie Oropesa, L										0	0	0	0	0	0	0											
23 Kevin Jordan, R										0	0	0	0	0	0	0											
Ricky Bottalico, L										0	0	0	0	0	0	0											
Felipe Crespo, S										1	0	1	1	0	0	0											
Jose Mesa, R										0	0	0	0	0	0	0											
<b>Inning Stats</b>	R: 1 E: 0 K: 1 S: 11	H: 2 LOB: 0 BB: 0 P: 16	R: 1 E: 0 K: 0 S: 14	H: 2 LOB: 2 BB: 1 P: 22	R: 2 E: 0 K: 0 S: 13	H: 3 LOB: 2 BB: 1 P: 22	R: 0 E: 0 K: 1 S: 11	H: 1 LOB: 1 BB: 0 P: 14	R: 1 E: 0 K: 0 S: 13	H: 1 LOB: 1 BB: 0 P: 19	R: 2 E: 0 K: 0 S: 11	H: 3 LOB: 2 BB: 2 P: 29	R: 0 E: 0 K: 0 S: 9	H: 0 LOB: 1 BB: 1 P: 15	R: 0 E: 0 K: 1 S: 11	H: 0 LOB: 1 BB: 2 P: 18	R: 1 E: 0 K: 1 S: 13	H: 1 LOB: 2 BB: 2 P: 25	1B: 10 2B: 2 3B: 0 HR: 1	SF: 1 SAC: 0 DP: 0 HBP: 1	WP: 1 PB: 0 CS: 2	PA: 47					
<b>PITCHER</b>	IP	WLS	BF	H	R	ER	SO	BB	IBB	HBP	BLK	WP	HR	S	P	ERA	WHIP										
Jamey Wright, R ERA: 4.31	5.1	L	30	11	7	7	2	1	2	1	0	1	1	67	106	11.81	2.250										
Lance Painter, L ERA: 6.41	0.2		3	1	0	0	0	0	1	0	0	0	0	6	16	0.00	1.500										
Chad Fox, R ERA: 1.98	2.0		8	0	0	0	2	2	0	0	0	0	0	20	33	0.00	1.000										
Mike DeJean, R ERA: 2.34	0.2		5	1	1	1	1	1	1	0	0	0	0	8	20	13.50	3.000										
Ray King, L ERA: 3.49	0.1		1	0	0	0	0	0	0	0	0	0	0	5	5	0.00	0.000										

Philadelphia Phillies @ Milwaukee Brewers  
Miller Park, Milwaukee, WI  
Wed Aug 15 2001, 7:05 PM CDT  
Att: 31,030 - Dome - 72 F

AB 37  
R 8  
H 13  
RBI 8  
BB 8  
SO 5  
LOB 18



Batter	1	2	3	4	5	6	7	8	9	AB	R	H	RBI	BB	SO	LOB	BOTTOM										
Devon White, S OBP: 0.344, SLG: 0.462	FC1-5 2B		FC5-4 1B	F8		BB 1B		K		5	0	3	1	0	1	3											
Mark Loretta, R OBP: 0.340, SLG: 0.341	FC1-5-6 HR		F9		E G5-4-3 2B	BB		F1		4	2	1	0	1	0	3											
Jeromy Burnitz, L OBP: 0.346, SLG: 0.506	1-H HR		K		E9 G5-4-3	G3			F8	5	1	1	2	0	1	5											
Richie Sexson, R OBP: 0.323, SLG: 0.503	E6 1B		FC5-4		G5-4-3			P6		5	0	0	0	0	1	2											
Angel Echevarria, R OBP: 0.298, SLG: 0.373	G6-4-3 1B			G4-3		P3		K		4	0	1	0	0	1	0											
Mark Sweeney, L OBP: 0.293, SLG: 0.487									G5-3	1	0	0	0	0	0	0											
José Hernández, R OBP: 0.289, SLG: 0.437	G6-4-3			G5-3		BB 1B		HR		4	2	2	1	0	0	2											
Mike Coolbaugh, R OBP: 0.211, SLG: 0.389					1-0 1B 2B	F2		F9		4	1	1	0	0	0	1											
Henry Blanco, R OBP: 0.282, SLG: 0.321		F8			4-1 1B BB			SH3 2B		2	0	1	0	2	0	0											
Jamey Wright, R ERA: 4.59										2	0	1	1	0	1	0											
Lance Painter, L										0	0	0	0	0	0	0											
Lou Collier, R										1	0	0	0	0	1	2											
Chad Fox, R										0	0	0	0	0	0	0											
James Mouton, R										0	0	0	0	0	0	0											
Mike DeJean, R										0	0	0	0	0	0	0											
Ray King, L										0	0	0	0	0	0	0											
<b>Inning Stats</b>	R: 2 E: 1 K: 0 S: 12	H: 3 LOB: 1 BB: 0 P: 18	R: 0 E: 0 K: 1 S: 7	H: 0 LOB: 0 BB: 0 P: 8	R: 0 E: 0 K: 1 S: 11	H: 1 LOB: 1 BB: 0 P: 14	R: 1 E: 0 K: 0 S: 10	H: 2 LOB: 0 BB: 1 P: 21	R: 1 E: 1 K: 0 S: 7	H: 1 LOB: 0 BB: 0 P: 12	R: 1 E: 0 K: 1 S: 10	H: 2 LOB: 3 BB: 2 P: 24	R: 1 E: 0 K: 1 S: 7	H: 1 LOB: 0 BB: 0 P: 11	R: 0 E: 0 K: 1 S: 11	H: 1 LOB: 1 BB: 0 P: 21	R: 0 E: 0 K: 1 S: 7	H: 0 LOB: 0 BB: 0 P: 10	1B: 5 2B: 4 3B: 0 HR: 2	SF: 0 SAC: 1 DP: 2 HBP: 0	WP: 0 PB: 0 CS: 0	PA: 41					
<b>PITCHER</b>	IP	WLS	BF	H	R	ER	SO	BB	IBB	HBP	BLK	WP	HR	S	P	ERA	WHIP										
Omar Daal, L ERA: 4.59	5.1	W	26	8	5	4	2	2	0	0	0	0	0	4	10	0.00	6.000										
Jose Santiago, R ERA: 4.95	0.1	H	3	1	0	0	1	1	0	0	0	0	0	3	5	0.00	0.000										
Eddie Oropesa, L ERA: 5.74	0.1	H	1	0	0	0	0	0	0	0	0	0	0	3	5	0.00	0.000										
Ricky Bottalico, R ERA: 3.78	2.0	H	8	2	1	1	2	0	0	0	0	0	1	18	32	4.50	1.000										
Jose Mesa, R ERA: 2.25	1.0	S	3	0	0	0	1	0	0	0	0	0	0	7	10	0.00	0.000										

Philadelphia Phillies @ Milwaukee Brewers  
Miller Park, Milwaukee, WI  
Wed Aug 15 2001, 7:05 PM CDT  
Att: 31,030 - Dome - 72 F

AB 37  
R 6  
H 11  
RBI 5  
BB 3  
SO 6  
LOB 18





Batter	1	2	3	4	5	6	7	8	9	AB	R	H	RBI	BB	SO	LOB	TOP					
11 Jimmy Rollins, S OBP: 0.319, SLG: 0.422	0-2 SH4-3 G6-3 2B	2-1 F8			1-3 K			3-3 K		4	1	1	0	0	2	2						
Marlon Anderson, L OBP: 0.335, SLG: 0.436	0-0 SH4-3 2-3		0-2 P5			1-2 L1		3-2 HR 1B		3	1	1	0	0	0	0						
Scott Rolen, R OBP: 0.381, SLG: 0.490	0-0 G6-3		1-3 K			3-2 G5-3		3-2 HR		4	1	1	3	0	1	0						
Bobby Abreu, L OBP: 0.398, SLG: 0.550	3-3 K		1-1 L9			0-2 P6		2-3 K		4	0	0	0	0	2	0						
Pat Burrell, R OBP: 0.353, SLG: 0.460		2-3 K		3-2 F9			2-3 K		0-1 1B 1B	4	0	1	0	0	2	0						
Travis Lee, L OBP: 0.345, SLG: 0.454	0-0 1B 2B		3-2 F3			0-0 F3		1-1 F9		4	1	1	0	0	0	1						
Doug Glanville, R OBP: 0.290, SLG: 0.392	1-1 G5-3		2-1 F8			2-2 1B		0-1 1B 1B		4	0	2	0	0	0	1						
Johnny Estrada, S OBP: 0.289, SLG: 0.376	4-0 1B IBB		2-2 F7			2-3 K2-3		1-2 F9		2	0	0	0	1	1	1						
Felipe Crespo, S OBP: 0.297, SLG: 0.380	1-1 1B IBB		0-3 K					3-2 G4-3		1	0	0	0	0	0	0						
Nelson Figueroa, R OBP: 0.300, SLG: 0.368	1-1 1-2 2-H 1B									2	0	1	1	0	1	0						
Cliff Poitte, R OBP: 0.256, SLG: 0.369										0	0	0	0	0	0	0						
Dennis Cook, L OBP: 0.256, SLG: 0.369										0	0	0	0	0	0	0						
Brian Hunter, R OBP: 0.256, SLG: 0.369										0	0	0	0	0	0	0						
Turk Wendell, L OBP: 0.256, SLG: 0.369										0	0	0	0	0	0	0						
23 Kevin Jordan, R OBP: 0.256, SLG: 0.369										0	0	0	0	0	0	0						
<b>Inning Stats</b>	R: 1 E: 0 K: 1 S: 9	H: 1 LOB: 0 BB: 0 P: 12	R: 1 E: 0 K: 1 S: 10	H: 2 LOB: 2 BB: 1 P: 20	R: 0 E: 0 K: 1 S: 8	H: 0 LOB: 0 BB: 0 P: 10	R: 0 E: 0 K: 0 S: 10	H: 0 LOB: 0 BB: 0 P: 18	R: 0 E: 0 K: 2 S: 13	H: 0 LOB: 0 BB: 0 P: 16	R: 0 E: 0 K: 0 S: 10	H: 0 LOB: 0 BB: 0 P: 14	R: 0 E: 0 K: 1 S: 15	H: 1 LOB: 1 BB: 0 P: 21	R: 2 E: 0 K: 2 S: 15	H: 2 LOB: 0 BB: 0 P: 29	R: 0 E: 0 K: 0 S: 13	H: 2 LOB: 2 BB: 0 P: 18	1B: 5 2B: 2 3B: 0 HR: 1	SF: 0 SAC: 1 DP: 0 HBP: 0	WP: 0 PB: 0 SB: 0 CS: 0	PA: 36
<b>PITCHER</b>	IP	WLS	BF	H	R	ER	SO	BB	IBB	HBP	BLK	WP	HR	S	P	ERA	WHIP					
Ruben Quevedo, R ERA: 5.4	(1, 1)	7.0	W	26	4	2	2	7	0	1	0	0	0	75	111	2.57	0.571					
Ray King, L ERA: 3.96	(8, 1)	1.0	H	5	2	2	2	2	0	0	0	0	1	15	29	18.00	2.000					
Curt Leskanic, R ERA: 3.95	(9, 1)	1.0	S	5	2	0	0	0	0	0	0	0	0	13	18	0.00	2.000					

Philadelphia Phillies @ Milwaukee Brewers  
Miller Park, Milwaukee, WI  
Thu Aug 16 2001, 1:05 PM CDT  
Att: 34,110 - Cloudy - 64 F

AB 34  
R 4  
H 8  
RBI 4  
BB 1  
SO 9  
LOB 9



Batter	1	2	3	4	5	6	7	8	9	AB	R	H	RBI	BB	SO	LOB	BOTTOM				
Lou Collier, R OBP: 0.222, SLG: 0.250	0-1 G4-3	2-0 1-H 3-H 3B			1-1 F7		4-2 BB			3	0	1	2	1	0	0					
Mark Loretta, R OBP: 0.336, SLG: 0.336	2-2 G6-3	2-2 F7			2-2 F3		2-2 L9			4	0	0	0	0	0	2					
Jeromy Burnitz, L OBP: 0.347, SLG: 0.512	1-1 G3		0-0 HR		4-2 BB		1-3 K			3	1	1	1	1	1	1					
Richie Sexson, R OBP: 0.322, SLG: 0.501	0-0 F8	2-3 K			1-1 F8		0-1 1B BB 1B			4	0	1	0	0	1	1					
Mark Sweeney, L OBP: 0.311, SLG: 0.463	4-1 2B BB	3-3 K			0-0 F7		4-2 1B BB 1B			2	1	0	0	2	1	0					
José Hernández, R OBP: 0.291, SLG: 0.440	2-2 1B 2B	1-2 F8			0-1 1B		3-1 B2			4	1	2	1	0	0	2					
Luis Lopez, S OBP: 0.307, SLG: 0.315	1-3 K		2-2 F7		1-1 F8		0-2 1B 2-3 1B			4	0	1	0	0	1	2					
Henry Blanco, R OBP: 0.282, SLG: 0.316	4-0 1B 3B IBB	2-0 P4			1-2 F7		2-2 F9			3	1	0	0	1	0	4					
Ruben Quevedo, R OBP: 0.250, SLG: 0.250	3-2 K		0-3 K			1-0 F9		0-3 K		2	1	1	1	0	1	0					
Angel Echevarria, R OBP: 0.256, SLG: 0.369										1	0	0	0	0	0	0					
Ray King, L OBP: 0.256, SLG: 0.369										0	0	0	0	0	0	0					
Devon White, S OBP: 0.343, SLG: 0.460										1	0	0	0	0	1	3					
Curt Leskanic, R ERA: 4.3										0	0	0	0	0	0	0					
<b>Inning Stats</b>	R: 0 E: 0 K: 0 S: 7	H: 0 LOB: 0 BB: 0 P: 10	R: 4 E: 0 K: 1 S: 16	H: 3 LOB: 1 BB: 2 P: 32	R: 1 E: 0 K: 2 S: 10	H: 1 LOB: 0 BB: 0 P: 16	R: 0 E: 0 K: 1 S: 7	H: 0 LOB: 0 BB: 0 P: 11	R: 0 E: 0 K: 0 S: 9	H: 0 LOB: 1 BB: 1 P: 17	R: 0 E: 0 K: 0 S: 8	H: 1 LOB: 1 BB: 0 P: 10	R: 0 E: 0 K: 1 S: 10	H: 0 LOB: 0 BB: 1 P: 17	R: 0 E: 0 K: 1 S: 21	H: 2 LOB: 3 BB: 1 P: 30	1B: 4 2B: 1 3B: 1 HR: 1	SF: 0 SAC: 0 DP: 0 HBP: 0	WP: 0 PB: 0 SB: 0 CS: 0	PA: 36	
<b>PITCHER</b>	IP	WLS	BF	H	R	ER	SO	BB	IBB	HBP	BLK	WP	HR	S	P	ERA	WHIP				
Nelson Figueroa, R ERA: 3.41	(1, 1)	6.0	L	26	5	5	4	0	1	0	0	0	0	7	13	0.00	1.500				
Cliff Poitte, R ERA: 1.23	(7, 1)	0.2		3	0	0	0	0	1	0	0	0	0	7	13	0.00	1.500				
Dennis Cook, L ERA: 4.17	(7, 1)	0.1		1	0	0	0	1	0	0	0	0	0	3	4	0.00	0.000				
Turk Wendell, R ERA: 4.3	(8, 1)	1.0		6	2	0	0	1	1	0	0	0	0	21	30	0.00	3.000				

Philadelphia Phillies @ Milwaukee Brewers  
Miller Park, Milwaukee, WI  
Thu Aug 16 2001, 1:05 PM CDT  
Att: 34,110 - Cloudy - 64 F

AB 31  
R 5  
H 7  
RBI 5  
BB 5  
SO 6  
LOB 15





Batter	1	2	3	4	5	6	7	8	9	AB	R	H	RBI	BB	SO	LOB	TOP								
Devon White, S (1,8) OBP: 0.341, SLG: 0.456	2-2 G1-3 1B		0-1 P6		0-0 G4-3	0-2 G3-1			1-0 P6	5	0	1	0	0	0	2									
Mark Loretta, R (1,4) OBP: 0.337, SLG: 0.341	0-2 G1-3 1-2			2-2 3B 1B	1-1 G4-3			1-0 G5-3	1-0 2B	5	1	2	0	0	0	1									
Jeromy Burnitz, L (1,9) OBP: 0.350, SLG: 0.525	0-1 L6			1-2 1B 3B	2-2 HR			0-2 G4-3	4-0 IBB	4	2	2	2	1	0	0									
Richie Sexson, R (1,3) OBP: 0.319, SLG: 0.495		1-0 F8		3-1 G5-3	1-0 F9			3-3 K	3-3 K	5	0	0	0	0	2	4									
José Hernández, R (1,6) OBP: 0.293, SLG: 0.440		3-3 K		2-1 BB 1B		1-2 F8		0-0 FC5-4 1B	0-3 K	5	0	2	1	0	2	3									
Lou Collier, R (1,7) OBP: 0.273, SLG: 0.400		2-1 2B		3-H 2-2 P5		0-0 2B		2-2 F9		4	1	2	0	0	0	2									
Mike Coolbaugh, R (1,5) OBP: 0.261, SLG: 0.455		1-1 F9		1-0 BB 1B		0-1 2B		1-1 FC5-4 1-2		4	1	2	1	0	0	2									
Henry Blanco, R (1,2) OBP: 0.285, SLG: 0.317			2-2 F9	4-1 1-2 2-3 BB		1-1 2H 1B		0-0 F7		3	0	1	1	1	0	1									
Mac Suzuki, R (1,1)			3-3 K	0-1 G3		0-3 K			4-2 2B BB	3	0	0	0	0	2	4									
Lance Painter, L (7,1)										0	0	0	0	0	0	0									
Chad Fox, R (8,1)										0	0	0	0	0	0	0									
Mark Sweeney, L (9,PH) OBP: 0.326, SLG: 0.463										0	0	0	0	1	0	0									
Curt Leskanic, R (9,1)										0	0	0	0	0	0	0									
<b>Inning Stats</b>	R: 0 E: 0 K: 0 S: 9	H: 1 LOB: 0 BB: 0 P: 11	R: 0 E: 0 K: 1 S: 8	H: 1 LOB: 1 BB: 0 P: 15	R: 0 E: 0 K: 1 S: 8	H: 0 LOB: 0 BB: 0 P: 13	R: 2 E: 0 K: 0 S: 17	H: 4 LOB: 3 BB: 1 P: 32	R: 1 E: 0 K: 0 S: 9	H: 1 LOB: 0 BB: 0 P: 13	R: 2 E: 0 K: 1 S: 14	H: 3 LOB: 1 BB: 0 P: 16	R: 0 E: 0 K: 1 S: 8	H: 0 LOB: 0 BB: 0 P: 12	R: 0 E: 0 K: 0 S: 8	H: 1 LOB: 1 BB: 0 P: 11	R: 0 E: 0 K: 2 S: 13	H: 1 LOB: 3 BB: 2 P: 26	1B: 6 2B: 4 3B: 1 HR: 1	SF: 0 SAC: 0 DP: 0 HBP: 0	WP: 0 PB: 0 SB: 0 CS: 0	PA: 41			
<b>PITCHER</b>	IP	WLS	BF	H	R	ER	SO	BB	IBB	HBP	BLK	WP	HR	S	P	ERA	WHIP								
59 Lance Davis, L (1,1) ERA: 5.1	5.1	L	26	10	5	5	2	1	0	0	0	0	1	59	94	8.44	2.062								
51 Scott MacRae, R (6,1) ERA: 4.55	1.2		5	0	0	0	2	0	0	0	0	0	0	14	18	0.00	0.000								
Jose Rijo, R (8,1) ERA:	2.0		10	2	0	0	2	1	1	0	0	0	0	21	37	0.00	1.500								

Milwaukee Brewers @ Cincinnati Reds  
Cinergy Field, Cincinnati, OH  
Fri Aug 17 2001, 7:05 PM EDT  
Att: 29,214 - Sunny - 79 F

AB	38
R	5
H	12
RBI	5
BB	3
SO	6
LOB	19



Batter	1	2	3	4	5	6	7	8	9	AB	R	H	RBI	BB	SO	LOB	BOTTOM								
Todd Walker, L (1,4) OBP: 0.356, SLG: 0.475	3-2 WP 1B		1-1 L9		4-2 G3 1B BB				1-3 K DI	4	1	2	0	1	1	0									
Adam Dunn, L (1,9) OBP: 0.393, SLG: 0.545	3-2 F3 1-2		4-0 WP S BB		1-1 G3 1-2			0-3 K	3-3 K 1-2	4	0	0	0	1	2	4									
Ken Griffey Jr., L (1,8) OBP: 0.363, SLG: 0.524	2-3 K		4-2 WP BB		2-1 G4-6-3 1B 2H			3-2 G3-1		3	0	1	1	1	1	2									
Sean Casey, L (1,3) OBP: 0.385, SLG: 0.493	1-3 K2-3		2-1 G3		1-2 G4-6-3 1-2			1-0 G4-3		4	0	0	0	0	1	4									
Dmitri Young, S (1,5) OBP: 0.349, SLG: 0.479		2-1 G5-4-3 1B		0-0 2B 1B		0-0 G3		0-0 G4-3 PB 1B		4	0	3	0	0	0	0									
Brady Clark, R (1,7) OBP: 0.404, SLG: 0.512		1-2 G5-4-3 1-2		2-0 F9		0-3 K		2-0 G4-3 1-3		4	0	0	0	0	1	3									
Jason LaRue, R (1,2) OBP: 0.305, SLG: 0.422		4-2 BB		1-0 P6		2-0 2B		3-3 K		3	0	1	0	1	1	2									
Juan Castro, R (1,6) OBP: 0.261, SLG: 0.288		0-1 P5		2-1 2B		1-1 G6-3		0-0 F9		4	0	1	0	0	0	2									
59 Lance Davis, R (1,1) OBP: 0.136, SLG: 0.182			0-0 F7		3-3 K			2-1 F5		2	0	0	0	0	1	2									
51 Scott MacRae, R (6,1) ERA: 4.55										0	0	0	0	0	0	0									
Wilton Guerrero, S (7,PH) OBP: 0.347, SLG: 0.375										1	0	0	0	0	0	0									
Jose Rijo, R (8,1) ERA:										0	0	0	0	0	0	0									
D.T. Cromer, L (9,PH) OBP: 0.286, SLG: 0.567										1	0	0	0	0	0	0									
<b>Inning Stats</b>	R: 0 E: 0 K: 2 S: 15	H: 1 LOB: 1 BB: 0 P: 24	R: 0 E: 0 K: 0 S: 9	H: 1 LOB: 1 BB: 1 P: 16	R: 0 E: 0 K: 0 S: 7	H: 0 LOB: 2 BB: 2 P: 18	R: 0 E: 0 K: 1 S: 8	H: 2 LOB: 0 BB: 0 P: 16	R: 1 E: 0 K: 0 S: 9	H: 1 LOB: 0 BB: 1 P: 17	R: 0 E: 0 K: 1 S: 9	H: 1 LOB: 1 BB: 0 P: 12	R: 0 E: 0 K: 1 S: 14	H: 1 LOB: 0 BB: 0 P: 20	R: 0 E: 0 K: 1 S: 7	H: 1 LOB: 1 BB: 0 P: 13	R: 0 E: 0 K: 2 S: 9	H: 0 LOB: 1 BB: 0 P: 15	1B: 6 2B: 2 3B: 0 HR: 0	SF: 0 SAC: 0 DP: 2 HBP: 0	WP: 2 PB: 2 SB: 1 CS: 0	PA: 38			
<b>PITCHER</b>	IP	WLS	BF	H	R	ER	SO	BB	IBB	HBP	BLK	WP	HR	S	P	ERA	WHIP								
Mac Suzuki, R (1,1) ERA: 5.28	1.0	W	28	7	1	1	4	4	0	0	0	0	0	64	113	1.42	1.737								
Lance Painter, L (7,1) ERA: 6.18	1.0		4	1	0	0	1	0	0	0	0	0	0	9	13	0.00	1.000								
Chad Fox, R (8,1) ERA: 1.95	0.2		2	0	0	0	1	0	0	0	0	0	0	5	10	0.00	0.000								
Curt Leskanic, R (9,1) ERA: 3.88	1.0		4	0	0	0	2	0	0	0	0	0	0	9	15	0.00	0.000								

Milwaukee Brewers @ Cincinnati Reds  
Cinergy Field, Cincinnati, OH  
Fri Aug 17 2001, 7:05 PM EDT  
Att: 29,214 - Sunny - 79 F

AB	34
R	1
H	8
RBI	1
BB	4
SO	8
LOB	19





Batter	1	2	3	4	5	6	7	8	9	AB	R	H	RBI	BB	SO	LOB	TOP					
Devon White, S (1, 8) OBP: 0.342, SLG: 0.465	F8		G4-3			HR	3B 1B		G4-3	5	2	2	1	0	0	0	<b>Milwaukee Brewers @ Cincinnati Reds</b> Cinergy Field, Cincinnati, OH Sat Aug 18 2001, 7:05 PM EDT Att: 26,241 - Sunny - 79 F					
Mark Loretta, R (1, 4) OBP: 0.341, SLG: 0.351	G1-3		G6-3			FC3-6 1B	BB		BB 1B	4	1	2	1	1	0	0						
Jeremy Burnitz, L (1, 9) OBP: 0.352, SLG: 0.527			G4-3			FC3-6 1B	K		E BB	4	1	2	0	1	1	1						
Richie Sexson, R (1, 3) OBP: 0.316, SLG: 0.490	L8			G6-3		FC3-6 BB	L9		E9	5	0	0	0	0	0	4						
Mark Sweeney, L (1, 7) OBP: 0.320, SLG: 0.444		G4-3 BB 1B		L9		FC3-2-5 BB		L6	G6-3	4	0	1	0	0	0	2						
James Mouton, R (8, 7) OBP: 0.308, SLG: 0.371										1	0	0	0	0	0	1						
Lance Painter, L (9, 1)										0	0	0	0	0	0	0						
José Hernández, R (1, 6) OBP: 0.295, SLG: 0.437		G4-3 BB		G4-3		FC6-4 BB		G5-3		2	0	0	0	2	0	0						
Luis Lopez, S (1, 5) OBP: 0.299, SLG: 0.305	G4-3				F8	FC6-4		F8		4	0	0	0	0	0	5						
Chad Fox, R (8, 1)										0	0	0	0	0	0	0						
Mike DeJean, R (9, 1)										0	0	0	0	0	0	0						
Lou Collier, R (9, 7) OBP: 0.273, SLG: 0.400										0	0	0	0	0	0	0						
Kevin Brown, R (1, 2) OBP: 0.500, SLG: 2.000		K			F9		HR		HR	4	2	2	2	0	1	2						
Jimmy Haynes, R (1, 1) OBP: 0.189, SLG: 0.196										3	0	0	0	0	0	2						
Ray King, L (7, 1)										0	0	0	0	0	0	0						
Mike Coolbaugh, R (8, 5) OBP: 0.250, SLG: 0.435										1	0	0	0	0	1	0						
<b>Inning Stats</b>	R: 0 E: 0 K: 0 S: 8	H: 1 LOB: 1 BB: 0 P: 15	R: 0 E: 0 K: 1 S: 15	H: 1 LOB: 2 BB: 1 P: 25	R: 0 E: 0 K: 0 S: 7	H: 0 LOB: 0 BB: 0 P: 12	R: 0 E: 0 K: 0 S: 7	H: 0 LOB: 0 BB: 0 P: 14	R: 0 E: 0 K: 0 S: 7	H: 0 LOB: 0 BB: 0 P: 9	R: 1 E: 0 K: 0 S: 11	H: 2 LOB: 3 BB: 2 P: 23	R: 2 E: 0 K: 1 S: 17	H: 3 LOB: 1 BB: 0 P: 23	R: 0 E: 0 K: 0 S: 5	H: 0 LOB: 0 BB: 0 P: 11	R: 3 E: 1 K: 1 S: 16	H: 2 LOB: 1 BB: 1 P: 29	1B: 4 2B: 1 3B: 1 HR: 3	SF: 0 SAC: 0 DP: 0 HBP: 0	WP: 0 PB: 0 SB: 0 CS: 0	PA: 41
<b>PITCHER</b>	IP WLS BF H R ER SO BB IBB HBP BLK WP HR S P ERA WHIP																					
Elmer Dessens, R (1, 1) ERA: 4.54	6.1 L 28 6 3 3 1 3 0 0 0 0 0 2 61 105 4.26 1.421																					
Danny Graves, R (7, 1) ERA: 4.04	0.2 3 1 0 0 1 0 0 0 0 0 0 0 11 16 0.00 1.500																					
John Riedling, R (8, 1) ERA: 2.67	1.0 3 0 0 0 0 0 0 0 0 0 0 0 5 16 0.00 0.000																					
Jim Brower, R (9, 1) ERA: 3.54	1.0 7 2 3 1 1 1 0 0 0 0 0 1 16 29 9.00 3.000																					

Batter	1	2	3	4	5	6	7	8	9	AB	R	H	RBI	BB	SO	LOB	BOTTOM			
Todd Walker, L (1, 4) OBP: 0.357, SLG: 0.472	CS BB		K			L4	G6-4-3		HR 1B	4	1	1	2	1	1	4	<b>Milwaukee Brewers @ Cincinnati Reds</b> Cinergy Field, Cincinnati, OH Sat Aug 18 2001, 7:05 PM EDT Att: 26,241 - Sunny - 79 F			
Adam Dunn, L (1, 9) OBP: 0.402, SLG: 0.567	K		P4			BB BB		G4-6-3 BB	HR	3	1	1	2	2	1	2				
Ken Griffey Jr., L (1, 8) OBP: 0.360, SLG: 0.530	F7			G3-1		F7		K	HR	5	1	1	1	0	1	3				
Sean Casey, L (1, 3) OBP: 0.385, SLG: 0.491	CS			K				G4-6-3	P2	4	0	1	0	1	1	1				
Dmitri Young, S (1, 5) OBP: 0.348, SLG: 0.475		G4-6-3				F5				3	0	0	0	1	1	4				
Jim Brower, R (9, 1) OBP: 0.333, SLG: 0.375										0	0	0	0	0	0	0				
Ruben Rivera, R (1, 7) OBP: 0.318, SLG: 0.429				F9					E7	4	1	2	0	0	0	1				
Pokey Reese, R (1, 6) OBP: 0.291, SLG: 0.337		G4-3				F7		P4	1B	3	1	0	0	1	0	2				
Jason LaRue, R (1, 2) OBP: 0.308, SLG: 0.423				SH3-4 1B		K			K	4	0	2	0	0	2	2				
Elmer Dessens, R (1, 1) OBP: 0.152, SLG: 0.093										1	0	0	0	0	0	0				
Danny Graves, R (7, 1) OBP: 0.250, SLG: 1.000				SH3-4		L9				0	0	0	0	0	0	0				
Brady Clark, R (7, PH) OBP: 0.410, SLG: 0.512										0	0	0	0	1	0	0				
John Riedling, R (8, 1)										0	0	0	0	0	0	0				
Juan Castro, R (9, 5) OBP: 0.260, SLG: 0.286										1	0	0	0	0	1	2				
<b>Inning Stats</b>	R: 0 E: 0 K: 1 S: 7	H: 0 LOB: 0 BB: 1 P: 12	R: 0 E: 0 K: 0 S: 8	H: 2 LOB: 1 BB: 0 P: 13	R: 0 E: 0 K: 1 S: 10	H: 1 LOB: 1 BB: 0 P: 13	R: 0 E: 0 K: 1 S: 9	H: 0 LOB: 1 BB: 1 P: 18	R: 0 E: 0 K: 1 S: 7	H: 0 LOB: 0 BB: 0 P: 10	R: 0 E: 0 K: 0 S: 10	H: 0 LOB: 2 BB: 2 P: 22	R: 0 E: 0 K: 2 S: 10	H: 2 LOB: 1 BB: 1 P: 17	R: 3 E: 1 K: 2 S: 19	H: 3 LOB: 0 BB: 1 P: 28	1B: 5 2B: 1 3B: 0 HR: 2	SF: 0 SAC: 1 DP: 2 HBP: 0	WP: 1 PB: 0 SB: 0 CS: 1	PA: 41
<b>PITCHER</b>	IP WLS BF H R ER SO BB IBB HBP BLK WP HR S P ERA WHIP																			
Jimmy Haynes, R (1, 1) ERA: 4.49	6.1 H 5 0 0 0 1 2 0 0 0 0 0 0 10 20 0.00 1.500																			
Ray King, L (7, 1) ERA: 3.73	1.1 H 1 0 0 0 1 0 0 0 0 0 0 0 3 4 0.00 0.000																			
Chad Fox, R (8, 1) ERA: 1.94	0.1 H 1 0 0 0 1 0 0 0 0 0 0 0 3 4 0.00 0.000																			
Mike DeJean, R (9, 1) ERA: 2.31	0.2 5 1 3 1 2 1 0 0 0 0 1 0 13 22 13.50 3.000																			
Lance Painter, L (9, 1) ERA: 6.75	0.1 3 2 2 1 0 0 0 0 0 0 0 2 6 6 27.00 6.000																			



Batter	1	2	3	4	5	6	7	8	9	AB	R	H	RBI	BB	SO	LOB	TOP			
Devon White, S (1, 8) OBP: 0.346, SLG: 0.469	G5-3	S E 1B		1B 2B			F7			4	2	2	0	1	0	0	<b>Milwaukee Brewers @ Cincinnati Reds</b> Cinergy Field, Cincinnati, OH Sun Aug 19 2001, 1:15 PM EDT Att: 20,577 - Cloudy - 69 F			
Mark Loretta, R (1, 4) OBP: 0.342, SLG: 0.353	F8			1B 3B			F8	G6-3		4	1	1	0	1	0	1				
Jeremy Burnitz, L (1, 9) OBP: 0.357, SLG: 0.529	2B BB	P4		3B 1B			E BB 1B	G6-4-3 1B		4	2	3	1	1	0	1				
Richie Sexson, R (1, 3) OBP: 0.317, SLG: 0.492	2B BB			1B 3B			K	G6-4-3 1-2		4	1	1	2	1	1	2				
José Hernández, R (1, 6) OBP: 0.298, SLG: 0.440	1-3 2-H 2B			BB 1B			E2 BB			4	0	2	2	1	2	0				
Lou Collier, R (1, 7) OBP: 0.333, SLG: 0.391	BB			1B BB			K			3	0	1	0	2	2	2				
Mike Coolbaugh, R (1, 5) OBP: 0.241, SLG: 0.370	K			G6-3 G4-3			F7			4	0	0	0	1	1	8				
Henry Blanco, R (1, 2) OBP: 0.280, SLG: 0.310		F8		F7	L5		K	K		5	0	0	0	0	2	1				
Nick Neugebauer, R (1, 1) 47 Mike Buddie, R (6, 1) James Mouton, R (7, PH) Chad Fox, R (7, 1) Mike DeJean, R (8, 1)		K		G6-3 F3	F3		K			3	0	0	0	0	1	0				
<b>Inning Stats</b>	R: 1 E: 0 K: 1 S: 17	H: 1 LOB: 3 BB: 3 P: 37	R: 1 E: 0 K: 1 S: 11	H: 2 LOB: 1 BB: 0 P: 18	R: 0 E: 0 K: 1 S: 6	H: 1 LOB: 1 BB: 0 P: 9	R: 4 E: 0 K: 0 S: 13	H: 4 LOB: 2 BB: 2 P: 27	R: 0 E: 0 K: 2 S: 15	H: 1 LOB: 2 BB: 1 P: 26	R: 0 E: 0 K: 2 S: 10	H: 0 LOB: 0 BB: 0 P: 16	R: 0 E: 0 K: 0 S: 5	H: 1 LOB: 0 BB: 0 P: 10	R: 0 E: 0 K: 3 S: 14	H: 0 LOB: 1 BB: 1 P: 21		1B: 6 2B: 3 3B: 1 HR: 0	SF: 0 SAC: 0 DP: 1 HBP: 0	WP: 0 PB: 0 CS: 0
<b>PITCHER</b>	IP WLS BF H R ER SO	IP WLS BF H R ER SO	IP WLS BF H R ER SO	IP WLS BF H R ER SO	IP WLS BF H R ER SO	IP WLS BF H R ER SO	IP WLS BF H R ER SO	IP WLS BF H R ER SO	IP WLS BF H R ER SO	IP WLS BF H R ER SO	IP WLS BF H R ER SO	IP WLS BF H R ER SO	IP WLS BF H R ER SO	IP WLS BF H R ER SO	IP WLS BF H R ER SO	IP WLS BF H R ER SO	ERA WHIP	ERA WHIP		
Dennys Reyes, L (1, 1) ERA: 5.16	3.2 L 23 8 6 6 3	3.2 L 23 8 6 6 3	3.2 L 23 8 6 6 3	3.2 L 23 8 6 6 3	3.2 L 23 8 6 6 3	3.2 L 23 8 6 6 3	3.2 L 23 8 6 6 3	3.2 L 23 8 6 6 3	3.2 L 23 8 6 6 3	3.2 L 23 8 6 6 3	3.2 L 23 8 6 6 3	3.2 L 23 8 6 6 3	3.2 L 23 8 6 6 3	3.2 L 23 8 6 6 3	3.2 L 23 8 6 6 3	3.2 L 23 8 6 6 3	14.73 3.273	14.73 3.273		
51 Scott MacRae, R (4, 1) ERA: 4.4	1.1 6 0 0 0 0	1.1 6 0 0 0 0	1.1 6 0 0 0 0	1.1 6 0 0 0 0	1.1 6 0 0 0 0	1.1 6 0 0 0 0	1.1 6 0 0 0 0	1.1 6 0 0 0 0	1.1 6 0 0 0 0	1.1 6 0 0 0 0	1.1 6 0 0 0 0	1.1 6 0 0 0 0	1.1 6 0 0 0 0	1.1 6 0 0 0 0	1.1 6 0 0 0 0	1.1 6 0 0 0 0	0.00 1.500	0.00 1.500		
Chris Nichting, R (6, 1) ERA: 4.46	2.0 8 1 0 0 4	2.0 8 1 0 0 4	2.0 8 1 0 0 4	2.0 8 1 0 0 4	2.0 8 1 0 0 4	2.0 8 1 0 0 4	2.0 8 1 0 0 4	2.0 8 1 0 0 4	2.0 8 1 0 0 4	2.0 8 1 0 0 4	2.0 8 1 0 0 4	2.0 8 1 0 0 4	2.0 8 1 0 0 4	2.0 8 1 0 0 4	2.0 8 1 0 0 4	2.0 8 1 0 0 4	0.00 1.000	0.00 1.000		
Jim Brower, R (8, 1) ERA: 3.47	2.0 7 1 0 0 3	2.0 7 1 0 0 3	2.0 7 1 0 0 3	2.0 7 1 0 0 3	2.0 7 1 0 0 3	2.0 7 1 0 0 3	2.0 7 1 0 0 3	2.0 7 1 0 0 3	2.0 7 1 0 0 3	2.0 7 1 0 0 3	2.0 7 1 0 0 3	2.0 7 1 0 0 3	2.0 7 1 0 0 3	2.0 7 1 0 0 3	2.0 7 1 0 0 3	2.0 7 1 0 0 3	0.00 1.000	0.00 1.000		

Batter	1	2	3	4	5	6	7	8	9	AB	R	H	RBI	BB	SO	LOB	BOTTOM					
Todd Walker, L (1, 4) OBP: 0.360, SLG: 0.471	BB		BB		1B		F8		FC6-4 DI 1B	3	1	1	0	2	0	3	<b>Milwaukee Brewers @ Cincinnati Reds</b> Cinergy Field, Cincinnati, OH Sun Aug 19 2001, 1:15 PM EDT Att: 20,577 - Cloudy - 69 F					
Brady Clark, R (1, 7) OBP: 0.398, SLG: 0.494 Chris Nichting, R (6, 1)	K		F9		F9		P5		F7	3	0	0	0	0	1	4						
Juan Castro, R (7, PH) OBP: 0.259, SLG: 0.285 Jim Brower, R (8, 1) Sean Casey, L (9, PH) OBP: 0.333, SLG: 0.375 Ken Griffey Jr., L (1, 8) OBP: 0.364, SLG: 0.527	K				F9				F7	1	0	0	0	0	0	0						
Adam Dunn, L (1, 9) OBP: 0.386, SLG: 0.541	K				F9				F7	1	0	0	0	0	0	1						
Dmitri Young, S (1, 5)			K		P6				F7	3	0	1	1	2	1	3						
D.T. Cromer, L (1, 3) OBP: 0.282, SLG: 0.515					F9				F7	1	0	0	0	0	0	0						
Pokey Reese, R (1, 6) OBP: 0.291, SLG: 0.336					F9				F7	1	0	0	0	0	0	0						
Kelly Stinnett, R (1, 2) OBP: 0.323, SLG: 0.434					F9				F7	1	0	0	0	0	0	0						
Dennys Reyes, R (1, 1) 51 Scott MacRae, R (4, 1) Wilton Guerrero, S (5, PH) OBP: 0.385, SLG: 0.412					F9				F7	1	0	0	0	0	0	0						
<b>Inning Stats</b>	R: 0 E: 0 K: 3 S: 13	H: 0 LOB: 1 BB: 1 P: 19	R: 0 E: 0 K: 1 S: 6	H: 0 LOB: 0 BB: 0 P: 12	R: 0 E: 0 K: 2 S: 9	H: 0 LOB: 1 BB: 1 P: 17	R: 0 E: 0 K: 2 S: 10	H: 0 LOB: 1 BB: 1 P: 20	R: 1 E: 1 K: 1 S: 17	H: 3 LOB: 2 BB: 0 P: 29	R: 2 E: 0 K: 0 S: 19	H: 3 LOB: 2 BB: 1 P: 31	R: 0 E: 0 K: 1 S: 12	H: 0 LOB: 1 BB: 1 P: 22	R: 0 E: 0 K: 3 S: 9	H: 0 LOB: 0 BB: 0 P: 14		R: 1 E: 0 K: 0 S: 10	H: 2 LOB: 1 BB: 0 P: 14	1B: 7 2B: 1 3B: 0 HR: 0	SF: 0 SAC: 0 DP: 0 HBP: 0	WP: 0 PB: 0 CS: 0
<b>PITCHER</b>	IP WLS BF H R ER SO	IP WLS BF H R ER SO	IP WLS BF H R ER SO	IP WLS BF H R ER SO	IP WLS BF H R ER SO	IP WLS BF H R ER SO	IP WLS BF H R ER SO	IP WLS BF H R ER SO	IP WLS BF H R ER SO	IP WLS BF H R ER SO	IP WLS BF H R ER SO	IP WLS BF H R ER SO	IP WLS BF H R ER SO	IP WLS BF H R ER SO	IP WLS BF H R ER SO	IP WLS BF H R ER SO	ERA WHIP	ERA WHIP				
Nick Neugebauer, R (1, 1) ERA: 1.8	5.0 W 21 3 1 1 9	5.0 W 21 3 1 1 9	5.0 W 21 3 1 1 9	5.0 W 21 3 1 1 9	5.0 W 21 3 1 1 9	5.0 W 21 3 1 1 9	5.0 W 21 3 1 1 9	5.0 W 21 3 1 1 9	5.0 W 21 3 1 1 9	5.0 W 21 3 1 1 9	5.0 W 21 3 1 1 9	5.0 W 21 3 1 1 9	5.0 W 21 3 1 1 9	5.0 W 21 3 1 1 9	5.0 W 21 3 1 1 9	5.0 W 21 3 1 1 9	1.80 1.200	1.80 1.200				
47 Mike Buddie, R (6, 1) ERA: 3.49	1.0 H 4 0 0 0	1.0 H 4 0 0 0	1.0 H 4 0 0 0	1.0 H 4 0 0 0	1.0 H 4 0 0 0	1.0 H 4 0 0 0	1.0 H 4 0 0 0	1.0 H 4 0 0 0	1.0 H 4 0 0 0	1.0 H 4 0 0 0	1.0 H 4 0 0 0	1.0 H 4 0 0 0	1.0 H 4 0 0 0	1.0 H 4 0 0 0	1.0 H 4 0 0 0	1.0 H 4 0 0 0	0.00 1.000	0.00 1.000				
Chad Fox, R (7, 1) ERA: 1.9	1.0 S 8 2 1 1 3	1.0 S 8 2 1 1 3	1.0 S 8 2 1 1 3	1.0 S 8 2 1 1 3	1.0 S 8 2 1 1 3	1.0 S 8 2 1 1 3	1.0 S 8 2 1 1 3	1.0 S 8 2 1 1 3	1.0 S 8 2 1 1 3	1.0 S 8 2 1 1 3	1.0 S 8 2 1 1 3	1.0 S 8 2 1 1 3	1.0 S 8 2 1 1 3	1.0 S 8 2 1 1 3	1.0 S 8 2 1 1 3	1.0 S 8 2 1 1 3	4.50 1.000	4.50 1.000				
Mike DeJean, R (8, 1) ERA: 2.38	2.0 S 8 2 1 1 3	2.0 S 8 2 1 1 3	2.0 S 8 2 1 1 3	2.0 S 8 2 1 1 3	2.0 S 8 2 1 1 3	2.0 S 8 2 1 1 3	2.0 S 8 2 1 1 3	2.0 S 8 2 1 1 3	2.0 S 8 2 1 1 3	2.0 S 8 2 1 1 3	2.0 S 8 2 1 1 3	2.0 S 8 2 1 1 3	2.0 S 8 2 1 1 3	2.0 S 8 2 1 1 3	2.0 S 8 2 1 1 3	2.0 S 8 2 1 1 3	4.50 1.000	4.50 1.000				



Batter	1	2	3	4	5	6	7	8	9	AB	R	H	RBI	BB	SO	LOB	TOP					
Devon White, S OBP: 0.350, SLG: 0.475	1-3 K		1-2 FC3-6 1B		0-1 G3 HR 1B		1-0 F9		3-1 2B	5	1	3	0	0	1	0	<b>Milwaukee Brewers @ Chicago Cubs</b> Wrigley Field, Chicago, IL Mon Aug 20 2001, 4:05 PM CDT Sunny - 73 F					
Mark Loretta, R OBP: 0.337, SLG: 0.346	1-2 G3-1		1-1 F8		0-0 G3		1-2 G6-3		0-1 G6-3	5	0	0	0	0	0	3						
Jeremy Burnitz, L OBP: 0.356, SLG: 0.526	2-2 2B 1B		1-2 FC3-6 FC6-4 1-2		1-2 F9		2-0 F7			4	1	1	0	0	0	2						
Richie Sexson, R OBP: 0.318, SLG: 0.501	0-0 1-H 2B		1-1 FC6-4 1-2		3-2 HR				0-0 L9	4	1	2	3	0	0	1						
Mark Sweeney, L OBP: 0.352, SLG: 0.468	0-3 K			1-1 FC6-5 2B		4-0 BB			4-2 S BB	2	0	1	0	2	1	1						
José Hernández, R OBP: 0.295, SLG: 0.436		2-3 K		0-0 FC6-5 1B G6-3 2-3		0-2 L8			2-3 K	4	1	0	0	0	2	3						
Luis Lopez, S OBP: 0.297, SLG: 0.304 Mike DeJean, R	0-1 F9			0-0 G6-3 1B			2-2 G3-1		1-2 G4-3	4	0	1	0	0	0	1						
Henry Blanco, R OBP: 0.280, SLG: 0.309		0-0 FC6-4 1B		3-1 G6-3 1-2 3-H			1-3 K		2-2 F8	4	0	1	1	0	1	1						
Allen Levrault, R OBP: 0.077, SLG: 0.040 47 Mike Buddie, R Ray King, L Mike Coolbaugh, R OBP: 0.233, SLG: 0.357	2-2 FC6-4 1-2			0-1 G4-3			0-3 K		3-2 P5	3	0	0	0	0	1	2						
<b>Inning Stats</b>	R: 1 E: 0 K: 2 S: 14	H: 2 LOB: 1 BB: 0 P: 18	R: 0 E: 0 K: 1 S: 11	H: 1 LOB: 1 BB: 0 P: 15	R: 0 E: 0 K: 0 S: 10	H: 1 LOB: 1 BB: 0 P: 14	R: 1 E: 0 K: 0 S: 8	H: 2 LOB: 1 BB: 0 P: 12	R: 2 E: 0 K: 0 S: 14	H: 2 LOB: 0 BB: 0 P: 22	R: 0 E: 0 K: 2 S: 9	H: 0 LOB: 0 BB: 0 P: 12	R: 0 E: 0 K: 0 S: 5	H: 0 LOB: 0 BB: 0 P: 9	R: 0 E: 0 K: 1 S: 10	H: 0 LOB: 1 BB: 0 P: 17		R: 0 E: 0 K: 0 S: 17	H: 1 LOB: 1 BB: 0 P: 25	1B: 5 2B: 3 3B: 0 HR: 1	SF: 0 SAC: 0 DP: 0 HBP: 0	WP: 0 PB: 0 SB: 1 CS: 0
<b>PITCHER</b>	IP WLS BF H R ER SO BB IBB HBP BLK WP HR S P ERA WHIP	IP WLS BF H R ER SO BB IBB HBP BLK WP HR S P ERA WHIP																				
Jon Lieber, R ERA: 3.38	6.0	27	8	4	4	5	1	0	0	0	0	0	0	0	1	66	93	6.00	1.500			
Kyle Farnsworth, R ERA: 2.51	2.0	W	7	0	0	0	1	1	0	0	0	0	0	0	0	15	26	0.00	0.500			
Tom Gordon, R ERA: 3.23	1.0	S	4	1	0	0	0	0	0	0	0	0	0	0	0	17	25	0.00	1.000			

AB	36
R	4
H	9
RBI	4
BB	2
SO	6
LOB	14



Batter	1	2	3	4	5	6	7	8	9	AB	R	H	RBI	BB	SO	LOB	BOTTOM		
Delino DeShields, L OBP: 0.324, SLG: 0.330 Tom Gordon, R	1-1 G3	3-1 G3				1-2 HR 1B	1-1 G4-3		0-0 1-H 2-H 3-H 3B	5	1	2	3	0	0	4	<b>Milwaukee Brewers @ Chicago Cubs</b> Wrigley Field, Chicago, IL Mon Aug 20 2001, 4:05 PM CDT Sunny - 73 F		
Bill Mueller, S OBP: 0.386, SLG: 0.457	1-1 E3 1B		1-1 G4-3		0-1 P6		1-0 G1-3	1-2 G4-3		5	1	0	0	0	0	2			
Sammy Sosa, R OBP: 0.429, SLG: 0.719	2-2 1B		0-1 G3-6-3 1B		1-2 1-H HR		0-0 G4-3			4	1	3	2	0	0	0			
Fred McGriff, L OBP: 0.382, SLG: 0.505	2-1 1B		3-2 G3-6-3 1-2 3-H 1B		3-1 F7		0-0 L7			4	0	1	1	0	0	1			
Matt Stairs, L OBP: 0.364, SLG: 0.441 Eric Young Sr., R OBP: 0.325, SLG: 0.391	3-2 P5			4-2 G5-4-3 BB		1-1 1B 1B		1-1 SH1-4 3B 2B		2	1	1	0	1	0	2			
Ricky Gutierrez, R OBP: 0.350, SLG: 0.410	3-3 K			0-0 G5-4-3 1-2		0-1 1B 1B		4-1 SH1-4 3B BB		3	1	1	0	1	1	3			
Michael Tucker, L OBP: 0.310, SLG: 0.399		0-2 G4-3		4-2 BB		1-1 P6		2-1 SH1-4		2	0	0	0	1	0	2			
Joe Girardi, R OBP: 0.310, SLG: 0.348		2-2 P4		2-3 K		1-2 BB 1B		4-0 3B IBB		3	1	1	1	1	1	1			
Jon Lieber, L OBP: 0.260, SLG: 0.207 Ron Cooper, R OBP: 0.333, SLG: 0.416 Kyle Farnsworth, R Robert Machado, R OBP: 0.277, SLG: 0.376 Corey Patterson, L OBP: 0.258, SLG: 0.463	3-1 1B			1-3 K		4-2 G4-3 BB		0-1 L3		2	0	1	0	0	1	0			
<b>Inning Stats</b>	R: 1 E: 1 K: 1 S: 17	H: 2 LOB: 2 BB: 0 P: 29	R: 0 E: 0 K: 0 S: 10	H: 1 LOB: 1 BB: 0 P: 18	R: 0 E: 0 K: 0 S: 10	H: 0 LOB: 1 BB: 2 P: 23	R: 2 E: 0 K: 1 S: 13	H: 3 LOB: 2 BB: 1 P: 21	R: 0 E: 0 K: 0 S: 3	H: 0 LOB: 0 BB: 0 P: 4	R: 3 E: 0 K: 0 S: 12	H: 2 LOB: 1 BB: 2 P: 24	R: 0 E: 0 K: 0 S: 17	H: 1 LOB: 1 BB: 0 P: 25	1B: 8 2B: 1 3B: 1 HR: 1	SF: 0 SAC: 1 DP: 3 HBP: 0		WP: 1 PB: 0 SB: 0 CS: 0	PA: 38
<b>PITCHER</b>	IP WLS BF H R ER SO BB IBB HBP BLK WP HR S P ERA WHIP	IP WLS BF H R ER SO BB IBB HBP BLK WP HR S P ERA WHIP																	
Allen Levrault, R ERA: 5.27	5.1	26	9	4	3	3	2	0	0	0	0	0	0	0	0	73	115	5.06	2.062
47 Mike Buddie, R ERA: 3.22	1.2	5	0	0	0	0	1	0	0	0	0	0	0	0	7	13	0.00	0.600	
Ray King, L ERA: 4.35	0.1	L	4	1	3	3	1	1	0	0	0	0	0	5	16	81.00	6.000		
Mike DeJean, R ERA: 2.35	0.2	3	1	0	0	0	0	0	0	0	0	0	0	7	8	0.00	1.500		





Batter	1	2	3	4	5	6	7	8	9	AB	R	H	RBI	BB	SO	LOB	TOP					
Lou Collier, R OBP: 0.344, SLG: 0.393 (1, 8)	G6-3		G4-3			WP 1B S 1B		K									5 1 2 0 0 1 0					
Luis Lopez, S OBP: 0.307, SLG: 0.319 (1, 4)	K					1B 3B		F9									3 2 1 0 2 1 0					
Jeromy Burnitz, L Curt Leskanic, R (1, 9) (9, 1)	P6					SH1-4 1B SF9 BB		P4									3 1 0 0 2 0 4 0 0 0 0 0 0 0					
Richie Sexson, R Angel Echevarria, R (1, 3) (8, 3)						SH1-4 HR 1B		WP BB 3B 1B									3 2 2 2 1 0 1 1 0 0 0 0 0 2					
Mark Sweeney, L (1, 7)	FC4-6					SH1-4 1-2 3B		WP BB 3B BB									2 1 0 0 1 1 1					
José Hernández, R (1, 6)	F9					SF9		G6-3 3B									3 1 1 3 0 0 1					
Mike Coolbaugh, R (1, 5)	K					HR BB		G6-3									3 1 0 1 1 1 1					
Kevin Brown, R (1, 2)						G5-3		K									4 1 1 3 0 1 0					
Jamey Wright, R James Mouton, R (1, 1) (9, PH) (9, 9)						G2-3		K									3 0 0 0 0 2 0 1 0 0 0 0 0 0					
<b>Inning Stats</b>	R: 0 E: 0 K: 1 S: 5	H: 0 LOB: 0 BB: 0 P: 9	R: 0 E: 0 K: 1 S: 9	H: 0 LOB: 1 BB: 1 P: 16	R: 0 E: 0 K: 0 S: 7	H: 0 LOB: 0 BB: 0 P: 9	R: 5 E: 0 K: 1 S: 17	H: 3 LOB: 2 BB: 2 P: 29	R: 5 E: 0 K: 1 S: 22	H: 3 LOB: 0 BB: 2 P: 39	R: 0 E: 0 K: 2 S: 12	H: 0 LOB: 0 BB: 1 P: 16	R: 0 E: 0 K: 0 S: 5	H: 0 LOB: 0 BB: 1 P: 9	R: 0 E: 0 K: 0 S: 8	H: 0 LOB: 0 BB: 0 P: 10	R: 0 E: 0 K: 0 S: 12	H: 1 LOB: 2 BB: 1 P: 18	1B: 4 2B: 0 3B: 2 HR: 1	SF: 1 SAC: 1 DP: 1 HBP: 0	WP: 2 PB: 0 SB: 1 CS: 0	PA: 40
<b>PITCHER</b>	IP WLS BF H R ER SO BB IBB HBP BLK WP HR S P ERA WHIP																					
38 Carlos Zambrano, R ERA: 15.75 Felix Heredia, L ERA: 6.17 Jeff Fassero, L ERA: 3.62 Todd Van Poppel, R ERA: 2.91	4.0 L 20 4 7 3 3 4 0 0 0 1 1 41 70 15.75 2.000	0.1 4 2 2 2 0 1 0 0 0 1 0 11 21 54.00 9.000	3.2 11 0 1 1 4 1 0 0 0 0 0 33 46 2.46 0.273	1.0 5 1 0 0 0 1 0 0 0 0 0 12 18 0.00 2.000																		

Milwaukee Brewers @ Chicago Cubs  
Wrigley Field, Chicago, IL  
Mon Aug 20 2001, 7:05 PM CDT  
Att: 40,657 - Sunny - 75 F

AB	31
R	10
H	7
RBI	9
BB	7
SO	7
LOB	10



Batter	1	2	3	4	5	6	7	8	9	AB	R	H	RBI	BB	SO	LOB	BOTTOM					
Eric Young Sr., R OBP: 0.322, SLG: 0.387 (1, 4)	L3							G6-3									4 0 0 0 0 0 2					
Corey Patterson, L OBP: 0.257, SLG: 0.439 (1, 8)	G4-3							L3									4 1 1 1 0 0 0					
Sammy Sosa, R Todd Van Poppel, R (1, 9) (9, 1)	G5-3							HR									3 1 1 1 1 0 0 0 0 0 0 0 0 0					
Fred McGriff, L Ricky Gutierrez, R (1, 3) (7, 6)	G6-3							F3									3 0 2 0 0 0 0 1 0 0 0 0 0 0					
Michael Tucker, L (1, 7) (9, 9)	K							F8									3 0 0 0 1 2 3					
Ron Coomer, R OBP: 0.329, SLG: 0.410 (1, 5) (7, 3)	K							K									4 0 0 0 0 2 2					
Todd Hundley, S OBP: 0.251, SLG: 0.286 (1, 2)								G4-3									3 0 0 0 0 1 0					
Augie Ojeda, S OBP: 0.257, SLG: 0.262 (1, 6) (7, 5)	F9							G3-1									3 0 1 0 0 0 0					
38 Carlos Zambrano, S Felix Heredia, L Jeff Fassero, L Matt Stairs, L (1, 1) (5, 1) (5, 1) (9, 7)	G6-3							K									1 0 0 0 0 0 0 0 0 0 0 0 0 0 2 0 0 0 0 2 2 0 0 0 0 0 0 0					
<b>Inning Stats</b>	R: 0 E: 0 K: 0 S: 9	H: 0 LOB: 0 BB: 0 P: 14	R: 0 E: 0 K: 2 S: 8	H: 0 LOB: 0 BB: 0 P: 12	R: 0 E: 0 K: 0 S: 6	H: 0 LOB: 0 BB: 0 P: 9	R: 0 E: 0 K: 0 S: 10	H: 1 LOB: 2 BB: 1 P: 24	R: 0 E: 0 K: 2 S: 11	H: 1 LOB: 2 BB: 0 P: 19	R: 1 E: 0 K: 1 S: 12	H: 2 LOB: 1 BB: 0 P: 17	R: 0 E: 0 K: 2 S: 9	H: 0 LOB: 0 BB: 0 P: 14	R: 1 E: 0 K: 0 S: 6	H: 1 LOB: 0 BB: 0 P: 14	R: 0 E: 0 K: 0 S: 5	H: 0 LOB: 0 BB: 1 P: 11	1B: 2 2B: 1 3B: 0 HR: 2	SF: 0 SAC: 0 DP: 1 HBP: 1	WP: 0 PB: 0 SB: 0 CS: 0	PA: 34
<b>PITCHER</b>	IP WLS BF H R ER SO BB IBB HBP BLK WP HR S P ERA WHIP																					
Jamey Wright, R ERA: 4.2 Curt Leskanic, R ERA: 3.81	1.0 W 31 5 2 2 0 0 1 0 0 0 0 0 5 11 2.25 0.750	1.0 3 0 0 0 0 1 0 0 0 0 0 0 5 11 0.00 1.000																				

Milwaukee Brewers @ Chicago Cubs  
Wrigley Field, Chicago, IL  
Mon Aug 20 2001, 7:05 PM CDT  
Att: 40,657 - Sunny - 75 F

AB	31
R	2
H	5
RBI	2
BB	2
SO	7
LOB	9





Batter	1	2	3	4	5	6	7	8	9	AB	R	H	RBI	BB	SO	LOB	TOP								
Devon White, S (1.8) OBP: 0.348, SLG: 0.472	F8		K			E5		K		4	0	1	0	0	2	0	<b>Milwaukee Brewers @ Chicago Cubs</b> Wrigley Field, Chicago, IL Tue Aug 21 2001, 1:20 PM CDT Att: 35,599 - Sunny - 79 F								
Luis Lopez, S (1.4) OBP: 0.306, SLG: 0.312	K				F9	1B		K		3	1	0	0	0	2	0									
Jeromy Burnitz, L (1.9) OBP: 0.356, SLG: 0.522	K				K	HBP		G4-3		4	0	1	2	0	2	0									
Richie Sexson, R (1.3) OBP: 0.321, SLG: 0.502		F3			K					4	0	1	0	0	1	1									
Mark Sweeney, L (1.7) OBP: 0.367, SLG: 0.519										3	1	2	1	0	0	0									
James Mouton, R (7.7) OBP: 0.299, SLG: 0.360		1B								1	0	0	0	0	1	1									
José Hernández, R (1.6) OBP: 0.295, SLG: 0.438		K								4	0	1	0	0	1	2									
Mike Coolbaugh, R (1.5) OBP: 0.211, SLG: 0.286										4	0	0	0	0	3	3									
Henry Blanco, R (1.2) OBP: 0.284, SLG: 0.308										1	1	0	0	2	0	0									
Ruben Quevedo, R (1.1) OBP: 0.167, SLG: 0.167										2	0	0	0	0	2	1									
Ray King, L (8.1)										0	0	0	0	0	0	0									
Rocky Coppinger, R (8.1)										0	0	0	0	0	0	0									
Curt Leskanic, R (9.1)										0	0	0	0	0	0	0									
<b>Inning Stats</b>	R: 0 H: 0 E: 0 K: 2 S: 7	H: 0 R: 0 ER: 0 LOB: 0 BB: 0 P: 12	R: 0 H: 1 E: 0 K: 2 S: 11	H: 1 R: 0 ER: 0 LOB: 1 BB: 0 P: 16	R: 0 H: 0 E: 0 K: 2 S: 12	H: 0 R: 0 ER: 0 LOB: 0 BB: 0 P: 17	R: 0 H: 0 E: 0 K: 0 S: 7	H: 0 R: 0 ER: 0 LOB: 0 BB: 0 P: 11	R: 0 H: 0 E: 0 K: 0 S: 6	R: 2 H: 2 E: 1 K: 0 S: 9	H: 2 R: 0 ER: 0 LOB: 1 BB: 1 P: 17	R: 1 H: 2 E: 0 K: 2 S: 14	H: 2 R: 0 ER: 0 LOB: 1 BB: 1 P: 25	R: 0 H: 0 E: 0 K: 2 S: 10	H: 0 R: 0 ER: 0 LOB: 0 BB: 0 P: 12	R: 0 H: 1 E: 0 K: 2 S: 9	H: 1 R: 0 ER: 0 LOB: 1 BB: 0 P: 14	1B: 3 2B: 2 3B: 0 HR: 1	SF: 0 SAC: 1 DP: 0 HBP: 1	WP: 0 PB: 0 SB: 0 CS: 1	PA: 34				
<b>PITCHER</b>	IP	WLS	BF	H	R	ER	SO	BB	IBB	HBP	BLK	WP	HR	S	P	ERA	WHIP								
Juan Cruz, R (1.1) ERA: 3.0	6.0	L	22	3	2	2	8	1	0	1	0	0	0	52	84	3.00	0.667								
David Weathers, R (7.1) ERA: 2.73	2.0		8	2	1	1	4	1	0	0	0	0	1	24	37	4.50	1.500								
Kyle Farnsworth, R (9.1) ERA: 2.47	1.0		4	1	0	0	2	0	0	0	0	0	0	9	14	0.00	1.000								

Batter	1	2	3	4	5	6	7	8	9	AB	R	H	RBI	BB	SO	LOB	BOTTOM								
Delino DeShields, L (1.4) OBP: 0.323, SLG: 0.330	1B	SF7								3	0	1	1	0	1	1	<b>Milwaukee Brewers @ Chicago Cubs</b> Wrigley Field, Chicago, IL Tue Aug 21 2001, 1:20 PM CDT Att: 35,599 - Sunny - 79 F								
Bill Mueller, S (1.5) OBP: 0.388, SLG: 0.455	BB	F9								3	0	1	0	1	1	1									
Sammy Sosa, R (1.9) OBP: 0.430, SLG: 0.723	BB									3	0	1	0	1	0	2									
Fred McGriff, L (1.3) OBP: 0.381, SLG: 0.504	K									4	0	0	0	0	2	4									
Matt Stairs, L (1.7) OBP: 0.361, SLG: 0.436										3	0	0	0	0	3	4									
David Weathers, R (7.1) ERA: 2.73										0	0	0	0	0	0	0									
Eric Young Sr., R (8. PH) OBP: 0.322, SLG: 0.386										1	0	0	0	0	0	0									
Kyle Farnsworth, R (9.1) ERA: 2.47										0	0	0	0	0	0	0									
Ricky Gutierrez, R (1.6) OBP: 0.348, SLG: 0.406	G4-3									3	0	0	0	1	0	4									
Corey Patterson, L (1.8) OBP: 0.257, SLG: 0.420										3	1	0	0	1	2	1									
Robert Machado, R (1.2) OBP: 0.279, SLG: 0.374										3	0	1	0	0	1	0									
Ron Coomer, R (9. PH) OBP: 0.328, SLG: 0.409										1	0	0	0	0	0	0									
Juan Cruz, R (1.1) ERA: 3.0										1	0	0	0	0	1	0									
Michael Tucker, L (7.7) OBP: 0.311, SLG: 0.395										2	0	1	0	0	1	0									
<b>Inning Stats</b>	R: 0 H: 2 E: 0 K: 2 S: 14	H: 2 R: 0 ER: 0 LOB: 3 BB: 1 P: 23	R: 1 H: 1 E: 0 K: 0 S: 8	H: 1 R: 0 ER: 0 LOB: 1 BB: 1 P: 19	R: 0 H: 1 E: 0 K: 1 S: 10	H: 1 R: 0 ER: 0 LOB: 1 BB: 0 P: 18	R: 0 H: 0 E: 0 K: 3 S: 9	H: 0 R: 0 ER: 0 LOB: 0 BB: 0 P: 13	R: 0 H: 0 E: 0 K: 1 S: 8	H: 0 R: 0 ER: 0 LOB: 0 BB: 0 P: 12	R: 0 H: 0 E: 0 K: 2 S: 9	H: 0 R: 0 ER: 0 LOB: 2 BB: 1 P: 19	R: 0 H: 1 E: 0 K: 1 S: 10	H: 1 R: 0 ER: 0 LOB: 2 BB: 1 P: 17	R: 0 H: 0 E: 0 K: 0 S: 12	H: 0 R: 0 ER: 0 LOB: 0 BB: 0 P: 18	R: 0 H: 0 E: 0 K: 2 S: 9	H: 0 R: 0 ER: 0 LOB: 0 BB: 0 P: 11	1B: 4 2B: 1 3B: 0 HR: 0	SF: 1 SAC: 1 DP: 0 HBP: 0	WP: 0 PB: 0 SB: 0 CS: 0	PA: 36			
<b>PITCHER</b>	IP	WLS	BF	H	R	ER	SO	BB	IBB	HBP	BLK	WP	HR	S	P	ERA	WHIP								
Ruben Quevedo, R (1.1) ERA: 4.18	7.0	W	30	5	1	1	10	4	0	0	0	0	0	68	121	1.29	1.286								
Ray King, L (8.1) ERA: 4.32	0.1	H	1	0	0	0	0	0	0	0	0	0	0	3	6	0.00	0.000								
Rocky Coppinger, R (8.1) ERA: 4.32	0.2	H	2	0	0	0	0	0	0	0	0	0	0	9	12	0.00	0.000								
Curt Leskanic, R (9.1) ERA: 3.75	1.0	S	3	0	0	0	2	0	0	0	0	0	0	9	11	0.00	0.000								

AB	30
R	3
H	6
RBI	3
BB	2
SO	14
LOB	8





Batter	1	2	3	4	5	6	7	8	9	AB	R	H	RBI	BB	SO	LOB	TOP					
Devon White, S Ricky Coplinger, R Mike Coolbaugh, R Lance Painter, L Mike DeJean, R Henry Blanco, R	G4-3		HR HBP		F8		FC3-6 BB		K	2	1	0	0	0	0	1						
Mark Loretta, R	F9		HR		1B		FC3-6 FC6-4			4	1	2	2	0	0	1						
Jeremy Burnitz, L Lou Collier, R	K		K		1B		FC6-4			3	0	1	1	0	2	0						
Richie Sexson, R Angel Echevarria, R		CS 1B			K				F8	3	0	1	0	0	2	2						
Mark Sweeney, L		1-2 BB			F7		K		K	3	0	0	0	1	2	0						
José Hernández, R	F9				1B		G5-3		F8	4	0	1	0	0	0	1						
Luis Lopez, S	G3				G3		FC5-4 BB		F7	3	0	0	0	1	0	2						
Kevin Brown, R			L9		K		FC5-4		F8	4	0	0	0	0	1	1						
Mac Suzuki, R 47 Mike Buddie, R James Mouton, R			K		1B 1B		P3		BB	1	0	0	0	0	1	0						
<b>Inning Stats</b>	R: 0 E: 0 K: 1 S: 7	H: 0 LOB: 0 BB: 0 P: 12	R: 0 E: 0 K: 0 S: 10	H: 1 LOB: 1 BB: 1 P: 16	R: 2 E: 0 K: 2 S: 13	H: 1 LOB: 0 BB: 0 P: 22	R: 0 E: 0 K: 1 S: 6	H: 1 LOB: 1 BB: 0 P: 8	R: 1 E: 0 K: 2 S: 17	H: 3 LOB: 2 BB: 0 P: 24	R: 0 E: 0 K: 1 S: 13	H: 0 LOB: 1 BB: 1 P: 18	R: 0 E: 0 K: 0 S: 11	H: 0 LOB: 1 BB: 1 P: 20	R: 0 E: 0 K: 1 S: 6	H: 0 LOB: 1 BB: 0 P: 8	R: 0 E: 0 K: 1 S: 8	H: 0 LOB: 1 BB: 1 P: 16	1B: 5 2B: 0 3B: 0 HR: 1	SF: 0 SAC: 0 DP: 0 HBP: 1	WP: 0 PB: 0 SB: 0 CS: 1	PA: 37
<b>PITCHER</b>	IP	WLS	BF	H	R	ER	SO	BB	IBB	HBP	BLK	WP	HR	S	P	ERA	WHIP					
Kevin Tapani, R Ron Mahay, L	7.0	W	30	6	3	3	7	3	0	1	0	0	1	77	120	3.86	1.286					
2.0	7	0	0	0	0	2	1	0	0	0	0	0	0	14	24	0.00	0.500					

Milwaukee Brewers @ Chicago Cubs  
Wrigley Field, Chicago, IL  
Wed Aug 22 2001, 1:20 PM CDT  
Att: 33,904 - Sunny - 81 F

AB 32  
R 3  
H 6  
RBI 3  
BB 4  
SO 9  
LOB 10



Batter	1	2	3	4	5	6	7	8	9	AB	R	H	RBI	BB	SO	LOB	BOTTOM				
Eric Young Sr., R	L9				E HR	F8		G5-3 1B		6	3	4	2	0	0	0					
Corey Patterson, L	HR BB	WP BB	K		E8 HR	F3		G5-3		5	3	2	2	1	1	2					
Sammy Sosa, R Delino DeShields, L	1H HR	WP BB	G5-3		2H 3H HR	HR	HR	1B		4	3	3	6	1	0	1					
Matt Stairs, L	K	K			1B FC5-2 HBP	3B BB		F8		4	1	0	0	1	2	3					
Michael Tucker, L	K	WP IBB			FC5-2 BB	1H 1B		K		5	1	2	1	1	2	1					
Ricky Gutierrez, R Augie Ojeda, S		1B L4			K	1B		P5		4	1	2	1	0	1	4					
Bill Mueller, S Ron Mahay, L		WP 1B			FC5-2 BB	F7		BB		2	2	1	1	3	0	1					
Joe Girardi, R	P4				FC5-2 BB	K		BB		4	1	1	0	1	1	5					
Kevin Tapani, R Ron Coomer, R	2B 1B		K		K	G5-3		G5-3		4	1	1	1	0	2	6					
<b>Inning Stats</b>	R: 2 E: 0 K: 2 S: 10	H: 1 LOB: 0 BB: 1 P: 19	R: 5 E: 0 K: 1 S: 20	H: 5 LOB: 2 BB: 2 P: 43	R: 2 E: 0 K: 2 S: 12	H: 2 LOB: 1 BB: 1 P: 24	R: 0 E: 0 K: 2 S: 12	H: 1 LOB: 3 BB: 1 P: 21	R: 5 E: 1 K: 1 S: 20	H: 5 LOB: 1 BB: 1 P: 31	R: 1 E: 0 K: 0 S: 4	H: 1 LOB: 0 BB: 0 P: 7	R: 0 E: 0 K: 0 S: 10	H: 0 LOB: 2 BB: 2 P: 20	R: 1 E: 0 K: 1 S: 14	H: 2 LOB: 1 BB: 0 P: 23	1B: 10 2B: 3 3B: 1 HR: 3	SF: 0 SAC: 0 DP: 0 HBP: 1	WP: 3 PB: 0 SB: 0 CS: 0	PA: 50	
<b>PITCHER</b>	IP	WLS	BF	H	R	ER	SO	BB	IBB	HBP	BLK	WP	HR	S	P	ERA	WHIP				
Mac Suzuki, R 47 Mike Buddie, R Ricky Coplinger, R Lance Painter, L Mike DeJean, R	2.0	12	3	2	2	4	2	0	1	0	0	0	0	24	45	9.00	2.500				
2.0	13	6	6	6	1	1	0	0	0	0	0	0	0	10	20	0.00	2.000				
1.0	5	0	0	0	0	0	2	0	0	0	0	0	0	14	23	9.00	2.000				
1.0	5	2	1	1	1	0	0	0	0	0	0	0	0	14	23	9.00	2.000				

Milwaukee Brewers @ Chicago Cubs  
Wrigley Field, Chicago, IL  
Wed Aug 22 2001, 1:20 PM CDT  
Att: 33,904 - Sunny - 81 F

AB 41  
R 16  
H 17  
RBI 15  
BB 8  
SO 9  
LOB 25















Batter	1	2	3	4	5	6	7	8	9	AB	R	H	RBI	BB	SO	LOB	TOP					
Juan Pierre, L OBP: 0.376, SLG: 0.402	G2-3		17 BB HBP 1B	F7		17 BB 2B 2B			G3	6	1	3	1	0	0	5	<b>Colorado Rockies @ Milwaukee Brewers</b> Miller Park, Milwaukee, WI Sat Aug 25 2001, 6:05 PM CDT Att: 42,139 - Dome - 72 F					
Jose Ortiz, R OBP: 0.295, SLG: 0.424	K		17 BB HBP		G5-3	17 BB 2B BB	L5			3	1	0	0	1	1	2						
17 Todd Helton, L OBP: 0.434, SLG: 0.688	FC5-4 BB		1-2 2-3 BB	FC6-4	1B FC3-2 BB	1-2 2-3 2B BB		K	1	1	1	0	0	4	1	0						
Jeff Cirillo, R OBP: 0.367, SLG: 0.479	FC5-4		1-2 BB	FC6-4	BB FC3-2 1B	P3		K	5	0	1	0	0	1	7							
Greg Norton, S OBP: 0.320, SLG: 0.522 Terry Shumpert, R OBP: 0.310, SLG: 0.408	F9	2-1 F9		E6 BB G4-3	FC3-2 BB			F9	4	0	1	3	0	0	2							
Alex Ochoa, R OBP: 0.340, SLG: 0.412	G3	0-1 G3		G4-3	1-2 2-3 FC6-4 BB		K		F9	4	0	0	0	1	1	2						
Juan Uribe, R OBP: 0.322, SLG: 0.450	F9	2-0 F9		G6-3	FC6-4 1-2 BB		F9		G4-3 2B	5	0	1	0	0	0	4						
Gary Bennett, R OBP: 0.308, SLG: 0.325			G4-3	BB IBB		SH3-4 2B 1B	K		G4-3	4	1	1	0	1	1							
John Thomson, R OBP: 0.200, SLG: 0.143 Adam Melhuse, S OBP: 0.233, SLG: 0.258 Justin Speier, R OBP: 0.233, SLG: 0.258 Gabe White, L OBP: 0.233, SLG: 0.258 Dan Miceli, R OBP: 0.233, SLG: 0.258 Larry Walker, L OBP: 0.233, SLG: 0.258	F8	0-0 F8		F8	1-2 2-3 BB		SH3-4 1B		IBB	1	0	0	0	1	0	0						
<b>Inning Stats</b>	R: 0 E: 0 K: 1 S: 5	H: 0 LOB: 1 BB: 1 P: 11	R: 0 E: 0 K: 0 S: 5	H: 0 LOB: 0 BB: 0 P: 9	R: 0 E: 0 K: 0 S: 8	H: 1 LOB: 3 BB: 1 P: 17	R: 0 E: 1 K: 0 S: 11	H: 0 LOB: 3 BB: 2 P: 25	R: 0 E: 0 K: 1 S: 10	H: 1 LOB: 3 BB: 2 P: 20	R: 4 E: 0 K: 1 S: 16	H: 3 LOB: 1 BB: 2 P: 29	R: 0 E: 0 K: 1 S: 10	H: 2 LOB: 2 BB: 0 P: 16	R: 0 E: 0 K: 2 S: 9	H: 0 LOB: 0 BB: 0 P: 16		R: 0 E: 0 K: 0 S: 9	H: 1 LOB: 2 BB: 1 P: 15	1B: 5 2B: 3 3B: 0 HR: 0	SF: 0 SAC: 1 DP: 0 HBP: 1	WP: 0 PB: 0 SB: 0 CS: 0
<b>PITCHER</b>	IP WLS BF H R ER SO BB IBB HBP BLK WP HR S P ERA WHIP																					
Jamey Wright, R ERA: 4.27	(1, 1) 6.0 33 5 4 4 2 7 1 1 0 0 0 55 111 6.00 2.000																					
Mike DeJean, R ERA: 2.51	(7, 1) 1.0 W 5 2 0 0 1 0 0 0 0 0 0 10 16 0.00 2.000																					
Chad Fox, R ERA: 1.86	(8, 1) 1.0 H 3 0 0 0 2 0 0 0 0 0 0 9 16 0.00 0.000																					
Curt Leskanic, R ERA: 3.62	(9, 1) 1.0 S 5 1 0 0 0 0 1 0 0 0 0 9 15 0.00 1.000																					

Batter	1	2	3	4	5	6	7	8	9	AB	R	H	RBI	BB	SO	LOB	BOTTOM			
Devon White, S OBP: 0.353, SLG: 0.485 James Mouton, R OBP: 0.310, SLG: 0.371	K		S BB		1B 2B		1B 2B		K	2	0	1	0	1	1	0	<b>Colorado Rockies @ Milwaukee Brewers</b> Miller Park, Milwaukee, WI Sat Aug 25 2001, 6:05 PM CDT Att: 42,139 - Dome - 72 F			
Mark Loretta, R OBP: 0.348, SLG: 0.368			BB		L3 1B		2B 1B			3	0	3	1	1	0	0				
Jeromy Burnitz, L OBP: 0.352, SLG: 0.515	P6		P6		L3		P6			4	0	0	0	0	0	7				
Richie Sexson, R OBP: 0.323, SLG: 0.501	F8		F8		BB		HR 2B			3	1	1	0	1	0	3				
Mark Sweeney, L OBP: 0.347, SLG: 0.460 Lou Collier, R OBP: 0.386, SLG: 0.538	F9	2-0 F9		B1-3	L8		HR			3	0	0	0	0	0	3				
José Hernández, R OBP: 0.295, SLG: 0.436	G3-1	1-2 G3-1		G3-1 S 1B		P4	S 1B			4	0	2	0	0	0	0				
Luis Lopez, S OBP: 0.306, SLG: 0.346	HR	1-1 HR		G3-1	1-3 G3-1		F8		G1-6-3	4	1	1	1	0	0	2				
Henry Blanco, R OBP: 0.289, SLG: 0.322	P3	2-2 P3		IBB		HR		F5		3	1	1	1	1	0	0				
Jamey Wright, R ERA: 4.27 Angel Echiverri, R ERA: 5.5 Mike DeJean, R ERA: 2.51 Chad Fox, R ERA: 1.86 Mike Coolbaugh, R ERA: 3.62 Curt Leskanic, R ERA: 3.62	F9	0-2 F9		F9	P4		K		G4-3	2	0	0	0	0	0	2				
<b>Inning Stats</b>	R: 0 E: 0 K: 1 S: 12	H: 1 LOB: 0 BB: 0 P: 17	R: 1 E: 0 K: 0 S: 9	H: 1 LOB: 0 BB: 0 P: 15	R: 0 E: 0 K: 0 S: 17	H: 0 LOB: 2 BB: 2 P: 25	R: 0 E: 0 K: 0 S: 12	H: 1 LOB: 2 BB: 1 P: 22	R: 0 E: 0 K: 1 S: 8	H: 2 LOB: 0 BB: 0 P: 12	R: 3 E: 0 K: 0 S: 20	H: 5 LOB: 1 BB: 0 P: 29	R: 0 E: 0 K: 1 S: 8	H: 0 LOB: 0 BB: 0 P: 10	R: 0 E: 0 K: 0 S: 9	H: 0 LOB: 0 BB: 0 P: 16		1B: 5 2B: 4 3B: 0 HR: 3	SF: 0 SAC: 0 DP: 1 HBP: 0	WP: 0 PB: 0 SB: 3 CS: 0
<b>PITCHER</b>	IP WLS BF H R ER SO BB IBB HBP BLK WP HR S P ERA WHIP																			
John Thomson, R ERA: 4.47	(1, 1) 6.0 27 6 2 2 2 3 1 0 0 0 2 70 109 3.00 1.500																			
Justin Speier, R ERA: 5.5	(7, 1) 0.2 H 4 3 2 2 0 0 0 0 0 0 0 15 20 27.00 4.500																			
Gabe White, L ERA: 6.28	(7, 1) 0.1 L 3 2 1 1 0 0 0 0 0 0 1 5 9 27.00 6.000																			
Dan Miceli, R ERA: 5.02	(8, 1) 1.0 3 0 0 0 0 1 0 0 0 0 0 8 10 0.00 0.000																			



Batter	1	2	3	4	5	6	7	8	9	AB	R	H	RBI	BB	SO	LOB	TOP								
Juan Pierre, L (1, 8) OBP: 0.376, SLG: 0.402	L4	F9				1B HR	F8		17 F9 SH2-4 1B	5	1	2	0	0	0	3									
Jose Ortiz, R (1, 4) OBP: 0.300, SLG: 0.422	BB		G2-3			1B HR	P5		SH2-4	3	1	1	0	1	0	0									
Larry Walker, L (1, 9) OBP: 0.438, SLG: 0.676	BB		K			1B HR	G6-3		BB	4	1	1	3	1	2	1									
17 Todd Helton, L (1, 3) OBP: 0.435, SLG: 0.689	IBB					K			F9	4	0	2	0	1	1	2									
Jeff Cirillo, R (1, 5) OBP: 0.365, SLG: 0.474	K					G6-3			F8	4	0	0	0	1	1	5									
Juan Uribe, R (1, 6) OBP: 0.313, SLG: 0.438			K			F9			G5-3	4	0	0	0	0	2	2									
Mario Encarnacion, R (1, 7) OBP: 0.253, SLG: 0.273						F9			L8	2	0	0	0	2	0	0									
Sal Fasano, R (1, 2) OBP: 0.253, SLG: 0.273						K			G6-3	4	0	1	0	0	1	1									
Mike Hampton, R (1, 1) OBP: 0.310, SLG: 0.609						G1-3			FC1-6	4	0	1	0	0	1	1									
Jay Powell, R (8, 1)									K	4	0	1	0	0	2	3									
										0	0	0	0	0	0	0									
<b>Inning Stats</b>	R: 0 E: 0 K: 2 S: 10	H: 0 LOB: 2 P: 22	R: 0 E: 0 K: 2 S: 15	H: 1 LOB: 2 BB: 1 P: 25	R: 0 E: 0 K: 2 S: 14	H: 1 LOB: 2 BB: 1 P: 21	R: 0 E: 0 K: 1 S: 7	H: 0 LOB: 0 BB: 0 P: 12	R: 3 E: 0 K: 1 S: 22	H: 3 LOB: 0 BB: 0 P: 30	R: 0 E: 0 K: 0 S: 11	H: 1 LOB: 1 BB: 0 P: 17	R: 0 E: 0 K: 0 S: 11	H: 1 LOB: 1 BB: 0 P: 17	R: 0 E: 0 K: 1 S: 11	H: 0 LOB: 1 BB: 1 P: 15	R: 0 E: 0 K: 0 S: 7	H: 1 LOB: 2 BB: 1 P: 14	1B: 6 2B: 1 3B: 0 HR: 1	SF: 0 SAC: 1 DP: 0 HBP: 0	WP: 0 PB: 0 SB: 2 CS: 0	PA: 41			
<b>PITCHER</b>	IP	WLS	BF	H	R	ER	SO	BB	IBB	HBP	BLK	WP	HR	S	P	ERA	WHIP								
Ruben Quevedo, R (1, 1) ERA: 4.4	5.0	L	24	5	3	3	8	3	1	0	0	0	1	68	110	5.40	1.600								
Gus Gandarillas, R (6, 1) ERA: 5.4	1.1	5	1	0	0	0	0	0	0	0	0	0	0	12	18	0.00	0.750								
Ray King, L (7, 1) ERA: 4.09	0.1	2	1	0	0	0	0	0	0	0	0	0	0	7	12	0.00	3.000								
Chad Fox, R (7, 1) ERA: 1.81	1.1	5	0	0	0	1	1	0	0	0	0	0	0	14	19	0.00	0.750								
Curt Leskanic, R (9, 1) ERA: 3.59	1.0	5	1	0	0	0	1	0	0	0	0	0	0	7	14	0.00	2.000								

**Colorado Rockies @ Milwaukee Brewers**  
Miller Park, Milwaukee, WI  
Sun Aug 26 2001, 1:05 PM CDT  
Att: 42,239 - Sunny - 79 F

AB 34  
R 3  
H 8  
RBI 3  
BB 6  
SO 9  
LOB 17



Batter	1	2	3	4	5	6	7	8	9	AB	R	H	RBI	BB	SO	LOB	BOTTOM								
James Mouton, R (1, 8) OBP: 0.308, SLG: 0.361	P4		K			FC6-4 HBP	F8			3	0	0	0	0	1	0									
Mark Loretta, R (1, 4) OBP: 0.351, SLG: 0.368	WP G2-3 BB		F9			FC6-4 1-2			G1-3 1B	3	0	1	0	1	0	2									
Jeremy Burnitz, L (1, 9) OBP: 0.350, SLG: 0.510	G2-3					K			G1-3	4	0	0	0	0	2	2									
Richie Sexson, R (1, 3) OBP: 0.324, SLG: 0.500						CS 1B	G5-3		K	3	0	1	0	1	1	1									
José Hernández, R (1, 6) OBP: 0.295, SLG: 0.437	K					K			K	4	1	1	0	0	3	4									
Lou Collier, R (1, 7) OBP: 0.396, SLG: 0.524						F9			G4-3	3	1	1	1	1	0	0									
Mike Coolbaugh, R (1, 5) OBP: 0.250, SLG: 0.364						1B G5-4-3 BB			G4-3	3	0	1	0	0	0	1									
Chad Fox, R (7, 1) ERA: 1.81	G5-3								K	0	0	0	0	0	0	0									
Curt Leskanic, R (9, 1) ERA: 3.59						G5-4-3			K	0	0	0	0	0	0	0									
Mark Sweeney, L (9, PH) OBP: 0.342, SLG: 0.453						1B			K	1	0	0	0	0	1	0									
Henry Blanco, R (1, 2) OBP: 0.286, SLG: 0.318						G5-4-3			K	3	0	0	0	0	1	1									
Devon White, S (9, PH) OBP: 0.352, SLG: 0.484						K			K	1	0	0	0	0	1	0									
Ruben Quevedo, R (1, 1) ERA: 4.4						K			G6-3	1	0	0	0	0	1	0									
Angel Echevarria, R (6, PH) OBP: 0.254, SLG: 0.374									G6-3	1	0	1	0	0	0	0									
Gus Gandarillas, R (6, 1) ERA: 5.4										0	0	0	0	0	0	0									
Ray King, L (7, 1) ERA: 4.09										0	0	0	0	0	0	0									
Luis Lopez, S (7, 5) OBP: 0.304, SLG: 0.344										1	0	0	0	0	0	0									
<b>Inning Stats</b>	R: 0 E: 0 K: 1 S: 7	H: 0 LOB: 2 P: 17	R: 0 E: 0 K: 1 S: 7	H: 0 LOB: 0 BB: 0 P: 9	R: 0 E: 0 K: 2 S: 9	H: 0 LOB: 0 BB: 0 P: 16	R: 0 E: 0 K: 2 S: 8	H: 1 LOB: 1 BB: 0 P: 15	R: 1 E: 0 K: 0 S: 9	H: 2 LOB: 2 BB: 1 P: 19	R: 1 E: 0 K: 1 S: 9	H: 2 LOB: 1 BB: 0 P: 12	R: 0 E: 0 K: 0 S: 5	H: 0 LOB: 0 BB: 0 P: 10	R: 0 E: 0 K: 2 S: 10	H: 1 LOB: 1 BB: 0 P: 16	R: 0 E: 0 K: 2 S: 8	H: 0 LOB: 0 BB: 0 P: 15	1B: 4 2B: 3 3B: 0 HR: 0	SF: 0 SAC: 0 DP: 2 HBP: 1	WP: 1 PB: 0 SB: 0 CS: 1	PA: 35			
<b>PITCHER</b>	IP	WLS	BF	H	R	ER	SO	BB	IBB	HBP	BLK	WP	HR	S	P	ERA	WHIP								
Mike Hampton, L (1, 1) ERA: 5.14	7.1	W	30	6	2	2	7	3	0	0	0	0	0	14	103	2.46	1.227								
Jay Powell, R (8, 1) ERA: 3.32	1.2	S	5	0	0	0	4	0	0	0	0	0	0	14	26	0.00	0.000								

**Colorado Rockies @ Milwaukee Brewers**  
Miller Park, Milwaukee, WI  
Sun Aug 26 2001, 1:05 PM CDT  
Att: 42,239 - Sunny - 79 F

AB 31  
R 2  
H 6  
RBI 1  
BB 3  
SO 11  
LOB 11









Batter	1	2	3	4	5	6	7	8	9	AB	R	H	RBI	BB	SO	LOB	TOP			
<b>Gary Matthews, S</b> OBP: 0.332, SLG: 0.392 (1, 8)	G4-3		FC6-4						F8 1B	4	0	2	1	1	0	2	<b>Pittsburgh Pirates @ Milwaukee Brewers</b> Miller Park, Milwaukee, WI Tue Aug 28 2001, 7:05 PM CDT Att: 23,579 - Sunny - 73 F			
<b>Rob Mackowiak, L</b> OBP: 0.349, SLG: 0.423 (8, 9)	K		F8		L6		F7		F8 1B	5	0	1	0	0	1	4				
<b>Aramis Ramirez, R</b> OBP: 0.349, SLG: 0.533 (1, 5)	F8				G5-3				F8	5	1	2	0	0	0	3				
<b>Brian Giles, L</b> OBP: 0.393, SLG: 0.607 (1, 7)																				
<b>1B Jason Kendall, R</b> OBP: 0.336, SLG: 0.378 (1, 2)																				
<b>Kevin Young, R</b> OBP: 0.303, SLG: 0.399 (1, 3)																				
<b>Craig Wilson, R</b> OBP: 0.360, SLG: 0.557 (1, 9)																				
<b>2 Jack Wilson, R</b> OBP: 0.251, SLG: 0.317 (8, 6)																				
<b>Abraham Nunez, S</b> OBP: 0.325, SLG: 0.339 (8, 4)																				
<b>Tony McKnight, L</b> (1, 1)																				
<b>Adam Hyzdu, R</b> (7, PH)																				
<b>Scott Sauerbeck, R</b> (7, 1)																				
<b>Keith Osk, R</b> (8, PH)																				
<b>Josias Manzanillo, R</b> (8, 1)																				
<b>Mike Fetters, R</b> (9, 1)																				
<b>Inning Stats</b>	R: 0 E: 0 K: 1 S: 6	H: 0 LOB: 0 BB: 0 P: 10	R: 0 E: 0 K: 0 S: 5	H: 0 LOB: 0 BB: 1 P: 13	R: 0 E: 0 K: 1 S: 10	H: 0 LOB: 2 BB: 1 P: 21	R: 1 E: 0 K: 1 S: 12	H: 2 LOB: 1 BB: 0 P: 18	R: 1 E: 0 K: 0 S: 8	H: 1 LOB: 1 BB: 1 P: 16	R: 0 E: 0 K: 1 S: 8	H: 0 LOB: 1 BB: 1 P: 13	R: 3 E: 0 K: 2 S: 18	H: 3 LOB: 1 BB: 1 P: 30	R: 0 E: 0 K: 0 S: 11	H: 2 LOB: 2 BB: 1 P: 22	1B: 8 2B: 1 3B: 1 HR: 0	SF: 0 SAC: 1 DP: 2 HBP: 1	WP: 0 PB: 0 CS: 2 SB: 1	PA: 42
<b>PITCHER</b>	IP WLS BF H R ER SO BB IBB HBP BLK WP HR S P ERA WHIP																			
<b>Mac Suzuki, R</b> ERA: 5.56 (1, 1)	6.0	25	5	3	2	3	3	0	1	0	0	0	0	0	10	17	9.00	2.000		
<b>Mike DeJean, R</b> ERA: 2.7 (7, 1)	1.0	5	1	1	1	1	1	0	0	0	0	0	0	3	4	0.00	0.000			
<b>Ray King, L</b> ERA: 4.06 (8, 1)	0.1	1	0	0	0	1	0	0	0	0	0	0	0	13	22	27.00	4.500			
<b>Curt Leskanic, R</b> ERA: 3.82 (9, 1)	1.0	5	2	0	0	0	0	1	0	0	0	0	0	11	22	0.00	2.000			

AB	33
R	6
H	10
RBI	5
BB	6
SO	6
LOB	23



Batter	1	2	3	4	5	6	7	8	9	AB	R	H	RBI	BB	SO	LOB	BOTTOM					
<b>Lou Collier, R</b> OBP: 0.379, SLG: 0.469 (1, 8)	G6-3								FC6-4	4	1	1	1	0	1	2	<b>Pittsburgh Pirates @ Milwaukee Brewers</b> Miller Park, Milwaukee, WI Tue Aug 28 2001, 7:05 PM CDT Att: 23,579 - Sunny - 73 F					
<b>Mark Loretta, R</b> OBP: 0.382, SLG: 0.368 (1, 4)	F7									4	0	1	1	1	0	2						
<b>James Mouton, R</b> OBP: 0.311, SLG: 0.357 (8, FR)										0	0	0	0	0	0	0						
<b>Jeromy Burnitz, L</b> OBP: 0.349, SLG: 0.511 (1, 9)	G4-3									5	0	0	0	0	1	5						
<b>Richie Sexson, R</b> OBP: 0.327, SLG: 0.517 (1, 3)										3	1	1	1	2	1	0						
<b>Geoff Jenkins, L</b> OBP: 0.338, SLG: 0.462 (1, 7)										4	1	1	0	0	1	1						
<b>Curt Leskanic, R</b> (8, 1)										0	0	0	0	0	0	0						
<b>Gus Gandarillas, R</b> (9, 1)										0	0	0	0	0	0	0						
<b>Angel Echevarria, R</b> OBP: 0.291, SLG: 0.371 (9, PH)										1	0	0	0	0	1	3						
<b>José Hernández, R</b> OBP: 0.295, SLG: 0.443 (1, 6)										4	1	1	0	0	1	1						
<b>Luis Lopez, S</b> OBP: 0.314, SLG: 0.354 (1, 5)										4	1	3	1	0	0	0						
<b>Henry Blanco, R</b> OBP: 0.289, SLG: 0.322 (1, 2)										3	0	1	0	0	0	2						
<b>Mac Suzuki, R</b> (1, 1)										2	0	0	0	0	1	3						
<b>Devon White, S</b> OBP: 0.354, SLG: 0.485 (6, PH)										1	0	1	1	0	0	0						
<b>Mike DeJean, R</b> (7, 1)										0	0	0	0	0	0	0						
<b>Ray King, L</b> (8, 1)										0	0	0	0	0	0	0						
<b>Mark Sweeney, L</b> OBP: 0.351, SLG: 0.462 (8, 7)										1	0	1	0	0	0	0						
<b>Inning Stats</b>	R: 0 E: 0 K: 0 S: 10	H: 0 LOB: 0 BB: 0 P: 15	R: 0 E: 0 K: 1 S: 11	H: 1 LOB: 1 BB: 1 P: 21	R: 0 E: 0 K: 0 S: 7	H: 1 LOB: 1 BB: 0 P: 7	R: 3 E: 0 K: 1 S: 13	H: 5 LOB: 3 BB: 1 P: 22	R: 0 E: 0 K: 0 S: 11	H: 0 LOB: 0 BB: 0 P: 15	R: 1 E: 0 K: 1 S: 10	H: 2 LOB: 1 BB: 0 P: 14	R: 0 E: 0 K: 3 S: 9	H: 0 LOB: 0 BB: 0 P: 11	R: 0 E: 0 K: 0 S: 7	H: 0 LOB: 0 BB: 0 P: 12	R: 1 E: 0 K: 1 S: 11	H: 2 LOB: 3 BB: 1 P: 20	1B: 9 2B: 1 3B: 0 HR: 1	SF: 1 SAC: 1 DP: 0 HBP: 0	WP: 0 PB: 0 CS: 0 SB: 1	PA: 41
<b>PITCHER</b>	IP WLS BF H R ER SO BB IBB HBP BLK WP HR S P ERA WHIP																					
<b>Tony McKnight, R</b> ERA: 3.75 (7, 1)	1.0	3	0	0	0	3	0	0	0	0	0	9	11	0.00	0.000							
<b>Scott Sauerbeck, L</b> ERA: 5.26 (8, 1)	1.0	3	0	0	0	0	0	0	0	0	0	7	12	0.00	0.000							
<b>Josias Manzanillo, R</b> ERA: 0.62 (9, 1)	1.0	6	2	1	1	1	0	1	0	0	0	11	20	9.00	2.000							





Batter	1	2	3	4	5	6	7	8	9	AB	R	H	RBI	BB	SO	LOB	TOP
<b>Gary Matthews, S</b> OBP: 0.330, SLG: 0.387 (1, 8)										4	1	0	0	1	2	2	<b>Pittsburgh Pirates @ Milwaukee Brewers</b> Miller Park, Milwaukee, WI Wed Aug 29 2001, 7:05 PM CDT Att: 24,551 - Sunny - 72 F
<b>2 Jack Wilson, R</b> OBP: 0.253, SLG: 0.318 (1, 6)										5	3	2	0	0	1	0	
<b>Aramis Ramirez, R</b> OBP: 0.355, SLG: 0.551 (1, 5)										4	3	4	5	1	0	0	
<b>Brian Giles, L</b> OBP: 0.395, SLG: 0.604 (1, 7)										2	0	0	0	3	0	1	
<b>1B Jason Kendall, R</b> OBP: 0.335, SLG: 0.376 (1, 2)										5	0	1	1	0	1	3	
<b>Rob Mackowiak, L</b> OBP: 0.283, SLG: 0.440 (1, 9)										4	1	3	1	0	0	1	
<b>Craig Wilson, R</b> OBP: 0.370, SLG: 0.574 (1, 3)										4	0	2	1	1	0	5	
<b>Pat Meares, R</b> OBP: 0.248, SLG: 0.305 (7, PH)										3	0	0	0	0	0	2	
<b>Abraham Nunez, S</b> OBP: 0.223, SLG: 0.337 (7, 4)										2	0	0	0	0	0	0	
<b>Jimmy Anderson, L</b> OBP: 0.128, SLG: 0.091 (5, 1)										0	0	0	0	0	0	0	
<b>Allen Levrault, R</b> ERA: 5.66 (1, 1)	IP: 5.2, WLS: W, BF: 27, H: 8, R: 5, ER: 5, SO: 2, BB: 4, IBB: 1, HBP: 0, BLK: 0, WP: 0, HR: 1, S: 54, P: 96, ERA: 7.94, WHIP: 2.118																WP: 0, PA: 44
<b>Mike DeJean, R</b> ERA: 2.78 (6, 1)	IP: 1.1, WLS: H, BF: 8, H: 2, R: 2, ER: 1, SO: 1, BB: 1, IBB: 0, HBP: 1, BLK: 0, WP: 0, HR: 0, S: 17, P: 27, ERA: 6.75, WHIP: 2.250																
<b>Chad Fox, R</b> ERA: 1.91 (8, 1)	IP: 2.0, WLS: S, BF: 9, H: 2, R: 1, ER: 1, SO: 1, BB: 1, IBB: 0, HBP: 0, BLK: 0, WP: 0, HR: 1, S: 24, P: 38, ERA: 4.50, WHIP: 1.500																

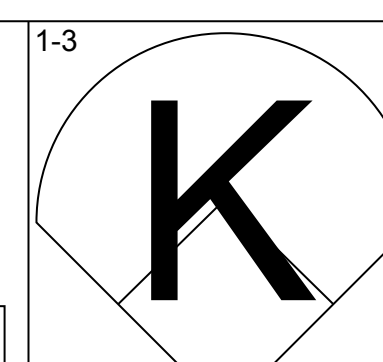
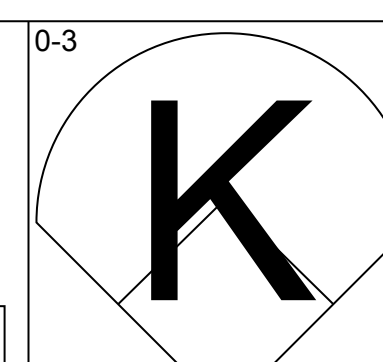
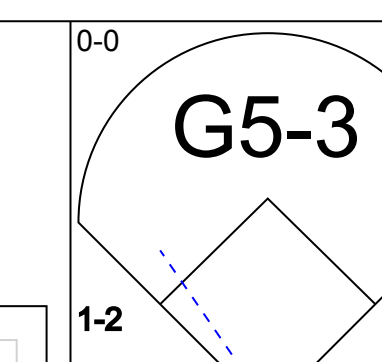
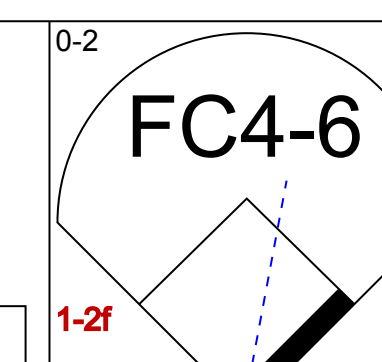
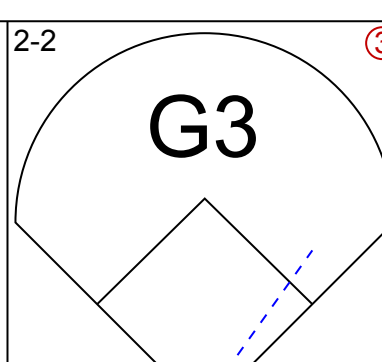
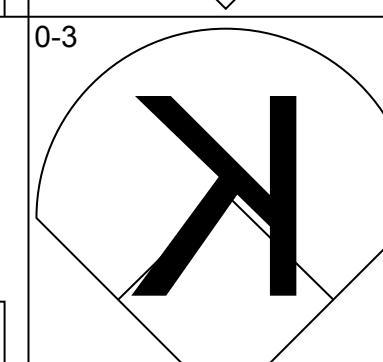
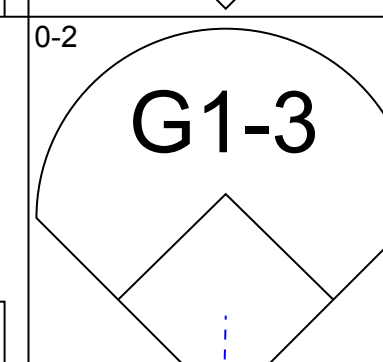
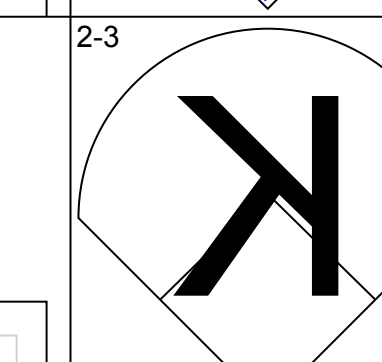
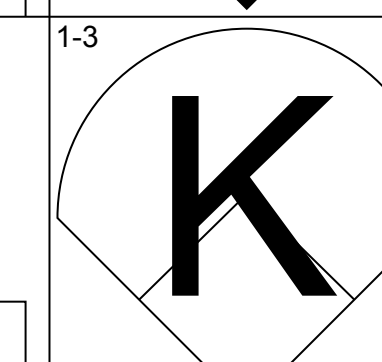
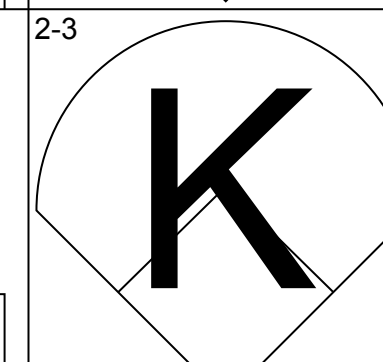
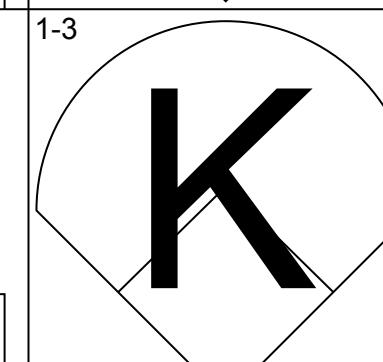
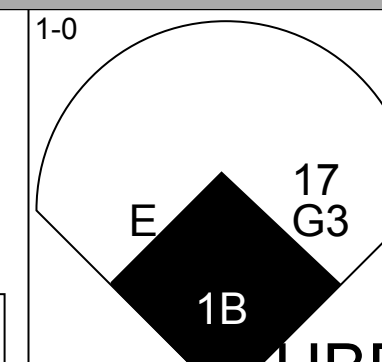
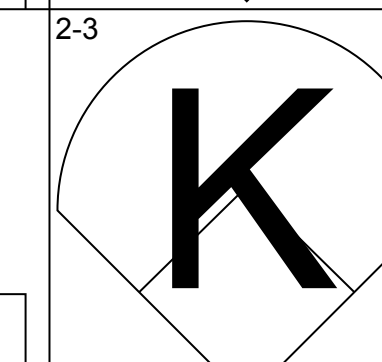
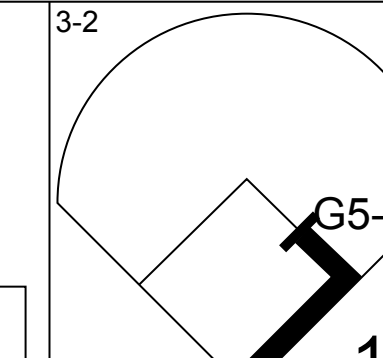
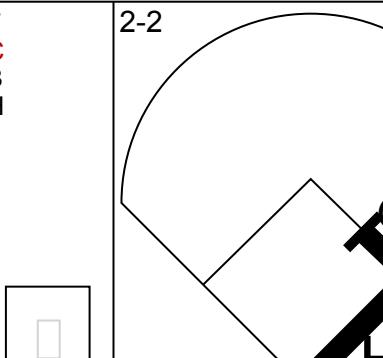
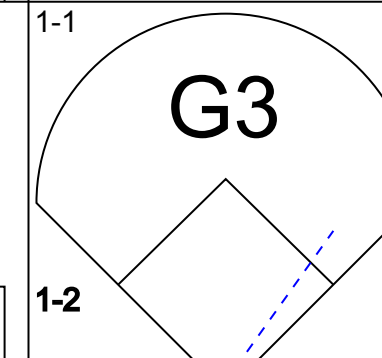
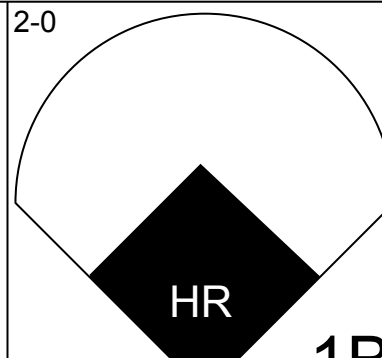
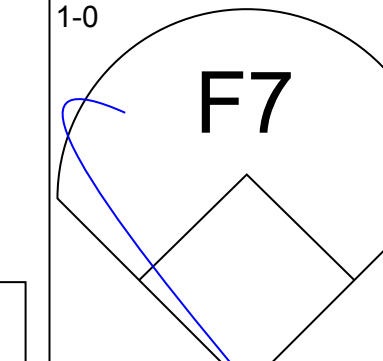
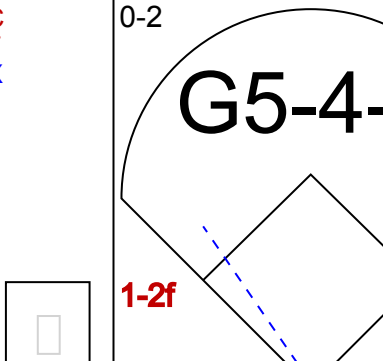
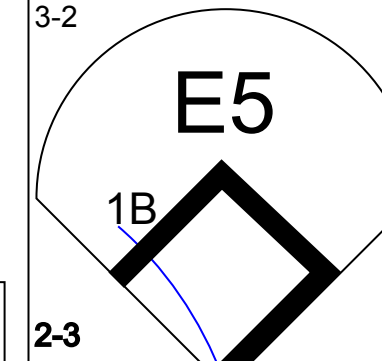
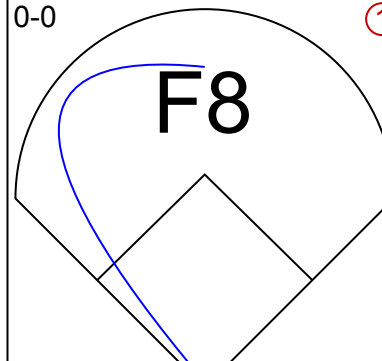
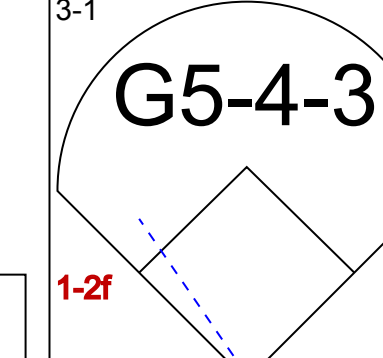
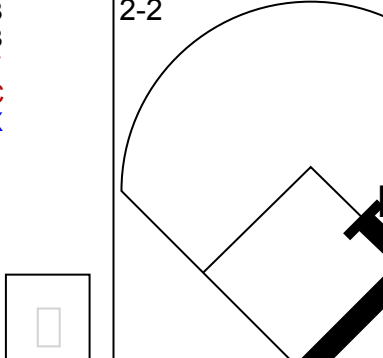
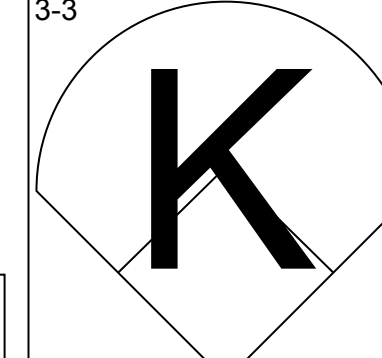
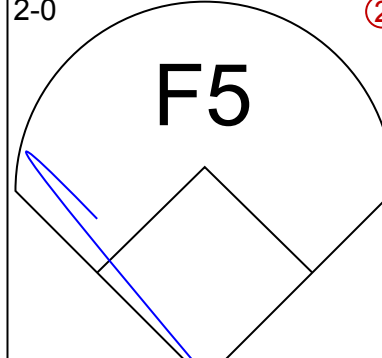
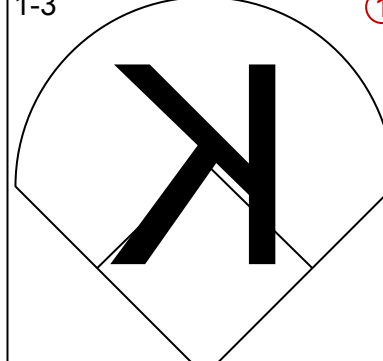
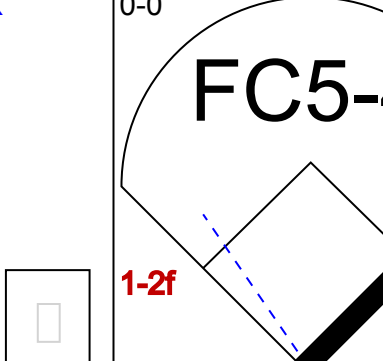
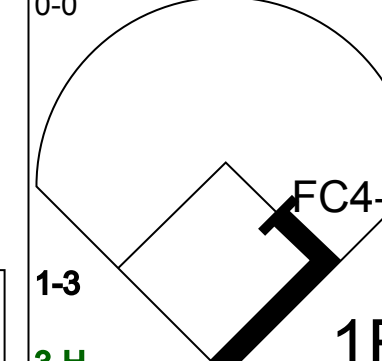
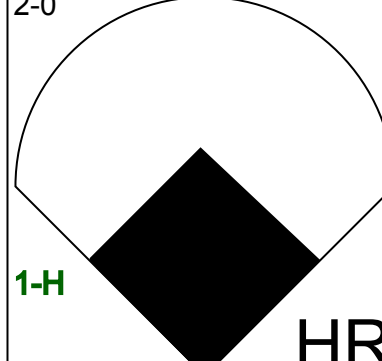
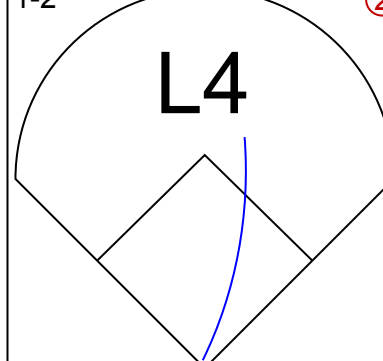
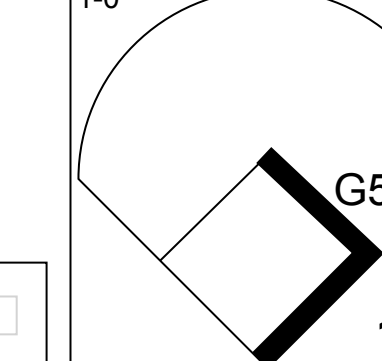
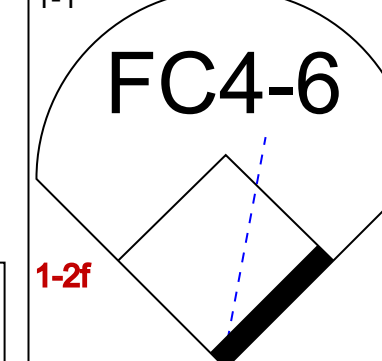
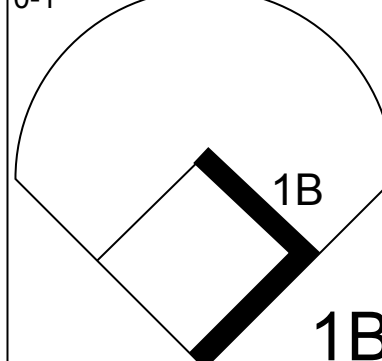

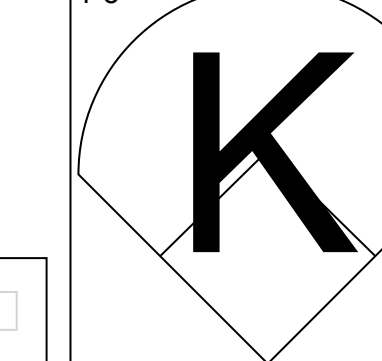
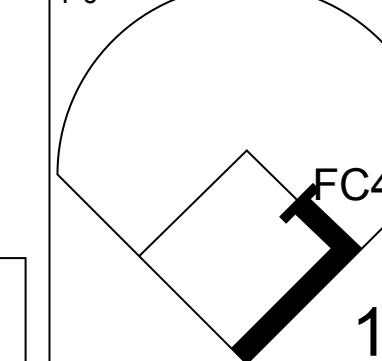
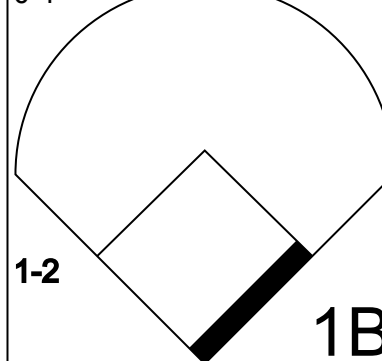
AB	36
R	8
H	12
RBI	8
BB	7
SO	4
LOB	18



Batter	1	2	3	4	5	6	7	8	9	AB	R	H	RBI	BB	SO	LOB	BOTTOM
<b>Lou Collier, R</b> OBP: 0.397, SLG: 0.462 (1, 8)										3	0	1	0	2	0	0	<b>Pittsburgh Pirates @ Milwaukee Brewers</b> Miller Park, Milwaukee, WI Wed Aug 29 2001, 7:05 PM CDT Att: 24,551 - Sunny - 72 F
<b>Mark Loretta, R</b> OBP: 0.350, SLG: 0.365 (1, 4)										5	1	1	0	0	2	5	
<b>Jeremy Burnitz, L</b> OBP: 0.351, SLG: 0.510 (1, 9)										3	2	1	0	1	0	0	
<b>Richie Sexson, R</b> OBP: 0.330, SLG: 0.517 (1, 3)										3	2	2	1	1	0	2	
<b>Geoff Jenkins, L</b> OBP: 0.340, SLG: 0.469 (1, 7)										4	1	2	1	0	0	3	
<b>José Hernández, R</b> OBP: 0.297, SLG: 0.443 (1, 6)										3	2	1	1	1	1	2	
<b>Mike Coolbaugh, R</b> OBP: 0.278, SLG: 0.420 (1, 5)										2	1	1	2	0	0	1	
<b>Mark Sweeney, L</b> OBP: 0.360, SLG: 0.470 (6, PH)										1	0	1	2	0	0	0	
<b>Luis Lopez, S</b> OBP: 0.313, SLG: 0.352 (6, 5)										1	0	0	0	0	0	0	
<b>Henry Blanco, R</b> OBP: 0.289, SLG: 0.325 (1, 2)										4	0	1	1	0	1	2	
<b>Allen Levrault, R</b> OBP: 0.097, SLG: 0.069 (1, 1)										2	0	0	1	0	1	2	
<b>Mike DeJean, R</b> ERA: 1.73 (6, 1)										0	0	0	0	0	0	0	
<b>Angel Echevarria, R</b> OBP: 0.259, SLG: 0.388 (7, PH)										1	0	0	0	0	0	0	
<b>Chad Fox, R</b> ERA: 3.56 (8, 1)										0	0	0	0	0	0	0	
<b>Inning Stats</b>	R: 0, H: 1, ER: 0, SO: 9, BB: 1, IBB: 0, HBP: 0, BLK: 0, WP: 0, HR: 0, S: 13, P: 20, ERA: 0.00, WHIP: 0.00	R: 0, H: 1, ER: 0, SO: 9, BB: 1, IBB: 0, HBP: 0, BLK: 0, WP: 0, HR: 0, S: 15, P: 15, ERA: 0.00, WHIP: 0.00	R: 0, H: 0, ER: 0, SO: 7, BB: 0, IBB: 0, HBP: 0, BLK: 0, WP: 0, HR: 0, S: 6, P: 10, ERA: 0.00, WHIP: 0.00	R: 1, H: 2, ER: 0, SO: 6, BB: 1, IBB: 0, HBP: 0, BLK: 0, WP: 0, HR: 0, S: 14, P: 13, ERA: 0.00, WHIP: 0.00	R: 0, H: 1, ER: 0, SO: 10, BB: 0, IBB: 0, HBP: 0, BLK: 0, WP: 0, HR: 0, S: 10, P: 13, ERA: 0.00, WHIP: 0.00	R: 0, H: 0, ER: 0, SO: 6, BB: 0, IBB: 0, HBP: 0, BLK: 0, WP: 0, HR: 0, S: 6, P: 12, ERA: 0.00, WHIP: 0.00	R: 1, H: 2, ER: 0, SO: 13, BB: 1, IBB: 0, HBP: 0, BLK: 0, WP: 0, HR: 0, S: 13, P: 19, ERA: 0.00, WHIP: 0.00	R: 2, H: 2, ER: 1, SO: 14, BB: 1, IBB: 0, HBP: 0, BLK: 0, WP: 0, HR: 0, S: 14, P: 24, ERA: 0.00, WHIP: 0.00	R: 0, H: 0, ER: 0, SO: 7, BB: 0, IBB: 0, HBP: 0, BLK: 0, WP: 0, HR: 0, S: 7, P: 11, ERA: 0.00, WHIP: 0.00	R: 1, H: 2, ER: 0, SO: 17, BB: 1, IBB: 0, HBP: 0, BLK: 0, WP: 0, HR: 0, S: 17, P: 27, ERA: 0.00, WHIP: 0.00	1B: 7, 2B: 4, 3B: 0, HR: 0, SF: 1, DP: 2, HBP: 1, SAC: 0	WP: 0, PA: 39					
<b>PITCHER</b>	IP: 4.1, WLS: L, BF: 24, H: 9, R: 9, ER: 1, SO: 2, BB: 1, IBB: 0, HBP: 0, BLK: 0, WP: 0, HR: 0, S: 18, P: 30, ERA: 0.00, WHIP: 4.500																
<b>Allen Levrault, R</b> ERA: 5.66 (1, 1)	IP: 5.2, WLS: W, BF: 27, H: 8, R: 5, ER: 5, SO: 2, BB: 4, IBB: 1, HBP: 0, BLK: 0, WP: 0, HR: 1, S: 54, P: 96, ERA: 7.94, WHIP: 2.118																
<b>Mike DeJean, R</b> ERA: 2.78 (6, 1)	IP: 1.1, WLS: H, BF: 8, H: 2, R: 2, ER: 1, SO: 1, BB: 1, IBB: 0, HBP: 1, BLK: 0, WP: 0, HR: 0, S: 17, P: 27, ERA: 6.75, WHIP: 2.250																
<b>Chad Fox, R</b> ERA: 1.91 (8, 1)	IP: 2.0, WLS: S, BF: 9, H: 2, R: 1, ER: 1, SO: 1, BB: 1, IBB: 0, HBP: 0, BLK: 0, WP: 0, HR: 1, S: 24, P: 38, ERA: 4.50, WHIP: 1.500																

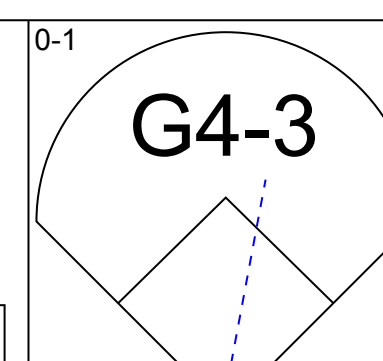
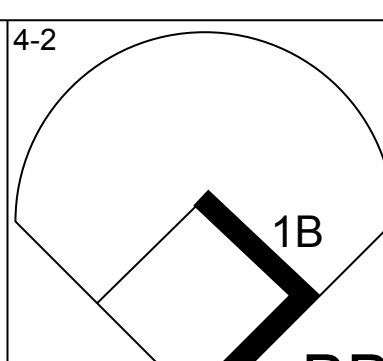
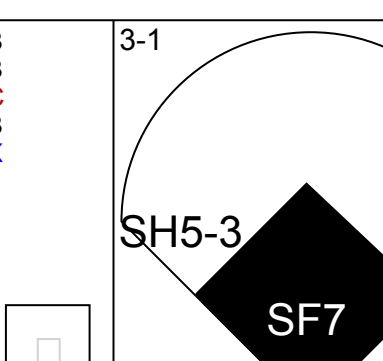
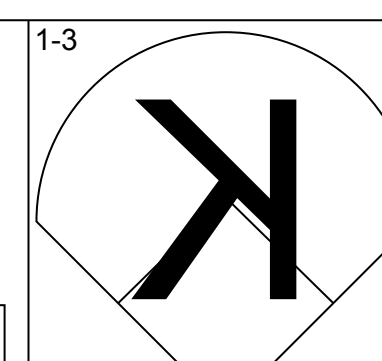
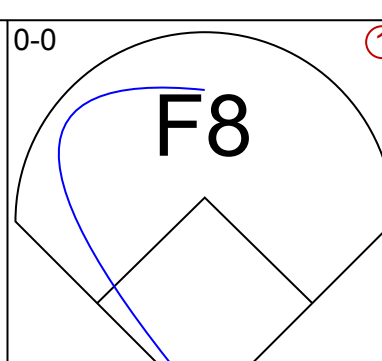
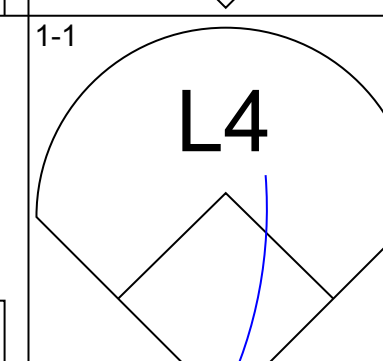
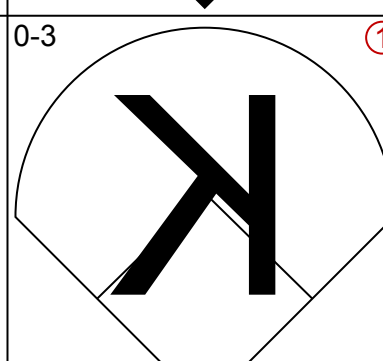
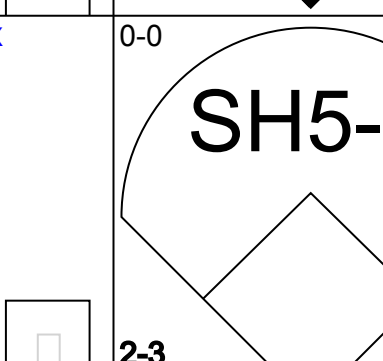
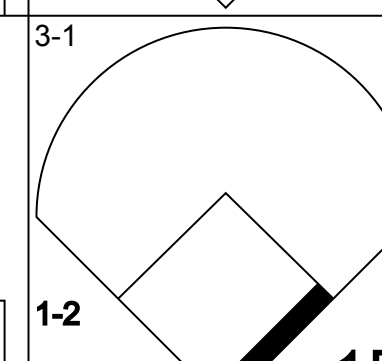
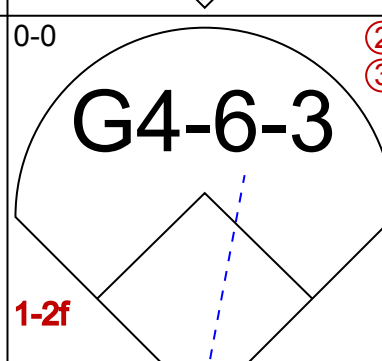
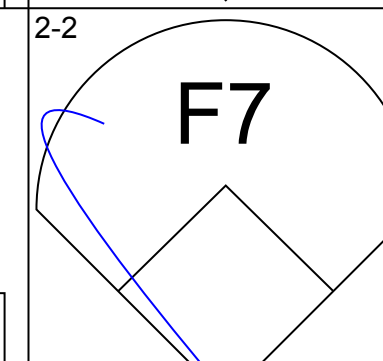
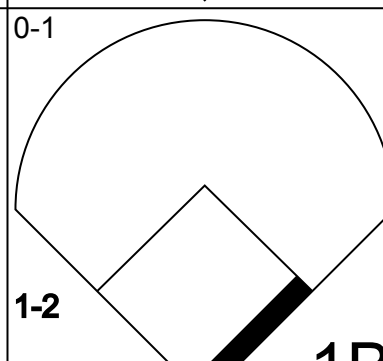
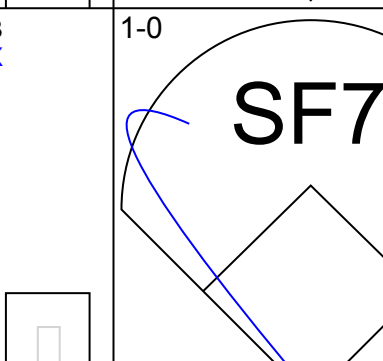
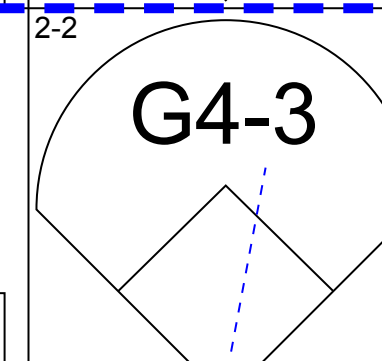
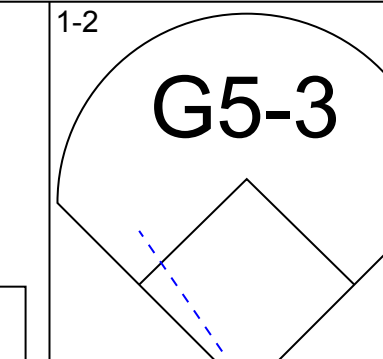
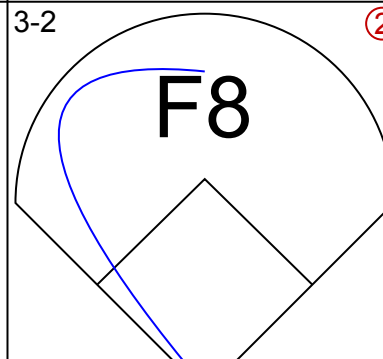
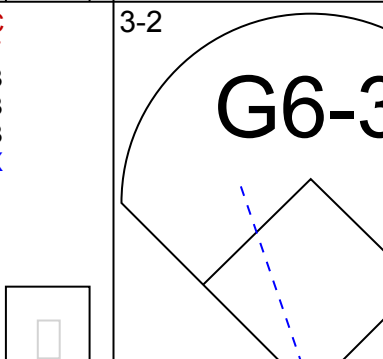
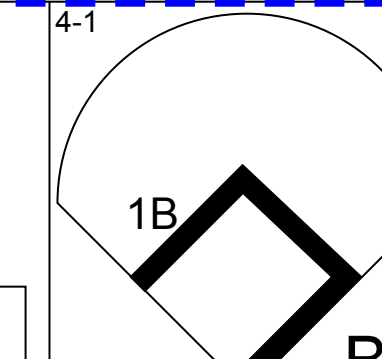
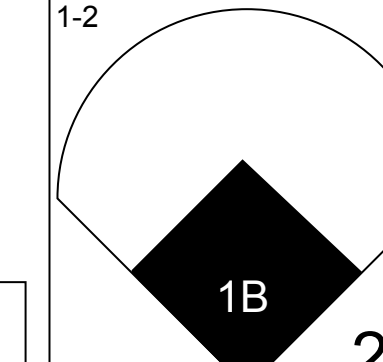
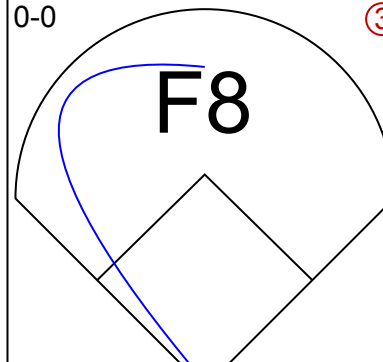
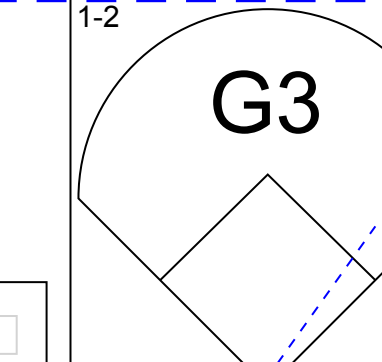
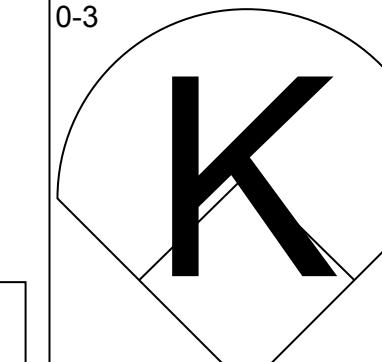
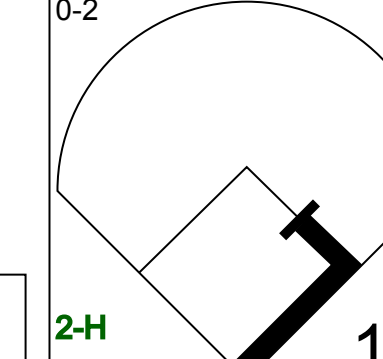
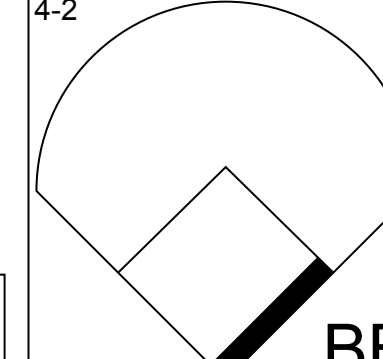
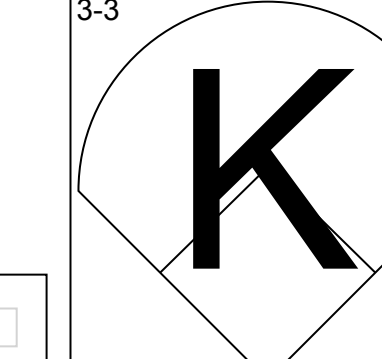
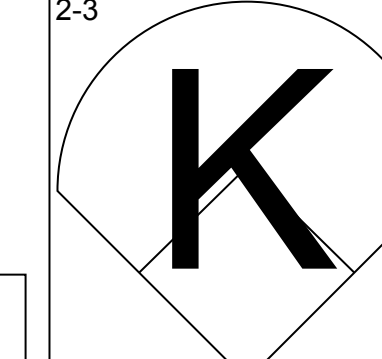
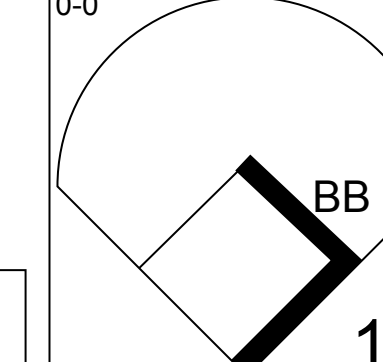
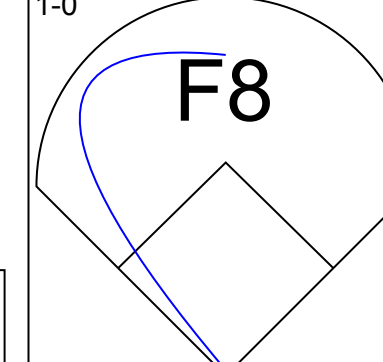
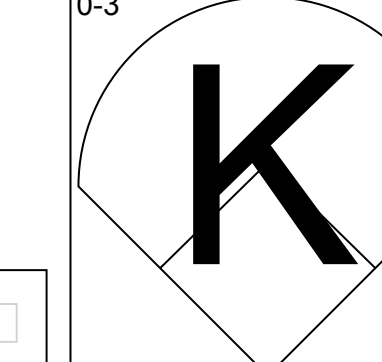
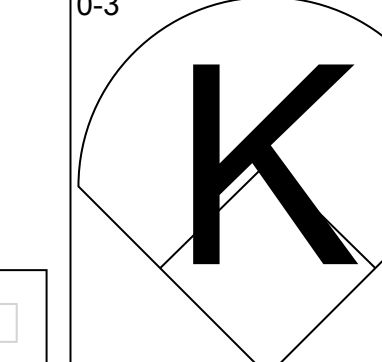
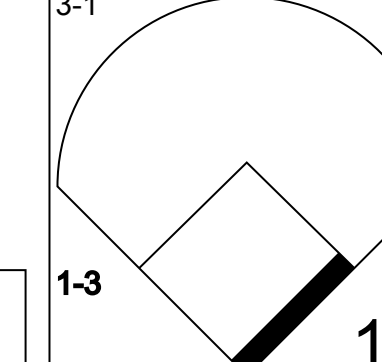
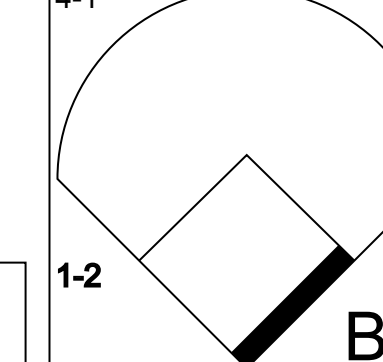
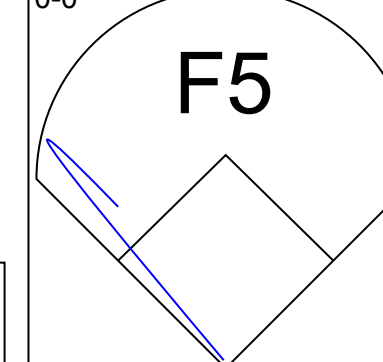
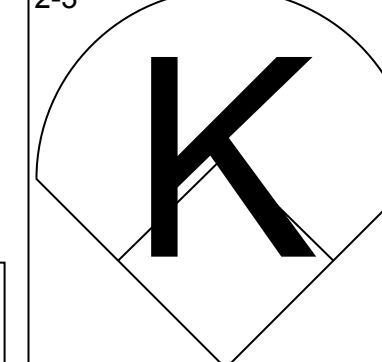
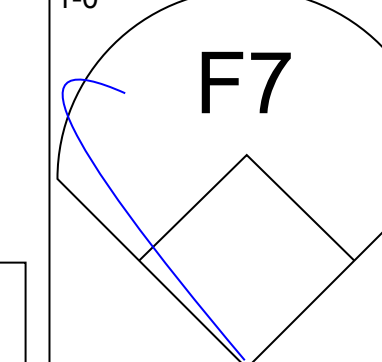
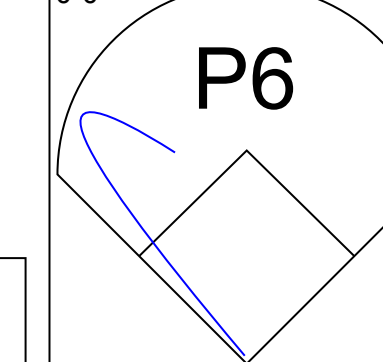
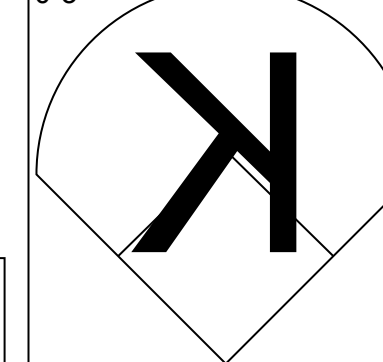
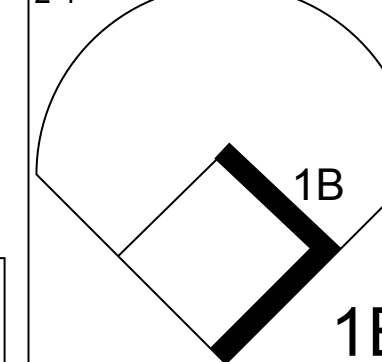
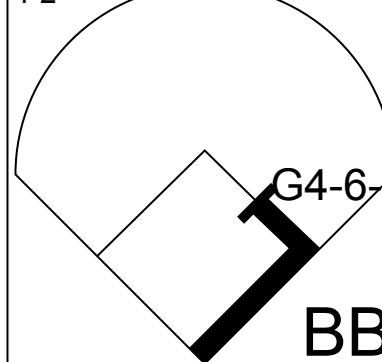




Batter	1	2	3	4	5	6	7	8	9	AB	R	H	RBI	BB	SO	LOB	TOP				
<b>Craig Biggio, R</b> OBP: 0.386, SLG: 0.472 (1, 4)										5	0	0	0	0	2	4	<b>Houston Astros @ Milwaukee Brewers</b> Miller Park, Milwaukee, WI Fri Aug 31 2001, 7:05 PM CDT Att: 26,486 - Cloudy - 64 F				
<b>Julio Lugo, R</b> OBP: 0.317, SLG: 0.383 Nabeel Chaudhry, R OBP: 0.200, SLG: 0.200 Ron Villone, L OBP: 0.353, SLG: 0.471 Mike Williams, R OBP: 0.353, SLG: 0.471 Billy Wagner, L OBP: 0.353, SLG: 0.471 (1, 6)										3	0	0	0	0	2	1					
<b>5 Jeff Bagwell, R</b> OBP: 0.396, SLG: 0.560 (1, 3)										3	1	0	0	0	3	1					
<b>17 Lance Berkman, S</b> OBP: 0.430, SLG: 0.637 <b>Glen Barker, S</b> OBP: 0.250, SLG: 0.091 (9, PR) (9, 8)										3	0	2	0	0	0	1					
<b>Moises Alou, R</b> OBP: 0.405, SLG: 0.580 (1, 9)										4	0	0	0	0	0	4					
<b>Richard Hidalgo, R</b> OBP: 0.356, SLG: 0.460 (1, 8) (9, 7)										4	0	1	0	0	1	4					
<b>Vinny Castilla, R</b> OBP: 0.305, SLG: 0.480 (1, 5)										4	1	2	3	0	1	1					
<b>Brad Ausmus, R</b> OBP: 0.276, SLG: 0.341 (1, 2)										4	0	2	0	0	0	2					
<b>Dave Micki, R</b> OBP: 0.056, SLG: 0.056 <b>Jose Vizcaino, S</b> OBP: 0.326, SLG: 0.338 (6, PH) (6, 6)										1	0	0	0	0	1	0					
<b>Inning Stats</b>	R: 0 E: 0 K: 3 S: 9	H: 0 LOB: 0 BB: 0 P: 12	R: 0 E: 0 K: 0 S: 6	H: 1 LOB: 0 BB: 0 P: 13	R: 0 E: 0 K: 2 S: 9	H: 0 LOB: 0 BB: 0 P: 12	R: 0 E: 0 K: 2 S: 9	H: 1 LOB: 1 BB: 0 P: 13	R: 0 E: 0 K: 2 S: 8	H: 1 LOB: 1 BB: 0 P: 12	R: 1 E: 1 K: 1 S: 12	H: 1 LOB: 2 BB: 0 P: 21	R: 0 E: 0 K: 2 S: 10	H: 1 LOB: 1 BB: 0 P: 14	R: 2 E: 0 K: 0 S: 11	H: 4 LOB: 2 BB: 0 P: 19		1B: 8 2B: 0 3B: 0 HR: 1	SF: 0 SAC: 0 DP: 2 HBP: 2	WP: 0 PB: 0 SB: 0 CS: 0	PA: 37
<b>PITCHER</b>	IP	WLS	BF	H	R	ER	SO	BB	IBB	HBP	BLK	WP	HR	S	P	ERA	WHIP				
<b>Jamey Wright, R</b> ERA: 4.15 <b>Curt Leskanic, R</b> ERA: 3.79	(1, 1)	8.2	L	35	8	3	2	12	0	0	2	0	0	0	5	7	2.08	0.923			

AB	35
R	3
H	9
RBI	3
BB	0
SO	12
LOB	20



Batter	1	2	3	4	5	6	7	8	9	AB	R	H	RBI	BB	SO	LOB	BOTTOM				
<b>Devon White, S</b> OBP: 0.354, SLG: 0.486 (1, 8)										4	1	1	0	1	1	2	<b>Houston Astros @ Milwaukee Brewers</b> Miller Park, Milwaukee, WI Fri Aug 31 2001, 7:05 PM CDT Att: 26,486 - Cloudy - 64 F				
<b>Mark Loretta, R</b> OBP: 0.348, SLG: 0.364 (1, 4)										4	0	1	0	0	1	2					
<b>Jeremy Burnitz, L</b> OBP: 0.350, SLG: 0.509 (1, 9)										3	0	1	1	0	0	2					
<b>Richie Sexson, R</b> OBP: 0.330, SLG: 0.514 (1, 3)										3	0	0	0	1	0	2					
<b>Geoff Jenkins, L</b> OBP: 0.339, SLG: 0.469 (1, 7)										4	1	1	0	0	1	3					
<b>José Hernández, R</b> OBP: 0.299, SLG: 0.442 (1, 6)										3	0	1	1	1	2	1					
<b>Luis Lopez, S</b> OBP: 0.317, SLG: 0.356 (1, 5)										4	0	2	0	0	1	1					
<b>Henry Blanco, R</b> OBP: 0.288, SLG: 0.321 (1, 2)										3	0	0	0	1	1	3					
<b>Jamey Wright, R</b> OBP: 0.250, SLG: 0.228 <b>Curt Leskanic, R</b> OBP: 0.406, SLG: 0.462 (9, PH) (9, 1)										3	0	1	0	0	1	3					
<b>Inning Stats</b>	R: 0 E: 0 K: 0 S: 8	H: 0 LOB: 0 BB: 0 P: 11	R: 1 E: 0 K: 0 S: 12	H: 3 LOB: 2 BB: 1 P: 18	R: 0 E: 0 K: 1 S: 13	H: 1 LOB: 1 BB: 1 P: 20	R: 0 E: 0 K: 1 S: 8	H: 0 LOB: 1 BB: 1 P: 13	R: 1 E: 0 K: 0 S: 7	H: 1 LOB: 0 BB: 0 P: 14	R: 0 E: 0 K: 2 S: 9	H: 2 LOB: 2 BB: 0 P: 23	R: 0 E: 0 K: 2 S: 11	H: 1 LOB: 2 BB: 1 P: 21	R: 0 E: 0 K: 0 S: 5	H: 0 LOB: 0 BB: 1 P: 9		1B: 6 2B: 2 3B: 0 HR: 0	SF: 1 SAC: 1 DP: 1 HBP: 0	WP: 0 PB: 0 SB: 0 CS: 0	PA: 38
<b>PITCHER</b>	IP	WLS	BF	H	R	ER	SO	BB	IBB	HBP	BLK	WP	HR	S	P	ERA	WHIP				
<b>Dave Micki, R</b> ERA: 6.31 <b>Neelson Cruz, R</b> ERA: 3.69 <b>Ron Villone, L</b> ERA: 5.75 <b>Mike Williams, R</b> ERA: 3.31 <b>Billy Wagner, L</b> ERA: 2.94	(1, 1)	5.0		22	5	2	2	2	3	0	0	0	0	0	0	0	3.60	1.600			

AB	31
R	2
H	8
RBI	2
BB	5
SO	8
LOB	19





Batter	1	2	3	4	5	6	7	8	9	AB	R	H	RBI	BB	SO	LOB	TOP			
<b>Craig Biggio, R</b> OBP: 0.385, SLG: 0.470 (1, 4)										4	0	1	0	0	1	0	<b>Houston Astros @ Milwaukee Brewers</b> Miller Park, Milwaukee, WI Sat Sep 01 2001, 6:05 PM CDT Att: 28,818 - Cloudy - 64 F			
<b>Julio Lugo, R</b> OBP: 0.319, SLG: 0.386 (1, 6)										4	1	2	0	0	0	1				
<b>5 Jeff Bagwell, R</b> OBP: 0.300, SLG: 0.567 (1, 3)										1	1	1	2	3	0	0				
<b>17 Lance Berkman, S</b> OBP: 0.429, SLG: 0.636 (1, 7)										4	1	1	0	0	1	3				
<b>Moises Alou, R</b> OBP: 0.403, SLG: 0.576 (1, 9)										3	0	0	0	1	0	3				
<b>Glen Barker, S</b> OBP: 0.250, SLG: 0.091 (9, PR)										0	0	0	0	0	0	0				
<b>Richard Hidalgo, R</b> OBP: 0.357, SLG: 0.459 (1, 8)										3	0	1	1	0	0	1				
<b>Vinny Castilla, R</b> OBP: 0.305, SLG: 0.477 (1, 5)										3	0	0	0	1	0	1				
<b>Tony Eusebio, R</b> OBP: 0.324, SLG: 0.410 (1, 2)										3	0	0	0	0	1	1				
<b>Orlando Merced, S</b> OBP: 0.325, SLG: 0.473 (9, PH)										1	0	0	0	0	0	1				
<b>Brad Ausmus, R</b> OBP: 0.278, SLG: 0.341 (9, 2)										0	0	0	0	0	0	0				
<b>Shane Reynolds, R</b> OBP: 0.089, SLG: 0.136 (1, 1)										2	0	0	0	0	2	0				
<b>Darvle Ward, L</b> OBP: 0.091, SLG: 0.091 (7, PH)										1	0	0	0	0	1	1				
<b>Octavio Dotel, R</b> OBP: 0.091, SLG: 0.091 (7, 1)										0	0	0	0	0	0	0				
<b>Michael Jackson, R</b> OBP: 0.091, SLG: 0.091 (9, 1)										0	0	0	0	0	0	0				
<b>Inning Stats</b>	R: 2 E: 1 K: 0 S: 13	H: 2 LOB: 0 BB: 0 P: 19	R: 0 E: 0 K: 0 S: 5	H: 0 LOB: 0 BB: 0 P: 9	R: 0 E: 0 K: 1 S: 10	H: 1 LOB: 1 BB: 1 P: 18	R: 1 E: 0 K: 0 S: 13	H: 1 LOB: 0 BB: 0 P: 20	R: 0 E: 0 K: 2 S: 11	H: 1 LOB: 1 BB: 1 P: 17	R: 0 E: 0 K: 1 S: 6	H: 1 LOB: 1 BB: 0 P: 11	R: 0 E: 0 K: 2 S: 15	H: 0 LOB: 1 BB: 2 P: 22	R: 0 E: 0 K: 0 S: 7	H: 0 LOB: 1 BB: 2 P: 17	1B: 3 2B: 2 3B: 0 HR: 1	SF: 1 SAC: 0 DP: 1 HBP: 0	WP: 0 PB: 0 SB: 0 CS: 2	PA: 35
<b>PITCHER</b>	IP	WLS	BF	H	R	ER	SO	BB	IBB	HBP	BLK	WP	HR	S	P	ERA	WHIP			
<b>Rocky Coppinger, R</b> ERA: 8.53 (1, 1)	5.0		21	5	3	3	3	2	0	0	0	0	1	54	89	5.40	1.400			
<b>Mike DeJean, R</b> ERA: 2.7 (6, 1)	2.0		6	1	0	0	1	0	0	0	0	0	0	9	14	0.00	0.500			
<b>Chad Fox, R</b> ERA: 1.84 (8, 1)	2.0	W	8	0	0	0	2	3	0	0	0	0	0	22	39	0.00	1.500			

Batter	1	2	3	4	5	6	7	8	9	AB	R	H	RBI	BB	SO	LOB	BOTTOM					
<b>Devon White, S</b> OBP: 0.350, SLG: 0.479 (1, 8)										4	0	0	0	0	1	1	<b>Houston Astros @ Milwaukee Brewers</b> Miller Park, Milwaukee, WI Sat Sep 01 2001, 6:05 PM CDT Att: 28,818 - Cloudy - 64 F					
<b>Mark Loretta, R</b> OBP: 0.348, SLG: 0.363 (1, 4)										4	0	1	1	0	1	0						
<b>Jeromy Burnitz, L</b> OBP: 0.349, SLG: 0.506 (1, 9)										4	1	1	0	0	2	1						
<b>Richie Sexson, R</b> OBP: 0.333, SLG: 0.527 (1, 3)										3	2	2	3	1	0	0						
<b>Geoff Jenkins, L</b> OBP: 0.339, SLG: 0.471 (1, 7)										3	0	1	0	0	2	1						
<b>Tyler Houston, L</b> OBP: 0.343, SLG: 0.482 (1, 5)										3	0	0	0	0	1	2						
<b>José Hernández, R</b> OBP: 0.297, SLG: 0.439 (1, 6)										3	0	0	0	0	2	1						
<b>Kevin Brown, R</b> OBP: 0.211, SLG: 0.684 (1, 2)										3	1	1	0	0	1	0						
<b>Rocky Coppinger, R</b> ERA: 8.53 (1, 1)										1	0	0	0	0	0	0						
<b>Mike DeJean, R</b> ERA: 2.7 (6, 1)										0	0	0	0	0	0	0						
<b>Mark Sweeney, L</b> OBP: 0.355, SLG: 0.463 (7, PH)										1	0	0	0	0	1	0						
<b>Chad Fox, R</b> ERA: 1.84 (8, 1)										0	0	0	0	0	0	0						
<b>Inning Stats</b>	R: 0 E: 0 K: 1 S: 7	H: 0 LOB: 0 BB: 0 P: 8	R: 0 E: 0 K: 2 S: 11	H: 0 LOB: 1 BB: 1 P: 21	R: 1 E: 0 K: 1 S: 10	H: 2 LOB: 1 BB: 0 P: 18	R: 0 E: 0 K: 2 S: 7	H: 0 LOB: 0 BB: 0 P: 10	R: 0 E: 0 K: 0 S: 7	H: 0 LOB: 0 BB: 0 P: 9	R: 2 E: 0 K: 0 S: 14	H: 3 LOB: 1 BB: 0 P: 18	R: 0 E: 0 K: 3 S: 9	H: 0 LOB: 0 BB: 0 P: 11	R: 0 E: 0 K: 2 S: 9	H: 0 LOB: 0 BB: 0 P: 14	R: 1 E: 0 K: 0 S: 1	H: 1 LOB: 0 BB: 0 P: 2	1B: 3 2B: 1 3B: 0 HR: 2	SF: 0 SAC: 1 DP: 0 HBP: 0	WP: 0 PB: 0 SB: 0 CS: 0	PA: 31
<b>PITCHER</b>	IP	WLS	BF	H	R	ER	SO	BB	IBB	HBP	BLK	WP	HR	S	P	ERA	WHIP					
<b>Shane Reynolds, R</b> ERA: 4.55 (1, 1)	6.0		24	5	3	3	6	1	0	0	0	0	1	56	84	4.50	1.000					
<b>Octavio Dotel, R</b> ERA: 2.23 (7, 1)	2.0		6	0	0	0	5	0	0	0	0	0	0	18	25	0.00	0.000					
<b>Michael Jackson, R</b> ERA: 4.32 (9, 1)	0.0	L	1	1	1	1	0	0	0	0	0	0	1	1	2	∞	∞					



Batter	1	2	3	4	5	6	7	8	9	AB R H RBI BB SO LOB	TOP											
Jose Vizcaino, S (1,4) OBP: 0.324, SLG: 0.341	P6		SH3 5 1B 2B		K2-3			F8		4 1 1 0 0 1 0	<b>Houston Astros @ Milwaukee Brewers</b> Miller Park, Milwaukee, WI Sun Sep 02 2001, 1:05 PM CDT Att: 38,140 - Sunny - 70 F											
Julio Lugo, R (1,6) OBP: 0.317, SLG: 0.384	K		SH3			F9		P4	3 0 0 0 0 1 0													
5 Jeff Bagwell, R (1,3) OBP: 0.401, SLG: 0.565			2-3			G4-3		K	3 0 1 1 1 1 0													
17 Lance Berkman, S (1,7) OBP: 0.428, SLG: 0.632	F8		3-H 2-1 1B			K			3 0 0 0 1 1 2													
Moises Alou, R (1,9) OBP: 0.404, SLG: 0.576				F7			1B 1B		4 0 2 0 0 1 0													
Richard Hidalgo, R (1,8) OBP: 0.354, SLG: 0.455	F2			K			F8		4 0 0 0 0 2 3													
Vinny Castilla, R (1,5) OBP: 0.304, SLG: 0.475				K			L9		4 0 1 0 0 1 3													
Brad Ausmus, R (1,2) OBP: 0.281, SLG: 0.344					F8		FC6-4 1B		3 0 2 0 0 0 0													
Wade Miller, R (1,1) OBP: 0.222, SLG: 0.231 Billy Wagner, L (9,1)					F8		FC6-4 1-2		3 0 0 0 0 1 4 0 0 0 0 0 0 0													
<b>Inning Stats</b>	R: 0 E: 0 K: 1 S: 9	H: 0 LOB: 1 BB: 1 P: 16	R: 0 E: 0 K: 2 S: 16	H: 2 LOB: 2 BB: 0 P: 23	R: 1 E: 0 K: 0 S: 5	H: 2 LOB: 1 BB: 0 P: 9	R: 0 E: 0 K: 2 S: 10	H: 0 LOB: 0 BB: 0 P: 17	R: 0 E: 0 K: 1 S: 9	H: 0 LOB: 0 BB: 0 P: 12	R: 0 E: 0 K: 0 S: 10	H: 0 LOB: 0 BB: 0 P: 15	R: 0 E: 0 K: 0 S: 11	H: 2 LOB: 2 BB: 0 P: 16	R: 0 E: 0 K: 1 S: 7	H: 0 LOB: 0 BB: 1 P: 12	R: 0 E: 0 K: 1 S: 6	H: 1 LOB: 1 BB: 1 P: 12	1B: 6 2B: 1 3B: 0 HR: 0	SF: 0 SAC: 1 DP: 1 HBP: 0	WP: 0 PB: 0 SB: 0 CS: 0	PA: 34
<b>PITCHER</b>	IP WLS BF H R ER SO BB IBB HBP BLK WP HR S P ERA WHIP																					
Mac Suzuki, R (1,1) ERA: 5.29	7.0 L 27 6 1 1 7 1 0 0 0 0 0 0 70 108 1.29 1.000																					
47 Mike Buddie, R (8,1) ERA: 3.45	1.0 3 0 0 0 1 0 0 0 0 0 0 0 7 12 0.00 0.000																					
Curt Leskanic, R (9,1) ERA: 3.73	1.0 4 1 0 0 1 1 0 0 0 0 0 0 6 12 0.00 2.000																					

livebaseballscorecards.com



AB 31  
R 1  
H 7  
RBI 1  
BB 2  
SO 9  
LOB 12

Batter	1	2	3	4	5	6	7	8	9	AB R H RBI BB SO LOB	BOTTOM											
Lou Collier, R (1,8) OBP: 0.397, SLG: 0.446	L5		CS 1B			G5-3		F9		4 0 1 0 0 0 0	<b>Houston Astros @ Milwaukee Brewers</b> Miller Park, Milwaukee, WI Sun Sep 02 2001, 1:05 PM CDT Att: 38,140 - Sunny - 70 F											
Mark Loretta, R (1,4) OBP: 0.348, SLG: 0.367	E 2B		CS 1-2	P4		L8			4 0 2 0 0 0 0													
Jeromy Burnitz, L (1,9) OBP: 0.349, SLG: 0.504	K			K		FC6-4 1B		K	4 0 1 0 0 3 2													
Richie Sexson, R (1,3) OBP: 0.332, SLG: 0.524	G6-3					FC6-4 1-2			3 0 0 0 1 1 2													
Geoff Jenkins, L (1,7) OBP: 0.338, SLG: 0.475				K		K			4 0 1 0 0 2 1													
Tyler Houston, L (1,5) OBP: 0.339, SLG: 0.476 Devon White, S (9,PH) OBP: 0.349, SLG: 0.478					G4-3		FC5-2 3B		4 0 1 0 0 2 1													
José Hernández, R (1,6) OBP: 0.295, SLG: 0.436					F9		K		3 0 0 0 0 2 1 1 0 0 0 0 1 0													
Henry Blanco, R (1,2) OBP: 0.288, SLG: 0.325					K2-3		FC5-2 3H G5-3		3 0 1 0 0 1 1													
Mac Suzuki, R (1,1) 47 Mike Buddie, R (8,1) Mark Sweeney, L (9,PH) Curt Leskanic, R (9,1)					G6-3			F7	2 0 0 0 0 1 1 0 0 0 0 0 0 0 1 0 0 0 0 0 0 0 0 0 0 0 0 0													
<b>Inning Stats</b>	R: 0 E: 1 K: 1 S: 8	H: 1 LOB: 0 BB: 0 P: 11	R: 0 E: 0 K: 1 S: 8	H: 0 LOB: 0 BB: 0 P: 12	R: 0 E: 0 K: 1 S: 8	H: 1 LOB: 0 BB: 0 P: 13	R: 0 E: 0 K: 2 S: 11	H: 0 LOB: 1 BB: 1 P: 19	R: 0 E: 0 K: 3 S: 10	H: 1 LOB: 1 BB: 0 P: 16	R: 0 E: 0 K: 0 S: 6	H: 1 LOB: 1 BB: 0 P: 12	R: 0 E: 0 K: 1 S: 10	H: 1 LOB: 1 BB: 0 P: 11	R: 0 E: 0 K: 1 S: 10	H: 1 LOB: 0 BB: 0 P: 16	R: 0 E: 0 K: 2 S: 8	H: 0 LOB: 0 BB: 0 P: 11	1B: 3 2B: 2 3B: 1 HR: 0	SF: 0 SAC: 0 DP: 0 HBP: 0	WP: 0 PB: 0 SB: 0 CS: 1	PA: 34
<b>PITCHER</b>	IP WLS BF H R ER SO BB IBB HBP BLK WP HR S P ERA WHIP																					
Wade Miller, R (1,1) ERA: 3.65	8.0 W 30 6 0 0 10 1 0 0 0 0 0 0 71 110 0.00 0.875																					
Billy Wagner, L (9,1) ERA: 2.69	1.0 S 3 0 0 0 2 0 0 0 0 0 0 0 8 11 0.00 0.000																					

livebaseballscorecards.com



AB 32  
R 0  
H 6  
RBI 0  
BB 1  
SO 12  
LOB 9



Batter	1	2	3	4	5	6	7	8	9	AB	R	H	RBI	BB	SO	LOB	TOP				
Devon White, S OBP: 0.346, SLG: 0.471 (1, 8)	4-2 FC4-6 1B 2B BB	0-3 K		2-1 G6-3		0-0 F7		0-2 F3	0-0 G3	5	1	0	0	1	1	0					
Mark Loretta, R OBP: 0.353, SLG: 0.369 (1, 4)	0-2 FC4-6 1B	0-1 BB 1B		0-1 G5-3		0-1 L4		4-1 1B BB 1B BB		4	2	2	0	1	0	0					
Jeremy Bumitz, L OBP: 0.349, SLG: 0.501 (1, 9)	2-2 FC4-6 1B 1-2 2-3	4-2 1B BB		3-2 G6-3		0-1 G3		4-0 1B BB 1B BB		3	2	0	0	2	0	2					
Richie Sexson, R OBP: 0.336, SLG: 0.529 (1, 3)	1-2 1B 2B	2-2 1B		1-0 FC5-4 1B				1-0 1B BB 1B		5	1	4	2	0	1	0					
Geoff Jenkins, L OBP: 0.342, SLG: 0.479 (1, 7)	4-0 1B E IBB	2-3 K		1-2 FC5-4 BB HR 1-2		1-0 S 2B		1-0 BB 1B		4	2	2	2	1	1	3					
Tyler Houston, L OBP: 0.340, SLG: 0.472 (1, 5)	3-1 E8 G5-3 1B 1-H 2-H 3-H			3-1 F7		1-3 K		1-3 K		4	1	1	2	1	2	2					
José Hernández, R OBP: 0.298, SLG: 0.442 (1, 6)	1-2 G5-3			2-1 HR		4-1 HR BB		0-1 L3		3	2	1	2	2	0	3					
Kevin Brown, R OBP: 0.217, SLG: 0.739 Mike DeJean, R (7, 1)	3-3 K			2-2 G6-3		2-0 HR		3-3 K		4	1	1	3	0	2	2					
Mark Sweeney, L OBP: 0.346, SLG: 0.449 47 Mike Buddie, R OBP: 0.250, SLG: 0.250 (9, PH)						1-1 HR		1-2 2-3 K		0	0	0	0	0	0	0					
Jeff D'Amico, R OBP: 0.182, SLG: 0.300 Mark Leiter, R OBP: 0.200, SLG: 0.200 Henry Blanco, R OBP: 0.287, SLG: 0.323 (1, 1)				3-1 P6		1-1 G6-3		2-3 K		2	0	0	0	0	1	0					
								3-1 F8		1	0	0	0	0	0	0					
										2	0	0	0	0	1	0					
<b>Inning Stats</b>	R: 5 E: 1 K: 1 S: 22	H: 3 LOB: 0 BB: 2 P: 40	R: 1 E: 0 K: 3 S: 17	H: 2 LOB: 2 BB: 1 P: 26	R: 1 E: 0 K: 0 S: 9	H: 1 LOB: 0 BB: 0 P: 19	R: 0 E: 0 K: 0 S: 7	H: 0 LOB: 0 BB: 0 P: 12	R: 3 E: 0 K: 1 S: 12	H: 2 LOB: 0 BB: 1 P: 22	R: 0 E: 0 K: 3 S: 13	H: 1 LOB: 2 BB: 1 P: 22	R: 2 E: 0 K: 1 S: 12	H: 2 LOB: 3 BB: 0 P: 28	R: 0 E: 0 K: 0 S: 4	H: 0 LOB: 0 BB: 0 P: 8	1B: 7 2B: 2 3B: 0 HR: 2	SF: 0 SAC: 0 DP: 0 HBP: 0	WP: 0 PB: 0 CS: 0	PA: 46	
<b>PITCHER</b>	IP WLS BF H R ER SO BB IBB HBP BLK WP HR S P ERA WHIP	IP WLS BF H R ER SO BB IBB HBP BLK WP HR S P ERA WHIP	IP WLS BF H R ER SO BB IBB HBP BLK WP HR S P ERA WHIP	IP WLS BF H R ER SO BB IBB HBP BLK WP HR S P ERA WHIP	IP WLS BF H R ER SO BB IBB HBP BLK WP HR S P ERA WHIP	IP WLS BF H R ER SO BB IBB HBP BLK WP HR S P ERA WHIP	IP WLS BF H R ER SO BB IBB HBP BLK WP HR S P ERA WHIP	IP WLS BF H R ER SO BB IBB HBP BLK WP HR S P ERA WHIP	IP WLS BF H R ER SO BB IBB HBP BLK WP HR S P ERA WHIP	IP WLS BF H R ER SO BB IBB HBP BLK WP HR S P ERA WHIP	IP WLS BF H R ER SO BB IBB HBP BLK WP HR S P ERA WHIP	IP WLS BF H R ER SO BB IBB HBP BLK WP HR S P ERA WHIP	IP WLS BF H R ER SO BB IBB HBP BLK WP HR S P ERA WHIP	IP WLS BF H R ER SO BB IBB HBP BLK WP HR S P ERA WHIP	IP WLS BF H R ER SO BB IBB HBP BLK WP HR S P ERA WHIP	IP WLS BF H R ER SO BB IBB HBP BLK WP HR S P ERA WHIP	IP WLS BF H R ER SO BB IBB HBP BLK WP HR S P ERA WHIP	IP WLS BF H R ER SO BB IBB HBP BLK WP HR S P ERA WHIP	IP WLS BF H R ER SO BB IBB HBP BLK WP HR S P ERA WHIP	IP WLS BF H R ER SO BB IBB HBP BLK WP HR S P ERA WHIP	IP WLS BF H R ER SO BB IBB HBP BLK WP HR S P ERA WHIP

Milwaukee Brewers @ Pittsburgh Pirates  
PNC Park, Pittsburgh, PA  
Mon Sep 03 2001, 4:05 PM EDT  
Sunny - 82 F

AB 38  
R 12  
H 11  
RBI 11  
BB 8  
SO 9  
LOB 12



Batter	1	2	3	4	5	6	7	8	9	AB	R	H	RBI	BB	SO	LOB	BOTTOM					
Abraham Nunez, S OBP: 0.326, SLG: 0.340 (1, 4)	3-2 G4-3			4-0 1B HR BB		0-0 K		0-1 G6-3		4	1	1	0	1	1	0						
2 Jack Wilson, R OBP: 0.252, SLG: 0.314 Damaso Marte, L (7, 1)	4-0 1B BB			0-1 B2		1-2 SF8		1-1 G1-3		2	1	0	1	1	0	1						
Adam Hyzdu, R OBP: 0.224, SLG: 0.446 (8, 3)	1-3 1B BB			1-2 3-H K		1-3 K		1-1 G1-3		1	0	0	0	0	0	0						
Aramis Ramirez, R OBP: 0.359, SLG: 0.560 (1, 5)	0-1 1B			1-2 HR 1B		1-1 K		1-1 1B BB SF8 18 PB		5	2	4	0	0	1	1						
Brian Giles, L OBP: 0.398, SLG: 0.610 (1, 7)	0-0 1B			0-0 HR		3-2 G3		0-0 FC4-6 1B 1B 1-2 2-3		4	1	2	4	1	0	1						
1B Jason Kendall, R OBP: 0.335, SLG: 0.374 (1, 2)	1-1 F7			1-1 1B		2-0 1B 2B		4-2 S BB 1-2 2-3		4	1	2	0	1	0	3						
Rob Mackowiak, L OBP: 0.349, SLG: 0.424 (1, 9)	0-0 P6			2-1 F5		3-1 1B		1-0 SF8		4	0	2	2	0	0	3						
Gary Matthews, S OBP: 0.326, SLG: 0.379 (1, 8)				1-3 K		2-3 K		1-2 K		5	0	0	0	0	3	6						
Craig Wilson, R OBP: 0.364, SLG: 0.545 Josias Manzanillo, R (8, 1)				0-2 1B 2 SF8 SH3-4 1B		2-2 G5-3		0-0 F9		4	1	1	0	0	1	3						
Ryan Vogelsong, R OBP: 0.111, SLG: 0.222 Joe Beimel, L OBP: 0.260, SLG: 0.250 Mendy López, R OBP: 0.273, SLG: 0.300 (6, PH)				1-3 K		1-0 SH3-4		1-0 P4		1	0	0	0	0	1	0						
										0	0	0	0	0	0	0						
										2	0	0	0	0	0	0						
<b>Inning Stats</b>	R: 1 E: 0 K: 0 S: 13	H: 2 LOB: 1 BB: 1 P: 21	R: 0 E: 0 K: 2 S: 7	H: 0 LOB: 0 BB: 0 P: 9	R: 3 E: 0 K: 1 S: 14	H: 3 LOB: 1 BB: 1 P: 23	R: 1 E: 0 K: 1 S: 13	H: 2 LOB: 1 BB: 0 P: 16	R: 1 E: 0 K: 1 S: 15	H: 2 LOB: 1 BB: 0 P: 27	R: 0 E: 0 K: 1 S: 7	H: 0 LOB: 0 BB: 0 P: 14	R: 1 E: 0 K: 1 S: 11	H: 1 LOB: 2 BB: 2 P: 23	R: 0 E: 0 K: 0 S: 5	H: 0 LOB: 0 BB: 0 P: 7	R: 0 E: 0 K: 0 S: 11	H: 2 LOB: 2 BB: 0 P: 16	1B: 10 2B: 1 3B: 0 HR: 1	SF: 2 SAC: 1 DP: 0 HBP: 0	WP: 0 PB: 1 CS: 0	PA: 43
<b>PITCHER</b>	IP WLS BF H R ER SO BB IBB HBP BLK WP HR S P ERA WHIP	IP WLS BF H R ER SO BB IBB HBP BLK WP HR S P ERA WHIP	IP WLS BF H R ER SO BB IBB HBP BLK WP HR S P ERA WHIP	IP WLS BF H R ER SO BB IBB HBP BLK WP HR S P ERA WHIP	IP WLS BF H R ER SO BB IBB HBP BLK WP HR S P ERA WHIP	IP WLS BF H R ER SO BB IBB HBP BLK WP HR S P ERA WHIP	IP WLS BF H R ER SO BB IBB HBP BLK WP HR S P ERA WHIP	IP WLS BF H R ER SO BB IBB HBP BLK WP HR S P ERA WHIP	IP WLS BF H R ER SO BB IBB HBP BLK WP HR S P ERA WHIP	IP WLS BF H R ER SO BB IBB HBP BLK WP HR S P ERA WHIP	IP WLS BF H R ER SO BB IBB HBP BLK WP HR S P ERA WHIP	IP WLS BF H R ER SO BB IBB HBP BLK WP HR S P ERA WHIP	IP WLS BF H R ER SO BB IBB HBP BLK WP HR S P ERA WHIP	IP WLS BF H R ER SO BB IBB HBP BLK WP HR S P ERA WHIP	IP WLS BF H R ER SO BB IBB HBP BLK WP HR S P ERA WHIP	IP WLS BF H R ER SO BB IBB HBP BLK WP HR S P ERA WHIP	IP WLS BF H R ER SO BB IBB HBP BLK WP HR S P ERA WHIP	IP WLS BF H R ER SO BB IBB HBP BLK WP HR S P ERA WHIP	IP WLS BF H R ER SO BB IBB HBP BLK WP HR S P ERA WHIP	IP WLS BF H R ER SO BB IBB HBP BLK WP HR S P ERA WHIP	IP WLS BF H R ER SO BB IBB HBP BLK WP HR S P ERA WHIP	

Milwaukee Brewers @ Pittsburgh Pirates  
PNC Park, Pittsburgh, PA  
Mon Sep 03 2001, 4:05 PM EDT  
Sunny - 82 F

AB 36  
R 7  
H 12  
RBI 7  
BB 4  
SO 7  
LOB 18









Batter	1	2	3	4	5	6	7	8	9	AB	R	H	RBI	BB	SO	LOB	TOP						
<b>Devon White, S</b> OBP: 0.346, SLG: 0.465	1-1 F9		4-2 BB		1-2 G4-3		2-2 F8		4-1 BB	3	0	0	0	2	0	0	<b>Milwaukee Brewers @ Pittsburgh Pirates</b> PNC Park, Pittsburgh, PA Tue Sep 04 2001, 7:05 PM EDT Att: 17,293 - Sunny - 79 F						
<b>Mark Loretta, R</b> OBP: 0.350, SLG: 0.363	3-2 G4-3		3-1 P4		0-0 1B		1-2 F9		0-3 K	5	0	1	0	0	1	5							
<b>Geoff Jenkins, L</b> OBP: 0.343, SLG: 0.484	0-0 G4-3			1-1 HR	0-1 G3-4-3			1-3 K		4	1	1	1	0	1	1							
<b>Richie Sexson, R</b> OBP: 0.337, SLG: 0.525 <b>Angel Echevarria, R</b> OBP: 0.289, SLG: 0.368		0-1 G4-3		1-2 G6-5-3 HBP		0-1 G6-3		2-3 K		3	0	0	0	0	1	0							
<b>Jeromy Burnitz, L</b> OBP: 0.348, SLG: 0.498		4-2 G6-4-3 BB		0-0 G6-5-3		2-2 FC1-6 2B		0-0 B1-3		3	0	1	0	1	0	1							
<b>José Hernández, R</b> OBP: 0.301, SLG: 0.447		0-1 G6-4-3		2-2 HR		3-2 FC1-6 BB		4-1 G1-3 BB		3	1	1	1	1	0	2							
<b>Luis Lopez, S</b> OBP: 0.326, SLG: 0.367			0-0 F8 2B	0-0 1B		4-0 FC6-4 BB		0-1 F8		3	0	2	0	1	0	1							
<b>Henry Blanco, R</b> OBP: 0.284, SLG: 0.317 <b>Mark Sweeney, L</b> OBP: 0.363, SLG: 0.457			1-2 F8	0-0 F7		2-1 FC6-4		4-2 G1-3 BB		3	0	0	0	0	0	4							
<b>Allen Levrault, R</b> OBP: 0.091, SLG: 0.065 <b>Alex Sanchez, L</b> OBP: 0.250, SLG: 0.306 <b>Ray King, L</b>			0-3 K		3-2 P4		0-2 G5-3		2-0 G1-3	2	0	0	0	0	1	1							
<b>47 Mike Buddie, R</b> OBP: 0.250, SLG: 0.250 <b>Lou Collier, R</b> OBP: 0.392, SLG: 0.452								1-2 2-3		1	0	0	0	0	0	0							
<b>Inning Stats</b>	R: 0 E: 0 K: 0 S: 7	H: 0 LOB: 0 BB: 0 P: 11	R: 0 E: 0 K: 0 S: 6	H: 0 LOB: 0 BB: 1 P: 10	R: 0 E: 0 K: 1 S: 11	H: 1 LOB: 2 BB: 1 P: 19	R: 2 E: 0 K: 0 S: 10	H: 3 LOB: 1 BB: 0 P: 14	R: 0 E: 0 K: 0 S: 12	H: 1 LOB: 1 BB: 0 P: 16	R: 0 E: 0 K: 0 S: 9	H: 0 LOB: 0 BB: 0 P: 12	R: 0 E: 0 K: 2 S: 7	H: 0 LOB: 0 BB: 0 P: 10	R: 0 E: 0 K: 1 S: 11	H: 0 LOB: 3 BB: 3 P: 25		1B: 2 2B: 2 3B: 0 HR: 2	SF: 0 SAC: 0 DP: 2 HBP: 1	WP: 0 PB: 0 CS: 0	PA: 38		
<b>PITCHER</b>	IP	WLS	BF	H	R	ER	SO	BB	IBB	HBP	BLK	WP	HR	S	P	ERA		WHIP					
<b>Bronson Arroyo, R</b> ERA: 5.5	(1, 1)	5.0	W	21	5	2	2	1	2	0	1	0	0	2	46	70		3.60	1.400				
<b>Mike Lincoln, R</b> ERA: 2.09	(6, 1)	2.0	H	8	1	0	0	0	1	0	0	0	0	0	19	33		0.00	1.000				
<b>Scott Sauerbeck, L</b> ERA: 5.3	(8, 1)	1.0	H	3	0	0	0	2	0	0	0	0	0	7	10	0.00		0.000					
<b>Mike Fetters, R</b> ERA: 5.75	(9, 1)	1.0	S	6	0	0	0	1	3	0	0	0	0	11	25	0.00	3.000						

Batter	1	2	3	4	5	6	7	8	9	AB	R	H	RBI	BB	SO	LOB	BOTTOM					
<b>Gary Matthews, S</b> OBP: 0.321, SLG: 0.374	3-2 F9	0-1 F5		0-3 K			1-0 G5-3			4	0	0	0	0	1	0	<b>Milwaukee Brewers @ Pittsburgh Pirates</b> PNC Park, Pittsburgh, PA Tue Sep 04 2001, 7:05 PM EDT Att: 17,293 - Sunny - 79 F					
<b>Rob Mackowiak, L</b> OBP: 0.343, SLG: 0.414 <b>Chad Hermansen, R</b>	1-2 BB 1B	2-3 K		0-2 L7			1-3 K			3	1	1	0	0	1	0						
<b>Aramis Ramirez, R</b> OBP: 0.358, SLG: 0.555	0-1 18 HBP 2B	1-0 F7		1-3 K			1-0 F8			4	1	1	0	0	1	0						
<b>Brian Giles, L</b> OBP: 0.399, SLG: 0.611	4-1 18 HBP 2B		4-0 18 HBP FC1-6 BB		2-2 G3-1		0-2 18 CS 2B			2	1	1	0	2	0	0						
<b>1B Jason Kendall, R</b> OBP: 0.336, SLG: 0.372	2-2 2B		2-2 FC1-6 BB HBP		3-2 P4		0-1 CS 1B			3	1	1	1	0	0	1						
<b>Warren Morris, L</b> OBP: 0.250, SLG: 0.354 <b>Abraham Nunez, S</b>	1-2 SF9 HBP		3-1 F8		1-2 F8		4-1 CS 1B			3	1	1	2	0	0	1						
<b>Craig Wilson, R</b> OBP: 0.368, SLG: 0.571 <b>Kevin Young, R</b>	1-3 2H 3H		1-1 F8		1-2 F8		3-3 BB			1	0	0	1	0	0	0						
<b>2 Jack Wilson, R</b> OBP: 0.263, SLG: 0.316			1-1 HBP		0-0 F9		1-2 K			1	0	0	0	0	1	1						
<b>Bronson Arroyo, R</b> ERA: 5.76 <b>Mike Lincoln, R</b> ERA: 3.94 <b>Scott Sauerbeck, R</b> ERA: 3.24			4-1 1B		0-1 L5		3-2 G6-3			2	0	1	1	1	0	0						
<b>Mike Fetters, R</b>			1-3 K							2	0	0	0	0	2	4						
<b>Inning Stats</b>	R: 5 E: 0 K: 1 S: 21	H: 4 LOB: 1 BB: 1 P: 35	R: 0 E: 0 K: 1 S: 12	H: 0 LOB: 0 BB: 0 P: 15	R: 0 E: 0 K: 1 S: 10	H: 0 LOB: 2 BB: 2 P: 25	R: 0 E: 0 K: 2 S: 9	H: 0 LOB: 0 BB: 0 P: 10	R: 0 E: 0 K: 0 S: 11	H: 0 LOB: 0 BB: 0 P: 17	R: 0 E: 0 K: 0 S: 6	H: 0 LOB: 0 BB: 0 P: 9	R: 0 E: 0 K: 1 S: 5	H: 0 LOB: 0 BB: 0 P: 8	R: 0 E: 0 K: 1 S: 10	H: 2 LOB: 1 BB: 1 P: 16		1B: 4 2B: 2 3B: 0 HR: 0	SF: 1 SAC: 0 DP: 0 HBP: 2	WP: 0 PB: 0 CS: 2	PA: 34	
<b>PITCHER</b>	IP	WLS	BF	H	R	ER	SO	BB	IBB	HBP	BLK	WP	HR	S	P	ERA		WHIP				
<b>Allen Levrault, R</b> ERA: 5.76	(1, 1)	6.0	L	27	4	5	5	5	3	0	2	0	0	69	111	7.50		1.167				
<b>Ray King, L</b> ERA: 3.94	(7, 1)	1.0		4	1	0	0	1	0	0	0	0	0	8	11	0.00		1.000				
<b>47 Mike Buddie, R</b> ERA: 3.24	(8, 1)	1.0		3	1	0	0	1	1	0	0	0	0	7	13	0.00		2.000				



Batter	1	2	3	4	5	6	7	8	9	AB	R	H	RBI	BB	SO	LOB	TOP					
Devon White, S (1, 8) OBP: 0.345, SLG: 0.468	0-3 K		0-0 G4-3			0-0 F7			0-2 G6-3 3B	4	1	1	0	0	1	2						
Mark Loretta, R (1, 4) OBP: 0.346, SLG: 0.359	1-1 G6-3			3-2 G6-3		1-3 K			0-0 G6-3	4	0	0	1	0	1	1						
Geoff Jenkins, L (1, 7) OBP: 0.339, SLG: 0.478	3-3 K			0-0 F7					0-2 G3	4	0	0	0	0	2	0						
Richie Sexson, R (1, 3)		0-1 F9		1-2 F9					0-2 G5-3	4	0	1	0	0	0	0						
Jeremy Burnitz, L (1, 9) OBP: 0.346, SLG: 0.495		3-3 K			1-3 K				1-1 FC1-5 FC6-4 1B	3	0	0	0	0	2	1						
José Hernández, R (1, 6) OBP: 0.300, SLG: 0.444		3-2 G6-3			3-3 K				1-0 FC6-4 1-2	3	0	0	0	0	1	1						
Luis Lopez, S (1, 5) OBP: 0.326, SLG: 0.367			1-1 G5-1-3 1B		1-0 G3				1-0 F8	3	0	1	0	0	0	0						
Henry Blanco, R (1, 2) OBP: 0.282, SLG: 0.314			1-1 P4			0-0 G5-3			0-1 G5-3	3	0	0	0	0	0	1						
Jamey Wright, R (1, 1) OBP: 0.246, SLG: 0.224			0-1 G5-1-3			2-2 E6			2-3 K	1	0	0	0	0	0	1						
Alex Sanchez, L (6, PH) OBP: 0.245, SLG: 0.300										1	0	0	0	0	0	0						
Gus Gandarillas, R (6, PH)										0	0	0	0	0	0	0						
Mark Sweeney, L (8, PH)										1	0	0	0	0	1	0						
Brandon Kolb, R (8, 1)										0	0	0	0	0	0	0						
<b>Inning Stats</b>	R: 0 E: 0 K: 2 S: 8	H: 0 LOB: 0 BB: 0 P: 12	R: 0 E: 0 K: 1 S: 10	H: 0 LOB: 0 BB: 0 P: 16	R: 0 E: 0 K: 0 S: 7	H: 1 LOB: 1 BB: 0 P: 9	R: 0 E: 0 K: 0 S: 8	H: 0 LOB: 0 BB: 0 P: 12	R: 0 E: 0 K: 2 S: 8	H: 0 LOB: 0 BB: 0 P: 13	R: 0 E: 1 K: 1 S: 8	H: 0 LOB: 1 BB: 0 P: 11	R: 0 E: 0 K: 1 S: 7	H: 0 LOB: 0 BB: 0 P: 10	R: 0 E: 0 K: 1 S: 8	H: 0 LOB: 0 BB: 0 P: 11	R: 1 E: 0 K: 0 S: 13	H: 1 LOB: 0 BB: 0 P: 13	1B: 2 2B: 0 3B: 1 HR: 0	SF: 0 SAC: 0 DP: 0 HBP: 0	WP: 0 PB: 0 CS: 0	PA: 31
<b>PITCHER</b> Todd Ritchie, R (1, 1) ERA: 4.38	IP: 9.0 WLS: W BF: 31 H: 3 R: 1 ER: 1 SO: 8 BB: 0 IBB: 0 HBP: 0 BLK: 0 WP: 0 HR: 0 S: 77 P: 107 ERA: 1.00 WHIP: 0.333															<b>PITCHER</b>	IP: 9.0 WLS: W BF: 31 H: 3 R: 1 ER: 1 SO: 8 BB: 0 IBB: 0 HBP: 0 BLK: 0 WP: 0 HR: 0 S: 77 P: 107 ERA: 1.00 WHIP: 0.333					

Milwaukee Brewers @ Pittsburgh Pirates  
PNC Park, Pittsburgh, PA  
Wed Sep 05 2001, 7:05 PM EDT  
Att: 18,866 - Sunny - 78 F

AB 31  
R 1  
H 3  
RBI 1  
BB 0  
SO 8  
LOB 7



Batter	1	2	3	4	5	6	7	8	9	AB	R	H	RBI	BB	SO	LOB	BOTTOM			
Chad Hermansen, R (1, 9)	2-2 G5-3	0-0 P6		0-0 G5-3		2-2 G6-3				4	0	0	1	0	0	3				
Gary Matthews, S (1, 8) OBP: 0.321, SLG: 0.371	2-1 G4-3		0-0 L4		0-1 G3-1	2-3 3H 4-2 BB				3	0	0	0	1	0	0				
Aramis Ramirez, R (1, 5) OBP: 0.359, SLG: 0.553	2-3 K		4-1 18 HBP 1B BB		0-1 1B	0-2 F7				3	1	1	0	1	1	2				
Brian Giles, L (1, 7) OBP: 0.402, SLG: 0.611		4-1 G3-1 18 SF8 BB	3-1 18 HBP 1B		0-1 1B				1-3 K	3	2	2	0	1	1	0				
1B Jason Kendall, R (1, 2) OBP: 0.337, SLG: 0.372		1-1 SF8 G3-1 1B	1-1 1B		1-2 L6				0-0 G5-3	3	1	1	0	0	0	2				
Warren Morris, L (1, 4) OBP: 0.250, SLG: 0.346		1-2 1B	1-2 2-3 HBP		2-0 G4-3				0-1 F7	4	0	1	2	0	0	4				
Mendy López, R (8, 4) OBP: 0.273, SLG: 0.300		1-2 2-3	1-3 2H 3H 1B							0	0	0	0	0	0	0				
Kevin Young, R (1, 3) OBP: 0.308, SLG: 0.405		0-1 SF8	2-3 SAFE K			2-1 SH2-4 G6-3 1B			2-2 P3	3	1	1	1	0	1	2				
2 Jack Wilson, R (1, 6) OBP: 0.265, SLG: 0.316		4-1 1B IBB		0-1 G5-3		2-1 G6-3 SH2-4 1B			3-2 G4-3	3	0	1	0	1	0	0				
Todd Ritchie, R (1, 1) OBP: 0.211, SLG: 0.204		0-0 1B		1-2 G3		0-0 SH2-4			1-3 K	3	0	1	1	0	1	0				
<b>Inning Stats</b>	R: 0 E: 0 K: 1 S: 10	H: 0 LOB: 0 BB: 0 P: 16	R: 2 E: 0 K: 0 S: 12	H: 2 LOB: 2 BB: 2 P: 22	R: 2 E: 0 K: 1 S: 13	H: 2 LOB: 1 BB: 1 P: 24	R: 0 E: 0 K: 0 S: 7	H: 0 LOB: 0 BB: 0 P: 8	R: 0 E: 0 K: 0 S: 11	H: 2 LOB: 2 BB: 0 P: 14	R: 1 E: 0 K: 0 S: 14	H: 2 LOB: 2 BB: 1 P: 23	R: 0 E: 0 K: 1 S: 6	H: 0 LOB: 0 BB: 0 P: 7	R: 0 E: 0 K: 1 S: 9	H: 0 LOB: 0 BB: 0 P: 15	1B: 8 2B: 0 3B: 0 HR: 0	SF: 1 SAC: 1 DP: 0 HBP: 1	WP: 0 PB: 0 CS: 0	PA: 36
<b>PITCHER</b> Jamey Wright, R (1, 1) ERA: 4.24	IP: 5.0 WLS: L BF: 24 H: 4 R: 4 ER: 4 SO: 2 BB: 2 IBB: 1 HBP: 0 BLK: 0 WP: 0 HR: 0 S: 53 P: 84 ERA: 7.20 WHIP: 1.600															<b>PITCHER</b>	IP: 5.0 WLS: L BF: 24 H: 4 R: 4 ER: 4 SO: 2 BB: 2 IBB: 1 HBP: 0 BLK: 0 WP: 0 HR: 0 S: 53 P: 84 ERA: 7.20 WHIP: 1.600			
Gus Gandarillas, R (6, 1) ERA: 4.0	2.0 9 2 1 1 1 1 0 0 0 0 0 0 20 30 4.50 1.500															<b>PITCHER</b>	2.0 9 2 1 1 1 1 0 0 0 0 0 0 20 30 4.50 1.500			
Brandon Kolb, R (8, 1) ERA: 12.15	1.0 3 0 0 0 0 1 0 0 0 0 0 9 15 0.00 0.000															<b>PITCHER</b>	1.0 3 0 0 0 0 1 0 0 0 0 0 9 15 0.00 0.000			

Milwaukee Brewers @ Pittsburgh Pirates  
PNC Park, Pittsburgh, PA  
Wed Sep 05 2001, 7:05 PM EDT  
Att: 18,866 - Sunny - 78 F

AB 29  
R 5  
H 8  
RBI 5  
BB 4  
SO 4  
LOB 13





Batter	1	2	3	4	5	6	7	8	9	10	AB	R	H	RBI	BB	SO	LOB	TOP
Lou Collier, R OBP: 0.405, SLG: 0.522 Curt Leskanic, R (10, 1)	2-2 HR	1-0 1B			0-3 K			1-3 K		2-0 1B 2B	5	2	3	1	0	2	0	
Mark Loretta, R OBP: 0.349, SLG: 0.359 (1, 4)	2-1 1B G6-3 HBP	1-0 G6-3			2-2 F9			4-0 FC6-4 BB		1-2 2H 1B	3	1	1	1	1	0	1	
Geoff Jenkins, L OBP: 0.340, SLG: 0.477 (1, 7)	0-0 G6-3 1B				0-0 L7			1-2 1B		2-3 K	5	1	2	0	0	2	2	
Richie Sexson, R OBP: 0.334, SLG: 0.518 (1, 3)	0-2 G6-3				1-0 G5-3			1-3 K		1-0 FC6-4	4	0	0	1	0	1	3	
Jeremy Burnitz, L OBP: 0.343, SLG: 0.491 (1, 9)	3H P6				1-3 K			1-0 F8		1-3 K	4	0	0	0	0	2	2	
José Hernández, R OBP: 0.289, SLG: 0.445 (1, 6)	1-2 2H 2B				1-1 G5-3			3-3 K		3-3 K	4	0	1	1	0	2	1	
Luis Lopez, S OBP: 0.325, SLG: 0.364 (1, 5)	0-1 G4-3				0-0 G6-3			0-1 G6-3 1B		1-3 K	4	0	1	0	0	1	1	
Kevin Brown, R OBP: 0.185, SLG: 0.630 (1, 2)					0-3 K			2-2 G6-3		1-3 K	4	0	0	0	0	3	1	
Rocky Coppins, R Mark Leiter, R Ray King, L Mike DeJean, R Chad Fox, R Devon White, S OBP: 0.344, SLG: 0.467 (10, 9)					0-0 G3-1			1-3 K		3-2 G5-3	2	0	0	0	0	0	1	
<b>Inning Stats</b>	R: 3 E: 0 K: 0 S: 16	H: 3 LOB: 1 BB: 0 P: 21	R: 0 E: 0 K: 2 S: 8	H: 1 LOB: 1 BB: 0 P: 13	R: 0 E: 0 K: 1 S: 5	H: 0 LOB: 0 BB: 0 P: 7	R: 0 E: 0 K: 1 S: 6	H: 1 LOB: 1 BB: 0 P: 16	R: 0 E: 0 K: 2 S: 7	H: 0 LOB: 1 BB: 1 P: 16	R: 0 E: 0 K: 3 S: 9	H: 0 LOB: 0 BB: 0 P: 14	R: 1 E: 0 K: 2 S: 13	H: 2 LOB: 1 BB: 0 P: 22	1B: 5 2B: 2 3B: 0 HR: 1	SF: 0 SAC: 0 DP: 1 HBP: 1	WP: 0 PB: 0 SB: 1 CS: 0	PA: 39
<b>PITCHER</b>	IP 7.0	WLS 27	H 6	R 3	ER 3	SO 8	BB 0	IBB 0	HBP 1	BLK 0	WP 0	HR 1	S 60	P 84	ERA 3.86	WHIP 0.857		
Shane Reynolds, R ERA: 4.52 Octavio Dotel, R ERA: 2.24 Billy Wagner, L ERA: 3.0	(1, 1) (8, 1) (10, 1)	2.0 L	7 5	0 2	0 1	0 1	5 2	1 1	0 2	0 0	0 0	0 0	16 13	30 22	0.00 9.00	0.500 2.000		

Milwaukee Brewers @ Houston Astros  
Enron Field, Houston, TX  
Thu Sep 06 2001, 8:05 PM EDT  
Att. 31,895 - Dome - 72 F

AB 37  
R 4  
H 8  
RBI 4  
BB 1  
SO 15  
LOB 11

livebaseballscorecards.com

WP: 0 PA: 39  
PB: 0  
SB: 1  
CS: 0



Batter	1	2	3	4	5	6	7	8	9	10	AB	R	H	RBI	BB	SO	LOB	BOTTOM		
Craig Biggio, R OBP: 0.380, SLG: 0.464 (1, 4)	1-2 G6-3							0-1 SH3-4 1B		4-0 S BB	4	2	2	0	1	1	1			
Julio Lugo, R OBP: 0.323, SLG: 0.387 (1, 6)	3-3 K				1-2 17 F8 1B 2B			0-0 SH3-4		0-3 K	4	1	2	1	0	2	1			
5 Jeff Bagwell, R OBP: 0.398, SLG: 0.566 (1, 3)	2-1 2B				2-0 F8 L5			2-0 G5-3		0-2 F3	5	0	1	0	0	0	4			
17 Lance Berkman, S OBP: 0.429, SLG: 0.622 (1, 7)	4-1 BB				0-0 F8 2-3 1B			0-0 2H 1B		2-1 G6-3	3	0	1	1	2	0	1			
Moises Alou, R OBP: 0.399, SLG: 0.563 (1, 9)	3-2 L4				1-2 L8			1-0 F9		1-1 F9	5	0	1	1	0	0	5			
Richard Hidalgo, R OBP: 0.353, SLG: 0.449 (1, 8)					0-0 F9 1-2 2-3 1B			0-1 P6		2-2 P4	5	0	0	0	0	2	3			
Vinny Castilla, R OBP: 0.310, SLG: 0.486 (1, 5)					0-0 F9			1-3 K			4	0	0	0	0	1	0			
Tony Eusebio, R OBP: 0.329, SLG: 0.404 (1, 2)					4-1 WP SH3-4 BB			0-0 F9		3-2 G4-3	2	0	0	0	2	0	0			
Shane Reynolds, R OBP: 0.085, SLG: 0.130 Octavio Dotel, R OBP: 0.091, SLG: 0.091 Orlando Merced, S OBP: 0.339, SLG: 0.446 Billy Wagner, L ERA: 1.94 (10, 1)					0-0 SH3-4 1-2			2-3 K		2-2 F7	2	0	0	0	0	2	1			
<b>Inning Stats</b>	R: 0 E: 0 K: 1 S: 15	H: 1 LOB: 2 BB: 1 P: 28	R: 0 E: 0 K: 2 S: 12	H: 0 LOB: 1 BB: 1 P: 19	R: 1 E: 0 K: 1 S: 10	H: 2 LOB: 2 BB: 1 P: 24	R: 0 E: 0 K: 1 S: 9	H: 0 LOB: 1 BB: 1 P: 16	R: 1 E: 0 K: 0 S: 7	H: 2 LOB: 1 BB: 0 P: 9	R: 0 E: 0 K: 1 S: 8	H: 0 LOB: 0 BB: 0 P: 12	R: 0 E: 0 K: 1 S: 9	H: 0 LOB: 1 BB: 0 P: 15	R: 0 E: 0 K: 0 S: 8	H: 0 LOB: 0 BB: 0 P: 13	1B: 4 2B: 2 3B: 1 HR: 0	SF: 0 SAC: 2 DP: 0 HBP: 0	WP: 2 PB: 0 SB: 1 CS: 0	PA: 42
<b>PITCHER</b>	IP 5.0	WLS 24	H 5	R 2	ER 2	SO 5	BB 4	IBB 0	HBP 0	BLK 0	WP 2	HR 0	S 53	P 97	ERA 3.60	WHIP 1.800				
Rocky Coppins, R ERA: 7.13 Mark Leiter, R ERA: 3.63 Ray King, L ERA: 3.94 Mike DeJean, R ERA: 2.7 Chad Fox, R ERA: 1.94	(1, 1) (6, 1) (7, 1) (7, 1) (9, 1)	1.2 0.0 1.1	H 1	1 0	0 0	0 0	0 0	0 0	0 0	0 0	0 0	0 0	1 9	15 14	5.40 0.00	0.600 0.000				
<b>PITCHER</b>	IP 10.1	WLS 3	H 0	R 0	ER 0	SO 0	BB 0	IBB 0	HBP 0	BLK 0	WP 0	HR 0	S 8	P 13	ERA 0.00	WHIP 0.000				
Curt Leskanic, R ERA: 3.68	(10, 1)	1.0	0	0	0	0	0	0	0	0	0	0	0	0	0	0	0			

Milwaukee Brewers @ Houston Astros  
Enron Field, Houston, TX  
Thu Sep 06 2001, 8:05 PM EDT  
Att. 31,895 - Dome - 72 F

AB 35  
R 3  
H 7  
RBI 3  
BB 5  
SO 8  
LOB 16





Batter	1	2	3	4	5	6	7	8	9	AB	R	H	RBI	BB	SO	LOB	TOP										
<b>Devon White, S</b> OBP: 0.348, SLG: 0.469	G4-3		1B		K			1B	1B	5	0	3	1	0	1	0	<b>Milwaukee Brewers @ Houston Astros</b> Enron Field, Houston, TX Fri Sep 07 2001, 8:05 PM EDT Att: 35,527 - Dome - 72 F										
<b>Mark Loretta, R</b> OBP: 0.347, SLG: 0.356	K		G5-3			1B		F9	L4	5	0	1	0	0	1	6											
<b>Geoff Jenkins, L</b> OBP: 0.339, SLG: 0.483	HR		K			K2-3-2		F7		4	1	1	1	0	2	4											
<b>Richie Sexson, R</b> OBP: 0.333, SLG: 0.516	K			G6-3		G1-3			2B 1B	4	1	1	0	0	1	0											
<b>Jeremy Burnitz, L</b> OBP: 0.346, SLG: 0.494		1B 1B		BB			K		1B 2B	3	1	2	0	1	1	0											
<b>José Hernández, R</b> OBP: 0.297, SLG: 0.441	F9			F8			K		G5-3	4	0	0	0	0	1	4											
<b>Luis Lopez, S</b> OBP: 0.328, SLG: 0.367		CS 1B		G4-3			L3		1B HBP	4	0	2	1	0	0	1											
<b>Henry Blanco, R</b> OBP: 0.280, SLG: 0.311								G6-3		2	0	0	0	0	2	2											
<b>Alex Sanchez, L</b> OBP: 0.241, SLG: 0.294										1	0	0	0	0	0	0											
<b>Kevin Brown, R</b> OBP: 0.179, SLG: 0.607										1	0	0	0	0	1	2											
<b>Mac Suzuki, R</b> 47 Mike Buddie, R Brandon Kolb, R Mark Sweeney, L Gus Gandarillas, R Lou Collier, R										2	0	0	0	0	0	1	0										
<b>Inning Stats</b>	R: 1 E: 0 K: 2 S: 14	H: 1 LOB: 0 BB: 0 P: 20	R: 0 E: 0 K: 1 S: 7	H: 2 LOB: 1 BB: 0 P: 15	R: 0 E: 0 K: 2 S: 10	H: 1 LOB: 1 BB: 0 P: 17	R: 0 E: 0 K: 0 S: 11	H: 0 LOB: 1 BB: 1 P: 16	R: 0 E: 0 K: 2 S: 9	H: 1 LOB: 0 BB: 0 P: 15	R: 0 E: 0 K: 2 S: 11	H: 0 LOB: 0 BB: 0 P: 14	R: 0 E: 0 K: 0 S: 10	H: 2 LOB: 2 BB: 0 P: 19	R: 2 E: 0 K: 1 S: 15	H: 4 LOB: 3 BB: 0 P: 22	1B: 9 2B: 2 3B: 0 HR: 1	SF: 0 SAC: 0 DP: 1 HBP: 1	WP: 0 PB: 0 SB: 1 CS: 1	PA: 38							
<b>PITCHER</b>	IP	WLS	BF	H	R	ER	SO	BB	IBB	HBP	BLK	WP	HR	S	P	ERA	WHIP										
<b>Wade Miller, R</b> ERA: 3.54	8.0	W	30	7	1	1	10	1	0	0	0	0	1	81	129	1.12	1.000										
<b>Mike Williams, R</b> ERA: 3.54	0.1		4	3	2	2	0	0	0	0	0	0	0	10	15	54.00	9.000										
<b>Billy Wagner, L</b> ERA: 2.96	0.2	S	4	1	0	0	1	0	0	1	0	0	0	5	7	0.00	1.500										

Batter	1	2	3	4	5	6	7	8	9	AB	R	H	RBI	BB	SO	LOB	BOTTOM										
<b>Craig Biggio, R</b> OBP: 0.380, SLG: 0.462	F9		BB 1B		17 BB 5 BB WP	G4-3		F8		4	2	1	0	1	0	2	<b>Milwaukee Brewers @ Houston Astros</b> Enron Field, Houston, TX Fri Sep 07 2001, 8:05 PM EDT Att: 35,527 - Dome - 72 F										
<b>Julio Lugo, R</b> OBP: 0.325, SLG: 0.385	K		BB 1B		17 BB	F8		17 BB FC6-4		2	2	0	0	2	1	1											
<b>5 Jeff Bagwell, R</b> OBP: 0.399, SLG: 0.564	BB		BB		17 BB E	F9		F9		2	1	0	0	2	1	3											
<b>17 Lance Berkman, S</b> OBP: 0.433, SLG: 0.626	BB		BB		CS WP	BB		FC6-4 1B		2	0	2	2	2	2	0		0									
<b>Moises Alou, R</b> OBP: 0.398, SLG: 0.559	F9		BB		1-2 2-3 FC5-4	IBB		FC6-4 1-2 3-H		3	0	0	1	1	1	4											
<b>Richard Hidalgo, R</b> OBP: 0.353, SLG: 0.446		K		G6-4-3 BB	1-2 2-3	FC5-4		P4		3	0	0	0	1	1	3											
<b>Vinny Castilla, R</b> OBP: 0.310, SLG: 0.483	K			G6-4-3		G3 BB		F9		3	0	0	0	1	1	1											
<b>Brad Ausmus, R</b> OBP: 0.280, SLG: 0.340	F8			1B		L6		F8		4	0	1	0	0	0	1											
<b>Wade Miller, R</b> OBP: 0.211, SLG: 0.218						G3				3	0	0	0	0	1	2											
<b>Darvle Ward, L</b> OBP: 0.339, SLG: 0.487										1	0	1	0	0	0	0		0									
<b>28 Adam Everett, R</b> Mike Williams, R Billy Wagner, L										0	0	0	0	0	0	0	0										
<b>Inning Stats</b>	R: 0 E: 0 K: 1 S: 13	H: 0 LOB: 0 BB: 2 P: 27	R: 0 E: 0 K: 2 S: 9	H: 0 LOB: 0 BB: 0 P: 14	R: 2 E: 0 K: 2 S: 13	H: 2 LOB: 1 BB: 1 P: 23	R: 0 E: 0 K: 1 S: 8	H: 1 LOB: 1 BB: 1 P: 15	R: 2 E: 0 K: 0 S: 6	H: 0 LOB: 1 BB: 4 P: 24	R: 0 E: 0 K: 0 S: 8	H: 0 LOB: 1 BB: 1 P: 18	R: 1 E: 0 K: 0 S: 6	H: 1 LOB: 1 BB: 1 P: 14	R: 0 E: 0 K: 0 S: 8	H: 1 LOB: 2 BB: 0 P: 13	1B: 4 2B: 1 3B: 0 HR: 0	SF: 0 SAC: 0 DP: 1 HBP: 0	WP: 2 PB: 0 SB: 2 CS: 1	PA: 37							
<b>PITCHER</b>	IP	WLS	BF	H	R	ER	SO	BB	IBB	HBP	BLK	WP	HR	S	P	ERA	WHIP										
<b>Mac Suzuki, R</b> ERA: 5.32	4.1	L	23	3	4	3	6	7	1	0	0	0	0	11	23	0.00	0.600										
<b>47 Mike Buddie, R</b> ERA: 3.09	1.2		5	0	0	0	0	1	0	0	0	0	0	6	14	9.00	2.000										
<b>Brandon Kolb, R</b> ERA: 11.74	1.0		5	1	1	1	0	1	0	0	0	0	0	8	13	0.00	1.000										
<b>Gus Gandarillas, R</b> ERA: 3.6	1.0		4	1	0	0	0	0	0	0	0	0	0	8	13	0.00	1.000										









Batter	1	2	3	4	5	6	7	8	9	AB	R	H	RBI	BB	SO	LOB	TOP			
Lou Collier, R OBP: 0.389, SLG: 0.494 (1, 8)	F8		K			G6-3		K		4	0	0	0	0	2	0	<b>Milwaukee Brewers @ Houston Astros</b> Enron Field, Houston, TX Sun Sep 09 2001, 2:35 PM EDT Att: 35,091 - Dome - 72 F			
Mark Loretta, R OBP: 0.347, SLG: 0.354 (1, 4)	G6-3		F8			1B		G6-3		4	0	1	0	0	0	0				
Geoff Jenkins, L OBP: 0.339, SLG: 0.479 (1, 7)	K			K		1B		1B		4	0	2	0	0	2	0				
Richie Sexson, R OBP: 0.333, SLG: 0.523 (1, 3)		K		F2		F3		F8		4	0	0	0	0	1	3				
Jeremy Burnitz, L OBP: 0.346, SLG: 0.488 (1, 9)		G4-3 1B BB		K		F9			F8	3	0	0	0	1	1	2				
José Hernández, R OBP: 0.299, SLG: 0.442 (1, 6)		G4-3 1B			K			E3 1B		4	0	1	0	0	1	0				
Luis Lopez, S OBP: 0.332, SLG: 0.370 (1, 5)	G4-3					FC4-6 1B		F8		4	0	2	0	0	0	3				
Kevin Brown, R OBP: 0.222, SLG: 0.529 James Mouton, R OBP: 0.317, SLG: 0.363 (9, PH)	K				F8		K	1B		3	0	0	0	0	2	4				
Jeff D'Amico, R Alex Sánchez, L Mark Leiter, R Mark Swisher, L Allen Levrault, R Brandon Kolb, R Devon White, S (1, 1) (5, PH) (5, 1) (7, PH) (7, 1) (8, 1) (9, PH)			K			FC4-6		K		1	0	0	0	0	1	0				
<b>Inning Stats</b>	R: 0 E: 0 K: 1 S: 9	H: 0 LOB: 0 BB: 0 P: 9	R: 0 E: 0 K: 2 S: 13	H: 1 LOB: 2 BB: 1 P: 18	R: 0 E: 0 K: 2 S: 10	H: 0 LOB: 0 BB: 0 P: 14	R: 0 E: 0 K: 1 S: 11	H: 0 LOB: 0 BB: 0 P: 15	R: 0 E: 0 K: 1 S: 10	H: 1 LOB: 1 BB: 0 P: 11	R: 0 E: 0 K: 0 S: 15	H: 2 LOB: 2 BB: 0 P: 19	R: 0 E: 0 K: 2 S: 10	H: 1 LOB: 1 BB: 0 P: 13	R: 0 E: 0 K: 1 S: 10	H: 1 LOB: 2 BB: 0 P: 13		1B: 7 2B: 0 3B: 0 HR: 0	SF: 0 SAC: 0 DP: 0 HBP: 0	WP: 0 PB: 0 SB: 0 CS: 0
<b>PITCHER</b> 44 Roy Oswalt, R ERA: 2.5 (1, 1)	IP: 9.0 WLS: W BF: 36 H: 7 R: 0 ER: 0 SO: 12 BB: 1 IBB: 0 HBP: 0 BLK: 0 WP: 0 HR: 0 S: 98 P: 125 ERA: 0.00 WHIP: 0.889											<b>PITCHER</b>	IP: 9.0 WLS: W BF: 36 H: 7 R: 0 ER: 0 SO: 12 BB: 1 IBB: 0 HBP: 0 BLK: 0 WP: 0 HR: 0 S: 98 P: 125 ERA: 0.00 WHIP: 0.889							

Batter	1	2	3	4	5	6	7	8	9	AB	R	H	RBI	BB	SO	LOB	BOTTOM			
Jose Vizcaino, S OBP: 0.325, SLG: 0.350 (1, 4)	G3			F8 WP 5 HR 1B	L9		L3			4	1	1	0	0	0	0	<b>Milwaukee Brewers @ Houston Astros</b> Enron Field, Houston, TX Sun Sep 09 2001, 2:35 PM EDT Att: 35,091 - Dome - 72 F			
Julio Lugo, R OBP: 0.324, SLG: 0.383 28 Adam Everett, R (9, 6)	F9			F8	WP 1B		G6-3			4	0	1	0	0	0	1				
5 Jeff Bagwell, R OBP: 0.397, SLG: 0.564 (1, 3)	F9			HR	F8		F8			4	1	1	2	0	0	1				
Orlando Merced, S OBP: 0.341, SLG: 0.462 (1, 7)		G6-3		HR 2B	K			K		4	1	1	0	0	2	1				
Moises Alou, R OBP: 0.397, SLG: 0.560 Glen Barker, S OBP: 0.250, SLG: 0.091 (9, 8)		G5-3		HR		G5-3		G5-3		4	1	1	2	0	0	0				
Richard Hidalgo, R OBP: 0.352, SLG: 0.451 (9, 9)		F7		P5		P4		HR		4	1	1	1	0	0	0				
Vinny Castilla, R OBP: 0.315, SLG: 0.497 (1, 5)			F7			HR 1B		2B 3B		4	2	3	0	0	0	0				
Brad Ausmus, R OBP: 0.283, SLG: 0.350 (1, 2)			K			HR 1B		2B		3	1	2	3	1	1	0				
44 Roy Oswalt, R OBP: 0.213, SLG: 0.217 (1, 1)			K		K		G1-3		G6-3	4	0	0	0	0	2	3				
<b>Inning Stats</b>	R: 0 E: 0 K: 0 S: 7	H: 0 LOB: 0 BB: 0 P: 12	R: 0 E: 0 K: 0 S: 10	H: 0 LOB: 0 BB: 0 P: 13	R: 0 E: 0 K: 2 S: 8	H: 0 LOB: 0 BB: 0 P: 14	R: 4 E: 0 K: 1 S: 20	H: 5 LOB: 2 BB: 1 P: 37	R: 0 E: 0 K: 0 S: 12	H: 1 LOB: 1 BB: 0 P: 17	R: 2 E: 0 K: 0 S: 8	H: 2 LOB: 0 BB: 0 P: 11	R: 0 E: 0 K: 0 S: 7	H: 0 LOB: 0 BB: 0 P: 12	R: 2 E: 0 K: 1 S: 16	H: 3 LOB: 1 BB: 0 P: 24		1B: 3 2B: 3 3B: 1 HR: 4	SF: 0 SAC: 0 DP: 0 HBP: 0	WP: 3 PB: 0 SB: 0 CS: 0
<b>PITCHER</b> Jeff D'Amico, R ERA: 6.23 Mark Leiter, R ERA: 4.07 Allen Levrault, R ERA: 5.71 Brandon Kolb, R ERA: 12.46 (1, 1) (5, 1) (7, 1) (8, 1)	IP: 4.0 WLS: L BF: 18 H: 5 R: 4 ER: 4 SO: 4 BB: 0 IBB: 0 HBP: 0 BLK: 0 WP: 1 HR: 2 S: 45 P: 76 ERA: 9.00 WHIP: 1.250											<b>PITCHER</b>	IP: 4.0 WLS: L BF: 18 H: 5 R: 4 ER: 4 SO: 4 BB: 0 IBB: 0 HBP: 0 BLK: 0 WP: 1 HR: 2 S: 45 P: 76 ERA: 9.00 WHIP: 1.250							





Batter	1	2	3	4	5	6	7	8	9	AB	R	H	RBI	BB	SO	LOB	TOP										
Fernando Vina, L OBP: 0.356, SLG: 0.410 23 Luis Saturia, R OBP: 0.333, SLG: 0.667	G4-3		G1-3	1B WP BB		G4-3			G4-3	4	1	0	0	1	0	1											
Placido Polanco, R OBP: 0.353, SLG: 0.396	F7		K	1-3 2-H 3-H 1B			F9		G5-4-3 1B	5	0	2	2	0	1	0											
J.D. Drew, L OBP: 0.416, SLG: 0.638 Miguel Cairo, R OBP: 0.352, SLG: 0.378	K			1B F7			G4-3		G5-4-3 1-2	4	1	1	0	0	1	1											
5 Albert Pujols, R OBP: 0.405, SLG: 0.617 Mike Matthews, L OBP: 0.118, SLG: 0.294		G6-3		15 1B FC6-4 1B		K				4	1	2	0	0	1	0											
15 Jim Edmonds, L OBP: 0.388, SLG: 0.537 Eli Marrero, R OBP: 0.316, SLG: 0.430		HR BB		FC6-4 1B 1B		G4-3			F9	3	2	1	1	1	0	1											
Mark McGwire, R OBP: 0.313, SLG: 0.488 Craig Paquette, R OBP: 0.315, SLG: 0.461		HR		FC6-4 BB		K			G6-3 BB	2	1	1	2	2	1	0											
Edgar Renteria, R OBP: 0.316, SLG: 0.371	G4-3			1B FC6-4 1B			P4		G6-3 1-2	4	1	0	1	0	0	3											
Mike Matheny, R OBP: 0.285, SLG: 0.313	G6-3			1-2 2-3 3-H 1B			F8			4	1	2	1	0	0	0											
Darryl Kile, R OBP: 0.176, SLG: 0.190 Kerry Robinson, L OBP: 0.328, SLG: 0.337			F9	SH1-4 1B 1B					F7	1	0	0	0	1	0	0											
				1-2						1	0	0	0	0	0	1											
<b>Inning Stats</b>	R: 0 E: 0 K: 1 S: 7	H: 0 LOB: 0 BB: 0 P: 8	R: 2 E: 0 K: 0 S: 13	H: 1 LOB: 0 BB: 1 P: 22	R: 0 E: 0 K: 1 S: 12	H: 0 LOB: 0 BB: 0 P: 17	R: 6 E: 0 K: 0 S: 20	H: 5 LOB: 1 BB: 2 P: 36	R: 0 E: 0 K: 2 S: 7	H: 0 LOB: 0 BB: 0 P: 15	R: 0 E: 0 K: 0 S: 6	H: 0 LOB: 1 BB: 1 P: 11	R: 0 E: 0 K: 0 S: 7	H: 1 LOB: 0 BB: 0 P: 13	R: 0 E: 0 K: 0 S: 7	H: 1 LOB: 1 BB: 1 P: 13	R: 0 E: 0 K: 0 S: 6	H: 1 LOB: 0 BB: 0 P: 10	1B: 8 2B: 0 3B: 0 HR: 1	SF: 0 SAC: 1 DP: 2 HBP: 0	WP: 1 PB: 0 SB: 0 CS: 0	PA: 39					
<b>PITCHER</b>	IP	WLS	BF	H	R	ER	SO	BB	IBB	HBP	BLK	WP	HR	S	P	ERA	WHIP										
Jamey Wright, R ERA: 4.57	3.2	L	20	6	8	8	2	3	0	0	0	0	1	48	77	19.64	2.455										
47 Mike Buddie, R ERA: 3.09	0.1		1	0	0	0	0	0	0	0	0	1	0	4	6	0.00	0.000										
Allen Levraut, R ERA: 5.61	2.0		7	0	0	0	2	1	0	0	0	0	0	13	26	0.00	0.500										
Gus Gandarillas, R ERA: 3.0	2.0		8	2	0	0	0	1	0	0	0	0	0	14	26	0.00	1.500										
Ray King, L ERA: 3.86	1.0		3	1	0	0	0	0	0	0	0	0	0	6	10	0.00	1.000										

St. Louis Cardinals @ Milwaukee Brewers  
Miller Park, Milwaukee, WI  
Mon Sep 10 2001, 7:05 PM CDT  
Att: 31,780 - Sunny - 70 F


AB 33  
R 8  
H 9  
RBI 7  
BB 5  
SO 4  
LOB 8




Batter	1	2	3	4	5	6	7	8	9	AB	R	H	RBI	BB	SO	LOB	BOTTOM										
Devon White, S OBP: 0.346, SLG: 0.468 Gus Gandarillas, R Jesse Levis, L	G5-3 1B	K		1-2 2-3 HBP		F7			G5-4-3 BB	3	0	1	0	0	1	3											
Mark Loretta, R OBP: 0.348, SLG: 0.354 9 Elvis Pena, S	G5-3 1B		G6-3	F9			FC5-4 BB		G5-4-3 1-2	3	0	1	0	1	0	3											
Geoff Jenkins, L OBP: 0.338, SLG: 0.479	F7		1B 2B		K		K			4	0	1	0	0	2	3											
Richie Sexson, R OBP: 0.333, SLG: 0.521 Mark Sweeney, L OBP: 0.361, SLG: 0.452	G5-3		K	FC6-4 1B			FC5-4 1-2			4	0	1	0	0	1	4											
Jeromy Burnitz, L OBP: 0.345, SLG: 0.486	G3-1		2-H 1B		F5		K			4	0	1	0	0	1	4											
José Hernández, R OBP: 0.301, SLG: 0.443 Mike Coolbaugh, R OBP: 0.259, SLG: 0.389		WP BB 1B		HBP 1B 1B		FC6-4 1-2			K	3	0	2	0	0	0	1											
Luis Lopez, S OBP: 0.325, SLG: 0.362	F8				F7				G6-3	4	0	0	0	0	2												
Kevin Brown, R OBP: 0.250, SLG: 0.514 Ray King, L		WP BB				L5			P6	3	0	1	0	1	0	0											
Jamey Wright, R ERA: 4.57 47 Mike Buddie, R ERA: 3.09 Allen Levraut, R ERA: 5.61 Alex Sanchez, L OBP: 0.244, SLG: 0.296	K		K		K				K	1	0	0	0	0	1	2											
										0	0	0	0	0	0	0											
										1	0	0	0	0	1	2											
										0	0	0	0	0	0	0											
										0	0	0	0	0	0	0											
										2	0	1	0	0	1	0											
<b>Inning Stats</b>	R: 0 E: 0 K: 0 S: 10	H: 2 LOB: 2 BB: 0 P: 13	R: 0 E: 0 K: 2 S: 12	H: 1 LOB: 2 BB: 1 P: 20	R: 0 E: 0 K: 1 S: 10	H: 2 LOB: 0 BB: 0 P: 15	R: 0 E: 0 K: 1 S: 12	H: 2 LOB: 3 BB: 0 P: 19	R: 0 E: 0 K: 1 S: 8	H: 1 LOB: 1 BB: 0 P: 9	R: 0 E: 0 K: 0 S: 6	H: 1 LOB: 1 BB: 0 P: 7	R: 0 E: 0 K: 2 S: 15	H: 0 LOB: 1 BB: 1 P: 26	R: 0 E: 0 K: 1 S: 8	H: 0 LOB: 0 BB: 0 P: 10	R: 0 E: 0 K: 1 S: 8	H: 0 LOB: 0 BB: 1 P: 15	1B: 8 2B: 1 3B: 0 HR: 0	SF: 0 SAC: 0 DP: 1 HBP: 1	WP: 1 PB: 0 SB: 0 CS: 0	PA: 38					
<b>PITCHER</b>	IP	WLS	BF	H	R	ER	SO	BB	IBB	HBP	BLK	WP	HR	S	P	ERA	WHIP										
Darryl Kile, R ERA: 2.98	6.0	W	28	9	0	0	5	1	0	0	0	0	0	31	51	0.00	1.667										
Mike Matthews, L ERA: 3.42	3.0	S	10	0	0	0	4	2	0	0	0	0	0	31	51	0.00	0.667										


St. Louis Cardinals @ Milwaukee Brewers  
Miller Park, Milwaukee, WI  
Mon Sep 10 2001, 7:05 PM CDT  
Att: 31,780 - Sunny - 70 F

AB 34  
R 0  
H 9  
RBI 0  
BB 3  
SO 9  
LOB 25







Batter	1	2	3	4	5	6	7	8	9	AB R H RBI BB SO LOB	TOP																								
											<b>St. Louis Cardinals @ Milwaukee Brewers</b> Miller Park, Milwaukee, WI Tue Sep 11 2001, 7:05 PM CDT <a href="http://livebaseballscorecards.com">livebaseballscorecards.com</a>																								
										AB		0																							
										R		0																							
										H		0																							
										RBI		0																							
										BB		0																							
										SO		0																							
										LOB		0																							
																																			
Inning Stats												1B: 0 SF: 0 WP: 0 PA: 0 2B: 0 SAC: 0 FB: 0 3B: 0 DP: 0 SB: 0 HR: 0 HBP: 0 CS: 0																							
PITCHER	IP	WLS	BF	H	R	ER	SO	BB	IBB	HBP	BLK	WP	HR	S	P	ERA	WHIP	PITCHER	IP	WLS	BF	H	R	ER	SO	BB	IBB	HBP	BLK	WP	HR	S	P	ERA	WHIP


Batter	1	2	3	4	5	6	7	8	9	AB R H RBI BB SO LOB	BOTTOM																								
											<b>St. Louis Cardinals @ Milwaukee Brewers</b> Miller Park, Milwaukee, WI Tue Sep 11 2001, 7:05 PM CDT <a href="http://livebaseballscorecards.com">livebaseballscorecards.com</a>																								
										AB		0																							
										R		0																							
										H		0																							
										RBI		0																							
										BB		0																							
										SO		0																							
										LOB		0																							
																																			
Inning Stats												1B: 0 SF: 0 WP: 0 PA: 0 2B: 0 SAC: 0 FB: 0 3B: 0 DP: 0 SB: 0 HR: 0 HBP: 0 CS: 0																							
PITCHER	IP	WLS	BF	H	R	ER	SO	BB	IBB	HBP	BLK	WP	HR	S	P	ERA	WHIP	PITCHER	IP	WLS	BF	H	R	ER	SO	BB	IBB	HBP	BLK	WP	HR	S	P	ERA	WHIP




Batter	1	2	3	4	5	6	7	8	9	AB R H RBI BB SO LOB	TOP																								
											<b>St. Louis Cardinals @ Milwaukee Brewers</b> Miller Park, Milwaukee, WI Wed Sep 12 2001, 7:05 PM CDT <a href="http://livebaseballscorecards.com">livebaseballscorecards.com</a>																								
										AB		0																							
										R		0																							
										H		0																							
										RBI		0																							
										BB		0																							
										SO		0																							
										LOB		0																							
																																			
Inning Stats										1B: 0 SF: 0 2B: 0 SAC: 0 3B: 0 DP: 0 HR: 0 HBP: 0		WP: 0 PA: 0 FB: 0 SB: 0 CS: 0																							
PITCHER	IP	WLS	BF	H	R	ER	SO	BB	IBB	HBP	BLK	WP	HR	S	P	ERA	WHIP	PITCHER	IP	WLS	BF	H	R	ER	SO	BB	IBB	HBP	BLK	WP	HR	S	P	ERA	WHIP

Batter	1	2	3	4	5	6	7	8	9	AB R H RBI BB SO LOB	BOTTOM																								
											<b>St. Louis Cardinals @ Milwaukee Brewers</b> Miller Park, Milwaukee, WI Wed Sep 12 2001, 7:05 PM CDT <a href="http://livebaseballscorecards.com">livebaseballscorecards.com</a>																								
										AB		0																							
										R		0																							
										H		0																							
										RBI		0																							
										BB		0																							
										SO		0																							
										LOB		0																							
																																			
Inning Stats										1B: 0 SF: 0 2B: 0 SAC: 0 3B: 0 DP: 0 HR: 0 HBP: 0		WP: 0 PA: 0 FB: 0 SB: 0 CS: 0																							
PITCHER	IP	WLS	BF	H	R	ER	SO	BB	IBB	HBP	BLK	WP	HR	S	P	ERA	WHIP	PITCHER	IP	WLS	BF	H	R	ER	SO	BB	IBB	HBP	BLK	WP	HR	S	P	ERA	WHIP




Batter	1	2	3	4	5	6	7	8	9	AB R H RBI BB SO LOB	TOP																								
											<b>St. Louis Cardinals @ Milwaukee Brewers</b> Miller Park, Milwaukee, WI Thu Sep 13 2001, 1:05 PM CDT <a href="http://livebaseballscorecards.com">livebaseballscorecards.com</a>																								
										AB		0																							
										R		0																							
										H		0																							
										RBI		0																							
										BB		0																							
										SO		0																							
										LOB		0																							
																																			
Inning Stats										1B: 0		SF: 0	WP: 0	PA: 0																					
	2B: 0	SAC: 0	FB: 0																																
	3B: 0	DP: 0	SB: 0																																
	HR: 0	HBP: 0	CS: 0																																
PITCHER	IP	WLS	BF	H	R	ER	SO	BB	IBB	HBP	BLK	WP	HR	S	P	ERA	WHIP	PITCHER	IP	WLS	BF	H	R	ER	SO	BB	IBB	HBP	BLK	WP	HR	S	P	ERA	WHIP


Batter	1	2	3	4	5	6	7	8	9	AB R H RBI BB SO LOB	BOTTOM																								
											<b>St. Louis Cardinals @ Milwaukee Brewers</b> Miller Park, Milwaukee, WI Thu Sep 13 2001, 1:05 PM CDT <a href="http://livebaseballscorecards.com">livebaseballscorecards.com</a>																								
										AB		0																							
										R		0																							
										H		0																							
										RBI		0																							
										BB		0																							
										SO		0																							
										LOB		0																							
																																			
Inning Stats										1B: 0		SF: 0	WP: 0	PA: 0																					
	2B: 0	SAC: 0	FB: 0																																
	3B: 0	DP: 0	SB: 0																																
	HR: 0	HBP: 0	CS: 0																																
PITCHER	IP	WLS	BF	H	R	ER	SO	BB	IBB	HBP	BLK	WP	HR	S	P	ERA	WHIP	PITCHER	IP	WLS	BF	H	R	ER	SO	BB	IBB	HBP	BLK	WP	HR	S	P	ERA	WHIP









Batter	1	2	3	4	5	6	7	8	9	AB R H RBI BB SO LOB	TOP																								
											<p style="text-align: center;"><b>Arizona Diamondbacks @ Milwaukee Brewers</b> Miller Park, Milwaukee, WI Sat Sep 15 2001, 6:05 PM CDT</p> <p style="text-align: right;"><a href="http://livebaseballscorecards.com">livebaseballscorecards.com</a></p> <p><b>AB</b> 0 <b>R</b> 0 <b>H</b> 0 <b>RBI</b> 0 <b>BB</b> 0 <b>SO</b> 0 <b>LOB</b> 0</p> 																								
<b>Inning Stats</b>										1B: 0 SF: 0 WP: 0 PA: 0 2B: 0 SAC: 0 FB: 0 3B: 0 DP: 0 SB: 0 HR: 0 HBP: 0 CS: 0																									
PITCHER	IP	WLS	BF	H	R	ER	SO	BB	IBB	HBP	BLK	WP	HR	S	P	ERA	WHIP	PITCHER	IP	WLS	BF	H	R	ER	SO	BB	IBB	HBP	BLK	WP	HR	S	P	ERA	WHIP

Batter	1	2	3	4	5	6	7	8	9	AB R H RBI BB SO LOB	BOTTOM																								
											<p style="text-align: center;"><b>Arizona Diamondbacks @ Milwaukee Brewers</b> Miller Park, Milwaukee, WI Sat Sep 15 2001, 6:05 PM CDT</p> <p style="text-align: right;"><a href="http://livebaseballscorecards.com">livebaseballscorecards.com</a></p> <p><b>AB</b> 0 <b>R</b> 0 <b>H</b> 0 <b>RBI</b> 0 <b>BB</b> 0 <b>SO</b> 0 <b>LOB</b> 0</p> 																								
<b>Inning Stats</b>										1B: 0 SF: 0 WP: 0 PA: 0 2B: 0 SAC: 0 FB: 0 3B: 0 DP: 0 SB: 0 HR: 0 HBP: 0 CS: 0																									
PITCHER	IP	WLS	BF	H	R	ER	SO	BB	IBB	HBP	BLK	WP	HR	S	P	ERA	WHIP	PITCHER	IP	WLS	BF	H	R	ER	SO	BB	IBB	HBP	BLK	WP	HR	S	P	ERA	WHIP



Batter	1	2	3	4	5	6	7	8	9	AB	R	H	RBI	BB	SO	LOB	TOP																																		
																													<b>Arizona Diamondbacks @ Milwaukee Brewers</b> Miller Park, Milwaukee, WI Sun Sep 16 2001, 1:05 PM CDT <a href="http://livebaseballscorecards.com">livebaseballscorecards.com</a>																						
																																	<b>AB</b> 0 <b>R</b> 0 <b>H</b> 0 <b>RBI</b> 0 <b>BB</b> 0 <b>SO</b> 0 <b>LOB</b> 0																		
																																																			
Inning Stats																																	1B: 0 SF: 0 WP: 0 PA: 0 2B: 0 SAC: 0 FB: 0 3B: 0 DP: 0 SB: 0 HR: 0 HBP: 0 CS: 0																		
PITCHER																IP	WLS	BF	H	R	ER	SO	BB	IBB	HBP	BLK	WP	HR		S	P	ERA	WHIP	PITCHER	IP	WLS	BF	H	R	ER	SO	BB	IBB	HBP	BLK	WP	HR	S	P	ERA	WHIP

Batter	1	2	3	4	5	6	7	8	9	AB	R	H	RBI	BB	SO	LOB	BOTTOM																																		
																															<b>Arizona Diamondbacks @ Milwaukee Brewers</b> Miller Park, Milwaukee, WI Sun Sep 16 2001, 1:05 PM CDT <a href="http://livebaseballscorecards.com">livebaseballscorecards.com</a>																				
																																	<b>AB</b> 0 <b>R</b> 0 <b>H</b> 0 <b>RBI</b> 0 <b>BB</b> 0 <b>SO</b> 0 <b>LOB</b> 0																		
																																																			
Inning Stats																																	1B: 0 SF: 0 WP: 0 PA: 0 2B: 0 SAC: 0 FB: 0 3B: 0 DP: 0 SB: 0 HR: 0 HBP: 0 CS: 0																		
PITCHER																IP	WLS	BF	H	R	ER	SO	BB	IBB	HBP	BLK	WP	HR	S	P		ERA	WHIP	PITCHER	IP	WLS	BF	H	R	ER	SO	BB	IBB	HBP	BLK	WP	HR	S	P	ERA	WHIP







Batter	1	2	3	4	5	6	7	8	9	AB	R	H	RBI	BB	SO	LOB	TOP										
<b>Devon White, S</b> (1, 8) OBP: 0.345, SLG: 0.473 <b>Alex Sanchez, L</b> (5, 8) OBP: 0.237, SLG: 0.286	0-1 S 1B		2-2 HR		1-0 G6-3		1-0 G4-3		0-0 FC6-4	3	1	2	1	0	0	1	<b>Milwaukee Brewers @ St. Louis Cardinals</b> Busch Stadium, St. Louis, MO Tue Sep 18 2001, 7:10 PM CDT Att: 41,653 - Cloudy - 74 F										
<b>Mark Loretta, R</b> (1, 4) OBP: 0.348, SLG: 0.352 <b>Lou Collier, R</b> (3, 5) OBP: 0.381, SLG: 0.470	0-0 L7		1-2 G6-3		0-0 1B		0-0 G3		0-1 FC4-6	2	0	0	0	0	0	1											
<b>Geoff Jenkins, L</b> (1, 7) OBP: 0.339, SLG: 0.483	4-2 G4-3 BB		4-2 WP BB		3-H 2-3 1B		2-1 HR			2	1	1	2	2	1	1											
<b>Richie Sexson, R</b> (1, 3) OBP: 0.328, SLG: 0.513	0-1 G4-3		2-3 K		1-3 K		3-H 0-3 K			4	0	0	0	0	3	4											
<b>Jeremy Burnitz, L</b> (1, 9) OBP: 0.341, SLG: 0.478		3-2 G4-3	2-1 F8			1-0 F8		1-3 K		4	0	0	0	0	1	1											
<b>José Hernández, R</b> (1, 6) OBP: 0.305, SLG: 0.445		0-0 2B		1-1 L8		4-1 BB		2-3 K		3	0	1	0	1	1	0											
<b>Luis Lopez, S</b> (1, 5) OBP: 0.322, SLG: 0.363		0-0 2B		1-3 K		2-3 K		0-0 F8		4	0	1	0	0	2	1											
<b>Henry Blanco, R</b> (1, 2) OBP: 0.276, SLG: 0.306 <b>James Mouton, R</b> (9, PH) OBP: 0.323, SLG: 0.363		2-2 F9		3-3 K		1-1 G5-3		4-2 FC6-4 HBP		3	0	0	0	0	1	3											
<b>James Wright, R</b> (1, 1) OBP: 0.288, SLG: 0.374 <b>Guillermo Mota, R</b> (1, 1) OBP: 0.288, SLG: 0.374 <b>Mike DeJean, R</b> (6, PH) OBP: 0.288, SLG: 0.374 <b>Ray King, L</b> (7, PH) OBP: 0.288, SLG: 0.374 <b>Curt Leskano, R</b> (8, PH) OBP: 0.288, SLG: 0.374		1-2 G5-3		2-1 G6-3 1B 2B		0-2 G3 G4-3 HR 1B		0-3 K		1	0	0	0	0	0	2											
<b>Inning Stats</b>	R: 0 E: 0 K: 0 S: 9	H: 1 LOB: 1 BB: 1 P: 13	R: 0 E: 0 K: 0 S: 11	H: 2 LOB: 2 BB: 0 P: 17	R: 1 E: 0 K: 1 S: 20	H: 1 LOB: 1 BB: 1 P: 31	R: 0 E: 0 K: 2 S: 9	H: 0 LOB: 0 BB: 0 P: 14	R: 1 E: 0 K: 2 S: 10	H: 2 LOB: 1 BB: 0 P: 16	R: 0 E: 0 K: 1 S: 8	H: 0 LOB: 1 BB: 1 P: 16	R: 2 E: 0 K: 1 S: 10	H: 2 LOB: 0 BB: 0 P: 13	R: 0 E: 0 K: 2 S: 10	H: 0 LOB: 0 BB: 0 P: 13		R: 0 E: 0 K: 1 S: 10	H: 0 LOB: 1 BB: 0 P: 14	1B: 3 2B: 3 3B: 0 HR: 2	SF: 0 SAC: 0 DP: 1 HBP: 1	WP: 1 PB: 0 SB: 1 CS: 0	PA: 38				
<b>PITCHER</b>	IP	WLS	BF	H	R	ER	SO	BB	IBB	HBP	BLK	WP	HR	S	P	ERA	WHIP										
<b>Dustin Hermanson, R</b> (1, 1) ERA: 4.48	5.0	W	22	6	2	2	5	2	0	0	0	1	1	59	91	3.60	1.600										
<b>Mike Matthews, L</b> (6, 1) ERA: 3.38	1.0		4	0	0	0	1	1	0	0	0	0	0	8	16	0.00	1.000										
<b>Luther Hackman, R</b> (7, 1) ERA: 5.16	1.0		5	2	2	2	1	0	0	0	0	0	1	10	13	18.00	2.000										
<b>Jeff Tabaka, L</b> (8, 1) ERA: 4.5	1.0		3	0	0	0	2	0	0	0	0	0	0	10	13	0.00	0.000										
<b>Mike Timlin, R</b> (9, 1) ERA: 4.99	1.0		4	0	0	0	1	0	0	1	0	0	0	10	14	0.00	0.000										

Batter	1	2	3	4	5	6	7	8	9	AB	R	H	RBI	BB	SO	LOB	BOTTOM										
<b>Fernando Vina, L</b> (1, 4) OBP: 0.354, SLG: 0.406	1-1 P6		4-2 5 HR 1B BB	0-0 1B 1B			1-2 G1-3	1-3 K		4	2	1	1	1	1	1	<b>Milwaukee Brewers @ St. Louis Cardinals</b> Busch Stadium, St. Louis, MO Tue Sep 18 2001, 7:10 PM CDT Att: 41,653 - Cloudy - 74 F										
<b>Placido Polanco, R</b> (1, 5) OBP: 0.355, SLG: 0.402	0-0 BB 2B 1B		1-2 L6	0-0 1B			1-0 1B 2B			4	2	3	1	0	0	1											
<b>J.D. Drew, L</b> (1, 9) OBP: 0.417, SLG: 0.636	4-0 5 2B BB		1-1 5 HR 1B		1-1 G3-1		0-0 5 BB 1B			3	2	2	1	1	0	0											
<b>5 Albert Pujols, R</b> (1, 7) OBP: 0.408, SLG: 0.624	1-0 15 1B 2B		3-2 HR		2-0 P4		4-1 FC6-4 BB			3	2	2	5	1	0	0											
<b>15 Jim Edmonds, L</b> (1, 8) OBP: 0.386, SLG: 0.532 <b>Craig Paquette, R</b> (7, PH) OBP: 0.314, SLG: 0.459	3-2 G6-4-3 1B		2-3 K		2-1 G3-1		0-0 F9			3	0	1	1	0	1	0											
<b>Mark McGwire, R</b> (1, 3) OBP: 0.310, SLG: 0.479 <b>Kerry Robinson, L</b> (6, PH) OBP: 0.326, SLG: 0.335	2-2 G6-4-3		3-3 K			4-0 WP BB	1-1 FC6-4			2	0	0	0	1	1	1											
<b>Edgar Renteria, R</b> (1, 6) OBP: 0.318, SLG: 0.374 <b>29 Stubby Clapp, L</b> (6, PH) OBP: 0.174, SLG: 0.261 <b>Mike Timlin, R</b> (9, 1) ERA: 4.99		3-2 G6-3		0-0 L9		0-0 P4		0-0 G6-3 2B		3	0	0	0	0	0	1											
<b>Mike Matheny, R</b> (1, 2) OBP: 0.284, SLG: 0.310		0-3 K		4-2 SH3 1B BB		0-3 K		1-0 G6-3		3	1	0	0	1	2	2											
<b>Dustin Hermanson, R</b> (1, 1) ERA: 4.48 <b>Mike Matthews, L</b> (6, 1) ERA: 3.38 <b>Bobo Phillips, R</b> (6, PH) OBP: 0.288, SLG: 0.374 <b>Luther Hackman, R</b> (7, 1) ERA: 5.16 <b>Jeff Tabaka, R</b> (8, 1) ERA: 4.5 <b>Eli Marrero, R</b> (9, PH) OBP: 0.310, SLG: 0.421		0-2 G6-3		0-0 SH3		3-2 G4-3		2-3 K		1	0	0	0	0	0	0											
<b>Inning Stats</b>	R: 3 E: 0 K: 0 S: 11	H: 3 LOB: 0 BB: 1 P: 22	R: 0 E: 0 K: 1 S: 10	H: 0 LOB: 0 BB: 0 P: 13	R: 3 E: 0 K: 2 S: 18	H: 2 LOB: 1 BB: 1 P: 32	R: 2 E: 0 K: 0 S: 6	H: 2 LOB: 1 BB: 1 P: 10	R: 0 E: 0 K: 1 S: 5	H: 0 LOB: 0 BB: 0 P: 10	R: 0 E: 0 K: 1 S: 8	H: 0 LOB: 2 BB: 1 P: 15	R: 1 E: 0 K: 0 S: 10	H: 2 LOB: 2 BB: 1 P: 17	R: 0 E: 0 K: 2 S: 10	H: 1 LOB: 1 BB: 0 P: 14		1B: 6 2B: 3 3B: 0 HR: 1	SF: 0 SAC: 1 DP: 1 HBP: 0	WP: 1 PB: 0 SB: 0 CS: 0	PA: 37						
<b>PITCHER</b>	IP	WLS	BF	H	R	ER	SO	BB	IBB	HBP	BLK	WP	HR	S	P	ERA	WHIP										
<b>Jamey Wright, R</b> (1, 1) ERA: 4.8	3.0	L	15	5	6	6	3	2	0	0	0	0	0	39	67	18.00	2.333										
<b>Guillermo Mota, R</b> (4, 1) ERA: 4.19	1.0		5	2	2	2	0	1	0	0	0	0	0	6	10	18.00	3.000										
<b>Mark Leiter, R</b> (5, 1) ERA: 3.91	1.0		3	0	0	0	0	0	0	0	0	0	0	5	10	0.00	0.000										
<b>Mike DeJean, R</b> (6, 1) ERA: 2.67	1.0		4	0	0	0	1	1	0	0	0	1	0	8	15	0.00	1.000										
<b>Ray King, L</b> (7, 1) ERA: 3.97	1.0		6	2	1	1	0	1	0	0	0	0	0	10	17	9.00	3.000										



Batter	1	2	3	4	5	6	7	8	9	AB	R	H	RBI	BB	SO	LOB	TOP			
Devon White, S OBP: 0.347, SLG: 0.473 James Mouton, R OBP: 0.320, SLG: 0.360	0-0 WP 1B		1-0 F8		2-3 K			1-1 1B F9 1B	3-2 F9	4	0	2	0	0	1	1				
Lou Collier, R OBP: 0.366, SLG: 0.448	0-0 F8		2-3 K		2-3 K			3-1 F9 1-2		4	0	0	0	0	2	3				
Geoff Jenkins, L OBP: 0.335, SLG: 0.477	3-3 K		3-3 K			1-3 K		1-1 G1-3		4	0	0	0	0	3	4				
Richie Sexson, R OBP: 0.328, SLG: 0.511	1-3 K 1-2			3-3 K		1-1 G5-3		2-2 1B 2-3 1B		4	0	1	0	0	2	1				
Jeremy Burnitz, L OBP: 0.342, SLG: 0.480		1-0 2B		1-0 G3		0-0 F9		0-0 1B 1-3 1B		4	0	2	1	0	0	0				
José Hernández, R OBP: 0.305, SLG: 0.449		1-1 L9		2-0 HR			2-3 K	2-3 K		4	1	1	1	0	2	3				
Luis Lopez, S OBP: 0.325, SLG: 0.371		3-2 L5		0-0 1B			0-1 G4-3 2B		0-0 G5-3	4	0	2	0	0	0	1				
Jesse Levis, L OBP: 0.400, SLG: 0.500 Mike Coolbaugh, R OBP: 0.271, SLG: 0.418		0-3 K		0-3 K2-3			0-0 G4-3		1-2 2B	3	0	0	0	0	2	3				
Jeff D'Amico, R Alex Sánchez, L Mark Leiter, R Allen Levrault, R Mark Sweeney, L 47 Mike Buddie, R Brandon Kolb, R Angel Echevarría, R			4-1 BB		2-3 K		3-3 K		3-2 P4	0	0	0	0	1	0	0				
<b>Inning Stats</b>	R: 0 E: 0 K: 2 S: 11	H: 1 LOB: 1 BB: 0 P: 15	R: 0 E: 0 K: 1 S: 11	H: 1 LOB: 1 BB: 0 P: 16	R: 0 E: 0 K: 2 S: 8	H: 0 LOB: 1 BB: 1 P: 18	R: 1 E: 0 K: 2 S: 10	H: 2 LOB: 1 BB: 0 P: 16	R: 0 E: 0 K: 1 S: 6	H: 0 LOB: 0 BB: 0 P: 8	R: 0 E: 0 K: 2 S: 11	H: 1 LOB: 1 BB: 0 P: 16	R: 1 E: 0 K: 1 S: 17	H: 3 LOB: 2 BB: 0 P: 26	R: 0 E: 0 K: 0 S: 12	H: 1 LOB: 1 BB: 0 P: 19	1B: 5 2B: 3 3B: 0 HR: 1	SF: 0 SAC: 0 DP: 0 HBP: 0	WP: 1 PA: 37 PB: 0 SB: 0 CS: 0	
<b>PITCHER</b>	IP WLS BF H R ER SO BB IBB HBP BLK WP HR S P ERA WHIP	7.0 W 27 5 1 1 13 1 0 0 0 1 1 67 105 1.29 0.857	0.2 3 1 1 1 0 0 0 0 0 0 0 0 6 11 13.50 1.500	0.0 1 1 0 0 0 0 0 0 0 0 0 0 3 5 ∞ ∞	1.0 5 2 0 0 1 0 0 0 0 0 0 0 17 23 0.00 2.000	0.1 1 0 0 0 0 0 0 0 0 0 0 0 3 6 0.00 0.000														

Milwaukee Brewers @ St. Louis Cardinals  
Busch Stadium, St. Louis, MO  
Wed Sep 19 2001, 12:40 PM CDT  
Att: 29,332 - Cloudy - 68 F

AB	36
R	2
H	9
RBI	2
BB	1
SO	14
LOB	19



Batter	1	2	3	4	5	6	7	8	9	AB	R	H	RBI	BB	SO	LOB	BOTTOM			
Fernando Vina, L OBP: 0.355, SLG: 0.407	1-2 2B 1B		1-0 5 2B 1B	1-2 G6-3		0-0 G4-3				4	2	2	0	0	0	0				
Placido Polanco, R OBP: 0.354, SLG: 0.402	1-0 F8 5 G1-3 2B		2-3 K		0-0 F9		2-2 G1-3			4	1	1	1	0	1	2				
J.D. Drew, L OBP: 0.413, SLG: 0.628	0-0 F8		0-3 K		0-0 B1-3		2-0 L9			4	0	0	0	0	1	3				
5 Albert Pujols, R OBP: 0.409, SLG: 0.627	1-1 G1-3		1-1 1B 2B		3-2 1B 2B		0-0 G4-3			4	2	2	3	0	0	0				
15 Jim Edmonds, L OBP: 0.388, SLG: 0.532	3-H F7		4-0 1B IBB		4-0 1B IBB		0-1 3B 1B			2	1	1	0	2	0	0				
Craig Paquette, R OBP: 0.317, SLG: 0.460 Kerry Robinson, L OBP: 0.326, SLG: 0.335		0-1 F8	1-2 1B		2-2 FC6-4 1B		0-0 L7			4	0	2	2	0	0	1				
Edgar Renteria, R OBP: 0.317, SLG: 0.377		2-2 F3	1-2 L5		1-2 FC6-4		2-2 SF7 3B			4	1	1	1	0	0	4				
Mike Matheny, R OBP: 0.281, SLG: 0.307		2-2 P4		0-2 F9		3-2 L7		1-0 SF7		3	0	0	1	0	0	0				
Matt Morris, R Jeff Tabaka, R Gene Stechschulte, R Steve Kline, S Mike James, R			0-0 1B 5 2B 2B		1-2 L7		1-3 K		3-H K	3	1	1	0	0	1	0				
<b>Inning Stats</b>	R: 2 E: 0 K: 0 S: 9	H: 2 LOB: 0 BB: 0 P: 12	R: 0 E: 0 K: 0 S: 8	H: 0 LOB: 0 BB: 0 P: 12	R: 3 E: 0 K: 2 S: 16	H: 4 LOB: 2 BB: 1 P: 26	R: 0 E: 0 K: 0 S: 9	H: 0 LOB: 0 BB: 0 P: 11	R: 1 E: 0 K: 0 S: 11	H: 2 LOB: 2 BB: 1 P: 21	R: 0 E: 0 K: 1 S: 8	H: 0 LOB: 0 BB: 0 P: 12	R: 0 E: 0 K: 0 S: 5	H: 0 LOB: 0 BB: 0 P: 9	R: 2 E: 0 K: 1 S: 11	H: 2 LOB: 0 BB: 0 P: 15	1B: 5 2B: 4 3B: 1 HR: 0	SF: 1 SAC: 0 DP: 0 HBP: 0	WP: 0 PA: 36 PB: 0 SB: 0 CS: 0	
<b>PITCHER</b>	IP WLS BF H R ER SO BB IBB HBP BLK WP HR S P ERA WHIP	4.0 L 19 6 2 1 5 2 0 1 0 0 0 0 11 21 9.00 2.000	1.0 6 2 1 1 0 0 0 0 0 0 0 0 8 12 0.00 0.000	1.0 3 0 0 0 0 0 0 0 0 0 0 0 5 9 0.00 0.000	1.0 3 0 0 0 0 0 0 0 0 0 0 0 5 9 0.00 0.000	1.0 5 2 2 2 1 0 0 0 0 0 0 0 11 15 18.00 2.000														

Milwaukee Brewers @ St. Louis Cardinals  
Busch Stadium, St. Louis, MO  
Wed Sep 19 2001, 12:40 PM CDT  
Att: 29,332 - Cloudy - 68 F

AB	33
R	8
H	10
RBI	8
BB	2
SO	4
LOB	10





Batter	1	2	3	4	5	6	7	8	9	AB	R	H	RBI	BB	SO	LOB	TOP								
Todd Walker, L (1,4) OBP: 0.360, SLG: 0.474	F7			SH 1B		E 1B HR BB	P6			3	2	1	0	1	0	2	<b>Cincinnati Reds @ Milwaukee Brewers</b> Miller Park, Milwaukee, WI Fri Sep 21 2001, 7:05 PM CDT Att: 26,412 - Cloudy - 64 F								
Wilton Guerrero, S (1,6) OBP: 0.281, SLG: 0.436 Juan Castro, R (6, PR) OBP: 0.267, SLG: 0.313	G5-3			SH SF7 1B		E5 HR 1B	K			3	1	2	0	0	0	0									
Ken Griffey Jr., L (1,8) OBP: 0.369, SLG: 0.543	F7			SH		HR		L3		3	1	1	3	0	0	0									
Sean Casey, L (1,3) OBP: 0.376, SLG: 0.469		G4-3		SF7		G4-3		F7		3	0	0	1	0	0	1									
Aaron Boone, R (1,5) OBP: 0.353, SLG: 0.488		G6-3		P4		K		G6-3		4	0	0	0	0	1	2									
Adam Dunn, L (1,9) OBP: 0.370, SLG: 0.552		G2-3		F7		F7			G6-3 E 1B	4	0	1	0	0	0	2									
Dmitri Young, S (1,7) OBP: 0.347, SLG: 0.466			F8		G3				G6-3	4	0	1	0	0	0	1									
Jason LaRue, R (1,2) OBP: 0.299, SLG: 0.395 Raul Gonzalez, R (7, PR) OBP: 0.299, SLG: 0.395 Scott Sullivan, R (7, 1) OBP: 0.299, SLG: 0.395 Robin Jennings, L (9, PH) OBP: 0.277, SLG: 0.443 Danny Graves, R (9, 1) OBP: 0.250, SLG: 1.000			G5-3		G4-3				K	2	0	0	0	0	0	0									
59 Lance Davis, R (1,1) OBP: 0.133, SLG: 0.167 Brady Clark, R (7, PH) OBP: 0.369, SLG: 0.458 Corky Miller, R (7, 2) OBP: 0.200, SLG: 0.214			G4-3		K				K	2	0	0	0	0	0	0									
<b>Inning Stats</b>	R: 0 E: 0 K: 0 S: 7	H: 0 LOB: 0 BB: 0 P: 8	R: 0 E: 0 K: 0 S: 4	H: 0 LOB: 0 BB: 0 P: 10	R: 0 E: 0 K: 0 S: 5	H: 0 LOB: 0 BB: 0 P: 5	R: 2 E: 1 K: 0 S: 9	H: 2 LOB: 1 BB: 0 P: 12	R: 0 E: 0 K: 1 S: 7	H: 0 LOB: 0 BB: 0 P: 8	R: 3 E: 1 K: 1 S: 14	H: 2 LOB: 1 BB: 1 P: 24	R: 0 E: 0 K: 1 S: 10	H: 1 LOB: 2 BB: 0 P: 18	R: 0 E: 0 K: 0 S: 7	H: 0 LOB: 0 BB: 0 P: 11		R: 0 E: 1 K: 2 S: 9	H: 1 LOB: 1 BB: 0 P: 14	1B: 5 2B: 0 3B: 0 HR: 1	SF: 1 SAC: 2 DP: 0 HBP: 1	WP: 0 PB: 0 SB: 0 CS: 0	PA: 36		
<b>PITCHER</b>	IP	WLS	BF	H	R	ER	SO	BB	IBB	HBP	BLK	WP	HR	S	P	ERA	WHIP								
15 Ben Sheets, R (1,1) ERA: 4.68	5.0		18	2	2	1	1	0	0	0	0	0	0	32	43	1.80	0.400								
Mac Suzuki, R (6, 1) ERA: 5.49	1.1	L	9	3	3	3	1	1	0	1	0	0	1	19	35	20.25	3.000								
Ray King, L (7, 1) ERA: 3.94	0.1		1	0	0	0	0	0	0	0	0	0	0	1	2	0.00	0.000								
Mike DeJean, R (7, 1) ERA: 2.65	0.1		1	0	0	0	1	0	0	0	0	0	0	4	5	0.00	0.000								
Chad Fox, R (8, 1) ERA: 1.65	1.0		3	0	0	0	0	0	0	0	0	0	0	7	11	0.00	0.000								
<b>PITCHER</b>	IP	WLS	BF	H	R	ER	SO	BB	IBB	HBP	BLK	WP	HR	S	P	ERA	WHIP								
Curt Leskanic, R (9, 1) ERA: 3.51	1.0		4	1	0	0	2	0	0	0	0	0	0	9	14	0.00	1.000								

AB	31
R	5
H	6
RBI	4
BB	1
SO	5
LOB	12



Batter	1	2	3	4	5	6	7	8	9	AB	R	H	RBI	BB	SO	LOB	BOTTOM								
Lou Collier, R (1,5) OBP: 0.371, SLG: 0.438 Mike Coolbaugh, R (8, 5) OBP: 0.271, SLG: 0.418	1B BB		K		2B BB		K			2	1	0	0	2	2	2	<b>Cincinnati Reds @ Milwaukee Brewers</b> Miller Park, Milwaukee, WI Fri Sep 21 2001, 7:05 PM CDT Att: 26,412 - Cloudy - 64 F								
Mark Loretta, R (1,4) OBP: 0.348, SLG: 0.354 Luis Lopez, S (6, 4) OBP: 0.324, SLG: 0.369	F2		F9		2B			F9		3	0	1	1	0	0	2									
Geoff Jenkins, L (1,7) OBP: 0.334, SLG: 0.474	G5-4-3 1B			F7	F7			K		4	0	1	0	0	1	1									
Richie Sexson, R (1,3) OBP: 0.331, SLG: 0.512	G5-4-3			1B 2B 1B			L3 1B	BB		3	1	2	0	1	0	2									
Devon White, S (1,8) OBP: 0.346, SLG: 0.471		K		CS 1B		F8		K		4	0	1	0	0	2	2									
Jeremy Burnitz, L (1,9) OBP: 0.341, SLG: 0.481		G3		SAFE 2B		L3		G3		4	0	1	1	0	0	1									
José Hernández, R (1,6) OBP: 0.302, SLG: 0.446		K		K			F9		K	4	0	0	0	0	3	1									
Henry Blanco, R (1,2) OBP: 0.277, SLG: 0.311 Alex Sanchez, L (7, PH) OBP: 0.246, SLG: 0.328 Kevin Brown, R (8, 2) OBP: 0.244, SLG: 0.500			15 BB 2B		F8			K		2	0	1	0	0	0	0									
15 Ben Sheets, R (1,1) OBP: 0.125, SLG: 0.028 9 Elvin Fingers, S (5, PH) OBP: 0.200, SLG: 0.200 Mac Suzuki, R (8, 1) ERA: 5.49 Ray King, L (7, 1) ERA: 3.94 Mike DeJean, R (7, 1) ERA: 2.65 Mark Sweeney, L (8, 1) OBP: 0.306, SLG: 1.000 Chad Fox, R (8, 1) ERA: 1.65 Curt Leskanic, R (9, 1) ERA: 3.51				2B		K		F8		0	0	0	0	1	0	0									
<b>Inning Stats</b>	R: 0 E: 0 K: 0 S: 8	H: 1 LOB: 1 BB: 1 P: 12	R: 0 E: 0 K: 2 S: 12	H: 0 LOB: 0 BB: 0 P: 18	R: 0 E: 0 K: 1 S: 8	H: 1 LOB: 1 BB: 1 P: 15	R: 1 E: 0 K: 1 S: 9	H: 3 LOB: 1 BB: 0 P: 13	R: 1 E: 0 K: 1 S: 11	H: 1 LOB: 1 BB: 1 P: 21	R: 0 E: 0 K: 0 S: 5	H: 1 LOB: 0 BB: 0 P: 6	R: 0 E: 0 K: 1 S: 10	H: 1 LOB: 1 BB: 0 P: 14	R: 0 E: 0 K: 2 S: 12	H: 0 LOB: 1 BB: 1 P: 21		R: 0 E: 0 K: 2 S: 9	H: 0 LOB: 0 BB: 0 P: 14	1B: 4 2B: 4 3B: 1 HR: 0	SF: 0 SAC: 0 DP: 2 HBP: 0	WP: 0 PB: 0 SB: 0 CS: 1	PA: 35		
<b>PITCHER</b>	IP	WLS	BF	H	R	ER	SO	BB	IBB	HBP	BLK	WP	HR	S	P	ERA	WHIP								
59 Lance Davis, L (1,1) ERA: 4.86	6.0	W	24	7	2	2	5	3	0	0	0	0	0	53	85	3.00	1.667								
Scott Sullivan, R (7, 1) ERA: 3.5	2.0	H	8	1	0	0	3	1	0	0	0	0	0	22	35	0.00	1.000								
Danny Graves, R (9, 1) ERA: 4.0	1.0	S	3	0	0	0	2	0	0	0	0	0	0	9	14	0.00	0.000								





Batter	1	2	3	4	5	6	7	8	9	AB	R	H	RBI	BB	SO	LOB	TOP					
Todd Walker, L (1.4)	F2		F9		HR		F7			4	1	1	1	0	0	0	<b>Cincinnati Reds @ Milwaukee Brewers</b> Miller Park, Milwaukee, WI Sat Sep 22 2001, 6:05 PM CDT Att: 35,939 - Cloudy - 72 F					
Adam Dunn, L (1.9)	HR		2B		K		F7			4	1	2	1	0	1	0						
Ken Griffey Jr., L (1.8)	G3-1		IBB		L9		G3			3	0	0	0	1	0	0						
Sean Casey, L (1.3)	G3-1		G3-1		F5		L6			4	0	0	0	0	2	0						
Aaron Boone, R (1.5)	G4-3				F7		E5		P4	4	0	0	0	0	0	0						
Dmitri Young, S (1.7)	1B				HR		G6-3		CS	2	1	2	1	1	0	0						
Juan Castro, R (1.6)	K				F8		G6-3		F9	4	0	0	0	0	1	4						
Corky Miller, R (1.2)	P4				L8		G1-3			3	0	0	0	0	0	1						
Jose Acevedo, R (1.1)			F9		F9		K			2	0	0	0	0	0	0						
D.T. Cromer, L (7, PH)										1	0	0	0	0	1	0						
Jose Rijo, R (7.1)										0	0	0	0	0	0	0						
Scott Sullivan, R (8.1)										0	0	0	0	0	0	0						
Danny Graves, R (9.1)										0	0	0	0	0	0	0						
<b>Inning Stats</b>	R: 1 E: 0 K: 0 S: 8	H: 1 LOB: 0 BB: 0 P: 13	R: 0 E: 0 K: 1 S: 7	H: 1 LOB: 1 BB: 0 P: 9	R: 0 E: 0 K: 0 S: 9	H: 1 LOB: 2 BB: 1 P: 23	R: 1 E: 0 K: 0 S: 10	H: 1 LOB: 0 BB: 0 P: 14	R: 1 E: 0 K: 0 S: 7	H: 1 LOB: 1 BB: 0 P: 8	R: 0 E: 0 K: 1 S: 9	H: 0 LOB: 1 BB: 0 P: 15	R: 0 E: 0 K: 0 S: 6	H: 0 LOB: 0 BB: 0 P: 8	R: 0 E: 0 K: 0 S: 7	H: 0 LOB: 0 BB: 1 P: 10	R: 0 E: 0 K: 0 S: 8	H: 0 LOB: 0 BB: 1 P: 14	1B: 1 2B: 1 3B: 0 HR: 3	SF: 0 SAC: 0 DP: 1 HBP: 1	WP: 0 PB: 0 SB: 0 CS: 1	PA: 34
<b>PITCHER</b>	IP WLS BF H R ER SO BB IBB HBP BLK WP HR S P ERA WHIP																					
Ruben Quevedo, R (1.1)	5.0 L 21 5 3 3 2 0 0 1 0 0 0 3 41 67 5.40 1.000																					
Mark Leiter, R (6.1)	2.0 7 0 0 0 1 0 0 0 1 0 0 0 15 23 0.00 0.000																					
Ray King, L (8.1)	1.0 3 0 0 0 0 0 0 0 0 0 0 7 10 0.00 0.000																					
Mike DeJean, R (9.1)	1.0 3 0 0 0 0 1 0 0 0 0 0 0 8 14 0.00 1.000																					

AB	31
R	3
H	5
RBI	3
BB	2
SO	3
LOB	7



Batter	1	2	3	4	5	6	7	8	9	AB	R	H	RBI	BB	SO	LOB	BOTTOM			
Devon White, S (1.8)	FC6-4 1B		FC6-4 HBP		1B		G1-3			3	0	2	1	0	0	2	<b>Cincinnati Reds @ Milwaukee Brewers</b> Miller Park, Milwaukee, WI Sat Sep 22 2001, 6:05 PM CDT Att: 35,939 - Cloudy - 72 F			
Mark Loretta, R (1.4)	FC6-4 FC5-4 1-2f		FC6-4 1-2f		1B		1-2 2-3		P4	4	0	1	0	0	0	2				
Geoff Jenkins, L (1.7)	K				K		G3		P4	4	0	0	0	0	2	1				
Richie Sexson, R (1.3)	FC5-4 1-2f				K		K		K	4	0	0	0	0	3	1				
Jeremy Burnitz, L (1.9)			K		K		F9		F7	4	0	0	0	0	2	0				
José Hernández, R (1.6)			F9				F8 1B		L9	4	1	2	0	0	0	0				
Luis Lopez, S (1.5)			G4-3		F5		F5		G2-3	3	0	0	0	1	0	1				
Henry Blanco, R (1.2)			G4-3		G4-3		F8 1B 1B		P6	3	0	1	0	0	0	1				
Ruben Quevedo, R (1.1)					F8		F8		PB BB	1	0	0	0	0	1	0				
Mark Swetney, L (5, PH)										1	0	0	0	0	0	2				
Mark Leiter, R (6.1)										0	0	0	0	0	0	0				
Lou Collier, R (7, PH)										0	0	0	0	1	0	0				
Ray King, L (8.1)										0	0	0	0	0	0	0				
Mike DeJean, R (9.1)										0	0	0	0	0	0	0				
<b>Inning Stats</b>	R: 0 E: 0 K: 1 S: 9	H: 1 LOB: 1 BB: 0 P: 13	R: 0 E: 0 K: 1 S: 10	H: 0 LOB: 0 BB: 0 P: 13	R: 0 E: 0 K: 3 S: 12	H: 0 LOB: 0 BB: 0 P: 19	R: 1 E: 0 K: 0 S: 14	H: 4 LOB: 2 BB: 0 P: 22	R: 0 E: 0 K: 1 S: 11	H: 0 LOB: 0 BB: 0 P: 19	R: 0 E: 0 K: 0 S: 16	H: 1 LOB: 2 BB: 2 P: 28	R: 0 E: 0 K: 1 S: 7	H: 0 LOB: 0 BB: 0 P: 8	R: 0 E: 0 K: 0 S: 7	H: 0 LOB: 0 BB: 0 P: 7	1B: 6 2B: 0 3B: 0 HR: 0	SF: 0 SAC: 0 DP: 0 HBP: 1	WP: 0 PB: 1 SB: 0 CS: 0	PA: 34
<b>PITCHER</b>	IP WLS BF H R ER SO BB IBB HBP BLK WP HR S P ERA WHIP																			
Jose Acevedo, R (1.1)	6.0 W 23 5 1 1 7 0 0 0 0 0 0 16 28 1.50 0.833																			
Jose Rijo, R (7.1)	1.0 H 5 1 0 0 0 2 0 0 0 0 0 0 16 28 0.00 3.000																			
Scott Sullivan, R (8.1)	1.0 H 3 0 0 0 1 0 0 0 0 0 0 0 7 8 0.00 0.000																			
Danny Graves, R (9.1)	1.0 S 3 0 0 0 0 0 0 0 0 0 0 0 7 7 0.00 0.000																			

AB	31
R	1
H	6
RBI	1
BB	2
SO	8
LOB	10













Batter	1	2	3	4	5	6	7	8	9	AB	R	H	RBI	BB	SO	LOB	TOP										
Lou Collier, R OBP: 0.379, SLG: 0.433 Rocky Coppinger, R (8, 1)										4	1	1	1	1	3	1											
Mark Loretta, R OBP: 0.345, SLG: 0.351										5	1	1	0	0	0	1											
Geoff Jenkins, L OBP: 0.332, SLG: 0.470										4	1	0	0	1	1	1											
Richie Sexson, R OBP: 0.330, SLG: 0.520 Angel Chavez, R OBP: 0.296, SLG: 0.385										3	0	0	0	0	2	3											
Jeremy Burnitz, L OBP: 0.344, SLG: 0.500										4	2	2	4	1	2	0											
Devon White, S OBP: 0.349, SLG: 0.468 James Mouton, R OBP: 0.325, SLG: 0.360										2	0	0	0	0	1												
Luis Lopez, S OBP: 0.333, SLG: 0.388										4	1	2	3	0	1												
Henry Blanco, R OBP: 0.277, SLG: 0.316										4	1	2	0	0	2												
15 Ben Sheets, R Alex Sanchez, L 47 Mike Budde, R Mark Leiter, R 9 Elvis Pina, S Alan Cordero, R Gus Gandarillas, R Mark Sweeney, L Mike Cofranceso, R										1	0	0	0	0	1	0											
<b>Inning Stats</b>	R: 0 E: 0 K: 1 S: 9	H: 0 LOB: 0 BB: 0 P: 15	R: 0 E: 0 K: 2 S: 11	H: 1 LOB: 2 BB: 0 P: 18	R: 0 E: 0 K: 1 S: 10	H: 0 LOB: 1 BB: 1 P: 18	R: 0 E: 0 K: 0 S: 8	H: 1 LOB: 1 BB: 0 P: 13	R: 5 E: 0 K: 1 S: 20	H: 4 LOB: 0 BB: 1 P: 36	R: 0 E: 0 K: 1 S: 6	H: 0 LOB: 0 BB: 0 P: 7	R: 0 E: 0 K: 1 S: 8	H: 0 LOB: 0 BB: 0 P: 12	R: 3 E: 0 K: 1 S: 17	H: 2 LOB: 1 BB: 2 P: 31	R: 1 E: 0 K: 2 S: 12	H: 1 LOB: 0 BB: 0 P: 19	1B: 3 2B: 3 3B: 0 HR: 3	SF: 0 SAC: 0 DP: 0 HBP: 1	WP: 0 PA: 41 PB: 0 SB: 1 CS: 0						
<b>PITCHER</b>	IP	WLS	BF	H	R	ER	SO	BB	IBB	HBP	BLK	WP	HR	S	P	ERA	WHIP										
Bobby Witt, R ERA: 4.12	5.0	W	24	6	5	5	5	2	0	1	0	0	1	58	100	9.00	1.600										
Mike Morgan, R ERA: 3.95	1.0	H	3	0	0	0	1	0	0	0	0	0	0	6	7	0.00	0.000										
Miguel Batista, R ERA: 3.53	1.1		5	0	1	1	1	1	0	0	0	0	0	12	21	6.75	0.750										
Mike Koplove, R ERA: 4.91	0.2		5	2	2	2	1	1	0	0	0	0	1	13	22	27.00	4.500										
Robert Ellis, R ERA: 5.6	1.0		4	1	1	1	2	0	0	0	0	0	1	12	19	9.00	1.000										

Milwaukee Brewers @ Arizona Diamondbacks  
Bank One Ballpark, Phoenix, AZ  
Wed Sep 26 2001, 9:35 PM EDT  
Att: 30,658 - Sunny - 96 F

AB 36  
R 9  
H 9  
RBI 9  
BB 4  
SO 10  
LOB 12

Batter	1	2	3	4	5	6	7	8	9	AB	R	H	RBI	BB	SO	LOB	BOTTOM										
Tony Womack, L OBP: 0.296, SLG: 0.326 Alex Cintron, S OBP: 0.333, SLG: 0.333										6	1	2	4	0	0	4											
Danny Bautista, R OBP: 0.337, SLG: 0.400										6	0	3	2	0	0	1											
Luis Gonzalez, L OBP: 0.431, SLG: 0.685 Midre Cummings, L OBP: 0.188, SLG: 0.267										4	0	2	0	1	1	3											
Reggie Sanders, R OBP: 0.336, SLG: 0.535 Miguel Batista, R OBP: 0.100, SLG: 0.036 Mike Koplove, R										4	2	1	0	1	2	4											
Jack Cust, L Robert Ellis, R OBP: 0.185, SLG: 0.154										0	0	0	0	0	0	0											
Erubiel Durazo, L OBP: 0.362, SLG: 0.524										3	3	2	0	3	0	0											
Matt Williams, R OBP: 0.315, SLG: 0.475 Junior Spivey, R OBP: 0.355, SLG: 0.420										4	2	1	0	1	0	5											
Craig Counsell, L OBP: 0.359, SLG: 0.359										5	3	1	1	1	0	4											
Rod Barajas, R OBP: 0.290, SLG: 0.301 Greg Colburn, R OBP: 0.344, SLG: 0.453 Ryan Christenson, R										3	1	2	1	0	0	2											
Chad Moeller, R OBP: 0.311, SLG: 0.293										0	0	0	0	0	0	0											
Bobby Witt, R OBP: 0.300, SLG: 0.300 David Dellucci, L OBP: 0.352, SLG: 0.498 Mike Morgan, R										1	0	1	0	0	0	0											
Steve Finley, L OBP: 0.339, SLG: 0.418										2	1	2	5	0	0	0											
<b>Inning Stats</b>	R: 0 E: 0 K: 0 S: 12	H: 2 LOB: 1 BB: 0 P: 15	R: 1 E: 0 K: 0 S: 10	H: 3 LOB: 2 BB: 0 P: 16	R: 0 E: 0 K: 1 S: 14	H: 1 LOB: 2 BB: 1 P: 23	R: 1 E: 0 K: 0 S: 13	H: 2 LOB: 1 BB: 0 P: 16	R: 4 E: 0 K: 1 S: 19	H: 5 LOB: 3 BB: 2 P: 38	R: 5 E: 0 K: 1 S: 13	H: 3 LOB: 2 BB: 4 P: 33	R: 4 E: 1 K: 0 S: 14	H: 2 LOB: 0 BB: 1 P: 24	R: 0 E: 0 K: 0 S: 11	H: 0 LOB: 2 BB: 2 P: 24	1B: 14 2B: 3 3B: 0 HR: 1	SF: 0 SAC: 1 DP: 0 HBP: 0	WP: 1 PA: 52 PB: 0 SB: 0 CS: 0								
<b>PITCHER</b>	IP	WLS	BF	H	R	ER	SO	BB	IBB	HBP	BLK	WP	HR	S	P	ERA	WHIP										
15 Ben Sheets, R ERA: 4.67	4.0		20	8	2	2	1	1	0	0	0	1	0	8	18	108.00	12.000										
47 Mike Budde, R ERA: 3.99	0.1	L	5	3	4	4	0	1	0	0	0	0	0	11	20	0.00	4.500										
Mark Leiter, R ERA: 3.6	0.2		5	2	0	0	1	1	0	0	0	0	0	5	18	108.00	9.000										
Allen Levrault, R ERA: 5.85	0.1		5	1	4	4	0	2	1	0	0	0	0	5	18	108.00	9.000										
Gus Gandarillas, R ERA: 6.14	1.2		12	4	5	4	1	2	0	0	0	0	1	22	39	21.60	3.600										

Milwaukee Brewers @ Arizona Diamondbacks  
Bank One Ballpark, Phoenix, AZ  
Wed Sep 26 2001, 9:35 PM EDT  
Att: 30,658 - Sunny - 96 F

AB 41  
R 15  
H 18  
RBI 14  
BB 10  
SO 3  
LOB 25



Batter	1	2	3	4	5	6	7	8	9	AB	R	H	RBI	BB	SO	LOB	TOP			
James Mouton, R OBP: 0.326, SLG: 0.361 (1.9)	F8		K				K	K		5	1	1	0	1	3	3	<b>Milwaukee Brewers @ Arizona Diamondbacks</b> Bank One Ballpark, Phoenix, AZ Thu Sep 27 2001, 9:35 PM EDT Att: 28,359 - Sunny - 95 F  <b>AB 41</b> <b>R 11</b> <b>H 14</b> <b>RBI 11</b> <b>BB 5</b> <b>SO 17</b> <b>LOB 19</b>			
Mark Loretta, R OBP: 0.343, SLG: 0.348 9 Elvis Pena, S OBP: 0.250, SLG: 0.286 (1.4)	F3		K				K	2B	G6-3	3	0	0	0	0	2	1				
Devon White, S OBP: 0.349, SLG: 0.469 Luis Lopez, S OBP: 0.335, SLG: 0.393 (1.8)			K				K	2B		3	0	1	0	0	2	1				
Richie Sexson, R OBP: 0.332, SLG: 0.521 (1.3)										3	0	1	3	2	2	1				
Angel Echevarria, R OBP: 0.292, SLG: 0.392 (1.7)										3	0	1	0	1	0	1				
Mark Sweeney, L OBP: 0.349, SLG: 0.438 Mike DeJean, R OBP: 0.335, SLG: 0.457 Ray King, L (8.1)										1	0	0	0	0	0	0				
Lou Collier, R OBP: 0.372, SLG: 0.422 (1.5)										5	1	1	0	0	1	3				
José Hernández, R OBP: 0.300, SLG: 0.440 (1.6)										5	2	2	0	0	2	1				
Henry Blanco, R OBP: 0.284, SLG: 0.331 (1.2)										4	4	3	3	1	1	0				
Ruben Quevedo, R OBP: 0.236, SLG: 0.250 Jimmy Haynes, R OBP: 0.166, SLG: 0.196 Kevin Brown, R OBP: 0.226, SLG: 0.247 Allen Levrault, R OBP: 0.355, SLG: 0.457 Mike Coolbaugh, R OBP: 0.226, SLG: 0.244 47 Mike Buddie, R OBP: 0.226, SLG: 0.244 Jerome Burnitz, S OBP: 0.346, SLG: 0.506 (1.1)										1	0	1	0	0	0	0				
<b>Inning Stats</b>	R: 0 E: 0 K: 1 S: 8	H: 1 LOB: 1 BB: 0 P: 15	R: 0 E: 0 K: 2 S: 8	H: 0 LOB: 0 BB: 1 P: 11	R: 1 E: 0 K: 3 S: 12	H: 2 LOB: 1 BB: 0 P: 17	R: 0 E: 0 K: 2 S: 10	H: 0 LOB: 1 BB: 1 P: 20	R: 0 E: 0 K: 3 S: 15	H: 1 LOB: 2 BB: 1 P: 22	R: 4 E: 0 K: 3 S: 19	H: 4 LOB: 1 BB: 0 P: 25	R: 4 E: 0 K: 1 S: 22	H: 5 LOB: 2 BB: 2 P: 34	R: 2 E: 0 K: 0 S: 8	H: 1 LOB: 1 BB: 2 P: 20	1B: 6 2B: 6 3B: 0 HR: 2	SF: 1 SAC: 0 DP: 0 HBP: 0	WP: 2 PB: 0 SB: 0 CS: 0	PA: 47
<b>PITCHER</b>	IP WLS BF H R ER SO BB IBB HBP BLK WP HR S P ERA WHIP																			
Randy Johnson, L ERA: 2.52 (1.1)	6.2 W 30 7 5 3 16 2 0 0 0 0 1 1 81 126 6.75 1.350																			
Mike Morgan, R ERA: 4.59 (7.1)	0.1 5 4 3 3 0 0 0 0 0 0 0 0 9 13 81.00 12.000																			
Greg Swindell, L ERA: 4.44 (8.1)	0.2 4 2 1 1 1 0 0 0 0 0 0 0 12 17 13.50 3.000																			
Byung-Hyun Kim, R ERA: 3.06 (8.1)	1.1 S 8 1 2 2 0 3 0 0 0 0 1 1 12 29 13.50 3.000																			

Batter	1	2	3	4	5	6	7	8	9	AB	R	H	RBI	BB	SO	LOB	BOTTOM			
Tony Womack, L OBP: 0.303, SLG: 0.336 (1.6)	F9		1B							4	4	3	2	1	0	0	<b>Milwaukee Brewers @ Arizona Diamondbacks</b> Bank One Ballpark, Phoenix, AZ Thu Sep 27 2001, 9:35 PM EDT Att: 28,359 - Sunny - 95 F  <b>AB 38</b> <b>R 13</b> <b>H 16</b> <b>RBI 13</b> <b>BB 8</b> <b>SO 2</b> <b>LOB 24</b>			
Danny Bautista, R OBP: 0.346, SLG: 0.410 (1.9)										5	2	3	2	1	0	1				
Luis Gonzalez, L OBP: 0.431, SLG: 0.683 David DeLucci, L OBP: 0.354, SLG: 0.495 (1.7)										3	0	1	1	1	0	4				
Matt Williams, R OBP: 0.319, SLG: 0.478 Junior Spivey, R OBP: 0.355, SLG: 0.420 Greg Colbrunn, R OBP: 0.351, SLG: 0.453 Jay Bell, R OBP: 0.345, SLG: 0.390 (1.5)										4	2	2	2	1	1	4				
Erubiel Durazo, L OBP: 0.371, SLG: 0.524 Rod Barajas, R OBP: 0.206, SLG: 0.301 (1.3)										4	1	2	1	2	0	4				
Steve Finley, L OBP: 0.340, SLG: 0.423 Byung-Hyun Kim, R OBP: 0.167, SLG: 0.167 (1.8)										4	0	2	4	0	0	6				
Craig Counsell, L OBP: 0.357, SLG: 0.359 (1.4)										5	1	1	0	0	0	4				
Chad Moeller, R OBP: 0.327, SLG: 0.364 Midge Cummings, L OBP: 0.255, SLG: 0.313 Mark Grace, L OBP: 0.381, SLG: 0.456 (1.2)										3	2	1	1	1	0	0				
Randy Johnson, R OBP: 0.136, SLG: 0.103 Mike Morgan, R ERA: 4.52 Greg Swindell, L ERA: 4.44 Ryan Christenson, R (7.1)										3	0	0	0	0	1	0				
<b>Inning Stats</b>	R: 2 E: 0 K: 0 S: 14	H: 1 LOB: 2 BB: 3 P: 29	R: 2 E: 0 K: 0 S: 21	H: 3 LOB: 3 BB: 2 P: 31	R: 3 E: 0 K: 1 S: 16	H: 4 LOB: 3 BB: 2 P: 32	R: 0 E: 0 K: 0 S: 7	H: 0 LOB: 0 BB: 0 P: 10	R: 3 E: 0 K: 1 S: 16	H: 4 LOB: 1 BB: 0 P: 22	R: 0 E: 0 K: 1 S: 9	H: 0 LOB: 0 BB: 0 P: 13	R: 2 E: 0 K: 0 S: 13	H: 3 LOB: 1 BB: 0 P: 22	R: 1 E: 0 K: 0 S: 10	H: 1 LOB: 3 BB: 1 P: 21		1B: 10 2B: 3 3B: 1 HR: 2	SF: 1 SAC: 1 DP: 0 HBP: 2	WP: 1 PB: 0 SB: 1 CS: 0
<b>PITCHER</b>	IP WLS BF H R ER SO BB IBB HBP BLK WP HR S P ERA WHIP																			
Ruben Quevedo, R ERA: 4.61 (1.1)	2.1 L 20 7 1 0 0 1 1 0 0 0 0 0 14 26 0.00 1.200																			
Jimmy Haynes, R ERA: 4.42 (3.1)	1.2 7 1 0 0 1 1 0 0 0 0 0 0 25 35 13.50 2.000																			
Allen Levrault, R ERA: 5.98 (5.1)	2.0 10 4 3 3 1 0 0 0 0 0 0 0 13 22 18.00 3.000																			
47 Mike Buddie, R ERA: 4.23 (7.1)	1.0 6 3 2 2 0 0 0 0 0 0 0 1 9 20 13.50 1.500																			
Mike DeJean, R ERA: 2.93 (8.1)	0.2 6 1 1 1 0 0 1 2 0 0 1 0 9 20 13.50 1.500																			







Batter	1	2	3	4	5	6	7	8	9	AB	R	H	RBI	BB	SO	LOB	TOP			
James Mouton, R OBP: 0.324, SLG: 0.347	1-3 K	1-0 F2		2-2 F8	4-1 BB		4-1 BB		3-2 F8	4	0	0	0	2	1	1				
Mark Loretta, R OBP: 0.346, SLG: 0.352	2-2 E		1-2 F9	1-1 BB	0-1 G6-3		0-0 G3		2-2 G4-6-3	2	2	2	0	0	0	0				
9 Elvis Pena, S OBP: 0.188, SLG: 0.200	1B		2B	1B						3	0	1	0	0	0	2				
Devon White, S OBP: 0.348, SLG: 0.468	SF9		2B	1B						1	0	0	0	0	0	1				
Jeremy Bumitz, L OBP: 0.349, SLG: 0.514	3-0 E4		4-2 2B	1-2 3B	1-2 BB		4-2 FC6-4		0-0 G3-1	3	2	0	0	2	0	2				
Richie Sexson, R OBP: 0.335, SLG: 0.525	2-2 1B		2-0 F9	0-0 L6		1-2 FC6-4		3-1 HR		5	1	3	1	0	0	3				
Lou Collier, R OBP: 0.357, SLG: 0.406	2-2 SF9		1-3 K		1-2 F9		1-2 FC6-4		0-3 K	4	0	0	1	0	2	4				
Mike Coolbaugh, R OBP: 0.267, SLG: 0.411	2-3 3-H		0-2 K		0-0 1B		1-2 2-3		1-2 HR	0	0	0	0	0	0	0				
Geoff Jenkins, L OBP: 0.335, SLG: 0.487	0-3 K		0-2 3B		0-0 2B		0-0 SF6		1-2 HR	4	3	3	3	0	1	2				
José Hernández, R OBP: 0.302, SLG: 0.444		2-2 HR	4-0 3B		2-3 K		3-2 F9		4-0 BB	3	2	1	1	2	1	2				
Kevin Brown, R OBP: 0.261, SLG: 0.535	1-1 G5-3		3-2 3B		0-0 HR		3-2 F7		0-0 G1-3	4	1	2	4	0	0	0				
Jesse Lewis, L OBP: 0.333, SLG: 0.375	2-H 3-H		1-3 3-H		2-H 1B		3-3 K		0-1 G4-6-3	1	0	0	0	0	0	1				
Mac Suzuki, R ERA: 5.27										2	0	0	0	0	0	2	1			
Jimmy Haynes, R ERA: 4.1										0	0	0	0	0	0	0	0			
47 Mike Buddie, R ERA: 4.19										0	0	0	0	0	0	0	0			
Gus Gandarillas, R ERA: 5.94										0	0	0	0	0	0	0	0			
Mark Loretta, R ERA: 3.45										0	0	0	0	0	0	0	0			
Ray King, L ERA: 3.61										0	0	0	0	0	0	0	0			
Ray King, L ERA: 3.61										0	0	0	0	0	0	0	0			
Inning Stats	R: 1 E: 1 K: 2 S: 19	H: 2 LOB: 2 BB: 0 P: 29	R: 1 E: 0 K: 1 S: 9	H: 1 LOB: 0 BB: 0 P: 13	R: 4 E: 0 K: 2 S: 18	H: 3 LOB: 1 BB: 2 P: 33	R: 0 E: 0 K: 0 S: 9	H: 1 LOB: 1 BB: 0 P: 13	R: 3 E: 0 K: 1 S: 14	H: 3 LOB: 1 BB: 1 P: 23	R: 0 E: 0 K: 1 S: 9	H: 0 LOB: 1 BB: 1 P: 19	R: 2 E: 0 K: 1 S: 10	H: 2 LOB: 1 BB: 1 P: 18	R: 0 E: 0 K: 0 S: 10	H: 1 LOB: 0 BB: 0 P: 15	1B: 7 2B: 2 3B: 1 HR: 4	SF: 2 SAC: 0 DP: 1 HBP: 0	WP: 0 PB: 0 SB: 2 CS: 0	PA: 47
PITCHER	IP	WLS	BF	H	R	ER	SO	BB	IBB	HBP	BLK	WP	HR	S	P	ERA	WHIP			
Denny Neagle, L ERA: 5.27	4.2		28	10	9	8	6	2	1	0	0	0	2	72	115	15.43	2.571			
Kane Davis, R ERA: 4.1	0.2	H	4	1	1	1	0	1	0	0	0	0	0	12	18	13.50	3.000			
Mike Myers, L ERA: 3.69	0.1		1	0	0	0	0	0	0	0	0	0	0	1	1	0.00	0.000			
Justin Speier, R ERA: 4.83	1.1	W	5	0	0	0	1	1	0	0	0	0	0	12	25	0.00	0.750			
Jay Powell, R ERA: 3.28	0.2		5	2	2	2	1	1	0	0	0	0	2	9	17	27.00	4.500			
Gabe White, L ERA: 6.37	0.1	H	1	0	0	0	0	0	0	0	0	0	0	0	0	0.00	1.000			
Jose Jimenez, R ERA: 4.25	1.0	S	3	1	0	0	0	0	0	0	0	0	0	10	15	0.00	1.000			

Milwaukee Brewers @ Colorado Rockies  
Coors Field, Denver, CO  
Sat Sep 29 2001, 1:05 PM MDT  
Att: 35,848 - Cloudy - 75 F

AB 39  
R 12  
H 14  
RBI 12  
BB 6  
SO 8  
LOB 19



Batter	1	2	3	4	5	6	7	8	9	AB	R	H	RBI	BB	SO	LOB	BOTTOM			
Juan Pierre, L OBP: 0.382, SLG: 0.417	1-0 WP	1-1 G4-3		4-2 BB		0-1 F6		0-2 FC5-4		5	1	2	0	1	0	2				
Terry Shupert, R OBP: 0.333, SLG: 0.427	1-1 17		4-2 BB	1-1 1B		2-0 3B		1-2 1B		4	3	4	2	2	0	0				
Jose Jimenez, R ERA: 4.25	2-H		4-2 1B	1-2 BB		4-0 1B		1-2 1B		0	0	0	0	0	0	0				
17 Todd Helton, L OBP: 0.436, SLG: 0.681	3-1 S		4-2 1B	1-2 BB		4-0 1B		0-1 G1-3		4	1	1	1	2	0	5				
Greg Norton, S OBP: 0.323, SLG: 0.512	0-0 F8		4-0 1B	1-2 E		2-1 P6		1-2 G6-3		3	2	1	0	1	0	1				
Mario Encarnacion, R OBP: 0.289, SLG: 0.189			1-2 2-3	1-2 3-H		1-2 S				1	0	0	0	0	0	2				
Jeff Cirillo, R OBP: 0.368, SLG: 0.479	4-1 S		2-2 FC6-4	1-3 2-H		0-2 1B		0-1 F3		4	2	3	2	1	0	0				
Alex Ochoa, R OBP: 0.336, SLG: 0.404	1-0 P4		3-1 P3	4-2 2B		0-0 1B		0-3 K		3	1	1	0	1	0	5				
Justin Speier, R ERA: 4.75			1-2 2-3	1-3 2-H		0-1 1B				0	0	0	0	0	0	0				
Brent Butler, R OBP: 0.289, SLG: 0.348			1-2 2-3	1-3 2-H		0-1 1B				0	0	0	0	0	0	0				
Gabe White, L OBP: 0.267, SLG: 0.411			1-2 2-3	1-3 2-H		0-1 1B				0	0	0	0	0	0	0				
Jose Ortiz, R OBP: 0.263, SLG: 0.440			1-2 2-3	1-3 2-H		0-1 1B				0	0	0	0	0	0	0				
Juan Uribe, R OBP: 0.323, SLG: 0.478	3-0 F3		0-2 E9	1-2 2-H		0-0 F9-1-5		0-2 F8		5	1	2	2	0	0	4				
Gary Bennett, R OBP: 0.312, SLG: 0.350		2-0 L7	0-0 FC6-4	4-1 HR		2-0 F8		2-1 G6-3		4	1	0	1	1	0	1				
Denny Neagle, L OBP: 0.237, SLG: 0.382		0-0 G4-3	0-1 FC6-4	0-1 HR		3-2 3B		4-2 FC5-4		3	1	1	4	0	0	1				
Kane Davis, R ERA: 4.1			1-2 2-3	1-3 2-H		0-1 1B				0	0	0	0	0	0	0				
Mike Myers, L ERA: 3.69			1-2 2-3	1-3 2-H		0-1 1B				0	0	0	0	0	0	0				
Larry Walker, L OBP: 0.454, SLG: 0.672			1-2 2-3	1-3 2-H		0-1 1B				1	1	1	0	1	0	0				
Inning Stats	R: 2 E: 0 K: 0 S: 9	H: 3 LOB: 2 BB: 1 P: 22	R: 0 E: 0 K: 0 S: 4	H: 0 LOB: 0 BB: 0 P: 7	R: 4 E: 1 K: 0 S: 19	H: 2 LOB: 1 BB: 3 P: 36	R: 7 E: 0 K: 0 S: 24	H: 6 LOB: 2 BB: 4 P: 47	R: 0 E: 0 K: 0 S: 7	H: 2 LOB: 2 BB: 0 P: 9	R: 1 E: 0 K: 0 S: 10	H: 2 LOB: 1 BB: 1 P: 22	R: 0 E: 0 K: 1 S: 7	H: 0 LOB: 0 BB: 0 P: 7	R: 0 E: 0 K: 0 S: 13	H: 1 LOB: 2 BB: 1 P: 20	1B: 9 2B: 6 3B: 1 HR: 1	SF: 0 SAC: 0 DP: 1 HBP: 0	WP: 1 PB: 1 SB: 5 CS: 1	PA: 48
PITCHER	IP	WLS	BF	H	R	ER	SO	BB	IBB	HBP	BLK	WP	HR	S	P	ERA	WHIP			
Mac Suzuki, R ERA: 5.86	2.0		14	4	6	6	0	4	0	0	0	0	1	26	46	37.80	5.400			
Jimmy Haynes, R ERA: 4.25	1.2	L	14	7	7	7	0	2	1	0	0	0	0	6	12	0.00	3.000			
47 Mike Buddie, R ERA: 4.19	0.1		2	0	0	0	0	1	0	0	0	0	0	17	31	4.50	2.000			
Gus Gandarillas, R ERA: 5.94	2.0		10	4	1	1	0	0	1	0	0	0	0	9	11	0.00	0.000			
Mark Loretta, R ERA: 3.45	1.1		4	0	0	0	1	0	0	0	0	0	0	9	11	0.00	0.000			
Ray King, L ERA: 3.61	0.2		4	1	0	0	0	1	0	0	0	0	0	11	16	0.00	3.000			

Milwaukee Brewers @ Colorado Rockies  
Coors Field, Denver, CO  
Sat Sep 29 2001, 1:05 PM MDT  
Att: 35,848 - Cloudy - 75 F

AB 38  
R 14  
H 16  
RBI 12  
BB 10  
SO 1  
LOB 21





Batter	1	2	3	4	5	6	7	8	9	AB	R	H	RBI	BB	SO	LOB	TOP			
Devon White, S OBP: 0.344, SLG: 0.463 (1, 8)	F7			G3-1		K	K			4	0	0	0	0	2	2	<b>Milwaukee Brewers @ Colorado Rockies</b> Coors Field, Denver, CO Sun Sep 30 2001, 1:05 PM MDT Att: 31,545 - Cloudy - 65 F			
9 Elvis Pena, S OBP: 0.150, SLG: 0.158 (1, 4)	F8			G4-3		K		G3-1	4	0	0	0	0	1	0					
Jeremy Bumitz, L OBP: 0.351, SLG: 0.514 (1, 9)	F7			PB 1B BB		BB 1B		G5-4-3 BB	2	0	1	0	2	0	0					
Richie Sexson, R OBP: 0.336, SLG: 0.524 (1, 3)		K		PB 1B		BB		G5-4-3	3	0	1	0	1	1	1					
Geoff Jenkins, L OBP: 0.332, SLG: 0.481 (1, 7)	F7			K		G3-1		L6	4	0	0	0	0	1	4					
José Hernández, R OBP: 0.301, SLG: 0.442 (7, PH) Lou Collier, R OBP: 0.367, SLG: 0.417 (7, 5)		K				K		1B 1B	2	0	0	0	0	2	0					
Mike Coolbaugh, R OBP: 0.266, SLG: 0.390 (7, 6)				F8		G4-3 HBP		F8	2	0	2	0	0	0	0					
Jesse Levis, L OBP: 0.308, SLG: 0.333 (1, 2)				G6-3		G4-3		G4-3	4	0	1	0	0	0	2					
Jeff D'Amico, R OBP: 0.188, SLG: 0.214 Allen Levrault, R OBP: 0.098, SLG: 0.063 Mark Sweeney, L OBP: 0.354, SLG: 0.429 Rocky Coppinger, R (7, 1)				G3-1		G1-3		K	1	0	0	0	0	0	0					
<b>Inning Stats</b>	R: 0 E: 0 K: 0 S: 5	H: 0 LOB: 0 BB: 0 P: 8	R: 0 E: 0 K: 2 S: 10	H: 0 LOB: 0 BB: 0 P: 15	R: 0 E: 0 K: 0 S: 5	H: 0 LOB: 0 BB: 0 P: 8	R: 0 E: 0 K: 1 S: 11	H: 1 LOB: 2 BB: 1 P: 16	R: 0 E: 0 K: 1 S: 10	H: 0 LOB: 1 BB: 0 P: 16	R: 0 E: 0 K: 2 S: 13	H: 2 LOB: 2 BB: 0 P: 18	R: 0 E: 0 K: 0 S: 3	H: 0 LOB: 0 BB: 1 P: 8	R: 0 E: 0 K: 1 S: 10	H: 1 LOB: 1 BB: 0 P: 13	1B: 5 2B: 0 3B: 0 HR: 0	SF: 0 SAC: 0 DP: 1 HBP: 1	WP: 0 PB: 1 CS: 0	PA: 35
<b>PITCHER</b> John Thomson, R ERA: 4.05 (1, 1)	IP: 9.0 WLS: W BF: 35 H: 5 R: 0 ER: 0 SO: 9 BB: 3 IBB: 0 HBP: 1 BLK: 0 WP: 0 HR: 0 S: 77 P: 120 ERA: 0.00 WHIP: 0.889															<b>PITCHER</b> IP: 9.0 WLS: W BF: 35 H: 5 R: 0 ER: 0 SO: 9 BB: 3 IBB: 0 HBP: 1 BLK: 0 WP: 0 HR: 0 S: 77 P: 120 ERA: 0.00 WHIP: 0.889				

Batter	1	2	3	4	5	6	7	8	9	AB	R	H	RBI	BB	SO	LOB	BOTTOM	
Juan Pierre, L OBP: 0.381, SLG: 0.415 (1, 8)	G3-1		G4-3		G6-3		G1-6-3			5	0	1	0	0	0	2	<b>Milwaukee Brewers @ Colorado Rockies</b> Coors Field, Denver, CO Sun Sep 30 2001, 1:05 PM MDT Att: 31,545 - Cloudy - 65 F	
Jose Ortiz, R OBP: 0.303, SLG: 0.452 (1, 4)	1B		1B		G4-3		1B	G5-3	5	1	4	2	0	0	0			
Lary Walker, L OBP: 0.451, SLG: 0.667 Jacob Cruz, L OBP: 0.293, SLG: 0.307 Alex Ochoa, R OBP: 0.336, SLG: 0.404 (9, 9)	F5		K		G4-3		G4-3	K	4	0	0	0	0	1	5			
17 Todd Helton, L OBP: 0.434, SLG: 0.678 (1, 3)	G5-3		E 2B		K		K	G4-3	5	1	1	0	0	2	2			
Jeff Cirillo, R OBP: 0.368, SLG: 0.478 Brent Butler, R OBP: 0.293, SLG: 0.345 (6, 5)	E6		E7		S 1B		P6		3	2	1	0	0	0	0			
Greg Norton, S OBP: 0.328, SLG: 0.531 Mario Encarnacion, R OBP: 0.259, SLG: 0.189 (7, 7)	K		HR		1B 2B		F9		4	2	2	3	0	1	1			
Juan Uribe, R OBP: 0.326, SLG: 0.490 (1, 6)	P4		HR		1B		L9		4	1	2	2	0	0	1			
Ben Petrick, R OBP: 0.323, SLG: 0.470 (1, 2)	F7		1B 3B		K		F9		4	1	1	0	0	1	2			
John Thomson, R OBP: 0.286, SLG: 0.333 (1, 1)			1B 3B		K		G1-6-3 1B		4	2	3	1	0	1	1			
<b>Inning Stats</b>	R: 0 E: 0 K: 0 S: 8	H: 1 LOB: 1 BB: 0 P: 12	R: 0 E: 1 K: 1 S: 9	H: 0 LOB: 1 BB: 0 P: 15	R: 8 E: 1 K: 1 S: 27	H: 9 LOB: 2 BB: 0 P: 35	R: 2 E: 0 K: 3 S: 18	H: 3 LOB: 1 BB: 0 P: 26	R: 0 E: 0 K: 0 S: 6	H: 0 LOB: 0 BB: 0 P: 7	R: 0 E: 0 K: 0 S: 6	H: 1 LOB: 0 BB: 0 P: 6	R: 0 E: 0 K: 1 S: 7	H: 0 LOB: 0 BB: 0 P: 10	1B: 8 2B: 3 3B: 2 HR: 2	SF: 0 SAC: 0 DP: 1 HBP: 0	WP: 0 PB: 0 CS: 0	PA: 40
<b>PITCHER</b> Jeff D'Amico, R ERA: 5.95 Allen Levrault, R ERA: 5.98 Rocky Coppinger, R ERA: 6.1 (7, 1)	IP: 3.0 WLS: L BF: 21 H: 10 R: 8 ER: 2 SO: 4 BB: 0 IBB: 0 HBP: 0 BLK: 0 WP: 0 HR: 0 S: 44 P: 62 ERA: 3.00 WHIP: 3.333															<b>PITCHER</b> IP: 3.0 WLS: L BF: 21 H: 10 R: 8 ER: 2 SO: 4 BB: 0 IBB: 0 HBP: 0 BLK: 0 WP: 0 HR: 0 S: 44 P: 62 ERA: 3.00 WHIP: 3.333		







Batter	1	2	3	4	5	6	7	8	9	AB	R	H	RBI	BB	SO	LOB	TOP							
Fernando Vina, L OBP: 0.358, SLG: 0.417										5	0	2	0	0	1	1								
Placido Polanco, R OBP: 0.338, SLG: 0.381										5	1	0	0	0	1	3								
J.D. Drew, L OBP: 0.418, SLG: 0.625										5	3	3	2	0	1	2								
5 Albert Pujols, R OBP: 0.408, SLG: 0.621										4	1	1	1	1	1	1								
15 Jim Edmonds, L OBP: 0.404, SLG: 0.556										4	1	3	2	1	0	1								
Mark McGwire, R OBP: 0.318, SLG: 0.490										4	0	1	0	1	1	3								
Edgar Renteria, R OBP: 0.316, SLG: 0.380										4	0	1	1	0	0	3								
Eli Marrero, R OBP: 0.312, SLG: 0.429									4	1	1	0	0	0	0									
Bud Smith, L ERA: 3.83 T.J. Mathews, R ERA: 4.17 Jeff Tabaka, L ERA: 4.91 Mike Matthews, L ERA: 3.25 Luther Hackman, R ERA: 4.59									1	0	1	1	0	0	0	0								
<b>Inning Stats</b>	R: 1 E: 1 K: 1 S: 8	H: 2 LOB: 1 BB: 0 P: 17	R: 1 E: 0 K: 0 S: 9	H: 3 LOB: 2 BB: 1 P: 20	R: 1 E: 0 K: 0 S: 6	H: 1 LOB: 2 BB: 2 P: 16	R: 0 E: 0 K: 2 S: 9	H: 0 LOB: 0 BB: 0 P: 14	R: 2 E: 0 K: 0 S: 8	H: 2 LOB: 0 BB: 0 P: 12	R: 0 E: 0 K: 0 S: 8	H: 1 LOB: 1 BB: 0 P: 13	R: 1 E: 0 K: 1 S: 10	H: 3 LOB: 2 BB: 0 P: 18	R: 0 E: 0 K: 0 S: 4	H: 1 LOB: 1 BB: 0 P: 6	R: 1 E: 0 K: 2 S: 15	H: 2 LOB: 1 BB: 0 P: 21	1B: 11 2B: 1 3B: 1 HR: 3	SF: 0 SAC: 0 DP: 2 HBP: 0	WP: 0 PB: 1 SB: 2 CS: 2	PA: 42		
<b>PITCHER</b>	IP WLS BF H R ER SO BB IBB HBP BLK WP HR S P ERA WHIP	5.0 W 24 8 5 5 3 3 0 0 0 0 1 40 79 9.00 2.200	1.2 8 3 1 1 1 0 0 0 0 0 1 16 26 5.40 1.800	1.1 H 5 2 0 0 0 0 0 0 0 0 0 6 11 0.00 1.500	1.0 S 5 2 1 1 2 0 0 0 0 0 0 1 15 21 9.00 2.000																			

St. Louis Cardinals @ Milwaukee Brewers  
Miller Park, Milwaukee, WI  
Wed Oct 03 2001, 7:05 PM CDT  
Att: 33,148 - Dome - 72 F

AB	39
R	7
H	15
RBI	7
BB	3
SO	6
LOB	14



Batter	1	2	3	4	5	6	7	8	9	AB	R	H	RBI	BB	SO	LOB	BOTTOM					
Devon White, S OBP: 0.342, SLG: 0.460										5	1	2	1	0	2	0						
9 Elvis Pena, S OBP: 0.276, SLG: 0.269										5	1	3	0	0	0	1						
Jeromy Burnitz, L OBP: 0.352, SLG: 0.513										3	2	2	1	0	0	1						
Richie Sexson, R OBP: 0.341, SLG: 0.542										3	2	3	5	1	0	0						
José Hernández, R OBP: 0.301, SLG: 0.444										4	1	1	1	0	1	3						
Geoff Jenkins, L OBP: 0.330, SLG: 0.477										4	0	2	0	0	2	0						
Mike Coolbaugh, R OBP: 0.281, SLG: 0.391										4	1	1	0	0	1	3						
Jesse Levis, L OBP: 0.300, SLG: 0.368										4	1	1	1	0	0	1						
Jamey Wright, R OBP: 0.229, SLG: 0.209										2	0	0	0	0	1	1						
Mark Leiter, R OBP: 0.143, SLG: 0.143										1	0	0	0	0	1	0						
Mike DeJean, R										0	0	0	0	0	0	0						
Mark Sweeney, L OBP: 0.351, SLG: 0.424										1	0	0	0	0	0	0						
Chad Fox, R										0	0	0	0	0	0	0						
<b>Inning Stats</b>	R: 2 E: 0 K: 0 S: 12	H: 2 LOB: 0 BB: 0 P: 19	R: 0 E: 0 K: 1 S: 6	H: 0 LOB: 0 BB: 0 P: 7	R: 4 E: 0 K: 3 S: 15	H: 4 LOB: 0 BB: 0 P: 20	R: 3 E: 0 K: 1 S: 20	H: 5 LOB: 2 BB: 0 P: 24	R: 0 E: 0 K: 1 S: 5	H: 1 LOB: 0 BB: 0 P: 8	R: 0 E: 0 K: 2 S: 10	H: 1 LOB: 1 BB: 0 P: 16	R: 0 E: 0 K: 0 S: 10	H: 1 LOB: 1 BB: 1 P: 17	R: 0 E: 0 K: 0 S: 12	H: 1 LOB: 1 BB: 0 P: 14	1B: 8 2B: 4 3B: 0 HR: 3	SF: 1 SAC: 0 DP: 2 HBP: 0	WP: 0 PB: 0 SB: 0 CS: 0	PA: 38		
<b>PITCHER</b>	IP WLS BF H R ER SO BB IBB HBP BLK WP HR S P ERA WHIP	3.0 L 15 6 6 6 4 0 0 0 0 0 0 20 24 27.00 5.000	1.0 8 5 3 3 1 0 0 0 0 0 0 5 8 0.00 1.000	1.0 4 1 0 0 2 0 0 0 0 0 0 10 16 0.00 1.000	1.0 4 1 0 0 0 1 0 0 0 0 0 10 17 0.00 2.000																	

St. Louis Cardinals @ Milwaukee Brewers  
Miller Park, Milwaukee, WI  
Wed Oct 03 2001, 7:05 PM CDT  
Att: 33,148 - Dome - 72 F

AB	36
R	9
H	15
RBI	9
BB	1
SO	8
LOB	10





Batter	1	2	3	4	5	6	7	8	9	AB	R	H	RBI	BB	SO	LOB	TOP										
<b>Fernando Vina, L</b> OBP: 0.357, SLG: 0.414	2-1 F8	1-1 G3-1		1-0 G6-3	2-1 G4-3		1-1 F7		0-0 G4-3 1B	6	0	1	0	0	0	3	<b>St. Louis Cardinals @ Milwaukee Brewers</b> Miller Park, Milwaukee, WI Thu Oct 04 2001, 1:05 PM CDT Att: 28,802 - Dome - 72 F  <b>livebaseballscorecards.com</b>										
<b>Kerry Robinson, L</b> OBP: 0.332, SLG: 0.346	2-2 G4-3		4-0 5 F9 15 BB 2B	0-1		1-0 F7	2-1	1-0 G4-3	5	1	2	0	1	0	1												
<b>J.D. Drew, L</b> OBP: 0.422, SLG: 0.622	4-2 5 2B		4-2 15 2B G5-3	0-0 P4		4-0 15 BB HR	4-2	3-3 K	2	3	0	0	4	1	2												
<b>5 Albert Pujols, R</b> OBP: 0.406, SLG: 0.619 <b>23 Luis Satriano, R</b> OBP: 0.200, SLG: 0.400	1-1 1B 2B		0-0 F9	3-3 K		1-2 F9	2-2	0-0 F7	5	1	1	1	0	1	7												
<b>15 Jim Edmonds, L</b> OBP: 0.408, SLG: 0.559 <b>Miguel Cairo, R</b> OBP: 0.364, SLG: 0.409	4-0 1B BB		0-0 1B	4-1 1B BB		4-1 1-2 HR BB		2-2 G6-3	1	2	1	1	3	0	0												
<b>Mark McQuinn, R</b> OBP: 0.320, SLG: 0.500 <b>Bobby Bonilla, S</b> OBP: 0.398, SLG: 0.343 <b>Steve Kline, S</b> OBP: 0.500, SLG: 0.500 <b>Luther Hackman, R</b> OBP: 0.750, SLG: 1.667	0-0 1-2 2H 1B		0-1 G5-3	1-3 K		0-0 1-2 1H 2H HR		2-3 K	4	1	2	5	0	1	2												
<b>Edgar Renteria, R</b> OBP: 0.317, SLG: 0.378	1-1 F8		4-0 1B IBB	4-0 SH5-4 1B IBB		0-0 F3		3-2 G1-3	3	0	0	0	2	0	2												
<b>Mike Matheny, R</b> OBP: 0.278, SLG: 0.304		2-3 K	2-1 FC6 1B	0-0 SH5-4 1B		2-3 K		1-1 HR 1B	5	1	3	1	0	2	0												
<b>Matt Morris, R</b> OBP: 0.162, SLG: 0.167 <b>29 Stubby Clapp, L</b> OBP: 0.231, SLG: 0.280 <b>Mike Timlin, R</b> OBP: 0.315, SLG: 0.447	0-3 K		1-0 FC6	0-0 SH5-4		4-0 2B BB		1-1 HR	2	0	0	0	0	1	3												
<b>Inning Stats</b>	R: 2 E: 0 K: 0 S: 13	H: 2 LOB: 2 BB: 2 P: 27	R: 0 E: 0 K: 2 S: 10	H: 0 LOB: 0 BB: 0 P: 13	R: 2 E: 0 K: 0 S: 10	H: 2 LOB: 3 BB: 3 P: 25	R: 0 E: 0 K: 1 S: 7	H: 1 LOB: 1 BB: 0 P: 11	R: 1 E: 0 K: 1 S: 9	H: 1 LOB: 2 BB: 2 P: 20	R: 3 E: 0 K: 0 S: 7	H: 1 LOB: 0 BB: 2 P: 17	R: 0 E: 0 K: 1 S: 14	H: 1 LOB: 3 BB: 2 P: 29	R: 0 E: 0 K: 1 S: 9	H: 0 LOB: 0 BB: 0 P: 16		R: 2 E: 0 K: 1 S: 10	H: 3 LOB: 1 BB: 0 P: 16	1B: 5 2B: 3 3B: 1 HR: 2	SF: 0 SAC: 1 DP: 0 HBP: 0	WP: 0 PB: 0 SB: 1 CS: 0	PA: 49				
<b>PITCHER</b>	IP	WLS	BF	H	R	ER	SO	BB	IBB	HBP	BLK	WP	HR	S	P	ERA	WHIP										
<b>Jimmy Haynes, R</b> ERA: 4.85	4.0	L	22	5	4	4	3	4	1	0	0	0	0	40	76	9.00	2.250										
<b>Gus Gandarias, R</b> ERA: 5.79	1.0		6	1	1	1	1	1	1	0	0	0	0	9	20	9.00	2.000										
<b>Rocky Coppinger, R</b> ERA: 6.75	2.0		12	2	3	3	1	4	0	0	0	0	1	21	46	13.50	3.000										
<b>47 Mike Buddie, R</b> ERA: 4.08	1.0		3	0	0	0	1	0	0	0	0	0	0	9	16	0.00	0.000										
<b>Mark Leiter, R</b> ERA: 3.97	1.0		6	3	2	2	1	0	0	0	0	0	1	10	16	18.00	3.000										

Batter	1	2	3	4	5	6	7	8	9	AB	R	H	RBI	BB	SO	LOB	BOTTOM											
<b>James Mouton, R</b> OBP: 0.326, SLG: 0.357	3-3 K		1-3 K		0-2 9 S 1B		3-2 2B		0-2 P6	5	0	2	0	0	2	0	<b>St. Louis Cardinals @ Milwaukee Brewers</b> Miller Park, Milwaukee, WI Thu Oct 04 2001, 1:05 PM CDT Att: 28,802 - Dome - 72 F  <b>livebaseballscorecards.com</b>											
<b>9 Elvis Pena, S</b> OBP: 0.324, SLG: 0.276	0-0 S 1B		3-2 HBP		2-3 K		1-0 G6-3		4-1 G3-6-1 BB	3	0	1	1	1	2													
<b>Jeremy Bumitz, L</b> OBP: 0.349, SLG: 0.508	3-2 L8		3-1 G3		1-3 K		3-3 G4-3		0-1 G3-6-1	5	0	0	0	0	1	5												
<b>Richie Sexson, R</b> OBP: 0.342, SLG: 0.546	2-2 G4-3			4-2 BB BB		1-3 K		1-0 HR	3	1	1	1	1	1	1													
<b>Geoff Jenkins, L</b> OBP: 0.332, SLG: 0.474		4-2 WP G6-3 BB		0-3 K		3-3 K		4-2 3B BB	2	1	0	0	2	2	1													
<b>Lou Collier, R</b> OBP: 0.353, SLG: 0.397	2-2 G6-3			0-0 L8		0-0 1B		1-0 F9	4	0	1	0	0	0	3													
<b>Luis Lopez, S</b> OBP: 0.332, SLG: 0.394	3-3 K		4-2 BB		2-1 F8		0-1 1H 3B		0-1 L4	3	0	1	1	1	2													
<b>Jesse Levis, L</b> OBP: 0.250, SLG: 0.304	0-3 K		0-3 K		0-0 G4-3		2-2 L4		0-3 K	4	0	0	0	0	2	4												
<b>Jimmy Haynes, R</b> ERA: 3.16 <b>Gus Gandarias, R</b> ERA: 1.87 <b>Mark Sweeney, L</b> OBP: 0.377, SLG: 0.496 <b>Rocky Coppinger, R</b> ERA: 6.75 <b>Ronnie Bellard, R</b> OBP: 0.337, SLG: 0.466 <b>47 Mike Buddie, R</b> ERA: 4.08 <b>Angel Echevarria, R</b> OBP: 0.226, SLG: 0.447 <b>Mark Leiter, R</b> ERA: 3.97	0-2 G4-3		0-2 G3-1		2-2 2B 9 G6-3		1-1 K		0-3 K	1	0	0	0	0	0	0												
<b>Inning Stats</b>	R: 0 E: 0 K: 1 S: 13	H: 1 LOB: 1 BB: 0 P: 21	R: 0 E: 0 K: 2 S: 16	H: 0 LOB: 1 BB: 1 P: 25	R: 0 E: 0 K: 1 S: 10	H: 0 LOB: 1 BB: 0 P: 17	R: 0 E: 0 K: 2 S: 11	H: 0 LOB: 2 BB: 2 P: 21	R: 0 E: 0 K: 2 S: 9	H: 1 LOB: 1 BB: 0 P: 15	R: 1 E: 1 K: 0 S: 8	H: 1 LOB: 1 BB: 0 P: 13	R: 2 E: 0 K: 1 S: 14	H: 2 LOB: 1 BB: 1 P: 22	R: 0 E: 0 K: 0 S: 6	H: 0 LOB: 0 BB: 1 P: 10		1B: 3 2B: 1 3B: 1 HR: 1	SF: 0 SAC: 0 DP: 1 HBP: 1	WP: 1 PB: 0 SB: 2 CS: 0	PA: 39							
<b>PITCHER</b>	IP	WLS	BF	H	R	ER	SO	BB	IBB	HBP	BLK	WP	HR	S	P	ERA	WHIP											
<b>Matt Morris, R</b> ERA: 4.08	6.0	W	25	3	0	0	10	3	0	1	0	0	0	8	13	0.00	1.000											
<b>Mike Timlin, R</b> ERA: 4.08	1.0		5	1	1	0	0	0	0	0	0	0	0	1	11	19	27.00	4.500										
<b>Steve Kline, L</b> ERA: 1.87	0.2		5	2	2	2	0	1	0	0	0	0	1	11	19	27.00	4.500											
<b>Luther Hackman, R</b> ERA: 4.54	0.1		1	0	0	0	1	0	0	0	0	0	0	3	3	0.00	0.000											
<b>Gene Stechschulte, R</b> ERA: 3.54	1.0		3	0	0	0	0	1	0	0	0	0	0	6	10	0.00	1.000											



Batter	1	2	3	4	5	6	7	8	9	AB	R	H	RBI	BB	SO	LOB	TOP					
Tony Womack, L (1, 6) OBP: 0.307, SLG: 0.343	1-2 HR		1-2 G4-3			0-0 HR			2-1 G3-1	5	2	3	2	0	0	0						
Steve Finley, L (1, 8) OBP: 0.337, SLG: 0.432	1-2 F8		0-2 F9			2-2 HR			1-0 F7	5	1	1	2	0	0	2						
Luis Gonzalez, L (1, 7) OBP: 0.429, SLG: 0.687	3-1 1B		1-0 3B			4-2 3B			2-1 F7	4	1	2	0	1	0	0						
Reggie Sanders, R (1, 9) OBP: 0.337, SLG: 0.548	2-3 K		1-3 K			3-1 3B				4	0	1	1	0	3	2						
Mark Grace, L (1, 3) OBP: 0.384, SLG: 0.458	2-2 G5-3					1-2 F8				4	0	1	0	0	1	2						
Matt Williams, R (1, 5) OBP: 0.316, SLG: 0.467		2-3 K2-3				0-2 F9			2-3 K	4	1	1	0	0	2	1						
Craig Counsell, L (1, 4) OBP: 0.361, SLG: 0.365		0-3 K				1-1 G6-3			2-3 K	4	0	0	0	0	2	1						
Damian Miller, R (1, 2) OBP: 0.339, SLG: 0.426		4-0 BB				2-2 F9			3-2 1B	3	0	1	0	1	0	1						
Albie Lopez, R (1, 1) OBP: 0.125, SLG: 0.034		1-0 G4-3				2-3 K			1-2 P6	3	0	0	0	1	1	2						
<b>Inning Stats</b>	R: 1 H: 2 E: 0 K: 1 S: 18	H: 2 LOB: 1 BB: 0 P: 27	R: 0 H: 0 E: 0 K: 2 S: 9	H: 0 LOB: 1 BB: 1 P: 16	R: 0 H: 1 E: 0 K: 1 S: 10	H: 1 LOB: 1 BB: 0 P: 13	R: 0 H: 1 E: 0 K: 0 S: 7	H: 1 LOB: 0 BB: 0 P: 10	R: 3 H: 3 E: 0 K: 1 S: 16	H: 3 LOB: 1 BB: 1 P: 27	R: 1 H: 2 E: 0 K: 0 S: 13	H: 2 LOB: 2 BB: 1 P: 22	R: 0 H: 0 E: 0 K: 2 S: 7	H: 0 LOB: 0 BB: 0 P: 12	R: 0 H: 1 E: 0 K: 2 S: 14	H: 1 LOB: 1 BB: 0 P: 22	R: 0 H: 0 E: 0 K: 0 S: 5	H: 0 LOB: 0 BB: 0 P: 10	1B: 6 2B: 0 3B: 2 HR: 2	SF: 0 SAC: 0 DP: 1 HBP: 0	WP: 0 PB: 0 SB: 0 CS: 0	PA: 39
<b>PITCHER</b>	IP	WLS	BF	H	R	ER	SO	BB	IBB	HBP	BLK	WP	HR	S	P	ERA	WHIP					
Allen Levrault, R (1, 1) ERA: 6.06	5.2	L	28	9	5	5	5	3	0	0	0	0	2	72	113	7.94	2.118					
Ray King, L (6, 1) ERA: 3.5	1.1		4	0	0	0	2	0	0	0	0	0	0	8	14	0.00	0.000					
Mike DeJean, R (8, 1) ERA: 2.81	1.0		4	1	0	0	2	0	0	0	0	0	0	14	22	0.00	1.000					
Gus Gandarillas, R (9, 1) ERA: 5.49	1.0		3	0	0	0	2	0	0	0	0	0	0	5	10	0.00	0.000					

**Arizona Diamondbacks @ Milwaukee Brewers**  
Miller Park, Milwaukee, WI  
Fri Oct 05 2001, 7:05 PM CDT  
Att: 24,700 - Dome - 72 F

AB	36
R	5
H	10
RBI	5
BB	3
SO	9
LOB	11



Batter	1	2	3	4	5	6	7	8	9	AB	R	H	RBI	BB	SO	LOB	BOTTOM					
Devon White, S (1, 8) OBP: 0.343, SLG: 0.459	1-2 G3					4-1 BB			0-1 G5-4-3	3	0	1	0	1	1	0						
9 Elvis Pena, S (1, 4) OBP: 0.316, SLG: 0.250	1-3 K					0-1 G4-6-3			0-1 G5-4-3	3	0	0	0	1	1	3						
Jerome Burnitz, L (1, 9) OBP: 0.348, SLG: 0.506	3-2 G6-3					3-3 K			0-2 L4	4	0	1	0	0	1	1						
Richie Sexson, R (1, 3) OBP: 0.340, SLG: 0.543		0-1 F3				0-1 G4-3				3	0	0	0	0	0	2						
Geoff Jenkins, L (1, 7) OBP: 0.330, SLG: 0.470		0-2 G3				2-0 G5-3				3	0	0	0	0	1	1						
José Hernández, R (1, 6) OBP: 0.300, SLG: 0.443		0-3 K				2-3 K				2	0	0	0	0	2	0						
Ray King, L (6, 1) ERA: 3.5										0	0	0	0	0	0	0						
Mark Sweeney, L (7, PH) OBP: 0.343, SLG: 0.414										1	0	0	0	0	1	1						
Mike DeJean, R (8, 1) ERA: 2.81										0	0	0	0	0	0	0						
Gus Gandarillas, R (9, 1) ERA: 5.49										0	0	0	0	0	0	0						
Luis Lopez, S (1, 5) OBP: 0.328, SLG: 0.389			3-3 K			0-1 P3			2-2 F2	3	0	0	0	0	1	0						
Jesse Levis, L (1, 2) OBP: 0.259, SLG: 0.308			0-2 G3			0-2 FC1-8			1-1 G4-3	3	0	1	0	0	0	0						
Allen Levrault, R (1, 1) OBP: 0.086, SLG: 0.061			1-1 F8			1-0 FC1-6			2-1 G4-3	1	0	0	0	0	0	0						
Lou Collier, R (6, 5) OBP: 0.348, SLG: 0.390						1-2 BB				2	0	0	0	0	0	1						
<b>Inning Stats</b>	R: 0 H: 0 E: 0 K: 1 S: 11	H: 0 LOB: 0 BB: 0 P: 16	R: 0 H: 0 E: 0 K: 1 S: 8	H: 0 LOB: 0 BB: 0 P: 8	R: 0 H: 0 E: 0 K: 2 S: 11	H: 0 LOB: 1 BB: 1 P: 18	R: 0 H: 0 E: 0 K: 1 S: 6	H: 0 LOB: 0 BB: 0 P: 10	R: 0 H: 1 E: 0 K: 0 S: 7	H: 1 LOB: 1 BB: 1 P: 12	R: 0 H: 1 E: 0 K: 2 S: 10	H: 1 LOB: 1 BB: 0 P: 15	R: 0 H: 0 E: 0 K: 0 S: 8	H: 0 LOB: 0 BB: 0 P: 13	R: 0 H: 1 E: 0 K: 0 S: 7	H: 1 LOB: 0 BB: 0 P: 7	1B: 3 2B: 0 3B: 0 HR: 0	SF: 0 SAC: 0 DP: 2 HBP: 0	WP: 0 PB: 0 SB: 1 CS: 0	PA: 30		
<b>PITCHER</b>	IP	WLS	BF	H	R	ER	SO	BB	IBB	HBP	BLK	WP	HR	S	P	ERA	WHIP					
Albie Lopez, R (1, 1) ERA: 4.81	9.0	W	30	3	0	0	8	2	0	0	0	0	0	77	112	0.00	0.556					

**Arizona Diamondbacks @ Milwaukee Brewers**  
Miller Park, Milwaukee, WI  
Fri Oct 05 2001, 7:05 PM CDT  
Att: 24,700 - Dome - 72 F

AB	28
R	0
H	3
RBI	0
BB	2
SO	8
LOB	9





Batter	1	2	3	4	5	6	7	8	9	AB	R	H	RBI	BB	SO	LOB	TOP																			
Tony Womack, L (1,6) Alex Cintron, S (5,6) OBP: 0.307, SLG: 0.345 OBP: 0.400, SLG: 0.800	F8		1B 2B		G1-3	F7			FC6-2 3B	3	1	1	0	0	0	0																				
Danny Bautista, R (1,9) OBP: 0.346, SLG: 0.437	HR 2B		F7		HR		G5-3		FC6-2	5	2	2	1	0	0	2																				
Luis Gonzalez, L (1,7) Ryan Christenson, R (7,7) Erik Sabel, R (9,1) OBP: 0.429, SLG: 0.685 OBP: 0.330, SLG: 0.537	K		1B		WP 1B BB		G3-1		G4-3	3	0	1	1	1	1	1																				
Erubiel Durazo, L (1,3) Greg Colbrunn, R (5,3) OBP: 0.372, SLG: 0.537 OBP: 0.390, SLG: 0.595	2H HR		F8		WP 1B		G5-3			3	1	2	2	0	0	1																				
Steve Finley, L (1,8) David Dellucci, L (3,8) OBP: 0.336, SLG: 0.430 OBP: 0.350, SLG: 0.484	F9		K		1-2 2-3 BB				K	2	0	0	0	0	1	1																				
Jay Bell, R (1,5) OBP: 0.346, SLG: 0.396					P3				F7	4	0	2	0	0	0	3																				
Junior Spivey, R (1,4) OBP: 0.353, SLG: 0.416			K		G5-3					4	0	1	0	0	2	5																				
Rod Barajas, R (1,2) Ken Huckaby, R (6,2)			F7		F7		G5-3		K	3	0	0	0	0	0	2																				
Miguel Batista, R (1,1) Jack Cust, L (5, Ph) Mike Koplove, R (6,1) Brian Anderson, R (7,1) Midge Cummings, L (9, Ph) Chad Fox, R (9,7) OBP: 0.178, SLG: 0.063 OBP: 0.350, SLG: 0.396			K		K		G3-1		F8	2	0	0	0	0	2	2																				
<b>Inning Stats</b>	R: 2 E: 0 K: 1 S: 14	H: 2 LOB: 0 BB: 0 P: 22	R: 0 E: 0 K: 2 S: 14	H: 1 LOB: 1 BB: 0 P: 16	R: 1 E: 0 K: 1 S: 16	H: 2 LOB: 1 BB: 0 P: 19	R: 0 E: 0 K: 1 S: 14	H: 1 LOB: 1 BB: 2 P: 18	R: 1 E: 0 K: 1 S: 11	H: 2 LOB: 3 BB: 2 P: 28	R: 0 E: 0 K: 0 S: 3	H: 0 LOB: 0 BB: 0 P: 4	R: 0 E: 0 K: 2 S: 6	H: 0 LOB: 0 BB: 0 P: 10	R: 0 E: 0 K: 2 S: 9	H: 1 LOB: 1 BB: 0 P: 15	R: 0 E: 0 K: 0 S: 13	H: 1 LOB: 1 BB: 0 P: 18	1B: 3 2B: 4 3B: 1 HR: 2	SF: 0 SAC: 0 DP: 0 HBP: 0	WP: 1 PB: 0 SB: 1 CS: 0	PA: 39														
<b>PITCHER</b>	IP WLS BF H R ER SO BB IBB HBP BLK WP HR S P ERA WHIP																																			
Jeff D'Amico, R (1,1) ERA: 6.08	5.0	25	8	4	4	6	2	0	0	0	0	1	2	69	103	7.20	2.000																			
47 Mike Buddie, R (6,1) ERA: 3.89	2.0	6	0	0	0	0	0	0	0	0	0	0	0	9	14	0.00	0.000																			
Mike DeJean, R (8,1) ERA: 2.77	1.0	4	1	0	0	2	0	0	0	0	0	0	0	9	15	0.00	1.000																			
Chad Fox, R (9,1) ERA: 1.89	1.0	W 4	1	0	0	0	0	0	0	0	0	0	0	13	18	0.00	1.000																			

**Arizona Diamondbacks @ Milwaukee Brewers**  
Miller Park, Milwaukee, WI  
Sat Oct 06 2001, 6:05 PM CDT  
Att: 40,038 - Dome - 72 F

AB	37
R	4
H	10
RBI	4
BB	2
SO	8
LOB	19



Batter	1	2	3	4	5	6	7	8	9	AB	R	H	RBI	BB	SO	LOB	BOTTOM																			
James Mouton, R (1,8) OBP: 0.336, SLG: 0.356	9 1B 9 S E BB	F9			FC5-6 BB		K		9 BB 1B	3	2	1	0	2	1	3																				
9 Elvis Pena, S (1,4) OBP: 0.326, SLG: 0.250	E 1B		F2		F2		E4 FC3-6		1B BB	4	0	1	0	1	0	3																				
Jeremy Burnitz, L (1,9) OBP: 0.347, SLG: 0.504	F5		G3		FC5-6		FC3-6 1B		1B	5	1	1	2	0	0	5																				
Richie Sexson, R (1,3) OBP: 0.340, SLG: 0.541	E1		F8				K		1B 1B	4	0	1	2	0	1	1																				
Geoff Jenkins, L (1,7) OBP: 0.331, SLG: 0.471	P6				P5				1B 1B	4	0	2	1	0	0	2																				
Lou Collier, R (1,5) OBP: 0.338, SLG: 0.377	K		G3		G3		K		F9	4	0	0	0	0	2	5																				
Luis Lopez, S (1,6) Mike Coolbaugh, R (3,6) OBP: 0.326, SLG: 0.387 OBP: 0.264, SLG: 0.388			G6-3		1B		K		F8	1	0	0	0	0	0	0																				
Jesse Levis, L (1,2) OBP: 0.290, SLG: 0.310					P5				G4-3	3	1	1	0	1	0	1																				
Jeff D'Amico, R (1,1) Ronnie Belliard, R (5, Ph) 47 Mike Buddie, R (6,1) Mark Swaminathan, L (7, Ph) Mike DeJean, R (8,1) Angel Echevarria, R (8, Ph) Chad Fox, R (9,1) OBP: 0.178, SLG: 0.200 OBP: 0.336, SLG: 0.405 OBP: 0.290, SLG: 0.290 OBP: 0.340, SLG: 0.420 OBP: 0.290, SLG: 0.424			FC1-6 1B				FC3-6 9 E 1B BB		K	1	0	0	0	0	0	1																				
<b>Inning Stats</b>	R: 1 E: 1 K: 1 S: 20	H: 1 LOB: 2 BB: 1 P: 31	R: 0 E: 0 K: 0 S: 7	H: 1 LOB: 1 BB: 0 P: 11	R: 0 E: 0 K: 0 S: 5	H: 0 LOB: 0 BB: 0 P: 6	R: 0 E: 0 K: 0 S: 8	H: 1 LOB: 1 BB: 0 P: 9	R: 0 E: 0 K: 3 S: 14	H: 1 LOB: 1 BB: 0 P: 16	R: 3 E: 1 K: 1 S: 24	H: 3 LOB: 2 BB: 1 P: 37	R: 0 E: 0 K: 1 S: 6	H: 0 LOB: 0 BB: 0 P: 11	R: 1 E: 0 K: 0 S: 7	H: 2 LOB: 2 BB: 1 P: 14	1B: 9 2B: 0 3B: 0 HR: 0	SF: 0 SAC: 0 DP: 0 HBP: 0	WP: 0 PB: 0 SB: 1 CS: 0	PA: 39																
<b>PITCHER</b>	IP WLS BF H R ER SO BB IBB HBP BLK WP HR S P ERA WHIP																																			
Miguel Batista, R (1,1) ERA: 3.36	5.0	21	3	3	0	4	1	0	0	0	0	0	0	36	51	0.00	2.400																			
Mike Koplove, R (6,1) ERA: 3.6	1.2	H 10	3	3	0	4	1	0	0	0	0	0	0	36	51	0.00	2.400																			
Brian Anderson, L (7,1) ERA: 5.2	1.1	B 5	1	0	0	1	0	0	0	0	0	0	0	8	13	0.00	0.750																			
Erik Sabel, R (9,1) ERA: 4.38	0.0	L 3	2	1	1	0	1	0	0	0	0	0	0	7	14	∞	∞																			

**Arizona Diamondbacks @ Milwaukee Brewers**  
Miller Park, Milwaukee, WI  
Sat Oct 06 2001, 6:05 PM CDT  
Att: 40,038 - Dome - 72 F

AB	35
R	5
H	9
RBI	5
BB	4
SO	6
LOB	22





Batter	1	2	3	4	5	6	7	8	9	AB	R	H	RBI	BB	SO	LOB	TOP											
<b>Craig Counsell, L</b> (1, 6) OBP: 0.359, SLG: 0.362 <b>Alex Cintron, S</b> (5, 6) OBP: 0.286, SLG: 0.571	G4-3		G6-3		L3		F7		F8	3	0	0	0	0	0	1	<b>Arizona Diamondbacks @ Milwaukee Brewers</b> Miller Park, Milwaukee, WI Sun Oct 07 2001, 1:05 PM CDT Att: 31,761 - Dome - 72 F <a href="http://livebaseballscorecards.com">livebaseballscorecards.com</a>											
<b>Jay Bell, R</b> (1, 4) OBP: 0.349, SLG: 0.400				HR						4	1	3	0	0	1	0												
<b>Luis Gonzalez, L</b> (1, 7) OBP: 0.429, SLG: 0.688 <b>Jack Cust, L</b> (7, 7) OBP: 0.667, SLG: 0.500	L3			HR					FC4-6	3	1	1	2	0	1	2												
<b>Reggie Sanders, R</b> (1, 9) OBP: 0.337, SLG: 0.549 <b>Midre Cummings, L</b> (6, PR) OBP: 0.296, SLG: 0.350					E4				FC4-6	1	0	0	0	0	0	1												
<b>Mark Grace, L</b> (1, 3) OBP: 0.396, SLG: 0.466 <b>Greg Colbrunn, R</b> (4, 3) OBP: 0.373, SLG: 0.495									G5-3	2	1	2	1	0	0	0												
<b>Matt Williams, R</b> (1, 5) OBP: 0.314, SLG: 0.466 <b>Junior Spivey, R</b> (4, 4) OBP: 0.354, SLG: 0.423					SF9					1	0	0	1	0	0	0												
<b>David Dellucci, L</b> (1, 8) OBP: 0.349, SLG: 0.479									G1-6-3	4	0	1	0	0	1	3												
<b>Damian Miller, R</b> (1, 2) OBP: 0.337, SLG: 0.424 <b>Chad Moeller, R</b> (5, 2) OBP: 0.306, SLG: 0.321										2	0	0	0	0	0	2												
<b>Eric Knott, L</b> (1, 1) OBP: 0.290, SLG: 0.290 <b>Bobby Witt, R</b> (4, 1) OBP: 0.307, SLG: 0.430 <b>Steve Finley</b> (5, PH) OBP: 0.307, SLG: 0.430 <b>Robert Ellis, R</b> (5, 1) OBP: 0.350, SLG: 0.500 <b>Lyle Overbay, L</b> (7, PH) OBP: 0.350, SLG: 0.500 <b>Mike Mohler, R</b> (7, 1) OBP: 0.350, SLG: 0.500 <b>Troy Brohawn, L</b> (8, 1) OBP: 0.350, SLG: 0.500 <b>Ryan Christenson, R</b> (9, PH) OBP: 0.350, SLG: 0.500										1	0	0	0	0	0	1												
<b>Inning Stats</b>	R: 0 E: 0 K: 0 S: 7	H: 1 LOB: 0 BB: 0 P: 11	R: 1 E: 0 K: 1 S: 8	H: 1 LOB: 0 BB: 0 P: 14	R: 0 E: 0 K: 1 S: 7	H: 0 LOB: 0 BB: 0 P: 10	R: 3 E: 1 K: 0 S: 13	H: 4 LOB: 1 BB: 0 P: 21	R: 0 E: 0 K: 2 S: 10	H: 1 LOB: 2 BB: 0 P: 13	R: 0 E: 0 K: 1 S: 5	H: 0 LOB: 0 BB: 0 P: 5	R: 0 E: 0 K: 1 S: 10	H: 1 LOB: 1 BB: 0 P: 13	R: 1 E: 0 K: 1 S: 10	H: 2 LOB: 1 BB: 0 P: 14		1B: 6 2B: 5 3B: 0 HR: 2	SF: 1 SAC: 0 DP: 3 HBP: 0	WP: 0 PB: 0 SB: 0 CS: 0	PA: 37							
<b>PITCHER</b>	IP	WLS	BF	H	R	ER	SO	BB	IBB	HBP	BLK	WP	HR	S	P	ERA		WHIP										
<b>15 Ben Sheets, R</b> (1, 1) ERA: 4.76	6.0	W	25	8	4	3	5	1	0	0	0	0	2	57	88	4.50		1.500										
<b>Mark Leiter, R</b> (7, 1) ERA: 3.75	2.0		7	1	0	0	2	0	0	0	0	0	0	15	18	0.00		0.500										
<b>Ray King, L</b> (9, 1) ERA: 3.6	1.0		5	2	1	1	1	0	0	0	0	0	0	10	14	9.00		2.000										

Batter	1	2	3	4	5	6	7	8	9	AB	R	H	RBI	BB	SO	LOB	BOTTOM											
<b>James Mouton, R</b> (1, 8) OBP: 0.329, SLG: 0.348				G6-3		F8				6	1	1	1	0	3	4	<b>Arizona Diamondbacks @ Milwaukee Brewers</b> Miller Park, Milwaukee, WI Sun Oct 07 2001, 1:05 PM CDT Att: 31,761 - Dome - 72 F <a href="http://livebaseballscorecards.com">livebaseballscorecards.com</a>											
<b>9 Elvis Pena, S</b> (1, 4) OBP: 0.333, SLG: 0.275	L6									4	2	1	3	1	0	2												
<b>Geoff Jenkins, L</b> (1, 7) OBP: 0.334, SLG: 0.474										4	2	2	1	0	1	2												
<b>Richie Sexson, R</b> (1, 3) OBP: 0.342, SLG: 0.547										5	2	3	5	0	1	2												
<b>Angel Echevarria, R</b> (1, 9) OBP: 0.310, SLG: 0.451										5	2	4	1	0	1	1												
<b>Lou Collier, R</b> (1, 5) OBP: 0.340, SLG: 0.378										5	1	2	1	0	0	3												
<b>Mike Coolbaugh, R</b> (1, 6) OBP: 0.273, SLG: 0.371										3	1	0	1	1	0	4												
<b>Jesse Levis, L</b> (1, 2) OBP: 0.306, SLG: 0.303										4	2	1	1	1	0	2												
<b>15 Ben Sheets, R</b> (1, 1) OBP: 0.152, SLG: 0.071 <b>Mark Sweeney, L</b> (6, PH) OBP: 0.347, SLG: 0.416 <b>Mark Leiter, R</b> (7, 1) OBP: 0.143, SLG: 0.143 <b>Ronnie Belliard, R</b> (8, PH) OBP: 0.335, SLG: 0.453 <b>Ray King, L</b> (9, 1) ERA: 4.93										3	2	2	0	0	1	0												
<b>Inning Stats</b>	R: 0 E: 0 K: 2 S: 9	H: 0 LOB: 1 BB: 0 P: 14	R: 0 E: 0 K: 0 S: 9	H: 2 LOB: 1 BB: 0 P: 13	R: 0 E: 0 K: 2 S: 7	H: 0 LOB: 0 BB: 0 P: 12	R: 10 E: 2 K: 0 S: 28	H: 8 LOB: 1 BB: 0 P: 40	R: 3 E: 0 K: 2 S: 14	H: 4 LOB: 1 BB: 0 P: 20	R: 0 E: 0 K: 1 S: 11	H: 0 LOB: 2 BB: 2 P: 19	R: 2 E: 0 K: 0 S: 16	H: 2 LOB: 1 BB: 1 P: 29	R: 0 E: 0 K: 1 S: 10	H: 0 LOB: 0 BB: 0 P: 14		1B: 10 2B: 5 3B: 0 HR: 1	SF: 0 SAC: 0 DP: 1 HBP: 2	WP: 0 PB: 0 SB: 0 CS: 0	PA: 46							
<b>PITCHER</b>	IP	WLS	BF	H	R	ER	SO	BB	IBB	HBP	BLK	WP	HR	S	P	ERA		WHIP										
<b>Eric Knott, L</b> (1, 1) ERA: 1.93	3.2	L	21	7	8	1	4	0	0	0	0	0	1	8	9	27.00		9.000										
<b>Bobby Witt, R</b> (4, 1) ERA: 4.78	0.1		4	3	2	1	0	0	0	0	0	0	0	25	39	13.50		3.000										
<b>Robert Ellis, R</b> (5, 1) ERA: 5.77	2.0		12	4	3	3	3	2	0	0	0	0	0	16	29	18.00		3.000										
<b>Mike Mohler, L</b> (7, 1) ERA: 7.24	1.0		6	2	2	2	0	1	0	0	0	0	0	10	14	0.00		0.000										
<b>Troy Brohawn, L</b> (8, 1) ERA: 4.93	1.0		3	0	0	0	1	0	0	0	0	0	0	10	14	0.00		0.000										